Kansas City Royals - 2012

Kansas City Royals @ Texas Rangers

Surprise Stadium, Surprise, AZ

Sun Mar 04 2012, 2:06 PM - 4:34 PM EST

Att. 7,158 - Sunny - 71 F

TOP

livebaseballscorecards.com

Batter	1	2	3	4	5	6	7	8	9	AB	R	H	RBI	BB	SO	LOB
4 Alex Gordon, L (1, 7) OBP: 0.333, SLG: 0.333 63 Greg Golson, R (6, 7)	C CH 85 X FF 86 0-1 ① G4-3	1 SAFE B FF 86 1 SAFE X CH 81 1-0 ③ F8			C SL 79 B SI 93 X SI 93 1-1 9 2B 35 E 2-H 1B		B FC 91 S FF 90 B FF 89 S FF 90 F FF 90 F SL 86 S FC 90 2-3 ① K		C FF 90 S CH 77 S CH 76 0-3 ① K	3 1 1 1 0 0 1 2 0 0 0 0 2 0						
9 Johnny Giavotella, R (1, 4) OBP: 0.667, SLG: 1.000 17 Chris Getz, L (6, 4)	C FF 87 B SL 84 B FF 89 B FF 87 C FF 87 B FF 88 4-2 35 G4-3 16 HR BB	C SI 88 X FC 88 0-1 E4 35 FC3-6			B SI 91 B SI 93 X SI 93 2-0 35 E 1-3 2B		C FC 90 X SL 83 0-1 ② G1-3		F FF 90 F FF 90 F CH 77 B FF 90 B CU 77 B CH 76 X FF 90 3-2 ② G6-3	2 2 1 0 1 0 0 2 0 0 0 0 0 0						
35 Eric Hosmer, L (1, 3) 25 Clint Robinson, L (6, 3) OBP: 0.500, SLG: 0.500	B FF 86 S CH 85 C FF 86 X FF 88 1-2 ② G4-3 1-2	C CU 74 X FF 90 0-1 ① FC3-6 16 G5-4-3 1-2f			S SI 93 C SI 93 F SI 82 X SL 80 0-2 E4 16 1B 8 1B 2-H 3-H		C FC 90 B SL 84 X SL 85 1-1 70 1B 1B		C CU 77 C CU 77 X CH 75 0-2 ③ G3	3 1 0 1 0 0 2 2 0 1 0 0 0 0						
16 Billy Butler, R (1, 10) OBP: 0.667, SLG: 1.667 70 Wil Myers, R (7, PH) OBP: 1.000, SLG: 1.000 (7, 10)	C SL 81 F FF 88 X FF 88 0-2 2-H HR	B SI 90 C CH 87 X SI 90 1-1 ② ③ G5-4-3 1-2f			F SI 92 B SL 78 B SI 92 C SL 78 F SI 93 B SL 80 X SI 93 3-2 8 1B 1-3 1B		C FF 89 C CH 84 F FC 90 B SL 85 X FC 90 1-2 1-2 1B			3 1 2 2 0 0 1 1 0 1 0 0 0 0						
8 Mike Moustakas, L (1, 5) OBP: 0.667, SLG: 0.667 24 Kevin Kouzmanoff, R (6, 5)	X FF 88 0-0 21 FC6-4 1B	C SI 89 X CU 74 0-1 ① F8			X SI 94 0-0 21 G4-6-3 1-2 3-H 1B		F FC 90 F FC 90 F SL 84 F FC 89 D CU 73 S CH 84 1-3 ③ K			3 0 2 1 0 0 0 1 0 0 0 0 1 2						
21 Jeff Francoeur, R (1, 9) 18 David Lough, L (6, 9) OBP: 1.000, SLG: 1.000	B FF 88 C FF 86 F FF 88 1 SAFE X SL 84 1-2 ③ FC6-4 1-2f	X CH 88 0-0 ② G4-3			X SI 92 0-0 ② ③ G4-6-3 1-2f			B SI 88 X SI 90 1-0 27 FC6-4 1B		3 0 0 0 0 0 3 1 0 1 0 0 0 0						
13 Salvador Perez, R (1, 2) 27 Brayan Peña, S (6, PH) (6, 2)	C FF 87 X SL 80 0-1 ① F8	B SI 90 C SI 90 B FF 89 F FA 89 F CU 78 X CH 83 2-2 ③ G6-3				B SI 90 X SI 91 1-0 ① P4		F SI 89 B SI 89 X FF 83 1-1 ① FC6-4 12 WP 1-2f		2 0 0 0 0 0 0 2 0 0 0 0 0 1						
6 Lorenzo Cain, R (1, 8) OBP: 1.000, SLG: 1.500 12 Mitch Maier, L (6, PH) (6, 8)	C SL 81 B SL 82 X FF 88 1-1 1B				C SI 92 X SI 92 0-1 4 1B 2B	C SL 79 T SI 92 B SL 79 F SI 92 X SI 90 1-2 ② P4		C SI 90 S CU 74 D CU 76 F SI 89 B FF 84 F SI 89 S CU 75 2-3 ② K 1-2		2 1 2 0 0 0 0 2 0 0 0 0 1 1						
2 Alcides Escobar, R (1, 6) 11 Yuniesky Betancourt, R (6, PH) (6, 6)	X FF 86 0-0 ② F8				B SI 92 L SI 92 S SL 79 D SL 80 B SI 93 F SI 92 X SL 78 3-2 ① G1-3	C SI 91 B CH 84 S SL 82 S SI 91 1-3 ③ K		B SI 90 B SI 90 F SI 90 F CU 76 B CU 75 X SI 89 3-2 ③ P3		2 0 0 0 0 0 2 2 0 0 0 0 1 1						
Inning Stats	R: 2 H: 2 E: 0 LOB: 1 K: 0 BB: 1 S: 14 P: 20	R: 0 H: 1 E: 0 LOB: 1 K: 0 BB: 0 S: 6 P: 8	R: 0 H: 0 E: 1 LOB: 0 K: 0 BB: 0 S: 6 P: 7	R: 0 H: 0 E: 0 LOB: 0 K: 0 BB: 0 S: 7 P: 9	R: 4 H: 5 E: 1 LOB: 1 K: 0 BB: 0 S: 19 P: 28	R: 0 H: 0 E: 0 LOB: 0 K: 1 BB: 0 S: 8 P: 11	R: 0 H: 2 E: 0 LOB: 2 K: 2 BB: 0 S: 18 P: 23	R: 0 H: 1 E: 1 LOB: 1 K: 1 BB: 0 S: 11 P: 18	R: 0 H: 0 E: 0 LOB: 0 K: 1 BB: 0 S: 10 P: 13	1B: 8 SF: 0 2B: 2 SAC: 0 3B: 0 DP: 2 HR: 1 HBP: 0						

AB	38
R	6
H	11
RBI	5
BB	1
SO	5
LOB	14

WP: 1 PA: 39
PB: 0
SB: 0
CS: 0

PITCHER	IP	WLS	BF	H	R	ER	SO	BB	IBB	HBP	BLK	WP	HR	S	P	ERA	WHIP
48 Colby Lewis, R (1, 1) ERA: 9.0	2.0	L	10	3	2	2	0	1	0	0	0	0	1	20	28	9.00	2.000
39 Scott Feldman, R (3, 1) ERA:	2.0		6	0	0	0	0	0	0	0	0	0	0	13	16	0.00	0.000
44 Michael Kirkman, L (5, 1) ERA: 13.5	2.0		11	5	4	3	1	0	0	0	0	0	0	27	39	13.50	2.500
46 Robbie Ross Jr., L (7, 1) ERA:	1.0		5	2	0	0	2	0	0	0	0	0	0	18	23	0.00	2.000
59 Sean Green, R (8, 1) ERA:	1.0		4	1	0	0	1	0	0	0	0	1	0	11	18	0.00	1.000

PITCHER	IP	WLS	BF	H	R	ER	SO	BB	IBB	HBP	BLK	WP	HR	S	P	ERA	WHIP
61 Miguel De Los Santos, L (9, 1) ERA:	1.0		3	0	0	0	1	0	0	0	0	0	0	10	13	0.00	0.000

BOTTOM

Kansas City Royals @ Texas Rangers

Surprise Stadium, Surprise, AZ

Sun Mar 04 2012, 2:06 PM - 4:34 PM EST

Att. 7,158 - Sunny - 71 F

livebaseballscorecards.com

Batter	1	2	3	4	5	6	7	8	9	AB	R	H	RBI	BB	SO	LOB
5 Ian Kinsler, R (1, 4) OBP: 0.500, SLG: 0.500 63 Yangervis Solarte, S (6, 4)	C FF 92 B FF 92 B FF 92 X SI 92 2-1 G5-3	B SI 93 X SI 93 1-0 1 G4-6-3 1B	C SI 90 S CH 78 B SI 92 X CH 79 1-2 G1-3	X SI 90 0-0 G4-3		2 0 1 0 0 0 0 2 0 0 0 0 0 1
1 Elvis Andrus, R (1, 6) 14 Alberto Gonzalez, R (6, 6)	C FF 93 B SI 93 F FF 92 X SI 93 1-2 G4-3	B SI 92 1 SAFE B SI 92 F SI 92 X SI 93 2-1 G4-6-3 1-2f	C SL 83 B SL 82 F SI 91 B SI 94 X SL 79 2-2 P4	C SI 97 B FF 97 X SI 96 1-1 L3	2 0 0 0 0 0 1 2 0 0 0 0 0 0
32 Josh Hamilton, L (1, 7) OBP: 0.500, SLG: 0.500 28 Conor Jackson, R (6, 7)	B FF 92 F FF 93 X CH 86 1-1 F8	S SL 86 C FF 91 X SI 93 0-2 29 FC6-4 1B	C SI 92 S SI 94 X SI 91 0-2 L7	B FF 97 B CH 86 C SI 96 C SI 97 F FF 98 T CH 85 2-2 K	2 0 1 0 0 0 0 2 0 0 0 0 1 0
29 Adrian Beltré, R (1, 5) 3 Luis Hernandez, S (6, 5)	C FF 93 C SI 93 F FF 93 S SL 82 0-3 K	C FF 91 D SL 86 F SL 86 F SL 84 X SI 92 1-2 FC6-4 10 G1-6-3 1-2f	B FF 92 B SI 91 C FF 92 X SI 92 2-1 G4-3	B FF 97 C SI 96 B FF 96 S SI 96 B FF 96 S FF 96 3-3 K	2 0 0 0 0 1 1 2 0 0 0 0 1 0
10 Michael Young, R (1, 10) 65 Greg Miclat, S (7, PH) (8, 10)	B SL 76 X SI 92 1-0 G6-3	C SI 92 X SI 93 0-1 G1-6-3 1-2f	B SI 93 B CH 87 B SI 92 C FF 91 C FF 92 S SI 91 3-3 K	2 0 0 0 0 0 1 1 0 0 0 0 1 0
17 Nelson Cruz, R (1, 9) OBP: 0.500, SLG: 0.500 43 Engel Beltre, L (6, 9)	C FF 93 B SI 93 S SL 82 B FF 94 B SL 81 X FF 92 3-2 25 BB 1B	C FF 90 B SI 91 S SL 82 B SL 82 B SI 90 X SI 90 3-2 P3	S KC 83 C FF 94 B FF 92 X CH 86 1-2 G1-3	2 0 1 0 0 0 0 1 0 0 0 0 0 0
25 Mike Napoli, R (1, 2) 15 Luis Martinez, R (6, 2) OBP: 1.000, SLG: 1.000	F FF 91 B SI 92 B SI 91 C CH 84 1 SAFE B SL 79 B FF 93 4-2 1-2 BB	C SI 91 B SI 92 B SL 85 C SI 93 B FF 94 X SI 92 3-2 G6-3	C SI 90 S SI 90 B FF 91 F SL 83 B KC 80 F FF 91 B CH 85 F SI 92 X FF 94 3-2 20 FC6-4 1B	1 0 0 0 1 0 0 1 0 1 0 0 0 0
18 Mitch Moreland, L (1, 3) OBP: 0.500, SLG: 2.000 70 Mike Olt, R (6, 3)	B SI 92 F SI 91 B FF 91 S FF 91 F FF 91 B FF 92 X FF 92 3-2 G3-1	B FF 94 B SI 91 X SI 89 2-0 HR	D SI 90 C KC 82 F SI 90 B SL 85 B CH 86 S SI 92 3-3 K	2 1 1 1 0 0 2 1 0 0 0 0 1 1
23 Craig Gentry, R (1, 8) 20 Julio Borbon, L (6, 8)	C FF 91 X SL 84 0-1 G5-3	B FF 92 F SI 89 C SL 82 B SL 82 X SL 82 2-2 F8	C FF 90 C KC 79 X SI 92 0-2 FC6-4 1-2f	2 0 0 0 0 0 0 1 0 0 0 0 0 1
Inning Stats	R: 0 E: 0 K: 0 S: 7 H: 0 LOB: 0 BB: 0 P: 11	R: 0 E: 0 K: 1 S: 14 H: 1 LOB: 2 BB: 1 P: 25	R: 0 E: 0 K: 0 S: 5 H: 1 LOB: 0 BB: 0 P: 8	R: 0 E: 0 K: 0 S: 9 H: 1 LOB: 0 BB: 0 P: 10	R: 1 E: 0 K: 0 S: 10 H: 1 LOB: 0 BB: 0 P: 20	R: 0 E: 0 K: 0 S: 9 H: 0 LOB: 0 BB: 0 P: 12	R: 0 E: 0 K: 1 S: 8 H: 0 LOB: 0 BB: 0 P: 14	R: 0 E: 0 K: 1 S: 13 H: 1 LOB: 1 BB: 0 P: 19	R: 0 E: 0 K: 2 S: 9 H: 0 LOB: 0 BB: 0 P: 15	1B: 4 2B: 0 3B: 0 HR: 1 SF: 0 SAC: 0 DP: 2 HBP: 0	WP: 0 PB: 0 SB: 0 CS: 0 PA: 31					

PITCHER		IP	WLS	BF	H	R	ER	SO	BB	IBB	HBP	BLK	WP	HR	S	P	ERA	WHIP
39 Luis Mendoza, R ERA:	(1, 1)	2.0	W	8	1	0	0	1	1	0	0	0	0	0	21	36	0.00	1.000
32 Vin Mazzaro, R ERA:	(3, 1)	2.0	H	6	2	0	0	0	0	0	0	0	0	0	14	18	0.00	1.000
37 Sean O'Sullivan, R ERA: 4.5	(5, 1)	2.0		7	1	1	1	0	0	0	0	0	0	1	19	32	4.50	0.500
47 Nate Adcock, R ERA:	(7, 1)	2.0		7	1	0	0	2	0	0	0	0	0	0	21	33	0.00	0.500
40 Kelvin Herrera, R ERA:	(9, 1)	1.0		3	0	0	0	2	0	0	0	0	0	0	9	15	0.00	0.000

PITCHER	IP	WLS	BF	H	R	ER	SO	BB	IBB	HBP	BLK	WP	HR	S	P	ERA	WHIP

AB	30
R	1
H	5
RBI	1
BB	1
SO	5
LOB	8

Texas Rangers @ Kansas City Royals

Surprise Stadium, Surprise, AZ

Mon Mar 05 2012, 3:05 PM - 5:58 PM EST

Att. 6,449 - Cloudy - 76 F

TOP

livebaseballscorecards.com

Batter	1	2	3	4	5	6	7	8	9	AB	R	H	RBI	BB	SO	LOB
5 Ian Kinsler, R (1, 4) OBP: 0.600, SLG: 0.600 65 Greg Miclat, S (6, PH) (6, 4)	C CH 80 B SI 82 X SL 80 1-1 32 L9 1 1B 29 1B 1B	C CU 70 X CH 76 0-1 1 3B 1B		X FF 93 0-0 ①② G5-4-3 1-2f		C FF 90 C CU 73 B FF 90 B CU 76 X FF 88 2-2 ② F8			X FF 96 0-0 ① B1-3	3 2 2 0 0 0 1 2 0 0 0 0 0 0						
1 Elvis Andrus, R (1, 6) OBP: 0.600, SLG: 1.000 3 Luis Hernandez, S (6, PH) (6, 6)	F CH 80 B SL 81 D CH 80 X SI 80 2-1 29 1B 29 E 1-2 1B	B SL 80 B SI 82 C SI 81 1 SAFE X SI 81 2-1 29 1B 1-H 3B		B FF 94 C CU 78 B CU 76 X FF 95 2-1 32 1B 29 2B 1B		F FF 89 S CH 81 C CU 76 0-3 ③ K			B SI 94 C FF 97 S FF 96 T FF 97 1-2 ② K	3 3 3 1 0 0 0 2 0 0 0 0 2 0						
32 Josh Hamilton, L (1, 8) OBP: 0.400, SLG: 0.400 27 Leonys Martin, L (6, 8)	S SL 79 C SI 84 D CU 68 X SL 80 1-2 ① L9 2-3	C SL 82 B CU 70 X SI 83 1-1 ② L3		F FF 93 B CU 77 B FF 95 X FF 94 2-1 29 2B 1-3 1B			C FF 87 C CU 73 B CU 76 X FF 89 1-2 ① F8		X FF 96 0-0 ③ G4-3	3 0 1 0 0 0 3 2 0 0 0 0 0 0						
29 Adrián Beltré, R (1, 5) OBP: 0.600, SLG: 0.800 14 Alberto Gonzalez, R (6, 5)	1 SAFE 1 SAFE B SI 82 F SI 82 F SL 81 X CU 70 1-2 E4 17 1B 7 1B 1-H 3-H 1B	B SI 89 S FF 89 B FF 88 S FF 88 B FF 90 X FF 88 3-2 3-H 1B		C CU 75 B SI 83 X FF 93 1-1 1-3 3-H 2B			B FF 88 X SI 81 1-0 ② G6-3			3 1 3 3 0 0 0 1 0 0 0 0 0 0						
10 Michael Young, R (1, 3) 21 Brandon Snyder, R (6, 3)	F SL 79 C SI 81 F CH 78 X SI 85 0-2 ② G6-3	B FF 87 B SL 77 X FF 88 2-0 ③ F8		C CH 82 B CU 76 B CH 85 F SI 92 X CU 78 2-2 ③ L8			B CU 74 F FF 87 S CH 80 B FF 88 B CH 81 B FF 89 4-2 BB			3 0 0 0 0 0 4 0 0 0 0 1 0 0						
17 Nelson Cruz, R (1, 9) OBP: 0.400, SLG: 0.400 51 Kyle Hudson, L (6, 9)	B CH 76 C SL 80 X SI 87 1-1 7 1B 2-3 1B		S FF 88 B FF 88 C SL 77 F FF 87 B SL 77 X SL 78 2-2 ① L4	X CU 75 0-0 ① G4-3			C FF 87 X CU 74 0-1 ③ G1-3			3 0 1 0 0 0 0 1 0 0 0 0 0 1						
7 David Murphy, L (1, 7) OBP: 0.667, SLG: 0.500 43 Engel Beltre, L (6, 7)	X SI 84 0-0 1-2 3-H 1B		B SI 88 B CH 81 B SI 89 C FF 88 F FF 89 B SL 76 4-2 18 CS BB	B FF 91 C SI 91 C SI 92 S CU 78 1-3 ② K				B FF 90 C FF 91 X CU 73 1-1 ① G4-3		2 0 1 1 1 1 0 1 0 0 0 0 0 0						
8 Yorvit Torrealba, R (1, 2) 2 Dusty Brown, R (4, 2) 6 Chris Robinson, R (7, 2)	C SI 83 B CU 72 F SL 80 B FF 85 X SL 82 2-2 ③ G1-3		F FF 87 X FF 87 0-1 ② P5	B SI 92 F FF 91 B FF 92 X FF 91 2-1 ③ P6				B FF 91 X FF 91 1-0 ② F9		2 0 0 0 0 0 3 1 0 0 0 0 0 0 1 0 0 0 0 0 0						
18 Mitch Moreland, L (1, 10) OBP: 0.400, SLG: 1.000 70 Mike Olt, R (8, PH) (8, 10)		C SI 83 F CH 77 B SI 84 F SI 84 B SI 83 X CU 71 2-2 ① G3	C SL 76 B FF 88 1-1 ③ CS 1-2	B FF 92 B FF 93 B FF 93 C SI 92 F SI 92 B FF 92 4-2 5 G5-4-3 BB		B FF 89 B FF 89 F FF 90 X FF 89 2-1 ① L3		B FF 93 B FF 92 B FF 92 C FF 90 X FF 90 3-1 ③ G5-3		2 0 0 0 1 0 0 1 0 0 0 0 0 0						
Inning Stats	R: 3 E: 1 K: 0 S: 20 H: 5 LOB: 2 BB: 0 P: 28	R: 2 E: 0 K: 0 S: 14 H: 3 LOB: 1 BB: 0 P: 24	R: 0 E: 0 K: 0 S: 9 H: 0 LOB: 0 BB: 1 P: 16	R: 1 E: 0 K: 0 S: 12 H: 3 LOB: 2 BB: 1 P: 23	R: 0 E: 0 K: 1 S: 6 H: 0 LOB: 0 BB: 0 P: 9	R: 0 E: 0 K: 1 S: 8 H: 0 LOB: 0 BB: 0 P: 12	R: 0 E: 0 K: 0 S: 8 H: 0 LOB: 1 BB: 1 P: 14	R: 0 E: 0 K: 0 S: 5 H: 0 LOB: 0 BB: 0 P: 10	R: 0 E: 0 K: 1 S: 5 H: 0 LOB: 0 BB: 0 P: 6	1B: 9 2B: 1 3B: 1 HR: 0 SF: 0 SAC: 0 DP: 1 HBP: 0						

	AB	36
	R	6
	H	11
	RBI	5
	BB	3
	SO	3
	LOB	12

WP: 0 PA: 40
PB: 0
SB: 0
CS: 1

PITCHER		IP	WLS	BF	H	R	ER	SO	BB	IBB	HBP	BLK	WP	HR	S	P	ERA	WHIP
52 Bruce Chen, L ERA: 21.6	(1, 1)	1.2		12	7	5	4	0	0	0	0	0	0	0	30	43	21.60	4.200
31 Louis Coleman, R ERA:	(2, 1)	1.1		5	1	0	0	0	1	0	0	0	0	0	13	25	0.00	1.500
22 Mike Montgomery, L ERA: 4.5	(4, 1)	2.0		9	3	1	1	1	1	0	0	0	0	0	18	32	4.50	2.000
33 Chris Dwyer, L ERA:	(6, 1)	2.0		7	0	0	0	1	1	0	0	0	0	0	16	26	0.00	0.500
55 Tim Collins, L ERA:	(8, 1)	1.0		3	0	0	0	0	0	0	0	0	0	0	5	10	0.00	0.000

PITCHER		IP	WLS	BF	H	R	ER	SO	BB	IBB	HBP	BLK	WP	HR	S	P	ERA	WHIP
38 Blake Wood, R ERA:	(9, 1)	1.0	W	3	0	0	0	1	0	0	0	0	0	0	5	6	0.00	0.000

Texas Rangers @ Kansas City Royals

Surprise Stadium, Surprise, AZ

Mon Mar 05 2012, 3:05 PM - 5:58 PM EST

Att. 6,449 - Cloudy - 76 F

livebaseballscorecards.com

BOTTOM

Batter	1	2	3	4	5	6	7	8	9	AB	R	H	RBI	BB	SO	LOB
4 Alex Gordon, L (1, 7) OBP: 0.500, SLG: 1.000 26 Derrick Robinson, S (6, 7) OBP: 0.500, SLG: 0.500	B FF 94 X SI 93 1-0 ① F7		C FF 95 B FF 97 B FF 96 B CH 87 C FF 94 F FF 96 F FF 95 B FF 96 4-2 35 1B BB		B SL 80 F SL 76 B SL 81 X SL 75 2-1 3-H HR	B FF 92 F SL 87 F SI 86 X FC 88 1-2 17 BLK 1-2 2-H 3-H 1B		S CH 87 B FF 93 S FF 94 F FF 95 F FF 95 B FF 96 C CU 82 2-3 ③		2 2	1 0	1 1	2 2	1 0	0 1	0 3
9 Johnny Giavotella, R (1, 4) OBP: 0.500, SLG: 0.800 17 Chris Getz, L (6, 4)	B SI 94 F SI 94 B CH 88 F CH 87 X SI 94 2-2 ② G6-3		C FF 93 B FF 94 F SL 82 S SL 84 1-3 ① K		B SL 74 X CH 82 1-0 35 G3-1 2B	F FF 91 B SI 92 T FF 91 B FF 92 F SL 78 F FF 91 F FF 91 F FF 91 X FF 91 2-2 ③ G4-3 1-2 2-3			B FF 95 F FF 94 B CH 87 B FF 93 C FF 94 B FF 95 4-2 8 BB 25 S 70 FC5-2 BB	3 1	0 0	1 0	0 0	0 1	1 0	1 2
35 Eric Hosmer, L (1, 3) OBP: 0.333, SLG: 0.333 25 Clint Robinson, L (6, 3) OBP: 0.500, SLG: 0.333 18 David Lough, L (9, PR) OBP: 1.000, SLG: 1.000	B SL 86 B SL 84 X SI 94 2-0 1B		B FF 95 C FF 94 F FF 96 1 SAFE D SL 85 X SL 82 2-2 16 G6-4-3 1-3 1B		B CH 81 X CH 80 1-0 ② G3-1 2-3		X CU 70 0-0 ① F7		C FF 94 B FF 94 B FF 94 B SI 88 B FF 94 4-1 70 FC5-2 8 BB 1-2 BB	3 1 0	0 0 0	2 0 0	0 1 0	0 0 0	0 0 0	1 0 0
16 Billy Butler, R (1, 10) OBP: 0.400, SLG: 1.000 8 Mike Moustakas, L (5, PH) OBP: 0.500, SLG: 0.400 (6, 10)	B SI 95 F SI 94 D CU 77 C CU 75 F SI 94 B SL 82 S SL 82 3-3 ③ K		F FF 95 B FF 95 C FF 95 B SL 84 F SL 83 X SL 82 2-2 ②③ G6-4-3 1-2f		X CH 81 0-0 ③ G4-1		C FF 86 X FF 86 0-1 ② F7		B SL 80 B FF 89 B FF 89 B FF 90 4-0 70 FC5-2 24 2B 1-2 2-3 BB	2 2	0 1	0 0	0 0	0 1	1 0	3 1
21 Jeff Francoeur, R (1, 9) OBP: 0.200, SLG: 0.400 70 Wil Myers, R (6, 9) OBP: 0.500, SLG: 0.500		C CU 75 X CH 86 0-1 6 2B		F FF 94 X FF 94 0-1 ① G5-3		C SI 90 X FF 86 0-1 19 1B 64 1B 26 1B 1B	C CU 73 B FF 84 F FF 87 C SL 75 1-3 ③ K		D CU 81 B FF 91 X FF 90 2-0 ①② FC5-2 24 2B 1-2 2-3 3-H	2 3	1 2	1 1	0 0	0 0	0 1	0 3
6 Lorenzo Cain, R (1, 8) OBP: 0.750, SLG: 1.250 1 Jarrod Dyson, L (6, 8) OBP: 0.500, SLG: 0.500 24 Kevin Kouzmanoff, R (9, PH) OBP: 0.500, SLG: 1.000		C SI 92 C SL 82 X SI 94 0-2 13 E 2-H 2B		C SL 80 F FF 95 S SL 84 0-3 ② K		B FF 90 C FF 90 B FF 89 F FF 90 F SL 79 B FF 90 C FF 90 3-3 ① K		B FF 94 C FF 93 S CH 87 B FF 97 B SI 88 X FF 94 3-2 64 SH2-4 65 HBP 19 FC3-2-5-1 1B	B SL 80 B FF 90 X SI 91 2-0 1-H 2-H 2B	2 2 1	0 0 0	1 1 1	1 0 2	0 0 0	1 1 0	0 1 0
13 Salvador Perez, R (1, 2) 65 Max Ramirez, R (6, 2) 63 Greg Golson, R (8, PR) 66 Cody Clark, R (9, 2)		C CU 75 X SI 94 0-1 E5 2 G6-4-3 2-3		C SL 82 B SL 83 X FF 94 1-1 ③ G6-3		C SI 85 F FC 88 B FC 89 B FF 91 F SI 86 1 SAFE F FF 90 F SL 88 S SL 88 2-3 ② K		1 SAFE H FF 93 1-0 19 FC3-2-5-1 64 SH2-4 1-2 HBP		2 1 0 0	0 0 0 0	0 0 0 0	0 0 0 0	0 0 0 0	0 1 0 0	1 1 0 0
11 Yuniesky Betancourt, R (1, 5) 64 Irving Falu, S (6, 5) OBP: 1.000, SLG: 1.000		B SI 93 C SI 94 F SI 92 X SL 84 1-2 ① P4			B CH 79 X SL 79 1-0 ① P6	X SL 86 0-0 19 1B 26 1B 1-2 1B		X FF 93 0-0 ① SH2-4 1-2 2-3		2 1	0 1	0 1	0 0	0 0	0 0	2 0
2 Alcides Escobar, R (1, 6) OBP: 0.250, SLG: 0.750 19 Tony Abreu, S (6, 6) OBP: 0.500, SLG: 0.500		B CU 75 X CH 87 1-0 ②③ G6-4-3 1-2f			B CH 81 C CH 84 B SL 80 B CH 84 F CH 80 F CH 79 F CH 81 X CH 80 3-2 4 HR 3B	X SI 86 0-0 17 BLK 26 1B 1-2 2-3 1B		X FF 94 0-0 ② FC3-2-5-1 2-3 3-H		2 2	1 0	1 1	0 0	0 0	0 0	2 3
Inning Stats	R: 0 E: 0 K: 1 S: 9 H: 1 LOB: 1 BB: 0 P: 17	R: 1 E: 1 K: 0 S: 11 H: 2 LOB: 1 BB: 0 P: 13	R: 0 E: 0 K: 1 S: 14 H: 1 LOB: 1 BB: 1 P: 23	R: 0 E: 0 K: 1 S: 7 H: 0 LOB: 0 BB: 0 P: 8	R: 2 E: 0 K: 0 S: 11 H: 3 LOB: 1 BB: 0 P: 19	R: 2 E: 0 K: 2 S: 24 H: 4 LOB: 2 BB: 0 P: 32	R: 0 E: 0 K: 1 S: 6 H: 0 LOB: 0 BB: 0 P: 7	R: 0 E: 0 K: 1 S: 10 H: 1 LOB: 3 BB: 0 P: 16	R: 2 E: 0 K: 0 S: 5 H: 1 LOB: 2 BB: 3 P: 21	1B: 7 2B: 4 3B: 1 HR: 1 SF: 0 SAC: 1 DP: 3 HBP: 1						

AB	36
R	7
H	13
RBI	7
BB	4
SO	7
LOB	24

WP: 0 PA: 42
PB: 0
SB: 1
CS: 0

PITCHER		IP	WLS	BF	H	R	ER	SO	BB	IBB	HBP	BLK	WP	HR	S	P	ERA	WHIP
45 Derek Holland, L ERA: 4.5	(1, 1)	2.0		9	3	1	1	1	0	0	0	0	0	0	20	30	4.50	1.500
41 Alexi Ogando, R ERA:	(3, 1)	2.0		7	1	0	0	2	1	0	0	0	0	0	21	31	0.00	1.000
56 Mitch Stetter, L ERA: 18.0	(5, 1)	1.0		6	3	2	2	0	0	0	0	0	0	1	11	19	18.00	3.000
73 Neal Cotts, L ERA: 18.0	(6, 1)	1.0	H	7	4	2	2	2	0	0	0	1	0	0	24	32	18.00	4.000
67 Ben Snyder, L ERA:	(7, 1)	1.0	H	3	0	0	0	1	0	0	0	0	0	0	6	7	0.00	0.000

PITCHER		IP	WLS	BF	H	R	ER	SO	BB	IBB	HBP	BLK	WP	HR	S	P	ERA	WHIP
52 Tanner Scheppers, R ERA: 18.0	(8, 1)	1.0	L	7	1	2	2	1	2	0	1	0	0	0	13	27	18.00	3.000
71 Kelvin De La Cruz, L ERA:	(9, 1)	0.2	B	3	1	0	0	0	1	0	0	0	0	0	2	10	0.00	3.000

Kansas City Royals @ Cleveland Indians

Goodyear Ballpark, Goodyear, AZ

Tue Mar 06 2012, 3:08 PM - 5:28 PM EST

Att. 1,836 - Sunny - 77 F

livebaseballscorecards.com

TOP

Batter	1	2	3	4	5	6	7	8	9	AB	R	H	RBI	BB	SO	LOB
4 Alex Gordon, L (1, 7) OBP: 0.333, SLG: 0.625 25 Yem Prades, R (6, 7)	F7	G4-3		F8			K		G4-6-3 1-2f	3 2	0 0	0 0	0 0	0 0	0 1	2 1
17 Chris Getz, L (1, 4) 89 Rey Navarro, S (6, 4)	F7		F8		G1-3		G5-3		K	3 2	0 0	0 0	0 0	0 0	0 1	0 0
16 Billy Butler, R (1, 3) OBP: 0.625, SLG: 1.000 25 Clint Robinson, L (6, 3) OBP: 0.600, SLG: 0.333	8 1B 1B		BBBB 6 CS 8 BB BB		1B		BBBB 24 2B BB			2 0	0 0	2 0	0 0	1 1	0 0	0 0
8 Mike Moustakas, L (1, 5) OBP: 0.556, SLG: 0.429 24 Kevin Kouzmanoff, R (6, 5) OBP: 0.667, SLG: 1.333	1-2 1B		BBBB 1-2 BB		CSS K		1-3 2B			2 1	0 0	1 1	0 0	1 0	1 0	1 0
6 Lorenzo Cain, R (1, 8) OBP: 0.429, SLG: 0.714 83 Brett Eibner, R (6, 8) 41 Sharlon Schoop, R (7, PH) (7, 9)	P6		SSC K 2-3		G5-3		G6-3			3 0 1	0 0 0	0 0 0	0 0 0	0 0 0	1 0 0	5 0 2
27 Brayan Peña, S (1, 2) OBP: 0.400, SLG: 0.600 30 Julio Rodriguez, R (6, 2)		F8		12 G3 64 HR 2B		64 FC6-4 1B		G3		3 1	1 0	2 0	0 0	0 0	0 0	0 0
70 Wil Myers, R (1, 9) OBP: 0.429, SLG: 0.429 18 David Lough, L (6, 9) OBP: 0.500, SLG: 0.500 (7, 8)	64 1B 1B			L4		F8		G6-3		3 1	0 0	1 0	0 0	0 0	0 0	2 0
12 Mitch Maier, L (1, 10)	F9			G3 2-3		F7		P2		4	0	0	0	0	0	3
64 Irving Falu, S (1, 6) OBP: 0.750, SLG: 1.500 79 Christian Colón, R (6, 6) OBP: 1.000, SLG: 1.000	1-2 1B			3-H HR		FC6-4 1-2f			25 G4-6-3 1B	3 1	1 0	2 1	2 0	0 0	0 0	1 0

AB	35
R	2
H	10
RBI	2
BB	3
SO	4
LOB	17

Inning Stats	1	2	3	4	5	6	7	8	9
	R: 0 E: 0 K: 0 S: 5	H: 2 LOB: 2 BB: 0 P: 5	R: 0 E: 0 K: 0 S: 5	H: 2 LOB: 2 BB: 0 P: 5	R: 0 E: 0 K: 1 S: 4	H: 0 LOB: 2 BB: 2 P: 12	R: 2 E: 0 K: 0 S: 5	H: 2 LOB: 0 BB: 0 P: 5	R: 0 E: 0 K: 1 S: 6	H: 1 LOB: 1 BB: 0 P: 6	R: 0 E: 0 K: 0 S: 4	H: 1 LOB: 1 BB: 0 P: 4	R: 0 E: 0 K: 1 S: 6	H: 1 LOB: 2 BB: 1 P: 10	R: 0 E: 0 K: 0 S: 3	H: 0 LOB: 0 BB: 0 P: 3	R: 0 E: 0 K: 1 S: 5	H: 1 LOB: 0 BB: 0 P: 5

1B: 7 2B: 3 3B: 0 HR: 1	SF: 0 SAC: 0 DP: 2 HBP: 0	WP: 0 PB: 0 SB: 0 CS: 1	PA: 38
---	---	---	---

PITCHER		IP	WLS	BF	H	R	ER	SO	BB	IBB	HBP	BLK	WP	HR	S	P	ERA	WHIP
39 Kevin Slowey, R ERA:	(1, 1)	2.0		10	4	0	0	0	0	0	0	0	0	0	10	10	0.00	2.000
52 Vinnie Pestano, R ERA:	(3, 1)	1.0	W	4	0	0	0	1	2	0	0	0	0	0	4	12	0.00	2.000
37 Chris Ray, R ERA: 9.0	(4, 1)	1.0	H	5	2	2	2	0	0	0	0	0	0	1	5	5	18.00	2.000
57 Jeremy Accardo, R ERA:	(5, 1)	1.0	H	4	1	0	0	1	0	0	0	0	0	0	6	6	0.00	1.000
69 Scott Barnes, L ERA:	(6, 1)	2.0	H	9	2	0	0	1	1	0	0	0	0	0	10	14	0.00	1.500
50 Nick Hagadone, L ERA:	(8, 1)	1.0	H	3	0	0	0	0	0	0	0	0	0	0	3	3	0.00	0.000
75 C.C. Lee, R ERA: 4.5	(9, 1)	1.0	S	3	1	0	0	1	0	0	0	0	0	0	5	5	0.00	1.000

Batter	1	2	3	4	5	6	7	8	9	AB	R	H	RBI	BB	SO	LOB
16 Jason Donald, R (1, 5) (5, 6) (7, 5) OBP: 0.222, SLG: 0.125	L9		G4-3 1-3	FC4-6 1-2f			46 FC5-4 1B			4	0	1	0	0	0	3
0 Cristian Guzman, S (1, 6) (5, 4) OBP: 0.500, SLG: 0.250	F8		G3		4 G5-4-3 BB		F9			2	0	0	0	1	0	1
68 Gregorio Petit, R (7, 6)										1	0	0	0	0	0	1
4 Jose Lopez, R (1, 4) (5, 5) OBP: 0.833, SLG: 1.000	47 1B 1B		47 HR HBP		G5-4-3 1-2f		FC5-4 1-2f			2	1	1	0	0	0	1
46 Cord Phelps, S (7, 4)										1	0	0	0	0	0	1
47 Shelley Duncan, R (1, 10) OBP: 0.556, SLG: 1.286	1-3 1B		1-H 3-H HR		4-0 BB			G6-3		3	1	2	3	1	0	0
79 Russ Canzler, R (1, 3) OBP: 0.571, SLG: 0.400	F9		P2		G5-3			L8		3	0	0	0	0	0	3
7 Matt LaPorta, R (8, 3)										1	0	0	0	0	0	0
1 Ryan Spilborghs, R (1, 9)	G3-1			K		G1-3		K		3	0	0	0	0	1	0
65 Thomas Neal, R (8, 9)										1	0	0	0	0	1	0
2 Aaron Cunningham, R (1, 7) OBP: 0.333, SLG: 0.333	G4-3			6 BB 1B		F8				3	0	1	0	0	0	0
29 Felix Pie, L (7, 7)										0	0	0	0	0	0	0
6 Lou Marson, R (1, 2) OBP: 0.600, SLG: 0.500	G5-3			16 FC4-6 1-2 BB		P4				2	0	0	0	1	0	0
33 Matt Pagnozzi, R (7, 2)										0	0	0	0	0	0	0
12 Ezequiel Carrera, L (1, 8) OBP: 0.500, SLG: 0.333			16 G4-3 16 S 47 HR 1B	K			G4-3			3	1	1	0	0	1	2
Inning Stats	R: 0 H: 2 E: 0 LOB: 2 K: 0 BB: 0 S: 5 P: 5		R: 3 H: 2 E: 0 LOB: 0 K: 0 BB: 0 S: 5 P: 8	R: 0 H: 1 E: 0 LOB: 1 K: 2 BB: 1 S: 8 P: 12	R: 0 H: 0 E: 0 LOB: 1 K: 0 BB: 2 S: 2 P: 10	R: 0 H: 0 E: 0 LOB: 2 K: 0 BB: 0 S: 3 P: 3	R: 0 H: 1 E: 0 LOB: 1 K: 0 BB: 0 S: 4 P: 4	R: 0 H: 0 E: 0 LOB: 0 K: 1 BB: 0 S: 5 P: 5		1B: 5 SF: 0 2B: 0 SAC: 0 3B: 0 DP: 1 HR: 1 HBP: 1						

PITCHER		IP	WLS	BF	H	R	ER	SO	BB	IBB	HBP	BLK	WP	HR	S	P	ERA	WHIP
53 Will Smith, L ERA:	(1, 1)	2.0		8	2	0	0	0	0	0	0	0	0	0	8	8	0.00	1.000
34 Zach Miner, R ERA: 16.2	(3, 1)	1.2	L	10	3	3	3	2	1	0	1	0	0	1	12	19	16.20	2.400
67 Francisley Bueno, L ERA:	(4, 1)	1.1		5	0	0	0	0	2	0	0	0	0	0	3	11	0.00	1.500
45 Noel Arguelles, L ERA:	(6, 1)	2.0		7	1	0	0	0	0	0	0	0	0	0	7	7	0.00	0.500
41 Jeremy Jeffress, R ERA:	(8, 1)	1.0		3	0	0	0	1	0	0	0	0	0	0	5	5	0.00	0.000

PITCHER	IP	WLS	BF	H	R	ER	SO	BB	IBB	HBP	BLK	WP	HR	S	P	ERA	WHIP

BOTTOM

Kansas City Royals @ Cleveland Indians

Goodyear Ballpark, Goodyear, AZ

Tue Mar 06 2012, 3:08 PM - 5:28 PM EST

Att. 1,836 - Sunny - 77 F

livebaseballscorecards.com

AB	29
R	3
H	6
RBI	3
BB	3
SO	3
LOB	12

San Diego Padres @ Kansas City Royals

Surprise Stadium, Surprise, AZ

Tue Mar 06 2012, 3:05 PM - 5:38 PM EST

Att. 2,781 - Partly Cloudy - 75 F

TOP

livebaseballscorecards.com

Batter	1	2	3	4	5	6	7	8	9	AB	R	H	RBI	BB	SO	LOB
24 Cameron Maybin, R (1, 8) 72 Jaff Decker, L (5, 9) OBP: 0.167, SLG: 0.667 (6, 7)	C FF 92 C SI 93 S SL 86 0-3 K		B SL 85 B FF 92 B FF 92 C FF 92 S FF 92 B FF 93 4-2 BB		C SI 87 X SL 77 0-1 L3		L FF 90 F FF 89 F SL 80 B FF 90 F FF 90 B FF 91 X FF 88 2-2 F7		B FF 91 S FF 91 X FF 93 1-1 G4-3	2 0 0 0 1 1 0 2 0 0 0 0 0 0						
25 Will Venable, L (1, 7) OBP: 0.167, SLG: 0.167 73 Jonathan Galvez, R (5, 4) OBP: 0.750, SLG: 0.750 90 Cory Spangenberg, L (9, PH)	B SI 92 F CH 88 S FC 91 X SL 88 1-2 G3-1		F FF 92 1 SAFE B FF 91 C CH 83 X SL 83 1-2 G6-3		S SI 88 B SI 89 X SL 77 1-1 15 FC6-4 1B		C FF 89 B SL 80 B FF 90 B FF 89 X FF 89 3-1 63 G4-3 1B		B CU 82 X CU 83 1-0 G4-3	3 0 1 0 0 0 1 1 0 1 0 0 0 0 1 0 0 0 0 0 0						
15 Jesus Guzman, R (1, 10) 63 Edinson Rincon, R (7, PH) OBP: 0.800, SLG: 1.250 (7, 10)	B FF 93 F SI 94 X FC 88 1-1 F8			C FF 92 X FF 90 0-1 F9	X SI 88 0-0 FC6-4 88 1B 1-2f		S FF 88 D SL 80 X SL 79 1-1 G4-3 1-2f		B CU 76 X FF 93 1-0 2B	3 0 0 0 0 0 1 2 0 1 0 0 0 1						
88 Kyle Blanks, R (1, 3) OBP: 0.286, SLG: 0.286 9 Blake Tekotte, L (5, 8) OBP: 0.400, SLG: 0.600		C CU 74 B CH 85 X FC 89 1-1 F7		B FF 92 B FF 91 B FF 91 C FF 90 X FF 92 3-1 47 WP 47 E 1B	B SL 76 X SI 88 1-0 1-2 1B			F F FF 91 B SL 81 X FF 91 1-2 70 1B 2B	L FF 92 S CU 84 F FF 94 D CU 84 C CU 82 1-3 K	3 1 2 0 0 0 0 2 1 1 0 0 1 1						
47 Jeremy Hermida, L (1, 9) OBP: 0.571, SLG: 0.400 70 Jedd Gyorko, R (5, PH) OBP: 0.167, SLG: 0.167 (5, 5)		F FF 93 F CH 87 F SL 85 B FF 94 B CU 79 B FC 89 B FF 88 4-2 22 1B BB		C FF 92 B CH 84 B FF 91 C FF 91 B CU 74 F FF 91 X FF 91 3-2 E8 22 SF8 1-H 1B	F SI 88 S SL 75 S SI 87 0-3 K			C FF 88 D CU 79 X CH 80 1-1 60 1B 62 1B 2-H 1B		1 1 1 1 1 0 0 2 0 1 1 0 1 2						
22 James Darnell, R (1, 5) OBP: 0.286, SLG: 0.500 (5, 7) 62 Rymer Liriano, R (6, 9) OBP: 0.500, SLG: 0.667		C FF 92 X FF 91 0-1 12 G4-6-3 1-2 1B		X FF 92 0-0 SF8 3-H		C FF 89 X FF 90 0-1 2 1B 2B		X FF 90 0-0 60 1B 1-2 1B		2 1 2 1 0 0 0 1 0 1 0 0 0 0						
12 Yasmani Grandal, S (1, 2) OBP: 0.400, SLG: 0.600 60 Jeudy Valdez, R (6, 6) OBP: 0.500, SLG: 0.500		B SL 88 F FF 92 B CH 87 B FC 90 S FF 93 F FF 93 X SI 93 3-2 G4-6-3 1-2f		B CU 73 B CH 82 S FF 90 B FF 90 X FF 90 3-1 2 1B 1B		F CU 74 T FC 90 F FF 93 F FC 90 F CH 84 S FF 91 0-3 K		X FF 89 0-0 23 G4-6-3 1-2 2-3 1B		3 0 1 0 0 1 3 1 0 1 0 0 0 0						
2 Everth Cabrera, S (1, 6) OBP: 0.286, SLG: 0.286 84 Eddy Rodriguez, R (6, 2)			B FF 92 C FF 93 X FF 92 1-1 G6-3	B FF 90 F FF 90 B CH 82 X FF 89 2-1 1-2 1B		C FF 90 2 SAFE B FF 90 B CU 76 B FF 91 F FC 91 X FF 91 3-2 23 G5-4-3 2-H 1B		C SL 81 F FF 90 B SL 81 S SL 81 1-3 K		3 0 2 1 0 0 0 1 0 0 0 0 1 3						
3 Andy Parrino, S (1, 4) OBP: 0.167, SLG: 0.167 23 Yonder Alonso, L (5, 3) OBP: 0.286, SLG: 0.286			C FF 93 B CH 84 C CH 84 B FF 92 X FF 92 2-2 F7	F FF 91 B FF 89 1 SAFE B CH 82 X FF 90 2-1 G4-3		X FF 91 0-0 G5-4-3 1-2f		S SL 80 S SL 81 D SL 80 F FF 92 X FF 91 1-2 G4-6-3 1-2f		2 0 0 0 0 0 2 2 0 0 0 0 0 4						
Inning Stats	R: 0 E: 0 K: 1 S: 8 H: 0 LOB: 0 BB: 0 P: 10	R: 0 E: 0 K: 0 S: 11 H: 1 LOB: 1 BB: 1 P: 19	R: 0 E: 0 K: 0 S: 10 H: 0 LOB: 1 BB: 1 P: 18	R: 2 E: 1 K: 0 S: 15 H: 4 LOB: 2 BB: 0 P: 28	R: 0 E: 0 K: 1 S: 9 H: 2 LOB: 2 BB: 0 P: 11	R: 1 E: 0 K: 1 S: 12 H: 2 LOB: 0 BB: 0 P: 15	R: 0 E: 0 K: 0 S: 10 H: 1 LOB: 0 BB: 0 P: 16	R: 1 E: 0 K: 1 S: 14 H: 4 LOB: 2 BB: 0 P: 18	R: 0 E: 0 K: 1 S: 8 H: 1 LOB: 1 BB: 0 P: 12	1B: 12 2B: 3 3B: 0 HR: 0 SF: 1 SAC: 0 DP: 4 HBP: 0						

	AB	37
	R	4
	H	15
	RBI	4
	BB	2
	SO	5
	LOB	18

WP: 1 PB: 0 SB: 0 CS: 0 PA: 40

PITCHER		IP	WLS	BF	H	R	ER	SO	BB	IBB	HBP	BLK	WP	HR	S	P	ERA	WHIP
44 Luke Hochevar, R ERA:	(1, 1)	2.0	W	7	1	0	0	1	1	0	0	0	0	0	19	29	0.00	1.000
49 Jake Odorizzi, R ERA: 9.0	(3, 1)	2.0	H	11	4	2	2	0	1	0	0	0	1	0	25	46	9.00	2.500
46 Tommy Hottovy, L ERA:	(5, 1)	1.0	H	5	2	0	0	1	0	0	0	0	0	0	9	11	0.00	2.000
48 Joakim Soria, R ERA: 9.0	(6, 1)	1.0	H	4	2	1	1	1	0	0	0	0	0	0	12	15	9.00	2.000
50 Jose Mijares, L ERA:	(7, 1)	1.0		3	1	0	0	0	0	0	0	0	0	0	10	16	0.00	1.000

PITCHER		IP	WLS	BF	H	R	ER	SO	BB	IBB	HBP	BLK	WP	HR	S	P	ERA	WHIP
62 Ryan Verdugo, L ERA: 9.0	(8, 1)	1.0		6	4	1	1	1	0	0	0	0	0	0	14	18	9.00	4.000
56 Greg Holland, R ERA:	(9, 1)	1.0	S	4	1	0	0	1	0	0	0	0	0	0	8	12	0.00	1.000

Batter	1	2	3	4	5	6	7	8	9	AB	R	H	RBI	BB	SO	LOB
1 Jarrod Dyson, L (1, 8) OBP: 0.500, SLG: 0.500	B FF 90 X FF 89 1-0 35 FC4-6 9 1B 21 SF9 1B		B FF 89 C FF 88 1 SAFE X FF 89 1-1 SH 9 1B 21 G6-4-3 1-2		B FF 90 X FF 89 1-0 ① P6	B FF 88 C SI 88 F FF 88 X SI 87 1-2 ③ G6-3				2	2	1	0	0	0	0
63 Greg Golson, R (6, 8)										1	0	0	0	0	0	1
9 Johnny Giavotella, R (1, 4) OBP: 0.556, SLG: 0.750	C FF 89 F SL 86 B FF 90 F SL 86 X FF 91 1-2 35 FC4-6 1-2 1B		X SI 89 0-0 21 G6-4-3 35 S 1-3 2-H 1B		B SI 81 S FF 89 C FF 89 S CU 72 1-3 ② K		C FF 93 X FF 93 0-1 ① G6-3			3	0	2	1	0	1	0
78 Anthony Seratelli, S (6, 4)										1	0	0	0	0	0	0
35 Eric Hosmer, L (1, 3) OBP: 0.333, SLG: 0.250	2 SAFE C SI 89 X CH 79 0-1 ① FC4-6 13 FC6-4 1-2f 2-3		B FF 90 B CH 79 B FF 90 B FF 90 4-0 21 G6-4-3 1-2 BB		F SI 89 B CU 73 X FF 90 1-1 ③ G3-1		C SI 92 X SI 93 0-1 85 1B 2B			2	0	0	0	1	0	2
23 Jamie Romak, R (6, 3) OBP: 1.000, SLG: 2.000										1	0	1	0	0	0	0
21 Jeff Francoeur, R (1, 9) OBP: 0.143, SLG: 0.333	B SL 86 1 SAFE X SI 89 1-0 ② SF9 3-H		D CH 80 S SI 90 X SI 91 1-1 ①② G6-4-3 1-2f 2-3 3-H			X FF 88 0-0 ① P4	B FF 93 B SI 91 X FF 91 2-0 ② 2-3 1B			1	0	0	1	0	0	2
85 Terry Evans, R (6, 9) OBP: 0.500, SLG: 0.500										2	0	1	0	0	0	0
13 Salvador Perez, R (1, 2)	D FF 90 X FF 88 1-0 ③ FC6-4 1-2f		S FF 91 X CU 71 0-1 ③ L8			B FF 89 B FF 89 C FF 88 S FF 89 F CU 73 X CU 72 2-2 E7 65 E 65 HR 1B	F SI 94 X FF 92 0-1 ③ F9			2	0	0	0	0	0	2
66 Cody Clark, R (6, 2) OBP: 0.500, SLG: 0.500										2	1	1	0	0	0	1
11 Yuniesky Betancourt, R (1, 5)		X FF 88 0-0 ① G6-3		C SI 89 F CH 79 B FF 89 B SI 89 X FF 89 2-2 ① G6-3		B SI 89 B CH 78 F FF 89 B CH 79 B FF 90 4-1 65 HR BB		C FF 94 S FF 94 B CU 77 S FF 96 1-3 ① K		2	0	0	0	0	0	0
13 Mario Lisson, R (6, 5)										1	1	0	0	1	1	0
65 Max Ramirez, R (1, 10) OBP: 0.667, SLG: 2.000		B SL 87 C FF 88 S CH 80 B FF 88 B SI 89 X SL 85 3-2 ② G1-3		B SI 88 B SI 90 X FF 90 2-0 HR		F FF 89 B FF 89 1 SAFE F SI 80 D CU 72 X SI 90 2-2 1-H 2-H HR		B FF 95 B FF 94 C FF 91 B FF 94 F FF 93 F FF 94 F FF 94 F FF 94 B FF 94 4-2 85 FC6-4 BB		3	2	2	4	1	0	0
2 Alcides Escobar, R (1, 6) OBP: 0.167, SLG: 0.500		B SL 87 M SI 89 S CH 80 C FF 89 1-3 ③ K		B FF 90 F FF 89 F CH 80 X FF 90 1-2 ② G4-3		F CH 81 F FF 89 B FF 88 B SI 81 S SI 79 2-3 ② K		B FF 90 F FF 92 X CH 82 1-1 ② F8		2	0	0	0	0	1	0
19 Tony Abreu, S (6, 6) OBP: 0.250, SLG: 0.250										2	0	0	0	0	1	2
26 Derrick Robinson, S (1, 7) OBP: 0.500, SLG: 0.500			X SI 89 0-0 1 SH 9 1B 1B	B CU 72 S SI 90 B SI 90 F CH 79 F FF 90 B CU 73 X SI 91 3-2 ③ P4		X SI 89 0-0 1B		X FF 93 0-0 ③ FC6-4 1-2f		2	1	1	0	0	0	0
85 Brian Fletcher, R (6, 7) OBP: 0.500, SLG: 0.500										2	0	1	0	0	0	1
Inning Stats	R: 1 H: 2 E: 0 LOB: 1 K: 0 BB: 0 S: 9 P: 13	R: 0 H: 0 E: 0 LOB: 0 K: 1 BB: 0 S: 7 P: 11	R: 2 H: 2 E: 1 LOB: 1 K: 0 BB: 1 S: 8 P: 14	R: 1 H: 1 E: 0 LOB: 0 K: 0 BB: 0 S: 11 P: 19	R: 0 H: 0 E: 0 LOB: 0 K: 1 BB: 0 S: 6 P: 9	R: 3 H: 3 E: 2 LOB: 1 K: 1 BB: 1 S: 16 P: 27	R: 0 H: 2 E: 0 LOB: 1 K: 0 BB: 0 S: 7 P: 9	R: 0 H: 0 E: 0 LOB: 1 K: 1 BB: 1 S: 11 P: 17		1B: 7 SF: 1 2B: 1 SAC: 1 3B: 0 DP: 1 HR: 2 HBP: 0						

PITCHER		IP	WLS	BF	H	R	ER	SO	BB	IBB	HBP	BLK	WP	HR	S	P	ERA	WHIP
46 Tim Stauffer, R ERA: 4.5	(1, 1)	2.0	L	8	2	1	1	1	0	0	0	0	0	0	16	24	4.50	1.000
75 Robbie Erlin, L ERA: 9.0	(3, 1)	2.0		10	3	3	2	0	1	0	0	0	0	1	19	33	9.00	2.000
61 Juan Pablo Oramas, L ERA: 13.5	(5, 1)	2.0		10	3	3	3	2	1	0	0	0	0	1	22	36	13.50	2.000
65 Jose De Paula, L ERA:	(7, 1)	1.0		4	2	0	0	0	0	0	0	0	0	0	7	9	0.00	2.000
79 Miles Mikolas, R ERA:	(8, 1)	1.0		4	0	0	0	1	1	0	0	0	0	0	11	17	0.00	1.000

PITCHER	IP	WLS	BF	H	R	ER	SO	BB	IBB	HBP	BLK	WP	HR	S	P	ERA	WHIP

BOTTOM

San Diego Padres @ Kansas City Royals

Surprise Stadium, Surprise, AZ

Tue Mar 06 2012, 3:05 PM - 5:38 PM EST

Att. 2,781 - Partly Cloudy - 75 F

livebaseballscorecards.com

AB	31
R	7
H	10
RBI	6
BB	3
SO	4
LOB	11

1B: 7 SF: 1
2B: 1 SAC: 1
3B: 0 DP: 1
HR: 2 HBP: 0

WP: 0 PA: 36
PB: 0
SB: 1
CS: 0

Batter	1	2	3	4	5	6	7	8	9	AB	R	H	RBI	BB	SO	LOB
17 Dave Sappelt, R (1, 8) OBP: 0.222, SLG: 0.125	B FF 88 F FF 87 X CH 80 1-1 F8 ①	B SI 89 C SI 88 B SL 85 C SI 85 X FF 90 2-2 L3 ②		C FF 90 B KC 82 C SI 91 D KC 84 S SI 91 2-3 K ②		B SI 97 X FF 94 1-0 SH3 ② 1-2 3-H		1 SAFE B FF 91 F FF 91 C CU 73 D CU 74 S CU 73 2-3 K ③		3	0	0	0	0	1	1
1 Tony Campana, L (4, 8)										1	0	0	1	0	1	1
5 Reed Johnson, R (1, 7) OBP: 0.333, SLG: 0.333	C FF 89 B FF 89 B FF 88 X FF 87 2-1 13 E 6 1B 1B	C FF 90 B CU 78 B CH 84 X FF 90 2-1 13 1B 1B		D KC 83 C SI 92 F SL 83 F SI 92 D SL 85 S CH 84 2-3 K ③		C FF 97 X FF 96 0-1 G4-3 ③			C FF 96 X FF 96 0-1 99 1B 1B	3	1	2	0	0	1	1
72 Matt Szczur, R (6, PH) OBP: 0.667, SLG: 0.500										2	0	1	0	0	0	1
13 Starlin Castro, R (1, 6) OBP: 0.300, SLG: 0.300	1 SAFE B FF 87 1 SAFE 1 SAFE B SI 87 C CH 86 F FF 88 X FF 88 2-2 E5 6 1B 79 E 1-3	X CH 88 0-0 1-2 1B			C KC 81 X SI 90 0-1 6 1B 6 S 1B		B FF 94 F SI 93 F FF 94 B CH 85 F FF 96 X FF 94 2-2 F8 ①		1 SAFE 1 SAFE B FF 95 1 SAFE X FF 96 1-0 45 G6-4-3 1B 1-3	3	1	2	0	0	0	1
99 Alfredo Amezaga, S (6, 6) OBP: 0.500, SLG: 0.500										2	0	1	0	0	0	0
6 Bryan LaHair, L (1, 3) OBP: 0.250, SLG: 0.250	B SL 78 C FF 87 B SL 78 B FF 88 1 SAFE S FF 89 F FF 88 F FF 89 X FF 87 3-2 79 E 79 E 1B 1-2 3-H	B SL 84 B SI 88 2 SAFE C FF 90 F FF 89 B CH 84 X SI 90 3-2 P5 ③			B SI 91 C CH 84 X SI 91 1-1 79 G6-3 79 S 1B 1-3		B FF 96 B CH 86 B SI 96 B SI 94 4-0 41 CS 45 G3-1 BB		B FF 96 F FF 96 B SL 87 S FF 97 B SL 90 F FF 96 F FF 97 S SL 85 3-3 K ①	3	1	2	1	0	0	2
61 Josh Vitters, R (6, 3) OBP: 0.500, SLG: 0.500										1	0	0	0	1	1	2
79 Jae-Hoon Ha, R (1, 10) OBP: 0.500, SLG: 0.500	C FF 88 C FF 88 X SL 81 0-2 E9 15 2B 1B 1-H 2-H	F FF 88 C CH 82 F CU 78 X CH 87 0-2 L7 ①			C KC 82 D KC 82 S SI 91 F KC 80 F CH 85 X KC 83 1-2 G6-3 ② 1-3		C FF 93 X CH 84 0-1 G3-1 ② 1-2		1 SAFE B FF 96 B SI 96 F FF 95 B FF 96 X FF 96 3-1 G6-4-3 ②③ 1-2f	3	1	1	1	0	0	1
45 Adrian Cardenas, L (7, PH) OBP: 0.167, SLG: 0.500										2	0	0	0	0	0	3
15 Darwin Barney, R (1, 4) OBP: 0.500, SLG: 0.750	C FF 87 X SL 80 0-1 20 G4-3 2B 3-H	C SL 84 X CU 77 0-1 G5-3 ②			X SI 92 0-0 G5-3 ③		C CH 86 2 SAFE 0-1 CS ③ 2-3	B FF 91 B FF 91 F FF 90 F FF 92 C CU 73 2-3 K ①		3	0	1	1	0	0	1
41 Bobby Scales, S (6, 4) OBP: 0.333, SLG: 0.333										1	0	0	0	0	1	0
20 Matt Tolbert, S (1, 5) OBP: 0.500, SLG: 0.500	B FF 88 X FF 88 1-0 G4-3 ② 2-3	C SI 90 B SL 86 S CH 82 X CU 79 1-2 G4-3 ③				B SI 95 C SI 95 F SI 95 X FF 97 1-2 16 1B 51 S 1 SH3 1B		B CU 74 X FF 92 1-0 59 BLK 59 1B 1B		3	1	1	0	0	0	1
11 Blake DeWitt, L (6, 5) OBP: 0.571, SLG: 1.000										1	1	1	0	0	0	0
51 Steve Clevenger, L (1, 2) OBP: 0.333, SLG: 0.400	C CH 86 B FF 88 C CH 86 S FF 89 1-3 K ③			S FF 90 B FF 91 X CH 84 1-1 16 FC5-4 1B		B SI 96 S CH 84 C SI 97 C CU 79 1-3 K ① 1-2		C FF 92 S CU 73 F CH 84 B CU 73 F FF 92 X FF 91 1-2 P5 ②		3	0	1	0	0	2	2
47 Blake Lalli, L (6, 2) OBP: 0.500, SLG: 0.500										1	0	0	0	0	0	1
16 Joe Mather, R (1, 9) OBP: 0.571, SLG: 0.857		X SI 88 0-0 G5-3 ①		C SI 91 F SI 92 F SI 92 X KC 82 0-2 FC5-4 17 S ① 1-2f		B FF 97 C CH 84 F SI 96 F CH 84 X FF 96 1-2 1 SH3 1B 2-3		S FF 93 S FF 92 B FF 90 X FF 93 1-2 1-H		3	0	1	0	0	0	1
59 Brett Jackson, L (6, 9) OBP: 0.571, SLG: 1.000										1	0	1	1	0	0	0
Inning Stats	R: 4 H: 4 E: 2 LOB: 1 K: 1 BB: 0 S: 21 P: 31	R: 0 H: 2 E: 0 LOB: 2 K: 0 BB: 0 S: 10 P: 17	R: 0 H: 0 E: 0 LOB: 0 K: 0 BB: 0 S: 9 P: 10	R: 0 H: 1 E: 0 LOB: 1 K: 2 BB: 0 S: 13 P: 18	R: 0 H: 2 E: 0 LOB: 1 K: 0 BB: 0 S: 10 P: 12	R: 1 H: 2 E: 0 LOB: 1 K: 1 BB: 0 S: 13 P: 17	R: 0 H: 0 E: 0 LOB: 0 K: 0 BB: 1 S: 7 P: 13	R: 1 H: 2 E: 0 LOB: 1 K: 2 BB: 0 S: 15 P: 22	R: 0 H: 2 E: 0 LOB: 1 K: 1 BB: 0 S: 10 P: 17	1B: 14 SF: 0 2B: 1 SAC: 1 3B: 0 DP: 1 HR: 0 HBP: 0						

PITCHER		IP	WLS	BF	H	R	ER	SO	BB	IBB	HBP	BLK	WP	HR	S	P	ERA	WHIP
57 Jonathan Sánchez, L ERA: 27.0	(1, 1)	1.0	L	8	4	4	3	1	0	0	0	0	0	0	21	31	27.00	4.000
61 Everett Teaford, L ERA:	(2, 1)	2.0		8	2	0	0	0	0	0	0	0	0	0	19	27	0.00	1.000
47 Nate Adcock, R ERA:	(4, 1)	2.0		8	3	0	0	2	0	0	0	0	0	0	23	30	0.00	1.500
40 Kelvin Herrera, R ERA: 3.0	(6, 1)	2.0		8	2	1	1	1	1	0	0	0	0	0	20	30	4.50	1.500
55 Tim Collins, L ERA: 4.5	(8, 1)	1.0		5	2	1	1	2	0	0	0	1	0	0	15	22	9.00	2.000

PITCHER		IP	WLS	BF	H	R	ER	SO	BB	IBB	HBP	BLK	WP	HR	S	P	ERA	WHIP
38 Blake Wood, R ERA:	(9, 1)	1.0		4	2	0	0	1	0	0	0	0	0	0	10	17	0.00	2.000

TOP

Chicago Cubs @ Kansas City Royals

Surprise Stadium, Surprise, AZ

Wed Mar 07 2012, 3:05 PM - 6:09 PM EST

Att. 4,193 - Sunny - 59 F

livebaseballscorecards.com

AB	39
R	6
H	15
RBI	5
BB	1
SO	7
LOB	19

1B: 14	SF: 0	WP: 0	PA: 42
2B: 1	SAC: 1	PB: 0	
3B: 0	DP: 1	SB: 4	
HR: 0	HBP: 0	CS: 1	

BOTTOM

Chicago Cubs @ Kansas City Royals

Surprise Stadium, Surprise, AZ

Wed Mar 07 2012, 3:05 PM - 6:09 PM EST

Att. 4,193 - Sunny - 59 F

livebaseballscorecards.com

Batter	1	2	3	4	5	6	7	8	9	AB	R	H	RBI	BB	SO	LOB
1 Jarrod Dyson, L (1, 8) OBP: 0.333, SLG: 0.333	C FF 94 B FF 95 B FF 93 X SL 90 2-2 L6			C FF 91 X FF 91 0-1 B1-3		B SI 94 B FF 93 B SI 94 B FF 92 4-0 11 G5-3 BB		B FF 94 C CH 84 B FF 94 F FF 93 X CU 85 2-2 11 2B 1B	D SI 80 C FF 87 X CH 79 1-1 F8 2-3	2	0	0	0	0	0	0
26 Derrick Robinson, S (6, 8) OBP: 0.667, SLG: 0.600										1	1	1	0	1	0	0
70 Wil Myers, R (9, PH) OBP: 0.375, SLG: 0.375										1	0	0	0	0	0	2
17 Chris Getz, L (1, 4) OBP: 0.222, SLG: 0.125	C FF 95 S FF 95 B CH 90 F FS 89 B FF 95 X SL 91 2-2 35 CS 1B			B CH 85 B SI 90 C FF 91 X FF 91 2-1 E6 35 WP 35 2B		B FF 93 X SI 93 1-0 G5-3 1-2		B FF 93 1 SAFE F FF 92 1 SAFE B FF 93 B CU 82 1 SAFE X FF 92 3-1 1-H 2B	1 SAFE B FF 87 F CH 80 B FF 87 S FF 87 T FF 88 2-2 K	2	1	1	0	0	0	0
11 Yuniesky Betancourt, R (6, 4) OBP: 0.111, SLG: 0.222										3	0	1	1	0	1	3
35 Eric Hosmer, L (1, 3) OBP: 0.364, SLG: 0.400	C FF 94 1 SAFE B FF 94 X FF 94 1-1 G4-3 1-2			1 SAFE 1 SAFE C CH 81 B FF 89 S FC 88 B CU 75 X FF 91 2-2 16 S 1-H 2B		B SI 95 S SI 93 X SI 94 1-1 G3		B CU 82 B FF 92 F FF 92 C CH 82 C FF 93 2-3 K		2	0	1	1	0	0	1
25 Clint Robinson, L (6, 3) OBP: 0.429, SLG: 0.200										2	0	0	0	0	1	2
16 Billy Butler, R (1, 10) OBP: 0.500, SLG: 0.778		C FF 93 C SL 86 B FF 94 F FF 94 S FC 91 1-3 K		B CU 80 C FF 89 F SL 82 F SL 82 S CH 83 1-3 K 2-3			C FF 94 B SL 82 B SI 94 B FF 93 X FF 93 3-1 G5-3	B FF 94 B FF 93 X FF 92 2-0 F7		2	0	0	0	0	2	1
9 Johnny Giavotella, R (7, PH) OBP: 0.455, SLG: 0.600										2	0	0	0	0	0	1
(8, 10)																
8 Mike Moustakas, L (1, 5) OBP: 0.455, SLG: 0.333		B FF 94 X FF 94 1-0 F8		C FF 91 B FF 91 S FC 87 X CU 77 1-2 P4			B SL 83 X FF 93 1-0 F8		X FF 88 0-0 12 1B 65 1B 1B	2	0	0	0	0	0	1
24 Kevin Kouzmanoff, R (6, 5) OBP: 0.600, SLG: 1.000										2	1	1	0	0	0	0
21 Jeff Francoeur, R (1, 9) OBP: 0.222, SLG: 0.286		C FF 94 X FF 95 0-1 G4-3			C FF 88 F SL 83 B FC 87 H FF 89 2-2 13 L8-3 HBP		B FF 93 X FF 94 1-0 2B		C FF 88 F FF 88 B FF 88 1 SAFE B SL 75 F FF 88 X FF 88 2-2 65 WP 65 1B 1-3 1B	1	0	0	0	0	0	0
12 Mitch Maier, L (6, 9) OBP: 0.250, SLG: 0.375										2	1	2	0	0	0	0
13 Salvador Perez, R (1, 2)			T FF 93 B FC 92 S SL 89 B FF 95 F SL 90 S FS 87 2-3 K		C SL 81 B FC 89 F FF 89 X SL 82 1-2 L8-3 1-1		C SL 82 S SL 84 B SI 95 B FF 95 B SL 83 H FF 94 4-2 HBP		B SI 79 X FF 89 1-0 70 F8 64 1B 1-H 3-H 1B	2	0	0	0	0	1	1
65 Max Ramirez, R (6, 2) OBP: 0.750, SLG: 1.800										1	0	1	2	0	0	0
18 David Lough, L (1, 7) OBP: 0.250, SLG: 0.250		C FF 94 S SL 91 X FS 87 0-2 G1-3		B FF 91 B SI 89 X FF 90 2-0 F7			S FF 94 S FF 94 B FF 94 B SL 83 S SL 83 2-3 K		B FF 87 C SI 79 F FF 87 B SI 80 X CH 79 2-2 L6	2	0	0	0	0	0	0
63 Greg Golson, R (6, 7)										2	0	0	0	0	1	3
2 Alcides Escobar, R (1, 6) OBP: 0.143, SLG: 0.429			F FF 94 S FF 94 T FF 93 0-2 K			B FF 95 X SI 94 1-0 G3		C FF 92 B FF 93 B CU 83 S FF 94 F FF 94 X CH 84 2-2 F7	X FF 87 0-0 1-2 1B	1	0	0	0	0	1	0
64 Irving Falu, S (6, 6) OBP: 0.571, SLG: 1.000										3	0	1	0	0	0	0

	AB	R	H	RBI	BB	SO	LOB
	35	4	9	4	1	7	15

Inning Stats	1	2	3	4	5	6	7	8	9	1B	SF	WP	PA
R:	0	0	0	1	0	0	0	1	2	6	0	2	38
E:	0	0	0	1	0	0	0	0	0	2B: 4	SAC: 0	PB: 0	
K:	0	1	0	1	0	1	0	1	1	3B: 0	DP: 1	SB: 1	
S:	9	7	10	14	6	4	9	13	15	HR: 0	HBP: 2	CS: 1	
H:	1	0	0	1	0	0	1	2	4				
LOB:	0	0	0	1	0	1	2	1	2				
BB:	0	0	0	0	0	1	0	0	0				
P:	14	9	12	20	11	11	20	24	23				

PITCHER		IP	WLS	BF	H	R	ER	SO	BB	IBB	HBP	BLK	WP	HR	S	P	ERA	WHIP
29 Jeff Samardzija, R	(1, 1)	3.0	W	9	1	0	0	3	0	0	0	0	0	0	26	35	0.00	0.333
ERA:																		
65 Jay Jackson, R	(4, 1)	2.0		8	1	1	0	1	0	0	1	0	1	0	20	31	0.00	0.500
ERA:																		
48 Rafael Dolis, R	(6, 1)	2.0		9	1	0	0	1	1	0	1	0	0	0	13	31	0.00	1.000
ERA:																		
71 Trey McNutt, R	(8, 1)	1.0		5	2	1	1	1	0	0	0	0	0	0	13	24	9.00	2.000
ERA: 9.0																		
68 Jeff Beliveau, L	(9, 1)	1.0		7	4	2	2	1	0	0	0	0	1	0	15	23	18.00	4.000
ERA: 54.0																		

PITCHER	IP	WLS	BF	H	R	ER	SO	BB	IBB	HBP	BLK	WP	HR	S	P	ERA	WHIP

Kansas City Royals @ Colorado Rockies

Salt River Fields at Talking Stick, Scottsdale, AZ

Thu Mar 08 2012, 3:14 PM - 5:40 PM EST

Att. 6,773 - Sunny - 65 F

TOP

livebaseballscorecards.com

Batter	1	2	3	4	5	6	7	8	9	AB	R	H	RBI	BB	SO	LOB
4 Alex Gordon, L (1, 7) OBP: 0.417, SLG: 0.700	0-0 11 FC6-5 2B		0-0 G3-1 ③		4-0 11 1B BB		0-0 1B		0-0 G4-3 ① 1-2	2	0	1	0	1	0	0
18 David Lough, L (6, 7) OBP: 0.333, SLG: 0.333										2	0	1	0	0	0	1
11 Yuniesky Betancourt, R (1, 4) OBP: 0.250, SLG: 0.583	0-0 FC6-5 ① 2-3			1-0 HR	0-0 1-2 1B		0-0 F9 ②		0-0 G5-3 ② 2-3	3	1	2	1	0	0	1
9 Johnny Giavotella, R (6, 4) OBP: 0.385, SLG: 0.500										2	0	0	0	0	0	2
25 Clint Robinson, L (1, 10) OBP: 0.333, SLG: 0.200	0-3 K ②			0-0 16 2B 8 G6-3 1B	0-0 P5 ①		0-3 K ③		0-3 K ③	5	1	1	0	0	3	5
16 Billy Butler, R (1, 3) OBP: 0.462, SLG: 0.750	0-0 L8 ③			0-0 6 2B 1-3 2B	0-3 K ②			2-0 HR		3	1	1	0	0	1	3
65 Max Ramirez, R (6, 3) OBP: 0.778, SLG: 2.167										1	1	1	1	0	0	0
8 Mike Moustakas, L (1, 5) OBP: 0.357, SLG: 0.250		0-3 K ①		0-0 G6-3 ① 3-H	0-0 G3-1 ③			0-0 G5-3 ①		3	0	0	1	0	1	3
24 Kevin Kouzmanoff, R (6, 5) OBP: 0.500, SLG: 0.833										1	0	0	0	0	0	0
6 Lorenzo Cain, R (1, 8) OBP: 0.500, SLG: 0.800		0-0 27 CS 1B		0-0 27 G4-3 12 1B 2-H 2B		0-0 F8 ①		0-0 G5-3 ②		3	1	2	1	0	0	0
63 Greg Golson, R (6, 8)										1	0	0	0	0	0	0
27 Brayan Peña, S (1, 2) OBP: 0.250, SLG: 0.375	1 SAFE 0-3 K ②③ 1-2			0-0 G4-3 ② 2-3		0-0 F8 ②		1-0 HBP		3	0	0	0	0	1	2
30 Julio Rodriguez, R (6, 2)										0	0	0	0	0	0	0
12 Mitch Maier, L (1, 9) OBP: 0.400, SLG: 0.444			4-0 64 B3 BB		0-0 3-H 1B	0-0 F9 ③		0-0 G5-3 ③		1	0	1	1	1	0	0
70 Wil Myers, R (6, PH) OBP: 0.300, SLG: 0.300										2	0	0	0	0	0	1
(6, 9)																
64 Irving Falu, S (1, 6) OBP: 0.444, SLG: 0.778			1 SAFE 1-0 B3 ①② 1-2	0-0 G1-3 ③			0-0 G4-3 ①		4-0 9 G5-3 18 G4-3 BB	2	0	0	0	0	0	2
19 Tony Abreu, S (6, 6) OBP: 0.333, SLG: 0.200										1	0	0	0	1	0	0

	AB	R	H	RBI	BB	SO	LOB
	35	5	10	5	3	6	20

Inning Stats	1	2	3	4	5	6	7	8	9
R	0	0	0	4	0	0	0	1	0
H	1	1	0	5	1	0	1	1	0
E	0	0	0	0	0	0	0	0	0
LOB	1	0	1	1	2	0	1	1	1
K	1	2	0	0	1	0	1	0	1
BB	0	0	1	0	1	0	0	0	1
S	6	7	2	8	6	3	6	4	5
P	6	7	7	9	10	3	6	7	9

	1B	SF	WP	PA
	5	0	0	39
	2B	SAC	PB	
	3	0	0	
	3B	DP	SB	
	0	0	0	
	HR	HBP	CS	
	2	1	1	

PITCHER		IP	WLS	BF	H	R	ER	SO	BB	IBB	HBP	BLK	WP	HR	S	P	ERA	WHIP
13 Drew Pomeranz, L ERA:	(1, 1)	3.0		10	2	0	0	3	1	0	0	0	0	0	15	20	0.00	1.000
88 Josh Outman, L ERA: 9.0	(4, 1)	3.0	L	16	6	4	4	1	1	0	0	0	0	1	17	22	12.00	2.333
34 Matt Belisle, R ERA:	(7, 1)	1.0		4	1	0	0	1	0	0	0	0	0	0	6	6	0.00	1.000
60 Dustin Molleken, R ERA: 4.5	(8, 1)	1.0		5	1	1	1	0	0	0	1	0	0	1	4	7	9.00	1.000
61 Edgmer Escalona, R ERA:	(9, 1)	1.0		4	0	0	0	1	1	0	0	0	0	0	5	9	0.00	1.000

PITCHER	IP	WLS	BF	H	R	ER	SO	BB	IBB	HBP	BLK	WP	HR	S	P	ERA	WHIP

Batter	1	2	3	4	5	6	7	8	9	AB	R	H	RBI	BB	SO	LOB
Dexter Fowler, S (1, 8) OBP: 0.125, SLG: 0.500	G1-3		K			G4-6-3 1-2f			G4-3	3	0	0	0	0	1	1
1 Eric Young Jr., S (7, 8) OBP: 0.333, SLG: 0.200										1	0	0	0	0	0	0
18 Jonathan Herrera, S (1, 4) OBP: 0.429, SLG: 0.571	58 G4-6-3 1B			G4-3		K			2B	3	0	1	0	0	1	0
67 Héctor Gómez, R (7, 6) OBP: 0.500, SLG: 1.000										1	0	1	0	0	0	0
12 Andrew Brown, R (9, PR)										0	0	0	0	0	0	0
58 Jordan Pacheco, R (1, 3) OBP: 0.500, SLG: 0.429	G4-6-3 1-2f			23 G4-6-3 BB			P4		K	2	0	0	0	1	0	1
66 Ben Paulsen, L (8, 3) OBP: 0.429, SLG: 0.833										1	0	0	0	0	1	1
23 Jason Giambi, L (1, 10) OBP: 0.500, SLG: 0.333		21 55 G6-4-3 1B 1B		G4-6-3 1-2f			F8		BB	2	0	1	0	0	0	1
73 Chad Tracy, R (7, PH) (8, 10)										1	0	0	0	1	0	0
55 Ramon Hernandez, R (1, 2) OBP: 0.429, SLG: 0.429		21 G6-4-3 1-2 1B			G5-3		K		G1-3	2	0	1	0	0	0	0
20 Wilin Rosario, R (7, 2) OBP: 0.125, SLG: 0.125										2	0	0	0	0	1	2
21 Tyler Colvin, L (1, 9) OBP: 0.400, SLG: 0.556	G6-4-3 1-2f 2-3				1B			G6-3		2	0	1	0	0	0	2
70 Kent Matthes, R (8, PH) OBP: 0.333, SLG: 0.333										1	0	0	0	0	0	0
(9, 9)																
7 Casey Blake, R (1, 5)		K			K			2B		2	0	0	0	0	2	2
28 Nolan Arenado, R (6, 5) OBP: 0.375, SLG: 0.571										1	0	1	0	0	0	0
10 Chris Nelson, R (1, 6) OBP: 0.222, SLG: 0.222			K		F8			G6-3		2	0	0	0	0	1	1
14 Tommy Field, R (7, 4)										1	0	0	0	0	0	1
27 Tim Wheeler, L (1, 7) OBP: 0.500, SLG: 0.333			F7			G4-6-3 1B			F9	2	0	1	0	0	0	0
16 Brandon Wood, R (7, 7) OBP: 0.125, SLG: 0.250										1	0	0	0	0	0	1
Inning Stats	R: 0 H: 1 E: 0 LOB: 0 K: 0 BB: 0 S: 3 P: 3	R: 0 H: 2 E: 0 LOB: 1 K: 1 BB: 0 S: 6 P: 6	R: 0 H: 0 E: 0 LOB: 0 K: 2 BB: 0 S: 7 P: 7	R: 0 H: 0 E: 0 LOB: 0 K: 0 BB: 1 S: 2 P: 6	R: 0 H: 1 E: 0 LOB: 1 K: 1 BB: 0 S: 6 P: 6	R: 0 H: 1 E: 0 LOB: 0 K: 1 BB: 0 S: 5 P: 5	R: 0 H: 0 E: 0 LOB: 0 K: 1 BB: 0 S: 5 P: 5	R: 0 H: 1 E: 0 LOB: 1 K: 0 BB: 0 S: 5 P: 5	R: 0 H: 1 E: 0 LOB: 2 K: 1 BB: 1 S: 6 P: 10	1B: 5 SF: 0 2B: 2 SAC: 0 3B: 0 DP: 4 HR: 0 HBP: 0						

PITCHER		IP	WLS	BF	H	R	ER	SO	BB	IBB	HBP	BLK	WP	HR	S	P	ERA	WHIP
59 Felipe Paulino, R	(1, 1)	2.0		7	3	0	0	1	0	0	0	0	0	0	9	9	0.00	1.500
ERA:																		
43 Aaron Crow, R	(3, 1)	2.0	W	6	0	0	0	2	1	0	0	0	0	0	9	13	0.00	0.500
ERA:																		
50 Jose Mijares, L	(5, 1)	1.0		4	1	0	0	1	0	0	0	0	0	0	6	6	0.00	1.000
ERA:																		
31 Louis Coleman, R	(6, 1)	1.0		3	1	0	0	1	0	0	0	0	0	0	5	5	0.00	1.000
ERA:																		
71 Brandon Sisk, L	(7, 1)	1.0		3	0	0	0	1	0	0	0	0	0	0	5	5	0.00	0.000
ERA:																		

PITCHER		IP	WLS	BF	H	R	ER	SO	BB	IBB	HBP	BLK	WP	HR	S	P	ERA	WHIP
46 Tommy Hottovy, L	(8, 1)	1.0		4	1	0	0	0	0	0	0	0	0	0	5	5	0.00	1.000
ERA:																		
41 Jeremy Jeffress, R	(9, 1)	1.0		5	1	0	0	1	1	0	0	0	0	0	6	10	0.00	2.000
ERA:																		

BOTTOM

Kansas City Royals @ Colorado Rockies

Salt River Fields at Talking Stick, Scottsdale, AZ

Thu Mar 08 2012, 3:14 PM - 5:40 PM EST

Att. 6,773 - Sunny - 65 F

livebaseballscorecards.com

AB	30
R	0
H	7
RBI	0
BB	2
SO	7
LOB	13

Batter	1	2	3	4	5	6	7	8	9	AB	R	H	RBI	BB	SO	LOB
1 Jarrod Dyson, L (1, 8) OBP: 0.222, SLG: 0.222	G6-3			G3-1		B2-3		F7		3	0	0	0	0	0	0
26 Derrick Robinson, S (6, 8) OBP: 0.571, SLG: 0.500										1	0	0	0	0	0	1
9 Johnny Giavotella, R (1, 4) OBP: 0.375, SLG: 0.467	G1-3			G6-3		1B		K		3	0	1	0	0	0	0
78 Anthony Seratelli, S (6, 4)										1	0	0	0	0	1	1
35 Eric Hosmer, L (1, 10) OBP: 0.333, SLG: 0.308	F8			BB		G4-3			G6-3	3	0	0	0	1	0	1
4 Alex Gordon, L (1, 7) OBP: 0.429, SLG: 0.667		13 FC4-6 1B		K			66 SF8 3B		65 DI 1B	2	0	1	0	0	1	1
18 David Lough, L (6, 7) OBP: 0.500, SLG: 0.750										2	1	2	0	0	0	0
13 Salvador Perez, R (1, 2)		FC4-6 25 G3-6-1 1-2f			F9		SF8 3-H		K	2	0	0	0	0	0	1
66 Cody Clark, R (6, 2) OBP: 0.250, SLG: 0.333										1	0	0	1	0	1	1
25 Clint Robinson, L (1, 3) OBP: 0.286, SLG: 0.167		G3-6-1 1-2f			G1-3		G5-3		F9 1-2	2	0	0	0	0	0	1
65 Max Ramirez, R (6, 3) OBP: 0.636, SLG: 1.625										2	0	0	0	0	0	1
6 Lorenzo Cain, R (1, 9) OBP: 0.583, SLG: 0.909			24 G5-4-3 BB		2B		L7			1	0	1	0	1	0	0
70 Wil Myers, R (6, 9) OBP: 0.273, SLG: 0.273										1	0	0	0	0	0	0
24 Kevin Kouzmanoff, R (1, 5) OBP: 0.375, SLG: 0.625		G5-4-3 1-2f			K			K		2	0	0	0	0	1	2
64 Irving Falu, S (6, 5) OBP: 0.400, SLG: 0.700										1	0	0	0	0	1	0
2 Alcides Escobar, R (1, 6) OBP: 0.111, SLG: 0.333		F8				G6-3		1B		2	0	0	0	0	0	0
19 Tony Abreu, S (6, 6) OBP: 0.429, SLG: 0.333										1	0	1	0	0	0	0
Inning Stats	R: 0 E: 0 K: 0 S: 3 H: 0 LOB: 0 BB: 0 P: 3	R: 0 E: 0 K: 0 S: 3 H: 1 LOB: 0 BB: 0 P: 3	R: 0 E: 0 K: 0 S: 2 H: 0 LOB: 0 BB: 1 P: 6	R: 0 E: 0 K: 1 S: 5 H: 0 LOB: 1 BB: 1 P: 9	R: 0 E: 0 K: 1 S: 6 H: 1 LOB: 1 BB: 0 P: 6	R: 0 E: 0 K: 0 S: 4 H: 1 LOB: 1 BB: 0 P: 4	R: 1 E: 0 K: 0 S: 4 H: 1 LOB: 0 BB: 0 P: 4	R: 0 E: 0 K: 2 S: 8 H: 1 LOB: 1 BB: 0 P: 8	R: 0 E: 0 K: 1 S: 6 H: 1 LOB: 1 BB: 0 P: 7	1B: 4 2B: 1 3B: 1 HR: 0 SF: 1 SAC: 0 DP: 2 HBP: 0						

PITCHER		IP	WLS	BF	H	R	ER	SO	BB	IBB	HBP	BLK	WP	HR	S	P	ERA	WHIP
34 Homer Bailey, R ERA: 5.4	(1, 1)	3.0		9	1	0	0	0	1	0	0	0	0	0	8	12	0.00	0.667
56 Josh Judy, R ERA: 6.0	(4, 1)	2.0	W	8	1	0	0	2	1	0	0	0	0	0	11	15	0.00	1.000
76 Pedro Villarreal, R ERA: 4.5	(6, 1)	2.0		8	2	1	1	0	0	0	0	0	0	0	8	8	4.50	1.000
50 Andrew Brackman, R ERA: 6.0	(8, 1)	1.0		4	1	0	0	2	0	0	0	0	0	0	8	8	0.00	1.000
80 Nick Christiani, R ERA: 4.5	(9, 1)	1.0		4	1	0	0	1	0	0	0	0	0	0	6	7	0.00	1.000

PITCHER	IP	WLS	BF	H	R	ER	SO	BB	IBB	HBP	BLK	WP	HR	S	P	ERA	WHIP

TOP

Kansas City Royals @ Cincinnati Reds

Goodyear Ballpark, Goodyear, AZ

Fri Mar 09 2012, 3:07 PM - 5:28 PM EST

Att. 2,105 - Sunny - 77 F

livebaseballscorecards.com

AB	30
R	1
H	6
RBI	1
BB	2
SO	5
LOB	10

WP: 0	PB: 0	SB: 0	CS: 0
PA: 33			

Kansas City Royals @ Cincinnati Reds

Goodyear Ballpark, Goodyear, AZ

Fri Mar 09 2012, 3:07 PM - 5:28 PM EST

Att. 2,105 - Sunny - 77 F

livebaseballscorecards.com

BOTTOM

Batter	1	2	3	4	5	6	7	8	9	AB	R	H	RBI	BB	SO	LOB
6 Drew Stubbs, R (1, 8) OBP: 0.545, SLG: 0.667 16 Ryan LaMarre, R (5, PH) (6, 8)	F9			K	2 S 2 1B BB		K			2 1	0 1	0 0	0 0	0 1	1 1	0 1
9 Willie Harris, L (1, 4) OBP: 0.308, SLG: 0.182 2 Brodie Greene, R (5, PH) OBP: 1.000, SLG: 1.000 (6, 4) Cody Puckett, R (7, PH) (8, 4)	K			G4-3	1-H 1B		FC5-4 1-2f			2 1 1	0 0 0	0 1 0	0 1 0	0 0 0	1 0 0	0 0 1
19 Joey Votto, L (1, 3) OBP: 0.333, SLG: 0.444 69 Neftali Soto, R (5, PH) OBP: 0.273, SLG: 0.500 (6, 3)	K			32 27 1B 1B	BB			F8		2 1	1 0	1 0	0 0	0 1	1 0	0 0
32 Jay Bruce, L (1, 9) OBP: 0.667, SLG: 0.875 9 Felix Perez, L (5, PH) (6, 9)		K		27 1B 73 HR 1-2 1B	K			G3		2 2	1 0	1 0	0 0	0 0	1 1	0 2
27 Scott Rolen, R (1, 5) OBP: 0.556, SLG: 0.667 31 David Vidal, R (6, 5)		K		73 HR 1-2 2-H 1B		K		K		2 2	1 0	1 0	1 0	0 0	1 2	0 0
73 Donald Lutz, L (1, 7) OBP: 0.400, SLG: 1.100 41 Josh Fellhauer, L (6, 7)		K		1-1 1-H 2-H HR		G4-3				2 1	1 0	1 0	3 0	0 0	1 0	0 0
30 Dioner Navarro, S (1, 10) OBP: 0.167, SLG: 0.364 78 Tucker Barnhart, L (6, PH) (7, 10)			G4-3	G4-3		F8				2 1	0 0	0 0	0 0	0 0	0 0	0 0
29 Ryan Hanigan, R (1, 2) OBP: 0.200, SLG: 0.200 37 Corky Miller, R (6, 2) OBP: 0.333, SLG: 0.833			G6-3		G5-3		FC5-4 1B			2 1	0 0	0 1	0 0	0 0	0 0	0 0
7 Paul Janish, R (1, 6) OBP: 0.313, SLG: 0.231 68 Didi Gregorius, L (6, 6) OBP: 0.375, SLG: 0.750			G4-3		K		F8			2 1	0 0	0 0	0 0	0 0	1 0	0 1
Inning Stats	R: 0 E: 0 K: 2 S: 7 H: 0 LOB: 0 BB: 0 P: 7	R: 0 E: 0 K: 3 S: 9 H: 0 LOB: 0 BB: 0 P: 9	R: 0 E: 0 K: 0 S: 3 H: 0 LOB: 0 BB: 0 P: 3	R: 4 E: 0 K: 1 S: 10 H: 4 LOB: 0 BB: 0 P: 11	R: 1 E: 0 K: 2 S: 9 H: 1 LOB: 2 BB: 2 P: 17	R: 0 E: 0 K: 1 S: 5 H: 0 LOB: 0 BB: 0 P: 5	R: 0 E: 0 K: 1 S: 6 H: 1 LOB: 1 BB: 0 P: 6	R: 0 E: 0 K: 1 S: 5 H: 0 LOB: 0 BB: 0 P: 5		1B: 5 2B: 0 3B: 0 HR: 1 SF: 0 SAC: 0 DP: 0 HBP: 0						

	AB	30
	R	5
	H	6
	RBI	5
	BB	2
	SO	11
	LOB	5

WP: 0 PB: 0 SB: 1 CS: 0 PA: 32

PITCHER		IP	WLS	BF	H	R	ER	SO	BB	IBB	HBP	BLK	WP	HR	S	P	ERA	WHIP
23 Danny Duffy, L ERA:	(1, 1)	2.0		6	0	0	0	5	0	0	0	0	0	0	16	16	0.00	0.000
32 Vin Mazzaro, R ERA: 9.0	(3, 1)	2.0	L	10	4	4	4	1	0	0	0	0	0	1	13	14	18.00	2.000
33 Chris Dwyer, L ERA: 3.0	(5, 1)	1.0		6	1	1	1	2	2	0	0	0	0	0	9	17	9.00	3.000
53 Will Smith, L ERA:	(6, 1)	2.0		7	1	0	0	2	0	0	0	0	0	0	11	11	0.00	0.500
56 Greg Holland, R ERA:	(8, 1)	1.0		3	0	0	0	1	0	0	0	0	0	0	5	5	0.00	0.000

PITCHER	IP	WLS	BF	H	R	ER	SO	BB	IBB	HBP	BLK	WP	HR	S	P	ERA	WHIP

Batter	1	2	3	4	5	6	7	8	9	AB	R	H	RBI	BB	SO	LOB
1 Eric Young Jr., S (1, 7) OBP: 0.222, SLG: 0.125	B SI 93 C FF 93 X FF 93 1-1 G6-3		F FF 91 B CH 82 X CH 80 1-1 G5-3		B CH 77 B FF 91 X SI 89 2-0 G4-3		C CU 74 B SI 80 S SI 78 X FF 91 1-2 G4-3			3	0	0	0	0	0	2
27 Tim Wheeler, L (6, 7) OBP: 0.400, SLG: 0.250										1	0	0	0	0	0	0
Dexter Fowler, S (1, 8) OBP: 0.091, SLG: 0.364	B FF 92 F FF 93 C FF 93 S FF 93 1-3 K			B FF 91 F FF 92 S CH 81 F SL 80 X FF 93 1-2 G3-1		F SI 89 S CH 78 S CH 80 0-3 K2-3		C CU 72 B FF 89 F CH 76 C FF 89 1-3 K		3	0	0	0	0	2	0
21 Tyler Colvin, L (6, 8) OBP: 0.333, SLG: 0.455										1	0	0	0	0	1	0
8 Charlie Blackmon, L (1, 9) OBP: 0.400, SLG: 0.571	C FF 93 S CH 85 C FF 94 0-3 K			S CH 80 B FF 91 X FF 92 1-1 G3-1		B SI 90 F SI 88 X CU 74 1-1 16 3B 1B		C CH 76 X SI 90 0-1 F9		3	1	1	0	0	1	0
39 Jamie Hoffmann, R (6, 9)										1	0	0	0	0	0	0
16 Brandon Wood, R (1, 6) OBP: 0.385, SLG: 0.692		C FF 93 F SI 92 X FF 93 0-2 28 G5-3 1B		C FF 92 B SL 80 X CH 82 1-1 2B		1 SAFE X FF 90 0-0 1-H 3B		C SI 90 C CU 74 B FF 91 X FF 91 1-2 9 1B 1B		3	0	3	1	0	0	0
14 Tommy Field, R (6, 6) OBP: 0.250, SLG: 0.250										1	0	1	0	0	0	0
28 Nolan Arenado, R (1, 5) OBP: 0.231, SLG: 0.333		S SI 91 X FF 91 0-1 G5-3 1-2		C FF 89 B SL 77 2 SAFE F SL 77 X FF 91 1-2 G4-3		B FF 91 X FF 91 1-0 L6		F FF 90 1 SAFE X FF 90 0-1 1-3 1B		3	0	0	0	0	0	3
9 DJ LeMahieu, R (6, 5) OBP: 0.167, SLG: 0.167										1	0	1	0	0	0	0
73 Chad Tracy, R (1, 3)		C SI 92 C SI 91 B SL 80 S SL 79 1-3 K			C SI 91 F SL 82 D SL 82 B SL 80 B FF 92 X SI 92 3-2 G1-6-3	B SL 82 B SL 81 F FF 90 C FF 90 S SL 83 2-3 K		C FF 91 B FC 77 X FF 90 1-1 G4-3		3	0	0	0	0	2	2
66 Ben Paulsen, L (6, 3) OBP: 0.400, SLG: 0.667										1	0	0	0	0	0	2
10 Chris Nelson, R (1, 4) OBP: 0.182, SLG: 0.182		B FF 90 F SI 91 C SL 77 X FF 92 1-2 F8			B SI 92 X SI 90 1-0 F9		C FF 90 F SI 89 B SI 92 B FC 78 X SI 90 2-2 26 F8 38 G6-3 2B		C FF 91 X FF 91 0-1 L4	2	0	0	0	0	0	1
18 Jonathan Herrera, S (6, 4) OBP: 0.400, SLG: 0.600										2	1	1	0	0	0	0
26 Brendan Harris, R (1, 10) OBP: 0.375, SLG: 0.500			C FF 92 X SI 92 0-1 G5-3		X FF 90 0-0 41 1B 1B		C FF 88 B FF 90 B CU 73 X SI 89 2-1 F8 2-3		C FF 91 S CU 72 S CU 74 0-3 K	3	0	1	0	0	0	1
65 Lars Davis, L (9, PH)										1	0	0	0	0	1	0
41 Wil Nieves, R (1, 2) OBP: 0.500, SLG: 0.429			B FF 91 B FF 91 B FF 92 C FF 91 X FF 91 3-1 G6-3		C SL 80 S SI 90 X FF 91 0-2 1-2 1B		X SI 91 0-0 G6-3 3-H		C FF 92 B FF 93 B CU 74 T FF 92 C CU 74 2-3 K	2	0	1	0	0	0	0
38 Wilkin Castillo, S (7, PH) OBP: 0.167, SLG: 0.167										2	0	0	1	0	1	0
(7, 2)																
Inning Stats	R: 0 E: 0 K: 2 S: 8 H: 0 LOB: 0 BB: 0 P: 10	R: 0 E: 0 K: 1 S: 11 H: 1 LOB: 1 BB: 0 P: 13	R: 0 E: 0 K: 0 S: 6 H: 0 LOB: 0 BB: 0 P: 10	R: 0 E: 0 K: 0 S: 11 H: 1 LOB: 1 BB: 0 P: 15	R: 0 E: 0 K: 0 S: 9 H: 2 LOB: 2 BB: 0 P: 15	R: 1 E: 0 K: 2 S: 10 H: 2 LOB: 1 BB: 0 P: 14	R: 1 E: 0 K: 0 S: 9 H: 1 LOB: 0 BB: 0 P: 14	R: 0 E: 0 K: 1 S: 12 H: 2 LOB: 2 BB: 0 P: 15	R: 0 E: 0 K: 2 S: 8 H: 0 LOB: 0 BB: 0 P: 10	1B: 6 2B: 2 3B: 1 HR: 0	SF: 0 SAC: 0 DP: 0 HBP: 0					

TOP

Colorado Rockies @ Kansas City Royals

Surprise Stadium, Surprise, AZ

Sat Mar 10 2012, 3:05 PM - 5:26 PM EST

Att. 5,891 - Sunny - 67 F

livebaseballscorecards.com

AB	36
R	2
H	9
RBI	2
BB	0
SO	8
LOB	11

PITCHER		IP	WLS	BF	H	R	ER	SO	BB	IBB	HBP	BLK	WP	HR	S	P	ERA	WHIP
39 Luis Mendoza, R ERA:	(1, 1)	4.0	W	14	2	0	0	3	0	0	0	0	0	0	36	48	0.00	0.500
37 Sean O'Sullivan, R ERA: 4.5	(5, 1)	2.0	H	10	4	1	1	2	0	0	0	0	0	0	19	29	4.50	2.000
45 Noel Arguelles, L ERA: 2.25	(7, 1)	2.0		9	3	1	1	1	0	0	0	0	0	0	21	29	4.50	1.500
55 Tim Collins, L ERA: 3.0	(9, 1)	1.0	S	3	0	0	0	2	0	0	0	0	0	0	8	10	0.00	0.000

PITCHER	IP	WLS	BF	H	R	ER	SO	BB	IBB	HBP	BLK	WP	HR	S	P	ERA	WHIP

Batter	1	2	3	4	5	6	7	8	9	AB	R	H	RBI	BB	SO	LOB
4 Alex Gordon, L (1, 7) OBP: 0.412, SLG: 0.667 63 Greg Golson, R (6, 7)	C FF 89 B CH 85 X FF 89 1-1 L8 ①		D FF 89 D SI 89 X FF 89 2-0 1-H 2B ③	X SL 85 0-0 L3 ③			C FF 89 B FF 91 S FF 91 X SL 86 1-2 G6-3 ①			3 0 1 1 0 0 2 1 0 0 0 0 0 0						
9 Johnny Giavotella, R (1, 4) OBP: 0.316, SLG: 0.389 64 Irving Falu, S (6, 4) OBP: 0.364, SLG: 0.636	B FF 89 C FF 88 B FF 90 F FF 88 S SL 80 2-3 K ②		C CU 77 B CH 87 X FC 89 1-1 G5-3 ②		C FF 89 B SL 84 F FF 90 S SL 85 1-3 K ①		F FF 90 X CH 85 0-1 F7 ②			3 0 0 0 0 2 1 1 0 0 0 0 0 0						
35 Eric Hosmer, L (1, 3) OBP: 0.333, SLG: 0.313 65 Max Ramirez, R (6, 3) OBP: 0.583, SLG: 1.444	B FF 91 F FF 89 X SI 89 1-1 G4-3 ③		C CU 77 B CU 75 F FF 90 B SL 80 S FC 90 2-3 K ③		C FF 90 F FF 92 F FF 91 X SL 86 0-2 16 HR 1B		C SL 86 S SL 84 B SL 84 F FF 90 S SL 85 1-3 K ③			3 1 1 0 0 1 1 1 0 0 0 0 1 0						
16 Billy Butler, R (1, 10) OBP: 0.500, SLG: 1.000 70 Wil Myers, R (8, PH) OBP: 0.250, SLG: 0.250 (9, 10)		B CU 74 B FF 89 X SI 89 2-0 8 G4-3 2B		B FF 91 B FF 91 F FF 90 B FF 91 X FF 92 3-1 G5-3 ①	B FF 90 1 SAFE S SL 85 X FF 90 1-1 1-H HR			C FF 94 C SL 86 B SL 89 F FF 94 F SL 88 F SL 88 C FF 95 1-3 K ①		3 1 2 2 0 0 0 1 0 0 0 0 1 0						
8 Mike Moustakas, L (1, 5) OBP: 0.353, SLG: 0.267 11 Yuniesky Betancourt, R (6, 5) OBP: 0.231, SLG: 0.538		B FF 88 C FF 88 T SI 88 F CU 80 F CU 77 F SI 88 F CU 79 X FF 90 1-2 2-3 G4-3 ①	B FF 92 B FF 92 X FF 91 2-0 6 BB 21 1B 2 1B 1B	B FF 90 X FF 90 1-0 G3 ②				S SL 86 F SL 86 F FF 95 X FF 94 0-2 P4 ②		3 1 1 0 0 0 1 1 0 0 0 0 0 0						
21 Jeff Francoeur, R (1, 9) OBP: 0.250, SLG: 0.300 12 Mitch Maier, L (6, 9) OBP: 0.455, SLG: 0.600		D CU 77 C FF 90 F SI 88 B SL 82 F FF 90 S CU 77 2-3 K ②	X FF 91 0-0 2 1B 6 BB 2 E 1-2 1B	B FF 91 C CH 83 B SL 86 F SL 84 X FF 88 2-2 G6-3 ③				C FF 94 B FF 94 S SL 87 B SL 87 X FF 95 2-2 27 1B 2B		3 1 1 0 0 1 1 1 0 1 0 0 0 0						
13 Salvador Perez, R (1, 2) 27 Brayan Peña, S (6, 2) OBP: 0.300, SLG: 0.400		X FF 89 0-0 F9 ③	C FF 91 F SL 89 D CU 77 T FF 92 1-2 K ②			X FF 88 0-0 F9 ①		B FF 93 X FF 93 1-0 2-H 1B ③		2 0 0 0 0 1 3 2 0 1 0 0 0 0						
6 Lorenzo Cain, R (1, 8) OBP: 0.571, SLG: 0.833 26 Derrick Robinson, S (6, 8) OBP: 0.500, SLG: 0.429			B CH 88 X FF 88 1-0 P4 ①	B SL 87 B FF 91 T SL 86 B FF 91 F SL 86 F FF 92 F SL 85 B FF 91 4-2 2 E 1-2 2-3 BB			C FF 89 S SL 84 C SL 84 0-3 K ②			1 0 0 0 1 0 0 1 0 0 0 0 1 0						
2 Alcides Escobar, R (1, 6) OBP: 0.273, SLG: 0.455 19 Tony Abreu, S (6, 6) OBP: 0.375, SLG: 0.286			S FF 89 X FF 89 0-1 4 2B 1B	B SL 87 F FF 90 F FF 91 X SL 86 1-2 E5 1-3 2-H 3-H 1B			X SL 84 0-0 P4 ③			2 1 2 1 0 0 0 1 0 0 0 0 0 0						
Inning Stats	R: 0 E: 0 K: 1 S: 7 H: 0 LOB: 0 BB: 0 P: 11	R: 0 E: 0 K: 1 S: 13 H: 1 LOB: 1 BB: 0 P: 18	R: 1 E: 0 K: 1 S: 9 H: 2 LOB: 1 BB: 0 P: 15	R: 2 E: 1 K: 1 S: 15 H: 3 LOB: 2 BB: 1 P: 26	R: 2 E: 0 K: 1 S: 13 H: 2 LOB: 0 BB: 0 P: 18	R: 0 E: 0 K: 1 S: 5 H: 0 LOB: 0 BB: 0 P: 5	R: 0 E: 0 K: 1 S: 9 H: 0 LOB: 0 BB: 0 P: 11	R: 0 E: 0 K: 1 S: 14 H: 2 LOB: 2 BB: 0 P: 18		1B: 6 2B: 3 3B: 0 HR: 1 SF: 0 SAC: 0 DP: 0 HBP: 0				WP: 0 PB: 0 SB: 0 CS: 0 PA: 34		

PITCHER	IP	WLS	BF	H	R	ER	SO	BB	IBB	HBP	BLK	WP	HR	S	P	ERA	WHIP
45 Jhoulys Chacín, R (1, 1) ERA: 3.6	3.0	L	12	3	1	1	3	0	0	0	0	0	0	29	44	3.00	1.000
53 Christian Friedrich, L (4, 1) ERA: 5.4	3.0		15	5	4	3	3	1	0	0	0	0	1	33	49	9.00	2.000
34 Matt Belisle, R (7, 1) ERA:	1.0		3	0	0	0	1	0	0	0	0	0	0	9	11	0.00	0.000
49 Rex Brothers, L (8, 1) ERA:	1.0		4	2	0	0	1	0	0	0	0	0	0	14	18	0.00	2.000

PITCHER	IP	WLS	BF	H	R	ER	SO	BB	IBB	HBP	BLK	WP	HR	S	P	ERA	WHIP

BOTTOM

Colorado Rockies @ Kansas City Royals

Surprise Stadium, Surprise, AZ

Sat Mar 10 2012, 3:05 PM - 5:26 PM EST

Att. 5,891 - Sunny - 67 F

livebaseballscorecards.com

AB	33
R	5
H	10
RBI	4
BB	1
SO	8
LOB	9

Kansas City Royals @ Oakland Athletics

Phoenix Municipal Stadium, Phoenix, AZ

Sun Mar 11 2012, 4:09 PM - 7:15 PM EDT

Att. 4,840 - Partly Cloudy - 74 F

TOP

livebaseballscorecards.com

Batter	1	2	3	4	5	6	7	8	9	AB	R	H	RBI	BB	SO	LOB
6 Lorenzo Cain, R (1, 8) OBP: 0.588, SLG: 0.786	11 1B 1B		F7		11 S 35 2B BB	1-H 2-H 3B		64 CS 3-H 1B		2	1	1	0	1	0	0
12 Mitch Maier, L (6, PH) OBP: 0.538, SLG: 0.833 (6, 8)										2	0	2	3	0	0	0
11 Yuniesky Betancourt, R (1, 4) OBP: 0.294, SLG: 0.588	1-2 1B		35 HR 2B		P6 1-2 2-3	P6		CS 1-2	24 WP 65 WP BB	4	1	2	0	0	0	3
64 Irving Falu, S (6, 4) OBP: 0.417, SLG: 0.636										0	0	0	0	1	0	0
35 Eric Hosmer, L (1, 3) OBP: 0.381, SLG: 0.579	K		2-H HR		2-H 3-H 2B		G4-3		K	3	1	2	4	0	1	2
25 Clint Robinson, L (6, 3) OBP: 0.250, SLG: 0.143										2	0	0	0	0	1	1
16 Billy Butler, R (1, 10) OBP: 0.421, SLG: 0.833	P4		G5-3		K		G6-3		24 WP 1-2 BB	3	0	0	0	0	1	3
65 Max Ramirez, R (7, PH) OBP: 0.571, SLG: 1.300 (7, 10)										1	0	0	0	1	0	0
63 Greg Golson, R (9, PR)										0	0	0	0	0	0	0
21 Jeff Francoeur, R (1, 9) OBP: 0.200, SLG: 0.231	P3			G6-3		F8	24 FC6-4 1B		K	3	0	0	0	0	0	2
70 Wil Myers, R (6, 9) OBP: 0.286, SLG: 0.286										2	0	1	0	0	1	2
8 Mike Moustakas, L (1, 5) OBP: 0.300, SLG: 0.222		F8		G4-3		F8	1-2f FC6-4		1-2 2-3 G4-3	3	0	0	0	0	0	0
24 Kevin Kouzmanoff, R (6, 5) OBP: 0.300, SLG: 0.500										2	0	0	0	0	0	3
27 Brayan Peña, S (1, 2) OBP: 0.308, SLG: 0.462		P4		G5-3		18 1B 2 1B 2B		19 F9 18 SH5-4 12 1B BB		3	1	1	0	0	0	0
66 Cody Clark, R (6, 2) OBP: 0.400, SLG: 0.333										0	1	0	0	1	0	0
26 Derrick Robinson, S (1, 7) OBP: 0.500, SLG: 0.375		P5			11 S 2 WP 35 2B BB	2-3 2 1B 12 3B 1B		1-2 SH5-4		1	1	0	0	1	0	0
18 David Lough, L (5, 7) OBP: 0.556, SLG: 0.778										1	1	1	0	0	0	0
2 Alcides Escobar, R (1, 6) OBP: 0.286, SLG: 0.429			G5-3		F9 1-2	1-2 3-H 12 3B 1B		F9 2-3		3	1	1	1	0	0	1
19 Tony Abreu, S (6, 6) OBP: 0.333, SLG: 0.250										1	0	0	0	0	0	1
Inning Stats	R: 0 E: 0 K: 1 S: 7 H: 2 LOB: 2 BB: 0 P: 7	R: 0 E: 0 K: 0 S: 3 H: 0 LOB: 0 BB: 0 P: 3	R: 2 E: 0 K: 0 S: 7 H: 2 LOB: 0 BB: 0 P: 8	R: 0 E: 0 K: 0 S: 3 H: 0 LOB: 0 BB: 0 P: 3	R: 2 E: 0 K: 1 S: 6 H: 1 LOB: 1 BB: 2 P: 16	R: 3 E: 0 K: 0 S: 7 H: 4 LOB: 1 BB: 0 P: 7	R: 0 E: 0 K: 0 S: 4 H: 1 LOB: 1 BB: 0 P: 4	R: 1 E: 0 K: 0 S: 3 H: 1 LOB: 0 BB: 1 P: 8	R: 0 E: 0 K: 2 S: 9 H: 0 LOB: 3 BB: 2 P: 19	1B: 6 2B: 3 3B: 1 HR: 1 SF: 0 SAC: 1 DP: 0 HBP: 0	WP: 3 PB: 0 SB: 2 CS: 1 PA: 43					

	AB	36
	R	8
	H	11
	RBI	8
	BB	5
	SO	4
	LOB	18

PITCHER		IP	WLS	BF	H	R	ER	SO	BB	IBB	HBP	BLK	WP	HR	S	P	ERA	WHIP
57 Tommy Milone, L ERA: 3.12	(1, 1)	3.2		15	4	2	2	1	0	0	0	0	0	1	19	20	4.91	1.091
77 Jordan Norberto, L ERA: 5.4	(4, 1)	0.1		1	0	0	0	0	0	0	0	0	0	0	1	1	0.00	0.000
48 Ryan Cook, R ERA: 4.5	(5, 1)	1.0		6	1	2	2	1	2	0	0	0	1	0	6	16	18.00	3.000
45 Graham Godfrey, R ERA: 9.0	(6, 1)	2.0	B	12	5	4	4	0	1	0	0	0	0	0	11	15	18.00	3.000
65 Pedro Figueroa, L ERA:	(8, 1)	1.0	W	3	1	0	0	0	0	0	0	0	0	0	3	4	0.00	1.000

PITCHER		IP	WLS	BF	H	R	ER	SO	BB	IBB	HBP	BLK	WP	HR	S	P	ERA	WHIP
60 Fautino De Los Santos, R ERA: 2.7	(9, 1)	1.0	S	5	0	0	0	2	2	0	0	0	2	0	9	19	0.00	2.000

Batter	1	2	3	4	5	6	7	8	9	AB	R	H	RBI	BB	SO	LOB
19 Jemile Weeks, S (1, 4) OBP: 0.348, SLG: 0.591 7 Adam Rosales, R (7, 4) OBP: 0.333, SLG: 0.600	F8		2-H: 2B	52 FC5; 4 1B; 1-3: 1B		G5-3		E5; 68 BB; 28 2B		4 1	0 1	2 0	1 0	0 0	0 0	0 2
4 Coco Crisp, S (1, 8) OBP: 0.316, SLG: 0.389 23 Michael Taylor, R (7, 9) OBP: 0.263, SLG: 0.188	P3		K	52 FC5; 1-2; 3-H: 1B		G6-3		P2		4 1	0 0	1 0	1 0	0 0	1 0	1 2
52 Yoenis Cespedes, R (1, 10) OBP: 0.571, SLG: 1.000 68 Jeff Fiorentino, L (8, PH) OBP: 0.500, SLG: 0.600 (9, 10)	F9			31 FC5-4; BB FC5; 1-2; 2-3f			K; 1-2	28 2B; 1-2; 2-3: BB		3 0	0 1	0 0	0 0	1 1	1 0	2 0
31 Jonny Gomes, R (1, 7) OBP: 0.292, SLG: 0.429 28 Eric Sogard, L (7, 6) OBP: 0.433, SLG: 0.704		G5-3		FC5-4; 1-2f; 15 3B	20 1B; 15 G6-4-3: 2B		K; 1-H; 2-H; 3-H: 2B			3 2	2 0	1 1	0 3	0 0	0 1	1 0
20 Josh Donaldson, R (1, 5) OBP: 0.364, SLG: 0.310		F9		F8	15 G6-4-3; 2-3: 1B		37 1B; 1-B	K		5	0	2	0	0	1	3
15 Seth Smith, L (1, 9) OBP: 0.333, SLG: 0.450 37 Brandon Moss, L (7, 7) OBP: 0.462, SLG: 0.583		F8		26 WP; 1-H: 3B	G6-4-3; 1-2f; 3-H		1-2: 1B			3 1	1 0	1 1	1 0	0 0	0 0	1 0
26 Anthony Recker, R (1, 2) OBP: 0.333, SLG: 0.273 72 Derek Norris, R (9, 2) OBP: 0.222, SLG: 0.222			G1-3	25 HR; 3-H: 1B	1B		F9			4 0	1 0	2 0	0 0	0 0	0 0	2 0
25 Kila Ka'aihue, L (1, 3) OBP: 0.235, SLG: 0.467 18 Cedric Hunter, L (8, PR) OBP: 0.400, SLG: 0.250 22 Chris Carter, R (9, 3) OBP: 0.381, SLG: 0.389			F8	1-H: HR	K			68 BB; 36 S; 28 2B; BB		3 0 0	1 1 0	1 0 0	2 0 0	1 0 0	1 0 0	1 0 0
2 Cliff Pennington, S (1, 6) OBP: 0.458, SLG: 0.476 36 Grant Green, R (7, 8) OBP: 0.143, SLG: 0.667			19 2B; 2B	19 1B; 4 1B; BB		F8		K; 1-2		2 1	2 0	1 0	0 0	1 0	0 1	0 1
Inning Stats	R: 0 E: 0 K: 0 S: 3 H: 0 LOB: 0 BB: 0 P: 3	R: 0 E: 0 K: 0 S: 3 H: 0 LOB: 0 BB: 0 P: 3	R: 1 E: 0 K: 1 S: 7 H: 2 LOB: 1 BB: 0 P: 7	R: 5 E: 0 K: 0 S: 10 H: 5 LOB: 2 BB: 2 P: 20	R: 1 E: 0 K: 1 S: 7 H: 3 LOB: 1 BB: 0 P: 7	R: 0 E: 0 K: 0 S: 3 H: 0 LOB: 0 BB: 0 P: 3	R: 0 E: 0 K: 2 S: 9 H: 2 LOB: 2 BB: 0 P: 9	R: 3 E: 1 K: 2 S: 9 H: 1 LOB: 2 BB: 2 P: 20		1B: 7 2B: 4 3B: 1 HR: 1 SF: 0 SAC: 0 DP: 1 HBP: 0				WP: 1 PB: 0 SB: 1 CS: 0 PA: 41		

PITCHER		IP	WLS	BF	H	R	ER	SO	BB	IBB	HBP	BLK	WP	HR	S	P	ERA	WHIP
52 Bruce Chen, L ERA: 9.64	(1, 1)	3.0		11	2	1	1	1	0	0	0	0	0	0	13	13	3.00	0.667
22 Mike Montgomery, L ERA: 20.25	(4, 1)	0.2	B	7	3	5	5	0	2	0	0	0	1	1	7	17	67.50	7.500
47 Nate Adcock, R ERA: 2.08	(4, 1)	0.1		5	4	1	1	0	0	0	0	0	0	0	5	5	27.00	12.000
46 Tommy Hottovy, L ERA:	(5, 1)	1.0		3	1	0	0	1	0	0	0	0	0	0	5	5	0.00	1.000
67 Francisley Bueno, L ERA:	(6, 1)	1.0		3	0	0	0	0	0	0	0	0	0	0	3	3	0.00	0.000

PITCHER		IP	WLS	BF	H	R	ER	SO	BB	IBB	HBP	BLK	WP	HR	S	P	ERA	WHIP
40 Kelvin Herrera, R ERA: 2.25	(7, 1)	1.0		5	2	0	0	2	0	0	0	0	0	0	9	9	0.00	2.000
38 Blake Wood, R ERA:	(8, 1)	1.0	L	7	1	3	0	2	2	0	0	0	0	0	9	20	0.00	3.000

BOTTOM

Kansas City Royals @ Oakland Athletics

Phoenix Municipal Stadium, Phoenix, AZ

Sun Mar 11 2012, 4:09 PM - 7:15 PM EDT

Att. 4,840 - Partly Cloudy - 74 F

livebaseballscorecards.com

AB	37
R	10
H	13
RBI	8
BB	4
SO	6
LOB	16

Batter	1	2	3	4	5	6	7	8	9	AB	R	H	RBI	BB	SO	LOB
7 Grégor Blanco, L (1, 8) OBP: 0.615, SLG: 0.591	C FF 93 B FF 93 S CH 87 B FF 95 X FF 95 2-2 ① 1B		B FF 92 L FF 92 X FF 93 1-1 1-H 1B		B CU 73 C FF 93 B SL 84 B FF 93 B FF 93 4-1 21 S BB		B FF 90 B FF 90 C FF 89 X FF 89 2-1 21 G4-3 1B			3	0	3	1	1	0	0
56 Tyler Graham, R (7, 8)										0	0	0	0	0	0	0
21 Freddy Sanchez, R (1, 10) OBP: 0.273, SLG: 0.200	B FF 94 F FF 94 C CH 88 B SL 88 F SI 94 F CU 80 F FF 96 S SL 88 2-3 ② K		F FF 92 F SL 87 F FC 89 X SI 93 0-2 ① F8		F FF 94 B FF 93 B FF 94 C FF 94 F FF 94 B FF 92 B SL 83 4-2 1-2 BB		C SL 78 F FF 89 B FF 88 1 SAFE D SL 80 X FF 91 2-2 ②③ G4-3 1-2f			3	0	0	0	1	1	2
12 Nate Schierholtz, L (1, 9) OBP: 0.389, SLG: 0.412	S CU 79 X FF 95 0-1 6 WP 1B		B CH 86 F FF 93 C SI 93 X SL 85 1-2 ② F9		S FF 93 X FF 93 0-1 ③ G3-1			X SL 78 0-0 ① F8		3	0	1	0	0	0	3
8 Roger Kieschnick, L (5, 9) OBP: 0.167, SLG: 0.167										1	0	0	0	0	0	0
6 Brett Pill, R (1, 3) OBP: 0.333, SLG: 0.607	B FF 94 B CU 79 C FF 93 S FC 89 X FC 90 2-2 ③ F8 1-2		F SI 93 F SL 87 S CU 79 0-3 ③ K			F FF 89 B SI 90 X SI 90 1-1 13 G6-3 50 G4-3 1B		B FF 89 C SL 81 S SL 78 B FF 90 F SI 87 B FF 89 X FF 88 3-2 2B		4	0	2	0	0	1	2
50 Conor Gillaspie, L (1, 5) OBP: 0.261, SLG: 0.476		X FF 92 0-0 HR		C FF 93 B FF 94 S FF 92 B SL 86 X SL 83 2-2 ① G3-1		X SI 89 0-0 ① G4-3 1-2		C SL 78 C FF 91 S SL 81 0-3 ② K		4	1	1	1	0	1	2
13 Joaquin Arias, R (1, 4) OBP: 0.222, SLG: 0.250		B FF 93 X CH 86 1-0 ① G6-3		B SL 82 C CH 84 B FF 93 B SL 84 F FF 94 C FF 94 3-3 ② K		B SI 88 C SL 77 X SI 89 1-1 ② G6-3 2-3		C SL 84 S CU 83 S CU 84 0-3 ③ K		3	0	0	0	0	1	1
Ehire Adrianza, S (7, 6)										1	0	0	0	0	1	1
35 Brandon Crawford, L (1, 6) OBP: 0.500, SLG: 0.563		C CU 76 X CH 86 0-1 ② F7		X CH 85 0-0 ③ F9		B SL 77 B SL 78 C SL 77 B SI 88 F CH 80 F SL 79 B SI 90 4-2 BB			C SL 91 C FF 93 S CH 85 0-3 ① K	2	0	0	0	1	0	0
66 Joe Panik, L (6, 6) OBP: 0.500, SLG: 0.833										1	0	0	0	0	1	0
(7, 4)																
22 Eli Whiteside, R (1, 2) OBP: 0.333, SLG: 0.357		B FF 93 B SL 87 C CH 86 X FF 94 2-1 ③ F9			S SL 81 B FF 92 F FF 91 C CU 76 1-3 ① K	C FF 88 F SL 78 B SL 79 F FF 88 F FF 89 1 SAFE X SL 79 1-2 ③ P5			F FF 91 B CU 75 S CU 84 B FF 93 F CU 83 F CU 83 S CH 86 2-3 ② K2-1-3	3	0	0	0	0	1	2
29 Héctor Sánchez, S (6, 2) OBP: 0.412, SLG: 1.133										1	0	0	0	0	1	0
2 Emmanuel Burriss, S (1, 7) OBP: 0.478, SLG: 0.619			F FF 91 B CH 86 C FF 92 H SL 86 2-2 7 S 7 1B HBP		B CU 74 F CH 84 B FF 92 X CH 84 2-1 ② G3-1		B FF 89 B CH 88 X FF 89 2-0 ① G6-3		B FF 90 B FF 91 B FF 91 C FF 91 S SL 90 F FF 92 X CU 83 3-2 ③ F8	2	1	0	0	0	0	0
51 Justin Christian, R (7, 7) OBP: 0.231, SLG: 0.231										1	0	0	0	0	0	0
Inning Stats	R: 0 E: 0 K: 1 S: 14 H: 2 LOB: 1 BB: 0 P: 20	R: 1 E: 0 K: 0 S: 6 H: 1 LOB: 0 BB: 0 P: 9	R: 1 E: 0 K: 1 S: 14 H: 1 LOB: 1 BB: 0 P: 18	R: 0 E: 0 K: 1 S: 7 H: 0 LOB: 0 BB: 0 P: 12	R: 0 E: 0 K: 1 S: 11 H: 0 LOB: 2 BB: 2 P: 22	R: 0 E: 0 K: 0 S: 13 H: 1 LOB: 2 BB: 1 P: 20	R: 0 E: 0 K: 0 S: 6 H: 1 LOB: 0 BB: 0 P: 12	R: 0 E: 0 K: 2 S: 11 H: 1 LOB: 1 BB: 0 P: 14	R: 0 E: 0 K: 2 S: 12 H: 0 LOB: 0 BB: 0 P: 17	1B: 5 2B: 1 3B: 0 HR: 1 SF: 0 SAC: 0 DP: 1 HBP: 1	WP: 1 PB: 0 SB: 2 CS: 0 PA: 36					

TOP

San Francisco Giants @ Kansas City Royals

Surprise Stadium, Surprise, AZ

Mon Mar 12 2012, 4:06 PM - 6:37 PM EDT

Att. 6,243 - Sunny - 75 F

livebaseballscorecards.com

AB	32
R	2
H	7
RBI	2
BB	3
SO	8
LOB	13

PITCHER		IP	WLS	BF	H	R	ER	SO	BB	IBB	HBP	BLK	WP	HR	S	P	ERA	WHIP
44 Luke Hochevar, R ERA: 3.6	(1, 1)	3.0	L	13	4	2	2	2	0	0	1	0	1	1	34	47	6.00	1.333
49 Jake Odorizzi, R ERA: 4.5	(4, 1)	2.0		8	0	0	0	2	2	0	0	0	0	0	18	34	0.00	1.000
31 Louis Coleman, R ERA:	(6, 1)	1.0		5	1	0	0	0	1	0	0	0	0	0	13	20	0.00	2.000
50 Jose Mijares, L ERA:	(7, 1)	1.2		6	2	0	0	1	0	0	0	0	0	0	14	23	0.00	1.200
56 Greg Holland, R ERA:	(8, 1)	1.1		4	0	0	0	3	0	0	0	0	0	0	15	20	0.00	0.000

PITCHER	IP	WLS	BF	H	R	ER	SO	BB	IBB	HBP	BLK	WP	HR	S	P	ERA	WHIP

BOTTOM

Batter	1	2	3	4	5	6	7	8	9	AB	R	H	RBI	BB	SO	LOB
1 Jarrod Dyson, L (1, 8) OBP: 0.273, SLG: 0.273 12 Mitch Maier, L (6, 8) OBP: 0.533, SLG: 0.786	C FF 90 B CU 77 B FF 92 F CH 84 B CH 84 F CH 84 F FF 91 X SI 92 3-2 ① G6-3			B CH 83 B FF 89 C FF 91 X FF 91 2-1 2 E 2 G6-3 1B		C FF 90 X FF 91 0-1 1B		D CH 85 X FF 94 1-0 ② G1 2-3		2 2	1 0	1 1	0 1	0 0	0 0	0 1
2 Alcides Escobar, R (1, 6) OBP: 0.250, SLG: 0.375 11 Yuniesky Betancourt, R (6, 6) OBP: 0.263, SLG: 0.526	S FF 91 C SI 91 X SI 92 0-2 ② G4-3			C FF 89 1 SAFE B FF 91 X CH 83 1-1 ① G6-3 1-H		C FF 91 1 SAFE F FF 91 X FF 90 0-2 ② P2		S CU 81 S CU 82 D CU 86 X FF 93 1-2 ③ G4-3		2 2	0 0	0 0	1 0	0 0	0 0	0 2
35 Eric Hosmer, L (1, 3) OBP: 0.391, SLG: 0.550 16 Billy Butler, R (6, 3) OBP: 0.429, SLG: 0.800 63 Greg Golson, R (9, PR)	C CH 84 F CU 80 F CH 84 B FF 93 T CU 81 1-2 ③ K			C CU 77 B FF 91 C CH 82 F CH 84 B SI 90 B FF 92 B CH 83 4-2 4 K BB		C FF 92 B FF 92 X FF 92 1-1 ③ L4			C FF 92 B SI 82 X SI 82 1-1 64 B3 1B	1 2 0	0 0 0	0 1 0	0 0 0	1 0 0	1 0 0	0 1 0
4 Alex Gordon, L (1, 7) OBP: 0.368, SLG: 0.588 18 David Lough, L (6, 7) OBP: 0.455, SLG: 0.636		C CU 79 S CH 84 B FF 90 F CU 79 X SI 92 1-2 ① G4-3		C FF 90 1 SAFE B FF 90 C CU 77 S CU 79 1-3 ②③ K 1-2			B SI 90 X FF 92 1-0 ① F8		C FF 88 S SL 80 S SL 80 0-3 ① K	2 2	0 0	0 0	0 0	0 0	1 1	1 1
8 Mike Moustakas, L (1, 5) OBP: 0.318, SLG: 0.211 64 Irving Falu, S (5, PR) OBP: 0.357, SLG: 0.538 (6, 5)		B FF 92 B FF 92 S CH 83 S CH 85 S CH 84 2-3 ② K			C FF 93 F CU 80 H SI 94 1-2 21 G5-3 HBP		C FF 90 B SL 81 F FF 92 X FF 91 1-2 ② F9		X FF 89 0-0 ② B3 1-2	1 2	0 0	0 0	0 0	0 0	1 1	0 1
21 Jeff Francoeur, R (1, 9) OBP: 0.176, SLG: 0.200 70 Wil Myers, R (6, 9) OBP: 0.313, SLG: 0.313		B CU 78 X FF 91 1-0 ③ G4-3			F SI 92 X FF 94 0-1 ① G5-3 1-2		B SL 84 B FF 91 C FF 92 F FF 92 F FF 93 X FF 92 2-2 E8 1B		S FF 92 X CH 83 0-1 ③ G2-3	2 2	0 0	0 1	0 0	0 0	0 0	1 2
13 Salvador Perez, R (1, 10)			B FF 91 C CU 77 F CH 84 S CH 82 1-3 ① K		D SL 87 D SI 94 X FF 93 2-0 ② G6-3		T FF 92 B FF 92 F SL 86 X SL 85 1-2 ③ G6-3			3	0	0	0	0	1	3
27 Brayan Peña, S (1, 2) OBP: 0.333, SLG: 0.429 66 Cody Clark, R (6, 2) OBP: 0.333, SLG: 0.250			B SI 91 B FF 92 B CH 82 C FF 91 B FF 90 4-1 17 G4-6-3 BB		F CU 82 B CU 82 B SI 93 X SI 94 2-1 ③ G5-3			B FF 93 C FF 93 F FF 94 S CU 86 1-3 ① K		1 1	0 0	0 0	0 0	1 0	0 1	2 0
17 Chris Getz, L (1, 4) OBP: 0.200, SLG: 0.111 9 Johnny Giavotella, R (6, 4) OBP: 0.333, SLG: 0.450			F FF 89 S SL 82 X CH 83 0-2 ②③ G4-6-3 1-2f			B FF 90 F FF 90 F FF 92 C FF 91 1-3 ① K		B FF 93 F FF 94 B SL 82 X FF 93 2-1 12 G1 2B		1 2	0 0	0 1	0 0	0 1	0 0	1 0
Inning Stats	R: 0 E: 0 K: 1 S: 12 H: 0 LOB: 0 BB: 0 P: 16	R: 0 E: 0 K: 1 S: 8 H: 0 LOB: 0 BB: 0 P: 12	R: 0 E: 0 K: 1 S: 7 H: 0 LOB: 0 BB: 1 P: 12	R: 1 E: 0 K: 1 S: 10 H: 1 LOB: 0 BB: 1 P: 18	R: 0 E: 0 K: 0 S: 7 H: 0 LOB: 2 BB: 0 P: 12	R: 0 E: 0 K: 1 S: 10 H: 1 LOB: 1 BB: 0 P: 12	R: 0 E: 1 K: 0 S: 11 H: 1 LOB: 1 BB: 0 P: 16	R: 0 E: 0 K: 1 S: 9 H: 1 LOB: 1 BB: 0 P: 14	R: 0 E: 0 K: 1 S: 8 H: 1 LOB: 2 BB: 0 P: 9	1B: 4 2B: 1 3B: 0 HR: 0		SF: 0 SAC: 0 DP: 1 HBP: 1		WP: 0 PB: 0 SB: 0 CS: 0		PA: 33

PITCHER		IP	WLS	BF	H	R	ER	SO	BB	IBB	HBP	BLK	WP	HR	S	P	ERA	WHIP
55 Tim Lincecum, R ERA: 6.75	(1, 1)	4.0	W	13	1	1	0	4	2	0	0	0	0	0	37	58	0.00	0.750
46 Santiago Casilla, R ERA:	(5, 1)	1.0	H	4	0	0	0	0	0	0	1	0	0	0	7	12	0.00	0.000
76 Andrew Kown, R ERA: 3.0	(6, 1)	2.0	H	8	2	0	0	1	0	0	0	0	0	0	21	28	0.00	1.000
79 Jean Machi, R ERA: 3.0	(8, 1)	1.0	H	4	1	0	0	1	0	0	0	0	0	0	9	14	0.00	1.000
81 Wilmin Rodriguez, L ERA:	(9, 1)	1.0	S	4	1	0	0	1	0	0	0	0	0	0	8	9	0.00	1.000

PITCHER	IP	WLS	BF	H	R	ER	SO	BB	IBB	HBP	BLK	WP	HR	S	P	ERA	WHIP

San Francisco Giants @ Kansas City Royals

Surprise Stadium, Surprise, AZ

Mon Mar 12 2012, 4:06 PM - 6:37 PM EDT

Att. 6,243 - Sunny - 75 F

livebaseballscorecards.com

AB	30
R	1
H	5
RBI	1
BB	2
SO	7
LOB	16

Batter	1	2	3	4	5	6	7	8	9	AB	R	H	RBI	BB	SO	LOB
6 Drew Stubbs, R (1, 8) OBP: 0.563, SLG: 0.583	B FF 90 C FF 88 B SI 89 C FF 89 B SL 80 B FF 89 4-2 3 E 3 SF9 BB		C FF 87 B FF 90 X CH 79 1-1 3 1B 32 1B 1B	C SI 90 F CH 82 B FF 89 S FF 91 1-3 ③ K			S FF 97 S FF 98 B CU 80 B CU 80 B FF 98 X FF 96 3-2 ③ F7		S SL 76 F SI 88 S SL 76 0-3 ③ K	2	2	1	0	1	1	0
23 Denis Phipps, R (7, PH) OBP: 0.364, SLG: 0.550										2	0	0	0	0	1	1
(7, 8)																
3 Chris Valaika, R (1, 4) OBP: 0.333, SLG: 0.333	D FF 88 1 SAFE S FF 89 D FF 89 S FF 87 X FF 89 2-2 ① SF9 1-H		B FF 87 1 SAFE S CH 81 1 SAFE X FF 89 1-1 27 BB 32 1B 21 1B 1-2 1B	C FF 88 F SL 85 X CU 81 0-2 ① G6-3				C FF 91 X FF 92 0-1 E1 9 2B 1B		1	1	1	1	0	0	0
15 Wilson Valdez, R (5, PH) OBP: 0.333, SLG: 0.313										2	1	1	0	0	0	0
(5, 4)																
28 Chris Heisey, R (1, 7) OBP: 0.250, SLG: 0.286	B SL 79 B SL 79 S FF 88 B FF 89 F FF 89 F FF 88 F CH 80 F FF 88 X FF 90 3-2 ② P4		C CU 79 S CU 78 B CU 77 T SI 90 1-2 ① K	S CH 82 S SL 84 B FF 90 F CU 80 S CH 82 1-3 ② K				X CU 72 0-0 ① P3		3	0	0	0	0	2	2
48 Ryan Ludwick, R (6, 7) OBP: 0.263, SLG: 0.333										1	0	0	0	0	0	1
32 Jay Bruce, L (1, 9) OBP: 0.563, SLG: 0.867	B FF 89 C FF 89 C FF 90 X FF 92 1-2 HR		B CU 77 X SL 87 1-0 27 BB 21 1B 1-2 2-H 1B	S CH 86 B CH 85 B CU 79 C CU 78 C FF 90 2-3 ③ K				B CU 73 X FF 92 1-0 3-H 2B		3	1	2	2	0	1	0
9 Willie Harris, L (6, 9) OBP: 0.278, SLG: 0.250										1	0	1	1	0	0	0
27 Scott Rolen, R (1, 10) OBP: 0.571, SLG: 0.667	B SL 79 B FF 91 B FF 90 C FF 91 S FF 90 B FF 90 4-2 BB		B SL 84 F FF 90 C CU 77 B SL 85 B CH 81 B FF 92 4-2 21 1B 1-2 2-3 BB			C FF 95 T CU 79 F FF 97 F CU 80 B FF 97 B FF 98 X FF 96 2-2 ① F8		F FF 91 X CH 81 0-1 ② G5-3		1	0	0	0	2	0	0
74 Henry Alejandro Rodriguez, S (8, PH) OBP: 0.400, SLG: 0.308										1	0	0	0	0	0	1
(8, 10)																
21 Todd Frazier, R (1, 5) OBP: 0.348, SLG: 0.810	C FF 89 B CH 83 S CH 82 S CH 86 1-3 ③ K		B CU 80 X FF 90 1-0 ② 1-2 2-H 3-H 1B			C FF 97 S CU 81 C FF 98 0-3 ② K		C CU 72 C CU 72 X CU 73 0-2 ③ G3-1		2	0	1	1	0	1	1
25 Juan Francisco, L (6, PH) OBP: 0.263, SLG: 0.474										2	0	0	0	0	1	1
(6, 5)																
39 Devin Mesoraco, R (1, 2) OBP: 0.154, SLG: 0.231		B FF 89 X FF 88 1-0 ① P6	C FF 91 C CU 79 B FF 91 X CH 83 1-2 ③ G1-3			B FF 98 X FF 97 1-0 ③ G4-3			C SI 87 F SI 88 X SL 76 0-2 ① G6-3	2	0	0	0	0	0	2
30 Dioner Navarro, S (6, PH) OBP: 0.250, SLG: 0.467										2	0	0	0	0	0	0
(6, 2)																
69 Neftali Soto, R (1, 3) OBP: 0.267, SLG: 0.429		B FF 89 C FF 88 F CH 80 B SL 82 B CH 81 F CH 81 X FF 89 3-2 ② L9		X FF 89 0-0 7 G4-6-3 1B			X FF 95 0-0 ① G6-3		C SL 74 S SL 77 X SL 76 0-2 ② P2	2	0	1	0	0	0	0
73 Donald Lutz, L (6, 3) OBP: 0.353, SLG: 0.765										2	0	0	0	0	0	0
7 Paul Janish, R (1, 6) OBP: 0.333, SLG: 0.235		C SI 89 X FF 89 0-1 ③ P5		B SL 85 1 SAFE B FF 89 C FF 89 F FF 89 F CH 82 X CH 82 2-2 ① ② G4-6-3 1-2f			C FF 95 B CU 80 B SI 88 C FF 95 S FF 97 2-3 ② K		F SI 88 X SI 88 0-1 1B	2	0	0	0	0	0	1
68 Didi Gregorius, L (6, 6) OBP: 0.308, SLG: 0.583										2	0	1	0	0	1	0

Inning Stats																								
	R: 2	H: 1	R: 0	H: 0	R: 2	H: 4	R: 0	H: 1	R: 0	H: 0	R: 0	H: 0	R: 0	H: 0	R: 1	H: 2	R: 0	H: 1	1B: 7	SF: 1	WP: 0	PA: 37
	E: 1	LOB: 1	E: 0	LOB: 0	E: 0	LOB: 2	E: 0	LOB: 0	E: 0	LOB: 0	E: 0	LOB: 0	E: 1	LOB: 1	E: 0	LOB: 1	E: 0	LOB: 1	2B: 1	SAC: 0	PB: 0	
	K: 1	BB: 2	K: 0	BB: 0	K: 1	BB: 1	K: 1	BB: 0	K: 2	BB: 0	K: 1	BB: 0	K: 0	BB: 0	K: 1	BB: 0	K: 1	BB: 0	3B: 0	DP: 1	SB: 0	
	S: 19	P: 34	S: 7	P: 11	S: 14	P: 24	S: 8	P: 11	S: 10	P: 13	S: 9	P: 12	S: 7	P: 12	S: 9	P: 10	S: 11	P: 11	HR: 1	HBP: 0	CS: 0	

PITCHER		IP	WLS	BF	H	R	ER	SO	BB	IBB	HBP	BLK	WP	HR	S	P	ERA	WHIP
57 Jonathan Sánchez, L ERA: 21.0	(1, 1)	2.0		11	3	4	4	1	2	0	0	0	0	1	30	51	18.00	2.500
61 Everett Teaford, L ERA:	(3, 1)	3.0	W	11	3	0	0	4	1	0	0	0	0	0	28	42	0.00	1.333
41 Jeremy Jeffress, R ERA:	(6, 1)	2.0	H	6	0	0	0	2	0	0	0	0	0	0	16	24	0.00	0.000
55 Tim Collins, L ERA: 2.25	(8, 1)	1.0	H	5	2	1	0	0	0	0	0	0	0	0	9	10	0.00	2.000
46 Tommy Hottovy, L ERA:	(9, 1)	1.0	S	4	1	0	0	1	0	0	0	0	0	0	11	11	0.00	1.000

PITCHER	IP	WLS	BF	H	R	ER	SO	BB	IBB	HBP	BLK	WP	HR	S	P	ERA	WHIP

TOP

Cincinnati Reds @ Kansas City Royals

Surprise Stadium, Surprise, AZ

Tue Mar 13 2012, 4:07 PM - 6:45 PM EDT

Att. 4,057 - Sunny - 75 F

livebaseballscorecards.com

AB	33
R	5
H	9
RBI	5
BB	3
SO	8
LOB	10

BOTTOM

Cincinnati Reds @ Kansas City Royals

Surprise Stadium, Surprise, AZ

Tue Mar 13 2012, 4:07 PM - 6:45 PM EDT

Att. 4,057 - Sunny - 75 F

livebaseballscorecards.com

Batter	1	2	3	4	5	6	7	8	9	AB	R	H	RBI	BB	SO	LOB
4 Alex Gordon, L (1, 7) OBP: 0.391, SLG: 0.700 63 Greg Golson, R (6, 7)	B SI 89 B SI 89 S SI 90 B CH 83 B SI 90 4-1 35 G1-3 16 1B 21 1B BB	F CH 84 F SI 85 B SI 91 S SL 82 1-3 ② K		B FF 91 B FF 90 X FF 90 2-0 HR	1 SAFE B CU 71 C CH 77 C FF 91 1 SAFE S CU 74 1-3 ③ K			B FF 90 F FF 88 B FF 89 B FF 90 X FF 90 3-1 ① L9		3 1	2 0	1 0	1 0	1 0	2 0	3 0
9 Johnny Giavotella, R (1, 4) OBP: 0.333, SLG: 0.435 17 Chris Getz, L (6, 4) OBP: 0.333, SLG: 0.273	C CH 82 C SI 90 T CH 83 0-2 ① K	B SL 81 B CH 85 X CH 85 2-0 16 BB 35 1B 2-H 3-H 1B		F FF 91 C SL 83 B SL 84 B SL 85 C SL 84 2-3 ① K		C SI 88 C CU 73 B SL 80 F SI 90 X CU 76 1-2 25 1B 35 SF9 1B		B FF 89 B CH 82 C FF 90 X FF 89 2-1 25 1B 1B		3 2	1 1	1 2	2 0	0 0	2 0	1 0
16 Billy Butler, R (1, 3) OBP: 0.500, SLG: 0.818 25 Clint Robinson, L (6, 3) OBP: 0.333, SLG: 0.250	B CH 83 X SI 89 1-0 21 1B 35 G1-3 1-2 1B	1 SAFE B CU 77 B SI 90 B SI 90 B SI 90 4-0 35 1B 1-2 BB		C SL 83 F SI 84 B FF 92 X SL 83 1-2 35 FC1-6 1B		D SI 90 X CH 81 1-0 18 WP 1-3 1B		C FF 90 1 SAFE F FF 89 1 SAFE X SL 83 0-2 35 G6-4-3 1-3 1B		2 2	0 0	2 2	0 0	1 0	0 0	0 0
35 Eric Hosmer, L (1, 10) OBP: 0.357, SLG: 0.500	C SI 90 D CH 84 X CH 84 1-1 ② G1-3 1-2 2-3	B SI 85 B FC 88 X SI 91 2-0 1-2 2-H 1B		X FF 92 0-0 ② FC1-6 21 WP 1-2f		B CH 81 C SI 90 X SL 76 1-1 ① SF9 3-H		C CH 82 X FF 90 0-1 ② ③ G6-4-3 1-2f		4	0	1	2	0	0	5
21 Jeff Francoeur, R (1, 9) OBP: 0.200, SLG: 0.222 18 David Lough, L (6, 9) OBP: 0.417, SLG: 0.583	C SI 84 T CH 85 B FF 90 X SL 82 1-2 2-3 3-H 1B	B SI 90 X FF 90 1-0 ③ F9		C FF 92 B FF 92 B SL 86 X FF 91 2-1 ③ G1-3 1-2		C SI 91 F CH 82 B SI 90 S CU 76 1-3 ② K 1-2				3 1	0 0	1 0	1 0	0 0	0 1	3 1
6 Lorenzo Cain, R (1, 8) OBP: 0.600, SLG: 0.941 12 Mitch Maier, L (6, 8) OBP: 0.500, SLG: 0.733	C SI 91 F SI 85 1 SAFE B SI 91 X SL 81 1-2 ③ F7	C SI 88 C SI 89 X SI 91 0-2 11 F7 66 1B 1B	C SI 88 0-2 1B	C FF 92 B SL 83 S SL 81 B FF 90 F SL 82 F SI 91 F CU 75 B CH 81 X FF 91 3-2 HR		C CH 82 B SI 90 C SL 75 S SL 81 1-3 ③ K				3 1	1 0	2 0	1 0	0 0	0 1	2 1
13 Salvador Perez, R (1, 2) 66 Cody Clark, R (2, 2) OBP: 0.400, SLG: 0.375		X SI 85 0-0 ① 2 SH1-4 11 1B 9 1B 1B	C SI 90 X SI 90 0-1 2 G6-4-3 1-2 1B	B SL 80 C FF 92 C SI 90 X SL 82 1-2 ① P4			F FF 88 B SI 89 B SL 81 B SL 80 X FF 90 3-1 ① F9			0 4	0 1	0 2	0 0	0 0	0 0	0 0
11 Yuniesky Betancourt, R (1, 5) OBP: 0.273, SLG: 0.500 64 Irving Falu, S (6, 5) OBP: 0.333, SLG: 0.500		F SI 91 B SI 91 B CH 84 X CH 85 2-1 2 SH1-4 9 1B 1-2 1B	C SI 91 S SI 90 X SI 91 0-2 ① F7 2-3	C SL 81 X SI 90 0-1 ② G5-3			C CU 73 S CH 82 F FF 89 B SL 80 C SI 89 1-3 ② K			3 1	1 0	1 0	0 0	0 0	0 1	2 0
2 Alcides Escobar, R (1, 6) OBP: 0.278, SLG: 0.389 19 Tony Abreu, S (6, 6) OBP: 0.300, SLG: 0.222		X SI 89 0-0 ① SH1-4 1-2 2-3	D CH 85 B SI 91 S CH 84 X SI 91 2-1 ② ③ G6-4-3 1-2f	B SL 81 B FF 91 B SI 90 C FF 90 X FF 90 3-1 1B			B FF 90 X CH 82 1-0 ③ F7			2 1	0 0	1 0	0 0	0 0	0 0	2 0
Inning Stats	R: 1 E: 0 K: 1 S: 13 H: 2 LOB: 2 BB: 1 P: 21	R: 3 E: 0 K: 1 S: 10 H: 4 LOB: 2 BB: 1 P: 22	R: 0 E: 0 K: 0 S: 10 H: 2 LOB: 1 BB: 0 P: 12	R: 1 E: 0 K: 1 S: 10 H: 2 LOB: 1 BB: 1 P: 17	R: 1 E: 0 K: 1 S: 16 H: 2 LOB: 1 BB: 0 P: 24	R: 1 E: 0 K: 2 S: 13 H: 2 LOB: 1 BB: 0 P: 18	R: 0 E: 0 K: 1 S: 7 H: 0 LOB: 0 BB: 0 P: 12	R: 0 E: 0 K: 0 S: 9 H: 2 LOB: 1 BB: 0 P: 14		1B: 14 2B: 0 3B: 0 HR: 2 SF: 1 SAC: 1 DP: 2 HBP: 0					

	AB	36
	R	7
	H	16
	RBI	7
	BB	2
	SO	7
	LOB	20

PITCHER		IP	WLS	BF	H	R	ER	SO	BB	IBB	HBP	BLK	WP	HR	S	P	ERA	WHIP
44 Mike Leake, R ERA: 7.71	(1, 1)	3.0		18	8	4	4	2	2	0	0	0	0	0	33	55	12.00	3.333
80 Nick Christiani, R ERA: 6.0	(4, 1)	1.0	L	5	2	1	1	1	0	0	0	0	1	1	10	17	9.00	2.000
63 Sam LeCure, R ERA: 11.57	(5, 1)	3.0		13	4	2	2	4	0	0	0	0	1	1	36	54	6.00	1.333
64 Sean Gallagher, R ERA:	(8, 1)	1.0		4	2	0	0	0	0	0	0	0	0	0	9	14	0.00	2.000

PITCHER	IP	WLS	BF	H	R	ER	SO	BB	IBB	HBP	BLK	WP	HR	S	P	ERA	WHIP

WP: 2 PA: 40
PB: 0
SB: 0
CS: 0

Kansas City Royals @ Seattle Mariners

Peoria Stadium, Peoria, AZ

Wed Mar 14 2012, 10:05 PM - 12:38 AM EDT

Att. 6,755 - Clear - 78 F

livebaseballscorecards.com

TOP

Batter	1	2	3	4	5	6	7	8	9	AB	R	H	RBI	BB	SO	LOB
4 Alex Gordon, L (1, 7) OBP: 0.385, SLG: 0.652	X FF 89 0-0 ① F7		C SI 88 X CU 71 0-1 ② G3			C SI 94 S CH 86 B SI 94 B SI 95 B CH 87 X FF 94 3-2 17 G1-3 17 PB 1B		X FF 89 0-0 ① B1-3		3	0	1	0	0	0	0
18 David Lough, L (6, 7) OBP: 0.385, SLG: 0.538										1	0	0	0	0	0	0
17 Chris Getz, L (1, 4) OBP: 0.333, SLG: 0.231	B FF 88 C FF 89 B CH 83 B FF 88 C SI 90 B SI 90 4-2 35 WP BB		C SI 89 F CU 72 B CH 81 X SL 81 1-2 ③ G6-3			B SI 94 S SI 94 S CH 86 F FF 94 B SI 95 X CH 87 2-2 ② G1-3 1-3		C FF 88 B SL 80 B SL 80 X FF 89 2-1 E4		2	0	0	0	1	0	1
9 Johnny Giavotella, R (6, 4) OBP: 0.320, SLG: 0.417										1	0	0	0	0	0	0
35 Eric Hosmer, L (1, 3) OBP: 0.387, SLG: 0.500	C SI 89 B SI 90 B SL 83 B SL 83 B CH 82 4-1 21 G6-4-3 1-2 BB			B SI 85 B SI 88 C SI 87 X SI 89 2-1 21 G5-4-3 1B		B FF 93 B FF 93 C FF 93 F SI 95 F SI 95 S CH 87 2-3 ③ K		B SL 81 B FF 89 X FF 90 2-0 ② P6		2	0	1	0	1	1	1
25 Clint Robinson, L (6, 3) OBP: 0.316, SLG: 0.235										1	0	0	0	0	0	1
21 Jeff Francoeur, R (1, 10) OBP: 0.208, SLG: 0.273	B SI 90 X SL 83 1-0 ② ③ G6-4-3 1-2f			X SI 86 0-0 ① ② G5-4-3 1-2f			X FF 92 0-0 64 E 2B	F SI 79 B FF 88 B FF 90 F SI 81 X FF 90 2-2 ③ G3		4	1	1	0	0	0	4
12 Mitch Maier, L (1, 9) OBP: 0.500, SLG: 0.688		B FC 88 C FF 88 B CU 71 B SL 82 B SI 88 4-1 6 FC5-4 BB		C SI 89 C SL 82 B CU 71 C SL 82 1-3 ③ K			C FF 91 C SL 80 S SL 80 0-3 ① K		C FF 95 S SI 94 B CU 80 B CU 81 C SI 95 2-3 ① K	1	0	0	0	1	1	0
70 Wil Myers, R (6, 9) OBP: 0.278, SLG: 0.278										2	0	0	0	0	2	1
11 Yuniesky Betancourt, R (1, 5) OBP: 0.292, SLG: 0.478		C SI 88 D SL 83 C SI 89 F CU 71 B FS 82 1 SAFE 1 SAFE B FF 87 F FF 89 3-2 ① X SL 82 L9	B SI 95 B SI 95 F SI 95 B CH 86 F SI 94 B FF 94 4-2 6 G4-6-3 BB				B SI 92 F SI 92 F FF 92 B SL 81 X FF 92 2-2 E3 1 G4-3 65 1B 2-H		B SI 95 B FF 96 F FF 95 S SI 95 F FF 96 C CU 79 2-3 ② K	1	0	0	0	1	0	1
64 Irving Falu, S (6, 5) OBP: 0.294, SLG: 0.438										2	1	0	0	0	1	0
6 Lorenzo Cain, R (1, 8) OBP: 0.545, SLG: 0.842		C SI 88 S SI 88 X SI 90 0-2 ② FC5-4 1-2f	C SI 94 X FF 94 0-1 ① ② G4-6-3 1-2f				S SI 91 B SL 78 C SL 79 B SI 90 X SL 79 2-2 ② G4-3 1-2		C FF 96 B CH 89 X FF 96 1-1 ③ G5-3	2	0	0	0	0	0	2
1 Jarrod Dyson, L (6, 8) OBP: 0.231, SLG: 0.231										2	0	0	0	0	0	1
27 Brayan Peña, S (1, 2) OBP: 0.353, SLG: 0.438		B SI 88 C SI 88 F CH 82 F SI 89 F FS 82 X CU 71 1-2 ③ P6	X SI 95 0-0 ③ 1B				B FF 93 B FF 93 B FF 91 C FF 92 X FF 93 3-1 2-H 1B			2	0	1	0	0	0	1
65 Max Ramirez, R (6, 2) OBP: 0.600, SLG: 1.273										1	0	1	1	0	0	0
2 Alcides Escobar, R (1, 6) OBP: 0.250, SLG: 0.350			C FF 87 X SI 87 0-1 ① F9			X SI 93 0-0 ① F8	C FF 92 X SL 80 0-1 ③ F7			2	0	0	0	0	0	0
19 Tony Abreu, S (6, 6) OBP: 0.273, SLG: 0.200										1	0	0	0	0	0	1
Inning Stats	R: 0 E: 0 K: 0 S: 5 H: 0 LOB: 1 BB: 2 P: 14	R: 0 E: 0 K: 0 S: 14 H: 0 LOB: 1 BB: 1 P: 22	R: 0 E: 0 K: 0 S: 7 H: 0 LOB: 0 BB: 0 P: 8	R: 0 E: 0 K: 1 S: 6 H: 1 LOB: 0 BB: 0 P: 9	R: 0 E: 0 K: 0 S: 5 H: 1 LOB: 1 BB: 1 P: 9	R: 0 E: 0 K: 1 S: 12 H: 1 LOB: 1 BB: 0 P: 19	R: 2 E: 1 K: 1 S: 14 H: 2 LOB: 1 BB: 0 P: 21	R: 0 E: 1 K: 0 S: 7 H: 0 LOB: 1 BB: 0 P: 13	R: 0 E: 0 K: 2 S: 9 H: 0 LOB: 0 BB: 0 P: 14	1B: 4 2B: 1 3B: 0 HR: 0 SF: 0 SAC: 0 DP: 3 HBP: 0						

	AB	30
	R	2
	H	5
	RBI	1
	BB	4
	SO	5
	LOB	14

WP: 1 PB: 1 SB: 0 CS: 0 PA: 34

PITCHER		IP	WLS	BF	H	R	ER	SO	BB	IBB	HBP	BLK	WP	HR	S	P	ERA	WHIP
25 Kevin Millwood, R ERA: 4.0	(1, 1)	4.0	W	14	1	0	0	1	3	0	0	0	1	0	32	53	0.00	1.000
35 Steve Delabar, R ERA: 2.25	(5, 1)	2.0	H	7	2	0	0	1	1	0	0	0	0	0	17	28	0.00	1.500
36 Oliver Pérez, L ERA: 10.38	(7, 1)	1.0		6	2	2	0	1	0	0	0	0	0	0	14	21	0.00	2.000
37 Cesar Jimenez, L ERA: 9.0	(8, 1)	1.0		4	0	0	0	0	0	0	0	0	0	0	7	13	0.00	0.000
54 Tom Wilhelmsen, R ERA: 3.6	(9, 1)	1.0		3	0	0	0	2	0	0	0	0	0	0	9	14	0.00	0.000

PITCHER	IP	WLS	BF	H	R	ER	SO	BB	IBB	HBP	BLK	WP	HR	S	P	ERA	WHIP

Batter	1	2	3	4	5	6	7	8	9	AB	R	H	RBI	BB	SO	LOB
13 Dustin Ackley, L (1, 4) OBP: 0.333, SLG: 0.708 26 Stefen Romero, R (5, 4) OBP: 0.600, SLG: 0.800	C SI 92 B FF 93 S SI 93 S SL 85 1-3 K ①		X SI 93 0-0 F8 ② C FF 88 B CH 88 B SL 79 X FF 87 2-1 F7 ③			B FF 95 S SL 86 X SI 94 1-1 1-H 2B ②				3 1	0 0	0 1	0 1	0 0	1 0	4 0
33 Casper Wells, R (1, 10) OBP: 0.281, SLG: 0.185	B FF 94 F SI 93 B SL 86 X SI 92 2-1 G5-3 ②		B SL 86 B SI 91 F SI 93 1 SAFE X SL 86 2-1 1-2f FC6-4 ③		F FF 93 S FF 94 S FF 96 0-3 K ①	S SI 94 F CU 78 F SI 96 B CU 80 F SL 86 C SI 95 1-3 K ③				4	0	0	0	0	2	1
51 Ichiro Suzuki, L (1, 9) OBP: 0.409, SLG: 0.389 94 Mike Wilson, R (8, 9) OBP: 0.500, SLG: 0.455	F FF 94 B SI 95 X SI 94 1-1 1B			B SI 91 B CH 86 X SI 92 2-0 4 1B 17 BB 30 SF8 1B	C FF 95 X SL 86 0-1 G3-1 ②		C SI 93 X SI 84 0-1 L7 ①			4 0	1 0	2 0	0 0	0 0	0 0	0 0
17 Justin Smoak, S (1, 3) OBP: 0.435, SLG: 0.500 16 Alex Liddi, R (5, 3) OBP: 0.522, SLG: 0.611	C SI 93 X SI 94 0-1 G6-3 ③			C SI 94 1 SAFE B FF 93 B CH 87 C CH 87 B SL 86 F SI 93 1 SAFE B SI 93 4-2 55 BB 4 1B 72 1B 1-2 BB	C FF 95 S SL 87 B SL 89 S FF 96 1-3 K ③		F SI 94 X CU 78 0-1 3 2-5 2B			1 2	1 0	0 1	0 0	1 0	0 1	1 0
4 Carlos Peguero, L (1, 7) OBP: 0.355, SLG: 0.621		B FF 91 X SI 91 1-0 G4-3 ①		B FF 87 B FF 87 C FF 87 X FF 88 2-1 72 1B 55 BB 1-2 2-3 1B		B FF 95 C SI 95 B SI 96 B SI 96 F SI 94 F FF 96 B SI 96 4-2 30 S 55 2B BB	X SI 87 0-0 F8 ②			3 1	1 0	1 1	0 0	1 0	0 0	1 0
30 Miguel Olivo, R (1, 2) OBP: 0.250, SLG: 0.353 3 Guillermo Quiroz, R (7, 2) OBP: 0.167, SLG: 0.667		C FF 92 C SL 84 S SL 86 0-3 K ②		F CH 78 B FF 88 B FF 88 X CH 78 2-1 SF8 ① 3-H		C CH 86 S CH 86 B CH 87 F SL 87 B SI 97 F SI 96 B SI 96 F SI 97 B SI 97 4-2 55 2B 1-2 BB	B SI 95 1-0 2-5 ③ 2-3	F SI 93 X SI 94 0-1 L3 ①		1 1	1 0	0 0	1 0	1 0	1 0	0 0
55 Michael Saunders, L (1, 8) OBP: 0.481, SLG: 0.708 99 Jabari Blash, R (7, 8)		B SI 93 B CH 88 B SI 92 C FF 92 X FF 94 3-1 G6-3 ③		C SL 78 S SL 78 B SL 80 B FF 89 B FF 90 B FF 88 4-2 72 1B 1-2 2-3 BB		X SI 95 0-0 72 1B 1-H 2-H 2B		B CH 84 B CH 83 X SI 94 2-0 G2-3 ②		2 1	1 0	1 0	2 0	1 0	0 0	0 0
72 Vinnie Catricala, R (1, 5) OBP: 0.391, SLG: 0.682			B SL 82 B SI 92 B SI 93 B FF 92 4-0 26 FC5-4 BB	D SI 80 F SI 79 C FF 88 X FF 89 1-2 1-2 2-3 3-H 1B		C CH 86 S CH 86 B SI 96 F SI 96 X CH 86 1-2 96 FC4 2-H 1B		B SL 85 X SI 94 1-0 F9 ③		3 0	0 0	2 0	2 0	1 0	0 0	0 0
26 Brendan Ryan, R (1, 6) OBP: 0.263, SLG: 0.421 96 Gabriel Noriega, R (4, PH) (5, 6)			C FF 92 1 SAFE B SI 92 B SI 93 B FF 92 X SI 92 3-1 FC5-4 ① 33 FC6-4 1-2f	X FF 87 0-0 F9 ②		X SI 94 0-0 FC4 ① 26 WP 26 2B 1-2f				1 2	0 1	0 0	0 0	0 0	0 4	1 4
Inning Stats	R: 0 E: 0 K: 1 S: 9 H: 1 LOB: 1 BB: 0 P: 13	R: 0 E: 0 K: 1 S: 6 H: 0 LOB: 0 BB: 0 P: 10	R: 0 E: 0 K: 0 S: 5 H: 0 LOB: 1 BB: 1 P: 14	R: 2 E: 0 K: 0 S: 16 H: 3 LOB: 3 BB: 2 P: 33	R: 0 E: 0 K: 2 S: 8 H: 0 LOB: 0 BB: 0 P: 9	R: 4 E: 0 K: 1 S: 21 H: 3 LOB: 0 BB: 2 P: 32	R: 0 E: 0 K: 0 S: 5 H: 1 LOB: 1 BB: 0 P: 6	R: 0 E: 0 K: 0 S: 4 H: 0 LOB: 0 BB: 0 P: 7									

PITCHER		IP	WLS	BF	H	R	ER	SO	BB	IBB	HBP	BLK	WP	HR	S	P	ERA	WHIP
43 Aaron Crow, R ERA: 3.6	(1, 1)	3.0	L	13	2	2	2	2	2	0	0	0	0	0	24	47	6.00	1.333
71 Brandon Sisk, L ERA:	(4, 1)	1.0		6	2	0	0	0	1	0	0	0	0	0	12	23	0.00	3.000
51 Jonathan Broxton, R ERA:	(5, 1)	1.0		3	0	0	0	2	0	0	0	0	0	0	8	9	0.00	0.000
59 Felipe Paulino, R ERA: 7.2	(6, 1)	3.0		14	4	4	4	1	2	0	0	0	1	0	30	45	12.00	2.000

PITCHER	IP	WLS	BF	H	R	ER	SO	BB	IBB	HBP	BLK	WP	HR	S	P	ERA	WHIP

BOTTOM

Kansas City Royals @ Seattle Mariners

Peoria Stadium, Peoria, AZ

Wed Mar 14 2012, 10:05 PM - 12:38 AM EDT

Att. 6,755 - Clear - 78 F

livebaseballscorecards.com

AB	29
R	6
H	8
RBI	6
BB	5
SO	5
LOB	12

1B: 5	2B: 3	3B: 0	HR: 0	SF: 1	SAC: 0	DP: 0	HBP: 0	WP: 1	PB: 0	SB: 1	CS: 0	PA: 35
---	---	---	---	---	---	---	---	---	---	---	---	---

Kansas City Royals @ Los Angeles Dodgers

Camelback Ranch, Glendale, AZ

Thu Mar 15 2012, 4:08 PM - 7:21 PM EDT

Att. 5,766 - Sunny - 79 F

TOP

livebaseballscorecards.com

Batter	1	2	3	4	5	6	7	8	9	AB	R	H	RBI	BB	SO	LOB
4 Alex Gordon, L (1, 7) OBP: 0.379, SLG: 0.600	4-0 9 FC1-6 9 WP BB		0-0 G4-3 ②		1-0 G5-3 ① 1-2		4-0 17 FC4 35 1B 1-2 BB		0-0 F8 ①	2	0	0	0	1	0	1
85 Brian Fletcher, R (6, 7) OBP: 0.500, SLG: 0.333										1	1	0	0	1	0	1
9 Johnny Giavotella, R (1, 4) OBP: 0.321, SLG: 0.407	1-0 FC1-6 ① 1-3		0-0 1B ②		0-0 L9 ②		0-0 FC4 35 1B 25 2B 1-2 2-3		0-0 35 S 35 SF8 1-2 1B	3	0	1	0	0	0	2
17 Chris Getz, L (6, 4) OBP: 0.353, SLG: 0.267										2	2	1	0	0	0	2
35 Eric Hosmer, L (1, 10) OBP: 0.417, SLG: 0.517	4-0 16 G6-4-3 BB		0-0 G4-3 ③		0-0 2-H 1B		0-0 25 2B 1-2 2-H 3-H 1B		1-0 SF8 ② 1-H 2-H	3	1	2	4	1	0	1
16 Billy Butler, R (1, 3) OBP: 0.444, SLG: 0.720	0-0 G6-4-3 ② ③ 1-2f			0-0 G1-3 ①	0-0 F8 ③		0-0 1-H 2-H 2B ②		4-0 BB	3	0	0	0	0	0	3
25 Clint Robinson, L (6, 3) OBP: 0.381, SLG: 0.333										1	0	1	2	1	0	0
12 Mitch Maier, L (1, 9) OBP: 0.476, SLG: 0.632		0-0 6 K2 1B		0-0 G4-3 ②		0-0 L4 ①	0-0 G6-3 ③		0-0 F9 ③	3	0	1	0	0	0	0
18 David Lough, L (6, 9) OBP: 0.333, SLG: 0.467										2	0	0	0	0	0	1
6 Lorenzo Cain, R (1, 8) OBP: 0.520, SLG: 0.909		0-3 K2 ① ② 1-1f		0-0 HR		0-0 G6-3 ②		0-3 K ①		3	1	1	1	0	1	1
63 Greg Golson, R (6, 8)										1	0	0	0	0	1	0
11 Yuniesky Betancourt, R (1, 6) OBP: 0.333, SLG: 0.538		0-0 2B		0-0 1B		0-0 F7 ③		0-0 G1-3 ②		3	0	2	0	0	0	0
19 Tony Abreu, S (6, 6) OBP: 0.250, SLG: 0.182										1	0	0	0	0	0	0
27 Brayan Peña, S (1, 2) OBP: 0.316, SLG: 0.389		0-0 F9 ③		0-0 G4-3 ③			0-0 89 FC4-6 1B	0-0 G5-3 ③		2	0	0	0	0	0	2
66 Cody Clark, R (6, 2) OBP: 0.417, SLG: 0.400										2	0	1	0	0	0	0
64 Irving Falu, S (1, 5) OBP: 0.316, SLG: 0.444			0-0 F7 ①		0-0 4 S 35 1B 1B		0-0 FC4-6 ① 17 FC4 85 BB 35 1B 1-2f		0-0 17 1B 35 E 1B	2	1	1	0	0	0	0
89 Rey Navarro, S (6, 5) OBP: 0.250, SLG: 0.250										2	2	1	0	0	0	1

	AB	36
	R	8
	H	12
	RBI	7
	BB	4
	SO	2
	LOB	15

Inning Stats	1	2	3	4	5	6	7	8	9
	R: 0 E: 0 K: 0 S: 2 H: 0 LOB: 1 BB: 2 P: 11	R: 0 E: 0 K: 1 S: 6 H: 2 LOB: 1 BB: 0 P: 6	R: 0 E: 0 K: 0 S: 4 H: 1 LOB: 1 BB: 0 P: 4	R: 1 E: 0 K: 0 S: 5 H: 2 LOB: 1 BB: 0 P: 5	R: 1 E: 0 K: 0 S: 5 H: 2 LOB: 1 BB: 0 P: 6	R: 0 E: 0 K: 0 S: 3 H: 0 LOB: 0 BB: 0 P: 3	R: 4 E: 0 K: 0 S: 6 H: 3 LOB: 0 BB: 1 P: 10	R: 0 E: 0 K: 1 S: 5 H: 0 LOB: 0 BB: 0 P: 5	R: 2 E: 0 K: 0 S: 5 H: 2 LOB: 1 BB: 1 P: 10

	1B	9	SF	1	WP	1	PA	41
	2B	3	SAC	0	PB	0		
	3B	0	DP	2	SB	3		
	HR	1	HBP	0	CS	0		

PITCHER		IP	WLS	BF	H	R	ER	SO	BB	IBB	HBP	BLK	WP	HR	S	P	ERA	WHIP
58 Chad Billingsley, R ERA: 4.5	(1, 1)	3.2		15	4	1	1	1	2	0	0	0	1	1	15	24	2.46	1.636
60 Todd Coffey, R ERA: 2.7	(4, 1)	1.1	H	7	3	1	1	0	0	0	0	0	0	0	7	8	6.75	2.250
59 Angel Guzman, R ERA:	(6, 1)	1.0	H	3	0	0	0	0	0	0	0	0	0	0	3	3	0.00	0.000
66 Mike MacDougal, R ERA: 15.43	(7, 1)	0.1	L	5	2	4	4	0	1	0	0	0	0	0	4	8	108.00	9.000
33 John Grabow, L ERA:	(7, 1)	1.2	B	5	1	0	0	1	0	0	0	0	0	0	7	7	0.00	0.600

PITCHER		IP	WLS	BF	H	R	ER	SO	BB	IBB	HBP	BLK	WP	HR	S	P	ERA	WHIP
61 Alberto Castillo, L ERA: 3.0	(9, 1)	1.0		6	2	2	1	0	1	0	0	0	0	0	5	10	9.00	3.000

Batter	1	2	3	4	5	6	7	8	9	AB	R	H	RBI	BB	SO	LOB
9 Dee Strange-Gordon, L (1, 6) OBP: 0.435, SLG: 0.278	BBBB 4-0 6 1B 6 S 27 BLK BB	X 0-0 ③ F7		X 0-0 ③ L6		X 0-0 ③ F8			X 0-0 ① F9	2	1	0	0	1	0	3
31 Tim Federowicz, R (6, 2) OBP: 0.231, SLG: 0.182										2	0	0	0	0	0	0
6 Jerry Hairston, R (1, 5) OBP: 0.421, SLG: 0.500	X 0-0 27 BLK 27 1B 1-3 1B		X 0-0 ① P6		X 0-0 13 BLK 16 HBP 13 1B 1B		X 0-0 ① G6-3		X 0-0 ② P3	3	2	2	0	0	0	0
37 Josh Fields, R (6, 5) OBP: 0.421, SLG: 0.632										2	0	0	0	0	0	0
27 Matt Kemp, R (1, 8) OBP: 0.333, SLG: 0.474	X 0-0 ① 1-H 3-H 1B		SFS 0-3 ② K		FFS 0-3 ① K		CCS 0-3 ② K		X 0-0 ③ F8	3	0	1	1	0	2	1
67 Jeff Baisley, R (6, 3) OBP: 0.154, SLG: 0.154										2	0	0	0	0	1	0
21 Juan Rivera, R (1, 3) OBP: 0.238, SLG: 0.700	X 0-0 ② G6-3		BBBB 4-0 16 FC4-6 BB		CFS 0-3 ② K		CFS 0-3 ③ K			2	0	0	0	1	1	1
64 Lance Zawadzki, L (6, 4) OBP: 0.308, SLG: 0.308										1	0	0	0	0	1	0
16 Andre Ethier, L (1, 9) OBP: 0.471, SLG: 0.933	CFS 0-3 ③ K		X 0-0 ③ FC4-6 1-2f		H 1-0 13 BLK 13 1B 1-2 HBP			SFC 0-3 ① K		2	1	0	0	0	1	1
65 Luis Alfonso Cruz, R (6, 6) OBP: 0.273, SLG: 0.273										1	0	0	0	0	1	0
13 Iván De Jesús Jr., R (1, 4) OBP: 0.391, SLG: 0.400		X 0-0 58 SH5-4 18 1B 1B		X 0-0 48 G6-4-3 18 1B 60 1B 1B	X 0-0 1-H 2-H 1B			X 0-0 E3 30 S		3	1	3	2	0	0	0
63 Matt Angle, L (6, 8) OBP: 0.412, SLG: 0.231										1	0	0	0	0	0	0
18 Matt Treanor, R (1, 2) OBP: 0.556, SLG: 0.857		X 0-0 58 SH5-4 1-2 1B		X 0-0 48 G6-4-3 1-2 1B	X 0-0 ③ L9			CCS 0-3 ② K 1-2		3	0	2	0	0	0	1
59 Angel Guzman, R (6, 1)										0	0	0	0	0	0	0
66 Mike MacDougal, S (7, 1)										0	0	0	0	0	0	0
33 John Grabow, L (7, 1)										0	0	0	0	0	0	0
30 Josh Bard, S (8, PH)										1	0	0	0	0	1	1
61 Alberto Castillo, L (9, 1)										0	0	0	0	0	0	0
48 Cory Sullivan, L (1, 7) OBP: 0.400, SLG: 0.524		X 0-0 ① L8		X 0-0 ① ② G6-4-3 1-2f 2-3		X 0-0 ① F8		BBBB 4-0 BB		3	0	0	0	1	0	4
58 Chad Billingsley, R (1, 1)		X 0-0 ② SH5-4 1-2 2-3		X 0-0 3-H 1B		X 0-0 ② F9		X 0-0 ③ F9		0	0	0	0	0	0	0
60 Todd Coffey, R (4, 1) OBP: 1.000, SLG: 1.000										1	0	1	1	0	0	0
23 Jerry Sands, R (6, 9) OBP: 0.333, SLG: 0.235										2	0	0	0	0	0	2
Inning Stats	R: 2 E: 0 K: 1 S: 6 H: 2 LOB: 0 BB: 1 P: 10	R: 0 E: 0 K: 0 S: 5 H: 2 LOB: 2 BB: 0 P: 5	R: 0 E: 0 K: 1 S: 5 H: 0 LOB: 1 BB: 1 P: 9	R: 1 E: 0 K: 0 S: 5 H: 3 LOB: 1 BB: 0 P: 5	R: 2 E: 0 K: 2 S: 9 H: 2 LOB: 1 BB: 0 P: 10	R: 0 E: 0 K: 0 S: 3 H: 0 LOB: 0 BB: 0 P: 3	R: 0 E: 0 K: 2 S: 7 H: 0 LOB: 0 BB: 0 P: 7	R: 0 E: 1 K: 2 S: 8 H: 0 LOB: 2 BB: 1 P: 12	R: 0 E: 0 K: 0 S: 3 H: 0 LOB: 0 BB: 0 P: 3	1B: 9 2B: 0 3B: 0 HR: 0		SF: 0 SAC: 1 DP: 1 HBP: 1				

PITCHER		IP	WLS	BF	H	R	ER	SO	BB	IBB	HBP	BLK	WP	HR	S	P	ERA	WHIP
23 Danny Duffy, L ERA: 3.6	(1, 1)	3.0		14	4	2	2	2	2	0	0	1	0	0	16	24	6.00	2.000
48 Joakim Soria, R ERA: 12.0	(4, 1)	2.0		11	5	3	3	2	0	0	1	1	0	0	14	15	13.50	2.500
50 Jose Mijares, L ERA:	(6, 1)	1.0	W	3	0	0	0	0	0	0	0	0	0	0	3	3	0.00	0.000
40 Kelvin Herrera, R ERA: 1.5	(7, 1)	2.0	H	8	0	0	0	4	1	0	0	0	0	0	15	19	0.00	0.500
56 Greg Holland, R ERA:	(9, 1)	1.0	S	3	0	0	0	0	0	0	0	0	0	0	3	3	0.00	0.000

PITCHER	IP	WLS	BF	H	R	ER	SO	BB	IBB	HBP	BLK	WP	HR	S	P	ERA	WHIP

BOTTOM

Kansas City Royals @ Los Angeles Dodgers

Camelback Ranch, Glendale, AZ

Thu Mar 15 2012, 4:08 PM - 7:21 PM EDT

Att. 5,766 - Sunny - 79 F

livebaseballscorecards.com

AB	34
R	5
H	9
RBI	4
BB	3
SO	8
LOB	14

Milwaukee Brewers @ Kansas City Royals

Surprise Stadium, Surprise, AZ

Fri Mar 16 2012, 4:05 PM - 7:00 PM EDT

Att. 6,322 - Sunny - 69 F

TOP

livebaseballscorecards.com

Batter	1	2	3	4	5	6	7	8	9	AB	R	H	RBI	BB	SO	LOB
7 Norichika Aoki, L (1, 9) OBP: 0.206, SLG: 0.242	C FF 91 B FF 93 B FF 92 X FF 92 2-1 E3 2 FC3-6			C FF 91 C CH 80 B FF 91 S FF 93 1-3 ① K		B FF 91 X FF 92 1-0 2 G4-6-3 1B		B SL 78 C FF 88 F FF 88 S FF 88 1-3 ① K		3	0	1	0	0	1	0
73 Michael Reed, R (7, 8)										1	0	0	0	0	1	3
2 Nyjer Morgan, L (1, 8) OBP: 0.241, SLG: 0.333	B FF 92 B SI 92 X SI 91 2-0 ① FC3-6 23 K 1-2f			B SL 74 M CH 82 S CH 81 F FF 91 F FF 91 S CH 80 1-3 ② K		B CU 72 B FF 92 F FF 93 F FF 94 F CU 72 B FF 93 X FF 92 3-2 ②③ G4-6-3 1-2f		B SL 76 C SL 76 S SI 89 F SL 76 S SL 75 1-3 ② K		3	0	0	0	0	1	2
Mike Walker, L (6, 3)										1	0	0	0	0	1	3
23 Rickie Weeks Jr., R (1, 4) OBP: 0.565, SLG: 0.667	C SI 92 1 SAFE C SI 92 B FF 94 S SL 81 1-3 ②③ K 1-2			F CH 80 S FF 91 B FF 92 B FF 93 X SL 78 2-2 ③ G5-3			C FF 89 F CH 81 B SI 89 F SL 79 B FF 90 F CH 78 B SI 91 F SI 90 B SI 90 4-2 5 G1-6-3 BB	C SL 76 F SI 88 S SL 76 0-3 ③ K		2	0	0	0	0	1	1
3 Cesar Izturis, S (6, 6) OBP: 0.276, SLG: 0.320										1	0	0	0	1	1	3
16 Aramis Ramirez, R (1, 5) OBP: 0.278, SLG: 0.389		F SI 91 B SI 92 F FF 91 B FF 93 S SL 79 2-3 ① K			B SL 76 S SI 91 X SI 91 1-1 E7 24 G4-3 20 1B 1B		C FF 89 C SL 79 X SL 78 0-2 ① P5		C FF 95 X FF 96 0-1 ① G6-3	2	1	1	0	0	1	0
65 Jeff Bianchi, R (6, 4) OBP: 0.091, SLG: 0.091										2	0	0	0	0	0	1
24 Mat Gamel, L (1, 3) OBP: 0.393, SLG: 0.708		B FF 92 B CH 82 X SI 91 2-0 ② L7			B FF 91 C CH 81 B CH 82 X FF 91 2-1 ① G4-3 2-3		1 SAFE B SI 90 S FF 90 B CH 82 X CH 82 2-1 ②③ G1-6-3 1-2f		X FF 96 0-0 ② G3	2	0	0	0	0	0	1
5 Taylor Green, L (6, 5) OBP: 0.370, SLG: 0.458										2	0	0	0	0	0	1
11 Alex Gonzalez, R (1, 6) OBP: 0.458, SLG: 0.696		C SI 91 F SL 77 S SI 92 0-3 ③ K			X FF 89 0-0 ② P6			B FF 88 X FF 89 1-0 45 BB 9 1B 28 1B 1B	F FF 95 B CU 78 B SI 89 X SI 97 2-1 HR	2	0	0	0	0	1	1
Corey Patterson, L (6, 8) OBP: 0.333, SLG: 0.833										2	2	2	1	0	0	0
(7, 7)																
20 Jonathan Lucroy, R (1, 2) OBP: 0.571, SLG: 0.857			C SI 90 F SI 91 B SI 92 X SL 77 1-2 ① L8		C SI 91 F SI 90 F SI 91 X CH 80 0-2 1B 3-H			X SI 88 0-0 28 1B 45 BB 1B 1-2	C FF 96 F FF 95 B CU 78 X FF 96 1-2 45 1B 2B	2	0	1	1	0	0	0
9 George Kottaras, L (5, 2) OBP: 0.364, SLG: 0.600										2	1	2	0	0	0	0
45 Travis Ishikawa, L (1, 7) OBP: 0.444, SLG: 0.652			S FF 92 B FF 93 C SL 77 B FF 92 S CH 81 2-3 ② K		B FF 91 C FF 90 C FF 91 S CU 74 1-3 ③ K			B SL 77 B CH 81 C FF 88 B CH 81 F SI 90 B SL 77 4-2 28 1B 1-2 2-3 BB	B FF 96 F FF 94 B CU 79 X SI 95 2-1 2-H 1B	3	0	1	1	1	2	1
(7, 9)																
28 Jay Gibbons, L (1, 10) OBP: 0.250, SLG: 0.375			B FF 91 C FF 91 S CH 82 B FF 92 S CH 82 2-3 ③ K2-3			C FF 90 C CU 73 X CU 73 0-2 ① G3		C SL 78 B CH 82 X FF 89 1-1 1-2 2-3 3-H 1B	B FF 96 B FF 94 F FF 96 X FF 95 2-1 ③ G6-3	4	0	1	1	0	1	1

	AB	34
	R	4
	H	9
	RBI	4
	BB	2
	SO	11
	LOB	18

Inning Stats																								
	R: 0 E: 1 K: 1 S: 6	H: 0 LOB: 0 BB: 0 P: 11	R: 0 E: 0 K: 2 S: 7	H: 0 LOB: 0 BB: 0 P: 11	R: 0 E: 0 K: 2 S: 9	H: 0 LOB: 0 BB: 0 P: 14	R: 0 E: 0 K: 2 S: 11	H: 0 LOB: 0 BB: 0 P: 15	R: 1 E: 1 K: 1 S: 12	H: 2 LOB: 1 BB: 0 P: 16	R: 0 E: 0 K: 0 S: 8	H: 1 LOB: 0 BB: 0 P: 12	R: 0 E: 0 K: 0 S: 10	H: 0 LOB: 0 BB: 1 P: 16	R: 1 E: 0 K: 3 S: 16	H: 3 LOB: 3 BB: 1 P: 24	R: 2 E: 0 K: 0 S: 12	H: 3 LOB: 1 BB: 0 P: 19	1B: 7 2B: 1 3B: 0 HR: 1	SF: 0 SAC: 0 DP: 2 HBP: 0	WP: 0 PB: 0 SB: 0 CS: 0	PA: 36	

PITCHER		IP	WLS	BF	H	R	ER	SO	BB	IBB	HBP	BLK	WP	HR	S	P	ERA	WHIP
39 Luis Mendoza, R ERA: 0.84	(1, 1)	4.2	W	16	2	1	1	7	0	0	0	0	0	0	42	63	1.93	0.429
55 Tim Collins, L ERA: 1.69	(5, 1)	1.1		4	1	0	0	1	0	0	0	0	0	0	11	16	0.00	0.750
31 Louis Coleman, R ERA: 1.93	(7, 1)	1.1		8	3	1	1	1	2	0	0	0	0	0	19	32	6.75	3.750
46 Tommy Hottovy, L ERA:	(8, 1)	0.2		2	0	0	0	2	0	0	0	0	0	0	7	8	0.00	0.000
41 Jeremy Jeffress, R ERA: 3.6	(9, 1)	1.0		6	3	2	2	0	0	0	0	0	0	1	12	19	18.00	3.000

PITCHER	IP	WLS	BF	H	R	ER	SO	BB	IBB	HBP	BLK	WP	HR	S	P	ERA	WHIP

Batter	1	2	3	4	5	6	7	8	9	AB	R	H	RBI	BB	SO	LOB
4 Alex Gordon, L (1, 7) OBP: 0.394, SLG: 0.621 63 Greg Golson, R (6, 7)	C FF 89 B SI 90 B CH 85 X FF 90 2-1 F8	B CU 82 C FF 91 C SL 87 F CU 80 X FF 92 1-2 17 1B 1-3 2-H 1B		C CU 79 B CU 80 F FF 92 B CH 83 F CH 83 X SI 91 2-2 17 WP 17 SF8 2B	X SI 92 0-0 G4-3 1-2 3-H		S FF 91 3 SAFE B SL 79 D SL 78 X FF 91 2-1 FC4-6 1-2f 2-3 3-H			4 2 2 2 0 0 1 1 0 0 1 0 0 2						
17 Chris Getz, L (1, 4) OBP: 0.381, SLG: 0.333 9 Johnny Giavotella, R (6, 4) OBP: 0.310, SLG: 0.393	C SI 91 B SI 90 B CH 87 B SI 91 X SI 92 3-1 16 2B 1B	C SL 86 F CU 79 X CU 79 0-2 16 BB 2-H 3-H 1B		B SI 91 B FF 92 3 SAFE X CH 83 2-0 SF8 2-H ②	B SI 92 F FS 84 X FS 83 1-1 G3-1 ③		B FF 91 C FF 92 C FF 92 B SL 80 S FF 92 2-3 K ③			3 1 2 3 0 0 1 1 0 0 0 0 1 2						
35 Eric Hosmer, L (1, 3) OBP: 0.436, SLG: 0.500 25 Clint Robinson, L (6, 3) OBP: 0.391, SLG: 0.350	C FF 90 X SI 90 0-1 L7 ②	B SL 87 B FF 90 B CH 86 B FF 91 4-0 16 BB BB		B CU 79 B SI 91 B SI 91 B FF 90 4-0 16 BB BB		C SI 87 F CH 86 B SI 83 B CH 83 X SL 79 2-2 F9 ①		B FF 91 F FF 91 X SI 91 1-1 18 3B 1B		1 0 0 0 2 0 1 2 1 1 0 0 0 0						
16 Billy Butler, R (1, 10) OBP: 0.500, SLG: 0.769 65 Max Ramirez, R (6, PH) OBP: 0.529, SLG: 1.077 (7, 10)	C SL 89 B SL 87 X SI 92 1-1 1-H 2B	B FF 90 S SL 87 B SL 87 B FF 90 F FF 91 B CH 87 4-2 21 FC6-4 1-2 2-3 BB		B FF 92 B CU 77 B CU 78 B FF 92 4-0 1-2 BB		B SI 89 S SL 79 S SI 88 B SI 88 S SL 79 2-3 K ②		C FF 91 B CU 82 C CH 82 C FF 92 1-3 K ①		1 0 1 1 2 0 0 2 0 0 0 0 2 1						
21 Jeff Francoeur, R (1, 9) OBP: 0.185, SLG: 0.240 18 David Lough, L (6, 9) OBP: 0.353, SLG: 0.588	B CU 80 F FF 92 B FF 92 C SL 88 X SI 93 2-2 G3 ③	F FF 91 F FF 90 X CU 79 0-2 FC6-4 1-2f ③		B CU 80 B FF 92 X FF 90 2-0 G5-3 ③		X SI 89 0-0 G3-1 ③		B CU 76 X FF 92 1-0 1-H 3B		3 0 0 0 0 0 6 2 0 1 1 0 0 0						
11 Yuniesky Betancourt, R (1, 5) OBP: 0.300, SLG: 0.483 8 Mike Moustakas, L (6, 5) OBP: 0.333, SLG: 0.238		C SL 86 X FF 90 0-1 L8 ①	B SL 84 F CH 88 B CU 78 X FF 89 2-1 F9 ①		B SI 91 F SI 91 F CU 76 F CU 76 B CU 77 F SI 92 B CU 77 X SI 92 3-2 P4 ①		B FF 92 B FF 92 X FF 91 2-0 78 1B 66 BB 63 FC4-6 1B	C CU 76 S FF 92 B CH 80 F CH 81 F CU 76 S SI 92 1-3 K ②		3 0 0 0 0 0 0 2 1 1 0 0 1 1						
6 Lorenzo Cain, R (1, 8) OBP: 0.536, SLG: 0.920 12 Mitch Maier, L (6, 8) OBP: 0.478, SLG: 0.600		C FF 90 B SI 90 X CU 80 1-1 4 1B 2B	B SL 86 X FF 91 1-0 G4-3 ②		C SI 93 B FS 82 B FS 82 B SI 92 F SI 92 X SI 92 3-2 27 2B 2 1B 1B		X FF 93 0-0 F7 ①	C FF 91 D FF 93 B CU 78 B SI 92 B FF 93 4-1 BB		3 2 2 0 0 0 0 1 0 0 0 1 0 1						
27 Brayan Peña, S (1, 2) OBP: 0.318, SLG: 0.429 66 Cody Clark, R (6, 2) OBP: 0.429, SLG: 0.364		B FF 90 C FF 90 B FF 90 B SL 86 F FF 90 S CH 85 3-3 K ②	B FF 90 F FF 90 B CH 86 F FF 91 X FF 91 2-2 G6-3 ③		F SI 93 1 SAFE P PO 87 1 SAFE B FS 82 1 SAFE F FS 81 X CU 77 2-2 2 1B 4 G4-3 1-3 2B		B FF 91 B FF 90 F FF 91 B FF 93 B FF 91 4-1 63 FC4-6 78 1B 1-2 BB	X SI 91 0-0 G4-3 ③		3 1 1 0 0 1 1 1 0 0 0 1 0 2						
2 Alcides Escobar, R (1, 6) OBP: 0.304, SLG: 0.364 78 Anthony Seratelli, S (6, 6) OBP: 0.333, SLG: 0.333		C SL 88 H FF 91 1-1 4 1B 17 1B HBP		B FF 92 X FF 92 1-0 G6-3 ①	C CU 76 F SI 92 X CU 78 0-2 4 G4-3 2-3 3-H 1B		B SL 77 B FF 92 C FF 91 X FF 92 2-1 63 FC4-6 1-2 2-3 1B			2 1 1 1 0 0 0 1 0 1 0 0 0 0						
Inning Stats	R: 1 E: 0 K: 0 S: 11 H: 2 LOB: 1 BB: 0 P: 19	R: 3 E: 0 K: 1 S: 20 H: 3 LOB: 3 BB: 2 P: 34	R: 0 E: 0 K: 0 S: 6 H: 0 LOB: 0 BB: 0 P: 11	R: 1 E: 0 K: 0 S: 7 H: 1 LOB: 2 BB: 2 P: 22	R: 2 E: 0 K: 0 S: 18 H: 3 LOB: 1 BB: 0 P: 26	R: 0 E: 0 K: 1 S: 7 H: 0 LOB: 0 BB: 0 P: 11	R: 1 E: 0 K: 1 S: 10 H: 2 LOB: 2 BB: 1 P: 22	R: 1 E: 0 K: 2 S: 13 H: 2 LOB: 2 BB: 1 P: 21		1B: 8 2B: 4 3B: 1 HR: 0 SF: 1 SAC: 0 DP: 0 HBP: 1	WP: 1 PB: 0 SB: 0 CS: 0 PA: 44					

PITCHER		IP	WLS	BF	H	R	ER	SO	BB	IBB	HBP	BLK	WP	HR	S	P	ERA	WHIP
49 Yovani Gallardo, R ERA: 4.32	(1, 1)	3.0	L	17	5	4	4	1	2	0	1	0	0	0	37	64	12.00	2.333
76 Vinnie Chulk, R ERA: 5.4	(4, 1)	1.0		6	1	1	1	0	2	0	0	0	1	0	7	22	9.00	3.000
40 Jose Veras, R ERA: 3.6	(5, 1)	1.0		6	3	2	2	0	0	0	0	0	0	0	18	26	18.00	3.000
50 Kameron Loe, R ERA: 1.69	(6, 1)	1.0		3	0	0	0	1	0	0	0	0	0	0	7	11	0.00	0.000
21 Zach Braddock, L ERA: 9.0	(7, 1)	1.0		6	2	1	1	1	1	0	0	0	0	0	10	22	9.00	3.000

PITCHER		IP	WLS	BF	H	R	ER	SO	BB	IBB	HBP	BLK	WP	HR	S	P	ERA	WHIP
26 Manny Parra, L ERA: 3.6	(8, 1)	1.0		6	2	1	1	2	1	0	0	0	0	0	13	21	9.00	3.000

BOTTOM

Milwaukee Brewers @ Kansas City Royals

Surprise Stadium, Surprise, AZ

Fri Mar 16 2012, 4:05 PM - 7:00 PM EDT

Att. 6,322 - Sunny - 69 F

livebaseballscorecards.com

AB	36
R	9
H	13
RBI	9
BB	6
SO	5
LOB	19

Kansas City Royals @ San Diego Padres

Peoria Stadium, Peoria, AZ

Sat Mar 17 2012, 10:05 PM - 1:12 AM EDT

Att. 6,116 - Cloudy - 73 F

TOP

livebaseballscorecards.com

Batter	1	2	3	4	5	6	7	8	9	AB	R	H	RBI	BB	SO	LOB
4 Alex Gordon, L (1, 7) OBP: 0.389, SLG: 0.594	C FF 90 S FF 92 S SI 94 0-3 K		S SI 92 B FF 93 B SL 84 X FF 90 2-1 35 FC4-6 16 1B 1-3 2-H 1B		C SI 88 S CH 84 C SL 83 0-3 K		D CU 70 F CH 80 D SI 86 X FC 84 2-1 12 G4-3 1-2 3-H 1B		C FF 96 C FF 94 S SL 86 0-3 K	3	1	1	0	0	2	0
26 Derrick Robinson, S (6, 7) OBP: 0.500, SLG: 0.400										2	0	1	1	0	1	0
6 Lorenzo Cain, R (1, 8) OBP: 0.548, SLG: 0.926	C FF 91 X FF 87 0-1 35 G4-3 2B		B FF 91 B FF 90 B FF 89 C FF 89 B FF 90 4-1 35 FC4-6 BB		S CH 83 B SL 82 C SI 89 B CH 83 B SL 84 F SI 90 C SL 82 3-3 K		C FF 87 B SI 86 F CH 80 B FF 87 F FC 78 B SI 86 F CH 79 F FC 86 X CU 72 3-2 G4-3 1-2 2-3		X FF 97 0-0 G3	2	0	1	0	1	1	0
12 Mitch Maier, L (6, 8) OBP: 0.440, SLG: 0.545										2	0	0	0	0	0	2
35 Eric Hosmer, L (1, 3) OBP: 0.405, SLG: 0.455	2 SAFE C FF 93 X FF 94 0-1 G4-3 2-3		F FF 91 C SL 83 F FF 94 B SL 86 F SL 84 X FF 93 1-2 FC4-6 16 1B 1-2f 2-3 3-H			B SI 85 S SI 85 B FC 84 X CH 80 2-1 G3	F FC 83 F CU 72 B FF 86 S CU 76 1-3 K		C FF 97 X CH 89 0-1 17 DI 1B	3	0	0	1	0	0	3
25 Clint Robinson, L (6, 3) OBP: 0.400, SLG: 0.364										2	0	1	0	0	1	2
16 Billy Butler, R (1, 10) OBP: 0.485, SLG: 0.724	C FF 93 D SL 85 B FF 93 F FF 92 S FF 93 2-3 K		S FF 92 F FF 88 B FF 94 X SL 84 1-2 21 FC5-4 1-2 3-H 1B			S CU 69 F CH 79 B FC 85 X FC 79 1-2 F9		F FA 84 S CH 84 F CU 74 X FC 82 0-2 64 WP 9 G4-3 2B	C FF 98 B FF 97 X CH 88 1-1 F8 1-2	3	0	1	1	0	1	1
17 Chris Getz, L (8, PH) OBP: 0.391, SLG: 0.400										2	1	1	0	0	0	1
(8, 10)																
21 Jeff Francoeur, R (1, 9) OBP: 0.233, SLG: 0.286		C FF 91 B CU 75 B CH 84 B FF 91 F FF 90 F FF 92 X FF 92 3-2 8 CS 1B	F FF 92 X FF 87 0-1 FC5-4 1-2f			B FC 83 F FC 83 C SI 86 F SI 85 X FF 85 2-2 1B		S CH 78 B FC 86 S CH 83 T CH 81 1-2 K		3	0	2	0	0	0	2
18 David Lough, L (6, 9) OBP: 0.333, SLG: 0.556										1	0	0	0	0	1	1
8 Mike Moustakas, L (1, 5) OBP: 0.296, SLG: 0.208		B FF 92 F FF 90 F FF 92 1 SAFE S SL 85 1-3 K 1-2		S SL 82 F SL 86 B SL 86 F SL 85 F SL 84 S FF 92 1-3 K		C CH 79 1 SAFE C FH 78 B FF 85 F FC 84 T FF 87 1-2 K		D CH 80 B SI 86 C SI 85 F CH 80 F FC 80 D CU 74 D CH 80 4-2 9 G4-3 9 S 65 1B 2-3 BB		3	0	0	0	0	3	2
64 Irving Falu, S (6, 5) OBP: 0.350, SLG: 0.444										0	1	0	0	1	0	0
11 Yuniesky Betancourt, R (1, 4) OBP: 0.281, SLG: 0.452		B SL 84 B FF 93 X FF 90 2-0 F8		C CU 76 X CH 87 0-1 G5-3			C FC 84 S FC 80 B FC 79 X FC 85 1-2 E6 19 FC3-6 65 1B 26 1B	B FC 79 B SI 85 S FC 82 X FC 83 2-1 G4-3 1-3 3-H		2	0	0	0	0	0	0
9 Johnny Giavotella, R (6, 4) OBP: 0.290, SLG: 0.367										2	1	0	1	0	0	1
27 Brayan Peña, S (1, 2) OBP: 0.333, SLG: 0.435			C FF 90 X FF 92 0-1 2 1B 4 1B 1B	B CU 78 B CH 87 X FF 90 2-0 G6-3			X FC 82 0-0 19 FC3-6 1-2 1B	B CU 69 X FC 83 1-0 3-H 1B		2	0	1	0	0	0	0
65 Max Ramirez, R (6, 2) OBP: 0.579, SLG: 1.067										2	0	2	1	0	0	0
2 Alcides Escobar, R (1, 6) OBP: 0.320, SLG: 0.375			C FF 90 F FF 91 X FF 93 0-2 4 1B 35 FC4-6 1-2 1B		C SI 88 B SI 88 X CH 83 1-1 B2-3		C CH 79 C SI 86 X FC 83 0-2 FC3-6 12 G4-3 26 1B 1-2f 2-3	C FA 91 X FA 92 0-1 F8		2	1	1	0	0	0	0
19 Tony Abreu, S (6, 6) OBP: 0.214, SLG: 0.154										2	0	0	0	0	0	3

Inning Stats										
	R: 0 E: 0 K: 2 S: 10	H: 1 LOB: 1 BB: 0 P: 12	R: 0 E: 0 K: 1 S: 8	H: 1 LOB: 0 BB: 0 P: 14	R: 2 E: 0 K: 0 S: 18	H: 4 LOB: 2 BB: 1 P: 26	R: 0 E: 0 K: 1 S: 8	H: 0 LOB: 0 BB: 0 P: 11	R: 0 E: 0 K: 2 S: 9	H: 0 LOB: 0 BB: 0 P: 13
	R: 0 E: 0 K: 1 S: 12	H: 1 LOB: 1 BB: 0 P: 18	R: 1 E: 1 K: 1 S: 18	H: 2 LOB: 2 BB: 0 P: 25	R: 2 E: 0 K: 1 S: 15	H: 2 LOB: 1 BB: 1 P: 23	R: 0 E: 0 K: 1 S: 8	H: 1 LOB: 1 BB: 0 P: 9	1B: 10 2B: 2 3B: 0 HR: 0	SF: 0 SAC: 0 DP: 0 HBP: 0

	AB	38
	R	5
	H	12
	RBI	5
	BB	2
	SO	10
	LOB	18

WP: 1 PA: 40
PB: 0
SB: 1
CS: 1

PITCHER		IP	WLS	BF	H	R	ER	SO	BB	IBB	HBP	BLK	WP	HR	S	P	ERA	WHIP
52 Cory Luebke, L ERA: 2.0	(1, 1)	4.0		17	6	2	2	4	1	0	0	0	0	0	44	63	4.50	1.750
16 Huston Street, R ERA: 4.5	(5, 1)	1.0	H	3	0	0	0	2	0	0	0	0	0	0	9	13	0.00	0.000
38 Jeff Suppan, R ERA: 5.87	(6, 1)	2.2	B	15	5	3	2	3	1	0	0	0	1	0	43	64	6.75	2.250
76 Brad Boxberger, R ERA: 19.64	(8, 1)	0.1	W	1	0	0	0	0	0	0	0	0	0	0	2	2	0.00	0.000
34 Andrew Cashner, R ERA:	(9, 1)	1.0	S	4	1	0	0	1	0	0	0	0	0	0	8	9	0.00	1.000

PITCHER	IP	WLS	BF	H	R	ER	SO	BB	IBB	HBP	BLK	WP	HR	S	P	ERA	WHIP

Batter	1	2	3	4	5	6	7	8	9	AB	R	H	RBI	BB	SO	LOB
24 Cameron Maybin, R (1, 8) OBP: 0.375, SLG: 0.481 22 James Darnell, R (7, 7) OBP: 0.323, SLG: 0.464	F CH 80 B CH 75 X CH 75 1-1 ① F9	C CU 70 B CH 76 X CH 77 1-1 25 G6-3 2B		B CH 84 F CH 83 X CU 76 1-1 ② G5-3		B SI 92 D SL 84 B FF 92 B SI 92 4-0 25 FC3-2 1-2 2-3 BB		C SI 96 B SI 96 C SL 86 B FF 97 B SL 88 B SL 88 4-2 70 FC6-4 1-2 2-3 BB		3 0 1 0 1 0 0 0 0 0 0 1 0 0						
25 Will Venable, L (1, 9) OBP: 0.394, SLG: 0.448 70 Jedd Gyorko, R (7, 5) OBP: 0.308, SLG: 0.217	C CH 81 F SI 81 B FF 86 X CU 68 1-2 15 HBP 7 1B 23 2B 1B	L SL 83 F SI 84 F FF 86 X SI 86 0-2 ① G6-3 2-3		B FA 88 B FA 91 F FA 90 B CU 75 F FA 90 F FA 90 F FA 91 C FA 91 3-3 ③ K		C SI 92 F SI 92 B SI 92 B SL 85 B SI 93 F SI 92 X SI 92 3-2 ② FC3-2 1-2 2-3 3-Hf		C SI 96 F SI 95 C FU 76 D SI 92 B CU 78 X FF 92 3-2 ② FC6-4 72 BB 60 WP 66 1B 1-2f 2-3 3-H		4 1 1 0 0 1 4 1 1 0 1 0 0 2						
7 Chase Headley, S (1, 5) OBP: 0.353, SLG: 0.429 60 Jeudy Valdez, R (7, 6) OBP: 0.435, SLG: 0.526	B SI 83 X CH 76 1-0 15 HBP 23 2B 1-2 1B	C SL 82 S SL 81 C FF 88 0-3 ② K			B FF 93 C FF 93 B CU 74 B FF 93 B FF 93 4-1 23 G3 15 G6-3 BB	B SL 85 F SI 92 T SI 93 X SL 85 1-2 ③ F7		C SL 84 D SL 84 C FF 91 B SL 84 B CU 77 B FF 92 4-2 66 1B 72 BB 1-2 BB		3 1 1 0 1 1 4 0 0 0 0 1 0 0						
15 Jesus Guzman, R (1, 7) OBP: 0.333, SLG: 0.241 72 Jaff Decker, L (6, 7) OBP: 0.441, SLG: 0.724 (7, 8)	C FF 84 T CH 75 H FF 85 1-2 23 2B 1-2 2-3 HBP	B SL 81 F SL 82 T FF 86 X FF 86 1-2 ③ P3			C FF 92 1 SAFE B FF 91 X SL 85 1-1 ① G6-3 1-2		S SI 90 B KC 83 C SI 90 X KC 83 1-2 ① P2	B FF 92 B CH 78 F FF 90 B FF 90 B SI 90 4-1 66 1B 1-2 2-3 3-H BB		2 1 0 0 0 0 2 1 0 0 1 1 0 0						
23 Yonder Alonso, L (1, 3) OBP: 0.286, SLG: 0.382 66 Brad Davis, R (6, 2) OBP: 0.385, SLG: 0.273	B SI 83 X SI 82 1-0 73 HR 1-H 2-H 3-H 2B		F SL 79 X SI 84 0-1 3 WP 21 1B 1B		X FF 94 0-0 ② G3 2-3		C SI 91 S KC 82 B SI 91 F SL 82 B SI 92 F SI 90 B SI 92 F SI 91 X SL 84 3-2 ② P4	X FF 92 0-0 1-2 2-3 3-H 1B		3 1 2 3 0 0 1 2 0 1 1 0 0 0						
21 John Baker, L (1, 2) OBP: 0.313, SLG: 0.267 38 Jeff Suppan, R (6, 1) 76 Brad Boxberger, R (8, 1) 89 Matt Clark, L (8, PH) OBP: 0.471, SLG: 0.813 34 Andrew Cashner, R (9, 1)	B SL 80 S CH 78 C SI 84 X SL 83 1-2 ② G5-3		B SI 82 B SL 80 B CH 76 C SL 82 X SL 83 3-1 3 G5-3 1-2 1B		C FF 94 C FF 95 F FF 95 F FF 95 F SL 87 S FF 95 0-3 ③ K		B FF 91 C SI 90 X SI 90 1-1 ③ L9	B CH 79 B CH 79 C FF 89 F SI 92 B FF 92 S SI 89 3-3 ③ K		3 0 1 0 0 1 2 1 0 0 0 0 0 0 0 0 0 0 0 0 0 1 0 0 0 0 1 3 0 0 0 0 0 0 0						
73 Jonathan Galvez, R (1, 4) OBP: 0.444, SLG: 0.588 47 Jeremy Hermida, L (7, 9) OBP: 0.357, SLG: 0.417	X FF 84 0-0 2-H HR		C SL 81 F SL 80 S SI 86 0-3 ① K			S FF 91 B SI 91 B SI 93 F SI 92 S SL 85 2-3 ① K		B FF 95 X SI 94 1-0 ① L5		3 1 1 2 0 2 2 1 0 0 0 0 0 0						
3 Andy Parrino, S (1, 6) OBP: 0.286, SLG: 0.424 (7, 4)	B FF 88 C CH 77 B CH 77 F CH 77 B SL 86 X CH 77 3-2 1B		B SL 80 S SL 79 S FF 85 1 SAFE F FF 86 B SI 84 F SL 81 B CH 75 X SL 82 3-2 ② ③ G5-3 1-2 2-3			C SI 92 B SI 92 X SI 91 1-1 24 BB 88 BB 25 FC3-2 1B		B SI 94 S SI 95 F CH 86 B CH 87 B SI 95 B SI 94 4-2 22 BB 88 S 70 FC6-4 BB		3 1 2 0 1 0 2						
52 Cory Luebke, R (1, 1) 13 Chris Denorfia, R (4, PH) 16 Huston Street, R (5, 1) 88 Kyle Blanks, R (6, 3) OBP: 0.333, SLG: 0.391	F FF 85 B CH 77 B SL 80 S SI 86 F SI 84 B FF 86 F FF 85 F SI 86 X FF 85 3-2 ③ F9			B FA 88 C FA 89 C FA 89 B CU 76 B CU 78 X FA 89 3-2 ① G5-3		C SI 92 D SL 84 B SL 84 F SI 92 1 SAFE B SL 85 B SI 92 4-2 25 FC3-2 24 BB 1-2 BB		B SI 97 B SI 95 B SI 96 B FF 96 4-0 70 FC6-4 22 BB 72 BB 1-2 BB		1 0 0 0 0 0 1 1 0 0 0 0 0 0 0 0 0 0 0 0 0 0 1 0 0 2 0 0						
Inning Stats	R: 5 E: 0 K: 0 S: 22 H: 5 LOB: 1 BB: 0 P: 34	R: 0 E: 0 K: 1 S: 12 H: 1 LOB: 1 BB: 0 P: 14	R: 0 E: 0 K: 1 S: 12 H: 2 LOB: 1 BB: 0 P: 18	R: 0 E: 0 K: 1 S: 10 H: 0 LOB: 0 BB: 0 P: 17	R: 0 E: 0 K: 1 S: 10 H: 0 LOB: 1 BB: 1 P: 15	R: 0 E: 0 K: 1 S: 14 H: 1 LOB: 3 BB: 2 P: 29	R: 0 E: 0 K: 0 S: 11 H: 0 LOB: 0 BB: 0 P: 16	R: 3 E: 0 K: 1 S: 16 H: 1 LOB: 3 BB: 5 P: 43		1B: 7 2B: 2 3B: 0 HR: 1 SF: 0 SAC: 0 DP: 0 HBP: 1				WP: 2 PB: 0 SB: 1 CS: 0 PA: 42		

BOTTOM

Kansas City Royals @ San Diego Padres

Peoria Stadium, Peoria, AZ

Sat Mar 17 2012, 10:05 PM - 1:12 AM EDT

Att. 6,116 - Cloudy - 73 F

livebaseballscorecards.com

AB	33
R	8
H	10
RBI	8
BB	8
SO	6
LOB	23

PITCHER		IP	WLS	BF	H	R	ER	SO	BB	IBB	HBP	BLK	WP	HR	S	P	ERA	WHIP
52 Bruce Chen, L ERA: 11.74	(1, 1)	3.0		17	8	5	5	2	0	0	1	0	1	1	46	66	15.00	2.667
67 Francisley Bueno, L ERA:	(4, 1)	1.0		3	0	0	0	1	0	0	0	0	0	0	10	17	0.00	0.000
51 Jonathan Broxton, R ERA:	(5, 1)	1.0		4	0	0	0	1	1	0	0	0	0	0	10	15	0.00	1.000
32 Vin Mazzaro, R ERA: 6.0	(6, 1)	2.0		9	1	0	0	1	2	0	0	0	0	0	25	45	0.00	1.500
38 Blake Wood, R ERA: 8.1	(8, 1)	0.1	L	4	0	3	3	0	3	0	0	0	0	0	5	18	81.00	9.000

PITCHER		IP	WLS	BF	H	R	ER	SO	BB	IBB	HBP	BLK	WP	HR	S	P	ERA	WHIP
34 Zach Miner, R ERA: 11.57	(8, 1)	0.2		5	1	0	0	1	2	0	0	0	1	0	11	25	0.00	4.500

Batter	1	2	3	4	5	6	7	8	9	AB	R	H	RBI	BB	SO	LOB
22 Jason Kipnis, L (1, 4) OBP: 0.281, SLG: 0.414	F FF 93 B FF 94 B CH 86 B SI 93 X SI 94 3-1 P6		C FF 91 B SI 91 F FC 89 B FF 92 X CU 80 2-2 G3		B FF 88 X FF 88 1-0 13 1B 17 FC4-6 1-2 2-3 1B	C FF 92 S SL 84 S CH 84 0-3 K			C FF 94 S SI 87 B FF 98 X SI 94 1-2 G5-3	4 1	1 0	1 0	0 0	0 0	1 0	2 0
0 Cristian Guzman, S (6, 4) OBP: 0.368, SLG: 0.294																
13 Asdrúbal Cabrera, S (1, 6) OBP: 0.242, SLG: 0.267	F FF 94 B FF 93 B CU 79 B CH 86 F FF 93 X CH 87 3-2 E1 79 S 17 1B		F CU 76 C CH 85 B FC 88 B FF 92 F SL 86 S CU 78 2-3 K		C CH 89 B FF 88 C CH 89 B CH 89 X CU 77 2-2 17 FC4-6 1-3 2-H 3-H 1B	C CU 85 C FF 94 B CH 86 F SL 84 S FF 93 1-3 K 1-2 3-H			C FF 96 C CU 79 C FF 97 0-3 K	4 1	0 0	1 0	2 0	0 0	2 1	1 0
68 Gregorio Petit, R (7, 6) OBP: 0.455, SLG: 0.333																
17 Shin-Soo Choo, L (1, 9) OBP: 0.412, SLG: 0.607	B FF 93 B CH 86 C CH 85 1 SAFE X FC 90 2-1 79 S 1-2 1B		B FC 88 B CU 77 B CH 86 X FF 93 3-0 41 CS 1B		D CU 74 X FF 90 1-0 FC4-6 79 BB 1-2f 3-H		B SI 88 C FF 87 C CH 76 F CU 74 B FF 90 X CH 76 2-2 G4-3		X FF 97 0-0 P3	4 1	0 0	2 0	1 0	0 0	0 0	1 0
72 Chad Huffman, R (7, 9) OBP: 0.273, SLG: 0.111																
41 Carlos Santana, S (1, 10) OBP: 0.265, SLG: 0.310	X FF 93 0-0 P6		D FF 94 1 SAFE 1-0 CS 1-2	F FF 91 C FF 91 B SL 86 B CU 78 X CH 86 2-2 35 G6-4-3 79 1B 1B	X FF 90 0-0 F7		B SI 88 B SL 80 B FF 87 B SI 86 4-0 79 G6-4-3 BB			3	0	1	0	1	0	3
79 Russ Canzler, R (1, 7) OBP: 0.452, SLG: 0.429	F FF 93 B FC 90 C CH 85 B FF 95 B SL 88 F FF 96 S SL 88 3-3 K 1-2 2-3			B CU 76 C CU 77 X SI 92 1-1 35 G6-4-3 1-2 1B	1 SAFE B FF 90 C CH 81 D FF 90 F CU 74 B FF 91 B 4-2 1-2 BB		B SL 78 C FF 87 B SL 79 X FF 88 2-1 G6-4-3 1-2f			3	0	1	0	1	1	3
35 Casey Kotchman, L (1, 3) OBP: 0.267, SLG: 0.333		C CU 76 C FF 93 X FF 94 0-2		B FF 89 C SL 77 X SL 79 1-1 G6-4-3 1-2f 2-3	D CU 73 B FF 89 X FF 90 2-0 G1-3			X FF 86 0-0 G4-3		2 2	0 0	1 0	0 0	0 0	0 0	2 2
92 Beau Mills, L (4, 3)		1B														
1 Ryan Spilborghs, R (1, 8) OBP: 0.310, SLG: 0.280		B FF 93 C FF 92 S CU 78 B SI 93 B FF 93 S FC 90 3-3 K		B SL 78 C FF 90 F FF 90 B FF 90 C SL 77 2-3 K		B FF 90 B SL 91 C FF 90 C SL 88 F FF 89 B X FF 92 3-2 6 1B 13 WP 1B		C FF 88 B SL 78 X CH 76 1-1 8 WP 1B		3 1	1 0	1 1	0 0	0 0	2 0	2 0
80 Trevor Crowe, S (7, 8) OBP: 0.417, SLG: 0.500																
8 Lonnie Chisenhall, L (1, 5) OBP: 0.231, SLG: 0.200		B FF 94 X CH 86 1-0 F8			B FF 88 X CH 86 1-0 22 1B 6 BB 13 1B 1B	X FF 91 0-0 P6		C FF 87 F FF 88 B SL 80 X CH 76 1-2 P6 1-2		4	1	1	0	0	0	3
6 Lou Marson, R (1, 2) OBP: 0.611, SLG: 0.462		B FF 94 C CH 86 S FC 89 C SI 94 1-3 K			B CU 71 B SL 79 C FF 88 B SL 78 B CU 77 4-1 22 1B 13 1B 1-2 BB	C FF 92 B CU 83 B CU 83 C SL 92 B CU 83 X FF 92 3-2 13 WP 1-3 1B		C FF 89 X SL 78 0-1 F7		2 1	1 0	1 0	0 0	1 0	1 0	1 1
45 Luke Carlin, S (8, PH) OBP: 0.400, SLG: 0.333																
(8, 2)																

Inning Stats	1	2	3	4	5	6	7	8	9
	R: 0 H: 1 E: 1 LOB: 2 K: 1 BB: 0 S: 12 P: 23	R: 0 H: 1 E: 0 LOB: 1 K: 2 BB: 0 S: 10 P: 15	R: 0 H: 1 E: 0 LOB: 0 K: 1 BB: 0 S: 8 P: 16	R: 0 H: 2 E: 0 LOB: 1 K: 1 BB: 0 S: 10 P: 16	R: 3 H: 3 E: 0 LOB: 2 K: 0 BB: 2 S: 11 P: 26	R: 1 H: 2 E: 0 LOB: 1 K: 2 BB: 0 S: 15 P: 22	R: 0 H: 0 E: 0 LOB: 0 K: 0 BB: 1 S: 6 P: 14	R: 0 H: 1 E: 0 LOB: 1 K: 0 BB: 0 S: 8 P: 10	R: 0 H: 0 E: 0 LOB: 0 K: 1 BB: 0 S: 7 P: 8

1B: 11 SF: 0 WP: 2 PA: 40
2B: 0 SAC: 0 PB: 0
3B: 0 DP: 2 SB: 2
HR: 0 HBP: 0 CS: 1

PITCHER		IP	WLS	BF	H	R	ER	SO	BB	IBB	HBP	BLK	WP	HR	S	P	ERA	WHIP
44 Luke Hochevar, R ERA: 2.25	(1, 1)	3.0	W	14	5	0	0	4	0	0	0	0	0	0	35	62	0.00	1.667
50 Jose Mijares, L ERA:	(4, 1)	1.0		2	0	0	0	1	0	0	0	0	0	0	5	8	0.00	0.000
48 Joakim Soria, R ERA: 18.9	(5, 1)	0.1		5	3	3	3	0	1	0	0	0	0	0	7	16	81.00	12.000
55 Tim Collins, L ERA: 1.5	(5, 1)	0.2		3	0	0	0	0	1	0	0	0	0	0	4	10	0.00	1.500
56 Greg Holland, R ERA: 1.69	(6, 1)	1.0	H	5	2	1	1	2	0	0	0	0	1	0	15	22	9.00	2.000

PITCHER		IP	WLS	BF	H	R	ER	SO	BB	IBB	HBP	BLK	WP	HR	S	P	ERA	WHIP
37 Sean O'Sullivan, R ERA: 3.0	(7, 1)	2.0	H	7	1	0	0	0	1	0	0	0	1	0	14	24	0.00	1.000
41 Jeremy Jeffress, R ERA: 3.0	(9, 1)	1.0	S	3	0	0	0	1	0	0	0	0	0	0	7	8	0.00	0.000

TOP

Cleveland Indians @ Kansas City Royals

Surprise Stadium, Surprise, AZ

Sun Mar 18 2012, 4:07 PM - 6:38 PM EDT

Att. 3,751 - Partly Cloudy - 52 F

livebaseballscorecards.com

AB	36
R	4
H	11
RBI	3
BB	3
SO	8
LOB	21

Cleveland Indians @ Kansas City Royals

Surprise Stadium, Surprise, AZ

Sun Mar 18 2012, 4:07 PM - 6:38 PM EDT

Att. 3,751 - Partly Cloudy - 52 F

livebaseballscorecards.com

BOTTOM

Batter	1	2	3	4	5	6	7	8	9	AB	R	H	RBI	BB	SO	LOB
4 Alex Gordon, L (1, 7) OBP: 0.410, SLG: 0.647	B SI 86 B CH 78 X FF 88 2-0 9 G6-3 35 HR 2B	F FC 83 B FC 83 D CU 72 B FF 88 F FC 83 X FC 85 3-2 9 G6-4-3 3-H 1B		B FC 84 X SI 86 1-0 ② SF9 3-H			F SI 92 B CH 86 F SI 92 B CH 85 F SI 92 X CH 86 2-2 ① G4-3			2	1	2	2	0	0	0
Clint Robinson, L (6, 7) OBP: 0.385, SLG: 0.348										1	0	0	0	0	0	0
9 Johnny Giavotella, R (1, 4) OBP: 0.265, SLG: 0.333	B SI 87 S FC 82 S FC 83 X FC 81 1-2 ① G6-3 2-3	F SI 88 X FC 82 0-1 ② ③ G6-4-3 1-2f		D CH 80 C FF 87 C FF 87 C FF 86 1-3 ③ K			C SI 93 S CH 88 B CH 89 F FF 93 S CH 88 1-3 ② K			3	0	0	0	0	1	3
17 Chris Getz, L (6, 4) OBP: 0.375, SLG: 0.381										1	0	0	0	0	1	0
35 Eric Hosmer, L (1, 3) OBP: 0.444, SLG: 0.611	X FF 88 0-0 3-H HR		C FC 82 F CH 83 F FC 83 B FC 84 B FF 88 X CH 79 2-2 8 L3 1B		C FF 91 F CH 87 X FF 92 0-2 21 G4-3 2B		C SI 94 B SL 84 B CH 86 C SI 93 X SI 94 2-2 1B			3	1	3	2	0	0	0
16 Billy Butler, R (6, 3) OBP: 0.500, SLG: 0.733										1	0	1	0	0	0	0
21 Jeff Francoeur, R (1, 10) OBP: 0.235, SLG: 0.313	C FF 88 X FF 88 0-1 2B		B FC 83 1 SAFE F FC 82 S FC 88 S FF 87 1-3 ① K		B FF 92 S FF 92 S FF 92 B FF 93 X SL 82 2-2 ① G4-3 2-3		C SI 92 F SL 84 B SL 85 S FF 93 1-3 ③ K			4	0	1	0	0	2	3
8 Mike Moustakas, L (1, 5) OBP: 0.267, SLG: 0.185	D FF 88 X FC 84 1-0 ② P6		C FC 86 F CH 80 X FF 87 0-2 ② ③ L3 1-1		B FF 92 B FF 91 F FF 92 F FF 92 S SL 82 2-3 ② K			B FF 91 X FF 91 1-0 ① P3		3	0	0	0	0	1	3
11 Yuniesky Betancourt, R (6, 5) OBP: 0.273, SLG: 0.438										1	0	0	0	0	0	0
12 Mitch Maier, L (1, 9) OBP: 0.393, SLG: 0.480	B FF 87 C FF 88 B FC 85 X FF 88 2-1 ③ L8			B CU 69 F CH 84 B CH 77 C CH 83 X CH 79 2-2 ① G1-3	F FF 92 S FF 93 F SL 83 X FF 92 0-2 ③ F8			B FF 91 F FF 90 B SL 80 F FF 91 S FF 91 2-3 ② K		3	0	0	0	0	0	2
David Lough, L (6, 9) OBP: 0.316, SLG: 0.526										1	0	0	0	0	1	0
6 Lorenzo Cain, R (1, 8) OBP: 0.576, SLG: 0.931		C SI 88 B CU 73 X CH 81 1-1 2 3B 1B		C FC 82 X FC 82 0-1 66 1B 2 1B 1B		B FF 90 C FF 90 S SL 82 F FF 90 F SL 82 B FF 92 X FF 92 2-2 65 G4-6-3 1B		S FF 92 F FF 92 B SL 83 S SL 83 1-3 ③ K2-3		2	2	2	0	0	0	0
63 Greg Golson, R (6, 8) OBP: 0.083, SLG: 0.083										2	0	1	0	0	1	0
66 Cody Clark, R (1, 2) OBP: 0.438, SLG: 0.385		1 SAFE B FC 82 F SI 86 F FC 81 1 SAFE F FC 82 X CU 72 1-2 ① F7		X FC 80 0-0 2 1B 4 SF9 1-2 1B			C FF 90 1 SAFE X SI 90 0-1 ① ② G4-6-3 1-2f			2	1	1	0	0	0	1
65 Max Ramirez, R (6, 2) OBP: 0.550, SLG: 1.000										1	0	0	0	0	0	1
2 Alcides Escobar, R (1, 6) OBP: 0.370, SLG: 0.500		B SI 88 F FC 82 1 SAFE F FC 82 X FF 88 1-2 4 1B 1-H 3B		B SI 87 F FC 81 X FC 82 1-1 1-3 2-H 1B			B SL 81 X SI 90 1-0 ③ F7			2	1	2	2	0	0	0
64 Irving Falu, S (6, 6) OBP: 0.333, SLG: 0.421										1	0	0	0	0	0	0
Inning Stats	R: 2 E: 0 K: 0 S: 10 H: 3 LOB: 1 BB: 0 P: 16	R: 2 E: 0 K: 0 S: 14 H: 3 LOB: 0 BB: 0 P: 20	R: 0 E: 0 K: 1 S: 10 H: 1 LOB: 0 BB: 0 P: 13	R: 2 E: 0 K: 1 S: 12 H: 3 LOB: 1 BB: 0 P: 17	R: 0 E: 0 K: 1 S: 13 H: 1 LOB: 1 BB: 0 P: 17	R: 0 E: 0 K: 0 S: 8 H: 1 LOB: 0 BB: 0 P: 11	R: 0 E: 0 K: 2 S: 14 H: 1 LOB: 1 BB: 0 P: 20	R: 0 E: 0 K: 2 S: 7 H: 0 LOB: 0 BB: 0 P: 11		1B: 8 2B: 4 3B: 1 HR: 1 SF: 1 SAC: 0 DP: 3 HBP: 0						

	AB	33
	R	6
	H	13
	RBI	6
	BB	0
	SO	7
	LOB	13

WP: 0 PA: 34
PB: 0
SB: 0
CS: 0

PITCHER		IP	WLS	BF	H	R	ER	SO	BB	IBB	HBP	BLK	WP	HR	S	P	ERA	WHIP
43 Josh Tomlin, R ERA: 10.5	(1, 1)	4.0	L	20	10	6	6	2	0	0	0	0	0	1	46	66	13.50	2.500
75 C.C. Lee, R ERA: 3.0	(5, 1)	2.0		7	2	0	0	1	0	0	0	0	0	0	21	28	0.00	1.000
56 Frank Herrmann, R ERA: 6.43	(7, 1)	1.0		4	1	0	0	2	0	0	0	0	0	0	14	20	0.00	1.000
50 Nick Hagadone, L ERA: 1.29	(8, 1)	1.0		3	0	0	0	2	0	0	0	0	0	0	7	11	0.00	0.000

PITCHER	IP	WLS	BF	H	R	ER	SO	BB	IBB	HBP	BLK	WP	HR	S	P	ERA	WHIP

Batter	1	2	3	4	5	6	7	8	9	AB	R	H	RBI	BB	SO	LOB
2 Erick Aybar, S (1, 6) OBP: 0.436, SLG: 0.639	B SI 93 X SI 93 1-0 F9		B FF 94 X SI 95 1-0 G3 2-3		X FF 94 0-0 2-3 3-H 2B		X FF 94 0-0 F8		X SI 99 0-0 G4-3	4	0	1	1	0	0	2
18 Andrew Romine, S (7, 6) OBP: 0.250, SLG: 0.267										1	0	0	0	0	0	1
53 Bobby Abreu, L (1, 9) OBP: 0.207, SLG: 0.154	C SI 95 B SL 85 C SL 85 F SI 95 X SI 96 1-2 G4-3		F SI 93 B FF 94 X SI 95 1-1 G4-3		C SL 87 B FF 96 B FF 94 S SL 85 B SL 86 X FF 95 3-2 L8			B SI 78 F SI 89 S FF 90 S SL 79 1-3 K		4	0	0	0	0	1	4
3 Jorge Cantu, R (8, 5) OBP: 0.321, SLG: 0.321										0	0	0	0	0	0	0
5 Albert Pujols, R (1, 3) OBP: 0.432, SLG: 0.800	C SL 85 S SL 86 F FF 95 F FF 97 C SI 96 0-3 K			C CU 76 F CU 78 S SL 86 0-3 K	C FF 96 X FF 97 0-1 G5-3			B SI 90 C SL 78 F FF 90 F FF 89 F SL 79 B SL 77 F SL 77 S SI 90 2-3 K		4	0	0	0	0	3	3
31 Efren Navarro, L (8, 3) OBP: 0.158, SLG: 0.111										0	0	0	0	0	0	0
10 Vernon Wells, R (1, 7) OBP: 0.351, SLG: 0.515		C FF 94 B SL 84 F SL 85 X SI 95 1-2 E6		S SL 85 C CH 84 B FF 96 X CH 87 1-2 F8		F FF 94 F SL 84 S SL 85 0-3 K		C SL 77 B SL 78 F FF 90 F FF 89 X FF 89 1-2 HR		4	1	1	1	0	1	0
39 Ryan Langerhans, L (8, 7) OBP: 0.440, SLG: 0.294										0	0	0	0	0	0	0
44 Mark Trumbo, R (1, 5) OBP: 0.296, SLG: 0.652		C CU 76 B CH 86 F CH 85 F FF 95 X FF 96 1-2 13 1B 25 CS 2B		B SL 86 B FF 94 C SL 86 C CU 77 S SL 86 2-3 K		C SL 84 F SL 85 S FF 94 0-3 K		C FF 89 C FF 89 F SL 80 X FF 88 0-2 1B		4	1	2	0	0	2	0
59 Randal Grichuk, R (8, PR) OBP: 0.333, SLG: 0.667										0	0	0	0	0	0	0
(8, 9)																
13 Maicer Izturis, S (1, 4) OBP: 0.400, SLG: 0.500		B CH 86 B SI 94 C SI 95 X FF 95 2-1 25 CS 2-3 1B			C FF 93 X SL 89 0-1 27 E 25 1B 16 SF8 1B	C FF 94 X FF 95 0-1 G5-3		F FF 87 F CH 82 F SI 88 P PO 85 F SL 77 B SI 87 S SL 78 2-3 K2-3		2	0	2	0	0	0	0
19 Alexi Amarista, L (5, PR) OBP: 0.375, SLG: 0.645										2	1	0	0	0	1	1
(5, 4)																
25 Peter Bourjos, R (1, 8) OBP: 0.333, SLG: 0.367		B SI 95 B SI 95 S SL 86 S SL 86 C SL 86 2-3 K 1-2 3-H			C FF 92 B FF 92 X FF 93 1-1 16 SF8 27 E 2 2B 1-2 1B		B FF 91 C FF 92 C SL 83 S SL 85 1-3 K		C FF 97 B SI 98 S FF 95 X CH 86 1-2 L9	3	1	1	0	0	2	1
98 Alberto Rosario, R (7, 2) OBP: 0.100, SLG: 0.100										0	0	0	0	0	0	0
77 Kole Calhoun, L (9, PH) OBP: 0.410, SLG: 0.583										1	0	0	0	0	0	0
27 Mike Trout, R (1, 10)			C FF 94 B SL 84 X CH 85 1-1 L8		F FF 93 X SL 87 0-1 FC1 2 2B 16 SF8 1-2 2-3		B FF 92 C FF 92 B SL 86 C FF 92 F SL 86 B SL 86 B FF 94 4-2 16 CS BB		C FF 99 S CU 80 B CH 82 S SI 99 1-3 K	3	0	0	0	1	1	2
16 Hank Conger, L (1, 2) OBP: 0.351, SLG: 0.394			C CH 84 C SL 85 F FF 95 X SI 95 0-2 2 G3 2B		C FF 94 X FF 95 0-1 SF8 1-2 2-3 3-H		C FF 94 C CU 80 X FF 95 0-2 E1 1-2		C CH 84 B FF 99 X SI 98 1-1 1B	2	0	1	1	0	0	1
76 Matt Long, L (7, 8) OBP: 0.357, SLG: 0.308										1	0	1	0	0	0	0
Inning Stats	R: 0 E: 0 K: 1 S: 10 H: 0 LOB: 0 BB: 0 P: 12	R: 1 E: 1 K: 1 S: 12 H: 2 LOB: 0 BB: 0 P: 18	R: 0 E: 0 K: 0 S: 9 H: 1 LOB: 1 BB: 0 P: 12	R: 0 E: 0 K: 2 S: 9 H: 0 LOB: 0 BB: 0 P: 12	R: 2 E: 1 K: 0 S: 14 H: 3 LOB: 3 BB: 0 P: 18	R: 0 E: 0 K: 2 S: 8 H: 0 LOB: 0 BB: 0 P: 8	R: 0 E: 1 K: 1 S: 10 H: 0 LOB: 1 BB: 1 P: 15	R: 1 E: 0 K: 3 S: 23 H: 2 LOB: 1 BB: 0 P: 28	R: 0 E: 0 K: 1 S: 9 H: 1 LOB: 1 BB: 0 P: 12	1B: 5 2B: 3 3B: 0 HR: 1 SF: 1 SAC: 0 DP: 0 HBP: 0						

TOP

Los Angeles Angels @ Kansas City Royals

Surprise Stadium, Surprise, AZ

Tue Mar 20 2012, 4:05 PM - 6:48 PM EDT

Att. 6,564 - Sunny - 64 F

livebaseballscorecards.com

AB	35
R	4
H	9
RBI	3
BB	1
SO	11
LOB	15

WP: 0 PA: 37
PB: 0
SB: 0
CS: 3

PITCHER		IP	WLS	BF	H	R	ER	SO	BB	IBB	HBP	BLK	WP	HR	S	P	ERA	WHIP
59 Felipe Paulino, R ERA: 5.0	(1, 1)	4.0		14	3	1	1	4	0	0	0	0	0	0	40	54	2.25	0.750
51 Jonathan Broxton, R ERA: 3.0	(5, 1)	1.0		7	3	2	1	0	0	0	0	0	0	0	14	18	9.00	3.000
43 Aaron Crow, R ERA: 2.57	(6, 1)	2.0		7	0	0	0	3	1	0	0	0	0	0	18	23	0.00	0.500
31 Louis Coleman, R ERA: 3.18	(8, 1)	1.0	W	5	2	1	1	3	0	0	0	0	0	1	23	28	9.00	2.000
40 Kelvin Herrera, R ERA: 1.29	(9, 1)	1.0	S	4	1	0	0	1	0	0	0	0	0	0	9	12	0.00	1.000

PITCHER		IP	WLS	BF	H	R	ER	SO	BB	IBB	HBP	BLK	WP	HR	S	P	ERA	WHIP

BOTTOM

Los Angeles Angels @ Kansas City Royals

Surprise Stadium, Surprise, AZ

Tue Mar 20 2012, 4:05 PM - 6:48 PM EDT

Att. 6,564 - Sunny - 64 F

livebaseballscorecards.com

Batter	1	2	3	4	5	6	7	8	9	AB	R	H	RBI	BB	SO	LOB
4 Alex Gordon, L (1, 7) OBP: 0.429, SLG: 0.649 63 Greg Golson, R (7, 7) OBP: 0.077, SLG: 0.077	C FF 92 B FC 91 C SI 92 B CU 77 B SI 93 C FF 93 3-3 ① K			F SL 84 F CU 78 F SI 92 B SI 93 B FF 92 B SI 91 X FF 91 3-2 E5 1B		C FF 94 D CH 86 1 SAFE F CH 85 X FF 95 1-2 35 1B, 17 G4-3, 16 2B 1B	B FC 85 B FF 86 S FF 86 B FF 87 S FF 88 X FF 88 3-2 ③ G1-3			3 1 2 0 0 1 0 1 0 0 0 0 0 0						
9 Johnny Giavotella, R (1, 4) OBP: 0.250, SLG: 0.314 17 Chris Getz, L (6, PH) OBP: 0.385, SLG: 0.391 (7, 4)	C FF 93 B CH 87 S FC 90 S CU 78 1-3 ② K			C FC 88 B SL 83 X CH 85 1-1 ① G5-3		B CH 94 S FF 95 B SI 95 S FF 96 X FF 97 2-2 ① G4-3 1-2 2-3		C FF 94 B SL 89 B FF 95 C FF 95 F SL 87 X FF 96 2-2 65 WP, 85 2B 1B		2 0 0 0 0 1 1 2 1 1 0 0 0 2						
35 Eric Hosmer, L (1, 3) OBP: 0.438, SLG: 0.590 65 Max Ramirez, R (7, 3) OBP: 0.524, SLG: 0.941	C FF 93 B SI 93 S FC 92 F SI 92 S FF 92 1-3 ③ K			2 SAFE B FC 90 C SL 84 B SI 91 B CU 78 C FF 91 S FF 92 3-3 ② K		X CH 87 0-0 16 2B, 21 WP 1B 2-3 3-H		F FF 95 1 SAFE F SL 87 B FF 96 1 SAFE F FF 95 1 SAFE 1 SAFE S SL 85 1-3 ① K 1-2		3 1 1 1 0 2 1 1 0 0 0 0 1 1						
16 Billy Butler, R (1, 10) OBP: 0.486, SLG: 0.727 85 Brian Fletcher, R (6, PR) OBP: 0.600, SLG: 0.750 (7, 10)		B FC 91 X FC 88 1-0 ① G5-3		B FC 88 B CU 77 C CH 84 F FC 89 X FF 92 2-2 ③ F9		C SL 86 F FF 96 X SL 86 0-2 21 WP, 21 1B 2B 1-3 3-H		B FF 94 X FF 93 1-0 12 E 2B 2-H		3 0 1 1 0 0 1 1 2 1 1 0 0 0						
21 Jeff Francoeur, R (1, 9) OBP: 0.243, SLG: 0.314 12 Mitch Maier, L (6, PR) OBP: 0.414, SLG: 0.500 (7, 9)		B CH 85 C CH 85 F FC 88 B CU 79 X SI 92 2-2 ② G1-3			F FC 88 C CH 85 B FF 90 F CU 78 B SI 92 F FC 89 F FF 91 X CU 78 2-2 ① F8	C SL 86 S SL 86 X FF 94 0-2 6 S 1B 2-H 3-H		B FF 94 F FF 92 D SL 81 X FF 94 2-1 ② E9 1B 2-H		3 0 1 1 0 0 0 1 0 1 0 0 0 0						
6 Lorenzo Cain, R (1, 8) OBP: 0.556, SLG: 0.906 1 Jarrod Dyson, L (7, 8) OBP: 0.214, SLG: 0.214		B SL 84 F CH 86 C FC 88 B SI 92 S CU 78 2-3 ③ K			B SL 85 C CH 86 B FC 87 B FF 90 X FC 88 3-1 2B	1 SAFE B CH 82 1 SAFE 1 SAFE P PO 78 C CH 81 B CU 69 X CH 81 3-1 ② G6-3 1-2		B FF 94 X FF 92 1-0 ③ G3		3 0 1 0 0 1 2 1 0 0 0 0 0 0						
11 Yuniesky Betancourt, R (1, 5) OBP: 0.257, SLG: 0.412 8 Mike Moustakas, L (6, PH) OBP: 0.258, SLG: 0.179 (7, 5)			C CH 85 C CH 85 X SL 85 0-2 ① P3		C CH 83 X CH 84 0-1 ② L8	S CH 83 B CH 83 C CH 75 B CH 84 X CH 84 2-2 ③ G4-3				2 0 0 0 0 0 1 1 0 0 0 0 0 2							
27 Brayan Peña, S (1, 2) OBP: 0.346, SLG: 0.440 66 Cody Clark, R (7, 2) OBP: 0.412, SLG: 0.357			C SL 86 X SL 84 0-1 2 CS 1B		X FC 87 0-0 ③ G1-3		B FC 85 C FC 86 B FC 85 X FC 86 2-1 ① F7			2 0 1 0 0 0 1 1 0 0 0 0 0 0						
2 Alcides Escobar, R (1, 6) OBP: 0.379, SLG: 0.500 64 Irving Falu, S (7, 6) OBP: 0.318, SLG: 0.400			B FF 92 B CH 84 S FC 89 B SI 90 F FF 91 X SI 91 3-2 ② ③ G4-3 1-2			C FF 96 B FF 95 B FF 94 X FF 95 2-1 17 G4-3, 4 1B, 35 1B 1B	X CH 80 0-0 ② B1-3			2 1 1 0 0 0 1 1 0 0 0 0 0 0							
Inning Stats	R: 0 E: 0 K: 3 S: 10 H: 0 LOB: 0 BB: 0 P: 15	R: 0 E: 0 K: 1 S: 7 H: 0 LOB: 0 BB: 0 P: 12	R: 0 E: 0 K: 0 S: 8 H: 1 LOB: 0 BB: 0 P: 11	R: 0 E: 1 K: 1 S: 12 H: 1 LOB: 1 BB: 0 P: 21	R: 0 E: 0 K: 0 S: 11 H: 1 LOB: 1 BB: 0 P: 16	R: 4 E: 0 K: 0 S: 21 H: 5 LOB: 2 BB: 0 P: 30	R: 0 E: 0 K: 0 S: 6 H: 0 LOB: 0 BB: 0 P: 11	R: 2 E: 1 K: 1 S: 12 H: 3 LOB: 0 BB: 0 P: 19		1B: 8 2B: 3 3B: 0 HR: 0 SF: 0 SAC: 0 DP: 0 HBP: 0					WP: 2 PB: 0 SB: 1 CS: 1 PA: 33		

	AB	33
	R	6
	H	11
	RBI	4
	BB	0
	SO	6
	LOB	13

PITCHER	IP	WLS	BF	H	R	ER	SO	BB	IBB	HBP	BLK	WP	HR	S	P	ERA	WHIP
33 C.J. Wilson, L (1, 1) ERA: 0.64	5.0		17	3	0	0	5	0	0	0	0	0	0	48	75	0.00	0.600
51 Jordan Walden, R (6, 1) ERA: 12.46	0.1	B	6	5	4	4	0	0	0	0	0	1	0	15	20	108.00	15.000
36 Jeremy Berg, R (6, 1) ERA:	0.2		2	0	0	0	0	0	0	0	0	0	0	6	10	0.00	0.000
63 Rich Thompson, R (7, 1) ERA: 3.0	1.0		3	0	0	0	0	0	0	0	0	0	0	6	11	0.00	0.000
91 Ryan Brasier, R (8, 1) ERA: 2.08	0.1	L	2	1	1	1	1	0	0	0	0	1	0	8	11	27.00	3.000

PITCHER	IP	WLS	BF	H	R	ER	SO	BB	IBB	HBP	BLK	WP	HR	S	P	ERA	WHIP
81 Daniel Tillman, R (8, 1) ERA:	0.2		3	2	1	0	0	0	0	0	0	0	0	4	8	0.00	3.000

Batter	1	2	3	4	5	6	7	8	9	AB	R	H	RBI	BB	SO	LOB
19 Jemile Weeks, S (1, 4) OBP: 0.370, SLG: 0.636 36 Grant Green, R (6, 8) OBP: 0.222, SLG: 0.625	C FF 90 X SI 91 0-1 31 FC5 10 1B 1B	D CU 75 B CH 82 B FA 89 C FA 89 S FA 89 X FA 90 3-2 ② L7			C FF 91 B SL 94 C SL 84 F CU 84 F CU 84 F CU 75 S CU 85 1-3 ① K	C FF 96 B CU 78 B SI 98 C FF 96 B FF 97 X FF 97 3-2 17 WP 1B		B FF 92 X FF 92 1-0 17 S 1B		4 1	0 0	2 1	0 0	0 0	1 0	4 0
10 Daric Barton, L (1, 10) OBP: 0.364, SLG: 0.235 17 Wes Timmons, R (6, PH) OBP: 0.372, SLG: 0.306 (6, 10)	C FF 90 1 SAFE B FF 92 B SI 92 1 SAFE X SI 92 2-1 1-2 1B	B FA 91 B CU 79 B FA 89 C FA 89 X FA 89 3-1 ③ F9			F FF 94 B SL 85 F SL 84 B SL 85 C FF 94 2-3 ② K	C FF 96 F FF 96 B CU 79 F FF 97 F FF 97 X FF 97 1-2 ③ G3 1-2		B CH 85 B FF 92 C FF 92 B CH 85 F FF 93 C CU 73 3-3 ② K 1-2		3 2	0 0	1 0	0 0	0 0	1 1	4 2
2 Cliff Pennington, S (1, 6) OBP: 0.477, SLG: 0.500 18 Cedric Hunter, L (6, 7) OBP: 0.500, SLG: 0.857	B SI 91 B FF 91 X SI 92 2-0 ① F9		B FA 89 F FA 91 B CU 80 B CH 83 B FA 90 4-1 15 G4-6-3 BB		C CU 74 B FF 94 F FF 94 D CH 85 F SL 85 B FF 93 F SL 86 F FF 94 B FF 93 4-2 31 WP 15 BB 14 1B 1-2 BB		C FF 95 X SI 89 0-1 HR	C FF 93 F CU 74 F CU 75 F CU 75 B FF 94 F FF 93 B CU 74 C CU 74 2-3 ③ K		1 2	1 1	0 1	0 1	2 0	0 1	2 1
15 Seth Smith, L (1, 9) OBP: 0.359, SLG: 0.429 25 Kila Ka'aihue, L (6, 3) OBP: 0.278, SLG: 0.606	2 SAFE C FF 92 F FF 92 C FF 91 0-3 ② K		X FA 90 0-0 ①② G4-6-3 1-2f		D FF 91 B FF 91 F FF 89 B FF 90 B FF 90 4-1 14 1B 31 WP 1-2 2-3 BB		S FF 97 C FF 97 C FF 98 0-3 ① K		X SI 94 0-0 ① G4-3	2 2	0 0	0 0	0 0	1 0	1 0	3 0
31 Jonny Gomes, R (1, 7) OBP: 0.436, SLG: 0.536 20 Josh Donaldson, R (6, 5) OBP: 0.293, SLG: 0.288	B SI 91 F SI 91 B SI 92 X FF 92 2-1 ③ FC5 2-3f		C CU 77 B FA 91 C FA 90 C FA 90 1-3 ③ K		B SL 77 F FF 90 S SL 80 B FF 93 B SL 80 B FF 91 4-2 12 FC5 14 1B 1-2 2-3 3-H BB		C FF 98 F CU 80 B FF 98 F FF 97 F CU 79 C CU 80 1-3 ② K		B SI 94 C SL 83 S SL 84 F SI 94 B SI 94 S SL 82 2-3 ② K	2 2	0 0	0 0	0 0	1 0	1 2	2 0
14 Brandon Allen, L (1, 3) OBP: 0.359, SLG: 0.576 68 Jeff Fiorentino, L (6, 9) OBP: 0.571, SLG: 0.444		C FF 90 B FF 91 S CH 79 X FF 92 1-2 26 1B 12 1B 1B		C FF 93 S CH 86 S SL 85 0-3 ① K	F FF 90 B SL 81 C FF 91 X SL 80 1-2 1-2 2-3 3-H 1B		C FF 97 B FF 97 F FF 97 F FF 97 B FF 97 B CU 79 B FF 96 4-2 7 E 7 1B BB		C CH 87 B CH 88 B SL 83 B SI 95 F SI 95 X SI 94 3-2 ③ G3	3 1	0 0	2 0	1 0	0 1	1 0	0 0
12 Collin Cowgill, R (1, 8) OBP: 0.469, SLG: 0.605 7 Adam Rosales, R (6, 4) OBP: 0.261, SLG: 0.222		B FA 87 X CH 81 1-0 26 1B 1-2 1B		B CU 74 C FF 94 C SL 93 S CU 84 1-3 ② K2-3	C FF 88 C FF 89 F SL 80 X SL 82 0-2 ③ FC5 2-3f		X FF 95 0-0 E9 1-3 1B			3 1	0 0	1 1	0 0	0 0	1 0	3 0
28 Eric Sogard, L (1, 5) OBP: 0.400, SLG: 0.545 76 Josh Horton, L (6, 6) OBP: 0.357, SLG: 0.462		B FA 89 X FA 89 1-0 ① P4		C FF 93 F FF 95 X SL 95 0-2 ③ G4-3		B FF 95 X FF 94 1-0 ① F7	C FF 92 C CU 73 C CU 74 0-3 ③ K			3 1	0 0	0 0	0 0	0 0	0 1	2 2
26 Anthony Recker, R (1, 2) OBP: 0.355, SLG: 0.483 61 Max Stassi, R (8, 2)		B FA 88 X CH 83 1-0 1-2 2-3 1B		C FF 90 S CU 83 F SL 85 X FF 93 0-2 15 BB 2 WP 31 WP 1B		B FF 96 X FF 96 1-0 ② L7		B FF 93 B FF 93 F FF 92 B FF 92 X FF 92 3-1 ① L7	4 0	1 0	2 0	0 0	0 0	0 0	0 0
Inning Stats	R: 0 E: 0 K: 1 S: 10 H: 2 LOB: 2 BB: 0 P: 16	R: 0 E: 0 K: 0 S: 11 H: 3 LOB: 3 BB: 0 P: 21	R: 0 E: 0 K: 1 S: 5 H: 0 LOB: 0 BB: 1 P: 10	R: 0 E: 0 K: 2 S: 9 H: 0 LOB: 0 BB: 0 P: 10	R: 2 E: 0 K: 2 S: 28 H: 2 LOB: 3 BB: 3 P: 44	R: 0 E: 0 K: 0 S: 10 H: 1 LOB: 1 BB: 0 P: 16	R: 1 E: 1 K: 3 S: 17 H: 2 LOB: 2 BB: 1 P: 22	R: 0 E: 0 K: 2 S: 12 H: 1 LOB: 1 BB: 0 P: 21	R: 0 E: 0 K: 1 S: 8 H: 0 LOB: 0 BB: 0 P: 13	1B: 10 2B: 0 3B: 0 HR: 1 SF: 0 SAC: 0 DP: 1 HBP: 0						

TOP

Oakland Athletics @ Kansas City Royals

Surprise Stadium, Surprise, AZ

Wed Mar 21 2012, 4:05 PM - 7:24 PM EDT

Att. 4,021 - Sunny - 68 F

livebaseballscorecards.com

AB	37
R	3
H	11
RBI	2
BB	5
SO	12
LOB	25

WP: 3 PA: 42
PB: 0
SB: 1
CS: 0

PITCHER		IP	WLS	BF	H	R	ER	SO	BB	IBB	HBP	BLK	WP	HR	S	P	ERA	WHIP
39 Luis Mendoza, R ERA: 0.77	(1, 1)	1.0	W	6	3	0	0	1	0	0	0	0	0	0	13	20	0.00	3.000
67 Francisley Bueno, L ERA:	(2, 1)	2.0	H	8	2	0	0	1	1	0	0	0	0	0	13	27	0.00	1.500
56 Greg Holland, R ERA: 3.86	(4, 1)	1.2	H	7	1	2	2	4	1	0	0	0	1	0	27	35	10.80	1.200
50 Jose Mijares, L ERA:	(5, 1)	0.1	H	4	1	0	0	0	2	0	0	0	1	0	10	19	0.00	9.000
41 Jeremy Jeffress, R ERA: 3.52	(6, 1)	1.2	H	9	3	1	1	2	1	0	0	0	1	1	24	35	5.40	2.400

PITCHER		IP	WLS	BF	H	R	ER	SO	BB	IBB	HBP	BLK	WP	HR	S	P	ERA	WHIP
55 Tim Collins, L ERA: 1.23	(7, 1)	1.1	H	5	1	0	0	3	0	0	0	0	0	0	15	24	0.00	0.750
87 Roman Colon, R ERA:	(9, 1)	1.0		3	0	0	0	1	0	0	0	0	0	0	8	13	0.00	0.000

BOTTOM

Oakland Athletics @ Kansas City Royals

Surprise Stadium, Surprise, AZ

Wed Mar 21 2012, 4:05 PM - 7:24 PM EDT

Att. 4,021 - Sunny - 68 F

livebaseballscorecards.com

Batter	1	2	3	4	5	6	7	8	9	AB	R	H	RBI	BB	SO	LOB
4 Alex Gordon, L (1, 7) OBP: 0.457, SLG: 0.650 63 Greg Golson, R (6, PR) OBP: 0.143, SLG: 0.143 (7, 7)	B FF 86 B FF 87 C FF 86 X FF 88 2-1 16 WP 2 BB 16 G6-3 1B	B CH 82 B FC 89 F FF 89 F CH 83 S FF 89 2-3 ② K	B FF 90 B CH 77 C FF 90 F FF 90 B CU 71 B FF 90 4-2 2 G4-6-3 BB	X SI 90 0-0 2 FC6-4 1-2 3-H 1B	B SI 92 X SI 92 1-0 19 FC6-4 2-3 3-H 1B				3 1 2 1 1 1 0 1 0 1 1 0 0 0						
2 Alcides Escobar, R (1, 6) OBP: 0.364, SLG: 0.452 19 Tony Abreu, S (6, PR) OBP: 0.200, SLG: 0.143 (7, 6)	B FF 88 B SL 78 1 SAFE B FF 88 B FF 86 4-0 21 S 16 WP 21 1B 1-2 BB	B FF 89 B SL 82 X FC 88 2-0 ③ F7	B FF 90 1 SAFE X FF 90 1-0 ②③ G4-6-3 1-2f	B SL 78 C SL 78 B SI 90 X CH 82 2-1 ① FC6-4 35 1B 1-2f 2-3	X SL 87 0-0 ③ FC6-4 1-2f				3 1 0 0 1 0 4 1 0 0 0 0 0 2						
35 Eric Hosmer, L (1, 3) OBP: 0.442, SLG: 0.581 78 Anthony Seratelli, S (6, PR) OBP: 0.250, SLG: 0.250 (7, 3)	C CU 74 X FF 89 0-1 ① F8	B FF 88 C CH 81 B SI 86 X CH 83 2-1 11 BB 16 1B 1B	C FF 88 F CU 72 S FF 90 0-3 ① K	C SI 91 F CH 81 F SL 79 1 SAFE F SI 90 F CH 80 B SI 92 B SI 90 F CH 82 2-2 F CH 82 X SI 91 1-2 3-H 1B	B FF 91 B FF 92 C FF 91 S CH 81 F CH 81 B SL 84 S FF 92 3-3 ① K				4 0 2 1 0 1 2 1 0 0 0 0 1 0						
16 Billy Butler, R (1, 10) OBP: 0.475, SLG: 0.694 9 Johnny Giavotella, R (6, PH) OBP: 0.237, SLG: 0.297 (7, 10)	C SL 82 B SI 89 F FF 91 F FF 90 B SI 89 F CU 78 2 SAFE B FF 91 X SL 82 3-2 ② G6-3 1-2 2-H	B SL 80 B FF 89 C CU 77 F SL 83 1 SAFE B FC 89 X SL 80 3-2 11 BB 1-2 1B	B CU 72 C CU 70 C FF 90 C FF 90 1-3 ② K	C CU 81 F FF 93 B SL 82 F FF 95 F CU 80 X CU 81 1-2 ② F7	B FF 93 B CH 80 F FF 92 F FF 92 B SL 79 S FF 92 3-3 ② K				3 0 1 1 0 1 1 2 0 0 0 0 1 3						
21 Jeff Francoeur, R (1, 9) OBP: 0.244, SLG: 0.308 12 Mitch Maier, L (7, 9) OBP: 0.400, SLG: 0.481	B CU 78 B SI 89 C CU 77 F FF 90 X FF 90 2-2 8 1B 2-H 1B	X CU 78 0-0 ① F9	X FF 90 0-0 ③ F9	C SL 81 B CU 81 B FF 94 B CU 80 S SL 79 X FF 92 3-2 ③ G6-3	B SL 85 B FF 92 S FF 91 F FF 91 S SL 84 2-3 ③ K2-3				4 0 1 1 0 0 5 1 0 0 0 0 1 0						
8 Mike Moustakas, L (1, 5) OBP: 0.294, SLG: 0.226 64 Irving Falu, S (6, PR) OBP: 0.348, SLG: 0.429 (7, 5)	B FF 86 F FF 90 B CU 77 B CH 82 X FF 89 3-1 1-3 1B	B CH 82 F SI 87 X FF 89 1-1 ② P5	B SI 89 B CH 80 X SI 89 2-0 11 2B 65 1B 1B	B FF 93 B CH 85 B FF 92 C FF 95 F FF 92 X FF 93 3-2 17 FC4-6 1B						3 0 2 0 0 0 2 1 1 1 0 0 0 0						
11 Yuniesky Betancourt, R (1, 4) OBP: 0.289, SLG: 0.444 17 Chris Getz, L (6, PR) OBP: 0.370, SLG: 0.375 (7, 4)	B FF 89 B SL 82 X FF 89 2-0 ③ P4	B CU 77 B SL 80 B FF 88 B FF 88 4-0 6 FC5-4 1-2 2-3 BB	B SI 88 B SI 88 C SI 89 X SI 89 2-1 65 1B 1-3 2B	X FF 93 0-0 ① FC4-6 65 S 63 1B 1-2f						2 0 1 0 1 0 2 1 2 0 0 0 0 1						
6 Lorenzo Cain, R (1, 8) OBP: 0.553, SLG: 0.971 1 Jarrod Dyson, L (6, PH) OBP: 0.313, SLG: 0.214 (7, 8)		B FF 88 B FF 89 C FF 87 B FF 89 X FF 88 3-1 HR	B FF 90 C SL 81 B FF 89 F FF 88 F FC 89 X CU 79 2-2 ③ FC5-4 1-2f	B SI 90 B SL 80 S SI 90 B CH 82 B SI 90 4-1 65 1B 4 1B BB	B SL 85 S FF 92 B FF 93 B SL 84 B FF 91 4-1 63 1B 65 S BB					2 1 1 1 0 0 3 0 1 0 0 2 0 0						
66 Cody Clark, R (1, 2) OBP: 0.368, SLG: 0.313 65 Max Ramirez, R (6, PH) OBP: 0.522, SLG: 0.895 (7, 2)		B FF 89 B SL 80 C FF 88 S FF 88 F FC 89 B FF 88 X FF 88 3-2 ① G4-3	X FF 89 0-0 ① L6	B SL 79 S SI 91 B SI 91 B SI 92 X SI 92 3-1 2 FC6-4 4 1B 35 1B 1-3 2-H 3-H 1B	C SI 92 X FF 88 0-1 ② G5-3 1-2 2-3					2 0 0 0 0 0 0 2 1 1 2 0 0 2						
Inning Stats	R: 2 E: 0 K: 0 S: 15 H: 3 LOB: 2 BB: 1 P: 31	R: 1 E: 0 K: 1 S: 10 H: 1 LOB: 0 BB: 0 P: 20	R: 0 E: 0 K: 0 S: 12 H: 2 LOB: 3 BB: 1 P: 24	R: 0 E: 0 K: 0 S: 4 H: 0 LOB: 0 BB: 1 P: 9	R: 0 E: 0 K: 2 S: 7 H: 0 LOB: 0 BB: 0 P: 8	R: 4 E: 0 K: 0 S: 25 H: 5 LOB: 3 BB: 1 P: 44	R: 1 E: 1 K: 0 S: 9 H: 2 LOB: 2 BB: 1 P: 17	R: 0 E: 0 K: 3 S: 10 H: 0 LOB: 0 BB: 0 P: 18		1B: 11 2B: 1 3B: 0 HR: 1 SF: 0 SAC: 0 DP: 1 HBP: 0						

	AB	36
	R	8
	H	13
	RBI	8
	BB	5
	SO	6
	LOB	27

WP: 1 PB: 0 SB: 3 CS: 0 PA: 41

PITCHER		IP	WLS	BF	H	R	ER	SO	BB	IBB	HBP	BLK	WP	HR	S	P	ERA	WHIP
45 Graham Godfrey, R ERA: 7.11	(1, 1)	3.0	L	17	6	3	3	1	2	0	0	0	1	1	37	75	9.00	2.667
58 Evan Scribner, R ERA: 1.64	(4, 1)	2.0		6	0	0	0	2	1	0	0	0	0	0	11	17	0.00	0.500
39 Travis Schlichting, R ERA: 6.52	(6, 1)	0.1		7	5	4	4	0	1	0	0	0	0	0	17	32	108.00	18.000
98 Justin Souza, R ERA: 4.5	(6, 1)	0.2		2	0	0	0	0	0	0	0	0	0	0	8	12	0.00	0.000
77 Jordan Norberto, L ERA: 3.12	(7, 1)	1.0		6	2	1	1	0	1	0	0	0	0	0	9	17	9.00	3.000

PITCHER		IP	WLS	BF	H	R	ER	SO	BB	IBB	HBP	BLK	WP	HR	S	P	ERA	WHIP
70 Erick Threets, L ERA: 1.17	(8, 1)	1.0		3	0	0	0	3	0	0	0	0	0	0	10	18	0.00	0.000

Kansas City Royals @ Chicago White Sox

Camelback Ranch, Glendale, AZ

Thu Mar 22 2012, 4:08 PM - 6:55 PM EDT

Att. 4,942 - Partly Cloudy - 77 F

TOP

livebaseballscorecards.com

Batter	1	2	3	4	5	6	7	8	9	AB	R	H	RBI	BB	SO	LOB
1 Jarrod Dyson, L (1, 8) OBP: 0.316, SLG: 0.235	G4-3		64 E 1-2 1B		G4-3		79 S 79 1B 1-3 1B		BBBB 79 G6-4-3 1-2 BB	3	0	1	0	0	0	0
63 Greg Golson, R (6, 8) OBP: 0.250, SLG: 0.200										1	1	1	0	1	0	0
64 Irving Falu, S (1, 6) OBP: 0.308, SLG: 0.375	G4-3		2 SAFE FC4 8 L3 1-2 2-3		G4-3		B 1-0 1-H 3-H 1B		G6-4-3 1-2f	3	0	0	0	0	0	2
79 Christian Colón, R (6, 6) OBP: 0.667, SLG: 0.667										2	0	1	2	0	0	2
8 Mike Moustakas, L (1, 5) OBP: 0.270, SLG: 0.206	F7		L3 1-1			SSS K	G3			3	0	0	0	0	1	2
Eric Duncan, L (6, 5)										1	0	0	0	0	0	1
16 Billy Butler, R (1, 3) OBP: 0.488, SLG: 0.769		F9		B 1-0 HR		21 FC4-6 1B		G1 1B		3	1	2	1	0	0	0
23 Jamie Romak, R (6, 3) OBP: 1.000, SLG: 1.500										1	0	1	0	0	0	0
21 Jeff Francoeur, R (1, 9) OBP: 0.250, SLG: 0.333		85 1B 2B		G4-3		FC4-6 1-2f		G1 1-2		3	1	1	0	0	0	1
Tim Ferguson, R (6, 9)										1	0	0	0	0	0	1
85 Brian Fletcher, R (1, 10) OBP: 0.500, SLG: 0.571		30 FC5-4 2-H 1B		F7		CCC K		CCC K		3	0	1	1	0	1	1
29 Carlo Testa, L (8, PH) (8, 10)										1	0	0	0	0	1	1
30 Jason Bourgeois, R (1, 7) OBP: 0.250, SLG: 0.259		FC5-4 19 S 1-2f		1B			F8	F7		3	0	1	0	0	0	1
83 Tim Smith, L (7, 7)										1	0	0	0	0	0	1
19 Tony Abreu, S (1, 4) OBP: 0.167, SLG: 0.118		CCC K 1-2		G6-3			G6-3		G4-3	3	0	0	0	0	1	2
89 Rey Navarro, S (7, 4) OBP: 0.200, SLG: 0.200										1	0	0	0	0	0	0
33 Humberto Quintero, R (1, 2) OBP: 0.400, SLG: 0.400			64 FC4 1 1B 1B		L4		BBBB 4-0 63 1B 63 DI 79 1B BB		BBBB 63 BB BB	2	0	1	0	0	0	0
66 Cody Clark, R (6, 2) OBP: 0.429, SLG: 0.313										0	1	0	0	2	0	0

AB	35
R	4
H	10
RBI	4
BB	3
SO	4
LOB	15

Inning Stats	1	2	3	4	5	6	7	8	9
	R: 0 E: 0 K: 0 S: 3	R: 1 E: 0 K: 1 S: 7	R: 0 E: 1 K: 0 S: 4	R: 1 E: 0 K: 0 S: 5	R: 0 E: 0 K: 0 S: 3	R: 0 E: 0 K: 2 S: 8	R: 2 E: 0 K: 0 S: 5	R: 0 E: 0 K: 1 S: 6	R: 0 E: 0 K: 0 S: 2
	H: 0 LOB: 0 BB: 0 P: 3	H: 2 LOB: 1 BB: 0 P: 7	H: 2 LOB: 1 BB: 0 P: 4	H: 2 LOB: 1 BB: 0 P: 6	H: 0 LOB: 0 BB: 0 P: 3	H: 1 LOB: 1 BB: 0 P: 8	H: 2 LOB: 1 BB: 1 P: 10	H: 1 LOB: 1 BB: 0 P: 6	H: 0 LOB: 1 BB: 2 P: 10

1B: 8	SF: 0	WP: 0	PA: 38
2B: 2	SAC: 0	PB: 0	
3B: 0	DP: 2	SB: 2	
HR: 1	HBP: 0	CS: 0	

PITCHER	IP	WLS	BF	H	R	ER	SO	BB	IBB	HBP	BLK	WP	HR	S	P	ERA	WHIP
48 Zach Stewart, R (1, 1) ERA: 4.5	5.0	W	20	6	2	2	1	0	0	0	0	0	1	22	23	3.60	1.200
43 Addison Reed, R (6, 1) ERA: 3.86	1.2		9	3	2	2	2	1	0	0	0	0	0	12	17	10.80	2.400
37 Matt Thornton, L (7, 1) ERA:	1.1		5	1	0	0	1	0	0	0	0	0	0	7	7	0.00	0.750
99 Ryan Kussmaul, R (9, 1) ERA:	1.0		4	0	0	0	0	2	0	0	0	0	0	2	10	0.00	2.000

PITCHER	IP	WLS	BF	H	R	ER	SO	BB	IBB	HBP	BLK	WP	HR	S	P	ERA	WHIP

BOTTOM

Kansas City Royals @ Chicago White Sox

Camelback Ranch, Glendale, AZ

Thu Mar 22 2012, 4:08 PM - 6:55 PM EDT

Att. 4,942 - Partly Cloudy - 77 F

livebaseballscorecards.com

Batter	1	2	3	4	5	6	7	8	9	AB	R	H	RBI	BB	SO	LOB
30 Alejandro De Aza, L (1, 8) OBP: 0.341, SLG: 0.278 67 Jordan Danks, L (6, 8) OBP: 0.462, SLG: 0.619	BBBB 4-0 51 S 18 S 51 1B BB	CCC 0-3 ② K			X 0-0 18 1B 44 HR 3-H 1B	CCC 0-3 ① K		BBBB 4-0 29 BB 82 1B 78 3B BB		2 1	2 1	1 0	1 0	1 1	1 1	1 1
18 Brent Lillibridge, R (1, 7) OBP: 0.385, SLG: 0.500 82 Jared Mitchell, L (7, 7) OBP: 0.333, SLG: 0.524	BSSS 1-3 ① K 1-2	X 0-0 ③ L7			X 0-0 14 1B 44 HR 1-3 1B	SSC 0-3 ② K		X 0-0 29 BB 78 3B 1-2 1B		4 1	1 1	1 1	0 0	0 0	2 0	3 0
51 Alex Rios, R (1, 9) OBP: 0.289, SLG: 0.286 75 Jim Gallagher, L (7, 9) OBP: 0.286, SLG: 0.063	BX 1-0 14 2B 2-H 1B		X 0-0 ① F8		X 0-0 ① F7	X 0-0 3-H 1B		SSS 0-3 ① K		4 1	1 0	2 0	2 0	0 0	0 1	2 2
14 Paul Konerko, R (1, 10) OBP: 0.341, SLG: 0.342 88 Mark Haddow, R (5, PR) (6, 10)	X 0-0 44 HR 1-H 2B		X 0-0 ② G4-3		X 0-0 44 HR 1-2 1B	SSS 0-3 ③ K		SSS 0-3 ② K		3 2	1 1	2 0	1 0	0 0	0 2	0 3
44 Adam Dunn, L (1, 3) OBP: 0.515, SLG: 0.875 29 Dan Johnson, L (6, 3) OBP: 0.444, SLG: 0.550	BBBSSX 3-2 2-H HR		X 0-0 ③ F8		BBBCX 3-1 1-H 2-H 3-H HR		X 0-0 ① G4-3	BBBB 4-0 1-2 2-3 78 3B BB		3 1	2 1	2 0	6 0	0 1	0 0	0 0
12 A.J. Pierzynski, L (1, 2) OBP: 0.172, SLG: 0.414 70 Hector Gimenez, S (7, 2) OBP: 0.571, SLG: 0.500 86 Tyler Saladino, R (7, PR) OBP: 0.200, SLG: 0.077 78 Josh Phegley, R (8, 2) OBP: 0.500, SLG: 0.667	X 0-0 ② L6			X 0-0 ① G6-3	BBBCFX 3-2 HR		X 0-0 45 3B 1B	X 0-0 1-H 2-H 3-H 3B		3 1 0 1	1 0 1 0	1 1 0 1	1 0 0 3	0 0 0 0	0 0 0 0	0 0 0 0
22 Brent Morel, R (1, 5) OBP: 0.303, SLG: 0.333 45 Dallas McPherson, L (6, 5) OBP: 0.474, SLG: 0.625	X 0-0 ③ F9			X 0-0 ② G5-3	X 0-0 ② G4-3		X 0-0 1-H 66 2B 3B	CCC 0-3 ③ K		3 2	0 1	0 1	0 1	0 0	0 1	1 1
15 Gordon Beckham, R (1, 4) OBP: 0.279, SLG: 0.325 66 Ray Olmedo, S (6, 4) OBP: 0.500, SLG: 0.643 (7, 6)		X 0-0 ① G4-3		SSS 0-3 ③ K	X 0-0 ③ G6-3		X 0-0 3-H 2B			3 1	0 0	0 1	0 1	0 0	1 0	1 0
38 Eduardo Escobar, S (1, 6) OBP: 0.480, SLG: 0.680 85 Drew Garcia, S (7, 4)		X 0-0 1B			X 0-0 E1 30 1B 1B	X 0-0 E8 51 1B	X 0-0 ③ G4-3			3 1	2 0	2 0	0 0	0 0	0 0	0 1
Inning Stats	R: 4 H: 3 E: 0 LOB: 0 K: 1 BB: 1 S: 10 P: 19	R: 0 H: 1 E: 0 LOB: 1 K: 1 BB: 0 S: 6 P: 6	R: 0 H: 0 E: 0 LOB: 0 K: 0 BB: 0 S: 3 P: 3	R: 0 H: 0 E: 0 LOB: 0 K: 1 BB: 0 S: 5 P: 5	R: 6 H: 6 E: 1 LOB: 1 K: 0 BB: 0 S: 12 P: 18	R: 1 H: 1 E: 1 LOB: 1 K: 3 BB: 0 S: 11 P: 11	R: 2 H: 3 E: 0 LOB: 1 K: 0 BB: 0 S: 5 P: 5	R: 3 H: 2 E: 0 LOB: 1 K: 3 BB: 2 S: 11 P: 19		1B: 9 SF: 0 2B: 2 SAC: 0 3B: 2 DP: 0 HR: 3 HBP: 0						

AB	40
R	16
H	16
RBI	16
BB	3
SO	9
LOB	16

WP: 0 PA: 43
PB: 0
SB: 2
CS: 0

PITCHER		IP	WLS	BF	H	R	ER	SO	BB	IBB	HBP	BLK	WP	HR	S	P	ERA	WHIP
52 Bruce Chen, L ERA: 15.0	(1, 1)	4.1	L	24	10	10	10	3	1	0	0	0	0	3	34	49	20.77	2.538
32 Vin Mazzaro, R ERA: 6.23	(5, 1)	2.2		12	4	3	2	3	0	0	0	0	0	0	18	18	6.75	1.500
80 Buddy Baumann, L ERA: 40.5	(8, 1)	0.2		6	2	3	3	2	2	0	0	0	0	0	8	16	40.50	6.000
77 Kevin Pucetas, R ERA:	(8, 1)	0.1		1	0	0	0	1	0	0	0	0	0	0	3	3	0.00	0.000

PITCHER	IP	WLS	BF	H	R	ER	SO	BB	IBB	HBP	BLK	WP	HR	S	P	ERA	WHIP

Kansas City Royals @ Los Angeles Angels

Tempe Diablo Stadium, Tempe, AZ

Thu Mar 22 2012, 4:11 PM - 6:58 PM EDT

Att. 9,589 - Sunny - 73 F

livebaseballscorecards.com

TOP

Batter	1	2	3	4	5	6	7	8	9	AB	R	H	RBI	BB	SO	LOB
4 Alex Gordon, L (1, 7) OBP: 0.460, SLG: 0.643	B X	B B B B		X	S S S				X	2	0	1	1	1	1	0
85 Terry Evans, R (7, 7) OBP: 0.333, SLG: 0.333	1-0 35 1B 1B	4-0 BB		0-0 ② SF7 2-3 3-H	0-3 ③ K				0-0 ② F9	1	0	0	0	0	0	0
9 Johnny Giavotella, R (1, 4) OBP: 0.238, SLG: 0.293	X	X		X			X		X	4	0	1	1	0	0	2
Kurt Mertins, R (7, 4) OBP: 1.000, SLG: 1.000	0-0 ① F8	0-0 ③ G5-3		0-0 3-H 1B			0-0 ① G5-3		0-0 13 DI 1B	1	0	1	0	0	0	0
35 Eric Hosmer, L (1, 3) OBP: 0.429, SLG: 0.553	X		X	X			X		B S S S	4	0	1	0	0	0	1
13 Mario Lisson, R (7, 3)	0-0 12 S 1-3 1B		0-0 ① F7	0-0 ③ P6			0-0 ② P5		1-3 ③ K 1-2	1	0	0	0	0	1	1
65 Max Ramirez, R (1, 10) OBP: 0.481, SLG: 0.826	S S S		X		X		X			4	0	1	0	0	1	2
	0-3 ② K		0-0 ② G1-3		0-0 11 F7 2B		0-0 ③ G6-3									
12 Mitch Maier, L (1, 9) OBP: 0.394, SLG: 0.500	C S S		X		X			X		3	0	1	0	0	1	3
Alex Llanos, R (7, 9) OBP: 1.000, SLG: 1.000	0-3 ③ K 1-2		0-0 2B		0-0 ① F7			0-0 84 PB 78 G6-3 1B		1	0	1	0	0	0	0
11 Yuniesky Betancourt, R (1, 5) OBP: 0.293, SLG: 0.436		X	S S S		X			X		3	1	1	0	0	1	2
78 Anthony Seratelli, S (7, 5) OBP: 0.200, SLG: 0.200		0-0 6 HR 1B	0-3 ③ K		0-0 ② F7 2-3			0-0 ① G6-3 1-2		1	0	0	0	0	0	1
6 Lorenzo Cain, R (1, 8) OBP: 0.537, SLG: 1.000	C X	0-1		X	S S S			X		3	1	1	2	0	1	1
22 Geulin Beltre, R (7, 8)	1-H HR			0-0 ① P5	0-3 ③ K			0-0 ② F9		1	0	0	0	0	0	1
27 Brayan Peña, S (1, 2) OBP: 0.345, SLG: 0.429	X	X		X		X		B S S S		3	1	1	0	0	0	0
84 Ben Theriot, L (7, 2)	0-0 ① F8			0-0 2 2B 4 SF7 1B		0-0 ① G5-3		1-3 ③ K 2-3		1	0	0	0	0	1	1
2 Alcides Escobar, R (1, 6) OBP: 0.361, SLG: 0.471	S S S			X		X			X	3	1	1	0	0	1	0
8 Alex McClure, S (7, 6)	0-3 ② K			0-0 4 SF7 9 1B 1-3 2B		0-0 ② G4-3			0-0 ① G4-3	1	0	0	0	0	0	0

	AB	37
	R	4
	H	11
	RBI	4
	BB	1
	SO	8
	LOB	15

Inning Stats										
	R: 0 E: 0 K: 2 S: 9	H: 2 LOB: 2 BB: 0 P: 10	R: 2 E: 0 K: 1 S: 8	H: 2 LOB: 1 BB: 1 P: 12	R: 0 E: 0 K: 1 S: 6	H: 1 LOB: 1 BB: 0 P: 6	R: 2 E: 0 K: 0 S: 6	H: 3 LOB: 1 BB: 0 P: 6	R: 0 E: 0 K: 1 S: 6	H: 1 LOB: 1 BB: 0 P: 6
	R: 0 E: 0 K: 1 S: 5	H: 0 LOB: 0 BB: 0 P: 5	R: 0 E: 0 K: 0 S: 3	H: 0 LOB: 0 BB: 0 P: 3	R: 0 E: 0 K: 1 S: 6	H: 1 LOB: 1 BB: 0 P: 7	R: 0 E: 0 K: 1 S: 6	H: 1 LOB: 1 BB: 0 P: 7	1B: 7 2B: 3 3B: 0 HR: 1	SF: 1 SAC: 0 DP: 0 HBP: 0

WP: 0 PB: 1 SB: 1 CS: 0 PA: 39

PITCHER		IP	WLS	BF	H	R	ER	SO	BB	IBB	HBP	BLK	WP	HR	S	P	ERA	WHIP
36 Jered Weaver, R ERA: 5.84	(1, 1)	4.2	W	24	9	4	4	4	1	0	0	0	0	1	32	37	7.71	2.143
86 David Carpenter, R ERA:	(5, 1)	0.1	H	1	0	0	0	1	0	0	0	0	0	0	3	3	0.00	0.000
37 Scott Downs, L ERA: 7.71	(6, 1)	1.0	H	3	0	0	0	1	0	0	0	0	0	0	5	5	0.00	0.000
21 Hisanori Takahashi, L ERA:	(7, 1)	2.0	H	7	1	0	0	1	0	0	0	0	0	0	9	10	0.00	0.500
35 Jason Isringhausen, R ERA: 3.0	(9, 1)	1.0	S	4	1	0	0	1	0	0	0	0	0	0	6	7	0.00	1.000

PITCHER	IP	WLS	BF	H	R	ER	SO	BB	IBB	HBP	BLK	WP	HR	S	P	ERA	WHIP

BOTTOM

Kansas City Royals @ Los Angeles Angels

Tempe Diablo Stadium, Tempe, AZ

Thu Mar 22 2012, 4:11 PM - 6:58 PM EDT

Att. 9,589 - Sunny - 73 F

livebaseballscorecards.com

Batter	1	2	3	4	5	6	7	8	9	AB	R	H	RBI	BB	SO	LOB
2 Erick Aybar, S (1, 6) OBP: 0.476, SLG: 0.667	0-0 5 CS 47 1B 1B	0-0 47 3B 2-3 1B		0-0 5 CS 1-3 1B		0-0 1B		0-3 K		3	1	3	0	0	0	0
13 Maicer Izturis, S (6, PH) (7, 6) OBP: 0.429, SLG: 0.500										2	0	1	0	0	1	0
47 Howie Kendrick, R (1, 4) OBP: 0.514, SLG: 0.875	0-0 5 PB 5 CS 5 G6-3 1-2 1B	0-0 1-H 3-H 3B		0-0 ② SF7 3-H		0-0 ② F9				2	1	2	3	0	0	0
44 Mark Trumbo, R (6, PH) (7, 3) OBP: 0.286, SLG: 0.625										1	0	0	0	0	0	1
5 Albert Pujols, R (1, 3) OBP: 0.425, SLG: 0.788	2-0 ① ② G6-3 1-H 2-3	0-0 ③ L8		1-0 ③ CS 1-2	0-0 10 1B 2B	0-0 ③ F8				3	1	1	1	0	0	2
46 Bobby Wilson, R (6, PH) (7, 2) OBP: 0.615, SLG: 0.600										1	0	0	0	0	0	1
48 Torii Hunter, R (1, 9) OBP: 0.353, SLG: 0.344	0-0 ③ G6-3		4-0 10 1B BB		0-3 ① K		0-0 28 F8 28 S 1B			2	0	0	0	1	1	1
19 Alexi Amarista, L (7, 4) OBP: 0.394, SLG: 0.656										1	0	1	0	0	0	0
10 Vernon Wells, R (1, 8) OBP: 0.375, SLG: 0.528		0-0 ① P3	0-0 ① 1-3 1B		0-0 53 FC3-6 8 1B 2-H 1B		1-0 ① F8 1-3			3	0	2	1	0	0	0
28 Kaleb Cowart, S (7, 5) OBP: 0.333, SLG: 0.333										1	0	0	0	0	0	1
8 Kendrys Morales, S (1, 10) OBP: 0.667, SLG: 0.667		0-0 53 2B 17 2B 1B	0-0 ② P3		0-0 53 FC3-6 1-2 1B		0-0 ② L6			3	1	2	0	0	0	1
4 Ryan Mount, L (7, PH) (8, 10)										1	0	0	0	0	0	1
53 Bobby Abreu, L (1, 7) OBP: 0.219, SLG: 0.207	0-0 17 2B 1-3 2B	0-0 ③ G3-1		0-0 ② FC3-6 1-2f 2-3		0-0 ③ G4-3				3	1	1	0	0	0	3
39 Ryan Langerhans, L (6, 7) OBP: 0.423, SLG: 0.278										1	0	0	0	0	0	1
6 Alberto Callaspo, S (1, 5) OBP: 0.441, SLG: 0.515	0-3 ② K		0-0 2 1B 47 SF7 1B		0-0 ③ G3-1			0-3 ① K		3	1	1	0	0	1	4
57 Angel Castillo, R (7, 9)										1	0	0	0	0	1	0
17 Chris Iannetta, R (1, 2) OBP: 0.286, SLG: 0.550	0-0 2 1B 47 3B 2-H 3-H 2B			0-3 ① K		0-3 ① K		0-0 ② G5-3		2	1	1	2	0	1	1
25 Peter Bourjos, R (6, PH) (7, 8) OBP: 0.314, SLG: 0.344										2	0	0	0	0	1	0
Inning Stats	R: 1 E: 0 K: 0 S: 4 H: 2 LOB: 0 BB: 0 P: 6	R: 4 E: 0 K: 1 S: 10 H: 5 LOB: 1 BB: 0 P: 10	R: 0 E: 0 K: 0 S: 3 H: 1 LOB: 1 BB: 1 P: 7	R: 1 E: 0 K: 1 S: 6 H: 2 LOB: 0 BB: 0 P: 7	R: 1 E: 0 K: 1 S: 8 H: 3 LOB: 2 BB: 0 P: 8	R: 0 E: 0 K: 1 S: 6 H: 1 LOB: 1 BB: 0 P: 6	R: 0 E: 0 K: 0 S: 4 H: 1 LOB: 1 BB: 0 P: 5	R: 0 E: 0 K: 2 S: 7 H: 0 LOB: 0 BB: 0 P: 7		1B: 11 2B: 3 3B: 1 HR: 0	SF: 1 SAC: 0 DP: 0 HBP: 0					

	AB	35
	R	7
	H	15
	RBI	7
	BB	1
	SO	6
	LOB	17

	WP: 0	PA: 38
	PB: 1	
	SB: 1	
	CS: 3	

PITCHER		IP	WLS	BF	H	R	ER	SO	BB	IBB	HBP	BLK	WP	HR	S	P	ERA	WHIP
23 Danny Duffy, L ERA: 7.56	(1, 1)	3.1	L	19	10	6	5	2	1	0	0	0	0	0	22	28	13.50	3.300
37 Sean O'Sullivan, R ERA: 2.89	(4, 1)	3.1		14	5	1	1	2	0	0	0	0	0	0	18	20	2.70	1.500
46 Tommy Hottovy, L ERA:	(7, 1)	1.1		4	0	0	0	2	0	0	0	0	0	0	8	8	0.00	0.000

PITCHER		IP	WLS	BF	H	R	ER	SO	BB	IBB	HBP	BLK	WP	HR	S	P	ERA	WHIP

Batter	1	2	3	4	5	6	7	8	9	AB	R	H	RBI	BB	SO	LOB
63 Matt Angle, L (1, 8) OBP: 0.321, SLG: 0.208	C SI 93 B SI 93 X SI 94 1-1 1B		X FF 93 0-0 ③ F7			F FF 92 F FC 89 C FC 88 0-3 ② K			F SI 97 B FF 98 F SI 96 F CH 85 B SI 98 X SI 96 2-2 ① G3-1	4	0	1	0	0	1	0
23 Jerry Sands, R (1, 9) OBP: 0.286, SLG: 0.200	C FF 93 B CU 78 B CU 77 1 SAFE F FC 89 F SL 85 S FF 95 2-3 ① K			B FC 88 B FF 93 C FF 93 S FC 90 X SI 94 2-2 7 G3-6-3 1B		X FC 88 0-0 ③ G5-3			B FF 98 S SI 96 X SI 97 1-1 ② F9	4	0	1	0	0	1	1
7 James Loney, L (1, 3) OBP: 0.333, SLG: 0.414 94 Travis Denker, R (7, 5)	F FF 94 F FC 90 B SI 94 F FC 91 B CU 79 1 SAFE S FC 90 2-3 ② K			X FF 92 0-0 ①② G3-6-3 1-2f			S FF 94 X FF 97 0-1 ① G4-3		B SI 97 C SI 97 B SI 98 F SI 96 B SI 98 F SI 97 F SI 97 B FF 97 4-2 88 FC6-4 BB	3 0	0 0	0 0	0 0	0 1	1 0	2 0
5 Juan Uribe, R (1, 5) OBP: 0.310, SLG: 0.269 88 Joe Becker, R (7, 4)	S FF 94 F CU 79 F FF 95 F SL 86 F FF 94 S CU 79 0-3 ③ K			S FF 93 B FF 94 B FF 93 F FC 89 X FF 95 2-2 2B			F FF 95 B CU 75 S FF 96 S SL 89 1-3 ② K		C SI 97 B CH 85 X SI 98 1-1 ③ FC6-4 1-2f	3 1	0 0	1 0	0 0	0 0	2 0	1 1
3 Adam Kennedy, L (1, 4) OBP: 0.300, SLG: 0.467 57 Scott Elbert, L (7, 1) 30 Josh Bard, S (8, 2) OBP: 0.077, SLG: 0.154		C FF 92 C SI 91 B FF 94 X CU 79 1-2 E3 18 G5-4-3		B CH 82 F FF 94 C CH 85 C FC 90 1-3 ③ K			S FF 95 B CU 75 S FF 95 F FF 96 F SL 87 S SL 89 1-3 ③ K			3 0 0	0 0 0	0 0 0	0 0 0	0 0 0	2 0 0	1 0 0
18 Matt Treanor, R (1, 2) OBP: 0.353, SLG: 0.429 52 Josh Lindblom, R (8, 1)		X FF 93 0-0 ①② G5-4-3 1-2f			X FF 91 0-0 ① L3			C SI 90 F SI 90 B SL 83 S SL 80 1-3 ① K		3 0	0 0	0 0	0 0	0 0	1 0	1 0
49 Trent Oeltjen, L (1, 7) OBP: 0.344, SLG: 0.433 54 Javy Guerra, R (6, 1) 65 Luis Alfonso Cruz, R (7, 6) OBP: 0.316, SLG: 0.474		F FF 94 F FF 93 F CU 79 B FF 94 T SL 86 1-2 ③ K			B FC 88 C CH 82 S FC 90 S SL 86 1-3 ② K			S FF 89 C FF 90 F SL 80 B SL 80 X SL 80 1-2 1B		2 0 1	0 0 0	0 0 1	0 0 0	0 0 0	2 0 0	0 0 0
12 Justin Sellers, R (1, 6) OBP: 0.455, SLG: 0.571 67 Jeff Baisley, R (7, 3) OBP: 0.294, SLG: 0.267			C FF 92 B FC 90 F SI 93 B FF 92 X FF 94 2-2 ① F9		C FF 93 C FC 89 B SI 93 F CU 80 X FF 95 1-2 ③ G6-3			C FF 90 C SL 80 D SL 80 F FF 89 X SI 89 1-2 ② F8		2 1	0 0	0 0	0 0	0 0	0 0	0 1
44 Aaron Harang, R (1, 1) 48 Cory Sullivan, L (6, PH) OBP: 0.324, SLG: 0.400 (6, 7)			S FF 93 F SI 94 S CU 80 0-3 ② K			S FF 92 B FC 88 B FF 92 X SI 92 2-1 ① G4-3		B SL 78 X CH 82 1-0 ③ F7		1 2	0 0	0 0	0 0	0 0	1 0	0 1
Inning Stats	R: 0 E: 0 K: 3 S: 16 H: 1 LOB: 1 BB: 0 P: 21	R: 0 E: 1 K: 1 S: 8 H: 0 LOB: 0 BB: 0 P: 10	R: 0 E: 0 K: 1 S: 7 H: 0 LOB: 0 BB: 0 P: 9	R: 0 E: 0 K: 1 S: 10 H: 2 LOB: 1 BB: 0 P: 15	R: 0 E: 0 K: 1 S: 8 H: 0 LOB: 0 BB: 0 P: 10	R: 0 E: 0 K: 1 S: 6 H: 0 LOB: 0 BB: 0 P: 8	R: 0 E: 0 K: 2 S: 10 H: 0 LOB: 0 BB: 0 P: 12	R: 0 E: 0 K: 1 S: 12 H: 1 LOB: 1 BB: 0 P: 16	R: 0 E: 0 K: 0 S: 12 H: 0 LOB: 1 BB: 1 P: 20	1B: 3 2B: 1 3B: 0 HR: 0 SF: 0 SAC: 0 DP: 2 HBP: 0						WP: 0 PB: 0 SB: 0 CS: 0 PA: 31	

TOP

Los Angeles Dodgers @ Kansas City Royals

Surprise Stadium, Surprise, AZ

Fri Mar 23 2012, 4:06 PM - 6:23 PM EDT

Att. 6,769 - Sunny - 81 F

livebaseballscorecards.com

AB	30
R	0
H	4
RBI	0
BB	1
SO	11
LOB	9

PITCHER		IP	WLS	BF	H	R	ER	SO	BB	IBB	HBP	BLK	WP	HR	S	P	ERA	WHIP
44 Luke Hochevar, R ERA: 1.29	(1, 1)	6.0	W	20	3	0	0	8	0	0	0	0	0	0	55	73	0.00	0.500
51 Jonathan Broxton, R ERA: 2.25	(7, 1)	1.0	H	3	0	0	0	2	0	0	0	0	0	0	10	12	0.00	0.000
31 Louis Coleman, R ERA: 2.7	(8, 1)	1.0	H	4	1	0	0	1	0	0	0	0	0	0	12	16	0.00	1.000
40 Kelvin Herrera, R ERA: 1.13	(9, 1)	1.0	S	4	0	0	0	0	1	0	0	0	0	0	12	20	0.00	1.000

PITCHER	IP	WLS	BF	H	R	ER	SO	BB	IBB	HBP	BLK	WP	HR	S	P	ERA	WHIP

BOTTOM

Los Angeles Dodgers @ Kansas City Royals

Surprise Stadium, Surprise, AZ

Fri Mar 23 2012, 4:06 PM - 6:23 PM EDT

Att. 6,769 - Sunny - 81 F

livebaseballscorecards.com

Batter	1	2	3	4	5	6	7	8	9	AB	R	H	RBI	BB	SO	LOB
1 Jarrod Dyson, L (1, 8) OBP: 0.435, SLG: 0.316	B SI 85 B SI 85 C SI 86 B SI 86 B SI 87 4-1 12 G6-3 12 WP BB		L CU 72 S SL 79 B CU 79 X CH 81 1-2 12 G4-3 2 G3 1B		C FF 88 B FF 89 X CU 74 1-1 2 CS 1B		B FF 90 B FF 90 B FF 90 B FF 92 4-0 12 S 1-2 BB			2	0	2	0	2	0	0
2 Alcides Escobar, R (1, 6) OBP: 0.359, SLG: 0.459 19 Tony Abreu, S (7, 6) OBP: 0.158, SLG: 0.118	C FF 90 X SL 82 0-1 ① F9		X SI 89 0-0 ① G3 1-2		1 SAFE P PQ 81 S SL 82 B SL 80 B SL 80 S SI 87 X SL 83 3-2 ① 12 G4-6-3 1-2 1B		S FF 89 X FF 90 0-1 ② SF9 2-3 3-H			3 0	0 0	1 0	0 1	0 0	0 0	2 0
12 Mitch Maier, L (1, 10) OBP: 0.351, SLG: 0.441	1 SAFE 1 SAFE C SI 88 B CH 83 C CH 79 X SL 83 1-2 ② G6-3 1-3		2 SAFE C CH 82 B SI 90 B CH 83 X CH 82 2-1 ② G4-3 2-3		X SI 90 0-0 ②③ G4-6-3 1-2f		B SL 88 C SL 86 B FF 91 S SL 87 B SL 88 C FF 92 3-3 ③ K 1-2			4	0	0	0	0	1	5
16 Billy Butler, R (1, 3) OBP: 0.478, SLG: 0.732 65 Max Ramirez, R (7, 3) OBP: 0.464, SLG: 0.792	B SI 88 B SL 80 C SL 81 S SL 81 X CH 81 2-2 ③ L7		B FF 87 B SL 82 F CH 83 B CH 83 C SL 82 B CH 83 4-2 BB			B FF 93 X FF 94 1-0 ① G6-3		B FF 94 X SI 92 1-0 ① F7		2 1	0 0	0 0	0 0	1 0	0 0	1 0
8 Mike Moustakas, L (1, 5) OBP: 0.275, SLG: 0.243 64 Irving Falu, S (7, 5) OBP: 0.296, SLG: 0.360		C CU 71 B CH 79 B FF 86 B FF 87 X SI 88 3-1 11 G6-3 30 1B 2B	B CU 75 F FF 89 F FF 90 X FF 89 1-2 ③ F9			C FF 94 X CH 84 0-1 ② F9		B CU 72 F SL 88 S SI 94 X SL 87 1-2 ② F8		3 1	1 0	1 0	0 0	0 0	0 0	2 0
11 Yuniesky Betancourt, R (1, 4) OBP: 0.295, SLG: 0.415 9 Johnny Giavotella, R (7, 4) OBP: 0.256, SLG: 0.310		X SI 88 0-0 ① G6-3 2-3		B FF 86 B CH 80 B CH 85 C CH 85 B SI 88 4-1 30 FC3-6 BB		C SL 90 B CU 77 B FF 94 X SL 86 2-1 ③ G5-3		S SL 86 B SI 94 F FF 93 B FF 94 B FF 94 F FF 93 X FF 92 3-2 1B		2 1	0 0	0 1	0 0	1 0	0 0	1 0
30 Jason Bourgeois, R (1, 7) OBP: 0.267, SLG: 0.276 35 Eric Hosmer, L (7, 9) OBP: 0.431, SLG: 0.571		B SI 86 S SL 81 X SL 80 1-1 3-H 1B		1 SAFE X SI 87 0-0 ① FC3-6 63 F9 63 S 1-2f			C FF 91 X FF 91 0-1 63 G5-3 19 SF9 2B	C SL 87 X SI 92 0-1 ③ G2-3		2 2	0 1	1 1	1 0	0 0	0 0	1 1
63 Greg Golson, R (1, 9) OBP: 0.211, SLG: 0.167 (7, 7)		1 SAFE B FF 89 X SL 80 1-0 ② F7		S SL 82 F SL 80 F SL 82 B SI 90 F SL 80 X CU 72 1-2 ② F9 1-3			C SL 86 X SL 88 0-1 ① G5-3 2-3			3	0	0	0	0	0	3
33 Humberto Quintero, R (1, 2) OBP: 0.286, SLG: 0.286 72 Ryan Eigsti, R (7, PH) (8, 2)		X SL 82 0-0 ③ G4-3		X SL 81 0-0 ③ L9			B FF 91 F FF 91 S SL 85 B SL 86 B SL 86 B SL 86 4-2 19 SF9 1 BB BB			2 0	0 0	0 0	0 0	0 1	0 0	2 0
Inning Stats	R: 0 E: 0 K: 0 S: 9 H: 0 LOB: 1 BB: 1 P: 16	R: 1 E: 0 K: 0 S: 7 H: 2 LOB: 1 BB: 0 P: 12	R: 0 E: 0 K: 0 S: 11 H: 1 LOB: 2 BB: 1 P: 19	R: 0 E: 0 K: 0 S: 8 H: 0 LOB: 1 BB: 1 P: 13	R: 0 E: 0 K: 0 S: 7 H: 2 LOB: 0 BB: 0 P: 10	R: 0 E: 0 K: 0 S: 5 H: 0 LOB: 0 BB: 0 P: 8	R: 1 E: 0 K: 1 S: 11 H: 1 LOB: 2 BB: 2 P: 22	R: 0 E: 0 K: 0 S: 10 H: 1 LOB: 1 BB: 0 P: 15		1B: 5 2B: 2 3B: 0 HR: 0 SF: 1 SAC: 0 DP: 1 HBP: 0				WP: 1 PB: 0 SB: 2 CS: 1 PA: 34		

	AB	28
	R	2
	H	7
	RBI	2
	BB	5
	SO	1
	LOB	18

PITCHER		IP	WLS	BF	H	R	ER	SO	BB	IBB	HBP	BLK	WP	HR	S	P	ERA	WHIP
44 Aaron Harang, R ERA: 3.86	(1, 1)	5.0	L	21	5	1	1	0	3	0	0	0	1	0	42	70	1.80	1.600
54 Javy Guerra, R ERA: 1.93	(6, 1)	1.0		3	0	0	0	0	0	0	0	0	0	0	5	8	0.00	0.000
57 Scott Elbert, L ERA: 5.4	(7, 1)	1.0		6	1	1	1	1	2	0	0	0	0	0	11	22	9.00	3.000
52 Josh Lindblom, R ERA: 2.7	(8, 1)	1.0		4	1	0	0	0	0	0	0	0	0	0	10	15	0.00	1.000

PITCHER	IP	WLS	BF	H	R	ER	SO	BB	IBB	HBP	BLK	WP	HR	S	P	ERA	WHIP

Batter	1	2	3	4	5	6	7	8	9	AB	R	H	RBI	BB	SO	LOB
4 Alex Gordon, L (1, 7) OBP: 0.472, SLG: 0.711	B B X 2-0 HR	X 0-0 G1-3 ③			X 0-0 17 FC4-6 1B		S S S 0-3 K ①	B B B 4-0 9 BLK 9 S BB		3	1	2	1	0	0	0
30 Jason Bourgeois, R (7, PH) OBP: 0.281, SLG: 0.267 (7, 7)										1	0	0	0	1	1	0
17 Chris Getz, L (1, 4) OBP: 0.333, SLG: 0.333	X 0-0 G4-3 ①	X 0-0 F7 ①			X 0-0 FC4-6 ② 1-2f		X 0-0 35 2B 6 WP 1B	B S S S 1-3 K ③		3	0	0	0	0	0	1
9 Johnny Giavotella, R (6, 4) OBP: 0.267, SLG: 0.318										2	1	1	0	0	1	1
35 Eric Hosmer, L (1, 3) OBP: 0.435, SLG: 0.577	B B B B 4-0 21 WP 6 1B 21 1B BB	X 0-0 G6-3 ②			X 0-0 F8 ③		X 0-0 6 WP 21 2B 1-3 2B		X 0-0 G6-3 ①	3	2	1	0	1	0	1
65 Max Ramirez, R (7, 2) OBP: 0.448, SLG: 0.760										1	0	0	0	0	0	0
6 Lorenzo Cain, R (1, 8) OBP: 0.533, SLG: 0.976	X 0-0 21 1B 21 WP 1-2 1B	X 0-0 G1-3 ③				X 0-0 27 1B 19 1B 2B	B X 1-0 G3 ② 2-3 3-H		X 0-0 G4-3 ②	4	1	2	0	0	0	1
12 Mitch Maier, L (7, 9) OBP: 0.342, SLG: 0.429										1	0	0	0	0	0	0
21 Jeff Francoeur, R (1, 9) OBP: 0.271, SLG: 0.370	B X 1-0 1-3 2-H 1B			S S S 0-3 K ①		X 0-0 F8 ①	X 0-0 8 1B 3-H 2B		X 0-0 G6-3 ③	4	1	2	2	0	1	1
13 Mario Lisson, R (7, 3)										1	0	0	0	0	0	0
8 Mike Moustakas, L (1, 5) OBP: 0.273, SLG: 0.244	S S S 0-3 K ②			S S S 0-3 K ②		C C C 0-3 K ②	X 0-0 2-H 1B			4	0	1	1	0	3	3
64 Irving Falu, S (7, 5) OBP: 0.296, SLG: 0.360										0	0	0	0	0	0	0
27 Brayan Peña, S (1, 2) OBP: 0.364, SLG: 0.469	X 0-0 G6-3 ③			X 0-0 2B		X 0-0 19 1B 2-3 1B	X 0-0 G4-3 ③			4	0	2	0	0	0	3
50 Jose Mijares, L (7, 1)										0	0	0	0	0	0	0
43 Aaron Crow, R (8, 1)										0	0	0	0	0	0	0
56 Greg Holland, R (9, 1)										0	0	0	0	0	0	0
19 Tony Abreu, S (1, 6) OBP: 0.174, SLG: 0.143		X 0-0 G4-3 ①		C C C 0-3 K ③		X 0-0 1-2 3-H 1B		X 0-0 F8 ①		4	0	1	1	0	1	1
79 Christian Colón, R (8, 6) OBP: 0.667, SLG: 0.667										0	0	0	0	0	0	0
57 Jonathan Sánchez, L (1, 1)		S S S 0-3 K ②			C C C 0-3 K ①	C C C 0-3 K ③		X 0-0 P6 ②		3	0	0	0	0	3	2
41 Jeremy Jeffress, R (6, 1)										0	0	0	0	0	0	0
Greg Golson, R (7, 8) OBP: 0.200, SLG: 0.158										1	0	0	0	0	0	0
Inning Stats	R: 2 E: 0 K: 1 S: 8 H: 3 LOB: 2 BB: 1 P: 15	R: 0 E: 0 K: 1 S: 5 H: 0 LOB: 0 BB: 0 P: 5	R: 0 E: 0 K: 0 S: 3 H: 0 LOB: 0 BB: 0 P: 3	R: 0 E: 0 K: 3 S: 10 H: 1 LOB: 1 BB: 0 P: 10	R: 0 E: 0 K: 1 S: 6 H: 1 LOB: 0 BB: 0 P: 6	R: 1 E: 0 K: 2 S: 10 H: 3 LOB: 2 BB: 0 P: 10	R: 3 E: 0 K: 1 S: 9 H: 4 LOB: 1 BB: 0 P: 10	R: 0 E: 0 K: 1 S: 5 H: 0 LOB: 1 BB: 1 P: 10	R: 0 E: 0 K: 0 S: 3 H: 0 LOB: 0 BB: 0 P: 3	1B: 7 2B: 4 3B: 0 HR: 1	SF: 0 SAC: 0 DP: 0 HBP: 0						

TOP

Kansas City Royals @ Arizona Diamondbacks

Salt River Fields at Talking Stick, Scottsdale, AZ

Sat Mar 24 2012, 10:12 PM - 1:12 AM EDT

Att. 12,513 - Cloudy - 84 F

livebaseballscorecards.com

AB	39
R	6
H	12
RBI	5
BB	2
SO	10
LOB	14

WP: 2 PB: 0 SB: 1 CS: 0 PA: 41

PITCHER		IP	WLS	BF	H	R	ER	SO	BB	IBB	HBP	BLK	WP	HR	S	P	ERA	WHIP
35 Trevor Cahill, R ERA: 6.39	(1, 1)	4.2		20	5	2	2	6	1	0	0	0	1	1	31	38	3.86	1.286
49 Mike Zagurski, L ERA: 1.42	(5, 1)	0.1		1	0	0	0	0	0	0	0	0	0	0	1	1	0.00	0.000
62 Tyler Skaggs, L ERA: 9.35	(6, 1)	3.0	L	17	7	4	4	4	1	0	0	1	1	0	24	30	12.00	2.667
29 Brad Ziegler, R ERA: 6.43	(9, 1)	1.0		3	0	0	0	0	0	0	0	0	0	0	3	3	0.00	0.000

PITCHER	IP	WLS	BF	H	R	ER	SO	BB	IBB	HBP	BLK	WP	HR	S	P	ERA	WHIP

BOTTOM

Batter	1	2	3	4	5	6	7	8	9	AB	R	H	RBI	BB	SO	LOB
18 Willie Bloomquist, R (1, 6) OBP: 0.222, SLG: 0.233 73 Adam Eaton, L (7, 9) OBP: 0.362, SLG: 0.359	G6-3		2 CS, 1B		K		1B	60 1B, HBP		3 1	0 0	1 1	0 0	0 0	1 0	1 0
2 Aaron Hill, R (1, 4) OBP: 0.326, SLG: 0.436 60 AJ Pollock, R (7, 8) OBP: 0.432, SLG: 0.563	G4-3		SAFE, BB		F9		P4	1B		2 2	0 0	0 1	0 1	1 0	0 0	1 1
10 Justin Upton, R (1, 9) OBP: 0.400, SLG: 0.294 16 John McDonald, R (7, 5) OBP: 0.226, SLG: 0.233	BB		K			K	L9		F8	2 2	0 0	0 0	0 0	1 0	2 0	1 1
24 Chris Young, R (1, 8) OBP: 0.543, SLG: 0.811 37 Lyle Overbay, L (7, 3) OBP: 0.316, SLG: 0.242 3 Mike Freeman, L (9, PR) OBP: 1.000, SLG: 1.000	P4			44 1B, 2B		44 1B, 14 E, BB	K		64 FC6, 1B	2 2 0	2 0 0	1 1 0	0 1 0	1 1 0	0 0 0	1 1 0
44 Paul Goldschmidt, R (1, 3) OBP: 0.431, SLG: 0.550 1 Cody Ransom, R (7, 4) OBP: 0.273, SLG: 0.400		K		8 G4-6-3, 1B		14 E, 14 E, 8 1B, 1B		P3	K	3 2	1 0	2 0	1 0	0 0	1 1	0 1
14 Ryan Roberts, R (1, 5) OBP: 0.289, SLG: 0.463 64 Chris Owings, R (7, 6) OBP: 0.444, SLG: 0.706		G5-3		F9		E5, 8 1B		1B, 3B	FC6	3 2	0 1	0 1	1 0	0 0	0 0	2 1
8 Gerardo Parra, L (1, 7) OBP: 0.357, SLG: 0.481 28 Craig Tatum, R (8, 2) OBP: 0.154, SLG: 0.231		1B		G4-6-3		62 FC4-6		L4		3 1	0 0	2 0	1 0	0 0	0 0	1 1
12 Henry Blanco, R (1, 2) OBP: 0.333, SLG: 0.522 Bobby Borchering, S (8, 7) OBP: 0.333, SLG: 0.333		K2-3			G5-3	K		73 HBP, 26 BB, 60 1B, 1B		3 1	0 1	0 1	0 1	0 0	2 0	3 0
35 Trevor Cahill, R (1, 1) 49 Mike Zagurski, L (5, 1) 27 Geoff Blum, S (5, PH) OBP: 0.406, SLG: 0.333 62 Tyler Skaggs, L (6, 1) 26 Miguel Montero, L (8, PH) OBP: 0.364, SLG: 0.222 8 Archie Gilbert, R (8, PR) 29 Brad Ziegler, R (9, 1)			K		1B	FC4-6		73 HBP, 60 1B, BB		1 0 1 1 0 0 0	0 0 0 0 0 0 0	0 0 0 0 0 0 0	0 0 0 0 0 0 0	1 0 0 0 0 0 0	0 0 0 0 0 0 0	0 0 0 2 0 0 0

Inning Stats	1	2	3	4	5	6	7	8	9
	R: 0 E: 0 K: 0 S: 3	R: 0 E: 0 K: 2 S: 8	R: 0 E: 0 K: 2 S: 7	R: 1 E: 0 K: 0 S: 4	R: 0 E: 0 K: 1 S: 6	R: 2 E: 1 K: 2 S: 10	R: 0 E: 0 K: 1 S: 6	R: 2 E: 0 K: 0 S: 5	R: 0 E: 0 K: 1 S: 6
	H: 0 LOB: 1 BB: 1 P: 7	H: 1 LOB: 1 BB: 0 P: 8	H: 1 LOB: 1 BB: 1 P: 11	H: 2 LOB: 0 BB: 0 P: 4	H: 1 LOB: 1 BB: 0 P: 6	H: 2 LOB: 2 BB: 1 P: 14	H: 1 LOB: 1 BB: 0 P: 6	H: 3 LOB: 2 BB: 1 P: 10	H: 1 LOB: 1 BB: 0 P: 6

1B: 10	SF: 0
2B: 1	SAC: 0
3B: 1	DP: 1
HR: 0	HBP: 1

WP: 0	PA: 42
PB: 0	
SB: 0	
CS: 1	

PITCHER		IP	WLS	BF	H	R	ER	SO	BB	IBB	HBP	BLK	WP	HR	S	P	ERA	WHIP
57 Jonathan Sánchez, L ERA: 9.72	(1, 1)	5.1		24	6	3	2	6	3	0	0	0	0	0	33	45	3.38	1.688
41 Jeremy Jeffress, R ERA: 3.24	(6, 1)	0.2	W	3	1	0	0	1	0	0	0	0	0	0	5	5	0.00	1.500
50 Jose Mijares, L ERA:	(7, 1)	1.0	H	4	1	0	0	1	0	0	0	0	0	0	6	6	0.00	1.000
43 Aaron Crow, R ERA: 4.5	(8, 1)	1.0	H	7	3	2	2	0	1	0	1	0	0	0	5	10	18.00	4.000
56 Greg Holland, R ERA: 3.38	(9, 1)	1.0	S	4	1	0	0	1	0	0	0	0	0	0	6	6	0.00	1.000

PITCHER	IP	WLS	BF	H	R	ER	SO	BB	IBB	HBP	BLK	WP	HR	S	P	ERA	WHIP

Kansas City Royals @ Arizona Diamondbacks

Salt River Fields at Talking Stick, Scottsdale, AZ

Sat Mar 24 2012, 10:12 PM - 1:12 AM EDT

Att. 12,513 - Cloudy - 84 F

livebaseballscorecards.com

AB	37
R	5
H	12
RBI	5
BB	4
SO	9
LOB	18

Milwaukee Brewers @ Kansas City Royals

Surprise Stadium, Surprise, AZ

Sun Mar 25 2012, 4:07 PM - 7:08 PM EDT

Att. 4,131 - Overcast - 79 F

TOP

livebaseballscorecards.com

Batter	1	2	3	4	5	6	7	8	9	AB	R	H	RBI	BB	SO	LOB
2 Nyjer Morgan, L (1, 8) OBP: 0.298, SLG: 0.395	G4-3		F7			FC4-6 45 G3-1 15 1B 1-2f		15 HR 1B		4	0	1	0	0	0	3
96 Chadwin Stang, R (6, 8) OBP: 0.500, SLG: 0.500		15 2B 1-2 1B								1	1	1	0	0	0	0
15 Scooter Gennett, L (1, 4) OBP: 0.500, SLG: 1.100	24 WP 3B	1-3 2-H 2B	K			45 G3-1 1-2 1B		1-H HR		5	2	4	3	0	1	0
45 Travis Ishikawa, L (1, 7) OBP: 0.378, SLG: 0.474	24 WP 9 E BB	K	K	K		G3-1 1-2 2-3		F8		4	1	0	0	1	2	4
Lee Haydel, L (8, 7)										0	0	0	0	0	0	0
24 Mat Gamel, L (1, 3) OBP: 0.333, SLG: 0.500	9 E 5 3B 1-2 3-H BB	G6-3	K	K		K		K		3	1	0	0	1	2	4
99 Sean Halton, R (6, 3)										1	0	0	0	0	1	0
9 George Kottaras, L (1, 2) OBP: 0.378, SLG: 0.485	K 1-3 2-H		F8	F8	F8		G3-1		G6-3	4	0	0	0	0	1	1
92 Parker Berberet, R (7, 2)										1	0	0	0	0	0	0
5 Taylor Green, L (1, 5) OBP: 0.405, SLG: 0.545	3-H 3B	68 G3-1 29 1B 1B		G1-3			68 WP 2B		54 G4-3 91 1B BB	4	1	3	1	1	0	0
68 Paul Phillips, R (1, 10) OBP: 0.167, SLG: 0.167	G4-3	G3-1 1-2		1B			F8 2-3		54 G4-3 1-2 1B	4	0	1	0	0	0	3
91 Hainley Statia, S (9, PH) OBP: 1.000, SLG: 1.000										1	0	1	0	0	0	0
(9, 10)																
54 Caleb Gindl, L (1, 9) OBP: 0.359, SLG: 0.382		K	29 1B BB	G5-3			K		G4-3 1-2 2-3	4	0	0	0	1	2	4
29 Edwin Maysonet, R (1, 6) OBP: 0.333, SLG: 0.368		2 1B 15 2B 1B	1-3 2-H 1B			2 FC4-6 BB		K	K	4	1	2	1	1	2	2
Inning Stats	R: 3 H: 2 E: 1 LOB: 1 K: 1 BB: 2 S: 16 P: 33	R: 1 H: 3 E: 0 LOB: 2 K: 2 BB: 0 S: 20 P: 28	R: 1 H: 2 E: 0 LOB: 2 K: 0 BB: 1 S: 10 P: 20	R: 0 H: 0 E: 0 LOB: 0 K: 3 BB: 0 S: 12 P: 19	R: 0 H: 1 E: 0 LOB: 1 K: 0 BB: 0 S: 9 P: 13	R: 0 H: 1 E: 0 LOB: 2 K: 1 BB: 1 S: 14 P: 21	R: 0 H: 1 E: 0 LOB: 1 K: 1 BB: 0 S: 10 P: 20	R: 2 H: 2 E: 0 LOB: 0 K: 2 BB: 0 S: 19 P: 26	R: 0 H: 1 E: 0 LOB: 2 K: 1 BB: 1 S: 12 P: 17	1B: 8 SF: 0 2B: 2 SAC: 0 3B: 2 DP: 0 HR: 1 HBP: 0						

AB	40
R	7
H	13
RBI	5
BB	5
SO	11
LOB	21

WP: 2 PA: 45
PB: 0
SB: 0
CS: 0

PITCHER		IP	WLS	BF	H	R	ER	SO	BB	IBB	HBP	BLK	WP	HR	S	P	ERA	WHIP
59 Felipe Paulino, R ERA: 7.71	(1, 1)	2.2	L	17	6	5	5	3	3	0	0	0	1	0	44	78	16.88	3.375
46 Tommy Hottovy, L ERA:	(3, 1)	2.1		9	2	0	0	3	0	0	0	0	0	0	23	35	0.00	0.857
51 Jonathan Broxton, R ERA: 1.8	(6, 1)	1.0		5	1	0	0	1	1	0	0	0	0	0	14	21	0.00	2.000
55 Tim Collins, L ERA: 1.08	(7, 1)	1.0		4	1	0	0	1	0	0	0	0	1	0	10	20	0.00	1.000
31 Louis Coleman, R ERA: 4.7	(8, 1)	1.0		5	2	2	2	2	0	0	0	0	0	1	19	26	18.00	2.000

PITCHER		IP	WLS	BF	H	R	ER	SO	BB	IBB	HBP	BLK	WP	HR	S	P	ERA	WHIP
40 Kelvin Herrera, R ERA: 1.0	(9, 1)	1.0		5	1	0	0	1	1	0	0	0	0	0	12	17	0.00	2.000

BOTTOM

Milwaukee Brewers @ Kansas City Royals

Surprise Stadium, Surprise, AZ

Sun Mar 25 2012, 4:07 PM - 7:08 PM EDT

Att. 4,131 - Overcast - 79 F

livebaseballscorecards.com

Batter	1	2	3	4	5	6	7	8	9	AB	R	H	RBI	BB	SO	LOB
4 Alex Gordon, L (1, 7) OBP: 0.482, SLG: 0.702 30 Jason Bourgeois, R (7, 7) OBP: 0.273, SLG: 0.258	C FF 90 B FF 88 B CH 78 B FF 90 B FF 90 4-1 35 FC1-5 6 WP BB		B CH 78 C FF 90 1 SAFE B FF 91 F CH 79 F FF 92 1 SAFE B CU 80 F CH 79 3-2 X FF 90 1-2 1B		C FF 91 F FF 90 X FF 89 0-2 ③ G4-3			B FF 85 F FF 86 B CH 76 F FF 86 X CH 74 2-2 ① G3		2 0 1 0 1 0 0 1 0 0 0 0 0 0						
6 Lorenzo Cain, R (1, 8) OBP: 0.521, SLG: 0.932 85 Terry Evans, R (7, 9) OBP: 0.500, SLG: 1.250	B FF 90 C FF 91 S CU 80 B CH 78 X CU 81 2-2 ① L6 1-2		F FF 90 C FF 92 F CU 80 B FF 92 F FF 92 B FF 92 S CH 79 2-3 ① K			C CH 87 C FF 88 X SL 84 0-2 35 S 35 2B 1B		C FF 86 X CH 76 0-1 HR		3 1 1 0 0 1 3 1 1 1 1 0 0 0						
35 Eric Hosmer, L (1, 3) OBP: 0.431, SLG: 0.582 65 Max Ramirez, R (7, 3) OBP: 0.467, SLG: 0.760	B CU 81 F CH 78 B FF 91 F CH 77 X FF 91 2-2 ② FC1-5 2-3		B CH 79 C CU 79 C FF 91 S FF 91 1-3 ② K			B FF 89 X CU 78 1-0 16 1B 1-H 2B		B FF 85 B FF 86 B FF 84 B FF 86 4-0 78 FC4-6 BB		3 1 1 1 0 1 3 0 0 0 0 1 0 0						
16 Billy Butler, R (1, 10) OBP: 0.469, SLG: 0.705 78 Anthony Seratelli, S (8, PH) OBP: 0.167, SLG: 0.167 (9, 10)	C FF 90 B FF 91 D CH 79 B CH 80 X FF 92 3-1 ③ F9		X FF 91 0-0 ③ L4			B CU 78 B CH 86 C CU 76 F FF 87 B FF 89 F CU 78 X FF 90 3-2 ① 2-H 1B		D CH 86 C CH 76 X FF 86 1-1 ② FC4-6 1-2f		3 0 1 1 0 0 3 1 0 0 0 0 0 1						
21 Jeff Francoeur, R (1, 9) OBP: 0.260, SLG: 0.354 12 Mitch Maier, L (5, 9) OBP: 0.325, SLG: 0.405 (7, 8)		C FF 91 B FF 91 F FF 91 F CH 78 F CU 81 F FF 92 X CU 80 1-2 ① G6-3		B FF 90 C FF 88 B FF 92 F FF 92 C FF 90 2-3 ① K		C FF 88 B CH 82 X CH 81 1-1 ② G3-1		B FF 86 C CH 83 F FF 85 B SL 79 S CH 85 2-3 ③ K		2 0 0 0 0 1 0 2 0 0 0 0 1 1						
8 Mike Moustakas, L (1, 5) OBP: 0.277, SLG: 0.273 64 Irving Falu, S (7, 5) OBP: 0.286, SLG: 0.346		C CH 78 B FF 90 C CU 79 F FF 92 X CU 82 1-2 2B		C CU 80 F SI 89 S CH 77 0-3 ② K		C FF 88 X CH 86 0-1 ③ G4-3			B FF 89 X FF 90 1-0 ① G5-3	3 0 1 0 0 1 0 1 0 0 0 0 0 0						
11 Yuniesky Betancourt, R (1, 4) OBP: 0.283, SLG: 0.395 17 Chris Getz, L (7, 4) OBP: 0.313, SLG: 0.310		D CU 80 X CU 81 1-0 ② P4		C FF 91 B FF 92 F CH 80 X CU 80 1-2 ③ F8			C CH 86 B CH 84 B FF 87 B CH 74 X FF 85 3-1 ① G3-1		C FF 91 B FF 91 X FF 90 1-1 ② P5	2 0 0 0 0 0 1 2 0 0 0 0 0 0						
33 Humberto Quintero, R (1, 2) OBP: 0.222, SLG: 0.222 66 Cody Clark, R (7, 2) OBP: 0.435, SLG: 0.333		C FF 91 B FF 92 X CH 79 1-1 ③ F8			C FF 89 B SL 84 X CU 77 1-1 ① F9		C FF 86 X CH 76 0-1 ② G6-3		B CU 72 B FF 92 X FF 91 2-0 19 DI 1B	2 0 0 0 0 0 1 2 0 1 0 0 0 0						
2 Alcides Escobar, R (1, 6) OBP: 0.366, SLG: 0.462 19 Tony Abreu, S (7, 6) OBP: 0.160, SLG: 0.130			C FF 90 X FF 90 0-1 4 1B 1B		X FF 89 0-0 ② F8		B FF 87 C CH 73 C FF 86 F CH 75 X FF 87 1-2 ③ G4-3		B FF 91 S FF 90 S FF 91 B FF 92 S FF 90 2-3 ③ K 1-2	2 0 1 0 0 0 0 2 0 0 0 0 1 1						
Inning Stats	R: 0 E: 0 K: 0 S: 9 H: 0 LOB: 1 BB: 1 P: 20	R: 0 E: 0 K: 0 S: 13 H: 1 LOB: 1 BB: 0 P: 17	R: 0 E: 0 K: 2 S: 16 H: 2 LOB: 2 BB: 0 P: 22	R: 0 E: 0 K: 2 S: 9 H: 0 LOB: 0 BB: 0 P: 12	R: 0 E: 0 K: 0 S: 6 H: 0 LOB: 0 BB: 0 P: 7	R: 2 E: 0 K: 0 S: 12 H: 3 LOB: 0 BB: 0 P: 17	R: 0 E: 0 K: 0 S: 8 H: 0 LOB: 0 BB: 0 P: 12	R: 1 E: 0 K: 1 S: 10 H: 1 LOB: 1 BB: 1 P: 19	R: 0 E: 0 K: 1 S: 7 H: 1 LOB: 1 BB: 0 P: 13	1B: 5 2B: 2 3B: 0 HR: 1 SF: 0 SAC: 0 DP: 0 HBP: 0				WP: 1 PB: 0 SB: 1 CS: 0		PA: 36

	AB	34
	R	3
	H	8
	RBI	3
	BB	2
	SO	6
	LOB	14

PITCHER		IP	WLS	BF	H	R	ER	SO	BB	IBB	HBP	BLK	WP	HR	S	P	ERA	WHIP
41 Marco Estrada, R ERA: 4.2	(1, 1)	4.0	W	16	3	0	0	4	1	0	0	0	1	0	47	71	0.00	1.000
62 Josh Butler, R ERA: 5.4	(5, 1)	2.0		8	3	2	2	0	0	0	0	0	0	0	18	24	9.00	1.500
79 Daniel Meadows, L ERA: 4.26	(7, 1)	2.0	H	8	1	1	1	1	1	0	0	0	0	1	18	31	4.50	1.000
97 Victor Garate, L ERA: 4.5	(9, 1)	1.0		4	1	0	0	1	0	0	0	0	0	0	7	13	0.00	1.000

PITCHER	IP	WLS	BF	H	R	ER	SO	BB	IBB	HBP	BLK	WP	HR	S	P	ERA	WHIP

Kansas City Royals @ San Francisco Giants

Scottsdale Stadium, Scottsdale, AZ

Mon Mar 26 2012, 4:06 PM - 6:47 PM EDT

Att. 8,790 - Sunny - 68 F

livebaseballscorecards.com

TOP

Batter	1	2	3	4	5	6	7	8	9	AB	R	H	RBI	BB	SO	LOB
4 Alex Gordon, L (1, 7) OBP: 0.475, SLG: 0.700	0-0 17 SH1-3 6 G6-3 2B		0-0 L8			C S F S 0-3 K		0-0 12 S 2B		3	1	1	0	0	1	1
30 Jason Bourgeois, R (8, PH) OBP: 0.294, SLG: 0.313 (8, 7)										1	0	1	0	0	0	0
17 Chris Getz, L (1, 4) OBP: 0.314, SLG: 0.290	0-0 SH1-3 2-3		B X 1-0 F8 2-3			H 1-0 6 G1-3 HBP		0-0 P4		2	0	0	0	0	0	2
Kurt Mertins, R (8, 4) OBP: 1.000, SLG: 1.000										0	0	0	0	0	0	0
6 Lorenzo Cain, R (1, 8) OBP: 0.490, SLG: 0.872	0-0 G6-3 3-H			S S S 0-3 K		0-0 G1-3 1-2		B B B B 4-0 16 G5-4-3 BB 2-3		3	0	0	1	0	1	1
12 Mitch Maier, L (8, PH) OBP: 0.341, SLG: 0.405 (8, 8)										0	0	0	0	1	0	0
16 Billy Butler, R (1, 3) OBP: 0.434, SLG: 0.646	B C B C B C 3-3 K			0-0 G6-3		S C S 0-3 K		0-0 G5-4-3 1-2f		4	0	0	0	0	2	3
23 Jamie Romak, R (8, 3) OBP: 1.000, SLG: 1.500										0	0	0	0	0	0	0
21 Jeff Francoeur, R (1, 9) OBP: 0.264, SLG: 0.373		0-0 G4-3		0-0 F7			0-0 33 1B 2B		0-0 G6-3	3	1	1	0	0	0	0
85 Terry Evans, R (8, 9) OBP: 0.400, SLG: 1.000										1	0	0	0	0	0	0
8 Mike Moustakas, L (1, 5) OBP: 0.260, SLG: 0.255		C F C 0-3 K			C C F S 0-3 K		0-0 L3		0-0 65 G6-4-3 1B	3	0	0	0	0	2	1
11 Yuniesky Betancourt, R (8, 5) OBP: 0.298, SLG: 0.409										1	0	1	0	0	0	0
65 Max Ramirez, R (1, 10) OBP: 0.441, SLG: 0.690		0-0 P3			0-0 1B		C C S 0-3 K		0-0 G6-4-3 1-2f	4	0	1	0	0	1	2
27 Brayan Peña, S (1, 2) OBP: 0.343, SLG: 0.441			0-0 F9		0-0 F7		0-0 2-H 1B			2	0	0	0	0	0	1
33 Humberto Quintero, R (7, PH) OBP: 0.300, SLG: 0.300 (7, 2)										1	0	1	1	0	0	0
2 Alcides Escobar, R (1, 6) OBP: 0.364, SLG: 0.476			0-0 17 WP 2B		0-0 F9		0-0 L6			3	0	1	0	0	0	2
79 Christian Colón, R (8, 6) OBP: 0.667, SLG: 0.667										0	0	0	0	0	0	0
Inning Stats	R: 1 H: 1 E: 0 LOB: 0 K: 1 BB: 0 S: 6 P: 9	R: 0 H: 0 E: 0 LOB: 0 K: 1 BB: 0 S: 5 P: 5	R: 0 H: 1 E: 0 LOB: 1 K: 0 BB: 0 S: 4 P: 5	R: 0 H: 0 E: 0 LOB: 0 K: 1 BB: 0 S: 5 P: 5	R: 0 H: 1 E: 0 LOB: 1 K: 1 BB: 0 S: 7 P: 7	R: 0 H: 0 E: 0 LOB: 1 K: 2 BB: 0 S: 8 P: 9	R: 1 H: 2 E: 0 LOB: 1 K: 1 BB: 0 S: 7 P: 7	R: 0 H: 1 E: 0 LOB: 1 K: 0 BB: 1 S: 3 P: 7	R: 0 H: 1 E: 0 LOB: 0 K: 0 BB: 0 S: 3 P: 3	1B: 3 SF: 0 2B: 4 SAC: 1 3B: 0 DP: 2 HR: 0 HBP: 1						

	AB	31
	R	2
	H	7
	RBI	2
	BB	1
	SO	7
	LOB	13

WP: 1 PA: 34
PB: 0
SB: 1
CS: 0

PITCHER		IP	WLS	BF	H	R	ER	SO	BB	IBB	HBP	BLK	WP	HR	S	P	ERA	WHIP
32 Ryan Vogelsong, R ERA: 3.38	(1, 1)	2.2		10	2	1	1	2	0	0	0	0	0	0	14	17	3.38	0.750
41 Jeremy Affeldt, L ERA: 2.89	(3, 1)	1.1		4	0	0	0	1	0	0	0	0	1	0	6	7	0.00	0.000
38 Brian Wilson, R ERA:	(5, 1)	1.0		4	1	0	0	1	0	0	0	0	0	0	7	7	0.00	1.000
49 Javier López, L ERA: 3.0	(6, 1)	1.0		4	0	0	0	2	0	0	1	0	0	0	8	9	0.00	0.000
54 Sergio Romo, R ERA: 4.5	(7, 1)	1.0		5	2	1	1	1	0	0	0	0	0	0	7	7	9.00	2.000

PITCHER		IP	WLS	BF	H	R	ER	SO	BB	IBB	HBP	BLK	WP	HR	S	P	ERA	WHIP
34 Clay Hensley, R ERA: 3.24	(8, 1)	1.0	W	3	1	0	0	0	1	0	0	0	0	0	3	7	0.00	2.000
79 Jean Machi, R ERA: 2.25	(9, 1)	1.0	W	3	1	0	0	0	0	0	0	0	0	0	3	3	0.00	1.000

Batter	1	2	3	4	5	6	7	8	9	AB	R	H	RBI	BB	SO	LOB
16 Ángel Pagán, S (1, 8) OBP: 0.192, SLG: 0.294	C B F S 1-3 K ①		x 0-0 F9 ①		x 0-0 F8 ②		x 0-0 G3 ② 1-3 3-H		x 0-0 P5 ②	4	0	0	0	0	1	1
7 Grégor Blanco, L (8, 8) OBP: 0.419, SLG: 0.436										1	0	0	0	0	0	0
53 Melky Cabrera, S (1, 7) OBP: 0.404, SLG: 0.720	x 0-0 G6-3 ②		x 0-0 48 FC1-5 3B		C F S 0-3 K ③		x 0-0 G6-3 ③		x 0-0 48 E 48 HR 1B	3	0	1	0	0	1	0
51 Justin Christian, R (6, 7) OBP: 0.250, SLG: 0.389										2	1	1	0	0	0	1
48 Pablo Sandoval, S (1, 5) OBP: 0.254, SLG: 0.473	x 0-0 17 BB 28 BB 1B		x 0-0 FC1-5 ② 3-H			x 0-0 G5-3 ① x		x 0-0 6 G2-3 13 1B 2B B B B C T X	3-2 1-H HR	5	2	3	2	0	0	1
28 Buster Posey, R (1, 2) OBP: 0.393, SLG: 0.542	B B B B 4-0 17 BB 1-2 BB		x 0-0 G5-3 ③			x 0-0 17 G3-1 2B		C T S 0-3 K ①		2	0	1	0	1	0	1
22 Eli Whiteside, R (8, 2) OBP: 0.290, SLG: 0.286										1	0	0	0	0	1	1
17 Aubrey Huff, L (1, 3) OBP: 0.311, SLG: 0.429	B B B B 4-0 1-2 2-3 BB			x 0-0 G6-3 ①		x 0-0 G3-1 ② 2-3		x 0-0 G2-3 ② 2-3		2	0	0	0	1	0	1
6 Brett Pill, R (7, 3) OBP: 0.304, SLG: 0.585										1	0	0	0	0	0	1
12 Nate Schierholtz, L (1, 9) OBP: 0.265, SLG: 0.261	T S T S 0-3 K ③			x 0-0 F7 ②		x 0-0 G4-3 ③		B B B 4-0 13 1B BB		3	0	0	0	1	1	4
5 Ryan Theriot, R (1, 6) OBP: 0.256, SLG: 0.333		x 0-0 G5-3 ①		x 0-0 1B			B B B 3-0 29 F8 14 1B 16 G3 BB	x 0-0 1-2 3-H 1B		1	0	0	0	0	0	0
13 Joaquin Arias, R (3, 6) OBP: 0.286, SLG: 0.263										2	1	2	1	1	0	0
14 Mike Fontenot, L (1, 4) OBP: 0.351, SLG: 0.424		x 0-0 G6-3 ②		x 0-0 F9 ③			x 0-0 16 E 16 G3 1-2 1B	x 0-0 G1-3 ③		4	0	1	0	0	0	3
29 Héctor Sánchez, S (1, 10) OBP: 0.368, SLG: 0.806		x 0-0 G4-3 ③			C S S 0-3 K ①		x 0-0 F8 ① 2-3		x 0-0 G3 ①	4	0	0	0	0	1	2
Inning Stats	R: 0 E: 0 K: 2 S: 9 H: 1 LOB: 3 BB: 2 P: 18	R: 0 E: 0 K: 0 S: 3 H: 0 LOB: 0 BB: 0 P: 3	R: 0 E: 0 K: 0 S: 4 H: 1 LOB: 1 BB: 0 P: 4	R: 0 E: 0 K: 0 S: 4 H: 1 LOB: 1 BB: 0 P: 4	R: 0 E: 0 K: 2 S: 7 H: 0 LOB: 0 BB: 0 P: 7	R: 0 E: 0 K: 0 S: 4 H: 1 LOB: 1 BB: 0 P: 4	R: 1 E: 1 K: 0 S: 4 H: 1 LOB: 1 BB: 1 P: 7	R: 1 E: 0 K: 1 S: 7 H: 2 LOB: 2 BB: 1 P: 11	R: 2 E: 0 K: 0 S: 6 H: 2 LOB: 0 BB: 0 P: 9	1B: 5 2B: 2 3B: 1 HR: 1 SF: 0 SAC: 0 DP: 0 HBP: 0						

BOTTOM

Kansas City Royals @ San Francisco Giants

Scottsdale Stadium, Scottsdale, AZ

Mon Mar 26 2012, 4:06 PM - 6:47 PM EDT

Att. 8,790 - Sunny - 68 F

livebaseballscorecards.com

AB	35
R	4
H	9
RBI	3
BB	4
SO	5
LOB	16

WP: 0 PB: 0 SB: 0 CS: 0 PA: 39

PITCHER		IP	WLS	BF	H	R	ER	SO	BB	IBB	HBP	BLK	WP	HR	S	P	ERA	WHIP
39 Luis Mendoza, R ERA: 0.54	(1, 1)	5.0		20	3	0	0	4	2	0	0	0	0	0	27	36	0.00	1.000
50 Jose Mijares, L ERA:	(6, 1)	1.0	H	4	1	0	0	0	0	0	0	0	0	0	4	4	0.00	1.000
41 Jeremy Jeffress, R ERA: 2.89	(7, 1)	1.0	H	5	1	1	0	0	1	0	0	0	0	0	4	7	0.00	2.000
43 Aaron Crow, R ERA: 5.0	(8, 1)	1.0	B	6	2	1	1	1	1	0	0	0	0	0	7	11	9.00	3.000
56 Greg Holland, R ERA: 5.19	(9, 1)	0.2	L	4	2	2	2	0	0	0	0	0	0	1	6	9	27.00	3.000

PITCHER	IP	WLS	BF	H	R	ER	SO	BB	IBB	HBP	BLK	WP	HR	S	P	ERA	WHIP

Batter	1	2	3	4	5	6	7	8	9	AB	R	H	RBI	BB	SO	LOB
4 Alex Gordon, L (1, 7) OBP: 0.476, SLG: 0.685 29 Carlo Testa, L (8, PH) (8, 7)	0-0 16 WP 1B		0-3 K	0-3 K			0-0 35 S 35 HR 1B	0-0 G6-3		4 1	1 0	2 0	0 0	0 0	2 0	0 0
6 Lorenzo Cain, R (1, 8) OBP: 0.473, SLG: 0.843 30 Jason Bourgeois, R (8, 8) OBP: 0.286, SLG: 0.303	0-0 F7	0-0 35 HR 2B	0-3 K				0-3 K		0-0 F9	4 1	1 0	1 0	0 0	0 0	2 0	2 0
35 Eric Hosmer, L (1, 3) OBP: 0.435, SLG: 0.678 23 Jamie Romak, R (8, 3) OBP: 0.667, SLG: 1.000	0-3 K	0-0 2-H HR	0-0 G4-3				2-0 1-H HR		0-0 G6-3	4 1	2 0	2 0	4 0	0 0	1 0	1 0
16 Billy Butler, R (1, 10) OBP: 0.439, SLG: 0.647 27 Brayan Peña, S (9, PH) OBP: 0.361, SLG: 0.457 (9, 10)	4-0 1-2 BB	0-0 21 E 2B	0-3 K				0-3 K		0-0 1B	3 1	1 0	1 1	0 0	1 0	2 0	0 0
21 Jeff Francoeur, R (1, 9) OBP: 0.246, SLG: 0.345 12 Mitch Maier, L (8, 9) OBP: 0.333, SLG: 0.395	0-0 G1-3	0-0 G5-3 2-H				0-3 K	0-0 F9		0-3 K	4 1	0 0	0 0	0 0	0 0	1 1	2 1
8 Mike Moustakas, L (1, 5) OBP: 0.296, SLG: 0.360 13 Mario Lisson, R (8, 5)		0-3 K	0-0 2B			2-1 HR		4-0 65 HR BB		3 0	2 0	2 0	1 0	1 0	1 0	0 0
11 Yuniesky Betancourt, R (1, 4) OBP: 0.320, SLG: 0.489 17 Chris Getz, L (8, PH) OBP: 0.306, SLG: 0.281 (8, 4)	0-0 HR	0-0 F7				0-0 33 FC4-6 1B		0-0 P6		3 1	1 0	2 0	1 0	0 0	0 0	1 1
33 Humberto Quintero, R (1, 2) OBP: 0.231, SLG: 0.231 65 Max Ramirez, R (8, PH) OBP: 0.457, SLG: 0.800 (8, 2)	0-0 G3		0-0 G6-3			0-0 FC4-6 1-2f		1-1 1-H HR		3 1	0 1	0 1	0 2	0 0	0 0	1 0
2 Alcides Escobar, R (1, 6) OBP: 0.333, SLG: 0.435 41 Sharlon Schoop, R (8, 6)	0-0 F8		0-0 G3-1			0-0 F8		0-0 G4-3		4 0	0 0	0 0	0 0	0 0	0 0	1 0
Inning Stats	R: 0 H: 1 E: 0 LOB: 2 K: 1 BB: 1 S: 6 P: 10	R: 1 H: 1 E: 0 LOB: 0 K: 1 BB: 0 S: 6 P: 6	R: 3 H: 4 E: 1 LOB: 1 K: 1 BB: 0 S: 9 P: 9	R: 0 H: 0 E: 0 LOB: 0 K: 1 BB: 0 S: 5 P: 5	R: 0 H: 0 E: 0 LOB: 0 K: 2 BB: 0 S: 7 P: 7	R: 1 H: 2 E: 0 LOB: 1 K: 1 BB: 0 S: 8 P: 10	R: 2 H: 2 E: 0 LOB: 0 K: 2 BB: 0 S: 9 P: 11	R: 2 H: 1 E: 0 LOB: 0 K: 0 BB: 1 S: 5 P: 10	R: 0 H: 1 E: 0 LOB: 1 K: 1 BB: 0 S: 6 P: 6	1B: 4 SF: 0 2B: 3 SAC: 0 3B: 0 DP: 0 HR: 5 HBP: 0						WP: 1 PA: 41 PB: 0 SB: 1 CS: 0

PITCHER	IP	WLS	BF	H	R	ER	SO	BB	IBB	HBP	BLK	WP	HR	S	P	ERA	WHIP
49 Yovani Gallardo, R (1, 1) ERA: 4.0	5.0	L	22	6	4	4	6	1	0	0	0	1	2	33	37	7.20	1.400
40 Jose Veras, R (6, 1) ERA: 4.82	1.0		5	2	1	1	1	0	0	0	0	0	1	8	10	9.00	2.000
58 Mike McClendon, R (7, 1) ERA: 4.15	2.0		10	3	4	4	2	1	0	0	0	0	2	14	21	18.00	2.000
94 Casey Medlen, R (9, 1) ERA:	1.0		4	1	0	0	1	0	0	0	0	0	0	6	6	0.00	1.000

PITCHER	IP	WLS	BF	H	R	ER	SO	BB	IBB	HBP	BLK	WP	HR	S	P	ERA	WHIP

TOP

Kansas City Royals @ Milwaukee Brewers

Maryvale Baseball Park, Phoenix, AZ

Tue Mar 27 2012, 4:09 PM - 6:53 PM EDT

Att. 2,652 - Sunny - 78 F

livebaseballscorecards.com

AB	39
R	9
H	12
RBI	8
BB	2
SO	10
LOB	10

Batter	1	2	3	4	5	6	7	8	9	AB	R	H	RBI	BB	SO	LOB
23 Rickie Weeks Jr., R (1, 4) OBP: 0.500, SLG: 0.469 3 Cesar Izturis, S (7, 5) OBP: 0.234, SLG: 0.256	S S S 0-3 K ①		B B B B 4-0 BB		S S S 0-3 K ③			X 0-0 22 1B 1B	X 0-0 1-3 22 FC6-4 1B	2 0 0 0 1 2 0 2 0 2 0 0 0 0						
2 Nyjer Morgan, L (1, 8) OBP: 0.278, SLG: 0.400 22 Logan Schafer, L (7, 8) OBP: 0.326, SLG: 0.489	X 0-0 G4-3 ②		S S S 0-3 K ②			X 0-0 G5-3 ①		X 0-0 1B 1-2 5 FC3-6 1B	X 0-0 1-2f 3-H FC6-4 ②	3 0 0 0 0 1 2 2 1 1 1 0 0 1						
8 Ryan Braun, R (1, 7) OBP: 0.314, SLG: 0.250 Corey Patterson, L (7, 7) OBP: 0.333, SLG: 0.583	X 0-0 1B		S S S 0-3 K ③			X 0-0 P4 ②		X 0-0 1-3 2-H 5 FC3-6 1B ①	S S S 0-3 K ③	3 0 1 0 0 1 2 2 0 1 0 0 1 1						
16 Aramis Ramirez, R (1, 5) OBP: 0.250, SLG: 0.371 58 Mike McClendon, R (7, 1) 5 Taylor Green, L (8, PH) OBP: 0.405, SLG: 0.541 94 Casey Medlen, R (9, 1)	S S S 0-3 K ③			X 0-0 G5-3 ①		S S S 0-3 K ③		X 0-0 FC3-6 ② 12 1B 1-2f 3-H 29 1B		3 0 0 0 0 2 1 0 0 0 0 0 0 0 1 1 0 1 0 0 1 0 0 0 0 0 0 0						
20 Jonathan Lucroy, R (1, 2) OBP: 0.486, SLG: 0.686 12 Martín Maldonado, R (8, 2) OBP: 0.200, SLG: 0.292		X 0-0 24 CS 1B		X 0-0 F7 ②			X 0-0 11 HR 1B	X 0-0 1-3 29 1B 45 WP 1B		3 1 2 0 0 0 0 1 1 1 0 0 0 0						
11 Alex Gonzalez, R (1, 6) OBP: 0.439, SLG: 0.711 29 Edwin Maysonet, R (8, 6) OBP: 0.400, SLG: 0.409		X 0-0 F7 ①		X 0-0 P4 ③			B B S S X 2-2 1-H HR	X 0-0 1-2 3-H 45 WP 1B		3 1 1 2 0 0 1 1 0 1 1 0 0 0						
24 Mat Gamel, L (1, 3) OBP: 0.315, SLG: 0.521 45 Travis Ishikawa, L (7, PH) OBP: 0.373, SLG: 0.477 (8, 9)	B X 1-0 G4-3 ② ③ 1-2		S B X 1-1 HR			X 0-0 L4 ①	B B X 2-0 1-3 2-H G3-1 ③			2 1 1 1 0 0 1 2 0 0 0 0 0 1						
54 Caleb Gindl, L (1, 9) OBP: 0.381, SLG: 0.405 9 George Kottaras, L (8, 3) OBP: 0.381, SLG: 0.474			X 0-0 49 SH2-4 1B	X 0-0 49 G4-6-3 1B			S S S 0-3 K ②		X 0-0 P5 ①	3 0 2 0 0 1 0 1 0 0 0 0 0 0						
49 Yovani Gallardo, R (1, 1) 40 Jose Veras, R (6, 1) 14 Brooks Conrad, S (7, 4) OBP: 0.327, SLG: 0.385			X 0-0 SH2-4 ① 1-2	X 0-0 1-2f G4-6-3 ① ②			X 0-0 G3-1 ③		B B B B 4-0 3 1B 22 FC6-4 BB	1 0 0 0 0 0 1 0 0 0 0 0 0 0 1 1 0 0 1 0 0						
Inning Stats	R: 0 H: 1 E: 0 LOB: 1 K: 2 BB: 0 S: 8 P: 8	R: 0 H: 1 E: 0 LOB: 0 K: 0 BB: 0 S: 3 P: 4	R: 0 H: 1 E: 0 LOB: 2 K: 2 BB: 1 S: 8 P: 12	R: 0 H: 0 E: 0 LOB: 0 K: 0 BB: 0 S: 3 P: 3	R: 1 H: 2 E: 0 LOB: 0 K: 1 BB: 0 S: 7 P: 8	R: 0 H: 0 E: 0 LOB: 0 K: 1 BB: 0 S: 5 P: 5	R: 2 H: 2 E: 0 LOB: 0 K: 1 BB: 0 S: 9 P: 11	R: 3 H: 5 E: 0 LOB: 1 K: 0 BB: 0 S: 7 P: 9	R: 1 H: 1 E: 0 LOB: 1 K: 1 BB: 1 S: 6 P: 10	1B: 11 SF: 0 2B: 0 SAC: 1 3B: 0 DP: 1 HR: 2 HBP: 0						

PITCHER	IP	WLS	BF	H	R	ER	SO	BB	IBB	HBP	BLK	WP	HR	S	P	ERA	WHIP
52 Bruce Chen, L (1, 1) ERA: 11.5	6.0	W	24	7	3	3	6	1	0	0	0	0	2	38	46	4.50	1.333
55 Tim Collins, L (7, 1) ERA: 0.96	1.0		3	0	0	0	1	0	0	0	0	0	0	5	5	0.00	0.000
37 Sean O'Sullivan, R (8, 1) ERA: 5.4	0.2		5	4	3	3	0	0	0	0	0	0	0	5	5	40.50	6.000
66 Bryan Paukovits, R (8, 1) ERA:	0.1		2	1	0	0	0	0	0	0	0	1	0	2	4	0.00	3.000
31 Louis Coleman, R (9, 1) ERA: 5.19	1.0	S	5	1	1	1	1	1	0	0	0	0	0	6	10	9.00	2.000

PITCHER	IP	WLS	BF	H	R	ER	SO	BB	IBB	HBP	BLK	WP	HR	S	P	ERA	WHIP

BOTTOM

Kansas City Royals @ Milwaukee Brewers

Maryvale Baseball Park, Phoenix, AZ

Tue Mar 27 2012, 4:09 PM - 6:53 PM EDT

Att. 2,652 - Sunny - 78 F

livebaseballscorecards.com

AB	36
R	7
H	13
RBI	6
BB	2
SO	8
LOB	12

1B: 11	SF: 0	WP: 2	PA: 39
2B: 0	SAC: 1	PB: 0	
3B: 0	DP: 1	SB: 0	
HR: 2	HBP: 0	CS: 1	

Batter	1	2	3	4	5	6	7	8	9	10	AB	R	H	RBI	BB	SO	LOB
5 Ian Kinsler, R (1, 4) OBP: 0.431, SLG: 0.735	C FF 93 B B SI 94 C SI 94 S FC 90 2-3 K ①	D FC 89 X CH 83 1-0 F9 ③		C FF 93 B FF 92 C CU 77 X SL 86 1-2 23 FC4-6 2-3 1B		X SL 80 0-0 F7 ②		1 SAFE B FF 94 X FF 95 1-0 F7 ② 1-3		X FF 88 0-0 E8 1-H 2B	4	0	1	0	0	1	4
98 Matt Kata, S (8, PH) OBP: 0.250, SLG: 0.375											2	0	1	1	0	0	1
(8, 4)																	
23 Craig Gentry, R (1, 8) OBP: 0.188, SLG: 0.103	C FF 94 S FC 92 C SI 94 0-3 K ②		B CU 76 F CH 83 B SI 93 X SI 93 2-1 G6-3 ①	1 SAFE F SI 91 X SI 91 0-1 FC4-6 10 2-5 10 S 1-2f 3-H		C FF 88 B FF 89 X FF 89 1-1 G4-3 ③		B FF 95 B FF 94 C FF 95 X FF 93 2-1 G4-3 ③		L FF 91 B FF 91 L SL 80 B CU 77 S FF 90 2-3 K ②	4	0	0	1	0	1	3
20 Julio Borbon, L (8, PH) OBP: 0.347, SLG: 0.333											2	0	0	0	0	1	3
(8, 8)																	
10 Michael Young, R (1, 3) OBP: 0.489, SLG: 0.548	S FC 91 C SI 94 B FF 95 B SI 95 B FC 91 S FC 90 3-3 K ③		F FC 89 B SI 93 X SI 93 1-1 29 2B	1 SAFE B CU 74 B CH 83 F CH 84 C SI 92 D SL 85 3-2 2-5 ③ 1-3	B FF 89 B CH 85 X SL 88 2-0 29 G6-4-3 1B		B FF 94 C FF 93 S FF 94 S SL 88 1-3 K ①		C FF 97 B FF 98 X CH 88 1-1 63 1B 95 PB 2B	F FF 92 S CU 80 D CU 79 B CU 79 B FC 92 B FF 90 4-2 BB	4	1	2	0	0	2	0
9 Brad Hawpe, L (8, 3) OBP: 0.370, SLG: 0.478											1	0	1	0	0	0	0
Josh Richmond, R (9, PR)											0	1	0	0	1	0	0
(9, 7)																	
29 Adrian Beltré, R (1, 5) OBP: 0.309, SLG: 0.320		C FF 91 B FF 92 B FC 90 X FC 88 2-1 F7 ①	X SI 94 0-0 2-H 2B		X FF 90 0-0 G6-4-3 ①② 1-2f		C SL 86 X SL 84 0-1 G6-3 ②		X SI 98 0-0 ① 2-3 1B	C FF 89 C FF 89 D CU 79 D SI 92 F FF 90 F FF 92 S SL 79 2-3 K ③	4	0	1	1	0	0	1
63 Yangervis Solarte, S (8, 5) OBP: 0.318, SLG: 0.591											2	0	1	0	0	1	2
17 Nelson Cruz, R (1, 9) OBP: 0.353, SLG: 0.400		B FF 93 B FF 93 C SI 94 X CH 88 2-1 G6-3 ②	H FF 92 1-0 HBP		B SL 88 F FC 88 B CH 86 B CH 87 T FC 88 S SI 93 3-3 K ③		T FF 94 X CU 76 0-1 2B		B FF 99 X FF 98 1-0 3-H 2B		2	0	0	0	0	1	0
95 Joey Butler, R (5, 9) OBP: 0.692, SLG: 1.000											2	0	2	0	0	0	0
25 Mike Napoli, R (1, 10) OBP: 0.525, SLG: 0.538		B FC 89 B SI 92 B SI 94 B FF 93 4-0 7 3B BB	S FC 89 B SL 87 F SI 92 B SI 93 S SL 86 2-3 K ②			B FF 90 C FF 89 B SL 78 C FF 91 B FF 90 B FF 90 4-2 8 1B 7 BB 14 SF7 BB	C FF 95 B FF 94 B FF 94 S SL 88 B FF 95 B SL 87 4-2 BB		S SI 98 B CU 82 C FF 98 X CU 81 1-2 G6-3 ②		1	2	0	0	3	1	2
15 Luis Martinez, R (9, PH) OBP: 0.464, SLG: 0.520											1	0	0	0	0	0	1
(9, 10)																	
7 David Murphy, L (1, 7) OBP: 0.353, SLG: 0.489		C FF 93 X SI 93 0-1 8 1B 3B 1-H	C FC 88 S FC 89 B SL 86 X FF 93 1-2 G2-3 ③			D FF 89 B FF 90 C FF 88 B FF 88 B FF 87 4-1 14 SF7 8 1B BB 1-2	F SL 86 B FF 95 T FF 93 B FF 95 F SL 85 F FF 94 X FF 96 2-2 G3-1 ③		C FF 99 B FF 97 S FA 88 F FF 99 F CU 81 S CH 86 1-3 K ③		3	1	1	1	1	0	4
21 Brandon Snyder, R (8, 7) OBP: 0.444, SLG: 0.536											1	0	0	0	0	1	1
(9, 3)																	
8 Yorvit Torrealba, R (1, 2) OBP: 0.303, SLG: 0.300		B FC 90 X FF 94 1-0 14 1B 3-H 1B		C CU 74 S FC 89 F SL 85 S SI 93 0-3 K ①		B FF 89 X FF 86 1-0 1-2 2-3 1B		B FF 93 B FF 93 B FF 94 B FF 95 4-0 98 E BB		B FF 90 B CU 77 F FF 89 C FF 90 X CU 79 2-2 F9 ①	3	0	2	1	1	1	0
87 Guilder Rodriguez, S (8, PR) OBP: 0.750, SLG: 1.000											0	0	0	0	0	0	0
2 Dusty Brown, R (8, 2) OBP: 0.353, SLG: 0.667											1	0	0	0	0	0	0
14 Alberto Gonzalez, R (1, 6) OBP: 0.350, SLG: 0.514		B FF 94 X FC 89 1-0 1-3 1B		C CU 77 T SI 93 B SL 85 X FF 94 1-2 5 1B 23 FC4-6 2B		B FF 88 X FF 86 1-0 SF7 ① 2-3 3-H		F FF 94 C FF 95 B SI 96 S FF 95 1-3 K ①		B CH 81 X CH 83 1-0 98 E 1B	2	1	2	1	0	0	0
3 Luis Hernandez, S (8, PH) OBP: 0.316, SLG: 0.417											2	1	1	0	0	1	1
(8, 6)																	
Inning Stats	R: 0 E: 0 K: 3 S: 9 H: 0 LOB: 0 BB: 0 P: 14	R: 2 E: 0 K: 0 S: 9 H: 3 LOB: 2 BB: 1 P: 20	R: 1 E: 0 K: 1 S: 11 H: 2 LOB: 2 BB: 0 P: 18	R: 1 E: 0 K: 1 S: 14 H: 2 LOB: 1 BB: 0 P: 19	R: 0 E: 0 K: 1 S: 5 H: 1 LOB: 0 BB: 0 P: 10	R: 1 E: 0 K: 0 S: 8 H: 1 LOB: 2 BB: 2 P: 19	R: 0 E: 0 K: 1 S: 14 H: 1 LOB: 2 BB: 1 P: 21	R: 0 E: 1 K: 1 S: 6 H: 0 LOB: 2 BB: 1 P: 14	R: 1 E: 0 K: 1 S: 12 H: 3 LOB: 1 BB: 0 P: 16	R: 1 E: 1 K: 2 S: 15 H: 2 LOB: 2 BB: 1 P: 26	1B: 7 2B: 7 3B: 1 HR: 0 SF: 1 SAC: 0 DP: 1 HBP: 1						

PITCHER		IP	WLS	BF	H	R	ER	SO	BB	IBB	HBP	BLK	WP	HR	S	P	ERA	WHIP
44 Luke Hochevar, R ERA: 2.84	(1, 1)	5.0		24	8	4	4	6	1	0	1	0	0	0	48	81	7.20	1.800
50 Jose Mijares, L ERA: 1.0	(6, 1)	1.0	H	6	1	1	1	0	2	0	0	0	0	0	8	19	9.00	3.000
51 Jonathan Broxton, R ERA: 1.5	(7, 1)	1.0	H	5	1	0	0	1	1	0	0	0	0	0	14	21	0.00	2.000
41 Jeremy Jeffress, R ERA: 2.61	(8, 1)	1.0	H	4	0	0	0	1	1	0	0	0	0	0	6	14	0.00	1.000
40 Kelvin Herrera, R ERA: 1.8	(9, 1)	1.0	B	5	3	1	1	1	0	0	0	0	0	0	12	16	9.00	3.000

PITCHER		IP	WLS	BF	H	R	ER	SO	BB	IBB	HBP	BLK	WP	HR	S	P	ERA	WHIP
82 Michael Mariot, R ERA: 9.0	(10, 1)	1.0	L	6	2	1	1	2	1	0	0	0	0	0	15	26	9.00	3.000

TOP

Texas Rangers @ Kansas City Royals

Surprise Stadium, Surprise, AZ

Wed Mar 28 2012, 9:07 PM - 12:34 AM EDT

Att. 5,047 - Clear - 82 F

livebaseballscorecards.com

AB	41
R	7
H	15
RBI	6
BB	6
SO	11
LOB	23

WP: 0 PA: 49
PB: 1
SB: 1
CS: 0

Batter	1	2	3	4	5	6	7	8	9	10	AB	R	H	RBI	BB	SO	LOB
4 Alex Gordon, L (1, 7) OBP: 0.441, SLG: 0.627 25 Yem Prades, R (9, 7)	G4-3	G6-3			K2-3	F9		G4-3		K	5 1	0 0	0 0	0 0	0 0	1 1	3 1
30 Jason Bourgeois, R (1, 9) OBP: 0.308, SLG: 0.351 85 Terry Evans, R (9, 9) OBP: 0.333, SLG: 0.833	35 1B 35 S 16 G3 1B		F8		35 1B 2B	K			K		4 1	2 0	2 0	0 0	0 0	1 1	2 0
35 Eric Hosmer, L (1, 3) OBP: 0.452, SLG: 0.683 23 Jamie Romak, R (9, 3) OBP: 0.750, SLG: 1.250	16 G3 16 S 6 HR 1B		16 HR 1B		16 1B 2-H 1B	K			33 G4-3 2B		4 1	2 0	3 1	1 0	0 0	1 0	2 0
16 Billy Butler, R (1, 10) OBP: 0.459, SLG: 0.727 33 Humberto Quintero, R (9, PH) OBP: 0.214, SLG: 0.214 (10, 10)	G3		1 SAFE 1 SAFE 1-H HR		11 BB 2-3 1B		2B		G4-3 2-3		4 1	1 0	3 0	3 0	0 0	0 0	1 1
6 Lorenzo Cain, R (1, 8) OBP: 0.475, SLG: 0.870 12 Mitch Maier, L (9, 8) OBP: 0.349, SLG: 0.395	3-H HR		11 G6-4-3 BB		L5		L9		IBB		3 0	1 0	1 0	2 0	1 1	0 0	3 0
11 Yuniesky Betancourt, R (1, 6) OBP: 0.315, SLG: 0.460 79 Christian Colón, R (9, 6) OBP: 0.500, SLG: 0.500	G6-3		G6-4-3 1-2f		BB 1-2		P4		F8 1-2		3 1	0 0	0 0	0 0	1 0	0 0	2 2
8 Mike Moustakas, L (1, 5) OBP: 0.276, SLG: 0.333 78 Anthony Seratelli, S (9, 5) OBP: 0.286, SLG: 0.286		K		L3	K		G1-3			89 G6-3 1B	4 1	0 0	0 1	0 0	0 0	2 0	4 0
27 Brayan Peña, S (1, 2) OBP: 0.375, SLG: 0.462 65 Max Ramirez, R (9, 2) OBP: 0.444, SLG: 0.774		17 G3 1B		G6-3		17 1B 1B		G4-3		P4	4 1	0 0	2 0	0 0	0 0	0 0	0 1
17 Chris Getz, L (1, 4) OBP: 0.300, SLG: 0.278 89 Rey Navarro, S (9, 4) OBP: 0.167, SLG: 0.167		G3 1-2		P4		1-2 1B		F8		G6-3 1-2	4 1	0 0	1 0	0 0	0 0	0 0	1 1
Inning Stats	R: 3 H: 3 E: 0 LOB: 0 K: 0 BB: 0 S: 13 P: 20	R: 0 H: 1 E: 0 LOB: 1 K: 1 BB: 0 S: 13 P: 19	R: 2 H: 2 E: 0 LOB: 0 K: 0 BB: 1 S: 11 P: 19	R: 0 H: 0 E: 0 LOB: 0 K: 0 BB: 0 S: 10 P: 14	R: 1 H: 3 E: 0 LOB: 3 K: 2 BB: 1 S: 19 P: 27	R: 0 H: 2 E: 0 LOB: 2 K: 2 BB: 0 S: 11 P: 15	R: 0 H: 1 E: 0 LOB: 1 K: 0 BB: 0 S: 8 P: 10	R: 0 H: 0 E: 0 LOB: 0 K: 0 BB: 0 S: 11 P: 14	R: 0 H: 1 E: 0 LOB: 2 K: 1 BB: 1 S: 7 P: 12	R: 0 H: 1 E: 0 LOB: 1 K: 1 BB: 0 S: 7 P: 9	1B: 9 SF: 0 2B: 3 SAC: 0 3B: 0 DP: 1 HR: 2 HBP: 0						

PITCHER	IP	WLS	BF	H	R	ER	SO	BB	IBB	HBP	BLK	WP	HR	S	P	ERA	WHIP
45 Derek Holland, L (1, 1) ERA: 5.14	5.0		25	9	6	6	3	2	0	0	0	0	2	66	99	10.80	2.200
86 Carlos Pimentel, R (6, 1) ERA:	1.0		5	2	0	0	2	0	0	0	0	0	0	11	15	0.00	2.000
57 Mark Lowe, R (7, 1) ERA: 4.5	1.0		4	1	0	0	0	0	0	0	0	0	0	8	10	0.00	1.000
37 Mike Adams, R (8, 1) ERA: 3.0	1.0		3	0	0	0	0	0	0	0	0	0	0	11	14	0.00	0.000
93 Derek Hankins, R (9, 1) ERA: 6.75	1.0	W	5	1	0	0	1	0	1	0	0	0	0	7	12	0.00	1.000

PITCHER	IP	WLS	BF	H	R	ER	SO	BB	IBB	HBP	BLK	WP	HR	S	P	ERA	WHIP
74 Tyler Tufts, R (10, 1) ERA:	1.0	S	4	1	0	0	1	0	0	0	0	0	0	7	9	0.00	1.000

Texas Rangers @ Kansas City Royals

Surprise Stadium, Surprise, AZ

Wed Mar 28 2012, 9:07 PM - 12:34 AM EDT

Att. 5,047 - Clear - 82 F

BOTTOM

livebaseballscorecards.com

AB	43
R	6
H	14
RBI	6
BB	3
SO	7
LOB	24

WP: 0 PA: 46
PB: 0
SB: 2
CS: 0

Kansas City Royals @ Los Angeles Angels

Tempe Diablo Stadium, Tempe, AZ

Thu Mar 29 2012, 4:11 PM - 7:06 PM EDT

Att. 6,679 - Sunny - 78 F

livebaseballscorecards.com

TOP

Batter	1	2	3	4	5	6	7	8	9	AB	R	H	RBI	BB	SO	LOB
6 Lorenzo Cain, R (1, 8) OBP: 0.460, SLG: 0.845 40 Whit Merrifield, R (7, 8)	0-0 2 1B 35 2B 2B	0-0 F8		0-0 F9		0-0 G4-3			0-3 K	4 1	1 0	1 0	0 0	0 0	0 1	1 0
2 Alcides Escobar, R (1, 6) OBP: 0.327, SLG: 0.420 41 Sharlon Schoop, R (7, 6)	0-0 35 2B 21 HR 1B 2-3	1-0 F8 1-2		0-3 K		0-0 G6-3			0-0 F9	4 1	1 0	1 0	0 0	0 0	1 0	1 0
35 Eric Hosmer, L (1, 3) OBP: 0.468, SLG: 0.746 65 Max Ramirez, R (7, 3) OBP: 0.432, SLG: 0.750	0-0 21 HR 2B 1-3 3-H	2-0 HR 2-H		0-0 1B		0-0 G4-3			0-3 K	4 1	2 0	3 0	3 0	0 0	0 1	0 0
21 Jeff Francoeur, R (1, 9) OBP: 0.262, SLG: 0.424 85 Terry Evans, R (7, 9) OBP: 0.333, SLG: 0.833	2-1 HR 2-H 3-H	0-0 2B		0-0 F7			0-0 G4-3			4 0	1 0	2 0	3 0	0 0	0 0	1 0
8 Mike Moustakas, L (1, 5) OBP: 0.274, SLG: 0.328 Kurt Mertins, R (7, 5) OBP: 1.000, SLG: 1.000	0-3 K	0-0 G3-1			0-0 11 2B 12 SF9 1B		0-0 F9			4 0	1 0	1 0	0 0	0 0	1 0	1 0
11 Yuniesky Betancourt, R (1, 4) OBP: 0.333, SLG: 0.547 17 Chris Getz, L (7, PH) OBP: 0.293, SLG: 0.270 (7, 4)	2-1 HR		0-0 F7		0-0 30 1B 2B 1-3		0-0 F7			3 1	1 0	2 0	1 0	0 0	0 0	0 0
12 Mitch Maier, L (1, 10) OBP: 0.319, SLG: 0.366	0-0 F7		0-3 K		0-0 SF9 3-H			0-0 G4-3		3 0	0 0	1 0	0 0	1 0	0 1	1 0
30 Jason Bourgeois, R (1, 7) OBP: 0.333, SLG: 0.359 29 Carlo Testa, L (7, 7)	0-0 P4		4-0 33 S BB		0-0 33 S 1B 2-3			0-0 G3-1		2 1	0 0	1 0	0 0	1 0	0 0	0 0
33 Humberto Quintero, R (1, 2) OBP: 0.222, SLG: 0.222 49 Kevin David, R (8, 2)		0-0 2 S 35 HR 1B	1-0 L7 1-2		1-3 K 1-2			0-0 G4-3		4 0	1 0	1 0	0 0	0 0	1 0	2 0
Inning Stats	R: 5 H: 5 E: 0 LOB: 0 K: 1 BB: 0 S: 12 P: 16	R: 2 H: 3 E: 0 LOB: 1 K: 0 BB: 0 S: 6 P: 9	R: 0 H: 0 E: 0 LOB: 1 K: 1 BB: 1 S: 5 P: 10	R: 0 H: 1 E: 0 LOB: 1 K: 1 BB: 0 S: 6 P: 6	R: 1 H: 3 E: 0 LOB: 1 K: 1 BB: 0 S: 7 P: 8	R: 0 H: 0 E: 0 LOB: 0 K: 0 BB: 0 S: 3 P: 3	R: 0 H: 0 E: 0 LOB: 0 K: 0 BB: 0 S: 3 P: 3	R: 0 H: 0 E: 0 LOB: 0 K: 0 BB: 0 S: 3 P: 3	R: 0 H: 0 E: 0 LOB: 0 K: 2 BB: 0 S: 7 P: 7	1B: 5 2B: 4 3B: 0 HR: 3	SF: 1 SAC: 0 DP: 0 HBP: 0						

	AB	37
	R	8
	H	12
	RBI	8
	BB	1
	SO	6
	LOB	6

PITCHER		IP	WLS	BF	H	R	ER	SO	BB	IBB	HBP	BLK	WP	HR	S	P	ERA	WHIP
41 Eric Hurley, R ERA: 9.58	(1, 1)	3.0		18	8	7	7	2	1	0	0	0	0	3	23	35	21.00	3.000
88 Eddie McKiernan, R ERA: 3.86	(4, 1)	2.0	W	9	4	1	1	2	0	0	0	0	0	0	13	14	4.50	2.000
37 Scott Downs, L ERA: 4.15	(6, 1)	1.0	H	3	0	0	0	0	0	0	0	0	0	0	3	3	0.00	0.000
35 Jason Isringhausen, R ERA: 6.35	(7, 1)	1.0	H	3	0	0	0	0	0	0	0	0	0	0	3	3	0.00	0.000
90 Kevin Johnson, R ERA: 2.08	(8, 1)	1.0	H	3	0	0	0	0	0	0	0	0	0	0	3	3	0.00	0.000

PITCHER		IP	WLS	BF	H	R	ER	SO	BB	IBB	HBP	BLK	WP	HR	S	P	ERA	WHIP
51 Jordan Walden, R ERA: 7.36	(9, 1)	1.0	S	3	0	0	0	2	0	0	0	0	0	0	7	7	0.00	0.000

WP: 0 PA: 39
PB: 0
SB: 3
CS: 0

Batter	1	2	3	4	5	6	7	8	9	AB	R	H	RBI	BB	SO	LOB
2 Erick Aybar, S (1, 6) OBP: 0.450, SLG: 0.571	47 G4-6-3 1B	F8		47 1B; 5 1B 1B	47 E; 5 1B 1B		FC1-2; 3 2B; 3-H			4	2	3	0	0	0	1
19 Alexi Amarista, L (7, 6) OBP: 0.347, SLG: 0.583										1	1	0	0	0	0	1
47 Howie Kendrick, R (1, 4) OBP: 0.444, SLG: 0.660	G4-6-3; 1-2f	5 2B; 5 E; 1-3 1B		5 1B; 48 2B; 1-2 1B	BBB; 5 1B; 1-3 BB		1-H 2B			3	2	2	0	1	0	1
3 Jorge Cantu, R (7, 3) OBP: 0.297, SLG: 0.405										1	0	1	1	0	0	0
5 Albert Pujols, R (1, 3) OBP: 0.439, SLG: 0.776	1B	E7; 1-H; 3-H 2B		48 2B; 1-2; 2-H 1B	1-3; 3-H 1B		G6-3			4	1	4	3	0	0	0
79 Taylor Lindsey, L (7, 4) OBP: 0.533, SLG: 0.800										1	0	0	0	0	0	1
48 Torii Hunter, R (1, 9) OBP: 0.333, SLG: 0.370	F8	G6-3		10 2B; 1-H; 2-H 2B	F9			G6-3		4	1	1	2	0	0	4
59 Randal Grichuk, R (6, 9) OBP: 0.286, SLG: 0.429										1	0	0	0	0	0	0
10 Vernon Wells, R (1, 7) OBP: 0.333, SLG: 0.491		P6	8 1B 1B	8 G4-3; 2-H 2B		G6-3		71 BB; 27 1B 1B		3	0	2	1	0	0	0
39 Ryan Langerhans, L (4, PR) OBP: 0.414, SLG: 0.286										2	0	1	0	0	0	0
(5, 7)																
(9, 8)																
8 Kendrys Morales, S (1, 10) OBP: 0.625, SLG: 1.000	BBSSX 2-2 HR	1-3 1B	G4-3; 2-3	SSC K				71 BB; 1-2 1B		3	1	2	1	0	0	1
27 Mike Trout, R (6, PH) OBP: 0.286, SLG: 0.167										2	0	1	0	0	1	0
(7, 10)																
44 Mark Trumbo, R (1, 5) OBP: 0.306, SLG: 0.682	BSX 1-1 HR	G6-3	SSS K			G5-3		BBBB 4-0 16 G6-4-3; 1-2; 2-3 BB		4	1	1	1	0	1	3
76 Matt Long, L (7, 8) OBP: 0.353, SLG: 0.313										0	0	0	0	0	0	0
71 Abel Baker, L (8, PH)										0	0	0	0	1	0	0
4 Ryan Mount, L (9, 7) OBP: 0.333, SLG: 1.000										0	0	0	0	0	0	0
16 Hank Conger, L (1, 2) OBP: 0.362, SLG: 0.476	BBBSSX 3-1 HR	SSS 0-3 K			L3		6 G6-3; 19 FC1-2; 2B	G6-4-3; 1-2f		5	1	2	1	0	1	4
25 Peter Bourjos, R (1, 8) OBP: 0.379, SLG: 0.347	H 1-0 47 1B; 5 2B HBP			SSS 0-3 K	F9		G6-3; 2-3			2	1	0	0	0	1	0
6 Alberto Callaspo, S (7, 5) OBP: 0.327, SLG: 0.375										1	0	0	0	0	0	1
Inning Stats	R: 0 E: 0 K: 0 S: 4 H: 2 LOB: 1 BB: 0 P: 4	R: 5 E: 1 K: 0 S: 12 H: 5 LOB: 1 BB: 0 P: 19	R: 0 E: 0 K: 1 S: 6 H: 2 LOB: 1 BB: 0 P: 6	R: 4 E: 0 K: 2 S: 12 H: 5 LOB: 2 BB: 0 P: 12	R: 1 E: 0 K: 0 S: 5 H: 2 LOB: 2 BB: 1 P: 9	R: 0 E: 0 K: 1 S: 5 H: 0 LOB: 0 BB: 0 P: 5	R: 1 E: 0 K: 0 S: 5 H: 2 LOB: 1 BB: 0 P: 5	R: 0 E: 0 K: 0 S: 4 H: 2 LOB: 2 BB: 1 P: 8		1B: 12 2B: 5 3B: 0 HR: 3 SF: 0 SAC: 0 DP: 2 HBP: 1						

BOTTOM

Kansas City Royals @ Los Angeles Angels

Tempe Diablo Stadium, Tempe, AZ

Thu Mar 29 2012, 4:11 PM - 7:06 PM EDT

Att. 6,679 - Sunny - 78 F

livebaseballscorecards.com

AB	41
R	11
H	20
RBI	10
BB	2
SO	4
LOB	17

WP: 0 PB: 0 SB: 0 CS: 0 PA: 44

PITCHER		IP	WLS	BF	H	R	ER	SO	BB	IBB	HBP	BLK	WP	HR	S	P	ERA	WHIP
61 Everett Teaford, L ERA: 4.5	(1, 1)	3.0		17	9	5	4	1	0	0	1	0	0	3	22	29	12.00	3.000
67 Francisley Bueno, L ERA: 5.68	(4, 1)	1.0	L	8	5	4	4	2	0	0	0	0	0	0	12	12	36.00	5.000
Louis Coleman, R ERA: 5.59	(5, 1)	1.0		6	2	1	1	0	1	0	0	0	0	0	5	9	9.00	3.000
46 Tommy Hottovy, L ERA: 0.87	(6, 1)	2.0		8	2	1	1	1	0	0	0	0	0	0	10	10	4.50	1.000
76 Blaine Hardy, L ERA:	(8, 1)	1.0		5	2	0	0	0	1	0	0	0	0	0	4	8	0.00	3.000

PITCHER	IP	WLS	BF	H	R	ER	SO	BB	IBB	HBP	BLK	WP	HR	S	P	ERA	WHIP

Batter	1	2	3	4	5	6	7	8	9	AB	R	H	RBI	BB	SO	LOB
38 Eduardo Escobar, S (1, 4) OBP: 0.373, SLG: 0.471	C FF 90 B FF 88 S SL 78 B SL 80 B SI 90 X SI 89 3-2 G4-3 ①			C CU 77 X CH 76 0-1 G3 ①		B SI 98 X CH 86 1-0 FC1 51 G4-6-3 1-3 3-H ①		F FF 95 B SL 84 C SL 85 S FF 94 1-3 K ③		4	0	0	0	0	1	2
12 A.J. Pierzynski, L (1, 2) OBP: 0.277, SLG: 0.636	B FF 90 F SL 79 X CH 78 1-1 G3 ②			B SL 77 B FF 89 B CH 74 C FF 88 X SL 78 3-1 G4-3 ②		X SI 97 0-0 SF7 3-H ①			C FF 93 F FF 94 X FF 94 0-2 G3-1 ①	3	0	0	1	0	0	0
51 Alex Rios, R (1, 9) OBP: 0.259, SLG: 0.288	C SL 78 B SI 90 F FF 89 B SI 92 S SL 80 2-3 K ③			B SI 90 F CH 75 X SL 81 1-1 G6-3 ③		C CH 85 X FF 98 0-1 G4-6-3 1-2f ② ③			B FF 95 B FF 92 B FF 92 C FF 91 X FF 94 3-1 G5-3 ②	4	0	0	0	0	1	2
14 Paul Konerko, R (1, 3) OBP: 0.429, SLG: 0.448		B SL 78 X SI 90 1-0 G5-3 ①			B SI 89 B CH 77 C SL 79 X SI 91 2-1 L7 ①		C FF 91 C CU 74 B CU 74 T CH 84 1-2 K ①		X FF 94 0-0 F8 ③	4	0	0	0	0	1	0
44 Adam Dunn, L (1, 10) OBP: 0.407, SLG: 0.522		C SI 89 B SI 90 B CU 70 S CH 75 X CH 78 2-2 G4-3 ②			F CU 70 B CU 69 F SI 91 B SI 91 S SI 91 2-3 K ②		B FF 93 B FF 93 C FF 92 S CH 84 B CH 84 C CU 73 3-3 K ②			3	0	0	0	0	2	0
10 Alexei Ramirez, R (1, 6) OBP: 0.278, SLG: 0.250		B FF 90 X SL 80 1-0 F7 ③			B FF 90 C FF 90 B CH 77 B CH 76 B SI 90 4-1 BB		B CU 74 B CH 84 B FF 93 C FF 91 X FF 93 3-1 G5-3 ③			2	0	0	0	1	0	0
1 Kosuke Fukudome, L (1, 8) OBP: 0.321, SLG: 0.261			B FF 89 B FF 88 X FF 88 2-0 F7 ①		1 SAFE B FF 89 X CH 75 1-0 G4-3 ③			C FF 94 F FF 94 B CU 79 F FF 94 F FF 94 F FF 95 C SL 84 1-3 K ①		3	0	0	0	0	1	1
24 Dayan Viciedo, R (1, 7) OBP: 0.255, SLG: 0.220			C SL 79 B FF 90 F FF 89 B SL 78 B SL 79 X FF 89 3-2 G4-3 ②			B SI 97 B SI 96 F SI 96 F SI 97 B CU 79 X SI 97 3-2 22 1B 38 E 2B		B SL 84 S SL 87 B FF 95 B FF 94 4-1 BB		2	1	1	0	1	0	0
22 Brent Morel, R (1, 5) OBP: 0.327, SLG: 0.423 Erik Morrison, R (6, PR) (6, 5)			B SI 91 B FF 90 X SI 89 2-0 L7 ③			B SI 96 D CH 87 B SI 97 X SI 97 3-0 38 E 12 SF7 2-3 1B		F FF 94 X FF 94 0-1 F9 ②		2 1	0 1	1 1	0 0	0 0	0 0	0 1
Inning Stats	R: 0 E: 0 K: 1 S: 8 H: 0 LOB: 0 BB: 0 P: 14	R: 0 E: 0 K: 0 S: 5 H: 0 LOB: 0 BB: 0 P: 9	R: 0 E: 0 K: 0 S: 5 H: 0 LOB: 0 BB: 0 P: 12	R: 0 E: 0 K: 0 S: 6 H: 0 LOB: 0 BB: 0 P: 10	R: 0 E: 0 K: 1 S: 7 H: 0 LOB: 1 BB: 1 P: 16	R: 2 E: 1 K: 0 S: 8 H: 2 LOB: 1 BB: 0 P: 15	R: 0 E: 0 K: 2 S: 8 H: 0 LOB: 0 BB: 0 P: 15	R: 0 E: 0 K: 2 S: 12 H: 0 LOB: 1 BB: 1 P: 18	R: 0 E: 0 K: 0 S: 6 H: 0 LOB: 0 BB: 0 P: 9	1B: 1 2B: 1 3B: 0 HR: 0 SF: 1 SAC: 0 DP: 1 HBP: 0						

PITCHER		IP	WLS	BF	H	R	ER	SO	BB	IBB	HBP	BLK	WP	HR	S	P	ERA	WHIP
37 Sean O'Sullivan, R ERA: 3.6	(1, 1)	5.0	W	16	0	0	0	2	1	0	0	0	0	0	31	61	0.00	0.200
40 Kelvin Herrera, R ERA: 1.64	(6, 1)	1.0		5	2	2	0	0	0	0	0	0	0	0	8	15	0.00	2.000
55 Tim Collins, L ERA: 0.87	(7, 1)	1.0		3	0	0	0	2	0	0	0	0	0	0	8	15	0.00	0.000
43 Aaron Crow, R ERA: 4.5	(8, 1)	1.0		4	0	0	0	2	1	0	0	0	0	0	12	18	0.00	1.000
56 Greg Holland, R ERA: 4.66	(9, 1)	1.0		3	0	0	0	0	0	0	0	0	0	0	6	9	0.00	0.000

PITCHER	IP	WLS	BF	H	R	ER	SO	BB	IBB	HBP	BLK	WP	HR	S	P	ERA	WHIP

TOP

Chicago White Sox @ Kansas City Royals

Surprise Stadium, Surprise, AZ

Fri Mar 30 2012, 9:07 PM - 11:29 PM EDT

Att. 4,022 - Clear - 85 F

livebaseballscorecards.com

AB	28
R	2
H	2
RBI	1
BB	2
SO	6
LOB	6

WP: 0	PB: 0	SB: 0	CS: 0	PA:	31

BOTTOM

Batter	1	2	3	4	5	6	7	8	9	AB	R	H	RBI	BB	SO	LOB
4 Alex Gordon, L (1, 7) OBP: 0.457, SLG: 0.689	C FF 88 B SL 83 X SL 82 1-1 35 2B 16 PB 1B	1 SAFE F FF 89 B FF 90 B CH 80 S CH 79 1 SAFE X FF 91 2-2 1-H HR			B FF 93 D SL 83 1 SAFE C FF 91 F FF 92 1 SAFE B FF 92 B FF 93 4-2 6 2B 35 1B 1-2 BB	C CH 82 S FF 91 B FF 92 B CH 83 S CH 84 2-3 ② K		B SI 97 B CH 84 C SI 96 C CH 85 B CH 85 S CH 84 3-3 ① K		2	2	2	2	0	0	0
12 Mitch Maier, L (3, 7) OBP: 0.320, SLG: 0.349 (8, 8)										2	1	0	0	1	2	3
6 Lorenzo Cain, R (1, 8) OBP: 0.448, SLG: 0.823	X FF 89 0-0 ① P3	B FF 90 S SL 83 C SL 83 X CU 74 1-2 ③ P6			B FF 92 X FF 92 1-0 35 1B 1-3 2-H 2B	B SL 79 C FF 90 F SL 80 S CH 83 1-3 ③ K		D SI 97 C CH 82 S CH 84 C SI 97 1-3 ② K		4	1	1	1	0	1	2
89 Rey Navarro, S (8, 4) OBP: 0.143, SLG: 0.143										1	0	0	0	0	1	2
35 Eric Hosmer, L (1, 3) OBP: 0.481, SLG: 0.757	B FF 90 F FF 89 X FF 88 1-1 16 PB 1-3 2B		C SL 80 X CU 74 0-1 ① G1-3		B SL 85 X SL 82 1-0 16 2B 2-H 3-H 1B		C CH 82 B CH 82 B FF 90 B FF 91 B FF 90 4-1 8 2B BB	D SI 97 C SL 86 C SL 86 D SL 88 X CH 84 2-2 ③ L5		3	1	2	2	1	0	0
23 Jamie Romak, R (7, PR) OBP: 0.600, SLG: 1.000 (8, 3)										1	0	0	0	0	0	2
16 Billy Butler, R (1, 10) OBP: 0.462, SLG: 0.729	B SL 85 C SL 84 B FF 91 B CH 81 F SL 84 C FF 92 3-3 ② K 2-3 3-H		S CH 78 X FA 88 0-1 21 G5-4-3 1B		B SL 81 F FF 91 C FF 91 B FF 92 B SL 87 F FF 92 X SL 82 3-2 1-H 2B		F FF 91 S CH 84 X FF 92 0-2 ① F9			4	0	2	1	0	1	2
21 Jeff Francoeur, R (1, 9) OBP: 0.262, SLG: 0.403	F SL 85 F FF 91 B FF 91 B FF 92 B CU 74 F SL 84 F FF 91 D CH 82 4-2 BB		C SL 82 F FF 89 F FF 90 X CH 80 0-2 ② ③ G5-4-3 1-2f		F FF 91 B FF 92 X SL 80 1-1 ① G5-3		F FF 92 X FF 91 0-1 ② F9			3	0	0	0	1	0	3
Alex Llanos, R (8, 9) OBP: 1.000, SLG: 1.000										0	0	0	0	0	0	0
8 Mike Moustakas, L (1, 5) OBP: 0.273, SLG: 0.339	B FF 90 S SL 82 X FF 91 1-1 ③ F8			X SL 83 0-0 ① F9	B FF 91 F FF 91 T FF 91 X CH 84 1-2 ② F9		F FF 91 B FF 93 F FF 93 X CH 84 1-2 1-3 2B			4	0	1	0	0	0	3
13 Mario Lisson, R (7, PR) (8, 5)										0	0	0	0	0	0	0
27 Brayan Peña, S (1, 2) OBP: 0.341, SLG: 0.419		C CH 77 F CU 72 S CU 73 0-3 ① K2-3		C FF 85 C FF 86 X CH 80 0-2 ② F9	S CH 82 B FF 90 B FF 89 C FF 89 X CH 84 2-2 ③ F7		B FF 90 S FF 90 X CH 83 1-1 ③ G5-3			4	0	0	0	0	1	4
17 Chris Getz, L (1, 4) OBP: 0.295, SLG: 0.275		B FF 89 X FF 89 1-0 ② G4-3		C FF 89 F SL 84 F CU 74 X CH 81 0-2 ③ G1-6-3		C SL 79 B CH 89 X CH 82 1-1 1B		B SL 86 B FF 97 B SI 96 B FF 97 4-0 79 BB BB		3	0	1	0	0	0	0
30 Jason Bourgeois, R (8, 7) OBP: 0.349, SLG: 0.359										0	0	0	0	1	0	0
2 Alcides Escobar, R (1, 6) OBP: 0.345, SLG: 0.434		B FF 86 F FF 89 B CH 86 B CH 80 C FF 91 X CH 81 3-2 4 HR 1B			B FF 90 B FF 90 B FF 91 C FF 90 F FF 90 X FF 92 3-2 12 BB 6 2B 1B	B SL 79 F SL 78 F FF 90 X FF 92 1-2 ① L9		D SL 84 B SL 86 B SI 96 C FF 95 F FF 95 B FF 96 4-2 1-2 BB		3	2	2	0	0	0	1
										0	0	0	0	1	0	0
Inning Stats	R: 1 E: 0 K: 1 S: 14 H: 2 LOB: 2 BB: 1 P: 24	R: 2 E: 0 K: 1 S: 13 H: 2 LOB: 0 BB: 0 P: 20	R: 0 E: 0 K: 0 S: 8 H: 1 LOB: 0 BB: 0 P: 8	R: 0 E: 0 K: 0 S: 8 H: 0 LOB: 0 BB: 0 P: 8	R: 4 E: 0 K: 0 S: 19 H: 4 LOB: 1 BB: 1 P: 35	R: 0 E: 0 K: 2 S: 11 H: 1 LOB: 1 BB: 0 P: 16	R: 0 E: 0 K: 0 S: 11 H: 1 LOB: 3 BB: 1 P: 17	R: 0 E: 0 K: 2 S: 11 H: 0 LOB: 2 BB: 2 P: 25		1B: 6 2B: 4 3B: 0 HR: 1 SF: 0 SAC: 0 DP: 1 HBP: 0					WP: 0 PB: 1 SB: 0 CS: 0	PA: 39

PITCHER		IP	WLS	BF	H	R	ER	SO	BB	IBB	HBP	BLK	WP	HR	S	P	ERA	WHIP
68 Eric Stults, L ERA: 3.38	(1, 1)	4.0	L	17	5	3	2	2	1	0	0	0	0	1	43	60	4.50	1.500
40 Brian Bruney, R ERA: 2.93	(5, 1)	3.0		17	6	4	4	2	2	0	0	0	0	0	41	68	12.00	2.667
65 Nate Jones, R ERA: 1.69	(8, 1)	1.0		5	0	0	0	2	2	0	0	0	0	0	11	25	0.00	2.000

PITCHER	IP	WLS	BF	H	R	ER	SO	BB	IBB	HBP	BLK	WP	HR	S	P	ERA	WHIP

Chicago White Sox @ Kansas City Royals

Surprise Stadium, Surprise, AZ

Fri Mar 30 2012, 9:07 PM - 11:29 PM EDT

Att. 4,022 - Clear - 85 F

livebaseballscorecards.com

AB	34
R	7
H	11
RBI	6
BB	5
SO	6
LOB	22

Arizona Diamondbacks @ Kansas City Royals

Surprise Stadium, Surprise, AZ

Sat Mar 31 2012, 4:06 PM - 7:15 PM EDT

Att. 5,997 - Sunny - 86 F

livebaseballscorecards.com

TOP

Batter	1	2	3	4	5	6	7	8	9	AB	R	H	RBI	BB	SO	LOB
60 AJ Pollock, R (1, 8) OBP: 0.352, SLG: 0.490	B FF 95 C FF 93 B FF 96 X FF 94 2-1 HR	C CH 85 B FF 94 F CU 76 F CU 78 F FF 94 B FF 94 S CU 77 2-3 K2-3 ③			C FF 90 X CU 75 0-1 27 HR 1B	B FF 87 B FF 87 B SI 79 C CH 88 C FF 88 X FF 89 3-2 G6-3 ②	C FF 95 F FF 95 B FF 94 F SL 86 S SL 86 1-3 K ③		F SL 79 S SL 79 F SL 81 F FF 91 X SL 80 0-2 G6-3 ③	6	2	2	1	0	2	4
8 Gerardo Parra, L (1, 7) OBP: 0.315, SLG: 0.435 32 Keon Broxton, R (7, 8) OBP: 0.429, SLG: 0.667	C FF 94 B FF 96 C FF 96 X CU 78 1-2 F8 ①	C FC 84 B CU 74 F FF 91 B FF 94 X CU 76 2-2 G3-1 ①			1 SAFE B FF 91 1 SAFE C FC 84 S FF 92 B CU 78 X CU 76 2-2 F8 ①	B FF 89 C FF 88 C CH 81 F SI 79 F FF 89 X FF 88 1-2 L7 ③		C FA 91 B FA 90 S FA 85 B CU 79 X CU 80 2-2 2B		4 1	0 0	0 1	0 0	0 0	0 0	1 0
27 Geoff Blum, S (1, 5) OBP: 0.409, SLG: 0.432 64 Chris Owings, R (7, 6) OBP: 0.348, SLG: 0.545	B FF 95 B FF 94 C FF 94 F CH 86 B CU 79 B FF 96 4-2 37 1B BB	B FF 94 B FF 93 X FF 93 2-0 E5 1 2B			F CH 84 X CU 74 0-1 1-H HR	C FF 91 X CU 75 0-1 P5 ①	T FA 93 S CU 79 S CU 80 0-3 K ①			3 1	2 0	1 0	2 0	1 0	0 1	0 1
37 Lyle Overbay, L (1, 3) OBP: 0.353, SLG: 0.333	B FF 94 F FF 94 T FF 94 X FF 95 1-2 1-2 1B	B CU 76 1 SAFE B FF 92 X FF 92 2-0 F7 ②			F FF 95 S FC 85 B CU 78 B FC 87 X CH 83 2-2 12 3B HBP 1B	C FF 93 B FF 94 X CU 77 1-1 E 16 1B 1 BB 1B	B FA 92 X FA 91 1-0 F7 ②			5	2	3	0	0	0	2
1 Cody Ransom, R (1, 4) OBP: 0.279, SLG: 0.410	C FF 94 C CU 76 F CU 75 C FF 94 0-3 K ②	1 SAFE 1 SAFE D CU 75 B FF 93 X FF 92 2-0 WP 1-H 2B			B FF 94 X FC 84 1-0 F7 ②	B FF 92 1 SAFE B FF 90 B FF 92 B FF 92 4-0 E 16 1B BB 1-2	S CH 83 F FA 92 B CU 79 F CH 84 B FA 90 D CU 79 S CH 84 3-3 K ③			4	1	1	1	1	2	4
Bobby Borchering, S (1, 10) OBP: 0.250, SLG: 0.143 16 David Nick, R (9, PH) (9, 10)	B FF 95 X CH 85 1-0 G5-3 ③	C FF 93 F FF 94 B CU 80 B CU 77 F FF 94 C FF 95 2-3 K 2-3 ③			C FF 94 H FF 93 1-1 12 3B HBP 1-2	F FF 93 X FF 94 0-1 FC3 16 1B 16 E 1-2 2-3			B FF 87 B FF 87 X FF 87 2-0 F9 ①	3 1	2 0	0 0	0 0	0 0	1 0	5 0
12 Henry Blanco, R (1, 2) OBP: 0.306, SLG: 0.500 76 Ryan Wheeler, L (7, 5) OBP: 0.316, SLG: 0.235		B FF 92 B CH 86 X FF 93 2-0 F9 ①	C FF 91 F CH 84 C FF 95 0-3 K ①	F FF 88 X FF 88 0-1 1-H 2-H 3B		C SL 86 F FF 93 B SL 87 S SL 87 1-3 K ②		C SL 77 C SL 79 B FF 91 F FF 91 F FF 91 S SL 80 1-3 K ②	4 1	0 0	1 0	2 0	0 0	2 1	3 0
16 John McDonald, R (1, 6) OBP: 0.286, SLG: 0.341 3 Mark Reed, L (7, 2) OBP: 1.000, SLG: 1.000		F FF 93 B CU 77 B FF 93 C CH 86 X CU 75 2-2 2B	B FF 92 X FF 92 1-0 F8 ②	C CH 79 F SL 78 B FF 89 C FF 88 1-3 K ③		C FF 93 X SL 87 0-1 E8 73 3B 1B 1-H 2-H 3-H		B FF 90 F FF 89 B FF 91 S FF 90 X FF 89 2-2 73 1B 1B	4 1	1 0	2 1	2 0	0 0	1 0	1 0
73 Adam Eaton, L (1, 9) OBP: 0.397, SLG: 0.429		B FF 93 S FF 93 S FF 94 X CU 76 1-2 P4 ②	B FF 94 X FF 92 1-0 F7 ③		C FF 87 X SL 78 0-1 G4-3 ①	B FF 93 S FF 92 B CU 75 C FF 93 F SL 86 F FF 93 F FF 94 X SL 87 2-2 3-H 3B		C FF 90 S SL 78 F SL 79 F FF 92 B FF 91 X FF 88 1-2 1B	5	0	2	1	0	0	1

	AB	R	H	RBI	BB	SO	LOB
AB	43						
R	10						
H	14						
RBI	9						
BB	2						
SO	10						
LOB	22						

Inning Stats	1	2	3	4	5	6	7	8	9
	R: 1 E: 0 K: 1 S: 15	R: 0 E: 0 K: 1 S: 12	R: 1 E: 1 K: 1 S: 10	R: 0 E: 0 K: 1 S: 5	R: 4 E: 0 K: 1 S: 17	R: 0 E: 0 K: 0 S: 10	R: 4 E: 2 K: 2 S: 21	R: 0 E: 0 K: 2 S: 11	R: 0 E: 0 K: 1 S: 19
	H: 2 LOB: 2 BB: 1 P: 24	H: 1 LOB: 1 BB: 0 P: 19	H: 1 LOB: 1 BB: 0 P: 20	H: 0 LOB: 0 BB: 0 P: 7	H: 4 LOB: 1 BB: 0 P: 24	H: 0 LOB: 0 BB: 0 P: 14	H: 3 LOB: 1 BB: 1 P: 30	H: 1 LOB: 1 BB: 0 P: 17	H: 2 LOB: 2 BB: 0 P: 25

1B: 7	SF: 0	WP: 1	PA: 46
2B: 3	SAC: 0	PB: 0	
3B: 2	DP: 0	SB: 0	
HR: 2	HBP: 1	CS: 0	

PITCHER		IP	WLS	BF	H	R	ER	SO	BB	IBB	HBP	BLK	WP	HR	S	P	ERA	WHIP
23 Danny Duffy, L ERA: 8.31	(1, 1)	4.2	L	24	7	6	5	4	1	0	1	0	1	2	54	88	9.64	1.714
71 Brandon Sisk, L ERA:	(5, 1)	1.1		5	1	0	0	1	0	0	0	0	0	0	15	20	0.00	0.750
51 Jonathan Broxton, R ERA: 1.29	(7, 1)	1.0		8	3	4	0	2	1	0	0	0	0	0	21	30	0.00	4.000
67 Francisley Bueno, L ERA: 4.91	(8, 1)	1.0		4	1	0	0	2	0	0	0	0	0	0	11	17	0.00	1.000
50 Jose Mijares, L ERA: 0.9	(9, 1)	1.0		5	2	0	0	1	0	0	0	0	0	0	19	25	0.00	2.000

PITCHER	IP	WLS	BF	H	R	ER	SO	BB	IBB	HBP	BLK	WP	HR	S	P	ERA	WHIP

BOTTOM

Arizona Diamondbacks @ Kansas City Royals

Surprise Stadium, Surprise, AZ

Sat Mar 31 2012, 4:06 PM - 7:15 PM EDT

Att. 5,997 - Sunny - 86 F

livebaseballscorecards.com

Batter	1	2	3	4	5	6	7	8	9	AB	R	H	RBI	BB	SO	LOB
6 Lorenzo Cain, R (1, 8) OBP: 0.443, SLG: 0.797	B FF 88 B CH 87 B FF 89 B FF 89 4-0 2 1B 2 S 35 1B BB		B CH 85 C CH 85 B CU 74 X FC 86 2-1 ① G5-3		B CH 86 B FF 88 C FC 87 F FC 85 C CU 75 2-3 ① K		F FF 90 B FS 85 X SL 84 1-1 1-2 2-H 1B		B SL 70 B SI 83 C FF 83 X FF 84 2-1 ② F7	2	1	0	0	1	1	2
85 Brian Fletcher, R (7, 7) OBP: 0.500, SLG: 0.556										2	0	1	1	0	0	2
2 Alcides Escobar, R (1, 6) OBP: 0.345, SLG: 0.429	B FF 90 F FF 89 X FF 91 1-1 16 G4-6-3 35 1B 1-3 1B		C FF 89 C CU 75 X CU 75 0-2 ② G6-3		X FC 84 0-0 ②③ G5-4-3 1-2f		C FF 91 F FS 84 B FF 92 F FF 91 X FS 82 1-2 ③ G4-3		C SL 72 F FF 85 X FF 84 0-2 ③ G6-3	3	0	1	0	0	0	2
78 Anthony Seratelli, S (7, 6) OBP: 0.222, SLG: 0.222										2	0	0	0	0	0	4
35 Eric Hosmer, L (1, 3) OBP: 0.476, SLG: 0.740	S FF 90 B FF 90 1 SAFE S FF 89 F FF 90 1 SAFE F CU 77 F CU 78 X FF 90 1-2 16 G4-6-3 3-H 1B		C CH 81 F FF 89 X FF 90 0-2 ③ G6-3			B FC 92 B FC 91 C FC 90 F FC 92 C FC 92 2-3 ① K		B FF 92 X FF 92 1-0 HR		3	0	1	1	0	1	0
23 Jamie Romak, R (7, 3) OBP: 0.667, SLG: 1.500										1	1	1	1	0	0	0
16 Billy Butler, R (1, 10) OBP: 0.456, SLG: 0.710	C FF 90 F FF 90 X CU 77 0-2 ①② G4-6-3 1-2f 2-3			B CU 74 X CH 84 1-0 1B		C FC 92 S FF 90 X CU 80 0-2 ② F8		B FF 91 C SL 87 X FF 92 1-1 ① F8		3	0	1	0	0	0	2
17 Chris Getz, L (8, PH) OBP: 0.289, SLG: 0.268										1	0	0	0	0	0	0
(9, 10)																
21 Jeff Francoeur, R (1, 9) OBP: 0.250, SLG: 0.385	X FF 90 0-0 ③ G6-3			X CH 84 0-0 ① F9		C FC 93 B FC 93 S CU 78 F FF 90 F FC 92 F CU 79 F SL 81 F FF 90 X FC 92 1-2 ③ F8		C SL 88 X SL 82 0-1 ② G5-3		3	0	0	0	0	0	2
85 Terry Evans, R (7, 9) OBP: 0.286, SLG: 0.714										1	0	0	0	0	0	0
11 Yuniesky Betancourt, R (1, 4) OBP: 0.317, SLG: 0.518		B CU 74 X FC 85 1-0 ① F7		C FC 86 B FC 86 1 SAFE F FF 89 B FF 88 F CU 75 B FF 89 F FC 86 X FC 87 3-2 ② F7			F FF 89 B FF 90 B FF 91 X FF 91 2-1 ① L7	B FF 92 F FF 90 F FF 91 X SL 82 1-2 ③ G4-3		3	0	0	0	0	0	1
30 Jason Bourgeois, R (8, 4) OBP: 0.341, SLG: 0.350										1	0	0	0	0	0	0
8 Mike Moustakas, L (1, 5) OBP: 0.290, SLG: 0.354		B CH 81 F CH 82 X FF 89 1-1 12 S 1B		T FF 88 X FF 88 0-1 ③ F7			X FF 91 0-0 12 1B 85 1B 1B		B FF 83 C FF 83 S SL 71 B SL 72 F CH 75 B SL 72 F FF 84 X FF 84 3-2 84 BB 1B	3	0	2	0	0	0	1
13 Mario Lisson, R (7, PR) OBP: 0.400, SLG: 0.250										1	1	1	0	0	0	0
(8, 5)																
12 Mitch Maier, L (1, 7) OBP: 0.352, SLG: 0.370	C FF 88 F FF 88 B FF 89 B CU 75 F CU 73 B CH 86 F FF 89 F FC 87 F FF 89 4-2 B FF 89 33 G5-4-3 1-2 BB				B CH 77 X CH 87 1-0 33 1B 1B		C FF 90 B FF 90 X FF 92 1-1 85 1B 1-2 1B		C SL 71 C SL 72 D SL 70 C FF 85 1-3 ① K	3	0	2	0	1	1	1
(7, 8)																
33 Humberto Quintero, R (1, 2) OBP: 0.238, SLG: 0.238	B CH 86 2 SAFE C CH 86 X FC 86 1-1 ②③ G5-4-3 1-2f				X FC 84 0-0 2 G5-4-3 1-2 1B		S SL 86 B FF 91 X FF 92 1-1 ② P3		B FF 85 B SL 72 B SL 72 B FF 84 4-0 1-2 BB	3	0	1	0	0	0	4
84 Ben Theriot, L (8, 2)										0	0	0	0	1	0	0

	AB	35
	R	3
	H	11
	RBI	3
	BB	3
	SO	3
	LOB	21

Inning Stats	1	2	3	4	5	6	7	8	9
	R: 1 E: 0 K: 0 S: 12 H: 2 LOB: 1 BB: 1 P: 18	R: 0 E: 0 K: 0 S: 11 H: 1 LOB: 1 BB: 1 P: 18	R: 0 E: 0 K: 0 S: 8 H: 0 LOB: 0 BB: 0 P: 10	R: 0 E: 0 K: 0 S: 9 H: 1 LOB: 1 BB: 0 P: 13	R: 0 E: 0 K: 1 S: 6 H: 2 LOB: 1 BB: 0 P: 9	R: 0 E: 0 K: 1 S: 14 H: 0 LOB: 0 BB: 0 P: 17	R: 1 E: 0 K: 0 S: 13 H: 3 LOB: 2 BB: 0 P: 19	R: 1 E: 0 K: 0 S: 8 H: 1 LOB: 0 BB: 0 P: 11	R: 0 E: 0 K: 1 S: 13 H: 1 LOB: 2 BB: 1 P: 23

1B: 10 SF: 0 WP: 0 PA: 38
2B: 0 SAC: 0 PB: 0
3B: 0 DP: 3 SB: 2
HR: 1 HBP: 0 CS: 0

PITCHER		IP	WLS	BF	H	R	ER	SO	BB	IBB	HBP	BLK	WP	HR	S	P	ERA	WHIP
58 Chris Jakubauskas, R ERA: 3.18	(1, 1)	5.0	W	20	6	1	1	1	2	0	0	0	0	0	46	68	1.80	1.600
39 Bryan Shaw, R ERA: 6.75	(6, 1)	1.0		3	0	0	0	1	0	0	0	0	0	0	14	17	0.00	0.000
40 J.J. Putz, R ERA: 5.4	(7, 1)	1.0		6	3	1	1	0	0	0	0	0	0	0	13	19	9.00	3.000
37 Bo Schultz, R ERA: 9.0	(8, 1)	1.0		4	1	1	1	0	0	0	0	0	0	1	8	11	9.00	1.000
47 Joe Paterson, L ERA: 4.0	(9, 1)	1.0		5	1	0	0	1	1	0	0	0	0	0	13	23	0.00	2.000

PITCHER	IP	WLS	BF	H	R	ER	SO	BB	IBB	HBP	BLK	WP	HR	S	P	ERA	WHIP

Batter	1	2	3	4	5	6	7	8	9	AB	R	H	RBI	BB	SO	LOB
4 Alex Gordon, L (1, 7) OBP: 0.440, SLG: 0.646	B CU 71 B SI 90 B SI 90 C SI 90 B FF 91 4-1 6 CS BB		B SI 91 X SI 91 1-0 ③ G4-3		B SI 91 C SI 90 B CH 82 F FF 90 B CU 75 X SI 90 3-2 ③ F8		B FS 86 C SI 94 X SI 95 1-1 ① P6 1-2		B CH 86 C SI 94 B CH 86 S SI 93 F SI 95 B SI 92 X FF 94 3-2 ② P4	4	0	0	0	1	0	3
6 Lorenzo Cain, R (1, 8) OBP: 0.467, SLG: 0.788	C SI 90 B CU 72 B FF 91 X FF 90 2-1 ① ② F9 1-2			B CU 71 S SI 89 H SI 90 2-1 35 G3-6-3 HBP		C FF 89 S CU 73 B FF 90 B CU 73 X FF 90 2-2 21 S 35 1B 21 1B 1B	B FS 85 B SI 94 B SI 94 B SI 94 4-0 35 G5-4-3 BB		B CH 85 B CH 84 B FF 93 B SI 92 4-0 35 WP BB	2	1	1	0	2	0	1
35 Eric Hosmer, L (1, 3) OBP: 0.472, SLG: 0.714	B SI 90 C FF 91 B CH 82 F SI 91 X CU 72 2-2 ③ G6-3			B SI 90 B SI 90 F SI 91 S CH 84 X CU 76 2-2 ① ② G3-6-3 1-2f		C SI 90 B FF 91 X SI 90 1-1 21 1B 21 S 8 2B 1-2 1B	B SI 94 F SI 95 X SI 94 1-1 ② ③ G5-4-3 1-2f		F SI 92 B B CH 84 B CH 84 B FF 93 4-1 1-2 BB	4	1	1	0	1	0	3
16 Billy Butler, R (1, 10) OBP: 0.438, SLG: 0.672		C SI 90 B SI 82 B SI 89 C SI 90 X SI 90 2-2 ① G4-3		S FF 90 F CU 74 X CU 75 0-2 21 FC6-4 1B		B SI 92 F SI 90 D CH 83 B SI 90 S CU 74 X SI 90 3-2 ① F4		X FF 95 0-0 ① F9	C FF 94 B CH 84 S CH 85 C CH 86 1-3 ③ K	5	0	1	0	0	1	4
21 Jeff Francoeur, R (1, 9) OBP: 0.264, SLG: 0.391		F CU 74 F FF 89 F SI 91 B CU 75 S CU 75 1-3 ② K		B FF 90 C FF 90 B FF 91 X CU 77 2-2 ③ FC6-4 1-2f		S CU 74 S SI 92 F FF 91 X CU 74 0-2 8 S 8 2B 1-3 2-H 1B		C FF 95 X CU 76 0-1 27 1B 1B		4	1	2	1	0	1	1
8 Mike Moustakas, L (1, 5) OBP: 0.301, SLG: 0.420		X SI 90 0-0 ③ F8			C CH 80 X SI 90 0-1 HR	C SL 82 X SL 81 0-1 1-H 3-H 2B		X FF 94 0-0 ② L6		4	1	2	3	0	0	1
27 Brayan Peña, S (1, 2) OBP: 0.333, SLG: 0.404			X SI 88 0-0 ① G4-3		S SI 91 C CU 76 B CU 74 X SI 91 1-2 ① G6-3	B SL 82 C SI 88 X SL 83 1-1 ② G4-3		D CU 76 C CU 76 B FF 94 X FF 94 2-1 1-2 1B		4	0	1	0	0	0	1
17 Chris Getz, L (1, 4) OBP: 0.265, SLG: 0.244			C SI 87 C CH 82 X CU 73 0-2 ② F8		B CU 75 F SI 89 F SI 91 C SI 90 1-3 ② K	C SL 81 B FF 90 B SL 83 B SI 89 S SL 82 S SL 83 3-3 ③ K		C FF 93 S SI 94 F SI 94 X FF 94 0-2 ③ G4-3		4	0	0	0	0	2	3
2 Alcides Escobar, R (1, 6) OBP: 0.371, SLG: 0.483			F SI 90 S CU 71 B CU 76 B CU 77 X SI 90 2-2 2B		C FF 90 C CU 74 B SI 91 B CU 74 F FF 92 F FF 91 F FF 91 X CU 76 2-2 2B		C SI 92 B FS 87 X SI 95 1-1 4 WP 1B		S SI 94 F CH 86 F SI 94 F CH 86 B CH 84 F SI 94 F SI 94 X CH 85 1-2 ① G5-3	4	0	3	0	0	0	0
Inning Stats	R: 0 E: 0 K: 0 S: 6 H: 0 LOB: 0 BB: 1 P: 14	R: 0 E: 0 K: 1 S: 8 H: 0 LOB: 0 BB: 0 P: 11	R: 0 E: 0 K: 0 S: 8 H: 1 LOB: 1 BB: 0 P: 11	R: 0 E: 0 K: 0 S: 10 H: 1 LOB: 1 BB: 0 P: 16	R: 1 E: 0 K: 1 S: 17 H: 2 LOB: 1 BB: 0 P: 24	R: 3 E: 0 K: 1 S: 19 H: 4 LOB: 1 BB: 0 P: 29	R: 0 E: 0 K: 0 S: 6 H: 1 LOB: 1 BB: 1 P: 13	R: 0 E: 0 K: 0 S: 10 H: 2 LOB: 2 BB: 0 P: 12	R: 0 E: 0 K: 1 S: 15 H: 0 LOB: 2 BB: 2 P: 28	1B: 7 2B: 3 3B: 0 HR: 1 SF: 0 SAC: 0 DP: 2 HBP: 1						

TOP

Kansas City Royals @ Seattle Mariners

Peoria Stadium, Peoria, AZ

Sun Apr 01 2012, 4:08 PM - 6:56 PM EDT

Att. 5,435 - Partly Cloudy - 71 F

livebaseballscorecards.com

AB	35
R	4
H	11
RBI	4
BB	4
SO	4
LOB	17

WP: 2 PA: 40
PB: 0
SB: 3
CS: 1

PITCHER		IP	WLS	BF	H	R	ER	SO	BB	IBB	HBP	BLK	WP	HR	S	P	ERA	WHIP
49 Blake Beavan, R ERA: 3.48	(1, 1)	5.1		23	7	4	4	2	1	0	1	0	0	1	61	94	6.75	1.500
44 Lucas Luetge, L ERA: 2.7	(6, 1)	0.2	W	3	1	0	0	1	0	0	0	0	0	0	7	11	0.00	1.500
43 Brandon League, R ERA:	(7, 1)	1.0	H	4	1	0	0	0	1	0	0	0	1	0	6	13	0.00	2.000
54 Tom Wilhelmsen, R ERA: 4.7	(8, 1)	1.0	H	5	2	0	0	0	0	0	0	0	0	0	10	12	0.00	2.000
35 Steve Delabar, R ERA: 4.7	(9, 1)	1.0	S	5	0	0	0	1	2	0	0	0	1	0	15	28	0.00	2.000

PITCHER	IP	WLS	BF	H	R	ER	SO	BB	IBB	HBP	BLK	WP	HR	S	P	ERA	WHIP

Batter	1	2	3	4	5	6	7	8	9	AB	R	H	RBI	BB	SO	LOB
9 Chone Figgins, S (1, 7) OBP: 0.333, SLG: 0.313 3 Jamal Austin, R (7, 7)	C CH 80 F SL 80 B FF 85 X CH 74 1-2 G3		B CU 70 F CH 76 B FF 84 F SL 81 S FF 87 2-3 K		B SI 96 B SI 96 X SI 95 2-0 G4-3	B FF 88 C FF 87 C CH 80 T FF 89 1-2 K		B FF 92 C FF 92 X CU 83 1-1 G4-3 2-3		4 1	0 0	0 0	0 0	0 0	2 0	3 1
61 Munenori Kawasaki, L (1, 6) OBP: 0.462, SLG: 0.417	L SI 82 B SI 83 X CU 70 1-1 51 CS 1B		C CU 71 B CH 75 B CH 76 X CH 75 2-1 F8			S FF 91 C FF 92 B CU 74 X CU 74 51 1B 1B X FF 88 0-0 1-2 2-H 1B		X FF 93 0-0 G4-3		5	0	3	1	0	0	1
51 Ichiro Suzuki, L (1, 9) OBP: 0.436, SLG: 0.618 96 James Jones, L (7, 9)	B SI 83 C SI 83 1 SAFE 1 SAFE 1 SAFE 1 SAFE 1 SAFE B SI 82 X CH 76 2-1 G5-3 1-2			C CH 76 B SL 81 F SI 82 S CU 66 1-3 K		1 SAFE 0-0 17 E 63 1B 1-3 1B S FF 85 S FF 89 B FF 88 B FF 88 X SF 87 2-2 G3		C FF 94 B FF 95 B FF 93 F SL 86 B FF 95 C CU 84 3-3 K		4 1	1 0	1 0	0 0	0 0	1 1	3 1
17 Justin Smoak, S (1, 3) OBP: 0.500, SLG: 0.548 92 Leury Bonilla, R (6, PR) OBP: 0.333, SLG: 0.333 (7, 4)		F FF 84 X CH 76 0-1 15 PB 2B		S CU 69 B SL 80 X SL 80 1-1 1B		X FF 92 0-0 FC5 63 1B 30 HR 1-2	B FF 93 F SI 92 S SL 85 B FF 95 F SL 85 C FF 95 2-3 K			3 1	0 1	2 0	0 0	0 0	0 1	1 0
63 Jesus Montero, R (1, 10) OBP: 0.378, SLG: 0.550		T SL 80 S SL 80 S FF 86 0-3 K		B SL 80 F SL 79 F SL 80 F FF 87 S FF 87 1-3 K		X FF 92 0-0 30 HR 1-2 2-H 1B	C SL 85 C SL 86 F FF 95 X SI 95 0-2 15 BB 30 1B 16 G1-2-3 1B			4 0	1 0	2 0	1 0	0 0	2 0	2 0
30 Miguel Olivo, R (1, 2) OBP: 0.263, SLG: 0.412 27 John Jaso, L (8, 2) OBP: 0.235, SLG: 0.071		F SL 83 F SL 81 S FF 87 0-3 K		C SL 81 X SI 86 0-1 F9		B CH 82 X CH 84 1-0 1-H 2-H HR	F SI 94 F SL 86 X SL 85 0-2 15 BB 1-2 1B			4 0	1 0	2 0	3 0	0 0	1 0	2 0
15 Kyle Seager, L (1, 4) OBP: 0.386, SLG: 0.714 (7, 3)		C SL 81 B FF 85 B FF 85 B SL 80 B SI 83 4-1 2-3 BB			C SI 95 X CH 85 0-1 G6-3	F FF 92 B FC 94 B FF 94 X FF 92 2-1 HR	B FF 95 B FF 93 B FF 94 B SI 93 4-0 1-2 2-3 BB			2	1	1	1	2	0	0
16 Alex Liddi, R (1, 5) OBP: 0.477, SLG: 0.658		B CH 76 F CH 76 F SL 82 B FF 88 B CU 77 X CH 75 3-2 G4-3			B FF 98 F CH 86 X FF 92 1-1 F9	B CU 74 B CH 84 B FF 93 S FC 91 B CH 84 4-1 33 BB 61 1B BB	B SL 85 X SL 85 1-0 G1-2-3 3-Hf			3	1	0	0	1	0	5
33 Casper Wells, R (1, 8) OBP: 0.327, SLG: 0.211			C CU 70 F SI 84 B SI 85 B SL 81 S SL 80 2-3 K		B CU 79 F SI 97 F SI 97 B SI 98 F SI 98 B CH 86 B SI 96 4-2 BB	B FF 94 B CH 84 F CH 85 B FF 93 S CH 83 F CH 83 B FF 92 4-2 61 1B 1-2 BB		S FF 91 X FF 92 0-1 3 G4-3 2B		2	0	1	0	2	1	0
Inning Stats	R: 0 E: 0 K: 0 S: 7 H: 1 LOB: 0 BB: 0 P: 11	R: 0 E: 0 K: 2 S: 12 H: 1 LOB: 2 BB: 1 P: 19	R: 0 E: 0 K: 2 S: 8 H: 0 LOB: 0 BB: 0 P: 14	R: 0 E: 0 K: 2 S: 11 H: 1 LOB: 1 BB: 0 P: 14	R: 0 E: 0 K: 0 S: 8 H: 0 LOB: 1 BB: 1 P: 15	R: 6 E: 1 K: 1 S: 21 H: 6 LOB: 2 BB: 2 P: 37	R: 0 E: 0 K: 1 S: 12 H: 2 LOB: 2 BB: 1 P: 19	R: 0 E: 0 K: 1 S: 8 H: 1 LOB: 1 BB: 0 P: 12		1B: 8 2B: 2 3B: 0 HR: 2	SF: 0 SAC: 0 DP: 1 HBP: 0		WP: 0 PB: 1 SB: 0 CS: 1	PA: 39			

PITCHER		IP	WLS	BF	H	R	ER	SO	BB	IBB	HBP	BLK	WP	HR	S	P	ERA	WHIP
52 Bruce Chen, L ERA: 9.41	(1, 1)	4.0		15	3	0	0	6	1	0	0	0	0	0	38	58	0.00	1.000
40 Kelvin Herrera, R ERA: 1.5	(5, 1)	1.0	H	4	0	0	0	0	1	0	0	0	0	0	8	15	0.00	1.000
55 Tim Collins, L ERA: 4.22	(6, 1)	0.1	L	8	5	6	4	0	2	0	0	0	0	2	13	26	108.00	21.000
76 Blaine Hardy, L ERA:	(6, 1)	0.2		3	1	0	0	1	0	0	0	0	0	0	8	11	0.00	1.500
43 Aaron Crow, R ERA: 4.09	(7, 1)	1.0		5	2	0	0	1	1	0	0	0	0	0	12	19	0.00	3.000

PITCHER		IP	WLS	BF	H	R	ER	SO	BB	IBB	HBP	BLK	WP	HR	S	P	ERA	WHIP
56 Greg Holland, R ERA: 4.22	(8, 1)	1.0		4	1	0	0	1	0	0	0	0	0	0	8	12	0.00	1.000

BOTTOM

Kansas City Royals @ Seattle Mariners

Peoria Stadium, Peoria, AZ

Sun Apr 01 2012, 4:08 PM - 6:56 PM EDT

Att. 5,435 - Partly Cloudy - 71 F

livebaseballscorecards.com

AB	34
R	6
H	12
RBI	6
BB	5
SO	9
LOB	19

Kansas City Royals @ San Diego Padres

Petco Park, San Diego, CA

Tue Apr 03 2012, 7:06 PM - 9:31 PM PDT

Att. 16,434 - Clear - 65 F

livebaseballscorecards.com

TOP

Batter	1	2	3	4	5	6	7	8	9	AB	R	H	RBI	BB	SO	LOB
4 Alex Gordon, L (1, 7) OBP: 0.430, SLG: 0.623	C SI 92 X SI 91 0-1 G4-3		B SL 82 X SI 91 1-0 P6			B CU 74 C SL 85 F SL 87 F SI 91 F SI 93 B SL 87 F SL 86 X SL 87 2-2 35 G6-3 35 PB 1B		S FF 99 B FF 98 C CH 89 S FF 98 1-3 K		4	0	1	0	0	1	1
2 Alcides Escobar, R (1, 6) OBP: 0.348, SLG: 0.453	B SI 90 X SI 90 1-0 F8			C SL 85 F SL 86 B CH 86 S SI 91 1-3 K		C SI 90 X SL 87 0-1 F7		B FF 98 F FF 98 C FF 98 S SL 88 1-3 K		4	0	0	0	0	2	2
35 Eric Hosmer, L (1, 3) (7, 9) OBP: 0.462, SLG: 0.691	C SI 91 X SI 90 0-1 G1-3			B CU 80 X SL 87 1-0 6 FC6-4 21 1B 1B		S SI 91 1 SAFE B SI 90 B SI 90 F SL 86 X SL 86 2-2 G6-3 1-3		F FF 99 B FF 97 B CH 89 F CH 90 T SL 88 2-2 K		4	0	1	0	0	1	2
21 Jeff Francoeur, R (1, 9) (7, 8) OBP: 0.263, SLG: 0.384		B CU 77 X SI 89 1-0 L6		F SI 90 F CH 88 B SI 94 F CH 84 F SI 92 F SI 93 X SL 88 1-2 6 FC6-4 1-2 1B		B CH 85 C CH 85 F SI 91 F SL 89 C SI 93 1-3 K			B SL 82 F SI 89 B SL 83 B SI 89 F SI 88 X SL 83 3-2 G6-3	4	0	1	0	0	1	1
6 Lorenzo Cain, R (1, 8) OBP: 0.449, SLG: 0.754 56 Greg Holland, R (7, 1) 51 Jonathan Broxton, R (8, 1) 12 Mitch Maier, L (9, PH) OBP: 0.345, SLG: 0.362		C SI 88 X CH 86 0-1 E6 8 S 8 BLK		B CH 84 B SL 87 X SI 90 2-0 FC6-4 1-2f 2-3			C FF 89 B SL 83 S SL 83 S SL 85 1-3 K		F SI 89 B SI 90 B CH 82 S SI 89 F CH 80 X SL 83 2-2 F7	3 0 0 1	0 0 0 0	0 0 0 0	0 0 0 0	0 0 0 0	1 0 0 0	2 0 0 0
8 Mike Moustakas, L (1, 5) OBP: 0.286, SLG: 0.397		C SL 85 1 SAFE 1 SAFE C CH 86 S SI 93 0-3 K 1-3		X SI 91 0-0 P4			C CH 78 B FF 90 S SL 78 S SL 85 1-3 K		C SI 88 S CH 81 X SI 90 0-2 P2	4	0	0	0	0	2	3
33 Humberto Quintero, R (1, 2) OBP: 0.217, SLG: 0.217 27 Brayan Peña, S (7, PH) OBP: 0.347, SLG: 0.479 (7, 2)		C SI 90 F CH 87 F SI 94 F SI 92 D SL 86 F SI 94 X SI 92 1-2 G5-3			X CH 88 0-0 G3-1		C SL 85 B CH 75 X CH 76 1-1 HR			2 1	0 1	0 1	0 1	0 0	0 0	1 0
17 Chris Getz, L (1, 4) OBP: 0.250, SLG: 0.229			B SI 89 C SI 90 F CU 80 S SI 92 1-3 K		B CH 88 B SI 90 X SI 89 2-0 G3		C FF 85 F FF 85 B FF 84 B SL 77 S SL 77 2-3 K			3	0	0	0	0	2	0
57 Jonathan Sánchez, L (1, 1) 50 Jose Mijares, L (4, 1) 23 Jamie Romak, R (5, PH) OBP: 0.571, SLG: 1.286 40 Kelvin Herrera, R (5, 1) 43 Aaron Crow, R (6, 1) 16 Billy Butler, R (7, 3) OBP: 0.446, SLG: 0.676			C SI 91 C SI 91 B SI 95 B SI 92 C SI 91 2-3 K		S CH 82 B SI 91 X SL 86 1-1 G4-3			C FF 97 B SL 87 C SL 86 X FF 99 1-2 1B		1 0 1 0 0 1	0 0 0 0 0 0	0 0 0 0 0 1	0 0 0 0 0 0	1 0 0 0 0 0	0 0 0 0 0 0	0 0 0 0 0 0
Inning Stats	R: 0 E: 0 K: 0 S: 5 H: 0 LOB: 0 BB: 0 P: 6	R: 0 E: 1 K: 1 S: 12 H: 0 LOB: 1 BB: 0 P: 14	R: 0 E: 0 K: 2 S: 7 H: 0 LOB: 0 BB: 0 P: 11	R: 0 E: 0 K: 1 S: 12 H: 2 LOB: 2 BB: 0 P: 17	R: 0 E: 0 K: 0 S: 4 H: 0 LOB: 0 BB: 0 P: 7	R: 0 E: 0 K: 1 S: 15 H: 1 LOB: 1 BB: 0 P: 20	R: 1 E: 0 K: 3 S: 11 H: 1 LOB: 0 BB: 0 P: 16	R: 0 E: 0 K: 3 S: 12 H: 1 LOB: 1 BB: 0 P: 17	R: 0 E: 0 K: 0 S: 10 H: 0 LOB: 0 BB: 0 P: 15	1B: 4 2B: 0 3B: 0 HR: 1 SF: 0 SAC: 0 DP: 0 HBP: 0						

	AB	33
	R	1
	H	5
	RBI	1
	BB	0
	SO	11
	LOB	12

WP: 0 PA: 33
PB: 1
SB: 1
CS: 0

PITCHER		IP	WLS	BF	H	R	ER	SO	BB	IBB	HBP	BLK	WP	HR	S	P	ERA	WHIP
33 Clayton Richard, L ERA: 6.3	(1, 1)	6.0	W	22	3	0	0	5	0	0	0	1	0	0	55	75	0.00	0.500
57 Luke Gregerson, R ERA: 3.72	(7, 1)	0.2	H	2	0	0	0	2	0	0	0	0	0	0	6	8	0.00	0.000
54 Joe Thatcher, L ERA: 0.96	(7, 1)	0.1	H	2	1	1	1	1	0	0	0	0	0	1	5	8	27.00	3.000
34 Andrew Cashner, R ERA: 0.9	(8, 1)	1.0	H	4	1	0	0	3	0	0	0	0	0	0	12	17	0.00	1.000
16 Huston Street, R ERA: 6.3	(9, 1)	1.0	S	3	0	0	0	0	0	0	0	0	0	0	10	15	0.00	0.000

PITCHER	IP	WLS	BF	H	R	ER	SO	BB	IBB	HBP	BLK	WP	HR	S	P	ERA	WHIP

Batter	1	2	3	4	5	6	7	8	9	AB	R	H	RBI	BB	SO	LOB
24 Cameron Maybin, R (1, 8) OBP: 0.284, SLG: 0.302 34 Andrew Cashner, R (8, 1) 16 Huston Street, R (9, 1)	B SI 92 F SI 92 F CH 83 B FF 92 B SI 91 B SI 90 4-2 BB		B FF 88 S CH 82 S FF 89 C SI 89 1-3 K ①		B FF 96 S CH 86 S CH 83 F FF 97 B CU 78 B FF 96 S CH 86 3-3 K ②		B SL 84 B SL 85 B SL 92 C SL 91 X SL 91 3-1 L1-3 ③			3 0 0	0 0 0	0 0 0	0 0 0	1 0 0	2 0 0	1 0 0
13 Chris Denorfia, R (1, 9) OBP: 0.375, SLG: 0.567 25 Will Venable, L (5, PH) OBP: 0.414, SLG: 0.443 (6, 9)	1 SAFE B SI 90 1 SAFE C SI 90 1 SAFE B SI 89 1 SAFE F SI 89 X SI 90 2-2 F8 ①		B SI 88 C FF 88 B CH 83 B CH 82 T CH 83 X SI 89 3-2 G5-3 ②		B FF 96 F FF 96 S CH 85 X CU 79 1-2 7 E 1B			C FF 93 F SL 85 B FF 94 S SL 86 1-3 K ①		2 2	0 0	0 1	0 0	0 0	0 1	1 0
7 Chase Headley, S (1, 5) OBP: 0.379, SLG: 0.532 88 Kyle Blanks, R (7, 3) OBP: 0.390, SLG: 0.459	1 SAFE C SL 80 C SL 82 S SI 92 0-3 K ②		S CH 84 B SL 81 X SL 79 1-1 HR		C FF 96 B CH 86 B FF 97 F FF 96 D CH 86 C CH 87 3-3 K ③ 1-3			B FF 93 C SL 84 X FF 94 1-1 F9 ②		3 1	1 0	1 0	1 0	0 0	2 0	2 0
15 Jesus Guzman, R (1, 7) OBP: 0.366, SLG: 0.594 3 Andy Parrino, S (7, 5) OBP: 0.278, SLG: 0.455	1 SAFE C SL 80 1 SAFE C SL 81 D SL 82 1 SAFE S SI 86 1-3 K ③		C SI 89 B FF 89 B CH 82 B CH 82 C CH 83 X FF 89 3-2 HR			B FF 94 X FF 94 1-0 G1-3 ①		B CU 74 C SL 83 B FF 93 S SL 84 S SL 84 2-3 K ③		3 1	1 0	1 0	1 0	0 0	1 1	1 0
4 Nick Hundley, R (1, 2) OBP: 0.475, SLG: 0.649 21 John Baker, L (8, 2) OBP: 0.256, SLG: 0.293		C FF 90 F SI 91 X SL 82 0-2 8 1B 1B	S FF 88 C FF 88 S FF 90 0-3 K ③			F FF 95 B SL 86 X FF 94 1-1 23 G1-6-3 1B				3 0	0 0	2 0	0 0	0 0	1 0	0 0
23 Yonder Alonso, L (1, 3) OBP: 0.346, SLG: 0.467 57 Luke Gregerson, L (7, 1) 54 Joe Thatcher, L (7, 1) 90 Cory Spangenberg, L (8, 4)		F SI 89 B SL 82 C FF 89 X FF 90 1-2 F8 ①		B FF 92 X FF 92 1-0 1 1B		B CU 79 F FF 94 B FF 94 1 SAFE X FF 94 2-1 G1-6-3 ②③ 1-2f				3 0 0 0	0 0 0 0	1 0 0 0	0 0 0 0	0 0 0 0	0 0 0 0	2 0 0 0
1 Orlando Hudson, S (1, 4) OBP: 0.250, SLG: 0.345 Everth Cabrera, S (7, PR) OBP: 0.258, SLG: 0.290 (8, 6)	1 SAFE B FF 90 B CH 82 C CH 83 B SI 89 X CH 82 3-1 F9 ②		C FF 92 X CH 83 0-1 F9 ②				F SL 92 X SL 93 0-1 47 FC6-4 1B			3 0	0 0	1 0	0 0	0 0	0 0	1 0
8 Jason Bartlett, R (1, 6) OBP: 0.298, SLG: 0.422 91 Rico Noel, R (8, 8)	C SI 90 S CH 84 X SI 91 0-2 1-2 1B		B FF 89 F FF 91 B SL 82 C SL 78 S FF 93 2-3 K ③				F FF 93 F SL 93 F FF 94 1 SAFE S SL 84 0-3 K ①			3 0	0 0	1 0	0 0	0 0	2 0	1 0
33 Clayton Richard, L (1, 1) OBP: 0.400, SLG: 0.400 47 Jeremy Hermida, L (7, 7) OBP: 0.411, SLG: 0.646	F SI 88 S SL 80 D SL 81 S SL 80 1-3 K ③				B FF 94 C FF 95 F FF 95 B FF 97 B FF 95 F SI 94 F SI 94 F SI 96 F SI 96 3-3 S FF 96 K ①		X FF 93 0-0 FC6-4 ② 1-2f			2 1	0 0	0 0	0 0	0 0	2 0	2 1
Inning Stats	R: 0 E: 0 K: 2 S: 11 H: 0 LOB: 1 BB: 1 P: 18	R: 0 E: 0 K: 1 S: 14 H: 2 LOB: 2 BB: 0 P: 19	R: 2 E: 0 K: 2 S: 14 H: 2 LOB: 0 BB: 0 P: 22	R: 0 E: 0 K: 1 S: 6 H: 1 LOB: 0 BB: 0 P: 9	R: 0 E: 0 K: 3 S: 17 H: 1 LOB: 1 BB: 0 P: 27	R: 0 E: 0 K: 0 S: 5 H: 1 LOB: 0 BB: 0 P: 9	R: 0 E: 0 K: 1 S: 9 H: 1 LOB: 1 BB: 0 P: 12	R: 0 E: 0 K: 2 S: 8 H: 0 LOB: 0 BB: 0 P: 12		1B: 6 2B: 0 3B: 0 HR: 2 SF: 0 SAC: 0 DP: 1 HBP: 0						

PITCHER		IP	WLS	BF	H	R	ER	SO	BB	IBB	HBP	BLK	WP	HR	S	P	ERA	WHIP
57 Jonathan Sánchez, L ERA: 8.74	(1, 1)	3.0	L	14	4	2	2	5	1	0	0	0	0	2	39	59	6.00	1.667
50 Jose Mijares, L ERA: 0.82	(4, 1)	1.0		3	1	0	0	1	0	0	0	0	0	0	6	9	0.00	1.000
40 Kelvin Herrera, R ERA: 1.38	(5, 1)	1.0		4	1	0	0	3	0	0	0	0	0	0	17	27	0.00	1.000
43 Aaron Crow, R ERA: 3.75	(6, 1)	1.0		3	1	0	0	0	0	0	0	0	0	0	5	9	0.00	1.000
56 Greg Holland, R ERA: 3.86	(7, 1)	1.0		4	1	0	0	1	0	0	0	0	0	0	9	12	0.00	1.000

PITCHER		IP	WLS	BF	H	R	ER	SO	BB	IBB	HBP	BLK	WP	HR	S	P	ERA	WHIP
51 Jonathan Broxton, R ERA: 1.13	(8, 1)	1.0		3	0	0	0	2	0	0	0	0	0	0	8	12	0.00	0.000

BOTTOM

Kansas City Royals @ San Diego Padres

Petco Park, San Diego, CA

Tue Apr 03 2012, 7:06 PM - 9:31 PM PDT

Att. 16,434 - Clear - 65 F

livebaseballscorecards.com

AB	30
R	2
H	8
RBI	2
BB	1
SO	12
LOB	12

Kansas City Royals @ Los Angeles Angels

Angel Stadium of Anaheim, Anaheim, CA

Fri Apr 06 2012, 7:12 PM - 9:34 PM PDT

Att. 44,106 - Clear - 69 F

livebaseballscorecards.com

TOP

Batter	1	2	3	4	5	6	7	8	9	AB	R	H	RBI	BB	SO	LOB
4 Alex Gordon, L (1, 7)	B SI 89 F SI 91 X FF 91 1-1 ① F8		C CH 79 B SI 90 S CH 81 B FF 89 S FF 90 2-3 ① K			F SI 89 F FF 88 S SL 80 0-3 ① K		C CH 77 B CH 78 B CU 70 C SI 89 S SL 81 2-3 ③ K		4	0	0	0	0	3	2
6 Lorenzo Cain, R (1, 8)	B SI 89 F FF 91 S SI 92 B FF 91 C FF 94 2-3 ② K		C SL 83 B SL 84 F SI 89 S SL 83 1-3 ② K			C SL 81 S SL 82 B FC 88 B SI 88 S CH 78 2-3 ② K			B SI 88 C SI 88 B SI 89 B SI 89 X SI 89 3-1 ① G4-3	4	0	0	0	0	3	2
35 Eric Hosmer, L (1, 3)	B SI 92 X SI 91 1-0 ③ F7		C SI 89 B FF 90 F CH 81 S SI 92 1-3 ③ K2-3			X SI 89 0-0 ③ G4-3			C SI 88 S CU 75 S CU 75 0-3 ② K	4	0	0	0	0	2	2
16 Billy Butler, R (1, 10)		C FF 90 F SI 89 S SL 84 0-3 ① K		B SL 81 F FF 89 X FF 90 1-1 ① P4			C FF 89 B SL 80 B FF 90 S SL 79 C CH 79 2-3 ① K		B SI 90 C SI 89 F CU 74 X SI 90 1-2 ③ F9	4	0	0	0	0	2	0
21 Jeff Francoeur, R (1, 9) OBP: 0.333, SLG: 0.667		X FF 92 0-0 ② L3		X SI 87 0-0 ② G2-3			B FF 88 B SL 82 X FF 90 2-0 11 1B 2B			3	0	1	0	0	0	0
11 Yuniesky Betancourt, R (1, 4) OBP: 0.333, SLG: 0.333		C FF 90 B SL 84 F FF 91 X FF 91 1-2 E5		B SL 82 F FF 89 B SL 80 X FF 90 2-1 ③ F8			B SL 80 B FF 90 B CH 77 2 SAFE C FF 88 F FC 88 F FF 90 X CH 77 2-3 3-2 ② 1B			3	0	1	0	0	0	0
8 Mike Moustakas, L (1, 5)		C SI 90 B SI 89 B SI 90 1 SAFE F FF 88 F FF 93 B SI 91 X SI 91 3-2 ③ P5			C CU 68 X CH 77 0-1 ① L4		B CU 70 F FF 88 B SI 88 D CH 80 X SI 89 3-1 ③ G4-3			3	0	0	0	0	0	2
27 Brayan Peña, S (1, 2) OBP: 0.333, SLG: 0.333			B SI 89 C SI 89 B FF 89 X SI 90 2-1 2 1B 1B		B CU 70 X SI 87 1-0 ② F9			B CU 71 X CH 78 1-0 ① G4-3		3	0	1	0	0	0	0
2 Alcides Escobar, R (1, 6) OBP: 0.333, SLG: 0.333			B FF 91 X FF 91 1-0 1-2 1B		B SL 81 C SL 81 C FF 90 S SL 82 1-3 ③ K2-3			X FC 87 0-0 ② F7		3	0	1	0	0	1	0
Inning Stats	R: 0 E: 0 K: 1 S: 6 H: 0 LOB: 0 BB: 0 P: 10	R: 0 E: 1 K: 1 S: 11 H: 0 LOB: 1 BB: 0 P: 15	R: 0 E: 0 K: 3 S: 12 H: 2 LOB: 2 BB: 0 P: 19	R: 0 E: 0 K: 0 S: 5 H: 0 LOB: 0 BB: 0 P: 8	R: 0 E: 0 K: 1 S: 6 H: 0 LOB: 0 BB: 0 P: 8	R: 0 E: 0 K: 2 S: 7 H: 0 LOB: 0 BB: 0 P: 9	R: 0 E: 0 K: 1 S: 10 H: 2 LOB: 1 BB: 0 P: 20	R: 0 E: 0 K: 1 S: 5 H: 0 LOB: 0 BB: 0 P: 8	R: 0 E: 0 K: 1 S: 8 H: 0 LOB: 0 BB: 0 P: 12	1B: 3 2B: 1 3B: 0 HR: 0 SF: 0 SAC: 0 DP: 0 HBP: 0						

	AB	31
	R	0
	H	4
	RBI	0
	BB	0
	SO	11
	LOB	8

WP: 0 PA: 31
PB: 0
SB: 0
CS: 0

PITCHER		IP	WLS	BF	H	R	ER	SO	BB	IBB	HBP	BLK	WP	HR	S	P	ERA	WHIP
36 Jered Weaver, R	(1, 1)	8.0	W	28	4	0	0	10	0	0	0	0	0	0	62	97	0.00	0.500
ERA:																		
37 Scott Downs, L	(9, 1)	1.0		3	0	0	0	1	0	0	0	0	0	0	8	12	0.00	0.000
ERA:																		

PITCHER	IP	WLS	BF	H	R	ER	SO	BB	IBB	HBP	BLK	WP	HR	S	P	ERA	WHIP

Batter	1	2	3	4	5	6	7	8	9	AB	R	H	RBI	BB	SO	LOB
2 Erick Aybar, S (1, 6) OBP: 0.250, SLG: 0.750	X SI 82 0-0 ① B1-3		B FF 87 F SI 86 1 SAFE 1 SAFE 1 SAFE 1 SAFE 1-1 ③ CS 1-2	C CU 72 F CH 76 C SI 88 0-3 ① K		B CU 72 X CH 76 1-0 ③ P3		P PO 85 X FF 94 1-0 48 1B 1-H 2-H 3-H 3B		4	1	1	3	0	1	0
47 Howie Kendrick, R (1, 4) OBP: 0.250, SLG: 0.500	C SI 83 S SL 81 F SI 87 X SI 88 0-2 5 L6-4 2B			B CU 71 B CU 72 C CH 77 F SL 81 S SL 81 2-3 K			B SI 95 B SL 85 S SI 95 S SL 86 F SL 87 B FF 96 S SI 96 3-3 ① K	B SL 86 C SL 84 F FF 96 F SL 85 F SL 86 B FF 96 S SL 85 2-3 ② K		4	0	1	0	0	3	2
5 Albert Pujols, R (1, 3)	B SL 81 C SL 81 F FF 85 B FF 88 X SL 83 2-2 ②③ L6-4 2-2			B SL 81 F FF 87 X SL 81 1-1 ② P5			C SI 88 S SI 96 S SL 87 0-3 ② K	I IN 75 I IN 78 I IN 78 I IN 76 4-0 48 1B IBB		3	0	0	0	1	1	2
48 Torii Hunter, R (1, 9) OBP: 0.250, SLG: 0.250		C SL 82 S CH 78 B FF 88 X CH 77 1-2 ① G6-3	1 SAFE S SL 82 S FF 87 B FF 89 X SL 84 1-2 ③ L7				S SL 87 S SL 87 B SL 87 S SI 96 1-3 ③ K	C SL 86 X SL 84 0-1 1-2 3-H 1B		4	0	1	1	0	1	1
10 Vernon Wells, R (1, 7) OBP: 0.250, SLG: 0.250		C SI 85 B SL 82 C SL 81 X SI 87 1-2 8 G6-4-3 1B			C CU 72 B CU 72 X CH 76 1-1 ① G5-3			F7 P5 C SI 95 S SL 85 X FF 96 0-2 17 1B 44 1B 25 1B 1B		4	0	1	0	0	0	2
8 Kendrys Morales, S (1, 10) OBP: 0.333, SLG: 0.333 19 Alexi Amarista, L (8, PR) (9, 10)		C FF 86 X SL 83 0-1 ②③ G6-4-3 1-2f			C SL 80 B SI 88 F SL 84 F FF 89 F SI 89 X FF 89 1-2 ② F8					3 0	0 1	1 0	0 0	0 0	0 0	1 0
44 Mark Trumbo, R (1, 5) OBP: 0.333, SLG: 0.333 6 Alberto Callaspo, S (9, 5)			C SI 84 F FF 86 B SL 83 B SL 82 F SL 82 S FF 87 2-3 ① K		F FF 88 F SL 84 X FF 88 0-2 ③ F8			1 SAFE C FF 95 X FF 95 0-1 25 1B 17 1B 2 3B 1-2 1B		3 0	1 0	1 0	0 0	0 0	1 0	0 0
17 Chris Iannetta, R (1, 2) OBP: 0.333, SLG: 0.333			B SI 85 B CH 76 S CH 76 F SI 86 T SL 82 2-2 ② K			B CH 76 C CH 77 B SL 82 S SL 82 X FF 88 2-2 ① F8		B FF 95 X SI 94 1-0 25 1B 2 3B 1-2 2-3 1B		3	1	1	0	0	1	0
25 Peter Bourjos, R (1, 8) OBP: 0.667, SLG: 0.667			B SI 84 C SL 82 X CH 77 1-1 2 CS 1B			B CH 77 F SL 81 B SL 80 F SL 81 X FF 87 2-2 ② G4-3		F FF 96 S SL 88 B FF 98 X FF 96 1-2 2 3B 1-2 2-3 3-H 1B		3	1	2	1	0	0	0
Inning Stats	R: 0 E: 0 K: 0 S: 8 H: 1 LOB: 0 BB: 0 P: 10	R: 0 E: 0 K: 0 S: 8 H: 1 LOB: 0 BB: 0 P: 10	R: 0 E: 0 K: 2 S: 10 H: 1 LOB: 0 BB: 0 P: 16	R: 0 E: 0 K: 2 S: 11 H: 0 LOB: 1 BB: 0 P: 15	R: 0 E: 0 K: 0 S: 10 H: 0 LOB: 0 BB: 0 P: 12	R: 0 E: 0 K: 0 S: 7 H: 0 LOB: 0 BB: 0 P: 12	R: 0 E: 0 K: 3 S: 10 H: 0 LOB: 0 BB: 0 P: 14	R: 5 E: 0 K: 1 S: 24 H: 6 LOB: 2 BB: 1 P: 35		1B: 7 2B: 2 3B: 1 HR: 0 SF: 0 SAC: 0 DP: 2 HBP: 0						

PITCHER		IP	WLS	BF	H	R	ER	SO	BB	IBB	HBP	BLK	WP	HR	S	P	ERA	WHIP
52 Bruce Chen, L ERA:	(1, 1)	6.0		19	3	0	0	4	0	0	0	0	1	0	54	75	0.00	0.500
43 Aaron Crow, R ERA: 20.25	(7, 1)	1.1	L	7	3	3	3	3	0	0	0	0	0	0	20	26	20.25	2.250
56 Greg Holland, R ERA: 27.0	(8, 1)	0.2		6	3	2	2	1	0	1	0	0	0	0	14	23	27.00	4.500

PITCHER	IP	WLS	BF	H	R	ER	SO	BB	IBB	HBP	BLK	WP	HR	S	P	ERA	WHIP

BOTTOM

Kansas City Royals @ Los Angeles Angels
Angel Stadium of Anaheim, Anaheim, CA
Fri Apr 06 2012, 7:12 PM - 9:34 PM PDT
Att. 44,106 - Clear - 69 F

livebaseballscorecards.com

AB	31
R	5
H	9
RBI	5
BB	1
SO	8
LOB	8

WP: 1 PA: 33
PB: 0
SB: 0
CS: 1

Kansas City Royals @ Los Angeles Angels

Angel Stadium of Anaheim, Anaheim, CA

Sat Apr 07 2012, 1:07 PM - 3:53 PM PDT

Att. 40,022 - Sunny - 85 F

TOP

livebaseballscorecards.com

Batter	1	2	3	4	5	6	7	8	9	AB	R	H	RBI	BB	SO	LOB
4 Alex Gordon, L (1, 7)	G4-3	BB		P3		K			K	4	0	0	0	1	2	2
6 Lorenzo Cain, R (1, 8) OBP: 0.111, SLG: 0.125	1B	SF9 3-H		K		F7			F9	4	1	1	1	0	1	2
35 Eric Hosmer, L (1, 3) OBP: 0.222, SLG: 0.556	1-2 1B	F8			HR		F8		G4-3	5	2	2	1	0	0	1
16 Billy Butler, R (1, 10) OBP: 0.125, SLG: 0.125	1-2 2-3 1B		F9		G1-3		P5			4	0	1	0	0	0	0
21 Jeff Francoeur, R (1, 9) OBP: 0.429, SLG: 0.571	1-2 2-H 3-H 1B		11 1B		F9		K			4	0	2	2	0	1	0
11 Yuniesky Betancourt, R (1, 4) OBP: 0.333, SLG: 0.333	K		1-2 33 2-4 1B		F7			0-1 33 S 33 E 2B		3	0	1	0	0	1	2
17 Chris Getz, L (7, 4) OBP: 1.000, SLG: 2.000										1	1	1	0	0	0	0
8 Mike Moustakas, L (1, 5) OBP: 0.143, SLG: 0.571	K		K			HR		K		4	1	1	1	0	3	5
33 Humberto Quintero, R (1, 2) OBP: 0.750, SLG: 1.333		2 SH2-3 6 SF9 2B	1-2 2-4	2B		G1-3		2-H 2 G1-6-3 BB		3	1	2	0	1	0	0
2 Alcides Escobar, R (1, 6) OBP: 0.333, SLG: 0.333		2-3 SH2-3		K		1B		1-2f G1-6-3		3	0	1	0	0	1	2
Inning Stats	R: 2 E: 0 K: 2 S: 17 H: 4 LOB: 2 BB: 0 P: 26	R: 1 E: 0 K: 0 S: 10 H: 1 LOB: 1 BB: 1 P: 16	R: 0 E: 0 K: 1 S: 9 H: 2 LOB: 2 BB: 0 P: 15	R: 0 E: 0 K: 2 S: 12 H: 1 LOB: 1 BB: 0 P: 16	R: 1 E: 0 K: 0 S: 8 H: 1 LOB: 0 BB: 0 P: 15	R: 1 E: 0 K: 1 S: 9 H: 2 LOB: 1 BB: 0 P: 13	R: 0 E: 0 K: 1 S: 6 H: 0 LOB: 0 BB: 0 P: 12	R: 1 E: 0 K: 1 S: 12 H: 1 LOB: 0 BB: 1 P: 17	R: 0 E: 0 K: 1 S: 7 H: 0 LOB: 0 BB: 0 P: 9	1B: 7 2B: 3 3B: 0 HR: 2 SF: 1 SAC: 1 DP: 1 HBP: 0							

AB	35
R	6
H	12
RBI	5
BB	2
SO	9
LOB	14

WP: 0 PB: 0 SB: 1 CS: 0 PA: 39

PITCHER		IP	WLS	BF	H	R	ER	SO	BB	IBB	HBP	BLK	WP	HR	S	P	ERA	WHIP
24 Dan Haren, R ERA: 8.44	(1, 1)	5.1	L	28	11	5	5	5	1	0	0	0	0	2	60	93	8.44	2.250
21 Hisanori Takahashi, L ERA:	(6, 1)	1.0		3	0	0	0	1	0	0	0	0	0	0	7	13	0.00	0.000
55 Jason Isringhausen, R ERA:	(7, 1)	0.2		2	0	0	0	1	0	0	0	0	0	0	4	7	0.00	0.000
32 LaTroy Hawkins, R ERA:	(8, 1)	1.0		4	1	1	0	1	1	0	0	0	0	0	12	17	0.00	2.000
63 Rich Thompson, R ERA:	(9, 1)	1.0		3	0	0	0	1	0	0	0	0	0	0	7	9	0.00	0.000

PITCHER	IP	WLS	BF	H	R	ER	SO	BB	IBB	HBP	BLK	WP	HR	S	P	ERA	WHIP

Kansas City Royals @ Los Angeles Angels

Angel Stadium of Anaheim, Anaheim, CA

Sat Apr 07 2012, 1:07 PM - 3:53 PM PDT

Att. 40,022 - Sunny - 85 F

livebaseballscorecards.com

BOTTOM

Batter	1	2	3	4	5	6	7	8	9	AB	R	H	RBI	BB	SO	LOB
2 Erick Aybar, S (1, 6) OBP: 0.125, SLG: 0.375	C SI 91 B KC 77 F FC 88 B SL 85 F FC 87 F FF 94 X SI 93 2-2 ① G3		F SI 92 B KC 77 X FF 94 1-1 ② F9			C KC 75 F FC 87 S SL 84 0-3 ② K		B FS 85 F FF 95 X FF 96 1-1 ② G6-3		4	0	0	0	0	1	1
47 Howie Kendrick, R (1, 4) OBP: 0.375, SLG: 0.429 17 Chris Iannetta, R (9, 2) OBP: 0.333, SLG: 0.333	F FF 93 B SI 94 B FC 89 S FC 90 B FC 90 B FC 90 4-2 5 G6-4-3 BB		B KC 78 1 SAFE 1-0 ③ PO 1-2	B SI 92 C KC 76 X KC 77 1-1 ① G5-3		C FF 92 F KC 77 B SI 92 B FC 86 X FC 89 2-2 ③ F9		B FF 96 B SL 87 B FF 94 C FF 93 X FF 95 3-1 1B		3 0	0 0	1 0	0 0	1 0	0 0	0 0
5 Albert Pujols, R (1, 3) OBP: 0.250, SLG: 0.286	B FF 94 X SI 94 1-0 ② ③ G6-4-3 1-2f			B FC 89 C SI 92 F SI 93 B SL 86 X FF 95 2-2 8 1B 2B			B SI 91 F FC 87 C KC 76 F FC 87 X FC 85 1-2 ① F7	S SL 88 1 SAFE T FF 96 B SL 83 F SL 86 C SL 83 1-3 ③ K		4	0	1	0	0	1	2
8 Kendrys Morales, S (1, 10) OBP: 0.714, SLG: 0.857		B FF 91 S CH 83 X FF 90 1-1 1B		B FC 87 X CH 84 1-0 ② 2-H 1B			S SL 85 X SL 84 0-1 48 E 53 2B 1B		C FF 94 X SL 86 0-1 48 1B 53 SF7 2B	4	2	4	0	0	0	0
48 Torii Hunter, R (1, 9) OBP: 0.375, SLG: 0.375		B FF 93 X FC 88 1-0 ① F7		C KC 77 X FF 92 0-1 ③ F8			C SI 91 B SI 91 1 SAFE F KC 76 B SI 93 X SI 94 2-2 53 2B 10 G5-3 1-3 1B		X FF 96 0-0 10 G5-4-3 2-3 1B	4	1	2	0	0	0	2
53 Bobby Abreu, L (1, 7) OBP: 0.250, SLG: 0.667		B FF 92 F SI 92 X FF 92 1-1 ② F9			C SI 90 B KC 76 B CH 84 S FC 89 B FC 89 S FC 88 3-3 ① K		X FF 93 0-0 1-3 2B 3-H		C CU 74 B FF 94 B SI 92 T SL 88 X SL 85 2-2 ① SF7 3-H	3	0	1	2	0	1	1
10 Vernon Wells, R (1, 8) OBP: 0.125, SLG: 0.125		B FF 93 F SI 93 X FF 94 1-1 ③ F8			B SI 94 B KC 78 C FF 94 F SI 93 F FC 89 B KC 80 F FC 88 S SI 94 3-3 ② K		C CU 74 X FF 94 0-1 ② G5-3 3-H		B SL 86 X SI 95 1-0 ② ③ G5-4-3 1-2f	4	0	0	1	0	1	3
6 Alberto Callaspo, S (1, 5)			B FF 92 S CH 84 B FC 89 B FC 89 C FC 87 X FF 93 3-2 ① F9		B FC 88 C SI 93 F FC 88 S SL 86 1-3 ③ K		C CU 74 F FF 94 C FU 76 C FF 93 0-3 ③ K			3	0	0	0	0	2	1
46 Bobby Wilson, R (1, 2) 13 Maicer Izturis, S (8, PH) (9, 4)			B FF 92 B FC 88 B FC 87 C FF 93 B FF 93 4-1 47 PO BB			C FF 91 B SI 92 F FC 87 X SI 92 1-2 ① G6-3		C FF 95 S SL 80 B SL 86 X FS 88 1-2 ① G3-1		1 1	0 0	0 0	0 0	1 0	0 0	0 0

Inning Stats	1	2	3	4	5	6	7	8	9	1B: 6	SF: 1	WP: 0	PA: 35
	R: 0 E: 0 K: 0 S: 8 H: 0 LOB: 0 BB: 1 P: 15	R: 0 E: 0 K: 0 S: 7 H: 1 LOB: 1 BB: 0 P: 11	R: 0 E: 0 K: 0 S: 6 H: 0 LOB: 0 BB: 1 P: 15	R: 0 E: 0 K: 0 S: 8 H: 2 LOB: 1 BB: 0 P: 12	R: 0 E: 0 K: 3 S: 11 H: 0 LOB: 0 BB: 0 P: 18	R: 0 E: 0 K: 1 S: 9 H: 0 LOB: 0 BB: 0 P: 12	R: 2 E: 1 K: 1 S: 16 H: 3 LOB: 1 BB: 0 P: 19	R: 0 E: 0 K: 1 S: 11 H: 1 LOB: 1 BB: 0 P: 17	R: 1 E: 0 K: 0 S: 7 H: 2 LOB: 0 BB: 0 P: 10	2B: 3 3B: 0 HR: 0	SAC: 0 DP: 2 HBP: 0	PB: 0 SB: 0 CS: 0	

PITCHER		IP	WLS	BF	H	R	ER	SO	BB	IBB	HBP	BLK	WP	HR	S	P	ERA	WHIP
44 Luke Hochevar, R ERA: 2.84	(1, 1)	6.1	W	23	5	2	2	4	2	0	0	0	0	0	58	95	2.84	1.105
55 Tim Collins, L ERA:	(7, 1)	0.2		3	1	0	0	1	0	0	0	0	0	0	7	7	0.00	1.500
56 Greg Holland, R ERA: 10.8	(8, 1)	1.0		4	1	0	0	1	0	0	0	0	0	0	11	17	0.00	1.000
51 Jonathan Broxton, R ERA: 9.0	(9, 1)	1.0		4	2	1	1	0	0	0	0	0	0	0	7	10	9.00	2.000

PITCHER	IP	WLS	BF	H	R	ER	SO	BB	IBB	HBP	BLK	WP	HR	S	P	ERA	WHIP

Kansas City Royals @ Los Angeles Angels

Angel Stadium of Anaheim, Anaheim, CA

Sun Apr 08 2012, 12:37 PM - 3:52 PM PDT

Att. 32,227 - Sunny - 80 F

TOP

livebaseballscorecards.com

Batter	1	2	3	4	5	6	7	8	9	AB	R	H	RBI	BB	SO	LOB
4 Alex Gordon, L (1, 7)	X FF 93 / 0-0 / G4-3		C FF 90, B CH 86, X SL 83 / 1-1 / G3-1		D FF 92, C FF 92, 1 SAFE, C FF 91, S SL 82 / 1-3 / K	X FF 87 / 0-0 / P6			X FF 98 / 0-0 / G5-3	5	0	0	0	0	1	3
2 Alcides Escobar, R (1, 6) OBP: 0.364, SLG: 0.300	B SI 94, C FF 91, B SL 86, H FF 95 / 3-1 / 35 S, 35 1B, HBP		B FF 92, B FF 90, B FF 92, C FF 91, X FF 92 / 3-1 / G6-3		1 SAFE, 1 SAFE, B FF 89, B FF 91, F FF 91, S SL 80, X SL 80 / 2-2 / F8		X SI 87 / 0-0 / 35 FC4-6, 1B		B FF 99, B FF 97, C FF 95, B FF 98, X FF 96 / 3-1 / F8	4	1	1	0	0	0	1
35 Eric Hosmer, L (1, 3) OBP: 0.286, SLG: 0.714	C FF 95, F SL 86, F FF 95, D SL 83, 2 SAFE, B FF 94, X FF 95 / 2-2 / 1-H / 16 HR, 1B		C FF 92, X FF 92 / 0-1 / G4-3		X FF 92 / 0-0 / 1-H / HR		C SL 78, D SL 77, B FF 86, X SL 78 / 2-1 / 1-2f / FC4-6, 16 S, 16 2B		B CH 89, S FF 98, F CH 89, B SL 87, F FF 98, T FF 99 / 2-2 / K	5	3	2	3	0	1	1
16 Billy Butler, R (1, 10) OBP: 0.333, SLG: 0.636	B FF 94, D SL 85, B FF 93, F FF 94, X SL 86 / 3-1 / 1-H / HR			B FF 91, B FF 92, B FF 92, B FF 92 / 4-0 / 33 1B, 6 BB, BB	C SL 84, X SL 83 / 0-1 / G6-3		B FF 88, X FF 89 / 1-0 / 8 WP, 1-H, 2B			3	1	2	3	1	0	0
21 Jeff Francoeur, R (1, 9) OBP: 0.364, SLG: 0.455	F FF 93, B FF 94, F FF 93, X SL 86 / 1-2 / G1-3			B FF 92, F FF 94, X FF 94 / 1-1 / L5		C FF 90, S SL 80, F SL 82, B FF 90, F SL 82, B FF 91, X SL 82 / 2-2 / 33 F8, 6 WP, 17 1B, 1B	B FC 88, X FC 89 / 1-0 / L4			4	1	1	0	0	0	2
8 Mike Moustakas, L (1, 5) OBP: 0.091, SLG: 0.364	X FF 95 / 0-0 / G4-3			X FF 92 / 0-0 / F8		X FF 91 / 0-0 / F7	B CU 76, B FC 86, F FF 86, F FF 86, F CU 75, S CU 77 / 2-3 / K2-3, 2-3			4	0	0	0	0	1	3
6 Lorenzo Cain, R (1, 8) OBP: 0.154, SLG: 0.091		B FF 92, C FF 93, B SI 92, F FF 92, S SL 84 / 2-3 / K		B SL 85, F FF 94, B FF 93, B SL 84, B FF 93 / 4-1 / 33 1B, 1-2, BB		S SL 82, S SL 84, B SL 82, B FF 93, X SL 83 / 2-2 / E5, 17 1B, 1-2		C SI 98, F SI 98, B CU 84, X CU 83 / 1-2 / F9		3	0	0	0	1	1	1
33 Humberto Quintero, R (1, 2) OBP: 0.625, SLG: 1.000		B FF 92, B FF 90, C FF 90, X FF 91 / 2-1 / 17 L8-6, 2B		B SL 84, C FF 94, B SL 84, S FF 94, X FF 93 / 2-2 / 1-3, 2-3, 1B		B FF 90, B FF 92, X FF 91 / 2-0 / F8, 2-3		C CU 84, S FF 99, B FF 100, X CU 83 / 1-2 / F9		4	0	2	0	0	0	2
17 Chris Getz, L (1, 4) OBP: 0.600, SLG: 0.800		D FF 90, F FF 92, B CH 83, B FF 91, X FF 92 / 3-1 / L8-6, 2-2			C FF 90, B SL 80, B FF 90, B FF 91, X FF 90 / 3-1 / 35 HR, 1B	C SI 86, X SL 78 / 0-1 / 1-2, 3-H, 1B		B SI 97, B SI 96, F SI 97, F SI 98, F SI 99, F SI 97, T FF 98 / 2-2 / K		4	1	2	1	0	1	1
Inning Stats	R: 3 E: 0 K: 0 S: 12 / H: 2 LOB: 0 BB: 0 P: 21	R: 0 E: 0 K: 1 S: 7 / H: 1 LOB: 0 BB: 0 P: 14	R: 0 E: 0 K: 0 S: 6 / H: 0 LOB: 0 BB: 0 P: 10	R: 0 E: 0 K: 0 S: 7 / H: 1 LOB: 3 BB: 2 P: 18	R: 2 E: 0 K: 1 S: 11 / H: 2 LOB: 0 BB: 0 P: 17	R: 1 E: 1 K: 0 S: 13 / H: 2 LOB: 2 BB: 0 P: 19	R: 1 E: 0 K: 1 S: 9 / H: 2 LOB: 1 BB: 0 P: 15	R: 0 E: 0 K: 1 S: 11 / H: 0 LOB: 0 BB: 0 P: 15	R: 0 E: 0 K: 1 S: 7 / H: 0 LOB: 0 BB: 0 P: 12	1B: 6 2B: 3 3B: 0 HR: 2 / SF: 0 SAC: 0 DP: 1 HBP: 1						

AB	36
R	7
H	10
RBI	7
BB	2
SO	5
LOB	14

WP: 2 PB: 0 SB: 2 CS: 0 / PA: 39

PITCHER		IP	WLS	BF	H	R	ER	SO	BB	IBB	HBP	BLK	WP	HR	S	P	ERA	WHIP
54 Ervin Santana, R (1, 1) ERA: 7.94		5.2	L	26	7	6	5	2	2	0	1	0	1	2	53	96	7.94	1.588
21 Hisanori Takahashi, L (6, 1) ERA: 5.4		0.2		4	2	1	1	0	0	0	0	0	0	0	6	8	13.50	3.000
55 Jason Isringhausen, R (7, 1) ERA:		0.2		3	1	0	0	1	0	0	0	0	1	0	6	10	0.00	1.500
40 Kevin Jepsen, R (8, 1) ERA:		1.0		3	0	0	0	1	0	0	0	0	0	0	11	15	0.00	0.000
51 Jordan Walden, R (9, 1) ERA:		1.0		3	0	0	0	1	0	0	0	0	0	0	7	12	0.00	0.000

PITCHER	IP	WLS	BF	H	R	ER	SO	BB	IBB	HBP	BLK	WP	HR	S	P	ERA	WHIP

Batter	1	2	3	4	5	6	7	8	9	AB	R	H	RBI	BB	SO	LOB
2 Erick Aybar, S (1, 6) OBP: 0.231, SLG: 0.385	B FF 91 C SI 91 B CH 84 F SI 90 F SL 82 B SI 91 X SI 90 3-2 ① P3		C SI 90 C SL 79 B FF 90 F SI 85 B SI 89 S SL 81 2-3 K 47 2B 48 G3		B FF 87 B FF 87 C FF 88 B SI 88 C FF 86 X CH 86 3-2 5 1B 1B		B FF 97 C FF 96 X CH 86 1-1 47 G6-4-3 1B	D SL 85 F SI 95 B SI 96 X SI 96 2-1 ③ G1-3		5	1	2	0	0	1	2
47 Howie Kendrick, R (1, 4) OBP: 0.462, SLG: 0.583	C FF 92 C SL 83 X SL 85 0-2 5 WP 5 G5-3 1B		1 SAFE C SI 88 1 SAFE X CH 82 0-1 48 G3 1-3 2B		B SI 86 1 SAFE X FF 86 1-0 ① L6		B FF 97 B FF 98 X FF 97 2-0 ①② G6-4-3 1-2f		B FF 93 B SI 93 C FF 93 X FF 94 2-1 5 BB 1B	5	1	3	0	0	0	2
5 Albert Pujols, R (1, 3) OBP: 0.462, SLG: 0.500	C SI 92 1 SAFE B FF 86 B CH 84 B SI 90 X CH 83 3-1 ② G5-3 1-H		B FF 88 D CH 84 F CH 82 F SL 78 D SL 80 D SL 80 4-2 48 G3 BB		X FF 88 0-0 1-2 1B		B FF 98 X SI 98 1-0 48 BLK 2B		B SI 95 B SL 86 B SI 95 B SI 94 4-0 1-2 BB	3	0	2	1	2	0	0
48 Torii Hunter, R (1, 9) OBP: 0.308, SLG: 0.250	B FF 90 C FF 90 B FF 89 B CH 84 B FF 89 4-1 10 E BB		D CH 81 F FF 88 X CH 84 1-1 ① G3 1-2 2-3 3-H		B SL 77 F CH 80 F CH 86 D SL 81 X CH 83 2-2 ② F3		C SI 98 B CH 85 D SI 98 X CH 88 2-1 ③ G5-3 2-3		F SI 96 S FF 96 S FF 96 0-3 ① K	4	0	0	1	1	1	7
10 Vernon Wells, R (1, 7) OBP: 0.154, SLG: 0.385	1 SAFE C SI 90 S FF 79 B FF 90 1 SAFE C FF 90 1-3 ③ K 1-2		B SL 79 S SI 88 T SL 88 T FF 89 1-2 ② K		B SL 76 B FF 87 C CH 80 S CH 79 X SL 78 2-2 ③ G6-3			C FF 97 X CU 82 0-1 HR	B FF 98 F FF 97 S FC 91 B SI 98 F FC 91 S FF 97 2-3 ② K	5	1	1	1	0	3	7
8 Kendrys Morales, S (1, 10) OBP: 0.417, SLG: 0.500		C SI 90 B SI 92 S SL 81 S SL 83 1-3 ① K	F SL 80 F FF 88 D SL 82 D SI 87 X SL 80 2-2 ③ G6-3			B FF 91 S CH 80 F SL 80 F SL 84 F FF 94 B CH 85 S CH 81 2-3 ① K		C FF 98 S CH 86 X CH 86 0-2 ① G4-3	B FF 97 S SL 89 F SL 89 F FF 97 S SL 90 1-3 ③ K2-3	5	0	0	0	0	3	4
44 Mark Trumbo, R (1, 5) OBP: 0.429, SLG: 0.429		C SI 91 B FF 91 C SI 90 X SL 83 1-2 ② L6		B FF 88 S CH 81 S FF 88 F FF 88 B FF 89 X CH 83 2-2 ① G5-3		B CH 83 B FF 93 B FF 92 C FF 91 C FF 92 X FF 92 3-2 1B		B FF 97 C FF 97 S CH 87 B FF 97 X CH 86 2-2 17 2B 1B		4	0	2	0	0	0	0
17 Chris Iannetta, R (1, 2) OBP: 0.429, SLG: 0.500		B SI 90 B FF 90 F FF 89 B SI 89 C CH 83 B CH 84 4-2 BB		F SI 88 C FF 88 B SL 82 B SL 80 X CH 82 2-2 ② F9		B FF 90 F FF 91 X CH 82 1-1 ② P6		X FF 96 0-0 1-3 2B		3	0	1	0	1	0	1
25 Peter Bourjos, R (1, 8) OBP: 0.286, SLG: 0.286		C SI 88 D SL 81 X SI 88 1-1 ③ P6		C SI 87 X SL 79 0-1 ③ G5-3		B FF 91 B CH 82 F FF 90 F FF 92 B SL 83 S CH 80 3-3 ③ K		B SI 96 F SI 95 S SL 87 B SL 86 S SL 86 2-3 ② K		4	0	0	0	0	2	4
Inning Stats	R: 1 H: 1 E: 1 LOB: 1 K: 1 BB: 1 S: 13 P: 24	R: 0 H: 0 E: 0 LOB: 1 K: 1 BB: 1 S: 10 P: 17	R: 1 H: 1 E: 0 LOB: 2 K: 2 BB: 1 S: 16 P: 26	R: 0 H: 0 E: 0 LOB: 0 K: 0 BB: 0 S: 9 P: 13	R: 0 H: 2 E: 0 LOB: 2 K: 0 BB: 0 S: 11 P: 19	R: 0 H: 1 E: 0 LOB: 1 K: 2 BB: 0 S: 13 P: 22	R: 0 H: 2 E: 0 LOB: 1 K: 0 BB: 0 S: 6 P: 12	R: 1 H: 3 E: 0 LOB: 2 K: 1 BB: 0 S: 14 P: 20	R: 0 H: 1 E: 0 LOB: 2 K: 3 BB: 1 S: 13 P: 22	1B: 7 SF: 0 2B: 3 SAC: 0 3B: 0 DP: 1 HR: 1 HBP: 0						

PITCHER		IP	WLS	BF	H	R	ER	SO	BB	IBB	HBP	BLK	WP	HR	S	P	ERA	WHIP
57 Jonathan Sánchez, L ERA: 3.6	(1, 1)	5.0	W	23	4	2	2	4	3	0	0	0	2	0	59	99	3.60	1.400
50 Jose Mijares, L ERA:	(6, 1)	1.0		4	1	0	0	2	0	0	0	0	0	0	13	22	0.00	1.000
40 Kelvin Herrera, R ERA: 6.75	(7, 1)	1.1		8	5	1	1	0	0	0	0	1	0	1	15	23	6.75	3.750
43 Aaron Crow, R ERA: 13.5	(8, 1)	0.2	H	4	1	0	0	1	1	0	0	0	0	0	7	17	0.00	3.000
51 Jonathan Broxton, R ERA: 4.5	(9, 1)	1.0	S	3	0	0	0	3	0	0	0	0	0	0	11	14	0.00	0.000

PITCHER	IP	WLS	BF	H	R	ER	SO	BB	IBB	HBP	BLK	WP	HR	S	P	ERA	WHIP

BOTTOM

Kansas City Royals @ Los Angeles Angels

Angel Stadium of Anaheim, Anaheim, CA

Sun Apr 08 2012, 12:37 PM - 3:52 PM PDT

Att. 32,227 - Sunny - 80 F

livebaseballscorecards.com

AB	38
R	3
H	11
RBI	3
BB	4
SO	10
LOB	27

Batter	1	2	3	4	5	6	7	8	9	AB	R	H	RBI	BB	SO	LOB
30 Jason Bourgeois, R (1, 7) OBP: 0.333, SLG: 0.667	C FF 87 B FF 87 B CH 79 X FF 88 2-1 6 F9-5 2B		C FF 87 C FF 86 B CH 79 X CH 78 1-2 ② G6-3			B FF 85 B FF 87 F FF 85 X FF 85 2-1 ② G5-3			C FF 92 B FF 92 B FF 93 F FF 90 S FF 92 2-3 ① K	3	0	1	0	0	0	1
4 Alex Gordon, L (9, PH)										1	0	0	0	0	1	0
6 Lorenzo Cain, R (1, 8) OBP: 0.125, SLG: 0.071	X FF 87 0-0 ①② F9-5 2-3		D CU 75 X CH 81 1-0 ③ F8			B CU 75 C FF 86 B FF 86 X FF 85 2-1 ③ P3			B FF 91 C FF 92 F FF 91 B FF 92 B FF 91 F FF 92 F FF 92 B FF 91 4-2 35 G3 BB	3	0	0	0	0	0	2
12 Mitch Maier, L (9, PH)										0	0	0	0	1	0	0
35 Eric Hosmer, L (1, 3) OBP: 0.333, SLG: 0.625	S FF 86 F CU 77 F FF 87 B FF 88 B CU 73 X FF 85 2-2 ③ G6-3			B FF 85 B FC 83 B FF 85 C SI 85 B FC 83 4-1 21 CS 16 G5-3 BB			B CU 72 B FF 86 B FF 83 B SI 85 4-0 BB		B FF 90 B FF 91 C FF 90 X FF 91 2-1 ② G3 1-2	2	0	0	0	2	0	1
16 Billy Butler, R (1, 10) OBP: 0.250, SLG: 0.467		C FF 86 B FF 86 X FF 86 1-1 ① F8		X CH 79 0-0 ① G5-3 1-2			B FF 84 C FF 87 X FF 85 1-1 ① L6		X FF 91 0-0 ③ F8	4	0	0	0	0	0	3
21 Jeff Francoeur, R (1, 9) OBP: 0.357, SLG: 0.385		B FF 87 F CH 81 X CH 80 1-1 ② G6-3		B CH 80 B FF 84 B CH 80 B SI 87 4-0 ② 11 CS 2-3 BB			B FF 85 F CH 81 1 SAFE 1 SAFE X FF 85 1-1 ② F9			2	0	0	0	1	0	1
11 Yuniesky Betancourt, R (1, 5) OBP: 0.333, SLG: 0.444		C FF 87 X FC 85 0-1 ①② 2B		1 SAFE 0-0 ③ CS 1-2	B FF 86 S FF 84 X FF 84 1-1 ① P4		F CH 80 B CH 80 F FF 85 B SI 87 X CH 79 2-2 ③ G3			3	0	1	0	0	0	1
27 Brayan Peña, S (1, 2) OBP: 0.167, SLG: 0.167		C FF 87 X CH 80 0-1 ③ G5-3			B CU 74 B FC 85 C FF 85 B CH 82 X FF 84 3-1 ② L3			C CH 79 X CH 77 0-1 ① L7		3	0	0	0	0	0	1
2 Alcides Escobar, R (1, 6) OBP: 0.357, SLG: 0.385			C CH 84 B CH 79 B CH 79 X FF 86 2-1 2B		B CU 73 F FC 84 B FF 84 S CH 80 B FC 85 X FF 88 3-2 ③ L6			B CU 73 C FF 84 F FF 84 F CH 76 B SI 87 X CH 79 2-2 ② G4-3		3	0	1	0	0	0	0
17 Chris Getz, L (1, 4) OBP: 0.375, SLG: 0.500			B FF 86 L FF 86 X FF 86 1-1 ① P6			C FF 86 B FF 86 X FF 86 1-1 ① P6		X FF 85 0-0 ③ G4-3		3	0	0	0	0	0	1
Inning Stats	R: 0 E: 0 K: 0 S: 7 H: 1 LOB: 0 BB: 0 P: 11	R: 0 E: 0 K: 0 S: 8 H: 1 LOB: 1 BB: 0 P: 10	R: 0 E: 0 K: 0 S: 8 H: 1 LOB: 1 BB: 0 P: 13	R: 0 E: 0 K: 0 S: 2 H: 0 LOB: 0 BB: 2 P: 10	R: 0 E: 0 K: 0 S: 7 H: 0 LOB: 0 BB: 0 P: 14	R: 0 E: 0 K: 0 S: 6 H: 0 LOB: 0 BB: 0 P: 11	R: 0 E: 0 K: 0 S: 7 H: 0 LOB: 1 BB: 1 P: 15	R: 0 E: 0 K: 0 S: 7 H: 0 LOB: 0 BB: 0 P: 9	R: 0 E: 0 K: 1 S: 10 H: 0 LOB: 1 BB: 1 P: 18	1B: 0 2B: 4 3B: 0 HR: 0 SF: 0 SAC: 0 DP: 1 HBP: 0						

PITCHER		IP	WLS	BF	H	R	ER	SO	BB	IBB	HBP	BLK	WP	HR	S	P	ERA	WHIP
57 Tommy Milone, L ERA:	(1, 1)	8.0	W	27	3	0	0	0	3	0	0	0	0	0	52	93	0.00	0.750
50 Grant Balfour, R ERA:	(9, 1)	1.0	S	4	0	0	0	1	1	0	0	0	0	0	10	18	0.00	1.000

PITCHER	IP	WLS	BF	H	R	ER	SO	BB	IBB	HBP	BLK	WP	HR	S	P	ERA	WHIP

TOP

Kansas City Royals @ Oakland Athletics

Oakland Coliseum, Oakland, CA

Mon Apr 09 2012, 7:09 PM - 9:42 PM PDT

Att. 10,054 - Cloudy - 55 F

livebaseballscorecards.com

AB	27
R	0
H	3
RBI	0
BB	4
SO	1
LOB	11

PA: 32

WP: 0
PB: 0
SB: 0
CS: 2

Batter	1	2	3	4	5	6	7	8	9	AB	R	H	RBI	BB	SO	LOB
19 Jemile Weeks, S (1, 4) OBP: 0.261, SLG: 0.364	C FF 90 B SI 92 B FF 92 X FF 92 2-1 L8 ①	X SI 92 0-0 FC4-6 1-2f ③			C FF 90 F SI 91 B FF 91 X CH 80 1-2 4 F8 1B		B FF 92 B CH 84 C FF 92 X FF 93 2-1 L8 ②			4	0	1	0	0	0	3
4 Coco Crisp, S (1, 7) OBP: 0.273, SLG: 0.238	C SI 93 B FF 92 B FF 93 F SI 93 F CH 79 X FF 94 2-2 F7 ②		B CH 78 C CH 80 B SI 92 B FF 92 X SI 92 3-1 G3-1 ①		B SI 91 1 SAFE X SI 91 1-0 F8 1-2 ② ③		B FF 93 C FF 93 C CU 75 X CU 76 1-2 16 S 1B			4	0	1	0	0	0	1
16 Josh Reddick, L (1, 9) OBP: 0.263, SLG: 0.474	F FF 94 X CH 82 0-1 G4-3 ③		B CU 77 C CH 80 F FF 92 F SL 82 X FF 92 1-2 F9 ②			F CU 75 X CH 81 0-1 P6 ①	1 SAFE B FF 92 B FF 92 D CH 84 1 SAFE C FF 94 X CH 84 3-1 P6 ③ 1-2			4	0	0	0	0	0	1
52 Yoenis Cespedes, R (1, 8) OBP: 0.368, SLG: 0.875		T SI 92 S SI 93 B SI 95 S SL 83 1-3 K ①	C SL 81 B FF 92 B FF 91 B CH 79 B SI 92 4-1 BB			C SL 80 B FF 91 S SI 90 B SL 81 S SL 82 2-3 K ②		S CH 81 B FF 92 B SL 81 B CH 82 C FF 92 F CH 81 X FF 90 3-2 G6-3 ①		3	0	0	0	1	2	0
15 Seth Smith, L (1, 10) OBP: 0.538, SLG: 0.444 31 Jonny Gomes, R (8, PH) OBP: 0.250, SLG: 0.571 (9, 10)		C CH 82 B FF 93 B FF 93 X CH 82 2-1 10 FC3-6 20 1B 8 BB 1B	B FF 91 C CH 80 F SI 92 F CH 82 X CU 78 1-2 G4-3 ③			B CU 76 B CH 80 B FF 90 C SI 89 B CH 81 4-1 8 E 8 1B BB		C CH 80 B SL 80 F CH 82 C FF 92 1-3 K ②		2 1	1 0	1 0	0 0	1 0	0 1	1 0
8 Kurt Suzuki, R (1, 2) OBP: 0.286, SLG: 0.350		C SI 92 B SI 92 1 SAFE B SI 92 B SI 92 B SI 92 4-1 10 FC3-6 1-2 BB		B CU 75 S CH 80 B CH 79 F SI 90 B SL 82 F SI 91 F SI 91 F SI 90 X FF 92 3-2 10 G1-6-3 1B		1 SAFE C FF 90 X FF 90 0-1 E8 10 BB 1-3 1B		B SL 79 X FF 89 1-0 1B		3	0	3	0	1	0	0
10 Daric Barton, L (1, 3)		F SI 92 S SI 92 D SI 92 B CH 81 X CH 81 2-2 FC3-6 2 WP 20 1B 1-2f 2-3 ②		X SI 90 0-0 G1-6-3 1-2f ① ②		C FF 92 B CU 74 C CH 84 F FF 93 B FF 92 B CU 72 B CH 84 4-2 1-2 BB		B FF 90 X FF 88 1-0 P2 ③		3	0	0	0	1	0	4
20 Josh Donaldson, R (1, 5) OBP: 0.200, SLG: 0.200		D SI 93 X SI 92 1-0 2 BB 1-2 3-H 1B		B CU 78 X FF 90 1-0 G6-3 ③		B FF 92 F CH 84 F CH 84 F CU 73 F FF 93 S CU 73 1-3 K ③				3	0	1	1	0	1	3
2 Cliff Pennington, S (1, 6) OBP: 0.200, SLG: 0.211		C FF 93 B SI 93 D CH 82 B CH 83 S SI 94 F SI 93 B SI 93 4-2 19 FC4-6 1-2 2-3 BB			C FF 89 B CH 81 S CH 82 F FF 90 X CH 81 1-2 L9 ①		C FF 90 X CU 73 0-1 G6-3 ①			2	0	0	0	1	0	0
Inning Stats	R: 0 E: 0 K: 0 S: 8 H: 0 LOB: 0 BB: 0 P: 12	R: 1 E: 0 K: 1 S: 14 H: 2 LOB: 3 BB: 2 P: 28	R: 0 E: 0 K: 0 S: 11 H: 0 LOB: 1 BB: 1 P: 20	R: 0 K: 0 S: 8 H: 1 LOB: 0 BB: 0 P: 12	R: 0 E: 0 K: 0 S: 8 H: 1 LOB: 1 BB: 0 P: 11	R: 0 E: 1 K: 2 S: 16 H: 1 LOB: 3 BB: 2 P: 27	R: 0 E: 0 K: 0 S: 9 H: 1 LOB: 1 BB: 0 P: 15	R: 0 E: 0 K: 1 S: 9 H: 1 LOB: 1 BB: 0 P: 15		1B: 7 2B: 0 3B: 0 HR: 0 SF: 0 SAC: 0 DP: 1 HBP: 0						

PITCHER		IP	WLS	BF	H	R	ER	SO	BB	IBB	HBP	BLK	WP	HR	S	P	ERA	WHIP
39 Luis Mendoza, R ERA: 1.59	(1, 1)	5.2	L	24	5	1	1	2	4	0	0	0	1	0	57	97	1.59	1.588
55 Tim Collins, L ERA:	(6, 1)	1.1		6	1	0	0	1	1	0	0	0	0	0	17	28	0.00	1.500
50 Jose Mijares, L ERA:	(8, 1)	1.0		4	1	0	0	1	0	0	0	0	0	0	9	15	0.00	1.000

PITCHER	IP	WLS	BF	H	R	ER	SO	BB	IBB	HBP	BLK	WP	HR	S	P	ERA	WHIP

BOTTOM

Kansas City Royals @ Oakland Athletics

Oakland Coliseum, Oakland, CA

Mon Apr 09 2012, 7:09 PM - 9:42 PM PDT

Att. 10,054 - Cloudy - 55 F

livebaseballscorecards.com

AB	29
R	1
H	7
RBI	1
BB	5
SO	4
LOB	13

Batter	1	2	3	4	5	6	7	8	9	AB	R	H	RBI	BB	SO	LOB
4 Alex Gordon, L (1, 7)	C SI 86 B SI 89 B FF 89 B FF 87 B SI 86 4-1 BB		B CU 73 X FF 88 1-0 ① L9		B FF 88 S CH 81 B FF 88 X FF 88 2-1 ① G4-3		C CU 70 B SI 89 1 SAFE 1 SAFE B SL 82 F SI 89 1 SAFE S CU 72 2-3 ② K			3	0	0	0	1	1	1
2 Alcides Escobar, R (1, 6) OBP: 0.278, SLG: 0.294	C FF 89 X FF 90 0-1 ① L9		B FC 88 X SL 81 1-0 ② B1-3		B FF 88 S SL 82 T FF 88 F FF 89 X FF 89 1-2 ② G4-3		B CH 81 S CH 80 B SI 90 1 SAFE 2-1 ③ CS 1-2	C FF 93 X FF 93 0-1 ① F9		4	0	0	0	0	0	1
35 Eric Hosmer, L (1, 3) OBP: 0.273, SLG: 0.500	C SI 89 X FF 90 0-1 ② F7		B FF 88 X CH 82 1-0 ③ G5-3		B FF 88 C SI 85 C CH 83 B FF 88 F CU 78 X SI 84 2-2 ③ G4-3			C FF 92 F FF 94 S FF 94 0-3 ② K		4	0	0	0	0	1	1
16 Billy Butler, R (1, 10) OBP: 0.316, SLG: 0.556	B CU 76 X FF 90 1-0 ③ F9			B FF 88 C CU 73 X FF 87 1-1 21 1B 8 2B 2B		C FF 86 X FF 88 0-1 21 CS 1B				3	1	2	0	0	0	1
21 Jeff Francoeur, R (1, 9) OBP: 0.412, SLG: 0.438		C FF 87 B FF 90 S FF 89 B FF 88 F FC 90 X FF 88 2-2 6 1B 1B		C FF 89 B FF 89 F SI 88 X CU 77 1-2 8 2B 33 SF9 2-3 1B		F CU 73 D CU 75 S SL 81 F SL 80 B FC 88 F FF 89 B CU 77 S SL 82 3-3 ①② K 1-2			3	1	2	0	0	1	1
8 Mike Moustakas, L (1, 5) OBP: 0.143, SLG: 0.429		C FF 89 B FF 90 B SI 88 1 SAFE X FF 89 2-1 ① F9		F FF 89 X FF 90 0-1 33 SF9 1-3 3-H 2B		B CH 82 X CH 82 1-0 ③ F9				3	0	1	1	0	0	1
6 Lorenzo Cain, R (1, 8) OBP: 0.176, SLG: 0.133 12 Mitch Maier, L (4, PH) OBP: 0.667, SLG: 2.000 (4, 8)		B FF 89 S FC 89 B SL 78 X FF 89 2-1 1-2 1B		C CU 75 X FF 90 0-1 ① P6			B SI 89 X SI 89 1-0 HR			1	0	1	0	0	0	0
										2	1	1	1	0	0	2
33 Humberto Quintero, R (1, 2) OBP: 0.545, SLG: 0.875		B SL 80 C SL 80 S FF 89 B FF 88 X CU 77 2-2 ② F7		F SL 82 F FF 89 X FF 89 0-2 ② SF9 2-3 3-H			B SI 89 B CH 81 B SI 90 B SI 88 4-0 17 FC4-6 BB			1	0	0	1	1	0	2
17 Chris Getz, L (1, 4) OBP: 0.273, SLG: 0.364		B FF 88 T FF 88 B FF 89 B FF 88 X FF 87 3-1 ③ F9		C CU 76 B SI 89 X FF 89 1-1 ③ F7			B SI 90 B SL 83 C SI 89 F SI 89 B CU 71 X SI 90 3-2 ① FC4-6 2 CS 1-2f			3	0	0	0	0	0	4
Inning Stats	R: 0 E: 0 K: 0 S: 6 H: 0 LOB: 1 BB: 1 P: 11	R: 0 E: 0 K: 0 S: 13 H: 2 LOB: 2 BB: 0 P: 24	R: 0 E: 0 K: 0 S: 3 H: 0 LOB: 0 BB: 0 P: 6	R: 2 E: 0 K: 0 S: 14 H: 3 LOB: 1 BB: 0 P: 17	R: 0 E: 0 K: 0 S: 10 H: 0 LOB: 0 BB: 0 P: 15	R: 0 E: 0 K: 1 S: 8 H: 1 LOB: 0 BB: 0 P: 12	R: 1 E: 0 K: 1 S: 8 H: 1 LOB: 0 BB: 1 P: 20	R: 0 E: 0 K: 1 S: 5 H: 0 LOB: 0 BB: 0 P: 5		1B: 4 2B: 3 3B: 0 HR: 1 SF: 1 SAC: 0 DP: 1 HBP: 0						

TOP

Kansas City Royals @ Oakland Athletics

Oakland Coliseum, Oakland, CA

Tue Apr 10 2012, 7:49 PM - 10:01 PM PDT

Att. 10,670 - Rain - 55 F

livebaseballscorecards.com

AB	27
R	3
H	7
RBI	3
BB	2
SO	3
LOB	14

PITCHER		IP	WLS	BF	H	R	ER	SO	BB	IBB	HBP	BLK	WP	HR	S	P	ERA	WHIP
45 Graham Godfrey, R ERA: 3.0	(1, 1)	6.0	L	24	6	2	2	1	1	0	0	0	0	0	54	85	3.00	1.167
13 Jerry Blevins, L ERA: 5.4	(7, 1)	1.0		4	1	1	1	1	1	0	0	0	0	1	8	20	9.00	2.000
38 Andrew Carignan, R ERA: 6.0	(8, 1)	0.2		2	0	0	0	1	0	0	0	0	0	0	5	5	0.00	0.000

PITCHER	IP	WLS	BF	H	R	ER	SO	BB	IBB	HBP	BLK	WP	HR	S	P	ERA	WHIP

WP: 0	PA: 31
PB: 0	
SB: 0	
CS: 2	

Batter	1	2	3	4	5	6	7	8	9	AB	R	H	RBI	BB	SO	LOB
19 Jemile Weeks, S (1, 4) OBP: 0.231, SLG: 0.320	B FF 95 C FF 94 S CH 87 B FF 96 B FF 95 F FF 95 F FF 97 X SI 96 3-2 ① P3		C FF 92 2 SAFE S CU 78 F CU 78 X CU 77 0-2 ②③ G4-3 2-3			C CU 75 B CU 75 B FF 91 F FF 92 B FF 93 X FF 92 3-2 ① P3				3	0	0	0	0	0	1
4 Coco Crisp, S (1, 7) OBP: 0.240, SLG: 0.208	C FF 96 B CU 77 F FF 95 T FF 94 1-2 ② K			B CU 75 B FF 92 F FF 92 B FF 92 S FF 92 F FF 92 X FF 93 3-2 ① G6-3		B FF 93 S CH 84 C SI 91 F CU 76 S FF 94 1-3 ② K				3	0	0	0	0	2	0
52 Yoenis Cespedes, R (1, 8) OBP: 0.364, SLG: 0.778	B FF 95 C CH 86 B CU 79 B FF 96 B CH 85 4-1 BB			B FF 93 X FF 93 1-0 ② F9		B FF 95 C FF 93 F CU 76 B CU 76 F FF 94 F SL 85 F FF 93 S CU 78 2-3 ③ K				2	0	0	0	1	1	0
31 Jonny Gomes, R (1, 10) OBP: 0.200, SLG: 0.444 15 Seth Smith, L (7, PH) OBP: 0.500, SLG: 0.400 (8, 10)	C FF 94 C FF 94 B FF 96 F SI 94 S CU 77 1-3 ③ K			C CU 76 B SI 94 F CU 77 F FF 93 C FF 94 1-3 ③ K			B SI 94 F CH 87 B FF 94 F FF 94 S SL 86 2-3 ① K			2 1	0 0	0 0	0 0	0 0	2 1	1 0
20 Josh Donaldson, R (1, 5) OBP: 0.154, SLG: 0.154		L FF 94 B FF 94 S FF 93 X SI 95 1-2 ① G4-3			C FF 92 B CU 76 B CU 76 F FF 92 B FF 92 T FF 92 3-2 ① K		C SL 85 S SL 87 S SL 86 0-3 ② K			3	0	0	0	0	2	0
12 Collin Cowgill, R (1, 9)		B FF 94 F SI 93 B FF 93 B CH 86 B FF 94 4-1 10 F8-4-3 BB			B FF 92 B FF 92 F FF 93 B FF 92 B FF 91 4-1 26 BB		B KC 80 B SI 94 X FF 94 2-0 ③ L9			1	0	0	0	2	0	0
10 Daric Barton, L (1, 3)		B SI 93 F SI 93 F FF 92 1 SAFE B FF 93 1 SAFE B CU 77 F FF 93 X FF 91 3-2 ②③ F8-4-3 1-1			B CH 89 B CH 85 1 SAFE X FF 91 2-0 ② P5					2	0	0	0	0	0	2
26 Anthony Recker, R (1, 2)			S CH 86 S FF 93 S CU 78 0-3 ① K		B FF 90 B CH 84 B FF 91 C FF 90 B CH 84 4-1 1-2 BB					1	0	0	0	1	1	0
2 Cliff Pennington, S (1, 6) OBP: 0.227, SLG: 0.286			S FF 94 S CU 77 X FF 96 0-2 19 G4-3 2B		C FF 90 C FF 93 S CU 76 0-3 ③ K					2	0	1	0	0	1	2
Inning Stats	R: 0 E: 0 K: 2 S: 13 H: 0 LOB: 1 BB: 1 P: 22	R: 0 E: 0 K: 0 S: 8 H: 0 LOB: 0 BB: 1 P: 16	R: 0 E: 0 K: 1 S: 10 H: 1 LOB: 0 BB: 0 P: 10	R: 0 E: 0 K: 1 S: 9 H: 0 LOB: 0 BB: 0 P: 14	R: 0 E: 0 K: 2 S: 9 H: 0 LOB: 2 BB: 2 P: 22	R: 0 E: 0 K: 2 S: 13 H: 0 LOB: 0 BB: 0 P: 19	R: 0 E: 0 K: 2 S: 7 H: 0 LOB: 0 BB: 0 P: 11			1B: 0 2B: 2 3B: 0 HR: 0	SF: 0 SAC: 0 DP: 1 HBP: 0			WP: 0 PB: 0 SB: 0 CS: 0	PA: 24	

PITCHER		IP	WLS	BF	H	R	ER	SO	BB	IBB	HBP	BLK	WP	HR	S	P	ERA	WHIP
23 Danny Duffy, L ERA:	(1, 1)	6.0	W	21	1	0	0	8	4	0	0	0	0	0	62	103	0.00	0.833
43 Aaron Crow, R ERA: 9.0	(7, 1)	1.0	S	3	0	0	0	2	0	0	0	0	0	0	7	11	0.00	0.000

PITCHER	IP	WLS	BF	H	R	ER	SO	BB	IBB	HBP	BLK	WP	HR	S	P	ERA	WHIP

BOTTOM

Kansas City Royals @ Oakland Athletics

Oakland Coliseum, Oakland, CA

Tue Apr 10 2012, 7:49 PM - 10:01 PM PDT

Att. 10,670 - Rain - 55 F

livebaseballscorecards.com

AB	20
R	0
H	1
RBI	0
BB	4
SO	10
LOB	6

Batter	1	2	3	4	5	6	7	8	9	10	11	12	AB	R	H	RBI	BB	SO	LOB
4 Alex Gordon, L (1, 7) OBP: 0.200, SLG: 0.227	X SI 90 0-0 G1-3		C CU 79 C FC 90 B SI 92 D CU 78 X FC 90 2-2 2-H 1B		C SI 91 1 SAFE F FC 91 B FC 90 F CU 77 1 SAFE F FC 90 D CU 76 1 SAFE 4-2 B FC 90 B FC 90 16 FC5 35 BB 1-2 BB		C SL 74 X SI 89 0-1 HR		B CU 82 C FF 92 B FF 91 X FF 90 2-1 G3		B SL 84 B FF 91 X FF 91 2-0 G4-3	5	1	2	2	1	0	0
2 Alcides Escobar, R (1, 6) OBP: 0.250, SLG: 0.261	C SI 89 B FC 89 X SI 92 1-1 F7		1 SAFE B FC 90 B FC 90 B SI 92 C SI 91 S FC 91 F FC 91 F FC 91 S FC 90 3-3 K		X FC 89 0-0 F7		C SL 74 B SI 90 X SI 91 1-1 E4			C FF 91 S SL 84 X FF 91 0-2 21 BB 1B		X FF 92 0-0 G4-3	6	0	1	0	0	1	3
35 Eric Hosmer, L (1, 3) OBP: 0.286, SLG: 0.440	B SI 91 S FS 86 F SI 92 F FC 92 X CU 78 1-2 G4-3			C CU 78 X FC 88 0-1 G3	C FC 89 B FC 90 B FC 90 B FC 90 B FC 89 4-1 16 FC5 1-2 2-3 BB		C SI 90 F SL 75 S SI 91 0-3 K			B FF 89 X FF 91 1-0 F8		B SL 86 C SL 84 X FF 92 1-1 16 2B 1B	5	1	1	0	1	1	2
16 Billy Butler, R (1, 10) OBP: 0.320, SLG: 0.667		C SI 88 C SI 91 B FC 89 S CU 78 1-3 K2-3		X FC 89 0-0 HR	C CU 80 S FC 90 F FC 91 D CU 77 X CU 80 1-2 FC5 1-2 2-3f		B SL 82 B SL 84 F FF 95 C FF 94 D SL 85 F SL 84 F FF 95 X FF 94 3-2 F9			C SL 84 B SL 85 F FF 91 D CU 80 1 SAFE T CU 83 2-2 K		D SL 79 B FC 94 X FF 93 2-0 1-H 2B	6	1	2	2	0	2	5
21 Jeff Francoeur, R (1, 9) OBP: 0.391, SLG: 0.429	X SI 90 0-0 F9			F CU 80 B FC 89 X SI 91 1-1 2B	C FC 86 C CU 77 F FC 88 B CU 76 B FC 88 X CU 78 2-2 F8			C FF 91 F FF 93 X SL 83 0-2 G6-3		B FF 91 D SL 84 B FF 91 B FF 92 4-0 1-2 BB		F FF 94 B FF 94 C FF 96 X SL 80 1-2 F9	5	0	1	0	1	0	1
8 Mike Moustakas, L (1, 5) OBP: 0.158, SLG: 0.368	B CU 80 B SI 90 C FC 90 S CU 81 F SI 91 S SI 91 2-3 K			B FC 90 S FS 86 F FC 90 X FC 92 1-2 F7	B FS 84 X FS 83 1-0 1B			C SI 94 S FF 95 X SL 84 0-2 G3-1		F FC 90 F FF 90 F FF 90 S CU 83 0-3 K			5	0	1	0	0	2	3
12 Mitch Maier, L (1, 8) OBP: 0.286, SLG: 0.667 30 Jason Bourgeois, R (11, PH) OBP: 0.250, SLG: 0.500 (11, 8)			B SI 89 B SI 90 C FC 89 C CU 79 B SI 91 X FC 91 3-2 G4-3	B CU 79 B CU 77 B FC 90 C SI 91 X FC 90 3-1 G3	1 SAFE 1 SAFE F SI 89 F FC 88 X FC 88 0-2 P5			B SI 94 X SI 94 1-0 F7			B F C CH 85 F SL 88 X FF 92 1-2 P4		4 1	0 0	0 0	0 0	0 0	0 0	2 0
27 Brayan Peña, S (1, 2) OBP: 0.182, SLG: 0.273			B FS 85 C FC 90 F FC 90 F FC 91 X CU 77 1-2 4 1B 2B		B SI 89 B CU 79 X FC 90 2-0 G4-3	B FC 90 C FC 87 F FC 87 X FC 89 1-2 G3			C FF 91 B FF 92 C FF 90 B FF 91 F FF 91 F FF 91 X CU 83 2-2 F8		C FF 92 C SI 94 S SI 94 0-3 K	5	1	1	0	0	1	1
17 Chris Getz, L (1, 4) OBP: 0.267, SLG: 0.333 11 Yuniesky Betancourt, R (11, PH) OBP: 0.300, SLG: 0.400 (11, 4)			C SI 91 F FC 89 S FC 89 0-3 K		C SI 88 B FS 85 X FC 88 1-1 35 BB 4 BB 1B		C SI 91 B SI 90 B SI 90 X SI 90 2-1 L6		B FF 91 X FF 91 1-0 F7		B CH 84 B SI 93 S SI 92 S FF 93 B SI 93 F FF 92 X FF 90 3-2 P5	4 1	0 0	1 0	0 0	1 0	1 0	1 0
Inning Stats	R: 0 E: 0 K: 0 S: 7 H: 0 LOB: 0 BB: 0 P: 9	R: 0 E: 0 K: 2 S: 8 H: 0 LOB: 0 BB: 0 P: 11	R: 1 E: 0 K: 2 S: 18 H: 2 LOB: 1 BB: 0 P: 27	R: 1 E: 0 K: 0 S: 10 H: 2 LOB: 1 BB: 0 P: 15	R: 0 E: 0 K: 0 S: 13 H: 1 LOB: 3 BB: 2 P: 25	R: 0 E: 0 K: 0 S: 11 H: 1 LOB: 1 BB: 0 P: 15	R: 1 E: 1 K: 1 S: 14 H: 1 LOB: 1 BB: 0 P: 20	R: 0 E: 0 K: 0 S: 7 H: 0 LOB: 0 BB: 0 P: 8	R: 0 E: 0 K: 0 S: 8 H: 0 LOB: 0 BB: 0 P: 13	R: 0 E: 0 K: 2 S: 11 H: 1 LOB: 2 BB: 1 P: 18	R: 0 E: 0 K: 1 S: 11 H: 0 LOB: 0 BB: 0 P: 15	R: 1 E: 0 K: 0 S: 8 H: 2 LOB: 1 BB: 0 P: 14	1B: 5 2B: 3 3B: 0 HR: 2 SF: 0 SAC: 0 DP: 0 HBP: 0	WP: 0 PB: 0 SB: 0 CS: 0 PA: 50					

PITCHER		IP	WLS	BF	H	R	ER	SO	BB	IBB	HBP	BLK	WP	HR	S	P	ERA	WHIP
32 Brandon McCarthy, R ERA: 2.5	(1, 1)	6.0		26	6	2	2	4	2	0	0	0	0	1	67	102	3.00	1.333
40 Brian Fuentes, L ERA: 3.38	(7, 1)	0.2	B	4	1	1	1	1	0	0	0	0	0	1	9	12	13.50	1.500
48 Ryan Cook, R ERA:	(7, 1)	1.1		4	0	0	0	0	0	0	0	0	0	0	12	16	0.00	0.000
50 Grant Balfour, R ERA:	(9, 1)	2.0		8	1	0	0	2	1	0	0	0	0	0	19	31	0.00	1.000
77 Jordan Norberto, L ERA: 10.13	(11, 1)	1.2		6	1	1	1	1	0	0	0	0	0	0	15	22	5.40	0.600

PITCHER		IP	WLS	BF	H	R	ER	SO	BB	IBB	HBP	BLK	WP	HR	S	P	ERA	WHIP
38 Andrew Carignan, R ERA: 5.4	(12, 1)	0.1	W	2	1	0	0	0	0	0	0	0	0	0	4	7	0.00	3.000

TOP

Kansas City Royals @ Oakland Athletics

Oakland Coliseum, Oakland, CA

Wed Apr 11 2012, 12:39 PM - 4:49 PM PDT

Att. 12,390 - Cloudy - 59 F

livebaseballscorecards.com

AB	47
R	4
H	10
RBI	4
BB	3
SO	8
LOB	18

Batter	1	2	3	4	5	6	7	8	9	10	11	12	AB	R	H	RBI	BB	SO	LOB
19 Jemile Weeks, S (1, 4) OBP: 0.250, SLG: 0.333	C SI 81 F SI 84 B SI 84 B SI 84 X SL 81 2-2 ① G4-3		L SL 81 C SI 85 X SI 85 0-2 ① L7		B SI 82 C CH 74 F SL 80 B CU 71 X SL 80 2-2 2B		1 SAFE C FF 87 S FF 88 X FF 90 0-2 ② FC6-4 1-2f			B FF 91 C FF 90 B CU 74 S CH 83 S CU 73 2-3 ① K		B SI 92 B FC 93 B FF 92 B FF 93 4-0 4 G4-3 28 BB 31 HBP 1-2 BB	5	1	1	0	1	1	3
2 Cliff Pennington, S (1, 6) OBP: 0.200, SLG: 0.250 28 Eric Sogard, L (7, 6) OBP: 0.182, SLG: 0.100	B SI 82 F SL 79 F SL 81 F SI 85 B SI 85 X SL 80 2-2 ② F7	S SI 86 S SI 86 B SI 87 X SI 88 1-2 ② F9	F SL 80 2 SAFE B SL 80 2 SAFE T SL 80 B SI 87 2 SAFE S SI 86 2-3 ② K			D FF 89 F FF 88 1 SAFE S FF 88 B FF 91 1 SAFE 1 SAFE D SL 80 X FF 88 3-2 ③ P3			B FF 92 C FF 90 S CU 74 B CU 75 C FF 92 2-3 ② K		C FF 96 B FF 95 B FF 94 B FC 95 C FF 96 B FF 94 4-2 31 HBP 4 G4-3 1-2 2-3 BB	3 2	0 0	0 0	0 0	0 1	1 1	3 1
16 Josh Reddick, L (1, 9) OBP: 0.261, SLG: 0.409 4 Coco Crisp, S (8, PR) OBP: 0.222, SLG: 0.192 (9, 7)	C SI 82 S SI 84 F FF 86 F FF 86 X SI 84 0-2 ③ P5		F SL 82 B FF 85 F SI 86 F FF 87 B SL 80 F FF 86 F SI 87 B SL 80 X SI 86 3-2 ③ F7		C SL 82 S SI 85 F SI 86 B SL 80 B SI 87 F SI 86 F FF 86 F SI 87 F CU 76 2-2 X SI 86 L7			H SL 76 1-0 HBP		B CH 84 X FF 92 1-0 ③ P6		C FF 94 F FF 95 B FF 96 X SL 89 1-2 ② G4-3 1-2 2-3 3-H	3 2	0 0	0 0	0 1	0 0	0 0	3 2
52 Yoenis Cespedes, R (1, 8) OBP: 0.429, SLG: 0.773		C SI 83 X SL 81 0-1 ① 8 S 8 E 2B		CU 71 S CH 76 B CH 75 F SL 81 F FF 86 B SI 87 F SL 81 B FF 86 4-2 31 HR BB		S FF 98 X CU 80 0-1 ① G4-3		C FF 95 S FF 95 S SL 83 0-3 ① K			X FF 91 0-0 1B	H FF 95 1-0 31 HBP HBP	4	2	2	0	1	1	1
31 Jonny Gomes, R (1, 10) OBP: 0.313, SLG: 0.615		C SI 83 F SL 80 F SI 85 F SI 88 X SI 86 0-2 ① P4		F SL 81 B SL 81 1 SAFE 1 SAFE 1 SAFE X SI 86 1-1 1-H HR		C FF 98 B FF 98 B CH 85 B FF 96 B FF 97 4-1 8 S BB		T FF 95 S SL 86 B FF 96 C SL 84 1-3 ② K			B FF 91 S CH 82 B FF 91 1 SAFE S CH 83 C CU 73 2-3 ① K	H FF 97 1-0 1-2 2-3 3-H HBP	4	1	1	3	1	2	3
8 Kurt Suzuki, R (1, 2) OBP: 0.231, SLG: 0.280		B SL 80 B CH 74 C CH 75 F SI 85 X SL 81 2-2 ② G5-3 2-H		B SI 84 X CH 76 1-0 ① P2		F FF 96 C CH 87 F FF 98 C CH 85 0-3 ② K 1-2		B SL 85 1 SAFE P PO 88 X FF 93 2-0 ③ G6-3			1 SAFE B FF 91 C FF 90 S CH 83 X CU 74 1-2 ② F7		5	0	0	0	0	1	3
20 Josh Donaldson, R (1, 5) OBP: 0.111, SLG: 0.111		C FF 85 S SL 82 B SI 87 S SL 82 1-3 ③ K		C CU 71 B CH 75 S SL 79 T SI 87 1-2 ② K		B CH 86 X CH 86 1-0 ③ G5-3			B SL 83 B FF 93 X FF 92 2-0 ① L7		B FF 93 C CH 81 F FF 92 S CU 74 1-3 ③ K		5	0	0	0	0	3	2
10 Daric Barton, L (1, 3) OBP: 0.273, SLG: 0.300			B CH 80 B SI 83 C SI 82 X SI 83 2-1 2B	C SI 86 B SI 86 B SL 80 F SL 80 X SL 79 2-2 ③ P4			B FF 88 S FF 88 S SL 78 B SL 81 B FF 91 F FF 88 X FF 90 3-2 19 FC6-4 1B		C SL 84 X FS 88 0-1 ② G5-3		B FF 94 F FC 94 F SL 94 B FF 98 B SL 87 C FF 95 3-3 ① K	5	0	2	0	0	1	0
12 Collin Cowgill, R (1, 7) (9, 9) 15 Seth Smith, L (12, PH) OBP: 0.467, SLG: 0.364			B SI 83 B SI 83 T SI 84 S SI 83 B SL 80 B SL 79 4-2 BB		C CH 74 X SL 81 0-1 ① G4-3		C FF 88 C FF 88 B CH 82 F FF 90 X CH 81 1-2 ① P3		B FF 93 C FF 94 S SL 86 B SL 84 S SL 83 2-3 ③ K		C SI 94 X SL 86 0-1 E6 28 BB 19 BB 4 G4-3	3 1	0 1	0 0	0 0	1 0	1 0	1 0
Inning Stats	R: 0 E: 0 K: 0 S: 12 H: 0 LOB: 0 BB: 0 P: 16	R: 1 E: 0 K: 1 S: 13 H: 1 LOB: 0 BB: 0 P: 16	R: 0 E: 0 K: 0 S: 16 H: 1 LOB: 2 BB: 1 P: 26	R: 2 E: 0 K: 1 S: 13 H: 1 LOB: 0 BB: 1 P: 22	R: 0 E: 0 K: 1 S: 16 H: 1 LOB: 1 BB: 0 P: 22	R: 0 E: 0 K: 1 S: 8 H: 0 LOB: 1 BB: 1 P: 13	R: 0 E: 0 K: 0 S: 14 H: 1 LOB: 1 BB: 0 P: 21	R: 0 E: 0 K: 2 S: 8 H: 0 LOB: 1 BB: 0 P: 11	R: 0 E: 0 K: 1 S: 6 H: 0 LOB: 0 BB: 0 P: 10	R: 0 E: 0 K: 2 S: 7 H: 0 LOB: 0 BB: 0 P: 12	R: 0 E: 0 K: 2 S: 10 H: 1 LOB: 1 BB: 0 P: 14	R: 2 E: 1 K: 1 S: 10 H: 0 LOB: 3 BB: 2 P: 24	1B: 2 2B: 3 3B: 0 HR: 1	SF: 0 SAC: 0 DP: 0 HBP: 3	WP: 0 PB: 0 SB: 2 CS: 0	PA: 50		

PITCHER	IP	WLS	BF	H	R	ER	SO	BB	IBB	HBP	BLK	WP	HR	S	P	ERA	WHIP
52 Bruce Chen, L (1, 1) ERA: 1.64	5.0		21	4	3	2	3	2	0	0	0	0	1	70	102	3.60	1.200
40 Kelvin Herrera, R (6, 1) ERA: 3.86	1.0		4	0	0	0	1	1	0	0	0	0	0	8	13	0.00	1.000
50 Jose Mijares, L (7, 1) ERA:	1.0		5	1	0	0	0	0	0	1	0	0	0	14	22	0.00	1.000
56 Greg Holland, R (8, 1) ERA: 4.91	2.0		6	0	0	0	3	0	0	0	0	0	0	14	20	0.00	0.000
55 Tim Collins, L (10, 1) ERA:	2.0		7	1	0	0	4	0	0	0	0	0	0	17	26	0.00	0.500

PITCHER	IP	WLS	BF	H	R	ER	SO	BB	IBB	HBP	BLK	WP	HR	S	P	ERA	WHIP
51 Jonathan Broxton, R (12, 1) ERA: 3.38	0.2	L	7	0	2	0	1	2	0	2	0	0	0	10	24	0.00	3.000

BOTTOM

Kansas City Royals @ Oakland Athletics

Oakland Coliseum, Oakland, CA

Wed Apr 11 2012, 12:39 PM - 4:49 PM PDT

Att. 12,390 - Cloudy - 59 F

livebaseballscorecards.com

AB	42
R	5
H	6
RBI	4
BB	5
SO	12
LOB	22

Cleveland Indians @ Kansas City Royals

Kauffman Stadium, Kansas City, MO

Fri Apr 13 2012, 3:15 PM - 5:52 PM CDT

Att. 40,230 - Overcast - 66 F

TOP

livebaseballscorecards.com

Batter	1	2	3	4	5	6	7	8	9	AB	R	H	RBI	BB	SO	LOB
23 Michael Brantley, L (1, 8) OBP: 0.269, SLG: 0.227	1B			G4-3		K		F9		5	1	2	1	0	1	2
13 Asdrúbal Cabrera, S (1, 6) OBP: 0.300, SLG: 0.536	2B		P6	G3		F8			HR	5	2	2	1	0	0	1
17 Shin-Soo Choo, L (1, 9) OBP: 0.433, SLG: 0.227	1B	BB		1B			K		K	4	1	2	2	1	2	0
41 Carlos Santana, S (1, 2) OBP: 0.367, SLG: 0.458	K	G3		L1-3			G4-6-3		K	5	0	1	0	0	2	3
48 Travis Hafner, L (1, 10) OBP: 0.304, SLG: 0.400	G3	F9			K		G4-6-3		F9	5	0	0	0	0	1	3
47 Shelley Duncan, R (1, 7) OBP: 0.417, SLG: 0.500 2 Aaron Cunningham, R (8, 7) OBP: 0.250, SLG: 0.143	1B	K			BB			P4		3 0	1 0	1 0	1 0	1 0	1 0	1 0
35 Casey Kotchman, L (1, 3) OBP: 0.120, SLG: 0.120	1B		L9		G3			G5-3		4	1	1	0	0	0	1
22 Jason Kipnis, L (1, 4) OBP: 0.185, SLG: 0.320	3B		K		G3			E4		4	1	1	2	0	1	1
9 Jack Hannahan, L (1, 5) OBP: 0.381, SLG: 0.474	1B		F7			F7		BB		3	1	1	1	1	0	0
Inning Stats	R: 7 E: 0 K: 1 S: 24 H: 8 LOB: 1 BB: 0 P: 34	R: 0 E: 0 K: 1 S: 7 H: 0 LOB: 1 BB: 1 P: 11	R: 0 E: 0 K: 1 S: 6 H: 0 LOB: 0 BB: 0 P: 9	R: 0 E: 0 K: 0 S: 11 H: 1 LOB: 1 BB: 0 P: 16	R: 0 E: 0 K: 1 S: 20 H: 0 LOB: 1 BB: 1 P: 29	R: 0 E: 0 K: 1 S: 5 H: 0 LOB: 0 BB: 0 P: 6	R: 0 E: 0 K: 1 S: 7 H: 1 LOB: 0 BB: 0 P: 13	R: 0 E: 1 K: 0 S: 11 H: 0 LOB: 2 BB: 1 P: 23	R: 1 E: 0 K: 2 S: 12 H: 1 LOB: 0 BB: 0 P: 15	1B: 7 2B: 2 3B: 1 HR: 1 SF: 0 SAC: 0 DP: 1 HBP: 0						

	AB	38
	R	8
	H	11
	RBI	8
	BB	3
	SO	8
	LOB	12

PITCHER		IP	WLS	BF	H	R	ER	SO	BB	IBB	HBP	BLK	WP	HR	S	P	ERA	WHIP
44 Luke Hochevar, R ERA: 7.84	(1, 1)	4.0	L	22	9	7	7	3	1	0	0	0	1	0	48	70	15.75	2.500
61 Everett Teaford, L ERA:	(5, 1)	4.0		15	1	0	0	3	2	0	0	0	0	0	43	71	0.00	0.750
40 Kelvin Herrera, R ERA: 5.4	(9, 1)	1.0		4	1	1	1	2	0	0	0	0	0	1	12	15	9.00	1.000

PITCHER	IP	WLS	BF	H	R	ER	SO	BB	IBB	HBP	BLK	WP	HR	S	P	ERA	WHIP

BOTTOM

Batter	1	2	3	4	5	6	7	8	9	AB	R	H	RBI	BB	SO	LOB
1 Jarrod Dyson, L (1, 8) OBP: 0.200, SLG: 0.200	B SI 86 C SI 88 X SI 88 1-1 21 1B 35 1B 1B		F SI 90 B SI 86 X SI 86 1-1 ② G4-3		B SI 89 1 SAFE X SI 88 1-0 ①② G4-6-3 1-2f		B SI 89 C CH 85 X SI 88 1-1 ② FC6-4 21 1B 1-2f		B FF 94 C FF 93 X FF 94 1-1 ③ G3	5	1	1	0	0	0	2
21 Jeff Francoeur, R (1, 9) OBP: 0.407, SLG: 0.440	B SI 89 C SI 89 1 SAFE X SI 88 1-1 16 G4-6-3 35 1B 1-2 1B		X SL 82 0-0 ③ F9		B SI 90 B X SI 88 2-0 ③ F8		B SI 88 1 SAFE B SI 88 C SI 90 X SI 89 2-1 35 WP 1-3 1B			4	0	2	0	0	0	0
35 Eric Hosmer, L (1, 3) OBP: 0.281, SLG: 0.414	D CH 83 C SI 89 S CH 82 X SL 81 1-2 16 G4-6-3 1-2 2-H 1B			B SI 87 B CH 84 C SI 90 X SI 88 2-1 ① P2		C CH 84 X SI 88 0-1 ① F8	B SL 84 X SL 83 1-0 ③ G3-1 1-2			4	0	1	1	0	0	2
16 Billy Butler, R (1, 10) OBP: 0.310, SLG: 0.643	C SI 90 X SI 90 0-1 ①② G4-6-3 1-2f 2-3			F SI 89 B SI 89 B SI 89 X SI 90 2-1 4 1B 2B		B FC 87 X SI 90 1-0 ② G5-3		C SL 81 B SL 82 B SI 91 C SL 81 F SI 91 S SI 91 2-3 ① K		4	1	1	0	0	1	2
4 Alex Gordon, L (1, 7) OBP: 0.276, SLG: 0.280	C SI 90 D SI 85 D SI 85 F SI 90 C SI 90 2-3 ③ K			X SI 90 0-0 11 FC5-4 2-H 1B		C CH 85 F SI 91 B SI 90 B SI 86 X SI 86 2-2 11 1B 1B		B SI 91 S SL 81 B FF 93 B SI 91 F SI 91 B SI 91 4-2 11 1B BB		3	0	2	1	1	1	1
11 Yuniesky Betancourt, R (1, 4) OBP: 0.357, SLG: 0.429		C SL 81 X SL 83 0-1 ① F7		C SI 88 X SI 90 0-1 ② FC5-4 8 WP 8 2B 1-2f		B SI 90 B SI 90 X SI 87 2-0 1-2 1B		B SL 82 X SI 91 1-0 8 G4-3 1-2 1B		4	1	2	0	0	0	1
8 Mike Moustakas, L (1, 5) OBP: 0.174, SLG: 0.391		C SL 81 B SI 89 F CH 85 X SI 85 1-2 ② G6-3		F SI 85 S SL 81 B SI 90 B SI 85 X SL 81 2-2 1-H 2B		X SI 85 0-0 ③ F9		C SL 82 F SI 92 F SL 84 X FF 93 0-2 ②③ G4-3 1-2f		4	0	1	1	0	0	4
33 Humberto Quintero, R (1, 2) OBP: 0.429, SLG: 0.636 12 Mitch Maier, L (9, PH) OBP: 0.250, SLG: 0.571		C FC 88 X SL 82 0-1 ③ G6-3		B FC 88 X FC 88 1-0 ③ P6			B FC 87 C SI 90 B SI 88 X SI 89 2-1 ① F8		B FF 91 B FF 93 C FF 92 F FF 93 S FF 94 2-3 ① K	3 1	0 0	0 0	0 0	0 1	0 0	1 0
2 Alcides Escobar, R (1, 6) OBP: 0.286, SLG: 0.296			C SI 90 F SI 88 B SI 90 C SI 88 1-3 ① K		C FC 86 B SI 89 S SI 89 B FC 87 X SI 88 2-2 1 G4-6-3 1B		B SI 91 S SI 88 B SI 90 S SI 90 F SI 89 X SI 90 3-2 1 FC6-4 1B		B FF 93 B FF 93 C FF 92 F FF 94 F FF 94 F FF 94 F FF 93 S SL 83 2-3 ② K	4	0	2	0	0	2	0
Inning Stats	R: 1 E: 0 K: 1 S: 12 H: 3 LOB: 1 BB: 0 P: 17	R: 0 E: 0 K: 0 S: 7 H: 0 LOB: 0 BB: 0 P: 8	R: 0 E: 0 K: 1 S: 6 H: 0 LOB: 0 BB: 0 P: 8	R: 2 E: 0 K: 0 S: 11 H: 3 LOB: 1 BB: 0 P: 18	R: 0 E: 0 K: 0 S: 5 H: 1 LOB: 0 BB: 0 P: 10	R: 0 E: 0 K: 0 S: 8 H: 2 LOB: 2 BB: 0 P: 13	R: 0 E: 0 K: 0 S: 11 H: 2 LOB: 2 BB: 0 P: 20	R: 0 E: 0 K: 1 S: 11 H: 1 LOB: 1 BB: 1 P: 18	R: 0 E: 0 K: 2 S: 11 H: 0 LOB: 0 BB: 0 P: 16	1B: 10 2B: 2 3B: 0 HR: 0 SF: 0 SAC: 0 DP: 3 HBP: 0						

PITCHER	IP	WLS	BF	H	R	ER	SO	BB	IBB	HBP	BLK	WP	HR	S	P	ERA	WHIP
26 Derek Lowe, R (1, 1) ERA: 1.98	6.2	W	29	11	3	3	2	0	0	0	0	1	0	59	92	4.05	1.650
49 Tony Sipp, L (7, 1) ERA: 18.0	0.1	H	1	0	0	0	0	0	0	0	0	1	0	1	2	0.00	0.000
38 Joe Smith, R (8, 1) ERA: 2.25	1.0		4	1	0	0	1	1	0	0	0	0	0	11	18	0.00	2.000
52 Vinnie Pestano, R (9, 1) ERA: 2.45	1.0		3	0	0	0	2	0	0	0	0	0	0	11	16	0.00	0.000

PITCHER	IP	WLS	BF	H	R	ER	SO	BB	IBB	HBP	BLK	WP	HR	S	P	ERA	WHIP

Cleveland Indians @ Kansas City Royals

Kauffman Stadium, Kansas City, MO

Fri Apr 13 2012, 3:15 PM - 5:52 PM CDT

Att. 40,230 - Overcast - 66 F

livebaseballscorecards.com

AB	36
R	3
H	12
RBI	3
BB	1
SO	5
LOB	13

WP: 2 PA: 37
PB: 0
SB: 0
CS: 0

Batter	1	2	3	4	5	6	7	8	9	10	AB	R	H	RBI	BB	SO	LOB
23 Michael Brantley, L (1, 8) OBP: 0.250, SLG: 0.286	B FF 93 B FF 93 C FF 92 C FF 92 X FF 92 2-2 G6-3		1-1 FF 92 13 1B 3B F FF 96 0-2 C CU 76 X FF 96 ③ G4-3		B CU 76 C FF 94 C FF 94 X CU 76 1-2 ① F9		C FF 93 D SL 83 B FF 93 X FF 90 2-1 ③ G4-3 1-2			B FF 96 L FF 96 X FF 96 1-1 ① FC1-5 17 2B 1-2 2-3f	6	2	1	0	0	0	6
13 Asdrúbal Cabrera, S (1, 6) OBP: 0.333, SLG: 0.559	C FF 92 B FF 92 B FF 93 C FF 92 X SL 85 2-2 17 CS 1B		D CH 86 F FF 91 B FF 92 3 SAFE B FF 90 X FF 90 3-1 17 HBP 41 2B 1B 3-H	X FF 94 0-0 41 1B 2B	C CH 84 X CU 75 0-1 ② G6-3			B SL 83 B FF 97 X SI 97 2-0 ① F8		D CU 79 F SL 87 B SL 86 C SL 88 D SL 86 X SL 88 3-2 ② F8	6	2	3	1	0	0	2
17 Shin-Soo Choo, L (1, 9) OBP: 0.417, SLG: 0.259	1 SAFE C FF 92 C FF 94 1 SAFE B FF 94 B SL 84 X FF 92 2-2 ② F7 1-2 ③		H FF 90 1-0 41 2B 4 2B HBP 1-2	C FF 96 C CU 77 S CU 77 0-3 ① K	X CU 76 0-0 ③ L1-3			B SI 96 F SI 96 F FF 96 X SL 88 1-2 ② G4-3		B SL 89 S FF 98 X FF 99 1-1 1-H 2-H 2B	5	1	1	2	0	1	2
41 Carlos Santana, S (1, 2) OBP: 0.417, SLG: 0.500		B FF 92 B FF 91 C FF 92 C FF 92 B FF 92 B CH 84 4-2 47 1B BB	F FF 90 D FF 86 F FF 90 D SL 82 X CH 84 2-2 4 2B 1-3 2-H 2B	D CH 86 D CU 77 X FF 96 2-0 2-H 1B	S SI 101 F FF 99 B FF 102 S FF 102 1-3 ① K			C SI 96 C SL 82 X SL 88 0-2 ③ F9		I IN 79 I IN 78 I IN 78 I IN 80 4-0 IBB	4	1	2	2	2	1	0
47 Shelley Duncan, R (1, 7) OBP: 0.429, SLG: 0.478 2 Aaron Cunningham, R (8, 7) OBP: 0.200, SLG: 0.111		B FF 92 F FF 91 B CH 84 1 SAFE X CH 84 2-1 1-2 1B	B SL 82 B FF 90 B CH 84 I IN 71 4-0 4 2B 16 SF7 IBB	C FF 96 F FF 95 S CU 78 0-3 ② K	B CH 88 X FF 101 1-0 ② P5				B FF 96 C SL 87 B FF 97 C SL 89 F FF 97 X SL 90 2-2 ① G4-3	C SL 86 B FF 98 F FF 97 C SL 86 1-3 ③ K	3 2	1 0	1 0	0 0	1 0	1 1	1 2
4 Jose Lopez, R (1, 10) OBP: 0.222, SLG: 0.667		B FF 91 C FF 90 C FF 89 D SL 84 F FF 92 X FF 91 2-2 ① F2	S CH 82 B FF 88 B FF 89 B CH 83 F FF 89 X FF 90 3-2 9 BB 1-3 2-H 3-H 2B	C CU 77 B CU 77 B CH 86 S CU 77 S CU 77 2-3 ③ K	C FF 101 C CH 89 F CU 82 F SI 100 X SI 100 0-2 ③ F7				X FF 97 0-0 ② G5-3		5	0	1	2	0	1	3
35 Casey Kotchman, L (1, 3) OBP: 0.200, SLG: 0.250		C FF 90 X SL 81 0-1 ② F8	B FF 90 B FF 90 B FF 89 C FF 89 B FF 89 4-1 9 BB BB	X FF 94 0-0 HR	C FF 93 B SL 83 B SL 83 B FF 94 B FF 92 4-1 23 S BB					C CU 78 C FF 98 X FF 99 0-2 ③ G5-3	3	1	1	1	2	0	2
16 Jason Donald, R (1, 4) (3, 5) OBP: 0.250, SLG: 0.200		X FF 91 0-0 ③ G5-3	B FF 92 S FF 85 X FF 85 1-1 ② SF7 3-H	C FF 95 B CU 77 B FF 96 C FF 94 B CU 76 F FF 95 X FF 95 3-2 22 HR 1B	F FF 91 B FF 93 B CH 83 F FF 92 F FF 92 D SL 83 F FF 90 F FF 88 F FF 89 3-2 ① X FF 88 P6					B FF 95 B FF 96 C FF 95 X FF 97 2-1 23 FC1-5 22 1B 1B	4	1	2	1	0	0	3
9 Jack Hannahan, L (1, 5) OBP: 0.391, SLG: 0.450 22 Jason Kipnis, L (3, 4) OBP: 0.233, SLG: 0.464			C FF 89 B FF 90 C FF 91 B FF 90 1-3 ① K 1-2 2-3 BB	B FF 95 B FF 94 B FF 94 C FF 93 F FF 93 X FF 93 3-2 1-H HR	C FF 93 X FF 93 0-1 ② F9					B FF 96 C FF 96 X FF 97 1-1 23 FC1-5 17 2B 1-2 1B	1 3	0 2	0 2	0 2	1 0	1 0	0 1
Inning Stats	R: 0 E: 0 K: 0 S: 9 H: 1 LOB: 0 BB: 0 P: 15	R: 0 E: 0 K: 0 S: 11 H: 1 LOB: 2 BB: 1 P: 19	R: 5 E: 0 K: 1 S: 21 H: 4 LOB: 3 BB: 3 P: 44	R: 1 E: 0 K: 3 S: 11 H: 2 LOB: 1 BB: 0 P: 15	R: 3 E: 0 K: 0 S: 14 H: 3 LOB: 0 BB: 0 P: 21	R: 0 E: 0 K: 1 S: 9 H: 0 LOB: 0 BB: 0 P: 11	R: 0 E: 0 K: 0 S: 12 H: 0 LOB: 1 BB: 1 P: 21	R: 0 E: 0 K: 0 S: 7 H: 0 LOB: 0 BB: 0 P: 10	R: 0 E: 0 K: 0 S: 8 H: 0 LOB: 0 BB: 0 P: 10	R: 2 E: 0 K: 1 S: 14 H: 3 LOB: 2 BB: 1 P: 27	1B: 7 2B: 4 3B: 1 HR: 2 SF: 1 SAC: 0 DP: 0 HBP: 1				WP: 0 PB: 0 SB: 1 CS: 1	PA: 50		

PITCHER		IP	WLS	BF	H	R	ER	SO	BB	IBB	HBP	BLK	WP	HR	S	P	ERA	WHIP
57 Jonathan Sánchez, L ERA: 8.22	(1, 1)	2.2		18	6	5	5	1	3	1	1	0	0	0	38	75	16.88	3.375
55 Tim Collins, L ERA: 5.68	(3, 1)	2.1		12	5	4	4	3	0	0	0	0	0	2	28	39	15.43	2.143
40 Kelvin Herrera, R ERA: 4.15	(6, 1)	1.0		3	0	0	0	1	0	0	0	0	0	0	9	11	0.00	0.000
50 Jose Mijares, L ERA:	(7, 1)	1.0		4	0	0	0	0	1	0	0	0	0	0	12	21	0.00	1.000
43 Aaron Crow, R ERA: 6.75	(8, 1)	1.0		3	0	0	0	0	0	0	0	0	0	0	7	10	0.00	0.000

PITCHER		IP	WLS	BF	H	R	ER	SO	BB	IBB	HBP	BLK	WP	HR	S	P	ERA	WHIP
51 Jonathan Broxton, R ERA: 2.45	(9, 1)	1.0		3	0	0	0	0	0	0	0	0	0	0	8	10	0.00	0.000
56 Greg Holland, R ERA: 7.71	(10, 1)	1.0	L	7	3	2	2	1	0	1	0	0	0	0	14	27	18.00	3.000

TOP

Cleveland Indians @ Kansas City Royals

Kauffman Stadium, Kansas City, MO

Sat Apr 14 2012, 6:11 PM - 9:55 PM CDT

Att. 21,788 - Drizzle - 72 F

livebaseballscorecards.com

AB	42
R	11
H	14
RBI	11
BB	6
SO	6
LOB	22

Batter	1	2	3	4	5	6	7	8	9	10	AB	R	H	RBI	BB	SO	LOB
1 Jarrod Dyson, L (1, 8) OBP: 0.300, SLG: 0.375	C SI 91 M SI 90 X SL 78 0-2 ① G4-3		C FF 91 B CH 85 X CH 85 1-1 ② SF9 3-H		M CH 85 C FF 91 B FF 91 X FF 91 1-2 ③ F7		B FF 91 C FF 91 B SL 80 X FF 91 2-1 35 2B 2B		B SI 94 B SI 94 C SI 94 B SI 94 B SI 92 4-1 35 CS BB		3	1	1	1	1	0	0
21 Jeff Francoeur, R (1, 9) OBP: 0.375, SLG: 0.400	S SL 84 B SI 91 C SI 92 X SL 80 1-2 ② G6-3		F FF 88 X CU 77 0-1 ③ F8			C FC 87 B FF 90 X FC 87 1-1 35 G3 16 2B 1B	F SL 82 X SI 90 0-1 ② G5-3		1 SAFE F SL 83 C CH 86 S CH 88 0-3 ① K		5	1	1	0	0	1	2
35 Eric Hosmer, L (1, 3) OBP: 0.270, SLG: 0.412	B CH 85 X SL 83 1-0 ③ F8			B CH 84 C FF 87 S CU 74 F FF 92 X CU 76 1-2 ① F9		F SI 90 B SI 88 X FC 85 1-1 ① G3 1-2	D SL 83 D SL 83 X FF 94 2-0 16 1B 2-H 2B		1 SAFE C CH 88 S CH 88 S CH 89 0-3 ②③ K 1-2		5	1	1	1	0	1	2
16 Billy Butler, R (1, 10) OBP: 0.324, SLG: 0.636		C SI 91 X SL 83 0-1 ① G5-3		B FF 91 X FF 88 1-0 ② G6-3		B FC 86 C SI 89 B CU 76 X FC 86 2-1 11 E 8 2B 2-H 2B	B FF 94 C FF 93 B FF 93 F FF 94 F CH 82 B SL 83 X SL 83 3-2 4 FC5-6 2-H 1B			B FF 95 C FF 95 C SL 85 F FF 95 B FF 96 X FF 96 2-2 ① G5-3	5	1	2	2	0	0	0
4 Alex Gordon, L (1, 7) OBP: 0.235, SLG: 0.233		C CH 82 C SI 92 B SL 85 F CH 85 X SI 91 1-2 E5 11 G4-6-3		B SI 86 X CH 82 1-0 ③ F9		C SI 89 B FF 87 F FC 86 B CU 75 F CH 84 F FF 86 B FF 89 F FC 86 F CH 83 3-2 ② X FC 85 F7	C FF 95 B FF 95 T SL 84 F SL 83 B FF 96 F SL 84 X SL 84 2-2 ③ FC5-6 1-2f			B FF 96 C FF 95 B FF 95 C FF 94 S FF 94 2-3 ② K	5	0	0	0	0	1	2
11 Yuniesky Betancourt, R (1, 4) OBP: 0.389, SLG: 0.611 17 Chris Getz, L (9, 4) OBP: 0.250, SLG: 0.313		B SL 84 X SI 93 1-0 ②③ G4-6-3 1-2f	C FF 87 F CU 74 X CU 77 0-2 8 WP 8 2B 1B	X FC 86 0-0 E5 8 2B 2-3				B FF 93 F SI 93 F FF 93 B FF 94 X SL 81 2-2 HR	C FF 94 S FF 94 X SI 94 0-2 ③ L1	4 1	2 0	2 0	1 0	0 0	0 0	2 0
8 Mike Moustakas, L (1, 5) OBP: 0.259, SLG: 0.500			B SI 92 H SI 92 2-0 33 G1 2 3B HBP	B SI 89 1 SAFE F CH 83 B CH 84 F FF 88 F CU 76 F CH 78 B FF 90 X FF 87 3-2 33 1B 2 G4-6-3 1-H 2B	S CH 83 B CH 82 S CH 84 B CH 84 X CH 84 2-2 1-3 3-H 2B		C FF 93 C FF 94 B FF 92 X FF 93 1-2 ① F7		3	2	2	2	0	0	0
33 Humberto Quintero, R (1, 2) OBP: 0.389, SLG: 0.533			C FF 89 X FF 86 0-1 ① G1 1-2		X FF 87 0-0 2 G4-6-3 2-3 1B	F FF 93 F SI 91 X SL 82 0-2 ③ G5-3			S SI 93 F FF 92 B FF 94 S SI 94 1-3 ② K		4	0	1	0	0	1	3
2 Alcides Escobar, R (1, 6) OBP: 0.281, SLG: 0.355			F FF 86 B CU 75 F FF 88 D CU 77 B FC 86 X FF 87 3-2 1 SF9 2-H 3B		F FF 90 B FF 89 X FF 87 1-1 ①② G4-6-3 1-2f 3-H		B FF 91 X SI 90 1-0 ① G1-3		F FF 93 X FF 92 0-1 ③ G6-3		4	1	1	1	0	0	1
Inning Stats	R: 0 E: 0 K: 0 S: 7 H: 0 LOB: 0 BB: 0 P: 9	R: 0 E: 1 K: 0 S: 7 H: 0 LOB: 0 BB: 0 P: 9	R: 2 E: 0 K: 0 S: 9 H: 1 LOB: 0 BB: 0 P: 15	R: 0 E: 0 K: 0 S: 6 H: 0 LOB: 0 BB: 0 P: 9	R: 2 E: 0 K: 0 S: 14 H: 3 LOB: 0 BB: 0 P: 19	R: 2 E: 1 K: 0 S: 20 H: 3 LOB: 2 BB: 0 P: 29	R: 2 E: 0 K: 0 S: 15 H: 3 LOB: 1 BB: 0 P: 25	R: 1 E: 0 K: 1 S: 11 H: 1 LOB: 0 BB: 0 P: 15	R: 0 E: 0 K: 2 S: 7 H: 0 LOB: 0 BB: 1 P: 11	R: 0 E: 0 K: 1 S: 10 H: 0 LOB: 0 BB: 0 P: 14	1B: 4 2B: 5 3B: 1 HR: 1	SF: 1 SAC: 0 DP: 2 HBP: 1		WP: 1 PB: 0 SB: 0 CS: 1	PA: 42		

PITCHER		IP	WLS	BF	H	R	ER	SO	BB	IBB	HBP	BLK	WP	HR	S	P	ERA	WHIP
58 Jeanmar Gómez, R ERA: 2.25	(1, 1)	2.0		7	0	1	1	0	0	0	1	0	0	0	14	20	4.50	0.000
43 Josh Tomlin, R ERA: 8.31	(3, 1)	3.2		17	6	5	4	0	0	0	0	0	1	0	43	62	9.82	1.636
53 Rafael Perez, L ERA: 6.0	(6, 1)	0.0		1	1	0	0	0	0	0	0	0	0	0	3	5	∞	∞
38 Joe Smith, R ERA: 3.6	(6, 1)	1.0	H	4	1	1	1	0	0	0	0	0	0	0	8	11	9.00	1.000
49 Tony Sipp, L ERA: 19.29	(7, 1)	0.1	H	3	2	1	1	0	0	0	0	0	0	0	10	17	27.00	6.000

PITCHER		IP	WLS	BF	H	R	ER	SO	BB	IBB	HBP	BLK	WP	HR	S	P	ERA	WHIP
52 Vinnie Pestano, R ERA: 3.86	(8, 1)	1.0	B	4	1	1	1	1	0	0	0	0	0	1	11	15	9.00	1.000
32 Jairo Asencio, R ERA: 3.86	(9, 1)	1.0	W	3	0	0	0	2	1	0	0	0	0	0	7	11	0.00	1.000
54 Chris Perez, R ERA: 7.36	(10, 1)	1.0	S	3	0	0	0	1	0	0	0	0	0	0	10	14	0.00	0.000

BOTTOM

Cleveland Indians @ Kansas City Royals

Kauffman Stadium, Kansas City, MO

Sat Apr 14 2012, 6:11 PM - 9:55 PM CDT

Att. 21,788 - Drizzle - 72 F

livebaseballscorecards.com

AB	39
R	9
H	11
RBI	8
BB	1
SO	4
LOB	12

Batter	1	2	3	4	5	6	7	8	9	AB	R	H	RBI	BB	SO	LOB
23 Michael Brantley, L (1, 8) OBP: 0.289, SLG: 0.353	C SI 91 X CH 86 0-1 ① G4-3		B CH 85 X SI 93 1-0 13 1B 17 2B 1B	L SI 92 X CU 74 0-1 ① G1-3	C FF 93 F FF 93 B FF 95 D SL 82 F FF 91 F FF 92 X SL 81 2-2 2-H 3-H 2B		B SL 76 B CH 81 B SI 90 C SI 91 X SI 91 3-1 ② F7		X CH 76 0-0 13 G4-6-3 1B	6	1	3	2	0	0	0
13 Asdrúbal Cabrera, S (1, 6) OBP: 0.333, SLG: 0.513	S SI 93 X SI 94 0-1 ② G6-3		C SI 92 B SI 93 X FF 92 1-1 17 2B 1-3 1B	C CH 83 X CU 75 0-1 ② G3	C CH 83 B FF 92 B FF 91 D FF 90 B FF 90 4-1 BB		F SI 90 B SI 92 B CH 82 F SI 92 S CU 73 2-3 ③ K		C KN 74 B CH 78 B CH 75 C KN 74 X CH 78 2-2 ②③ G4-6-3 1-2f	5	1	1	0	1	1	1
17 Shin-Soo Choo, L (1, 9) OBP: 0.390, SLG: 0.281 2 Aaron Cunningham, R (9, 9) OBP: 0.200, SLG: 0.111	S FF 93 B FF 95 B CH 85 B SI 95 F SI 94 X SI 94 3-2 ③ G4-1		S CH 82 B SL 81 X SI 94 1-1 47 HR 1-H 3-H 2B	C CH 82 F CU 78 B FF 93 B CH 82 F CH 85 C SL 84 2-3 ③ K	F FF 91 F FF 92 B FF 94 X FF 92 1-2 ③ G3			X SI 89 0-0 ① F8		5 0	1 0	1 0	2 0	0 0	1 0	2 0
48 Travis Hafner, L (1, 10) OBP: 0.393, SLG: 0.583		C FF 92 C FF 93 X SI 94 0-2 47 G5-4-3 1B	B SI 95 B CH 84 B CH 82 I IN 69 4-0 47 HR IBB		F CU 76 B CH 83 X CU 78 1-1 HR	B SI 90 X FF 91 1-0 22 F9 47 BB 1B		C SI 92 B FF 90 F FF 91 C FF 90 1-3 ② K		4	2	3	1	1	1	0
47 Shelley Duncan, R (1, 7) OBP: 0.485, SLG: 0.600		C SI 94 B SL 81 B SI 94 F SI 93 B SL 81 F SI 93 X SI 93 3-2 ①② G5-4-3 1-2f	F SI 94 B CH 81 X SI 94 1-1 1-H 2-H HR		B SI 95 B CH 83 F SI 94 F CH 84 B FF 94 B SL 84 4-2 35 1B 6 2B BB	C SI 92 F SL 80 D SL 81 B SI 90 B FF 92 F SI 91 B SI 91 4-2 1-2 BB		B SL 81 C SI 90 B FF 89 C SL 81 B SI 90 B SI 91 4-2 35 HR BB	2	3	1	3	3	0	1
35 Casey Kotchman, L (1, 3) OBP: 0.286, SLG: 0.406		C CH 86 B FF 94 X CH 84 1-1 1B	B FF 94 B CH 86 B SI 93 C SI 93 B SI 93 4-1 22 S 9 1B BB		C FF 93 B SI 94 C SI 93 B FF 93 F CH 85 X FF 93 2-2 6 2B 23 2B 1-2 1B	C FF 90 S SL 76 B SL 80 X FF 91 1-2 ① F8		C FF 89 B CH 82 B CH 81 X SI 90 2-1 1-H HR	4	3	3	2	1	0	2
22 Jason Kipnis, L (1, 4) OBP: 0.257, SLG: 0.531		B SI 94 C SI 92 B CH 83 X CH 83 2-1 ③ G4-3	C FF 93 S CH 85 D CH 85 D CH 84 F FF 93 B FF 94 B FF 93 4-2 9 1B 1-2 BB		C FF 91 B FF 92 B FF 90 B FF 89 F FF 88 C FF 89 3-3 ① K	C SI 91 C CU 73 B SL 79 B SI 91 F SI 91 F CU 72 B SL 78 F SI 90 F SI 91 3-2 ② X SL 78 F9 2-3		X SI 91 0-0 HR	4	1	1	1	1	1	5
9 Jack Hannahan, L (1, 5) OBP: 0.357, SLG: 0.400			R CH 82 X SI 92 1-0 ① G4-3 B CH 84 X CH 85 1-0 6 FC4 1-2 2-H 1B		T FF 92 C SL 82 S SL 84 0-3 ② K	C SI 91 X SI 91 0-1 ③ F7		X SL 79 0-0 ③ G3		5	0	1	1	0	1	4
6 Lou Marson, R (1, 2) OBP: 0.125, SLG: 0.250			F SI 92 B CH 81 F SL 83 B SL 84 X SI 94 2-2 ② G4-3 X SI 95 0-0 ③ FC4 1-2f		C FF 94 B FF 94 F CH 85 B FF 95 X CH 83 2-2 23 2B 1-3 2-H 2B		C SI 91 T SI 91 B SI 91 F SI 92 S SL 80 1-3 ① K		B B KN 72 X KN 72 2-0 ① F8	5	1	1	1	0	1	2
Inning Stats	R: 0 E: 0 K: 0 S: 7 H: 0 LOB: 0 BB: 0 P: 10	R: 0 E: 0 K: 0 S: 11 H: 2 LOB: 1 BB: 0 P: 17	R: 6 E: 0 K: 0 S: 17 H: 5 LOB: 2 BB: 3 P: 37	R: 0 E: 0 K: 1 S: 8 H: 0 LOB: 0 BB: 0 P: 10	R: 4 E: 0 K: 2 S: 26 H: 4 LOB: 2 BB: 2 P: 45	R: 0 E: 0 K: 0 S: 16 H: 1 LOB: 2 BB: 1 P: 25	R: 0 E: 0 K: 2 S: 9 H: 0 LOB: 0 BB: 0 P: 15	R: 3 E: 0 K: 1 S: 10 H: 2 LOB: 0 BB: 1 P: 17	R: 0 E: 0 K: 0 S: 5 H: 1 LOB: 0 BB: 0 P: 9	1B: 8 2B: 3 3B: 0 HR: 4 SF: 0 SAC: 0 DP: 2 HBP: 0						

TOP

Cleveland Indians @ Kansas City Royals

Kauffman Stadium, Kansas City, MO

Sun Apr 15 2012, 1:13 PM - 4:33 PM CDT

Att. 21,182 - Cloudy - 72 F

livebaseballscorecards.com

AB	40
R	13
H	15
RBI	13
BB	7
SO	6
LOB	17

WP: 0 PA: 47
PB: 0
SB: 1
CS: 0

PITCHER		IP	WLS	BF	H	R	ER	SO	BB	IBB	HBP	BLK	WP	HR	S	P	ERA	WHIP
39 Luis Mendoza, R ERA: 5.59	(1, 1)	4.0	L	24	9	9	5	1	3	1	0	0	0	2	51	89	11.25	3.000
50 Jose Mijares, L ERA: 1.8	(5, 1)	1.0		6	2	1	1	2	1	0	0	0	0	0	18	30	9.00	3.000
31 Louis Coleman, R ERA: 9.0	(6, 1)	3.0		14	3	3	3	3	2	0	0	0	0	2	35	57	9.00	1.667
12 Mitch Maier, R ERA:	(9, 1)	1.0		3	1	0	0	0	0	0	0	0	0	0	5	9	0.00	1.000

PITCHER		IP	WLS	BF	H	R	ER	SO	BB	IBB	HBP	BLK	WP	HR	S	P	ERA	WHIP

BOTTOM

Batter	1	2	3	4	5	6	7	8	9	AB	R	H	RBI	BB	SO	LOB
4 Alex Gordon, L (1, 7) OBP: 0.231, SLG: 0.206	C SI 91 S FS 82 B SI 95 B CU 78 B SI 95 X SI 94 3-2 ① P5	S FS 87 D SL 80 F SL 86 S SI 94 1-3 ② K	C SI 95 F SI 96 X SI 94 0-2 ③ G4-3			B CH 84 B FF 84 B FF 88 B FF 88 4-0 35 F8 35 BLK 16 1B BB		X FF 91 0-0 ② P5		4	1	0	0	1	1	5
17 Chris Getz, L (1, 4) OBP: 0.333, SLG: 0.476	B SI 94 B FF 94 C FF 92 X SI 94 2-1 35 WP 1B	B FS 86 L FS 85 F FS 86 X FS 86 1-2 35 S 2-H 3-H 1B		B SI 93 S SI 93 C SI 96 B FF 94 B FS 86 F SI 95 X SI 95 3-2 35 G6-3 3B		C FF 87 B FF 88 C FF 88 X FF 86 1-2 ① F9		B FF 90 X FF 91 1-0 ③ F9		5	1	3	2	0	0	1
35 Eric Hosmer, L (1, 3) OBP: 0.310, SLG: 0.432	C SI 91 F FS 86 B SI 94 1 SAFE F SI 94 B FS 84 F SI 94 B SL 85 F CU 78 4-2 B SI 95 1-2 BB	C SI 91 P PO 90 B SL 82 D FS 86 B SL 82 4-1 1-2 BB		C FS 85 X FF 95 0-1 ① G6-3 3-H		T FF 89 B FF 85 X FF 88 1-1 ② F8 1-3			B B SI 93 C SI 94 X CH 86 2-1 8 1B 2B	3	1	1	1	2	0	1
16 Billy Butler, R (1, 10) 30 Jason Bourgeois, R (9, 8) OBP: 0.200, SLG: 0.400	B SL 84 B SI 94 C SL 84 F SI 96 X FS 85 2-2 ② F7	C SI 93 B FS 82 F SI 92 X CU 78 1-2 ③ G3-1		B SL 82 F SI 94 C SI 97 F FF 96 F SI 95 B FS 86 B SI 97 T SI 96 3-2 ② K		B FF 86 F FF 88 X FF 90 1-1 ③ 21 FC6-4 3-H 1B			C SI 95 B SI 94 S CH 87 C CH 88 1-3 ① K	4 1	0 0	1 0	1 0	0 0	1 1	4 1
21 Jeff Francoeur, R (1, 9) OBP: 0.324, SLG: 0.343	B FF 96 F FS 85 F FF 96 F FF 95 B SI 96 S FS 86 2-3 ③ K		C SI 92 B FF 92 C FS 84 B FF 95 X CU 77 2-2 ① G3-1	X SI 96 0-0 ③ G4-3		X FF 88 0-0 ③ FC6-4 1-2f			B CH 87 F SI 94 B CH 88 B SI 96 F CH 87 X CH 88 3-2 ② F7	5	0	0	0	0	1	4
8 Mike Moustakas, L (1, 5) OBP: 0.281, SLG: 0.516		C FS 82 B SL 84 B SI 94 X SI 93 2-1 27 1B 2 2B 2B	C FS 83 X FS 84 0-1 ② G4-3		C FF 89 C FS 83 S SI 95 0-3 ① K		B SI 85 X SI 90 1-0 ① F8		F CH 88 S CH 83 B SI 90 X SL 86 1-2 27 DI 27 1B 2-H 1B	5	2	2	1	0	1	0
27 Brayan Peña, S (1, 2) OBP: 0.375, SLG: 0.500		B SI 93 X SI 93 1-0 2 2B 17 1B 2-3 1B	B SI 92 C SI 93 X FS 84 1-1 12 1B 1B		B SI 92 X SI 92 1-0 2B		C SI 91 B FF 89 C FF 86 F FF 86 X SI 91 1-2 ② G4-3		B SI 96 F CH 87 C CH 88 B SI 97 X CH 88 2-2 12 WP 12 DI 1-H 1B	5	1	4	1	0	0	0
12 Mitch Maier, L (1, 8) (9, 1) OBP: 0.231, SLG: 0.417		C SL 82 F CU 76 X FS 84 0-2 ① L6	C SL 82 B SL 84 C FF 92 X CU 76 1-2 2 BB 1-3 1B		C SI 94 B SL 82 F SI 92 F FF 95 B SI 95 S FS 85 2-3 ② K		B SI 89 F SI 90 F FF 88 X SL 87 1-2 ③ F8		B SI 96 B CH 86 F SI 94 B SL 85 C CH 88 S CH 89 3-3 ③ K 1-3	5	0	1	0	0	2	4
2 Alcides Escobar, R (1, 6) OBP: 0.306, SLG: 0.382		X FF 94 0-0 17 1B 1-3 3-H 2B	B SL 81 B SL 82 B SI 93 B SI 92 4-0 1-2 BB		B FF 95 D SL 83 C SI 94 C SI 95 X SI 96 2-2 ③ G4-3			C FF 90 B FF 92 B FF 91 B FF 91 X FF 90 3-1 ① G5-3		3	1	1	1	1	0	1
Inning Stats	R: 0 E: 0 K: 1 S: 17 H: 1 LOB: 2 BB: 1 P: 30	R: 3 E: 0 K: 1 S: 18 H: 4 LOB: 2 BB: 1 P: 27	R: 0 E: 0 K: 0 S: 13 H: 2 LOB: 3 BB: 1 P: 21	R: 1 E: 0 K: 1 S: 12 H: 1 LOB: 0 BB: 0 P: 18	R: 0 E: 0 K: 2 S: 11 H: 1 LOB: 1 BB: 0 P: 16	R: 1 E: 0 K: 0 S: 8 H: 1 LOB: 1 BB: 1 P: 15	R: 0 E: 0 K: 0 S: 8 H: 0 LOB: 0 BB: 0 P: 11	R: 0 E: 0 K: 0 S: 4 H: 0 LOB: 0 BB: 0 P: 8	R: 2 E: 0 K: 2 S: 17 H: 3 LOB: 1 BB: 0 P: 29	1B: 8 2B: 4 3B: 1 HR: 0	SF: 0 SAC: 0 DP: 0 HBP: 0						

PITCHER	IP	WLS	BF	H	R	ER	SO	BB	IBB	HBP	BLK	WP	HR	S	P	ERA	WHIP
30 Ubaldo Jiménez, R (1, 1) ERA: 4.5	5.0	W	27	9	4	4	5	3	0	0	0	1	0	71	112	7.20	2.400
53 Rafael Perez, L (6, 1) ERA: 7.36	0.2		4	1	1	1	0	1	0	0	1	0	0	7	14	13.50	3.000
44 Dan Wheeler, R (6, 1) ERA: 8.1	1.1		4	0	0	0	0	0	0	0	0	0	0	9	12	0.00	0.000
49 Tony Sipp, L (8, 1) ERA: 13.5	1.0		3	0	0	0	0	0	0	0	0	0	0	4	8	0.00	0.000
32 Jairo Asencio, R (9, 1) ERA: 5.63	1.0		6	3	2	2	2	0	0	0	0	1	0	17	29	18.00	3.000

PITCHER	IP	WLS	BF	H	R	ER	SO	BB	IBB	HBP	BLK	WP	HR	S	P	ERA	WHIP

Cleveland Indians @ Kansas City Royals

Kauffman Stadium, Kansas City, MO

Sun Apr 15 2012, 1:13 PM - 4:33 PM CDT

Att. 21,182 - Cloudy - 72 F

livebaseballscorecards.com

AB	40
R	7
H	13
RBI	7
BB	4
SO	7
LOB	21

PA: 44

WP: 2
PB: 0
SB: 1
CS: 0

Batter	1	2	3	4	5	6	7	8	9	AB	R	H	RBI	BB	SO	LOB
14 Austin Jackson, R (1, 8) OBP: 0.511, SLG: 0.703	B FF 99 B FF 96 F FF 97 B FF 98 X FF 96 3-1 HR		C FF 97 C CH 87 S FF 98 0-3 ① K	B FF 99 X CH 86 1-0 ② F7			B SI 95 B SL 81 B FF 97 B FF 96 4-0 26 G6-3 BB		3	1	1	1	1	1	0
26 Brennan Boesch, L (1, 9) OBP: 0.244, SLG: 0.317 32 Don Kelly, L (8, 9) OBP: 0.250, SLG: 0.250	C FF 99 B CU 78 X FF 99 1-1 28 G6-4-3 24 BB 1B		S FF 98 S FF 98 S FF 99 0-3 ② K	F CU 79 B CU 78 S FF 96 X SL 86 1-2 ③ F8		1 SAFE X SI 96 0-0 ① G6-3 1-2		4 0	0 0	1 0	0 0	0 0	1 0	1 0
24 Miguel Cabrera, R (1, 5) OBP: 0.341, SLG: 0.500	B FF 98 B FF 98 B CH 88 C FF 99 B FF 99 4-1 28 G6-4-3 1-2 BB		F FF 99 X CU 79 0-1 ③ G6-3			F CH 84 B FF 95 B FF 95 F CH 85 F FF 98 B CU 78 T CH 88 3-2 ① K		B SI 96 X SI 96 1-0 ② G5-3		3	0	0	0	1	1	1
28 Prince Fielder, L (1, 3) OBP: 0.395, SLG: 0.514	C CU 78 X FF 99 0-1 ① G6-4-3 ② 1-2f 2-3			F FF 95 C FF 97 B FF 98 B FF 98 F CU 79 F CU 79 F FF 99 S SL 87 2-3 ① K		X FF 98 0-0 ② F7		I IN 69 I IN 73 I IN 74 I IN 77 4-0 IBB		3	0	0	0	1	1	2
21 Delmon Young, R (1, 10) OBP: 0.342, SLG: 0.394	B CU 80 S FF 99 X FF 100 1-1 ③ L9			B FF 98 C FF 95 S FF 96 F CU 80 F FF 97 X FF 97 1-2 ② P4		B CH 85 C FF 97 F CU 78 T CU 78 1-2 ③ K		F SL 88 F SI 96 X SL 89 0-2 ③ G3		4	0	0	0	0	1	3
25 Ryan Raburn, R (1, 7) OBP: 0.147, SLG: 0.065		B FF 95 F CH 86 C FF 97 F FF 99 B CU 77 X CH 87 2-2 ① F8		B FF 98 F FF 96 B FF 98 F FF 97 F FF 98 X CU 78 2-2 ③ G5-3			X CH 85 0-0 ① G5-3		B FF 95 X FF 96 1-0 ① P3	4	0	0	0	0	0	0
27 Jhonny Peralta, R (1, 6) OBP: 0.366, SLG: 0.486		B FF 95 F FF 97 C CU 78 B FF 98 F CU 78 X FF 99 2-2 2B			B FF 96 C CH 86 F FF 96 F CU 77 F FF 96 F CU 78 X FF 97 1-2 15 HR 2B		B CH 86 F CH 85 S FF 95 B CU 77 B SL 86 X FF 96 3-2 13 1B 1B		S SL 86 F SL 85 B SL 86 C SL 87 1-3 ② K	4	1	3	0	0	1	0
13 Alex Avila, L (1, 2) OBP: 0.375, SLG: 0.621		B FF 96 C CH 87 C FF 98 B CU 79 S FF 97 2-3 ② K			S FF 95 B CU 78 F FF 95 C CU 78 1-3 ① K		F FF 96 S FF 95 1 SAFE X FF 97 0-2 ② 1-3 1B		B FS 89 C FF 97 B SL 87 B FS 88 C SL 86 S SL 88 3-3 ③ K	4	0	1	0	0	3	2
15 Brandon Inge, R (1, 4) OBP: 0.167, SLG: 0.667		C CU 76 X FF 98 0-1 ③ F9			B CU 76 X FF 95 1-0 2-H HR		S SL 88 S SL 89 X SL 87 0-2 ③ G4-3			3	1	1	2	0	0	2
Inning Stats	R: 1 E: 0 K: 0 S: 9 H: 2 LOB: 1 BB: 1 P: 18	R: 0 E: 0 K: 1 S: 13 H: 1 LOB: 1 BB: 0 P: 19	R: 0 E: 0 K: 2 S: 8 H: 0 LOB: 0 BB: 0 P: 8	R: 0 E: 0 K: 1 S: 15 H: 0 LOB: 0 BB: 0 P: 20	R: 2 E: 0 K: 1 S: 14 H: 2 LOB: 0 BB: 0 P: 19	R: 0 E: 0 K: 2 S: 8 H: 0 LOB: 0 BB: 0 P: 12	R: 0 E: 0 K: 0 S: 10 H: 2 LOB: 1 BB: 0 P: 13	R: 0 E: 0 K: 0 S: 5 H: 0 LOB: 2 BB: 2 P: 14	R: 0 E: 0 K: 2 S: 7 H: 0 LOB: 0 BB: 0 P: 12	1B: 3 2B: 2 3B: 0 HR: 2 SF: 0 SAC: 0 DP: 1 HBP: 0						

TOP

Detroit Tigers @ Kansas City Royals

Kauffman Stadium, Kansas City, MO

Mon Apr 16 2012, 7:11 PM - 9:47 PM CDT

Att. 14,039 - Partly Cloudy - 64 F

livebaseballscorecards.com

AB	32
R	3
H	7
RBI	3
BB	3
SO	9
LOB	11

PITCHER		IP	WLS	BF	H	R	ER	SO	BB	IBB	HBP	BLK	WP	HR	S	P	ERA	WHIP
23 Danny Duffy, L ERA: 2.13	(1, 1)	6.2	L	26	7	3	3	7	1	0	0	0	0	2	74	106	4.05	1.200
43 Aaron Crow, R ERA: 5.06	(7, 1)	1.1		6	0	0	0	0	1	1	0	0	0	0	8	17	0.00	0.750
56 Greg Holland, R ERA: 6.35	(9, 1)	1.0		3	0	0	0	2	0	0	0	0	0	0	7	12	0.00	0.000

PITCHER	IP	WLS	BF	H	R	ER	SO	BB	IBB	HBP	BLK	WP	HR	S	P	ERA	WHIP

BOTTOM

Detroit Tigers @ Kansas City Royals

Kauffman Stadium, Kansas City, MO

Mon Apr 16 2012, 7:11 PM - 9:47 PM CDT

Att. 14,039 - Partly Cloudy - 64 F

livebaseballscorecards.com

Batter	1	2	3	4	5	6	7	8	9	AB	R	H	RBI	BB	SO	LOB
4 Alex Gordon, L (1, 7) OBP: 0.227, SLG: 0.231	C FF 91 X CH 86 0-1 17 SH1-3 16 1B 2B		S CH 85 B FF 95 B CU 78 F FF 94 C FF 97 2-3 K ①		B FF 93 B FF 95 S FF 96 S CH 88 B SL 82 T FF 100 3-2 K ② 1-2 2-3			C FF 94 B FF 92 F FF 94 X CU 80 1-2 P6 ① F FF 100 B FF 100 B FF 100 C CH 88 C FF 100 2-3 K ③		5	1	1	0	0	3	5
17 Chris Getz, L (1, 4) OBP: 0.292, SLG: 0.417	X FF 92 0-0 SH1-3 ① 2-3		C FF 93 F FF 94 F FF 97 S CH 88 0-3 K ②		B CH 89 C CH 89 X FF 99 1-1 L4 ③			B FF 95 X CH 87 1-0 L6 ②		3	0	0	0	0	1	2
35 Eric Hosmer, L (1, 3) OBP: 0.304, SLG: 0.400	B FF 91 B FF 95 B CH 88 F FF 92 B CH 86 4-1 16 1B BB		B CH 87 S CH 86 F FF 97 B CH 89 X CH 87 2-2 G1-3 ③			C FF 92 B FF 92 X FF 92 1-1 G5-3 ①		C FF 92 B CU 79 B FF 96 B FF 98 X FF 94 3-1 P5 ③		3	0	0	0	1	0	0
16 Billy Butler, R (1, 10) OBP: 0.333, SLG: 0.585 30 Jason Bourgeois, R (9, PR) OBP: 0.200, SLG: 0.400	X FF 93 0-0 1-2 3-H 1B			B FF 92 C FF 92 X FF 94 1-1 G4-3 ① X SL 83 0-0 F8 ②		B SL 85 X FF 96 1-0 F9 ②			C FF 95 B CH 87 B SL 86 X FF 95 2-1 8 G4-3 21 G4-3 33 1B 1B	4 0	0 1	2 0	1 0	0 0	0 0	0 0
21 Jeff Francoeur, R (1, 9) OBP: 0.293, SLG: 0.308	B FF 94 C SL 85 F SL 86 C FF 99 1-3 K ②			C FF 89 F CH 86 B SL 82 C FF 98 1-3 K ③		C FF 94 F FF 94 F FF 99 S CH 87 0-3 K ③			1 SAFE S FF 96 S FF 96 X FF 99 0-2 G4-3 ① 1-2	4	0	0	0	0	2	3
8 Mike Moustakas, L (1, 5) OBP: 0.250, SLG: 0.457	F CH 87 S FF 97 B FF 98 S CU 80 1-3 K ③						F CH 85 X CH 84 0-1 G1-3 ①		F FF 95 S CH 88 D CH 89 X CH 87 1-2 G4-3 ② 2-3	4	0	0	0	0	2	4
33 Humberto Quintero, R (1, 2) OBP: 0.409, SLG: 0.526		C FF 91 S FF 92 F SL 84 X FF 94 0-2 G5-3 ①			B FF 90 B SL 83 X FF 92 2-0 2 FC1-5 12 1B 1B		F FF 91 B FF 92 B CU 77 F CH 86 B CU 81 X CH 87 3-2 G6-3 ②		B FF 98 B FF 95 B FF 97 C FF 96 X FF 98 3-1 2 HBP 12 BB 1B 3-H	4	0	2	1	0	0	0
12 Mitch Maier, L (1, 8) OBP: 0.353, SLG: 0.467		C FF 92 S FF 91 F CU 78 B CU 81 S CH 88 1-3 K ②			C FF 91 S FF 95 B CU 80 X CU 78 1-2 4 S 2 FC1-5 1-2 1B		B FF 93 X CH 86 1-0 1B		S CH 87 B FF 99 D CH 88 B FF 97 B FF 98 4-1 2 HBP 1-2 BB	3	0	2	0	1	1	0
2 Alcides Escobar, R (1, 6) OBP: 0.300, SLG: 0.351		C FF 92 F FF 93 F FF 97 B SL 84 X CU 81 1-2 G6-3 ③			L FF 94 X FF 95 0-1 FC1-5 ① 4 S 1-2 2-3f		1 SAFE 1 SAFE B FF 93 F SL 86 X FF 95 1-1 G5-3 ③		H FF 98 1-0 1-2 2-3 HBP	3	0	0	0	0	0	3
Inning Stats	R: 1 E: 0 K: 2 S: 11 H: 2 LOB: 2 BB: 1 P: 17	R: 0 E: 0 K: 1 S: 12 H: 0 LOB: 0 BB: 0 P: 14	R: 0 E: 0 K: 2 S: 10 H: 0 LOB: 0 BB: 0 P: 14	R: 0 E: 0 K: 1 S: 6 H: 0 LOB: 0 BB: 0 P: 8	R: 0 E: 0 K: 1 S: 11 H: 2 LOB: 2 BB: 0 P: 18	R: 0 E: 0 K: 1 S: 7 H: 0 LOB: 0 BB: 0 P: 9	R: 0 E: 0 K: 0 S: 8 H: 1 LOB: 1 BB: 0 P: 13	R: 0 E: 0 K: 0 S: 6 H: 0 LOB: 0 BB: 0 P: 11	R: 1 E: 0 K: 1 S: 14 H: 2 LOB: 3 BB: 1 P: 27	1B: 6 2B: 1 3B: 0 HR: 0 SF: 0 SAC: 1 DP: 0 HBP: 1	WP: 0 PB: 0 SB: 2 CS: 0 PA: 37					

PITCHER	IP	WLS	BF	H	R	ER	SO	BB	IBB	HBP	BLK	WP	HR	S	P	ERA	WHIP
35 Justin Verlander, R (1, 1) ERA: 2.13	9.0	W	37	7	2	2	9	2	0	1	0	0	0	85	131	2.00	1.000

PITCHER	IP	WLS	BF	H	R	ER	SO	BB	IBB	HBP	BLK	WP	HR	S	P	ERA	WHIP

AB	33
R	2
H	7
RBI	2
BB	2
SO	9
LOB	17

Batter	1	2	3	4	5	6	7	8	9	AB	R	H	RBI	BB	SO	LOB
14 Austin Jackson, R (1, 8) OBP: 0.469, SLG: 0.634	C CU 72 F SL 82 S FF 88 0-3 K		F SL 80 B SL 81 X SL 82 1-1 G6-3		C SI 82 C FF 86 F SL 82 B FF 88 C CU 73 1-3 K			L FF 94 C FF 96 S SL 87 0-3 K		4	0	0	0	0	3	1
26 Brennan Boesch, L (1, 9) OBP: 0.267, SLG: 0.333	C FF 87 C SI 86 B EP 67 B FF 88 X SL 84 2-2 1B		C CU 72 F SI 87 F FF 90 B SL 83 B SL 83 X SL 82 2-2 F7		C SI 73 B EP 67 S CH 78 B CU 73 X CU 75 2-2 F9			B SL 85 B FF 97 S FF 98 B FF 98 X FF 97 3-1 1-2 28 24 1B 1B		4	1	2	0	0	0	0
24 Miguel Cabrera, R (1, 5) OBP: 0.354, SLG: 0.500	S SL 82 B SL 81 B SI 85 F SL 81 F FF 87 1 SAFE X SL 82 2-2 P3		B CU 72 F CU 73 B FF 87 F SI 85 B SL 82 F SL 82 X SL 83 3-2 28 1B 1B			C CU 73 F SI 86 F FF 89 S CU 74 0-3 K		X FF 98 0-0 1-2 2-H 28 1B 1B		4	0	2	1	0	1	1
28 Prince Fielder, L (1, 3) OBP: 0.404, SLG: 0.512	B SL 83 F FF 88 S CU 73 B FF 89 C FF 88 2-3 K		B SL 82 F SL 82 C SI 87 X FF 89 1-2 1-2 1B			F CU 72 B CH 78 X SI 87 1-1 P5		B SL 87 C FF 98 X SL 88 1-1 1-2 2-H 1B		4	0	2	1	0	1	1
21 Delmon Young, R (1, 7) OBP: 0.333, SLG: 0.378 15 Brandon Inge, R (8, 4) OBP: 0.167, SLG: 0.667		X FF 85 0-0 25 2B 39 SF9 1B	F SL 83 F SL 81 T FF 88 0-2 K			B CU 72 B CU 71 B CH 78 C SI 84 F SL 83 X CU 76 3-2 G5-3		B SL 87 F SL 86 S FF 98 S SL 86 1-3 K		4 0	1 0	1 0	0 0	0 0	2 0	4 0
13 Alex Avila, L (1, 2) OBP: 0.333, SLG: 0.545		C SI 84 B FF 87 X CU 73 1-1 F8	C CU 71 F FF 87 F FF 87 B SL 85 B FF 89 B CU 77 S SL 82 3-3 K				X SL 80 0-0 G3	B FF 95 C FF 95 C FF 96 B CU 77 B CU 77 S FF 96 3-3 K		4	0	0	0	0	2	3
25 Ryan Raburn, R (1, 4) OBP: 0.158, SLG: 0.114 (8, 7)		1 SAFE 1 SAFE B SL 81 X SL 82 1-0 39 SF9 1-3 2B	X SL 81 0-0 F8				C CU 72 X CH 77 0-1 G6-3		X FF 101 0-0 G4-3	4	0	1	0	0	0	0
39 Ramon Santiago, S (1, 6) OBP: 0.188, SLG: 0.143		F SL 81 F SL 81 X FF 90 0-2 SF9 2-3 3-H	C FF 87 C SL 83 F FF 89 C CU 74 0-3 K				F SI 84 X SL 82 0-1 L7		B SI 102 B FF 100 X SI 99 2-0 32 G4-6-3 1B	3	0	1	1	0	1	0
12 Andy Dirks, L (1, 10) OBP: 0.333, SLG: 0.435 32 Don Kelly, L (9, PH) OBP: 0.200, SLG: 0.200 (9, 10)		C FF 88 C FF 88 B FF 90 B FF 90 F CU 76 F SI 88 F SL 81 X CU 71 2-2 P2			X CU 71 0-0 F7			C SL 81 B SI 86 B CH 77 F CH 77 B FF 86 F FF 86 F FF 87 X FF 87 3-2 26 1B 24 1B 1B	B CH 89 F CH 88 F FF 103 F FF 101 X CH 88 1-2 G4-6-3 1-2f	3 1	1 0	1 0	0 0	0 0	0 0	1 1
Inning Stats	R: 0 E: 0 K: 2 S: 13 H: 1 LOB: 1 BB: 0 P: 19	R: 1 E: 0 K: 0 S: 13 H: 2 LOB: 1 BB: 0 P: 17	R: 0 E: 0 K: 1 S: 16 H: 2 LOB: 2 BB: 0 P: 23	R: 0 E: 0 K: 2 S: 9 H: 0 LOB: 0 BB: 0 P: 12	R: 0 E: 0 K: 1 S: 8 H: 0 LOB: 0 BB: 0 P: 11	R: 0 E: 0 K: 1 S: 9 H: 0 LOB: 0 BB: 0 P: 13	R: 0 E: 0 K: 0 S: 5 H: 0 LOB: 0 BB: 0 P: 5	R: 2 E: 0 K: 3 S: 19 H: 4 LOB: 2 BB: 0 P: 30	R: 0 E: 0 K: 0 S: 6 H: 1 LOB: 0 BB: 0 P: 9	1B: 9 2B: 1 3B: 0 HR: 0	SF: 1 SAC: 0 DP: 1 HBP: 0			WP: 0 PB: 0 SB: 0 CS: 0	PA: 36		

PITCHER		IP	WLS	BF	H	R	ER	SO	BB	IBB	HBP	BLK	WP	HR	S	P	ERA	WHIP
52 Bruce Chen, L ERA: 2.0	(1, 1)	7.0	L	27	6	2	2	7	0	0	0	0	0	0	78	108	2.57	0.857
56 Greg Holland, R ERA: 7.11	(8, 1)	0.2		5	3	1	1	2	0	0	0	0	0	0	11	16	13.50	4.500
55 Tim Collins, L ERA: 5.4	(8, 1)	0.1		1	0	0	0	1	0	0	0	0	0	0	3	6	0.00	0.000
40 Kelvin Herrera, R ERA: 3.38	(9, 1)	1.0		3	1	0	0	0	0	0	0	0	0	0	6	9	0.00	1.000

PITCHER	IP	WLS	BF	H	R	ER	SO	BB	IBB	HBP	BLK	WP	HR	S	P	ERA	WHIP

TOP

Detroit Tigers @ Kansas City Royals

Kauffman Stadium, Kansas City, MO

Tue Apr 17 2012, 7:10 PM - 9:59 PM CDT

Att. 13,851 - Partly Cloudy - 69 F

livebaseballscorecards.com

AB	35
R	3
H	10
RBI	3
BB	0
SO	10
LOB	12

BOTTOM

Detroit Tigers @ Kansas City Royals

Kauffman Stadium, Kansas City, MO

Tue Apr 17 2012, 7:10 PM - 9:59 PM CDT

Att. 13,851 - Partly Cloudy - 69 F

livebaseballscorecards.com

Batter	1	2	3	4	5	6	7	8	9	AB	R	H	RBI	BB	SO	LOB
4 Alex Gordon, L (1, 7) OBP: 0.245, SLG: 0.233	C SI 91 B FC 89 F KC 81 C SI 94 1-3 ① K		C KC 80 S SI 89 X SI 90 0-2 30 FC5-4 1B 2-H		B SI 94 F SI 94 S KC 83 S KC 84 1-3 ③ K		I I I 4-0 IBB		C FF 95 X FF 97 0-1 ③ G4-3 1-2	4	0	1	1	1	2	1
30 Jason Bourgeois, R (1, 8) OBP: 0.222, SLG: 0.333	C SI 93 B CH 85 X FC 90 1-1 35 CS 1B		B SI 93 X FC 89 1-0 ③ FC5-4 1-2f			B KC 78 C SI 91 X FC 86 1-1 ① G6-3	X FF 92 0-0 ③ G4-3			4	0	1	0	0	0	3
35 Eric Hosmer, L (1, 3) OBP: 0.280, SLG: 0.364	1 SAFE C SI 93 F SI 93 S FC 85 0-3 ② ③ K 1-2			C KC 80 F KC 84 F FC 85 B SI 95 B KC 83 X SI 94 2-2 ① P5		B FC 86 B KC 80 B SI 94 F SI 93 F SI 95 X KC 82 3-2 ② G3		S CH 83 S CH 86 S CH 86 0-3 ① K		4	0	0	0	0	2	1
16 Billy Butler, R (1, 10) OBP: 0.370, SLG: 0.622		B SI 91 C SI 93 X FC 90 1-1 21 G5-4-3 1B		B CH 84 F SI 94 B KC 82 B SI 95 C SI 94 X SI 95 3-2 8 1B 1B		B SI 92 X FC 87 1-0 2B		C SL 85 B FF 96 B CH 85 S SL 90 B FF 97 F SI 97 F SL 90 S CH 86 3-3 ② K		4	0	3	0	0	1	0
21 Jeff Francoeur, R (1, 9) OBP: 0.311, SLG: 0.357		C FC 87 B FC 89 B SI 93 X SI 93 2-1 ① ② G5-4-3 1-2f		S FC 87 F FC 89 S KC 81 0-3 ② K		I CH 66 I CH 65 I CH 65 I IN 62 4-0 IBB		B SI 95 F SI 97 X SI 95 1-1 3B		3	0	1	0	1	1	2
8 Mike Moustakas, L (1, 5) OBP: 0.250, SLG: 0.436		B KC 82 B SI 93 F SI 92 F SI 93 X FC 90 2-2 ③ P3		1 SAFE X FC 89 0-0 1-2 1B		C KC 79 D KC 81 B SI 94 C SI 92 F SI 94 F KC 84 F FC 84 F SI 94 X FC 89 2-2 ③ G4-3		S CH 86 D CH 88 F FF 96 S CH 86 1-3 ③ K		4	0	1	0	0	1	3
11 Yuniesky Betancourt, R (1, 4) OBP: 0.318, SLG: 0.500			B SI 90 B FC 87 X SI 92 2-0 ① F8	B FC 86 X SI 92 1-0 ③ F9			C FF 94 B SL 83 X SL 81 1-1 ① F7		C FF 93 X FF 94 0-1 ① F8	4	0	0	0	0	0	2
27 Brayan Peña, S (1, 2) OBP: 0.400, SLG: 0.526			C SI 92 B FC 88 X SI 92 1-1 ② G1-3		C KC 78 B FC 87 S SI 92 B SI 94 F KC 81 F SI 96 F SI 95 F KC 83 F KC 83 2-2 ① F7		C FF 95 X FF 95 0-1 2 G4-3 2B		B FF 94 B FF 94 C FF 94 B FF 94 B FF 95 4-1 4 DI BB	3	0	1	0	1	0	0
2 Alcides Escobar, R (1, 6) OBP: 0.295, SLG: 0.341			C SI 93 B CH 86 B CH 84 F SI 93 B FC 90 F SI 94 X SI 94 3-2 E1 4 1B 1B		B FC 88 X SI 94 1-0 ② G1-3		X FF 92 0-0 ② G4-3 2-3		S FF 95 B FF 95 F FF 95 F FS 86 S FF 96 1-3 ② K	4	1	1	0	0	1	2
Inning Stats	R: 0 E: 0 K: 2 S: 8 H: 1 LOB: 0 BB: 0 P: 10	R: 0 E: 0 K: 0 S: 7 H: 1 LOB: 0 BB: 0 P: 12	R: 1 E: 1 K: 0 S: 11 H: 2 LOB: 1 BB: 0 P: 18	R: 0 E: 0 K: 1 S: 12 H: 2 LOB: 2 BB: 0 P: 18	R: 0 E: 0 K: 1 S: 15 H: 0 LOB: 0 BB: 0 P: 19	R: 0 E: 0 K: 0 S: 13 H: 1 LOB: 2 BB: 1 P: 24	R: 0 E: 0 K: 0 S: 6 H: 1 LOB: 2 BB: 1 P: 11	R: 0 E: 0 K: 3 S: 13 H: 1 LOB: 1 BB: 0 P: 18	R: 0 E: 0 K: 1 S: 9 H: 0 LOB: 1 BB: 1 P: 14	1B: 6 2B: 2 3B: 1 HR: 0 SF: 0 SAC: 0 DP: 1 HBP: 0						WP: 0 PB: 0 SB: 0 CS: 1 PA: 37

	AB	34
	R	1
	H	9
	RBI	1
	BB	3
	SO	8
	LOB	14

PITCHER		IP	WLS	BF	H	R	ER	SO	BB	IBB	HBP	BLK	WP	HR	S	P	ERA	WHIP
33 Drew Smyly, L ERA: 0.9	(1, 1)	6.0		24	7	1	0	4	0	1	0	0	0	0	66	101	0.00	1.167
20 Octavio Dotel, R ERA:	(7, 1)	1.0	W	5	1	0	0	0	0	1	0	0	0	0	6	11	0.00	1.000
53 Joaquín Benoit, R ERA: 3.6	(8, 1)	1.0	H	4	1	0	0	3	0	0	0	0	0	0	13	18	0.00	1.000
46 Jose Valverde, R ERA: 4.76	(9, 1)	1.0	S	4	0	0	0	1	1	0	0	0	0	0	9	14	0.00	1.000

PITCHER	IP	WLS	BF	H	R	ER	SO	BB	IBB	HBP	BLK	WP	HR	S	P	ERA	WHIP

Batter	1	2	3	4	5	6	7	8	9	AB	R	H	RBI	BB	SO	LOB
14 Austin Jackson, R (1, 8) OBP: 0.434, SLG: 0.578	C FF 89 S CH 84 B FF 87 F CH 84 F SL 82 X SL 82 1-2 G6-3 ①		X CH 81 0-0 F9 ①		B FF 87 B FF 88 C CH 80 S CH 81 F FF 89 X CH 83 2-2 G4-3 ①		S CH 88 F FF 100 S CH 87 0-3 K ①		X SL 84 0-0 SH1-4 ① 1-2	4	0	0	0	0	1	2
26 Brennan Boesch, L (1, 9) OBP: 0.240, SLG: 0.300 32 Don Kelly, L (9, 9) OBP: 0.200, SLG: 0.200	B FF 88 B FF 89 C FF 91 B FF 90 X FF 90 3-1 P4 ②		C FF 87 S SL 79 F SL 81 F FF 90 T CH 84 0-2 K ②		X SL 79 0-0 G3 ②		B FF 91 B FF 91 F FF 89 F FF 91 F FF 92 X SL 82 2-2 F7 ②		F SL 88 D SL 88 X FF 96 1-1 G6-3 ② 2-3	5 0	0 0	0 0	0 0	0 0	1 0	3 0
24 Miguel Cabrera, R (1, 5) OBP: 0.358, SLG: 0.489	B CH 84 X CH 84 1-0 F9 ③		B SL 82 X CH 84 1-0 G5-3 ③		B FF 88 C FF 88 X SL 79 1-1 28 2B 1B		B CH 82 F FF 92 X FF 93 1-1 28 WP 28 1B 1-3 1B		F FF 96 F FF 98 F FF 97 D SL 90 S SL 88 1-3 K ③	5	2	2	0	0	1	2
28 Prince Fielder, L (1, 3) OBP: 0.412, SLG: 0.533		B CH 83 C FF 89 X CH 81 1-1 G3-1 ①		B FF 86 S CH 79 B CH 81 X CH 81 2-1 E1 21 1B 21 S	X CH 81 0-0 1-H 2B		B SL 81 S FF 91 X FF 93 1-1 1-H 3-H 1B			4	0	2	2	0	0	0
21 Delmon Young, R (1, 10) OBP: 0.326, SLG: 0.366		C FF 91 X CH 84 0-1 G6-3 ②		C FF 88 C SL 79 F SL 80 B FF 89 F CH 82 F CH 85 F SI 89 F SL 80 F CH 84 1-2 F FF 89 X CH 86 25 BB 1-3 1B	F CH 82 F FF 88 S SL 81 0-3 K ③		S FF 89 B SI 91 B SL 79 X SI 90 2-1 F8 ③			4	0	1	0	0	1	2
25 Ryan Raburn, R (1, 7) OBP: 0.190, SLG: 0.108		B CH 85 B CH 82 B FF 90 C FF 89 B FF 87 4-1 27 S 27 1B BB		B CH 84 1 SAFE B FF 89 B FF 89 1 SAFE B FF 88 4-0 1-2 BB		B FF 99 F FF 99 B CU 82 X FF 99 2-1 G6-3 ①		T FF 97 B SL 87 S SL 86 S SL 85 1-3 K ①		2	1	0	0	2	1	0
27 Jhonny Peralta, R (1, 6) OBP: 0.356, SLG: 0.463		1 SAFE B FF 88 1 SAFE S CH 82 B CH 84 S CH 84 F FF 86 D SL 83 X CH 82 3-2 15 WP 1-H 1B		B FF 89 C CH 83 B SL 81 B FF 88 C CH 83 X CH 84 3-2 L6 ①		C CU 82 B CU 81 S FF 100 B CH 86 S FF 100 2-3 K ②		B KC 78 B FF 96 F FF 96 X SL 86 2-1 F8 ②		4	0	1	1	0	1	3
15 Brandon Inge, R (1, 4) OBP: 0.100, SLG: 0.400		D SL 80 F CH 82 F FF 90 F FF 90 B CH 83 B FF 90 S CH 82 3-3 K ③ 2-3		C CH 83 B SL 81 F CH 84 X SL 81 1-2 F3 ②	C CU 81 B FF 100 F SI 98 B FF 100 X CH 87 2-2 G5-3 ③			B SL 85 S SL 87 C SL 87 B SL 87 B SL 86 C SL 86 3-3 K ③		4	0	0	0	0	2	4
9 Gerald Laird, R (1, 2) OBP: 0.538, SLG: 0.833			B FF 89 C FF 88 B FF 88 B FF 87 B FF 88 4-1 BB	B CH 83 F CH 82 B SL 80 X CH 82 2-1 F8 ③		C FF 98 F SI 99 B FF 99 F FF 99 X CU 82 1-2 24 1B 28 WP 1B		C FF 95 B SL 86 X FF 95 1-1 26 G6-3 14 SH1-4 1B	3	1	2	0	1	0	3
Inning Stats	R: 0 E: 0 K: 0 S: 8 H: 0 LOB: 0 BB: 0 P: 13	R: 1 E: 0 K: 1 S: 13 H: 1 LOB: 1 BB: 1 P: 24	R: 0 E: 0 K: 1 S: 8 H: 0 LOB: 1 BB: 1 P: 13	R: 0 E: 1 K: 0 S: 20 H: 1 LOB: 3 BB: 1 P: 33	R: 1 E: 0 K: 1 S: 11 H: 2 LOB: 1 BB: 0 P: 14	R: 0 E: 0 K: 1 S: 8 H: 0 LOB: 0 BB: 0 P: 14	R: 2 E: 0 K: 1 S: 17 H: 3 LOB: 1 BB: 0 P: 24	R: 0 E: 0 K: 2 S: 8 H: 0 LOB: 0 BB: 0 P: 14	R: 0 E: 0 K: 1 S: 9 H: 1 LOB: 1 BB: 0 P: 12	1B: 7 2B: 1 3B: 0 HR: 0 SF: 0 SAC: 1 DP: 0 HBP: 0						WP: 2 PB: 0 SB: 2 CS: 0 PA: 39	

PITCHER		IP	WLS	BF	H	R	ER	SO	BB	IBB	HBP	BLK	WP	HR	S	P	ERA	WHIP
57 Jonathan Sánchez, L ERA: 6.39	(1, 1)	5.0		23	4	2	2	3	3	0	0	0	1	0	60	97	3.60	1.400
40 Kelvin Herrera, R ERA: 4.05	(6, 1)	1.1	H	5	1	1	1	2	0	0	0	0	0	0	15	22	6.75	0.750
50 Jose Mijares, L ERA: 3.38	(7, 1)	0.1	L	3	2	1	1	0	0	0	0	0	1	0	8	12	27.00	6.000
31 Louis Coleman, R ERA: 8.1	(7, 1)	0.1		1	0	0	0	0	0	0	0	0	0	0	2	4	0.00	0.000
43 Aaron Crow, R ERA: 4.26	(8, 1)	1.0		3	0	0	0	2	0	0	0	0	0	0	8	14	0.00	0.000

PITCHER		IP	WLS	BF	H	R	ER	SO	BB	IBB	HBP	BLK	WP	HR	S	P	ERA	WHIP
51 Jonathan Broxton, R ERA: 1.93	(9, 1)	1.0		4	1	0	0	1	0	0	0	0	0	0	9	12	0.00	1.000

TOP

Detroit Tigers @ Kansas City Royals

Kauffman Stadium, Kansas City, MO

Wed Apr 18 2012, 7:13 PM - 10:17 PM CDT

Att. 14,083 - Partly Cloudy - 76 F

livebaseballscorecards.com

AB	35
R	4
H	8
RBI	3
BB	3
SO	8
LOB	19

BOTTOM

Detroit Tigers @ Kansas City Royals

Kauffman Stadium, Kansas City, MO

Wed Apr 18 2012, 7:13 PM - 10:17 PM CDT

Att. 14,083 - Partly Cloudy - 76 F

livebaseballscorecards.com

Batter	1	2	3	4	5	6	7	8	9	AB	R	H	RBI	BB	SO	LOB
4 Alex Gordon, L (1, 7) OBP: 0.245, SLG: 0.234	B FF 92 F FF 92 F FF 95 X CH 87 1-2 G4-3 ①		F CH 84 B FF 95 B SI 94 F SI 94 X FF 95 2-2 F8 ②		B SL 88 S CH 84 X SI 95 1-1 35 CS, 11 1B, 1B		C FF 95 B FF 95 F FF 94 X SL 83 1-2 P4 ③			4	0	1	0	0	0	1
11 Yuniesky Betancourt, R (1, 4) OBP: 0.346, SLG: 0.480	B FF 94 F FF 94 F FF 95 F FF 95 B CH 88 F FF 96 X FF 94 2-2 P4 ②		X SI 94 0-0 G5-3 ③		1 SAFE C SL 89 F SI 93 1 SAFE X CH 85 0-2 1-2 1B			B CH 87 B SI 95 B FF 96 C SI 94 B FF 96 4-1 16 BB, BB		3	0	1	0	1	0	0
35 Eric Hosmer, L (1, 3) OBP: 0.259, SLG: 0.333	C FF 94 B CH 87 X FF 96 1-1 G4-3 ③			X FF 92 0-0 L6 ①	S CH 87 F FF 96 B FF 98 D CH 86 F FF 98 X CH 88 2-2 G4-3 ②③ 2-3			L FF 94 F SI 94 X FF 96 0-2 F7 ①		4	0	0	0	0	0	3
16 Billy Butler, R (1, 10) OBP: 0.400, SLG: 0.625 17 Chris Getz, L (8, PR) OBP: 0.292, SLG: 0.417 (9, 10)		B SI 93 C FF 93 S SL 87 X SI 94 1-2 G4-3 ①		C SI 94 X FF 94 0-1 8 1B, 33 2B, 1B		B CH 87 B SL 88 B FF 92 F SI 92 X FF 95 3-1 21 G5-4-3, 1B		B SI 95 B SL 89 F FF 94 B SI 95 B FF 95 4-1 21 G4-6-3, 1-2 BB		3 0	1 0	2 0	0 0	1 0	0 0	0 0
21 Jeff Francoeur, R (1, 9) OBP: 0.286, SLG: 0.326		C FF 94 F SI 94 S SI 96 0-3 K ②		X CH 84 0-0 P4 ②		B FF 94 F FF 94 S FF 95 B FF 96 X CH 86 2-2 G5-4-3 ①② 1-2f		B SI 95 C SI 96 F SI 94 F CH 86 F CH 85 X SI 95 1-2 G4-6-3 ②③ 1-2f		4	0	0	0	0	1	4
8 Mike Moustakas, L (1, 5) OBP: 0.250, SLG: 0.419		L FF 92 X SI 95 0-1 F7 ③		C FF 94 X CH 86 0-1 33 2B 1-3 1B		C CH 84 F FF 95 X FF 94 0-2 P6 ③			C FS 83 T FS 83 F FS 86 X FF 95 0-2 F7 ①	4	0	1	0	0	0	0
33 Humberto Quintero, R (1, 2) OBP: 0.462, SLG: 0.571			B FF 92 F SI 92 M SL 88 F CH 86 B SI 95 B SI 93 F SI 94 S FF 94 3-3 K ① X CH 85 0-0 1-3 3-H 2B				B FF 94 C SI 94 H SI 90 2-1 HBP		B FF 94 B FF 94 B FS 83 B FF 93 4-0 2 G5-3, 30 1B, BB	2	0	1	1	1	1	0
12 Mitch Maier, L (1, 8) OBP: 0.368, SLG: 0.438 30 Jason Bourgeois, R (7, PH) OBP: 0.273, SLG: 0.364 (8, 8)			B FF 93 C FF 95 B CH 85 B CH 86 B FF 94 4-1 2 HR, BB C FF 96 B FF 95 S CH 87 B CH 88 F CH 86 C FF 96 3-3 K ③				X FF 94 0-0 P3 ①		B FF 95 C FF 96 X FF 94 1-1 1-2 1B	1 2	1 0	0 1	0 0	1 0	1 0	2 1
2 Alcides Escobar, R (1, 6) OBP: 0.292, SLG: 0.400			B CH 88 S FF 92 1 SAFE X SL 86 1-1 1-H HR		B FF 92 C FF 92 S SI 94 F SI 95 B CH 86 F SI 94 X CH 85 2-2 G1-3 ①		C FF 94 X CH 82 0-1 F9 ②		B FF 95 X FF 95 1-0 G5-3 ②③ 2-3f	4	1	1	2	0	0	3
Inning Stats	R: 0 E: 0 K: 0 S: 10 H: 0 LOB: 0 BB: 0 P: 14	R: 0 E: 0 K: 1 S: 8 H: 0 LOB: 0 BB: 0 P: 9	R: 2 E: 0 K: 1 S: 12 H: 1 LOB: 0 BB: 1 P: 22	R: 1 E: 0 K: 1 S: 11 H: 3 LOB: 2 BB: 0 P: 14	R: 0 E: 0 K: 0 S: 14 H: 2 LOB: 1 BB: 0 P: 19	R: 0 E: 0 K: 0 S: 8 H: 1 LOB: 0 BB: 0 P: 13	R: 0 E: 0 K: 0 S: 7 H: 0 LOB: 1 BB: 0 P: 10	R: 0 E: 0 K: 0 S: 10 H: 0 LOB: 2 BB: 2 P: 19	R: 0 E: 0 K: 0 S: 7 H: 1 LOB: 1 BB: 1 P: 13	1B: 6 2B: 1 3B: 0 HR: 1	SF: 0 SAC: 0 DP: 3 HBP: 1	WP: 0 PB: 0 SB: 0 CS: 1	PA: 36			

	AB	31
	R	3
	H	8
	RBI	3
	BB	4
	SO	3
	LOB	14

PITCHER		IP	WLS	BF	H	R	ER	SO	BB	IBB	HBP	BLK	WP	HR	S	P	ERA	WHIP
37 Max Scherzer, R ERA: 7.98	(1, 1)	6.0	W	25	7	3	3	3	1	0	1	0	0	1	64	94	4.50	1.333
40 Phil Coke, L ERA: 2.45	(7, 1)	1.0	H	3	0	0	0	0	0	0	0	0	0	0	6	7	0.00	0.000
53 Joaquín Benoit, R ERA: 3.0	(8, 1)	1.0	H	4	0	0	0	0	2	0	0	0	0	0	10	19	0.00	2.000
46 Jose Valverde, R ERA: 4.05	(9, 1)	1.0	S	4	1	0	0	0	1	0	0	0	0	0	7	13	0.00	2.000

PITCHER	IP	WLS	BF	H	R	ER	SO	BB	IBB	HBP	BLK	WP	HR	S	P	ERA	WHIP

Toronto Blue Jays @ Kansas City Royals

Kauffman Stadium, Kansas City, MO

Fri Apr 20 2012, 7:11 PM - 10:24 PM CDT

Att. 23,065 - Clear - 59 F

TOP

livebaseballscorecards.com

Batter	1	2	3	4	5	6	7	8	9	AB	R	H	RBI	BB	SO	LOB
5 Yunel Escobar, R (1, 6) OBP: 0.303, SLG: 0.333	C SI 92 B SI 93 X SI 93 1-1 G1-3		B KC 76 C FC 88 C SI 92 F FF 94 B SL 85 B FC 88 F FF 94 F KC 78 X FC 89 3-2 F8		B SI 92 X FC 87 1-0 G6-4-3 1-2f			B FF 96 B FF 95 B FF 96 B FF 95 4-0 19 1B 2 BLK 26 FC6-2 1-2 BB	F SI 89 1 SAFE F FF 88 P PO 84 1-2 CS	3	0	0	0	1	0	2
2 Kelly Johnson, L (1, 4) OBP: 0.317, SLG: 0.389	B FF 94 C CH 86 X FF 93 1-1 P5			C CH 82 B FF 91 B KC 74 S FC 88 B FF 93 F FC 89 B FC 88 4-2 19 FC6-4 BB		C CH 84 X FF 94 1-0 F7		B CU 78 B FF 94 B FS 89 I IN 80 4-0 26 FC6-2 19 1B 10 SF7 1-2 2-3 IBB		2	1	0	0	2	0	0
19 José Bautista, R (1, 9) OBP: 0.383, SLG: 0.378	S FC 89 B SI 93 B FF 93 H SI 93 3-1 26 S HBP			B SI 91 C SL 86 X SI 91 1-1 FC6-4 1-2f		B FF 94 B FF 94 C CH 85 X FF 94 2-1 G6-3		B SL 86 B FF 95 F FF 95 X FF 96 2-1 26 FC6-2 1-2 2-3 3-H 1B		3	0	1	1	0	0	1
26 Adam Lind, L (1, 3) OBP: 0.319, SLG: 0.405	C SI 93 F SI 93 B FF 94 F SL 85 B FC 88 F SL 86 C FC 89 2-3 K 1-2			F SI 91 F FF 91 1 SAFE X SL 84 0-2 F8		B FF 94 B FF 93 C FF 93 X FF 94 2-1 G4-3		C FF 89 X FF 91 0-1 FC6-2 1-2 2-3 3-Hf		4	0	0	0	0	1	5
10 Edwin Encarnación, R (1, 10) OBP: 0.345, SLG: 0.566		B FF 90 C FC 88 X SI 92 1-1 G5-3		1 SAFE B FC 88 X FC 86 1-0 F8			B SI 95 F FF 96 B SL 86 C SI 96 X SL 87 2-2 14 G6-3 1B	C CH 83 X CH 82 0-1 SF7 3-H		3	0	1	1	0	0	1
14 Eric Thames, L (1, 7) OBP: 0.308, SLG: 0.286 6 Jeff Mathis, R (8, PH) OBP: 0.455, SLG: 0.900 (8, 2)		C SI 92 S CH 86 C SI 92 0-3 K			C SI 90 B KC 75 C CH 82 B FF 90 B FC 86 X SI 91 3-2 28 BB 9 1B 1B		S SI 95 B SI 95 S SL 86 F SL 87 1 SAFE B SL 87 B FF 96 X SI 95 3-2 G6-3 1-2f	C FF 92 X CH 83 0-1 F7		3 1	1 0	1 0	0 0	1 0	1 2
13 Brett Lawrie, R (1, 5) OBP: 0.298, SLG: 0.377		B SL 85 B FC 90 C CH 86 B CH 87 F FF 90 S FF 94 3-3 K			C SL 85 B KC 76 X SL 85 1-1 F8		B SL 89 X SL 87 1-0 G1-3		C SI 89 B SI 89 B SL 77 B SL 79 C FF 88 F FF 89 X FF 89 3-2 F8	4	0	0	0	0	1	1
28 Colby Rasmus, L (1, 8) OBP: 0.288, SLG: 0.362			S SI 91 F SI 92 S SL 84 0-3 K		D CH 83 1 SAFE B CH 82 B SI 92 C SI 91 S CH 85 F SL 85 F SI 93 B FC 87 4-2 9 1B 1-2 BB			B FS 89 C FF 96 B FF 97 X FF 96 2-1 9 1B 2B	C SI 90 C CU 72 B SL 80 B SL 79 B FF 88 X FF 88 3-2 F9	3	1	1	0	1	1	0
9 J.P. Arencibia, R (1, 2) OBP: 0.195, SLG: 0.256 11 Rajai Davis, R (8, PR) OBP: 0.300, SLG: 0.353 (8, 7)			C FC 90 B FF 93 B SL 84 F FC 89 B SI 93 F FC 88 T FF 94 3-2 K		F FC 87 X SL 84 0-1 5 G6-4-3 1-2 2-H 1B			B FF 95 B SL 85 B SL 85 C FF 95 C FF 95 X SL 85 3-2 2 BLK 5 BB 19 1B 2-H 1B	B SI 89 M SI 89 F FF 88 X FF 89 1-2 5 CS 1B	3 1	0 1	2 1	2 0	0 0	1 0	0 0
Inning Stats	R: 0 E: 0 K: 1 S: 10 H: 0 LOB: 1 BB: 0 P: 17	R: 0 E: 0 K: 2 S: 8 H: 0 LOB: 0 BB: 0 P: 12	R: 0 E: 0 K: 2 S: 13 H: 0 LOB: 0 BB: 0 P: 19	R: 0 E: 0 K: 0 S: 9 H: 0 LOB: 1 BB: 1 P: 15	R: 1 E: 0 K: 0 S: 12 H: 2 LOB: 1 BB: 1 P: 21	R: 0 E: 0 K: 0 S: 5 H: 0 LOB: 0 BB: 0 P: 10	R: 0 E: 0 K: 0 S: 8 H: 1 LOB: 0 BB: 0 P: 14	R: 3 E: 0 K: 0 S: 13 H: 3 LOB: 2 BB: 2 P: 28	R: 0 E: 0 K: 0 S: 13 H: 1 LOB: 0 BB: 0 P: 20	1B: 6 2B: 1 3B: 0 HR: 0 SF: 1 SAC: 0 DP: 2 HBP: 1						

	AB	30
	R	4
	H	7
	RBI	4
	BB	4
	SO	5
	LOB	13

PITCHER		IP	WLS	BF	H	R	ER	SO	BB	IBB	HBP	BLK	WP	HR	S	P	ERA	WHIP
44 Luke Hochevar, R ERA: 5.87	(1, 1)	5.0		19	2	1	1	5	2	0	1	0	0	0	52	84	1.80	0.800
55 Tim Collins, L ERA: 4.7	(6, 1)	1.0	H	3	0	0	0	0	0	0	0	0	0	0	5	10	0.00	0.000
43 Aaron Crow, R ERA: 3.68	(7, 1)	1.0	H	3	1	0	0	0	0	0	0	0	0	0	8	14	0.00	1.000
56 Greg Holland, R ERA: 11.37	(8, 1)	0.0	L	5	3	3	3	0	1	1	0	1	0	0	7	22	∞	∞
50 Jose Mijares, L ERA: 2.84	(8, 1)	1.0		3	0	0	0	0	0	0	0	0	0	0	6	6	0.00	0.000

PITCHER		IP	WLS	BF	H	R	ER	SO	BB	IBB	HBP	BLK	WP	HR	S	P	ERA	WHIP
31 Louis Coleman, R ERA: 6.23	(9, 1)	1.0		3	1	0	0	0	0	0	0	0	0	0	13	20	0.00	1.000

WP: 0	PA: 37		
PB: 0			
SB: 1			
CS: 1			

Batter	1	2	3	4	5	6	7	8	9	AB	R	H	RBI	BB	SO	LOB
4 Alex Gordon, L (1, 7) OBP: 0.276, SLG: 0.260	C FF 95 F FF 95 B SI 94 F CH 85 B FF 95 X CH 84 2-2 G6-3		X FF 94 0-0 35 L3-6 2B		B SI 94 B FF 92 B SI 93 B FF 94 4-0 11 G5-4-3 BB		B FF 95 B SL 85 S SI 94 C FF 94 B CH 87 B CH 87 4-2 11 1B BB		D CH 89 C FF 97 B CH 86 B FF 95 F FF 96 S SL 87 3-3 K	3	0	1	0	2	1	1
11 Yuniesky Betancourt, R (1, 4) OBP: 0.387, SLG: 0.483 17 Chris Getz, L (9, PR) OBP: 0.292, SLG: 0.417	B FF 96 X FF 95 1-0 G5-3		D CU 80 B FF 95 B FF 93 B FF 94 4-0 35 L3-6 BB		F CH 85 X CH 82 0-1 G5-4-3 1-2f		C SI 95 F CH 86 X CH 86 0-2 1-3 1B		B SL 87 D SL 88 C FF 94 X FF 95 2-1 35 S 2-H 1B	4 0	0 0	2 0	1 0	1 0	0 0	1 0
35 Eric Hosmer, L (1, 3) OBP: 0.271, SLG: 0.327	S CH 86 B CH 87 B FF 96 B CH 86 B SI 94 4-1 16 FC5-4 BB		S CH 83 B CH 85 S SI 93 F CH 86 D CH 86 X SI 94 2-2 L3-6 1-1 2-2			B CH 86 B SI 93 X CH 84 2-0 21 BB 1B	C CH 86 F SL 83 C FF 95 0-3 K		S SL 86 C FF 96 X SL 87 0-2 G4-3 1-2	4	0	1	0	1	1	5
16 Billy Butler, R (1, 10) OBP: 0.389, SLG: 0.588	C SI 94 B FF 96 B FF 95 X SI 93 2-1 FC5-4 1-2f			B CU 80 C SI 93 B FF 92 X SI 95 2-1 G6-3		B SI 93 C CH 83 S SI 92 D CU 81 1 SAFE F CH 84 D SI 91 X CH 84 3-2 F7		B SL 83 B FF 91 B FF 91 C FF 91 B SL 86 4-1 BB		3	0	0	0	1	0	2
21 Jeff Francoeur, R (1, 9) OBP: 0.302, SLG: 0.327		F FF 95 S FF 92 B FF 92 S CU 80 1-3 K		B SI 94 S SI 93 B CH 86 X SI 94 2-1 33 FC3-6 8 BB 12 WP 1B		B SI 92 F SI 90 P PO 88 D CH 83 B FF 90 4-1 1-2 BB		X SL 84 0-0 P4	3	1	1	0	1	1	1
8 Mike Moustakas, L (1, 5) OBP: 0.271, SLG: 0.478		B SI 95 B CH 86 F SI 95 X SI 94 2-1 HR		B FF 94 B CH 84 1 SAFE B FF 94 B FF 94 4-0 33 FC3-6 1-2 BB		F CH 86 S CH 85 S FF 93 0-3 K		B CH 84 B FF 93 C CH 86 F CH 85 F FF 95 S CH 85 2-3 K	3	1	1	1	1	2	3
33 Humberto Quintero, R (1, 2) OBP: 0.400, SLG: 0.480		B FF 96 F FF 95 B CU 82 C FF 95 F FF 95 S CU 80 2-3 K		F CU 80 B FF 92 F SI 94 X SI 94 1-2 FC3-6 12 WP 1-2f 2-3		F CH 85 S FF 93 S FF 94 0-3 K		F SL 86 F FF 94 B FF 93 X FF 93 1-2 G3	4	0	0	0	0	2	5
12 Mitch Maier, L (1, 8) OBP: 0.348, SLG: 0.368		B FF 95 C SI 94 B FF 95 B SI 94 B SI 95 4-1 BB		B SI 94 B SI 94 C CH 86 C SI 94 F CH 85 C SI 93 2-3 K 1-2 3-H			F FF 93 B FF 95 F CH 84 B SL 86 F FF 94 F SL 86 C SI 96 2-3 K		B FF 96 B FF 97 C FF 95 F FF 96 B FF 95 X FF 95 3-2 P5	3	0	0	0	1	2	1
2 Alcides Escobar, R (1, 6) OBP: 0.288, SLG: 0.408		1 SAFE C FF 94 B FF 93 S SI 94 F CU 80 S FF 91 1-3 K			C SI 93 B FF 92 B SI 93 C SI 92 S FF 91 2-3 K		B CH 86 B FF 96 B SI 95 C FF 95 X SI 94 3-1 G4-3		C FF 96 B SL 88 B FF 93 X FF 95 2-1 11 S 11 1B 2B	4	1	1	0	0	2	1
Inning Stats	R: 0 E: 0 K: 0 S: 8 H: 0 LOB: 1 BB: 1 P: 17	R: 1 E: 0 K: 3 S: 14 H: 1 LOB: 1 BB: 1 P: 24	R: 0 E: 0 K: 0 S: 5 H: 1 LOB: 0 BB: 1 P: 11	R: 1 E: 0 K: 1 S: 11 H: 1 LOB: 1 BB: 1 P: 22	R: 0 E: 0 K: 1 S: 5 H: 0 LOB: 0 BB: 1 P: 11	R: 0 E: 0 K: 2 S: 13 H: 1 LOB: 2 BB: 1 P: 21	R: 0 E: 0 K: 2 S: 16 H: 1 LOB: 2 BB: 1 P: 25	R: 0 E: 0 K: 1 S: 9 H: 0 LOB: 1 BB: 1 P: 16	R: 1 E: 0 K: 1 S: 13 H: 2 LOB: 2 BB: 0 P: 23	1B: 4 2B: 2 3B: 1 HR: 1 SF: 0 SAC: 0 DP: 1 HBP: 0				WP: 1 PB: 0 SB: 2 CS: 0		PA: 39	

PITCHER		IP	WLS	BF	H	R	ER	SO	BB	IBB	HBP	BLK	WP	HR	S	P	ERA	WHIP
4 Kyle Drabek, R ERA: 2.0	(1, 1)	5.1		23	4	2	2	5	6	0	0	0	1	1	50	100	3.38	1.875
47 Luis Perez, L ERA:	(6, 1)	1.2	W	7	1	0	0	4	1	0	0	0	0	0	22	31	0.00	1.200
48 Francisco Cordero, R ERA: 4.5	(8, 1)	1.0	H	4	0	0	0	1	1	0	0	0	0	0	9	16	0.00	1.000
21 Sergio Santos, R ERA: 9.0	(9, 1)	1.0	S	5	2	1	1	1	0	0	0	0	0	0	13	23	9.00	2.000

PITCHER	IP	WLS	BF	H	R	ER	SO	BB	IBB	HBP	BLK	WP	HR	S	P	ERA	WHIP

BOTTOM

Toronto Blue Jays @ Kansas City Royals

Kauffman Stadium, Kansas City, MO

Fri Apr 20 2012, 7:11 PM - 10:24 PM CDT

Att. 23,065 - Clear - 59 F

livebaseballscorecards.com

AB	31
R	3
H	7
RBI	2
BB	8
SO	11
LOB	20

Batter	1	2	3	4	5	6	7	8	9	AB	R	H	RBI	BB	SO	LOB
5 Yunel Escobar, R (1, 6) OBP: 0.296, SLG: 0.323	B FF 92 C SI 94 X FF 93 1-1 G1-3 ①		B SI 93 X SI 93 1-0 G5-3 ②	B FF 91 X SI 92 1-0 2 BB 1-3 3-H 1B		B CU 78 C CH 85 B SL 86 F CH 85 F SL 87 X CU 79 2-2 G4-3 ②		B SI 100 B CH 88 C SI 100 S CH 87 F FF 100 B FF 98 X CH 86 3-2 G4-3 ①		5	0	1	1	0	0	1
2 Kelly Johnson, L (1, 4) OBP: 0.353, SLG: 0.393	C SI 94 B SI 93 B SI 93 X SI 92 2-1 19 G5-4-3 1B		F FF 93 B CH 84 B CH 82 D SI 92 B SI 92 4-1 BB	D CU 79 B FF 90 B FF 91 C FF 90 F FF 90 1 SAFE B FF 91 4-2 19 L4-3 1-2 BB		B CU 79 B SL 88 B FF 91 C FF 89 F FF 90 B FF 91 4-2 BB		B CU 82 S CH 89 C FF 99 B CU 80 S CH 87 2-3 K ②		2	0	1	0	3	1	0
19 José Bautista, R (1, 9) OBP: 0.354, SLG: 0.340	B SI 95 C SI 94 F SI 93 1 SAFE 1 SAFE X SI 94 1-2 G5-4-3 ②③ 1-2f		X SI 93 0-0 F7 ③	F SL 88 F SL 88 X FF 91 0-2 L4-3 ②③ 1-1		F SL 87 F FF 91 D CU 80 X CH 85 1-2 F9 ③		C FF 100 B CH 89 F SI 99 B FF 99 F SI 100 X CH 87 2-2 G4-3 ③		5	0	0	0	0	0	7
26 Adam Lind, L (1, 3) OBP: 0.308, SLG: 0.404		C FF 92 X FF 93 0-1 G6-3 ①		X CU 75 0-0 14 G6-3 10 1B 2B	B SL 87 B FF 91 X FF 90 2-0 G4-3 ①		C FF 89 B CH 87 B SL 87 C SL 88 B FF 90 F FF 90 X SL 89 3-2 G1-3 ①		B FF 93 B CH 85 C FF 93 B CH 85 F FF 94 X FF 94 3-2 G5-3 ①	5	1	1	0	0	0	0
14 Eric Thames, L (1, 7) OBP: 0.318, SLG: 0.308		B FF 93 S FF 92 B FF 94 X FF 92 2-1 10 CS 2B		F FF 90 X SI 93 0-1 G6-3 ① 2-3	C FF 90 B CU 79 F SL 86 B CU 80 B FF 92 F FF 90 X FF 91 3-2 P6 ②		B CU 79 B FF 90 B FF 91 C FF 90 B FF 91 4-1 10 HR BB		B CH 84 B FF 94 F FF 94 F CH 84 B CU 76 C FF 94 3-3 K ②	4	1	1	0	1	1	1
10 Edwin Encarnación, R (1, 10) OBP: 0.365, SLG: 0.621		C SI 93 B FF 92 C FF 91 F SI 94 F FF 94 X CH 83 1-2 13 FC6 2-3 1B ②		X SI 94 0-0 13 1B 28 1B 3-H 1B	C FF 90 B CU 74 B CH 82 X FF 90 2-1 P5 ③		1 SAFE C FF 100 F FF 100 X FF 100 0-2 1-H HR		C CU 75 C FF 95 C CU 77 0-3 K ③	5	2	3	3	0	1	0
13 Brett Lawrie, R (1, 5) OBP: 0.311, SLG: 0.386		C SI 92 S SI 93 X SI 93 0-2 FC6 ③ 1-2f		B SI 93 X FF 91 1-0 28 1B 9 1B 1-3 1B	C CU 77 B SL 86 B SL 86 B FF 90 X FF 90 3-1 28 HR 1B		B FF 99 B CH 89 C FF 99 C CH 87 X CH 84 2-2 G5-3 ②			4	2	2	0	0	0	1
28 Colby Rasmus, L (1, 8) OBP: 0.321, SLG: 0.510			C SI 93 X SI 93 0-1 G1-3 ①	F SI 93 B SI 92 X SI 92 1-1 9 1B 5 1B 1-2 3-H 1B		D CU 80 1 SAFE C FF 91 B CH 85 1 SAFE X FF 90 2-1 1-H HR		C FF 100 B CH 90 B CH 88 X FF 99 2-1 HR		4	3	3	4	0	0	0
9 J.P. Arencibia, R (1, 2) OBP: 0.222, SLG: 0.302			X SI 93 0-0 2B	B SI 93 X SI 94 1-0 5 1B 1-3 2-H 1B		B CU 79 S CH 81 F SL 87 F CU 81 B CU 79 F SL 87 F SL 85 F FF 92 X CU 78 2-2 G1-3 ①		C FF 100 X CU 82 0-1 G6-3 ③		4	0	2	1	0	0	0
Inning Stats	R: 0 E: 0 K: 0 S: 7 H: 1 LOB: 0 BB: 0 P: 11	R: 0 E: 0 K: 0 S: 12 H: 2 LOB: 1 BB: 0 P: 15	R: 0 E: 0 K: 0 S: 6 H: 1 LOB: 2 BB: 1 P: 11	R: 4 E: 0 K: 0 S: 14 H: 6 LOB: 2 BB: 1 P: 22	R: 0 E: 0 K: 0 S: 7 H: 0 LOB: 0 BB: 0 P: 14	R: 2 E: 0 K: 0 S: 20 H: 2 LOB: 1 BB: 1 P: 34	R: 3 E: 0 K: 0 S: 15 H: 2 LOB: 0 BB: 1 P: 26	R: 0 E: 0 K: 1 S: 11 H: 0 LOB: 0 BB: 0 P: 18	R: 0 E: 0 K: 2 S: 9 H: 0 LOB: 0 BB: 0 P: 15	1B: 8 2B: 4 3B: 0 HR: 3 SF: 0 SAC: 0 DP: 2 HBP: 0						

PITCHER		IP	WLS	BF	H	R	ER	SO	BB	IBB	HBP	BLK	WP	HR	S	P	ERA	WHIP
39 Luis Mendoza, R ERA: 6.92	(1, 1)	3.1		19	10	4	4	0	1	0	0	0	0	0	34	50	10.80	3.300
61 Everett Teaford, L ERA: 3.86	(4, 1)	3.0	L	13	2	3	3	0	3	0	0	0	0	1	37	69	9.00	1.667
40 Kelvin Herrera, R ERA: 5.4	(7, 1)	1.2		7	2	2	2	1	0	0	0	0	0	2	21	32	10.80	1.200
55 Tim Collins, L ERA: 4.15	(9, 1)	1.0		3	0	0	0	2	0	0	0	0	0	0	9	15	0.00	0.000

PITCHER	IP	WLS	BF	H	R	ER	SO	BB	IBB	HBP	BLK	WP	HR	S	P	ERA	WHIP

TOP

Toronto Blue Jays @ Kansas City Royals

Kauffman Stadium, Kansas City, MO

Sat Apr 21 2012, 6:12 PM - 9:14 PM CDT

Att. 27,804 - Clear - 68 F

livebaseballscorecards.com

AB	38
R	9
H	14
RBI	9
BB	4
SO	3
LOB	10

WP: 0 PA: 42
PB: 0
SB: 0
CS: 1

Batter	1	2	3	4	5	6	7	8	9	AB	R	H	RBI	BB	SO	LOB
11 Yuniesky Betancourt, R (1, 4) OBP: 0.389, SLG: 0.500	C FF 94 C FF 93 X SL 86 0-2 ① F9		B SL 84 B FF 92 X FF 92 2-0 2B		B CH 87 D CH 86 B FF 94 C FF 92 F FF 92 X SL 86 3-2 16 G5-3 4 BB 1B 3-H	1 SAFE X FF 89 0-0 ③ L9			B SL 83 B CH 83 C CH 84 C FF 90 B CH 84 T SL 84 3-2 ① K	5	0	2	1	0	1	4
4 Alex Gordon, L (1, 7) OBP: 0.302, SLG: 0.333	B FF 94 C FF 92 X CH 86 1-1 HR		B SI 91 S FF 91 B FF 94 B FF 94 F SI 92 S FF 93 3-3 ① K		1 SAFE B FF 90 B SI 91 F SI 91 B SI 90 B SI 90 4-1 16 G5-3 35 HR 1-2 BB		B SL 78 C SL 77 F FF 89 B FF 88 X FF 89 2-2 16 G5-4-3 1B		C SI 90 B CU 77 B CH 84 X SI 90 2-1 ② ③ G4-6-3 1-2f	4	2	2	1	1	1	3
16 Billy Butler, R (1, 10) OBP: 0.379, SLG: 0.556	C FF 94 C FF 94 S FF 94 0-3 ② K		C SL 84 H FF 92 1-1 35 G4-6-3 HBP		B SL 84 B FF 92 B SI 89 X SI 92 3-0 ① ② G5-3 1-2 2-3f		B FF 89 C SL 76 X FF 88 1-1 ① ② G5-4-3 1-2f			3	0	0	0	0	1	3
35 Eric Hosmer, L (1, 3) OBP: 0.270, SLG: 0.375	B SI 94 C CH 87 C SI 93 B FF 94 B FF 94 S CH 86 3-3 ③ K		B SI 92 F FF 90 X FF 91 1-1 ② ③ G4-6-3 1-2f		B CH 86 B SI 91 X CH 85 2-0 2-H HR		C FF 89 F FF 89 X FF 89 0-2 ③ G5-3			4	1	1	2	0	1	2
21 Jeff Francoeur, R (1, 9) OBP: 0.281, SLG: 0.302		C FF 92 F SI 91 X SL 85 0-2 ① G6-3		B FF 92 F FF 90 X SL 85 1-1 ① F9	X CH 85 0-0 ③ F9			B SL 84 S CH 83 X CH 85 1-1 ① G6-3		4	0	0	0	0	0	0
27 Brayan Peña, S (1, 2) OBP: 0.333, SLG: 0.435		B SI 92 X SI 92 1-0 ② G4-3		C SI 91 C CH 86 B SI 91 F SL 84 X CH 85 1-2 ② L4		L SI 90 C FF 90 F FF 92 X CH 86 0-2 ① G6-3		C FF 92 C FF 92 X SI 87 0-2 ② G3		4	0	0	0	0	0	0
8 Mike Moustakas, L (1, 5) OBP: 0.288, SLG: 0.458		B FF 94 B FF 94 B SI 93 B SI 91 4-0 2 1B BB		C FF 93 B FF 93 F SL 86 F SI 90 X FF 94 1-2 ③ G4-3		B CH 86 B FF 92 B FF 92 C SI 90 B SI 92 4-1 2 1B BB		C CU 74 X CH 83 0-1 ③ F8		2	0	0	0	2	0	0
2 Alcides Escobar, R (1, 6) OBP: 0.339, SLG: 0.472		B SI 91 B FF 91 C SI 90 X SI 91 2-1 1-2 1B			B FF 91 B FF 90 B FF 91 C FF 91 X SI 90 3-1 12 3B 2B	B FF 92 X FF 91 1-0 1-3 1B			C FF 92 S SL 84 F FF 92 X SL 85 0-2 12 BB 1B	4	1	4	0	0	0	0
12 Mitch Maier, L (1, 8) OBP: 0.370, SLG: 0.455		B SI 91 B FF 92 C SI 92 F SI 91 C FF 93 2-3 ③ K			F SI 90 S FF 91 B SI 93 X FF 93 1-2 11 1B 3B 2-H	B FF 91 C FF 90 F FF 91 C FF 90 1-3 ② K			B FF 90 B FF 90 B FF 89 C FF 87 1 SAFE C FF 90 F FF 90 B CH 84 4-2 4 G4-6-3 BB 1-2	3	1	1	1	1	2	4
Inning Stats	R: 1 E: 0 K: 2 S: 11 H: 1 LOB: 0 BB: 0 P: 15	R: 0 E: 0 K: 1 S: 9 H: 1 LOB: 2 BB: 1 P: 18	R: 0 E: 0 K: 1 S: 7 H: 1 LOB: 1 BB: 0 P: 14	R: 0 E: 0 K: 0 S: 10 H: 0 LOB: 0 BB: 0 P: 13	R: 4 E: 0 K: 0 S: 12 H: 4 LOB: 0 BB: 1 P: 28	R: 0 E: 0 K: 1 S: 10 H: 1 LOB: 2 BB: 1 P: 16	R: 0 E: 0 K: 0 S: 8 H: 1 LOB: 0 BB: 0 P: 11	R: 0 E: 0 K: 0 S: 7 H: 0 LOB: 0 BB: 0 P: 8	R: 0 E: 0 K: 1 S: 12 H: 1 LOB: 1 BB: 1 P: 21	1B: 5 2B: 2 3B: 1 HR: 2	SF: 0 SAC: 0 DP: 4 HBP: 1						

PITCHER		IP	WLS	BF	H	R	ER	SO	BB	IBB	HBP	BLK	WP	HR	S	P	ERA	WHIP
36 Drew Hutchison, R ERA: 8.44	(1, 1)	5.1	W	26	8	5	5	4	3	0	1	0	0	2	55	99	8.44	2.062
38 Darren Oliver, L ERA: 1.8	(6, 1)	1.2	H	5	1	0	0	1	0	0	0	0	0	0	12	16	0.00	0.600
33 Carlos Villanueva, R ERA: 7.11	(8, 1)	2.0		7	1	0	0	1	1	0	0	0	0	0	19	29	0.00	1.000

PITCHER	IP	WLS	BF	H	R	ER	SO	BB	IBB	HBP	BLK	WP	HR	S	P	ERA	WHIP

BOTTOM

Toronto Blue Jays @ Kansas City Royals

Kauffman Stadium, Kansas City, MO

Sat Apr 21 2012, 6:12 PM - 9:14 PM CDT

Att. 27,804 - Clear - 68 F

livebaseballscorecards.com

AB	33
R	5
H	10
RBI	5
BB	4
SO	6
LOB	16

Toronto Blue Jays @ Kansas City Royals

Kauffman Stadium, Kansas City, MO

Sun Apr 22 2012, 1:12 PM - 4:19 PM CDT

Att. 26,891 - Partly Cloudy - 58 F

livebaseballscorecards.com

TOP

Batter	1	2	3	4	5	6	7	8	9	AB	R	H	RBI	BB	SO	LOB
5 Yunel Escobar, R (1, 6) OBP: 0.303, SLG: 0.329	C FF 95 F FF 95 F CU 77 X FF 94 0-2 ① F9		C CU 73 B FF 92 S CU 73 X FF 96 1-2 ① G4-3		B FF 94 S CU 76 X FF 94 1-1 19 1B 13 1B 1-2 2-H 1B	B SL 78 S FF 89 C SI 90 B SL 80 B FF 90 F FF 89 X FF 88 3-2 ③ G6-3		D KC 78 S FF 94 S FF 95 X FF 95 1-2 1-3 3-H 1B		5	1	2	1	0	0	0
17 Omar Vizquel, S (1, 4) OBP: 0.222, SLG: 0.125	C FF 93 B FF 93 B SI 94 B FF 95 B FF 94 4-1 10 FC6-4 19 BB BB		C FF 92 S CU 76 B SI 96 B CU 72 F FF 93 B FF 96 F FF 94 F FF 95 S CH 84 3-3 ② K		B FF 94 C FF 94 L CU 76 F CU 77 B FF 96 F FF 95 X CH 83 2-2 ① F7		B SI 88 B FF 89 C SI 89 F SI 90 F SI 89 F FF 90 X FF 90 2-2 ① F9	X FF 95 0-0 ③ G3		4	0	0	0	1	1	4
19 José Bautista, R (1, 9) OBP: 0.386, SLG: 0.346	B CU 75 C FF 94 B FF 97 B FF 94 B FF 95 4-1 10 FC6-4 1-2 BB		C CU 77 B FF 97 B FF 96 B CH 85 B CH 85 4-1 BB		F SI 95 B CU 77 X FF 96 1-1 13 1B 1-3 2-H 1B		B FF 90 B FF 89 C FF 89 F FF 90 F FF 90 B SL 80 B SL 78 4-2 BB		C FF 95 X FF 95 0-1 ① G1-5-3	2	1	1	1	3	0	0
10 Edwin Encarnación, R (1, 3) OBP: 0.368, SLG: 0.613	B CU 76 C FF 95 F CU 77 D CU 78 X FF 97 2-2 ② FC6-4 28 S 1-2f 2-3		X FF 95 0-0 ③ F8		4-0 13 1B IBB		C SI 88 1 SAFE C SL 77 D SL 80 B SL 78 1 SAFE F SL 78 F SL 78 1 SAFE 2-2 ② F9		B KC 78 B KC 79 C FF 95 B FF 96 X FF 97 3-1 13 G4-3 2B	4	0	1	0	1	0	4
28 Colby Rasmus, L (1, 8) OBP: 0.311, SLG: 0.473	S SL 86 F FF 96 D CH 86 3 SAFE B FF 96 B SL 86 S SL 85 3-3 ③ K 1-2			B SL 84 C FF 93 B FF 94 F FF 94 S FF 96 2-3 ① K	S SL 87 C SL 86 B FF 96 S SL 85 1-3 ② K		C FF 92 X SL 80 0-1 ③ G5-3		B KC 78 C FF 94 B KC 78 B KC 78 B FF 95 4-1 13 G4-3 BB	4	0	0	0	1	3	6
13 Brett Lawrie, R (1, 5) OBP: 0.318, SLG: 0.377		C FF 94 B CH 84 F FF 93 F CU 78 S FF 95 1-3 ① K		F FF 94 F FF 95 C CU 78 B FF 96 B FF 95 X CH 85 2-2 ② F8	B CU 76 B FF 94 F FF 94 X FF 95 2-1 1-3 2-H 3-H 1B			B FF 90 B CH 82 B FF 88 C FF 88 B FF 89 4-1 9 1B 5 S BB	B SL 86 F SI 93 B FF 95 X SL 86 2-1 ② G4-3 1-2 2-3	4	1	1	2	1	1	2
8 Ben Francisco, R (1, 10) OBP: 0.364, SLG: 0.400 26 Adam Lind, L (5, PH) OBP: 0.291, SLG: 0.380 (5, 10)		C SI 92 F FF 95 X SL 86 0-2 E5 11 G3	B FF 95 C FF 96 B FF 95 F CH 85 F FF 96 F FF 96 B CU 76 X FF 97 3-2 11 CS 1B	C FF 87 F FF 89 F SL 76 B SL 80 F CU 68 X FF 90 1-2 ③ G1-3			F FF 90 S FF 91 X FF 91 0-2 ① F7	X FF 95 0-0 ③ G5-3	2 3	0 0	1 0	0 0	0 0	0 0	0 5
11 Rajai Davis, R (1, 7) OBP: 0.304, SLG: 0.400 14 Eric Thames, L (8, PH) OBP: 0.311, SLG: 0.300 (8, 7)		F FF 93 D CH 84 F FF 95 X FF 96 1-2 ② G3 2-3	1 SAFE 0-0 ③ CS 1-2		L FF 94 B FF 96 F FF 94 B CU 77 X FF 94 2-2 5 S 5 1B 2B	S FF 89 B SI 91 B SL 79 C FF 89 X SL 78 2-2 ① P3		C FF 93 X FF 93 0-1 ② F7		3 1	1 0	1 0	0 0	0 0	0 0	1 1
9 J.P. Arencibia, R (1, 2) OBP: 0.245, SLG: 0.304		C CU 76 X CH 85 0-1 ③ F7			B CU 76 B CU 75 B FF 94 C FF 94 S FF 95 B FF 95 4-2 5 1B 19 1B BB	S FF 90 C FF 91 B FF 89 B SL 81 F SL 76 S SL 78 2-3 ② K		X FF 95 0-0 5 1B 5 S 1-3 1B		3	1	1	0	1	1	1
Inning Stats	R: 0 E: 0 K: 1 S: 12 H: 0 LOB: 2 BB: 2 P: 25	R: 0 E: 1 K: 1 S: 12 H: 0 LOB: 1 BB: 0 P: 14	R: 0 E: 0 K: 1 S: 11 H: 0 LOB: 1 BB: 1 P: 19	R: 0 E: 0 K: 1 S: 12 H: 1 LOB: 0 BB: 0 P: 19	R: 4 E: 0 K: 1 S: 24 H: 4 LOB: 2 BB: 2 P: 42	R: 0 E: 0 K: 1 S: 11 H: 0 LOB: 0 BB: 0 P: 18	R: 0 E: 0 K: 0 S: 16 H: 0 LOB: 1 BB: 1 P: 24	R: 1 E: 0 K: 0 S: 11 H: 2 LOB: 2 BB: 1 P: 16	R: 0 E: 0 K: 0 S: 8 H: 1 LOB: 2 BB: 1 P: 17	1B: 6 2B: 2 3B: 0 HR: 0 SF: 0 SAC: 0 DP: 0 HBP: 0						

AB	35
R	5
H	8
RBI	4
BB	8
SO	6
LOB	24

WP: 0 PB: 0 SB: 4 CS: 1 PA: 44

PITCHER		IP	WLS	BF	H	R	ER	SO	BB	IBB	HBP	BLK	WP	HR	S	P	ERA	WHIP
23 Danny Duffy, L ERA: 3.63	(1, 1)	4.2	L	24	5	4	4	5	4	1	0	0	0	0	66	113	7.71	1.929
31 Louis Coleman, R ERA: 4.26	(5, 1)	2.0		7	0	0	0	1	1	0	0	0	0	0	30	46	0.00	0.500
50 Jose Mijares, L ERA: 3.86	(7, 1)	0.2		3	0	1	1	0	1	0	0	0	0	0	6	10	13.50	1.500
41 Jeremy Jeffress, R ERA:	(8, 1)	1.0		7	3	0	0	0	1	0	0	0	0	0	12	20	0.00	4.000
43 Aaron Crow, R ERA: 3.38	(9, 1)	0.2		2	0	0	0	0	0	0	0	0	0	0	3	5	0.00	0.000

PITCHER	IP	WLS	BF	H	R	ER	SO	BB	IBB	HBP	BLK	WP	HR	S	P	ERA	WHIP

BOTTOM

Toronto Blue Jays @ Kansas City Royals

Kauffman Stadium, Kansas City, MO

Sun Apr 22 2012, 1:12 PM - 4:19 PM CDT

Att. 26,891 - Partly Cloudy - 58 F

livebaseballscorecards.com

Batter	1	2	3	4	5	6	7	8	9	AB	R	H	RBI	BB	SO	LOB
30 Jason Bourgeois, R (1, 8) OBP: 0.267, SLG: 0.286	C SI 89 B CH 83 B SI 90 S SI 90 X CH 84 2-2 ① G5-3		B SI 91 B SI 91 B FF 90 B FF 91 4-0 4 S BB		C FF 92 B CH 86 B CH 83 X FF 93 2-1 ② G4-3 1-3			C FF 88 X FF 91 0-1 E5 16 CS		3	0	0	0	1	0	1
4 Alex Gordon, L (1, 7) OBP: 0.299, SLG: 0.328	B FF 90 F FF 91 X FC 86 1-1 16 G6-4-3 1B		P PO 84 1 SAFE 1 SAFE C FF 92 F FF 92 B CU 79 S CU 80 2-3 ③ K 1-2		B FF 92 X FF 93 1-0 ③ G4-3			C FF 90 1 SAFE 1 SAFE P PO 85 X FF 92 1-1 ① F8		4	0	1	0	0	1	3
16 Billy Butler, R (1, 10) OBP: 0.355, SLG: 0.517	C FF 91 X SI 91 0-1 ②③ G6-4-3 1-2f			C FF 90 B FF 91 F CH 82 B FF 91 X CH 83 2-2 ① G5-3		F FF 91 X FF 92 0-1 ① G5-3		1 SAFE 1 SAFE B FF 92 C CH 82 B CH 80 F FF 89 S CU 78 2-3 ②③ K2-3 1-2		4	0	0	0	0	1	2
35 Eric Hosmer, L (1, 3) OBP: 0.269, SLG: 0.367		B FF 90 B FF 91 X FF 91 2-0 11 G5-3 1B		F FF 93 B SI 92 B FF 92 F FF 92 X CU 81 2-2 ② G1-3	X FF 92 0-0 ② F7			B FF 92 C FF 92 F FF 94 B CH 88 X CH 85 2-2 ① G5-3		4	0	1	0	0	0	0
11 Yuniesky Betancourt, R (1, 4) OBP: 0.375, SLG: 0.459		C SI 91 F CH 84 B CU 80 F CH 84 X FF 92 1-2 ① G5-3 1-2		S CH 81 B CH 84 F FF 92 B CU 80 F CH 82 X CH 82 2-2 ③ F8	B SI 90 C CH 83 B FF 91 F CH 83 S CU 78 2-3 ③ K			C FF 94 B CU 79 S SL 85 F SL 86 B FF 94 F FF 94 B SL 87 F SL 87 F SL 86 4-2 F SL 86 B FF 95 21 2B 8 1B BB		3	1	0	0	1	1	1
21 Jeff Francoeur, R (1, 9) OBP: 0.295, SLG: 0.333		X FF 92 0-0 ② F7			C FF 88 B CU 76 F CH 82 B FF 90 X CU 77 2-2 33 BB 8 1B 2 FC4-6 1B		B SI 88 X CH 84 1-0 ① G5-3		D SL 88 C FF 94 X SL 86 1-1 8 1B 1-3 2B	4	1	2	0	0	0	1
8 Mike Moustakas, L (1, 5) OBP: 0.321, SLG: 0.500		B FF 92 C FF 93 F FF 93 D FC 87 S CU 80 2-3 ③ K2-3			C FF 90 F FF 91 X CU 80 0-2 33 BB 2 E 1-2 1B		C FF 91 S CU 78 B CU 80 X FF 94 1-2 2B		B CH 87 X FF 95 1-0 27 G4-6-3 2-3 3-H 1B	4	1	3	1	0	1	1
33 Humberto Quintero, R (1, 2) OBP: 0.394, SLG: 0.444 27 Brayan Peña, S (9, PH) OBP: 0.320, SLG: 0.417			B SI 90 F FF 90 F CH 82 S CU 78 1-3 ① K		B CH 82 D FF 91 B FF 93 B FF 91 4-0 2 FC4-6 1-2 2-3 BB		X CH 82 0-0 ② G5-3		X FF 95 0-0 ②③ G4-6-3 1-2f	2 1	0 0	0 0	0 0	1 0	1 0	1 2
2 Alcides Escobar, R (1, 6) OBP: 0.322, SLG: 0.446			C FF 90 X FF 92 0-1 ② F8		B FF 92 X FF 92 1-0 ① FC4-6 30 G4-3 30 S 1-2f 2-H 3-H		B FF 90 C CH 83 C CH 84 X CU 79 1-2 ③ G6-3			3	0	0	1	0	0	2
Inning Stats	R: 0 E: 0 K: 0 S: 7 H: 1 LOB: 0 BB: 0 P: 10	R: 0 E: 0 K: 1 S: 9 H: 1 LOB: 1 BB: 0 P: 14	R: 0 E: 0 K: 2 S: 9 H: 0 LOB: 1 BB: 1 P: 15	R: 0 E: 0 K: 0 S: 10 H: 0 LOB: 0 BB: 0 P: 16	R: 2 E: 1 K: 0 S: 10 H: 2 LOB: 1 BB: 1 P: 20	R: 0 E: 0 K: 1 S: 6 H: 0 LOB: 0 BB: 0 P: 8	R: 0 E: 0 K: 0 S: 8 H: 1 LOB: 1 BB: 0 P: 11	R: 0 E: 1 K: 1 S: 8 H: 0 LOB: 0 BB: 0 P: 10	R: 1 E: 0 K: 0 S: 14 H: 2 LOB: 1 BB: 1 P: 22	1B: 5 2B: 2 3B: 0 HR: 0 SF: 0 SAC: 0 DP: 2 HBP: 0	WP: 0 PB: 0 SB: 2 CS: 1 PA: 35					

	AB	32
	R	3
	H	7
	RBI	2
	BB	3
	SO	5
	LOB	14

PITCHER	IP	WLS	BF	H	R	ER	SO	BB	IBB	HBP	BLK	WP	HR	S	P	ERA	WHIP
24 Ricky Romero, L (1, 1) ERA: 3.29	8.0	W	30	5	2	2	5	2	0	0	0	0	0	67	104	2.25	0.875
48 Francisco Cordero, R (9, 1) ERA: 5.14	1.0	S	5	2	1	1	0	1	0	0	0	0	0	14	22	9.00	3.000

PITCHER	IP	WLS	BF	H	R	ER	SO	BB	IBB	HBP	BLK	WP	HR	S	P	ERA	WHIP

Batter	1	2	3	4	5	6	7	8	9	AB	R	H	RBI	BB	SO	LOB
5 Yunel Escobar, R (1, 6) OBP: 0.288, SLG: 0.311	C SI 80 B SL 80 F SL 78 B FF 87 X SL 79 2-2 G6-3		C CU 72 C SL 80 X FF 86 0-2 G5-3		D SL 81 C SL 80 C SL 81 B FF 88 X SL 82 2-2 G6-3 2-3		X EP 70 0-0 FC6-4 1-2f			4	0	0	0	0	0	2
2 Kelly Johnson, L (1, 4) OBP: 0.375, SLG: 0.448	C SI 83 B CU 72 B SL 80 S SL 79 X FF 85 2-2 HR		C CU 72 C SI 85 B FF 88 B SL 83 B SL 81 B SL 81 4-2 19 G6-4-3 BB			L SL 79 B CH 77 B CH 77 B CH 76 B FF 85 4-1 19 HR BB		B SI 95 C SL 86 C SL 86 S FF 95 1-3 K		2	2	1	1	2	1	0
19 José Bautista, R (1, 9) OBP: 0.378, SLG: 0.393	B SL 83 B SL 80 C CH 75 B SL 80 F SL 80 X SL 81 3-2 P6		B SL 80 F SL 80 X CH 76 1-1 G6-4-3 1-2f			X SL 81 0-0 1-H HR		S SL 86 C SL 88 B SL 87 B FF 97 X SL 86 2-2 G5-3		4	1	1	2	0	0	1
10 Edwin Encarnación, R (1, 10) OBP: 0.347, SLG: 0.576	B FF 85 C SL 80 X FF 86 1-1 G1-3			C CH 75 F SL 82 X SL 81 0-2 P5		C CU 71 F FF 85 F CU 71 B SL 80 B SL 81 S SL 81 2-3 K		C SL 86 S SI 96 B SL 88 X SL 86 1-2 G5-3		4	0	0	0	0	1	0
13 Brett Lawrie, R (1, 5) OBP: 0.329, SLG: 0.415		C SI 82 B SL 81 B SL 81 S CH 75 X FF 87 2-2 26 1B 11 G6-3 1B		C CU 72 B CH 76 X CH 75 1-1 F7		B CU 72 B CH 77 C SL 80 X CH 76 2-1 F8			B SL 86 S SL 87 X FF 96 1-1 11 1B 3B	4	1	2	0	0	0	0
11 Rajai Davis, R (1, 7) OBP: 0.296, SLG: 0.375		1 SAFE B SI 84 F SL 80 B SL 80 B SL 79 F SL 79 1 SAFE 1 SAFE 1 SAFE 3-2 1 SAFE 1 SAFE X SL 80 G6-3 1-2		C CU 72 S CH 76 B CH 77 F SI 86 C FF 88 1-3 K		L CH 77 F SL 81 B FF 88 B CU 72 X SL 80 2-2 F7			X FF 95 0-0 26 CS 3-H 1B	4	0	1	1	0	1	1
26 Adam Lind, L (1, 3) OBP: 0.288, SLG: 0.370		B CU 71 X SL 79 1-0 2-3 1B			C CH 76 B SL 82 X SL 80 1-1 G5-3		X SL 79 0-0 F8		B SI 94 1 SAFE 1 SAFE P PO 86 F SL 88 C SL 87 F FF 98 F SL 90 X FF 97 2-2 1-2 L5	4	0	1	0	0	0	1
9 J.P. Arencibia, R (1, 2) OBP: 0.245, SLG: 0.300		X SL 82 0-0 L5			C FF 85 C SL 80 B FF 89 C CU 71 1-3 K		C SI 83 F SL 82 F FF 88 X CU 74 0-2 28 FC4-6 1B		B SL 86 X SL 86 1-0 F7	4	0	1	0	0	1	2
28 Colby Rasmus, L (1, 8) OBP: 0.313, SLG: 0.483		F SI 86 B FF 87 B CH 77 S SL 81 X SL 83 2-2 F7			C SI 84 X CU 72 0-1 5 WP 2B		F SL 78 B SL 80 X SL 80 1-1 FC4-6 5 FC6-4 1-2f			3	0	1	0	0	0	3
Inning Stats	R: 1 E: 0 K: 0 S: 11 H: 1 LOB: 0 BB: 0 P: 19	R: 0 E: 0 K: 0 S: 11 H: 2 LOB: 2 BB: 0 P: 19	R: 0 E: 0 K: 0 S: 8 H: 0 LOB: 0 BB: 1 P: 13	R: 0 E: 0 K: 1 S: 9 H: 0 LOB: 0 BB: 0 P: 11	R: 0 E: 0 K: 1 S: 10 H: 1 LOB: 1 BB: 0 P: 14	R: 2 E: 0 K: 1 S: 11 H: 1 LOB: 0 BB: 1 P: 21	R: 0 E: 0 K: 0 S: 8 H: 1 LOB: 1 BB: 0 P: 9	R: 0 E: 0 K: 1 S: 9 H: 0 LOB: 0 BB: 0 P: 13	R: 1 E: 0 K: 0 S: 10 H: 2 LOB: 0 BB: 0 P: 13	1B: 4 2B: 1 3B: 1 HR: 2 SF: 0 SAC: 0 DP: 1 HBP: 0						

TOP

Toronto Blue Jays @ Kansas City Royals

Kauffman Stadium, Kansas City, MO

Mon Apr 23 2012, 7:12 PM - 9:42 PM CDT

Att. 13,267 - Clear - 65 F

livebaseballscorecards.com

AB	33
R	4
H	8
RBI	4
BB	2
SO	4
LOB	10

WP: 1 PA: 35
PB: 0
SB: 0
CS: 1

PITCHER		IP	WLS	BF	H	R	ER	SO	BB	IBB	HBP	BLK	WP	HR	S	P	ERA	WHIP
52 Bruce Chen, L ERA: 2.52	(1, 1)	7.0	L	28	6	3	3	3	2	0	0	0	1	2	68	106	3.86	1.143
43 Aaron Crow, R ERA: 3.0	(8, 1)	1.0		3	0	0	0	1	0	0	0	0	0	0	9	13	0.00	0.000
51 Jonathan Broxton, R ERA: 3.18	(9, 1)	1.0		4	2	1	1	0	0	0	0	0	0	0	10	13	9.00	2.000

PITCHER	IP	WLS	BF	H	R	ER	SO	BB	IBB	HBP	BLK	WP	HR	S	P	ERA	WHIP

Batter	1	2	3	4	5	6	7	8	9	AB	R	H	RBI	BB	SO	LOB
17 Chris Getz, L (1, 4) OBP: 0.296, SLG: 0.444	B FF 92 C FF 93 C FF 94 X SL 87 1-2 G5-3 ①		C FF 92 X FF 94 0-1 SH1-3 ① 2-3		L FF 93 B FF 94 1 SAFE C FF 94 F SL 87 F SL 89 B FF 96 1 SAFE X FS 87 2-2 P2 ②		X SI 94 0-0 1-3 2B			3	0	1	0	0	0	2
4 Alex Gordon, L (1, 7) OBP: 0.282, SLG: 0.306	B FF 94 F FF 94 X FF 94 1-1 G3-1 ②		C FS 88 F SL 90 F FF 96 D SL 89 S SL 90 1-3 K ②		C FF 96 X SL 89 0-1 F8 ③		S SI 95 S SL 85 B SL 86 X FF 96 1-2 G6-3 ③			4	0	0	0	0	1	5
16 Billy Butler, R (1, 10) OBP: 0.333, SLG: 0.484	C FF 94 B FF 95 B KC 80 B FF 95 F FF 96 X FF 97 3-2 F8 ③		X KC 80 0-0 G5-3 ③			C KC 80 C SL 88 X SL 88 0-2 G6-3 ①		B FF 95 C CH 86 B FF 95 X SI 95 2-1 G5-3 ①		4	0	0	0	0	0	1
35 Eric Hosmer, L (1, 3) OBP: 0.282, SLG: 0.422		B FF 93 X FF 93 1-0 HR	B SL 87 C FS 88 B KC 81 F FF 96 B SL 88 S SL 90 3-3 K ①			S FS 88 X FS 86 0-1 E1 1B		C FF 96 X FF 94 0-1 G4-3 ②		4	1	2	1	0	1	0
21 Jeff Francoeur, R (1, 9) OBP: 0.292, SLG: 0.328		X KC 79 0-0 G4-3 ①	C FF 97 F SL 88 X KC 82 0-2 8 G6-3 1B			B KC 80 B SL 88 B FF 94 F FF 94 S SL 88 X SL 89 3-2 F8 ②		C SI 95 X FF 95 0-1 G4-3 ③		4	0	1	0	0	0	1
8 Mike Moustakas, L (1, 5) OBP: 0.333, SLG: 0.518		C FF 94 B FF 94 F FS 87 F SL 87 F FF 95 F KC 81 F SL 87 X FS 87 1-2 27 PB 2B	B FF 94 C FS 86 S FS 89 1 SAFE B FF 97 X FS 85 2-2 G6-3 ②③ 1-2f			C KC 80 F KC 82 D SL 89 D SL 90 X SL 90 2-2 G6-3 ③			B FF 92 B FF 92 C FF 93 F FF 95 F CH 86 B CH 86 F FF 95 F FF 94 X CH 85 3-2 27 G4-6-3 1B	4	0	2	0	0	0	2
27 Brayan Peña, S (1, 2) OBP: 0.310, SLG: 0.429		B FF 94 B FF 95 F FF 95 S FS 86 S FS 87 2-3 K ② 2-3			B FF 92 C FF 94 X FF 94 1-1 12 FC1-5 2B		C FF 93 B SL 88 B FS 86 X FF 95 2-1 G5-3 ①		B CH 86 C FF 94 X CH 85 1-1 G4-6-3 ①② 1-2f	4	0	1	0	0	1	2
12 Mitch Maier, L (1, 8) OBP: 0.323, SLG: 0.385		B FF 96 F FF 95 B FS 88 B FS 86 C FS 86 X FS 88 3-2 G4-3 ③			X FF 94 0-0 FC1-5 ① 2 1B 2-3		X FF 95 0-0 P4 ②		C CU 78 B CH 87 C FF 95 X CU 80 1-2 P4 ③	4	0	0	0	0	0	2
2 Alcides Escobar, R (1, 6) OBP: 0.355, SLG: 0.483			B FF 92 X FF 93 1-0 17 SH1-3 2B		1 SAFE C SL 86 B SL 87 X SL 87 1-1 1-3 1B		B FF 94 B FF 94 B FF 94 B FF 93 4-0 17 2B BB			2	0	2	0	1	0	0
Inning Stats	R: 0 E: 0 K: 0 S: 8 H: 0 LOB: 0 BB: 0 P: 13	R: 1 E: 0 K: 1 S: 15 H: 2 LOB: 1 BB: 0 P: 22	R: 0 E: 0 K: 1 S: 8 H: 1 LOB: 1 BB: 0 P: 10	R: 0 E: 0 K: 1 S: 9 H: 1 LOB: 0 BB: 0 P: 14	R: 0 E: 0 K: 0 S: 12 H: 2 LOB: 2 BB: 0 P: 16	R: 0 E: 1 K: 0 S: 11 H: 1 LOB: 1 BB: 0 P: 16	R: 0 E: 0 K: 0 S: 7 H: 1 LOB: 2 BB: 1 P: 14	R: 0 E: 0 K: 0 S: 6 H: 0 LOB: 0 BB: 0 P: 8	R: 0 E: 0 K: 0 S: 11 H: 1 LOB: 0 BB: 0 P: 16	1B: 4 2B: 4 3B: 0 HR: 1	SF: 0 SAC: 1 DP: 2 HBP: 0					

PITCHER		IP	WLS	BF	H	R	ER	SO	BB	IBB	HBP	BLK	WP	HR	S	P	ERA	WHIP
23 Brandon Morrow, R ERA: 3.71	(1, 1)	6.2	W	27	7	1	1	3	1	0	0	0	0	1	66	100	1.35	1.200
47 Luis Perez, L ERA:	(7, 1)	1.1	H	5	1	0	0	0	0	0	0	0	0	0	10	13	0.00	0.750
48 Francisco Cordero, R ERA: 4.5	(9, 1)	1.0	S	3	1	0	0	0	0	0	0	0	0	0	11	16	0.00	1.000

PITCHER	IP	WLS	BF	H	R	ER	SO	BB	IBB	HBP	BLK	WP	HR	S	P	ERA	WHIP

BOTTOM

Toronto Blue Jays @ Kansas City Royals

Kauffman Stadium, Kansas City, MO

Mon Apr 23 2012, 7:12 PM - 9:42 PM CDT

Att. 13,267 - Clear - 65 F

livebaseballscorecards.com

AB	33
R	1
H	9
RBI	1
BB	1
SO	3
LOB	15

WP: 0	PA: 35		
PB: 1			
SB: 0			
CS: 0			

Kansas City Royals @ Cleveland Indians

Progressive Field, Cleveland, OH

Tue Apr 24 2012, 7:05 PM - 10:17 PM EDT

Att. 9,137 - Clear - 56 F

TOP

livebaseballscorecards.com

Batter	1	2	3	4	5	6	7	8	9	AB	R	H	RBI	BB	SO	LOB
17 Chris Getz, L (1, 4) OBP: 0.313, SLG: 0.469	C SI 88 X SI 87 0-1 G1-3		C SI 86 F CH 82 B SI 88 B CH 81 S SL 80 2-3 K2-3	B CH 82 X SI 87 1-0 1-2 2-3 1B			B FF 89 C FF 89 F FF 90 X SL 79 1-2 P6		C FF 92 B FF 93 X FF 93 1-1 4 G3-1 16 G6-3 2B	5	1	2	0	0	1	0
4 Alex Gordon, L (1, 7) OBP: 0.276, SLG: 0.288	B SI 86 B CH 83 B SI 87 C SI 87 X SI 87 3-1 F8		B CH 82 F CH 82 B FC 86 B CH 83 B SI 87 4-1 16 FC4-6 BB	B SI 87 S CH 82 X SL 80 1-1 G3-1			C FF 89 B SL 79 C FF 89 X SL 79 1-2 F9		C FF 94 C SL 82 F FF 93 X SL 81 0-2 G3-1 2-3	4	0	0	0	1	0	4
16 Billy Butler, R (1, 10) OBP: 0.324, SLG: 0.463	C SI 87 X SI 88 0-1 1B		C FC 86 B FC 86 B SI 88 X FC 86 2-1 FC4-6 1-2f		C SL 79 F FC 84 B SL 78 B CH 82 X FC 85 2-2 G6-3		B FF 89 B FF 88 B FF 88 C FF 87 F FF 88 S FF 91 3-3 K		F FF 92 X FF 93 0-1 G6-3 3-H	5	0	1	1	0	1	1
35 Eric Hosmer, L (1, 3) OBP: 0.289, SLG: 0.412	B SI 88 C CH 82 F SI 88 C SI 88 1-3 K		B CH 83 B SI 87 B FC 86 X SI 88 3-0 P5		B CH 82 C SL 78 X SI 87 1-1 G5-3			B SI 91 C SI 92 B SL 79 B FF 90 B FF 90 4-1 8 1B 21 G4-3 12 2B BB	B SL 81 C SL 80 X FF 92 1-1 21 FC5-4 1B	4	1	1	0	1	1	2
21 Jeff Francoeur, R (1, 9) OBP: 0.271, SLG: 0.303		C FC 84 B SL 78 S SI 86 X SI 87 1-2 G3		B SL 83 C SI 86 X SL 80 1-1 G5-3	X SL 79 0-0 G6-3			C FF 91 F FF 91 B FF 91 F FF 92 F FF 91 B FF 91 F FF 92 F FF 91 X FF 92 2-2 G4-3 1-2	B FF 93 S SL 82 X SL 82 1-1 FC5-4 1-2f	5	0	0	0	0	0	2
8 Mike Moustakas, L (1, 5) OBP: 0.344, SLG: 0.517		B SI 86 B FC 85 C SI 88 C SI 88 T CH 82 2-2 K		B CH 81 C SI 87 S SL 81 X SI 86 1-2 33 L8 33 WP 12 1B 1B	C CH 85 B SL 78 F CH 80 S SL 78 1-3 K2-3			C FF 91 B SL 80 C SI 91 X SI 92 1-2 12 2B 2-3 1B		4	1	2	0	0	2	0
33 Humberto Quintero, R (1, 2) OBP: 0.405, SLG: 0.484		C FC 86 X SI 87 0-1 12 1B 1B		B FC 86 X FC 85 1-0 L8 1-3	X CH 85 0-0 12 G4-3 2B			C SL 79 S FF 91 B FF 90 S FF 90 1-3 K		4	0	2	0	0	1	3
12 Mitch Maier, L (1, 8) OBP: 0.371, SLG: 0.467		D SI 88 C CH 82 S SL 80 F CH 84 X SI 88 1-2 1-3 1B		B SI 88 C SI 88 X SI 88 1-1 17 1B 2 1B 3-H 1B	D SL 79 S CH 81 X CH 81 1-1 G4-3 2-3			B SI 91 X FF 91 1-0 1-3 3-H 2B		4	0	3	2	0	0	1
2 Alcides Escobar, R (1, 6) OBP: 0.348, SLG: 0.468		B FC 87 F FC 86 B SI 88 B SI 88 F SI 88 S SL 81 3-3 K		B CH 85 F SI 87 X FC 86 1-1 17 1B 1-2 1B	B FC 86 B SL 80 B SI 87 C SI 86 C SI 87 X SL 80 3-2 G6-3			B SL 79 B FF 90 C FF 90 B FF 90 C FF 89 X FF 89 3-2 G1-3		4	0	1	0	0	1	5

Inning Stats																								
	R: 0	H: 1	R: 0	H: 2	R: 0	H: 0	R: 1	H: 4	R: 0	H: 0	R: 0	H: 1	R: 0	H: 0	R: 1	H: 2	R: 1	H: 2	1B: 9	SF: 0	WP: 1	PA: 41
	E: 0	LOB: 1	E: 0	LOB: 2	E: 0	LOB: 1	E: 0	LOB: 3	E: 0	LOB: 0	E: 0	LOB: 1	E: 0	LOB: 0	E: 0	LOB: 2	E: 0	LOB: 1	2B: 3	SAC: 0	PB: 0	
	K: 1	BB: 0	K: 2	BB: 0	K: 1	BB: 1	K: 0	BB: 0	K: 0	BB: 0	K: 1	BB: 0	K: 9	BB: 0	S: 18	BB: 1	K: 0	BB: 0	3B: 0	DP: 0	SB: 0	
	S: 9	P: 13	S: 15	P: 22	S: 7	P: 18	S: 13	P: 20	S: 6	P: 9	S: 9	P: 14	S: 9	P: 14		P: 30	S: 12	P: 15	HR: 0	HBP: 0	CS: 0	

PITCHER		IP	WLS	BF	H	R	ER	SO	BB	IBB	HBP	BLK	WP	HR	S	P	ERA	WHIP
26 Derek Lowe, R ERA: 3.0	(1, 1)	6.0	W	27	8	1	1	5	1	0	0	0	1	0	59	96	1.50	1.500
49 Tony Sipp, L ERA: 9.53	(7, 1)	1.0	H	3	0	0	0	1	0	0	0	0	0	0	9	14	0.00	0.000
52 Vinnie Pestano, R ERA: 3.12	(8, 1)	1.0	H	6	2	1	1	1	1	0	0	0	0	0	18	30	9.00	3.000
54 Chris Perez, R ERA: 4.5	(9, 1)	1.0	S	5	2	1	1	0	0	0	0	0	0	0	12	15	9.00	2.000

PITCHER	IP	WLS	BF	H	R	ER	SO	BB	IBB	HBP	BLK	WP	HR	S	P	ERA	WHIP

AB	39
R	3
H	12
RBI	3
BB	2
SO	7
LOB	18

BOTTOM

Kansas City Royals @ Cleveland Indians

Progressive Field, Cleveland, OH

Tue Apr 24 2012, 7:05 PM - 10:17 PM EDT

Att. 9,137 - Clear - 56 F

livebaseballscorecards.com

Batter	1	2	3	4	5	6	7	8	9	AB	R	H	RBI	BB	SO	LOB
22 Jason Kipnis, L (1, 4) OBP: 0.313, SLG: 0.475	B FF 88 C SI 88 B SI 87 C SI 88 H SL 79 3-2 13 2B 41 SF7 HBP	X SI 87 0-0 ① F7		B CH 85 S CH 80 T CH 82 B CH 85 B CH 83 S CH 81 3-3 ③ K		F FF 91 B CU 73 B CU 75 X FF 92 2-1 17 S 1B		B FF 93 1 SAFE B FF 89 B FF 93 B FF 93 4-0 13 1B 1-2 BB		3	1	1	0	1	1	3
13 Asdrúbal Cabrera, S (1, 6) OBP: 0.362, SLG: 0.535	1 SAFE B SI 88 B SI 87 1 SAFE X SI 90 2-0 1-3 2B	S SL 79 B SL 78 X CH 83 1-1 ②③ G6-4-3 1-2f			B SI 88 B CH 85 B CH 81 B CH 82 4-0 48 BB 41 BB 47 SF8 BB	B FF 92 B FF 91 C CH 82 X CH 83 2-1 ② F7		B CH 81 F FF 87 B SL 76 F FF 88 F SL 77 F FF 90 X CH 80 2-2 1-2 2-3 1B		4	1	2	0	1	0	4
17 Shin-Soo Choo, L (1, 9) OBP: 0.375, SLG: 0.322 16 Jason Donald, R (8, PH) OBP: 0.216, SLG: 0.206 (9, 7)	C SL 79 S CH 83 S SI 85 0-3 ① K	C SI 86 B SL 78 B CH 83 X CH 82 2-1 ① G5-3			1 SAFE 1 SAFE B CH 80 1 SAFE B CH 80 C CH 82 S CH 80 1 SAFE F CH 82 2-3 S CH 82 ① K	D CU 76 B FF 92 C FF 92 B FF 92 B FF 91 4-1 1-2 BB		C FF 88 C SL 80 S SL 78 0-3 ① K		3 1	0 0	0 0	0 0	1 0	2 1	3 3
41 Carlos Santana, S (1, 2) OBP: 0.406, SLG: 0.469	S CH 84 C SL 82 B SL 82 F SI 86 X SI 88 1-2 ② SF7 3-H	B SI 87 C SL 79 B FF 88 B CH 82 C CH 82 X CH 81 3-2 47 1B 1B			B FF 87 B SL 77 B SL 77 1 SAFE C CH 82 C CH 82 1 SAFE B CH 81 4-2 47 SF8 48 BB 9 2B 1-2 BB	B CU 73 S FF 92 C CH 83 B CU 75 F FF 92 F CU 73 F CU 73 F FF 92 F CH 82 3-2 ③ D CU 74 X CH 82 G6-3		C CH 85 S SL 80 F FF 92 F SL 79 F SI 86 B FF 91 B SL 77 X SL 79 2-2 ② P2		3	1	1	1	1	0	5
48 Travis Hafner, L (1, 10) OBP: 0.500, SLG: 0.533	B SL 80 B SI 88 B FF 88 B FF 88 4-0 BB	D SL 78 X SI 86 1-0 ② P4			B SL 79 C SI 86 B CH 84 C FF 85 D SL 79 B CH 83 4-2 9 2B 1-2 2-3 BB		B FF 97 C CH 88 B CH 84 X FF 98 2-1 ① L9	C SL 78 B SL 81 X FF 90 1-1 ③ F8		3	1	0	0	2	0	4
47 Shelley Duncan, R (1, 7) OBP: 0.421, SLG: 0.432 23 Michael Brantley, L (8, 8) OBP: 0.274, SLG: 0.304	B CH 82 C CH 82 C CH 82 T SI 88 1-2 ③ K	C SL 77 F CH 86 B FF 88 F CH 84 B SL 80 X SL 79 2-2 1-2 1B			C SL 79 F SI 87 D SL 81 X SL 80 1-2 ② SF8 2-3 3-H		C B CU 79 S CH 86 S CH 84 1-3 ② K			3 0	0 0	1 0	1 0	0 0	2 0	2 0
9 Jack Hannahan, L (1, 5) OBP: 0.453, SLG: 0.523		B SI 87 B CH 81 B SI 87 B FF 86 4-0 2 BB 35 BB BB	C SI 86 F SI 86 B SI 85 X CH 84 1-2 ③ G3		B CH 82 B CH 82 B CH 81 C CH 80 C CH 79 X CH 80 3-2 1-H 3-H 2B		F FF 98 B FF 98 X FF 97 1-1 1B			3	0	2	2	1	0	2
35 Casey Kotchman, L (1, 3) OBP: 0.233, SLG: 0.278		C SI 88 B FF 89 B FF 88 1 SAFE B FF 87 C CH 82 B CH 81 4-2 2 BB 1-2 BB		B CH 85 B CH 84 C CH 81 F CH 80 B CH 84 S CH 82 3-3 ① K	B CU 73 C FF 92 2 SAFE B CU 73 X FF 92 2-1 ③ P6		B CH 86 D CH 86 C FF 97 S CH 87 B CH 86 X CH 85 3-2 ③ G3-1			3	0	0	0	1	1	2
2 Aaron Cunningham, R (1, 8) OBP: 0.304, SLG: 0.250 (8, 7) (9, 9)		F SL 78 F CH 83 F SI 89 B CH 84 B SL 80 B SI 88 B CH 81 4-2 13 G6-4-3 1-2 2-3 BB		F SI 88 B CH 85 B SL 77 X CH 80 2-1 ② G6-3		B FF 90 C FF 91 C FF 92 X CU 75 1-2 ① P3		F FF 93 X FF 94 0-1 13 1B 22 BB 1B		3	0	1	0	1	0	0
Inning Stats	R: 1 E: 0 K: 2 S: 13 H: 1 LOB: 2 BB: 1 P: 24	R: 0 E: 0 K: 0 S: 8 H: 0 LOB: 2 BB: 3 P: 21	R: 0 E: 0 K: 0 S: 13 H: 2 LOB: 2 BB: 0 P: 22	R: 0 E: 0 K: 2 S: 8 H: 0 LOB: 0 BB: 0 P: 16	R: 3 E: 0 K: 1 S: 16 H: 1 LOB: 1 BB: 3 P: 36	R: 0 E: 0 K: 0 S: 16 H: 1 LOB: 2 BB: 1 P: 28	R: 0 E: 0 K: 1 S: 10 H: 1 LOB: 1 BB: 0 P: 17	R: 0 E: 0 K: 1 S: 18 H: 2 LOB: 3 BB: 1 P: 27		1B: 6 2B: 2 3B: 0 HR: 0 SF: 2 SAC: 0 DP: 1 HBP: 1				WP: 0 PB: 0 SB: 1 CS: 0 PA: 41		

	AB	29
	R	4
	H	8
	RBI	4
	BB	9
	SO	7
	LOB	28

PITCHER		IP	WLS	BF	H	R	ER	SO	BB	IBB	HBP	BLK	WP	HR	S	P	ERA	WHIP
57 Jonathan Sánchez, L ERA: 6.75	(1, 1)	4.2	L	25	4	4	4	5	7	0	1	0	0	0	56	115	7.71	2.357
55 Tim Collins, L ERA: 3.6	(5, 1)	1.1		6	1	0	0	0	1	0	0	0	0	0	18	32	0.00	1.500
40 Kelvin Herrera, R ERA: 4.82	(7, 1)	1.0		4	1	0	0	1	0	0	0	0	0	0	10	17	0.00	1.000
41 Jeremy Jeffress, R ERA:	(8, 1)	0.0		2	1	0	0	0	1	0	0	0	0	0	2	6	∞	∞
50 Jose Mijares, L ERA: 3.38	(8, 1)	1.0		4	1	0	0	1	0	0	0	0	0	0	16	21	0.00	1.000

PITCHER		IP	WLS	BF	H	R	ER	SO	BB	IBB	HBP	BLK	WP	HR	S	P	ERA	WHIP

Kansas City Royals @ Cleveland Indians

Progressive Field, Cleveland, OH

Wed Apr 25 2012, 7:07 PM - 9:57 PM EDT

Att. 10,552 - Cloudy - 55 F

TOP

livebaseballscorecards.com

Batter	1	2	3	4	5	6	7	8	9	AB	R	H	RBI	BB	SO	LOB
17 Chris Getz, L (1, 4) OBP: 0.351, SLG: 0.472	B FS 87 C FF 88 C FF 91 B SI 92 F FF 91 B FF 91 F SI 91 B SI 92 4-2 16 HR BB	B FF 89 F FF 91 F FF 92 B FS 83 S SL 83 2-3 ③ K			B FS 87 B FF 88 C FF 88 B FF 88 X FF 89 3-1 ① F7		C SI 89 X FS 84 0-1 1B		2 SAFE X CH 87 0-0 4 HR 2-3 1B	4	2	2	0	1	1	0
4 Alex Gordon, L (1, 7) OBP: 0.296, SLG: 0.352	C FS 87 1 SAFE B FF 89 B FF 89 B FF 90 X FF 90 3-1 ① P5		B FF 89 C FS 81 F FS 81 B FS 82 F FF 93 B FF 92 X FF 93 3-2 35 BB 1B		B FF 89 F FF 89 B FS 82 X FF 89 2-1 35 HR 1B		B SI 88 1 SAFE 1 SAFE X SI 88 1-0 ② L7		B CH 84 S CH 86 S CH 86 F CH 87 B SL 85 F CH 86 X CH 87 2-2 1-H 3-H HR	5	2	3	3	0	0	2
16 Billy Butler, R (1, 10) OBP: 0.329, SLG: 0.542	C FF 90 B CU 79 B FF 91 X FF 90 2-1 1-H HR		C FF 92 P PO 84 F FF 90 D SL 82 X FF 93 2-2 ① F9		X FF 89 0-0 ② P5		B SL 84 C SL 83 1 SAFE 1 SAFE B SI 88 S SL 84 F SL 83 D CU 74 X SL 83 3-2 ③ F8		B FF 93 B FF 92 C SL 80 B FF 92 X FF 91 3-1 HR	5	2	2	3	0	0	3
35 Eric Hosmer, L (1, 3) OBP: 0.321, SLG: 0.465	S FS 80 B SI 92 F FF 91 B CU 76 X FF 92 2-2 21 1B 1B		C FF 90 D FS 83 B SL 81 B FF 90 B FF 91 4-1 1-2 BB		X FF 88 0-0 1-H HR			B CH 82 S CH 81 B CH 80 B CH 81 B CH 82 4-1 21 G6-4-3 BB	C CH 86 F CH 85 X SI 91 0-2 ② G6-3	3	1	2	2	2	0	0
21 Jeff Francoeur, R (1, 9) OBP: 0.267, SLG: 0.296	X FF 89 0-0 1-2 1B		F SL 81 C FF 92 D FS 82 S SL 82 1-3 ② K		C CU 77 B FF 90 X SL 81 1-1 ③ G4-3			B SL 78 1 SAFE F CH 79 X CH 80 1-1 ①② G6-4-3 1-2f	B SL 83 F SL 82 B CH 87 X FF 91 2-1 ③ G4-3	5	0	1	0	0	1	3
8 Mike Moustakas, L (1, 5) OBP: 0.353, SLG: 0.500	C SI 89 F FS 83 D FS 82 D SL 83 X FF 91 2-2 ② P3		F FF 91 S FS 83 B SI 92 F SL 82 D FS 82 X FS 84 2-2 ③ G3			B CU 70 C FS 87 B FF 88 B FS 79 B FS 87 4-1 12 F8-5-4 33 WP BB		B CH 82 B FF 85 B CH 81 B CH 83 4-0 33 S BB		2	0	0	0	2	0	4
33 Humberto Quintero, R (1, 2) OBP: 0.366, SLG: 0.429	C SL 81 X FS 82 0-1 ③ L6			X CU 78 0-0 ① B5-3		B CU 73 S CU 78 B FF 88 C FF 88 F FS 80 X CU 74 2-2 ① P4 1-2		B CH 82 B SL 78 B CH 80 X SL 79 3-0 ③ L7 1-2		4	0	0	0	0	0	4
12 Mitch Maier, L (1, 8) OBP: 0.333, SLG: 0.412		C FF 88 F FS 82 B CU 75 B FS 82 B FS 83 X FF 93 3-2 ① G4-3		C FF 90 B FS 82 B SI 91 X FF 89 2-1 ② F7		B FS 82 2 SAFE C FS 87 C FS 81 X FS 81 1-2 ②③ F8-5-4 2-2			F FF 91 X CH 86 0-1 ① F9	4	0	0	0	0	0	1
2 Alcides Escobar, R (1, 6) OBP: 0.343, SLG: 0.470		C FF 91 B SL 81 B SI 92 F FF 92 F SL 83 X FS 82 2-2 ② F8		B FF 89 C FF 89 C SL 81 B FF 94 X FF 92 2-2 ③ G1-3			C SI 88 X SL 82 0-1 ① G5-3		B FF 92 S SL 82 B SL 83 X FF 92 2-1 17 1B 4 HR 2B	4	1	1	0	0	0	0
Inning Stats	R: 2 E: 0 K: 0 S: 17 H: 3 LOB: 2 BB: 1 P: 30	R: 0 E: 0 K: 1 S: 10 H: 0 LOB: 0 BB: 0 P: 17	R: 0 E: 0 K: 1 S: 16 H: 1 LOB: 2 BB: 1 P: 27	R: 0 E: 0 K: 0 S: 6 H: 0 LOB: 0 BB: 0 P: 10	R: 2 E: 0 K: 0 S: 8 H: 2 LOB: 0 BB: 0 P: 14	R: 0 E: 0 K: 0 S: 8 H: 0 LOB: 0 BB: 1 P: 15	R: 0 E: 0 K: 0 S: 9 H: 1 LOB: 1 BB: 0 P: 13	R: 0 E: 0 K: 0 S: 4 H: 0 LOB: 1 BB: 2 P: 16	R: 4 E: 0 K: 0 S: 17 H: 4 LOB: 0 BB: 0 P: 26	1B: 6 2B: 2 3B: 0 HR: 4 SF: 0 SAC: 0 DP: 2 HBP: 0						

	AB	36
	R	8
	H	11
	RBI	8
	BB	5
	SO	2
	LOB	17

WP: 1 PA: 41
PB: 0
SB: 1
CS: 0

PITCHER		IP	WLS	BF	H	R	ER	SO	BB	IBB	HBP	BLK	WP	HR	S	P	ERA	WHIP
30 Ubaldo Jiménez, R ERA: 4.5	(1, 1)	6.0	L	26	6	4	4	2	3	0	0	0	1	2	65	113	6.00	1.500
44 Dan Wheeler, R ERA: 4.5	(7, 1)	1.0		4	1	0	0	0	0	0	0	0	0	0	9	13	0.00	1.000
53 Rafael Perez, L ERA: 3.52	(8, 1)	1.0		4	0	0	0	0	2	0	0	0	0	0	4	16	0.00	2.000
32 Jairo Asencio, R ERA: 7.15	(9, 1)	1.0		7	4	4	4	0	0	0	0	0	0	2	17	26	36.00	4.000

PITCHER	IP	WLS	BF	H	R	ER	SO	BB	IBB	HBP	BLK	WP	HR	S	P	ERA	WHIP

Batter	1	2	3	4	5	6	7	8	9	AB	R	H	RBI	BB	SO	LOB
23 Michael Brantley, L (1, 8) OBP: 0.273, SLG: 0.300	C FF 90 F SI 91 F SL 85 B FF 92 B CH 86 X SI 93 2-2 ① G3-1		C KC 77 B CH 87 B FC 88 B SI 92 X SI 91 3-1 ③ G3			C KC 78 B KC 77 F FC 86 B FF 89 X KC 78 2-2 41 S 13 PB 48 FC3-6 1B	C SI 87 C SL 75 B SL 76 S SL 76 1-3 ② K			4	1	1	0	0	1	2
13 Asdrúbal Cabrera, S (1, 6) OBP: 0.373, SLG: 0.522	C FF 92 S SI 92 B FF 93 F SL 85 F SL 85 B SI 92 X SI 93 2-2 41 1B 1B			F SI 91 S KC 78 X SL 84 0-2 ① G4-3		B SI 92 B CH 85 B SL 85 C FF 91 B SI 90 4-1 48 FC3-6 41 BB 1-2 BB	C SL 83 B SL 85 F SL 84 F SL 84 B SI 95 F SL 84 X FF 95 2-2 ③ F7 1-2 2-3			3	0	1	0	1	0	2
41 Carlos Santana, S (1, 2) OBP: 0.412, SLG: 0.462	B FF 92 F FC 88 B FF 92 F FC 87 X SI 93 2-2 ② 1-3 1B			B KC 77 X FF 92 1-0 ② G3		B KC 77 B FF 91 B FC 87 B SI 92 4-0 48 FC3-6 1-2 2-3 BB		B FF 93 X 1-0 ① F7		3	0	1	0	1	0	0
48 Travis Hafner, L (1, 10) OBP: 0.484, SLG: 0.531	B CH 86 B CH 88 C SI 93 F SI 92 X SI 94 2-2 ③ G6-3			C SI 93 F FF 92 X SL 86 0-2 2B		X SI 92 0-0 ② FC3-6 1-2f 2-3 3-H		C SI 94 S SL 85 X SL 86 0-2 ② G4-3		4	0	1	1	0	0	3
47 Shelley Duncan, R (1, 7) OBP: 0.393, SLG: 0.396		F FF 90 S FC 87 S SL 85 0-3 ① K		C SL 84 B FF 91 X FC 87 1-1 ③ L7		C FF 92 S SL 85 B FC 86 S SL 84 1-3 ③ K		B FF 94 C FF 94 S SL 85 F SL 83 B SL 84 S SL 86 2-3 ③ K		4	0	0	0	0	3	3
9 Jack Hannahan, L (1, 5) OBP: 0.421, SLG: 0.479		B FF 93 S FC 88 B CH 87 X FC 88 2-1 ② F9			B KC 78 C KC 78 B CH 88 X FC 88 2-1 ① P2		B KC 78 B FC 86 B CH 86 C FF 91 C SI 91 S SL 85 3-3 ① K		B CH 85 C CH 85 C SL 76 S SL 78 1-3 ① K	4	0	0	0	0	2	0
22 Jason Kipnis, L (1, 4) OBP: 0.310, SLG: 0.452		C FF 92 B SI 91 X SI 92 1-1 ③ G3			C CH 87 X SI 92 0-1 ② G1-3		B SI 92 B SI 91 B FF 92 B FC 86 4-0 35 HBP 2 1B BB		C FF 86 C SL 78 C FF 90 0-3 ② K	3	1	0	0	1	1	0
35 Casey Kotchman, L (1, 3) OBP: 0.234, SLG: 0.263			B FC 90 C FC 88 B KC 76 F FF 91 X SL 85 2-2 ① F9		C KC 78 F FF 92 B SL 84 B KC 78 C SL 85 2-3 ③ K		H SI 87 1-0 13 WP 2 1B 1-2 HBP		C FF 87 C FF 88 B SL 77 X SL 80 1-2 ③ G5-3	3	0	0	0	0	1	0
2 Aaron Cunningham, R (1, 9) OBP: 0.308, SLG: 0.261			C FF 92 X FC 87 0-1 ② F7			X FF 91 0-0 ① P3	B SI 86 X SI 87 1-0 13 WP 1-2 2-H 1B			3	0	1	1	0	0	0
Inning Stats	R: 0 E: 0 K: 0 S: 15 H: 2 LOB: 1 BB: 0 P: 23	R: 0 E: 0 K: 1 S: 7 H: 0 LOB: 0 BB: 0 P: 10	R: 0 E: 0 K: 0 S: 7 H: 0 LOB: 0 BB: 0 P: 12	R: 0 E: 0 K: 0 S: 9 H: 1 LOB: 1 BB: 0 P: 11	R: 0 E: 0 K: 1 S: 7 H: 0 LOB: 0 BB: 0 P: 11	R: 1 E: 0 K: 1 S: 9 H: 1 LOB: 2 BB: 2 P: 20	R: 1 E: 0 K: 2 S: 12 H: 1 LOB: 2 BB: 1 P: 24	R: 0 E: 0 K: 1 S: 8 H: 0 LOB: 0 BB: 0 P: 11	R: 0 E: 0 K: 2 S: 9 H: 0 LOB: 0 BB: 0 P: 11	1B: 4 2B: 1 3B: 0 HR: 0 SF: 0 SAC: 0 DP: 0 HBP: 1						

PITCHER		IP	WLS	BF	H	R	ER	SO	BB	IBB	HBP	BLK	WP	HR	S	P	ERA	WHIP
44 Luke Hochevar, R ERA: 4.98	(1, 1)	6.1	W	25	4	2	2	4	3	0	0	0	0	0	57	97	2.84	1.105
46 Tommy Hottovy, L ERA:	(7, 1)	0.1	H	3	1	0	0	1	0	0	1	0	0	0	4	7	0.00	3.000
43 Aaron Crow, R ERA: 2.61	(7, 1)	1.1	H	4	0	0	0	1	0	0	0	0	1	0	13	18	0.00	0.000
50 Jose Mijares, L ERA: 3.0	(9, 1)	1.0		3	0	0	0	2	0	0	0	0	0	0	9	11	0.00	0.000

PITCHER	IP	WLS	BF	H	R	ER	SO	BB	IBB	HBP	BLK	WP	HR	S	P	ERA	WHIP

BOTTOM

Kansas City Royals @ Cleveland Indians

Progressive Field, Cleveland, OH

Wed Apr 25 2012, 7:07 PM - 9:57 PM EDT

Att. 10,552 - Cloudy - 55 F

livebaseballscorecards.com

AB	31
R	2
H	5
RBI	2
BB	3
SO	8
LOB	10

Kansas City Royals @ Cleveland Indians

Progressive Field, Cleveland, OH

Thu Apr 26 2012, 12:06 PM - 3:05 PM EDT

Att. 9,229 - Overcast - 58 F

TOP

livebaseballscorecards.com

Batter	1	2	3	4	5	6	7	8	9	AB	R	H	RBI	BB	SO	LOB
11 Yuniesky Betancourt, R (1, 4) OBP: 0.356, SLG: 0.452	F FF 88 X FC 85 0-1 16 1B 35 G4-6-3 2B		B CU 70 C FC 83 B CH 80 F FF 86 B CU 73 X FF 88 3-2 ① P3		C FC 81 C FF 85 B CU 72 F CU 73 X FC 83 1-2 ① F9	C CU 72 B SI 87 X SL 83 1-1 ① F9		C SI 88 F SI 89 X FF 88 0-2 ③ P6		5	1	1	0	0	0	1
4 Alex Gordon, L (1, 7) OBP: 0.314, SLG: 0.373	B FF 87 B CH 82 B FF 89 B FF 87 4-0 35 G4-6-3 16 1B BB		F FF 87 B FC 84 X CH 80 1-1 35 G3 2B		B FC 84 C FF 86 F FC 84 B FF 87 B CU 74 X FC 84 3-2 35 F9 16 1B 21 1B 1B	C SL 84 X FS 83 0-1 ② G3			B FF 86 C SL 78 X FF 89 1-1 ① F7	4	1	2	0	1	0	0
16 Billy Butler, R (1, 10) OBP: 0.346, SLG: 0.539	C FC 86 F CU 75 B CU 76 B FF 89 X FC 85 2-2 35 G4-6-3 1-2 2-3 1B		H FF 87 1-0 35 G3 HBP		F FC 82 F FF 87 F CU 74 B FF 87 X FC 82 1-2 21 1B 8 1B 1-2 1B	C SI 88 B SI 89 B CU 75 F FF 88 X SL 84 2-2 ③ F8			B SL 79 S SL 77 X SI 88 1-1 ② G6-3	4	1	2	0	0	0	0
35 Eric Hosmer, L (1, 3) OBP: 0.302, SLG: 0.434	B CH 86 S FC 87 X CH 85 1-1 ① ② G4-6-3 1-2f 2-3 3-H		B CH 84 S FC 85 B CU 73 X FC 86 2-1 ② G3 1-2 2-3		B FC 84 F FC 84 X FC 84 1-1 ② F9 2-3		F FF 90 B SL 79 C FF 90 B SL 80 S SL 79 2-3 ① K		B SL 79 C SL 77 S FF 88 B FF 89 X SL 80 2-2 ③ G4-3	5	0	0	0	0	1	6
21 Jeff Francoeur, R (1, 9) OBP: 0.266, SLG: 0.293	F FC 86 C CU 75 B FF 88 F FF 89 X CU 76 1-2 ③ G5-3		F CU 73 X FC 84 0-1 ③ G5-3		F CU 74 B FC 83 B FC 83 B FC 88 X FC 82 3-1 8 1B 27 1B 1-3 3-H 1B		C CH 78 F FF 89 X CH 78 0-2 ② G5-3			4	1	1	1	0	0	3
8 Mike Moustakas, L (1, 5) OBP: 0.361, SLG: 0.500		B FF 86 X CH 79 1-0 ① G3-1		C CH 78 C CU 70 X FF 87 0-2 2 FC6-4 1B	B CH 81 X CH 81 1-0 27 1B 1-2 3-H 1B		F SL 81 B SL 81 F SL 80 B SL 80 B FF 90 X SL 80 3-2 ③ G3-1			4	0	2	1	0	0	0
27 Brayan Peña, S (1, 2) OBP: 0.333, SLG: 0.469		X CH 81 0-0 ② B1-3		B CH 79 X FF 86 1-0 ① F7	C SL 83 F FS 82 F CU 77 X CU 76 0-2 12 BB 1-3 2-H 1B			B FF 89 B FF 89 C FF 88 F SI 89 X CH 80 2-2 2B		4	0	2	1	0	0	1
12 Mitch Maier, L (1, 8) OBP: 0.349, SLG: 0.389		B FF 86 B CH 82 B FF 87 C FF 86 C FC 84 B FF 87 4-2 BB		S CH 80 1 SAFE B CU 71 C FC 82 F CU 72 S FF 86 1-3 ② K	B SL 83 B SI 87 B SI 88 F FF 87 C SL 84 B SL 84 4-2 1-2 BB			S FF 91 X FF 90 0-1 ① B2-3		2	0	0	0	2	1	2
2 Alcides Escobar, R (1, 6) OBP: 0.324, SLG: 0.443		B FF 88 1 SAFE F FC 84 C CU 73 1 SAFE X CU 74 1-2 ③ P4		S FC 84 C FC 83 X CU 73 0-2 ③ FC6-4 1-2f	S SL 84 B SL 84 F SL 85 C SI 89 1-3 ③ K			F FF 88 M SI 87 X SI 87 0-2 ② L9		4	0	0	0	0	1	6
Inning Stats	R: 1 H: 2 E: 0 LOB: 1 K: 0 BB: 1 S: 11 P: 19	R: 0 H: 0 E: 0 LOB: 1 K: 0 BB: 1 S: 7 P: 13	R: 0 H: 1 E: 0 LOB: 2 K: 0 BB: 0 S: 9 P: 16	R: 0 H: 1 E: 0 LOB: 1 K: 1 BB: 0 S: 11 P: 13	R: 3 H: 5 E: 0 LOB: 3 K: 1 BB: 1 S: 25 P: 40	R: 0 H: 0 E: 0 LOB: 0 K: 0 BB: 0 S: 7 P: 10	R: 0 H: 0 E: 0 LOB: 0 K: 1 BB: 0 S: 9 P: 14	R: 0 H: 1 E: 0 LOB: 1 K: 0 BB: 0 S: 11 P: 13	R: 0 H: 0 E: 0 LOB: 0 K: 0 BB: 0 S: 7 P: 11	1B: 7 SF: 0 2B: 3 SAC: 0 3B: 0 DP: 1 HR: 0 HBP: 1						

PITCHER		IP	WLS	BF	H	R	ER	SO	BB	IBB	HBP	BLK	WP	HR	S	P	ERA	WHIP
43 Josh Tomlin, R ERA: 5.48	(1, 1)	4.2	L	24	8	4	4	1	2	0	1	0	0	0	54	87	7.71	2.143
44 Dan Wheeler, R ERA: 3.68	(5, 1)	1.1		6	1	0	0	1	1	0	0	0	0	0	16	24	0.00	1.500
49 Tony Sipp, L ERA: 7.71	(7, 1)	1.1		5	1	0	0	1	0	0	0	0	0	0	14	21	0.00	0.750
38 Joe Smith, R ERA: 2.16	(8, 1)	1.2		5	0	0	0	0	0	0	0	0	0	0	13	17	0.00	0.000

PITCHER		IP	WLS	BF	H	R	ER	SO	BB	IBB	HBP	BLK	WP	HR	S	P	ERA	WHIP

AB	36
R	4
H	10
RBI	3
BB	3
SO	3
LOB	19

WP: 0 PA: 40
PB: 0
SB: 0
CS: 0

Batter	1	2	3	4	5	6	7	8	9	AB	R	H	RBI	BB	SO	LOB
23 Michael Brantley, L (1, 8) OBP: 0.282, SLG: 0.297	B FF 89 C FF 92 B CH 86 B FF 92 X SI 91 3-1 F7 ①		1 SAFE 1 SAFE C FF 91 F CH 83 D FF 92 S CH 84 1-3 K ② 1-2			X FF 90 0-0 41 BB 13 1B 48 SF7 1B	X CH 82 0-0 L3 ③		B FC 90 B FF 93 B FF 91 C FF 93 F FC 92 F FF 93 B FF 94 4-2 1-2 BB	4	1	1	0	1	1	2
13 Asdrúbal Cabrera, S (1, 6) OBP: 0.357, SLG: 0.490	B SI 92 F CH 86 X FF 91 1-1 L8 ②		B CH 82 B CH 83 X SI 92 2-0 F7 ③			X CH 82 0-0 47 S 41 BB 1-2 1B		B SI 93 B SI 94 C FF 93 S SL 83 X SL 83 2-2 L3 ①	C FF 94 B FC 94 X SL 86 1-1 F8 ③	5	0	1	0	0	0	3
41 Carlos Santana, S (1, 2) OBP: 0.403, SLG: 0.436	X FF 92 0-0 L3 ③			B CH 83 S CH 82 X SI 92 1-1 P5 ①		2 SAFE C FF 91 B FF 91 B CH 82 B SI 91 B FF 90 4-1 1-2 2-3 BB		F SI 94 B SL 84 C SL 84 C FF 94 2-3 K ②		3	0	0	0	1	1	0
48 Travis Hafner, L (1, 10) OBP: 0.471, SLG: 0.510		C FF 92 B FF 93 X CH 85 1-1 G4-1 ①		B FF 91 B CH 83 X FF 92 2-0 F9 ②		S FF 89 X FF 90 0-1 SF7 ① 3-H		S SL 85 B SL 83 C B SL 84 B FF 94 B FF 94 4-2 47 BB BB		2	0	0	1	1	0	0
47 Shelley Duncan, R (1, 7) OBP: 0.385, SLG: 0.373		C FF 92 S SL 79 F SL 82 S SL 81 0-3 K ②		C FF 91 B FF 88 B SL 82 B SL 81 F FF 91 C FF 91 3-3 K ③		B CH 80 S FF 91 S CH 80 B CU 73 B CH 80 C CU 72 3-3 2-3 K ②		B D C B FF 95 S SL 86 D 4-2 1-2 BB		3	0	0	0	1	3	2
9 Jack Hannahan, L (1, 5) OBP: 0.393, SLG: 0.442		C FF 92 X FF 92 0-1 G6-3 ③			C FF 90 F CH 83 B FF 91 F SL 79 X CH 83 1-2 P6 ①	X FF 91 0-0 G6-3 ③		C FF 93 X SI 94 0-1 F7 ③		4	0	0	0	0	0	4
4 Jose Lopez, R (1, 3) OBP: 0.190, SLG: 0.381			C FF 92 B CH 82 X FF 91 1-1 2 WP 22 G3-1 2 1B 1B		B FF 91 X CH 82 1-0 F8 ②		B CU 71 S CH 82 C FF 90 B CU 73 S CU 74 2-3 K ①		B FF 92 X FF 93 1-0 G6-3 ①	4	1	1	0	0	1	0
22 Jason Kipnis, L (1, 4) OBP: 0.333, SLG: 0.462			C FF 90 S CH 82 B CH 81 D FF 92 X SL 80 2-2 G3-1 ① 1-2		B FF 91 B SI 90 B FF 90 C FF 89 B SI 90 4-1 2 FC5-4 BB		B FF 90 X FF 91 1-0 2 G1-3 2 S 1B		C FF 92 B SL 85 F SL 84 X FF 94 1-2 23 BB 1B	3	0	2	0	1	0	1
2 Aaron Cunningham, R (1, 9) OBP: 0.300, SLG: 0.259			B SI 90 F SI 90 S SL 81 X SL 80 1-2 23 E 2-H 1B		F SI 89 X FF 91 0-1 FC5-4 ③ 1-2f		S FF 91 C FF 91 B CU 74 B CU 74 X CH 83 2-2 G1-3 ② 1-3		F FF 91 F FC 92 X SL 84 0-2 F8 ②	4	0	1	1	0	0	3
Inning Stats	R: 0 E: 0 K: 0 S: 5 H: 0 LOB: 0 BB: 0 P: 9	R: 0 E: 0 K: 1 S: 8 H: 0 LOB: 0 BB: 0 P: 9	R: 1 E: 1 K: 1 S: 12 H: 2 LOB: 1 BB: 2 P: 19	R: 0 E: 0 K: 1 S: 6 H: 0 LOB: 0 BB: 0 P: 12	R: 0 E: 0 K: 0 S: 8 H: 0 LOB: 1 BB: 1 P: 14	R: 1 E: 0 K: 1 S: 9 H: 2 LOB: 2 BB: 1 P: 16	R: 0 E: 0 K: 1 S: 8 H: 1 LOB: 1 BB: 0 P: 13	R: 0 E: 0 K: 1 S: 12 H: 0 LOB: 2 BB: 2 P: 24	R: 0 E: 0 K: 0 S: 12 H: 1 LOB: 2 BB: 1 P: 19	1B: 6 2B: 0 3B: 0 HR: 0	SF: 1 SAC: 0 DP: 0 HBP: 0	WP: 1 PB: 0 SB: 2 CS: 0	PA: 38			

PITCHER	IP	WLS	BF	H	R	ER	SO	BB	IBB	HBP	BLK	WP	HR	S	P	ERA	WHIP
39 Luis Mendoza, R (1, 1) ERA: 6.0	5.0	W	21	4	2	2	3	2	0	0	0	1	0	42	70	3.60	1.200
55 Tim Collins, L (6, 1) ERA: 3.0	2.0	H	7	1	0	0	2	0	0	0	0	0	0	14	22	0.00	0.500
43 Aaron Crow, R (8, 1) ERA: 2.38	1.0	H	5	0	0	0	1	2	0	0	0	0	0	12	24	0.00	2.000
51 Jonathan Broxton, R (9, 1) ERA: 2.7	1.0	S	5	1	0	0	0	1	0	0	0	0	0	12	19	0.00	2.000

PITCHER	IP	WLS	BF	H	R	ER	SO	BB	IBB	HBP	BLK	WP	HR	S	P	ERA	WHIP

BOTTOM

Kansas City Royals @ Cleveland Indians

Progressive Field, Cleveland, OH

Thu Apr 26 2012, 12:06 PM - 3:05 PM EDT

Att. 9,229 - Overcast - 58 F

livebaseballscorecards.com

AB	32
R	2
H	6
RBI	2
BB	5
SO	6
LOB	15

Kansas City Royals @ Minnesota Twins

Target Field, Minneapolis, MN

Fri Apr 27 2012, 7:12 PM - 10:11 PM CDT

Att. 33,315 - Cloudy - 53 F

TOP

livebaseballscorecards.com

Batter	1	2	3	4	5	6	7	8	9	AB	R	H	RBI	BB	SO	LOB
1 Jarrod Dyson, L (1, 8) OBP: 0.267, SLG: 0.308	C FS 84 B SI 86 C SI 85 X FS 83 1-2 E3 4 HR		B SI 86 X FS 84 1-0 ① G5-3		L CH 78 B CH 78 B SI 87 X SI 88 2-1 ② F7		B SI 93 X SI 91 1-0 ② G6-3 2-3	B SI 86 C SI 86 X SL 80 1-1 1-2 2-3 1B		5	1	1	0	0	0	1
4 Alex Gordon, L (1, 7) OBP: 0.341, SLG: 0.423	1 SAFE B SI 85 X SI 86 1-0 1-H HR		C SL 78 C FS 82 B SL 82 F SI 87 X SL 80 1-2 16 HR 1B		B CH 78 B SI 87 C CH 79 B CH 79 B SI 88 4-1 16 S 16 1B BB		B SL 88 B SL 85 F FF 95 B SI 96 B SL 85 4-1 BB	X FF 87 0-0 ③ F8		3	3	2	2	2	0	3
16 Billy Butler, R (1, 10) OBP: 0.349, SLG: 0.568	C FF 86 X SI 88 0-1 ① F8		B CH 78 1 SAFE B SI 86 1 SAFE F CH 82 X SI 86 2-1 1-H HR		C SI 88 X FS 84 0-1 1-H 1B		C CU 74 X FF 95 0-1 ③ G6-3		B FF 93 X FF 92 1-0 ① P2	5	1	2	3	0	0	2
35 Eric Hosmer, L (1, 3) OBP: 0.286, SLG: 0.407	C SI 87 B FS 82 F SI 87 F FS 82 X SL 82 1-2 ② L6		C SI 87 X CH 79 0-1 ② F8		B CH 77 X SI 88 1-0 ③ F7			B CU 73 B FF 91 B FF 91 C FF 92 X FF 91 3-1 ① F8	S SI 93 X FF 94 0-1 ② G6-3	5	0	0	0	0	0	1
21 Jeff Francoeur, R (1, 9) OBP: 0.262, SLG: 0.300	C SI 87 F FS 83 B SL 84 B SI 88 X SL 83 2-2 ③ G6-3		F SI 87 X SI 87 0-1 ③ G6-3			X CH 78 0-0 ① G5-3		B SI 93 F SI 93 S SI 94 X FF 94 1-2 8 1B 2B	X SL 87 0-0 ③ F8	5	1	1	0	0	0	0
8 Mike Moustakas, L (1, 5) OBP: 0.355, SLG: 0.486		B SI 86 X CH 76 1-0 ① P6		B SI 86 B FF 86 B SI 87 C SI 86 X SI 88 3-1 ① P4		B SI 86 F SI 85 X CH 77 1-1 ② F7		B SL 84 B SI 91 X SL 82 2-0 11 BB 2 1B 2-H 1B		4	1	1	1	0	0	0
11 Yuniesky Betancourt, R (1, 4) OBP: 0.347, SLG: 0.422		C SL 83 X SI 86 0-1 ② L5		X SI 87 0-0 ② P5		B FF 86 B SI 86 F SI 87 X FS 82 2-1 ③ F7		C SL 87 B SI 92 1 SAFE 1 SAFE D SL 86 F SL 86 F FF 93 F SL 86 D SI 92 4-2 F SL 87 B SL 86 1 1B 2 1B 1-2 BB		3	0	0	0	1	0	0
27 Brayan Peña, S (1, 2) OBP: 0.324, SLG: 0.444		C SI 86 C SI 86 X SI 87 0-2 1B		C SI 87 C CH 79 X FS 82 0-2 ③ G6-3			B SI 86 B SI 86 C SI 86 X SI 87 2-1 ① F7	B SI 93 C FF 92 D CH 88 X FF 92 2-1 ② F7		4	0	1	0	0	0	2
2 Alcides Escobar, R (1, 6) OBP: 0.333, SLG: 0.459		X FF 86 0-0 ③ G5-3			B CH 78 B SI 86 C SI 85 X SI 87 2-1 ① F9		B FS 82 F FF 88 S CH 77 X CH 77 1-2 1 G6-3 2B	B FF 93 C SL 85 X SL 84 1-1 1 1B 1-2 2-H 1B		4	0	2	1	0	0	1
Inning Stats	R: 2 E: 1 K: 0 S: 13 H: 1 LOB: 0 BB: 0 P: 18	R: 0 E: 0 K: 0 S: 7 H: 1 LOB: 1 BB: 0 P: 8	R: 2 E: 0 K: 0 S: 11 H: 2 LOB: 0 BB: 0 P: 15	R: 0 E: 0 K: 0 S: 6 H: 0 LOB: 0 BB: 0 P: 9	R: 1 E: 0 K: 0 S: 8 H: 1 LOB: 1 BB: 1 P: 17	R: 0 E: 0 K: 0 S: 5 H: 0 LOB: 0 BB: 0 P: 8	R: 0 E: 0 K: 0 S: 9 H: 1 LOB: 2 BB: 1 P: 17	R: 2 E: 0 K: 0 S: 18 H: 4 LOB: 3 BB: 1 P: 32	R: 0 E: 0 K: 0 S: 4 H: 0 LOB: 0 BB: 0 P: 5	1B: 6 2B: 2 3B: 0 HR: 2 SF: 0 SAC: 0 DP: 0 HBP: 0						

	AB	38
	R	7
	H	10
	RBI	7
	BB	3
	SO	0
	LOB	10

WP: 0 PA: 41
PB: 0
SB: 1
CS: 0

PITCHER		IP	WLS	BF	H	R	ER	SO	BB	IBB	HBP	BLK	WP	HR	S	P	ERA	WHIP
48 Carl Pavano, R ERA: 4.91	(1, 1)	6.1		27	6	5	4	0	1	0	0	0	0	2	55	83	5.68	1.105
52 Brian Duensing, L ERA: 4.15	(7, 1)	1.0	L	6	2	2	2	0	1	0	0	0	0	0	10	21	18.00	3.000
60 Jeff Gray, R ERA: 1.86	(8, 1)	0.1		3	1	0	0	0	1	0	0	0	0	0	9	16	0.00	6.000
44 Matt Maloney, L ERA: 7.84	(8, 1)	0.1		2	1	0	0	0	0	0	0	0	0	0	3	4	0.00	3.000
31 Alex Burnett, R ERA: 0.77	(9, 1)	1.0		3	0	0	0	0	0	0	0	0	0	0	4	5	0.00	0.000

PITCHER		IP	WLS	BF	H	R	ER	SO	BB	IBB	HBP	BLK	WP	HR	S	P	ERA	WHIP

Batter	1	2	3	4	5	6	7	8	9	AB	R	H	RBI	BB	SO	LOB
2 Denard Span, L (1, 8) OBP: 0.386, SLG: 0.439	C FF 92 B FF 92 S SL 88 B FF 92 B FF 92 B FF 92 4-2 7 3B BB	C FF 92 X SL 88 0-1 1-2 1B		B CU 80 C CU 80 B FF 90 T CU 81 X FF 90 2-2 8 CS 3-H 1B		S SI 88 C SI 88 S SL 79 0-3 ③ K		B CH 86 C FF 99 S CH 84 F CH 87 B FF 99 B CH 87 X CH 88 3-2 ③ G3		4	1	2	1	1	1	3
8 Jamey Carroll, R (1, 6) OBP: 0.318, SLG: 0.260	X FF 90 0-0 ① B3	D CH 83 X FF 92 1-0 ③ F8		1 SAFE 1 SAFE C FF 89 0-1 ③ CS 1-2	B SI 87 C SI 87 X SI 88 1-1 ① G5-3		B FF 88 B FF 89 B FF 89 C FF 88 C FF 89 X FF 91 3-2 7 HBP 1B		C FF 95 X FF 96 0-1 ① G6-3	5	0	1	0	0	0	3
7 Joe Mauer, L (1, 10) OBP: 0.420, SLG: 0.447	C SI 91 C SI 88 F SL 88 B CU 79 F FF 91 F SI 89 F SL 87 1 SAFE X CH 87 1-2 33 1B 1-H 3B		C CU 78 C SL 85 B SL 86 B CH 83 X FF 91 2-2 2B		C SI 86 C SI 88 B SL 77 F SL 76 B SL 78 S SI 88 2-3 ② K		C FF 92 C FF 92 H SL 80 1-2 18 F9-3 1-2 HBP		B FF 96 C SL 87 C FF 96 S FF 97 1-3 ② K	4	1	2	1	0	2	0
33 Justin Morneau, L (1, 3) OBP: 0.325, SLG: 0.471	B CU 78 F FF 90 B CU 79 X CU 75 2-1 18 G5-4-3 3-H 1B		F FF 90 X FF 88 0-1 ① F8		B SL 77 C SI 88 F SL 76 B SL 77 X SI 87 2-2 ③ G1-6-3		S FF 90 C FF 92 F FF 92 B SL 82 F FF 92 F SL 80 X SL 80 1-2 ① F8		C FF 96 B FF 97 F SL 88 B FF 98 B FF 98 C SL 90 3-3 ③ K	5	0	1	1	0	1	3
18 Ryan Doumit, S (1, 2) OBP: 0.250, SLG: 0.328	B SI 90 X CH 81 1-0 ②③ G5-4-3 1-2f		B CH 83 S SL 86 B FF 88 C CH 84 S SL 86 2-3 ② K			C SI 87 F CH 80 B SL 78 B SL 78 X SI 88 2-2 22 F8 12 2B 2B	C FF 92 C SI 88 B SL 81 X FF 93 1-2 ②③ F9-3 1-1			4	1	1	0	0	1	4
22 Danny Valencia, R (1, 5) OBP: 0.217, SLG: 0.328		C FF 89 B FF 90 X CU 77 1-1 ① F7	B CH 83 C CH 82 X SL 87 1-1 ③ P2			C SI 88 X CH 79 0-1 ① F8 2-3		B FF 88 F FF 90 C FF 90 X SL 79 1-2 11 SH2-4 12 G4-3 2B		4	1	1	0	0	0	2
24 Trevor Plouffe, R (1, 9) OBP: 0.313, SLG: 0.308		B SI 90 C CH 83 B CH 83 B FF 90 S FF 89 F FF 90 X SI 90 3-2 HR		B SI 89 F FF 88 B SL 86 C CH 81 B CU 79 B FF 91 4-2 12 G1-6-3 11 1B 2 1B BB		B SI 88 X SL 78 1-0 ② P6		B FF 90 B FF 89 C FF 90 B SL 79 B FF 89 4-1 12 G4-3 11 SH2-4 BB		2	2	1	1	2	0	1
11 Ben Revere, L (1, 7) OBP: 0.316, SLG: 0.333		B FF 91 X FF 92 1-0 ② G4-3		C FF 90 F FF 91 X SL 87 0-2 12 G1-6-3 1-2 1B		B SI 88 B SI 88 B SI 88 C SI 88 B SI 87 4-1 12 2B BB		X FF 87 0-0 ① SH2-4 1-2 2-3		2	0	1	0	1	0	0
12 Alexi Casilla, S (1, 4) OBP: 0.315, SLG: 0.346		B FF 91 B FF 91 B FF 90 C FF 89 X FF 89 3-1 2 1B 1B		F FF 88 B CU 79 X SL 85 1-1 ①② G1-6-3 1-2f 2-3		F SI 89 X SI 87 0-1 1-3 3-H 2B		S FF 97 X CH 86 0-1 ② G4-3 2-3 3-H		4	0	2	2	0	0	3
Inning Stats	R: 2 E: 0 K: 0 S: 13 H: 2 LOB: 0 BB: 1 P: 21	R: 1 E: 0 K: 0 S: 12 H: 3 LOB: 2 BB: 0 P: 21	R: 0 E: 0 K: 1 S: 10 H: 1 LOB: 1 BB: 0 P: 15	R: 1 E: 0 K: 0 S: 11 H: 2 LOB: 0 BB: 1 P: 18	R: 0 E: 0 K: 1 S: 9 H: 0 LOB: 0 BB: 0 P: 14	R: 1 E: 0 K: 1 S: 12 H: 2 LOB: 2 BB: 1 P: 19	R: 0 E: 0 K: 0 S: 14 H: 1 LOB: 1 BB: 0 P: 20	R: 1 E: 0 K: 0 S: 11 H: 1 LOB: 1 BB: 1 P: 19	R: 0 E: 0 K: 2 S: 8 H: 0 LOB: 0 BB: 0 P: 12	1B: 6 2B: 5 3B: 1 HR: 1	SF: 0 SAC: 1 DP: 3 HBP: 1		WP: 0 PB: 0 SB: 0 CS: 1	PA: 41			

PITCHER		IP	WLS	BF	H	R	ER	SO	BB	IBB	HBP	BLK	WP	HR	S	P	ERA	WHIP
61 Everett Teaford, L ERA: 5.73	(1, 1)	4.0		19	8	4	4	1	2	0	0	0	0	1	46	75	9.00	2.500
46 Tommy Hottovy, L ERA: 3.86	(5, 1)	2.0		9	2	1	1	2	1	0	0	0	0	0	21	33	4.50	1.500
50 Jose Mijares, L ERA: 2.7	(7, 1)	1.0	W	4	1	0	0	0	0	0	1	0	0	0	14	20	0.00	1.000
31 Louis Coleman, R ERA: 5.4	(8, 1)	0.1	H	3	1	1	1	0	1	0	0	0	0	0	5	10	27.00	6.000
40 Kelvin Herrera, R ERA: 4.5	(8, 1)	0.2	H	2	0	0	0	0	0	0	0	0	0	0	6	9	0.00	0.000

PITCHER		IP	WLS	BF	H	R	ER	SO	BB	IBB	HBP	BLK	WP	HR	S	P	ERA	WHIP
51 Jonathan Broxton, R ERA: 2.35	(9, 1)	1.0	S	3	0	0	0	2	0	0	0	0	0	0	8	12	0.00	0.000

BOTTOM

Kansas City Royals @ Minnesota Twins

Target Field, Minneapolis, MN

Fri Apr 27 2012, 7:12 PM - 10:11 PM CDT

Att. 33,315 - Cloudy - 53 F

livebaseballscorecards.com

AB	34
R	6
H	12
RBI	6
BB	4
SO	5
LOB	19

Batter	1	2	3	4	5	6	7	8	9	AB	R	H	RBI	BB	SO	LOB
17 Chris Getz, L (1, 4) OBP: 0.341, SLG: 0.436 11 Yuniesky Betancourt, R (9, PH) OBP: 0.340, SLG: 0.413	B SI 89 B SI 89 C SI 88 X SI 90 2-1 ① G4-3		C SI 90 B SI 90 X SL 86 1-1 ③ G4-3		B SI 90 B CH 82 X SI 89 2-0 ③ F9			B SL 85 B SL 83 B SI 94 B SI 94 4-0 16 1B 4 G3 BB	C SI 92 B SI 93 B SI 92 C FF 92 X SL 87 2-2 ③ L7 1-2	3 1	0 0	0 0	0 0	1 0	0 0	0 2
4 Alex Gordon, L (1, 7) OBP: 0.337, SLG: 0.427	C SI 89 C SI 90 X SI 89 0-2 ② G4-3			B SI 89 X SI 89 1-0 16 1B 35 FC4-6 2B		B SL 85 C SL 85 B SI 89 X SI 89 2-1 ① F8		C SL 84 S FF 95 D SL 85 X SL 84 1-2 ② G3 1-2		4	1	1	0	0	0	1
16 Billy Butler, R (1, 10) OBP: 0.367, SLG: 0.576	C SL 84 B SI 90 F SI 90 F SL 82 X SI 90 1-2 ③ L9			B SI 89 B SI 90 B SI 89 C SI 88 F SI 90 F SL 83 X SL 82 3-2 35 FC4-6 2-3 1B		B CH 81 B SL 84 B SL 85 C SI 89 X SL 84 3-1 35 G4-6-3 1B		B SL 84 C SI 94 X FF 94 1-1 2-3 1B		4	0	3	0	0	0	0
35 Eric Hosmer, L (1, 3) OBP: 0.274, SLG: 0.388		C SI 89 B SI 89 X SI 88 1-1 ① G4-3		D SI 90 X SI 89 1-0 ① FC4-6 21 1B 8 1B 1-2f 3-H		B SI 89 B SI 88 F SI 90 F SI 88 X SI 89 2-2 ②③ G4-6-3 1-2f		D SL 84 C SL 83 F FF 95 F SL 85 D SL 84 F SL 84 F FF 95 B FF 94 X SL 84 3-2 ③ G1-3		4	1	0	1	0	0	4
21 Jeff Francoeur, R (1, 9) OBP: 0.273, SLG: 0.301		X SI 89 0-0 ② G6-3		C SI 89 X SL 85 0-1 8 1B 1-3 1B			F FF 91 X CH 84 0-1 ① G5-3		B FF 91 B FF 91 C FF 91 B SL 84 B FF 91 4-1 27 WP 2 1B BB	3	1	1	0	1	0	0
8 Mike Moustakas, L (1, 5) OBP: 0.375, SLG: 0.534		B SI 90 C SI 89 B CH 83 F SI 89 X SI 89 2-2 HR		D SI 89 B SI 89 B SI 88 X SI 89 3-0 ② 1-3 3-H 1B			C FF 91 C CH 85 F CH 85 H FF 91 1-2 27 BB HBP		C FF 92 B CH 87 B SI 92 F SI 91 X SI 92 2-2 ① L7	3	1	2	2	0	0	1
27 Brayan Peña, S (1, 2) OBP: 0.317, SLG: 0.410		C SI 90 X CH 83 0-1 ③ G4-3		X SI 88 0-0 ③ G1-3			B FF 92 B SI 91 B SI 91 B FF 90 4-0 2 G5-4-3 1-2 BB		C FF 92 F SI 91 F CH 86 B SL 86 F FF 92 B CH 88 F CH 86 C SI 91 2-3 ② K 1-2	3	0	0	0	1	1	2
2 Alcides Escobar, R (1, 6) OBP: 0.329, SLG: 0.449			C SI 91 F SI 89 B SL 83 S SL 83 1-3 ① K		S SL 84 F SL 83 X SL 81 0-2 ① P6		C SL 85 F SL 84 X CH 86 0-2 ②③ G5-4-3 1-2f		C SI 91 B SL 85 X FF 92 1-1 1 1B 1 S 2-H 1B	4	0	1	1	0	1	2
1 Jarrod Dyson, L (1, 8) OBP: 0.263, SLG: 0.294			B SI 89 C SI 91 B SI 89 B SI 89 C SI 87 X SI 88 3-2 ② F9		B SI 91 B SI 89 B SI 86 C SI 88 C SI 88 X SI 87 3-2 ② G6-3			B FF 95 C SI 93 X SL 84 1-1 ① B1	C SI 92 C SI 92 B SI 93 X CH 87 1-2 11 S 1-3 1B	4	0	1	0	0	0	0
Inning Stats	R: 0 E: 0 K: 0 S: 9 H: 0 LOB: 0 BB: 0 P: 12	R: 1 E: 0 K: 0 S: 8 H: 1 LOB: 0 BB: 0 P: 11	R: 0 E: 0 K: 1 S: 8 H: 0 LOB: 0 BB: 0 P: 13	R: 2 E: 0 K: 0 S: 10 H: 4 LOB: 1 BB: 0 P: 18	R: 0 E: 0 K: 0 S: 7 H: 0 LOB: 0 BB: 0 P: 12	R: 0 E: 0 K: 0 S: 7 H: 1 LOB: 0 BB: 0 P: 14	R: 0 E: 0 K: 0 S: 9 H: 0 LOB: 1 BB: 1 P: 14	R: 0 E: 0 K: 0 S: 13 H: 1 LOB: 2 BB: 1 P: 23	R: 1 E: 0 K: 1 S: 18 H: 2 LOB: 2 BB: 1 P: 30	1B: 7 2B: 1 3B: 0 HR: 1 SF: 0 SAC: 0 DP: 2 HBP: 1						

Kansas City Royals @ Minnesota Twins

Target Field, Minneapolis, MN

Sun Apr 29 2012, 1:12 PM - 4:13 PM CDT

Att. 34,201 - Cloudy - 55 F

TOP

livebaseballscorecards.com

AB	33
R	4
H	9
RBI	4
BB	3
SO	2
LOB	12

WP: 1	PA: 37
PB: 0	
SB: 2	
CS: 0	

PITCHER		IP	WLS	BF	H	R	ER	SO	BB	IBB	HBP	BLK	WP	HR	S	P	ERA	WHIP
21 Jason Marquis, R ERA: 6.23	(1, 1)	6.0	W	22	6	3	3	1	0	0	0	0	0	1	49	80	4.50	1.000
61 Jared Burton, R ERA: 3.0	(7, 1)	1.0	H	4	0	0	0	0	1	0	1	0	0	0	9	14	0.00	1.000
15 Glen Perkins, L ERA: 6.48	(8, 1)	1.0		5	1	0	0	0	1	0	0	0	0	0	13	23	0.00	2.000
55 Matt Capps, R ERA: 5.63	(9, 1)	1.0		6	2	1	1	1	1	0	0	0	1	0	18	30	9.00	3.000

PITCHER	IP	WLS	BF	H	R	ER	SO	BB	IBB	HBP	BLK	WP	HR	S	P	ERA	WHIP

BOTTOM

Kansas City Royals @ Minnesota Twins

Target Field, Minneapolis, MN

Sun Apr 29 2012, 1:12 PM - 4:13 PM CDT

Att. 34,201 - Cloudy - 55 F

livebaseballscorecards.com

Batter	1	2	3	4	5	6	7	8	9	AB	R	H	RBI	BB	SO	LOB
2 Denard Span, L (1, 8) OBP: 0.387, SLG: 0.430	B CH 79 C SI 80 B SI 82 B CH 74 B SI 81 4-1 8 1B 7 1B BB	C SI 83 B CH 76 F CH 76 X SI 87 1-2 ① F7		X SI 90 0-0 ① L3		C SI 90 X CH 83 0-1 8 CS 1B		C KC 78 F FF 91 X KC 79 0-2 ② G6-3		4	1	1	0	1	0	0
8 Jamey Carroll, R (1, 6) OBP: 0.333, SLG: 0.263	1 SAFE 1 SAFE C SI 81 1 SAFE C CH 73 1 SAFE B SI 84 1 SAFE F SI 85 2-2 1 SAFE 1 SAFE 1 SAFE 1 SAFE B CH 74 1 SAFE X SL 82 7 1B 1-2 16 3B 1B	C SI 82 B CH 76 F CH 76 X SI 87 1-2 ② P6		C FF 93 B SI 94 B SI 93 B FF 93 C FF 92 B SI 91 4-2 7 G4-3 BB		B SI 91 P PO 83 B FF 90 C FF 90 C FF 91 X FF 92 3-2 ①② G6-3 1-2		B SI 91 B FF 90 B FF 90 C FF 89 B FF 89 4-1 7 BB BB		3	1	1	0	2	0	1
7 Joe Mauer, L (1, 2) OBP: 0.419, SLG: 0.438	B SI 83 C SI 82 B SL 80 F SL 80 B SL 81 X SI 85 3-2 16 3B 1-2 2-H 1B	X SI 82 0-0 ③ F8		B SI 92 B SL 83 1 SAFE B SI 91 C SI 92 X SI 92 3-1 ②③ G4-3 1-2f		B SI 92 B SI 91 C FF 91 C KC 80 F SL 84 X FF 92 2-2 ③ F8		B SI 90 1 SAFE B FF 89 F FF 90 B CH 83 F FF 90 B FF 91 4-2 1-2 BB		4	1	1	1	1	0	1
16 Josh Willingham, R (1, 7) OBP: 0.457, SLG: 0.706	B SI 83 C SI 83 D CH 77 F CH 77 X SI 87 2-2 22 1B 1-H 2-H 3B		B CU 71 B CH 76 C SL 80 F CU 71 X SI 87 2-2 22 3B 2B		C SI 90 F SL 82 B SL 83 X CH 85 1-2 24 E 22 1B 1B		B KC 78 X CH 83 1-0 ① G5-3	B KC 80 D KC 81 B FF 91 X FF 90 3-0 ③ F9		5	2	3	2	0	0	2
33 Justin Morneau, L (1, 3) OBP: 0.321, SLG: 0.472	B SL 82 F SL 81 S SI 86 B SI 88 B SI 88 T SL 82 3-2 ① K		X SI 86 0-0 ① P6		F SI 92 F CH 85 C SL 82 0-3 ① K		F KC 78 F CH 83 F SI 91 B KC 80 X CH 84 1-2 18 2B 2B			4	1	1	0	0	2	3
22 Danny Valencia, R (1, 5) OBP: 0.247, SLG: 0.380	B SI 87 C SL 83 F SL 82 X SL 84 1-2 18 FC6-4 3-H 1B		F SL 82 X CH 76 0-1 18 SF8 2-H 3B		P PO 86 B SI 92 C SI 92 B KC 81 X SI 92 3-1 24 E 1-2 1B		B KC 81 B KC 79 F SI 91 S SL 84 C KC 81 2-3 ② K			4	1	3	2	0	1	1
18 Ryan Doumit, S (1, 10) OBP: 0.250, SLG: 0.344	C SL 81 X CH 76 0-1 ② FC6-4 24 E 1-2f		X SL 81 0-0 ② SF8 3-H		C SI 92 X CH 86 0-1 ② L4		S CH 85 B CH 85 B SL 83 S CH 84 D CH 86 X SL 83 3-2 2-H 2B			3	0	1	2	0	0	3
24 Trevor Plouffe, R (1, 9) OBP: 0.306, SLG: 0.276 36 Clete Thomas, L (9, 9) OBP: 0.217, SLG: 0.364	B SL 80 B SL 80 X CH 77 2-0 FC6 1-2		S CU 70 B CH 75 B CH 75 B SL 80 B SL 80 4-1 BB		B SI 93 S FF 93 B SI 94 X SI 92 2-1 E5 1-2 2-3		F FF 91 B SI 91 B KC 82 F CH 84 B FF 91 C KC 81 3-3 ③ K			3 0	0 0	0 0	0 0	1 0	1 0	4 0
12 Alexi Casilla, S (1, 4) OBP: 0.293, SLG: 0.321	C SI 81 X CH 76 0-1 ③ G1-3		1 SAFE C SI 91 1 SAFE 1 SAFE S FF 92 B FF 94 X SL 83 1-2 ③ P4		X SI 92 0-0 ③ F8			B SI 89 X FF 90 1-0 ① G4-3		4	0	0	0	0	0	6
Inning Stats	R: 4 E: 1 K: 1 S: 22 H: 4 LOB: 2 BB: 1 P: 39	R: 0 E: 0 K: 0 S: 7 H: 0 LOB: 0 BB: 0 P: 9	R: 2 E: 0 K: 0 S: 11 H: 2 LOB: 1 BB: 1 P: 18	R: 0 E: 0 K: 0 S: 5 H: 0 LOB: 0 BB: 1 P: 12	R: 0 E: 1 K: 1 S: 14 H: 2 LOB: 3 BB: 0 P: 19	R: 0 E: 0 K: 0 S: 10 H: 1 LOB: 0 BB: 0 P: 14	R: 1 E: 0 K: 2 S: 14 H: 2 LOB: 1 BB: 0 P: 24	R: 0 E: 0 K: 0 S: 8 H: 0 LOB: 2 BB: 2 P: 20		1B: 6 2B: 3 3B: 2 HR: 0 SF: 1 SAC: 0 DP: 1 HBP: 0				WP: 0 PB: 0 SB: 0 CS: 1 PA: 40		

	AB	34
	R	7
	H	11
	RBI	7
	BB	5
	SO	4
	LOB	21

PITCHER		IP	WLS	BF	H	R	ER	SO	BB	IBB	HBP	BLK	WP	HR	S	P	ERA	WHIP
52 Bruce Chen, L ERA: 4.23	(1, 1)	2.2	L	17	6	6	6	1	2	0	0	0	0	0	37	62	20.25	3.000
47 Nate Adcock, R ERA: 1.69	(3, 1)	5.1		23	5	1	1	3	3	0	0	0	0	0	54	93	1.69	1.500

PITCHER	IP	WLS	BF	H	R	ER	SO	BB	IBB	HBP	BLK	WP	HR	S	P	ERA	WHIP

Batter	1	2	3	4	5	6	7	8	9	AB	R	H	RBI	BB	SO	LOB
1 Jarrod Dyson, L (1, 8) OBP: 0.304, SLG: 0.429	C SI 92 C SI 93 F SI 95 B CH 85 B SI 94 X CH 84 2-2 ① G3		L SI 93 B CU 80 F CH 83 B FF 93 X SL 84 2-2 ③ F7			L SI 91 F FF 92 X CU 78 0-2 4 2B 1B		C CH 81 X SI 91 0-1 4 G3 3B		4	2	2	0	0	0	0
4 Alex Gordon, L (1, 7) OBP: 0.333, SLG: 0.430	B SI 94 B SI 94 C SI 94 S CH 85 X CH 85 2-2 ② G3-1			B SI 91 B SI 92 C SI 90 C SI 92 S CH 84 2-3 ① K		X SI 92 0-0 1-H 2B		B SI 93 B FF 93 X CH 85 2-0 ② G3 3-H		4	0	1	2	0	1	0
16 Billy Butler, R (1, 10) OBP: 0.351, SLG: 0.551	C FF 95 C SL 85 B SL 86 B SI 95 C SL 85 2-3 ③ K			S SL 85 F SI 91 X SI 93 0-2 ② G6-3		C SI 93 X SI 92 0-1 ① G6-3		B SL 85 C FF 92 S SI 92 F SI 93 B CH 85 X SI 92 2-2 ③ L9		4	0	0	0	0	1	1
35 Eric Hosmer, L (1, 3) OBP: 0.263, SLG: 0.371		C SI 91 B CU 80 B CH 83 X SI 93 2-1 ① G6-3		B SL 80 C SI 93 X CU 80 1-1 ③ G4-3		X CH 84 0-0 ② F7			F FF 94 X SL 82 0-1 ① F7	4	0	0	0	0	0	1
21 Jeff Francoeur, R (1, 9) OBP: 0.293, SLG: 0.333		B FF 93 B SL 85 F SI 92 F SI 92 X SL 85 2-2 1B			C SI 89 C SL 83 F FF 92 X SI 91 0-2 11 2B 33 G4-3 1B	B SI 93 C FF 91 X SI 93 1-1 ③ G6-3			B SI 93 S CH 84 S CH 83 X CH 83 1-2 2B	4	1	3	0	0	0	1
8 Mike Moustakas, L (1, 5) OBP: 0.369, SLG: 0.519		C FF 92 X SI 94 0-1 ② F7			C SI 92 F CH 83 B CH 82 X CH 83 1-2 ① P5		C CH 81 X SI 92 0-1 11 G5-4-3 1B		C SI 92 S SL 82 B SL 81 X SI 94 1-2 ② F8	4	0	1	0	0	0	3
11 Yuniesky Betancourt, R (1, 4) OBP: 0.333, SLG: 0.420		B SL 85 C FF 94 X FF 94 1-1 ③ G6-3			X SL 83 0-0 33 G4-3 1-3 2B		C SI 91 X SI 92 0-1 ① ② G5-4-3 1-2f		C SI 93 C SI 93 D SL 82 F SI 94 X CH 82 1-2 ③ F8	4	0	1	0	0	0	3
33 Humberto Quintero, R (1, 2) OBP: 0.341, SLG: 0.395			X FF 91 0-0 ① F8		B SI 92 X SI 92 1-0 ② G4-3 2-3 3-H		C SI 91 B SL 84 B FF 93 X SI 92 2-1 ③ F8			3	0	0	1	0	0	1
2 Alcides Escobar, R (1, 6) OBP: 0.318, SLG: 0.432			C FF 92 B SI 92 B SL 84 X SL 84 2-1 ② G4-3		C SI 92 F SI 92 X SI 92 0-2 ③ G1-3			B SL 83 C SI 91 S SL 84 S SI 92 1-3 ① K		3	0	0	0	0	1	1
Inning Stats	R: 0 E: 0 K: 1 S: 10 H: 0 LOB: 0 BB: 0 P: 16	R: 0 E: 0 K: 0 S: 9 H: 1 LOB: 1 BB: 0 P: 14	R: 0 E: 0 K: 0 S: 6 H: 0 LOB: 0 BB: 0 P: 10	R: 0 E: 0 K: 1 S: 8 H: 0 LOB: 0 BB: 0 P: 11	R: 1 E: 0 K: 0 S: 12 H: 2 LOB: 1 BB: 0 P: 14	R: 1 E: 0 K: 0 S: 9 H: 2 LOB: 1 BB: 0 P: 10	R: 0 E: 0 K: 0 S: 6 H: 1 LOB: 0 BB: 0 P: 8	R: 1 E: 0 K: 1 S: 10 H: 1 LOB: 0 BB: 0 P: 15	R: 0 E: 0 K: 0 S: 12 H: 1 LOB: 1 BB: 0 P: 15	1B: 4 2B: 3 3B: 1 HR: 0 SF: 0 SAC: 0 DP: 1 HBP: 0						

PITCHER		IP	WLS	BF	H	R	ER	SO	BB	IBB	HBP	BLK	WP	HR	S	P	ERA	WHIP
21 Rick Porcello, R ERA: 5.64	(1, 1)	8.0	W	30	7	3	3	3	0	0	0	0	0	0	70	98	3.38	0.875
40 Phil Coke, L ERA: 2.7	(9, 1)	1.0		4	1	0	0	0	0	0	0	0	0	0	12	15	0.00	1.000

PITCHER		IP	WLS	BF	H	R	ER	SO	BB	IBB	HBP	BLK	WP	HR	S	P	ERA	WHIP

TOP

Kansas City Royals @ Detroit Tigers

Comerica Park, Detroit, MI

Tue May 01 2012, 7:09 PM - 9:34 PM EDT

Att. 30,159 - Cloudy - 55 F

livebaseballscorecards.com

AB	34
R	3
H	8
RBI	3
BB	0
SO	3
LOB	11

WP: 0	PA: 34		
PB: 0			
SB: 0			
CS: 0			

BOTTOM

Kansas City Royals @ Detroit Tigers

Comerica Park, Detroit, MI

Tue May 01 2012, 7:09 PM - 9:34 PM EDT

Att. 30,159 - Cloudy - 55 F

livebaseballscorecards.com

Batter	1	2	3	4	5	6	7	8	9	AB	R	H	RBI	BB	SO	LOB
14 Austin Jackson, R (1, 8) OBP: 0.398, SLG: 0.523	B SL 85 B FF 92 F FC 88 B FF 92 F FF 92 F FC 88 X SI 92 3-2 26 1B 24 2B 1B	C FF 92 X CH 87 0-1 24 S 1B	X SI 91 0-0 26 G6-3 1-H 3-H 2B		B CH 88 X FF 99 1-0 ② G6-3			B FF 89 F FF 87 C FF 89 F SL 80 X SL 79 1-2 28 L6-4 24 1B 1B		5	1	4	2	0	0	0
26 Brennan Boesch, L (1, 9) OBP: 0.253, SLG: 0.344	F SI 91 X CH 85 0-1 24 2B 28 FC3 1-3 1B	1 SAFE C SI 90 B FF 90 B FF 92 F SI 92 F FF 92 F FC 85 X FF 91 2-2 ① P5	D CH 85 X SI 91 1-0 ② G6-3 2-3		C FF 99 F CU 78 S CH 85 0-3 ③ K2-3			S FF 89 B CH 79 X CH 82 1-1 ① F9		5	1	1	0	0	1	3
24 Miguel Cabrera, R (1, 5) OBP: 0.370, SLG: 0.573	X FF 91 0-0 28 E 1-3 3-H 2B	C KC 76 S SI 91 S SL 84 0-3 ② K 1-2	C KC 76 F FF 90 X FF 92 0-2 ③ F8			F CH 86 X CH 87 0-1 ① F7		X FF 88 0-0 1-2 1B		5	1	2	1	0	1	2
28 Prince Fielder, L (1, 3) OBP: 0.378, SLG: 0.424	X KC 79 0-0 FC3 12 E 2-H 3-H	I IN 63 I IN 57 I IN 61 I IN 60 ! 4-0 IBB		F FF 90 B FC 87 B FF 90 F FC 86 X SI 91 2-2 ① G3-1		C FF 93 S FF 94 S CU 74 0-3 ② K		X SI 88 0-0 ②③ L6-4 2-2		4	1	0	1	1	1	2
12 Andy Dirks, L (1, 10) OBP: 0.333, SLG: 0.571 34 Brad Eldred, R (4, PR) OBP: 0.143, SLG: 0.286 (5, 10)	X SI 91 0-0 E8 13 1B 27 1B 2-H 1B	C KC 75 B FF 91 F FF 91 B SL 83 F SL 83 S FF 91 2-3 ③ K		F FF 90 F FC 87 X SI 90 0-2 27 1B 2B		S FF 94 B FF 93 F CH 85 S FF 95 1-3 ③ K				3 1	1 1	2 0	0 0	0 0	1 1	2 0
13 Alex Avila, L (1, 2) OBP: 0.314, SLG: 0.419	C CH 87 X FC 89 0-1 39 27 G6-4-3 1B 1-3 1B	B SI 90 B CH 86 B FC 87 B FF 90 4-0 39 27 FC2-5 BB BB	X CH 83 0-0 ② G1-3				B FF 93 B CH 84 F FF 93 C FF 94 C CU 75 2-3 ① K			3	0	1	0	1	1	1
27 Jhonny Peralta, R (1, 6) OBP: 0.296, SLG: 0.360	C KC 77 S KC 78 X SL 84 0-2 39 G6-4-3 1-2 3-H 1B	B KC 76 B SI 91 B SI 91 B FF 90 4-0 39 FC2-5 32 1B 1-2 BB	S CH 81 C CH 81 X FF 90 0-2 39 1B 2-H 1B				X CH 85 0-0 ② G1-3			3	1	2	2	1	0	0
39 Ramon Santiago, S (1, 4) OBP: 0.222, SLG: 0.220	B SI 92 X SI 92 1-0 ①② G6-4-3 1-2f 2-3	X SI 90 0-0 ① FC2-5 32 1B 14 2B 1-2 2-3f	X SI 90 0-0 ③ 1-3 1B				B FF 93 B FF 94 B FF 94 C FF 94 F FF 94 B FF 94 4-2 BB			3	1	1	0	1	0	4
32 Don Kelly, L (1, 7) OBP: 0.333, SLG: 0.241	C KC 78 B KC 78 X FF 92 1-1 ③ P5	B KC 75 B SI 90 X FF 90 2-0 14 2B 1-3 2-H 1B			C FF 98 F FF 97 S CH 87 0-3 ① K2-3		B CU 75 B FF 94 S FF 94 C FF 94 B FF 93 F FF 93 T FF 93 3-2 ③ K			4	1	1	1	0	2	2

Inning Stats	1	2	3	4	5	6	7	8	9
	R: 5 E: 2 K: 0 S: 17 H: 6 LOB: 1 BB: 0 P: 22	R: 0 E: 0 K: 2 S: 14 H: 1 LOB: 2 BB: 1 P: 22	R: 3 E: 0 K: 0 S: 7 H: 2 LOB: 1 BB: 2 P: 18	R: 1 E: 0 K: 0 S: 11 H: 3 LOB: 2 BB: 0 P: 13	R: 0 E: 0 K: 2 S: 7 H: 0 LOB: 0 BB: 0 P: 8	R: 0 E: 0 K: 2 S: 8 H: 0 LOB: 0 BB: 0 P: 9	R: 0 E: 0 K: 2 S: 10 H: 0 LOB: 1 BB: 1 P: 19	R: 0 E: 0 K: 0 S: 8 H: 2 LOB: 1 BB: 0 P: 10	

	AB	R	H	RBI	BB	SO	LOB
	36	9	14	7	4	8	16

	1B	SF	WP	PA
	11	0	0	40
	2B: 4	SAC: 0	PB: 0	
	3B: 0	DP: 2	SB: 1	
	HR: 0	HBP: 0	CS: 0	

PITCHER		IP	WLS	BF	H	R	ER	SO	BB	IBB	HBP	BLK	WP	HR	S	P	ERA	WHIP
44 Luke Hochevar, R ERA: 7.36	(1, 1)	4.0	L	26	12	9	9	2	2	1	0	0	0	0	49	75	20.25	3.500
40 Kelvin Herrera, R ERA: 3.97	(5, 1)	1.1		4	0	0	0	2	0	0	0	0	0	0	9	10	0.00	0.000
55 Tim Collins, L ERA: 2.63	(6, 1)	1.2		6	0	0	0	4	1	0	0	0	0	0	16	26	0.00	0.600
31 Louis Coleman, R ERA: 5.14	(8, 1)	0.1		3	2	0	0	0	0	0	0	0	0	0	7	9	0.00	6.000
46 Tommy Hottovy, L ERA: 3.0	(8, 1)	0.2		1	0	0	0	0	0	0	0	0	0	0	1	1	0.00	0.000

PITCHER	IP	WLS	BF	H	R	ER	SO	BB	IBB	HBP	BLK	WP	HR	S	P	ERA	WHIP

Kansas City Royals @ Detroit Tigers

Comerica Park, Detroit, MI

Wed May 02 2012, 1:08 PM - 4:00 PM EDT

Att. 33,187 - Partly Cloudy - 71 F

Batter	1	2	3	4	5	6	7	8	9	AB	R	H	RBI	BB	SO	LOB
1 Jarrod Dyson, L (1, 8) OBP: 0.333, SLG: 0.417	B FF 91 C FF 93 B FF 93 B FF 94 B FF 92 / 4-1 4 G4-3 4 S 35 2B BB		B FF 92 C CH 84 C CH 85 C CU 78 / 1-3 ①		B FF 95 T FF 94 F FF 95 B CU 81 X CU 79 / 2-2 ② ③ G3 2-3			C CH 84 B CH 83 F FF 93 B CH 85 B FF 94 X FF 93 / 3-2 16 E 1B		3	1	1	0	1	1	1
4 Alex Gordon, L (1, 7) OBP: 0.340, SLG: 0.433	1 SAFE 1 SAFE B FF 91 X CH 85 / 1-0 ① G4-3 1-3		L FF 92 B CU 77 F CU 77 B CH 84 X CH 85 / 2-2 16 G5-3 1B			C FF 91 B FF 94 T FF 94 F FF 95 X CU 78 / 1-2 35 G3 16 HBP 21 G6-3 1B		B FF 93 1 SAFE C FF 93 1 SAFE S FF 92 1 SAFE 1 SAFE 1 SAFE F FF 94 / 1-3 S CH 88 ①		4	1	2	0	0	1	2
16 Billy Butler, R (1, 10) OBP: 0.347, SLG: 0.533	C FF 94 F FF 94 S SL 87 / 0-3 ②		1 SAFE X FF 92 / 0-0 ② G5-3 1-2			1 SAFE 1 SAFE 1 SAFE H FF 93 / 1-0 35 G3 1-2 HBP		1 SAFE B FF 97 S SL 88 F FF 98 C SL 90 / 1-3 ②		3	0	0	0	0	2	3
35 Eric Hosmer, L (1, 3) OBP: 0.262, SLG: 0.376	D CH 87 X FF 94 / 1-0 3-H 2B		X CH 85 / 0-0 ③ G3			B CH 86 B CH 86 F CH 85 B FF 96 T FF 97 F FF 97 X CH 87 / 3-2 ① G3 1-2 2-3		S CH 86 B FF 98 S FF 98 B CU 82 B CH 87 F FF 99 S FF 100 / 3-3 ③		4	0	1	1	0	1	4
21 Jeff Francoeur, R (1, 9) OBP: 0.281, SLG: 0.319	B FF 94 C SL 86 B SL 86 S FF 94 S FF 95 / 2-3 ③			B SL 85 B FF 95 X FF 94 / 2-0 ① P5		C FF 97 X SL 82 / 0-1 ② G6-3 3-H			B SI 92 B CH 81 B SI 92 C FF 91 X SL 83 / 3-1 ① G5-3	4	0	0	1	0	1	2
8 Mike Moustakas, L (1, 5) OBP: 0.364, SLG: 0.519		C FF 91 B CU 78 B CU 76 S FF 93 X FF 94 / 2-2 ① P4		B FF 95 C FF 95 C CU 79 F FF 95 B CU 80 F CH 87 X CH 86 / 2-2 ② P6		B CU 79 B CH 86 C FF 96 S FF 96 F FF 97 X FF 97 / 2-2 ③ P5			C FF 90 B FF 92 F SI 91 F SI 93 X SI 92 / 1-2 27 G4-3 17 1B 2B	4	1	1	0	0	0	1
27 Brayan Peña, S (1, 2) OBP: 0.289, SLG: 0.372		C FF 92 X CU 76 / 0-1 ② G4-3		B FF 94 C CH 87 B FF 95 B FF 94 F FF 92 X FF 95 / 3-2 ③ L4			F FF 93 B CH 82 B FF 94 B FF 93 F FF 93 F FF 94 F FF 94 F FF 95 X FF 95 / 3-2 ① L7		C CH 82 X CH 83 / 0-1 ② G4-3 2-3	4	0	0	0	0	0	1
17 Chris Getz, L (1, 4) OBP: 0.356, SLG: 0.488		C FF 92 X FF 93 / 0-1 3B			X FF 90 / 0-0 ① B1-3		C FF 94 B FF 95 S CH 86 X CU 78 / 1-2 ② F8		F FF 90 T CH 80 F CH 85 F FF 95 F SL 76 B FF 95 F CH 85 X FF 94 / 1-2 2 S 3-H 1B	4	0	2	1	0	0	0
2 Alcides Escobar, R (1, 6) OBP: 0.315, SLG: 0.435		F FF 94 X FF 94 / 0-1 ③ G6-3			C FF 92 X CH 87 / 0-1 1 CS 2B		F FF 94 C CU 77 B CH 85 S SL 86 / 1-3 ③ K		B SI 92 C SL 81 S SL 83 B SL 82 S CH 83 / 2-3 ③ K 1-2	4	0	1	0	0	2	2

Inning Stats	1	2	3	4	5	6	7	8	9		
	R: 1 E: 0 K: 2 S: 9	R: 0 E: 0 K: 0 S: 9	R: 0 E: 0 K: 1 S: 8	R: 0 E: 0 K: 0 S: 9	R: 0 E: 0 K: 0 S: 6	R: 1 E: 0 K: 0 S: 14	R: 0 E: 0 K: 1 S: 12	R: 0 E: 1 K: 3 S: 14	R: 1 E: 0 K: 1 S: 18	1B: 4 2B: 3 3B: 1 HR: 0	SF: 0 SAC: 0 DP: 0 HBP: 1
	H: 1 LOB: 1 BB: 1 P: 17	H: 1 LOB: 1 BB: 0 P: 11	H: 1 LOB: 1 BB: 0 P: 11	H: 0 LOB: 0 BB: 0 P: 16	H: 1 LOB: 0 BB: 0 P: 8	H: 1 LOB: 1 BB: 0 P: 21	H: 0 LOB: 0 BB: 0 P: 17	H: 1 LOB: 1 BB: 0 P: 22	H: 2 LOB: 1 BB: 0 P: 25	WP: 0 PB: 0 SB: 2 CS: 1	PA: 36

PITCHER		IP	WLS	BF	H	R	ER	SO	BB	IBB	HBP	BLK	WP	HR	S	P	ERA	WHIP
35 Justin Verlander, R ERA: 2.38	(1, 1)	8.0		31	6	2	2	7	1	0	1	0	0	0	81	123	2.25	0.875
53 Joaquín Benoit, R ERA: 4.35	(9, 1)	1.0	L	5	2	1	1	1	0	0	0	0	0	0	18	25	9.00	2.000

PITCHER	IP	WLS	BF	H	R	ER	SO	BB	IBB	HBP	BLK	WP	HR	S	P	ERA	WHIP

livebaseballscorecards.com

AB	34
R	3
H	8
RBI	3
BB	1
SO	8
LOB	16

BOTTOM

Kansas City Royals @ Detroit Tigers

Comerica Park, Detroit, MI

Wed May 02 2012, 1:08 PM - 4:00 PM EDT

Att. 33,187 - Partly Cloudy - 71 F

livebaseballscorecards.com

Batter	1	2	3	4	5	6	7	8	9	AB	R	H	RBI	BB	SO	LOB
14 Austin Jackson, R (1, 8) OBP: 0.392, SLG: 0.511	B SI 89 C SI 88 B CH 83 X SI 88 2-1 F9 ①		C SI 88 B SI 89 C CH 83 B SL 82 F CH 85 B FF 88 X CH 82 3-2 G6-3 ③		F FF 88 S CH 82 B CH 86 X CH 84 1-2 FC6-4 ③ 1-2f			B SI 93 B SL 85 C SI 94 B FF 94 X FF 94 3-1 26 HR 1B		4	1	1	0	0	0	3
26 Brennan Boesch, L (1, 9) OBP: 0.252, SLG: 0.370	B SI 90 S SI 88 B SI 89 F FF 88 S FF 89 2-3 K ②			B FF 87 B SI 87 X CH 80 2-0 G6-3 ①		F FF 90 C SL 80 C FF 92 0-3 K ①		F SI 94 X SI 94 0-1 1-H HR		4	1	1	2	0	2	0
24 Miguel Cabrera, R (1, 5) OBP: 0.365, SLG: 0.554	H SI 89 1-0 HBP			B SL 79 C CH 83 B CH 84 B FF 86 X CH 82 3-1 G5-3 ②		B FF 90 X CH 81 1-0 F9 ②		X SL 86 0-0 F9 ①		3	0	0	0	0	0	0
28 Prince Fielder, L (1, 3) OBP: 0.363, SLG: 0.404	C FF 89 X SL 78 0-1 G5-3 ③			B CH 80 C SL 76 C SI 88 B CH 83 B CH 83 X FF 88 3-2 F7 ③		C SL 80 F SL 82 F FF 91 X FF 91 0-2 F7 ③		C CU 73 B FF 93 X FF 92 1-1 F7 ②		4	0	0	0	0	0	1
25 Ryan Raburn, R (1, 7) OBP: 0.206, SLG: 0.172		C FF 89 B CH 83 S FF 87 B FF 88 F CH 82 X CH 83 2-2 P5 ①			B FF 88 X CH 81 1-0 F8 ①		B FF 98 F FF 97 C FF 100 S CU 81 1-3 K ①	C CH 84 F FF 94 B CU 77 B CU 74 B FF 93 S CU 76 3-3 K ③		4	0	0	0	0	2	0
27 Jhonny Peralta, R (1, 6) OBP: 0.282, SLG: 0.342		C FF 88 B SL 81 X CH 83 1-1 G5-3 ②			B CH 85 B CH 82 X CH 86 2-0 F8 ②		B CU 80 X FF 99 1-0 L3 ②		C FF 95 S FF 96 B FF 97 F FF 97 X SL 88 1-2 G5-3 ①	4	0	0	0	0	0	0
13 Alex Avila, L (1, 2) OBP: 0.338, SLG: 0.446 9 Gerald Laird, R (9, PR) OBP: 0.381, SLG: 0.526		F SI 90 B SI 89 S CH 82 B SL 81 S CH 84 2-3 K ③			B SL 78 C CH 81 B SL 78 X FF 86 2-1 29 BB 2B		C FF 98 B CU 80 B CH 87 B FF 99 B FF 97 4-1 34 2B BB		B SL 87 C FF 95 X SL 88 1-1 12 G4-6-3 1B	3 0	0 0	2 0	0 0	1 0	1 0	0 0
34 Brad Eldred, R (1, 10) OBP: 0.235, SLG: 0.375 12 Andy Dirks, L (9, PH) OBP: 0.324, SLG: 0.556			C SI 88 B FF 89 F FF 89 X FF 89 1-2 L4 ①		T CH 81 D CH 85 B SL 76 B CH 83 F CH 82 B FF 88 4-2 29 BB BB		S CH 85 C CH 85 B FF 99 X CU 80 1-2 1-3 2B		F FF 93 B FF 93 X FF 93 1-1 G4-6-3 ②③ 1-2f	2 1	0 0	1 0	0 0	1 0	0 0	0 1
29 Danny Worth, R (1, 4) OBP: 0.300, SLG: 0.125 39 Ramon Santiago, S (7, PH) OBP: 0.217, SLG: 0.214 (8, 4)			C SI 89 B SI 85 B SI 88 F FF 87 B CH 82 F CH 81 X SI 87 3-2 F9 ②		B FF 89 B CH 82 F CH 82 B CH 82 B CH 83 4-1 14 FC6-4 BB 1-2 2-3		D FF 94 F SI 95 D SL 87 X SI 96 2-1 G4-3 ③			1 1	0 0	0 0	0 0	1 0	0 0	0 2
Inning Stats	R: 0 H: 0 E: 0 LOB: 1 K: 1 BB: 0 S: 7 P: 12	R: 0 H: 0 E: 0 LOB: 0 K: 1 BB: 0 S: 9 P: 14	R: 0 H: 0 E: 0 LOB: 0 K: 0 BB: 0 S: 11 P: 18	R: 0 H: 0 E: 0 LOB: 0 K: 0 BB: 0 S: 6 P: 14	R: 0 H: 1 E: 0 LOB: 3 K: 0 BB: 2 S: 10 P: 24	R: 0 H: 0 E: 0 LOB: 0 K: 1 BB: 0 S: 8 P: 9	R: 0 H: 1 E: 0 LOB: 2 K: 1 BB: 1 S: 10 P: 19	R: 2 H: 2 E: 0 LOB: 0 K: 1 BB: 0 S: 10 P: 17	R: 0 H: 1 E: 0 LOB: 1 K: 0 BB: 0 S: 8 P: 11	1B: 2 2B: 2 3B: 0 HR: 1	SF: 0 SAC: 0 DP: 1 HBP: 1					

AB	31
R	2
H	5
RBI	2
BB	3
SO	5
LOB	7

WP: 0 PA: 35
PB: 0
SB: 0
CS: 0

PITCHER		IP	WLS	BF	H	R	ER	SO	BB	IBB	HBP	BLK	WP	HR	S	P	ERA	WHIP
57 Jonathan Sánchez, L ERA: 5.24	(1, 1)	5.0		19	1	0	0	2	2	0	1	0	0	0	43	82	0.00	0.600
50 Jose Mijares, L ERA: 2.45	(6, 1)	1.0	H	3	0	0	0	1	0	0	0	0	0	0	8	9	0.00	0.000
40 Kelvin Herrera, R ERA: 3.75	(7, 1)	0.2	H	4	1	0	0	1	1	0	0	0	0	0	8	15	0.00	3.000
43 Aaron Crow, R ERA: 3.75	(7, 1)	0.2	B	4	2	2	2	0	0	0	0	0	0	1	7	12	27.00	3.000
55 Tim Collins, L ERA: 2.51	(8, 1)	0.2	W	2	0	0	0	1	0	0	0	0	0	0	5	9	0.00	0.000

PITCHER		IP	WLS	BF	H	R	ER	SO	BB	IBB	HBP	BLK	WP	HR	S	P	ERA	WHIP
51 Jonathan Broxton, R ERA: 2.08	(9, 1)	1.0	S	3	1	0	0	0	0	0	0	0	0	0	8	11	0.00	1.000

New York Yankees @ Kansas City Royals

Kauffman Stadium, Kansas City, MO

Thu May 03 2012, 7:13 PM - 10:29 PM CDT

Att. 19,590 - Cloudy - 83 F

TOP

livebaseballscorecards.com

Batter	1	2	3	4	5	6	7	8	9	AB	R	H	RBI	BB	SO	LOB
2 Derek Jeter, R (1, 10) OBP: 0.441, SLG: 0.587	F FF 98 S FF 99 F FF 99 B FF 99 F FF 98 B SL 88 F FF 98 X CH 88 2-2 14 F8 1B		S CU 79 F FF 97 X CU 80 0-2 25 2B 2B		B FF 93 B CH 86 F FF 96 B SL 86 F FF 96 C FF 98 3-3 ① K		B FF 93 B SI 92 F FF 92 C SI 93 B SI 94 F FF 92 F FF 92 X FF 94 3-2 14 1B 25 SF8 1B		F FF 98 F SI 96 F FF 99 X SL 89 0-2 25 G4-6-3 14 BB 1B	5	2	4	0	0	1	0
14 Curtis Granderson, L (1, 8) OBP: 0.389, SLG: 0.600	B FF 98 B CH 87 F FF 97 1 SAFE X FF 98 2-1 ① F8 1-2		F FF 97 B CU 77 B CU 77 S FF 95 S FF 97 2-3 ② K		C FF 97 B SL 88 B CU 77 F FF 95 S CU 79 2-3 ② K		C FF 92 B FF 91 X FF 91 1-1 13 1B 1-3 1B		B SI 95 B SL 86 B SL 85 F SI 96 C SI 94 B SI 95 4-2 25 G4-6-3 1-2 BB	4	0	1	0	1	2	2
25 Mark Teixeira, S (1, 3) OBP: 0.267, SLG: 0.371	B FF 98 X FF 96 1-0 ② G5-3		B FF 98 B CU 76 X FF 96 2-0 2-H 2B		C FF 97 F FF 95 X FF 98 0-2 ③ G4-3		B FF 91 C CH 84 S CH 84 F SL 82 F FF 92 X CH 84 1-2 ② SF8 3-H		B SI 97 F SL 88 X SI 97 1-1 ①② G4-6-3 1-2f 2-3	4	0	1	2	0	0	3
13 Alex Rodriguez, R (1, 5) OBP: 0.376, SLG: 0.419	B FF 98 B CH 87 B FF 99 B SI 97 4-0 BB		B FF 96 B CH 88 F CH 87 B FF 96 B CH 86 4-1 24 FC4-6 BB			C FF 92 C FF 95 S FF 97 0-3 ① K	1 SAFE B CH 82 F FF 89 X SL 81 1-1 1-2 1B		T FF 99 C FF 98 F FF 100 F FF 98 F FC 91 B SL 90 B FF 98 D SL 90 X SL 89 3-2 ③ G5-3	3	0	1	0	2	1	1
24 Robinson Canó, L (1, 4) OBP: 0.306, SLG: 0.363	C CU 79 S FF 98 F CU 80 S FF 98 1-3 ③ K		B CU 77 S FF 96 X FF 96 1-1 ③ FC4-6 1-2f			X SL 86 0-0 22 1B 26 SF8 1B	C SL 81 X SL 81 0-1 ③ G4-3			4	1	1	0	0	1	6
22 Andruw Jones, R (1, 9) OBP: 0.319, SLG: 0.450		X FF 95 0-0 ① P2		B FF 95 B FF 92 B FF 95 C FF 94 X FF 95 3-1 26 G5-4-3 1B		B SI 92 C FF 92 F SI 92 B SI 93 X SI 93 2-2 1-3 1B		C SL 85 B SI 96 X SL 87 1-1 26 FC6-4 1B		4	0	3	0	0	0	0
26 Eduardo Núñez, R (1, 6) OBP: 0.289, SLG: 0.275		C FF 95 B FF 96 X FF 95 1-1 ② G6-3		B FF 94 C CH 85 B FF 95 X CH 85 2-1 ①② G5-4-3 1-2f		C SI 92 F SI 93 F SI 94 X SL 83 0-2 ② SF8 3-H		B FF 95 X SI 96 1-0 ① FC6-4 55 CS 1-2f	3	0	0	1	0	0	2
55 Russell Martin, R (1, 2) OBP: 0.329, SLG: 0.281		B FF 97 X CH 86 1-0 ③ P5		B CU 78 C CH 85 X FF 96 1-1 17 BLK 1B		C SI 93 B SI 92 D SL 83 B SI 92 X FF 92 3-1 ③ F8		B SI 96 B SI 95 C SI 87 X SI 96 2-1 ② 1-2 1B	4	0	2	0	0	0	1
17 Jayson Nix, R (1, 7) 27 Raul Ibanez, L (8, PH) OBP: 0.290, SLG: 0.429 (8, 7)			C FF 94 F FF 96 B FF 97 B CU 77 F FF 96 B CU 78 C FF 97 3-3 ① K	B FF 96 B FF 97 B CH 86 C FF 94 S FF 95 X FF 97 3-2 ③ F8 1-2			B SI 92 X FF 92 1-0 ① F7	B SI 96 F SI 96 D SL 88 X SI 96 2-1 ③ L6		3 1	0 0	0 0	0 0	1 0	1 1

	AB	R	H	RBI	BB	SO	LOB
	35	3	13	3	3	6	17

Inning Stats	1	2	3	4	5	6	7	8	9	1B: 11	SF: 2	WP: 0	PA: 40
R:	0	0	1	0	0	1	1	0	0	2B: 2	SAC: 0	PB: 0	
E:	0	0	0	0	0	0	0	0	0	3B: 0	DP: 2	SB: 0	
K:	1	0	2	0	2	1	0	0	0	HR: 0	HBP: 0	CS: 1	
S:	12	4	14	9	9	13	17	7	14				
H:	1	0	2	2	0	2	3	2	1				
LOB:	2	0	2	1	0	2	2	0	1				
BB:	1	0	1	0	0	0	0	0	1				
P:	22	6	26	18	14	18	24	13	22				

PITCHER		IP	WLS	BF	H	R	ER	SO	BB	IBB	HBP	BLK	WP	HR	S	P	ERA	WHIP
23 Danny Duffy, L ERA: 3.57	(1, 1)	5.1	W	23	6	2	2	6	2	0	0	1	0	0	52	90	3.38	1.500
47 Nate Adcock, R ERA: 2.84	(6, 1)	1.0	H	5	2	1	1	0	0	0	0	0	0	0	15	24	9.00	2.000
50 Jose Mijares, L ERA: 2.31	(7, 1)	0.2	H	4	2	0	0	0	0	0	0	0	0	0	11	14	0.00	3.000
43 Aaron Crow, R ERA: 3.46	(8, 1)	1.0	H	4	2	0	0	0	0	0	0	0	0	0	7	13	0.00	2.000
51 Jonathan Broxton, R ERA: 1.86	(9, 1)	1.0	S	4	1	0	0	0	1	0	0	0	0	0	14	22	0.00	2.000

PITCHER		IP	WLS	BF	H	R	ER	SO	BB	IBB	HBP	BLK	WP	HR	S	P	ERA	WHIP

Batter	1	2	3	4	5	6	7	8	9	AB	R	H	RBI	BB	SO	LOB
1 Jarrod Dyson, L (1, 8) OBP: 0.355, SLG: 0.429	C SI 92 C KC 81 B SI 93 F KC 82 B SL 89 X SI 93 2-2 16 WP 16 E 1B		B SI 91 C SL 87 X KC 81 1-1 16 1B 35 1B 1B		B FF 85 C FF 86 B SI 86 F SI 85 F SL 77 B SL 76 C FF 86 3-3 ① K	C SI 90 B CH 83 B CH 83 X FF 88 2-1 ③ G4-3				4	1	2	0	0	1	0
4 Alex Gordon, L (1, 7) OBP: 0.336, SLG: 0.419	C SL 88 B FF 92 1 SAFE B KC 81 1 SAFE X SL 89 2-1 ① F7		C CH 85 1 SAFE S KC 81 C SI 92 0-3 ① K		B SL 78 F SI 87 B FF 88 B SI 88 B FF 86 4-1 35 1B 16 G6-3 8 1B BB		C SL 81 F FF 94 B SL 82 F SL 81 B SL 82 F SL 83 X FF 96 2-2 ① F8			3	1	0	0	1	1	2
16 Billy Butler, R (1, 10) OBP: 0.343, SLG: 0.521	C FF 93 1 SAFE B KC 82 B F FF 89 F FF 94 F FF 94 S FF 90 2-3 ② K 1-3		C FF 93 1 SAFE X SL 87 0-1 35 1B 1-2 1B		B SI 90 1 SAFE B SI 91 C SI 88 B SI 90 C FF 91 X SI 90 3-2 ② G6-3 1-2		B SL 82 B FF 94 B SL 82 F FF 94 X FF 96 3-1 ② G4-3			4	0	1	0	0	1	2
35 Eric Hosmer, L (1, 3) OBP: 0.271, SLG: 0.381	B KC 82 B KC 83 X KC 82 2-0 ③ G6-3		C CH 84 B FF 92 F KC 82 B SI 94 B CH 85 X SL 87 3-2 1-2 2-H 1B		C FF 90 B FF 86 X SI 91 1-1 21 BB 8 1B 2-3 1B		S SI 94 F SI 94 X SL 82 0-2 ③ G1-3			4	1	2	1	0	0	1
21 Jeff Francoeur, R (1, 9) OBP: 0.290, SLG: 0.330		B SL 88 B FF 92 F FF 92 B FF 92 C SL 88 X KC 83 3-2 ① G5-3	C FF 92 B SI 92 C FF 92 B SI 93 F SI 92 F KC 82 F FF 92 B SI 92 S SL 88 3-3 ② K		B SI 92 B FF 89 B SI 90 F FF 91 B SI 91 4-1 8 1B 1-2 BB			B FF 92 F SI 93 X SL 83 1-1 33 CS 2B		3	0	1	0	1	1	2
8 Mike Moustakas, L (1, 5) OBP: 0.370, SLG: 0.553		C KC 82 B FF 93 B CH 85 B KC 81 X SI 93 3-1 HR	B KC 79 C CH 84 C SI 92 F SI 93 B SI 92 X SL 88 2-2 ③ G4-3		D CU 78 B SI 90 X SI 90 2-0 1-3 2-H 3-H 1B			B SL 82 F SI 94 F FF 94 F SL 85 X FF 94 1-2 ① P5		4	1	2	3	0	0	3
33 Humberto Quintero, R (1, 2) OBP: 0.313, SLG: 0.357		B FF 93 B FF 92 B FF 93 C FF 93 C FF 92 S SI 93 3-3 ② K	B FF 90 X FF 90 1-0 ① G4-3		C SI 90 F SI 90 F SI 90 X CU 81 0-2 ③ F9			S FF 94 S FF 95 F FF 95 B SL 84 X FF 94 1-2 ②③ G6-3 2-3		4	0	0	0	0	1	3
17 Chris Getz, L (1, 4) OBP: 0.354, SLG: 0.500		C SI 92 B KC 81 F SI 92 B SI 94 B SI 93 X SI 92 3-2 2B	C SI 90 C SL 87 F SL 86 X SI 92 0-2 ② F9			B FF 88 C SI 88 X CH 83 1-1 ① P3				3	0	1	0	0	0	0
2 Alcides Escobar, R (1, 6) OBP: 0.304, SLG: 0.420		F KC 82 C SI 92 S FF 94 0-3 ③ K	F SI 91 F SI 92 X SL 87 0-2 ③ G4-3			B FF 90 X SI 89 1-0 ② G1-3				3	0	0	0	0	1	1
Inning Stats	R: 0 H: 1 E: 1 LOB: 1 K: 1 BB: 0 S: 13 P: 21	R: 1 H: 2 E: 0 LOB: 1 K: 2 BB: 0 S: 14 P: 26	R: 1 H: 3 E: 0 LOB: 2 K: 2 BB: 0 S: 20 P: 29	R: 0 H: 0 E: 0 LOB: 0 K: 0 BB: 0 S: 8 P: 9	R: 2 H: 2 E: 0 LOB: 2 K: 1 BB: 2 S: 16 P: 33	R: 0 H: 0 E: 0 LOB: 0 K: 0 BB: 0 S: 5 P: 9	R: 0 H: 0 E: 0 LOB: 0 K: 0 BB: 0 S: 10 P: 15	R: 0 H: 1 E: 0 LOB: 0 K: 0 BB: 0 S: 11 P: 14		1B: 6 SF: 0 2B: 2 SAC: 0 3B: 0 DP: 0 HR: 1 HBP: 0				WP: 1 PA: 34 PB: 0 SB: 0 CS: 1		

PITCHER		IP	WLS	BF	H	R	ER	SO	BB	IBB	HBP	BLK	WP	HR	S	P	ERA	WHIP
41 David Phelps, R ERA: 3.74	(1, 1)	4.0	L	18	6	2	2	5	0	0	0	0	1	1	55	85	4.50	1.500
39 Clay Rapada, L ERA: 4.7	(5, 1)	0.1		2	0	1	1	1	1	0	0	0	0	0	5	12	27.00	3.000
43 D.J. Mitchell, R ERA: 3.38	(5, 1)	1.2		8	2	1	1	0	1	0	0	0	0	0	16	30	5.40	1.800
48 Boone Logan, L ERA: 2.61	(7, 1)	1.0		3	0	0	0	0	0	0	0	0	0	0	10	15	0.00	0.000
29 Rafael Soriano, R ERA: 2.0	(8, 1)	1.0		3	1	0	0	0	0	0	0	0	0	0	11	14	0.00	1.000

PITCHER	IP	WLS	BF	H	R	ER	SO	BB	IBB	HBP	BLK	WP	HR	S	P	ERA	WHIP

BOTTOM

New York Yankees @ Kansas City Royals

Kauffman Stadium, Kansas City, MO

Thu May 03 2012, 7:13 PM - 10:29 PM CDT

Att. 19,590 - Cloudy - 83 F

livebaseballscorecards.com

AB	32
R	4
H	9
RBI	4
BB	2
SO	6
LOB	14

New York Yankees @ Kansas City Royals

Kauffman Stadium, Kansas City, MO

Fri May 04 2012, 7:10 PM - 9:44 PM CDT

Att. 24,153 - Partly Cloudy - 85 F

livebaseballscorecards.com

Batter	1	2	3	4	5	6	7	8	9	AB	R	H	RBI	BB	SO	LOB
2 Derek Jeter, R (1, 6) OBP: 0.439, SLG: 0.605	X CU 72 25 HR 1B		C CU 71 F CH 78 X SI 87 G6-3		B SL 86 F SL 85 F FF 88 F FF 88 B FF 88 X SL 79 G6-3		C SI 86 S SL 84 B FF 86 D SL 84 X CU 73 1-H HR		B FF 91 C FF 92 B SL 82 B SL 82 F SI 91 F FF 91 C FF 91 K	5	2	2	2	0	1	1
14 Curtis Granderson, L (1, 8) OBP: 0.381, SLG: 0.580	C FF 84 B SL 81 1 SAFE X SL 79 F9		C EP 70 B EP 64 B SL 83 F CH 78 C FF 86 K			C CU 71 B CH 79 X CH 77 P6	X FF 94 25 E 1B		B SI 90 B SL 78 S SI 88 S SL 78 X SL 78 F8	5	0	1	0	0	1	1
25 Mark Teixeira, S (1, 3) OBP: 0.275, SLG: 0.406	C FF 85 B SL 82 X SL 81 1-H HR			C SL 83 B FF 87 B SI 85 S CH 78 X FF 89 24 CS 13 1B		X CH 78 G6-3	B FF 94 S CH 85 X FF 94 FC6			4	1	2	2	0	0	1
13 Alex Rodriguez, R (1, 10) OBP: 0.372, SLG: 0.412	B FF 85 B CH 77 C FF 86 B SL 81 F SL 83 X FF 88 F9			S SI 86 B SL 85 X SL 84 22 PB 24 CS 1B		B CU 73 X SL 83 F8	C CH 84 F CU 75 B CU 75 S CH 85 K			4	0	1	0	0	1	2
24 Robinson Canó, L (1, 4) OBP: 0.304, SLG: 0.358	C FF 86 B SL 84 X SL 82 G4-3			F SI 84 B FF 87 B FF 88 F CH 77 B FF 89 S SL 82 K			B SL 83 B CH 77 X CH 77 26 3B 1B	X SL 80 F9		4	1	1	0	0	1	2
22 Andruw Jones, R (1, 9) OBP: 0.314, SLG: 0.432		C CU 72 X SL 82 26 L4-3 1B		B FF 88 B SL 86 C SL 86 C CH 80 C CU 76 K			X SL 83 L5	C SI 92 S SL 80 S SL 82 K		4	0	1	0	0	2	2
17 Jayson Nix, R (1, 7) 45 Dewayne Wise, L (8, PH) OBP: 1.000, SLG: 2.000 (8, 7)		B FF 85 X SL 80 F8			C CU 73 F CH 77 C FF 89 K		D CH 78 1 SAFE X SL 84 P5	B SI 92 C SI 92 X SI 92 2B		3 1	0 0	0 1	0 0	0 0	1 0	2 0
26 Eduardo Núñez, R (1, 5) OBP: 0.306, SLG: 0.326		B SL 80 1 SAFE C SL 81 F FF 86 X FF 89 L4-3			B FF 86 B SL 82 S SL 83 B FF 89 B FF 87 19 G6-3 19 S BB		X FF 85 19 1B 3B	C SL 79 S SL 81 B SL 81 B FF 90 F SL 80 D SL 81 X SL 80 F7		3	1	1	1	1	0	2
19 Chris Stewart, R (1, 2) OBP: 0.273, SLG: 0.286			C FF 84 F SL 83 X FF 89 P3		F SL 84 F SL 79 F FF 90 B CU 74 X FF 88 G6-3		T SL 84 X FF 87 2 HR 1B		C SI 91 C SL 81 F SI 91 B SL 82 X SL 80 F8	4	1	1	1	0	0	1

Inning Stats										
	R: 2	H: 2	R: 0	H: 1	R: 0	H: 0	R: 0	H: 2	R: 0	H: 0
	E: 0	LOB: 0	E: 0	LOB: 0	E: 0	LOB: 0	E: 0	LOB: 1	E: 0	LOB: 1
	K: 0	BB: 0	K: 0	BB: 0	K: 1	BB: 0	K: 2	BB: 0	K: 1	BB: 1
	S: 10	P: 16	S: 6	P: 8	S: 9	P: 11	S: 11	P: 19	S: 12	P: 19

Inning Stats										
	R: 0	H: 0	R: 4	H: 5	R: 0	H: 1	R: 0	H: 0	1B: 7	SF: 0
	E: 0	LOB: 0	E: 1	LOB: 2	E: 0	LOB: 1	E: 0	LOB: 0	2B: 3	SAC: 0
	K: 0	BB: 0	K: 1	BB: 0	K: 1	BB: 0	K: 1	BB: 0	3B: 1	DP: 2
	S: 4	P: 6	S: 15	P: 22	S: 10	P: 14	S: 11	P: 17	HR: 2	HBP: 0

AB	37
R	6
H	11
RBI	6
BB	1
SO	7
LOB	14

WP: 0	PA: 38
PB: 1	
SB: 1	
CS: 2	

PITCHER		IP	WLS	BF	H	R	ER	SO	BB	IBB	HBP	BLK	WP	HR	S	P	ERA	WHIP
52 Bruce Chen, L ERA: 4.98	(1, 1)	6.2	L	28	9	6	6	4	1	0	0	0	0	2	61	93	8.10	1.500
55 Tim Collins, L ERA: 2.45	(7, 1)	0.1		3	1	0	0	1	0	0	0	0	0	0	6	8	0.00	3.000
31 Louis Coleman, R ERA: 4.15	(8, 1)	1.2		6	1	0	0	2	0	0	0	0	0	0	18	26	0.00	0.600
46 Tommy Hottovy, L ERA: 2.7	(9, 1)	0.1		1	0	0	0	0	0	0	0	0	0	0	3	5	0.00	0.000

PITCHER	IP	WLS	BF	H	R	ER	SO	BB	IBB	HBP	BLK	WP	HR	S	P	ERA	WHIP

BOTTOM

New York Yankees @ Kansas City Royals

Kauffman Stadium, Kansas City, MO

Fri May 04 2012, 7:10 PM - 9:44 PM CDT

Att. 24,153 - Partly Cloudy - 85 F

livebaseballscorecards.com

Batter	1	2	3	4	5	6	7	8	9	AB	R	H	RBI	BB	SO	LOB
1 Jarrod Dyson, L (1, 8) OBP: 0.343, SLG: 0.406	C FF 92 F SL 80 X FF 92 0-2 4 2B 1B	C SL 79 B SL 84 X SL 83 1-1 ③ G4-3 2-3			B SL 80 C SI 92 S SL 83 B SL 83 C FF 94 2-3 ③ K			B SL 83 F FF 93 X FF 93 1-1 ① B3-4		4	1	1	0	0	1	1
4 Alex Gordon, L (1, 7) OBP: 0.333, SLG: 0.423	C SL 79 F FF 92 X SL 82 0-2 21 2B 1-H 2B		C FF 94 B SL 80 S SL 79 B FF 94 X SL 83 2-2 ① F8			B CU 78 C SL 79 C FF 95 F FF 94 B SL 83 F SL 80 B FF 95 F FF 94 X SI 94 3-2 ① G1-3		B FF 94 C FF 94 F FF 94 F FF 95 X SI 93 1-2 ② G4-3		4	1	1	1	0	0	0
16 Billy Butler, R (1, 10) OBP: 0.330, SLG: 0.500	C FF 93 F FF 92 B FF 93 S CH 86 1-3 ① K		B SL 83 S CH 88 F FF 95 X FF 94 1-2 ② G5-3			B FF 95 T SI 94 C CH 88 B CH 88 B FF 89 X FF 94 3-2 ② G6-3		B FF 94 C CH 86 B FF 94 F FF 92 X FF 95 2-2 ③ F8		4	0	0	0	0	1	1
35 Eric Hosmer, L (1, 3) OBP: 0.270, SLG: 0.396	C SL 81 F FF 93 X FF 93 0-2 ② F7		B FF 94 C FF 94 B FF 93 C SL 83 F SL 84 X SL 83 2-2 ③ F8			B SL 79 B SL 80 B SL 83 X FF 94 3-0 3B			B FF 94 C FC 94 F FC 94 S FF 95 1-3 ① K	4	0	1	0	0	1	1
21 Jeff Francoeur, R (1, 9) OBP: 0.288, SLG: 0.337	B FF 93 X FF 93 1-0 2-H 2B			B FF 87 B CH 88 X CH 87 2-0 ① G5-3		C FF 96 F SI 94 X FF 95 0-2 ③ G6-3			B FC 94 C FC 94 F FC 94 F FC 96 D KC 84 F FC 95 S FF 95 2-3 ② K	4	0	1	1	0	1	1
8 Mike Moustakas, L (1, 5) OBP: 0.365, SLG: 0.551	D SL 81 C SL 83 S SI 93 S SL 83 1-3 ③ K			B FF 94 S SL 83 T SI 92 F FF 95 S SL 82 1-3 ② K2-3			C FF 92 B FF 93 F SL 83 X SL 82 1-2 17 1B 2B		C FF 95 C FF 94 B KC 82 S FC 95 1-3 ③ K	4	0	1	0	0	3	1
27 Brayan Peña, S (1, 2) OBP: 0.271, SLG: 0.348		X FF 94 0-0 ① G6-3		C SL 84 F FF 94 X CH 88 0-2 ③ G5-3			B CH 87 X CH 87 1-0 ① G5-3			3	0	0	0	0	0	1
17 Chris Getz, L (1, 4) OBP: 0.353, SLG: 0.490		C FF 93 C FF 94 S FF 94 0-3 ② K			B SL 79 C SL 84 X FF 94 1-1 ① F7		C SL 79 X SI 92 0-1 2 G4-6-3 2-3 1B			3	0	1	0	0	1	0
2 Alcides Escobar, R (1, 6) OBP: 0.305, SLG: 0.429		X FF 94 0-0 1 S 2B			X CH 87 0-0 ② G5-3		C CH 87 B FF 94 X FF 94 1-1 ②③ G4-6-3 1-2f			3	0	1	0	0	0	2

Inning Stats																																			
1	R: 2 E: 0 K: 2 S: 16	H: 3 LOB: 1 BB: 0 P: 19																																	
2	R: 0 E: 0 K: 1 S: 7	H: 1 LOB: 1 BB: 0 P: 8																																	
3	R: 0 E: 0 K: 0 S: 10	H: 0 LOB: 0 BB: 0 P: 15																																	
4	R: 0 E: 0 K: 1 S: 8	H: 0 LOB: 0 BB: 0 P: 11																																	
5	R: 0 E: 0 K: 1 S: 6	H: 0 LOB: 0 BB: 0 P: 9																																	
6	R: 0 E: 0 K: 0 S: 13	H: 1 LOB: 1 BB: 0 P: 22																																	
7	R: 0 E: 0 K: 0 S: 8	H: 2 LOB: 1 BB: 0 P: 11																																	
8	R: 0 E: 0 K: 0 S: 9	H: 0 LOB: 0 BB: 0 P: 13																																	
9	R: 0 E: 0 K: 3 S: 11	H: 0 LOB: 0 BB: 0 P: 15																																	

	AB	33
	R	2
	H	7
	RBI	2
	BB	0
	SO	8
	LOB	8

1B: 2 SF: 0 WP: 0 PA: 33
2B: 4 SAC: 0 PB: 0
3B: 1 DP: 1 SB: 1
HR: 0 HBP: 0 CS: 0

PITCHER		IP	WLS	BF	H	R	ER	SO	BB	IBB	HBP	BLK	WP	HR	S	P	ERA	WHIP
52 CC Sabathia, L ERA: 4.15	(1, 1)	8.0	W	30	7	2	2	5	0	0	0	0	0	0	77	108	2.25	0.875
30 David Robertson, R ERA:	(9, 1)	1.0		3	0	0	0	3	0	0	0	0	0	0	11	15	0.00	0.000

PITCHER	IP	WLS	BF	H	R	ER	SO	BB	IBB	HBP	BLK	WP	HR	S	P	ERA	WHIP

Batter	1	2	3	4	5	6	7	8	9	AB	R	H	RBI	BB	SO	LOB
2 Derek Jeter, R (1, 6) OBP: 0.425, SLG: 0.585	C FF 96 B FF 96 F CH 87 X SI 98 1-2 G4-3 ①			B FF 96 B SI 96 X FF 94 2-0 G6-3 ①	F FF 98 B CH 88 F CH 88 X SI 97 1-2 G6-3 ③		C FF 100 S CH 87 X CH 86 0-2 G5-3 ③			4	0	0	0	0	0	4
14 Curtis Granderson, L (1, 8) OBP: 0.385, SLG: 0.596	B SI 97 B CU 78 C FF 95 B CH 89 C SI 96 S SL 87 3-3 K ②			C CU 79 C SL 87 T SL 90 0-2 K ②		B FF 94 B CU 77 X SI 95 2-0 13 F9-5 2B		X FF 100 0-0 24 G4-3 2B		4	0	2	0	0	2	0
13 Alex Rodriguez, R (1, 10) OBP: 0.368, SLG: 0.400	B CU 78 B FF 98 C SL 86 B FF 97 F FF 98 C SL 88 3-3 K ③			B FF 96 C SL 85 B FF 96 F FF 95 B FF 96 B FF 96 4-2 BB		B SL 85 C FF 96 T CH 87 B FF 97 F FF 97 F CH 88 X CH 88 2-2 ① ② F9-5 2-3		B FF 101 F FF 99 F CH 88 B CH 87 X CH 88 2-2 ① G5-3		3	0	0	0	1	1	2
24 Robinson Canó, L (1, 4) OBP: 0.303, SLG: 0.355		B FF 94 B SI 94 X SI 96 2-0 G4-3 ①		X SI 96 0-0 G3 ③		C CU 79 B FF 98 X FF 97 1-1 1B		B CH 88 F CU 82 S FF 101 B CH 88 X CH 89 2-2 ② G4-3 2-3		4	0	1	0	0	0	2
25 Mark Teixeira, S (1, 3) OBP: 0.265, SLG: 0.390		B CU 79 C SI 95 S SL 85 B FF 97 X SI 98 2-2 ② G1-3			C CU 79 F FF 95 B SL 86 F SL 88 B SL 87 F SL 87 F FF 96 S SL 88 2-3 ① K	X FF 96 0-0 ③ L9		S CH 89 C CU 80 S CH 88 0-3 ③ K		4	0	0	0	0	2	2
27 Raul Ibanez, L (1, 7) OBP: 0.288, SLG: 0.418		B SI 97 B FF 96 F FF 97 X CH 88 2-1 ③ G4-3			C CU 80 C FF 97 X SI 96 1-1 26 BB 55 1B 1B		C FF 91 F SL 80 B SL 84 B FF 94 X FF 91 2-2 ① L4		C FF 95 B CH 84 F FF 94 B CU 77 F FF 95 X CH 85 2-2 ① F7	4	0	1	0	0	0	0
55 Russell Martin, R (1, 2) OBP: 0.349, SLG: 0.368			C CU 79 B FF 96 L CH 87 C SL 86 1-3 ① K		C SL 87 F SL 88 B SL 90 1 SAFE X SL 88 1-2 26 BB 1-2 1B		B FF 92 B FF 91 X FF 90 2-0 HR		B CH 84 S CH 84 B CH 85 X FF 95 2-1 2B	4	1	3	1	0	1	0
45 Dewayne Wise, L (1, 9) OBP: 0.250, SLG: 0.500 22 Andruw Jones, R (9, PH) OBP: 0.308, SLG: 0.422			C CU 78 C SL 89 B FF 97 F SL 87 X SI 98 1-2 ② G1-3		X CU 79 0-0 ② F8		C FF 92 B SL 83 F FF 92 C FF 93 1-3 ② K		B FF 96 C FF 95 C CH 85 C CU 75 1-3 ② K	3 1	0 0	0 0	0 0	0 0	1 1	2 1
26 Eduardo Núñez, R (1, 5) OBP: 0.321, SLG: 0.348			C SI 96 B FF 96 B SI 96 F SL 87 F FF 97 F FF 97 S SL 88 2-3 ③ K2-3		B SL 88 S SL 88 B SI 98 B FF 98 B FF 97 4-1 1-2 2-3 BB		B FF 87 C FF 92 F FF 92 B CH 84 X FF 91 2-2 2B		X FF 95 0-0 ③ G4-3	3	0	1	0	1	1	1
Inning Stats	R: 0 E: 0 K: 2 S: 9 H: 0 LOB: 0 BB: 0 P: 16	R: 0 E: 0 K: 0 S: 6 H: 0 LOB: 0 BB: 0 P: 12	R: 0 E: 0 K: 2 S: 12 H: 0 LOB: 0 BB: 0 P: 16	R: 0 E: 0 K: 1 S: 7 H: 0 LOB: 1 BB: 1 P: 13	R: 0 E: 0 K: 1 S: 16 H: 2 LOB: 3 BB: 1 P: 25	R: 0 E: 0 K: 0 S: 9 H: 2 LOB: 1 BB: 0 P: 14	R: 1 E: 0 K: 1 S: 13 H: 2 LOB: 1 BB: 0 P: 20	R: 0 E: 0 K: 1 S: 10 H: 1 LOB: 1 BB: 0 P: 14	R: 0 E: 0 K: 1 S: 10 H: 1 LOB: 1 BB: 0 P: 15	1B: 3 2B: 5 3B: 0 HR: 1 SF: 0 SAC: 0 DP: 1 HBP: 0						

PITCHER		IP	WLS	BF	H	R	ER	SO	BB	IBB	HBP	BLK	WP	HR	S	P	ERA	WHIP
59 Felipe Paulino, R ERA:	(1, 1)	6.0	W	23	4	0	0	6	2	0	0	0	0	0	59	96	0.00	1.000
50 Jose Mijares, L ERA: 2.92	(7, 1)	0.2		4	2	1	1	1	0	0	0	0	0	1	10	17	13.50	3.000
40 Kelvin Herrera, R ERA: 3.38	(7, 1)	1.1		5	1	0	0	1	0	0	0	0	0	0	13	17	0.00	0.750
55 Tim Collins, L ERA: 2.3	(9, 1)	1.0		4	1	0	0	1	0	0	0	0	0	0	10	15	0.00	1.000

PITCHER	IP	WLS	BF	H	R	ER	SO	BB	IBB	HBP	BLK	WP	HR	S	P	ERA	WHIP

TOP

New York Yankees @ Kansas City Royals

Kauffman Stadium, Kansas City, MO

Sat May 05 2012, 6:11 PM - 9:13 PM CDT

Att. 29,121 - Clear - 87 F

livebaseballscorecards.com

AB	34
R	1
H	8
RBI	1
BB	2
SO	9
LOB	14

WP: 0	PA: 36
PB: 0	
SB: 0	
CS: 0	

Batter	1	2	3	4	5	6	7	8	9	AB	R	H	RBI	BB	SO	LOB
1 Jarrod Dyson, L (1, 8) OBP: 0.300, SLG: 0.361	B SI 90 C SI 89 B SI 91 X SI 91 2-1 E6 4 1B 16 2B	F SI 94 B SI 88 C SI 93 S FF 88 1-3 ③ K		X SI 92 0-0 ③ G6-3		B SL 80 1 SAFE S FF 93 X FF 93 1-1 ① SF7 1-2 3-H		C SI 87 X CH 81 0-1 ① G2-3		4	1	0	1	0	1	0
4 Alex Gordon, L (1, 7) OBP: 0.353, SLG: 0.451	L SI 91 1 SAFE X FF 89 0-1 16 WP 16 2B 1-3 1B		C SI 91 C SL 84 B SI 93 F FS 87 B FF 94 B SI 93 F SL 84 F SI 92 X SI 94 3-2 21 F9 16 G4-3 1B		X SI 91 0-0 16 2B 1B	B SL 82 F FF 94 X SL 82 1-1 2-H 2B		B FS 82 C FF 84 B CH 81 F SI 89 F FS 79 C FS 85 2-3 ② K		5	2	4	1	0	1	0
16 Billy Butler, R (1, 10) OBP: 0.342, SLG: 0.519	B FS 84 C FS 85 X SI 92 1-1 1-H 3-H 2B		B SI 94 1 SAFE C FS 86 B SI 93 X FS 85 2-1 ① G4-3 1-2		1 SAFE B FS 82 D FS 84 C SL 83 S SL 84 1 SAFE X SL 84 2-2 21 1B 1-H 2B	I IN 77 I IN 76 I IN 76 I IN 75 4-0 IBB		B SI 90 C SI 90 B SI 90 X CH 83 2-1 ③ F8		4	0	2	3	1	0	1
35 Eric Hosmer, L (1, 3) OBP: 0.270, SLG: 0.385	C CU 77 D FS 88 X CU 75 1-1 ① F7		D SI 89 B FS 84 B FS 83 B FS 85 4-0 8 BB BB		C CU 77 C SL 84 F FS 88 X SI 92 0-2 ① L6	X SL 82 0-0 ② F6				3	0	0	0	1	0	4
21 Jeff Francoeur, R (1, 9) OBP: 0.296, SLG: 0.337	B FS 84 S SI 94 B SL 84 F FS 85 B SL 84 B SI 93 4-2 BB		S SL 83 B SL 85 B SL 86 S SL 85 X SL 84 2-2 ② F9 2-3		C SI 94 B FF 94 S SL 85 X FS 86 1-2 2-3 1B	S SL 83 B SL 83 X FF 94 1-1 ③ G4-3				3	0	1	0	1	0	4
8 Mike Moustakas, L (1, 5) OBP: 0.360, SLG: 0.533	B FS 87 C CU 76 S FS 88 X FF 93 1-2 ② F6		B CU 78 D SI 89 B SL 84 B SL 85 4-0 1-2 BB		B FF 86 B SI 84 F SI 84 X SL 77 2-1 ② F9		C CU 71 C FS 83 X CH 82 0-2 ① P6			3	0	0	0	1	0	4
33 Humberto Quintero, R (1, 2) OBP: 0.288, SLG: 0.326	F FF 94 S SL 85 B FS 85 S FS 85 1-3 ③ K		F FS 85 X FS 86 0-1 ③ F8		C SI 90 B SI 90 F SI 90 B SI 91 X SI 90 2-2 ③ G4-3		F SI 90 X SL 82 0-1 ② G5-3			4	0	0	0	0	1	7
17 Chris Getz, L (1, 4) OBP: 0.364, SLG: 0.471		C SI 90 B FS 87 X FS 86 1-1 ① P5		B SL 83 X SI 91 1-0 ① G6-3		B SI 89 B SL 82 B SI 89 B SI 90 4-0 2 1B 1 SF7 BB	B SI 89 B FS 83 C SI 89 F CH 82 B FS 80 F FS 84 F SI 88 B FS 79 4-2 2 S BB			2	1	0	0	2	0	0
2 Alcides Escobar, R (1, 6) OBP: 0.303, SLG: 0.421		B FS 81 S FS 83 C SI 92 F FS 86 B FF 93 B SL 86 X SL 85 3-2 ② F9		F SI 92 B SL 85 B SL 84 F SI 92 B SL 85 X SI 91 3-2 ② G3		1 SAFE 1 SAFE B SI 89 1 SAFE C SI 91 F SI 89 F SI 91 F SL 84 X SI 90 1-2 1 S 4 2B 1-3 1B	1 SAFE 1 SAFE P PO 84 F SL 82 B SI 89 X SI 90 2-1 ③ G5-3 1-2			4	1	1	0	0	0	1
Inning Stats	R: 2 E: 1 K: 1 S: 16 H: 2 LOB: 2 BB: 1 P: 26	R: 0 E: 0 K: 1 S: 9 H: 0 LOB: 0 BB: 0 P: 14	R: 0 E: 0 K: 0 S: 13 H: 1 LOB: 3 BB: 2 P: 28	R: 0 E: 0 K: 0 S: 5 H: 0 LOB: 0 BB: 0 P: 9	R: 1 E: 0 K: 0 S: 16 H: 3 LOB: 2 BB: 0 P: 23	R: 2 E: 0 K: 0 S: 12 H: 2 LOB: 2 BB: 2 P: 24	R: 0 E: 0 K: 0 S: 12 H: 0 LOB: 1 BB: 1 P: 17	R: 0 E: 0 K: 1 S: 8 H: 0 LOB: 0 BB: 0 P: 12		1B: 5 2B: 3 3B: 0 HR: 0 SF: 1 SAC: 0 DP: 0 HBP: 0					

PITCHER		IP	WLS	BF	H	R	ER	SO	BB	IBB	HBP	BLK	WP	HR	S	P	ERA	WHIP
18 Hiroki Kuroda, R ERA: 3.75	(1, 1)	4.1	L	23	6	3	2	2	3	0	0	0	1	0	54	91	4.15	2.077
39 Clay Rapada, L ERA: 4.5	(5, 1)	0.1		1	0	0	0	0	0	0	0	0	0	0	2	4	0.00	0.000
38 Cody Eppley, R ERA: 4.76	(5, 1)	0.1		3	1	2	2	0	1	0	0	0	0	0	8	15	54.00	6.000
48 Boone Logan, L ERA: 2.38	(6, 1)	1.0		5	1	0	0	0	0	1	0	0	0	0	7	14	0.00	1.000
36 Freddy Garcia, R ERA: 9.68	(7, 1)	2.0		7	0	0	0	1	1	0	0	0	0	0	20	29	0.00	0.500

PITCHER	IP	WLS	BF	H	R	ER	SO	BB	IBB	HBP	BLK	WP	HR	S	P	ERA	WHIP

BOTTOM

New York Yankees @ Kansas City Royals

Kauffman Stadium, Kansas City, MO

Sat May 05 2012, 6:11 PM - 9:13 PM CDT

Att. 29,121 - Clear - 87 F

livebaseballscorecards.com

AB	32
R	5
H	8
RBI	5
BB	6
SO	3
LOB	21

1B: 5 SF: 1
2B: 3 SAC: 0
3B: 0 DP: 0
HR: 0 HBP: 0

WP: 1 PA: 39
PB: 0
SB: 2
CS: 0

New York Yankees @ Kansas City Royals

Kauffman Stadium, Kansas City, MO

Sun May 06 2012, 1:12 PM - 4:18 PM CDT

Att. 20,434 - Rain - 72 F

TOP

livebaseballscorecards.com

Batter	1	2	3	4	5	6	7	8	9	AB	R	H	RBI	BB	SO	LOB
2 Derek Jeter, R (1, 6) OBP: 0.439, SLG: 0.595	X SI 93 0-0 2B		X FF 92 0-0 13 HBP 14 1B 24 HR 1-2 1B	B SI 93 X SI 94 1-0 G1-4-3		B SI 93 B SI 92 B SI 93 C SI 93 B SI 92 4-1 24 E 13 1B BB		C SI 92 B SI 92 D SI 91 B SI 91 B FF 91 4-1 13 HR 1-2 BB		3	2	2	0	2	0	0
14 Curtis Granderson, L (1, 8) OBP: 0.386, SLG: 0.587	C FF 93 B KC 78 S FC 90 F FC 89 F SL 85 X SI 94 1-2 F7 ①		B SI 92 B SI 92 X CH 86 2-0 13 HBP 24 HR 1-2 2-H 1B	B FF 93 X CH 85 1-0 1B		X SI 94 0-0 F9 ②		B SI 90 F SI 88 S SL 76 S SL 77 1-3 K ①		5	1	2	1	0	1	4
13 Alex Rodriguez, R (1, 5) OBP: 0.377, SLG: 0.433	B KC 78 C FF 94 B SI 90 F SI 94 B SI 94 X SL 85 3-2 G6-3 ②		C FF 92 H SI 92 1-1 24 HR 1-2 2-3 HBP	B SI 94 S SI 93 F FF 94 X SL 85 1-2 G5-3 ③		C SI 93 C SL 84 X FF 93 0-2 1-2 1B		C SI 89 B FF 90 X CH 80 1-1 1-H 2-H HR		4	2	2	3	0	0	2
24 Robinson Canó, L (1, 4) OBP: 0.306, SLG: 0.383	C SI 94 X SL 85 0-1 G3 ③		B FC 88 S CH 85 B FC 88 X CH 87 2-1 1-H 2-H 3-H HR		B SI 93 B FF 94 X CH 84 2-0 G3-1 ①	F SI 93 S SL 83 D SL 83 D SL 83 2 SAFE F SL 82 S SL 84 2-3 K ③ 2-3		C SI 88 X SL 78 0-1 25 G5-4-3 1B		5	1	2	4	0	1	3
25 Mark Teixeira, S (1, 3) OBP: 0.271, SLG: 0.380		B KC 76 B FF 92 B FF 92 C SI 93 B FC 88 4-1 33 G4-3 27 1B BB	X FF 93 0-0 F9 ①	C CH 83 B SI 93 B SI 94 B CH 84 S CH 85 B SL 84 4-2 27 BB BB			X FF 92 0-0 F9 ①	C FF 89 B SI 89 B SL 77 B SI 89 F SI 88 X SI 90 3-2 G5-4-3 ②③ 1-2f		3	1	0	0	2	0	1
33 Nick Swisher, S (1, 10) OBP: 0.347, SLG: 0.628		B SI 94 F SI 92 B FC 88 S SI 93 B SI 93 X SL 84 3-2 G4-3 ① 1-2	C SI 93 F SI 92 B SI 93 X SI 92 1-2 HR	C SI 94 S FF 94 S SL 84 0-3 K ②			B SI 93 B CH 84 X FF 92 2-0 G4-3 ②		B SI 89 X SI 88 1-0 G5-3 ①	5	1	1	1	0	1	2
27 Raul Ibanez, L (1, 7) OBP: 0.308, SLG: 0.437 17 Jayson Nix, R (9, 7)		B FF 92 C CH 88 S FC 89 X SI 93 1-2 55 G5-4-3 2-H 1B	C FF 94 B SI 95 B CH 87 F SI 94 F SL 82 F SI 94 S SL 83 2-3 K ②	B SI 93 1 SAFE B CH 84 D CH 86 B SI 92 4-0 1-2 BB			B CH 84 X SI 93 1-0 2B		C SL 78 X SI 90 0-1 P6 ②	4 0	0 0	2 0	1 0	1 0	1 0	0 0
55 Russell Martin, R (1, 2) OBP: 0.330, SLG: 0.342		F SI 93 B SI 93 B FC 89 1 SAFE X SI 92 2-1 G5-4-3 ②③ 1-2f	F SI 94 B SI 94 C SL 82 X SL 84 1-2 F7 ③	B CH 89 X SI 91 1-0 G6-3 ③			F SI 93 X SI 93 0-1 G6-3 ③		B SL 78 C SL 78 C SL 78 B FF 89 C SL 78 2-3 K ③	5	0	0	0	0	1	4
45 Dewayne Wise, L (1, 9) OBP: 0.375, SLG: 0.429			B KC 74 X FF 92 1-0 2 1B 14 1B 1B	B FF 93 C SI 94 B SL 84 B SI 94 X SI 94 3-1 G3-1 ①		X SI 93 0-0 G4-3 ①		C SI 93 B SL 83 S CH 82 B SL 84 B SL 83 B SL 83 4-2 2 S 13 HR BB		3	2	1	0	1	0	0

Inning Stats	1	2	3	4	5	6	7	8	9
	R: 0 E: 0 K: 0 S: 11	R: 1 E: 0 K: 0 S: 9	R: 6 E: 0 K: 1 S: 18	R: 0 E: 0 K: 0 S: 7	R: 0 E: 0 K: 1 S: 7	R: 0 E: 1 K: 1 S: 10	R: 0 E: 0 K: 0 S: 5	R: 3 E: 0 K: 1 S: 13	R: 0 E: 0 K: 1 S: 6
	H: 1 LOB: 1 BB: 0 P: 15	H: 1 LOB: 0 BB: 1 P: 19	H: 5 LOB: 0 BB: 0 P: 28	H: 1 LOB: 1 BB: 0 P: 13	H: 0 LOB: 2 BB: 2 P: 18	H: 1 LOB: 2 BB: 1 P: 16	H: 1 LOB: 1 BB: 0 P: 8	H: 2 LOB: 0 BB: 2 P: 26	H: 0 LOB: 0 BB: 0 P: 9

1B: 7 SF: 0 WP: 0 PA: 44
2B: 2 SAC: 0 PB: 0
3B: 0 DP: 2 SB: 1
HR: 3 HBP: 1 CS: 0

	AB	37
	R	10
	H	12
	RBI	10
	BB	6
	SO	5
	LOB	16

PITCHER		IP	WLS	BF	H	R	ER	SO	BB	IBB	HBP	BLK	WP	HR	S	P	ERA	WHIP
44 Luke Hochevar, R ERA: 9.0	(1, 1)	2.1	L	15	7	7	7	0	1	0	1	0	0	2	30	51	27.00	3.429
39 Luis Mendoza, R ERA: 5.56	(3, 1)	4.2		22	3	2	2	3	5	0	0	0	0	0	40	77	3.86	1.714
46 Tommy Hottovy, L ERA: 3.38	(8, 1)	2.0		7	2	1	1	2	0	0	0	0	0	1	16	24	4.50	1.000

PITCHER		IP	WLS	BF	H	R	ER	SO	BB	IBB	HBP	BLK	WP	HR	S	P	ERA	WHIP

Batter	1	2	3	4	5	6	7	8	9	AB	R	H	RBI	BB	SO	LOB
1 Jarrod Dyson, L (1, 8) OBP: 0.311, SLG: 0.366	C FF 91 B FF 93 F FF 93 S FF 94 1-3 K		B FF 90 F FF 92 C FF 92 F FF 93 B KC 75 B CH 85 F FF 93 F FF 93 F FF 94 3-2 T FF 94 K		C FF 93 C KC 74 B FF 93 X FF 93 1-2 P6		B FF 94 X FF 95 1-0 4 S 1B		C FF 89 B CU 75 B FF 90 X FF 88 2-1 1-H 4 DI 1B	5	0	2	1	0	2	1
4 Alex Gordon, L (1, 7) OBP: 0.355, SLG: 0.443	B FF 94 B FF 94 B FF 94 B FF 94 4-0 16 2B BB		C CH 86 B KC 74 B FF 94 B CH 86 X FF 94 3-1 P5		B CH 85 X FF 93 1-0 1-H 1B		1 SAFE 1 SAFE 1 SAFE C SL 82 B FF 94 F FF 94 B FF 96 F SL 83 B FF 95 3-2 X FF 94 G4-3 1-2		C CH 82 B CU 77 C FF 91 B CH 82 F SI 89 F SL 76 F FF 91 F CH 82 F CU 74 2-3 C FF 92 K 1-2	4	1	1	1	1	1	2
16 Billy Butler, R (1, 10) OBP: 0.339, SLG: 0.519	C FF 94 B FF 94 1 SAFE X FF 94 1-1 1-H 2B		C KC 74 B FF 89 S FF 89 B FF 94 F FF 95 S KC 75 2-3 K2-3		X FF 89 0-0 F9			C FF 92 S SL 85 B FF 94 X SL 84 1-2 G4-3		4	0	1	1	0	1	1
35 Eric Hosmer, L (1, 3) OBP: 0.261, SLG: 0.370	B KC 74 C FF 95 B KC 75 B FF 95 S CH 86 F FF 95 X CH 86 3-2 F7			B FF 92 B FF 93 F CH 85 F FF 93 X KC 74 2-2 G4-3		B KC 73 F FF 92 X KC 73 1-1 G3-1		C FF 93 B SI 94 X SL 83 1-1 F8		4	0	0	0	0	0	1
8 Mike Moustakas, L (1, 5) OBP: 0.365, SLG: 0.537	C FF 95 X FF 95 0-1 P6			F FF 94 B CH 86 B CH 85 X FF 95 2-1 2B		C CH 84 B KC 74 C KC 72 B FF 94 F FF 93 F FF 94 X KC 74 2-2 F8		B SL 82 B FF 93 B FF 94 C FF 93 B FF 94 4-1 BB		3	0	1	0	1	0	1
12 Mitch Maier, L (1, 9) OBP: 0.319, SLG: 0.350		B FF 91 B FF 92 X FF 93 2-0 F8		B FF 94 C FF 95 D KC 75 B CH 86 F FF 94 F FF 94 T CH 86 3-2 K		C FF 93 F FF 94 F KC 76 C FF 95 0-3 K		B FF 92 C FF 93 X SL 84 1-1 F7		4	0	0	0	0	2	2
17 Chris Getz, L (1, 4) OBP: 0.339, SLG: 0.436		C FF 93 X KC 76 0-1 G3		B KC 76 B FF 95 F FF 94 X FF 94 2-1 G1-3			B FF 91 C FF 91 C KC 72 B FF 93 X FF 92 2-2 F7		X SI 86 0-0 F9	4	0	0	0	0	0	1
19 Irving Falu, S (1, 6) OBP: 0.500, SLG: 1.000		B FF 93 X FF 92 1-0 3B			B FF 92 C FF 92 F CH 84 X KC 75 1-2 4 WP 4 1B 1B		C FF 93 S FF 93 F FF 93 S FF 94 0-3 K		B FF 88 C FF 87 B CH 79 X FF 88 2-1 F9	4	1	2	0	0	1	0
33 Humberto Quintero, R (1, 2) OBP: 0.291, SLG: 0.388 27 Brayan Peña, S (9, PH) OBP: 0.286, SLG: 0.362		S FF 94 F FF 95 B FF 95 B FF 95 F FF 95 T FF 96 2-2 K			S FF 93 1 SAFE F FF 94 B FF 94 X FF 94 1-2 P4		C FF 94 S FF 95 X FF 95 0-2 HR		B FF 90 F CH 81 B CU 75 X SI 90 2-1 1 PB 1 1B 1B	3 1	1 1	1 1	1 0	0 0	1 0	2 0
Inning Stats	R: 1 E: 0 K: 1 S: 11 H: 1 LOB: 1 BB: 1 P: 20	R: 0 E: 0 K: 1 S: 8 H: 1 LOB: 1 BB: 0 P: 13	R: 0 E: 0 K: 2 S: 13 H: 0 LOB: 0 BB: 0 P: 21	R: 0 E: 0 K: 1 S: 11 H: 1 LOB: 1 BB: 0 P: 20	R: 1 E: 0 K: 0 S: 11 H: 2 LOB: 1 BB: 0 P: 15	R: 0 E: 0 K: 1 S: 11 H: 0 LOB: 0 BB: 0 P: 14	R: 1 E: 0 K: 1 S: 15 H: 2 LOB: 1 BB: 0 P: 21	R: 0 E: 0 K: 0 S: 8 H: 0 LOB: 1 BB: 1 P: 15	R: 1 E: 0 K: 1 S: 15 H: 2 LOB: 1 BB: 0 P: 23	1B: 5 2B: 2 3B: 1 HR: 1 SF: 0 SAC: 0 DP: 0 HBP: 0				WP: 1 PB: 1 SB: 1 CS: 0		PA: 38

PITCHER		IP	WLS	BF	H	R	ER	SO	BB	IBB	HBP	BLK	WP	HR	S	P	ERA	WHIP
65 Phil Hughes, R ERA: 6.67	(1, 1)	6.2	W	27	6	3	3	7	1	0	0	0	1	1	75	115	4.05	1.050
48 Boone Logan, L ERA: 2.31	(7, 1)	0.1		2	1	0	0	0	0	0	0	0	0	0	5	9	0.00	3.000
29 Rafael Soriano, R ERA: 1.8	(8, 1)	1.0		4	0	0	0	0	1	0	0	0	0	0	8	15	0.00	1.000
53 Cory Wade, R ERA: 1.35	(9, 1)	1.0		5	2	1	0	1	0	0	0	0	0	0	15	23	0.00	2.000

PITCHER	IP	WLS	BF	H	R	ER	SO	BB	IBB	HBP	BLK	WP	HR	S	P	ERA	WHIP

BOTTOM

New York Yankees @ Kansas City Royals

Kauffman Stadium, Kansas City, MO

Sun May 06 2012, 1:12 PM - 4:18 PM CDT

Att. 20,434 - Rain - 72 F

livebaseballscorecards.com

AB	36
R	4
H	9
RBI	4
BB	2
SO	8
LOB	11

Boston Red Sox @ Kansas City Royals

Kauffman Stadium, Kansas City, MO

Mon May 07 2012, 7:12 PM - 10:22 PM CDT

Att. 19,502 - Clear - 71 F

TOP

livebaseballscorecards.com

Batter	1	2	3	4	5	6	7	8	9	AB	R	H	RBI	BB	SO	LOB
3 Mike Aviles, R (1, 6) OBP: 0.296, SLG: 0.454	F8	15 S 1B		G6-3		F8		K	K	6	0	1	0	0	2	2
15 Dustin Pedroia, R (1, 4) 5 Nick Punto, S (9, PR) (9, 4) OBP: 0.294, SLG: 0.185	34 1B 28 1B BB	F8 1-2		HR 3-H		G5-3 7 2B		34 S 7 2B BB	BB	3 0	3 0	2 0	2 0	3 0	0 0	1 0
34 David Ortiz, L (1, 10) OBP: 0.443, SLG: 0.685	28 1B 64 HR 1B 1-2	HR	1B	1B		IBB		7 2B 7 E IBB 1-2	K	4	3	3	1	2	1	2
7 Cody Ross, R (1, 9) OBP: 0.313, SLG: 0.485	K	54 BB BB	P5	G5-3 2-3f		E8 28 G3-1 64 HR 2B 1-H 2-H				4	1	1	1	1	1	5
28 Adrián González, L (1, 3) OBP: 0.331, SLG: 0.374	64 HR 1B 1-2 2-H	P6	K	64 2B 1B		G3-1 2-3				5	1	2	1	0	1	3
64 Will Middlebrooks, R (1, 5) OBP: 0.409, SLG: 0.952	HR 1-H 2-H	K	K	1-3 2B		HR 3-H				5	2	3	5	0	2	1
54 Darnell McDonald, R (1, 7) OBP: 0.290, SLG: 0.377	G6-3	BB 1-2	23 CS 1B	G6-3		K				4	0	1	0	1	1	2
23 Marlon Byrd, R (1, 8) OBP: 0.212, SLG: 0.184	P3	K	1B 1-2	G5-3		10 G5-3 1B				5	0	2	0	0	1	4
10 Kelly Shoppach, R (1, 2) OBP: 0.356, SLG: 0.421	G5-3	15 HR 3B	K	L7		G5-3 1-2				5	1	1	0	0	1	4
Inning Stats	R: 4 E: 0 K: 1 S: 15 H: 3 LOB: 0 BB: 1 P: 27	R: 0 E: 0 K: 0 S: 8 H: 1 LOB: 1 BB: 0 P: 18	R: 1 E: 0 K: 2 S: 11 H: 1 LOB: 2 BB: 2 P: 25	R: 2 E: 0 K: 1 S: 14 H: 3 LOB: 1 BB: 0 P: 25	R: 0 E: 0 K: 2 S: 11 H: 2 LOB: 1 BB: 0 P: 16	R: 0 E: 0 K: 0 S: 6 H: 1 LOB: 1 BB: 1 P: 14	R: 0 E: 0 K: 0 S: 6 H: 2 LOB: 2 BB: 0 P: 11	R: 4 E: 1 K: 2 S: 14 H: 2 LOB: 0 BB: 2 P: 26	R: 0 E: 0 K: 2 S: 15 H: 1 LOB: 2 BB: 1 P: 24	1B: 8 2B: 3 3B: 1 HR: 4	SF: 0 SAC: 0 DP: 1 HBP: 0						

AB	41
R	11
H	16
RBI	10
BB	7
SO	10
LOB	24

WP: 0 PB: 0 SB: 2 CS: 1 PA: 48

PITCHER		IP	WLS	BF	H	R	ER	SO	BB	IBB	HBP	BLK	WP	HR	S	P	ERA	WHIP
57 Jonathan Sánchez, L ERA: 6.75	(1, 1)	3.0	L	18	6	6	6	3	3	0	0	0	0	2	35	73	18.00	3.000
47 Nate Adcock, R ERA: 2.89	(4, 1)	3.0		15	7	1	1	3	0	1	0	0	0	1	33	58	3.00	2.333
40 Kelvin Herrera, R ERA: 3.68	(7, 1)	1.1		5	0	1	1	1	1	0	0	0	0	0	9	16	6.75	0.750
55 Tim Collins, L ERA: 3.86	(8, 1)	0.2		5	2	3	3	1	0	1	0	0	0	1	8	15	40.50	3.000
43 Aaron Crow, R ERA: 3.21	(9, 1)	1.0		5	1	0	0	2	1	0	0	0	0	0	15	24	0.00	2.000

PITCHER	IP	WLS	BF	H	R	ER	SO	BB	IBB	HBP	BLK	WP	HR	S	P	ERA	WHIP

Boston Red Sox @ Kansas City Royals

Kauffman Stadium, Kansas City, MO

Mon May 07 2012, 7:12 PM - 10:22 PM CDT

Att. 19,502 - Clear - 71 F

BOTTOM

Batter	1	2	3	4	5	6	7	8	9	AB	R	H	RBI	BB	SO	LOB
1 Jarrod Dyson, L (1, 8) OBP: 0.340, SLG: 0.391	B FF 91 B FF 91 B FF 91 C FF 92 C FF 93 X FF 93 3-2 ① F7		X FF 89 0-0 4 1B 4 E 1B		B FF 94 C FF 92 B CU 76 C FF 93 X CU 78 2-2 ② G5-3		C FF 92 X FF 92 0-1 4 BB 1-2 2-3 1B		B EP 54 C FF 93 B EP 54 F FF 92 X SI 94 2-2 4 DI 1B	5	1	3	0	0	0	0
4 Alex Gordon, L (1, 7) OBP: 0.365, SLG: 0.445	B FF 93 C FF 93 F FF 93 B SI 94 X CU 77 2-2 ② G4-3		B FF 92 X SI 92 1-0 E5 35 G4-3 1-H 1B		B FF 94 C CH 85 B CU 77 B SI 93 C SI 92 X FF 94 3-2 16 FC6-4 1B		F FF 94 S FF 94 B FF 94 B CU 78 B FF 95 F FF 95 B FF 93 4-2 16 G4-6-3 1-2 2-3 3-H BB		C SI 92 B SI 94 S SI 95 X SI 95 1-2 ③ F7 1-2	4	1	2	1	1	0	1
16 Billy Butler, R (1, 10) OBP: 0.336, SLG: 0.505	B FF 93 B FF 93 B FF 93 B FF 94 4-0 BB		B CH 84 B CH 85 B FF 94 C FF 93 X FF 95 3-1 ① F9		C SI 92 1 SAFE X CH 85 0-1 ③ FC6-4 1-2f		C SI 95 F SI 95 B SI 95 X CH 88 1-2 ②③ G4-6-3 1-2f			3	0	0	0	1	0	5
35 Eric Hosmer, L (1, 3) OBP: 0.252, SLG: 0.357	C FF 92 C CU 77 X FF 93 0-2 ③ P5		B CU 75 B FF 94 X FF 93 2-0 ② G4-3 3-H			F FF 92 F FF 93 S CU 78 0-3 ① K		B EP 51 C EP 56 C FF 94 B SI 94 F SL 87 X FF 94 2-2 ① G4-3		4	0	0	1	0	1	1
21 Jeff Francoeur, R (1, 9) OBP: 0.304, SLG: 0.337		C FF 92 F FC 88 B CH 84 B CH 85 B FC 87 B FF 95 4-2 8 2B 27 G4-3 BB	X CH 85 0-0 ③ F9			C FC 88 F FF 94 S CU 80 0-3 ② K		B SI 92 B SI 94 B SI 93 C FF 92 X SI 93 3-1 8 1B 1B		3	1	1	0	1	1	0
8 Mike Moustakas, L (1, 5) OBP: 0.370, SLG: 0.545		C FF 93 B FF 92 X FF 92 1-1 27 G4-3 17 SF8 1-3 2B		C CU 76 S FF 91 F CU 78 B FF 92 B CU 77 X FF 93 2-2 ① P6		S FC 87 X FF 94 0-1 ③ F7		B SI 94 B FF 89 C FF 93 X FF 95 2-1 27 G4-6-3 1-2 1B		4	1	2	0	0	0	0
27 Brayan Peña, S (1, 2) OBP: 0.283, SLG: 0.353		X FF 93 0-0 ① G4-3 2-3 3-H		B FF 91 B FF 92 C FF 92 F FF 90 X CH 86 2-2 ② L1-3			B FF 91 C FF 92 B CU 74 S FC 87 B CU 78 X FF 93 3-2 1 1B 2 1B 4 BB 1B	C EP 54 D CH 88 X SI 95 1-1 ②③ G4-6-3 1-2f		4	1	1	1	0	0	3
17 Chris Getz, L (1, 4) OBP: 0.317, SLG: 0.414		B FF 92 X FF 91 1-0 ② SF8 3-H		B SI 92 C FF 92 C CU 78 B FF 95 F FC 86 F FF 95 X FF 91 2-2 ③ F7			C SI 92 B CU 77 X FF 92 1-1 ① P5		B FF 92 C FF 92 B SI 94 X FF 93 2-1 ① G6-3	3	0	0	1	0	0	1
2 Alcides Escobar, R (1, 6) OBP: 0.301, SLG: 0.414		C FF 94 F CH 86 X CU 79 0-2 ③ G6-3			C FF 94 F FC 88 X CH 87 0-2 ① L3		B CH 84 C CH 84 F FF 93 B FF 95 F FF 94 X CU 79 2-2 4 BB 1 1B 1-2 1B		C FF 93 B SI 94 F FS 88 T SI 94 1-2 ② K	4	0	1	0	0	1	0

Inning Stats	1	2	3	4	5	6	7	8	9
	R: 0 E: 0 K: 0 S: 9	R: 2 E: 0 K: 0 S: 9	R: 2 E: 1 K: 0 S: 6	R: 0 E: 0 K: 0 S: 12	R: 0 E: 0 K: 0 S: 11	R: 0 E: 0 K: 2 S: 8	R: 1 E: 0 K: 0 S: 17	R: 0 E: 0 K: 0 S: 10	R: 0 E: 0 K: 1 S: 11
	H: 0 LOB: 1 BB: 1 P: 18	H: 1 LOB: 0 BB: 1 P: 15	H: 2 LOB: 0 BB: 0 P: 12	H: 0 LOB: 0 BB: 0 P: 18	H: 1 LOB: 1 BB: 0 P: 16	H: 0 LOB: 0 BB: 0 P: 8	H: 3 LOB: 2 BB: 1 P: 28	H: 2 LOB: 1 BB: 0 P: 18	H: 1 LOB: 1 BB: 0 P: 17

	AB	34
	R	5
	H	10
	RBI	4
	BB	3
	SO	3
	LOB	11

1B: 9 SF: 1
2B: 1 SAC: 0
3B: 0 DP: 2
HR: 0 HBP: 0

WP: 0 PA: 38
PB: 0
SB: 0
CS: 0

livebaseballscorecards.com

PITCHER		IP	WLS	BF	H	R	ER	SO	BB	IBB	HBP	BLK	WP	HR	S	P	ERA	WHIP
61 Felix Doubront, L ERA: 5.01	(1, 1)	6.1	W	29	7	5	3	2	3	0	0	0	0	0	69	111	4.26	1.579
44 Vicente Padilla, R ERA: 6.08	(7, 1)	2.2	S	9	3	0	0	1	0	0	0	0	0	0	24	39	0.00	1.125

PITCHER	IP	WLS	BF	H	R	ER	SO	BB	IBB	HBP	BLK	WP	HR	S	P	ERA	WHIP

Boston Red Sox @ Kansas City Royals

Kauffman Stadium, Kansas City, MO

Tue May 08 2012, 7:11 PM - 10:02 PM CDT

Att. 20,524 - Partly Cloudy - 73 F

TOP

livebaseballscorecards.com

Batter	1	2	3	4	5	6	7	8	9	AB	R	H	RBI	BB	SO	LOB
3 Mike Aviles, R (1, 6) OBP: 0.300, SLG: 0.455	G6-3	15 BB 1-2 2-3 BB		15 1B 2B		P6			F8	4	1	1	0	1	0	0
15 Dustin Pedroia, R (1, 4) OBP: 0.384, SLG: 0.504	G5-3	1-2 2-3 3-H BB		2-H 1B		G5-3			G5-3	4	0	1	2	1	0	0
34 David Ortiz, L (1, 10) OBP: 0.433, SLG: 0.673	2B	F8		P5			F7		F8	5	0	1	0	0	0	4
7 Cody Ross, R (1, 9) OBP: 0.310, SLG: 0.471 (5, 7)	K		5 G6-4-3 28 BB BB		F9		K			3	0	0	0	1	2	1
28 Adrián González, L (1, 3) OBP: 0.343, SLG: 0.390		F9 1-2 5 G6-4-3 BB			12 E 2B		5 FC5-4 1B			3	1	2	0	1	0	0
64 Will Middlebrooks, R (1, 5) OBP: 0.435, SLG: 1.000 5 Nick Punto, S (2, 5) OBP: 0.297, SLG: 0.172		23 1B 10 1B 2B		G6-4-3 1-2f 2-3		12 FC6-4 BB	FC5-4 1-2f			1 2	1 0	1 0	0 0	0 1	0 0	0 3
54 Darnell McDonald, R (1, 7) OBP: 0.281, SLG: 0.364 12 Ryan Sweeney, L (5, PH) OBP: 0.389, SLG: 0.528 (5, 9)		F7		P4		FC6-4 1-2f 2-H		K		2 2	0 0	0 0	0 0	0 0	0 1	2 1
23 Marlon Byrd, R (1, 8) OBP: 0.222, SLG: 0.196		3 BB 10 1B 15 BB 2-3 1B		P6	K			10 CS 1B		4	1	2	0	0	1	1
10 Kelly Shoppach, R (1, 2) OBP: 0.347, SLG: 0.405		15 BB 3 BB 1-2 3-H 1B		F8		K		K 1-2		4	0	1	1	0	2	1

	AB	34
	R	4
	H	9
	RBI	3
	BB	5
	SO	6
	LOB	13

Inning Stats																		
	R: 0	H: 1	R: 2	H: 3	R: 0	H: 0	R: 1	H: 2	R: 1	H: 1	R: 0	H: 1	R: 0	H: 1	R: 0	H: 0	1B: 5	SF: 0	WP: 0	PA: 39
	E: 0	LOB: 1	E: 0	LOB: 3	E: 0	LOB: 1	E: 0	LOB: 1	E: 1	LOB: 1	E: 0	LOB: 0	E: 0	LOB: 1	E: 0	LOB: 0	2B: 4	SAC: 0	PB: 0	
	K: 1	BB: 0	K: 0	BB: 2	K: 0	BB: 2	K: 1	BB: 0	K: 1	BB: 1	K: 1	BB: 0	K: 1	BB: 0	K: 2	BB: 0	3B: 0	DP: 1	SB: 0	
	S: 14	P: 21	S: 16	P: 32	S: 6	P: 17	S: 15	P: 23	S: 14	P: 23	S: 6	P: 12	S: 12	P: 18	S: 9	P: 12	HR: 0	HBP: 0	CS: 1	

PITCHER		IP	WLS	BF	H	R	ER	SO	BB	IBB	HBP	BLK	WP	HR	S	P	ERA	WHIP
23 Danny Duffy, L ERA: 4.0	(1, 1)	4.1		24	7	4	3	1	5	0	0	0	0	0	56	102	6.23	2.769
40 Kelvin Herrera, R ERA: 3.31	(5, 1)	1.2		5	0	0	0	2	0	0	0	0	0	0	15	26	0.00	0.000
50 Jose Mijares, L ERA: 2.51	(7, 1)	2.0	W	7	2	0	0	3	0	0	0	0	0	0	21	30	0.00	1.000
51 Jonathan Broxton, R ERA: 1.69	(9, 1)	1.0	S	3	0	0	0	0	0	0	0	0	0	0	7	8	0.00	0.000

PITCHER		IP	WLS	BF	H	R	ER	SO	BB	IBB	HBP	BLK	WP	HR	S	P	ERA	WHIP

BOTTOM

Batter	1	2	3	4	5	6	7	8	9	AB	R	H	RBI	BB	SO	LOB
1 Jarrod Dyson, L (1, 8) OBP: 0.333, SLG: 0.367	B FF 93 C FF 94 X FF 94 1-1 ① G4-3	F FF 95 C SL 80 0-2 ③ CS 1-2	X FF 93 0-0 ① B3		C CH 87 X FF 94 0-1 ③ G5-3			B FF 93 B FF 94 B FF 93 C FF 92 C FF 94 B FF 94 4-2 4 BB 16 HR BB		3	1	0	0	1	0	1
4 Alex Gordon, L (1, 7) OBP: 0.362, SLG: 0.434	B SL 80 C FF 95 C CH 89 F FF 97 B SL 83 F CH 90 X FF 96 2-2 ② G4-3		C FF 94 X CH 88 0-1 ② G4-3			C CH 86 B FF 94 F CH 88 X FF 96 1-2 ① G4-3		B FF 94 1 SAFE 1 SAFE 1 SAFE B CH 87 B FF 93 B FF 94 4-0 16 HR 1-2 BB		3	1	0	0	1	0	0
16 Billy Butler, R (1, 10) OBP: 0.341, SLG: 0.530	C FF 96 B SI 96 X SL 83 1-1 ③ F7		B SI 96 X SI 95 1-0 ③ P3			X SI 94 0-0 35 G4-6-3 1B		F SI 92 B SI 94 X SI 94 1-1 1-H 2-H HR		4	1	2	3	0	0	0
35 Eric Hosmer, L (1, 3) OBP: 0.252, SLG: 0.353		C FF 95 X SI 94 0-1 8 FC3-6 17 BLK 21 BB 1B		B SL 80 C CH 87 X FF 95 1-1 ① G6-3		F FF 96 C SL 80 B FF 94 X FF 96 1-2 ②③ G4-6-3 1-2f		C CH 81 B SI 95 B SI 93 B SI 94 S SI 92 X SI 93 3-2 ① F8		4	1	1	0	0	0	1
21 Jeff Francoeur, R (1, 9) OBP: 0.310, SLG: 0.336		B FF 95 C CH 88 B SL 83 1 SAFE B SI 94 B SL 82 4-1 8 FC3-6 1-2 BB		X SI 95 0-0 ② G5-3			B FF 94 X SL 81 1-0 17 SH1-4 8 1B 2 FC3-2 1B	F SI 93 B CU 82 C SI 95 X SI 93 1-2 ② F8		3	0	1	0	1	0	0
8 Mike Moustakas, L (1, 5) OBP: 0.366, SLG: 0.534		B FF 95 F FF 96 B CH 89 B CH 90 X FF 95 3-1 ① FC3-6 17 BLK 17 1B 1-2f 2-3		B FF 96 S CH 88 B FF 95 X FF 94 2-1 ③ G3			C CH 88 X CH 89 0-1 2 FC3-2 17 SH1-4 1-2 1B	B FF 94 S FF 94 S FF 96 B FF 95 S SL 82 2-3 ③ K		4	1	1	0	0	1	2
17 Chris Getz, L (1, 4) OBP: 0.338, SLG: 0.424		C FF 95 B FF 94 1 SAFE B SL 80 F FF 94 X FF 96 2-2 2 G4-3 2 WP 33 1B 1-H 3-H		B FF 92 C FF 94 B SL 78 B FF 93 C FF 92 B FF 94 4-2 2 G3-1 BB			B FF 93 X FF 93 1-0 ① SH1-4 1-2 2-3			1	1	1	1	1	0	0
2 Alcides Escobar, R (1, 6) OBP: 0.292, SLG: 0.402		C FF 95 S SL 82 F SL 83 B SI 94 F FF 95 X SL 78 1-2 ② G4-3 1-3		B FF 92 1 SAFE X SI 93 1-0 ① G3-1 1-2			S SL 84 X SI 94 0-1 ② FC3-2 2-3 3-H			3	0	0	0	0	0	4
33 Humberto Quintero, R (1, 2) OBP: 0.298, SLG: 0.392 27 Brayan Peña, S (7, PH) OBP: 0.278, SLG: 0.346 (8, 2)		C SL 82 B SL 80 X FF 95 1-1 1 CS 3-H		F FF 93 X SL 79 0-1 ② P6			C FF 95 F CH 88 S FF 96 0-3 ③ K			2 1	0 0	1 0	1 0	0 0	0 1	1 2
Inning Stats	R: 0 E: 0 K: 0 S: 9 H: 0 LOB: 0 BB: 0 P: 13	R: 3 E: 0 K: 0 S: 17 H: 3 LOB: 0 BB: 1 P: 28	R: 0 E: 0 K: 0 S: 4 H: 0 LOB: 0 BB: 0 P: 5	R: 0 E: 0 K: 0 S: 5 H: 0 LOB: 0 BB: 0 P: 8	R: 0 E: 0 K: 0 S: 7 H: 0 LOB: 1 BB: 1 P: 12	R: 0 E: 0 K: 0 S: 7 H: 1 LOB: 0 BB: 0 P: 9	R: 0 E: 0 K: 1 S: 9 H: 2 LOB: 2 BB: 0 P: 11	R: 3 E: 0 K: 1 S: 13 H: 1 LOB: 0 BB: 2 P: 28		1B: 6 2B: 0 3B: 0 HR: 1 SF: 0 SAC: 1 DP: 1 HBP: 0				WP: 1 PB: 0 SB: 0 CS: 1 PA: 34		

PITCHER		IP	WLS	BF	H	R	ER	SO	BB	IBB	HBP	BLK	WP	HR	S	P	ERA	WHIP
51 Daniel Bard, R ERA: 4.83	(1, 1)	7.0	L	29	6	5	5	1	4	0	0	1	1	0	60	96	6.43	1.429
32 Matt Albers, R ERA: 1.84	(8, 1)	0.2	B	3	1	1	1	0	0	0	0	0	0	1	8	13	13.50	1.500
30 Andrew Miller, L ERA:	(8, 1)	0.1		1	0	0	0	1	0	0	0	0	0	0	3	5	0.00	0.000

PITCHER	IP	WLS	BF	H	R	ER	SO	BB	IBB	HBP	BLK	WP	HR	S	P	ERA	WHIP

Boston Red Sox @ Kansas City Royals

Kauffman Stadium, Kansas City, MO

Tue May 08 2012, 7:11 PM - 10:02 PM CDT

Att. 20,524 - Partly Cloudy - 73 F

livebaseballscorecards.com

AB	28
R	6
H	7
RBI	5
BB	4
SO	2
LOB	11

Batter	1	2	3	4	5	6	7	8	9	AB	R	H	RBI	BB	SO	LOB
3 Mike Aviles, R (1, 6) OBP: 0.304, SLG: 0.453	C FF 84 X SL 82 0-1 1B		X CH 78 0-0 ① F7	B CH 78 X CH 78 1-0 ③ G4-3			B CU 70 B CH 78 X SL 82 2-0 1B		B FF 96 C FF 96 F FF 96 B SI 98 X SL 90 2-2 ③ G6-3	5	0	2	0	0	0	7
15 Dustin Pedroia, R (1, 4) OBP: 0.380, SLG: 0.496	C FF 84 B SL 83 F SL 83 X FF 89 1-2 ① F9		C FF 88 X SL 84 0-1 28 2B 1-2 2-3 1B		C CH 77 B SL 84 X CH 78 1-1 ① F7		X SI 94 0-0 ③ F8			4	1	1	0	0	0	2
34 David Ortiz, L (1, 10) OBP: 0.420, SLG: 0.650	B FF 88 B FF 86 C SI 86 S CU 74 C FF 89 2-3 ② K		B SL 83 D SL 81 F FF 88 S CH 79 S FF 86 2-3 ② K		C EP 70 F FF 87 X SL 80 0-2 ② L6			X SI 93 0-0 ① L8		4	0	0	0	0	2	4
28 Adrián González, L (1, 3) OBP: 0.341, SLG: 0.393	F SI 86 X SI 86 0-1 ③ P4		B FF 89 B SL 84 S CH 78 C FF 87 B FF 90 X FF 87 3-2 1-H 2-H 3-H 2B		X FF 88 0-0 ③ F7			C SI 95 C SL 85 S SL 88 0-3 ② K		4	0	1	3	0	1	1
64 Will Middlebrooks, R (1, 5) OBP: 0.370, SLG: 0.846		C FF 84 S CH 77 B FF 88 F SL 82 B CU 71 F CH 78 S FF 88 2-3 ① K	D CH 79 X CH 79 1-0 ③ G1-3			F SL 81 F SL 83 X FF 90 0-2 ① G6-3		C SL 84 B SL 86 B SI 95 X SL 85 2-1 ③ F9		4	0	0	0	0	1	1
7 Cody Ross, R (1, 7) OBP: 0.308, SLG: 0.463 54 Darnell McDonald, R (9, PR) OBP: 0.281, SLG: 0.364		C FF 86 C CU 71 F FF 88 B FF 89 B CU 71 F SL 82 X CH 79 2-2 ② G1-3	B CU 71 B CH 77 F CH 77 B SL 82 X CH 77 3-1 ① G5-3			C SL 82 B CH 79 B FF 88 X SL 83 2-2 ② G4-3			B SL 86 C SI 95 F SI 96 F FF 99 B SL 87 X SL 88 2-2 23 SH3-4 39 BB 1B	4 0	0 0	1 0	0 0	0 0	0 0	0 0
39 Jarrod Saltalamacchia, S (1, 2) OBP: 0.276, SLG: 0.493 5 Nick Punto, S (9, PR) OBP: 0.297, SLG: 0.172		C FF 86 C CU 72 B FF 87 B FF 90 F SL 83 S CU 77 2-3 ③ K	C CU 72 X SL 83 0-1 2B			B CU 71 F SL 84 S FF 89 B FF 90 X CU 76 2-2 ③ F8			B SI 93 B FF 92 B SI 93 C FF 94 F FF 94 B FF 95 4-2 23 SH3-4 1-2 BB	3 0	0 0	1 0	0 0	1 0	1 0	0 0
23 Marlon Byrd, R (1, 8) OBP: 0.234, SLG: 0.202			C FF 85 F SL 83 B FF 87 X SL 82 1-2 15 1B 12 1B 28 2B 1B	C CH 78 H SL 83 1-1 HBP			F SL 82 B CH 79 X CH 79 1-1 ① G5-3		L FF 97 B FF 95 B FF 95 X FF 94 2-1 ① SH3-4 1-2 2-3	2	1	1	0	0	0	0
12 Ryan Sweeney, L (1, 9) OBP: 0.384, SLG: 0.516			B FF 85 F CH 77 B CU 72 X CH 78 2-1 15 1B 28 2B 1-2 1B	C SL 81 B CH 78 S SI 84 B EP 70 B FF 88 S FF 88 3-3 ② K			B SL 81 C SL 82 X CU 72 1-1 ② G4-3		B SI 97 B FF 96 C SL 88 C FF 96 B SI 98 F SL 89 F SL 87 F SL 89 X SL 88 3-2 ② F7	4	1	1	0	0	1	5
Inning Stats	R: 0 E: 0 K: 1 S: 10 H: 1 LOB: 1 BB: 0 P: 13	R: 0 E: 0 K: 2 S: 14 H: 0 LOB: 0 BB: 0 P: 20	R: 3 E: 0 K: 1 S: 15 H: 4 LOB: 1 BB: 0 P: 24	R: 0 E: 0 K: 1 S: 9 H: 1 LOB: 2 BB: 0 P: 17	R: 0 E: 0 K: 0 S: 6 H: 0 LOB: 0 BB: 0 P: 7	R: 0 E: 0 K: 0 S: 9 H: 0 LOB: 0 BB: 0 P: 13	R: 0 E: 0 K: 0 S: 6 H: 1 LOB: 1 BB: 0 P: 10	R: 0 E: 0 K: 1 S: 6 H: 0 LOB: 0 BB: 0 P: 8	R: 0 E: 0 K: 0 S: 17 H: 1 LOB: 3 BB: 1 P: 30	1B: 6 2B: 2 3B: 0 HR: 0 SF: 0 SAC: 1 DP: 0 HBP: 1						

PITCHER		IP	WLS	BF	H	R	ER	SO	BB	IBB	HBP	BLK	WP	HR	S	P	ERA	WHIP
52 Bruce Chen, L ERA: 4.83	(1, 1)	6.2	W	28	7	3	3	5	0	0	1	0	0	0	68	103	4.05	1.050
43 Aaron Crow, R ERA: 2.93	(7, 1)	1.1	H	4	0	0	0	1	0	0	0	0	0	0	7	9	0.00	0.000
51 Jonathan Broxton, R ERA: 1.54	(9, 1)	1.0	S	5	1	0	0	0	1	0	0	0	0	0	17	30	0.00	2.000

PITCHER	IP	WLS	BF	H	R	ER	SO	BB	IBB	HBP	BLK	WP	HR	S	P	ERA	WHIP

TOP

Boston Red Sox @ Kansas City Royals

Kauffman Stadium, Kansas City, MO

Wed May 09 2012, 7:11 PM - 10:05 PM CDT

Att. 18,339 - Clear - 69 F

livebaseballscorecards.com

AB	34
R	3
H	8
RBI	3
BB	1
SO	6
LOB	20

WP: 0	PA: 37		
PB: 0			
SB: 0			
CS: 0			

Batter	1	2	3	4	5	6	7	8	9	AB	R	H	RBI	BB	SO	LOB
1 Jarrod Dyson, L (1, 8) OBP: 0.310, SLG: 0.340	B FF 94 C FF 92 F FF 95 F FF 94 B CU 78 X FC 92 2-2 ① G4-3	C FC 90 B FF 92 B FF 92 B FF 94 C FF 92 C FC 91 3-3 ② K		F FF 94 C FF 92 X FF 93 0-2 ② G6-3			C SI 89 B SI 90 X CH 82 1-1 ① G3			4	0	0	0	0	1	2
4 Alex Gordon, L (1, 7) OBP: 0.366, SLG: 0.440	C FF 95 B CU 78 C CU 77 S FF 96 1-3 ② K	S CU 78 B FC 91 F FF 94 X FF 94 1-2 ③ P6		H FF 90 1-0 HBP			B CH 83 C CH 83 B FF 88 S CH 83 X FF 88 2-2 16 G1-3 2B			3	0	1	0	0	1	1
16 Billy Butler, R (1, 3) OBP: 0.346, SLG: 0.525 35 Eric Hosmer, L (8, 3) OBP: 0.252, SLG: 0.353	C FF 95 B CU 78 C FF 95 B FC 92 B CH 88 F FF 95 B FF 96 4-2 21 1B 9 E BB		C FF 92 B CU 76 C CU 75 F FF 93 F FC 90 X CU 78 1-2 21 FC5-4 1B	C FF 92 C FF 93 F FC 91 B FF 96 F FC 90 S FF 95 1-3 ③ K			B FF 88 C FF 87 S CH 83 X FF 87 1-2 ② G1-3 2-3			3 0	1 0	1 0	0 0	1 0	1 0	3 0
21 Jeff Francoeur, R (1, 9) OBP: 0.308, SLG: 0.333	B FC 93 C FF 95 F FF 94 D CU 80 F FC 93 F FF 95 X CU 79 2-2 9 E 27 2B 1-2 1B		B FF 94 X FF 94 1-0 ① FC5-4 1-2f		C CU 77 S FC 90 F FF 94 B FC 91 F FF 95 B CU 79 X CH 88 2-2 ① G5-3		B FF 88 B CH 84 F FF 87 X FF 87 2-1 ③ F8			4	1	1	0	0	0	2
9 Johnny Giavotella, R (1, 10)	B FF 95 X FF 94 1-0 E8 27 2B 1-3 2-H		C FF 94 D CH 87 D CH 87 X FF 92 2-1 ② F9		F FF 94 B CU 78 C CU 75 B FF 95 X FF 94 2-2 ② G5-3			B SI 90 F SI 88 F SL 87 B SI 88 S CH 82 2-3 ① K		4	1	0	0	0	1	2
27 Brayan Peña, S (1, 2) OBP: 0.276, SLG: 0.357	B CU 77 F FC 92 B FF 87 B FF 94 F FF 94 F FC 89 X FC 91 3-2 1-H 3-H 2B		C FF 94 B FF 92 B FF 92 B FF 93 X FF 93 3-1 ③ L9		B FF 95 B FF 94 C FF 93 X FC 91 2-1 ③ G5-3			C SI 90 X CH 83 0-1 ② F7		4	0	1	2	0	0	1
19 Irving Falu, S (1, 5) OBP: 0.500, SLG: 0.875	C FF 94 F SI 89 B FC 91 F FF 94 X FC 92 1-2 ③ G5-3			C FF 92 B FC 90 X FC 89 1-1 17 SH1-4 2 2B 2B		C SI 90 S CH 84 X CH 84 0-2 ① F9		M CH 83 B FF 86 X CH 83 1-1 17 2B 1B		4	1	2	0	0	0	1
17 Chris Getz, L (1, 4) OBP: 0.353, SLG: 0.452		C FF 92 F FF 92 B FC 90 X FF 93 1-2 2 FC5-4 1B		C FF 93 B FC 90 D FF 93 B FF 92 X FF 91 3-1 ① SH1-4 2-3		C SI 90 B FF 87 X SI 90 1-1 ② F9		1 SAFE X SI 89 0-0 ③ 1-H 2B		3	0	2	0	0	0	0
2 Alcides Escobar, R (1, 6) OBP: 0.294, SLG: 0.410		C FF 92 X FC 90 0-1 ① FC5-4 1-2f		B FF 93 S FC 91 X CH 87 1-1 3-H 2B		F SI 90 B SI 92 X SI 87 1-1 ③ G6-3				3	0	1	1	0	0	1
Inning Stats	R: 3 E: 1 K: 1 S: 24 H: 2 LOB: 1 BB: 1 P: 38	R: 0 E: 0 K: 1 S: 11 H: 1 LOB: 1 BB: 0 P: 16	R: 0 E: 0 K: 0 S: 10 H: 1 LOB: 1 BB: 0 P: 17	R: 1 E: 0 K: 1 S: 14 H: 2 LOB: 2 BB: 0 P: 21	R: 0 E: 0 K: 0 S: 10 H: 0 LOB: 0 BB: 0 P: 16	R: 0 E: 0 K: 0 S: 7 H: 0 LOB: 0 BB: 0 P: 9	R: 0 E: 0 K: 0 S: 10 H: 1 LOB: 1 BB: 0 P: 16	R: 0 E: 0 K: 1 S: 8 H: 2 LOB: 2 BB: 0 P: 11		1B: 4 2B: 5 3B: 0 HR: 0 SF: 0 SAC: 1 DP: 0 HBP: 1					WP: 0 PB: 0 SB: 0 CS: 0 PA: 35	

BOTTOM

Boston Red Sox @ Kansas City Royals

Kauffman Stadium, Kansas City, MO

Wed May 09 2012, 7:11 PM - 10:05 PM CDT

Att. 18,339 - Clear - 69 F

livebaseballscorecards.com

AB	32
R	4
H	9
RBI	3
BB	1
SO	4
LOB	13

PITCHER		IP	WLS	BF	H	R	ER	SO	BB	IBB	HBP	BLK	WP	HR	S	P	ERA	WHIP
31 Jon Lester, L ERA: 4.29	(1, 1)	5.0	L	24	6	4	1	3	1	0	1	0	0	0	69	108	1.80	1.400
59 Clayton Mortensen, R ERA: 0.96	(6, 1)	3.0		11	3	0	0	1	0	0	0	0	0	0	25	36	0.00	1.000

PITCHER	IP	WLS	BF	H	R	ER	SO	BB	IBB	HBP	BLK	WP	HR	S	P	ERA	WHIP

Kansas City Royals @ Chicago White Sox

U.S. Cellular Field, Chicago, IL

Fri May 11 2012, 8:10 PM - 10:53 PM EDT

Att. 19,129 - Clear - 74 F

TOP

livebaseballscorecards.com

Batter	1	2	3	4	5	6	7	8	9	AB	R	H	RBI	BB	SO	LOB
1 Jarrod Dyson, L (1, 8) OBP: 0.323, SLG: 0.351	B1-3		F8			16 G1-3 1B		4 1B 1B		4	0	2	0	0	0	0
4 Alex Gordon, L (1, 7) OBP: 0.362, SLG: 0.433	P4		K			F7		1-2 2-3 1B		4	0	1	0	0	1	1
16 Billy Butler, R (1, 10) OBP: 0.336, SLG: 0.508	K		F9			G1-3 1-2		K		4	0	0	0	0	2	4
35 Eric Hosmer, L (1, 3) OBP: 0.252, SLG: 0.345		17 BB 8 1B 2 FC1-2 BB		F8		G4-3		K		3	0	0	0	1	1	4
21 Jeff Francoeur, R (1, 9) OBP: 0.298, SLG: 0.322		L9		K			P4		K	4	0	0	0	0	2	1
8 Mike Moustakas, L (1, 5) OBP: 0.362, SLG: 0.523		2 FC1-2 17 BB 1-2 1B		K			L7		G1-3	4	0	1	0	0	1	0
17 Chris Getz, L (1, 4) OBP: 0.352, SLG: 0.438		2 FC1-2 1-2 2-3 BB			F8		P6		F9	2	0	0	0	1	0	0
9 Johnny Giavotella, R (9, PH)										1	0	0	0	0	0	0
2 Alcides Escobar, R (1, 6) OBP: 0.295, SLG: 0.407		FC1-2 1-2 2-3 3-Hf			G4-3			4 1B 1 1B 1B		3	0	1	0	0	0	3
33 Humberto Quintero, R (1, 2) OBP: 0.283, SLG: 0.370		G1-3			P4			F9		3	0	0	0	0	0	4
Inning Stats	R: 0 E: 0 K: 1 S: 6 H: 0 LOB: 0 BB: 0 P: 11	R: 0 E: 0 K: 0 S: 11 H: 1 LOB: 3 BB: 2 P: 20	R: 0 E: 0 K: 1 S: 8 H: 0 LOB: 0 BB: 0 P: 12	R: 0 E: 0 K: 2 S: 8 H: 0 LOB: 0 BB: 0 P: 13	R: 0 E: 0 K: 0 S: 7 H: 0 LOB: 0 BB: 0 P: 12	R: 0 E: 0 K: 0 S: 7 H: 1 LOB: 1 BB: 0 P: 11	R: 0 E: 0 K: 0 S: 7 H: 0 LOB: 0 BB: 0 P: 10	R: 0 E: 0 K: 2 S: 20 H: 3 LOB: 3 BB: 0 P: 31	R: 0 E: 0 K: 1 S: 8 H: 0 LOB: 0 BB: 0 P: 12	1B: 5 2B: 0 3B: 0 HR: 0	SF: 0 SAC: 0 DP: 0 HBP: 0						

	AB	32
	R	0
	H	5
	RBI	0
	BB	2
	SO	7
	LOB	17

WP: 0 PB: 0 SB: 0 CS: 0 PA: 34

PITCHER	IP	WLS	BF	H	R	ER	SO	BB	IBB	HBP	BLK	WP	HR	S	P	ERA	WHIP
34 Gavin Floyd, R (1, 1) ERA: 2.53	7.2	W	30	5	0	0	5	2	0	0	0	0	0	71	116	0.00	0.913
37 Matt Thornton, L (8, 1) ERA: 4.05	0.1	H	1	0	0	0	1	0	0	0	0	0	0	3	4	0.00	0.000
53 Héctor Santiago, L (9, 1) ERA: 5.25	1.0		3	0	0	0	1	0	0	0	0	0	0	8	12	0.00	0.000

PITCHER	IP	WLS	BF	H	R	ER	SO	BB	IBB	HBP	BLK	WP	HR	S	P	ERA	WHIP

Batter	1	2	3	4	5	6	7	8	9	AB	R	H	RBI	BB	SO	LOB
30 Alejandro De Aza, L (1, 8) OBP: 0.372, SLG: 0.457	B FF 93 B FF 94 C FF 93 X FF 94 2-1 ① F8		L CU 77 X SL 87 0-1 15 S 15 1B 1B		S FF 95 B SI 96 F CU 77 B FF 96 B SI 95 X SL 87 3-2 ② FC3-6 15 CS 1-2f		B FF 96 B CH 88 X FF 100 2-0 15 G5-3 15 WP 1-H 1B			4	1	2	1	0	0	1
15 Gordon Beckham, R (1, 4) OBP: 0.284, SLG: 0.343	B FF 95 B FF 94 X FF 94 2-0 ② F9		D SL 87 B SL 86 C SL 87 S FF 96 B FF 97 X SL 88 3-2 44 2B 1-H 1B		P PO 94 1 SAFE 1 SAFE B SI 95 C FF 95 C FF 95 F FF 96 1 SAFE F FF 96 3-2 ③ CS 1-2	X FF 93 0-0 12 FC3-6 51 3B 2B	C FF 100 B CH 89 S CH 87 F FF 100 X CU 81 1-2 ② G5-3 1-3			4	1	2	1	0	0	1
44 Adam Dunn, L (1, 10) OBP: 0.401, SLG: 0.628	B FF 95 S FF 95 S FF 95 F FF 96 X SI 96 1-2 HR		F CU 79 1 SAFE S FF 95 1 SAFE D SL 88 X SL 88 1-2 1-3 2B			B SI 94 B FF 94 B FF 94 F FF 94 S FF 95 B FF 97 4-2 12 FC3-6 BB	B FF 94 S CH 83 B CH 84 B FF 93 S CH 84 B CH 83 4-2 BB			2	1	2	1	2	0	0
14 Paul Konerko, R (1, 3) OBP: 0.414, SLG: 0.564	C FF 96 B CH 87 B CH 87 C SL 87 F SL 87 S CH 87 2-3 ③ K		B FF 95 C FF 96 D CH 88 B CH 86 X SI 95 3-1 ③ F7			B FF 95 C CH 86 C FF 96 B SI 95 T FF 96 2-2 ① K	F FF 94 B FF 94 S CU 75 B FF 94 S CU 75 2-3 ③ K			4	0	0	0	0	3	6
12 A.J. Pierzynski, L (1, 2) OBP: 0.301, SLG: 0.453		B FF 93 F SL 84 F SI 95 X SL 87 1-2 ① F8		F FF 92 S SI 94 X SI 94 0-2 ① L9		C FF 96 B SI 93 B SL 86 X SL 86 2-1 ② FC3-6 51 3B 1-2f 2-3		S SI 94 S CH 86 X CH 87 0-2 ① G1-3		4	1	0	0	0	0	2
51 Alex Rios, R (1, 9) OBP: 0.336, SLG: 0.405		C FF 96 B SI 95 F SL 85 B FF 97 S FF 95 2-3 ② K		B SL 87 F FF 94 B FF 95 S SL 87 S SL 86 2-3 ② K		D SL 86 B FF 94 B SL 86 C SL 86 F FF 95 X FF 95 3-2 1-H 3-H 3B		B SI 94 B CH 86 X SI 95 2-0 ② L3		4	0	1	2	0	2	0
10 Alexei Ramirez, R (1, 6) OBP: 0.221, SLG: 0.263		C FF 95 B SI 95 X FF 97 1-1 ③ P3		C SL 86 B SL 87 F SL 85 F SI 95 C FF 95 1-3 ③ K		X FF 98 0-0 ③ G6-3		C SI 96 X SI 96 0-1 ③ G4-3		4	0	0	0	0	1	1
24 Dayan Viciedo, R (1, 7) OBP: 0.240, SLG: 0.323 18 Brent Lillibridge, R (8, 7) OBP: 0.229, SLG: 0.161			B FF 95 B SL 86 X SL 87 2-0 ① G6-3		F SL 86 B SL 86 B FF 95 F SL 84 X FF 96 2-2 30 FC3-6 1B		B FF 99 F CH 89 X CH 87 1-1 ① G6-3			3 0	0 0	1 0	0 0	0 0	0 0	0 0
38 Eduardo Escobar, S (1, 5) OBP: 0.188, SLG: 0.200			C FF 94 F SL 86 F SI 95 F FF 96 X SL 87 0-2 ② F7		C SL 86 F FF 95 1 SAFE B SI 96 F FF 97 S CU 79 1-3 ① K		B FF 98 T FF 97 B CH 89 S SI 97 F FF 98 B SI 98 F SI 98 B SI 98 4-2 30 E 30 S 30 1B BB			2	1	0	0	1	1	1
Inning Stats	R: 1 H: 1 E: 0 LOB: 0 K: 1 BB: 0 S: 11 P: 18	R: 0 H: 0 E: 0 LOB: 0 K: 1 BB: 0 S: 8 P: 12	R: 1 H: 3 E: 0 LOB: 2 K: 0 BB: 0 S: 16 P: 25	R: 0 H: 0 E: 0 LOB: 0 K: 2 BB: 0 S: 10 P: 13	R: 0 H: 1 E: 0 LOB: 0 K: 1 BB: 0 S: 15 P: 23	R: 2 H: 2 E: 0 LOB: 1 K: 1 BB: 1 S: 12 P: 23	R: 1 H: 1 E: 0 LOB: 2 K: 1 BB: 2 S: 16 P: 30	R: 0 H: 0 E: 0 LOB: 0 K: 0 BB: 0 S: 6 P: 8		1B: 4 SF: 0 2B: 2 SAC: 0 3B: 1 DP: 0 HR: 1 HBP: 0						

BOTTOM

Kansas City Royals @ Chicago White Sox

U.S. Cellular Field, Chicago, IL

Fri May 11 2012, 8:10 PM - 10:53 PM EDT

Att. 19,129 - Clear - 74 F

livebaseballscorecards.com

AB	31
R	5
H	8
RBI	5
BB	3
SO	7
LOB	12

PITCHER		IP	WLS	BF	H	R	ER	SO	BB	IBB	HBP	BLK	WP	HR	S	P	ERA	WHIP
59 Felipe Paulino, R ERA: 3.09	(1, 1)	5.2	L	24	7	4	4	6	1	0	0	0	0	1	71	113	6.35	1.412
40 Kelvin Herrera, R ERA: 3.63	(6, 1)	1.0		5	1	1	1	0	1	0	0	0	1	0	12	20	9.00	2.000
55 Tim Collins, L ERA: 3.78	(7, 1)	0.1		2	0	0	0	1	1	0	0	0	0	0	5	11	0.00	3.000
32 Vin Mazzaro, R ERA:	(8, 1)	1.0		3	0	0	0	0	0	0	0	0	0	0	6	8	0.00	0.000

PITCHER	IP	WLS	BF	H	R	ER	SO	BB	IBB	HBP	BLK	WP	HR	S	P	ERA	WHIP

Batter	1	2	3	4	5	6	7	8	9	AB	R	H	RBI	BB	SO	LOB
1 Jarrod Dyson, L (1, 8) OBP: 0.343, SLG: 0.361	B SI 94 B SI 94 B SI 93 B SI 93 4-0 4 1B 9 BB 16 1B BB	C SI 89 B SL 77 F SI 89 F SI 93 B SI 92 B SL 78 F SI 92 X SI 89 3-2 ① G1-3		B SI 94 B SI 89 C SI 92 X SI 93 2-1 2-3 1B		C SI 96 D SI 98 C SI 96 X SI 97 1-2 ③ FC6-4 1-2f		C CH 82 B FF 88 F SI 87 F FF 90 D SL 83 F CH 83 F CH 84 B FF 89 X CH 82 3-2 1-2 1B		4	1	2	0	1	0	1
9 Johnny Giavotella, R (1, 4) 17 Chris Getz, L (7, 4) OBP: 0.347, SLG: 0.431	B SI 89 1 SAFE 1 SAFE B SI 92 B SI 91 C SI 94 B SI 92 4-1 16 1B 4 1B 21 FC4 1-2 BB	C SI 88 F CH 86 F SL 79 X SL 78 0-2 ② G5-3		F SI 92 1 SAFE X SI 93 0-1 ③ F7			B SI 98 B SI 97 X SI 97 2-0 ① G6-3	B FF 89 B SI 89 X FF 88 2-0 ③ F8		3 1	1 0	0 0	0 0	1 0	0 0	2 2
4 Alex Gordon, L (1, 7) OBP: 0.357, SLG: 0.424	B SI 95 C SL 79 F SI 94 F SI 95 X SL 81 1-2 16 1B 21 E 1-2 2-3 1B	B SL 76 C SI 89 B SI 88 C SI 91 S SI 92 2-3 ③ K			C SL 76 B SI 90 T SI 89 F SI 91 S SI 92 1-3 ① K		C SI 97 B SI 97 F SI 97 B SL 89 S SL 88 2-3 ② K		X CU 78 0-0 ① G6-3	5	1	1	0	0	3	0
16 Billy Butler, R (1, 10) OBP: 0.338, SLG: 0.504	C SI 95 B SI 92 B CH 85 C SI 94 B SL 82 X SI 94 3-2 21 FC4 1-2 2-3 3-H 1B		B CH 81 B SI 87 F SI 92 X SI 89 2-1 ① G6-3		C CH 83 C SL 78 X SI 92 0-2 21 G5-3 1B		F SI 98 B SL 89 C SL 87 S SL 88 1-3 ③ K		C FF 89 X SI 90 0-1 ② G4-3	5	0	2	1	0	1	0
21 Jeff Francoeur, R (1, 9) OBP: 0.287, SLG: 0.308	F SI 95 S SI 95 B SI 95 X SI 94 1-2 ① FC4 19 1B 35 1B 1-2f 2-H 3-H		B SL 77 S CH 83 B SI 90 X CH 83 2-1 ② F9		C SI 90 B SI 90 F SI 90 B SI 92 X SI 88 2-2 ② G5-3 1-2			C SI 97 F SI 98 X SI 97 0-2 ① G6-3	X SI 89 0-0 ③ G4-3	5	0	0	1	0	0	2
35 Eric Hosmer, L (1, 3) OBP: 0.252, SLG: 0.341	B SI 94 C SL 78 F SL 79 1 SAFE X SI 94 1-2 19 1B 1-2 1B		C SL 76 B SL 75 F SI 91 X SI 92 1-2 ③ L7		X SL 77 0-0 ③ G1-3			B SL 81 F SI 88 B SL 82 S FF 89 F SI 89 X SI 89 2-2 ② G4-3		4	0	1	0	0	0	1
19 Irving Falu, S (1, 5) OBP: 0.500, SLG: 0.750	B SI 91 S CH 85 S SI 90 X SI 94 1-2 1-2 2-3 1B			X SI 89 0-0 ① B1-3		C SI 98 C SI 99 S SL 88 0-3 ① K2-3		X FF 89 0-0 2 BLK 2 2B 1B		4	1	2	0	0	1	0
2 Alcides Escobar, R (1, 6) OBP: 0.302, SLG: 0.429	B SL 78 C SI 90 C SL 80 X SL 80 1-2 ② F7			C SI 89 C SI 90 X SI 92 0-2 1 1B 2B		F SI 98 S SL 88 S SL 88 0-3 ② K		B SI 88 1 SAFE C FF 88 1 SAFE D SL 86 F FF 88 F FF 90 X SL 82 2-2 33 1B 1-H 2B		4	1	2	1	0	1	3
33 Humberto Quintero, R (1, 2) OBP: 0.297, SLG: 0.379	B SI 92 B SI 90 C SI 91 F SI 90 B SI 93 X SI 90 3-2 ③ F7			B SI 91 B SI 91 F SI 91 B SI 89 F SI 92 F SI 93 F SI 91 S CH 84 3-3 ② K		S SI 97 B SI 98 B SL 87 X SI 98 2-1 1 FC6-4 1B		C FF 89 X FF 89 0-1 1 1B 2-H 1B		4	0	2	1	0	1	4
Inning Stats	R: 3 E: 1 K: 0 S: 23 H: 4 LOB: 3 BB: 2 P: 42	R: 0 E: 0 K: 1 S: 12 H: 0 LOB: 0 BB: 0 P: 17	R: 0 E: 0 K: 0 S: 7 H: 0 LOB: 0 BB: 0 P: 12	R: 0 E: 0 K: 1 S: 13 H: 2 LOB: 2 BB: 0 P: 18	R: 0 E: 0 K: 1 S: 11 H: 1 LOB: 1 BB: 0 P: 14	R: 0 E: 0 K: 2 S: 11 H: 1 LOB: 1 BB: 0 P: 14	R: 0 E: 0 K: 2 S: 7 H: 0 LOB: 0 BB: 0 P: 12	R: 2 E: 0 K: 0 S: 21 H: 4 LOB: 2 BB: 0 P: 30	R: 0 E: 0 K: 0 S: 4 H: 0 LOB: 0 BB: 0 P: 4	1B: 10 2B: 2 3B: 0 HR: 0	SF: 0 SAC: 0 DP: 0 HBP: 0					

PITCHER		IP	WLS	BF	H	R	ER	SO	BB	IBB	HBP	BLK	WP	HR	S	P	ERA	WHIP
49 Chris Sale, L ERA: 3.08	(1, 1)	5.0	L	24	7	3	3	3	2	0	0	0	0	0	66	103	5.40	1.800
65 Nate Jones, R ERA: 1.26	(6, 1)	2.1		8	1	0	0	4	0	0	0	0	0	0	21	29	0.00	0.429
77 Will Ohman, L ERA: 5.4	(8, 1)	0.1		2	1	0	0	0	0	0	0	0	0	0	5	7	0.00	3.000
48 Zach Stewart, R ERA: 2.89	(8, 1)	1.1		7	3	2	2	0	0	0	0	1	0	0	17	24	13.50	2.250

PITCHER	IP	WLS	BF	H	R	ER	SO	BB	IBB	HBP	BLK	WP	HR	S	P	ERA	WHIP

TOP

Kansas City Royals @ Chicago White Sox

U.S. Cellular Field, Chicago, IL

Sat May 12 2012, 8:06 PM - 10:52 PM EDT

Att. 20,066 - Overcast - 54 F

livebaseballscorecards.com

AB	39
R	5
H	12
RBI	4
BB	2
SO	7
LOB	15

Batter	1	2	3	4	5	6	7	8	9	AB	R	H	RBI	BB	SO	LOB
30 Alejandro De Aza, L (1, 8) OBP: 0.362, SLG: 0.443	B FF 91 C FF 92 F FC 88 S FF 95 1-3 ① K		C KC 78 X FF 93 0-1 ② F8			L KC 77 B FC 86 B KC 77 F SI 92 X SL 84 2-2 ① P6		C FF 95 S SL 84 S SL 85 0-3 ③ K		4	0	0	0	0	2	2
15 Gordon Beckham, R (1, 4) OBP: 0.283, SLG: 0.333	C FF 94 B FC 89 B FC 89 X SI 94 2-1 ② G5-3		B FF 93 B FC 88 F SL 85 X SI 92 2-1 ③ F9 1-2			B FF 92 B KC 78 C SL 84 B SL 85 X FC 88 3-1 ② G1-3			B SL 84 B SI 94 B SI 93 C SI 93 B SI 93 4-1 12 BB	3	0	0	0	1	0	1
44 Adam Dunn, L (1, 10) OBP: 0.390, SLG: 0.607	B FF 93 C KC 79 X FC 89 1-1 ③ P4			B KC 76 B KC 77 X SI 92 2-0 ① L5		C KC 78 B FF 92 S KC 79 B FF 90 B FC 86 S KC 77 3-3 ③ K			C SI 94 B SI 94 S SI 94 D SL 85 S SL 87 2-3 ① K	4	0	0	0	0	2	1
14 Paul Konerko, R (1, 3) OBP: 0.409, SLG: 0.554		B KC 78 B KC 78 C FC 88 B SI 93 X FC 89 3-1 ① G5-3		C KC 78 B CH 86 X CH 86 1-1 51 FC5-4 1B			B SI 92 F KC 77 F FF 92 X SI 91 1-2 ① G5-3		D SI 95 F SI 94 B SI 95 F SI 94 F SL 85 S SL 86 2-3 ② K	4	0	1	0	0	1	1
12 A.J. Pierzynski, L (1, 2) OBP: 0.308, SLG: 0.444		B FF 93 B FC 88 B SI 92 B FF 92 4-0 51 1B BB		C SI 92 F FC 89 F SI 91 F SL 85 S FF 92 0-3 ② K			B KC 77 X CH 84 1-0 ② G4-3		B SI 94 B SI 95 B SI 94 B SI 94 4-0 1-2 BB	2	0	0	0	2	1	1
51 Alex Rios, R (1, 9) OBP: 0.333, SLG: 0.400		B SI 93 B SL 83 B FC 88 C FF 93 X FC 87 3-1 10 G6-4-3 1-2 1B		F FC 87 X SI 92 0-1 ③ FC5-4 1-2f			C SI 92 B SI 92 B SL 84 F SL 84 X SL 85 2-2 ③ P6		C SI 95 X SI 94 0-1 ③ F8	4	0	1	0	0	0	3
10 Alexei Ramirez, R (1, 6) OBP: 0.216, SLG: 0.257		B FF 93 B SI 93 F FF 93 B FC 86 C SL 83 F SL 85 X FC 86 3-2 ② ③ G6-4-3 1-2f			B SI 92 C SI 92 B KC 78 B KC 77 X FF 93 3-1 ① F8			C FF 94 S SL 84 F SL 83 C SL 85 0-3 ① K		3	0	0	0	0	1	2
24 Dayan Viciedo, R (1, 7) OBP: 0.233, SLG: 0.313			C FF 92 X SI 93 0-1 ① G1-3		C KC 78 F SI 92 B FF 92 S FF 94 1-3 ② K			C FF 96 F FF 96 C SL 84 0-3 ② K		3	0	0	0	0	2	0
22 Brent Morel, R (1, 5) OBP: 0.220, SLG: 0.200			B FF 93 C FF 93 F FC 90 B SI 92 F FF 94 X SL 86 2-2 15 S 1B		F FF 93 B KC 79 B SI 92 S FC 89 B SI 94 C SL 84 3-3 ③ K			B FF 92 B FF 93 B FF 93 B FF 93 4-0 BB		2	0	1	0	1	1	0
Inning Stats	R: 0 H: 0 E: 0 LOB: 0 K: 1 BB: 0 S: 7 P: 11	R: 0 H: 1 E: 0 LOB: 1 K: 0 BB: 1 S: 8 P: 21	R: 0 H: 1 E: 0 LOB: 1 K: 0 BB: 0 S: 10 P: 14	R: 0 H: 1 E: 0 LOB: 1 K: 1 BB: 0 S: 10 P: 13	R: 0 H: 0 E: 0 LOB: 0 K: 2 BB: 0 S: 8 P: 15	R: 0 H: 0 E: 0 LOB: 0 K: 1 BB: 0 S: 8 P: 16	R: 0 H: 0 E: 0 LOB: 0 K: 0 BB: 0 S: 7 P: 11	R: 0 H: 0 E: 0 LOB: 1 K: 3 BB: 1 S: 10 P: 14	R: 0 H: 0 E: 0 LOB: 2 K: 2 BB: 2 S: 10 P: 22	1B: 3 2B: 0 3B: 0 HR: 0	SF: 0 SAC: 0 DP: 1 HBP: 0			WP: 0 PB: 0 SB: 1 CS: 0	PA: 33		

PITCHER		IP	WLS	BF	H	R	ER	SO	BB	IBB	HBP	BLK	WP	HR	S	P	ERA	WHIP
44 Luke Hochevar, R ERA: 7.2	(1, 1)	7.0	W	24	3	0	0	5	1	0	0	0	0	0	58	101	0.00	0.571
56 Greg Holland, R ERA: 9.82	(8, 1)	1.0		4	0	0	0	3	1	0	0	0	0	0	10	14	0.00	1.000
43 Aaron Crow, R ERA: 2.76	(9, 1)	1.0		5	0	0	0	2	2	0	0	0	0	0	10	22	0.00	2.000

PITCHER	IP	WLS	BF	H	R	ER	SO	BB	IBB	HBP	BLK	WP	HR	S	P	ERA	WHIP

BOTTOM

Kansas City Royals @ Chicago White Sox

U.S. Cellular Field, Chicago, IL

Sat May 12 2012, 8:06 PM - 10:52 PM EDT

Att. 20,066 - Overcast - 54 F

livebaseballscorecards.com

AB	29
R	0
H	3
RBI	0
BB	4
SO	10
LOB	11

Kansas City Royals @ Chicago White Sox

U.S. Cellular Field, Chicago, IL

Sun May 13 2012, 2:11 PM - 5:31 PM EDT

Att. 22,636 - Partly Cloudy - 58 F

TOP

livebaseballscorecards.com

Batter	1	2	3	4	5	6	7	8	9	AB	R	H	RBI	BB	SO	LOB
1 Jarrod Dyson, L (1, 8) OBP: 0.375, SLG: 0.355	F8		BB		HBP		BB		IBB	1	2	0	0	3	0	0
17 Chris Getz, L (1, 4) OBP: 0.347, SLG: 0.426 9 Johnny Giavotella, R (7, PH) OBP: 0.182, SLG: 0.200 (7, 4)	FC5 21, BB 16, 1B		F7		G3		2B		K	3 2	0 0	1 1	0 2	0 0	0 1	3 2
4 Alex Gordon, L (1, 7) OBP: 0.351, SLG: 0.411	K		L4		K		G4-3		IBB	4	1	0	0	1	2	5
16 Billy Butler, R (1, 10) OBP: 0.340, SLG: 0.492	FC5 21		BB	F9	K	K		K	HBP	3	1	0	1	1	2	0
21 Jeff Francoeur, R (1, 9) OBP: 0.291, SLG: 0.336	FC5			K	K	K		HR	1B	5	1	2	2	0	2	2
35 Eric Hosmer, L (1, 3) OBP: 0.250, SLG: 0.336		K		1B	G3			F8	FC4-6	5	1	1	1	0	1	2
19 Irving Falu, S (1, 5) OBP: 0.412, SLG: 0.588		K		F7			G4-3	F7	2B	5	0	1	1	0	1	1
2 Alcides Escobar, R (1, 6) OBP: 0.331, SLG: 0.443		1B			G3 F8 1B				BB FC6-4 1B	3	2	3	1	2	0	0
33 Humberto Quintero, R (1, 2) OBP: 0.290, SLG: 0.381		F8			F8		P3		2B FC6-4	5	1	1	0	0	0	5

AB	36
R	9
H	10
RBI	8
BB	7
SO	9
LOB	20

Inning Stats	1	2	3	4	5	6	7	8	9
	R: 0 E: 0 K: 1 S: 10	H: 1 LOB: 2 BB: 1 P: 18	R: 0 E: 0 K: 2 S: 12	H: 1 LOB: 1 BB: 0 P: 14	R: 0 E: 0 K: 0 S: 4	H: 0 LOB: 0 BB: 1 P: 9	R: 0 E: 0 K: 1 S: 8	H: 1 LOB: 1 BB: 0 P: 14	R: 0 E: 0 K: 1 S: 14	H: 1 LOB: 2 BB: 0 P: 19	R: 0 E: 0 K: 2 S: 9	H: 0 LOB: 0 BB: 0 P: 11	R: 2 E: 0 K: 0 S: 16	H: 1 LOB: 1 BB: 2 P: 28	R: 1 E: 0 K: 1 S: 9	H: 1 LOB: 0 BB: 0 P: 15	R: 6 E: 0 K: 1 S: 24	H: 4 LOB: 2 BB: 3 P: 46

1B: 7	SF: 0	WP: 1	PA: 45
2B: 2	SAC: 0	PB: 1	
3B: 0	DP: 0	SB: 0	
HR: 1	HBP: 2	CS: 1	

PITCHER		IP	WLS	BF	H	R	ER	SO	BB	IBB	HBP	BLK	WP	HR	S	P	ERA	WHIP
41 Philip Humber, R ERA: 5.77	(1, 1)	6.2		27	4	1	1	7	3	0	1	0	0	0	67	101	1.35	1.050
37 Matt Thornton, L ERA: 4.61	(7, 1)	0.1	L	3	1	1	1	0	1	0	0	0	1	0	6	12	27.00	6.000
65 Nate Jones, R ERA: 1.76	(8, 1)	1.0		4	1	1	1	1	0	0	0	0	0	1	9	15	9.00	1.000
43 Addison Reed, R ERA: 5.23	(9, 1)	0.1		7	2	6	6	1	1	2	1	0	0	0	11	28	162.00	9.000
52 Eric Stults, L ERA: 2.7	(9, 1)	0.2		4	2	0	0	0	0	0	0	0	0	0	13	18	0.00	3.000

PITCHER	IP	WLS	BF	H	R	ER	SO	BB	IBB	HBP	BLK	WP	HR	S	P	ERA	WHIP

Batter	1	2	3	4	5	6	7	8	9	AB	R	H	RBI	BB	SO	LOB
18 Brent Lillibridge, R (1, 8) OBP: 0.237, SLG: 0.176 30 Alejandro De Aza, L (7, PH) OBP: 0.364, SLG: 0.451 (8, 8)	C FF 95 F SI 95 S FF 95 0-3 K ①		X SI 91 0-0 44 BB 14 1B 1B	B FF 91 B SI 91 F SI 91 X SI 91 2-1 G1-3 ③			C FF 97 B CH 85 X CH 88 1-1 FC6-4 ② 1-2f		C SI 92 F CU 71 B SL 84 X SL 83 1-2 2B	3 2	1 0	1 1	0 0	0 0	1 0	2 1
15 Gordon Beckham, R (1, 4) OBP: 0.280, SLG: 0.321	C FF 92 B CU 73 B SI 92 B FF 93 B FF 92 4-1 14 BB BB	B SI 92 C SI 91 X SI 92 1-1 L9 ①			B SI 91 X SI 91 1-0 F9 ①		C FF 98 C CU 80 D CH 87 X CH 88 1-2 P6 ③		B SI 91 C FF 91 F SL 84 X SL 87 1-2 G6-3 ③	4	0	0	0	1	0	3
44 Adam Dunn, L (1, 3) OBP: 0.393, SLG: 0.600	B FF 95 C CH 85 F FF 96 B FF 96 X CU 77 1-2 F8 ②	B SI 92 1 SAFE B SI 92 B SI 92 B SI 92 4-0 14 1B 1-2 BB			C CU 77 S FF 92 B FF 93 F FF 92 B FF 92 X CH 81 2-2 14 CS 1B			B SL 80 F FF 91 C FF 92 S SL 84 1-3 K ①		3	0	1	0	1	1	1
14 Paul Konerko, R (1, 10) OBP: 0.418, SLG: 0.553	B SI 91 C FF 91 S FF 90 F FF 90 D SL 80 B SI 91 B FF 90 4-2 1-2 BB	2 SAFE B SI 92 X SI 91 1-0 51 G4-6-3 1-2 2-H 1B			B FF 92 B SL 79 F SI 92 B SI 92 F SI 92 C SL 79 3-3 ②③ K 1-2			F FF 95 B SL 87 B SL 86 S SL 86 B SL 86 B SL 84 4-2 51 1B BB		2	0	1	1	2	1	1
51 Alex Rios, R (1, 9) OBP: 0.331, SLG: 0.395	B SL 79 F FF 91 B SI 91 X SI 91 2-1 P3 ③		X SI 92 0-0 ②③ G4-6-3 1-2f			C SI 91 F SI 92 B SL 81 S SL 82 1-3 K2-3 ①		B FF 94 C FF 94 X SL 84 1-1 1-2 1B		4	0	1	0	0	1	4
24 Dayan Viciedo, R (1, 7) OBP: 0.226, SLG: 0.304 1 Kosuke Fukudome, L (8, PH) OBP: 0.289, SLG: 0.194 (9, 7)		F SI 92 F SI 92 S SL 80 0-3 K ①		B CU 76 B CU 77 F SI 91 B SI 92 X SI 92 3-1 G5-3 ①		B CU 78 X FF 91 1-0 P5 ②		F FF 95 F SL 86 F FS 87 S SL 86 0-3 K ②		3 1	0 0	0 0	0 0	0 0	1 1	0 2
17 Tyler Flowers, R (1, 2) OBP: 0.259, SLG: 0.333 12 A.J. Pierzynski, L (8, PH) OBP: 0.305, SLG: 0.440 (9, 2)		C SI 92 F SI 93 X SL 80 0-2 G2-3 ②		B SL 79 F SI 91 X SI 92 1-1 38 2B 1B		B SI 91 C SI 91 B SL 81 X SL 81 2-2 G5-3 ③		C CU 72 B FF 92 F CU 74 X CU 74 1-2 G3-1 ③		3 1	0 0	1 0	0 0	0 0	0 2	0
22 Brent Morel, R (1, 5) OBP: 0.221, SLG: 0.202		B SI 93 X SI 92 1-0 38 WP 1B		X SI 91 0-0 F9 ②			X SI 91 0-0 G6-3 ①		B SI 92 F FF 92 F FF 93 F SL 85 B FF 94 X SL 84 2-2 G4-3 ①	4	0	1	0	0	0	1
38 Eduardo Escobar, S (1, 6) OBP: 0.222, SLG: 0.265		C SI 92 F FF 92 B CH 78 1 SAFE B SL 80 F SL 80 B FF 93 S CU 78 3-3 ③ K 1-2		X FF 90 0-0 1-3 2B			C CU 75 C SL 80 F SL 79 X FF 91 0-2 30 FC6-4 1B		C SI 91 C CU 72 X SL 83 0-2 F7 ②	4	0	2	0	0	1	1
Inning Stats	R: 0 E: 0 K: 1 S: 13 H: 0 LOB: 2 BB: 2 P: 24	R: 0 E: 0 K: 2 S: 11 H: 1 LOB: 1 BB: 0 P: 15	R: 1 E: 0 K: 0 S: 5 H: 2 LOB: 1 BB: 1 P: 11	R: 0 E: 0 K: 0 S: 8 H: 2 LOB: 2 BB: 0 P: 14	R: 0 E: 0 K: 1 S: 8 H: 1 LOB: 1 BB: 0 P: 14	R: 0 E: 0 K: 1 S: 7 H: 0 LOB: 0 BB: 0 P: 11	R: 0 E: 0 K: 0 S: 10 H: 1 LOB: 1 BB: 0 P: 12	R: 0 E: 0 K: 2 S: 14 H: 1 LOB: 2 BB: 1 P: 21	R: 0 E: 0 K: 0 S: 13 H: 1 LOB: 1 BB: 0 P: 17	1B: 7 2B: 3 3B: 0 HR: 0 SF: 0 SAC: 0 DP: 2 HBP: 0						WP: 1 PB: 0 SB: 0 CS: 1 PA: 38	

PITCHER		IP	WLS	BF	H	R	ER	SO	BB	IBB	HBP	BLK	WP	HR	S	P	ERA	WHIP
23 Danny Duffy, L ERA: 3.9	(1, 1)	0.2		3	0	0	0	1	1	0	0	0	0	0	8	13	0.00	1.500
39 Luis Mendoza, R ERA: 4.76	(1, 1)	5.2	W	24	7	1	1	4	2	0	0	0	1	0	49	81	1.59	1.588
40 Kelvin Herrera, R ERA: 3.5	(7, 1)	0.2	H	2	0	0	0	0	0	0	0	0	0	0	5	7	0.00	0.000
50 Jose Mijares, L ERA: 2.45	(8, 1)	0.1	H	1	0	0	0	1	0	0	0	0	0	0	3	4	0.00	0.000
56 Greg Holland, R ERA: 9.39	(8, 1)	0.1	H	3	1	0	0	1	1	0	0	0	0	0	8	13	0.00	6.000

PITCHER		IP	WLS	BF	H	R	ER	SO	BB	IBB	HBP	BLK	WP	HR	S	P	ERA	WHIP
55 Tim Collins, L ERA: 3.71	(8, 1)	0.1	H	1	0	0	0	0	0	0	0	0	0	0	3	4	0.00	0.000
51 Jonathan Broxton, R ERA: 1.42	(9, 1)	1.0		4	1	0	0	0	0	0	0	0	0	0	13	17	0.00	1.000

BOTTOM

Kansas City Royals @ Chicago White Sox

U.S. Cellular Field, Chicago, IL

Sun May 13 2012, 2:11 PM - 5:31 PM EDT

Att. 22,636 - Partly Cloudy - 58 F

livebaseballscorecards.com

AB	34
R	1
H	9
RBI	1
BB	4
SO	7
LOB	18

Batter	1	2	3	4	5	6	7	8	9	AB	R	H	RBI	BB	SO	LOB
1 Jarrod Dyson, L (1, 8) OBP: 0.368, SLG: 0.338	B SI 90 C FF 90 B CH 84 B CH 86 B SI 91 4-1 35 G4-3 35 S 16 FC1-5-2-5 BB		B SI 92 X SI 92 1-0 ③ F8		1 SAFE C FF 89 1 SAFE C FF 89 P PO 87 B SL 82 B SL 88 C FC 90 3-3 ③ K			B SI 91 F SI 91 B SI 90 C SL 87 C SL 87 2-3 ② K		3	0	0	0	1	2	1
35 Eric Hosmer, L (1, 3) OBP: 0.243, SLG: 0.326	1 SAFE B FF 90 B SI 90 2 SAFE F SI 90 B SI 92 X CH 85 3-1 ① G4-3 1-3			B CH 85 F FF 91 B SI 91 B SI 92 X SI 92 3-1 ① L5		B FF 89 B FF 89 B FC 89 C FF 91 F FF 91 F FF 90 X FF 91 3-2 ① G6-3		C SI 91 F SL 87 X CU 79 0-2 ③ G3		4	0	0	0	0	0	1
16 Billy Butler, R (1, 10) OBP: 0.338, SLG: 0.485	B SI 92 F FC 89 X SI 92 1-1 ② FC1-5-2-5 3-H			C CU 78 C FF 92 B CU 78 B SI 92 F SI 92 B SI 92 S FC 90 3-3 ② K		C FC 91 X SL 84 0-1 4 G4-6-3 1B			C KC 76 X SI 94 0-1 ① G1-3	4	0	1	0	0	1	1
4 Alex Gordon, L (1, 7) OBP: 0.349, SLG: 0.406	C SI 92 B FC 91 C SI 92 D CU 78 X SI 92 2-2 ③ F7			C FC 91 B SI 93 B CH 87 X FF 91 2-1 ③ F7		B FF 90 C FF 89 X FF 91 1-1 ②③ G4-6-3 1-2f			B SL 83 X CH 82 1-0 1B	4	0	1	0	0	0	2
21 Jeff Francoeur, R (1, 9) OBP: 0.304, SLG: 0.344		C SI 91 C SI 92 B SI 92 F SI 93 B SI 93 X CH 86 2-2 27 CS 1B			B CU 76 C SI 90 F FC 89 B FF 92 F FC 90 B CU 76 F SI 93 X FC 90 3-2 17 E 27 G4-3 2 1B 1B		B SL 83 F FF 89 B SL 83 B SL 83 B FC 90 4-1 8 1B 27 G6-4-3 BB		F SI 93 B SI 94 1 SAFE B SI 92 X SI 92 2-1 ② F9	3	2	2	0	1	0	1
8 Mike Moustakas, L (1, 5) OBP: 0.358, SLG: 0.514		B FC 90 B SI 91 X FC 89 2-0 ① F8			X FC 89 0-0 ① P5		C FF 89 B FF 90 B SL 83 X FF 90 2-1 27 G6-4-3 1-3 1B		X SI 92 0-0 ③ G3	4	0	1	0	0	0	3
27 Brayan Peña, S (1, 2) OBP: 0.262, SLG: 0.339		S FC 89 S CH 87 B CH 86 X SI 92 1-2 ②③ L7 1-2			1 SAFE C FC 88 B CH 85 X FC 90 1-1 ② G4-3 1-2		C FF 90 X FF 88 0-1 ①② G6-4-3 1-2f 3-H			3	0	0	0	0	0	3
17 Chris Getz, L (1, 4) OBP: 0.333, SLG: 0.408			B CU 72 B CH 83 B SI 91 C SI 91 C SI 92 X SI 91 3-2 ① L5		B SI 92 C SI 92 X SI 93 1-1 E5 2 S 2 1B 2-3		C FF 91 F FF 91 S FF 90 0-3 ③ K			3	1	0	0	0	1	1
2 Alcides Escobar, R (1, 6) OBP: 0.331, SLG: 0.441			B CU 75 B SI 91 C SI 91 X SI 92 2-1 ② L8		F FC 87 B FC 88 C CU 76 B FF 92 D CU 76 F FC 91 X CH 86 3-2 1-H 3-H 1B			C FF 90 C FF 90 X FF 92 0-2 ① F9		3	0	1	2	0	0	0
Inning Stats	R: 0 E: 0 K: 0 S: 8 H: 0 LOB: 1 BB: 1 P: 18	R: 0 E: 0 K: 0 S: 8 H: 1 LOB: 0 BB: 0 P: 13	R: 0 E: 0 K: 0 S: 6 H: 0 LOB: 0 BB: 0 P: 12	R: 0 E: 0 K: 1 S: 8 H: 0 LOB: 0 BB: 0 P: 16	R: 2 E: 1 K: 1 S: 18 H: 2 LOB: 1 BB: 0 P: 28	R: 0 E: 0 K: 0 S: 8 H: 1 LOB: 0 BB: 0 P: 12	R: 1 E: 0 K: 1 S: 8 H: 1 LOB: 0 BB: 1 P: 14	R: 0 E: 0 K: 1 S: 9 H: 0 LOB: 0 BB: 0 P: 11	R: 0 E: 0 K: 0 S: 6 H: 1 LOB: 1 BB: 0 P: 9	1B: 6 2B: 0 3B: 0 HR: 0	SF: 0 SAC: 0 DP: 2 HBP: 0			WP: 0 PB: 0 SB: 2 CS: 1	PA: 33		

TOP

Kansas City Royals @ Texas Rangers

Rangers Ballpark in Arlington, Arlington, TX

Mon May 14 2012, 8:08 PM - 10:57 PM EDT

Att. 38,702 - Partly Cloudy - 80 F

livebaseballscorecards.com

AB	31
R	3
H	6
RBI	2
BB	2
SO	4
LOB	13

PITCHER		IP	WLS	BF	H	R	ER	SO	BB	IBB	HBP	BLK	WP	HR	S	P	ERA	WHIP
39 Scott Feldman, R ERA: 3.0	(1, 1)	4.2	L	18	3	2	0	1	1	0	0	0	0	0	44	81	0.00	0.857
28 Robbie Ross Jr., L ERA: 2.65	(5, 1)	2.1		8	2	1	1	2	1	0	0	0	0	0	20	32	3.86	1.286
37 Mike Adams, R ERA: 1.98	(8, 1)	1.0		3	0	0	0	1	0	0	0	0	0	0	9	11	0.00	0.000
45 Derek Holland, L ERA: 3.78	(9, 1)	1.0		4	1	0	0	0	0	0	0	0	0	0	6	9	0.00	1.000

PITCHER	IP	WLS	BF	H	R	ER	SO	BB	IBB	HBP	BLK	WP	HR	S	P	ERA	WHIP

BOTTOM

Kansas City Royals @ Texas Rangers

Rangers Ballpark in Arlington, Arlington, TX

Mon May 14 2012, 8:08 PM - 10:57 PM EDT

Att. 38,702 - Partly Cloudy - 80 F

livebaseballscorecards.com

Batter	1	2	3	4	5	6	7	8	9	AB	R	H	RBI	BB	SO	LOB
1 Elvis Andrus, R (1, 6) OBP: 0.400, SLG: 0.426	C SI 83 B SL 81 B SL 81 S CH 76 F FF 86 B SI 86 X SI 85 3-2 ① F8		C CU 70 B SL 80 X CH 76 1-1 ① F8		B SI 84 C CH 76 X SI 85 1-1 ② G3		F FF 98 C CH 85 F CH 86 B FF 100 X CU 81 1-2 E5 1-3 1B			4	0	1	0	0	0	0
10 Michael Young, R (1, 3) OBP: 0.314, SLG: 0.397	C SI 84 B SI 84 B CH 77 X CH 77 2-1 ② F8		C CU 70 B SI 85 S CH 77 F SI 86 B EP 67 X SL 82 2-2 ② G1-3		X CU 70 0-0 1B		B CH 87 F FF 99 F FF 99 F CH 85 S CH 86 1-3 ③ K			4	0	1	0	0	1	2
32 Josh Hamilton, L (1, 7) OBP: 0.456, SLG: 0.854	B CU 70 S SL 81 B SL 81 S EP 66 F SI 85 B SL 79 F SL 82 B FF 88 4-2 29 1B BB		B FF 88 S EP 68 X SI 88 1-1 1B		F SL 82 B SL 79 F SL 80 X SI 87 1-2 ③ G4-3			X FF 92 0-0 ① P5		3	0	1	0	1	0	1
29 Adrián Beltré, R (1, 5) OBP: 0.328, SLG: 0.517	B SL 82 C SL 81 F SI 85 B CU 76 F CU 73 X FF 88 2-2 1-2 1B		C SL 83 C CU 71 B FF 87 S SL 82 1-3 ③ K			B EP 70 S SI 84 B SL 82 F SL 81 X SL 80 2-2 ① G4-3		C FF 94 B SL 85 S SL 85 B SL 86 X SL 85 2-2 ② G6-3		4	0	1	0	0	1	1
17 Nelson Cruz, R (1, 9) OBP: 0.329, SLG: 0.427	C CU 70 B SL 80 F SL 81 S FF 87 1-3 ③ K			B CH 78 B SL 82 X SL 81 2-0 HR		F CU 71 B SI 86 C SL 81 S FF 88 1-3 ② K		C SL 85 F SI 94 S SL 86 0-3 ③ K		4	1	1	1	0	3	2
8 Yorvit Torrealba, R (1, 2) OBP: 0.266, SLG: 0.288		F SL 81 X SL 80 0-1 ① L5		B EP 70 S SL 79 X CH 77 1-1 ① G5-3		B FF 88 C CH 78 B SL 82 B CH 78 X CH 77 3-1 ③ G6-3			C FF 94 B FF 95 B SL 84 F FF 93 C FF 96 2-3 ① K	4	0	0	0	0	1	0
21 Brandon Snyder, R (1, 10) OBP: 0.355, SLG: 0.552 18 Mitch Moreland, L (9, PH) OBP: 0.323, SLG: 0.448		C SI 85 X SL 81 0-1 ② P4		F CH 76 F SL 82 B SI 86 C SL 84 1-3 ② K			B CH 77 F SL 81 B SI 88 F SL 81 S FF 88 2-3 ① K		X FF 94 0-0 ② G3	3 1	0 0	0 0	0 0	0 0	2 0	0 0
14 Alberto Gonzalez, R (1, 4) OBP: 0.242, SLG: 0.273 7 David Murphy, L (9, PH) OBP: 0.330, SLG: 0.435		C SI 84 B CH 78 F SI 87 F FF 88 X SI 86 1-2 1B		X CH 78 0-0 ③ P5			C SI 86 S FF 87 0-3 ② K		C FF 94 S FF 94 F SI 96 X FF 97 0-2 1B	3 1	0 0	1 1	0 0	0 0	1 0	0 0
23 Craig Gentry, R (1, 8) OBP: 0.368, SLG: 0.423 25 Mike Napoli, R (9, PH) OBP: 0.349, SLG: 0.509		B SL 84 1 SAFE 1 SAFE B SL 82 X CH 76 2-0 ③ L6			C SL 79 B FF 84 F FF 85 C SL 80 1-3 ① K		B EP 70 B CH 77 B SI 85 B SI 84 4-0 1 E 1 1B BB		B FF 94 B SL 87 S SL 86 C SL 86 D SL 87 C SL 86 3-3 ③ K	2 1	0 0	0 0	0 0	1 0	1 1	1 1

	AB	34
	R	1
	H	7
	RBI	1
	BB	2
	SO	11
	LOB	8

Inning Stats	1	2	3	4	5	6	7	8	9
	R: 0 H: 1 E: 0 LOB: 2 K: 1 BB: 1 S: 17 P: 29	R: 0 H: 1 E: 0 LOB: 1 K: 0 BB: 0 S: 9 P: 12	R: 0 H: 1 E: 0 LOB: 1 K: 1 BB: 0 S: 11 P: 16	R: 1 H: 1 E: 0 LOB: 0 K: 1 BB: 0 S: 7 P: 11	R: 0 H: 1 E: 0 LOB: 1 K: 1 BB: 0 S: 9 P: 12	R: 0 H: 0 E: 0 LOB: 0 K: 1 BB: 0 S: 8 P: 14	R: 0 H: 1 E: 1 LOB: 2 K: 3 BB: 1 S: 14 P: 22	R: 0 H: 0 E: 0 LOB: 0 K: 1 BB: 0 S: 7 P: 9	R: 0 H: 1 E: 0 LOB: 1 K: 2 BB: 0 S: 11 P: 16

1B: 6	SF: 0	WP: 0	PA: 36
2B: 0	SAC: 0	PB: 0	
3B: 0	DP: 0	SB: 0	
HR: 1	HBP: 0	CS: 0	

PITCHER	IP	WLS	BF	H	R	ER	SO	BB	IBB	HBP	BLK	WP	HR	S	P	ERA	WHIP
52 Bruce Chen, L (1, 1) ERA: 4.34	6.2	W	27	5	1	1	7	2	0	0	0	0	1	67	106	1.35	1.050
40 Kelvin Herrera, R (7, 1) ERA: 3.44	0.1	H	2	1	0	0	1	0	0	0	0	0	0	8	10	0.00	3.000
50 Jose Mijares, L (8, 1) ERA: 2.4	0.1	H	1	0	0	0	0	0	0	0	0	0	0	1	1	0.00	0.000
43 Aaron Crow, R (8, 1) ERA: 2.65	0.2	H	2	0	0	0	1	0	0	0	0	0	0	6	8	0.00	0.000
51 Jonathan Broxton, R (9, 1) ERA: 1.32	1.0	S	4	1	0	0	2	0	0	0	0	0	0	11	16	0.00	1.000

PITCHER	IP	WLS	BF	H	R	ER	SO	BB	IBB	HBP	BLK	WP	HR	S	P	ERA	WHIP

Kansas City Royals @ Texas Rangers

Rangers Ballpark in Arlington, Arlington, TX

Tue May 15 2012, 8:09 PM - 10:48 PM EDT

Att. 37,210 - Partly Cloudy - 83 F

TOP

livebaseballscorecards.com

Batter	1	2	3	4	5	6	7	8	9	AB	R	H	RBI	BB	SO	LOB
1 Jarrod Dyson, L (1, 8) OBP: 0.383, SLG: 0.362	C FF 86 B SI 87 B FF 88 B FF 86 C FF 85 F FF 87 X FF 87 3-2 35 E 16 FC6-5 2B	X CH 84 0-0 16 E 16 2B 1B		C CU 71 B CH 82 B CU 74 F FF 86 S CU 76 2-3 K ①		C CU 74 B CH 83 B CU 75 B FF 86 C FF 88 B FF 88 4-2 35 2B BB			C FF 92 C CU 80 B FF 93 B CU 80 S SL 88 2-3 K ①	4	3	2	0	1	2	0
35 Eric Hosmer, L (1, 3) OBP: 0.248, SLG: 0.336	C FF 87 X CU 74 0-1 E1 16 FC6-5 2-3	1 SAFE C FF 85 B FF 86 1 SAFE 1 SAFE X FF 86 1-1 L8 ①		F FF 87 B CU 76 X CU 75 1-1 G3 ②		D CU 74 S FF 87 X CU 73 1-1 1-H 2B			B FF 94 X FF 94 1-0 1B ②	5	0	2	1	0	0	2
16 Billy Butler, R (1, 10) OBP: 0.340, SLG: 0.489	X FF 88 0-0 FC6-5 21 2B 27 1B 2-3 3-H	1 SAFE C SL 82 S FF 87 1 SAFE B FF 88 F SL 83 X CH 82 1-2 1-H 2B		C FF 88 B FF 88 B FF 88 S SL 82 F FF 89 S FF 88 2-3 K ③		C FF 95 X FF 95 0-1 P2 ③			F FF 94 B SL 89 B SL 88 X FF 95 2-1 1B	5	1	2	2	0	1	2
4 Alex Gordon, L (1, 7) OBP: 0.338, SLG: 0.391	C FF 87 B FF 86 X SI 87 1-1 F8 ②	X FF 86 0-0 P6 ②			B CU 73 C FF 86 C FF 87 B FF 87 X SL 83 2-2 G6-3 ①		B FF 96 C FF 95 S FF 95 S FF 97 1-3 K ①		B FF 93 B SI 94 S SI 94 X FF 94 2-1 F8 ③	5	0	0	0	0	1	3
21 Jeff Francoeur, R (1, 9) OBP: 0.303, SLG: 0.348	C FF 86 B FF 87 F FF 87 B FF 86 F FF 87 X SL 84 2-2 27 1B 1-3 2B	T FF 88 F FF 87 F FF 88 D SL 84 S SL 82 1-3 K ③			X SL 81 0-0 F8 ②		C SL 84 B SL 84 X FF 96 1-1 G6-3 ②			4	1	1	0	0	1	1
8 Mike Moustakas, L (1, 5) OBP: 0.371, SLG: 0.540	C FF 86 B FF 88 B CU 74 C CU 74 F FF 88 H SL 83 3-2 27 1B 17 1B HBP		C CU 71 B FF 87 B CU 75 B CH 80 X SI 87 3-1 HR		B FF 87 F CH 81 B CH 82 B CU 74 F CH 81 B CU 75 4-2 BB		C FF 97 B SL 83 F SL 83 S FF 97 1-3 K ③			2	2	1	1	1	1	0
27 Brayan Peña, S (1, 2) OBP: 0.262, SLG: 0.333	D CU 74 S CH 82 X FF 87 1-1 17 1B 1-3 2-H 3-H 1B		C FF 87 B SI 87 X CH 81 1-1 F8 ①		B FF 88 C FF 86 1 SAFE B CU 72 F FF 86 X FF 87 2-2 G6-3 ③			B FF 87 C FS 80 X FS 81 1-1 F9 ①		4	0	1	2	0	0	1
17 Chris Getz, L (1, 4) OBP: 0.329, SLG: 0.400	C FF 87 X CU 74 0-1 1-2 3-H 1B		C FF 87 B FF 88 C SL 82 F CU 75 X FF 88 1-2 F7 ②			B FF 85 F CH 85 C CU 73 X CU 75 1-2 G1-3 ①		C FF 88 F FF 89 S FS 84 0-3 K ②		4	0	1	1	0	1	0
2 Alcides Escobar, R (1, 6) OBP: 0.320, SLG: 0.426	C FF 88 B FF 86 F FF 88 F FF 89 T SL 84 1-2 K ③		C SL 83 X SL 82 0-1 G4-3 ③			B SL 82 C FF 87 B FF 86 B FF 87 X FF 87 3-1 F9 ②		C FF 89 B SL 82 F FF 89 S FS 82 1-3 K ③		4	0	0	0	0	2	2
Inning Stats	R: 4 E: 1 K: 1 S: 24 H: 4 LOB: 2 BB: 0 P: 35	R: 1 E: 1 K: 1 S: 12 H: 2 LOB: 1 BB: 0 P: 15	R: 1 E: 0 K: 0 S: 10 H: 1 LOB: 0 BB: 0 P: 15	R: 0 E: 0 K: 2 S: 9 H: 0 LOB: 0 BB: 0 P: 14	R: 0 E: 0 K: 0 S: 9 H: 0 LOB: 1 BB: 1 P: 17	R: 1 E: 0 K: 0 S: 11 H: 1 LOB: 1 BB: 1 P: 20	R: 0 E: 0 K: 2 S: 8 H: 0 LOB: 0 BB: 0 P: 11	R: 0 E: 0 K: 2 S: 8 H: 0 LOB: 0 BB: 0 P: 10	R: 0 E: 0 K: 1 S: 8 H: 2 LOB: 1 BB: 0 P: 15	1B: 5 2B: 4 3B: 0 HR: 1 SF: 0 SAC: 0 DP: 0 HBP: 1						

	AB	37
	R	7
	H	10
	RBI	7
	BB	2
	SO	9
	LOB	11

PITCHER		IP	WLS	BF	H	R	ER	SO	BB	IBB	HBP	BLK	WP	HR	S	P	ERA	WHIP
48 Colby Lewis, R ERA: 3.63	(1, 1)	5.2	L	29	8	7	2	4	2	0	1	0	0	1	73	114	3.18	1.765
41 Alexi Ogando, R ERA: 0.45	(6, 1)	1.1		4	0	0	0	2	0	0	0	0	0	0	10	13	0.00	0.000
19 Koji Uehara, R ERA: 1.35	(8, 1)	1.0		3	0	0	0	2	0	0	0	0	0	0	8	10	0.00	0.000
36 Joe Nathan, R ERA: 3.07	(9, 1)	1.0		4	2	0	0	1	0	0	0	0	0	0	8	15	0.00	2.000

PITCHER	IP	WLS	BF	H	R	ER	SO	BB	IBB	HBP	BLK	WP	HR	S	P	ERA	WHIP

WP: 0 PA: 40
PB: 0
SB: 0
CS: 0

Kansas City Royals @ Texas Rangers

Rangers Ballpark in Arlington, Arlington, TX

Tue May 15 2012, 8:09 PM - 10:48 PM EDT

Att. 37,210 - Partly Cloudy - 83 F

livebaseballscorecards.com

Batter	1	2	3	4	5	6	7	8	9	AB	R	H	RBI	BB	SO	LOB
5 Ian Kinsler, R (1, 4) OBP: 0.356, SLG: 0.471	B SI 92 X SI 92 1-0 G3-4-1 ①		C SL 84 S SL 86 B SI 93 B SL 86 X SI 92 2-2 F9 ②		C SI 92 X SL 84 0-1 32 S, 10 S, 32 SF8 1B		F CH 84 B FF 94 S CU 75 B FF 94 S CH 84 2-3 K ③			4	1	1	0	0	1	0
10 Michael Young, R (1, 5) OBP: 0.306, SLG: 0.387	B SI 93 F FF 93 B SL 82 S FF 94 X SL 87 2-2 G1-3 ②		X SI 93 0-0 G6-3 ③		1 SAFE C SI 92 F FF 92 F SI 92 D CH 84 D SL 87 X CH 85 2-2 G5-3 ① 1-2			B FF 94 X SI 94 1-0 P4 ①		4	0	0	0	0	0	1
32 Josh Hamilton, L (1, 7) OBP: 0.457, SLG: 0.848	B FF 94 B SL 88 B SL 87 B SI 92 4-0 29 1B, BB			X SI 91 0-0 7 2B, 1B	C SL 86 X SL 85 0-1 SF8 ② 2-H			B SI 95 S SI 95 S SL 83 S SL 87 1-3 K ②		2	1	1	1	1	1	0
29 Adrian Beltré, R (1, 10) OBP: 0.326, SLG: 0.508	B SI 93 C CH 86 C SL 88 D SL 88 F SL 86 F SI 94 X FF 95 2-2 1-3 1B			X SI 92 0-0 F8 ①	C SL 87 B SL 86 X SI 93 1-1 G4-3 ③			F SI 95 F SI 94 X SL 86 0-2 F7 ③		4	0	1	0	0	0	1
7 David Murphy, L (1, 9) OBP: 0.327, SLG: 0.438	B SI 92 B CH 86 F SI 93 X SI 93 2-1 F8 ③			B SI 92 B CH 85 B SI 91 C SI 92 X SI 92 3-1 18 1B, 2B 1-H		B FF 93 B FF 94 F FF 94 T CH 84 C CU 75 2-3 K ①			B FF 91 B FF 90 C FF 89 F FF 91 X SL 80 2-2 G3 ①	4	1	1	1	0	1	2
25 Mike Napoli, R (1, 2) OBP: 0.346, SLG: 0.500		B SI 91 B SI 93 C FF 92 B CH 87 F SI 93 F SI 93 X FF 93 3-2 18 L3, 1B		B CH 86 X SI 93 1-0 P4 ②	C FF 94 B FF 93 C CU 76 S CU 75 1-3 K ②				B FF 91 C FF 89 B FF 90 S FF 90 C FF 90 2-3 K ②	4	0	1	0	0	2	1
18 Mitch Moreland, L (1, 3) OBP: 0.323, SLG: 0.444 21 Brandon Snyder, R (9, PH) OBP: 0.375, SLG: 0.667		C SI 94 B SI 92 B SL 87 B CH 85 F SI 92 X FF 92 3-2 L3 ① ② 1-1		C SL 85 X CH 84 0-1 14 2B, 1B 2-H	B FF 94 S CH 86 C FF 94 B CU 78 C CU 75 2-3 K ③				F FF 91 C FF 90 B SL 78 F FF 92 X CH 83 1-2 HR	3 1	0 1	1 1	1 1	0 0	1 0	1 0
14 Alberto Gonzalez, R (1, 6) OBP: 0.250, SLG: 0.306 1 Elvis Andrus, R (9, PH) OBP: 0.398, SLG: 0.423		B SI 92 S FF 91 B FF 93 F FF 92 F SL 86 X FF 94 2-2 G1-3 ③		S SI 92 X SI 92 0-1 1-3 2B			C FF 92 C FF 93 X CU 75 0-2 G5-3 ①		S FF 94 B FF 95 S FF 96 X SL 84 1-2 G6-3 ③	3 1	0 0	1 0	0 0	0 0	0 0	0 0
23 Craig Gentry, R (1, 8) OBP: 0.350, SLG: 0.400			C FF 92 C SI 92 S SL 86 0-3 K ①	F SI 92 S SI 92 B SL 86 B FF 92 S SL 86 2-3 K ③			B FF 94 B CH 85 F FF 93 C FF 94 F CU 76 S CU 75 2-3 K ②			3	0	0	0	0	3	2
Inning Stats	R: 0 E: 0 K: 0 S: 11 H: 1 LOB: 2 BB: 1 P: 22	R: 0 E: 0 K: 0 S: 11 H: 1 LOB: 0 BB: 0 P: 19	R: 0 E: 0 K: 1 S: 7 H: 0 LOB: 0 BB: 0 P: 9	R: 2 E: 0 K: 1 S: 12 H: 4 LOB: 2 BB: 0 P: 18	R: 1 E: 0 K: 0 S: 10 H: 1 LOB: 0 BB: 0 P: 13	R: 0 E: 0 K: 3 S: 9 H: 0 LOB: 0 BB: 0 P: 14	R: 0 E: 0 K: 2 S: 10 H: 0 LOB: 0 BB: 0 P: 14	R: 0 E: 0 K: 1 S: 7 H: 0 LOB: 0 BB: 0 P: 9	R: 1 E: 0 K: 1 S: 13 H: 1 LOB: 0 BB: 0 P: 19	1B: 5 2B: 3 3B: 0 HR: 1 SF: 1 SAC: 0 DP: 1 HBP: 0						

BOTTOM	
AB	33
R	4
H	8
RBI	4
BB	1
SO	9
LOB	8

PITCHER	IP	WLS	BF	H	R	ER	SO	BB	IBB	HBP	BLK	WP	HR	S	P	ERA	WHIP
32 Vin Mazzaro, R (1, 1) ERA: 4.5	5.0	W	22	7	3	3	2	1	0	0	0	0	0	51	81	5.40	1.600
55 Tim Collins, L (6, 1) ERA: 3.32	2.0		6	0	0	0	5	0	0	0	0	0	0	19	28	0.00	0.000
43 Aaron Crow, R (8, 1) ERA: 2.5	1.0		3	0	0	0	1	0	0	0	0	0	0	7	9	0.00	0.000
50 Jose Mijares, L (9, 1) ERA: 2.87	0.2		3	1	1	1	1	0	0	0	0	0	1	10	15	13.50	1.500
56 Greg Holland, R (9, 1) ERA: 9.0	0.1		1	0	0	0	0	0	0	0	0	0	0	3	4	0.00	0.000

PITCHER	IP	WLS	BF	H	R	ER	SO	BB	IBB	HBP	BLK	WP	HR	S	P	ERA	WHIP

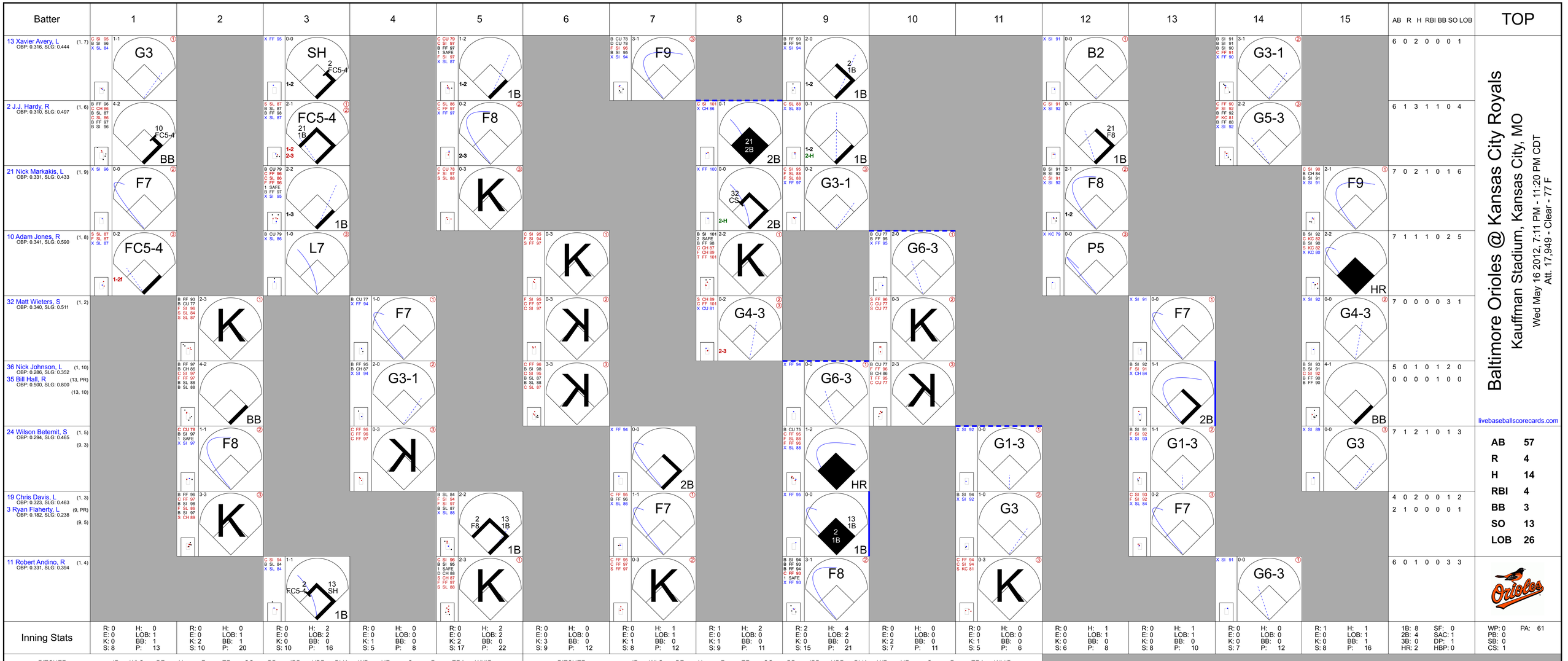

Baltimore Orioles @ Kansas City Royals

Kauffman Stadium, Kansas City, MO

Wed May 16 2012, 7:11 PM - 11:20 PM CDT
Att. 17,949 - Clear - 77 F

livebaseballscorecards.com

Batter	1	2	3	4	5	6	7	8	9	10	11	12	13	14	15	AB	R	H	RBI	BB	SO	LOB
13 Xavier Avery, L (1, 7) OBP: 0.316, SLG: 0.444	G3		SH		1B		F9		1B			B2		G3-1		6	0	2	0	0	0	1
2 J.J. Hardy, R (1, 6) OBP: 0.310, SLG: 0.497	BB		FC5-4		F8			2B	1B			1B		G5-3		6	1	3	1	1	0	4
21 Nick Markakis, L (1, 9) OBP: 0.331, SLG: 0.433	F7		1B		K			2B	G3-1			F8			F9	7	0	2	1	0	1	6
10 Adam Jones, R (1, 8) OBP: 0.341, SLG: 0.590	FC5-4		L7			K		K		G6-3		P5			HR	7	1	1	1	0	2	5
32 Matt Wieters, S (1, 2) OBP: 0.340, SLG: 0.511		K		F7		K		G4-3		K			F7		G4-3	7	0	0	0	0	3	1
36 Nick Johnson, L (1, 10) OBP: 0.286, SLG: 0.352		BB		G3-1		K			G6-3	K			2B		BB	5	0	1	0	1	2	0
35 Bill Hall, R (13, PR) OBP: 0.500, SLG: 0.800 (13, 10)																0	0	0	0	1	0	0
24 Wilson Betemit, S (1, 5) OBP: 0.294, SLG: 0.465 (9, 3)		F8		K			2B		HR		G1-3		G1-3		G3	7	1	2	1	0	1	3
19 Chris Davis, L (1, 3) OBP: 0.323, SLG: 0.463		K			1B		F7		1B		G3		F7			4	0	2	0	0	1	2
3 Ryan Flaherty, L (9, PR) OBP: 0.182, SLG: 0.238 (9, 5)																2	1	0	0	0	0	1
11 Robert Andino, R (1, 4) OBP: 0.331, SLG: 0.394			1B		K		K		F8		K			G6-3		6	0	1	0	0	3	3

Inning Stats	R: 0 E: 0 K: 0 S: 8	H: 0 LOB: 1 BB: 1 P: 13	R: 0 E: 0 K: 2 S: 10	H: 0 LOB: 1 BB: 1 P: 20	R: 0 E: 0 K: 0 S: 10	H: 2 LOB: 2 BB: 0 P: 16	R: 0 E: 0 K: 1 S: 5	H: 0 LOB: 0 BB: 0 P: 8	R: 0 E: 0 K: 2 S: 17	H: 2 LOB: 2 BB: 0 P: 22	R: 0 E: 0 K: 3 S: 9	H: 0 LOB: 0 BB: 0 P: 12	R: 0 E: 0 K: 1 S: 8	H: 1 LOB: 1 BB: 0 P: 12	R: 1 E: 0 K: 1 S: 9	H: 2 LOB: 0 BB: 0 P: 11	R: 2 E: 0 K: 0 S: 15	H: 4 LOB: 2 BB: 0 P: 21	R: 0 E: 0 K: 2 S: 7	H: 0 LOB: 0 BB: 0 P: 11	R: 0 E: 0 K: 1 S: 5	H: 0 LOB: 0 BB: 0 P: 6	R: 0 E: 0 K: 0 S: 6	H: 1 LOB: 1 BB: 0 P: 8	R: 0 E: 0 K: 0 S: 8	H: 1 LOB: 1 BB: 0 P: 10	R: 0 E: 0 K: 0 S: 7	H: 0 LOB: 0 BB: 0 P: 12	R: 1 E: 0 K: 0 S: 8	H: 1 LOB: 1 BB: 1 P: 16	1B: 8 2B: 4 3B: 0 HR: 2	SF: 0 SAC: 1 DP: 1 HBP: 0	WP: 0 PB: 0 SB: 0 CS: 1	PA: 61
PITCHER	IP	WLS	BF	H	R	ER	SO	BB	IBB	HBP	BLK	WP	HR	S	P	ERA	WHIP	PITCHER	IP	WLS	BF	H	R	ER	SO	BB	IBB	HBP	BLK	WP	HR	S	P	ERA	WHIP
59 Felipe Paulino, R (1, 1) ERA: 1.93	7.0		28	5	0	0	9	2	0	0	0	0	0	67	103	0.00	1.000																			
40 Kelvin Herrera, R (8, 1) ERA: 3.72	1.0	H	4	2	1	1	1	0	0	0	0	0	0	9	11	9.00	2.000																			
51 Jonathan Broxton, R (9, 1) ERA: 2.45	1.0	B	7	4	2	2	0	0	0	0	0	0	1	15	21	18.00	4.000																			
55 Tim Collins, L (10, 1) ERA: 3.15	1.0		3	0	0	0	2	0	0	0	0	0	0	7	11	0.00	0.000																			
47 Nate Adcock, R (11, 1) ERA: 2.51	5.0	L	19	3	1	1	1	1	0	0	0	0	1	34	52	1.80	0.800																			

TOP	
AB	57
R	4
H	14
RBI	4
BB	3
SO	13
LOB	26

Baltimore Orioles @ Kansas City Royals

Kauffman Stadium, Kansas City, MO

Wed May 16 2012, 7:11 PM - 11:20 PM CDT

Att. 17,949 - Clear - 77 F

livebaseballscorecards.com

BOTTOM

Batter	1	2	3	4	5	6	7	8	9	10	11	12	13	14	15	AB	R	H	RBI	BB	SO	LOB
1 Jarrod Dyson, L (1, 8) OBP: 0.375, SLG: 0.347	35 FC6-4 1B			16 1B BB	G1-3			F7	K			K			G1-3	6	0	1	0	1	2	2
35 Eric Hosmer, L (1, 3) OBP: 0.237, SLG: 0.319	FC6-4 16 G6-4-3 1-2f			F8	G3-1			P5		G3-1		G4-3			G5-3	7	0	0	0	0	0	2
16 Billy Butler, R (1, 10) OBP: 0.344, SLG: 0.490 12 Mitch Maier, L (8, PR) OBP: 0.319, SLG: 0.350 (9, 10) 9 Johnny Giavotella, R (10, PH) OBP: 0.214, SLG: 0.231 (11, 10)	G6-4-3 1-2f			4 L3 1B 1-2	G1-3	G3-1		4 2B 1B		L8			G3		1B	4	0	2	0	0	0	1
																0	1	0	0	0	0	0
																3	0	1	0	0	0	0
4 Alex Gordon, L (1, 7) OBP: 0.341, SLG: 0.396		K		L3 1-1	F8	F8		1B 2B 1-H		21 FC6-4 1B 1-2f			BB		G4-3	6	0	2	1	1	1	3
21 Jeff Francoeur, R (1, 9) OBP: 0.304, SLG: 0.350	F8				17 G3 33 1B 2B	F8		IBB		FC6-4 1-2f			K			5	1	1	0	1	1	2
8 Mike Moustakas, L (1, 5) OBP: 0.362, SLG: 0.521	G4-3				P5	19 E 19 1B 1B		P5			F9		K			6	0	1	0	0	1	4
2 Alcides Escobar, R (1, 6) OBP: 0.328, SLG: 0.425			17 G4-6-3 1B		17 G3 33 1B HBP		L9		19 SH1-3 1B		L1			G1-3		5	1	2	0	0	0	1
17 Chris Getz, L (1, 4) OBP: 0.321, SLG: 0.390 19 Irving Falu, S (7, 4) OBP: 0.400, SLG: 0.550	G4-6-3 1-2f				G3 1-2 2-3		E6 1-3		SH1-3 1-2		G6-3			G5-3		2	0	0	0	0	0	3
																3	0	1	0	0	0	0
33 Humberto Quintero, R (1, 2) OBP: 0.280, SLG: 0.362			P6		2-H 3-H 1B		G5-3		K			K			G3-1	6	0	1	2	0	2	3
Inning Stats	R: 0 E: 0 K: 0 S: 5	H: 1 LOB: 0 BB: 0 P: 8	R: 0 E: 0 K: 1 S: 9	H: 0 LOB: 0 BB: 0 P: 12	R: 0 E: 0 K: 0 S: 5	H: 1 LOB: 0 BB: 0 P: 5	R: 0 E: 0 K: 0 S: 6	H: 1 LOB: 1 BB: 1 P: 11	R: 2 E: 0 K: 0 S: 13	H: 2 LOB: 1 BB: 0 P: 20	R: 0 E: 0 K: 0 S: 8	H: 0 LOB: 0 BB: 0 P: 11	R: 0 E: 1 K: 0 S: 10	H: 2 LOB: 2 BB: 0 P: 15	R: 1 E: 0 K: 0 S: 17	H: 2 LOB: 2 BB: 1 P: 26	R: 0 E: 0 K: 2 S: 11	H: 1 LOB: 1 BB: 0 P: 14	R: 0 E: 0 K: 0 S: 9	H: 1 LOB: 1 BB: 0 P: 13	R: 0 E: 0 K: 0 S: 9	H: 0 LOB: 0 BB: 0 P: 11	R: 0 E: 0 K: 2 S: 11	H: 0 LOB: 0 BB: 0 P: 15	R: 0 E: 0 K: 2 S: 11	H: 0 LOB: 0 BB: 1 P: 19	R: 0 E: 0 K: 0 S: 6	H: 0 LOB: 0 BB: 0 P: 10	R: 0 E: 0 K: 0 S: 10	H: 1 LOB: 1 BB: 0 P: 16	1B: 10 2B: 3 3B: 0 HR: 0	SF: 0 SAC: 1 DP: 3 HBP: 1	WP: 0 PB: 0 SB: 0 CS: 0	PA: 58

	AB	53
	R	3
	H	12
	RBI	3
	BB	3
	SO	7
	LOB	21

PITCHER	IP	WLS	BF	H	R	ER	SO	BB	IBB	HBP	BLK	WP	HR	P	ERA	WHIP
29 Tommy Hunter, R (1, 1) ERA: 4.78	7.0		27	7	2	2	1	1	0	1	0	0	0	56	2.57	1.143
40 Troy Patton, L (8, 1) ERA: 4.58	1.0		6	2	1	1	0	0	1	0	0	0	0	17	9.00	2.000
56 Darren O'Day, R (9, 1) ERA: 1.47	1.0		4	1	0	0	2	0	0	0	0	0	0	11	0.00	1.000
37 Dana Eveland, L (10, 1) ERA: 3.38	3.0		10	1	0	0	2	0	0	0	0	0	0	29	0.00	0.333
63 Kevin Gregg, R (13, 1) ERA: 3.75	2.0	W	7	0	0	0	2	1	0	0	0	0	0	17	0.00	0.500

PITCHER	IP	WLS	BF	H	R	ER	SO	BB	IBB	HBP	BLK	WP	HR	S	P	ERA	WHIP
43 Jim Johnson, R (15, 1) ERA: 0.51	1.0	S	4	1	0	0	0	0	0	0	0	0	0	10	16	0.00	1.000

Batter	1	2	3	4	5	6	7	8	9	AB	R	H	RBI	BB	SO	LOB
13 Xavier Avery, L (1, 7) OBP: 0.304, SLG: 0.381	C FF 93 X FF 94 0-1 ① G4-3		C KC 80 X FF 94 0-1 ② G1-3		C KC 81 F SI 93 X FC 90 0-2 ③ G1-3		B SI 96 B SI 97 B SI 95 C SI 95 B SI 97 4-1 2 1B 1-2 BB			3	0	0	0	1	0	0
2 J.J. Hardy, R (1, 6) OBP: 0.309, SLG: 0.491	C SI 94 B SI 94 B FC 91 X FC 90 2-1 ② G5-3		B FF 94 B SI 94 B FC 90 C FF 95 S FC 89 X SI 95 3-2 ③ G5-3			B KC 78 X SI 92 1-0 ① F8	C SL 88 F SI 95 D SL 89 X SI 97 1-2 1-3 2-H 3-H 1B			4	0	1	2	0	0	0
21 Nick Markakis, L (1, 9) OBP: 0.335, SLG: 0.435	B SI 94 F SI 94 B FC 89 F FF 89 B SI 95 X SI 94 3-2 10 BB 1B			C KC 77 X KC 79 0-1 10 HR 1B		B KC 80 C FF 93 F FC 90 B FC 88 F FF 94 B FC 88 S FC 88 3-3 ② K	C FF 90 X SL 79 0-1 ③ F7			4	1	2	0	0	1	2
10 Adam Jones, R (1, 8) OBP: 0.345, SLG: 0.604	B SI 93 B SI 94 S SI 91 B FC 90 S FC 89 F FF 91 B SI 95 4-2 1-2 BB			C SI 93 B FC 89 B SI 92 B SI 92 F FC 88 X SL 85 3-2 1-H HR		B KC 80 C FF 94 C SI 93 C FC 89 1-3 ③ K		B FF 91 C CH 81 B SL 82 B FF 91 X FF 90 3-1 ① G5-3		3	1	1	2	1	1	0
24 Wilson Betemit, S (1, 10) OBP: 0.292, SLG: 0.456	B KC 80 C KC 80 F SI 94 B SI 94 S FC 90 2-3 ③ K			S FF 92 X SI 94 0-1 ① F8			C KC 76 B SI 92 B SI 92 X SI 92 2-1 19 1B 19 E 1B	B CH 81 C FF 93 B FF 88 X SL 81 2-1 ② G5-3		4	1	1	0	0	1	2
19 Chris Davis, L (1, 3) OBP: 0.336, SLG: 0.472		B FF 93 F SI 93 B SI 90 B SI 93 X FC 90 3-1 3 CS 1B		F KC 79 F FF 94 F SL 85 B SI 93 F SL 86 B FF 94 B SI 92 X FC 90 3-2 11 G6-4-3 1B			B SI 92 S FF 88 X SI 92 1-1 E8 11 F9 2 1B 1-H 1B	X SL 82 0-0 ③ G4-3		4	1	3	0	0	0	0
11 Robert Andino, R (1, 4) OBP: 0.322, SLG: 0.382		X SI 94 0-0 ① F9		C SI 94 X FC 86 0-1 ②③ G6-4-3 1-2f			B SI 95 F SI 95 F SL 86 X SL 87 1-2 ① F9 2-3		X SI 91 0-0 ① P6	4	0	0	0	0	0	3
3 Ryan Flaherty, L (1, 5) OBP: 0.167, SLG: 0.217		B FF 94 S FC 89 S KC 81 B SI 94 B KC 81 S FC 89 3-3 ②③ K 1-2			C KC 77 B FF 92 B CH 85 S FF 90 C FC 88 2-3 ① K		C SL 84 X SI 97 0-1 ② B1		B FF 93 B SI 93 X SI 91 2-0 ② P3	4	0	0	0	0	2	2
25 Luis Exposito, R (1, 2) OBP: 0.143, SLG: 0.077			S FF 90 B FF 94 S FC 89 C SL 86 1-3 ① K		C FF 94 X SI 94 0-1 ② G5-3		B SL 84 C SL 85 B SL 86 B SI 97 B SL 85 4-1 13 BB 2 1B BB		C SI 93 B SI 93 F SL 81 B SL 80 C SI 91 2-3 ③ K	3	1	0	0	1	2	0
Inning Stats	R: 0 E: 0 K: 1 S: 13 H: 1 LOB: 2 BB: 1 P: 24	R: 0 E: 0 K: 1 S: 6 H: 1 LOB: 1 BB: 0 P: 12	R: 0 E: 0 K: 1 S: 8 H: 0 LOB: 0 BB: 0 P: 12	R: 2 E: 0 K: 0 S: 14 H: 3 LOB: 0 BB: 0 P: 20	R: 0 E: 0 K: 1 S: 8 H: 0 LOB: 0 BB: 0 P: 10	R: 0 E: 0 K: 2 S: 8 H: 0 LOB: 0 BB: 0 P: 13	R: 3 E: 1 K: 0 S: 16 H: 3 LOB: 2 BB: 2 P: 29	R: 0 E: 0 K: 0 S: 5 H: 0 LOB: 0 BB: 0 P: 10	R: 0 E: 0 K: 1 S: 5 H: 0 LOB: 0 BB: 0 P: 9	1B: 7 2B: 1 3B: 0 HR: 1 SF: 0 SAC: 0 DP: 2 HBP: 0						

PITCHER		IP	WLS	BF	H	R	ER	SO	BB	IBB	HBP	BLK	WP	HR	S	P	ERA	WHIP
44 Luke Hochevar, R ERA: 7.02	(1, 1)	6.0	L	24	7	4	4	6	1	0	0	0	0	1	61	98	6.00	1.333
43 Aaron Crow, R ERA: 2.89	(7, 1)	0.2		5	1	1	1	0	2	0	0	0	0	0	10	20	13.50	4.500
50 Jose Mijares, L ERA: 2.65	(7, 1)	1.1		4	0	0	0	0	0	0	0	0	0	0	7	12	0.00	0.000
31 Louis Coleman, R ERA: 3.72	(9, 1)	1.0		3	0	0	0	1	0	0	0	0	0	0	5	9	0.00	0.000

PITCHER	IP	WLS	BF	H	R	ER	SO	BB	IBB	HBP	BLK	WP	HR	S	P	ERA	WHIP

TOP

Baltimore Orioles @ Kansas City Royals

Kauffman Stadium, Kansas City, MO

Thu May 17 2012, 1:11 PM - 3:50 PM CDT
Att. 31,076 - Partly Cloudy - 81 F

livebaseballscorecards.com

AB	33
R	5
H	8
RBI	4
BB	3
SO	7
LOB	9

WP: 0	PA: 36		
PB: 0			
SB: 0			
CS: 1			

Batter	1	2	3	4	5	6	7	8	9	AB	R	H	RBI	BB	SO	LOB
1 Jarrod Dyson, L (1, 8) OBP: 0.355, SLG: 0.325	B FC 90 C FC 92 B FC 92 F FC 92 F FC 92 X SL 87 2-2 G1-3 ①		C SL 87 C FC 94 D SL 86 F FC 93 B FF 94 C SL 85 2-3 K ①		B FC 91 X FF 92 1-0 B1-3 ①		C CH 84 F CH 86 F SI 91 B SI 91 1 SAFE X SI 87 1-2 L4 ① 1-2		B SI 95 C SI 94 F CH 88 F SI 96 S CH 88 1-3 K ③	5	0	0	0	0	2	3
9 Johnny Giavotella, R (1, 10) OBP: 0.222, SLG: 0.235	B FC 93 C FC 94 B SL 85 F FC 93 F SL 85 X FC 94 2-2 F9 ②		C SL 86 B FC 94 X FF 94 1-1 21 FC5 16 1B 3-H 1B		C CU 76 X SL 85 0-1 G6-3 ②		C SI 90 X SI 91 0-1 F7 ②			4	0	1	1	0	0	1
16 Billy Butler, R (1, 3) OBP: 0.348, SLG: 0.497	B FC 93 X FC 92 1-0 L7 ③		B FC 93 C SL 87 X CU 78 1-1 21 FC5 1-2 1B		C FC 89 B CU 80 C CU 78 X FF 93 1-2 2B		C CH 85 B CH 87 F SI 91 F FF 91 F SI 91 F SL 86 D FF 89 X SI 91 2-2 G4-3 ③ 2-3			4	0	2	0	0	0	1
4 Alex Gordon, L (1, 7) OBP: 0.333, SLG: 0.385		C FC 92 B SL 84 F FC 93 B SL 83 X SL 83 2-2 P4 ①	C SL 84 F FC 94 F SL 86 F FC 93 X SL 86 0-2 F7 ②		B SL 85 C SL 88 B FC 93 F FC 94 C CU 80 2-3 K ③			B SI 98 C SI 97 B SI 98 B SL 82 X SI 98 3-1 G3 ①		4	0	0	0	0	1	3
21 Jeff Francoeur, R (1, 9) OBP: 0.296, SLG: 0.340		X FC 92 0-0 G1-3 ②	C CU 80 B CH 87 X SL 87 1-1 FC5 ③ 1-2 2-3f			C SL 85 S SL 87 F CU 79 F FC 93 X SL 84 0-2 G6-3 ①		B SL 85 B SI 97 C SI 97 X SI 98 2-1 G3-1 ②		4	0	0	0	0	0	2
8 Mike Moustakas, L (1, 5) OBP: 0.351, SLG: 0.504		B FC 92 F FC 92 B FC 93 B SL 83 X FC 91 3-1 G6-3 ③		X FC 92 0-0 F8 ①		C CU 80 B SL 88 X FC 93 1-1 P2 ②		B FF 99 B SI 97 C SI 97 F SL 83 X SI 99 2-2 G4-3 ③		4	0	0	0	0	0	0
2 Alcides Escobar, R (1, 6) OBP: 0.341, SLG: 0.431			C FF 91 X FC 92 0-1 19 1B 33 2B 1B	C CU 78 B CH 85 C SL 83 X CU 78 1-2 19 SH3 1B		F FC 92 C CH 86 F CU 78 B SL 86 B FC 93 B CU 78 F FF 88 F FC 95 B CU 78 4-2 19 FC6-4 BB			C SI 94 B SI 93 B SI 93 X SI 96 2-1 L4 ①	3	1	2	0	1	0	0
19 Irving Falu, S (1, 4) OBP: 0.435, SLG: 0.565			B FF 91 F FF 92 B FF 92 1 SAFE F SL 85 1 SAFE F FC 92 X SL 84 2-2 33 2B 1-2 1B	F FF 93 X FC 92 0-1 SH3 ② 1-2	B FC 93 B FF 94 1 SAFE X FF 92 2-0 FC6-4 ③ 1-2f				C SI 94 B SI 95 X SI 95 1-1 27 G3 1B	3	1	2	0	0	0	1
33 Humberto Quintero, R (1, 2) OBP: 0.295, SLG: 0.389 27 Brayan Peña, S (8, 2) OBP: 0.258, SLG: 0.328			B SL 83 F SL 84 X CH 86 1-1 9 1B 1-H 2-H 2B	C FC 92 X SL 85 0-1 G6-3 ③			B SI 90 B SI 90 C SI 90 X SI 90 2-1 16 WP 1 E 1B		X SI 94 0-0 G3 ② 1-2	3 1	1 0	2 0	2 0	0 0	0 0	1 1
Inning Stats	R: 0 E: 0 K: 0 S: 9 H: 0 LOB: 0 BB: 0 P: 14	R: 0 E: 0 K: 0 S: 6 H: 0 LOB: 0 BB: 0 P: 11	R: 3 E: 0 K: 1 S: 23 H: 5 LOB: 2 BB: 0 P: 31	R: 0 E: 0 K: 0 S: 8 H: 1 LOB: 1 BB: 0 P: 9	R: 0 E: 0 K: 1 S: 9 H: 1 LOB: 1 BB: 0 P: 13	R: 0 E: 0 K: 0 S: 13 H: 0 LOB: 1 BB: 1 P: 20	R: 0 E: 1 K: 0 S: 14 H: 1 LOB: 1 BB: 0 P: 19	R: 0 E: 0 K: 0 S: 7 H: 0 LOB: 0 BB: 0 P: 14	R: 0 E: 0 K: 1 S: 9 H: 1 LOB: 1 BB: 0 P: 13	1B: 7 2B: 2 3B: 0 HR: 0 SF: 0 SAC: 1 DP: 0 HBP: 0						WP: 1 PB: 0 SB: 0 CS: 0 PA: 37	

PITCHER		IP	WLS	BF	H	R	ER	SO	BB	IBB	HBP	BLK	WP	HR	S	P	ERA	WHIP
17 Brian Matusz, L ERA: 5.36	(1, 1)	6.0	W	26	7	3	3	2	1	0	0	0	0	0	68	98	4.50	1.333
38 Luis Ayala, R ERA: 1.77	(7, 1)	1.0	H	4	1	0	0	0	0	0	0	0	1	0	14	19	0.00	1.000
47 Pedro Strop, R ERA: 1.23	(8, 1)	1.0	H	3	0	0	0	0	0	0	0	0	0	0	7	14	0.00	0.000
43 Jim Johnson, R ERA: 0.48	(9, 1)	1.0	S	4	1	0	0	1	0	0	0	0	0	0	9	13	0.00	1.000

PITCHER	IP	WLS	BF	H	R	ER	SO	BB	IBB	HBP	BLK	WP	HR	S	P	ERA	WHIP

BOTTOM

Baltimore Orioles @ Kansas City Royals

Kauffman Stadium, Kansas City, MO

Thu May 17 2012, 1:11 PM - 3:50 PM CDT

Att. 31,076 - Partly Cloudy - 81 F

livebaseballscorecards.com

AB	35
R	3
H	9
RBI	3
BB	1
SO	3
LOB	13

TOP

Arizona Diamondbacks @ Kansas City Royals

Kauffman Stadium, Kansas City, MO

Fri May 18 2012, 7:11 PM - 10:16 PM CDT

Att. 33,694 - Partly Cloudy - 84 F

livebaseballscorecards.com

Batter	1	2	3	4	5	6	7	8	9	AB	R	H	RBI	BB	SO	LOB
8 Gerardo Parra, L (1, 8) OBP: 0.308, SLG: 0.385	C SI 92 B FF 94 X SI 93 1-1 ① G4-3		C FF 93 F FF 94 B SL 83 X FF 93 1-2 ② G3-1			B SI 92 X SI 93 1-0 ① 18 1B; 10 1B; 1B	C SI 100 B CU 82 X CH 88 1-1 ③ G4-3		S SL 81 S SL 82 B SI 91 B SL 79 F CH 82 X SI 90 2-2 ② L8	5	1	1	0	0	0	0
18 Willie Bloomquist, R (1, 6) OBP: 0.299, SLG: 0.347	B SI 93 F SI 93 B SI 93 X SI 92 2-1 ② G5-3		C SI 93 B SI 93 X SI 94 1-1 ③ F8			X SI 92 0-0 10 1B; 24 2B; 1-3; 1B		C SI 99 X CU 83 0-1 10 1B; 26 2B; 1B	C SI 92 B SI 90 C SI 92 B SL 83 X SL 82 2-2 10 CS; 1B	5	2	3	0	0	0	0
10 Justin Upton, R (1, 9) OBP: 0.342, SLG: 0.359	C SI 93 C SL 83 B SI 94 B SI 92 B SI 94 B SI 94 4-2 26 2B; BB			B SI 92 B SI 94 F SI 94 F SI 93 F SI 93 F FF 95 X FF 94 2-2 ① G5-3		X SI 93 0-0 24 2B; 1-2; 3-H; 1B		S CH 88 D CU 84 X SI 99 1-1 26 2B; 1-3; 1B	B FF 88 C SL 80 1-1 ③ CS; 1-2	3	3	2	1	1	0	0
26 Miguel Montero, L (1, 2) OBP: 0.354, SLG: 0.357	C SI 92 F SI 93 B SI 93 F CH 82 B SL 80 X SI 93 2-2 1-H; 2B			X FF 94 0-0 ② G5-3		C SI 93 B SI 93 F CH 84 S SL 83 1-3 ① K		B CU 75 B CU 76 C FF 95 X FF 95 2-1 1-H; 3-H; 2B		4	0	2	3	0	1	2
24 Chris Young, R (1, 10) OBP: 0.480, SLG: 0.860	C CU 78 X SI 93 0-1 ③ L4			C SI 94 B SI 93 B SI 93 F SI 92 S FF 94 2-3 ③ K		B FF 92 B SI 92 C SI 93 2 SAFE X SI 93 2-1 1-H; 2-H; 2B		M FF 96 B CU 76 C CU 75 B FF 94 X CU 77 2-2 ① F7		4	0	1	2	0	1	2
13 Jason Kubel, L (1, 7) OBP: 0.389, SLG: 0.442		B FF 91 X SI 93 1-0 ① F7			B SI 93 C SI 94 B SI 94 B FF 94 X SI 94 3-1 ① G6-3	I IN 62 I IN 65 I IN 69 I IN 66 4-0 1 CS; IBB		B FF 95 B CH 86 S CH 84 C FF 96 B CU 77 B CH 85 4-2 BB		2	0	0	0	2	0	0
44 Paul Goldschmidt, R (1, 3) OBP: 0.290, SLG: 0.339		C SI 93 S SI 93 B SI 94 F SL 81 B SI 94 C SL 82 2-3 ② K			F SI 94 F SI 93 X FF 94 0-2 ② F9	F SI 92 B SL 83 F FF 92 B SL 83 B SI 92 S SL 83 3-3 ② K		C SI 90 D SL 81 F SI 90 C SL 79 1-3 ② K		4	0	0	0	0	3	4
1 Cody Ransom, R (1, 5) OBP: 0.364, SLG: 0.612		C SI 94 B SI 93 F SI 94 X SI 94 1-2 ③ G5-3			B SI 94 S SI 92 F SI 92 B SI 93 B SI 91 B SL 82 4-2 2 FC6-4; BB	B FF 101 B CH 89 2-0 ③ CS; 1-2	F SI 98 C CH 87 C FF 100 0-3 ① K	F FF 90 S FF 91 B SL 81 B SI 91 S SL 82 2-3 ③ K		3	0	0	0	1	2	2
2 Aaron Hill, R (1, 4) OBP: 0.321, SLG: 0.404			B SI 93 X SI 93 1-0 ① F8		C SI 92 X SL 81 0-1 ③ FC6-4; 1-2f		S SI 99 B CU 84 B SI 100 X SI 100 2-1 ② F8		C SI 91 B SI 89 F SL 81 X SL 82 1-2 ① F9	4	0	0	0	0	0	1
Inning Stats	R: 1 H: 1 E: 0 LOB: 1 K: 0 BB: 1 S: 12 P: 21	R: 0 H: 0 E: 0 LOB: 0 K: 1 BB: 0 S: 8 P: 12	R: 0 H: 0 E: 0 LOB: 0 K: 0 BB: 0 S: 6 P: 9	R: 0 H: 0 E: 0 LOB: 0 K: 1 BB: 0 S: 9 P: 13	R: 0 H: 0 E: 0 LOB: 1 K: 0 BB: 1 S: 9 P: 16	R: 3 H: 4 E: 0 LOB: 1 K: 2 BB: 1 S: 11 P: 24	R: 0 H: 0 E: 0 LOB: 0 K: 1 BB: 0 S: 7 P: 10	R: 2 H: 3 E: 0 LOB: 2 K: 2 BB: 1 S: 17 P: 29	R: 0 H: 1 E: 0 LOB: 0 K: 0 BB: 0 S: 11 P: 17	1B: 6 2B: 3 3B: 0 HR: 0	SF: 0 SAC: 0 DP: 0 HBP: 0			WP: 0 PB: 0 SB: 0 CS: 2	PA: 40		

	AB	34
	R	6
	H	9
	RBI	6
	BB	4
	SO	7
	LOB	11

PITCHER		IP	WLS	BF	H	R	ER	SO	BB	IBB	HBP	BLK	WP	HR	S	P	ERA	WHIP
39 Luis Mendoza, R ERA: 5.03	(1, 1)	5.2		25	5	4	4	4	2	1	0	0	0	0	55	93	6.35	1.235
40 Kelvin Herrera, R ERA: 4.35	(6, 1)	1.1	L	5	2	2	2	1	0	0	0	0	0	0	11	17	13.50	1.500
55 Tim Collins, L ERA: 3.1	(8, 1)	0.1		3	1	0	0	0	1	0	0	0	0	0	7	15	0.00	6.000
31 Louis Coleman, R ERA: 3.18	(8, 1)	1.2		5	1	0	0	2	0	0	0	0	0	0	17	26	0.00	0.600

PITCHER		IP	WLS	BF	H	R	ER	SO	BB	IBB	HBP	BLK	WP	HR	S	P	ERA	WHIP

Batter	1	2	3	4	5	6	7	8	9	AB	R	H	RBI	BB	SO	LOB
2 Alcides Escobar, R (1, 6) OBP: 0.336, SLG: 0.422	C FF 88 B FF 86 X CH 80 1-1 4 FC4-6 16 BB 1B	B FF 92 C SI 83 C FF 92 X FF 91 1-2 ② F9		C FF 86 C FF 90 B FF 92 B FF 92 X FF 92 2-2 ② G3-1		B FF 89 C FF 88 X FF 89 1-1 ③ G4-3			C FF 95 C FF 96 F FS 88 S FF 94 0-3 ① K	5	0	1	0	0	1	1
19 Irving Falu, S (1, 4) OBP: 0.429, SLG: 0.571	C FF 86 L FF 90 1 SAFE X FF 89 0-2 ① P3	B FF 92 F FF 91 F FF 92 X FF 93 1-2 ③ P3		C FF 90 L CH 82 F FF 91 X CU 80 0-2 1B			B SI 87 C SI 87 X SI 88 1-1 16 G4-3 4 1B 2B		B SI 95 C SI 95 T FF 94 X FF 95 1-2 ② G6-3	5	1	2	0	0	0	2
16 Billy Butler, R (1, 3) OBP: 0.356, SLG: 0.513 1 Jarrod Dyson, L (9, PR) OBP: 0.355, SLG: 0.325	C FF 90 1 SAFE 1 SAFE 1 SAFE 1 SAFE B FF 88 B FF 89 F CH 81 B FF 92 4-2 1 SAFE F CH 81 F FF 90 B FF 91 4 FC4-6 1-2 BB		C FF 90 X FF 91 0-1 HR	B FF 91 X CH 80 1-0 ③ G5-3			X SI 88 0-0 ① G4-3 2-3		C FF 95 F FS 88 B SI 94 B FF 95 B FS 87 B FF 95 4-2 4 DI BB	3 0	1 0	1 0	1 0	2 0	0 0	2 0
4 Alex Gordon, L (1, 7) OBP: 0.329, SLG: 0.379	B FF 92 B FF 92 S FF 90 B FF 91 T FF 92 X FF 91 3-2 ② FC4-6 1-2f 2-3		B CU 77 X FF 92 1-0 ① G4-3		B FF 89 B FF 87 C FF 90 F FF 91 X FF 92 2-2 ① G1-4-3		S SI 88 B FF 89 F FF 88 B SI 88 X SI 90 2-2 21 FC6-4 3-H 1B		B SI 93 B FS 86 C FS 87 F SI 94 S FF 94 2-3 ③ K 1-2	5	0	1	1	0	1	3
21 Jeff Francoeur, R (1, 9) OBP: 0.295, SLG: 0.345	F FF 93 F FF 92 D CU 78 F CU 79 B FF 93 X FF 94 2-2 ③ F8		B FF 91 B CH 82 X FF 92 2-0 8 G3 2B		B FF 90 F CH 82 B FF 91 F FF 91 X FF 92 2-2 ② F8		X SI 89 0-0 ② FC6-4 1-2f			4	0	1	0	0	0	3
9 Johnny Giavotella, R (1, 10) OBP: 0.318, SLG: 0.300		C FF 91 X FF 90 0-1 12 FC1-6 33 2B 8 1B 1B	B CH 82 B CH 80 F CH 80 S FF 90 F FF 90 D CU 79 B CH 82 4-2 8 G3 BB		S CH 82 B FF 90 B FF 90 B CH 82 X FF 90 3-1 1B		1 SAFE C SI 88 F SI 88 B CU 76 X SI 90 1-2 ③ G1-4-3			3	1	2	0	1	0	1
8 Mike Moustakas, L (1, 5) OBP: 0.348, SLG: 0.496		C FF 90 B CU 79 1 SAFE X FF 90 1-1 12 FC1-6 1-2 1B	B CU 79 X FF 91 1-0 ② G3 1-2 2-3		B FF 90 1 SAFE S FF 90 F FF 90 1 SAFE 1 SAFE S CU 78 1-3 ③ K2-3			B FF 92 B SL 88 B FF 92 C FF 91 X FF 92 3-1 ① F7		4	0	1	0	0	1	3
12 Mitch Maier, L (1, 8) OBP: 0.294, SLG: 0.318		C SI 90 F FF 93 B FF 92 X FF 90 1-2 ① FC1-6 33 2B 1-2f 2-3	F FF 93 S FF 94 B FF 92 X FF 94 1-2 ③ G4-3			B FF 86 C FF 86 C CU 78 S CU 76 1-3 ① K2-3		C SL 88 B SL 88 F SL 86 B FF 93 F FF 93 X SL 88 2-2 ② F8		4	1	0	0	0	1	4
33 Humberto Quintero, R (1, 2) OBP: 0.293, SLG: 0.395		B FF 93 X FF 93 1-0 1-H 3-H 2B		X FF 88 0-0 ① G6-3		B CH 79 X CH 80 1-0 ② F7		C FF 93 F FF 93 B FF 93 B FF 93 S SL 88 2-3 ③ K		4	0	1	2	0	1	0
Inning Stats	R: 0 E: 0 K: 0 S: 16 H: 1 LOB: 2 BB: 1 P: 26	R: 2 E: 0 K: 0 S: 14 H: 3 LOB: 1 BB: 0 P: 19	R: 1 E: 0 K: 0 S: 11 H: 2 LOB: 2 BB: 1 P: 20	R: 0 E: 0 K: 0 S: 9 H: 1 LOB: 1 BB: 0 P: 12	R: 0 E: 0 K: 1 S: 11 H: 1 LOB: 1 BB: 0 P: 19	R: 0 E: 0 K: 1 S: 6 H: 0 LOB: 0 BB: 0 P: 9	R: 1 E: 0 K: 0 S: 10 H: 2 LOB: 1 BB: 0 P: 14	R: 0 E: 0 K: 1 S: 9 H: 0 LOB: 0 BB: 0 P: 16	R: 0 E: 0 K: 2 S: 12 H: 0 LOB: 2 BB: 1 P: 19	1B: 6 2B: 3 3B: 0 HR: 1 SF: 0 SAC: 0 DP: 0 HBP: 0						

PITCHER		IP	WLS	BF	H	R	ER	SO	BB	IBB	HBP	BLK	WP	HR	S	P	ERA	WHIP
34 Joe Saunders, L ERA: 3.55	(1, 1)	6.0		28	8	3	3	2	2	0	0	0	0	1	67	105	4.50	1.667
29 Brad Ziegler, R ERA: 1.5	(7, 1)	1.0	W	5	2	1	1	0	0	0	0	0	0	0	10	14	9.00	2.000
32 Craig Breslow, L ERA: 1.31	(8, 1)	1.0	H	3	0	0	0	1	0	0	0	0	0	0	9	16	0.00	0.000
40 J.J. Putz, R ERA: 6.92	(9, 1)	1.0	S	4	0	0	0	2	1	0	0	0	0	0	12	19	0.00	1.000

PITCHER	IP	WLS	BF	H	R	ER	SO	BB	IBB	HBP	BLK	WP	HR	S	P	ERA	WHIP

BOTTOM

Arizona Diamondbacks @ Kansas City Royals

Kauffman Stadium, Kansas City, MO

Fri May 18 2012, 7:11 PM - 10:16 PM CDT

Att. 33,694 - Partly Cloudy - 84 F

livebaseballscorecards.com

AB	37
R	4
H	10
RBI	4
BB	3
SO	5
LOB	19

Arizona Diamondbacks @ Kansas City Royals

Kauffman Stadium, Kansas City, MO

Sat May 19 2012, 6:17 PM - 9:10 PM CDT

Att. 27,469 - Clear - 85 F

livebaseballscorecards.com

TOP

Batter	1	2	3	4	5	6	7	8	9	AB	R	H	RBI	BB	SO	LOB
18 Willie Bloomquist, R (1, 6) OBP: 0.303, SLG: 0.350	C SI 83 B SL 84 C CU 72 X FF 85 1-2 26 G3 2 1B 1B		C CU 71 F SL 82 F FF 88 B FF 87 C SL 83 1-3 ① K		S CH 77 X CH 78 0-1 ① G5-3		C FF 93 X SI 95 0-1 2 G6-4-3 2-H 1B		C FF 92 B SL 84 S SL 84 S SL 85 1-3 ② K	5	0	2	1	0	2	0
2 Aaron Hill, R (1, 4) OBP: 0.317, SLG: 0.397	C SL 80 F SI 84 1 SAFE 1 SAFE F SL 83 X CH 78 0-2 26 G3 1-2 1B		C CU 72 B CH 79 F CH 79 B FF 88 B SL 83 F SL 83 X FF 88 3-2 ② G1-3		F SL 84 X CH 79 0-1 ② F7		X SI 94 0-0 ②③ G6-4-3 1-2f		C FF 93 X FF 94 0-1 ③ F9	5	0	1	0	0	0	1
10 Justin Upton, R (1, 9) OBP: 0.346, SLG: 0.359	C CH 78 S CH 78 F FF 88 C SL 84 0-3 ① K		B FF 88 B CH 79 S CH 79 B FF 88 S CH 78 B SL 84 4-2 26 S BB		F SL 82 B FF 86 S CH 76 X FF 89 1-2 ③ F9			B SI 94 C SL 87 C SL 86 B SL 86 B FF 96 X FF 94 3-2 24 1B 26 BB 13 SF7 1B		3	1	1	0	1	1	2
26 Miguel Montero, L (1, 2) OBP: 0.358, SLG: 0.351	F SL 82 B SL 81 X CH 79 1-1 ② G3 1-2 2-3		1 SAFE 1 SAFE 1 SAFE B SL 83 1 SAFE B SL 81 B CH 77 B SL 81 4-0 1-2 BB			C FF 85 B SL 82 X CH 78 1-1 ① G6-3		C FF 91 F SL 82 B FF 95 D SL 83 B SL 81 F FF 91 B FF 92 4-2 44 FC4-6 24 1B 1-2 BB		2	0	0	0	2	0	2
24 Chris Young, R (1, 8) OBP: 0.463, SLG: 0.809	B SL 81 B SL 82 C CH 78 X SL 83 2-1 ③ P1		C CH 78 C FF 87 X CH 79 0-2 ③ G1-3			C CH 78 B CH 77 F SL 81 X FF 89 1-2 ② P3		C FF 92 X SL 81 0-1 44 FC4-6 1-2 2-3 1B		4	0	1	0	0	0	4
13 Jason Kubel, L (1, 7) OBP: 0.392, SLG: 0.455		C SI 84 B SL 82 B SL 81 S CH 78 F CH 77 X SI 85 2-2 44 1B 14 F8-2 2B	C SI 84 B CU 70 X CH 77 1-1 1 G5-4-3 44 1B 1B			C FF 87 B SL 84 F SL 82 F EP 69 S CU 72 1-3 ③ K		F FF 93 C FF 93 X SL 82 0-2 ① SF7 3-H		3	0	2	1	0	1	0
44 Paul Goldschmidt, R (1, 3) OBP: 0.305, SLG: 0.362		X SL 82 0-0 2-3 1B	B CH 77 C CH 76 X SI 84 1-1 1 G5-4-3 1-2 1B				X FF 85 0-0 14 2B 2B	D FF 96 B FF 96 B FF 96 C FF 97 F FF 98 X FF 97 3-2 ② FC4-6 1-2f 2-3		4	1	3	0	0	0	2
1 Cody Ransom, R (1, 10) OBP: 0.345, SLG: 0.577 37 Lyle Overbay, L (8, PH) OBP: 0.424, SLG: 0.490 (8, 10)		F CH 78 B CH 78 F SL 83 S FF 88 1-3 ① K	B CH 78 B CH 78 B SL 81 C FF 85 F CH 77 X CH 76 3-2 ①② G5-4-3 1-2f 2-3				B CH 78 D CH 78 S FF 85 F CH 78 X SL 83 2-2 ① G6-3	B FF 98 X FF 97 1-0 ③ G4-3		3 1	0 0	0 0	0 0	0 0	1 0	5 2
14 Ryan Roberts, R (1, 5) OBP: 0.295, SLG: 0.328		B CH 78 X SL 84 1-0 ②③ F8-2 3-H	B CU 73 X CH 78 1-0 ③ P6				B FF 87 C FF 87 X SL 84 1-1 18 1B 2-H 2B		C FF 93 C SL 85 X FF 95 0-2 ① F9	4	1	1	1	0	0	3
Inning Stats	R: 0 E: 0 K: 1 S: 15 H: 2 LOB: 2 BB: 0 P: 19	R: 0 E: 0 K: 1 S: 9 H: 2 LOB: 1 BB: 0 P: 13	R: 0 E: 0 K: 1 S: 13 H: 0 LOB: 2 BB: 2 P: 25	R: 0 E: 0 K: 0 S: 8 H: 2 LOB: 1 BB: 0 P: 14	R: 0 E: 0 K: 0 S: 7 H: 0 LOB: 0 BB: 0 P: 8	R: 0 E: 0 K: 1 S: 9 H: 0 LOB: 0 BB: 0 P: 12	R: 2 E: 0 K: 0 S: 9 H: 3 LOB: 0 BB: 0 P: 12	R: 1 E: 0 K: 0 S: 15 H: 2 LOB: 2 BB: 1 P: 26	R: 0 E: 0 K: 1 S: 8 H: 0 LOB: 0 BB: 0 P: 9	1B: 8 2B: 4 3B: 0 HR: 0 SF: 1 SAC: 0 DP: 3 HBP: 0						

	AB	34
	R	3
	H	11
	RBI	3
	BB	3
	SO	5
	LOB	21

PITCHER		IP	WLS	BF	H	R	ER	SO	BB	IBB	HBP	BLK	WP	HR	S	P	ERA	WHIP
52 Bruce Chen, L ERA: 4.17	(1, 1)	6.1	W	27	8	2	2	4	2	0	0	0	0	0	67	100	2.84	1.579
43 Aaron Crow, R ERA: 3.26	(7, 1)	0.2		3	2	1	1	0	0	0	0	0	0	0	6	9	13.50	3.000
50 Jose Mijares, L ERA: 2.6	(8, 1)	0.1		3	1	0	0	0	1	0	0	0	0	0	8	12	0.00	6.000
56 Greg Holland, R ERA: 8.31	(8, 1)	0.2	H	2	0	0	0	0	0	0	0	0	0	0	4	8	0.00	0.000
51 Jonathan Broxton, R ERA: 2.3	(9, 1)	1.0		3	0	0	0	1	0	0	0	0	0	0	8	9	0.00	0.000

PITCHER		IP	WLS	BF	H	R	ER	SO	BB	IBB	HBP	BLK	WP	HR	S	P	ERA	WHIP

Batter	1	2	3	4	5	6	7	8	9	AB	R	H	RBI	BB	SO	LOB
1 Jarrod Dyson, L (1, 8) OBP: 0.351, SLG: 0.325	C FF 92 B FF 92 C FF 92 B KC 79 F FF 94 B FF 94 F FF 94 X FF 95 3-2 ① G5-3		X FF 91 0-0 ① F9		X FF 91 0-0 16 WP, 35 1B, 16 SF8 1-3 1B	C FF 94 D FF 94 B FF 94 C FF 94 X FF 93 2-2 ② SF8 3-H				3	1	1	1	0	0	1
35 Eric Hosmer, L (1, 3) OBP: 0.238, SLG: 0.318	S FC 84 F FF 95 B SI 94 S SI 95 1-3 ② K		1 SAFE B FF 90 1 SAFE S CH 82 C KC 80 1 SAFE 1 SAFE F CH 82 B SI 93 2-2 X FF 82 ② F7		B CH 82 X FF 91 1-0 16 WP 1-2 3-H 1B	X SL 84 0-0 ③ L4				4	0	1	1	0	1	3
16 Billy Butler, R (1, 10) OBP: 0.353, SLG: 0.529	B FF 94 S CH 83 C FC 85 F FF 95 F KC 82 C FF 93 1-3 ③ K		B FF 88 B FF 89 X FF 92 2-0 1-H HR		B FF 92 B CH 82 D CH 82 S CH 81 X CH 80 3-1 ① SF8 1-2 2-H		C CH 81 S FC 91 B FC 91 S FF 90 1-3 ① K			3	1	1	3	0	2	0
4 Alex Gordon, L (1, 7) OBP: 0.328, SLG: 0.372		C FF 90 B FF 91 B FF 91 B CH 82 B SI 93 4-1 8 FC4-6 BB	X FF 92 0-0 ③ F7		B FF 90 S FF 93 B FF 93 C FF 95 S SL 87 2-3 ② K		C FC 91 B FC 91 B FC 92 X CH 81 2-1 ② P4			3	0	0	0	1	1	1
21 Jeff Francoeur, R (1, 9) OBP: 0.288, SLG: 0.336		B FF 91 S CH 83 S FF 92 F FF 92 S CH 82 1-3 ① K		B CH 81 B FF 91 F FF 91 X FF 92 2-1 ① P4	F FF 94 B FF 95 F SL 85 F FF 93 D SL 87 S SL 86 2-3 ③ K		S FC 91 B FF 92 F FC 91 F FC 91 X CU 76 1-2 ③ F7			4	0	0	0	0	2	2
8 Mike Moustakas, L (1, 5) OBP: 0.352, SLG: 0.519		C SI 92 B FF 91 1 SAFE X CH 82 1-1 ② FC4-6 17 1B, 27 1B 1-2f	B FF 92 B CH 80 B CH 83 F FF 92 X FF 92 3-1 HR		C SL 82 C FF 92 B SL 84 F SL 84 X FF 94 1-2 2 WP, 27 1B, 1 SF8 1B			C FC 89 B FF 89 B FF 90 S CH 80 F FF 91 F FC 91 X CH 83 2-2 ① G4-3		4	3	2	1	0	0	1
27 Brayan Peña, S (1, 2) OBP: 0.286, SLG: 0.353		D CH 82 X FC 84 1-0 17 1B 1-2 1B	F SI 92 B FF 93 B FC 84 B FF 92 X FF 92 3-1 ② F8		B FF 92 B FF 93 X FF 93 2-0 2 WP 1-2 1B			B FC 90 C FC 90 B FC 91 X FF 90 2-1 2 FC6-4 1B		4	0	3	0	0	0	0
17 Chris Getz, L (1, 4) OBP: 0.318, SLG: 0.383		C FF 92 F FF 93 F FF 93 X FF 94 0-2 ③ 1-3 2-H 1B	B SI 92 C SI 92 X FF 89 1-1 ③ F7			X FF 94 0-0 ① F7		B FC 89 F FF 89 B FF 90 B CH 83 X FC 90 3-1 ② F8		4	0	1	1	0	0	3
2 Alcides Escobar, R (1, 6) OBP: 0.347, SLG: 0.428			C FF 91 B FF 88 F FF 92 B CH 82 X CH 83 2-2 16 HR 1B		F FF 89 F FF 90 B SI 91 F FF 92 X KC 81 1-2 1 1B, 1 BLK, 35 1B 1B	D FF 94 B FF 94 B FF 94 B FF 94 4-0 1-2 2-3 BB		S CH 82 S FF 90 F FF 90 X FC 90 0-2 ③ FC6-4 1-2f		3	2	2	0	1	0	1
Inning Stats	R: 0 E: 0 K: 2 S: 13 H: 0 LOB: 0 BB: 0 P: 18	R: 1 E: 0 K: 1 S: 12 H: 2 LOB: 2 BB: 1 P: 19	R: 2 E: 0 K: 0 S: 10 H: 2 LOB: 0 BB: 0 P: 16	R: 1 E: 0 K: 0 S: 8 H: 1 LOB: 0 BB: 0 P: 17	R: 2 E: 0 K: 2 S: 15 H: 3 LOB: 1 BB: 0 P: 24	R: 1 E: 0 LOB: 2 K: 0 S: 10 H: 2 BB: 1 P: 19	R: 0 E: 0 K: 1 S: 9 H: 0 LOB: 0 BB: 0 P: 13	R: 0 E: 0 K: 0 S: 13 H: 1 LOB: 1 BB: 0 P: 20		1B: 9 2B: 0 3B: 0 HR: 2 SF: 2 SAC: 0 DP: 0 HBP: 0						

BOTTOM

Arizona Diamondbacks @ Kansas City Royals

Kauffman Stadium, Kansas City, MO

Sat May 19 2012, 6:17 PM - 9:10 PM CDT

Att. 27,469 - Clear - 85 F

livebaseballscorecards.com

AB	32
R	7
H	11
RBI	7
BB	2
SO	6
LOB	12

WP: 2 PB: 0 SB: 0 CS: 0 — PA: 36

PITCHER		IP	WLS	BF	H	R	ER	SO	BB	IBB	HBP	BLK	WP	HR	S	P	ERA	WHIP
31 Ian Kennedy, R ERA: 4.47	(1, 1)	4.1	L	21	8	6	6	3	1	0	0	1	1	2	51	83	12.46	2.077
49 Mike Zagurski, L ERA: 5.4	(5, 1)	1.2		8	2	1	1	2	1	0	0	0	1	0	17	30	5.40	1.800
55 Josh Collmenter, R ERA: 7.18	(7, 1)	2.0		7	1	0	0	1	0	0	0	0	0	0	22	33	0.00	0.500

PITCHER	IP	WLS	BF	H	R	ER	SO	BB	IBB	HBP	BLK	WP	HR	S	P	ERA	WHIP

Arizona Diamondbacks @ Kansas City Royals

Kauffman Stadium, Kansas City, MO

Sun May 20 2012, 1:11 PM - 3:47 PM CDT

Att. 24,234 - Overcast - 72 F

livebaseballscorecards.com

TOP

Batter	1	2	3	4	5	6	7	8	9	AB	R	H	RBI	BB	SO	LOB
8 Gerardo Parra, L (1, 8) OBP: 0.314, SLG: 0.379	B SI 91 B SI 93 B SI 92 C FF 92 X FF 92 3-1 ① F8		B FF 93 B CH 85 B SI 92 B FF 91 4-0 14 S BB		B SI 90 L CH 84 X CH 85 1-1 ① FC4-6 14 FC5-2 1-2f 2-3			B SL 87 B FF 96 C FF 96 S SL 87 B SL 85 B SL 88 4-2 10 WP 14 SH1-4 10 SF9 BB		2	1	0	0	2	0	2
14 Ryan Roberts, R (1, 5) OBP: 0.288, SLG: 0.319	C FF 93 F SI 93 F SL 84 B SI 92 S SL 82 1-3 ② K		1 SAFE B SI 91 B SI 91 B FF 92 C FF 92 X FF 91 3-1 ③ G5-3 1-2		1 SAFE 1 SAFE X SI 90 0-0 ② FC5-2 1-2 3-H			B FF 95 P PO 92 X FF 96 2-0 ① SH1-4 1-2		3	0	0	0	0	1	3
10 Justin Upton, R (1, 9) OBP: 0.344, SLG: 0.358	B SI 92 B SI 93 C FF 92 B SL 83 C FF 93 C SI 93 3-3 ③ K			C KC 80 B CH 84 B SI 92 X CH 86 2-1 26 S 1B	B SL 82 B SI 92 C SI 91 B KC 82 C SL 85 X SL 84 3-2 ③ P3			B FS 87 F FF 98 B FF 99 C FF 98 X SL 84 2-2 ② SF9 2-H		3	0	1	1	0	1	2
26 Miguel Montero, L (1, 2) OBP: 0.355, SLG: 0.348		F SI 91 F CH 84 B SL 82 F SL 83 X SI 93 1-2 13 G4-3 1B		B SI 90 X SI 92 1-0 ① F7 1-2		B SI 99 B FF 99 B SI 98 C SI 98 F SI 97 F SI 98 X CH 88 3-2 ① F7		C SL 87 S FS 87 B FF 98 B FS 89 X SL 82 2-2 ③ F7		4	0	1	0	0	0	1
24 Chris Young, R (1, 10) OBP: 0.431, SLG: 0.745		D SI 91 F KC 82 S SL 83 S SL 82 1-3 ① K		X SL 84 0-0 ② F8		B CU 81 S CH 89 F SI 99 X SI 99 1-2 ② F7			C SI 92 X SL 82 0-1 ① G5-3	4	0	0	0	0	1	2
13 Jason Kubel, L (1, 7) OBP: 0.389, SLG: 0.444		B SI 91 B SI 91 B FF 92 C FF 92 X FF 91 3-1 ② G4-3 1-2		C SL 83 F SL 83 B CH 86 X SL 83 1-2 ③ G4-3		B FF 100 F SI 99 S CH 87 X CH 87 1-2 ③ F8			B FF 92 S SL 80 B SL 83 B FF 92 B FF 92 4-1 2 BB BB	3	0	0	0	1	0	2
44 Paul Goldschmidt, R (1, 3) OBP: 0.303, SLG: 0.367		C SL 82 D SL 84 S CH 86 F SL 84 F SI 93 X SL 84 1-2 ③ G6-3			B CH 81 X SI 90 1-0 2 1B 16 1B 2B		C SI 98 C SI 99 S SI 98 0-3 ① K		B FF 91 X FF 92 1-0 ② F8	4	1	1	0	0	1	2
2 Aaron Hill, R (1, 4) OBP: 0.321, SLG: 0.396			C FF 91 B SL 83 S KC 81 X SI 92 1-2 ① G5-3		X FF 90 0-0 8 FC4-6 16 1B 14 FC5-2 2-3 1B		B CU 82 C CH 88 S CH 87 T SI 101 1-2 ② K		B SL 81 D SL 79 C SI 91 B FF 89 B SI 90 4-1 1-2 BB	3	0	1	0	1	1	0
16 John McDonald, R (1, 6) OBP: 0.328, SLG: 0.436			B FF 93 F SI 93 X SL 83 1-1 ② G5-3		X SI 90 0-0 8 FC4-6 1-2 3-H 1B		B SI 99 C SI 99 C SI 100 B FF 100 F SI 100 X SI 100 2-2 ③ L6		S FF 90 C SI 90 X SL 80 0-2 ③ P3	4	0	1	1	0	0	2

Inning Stats																				
	R: 0 E: 0 K: 2 S: 9	H: 0 LOB: 0 BB: 0 P: 16	R: 0 E: 0 K: 1 S: 14	H: 1 LOB: 1 BB: 0 P: 20	R: 0 E: 0 K: 0 S: 7	H: 0 LOB: 1 BB: 1 P: 16	R: 0 E: 0 K: 0 S: 7	H: 1 LOB: 1 BB: 0 P: 11	R: 1 E: 0 K: 0 S: 9	H: 3 LOB: 2 BB: 0 P: 14	R: 0 E: 0 K: 0 S: 10	H: 0 LOB: 0 BB: 0 P: 15	R: 0 E: 0 K: 2 S: 10	H: 0 LOB: 0 BB: 0 P: 13	R: 1 E: 0 K: 0 S: 10	H: 0 LOB: 0 BB: 1 P: 19	R: 0 E: 0 K: 0 S: 8	H: 0 LOB: 2 BB: 2 P: 17	1B: 4 2B: 1 3B: 0 HR: 0	SF: 1 SAC: 1 DP: 0 HBP: 0	WP: 1 PB: 0 SB: 2 CS: 0	PA: 36

	AB	30
	R	2
	H	5
	RBI	2
	BB	4
	SO	5
	LOB	16

PITCHER		IP	WLS	BF	H	R	ER	SO	BB	IBB	HBP	BLK	WP	HR	S	P	ERA	WHIP
47 Nate Adcock, R ERA: 2.33	(1, 1)	5.0	L	21	5	1	1	3	1	0	0	0	0	0	46	77	1.80	1.200
40 Kelvin Herrera, R ERA: 3.97	(6, 1)	2.0		6	0	0	0	2	0	0	0	0	0	0	20	28	0.00	0.000
56 Greg Holland, R ERA: 8.38	(8, 1)	1.0		4	0	1	1	0	1	0	0	0	1	0	10	19	9.00	1.000
31 Louis Coleman, R ERA: 2.92	(9, 1)	1.0		5	0	0	0	0	2	0	0	0	0	0	8	17	0.00	2.000

PITCHER		IP	WLS	BF	H	R	ER	SO	BB	IBB	HBP	BLK	WP	HR	S	P	ERA	WHIP

Batter	1	2	3	4	5	6	7	8	9	AB	R	H	RBI	BB	SO	LOB
9 Johnny Giavotella, R (1, 4) OBP: 0.269, SLG: 0.250	B FF 90 C FF 93 F FF 93 F FF 93 F FF 94 X SL 81 1-2 ① F9		B SL 82 C CH 82 S CH 82 S SL 82 1-3 ① K		1 SAFE C FF 92 1 SAFE 1 SAFE B CH 83 S CH 82 B FF 94 S CH 82 2-3 ①② 1-2 K		1 SAFE F SL 82 1 SAFE 1 SAFE B CH 81 S CH 82 1 SAFE B FF 93 B FF 94 3-2 ③ 1 SAFE X FF 93 G5-3			4	0	0	0	0	2	2
2 Alcides Escobar, R (1, 6) OBP: 0.338, SLG: 0.415	C FF 92 S CU 76 C FF 93 0-3 ② K		C FF 93 B FF 94 B FF 93 X FF 93 2-1 ② F8		X FF 92 0-0 ③ G5-3			C SI 94 C CU 81 S FF 97 0-3 ① K		4	0	0	0	0	2	0
8 Mike Moustakas, L (1, 5) OBP: 0.349, SLG: 0.511	B FF 94 C FF 92 F SL 82 X SL 81 1-2 1B		C FF 92 B FF 94 X FF 94 1-1 ③ G3			C FF 91 F FF 90 F FF 93 F SL 81 X FF 94 0-2 ① G4-3 X FF 94 0-0 ② F8		C SI 96 B CU 84 C CU 81 S CU 83 1-3 ② K		4	0	1	0	0	1	0
16 Billy Butler, R (1, 10) OBP: 0.357, SLG: 0.523	C FF 91 B FF 91 X CH 82 1-1 ③ F8			B FF 90 B CH 81 B CH 82 C FF 92 B CU 78 4-1 4 G1-3 21 1B BB X FF 94 0-0 4 G1-3 1-2 1B				H CU 80 1-0 21 1B HBP	2	0	0	0	1	0	1
21 Jeff Francoeur, R (1, 9) OBP: 0.305, SLG: 0.366		C FF 90 B FF 91 X FF 93 1-1 27 F9 4 G3 1B				B FF 94 B CH 79 C CH 81 X FF 94 2-1 3B		C SI 97 B SI 98 X CU 82 1-1 1-3 1B		4	0	4	0	0	0	0
4 Alex Gordon, L (1, 7) OBP: 0.320, SLG: 0.363		B FF 90 B FF 92 B FF 92 C FF 91 X FF 92 3-1 ① G3 1-2		B FF 92 F FF 92 X FF 93 1-1 ① G1-3 1-2 2-3		B FF 95 X FF 95 1-0 ③ G4-3		B SI 98 S SI 96 F SI 97 S SI 98 1-3 ③ K		4	0	0	0	0	1	6
35 Eric Hosmer, L (1, 3) OBP: 0.238, SLG: 0.311		B FF 90 C FF 91 B FF 94 B SL 81 B FF 94 4-1 BB		F FF 94 X FF 94 0-1 ② P6			C SL 81 C FF 93 X FF 93 0-2 ① G6-3		S SI 94 X SI 94 0-1 ① L9	3	0	0	0	1	0	2
27 Brayan Peña, S (1, 2) OBP: 0.284, SLG: 0.347		C FF 92 D FF 93 F FF 93 B FF 94 X SL 80 2-2 ② F9 2-3		X FF 94 0-0 ③ G4-3			B FF 93 F FF 91 F FF 92 X FF 93 1-2 1 FC4-6 1B		C SI 94 F FS 88 F FF 94 F SI 95 X FS 86 0-2 ② L7	4	0	1	0	0	0	4
1 Jarrod Dyson, L (1, 8) OBP: 0.347, SLG: 0.322		C FF 92 X SL 81 0-1 ③ G6-3			C FF 91 B FF 93 B FF 93 B FF 93 C FF 93 F FF 93 X FF 94 3-2 9 CS 1B		D FF 92 X FF 92 1-0 ② FC4-6 1-2f		C SI 94 F FS 87 B FS 85 C FS 86 1-3 ③ K	4	0	1	0	0	1	3
Inning Stats	R: 0 H: 1 E: 0 LOB: 1 K: 1 BB: 0 S: 13 P: 16	R: 0 H: 1 E: 0 LOB: 2 K: 0 BB: 1 S: 10 P: 20	R: 0 H: 0 E: 0 LOB: 0 K: 1 BB: 0 S: 7 P: 11	R: 0 H: 1 E: 0 LOB: 2 K: 0 BB: 1 S: 7 P: 12	R: 0 H: 1 E: 0 LOB: 0 K: 1 BB: 0 S: 8 P: 13	R: 0 H: 1 E: 0 LOB: 1 K: 0 BB: 0 S: 9 P: 12	R: 0 H: 1 E: 0 LOB: 1 K: 0 BB: 0 S: 10 P: 15	R: 0 H: 1 E: 0 LOB: 2 K: 3 BB: 0 S: 11 P: 15	R: 0 H: 0 E: 0 LOB: 0 K: 1 BB: 0 S: 10 P: 11	1B: 6 SF: 0 2B: 0 SAC: 0 3B: 1 DP: 0 HR: 0 HBP: 1						WP: 0 PA: 36 PB: 0 SB: 0 CS: 1

PITCHER	IP	WLS	BF	H	R	ER	SO	BB	IBB	HBP	BLK	WP	HR	S	P	ERA	WHIP
36 Wade Miley, L (1, 1) ERA: 2.14	7.0	W	28	6	0	0	3	2	0	0	0	0	0	64	99	0.00	1.143
30 David Hernandez, R (8, 1) ERA: 2.37	1.0	H	5	1	0	0	3	0	0	1	0	0	0	11	15	0.00	1.000
40 J.J. Putz, R (9, 1) ERA: 6.43	1.0	S	3	0	0	0	1	0	0	0	0	0	0	10	11	0.00	0.000

PITCHER	IP	WLS	BF	H	R	ER	SO	BB	IBB	HBP	BLK	WP	HR	S	P	ERA	WHIP

BOTTOM

Arizona Diamondbacks @ Kansas City Royals

Kauffman Stadium, Kansas City, MO

Sun May 20 2012, 1:11 PM - 3:47 PM CDT

Att. 24,234 - Overcast - 72 F

livebaseballscorecards.com

AB	33
R	0
H	7
RBI	0
BB	2
SO	7
LOB	18

Batter	1	2	3	4	5	6	7	8	9	AB	R	H	RBI	BB	SO	LOB
1 Jarrod Dyson, L (1, 8) OBP: 0.340, SLG: 0.308	C SI 89 B CU 75 B SI 90 F SI 90 B SI 89 X SI 88 3-2 **G4-3** ①		C SI 92 B FS 86 B SI 91 B SI 91 B SI 90 4-1 35 S 35 2B **BB**	F SI 90 C SI 92 B FF 91 B FS 87 C SI 91 2-3 **K** ③		B SL 76 X SI 86 1-0 **G5-3** ③		C CH 80 X CH 80 0-1 **G3-1** ② **2-3**		4	1	0	0	1	1	3
35 Eric Hosmer, L (1, 3) OBP: 0.243, SLG: 0.316	B CU 76 B CU 78 B SI 91 C SI 90 F SI 91 F SI 91 F SL 83 S SI 90 3-3 **K** ②		**1 SAFE** **C SI 91** **B SI 91** **1 SAFE** 1 SAFE B SI 91 F SI 92 D FS 86 X SI 92 3-2 16 G3 **1-H** **2B**		B CU 76 C SL 80 X SI 92 1-1 **G6-3** ①		C FF 86 B SI 86 X SI 84 1-1 **G1-3** ①	B CU 72 F CH 81 C SI 89 B CH 80 B CH 82 B CH 83 4-2 16 1B **3-H** **BB**		4	0	1	1	1	1	0
16 Billy Butler, R (1, 10) OBP: 0.369, SLG: 0.528	B FF 92 C SI 91 F SL 83 B SL 80 F SI 92 X SL 83 3-2 8 HR **1B**		F SL 82 F FF 92 F FS 87 X SL 85 0-2 **G3** ① **2-3**		F FF 92 X SI 92 0-1 8 G4-3 **1B**		B SI 87 B CH 80 C SL 77 B SI 85 B SI 84 4-1 21 HR **BB**	B SI 90 B SI 89 C FS 79 B SI 90 X SL 77 3-1 **1-2** **1B**		4	2	3	0	1	0	1
8 Mike Moustakas, L (1, 5) OBP: 0.351, SLG: 0.525	B CU 75 F SI 91 F CU 77 D FS 86 X FF 90 2-2 **1-H** **HR**		B FF 91 B FS 86 I IN 65 I IN 66 4-0 2 FC5 4 BB **IBB**		C SL 82 X SL 85 0-1 **G4-3** ② **1-2**		C SI 86 F SI 85 S SL 78 0-3 **K** ②	B CH 81 F SL 82 S CH 82 D CH 83 X CH 83 2-2 **P6** ③		4	1	1	2	1	1	4
21 Jeff Francoeur, R (1, 9) OBP: 0.302, SLG: 0.380	C FF 92 F SL 83 X FS 86 0-2 **G5-3** ③		F SI 92 X SI 92 0-1 **P4** ②		D FS 84 B SI 92 F FS 83 F SI 92 C SL 85 2-3 **K** ③		B SI 90 X FS 80 1-0 **1-H** **HR**		B SI 87 X SI 88 1-0 **G6-3** ①	5	1	1	2	0	1	3
4 Alex Gordon, L (1, 7) OBP: 0.328, SLG: 0.372		C SI 90 B SL 84 B CU 79 F SI 92 T SL 83 2-2 **K** ①	B CU 78 B SL 83 C SL 82 B SL 84 B SI 92 4-1 2 FC5 **1-2** **BB**			C CU 79 X SL 83 0-1 2 SH1-4 **2B**	C CH 82 B CH 79 X SI 90 1-1 **1B**		B SI 86 C SI 87 B CH 81 X SI 88 2-1 **P5** ②	4	0	2	0	1	1	0
2 Alcides Escobar, R (1, 6) OBP: 0.342, SLG: 0.418		B SL 83 C SI 92 F SL 84 X SL 85 1-2 17 G3 **1B**	F SI 92 X SI 93 0-1 **FC5** ③ **1-2** **2-3f**			B SI 90 L SI 89 X SI 89 1-1 **SH1-4** ① **2-3**	B SL 79 S FS 82 1 SAFE X SI 89 1-1 **P3** ③		X SI 88 0-0 **1B**	4	0	2	0	0	0	4
17 Chris Getz, L (1, 4) OBP: 0.322, SLG: 0.386 19 Irving Falu, S (5, 4) OBP: 0.419, SLG: 0.581		B SI 91 1 SAFE X SI 91 1-0 **G3** ② **1-2**	B CU 77 C SL 81 B SI 91 X SI 91 2-1 **1B** ①			S CU 77 F CU 77 X FF 90 0-2 **FC3** 33 G3	B CU 73 S CH 78 B CH 79 X FS 81 2-1 1 G3-1 35 WP **2B**	C CH 81 B CH 81 B CU 73 F CH 81 F CH 82 X SI 87 2-2 **G3** ③		2	0	1	0	0	0	1
										3	1	1	0	0	0	2
33 Humberto Quintero, R (1, 2) OBP: 0.279, SLG: 0.375		B FF 92 S FF 92 B FF 93 S FS 85 X SL 85 2-2 **G6-3** ③	C SI 90 X SL 83 0-1 **P4** ②			1 SAFE B SI 86 X SI 87 1-0 **G3** ② **1-2**	B SI 88 B SI 88 X SL 82 2-0 **F8** ①			4	0	0	0	0	0	4
Inning Stats	R: 2 H: 2 E: 0 LOB: 0 K: 1 BB: 0 S: 17 P: 28	R: 0 H: 1 E: 0 LOB: 1 K: 1 BB: 0 S: 10 P: 16	R: 1 H: 1 E: 0 LOB: 3 K: 0 BB: 3 S: 13 P: 28	R: 0 H: 1 E: 0 LOB: 0 K: 1 BB: 0 S: 7 P: 11	R: 0 H: 1 E: 0 LOB: 1 K: 1 BB: 0 S: 9 P: 12	R: 0 H: 1 E: 0 LOB: 2 K: 0 BB: 0 S: 9 P: 12	R: 2 H: 2 E: 0 LOB: 1 K: 1 BB: 1 S: 11 P: 19	R: 1 H: 2 E: 0 LOB: 2 K: 0 BB: 1 S: 12 P: 25	R: 0 H: 1 E: 0 LOB: 1 K: 0 BB: 0 S: 8 P: 13	1B: 7 SF: 0 2B: 3 SAC: 1 3B: 0 DP: 0 HR: 2 HBP: 0						WP: 1 PA: 44 PB: 0 SB: 1 CS: 0

PITCHER		IP	WLS	BF	H	R	ER	SO	BB	IBB	HBP	BLK	WP	HR	S	P	ERA	WHIP
18 Hiroki Kuroda, R ERA: 4.56	(1, 1)	5.1	L	26	7	3	3	4	2	1	0	0	0	1	63	103	5.06	1.688
38 Cody Eppley, R ERA: 3.38	(6, 1)	0.1		1	0	0	0	0	0	0	0	0	0	0	1	2	0.00	0.000
39 Clay Rapada, L ERA: 4.15	(6, 1)	1.0		4	0	1	1	1	1	0	0	0	0	0	7	13	9.00	1.000
36 Freddy Garcia, R ERA: 8.22	(7, 1)	2.1		13	5	2	2	0	1	0	0	0	1	1	25	46	7.71	2.571

PITCHER	IP	WLS	BF	H	R	ER	SO	BB	IBB	HBP	BLK	WP	HR	S	P	ERA	WHIP

TOP

Kansas City Royals @ New York Yankees

Yankee Stadium, Bronx, NY

Mon May 21 2012, 7:10 PM - 10:18 PM EDT

Att. 39,229 - Overcast - 61 F

livebaseballscorecards.com

AB	38
R	6
H	12
RBI	5
BB	5
SO	5
LOB	22

BOTTOM

Kansas City Royals @ New York Yankees

Yankee Stadium, Bronx, NY

Mon May 21 2012, 7:10 PM - 10:18 PM EDT

Att. 39,229 - Overcast - 61 F

livebaseballscorecards.com

Batter	1	2	3	4	5	6	7	8	9	AB	R	H	RBI	BB	SO	LOB
2 Derek Jeter, R (1, 6) OBP: 0.386, SLG: 0.480	F FF 93 B FF 94 B CH 84 X SL 83 2-1 G1-3 ①		X FF 92 0-0 14 BB 1-2 1B		B CH 84 B CH 84 C FF 94 S SL 84 B FF 96 X FF 94 3-2 L8 ①		B CH 86 B CH 86 X CH 86 2-0 F8 ② D FF 93 B FF 93 C FF 94 B CH 85 F FF 93 B FF 94 4-2 24 FC5 BB	C FF 95 S SL 87 X SL 88 0-2 L4 ③	5	0	1	0	0	0	2
14 Curtis Granderson, L (1, 8) OBP: 0.355, SLG: 0.540	C CU 75 B SL 84 B FF 94 B SL 83 F SI 93 S CH 86 3-3 K ②		B SL 84 S SL 83 B SI 94 F CH 87 B SI 94 B FF 94 4-2 1-2 2-3 BB		B FF 95 B FF 94 F SI 93 F SI 94 T SL 85 2-2 K ②					2	0	0	0	2	2	0
24 Robinson Canó, L (1, 4) OBP: 0.359, SLG: 0.473	B CU 75 B CU 76 B FF 95 B FF 94 4-0 13 1B BB		B FF 91 C SL 86 C SI 95 F FF 97 C SL 87 1-3 K ①		B SI 96 X FF 95 1-0 G4-3 ③		F FF 93 X CU 74 0-1 FC5 ③ 1-2 2-3f			3	0	0	0	1	1	5
13 Alex Rodriguez, R (1, 10) OBP: 0.371, SLG: 0.408	C FF 95 B FF 95 S CH 86 X FF 94 1-2 1-3 1B		B SL 85 F FF 96 F SL 86 D SL 86 S SI 96 2-3 K ②			B CU 76 X CU 77 1-0 27 F7 2B		B FF 92 S CH 84 B FF 92 X FF 93 2-1 G5-3 ①		4	0	2	0	0	1	3
27 Raul Ibanez, L (1, 7) OBP: 0.325, SLG: 0.561	C CU 76 B SL 84 D SL 86 B CH 86 X CH 85 3-1 P3 ③		C SL 87 B SI 96 X SL 86 1-1 F7 ③			B CU 78 B SI 93 X SI 94 2-0 F7 ① 2-3		B CH 84 C FF 93 B CU 74 S FF 93 S CU 76 2-3 K ②		4	0	0	0	0	1	6
33 Nick Swisher, S (1, 9) OBP: 0.305, SLG: 0.475		C SI 92 B SL 83 S SL 83 F SL 86 B FF 94 S FF 95 2-3 K ①		T SI 93 B SL 83 X SI 92 1-1 L8 ①		F FF 95 F SL 85 F FF 95 S FF 95 0-3 K ②		B FF 94 C FF 93 F CU 75 B FF 94 S CU 76 2-3 K ③		4	0	0	0	0	3	1
25 Mark Teixeira, S (1, 3) OBP: 0.280, SLG: 0.387		B CU 76 C FF 94 B SL 84 C SL 84 S FF 94 2-3 K ②		B FF 94 X CH 85 1-0 G3-1 ②		C SL 86 F FF 94 B SI 95 F FF 95 S SL 86 1-3 K ③			B FF 92 C FF 93 B CU 76 S CH 83 F FF 93 F CU 74 X FF 92 2-2 2B	4	0	1	0	0	2	1
12 Eric Chavez, L (1, 5) OBP: 0.306, SLG: 0.500 22 Andruw Jones, R (9, PH) OBP: 0.294, SLG: 0.433		X CU 78 0-0 G3 ③		C CU 77 S SL 85 F SL 86 X SL 86 0-2 55 WP 2B			B FF 93 C FF 90 F FF 92 X SL 86 1-2 L5 ①		C FF 94 C SI 94 B SL 86 B SL 86 S SI 95 2-3 K ①	3 1	0 0	1 0	0 0	0 0	0 1	0 1
55 Russell Martin, R (1, 2) OBP: 0.323, SLG: 0.333			B FF 92 X FF 91 1-0 14 BB 2 1B 1B	C SL 86 B SL 87 C CH 86 X FF 96 1-2 G4-3 ③ 2-3			B SL 84 B FF 92 B SI 92 C FF 92 X SI 92 3-1 24 FC5 2B		B FF 94 F FF 94 C SL 84 D SL 86 D SL 87 X SI 95 3-2 G6-3 ②	4	0	2	0	0	0	2

	AB	R	H	RBI	BB	SO	LOB
	34	0	7	0	3	11	21

Inning Stats	1	2	3	4	5	6	7	8	9
	R: 0 E: 0 K: 1 S: 10 H: 1 LOB: 2 BB: 1 P: 23	R: 0 E: 0 K: 2 S: 8 H: 0 LOB: 0 BB: 0 P: 12	R: 0 E: 0 K: 2 S: 13 H: 2 LOB: 3 BB: 1 P: 22	R: 0 E: 0 K: 0 S: 10 H: 1 LOB: 1 BB: 0 P: 13	R: 0 E: 0 K: 1 S: 7 H: 0 LOB: 0 BB: 0 P: 13	R: 0 E: 0 K: 2 S: 10 H: 1 LOB: 1 BB: 0 P: 14	R: 0 E: 0 K: 0 S: 10 H: 1 LOB: 2 BB: 1 P: 20	R: 0 E: 0 K: 2 S: 8 H: 0 LOB: 0 BB: 0 P: 14	R: 0 E: 0 K: 1 S: 14 H: 1 LOB: 1 BB: 0 P: 21

	1B: 3	SF: 0	WP: 1	PA: 37
	2B: 4	SAC: 0	PB: 0	
	3B: 0	DP: 0	SB: 0	
	HR: 0	HBP: 0	CS: 0	

PITCHER		IP	WLS	BF	H	R	ER	SO	BB	IBB	HBP	BLK	WP	HR	S	P	ERA	WHIP
59 Felipe Paulino, R ERA: 1.42	(1, 1)	6.2	W	28	6	0	0	8	2	0	0	0	1	0	64	109	0.00	1.200
55 Tim Collins, L ERA: 2.91	(7, 1)	1.1		6	1	0	0	2	1	0	0	0	0	0	17	29	0.00	1.500
43 Aaron Crow, R ERA: 3.1	(9, 1)	1.0		3	0	0	0	1	0	0	0	0	0	0	9	14	0.00	0.000

PITCHER	IP	WLS	BF	H	R	ER	SO	BB	IBB	HBP	BLK	WP	HR	S	P	ERA	WHIP

Batter	1	2	3	4	5	6	7	8	9	AB	R	H	RBI	BB	SO	LOB
1 Jarrod Dyson, L (1, 8) OBP: 0.327, SLG: 0.295	C FF 91 S FF 92 F FF 92 B KC 75 F FF 93 B FF 94 F CH 85 C FF 94 2-3 K ①		B KC 75 S FF 92 F FF 92 F FF 93 C FF 93 1-3 K ②		B FF 91 1 SAFE F FF 90 F FF 91 B FF 92 1 SAFE 1 SAFE S CH 82 2-3 K ③		C FF 92 S FF 92 S SL 82 0-3 K ③			4	0	0	0	0	4	2
35 Eric Hosmer, L (1, 3) OBP: 0.249, SLG: 0.316	B KC 76 X CH 85 1-0 G1-3 ②		C CH 84 T FF 92 S FF 93 0-3 K ③			B CH 81 B FF 89 B CH 81 B FF 90 4-0 4 BB 21 1B BB		C SL 81 S SL 84 B SL 83 X SI 94 1-2 8 L3 1B		3	0	1	0	1	1	1
16 Billy Butler, R (1, 10) OBP: 0.361, SLG: 0.515	C FF 93 B FF 92 C KC 76 F FF 94 X KC 76 1-2 G6-3 ③			B KC 74 B KC 72 C FF 91 S CH 83 X FF 92 2-2 G6-3 ①		C KC 72 F FF 91 F KC 74 X CH 81 0-2 F9 ①		B SI 87 C SI 87 X SI 88 1-1 F9 ①		4	0	0	0	0	0	2
8 Mike Moustakas, L (1, 5) OBP: 0.342, SLG: 0.510		B FF 91 B CH 83 B CH 84 C FF 92 F FF 92 F FF 93 X CH 85 3-2 G6-3 ①		C KC 74 F FF 92 B CH 83 B FF 93 T FF 93 2-2 K ②		C KC 72 X FF 91 0-1 F9 ②		X SL 76 0-0 L3 ②③ 1-1		4	0	0	0	0	1	2
21 Jeff Francoeur, R (1, 9) OBP: 0.306, SLG: 0.401		F FF 93 F FF 93 F KC 77 C FF 94 0-3 K ②		B FF 93 B CH 84 X FF 92 2-0 HR		X KC 74 0-0 4 BB 1-2 1B			C SL 82 X SL 82 0-1 F8 ①	4	1	2	1	0	1	0
4 Alex Gordon, L (1, 7) OBP: 0.332, SLG: 0.377		C FF 93 B FF 93 S KC 75 X KC 76 1-2 G4-3 ③		C KC 74 C FF 92 B FF 93 B CH 85 B FF 92 F FF 92 F FF 93 X CH 83 3-2 L9 ③		B KC 73 B CH 83 B CH 83 C FF 91 D CH 84 4-1 1-2 2-3 BB			C FF 93 B FF 93 B FF 93 X SL 82 2-1 19 G6-3 2B	3	0	1	0	1	0	0
19 Irving Falu, S (1, 4) OBP: 0.400, SLG: 0.543			B KC 74 C FF 92 C FF 91 F KC 75 B FF 93 F FF 93 X KC 76 2-2 2 G3 33 2B 1B		C FF 90 F CH 82 S FF 92 0-3 K ①	C FF 93 X CH 83 0-1 F7 ③			X SL 82 0-0 G6-3 ② 2-3	4	1	1	0	0	1	4
2 Alcides Escobar, R (1, 6) OBP: 0.340, SLG: 0.413			F FF 92 F FF 93 1 SAFE D KC 75 1 SAFE X FF 94 1-2 G3 ① 1-2		B KC 74 X FF 92 1-0 1B		B CU 71 F CU 71 X FF 88 1-1 G5-3 ①		S SL 83 B SL 83 F FF 94 B SL 85 X SL 82 2-2 G5-3 ③	4	0	1	0	0	0	2
33 Humberto Quintero, R (1, 2) OBP: 0.281, SLG: 0.386			C FF 93 F FF 93 X KC 77 0-2 2-H 2B		1 SAFE F FF 91 F FF 92 F FF 92 1 SAFE 1 SAFE F FF 92 X FF 92 0-2 F9 ②		C SI 88 F FF 88 X SL 78 0-2 G5-3 ②			3	0	1	1	0	0	1
Inning Stats	R: 0 E: 0 K: 1 S: 11 H: 0 LOB: 0 BB: 0 P: 15	R: 0 E: 0 K: 1 S: 11 H: 0 LOB: 0 BB: 0 P: 15	R: 1 E: 0 K: 2 S: 18 H: 2 LOB: 1 BB: 0 P: 22	R: 1 E: 0 K: 1 S: 12 H: 1 LOB: 0 BB: 0 P: 21	R: 0 E: 0 K: 2 S: 12 H: 1 LOB: 1 BB: 0 P: 15	R: 0 E: 0 K: 0 S: 10 H: 1 LOB: 3 BB: 2 P: 18	R: 0 E: 0 K: 1 S: 8 H: 0 LOB: 0 BB: 0 P: 9	R: 0 E: 0 K: 0 S: 6 H: 1 LOB: 0 BB: 0 P: 8	R: 0 E: 0 K: 0 S: 8 H: 1 LOB: 1 BB: 0 P: 12	1B: 4 2B: 3 3B: 0 HR: 1 SF: 0 SAC: 0 DP: 1 HBP: 0						

PITCHER		IP	WLS	BF	H	R	ER	SO	BB	IBB	HBP	BLK	WP	HR	S	P	ERA	WHIP
65 Phil Hughes, R ERA: 4.94	(1, 1)	6.0	W	25	5	2	2	7	2	0	0	0	0	1	74	106	3.00	1.167
53 Cory Wade, R ERA: 2.18	(7, 1)	0.2	H	2	0	0	0	0	0	0	0	0	0	0	5	6	0.00	0.000
48 Boone Logan, L ERA: 3.12	(7, 1)	0.1	H	2	1	0	0	1	0	0	0	0	0	0	6	7	0.00	3.000
38 Cody Eppley, R ERA: 3.24	(8, 1)	0.1	H	1	0	0	0	0	0	0	0	0	0	0	2	3	0.00	0.000
39 Clay Rapada, L ERA: 3.95	(8, 1)	0.2	H	1	0	0	0	0	0	0	0	0	0	0	1	1	0.00	0.000

PITCHER		IP	WLS	BF	H	R	ER	SO	BB	IBB	HBP	BLK	WP	HR	S	P	ERA	WHIP
29 Rafael Soriano, R ERA: 2.35	(9, 1)	1.0	S	4	1	0	0	0	0	0	0	0	0	0	8	12	0.00	1.000

TOP

Kansas City Royals @ New York Yankees

Yankee Stadium, Bronx, NY

Tue May 22 2012, 7:10 PM - 9:46 PM EDT

Att. 37,674 - Cloudy - 67 F

livebaseballscorecards.com

AB	33
R	2
H	7
RBI	2
BB	2
SO	8
LOB	14

WP: 0 PA: 35
PB: 0
SB: 0
CS: 0

Batter	1	2	3	4	5	6	7	8	9	AB	R	H	RBI	BB	SO	LOB
2 Derek Jeter, R (1, 6) OBP: 0.383, SLG: 0.475	B FC 87 B SI 94 B FC 89 C SI 92 S SI 94 S SI 94 3-3 ① **K**		1 SAFE F SI 90 X SI 90 0-1 ②③ **G6-4-3** 1-2f		B SI 93 F SI 93 B SI 93 S SL 83 F SI 93 X SL 84 2-2 14 G4-3 1-2 2-3 3-H 1B		C SI 92 B SI 91 S KC 78 C SL 84 1-3 ② **K**			4	0	1	1	0	2	1
14 Curtis Granderson, L (1, 8) OBP: 0.353, SLG: 0.530	B SI 94 B KC 80 F FF 93 F SI 93 B FC 89 B SL 87 4-2 **BB**			B FF 91 F FC 86 F FF 91 B SI 92 S KC 79 2-3 ① **K**	C KC 78 T KC 78 B FF 93 F KC 80 B FF 92 F SL 85 X SI 93 2-2 ① **G4-3** 1-2 2-3 3-H		C FF 90 B SL 81 X SL 81 1-1 ③ **P6**			3	0	0	1	1	1	2
24 Robinson Canó, L (1, 4) OBP: 0.362, SLG: 0.488	C KC 77 X FF 92 0-1 ② **F9**			C KC 77 X SI 91 0-1 **HR**	I IN 64 I IN 66 I IN 66 I IN 66 4-0 **IBB**			B SL 79 X FF 89 1-0 ① **L4**		3	1	1	1	1	0	1
13 Alex Rodriguez, R (1, 5) OBP: 0.369, SLG: 0.404	P PO 85 X SI 91 1-0 ③ **F9**			B SI 92 B FC 86 X FC 88 2-0 27 S 1B	C SI 92 B SL 84 F SI 93 S FC 89 1-3 ② **K**			C SI 87 F SL 84 B FF 92 X SL 81 1-2 ② **F7**		4	0	1	0	0	1	4
27 Raul Ibanez, L (1, 10) OBP: 0.323, SLG: 0.551		B FF 92 C FC 88 X KC 77 1-1 25 G4-6-3 1B		C FF 92 X FC 88 0-1 ② **P6** 1-2	S FF 93 B FC 88 B CH 85 B FC 88 F FC 88 S SL 85 3-3 ③ **K**			B SL 80 B CH 82 C FF 91 C FF 92 F FF 93 X FF 93 2-2 ③ **F7**		4	0	1	0	0	1	4
33 Nick Swisher, S (1, 9) OBP: 0.299, SLG: 0.465		B SI 92 S FC 88 C SI 91 X FF 92 1-2 ① **P6**		C SI 93 S FC 88 S KC 79 0-3 ③ **K**		B FF 91 B KC 78 B FC 86 S FC 87 X FF 91 3-1 ① **F7**				3	0	0	0	0	1	2
25 Mark Teixeira, S (1, 3) OBP: 0.281, SLG: 0.386		C SI 93 B KC 79 X SI 91 1-1 ②③ **G4-6-3** 1-2f			C FF 91 F FC 89 B FF 92 B SL 85 X SL 83 2-2 45 1B 2 1B 1B	B FF 92 X CH 85 1-0 ② **G3**				3	1	1	0	0	0	1
55 Russell Martin, R (1, 2) OBP: 0.331, SLG: 0.330			B FF 91 B SI 91 B SI 91 C FF 92 B SI 92 4-1 2 G6-4-3 BB		B SI 93 2 SAFE F SI 92 F FC 86 B SI 91 H SI 92 3-2 2 1B 45 1B 14 G4-3 HBP	B FC 87 S FC 86 S SI 91 C SL 84 1-3 ③ **K**				1	1	0	0	1	1	0
45 Dewayne Wise, L (1, 7) OBP: 0.167, SLG: 0.174			B KC 77 F SI 92 F FC 89 C FF 93 1-3 ① **K**		B SI 93 2 SAFE B KC 79 X FF 92 2-0 14 G4-3 2 1B 1-2 2-3 1B		C KC 75 F FC 86 F SL 82 F FF 91 F FF 92 B FC 87 B FC 87 X SL 84 2-2 ① **F8**			3	0	1	0	0	1	1
Inning Stats	R: 0 E: 0 K: 1 S: 9 H: 0 LOB: 1 BB: 1 P: 16	R: 0 E: 0 K: 0 S: 7 H: 1 LOB: 0 BB: 0 P: 10	R: 0 E: 0 K: 1 S: 6 H: 0 LOB: 0 BB: 1 P: 11	R: 1 E: 0 K: 2 S: 11 H: 2 LOB: 1 BB: 0 P: 15	R: 2 E: 1 K: 2 S: 21 H: 3 LOB: 3 BB: 1 P: 40	R: 0 E: 0 K: 1 S: 6 H: 0 LOB: 0 BB: 0 P: 11	R: 0 E: 0 K: 1 S: 11 H: 0 LOB: 0 BB: 0 P: 15	R: 0 E: 0 K: 0 S: 8 H: 0 LOB: 0 BB: 0 P: 12		1B: 5 2B: 0 3B: 0 HR: 1 SF: 0 SAC: 0 DP: 2 HBP: 1						

PITCHER	IP	WLS	BF	H	R	ER	SO	BB	IBB	HBP	BLK	WP	HR	S	P	ERA	WHIP
44 Luke Hochevar, R (1, 1) ERA: 6.61	6.2	L	28	6	3	3	8	2	1	1	0	0	1	69	115	4.05	1.200
50 Jose Mijares, L (7, 1) ERA: 2.41	1.1		4	0	0	0	0	0	0	0	0	0	0	10	15	0.00	0.000

PITCHER	IP	WLS	BF	H	R	ER	SO	BB	IBB	HBP	BLK	WP	HR	S	P	ERA	WHIP

BOTTOM

Kansas City Royals @ New York Yankees

Yankee Stadium, Bronx, NY

Tue May 22 2012, 7:10 PM - 9:46 PM EDT

Att. 37,674 - Cloudy - 67 F

livebaseballscorecards.com

AB	28
R	3
H	6
RBI	3
BB	3
SO	8
LOB	16

WP: 0	PB: 0	SB: 1	CS: 0
PA: 32			

Batter	1	2	3	4	5	6	7	8	9	AB	R	H	RBI	BB	SO	LOB
4 Alex Gordon, L (1, 7) OBP: 0.330, SLG: 0.371	C FF 88 B SL 81 F SI 88 X SL 81 1-2 G4-3		F CU 74 1 SAFE X SI 88 0-1 G3-6-3 1-2f		B SL 79 C FF 88 X SI 87 1-1 G3			B FF 85 B FF 86 C FF 86 B FF 86 B FF 86 4-1 9 FC4-6 BB		3	0	0	0	1	0	2
9 Johnny Giavotella, R (1, 4) OBP: 0.233, SLG: 0.214	C FC 87 C CU 74 X SL 82 0-2 G6-3			C CU 73 C FF 86 B SL 79 F SL 79 F FC 86 S SL 80 1-3 K	X CU 73 0-0 G6-3			C FF 89 B SI 90 C FF 90 F FF 92 F KC 80 X FF 92 1-2 FC4-6 16 G5-3 1-2f		4	0	0	0	0	1	1
16 Billy Butler, R (1, 10) OBP: 0.359, SLG: 0.527	C FC 88 B SI 88 F FC 88 B FC 87 F SL 79 B SI 87 F FF 87 F FC 87 X SL 82 3-2 G5-3			B CH 79 C CU 74 X CH 79 1-1 HR	X CU 73 0-0 L4			S SL 86 X KC 80 0-1 G5-3 1-2		4	1	1	1	0	0	1
21 Jeff Francoeur, R (1, 9) OBP: 0.305, SLG: 0.398		B FC 85 C CU 72 X CH 78 1-1 G4-3		X FF 88 0-0 35 1B 2 1B 1B		B FF 85 C FF 86 X CH 78 1-1 G1-3		B SL 86 D SL 86 C FF 91 B FF 91 C FF 91 S SI 91 3-3 K		4	0	1	0	0	1	1
8 Mike Moustakas, L (1, 5) OBP: 0.333, SLG: 0.497		B FF 88 B SI 88 C FF 88 F FF 88 F SL 81 S SL 81 2-3 K		B FF 88 C FF 88 1 SAFE F SL 80 S SL 80 1-3 K		B SI 86 F SI 86 S SL 80 S SL 79 1-3 K			B SI 90 B SI 89 C SI 90 X KC 80 2-1 G1-3	4	0	0	0	0	3	1
2 Alcides Escobar, R (1, 6) OBP: 0.344, SLG: 0.422		S FF 88 B FC 87 L CH 80 F FF 87 S SL 80 1-3 K		B FC 88 F CU 74 S FC 88 1 SAFE X FC 87 1-2 35 1B 1B		C CU 73 F FC 85 X SL 79 0-2 F9			F FF 89 B SL 86 B FF 90 B FF 91 C FF 90 X FF 91 3-2 35 2B 2B	4	1	2	0	0	1	0
35 Eric Hosmer, L (1, 3) OBP: 0.260, SLG: 0.333			B CU 73 X CU 73 1-0 12 1B 12 S 1B S SL 80 B FF 88 X SL 80 1-1 1-2 2-3 1B				B CU 72 C SL 78 B SI 85 B SL 77 X FC 87 3-1 G6-3		C KC 79 B CH 84 C SI 92 B SL 87 F CH 83 X FF 92 2-2 33 G5-3 2-H 2B	4	0	3	1	0	0	0
33 Humberto Quintero, R (1, 2) OBP: 0.269, SLG: 0.368			C SI 87 X CU 73 0-1 F9 F FC 87 F FF 88 S SL 82 0-3 K				C FF 87 F FC 85 C FC 87 0-3 K		B FF 92 B FF 91 C FF 91 X FF 91 2-1 G5-3 2-3	4	0	0	0	0	2	5
12 Mitch Maier, L (1, 8) OBP: 0.309, SLG: 0.396			C FF 88 S SL 81 X SL 80 0-2 4 G3-6-3 1-3 1B		B FC 86 X FF 87 1-0 HR		B CU 74 B CU 73 S FC 88 C FF 87 S SL 79 2-3 K		B KC 80 B FF 92 B SI 90 C FF 89 C SI 90 S SI 91 3-3 K	4	1	2	1	0	2	1
Inning Stats	R: 0 E: 0 K: 0 S: 12 H: 0 LOB: 0 BB: 0 P: 16	R: 0 E: 0 K: 2 S: 10 H: 0 LOB: 0 BB: 0 P: 14	R: 0 E: 0 K: 0 S: 8 H: 2 LOB: 1 BB: 0 P: 9	R: 1 E: 0 K: 3 S: 19 H: 4 LOB: 3 BB: 0 P: 24	R: 1 E: 0 K: 0 S: 5 H: 1 LOB: 0 BB: 0 P: 7	R: 0 E: 0 K: 1 S: 8 H: 0 LOB: 0 BB: 0 P: 10	R: 0 E: 0 K: 2 S: 8 H: 0 LOB: 0 BB: 0 P: 13	R: 0 E: 0 K: 1 S: 11 H: 0 LOB: 1 BB: 1 P: 19	R: 1 E: 0 K: 1 S: 14 H: 2 LOB: 1 BB: 0 P: 26	1B: 5 2B: 2 3B: 0 HR: 2 SF: 0 SAC: 0 DP: 1 HBP: 0						

TOP

Kansas City Royals @ New York Yankees

Yankee Stadium, Bronx, NY

Wed May 23 2012, 7:08 PM - 10:00 PM EDT

Att. 40,407 - Cloudy - 71 F

livebaseballscorecards.com

AB	35
R	3
H	9
RBI	3
BB	1
SO	10
LOB	12

WP: 0 PB: 0 SB: 1 CS: 0 PA: 36

PITCHER		IP	WLS	BF	H	R	ER	SO	BB	IBB	HBP	BLK	WP	HR	S	P	ERA	WHIP
46 Andy Pettitte, L ERA: 2.53	(1, 1)	7.0	W	28	7	2	2	8	1	0	0	0	0	2	71	98	2.57	1.143
41 David Phelps, R ERA: 2.87	(8, 1)	2.0		8	2	1	1	2	0	0	0	0	0	0	24	40	4.50	1.000

PITCHER	IP	WLS	BF	H	R	ER	SO	BB	IBB	HBP	BLK	WP	HR	S	P	ERA	WHIP

Batter	1	2	3	4	5	6	7	8	9	AB	R	H	RBI	BB	SO	LOB
2 Derek Jeter, R (1, 6) OBP: 0.389, SLG: 0.484	B SI 90 X FF 92 1-0 ① G6-3		X CH 82 0-0 14 1B 25 G4-6-3 2B		X FF 92 0-0 E5 25 BB 13 FC5-2 1-3 1B	X FF 90 0-0 ② L8		F SI 92 B SI 94 X SL 87 1-1 1B		5	1	3	0	0	0	0
14 Curtis Granderson, L (1, 8) OBP: 0.359, SLG: 0.548	C FF 92 B SL 82 L FF 91 X SL 82 1-2 HR		B FF 91 X FF 90 1-0 25 G4-6-3 2-3 1B		B FF 93 C FF 92 B FF 94 D CH 86 B FF 93 4-1 13 FC5-2 25 BB 24 FC6 BB	B FF 90 F CH 82 F CH 83 S FF 90 1-3 ③ K		B SI 91 B CU 76 B SI 91 C SI 91 S SI 91 S SI 93 3-3 ② K		4	2	2	1	1	2	1
25 Mark Teixeira, S (1, 3) OBP: 0.291, SLG: 0.381	B FF 92 B CH 85 C CH 84 B FF 91 B FF 92 4-1 13 HR BB		D CU 77 B FF 90 S CH 84 X SI 86 2-1 ① ② G4-6-3 1-2f 3-H		C FF 93 B SL 82 D CH 85 B FF 94 F SI 93 B FF 93 4-2 24 FC6 13 FC5-2 22 BB 1-2 2-3 3-H BB		B FF 94 B FS 85 C FF 94 F FF 94 B SL 84 B FF 94 4-2 24 FC4-6 BB	B SI 93 C CU 77 F FF 95 B SL 86 D SL 88 F SI 95 X FF 96 3-2 ③ G3		2	2	0	1	3	0	2
13 Alex Rodriguez, R (1, 5) OBP: 0.372, SLG: 0.444	C FF 91 B FF 90 F CH 85 F FF 92 B FF 92 X FF 93 2-2 1-H HR		B FF 91 B CU 76 B FF 90 C FF 90 X FF 92 3-1 HR		C SI 93 B SI 94 B SI 93 F SI 93 X SI 93 2-2 ① FC5-2 24 FC6 1-2 2-3 3-Hf		F FF 95 C FF 95 C SL 81 0-3 ① K			4	2	2	3	0	1	4
24 Robinson Canó, L (1, 4) OBP: 0.354, SLG: 0.477	B FF 89 B CU 75 C FF 90 X FF 91 2-1 ② G5-3		B FF 90 X SI 90 1-0 ③ L6		F FF 91 X FF 91 0-1 ② FC6 22 BB 33 HBP 1-2f 2-3 3-H		B CU 73 X FF 96 1-0 ② FC4-6 22 BB 33 BB 1-2f			4	0	0	1	0	0	3
33 Nick Swisher, S (1, 9) OBP: 0.304, SLG: 0.458	C SI 89 F FF 91 X SL 80 0-2 ③ P3			X FF 89 0-0 ① L8	F FF 90 B SL 83 B SL 79 B FF 91 F FF 89 H SL 79 4-2 22 BB 1-2 HBP		B FF 96 B FF 96 B FF 96 B FF 93 4-0 22 BB 1-2 BB			2	0	0	0	1	0	0
22 Andruw Jones, R (1, 10) OBP: 0.319, SLG: 0.435		B FF 90 X CH 84 1-0 ① P5		B FF 89 X FF 90 1-0 55 G6-3 1B	B SL 76 F FF 89 F FF 90 B SL 78 F SL 80 B SL 80 B SL 80 4-2 1-2 2-3 3-H BB		B FF 96 B SL 84 B FF 97 C FF 94 B FF 95 4-1 1-2 2-3 BB			2	0	1	1	2	0	0
55 Russell Martin, R (1, 2) OBP: 0.321, SLG: 0.318		B FF 92 C CH 86 C FF 91 B SL 78 S SL 78 2-3 ② K		B FF 93 B SI 92 X SI 93 2-0 ② ③ G6-3 1-2f	X FF 90 0-0 ③ F8		C FF 95 B SL 85 C SL 84 D SL 84 B SL 85 X FF 95 3-2 ③ F9			4	0	0	0	0	1	7
17 Jayson Nix, R (1, 7) OBP: 0.292, SLG: 0.500		C FF 91 C SL 78 B SL 79 B FF 93 B CH 85 X CH 85 3-2 ③ G5-3			H SI 92 1-0 2 E 2 1B 25 BB HBP	C FF 89 F FF 90 F SL 80 F SL 79 B FF 89 B SI 90 F FF 90 S FF 90 2-3 ① K		S FF 93 F SL 84 F FF 95 B SL 86 B SL 86 F FF 94 X SL 85 2-2 ① F8		3	1	0	0	0	1	0
Inning Stats	R: 3 E: 0 K: 0 S: 14 H: 2 LOB: 0 BB: 1 P: 24	R: 0 E: 0 K: 1 S: 7 H: 0 LOB: 0 BB: 0 P: 13	R: 2 E: 0 K: 0 S: 7 H: 3 LOB: 0 BB: 0 P: 14	R: 0 E: 0 K: 0 S: 3 H: 1 LOB: 0 BB: 0 P: 6	R: 3 E: 1 K: 0 S: 15 H: 1 LOB: 3 BB: 3 P: 34	R: 0 E: 0 K: 2 S: 10 H: 0 LOB: 0 BB: 0 P: 13	R: 0 E: 0 K: 1 S: 10 H: 0 LOB: 3 BB: 3 P: 26	R: 0 E: 0 K: 1 S: 14 H: 1 LOB: 1 BB: 0 P: 23		1B: 4 2B: 1 3B: 0 HR: 3 SF: 0 SAC: 0 DP: 2 HBP: 2						

PITCHER		IP	WLS	BF	H	R	ER	SO	BB	IBB	HBP	BLK	WP	HR	S	P	ERA	WHIP
53 Will Smith, L ERA: 13.5	(1, 1)	3.1	L	16	6	5	5	1	1	0	0	0	0	3	30	54	13.50	2.100
39 Luis Mendoza, R ERA: 5.66	(4, 1)	1.0		6	1	3	3	0	2	0	1	0	0	0	8	21	27.00	3.000
50 Jose Mijares, L ERA: 2.37	(5, 1)	0.1		2	0	0	0	0	0	0	1	0	0	0	4	8	0.00	0.000
31 Louis Coleman, R ERA: 2.63	(5, 1)	1.1		5	0	0	0	2	1	0	0	0	0	0	14	21	0.00	0.750
56 Greg Holland, R ERA: 7.59	(7, 1)	1.0		6	0	0	0	1	3	0	0	0	0	0	10	26	0.00	3.000

PITCHER		IP	WLS	BF	H	R	ER	SO	BB	IBB	HBP	BLK	WP	HR	S	P	ERA	WHIP
51 Jonathan Broxton, R ERA: 2.16	(8, 1)	1.0		4	1	0	0	1	0	0	0	0	0	0	14	23	0.00	1.000

BOTTOM

Kansas City Royals @ New York Yankees

Yankee Stadium, Bronx, NY

Wed May 23 2012, 7:08 PM - 10:00 PM EDT

Att. 40,407 - Cloudy - 71 F

livebaseballscorecards.com

AB	30
R	8
H	8
RBI	7
BB	7
SO	5
LOB	17

WP: 0 PA: 39
PB: 0
SB: 0
CS: 0

Kansas City Royals @ Baltimore Orioles

Oriole Park at Camden Yards, Baltimore, MD

Fri May 25 2012, 7:08 PM - 10:08 PM EDT

Att. 28,954 - Clear - 82 F

TOP

livebaseballscorecards.com

Batter	1	2	3	4	5	6	7	8	9	AB	R	H	RBI	BB	SO	LOB
1 Jarrod Dyson, L (1, 8) OBP: 0.325, SLG: 0.293 9 Johnny Giavotella, R (9, PH) OBP: 0.226, SLG: 0.207	C FF 93 B FF 94 C FF 94 X SI 94 1-2 ① G6-3		B FF 94 X FF 93 1-0 ② B1-3		1 SAFE X FF 93 0-0 E1 35 S 1-3 1B		B SI 94 C SI 94 X FF 95 1-1 ③ L7		X SI 90 0-0 ③ G5-3	4 1	0 0	1 0	0 0	0 0	0 0	1 1
35 Eric Hosmer, L (1, 3) OBP: 0.260, SLG: 0.331	B CU 78 B FF 95 X FF 94 2-0 ② F9		C SI 94 X FF 94 0-1 ③ F8		1 SAFE B SI 93 F SI 93 B FF 93 B SL 85 S SL 87 S FF 94 3-3 ② K 1-2			C SI 92 B CH 88 B SI 94 B SI 93 X SI 92 3-1 21 HR 1B		4	1	1	0	0	1	2
16 Billy Butler, R (1, 10) OBP: 0.356, SLG: 0.520	B SI 96 C SL 85 F FF 94 X SL 85 1-2 1B			B FF 92 B SI 92 B SI 93 C FF 93 S SL 85 F SL 84 T FF 94 3-2 ① K	X FF 94 0-0 ③ L6			X SI 93 0-0 ① F8		4	0	1	0	0	1	3
8 Mike Moustakas, L (1, 5) OBP: 0.331, SLG: 0.487	D FF 95 C CU 80 F FF 94 F FF 94 T SL 85 1-2 ③ K			B CU 80 C CH 89 F FF 95 B FF 94 F CU 80 B CH 89 F SL 85 B CU 78 4-2 21 2B BB		B FF 91 C FF 92 C SL 83 B CH 85 B FF 93 F SI 92 X SI 92 3-2 ① F9		B FF 94 X SI 94 1-0 ② F9		3	0	0	0	1	1	2
21 Jeff Francoeur, R (1, 9) OBP: 0.315, SLG: 0.429		C FF 93 B FF 94 T SL 86 F FF 94 X FF 94 1-2 4 E 4 S 27 FC4-2 1B		C SI 94 B SI 94 1 SAFE S SL 85 D SL 85 F FF 94 F SL 85 X FF 94 2-2 1-3 2B		C SL 86 X SL 86 0-1 ② F8		B CU 83 F FF 94 B FF 95 F CU 83 F SI 95 F FF 94 F CU 84 F CU 84 F FF 95 3-2 B FF 95 F FF 94 X FF 95 1-H HR		4	1	3	2	0	0	0
4 Alex Gordon, L (1, 7) OBP: 0.323, SLG: 0.362		B SI 93 B SI 93 C SL 85 S FF 94 B FF 94 C SL 87 3-3 ① K 1-3		S FF 94 B FF 94 B SL 86 B FF 94 F FF 94 C CU 78 3-3 ② K		B FF 93 X CH 88 1-0 ③ F7		C CU 83 X CU 82 0-1 ③ G4-3		4	0	0	0	0	2	3
27 Brayan Peña, S (1, 2) OBP: 0.269, SLG: 0.329		F FF 94 S FF 94 X FF 95 0-2 ② FC4-2 3-H		C CU 79 C FF 94 B FF 95 F FF 94 T SI 94 1-2 ③ K			B CU 80 F SI 93 F SI 94 F SI 95 X FF 95 1-2 ① G4-3		C SI 87 X CH 83 0-1 ① F9	4	0	0	0	0	1	3
19 Irving Falu, S (1, 4) OBP: 0.359, SLG: 0.487		C CU 79 F SI 95 F FF 95 B FF 95 B CU 80 X SI 95 2-2 ③ G6-3			B CU 78 C FF 92 F SI 92 C SL 86 1-3 ① K		C SI 94 C CU 83 X SI 95 0-2 ② F9		X SI 88 0-0 ② F8	4	0	0	0	0	1	1
2 Alcides Escobar, R (1, 6) OBP: 0.353, SLG: 0.430			B FF 93 S SL 85 B FF 93 B FF 94 C FF 93 X SL 87 3-2 ① G6-3		C SI 94 X FF 92 0-1 1 E 1 1B 1B		S CU 83 X FF 94 0-1 1B		C SI 88 S SL 81 X SI 89 0-2 1B	4	0	3	0	0	0	0
Inning Stats	R: 0 E: 0 K: 1 S: 11 H: 1 LOB: 1 BB: 0 P: 16	R: 0 E: 1 K: 1 S: 14 H: 1 LOB: 1 BB: 0 P: 20	R: 0 E: 0 K: 0 S: 6 H: 0 LOB: 0 BB: 0 P: 10	R: 0 E: 0 K: 3 S: 20 H: 1 LOB: 2 BB: 1 P: 33	R: 0 E: 1 K: 2 S: 10 H: 2 LOB: 2 BB: 0 P: 14	R: 0 E: 0 K: 0 S: 7 H: 0 LOB: 0 BB: 0 P: 11	R: 0 E: 0 K: 0 S: 11 H: 1 LOB: 1 BB: 0 P: 13	R: 2 E: 0 K: 0 S: 15 H: 2 LOB: 0 BB: 0 P: 22	R: 0 E: 0 K: 0 S: 7 H: 1 LOB: 1 BB: 0 P: 7	1B: 7 2B: 1 3B: 0 HR: 1 SF: 0 SAC: 0 DP: 0 HBP: 0						

	AB	36
	R	2
	H	9
	RBI	2
	BB	1
	SO	7
	LOB	16

WP: 0 PA: 37
PB: 0
SB: 2
CS: 0

PITCHER		IP	WLS	BF	H	R	ER	SO	BB	IBB	HBP	BLK	WP	HR	S	P	ERA	WHIP
39 Jason Hammel, R ERA: 2.78	(1, 1)	6.0	W	24	5	0	0	7	1	0	0	0	0	0	68	104	0.00	1.000
55 Stu Pomeranz, R ERA: 3.0	(7, 1)	2.0		9	3	2	2	0	0	0	0	0	0	1	26	35	9.00	1.500
37 Dana Eveland, L ERA: 3.95	(9, 1)	1.0		4	1	0	0	0	0	0	0	0	0	0	7	7	0.00	1.000

PITCHER		IP	WLS	BF	H	R	ER	SO	BB	IBB	HBP	BLK	WP	HR	S	P	ERA	WHIP

Batter	1	2	3	4	5	6	7	8	9	AB	R	H	RBI	BB	SO	LOB
11 Robert Andino, R (1, 4) OBP: 0.313, SLG: 0.356	B SI 82 F SL 81 B SL 80 B CH 75 B SI 83 4-1 21 HBP 2 1B 10 SF7 BB	S CH 76 B SI 87 B SL 83 C SI 87 X CU 77 2-2 ③ G1-3			1 SAFE 1 SAFE X SL 81 0-0 2 S 2 2B 1-3 1B	C FF 96 C FF 98 B FF 98 B CH 87 F FF 97 F FF 99 B CH 89 S FF 98 3-3 ① K		C FF 89 B SL 80 F SL 78 S SL 78 1-3 ② K		4	2	1	0	1	2	0
2 J.J. Hardy, R (1, 6) OBP: 0.302, SLG: 0.468	C SI 81 B SL 80 X SL 80 1-1 24 1B 21 HBP 1-2 1B	B SI 84 C CH 75 X CH 77 1-1 ① F7			1 SAFE C SL 82 F SL 81 X FF 88 0-2 21 2B 1-H 3-H 2B	B FF 98 X SI 97 1-0 ② G2-3		B FF 89 B SL 77 F FF 88 B FF 89 B FF 89 4-1 21 2B BB		4	1	2	2	1	0	0
21 Nick Markakis, L (1, 9) OBP: 0.350, SLG: 0.475	B SI 83 C SI 84 C SL 80 H SI 84 2-2 24 1B 1-2 2-3 HBP	B EP 70 X SL 80 1-0 1B			F SI 85 B SI 86 X SL 80 1-1 10 1B 2-H 2B	C CU 80 F CH 86 F FF 98 B FF 98 B CH 87 B FF 98 F CH 88 X CH 88 3-2 ③ G3-1		C FF 88 X CH 83 0-1 1-3 2B		4	1	3	1	0	0	0
10 Adam Jones, R (1, 8) OBP: 0.353, SLG: 0.594	B SL 81 X SL 81 1-0 ① SF7 3-H	F SI 85 C SL 81 1 SAFE F SL 82 F SI 88 D CH 77 F SL 82 F FF 86 S CH 78 1-3 ② K			F SI 86 F SL 82 F CH 77 F SL 81 F SI 86 D CH 78 F SL 83 X CH 78 1-2 19 E 19 S 19 1B 2-H 1B		C FF 89 S SL 79 S SL 80 0-3 ① K	S SL 80 S SL 80 F SL 81 X FF 89 0-2 ③ P3		4	1	1	2	0	2	3
32 Matt Wieters, S (1, 2) OBP: 0.320, SLG: 0.453	S SL 80 F SL 82 F SI 86 X FF 88 0-2 ② F3	B SL 83 1 SAFE 1 SAFE B SL 82 F CH 77 X SI 87 2-1 ③ F8			C FF 96 S FF 98 S CH 84 0-3 ① K		B SL 77 C FF 90 B CH 85 F SL 80 B FF 91 B FF 90 4-2 19 HR BB			3	1	0	0	1	1	4
24 Wilson Betemit, S (1, 3) OBP: 0.291, SLG: 0.429	B SL 81 S CH 77 D SL 82 X CH 77 2-1 1-2 2-3 1B			C CU 70 F SI 86 X SL 82 0-2 ① G5-3	C CH 86 B FF 98 F CH 87 S CH 86 1-3 ② K		B FF 89 B FF 89 S SL 77 S SL 78 X FF 89 2-2 ② F7			4	0	1	0	0	1	2
19 Chris Davis, L (1, 10) OBP: 0.331, SLG: 0.490	C CU 72 F SL 81 B FF 88 B FF 88 F SL 82 S SI 85 2-3 ③ K			X CU 70 0-0 ② G4-3	C CH 88 T FF 100 D CH 86 F CH 86 F FF 98 F CH 86 X CH 86 1-2 6 1B 1-H 1B		B FF 89 D CH 85 C SL 79 F FF 91 B FF 89 F SL 79 X FF 89 3-2 1-H HR			4	1	2	3	0	1	3
6 Steve Tolleson, R (1, 5) OBP: 0.333, SLG: 0.550		B CH 75 X CH 76 1-0 ① F8		B CU 70 F CH 76 B SL 82 X SL 82 2-1 ③ G5-3	B FF 99 B FF 97 X FF 98 2-0 1-2 1B		C SL 81 F FF 91 F SL 80 X SL 78 0-2 ③ G6-3			4	0	1	0	0	0	0
13 Xavier Avery, L (1, 7) OBP: 0.340, SLG: 0.383		C SI 83 C SI 86 X EP 70 0-2 ② F8			B CU 77 I 4-2 C CH 76 S SI 84 B SI 86 B SI 86 B SI 85 11 1B 11 S 2 2B BB X FF 87 0-0 ③ G4-3			B FF 88 B FF 88 X FF 88 2-0 ① P6		3	1	0	0	1	0	2
Inning Stats	R: 1 E: 0 K: 1 S: 16 H: 2 LOB: 3 BB: 1 P: 28	R: 0 E: 0 K: 0 S: 7 H: 0 LOB: 0 BB: 0 P: 10	R: 0 E: 0 K: 1 S: 12 H: 1 LOB: 1 BB: 0 P: 17	R: 0 E: 0 K: 0 S: 6 H: 0 LOB: 0 BB: 0 P: 8	R: 5 E: 0 K: 2 S: 29 H: 6 LOB: 2 BB: 1 P: 39	R: 0 E: 0 K: 1 S: 11 H: 0 LOB: 0 BB: 0 P: 18	R: 2 E: 0 K: 1 S: 17 H: 1 LOB: 0 BB: 1 P: 26	R: 0 E: 0 K: 1 S: 11 H: 1 LOB: 2 BB: 1 P: 18		1B: 7 2B: 3 3B: 0 HR: 1 SF: 1 SAC: 0 DP: 0 HBP: 1				WP: 0 PB: 0 SB: 3 CS: 0 PA: 40		

BOTTOM

Kansas City Royals @ Baltimore Orioles

Oriole Park at Camden Yards, Baltimore, MD

Fri May 25 2012, 7:08 PM - 10:08 PM EDT

Att. 28,954 - Clear - 82 F

livebaseballscorecards.com

AB	34
R	8
H	11
RBI	8
BB	4
SO	7
LOB	14

PITCHER		IP	WLS	BF	H	R	ER	SO	BB	IBB	HBP	BLK	WP	HR	S	P	ERA	WHIP
52 Bruce Chen, L ERA: 4.81	(1, 1)	4.0	L	22	7	6	6	2	2	0	1	0	0	0	56	84	13.50	2.250
40 Kelvin Herrera, R ERA: 3.65	(5, 1)	2.0		8	2	0	0	3	0	0	0	0	0	0	25	36	0.00	1.000
31 Louis Coleman, R ERA: 3.45	(7, 1)	2.0		10	2	2	2	2	2	0	0	0	0	1	28	44	9.00	2.000

PITCHER	IP	WLS	BF	H	R	ER	SO	BB	IBB	HBP	BLK	WP	HR	S	P	ERA	WHIP

Batter	1	2	3	4	5	6	7	8	9	AB	R	H	RBI	BB	SO	LOB
1 Jarrod Dyson, L (1, 8) OBP: 0.322, SLG: 0.290 12 Mitch Maier, L (3, PH) OBP: 0.305, SLG: 0.385 (3, 8)	B FF 90 C FF 90 X SL 83 1-1 G3		C FF 88 B SL 81 F FF 90 T FF 91 1-2 K		1 SAFE X FF 88 0-0 P6		X SI 85 0-0 1B	B FF 97 S SL 83 B SI 97 B SL 82 X SI 96 3-1 G4-3		1 4	0 0	0 1	0 0	0 0	0 1	0 4
2 Alcides Escobar, R (1, 6) OBP: 0.343, SLG: 0.417	B FF 89 B FF 89 B FF 90 C FF 90 X FF 89 3-1 F9		C CF 89 C CU 69 B FF 91 F FF 89 X CH 83 1-2 G4-3		F CH 82 B CH 83 X SI 89 1-1 F8		F SI 84 S SL 77 F FF 87 F SI 85 B FF 86 B SI 84 S SL 76 2-3 K		L CH 86 F CH 87 B FF 89 F FF 90 F CH 86 B SI 92 F SI 90 X CH 87 2-2 G5-3	5	0	0	0	0	1	3
16 Billy Butler, R (1, 10) OBP: 0.358, SLG: 0.534	C SL 79 F FF 90 F FF 90 F FF 91 X SL 79 0-2 1B		F FF 90 S CH 82 X FF 91 0-2 G4-3			C CH 81 B FF 90 X FF 89 1-1 HR	B SL 78 C SL 77 B FF 85 S SL 77 F SL 77 B SL 76 S SL 76 3-3 K		B SL 84 B SL 84 X FF 90 2-0 F7	5	1	2	1	0	1	2
8 Mike Moustakas, L (1, 5) OBP: 0.327, SLG: 0.477	C FF 89 B FF 89 B SL 79 F SL 78 F FF 91 X FF 89 2-2 F7			B SL 80 C SL 79 X SL 78 1-1 P4		B SL 81 B FF 89 X FF 88 2-0 F9		C SL 79 X SI 96 0-1 9 1B 21 G1-3 35 1B 1B	B SI 88 S CH 85 B CH 86 S CH 84 X FF 90 2-2 G4-3	5	1	1	0	0	0	1
21 Jeff Francoeur, R (1, 9) OBP: 0.319, SLG: 0.437		S FF 88 F FF 91 X FF 89 0-2 2B		C CH 81 B FF 90 C FF 89 F FF 92 F CH 83 X FF 91 1-2 4 G3-6-3 1B		F FF 90 F FF 90 F FF 91 B CU 70 B FF 90 F FF 89 B FF 90 F FF 89 F CH 81 3-2 T FF 88 K		X SI 97 0-0 1-2 G1-3		4	0	2	0	0	1	1
4 Alex Gordon, L (1, 7) OBP: 0.322, SLG: 0.356		B SL 80 B FF 90 B SL 80 C FF 90 F FF 90 S FF 90 3-3 K		B FF 90 X SI 90 1-0 G3-6-3 1-2f		B SL 80 C FF 90 F FF 90 S FF 90 1-3 K		B SI 97 B SI 98 B SL 82 B SI 98 4-0 35 1B 9 1B BB		3	0	0	0	1	2	2
9 Johnny Giavotella, R (1, 4) OBP: 0.286, SLG: 0.281		C FF 89 C FF 90 B SI 90 D CH 82 B FF 89 B SL 77 4-2 BB			B CH 82 F FF 88 B CH 82 F FF 88 X FF 88 2-2 35 1B 2B		C SL 77 X SI 84 0-1 F8	C SI 97 B SI 98 B SI 98 X SI 96 2-1 35 1B 1-2 2-3 1B		3	1	2	0	1	0	0
35 Eric Hosmer, L (1, 3) OBP: 0.270, SLG: 0.347		B SL 79 X FF 87 1-0 F7			B FF 90 B FF 88 B FF 89 X FF 89 3-0 2-H 1B		C SL 79 X SI 85 0-1 33 2B 2B	X FF 98 0-0 1-2 2-3 3-H 1B		4	1	3	2	0	0	2
33 Humberto Quintero, R (1, 2) OBP: 0.268, SLG: 0.374		B FF 89 B FF 89 X FF 90 2-0 L6			F FF 89 S FF 90 B FF 90 S FF 90 1-3 K		C SL 78 F SI 83 B FF 86 B SL 77 X SL 76 2-2 2-H 2B	B SL 83 F FF 98 S SL 84 F SI 97 S SL 83 1-3 K		4	0	1	1	0	2	6
Inning Stats	R: 0 E: 0 K: 0 S: 13 H: 1 LOB: 1 BB: 0 P: 19	R: 0 E: 0 K: 1 S: 10 H: 1 LOB: 2 BB: 1 P: 20	R: 0 E: 0 K: 1 S: 10 H: 0 LOB: 0 BB: 0 P: 12	R: 0 E: 0 K: 0 S: 8 H: 1 LOB: 0 BB: 0 P: 11	R: 1 E: 0 K: 1 S: 10 H: 2 LOB: 1 BB: 0 P: 17	R: 1 E: 0 K: 2 S: 13 H: 1 LOB: 0 BB: 0 P: 20	R: 1 E: 0 K: 2 S: 17 H: 3 LOB: 2 BB: 0 P: 24	R: 1 E: 0 K: 1 S: 12 H: 3 LOB: 3 BB: 1 P: 22	R: 0 E: 0 K: 0 S: 10 H: 0 LOB: 0 BB: 0 P: 16	1B: 7 2B: 4 3B: 0 HR: 1 SF: 0 SAC: 0 DP: 1 HBP: 0						

PITCHER		IP	WLS	BF	H	R	ER	SO	BB	IBB	HBP	BLK	WP	HR	S	P	ERA	WHIP
16 Wei-Yin Chen, L ERA: 3.31	(1, 1)	6.0		24	6	2	2	5	1	0	0	0	0	1	64	99	3.00	1.167
56 Darren O'Day, R ERA: 1.88	(7, 1)	1.0	B	6	3	1	1	2	0	0	0	0	0	0	17	24	9.00	3.000
47 Pedro Strop, R ERA: 1.4	(8, 1)	1.0	L	7	3	1	1	1	1	0	0	0	0	0	12	22	9.00	4.000
38 Luis Ayala, R ERA: 1.85	(9, 1)	1.0		3	0	0	0	0	0	0	0	0	0	0	10	16	0.00	0.000

PITCHER	IP	WLS	BF	H	R	ER	SO	BB	IBB	HBP	BLK	WP	HR	S	P	ERA	WHIP

TOP

Kansas City Royals @ Baltimore Orioles

Oriole Park at Camden Yards, Baltimore, MD

Sat May 26 2012, 4:10 PM - 7:23 PM EDT

Att. 26,714 - Cloudy - 87 F

livebaseballscorecards.com

AB	38
R	4
H	12
RBI	4
BB	2
SO	8
LOB	21

Kansas City Royals @ Baltimore Orioles

Oriole Park at Camden Yards, Baltimore, MD

Sat May 26 2012, 4:10 PM - 7:23 PM EDT

Att. 26,714 - Cloudy - 87 F

livebaseballscorecards.com

BOTTOM

Batter	1	2	3	4	5	6	7	8	9	AB	R	H	RBI	BB	SO	LOB
13 Xavier Avery, L (1, 7) OBP: 0.310, SLG: 0.346	F8	F7		FC4-6 1-2f		K			FC4-6 2 FC6-4 1-2f	5	0	0	0	0	1	5
2 J.J. Hardy, R (1, 6) OBP: 0.309, SLG: 0.487	1B		HR		P6		10 G6-3 1B		FC6-4 1-2f	5	1	3	1	0	0	1
21 Nick Markakis, L (1, 9) OBP: 0.346, SLG: 0.465	K		P6	10 FC6-4 BB			K		G3	4	0	0	0	1	2	3
10 Adam Jones, R (1, 8) OBP: 0.351, SLG: 0.597	F9		32 SF8 3B		FC6-4 19 S 32 BB 1-2f		G6-3 1-2f			4	1	1	0	0	0	3
32 Matt Wieters, S (1, 2) OBP: 0.318, SLG: 0.447		K	SF8 3-H	BB 1-2				K		2	0	0	1	1	2	0
19 Chris Davis, L (1, 3) OBP: 0.335, SLG: 0.510		HR	K		F7 2-3			1B		4	1	2	1	0	1	2
24 Wilson Betemit, S (1, 5) OBP: 0.303, SLG: 0.430		1B 11 BB		BB 13 FC4-6		BB		F8		2	0	1	0	2	0	1
36 Nick Johnson, L (1, 10) OBP: 0.308, SLG: 0.433		P6		F7		K		F7		4	0	0	0	0	1	4
11 Robert Andino, R (1, 4) OBP: 0.317, SLG: 0.355		BB 1-2		P3		K			1B 13 FC4-6	3	0	1	0	1	1	2
Inning Stats	R: 0 E: 0 K: 1 S: 10 H: 1 LOB: 1 BB: 0 P: 16	R: 1 E: 0 K: 1 S: 11 H: 2 LOB: 2 BB: 1 P: 20	R: 2 E: 0 K: 1 S: 12 H: 2 LOB: 0 BB: 0 P: 20	R: 0 E: 0 K: 0 S: 6 H: 0 LOB: 1 BB: 1 P: 14	R: 0 E: 0 K: 0 S: 10 H: 0 LOB: 2 BB: 2 P: 23	R: 0 E: 0 K: 3 S: 14 H: 0 LOB: 1 BB: 1 P: 23	R: 0 E: 0 K: 1 S: 11 H: 1 LOB: 0 BB: 0 P: 16	R: 0 E: 0 K: 1 S: 12 H: 1 LOB: 1 BB: 0 P: 15	R: 0 E: 0 K: 0 S: 9 H: 1 LOB: 1 BB: 0 P: 16	1B: 5 2B: 0 3B: 1 HR: 2	SF: 1 SAC: 0 DP: 1 HBP: 0						

	AB	33
	R	3
	H	8
	RBI	3
	BB	5
	SO	8
	LOB	21

PITCHER		IP	WLS	BF	H	R	ER	SO	BB	IBB	HBP	BLK	WP	HR	S	P	ERA	WHIP
59 Felipe Paulino, R ERA: 2.03	(1, 1)	5.2		27	5	3	3	5	5	0	0	0	0	2	59	109	4.76	1.765
55 Tim Collins, L ERA: 2.82	(6, 1)	0.2		3	1	0	0	2	0	0	0	0	0	0	11	18	0.00	1.500
56 Greg Holland, R ERA: 6.94	(7, 1)	1.0	W	2	0	0	0	1	0	0	0	0	0	0	7	8	0.00	0.000
50 Jose Mijares, L ERA: 2.29	(8, 1)	0.2	H	3	1	0	0	0	0	0	0	0	0	0	9	12	0.00	1.500
51 Jonathan Broxton, R ERA: 2.04	(9, 1)	1.0	S	4	1	0	0	0	0	0	0	0	0	0	9	16	0.00	1.000

PITCHER	IP	WLS	BF	H	R	ER	SO	BB	IBB	HBP	BLK	WP	HR	S	P	ERA	WHIP

Kansas City Royals @ Baltimore Orioles

Oriole Park at Camden Yards, Baltimore, MD

Sun May 27 2012, 1:40 PM - 4:45 PM EDT

Att. 33,919 - Cloudy - 86 F

TOP

livebaseballscorecards.com

Batter	1	2	3	4	5	6	7	8	9	AB	R	H	RBI	BB	SO	LOB
4 Alex Gordon, L (1, 7) OBP: 0.324, SLG: 0.359	C FF 91 X FF 91 0-1 P6		C CU 75 X FF 90 0-1 2B		F SL 84 B CH 85 B CU 76 B SL 86 F FF 91 B SL 85 4-2 16 BB BB	B SL 83 F SL 84 F SL 85 B FF 91 S SL 85 2-3 K			B SI 93 X SI 94 1-0 F7	4	0	1	0	1	1	2
9 Johnny Giavotella, R (1, 4) OBP: 0.250, SLG: 0.243	C FF 91 B CU 77 X FF 91 1-1 F8		B FF 88 C CH 82 F FF 91 F SL 86 D CH 85 X CH 82 2-2 G5-3		1 SAFE B FF 90 C CH 81 B CH 83 1 SAFE X SL 83 2-1 L5		C SL 77 B FF 86 B SI 84 C SL 77 X SL 78 2-2 P6		X SI 94 0-0 F8	5	0	0	0	0	0	3
16 Billy Butler, R (1, 10) OBP: 0.365, SLG: 0.551	B FF 92 B FF 92 X FF 92 2-0 HR		I IN 66 I IN 72 I IN 75 I IN 74 4-0 21 FC6-4 IBB		B SL 84 B CH 84 B CH 82 B CH 84 4-0 1-2 BB		B SI 85 C SI 85 F SI 84 B FF 87 S FF 86 2-3 K			2	1	1	1	2	1	0
8 Mike Moustakas, L (1, 5) OBP: 0.320, SLG: 0.465	F FF 92 F SL 87 X CH 85 0-2 G5-3		C SL 86 C SL 83 X SL 82 0-2 F9		D SI 92 F SL 85 B CU 77 F FF 91 X SL 87 2-2 G4-3		C SL 78 F SL 78 F FF 86 F SI 85 F FF 86 S SL 77 0-3 K			4	0	0	0	0	1	4
21 Jeff Francoeur, R (1, 9) OBP: 0.323, SLG: 0.455		B CU 74 F FF 90 F CH 83 F CH 86 X FF 92 1-2 E8 2 1B 12 SH1-3 1B	F FF 90 B FF 91 X FF 91 1-1 FC6-4 1-2f			B CH 81 C CH 80 F FF 90 X SL 83 1-2 HR		C SL 76 B FF 85 F SL 77 X SL 76 1-2 P4		4	2	2	1	0	0	2
35 Eric Hosmer, L (1, 3) OBP: 0.265, SLG: 0.339		F CH 87 F FF 90 B FF 91 S FF 92 1-3 K		B FF 90 S SL 85 F SL 84 F FF 92 X SL 86 1-2 G1-3		C SL 83 B FF 90 S FF 90 F FF 91 S SL 86 1-3 K		F SL 82 F SL 84 S CU 77 0-3 K		4	0	0	0	0	3	1
2 Alcides Escobar, R (1, 6) OBP: 0.347, SLG: 0.419		X FF 90 0-0 12 SH1-3 2-3 1B		C CU 79 X CH 85 0-1 G5-3		B CH 82 F SI 93 X CH 83 1-1 33 2B 1B		C SI 92 B SI 91 B SL 82 F SI 90 B SI 91 S SI 91 3-3 K		4	1	2	0	0	1	0
12 Mitch Maier, L (1, 8) OBP: 0.290, SLG: 0.364		B FF 92 X SI 92 1-0 SH1-3 1-2 3-H		C SI 92 C SL 86 S SL 84 0-3 K		F FF 92 S FF 91 X SL 84 0-2 F8			C SL 82 B SI 88 F SL 82 F SI 90 B SI 90 S SL 84 2-3 K	3	0	0	1	0	2	1
33 Humberto Quintero, R (1, 2) OBP: 0.277, SLG: 0.389		B FF 90 F FF 91 X FF 91 1-1 L9			B SI 89 B CU 75 C FF 90 F FF 90 S CH 84 2-3 K	D SI 92 X CH 82 1-0 1-H 2B			C SI 94 B SI 95 B SI 94 C FF 94 F SI 95 B FF 96 X SI 96 3-2 1B	4	0	2	1	0	1	1
Inning Stats	R: 1 E: 0 K: 0 S: 8 H: 1 LOB: 0 BB: 0 P: 11	R: 1 E: 1 K: 1 S: 11 H: 2 LOB: 1 BB: 0 P: 15	R: 0 E: 0 K: 0 S: 11 H: 1 LOB: 2 BB: 1 P: 18	R: 0 E: 0 K: 1 S: 9 H: 0 LOB: 0 BB: 0 P: 10	R: 0 E: 0 K: 1 S: 10 H: 0 LOB: 2 BB: 2 P: 24	R: 2 E: 0 K: 2 S: 16 H: 3 LOB: 1 BB: 0 P: 22	R: 0 E: 0 K: 2 S: 12 H: 0 LOB: 0 BB: 0 P: 16	R: 0 E: 0 K: 2 S: 9 H: 0 LOB: 0 BB: 0 P: 13	R: 0 E: 0 K: 1 S: 10 H: 1 LOB: 1 BB: 0 P: 16	1B: 4 2B: 2 3B: 0 HR: 2 SF: 0 SAC: 1 DP: 0 HBP: 0						

	AB	34
	R	4
	H	8
	RBI	4
	BB	3
	SO	10
	LOB	14

WP: 0 PA: 38
PB: 0
SB: 0
CS: 0

PITCHER		IP	WLS	BF	H	R	ER	SO	BB	IBB	HBP	BLK	WP	HR	S	P	ERA	WHIP
17 Brian Matusz, L ERA: 4.82	(1, 1)	6.0	L	28	7	4	3	5	2	1	0	0	0	2	65	100	4.50	1.500
56 Darren O'Day, R ERA: 1.78	(7, 1)	1.1		4	0	0	0	2	0	0	0	0	0	0	15	20	0.00	0.000
40 Troy Patton, L ERA: 3.97	(8, 1)	1.0		3	0	0	0	3	0	0	0	0	0	0	10	15	0.00	0.000
43 Jim Johnson, R ERA: 0.84	(9, 1)	0.2		3	1	0	0	0	0	0	0	0	0	0	6	10	0.00	1.500

PITCHER	IP	WLS	BF	H	R	ER	SO	BB	IBB	HBP	BLK	WP	HR	S	P	ERA	WHIP

Batter	1	2	3	4	5	6	7	8	9	AB	R	H	RBI	BB	SO	LOB
13 Xavier Avery, L (1, 7) OBP: 0.302, SLG: 0.333	B FF 90 X FF 90 1-0 ① G6-3	B FF 92 B FC 88 S SI 92 S SL 85 S SL 84 2-3 ③ K2-3		F FF 93 S SL 85 X FF 94 0-2 1-H 2S 1B		S FF 93 C FF 94 F FF 93 S CU 74 0-3 ③ K			X FF 94 0-0 ② G4-3	5	0	1	1	0	2	1
2 J.J. Hardy, R (1, 6) OBP: 0.311, SLG: 0.485	B FF 91 B FF 92 B FC 88 C FF 92 X FC 88 3-1 21 2B 1B		C FC 90 X SI 90 0-1 32 1B 1B	B FC 90 B FC 90 X FF 92 2-0 ③ F9 1-2			C FF 97 B CU 78 F FF 98 F FF 99 F CH 86 F CH 87 F FF 99 X FF 99 1-2 ① G4-3		C SL 88 X SI 96 0-1 E4	5	1	2	0	0	0	1
21 Nick Markakis, L (1, 9) OBP: 0.343, SLG: 0.463	F FF 92 C FC 88 F FF 92 F FC 87 F FC 89 B SI 91 B CH 86 X CH 85 2-2 1-H 2B		X FF 91 0-0 ① F9		C KC 74 B CH 83 B CH 82 F FC 88 F SL 85 F SL 84 B SL 86 F FC 89 F FF 92 3-2 F FC 89 X KC 80 ① G4-3		B FF 97 B CH 86 C FF 98 X CH 88 2-1 ② F8		C FF 94 B FF 96 S FF 96 B FF 96 B FF 96 F SL 88 C SL 89 3-3 ③ K	5	0	1	1	0	1	2
10 Adam Jones, R (1, 8) OBP: 0.349, SLG: 0.595	X SI 93 0-0 ② G5-3		C SI 91 B SI 90 S FF 92 F SI 93 D SL 84 X FC 86 2-2 ② P5		B FF 92 F FC 88 B FF 92 S KC 79 B SI 93 F KC 75 X FF 92 3-2 2B		C FF 100 S CH 86 X CU 79 0-2 ③ G1-3			4	0	1	0	0	0	2
32 Matt Wieters, S (1, 2) OBP: 0.322, SLG: 0.445	C KC 77 C FF 93 B FF 93 H KC 80 2-2 HBP		X FF 92 0-0 1-3 1B		B KC 75 F FC 86 B FC 92 F KC 77 S SL 85 2-3 ② K			C FF 96 F FF 97 B CU 78 F CH 88 X SI 97 1-2 ① G6-3		3	0	1	0	0	1	1
19 Chris Davis, L (1, 3) OBP: 0.339, SLG: 0.513	S FF 92 F FF 93 B FF 93 F SL 85 B FF 92 S FF 93 2-3 ③ K		F FF 92 F FC 87 S FF 93 0-3 ③ K		C FC 91 B FF 90 F SL 85 H SL 84 2-2 HBP			B FF 90 X FF 90 1-0 2B		3	0	1	0	0	2	4
24 Wilson Betemit, S (1, 5) OBP: 0.302, SLG: 0.420		S FC 90 B CH 84 F FF 92 B FF 93 X FF 92 2-2 ① F9		B KC 75 B CH 83 B FC 87 B FC 87 4-0 11 FC6-4 BB	X FF 93 0-0 ③ L4			X SI 88 0-0 ② G5-3		3	0	0	0	1	0	3
36 Nick Johnson, L (1, 10) OBP: 0.296, SLG: 0.414 6 Steve Tolleson, R (8, PH) OBP: 0.318, SLG: 0.524 (9, 10)		B FF 92 C FF 92 F FF 93 C FF 93 1-3 ② K		C FF 92 B SI 89 F FC 88 B FF 92 F SL 85 S FF 94 2-3 ① K		F FF 93 C CU 74 S CU 75 0-3 ① K		F FF 94 B SL 85 C SL 85 S SL 85 1-3 ③ K		3 1	0 0	0 0	0 0	0 0	3 1	1 1
11 Robert Andino, R (1, 4) OBP: 0.315, SLG: 0.359		B KC 78 S FC 88 X SI 93 1-1 2B		C KC 78 F FC 88 F FF 92 B SL 85 X SL 84 1-2 ② FC6-4 13 E 13 S 13 1B 1-2f		C CU 75 C CU 76 X CU 74 0-2 ② G6-3			B FF 94 C FF 94 X SL 87 1-1 ① G6-3	4	1	1	0	0	0	1
Inning Stats	R: 1 E: 0 K: 1 S: 16 H: 2 LOB: 2 BB: 0 P: 26	R: 0 E: 0 K: 2 S: 11 H: 1 LOB: 1 BB: 0 P: 17	R: 0 E: 0 K: 1 S: 11 H: 2 LOB: 2 BB: 0 P: 13	R: 1 E: 0 K: 1 S: 12 H: 1 LOB: 1 BB: 1 P: 21	R: 0 E: 0 K: 1 S: 18 H: 1 LOB: 2 BB: 0 P: 28	R: 0 E: 0 K: 2 S: 10 H: 0 LOB: 0 BB: 0 P: 10	R: 0 E: 0 K: 0 S: 12 H: 0 LOB: 0 BB: 0 P: 15	R: 0 E: 0 K: 1 S: 9 H: 1 LOB: 1 BB: 0 P: 12	R: 0 E: 1 K: 1 S: 9 H: 0 LOB: 1 BB: 0 P: 13	1B: 4 2B: 4 3B: 0 HR: 0	SF: 0 SAC: 0 DP: 0 HBP: 2	WP: 0 PB: 0 SB: 2 CS: 0	PA: 39				

PITCHER		IP	WLS	BF	H	R	ER	SO	BB	IBB	HBP	BLK	WP	HR	S	P	ERA	WHIP
44 Luke Hochevar, R ERA: 6.19	(1, 1)	4.2		24	7	2	1	6	1	0	2	0	0	0	67	104	1.93	1.714
55 Tim Collins, L ERA: 2.66	(5, 1)	1.1	W	4	0	0	0	2	0	0	0	0	0	0	11	11	0.00	0.000
40 Kelvin Herrera, R ERA: 3.46	(7, 1)	1.1	H	4	0	0	0	0	0	0	0	0	0	0	16	20	0.00	0.000
50 Jose Mijares, L ERA: 2.25	(8, 1)	0.1	H	2	1	0	0	0	0	0	0	0	0	0	2	3	0.00	3.000
43 Aaron Crow, R ERA: 3.05	(8, 1)	0.1	H	1	0	0	0	1	0	0	0	0	0	0	3	4	0.00	0.000

PITCHER		IP	WLS	BF	H	R	ER	SO	BB	IBB	HBP	BLK	WP	HR	S	P	ERA	WHIP
51 Jonathan Broxton, R ERA: 1.93	(9, 1)	1.0	S	4	0	0	0	1	0	0	0	0	0	0	9	13	0.00	0.000

BOTTOM

Kansas City Royals @ Baltimore Orioles

Oriole Park at Camden Yards, Baltimore, MD

Sun May 27 2012, 1:40 PM - 4:45 PM EDT

Att. 33,919 - Cloudy - 86 F

livebaseballscorecards.com

AB	36
R	2
H	8
RBI	2
BB	1
SO	10
LOB	17

Kansas City Royals @ Cleveland Indians

Progressive Field, Cleveland, OH

Mon May 28 2012, 4:09 PM - 7:09 PM EDT

Att. 25,377 - Partly Cloudy - 90 F

TOP

livebaseballscorecards.com

Batter	1	2	3	4	5	6	7	8	9	AB	R	H	RBI	BB	SO	LOB
4 Alex Gordon, L (1, 7) OBP: 0.322, SLG: 0.357	C FF 91 F FF 90 B FF 92 F CU 77 B FC 89 X FF 93 2-2 ① F7		C CH 85 F FF 89 B CU 78 S CU 76 1-3 ② K		B CH 83 F CH 81 B FF 89 C FF 89 B FF 90 F CH 83 X FF 89 3-2 1B		1 SAFE S FF 93 D FF 94 X FF 94 1-1 ②③ G5-6-3 1-2f			4	0	1	0	0	1	1
19 Irving Falu, S (1, 4) OBP: 0.326, SLG: 0.442	B FF 93 X FF 92 1-0 ② P6		B FC 86 C FC 86 F FF 89 B CU 76 X FF 90 2-2 ③ G3		C CH 82 1 SAFE C CU 76 S CU 77 0-3 ③ K			B FF 90 C SI 92 B SL 79 C FF 92 S SL 80 2-3 ① K		4	0	0	0	0	2	1
16 Billy Butler, R (1, 10) OBP: 0.358, SLG: 0.538	C FF 93 B FF 91 F FC 89 F FC 89 B FC 89 F FF 92 S FC 86 2-3 ③ K			C FF 88 B FF 89 B FC 86 X FC 85 2-1 ① G3-1		C SL 80 F SI 89 X SL 78 0-2 ① G1-3		F FF 93 B FF 92 B FF 92 F SI 94 S SL 81 2-3 ② K		4	0	0	0	0	2	0
8 Mike Moustakas, L (1, 5) OBP: 0.330, SLG: 0.466		B FF 90 C CH 82 B FF 90 F FC 88 X CH 82 2-2 ① F7		C FF 88 F FC 87 B CU 79 B CH 85 B CU 74 F FF 89 B FC 88 4-2 21 G6-4-3 BB		X SI 89 0-0 35 FC6 1B		B SL 80 C SI 92 B SL 81 B FF 92 S FF 93 B SL 78 4-2 21 1B BB		2	0	1	0	2	0	0
21 Jeff Francoeur, R (1, 9) OBP: 0.326, SLG: 0.453		F FF 90 B FF 92 F FC 88 F FF 91 F FC 88 F FC 87 B FF 92 B FF 90 F FC 88 4-2 F FC 86 B FC 88 35 HR BB		X FC 87 0-0 ②③ G6-4-3 1-2f		C SL 88 C SL 80 B SI 89 1 SAFE B SI 89 S SI 90 2-3 ② K		B FF 92 X FF 91 1-0 1-2 1B		3	1	1	0	1	1	2
35 Eric Hosmer, L (1, 3) OBP: 0.264, SLG: 0.354		X FF 89 0-0 1-H HR			B FC 87 F FC 86 X CH 83 1-1 ① G4-3	C SL 82 X FF 96 0-1 ③ FC6 1-2f		X FF 92 0-0 ③ F7		4	1	1	2	0	0	3
27 Brayan Peña, S (1, 2) OBP: 0.268, SLG: 0.363		X FF 92 0-0 ② G4-3			X FF 88 0-0 HR		C SL 81 F FF 95 F SL 82 X SL 83 0-2 ① G5-3		C FF 94 F SL 84 X SL 84 0-2 ① G4-3	4	1	1	1	0	0	0
1 Jarrod Dyson, L (1, 8) OBP: 0.328, SLG: 0.311		F FF 89 B FF 91 F FC 87 X CU 77 1-2 ③ G4-3			B FC 86 X FC 87 1-0 E4 3B		B FF 93 C FF 92 B FF 93 F FF 94 F FF 94 F FF 94 B SL 81 B FF 93 4-2 2 S 2 1B BB		C FF 95 F FF 94 C SL 83 0-3 ② K	3	2	1	0	1	1	0
2 Alcides Escobar, R (1, 6) OBP: 0.344, SLG: 0.415			C FC 86 X FC 86 0-1 ① F8		C FF 89 B FC 87 B CU 78 S FC 86 S FC 87 2-3 ② K		C FF 93 B SL 83 X FF 94 1-1 4 G5-6-3 1-H 1B		C FF 95 C SL 83 X SL 83 0-2 ③ G3-1	4	0	1	1	0	1	0

Inning Stats																				
	R: 0	H: 0	R: 2	H: 1	R: 0	H: 0	R: 0	H: 0	R: 2	H: 3	R: 0	H: 1	R: 1	H: 1	R: 0	H: 1	R: 0	H: 0	1B: 4	SF: 0	WP: 0	PA: 36
	E: 0	LOB: 0	E: 0	LOB: 0	E: 0	LOB: 0	E: 0	LOB: 0	E: 1	LOB: 1	E: 0	LOB: 1	E: 0	LOB: 0	E: 0	LOB: 2	E: 0	LOB: 0	2B: 0	SAC: 0	PB: 0	
	K: 1	BB: 0	K: 0	BB: 1	K: 1	BB: 0	K: 1	BB: 0	K: 2	BB: 0	K: 1	BB: 0	K: 0	BB: 1	K: 2	BB: 1	K: 1	BB: 0	3B: 1	SB: 1		
	S: 10	P: 15	S: 15	P: 22	S: 8	P: 11	S: 6	P: 12	S: 14	P: 21	S: 9	P: 11	S: 12	P: 18	S: 10	P: 19	S: 9	P: 9	HR: 2	HBP: 0	CS: 0	

PITCHER		IP	WLS	BF	H	R	ER	SO	BB	IBB	HBP	BLK	WP	HR	S	P	ERA	WHIP
43 Josh Tomlin, R ERA: 4.99	(1, 1)	5.0	W	20	4	4	4	4	2	0	0	0	0	2	53	81	7.20	1.200
38 Joe Smith, R ERA: 3.86	(6, 1)	0.2	H	3	1	0	0	1	0	0	0	0	0	0	7	9	0.00	1.500
50 Nick Hagadone, L ERA: 2.35	(6, 1)	1.1	H	5	1	1	1	0	1	0	0	0	0	0	14	20	6.75	1.500
52 Vinnie Pestano, R ERA: 2.18	(8, 1)	1.0	H	5	1	0	0	2	1	0	0	0	0	0	10	19	0.00	2.000
54 Chris Perez, R ERA: 2.66	(9, 1)	1.0	S	3	0	0	0	1	0	0	0	0	0	0	9	9	0.00	0.000

PITCHER	IP	WLS	BF	H	R	ER	SO	BB	IBB	HBP	BLK	WP	HR	S	P	ERA	WHIP

AB	32
R	5
H	7
RBI	4
BB	4
SO	8
LOB	7

Batter	1	2	3	4	5	6	7	8	9	AB	R	H	RBI	BB	SO	LOB
17 Shin-Soo Choo, L (1, 9) OBP: 0.385, SLG: 0.408	C FF 90 B SI 92 B SI 91 F SI 91 B KC 81 B SI 92 4-2 23 FC3-6 BB		X SI 90 0-0 23 BB 22 1B 1-2 1B	B SI 93 B FF 93 C SI 93 X SI 93 2-1 ③ G1-3			1 SAFE B FF 91 B FF 92 C FF 90 T FF 93 S FF 94 2-3 ① K 1-3	S SL 86 B SL 86 B SL 86 B FF 97 C FF 95 X FF 97 3-2 ③ F8		4	1	1	0	1	1	1
23 Michael Brantley, L (1, 8) OBP: 0.311, SLG: 0.377	B SI 90 F SI 90 1 SAFE 1 SAFE 1 SAFE X SI 91 1-1 ① FC3-6 22 L5-3 1-2f		C SI 91 D CH 85 B SI 92 B SI 90 B SI 92 4-1 22 1B 4 1B 1-2 2-3 BB		C SI 92 B FF 94 C SI 93 F FF 94 X SI 92 1-2 ① G1-3		B FF 93 X FF 93 1-0 4 S 22 1B 4 E 3-H 1B			3	2	1	1	1	0	1
22 Jason Kipnis, L (1, 4) OBP: 0.343, SLG: 0.461	D SI 90 C SI 90 B CH 84 X SI 90 2-1 ②③ L5-3 1-1		F SI 91 B SI 90 B CH 86 B SI 90 C FF 91 F FF 92 F FF 94 F FF 92 X SI 92 3-2 4 E 4 1B 35 1B 1-3 2-H 3-H 1B		B CH 79 X SI 92 1-0 4 S 4 1B 1B		1 SAFE S FF 92 C FF 93 1 SAFE 1 SAFE X FF 93 0-2 2 1B 4 E 1-2 1B			4	2	3	2	0	0	1
4 Jose Lopez, R (1, 5) OBP: 0.299, SLG: 0.425		B FF 91 B FF 90 X SI 91 2-0 ① G6-3	X SI 91 0-0 E5 35 1B 1-3 3-H 1B		S SI 92 C SI 92 B SI 93 1 SAFE F SI 93 1 SAFE P PO 88 X SI 92 2-2 ② 1-H 1B		D SI 88 F FF 92 B CH 84 C FF 92 X SI 90 2-2 E4 2 1B 1-2 2-H			4	0	2	3	0	0	1
35 Casey Kotchman, L (1, 3) OBP: 0.298, SLG: 0.327		B SI 90 X FF 90 1-0 ② F8	C FF 90 X SI 90 0-1 1-2 3-H 1B		C FF 92 B CH 85 B CH 84 S SI 93 F FF 93 X 2-2 ③ L6		C FF 92 X SL 80 0-1 ② P2			4	0	1	1	0	0	2
33 Johnny Damon, L (1, 7) OBP: 0.239, SLG: 0.228 2 Aaron Cunningham, R (7, 7) OBP: 0.300, SLG: 0.245		B SI 91 C SI 90 B SI 91 F FF 92 X 2-2 ③ F7	C FF 92 F FF 93 B FF 93 X FF 90 1-2 ② F7			C SI 93 B SI 93 B FF 92 X SI 93 2-1 ① F8	S FF 95 F FF 97 B SL 85 B SL 84 X FF 96 2-2 1-2 2-3 1B			3 1	0 0	0 1	0 0	0 0	0 0	2 0
8 Lonnie Chisenhall, L (1, 10) OBP: 0.500, SLG: 1.250			C SI 90 X CH 86 1-1 HR			X SI 93 0-0 45 G6-3 1B	C FF 96 X FF 98 0-1 ③ G4-3			4	1	2	1	0	0	5
45 Luke Carlin, S (1, 2) OBP: 0.500, SLG: 0.667			B SI 91 B SI 90 C FF 90 X SI 91 2-1 23 BB 17 1B 22 1B 1B	C FF 93 F FF 93 B FF 93 X FF 94 1-2 29 G4-6-3 1B		B SI 92 B SI 92 B SI 93 X SI 91 2-1 ②③ G6-3 1-2f	C FF 94 F FF 96 C SL 86 0-3 ① K			4	1	2	0	0	1	1
29 Juan Diaz, L (1, 6) OBP: 0.385, SLG: 0.273			C SI 90 B SI 90 X SI 91 1-1 ① F7	B FF 92 F FF 93 F SI 92 F CH 83 B FF 95 X CH 83 2-2 ①② G4-6-3 1-2f			B SI 92 B SI 91 F SI 91 F SI 91 B FF 91 F FF 91 X SI 93 3-2 17 E 23 1B 1B	C SL 84 B SL 88 B FF 97 B FF 95 S FF 96 F FF 96 S FF 96 3-3 ② K		4	1	1	0	0	1	2
Inning Stats	R: 0 E: 0 K: 0 S: 6 H: 0 LOB: 0 BB: 1 P: 13	R: 0 E: 0 K: 0 S: 5 H: 0 LOB: 0 BB: 0 P: 10	R: 5 E: 1 K: 0 S: 24 H: 6 LOB: 2 BB: 1 P: 37	R: 0 E: 0 K: 0 S: 9 H: 1 LOB: 0 BB: 0 P: 14	R: 1 E: 0 K: 0 S: 14 H: 2 LOB: 0 BB: 0 P: 19	R: 0 E: 0 K: 0 S: 5 H: 1 LOB: 0 BB: 0 P: 9	R: 2 E: 2 K: 1 S: 21 H: 4 LOB: 3 BB: 0 P: 31	R: 0 E: 0 K: 2 S: 10 H: 0 LOB: 0 BB: 0 P: 16		1B: 13 2B: 1 3B: 0 HR: 1 SF: 0 SAC: 0 DP: 3 HBP: 0						

PITCHER	IP	WLS	BF	H	R	ER	SO	BB	IBB	HBP	BLK	WP	HR	S	P	ERA	WHIP
47 Nate Adcock, R (1, 1) ERA: 3.74	2.1	L	14	6	5	4	0	2	0	0	0	0	1	28	51	15.43	3.429
39 Luis Mendoza, R (3, 1) ERA: 5.59	3.2		13	5	2	2	0	0	0	0	0	0	0	39	58	4.91	1.364
50 Jose Mijares, L (7, 1) ERA: 2.61	0.2		5	2	1	1	1	0	0	0	0	0	0	12	17	13.50	3.000
56 Greg Holland, R (7, 1) ERA: 6.23	1.1		5	1	0	0	2	0	0	0	0	0	0	15	23	0.00	0.750

PITCHER	IP	WLS	BF	H	R	ER	SO	BB	IBB	HBP	BLK	WP	HR	S	P	ERA	WHIP

BOTTOM

Kansas City Royals @ Cleveland Indians

Progressive Field, Cleveland, OH

Mon May 28 2012, 4:09 PM - 7:09 PM EDT

Att. 25,377 - Partly Cloudy - 90 F

livebaseballscorecards.com

AB	35
R	8
H	14
RBI	8
BB	2
SO	3
LOB	16

Batter	1	2	3	4	5	6	7	8	9	AB	R	H	RBI	BB	SO	LOB
4 Alex Gordon, L (1, 7) OBP: 0.324, SLG: 0.358	F SI 90 X SI 90 0-1 9 FC4-6 1B	C SI 90 B SL 80 X SL 80 1-1 16 PB 9 1B 8 1B 1-3 3-H 1B		X SI 90 0-0 G4-3		C SI 89 X SI 90 0-1 ② ③ G4-6-3 1-2f			B FF 94 X FF 92 1-0 ② P2	5	1	2	1	0	0	1
9 Johnny Giavotella, R (1, 4) OBP: 0.267, SLG: 0.262	C FF 89 B SI 91 X SI 90 1-1 FC4-6 16 WP 8 HR 1-2f	F SI 92 B SL 79 X SI 88 1-1 16 PB 8 1B 1-2 3-H 1B		X SI 90 0-0 1B			B FF 90 C FF 91 B FC 89 S FF 90 S CH 85 2-3 ① K		F FF 95 C SL 84 F SL 82 B SL 82 F SL 80 S FF 95 1-3 ③ K	5	2	2	1	0	2	1
16 Billy Butler, R (1, 10) OBP: 0.356, SLG: 0.532	B SI 92 S SI 91 B SI 91 C SL 82 F SI 94 X SL 83 2-2 ② F8 1-2	S SL 80 B FF 90 B SI 89 F SL 80 S SL 83 2-3 ② K 1-2 2-3		C SI 87 F SI 92 B SL 84 B SL 83 S SL 81 2-3 ③ K			T FF 90 S FC 90 B CH 84 X CH 84 1-2 1B			4	0	1	0	0	2	4
8 Mike Moustakas, L (1, 5) OBP: 0.333, SLG: 0.485	B FF 95 F SI 92 B SI 93 B CH 83 X SI 91 3-1 2-H HR	C SI 94 B SI 92 S SL 82 F SL 83 F FF 92 F SL 82 D SI 93 X FF 92 2-2 2-H 3-H 1B			C SL 79 F FF 93 F SL 84 X SI 92 0-2 ① G3		D CH 84 F FF 91 B FF 91 B FF 91 F FF 91 T CH 84 3-2 ② K			4	1	2	4	0	1	1
21 Jeff Francoeur, R (1, 9) OBP: 0.320, SLG: 0.443	C SI 91 B SL 84 T SL 81 F SI 91 F SL 83 S SL 84 1-3 ③ K	S SL 80 F SL 80 S SL 83 0-3 ③ K			B SL 83 C SI 90 X SI 91 1-1 ② G6-3		C FF 91 C FF 91 B FF 91 S FF 91 1-3 ③ K			4	0	0	0	0	3	2
35 Eric Hosmer, L (1, 3) OBP: 0.264, SLG: 0.352		B FF 92 B SI 92 B SI 89 C FF 94 F SI 92 X SI 91 3-2 1 SH1-3 2 HBP 33 FC3 1B	B FF 90 F SI 90 B SI 91 S SL 80 X SL 83 2-2 ① G3		B SL 83 T SI 90 F SI 92 F SI 94 B SI 95 S SL 85 2-3 ③ K			C FF 89 F CH 84 B CH 83 X CH 83 1-2 ① G2-3		4	1	1	0	0	1	0
2 Alcides Escobar, R (1, 6) OBP: 0.342, SLG: 0.408		F SI 92 C FF 92 B SL 84 H SI 87 2-2 33 FC3 1 SH1-3 4 1B 1-2 HBP	B SL 82 F FF 92 B SI 88 S SI 91 S SL 82 2-3 ② K			C SL 80 F FF 93 F SI 91 B SL 84 B SL 83 X SL 79 2-2 ① G5-3		S FF 90 B CH 82 F FF 89 X FF 90 1-2 ② G3		3	1	0	0	0	1	0
1 Jarrod Dyson, L (1, 8) OBP: 0.328, SLG: 0.311		X FF 89 0-0 ① SH1-3 1-2 2-3	B FF 92 B SI 91 C SI 87 T SI 90 S SL 82 2-3 ③ K			B SI 89 F SI 89 X SI 89 1-1 33 S 33 1B 1B			C FF 90 B FF 89 S FF 89 B CH 84 F CH 83 F CH 84 X CH 84 2-2 ③ G3		3	1	1	0	0	1	0
33 Humberto Quintero, R (1, 2) OBP: 0.276, SLG: 0.384		S SL 80 X SL 82 0-1 FC3 4 1B 9 1B 2-3 3-H		C SL 80 C SI 93 S SL 84 0-3 ① K		B SI 91 C FF 88 F SL 80 F SI 92 X SL 81 1-2 4 G4-6-3 1-H 1B			B FF 94 X FF 93 1-0 ① G3	4	1	1	2	0	1	1
Inning Stats	R: 2 E: 0 K: 1 S: 15 H: 2 LOB: 0 BB: 0 P: 22	R: 5 E: 0 K: 2 S: 24 H: 4 LOB: 1 BB: 0 P: 35	R: 0 E: 0 K: 2 S: 9 H: 0 LOB: 0 BB: 0 P: 15	R: 0 E: 0 K: 2 S: 8 H: 1 LOB: 1 BB: 0 P: 10	R: 0 E: 0 K: 1 S: 10 H: 0 LOB: 0 BB: 0 P: 13	R: 1 E: 0 K: 0 S: 12 H: 2 LOB: 0 BB: 0 P: 16	R: 0 E: 0 K: 3 S: 12 H: 1 LOB: 1 BB: 0 P: 19	R: 0 E: 0 K: 0 S: 11 H: 0 LOB: 0 BB: 0 P: 15	R: 0 E: 0 K: 1 S: 7 H: 0 LOB: 0 BB: 0 P: 10	1B: 9 2B: 0 3B: 0 HR: 1 SF: 0 SAC: 1 DP: 1 HBP: 1						

TOP

Kansas City Royals @ Cleveland Indians

Progressive Field, Cleveland, OH

Tue May 29 2012, 7:06 PM - 9:50 PM EDT

Att. 14,253 - Partly Cloudy - 76 F

livebaseballscorecards.com

AB	36
R	8
H	10
RBI	8
BB	0
SO	12
LOB	10

PITCHER		IP	WLS	BF	H	R	ER	SO	BB	IBB	HBP	BLK	WP	HR	S	P	ERA	WHIP
63 Justin Masterson, R ERA: 5.14	(1, 1)	6.0	L	28	9	8	7	8	0	0	1	0	1	1	78	111	10.50	1.500
57 Jeremy Accardo, R ERA: 2.16	(7, 1)	2.0		7	1	0	0	3	0	0	0	0	0	0	23	34	0.00	0.500
50 Nick Hagadone, L ERA: 2.2	(9, 1)	1.0		3	0	0	0	1	0	0	0	0	0	0	7	10	0.00	0.000

PITCHER	IP	WLS	BF	H	R	ER	SO	BB	IBB	HBP	BLK	WP	HR	S	P	ERA	WHIP

Batter	1	2	3	4	5	6	7	8	9	AB	R	H	RBI	BB	SO	LOB
17 Shin-Soo Choo, L (1, 9) OBP: 0.382, SLG: 0.400	C FF 91 B SL 78 B FF 92 B FF 92 F FF 92 B FF 93 4-2 13 1B 22 S 4 1B BB	C SL 79 S SL 82 S SL 82 0-3 K		C SL 81 B SL 79 B SL 79 X FF 92 2-1 ③ L7			C FF 99 F SI 99 B FF 99 S CH 89 1-3 ① K			3	1	0	0	1	2	2
22 Jason Kipnis, L (1, 4) OBP: 0.341, SLG: 0.454	B FF 94 B FF 93 B FF 94 B FF 92 4-0 4 1B 13 1B 23 FC3-6 1-2 BB	S FF 94 1 SAFE B FF 93 B FF 94 F FF 93 F CH 84 X SL 81 2-2 ③ F8			B SL 78 B FF 91 C FF 92 F FF 91 F FF 94 F SL 80 C SL 80 2-3 ① K		F FF 100 F CU 80 F FF 99 X CH 88 0-2 ② G1-3 1-2 2-3			3	1	0	0	1	1	3
13 Asdrúbal Cabrera, S (1, 10) OBP: 0.392, SLG: 0.484	C SL 78 X FF 92 0-1 23 FC3-6 4 1B 1-2 2-3 1B		B SI 90 C FF 90 C SL 80 S SL 82 1-3 ① K		C SL 80 S SL 80 X SL 81 0-2 ② G5-3		C FF 97 S FF 98 B FF 100 B CH 88 X CH 89 2-2 ③ P4			4	0	1	0	0	1	2
4 Jose Lopez, R (1, 3) OBP: 0.296, SLG: 0.416	D SL 79 X CH 86 1-0 23 FC3-6 1-2 2-3 3-H 1B		B FF 87 X CH 85 1-0 ② G5-3		B FF 91 C CH 85 B CH 84 F CH 84 B FF 93 F SL 80 X FF 92 3-2 ③ G5-3			C CU 75 S CU 75 B CU 75 B FF 95 F CU 76 B FF 94 F CU 76 X FF 94 3-2 ① G6-3		4	0	1	1	0	0	0
23 Michael Brantley, L (1, 8) OBP: 0.310, SLG: 0.374	B FF 93 X FF 92 1-0 ① FC3-6 8 S 1-2f 2-3 3-H		C FF 94 S SL 82 B FF 94 B SL 82 X FF 93 2-2 2 1B 1B			C SL 80 B CU 77 C FF 92 X SL 80 1-2 ① G4-3		B FF 94 F FF 94 C CU 76 B CU 76 X CU 75 2-2 ② F8		4	0	1	1	0	0	2
2 Aaron Cunningham, R (1, 7) OBP: 0.297, SLG: 0.246	F CH 84 1 SAFE B FF 92 X CH 85 1-1 ② P4		S FF 92 B FF 94 X CH 85 1-1 1-2 1B			B FF 89 F FF 91 X FF 92 1-1 ② G6-3		B CU 76 F FF 94 B FF 94 S CH 84 S CU 76 2-3 ③ K		4	0	1	0	0	1	2
8 Lonnie Chisenhall, L (1, 5) OBP: 0.250, SLG: 0.625	1 SAFE C SL 79 S SL 80 S SL 82 0-3 ③ K 1-2		C SL 78 X FF 93 0-1 ③ G1-3			C FF 91 C SL 78 F FF 92 S SL 80 0-3 ③ K			C SI 94 X SL 84 0-1 ① F7	4	0	0	0	0	2	4
45 Luke Carlin, S (1, 2) OBP: 0.300, SLG: 0.400		C FF 90 C CU 77 F FF 93 B SL 80 B SL 80 B SI 90 X FF 93 3-2 E4 29 G3-6		C FF 90 B CU 77 C CU 76 X SL 82 1-2 E5 29 G5-4-3			B FF 98 F SI 97 B CU 78 X FF 98 2-1 E3 22 G1-3 29 1B		C FF 95 B KC 79 C SL 84 X SL 86 1-2 ② F7	4	0	0	0	0	0	0
29 Juan Diaz, L (1, 6) OBP: 0.353, SLG: 0.267		C SI 90 X FF 93 0-1 ①② G3-6 1-2f		B FF 92 F FF 93 S SL 79 X FF 93 1-2 ①② G5-4-3 1-2f			F FF 99 X CH 87 0-1 22 G1-3 1-2 1B		C FF 95 T FF 95 F FF 96 B SL 85 X FF 96 1-2 ③ G3-1	4	0	1	0	0	0	2
Inning Stats	R: 2 E: 0 K: 1 S: 11 H: 2 LOB: 2 BB: 2 P: 22	R: 0 E: 1 K: 1 S: 13 H: 0 LOB: 1 BB: 0 P: 18	R: 0 E: 0 K: 1 S: 11 H: 2 LOB: 2 BB: 0 P: 16	R: 0 E: 1 K: 0 S: 8 H: 0 LOB: 0 BB: 0 P: 12	R: 0 E: 0 K: 1 S: 12 H: 0 LOB: 0 BB: 0 P: 17	R: 0 E: 0 K: 1 S: 9 H: 0 LOB: 0 BB: 0 P: 11	R: 0 E: 1 K: 1 S: 14 H: 1 LOB: 2 BB: 0 P: 19	R: 0 E: 0 K: 1 S: 11 H: 0 LOB: 0 BB: 0 P: 18	R: 0 E: 0 K: 0 S: 9 H: 0 LOB: 0 BB: 0 P: 11	1B: 5 2B: 0 3B: 0 HR: 0	SF: 0 SAC: 0 DP: 2 HBP: 0		WP: 1 PB: 0 SB: 2 CS: 0	PA: 36			

PITCHER		IP	WLS	BF	H	R	ER	SO	BB	IBB	HBP	BLK	WP	HR	S	P	ERA	WHIP
53 Will Smith, L ERA: 6.75	(1, 1)	6.0	W	25	4	2	2	5	2	0	0	0	1	0	64	96	3.00	1.000
40 Kelvin Herrera, R ERA: 3.33	(7, 1)	1.0		5	1	0	0	1	0	0	0	0	0	0	14	19	0.00	1.000
55 Tim Collins, L ERA: 2.55	(8, 1)	1.0		3	0	0	0	1	0	0	0	0	0	0	11	18	0.00	0.000
43 Aaron Crow, R ERA: 2.91	(9, 1)	1.0		3	0	0	0	0	0	0	0	0	0	0	9	11	0.00	0.000

PITCHER	IP	WLS	BF	H	R	ER	SO	BB	IBB	HBP	BLK	WP	HR	S	P	ERA	WHIP

BOTTOM

Kansas City Royals @ Cleveland Indians

Progressive Field, Cleveland, OH

Tue May 29 2012, 7:06 PM - 9:50 PM EDT

Att. 14,253 - Partly Cloudy - 76 F

livebaseballscorecards.com

AB	34
R	2
H	5
RBI	2
BB	2
SO	7
LOB	17

Kansas City Royals @ Cleveland Indians

Progressive Field, Cleveland, OH

Wed May 30 2012, 12:09 PM - 3:37 PM EDT

Att. 17,112 - Sunny - 70 F

livebaseballscorecards.com

TOP

Batter	1	2	3	4	5	6	7	8	9	AB	R	H	RBI	BB	SO	LOB
4 Alex Gordon, L (1, 7) OBP: 0.330, SLG: 0.366	K		G3	9 1B 2B		8 BB 16 BB HBP		16 G3-1 9 BB 1B		4	1	2	1	0	1	0
9 Johnny Giavotella, R (1, 4) OBP: 0.300, SLG: 0.304 19 Irving Falu, S (8, PR) OBP: 0.326, SLG: 0.442 (8, 4)	K		16 G1-3 8 2B 2B	16 PO 1B		F7		16 G3-1 BB		4 0	1 0	2 0	1 0	1 0	1 0	1 0
16 Billy Butler, R (1, 10) OBP: 0.352, SLG: 0.521	G5-3		G1-3	PO	G6-3	8 BB BB		G3-1		4	0	0	1	1	0	3
8 Mike Moustakas, L (1, 5) OBP: 0.335, SLG: 0.485		P5	21 1B 2B		G4-3	BB		P5		4	1	1	1	1	0	3
21 Jeff Francoeur, R (1, 9) OBP: 0.327, SLG: 0.450		35 1B 27 FC5-2 HBP	1B	27 1B 2B	P2			K		4	1	2	1	0	1	6
35 Eric Hosmer, L (1, 3) OBP: 0.267, SLG: 0.349		1 1B 27 FC5-2 1B	P3	27 1B IBB		G4-3			L7	4	0	1	0	1	0	1
27 Brayan Peña, S (1, 2) OBP: 0.287, SLG: 0.376		FC5-2 1 1B	G3			2 CS 1B				5	0	3	1	0	0	2
1 Jarrod Dyson, L (1, 8) OBP: 0.323, SLG: 0.306			G3-1	F7		K			L5	5	0	1	0	0	1	4
2 Alcides Escobar, R (1, 6) OBP: 0.344, SLG: 0.404		K	4 S 4 2B 1B		K	CS		9 BB 4 1B 16 G3-1 BB	K	4	2	1	0	1	3	4
Inning Stats	R: 0 E: 0 K: 2 S: 10 H: 0 LOB: 0 BB: 0 P: 15	R: 0 E: 0 K: 1 S: 14 H: 2 LOB: 3 BB: 0 P: 21	R: 2 E: 0 K: 0 S: 15 H: 3 LOB: 1 BB: 0 P: 22	R: 2 E: 0 K: 0 S: 14 H: 3 LOB: 0 BB: 0 P: 22	R: 1 E: 0 K: 0 S: 10 H: 2 LOB: 2 BB: 1 P: 18	R: 0 E: 0 K: 1 S: 14 H: 0 LOB: 3 BB: 2 P: 28	R: 0 E: 0 K: 1 S: 8 H: 1 LOB: 0 BB: 0 P: 14	R: 1 E: 0 K: 1 S: 14 H: 1 LOB: 3 BB: 2 P: 27	R: 0 E: 0 K: 1 S: 11 H: 1 LOB: 1 BB: 0 P: 14	1B: 9 2B: 4 3B: 0 HR: 0 SF: 0 SAC: 0 DP: 0 HBP: 2						

	AB	38
	R	6
	H	13
	RBI	6
	BB	5
	SO	7
	LOB	24

WP: 0 PB: 0 SB: 1 CS: 1 PA: 47

PITCHER		IP	WLS	BF	H	R	ER	SO	BB	IBB	HBP	BLK	WP	HR	S	P	ERA	WHIP
58 Jeanmar Gómez, R ERA: 4.42	(1, 1)	5.0	L	26	10	5	5	3	0	1	1	0	0	0	63	98	9.00	2.000
51 Scott Barnes, L ERA:	(6, 1)	1.0		6	0	0	0	1	2	0	1	0	0	0	14	28	0.00	2.000
49 Tony Sipp, L ERA: 6.27	(7, 1)	1.0		3	1	0	0	1	0	0	0	0	0	0	8	14	0.00	1.000
52 Vinnie Pestano, R ERA: 2.49	(8, 1)	1.0		6	1	1	1	1	2	0	0	0	0	0	14	27	9.00	3.000
38 Joe Smith, R ERA: 3.68	(9, 1)	1.0		4	1	0	0	1	0	0	0	0	0	0	11	14	0.00	1.000

PITCHER	IP	WLS	BF	H	R	ER	SO	BB	IBB	HBP	BLK	WP	HR	S	P	ERA	WHIP

BOTTOM

Kansas City Royals @ Cleveland Indians

Progressive Field, Cleveland, OH

Wed May 30 2012, 12:09 PM - 3:37 PM EDT

Att. 17,112 - Sunny - 70 F

livebaseballscorecards.com

Batter	1	2	3	4	5	6	7	8	9	AB	R	H	RBI	BB	SO	LOB
17 Shin-Soo Choo, L (1, 9) OBP: 0.383, SLG: 0.396	C CU 70 X SI 85 0-1 ① G4-3	C SL 81 B SL 79 X SI 84 1-1 1-H 1B		C SL 79 F FF 87 B FF 88 C EP 66 1-3 ② K		B FF 93 B FF 94 D CH 85 C FF 92 S FF 94 F FF 94 F FF 94 X FF 94 3-2 ③ F7			B FF 95 B FF 95 B FF 95 B FF 95 4-0 13 BB 22 1B BB	4	0	1	1	1	1	1
22 Jason Kipnis, L (1, 4) OBP: 0.342, SLG: 0.450	B SI 83 B SI 83 B SI 83 B SI 82 4-0 4 S BB	1 SAFE 1 SAFE 1 SAFE X CH 76 0-0 ③ P2		C SI 85 C EP 68 F SI 86 B SI 88 B CU 71 X CU 74 2-2 ③ F8			B FF 91 S CH 83 C CU 74 B CU 75 X FF 93 2-2 ① L7		B FF 96 C SI 96 B SI 95 B FF 96 X FF 96 3-1 13 BB 1-2 1B	4	0	1	0	1	0	1
13 Asdrúbal Cabrera, S (1, 6) OBP: 0.392, SLG: 0.478	B SI 84 X CH 76 1-0 ② P3		B EP 69 L CH 75 C SI 85 F CU 71 X SI 86 1-2 33 BB 4 1B 1B		X CH 75 0-0 ① L5		X SI 94 0-0 ② G3-1		B SI 95 B SL 90 D FF 96 C FF 95 B FF 95 4-1 4 G4-6-3 1-2 2-3 BB	4	0	1	0	1	0	1
4 Jose Lopez, R (1, 5) OBP: 0.291, SLG: 0.402	1 SAFE C SL 81 B SI 86 B CU 71 F CU 72 B SI 86 X SL 80 3-2 ③ F8 1-3		1 SAFE B SL 81 X CH 75 1-0 33 BB 1-2 1B		B FF 86 C CU 73 F SL 82 F CU 70 X CU 71 1-2 ② G4-3		C FF 95 C SI 96 C SL 84 0-3 ③ K		X FF 95 0-0 ②③ G4-6-3 1-2f	5	0	1	0	0	1	4
47 Shelley Duncan, R (1, 7) OBP: 0.311, SLG: 0.359 8 Lonnie Chisenhall, L (8, PH) OBP: 0.222, SLG: 0.556 2 Aaron Cunningham, R (9, 7) OBP: 0.297, SLG: 0.246		B SI 83 B SL 80 C SL 80 F FF 85 X SI 86 2-2 23 1B 35 1B 1B	F SI 87 F CH 77 B SL 84 S SI 87 1-3 ① K		B CU 71 B CH 76 C CH 77 B SL 82 X SL 80 3-1 E4 23 1B 33 CS			B FF 89 S FF 89 X FF 90 1-1 ① P6		3 1 0	1 0 0	1 0 0	0 0 0	0 0 0	1 0 0	2 0 0
23 Michael Brantley, L (1, 8) OBP: 0.313, SLG: 0.377		C SI 84 B SL 80 X SL 81 1-1 35 1B 45 FC6-4 1-3 1B	B SI 86 B SL 80 C CH 76 X SL 80 2-1 ② F7		C SL 81 F SL 80 B SI 87 B SI 85 X CU 72 2-2 2-3 1B			B FF 89 C FF 90 X SL 80 1-1 ② G4-3		4	1	2	0	0	0	2
33 Johnny Damon, L (1, 10) OBP: 0.261, SLG: 0.256		F SL 79 B CH 78 F SI 86 X CH 79 1-2 ① P3	B SL 80 B SL 81 B SI 86 B SI 85 4-0 1-2 2-3 BB		1 SAFE B SL 80 1 SAFE 1 SAFE 1 SAFE S CH 76 1 SAFE 1-1 ③ CS 3-H	C FF 93 B CU 76 F FF 93 X CU 76 1-2 35 FC7-4 1B		C FF 90 S SL 79 B FF 93 X SL 81 1-2 2B	3	0	2	0	1	0	2
35 Casey Kotchman, L (1, 3) OBP: 0.297, SLG: 0.325		B CH 80 F CH 76 B SI 85 F SL 80 B SI 86 F CH 77 X CH 77 3-2 45 FC6-4 2-3 3-H 1B	B SI 86 F SL 80 B SI 85 F CH 76 F SI 86 B SI 85 T CH 75 3-2 ③ K			B FF 93 X CH 84 1-0 ① FC7-4 1-2f		C FF 90 F SL 83 D SL 83 B FF 91 F FF 90 F SL 79 F FF 90 F FF 91 X FF 91 2-2 ③ G6-3	4	0	1	1	0	1	5
45 Luke Carlin, S (1, 2) OBP: 0.214, SLG: 0.286		B SL 82 B SL 81 X CH 76 2-0 ② FC6-4 17 S 17 1B 1-2f 3-H		B SI 84 F CH 75 B SL 81 C SI 84 F SI 86 X SL 81 2-2 ① G1-3		B FF 93 C CH 83 S CH 84 T CU 74 1-2 ② K			C FF 94 T FF 95 B FF 96 F FF 96 F SL 87 X SL 88 1-2 ① G1	4	1	0	1	0	1	2
Inning Stats	R: 0 E: 0 K: 0 S: 6 H: 0 LOB: 1 BB: 1 P: 14	R: 3 E: 0 K: 0 S: 16 H: 4 LOB: 1 BB: 0 P: 26	R: 0 E: 0 K: 2 S: 14 H: 2 LOB: 3 BB: 1 P: 26	R: 0 E: 0 K: 1 S: 11 H: 0 LOB: 0 BB: 0 P: 16	R: 0 E: 1 K: 0 S: 11 H: 1 LOB: 1 BB: 0 P: 18	R: 0 E: 0 K: 1 S: 12 H: 1 LOB: 1 BB: 0 P: 18	R: 0 E: 0 K: 1 S: 7 H: 0 LOB: 0 BB: 0 P: 9	R: 0 E: 0 K: 0 S: 14 H: 1 LOB: 1 BB: 0 P: 19	R: 0 E: 0 K: 0 S: 9 H: 1 LOB: 2 BB: 2 P: 21	1B: 9 2B: 1 3B: 0 HR: 0 SF: 0 SAC: 0 DP: 1 HBP: 0						

	AB	36
	R	3
	H	10
	RBI	3
	BB	4
	SO	5
	LOB	20

PITCHER		IP	WLS	BF	H	R	ER	SO	BB	IBB	HBP	BLK	WP	HR	S	P	ERA	WHIP
52 Bruce Chen, L ERA: 4.86	(1, 1)	5.0	W	24	7	3	3	3	2	0	0	0	0	0	58	100	5.40	1.800
55 Tim Collins, L ERA: 2.42	(6, 1)	1.1	H	5	1	0	0	1	0	0	0	0	0	0	15	23	0.00	0.750
43 Aaron Crow, R ERA: 2.82	(7, 1)	0.2	H	2	0	0	0	1	0	0	0	0	0	0	4	4	0.00	0.000
50 Jose Mijares, L ERA: 2.49	(8, 1)	1.0	H	4	1	0	0	0	0	0	0	0	0	0	14	19	0.00	1.000
51 Jonathan Broxton, R ERA: 1.83	(9, 1)	1.0	S	5	1	0	0	0	2	0	0	0	0	0	9	21	0.00	3.000

PITCHER	IP	WLS	BF	H	R	ER	SO	BB	IBB	HBP	BLK	WP	HR	S	P	ERA	WHIP

Batter	1	2	3	4	5	6	7	8	9	AB	R	H	RBI	BB	SO	LOB
19 Jemile Weeks, S (1, 4) OBP: 0.302, SLG: 0.321	C SI 94 C SL 82 B SI 95 B SL 86 X FF 95 2-2 2B		B FF 96 C FF 95 C CU 79 F SL 88 X CU 80 1-2 16 CS 15 BB 1B		C FF 95 F SL 88 S SL 87 0-3 ③ K			B FF 97 D FF 96 C FF 97 X FF 97 2-1 ② FC4-6 1-2f		4	0	2	0	0	1	1
15 Seth Smith, L (1, 10) OBP: 0.352, SLG: 0.343	D CU 74 2 SAFE F FF 94 F SI 96 C SL 86 1-3 ① K		B SI 93 B CH 85 B SL 86 C SI 94 1 SAFE B SL 87 4-1 1-2 BB			B CU 77 F SI 94 X CU 77 1-1 ① G3		X FF 96 0-0 ③ F8		3	0	0	0	1	1	2
16 Josh Reddick, L (1, 9) OBP: 0.332, SLG: 0.541	B FF 96 X CU 78 1-0 ② F8		D CU 79 F SL 88 F SL 87 B SI 98 2-2 ③ CS 2-3	B SI 93 C FF 93 X SL 83 1-1 52 FC6-4 1B		C FF 95 C SL 86 B SL 88 C SL 88 1-3 ② K			C SI 94 B SI 96 B SL 87 B SL 88 F SI 95 F SI 97 C SL 88 3-3 ① K	4	0	1	0	0	2	1
52 Yoenis Cespedes, R (1, 7) OBP: 0.309, SLG: 0.418	B SL 86 C FF 97 B SL 86 B SL 88 S SL 87 S SL 88 3-3 ③ K			B FF 94 F SI 95 X SI 94 1-1 ① FC6-4 25 BB 1-2f		C FF 96 B SI 96 C SL 86 X FF 97 1-2 ③ G3-1			B FF 96 S FF 96 S FF 98 S FF 99 1-3 ② K	4	0	0	0	0	2	2
25 Kila Ka'aihue, L (1, 3) OBP: 0.295, SLG: 0.384		C FF 94 C FF 94 B FF 96 B SL 85 X SI 96 2-2 ① G6-3		B FF 95 B SI 95 1 SAFE B FF 96 C FF 95 B FF 95 4-1 ② 7 BB 1-2 BB			X FF 99 0-0 ① F8		C FF 98 B FF 98 C SL 89 X FF 98 1-2 ③ G6-3	3	0	0	0	1	0	0
7 Brandon Inge, R (1, 5) OBP: 0.256, SLG: 0.425		B SL 86 C SI 95 B FF 96 X SI 95 2-1 ② G6-3		B SI 93 B SL 86 B SL 86 B FF 94 4-0 1-2 BB			B CU 82 C SI 99 F SI 99 S CH 87 1-3 ② K			2	0	0	0	1	1	0
4 Coco Crisp, S (1, 8) OBP: 0.225, SLG: 0.192		C FF 95 B CH 86 B CH 87 X SL 86 2-1 ③ G4-3		C FF 95 X SL 85 0-1 ③ L7			B FF 100 F FF 99 C FF 100 B FF 100 F CH 88 B CH 88 X CH 90 3-2 ③ G2-3			3	0	0	0	0	0	2
8 Kurt Suzuki, R (1, 2) OBP: 0.246, SLG: 0.256			C SI 91 F SL 85 F FF 95 B FF 97 F FF 97 B SL 86 X CH 87 2-2 ① G6-3		C FF 93 B FF 95 S FF 94 X FF 97 1-2 ① G6-3			B FF 95 B FF 95 F FF 96 B FF 96 B FF 96 4-1 19 FC4-6 BB		2	0	0	0	1	0	0
2 Cliff Pennington, S (1, 6) OBP: 0.255, SLG: 0.270			B SL 87 B CH 87 C SI 96 X CH 88 2-1 ② F7		C CU 79 B FF 96 F SL 87 C SI 96 1-3 ② K			C FF 97 C SL 86 F SL 86 S SL 86 0-3 ① K		3	0	0	0	0	2	1
Inning Stats	R: 0 E: 0 K: 2 S: 10 H: 1 LOB: 1 BB: 0 P: 17	R: 0 E: 0 K: 0 S: 7 H: 0 LOB: 0 BB: 0 P: 13	R: 0 E: 0 K: 0 S: 14 H: 1 LOB: 1 BB: 1 P: 25	R: 0 E: 0 K: 0 S: 7 H: 1 LOB: 2 BB: 2 P: 17	R: 0 E: 0 K: 2 S: 9 H: 0 LOB: 0 BB: 0 P: 11	R: 0 E: 0 K: 1 S: 8 H: 0 LOB: 0 BB: 0 P: 11	R: 0 E: 0 K: 1 S: 8 H: 0 LOB: 0 BB: 0 P: 12	R: 0 E: 0 K: 1 S: 8 H: 0 LOB: 1 BB: 1 P: 14	R: 0 E: 0 K: 2 S: 10 H: 0 LOB: 0 BB: 0 P: 15	1B: 2 2B: 1 3B: 0 HR: 0 SF: 0 SAC: 0 DP: 0 HBP: 0						

PITCHER		IP	WLS	BF	H	R	ER	SO	BB	IBB	HBP	BLK	WP	HR	S	P	ERA	WHIP
59 Felipe Paulino, R ERA: 1.7	(1, 1)	6.0	W	22	3	0	0	5	3	0	0	0	0	0	55	94	0.00	1.000
40 Kelvin Herrera, R ERA: 3.21	(7, 1)	1.0	H	3	0	0	0	1	0	0	0	0	0	0	8	12	0.00	0.000
56 Greg Holland, R ERA: 5.79	(8, 1)	1.0	H	4	0	0	0	1	1	0	0	0	0	0	8	14	0.00	1.000
51 Jonathan Broxton, R ERA: 1.74	(9, 1)	1.0	S	3	0	0	0	2	0	0	0	0	0	0	10	15	0.00	0.000

PITCHER	IP	WLS	BF	H	R	ER	SO	BB	IBB	HBP	BLK	WP	HR	S	P	ERA	WHIP

TOP

Oakland Athletics @ Kansas City Royals

Kauffman Stadium, Kansas City, MO

Fri Jun 01 2012, 7:11 PM - 9:34 PM CDT

Att. 29,527 - Clear - 63 F

livebaseballscorecards.com

AB	28
R	0
H	3
RBI	0
BB	4
SO	9
LOB	9

WP: 0 PA: 33
PB: 0
SB: 0
CS: 1

BOTTOM

Oakland Athletics @ Kansas City Royals

Kauffman Stadium, Kansas City, MO

Fri Jun 01 2012, 7:11 PM - 9:34 PM CDT

Att. 29,527 - Clear - 63 F

livebaseballscorecards.com

Batter	1	2	3	4	5	6	7	8	9	AB	R	H	RBI	BB	SO	LOB
4 Alex Gordon, L (1, 7) OBP: 0.333, SLG: 0.371	BB	2B		K			G1-6-3			3	1	1	0	1	1	1
11 Yuniesky Betancourt, R (1, 4) OBP: 0.328, SLG: 0.426	2B	F7			P4		K			4	1	1	1	0	1	1
16 Billy Butler, R (1, 10) OBP: 0.350, SLG: 0.515	F8	1B			K			G5-3		4	0	1	0	0	1	1
8 Mike Moustakas, L (1, 5) OBP: 0.344, SLG: 0.485	1B	BB			P5			BB		2	0	1	1	2	0	0
21 Jeff Francoeur, R (1, 9) OBP: 0.325, SLG: 0.446	F8	1B				G4-3		K		4	0	1	0	0	1	2
35 Eric Hosmer, L (1, 3) OBP: 0.267, SLG: 0.347	1B	FC1-2				G5-3		FC4		4	0	1	0	0	0	4
2 Alcides Escobar, R (1, 6) OBP: 0.344, SLG: 0.403	G1-3	G6-4-3				1B				3	0	1	0	0	0	5
1 Jarrod Dyson, L (1, 8) OBP: 0.315, SLG: 0.298		G1		G4-3		P5				3	0	0	0	0	0	1
33 Humberto Quintero, R (1, 2) OBP: 0.278, SLG: 0.382		G4-3		G5-3			4 G1-6-3 1B			3	0	1	0	0	0	0
Inning Stats	R: 2 H: 3 E: 0 LOB: 2 K: 0 BB: 1 S: 13 P: 21	R: 0 H: 1 E: 0 LOB: 1 K: 0 BB: 0 S: 12 P: 15	R: 0 H: 2 E: 0 LOB: 2 K: 0 BB: 1 S: 11 P: 20	R: 0 H: 0 E: 0 LOB: 0 K: 1 BB: 0 S: 8 P: 9	R: 0 H: 0 E: 0 LOB: 0 K: 1 BB: 0 S: 9 P: 13	R: 0 H: 1 E: 0 LOB: 1 K: 0 BB: 0 S: 9 P: 14	R: 0 H: 1 E: 0 LOB: 0 K: 1 BB: 0 S: 5 P: 9	R: 0 H: 0 E: 0 LOB: 1 K: 1 BB: 1 S: 10 P: 17		1B: 6 SF: 0 2B: 2 SAC: 0 3B: 0 DP: 2 HR: 0 HBP: 0				WP: 0 PA: 33 PB: 0 SB: 0 CS: 0		

	AB	30
	R	2
	H	8
	RBI	2
	BB	3
	SO	4
	LOB	15

PITCHER		IP	WLS	BF	H	R	ER	SO	BB	IBB	HBP	BLK	WP	HR	S	P	ERA	WHIP
21 Bartolo Colon, R ERA: 4.34	(1, 1)	7.0	L	29	8	2	2	3	2	0	0	0	0	0	67	101	2.57	1.429
38 Andrew Carignan, R ERA: 5.63	(8, 1)	0.2		3	0	0	0	1	1	0	0	0	0	0	7	13	0.00	1.500
13 Jerry Blevins, L ERA: 1.93	(8, 1)	0.1		1	0	0	0	0	0	0	0	0	0	0	3	4	0.00	0.000

PITCHER	IP	WLS	BF	H	R	ER	SO	BB	IBB	HBP	BLK	WP	HR	S	P	ERA	WHIP

Oakland Athletics @ Kansas City Royals

Kauffman Stadium, Kansas City, MO

Sat Jun 02 2012, 1:11 PM - 4:19 PM CDT

Att. 26,276 - Sunny - 76 F

TOP

livebaseballscorecards.com

Batter	1	2	3	4	5	6	7	8	9	AB	R	H	RBI	BB	SO	LOB
19 Jemile Weeks, S (1, 4) OBP: 0.315, SLG: 0.339	B SI 92 C SI 94 X FF 95 1-1 12 G6-3 3B		B SI 94 B FF 92 B SI 94 B SI 94 4-0 12 BB BB		D KC 79 B KC 78 C CH 85 F FC 86 F SL 85 B FF 94 F FC 86 B FC 90 4-2 16 3B 2-3 BB		B SI 91 C SI 91 B SI 89 C SI 92 X SI 90 2-2 52 FC5-4 16 BB 1B	B SI 95 X SI 96 1-0 12 1B 16 E 2-H 3-H 1B		2	2	2	0	2	0	0
17 Adam Rosales, R (7, PR) OBP: 0.500, SLG: 0.273										1	1	1	2	0	0	0
(7, 4)																
12 Collin Cowgill, R (1, 9) OBP: 0.338, SLG: 0.263	C FC 90 F FC 91 X SI 95 0-2 ① G6-3 3-H		B FC 87 B FF 94 B FC 88 1 SAFE B FF 93 4-0 16 FC6 1-2 BB		C KC 77 S FC 88 1 SAFE F FC 86 P PO 79 B SI 94 F SL 86 S SI 95 2-3 ② K		1 SAFE B SI 90 1 SAFE B SI 91 F SI 91 1 SAFE F SI 91 F SL 81 2-3 C SI 90 ① K	C SL 87 B FF 95 B SL 86 X SI 95 2-1 52 1B 16 E 1-3 1B		4	0	1	1	1	2	3
16 Josh Reddick, L (1, 10) OBP: 0.333, SLG: 0.545	B FF 96 C SI 95 F FF 92 B FF 95 F FC 91 B SI 95 S SL 86 3-3 ② K		B KC 78 C SI 94 S FC 88 B FF 95 2 SAFE X SL 86 2-2 ③ FC6 1-2f		B FC 90 X KC 80 1-0 52 1B 1-H 3-H 3B		B SI 91 F SI 87 B SI 87 B SL 80 C SL 77 F SL 80 B SI 92 4-2 52 FC5-4 1-2 BB	F SI 96 C SL 87 F SI 87 X SI 96 0-2 E6 52 1B 1-2 3-H		4	1	1	2	1	1	3
52 Yoenis Cespedes, R (1, 7) OBP: 0.320, SLG: 0.435	B FF 96 B FF 96 F FF 92 X FC 90 2-1 ③ G6-3			C KC 77 S FC 90 X SI 94 0-2 E8 25 WP 2B	X FC 90 0-0 25 2B 3-H 1B		B SL 81 C SL 79 S SL 80 X SL 81 1-2 ② FC5-4 1-2f 2-3	X SI 95 0-0 1-2 2-3 1B		5	2	3	1	0	0	2
25 Kila Ka'aihue, L (1, 3) OBP: 0.291, SLG: 0.385		B KC 78 C KC 78 B CH 88 X CH 87 2-1 ① P3		C KC 79 3 SAFE B KC 81 B CH 86 B FF 95 F FF 95 X SL 85 3-2 ① P5 3-H	X FF 93 0-0 1-H 2B		C SI 90 C SI 89 B SI 96 F SI 96 X SL 87 0-3 ③ K	C SL 86 D SL 87 B SI 96 F SI 96 X SL 87 2-2 ③ F9		5	0	1	1	0	1	6
7 Brandon Inge, R (1, 5) OBP: 0.241, SLG: 0.397		B FC 88 X FC 90 1-0 ② P4		C FF 95 S FF 91 X FC 86 0-2 ② F8	C CU 75 S CU 76 B CU 75 D CU 76 S CH 84 2-3 ③ K			B FF 90 B FF 90 X SI 90 2-0 ① F7	C CH 81 B SI 88 B SL 80 B FF 92 S FF 89 X FF 91 3-2 ① F9	5	0	0	0	0	1	1
4 Coco Crisp, S (1, 8) OBP: 0.224, SLG: 0.185		F FF 93 F FC 90 B FF 95 B FF 95 F FC 90 S KC 81 2-3 ③ K		F FF 91 C KC 79 B FF 95 B KC 79 F SL 86 B FF 94 X SL 87 3-2 ③ L7		B FF 94 S CH 82 X CH 84 1-1 ① P5		B SL 80 C FF 90 B SI 90 X SI 90 2-1 ② L7	B FF 89 B CH 82 B FF 90 C FF 90 B FF 88 4-1 BB	4	0	0	0	1	1	0
8 Kurt Suzuki, R (1, 2) OBP: 0.250, SLG: 0.256			B FF 93 B FC 90 B FC 89 C FF 93 X FF 94 3-1 ① G6-3		B FF 93 X FF 93 1-0 19 PB 2 SH1-3 16 3B 1B	B FF 94 B CU 77 B FF 95 C FF 94 F FF 93 S CH 85 3-3 ② K		B SL 80 B SI 91 C SI 90 F SI 90 F SI 90 F SL 82 B SL 80 F SI 90 B FF 90 4-2 2 E 17 1B BB	C FF 90 S SL 80 F SL 83 B FF 90 S FF 93 1-3 ② K	4	2	1	0	1	2	1
2 Cliff Pennington, S (1, 6) OBP: 0.250, SLG: 0.264			B KC 79 B CH 87 X FF 96 2-0 ② F8		X KC 79 0-0 ① SH1-3 1-2	C CH 84 B CU 77 F FF 94 F FF 94 F CU 77 S CU 76 1-3 ③ K		B FF 90 B SL 77 S SI 90 X SL 79 2-1 E4 17 1B 1-3	F FF 91 C SL 80 X SL 81 0-2 ③ G6-3	4	1	0	0	0	1	2
Inning Stats	R: 1 E: 0 K: 1 S: 11 H: 1 LOB: 0 BB: 0 P: 17	R: 0 E: 0 K: 1 S: 7 H: 0 LOB: 0 BB: 0 P: 12	R: 0 E: 0 K: 0 S: 6 H: 0 LOB: 2 BB: 2 P: 21	R: 1 E: 1 K: 0 S: 13 H: 1 LOB: 0 BB: 0 P: 19	R: 4 E: 0 K: 2 S: 18 H: 4 LOB: 1 BB: 1 P: 27	R: 0 E: 0 K: 2 S: 10 H: 0 LOB: 0 BB: 0 P: 15	R: 0 E: 0 K: 2 S: 16 H: 1 LOB: 3 BB: 1 P: 25	R: 3 E: 2 K: 0 S: 21 H: 3 LOB: 3 BB: 1 P: 36	R: 0 E: 0 K: 1 S: 11 H: 0 LOB: 1 BB: 1 P: 19	1B: 6 2B: 2 3B: 2 HR: 0 SF: 0 SAC: 1 DP: 0 HBP: 0						

	AB	38
	R	9
	H	10
	RBI	7
	BB	6
	SO	9
	LOB	18

WP: 1 PB: 1 SB: 0 CS: 0 PA: 45

PITCHER		IP	WLS	BF	H	R	ER	SO	BB	IBB	HBP	BLK	WP	HR	S	P	ERA	WHIP
44 Luke Hochevar, R ERA: 6.63	(1, 1)	4.2	L	22	5	6	6	3	3	0	0	0	1	0	51	90	11.57	1.714
55 Tim Collins, L ERA: 2.3	(5, 1)	1.1		5	1	0	0	3	0	0	0	0	0	0	14	21	0.00	0.750
31 Louis Coleman, R ERA: 3.12	(7, 1)	1.2		9	1	2	0	2	2	0	0	0	0	0	26	45	0.00	1.800
43 Aaron Crow, R ERA: 2.78	(8, 1)	0.1		5	3	1	0	0	0	0	0	0	0	0	11	16	0.00	9.000
50 Jose Mijares, L ERA: 2.38	(9, 1)	1.0		4	0	0	0	1	1	0	0	0	0	0	11	19	0.00	1.000

PITCHER	IP	WLS	BF	H	R	ER	SO	BB	IBB	HBP	BLK	WP	HR	S	P	ERA	WHIP

BOTTOM

Oakland Athletics @ Kansas City Royals

Kauffman Stadium, Kansas City, MO

Sat Jun 02 2012, 1:11 PM - 4:19 PM CDT

Att. 26,276 - Sunny - 76 F

Batter	1	2	3	4	5	6	7	8	9	AB	R	H	RBI	BB	SO	LOB
4 Alex Gordon, L (1, 7) OBP: 0.335, SLG: 0.376	C SI 90 F SI 91 F FC 91 B FC 92 X CU 82 1-2 16 G5-4-3 11 1B 21 1B 1B		X FS 84 0-0 11 SH5-3 2B		C CU 78 F SI 88 X SI 90 0-2 ② G5-3		B SI 94 C SI 94 B SL 86 S SL 86 S SL 87 2-3 ① K2-3		C SL 85 X SI 91 0-1 ② FC6-4 11 DI 1-2f	5	1	2	0	0	1	3
11 Yuniesky Betancourt, R (1, 4) OBP: 0.323, SLG: 0.421	C SI 91 1 SAFE X SI 92 0-1 16 G5-4-3 1-2 1B		X FC 90 0-0 ① SH5-3 2-3		C CU 77 F FC 90 F FC 90 X CU 81 0-2 ③ P5		B SL 88 X SL 88 1-0 ② SF8 3-H		B SI 91 S SI 89 S SL 84 S CU 74 1-3 ③ K 1-2	3	0	1	1	0	1	1
16 Billy Butler, R (1, 10) OBP: 0.349, SLG: 0.508	C FC 91 F FC 92 X SI 94 0-2 ①② G5-4-3 1-2f 2-3		C CU 79 F SI 92 S CU 81 0-3 ② K			B SI 89 B CU 79 B SI 91 B SI 92 4-0 21 1B 35 2B BB	C SL 87 F FF 94 F CU 83 D SL 87 B SL 87 C FF 93 2-3 ③ K			3	1	0	0	1	2	4
8 Mike Moustakas, L (1, 5) OBP: 0.342, SLG: 0.477	B CU 80 B CU 81 B FC 92 C SI 93 B SI 93 4-1 21 1B BB		F FC 91 F FC 91 F CU 82 S FC 92 0-3 ③ K			C FC 90 X FC 91 0-1 ① F9		B SI 95 B SI 95 F SI 96 B FF 97 X FF 95 3-1 ① P5		3	0	0	0	1	1	2
21 Jeff Francoeur, R (1, 9) OBP: 0.329, SLG: 0.447 12 Mitch Maier, L (9, 9) OBP: 0.290, SLG: 0.364	X FC 92 0-0 1-2 3-H 1B			C CU 80 X SI 91 0-1 ① F7		C SI 91 X SI 92 0-1 35 2B 2 1-2 F9-2 1B		B SL 84 B SI 95 X SI 95 2-0 ② P4		4 0	0 0	2 0	1 0	0 0	0 0	0 0
35 Eric Hosmer, L (1, 3) OBP: 0.271, SLG: 0.352	B SI 92 X FC 92 1-0 ③ P2			C CU 79 X SI 91 0-1 ② G1		C CU 79 B SI 92 B FC 90 X SI 92 2-1 1-3 2-H 2B		B SI 96 S SL 85 B FF 95 F SI 96 B SL 86 B SI 95 4-2 BB		3	0	1	1	1	0	2
2 Alcides Escobar, R (1, 6) OBP: 0.342, SLG: 0.400		B SI 90 C FC 91 F FC 92 B FC 92 X CU 84 2-2 ① L9		C FC 90 B FC 90 X SI 91 1-1 1 S 1B		F FC 91 X SI 91 0-1 ②③ F9-2 3-H		F SI 95 B SL 85 C SI 96 S SL 85 1-3 ③ K		4	0	1	0	0	1	3
1 Jarrod Dyson, L (1, 8) OBP: 0.328, SLG: 0.314		C CU 80 F FC 91 X FC 92 0-2 33 G6-3 1B		1 SAFE B SI 90 X FC 91 1-0 ③ G1-3 1-2			C FF 93 B FF 94 X FF 93 1-1 27 2B 11 SF8 1B		C SI 90 X SI 90 0-1 4 FC6-4 1B	4	1	3	0	0	0	1
33 Humberto Quintero, R (1, 2) OBP: 0.273, SLG: 0.375 27 Brayan Peña, S (7, 2) OBP: 0.292, SLG: 0.391		P PO 88 F FC 92 1 SAFE F SI 89 X CU 80 1-2 ②③ G6-3 1-2f			C FS 87 X FS 88 0-1 ① F8		C SI 92 C FF 93 F FF 93 B FF 92 F SL 88 B FF 92 1 SAFE X FF 93 2-2 1-3 2B		B SI 91 S CH 82 B SI 90 X FF 89 2-1 ① P3	2 2	0 0	0 1	0 0	0 0	0 0	1 1
Inning Stats	R: 1 E: 0 K: 0 S: 12 H: 3 LOB: 2 BB: 1 P: 18	R: 0 E: 0 K: 0 S: 10 H: 1 LOB: 0 BB: 0 P: 12	R: 0 E: 0 K: 2 S: 9 H: 1 LOB: 1 BB: 0 P: 9	R: 0 E: 0 K: 0 S: 7 H: 1 LOB: 1 BB: 0 P: 9	R: 0 E: 0 K: 0 S: 9 H: 0 LOB: 0 BB: 0 P: 9	R: 1 E: 0 K: 0 S: 8 H: 2 LOB: 1 BB: 1 P: 14	R: 1 E: 0 K: 2 S: 15 H: 2 LOB: 1 BB: 0 P: 23	R: 0 E: 0 K: 1 S: 8 H: 0 LOB: 1 BB: 1 P: 18	R: 0 E: 0 K: 1 S: 9 H: 1 LOB: 1 BB: 0 P: 12	1B: 8 2B: 4 3B: 0 HR: 0 SF: 1 SAC: 1 DP: 3 HBP: 0	WP: 0 PB: 0 SB: 1 CS: 0 PA: 38					

PITCHER		IP	WLS	BF	H	R	ER	SO	BB	IBB	HBP	BLK	WP	HR	S	P	ERA	WHIP
32 Brandon McCarthy, R ERA: 2.95	(1, 1)	6.0	W	25	8	2	2	2	2	0	0	0	0	0	55	71	3.00	1.667
50 Grant Balfour, R ERA: 3.76	(7, 1)	1.0		5	2	1	1	2	0	0	0	0	0	0	15	23	9.00	2.000
48 Ryan Cook, R ERA: 0.72	(8, 1)	1.0		4	0	0	0	1	1	0	0	0	0	0	8	18	0.00	1.000
13 Jerry Blevins, L ERA: 1.85	(9, 1)	1.0		4	1	0	0	1	0	0	0	0	0	0	9	12	0.00	1.000

PITCHER	IP	WLS	BF	H	R	ER	SO	BB	IBB	HBP	BLK	WP	HR	S	P	ERA	WHIP

livebaseballscorecards.com

AB	33
R	3
H	11
RBI	3
BB	3
SO	6
LOB	18

Oakland Athletics @ Kansas City Royals

Kauffman Stadium, Kansas City, MO

Sun Jun 03 2012, 1:12 PM - 3:48 PM CDT

Att. 21,111 - Overcast - 69 F

TOP

livebaseballscorecards.com

Batter	1	2	3	4	5	6	7	8	9	AB	R	H	RBI	BB	SO	LOB
12 Collin Cowgill, R (1, 7) OBP: 0.348, SLG: 0.279	B SI 92 C SI 92 F SI 94 B SI 94 X SL 87 2-2 25 BB 16 1B 1B	B SI 93 C SI 95 C SI 95 1 SAFE F SL 88 B SI 94 F SL 87 B SI 94 X SI 94 3-2 G5-3 ③			C SI 92 1 SAFE D CH 86 B SL 85 F SI 93 1 SAFE 1 SAFE X SL 87 2-2 2 SH5-4 1-2 1B		C SI 99 X SI 99 0-1 F9 ③			4	0	2	0	0	0	2
2 Cliff Pennington, S (1, 6) OBP: 0.246, SLG: 0.259	B SI 93 C SI 94 1 SAFE B SI 93 X CH 87 2-1 F8 ①		B SI 92 C SI 92 B SI 93 C SI 94 X SI 94 2-2 G4-3 ①		L SI 92 X SI 93 0-1 SH5-4 ① 1-2 2-3			C FF 97 S SL 87 B FS 89 F SL 87 F SL 88 B FF 98 B SL 87 X FF 97 3-2 E4 16 1B		3	0	0	0	0	0	1
16 Josh Reddick, L (1, 9) OBP: 0.341, SLG: 0.547	1 SAFE 1 SAFE B SI 93 X CH 86 1-0 25 BB 1-2 1B		B SL 85 F SL 87 B SI 94 F SL 87 F SI 94 B SL 87 F SL 87 F SL 87 F CH 86 4-2 F SI 89 F SL 89 F SI 94 B SI 95 25 S BB		X SL 85 0-0 F7-2 ②③ 3-H			X FF 95 0-0 25 G3-6-1 1-2 1B		3	0	2	0	1	0	2
52 Yoenis Cespedes, R (1, 8) OBP: 0.311, SLG: 0.420	B SI 94 B SL 87 X SL 86 2-0 F8 ②		C SL 86 X SL 88 0-1 P4 ②			B SI 93 B SL 84 C SI 92 X SL 85 2-1 G4-3 ①		C SL 84 X SL 87 0-1 F8 ①		4	0	0	0	0	0	5
25 Kila Ka'aihue, L (1, 3) OBP: 0.290, SLG: 0.375	C SI 94 B SI 94 B SI 93 T SL 87 D SL 88 B SL 87 4-2 7 FC6-4 1-2 2-3 BB		B SI 93 C CH 86 F CH 86 B SL 87 S SL 88 2-3 K ③ 1-2			B CH 84 C CH 86 X SL 87 1-1 G4-3 ②		B FF 97 C FF 98 X FF 98 1-1 G3-6-1 ②③ 1-2f		3	0	0	0	1	1	3
7 Brandon Inge, R (1, 5) OBP: 0.242, SLG: 0.390	C SI 94 B SI 95 X SL 86 1-1 FC6-4 ③ 1-2f			B SL 85 F CH 86 S SL 86 B SI 93 S SL 86 2-3 K ①		B SI 93 X SL 86 1-0 P5 ③			X FF 92 0-0 4 G4-3 15 G4-3 1B	4	0	1	0	0	1	3
15 Seth Smith, L (1, 10) OBP: 0.343, SLG: 0.333		C SI 93 X SI 93 0-1 F7 ①		C CH 83 B SI 93 F SL 88 X SL 86 1-2 G4-3 ②			C SI 100 B SI 98 B FF 98 B SI 99 X FF 100 3-1 G4-3 ①		D SI 93 F FF 93 F SL 87 F SL 88 X SL 85 1-2 G4-3 ① 1-2	4	0	0	0	0	0	1
20 Josh Donaldson, R (1, 2) OBP: 0.146, SLG: 0.239 4 Coco Crisp, S (9, PH) OBP: 0.222, SLG: 0.183		B SI 93 F SL 84 X SI 93 1-1 17 FC4-6 1B		T SL 84 B SL 86 C SI 94 B SI 94 S SL 88 2-3 K ③			C FF 100 B FF 100 B CH 90 F SI 99 F SI 100 X CH 90 2-2 G5-3 ②		C FF 94 X FF 96 0-1 G4-3 ② 2-3	3 1	0 0	1 0	0 0	0 0	1 0	0 1
17 Adam Rosales, R (1, 4) OBP: 0.526, SLG: 0.308 19 Jemile Weeks, S (9, PH) OBP: 0.313, SLG: 0.337		X SI 93 0-0 FC4-6 ② 1-2f			B SL 83 B CH 83 B SI 92 B SI 92 4-0 2 SH5-4 12 1B 16 F7-2 BB		C FF 99 X FF 99 0-1 1B		C FF 95 B FF 96 B FF 96 T SI 95 F FF 98 X FC 90 2-2 G1-3 ③	2 1	0 0	1 0	0 0	1 0	0 0	1 1
Inning Stats	R: 0 E: 0 K: 0 S: 11 H: 2 LOB: 3 BB: 1 P: 23	R: 0 E: 0 K: 0 S: 10 H: 1 LOB: 1 BB: 0 P: 14	R: 0 E: 0 K: 1 S: 17 H: 0 LOB: 1 BB: 1 P: 25	R: 0 E: 0 K: 2 S: 9 H: 0 LOB: 0 BB: 0 P: 14	R: 0 E: 0 K: 0 S: 6 H: 1 LOB: 1 BB: 1 P: 12	R: 0 E: 0 K: 0 S: 5 H: 0 LOB: 0 BB: 0 P: 9	R: 0 E: 0 K: 0 S: 10 H: 1 LOB: 1 BB: 0 P: 15	R: 0 E: 1 K: 0 S: 10 H: 1 LOB: 1 BB: 0 P: 14	R: 0 E: 0 K: 0 S: 11 H: 1 LOB: 1 BB: 0 P: 14	1B: 7 2B: 1 3B: 0 HR: 0 SF: 0 SAC: 1 DP: 2 HBP: 0						

	AB	32
	R	0
	H	7
	RBI	0
	BB	3
	SO	3
	LOB	20

WP: 0 PA: 36
PB: 0
SB: 1
CS: 0

PITCHER		IP	WLS	BF	H	R	ER	SO	BB	IBB	HBP	BLK	WP	HR	S	P	ERA	WHIP
32 Vin Mazzaro, R ERA: 2.25	(1, 1)	6.0	W	24	4	0	0	3	3	0	0	0	0	0	58	97	0.00	1.167
40 Kelvin Herrera, R ERA: 3.1	(7, 1)	1.0	H	4	1	0	0	0	0	0	0	0	0	0	10	15	0.00	1.000
56 Greg Holland, R ERA: 5.4	(8, 1)	1.0	H	4	1	0	0	0	0	0	0	0	0	0	10	14	0.00	1.000
51 Jonathan Broxton, R ERA: 1.66	(9, 1)	1.0	S	4	1	0	0	0	0	0	0	0	0	0	11	14	0.00	1.000

PITCHER	IP	WLS	BF	H	R	ER	SO	BB	IBB	HBP	BLK	WP	HR	S	P	ERA	WHIP

Batter	1	2	3	4	5	6	7	8	9	AB	R	H	RBI	BB	SO	LOB
4 Alex Gordon, L (1, 7) OBP: 0.338, SLG: 0.380	C FF 87 S FC 87 F CU 73 B FC 88 F CU 74 B FF 89 F FC 88 B FF 90 B FC 88 4-2 16 1B BB		B FC 86 F FF 88 B FF 89 F FC 87 X FF 89 2-2 9 F9 2B		F FF 88 1 SAFE 1 SAFE X FF 87 0-1 ① F8		C FF 89 S FF 88 B CU 77 X CH 80 1-2 ③ F8			3	0	1	0	1	0	1
9 Johnny Giavotella, R (1, 4) OBP: 0.302, SLG: 0.306 8 Mike Moustakas, L (8, 5) OBP: 0.345, SLG: 0.480	B FF 90 X FF 90 1-0 ① F9		X CH 81 0-0 ① F9 2-3		C FF 88 B CH 81 1 SAFE B FF 89 X CH 82 2-1 16 1B 1-H 1B			B FF 96 F FF 96 X FF 96 1-1 16 1B 1B		3 1	0 0	1 1	1 0	0 0	0 0	2 0
16 Billy Butler, R (1, 10) OBP: 0.356, SLG: 0.512 12 Mitch Maier, L (8, PR) OBP: 0.290, SLG: 0.364 (9, 10)	C FF 90 B CH 83 B CH 83 C FF 89 X FC 81 2-2 1-2 1B		C CH 81 F FC 87 B FF 89 F CU 76 B FF 90 S CU 78 2-3 ② K		C FF 89 X FF 88 0-1 21 G6-4-3 1-2 1B			X FF 95 0-0 11 G5-4-3 1-2 1B		4 0	0 0	3 0	0 0	0 0	1 0	1 0
21 Jeff Francoeur, R (1, 9) OBP: 0.322, SLG: 0.438	F FF 91 D CH 82 B FC 88 X FC 88 2-1 ② F4		C FC 88 S CH 81 X CH 80 0-2 ③ L8		S CH 82 X CH 83 0-1 ②③ G6-4-3 1-2f			B FF 96 D SL 81 B FF 94 X FF 96 3-0 ① P4		4	0	0	0	0	0	7
11 Yuniesky Betancourt, R (1, 5) OBP: 0.318, SLG: 0.410 (8, 4)	C FC 82 B FF 90 B FF 91 B FF 84 C FF 90 X FF 90 3-2 ③ P4		B FF 80 F FF 88 X FC 87 1-1 ① P6			C CH 82 B FF 88 X CH 81 1-1 35 CS 1B		D SL 81 B FF 95 F FF 96 X FF 96 2-1 ②③ G5-4-3 1-2f		4	0	1	0	0	0	4
35 Eric Hosmer, L (1, 3) OBP: 0.277, SLG: 0.372		B FF 89 C FF 88 X FC 87 1-1 HR	C FF 88 X CU 76 0-1 27 S 1B			C FF 89 F FF 89 F CU 78 D CU 78 B FF 89 B CH 82 F FF 90 1 SAFE X FC 86 3-2 ① E3 27 G5-4-3 1-2				3	1	2	1	0	0	1
27 Brayan Peña, S (1, 2) OBP: 0.283, SLG: 0.378		T FF 89 F CH 82 B FC 87 S CU 75 1-3 ① K	1 SAFE B FC 86 B FF 89 C FF 89 F FC 86 F CU 78 S CU 76 2-3 ② K 1-2			X FF 86 0-0 ②③ G5-4-3 1-2f				3	0	0	0	0	2	2
2 Alcides Escobar, R (1, 6) OBP: 0.337, SLG: 0.394		S FC 82 C CH 82 S CU 76 0-3 ② K2-3	X FC 87 0-0 ③ L3				L CH 81 F CU 75 S CU 74 0-3 ① K			3	0	0	0	0	2	1
1 Jarrod Dyson, L (1, 8) OBP: 0.328, SLG: 0.314		B FF 88 T FF 89 M CU 78 F FF 89 B CU 75 B FF 89 C FF 89 3-3 ③ K			C FC 86 X CU 76 0-1 9 S 9 1B 1B		C FC 86 X FF 89 0-1 ② L6			3	1	1	0	0	1	0
Inning Stats	R: 0 E: 0 K: 0 S: 14 H: 1 LOB: 2 BB: 1 P: 26	R: 1 E: 0 K: 3 S: 12 H: 1 LOB: 0 BB: 0 P: 17	R: 0 E: 0 K: 1 S: 11 H: 1 LOB: 1 BB: 0 P: 15	R: 0 E: 0 K: 1 S: 9 H: 1 LOB: 1 BB: 0 P: 12	R: 1 E: 0 K: 0 S: 10 H: 3 LOB: 1 BB: 0 P: 12	R: 0 E: 1 K: 0 S: 8 H: 1 LOB: 0 BB: 0 P: 12	R: 0 E: 0 K: 1 S: 8 H: 0 LOB: 0 BB: 0 P: 9	R: 0 E: 0 K: 0 S: 6 H: 2 LOB: 2 BB: 0 P: 12		1B: 8 2B: 1 3B: 0 HR: 1	SF: 0 SAC: 0 DP: 3 HBP: 0					

PITCHER	IP	WLS	BF	H	R	ER	SO	BB	IBB	HBP	BLK	WP	HR	S	P	ERA	WHIP
57 Tommy Milone, L (1, 1) ERA: 3.53	7.0	L	28	8	2	2	6	1	0	0	0	0	1	72	103	2.57	1.286
38 Andrew Carignan, R (8, 1) ERA: 5.0	1.0		4	2	0	0	0	0	0	0	0	0	0	6	12	0.00	2.000

PITCHER	IP	WLS	BF	H	R	ER	SO	BB	IBB	HBP	BLK	WP	HR	S	P	ERA	WHIP

BOTTOM

Oakland Athletics @ Kansas City Royals

Kauffman Stadium, Kansas City, MO

Sun Jun 03 2012, 1:12 PM - 3:48 PM CDT

Att. 21,111 - Overcast - 69 F

livebaseballscorecards.com

AB	31
R	2
H	10
RBI	2
BB	1
SO	6
LOB	19

PA: 32

WP: 0
PB: 0
SB: 2
CS: 1

Batter	1	2	3	4	5	6	7	8	9	AB	R	H	RBI	BB	SO	LOB
2 Denard Span, L (1, 8) OBP: 0.357, SLG: 0.383	C FF 92 B SL 78 B FF 92 X FF 93 2-1 F9 ①	1 SAFE B FF 92 B FF 90 F FF 92 1 SAFE F FF 93 1 SAFE 1 SAFE F SL 78 2-3 K ② C FF 93		F FF 93 X FF 91 0-1 F7 ③		B CU 75 B CH 83 B FF 95 C FF 96 C FF 95 F FF 96 B FF 95 4-2 11 1B BB 1-2		1 SAFE B SI 94 B SI 95 X SI 95 2-0 F7 ② 1-2		4	0	0	0	1	1	3
11 Ben Revere, L (1, 9) OBP: 0.337, SLG: 0.390	C FF 93 B FF 93 B FF 93 X FF 93 2-1 16 HR 1B	C FF 90 X FF 92 0-1 F8 ③			C FF 90 X CU 78 0-1 G3 ①	C FF 93 B CU 76 B CU 76 X FF 95 2-1 1B ② 1-3 2-H		C SI 96 B SL 86 B SI 95 X SI 95 2-1 16 S 16 1B 1B 2-H		5	2	3	2	0	0	1
16 Josh Willingham, R (1, 10) OBP: 0.409, SLG: 0.579	B SL 78 X FF 91 1-0 HR 1-H		B FF 89 B FF 86 C FF 91 B FF 91 C CU 77 S SL 80 3-3 K ①		B SL 79 S CU 77 B FF 92 B SL 78 C SL 78 B CH 85 4-2 33 HR BB	I IN 69 I IN 71 I IN 70 I IN 69 4-0 IBB		C SL 87 B SI 95 C SL 85 F SL 86 X SL 85 1-2 1B 1-H		3	2	2	3	2	1	0
33 Justin Morneau, L (1, 3) OBP: 0.298, SLG: 0.510	C FF 94 C FF 94 X SL 80 0-2 E6		X FF 94 0-0 L1 ②		C FF 93 X SL 79 0-1 HR 1-H	B CU 75 F CU 75 F FF 94 B FF 94 F FF 94 D CU 77 S CU 76 3-3 K ③		C FF 92 S FF 92 B FF 94 S FF 94 1-3 K ③		5	1	1	2	0	2	3
18 Ryan Doumit, S (1, 2) OBP: 0.331, SLG: 0.411	B FF 93 C CU 76 C SL 79 F FF 92 X SL 78 1-2 F9 ②		B FF 93 B CU 79 F FF 90 F SL 78 C FF 94 2-3 K ③		B FF 94 X FF 92 1-0 G5-3 ②		B SI 94 S SI 96 B SL 83 F SI 96 B SL 85 X SL 85 3-2 F9 ①		C FF 91 F SL 80 B SL 80 B SI 90 X FF 93 2-2 F9 ①	5	0	0	0	0	1	1
24 Trevor Plouffe, R (1, 7) OBP: 0.290, SLG: 0.427	C FF 93 X FF 93 0-1 P3 ③			B SI 88 B CU 76 B FF 88 B FF 89 4-0 20 CS BB	X FF 93 0-0 HR		S SL 86 B FF 96 C SL 85 B SL 86 C SL 86 2-3 K ②		C CH 83 B FF 93 F CH 85 C SL 82 1-3 K ②	4	1	1	1	1	2	1
20 Brian Dozier, R (1, 6) OBP: 0.265, SLG: 0.355		B FF 91 C CH 84 B CH 84 X CH 83 2-1 8 S 8 1B 2B		C FF 92 B CU 76 1 SAFE 1 SAFE X FF 93 1-1 G4-3 ① ② 1-2	C SI 90 F SI 90 B SI 91 B SL 81 C SL 80 2-3 K ③		C SI 96 X SI 95 0-1 F8 ③		C FF 92 F FF 93 B SL 80 S FF 94 1-3 K ③	5	1	1	0	0	2	1
12 Alexi Casilla, S (1, 4) OBP: 0.279, SLG: 0.311		B FF 92 L FF 90 C CU 77 F FF 94 F SL 80 F FF 93 X SL 81 1-2 L6 ①		L FF 93 X SL 80 0-1 8 3B 1B		B SI 90 B SI 91 C SI 91 F SI 88 B SL 79 F SI 91 X SI 90 3-2 F8 ①		C SI 93 X SI 94 0-1 F8 ①		4	1	1	0	0	0	1
8 Jamey Carroll, R (1, 5) OBP: 0.322, SLG: 0.282		B FF 92 2 SAFE C FF 91 X SL 80 1-1 2-H 1B		B FF 91 1 SAFE X CH 84 1-0 1-H 3B		C SI 90 B SI 90 B SI 89 S FF 89 F FF 90 B SL 76 B SI 90 4-2 2 BB 11 1B BB		C SI 95 C FF 94 X SL 86 0-2 2 S 11 1B 1B		3	2	3	2	1	0	0
Inning Stats	R: 2 E: 1 K: 0 S: 14 H: 2 LOB: 1 BB: 0 P: 20	R: 1 E: 0 K: 1 S: 16 H: 2 LOB: 1 BB: 0 P: 22	R: 0 E: 0 K: 2 S: 7 H: 0 LOB: 0 BB: 0 P: 12	R: 1 E: 0 K: 0 S: 7 H: 2 LOB: 1 BB: 1 P: 13	R: 3 E: 0 K: 1 S: 11 H: 2 LOB: 0 BB: 1 P: 18	R: 1 E: 0 K: 1 S: 16 H: 1 LOB: 2 BB: 3 P: 36	R: 0 E: 0 K: 1 S: 8 H: 0 LOB: 0 BB: 0 P: 13	R: 2 E: 0 K: 1 S: 15 H: 3 LOB: 1 BB: 0 P: 21	R: 0 E: 0 K: 2 S: 9 H: 0 LOB: 0 BB: 0 P: 13	1B: 7 2B: 1 3B: 1 HR: 3 SF: 0 SAC: 0 DP: 0 HBP: 0						

PITCHER		IP	WLS	BF	H	R	ER	SO	BB	IBB	HBP	BLK	WP	HR	S	P	ERA	WHIP
53 Will Smith, L ERA: 9.0	(1, 1)	4.2	L	24	8	7	7	3	2	0	0	0	0	3	52	80	13.50	2.143
31 Louis Coleman, R ERA: 3.5	(5, 1)	0.2		3	0	1	1	1	1	0	0	0	0	0	10	19	13.50	1.500
55 Tim Collins, L ERA: 2.25	(6, 1)	0.2		4	1	0	0	1	1	1	0	0	0	0	9	22	0.00	3.000
43 Aaron Crow, R ERA: 3.33	(7, 1)	1.2		8	3	2	2	1	0	0	0	0	0	0	20	30	10.80	1.800
50 Jose Mijares, L ERA: 2.25	(8, 1)	1.1		4	0	0	0	3	0	0	0	0	0	0	12	17	0.00	0.000

PITCHER	IP	WLS	BF	H	R	ER	SO	BB	IBB	HBP	BLK	WP	HR	S	P	ERA	WHIP

TOP

Minnesota Twins @ Kansas City Royals

Kauffman Stadium, Kansas City, MO

Mon Jun 04 2012, 7:12 PM - 10:18 PM CDT

Att. 16,531 - Clear - 90 F

livebaseballscorecards.com

AB	38
R	10
H	12
RBI	10
BB	5
SO	9
LOB	11

WP: 0	PB: 0	SB: 3	CS: 1
PA: 43			

BOTTOM

Batter	1	2	3	4	5	6	7	8	9	AB	R	H	RBI	BB	SO	LOB
4 Alex Gordon, L (1, 7) OBP: 0.335, SLG: 0.373	B FF 91 B FF 91 C FF 92 X CH 82 2-1 G3		C CU 74 X SI 91 0-1 F9		C SI 90 B CU 75 F CU 75 B SI 91 X CH 83 2-2 G4-3		F CU 77 F SI 95 B SI 95 F CU 78 F SI 95 B CU 79 F FF 94 F SI 95 X CU 79 2-2 G3		F SL 88 B SL 88 B FF 95 F SL 87 F SI 95 B SI 91 F SL 88 B SL 89 4-2 9 DI 3-H BB	4	0	0	0	1	0	0
9 Johnny Giavotella, R (1, 4) OBP: 0.293, SLG: 0.296	C SI 91 S FF 87 F SI 91 X FF 88 0-2 F8			B SL 86 F FF 91 X SL 86 1-1 16 1B 8 2B 1B	X FF 91 0-0 L5		C SI 93 B CU 76 B SI 95 B SI 92 F SI 93 X FF 93 3-2 G6-3		C SI 93 B SI 94 X SL 87 1-1 G5-3 1-2	5	1	1	0	0	0	1
16 Billy Butler, R (1, 10) OBP: 0.354, SLG: 0.507	C FF 92 B CH 84 F FF 92 F CU 73 F SI 92 F SL 86 B CU 75 S SL 85 2-3 K			B CU 75 B SL 84 F SI 92 F SI 91 X CU 75 2-2 8 2B 21 E 1-2 1B	B FF 92 X FF 91 1-0 F8			B FF 93 F FF 93 C CH 88 S CH 88 1-3 K		4	1	1	0	0	2	0
8 Mike Moustakas, L (1, 5) OBP: 0.354, SLG: 0.514		B SI 91 B CH 84 X SI 91 2-0 HR		D CH 84 X FF 92 1-0 21 E 35 E 1-3 2-H 2B		C FF 90 X CH 82 0-1 21 1B 35 SF7 2B		B SI 94 S SL 86 S CH 89 S FF 94 1-3 K		4	3	3	2	0	1	0
21 Jeff Francoeur, R (1, 9) OBP: 0.321, SLG: 0.434 12 Mitch Maier, L (9, 9) OBP: 0.290, SLG: 0.364		B SL 86 F FF 92 F SL 86 B SI 91 S CU 75 2-3 K		B SL 86 F SL 87 X CU 75 1-1 E6 2 SH1-4 35 E 2-3 3-H		B FF 91 F SL 86 X CU 74 1-1 1 FC6-4 2-3 1B		S SL 87 S SL 86 B FF 96 S FF 96 1-3 K		4 0	0 0	1 0	0 0	0 0	2 0	1 0
35 Eric Hosmer, L (1, 3) OBP: 0.276, SLG: 0.377		F CH 84 F CU 74 X FF 92 0-2 L4		B CU 73 B CU 74 C CU 74 F SL 85 X CU 75 2-2 E4 2 SH1-4 1-2 3-H		X SI 92 0-0 SF7 3-H			B SI 94 B SI 95 X SI 95 2-0 1 1B 27 SF8 2B	3	1	1	2	0	0	1
2 Alcides Escobar, R (1, 6) OBP: 0.332, SLG: 0.387		B FF 91 F SL 85 X SL 86 1-1 F9		X 0-0 SH1-4 1-2 2-3		F FF 94 C SL 85 B CU 76 F SI 93 B SI 94 S SL 85 2-3 K			C SI 94 X SL 88 0-1 G1-3	3	0	0	0	0	1	2
1 Jarrod Dyson, L (1, 8) OBP: 0.326, SLG: 0.312			X SI 92 0-0 B3	B CU 74 C CU 74 F FF 91 B CU 75 C CU 74 2-3 K		B SI 93 B SI 90 C SI 92 X SI 94 2-1 FC6-4 1-2f			X SI 94 0-0 27 SF8 27 S 4 PB 2-3 1B	4	1	1	0	0	1	3
33 Humberto Quintero, R (1, 2) OBP: 0.265, SLG: 0.364 27 Brayan Peña, S (9, PH) OBP: 0.280, SLG: 0.378			C FF 90 F CU 74 X SL 86 0-2 G4-3	B SL 85 B SL 85 T FF 91 B SL 86 F FF 91 F SL 86 C FF 92 3-3 K			C SI 95 S SI 94 X SL 88 0-2 G4-3		S SI 94 F SL 88 B SI 94 F SL 88 X SL 88 1-2 SF8 1-3 3-H	3 0	0 0	0 0	0 1	0 0	1 0	2 0
Inning Stats	R: 0 E: 0 K: 1 S: 12 H: 0 LOB: 0 BB: 0 P: 16	R: 1 E: 0 K: 1 S: 9 H: 1 LOB: 0 BB: 0 P: 14	R: 0 E: 0 K: 0 S: 6 H: 0 LOB: 0 BB: 0 P: 6	R: 3 E: 2 K: 2 S: 19 H: 3 LOB: 2 BB: 0 P: 31	R: 0 E: 0 K: 0 S: 5 H: 0 LOB: 0 BB: 0 P: 8	R: 1 E: 0 K: 1 S: 11 H: 2 LOB: 1 BB: 0 P: 16	R: 0 E: 0 K: 0 S: 13 H: 0 LOB: 0 BB: 0 P: 18	R: 0 E: 0 K: 3 S: 9 H: 0 LOB: 0 BB: 0 P: 12	R: 2 E: 0 K: 0 S: 14 H: 2 LOB: 1 BB: 1 P: 22	1B: 4 2B: 3 3B: 0 HR: 1 SF: 2 SAC: 1 DP: 0 HBP: 0	WP: 0 PB: 1 SB: 1 CS: 0 PA: 38					

PITCHER		IP	WLS	BF	H	R	ER	SO	BB	IBB	HBP	BLK	WP	HR	S	P	ERA	WHIP
38 Cole De Vries, R ERA: 4.2	(1, 1)	5.0	W	23	6	5	4	4	0	0	0	0	0	1	55	80	7.20	1.200
31 Alex Burnett, R ERA: 2.45	(6, 1)	2.0	H	6	0	0	0	1	0	0	0	0	0	0	20	29	0.00	0.000
61 Jared Burton, R ERA: 3.8	(8, 1)	1.0		3	0	0	0	3	0	0	0	0	0	0	9	12	0.00	0.000
60 Jeff Gray, R ERA: 4.43	(9, 1)	0.2		5	2	2	1	0	1	0	0	0	0	0	12	19	13.50	4.500
55 Matt Capps, R ERA: 3.38	(9, 1)	0.1	S	1	0	0	0	0	0	0	0	0	0	0	2	3	0.00	0.000

PITCHER	IP	WLS	BF	H	R	ER	SO	BB	IBB	HBP	BLK	WP	HR	S	P	ERA	WHIP

Minnesota Twins @ Kansas City Royals

Kauffman Stadium, Kansas City, MO

Mon Jun 04 2012, 7:12 PM - 10:18 PM CDT

Att. 16,531 - Clear - 90 F

livebaseballscorecards.com

AB	34
R	7
H	8
RBI	5
BB	1
SO	8
LOB	10

Minnesota Twins @ Kansas City Royals

Kauffman Stadium, Kansas City, MO

Tue Jun 05 2012, 7:12 PM - 9:35 PM CDT

Att. 23,934 - Clear - 83 F

TOP

livebaseballscorecards.com

Batter	1	2	3	4	5	6	7	8	9	AB	R	H	RBI	BB	SO	LOB
2 Denard Span, L (1, 8) OBP: 0.351, SLG: 0.376	C SI 82 F SI 83 B SL 83 B FF 87 F SL 81 B SL 81 C FF 86 3-3 ① K		1 SAFE B CU 73 1 SAFE C CH 77 1 SAFE F SL 82 1 SAFE F FF 88 2-3 B FF 87 S SL 83 ③ K			B CH 77 X SL 82 1-0 ② P6		C FF 97 F FF 97 B FF 98 F SL 86 C SL 88 1-3 ③ K		4	0	0	0	0	3	2
19 Darin Mastroianni, R (1, 9) OBP: 0.242, SLG: 0.138 11 Ben Revere, L (9, PH) OBP: 0.333, SLG: 0.386	C FF 85 F SL 84 B CU 74 F FF 89 B CH 79 S CH 79 2-3 ② K			X SL 81 0-0 ① B1-3		C FF 84 X SL 83 0-1 16 S 1B			B FF 95 C SI 93 X FF 95 1-1 ① G6-3	3 1	0 0	1 0	0 0	0 0	1 0	0 0
16 Josh Willingham, R (1, 7) OBP: 0.406, SLG: 0.577	C SL 83 B CH 78 X CH 78 1-1 ③ F9			C FF 84 B FF 89 S FF 87 C FF 89 1-3 ② K		1 SAFE 1 SAFE D CH 78 S CH 77 1 SAFE B CH 78 X CH 78 2-1 ③ F9 1-2			B FF 94 B SL 88 F FF 95 X SL 86 2-1 2B	4	0	1	0	0	1	1
33 Justin Morneau, L (1, 3) OBP: 0.297, SLG: 0.500		F SI 84 F FF 88 X EP 70 0-2 ① P3		B SL 84 S SL 83 X SL 84 1-1 ③ F8			F SL 82 S SL 82 B SL 84 C FF 89 1-3 ① K		C SI 95 B SI 96 S SI 96 B SI 98 F SI 96 D SL 90 D SL 88 4-2 BB	3	0	0	0	1	1	0
18 Ryan Doumit, S (1, 10) OBP: 0.323, SLG: 0.400		C SL 80 B FF 87 B CH 79 X CH 78 2-1 ② P5			B CU 72 C SL 82 C FF 88 X FF 87 1-2 ① F9		C SI 83 B CH 80 X CH 79 1-1 ② F9		X SI 95 0-0 ② F7	4	0	0	0	0	0	2
24 Trevor Plouffe, R (1, 5) OBP: 0.281, SLG: 0.412		B CH 79 S CH 77 C SL 83 F CU 72 B FF 89 X FF 87 2-2 ③ P5			C CU 73 F FF 89 B CU 77 F CU 75 X FF 89 1-2 ② P6		B CU 72 B CH 78 X CH 78 2-0 ③ P3		B FF 95 C FF 94 B FF 97 X SL 89 2-1 ③ F8	4	0	0	0	0	0	2
20 Brian Dozier, R (1, 6) OBP: 0.276, SLG: 0.373			C SI 84 F SL 82 B FF 87 F CU 75 X CH 78 1-2 8 CS 1B		C FF 87 X FF 88 0-1 2B			C FF 95 S FF 96 S SL 85 0-3 ① K		3	0	2	0	0	1	0
41 Drew Butera, R (1, 2) OBP: 0.341, SLG: 0.333			F SL 82 X SL 83 0-1 ① B2		F SL 83 B SL 82 X SL 82 1-1 ③ F7			C SL 84 B SL 86 F FF 96 B SL 86 C FF 98 2-3 ② K		3	0	0	0	0	1	2
8 Jamey Carroll, R (1, 4) OBP: 0.322, SLG: 0.283			1 SAFE C FF 84 F SL 84 B FF 87 X FF 87 1-2 ② 1-2 1B			C FF 85 X SL 84 0-1 ① F8		B FF 96 X FF 94 1-0 E6		3	0	1	0	0	0	0

	AB	32
	R	0
	H	5
	RBI	0
	BB	1
	SO	8
	LOB	9

Inning Stats																		
	R: 0 E: 0 K: 2 S: 10	H: 0 LOB: 0 BB: 0 P: 16	R: 0 E: 0 K: 0 S: 9	H: 0 LOB: 0 BB: 0 P: 13	R: 0 E: 0 K: 1 S: 13	H: 2 LOB: 1 BB: 0 P: 17	R: 0 E: 0 K: 1 S: 6	H: 0 LOB: 0 BB: 0 P: 8	R: 0 E: 0 K: 0 S: 11	H: 1 LOB: 1 BB: 0 P: 14	R: 0 E: 0 K: 0 S: 7	H: 1 LOB: 1 BB: 0 P: 10	R: 0 E: 0 K: 1 S: 6	H: 0 LOB: 0 BB: 0 P: 10	R: 0 E: 1 K: 3 S: 11	H: 0 LOB: 1 BB: 0 P: 15	R: 0 E: 0 K: 0 S: 10	H: 1 LOB: 2 BB: 1 P: 19	1B: 3 2B: 2 3B: 0 HR: 0	SF: 0 SAC: 0 DP: 0 HBP: 0	WP: 0 PB: 0 SB: 1 CS: 1	PA: 33

PITCHER		IP	WLS	BF	H	R	ER	SO	BB	IBB	HBP	BLK	WP	HR	S	P	ERA	WHIP
52 Bruce Chen, L ERA: 4.37	(1, 1)	7.0	W	24	4	0	0	5	0	0	0	0	0	0	62	88	0.00	0.571
56 Greg Holland, R ERA: 5.06	(8, 1)	1.0	H	4	0	0	0	3	0	0	0	0	0	0	11	15	0.00	0.000
51 Jonathan Broxton, R ERA: 1.59	(9, 1)	1.0	S	5	1	0	0	0	1	0	0	0	0	0	10	19	0.00	2.000

PITCHER	IP	WLS	BF	H	R	ER	SO	BB	IBB	HBP	BLK	WP	HR	S	P	ERA	WHIP

BOTTOM

Minnesota Twins @ Kansas City Royals

Kauffman Stadium, Kansas City, MO

Tue Jun 05 2012, 7:12 PM - 9:35 PM CDT

Att. 23,934 - Clear - 83 F

livebaseballscorecards.com

Batter	1	2	3	4	5	6	7	8	9	AB	R	H	RBI	BB	SO	LOB
4 Alex Gordon, L (1, 7) OBP: 0.337, SLG: 0.377	B FF 93 B FF 94 B FF 93 C FF 92 B SI 94 4-1 8 CS BB		B SL 86 X FF 94 1-0 ① G3-1		C SL 85 B FF 94 B FF 94 S SL 88 S SL 88 2-3 ③ K			C SL 82 B FF 95 B FF 96 C FF 95 X FF 95 2-2 9 FC1-4 2B		3	0	1	0	1	1	0
9 Johnny Giavotella, R (1, 4) OBP: 0.274, SLG: 0.276	D SL 82 1 SAFE B FF 93 B FF 94 C FF 93 X FF 94 3-1 ① P4		B FF 94 C CH 87 C FF 96 B FF 94 B SL 88 S SL 87 3-3 ② K			C CH 82 B CH 84 X FF 94 1-1 ① G1-3		F SL 83 B SI 94 X SI 93 1-1 ② FC1-4 16 1B 2-3		4	0	0	0	0	1	2
16 Billy Butler, R (1, 10) OBP: 0.357, SLG: 0.512 12 Mitch Maier, L (8, PR) OBP: 0.290, SLG: 0.364 (9, 10)	B CH 84 X FF 95 1-0 ② F9		B CH 86 C FF 94 S SL 88 B FF 95 B FF 95 F SL 88 X SL 86 3-2 ③ G6-3			B SL 86 F SL 86 B FF 94 X FF 94 2-1 2B		X SL 81 0-0 1-3 1B		4 0	0 0	2 0	0 0	0 0	0 0	1 0
8 Mike Moustakas, L (1, 5) OBP: 0.347, SLG: 0.503	S SL 87 1 SAFE 1 SAFE 0-1 ③ CS 1-2	C SL 85 S SL 86 S SL 86 0-3 ① K		B FF 93 B SI 94 F FF 95 B FF 95 F FF 95 F SL 88 F FF 96 F SL 88 F SL 89 3-3 ① K		X SL 88 0-0 ② G6-3		S SL 83 S SL 85 S FF 96 0-3 ③ K		4	0	0	0	0	3	3
21 Jeff Francoeur, R (1, 9) OBP: 0.321, SLG: 0.433		B FF 94 B FF 95 B FF 94 C FF 94 X FF 95 3-1 35 FC1-6 1B		B FF 94 S SL 87 F SL 87 S SL 88 1-3 K		F SL 86 D SL 87 F SL 86 D SL 86 S SL 87 2-3 ③ K				3	0	1	0	0	2	1
35 Eric Hosmer, L (1, 3) OBP: 0.277, SLG: 0.376		C SL 88 S FF 95 F SL 88 B SL 88 B SI 95 X SL 86 2-2 ② FC1-6 27 27 S 1B 1-2f	C FF 95 B FF 94 S SL 89 S SL 87 1-3 ② K				B FF 94 C FF 93 X SL 88 1-1 27 G4-6-3 1B			3	1	1	0	0	1	2
27 Brayan Peña, S (1, 2) OBP: 0.281, SLG: 0.376		C FF 95 X SL 86 0-1 2 FC5 1 1B 1-H 1B	F FF 95 B FF 96 B FF 94 B FF 95 F FF 95 S SL 88 3-3 ③ K				C FF 95 F FF 95 B FF 95 X FF 95 1-2 ① ② G4-6-3 1-2f			3	0	1	1	0	1	2
1 Jarrod Dyson, L (1, 8) OBP: 0.326, SLG: 0.313		C FF 96 F FF 95 X SL 89 0-2 2 FC5 1-2 1B			C SL 81 X SI 93 0-1 ① G6-3		F FF 94 B FF 93 F FF 93 X CU 76 1-2 ③ G1-3			3	0	1	0	0	0	0
2 Alcides Escobar, R (1, 6) OBP: 0.327, SLG: 0.381		C CH 86 D CH 88 X SL 86 1-1 ③ FC5 1-2 2-3f			B SI 94 X SL 84 1-0 ② G3-1			B SI 94 C SL 82 X SI 94 1-1 ① G4-3		3	0	0	0	0	0	2
Inning Stats	R: 0 E: 0 K: 0 S: 5 H: 0 LOB: 0 BB: 1 P: 13	R: 1 E: 0 K: 1 S: 16 H: 3 LOB: 2 BB: 0 P: 22	R: 0 E: 0 K: 1 S: 8 H: 0 LOB: 0 BB: 0 P: 15	R: 0 E: 0 K: 4 S: 16 H: 0 LOB: 1 BB: 0 P: 24	R: 0 E: 0 K: 1 S: 6 H: 0 LOB: 0 BB: 0 P: 9	R: 0 E: 0 K: 1 S: 8 H: 1 LOB: 1 BB: 0 P: 13	R: 0 E: 0 K: 0 S: 8 H: 1 LOB: 0 BB: 0 P: 11	R: 0 E: 0 K: 1 S: 11 H: 2 LOB: 2 BB: 0 P: 15		1B: 5 2B: 2 3B: 0 HR: 0 SF: 0 SAC: 0 DP: 1 HBP: 0						

	AB	30
	R	1
	H	7
	RBI	1
	BB	1
	SO	9
	LOB	13

WP: 1 PA: 32
PB: 0
SB: 1
CS: 1

PITCHER		IP	WLS	BF	H	R	ER	SO	BB	IBB	HBP	BLK	WP	HR	S	P	ERA	WHIP
47 Francisco Liriano, L ERA: 6.46	(1, 1)	6.0	L	23	4	1	1	8	1	0	0	0	1	0	59	96	1.50	0.833
52 Brian Duensing, L ERA: 2.76	(7, 1)	1.0		3	1	0	0	0	0	0	0	0	0	0	8	11	0.00	1.000
51 Anthony Swarzak, R ERA: 5.18	(8, 1)	0.2		4	2	0	0	0	0	0	0	0	0	0	8	12	0.00	3.000
15 Glen Perkins, L ERA: 3.09	(8, 1)	0.1		1	0	0	0	1	0	0	0	0	0	0	3	3	0.00	0.000

PITCHER	IP	WLS	BF	H	R	ER	SO	BB	IBB	HBP	BLK	WP	HR	S	P	ERA	WHIP

Minnesota Twins @ Kansas City Royals

Kauffman Stadium, Kansas City, MO

Wed Jun 06 2012, 7:12 PM - 10:14 PM CDT

Att. 18,386 - Clear - 81 F

TOP

livebaseballscorecards.com

Batter	1	2	3	4	5	6	7	8	9	AB	R	H	RBI	BB	SO	LOB
11 Ben Revere, L (1, 8) OBP: 0.337, SLG: 0.409	C FF 95 B FF 95 B FF 95 X FF 95 2-1 ① L1-3		B SI 93 C SI 94 X SI 94 1-1 ① G4-3		C SI 93 X FF 92 0-1 16 HBP 8 BB 33 1B 1B		B FF 100 X SI 99 1-0 8 1B 3B		B FF 95 F SL 87 X SL 86 1-1 ①② G6-3 1-2f	5	2	2	0	0	0	1
8 Jamey Carroll, R (1, 5) OBP: 0.324, SLG: 0.282	C FF 96 X SI 96 0-1 E6 16 1B 18 2B		B SI 94 C SI 94 X SI 93 1-1 ② F8		B SI 92 1 SAFE P PO 85 1 SAFE B SI 90 C SI 92 B SI 92 4-1 16 HBP 33 1B 1-2 BB		B SI 100 X FF 100 1-0 3-H 1B		B SL 86 B FF 97 C FF 97 F FF 98 B FF 99 C FF 96 3-3 ③ K	4	2	1	1	1	1	0
16 Josh Willingham, R (1, 7) OBP: 0.408, SLG: 0.573	B SI 96 B SL 85 F FF 96 F SI 97 X SL 86 2-2 18 2B 1-3 1B		C SI 94 B SI 95 F SI 94 B SI 95 X SI 94 2-2 ③ G1-3		B SI 93 S SI 93 B FF 92 H SI 92 3-1 33 1B 1-2 2-3 HBP		1 SAFE C CU 83 B FF 100 S CH 87 S CH 88 1-3 ① K			3	0	1	0	0	1	1
33 Justin Morneau, L (1, 10) OBP: 0.302, SLG: 0.500	B SL 87 X SL 86 1-0 ② F8			B FF 93 B SI 93 X SI 94 2-0 24 G5-3 18 1B 1B	X SI 93 0-0 1-2 2-H 3-H 1B		C FF 91 1 SAFE B FF 93 B FF 92 F FF 92 F SL 80 C FF 94 2-3 ② K			4	0	2	2	0	1	3
18 Ryan Doumit, S (1, 2) OBP: 0.327, SLG: 0.409	B SI 92 F SI 92 X SI 94 1-1 1-3 3-H 2B			C SI 94 B SI 94 X FF 94 1-1 24 G5-3 1-2 1B	B SI 92 S SI 92 X SL 82 1-1 ③ G3-1		C FF 93 X FF 93 0-1 ③ P4			4	0	2	1	0	0	3
24 Trevor Plouffe, R (1, 3) OBP: 0.273, SLG: 0.398	B FF 93 X SI 93 1-0 ③ G6-3			X SI 93 0-0 ①② G5-3 1-2 2-3f		B FF 91 B SI 92 C SI 92 X SI 91 2-1 ① P3		C SL 86 B SI 96 S SL 86 F SI 96 B SL 86 T SI 98 2-2 ① K		4	0	0	0	0	1	4
20 Brian Dozier, R (1, 6) OBP: 0.267, SLG: 0.360		X FF 93 0-0 ① F9		C SI 93 X SL 82 0-1 ③ G5-3		B SI 92 X SI 92 1-0 ② P4		C SL 86 B FF 97 F SI 96 B SL 87 B SL 87 X SL 87 3-2 ② F8		4	0	0	0	0	0	1
12 Alexi Casilla, S (1, 4) OBP: 0.278, SLG: 0.304		C SI 93 L SI 94 B FF 95 F SI 94 F FF 94 S SL 82 1-3 ② K2-3			C SI 92 C SI 93 B FF 94 B SL 83 F SL 82 F FF 92 B SL 81 S FF 92 3-3 ① K	B SI 91 F SI 92 B SL 82 B SI 92 B SI 91 4-1 19 S BB		C FF 97 B SI 92 B KC 80 X SI 96 2-1 ③ G3		3	0	0	0	1	2	0
19 Darin Mastroianni, R (1, 9) OBP: 0.243, SLG: 0.152		B FF 93 C FF 93 X FF 94 1-1 ③ G1-3			B SI 93 X SI 93 1-0 ② P3	B FF 99 C SI 98 C FF 100 B FF 99 X FF 98 2-2 ③ G6-3 1-2			X FF 97 0-0 11 G6-3 1B	4	0	1	0	0	0	1
Inning Stats	R: 1 H: 2 E: 1 LOB: 2 K: 0 BB: 0 S: 11 P: 18	R: 0 H: 0 E: 0 LOB: 0 K: 1 BB: 0 S: 8 P: 10	R: 0 H: 0 E: 0 LOB: 0 K: 0 BB: 0 S: 7 P: 11	R: 0 H: 2 E: 0 LOB: 1 K: 0 BB: 0 S: 6 P: 9	R: 2 H: 2 E: 0 LOB: 2 K: 1 BB: 1 S: 14 P: 25	R: 0 H: 0 E: 0 LOB: 1 K: 0 BB: 1 S: 7 P: 16	R: 1 H: 2 E: 0 LOB: 1 K: 2 BB: 0 S: 11 P: 16	R: 0 H: 0 E: 0 LOB: 0 K: 1 BB: 0 S: 9 P: 16	R: 0 H: 1 E: 0 LOB: 0 K: 1 BB: 0 S: 6 P: 10	1B: 7 SF: 0 2B: 1 SAC: 0 3B: 1 DP: 2 HR: 0 HBP: 1						WP: 0 PA: 38 PB: 0 SB: 1 CS: 0

	AB	35
	R	4
	H	9
	RBI	4
	BB	2
	SO	6
	LOB	14

PITCHER		IP	WLS	BF	H	R	ER	SO	BB	IBB	HBP	BLK	WP	HR	S	P	ERA	WHIP
59 Felipe Paulino, R ERA: 1.67	(1, 1)	0.2		4	1	1	0	0	0	0	0	0	0	0	8	13	0.00	1.500
39 Luis Mendoza, R ERA: 5.36	(1, 1)	5.0	L	22	5	2	2	2	2	0	1	0	0	0	42	71	3.60	1.400
40 Kelvin Herrera, R ERA: 3.34	(6, 1)	0.2		4	2	1	1	1	0	0	0	0	0	0	8	13	13.50	3.000
50 Jose Mijares, L ERA: 2.19	(7, 1)	0.2		2	0	0	0	1	0	0	0	0	0	0	6	8	0.00	0.000
43 Aaron Crow, R ERA: 3.2	(8, 1)	1.0		3	0	0	0	1	0	0	0	0	0	0	9	16	0.00	0.000

PITCHER		IP	WLS	BF	H	R	ER	SO	BB	IBB	HBP	BLK	WP	HR	S	P	ERA	WHIP
56 Greg Holland, R ERA: 4.76	(9, 1)	1.0		3	1	0	0	1	0	0	0	0	0	0	6	10	0.00	1.000

Batter	1	2	3	4	5	6	7	8	9	AB	R	H	RBI	BB	SO	LOB
4 Alex Gordon, L (1, 7) OBP: 0.340, SLG: 0.377	B SI 89 C SI 90 X SI 91 1-1 11 HR 1B	B CU 78 X SI 91 1-0 ② F7			B SI 91 B CH 82 B SI 90 B SI 91 4-0 16 1B BB		X CH 88 0-0 ② G4-3			3	1	1	0	1	0	1
11 Yuniesky Betancourt, R (1, 6) OBP: 0.314, SLG: 0.446	B SI 89 1 SAFE F FC 83 1 SAFE B SI 90 F CH 83 F SI 90 F CU 77 1 SAFE 2-2 X SI 90 1-H HR	C SI 93 D CH 84 C SI 92 X CU 78 1-2 ③ P5			B CU 75 1 SAFE C SI 90 S CU 81 B SI 91 1 SAFE X CH 83 2-2 ② P4		C FF 93 F SL 86 B FF 96 S CH 88 1-3 ③ K			4	1	1	2	0	1	2
16 Billy Butler, R (1, 10) OBP: 0.355, SLG: 0.507	C SI 91 B CU 84 B SI 92 B CH 84 X SI 92 3-1 ① G5-3	F SI 91 X CU 77 0-1 ① G5-3			B CU 77 B SI 91 1 SAFE C CH 82 B CU 82 C CU 83 X CU 80 3-2 1-3 1B			B CH 86 S SL 85 F CH 88 S FF 94 1-3 ① K		4	0	1	0	0	1	0
8 Mike Moustakas, L (1, 5) OBP: 0.345, SLG: 0.497	C CU 78 B CU 78 X SI 91 1-1 ② F8	B SI 91 C CH 83 F CU 76 B SI 92 X CH 83 2-2 ② F9			C CU 76 X CH 82 0-1 ③ F9			B FF 96 X FF 96 1-0 1B		4	0	1	0	0	0	2
21 Jeff Francoeur, R (1, 9) OBP: 0.316, SLG: 0.425	B SI 93 B FC 85 B SI 92 C SI 92 X SI 92 3-1 E6 35 BB	B CH 83 X CH 82 1-0 ③ F8				C FF 94 S CU 84 F CU 83 B CU 84 B CU 81 F SI 93 X CU 85 2-2 ① L5		F FF 97 F SL 85 B FF 97 B FF 98 F SL 85 F FF 98 B FF 98 X SL 83 3-2 ② P3		4	0	0	0	0	0	1
35 Eric Hosmer, L (1, 3) OBP: 0.281, SLG: 0.376	B SI 91 C SI 91 B CU 78 F SI 90 B SI 91 4-2 1-2 BB			C CH 82 B CH 83 B SI 91 B CH 83 X SI 91 3-1 9 G5-4-3 1B		C CU 82 B SI 94 F CU 83 X FF 93 1-2 ② G3		C FF 97 F SL 84 S FF 97 0-3 ③ K		3	0	1	0	1	1	1
9 Johnny Giavotella, R (1, 4) OBP: 0.273, SLG: 0.274	C FC 84 B SI 91 F FC 83 F SI 91 S CU 82 1-3 ③ K			F SI 92 1 SAFE B SI 90 1 SAFE X CU 82 1-1 ①② G5-4-3 1-2f		B FF 94 C CU 83 S CU 85 F FF 92 F CU 84 F FF 93 B CU 85 X CU 84 2-2 1B			F SI 93 C SI 94 B SI 95 F SI 96 F SI 94 B SI 96 F CH 89 B SI 95 X SI 95 3-2 ① G4-3	4	0	1	0	0	1	3
1 Jarrod Dyson, L (1, 8) OBP: 0.324, SLG: 0.311		B SI 90 B SI 91 C SI 91 S CH 83 X SI 92 2-2 33 FC4-6 1B		B CU 78 X SI 91 1-0 ③ G6-3		C SI 91 X FF 92 0-1 ③ F9			B SI 95 X SI 94 1-0 ② G4-3	4	0	1	0	0	0	1
33 Humberto Quintero, R (1, 2) OBP: 0.259, SLG: 0.355 27 Brayan Peña, S (9, PH) OBP: 0.278, SLG: 0.372		1 SAFE 1 SAFE B SI 90 C SI 91 P PO 85 C SI 91 B SI 92 1 SAFE F SI 91 3-2 ① F SI 92 X SI 90 1-2f FC4-6			B SI 91 B SI 90 X SI 91 2-0 ① G6-3		B SI 93 F FF 93 F SL 86 F CH 87 B CH 87 F CH 88 S FF 95 2-3 ① K		B SI 95 B CH 88 C SI 95 S FF 94 F SI 95 F CH 89 F SI 96 F FF 95 S SI 95 2-3 ③ K	3 1	0 0	0 0	0 0	0 0	1 1	1 0
Inning Stats	R: 2 E: 1 K: 1 S: 19 H: 2 LOB: 2 BB: 1 P: 34	R: 0 E: 0 K: 0 S: 13 H: 1 LOB: 1 BB: 0 P: 19	R: 0 E: 0 K: 0 S: 6 H: 0 LOB: 0 BB: 0 P: 9	R: 0 E: 0 K: 0 S: 5 H: 1 LOB: 0 BB: 0 P: 10	R: 0 E: 0 K: 0 S: 9 H: 1 LOB: 2 BB: 1 P: 20	R: 0 E: 0 K: 0 S: 16 H: 1 LOB: 1 BB: 0 P: 21	R: 0 E: 0 K: 2 S: 10 H: 0 LOB: 0 BB: 0 P: 13	R: 0 E: 0 K: 2 S: 12 H: 1 LOB: 1 BB: 0 P: 17	R: 0 E: 0 K: 1 S: 14 H: 0 LOB: 0 BB: 0 P: 20	1B: 6 2B: 0 3B: 0 HR: 1	SF: 0 SAC: 0 DP: 1 HBP: 0					

PITCHER		IP	WLS	BF	H	R	ER	SO	BB	IBB	HBP	BLK	WP	HR	S	P	ERA	WHIP
53 Nick Blackburn, R ERA: 7.75	(1, 1)	5.0	W	22	5	2	2	1	2	0	0	0	0	1	52	92	3.60	1.400
49 Jeff Manship, R ERA: 3.86	(6, 1)	1.0	H	4	1	0	0	0	0	0	0	0	0	0	16	21	0.00	1.000
61 Jared Burton, R ERA: 3.57	(7, 1)	1.1	H	4	0	0	0	3	0	0	0	0	0	0	13	17	0.00	0.000
15 Glen Perkins, L ERA: 3.0	(8, 1)	0.2	H	3	1	0	0	1	0	0	0	0	0	0	9	13	0.00	1.500
55 Matt Capps, R ERA: 3.22	(9, 1)	1.0	S	3	0	0	0	1	0	0	0	0	0	0	14	20	0.00	0.000

PITCHER	IP	WLS	BF	H	R	ER	SO	BB	IBB	HBP	BLK	WP	HR	S	P	ERA	WHIP

BOTTOM

Minnesota Twins @ Kansas City Royals

Kauffman Stadium, Kansas City, MO

Wed Jun 06 2012, 7:12 PM - 10:14 PM CDT

Att. 18,386 - Clear - 81 F

livebaseballscorecards.com

AB	34
R	2
H	7
RBI	2
BB	2
SO	6
LOB	12

WP: 0	PA: 36		
PB: 0			
SB: 0			
CS: 0			

Kansas City Royals @ Pittsburgh Pirates

PNC Park, Pittsburgh, PA

Fri Jun 08 2012, 7:09 PM - 9:39 PM EDT

Att. 36,069 - Partly Cloudy - 80 F

TOP

livebaseballscorecards.com

Batter	1	2	3	4	5	6	7	8	9	AB	R	H	RBI	BB	SO	LOB
4 Alex Gordon, L (1, 7) OBP: 0.343, SLG: 0.376	C FF 87 F FF 90 F SI 88 F FF 89 T FF 89 0-2 ① **K**		B SI 90 B SI 90 B FC 88 B FF 88 4-0 **11 2B** BB		C SI 88 X CU 77 0-1 11 G5-3 1B		C SI 89 X CU 77 0-1 ② **G4-1**			3	1	1	0	1	1	0
11 Yuniesky Betancourt, R (1, 4) OBP: 0.311, SLG: 0.449	B SI 89 C CU 74 C CU 76 S FF 89 1-3 ② **K**		B SI 89 X SI 90 1-0 1-H **8 1B** 2B		C CU 75 X CU 77 0-1 ① **G5-3** 1-2		S CH 75 B CH 76 B CU 77 X CU 76 2-1 ③ **G5-3**			4	1	1	1	0	1	1
16 Billy Butler, R (1, 3) OBP: 0.353, SLG: 0.500	C CU 75 C SI 90 B SI 90 F FF 88 B CU 76 B CU 76 B CU 75 4-2 **BB**		C FF 90 X FF 91 0-1 ② **F7**		C CU 76 B SI 91 C CU 76 D CU 76 C SI 91 2-3 ② **K**			C FF 93 S SL 82 X SL 81 0-2 ① **G3-1**		3	0	0	0	1	1	2
8 Mike Moustakas, L (1, 5) OBP: 0.343, SLG: 0.492	B FF 90 C SI 89 X CU 75 1-1 ③ **P4**		F SI 89 F FF 91 F SI 90 B SI 91 X FC 86 1-2 2-H **1B**		B SI 90 B SI 88 C SI 90 B SI 90 X FF 90 3-1 ③ **P3**			B FF 92 B FF 93 S FF 93 F FF 92 F FF 94 X SL 82 2-2 ② **L8**		4	0	1	1	0	0	2
21 Jeff Francoeur, R (1, 8) OBP: 0.310, SLG: 0.417		B FF 86 B SI 88 X SI 89 2-0 ① **G6-3**	F CU 76 F CU 77 X FF 90 0-2 ③ **F7**			F CH 76 T FF 89 S CU 75 0-3 ① **K**		S SL 83 S SL 82 B FF 95 F FF 94 F SL 84 S FF 94 1-3 ③ **K**		4	0	0	0	0	2	1
35 Eric Hosmer, L (1, 9) OBP: 0.285, SLG: 0.375		B FF 89 B FF 89 C SI 89 B SI 89 F FF 88 F FF 89 F SI 89 B SI 90 4-2 **BB**		F SI 85 S CU 76 F CU 76 F SI 90 X CU 76 0-2 ① **G3**		B FF 89 B FF 87 S FF 89 X FF 89 2-1 2 G3 1B			C FF 96 B SL 88 B FF 95 S FF 95 B FF 96 X FF 95 3-2 ① **F8**	3	0	1	0	1	0	0
2 Alcides Escobar, R (1, 6) OBP: 0.321, SLG: 0.374		C SI 88 F FF 90 T FF 90 0-2 ② **K**	B CU 75 B SI 90 X FF 88 2-0 ② **G6-3**		X CU 76 0-0 ② **G3** 1-2				F FF 96 X FF 95 0-1 ② **F9**	4	0	0	0	0	1	2
33 Humberto Quintero, R (1, 2) OBP: 0.261, SLG: 0.354 25 Clint Robinson, L (9, PH)		C CU 75 S CU 76 X FC 87 0-2 ③ **P6**	X SI 90 0-0 **1B**		X CU 77 0-0 ③ **G5-3**				C FF 96 S SL 88 S SL 88 0-3 ③ **K**	3 1	0 0	1 0	0 0	0 0	0 1	2 0
44 Luke Hochevar, R (1, 1) 9 Johnny Giavotella, R (7, PH) OBP: 0.269, SLG: 0.270 55 Tim Collins, L (7, 1) 31 Louis Coleman, R (8, 1)			C FF 86 X FF 89 0-1 ① **B2-3**	X SI 88 0-0 ③ **F9**			C FF 88 C CU 76 B CU 76 F FF 90 F CU 77 X SI 90 1-2 ① **F8**			2 1 0 0	0 0 0 0	0 0 0 0	0 0 0 0	0 0 0 0	0 0 0 0	1 0 0 0

	AB	32
	R	2
	H	5
	RBI	2
	BB	3
	SO	7
	LOB	11

Inning Stats																		
	R: 0	H: 0	R: 0	H: 0	R: 2	H: 2	R: 0	H: 1	R: 0	H: 1	R: 0	H: 1	R: 0	H: 0	R: 0	H: 0	R: 0	H: 0
	E: 0	LOB: 1	E: 0	LOB: 1	E: 0	LOB: 1	E: 0	LOB: 1	E: 0	LOB: 1	E: 0	LOB: 0	E: 0	LOB: 0	E: 0	LOB: 0	1B: 4	SF: 0
	K: 2	BB: 1	K: 1	BB: 1	K: 0	BB: 1	K: 0	BB: 0	K: 1	BB: 0	K: 1	BB: 0	K: 0	BB: 0	K: 1	BB: 0	2B: 1	SAC: 0
	S: 13	P: 19	S: 11	P: 17	S: 12	P: 18	S: 8	P: 10	S: 9	P: 14	S: 7	P: 9	S: 9	P: 12	S: 12	P: 15	S: 8	P: 11	3B: 0	DP: 0	HR: 0	HBP: 0

WP: 0 PB: 0 SB: 0 CS: 0 PA: 35

PITCHER	IP	WLS	BF	H	R	ER	SO	BB	IBB	HBP	BLK	WP	HR	S	P	ERA	WHIP
45 Erik Bedard, L (1, 1) ERA: 3.59	7.0	W	29	5	2	2	5	3	0	0	0	0	0	69	99	2.57	1.143
39 Jason Grilli, R (8, 1) ERA: 1.57	1.0	H	3	0	0	0	1	0	0	0	0	0	0	12	15	0.00	0.000
52 Joel Hanrahan, R (9, 1) ERA: 2.74	1.0	S	3	0	0	0	1	0	0	0	0	0	0	8	11	0.00	0.000

PITCHER	IP	WLS	BF	H	R	ER	SO	BB	IBB	HBP	BLK	WP	HR	S	P	ERA	WHIP

Batter	1	2	3	4	5	6	7	8	9	AB	R	H	RBI	BB	SO	LOB
7 Alex Presley, L (1, 7) OBP: 0.250, SLG: 0.346	B FF 91 B FF 91 C SI 90 F FF 91 C FC 87 2-3 K ①	B FF 92 S KC 78 B KC 77 B FC 86 X SL 86 3-1 G3 ②		C FF 92 F KC 77 B FF 92 F KC 78 X SL 83 1-2 L7 ③			C FF 94 C CU 75 X CU 75 0-2 G4-3 ②			4	0	0	0	0	1	1
18 Neil Walker, S (1, 4) OBP: 0.330, SLG: 0.373	C FF 92 B FF 91 X SI 92 1-1 46 2B 22 G5-3 1B	S FC 87 B FF 92 B CH 83 B FC 87 C KC 77 X SL 85 3-2 22 S 1B 3-H			B KC 75 C KC 76 B CH 84 B KC 76 X FF 91 3-1 46 G3 22 G5-3 1B		B FF 93 B FF 93 F CH 83 C FF 94 B CU 76 S CH 83 3-3 K ③			4	1	3	1	0	1	0
22 Andrew McCutchen, R (1, 8) OBP: 0.384, SLG: 0.550	X FF 90 0-0 G5-3 ② 1-2	B FF 92 X SL 83 1-0 F7 ③ 1-2			1 SAFE F FF 90 B SI 90 B KC 76 X SI 90 2-1 G5-3 ① 1-2			B FF 90 C FF 89 B SL 80 F FF 89 F FF 90 B SI 90 C SL 77 3-3 K ①		4	0	0	0	0	1	3
46 Garrett Jones, L (1, 3) OBP: 0.261, SLG: 0.481 14 Casey McGehee, R (8, 3) OBP: 0.292, SLG: 0.289	C FF 91 B FF 91 X FF 91 1-1 2-H 2B		C SI 90 C KC 77 B KC 78 B FF 91 B FF 91 X KC 77 3-2 F7 ①		C KC 76 X KC 77 0-1 G3 ② 2-3			X FF 90 0-0 1B		3 1	0 0	1 1	1 0	0 0	0 0	1 0
24 Pedro Alvarez, L (1, 5) OBP: 0.259, SLG: 0.405	B KC 76 S CH 82 B CH 82 B FF 92 B CH 83 4-1 BB		X SI 91 0-0 31 1B 26 CS 2B		C KC 77 F KC 77 F KC 77 B FF 91 D KC 78 B FF 91 X KC 77 3-2 G1-3 ③			X FF 89 0-0 F7 ②		3	1	1	0	1	0	2
31 Jose Tabata, R (1, 9) OBP: 0.282, SLG: 0.335	B FC 86 F FF 91 B FF 92 X SL 84 2-1 G1-3 ③		C KC 76 F FF 91 X SI 92 0-2 26 CS 2-3 1B			B FC 86 X FC 86 1-0 26 CS 1B		C SI 87 X SL 80 0-1 G5-3 ③		4	0	2	0	0	0	3
26 Rod Barajas, R (1, 2) OBP: 0.299, SLG: 0.405		B FF 90 B SL 82 F FF 91 C FC 86 X FF 93 2-2 E9 12 1B 1B	C KC 76 1 SAFE B KC 78 X FC 87 1-1 G2-3 ② ③ 1-2 3-H			B KC 75 1 SAFE F KC 76 S SI 89 S KC 77 1-3 K ① ② 1-2				3	1	1	0	0	1	2
12 Clint Barmes, R (1, 6) OBP: 0.216, SLG: 0.313		C KC 76 F FC 86 X SL 82 0-2 45 SH1-4 18 1B 1B 2-H		X FF 92 0-0 F7 ①		C FF 91 B KC 76 B KC 76 X SI 92 2-1 G1-3 ③				3	1	1	1	0	0	0
45 Erik Bedard, L (1, 1) OBP: 0.105, SLG: 0.105 5 Josh Harrison, R (7, PH) OBP: 0.283, SLG: 0.400 39 Jason Grilli, R (8, 1) 52 Joel Hanrahan, R (9, 1)		L FF 91 B FF 91 C KC 75 X KC 77 1-2 SH1-4 ① 2-3		C FF 92 S FF 92 B KC 78 B KC 77 T FF 92 2-2 K ②			X FF 93 0-0 F7 ①			1 1 0 0	0 0 0 0	0 0 0 0	0 0 0 0	0 0 0 0	1 0 0 0	0 0 0 0
Inning Stats	R: 1 E: 0 K: 1 S: 11 H: 2 LOB: 2 BB: 1 P: 21	R: 2 E: 1 K: 0 S: 15 H: 3 LOB: 1 BB: 0 P: 25	R: 1 E: 0 K: 0 S: 9 H: 2 LOB: 0 BB: 0 P: 13	R: 0 E: 0 K: 1 S: 8 H: 0 LOB: 0 BB: 0 P: 11	R: 0 E: 0 K: 0 S: 10 H: 1 LOB: 1 BB: 0 P: 18	R: 0 E: 0 K: 1 S: 6 H: 1 LOB: 0 BB: 0 P: 10	R: 0 E: 0 K: 1 S: 7 H: 0 LOB: 0 BB: 0 P: 10	R: 0 E: 0 K: 1 S: 8 H: 1 LOB: 1 BB: 0 P: 11		1B: 8 2B: 2 3B: 0 HR: 0 SF: 0 SAC: 1 DP: 0 HBP: 0				WP: 0 PB: 0 SB: 1 CS: 3 PA: 33		

PITCHER		IP	WLS	BF	H	R	ER	SO	BB	IBB	HBP	BLK	WP	HR	S	P	ERA	WHIP
44 Luke Hochevar, R ERA: 6.57	(1, 1)	6.0	L	26	9	4	4	3	1	0	0	0	0	0	59	98	6.00	1.667
55 Tim Collins, L ERA: 2.17	(7, 1)	1.0		3	0	0	0	1	0	0	0	0	0	0	7	10	0.00	0.000
31 Louis Coleman, R ERA: 3.32	(8, 1)	1.0		4	1	0	0	1	0	0	0	0	0	0	8	11	0.00	1.000

PITCHER	IP	WLS	BF	H	R	ER	SO	BB	IBB	HBP	BLK	WP	HR	S	P	ERA	WHIP

BOTTOM

Kansas City Royals @ Pittsburgh Pirates

PNC Park, Pittsburgh, PA

Fri Jun 08 2012, 7:09 PM - 9:39 PM EDT

Att. 36,069 - Partly Cloudy - 80 F

livebaseballscorecards.com

AB	31
R	4
H	10
RBI	3
BB	1
SO	5
LOB	12

Kansas City Royals @ Pittsburgh Pirates

PNC Park, Pittsburgh, PA

Sat Jun 09 2012, 7:18 PM - 10:29 PM EDT

Att. 39,312 - Partly Cloudy - 84 F

livebaseballscorecards.com

TOP

Batter	1	2	3	4	5	6	7	8	9	AB	R	H	RBI	BB	SO	LOB
4 Alex Gordon, L (1, 7) OBP: 0.344, SLG: 0.371	C FF 90 B SL 77 B FF 91 B FF 90 F FF 91 F FF 91 B FF 90 4-2 21 S 16 1B BB		C FF 92 B SI 92 C CU 75 B SL 80 B FF 92 B FF 92 4-2 11 HR BB	F FF 93 X FF 93 0-1 ③ P6		X FF 89 0-0 ② L9			B FF 96 B FF 95 B FF 96 C FF 95 F FF 96 X FF 96 3-2 ① G4-3	3	1	0	0	2	0	3
11 Yuniesky Betancourt, R (1, 4) OBP: 0.304, SLG: 0.473	C FF 91 1 SAFE X FF 91 0-1 ① F7		B CU 74 1 SAFE F FF 89 X CU 73 1-1 1-H HR		C FF 92 X FF 92 0-1 ① P4	X SI 92 0-0 ③ L8			C FF 96 B SL 88 T FF 96 X SL 88 1-2 ② G5-3	5	1	1	2	0	0	3
16 Billy Butler, R (1, 3) OBP: 0.354, SLG: 0.498	1 SAFE C FF 91 B SL 76 B FF 92 B FF 90 X FF 90 3-1 21 S 1-2 1B		F FF 92 B FF 93 X FF 93 1-1 1B		X FF 92 0-0 ② F9		B SI 92 X SI 92 1-0 ① F8		C FF 96 S SL 89 B SL 89 F SL 88 F SL 87 X FF 97 1-2 ③ G6-3	5	0	2	0	0	0	0
8 Mike Moustakas, L (1, 5) OBP: 0.341, SLG: 0.487	B FF 92 B FF 91 B FF 92 C FF 90 X FF 92 3-1 ② F8		F SI 92 B CH 82 X SI 91 1-1 ② P5		B FF 91 B CH 83 C FF 92 X FF 92 2-1 21 1B 1B		F SI 92 B FF 93 B SI 92 F SI 92 S SI 93 2-3 ② K			4	0	1	0	0	1	3
21 Jeff Francoeur, R (1, 8) OBP: 0.309, SLG: 0.414	D FF 92 B CU 73 F FF 92 X FF 91 2-1 ③ P6 1-2 2-3		S SL 78 B SL 78 S SL 78 F SL 80 B FF 93 1 SAFE F SL 77 F FF 93 C SI 92 2-3 ③ K		C SI 93 C FF 92 X CU 82 0-2 1-2 1B		C SI 93 F SL 83 B SI 93 B SI 92 B SI 93 F SI 93 X SI 93 3-2 ③ G6-3			4	0	1	0	0	1	3
35 Eric Hosmer, L (1, 9)		B FF 91 S FF 91 C FF 90 X CU 75 1-2 ① G4-3	B FF 91 F FF 91 F FF 92 B SL 80 X SI 91 2-2 27 F8 32 1B 2B	B FF 93 B FF 90 F FF 91 X FF 91 2-1 ③ F7				X SI 91 0-0 27 G1-3 2B		4	1	2	0	0	0	2
27 Brayan Peña, S (1, 2) OBP: 0.267, SLG: 0.357		X FF 92 0-0 ② G3-1	X FF 92 0-0 ① F8 2-3		B FF 88 F FF 90 C FF 90 X CU 81 1-2 E1 2 1B			F SI 93 X SI 92 0-1 ① G1-3 2-3		4	0	0	0	0	0	2
2 Alcides Escobar, R (1, 6) OBP: 0.319, SLG: 0.371		L FF 91 B SL 78 X FF 92 1-1 ③ F9	D SL 79 C SL 78 F SI 92 X CU 76 1-2 ② G1-3		X FF 91 0-0 1-2 1B			X SI 92 0-0 ② G5-3		4	0	1	0	0	0	2
32 Vin Mazzaro, R (1, 1) OBP: 0.500, SLG: 0.500 40 Kelvin Herrera, R (4, 1) 25 Clint Robinson, L (6, PH) 43 Aaron Crow, R (6, 1) 31 Louis Coleman, R (7, 1) 9 Johnny Giavotella, R (8, PH) OBP: 0.265, SLG: 0.266 56 Greg Holland, R (8, 1)			B FF 88 B FF 89 C FF 89 F FF 90 C FF 91 2-3 ① K	C FF 91 F FF 92 B CU 75 B FF 94 X FF 92 2-2 3-H 1B		B SL 78 F SL 87 C FF 89 F SL 80 D SL 79 F SI 89 X FF 89 2-2 ① F7		B SI 94 C SI 92 D SI 92 S SI 92 F SI 93 S SI 93 2-3 ③ K	2 0 1 0 0 1 0	0 0 0 0 0 0 0	1 0 0 0 0 0 0	1 0 0 0 0 0 0	0 0 0 0 0 1 0	1 0 2 0 0 1 0	0 0 0 0 0 1 0
Inning Stats	R: 0 E: 0 K: 0 S: 11 H: 1 LOB: 2 BB: 1 P: 23	R: 0 E: 0 K: 0 S: 6 H: 0 LOB: 0 BB: 0 P: 8	R: 2 E: 0 K: 2 S: 17 H: 2 LOB: 1 BB: 1 P: 28	R: 1 E: 0 K: 0 S: 12 H: 2 LOB: 1 BB: 0 P: 17	R: 0 E: 0 K: 0 S: 10 H: 2 LOB: 2 BB: 0 P: 14	R: 0 E: 1 K: 0 S: 11 H: 1 LOB: 2 BB: 0 P: 14	R: 0 E: 0 K: 1 S: 8 H: 0 LOB: 0 BB: 0 P: 14	R: 0 E: 0 K: 1 S: 8 H: 1 LOB: 1 BB: 0 P: 10	R: 0 E: 0 K: 0 S: 11 H: 0 LOB: 0 BB: 0 P: 16	1B: 6 2B: 2 3B: 0 HR: 1 SF: 0 SAC: 0 DP: 0 HBP: 0						

	AB	37
	R	3
	H	9
	RBI	3
	BB	2
	SO	4
	LOB	21

WP: 0 PA: 39
PB: 0
SB: 2
CS: 0

PITCHER		IP	WLS	BF	H	R	ER	SO	BB	IBB	HBP	BLK	WP	HR	S	P	ERA	WHIP
53 James McDonald, R ERA: 2.39	(1, 1)	4.0		19	5	3	3	2	2	0	0	0	0	1	46	76	6.75	1.750
30 Chris Resop, R ERA: 3.38	(5, 1)	1.0		7	3	0	0	0	0	0	0	0	0	0	14	19	0.00	3.000
43 Doug Slaten, L ERA:	(6, 1)	0.2	H	2	0	0	0	0	0	0	0	0	0	0	6	8	0.00	0.000
48 Jared Hughes, R ERA: 1.78	(6, 1)	2.1	W	8	1	0	0	2	0	0	0	0	0	0	17	25	0.00	0.429
52 Joel Hanrahan, R ERA: 2.63	(9, 1)	1.0	S	3	0	0	0	0	0	0	0	0	0	0	11	16	0.00	0.000

PITCHER	IP	WLS	BF	H	R	ER	SO	BB	IBB	HBP	BLK	WP	HR	S	P	ERA	WHIP

BOTTOM

Kansas City Royals @ Pittsburgh Pirates

PNC Park, Pittsburgh, PA

Sat Jun 09 2012, 7:18 PM - 10:29 PM EDT

Att. 39,312 - Partly Cloudy - 84 F

livebaseballscorecards.com

Batter	1	2	3	4	5	6	7	8	9	AB	R	H	RBI	BB	SO	LOB
7 Alex Presley, L (1, 7) OBP: 0.255, SLG: 0.348	B SI 91 C SI 91 F FF 92 X SL 84 1-2 G1-3 ①		B SI 91 B CH 86 C SI 91 X SI 92 2-1 22 S 18 S 1B	C SI 98 F CH 86 X CH 83 0-2 46 FC4-6 18 G3-1 1-2 2-3 3-H 1B		C SI 93 B SI 94 X SL 84 1-1 G4-3 ①		B FF 94 1 SAFE P PO 85 X FF 94 2-0 F9 ②③ 1-2		5	0	2	1	0	0	1
18 Neil Walker, S (1, 4) OBP: 0.329, SLG: 0.367	B SI 92 S SL 84 C SL 85 B SI 92 B SI 92 T FF 93 3-2 K ②		B SI 91 B SI 92 C SI 92 B FF 92 B FF 92 4-1 22 S 1-2 BB	C FF 98 B FF 98 B FF 96 X CH 86 2-1 G3-1 ① 1-2 2-3 3-H		B SI 94 C SL 84 C SL 84 C FF 95 1-3 K ②				3	0	0	1	1	2	2
22 Andrew McCutchen, R (1, 8) OBP: 0.382, SLG: 0.542	B SI 93 F SL 83 B SL 83 F SI 92 S SL 86 2-3 K2-3 ③		B SL 83 F SL 84 X SL 84 1-1 G5-3 ② 1-2 2-3	B FF 98 B CH 87 F CH 86 S CH 84 B FF 98 B CH 86 4-2 46 FC4-6 BB		S SL 85 S SL 87 B SL 86 F FF 95 B SL 85 B SL 84 F SL 85 C SI 94 3-3 K ③				3	0	0	0	1	2	2
46 Garrett Jones, L (1, 3) OBP: 0.255, SLG: 0.471 30 Chris Resop, R (5, 1) 43 Doug Slaten, L (6, 1) 14 Casey McGehee, R (6, 3) OBP: 0.298, SLG: 0.304		F SI 89 C FF 90 F SL 82 B FF 92 F SL 84 B FF 93 X CH 86 2-2 G3 ① B SI 91 C CH 86 C SL 84 B SI 92 B SI 92 B SI 92 4-2 31 G2-3 BB	D SL 84 X CH 86 1-0 G4-3 ③	B FF 97 X CH 87 1-0 FC4-6 ② 1-2f 2-3 3-H B SI 92 C CH 86 C SL 84 B SI 92 B SI 92 B SL 84 4-2 26 1B 31 HBP 12 1B BB B FF 99 C CH 86 C CH 86 B FF 98 X CH 86 2-2 F7 ③			C FF 89 C FF 89 B FF 90 X FF 90 1-2 2B		3 0 0 1	0 0 0 0	0 0 0 1	1 0 0 0	0 0 0 0	4 0 0 0
24 Pedro Alvarez, L (1, 5) OBP: 0.265, SLG: 0.400							S SL 78 C SL 79 D SL 79 B FF 88 S SL 79 2-3 K2-3 ①			2	1	0	0	2	1	3
31 Jose Tabata, R (1, 9) OBP: 0.281, SLG: 0.330		F SI 91 1 SAFE X SL 85 0-1 G2-3 ② 1-2		B SL 82 C SI 92 T SL 84 1 SAFE H SI 91 2-2 12 1B 26 1B 65 E 1-2 HBP X CU 80 0-0 G5-3 ①			B SL 78 B SL 78 S SL 78 X FF 86 2-1 P3 ②			3	1	0	0	0	0	2
26 Rod Barajas, R (1, 2) OBP: 0.311, SLG: 0.410		C SL 85 B SL 85 F CH 87 F SL 84 B SI 92 D SL 86 F CH 88 B SL 84 4-2 BB		C FF 91 F SL 84 X SL 84 0-2 65 E 12 1B 7 1B 1-2 2-3 1B B FF 98 C FF 97 B FF 97 B FF 96 F FF 98 X FF 98 3-2 1B			C SL 77 T SL 78 X FF 88 0-2 P6 ③			3	1	2	0	1	0	1
12 Clint Barmes, R (1, 6) OBP: 0.216, SLG: 0.311		C SL 84 S SL 85 S SL 85 0-3 K ③		S SL 84 D SL 85 B SI 92 B FF 93 F SI 92 X SI 92 3-2 7 1B 65 E 18 G3-1 1-2 2-3 3-H 1B F FF 98 D CH 89 F FF 98 X FF 98 1-2 P4 ②				B FF 94 F FF 93 S FF 95 X SL 86 1-2 G6-3 ①		4	1	1	1	0	1	3
53 James McDonald, L (1, 1) OBP: 0.160, SLG: 0.125 65 Matt Hague, R (4, PH) OBP: 0.259, SLG: 0.255 (5, 3) 48 Jared Hughes, R (6, 1) 69 Jordy Mercer, R (8, PH) OBP: 0.273, SLG: 0.111 52 Joel Hanrahan, R (9, 1)			C FF 90 C SI 90 B SI 90 S SI 91 1-3 K ①	X FF 97 0-0 E2 18 G3-1 7 1B 46 FC4-6 1-2 2-3 3-H C FF 98 B CH 85 S CH 87 B FF 98 X CH 86 2-2 F7 ③				B FF 93 F FF 93 F FF 94 B FF 94 F FF 92 B FF 94 4-2 7 CS BB		1 2 0 0 0	0 1 0 0 0	0 0 0 0 0	0 0 0 1 0	1 0 0 0 0	0 3 0 0 0
Inning Stats	R: 0 H: 0 E: 0 LOB: 0 K: 2 BB: 0 S: 9 P: 15	R: 0 H: 0 E: 0 LOB: 2 K: 1 BB: 2 S: 16 P: 26	R: 0 H: 1 E: 0 LOB: 2 K: 1 BB: 1 S: 9 P: 18	R: 5 H: 3 E: 1 LOB: 2 K: 0 BB: 2 S: 23 P: 41	R: 0 H: 1 E: 0 LOB: 1 K: 0 BB: 0 S: 10 P: 16	R: 0 H: 0 E: 0 LOB: 0 K: 2 BB: 0 S: 10 P: 15	R: 0 H: 1 E: 0 LOB: 1 K: 1 BB: 0 S: 11 P: 16	R: 0 H: 0 E: 0 LOB: 0 K: 0 BB: 1 S: 7 P: 13		1B: 5 SF: 0 2B: 1 SAC: 0 3B: 0 DP: 0 HR: 0 HBP: 1						

AB	30
R	5
H	6
RBI	4
BB	6
SO	7
LOB	21

WP: 0 PA: 37
PB: 0
SB: 3
CS: 1

PITCHER		IP	WLS	BF	H	R	ER	SO	BB	IBB	HBP	BLK	WP	HR	S	P	ERA	WHIP
32 Vin Mazzaro, R ERA: 3.6	(1, 1)	3.0	L	17	3	4	3	4	4	0	1	0	0	0	45	79	9.00	2.333
40 Kelvin Herrera, R ERA: 3.13	(4, 1)	2.0		10	2	1	0	0	1	0	0	0	0	0	22	37	0.00	1.500
43 Aaron Crow, R ERA: 3.08	(6, 1)	1.0		3	0	0	0	2	0	0	0	0	0	0	10	15	0.00	0.000
31 Louis Coleman, R ERA: 3.15	(7, 1)	1.0		4	1	0	0	1	0	0	0	0	0	0	11	16	0.00	1.000
56 Greg Holland, R ERA: 4.5	(8, 1)	1.0		3	0	0	0	0	1	0	0	0	0	0	7	13	0.00	1.000

PITCHER	IP	WLS	BF	H	R	ER	SO	BB	IBB	HBP	BLK	WP	HR	S	P	ERA	WHIP

Kansas City Royals @ Pittsburgh Pirates

PNC Park, Pittsburgh, PA

Sun Jun 10 2012, 1:38 PM - 4:33 PM EDT

Att. 25,752 - Sunny - 85 F

TOP

livebaseballscorecards.com

Batter	1	2	3	4	5	6	7	8	9	AB	R	H	RBI	BB	SO	LOB
4 Alex Gordon, L (1, 7) OBP: 0.345, SLG: 0.372	X FF 92 0-0 ① F7			B FF 92 F CH 88 C KC 81 S KC 80 1-3 ① K		F FF 91 X FF 92 0-1 9 S 1B		S CH 86 B KC 81 X KC 81 1-1 9 1B 9 WP 35 FC6-4 1B	B SL 81 F FF 95 F FF 95 F FF 95 F FF 95 B SL 84 T FF 95 2-2 ② K	5	1	2	0	0	2	2
9 Johnny Giavotella, R (1, 4) OBP: 0.260, SLG: 0.261	B FF 91 X FF 92 1-0 ② G1-3			B KC 80 B FF 92 F SI 92 X SI 94 2-1 ② L8		C FF 92 1 SAFE B KC 80 B KC 80 F SI 92 F KC 82 X FF 93 2-2 ② F7 1-2		1 SAFE 1 SAFE F SI 91 1 SAFE F SI 92 1 SAFE B KC 81 B KC 82 B KC 82 3-2 X SI 84 35 FC6-4 1-3 1B	C FF 96 C FF 95 C FF 96 0-3 ③ K	5	0	1	0	0	1	3
35 Eric Hosmer, L (1, 3) OBP: 0.288, SLG: 0.381	C FF 92 F KC 81 X FF 92 0-2 ③ P6			B CH 88 B CH 87 B SI 92 C FF 92 F SI 92 B KC 80 4-2 8 S BB		X CH 87 0-0 ③ G3-1		F SI 93 S SL 84 B SL 86 F SL 84 X SI 94 1-2 ② FC6-4 27 BB 16 BB 1-2f 3-H		3	0	0	1	1	0	2
8 Mike Moustakas, L (1, 5) OBP: 0.336, SLG: 0.480 16 Billy Butler, R (8, PH) OBP: 0.357, SLG: 0.498 56 Greg Holland, R (8, 1)		C FF 91 B CH 86 X CH 87 1-1 ① G3		S KC 80 F KC 81 S KC 81 0-3 ③ K 1-2			C CH 86 F KC 81 F KC 80 F KC 80 X SI 91 0-2 ① G4-3	B SL 83 F SI 94 B CH 87 B CH 86 D SI 92 4-1 27 BB 1-2 BB		3 0 0	0 0 0	0 0 0	0 0 0	0 1 0	1 0 0	1 0 0
27 Brayan Peña, S (1, 2) OBP: 0.276, SLG: 0.366		B FF 91 B FF 91 X SI 92 2-0 ② G6-3			B KC 80 C FF 91 F SI 92 F KC 82 B SI 93 F SI 94 X KC 81 2-2 ① G4-3		B SI 91 B SI 91 C SI 91 F SI 92 X SI 92 2-2 2 2B	B FC 88 F CH 84 B FF 94 B SL 79 B SL 79 4-1 1-2 2-3 BB		3	1	1	0	1	0	0
12 Mitch Maier, L (1, 9) OBP: 0.288, SLG: 0.345		B KC 80 C FF 91 B FF 91 X CH 88 2-1 ③ G3			B FF 92 B CH 88 B FF 92 C FF 91 F SI 91 B SI 93 4-2 2 S BB		F FF 91 F KC 81 B KC 81 S KC 81 1-3 ② K	B CH 86 C CH 84 F FF 94 C SL 79 1-3 ③ K		3	0	0	0	1	2	4
2 Alcides Escobar, R (1, 6) OBP: 0.327, SLG: 0.380			C FF 91 B KC 82 F SI 92 T KC 81 1-2 ① K		1 SAFE P PO 88 C SI 92 B FF 92 F SI 92 B SI 93 H KC 80 4-2 1 G6-3 1-2 HBP		X FF 91 0-0 1 S 2-H 2B		B FF 94 X FF 93 1-0 1 SH5-3 1B	3	0	2	1	0	1	0
1 Jarrod Dyson, L (1, 8) OBP: 0.318, SLG: 0.304			B FF 92 B SI 93 C FF 92 X FF 92 2-1 ② G6-3		X FF 92 0-0 ② ③ G6-3 1-2f		C FF 92 S KC 81 S KC 81 0-3 ③ K 2-3		B SI 93 B FF 93 X FF 94 2-0 ① SH5-3 1-2	3	0	0	0	0	1	3
52 Bruce Chen, L (1, 1) 25 Clint Robinson, L (6, PH) 47 Nate Adcock, R (6, 1) 11 Yuniesky Betancourt, R (8, PH) OBP: 0.309, SLG: 0.467 (8, 5)			B FF 93 C FF 92 X FF 92 1-1 ③ L5			C KC 79 C KC 80 F KC 80 X SI 92 0-2 ① G3-1		C SI 91 S KC 82 S KC 82 0-3 ① K	B SL 81 F SL 84 C FF 95 F FF 95 B FF 95 B FF 96 B FF 95 4-2 BB	1 1 0 1	0 0 0 0	0 0 0 1	0 0 0 1	0 0 0 1	0 0 0 1	0 0 0 0

Inning Stats										
	R: 0 E: 0 K: 0 S: 5	H: 0 LOB: 0 BB: 0 P: 6	R: 0 E: 0 K: 0 S: 5	H: 0 LOB: 0 BB: 0 P: 10	R: 0 E: 0 K: 1 S: 7	H: 0 LOB: 0 BB: 0 P: 11	R: 0 E: 0 K: 2 S: 10	H: 0 LOB: 1 BB: 1 P: 17	R: 0 E: 0 K: 0 S: 11	H: 0 LOB: 1 BB: 1 P: 20
	R: 0 E: 0 K: 0 S: 11	H: 1 LOB: 1 BB: 0 P: 13	R: 1 E: 0 K: 2 S: 15	H: 2 LOB: 1 BB: 0 P: 18	R: 1 E: 0 K: 2 S: 17	H: 2 LOB: 3 BB: 2 P: 31	R: 0 E: 0 K: 2 S: 13	H: 1 LOB: 2 BB: 1 P: 22	1B: 4 2B: 2 3B: 0 HR: 0	SF: 0 SAC: 1 DP: 1 HBP: 1

PITCHER		IP	WLS	BF	H	R	ER	SO	BB	IBB	HBP	BLK	WP	HR	S	P	ERA	WHIP
34 A.J. Burnett, R ERA: 3.61	(1, 1)	7.1	W	29	5	2	2	6	2	0	1	0	1	0	72	107	2.46	0.955
44 Tony Watson, L ERA: 3.5	(8, 1)	0.1	H	2	0	0	0	0	1	0	0	0	0	0	5	10	0.00	3.000
37 Juan Cruz, R ERA: 2.08	(8, 1)	0.1	H	2	0	0	0	1	1	0	0	0	0	0	4	9	0.00	3.000
39 Jason Grilli, R ERA: 1.5	(9, 1)	1.0	S	5	1	0	0	2	1	0	0	0	0	0	13	22	0.00	2.000

PITCHER		IP	WLS	BF	H	R	ER	SO	BB	IBB	HBP	BLK	WP	HR	S	P	ERA	WHIP

AB	31
R	2
H	6
RBI	2
BB	5
SO	9
LOB	15

WP: 1	PA: 38		
PB: 0			
SB: 4			
CS: 0			

Batter	1	2	3	4	5	6	7	8	9	AB	R	H	RBI	BB	SO	LOB
7 Alex Presley, L (1, 7) OBP: 0.255, SLG: 0.345	C SI 82 B SI 83 F CH 75 B SI 84 B SI 85 X SI 84 3-2 18 G4-3 22 2B 1B		C FF 86 B SI 87 F SL 81 F SI 84 X SL 81 1-2 ② G5-3		C SL 78 C CH 76 F SI 86 X EP 68 0-2 E5 18 S		X FF 88 0-0 ① P6			4	1	1	0	0	0	0
18 Neil Walker, S (1, 4) OBP: 0.328, SLG: 0.365	B SL 80 1 SAFE 1 SAFE X SL 81 1-0 ① G4-3 1-2		C CU 71 X SL 83 0-1 22 HR 1B		1 SAFE C SL 80 1 SAFE C CH 76 B EP 69 1 SAFE 1 SAFE S SL 82 1-3 ② K 1-2		C FF 90 F KC 80 B KC 79 B KC 81 C SI 89 2-3 ② K			4	1	1	0	0	2	2
22 Andrew McCutchen, R (1, 8) OBP: 0.388, SLG: 0.563	B SL 81 B SL 81 F SL 80 B FF 87 C SL 82 F CU 74 X SI 86 3-2 65 S 2-H 2B		1 SAFE 1 SAFE B SL 82 1 SAFE C SL 80 1 SAFE F SL 82 1 SAFE 1-2 X FF 66 1-H HR		I IN 64 I IN 61 I IN 60 I IN 61 4-0 IBB		S KC 79 B FF 90 X KC 80 1-1 ③ F9			3	1	2	3	1	0	0
14 Casey McGehee, R (1, 5) OBP: 0.296, SLG: 0.297	C CH 76 X SL 81 0-1 ② L4		H CU 70 1-0 HBP		B SL 82 X SL 82 1-0 ③ G5-3			C SL 84 B SL 84 F FF 95 B SL 84 F FF 95 C SL 82 2-3 ① K		3	0	0	0	0	1	3
65 Matt Haque, R (1, 3) OBP: 0.263, SLG: 0.245 31 Jose Tabata, R (8, 9) OBP: 0.280, SLG: 0.328	B FF 85 C SL 81 B SL 82 B SI 85 C SL 82 X SL 82 3-2 ③ G5-3 2-3		C SL 80 F CH 77 S FF 88 0-3 ③ K			B SI 89 B SI 90 B SI 90 C FF 90 B SI 90 4-1 46 1B BB		S SL 83 F SL 83 B FF 97 C FF 95 1-3 ② K		2 1	0 0	0 0	0 0	1 0	1 0	2 0
26 Rod Barajas, R (1, 2) OBP: 0.303, SLG: 0.399		C SI 84 F SL 81 S SI 88 0-3 ① K		C CU 72 F CH 76 B SL 81 X FF 88 1-2 E6 5 F8-4-3		C SI 90 F SI 90 S KC 80 0-3 ① K		F FF 95 S SL 83 S FF 97 0-3 ③ K		4	0	0	0	0	3	1
5 Josh Harrison, R (1, 9) OBP: 0.277, SLG: 0.391 46 Garrett Jones, L (6, PH) OBP: 0.261, SLG: 0.474 (7, 9) (8, 3)		C SI 84 X SL 82 0-1 ② G5-3		X SL 81 0-0 ①② F8-4-3 1-1		B SI 90 D SI 90 X SI 90 2-0 1-2 1B				2 1	0 0	0 1	0 0	0 0	0 0	1 0
12 Clint Barmes, R (1, 6) OBP: 0.213, SLG: 0.305		B SL 81 B CH 76 C SL 82 F CH 76 X FF 87 2-2 ③ P3		C CU 70 X CH 77 0-1 ③ G5-3		F FF 91 X KC 80 0-1 ② F8				3	0	0	0	0	0	2
34 A.J. Burnett, R (1, 1) OBP: 0.158, SLG: 0.059 44 Tony Watson, L (8, 1) 37 Juan Cruz, R (8, 1) 39 Jason Grilli, R (9, 1)			C SI 84 C FF 88 F FF 87 C CU 72 0-3 ① K		C SI 83 S SI 86 B SI 85 F SI 86 F CU 76 S CH 77 1-3 ① K		S FF 90 X FF 91 0-1 ③ G1-3			3 0 0 0	0 0 0 0	0 0 0 0	0 0 0 0	2 0 0 0	2 0 0 0	2 0 0 0
Inning Stats	R: 1 E: 0 K: 0 S: 13 H: 2 LOB: 1 BB: 0 P: 23	R: 0 E: 0 K: 1 S: 8 H: 0 LOB: 0 BB: 0 P: 10	R: 2 E: 0 K: 2 S: 16 H: 2 LOB: 1 BB: 0 P: 19	R: 0 E: 1 K: 0 S: 6 H: 0 LOB: 0 BB: 0 P: 7	R: 0 E: 1 K: 2 S: 13 H: 0 LOB: 2 BB: 1 P: 20	R: 0 E: 0 K: 1 S: 9 H: 1 LOB: 2 BB: 1 P: 15	R: 0 E: 0 K: 1 S: 6 H: 0 LOB: 0 BB: 0 P: 9	R: 0 E: 0 K: 3 S: 10 H: 0 LOB: 0 BB: 0 P: 13		1B: 3 2B: 2 3B: 0 HR: 1 SF: 0 SAC: 0 DP: 1 HBP: 1						

PITCHER		IP	WLS	BF	H	R	ER	SO	BB	IBB	HBP	BLK	WP	HR	S	P	ERA	WHIP
52 Bruce Chen, L ERA: 4.44	(1, 1)	5.0	L	22	4	3	3	5	0	1	1	0	0	1	56	79	5.40	0.800
47 Nate Adcock, R ERA: 3.42	(6, 1)	2.0		8	1	0	0	2	1	0	0	0	0	0	15	24	0.00	1.000
56 Greg Holland, R ERA: 4.26	(8, 1)	1.0		3	0	0	0	3	0	0	0	0	0	0	10	13	0.00	0.000

PITCHER	IP	WLS	BF	H	R	ER	SO	BB	IBB	HBP	BLK	WP	HR	S	P	ERA	WHIP

BOTTOM

Kansas City Royals @ Pittsburgh Pirates

PNC Park, Pittsburgh, PA

Sun Jun 10 2012, 1:38 PM - 4:33 PM EDT

Att. 25,752 - Sunny - 85 F

livebaseballscorecards.com

AB	30
R	3
H	5
RBI	3
BB	2
SO	10
LOB	13

Milwaukee Brewers @ Kansas City Royals

Kauffman Stadium, Kansas City, MO

Tue Jun 12 2012, 7:11 PM - 9:46 PM CDT

Att. 24,258 - Clear - 81 F

livebaseballscorecards.com

TOP

Batter	1	2	3	4	5	6	7	8	9	AB	R	H	RBI	BB	SO	LOB
1 Corey Hart, R (1, 3) OBP: 0.313, SLG: 0.502	C SI 90 F SI 92 C FF 93 0-3 ① K		F SI 92 C FF 93 S SL 81 0-3 ③ K			C FF 91 B FF 92 B SL 81 B FF 92 X FF 92 3-1 ② F9		B FF 94 1 SAFE 1 SAFE F SL 83 X FF 96 1-1 7 FC3-6 1B 1-2		4	0	1	0	0	2	0
7 Norichika Aoki, L (1, 9) OBP: 0.361, SLG: 0.466	B SI 92 M SI 92 B FF 93 X SI 92 2-1 ② G3			C SI 91 H FF 92 1-1 5 FC4-6 HBP		C FF 91 C SL 82 B SL 84 X SL 82 1-2 ③ G3-1		C SL 84 F SL 83 X SL 84 0-2 ② FC3-6 1-2f 2-3		3	0	0	0	0	0	2
8 Ryan Braun, R (1, 7) OBP: 0.389, SLG: 0.587	C FF 94 B FF 93 B FF 92 X SI 93 2-1 ③ P3			X FF 92 0-0 ① L7			B SL 81 C SL 82 B FF 92 X SL 82 2-1 E5 5 F7-2 1B	S FF 97 X SL 84 0-1 ③ F8		4	0	1	0	0	0	3
16 Aramis Ramirez, R (1, 5) OBP: 0.335, SLG: 0.435 27 Carlos Gómez, R (9, PR) OBP: 0.287, SLG: 0.412		F SI 91 B FF 92 X FF 92 1-1 ① G5-3		1 SAFE F FF 92 B FF 92 1 SAFE B FF 91 F FF 92 X SL 82 2-2 ② F7			B FF 91 F SL 82 D SL 82 F SL 80 D SL 82 D SL 82 4-2 5 F7-2 23 1B BB		B SI 94 C SI 95 B SL 88 B FF 95 C FF 94 X FF 96 3-2 23 1B 5 S 1B	3 0	1 0	1 0	0 0	1 0	0 0	1 0
5 Taylor Green, L (1, 10) OBP: 0.310, SLG: 0.426		C SI 93 S FF 93 B FF 92 S SL 83 1-3 ② K2-3		X SI 92 0-0 ③ FC4-6 1-2f			C SI 94 F FF 95 D FF 95 X SL 86 1-2 ① ② F7-2 1-2 3-H		C FF 93 B FF 94 B FF 94 F FF 94 1 SAFE 1 SAFE S SL 87 2-3 ① K 1-2	4	0	0	0	0	2	4
23 Rickie Weeks Jr., R (1, 4) OBP: 0.305, SLG: 0.293		B FF 92 B FF 92 B FF 92 C FF 91 F SI 93 B FF 92 4-2 BB			X CU 78 0-0 ① P3		B SL 86 C SL 85 B FF 96 S SL 86 F SL 85 B SI 95 X SL 84 3-2 2-H 1B		B FF 97 B SL 91 2 SAFE B SL 90 C FF 97 X FF 97 3-1 14 FC6 2-3 1B	3	0	2	1	1	0	0
21 Cody Ransom, R (1, 6) OBP: 0.330, SLG: 0.406 9 George Kottaras, L (9, PH) OBP: 0.447, SLG: 0.436		F SI 92 X FF 91 0-1 ③ P5			F FF 91 B SL 80 C SL 81 B FF 93 S SL 83 2-3 ② K		C SI 95 F FF 95 S SL 86 0-3 ③ K		B FF 94 C SI 93 C SI 94 S SL 89 1-3 ② K	3 1	0 0	0 0	0 0	0 0	2 1	2 2
12 Martín Maldonado, R (1, 2) OBP: 0.310, SLG: 0.459 14 Brooks Conrad, S (9, PH) OBP: 0.143, SLG: 0.237			C SI 90 F FF 90 B FF 92 X SL 82 1-2 ① F8		B FF 92 B SL 80 C SI 91 X SI 92 2-1 ③ G4-3			B SL 82 F FF 94 C FF 95 S SL 84 1-3 ① K	B SL 88 C SL 87 X SL 89 1-1 ③ FC6 1-2f	3 1	0 0	0 0	0 0	0 0	1 0	0 2
2 Nyjer Morgan, L (1, 8) OBP: 0.292, SLG: 0.284			C SI 92 X FF 92 0-1 ② F8			X SI 91 0-0 ① B3		C CU 71 B SL 84 B FF 97 F FF 95 F SL 83 F FF 96 F SL 82 B SL 82 B FF 96 4-2 7 FC3-6 1 1B BB		2	0	0	0	1	0	0
Inning Stats	R: 0 E: 0 K: 1 S: 7 H: 0 LOB: 0 BB: 0 P: 11	R: 0 E: 0 K: 1 S: 9 H: 0 LOB: 1 BB: 1 P: 15	R: 0 E: 0 K: 1 S: 8 H: 0 LOB: 0 BB: 0 P: 9	R: 0 E: 0 K: 0 S: 6 H: 0 LOB: 1 BB: 0 P: 9	R: 0 E: 0 K: 1 S: 6 H: 0 LOB: 0 BB: 0 P: 10	R: 0 E: 0 K: 0 S: 6 H: 0 LOB: 0 BB: 0 P: 10	R: 1 E: 1 K: 1 S: 14 H: 2 LOB: 1 BB: 1 P: 24	R: 0 E: 0 K: 1 S: 15 H: 1 LOB: 2 BB: 1 P: 21	R: 0 E: 0 K: 2 S: 13 H: 2 LOB: 2 BB: 0 P: 23	1B: 5 2B: 1 3B: 0 HR: 0 SF: 0 SAC: 0 DP: 1 HBP: 1						WP: 0 PB: 0 SB: 1 CS: 0 PA: 35	

PITCHER		IP	WLS	BF	H	R	ER	SO	BB	IBB	HBP	BLK	WP	HR	S	P	ERA	WHIP
39 Luis Mendoza, R ERA: 4.89	(1, 1)	6.0		22	1	1	1	4	2	0	1	0	0	0	46	74	1.50	0.500
43 Aaron Crow, R ERA: 2.96	(7, 1)	1.0	B	3	1	0	0	1	0	0	0	0	0	0	10	14	0.00	1.000
56 Greg Holland, R ERA: 4.05	(8, 1)	1.0	W	5	1	0	0	1	1	0	0	0	0	0	15	21	0.00	2.000
51 Jonathan Broxton, R ERA: 1.52	(9, 1)	1.0	S	5	2	0	0	2	0	0	0	0	0	0	13	23	0.00	2.000

PITCHER	IP	WLS	BF	H	R	ER	SO	BB	IBB	HBP	BLK	WP	HR	S	P	ERA	WHIP

AB	31
R	1
H	5
RBI	1
BB	3
SO	8
LOB	16

Milwaukee Brewers @ Kansas City Royals

Kauffman Stadium, Kansas City, MO

Tue Jun 12 2012, 7:11 PM - 9:46 PM CDT

Att. 24,258 - Clear - 81 F

livebaseballscorecards.com

BOTTOM

Batter	1	2	3	4	5	6	7	8	9	AB	R	H	RBI	BB	SO	LOB
4 Alex Gordon, L (1, 7) OBP: 0.347, SLG: 0.391	C FF 90 B FF 90 S FF 92 B FF 95 B FF 94 X SI 93 3-2 HR		B CU 74 X SI 89 1-0 ② F7			S CU 74 B FC 89 X CU 77 1-1 ① G3		B CU 77 S CU 77 X SI 93 1-1 17 SH1 16 1B 2B		4	2	2	1	0	0	0
17 Chris Getz, L (1, 4) OBP: 0.323, SLG: 0.384	C FF 92 B FC 91 F FF 92 B SL 84 F FC 90 C FC 89 2-3 ① K		B SI 89 B CH 84 X SI 91 2-0 ③ F7			C FF 92 B FC 90 B FF 92 B SI 92 C SI 91 X FC 89 3-2 16 1B 1B		X SI 93 0-0 ① SH1 2-3		3	0	1	0	0	1	0
16 Billy Butler, R (1, 10) OBP: 0.359, SLG: 0.498 12 Mitch Maier, L (8, PR) OBP: 0.288, SLG: 0.345 (9, 10)	C FF 93 B FF 94 F SI 93 F FF 96 S SL 83 1-3 ② K			B SI 89 C SI 92 B CU 75 S CU 75 C FF 94 2-3 ① K		B CU 76 X SI 93 1-0 1-3 1B		D CH 84 C SI 93 B CH 85 X CH 82 2-1 21 1B 3-H 1B		4 0	0 0	2 0	1 0	0 0	2 0	0 0
35 Eric Hosmer, L (1, 3) OBP: 0.283, SLG: 0.374	B CU 74 X CU 74 1-0 ③ G3-1			C FC 90 B CH 84 F FF 93 B SL 84 S SL 85 2-3 ② K2-3		B FF 91 C CU 75 X FF 93 1-1 ② P6		C CU 76 B CH 84 X CH 82 1-1 ② P6		4	0	0	0	0	1	3
21 Jeff Francoeur, R (1, 9) OBP: 0.312, SLG: 0.415		C SI 92 X SI 91 0-1 2 FC4-6 1B		C CH 85 B SL 82 B FF 93 S SI 94 C SI 94 2-3 ③ K		B FF 92 X SI 92 1-0 ③ F9		X CU 77 0-0 1-2 1B		4	0	2	0	0	1	2
8 Mike Moustakas, L (1, 5) OBP: 0.335, SLG: 0.480		C CU 75 F FC 90 F SL 83 S SL 83 0-3 ① K			C CU 74 C CU 75 F FF 93 B FF 93 B SL 82 X SL 81 2-2 2B		C CU 73 B CU 72 X CU 75 1-1 ① F9	C CU 78 F CH 86 C FF 92 0-3 ③ K		4	0	1	0	0	2	3
2 Alcides Escobar, R (1, 6) OBP: 0.327, SLG: 0.380		B FF 94 F SL 81 B SL 84 X SI 94 2-1 ② FC4-6 1-2f			B SI 93 L SI 93 X SL 83 1-1 ① L1		C FF 91 X FF 92 0-1 1 G4-3 1B			3	0	1	0	0	0	2
1 Jarrod Dyson, L (1, 8) OBP: 0.312, SLG: 0.297		1 SAFE 1 SAFE C SI 92 F SI 92 S SL 83 0-3 ③ K			C CU 73 F SI 92 F SL 84 F FC 90 B FC 90 F SL 83 B FF 93 B CU 78 X FC 90 3-2 ② F7		F SI 90 1 SAFE B CU 73 1 SAFE X CH 87 1-1 ② G4-3 1-2			3	0	0	0	0	1	3
33 Humberto Quintero, R (1, 2) OBP: 0.254, SLG: 0.345			C CH 88 F FF 91 X SL 80 0-2 ① G6-3		B FF 94 F SL 81 D SL 82 C SI 93 D SL 84 F SI 94 S SI 93 3-3 ③ K		X SL 83 0-0 ③ G1-3			3	0	0	0	0	1	2
Inning Stats	R: 1 E: 0 K: 2 S: 12 H: 1 LOB: 0 BB: 0 P: 19	R: 0 E: 0 K: 2 S: 11 H: 1 LOB: 1 BB: 0 P: 13	R: 0 E: 0 K: 0 S: 5 H: 0 LOB: 0 BB: 0 P: 8	R: 0 E: 0 K: 3 S: 9 H: 0 LOB: 0 BB: 0 P: 15	R: 0 E: 0 K: 1 S: 16 H: 1 LOB: 1 BB: 0 P: 25	R: 0 E: 0 K: 0 S: 9 H: 2 LOB: 2 BB: 0 P: 16	R: 0 E: 0 K: 0 S: 7 H: 1 LOB: 1 BB: 0 P: 9	R: 1 E: 0 K: 1 S: 11 H: 3 LOB: 2 BB: 0 P: 15		1B: 6 2B: 2 3B: 0 HR: 1	SF: 0 SAC: 1 DP: 0 HBP: 0		WP: 0 PB: 0 SB: 0 CS: 0	PA: 33		

	AB	32
	R	2
	H	9
	RBI	2
	BB	0
	SO	9
	LOB	15

PITCHER		IP	WLS	BF	H	R	ER	SO	BB	IBB	HBP	BLK	WP	HR	S	P	ERA	WHIP
13 Zack Greinke, R ERA: 2.96	(1, 1)	7.0		27	6	1	1	8	0	0	0	0	0	1	69	105	1.29	0.857
57 Francisco Rodríguez, R ERA: 4.5	(8, 1)	1.0	L	6	3	1	1	1	0	0	0	0	0	0	11	15	9.00	3.000

PITCHER	IP	WLS	BF	H	R	ER	SO	BB	IBB	HBP	BLK	WP	HR	S	P	ERA	WHIP

Batter	1	2	3	4	5	6	7	8	9	10	11	AB	R	H	RBI	BB	SO	LOB
7 Norichika Aoki, L (1, 9) OBP: 0.362, SLG: 0.471	B SI 92 B FF 92 C FF 92 C SI 92 B SI 92 X SI 90 3-2 G4-3 ①		1 SAFE X SI 90 0-0 16 1B 27 1B 1-2 1B	C FF 88 B FF 88 S CH 86 F SI 88 B SL 82 X FF 88 2-2 FC4-6 ③ 1-2f			X FF 97 0-0 SH3-4 ① 1-2		F FF 90 B SL 81 F FF 90 B FF 92 X FF 91 2-2 27 SH 2B		B CU 75 C FF 94 B FF 95 X FF 94 2-1 G3 ①	5	1	2	0	0	0	2
27 Carlos Gómez, R (1, 8) OBP: 0.292, SLG: 0.406	S SI 90 C SI 92 F SL 83 F FF 92 F SL 83 S SL 82 0-3 K ②		X FF 88 0-0 16 1B 1-2 2-3 1B	B FF 88 B CH 81 C FF 89 B FF 88 B FF 87 4-1 29 F8 9 BLK BB	C SL 79 S FF 88 S FF 90 0-3 K ①		S CU 82 B FF 99 F CH 86 F FF 98 S CH 88 1-3 K ② 2-3		X FF 94 0-0 SH 8 G5-4-3 2-H		B CU 74 B CH 83 B FF 94 B FF 93 4-0 BB	4	0	1	0	1	3	1
8 Ryan Braun, R (1, 7) OBP: 0.388, SLG: 0.580	C FF 91 F FF 92 B SL 82 X SL 83 1-2 G2-3 ③		S FF 91 F SI 86 B FF 92 S FF 88 1-3 K ②	B SI 90 F SI 90 B FF 88 F SI 90 B FF 88 X FF 89 3-2 F9 ①	B FF 89 F FF 89 F CH 81 X CH 84 1-2 16 CS 1B		C FF 99 B SI 98 X CH 89 1-1 3-H 1B		F FF 94 X SL 84 0-1 G5-4-3 ① 1-2f ②		F FF 93 X FF 94 0-1 F9 ②	6	0	2	1	0	1	5
16 Aramis Ramirez, R (1, 10) OBP: 0.335, SLG: 0.437		B SI 90 F SI 90 B FF 88 F SI 90 B FF 88 X FF 89 3-2 F9 ①	F FF 89 F SI 86 X SI 88 0-2 1-2 2-3 3-H 1B		B CH 82 1 SAFE 1 SAFE 1 SAFE S CH 82 X FF 89 1-1 1-2 2B ②		1 SAFE B FF 99 X FF 98 1-0 L6 ③		C SL 83 B SL 84 S SL 81 S FF 95 1-3 K ③		C FF 94 S CH 83 S FF 94 0-3 K ③	6	0	2	1	0	2	2
1 Corey Hart, R (1, 3) OBP: 0.311, SLG: 0.500		C FF 90 B FF 86 F SI 89 F FF 90 X SL 81 1-2 2B	B FF 91 B SI 90 S FF 89 B FF 90 X FF 89 3-1 F9 ③		F FF 89 F FF 90 X FF 88 0-2 G5-3 ③			C SL 84 S SI 95 B SL 87 B SI 97 S SI 95 2-3 K ①		X FF 92 0-0 G5-3 ①		5	0	1	0	0	1	4
23 Rickie Weeks Jr., R (1, 4) OBP: 0.307, SLG: 0.292		B SI 90 B SI 88 C SI 89 B FF 88 S FF 89 C FF 90 3-3 K ②		S FF 88 F FF 90 F FF 88 X FF 89 1-2 G6-3 ①		C FF 98 F FF 97 B CU 80 B CH 87 S CH 88 2-3 K ①		B FF 96 B SI 96 S SI 95 F SI 96 B SI 95 B SL 86 4-2 21 1B BB		C FF 84 B SL 84 X SL 82 1-1 12 1B 1B	4	0	1	0	1	2	1
21 Cody Ransom, R (1, 5) OBP: 0.333, SLG: 0.400		X FF 88 0-0 P5 ③		B FF 88 B CH 81 C FF 89 B FF 88 B FF 87 4-1 29 F8 9 BLK BB		C FF 99 S SI 100 F FF 99 B CH 88 B CH 88 S CH 87 2-3 K ②		1 SAFE 1 SAFE B SI 94 C SL 86 F SI 96 X SL 86 1-2 1-2 1B		B FF 94 S FF 95 F FF 96 T SL 83 1-2 K ②	4	0	1	0	1	2	2
9 George Kottaras, L (1, 2) 14 Brooks Conrad, S (8, PH) 12 Martin Maldonado, R (8, 2) OBP: 0.443, SLG: 0.421 OBP: 0.140, SLG: 0.231 OBP: 0.326, SLG: 0.474			B SI 90 B SI 89 X SI 90 2-0 P6 ①	B FF 87 C CH 86 B CH 87 B SI 88 B FF 88 4-1 7 FC4-6 1-2 BB		B FF 99 F SI 98 X FF 97 1-1 G4-3 ③		B FF 90 C FF 90 F FF 92 D SL 83 T SL 79 2-2 K ②		S FF 96 C FF 97 D SL 83 X SL 83 1-2 1-3 1B	2 1 1	0 0 0	0 0 1	0 0 0	1 0 0	0 1 0	0 2 0
29 Edwin Maysonet, R (1, 6) OBP: 0.271, SLG: 0.333			C SI 91 C SI 86 B SI 91 X CH 84 1-2 27 1B 7 1B 16 1B 1B	B SI 89 C SI 88 F CH 87 F SL 80 F SI 86 F CH 84 F FF 88 X CH 85 1-2 F8 ② 2-3			B FF 99 X SI 97 1-0 27 S 7 SH3-4 8 1B 1B		F FF 91 X SL 81 0-1 F9 ③		S FF 97 B FF 96 F FF 97 B SL 85 F FF 96 T FF 98 2-2 K ③	5	2	2	0	0	1	6
Inning Stats	R: 0 E: 0 K: 1 S: 12 H: 0 LOB: 0 BB: 0 P: 16	R: 0 E: 0 K: 1 S: 11 H: 1 LOB: 1 BB: 0 P: 18	R: 1 E: 0 K: 1 S: 14 H: 4 LOB: 3 BB: 0 P: 21	R: 0 E: 0 K: 0 S: 16 H: 0 LOB: 2 BB: 2 P: 28	R: 0 E: 0 K: 1 S: 11 H: 2 LOB: 1 BB: 0 P: 13	R: 0 E: 0 K: 2 S: 9 H: 0 LOB: 0 BB: 0 P: 14	R: 1 E: 0 K: 1 S: 9 H: 2 LOB: 1 BB: 0 P: 13	R: 0 E: 0 K: 2 S: 13 H: 1 LOB: 2 BB: 1 P: 22	R: 1 E: 1 K: 1 S: 9 H: 1 LOB: 0 BB: 0 P: 12	R: 0 E: 0 K: 2 S: 13 H: 2 LOB: 2 BB: 0 P: 18	R: 0 E: 0 K: 1 S: 7 H: 0 LOB: 1 BB: 1 P: 13	1B: 10 2B: 3 3B: 0 HR: 0	SF: 0 SAC: 2 DP: 1 HBP: 0		WP: 0 PB: 0 SB: 1 CS: 1		PA: 49		

PITCHER		IP	WLS	BF	H	R	ER	SO	BB	IBB	HBP	BLK	WP	HR	S	P	ERA	WHIP
57 Jonathan Sánchez, L ERA: 5.93	(1, 1)	5.0		23	7	1	1	4	2	0	0	1	0	0	64	96	1.80	1.800
40 Kelvin Herrera, R ERA: 3.21	(6, 1)	2.0		8	2	1	1	3	0	0	0	0	0	0	18	27	4.50	1.000
43 Aaron Crow, R ERA: 2.93	(8, 1)	0.1		3	1	0	0	1	1	0	0	0	0	0	8	15	0.00	6.000
50 Jose Mijares, L ERA: 2.13	(8, 1)	0.2		3	1	1	0	1	0	0	0	0	0	0	8	12	0.00	1.500
56 Greg Holland, R ERA: 3.68	(9, 1)	2.0		8	2	0	0	3	0	0	0	0	0	0	19	25	0.00	1.000

PITCHER		IP	WLS	BF	H	R	ER	SO	BB	IBB	HBP	BLK	WP	HR	S	P	ERA	WHIP
55 Tim Collins, L ERA: 2.1	(11, 1)	1.0	W	4	0	0	0	1	1	0	0	0	0	0	7	13	0.00	1.000

TOP

Milwaukee Brewers @ Kansas City Royals

Kauffman Stadium, Kansas City, MO

Wed Jun 13 2012, 7:11 PM - 10:37 PM CDT

Att. 17,885 - Clear - 86 F

livebaseballscorecards.com

AB	43
R	3
H	13
RBI	2
BB	4
SO	13
LOB	25

Batter	1	2	3	4	5	6	7	8	9	10	11	AB	R	H	RBI	BB	SO	LOB
4 Alex Gordon, L (1, 7) OBP: 0.344, SLG: 0.391	C FF 88 X FF 90 0-1 11 G4-3 16 G6-3 2B		B FF 89 B SL 81 C SL 81 C CU 69 F FF 89 X CU 70 2-2 ① G1-3		C FF 90 B SI 89 X SI 89 1-1 ③ G1			B CU 78 F FF 92 F CH 82 X CH 85 1-2 ① F7		C CU 76 C CU 76 X CU 75 1-1 ② P6		5	1	1	0	0	0	2
11 Yuniesky Betancourt, R (1, 4) OBP: 0.291, SLG: 0.438	B SI 88 C SI 89 B CU 69 F CU 68 B SL 81 X SI 89 3-2 ① G4-3 2-3		C CU 67 B CU 67 X CU 68 1-1 ② G5-3			F SI 88 X EP 59 0-1 ① G4-3		1 SAFE X FF 92 0-0 ②③ G5-4-3 1-2f		C CU 76 B FS 86 S CU 77 S FS 85 1-3 ③ K		5	0	0	0	0	1	3
16 Billy Butler, R (1, 10) OBP: 0.364, SLG: 0.498	C SI 89 X CU 71 0-1 ② G6-3 3-H		F CH 78 B FF 88 B FC 84 D CU 70 I IN 69 4-1 IBB			X CU 68 0-0 21 2B 1B			C FF 97 B FF 98 B FF 98 B FF 98 X FF 98 3-1 ① G6-3		B SI 89 F SI 88 X SL 78 1-1 21 1B 35 BB 8 BB 1B	4	1	2	1	1	0	0
35 Eric Hosmer, L (1, 3) OBP: 0.290, SLG: 0.374	B FF 89 C SL 81 X SL 82 1-1 1B		D SL 81 B SL 81 C FC 84 B FF 89 X FF 90 3-1 ③ G6-3			C SI 87 D SL 80 B SL 80 B SL 81 X SL 82 3-1 ② L9			B FF 96 B FF 97 B FF 97 B FF 98 4-0 8 DI 2 3B BB		B SL 78 D SI 90 B SI 90 C FF 89 S SI 90 F SI 91 D SI 91 4-2 8 BB 21 1B 1-2 BB	3	1	1	0	2	0	3
21 Jeff Francoeur, R (1, 9) OBP: 0.314, SLG: 0.419	C SI 88 S FF 88 B SI 88 B FC 86 B SI 89 1 SAFE X CH 78 3-2 ③ G6-3			C FC 84 B FF 87 F FC 86 B FF 88 B FF 89 C FF 89 3-3 ① K		C CH 78 B CH 78 F FF 87 X FC 85 1-2 ③ 1-H 2B			B FF 98 F FF 97 F SL 86 X FF 97 1-2 ② F8		B SI 91 C SI 91 X SI 91 1-1 8 BB 1-2 2-3 1B	5	0	2	0	0	1	2
8 Mike Moustakas, L (1, 5) OBP: 0.341, SLG: 0.475		C X CU 68 0-1 ① G4-3		B CU 69 S FC 82 B SL 82 F SL 81 X SL 82 2-2 ② F8			B CU 70 B FF 89 B FF 89 C FF 88 B SL 78 4-1 2 G5-4-3 BB		B FF 96 F FF 97 D CU 81 D CU 80 B FF 97 4-1 1-2 2 3B BB	B CU 75 D CU 76 S SI 93 B SI 92 B SI 94 4-1 1-2 2-3 3-H BB	2	1	0	1	3	0	0
2 Alcides Escobar, R (1, 6) OBP: 0.330, SLG: 0.392		B SI 88 X SI 89 1-0 1 G6-4-3 1B		F SI 88 F SL 80 B FF 89 B SL 82 X CU 79 2-2 ③ G4-3			C SI 86 B SI 87 B SL 81 1 SAFE 1 SAFE X SI 87 2-1 ①② G5-4-3 1-2f		B FF 99 B FF 99 C FF 98 X FF 97 2-1 1-H 2-H 3B		4	0	2	2	0	0	1
1 Jarrod Dyson, L (1, 8) OBP: 0.306, SLG: 0.291 25 Clint Robinson, L (9, PH) 12 Mitch Maier, L (10, 8) OBP: 0.288, SLG: 0.345		1 SAFE 1 SAFE B FF 88 1 SAFE X FF 86 1-0 ②③ G6-4-3 1-2f			B SL 76 X SL 79 1-0 ① B1-3		C FF 90 X SL 81 0-1 ③ G6-3		C CU 81 F FF 97 S CU 81 0-3 ③ K			3 1 0	0 0 0	0 0 0	0 0 0	0 1 0	0 1 0	1 1 0
33 Humberto Quintero, R (1, 2) OBP: 0.264, SLG: 0.361 17 Chris Getz, L (8, PR) OBP: 0.323, SLG: 0.384 27 Brayan Peña, S (9, 2) OBP: 0.274, SLG: 0.363			C SI 88 X FC 84 0-1 2B		B CH 78 C CH 79 B SI 89 F SI 88 X SL 78 2-2 ② G3			C FF 93 B FF 94 X CU 77 1-1 11 G5-4-3 1B		F FF 91 X FS 84 0-1 ① G6-3		3 0 1	0 0 0	2 0 0	0 0 0	0 0 0	0 0 0	0 0 0
Inning Stats	R: 1 H: 2 E: 0 LOB: 1 K: 0 BB: 0 S: 12 P: 19	R: 0 H: 1 E: 0 LOB: 0 K: 0 BB: 0 S: 4 P: 6	R: 0 H: 1 E: 0 LOB: 2 K: 0 BB: 1 S: 11 P: 21	R: 0 H: 0 E: 0 LOB: 0 K: 1 BB: 0 S: 9 P: 16	R: 0 H: 0 E: 0 LOB: 0 K: 0 BB: 0 S: 6 P: 10	R: 0 H: 2 E: 0 LOB: 2 K: 0 BB: 0 S: 8 P: 12	R: 0 H: 0 E: 0 LOB: 0 K: 0 BB: 1 S: 5 P: 11	R: 0 H: 1 E: 0 LOB: 1 K: 0 BB: 0 S: 6 P: 8	R: 2 H: 1 E: 0 LOB: 1 K: 1 BB: 2 S: 11 P: 25	R: 0 H: 0 E: 0 LOB: 0 K: 1 BB: 0 S: 7 P: 9	R: 1 H: 2 E: 0 LOB: 3 K: 0 BB: 2 S: 8 P: 18	1B: 6 SF: 0 2B: 3 SAC: 0 3B: 1 DP: 3 HR: 0 HBP: 0						WP: 0 PA: 42 PB: 0 SB: 0 CS: 0

PITCHER		IP	WLS	BF	H	R	ER	SO	BB	IBB	HBP	BLK	WP	HR	S	P	ERA	WHIP
43 Randy Wolf, L ERA: 5.06	(1, 1)	7.0		26	6	1	1	1	1	1	0	0	0	0	55	95	1.29	1.000
57 Francisco Rodríguez, R ERA: 4.34	(8, 1)	1.0	H	3	1	0	0	0	0	0	0	0	0	0	6	8	0.00	1.000
59 John Axford, R ERA: 4.94	(9, 1)	1.0	B	6	1	2	2	1	2	0	0	0	0	0	11	25	18.00	3.000
26 Manny Parra, L ERA: 4.15	(10, 1)	1.0		3	0	0	0	1	0	0	0	0	0	0	7	9	0.00	0.000
50 Kameron Loe, R ERA: 3.0	(11, 1)	0.0	L	3	2	1	1	0	1	0	0	0	0	0	7	13	∞	∞

PITCHER		IP	WLS	BF	H	R	ER	SO	BB	IBB	HBP	BLK	WP	HR	S	P	ERA	WHIP
40 Jose Veras, R ERA: 4.18	(11, 1)	0.0		1	0	0	0	0	1	0	0	0	0	0	1	5	∞	∞

BOTTOM

Milwaukee Brewers @ Kansas City Royals

Kauffman Stadium, Kansas City, MO

Wed Jun 13 2012, 7:11 PM - 10:37 PM CDT

Att. 17,885 - Clear - 86 F

livebaseballscorecards.com

AB	36
R	4
H	10
RBI	4
BB	6
SO	3
LOB	13

Batter	1	2	3	4	5	6	7	8	9	AB	R	H	RBI	BB	SO	LOB
7 Norichika Aoki, L (1, 7) OBP: 0.365, SLG: 0.468	B FF 92 X SI 92 1-0 2 G3-6-3 1B			H FF 92 1-0 2 CS HBP		P PO 80 C KC 78 C KC 78 F KC 79 F FF 94 X FC 89 1-2 ②③ L8-6 1-3		M SL 81 B SL 82 B FF 92 F SL 80 F FF 94 X FF 93 2-2 ② G1-3		3	0	1	0	0	0	2
2 Nyjer Morgan, L (1, 9) OBP: 0.287, SLG: 0.278 21 Cody Ransom, R (8, PH) OBP: 0.339, SLG: 0.406 (8, 3)	1 SAFE C FF 92 F KC 79 1 SAFE X KC 80 0-2 ①② G3-6-3 1-2f			C KC 76 L SI 91 1 SAFE F KC 79 S FF 94 0-3 ①② K 1-2			X FF 91 0-0 ① G4-3	C SL 81 B SL 82 B FF 93 X SL 81 2-1 2-H 1B		3 1	0 0	0 1	0 1	0 0	1 0	2 0
8 Ryan Braun, R (1, 10) OBP: 0.386, SLG: 0.587	S FF 93 B SI 93 B SI 94 C KC 79 S FF 94 2-3 ③ K			C KC 80 X CH 87 0-1 HR			C FF 92 B FF 93 X FC 90 1-1 ② F8	S SI 98 C SI 97 F FF 99 S FF 98 0-3 ③ K		4	1	1	1	0	2	1
16 Aramis Ramirez, R (1, 5) OBP: 0.333, SLG: 0.448		C FF 91 F SI 91 X KC 80 0-2 ① G5-3		B FF 92 X FF 93 1-0 ③ G4-3			X FC 89 0-0 HR		F FF 93 S CU 75 B CU 76 F CU 75 S FF 94 1-3 ① K	4	1	1	1	0	1	0
1 Corey Hart, R (1, 3) OBP: 0.310, SLG: 0.496 (8, 9)		B KC 79 B FC 87 C FF 93 X FF 93 2-1 ② G6-3			F FF 93 C SI 93 B SI 92 S SL 84 1-3 ① K		C FF 94 S KC 80 F FF 94 B FC 86 X FF 94 1-2 9 1B 1B		X FF 93 0-0 ② G6-3	4	0	1	0	0	1	0
9 George Kottaras, L (1, 2) OBP: 0.439, SLG: 0.417 12 Martín Maldonado, R (9, PH) OBP: 0.341, SLG: 0.474 (9, 2)		C FF 93 C FF 93 S KC 82 0-3 ③ K			C FF 92 B KC 80 B KC 80 F SI 93 T FF 93 2-2 ② K		B KC 79 B SI 94 C FF 93 B FF 93 C KC 80 X KC 81 3-2 23 FC6-4 1-3 1B		B CU 74 B FF 93 B FF 93 B FF 94 4-0 BB	3 0	0 0	1 0	0 0	0 1	2 0	0 0
23 Rickie Weeks Jr., R (1, 4) OBP: 0.302, SLG: 0.286			B FF 92 B FF 93 F SI 93 F SI 93 X FF 95 2-2 ① F9		F FF 93 X FF 94 0-1 ③ G5-3		S FF 94 X SI 94 0-1 ③ FC6-4 1-2f		C FF 94 B CU 76 B CU 74 S FF 94 S FF 93 2-3 ③ K	4	0	0	0	0	1	3
27 Carlos Gómez, R (1, 8) OBP: 0.303, SLG: 0.408			X KC 79 0-0 ② G6-3			B KC 80 B KC 77 B SI 92 C FF 92 S FF 93 B FF 93 4-2 7 7 L8-6 S BB		B SI 93 S FF 93 B FF 93 C FF 92 X SI 92 3-2 29 SH1-4 21 1B 1B		2	1	1	0	1	0	0
29 Edwin Maysonet, R (1, 6) OBP: 0.260, SLG: 0.319			C FF 92 X KC 80 0-1 ③ F9			1 SAFE C FF 93 1 SAFE X KC 78 0-1 ① L7		X FF 93 0-0 ① SH1-4 1-2		2	0	0	0	0	0	1
Inning Stats	R: 0 E: 0 K: 1 S: 7 H: 1 LOB: 0 BB: 0 P: 10	R: 0 E: 0 K: 1 S: 8 H: 0 LOB: 0 BB: 0 P: 10	R: 0 E: 0 K: 0 S: 6 H: 0 LOB: 0 BB: 0 P: 8	R: 1 E: 0 K: 1 S: 7 H: 1 LOB: 0 BB: 0 P: 9	R: 0 E: 0 K: 2 S: 8 H: 0 LOB: 0 BB: 0 P: 11	R: 0 E: 0 K: 0 S: 10 H: 0 LOB: 0 BB: 1 P: 14	R: 1 E: 0 K: 0 S: 13 H: 3 LOB: 2 BB: 0 P: 18	R: 1 E: 0 K: 1 S: 14 H: 2 LOB: 1 BB: 0 P: 21	R: 0 E: 0 K: 2 S: 8 H: 0 LOB: 1 BB: 1 P: 15	1B: 5 2B: 2 3B: 0 HR: 2 SF: 0 SAC: 1 DP: 3 HBP: 1						

TOP

Milwaukee Brewers @ Kansas City Royals

Kauffman Stadium, Kansas City, MO

Thu Jun 14 2012, 7:12 PM - 10:00 PM CDT

Att. 21,869 - Clear - 87 F

livebaseballscorecards.com

AB	30
R	3
H	7
RBI	3
BB	2
SO	8
LOB	9

WP: 0 PB: 0 SB: 1 CS: 1 PA: 34

PITCHER		IP	WLS	BF	H	R	ER	SO	BB	IBB	HBP	BLK	WP	HR	S	P	ERA	WHIP
44 Luke Hochevar, R ERA: 6.27	(1, 1)	7.1		27	6	3	3	5	1	0	1	0	0	2	63	87	3.68	0.955
50 Jose Mijares, L ERA: 2.1	(8, 1)	0.1		2	1	0	0	0	0	0	0	0	0	0	6	10	0.00	3.000
40 Kelvin Herrera, R ERA: 3.18	(8, 1)	0.1		1	0	0	0	1	0	0	0	0	0	0	4	4	0.00	0.000
55 Tim Collins, L ERA: 2.03	(9, 1)	1.0	W	4	0	0	0	2	1	0	0	0	0	0	8	15	0.00	1.000

PITCHER	IP	WLS	BF	H	R	ER	SO	BB	IBB	HBP	BLK	WP	HR	S	P	ERA	WHIP

BOTTOM

Batter	1	2	3	4	5	6	7	8	9	AB	R	H	RBI	BB	SO	LOB
4 Alex Gordon, L (1, 7) OBP: 0.343, SLG: 0.389	C FF 88 X CU 76 0-1 ① F9		B FC 86 X CU 70 1-0 ③ G5-3			B FC 83 C CU 75 B CU 70 X FF 87 2-1 35 HR 1B		C SL 81 B CH 77 X CH 78 1-1 ① F7		4	1	1	0	0	0	0
17 Chris Getz, L (1, 4) OBP: 0.320, SLG: 0.378	B FF 88 C CH 82 X CU 73 1-1 ② L3			C FF 86 C FC 85 B FF 85 F FF 85 X CH 80 1-2 16 G6-4-3 1B		B CU 75 1 SAFE X FF 85 1-0 ① F7		C FF 86 B FF 86 X FF 85 1-1 ② P6		4	0	1	0	0	0	1
16 Billy Butler, R (1, 10) OBP: 0.366, SLG: 0.494	C FF 88 S FC 86 F FC 87 B FF 88 B SL 81 F FC 86 B CU 76 B CH 83 4-2 BB			1 SAFE 1 SAFE F SL 80 B FC 83 1 SAFE B FF 87 D FF 84 X FF 86 3-1 ① ② G6-4-3 1-2f		C FF 88 1 SAFE X FC 85 0-1 ② F8		S CH 79 B FF 85 C SL 79 B FF 87 B FF 84 F FF 89 F FF 89 B FC 85 4-2 BB		2	0	0	0	2	0	2
35 Eric Hosmer, L (1, 3) OBP: 0.289, SLG: 0.385	C FF 85 B FF 88 F CU 75 F CH 82 X CH 76 1-2 ③ G4-3			B CU 72 B FC 86 F FC 87 B FF 88 F FF 84 F FC 87 X CU 76 3-2 ③ F7		B CH 82 X CU 70 1-0 1-H HR		D CH 86 F CH 84 S CU 78 F CU 79 F CH 87 S CH 88 1-3 ③ K		4	1	1	2	0	1	2
21 Jeff Francoeur, R (1, 9) OBP: 0.313, SLG: 0.417 12 Mitch Maier, L (3, 9) OBP: 0.275, SLG: 0.328		C FF 87 F FC 85 C FC 85 0-3 ① K			C CU 73 F CH 80 C FC 85 0-3 ① K	X SI 86 0-0 ③ G4-3			C FF 96 C FF 96 S CU 82 0-3 K 8 G3 27 1B	1 3	0 1	0 0	0 0	0 0	1 2	0 0
8 Mike Moustakas, L (1, 5) OBP: 0.335, SLG: 0.466		B FF 87 F FC 83 B CH 81 X CH 82 2-1 ② F8			C CU 73 C CU 74 S CH 82 0-3 K 2 FC4-6		C CU 73 B CU 73 B FC 85 S CH 80 S CH 81 2-3 ① K		B CU 81 C FF 95 B CU 82 T FF 95 X FF 96 2-2 ① G3 1-2	4	0	0	0	0	2	1
2 Alcides Escobar, R (1, 6) OBP: 0.329, SLG: 0.386		X FF 89 0-0 ③ F9			C FC 86 X SL 81 0-1 ② FC4-6 1 1B 1-2f		C FF 87 H FF 84 1-1 1 S HBP		F SL 86 D SL 87 F FF 97 D CU 83 F SL 86 S SL 86 2-3 ② K	3	0	0	0	0	1	2
1 Jarrod Dyson, L (1, 8) OBP: 0.311, SLG: 0.292			B SI 85 X FF 88 1-0 ① G3		1 SAFE B CU 75 X CH 80 1-0 1-2 1B		1 SAFE C SI 86 B CU 75 C FC 85 S CH 78 1-3 ② K 1-2		C FF 97 B FF 96 D CU 82 B FF 95 B FF 95 4-1 27 1B 27 E BB	3	1	1	0	1	1	1
33 Humberto Quintero, R (1, 2) OBP: 0.258, SLG: 0.352 27 Brayan Peña, S (9, PH) OBP: 0.280, SLG: 0.369			X FF 88 0-0 ② F8		B SL 81 T SL 81 F FF 87 X FF 86 1-2 ③ G1-3		X FF 85 0-0 ③ F9		B CU 80 S FF 95 X FF 97 1-1 1-H 2-H E6 1B	3 1	0 0	0 1	0 1	0 0	0 0	3 0
Inning Stats	R: 0 H: 0 E: 0 LOB: 1 K: 0 BB: 1 S: 12 P: 18	R: 0 H: 0 E: 0 LOB: 0 K: 1 BB: 0 S: 6 P: 8	R: 0 H: 0 E: 0 LOB: 0 K: 0 BB: 0 S: 3 P: 5	R: 0 H: 1 E: 0 LOB: 0 K: 0 BB: 0 S: 10 P: 17	R: 0 H: 1 E: 0 LOB: 2 K: 2 BB: 0 S: 12 P: 14	R: 2 H: 2 E: 0 LOB: 0 K: 0 BB: 0 S: 7 P: 11	R: 0 H: 0 E: 0 LOB: 1 K: 2 BB: 0 S: 8 P: 12	R: 0 H: 0 E: 0 LOB: 1 K: 1 BB: 1 S: 13 P: 20	R: 2 H: 1 E: 1 LOB: 1 K: 2 BB: 1 S: 13 P: 22	1B: 4 SF: 0 2B: 0 SAC: 0 3B: 0 DP: 1 HR: 1 HBP: 1						WP: 2 PA: 36 PB: 0 SB: 1 CS: 0

PITCHER		IP	WLS	BF	H	R	ER	SO	BB	IBB	HBP	BLK	WP	HR	S	P	ERA	WHIP
18 Shaun Marcum, R ERA: 3.39	(1, 1)	7.2		30	4	2	2	5	2	0	1	0	1	1	66	99	2.35	0.783
57 Francisco Rodríguez, R ERA: 4.3	(8, 1)	0.1	H	1	0	0	0	1	0	0	0	0	0	0	5	6	0.00	0.000
59 John Axford, R ERA: 5.18	(9, 1)	0.2	L	5	1	2	1	2	1	0	0	0	1	0	13	22	13.50	3.000

PITCHER	IP	WLS	BF	H	R	ER	SO	BB	IBB	HBP	BLK	WP	HR	S	P	ERA	WHIP

Milwaukee Brewers @ Kansas City Royals

Kauffman Stadium, Kansas City, MO

Thu Jun 14 2012, 7:12 PM - 10:00 PM CDT

Att. 21,869 - Clear - 87 F

livebaseballscorecards.com

AB	32
R	4
H	5
RBI	3
BB	3
SO	8
LOB	12

Kansas City Royals @ St. Louis Cardinals

Busch Stadium, St. Louis, MO

Fri Jun 15 2012, 7:16 PM - 9:52 PM CDT

Att. 42,001 - Clear - 90 F

TOP

livebaseballscorecards.com

Batter	1	2	3	4	5	6	7	8	9	AB	R	H	RBI	BB	SO	LOB
4 Alex Gordon, L (1, 7) OBP: 0.348, SLG: 0.395	C SI 89 B SL 84 F SI 90 X CH 80 1-2 F7 ①		C SI 88 X CU 74 0-1 17 SH1-3 21 1B 2B	B SI 90 B SI 91 B CH 81 C CH 80 B SL 86 4-1 1-2 2-3 BB		X SL 84 0-0 L3 ③			C SI 95 C SI 95 X SL 85 0-2 17 G6-3 1B	4	1	2	0	1	0	1
17 Chris Getz, L (1, 4) OBP: 0.327, SLG: 0.383	C SI 90 X SI 90 0-1 35 G3 1B		X SI 88 0-0 SH1-3 ① 2-3	B SI 91 C SI 91 X CH 82 1-1 F9 ③			C CU 75 X SL 85 0-1 35 1B 21 SF8 1B		1 SAFE B FF 90 1 SAFE F FF 91 T SI 92 1 SAFE F SI 96 B SI 96 X SI 94 2-2 G6-3 ①② 1-2	4	1	2	0	0	0	4
35 Eric Hosmer, L (1, 3) OBP: 0.287, SLG: 0.381	B SI 87 B CH 80 C SI 88 X CH 80 2-1 G3 ② 1-2		X SL 84 0-0 G1-3 ②		C SI 90 B SI 90 X CH 80 1-1 G4-3 ①		B SI 87 X CH 80 1-0 27 FC4-6 1-3 1B		B SI 96 C SI 95 B SL 83 B SI 95 X SI 94 3-1 G6-3 ③	5	0	1	0	0	0	2
21 Jeff Francoeur, R (1, 9) OBP: 0.312, SLG: 0.416	X SI 88 0-0 G6-3 ③		B SL 85 B SL 83 F SL 83 B SI 90 X SL 84 3-1 3-H 1B		C SI 90 S CH 80 B SI 90 X SI 89 1-2 L6 ②		C SI 89 X SI 90 0-1 SF8 ① 3-H			3	0	1	2	0	0	1
8 Mike Moustakas, L (1, 5) OBP: 0.333, SLG: 0.462		C SI 88 C CH 80 F SI 90 F SL 84 S SL 83 0-3 K ①	B SI 90 B SI 89 X SI 89 2-0 G4-3 ③		B CU 76 C CH 81 B SI 90 X SI 90 2-1 1B		B SI 89 F SI 90 F SL 83 S CH 82 1-3 K ②			4	0	1	0	0	2	2
27 Brayan Peña, S (1, 2) OBP: 0.270, SLG: 0.355 43 Aaron Crow, R (8, 1) 51 Jonathan Broxton, R (9, 1)		C SI 89 X SI 89 0-1 G3 ②		C SI 89 F CH 79 X CH 80 0-2 G3 ①	B CH 81 X SI 89 1-0 F8 ③		C SI 90 X SI 90 0-1 FC4-6 ③ 1-2f			4 0 0	0 0 0	0 0 0	0 0 0	0 0 0	0 0 0	2 0 0
2 Alcides Escobar, R (1, 6) OBP: 0.328, SLG: 0.388		C SI 90 B SI 90 X SI 90 1-1 1 S 1 1B 2B	B SI 90 B SL 83 X SI 89 2-0 F8 ②			C SL 84 B SL 84 L SI 88 S CH 80 1-3 K ①		B FF 91 F FF 92 F KC 81 X FF 92 1-2 L4 ①		4	1	1	0	0	1	0
1 Jarrod Dyson, L (1, 8) OBP: 0.321, SLG: 0.299		B CU 74 X CH 80 1-0 2-H 1B	B SI 90 B SI 90 B SI 90 B SI 88 4-0 4 BB 32 1B BB			B SI 90 X SI 90 1-0 32 SH1-3 1B		C FF 91 C CH 86 B CH 88 X FF 92 1-2 G6-3 ②		3	0	2	1	1	0	0
32 Vin Mazzaro, R (1, 1) OBP: 0.500, SLG: 0.500 66 Roman Colon, R (7, 1) 50 Jose Mijares, L (7, 1) 33 Humberto Quintero, R (8, PH) OBP: 0.256, SLG: 0.350 (8, 2)		C SI 90 F SI 90 1 SAFE B SI 89 S SL 82 1-3 K ③	1 SAFE B SI 89 C SI 89 X SI 89 1-1 4 BB 1-2 1B		1 SAFE 1 SAFE M SL 82 1 SAFE P PO 78 X SL 80 1-1 SH1-3 ② 1-2		F FF 92 F FF 92 B KC 84 S KC 81 1-3 K ③		2 0 0 1	0 0 0 0	1 0 0 0	0 0 0 0	0 0 0 1	1 0 0 0	1 0 0 0

	AB	34
	R	3
	H	11
	RBI	3
	BB	2
	SO	5
	LOB	13

Inning Stats	1	2	3	4	5	6	7	8	9
	R: 0 E: 0 K: 0 S: 8	R: 1 E: 0 K: 2 S: 13	R: 1 E: 0 K: 0 S: 7	R: 0 E: 0 K: 0 S: 9	R: 0 E: 0 K: 0 S: 8	R: 0 E: 0 K: 1 S: 8	R: 1 E: 0 K: 1 S: 10	R: 0 E: 0 K: 1 S: 9	R: 0 E: 0 K: 0 S: 9
	H: 1 LOB: 1 BB: 0 P: 11	H: 2 LOB: 1 BB: 0 P: 16	H: 2 LOB: 0 BB: 0 P: 12	H: 1 LOB: 3 BB: 2 P: 21	H: 1 LOB: 1 BB: 0 P: 10	H: 1 LOB: 1 BB: 0 P: 12	H: 2 LOB: 1 BB: 0 P: 12	H: 0 LOB: 0 BB: 0 P: 12	H: 1 LOB: 0 BB: 0 P: 14

1B: 9 SF: 1
2B: 2 SAC: 2
3B: 0 DP: 0
HR: 0 HBP: 0

WP: 0 PA: 39
PB: 0
SB: 1
CS: 0

PITCHER		IP	WLS	BF	H	R	ER	SO	BB	IBB	HBP	BLK	WP	HR	S	P	ERA	WHIP
26 Kyle Lohse, R ERA: 2.98	(1, 1)	7.0	L	33	10	3	3	4	2	0	0	0	0	0	63	95	3.86	1.714
59 Fernando Salas, R ERA: 5.03	(8, 1)	1.0		3	0	0	0	1	0	0	0	0	0	0	9	12	0.00	0.000
61 Sam Freeman, L ERA: 3.38	(9, 1)	1.0		3	1	0	0	0	0	0	0	0	0	0	9	14	0.00	1.000

PITCHER	IP	WLS	BF	H	R	ER	SO	BB	IBB	HBP	BLK	WP	HR	S	P	ERA	WHIP

Batter	1	2	3	4	5	6	7	8	9	AB	R	H	RBI	BB	SO	LOB
33 Daniel Descalso, L (1, 4) OBP: 0.315, SLG: 0.364	C SI 91 T SI 91 B SI 92 X SL 85 1-2 G3-1		C SI 93 S SI 93 F SL 86 B SL 86 B SI 93 F SL 86 B SI 92 F SI 92 F SI 92 4-2 B SI 92 2-3 BB		F SI 93 S SI 93 S SL 86 0-3 K		B FF 90 X FF 90 1-0 P3			3	0	0	0	1	1	3
21 Allen Craig, R (1, 9) OBP: 0.412, SLG: 0.650 56 Adron Chambers, L (8, PR) OBP: 0.278, SLG: 0.250 (9, 8)	B SI 91 B SL 86 X SI 93 2-0 F9		B SL 86 B SL 85 X SI 93 2-0 F9			B SL 81 X SI 92 1-0 G4-3		B SI 95 F SI 95 B SI 96 X SL 85 2-1 3 1B 1B		4 0	0 0	1 0	0 0	0 0	0 0	2 0
7 Matt Holliday, R (1, 7) OBP: 0.352, SLG: 0.442	C SI 93 B SI 94 F SL 86 B SI 95 F CH 88 F CH 88 X SL 87 2-2 F8			C SL 84 B SI 93 B SI 93 X SL 86 2-1 G4-3		X SL 83 0-0 G6-3		C SI 95 D SI 96 1 SAFE F SL 86 X SI 95 1-2 F8		4	0	0	0	0	0	1
3 Carlos Beltrán, S (1, 8) OBP: 0.384, SLG: 0.603 (9, 9)		X SL 84 0-0 53 CS 4 S 1B		B SI 92 X CH 86 1-0 F8		C SI 90 B SI 91 B CH 88 F CH 87 F SL 84 S SL 86 2-3 K		C SL 85 X SI 96 0-1 23 G6-4-3 1-2 1B		4	0	2	0	0	1	0
23 David Freese, R (1, 5) OBP: 0.323, SLG: 0.509		C SI 91 F SI 92 B SI 93 F SL 85 F SL 85 B SI 93 1 SAFE S SL 86 2-3 K		X SI 93 0-0 G4-3			B SI 94 C SI 92 B SI 95 X SI 93 2-1 53 2B 1B	C SL 87 S SL 86 D SL 88 X SL 86 1-2 G6-4-3 1-2f		4	1	1	0	0	1	3
4 Yadier Molina, R (1, 2) OBP: 0.371, SLG: 0.498		C C SI 92 S SL 85 0-3 K 1-2			B SI 92 B CH 86 F SI 92 X SI 92 2-1 P6		B SI 96 B SI 95 X SI 94 2-0 F9		B FF 95 B SL 86 X SI 95 2-0 G6-3	4	0	0	0	0	1	2
53 Matt Adams, L (1, 3) OBP: 0.316, SLG: 0.437		C SI 92 B SL 86 2 SAFE 1-1 CS 2-3	X CH 87 0-0 26 B5-6-4 27 1B 1B		C SI 91 B SI 93 F SL 86 X SL 87 1-2 F9		F SI 94 X CH 88 0-1 43 1B 1-H 2B		F SI 95 C SI 97 F SI 98 T FF 98 0-2 K	4	1	2	1	0	1	0
27 Tyler Greene, R (1, 6) OBP: 0.295, SLG: 0.403			X SI 91 0-0 33 PB 26 B5-6-4 1-2 1B		C SI 92 B SI 93 L SL 86 F SL 85 X SI 93 1-2 26 1B 1B		C SL 84 S SL 86 F SI 97 S SL 86 0-3 K		X SI 97 0-0 15 E 15 S 15 S 1B	4	0	3	0	0	1	1
26 Kyle Lohse, R (1, 1) OBP: 0.148, SLG: 0.115 43 Shane Robinson, R (7, PH) OBP: 0.300, SLG: 0.375 59 Fernando Salas, R (8, 1) 61 Sam Freeman, R (9, 1) 15 Rafael Furcal, S (9, PH) OBP: 0.345, SLG: 0.403			X SI 90 0-0 B5-6-4 1-2 2-3f		S SI 92 D FF 92 F FF 91 F SL 85 X SL 85 1-2 1B		C SI 95 X SI 95 0-1 2-H 1B		F SI 96 B SI 95 1-1 S 1-H	2 1 0 0 1	0 0 0 0 0	1 1 0 0 0	0 1 0 0 0	0 0 0 0 0	0 0 0 0 0	2 0 0 0 1
Inning Stats	R: 0 E: 0 K: 0 S: 9 H: 0 LOB: 0 BB: 0 P: 14	R: 0 E: 0 K: 2 S: 10 H: 1 LOB: 0 BB: 0 P: 13	R: 0 E: 0 K: 0 S: 10 H: 2 LOB: 2 BB: 1 P: 16	R: 0 E: 0 K: 0 S: 4 H: 0 LOB: 0 BB: 0 P: 7	R: 0 E: 0 K: 1 S: 16 H: 2 LOB: 2 BB: 0 P: 21	R: 0 E: 0 K: 1 S: 6 H: 0 LOB: 0 BB: 0 P: 9	R: 2 E: 0 K: 1 S: 12 H: 3 LOB: 1 BB: 0 P: 17	R: 0 E: 0 K: 0 S: 10 H: 2 LOB: 2 BB: 0 P: 14	R: 0 E: 1 K: 1 S: 7 H: 1 LOB: 1 BB: 0 P: 10	1B: 10 2B: 1 3B: 0 HR: 0 SF: 0 SAC: 0 DP: 2 HBP: 0	WP: 0 PB: 1 SB: 2 CS: 1 PA: 37					

PITCHER		IP	WLS	BF	H	R	ER	SO	BB	IBB	HBP	BLK	WP	HR	S	P	ERA	WHIP
32 Vin Mazzaro, R ERA: 2.57	(1, 1)	6.0	W	22	5	0	0	4	1	0	0	0	0	0	55	80	0.00	1.000
66 Roman Colon, R ERA: 27.0	(7, 1)	0.2	H	5	3	2	2	1	0	0	0	0	0	0	11	15	27.00	4.500
50 Jose Mijares, L ERA: 2.08	(7, 1)	0.1	H	1	0	0	0	0	0	0	0	0	0	0	1	2	0.00	0.000
43 Aaron Crow, R ERA: 2.83	(8, 1)	1.0	H	4	2	0	0	0	0	0	0	0	0	0	10	14	0.00	2.000
51 Jonathan Broxton, R ERA: 1.46	(9, 1)	1.0	S	4	1	0	0	1	0	0	0	0	0	0	7	10	0.00	1.000

PITCHER	IP	WLS	BF	H	R	ER	SO	BB	IBB	HBP	BLK	WP	HR	S	P	ERA	WHIP

BOTTOM

Kansas City Royals @ St. Louis Cardinals

Busch Stadium, St. Louis, MO

Fri Jun 15 2012, 7:16 PM - 9:52 PM CDT

Att. 42,001 - Clear - 90 F

livebaseballscorecards.com

AB	35
R	2
H	11
RBI	2
BB	1
SO	6
LOB	15

Kansas City Royals @ St. Louis Cardinals

Busch Stadium, St. Louis, MO

Sat Jun 16 2012, 1:18 PM - 4:55 PM CDT

Att. 42,018 - Partly Cloudy - 89 F

TOP

livebaseballscorecards.com

Batter	1	2	3	4	5	6	7	8	9	AB	R	H	RBI	BB	SO	LOB
4 Alex Gordon, L (1, 7) OBP: 0.352, SLG: 0.399	C SI 93 B SI 94 X SI 93 1-1 35 G1-3 17 1B 21 FC4-2 1B		B SI 94 C SI 94 B CH 83 S SI 94 B SI 96 X SI 94 3-2 ① L7		C SL 80 B SI 94 X SI 94 1-1 ① G6-3	B SI 92 F SI 92 F SI 94 1 SAFE B CU 79 X SI 95 2-2 17 G4-6-3 1-H 1B		C FF 96 X SL 87 0-1 35 G5-3 17 G5-3 1B		5	0	3	1	0	0	0
17 Chris Getz, L (1, 4) OBP: 0.330, SLG: 0.384	B SI 93 X SI 93 1-0 21 FC4-2 35 G1-3 8 1B 1-2 1B		C SI 96 B CH 84 X SI 94 1-1 21 PO 1B		C SI 95 C SL 82 B SL 83 X CH 83 1-2 E4 21 HBP 35 1B 8 G3	S CU 79 X CU 80 0-1 ② ③ G4-6-3 1-2f		B FF 96 B FF 95 C FF 95 1 SAFE X FF 96 2-1 ① G5-3 1-2		5	2	2	0	0	0	2
35 Eric Hosmer, L (1, 3) OBP: 0.290, SLG: 0.379	C SI 96 B CH 82 F SI 94 F SI 94 X SL 82 1-2 ① G1-3 1-2 2-3		F SI 95 F SI 96 F SL 82 S SL 81 0-3 ② K		X SI 93 0-0 8 G3 21 HBP 1-2 1B		C CU 79 F CU 80 F SL 80 B FF 96 F SI 95 B CU 80 B SI 94 F FF 95 B FF 95 4-2 21 1B 8 E BB	F SL 89 X FF 96 0-1 ② G5-3 2-3		4	1	1	0	1	1	4
21 Jeff Francoeur, R (1, 9) OBP: 0.313, SLG: 0.414	F SI 93 F SI 94 X SL 84 0-2 ② FC4-2 8 1B 2-3 3-H		B SL 80 1 SAFE 1-0 ③ PO 1-2	C SI 94 C SL 83 F SI 96 B SI 94 F SI 95 F SL 84 S SL 84 1-3 ① K	C SI 94 H SI 96 1-1 8 G3 1-2 2-3 HBP		B FF 96 B FF 96 F FF 95 B FF 95 X FF 96 3-2 8 E 2 1B 1-2 1B	D SL 87 X FF 97 1-0 ③ L9		4	1	1	0	0	1	3
8 Mike Moustakas, L (1, 5) OBP: 0.339, SLG: 0.479	B SI 97 F SI 95 B CH 82 B CH 82 X SI 96 3-1 1-2 3-H 1B			C SI 95 C HH 86 X SL 80 0-2 HR	B FS 86 C FF 95 T FF 95 F FS 88 X FS 86 1-2 ② G3 1-2 2-3 3-H		B SI 92 B SI 92 B SI 92 X SI 92 2-1 E9 2 1B 1-3 2-H 1B		C FC 91 F FC 92 T FF 97 0-2 ① K	5	2	3	4	0	1	2
27 Brayan Peña, S (1, 2) OBP: 0.278, SLG: 0.355 55 Tim Collins, L (7, 1) 56 Greg Holland, R (7, 1) 40 Kelvin Herrera, R (7, 1) 12 Mitch Maier, L (9, PH) OBP: 0.271, SLG: 0.323	B SI 95 B CH 83 X SI 96 2-0 ③ P5			X SI 96 0-0 ② G4-3	B FS 85 B FF 93 B FS 85 B FS 87 4-0 2 FC6-4 BB		S SI 93 X SI 93 0-1 2 1B 1B		B FC 92 C FF 97 F FC 92 F FF 99 S FF 98 1-3 ② K	3 0 0 0 1	0 0 0 0 0	1 0 0 0 0	0 0 0 0 0	1 0 0 0 1	0 0 0 0 0	2 0 0 0 0
2 Alcides Escobar, R (1, 6) OBP: 0.333, SLG: 0.390		B SI 94 B SI 92 C SI 93 X SI 94 2-1 ① L9	B SI 95 B SI 95 C SI 94 F SI 94 B SL 84 B SI 92 4-2 1 2B BB	B SL 82 F FF 95 X FF 95 1-1 ③ FC6-4 1-2f		B SI 93 F SI 93 X SI 94 1-1 ① 1-3 2-H 3-H 1B		B FF 96 C FF 96 B FC 91 F FF 97 X FF 98 2-2 1B	4	0	2	2	1	0	3
1 Jarrod Dyson, L (1, 8) OBP: 0.324, SLG: 0.305		X SI 95 0-0 ② G6-3	C SI 92 C SI 94 X SI 95 0-2 1-3 2B		B FF 94 B SI 92 C FF 94 B FF 93 B FF 92 4-1 4 S 4 1B BB	B SL 86 L SL 86 F SL 86 S SL 84 1-3 ② K		B FC 90 C FF 96 X FC 90 1-1 ③ G6-3	4	1	1	0	1	1	2
52 Bruce Chen, L (1, 1) 47 Nate Adcock, R (2, 1) 16 Billy Butler, R (4, PH) OBP: 0.364, SLG: 0.491 66 Roman Colon, R (4, 1) 11 Yuniesky Betancourt, R (7, PH) OBP: 0.287, SLG: 0.432 33 Humberto Quintero, R (7, 2) OBP: 0.256, SLG: 0.350		C SI 94 B SI 95 B SI 95 C SI 93 B SI 95 C SI 93 3-3 ③ K	D SL 83 B SI 94 F SI 95 B SI 95 X SI 94 3-1 ③ F9		L FF 88 1 SAFE B FF 90 L FF 90 1 SAFE X FF 91 1-2 ① B2	S SL 84 X FF 94 0-1 ③ P2			1 0 1 1 1 0	0 0 0 0 0 0	0 0 0 0 0 0	0 0 0 0 0 0	1 0 0 0 0 0	0 0 2 1 1 0	0 0 0 1 1 0

	AB	39
	R	7
	H	14
	RBI	7
	BB	4
	SO	6
	LOB	22

Inning Stats																				
	R: 1	H: 3	R: 0	H: 0	R: 0	H: 1	R: 1	H: 2	R: 1	H: 1	R: 1	H: 1	R: 3	H: 4	R: 0	H: 1	R: 0	H: 1	1B: 12	SF: 0	WP: 0	PA: 45
	E: 0	LOB: 2	E: 0	LOB: 0	E: 0	LOB: 0	E: 0	LOB: 2	E: 1	LOB: 3	E: 0	LOB: 0	E: 1	LOB: 1	E: 0	LOB: 1	E: 0	LOB: 1	2B: 1	SAC: 0	PB: 0	
	K: 0	BB: 0	K: 1	BB: 0	K: 1	BB: 0	K: 1	BB: 1	K: 0	BB: 1	K: 0	BB: 1	K: 1	BB: 1	K: 0	BB: 0	K: 2	BB: 0	3B: 0	DP: 1	SB: 1	
	S: 13	P: 21	S: 6	P: 11	S: 9	P: 14	S: 17	P: 25	S: 13	P: 22	S: 9	P: 16	S: 19	P: 30	S: 7	P: 10	S: 12	P: 16	HR: 1	HBP: 1	CS: 0	

PITCHER		IP	WLS	BF	H	R	ER	SO	BB	IBB	HBP	BLK	WP	HR	S	P	ERA	WHIP
58 Joe Kelly, R ERA: 2.89	(1, 1)	4.1		22	7	3	2	3	1	0	1	0	0	1	52	81	4.15	1.846
66 Victor Marte, R ERA: 3.72	(5, 1)	0.2		3	0	0	0	0	1	0	0	0	0	0	6	12	0.00	1.500
61 Sam Freeman, L ERA: 5.68	(6, 1)	1.0	H	5	1	2	2	0	2	0	0	0	0	0	14	25	18.00	3.000
52 Eduardo Sanchez, R ERA: 3.38	(7, 1)	0.0		1	1	0	0	0	0	0	0	0	0	0	3	6	∞	∞
34 Marc Rzepczynski, L ERA: 5.55	(7, 1)	0.2	B	4	3	2	2	1	0	0	0	0	0	0	9	13	27.00	4.500

PITCHER		IP	WLS	BF	H	R	ER	SO	BB	IBB	HBP	BLK	WP	HR	S	P	ERA	WHIP
41 Mitchell Boggs, R ERA: 2.48	(7, 1)	1.1	W	5	1	0	0	0	0	0	0	0	0	0	9	12	0.00	0.750
30 Jason Motte, R ERA: 3.34	(9, 1)	1.0	S	4	1	0	0	2	0	0	0	0	0	0	12	16	0.00	1.000

BOTTOM

Kansas City Royals @ St. Louis Cardinals

Busch Stadium, St. Louis, MO

Sat Jun 16 2012, 1:18 PM - 4:55 PM CDT

Att. 42,018 - Partly Cloudy - 89 F

livebaseballscorecards.com

Batter	1	2	3	4	5	6	7	8	9	AB	R	H	RBI	BB	SO	LOB
15 Rafael Furcal, S (1, 6) OBP: 0.343, SLG: 0.399	C SL 82 X SL 81 0-1 G5-3 ①	B SL 81 F CH 76 2 SAFE X SL 80 1-1 P4 ②		C FF 96 B CH 88 F CH 88 F FF 96 B SL 82 X SL 84 2-2 G3-1 ③			B FF 93 X FF 91 1-0 7 1B 4 1B 1B 1-2	X CH 87 0-0 G4-3 ② 2-3		5	1	1	0	0	0	2
3 Carlos Beltrán, S (1, 9) OBP: 0.392, SLG: 0.605	X SL 83 0-0 7 HR 1B	F FF 86 X SL 82 0-1 7 2B 1B 2-H			B FF 94 X CH 86 1-0 21 FC3-6 1B		B CU 74 B CH 83 X FF 93 2-0 P3 ① 1-2	I IN 91 I IN 86 I IN 83 I IN 85 4-0 7 2B IBB		4	2	3	1	1	0	2
7 Matt Holliday, R (1, 7) OBP: 0.360, SLG: 0.469 30 Jason Motte, R (9, 1)	B SL 80 B SL 80 F CH 75 1 SAFE X SL 81 2-1 1-H HR	B SI 86 C SI 85 B SL 85 F CH 77 B FF 88 F FF 88 F CH 78 X SI 86 3-2 1-H 2B			C FF 96 F SL 87 B FF 96 1 SAFE X SL 86 1-2 L8 ①		X FF 94 0-0 4 1B 1B 1-3 2-H	B SI 98 C CU 83 X FF 100 1-1 2B 1-3 3-H		5 0	2 0	4 0	5 0	0 0	0 0	1 0
21 Allen Craig, R (1, 3) OBP: 0.412, SLG: 0.631	B SL 83 B SL 82 B CH 76 C SL 83 F CH 76 F SL 82 X SL 85 3-2 F8 ② 3-3 K ③	B SI 88 C SI 90 B SI 90 S KC 80 F KC 82 B KC 79 S KC 81			1 SAFE 1 SAFE B SL 84 X SL 86 1-0 FC3-6 23 FC6-4 ② 1-2f		B SL 82 B SL 84 F SL 82 B FF 96 S SL 81 F SL 84 D SL 84 4-2 4 1B BB	B CU 81 B CH 87 B FF 99 C CH 88 B CH 86 4-1 BB		3	0	0	0	2	1	2
23 David Freese, R (1, 5) OBP: 0.325, SLG: 0.511	X SL 83 0-0 4 HR 2B	B SI 91 S SI 91 X FF 90 1-1 4 CS 1B			C SL 84 B SL 84 X SL 83 1-1 FC6-4 ③ 1-2f		S SL 84 B SL 85 F FF 96 D SL 86 B FF 96 S FF 95 3-3 K ②	B FF 99 C FF 97 C SI 98 S CH 85 1-3 K ③		5	1	2	0	0	2	7
4 Yadier Molina, R (1, 2) OBP: 0.378, SLG: 0.514	B SL 82 F SL 80 X FF 88 1-1 2-H HR	B FF 90 S CH 82 S KC 80 F FF 90 X KC 82 1-2 F8 ①② 1-2				B SL 83 B SL 82 C FF 95 B SL 82 B FF 96 4-1 27 G5-4-3 BB	B SL 85 S FF 94 B FF 96 B FF 95 X FF 95 3-1 1-2 2-H 3-H 1B		3	1	2	4	1	0	1
43 Shane Robinson, R (1, 8) OBP: 0.289, SLG: 0.361	B FF 85 X CH 77 1-0 F7 ③	B SI 90 X SI 91 1-0 G5-3 ③				B FF 96 L FF 94 L FF 94 F SL 85 F SL 84 S SL 84 1-3 K ①	B SI 99 X SI 97 1-0 F7 ③			4	0	0	0	0	1	3
27 Tyler Greene, R (1, 4) OBP: 0.295, SLG: 0.401 41 Mitchell Boggs, R (7, 1) 56 Adron Chambers, L (8, PH) OBP: 0.297, SLG: 0.273 (9, 7)		C SL 84 S CU 71 B CU 71 B FF 87 F CU 74 X CH 77 2-2 58 SH3-4 3 1B 1B		X FF 94 0-0 F9 ①		P PO 82 B SL 82 F FF 96 B FF 96 X FF 96 3-1 G5-4-3 ②③ 1-2f		B FF 98 X SI 96 1-0 15 G4-3 33 SH3-4 7 2B 1B		3 0 1	1 0 1	1 0 1	0 0 0	0 0 0	0 0 0	1 0 0
58 Joe Kelly, R (1, 1) 66 Victor Marte, R (5, 1) 61 Sam Freeman, R (6, 1) 52 Eduardo Sanchez, R (7, 1) 34 Marc Rzepczynski, L (7, 1) 33 Daniel Descalso, L (7, 4) OBP: 0.320, SLG: 0.364		1 SAFE X SL 84 0-0 SH3-4 ① 1-2		C FF 96 B FF 96 B FF 95 X FF 94 2-1 G4-3 ②			B CU 74 B FF 93 B FF 92 B FF 92 4-0 15 1B 7 1B BB	X SI 98 0-0 SH3-4 ① 1-2		1 0 0 0 0 0	0 0 0 0 0 1	0 0 0 0 0 0	0 0 0 0 0 0	0 0 0 0 1 0	0 0 0 0 0 0	0 0 0 0 0 0
Inning Stats	R: 4 H: 4 E: 0 LOB: 0 K: 0 BB: 0 S: 13 P: 20	R: 2 H: 3 E: 0 LOB: 1 K: 1 BB: 0 S: 18 P: 27	R: 0 H: 1 E: 0 LOB: 0 K: 0 BB: 0 S: 7 P: 10	R: 0 H: 0 E: 0 LOB: 0 K: 0 BB: 0 S: 7 P: 11	R: 0 H: 1 E: 0 LOB: 1 K: 0 BB: 0 S: 7 P: 11	R: 0 H: 0 E: 0 LOB: 0 K: 1 BB: 1 S: 9 P: 16	R: 3 H: 3 E: 0 LOB: 2 K: 1 BB: 2 S: 12 P: 30	R: 1 H: 2 E: 0 LOB: 3 K: 1 BB: 2 S: 9 P: 20		1B: 9 2B: 3 3B: 0 HR: 2	SF: 0 SAC: 2 DP: 1 HBP: 0		WP: 0 PB: 0 SB: 0 CS: 1	PA: 41		

	AB	R	H	RBI	BB	SO	LOB
	34	10	14	10	5	4	19

PITCHER	IP	WLS	BF	H	R	ER	SO	BB	IBB	HBP	BLK	WP	HR	S	P	ERA	WHIP
52 Bruce Chen, L (1, 1) ERA: 5.05	1.2		12	7	6	6	0	0	0	0	0	0	2	27	40	32.40	4.200
47 Nate Adcock, R (2, 1) ERA: 3.24	1.1		4	1	0	0	1	0	0	0	0	0	0	11	17	0.00	0.750
66 Roman Colon, R (4, 1) ERA: 4.91	3.0		10	1	0	0	1	1	0	0	0	0	0	23	38	0.00	0.667
55 Tim Collins, L (7, 1) ERA: 2.59	0.1	L	3	1	2	2	0	1	0	0	0	0	0	2	9	54.00	6.000
56 Greg Holland, R (7, 1) ERA: 4.03	0.1	B	4	2	1	1	1	1	0	0	0	0	0	9	19	27.00	9.000
40 Kelvin Herrera, R (7, 1) ERA: 3.31	1.1		8	2	1	1	1	1	1	0	0	0	0	10	22	6.75	2.250

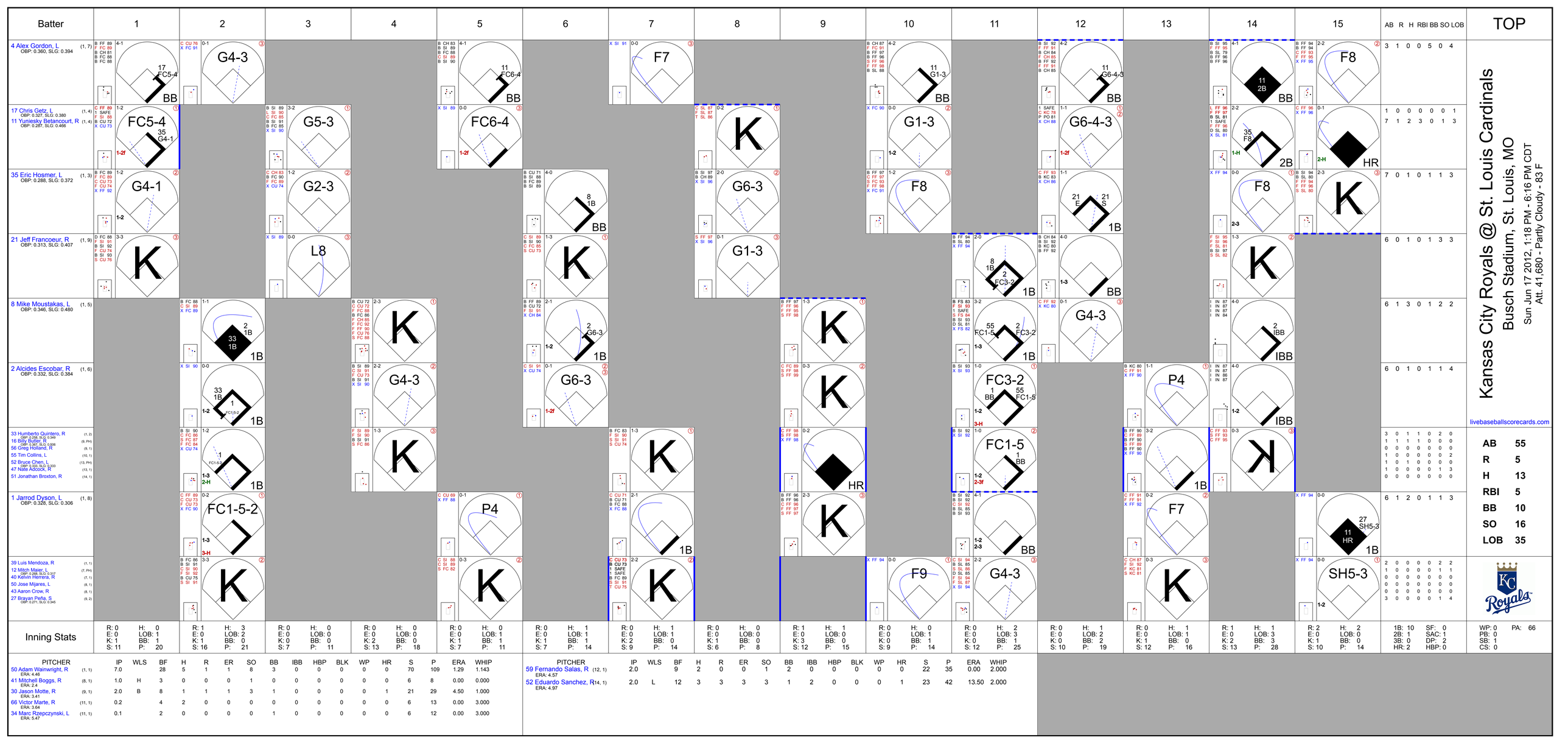
Batter
1
2
3
4
5
6
7
8
9
10
11
12
13
14
15
AB R H RBI BB SO LOB
TOP
4 Alex Gordon, L (1, 7) OBP: 0.360, SLG: 0.394
17 Chris Getz, L (1, 4) OBP: 0.327, SLG: 0.380
11 Yuniesky Betancourt, R (1, 4) OBP: 0.287, SLG: 0.466
35 Eric Hosmer, L (1, 3) OBP: 0.288, SLG: 0.372
21 Jeff Francoeur, R (1, 9) OBP: 0.313, SLG: 0.407
8 Mike Moustakas, L (1, 5) OBP: 0.346, SLG: 0.480
2 Alcides Escobar, R (1, 6) OBP: 0.332, SLG: 0.384
33 Humberto Quintero, R (1, 2) OBP: 0.268, SLG: 0.349
16 Billy Butler, R (9, PH) OBP: 0.357, SLG: 0.506
56 Greg Holland, R (9, 1)
55 Tim Collins, L (10, 1)
52 Bruce Chen, L (13, PH) OBP: 0.333, SLG: 0.333
47 Nate Adcock, R (13, 1)
51 Jonathan Broxton, R (14, 1)
1 Jarrod Dyson, L (1, 8) OBP: 0.328, SLG: 0.306
39 Luis Mendoza, R (1, 1)
12 Mitch Maier, L (7, PH) OBP: 0.268, SLG: 0.317
40 Kelvin Herrera, R (7, 1)
50 Jose Mijares, L (8, 1)
43 Aaron Crow, R (8, 1)
27 Brayan Peña, S (9, 2) OBP: 0.271, SLG: 0.345
Inning Stats
PITCHER IP WLS BF H R ER SO BB IBB HBP BLK WP HR S P ERA WHIP
50 Adam Wainwright, R (1, 1) ERA: 4.46 7.0 28 5 1 1 8 3 0 0 0 0 0 70 109 1.29 1.143
41 Mitchell Boggs, R (8, 1) ERA: 2.4 1.0 H 3 0 0 0 1 0 0 0 0 0 0 6 8 0.00 0.000
30 Jason Motte, R (9, 1) ERA: 3.41 2.0 B 8 1 1 1 3 1 0 0 0 0 1 21 29 4.50 1.000
66 Victor Marte, R (11, 1) ERA: 3.64 0.2 4 2 0 0 0 0 0 0 0 0 0 6 13 0.00 3.000
34 Marc Rzepczynski, L (11, 1) ERA: 5.47 0.1 2 0 0 0 0 1 0 0 0 0 0 6 12 0.00 3.000
PITCHER IP WLS BF H R ER SO BB IBB HBP BLK WP HR S P ERA WHIP
59 Fernando Salas, R (12, 1) ERA: 4.57 2.0 9 2 0 0 1 2 0 0 0 0 0 0 22 35 0.00 2.000
52 Eduardo Sanchez, R (14, 1) ERA: 4.97 2.0 L 12 3 3 3 3 1 2 0 0 0 0 1 23 42 13.50 2.000
TOP
Kansas City Royals @ St. Louis Cardinals
Busch Stadium, St. Louis, MO
Sun Jun 17 2012, 1:18 PM - 6:16 PM CDT
Att. 41,680 - Partly Cloudy - 83 F
livebaseballscorecards.com
AB 55
R 5
H 13
RBI 5
BB 10
SO 16
LOB 35
1B: 10 SF: 0
2B: 1 SAC: 1
3B: 0 DP: 2
HR: 2 HBP: 0
WP: 0 PA: 66
PB: 0
SB: 1
CS: 0

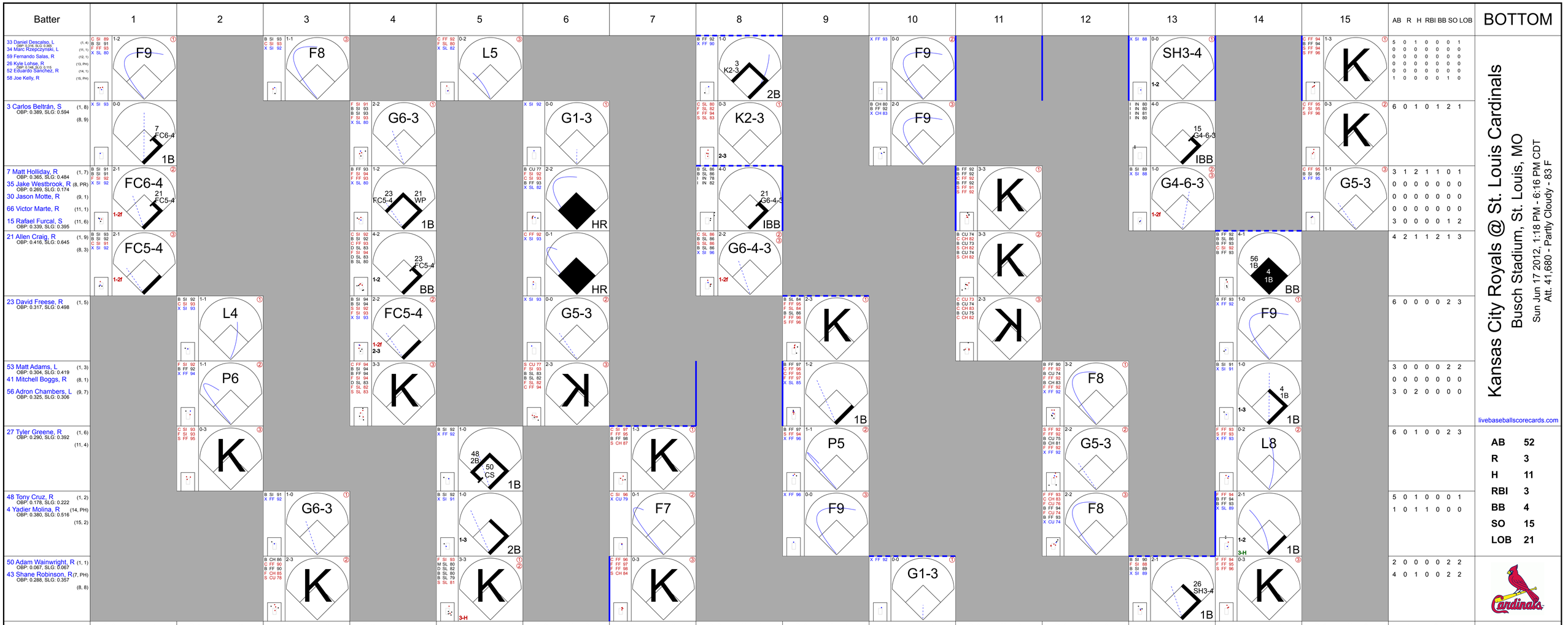
Batter
1
2
3
4
5
6
7
8
9
10
11
12
13
14
15
AB R H RBI BB SO LOB
BOTTOM
33 Daniel Descalso, L (1, 4) OBP: 0.316, SLG: 0.368
34 Marc Rzepczynski, L (11, 1)
59 Fernando Salas, R (12, 1)
26 Kyle Lohse, R (13, PH) OBP: 0.145, SLG: 0.115
52 Eduardo Sanchez, R (14, 1)
58 Joe Kelly, R (15, PH)
3 Carlos Beltrán, S (1, 8) OBP: 0.389, SLG: 0.594 (8, 9)
7 Matt Holliday, R (1, 7) OBP: 0.365, SLG: 0.484
35 Jake Westbrook, R (8, PR) OBP: 0.269, SLG: 0.174
30 Jason Motte, R (9, 1)
66 Victor Marte, R (11, 1)
15 Rafael Furcal, S (11, 6) OBP: 0.339, SLG: 0.395
21 Allen Craig, R (1, 9) OBP: 0.416, SLG: 0.645 (8, 3)
23 David Freese, R (1, 5) OBP: 0.317, SLG: 0.498
53 Matt Adams, L (1, 3) OBP: 0.304, SLG: 0.419
41 Mitchell Boggs, R (8, 1)
56 Adron Chambers, L (9, 7) OBP: 0.325, SLG: 0.306
27 Tyler Greene, R (1, 6) OBP: 0.290, SLG: 0.392 (11, 4)
48 Tony Cruz, R (1, 2) OBP: 0.178, SLG: 0.222
4 Yadier Molina, R (14, PH) OBP: 0.380, SLG: 0.516 (15, 2)
50 Adam Wainwright, R (1, 1) OBP: 0.067, SLG: 0.067
43 Shane Robinson, R (7, PH) OBP: 0.288, SLG: 0.357 (8, 8)
F9
F8
L5
G6-3
G1-3
HR
FC6-4
21 FC5-4
1-2f
23 FC5-4
21 WP
1B
FC5-4
23 FC5-4
1-2
BB
1-2f
2-3
K2-3
2B
3
2-3
G6-4-3
21 G6-4-3
IBB
L4
P6
K
48 2B
50 CS
1B
3-H
SH3-4
15 G4-6-3
G4-6-3
56 1B
4 1B
BB
F8
G5-3
L8
26 SH3-4
Kansas City Royals @ St. Louis Cardinals
Busch Stadium, St. Louis, MO
Sun Jun 17 2012, 1:18 PM - 6:16 PM CDT
Att. 41,680 - Partly Cloudy - 83 F
livebaseballscorecards.com
AB 52
R 3
H 11
RBI 3
BB 4
SO 15
LOB 21
Inning Stats
R: 0 H: 1 E: 0 LOB: 1 K: 0 BB: 0 S: 8 P: 13
R: 0 H: 0 E: 0 LOB: 0 K: 1 BB: 0 S: 7 P: 9
R: 0 H: 0 E: 0 LOB: 0 K: 1 BB: 0 S: 6 P: 10
R: 0 H: 1 E: 0 LOB: 2 K: 2 BB: 1 S: 16 P: 28
R: 0 H: 2 E: 0 LOB: 1 K: 1 BB: 0 S: 8 P: 13
R: 2 H: 2 E: 0 LOB: 0 K: 1 BB: 0 S: 11 P: 15
R: 0 H: 0 E: 0 LOB: 0 K: 2 BB: 0 S: 9 P: 10
R: 0 H: 1 E: 0 LOB: 2 K: 1 BB: 1 S: 8 P: 15
R: 0 H: 1 E: 0 LOB: 1 K: 1 BB: 0 S: 11 P: 15
R: 0 H: 0 E: 0 LOB: 0 K: 0 BB: 0 S: 3 P: 5
R: 0 H: 0 E: 0 LOB: 0 K: 3 BB: 0 S: 9 P: 17
R: 0 H: 0 E: 0 LOB: 0 K: 0 BB: 0 S: 13 P: 20
R: 0 H: 1 E: 0 LOB: 1 K: 0 BB: 1 S: 4 P: 11
R: 1 H: 2 E: 0 LOB: 2 K: 1 BB: 1 S: 11 P: 19
R: 0 H: 0 E: 0 LOB: 0 K: 2 BB: 0 S: 8 P: 10
1B: 7 SF: 0
2B: 2 SAC: 1
3B: 0 DP: 2
HR: 2 HBP: 0
WP: 1 PA: 57
PB: 0
SB: 0
CS: 1
PITCHER IP WLS BF H R ER SO BB IBB HBP BLK WP HR S ERA WHIP
39 Luis Mendoza, R (1, 1) 6.0 24 6 2 2 5 1 0 0 0 1 2 56 88 3.00 1.167 ERA: 4.69
40 Kelvin Herrera, R (7, 1) 1.0 3 0 0 0 2 0 0 0 0 0 0 9 10 0.00 0.000 ERA: 3.22
50 Jose Mijares, L (8, 1) 0.1 2 1 0 0 1 0 0 0 0 0 0 5 6 0.00 3.000 ERA: 2.05
43 Aaron Crow, R (8, 1) 0.2 2 0 0 0 0 0 1 0 0 0 0 3 9 0.00 0.000 ERA: 2.76
56 Greg Holland, R (9, 1) 1.0 4 1 0 0 1 0 0 0 0 0 0 11 15 0.00 1.000 ERA: 3.86
PITCHER IP WLS BF H R ER SO BB IBB HBP BLK WP HR S P ERA WHIP
55 Tim Collins, L (10, 1) 3.0 9 0 0 0 3 0 0 1 0 0 0 0 25 42 0.00 0.000 ERA: 2.36
47 Nate Adcock, R (13, 1) 1.0 4 1 0 0 0 0 0 1 0 0 0 0 4 11 0.00 1.000 ERA: 3.12
51 Jonathan Broxton, R (14, 1) 2.0 W 9 2 1 1 3 1 0 0 0 0 0 19 29 4.50 1.500 ERA: 1.69

Kansas City Royals @ Houston Astros

Minute Maid Park, Houston, TX

Mon Jun 18 2012, 7:09 PM - 10:13 PM CDT

Att. 15,436 - Roof Closed - 73 F

TOP

livebaseballscorecards.com

Batter	1	2	3	4	5	6	7	8	9	AB	R	H	RBI	BB	SO	LOB
4 Alex Gordon, L (1, 7) OBP: 0.364, SLG: 0.402	C FF 89 B FF 90 F SI 90 B CU 78 X SI 91 2-2 ① G4-3		C SL 83 B SI 90 B CH 83 X SI 89 2-1 1B			B SI 88 C FF 88 C SI 88 X CU 78 1-2 11 WP 16 G3 2B		B SI 90 B SI 90 C SI 90 S SL 85 S FF 90 2-3 ① K	B CU 78 X SL 84 1-0 11 16 1B 1-2 2-3 1B	5	2	3	0	0	1	0
11 Yuniesky Betancourt, R (1, 4) OBP: 0.293, SLG: 0.484	B FF 89 B CH 82 F SI 89 B FF 90 F FF 90 F FF 90 F FF 91 X SI 90 3-2 21 1B 3B		1 SAFE 1 SAFE D CH 82 X FF 90 1-0 ② F9			B FF 90 F CH 81 B CH 82 C FF 91 F FF 91 B FF 91 F FF 91 F FF 92 X SI 92 3-2 ① P5 2-3		C CU 79 B FC 91 F CU 79 S CU 80 1-3 ② K	F SL 87 X SL 86 0-1 21 16 1B 1-2 2-H 3-H 1B	5	1	2	2	0	1	2
16 Billy Butler, R (1, 3) OBP: 0.364, SLG: 0.500	B CU 77 B CH 82 F FF 90 F FF 91 F FF 92 D CH 80 X CU 77 3-2 ② G6-3		B FF 90 F FF 91 X SI 91 1-1 ③ G4-3			X CH 82 0-0 ② G3 3-H		C FC 91 C CU 80 X CU 79 0-2 F9	C CU 78 F CU 78 B SL 86 F CU 78 B FC 92 X SL 85 2-2 21 1B 1-2 2-H 1B	5	0	1	2	0	0	2
21 Jeff Francoeur, R (1, 9) OBP: 0.314, SLG: 0.407	C FF 92 X CH 82 0-1 3-H 1B			B FF 89 F FF 89 B FF 90 C FF 90 S FF 90 2-3 ① K		B FF 91 F CH 82 S FF 91 F FF 92 B FF 92 B CU 80 F FF 92 F FF 93 X FF 93 3-2 ③ L9			G6-3 1-0 1-2 2-3 1B P3	5	0	2	1	0	1	0
8 Mike Moustakas, L (1, 5) OBP: 0.347, SLG: 0.476	B FF 91 D FF 91 B FF 91 C FF 91 X FF 92 3-1 ③ F8			X SL 83 0-0 ② G1-6-3			B FF 89 C FF 90 B CH 84 B FF 89 B FF 90 4-1 33 F9-6 2 1B BB		33 1B 2 1B 1 1B 1B	4	1	1	0	1	0	4
2 Alcides Escobar, R (1, 6) OBP: 0.335, SLG: 0.386		C FF 88 B SI 89 B CH 81 F FF 88 F FF 89 X CH 81 2-2 ① G1-3		C FF 90 B CH 85 T FF 90 F FF 92 B CU 78 X FF 90 2-2 ③ L8			S SL 85 B SL 84 B SL 85 X FF 94 2-1 1-2 33 F9-6 1B		C SL 85 B SL 85 B SL 85 X SL 85 2-1 1 1B 33 1B 12 SF8 1-2 1B	4	1	2	0	0	0	0
33 Humberto Quintero, R (1, 2) OBP: 0.257, SLG: 0.346		C SI 89 B SI 90 F FF 90 B CU 77 B FF 89 F FF 89 X FF 90 3-2 ② F9			B FF 90 F FF 88 X FF 89 1-1 ① G5-3		B FF 93 X FF 94 1-0 ① ② F9-6 1-2 2-3		B FC 93 F FC 92 F CU 78 F FC 92 F FC 93 X FF 92 1-2 4 1B 1 1B 11 1B 1-2 2-3 1B	4	1	1	0	0	0	2
1 Jarrod Dyson, L (1, 8) OBP: 0.331, SLG: 0.306		B FF 88 C FF 89 X FF 90 1-1 ③ F7			C FF 89 B CU 79 B FF 90 B FF 90 C FF 90 X FF 90 3-2 ② F8		B SL 84 S SL 84 D SL 85 B SI 90 B FF 90 4-1 BB		B X FF 91 1-0 4 1B 11 1B 1-2 2-3 3-H 1B	3	1	1	1	1	0	0
57 Jonathan Sánchez, L (1, 1) 35 Eric Hosmer, L (7, PH) OBP: 0.287, SLG: 0.370 31 Louis Coleman, R (7, 1) 12 Mitch Maier, L (9, PH) OBP: 0.264, SLG: 0.317			C FF 88 C FF 89 F CH 86 S FF 91 0-3 ① K		C FF 88 C FF 90 S FF 91 0-3 ③ K		B SI 91 C SL 86 F SI 90 S SL 86 1-3 ③ K		C CU 76 B FC 92 F CU 76 B FC 92 D CU 79 X SL 85 3-2 ② SF8 3-H	2 1 0 0	0 0 0 0	0 0 0 0	0 0 0 1	0 0 0 0	2 1 0 0	0 2 0 0

| Inning Stats | | |

Batter	1	2	3	4	5	6	7	8	9	AB	R	H	RBI	BB	SO	LOB
27 Jose Altuve, R (1, 4) OBP: 0.364, SLG: 0.462	C SI 91 B SI 92 B SI 91 B SI 90 X SI 90 3-1 ① F8	C SI 88 B SL 80 X SI 87 1-1 ③ 2-H 1B		C SL 79 H SL 81 1-1 44 BB 12 1B HBP		F SI 87 F SL 79 F SL 81 X SI 89 0-2 ③ F9		B FF 88 X FF 89 1-0 12 2B 1-2 1B		4	1	2	0	0	0	0
12 Brian Bixler, R (1, 6) OBP: 0.389, SLG: 0.500	C SI 91 B SI 91 F SI 90 X SI 91 1-2 HR		C SI 88 S SL 81 S SL 81 0-3 ① K	F SI 88 B SI 86 S SL 78 X SL 80 1-2 44 BB 1-2 2-3 1B			C FF 91 B FF 91 L FF 92 S SL 82 1-3 ① K	S FF 89 F SL 80 F SL 78 X SL 78 0-2 44 HR 1-H 2-H 2B		5	2	3	3	0	2	0
44 Justin Maxwell, R (1, 8) OBP: 0.336, SLG: 0.500	B SI 91 F CH 82 B SI 89 B CH 81 B SI 88 4-1 45 E BB		F SI 90 B SL 81 S SL 77 S SL 81 1-3 ② K	B SI 86 B SI 88 S CH 82 B SI 88 F SI 88 B SI 88 4-2 1-2 2-3 3-H BB			X FF 91 0-0 2B	B FF 90 F FF 89 X FF 89 1-1 2-H HR		3	2	2	3	2	1	0
45 Carlos Lee, R (1, 3) OBP: 0.347, SLG: 0.405	1 SAFE B SI 88 1 SAFE B SI 88 1 SAFE X SI 90 2-0 ② P6 1-H		C SI 89 B SI 90 B SI 88 B SI 87 B CH 82 4-1 BB	X SI 88 0-0 ③ P4			B SL 80 F SF 91 C FF 89 F SL 80 S SL 79 1-3 ② K	C FF 90 F FF 89 S SL 80 0-3 ③ K		4	0	0	0	1	2	4
14 J.D. Martinez, R (1, 7) OBP: 0.316, SLG: 0.367	C SI 90 B SL 81 B SI 89 F CH 80 X SL 80 2-2 1B		B SL 76 S SI 86 F SI 88 D SL 79 D SI 87 S CH 82 3-3 ③ K		F SI 87 S CH 82 X SI 87 0-2 16 G5-4-3 1B		C SL 80 S FF 89 B SL 79 B SL 80 T FF 90 2-2 ③ K			4	0	2	0	0	2	2
23 Chris Johnson, R (1, 5) OBP: 0.310, SLG: 0.403	B SI 89 C SI 89 B CH 82 F CH 82 B SI 89 F CH 82 X SI 88 3-2 ③ L8			C SI 87 B SL 79 F CH 80 H SL 81 2-2 16 E 18 1B HBP	C SI 88 X SI 87 0-1 ① F8			C FF 89 B SL 81 S SL 80 C FF 90 1-3 ① K		3	1	0	0	0	1	2
16 Matt Downs, R (1, 9) OBP: 0.213, SLG: 0.348 19 Brian Bogusevic, L (6, 9) OBP: 0.304, SLG: 0.362		B CH 81 X SI 88 1-0 ① F7		B SI 88 F SI 87 1 SAFE D CH 83 F CH 81 X SL 76 2-2 ① F7 1-3	B CH 85 F SI 87 X CH 82 1-1 ② ③ G5-4-3 1-2f			X FF 90 0-0 HR		3 1	0 1	0 1	0 1	0 0	0 0	2 0
18 Chris Snyder, R (1, 2) OBP: 0.299, SLG: 0.324		B SI 89 B CH 83 S CH 83 F SI 88 B CH 83 D CH 81 4-2 30 SH1-3 27 1B BB		X CH 82 0-0 12 1B 30 SH1-3 44 BB 3-H 1B		F SI 86 B SL 76 B SI 86 C SI 88 F SI 87 X SL 77 2-2 ① F8		B FF 89 S FF 89 B SL 81 B SL 78 B FF 89 4-1 27 1B 12 2B BB		2	2	1	1	2	0	0
30 J.A. Happ, L (1, 1) OBP: 0.154, SLG: 0.083 28 David Carpenter, R (7, 1) OBP: 0.500, SLG: 0.500 53 Wesley Wright, R (7, 1) 37 Brandon Lyon, R (8, 1) 4 Jed Lowrie, S (8, PH) OBP: 0.350, SLG: 0.505 39 Brett Myers, R (9, 1) 63 Xavier Cedeño, L (9, 1)		X SI 85 0-0 ② SH1-3 1-2		X CH 84 0-0 ② SH1-3 1-2		B CH 84 F SI 86 B CH 84 B SI 88 X SI 86 3-1 ② G3		X FF 89 0-0 ② P4		1 0 0 0 1 0 0	0 0 0 0 0 0 0	0 0 0 0 0 0 0	0 0 0 0 0 0 0	0 0 0 0 0 0 0	0 0 0 0 0 0 0	0 0 0 0 1 0 0
Inning Stats	R: 2 E: 1 K: 0 S: 14 H: 2 LOB: 1 BB: 1 P: 29	R: 0 E: 0 K: 0 S: 6 H: 1 LOB: 2 BB: 1 P: 12	R: 0 E: 0 K: 3 S: 10 H: 0 LOB: 1 BB: 1 P: 18	R: 2 E: 1 K: 0 S: 14 H: 2 LOB: 3 BB: 1 P: 24	R: 0 E: 0 K: 0 S: 7 H: 1 LOB: 0 BB: 0 P: 8	R: 0 E: 0 K: 0 S: 10 H: 0 LOB: 0 BB: 0 P: 15	R: 0 E: 0 K: 3 S: 11 H: 1 LOB: 1 BB: 0 P: 15	R: 5 E: 0 K: 2 S: 16 H: 4 LOB: 0 BB: 1 P: 23		1B: 6 2B: 2 3B: 0 HR: 3 SF: 0 SAC: 2 DP: 1 HBP: 2						

PITCHER		IP	WLS	BF	H	R	ER	SO	BB	IBB	HBP	BLK	WP	HR	S	P	ERA	WHIP
57 Jonathan Sánchez, L ERA: 5.7	(1, 1)	6.0	L	28	6	4	3	3	4	0	2	0	0	1	61	106	4.50	1.667
31 Louis Coleman, R ERA: 4.91	(7, 1)	2.0		12	5	5	5	5	1	0	0	0	0	2	27	38	22.50	3.000

PITCHER	IP	WLS	BF	H	R	ER	SO	BB	IBB	HBP	BLK	WP	HR	S	P	ERA	WHIP

BOTTOM

Kansas City Royals @ Houston Astros

Minute Maid Park, Houston, TX

Mon Jun 18 2012, 7:09 PM - 10:13 PM CDT

Att. 15,436 - Roof Closed - 73 F

livebaseballscorecards.com

AB	31
R	9
H	11
RBI	8
BB	5
SO	8
LOB	11

WP: 0 PA: 40
PB: 0
SB: 0
CS: 0

Kansas City Royals @ Houston Astros

Minute Maid Park, Houston, TX

Tue Jun 19 2012, 7:08 PM - 9:38 PM CDT

Att. 18,098 - Roof Closed - 73 F

livebaseballscorecards.com

TOP

Batter	1	2	3	4	5	6	7	8	9	AB	R	H	RBI	BB	SO	LOB
4 Alex Gordon, L (1, 7) OBP: 0.359, SLG: 0.396	C FF 88 S SI 90 B CU 76 S CU 76 1-3 ① K	B CU 76 X SI 90 1-0 ③ G4-3		1 SAFE C CH 85 1 SAFE B SI 87 B CU 76 F SI 89 X CU 75 2-2 ② F8			F FF 90 B SI 90 C CU 77 B SI 90 F CU 76 X CU 77 2-2 ② G4-3			4	0	0	0	0	1	3
11 Yuniesky Betancourt, R (1, 4) OBP: 0.291, SLG: 0.474	B FF 90 S SI 89 X SI 90 1-1 ② F8		C SI 89 B CH 82 X CH 84 1-1 8 F9 16 BB 2 1B 1B	S SI 86 1 SAFE S SI 87 1 SAFE S SI 88 0-3 ③ K			B SI 88 X SI 89 1-0 ③ G6-3			4	1	1	0	0	1	1
16 Billy Butler, R (1, 3) OBP: 0.369, SLG: 0.515 35 Eric Hosmer, L (8, 3) OBP: 0.287, SLG: 0.370	B SI 88 X SI 90 1-0 HR		C SI 90 B CU 77 B CU 78 B CH 85 F SI 89 F CU 77 1 SAFE B SI 91 4-2 2 1B 1-2 BB		B SI 88 B CU 76 X SI 88 2-0 21 G4-6-3 1B			B FC 90 F FC 89 X FC 89 1-1 ① G6-3		3 0	1 0	2 0	1 0	1 0	0 0	0 0
21 Jeff Francoeur, R (1, 9) OBP: 0.313, SLG: 0.405	C SI 89 X CH 84 0-1 1B		F SI 90 D CH 85 D CU 77 B SI 88 F SI 89 X FF 91 3-2 ① F3		X SI 87 0-0 ① ② G4-6-3 1-2f			C FC 89 X CU 79 0-1 ② P3		4	0	1	0	0	0	3
8 Mike Moustakas, L (1, 5) OBP: 0.341, SLG: 0.468	B CU 76 B SI 89 S FF 89 F CU 76 X CU 77 2-2 ③ P5		B CU 78 B SI 90 S SI 90 X CU 77 2-1 ② F9 2-3		X SI 90 0-0 ③ G4-3			C CU 79 B FC 89 X FF 90 1-1 ③ G4-3		4	0	0	0	0	0	3
2 Alcides Escobar, R (1, 6) OBP: 0.337, SLG: 0.388		B SI 89 F SI 89 B FF 90 B SI 89 C SI 90 F FF 90 X SI 89 3-2 ① G4-3	X SI 89 0-0 1-2 3-H 1B			B CU 76 F SI 88 B SI 88 F SI 88 B CU 77 X SI 90 3-2 ① F7			C FC 90 B FC 89 B CU 78 C FC 88 F FC 89 F CU 78 X FC 90 2-2 33 CS 1B	4	0	2	1	0	0	0
33 Humberto Quintero, R (1, 2) OBP: 0.257, SLG: 0.343		S SI 89 X SI 90 0-1 ② G4-3	B CU 76 B SI 87 F SI 88 X CU 78 2-1 ③ F7			B SI 89 X SI 89 1-0 ② F9			S SL 87 B FC 90 X FC 89 1-1 ① 1 L5-3 1-2 1B	4	0	1	0	0	0	2
1 Jarrod Dyson, L (1, 8) OBP: 0.330, SLG: 0.301		B SI 90 F FF 90 B CU 77 B CU 76 B FF 90 4-1 44 1B BB		C FF 87 C CU 76 X CU 74 0-2 E3		B SI 90 S FF 90 X FF 89 1-1 G4-3			C KC 80 B FF 93 C KC 80 D KC 82 X FF 93 2-2 ② ③ L5-3 1-1	3	0	0	0	1	0	1
44 Luke Hochevar, R (1, 1) OBP: 0.200, SLG: 0.200 43 Aaron Crow, R (8, 1) 51 Jonathan Broxton, R (9, 1)		B FF 89 B FF 88 1 SAFE C FF 88 X SI 89 2-1 1-2 1B		X CH 85 0-0 ① B2			B FF 89 B FF 87 C FF 86 F SI 88 C FF 89 2-3 ① K			3 0 0	0 0 0	1 0 0	0 0 0	1 0 0	1 0 0	1 0 0
Inning Stats	R: 1 E: 0 K: 1 S: 11 H: 2 LOB: 1 BB: 0 P: 16	R: 0 E: 0 K: 0 S: 10 H: 1 LOB: 2 BB: 1 P: 20	R: 1 E: 0 K: 0 S: 13 H: 2 LOB: 2 BB: 1 P: 25	R: 0 E: 1 K: 1 S: 10 H: 0 LOB: 1 BB: 0 P: 12	R: 0 E: 0 K: 0 S: 3 H: 1 LOB: 0 BB: 0 P: 5	R: 0 E: 0 K: 0 S: 6 H: 0 LOB: 0 BB: 0 P: 11	R: 0 E: 0 K: 1 S: 8 H: 0 LOB: 0 BB: 0 P: 13	R: 0 E: 0 K: 0 S: 6 H: 0 LOB: 0 BB: 0 P: 8	R: 0 E: 0 K: 0 S: 10 H: 2 LOB: 0 BB: 0 P: 15	1B: 7 2B: 1 3B: 0 HR: 1 SF: 0 SAC: 0 DP: 2 HBP: 0						

	AB	33
	R	2
	H	8
	RBI	2
	BB	2
	SO	3
	LOB	14

WP: 0 PB: 0 SB: 0 CS: 1 PA: 35

PITCHER	IP	WLS	BF	H	R	ER	SO	BB	IBB	HBP	BLK	WP	HR	S	P	ERA	WHIP
51 Wandy Rodriguez, L (1, 1) ERA: 3.29	7.0	L	29	6	2	2	3	2	0	0	0	0	1	61	102	2.57	1.143
37 Brandon Lyon, R (8, 1) ERA: 2.6	1.1		5	2	0	0	0	0	0	0	0	0	0	13	18	0.00	1.500
58 Fernando Abad, L (9, 1) ERA: 4.09	0.2		1	0	0	0	0	0	0	0	0	0	0	3	5	0.00	0.000

PITCHER	IP	WLS	BF	H	R	ER	SO	BB	IBB	HBP	BLK	WP	HR	S	P	ERA	WHIP

Batter	1	2	3	4	5	6	7	8	9	AB	R	H	RBI	BB	SO	LOB
1 Jordan Schafer, L (1, 8) OBP: 0.311, SLG: 0.320	C FF 91 L FF 93 C FF 93 0-3 ① K		B KC 79 F SI 92 X KC 79 1-1 ② FC1-6 1-2f		C KC 78 X KC 79 0-1 ③ G4-3			X FF 92 0-0 ① B1-3		4	0	0	0	0	1	3
27 Jose Altuve, R (1, 4) OBP: 0.359, SLG: 0.456	B FF 93 X FF 93 1-0 ② G5-3		X FF 93 0-0 ③ F8			B KC 78 C KC 78 X KC 79 1-1 ① G6-3		B KC 79 C KC 78 X SI 93 1-1 ② G5-3		4	0	0	0	0	0	1
4 Jed Lowrie, S (1, 6) OBP: 0.352, SLG: 0.500	C FF 93 F KC 80 B FF 93 F FF 93 F KC 78 T FC 89 1-2 ③ K			F KC 77 X CH 85 0-1 ① G3-1		B CH 86 B FF 92 B KC 79 B FF 93 4-0 45 2B BB		B KC 78 B CH 86 C FF 93 F FC 89 F SL 84 F FF 93 B KC 80 B FC 87 4-2 45 E BB		2	0	0	0	2	1	0
45 Carlos Lee, R (1, 3) OBP: 0.355, SLG: 0.414 12 Brian Bixler, R (8, PR) OBP: 0.389, SLG: 0.500 (9, 5)		B FF 92 B FC 88 F FF 93 B SI 94 B FF 94 4-1 44 FC6-4 BB		B FF 93 B FF 93 C KC 79 X FF 94 2-1 ② P3		C FF 91 X FF 93 0-1 1-3 2B		B FC 87 X KC 77 1-0 E7 1-3 1B		3 0	0 0	2 0	0 0	1 0	0 0	0 0
44 Justin Maxwell, R (1, 7) OBP: 0.326, SLG: 0.483		C KC 78 S SI 93 X SI 93 0-2 ① FC6-4 19 HBP 1-2f		S FF 93 F FF 93 S KC 80 0-3 ③ K		B KC 79 C FF 94 S SI 93 B FF 95 S SL 85 2-3 ② K		B SL 87 B SL 85 F SI 96 D SI 96 C SL 84 S SL 87 3-3 ③ K2-3		4	0	0	0	0	3	5
19 Brian Bogusevic, L (1, 9) OBP: 0.308, SLG: 0.358		H KC 80 1-0 23 G1-4-3 1-2 HBP			C KC 78 B FF 92 B KC 79 X CH 85 2-1 ① L9	S KC 79 S KC 79 S KC 79 0-3 ③ K			B FC 92 B FC 93 C FF 94 B FF 94 T FF 94 F SI 94 B SI 93 4-2 15 FC3-6 BB	2	0	0	0	1	1	2
23 Chris Johnson, R (1, 5) OBP: 0.313, SLG: 0.404 (9, 3)		S FF 94 B FF 93 B SL 85 X KC 79 2-1 ② ③ G1-4-3 1-2f			C FF 94 X SI 94 0-1 15 1B 1B		X KC 78 0-0 15 G3-6-3 1B		X SL 84 0-0 ① P4	4	0	2	0	0	0	3
15 Jason Castro, L (1, 2) OBP: 0.320, SLG: 0.358			B FF 92 B FF 92 X FF 92 2-0 ① G6-3		X FF 93 0-0 1-2 1B		B SI 91 X FF 93 1-0 ① ② G3-6-3 1-2f		T SI 92 B SI 92 F SI 92 X SL 88 1-2 ② FC3-6 1-2f	4	0	1	0	0	0	2
51 Wandy Rodriguez, S (1, 1) 14 J.D. Martinez, R (7, PH) OBP: 0.314, SLG: 0.366 37 Brandon Lyon, R (8, 1) 58 Fernando Abad, L (9, 1) 16 Matt Downs, R (9, PH) OBP: 0.211, SLG: 0.344			B FF 92 B FF 92 B FF 92 C FF 91 B FF 92 4-1 1 FC1-6 BB		X FC 90 0-0 ② B5		C KC 78 C KC 78 B KC 80 S KC 80 1-3 ③ K		C FC 93 B FF 93 F SL 87 S FF 95 1-3 ③ K	1 1 0 0 1	0 0 0 0 0	0 0 0 0 0	0 0 0 0 0	1 0 0 0 1	0 1 0 0 1	2 0 0 0 1
Inning Stats	R: 0 E: 0 K: 2 S: 9 H: 0 LOB: 0 BB: 0 P: 11	R: 0 E: 0 K: 0 S: 6 H: 0 LOB: 1 BB: 1 P: 13	R: 0 E: 0 K: 0 S: 5 H: 0 LOB: 1 BB: 1 P: 12	R: 0 E: 0 K: 1 S: 7 H: 0 LOB: 0 BB: 0 P: 9	R: 0 E: 0 K: 0 S: 8 H: 2 LOB: 2 BB: 0 P: 10	R: 0 E: 0 K: 2 S: 10 H: 1 LOB: 2 BB: 1 P: 17	R: 0 E: 0 K: 1 S: 5 H: 1 LOB: 0 BB: 0 P: 7	R: 0 E: 1 K: 1 S: 11 H: 1 LOB: 2 BB: 1 P: 20	R: 0 E: 0 K: 1 S: 10 H: 0 LOB: 1 BB: 1 P: 16	1B: 4 2B: 1 3B: 0 HR: 0		SF: 0 SAC: 0 DP: 2 HBP: 1		WP: 0 PB: 0 SB: 0 CS: 0		PA: 36

PITCHER		IP	WLS	BF	H	R	ER	SO	BB	IBB	HBP	BLK	WP	HR	S	P	ERA	WHIP
44 Luke Hochevar, R ERA: 5.65	(1, 1)	7.2	W	31	5	0	0	6	4	0	1	0	0	0	58	93	0.00	1.174
43 Aaron Crow, R ERA: 2.73	(8, 1)	0.1	H	1	0	0	0	1	0	0	0	0	0	0	3	6	0.00	0.000
51 Jonathan Broxton, R ERA: 1.63	(9, 1)	1.0	S	4	0	0	0	1	1	0	0	0	0	0	10	16	0.00	1.000

PITCHER	IP	WLS	BF	H	R	ER	SO	BB	IBB	HBP	BLK	WP	HR	S	P	ERA	WHIP

BOTTOM

Kansas City Royals @ Houston Astros

Minute Maid Park, Houston, TX

Tue Jun 19 2012, 7:08 PM - 9:38 PM CDT

Att. 18,098 - Roof Closed - 73 F

livebaseballscorecards.com

AB	30
R	0
H	5
RBI	0
BB	5
SO	8
LOB	19

Kansas City Royals @ Houston Astros

Minute Maid Park, Houston, TX

Wed Jun 20 2012, 1:08 PM - 3:48 PM CDT

Att. 30,687 - Roof Closed - 73 F

TOP

livebaseballscorecards.com

Batter	1	2	3	4	5	6	7	8	9	AB	R	H	RBI	BB	SO	LOB
4 Alex Gordon, L (1, 7) OBP: 0.357, SLG: 0.402	B FF 90 X FF 90 1-0 ① F7		B CU 79 B SI 92 C FF 91 X CU 76 2-1 ③ G3			C CH 80 B FF 90 F FF 90 X FF 91 1-2 11 E 3B			C FF 94 B CU 80 B CU 76 S FF 94 S FF 95 2-3 ① K	4	1	1	0	0	1	1
11 Yuniesky Betancourt, R (1, 4) OBP: 0.290, SLG: 0.465	B FF 91 F FF 92 F CU 78 X CU 80 1-2 ② F7			F SL 86 F CU 79 X FF 93 0-2 ① P3		C SL 85 F FF 90 B CU 80 B FF 92 X CU 79 2-2 E6 16 G4-6-3 3-H			B CU 77 X FF 94 1-0 1B	4	0	1	1	0	0	0
16 Billy Butler, R (1, 3) OBP: 0.365, SLG: 0.508 40 Kelvin Herrera, R (6, 1) 33 Humberto Quintero, R (8, 2) OBP: 0.255, SLG: 0.341	C FF 92 F SL 85 B FF 92 C FF 93 1-3 ③ K			B FF 92 B SL 86 C SL 85 C CU 77 X CU 80 2-2 ② G6-3		C FF 93 X FF 93 0-1 ②③ G4-6-3 1-2f			B FF 93 F FF 94 B CU 77 F FF 94 T FF 95 2-2 ② K	3 0 1	0 0 0	0 0 0	0 0 0	0 0 0	1 0 1	1 0 1
21 Jeff Francoeur, R (1, 9) OBP: 0.309, SLG: 0.398		S FF 91 S FF 89 B FF 91 X CU 78 1-2 ① G5-3		C FF 92 B CU 79 B FF 89 X CU 77 2-1 ③ G5-3			B CU 76 F SL 85 F CU 79 F FF 93 X CU 80 1-2 ① G6-3		C FF 94 B CU 79 X CU 78 1-1 ③ L8	4	0	0	0	0	0	1
8 Mike Moustakas, L (1, 5) OBP: 0.341, SLG: 0.470		C CU 76 X FF 91 0-1 ② G4-3			X FF 90 0-0 2 G4-3 27 G6-3 2B		B CU 76 C CH 81 B FF 91 X CH 82 2-1 ② F9			3	1	1	0	0	0	0
2 Alcides Escobar, R (1, 6) OBP: 0.333, SLG: 0.383		C SL 86 X CU 79 0-1 ③ G4-3			M CU 76 X CU 78 0-1 ① G4-3 2-3		B FF 92 C SL 85 F FF 92 B SL 83 F CU 78 C SL 84 2-3 ③ K			3	0	0	0	0	1	1
27 Brayan Peña, S (1, 2) OBP: 0.273, SLG: 0.345 50 Jose Mijares, L (8, 1) 56 Greg Holland, R (8, 1) 51 Jonathan Broxton, R (9, 1)			B FF 90 B CH 81 C FF 91 X FF 91 2-1 1B		B FF 92 X CU 78 1-0 ② G6-3 3-H			B KC 77 C SI 90 B SL 83 X FF 90 2-1 ① F8		3 0 0 0	0 0 0 0	1 0 0 0	1 0 0 0	0 0 0 0	0 0 0 0	0 0 0 0
1 Jarrod Dyson, L (1, 8) OBP: 0.324, SLG: 0.295			B FF 90 C SI 90 X FF 92 1-1 ① F8		L CH 80 B FF 91 B CU 77 X FF 91 2-1 ③ F7			C SL 83 B SL 84 S SI 91 F SL 85 S SI 90 1-3 ② K		3	0	0	0	0	1	1
52 Bruce Chen, L (1, 1) OBP: 0.200, SLG: 0.200 35 Eric Hosmer, L (6, 3) OBP: 0.286, SLG: 0.369			C FF 90 L FF 90 C CU 78 0-3 ② K			B FF 90 C SI 90 F FF 89 B CU 78 B CU 77 C FF 88 3-3 ① K		B SL 84 X SL 84 1-0 ③ G4-3		2 1	0 0	0 0	0 0	0 0	2 0	1 0
Inning Stats	R: 0 E: 0 K: 1 S: 7 H: 0 LOB: 0 BB: 0 P: 10	R: 0 E: 0 K: 0 S: 7 H: 0 LOB: 0 BB: 0 P: 8	R: 0 E: 0 K: 1 S: 9 H: 1 LOB: 1 BB: 0 P: 14	R: 0 E: 0 K: 0 S: 8 H: 0 LOB: 0 BB: 0 P: 12	R: 1 E: 0 K: 0 S: 6 H: 1 LOB: 0 BB: 0 P: 9	R: 1 E: 1 K: 1 S: 11 H: 1 LOB: 0 BB: 0 P: 17	R: 0 E: 0 K: 1 S: 10 H: 0 LOB: 0 BB: 0 P: 15	R: 0 E: 0 K: 1 S: 7 H: 0 LOB: 0 BB: 0 P: 11	R: 0 E: 0 K: 2 S: 9 H: 1 LOB: 1 BB: 0 P: 15	1B: 2 2B: 1 3B: 1 HR: 0 SF: 0 SAC: 0 DP: 1 HBP: 0						

AB	31
R	2
H	4
RBI	2
BB	0
SO	7
LOB	7

WP: 0 PB: 0 SB: 0 CS: 0 PA: 31

PITCHER	IP	WLS	BF	H	R	ER	SO	BB	IBB	HBP	BLK	WP	HR	S	P	ERA	WHIP
18 Jordan Lyles, R (1, 1) ERA: 5.04	7.0	L	24	3	2	2	4	0	0	0	0	0	0	58	85	2.57	0.429
53 Wesley Wright, L (8, 1) ERA: 3.92	1.0		3	0	0	0	1	0	0	0	0	0	0	7	11	0.00	0.000
43 Fernando Rodriguez Jr., R (9, 1) ERA: 6.0	1.0		4	1	0	0	2	0	0	0	0	0	0	9	15	0.00	1.000

PITCHER	IP	WLS	BF	H	R	ER	SO	BB	IBB	HBP	BLK	WP	HR	S	P	ERA	WHIP

Batter	1	2	3	4	5	6	7	8	9	AB	R	H	RBI	BB	SO	LOB
27 Jose Altuve, R (1, 4) OBP: 0.356, SLG: 0.451	X SI 82 0-0 ① P4		C SI 85 X CU 75 0-1 ① G1-3		C SI 86 B CU 73 B CU 74 F SL 83 X SI 88 2-2 ② F8		F FF 99 S CH 87 B FF 100 B FF 98 C FF 98 2-3 ② K		B SL 85 X SL 84 1-0 1-3 1B	5	0	1	0	0	1	0
12 Brian Bixler, R (1, 9) OBP: 0.366, SLG: 0.486	C SI 82 T SI 86 F SI 87 B CU 72 X SI 86 1-2 2B		X SI 85 0-0 ② F8		C CU 72 S CH 76 X SI 88 0-2 ③ G6-3		C CU 81 S CU 80 F FF 99 S CH 86 0-3 ③ K		S FF 92 B FC 93 T FF 95 1-2 ② K	5	0	1	0	0	2	2
44 Justin Maxwell, R (1, 8) OBP: 0.321, SLG: 0.475 1 Jordan Schafer, L (5, 8) OBP: 0.311, SLG: 0.317	B SL 81 D CH 77 F SL 82 B SL 82 F CH 77 S SI 87 3-3 ② K		B SI 85 B CH 77 X CH 76 2-0 ③ F8			C SI 82 B SL 81 B SI 85 B SI 84 F SI 85 B SI 86 4-2 14 G6-4-3 45 BB 4 1B BB		C FF 90 F SL 83 S FF 92 0-3 ① K	S FF 95 F SI 93 B FF 96 X FF 96 1-2 ③ F7	2	0	0	0	0	1	1
45 Carlos Lee, R (1, 3) OBP: 0.357, SLG: 0.413 30 J.A. Happ, L (8, PR) OBP: 0.154, SLG: 0.083 43 Fernando Rodriguez Jr., (R 1)	B SL 82 B CH 77 C CH 77 B SI 87 X CH 78 3-1 ③ P4			B CH 76 C CH 76 C SI 87 F CU 74 X SI 87 1-2 ① L8		D CH 78 B SL 81 F CH 77 B SI 87 F SL 83 1 SAFE D CU 71 4-2 14 G6-4-3 1-2 BB		B FF 94 C FF 93 B FF 93 F FF 95 X FF 96 2-2 14 BB 1B		3	0	1	0	1	0	1
										0	0	0	0	0	0	0
										0	0	0	0	0	0	0
14 J.D. Martinez, R (1, 7) OBP: 0.321, SLG: 0.374		B SI 85 B CH 76 T CH 76 F SI 87 X SL 83 2-2 18 HBP 1B		C CU 71 B CH 77 X CH 77 1-1 2B		X SL 83 0-0 ① ② G6-4-3 1-2f 2-3		B FF 94 B SL 84 F SL 83 B FF 93 B FF 94 4-1 1-2 BB		3	0	2	0	1	0	2
4 Jed Lowrie, S (1, 6) OBP: 0.354, SLG: 0.498		B SL 82 1 SAFE X CH 76 1-0 ① F8		C SL 81 C SI 87 B FF 88 H SL 82 2-2 HBP		B CU 70 B SL 82 B CH 77 C SI 87 X SL 83 3-1 18 PB 23 1B 3-H 1B		C SL 84 S SL 85 F SL 85 B FF 96 S SL 84 1-3 ② K		3	0	1	1	0	1	3
23 Chris Johnson, R (1, 5) OBP: 0.312, SLG: 0.402		C SI 86 S SI 87 S SI 88 0-3 ② K		F SI 86 S CH 77 B SI 87 S SI 87 1-3 ② K		1 SAFE 1 SAFE 1 SAFE B SI 88 1 SAFE F CH 77 1 SAFE B CU 71 1 SAFE 2-2 F SI 87 F FF 88 X CU 73 18 PB 1-2 1B		B FF 97 B SL 85 C SL 84 B FF 96 S SL 83 S SL 86 3-3 ③ K		4	0	1	0	0	3	5
18 Chris Snyder, R (1, 2) OBP: 0.306, SLG: 0.324 28 David Carpenter, R (9, PR) OBP: 0.500, SLG: 0.500		B SL 82 H SL 82 2-0 1-2 HBP		F SL 83 C CU 72 F SI 88 S CU 73 0-3 ③ K		S SI 98 F FF 97 S CH 85 0-3 ③ K 1-2 2-3			B FF 93 C SL 87 X FF 95 1-1 16 FC5-4 1B	3	0	1	0	0	2	4
										0	0	0	0	0	0	0
18 Jordan Lyles, R (1, 1) OBP: 0.200, SLG: 0.200 19 Brian Bogusevic, L (7, PH) OBP: 0.307, SLG: 0.356 53 Wesley Wright, R (8, 1) 16 Matt Downs, R (9, 3) OBP: 0.208, SLG: 0.341		S SI 86 B SI 87 S SI 86 S SI 87 1-3 ③ K	C SI 85 F SI 87 S CU 72 0-3 ① K			B FF 97 F FF 97 B CH 87 F CH 88 B CH 86 S FF 98 3-3 ① K		X FF 92 0-0 ① FC5-4 27 1B 1-2f	2	0	0	0	0	2	2
									1	0	0	0	0	1	0
									0	0	0	0	0	0	0
									1	0	0	0	0	0	1
Inning Stats	R: 0 E: 0 K: 1 S: 10 H: 1 LOB: 1 BB: 0 P: 17	R: 0 E: 0 K: 2 S: 10 H: 1 LOB: 2 BB: 0 P: 16	R: 0 E: 0 K: 0 S: 4 H: 0 LOB: 0 BB: 0 P: 6	R: 0 E: 0 K: 2 S: 15 H: 1 LOB: 2 BB: 0 P: 20	R: 0 E: 0 K: 1 S: 9 H: 0 LOB: 0 BB: 0 P: 11	R: 1 E: 0 K: 1 S: 14 H: 2 LOB: 2 BB: 2 P: 27	R: 0 E: 0 K: 3 S: 10 H: 0 LOB: 0 BB: 0 P: 15	R: 0 E: 0 K: 3 S: 14 H: 1 LOB: 2 BB: 1 P: 24	R: 0 E: 0 K: 1 S: 10 H: 2 LOB: 2 BB: 0 P: 14	1B: 6 2B: 2 3B: 0 HR: 0 SF: 0 SAC: 0 DP: 1 HBP: 2						

PITCHER		IP	WLS	BF	H	R	ER	SO	BB	IBB	HBP	BLK	WP	HR	S	P	ERA	WHIP
52 Bruce Chen, L ERA: 4.81	(1, 1)	5.2	W	25	5	1	1	6	2	0	2	0	0	0	59	94	1.59	1.235
40 Kelvin Herrera, R ERA: 3.11	(6, 1)	1.1	H	4	0	0	0	4	0	0	0	0	0	0	13	18	0.00	0.000
50 Jose Mijares, L ERA: 2.03	(8, 1)	0.1	H	1	0	0	0	1	0	0	0	0	0	0	3	3	0.00	0.000
56 Greg Holland, R ERA: 3.75	(8, 1)	0.2	H	4	1	0	0	2	1	0	0	0	0	0	11	21	0.00	3.000
51 Jonathan Broxton, R ERA: 1.57	(9, 1)	1.0	S	5	2	0	0	1	0	0	0	0	0	0	10	14	0.00	2.000

PITCHER	IP	WLS	BF	H	R	ER	SO	BB	IBB	HBP	BLK	WP	HR	S	P	ERA	WHIP

BOTTOM

Kansas City Royals @ Houston Astros

Minute Maid Park, Houston, TX

Wed Jun 20 2012, 1:08 PM - 3:48 PM CDT

Att. 30,687 - Roof Closed - 73 F

livebaseballscorecards.com

AB	34
R	1
H	8
RBI	1
BB	3
SO	14
LOB	23

Batter	1	2	3	4	5	6	7	8	9	AB	R	H	RBI	BB	SO	LOB
15 Rafael Furcal, S (1, 6) OBP: 0.346, SLG: 0.390	B B B C C FF 92 F SI 92 B SI 92 4-2 7 1B 19 HBP 3 2B BB	C FF 90 B CH 83 X CH 85 1-1 19 1B 3 2B 1B X SI 96 0-0 ③ G1-3		B SI 95 B SI 95 B SI 93 B SI 93 4-1 BB		F CH 83 F SL 83 F FF 93 S CU 75 0-3 ③ K			B FF 93 C FF 92 B SL 81 X FF 92 2-1 1B	3 1	2 0	1 1	0 0	2 0	1 0	3 0
33 Daniel Descalso, L (8, 4) OBP: 0.329, SLG: 0.381																
19 Jon Jay, L (1, 8) OBP: 0.392, SLG: 0.427	C SI 92 B SI 92 1 SAFE F SI 91 1 SAFE B SI 92 H SL 85 3-2 7 1B 3 2B 1-2 HBP	F SI 90 B SI 89 1 SAFE X SI 90 1-1 3 2B 1-3 1B	C FF 92 X SL 82 0-1 P6	C SI 94 C SI 94 B SL 83 B CH 88 X SL 82 2-2 ③ G4-3			C FF 92 C CU 74 C FF 93 0-3 ①		D SL 82 F FF 93 F FF 94 D SL 85 B SL 82 S FF 92 3-3 ② K	5	2	1	0	0	2	3
7 Matt Holliday, R (1, 7) OBP: 0.369, SLG: 0.485	C SI 93 X SL 84 0-1 3 2B 4 1B 1-2 2-3 1B	F SL 83 B FF 91 X SL 81 1-1 ① F8	X SL 82 0-0 1B	B CU 77 B SI 91 C SI 92 B SI 92 B SI 94 4-1 3 G6-4-3 BB			F CH 83 B FF 92 B CU 75 B CH 82 X FF 93 3-1 3 G5-4-3 1B		B FF 92 B FF 92 B FF 91 C FF 92 S FF 92 T FF 92 3-2 ③ K	5	1	3	0	1	1	3
3 Carlos Beltrán, S (1, 10) OBP: 0.396, SLG: 0.588	X FF 92 0-0 4 1B 13 SF7 1-3 2-H 3-H 2B	B KC 76 F CH 85 X CH 84 1-1 4 1B 23 2B 1-H 3-H 2B	B SI 94 X SI 94 1-0 ② F7		C SI 93 B SI 94 D SL 83 X SI 94 2-1 ① ② G6-4-3 1-2f		B CH 83 B FF 93 F FF 92 X FF 92 2-1 ② ③ G5-4-3 1-2f			5	2	2	4	0	0	3
4 Yadier Molina, R (1, 2) OBP: 0.371, SLG: 0.496	D SL 83 S SI 92 F SI 93 X SL 84 1-2 55 S 23 BB 2-3 3-H 1B	B SI 94 D SL 84 X SI 94 2-0 23 2B 2-3 1B	F SI 95 B SI 96 F SL 83 D SL 85 X CH 88 2-2 ③ F8	C SI 96 X SL 81 0-1 ③ F8				X SI 98 0-0 ① G6-3		5	1	2	1	0	0	1
23 David Freese, R (1, 5) OBP: 0.327, SLG: 0.494	B SI 92 B SI 93 B SI 93 B FF 92 4-0 55 S 1-2 BB	C SL 84 B SI 96 X SI 94 1-1 13 1B 27 2B 1-H 3-H 2B		C SI 93 X SL 81 0-1 ① F9		C SI 91 C SL 82 X SL 83 0-2 27 G6-3 13 G1-3 1B		C SI 99 X CU 81 0-1 1B		4	1	3	2	1	0	0
13 Matt Carpenter, L (1, 3) OBP: 0.358, SLG: 0.528	X SI 92 0-0 ① SF7 3-H	B CH 86 B SI 94 X SI 94 2-0 27 2B 2-3 1B		F SI 93 X SI 95 0-1 27 WP 55 2B 2B		B SI 92 F SL 81 X CH 86 1-1 ① G1-3 1-2		B SI 98 B FF 96 X FF 97 2-0 ② F7		4	2	2	1	0	0	2
27 Tyler Greene, R (1, 4) OBP: 0.286, SLG: 0.389 (8, 6)	F SI 92 F SI 91 S SL 84 0-3 ② K	F SI 95 X SI 95 0-1 1-H 3-H 2B	B SL 82 B SL 84 X SI 96 2-0 P4 2-3		T SI 95 S SL 84 D SL 85 F SI 95 X CH 86 1-2 ② G6-3 2-3			S SI 97 S CH 87 F CH 89 X FF 99 0-2 ③ P3		5	0	1	2	0	1	5
55 Skip Schumaker, L (1, 9) OBP: 0.368, SLG: 0.421 43 Shane Robinson, R (9, PH) OBP: 0.283, SLG: 0.351 (9, 9)	F SI 92 C SI 91 S SL 80 0-3 ③ K 1-2 2-3	F SI 96 S SL 83 S SL 83 0-3 ② K	B SI 96 B CH 87 F SI 95 X SL 82 2-1 2B 3-H		B CU 74 C FF 92 B CU 74 B FF 92 F FF 92 F FF 93 B FF 92 4-2 BB				C FF 90 F FF 93 F FF 94 B SL 83 C FF 94 1-3 ① K	3 1	0 0	1 0	1 0	1 0	2 1	3 0
Inning Stats	R: 4 E: 0 K: 2 S: 18 H: 3 LOB: 2 BB: 2 P: 30	R: 6 E: 0 K: 1 S: 18 H: 7 LOB: 1 BB: 0 P: 27	R: 0 E: 0 K: 0 S: 7 H: 1 LOB: 1 BB: 0 P: 10	R: 1 E: 0 K: 0 S: 11 H: 2 LOB: 2 BB: 1 P: 21	R: 0 E: 0 K: 0 S: 5 H: 0 LOB: 0 BB: 1 P: 11	R: 0 E: 0 K: 1 S: 15 H: 1 LOB: 2 BB: 1 P: 21	R: 0 E: 0 K: 1 S: 7 H: 1 LOB: 0 BB: 0 P: 12	R: 0 E: 0 K: 0 S: 8 H: 1 LOB: 1 BB: 0 P: 10	R: 0 E: 0 K: 3 S: 12 H: 1 LOB: 1 BB: 0 P: 21	1B: 11 2B: 6 3B: 0 HR: 0 SF: 1 SAC: 0 DP: 2 HBP: 1						

PITCHER		IP	WLS	BF	H	R	ER	SO	BB	IBB	HBP	BLK	WP	HR	S	P	ERA	WHIP
32 Vin Mazzaro, R ERA: 5.24	(1, 1)	1.1	L	13	6	7	7	2	2	0	1	0	0	0	26	42	47.25	6.000
66 Roman Colon, R ERA: 6.75	(2, 1)	4.1		22	8	4	4	1	2	0	0	0	1	0	42	68	8.31	2.308
55 Tim Collins, L ERA: 2.27	(6, 1)	1.1		5	1	0	0	2	1	0	0	0	0	0	13	22	0.00	1.500
40 Kelvin Herrera, R ERA: 3.03	(8, 1)	1.0		4	1	0	0	0	0	0	0	0	0	0	8	10	0.00	1.000
50 Jose Mijares, L ERA: 1.95	(9, 1)	1.0		4	1	0	0	3	0	0	0	0	0	0	12	21	0.00	1.000

PITCHER	IP	WLS	BF	H	R	ER	SO	BB	IBB	HBP	BLK	WP	HR	S	P	ERA	WHIP

TOP

St. Louis Cardinals @ Kansas City Royals

Kauffman Stadium, Kansas City, MO

Fri Jun 22 2012, 7:11 PM - 10:14 PM CDT

Att. 37,902 - Clear - 85 F

livebaseballscorecards.com

AB	41
R	11
H	17
RBI	11
BB	5
SO	8
LOB	23

WP: 1	PA: 48																	
PB: 0																		
SB: 2																		
CS: 0																		

Batter	1	2	3	4	5	6	7	8	9	AB	R	H	RBI	BB	SO	LOB
4 Alex Gordon, L (1, 7) OBP: 0.355, SLG: 0.398	B SI 94 F SI 95 F SI 95 B SI 94 X SI 96 2-2 ① G6-3	B SI 96 D FF 95 B SI 94 C SI 94 X SI 93 3-1 ② F8 2-3		B SI 93 B SI 94 S SI 94 F FF 95 B CH 86 X SI 94 3-2 11 FC5-4 1B			B FF 92 F FF 91 X CU 80 1-1 ① F8		B SI 91 F FF 91 S FF 92 S CH 86 1-3 ② K	5	0	1	0	0	1	3
11 Yuniesky Betancourt, R (1, 4) OBP: 0.304, SLG: 0.462	C SI 96 B SL 83 X SI 94 1-1 16 1B 35 1B 1B	B SL 82 B SI 95 B SI 96 C SI 94 X SI 95 3-1 ③ G5-3 1-2		B SI 93 1 SAFE S SI 94 X SL 80 1-1 ③ FC5-4 1-2f			B SI 93 C SI 91 B FS 82 B FS 80 B SI 91 4-1 16 FC1-4 BB		F FF 93 C FF 93 B KC 83 D KC 83 B KC 83 D SI 92 4-2 16 1B 1-2 BB	3	1	1	0	2	0	3
16 Billy Butler, R (1, 10) OBP: 0.366, SLG: 0.506	C SI 94 X SI 95 0-1 21 G6-3 35 1B 1-3 1B		C SI 93 B SL 81 X SI 94 1-1 ① F8		C SI 94 X SI 94 0-1 ① F9		C SI 92 X SI 91 0-1 ② FC1-4 1-2f		F FF 93 X KC 81 0-1 1-3 2-H 1B	5	0	2	1	0	0	1
35 Eric Hosmer, L (1, 3) OBP: 0.285, SLG: 0.365	X SI 96 0-0 21 G6-3 1-2 3-H 1B		X SI 96 0-0 ② F7		B SI 94 F CH 86 B SL 81 B SI 94 X SI 94 3-1 ② F7		B FF 93 B FF 90 F FF 90 X FF 92 2-1 ③ G4-3		S CH 86 F CH 87 X CH 86 0-2 ③ G1-3	5	0	1	1	0	0	3
21 Jeff Francoeur, R (1, 9) OBP: 0.304, SLG: 0.392	D SL 83 B SI 94 S SI 94 F SI 94 F SL 84 F SL 82 X SI 95 2-2 ② G6-3 1-2 2-3		C SI 94 X SI 95 0-1 ③ G6-3		B SL 83 C SI 95 B SI 95 B SI 93 F SI 94 X SI 93 3-2 ③ G1-3			C FF 96 S SL 79 B SL 79 B SL 79 C SI 96 2-3 ① K		4	0	0	0	0	1	2
8 Mike Moustakas, L (1, 5) OBP: 0.344, SLG: 0.468	B SI 95 B SI 94 C SI 95 F SI 94 B SI 95 S CH 83 3-3 ③ K			H SI 92 1-0 13 HR HBP		B SI 92 B SI 93 X SI 92 2-0 13 FC5-4 1B		B SI 96 C SI 94 X SI 96 1-1 ② F7		3	1	1	0	0	1	2
13 Salvador Perez, R (1, 2) OBP: 0.500, SLG: 1.250		B SI 94 C SI 94 X SI 95 1-1 1 FC6-5 2 1B 1B		B SI 93 B SI 92 B SI 95 C SI 93 X SI 94 3-1 1-H HR		X SI 94 0-0 ① FC5-4 2 1B 1-2f		C FF 96 C SL 78 X SL 80 0-2 G4-3		4	1	2	2	0	0	1
2 Alcides Escobar, R (1, 6) OBP: 0.336, SLG: 0.385		C SI 94 X SL 81 0-1 4 F8 1 FC6-5 1-2 1B		C SI 94 S SL 82 B SL 82 X SL 82 1-2 ① F7		C SI 94 B SI 94 S SI 92 D SL 82 X SI 92 2-2 1 G1-6-3 1-2 1B			F FF 92 C KC 82 B FF 90 F FF 93 X FF 94 1-2 ① F9	4	0	2	0	0	0	0
1 Jarrod Dyson, L (1, 8) OBP: 0.323, SLG: 0.294		C SI 94 D CH 85 X SI 95 1-1 ① FC6-5 11 S 1-2 2-3f		X SI 94 0-0 ② B3		B SI 93 B SI 92 X SI 93 2-0 ②③ G1-6-3 1-2f			C SI 92 B KC 82 B KC 80 B FF 92 C FF 92 F FF 93 X FF 92 3-2 11 DI 16 1B 1B	4	1	1	0	0	0	4
Inning Stats	R: 1 E: 0 K: 1 S: 16 H: 3 LOB: 2 BB: 0 P: 24	R: 0 E: 0 K: 0 S: 10 H: 2 LOB: 2 BB: 0 P: 18	R: 0 E: 0 K: 0 S: 5 H: 0 LOB: 0 BB: 0 P: 6	R: 2 E: 0 K: 0 S: 11 H: 2 LOB: 1 BB: 0 P: 20	R: 0 E: 0 K: 0 S: 7 H: 0 LOB: 0 BB: 0 P: 13	R: 0 E: 0 K: 0 S: 6 H: 2 LOB: 1 BB: 0 P: 12	R: 0 E: 0 K: 0 S: 7 H: 0 LOB: 1 BB: 1 P: 14	R: 0 E: 0 K: 1 S: 8 H: 0 LOB: 0 BB: 0 P: 11	R: 1 E: 0 K: 1 S: 18 H: 2 LOB: 2 BB: 1 P: 27	1B: 10 2B: 0 3B: 0 HR: 1	SF: 0 SAC: 0 DP: 1 HBP: 1	WP: 0 PB: 0 SB: 1 CS: 0	PA: 40				

PITCHER	IP	WLS	BF	H	R	ER	SO	BB	IBB	HBP	BLK	WP	HR	S	P	ERA	WHIP
58 Joe Kelly, R (1, 1) ERA: 3.52	6.0	W	27	9	3	3	1	0	0	1	0	0	1	55	93	4.50	1.500
61 Sam Freeman, L (7, 1) ERA: 5.4	1.0		4	0	0	0	0	1	0	0	0	0	0	7	14	0.00	1.000
52 Eduardo Sanchez, R (8, 1) ERA: 4.61	1.0		3	0	0	0	1	0	0	0	0	0	0	8	11	0.00	0.000
59 Fernando Salas, R (9, 1) ERA: 4.56	1.0		6	2	1	1	1	1	0	0	0	0	0	18	27	9.00	3.000

PITCHER	IP	WLS	BF	H	R	ER	SO	BB	IBB	HBP	BLK	WP	HR	S	P	ERA	WHIP

BOTTOM

St. Louis Cardinals @ Kansas City Royals

Kauffman Stadium, Kansas City, MO

Fri Jun 22 2012, 7:11 PM - 10:14 PM CDT

Att. 37,902 - Clear - 85 F

livebaseballscorecards.com

AB	37
R	4
H	11
RBI	4
BB	2
SO	3
LOB	19

Batter	1	2	3	4	5	6	7	8	9	AB	R	H	RBI	BB	SO	LOB
15 Rafael Furcal, S (1, 6) OBP: 0.354, SLG: 0.393	C SI 89 B FF 90 B SI 91 B SI 90 C FF 90 F SI 90 X FF 91 3-2 ① G6-3		B SI 92 C SI 92 B SL 79 B FF 92 B SI 90 4-1 19 7 1B BB		1 SAFE X SI 89 0-0 19 7 1B 1-3 1B	B SI 92 X SI 91 1-0 2-H 1B		B FF 92 F FF 91 B SL 76 B FF 91 B FF 89 4-1 19 G4-6-3 BB		3	2	2	1	2	0	0
19 Jon Jay, L (1, 8) OBP: 0.392, SLG: 0.426	C SI 91 F FF 92 F SL 81 B SL 82 B SL 81 T FF 92 2-2 ② K		X FF 92 0-0 7 1B 1-2 1B		B FF 91 D SL 80 1 SAFE X SI 92 2-0 7 1B 3 1B 1-2 3-H 1B	S SL 80 B SL 80 C SL 81 D SL 84 X SL 82 2-2 ③ G4-3		B FF 90 B FF 90 X FF 90 2-0 ② ③ G4-6-3 1-2f		5	1	2	1	0	1	2
7 Matt Holliday, R (1, 10) OBP: 0.376, SLG: 0.494	B SI 92 S SI 92 F SI 93 B FF 93 F FF 92 X SL 81 2-2 ③ F7		S FF 92 B SI 91 F SI 93 F SI 93 X SL 82 1-2 1-2 2-H 1B		B SI 91 B SI 91 B SI 90 C SI 90 X SI 91 3-1 3 1B 1-3 2-H 1B		C FF 94 B FF 96 F FF 95 F FF 97 B SL 85 F FF 96 B SL 85 F FF 96 X FF 96 3-2 21 HR 2B		C SI 94 X SI 94 0-1 3 1B 21 1B 1B	5	2	4	2	0	0	0
3 Carlos Beltrán, S (1, 9) OBP: 0.396, SLG: 0.585		C CU 73 B FF 91 B SL 81 F SI 92 B FF 92 X FF 92 3-2 ① G3-1	X CU 77 0-0 ③ F9		B FF 99 B SI 98 S CH 86 X CH 87 2-1 23 FC6-4 1-2 3-H 1B		B SL 84 B SL 83 C SL 83 S FF 97 F SL 86 S SL 87 2-3 ① K		C SI 94 B SI 95 F SI 95 X SL 86 1-2 21 1B 1-2 1B	5	0	2	1	0	1	3
21 Allen Craig, R (1, 3) OBP: 0.392, SLG: 0.605		B SI 92 C FF 92 C SI 92 F SL 80 F SL 82 B SI 92 X SL 80 2-2 ② G5-3		B FF 89 F SI 90 C FF 91 B SL 81 F SL 82 S SI 91 2-3 ① K	C SI 98 F FF 98 X FF 99 0-2 ② F7		F SL 85 F FF 96 D SL 85 B SL 87 F SL 87 F SL 87 B FF 98 X SL 86 3-2 2-H HR		B SI 94 F SI 95 X SL 84 1-1 13 G6-4-3 1-2 2-H 1B	5	1	2	3	0	1	2
23 David Freese, R (1, 5) OBP: 0.332, SLG: 0.494		B FF 91 X FF 91 1-0 1B		B SI 91 B SI 92 C SI 90 B SL 80 B FF 90 4-1 13 G3-6 BB	B SI 98 S CH 90 X CH 86 1-1 ③ FC6-4 1-2f		C FF 95 F FF 96 F FF 97 X CU 76 0-2 1B		B SI 95 C SI 95 S SI 94 F SI 95 S SL 85 1-3 ① K	4	0	2	0	1	1	4
13 Matt Carpenter, L (1, 7) OBP: 0.352, SLG: 0.513		B FF 91 C FF 90 B FF 92 F FF 92 D SL 80 X SL 79 3-2 ③ G3		C SI 91 X FF 90 0-1 ② ③ G3-6 1-2f	L FF 92 X SL 79 0-1 33 G2-5-4 48 FC6 1B	B FF 90 X FF 90 1-0 ② F8		B FF 95 X FF 95 1-0 ② ③ G6-4-3 1-2f	5	0	1	0	0	0	5
48 Tony Cruz, R (1, 2) OBP: 0.163, SLG: 0.204			C SI 89 X SL 80 0-1 ① F8		B FF 90 F SI 89 B SI 90 X SI 90 2-1 ① G6-3	B SI 91 B FF 91 F FF 92 F FF 92 B FF 92 X CH 87 3-2 FC6 33 G2-5-4 15 1B 1-2	F FF 90 F FF 91 B FF 93 B FF 92 F SL 81 B CH 83 F FF 91 X FF 93 3-2 ③ P6			4	1	0	0	0	0	2
33 Daniel Descalso, L (1, 4) OBP: 0.327, SLG: 0.377			C SI 90 B FF 92 F SI 92 X SL 82 1-2 ② G3		X SI 89 0-0 15 1B 19 1B 1B	B SI 92 2 SAFE X SI 90 1-0 ① ② G2-5-4 1-2 2-3f		C FF 90 S FF 90 B FF 93 C FF 93 1-3 ① K		4	1	1	0	0	1	2
Inning Stats	R: 0 E: 0 K: 1 S: 12 H: 0 LOB: 0 BB: 0 P: 19	R: 0 E: 0 K: 0 S: 12 H: 1 LOB: 1 BB: 0 P: 21	R: 1 E: 0 K: 0 S: 12 H: 2 LOB: 2 BB: 1 P: 18	R: 0 E: 0 K: 1 S: 7 H: 0 LOB: 0 BB: 1 P: 13	R: 3 E: 0 K: 0 S: 14 H: 5 LOB: 2 BB: 0 P: 24	R: 1 E: 0 K: 0 S: 10 H: 2 LOB: 1 BB: 0 P: 17	R: 2 E: 0 K: 1 S: 25 H: 3 LOB: 1 BB: 0 P: 37	R: 0 E: 0 K: 1 S: 5 H: 0 LOB: 0 BB: 1 P: 12	R: 1 E: 0 K: 1 S: 12 H: 3 LOB: 1 BB: 0 P: 16	1B: 14 2B: 1 3B: 0 HR: 1 SF: 0 SAC: 0 DP: 4 HBP: 0						

PITCHER		IP	WLS	BF	H	R	ER	SO	BB	IBB	HBP	BLK	WP	HR	S	P	ERA	WHIP
39 Luis Mendoza, R ERA: 4.95	(1, 1)	4.1	L	21	7	4	4	2	2	0	0	0	0	0	50	85	8.31	2.077
40 Kelvin Herrera, R ERA: 2.97	(5, 1)	0.2		3	1	0	0	0	0	0	0	0	0	0	7	10	0.00	1.500
67 Francisley Bueno, L ERA: 9.0	(6, 1)	1.0		5	2	1	1	0	0	0	0	0	0	0	10	17	9.00	2.000
56 Greg Holland, R ERA: 4.44	(7, 1)	0.1		4	3	2	2	1	0	0	0	0	0	1	19	27	54.00	9.000
50 Jose Mijares, L ERA: 1.84	(7, 1)	1.2		5	0	0	0	1	1	0	0	0	0	0	11	22	0.00	0.600

PITCHER		IP	WLS	BF	H	R	ER	SO	BB	IBB	HBP	BLK	WP	HR	S	P	ERA	WHIP
43 Aaron Crow, R ERA: 2.93	(9, 1)	1.0		5	3	1	1	1	0	0	0	0	0	0	12	16	9.00	3.000

TOP

St. Louis Cardinals @ Kansas City Royals

Kauffman Stadium, Kansas City, MO

Sat Jun 23 2012, 1:12 PM - 4:09 PM CDT

Att. 37,240 - Cloudy - 77 F

livebaseballscorecards.com

AB	40
R	8
H	16
RBI	8
BB	3
SO	5
LOB	20

WP: 0	PB: 0	SB: 0	CS: 0
PA: 43			

Batter	1	2	3	4	5	6	7	8	9	AB	R	H	RBI	BB	SO	LOB
4 Alex Gordon, L (1, 7) OBP: 0.360, SLG: 0.408	C SI 89 X FC 88 0-1 16 G4-3 1B			B CH 82 F SI 88 F SI 90 B CU 74 B CU 74 B CU 74 4-2 BB		F CH 83 B FC 89 B SI 90 B CH 84 C SI 91 F FC 91 X SI 91 3-2 1-H 11 G5-3 3B		C SI 97 F FF 97 F SL 90 B CH 89 X CH 88 1-2 ① G4-3		3	1	2	1	1	0	0
11 Yuniesky Betancourt, R (1, 4) OBP: 0.293, SLG: 0.444	X SI 88 0-0 ① P6			B FC 84 1 SAFE 1 SAFE X SI 90 1-0 ① F7		C CU 72 B SI 91 S FC 84 F CU 74 B SI 93 B FC 85 X FF 92 3-2 ① G5-3 3-H		C SL 89 F SL 88 X FF 97 0-2 ② L6		4	0	0	1	0	0	2
16 Billy Butler, R (1, 10) OBP: 0.361, SLG: 0.498	B SI 90 1 SAFE B SI 90 S FC 86 X FC 86 2-1 ②③ G4-3 1-2f			B SI 91 B SI 90 F CU 71 B SI 91 C SI 91 X FC 85 3-2 ② L8		B FC 85 B SI 91 X SI 91 2-0 ② P4		B SI 94 B SL 88 X FF 96 2-0 ③ G5-3		4	0	0	0	0	0	2
35 Eric Hosmer, L (1, 3) OBP: 0.281, SLG: 0.360		B FC 89 C SI 89 S CH 83 B CU 72 X CU 72 2-2 ① G3		F CU 72 F FC 89 B CU 73 F FC 91 1 SAFE X CH 85 1-2 ③ G4-3		B FF 89 X CU 72 1-0 ③ G3			T FF 96 X FC 93 0-1 ① G6-3	4	0	0	0	0	0	1
21 Jeff Francoeur, R (1, 9) OBP: 0.300, SLG: 0.386		B FC 84 F SI 90 S CU 73 X FC 85 1-2 ② G6-3			C CU 72 B SI 92 F FF 89 B CH 84 B FC 86 F FF 91 X CU 75 3-2 ① G1		F SI 89 X SI 89 0-1 ① G5-3		C FF 99 X FC 93 0-1 ② G5-3	4	0	0	0	0	0	0
8 Mike Moustakas, L (1, 5) OBP: 0.342, SLG: 0.465		C FC 89 F CH 84 C SI 92 0-3 ③ K			B CH 83 S SI 90 F FC 88 X CH 84 1-2 ② G6-3		C CU 71 F FC 88 X CU 73 0-2 1 G4-3 2 1B 1B		F FC 91 B FC 94 F FF 98 S FF 98 1-3 ③ K	4	0	1	0	0	2	0
2 Alcides Escobar, R (1, 6) OBP: 0.340, SLG: 0.389			C SI 89 B FC 82 B SI 88 X SI 89 2-1 ① G4-3		B SI 89 C FC 84 B SI 88 X SI 88 2-1 1B		B SI 89 X FC 84 1-0 1 G4-3 1-2 1B			3	0	2	0	0	0	0
1 Jarrod Dyson, L (1, 8) OBP: 0.318, SLG: 0.289			C CU 71 B SI 88 X SI 89 1-1 ② F9		B SI 88 B FC 87 C FF 88 F FC 88 F CU 74 S FC 85 2-3 ③ K		C CU 72 D CU 72 B FC 88 B SI 90 X SI 90 3-1 ② G4-3 1-2 2-3			3	0	0	0	0	1	3
33 Humberto Quintero, R (1, 2) OBP: 0.257, SLG: 0.341			F FC 86 F FC 84 S CU 73 0-3 ③ K			C SI 89 B SI 88 X FC 82 1-1 4 3B 1B	B CU 74 B SI 91 B SI 90 C SI 90 F FC 85 S SI 91 3-3 ③ K			3	1	1	0	0	2	2
Inning Stats	R: 0 E: 0 K: 0 S: 5 H: 1 LOB: 0 BB: 0 P: 7	R: 0 E: 0 K: 1 S: 9 H: 0 LOB: 0 BB: 0 P: 12	R: 0 E: 0 K: 1 S: 7 H: 0 LOB: 0 BB: 0 P: 10	R: 0 E: 0 K: 0 S: 10 H: 0 LOB: 1 BB: 1 P: 19	R: 0 E: 0 K: 1 S: 13 H: 1 LOB: 1 BB: 0 P: 21	R: 2 E: 0 K: 0 S: 12 H: 2 LOB: 0 BB: 0 P: 22	R: 0 E: 0 K: 1 S: 11 H: 2 LOB: 2 BB: 0 P: 18	R: 0 E: 0 K: 0 S: 8 H: 0 LOB: 0 BB: 0 P: 11	R: 0 E: 0 K: 1 S: 7 H: 0 LOB: 0 BB: 0 P: 8	1B: 5 2B: 0 3B: 1 HR: 0 SF: 0 SAC: 0 DP: 1 HBP: 0						

PITCHER	IP	WLS	BF	H	R	ER	SO	BB	IBB	HBP	BLK	WP	HR	S	P	ERA	WHIP
50 Adam Wainwright, R (1, 1) ERA: 4.32	7.0	W	27	6	2	2	4	1	0	0	0	0	0	67	109	2.57	1.000
41 Mitchell Boggs, R (8, 1) ERA: 2.23	1.0		3	0	0	0	0	0	0	0	0	0	0	8	11	0.00	0.000
30 Jason Motte, R (9, 1) ERA: 3.31	1.0		3	0	0	0	1	0	0	0	0	0	0	7	8	0.00	0.000

PITCHER	IP	WLS	BF	H	R	ER	SO	BB	IBB	HBP	BLK	WP	HR	S	P	ERA	WHIP

BOTTOM

St. Louis Cardinals @ Kansas City Royals

Kauffman Stadium, Kansas City, MO

Sat Jun 23 2012, 1:12 PM - 4:09 PM CDT

Att. 37,240 - Cloudy - 77 F

livebaseballscorecards.com

AB	32
R	2
H	6
RBI	2
BB	1
SO	5
LOB	10



Batter	1	2	3	4	5	6	7	8	9	AB	R	H	RBI	BB	SO	LOB
15 Rafael Furcal, S (1, 6) OBP: 0.351, SLG: 0.387	B FF 89 B FF 89 C FF 89 X FF 88 2-1 G6-3	1 SAFE 1 SAFE B FF 89 B FF 87 F FF 89 1 SAFE S FF 88 F FF 88 B FF 89 3-3 F CH 82 F FF 89 S FF 89 K		B SL 78 X FF 87 1-0 G4-3		1 SAFE F FF 92 D FF 91 X CH 82 1-1 F9		I IN 60 I IN 60 I IN 63 I IN 62 4-0 21 E, 21 1B, 7 SF9, IBB		4	1	0	0	1	1	2
21 Allen Craig, R (1, 9) OBP: 0.399, SLG: 0.609 19 Jon Jay, L (8, PR) OBP: 0.392, SLG: 0.426 (8, 8)	C FF 89 B FF 90 T FF 88 F FF 91 B SL 81 B CH 83 F FF 89 F FF 89 X FF 90 3-2 3 HR, 2B	1 SAFE B FF 89 B CH 82 B FF 89 C FF 90 B FF 89 4-1 7 2B, 3 WP, 1-2, BB		F CH 82 C FF 88 F SL 80 B FF 89 C FF 89 1-3 K			B FF 92 S CH 81 X CH 82 1-1 F8	X SI 94 0-0 E8, 7 SF9, 1-3, 2-H, 3-H, 1B		4 0	2 0	2 0	2 0	1 0	1 0	0 0
7 Matt Holliday, R (1, 7) OBP: 0.379, SLG: 0.498	B FF 90 C FF 88 B SI 88 F FF 88 B FF 89 B FF 89 4-2 3 HR, BB	X FF 89 0-0 3 WP, 1-3, 2-H, 2B			C CH 86 B CH 87 X CH 81 1-1 G5-3		B FF 93 B FF 92 B FF 92 B FF 93 4-0 23 S, 23 1B, BB	S SL 86 F SI 95 F SL 86 X SI 96 0-2 SF9, 1-2, 3-H		2	2	1	2	2	0	0
3 Carlos Beltrán, S (1, 10) OBP: 0.393, SLG: 0.589	C FF 89 S FF 90 X FF 90 0-2 1-H, 2-H, HR	B CH 86 S CH 84 B SL 78 X CH 85 2-1 G1-3, 2-3, 3-H			B CH 83 S FF 88 B SL 77 B CH 87 X FF 89 3-1 F8		X CH 83 0-0 P3	S SL 85 X SI 95 0-1 G4-3		5	1	1	3	0	0	4
23 David Freese, R (1, 5) OBP: 0.333, SLG: 0.490	B CH 83 B SI 90 B FF 90 C FF 90 F FF 90 B CH 84 4-2 BB		B FF 88 B SL 78 X FF 89 2-0 F9		B FF 88 B FF 87 C FF 87 X FF 87 2-1 F9		S CH 83 B CU 74 X CH 83 1-1 1-H, 1B		X FF 91 0-0 G5-3	4	0	1	1	1	0	0
4 Yadier Molina, R (1, 2) OBP: 0.371, SLG: 0.504	B CH 82 1 SAFE X FF 90 1-0 F9		B FF 88 C SI 88 B SL 79 B SI 87 B FF 88 4-1 13 FC4-6, BB			B FF 86 X SI 87 1-0 HR		X FF 92 0-0 F9	S SI 94 F SI 94 X SL 86 0-2 G3	4	1	1	1	1	0	1
13 Matt Carpenter, L (1, 3) OBP: 0.346, SLG: 0.517	C FF 91 C SL 82 F SL 82 X SL 81 0-2 F7		C CH 87 B SI 87 F FF 86 F SI 88 F SL 79 X SL 79 1-2 FC4-6, 1-2f			X SL 78 0-0 L4-3		C FF 92 B CU 75 C FF 92 F CH 84 B CU 74 F FF 93 X FF 93 2-2 33 1B, 3B	B KC 76 B SI 94 F FF 94 B SI 94 X SI 93 3-1 G4-3	5	1	1	0	0	0	2
43 Shane Robinson, R (1, 8) OBP: 0.290, SLG: 0.345 (8, 9)		B FF 89 B FF 90 C SI 90 C FF 88 B SI 90 B SI 89 4-2 21 BB, 7 2B, BB	B CH 80 X SI 87 1-0 F7			X CH 80 0-0 G5-3		D CU 73 B CU 74 P PO 82 I IN 65 4-0 33 1B, 21 1B, IBB		2	2	0	0	2	0	1
33 Daniel Descalso, L (1, 4) OBP: 0.331, SLG: 0.377		B FF 89 1 SAFE C FF 90 C FF 89 X SL 80 1-2 F7		C FF 85 B SI 86 F SL 76 F SL 79 T FF 87 1-2 K		B FF 88 B CH 86 B FF 89 B CH 87 4-0 BB		C FF 92 S FF 92 F FF 94 X CU 73 0-2 1-3, 3-H, 21 1B, 1B		3	1	1	1	1	1	1
Inning Stats	R: 3 E: 0 K: 0 S: 20 H: 2 LOB: 1 BB: 2 P: 34	R: 2 E: 0 K: 1 S: 15 H: 1 LOB: 1 BB: 2 P: 29	R: 0 E: 0 K: 0 S: 8 H: 0 LOB: 1 BB: 1 P: 16	R: 0 E: 0 K: 2 S: 9 H: 0 LOB: 0 BB: 0 P: 12	R: 0 E: 0 K: 0 S: 6 H: 0 LOB: 0 BB: 0 P: 12	R: 1 E: 0 K: 0 S: 5 H: 1 LOB: 1 BB: 1 P: 11	R: 1 E: 0 K: 0 S: 5 H: 1 LOB: 1 BB: 1 P: 11	R: 4 E: 1 K: 0 S: 18 H: 3 LOB: 2 BB: 2 P: 27	R: 0 E: 0 K: 0 S: 6 H: 0 LOB: 0 BB: 0 P: 9	1B: 3 2B: 2 3B: 1 HR: 2 SF: 1 SAC: 0 DP: 0 HBP: 0						

PITCHER		IP	WLS	BF	H	R	ER	SO	BB	IBB	HBP	BLK	WP	HR	S	P	ERA	WHIP
57 Jonathan Sánchez, L ERA: 6.21	(1, 1)	5.2		27	4	6	6	3	6	0	0	0	1	2	61	111	9.53	1.765
55 Tim Collins, L ERA: 3.13	(6, 1)	1.2	L	10	3	5	4	0	1	2	0	0	0	0	18	34	21.60	2.400
43 Aaron Crow, R ERA: 2.78	(8, 1)	1.2		6	1	0	0	0	0	0	0	0	0	0	13	16	0.00	0.600

PITCHER	IP	WLS	BF	H	R	ER	SO	BB	IBB	HBP	BLK	WP	HR	S	P	ERA	WHIP

TOP

St. Louis Cardinals @ Kansas City Royals

Kauffman Stadium, Kansas City, MO

Sun Jun 24 2012, 1:13 PM - 4:20 PM CDT

Att. 29,063 - Sunny - 96 F

livebaseballscorecards.com

AB	33
R	11
H	8
RBI	10
BB	9
SO	3
LOB	11

WP: 1 PA: 43
PB: 0
SB: 1
CS: 0

Batter	1	2	3	4	5	6	7	8	9	AB	R	H	RBI	BB	SO	LOB
4 Alex Gordon, L (1, 7) OBP: 0.364, SLG: 0.409	C FF 90 B FF 92 X SL 88 1-1 19 CS 1B		B CU 80 X SI 92 1-0 19 G4-6-3 1B		F SL 87 C CU 78 B CU 79 F FF 94 B FF 94 B SI 94 F FF 93 F FF 93 X FF 94 3-2 ① F8		C SI 91 B SI 92 S SI 92 X SL 86 1-2 ① G6-3		B FF 93 B FF 93 B FF 92 C FF 91 B FF 88 4-1 16 HR BB	4	1	2	0	1	0	1
19 Irving Falu, S (1, 4) OBP: 0.313, SLG: 0.404	B SI 90 1 SAFE B SI 91 B SI 93 B FF 92 4-0 ① 8 HR 1-2 BB		X SI 92 0-0 ②③ G4-6-3 1-2f		B SI 92 C CU 80 B CU 79 B FF 94 C SI 93 X FF 92 3-2 ② F9		B SI 92 B SI 92 B SI 92 C SI 91 F SI 93 X SI 93 3-2 ② F9		C FF 92 F FF 92 B FS 82 B CU 80 B FF 91 X FF 90 3-2 ① P6	4	1	0	0	1	0	3
8 Mike Moustakas, L (1, 5) OBP: 0.347, SLG: 0.492	C FF 92 S FF 92 B FF 94 F CH 85 F FF 92 B CH 84 1 SAFE F FF 93 B CU 79 3-2 X SI 84 1-H HR			B SI 91 B SI 91 B SI 92 C SI 92 X SI 92 3-1 HR	B CH 84 B CH 84 X CH 84 2-0 ③ G3		X SI 93 0-0 2-3 1B		C FF 93 F FF 94 F FF 96 D CU 80 S CU 78 1-3 ② K	5	2	3	3	0	1	1
16 Billy Butler, R (1, 3) OBP: 0.358, SLG: 0.504	C FF 94 X CU 80 0-1 ② L4			C SL 88 C FF 93 S FF 94 0-3 ① K		X CU 78 0-0 ① F9	C SL 79 C SI 79 X SL 78 0-2 ③ G5-3		B FF 94 B SI 91 C FF 91 X FF 90 2-1 1-H HR	5	1	1	2	0	1	2
21 Jeff Francoeur, R (1, 9) OBP: 0.302, SLG: 0.398	C FF 93 X CU 80 0-1 ③ P3			B SI 93 S CU 81 X CU 81 1-1 HR		C FF 92 F SI 89 B FF 92 F FF 92 X SL 85 1-2 27 1B 13 G6-3 1B		F FF 96 B FF 97 X SI 96 1-1 ① G1-3	B FF 92 C FS 82 F FS 82 F FF 96 S FF 96 1-3 ③ K	5	2	2	1	0	1	0
27 Brayan Peña, S (1, 10) OBP: 0.280, SLG: 0.350		B FF 91 C FF 91 F CH 85 F CH 85 F CU 80 X SI 94 1-2 ① F8		X SI 93 0-0 1 3B 1B		B FF 92 C FF 91 X FF 91 1-1 13 G6-3 1-3 1B		B SI 96 B SI 98 C SI 97 S SI 96 F SI 98 S CH 89 2-3 ② K		4	1	2	0	0	1	0
13 Salvador Perez, R (1, 2) OBP: 0.375, SLG: 0.750		C FF 93 X CU 80 0-1 ② G6-3		C SI 93 X FF 90 0-1 ② P4		D SL 80 X SL 80 1-0 ② G6-3 1-2 3-H		F FF 98 X SL 92 0-1 1 E 1 1B 1B		4	0	1	1	0	0	2
1 Jarrod Dyson, L (1, 8) OBP: 0.322, SLG: 0.305		B FF 93 F FF 93 B SI 92 X SI 93 2-1 ③ F8		B FF 91 B FF 93 B FF 91 C SI 92 C SI 92 X FF 93 3-2 1-H 3B		X SI 92 0-0 ③ G4-3		B SI 96 C SI 98 X SI 98 1-1 E3 2 S 1-3 1B		4	0	2	1	0	0	1
2 Alcides Escobar, R (1, 6) OBP: 0.338, SLG: 0.390			C FF 91 B CU 80 X CU 79 1-1 ① P4	B CU 80 S FF 92 F FF 93 C FF 94 1-3 ③ K			B SL 80 C SI 92 X FF 91 1-1 8 1B 2B	B SI 97 F SI 97 F FF 96 C SL 91 1-3 ③ K 1-2		4	0	1	0	0	2	3
Inning Stats	R: 2 E: 0 K: 0 S: 12 H: 2 LOB: 0 BB: 1 P: 20	R: 0 E: 0 K: 0 S: 9 H: 0 LOB: 0 BB: 0 P: 12	R: 0 E: 0 K: 0 S: 4 H: 1 LOB: 0 BB: 0 P: 6	R: 3 E: 0 K: 2 S: 16 H: 4 LOB: 1 BB: 0 P: 24	R: 0 E: 0 K: 0 S: 10 H: 0 LOB: 0 BB: 0 P: 18	R: 1 E: 0 K: 0 S: 9 H: 2 LOB: 1 BB: 0 P: 12	R: 0 E: 0 K: 0 S: 12 H: 2 LOB: 2 BB: 0 P: 17	R: 0 E: 1 K: 2 S: 13 H: 2 LOB: 2 BB: 0 P: 18	R: 2 E: 0 K: 2 S: 14 H: 1 LOB: 0 BB: 1 P: 25	1B: 8 2B: 1 3B: 1 HR: 4 SF: 0 SAC: 0 DP: 1 HBP: 0						

PITCHER		IP	WLS	BF	H	R	ER	SO	BB	IBB	HBP	BLK	WP	HR	S	P	ERA	WHIP
31 Lance Lynn, R ERA: 3.23	(1, 1)	5.1		24	9	6	6	2	1	0	0	0	0	3	58	89	10.12	1.875
66 Victor Marte, R ERA: 3.62	(6, 1)	0.2	W	3	1	0	0	0	0	0	0	0	0	0	4	6	0.00	1.500
34 Marc Rzepczynski, L ERA: 5.33	(7, 1)	0.2	H	3	1	0	0	0	0	0	0	0	0	0	7	11	0.00	1.500
52 Eduardo Sanchez, R ERA: 4.5	(7, 1)	0.1	H	1	0	0	0	0	0	0	0	0	0	0	3	3	0.00	0.000
41 Mitchell Boggs, R ERA: 2.16	(8, 1)	1.0		5	2	0	0	2	0	0	0	0	0	0	13	18	0.00	2.000

PITCHER		IP	WLS	BF	H	R	ER	SO	BB	IBB	HBP	BLK	WP	HR	S	P	ERA	WHIP
61 Sam Freeman, L ERA: 6.75	(9, 1)	1.0		5	1	2	2	2	1	0	0	0	0	1	14	25	18.00	2.000

BOTTOM

St. Louis Cardinals @ Kansas City Royals

Kauffman Stadium, Kansas City, MO

Sun Jun 24 2012, 1:13 PM - 4:20 PM CDT

Att. 29,063 - Sunny - 96 F

livebaseballscorecards.com

AB	39
R	8
H	14
RBI	8
BB	2
SO	6
LOB	13

Batter	1	2	3	4	5	6	7	8	9	AB	R	H	RBI	BB	SO	LOB
8 Desmond Jennings, R (1, 7) OBP: 0.298, SLG: 0.339	C FF 92 X SI 92 0-1 ① G5-3		C KC 78 C KC 79 X SI 94 0-2 ② F9 1-2		F FF 93 B SL 86 C KC 78 S SI 94 1-3 ① K			C SL 85 F SI 92 X KC 79 0-2 ① P4		4	0	0	0	0	1	3
23 Carlos Pena, L (1, 3) OBP: 0.347, SLG: 0.354	B FF 93 B FF 92 B FF 93 C SI 93 B CH 86 4-1 2 1B BB		B KC 79 B KC 78 C FF 94 S FC 90 F SL 86 B FF 95 X SL 85 3-2 ③ F8 2-3		S FC 90 B FC 87 C FF 94 F KC 80 C SI 93 1-3 ② K			B KC 77 X CH 82 1-0 ② G3		3	0	0	0	1	1	3
2 B.J. Upton, R (1, 8) OBP: 0.313, SLG: 0.388	B FF 94 D KC 80 X FF 94 2-0 35 G5-6-3 1-2 1B			T KC 78 B FF 94 F FC 89 B SI 93 F SL 85 B FF 93 S SL 85 3-3 ① K	C SL 84 C SI 93 B FF 93 C SI 92 1-3 ③ K			B FF 94 B SI 92 X FC 88 2-0 ③ G6-3		4	0	1	0	0	2	2
35 Hideki Matsui, L (1, 10) OBP: 0.227, SLG: 0.261	C FF 93 X CH 86 0-1 ② ③ G5-6-3 1-2f			B KC 80 C KC 78 X FF 93 1-1 ② G3		X FF 93 0-0 ① P6			X FF 92 0-0 ① F9	4	0	0	0	0	0	2
18 Ben Zobrist, S (1, 9) OBP: 0.367, SLG: 0.426 10 Will Rhymes, L (9, PH) OBP: 0.288, SLG: 0.245		C FF 92 B KC 79 B KC 80 X FF 94 2-1 ① P6		C SI 94 B KC 79 B FC 90 X CH 87 2-1 36 1B 1B		B FF 92 C SI 91 C KC 78 C SI 93 1-3 ② K			B FF 93 X SI 92 1-0 ② G5-3	3 1	0 0	1 0	0 0	0 0	1 0	0 0
36 Brooks Conrad, S (1, 5) OBP: 0.200, SLG: 0.300		C FF 94 B CH 87 X FF 94 1-1 ② F8		B SI 93 B FF 93 X FF 92 2-0 1-2 1B		B FF 92 C SI 92 S KC 80 C FC 90 1-3 ③ K			S SI 94 F FF 94 B FF 95 B KC 81 C SL 86 2-3 ③ K	4	0	1	0	0	2	0
1 Sean Rodríguez, R (1, 4) OBP: 0.268, SLG: 0.339		C FF 94 B KC 80 S KC 80 B KC 80 S FC 86 2-3 ③ K		C KC 79 B FF 93 X SI 93 1-1 ③ F8			B FC 89 B SI 92 C SI 91 C SL 84 X KC 80 2-2 28 G4-6-3 1B			3	0	1	0	0	1	2
28 José Molina, R (1, 2) OBP: 0.264, SLG: 0.339			F FF 93 X SI 94 0-1 ① G4-3		S FF 92 C KC 78 X KC 79 0-2 9 1B 1B		X SI 92 0-0 ① ② G4-6-3 1-2f			3	0	1	0	0	0	1
9 Elliot Johnson, S (1, 6) OBP: 0.346, SLG: 0.398			C FF 94 X FF 94 0-1 23 S 8 S 1B		B FF 93 S KC 79 B SI 92 C KC 79 X FC 90 2-2 1-2 1B		B SI 93 B CH 86 X SI 93 2-0 ③ G6-3			3	0	2	0	0	0	0
Inning Stats	R: 0 E: 0 K: 0 S: 6 H: 1 LOB: 1 BB: 1 P: 12	R: 0 E: 0 K: 1 S: 7 H: 0 LOB: 0 BB: 0 P: 12	R: 0 E: 0 K: 0 S: 11 H: 1 LOB: 1 BB: 0 P: 14	R: 0 E: 0 K: 1 S: 11 H: 2 LOB: 2 BB: 0 P: 20	R: 0 E: 0 K: 3 S: 16 H: 2 LOB: 2 BB: 0 P: 21	R: 0 E: 0 K: 2 S: 7 H: 0 LOB: 0 BB: 0 P: 9	R: 0 E: 0 K: 0 S: 5 H: 1 LOB: 0 BB: 0 P: 9	R: 0 E: 0 K: 0 S: 5 H: 0 LOB: 0 BB: 0 P: 8	R: 0 E: 0 K: 1 S: 5 H: 0 LOB: 0 BB: 0 P: 8	1B: 7 2B: 0 3B: 0 HR: 0 SF: 0 SAC: 0 DP: 2 HBP: 0						

PITCHER	IP	WLS	BF	H	R	ER	SO	BB	IBB	HBP	BLK	WP	HR	S	P	ERA	WHIP
44 Luke Hochevar, R (1, 1) ERA: 5.07	9.0	W	33	7	0	0	8	1	0	0	0	0	0	73	113	0.00	0.889

PITCHER	IP	WLS	BF	H	R	ER	SO	BB	IBB	HBP	BLK	WP	HR	S	P	ERA	WHIP

TOP

Tampa Bay Rays @ Kansas City Royals

Kauffman Stadium, Kansas City, MO

Mon Jun 25 2012, 7:11 PM - 9:27 PM CDT

Att. 20,200 - Clear - 89 F

livebaseballscorecards.com

AB	32
R	0
H	7
RBI	0
BB	1
SO	8
LOB	13

WP: 0	PA: 33		
PB: 0			
SB: 2			
CS: 0			

Tampa Bay Rays @ Kansas City Royals

Kauffman Stadium, Kansas City, MO

Mon Jun 25 2012, 7:11 PM - 9:27 PM CDT

Att. 20,200 - Clear - 89 F

livebaseballscorecards.com

BOTTOM

Batter	1	2	3	4	5	6	7	8	9	AB	R	H	RBI	BB	SO	LOB
4 Alex Gordon, L (1, 7) OBP: 0.368, SLG: 0.418	B FF 90 X SI 89 1-0 11 G4-3 8 2B 2B		C CH 83 1 SAFE C SI 90 B SI 91 F CH 84 X CH 83 1-2 11 WP 11 1B 1-2 1B	B CH 83 B CH 85 C CH 83 F CH 85 B SI 90 X SI 90 3-2 2-3 1B		B SI 90 B SI 88 C SI 90 X CH 85 2-1 ②③ G3-6-1 1-2f				4	2	3	0	0	0	1
11 Yuniesky Betancourt, R (1, 4) OBP: 0.292, SLG: 0.441	X SI 90 0-0 ① G4-3 2-3		C SI 90 B CH 84 B CH 85 B CH 83 X SI 91 3-1 16 1B 21 1B 1-H 2-H 1B	X SI 90 0-0 ② SF7 3-H			C KC 76 B SI 91 B CH 85 B KC 76 X SI 90 3-1 ① F9			3	1	1	3	0	0	1
8 Mike Moustakas, L (1, 5) OBP: 0.345, SLG: 0.492	B CH 85 X CH 86 1-0 16 S 3-H 2B		1 SAFE B SI 90 F FF 89 F CH 83 X SI 90 1-2 ① P6	F SI 90 1 SAFE X CH 84 0-1 ③ F9			B SI 91 C CH 84 B KC 76 F CH 84 X SI 92 2-2 ② G3-1			4	0	1	1	0	0	2
16 Billy Butler, R (1, 10) OBP: 0.356, SLG: 0.500	B SI 90 X CH 85 1-0 ② G5-3 2-3		B CH 86 D SI 90 X CH 83 2-0 21 1B 1-2 1B		X SI 91 0-0 ① G6-3		B SI 91 C KC 76 X SI 90 1-1 ③ G6-3			4	0	1	0	0	0	1
21 Jeff Francoeur, R (1, 9) OBP: 0.301, SLG: 0.396	F CH 86 C CH 84 F CH 84 B SI 91 B CH 85 F SI 90 X CH 85 2-2 ③ G4-3		S FF 88 X SI 89 0-1 ② 35 1B 1-3 2-H 1B		C KC 78 B SI 90 X CH 84 1-1 ② G5-3			C KC 77 F SI 91 B FF 90 F CH 86 F SI 90 B CH 85 X CH 84 2-2 ① G5-3		4	1	1	1	0	0	1
35 Eric Hosmer, L (1, 3) OBP: 0.284, SLG: 0.374		B SI 89 C CH 83 X CH 85 1-1 ① G4-3	C SI 90 X SI 91 0-1 13 S 13 1B 2-H 1B		B KC 78 C SI 90 X KC 77 1-1 E5			X CH 83 0-0 HR		4	2	2	2	0	0	0
13 Salvador Perez, R (1, 2) OBP: 0.333, SLG: 0.583		C SI 91 X CH 84 0-1 ② G5-3	C CH 85 F CH 84 B SI 91 B SI 90 X CH 84 2-2 ③ 1-H 1B		C SI 91 B KC 78 F SI 91 D CH 86 F CH 86 S KC 79 2-3 ③ K			X SI 91 0-0 ② G6-3		4	0	1	1	0	1	1
1 Jarrod Dyson, L (1, 8) OBP: 0.315, SLG: 0.298		C SI 90 B KC 77 S CH 85 X CH 83 1-2 ③ G5-3		B CH 84 X CH 84 1-0 ① G4-3		B SI 90 C SI 90 X CH 86 1-1 ① G6-3		B CH 86 X SI 90 1-0 ③ F7		4	0	0	0	0	0	0
2 Alcides Escobar, R (1, 6) OBP: 0.346, SLG: 0.402			C SI 90 B CH 85 X CH 85 1-1 11 WP 4 1B 11 1B 1B	C SI 90 B KC 77 F CH 86 X SI 92 1-2 4 1B 11 SF7 2B		B KC 78 X KC 79 1-0 4 G3-6-1 1B				3	2	3	0	0	0	0
Inning Stats	R: 1 E: 0 K: 0 S: 9 H: 2 LOB: 1 BB: 0 P: 14	R: 0 E: 0 K: 0 S: 7 H: 0 LOB: 0 BB: 0 P: 9	R: 5 E: 0 K: 0 S: 19 H: 7 LOB: 1 BB: 0 P: 29	R: 1 E: 0 K: 0 S: 10 H: 2 LOB: 1 BB: 0 P: 15	R: 0 E: 1 K: 1 S: 9 H: 0 LOB: 1 BB: 0 P: 13	R: 0 E: 0 K: 0 S: 5 H: 1 LOB: 0 BB: 0 P: 9	R: 0 E: 0 K: 0 S: 7 H: 0 LOB: 0 BB: 0 P: 13	R: 1 E: 0 K: 0 S: 8 H: 1 LOB: 0 BB: 0 P: 11		1B: 9 2B: 3 3B: 0 HR: 1 SF: 1 SAC: 0 DP: 1 HBP: 0				WP: 1 PB: 0 SB: 2 CS: 0 PA: 35		

PITCHER	IP	WLS	BF	H	R	ER	SO	BB	IBB	HBP	BLK	WP	HR	S	P	ERA	WHIP
53 Alex Cobb, R (1, 1) ERA: 4.73	8.0	L	35	13	8	8	1	0	0	0	0	1	1	74	113	9.00	1.625

PITCHER	IP	WLS	BF	H	R	ER	SO	BB	IBB	HBP	BLK	WP	HR	S	P	ERA	WHIP

Batter	1	2	3	4	5	6	7	8	9	AB	R	H	RBI	BB	SO	LOB
2 B.J. Upton, R (1, 8) OBP: 0.308, SLG: 0.382	B CU 72 C CU 72 F CH 76 B FF 88 B SL 83 X CH 76 3-2 ① F9		C CU 71 X CH 77 0-1 ① F8		C CU 70 F CH 77 B FF 88 X FF 88 1-2 ③ F9			B SI 95 F SI 95 B SL 85 F SI 95 C SL 87 2-3 ① K		4	0	0	0	0	1	0
23 Carlos Pena, L (1, 3) OBP: 0.346, SLG: 0.353	C FF 87 C EP 68 X FF 88 0-2 ② 7 1B 35 E 1B		C CU 70 C CH 76 S SL 82 0-3 ② K			B CU 71 S SI 84 F FF 84 F SL 82 B SL 82 B FF 86 X FF 87 3-2 ① F8		S SL 85 B FF 95 B FF 95 C SL 86 S SL 87 2-3 ② K		4	1	1	0	0	2	0
7 Jeff Keppinger, R (1, 5) OBP: 0.360, SLG: 0.423	C FF 86 B SL 82 D SL 82 F CH 77 F FF 86 F SL 83 X CH 77 2-2 35 E 1-3 1B		F FF 86 B FF 87 F SL 84 X FF 89 1-2 ③ F8			X SL 81 0-0 35 FC4-6 1B		B FF 95 X FF 95 1-0 ③ F9		4	0	2	0	0	0	0
35 Hideki Matsui, L (1, 10) OBP: 0.228, SLG: 0.260	1 SAFE X FF 86 0-0 ② F8 1-2 3-H		C FF 84 B SL 80 B SL 81 F FF 85 F SL 82 S FF 86 2-3 ① K			1 SAFE S SL 82 C SL 80 B FF 88 1 SAFE F SL 83 X SL 83 1-2 ② FC4-6 18 BB 1-2f			C FF 92 S FF 92 B FF 92 X FF 93 1-2 18 G6-4-3 1B	4	0	1	0	0	1	2
18 Ben Zobrist, S (1, 9) OBP: 0.369, SLG: 0.429	B SL 81 B FF 86 C FF 87 X CH 77 2-1 ③ L5			B CU 72 C CH 77 X FF 87 1-1 2B		B SI 88 D CH 79 B SL 83 B FF 86 4-0 1-2 BB			C FF 92 B CH 86 F CH 86 X SL 83 1-2 ①② G6-4-3 1-2f	3	0	1	0	1	0	2
1 Sean Rodríguez, R (1, 6) OBP: 0.264, SLG: 0.333		S SI 84 F FF 85 C FF 86 0-3 ① K		B SL 83 X CH 77 1-0 ② P3		S SL 83 B CU 74 B SL 83 S CH 79 X FF 89 2-2 ③ L9			B SI 92 X FF 92 1-0 ③ G5-3	4	0	0	0	0	1	3
8 Desmond Jennings, R (1, 7) OBP: 0.294, SLG: 0.333		C SI 84 C SI 87 F FF 87 S CU 73 0-3 ② K		X SL 84 0-0 ③ F8			C EP 69 F FF 87 B EP 71 B CU 70 X FF 86 2-2 ① F8			3	0	0	0	0	1	1
36 Brooks Conrad, S (1, 4) OBP: 0.207, SLG: 0.358		B CU 72 C CH 77 F FF 88 F FF 87 F CU 73 X FF 87 1-2 HR			C CU 71 S CH 76 S FF 88 0-3 ① K		X CU 71 0-0 ② F7			3	1	1	1	0	1	0
59 Jose Lobaton, S (1, 2) OBP: 0.362, SLG: 0.328		F FF 87 C FF 88 B CU 73 X CH 78 1-2 ③ P6			X CU 72 0-0 ② G6-3		C SL 83 S FF 88 F FF 88 X CU 74 0-2 ③ G1-3			3	0	0	0	0	0	0
Inning Stats	R: 1 E: 1 K: 0 S: 14 H: 2 LOB: 1 BB: 0 P: 21	R: 1 E: 0 K: 2 S: 15 H: 1 LOB: 0 BB: 0 P: 17	R: 0 E: 0 K: 1 S: 8 H: 0 LOB: 0 BB: 0 P: 9	R: 0 E: 0 K: 1 S: 8 H: 1 LOB: 1 BB: 0 P: 12	R: 0 E: 0 K: 1 S: 7 H: 0 LOB: 0 BB: 0 P: 8	R: 0 E: 0 K: 0 S: 12 H: 1 LOB: 2 BB: 1 P: 22	R: 0 E: 0 K: 0 S: 8 H: 0 LOB: 0 BB: 0 P: 10	R: 0 E: 0 K: 2 S: 7 H: 0 LOB: 0 BB: 0 P: 12	R: 0 E: 0 K: 0 S: 7 H: 1 LOB: 0 BB: 0 P: 10	1B: 4 2B: 1 3B: 0 HR: 1	SF: 0 SAC: 0 DP: 1 HBP: 0					

TOP

Tampa Bay Rays @ Kansas City Royals

Kauffman Stadium, Kansas City, MO

Tue Jun 26 2012, 7:12 PM - 9:41 PM CDT

Att. 25,982 - Clear - 93 F

livebaseballscorecards.com

AB	32
R	2
H	6
RBI	1
BB	1
SO	7
LOB	8

WP: 0 PB: 0 SB: 0 CS: 0 PA: 33

PITCHER		IP	WLS	BF	H	R	ER	SO	BB	IBB	HBP	BLK	WP	HR	S	P	ERA	WHIP
52 Bruce Chen, L ERA: 4.53	(1, 1)	7.0	W	27	5	2	1	5	1	0	0	0	0	1	72	99	1.29	0.857
43 Aaron Crow, R ERA: 2.7	(8, 1)	1.0	H	3	0	0	0	2	0	0	0	0	0	0	7	12	0.00	0.000
67 Francisley Bueno, L ERA: 4.5	(9, 1)	1.0		3	1	0	0	0	0	0	0	0	0	0	7	10	0.00	1.000

PITCHER	IP	WLS	BF	H	R	ER	SO	BB	IBB	HBP	BLK	WP	HR	S	P	ERA	WHIP

BOTTOM

Tampa Bay Rays @ Kansas City Royals

Kauffman Stadium, Kansas City, MO

Tue Jun 26 2012, 7:12 PM - 9:41 PM CDT

Att. 25,982 - Clear - 93 F

livebaseballscorecards.com

Batter	1	2	3	4	5	6	7	8	9	AB	R	H	RBI	BB	SO	LOB
4 Alex Gordon, L (1, 7) OBP: 0.370, SLG: 0.423	B FF 92 B FF 92 C FF 91 S CH 81 S SL 84 2-3 ① K		X SL 86 0-0 11 HR 1B 3-H		C FF 89 X FF 94 0-1 ① L5			X SI 90 0-0 16 1B 2B		4	2	2	1	0	1	0
11 Yuniesky Betancourt, R (1, 4) OBP: 0.290, SLG: 0.461	B FF 93 S SL 83 B FF 94 F SL 81 X FF 95 2-2 ② F9		C SL 82 D FF 94 D SL 84 F SL 83 X SL 83 2-2 1-H HR		B SL 84 C FF 93 X FF 95 1-1 ② L8			X SL 78 0-0 ① P3		4	1	1	2	0	0	1
8 Mike Moustakas, L (1, 5) OBP: 0.344, SLG: 0.486	B SI 94 B FF 94 B SL 83 X FF 94 3-0 ③ G6-3		C CH 82 B FF 96 B FF 94 B CH 82 F FF 94 S SL 84 3-3 ① K		B FF 94 X SL 84 1-0 ③ P5			I IN 49 I IN 49 I IN 48 I IN 46 4-0 16 1B 21 HR IBB		3	1	0	0	1	1	0
16 Billy Butler, R (1, 10) OBP: 0.355, SLG: 0.496 12 Mitch Maier, L (8, PR) OBP: 0.264, SLG: 0.317 (9, 10)		C FF 91 X FF 94 0-1 ① P4	C SL 84 B FF 96 B FF 95 B SL 85 S SL 85 S SL 85 3-3 ② K			B FF 91 B SL 81 C SL 80 X FF 92 2-1 ① F8		B SL 79 B SL 78 X FS 80 2-0 21 HR 1B 1-2 2-H		4 0	0 1	1 0	1 0	0 0	1 0	0 0
21 Jeff Francoeur, R (1, 9) OBP: 0.300, SLG: 0.404		F FF 93 S SL 85 S FF 95 0-3 ② K	C FF 93 B FF 96 B FF 95 F SL 85 B FF 96 F FF 96 X SL 85 3-2 ③ P4			C SL 82 B FF 95 B FF 94 F SL 83 B FF 96 S SL 84 3-3 ② K		S SL 78 F SL 78 B FS 83 F FS 82 B SI 88 X SL 77 2-2 1-H 2-H HR		4	1	1	3	0	2	0
35 Eric Hosmer, L (1, 3) OBP: 0.287, SLG: 0.373		C CH 81 X FF 96 0-1 1B		B FF 90 F CH 78 X CH 83 1-1 ① F8		C SI 87 L KC 80 X KC 80 0-2 ③ G6-3		B SL 76 B FS 80 C SL 76 B SI 90 B SL 73 4-1 27 1B BB		3	0	1	0	1	0	0
27 Brayan Peña, S (1, 2) OBP: 0.295, SLG: 0.358		C FF 94 B SL 86 D SL 85 D FF 94 C SL 82 F SL 83 S SL 85 3-3 ③ K		B FF 93 F FF 92 F FF 93 B FF 95 B SL 86 B SL 84 4-2 2 WP BB			C KC 77 B SI 86 X CH 80 1-1 ① 1B	X SI 88 0-0 1 G1-6-3 1B 1-3		3	0	2	0	1	1	1
1 Jarrod Dyson, L (1, 8) OBP: 0.314, SLG: 0.297			C FF 92 F FF 93 X FF 94 0-2 2 2B 2 E 1B	B FF 92 D SL 82 C FF 93 X SL 82 2-1 ② F9			B SI 86 B SI 86 C SI 85 X SI 86 2-1 ② L1	F SI 90 X FF 90 0-1 ② ③ G1-6-3 1-2f		4	1	1	0	0	0	3
2 Alcides Escobar, R (1, 6) OBP: 0.346, SLG: 0.405			1 SAFE B SL 83 1 SAFE B SL 82 X FF 94 2-0 E6 4 1B 2B 1-H	C SL 82 B FF 95 C SL 84 B SL 84 C SL 83 2-3 ③ K 1-2			B SI 86 X CH 80 1-0 ③ G6-3			3	1	1	0	0	1	1

Inning Stats	1	2	3	4	5	6	7	8	9
	R: 0 E: 0 K: 1 S: 7 H: 0 LOB: 0 BB: 0 P: 14	R: 0 E: 0 K: 2 S: 11 H: 1 LOB: 1 BB: 0 P: 14	R: 4 E: 1 K: 2 S: 18 H: 4 LOB: 0 BB: 0 P: 31	R: 0 E: 0 K: 1 S: 9 H: 0 LOB: 1 BB: 1 P: 18	R: 0 E: 0 K: 0 S: 5 H: 0 LOB: 0 BB: 0 P: 7	R: 0 E: 0 K: 1 S: 8 H: 0 LOB: 0 BB: 0 P: 13	R: 0 E: 0 K: 0 S: 5 H: 1 LOB: 0 BB: 0 P: 9	R: 4 E: 0 K: 0 S: 11 H: 4 LOB: 2 BB: 2 P: 23	

	AB	R	H	RBI	BB	SO	LOB
	32	8	10	7	3	7	6

| | | |

Tampa Bay Rays @ Kansas City Royals

Kauffman Stadium, Kansas City, MO

Wed Jun 27 2012, 1:11 PM - 4:11 PM CDT

Att. 19,228 - Sunny - 97 F

livebaseballscorecards.com

Batter	1	2	3	4	5	6	7	8	9	AB	R	H	RBI	BB	SO	LOB
2 B.J. Upton, R (1, 8) OBP: 0.310, SLG: 0.377	B FF 90 B FF 91 B FF 89 C SL 88 F SL 87 X FF 91 3-2 ① F8		D CU 78 X SL 85 1-0 ②③ G4-3 1-2f			B FF 90 B SL 85 B FF 89 B SL 85 4-0 23 1B 7 1B BB	B SL 84 D FF 97 F FF 96 C SL 84 B SL 85 C SL 84 3-3 ③ K		T SL 88 F SL 90 F FF 98 B FF 96 F FC 90 B SL 90 B SL 89 B SL 89 4-2 23 G4-6-3 BB	3	1	0	0	2	1	3
23 Carlos Pena, L (1, 3) OBP: 0.344, SLG: 0.350	C FF 91 B CU 78 S SL 86 B CU 81 X FF 91 2-2 ② P6			F SL 89 F FF 90 B CU 80 S SL 85 1-3 ① K		C SL 86 C SL 88 B FF 89 D SL 86 F SL 88 D FF 91 F FF 90 X FF 91 3-2 36 G4-6-3 7 1B 18 1B 1-3 1B		B FF 92 B FF 93 B FF 92 F FF 92 B FF 92 X FF 92 3-2 E3 7 BB 18 3B	C SI 94 X SL 88 0-1 ②③ G4-6-3 1-2f	5	2	1	0	0	1	1
7 Jeff Keppinger, R (1, 10) OBP: 0.365, SLG: 0.421	C FF 92 B CH 84 B SL 85 F FF 92 X CU 76 2-2 ③ G4-3			B FF 90 C FF 89 F SL 86 X CU 79 1-2 ② G1-3		B FF 99 B SI 98 C SI 98 B SI 97 X SI 98 3-1 36 G4-6-3 1-2 3-H 1B		B CU 72 C FF 92 B FF 92 D CH 82 B FF 92 4-1 18 3B 1-2 BB		3	1	1	1	1	0	0
36 Brooks Conrad, S (1, 5) OBP: 0.210, SLG: 0.339		C SL 84 S CH 85 B CU 80 S CH 84 1-3 ① K		C FF 90 B CH 84 S CH 83 B SL 86 F CH 84 B CH 86 F CH 83 B SL 87 4-2 BB		B CH 87 X SI 98 1-0 ①② G4-6-3 1-2f 2-3		S CH 81 C FF 92 B CH 82 B FF 93 C CH 82 2-3 ① K		3	0	0	0	1	2	4
18 Ben Zobrist, S (1, 9) OBP: 0.374, SLG: 0.446		B FF 92 C SL 84 B FF 92 C FF 90 X SL 85 2-2 1 BLK 1 FC1-5-2 2B		F FF 90 C CU 79 S CU 78 0-3 ③ K		F FF 100 B FF 99 X SI 99 1-1 1 CS 3-H 1B		B CU 73 B CH 82 C FF 92 X FF 92 2-1 1-H 2-H 10 FC6-2 3B		4	0	3	3	0	1	1
1 Sean Rodríguez, R (1, 4) OBP: 0.264, SLG: 0.330 10 Will Rhymes, L (8, PH) OBP: 0.286, SLG: 0.242 (8, 4)		B CU 78 S CH 83 B SL 88 2 SAFE S SL 87 D CU 81 X SL 86 3-2 ② FC1-5-2 2-H			B FF 90 B SL 83 B FF 90 C FF 88 B CH 86 4-1 28 G6-4-3 8 1B BB	B CU 79 1-0 ③ CS 1-2	X FF 93 0-0 ① P5	X SI 93 0-0 ② FC6-2 8 1B 3-H		2 1	0 0	0 0	0 0	1 0	0 0	1 1
8 Desmond Jennings, R (1, 7) OBP: 0.302, SLG: 0.347		C FF 92 B CU 81 1 SAFE F CH 83 1 SAFE T SL 87 1-2 ③ K			1 SAFE L FF 90 F SL 85 X CH 84 0-2 28 G6-4-3 1-2 1B		B FF 94 B FF 94 B FF 92 C FF 93 X FF 95 3-1 28 S 2B	B FF 93 B SI 94 X SI 94 2-0 1-2 1B		4	0	3	0	0	1	1
28 José Molina, R (1, 2) OBP: 0.273, SLG: 0.342 35 Hideki Matsui, L (8, PH) OBP: 0.225, SLG: 0.257 59 Jose Lobaton, S (8, 2) OBP: 0.362, SLG: 0.328			B CU 75 F CH 84 S SL 84 F FF 92 X CH 85 1-2 2 G4-3 1B		B CU 78 X FF 90 1-0 ①② G6-4-3 1-2f 2-3		D CU 73 B FF 96 B FF 97 B FF 96 4-0 2-3 BB	D KC 78 C SI 93 C SL 85 D SL 86 B SL 84 S SL 84 3-3 ③ K		2 1 0	0 0 0	1 0 0	0 0 0	1 0 0	0 1 0	2 2 0
9 Elliot Johnson, S (1, 6) OBP: 0.339, SLG: 0.388			F SL 86 C CU 81 C FF 91 0-3 ① K		S SL 86 F SL 85 X CH 84 0-2 ③ G5-3		B FF 97 C FF 96 F SL 86 S FS 88 1-3 ② K		B FF 93 F FF 93 C SL 88 S SL 90 1-3 ① K	4	0	0	0	0	3	4
Inning Stats	R: 0 E: 0 K: 0 S: 9 H: 0 LOB: 0 BB: 0 P: 16	R: 0 E: 0 K: 2 S: 12 H: 1 LOB: 1 BB: 0 P: 19	R: 0 E: 0 K: 1 S: 8 H: 1 LOB: 0 BB: 0 P: 10	R: 0 E: 0 K: 2 S: 13 H: 0 LOB: 1 BB: 1 P: 19	R: 0 E: 0 K: 0 S: 8 H: 1 LOB: 1 BB: 1 P: 13	R: 2 E: 0 K: 0 S: 10 H: 3 LOB: 0 BB: 1 P: 23	R: 0 E: 0 K: 2 S: 9 H: 1 LOB: 2 BB: 1 P: 20	R: 2 E: 1 K: 2 S: 14 H: 2 LOB: 2 BB: 1 P: 30	R: 0 E: 0 K: 1 S: 9 H: 0 LOB: 0 BB: 1 P: 14	1B: 6 2B: 2 3B: 1 HR: 0 SF: 0 SAC: 0 DP: 4 HBP: 0						

TOP	
AB	32
R	4
H	9
RBI	4
BB	6
SO	10
LOB	20

WP: 0 PB: 0 SB: 1 CS: 1 PA: 39

PITCHER		IP	WLS	BF	H	R	ER	SO	BB	IBB	HBP	BLK	WP	HR	S	P	ERA	WHIP
61 Everett Teaford, L ERA: 5.06	(1, 1)	5.0		20	4	2	2	5	3	0	0	1	0	0	55	89	3.60	1.400
40 Kelvin Herrera, R ERA: 2.9	(6, 1)	1.0	H	3	2	0	0	0	0	0	0	0	0	0	5	11	0.00	2.000
56 Greg Holland, R ERA: 4.26	(7, 1)	1.0	H	5	1	0	0	2	1	0	0	0	0	0	9	20	0.00	2.000
55 Tim Collins, L ERA: 3.35	(8, 1)	0.1	B	4	1	2	1	1	1	0	0	0	0	0	9	20	27.00	6.000
43 Aaron Crow, R ERA: 2.65	(8, 1)	0.2	W	3	1	0	0	1	0	0	0	0	0	0	5	10	0.00	1.500

PITCHER		IP	WLS	BF	H	R	ER	SO	BB	IBB	HBP	BLK	WP	HR	S	P	ERA	WHIP
51 Jonathan Broxton, R ERA: 1.52	(9, 1)	1.0	S	3	0	0	0	1	1	0	0	0	0	0	9	14	0.00	1.000

Tampa Bay Rays @ Kansas City Royals

Kauffman Stadium, Kansas City, MO

Wed Jun 27 2012, 1:11 PM - 4:11 PM CDT

Att. 19,228 - Sunny - 97 F

livebaseballscorecards.com

Batter	1	2	3	4	5	6	7	8	9	AB	R	H	RBI	BB	SO	LOB
4 Alex Gordon, L (1, 7) OBP: 0.366, SLG: 0.417	B FF 94 C FF 95 F FF 95 F FF 94 X FF 95 1-2 ① G4-3		C KC 82 F KC 82 B FF 96 B KC 84 S KC 83 1-3 ① K		B KC 82 F FF 95 S FF 94 S FF 95 1-3 ① K		1 SAFE 1 SAFE 1 SAFE X KC 83 0-0 ①② G4-6-3 1-2f			4	0	0	0	0	2	3
11 Yuniesky Betancourt, R (1, 4) OBP: 0.289, SLG: 0.454	S FF 94 S FF 95 S FF 95 0-3 ② K		C FF 95 X FF 95 0-1 ② P4		C FF 93 B FF 94 X CH 86 1-1 2-H 3-H 1B		B FF 94 S CH 85 F FF 95 B KC 82 B KC 82 S CH 86 3-3 ③ K			4	0	1	2	0	2	0
8 Mike Moustakas, L (1, 5) OBP: 0.346, SLG: 0.496	X FF 95 0-0 HR		B FF 95 B FF 95 B KC 82 C FF 95 B CH 88 4-1 16 CS BB		B FF 95 C KC 83 F FF 95 F FF 94 F FF 94 X FF 95 1-2 ② F7			B KC 81 C FF 95 X FF 94 1-1 ① P5		3	1	1	1	1	0	1
16 Billy Butler, R (1, 10) OBP: 0.357, SLG: 0.511	C FF 95 X CH 86 0-1 2B		1 SAFE 0-0 ③ CS 1-2	C KC 81 X FF 94 0-1 ① G6-3	X FF 93 0-0 ③ F9			F SI 90 B SL 80 B SL 80 X SI 90 2-1 HR		4	1	2	1	0	0	1
21 Jeff Francoeur, R (1, 9) OBP: 0.300, SLG: 0.402	B KC 83 S FF 95 X FF 95 1-1 ③ F7			S FF 95 X KC 83 0-1 35 1B 1B		C FF 94 X FF 94 0-1 ① P5		B SL 79 B SI 91 C SI 90 X SI 91 2-1 ② F9		4	0	1	0	0	0	1
35 Eric Hosmer, L (1, 3) OBP: 0.290, SLG: 0.373		C KC 82 F KC 83 B FF 95 S KC 82 1-3 ① K		B FF 94 X KC 82 1-0 13 G6-4-3 1-2 1B		C KC 82 X KC 82 0-1 ② G4-3		C FF 96 F FF 97 H FF 97 1-2 HBP		3	0	1	0	0	1	0
13 Salvador Perez, R (1, 2) OBP: 0.313, SLG: 0.563		B KC 81 C CH 86 X CH 87 1-1 ② L6		C FF 94 B KC 83 S FF 94 X CH 86 1-2 ②③ G6-4-3 1-2f		C KC 81 F CH 86 F FF 95 B FF 94 X FF 94 1-2 30 1B 2B		1 SAFE X FF 94 0-0 ③ F8		4	0	1	0	0	0	3
30 Jason Bourgeois, R (1, 8) OBP: 0.333, SLG: 0.313 1 Jarrod Dyson, L (7, 8) OBP: 0.314, SLG: 0.297		X FF 94 0-0 ③ G4-3			B FF 94 C FF 94 B KC 82 B FF 94 B FF 95 4-1 2 2B 11 1B BB	B FF 94 F FF 95 F FF 94 B KC 81 F KC 82 X FF 94 2-2 ③ 2-3 1B				2 0	1 0	1 0	0 0	1 0	0 0	0 0
2 Alcides Escobar, R (1, 6) OBP: 0.353, SLG: 0.427			B CH 85 F FF 94 X FF 94 1-1 HR		1 SAFE 1 SAFE X CH 85 0-0 11 1B 1-3 2B		C KC 80 C KC 80 F FF 94 B KC 83 B KC 82 X CH 84 2-2 4 G4-6-3 1B			3	2	3	1	0	0	0
Inning Stats	R: 1 H: 2 E: 0 LOB: 1 K: 1 BB: 0 S: 12 P: 14	R: 0 H: 0 E: 0 LOB: 0 K: 1 BB: 0 S: 6 P: 8	R: 1 H: 1 E: 0 LOB: 0 K: 1 BB: 1 S: 9 P: 15	R: 0 H: 2 E: 0 LOB: 1 K: 0 BB: 0 S: 8 P: 10	R: 2 H: 2 E: 0 LOB: 1 K: 1 BB: 1 S: 13 P: 20	R: 0 H: 2 E: 0 LOB: 2 K: 1 BB: 0 S: 12 P: 15	R: 0 H: 1 E: 0 LOB: 0 K: 1 BB: 0 S: 8 P: 13	R: 1 H: 1 E: 0 LOB: 1 K: 0 BB: 0 S: 9 P: 15		1B: 5 2B: 3 3B: 0 HR: 3	SF: 0 SAC: 0 DP: 2 HBP: 1			WP: 0 PB: 0 SB: 0 CS: 1	PA: 35	

	AB	31
	R	5
	H	11
	RBI	5
	BB	2
	SO	5
	LOB	9

PITCHER	IP	WLS	BF	H	R	ER	SO	BB	IBB	HBP	BLK	WP	HR	S	P	ERA	WHIP
55 Matt Moore, L (1, 1) ERA: 4.19	7.1		30	10	4	4	5	2	0	0	0	0	2	70	98	4.91	1.636
31 Burke Badenhop, R (8, 1) ERA: 3.34	0.1	L	2	1	1	1	0	0	0	0	0	0	1	4	8	27.00	3.000
57 Jake McGee, L (8, 1) ERA: 1.82	0.1		2	0	0	0	0	0	0	1	0	0	0	3	4	0.00	0.000

PITCHER	IP	WLS	BF	H	R	ER	SO	BB	IBB	HBP	BLK	WP	HR	S	P	ERA	WHIP

Kansas City Royals @ Minnesota Twins

Target Field, Minneapolis, MN

Fri Jun 29 2012, 7:12 PM - 10:01 PM CDT

Att. 33,359 - Partly Cloudy - 88 F

TOP

livebaseballscorecards.com

Batter	1	2	3	4	5	6	7	8	9	AB	R	H	RBI	BB	SO	LOB
4 Alex Gordon, L (1, 7) OBP: 0.366, SLG: 0.420	B SI 90 F SI 92 X SI 93 1-1 8 G6-3 16 1B 2B	C FF 92 F FF 93 X SL 84 0-2 ② P5			F SI 92 1 SAFE C SI 92 1 SAFE B FF 94 B SI 94 1 SAFE F FF 94 B SI 94 3-2 1 SAFE X SI 92 1-2 11 2B 21 FC1-2 1B		C FF 90 S SL 83 S SL 83 0-3 K	C SI 89 B FF 90 C FF 90 X FF 89 1-2 ③ G4-3		5	1	2	0	0	1	2
11 Yuniesky Betancourt, R (1, 4) OBP: 0.293, SLG: 0.460	S FF 93 X SI 93 0-1 ① G5-3	C SI 93 C SI 93 F SL 83 X FF 93 0-2 ③ P2			X SI 92 0-0 21 FC1-2 1-3 2-H 2B		C SI 89 F SI 90 X SL 82 0-2 21 HBP 16 BB 35 1B 1B		B SL 85 B SI 93 X SI 91 2-0 ① L7	5	1	2	1	0	0	3
8 Mike Moustakas, L (1, 5) OBP: 0.340, SLG: 0.487	X SL 84 0-0 ② G6-3 2-3		X FF 92 0-0 ① P5		B SI 92 B SI 92 B CH 82 C FF 90 F FF 92 X SI 93 3-2 ① P6		S SL 83 S SL 84 D SL 83 F SL 83 S FF 90 1-3 ② K		C SI 94 B CU 78 B SI 92 X FF 92 2-1 ② F7	5	0	0	0	0	1	4
16 Billy Butler, R (1, 10) OBP: 0.364, SLG: 0.511	B SI 94 S SI 93 B SI 94 S SI 94 F SI 94 B SL 85 X SI 94 3-2 3-H 1B		B SL 81 B SI 92 B SI 93 X SI 92 3-0 ② F8		I IN 74 I IN 78 I IN 78 I IN 78 4-0 21 FC1-2 IBB		B FF 89 C FF 90 F FF 88 F SL 80 D SL 80 D SI 89 F FF 89 F FF 89 F FF 88 4-2 B SL 78 35 1B 21 HBP 1-2 BB		B FF 94 B SL 83 B SL 83 B SI 93 4-0 BB	2	0	1	1	3	0	0
21 Jeff Francoeur, R (1, 9) OBP: 0.298, SLG: 0.396	F SI 94 F FF 93 B CU 75 B SI 94 X SI 93 2-2 ③ F9		B CH 86 C CU 73 S CH 87 B FF 91 S CU 74 2-3 ③ K		C SL 80 X SL 82 0-1 ② FC1-2 1-2 2-3 3-Hf		F SL 79 H FF 87 1-1 35 1B 1-2 2-3 HBP		S FF 91 F SL 86 X CU 78 0-2 ③ G4-3	4	0	0	0	0	1	5
35 Eric Hosmer, L (1, 3) OBP: 0.289, SLG: 0.371		X SL 80 0-0 ① F8		C SL 82 B FF 93 X SL 83 1-1 ① G6-3	C FF 94 F FF 95 X FF 94 0-2 ③ F8		D FF 90 X SI 90 1-0 13 FC6-4 1-2 2-3 3-H 1B			4	0	1	1	0	0	3
13 Salvador Perez, R (1, 2) OBP: 0.350, SLG: 0.700		C SI 92 B SI 92 B CH 86 B CH 85 X SI 91 3-1 HR		C SL 82 X SI 93 0-1 ② P3		B FF 93 C SL 82 F SL 84 X FF 94 1-2 30 G6-4-3 1B	X FF 88 0-0 ③ FC6-4 1-2f			4	1	2	1	0	0	3
30 Jason Bourgeois, R (1, 8) OBP: 0.333, SLG: 0.316 1 Jarrod Dyson, L (7, 8) OBP: 0.313, SLG: 0.296		B SI 91 C SI 92 X FF 92 1-1 2 1B 1B		C CH 85 F CU 74 X SL 84 0-2 ③ P3		X SL 80 0-0 ①② G6-4-3 1-2f		C FF 89 F FF 89 X SL 79 0-2 ① G1-3		3 1	0 0	1 0	0 0	0 0	0 0	1 0
2 Alcides Escobar, R (1, 6) OBP: 0.355, SLG: 0.428		B SI 91 F CH 84 X FF 92 1-1 1-2 1B			C CU 74 B SL 84 X SI 93 1-1 4 1B 11 2B 1B	C SL 84 B SL 83 C FF 94 F FF 94 S SI 95 1-3 ③ K		C SL 79 C SL 80 X SL 80 0-2 ② G6-3		4	1	2	0	0	1	0

Inning Stats	1	2	3	4	5	6	7	8	9
	R: 1 E: 0 K: 0 S: 12 H: 2 LOB: 1 BB: 0 P: 18	R: 1 E: 0 K: 0 S: 14 H: 3 LOB: 2 BB: 0 P: 19	R: 0 E: 0 K: 1 S: 5 H: 0 LOB: 0 BB: 0 P: 10	R: 0 E: 0 K: 0 S: 7 H: 0 LOB: 0 BB: 0 P: 8	R: 1 E: 0 K: 0 S: 15 H: 3 LOB: 3 BB: 1 P: 26	R: 0 E: 0 K: 1 S: 8 H: 1 LOB: 0 BB: 0 P: 10	R: 1 E: 0 K: 2 S: 19 H: 2 LOB: 3 BB: 1 P: 26	R: 0 E: 0 K: 0 S: 9 H: 0 LOB: 0 BB: 0 P: 10	R: 0 E: 0 K: 0 S: 6 H: 0 LOB: 1 BB: 1 P: 14

AB	37
R	4
H	11
RBI	4
BB	3
SO	4
LOB	21

1B: 8 2B: 2 3B: 0 HR: 1	SF: 0 SAC: 0 DP: 1 HBP: 1	WP: 0 PB: 0 SB: 0 CS: 0	PA: 41
---	---	---	---

PITCHER		IP	WLS	BF	H	R	ER	SO	BB	IBB	HBP	BLK	WP	HR	S	P	ERA	WHIP
52 Brian Duensing, L ERA: 4.1	(1, 1)	4.0	L	20	8	3	3	1	0	0	0	0	0	1	45	66	6.75	2.000
51 Anthony Swarzak, R ERA: 4.58	(5, 1)	2.0		7	1	0	0	1	0	1	0	0	0	0	16	25	0.00	0.500
64 Tyler Robertson, L ERA: 11.57	(7, 1)	0.2		3	1	1	1	2	0	0	0	0	0	0	10	11	13.50	1.500
57 Kyle Waldrop, R ERA:	(7, 1)	1.1		7	1	0	0	0	1	0	1	0	0	0	18	25	0.00	1.500
31 Alex Burnett, R ERA: 1.88	(9, 1)	1.0		4	0	0	0	0	1	0	0	0	0	0	6	14	0.00	1.000

PITCHER	IP	WLS	BF	H	R	ER	SO	BB	IBB	HBP	BLK	WP	HR	S	P	ERA	WHIP

Batter	1	2	3	4	5	6	7	8	9	AB	R	H	RBI	BB	SO	LOB
2 Denard Span, L (1, 8) OBP: 0.340, SLG: 0.391	B FF 91 C FF 92 F SI 93 B FF 92 B SI 93 X SI 92 3-2 ① G3		C CU 76 B SL 83 B FF 93 X SI 93 2-1 ② G3			B CU 76 B SI 92 X SI 92 2-0 ① G3-1			B FC 93 B FF 94 B FF 94 C FF 94 B FF 95 4-1 11 1B 7 2B BB	3	1	0	0	1	0	0
11 Ben Revere, L (1, 9) OBP: 0.346, SLG: 0.386	B FF 92 C SI 92 B SI 93 X FF 92 2-1 7 CS 1B		C FF 93 X FF 94 0-1 ③ G5-3			B FF 93 F FF 93 F SL 81 F FF 91 B SL 83 S SL 82 2-3 ② K			C FF 94 X FF 93 0-1 7 2B 16 G6-3 1-2 1B	4	1	2	0	0	1	0
7 Joe Mauer, L (1, 2) OBP: 0.415, SLG: 0.439	B FF 92 C SI 94 B SL 81 X FF 93 2-1 ② G6-3 ③ 1-2			B CU 78 C CU 78 B FF 91 B SL 81 C SI 92 X SI 94 3-2 16 G5-4-3 1B		C FF 94 B FF 92 C FF 93 X SL 84 1-2 ③ G3			B FF 96 B FF 95 C SL 90 C SI 96 D SL 90 X SL 88 3-2 33 F8 1-3 2-H 2B	4	0	2	1	0	0	1
16 Josh Willingham, R (1, 7) OBP: 0.379, SLG: 0.527		X FF 92 0-0 ① F8		C FF 93 B SI 93 B SI 92 F FF 92 X SL 84 2-2 ①② G5-4-3 1-2f			B FF 92 C FF 92 S CU 78 F FF 93 S SL 81 1-3 ① K		X SL 89 0-0 ① G6-3 3-H	4	0	0	1	0	1	2
33 Justin Morneau, L (1, 3) OBP: 0.305, SLG: 0.436		C FF 92 B FF 93 B CH 85 X FF 93 2-1 24 FC5-4 1B		B SI 93 B SL 80 B SL 80 C SI 93 X FF 93 3-1 1B			F FF 93 B SL 81 X SL 81 1-1 ② F8		B SI 95 X SL 90 1-0 ② F8 2-3	4	0	2	0	0	0	1
24 Trevor Plouffe, R (1, 5) OBP: 0.316, SLG: 0.519		C FF 92 F FF 93 B FF 92 F SL 82 X FF 94 1-2 ② FC5-4 18 WP 18 1B 1-2f		F SL 80 B SL 82 X FF 92 1-1 ③ F8			B SI 94 B CU 77 S SI 92 B FF 92 F SI 92 F SI 92 S SI 93 3-3 ③ K		X SL 88 0-0 ③ P5	4	1	0	0	0	1	3
18 Ryan Doumit, S (1, 10) OBP: 0.332, SLG: 0.442		B SI 94 D SI 93 X SI 93 2-0 1-H 1B			C SI 91 F FF 90 C FF 93 0-3 ① K			B CU 77 B CU 74 F FF 92 F FF 93 F SL 81 B SL 81 F SL 82 X SL 83 3-2 ① G3-1		3	0	1	1	0	1	0
20 Brian Dozier, R (1, 6) OBP: 0.250, SLG: 0.318		C SI 93 C SL 80 X SL 82 0-2 ③ F8			X FF 92 0-0 ② F8			B FF 92 F FF 93 B FF 93 F FF 92 F FF 94 C SL 83 2-3 ② K		3	0	0	0	0	1	1
8 Jamey Carroll, R (1, 4) OBP: 0.333, SLG: 0.296			C SI 91 B FF 93 B FF 92 X SI 92 2-1 ① G5-3		C FF 92 B SL 83 B FF 93 B SI 92 C FF 92 F FF 92 X SI 92 3-2 ③ G1-3			C FF 92 B SL 82 X FF 92 1-1 ③ F7		3	0	0	0	0	0	0
Inning Stats	R: 0 E: 0 K: 0 S: 7 H: 1 LOB: 0 BB: 0 P: 14	R: 1 E: 0 K: 0 S: 11 H: 2 LOB: 1 BB: 0 P: 16	R: 0 E: 0 K: 0 S: 6 H: 0 LOB: 0 BB: 0 P: 10	R: 0 E: 0 K: 0 S: 10 H: 2 LOB: 1 BB: 0 P: 19	R: 0 E: 0 K: 1 S: 8 H: 0 LOB: 0 BB: 0 P: 11	R: 0 E: 0 K: 1 S: 8 H: 0 LOB: 0 BB: 0 P: 13	R: 0 E: 0 K: 2 S: 10 H: 0 LOB: 0 BB: 0 P: 15	R: 0 E: 0 K: 1 S: 11 H: 0 LOB: 0 BB: 0 P: 17	R: 2 E: 0 K: 0 S: 9 H: 2 LOB: 1 BB: 1 P: 17	1B: 6 2B: 1 3B: 0 HR: 0 SF: 0 SAC: 0 DP: 1 HBP: 0						

PITCHER		IP	WLS	BF	H	R	ER	SO	BB	IBB	HBP	BLK	WP	HR	S	P	ERA	WHIP
39 Luis Mendoza, R ERA: 4.5	(1, 1)	8.0	W	27	5	1	1	5	0	0	0	0	1	0	71	115	1.12	0.625
51 Jonathan Broxton, R ERA: 2.05	(9, 1)	1.0	S	6	2	2	2	0	1	0	0	0	0	0	9	17	18.00	3.000

PITCHER	IP	WLS	BF	H	R	ER	SO	BB	IBB	HBP	BLK	WP	HR	S	P	ERA	WHIP

BOTTOM

Kansas City Royals @ Minnesota Twins

Target Field, Minneapolis, MN

Fri Jun 29 2012, 7:12 PM - 10:01 PM CDT

Att. 33,359 - Partly Cloudy - 88 F

livebaseballscorecards.com

AB	32
R	3
H	7
RBI	3
BB	1
SO	5
LOB	8

WP: 1	PA: 33					
PB: 0						
SB: 0						
CS: 1						

Batter	1	2	3	4	5	6	7	8	9	AB	R	H	RBI	BB	SO	LOB
4 Alex Gordon, L (1, 7) OBP: 0.369, SLG: 0.422	F FF 90 X FF 88 0-1 11 G4-6-3 1B		B CU 82 X CU 82 1-0 ③ G3-1 1-2			C CU 81 B FF 90 X CU 83 1-1 11 G5-3 2-3 1B		B FF 90 X FF 90 1-0 16 WP 11 1B 2-3 1B		3	0	2	0	0	0	1
1 Jarrod Dyson, L (7, 8) OBP: 0.316, SLG: 0.299										1	0	1	0	0	0	0
11 Yuniesky Betancourt, R (1, 4) OBP: 0.292, SLG: 0.453	X FF 89 0-0 ① ② G4-6-3 1-2f			B CU 80 B FF 89 B FF 89 C FF 89 X FF 89 3-1 ① G5-3		B FF 89 D CU 82 X FF 90 2-0 ② G5-3 1-2 3-H		X CU 82 0-0 16 WP 1-2 3-H 1B		4	0	1	2	0	0	2
8 Mike Moustakas, L (1, 5) OBP: 0.336, SLG: 0.479	C FF 90 S CU 82 X CU 82 0-2 ③ G4-3			X FF 90 0-0 ② F8		F CU 82 X FF 91 0-1 ③ G4-3		S CU 82 D CU 82 S CU 83 S CU 82 1-3 ② K		4	0	0	0	0	1	3
16 Billy Butler, R (1, 10) OBP: 0.359, SLG: 0.504		C FF 88 B FF 89 F CH 83 F FF 89 F FF 90 F CU 82 X CU 82 1-2 ① G5-3		B CH 83 C FF 90 B CU 82 C FF 90 X FF 88 2-2 ③ F9			B CU 81 X FF 90 1-0 ① F9	B CH 85 C CU 82 B FF 91 C CU 81 B CU 83 S CU 83 3-3 ③ K 1-2 2-3		4	0	0	0	0	1	2
21 Jeff Francoeur, R (1, 9) OBP: 0.295, SLG: 0.392		F FF 91 B FF 90 X CU 82 1-1 ② F9			X CH 81 0-0 ① F7		C CU 81 F CU 81 S CU 82 0-3 ② K		B FF 94 X FF 95 1-0 ① F8	3	0	0	0	0	1	0
12 Mitch Maier, L (7, 9) OBP: 0.260, SLG: 0.313										1	0	0	0	0	0	0
35 Eric Hosmer, L (1, 3) OBP: 0.292, SLG: 0.376		X FF 91 0-0 ③ G6-3			B FF 89 S CU 82 F FF 89 X CU 81 1-2 ② L3		B FF 91 B CU 82 F FF 91 F CU 81 B CU 83 X FF 90 3-2 2B		X SL 84 0-0 1B	4	0	2	0	0	0	0
27 Brayan Peña, S (1, 2) OBP: 0.286, SLG: 0.346			B FF 88 F FF 88 X CH 82 1-1 ① L4		C FF 90 B FF 89 X FF 89 1-1 ③ G6-3		F FF 90 B FF 90 B FF 90 C FF 90 S FF 90 2-3 ③ K		B SL 84 X FF 96 1-0 ② P4	4	0	0	0	0	1	2
30 Jason Bourgeois, R (1, 8) (7, 7) OBP: 0.360, SLG: 0.318			B FF 89 X FF 89 1-0 ② G5-3			C FF 88 F FF 88 X CU 80 0-2 4 1B 2 WP 11 G5-3 1B		B FF 88 C FF 89 B FF 89 B FF 89 4-1 1 1B 19 G5-3 11 1B BB	X FF 96 0-0 ③ G5-3	3	2	1	0	1	0	1
2 Alcides Escobar, R (1, 6) OBP: 0.356, SLG: 0.426			B FF 90 B FF 89 B FF 90 C FF 88 B FF 89 4-1 4 WP BB			B FF 88 F FF 89 1 SAFE F FF 89 B FF 89 X CU 81 2-2 ① G5-3 1-2		C CH 84 F FF 90 X CU 83 0-2 ① G5-3 1-2		1	0	0	0	1	0	1
19 Irving Falu, S (7, 6) OBP: 0.306, SLG: 0.396										1	0	0	0	0	0	1

Inning Stats																																	
	R: 0	H: 1		R: 0	H: 0		R: 0	H: 0		R: 0	H: 0		R: 0	H: 0		R: 1	H: 2		R: 0	H: 1		R: 1	H: 2		R: 0	H: 1		1B: 6	SF: 0		WP: 3	PA: 35	
	E: 0	LOB: 0		E: 0	LOB: 0		E: 0	LOB: 1		E: 0	LOB: 0		E: 0	LOB: 0		E: 0	LOB: 1		E: 0	LOB: 1		E: 0	LOB: 2		E: 0	LOB: 1		2B: 1	SAC: 0		PB: 0		
	K: 0	BB: 0		K: 0	BB: 0		K: 0	BB: 1		K: 0	BB: 0		K: 0	BB: 0		K: 0	BB: 0		K: 2	BB: 1		K: 2	BB: 1		K: 0	BB: 0		3B: 0	DP: 1		SB: 0		
	S: 6	P: 6		S: 9	P: 11		S: 5	P: 12		S: 6	P: 11		S: 6	P: 8		S: 11	P: 16		S: 10	P: 16		S: 12	P: 21		S: 4	P: 6		HR: 0	HBP: 0		CS: 0		

PITCHER		IP	WLS	BF	H	R	ER	SO	BB	IBB	HBP	BLK	WP	HR	S	P	ERA	WHIP
58 Scott Diamond, L ERA: 2.63	(1, 1)	8.0	W	31	6	2	2	4	2	0	0	0	3	0	65	101	2.25	1.000
15 Glen Perkins, L ERA: 2.76	(9, 1)	1.0		4	1	0	0	0	0	0	0	0	0	0	4	6	0.00	1.000

PITCHER	IP	WLS	BF	H	R	ER	SO	BB	IBB	HBP	BLK	WP	HR	S	P	ERA	WHIP

TOP

Kansas City Royals @ Minnesota Twins

Target Field, Minneapolis, MN

Sat Jun 30 2012, 12:12 PM - 2:57 PM CDT

Att. 37,694 - Sunny - 85 F

livebaseballscorecards.com

AB	33
R	2
H	7
RBI	2
BB	2
SO	4
LOB	13

Batter	1	2	3	4	5	6	7	8	9	AB	R	H	RBI	BB	SO	LOB
2 Denard Span, L (1, 8) OBP: 0.344, SLG: 0.391	C FF 90 B SI 89 B SI 89 X FF 89 2-1 F7 ①	B FF 88 1 SAFE D FF 88 C SI 89 B FF 88 F FF 89 B FF 91 4-2 11 S 1-2 BB		C FF 88 X SI 89 0-1 P4 ①	B SI 88 F SI 89 X SL 79 1-1 11 FC6-4 2-H 1B		1 SAFE B SI 87 B SI 87 B SI 87 C SI 88 B SI 88 4-1 1-2 BB			3	0	1	1	2	0	1
11 Ben Revere, L (1, 9) OBP: 0.348, SLG: 0.383	B FF 90 C FF 89 X FF 89 1-1 24 BB 16 BB 1B	B SI 89 X FF 89 1-0 F8 ③ 1-2 2-3		B FF 87 B FF 88 B FF 88 B SI 87 4-0 7 FC3-2 BB	C SI 91 X SI 93 0-1 FC6-4 ② 1-2f		B SI 88 B SI 88 F SI 87 X SI 88 2-1 G4-3 ③			4	0	1	0	1	0	5
7 Joe Mauer, L (1, 3) OBP: 0.415, SLG: 0.435	1 SAFE C SI 88 B FF 90 1 SAFE 1 SAFE S SI 90 F FF 92 C SL 80 1-3 K ②		B SI 89 B SI 88 X SI 89 2-0 16 BB 24 2B 1B	B SL 78 C FF 88 F FF 89 B FF 90 X CH 84 2-2 FC3-2 16 FC5-4 1-2 2-H ②	C SI 92 1 SAFE X SI 93 0-1 G5-3 ③			B SI 89 C SI 89 B SL 77 B SL 74 B SI 88 4-1 16 G6-4-3 BB		4	1	1	0	1	1	4
16 Josh Willingham, R (1, 10) OBP: 0.383, SLG: 0.525	1 SAFE C SI 89 B CH 83 1 SAFE B CH 81 B FF 88 F FF 89 B SI 91 4-2 24 BB 1-2 BB		B SI 90 B CH 82 F FF 89 B CH 82 B SI 89 4-1 24 2B 18 SF8 1-2 BB	S FF 87 X CH 83 0-1 FC5-4 ③ 1-2f		C SI 91 B FF 92 B SL 84 B SL 84 F SI 92 F SI 93 X FF 93 3-2 24 G5-4-3 1B		C SI 88 B SL 76 C SL 77 B SI 89 F SI 89 X SI 88 2-2 G6-4-3 ① ② 1-2f		3	1	1	0	2	0	3
24 Trevor Plouffe, R (1, 5) OBP: 0.323, SLG: 0.539	B FF 89 B CH 84 B FF 90 B SI 90 4-0 1-2 2-3 BB		X SI 88 0-0 18 SF8 20 F8-2 1-3 2-H 2B		C SI 89 F CH 82 S SL 80 0-3 K ①	X SI 92 0-0 G5-4-3 ① ② 1-2f		F SI 89 B CH 79 B SL 78 F SI 89 B SL 77 X SI 88 3-2 HR		4	1	2	2	1	1	1
18 Ryan Doumit, S (1, 2) OBP: 0.333, SLG: 0.448	C FF 89 F SI 89 B SL 82 C SL 80 1-3 K ③		F FF 90 X CH 84 0-1 SF8 ① 2-3 3-H		C CH 83 B SL 78 X CH 83 1-1 19 1B 20 1B 1B	B SI 92 C CH 86 X SL 85 1-1 F9 ③		F SL 77 B SL 76 X SI 87 1-1 2B		4	1	2	1	0	1	3
19 Darin Mastroianni, R (1, 7) OBP: 0.288, SLG: 0.321		B SI 90 B SI 89 B FF 89 C SI 90 X SI 90 3-1 F9 ①	S SI 89 B FF 89 F SI 88 B FF 90 B SL 81 B FF 89 4-2 BB		L SI 87 X CH 82 0-1 12 S 20 1B 12 2B 1-2 1B		C SL 82 B SL 85 C SI 92 S SL 85 1-3 K ①	C SI 88 C SL 77 S SL 76 0-3 K ③		4	1	1	0	1	2	1
20 Brian Dozier, R (1, 6) OBP: 0.255, SLG: 0.322		C FF 90 T FF 90 F SI 90 B SL 81 F SL 80 T CH 83 1-2 K ②	S FF 90 X FF 89 0-1 F8-2 ② ③ 3-H		B CH 82 X CH 86 1-0 12 S 12 2B 1-2 2-H 1B		C SL 84 B CH 86 X SI 92 1-1 2 BB 1B			4	1	2	1	0	1	2
12 Alexi Casilla, S (1, 4) OBP: 0.295, SLG: 0.331		B SI 89 F SI 88 C SI 88 F FF 90 B FF 90 X SL 80 2-2 11 S 2 BB 1B		X FF 87 0-0 E4 7 S 7 FC3-2 1B	C FF 88 B CH 86 B CH 83 X SI 89 2-1 2 1B 1-H 2-H 2B		F SI 91 F SI 91 S SL 85 0-3 K ②			4	1	3	2	0	1	1
Inning Stats	R: 0 E: 0 K: 2 S: 13 H: 1 LOB: 3 BB: 2 P: 26	R: 0 E: 0 K: 1 S: 14 H: 1 LOB: 2 BB: 1 P: 25	R: 2 E: 0 K: 0 S: 9 H: 2 LOB: 1 BB: 2 P: 19	R: 0 E: 1 K: 0 S: 8 H: 1 LOB: 2 BB: 1 P: 14	R: 4 E: 0 K: 1 S: 16 H: 5 LOB: 1 BB: 0 P: 21	R: 0 E: 0 K: 0 S: 7 H: 1 LOB: 0 BB: 0 P: 11	R: 0 E: 0 K: 2 S: 11 H: 1 LOB: 2 BB: 1 P: 19	R: 1 E: 0 K: 1 S: 13 H: 2 LOB: 1 BB: 1 P: 23		1B: 10 2B: 4 3B: 0 HR: 1 SF: 1 SAC: 0 DP: 3 HBP: 0						

PITCHER		IP	WLS	BF	H	R	ER	SO	BB	IBB	HBP	BLK	WP	HR	S	P	ERA	WHIP
57 Jonathan Sánchez, L ERA: 6.8	(1, 1)	4.1	L	28	10	6	6	4	6	0	0	0	0	0	56	101	12.46	3.692
32 Vin Mazzaro, R ERA: 4.74	(5, 1)	2.1		8	2	0	0	2	0	0	0	0	0	0	19	25	0.00	0.857
46 Tommy Hottovy, L ERA: 4.05	(7, 1)	1.1		7	2	1	1	1	2	0	0	0	0	1	16	32	6.75	3.000

PITCHER	IP	WLS	BF	H	R	ER	SO	BB	IBB	HBP	BLK	WP	HR	S	P	ERA	WHIP

BOTTOM

Kansas City Royals @ Minnesota Twins

Target Field, Minneapolis, MN

Sat Jun 30 2012, 12:12 PM - 2:57 PM CDT

Att. 37,694 - Sunny - 85 F

livebaseballscorecards.com

AB	34
R	7
H	14
RBI	7
BB	8
SO	7
LOB	21

WP: 0 PA: 43
PB: 0
SB: 5
CS: 0

Batter	1	2	3	4	5	6	7	8	9	AB	R	H	RBI	BB	SO	LOB
4 Alex Gordon, L (1, 7) OBP: 0.367, SLG: 0.420	C FF 90 S CU 73 B SL 84 F CU 73 S FF 92 1-3 ① K		C FF 90 X FF 90 0-1 ① F7		B CU 73 S CH 82 X CU 72 1-1 1B			S SL 83 B SL 82 F SI 90 B SI 89 S SL 84 2-3 ① K		4	0	1	0	0	2	0
11 Yuniesky Betancourt, R (1, 4) OBP: 0.284, SLG: 0.439	F FF 92 C FF 92 X FF 92 0-2 ② F7		B CH 82 B FF 90 S CH 82 X SL 84 2-1 ② F9		X SL 82 0-0 ③ F7			B SI 89 X SI 90 1-0 ② G6-3		4	0	0	0	0	0	1
8 Mike Moustakas, L (1, 5) OBP: 0.331, SLG: 0.472	B CU 74 F FF 91 S CU 73 S SL 83 1-3 ③ K		C CU 75 B CH 81 B FF 90 F SI 90 X SL 84 2-2 ③ G3			C FF 88 F CU 72 B FF 90 B SL 82 F CU 73 X CH 82 2-2 ① F7		S SL 84 S SL 82 X SL 83 0-2 ③ G1-3		4	0	0	0	0	1	0
16 Billy Butler, R (1, 10) OBP: 0.365, SLG: 0.516		B FF 91 B FF 90 B FF 91 C FF 90 X FF 91 3-1 HR	B CH 82 B FF 90 S SL 84 B FF 90 D CH 82 4-1 13 FC6-4 BB			F CH 82 C SL 82 X CU 73 0-2 1B			S FF 94 B FF 94 F CH 88 B SL 86 X CH 87 2-2 ① F8	3	1	2	1	1	0	0
21 Jeff Francoeur, R (1, 9) OBP: 0.294, SLG: 0.390		C SL 85 B FF 91 X SL 84 1-1 13 2B 1B	B SI 89 X FF 89 1-0 ① P3			F FF 88 F SL 82 F FF 89 F CU 73 B SL 83 S SL 83 1-3 ② K			B FC 94 X SL 87 1-0 ② P6	4	0	1	0	0	1	2
35 Eric Hosmer, L (1, 3) OBP: 0.291, SLG: 0.378		C FF 91 X SI 90 0-1 ① F7	B SI 90 B FF 88 F FF 89 X SL 83 2-1 ② L6			F CU 72 B FF 90 C FF 89 F FF 90 S SL 84 1-3 ③ K			C SL 86 S CH 87 B CH 88 B CH 88 F CH 88 X FF 95 2-2 2B	4	0	1	0	0	1	3
13 Salvador Perez, R (1, 2) OBP: 0.333, SLG: 0.667		B FF 90 X FF 91 1-0 1-3 2B	C FF 90 X SL 84 0-1 ③ FC6-4 1-2f				C FF 92 F SI 92 F SL 83 X SL 84 0-2 ① F8		F FF 94 F CH 88 X CH 88 0-2 ③ G1-3	4	0	1	0	0	0	2
1 Jarrod Dyson, L (1, 8) OBP: 0.311, SLG: 0.295		F FF 91 F CU 74 F SL 83 B FF 92 B FF 91 F SL 84 F SI 90 F SI 90 F CU 74 3-3 ② K B CH 81 S SL 83			M FF 88 S FF 90 F FF 90 X CU 74 0-2 ① G4-3		F SI 91 B FF 92 F FF 92 X FF 92 1-2 ② G6-3			3	0	0	0	0	1	2
2 Alcides Escobar, R (1, 6) OBP: 0.352, SLG: 0.422		C SL 83 F SL 84 S CU 73 0-3 ③ K			B CU 72 B SI 90 C FF 90 X SL 84 2-1 ② G6-3		C SL 83 B SL 84 F FF 92 B SI 90 X SI 91 2-2 ③ G4-3			3	0	0	0	0	1	2
Inning Stats	R: 0 E: 0 K: 2 S: 10 H: 0 LOB: 0 BB: 0 P: 12	R: 1 E: 0 K: 2 S: 18 H: 3 LOB: 2 BB: 0 P: 26	R: 0 E: 0 K: 0 S: 7 H: 0 LOB: 0 BB: 0 P: 11	R: 0 E: 0 K: 0 S: 6 H: 0 LOB: 1 BB: 1 P: 13	R: 0 E: 0 K: 0 S: 9 H: 1 LOB: 1 BB: 0 P: 12	R: 0 E: 0 K: 2 S: 16 H: 1 LOB: 1 BB: 0 P: 20	R: 0 E: 0 K: 0 S: 10 H: 0 LOB: 0 BB: 0 P: 13	R: 0 E: 0 K: 1 S: 7 H: 0 LOB: 0 BB: 0 P: 10	R: 0 E: 0 K: 0 S: 11 H: 1 LOB: 1 BB: 0 P: 16	1B: 3 2B: 2 3B: 0 HR: 1 SF: 0 SAC: 0 DP: 0 HBP: 0						

PITCHER		IP	WLS	BF	H	R	ER	SO	BB	IBB	HBP	BLK	WP	HR	S	P	ERA	WHIP
38 Cole De Vries, R ERA: 3.43	(1, 1)	6.0	W	24	5	1	1	6	1	0	0	0	0	1	66	94	1.50	1.000
31 Alex Burnett, R ERA: 1.83	(7, 1)	1.0		3	0	0	0	0	0	0	0	0	0	0	10	13	0.00	0.000
64 Tyler Robertson, L ERA: 8.1	(8, 1)	1.0		3	0	0	0	1	0	0	0	0	0	0	7	10	0.00	0.000
61 Jared Burton, R ERA: 2.81	(9, 1)	1.0		4	1	0	0	0	0	0	0	0	0	0	11	16	0.00	1.000

PITCHER	IP	WLS	BF	H	R	ER	SO	BB	IBB	HBP	BLK	WP	HR	S	P	ERA	WHIP

TOP

Kansas City Royals @ Minnesota Twins

Target Field, Minneapolis, MN

Sat Jun 30 2012, 6:17 PM - 8:59 PM CDT

Att. 37,629 - Clear - 91 F

livebaseballscorecards.com

AB	33
R	1
H	6
RBI	1
BB	1
SO	7
LOB	12

WP: 0	PA: 34		
PB: 0			
SB: 0			
CS: 0			

Batter	1	2	3	4	5	6	7	8	9	AB	R	H	RBI	BB	SO	LOB
11 Ben Revere, L (1, 8) OBP: 0.346, SLG: 0.376	B FF 91 C FF 93 B KC 80 X SI 93 2-1 ① G1-3	C FF 92 X FF 93 0-1 ③ G4-3			B FC 87 F SI 91 X KC 76 1-1 ① F8		B FF 92 F FF 92 B SL 81 B FF 94 F FF 91 B FF 94 4-2 7 G5-3 BB			3	0	0	0	1	0	0
8 Jamey Carroll, R (1, 6) OBP: 0.332, SLG: 0.295	C FF 92 X FF 94 0-1 ② G4-3		C FF 93 B KC 77 F FC 88 B SI 93 X FF 94 2-2 ① G1-3		X FF 92 0-0 7 FC6-4 1B		C FF 91 B SL 80 B FF 90 X FF 89 2-1 ① P6			4	0	1	0	0	0	1
7 Joe Mauer, L (1, 2) OBP: 0.416, SLG: 0.448	C FF 93 S KC 80 X FF 92 0-2 16 HR 1B		X FF 93 0-0 HR		C CH 83 S FC 87 B FF 92 1 SAFE 1 SAFE X FC 87 1-2 ② FC6-4 16 FC5-4 1-2f		C FF 94 B SL 78 1 SAFE 1 SAFE F FF 93 X FF 94 1-2 ②③ G5-3 1-2			4	2	2	1	0	0	2
16 Josh Willingham, R (1, 7) OBP: 0.381, SLG: 0.532	B KC 80 B KC 78 F FF 93 F SI 92 X KC 79 2-2 1-H HR		B SI 94 F SI 94 B SI 93 B FF 94 F SL 85 X FF 94 3-2 ② F7		F FF 93 B SI 92 X SI 92 1-1 ③ FC5-4 1-2f			C SL 80 F FF 95 F FF 96 B SL 82 B SL 84 X FF 94 2-2 ① G5-3		4	1	1	2	0	0	1
33 Justin Morneau, L (1, 10) OBP: 0.308, SLG: 0.441	C SL 84 X SI 93 0-1 24 FC6-4 1B		X SL 85 0-0 ③ F8			F FC 86 B CH 84 X FC 88 1-1 ① L6		B SL 82 C FF 96 B SL 85 X FF 96 2-1 19 BB 2B		4	0	2	0	0	0	0
24 Trevor Plouffe, R (1, 5) OBP: 0.326, SLG: 0.541	C SL 85 F KC 79 X SI 94 0-2 ③ FC6-4 1-2f			F FF 92 B SI 92 B SL 84 B FC 87 C FF 93 F FF 93 B SI 93 4-2 19 FC5-4 BB		S SI 91 X FC 87 0-1 19 1B 2B		C SL 84 F SL 85 S FF 98 0-3 ② K		3	1	1	0	1	1	2
27 Chris Parmelee, L (1, 3) OBP: 0.277, SLG: 0.290		F FF 92 C FF 92 X KC 78 0-2 HR		F SI 90 B FF 93 B FC 89 1 SAFE F FC 87 B FF 92 X SI 90 3-2 ① F7		C FC 87 C CH 81 X FF 92 0-2 ② F7		B SL 85 B SL 85 D FF 96 B FF 94 4-0 19 BB BB		3	1	1	1	1	0	2
19 Darin Mastroianni, R (1, 9) OBP: 0.302, SLG: 0.321		C FF 94 F SI 93 X SL 84 0-2 ① G6-3		1 SAFE C SL 83 B FF 93 X SI 91 1-1 ② FC5-4 12 S 1-2f		X SL 84 0-0 12 PB 12 S 2-H 1B		B FF 97 B FF 97 B FF 96 C FF 95 B FF 95 4-1 1-2 2-3 BB		3	0	1	1	1	0	1
12 Alexi Casilla, S (1, 4) OBP: 0.288, SLG: 0.323		X FF 94 0-0 ② F8		1 SAFE B CH 83 B FC 88 X SL 83 2-0 ③ F8 1-2		P PO 80 C FC 86 B CH 79 B FF 92 S FC 89 X SL 84 3-2 ③ F9 1-3		C FF 97 S SL 86 F SL 86 B FF 97 F FS 85 S SL 87 1-3 ③ K		4	0	0	0	0	1	5
Inning Stats	R: 2 H: 3 E: 0 LOB: 1 K: 0 BB: 0 S: 15 P: 19	R: 1 H: 1 E: 0 LOB: 0 K: 0 BB: 0 S: 9 P: 9	R: 1 H: 1 E: 0 LOB: 0 K: 0 BB: 0 S: 8 P: 13	R: 0 H: 0 E: 0 LOB: 1 K: 0 BB: 1 S: 9 P: 19	R: 0 H: 1 E: 0 LOB: 1 K: 0 BB: 0 S: 8 P: 11	R: 1 H: 2 E: 0 LOB: 1 K: 0 BB: 0 S: 12 P: 15	R: 0 H: 0 E: 0 LOB: 0 K: 0 BB: 1 S: 7 P: 14	R: 0 H: 1 E: 0 LOB: 3 K: 2 BB: 2 S: 15 P: 28		1B: 4 SF: 0 2B: 2 SAC: 0 3B: 0 DP: 0 HR: 3 HBP: 0						

PITCHER		IP	WLS	BF	H	R	ER	SO	BB	IBB	HBP	BLK	WP	HR	S	P	ERA	WHIP
44 Luke Hochevar, R ERA: 5.23	(1, 1)	6.0	L	27	8	5	5	0	1	0	0	0	0	3	61	86	7.50	1.500
50 Jose Mijares, L ERA: 1.78	(7, 1)	1.0		3	0	0	0	0	1	0	0	0	0	0	7	14	0.00	1.000
56 Greg Holland, R ERA: 4.1	(8, 1)	1.0		6	1	0	0	2	2	0	0	0	0	0	15	28	0.00	3.000

PITCHER	IP	WLS	BF	H	R	ER	SO	BB	IBB	HBP	BLK	WP	HR	S	P	ERA	WHIP

BOTTOM

Kansas City Royals @ Minnesota Twins

Target Field, Minneapolis, MN

Sat Jun 30 2012, 6:17 PM - 8:59 PM CDT

Att. 37,629 - Clear - 91 F

livebaseballscorecards.com

AB	32
R	5
H	9
RBI	5
BB	4
SO	2
LOB	14

Kansas City Royals @ Minnesota Twins

Target Field, Minneapolis, MN

Sun Jul 01 2012, 1:16 PM - 4:19 PM CDT

Att. 37,819 - Sunny - 91 F

livebaseballscorecards.com

TOP

Batter	1	2	3	4	5	6	7	8	9	AB	R	H	RBI	BB	SO	LOB
4 Alex Gordon, L (1, 7) OBP: 0.370, SLG: 0.421	C SI 91 B SI 91 F SI 92 B SI 94 F SL 85 X SI 94 2-2 ① F7		B SL 88 B SI 94 C SI 93 B SL 88 B SI 95 4-1 2 FC6-4 BB		S SI 92 X SI 93 0-1 ①② G6-4-3 1-2f	B SL 86 B SL 87 B FF 93 B FF 92 4-0 2 FC6-4 BB		B FF 92 B FF 92 X FF 92 2-0 2B	B SL 82 F FF 95 X SI 95 1-1 ③ FC6 1-2f	4	0	1	0	2	0	2
2 Alcides Escobar, R (1, 6) OBP: 0.353, SLG: 0.417	B SI 93 C SI 92 B SI 93 S SL 85 S CH 85 2-3 ② K		1 SAFE D SI 94 X SI 93 1-0 ③ FC6-4 1-2f		B CH 85 B SI 94 B SI 94 B SI 91 4-0 16 WP BB	X FF 93 0-0 ② FC6-4 16 FC6-4 1-2f 2-3		D CH 87 B FF 93 C FF 93 B FF 94 B FF 93 4-1 BB		3	0	0	0	2	1	3
16 Billy Butler, R (1, 10) OBP: 0.365, SLG: 0.512	C SI 92 B CH 86 B CH 86 B SL 85 F SI 95 B SI 94 4-2 BB			B CH 85 C SI 94 S SL 86 X FF 94 1-2 35 1B 11 BB 27 SF8 1B	F SL 88 1 SAFE 1 SAFE B CH 86 F SL 89 D SL 86 D SL 88 F SL 88 F CH 87 3-3 ③ K 1-2	X SL 85 0-0 ③ FC6-4 1-2f		S SL 86 B SL 86 B SL 86 F FF 94 F SL 85 D CH 88 F FC 93 F FF 94 F FF 94 3-3 ③ K		4	1	1	0	1	2	5
21 Jeff Francoeur, R (1, 9) OBP: 0.293, SLG: 0.387	F CH 86 B FF 93 C FF 95 X SL 86 1-2 ③ F8			C SI 94 F SI 94 S FF 96 0-3 ① K		S SI 93 S CH 86 B CH 88 F CH 87 X SL 88 1-2 ① F8 B FF 90 F FF 92 F FF 92 B FF 92 B FF 93 B SL 84 X FF 92 3-2 35 CS 1B			C FF 95 F FF 95 B FF 96 B FF 95 F FF 95 X SL 82 2-2 ① F9	5	0	1	0	0	1	2
11 Yuniesky Betancourt, R (1, 5) OBP: 0.288, SLG: 0.434		B SI 94 S CH 86 X SI 94 1-1 ① G4-3		D CH 86 F SI 95 S SL 88 F SL 86 F SI 94 D SL 88 F SL 87 B SI 95 D SI 95 4-2 27 SF8 35 1B 1-2 BB		X CH 86 0-0 27 1B 35 HBP 30 FC3 1B C SL 85 F FF 91 X SL 85 0-2 ① L5			B FF 95 S FF 94 F SL 85 X FF 96 1-2 ② F9	4	1	1	0	1	0	1
35 Eric Hosmer, L (1, 3) OBP: 0.300, SLG: 0.384		B SL 88 B SL 87 F SI 93 X SI 95 2-1 ② G6-3		S SL 89 B SI 95 X SI 94 1-1 30 S 1-2 2-3 1B		C SI 92 D CH 88 1 SAFE B SI 92 H SI 93 3-1 27 1B 30 E HBP 1-2 C SL 81 S SL 83 B SL 84 B SL 82 X SL 83 2-2 ② 1B 1-2			X SI 94 0-0 27 DI 27 1B 1B	4	2	3	0	0	0	0
27 Brayan Peña, S (1, 2) OBP: 0.290, SLG: 0.351		C FF 94 F FF 93 B CH 87 B CH 88 F SL 87 S SL 86 2-3 ③ K		X SI 95 0-0 ② SF8 2-3 3-H		B CH 85 X SI 95 1-0 30 E 19 2B 1B 1-2 2-3 B SI 89 X SI 90 1-0 ③ F8			C FF 95 X SL 84 0-1 13 2B 19 1B 1B 1-H	4	2	2	2	0	1	1
30 Jason Bourgeois, R (1, 8) OBP: 0.321, SLG: 0.280 1 Jarrod Dyson, L (8, PH) OBP: 0.310, SLG: 0.293 (8, 8) 13 Salvador Perez, R (9, PH) OBP: 0.360, SLG: 0.720			C SI 93 X SI 91 0-1 ① P5	C SL 85 C CH 87 F SL 86 S SL 87 0-3 ③ K 1-2		B FF 94 B SI 93 X SI 95 2-0 FC3 19 2B 1-3 2-H 3-H		C FF 93 F CH 86 B SI 93 X SI 94 1-2 ① F7	X FF 96 0-0 19 1B 2B 1-3	3 1 1	1 0 1	0 0 1	1 0 1	0 0 0	1 0 0	3 0 0
19 Irving Falu, S (1, 4) OBP: 0.333, SLG: 0.434			B SI 94 C SI 93 B SL 87 B SI 94 C SI 94 C SL 84 3-3 ② K		B SI 90 B SI 92 C SI 92 X SL 85 2-1 4 G6-4-3 1B	B FF 93 B SL 85 X FF 92 2-0 2 FC6-4 2B 2-H 3-H		B CH 85 S SI 92 F SI 94 B FF 94 F CH 87 F CH 87 S SL 85 2-3 ② K	X FF 95 0-0 4 FC6 1B 2-H 3-H	5	0	3	4	0	2	0
Inning Stats	R: 0 E: 0 K: 1 S: 12 H: 0 LOB: 1 BB: 1 P: 21	R: 0 E: 0 K: 1 S: 8 H: 0 LOB: 0 BB: 0 P: 13	R: 0 E: 0 K: 1 S: 7 H: 0 LOB: 1 BB: 1 P: 15	R: 1 E: 0 K: 2 S: 18 H: 2 LOB: 2 BB: 1 P: 24	R: 0 E: 0 K: 1 S: 10 H: 1 LOB: 1 BB: 1 P: 19	R: 4 E: 1 K: 0 S: 11 H: 3 LOB: 2 BB: 1 P: 24	R: 0 E: 0 K: 0 S: 11 H: 2 LOB: 1 BB: 0 P: 17	R: 0 E: 0 K: 2 S: 17 H: 1 LOB: 2 BB: 1 P: 29	R: 3 E: 0 K: 0 S: 14 H: 4 LOB: 1 BB: 0 P: 18	1B: 10 2B: 3 3B: 0 HR: 0 SF: 1 SAC: 0 DP: 1 HBP: 1						

	AB	38
	R	8
	H	13
	RBI	7
	BB	6
	SO	8
	LOB	17

WP: 1 PB: 0 SB: 1 CS: 1 PA: 46

PITCHER		IP	WLS	BF	H	R	ER	SO	BB	IBB	HBP	BLK	WP	HR	S	P	ERA	WHIP
47 Francisco Liriano, L ERA: 5.4	(1, 1)	5.1		26	5	5	4	6	4	0	1	0	1	0	63	107	6.75	1.688
60 Jeff Gray, R ERA: 4.32	(6, 1)	1.0	W	6	2	0	0	0	1	0	0	0	0	0	10	19	0.00	3.000
64 Tyler Robertson, L ERA: 6.75	(7, 1)	0.2	H	2	1	0	0	0	0	0	0	0	0	0	4	7	0.00	1.500
61 Jared Burton, R ERA: 2.73	(8, 1)	1.0	H	5	1	0	0	2	1	0	0	0	0	0	17	29	0.00	2.000
15 Glen Perkins, L ERA: 3.48	(9, 1)	1.0		7	4	3	3	0	0	0	0	0	0	0	14	18	27.00	4.000

PITCHER	IP	WLS	BF	H	R	ER	SO	BB	IBB	HBP	BLK	WP	HR	S	P	ERA	WHIP

BOTTOM

Kansas City Royals @ Minnesota Twins

Target Field, Minneapolis, MN

Sun Jul 01 2012, 1:16 PM - 4:19 PM CDT

Att. 37,819 - Sunny - 91 F

livebaseballscorecards.com

Batter	1	2	3	4	5	6	7	8	9	AB	R	H	RBI	BB	SO	LOB
2 Denard Span, L (1, 8) OBP: 0.344, SLG: 0.390	B SI 81 C SI 80 B SI 84 F SI 83 X CH 76 2-2 ① G3		C CH 77 B SI 86 C CU 72 F SI 86 B SL 81 F SI 85 C SI 86 2-3 ③ K			B SL 81 X CH 77 1-0 ① SH1-3 3-H	B FF 92 1 SAFE S FF 90 F FF 92 1 SAFE B FF 94 X FF 93 2-2 E8 8 S 1-H 1B			3	0	1	2	0	1	0
8 Jamey Carroll, R (1, 4) OBP: 0.331, SLG: 0.291	B SI 81 X SI 81 1-0 ② F9			B SI 83 C SI 85 C CH 77 X SI 88 1-2 ① G3		B SI 83 B SI 84 C SI 84 F SL 82 F CH 78 F CH 77 B FF 88 F FF 87 F FF 86 4-2 F FF 86 B CH 77 7 1B 16 HR BB	B FF 92 C FF 89 F FF 94 X SL 83 1-2 ② G6-3 2-3			3	1	0	0	1	0	1
7 Joe Mauer, L (1, 10) OBP: 0.414, SLG: 0.445	C SI 85 B EP 66 X CH 76 1-1 ③ F7			C CU 72 C SI 87 F SL 84 B SI 87 B SL 84 F CU 72 F EP 68 C SI 87 2-3 ② K		1 SAFE B SL 83 X SL 82 1-0 16 HR 1-2 1B	C FF 92 X FF 94 0-1 ③ F7			4	1	1	0	0	1	1
16 Josh Willingham, R (1, 7) OBP: 0.379, SLG: 0.539		B CU 71 B CH 74 X CH 76 2-0 ① G3		B CU 72 X CH 77 1-0 ③ G5-3		B SL 83 F SL 83 S CH 78 B SI 90 X CH 78 2-2 1-H 2-H HR		C FF 94 C SI 94 S SL 84 0-3 ① K		4	1	1	3	0	1	0
33 Justin Morneau, L (1, 3) OBP: 0.307, SLG: 0.442		C SI 87 F SI 87 F SL 82 B CU 70 X SI 88 1-2 ② G5-3			B SL 82 S SL 83 F SI 86 B EP 69 B SI 88 F SL 82 C SI 89 3-3 ① K	S SL 84 B SL 84 S EP 70 B FF 90 S SI 88 2-3 ② K		X SI 94 0-0 41 HR 2B		4	1	1	0	0	2	0
24 Trevor Plouffe, R (1, 5) OBP: 0.329, SLG: 0.570		X CU 73 0-0 HR			C SL 83 C FF 90 F FF 88 X CU 75 0-2 ② F9	X SL 84 0-0 HR		C SI 95 B SL 84 B SL 85 B SL 85 C SL 85 S FF 95 3-3 ② K		4	2	2	2	0	1	1
19 Darin Mastroianni, R (1, 9) OBP: 0.313, SLG: 0.322		F SL 81 X CH 77 0-1 ③ G6-3			X CU 73 0-0 1B	B SI 98 F FF 97 F FF 98 X FF 99 1-2 ③ G4-3		B FF 96 C SL 86 B FF 96 B FF 95 S FF 95 D SL 87 4-2 41 HR BB		3	1	1	0	1	0	0
41 Drew Butera, R (1, 2) OBP: 0.302, SLG: 0.379			C SI 85 B SI 86 C SL 82 F SI 86 C CU 73 1-3 ① K		1 SAFE 1 SAFE 1 SAFE 1 SAFE F SL 82 B SI 88 F SL 84 X SI 88 1-2 ③ G6-3		X FF 98 0-0 ① P6	B SI 94 X SI 95 1-0 1-H 2-H HR		4	1	1	3	0	1	1
20 Brian Dozier, R (1, 6) OBP: 0.260, SLG: 0.333			X SI 86 0-0 ② P3			C SI 84 F CU 72 B FF 89 F FF 87 X CU 72 1-2 2 SH1-3 3B	B FF 99 B FF 99 B FF 98 C FF 99 B FF 98 4-1 2 S 2 E BB	B FF 95 X SI 95 1-0 ③ F9		3	2	1	0	1	0	0
Inning Stats	R: 0 E: 0 K: 0 S: 6 H: 0 LOB: 0 BB: 0 P: 10	R: 1 E: 0 K: 0 S: 8 H: 1 LOB: 0 BB: 0 P: 11	R: 0 E: 0 K: 2 S: 10 H: 0 LOB: 0 BB: 0 P: 13	R: 0 E: 0 K: 1 S: 10 H: 0 LOB: 0 BB: 0 P: 14	R: 0 E: 0 K: 1 S: 12 H: 1 LOB: 1 BB: 0 P: 16	R: 5 E: 0 K: 1 S: 23 H: 4 LOB: 0 BB: 1 P: 35	R: 1 E: 1 K: 0 S: 10 H: 1 LOB: 1 BB: 1 P: 17	R: 3 E: 0 K: 2 S: 11 H: 2 LOB: 0 BB: 1 P: 20		1B: 3 2B: 1 3B: 1 HR: 4 SF: 0 SAC: 1 DP: 0 HBP: 0						

	AB	32
	R	10
	H	9
	RBI	10
	BB	3
	SO	7
	LOB	4

WP: 0 PA: 36
PB: 0
SB: 2
CS: 0

PITCHER		IP	WLS	BF	H	R	ER	SO	BB	IBB	HBP	BLK	WP	HR	S	P	ERA	WHIP
52 Bruce Chen, L ERA: 4.83	(1, 1)	5.2	L	24	6	6	6	5	1	0	0	0	0	3	66	95	9.53	1.235
40 Kelvin Herrera, R ERA: 3.07	(6, 1)	0.2		3	0	1	1	0	1	0	0	0	0	0	5	10	13.50	1.500
50 Jose Mijares, L ERA: 1.74	(7, 1)	0.2		3	1	0	0	0	0	0	0	0	0	0	8	11	0.00	1.500
43 Aaron Crow, R ERA: 3.34	(8, 1)	1.0		6	2	3	3	2	1	0	0	0	0	1	11	20	27.00	3.000

PITCHER	IP	WLS	BF	H	R	ER	SO	BB	IBB	HBP	BLK	WP	HR	S	P	ERA	WHIP

Batter	1	2	3	4	5	6	7	8	9	AB	R	H	RBI	BB	SO	LOB
4 Alex Gordon, L (1, 7) OBP: 0.370, SLG: 0.421	C FF 91 F FF 90 X CU 77 0-2 G4-3	1 SAFE 1 SAFE B FF 92 C CU 76 F FF 92 B CU 77 X CU 77 2-2 G6-3		B FF 91 X CU 75 1-0 16 L9-6 35 WP 2-3 3-H 1B		C FF 90 1 SAFE S FF 90 B CU 79 S FF 92 1-3 1-2 K		S CH 82 B CH 84 B FF 88 F CH 84 F SL 80 F FF 89 B CH 84 X CH 83 3-2 1B		5	0	2	1	0	1	2
2 Alcides Escobar, R (1, 6) OBP: 0.354, SLG: 0.415	C FF 93 X SI 92 0-1 35 G4-3 1B		C FF 92 S CU 76 F CU 77 B FF 93 B CH 86 X CU 76 2-2 G6-3	B FF 90 C SI 92 F FF 92 1 SAFE D CU 75 S FF 93 2-3 K			B FF 89 B CH 79 B FF 90 C SI 90 B SI 88 4-1 35 2B 11 1B BB	F SL 80 C SI 91 X SI 90 0-2 L5		4	1	1	0	1	1	3
35 Eric Hosmer, L (1, 3) OBP: 0.304, SLG: 0.389	C FF 92 1 SAFE T FF 93 X CU 78 0-2 G4-3 1-2		B CU 77 B FF 92 X FF 92 2-0 16 G5-3 11 2B 1B	B FF 91 B SI 92 B CU 75 S FC 92 D CU 77 4-1 1-2 3-H BB			C FF 91 1 SAFE 1 SAFE F CU 76 1 SAFE D CU 77 X FF 91 1-2 11 1B 8 HR 1-3 2B	B SI 90 S CH 84 C SI 90 F CU 76 S CH 83 1-3 K		4	2	2	0	1	1	2
16 Billy Butler, R (1, 10) OBP: 0.363, SLG: 0.505	D CH 84 D CH 84 X FF 91 2-0 P4		S SI 90 B SI 91 X CU 76 1-1 G5-3 1-2	B CH 83 F CH 82 S SI 91 B FF 91 D CU 79 F CH 81 X CU 74 3-2 L9-6 2-2			S SL 80 F SL 80 F FF 90 F CU 77 F SI 90 H CH 83 1-2 11 1B 8 HR HBP	B SL 80 B SI 89 X CH 84 2-0 F7		4	1	0	0	0	0	5
11 Yuniesky Betancourt, R (1, 4) OBP: 0.291, SLG: 0.440		B FF 90 C SI 92 S CH 84 B CH 84 S CH 85 2-3 K	B CH 82 C FF 90 X FF 91 1-1 8 2B 2-H 2B		B FF 89 B SI 90 X FF 90 2-0 G6-3		F SL 82 B SI 91 F SL 81 D SL 78 X SL 80 2-2 8 HR 1-2 2-3 3-H 1B		B SI 88 S SI 88 F SI 88 B SL 80 X SI 89 2-2 F9	5	2	2	2	0	1	0
8 Mike Moustakas, L (1, 5) OBP: 0.332, SLG: 0.485		B FF 92 C CU 75 C CU 76 S FF 94 1-3 K	C CU 75 B CU 77 X FF 91 1-1 2-H 2B		B FF 90 C CU 73 X CU 77 1-1 G3		X SI 90 0-0 1-H 2-H 3-H HR		C CH 83 S CH 83 X CH 83 0-2 G5-3	5	1	2	5	0	1	0
21 Jeff Francoeur, R (1, 9) OBP: 0.292, SLG: 0.382		B SI 92 S CH 83 B SI 91 B FC 92 B FF 92 4-1 13 HR BB	X CH 83 0-0 L8		B FF 89 X FF 91 1-0 G4-3		X SL 82 0-0 P4		X SL 79 0-0 F7	4	1	0	0	1	0	1
13 Salvador Perez, R (1, 2) OBP: 0.379, SLG: 0.793		X FF 91 0-0 1-H HR		C FF 90 B CH 84 S CH 83 F CH 82 F CU 76 X CH 84 1-2 30 2B 4 1B 1B		C FF 90 X FC 91 0-1 F9	B SI 90 S SL 81 X FF 89 1-1 G5-3			4	2	2	2	0	0	0
30 Jason Bourgeois, R (1, 8) OBP: 0.387, SLG: 0.393 1 Jarrod Dyson, L (7, PH) OBP: 0.308, SLG: 0.292 (7, 8)		B FF 91 X SI 91 1-0 1B		X FF 90 0-0 4 1B 35 WP 1-3 2B		B FF 89 B CH 79 X FF 89 2-0 4 CS 1B	X CH 83 0-0 G4-3			3 1	1 0	3 0	0 0	0 0	0 0	0 0
Inning Stats	R: 0 E: 0 K: 0 S: 9 H: 1 LOB: 1 BB: 0 P: 11	R: 2 E: 0 K: 2 S: 12 H: 2 LOB: 1 BB: 1 P: 22	R: 2 E: 0 K: 0 S: 12 H: 3 LOB: 1 BB: 0 P: 19	R: 2 E: 0 K: 1 S: 15 H: 3 LOB: 1 BB: 1 P: 26	R: 0 E: 0 K: 0 S: 4 H: 0 LOB: 0 BB: 0 P: 8	R: 0 E: 0 K: 1 S: 6 H: 1 LOB: 0 BB: 0 P: 9	R: 5 E: 0 K: 0 S: 17 H: 3 LOB: 0 BB: 1 P: 26	R: 0 E: 0 K: 1 S: 13 H: 1 LOB: 1 BB: 0 P: 19	R: 0 E: 0 K: 0 S: 7 H: 0 LOB: 0 BB: 0 P: 9	1B: 8 2B: 5 3B: 0 HR: 2 SF: 0 SAC: 0 DP: 1 HBP: 1						

PITCHER		IP	WLS	BF	H	R	ER	SO	BB	IBB	HBP	BLK	WP	HR	S	P	ERA	WHIP
24 Ricky Romero, L ERA: 5.35	(1, 1)	6.0	L	30	11	8	8	4	3	0	0	0	1	1	62	104	12.00	2.333
49 David Pauley, R ERA: 6.48	(7, 1)	3.0		13	3	3	3	1	0	0	1	0	0	1	33	45	9.00	1.000

PITCHER	IP	WLS	BF	H	R	ER	SO	BB	IBB	HBP	BLK	WP	HR	S	P	ERA	WHIP

TOP

Kansas City Royals @ Toronto Blue Jays

Rogers Centre, Toronto, ON

Mon Jul 02 2012, 7:10 PM - 9:45 PM EDT

Att. 17,127 - Partly Cloudy - 77 F

livebaseballscorecards.com

AB	39
R	11
H	14
RBI	10
BB	3
SO	5
LOB	13

WP: 1 PA: 43
PB: 0
SB: 0
CS: 1

BOTTOM

Kansas City Royals @ Toronto Blue Jays

Rogers Centre, Toronto, ON

Mon Jul 02 2012, 7:10 PM - 9:45 PM EDT

Att. 17,127 - Partly Cloudy - 77 F

livebaseballscorecards.com

Batter	1	2	3	4	5	6	7	8	9	AB	R	H	RBI	BB	SO	LOB
13 Brett Lawrie, R (1, 5) OBP: 0.337, SLG: 0.435	B FF 89 X FF 89 1-0 28 F8 5 G4-3 2B		B FF 90 C SL 85 B CU 79 X SL 86 2-1 ① G4-3		S CU 80 B CU 79 F SL 86 B FF 90 B SL 86 S SL 87 3-3 ② K		C CU 79 F CH 84 F FF 91 F FF 89 F SL 85 F CU 82 S FF 91 0-3 ③ K			4	1	1	0	0	2	1
28 Colby Rasmus, L (1, 8) OBP: 0.319, SLG: 0.493	B FF 90 F SL 88 B SL 87 X CU 80 2-1 ① F8 2-3		B SL 87 C FF 91 B SL 87 X FF 92 2-1 ② F9		B CU 79 B SI 91 B FF 91 C FF 90 X FF 90 3-1 HR			C SI 98 S CH 89 S CH 87 0-3 ① K		4	1	1	1	0	1	1
19 José Bautista, R (1, 9) OBP: 0.361, SLG: 0.555	D CH 84 B SL 86 B CH 84 B SI 89 4-0 5 G4-3 10 HBP BB		C CH 84 F CU 81 B FF 91 X CH 85 1-2 HR		F FF 90 F SL 88 X SL 87 0-2 ③ F8			B FF 101 B SI 99 B CH 88 C FF 99 F FF 98 X CH 89 3-2 1B		3	1	2	1	1	0	0
10 Edwin Encarnación, R (1, 10) OBP: 0.375, SLG: 0.569	H CU 79 1-0 5 G4-3 1-2 HBP		B SL 87 C FF 91 B SL 87 X CH 84 2-1 1B			C CU 78 B CU 80 F FF 90 B SL 84 X CU 80 2-2 ① F9		D CU 84 F SI 100 C CU 83 D CH 88 F CH 87 X CU 80 2-2 ② P3		3	0	1	0	0	0	1
5 Yunel Escobar, R (1, 6) OBP: 0.299, SLG: 0.335	C SL 86 B FF 91 X SL 87 1-1 ② G4-3 1-2 2-3 3-H		C SL 88 X CU 82 0-1 ③ G4-3			C CH 84 X CH 83 0-1 ② L8		B SI 100 X FF 99 1-0 ③ G5-3		4	0	0	1	0	0	4
2 Kelly Johnson, L (1, 4) OBP: 0.332, SLG: 0.379	X FF 92 0-0 ③ L7			C FF 90 B SL 86 S FF 89 B SL 86 B FF 90 B FF 91 4-2 11 G6-4-3 BB		C FF 90 F SL 87 B CU 81 X FF 91 1-2 ③ F9			X FF 93 0-0 ① G4-3	3	0	0	0	1	0	2
11 Rajai Davis, R (1, 7) OBP: 0.320, SLG: 0.410		B FF 90 X FF 89 1-0 ① F8		L SL 87 S SL 87 X FF 90 0-2 ①② G6-4-3 1-2f			B SL 87 F FF 88 S SL 85 X CU 81 1-2 26 FC3-6 1B		C FF 94 S CH 83 X CU 75 0-2 ② G5-3	4	0	1	0	0	0	1
26 Adam Lind, L (1, 3) OBP: 0.273, SLG: 0.341		C FF 91 B FF 90 X CU 81 1-1 ② G4-3		B FF 91 B FF 91 B FF 90 C FF 89 C FF 90 X FF 91 3-2 ③ L8			C FF 90 X CU 80 0-1 ① FC3-6 1-2f		F FF 94 B CU 73 F CH 83 B FF 94 C FF 93 2-3 ③ K	4	0	0	0	0	1	1
9 J.P. Arencibia, R (1, 2) OBP: 0.260, SLG: 0.409		C SL 84 F SL 85 F CU 80 X CH 85 0-2 ③ P3			B SL 86 B SI 91 X FF 92 2-0 ① L5		F CU 79 F CH 83 B FF 91 X SL 86 1-2 ② P3			3	0	0	0	0	0	1

	AB	32
	R	3
	H	6
	RBI	3
	BB	2
	SO	4
	LOB	12

Inning Stats	1	2	3	4	5	6	7	8	9
	R: 1 E: 0 K: 0 S: 6 H: 1 LOB: 2 BB: 1 P: 15	R: 0 E: 0 K: 0 S: 7 H: 0 LOB: 0 BB: 0 P: 9	R: 1 E: 0 K: 0 S: 11 H: 2 LOB: 1 BB: 0 P: 18	R: 0 E: 0 K: 0 S: 8 H: 0 LOB: 0 BB: 1 P: 15	R: 1 E: 0 K: 1 S: 9 H: 1 LOB: 0 BB: 0 P: 17	R: 0 E: 0 K: 0 S: 8 H: 0 LOB: 0 BB: 0 P: 11	R: 0 E: 0 K: 1 S: 15 H: 1 LOB: 1 BB: 0 P: 17	R: 0 E: 0 K: 1 S: 11 H: 1 LOB: 1 BB: 0 P: 17	R: 0 E: 0 K: 1 S: 7 H: 0 LOB: 0 BB: 0 P: 9

	1B: 3	SF: 0	WP: 0	PA: 35
	2B: 1	SAC: 0	PB: 0	
	3B: 0	DP: 1	SB: 0	
	HR: 2	HBP: 1	CS: 0	

PITCHER		IP	WLS	BF	H	R	ER	SO	BB	IBB	HBP	BLK	WP	HR	S	P	ERA	WHIP
61 Everett Teaford, L ERA: 4.7	(1, 1)	7.0	W	28	5	3	3	2	2	0	1	0	0	2	64	102	3.86	1.000
40 Kelvin Herrera, R ERA: 3.0	(8, 1)	1.0		4	1	0	0	1	0	0	0	0	0	0	11	17	0.00	1.000
55 Tim Collins, L ERA: 3.26	(9, 1)	1.0		3	0	0	0	1	0	0	0	0	0	0	7	9	0.00	0.000

PITCHER	IP	WLS	BF	H	R	ER	SO	BB	IBB	HBP	BLK	WP	HR	S	P	ERA	WHIP

Batter	1	2	3	4	5	6	7	8	9	AB	R	H	RBI	BB	SO	LOB
4 Alex Gordon, L (1, 7) OBP: 0.366, SLG: 0.417	B FF 89 C FF 89 C SL 81 F FF 88 F CU 80 B CU 82 S SL 82 2-3 **K** ①		F FF 88 B FF 89 X SL 81 1-1 **SF8** ① 3-H		B CU 76 X FF 87 1-0 **P6** ②			C FF 89 C FF 89 F SL 78 S SL 77 0-3 **K** ①		3	0	0	1	0	2	1
2 Alcides Escobar, R (1, 6) OBP: 0.349, SLG: 0.409	C FF 89 S SL 84 B FF 90 F SL 86 X SI 88 1-2 **G5-3** ②		B SI 88 F SL 84 X FF 90 1-1 **P4** ②		B CH 80 B CH 80 C SL 86 X FF 88 2-1 **F9** ③			X FF 88 0-0 **G5-3** ②		4	0	0	0	0	0	1
35 Eric Hosmer, L (1, 3) OBP: 0.301, SLG: 0.383	C FF 89 B CU 79 F CU 78 X SL 82 1-2 **F8** ③		B SL 81 B FF 88 C CU 79 B FF 87 S SL 81 F CU 81 C FF 90 3-3 **K** ③			C CU 78 B CH 86 B CU 75 B FF 87 X SI 85 3-1 **F7** ①		C FF 89 L SI 89 D SL 76 F SL 75 S SL 75 1-3 **K2-3** ③ 2-3		4	0	0	0	0	2	1
16 Billy Butler, R (1, 10) OBP: 0.361, SLG: 0.500		B CU 75 C FF 88 B SI 86 B SL 84 X SI 89 3-1 **F8** ①		B CU 76 B CH 80 F SI 88 B FF 89 C CU 76 F CH 82 B SI 89 4-2 21 FC5 11 1B **BB**		C SI 86 F SL 80 X CH 81 0-2 **G5-3** ②			C FF 93 T FF 93 S FF 92 0-3 **K** ①	3	0	0	0	1	1	0
11 Yuniesky Betancourt, R (1, 4) OBP: 0.290, SLG: 0.434		C FF 87 S CU 78 B FF 89 F CU 78 F CH 82 X SI 88 1-2 **P5** ②		B FF 86 C FF 87 X CH 81 1-1 21 FC5 **1-2** 1B		C SI 86 F CU 77 B CU 80 F CH 82 F FF 88 X CH 82 1-2 **G5-3** ③			S FF 92 B FF 91 X FC 91 1-1 **F8** ②	4	0	1	0	0	0	0
8 Mike Moustakas, L (1, 5) OBP: 0.331, SLG: 0.486		C CU 78 F CU 76 B FF 89 B CU 80 X SL 83 2-2 **P3** ③		S SL 80 B CU 79 F SL 78 S SL 81 1-3 **K** ①			B CU 76 X SI 86 1-0 21 G5-3 13 F9-2 2B		X FC 90 0-0 **G4-1** ③	4	0	1	0	0	1	2
21 Jeff Francoeur, R (1, 9) OBP: 0.292, SLG: 0.382			B CU 76 C FF 86 B CH 81 X CU 76 2-1 13 1B 30 3B 1B	C CH 82 B SL 84 F FF 88 X SI 89 1-2 **FC5** ② **1-2** **2-3f**			C SL 83 B FF 93 F FF 94 F SL 84 X FF 95 1-2 **G5-3** ① 2-3		3	1	1	0	0	0	3
13 Salvador Perez, R (1, 2) OBP: 0.375, SLG: 0.750			B CH 85 X SI 86 1-0 30 3B **1-2** 1B	X CH 82 0-0 **G6-3** ③			F FF 94 X CH 88 0-1 **F9-2** ② ③ 3-H		3	1	1	0	0	0	3
30 Jason Bourgeois, R (1, 8) OBP: 0.394, SLG: 0.467 1 Jarrod Dyson, L (7, 8) OBP: 0.312, SLG: 0.301			C CH 81 B CH 81 F FF 87 X CU 76 1-2 4 SF8 **1-H** **2-H** 3B		C SI 86 X CH 79 0-1 **F8** ①			C FF 89 X SL 76 0-1 35 S 2B		2 1	1 0	2 1	0 0	0 0	0 0	0 0
Inning Stats	R: 0 E: 0 K: 1 S: 12 H: 0 LOB: 0 BB: 0 P: 16	R: 0 E: 0 K: 0 S: 10 H: 0 LOB: 0 BB: 0 P: 16	R: 3 E: 0 K: 1 S: 14 H: 3 LOB: 0 BB: 0 P: 23	R: 0 E: 0 K: 1 S: 12 H: 1 LOB: 2 BB: 1 P: 19	R: 0 E: 0 K: 0 S: 5 H: 0 LOB: 0 BB: 0 P: 8	R: 0 E: 0 K: 0 S: 10 H: 0 LOB: 0 BB: 0 P: 14	R: 0 E: 0 K: 0 S: 7 H: 1 LOB: 0 BB: 0 P: 9	R: 0 E: 0 K: 2 S: 11 H: 1 LOB: 1 BB: 0 P: 12	R: 0 E: 0 K: 1 S: 6 H: 0 LOB: 0 BB: 0 P: 7	1B: 3 2B: 3 3B: 1 HR: 0 SF: 1 SAC: 0 DP: 1 HBP: 0						

PITCHER		IP	WLS	BF	H	R	ER	SO	BB	IBB	HBP	BLK	WP	HR	S	P	ERA	WHIP
27 Brett Cecil, L ERA: 5.64	(1, 1)	6.0	W	24	5	3	3	3	1	0	0	0	0	0	64	98	4.50	1.000
54 Jason Frasor, R ERA: 3.82	(7, 1)	1.0	H	2	0	0	0	0	0	0	0	0	0	0	6	7	0.00	0.000
38 Darren Oliver, L ERA: 1.53	(8, 1)	1.0	H	4	1	0	0	2	0	0	0	0	0	0	11	12	0.00	1.000
44 Casey Janssen, R ERA: 2.56	(9, 1)	1.0	S	3	0	0	0	1	0	0	0	0	0	0	6	7	0.00	0.000

PITCHER	IP	WLS	BF	H	R	ER	SO	BB	IBB	HBP	BLK	WP	HR	S	P	ERA	WHIP

TOP

Kansas City Royals @ Toronto Blue Jays

Rogers Centre, Toronto, ON

Tue Jul 03 2012, 7:10 PM - 9:37 PM EDT

Att. 15,516 - Roof Closed - 68 F

livebaseballscorecards.com

AB	31
R	3
H	6
RBI	3
BB	1
SO	6
LOB	11

WP: 0	PA: 33					
PB: 0						
SB: 1						
CS: 0						

BOTTOM

Batter	1	2	3	4	5	6	7	8	9	AB	R	H	RBI	BB	SO	LOB
13 Brett Lawrie, R (1, 5) OBP: 0.339, SLG: 0.435	C SI 92 B SL 84 F SI 93 X SL 86 1-2 G1-3 ①			C SL 84 2-1 B SI 92 B SL 86 X SI 92 19 28 F8 7B 10 1B 1B X SL 86 0-0 1-3 1B		B FF 94 D SL 82 X FF 95 2-0 P3 ②				4	1	2	0	0	0	1
28 Colby Rasmus, L (1, 8) OBP: 0.321, SLG: 0.492	B SI 93 C CH 87 B SL 87 C CH 87 B SL 84 X SI 93 3-2 F8 ②			C SI 93 0-1 X CH 86 5 1B 10 1B 11 1-2 1B 1B B CH 87 1-1 ③ S CH 86 X CH 86 G4-3		C SL 82 D SL 86 B SL 82 B FF 97 B SL 84 4-1 BB				3	1	1	0	1	0	2
19 José Bautista, R (1, 9) OBP: 0.360, SLG: 0.551	X SI 93 0-0 F8 ③			B SL 86 B SI 94 X SI 93 2-0 F8 ① 2-3	F SI 92 C SL 83 X SL 84 0-2 5 2 FC5 1B 1B	C SL 84 B FF 96 C FF 96 F FF 97 C SL 84 1-3 K ③				4	0	1	0	0	1	4
10 Edwin Encarnación, R (1, 3) OBP: 0.379, SLG: 0.570		C SI 91 B SL 81 X SI 92 1-1 5 G4-6-3 1B		D SL 85 F SI 94 F SI 94 X SL 86 1-2 5 1B 11 1B 1-2 1B 3-H	B SI 92 C SL 84 B SL 84 1 SAFE X SI 92 2-1 L7 ①		B SL 84 B SL 84 C FF 94 B FF 96 F FF 94 F FF 96 B FF 96 4-2 2 G4-6-3 BB			3	1	2	1	1	0	1
2 Kelly Johnson, L (1, 4) OBP: 0.331, SLG: 0.377		B SI 92 F SI 93 S CH 86 B SL 83 X SL 85 2-2 P6 ①		C SI 93 F SI 94 S SL 85 0-3 K ②	1 SAFE X SI 92 0-0 5 FC5 1-2 1B		X FF 96 0-0 G4-6-3 ①② 1-2f			4	0	1	0	0	1	4
5 Yunel Escobar, R (1, 6) OBP: 0.299, SLG: 0.334		X SI 92 0-0 G4-6-3 ②③ 1-2f		X SI 92 0-0 11 1B 26 HR 1-2 1B 2-3	D SL 85 B SI 92 X SI 93 2-0 FC5 ② 11 FC5-4 1-2 2-3f		B FF 96 C FF 95 F SL 86 F SL 84 F SL 84 S FF 96 1-3 K ③			4	1	1	0	0	1	3
11 Rajai Davis, R (1, 7) OBP: 0.324, SLG: 0.412			X SI 92 0-0 6 CS 1B	B SI 92 X SI 92 1-0 26 HR 1-3 2-H 3-H 1B	F SI 92 B SL 84 D SI 93 X SL 83 2-1 FC5-4 ③ 1-2f			C FF 91 X SL 81 0-1 P4 ①		4	1	2	2	0	0	2
26 Adam Lind, L (1, 10) OBP: 0.278, SLG: 0.366			B SI 91 S CH 86 1 SAFE 1 SAFE F SI 91 1 SAFE F SL 84 1 SAFE B CH 86 2-3 S SI 83 K ①	B SI 92 F CH 87 X SL 85 1-1 HR 2-H 3-H		C SI 91 F SI 90 X SL 80 0-2 6 WP 1B		B FF 93 B FF 94 X FF 92 2-0 G3 ②		4	1	2	3	0	1	1
6 Jeff Mathis, R (1, 2) OBP: 0.288, SLG: 0.471			C SI 92 1 SAFE S SL 85 S SL 85 0-3 K ②③ 1-2	T SI 92 X SI 92 0-1 13 1B 1B		M SL 83 B SI 91 X SL 82 1-1 L8 ① 1-2		B FF 94 S CH 83 S SL 82 F FF 95 S SL 84 1-3 K ③		4	0	1	0	0	2	2
Inning Stats	R: 0 E: 0 K: 0 S: 7 H: 0 LOB: 0 BB: 0 P: 11	R: 0 E: 0 K: 0 S: 6 H: 1 LOB: 0 BB: 0 P: 9	R: 0 E: 0 K: 2 S: 8 H: 1 LOB: 0 BB: 0 P: 10	R: 6 E: 0 K: 1 S: 20 H: 8 LOB: 2 BB: 0 P: 28	R: 0 E: 0 K: 0 S: 9 H: 2 LOB: 2 BB: 0 P: 15	R: 0 E: 0 K: 1 S: 11 H: 1 LOB: 2 BB: 1 P: 19	R: 0 E: 0 K: 1 S: 9 H: 0 LOB: 0 BB: 1 P: 14	R: 0 E: 0 K: 1 S: 7 H: 0 LOB: 0 BB: 0 P: 10		1B: 12 2B: 0 3B: 0 HR: 1 SF: 0 SAC: 0 DP: 2 HBP: 0						

PITCHER		IP	WLS	BF	H	R	ER	SO	BB	IBB	HBP	BLK	WP	HR	S	P	ERA	WHIP
32 Vin Mazzaro, R ERA: 5.7	(1, 1)	5.1	L	27	13	6	6	3	0	0	0	0	1	1	55	79	10.12	2.438
56 Greg Holland, R ERA: 3.86	(6, 1)	1.2		6	0	0	0	2	2	0	0	0	0	0	15	27	0.00	1.200
50 Jose Mijares, L ERA: 1.69	(8, 1)	1.0		3	0	0	0	1	0	0	0	0	0	0	7	10	0.00	0.000

PITCHER	IP	WLS	BF	H	R	ER	SO	BB	IBB	HBP	BLK	WP	HR	S	P	ERA	WHIP

Kansas City Royals @ Toronto Blue Jays

Rogers Centre, Toronto, ON

Tue Jul 03 2012, 7:10 PM - 9:37 PM EDT

Att. 15,516 - Roof Closed - 68 F

livebaseballscorecards.com

AB	34
R	6
H	13
RBI	6
BB	2
SO	6
LOB	20

WP: 1 PA: 36
PB: 0
SB: 0
CS: 1

Kansas City Royals @ Toronto Blue Jays

Rogers Centre, Toronto, ON

Wed Jul 04 2012, 7:10 PM - 9:54 PM EDT

Att. 17,831 - Clear - 91 F

livebaseballscorecards.com

TOP

Batter	1	2	3	4	5	6	7	8	9	AB	R	H	RBI	BB	SO	LOB
4 Alex Gordon, L (1, 7) OBP: 0.362, SLG: 0.411	T FF 88 B FF 89 F FF 90 S FF 90 1-3 ① K		C FF 89 X CH 82 0-1 ② F8			B FF 89 C FF 90 L CU 76 B SL 83 F FF 90 X CH 83 2-2 ② G6-3		C SL 76 X SI 89 0-1 ② G4-3		4	0	0	0	0	1	1
2 Alcides Escobar, R (1, 6) OBP: 0.351, SLG: 0.410	B FF 88 X FF 89 1-0 ② F8		B FF 89 X CH 82 1-0 ③ G6-3			C SL 79 B CU 74 B SI 90 L CH 80 F CU 77 F FF 91 F SL 83 B CH 84 X SL 83 3-2 1B		B FF 87 F FF 88 S SL 74 B FF 88 X FF 87 2-2 1B		4	0	2	0	0	0	1
35 Eric Hosmer, L (1, 3) OBP: 0.297, SLG: 0.378	S FF 89 B SL 83 S FF 90 F FF 91 S SL 83 1-3 ③ K			C CH 80 F FF 89 T FF 90 0-2 ① K		C FF 89 S SL 82 1 SAFE 1 SAFE F SL 83 1 SAFE F FF 91 P PO 85 S SL 84 1-3 ③ K		C FF 89 X SL 75 0-1 ③ F8		4	0	0	0	0	3	2
16 Billy Butler, R (1, 10) OBP: 0.360, SLG: 0.495		B SL 79 C SL 80 C CH 81 B FF 90 X SL 82 2-2 ① L8		B SI 88 C FF 89 F SI 90 X CU 72 1-2 ② F8			B FF 92 B FF 93 F FF 93 B FF 93 B FF 93 4-1 11 G4-6-3 BB		B SI 91 X FF 92 1-0 ① F9	3	0	0	0	1	0	0
11 Yuniesky Betancourt, R (1, 4) OBP: 0.283, SLG: 0.423		B FF 89 C FF 90 F FF 90 B SL 83 X CH 82 2-2 ② G1-3		F SL 80 X CU 75 0-1 ③ G6-3			B SL 84 C FF 93 X FF 92 1-1 ①② G4-6-3 1-2f		C FF 92 B CU 76 X FF 92 1-1 ② F9	4	0	0	0	0	0	1
8 Mike Moustakas, L (1, 5) OBP: 0.333, SLG: 0.489		C CU 71 B FF 90 X CH 79 1-1 21 S 2B			B FF 87 C FF 88 X CU 74 1-1 ① L3		X CH 86 0-0 21 3B 1B		F FC 90 S CU 77 B FF 92 F CU 78 X FF 92 1-2 ③ G5-3	4	1	2	0	0	0	0
21 Jeff Francoeur, R (1, 9) OBP: 0.295, SLG: 0.391		F FF 89 B FF 90 F CH 82 D CU 74 S SL 82 2-3 ③ K 2-3			B FF 89 C CH 81 B CH 82 S FF 90 X FF 91 2-2 13 G6-4-3 1B		X CH 87 0-0 1-H 3B			3	0	2	1	0	1	1
13 Salvador Perez, R (1, 2) OBP: 0.371, SLG: 0.714			B FF 88 B CH 78 F CH 80 X FF 89 2-1 E8 1B		B CU 71 C SL 80 X SL 82 1-1 ②③ G6-4-3 1-2f		B FF 93 D SL 84 C FF 93 F FF 93 S FF 93 2-3 ③ K			3	0	1	0	0	1	2
1 Jarrod Dyson, L (1, 8) OBP: 0.309, SLG: 0.297 30 Jason Bourgeois, R (8, PH) OBP: 0.382, SLG: 0.452 (8, 8)			L CH 79 L CH 81 B SL 83 S SL 84 1-3 ① K			C CH 78 S FF 89 S SL 83 0-3 ① K		C SI 89 B FF 87 X FF 87 1-1 ① G5-3		2 1	0 0	0 0	0 0	0 0	2 0	1 0
Inning Stats	R: 0 E: 0 K: 2 S: 8 H: 0 LOB: 0 BB: 0 P: 11	R: 0 E: 0 K: 1 S: 11 H: 1 LOB: 1 BB: 0 P: 18	R: 0 E: 1 K: 1 S: 8 H: 1 LOB: 1 BB: 0 P: 12	R: 0 E: 0 K: 1 S: 8 H: 0 LOB: 0 BB: 0 P: 9	R: 0 E: 0 K: 0 S: 7 H: 1 LOB: 0 BB: 0 P: 11	R: 0 E: 0 K: 2 S: 19 H: 1 LOB: 1 BB: 0 P: 24	R: 1 E: 0 K: 1 S: 8 H: 2 LOB: 1 BB: 1 P: 15	R: 0 E: 0 K: 0 S: 9 H: 1 LOB: 1 BB: 0 P: 12	R: 0 E: 0 K: 0 S: 7 H: 0 LOB: 0 BB: 0 P: 10	1B: 5 2B: 1 3B: 1 HR: 0	SF: 0 SAC: 0 DP: 2 HBP: 0	WP: 0 PB: 0 SB: 1 CS: 0	PA: 33			

	AB	32
	R	1
	H	7
	RBI	1
	BB	1
	SO	8
	LOB	9

PITCHER		IP	WLS	BF	H	R	ER	SO	BB	IBB	HBP	BLK	WP	HR	S	P	ERA	WHIP
33 Carlos Villanueva, R ERA: 3.05	(1, 1)	6.0	W	21	4	0	0	7	0	0	0	0	0	0	61	85	0.00	0.667
54 Jason Frasor, R ERA: 3.98	(7, 1)	1.0	H	5	2	1	1	1	1	0	0	0	0	0	8	15	9.00	3.000
38 Darren Oliver, L ERA: 1.48	(8, 1)	1.0	H	4	1	0	0	0	0	0	0	0	0	0	9	12	0.00	1.000
44 Casey Janssen, R ERA: 2.48	(9, 1)	1.0	S	3	0	0	0	0	0	0	0	0	0	0	7	10	0.00	0.000

PITCHER	IP	WLS	BF	H	R	ER	SO	BB	IBB	HBP	BLK	WP	HR	S	P	ERA	WHIP

Batter	1	2	3	4	5	6	7	8	9	AB	R	H	RBI	BB	SO	LOB
13 Brett Lawrie, R (1, 5) OBP: 0.340, SLG: 0.435	B FF 90 B FF 91 B SI 91 C FF 91 S FF 90 S SI 92 3-3 ① K	B SI 92 X SI 92 1-0 1-2 28 BB 1B		C CU 76 F SI 91 B FF 93 F SL 81 F SI 92 F CH 79 S SL 83 1-3 ② K		B FF 93 1 SAFE S SI 93 D SL 82 F SI 93 C SL 81 2-3 ③ K		B SL 82 F SI 90 X FF 90 1-1 1B		5	0	2	0	0	3	1
28 Colby Rasmus, L (1, 8) OBP: 0.322, SLG: 0.489	C SI 92 X FF 93 0-1 ② L5	B CH 82 S CH 83 S FF 93 F CH 80 D SL 81 D SL 82 B SL 82 4-2 1-2 2-3 BB		F CH 78 B FF 92 F CH 78 B FF 92 S SL 81 2-3 ③ K			C CH 89 B CU 81 X CH 87 1-1 10 F8 19 F7 5 1B 1B	C SL 78 F CH 81 D CH 84 B FF 89 B SL 80 C SL 80 3-3 ③ K		4	1	1	0	1	2	1
19 José Bautista, R (1, 9) OBP: 0.361, SLG: 0.550	C FF 92 B FF 92 X SI 93 1-1 10 1B 1B	B SI 94 B SI 94 F FF 92 S FF 93 F SL 82 S SL 83 2-3 ③ K			C CU 70 B SI 92 B CH 77 B FF 92 X FF 92 3-1 1B		F FF 100 F SI 100 B FF 98 B SI 96 F CH 85 F FF 98 F FF 99 X CH 84 2-2 ① F7 1-2			4	0	2	0	0	1	4
10 Edwin Encarnación, R (1, 3) OBP: 0.381, SLG: 0.569	C SI 92 X SL 79 0-1 0-1 1B	F SI 90 F SI 92 B FF 93 F FF 92 B SL 81 X SL 82 2-2 26 2B 5 SF8 1B			B SI 93 X SI 92 1-0 ① F9		X CU 82 0-0 ② F8 2-3			4	1	2	0	0	0	2
26 Adam Lind, L (1, 10) OBP: 0.284, SLG: 0.372	C SI 92 B FF 92 F SI 93 S SL 82 1-3 ③ K		X SI 93 0-0 5 SF8 11 SF7 1-3 2B		1 SAFE S CH 79 B SI 92 F CH 81 S SL 83 1-3 ② K		D CH 89 C CH 88 B FF 100 C CH 86 F SI 99 B SI 100 B CH 88 4-2 5 1B BB			3	1	1	0	1	2	3
5 Yunel Escobar, R (1, 6) OBP: 0.298, SLG: 0.334		C SI 91 X SI 92 0-1 ① G5-3	X FF 92 0-0 ① SF8 2-3 3-H		X FF 93 0-0 ③ G4-3		C CU 82 B FF 99 X FF 98 1-1 11 FC5-4 1-2 3-H 1B			3	0	1	2	0	0	1
11 Rajai Davis, R (1, 7) OBP: 0.322, SLG: 0.423		X FF 91 0-0 2 SF9 3B	B SL 81 X SL 80 1-0 ② SF7 3-H			B CU 70 C CU 72 B CH 76 F SI 91 S SL 83 2-3 ① K2-3	S CH 87 B CH 88 X SI 97 1-1 ③ FC5-4 1-2f			3	1	1	1	0	1	2
2 Kelly Johnson, L (1, 4) OBP: 0.330, SLG: 0.376		B FF 92 B SI 93 X SI 93 2-0 ② SF9 3-H	S CH 81 F FF 93 F FF 93 B SL 82 B SL 83 S CH 82 2-3 ③ K			B CH 79 B SI 91 C SI 93 X FF 92 2-1 1B		B SI 90 C SI 90 B SL 80 B CH 82 C SI 91 S SI 91 3-3 ① K		3	0	1	1	0	2	0
9 J.P. Arencibia, R (1, 2) OBP: 0.260, SLG: 0.406		F FF 92 B SI 94 X SL 80 1-1 28 BB 13 1B 1B		B CH 78 X SI 91 1-0 ① F9		F FF 93 1 SAFE B SL 80 F FF 93 X SL 83 1-2 ② F8		C SI 92 B SL 82 F SL 80 S SL 82 1-3 ② K		4	0	1	0	0	1	1
Inning Stats	R: 0 E: 0 K: 2 S: 12 H: 2 LOB: 2 BB: 0 P: 17	R: 1 E: 0 K: 1 S: 14 H: 3 LOB: 3 BB: 1 P: 24	R: 2 E: 0 K: 1 S: 11 H: 2 LOB: 0 BB: 0 P: 16	R: 0 E: 0 K: 2 S: 10 H: 0 LOB: 0 BB: 0 P: 14	R: 0 E: 0 K: 1 S: 7 H: 1 LOB: 1 BB: 0 P: 12	R: 0 E: 0 K: 2 S: 11 H: 1 LOB: 1 BB: 0 P: 18	R: 1 E: 0 K: 0 S: 16 H: 2 LOB: 2 BB: 1 P: 25	R: 0 E: 0 K: 3 S: 11 H: 1 LOB: 1 BB: 0 P: 19		1B: 10 2B: 1 3B: 1 HR: 0 SF: 3 SAC: 0 DP: 0 HBP: 0				WP: 0 PB: 0 SB: 0 CS: 0 PA: 38		

PITCHER	IP	WLS	BF	H	R	ER	SO	BB	IBB	HBP	BLK	WP	HR	S	P	ERA	WHIP
39 Luis Mendoza, R (1, 1) ERA: 4.5	6.0	L	28	9	3	3	9	1	0	0	0	0	0	65	101	4.50	1.667
40 Kelvin Herrera, R (7, 1) ERA: 3.14	1.0		6	2	1	1	0	1	0	0	0	0	0	16	25	9.00	3.000
31 Louis Coleman, R (8, 1) ERA: 4.7	1.0		4	1	0	0	3	0	0	0	0	0	0	11	19	0.00	1.000

PITCHER	IP	WLS	BF	H	R	ER	SO	BB	IBB	HBP	BLK	WP	HR	S	P	ERA	WHIP

BOTTOM

Kansas City Royals @ Toronto Blue Jays

Rogers Centre, Toronto, ON

Wed Jul 04 2012, 7:10 PM - 9:54 PM EDT

Att. 17,831 - Clear - 91 F

livebaseballscorecards.com

AB	33
R	4
H	12
RBI	4
BB	2
SO	12
LOB	15

Batter	1	2	3	4	5	6	7	8	9	AB	R	H	RBI	BB	SO	LOB
4 Alex Gordon, L (1, 7) OBP: 0.364, SLG: 0.411	C FF 97 F FF 96 C SI 94 0-3 K		B FF 92 B SI 91 B SI 92 C SI 92 B SI 92 4-1 35 1B 2 1B 16 1B BB	B FF 92 X FF 93 1-0 2 2B 1B		C SI 93 C SI 94 B FF 92 F FF 92 X SL 85 1-2 F7 ③		X CH 85 0-0 35 1B 1-2 2-3 3-H 1B	X SI 91 0-0 F9 ③	5	1	2	1	1	1	3
2 Alcides Escobar, R (1, 6) OBP: 0.352, SLG: 0.413	S FF 92 B CH 88 S CH 87 B FF 92 B SI 93 S CH 87 3-3 K ②		F FF 96 B SI 94 X SI 96 1-1 16 1B 35 1B 16 E 1-2 2-3 3-H 1B	C FF 92 B SI 91 B SL 81 1 SAFE 1 SAFE F SI 91 B FF 93 X FF 90 3-2 1-3 2B			B SI 93 B FF 92 C SI 92 X FF 93 2-1 G6-3 ①	F FF 93 B FF 94 F FF 93 T FF 94 1-2 K ②		5	1	2	1	0	2	3
35 Eric Hosmer, L (1, 3) OBP: 0.298, SLG: 0.378	B FF 97 C SI 94 X FF 95 1-1 G6-3 ③		S SI 95 F SI 89 B FF 97 X CH 88 1-2 16 E 8 SF8 1-2 2-3 3-H 1B	X FF 94 0-0 G3-1 ③			X SI 93 0-0 G4-3 ②	D SL 86 F FF 93 X SL 88 1-1 1-2 2-H 3-H 1B		5	1	2	3	0	0	2
16 Billy Butler, R (1, 10) OBP: 0.360, SLG: 0.492		C FF 91 B SI 92 B SI 93 C CH 86 C SL 84 2-3 K ①	B FF 97 B CH 88 X SI 93 2-0 E5 11 BB 1-3 2-H 3-H 1B		B CH 86 C FF 91 X SI 93 1-1 G6-3 ①		B SI 93 B SI 89 B SI 87 B SI 90 4-0 11 S BB	X SL 82 0-0 L9 ③		4	0	1	1	1	1	2
11 Yuniesky Betancourt, R (1, 4) OBP: 0.287, SLG: 0.438		B CH 84 X FF 94 1-0 G5-3 ②	B SL 81 F CH 87 F CH 88 B CH 87 B SI 94 F CH 86 B CH 86 4-2 1-2 BB		X SI 92 0-0 G6-3 ②		C SI 91 F SI 92 B CU 73 F SI 93 B SI 93 S SI 90 2-3 1-2 K ③		B SI 89 X FF 89 1-0 HR	4	1	1	1	1	1	1
8 Mike Moustakas, L (1, 5) OBP: 0.331, SLG: 0.486		C FF 96 B FF 95 F FF 94 B SI 95 X FF 94 2-2 F8 ③	F SI 94 B FF 95 F FF 91 X SL 83 1-2 SF8 ② 3-H		F SI 93 B FF 94 T SI 92 S SI 94 1-3 K ③			F FF 90 B CU 78 B CU 78 X FF 92 2-1 13 1B 21 1B 1 FC4-2 1B	B SL 85 S CH 84 X CH 85 1-1 G1-3 ①	4	0	1	1	0	1	0
21 Jeff Francoeur, R (1, 9) OBP: 0.294, SLG: 0.388			G5-3 ① G5-3 ③			C FF 91 C FF 93 F FF 91 F CH 87 B SL 86 X SI 92 1-2 G6-3 ①		S SL 86 X SL 86 0-1 1 FC4-2 13 1B 4 1B 1-2 1B	B SL 84 B SI 90 F SI 91 F CH 84 B CH 86 S SL 85 3-3 K ②	5	1	1	0	0	1	2
13 Salvador Perez, R (1, 2) OBP: 0.425, SLG: 0.725			C FF 95 X SI 94 0-1 1 2B 2 1B 1B	C CH 86 X CH 84 0-1 G6-3 ①		C FF 94 F FF 94 X SI 96 0-2 1B		X SL 85 0-0 4 1B 1 FC4-2 1-2 2-3 1B	B SI 91 X CH 84 1-0 1 2B 1B	5	2	4	0	0	0	0
1 Jarrod Dyson, L (1, 8) OBP: 0.311, SLG: 0.310			C FF 94 F CH 86 F FF 94 B SI 94 X CH 85 1-2 2 1B 35 1B 1-3 2B	X SI 93 0-0 G6-3 ②		C SL 82 X SL 82 0-1 F8 ②		C CH 85 S SL 87 F SL 86 F SL 88 X FF 95 0-2 FC4-2 ① 4 1B 35 1B 1-2 2-3 3-Hf	L CH 84 X SL 83 0-1 1-3 2B	5	2	2	0	0	0	4
Inning Stats	R: 0 E: 0 K: 2 S: 8 H: 0 LOB: 0 BB: 0 P: 12	R: 0 E: 0 K: 1 S: 7 H: 0 LOB: 0 BB: 0 P: 12	R: 5 E: 1 K: 0 S: 24 H: 5 LOB: 2 BB: 2 P: 41	R: 0 E: 0 K: 0 S: 8 H: 2 LOB: 2 BB: 0 P: 12	R: 0 E: 0 K: 1 S: 6 H: 0 LOB: 0 BB: 0 P: 8	R: 0 E: 0 K: 0 S: 14 H: 1 LOB: 1 BB: 0 P: 16	R: 0 E: 0 K: 1 S: 7 H: 0 LOB: 1 BB: 1 P: 15	R: 3 E: 0 K: 1 S: 17 H: 5 LOB: 2 BB: 0 P: 21	R: 1 E: 0 K: 1 S: 10 H: 3 LOB: 2 BB: 0 P: 16	1B: 12 2B: 3 3B: 0 HR: 1 SF: 1 SAC: 0 DP: 0 HBP: 0						

PITCHER		IP	WLS	BF	H	R	ER	SO	BB	IBB	HBP	BLK	WP	HR	S	P	ERA	WHIP
37 Henderson Alvarez III, R ERA: 4.36	(1, 1)	5.1	L	26	8	5	5	4	2	0	0	0	0	0	61	94	8.44	1.875
47 Luis Perez, L ERA: 3.07	(6, 1)	1.1		4	0	0	0	0	0	0	0	0	0	0	9	12	0.00	0.000
35 Sam Dyson, R ERA:	(7, 1)	0.1		2	0	0	0	1	1	0	0	0	0	0	4	10	0.00	3.000
48 Francisco Cordero, R ERA: 6.0	(8, 1)	0.2		7	5	3	3	1	0	0	0	0	0	0	16	20	40.50	7.500
39 Drew Carpenter, R ERA: 6.75	(8, 1)	1.1		7	3	1	1	1	0	0	0	0	0	1	11	17	6.75	2.250

PITCHER	IP	WLS	BF	H	R	ER	SO	BB	IBB	HBP	BLK	WP	HR	S	P	ERA	WHIP

TOP

Kansas City Royals @ Toronto Blue Jays

Rogers Centre, Toronto, ON

Thu Jul 05 2012, 7:09 PM - 10:24 PM EDT

Att. 20,598 - Partly Cloudy - 75 F

livebaseballscorecards.com

AB	42
R	9
H	16
RBI	8
BB	3
SO	7
LOB	17

WP: 0 PA: 46
PB: 0
SB: 1
CS: 0

BOTTOM

Kansas City Royals @ Toronto Blue Jays

Rogers Centre, Toronto, ON

Thu Jul 05 2012, 7:09 PM - 10:24 PM EDT

Att. 20,598 - Partly Cloudy - 75 F

livebaseballscorecards.com

Batter	1	2	3	4	5	6	7	8	9	AB	R	H	RBI	BB	SO	LOB
13 Brett Lawrie, R (1, 5) OBP: 0.335, SLG: 0.428	C FF 92 B SI 92 X KC 78 1-1 G4-3 ①		F FF 94 X SI 94 0-1 G5-3 ①		F SI 92 B SI 92 S SI 93 B SL 86 B SI 93 1 SAFE F SI 93 X SL 86 3-2 F8 ②		B FF 96 F FF 94 F FF 95 B SL 86 C SL 86 2-3 K ②		C FF 95 C FF 97 X FF 98 0-2 G3-1 ①	5	0	0	0	0	1	1
28 Colby Rasmus, L (1, 8) OBP: 0.326, SLG: 0.492	B FF 94 C CH 88 F FF 94 B FF 95 F CH 87 F SI 94 F KC 80 X FC 90 2-2 19 G4-3 2B		B KC 79 B SI 94 S FC 89 B CH 87 F FF 95 B KC 81 4-2 10 FC6-4 BB		C CH 86 B FF 94 X KC 79 1-1 E3 1-2		C SL 84 B FS 88 X SL 85 1-1 P6 ③		B SI 94 B SI 94 C SI 94 C SI 96 F FF 98 X SL 89 2-2 19 L5-3 1B	4	0	2	0	1	0	1
19 José Bautista, R (1, 9) OBP: 0.356, SLG: 0.541	F FF 94 X SI 94 0-1 G4-3 ② 2-3		S FC 88 X FF 92 0-1 F7 ②		C FC 86 S SL 87 2 SAFE B FC 89 S FF 94 1-3 K ③			C SL 85 B FF 94 B SI 93 X SL 85 2-1 G5-3 ①	B SI 96 B SL 87 B FF 94 C SI 94 X SI 95 3-1 L5-3 ②③ 1-1	5	0	0	0	0	1	5
10 Edwin Encarnación, R (1, 3) OBP: 0.379, SLG: 0.564	C SI 94 X SI 94 0-1 G5-3 ③		B SI 93 B SI 93 B KC 80 C SI 93 X FF 94 3-1 FC6-4 ③ 1-2f			C FF 93 B CU 74 C CU 74 F FF 93 B CH 82 B FF 93 X FF 92 3-2 F9 ①		B SI 94 B SI 94 B SI 95 B FF 93 4-0 26 1B 5 1B BB		3	1	0	0	1	0	2
26 Adam Lind, L (1, 10) OBP: 0.283, SLG: 0.369		B SI 93 B FF 94 S FF 93 B SI 89 X FF 94 3-1 P5 ①		C KC 77 F FF 93 B SI 94 F KC 80 F FF 94 F CH 86 T FC 88 1-2 K ①		C CU 75 F FF 93 F FF 94 S CU 76 0-3 K ②		C SI 93 X SI 94 0-1 11 G5-3 5 1B 8 3B 1-2 1B		4	1	1	0	0	2	0
5 Yunel Escobar, R (1, 6) OBP: 0.303, SLG: 0.341		B KC 79 F SI 93 F FF 94 X FF 96 1-2 F9 ②		C FC 90 X SI 94 0-1 11 L4-6 2B		B CH 83 B FF 93 C FF 93 B FF 92 C FF 93 F FF 93 B FC 93 4-2 BB		B SI 94 D SL 86 C SI 94 X SI 94 2-1 11 G5-3 8 3B 1-2 2-H 1B		3	1	2	1	1	0	0
11 Rajai Davis, R (1, 7) OBP: 0.316, SLG: 0.413		X KC 79 0-0 G1-3 ③		M KC 79 X SI 94 0-1 L4-6 ②③ 2-2		S CH 83 C CU 75 S FF 92 0-3 K ③		B SL 85 S SL 86 B SL 84 X SI 94 2-1 G5-3 ② 1-2 2-3		4	0	0	0	0	1	4
2 Kelly Johnson, L (1, 4) OBP: 0.330, SLG: 0.379 8 Ben Francisco, R (8, PH) OBP: 0.292, SLG: 0.378 17 Omar Vizquel, S (9, 4) OBP: 0.275, SLG: 0.219			B SI 92 B FF 93 X FF 93 2-0 9 HR 2B		B FF 93 C CH 86 S SI 93 F KC 80 B FF 94 T FF 94 2-2 K ①		X FF 91 0-0 G6-3 ①	C FF 94 B SL 82 X FF 93 1-1 2-H 3-H 3B		3 1 0	1 0 0	1 1 0	0 2 0	0 0 0	1 0 0	0 0 0
9 J.P. Arencibia, R (1, 2) OBP: 0.264, SLG: 0.432			S FC 88 B KC 78 F SI 93 B FF 95 B SL 85 X SL 85 3-2 2-H HR		B FF 95 F FF 94 S SI 94 X FF 93 1-2 E6 28 E		S FF 91 X CH 83 0-1 HR	S FF 98 C FF 98 B FF 98 X CH 88 1-2 G5-3 ③		4	2	2	3	0	0	1

Inning Stats	1	2	3	4	5	6	7	8	9
	R: 0 E: 0 K: 0 S: 12 H: 1 LOB: 1 BB: 0 P: 15	R: 0 E: 0 K: 0 S: 6 H: 0 LOB: 0 BB: 0 P: 10	R: 2 E: 0 K: 0 S: 12 H: 2 LOB: 1 BB: 1 P: 24	R: 0 E: 0 K: 1 S: 10 H: 1 LOB: 0 BB: 0 P: 11	R: 0 E: 2 K: 2 S: 16 H: 0 LOB: 2 BB: 0 P: 24	R: 0 E: 0 K: 2 S: 14 H: 0 LOB: 1 BB: 1 P: 21	R: 1 E: 0 K: 1 S: 8 H: 1 LOB: 0 BB: 0 P: 11	R: 3 E: 0 K: 0 S: 13 H: 3 LOB: 1 BB: 1 P: 25	R: 0 E: 0 K: 0 S: 9 H: 1 LOB: 0 BB: 0 P: 14

AB	36
R	6
H	9
RBI	6
BB	3
SO	6
LOB	14

		1B: 3 2B: 5 3B: 1 HR: 2	SF: 0 SAC: 0 DP: 2 HBP: 0	WP: 0 PB: 0 SB: 0 CS: 0	PA: 39

PITCHER		IP	WLS	BF	H	R	ER	SO	BB	IBB	HBP	BLK	WP	HR	S	P	ERA	WHIP
44 Luke Hochevar, R ERA: 5.14	(1, 1)	5.0	W	21	4	2	2	3	1	0	0	0	0	1	56	84	3.60	1.000
55 Tim Collins, L ERA: 3.38	(6, 1)	1.1	H	6	1	1	1	2	1	0	0	0	0	1	17	24	6.75	1.500
56 Greg Holland, R ERA: 3.77	(7, 1)	0.2	H	2	0	0	0	1	0	0	0	0	0	0	5	8	0.00	0.000
43 Aaron Crow, R ERA: 4.04	(8, 1)	0.2		5	2	3	3	0	1	0	0	0	0	0	8	18	40.50	4.500
50 Jose Mijares, L ERA: 1.69	(8, 1)	0.0		1	1	0	0	0	0	0	0	0	0	0	2	3	∞	∞

PITCHER		IP	WLS	BF	H	R	ER	SO	BB	IBB	HBP	BLK	WP	HR	S	P	ERA	WHIP
40 Kelvin Herrera, R ERA: 3.12	(8, 1)	0.1	H	1	0	0	0	0	0	0	0	0	0	0	3	4	0.00	0.000
51 Jonathan Broxton, R ERA: 1.99	(9, 1)	1.0	S	3	1	0	0	0	0	0	0	0	0	0	9	14	0.00	1.000

Batter	1	2	3	4	5	6	7	8	9	AB	R	H	RBI	BB	SO	LOB
4 Alex Gordon, L (1, 7) OBP: 0.360, SLG: 0.406	C SI 88 C SI 92 S KC 80 0-3 ① K		S FC 87 B FC 86 S SI 93 B SI 94 F KC 83 F KC 80 S KC 82 2-3 ③ K		C SI 90 B SI 91 D KC 79 S FC 85 X FC 86 2-2 ③ G3		B SL 80 S SL 77 X SL 80 1-1 ③ F7 1-2			4	0	0	0	0	2	2
2 Alcides Escobar, R (1, 6) OBP: 0.347, SLG: 0.408	B SI 91 F SI 91 B FC 86 F SI 91 S KC 80 2-3 ② K2-3			B SI 86 C SI 89 C KC 77 B KC 79 B KC 79 F SI 91 C KC 79 3-3 ① K		C KC 74 F FC 89 B KC 78 S KC 78 1-3 ① K		C SL 86 S SL 86 X CH 83 0-2 ① G6-3		4	0	0	0	0	3	0
35 Eric Hosmer, L (1, 3) OBP: 0.295, SLG: 0.373	C SI 92 B KC 82 B SI 93 F SI 93 F SI 94 B KC 80 X KC 80 3-2 ③ P2			C KC 77 B FC 85 C SI 92 C SI 93 1-3 ② K		X FC 84 0-0 ② G4-3		B CH 83 C FF 95 S CH 84 F FF 95 B FF 94 X CH 85 2-2 ② F8		4	0	0	0	0	1	0
16 Billy Butler, R (1, 10) OBP: 0.362, SLG: 0.492		B SI 87 C SI 90 X FC 83 1-1 1B		F SI 91 B SI 92 B KC 79 C KC 77 F KC 82 F SI 92 S KC 80 2-3 ③ K		C SI 90 X SI 90 0-1 11 2B 1B		F FF 94 B CH 85 B CH 83 C SL 87 X FF 94 2-2 ③ G6-3		4	0	2	0	0	1	0
11 Yuniesky Betancourt, R (1, 4) OBP: 0.286, SLG: 0.439		C SI 90 1 SAFE B FC 85 S SI 90 B SI 92 S KC 79 2-3 ① K			B SI 87 B KC 75 X SI 89 2-0 ① F9	C KC 76 B SI 90 X FC 84 1-1 1-3 2B			B FF 93 C FF 94 X FF 93 1-1 ① F8	4	0	1	0	0	1	1
8 Mike Moustakas, L (1, 5) OBP: 0.330, SLG: 0.486		C KC 78 S SI 92 S KC 82 0-3 ② K			F SI 90 F FC 85 B KC 81 B KC 79 B KC 78 F SI 92 F KC 80 X SI 92 3-2 27 2B 2B	C KC 77 S KC 78 D KC 80 F SI 92 D KC 80 D KC 82 X KC 80 3-2 ③ G3			C FF 93 B FS 87 X FF 94 1-1 ② G4-3	4	1	1	0	0	1	3
21 Jeff Francoeur, R (1, 9) OBP: 0.290, SLG: 0.383		B SI 92 D KC 82 C SI 91 F SI 92 C KC 80 2-3 ③ K			F KC 75 F KC 75 X SI 89 0-2 ② F7		S FF 96 C FF 98 B FF 98 F FF 97 B SL 88 X FF 98 2-2 ① F9		C FF 95 C FS 87 B FS 86 B FF 94 S FF 95 2-3 ③ K	4	0	0	0	0	2	2
27 Brayan Peña, S (1, 2) OBP: 0.291, SLG: 0.358			C FC 89 B SI 89 X SI 90 1-1 ① F8		C SI 88 D KC 77 X SI 90 1-1 30 1B 2-H 2B		X FF 98 0-0 ② G1-3			3	1	1	1	0	0	0
30 Jason Bourgeois, R (1, 8) OBP: 0.389, SLG: 0.455 1 Jarrod Dyson, L (7, PH) OBP: 0.314, SLG: 0.313 (7, 8)			B SI 90 B SI 90 F SI 91 F SI 91 X KC 80 2-2 ② P4		B SI 90 F KC 76 X KC 77 1-1 2-H 1B		B FF 98 C FF 98 B FF 98 F FF 97 X FF 98 2-2 4 S 1B			2 1	0 0	1 1	1 0	0 0	0 0	0 0
Inning Stats	R: 0 E: 0 K: 2 S: 10 H: 0 LOB: 0 BB: 0 P: 15	R: 0 E: 0 K: 3 S: 11 H: 1 LOB: 1 BB: 0 P: 16	R: 0 E: 0 K: 1 S: 10 H: 0 LOB: 0 BB: 0 P: 15	R: 0 E: 0 K: 3 S: 12 H: 0 LOB: 0 BB: 0 P: 18	R: 2 E: 0 K: 0 S: 16 H: 3 LOB: 1 BB: 0 P: 25	R: 0 E: 0 K: 1 S: 12 H: 2 LOB: 2 BB: 0 P: 17	R: 0 E: 0 K: 0 S: 10 H: 1 LOB: 1 BB: 0 P: 15	R: 0 E: 0 K: 0 S: 10 H: 0 LOB: 0 BB: 0 P: 14	R: 0 E: 0 K: 1 S: 7 H: 0 LOB: 0 BB: 0 P: 11	1B: 4 2B: 3 3B: 0 HR: 0	SF: 0 SAC: 0 DP: 0 HBP: 0					

PITCHER		IP	WLS	BF	H	R	ER	SO	BB	IBB	HBP	BLK	WP	HR	S	P	ERA	WHIP
33 Drew Smyly, L ERA: 4.42	(1, 1)	6.0	W	24	6	2	2	10	0	0	0	0	0	0	71	106	3.00	1.000
60 Brayan Villarreal, R ERA: 1.57	(7, 1)	0.2	H	3	1	0	0	0	0	0	0	0	0	0	8	12	0.00	1.500
40 Phil Coke, L ERA: 3.28	(7, 1)	0.1	H	1	0	0	0	0	0	0	0	0	0	0	2	3	0.00	0.000
53 Joaquin Benoit, R ERA: 2.31	(8, 1)	1.0	H	3	0	0	0	0	0	0	0	0	0	0	10	14	0.00	0.000
46 Jose Valverde, R ERA: 3.44	(9, 1)	1.0	S	3	0	0	0	1	0	0	0	0	0	0	7	11	0.00	0.000

PITCHER	IP	WLS	BF	H	R	ER	SO	BB	IBB	HBP	BLK	WP	HR	S	P	ERA	WHIP

TOP

Kansas City Royals @ Detroit Tigers

Comerica Park, Detroit, MI

Fri Jul 06 2012, 7:08 PM - 10:03 PM EDT

Att. 39,144 - Clear - 94 F

livebaseballscorecards.com

AB	34
R	2
H	7
RBI	2
BB	0
SO	11
LOB	8

1B: 4 SF: 0
2B: 3 SAC: 0
3B: 0 DP: 0
HR: 0 HBP: 0

WP: 0 PA: 34
PB: 0
SB: 1
CS: 0

BOTTOM

Batter	1	2	3	4	5	6	7	8	9	AB	R	H	RBI	BB	SO	LOB
14 Austin Jackson, R (1, 8) OBP: 0.408, SLG: 0.551	B SI 89 B FF 90 B SI 89 C FF 90 C FF 90 S SI 90 3-3 ① K		X SI 90 0-0 1-2 52 3B 1B		B SI 87 C FF 87 X FF 88 1-1 ① F8	C FF 95 F FF 95 F SL 86 B FF 94 S SL 82 1-3 ③ K		C SL 81 B FF 89 S SL 81 F SL 81 B FF 90 C FF 89 2-3 ③ K		5	1	1	0	0	3	4
52 Quintin Berry, L (1, 9) (7, 7) OBP: 0.389, SLG: 0.404	L SI 89 F SI 91 X SL 82 0-2 ② L6		C SI 89 F SI 89 B FF 91 X SI 86 1-2 1-H 2-H 3B		C FF 86 S FF 88 S FF 90 0-3 ② K		L FF 93 F FF 94 B FF 94 B SL 83 C FF 95 2-3 ① K			4	0	1	2	0	2	0
24 Miguel Cabrera, R (1, 10) OBP: 0.387, SLG: 0.563	C SI 89 B SI 91 X CH 84 1-1 1B		F FF 89 B SI 90 B FF 90 C CH 84 X SL 82 2-2 ② G5-3		F CH 83 X SL 81 0-1 ③ G5-3		X CH 85 0-0 1B			4	0	2	0	0	0	1
28 Prince Fielder, L (1, 3) OBP: 0.375, SLG: 0.487	C FF 89 B SI 92 C SI 90 X SI 86 1-2 ③ G4-3		F FF 89 D SI 88 X CH 83 1-1 ③ G3			B SI 88 B FF 87 F SI 87 F FF 88 F SL 79 F FF 90 X FF 88 2-2 21 HR 1B	C SL 82 B FF 95 X SL 79 1-1 ② F8			4	1	1	0	0	0	3
21 Delmon Young, R (1, 7) OBP: 0.296, SLG: 0.399 32 Don Kelly, L (7, 5) OBP: 0.286, SLG: 0.250		C FF 89 X CH 84 0-1 ① G5-3		B CH 83 X CH 82 1-0 ① G6-3		B CH 81 B CH 83 B SI 87 C FF 88 X FF 87 3-1 1-H HR	C FF 94 C FF 94 B FF 95 B FF 95 S FF 93 2-3 ③ K			3 1	1 0	1 0	2 0	0 0	0 1	0 1
25 Ryan Raburn, R (1, 4) (7, 9) OBP: 0.232, SLG: 0.257		C SI 90 C CH 84 X SI 87 0-2 ② G6-3		B SI 89 B CH 82 B FF 88 C FF 88 B SI 86 4-1 13 BB BB		B CH 81 X FF 88 1-0 ① F7		X SL 79 0-0 2B		3	0	1	0	1	0	0
27 Jhonny Peralta, R (1, 6) OBP: 0.325, SLG: 0.375		C FF 90 B CH 87 B CH 82 X SI 89 2-1 ③ F8		B SI 88 B CH 82 1 SAFE C SI 87 B CH 83 X FF 86 3-1 ② F8		C CH 83 B CH 85 S CH 84 B SI 90 X FF 88 2-2 ② F9		C SI 90 S FF 90 S FF 90 0-3 ① K		4	0	0	0	0	1	2
13 Alex Avila, L (1, 2) OBP: 0.338, SLG: 0.390			B SI 88 B SI 86 B SI 88 C FF 88 F FF 87 X FF 88 3-2 ① F7	C SI 88 B SI 88 B SL 78 1 SAFE B SI 87 B CH 87 4-1 1-2 BB		C SI 87 C SL 79 B FF 90 B FF 90 B CH 78 B CH 81 4-2 39 1B BB		I IN 77 I IN 78 I IN 78 I IN 78 4-0 IBB		1	0	0	0	3	0	0
39 Ramon Santiago, S (1, 5) (7, 4) OBP: 0.301, SLG: 0.305			C FF 88 X SI 85 0-1 14 1B 52 3B 1B	B SI 88 F SI 87 C CH 82 B SL 80 X CH 85 2-2 ③ F8		C FF 91 X CH 85 0-1 1-2 1B		C SL 80 S SL 77 B SI 90 F SL 80 F FF 90 B SL 81 S FF 91 2-3 ② K		4	1	2	0	0	1	4
Inning Stats	R: 0 E: 0 K: 1 S: 11 H: 1 LOB: 1 BB: 0 P: 16	R: 0 E: 0 K: 0 S: 7 H: 0 LOB: 0 BB: 0 P: 9	R: 2 E: 0 K: 0 S: 14 H: 3 LOB: 1 BB: 0 P: 21	R: 0 E: 0 K: 0 S: 8 H: 0 LOB: 2 BB: 2 P: 22	R: 0 E: 0 K: 1 S: 7 H: 0 LOB: 0 BB: 0 P: 8	R: 2 E: 0 K: 1 S: 19 H: 3 LOB: 2 BB: 1 P: 32	R: 0 E: 0 K: 2 S: 9 H: 1 LOB: 1 BB: 0 P: 14	R: 0 E: 0 K: 3 S: 13 H: 1 LOB: 2 BB: 1 P: 21		1B: 6 2B: 1 3B: 1 HR: 1 SF: 0 SAC: 0 DP: 0 HBP: 0						

PITCHER		IP	WLS	BF	H	R	ER	SO	BB	IBB	HBP	BLK	WP	HR	S	P	ERA	WHIP
57 Jonathan Sánchez, L ERA: 6.75	(1, 1)	5.2	L	26	6	4	4	2	3	0	0	0	0	1	60	101	6.35	1.588
50 Jose Mijares, L ERA: 1.62	(6, 1)	1.1		6	2	0	0	3	0	0	0	0	0	0	15	21	0.00	1.500
31 Louis Coleman, R ERA: 4.5	(8, 1)	1.0		5	1	0	0	3	0	1	0	0	0	0	13	21	0.00	1.000

PITCHER	IP	WLS	BF	H	R	ER	SO	BB	IBB	HBP	BLK	WP	HR	S	P	ERA	WHIP

Kansas City Royals @ Detroit Tigers

Comerica Park, Detroit, MI

Fri Jul 06 2012, 7:08 PM - 10:03 PM EDT

Att. 39,144 - Clear - 94 F

livebaseballscorecards.com

AB	33
R	4
H	9
RBI	4
BB	4
SO	8
LOB	15

WP: 0 PA: 37
PB: 0
SB: 0
CS: 0

Kansas City Royals @ Detroit Tigers

Comerica Park, Detroit, MI

Sat Jul 07 2012, 4:05 PM - 7:04 PM EDT

Att. 39,392 - Sunny - 91 F

livebaseballscorecards.com

Batter	1	2	3	4	5	6	7	8	9	AB	R	H	RBI	BB	SO	LOB
4 Alex Gordon, L (1, 7) OBP: 0.363, SLG: 0.410	C SI 86 B SI 87 X CH 81 1-1 F7 ①	B SI 88 F SI 89 X SI 91 1-1 2 1B 2B		C SI 87 X SI 88 0-1 2 FC4 1B		C SI 89 B FC 85 X FC 85 1-1 G4-3 ③			B FF 92 B FF 92 B FC 92 B FF 93 4-0 2 2B 16 1B BB	4	1	2	0	1	0	0
2 Alcides Escobar, R (1, 6) OBP: 0.354, SLG: 0.416	B SI 88 X SI 87 1-0 35 1B 16 1B 1B	F SI 88 X SI 88 0-1 35 BB 2-3 1B		B CU 73 F SI 88 C SI 88 B FC 84 X SI 88 2-2 FC4 ② 1-2f			C CU 71 B CU 74 B FF 88 B FC 85 B SI 85 4-1 16 1B 16 S 11 SF7 BB		C FF 92 X FF 92 0-1 16 1B 1-3 2B	4	3	3	0	1	0	1
35 Eric Hosmer, L (1, 3) OBP: 0.299, SLG: 0.373	C SI 88 B FC 86 1 SAFE F SI 88 B SI 87 1 SAFE B CU 75 F SI 90 X CH 81 3-2 16 1B 8 1B 1-3 1B	B FF 88 B FF 89 B CU 74 B SI 88 4-0 16 FC6-4 1-2 BB		B CU 74 C CH 80 D CH 78 B SI 89 X SI 87 3-1 F8 ③			C FC 87 B FC 86 B SI 92 C SI 91 S CU 77 2-3 K ①		B FF 94 C FF 93 B FF 93 B FF 93 B FF 94 4-1 11 F8 16 1B 8 SF8 BB	3	2	1	0	2	1	2
16 Billy Butler, R (1, 10) OBP: 0.365, SLG: 0.493 30 Jason Bourgeois, R (9, PR) OBP: 0.389, SLG: 0.455	B SI 90 X SI 90 1-0 8 1B 1-3 3-H 1B	X SI 89 0-0 FC6-4 ③ 1-2f			C CH 84 B CU 74 B CU 74 C CH 80 X FF 87 2-2 L9 ①		B SL 89 C FF 96 X FF 97 1-1 1-3 1B		X FF 92 0-0 21 S 1-2 2-H 3-H 1B	5 0	0 0	3 0	3 0	0 0	0 0	3 0
11 Yuniesky Betancourt, R (1, 4) OBP: 0.277, SLG: 0.429	C SI 90 X CU 76 0-1 P2 ②		B SI 86 C CU 73 S SI 86 S CU 75 1-3 K ①		X FF 86 0-0 G6-3 ②		T FF 99 F SI 97 X FF 96 0-2 SF7 ② 3-H		F FF 91 X FS 84 0-1 F8 ① 2-3	4	0	0	1	0	1	4
8 Mike Moustakas, L (1, 5) OBP: 0.331, SLG: 0.497	C CU 75 B CH 81 S CH 82 F CU 75 F SI 91 F SI 92 X SI 92 1-2 1-2 3-H 1B		X SI 87 0-0 P4 ②		C CH 80 X CH 80 0-1 HR		S SL 81 S SL 82 F SL 81 C SI 94 0-3 K ③		C FS 85 X FF 94 0-1 SF8 ② 3-H	4	1	2	3	0	1	1
21 Jeff Francoeur, R (1, 9) OBP: 0.289, SLG: 0.378	F SI 90 F SI 90 B CU 76 B FC 85 S SI 91 2-3 K ③		B SI 88 B FC 86 C CU 74 B SI 88 B SI 89 4-1 BB		B FC 86 F SI 87 X CH 80 1-1 F8 ③			C FF 94 S FF 94 F SI 95 F CH 85 B CH 83 F SL 86 B SI 94 F FF 95 S SL 87 2-3 K ①	B FF 95 S FS 84 C FS 84 F FS 86 S FF 94 1-3 1-2 K ③	4	0	0	0	1	3	3
13 Salvador Perez, R (1, 2) OBP: 0.386, SLG: 0.659		C SI 87 C SI 88 B FC 85 X SI 88 1-2 G6-3 ①	B FC 83 X SI 89 1-0 F8 ③			C SI 86 F CU 74 X CU 74 0-2 G6-3 ①		C SL 83 X CH 82 0-1 G6-3 ②		4	0	0	0	0	0	1
1 Jarrod Dyson, L (1, 8) OBP: 0.308, SLG: 0.307		C SI 88 X SI 88 0-1 F8 ②		L CH 77 X SI 88 0-1 G4-3 ①		C SI 86 C CU 74 X CH 81 0-2 G6-3 ②		C CH 80 B FF 94 C FF 94 S FF 94 1-3 K ③		4	0	0	0	0	1	0

Inning Stats																				
	R: 2	H: 4	R: 0	H: 2	R: 0	H: 0	R: 0	H: 1	R: 1	H: 1	R: 0	H: 0	R: 1	H: 1	R: 0	H: 0	R: 3	H: 2	1B: 8	SF: 2
	E: 0	LOB: 2	E: 0	LOB: 3	E: 0	LOB: 1	E: 0	LOB: 1	E: 0	LOB: 0	E: 0	LOB: 0	E: 0	LOB: 1	E: 0	LOB: 0	E: 0	LOB: 2	2B: 2	SAC: 0
	K: 1	BB: 0	K: 0	BB: 1	K: 1	BB: 0	K: 0	BB: 0	K: 0	BB: 0	K: 0	BB: 0	K: 2	BB: 1	K: 2	BB: 0	K: 1	BB: 2	3B: 0	DP: 0
	S: 19	P: 28	S: 10	P: 16	S: 6	P: 12	S: 9	P: 14	S: 8	P: 11	S: 8	P: 9	S: 13	P: 20	S: 12	P: 15	S: 12	P: 21	HR: 1	HBP: 0

	AB	36
	R	7
	H	11
	RBI	7
	BB	5
	SO	7
	LOB	15

		WP: 0	PA: 43
		PB: 0	
		SB: 2	
		CS: 0	

PITCHER		IP	WLS	BF	H	R	ER	SO	BB	IBB	HBP	BLK	WP	HR	S	P	ERA	WHIP
58 Doug Fister, R ERA: 4.75	(1, 1)	6.0	W	29	8	4	4	2	3	0	0	0	0	1	61	95	6.00	1.833
38 Darin Downs, L ERA:	(7, 1)	0.1	H	1	0	0	0	1	0	0	0	0	0	0	3	5	0.00	0.000
60 Brayan Villarreal, R ERA: 1.55	(7, 1)	0.1	H	2	1	0	0	0	0	0	0	0	0	0	5	6	0.00	3.000
40 Phil Coke, L ERA: 3.25	(7, 1)	0.1	H	1	0	0	0	1	0	0	0	0	0	0	4	4	0.00	0.000
53 Joaquín Benoit, R ERA: 2.25	(8, 1)	1.0		3	0	0	0	2	0	0	0	0	0	0	12	15	0.00	0.000

PITCHER		IP	WLS	BF	H	R	ER	SO	BB	IBB	HBP	BLK	WP	HR	S	P	ERA	WHIP
46 Jose Valverde, R ERA: 4.11	(9, 1)	1.0		7	2	3	3	1	2	0	0	0	0	0	12	21	27.00	4.000

BOTTOM

Kansas City Royals @ Detroit Tigers

Comerica Park, Detroit, MI

Sat Jul 07 2012, 4:05 PM - 7:04 PM EDT

Att. 39,392 - Sunny - 91 F

livebaseballscorecards.com

Batter	1	2	3	4	5	6	7	8	9	AB	R	H	RBI	BB	SO	LOB
14 Austin Jackson, R (1, 8) OBP: 0.411, SLG: 0.552	C SI 84 B SL 83 F SL 81 X FF 87 1-2 52 SH1-3 28 HR 1B	X CU 72 0-0 52 CS 2-H 1B		S CH 77 X SL 85 0-1 1-2 2-3 1B		C FF 91 C KC 80 X KC 81 0-2 ③ F9		S SI 91 F SI 90 S KC 80 0-3 ② K		5	1	3	1	0	1	3
52 Quintin Berry, L (1, 7) OBP: 0.385, SLG: 0.400	C SI 83 X SI 85 0-1 ① SH1-3 1-2	1 SAFE F SI 84 1 SAFE S SL 81 F SI 88 F SL 82 X SI 85 0-2 ② 1-2 1B		D CU 73 B FF 87 C SI 85 F SL 82 F FF 88 S CU 76 2-3 ① K			X SI 89 0-0 ① L4	C CU 73 B CU 75 D CU 74 B FF 93 F FF 92 X FF 91 3-2 ③ G4-3		4	0	1	0	0	1	5
24 Miguel Cabrera, R (1, 5) OBP: 0.383, SLG: 0.558	F FF 86 F FF 86 C CU 75 0-3 ② K	1 SAFE 1 SAFE X SI 86 0-0 ③ F8		D SI 92 B SI 92 X SI 92 2-0 ② 2-3 ③ SF9-3-5 2-3 3-H			B SI 91 C SI 90 B KC 78 F SI 91 B KC 82 X SI 91 3-2 E5 21 HR			3	1	0	1	0	1	2
28 Prince Fielder, L (1, 3) OBP: 0.379, SLG: 0.497	B FF 88 F SL 83 B EP 68 B CH 80 C SI 86 X FF 87 3-2 2-H HR		B CU 72 B SL 82 B FF 86 B FF 86 4-0 BB		B FF 92 B CH 84 C SI 91 B SI 92 B SI 92 4-1 25 FC1-4 BB		B SI 90 B SI 91 C SI 92 B SI 92 X FF 91 3-1 ② F7			2	1	1	2	2	0	1
21 Delmon Young, R (1, 10) OBP: 0.296, SLG: 0.407	B SL 84 X FF 87 1-0 ③ F8		F SL 82 X SL 82 0-1 ① F7		C SI 92 B SL 83 F CH 84 F SI 92 D SI 92 X KC 82 2-2 ① P3		X KC 80 0-0 1-H HR			4	1	1	2	0	0	2
25 Ryan Raburn, R (1, 9) OBP: 0.228, SLG: 0.251 32 Don Kelly, L (9, 9) OBP: 0.286, SLG: 0.250		B CU 73 X CH 76 1-0 ① F7	B SL 83 X SL 83 1-0 ② F8		F KC 79 B SI 92 X SI 93 1-1 ② FC1-4 27 PO 1-2f		B SI 90 F SI 91 X SI 92 1-1 ③ G6-3			4 0	0 0	0 0	0 0	0 0	0 0	2 0
27 Jhonny Peralta, R (1, 6) OBP: 0.324, SLG: 0.374		F FF 85 F SI 86 F SL 83 B FF 89 B CU 72 X CH 78 2-2 39 2B 9 2B 1B	C CU 74 B CH 78 S SL 83 B FF 89 F SL 84 F FF 88 T SL 84 2-2 ③ K		B SI 92 S KC 79 1 SAFE 1-1 ③ PO 1-2	C KC 78 B SI 90 C KC 80 S KC 81 1-3 ① K		F SI 89 F SI 90 X SI 90 0-2 ① G5-3		4	1	1	0	0	2	1
39 Ramon Santiago, S (1, 4) OBP: 0.311, SLG: 0.324		C FF 86 1 SAFE C SI 86 X FF 86 0-2 9 2B 9 E 1-3 2B		C CH 76 C SL 83 F CU 74 F FF 88 F CU 74 F FF 90 X SL 84 0-2 14 1B 24 SF9-3-5 2B		F FF 92 F FF 91 B KC 80 B KC 80 C KC 81 2-3 ② K		B CH 84 B SI 89 B FF 89 B FF 89 4-0 9 2B BB		3	2	2	0	1	1	0
9 Gerald Laird, R (1, 2) OBP: 0.361, SLG: 0.429		B SL 82 X SI 86 1-0 E8 14 1B 2-H 3-H 2B		B SI 85 D CH 76 B SL 83 C SI 84 B SL 83 4-1 24 SF9-3-5 14 1B BB		B FF 94 C FF 91 X SI 92 1-1 1B		1 SAFE X SI 89 0-0 1-3 2B		3	1	3	1	1	0	0

Inning Stats																				
	R: 2	H: 2	R: 3	H: 5	R: 0	H: 0	R: 1	H: 2	R: 0	H: 0	R: 0	H: 1	R: 2	H: 1	R: 0	H: 1	1B: 6	SF: 1	WP: 0	PA: 39
	E: 0	LOB: 0	E: 1	LOB: 1	E: 0	LOB: 1	E: 0	LOB: 1	E: 0	LOB: 0	E: 0	LOB: 1	E: 1	LOB: 0	E: 0	LOB: 2	2B: 5	SAC: 1	PB: 0	
	K: 1	BB: 0	K: 0	BB: 0	K: 1	BB: 1	K: 1	BB: 1	K: 0	BB: 1	K: 2	BB: 0	K: 0	BB: 0	K: 1	BB: 1	3B: 0	DP: 1	SB: 0	
	S: 12	P: 17	S: 16	P: 20	S: 8	P: 15	S: 15	P: 23	S: 8	P: 16	S: 11	P: 15	S: 9	P: 16	S: 10	P: 17	HR: 2	HBP: 0	CS: 1	

PITCHER		IP	WLS	BF	H	R	ER	SO	BB	IBB	HBP	BLK	WP	HR	S	P	ERA	WHIP
52 Bruce Chen, L ERA: 5.22	(1, 1)	3.1	L	20	9	6	6	3	2	0	0	0	0	1	50	72	16.20	3.300
47 Nate Adcock, R ERA: 2.67	(4, 1)	4.1		17	3	2	0	3	2	0	0	0	0	1	36	61	0.00	1.154
55 Tim Collins, L ERA: 3.35	(8, 1)	0.1		1	0	0	0	0	0	0	0	0	0	0	3	6	0.00	0.000

PITCHER	IP	WLS	BF	H	R	ER	SO	BB	IBB	HBP	BLK	WP	HR	S	P	ERA	WHIP

AB	32
R	8
H	12
RBI	7
BB	4
SO	6
LOB	16

Kansas City Royals @ Detroit Tigers

Comerica Park, Detroit, MI

Sun Jul 08 2012, 1:08 PM - 3:48 PM EDT

Att. 36,693 - Sunny - 81 F

TOP

livebaseballscorecards.com

Batter	1	2	3	4	5	6	7	8	9	AB	R	H	RBI	BB	SO	LOB
4 Alex Gordon, L (1, 7) OBP: 0.365, SLG: 0.413	C FF 92 B FF 94 F CH 86 B SI 95 B FF 94 F FF 95 B CH 85 4-2 BB		X CH 84 0-0 ② F9		S FF 96 B SI 96 F FF 96 X SL 89 1-2 1-3 2B			B FF 94 C FF 95 X SL 82 1-1 ① F8		3	0	1	0	1	0	0
2 Alcides Escobar, R (1, 6) OBP: 0.350, SLG: 0.410	X FF 92 0-0 ① F7		C FF 93 B SL 85 S SL 87 F FF 95 X SL 85 1-2 ③ F8		B FF 96 F SL 87 C SL 87 S FF 98 1-3 ③ K			B SI 94 F SI 94 F CH 84 S SL 81 1-3 ② K		4	0	0	0	0	2	3
35 Eric Hosmer, L (1, 3) OBP: 0.299, SLG: 0.371	1 SAFE C FF 94 S FF 94 B FF 97 1 SAFE 1 SAFE B CH 85 T FF 94 2-2 ② K			C SL 83 B CH 85 B CH 85 F FF 94 S FF 96 2-3 ① K		C FF 93 B FF 94 B CH 83 F CH 85 X FF 96 2-2 1B		C SL 81 C SI 94 B SL 83 B SL 81 F SL 81 B FF 95 X SL 82 3-2 ③ P4		4	0	1	0	0	2	1
16 Billy Butler, R (1, 10) OBP: 0.361, SLG: 0.487	B FF 93 C SL 85 S SL 85 F FF 95 B FF 95 F FF 96 F SL 86 X SL 86 2-2 ③ G4-3			B SL 86 C FF 94 X FF 95 1-1 ② F8		C SL 87 X SL 85 0-1 ① F9			F FF 94 B FF 94 F SL 82 B SL 83 F FF 94 X FF 95 2-2 ① G3	4	0	0	0	0	0	2
11 Yuniesky Betancourt, R (1, 4) OBP: 0.277, SLG: 0.424		C FF 92 B SI 94 B SL 86 C SL 83 F FF 95 S CH 85 2-3 ① K		C FF 94 B FF 95 X FF 94 1-1 1B		S SL 87 F FF 95 B FF 96 F FF 95 X SL 86 1-2 ② F8			F FF 93 F SL 83 F SL 84 B FF 96 F FF 93 B SL 84 X FF 95 2-2 ② G1-3	4	0	1	0	0	1	1
8 Mike Moustakas, L (1, 5) OBP: 0.327, SLG: 0.490		F FF 93 B SL 81 S FF 94 S CH 86 1-3 ② K		S CH 86 S FF 96 X FF 98 0-2 ③ P5		C CH 85 B FF 95 F FF 94 B FF 96 B FF 97 X FF 97 3-2 ③ F8			F FF 93 C FC 93 F CU 79 F CU 80 B FF 95 S FF 95 1-3 ③ K	4	0	0	0	0	2	2
21 Jeff Francoeur, R (1, 9) OBP: 0.289, SLG: 0.378		S FF 93 B FF 95 X CH 85 1-1 ③ F7			C SL 84 S SL 86 B FF 93 F FF 95 X FF 94 1-2 4 2B 1B		C FF 92 S SL 87 F SL 88 B SL 87 S SL 85 1-3 ① K			3	0	1	0	0	1	0
13 Salvador Perez, R (1, 2) OBP: 0.383, SLG: 0.702			B FF 93 X FF 93 1-0 HR		C FF 94 1 SAFE F CH 86 X SL 88 0-2 ① F8		F FF 94 B FF 94 C SL 85 B FF 95 B CH 86 X FF 97 3-2 ② G4-3			3	1	1	1	0	0	1
1 Jarrod Dyson, L (1, 8) OBP: 0.304, SLG: 0.303			B FF 92 S SI 93 F FF 93 C SI 95 1-3 ① K		X CH 85 0-0 ② P6		C CH 84 B FF 96 X CH 85 1-1 ③ G4-3			3	0	0	0	0	1	1

	AB	32
	R	1
	H	5
	RBI	1
	BB	1
	SO	9
	LOB	11

Inning Stats																																		
	R: 0 E: 0 K: 1 S: 13		H: 0 LOB: 1 BB: 1 P: 21		R: 0 E: 0 K: 2 S: 9		H: 0 LOB: 0 BB: 0 P: 13		R: 1 E: 0 K: 1 S: 9		H: 1 LOB: 0 BB: 0 P: 12		R: 0 E: 0 K: 1 S: 10		H: 1 LOB: 1 BB: 0 P: 14		R: 0 E: 0 K: 1 S: 14		H: 2 LOB: 2 BB: 0 P: 17		R: 0 E: 0 K: 0 S: 12		H: 1 LOB: 1 BB: 0 P: 18		R: 0 E: 0 K: 1 S: 9		H: 0 LOB: 0 BB: 0 P: 14		R: 0 E: 0 K: 1 S: 9		H: 0 LOB: 0 BB: 0 P: 14		R: 0 E: 0 K: 1 S: 14		H: 0 LOB: 0 BB: 0 P: 19		1B: 3 2B: 1 3B: 0 HR: 1		SF: 0 SAC: 0 DP: 0 HBP: 0		WP: 0 PB: 0 SB: 0 CS: 0		PA: 33

PITCHER		IP	WLS	BF	H	R	ER	SO	BB	IBB	HBP	BLK	WP	HR	S	P	ERA	WHIP
37 Max Scherzer, R ERA: 4.72	(1, 1)	7.0	W	27	5	1	1	7	1	0	0	0	0	1	76	109	1.29	0.857
40 Phil Coke, L ERA: 3.16	(8, 1)	1.0		3	0	0	0	1	0	0	0	0	0	0	9	14	0.00	0.000
20 Octavio Dotel, R ERA: 3.54	(9, 1)	1.0		3	0	0	0	1	0	0	0	0	0	0	14	19	0.00	0.000

PITCHER	IP	WLS	BF	H	R	ER	SO	BB	IBB	HBP	BLK	WP	HR	S	P	ERA	WHIP

BOTTOM

Kansas City Royals @ Detroit Tigers

Comerica Park, Detroit, MI

Sun Jul 08 2012, 1:08 PM - 3:48 PM EDT

Att. 36,693 - Sunny - 81 F

livebaseballscorecards.com

Batter	1	2	3	4	5	6	7	8	9	AB	R	H	RBI	BB	SO	LOB
14 Austin Jackson, R (1, 8) OBP: 0.408, SLG: 0.545	B FF 88 X FF 89 1-0 ① G5-3		S SL 86 B SL 86 X CH 83 1-1 ① G6-3		B FF 89 X SL 85 1-0 52 1B, 28 HR, 1B		C SI 97 X CH 88 0-1 ① L8	F FF 95 S SL 86 B FF 99 D SL 85 B SL 85 C FF 97 3-3 ③ K		5	1	1	0	0	1	2
52 Quintin Berry, L (1, 7) OBP: 0.388, SLG: 0.417	S FF 91 C CH 86 B SL 86 B CU 80 F FF 91 S FF 91 2-3 ② K		X SL 86 0-0 ② G4-3		B SL 86 X FF 89 1-0 1-3 28 HR, 1B		B CU 84 F FF 99 F CH 87 X CH 86 1-2 21, 2-1, 3B			4	1	2	0	0	1	0
24 Miguel Cabrera, R (1, 5) OBP: 0.382, SLG: 0.557	S FF 90 B FF 90 S SL 86 X CU 81 1-2 ③ F8		C FF 91 F CU 80 X SL 86 0-2 2B		S FF 89 F FF 89 B FF 89 S SL 86 1-3 ① K		F SI 99 X SI 99 0-1 ② G6-3			4	0	1	0	0	1	3
28 Prince Fielder, L (1, 3) OBP: 0.380, SLG: 0.505		B FF 90 C FF 90 B SL 86 F SL 86 F FF 92 X SL 83 2-2 ① G4-3	X SL 87 0-0 ③ F7		X FF 92 0-0 1-H 3-H HR		I IN 85 I IN 85 I IN 84 I IN 83 4-0 IBB			3	1	1	3	1	0	1
21 Delmon Young, R (1, 10) OBP: 0.298, SLG: 0.418		B SL 86 B FF 91 X FF 90 2-0 ② P3	S CU 80 F CU 78 B FF 89 B CH 83 F SL 86 X CH 86 2-2 HR	F FF 93 F CU 74 S FF 92 0-3 ② K		D SI 99 1-0 ③ 2-1 3-H	X FF 93 0-0 26 1B, 27 2B, 1B		4	2	2	1	0	1	0
26 Brennan Boesch, L (1, 9) OBP: 0.277, SLG: 0.365 32 Don Kelly, L (9, 9) OBP: 0.286, SLG: 0.250		B FF 90 F FF 93 X CU 79 1-1 27 HR, 1B	F SL 86 B FF 91 F FF 90 F SL 88 S FF 90 1-3 ① K	F CU 74 F FF 93 B CH 81 S CU 76 1-3 ③ K2-3			C FF 95 X SL 87 0-1 27 2B 1-2 1B		4 0	1 0	2 0	0 0	0 0	2 0	0 0
27 Jhonny Peralta, R (1, 6) OBP: 0.330, SLG: 0.398		C SL 87 X FF 90 0-1 1-H HR	C CU 78 F FF 91 B CU 81 X CU 79 1-2 2B		B CU 74 B CH 82 S FF 91 F FF 92 F FF 93 C CU 75 2-3 ① K			B SL 83 F FF 96 B FF 97 X SL 85 2-1 1-3 2-H 2B		4	1	3	3	0	1	0
13 Alex Avila, L (1, 2) OBP: 0.336, SLG: 0.384		B FF 90 C SL 85 B CU 80 B FF 92 B FF 90 4-1 BB	F SL 86 B FF 92 F SL 93 B FF 90 F FF 91 C CU 82 2-3 ② K		B CU 76 B FF 92 C FF 93 X FF 92 2-1 ② G4-3			B FF 97 D FF 96 F FF 95 S FF 96 3 SAFE S SL 87 2-3 ① K2-3		3	0	0	0	1	2	3
39 Ramon Santiago, S (1, 4) OBP: 0.304, SLG: 0.316		B FF 91 C SL 86 B CU 77 C SL 86 B FF 91 X FF 91 3-2 ③ F8	B CU 78 C FF 91 B CU 77 F SL 86 B FF 91 S SL 86 3-3 ③ K		C CU 75 B FF 93 C CU 75 S CH 84 1-3 ③ K			C SL 85 F FF 97 B FF 98 F SL 87 X SL 86 1-2 ② G4-3		4	0	0	0	0	2	4
Inning Stats	R: 0 E: 0 K: 1 S: 8 H: 0 LOB: 0 BB: 0 P: 12	R: 2 E: 0 K: 0 S: 13 H: 2 LOB: 1 BB: 1 P: 25	R: 0 E: 0 K: 0 S: 7 H: 1 LOB: 1 BB: 0 P: 8	R: 1 E: 0 K: 3 S: 18 H: 2 LOB: 1 BB: 0 P: 27	R: 3 E: 0 K: 3 S: 12 H: 3 LOB: 0 BB: 0 P: 16	R: 0 E: 0 K: 2 S: 9 H: 0 LOB: 0 BB: 0 P: 14	R: 0 E: 0 K: 0 S: 7 H: 1 LOB: 2 BB: 1 P: 13	R: 1 E: 0 K: 2 S: 15 H: 3 LOB: 2 BB: 0 P: 23		1B: 5 2B: 3 3B: 1 HR: 3	SF: 0 SAC: 0 DP: 0 HBP: 0			WP: 0 PB: 0 SB: 0 CS: 0	PA: 37	

	AB	35
	R	7
	H	12
	RBI	7
	BB	2
	SO	11
	LOB	13

PITCHER		IP	WLS	BF	H	R	ER	SO	BB	IBB	HBP	BLK	WP	HR	S	P	ERA	WHIP
61 Everett Teaford, L ERA: 5.6	(1, 1)	4.1	L	21	7	5	5	5	1	0	0	0	0	2	51	80	10.38	1.846
55 Tim Collins, L ERA: 3.43	(5, 1)	1.2		6	1	1	1	4	0	0	0	0	0	1	16	22	5.40	0.600
40 Kelvin Herrera, R ERA: 3.05	(7, 1)	1.0		5	1	0	0	0	0	1	0	0	0	0	7	13	0.00	1.000
56 Greg Holland, R ERA: 3.94	(8, 1)	1.0		6	3	1	1	2	0	0	0	0	0	0	15	23	9.00	3.000

PITCHER	IP	WLS	BF	H	R	ER	SO	BB	IBB	HBP	BLK	WP	HR	S	P	ERA	WHIP

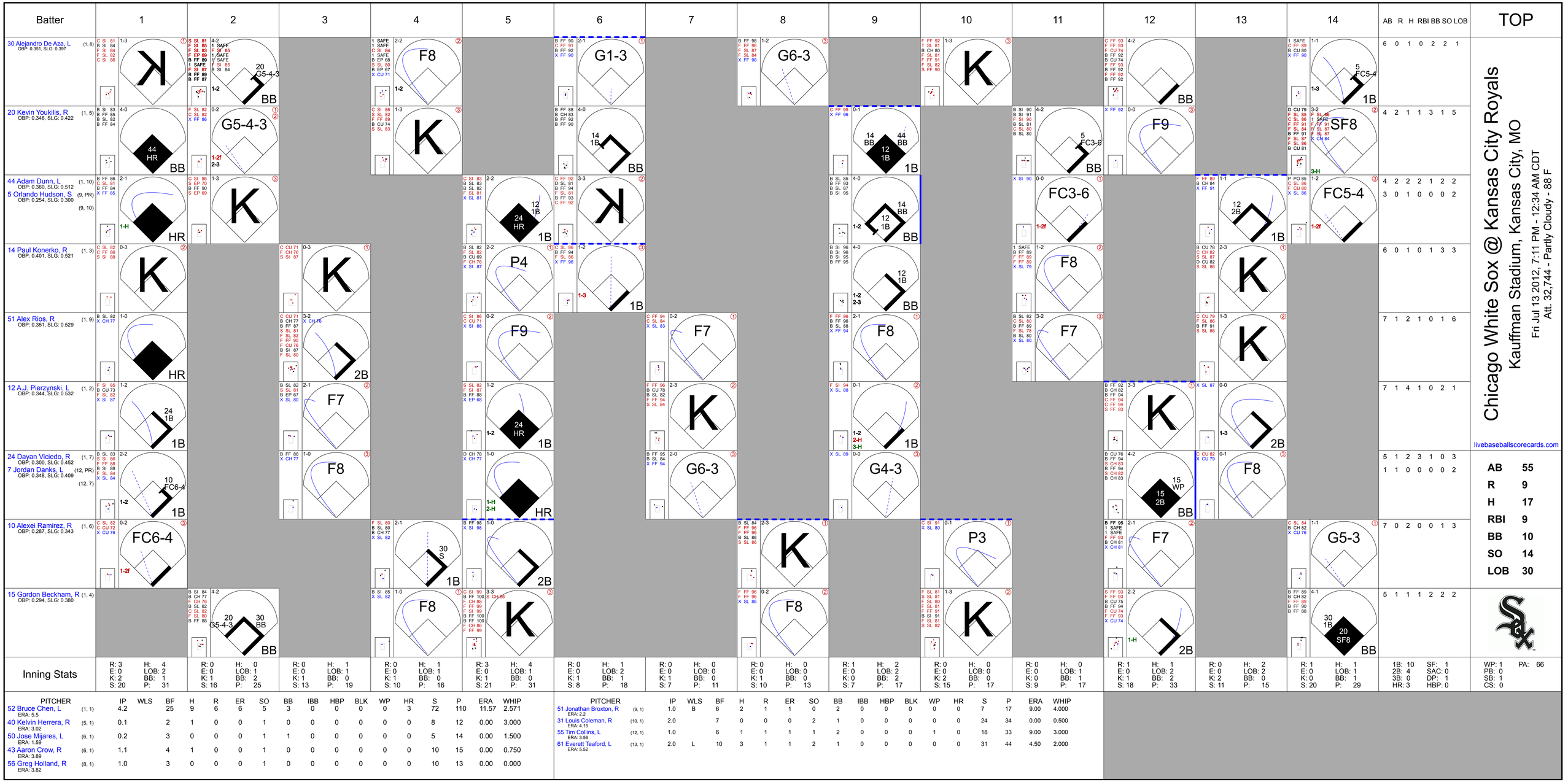
Batter
1
2
3
4
5
6
7
8
9
10
11
12
13
14
AB R H RBI BB SO LOB
TOP
30 Alejandro De Aza, L (1, 8) OBP: 0.351, SLG: 0.397
20 Kevin Youkilis, R (1, 5) OBP: 0.346, SLG: 0.422
44 Adam Dunn, L (1, 10) OBP: 0.360, SLG: 0.512
5 Orlando Hudson, S (9, PR) (9, 10) OBP: 0.254, SLG: 0.300
14 Paul Konerko, R (1, 3) OBP: 0.401, SLG: 0.521
51 Alex Rios, R (1, 9) OBP: 0.351, SLG: 0.529
12 A.J. Pierzynski, L (1, 2) OBP: 0.344, SLG: 0.532
24 Dayan Viciedo, R (1, 7) OBP: 0.300, SLG: 0.452
7 Jordan Danks, L (12, PR) (12, 7) OBP: 0.348, SLG: 0.409
10 Alexei Ramirez, R (1, 6) OBP: 0.287, SLG: 0.343
15 Gordon Beckham, R (1, 4) OBP: 0.294, SLG: 0.380
Chicago White Sox @ Kansas City Royals
Kauffman Stadium, Kansas City, MO
Fri Jul 13 2012, 7:11 PM - 12:34 AM CDT
Att. 32,744 - Partly Cloudy - 88 F
livebaseballscorecards.com
AB 55
R 9
H 17
RBI 9
BB 10
SO 14
LOB 30
Inning Stats
1B: 10 SF: 1
2B: 4 SAC: 0
3B: 0 DP: 1
HR: 3 HBP: 0
WP: 1 PA: 66
PB: 0
SB: 1
CS: 0
PITCHER IP WLS BF H R ER SO BB IBB HBP BLK WP HR S P ERA WHIP
52 Bruce Chen, L (1, 1) ERA: 5.5
40 Kelvin Herrera, R (5, 1) ERA: 3.02
50 Jose Mijares, L (6, 1) ERA: 1.59
43 Aaron Crow, R (6, 1) ERA: 3.89
56 Greg Holland, R (8, 1) ERA: 3.82
51 Jonathan Broxton, R (9, 1) ERA: 2.2
31 Louis Coleman, R (10, 1) ERA: 4.15
55 Tim Collins, L (12, 1) ERA: 3.56
61 Everett Teaford, L (13, 1) ERA: 5.52

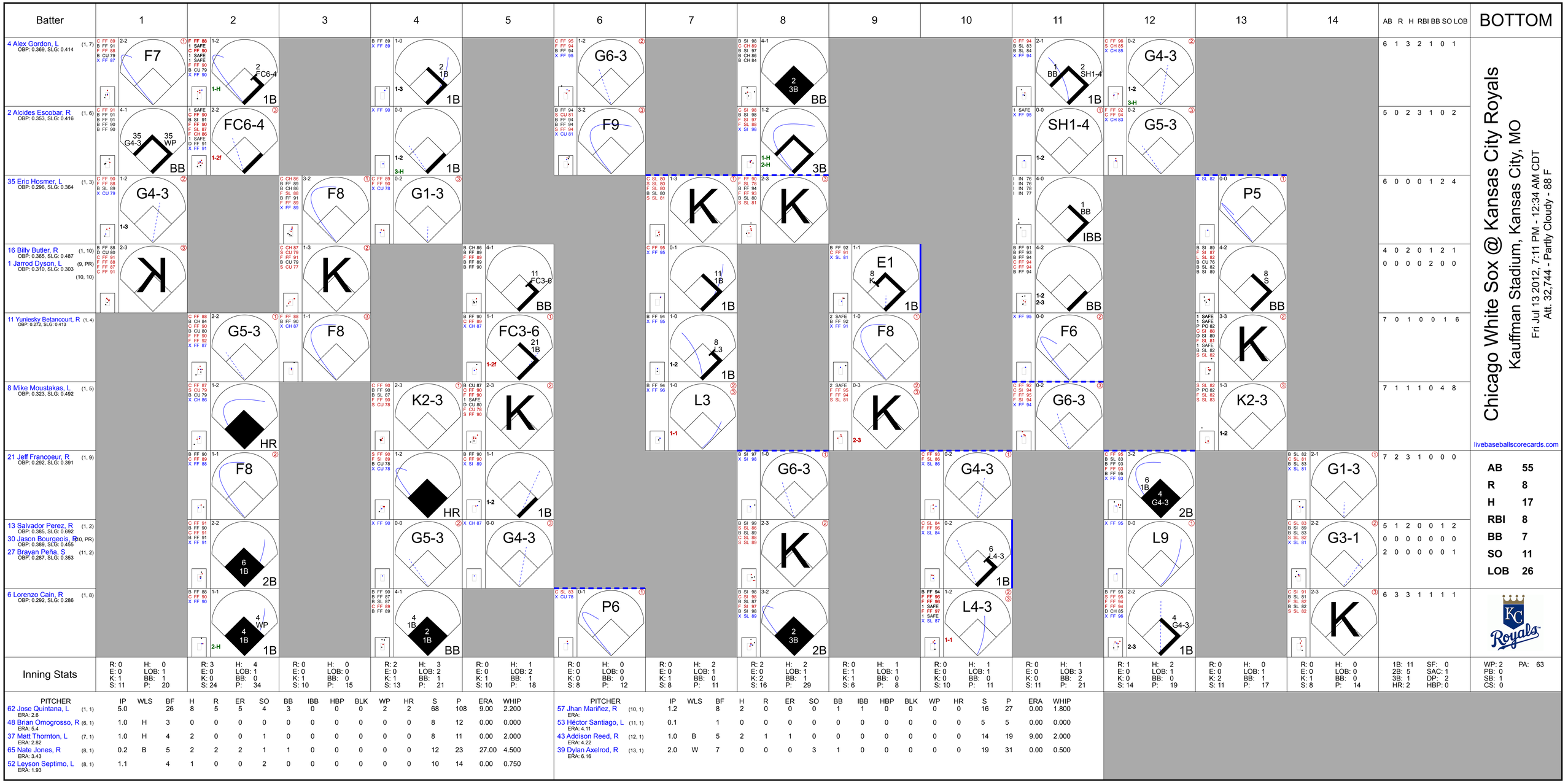

PITCHER		IP	WLS	BF	H	R	ER	SO	BB	IBB	HBP	BLK	WP	HR	S	P	ERA	WHIP
62 Jose Quintana, L	(1, 1)	5.0		26	8	5	5	4	3	0	0	0	2	2	68	108	9.00	2.200
ERA: 2.6																		
48 Brian Omogrosso, R	(6, 1)	1.0	H	3	0	0	0	0	0	0	0	0	0	0	8	12	0.00	0.000
ERA: 5.4																		
37 Matt Thornton, L	(7, 1)	1.0	H	4	2	0	0	1	0	0	0	0	0	0	8	11	0.00	2.000
ERA: 2.82																		
65 Nate Jones, R	(8, 1)	0.2	B	5	2	2	2	1	1	0	0	0	0	0	12	23	27.00	4.500
ERA: 3.43																		
52 Leyson Septimo, L	(8, 1)	1.1		4	1	0	0	2	0	0	0	0	0	0	10	14	0.00	0.750
ERA: 1.93																		

PITCHER		IP	WLS	BF	H	R	ER	SO	BB	IBB	HBP	BLK	WP	HR	S	P	ERA	WHIP
57 Jhan Mariñez, R	(10, 1)	1.2		8	2	0	0	0	1	1	0	0	0	0	16	27	0.00	1.800
ERA:																		
53 Héctor Santiago, L	(11, 1)	0.1		1	0	0	0	0	0	0	0	0	0	0	5	5	0.00	0.000
ERA: 4.11																		
43 Addison Reed, R	(12, 1)	1.0	B	5	2	1	1	0	0	0	0	0	0	0	14	19	9.00	2.000
ERA: 4.22																		
39 Dylan Axelrod, R	(13, 1)	2.0	W	7	0	0	0	3	1	0	0	0	0	0	19	31	0.00	0.500
ERA: 6.16																		

Chicago White Sox @ Kansas City Royals

Kauffman Stadium, Kansas City, MO

Sat Jul 14 2012, 6:15 PM - 9:07 PM CDT

Att. 24,998 - Clear - 97 F

livebaseballscorecards.com

TOP

Batter	1	2	3	4	5	6	7	8	9	AB	R	H	RBI	BB	SO	LOB
30 Alejandro De Aza, L (1, 8) OBP: 0.353, SLG: 0.407	B FF 94 F FF 93 C KC 79 F FF 95 B FF 94 B KC 80 F FF 94 F FF 94 F SL 86 3-3 F FF 85 S FC 89 ① K		B FC 88 C SL 85 B FF 93 F FF 93 F SL 86 B FF 94 X FF 93 3-2 20 FC6-5 1-H 2B		B SI 92 X FC 87 1-0 3B		L FF 91 X FF 92 0-1 ① SH1-4 1-2		B FF 94 C SI 94 X SL 88 1-1 ② G4-3	4	0	2	1	0	1	0
20 Kevin Youkilis, R (1, 5) OBP: 0.343, SLG: 0.414	B FF 95 C FF 95 B FF 95 S FC 91 B FF 95 C SL 86 3-3 ② K		B SL 85 B SI 93 X FF 93 2-0 ② FC6-5 44 BB 2-3		B SL 86 S SL 85 B SI 94 F SI 93 F FF 94 S KC 79 2-3 ③ K		I IN 69 I IN 70 I IN 71 I IN 69 4-0 IBB		C FF 94 X SI 95 0-1 ③ G6-3	4	0	0	0	1	2	2
44 Adam Dunn, L (1, 3) OBP: 0.362, SLG: 0.520	B KC 79 X FC 89 1-0 ③ G3		D KC 80 B KC 79 C SL 86 B KC 79 B FF 92 4-1 1-2 BB			F FF 91 S FC 89 F KC 79 B FF 92 B FF 92 X SL 85 2-2 HR	B FF 93 B FF 93 S FF 93 F FF 94 S FF 95 2-3 ② K			3	1	1	1	1	1	2
14 Paul Konerko, R (1, 10) OBP: 0.399, SLG: 0.517		X FF 92 0-0 ① L6	C SL 86 X SL 86 0-1 ③ G4-3			B KC 78 B FF 93 C SL 84 X SI 92 2-1 10 WP 24 3B 1B	B SL 85 C SL 84 F FF 98 X SL 86 1-2 ③ G5-3			4	1	1	0	0	0	4
51 Alex Rios, R (1, 9) OBP: 0.352, SLG: 0.530		C FF 93 F SI 93 B FF 94 X FF 94 1-2 10 F9 2B		B FF 92 B FF 93 B FF 92 B FF 92 4-0 24 CS BB		F FF 93 X SL 83 0-1 ① P5		B FF 97 B FF 96 F FF 96 F FF 98 X SL 88 2-2 ① P6		3	0	1	0	1	0	1
10 Alexei Ramirez, R (1, 6) OBP: 0.287, SLG: 0.341		C FC 88 X SI 91 0-1 ② F9 2-3		C FC 87 X FC 86 0-1 ① F7		B SL 85 X SL 84 1-0 ② L5 1-2		F FF 96 X FF 96 0-1 1B		4	0	1	0	0	0	3
24 Dayan Viciedo, R (1, 7) OBP: 0.299, SLG: 0.457		C SL 86 B SL 85 B SL 86 X SL 84 2-1 ③ G5-3		P PO 81 S FC 90 B FF 93 B FC 90 S SL 84 C SL 85 3-3 ② ③ K 1-2		D SL 85 F SL 82 B FF 94 F SL 85 D FF 95 X SL 85 3-2 2-H 3B		S FF 97 F FF 97 B SL 86 S SL 85 1-3 ② K		4	0	1	1	0	2	3
17 Tyler Flowers, R (1, 2) OBP: 0.239, SLG: 0.281 12 A.J. Pierzynski, L (8, PH) OBP: 0.342, SLG: 0.530 (8, 2)			S FF 92 B FF 93 X SI 92 1-1 ① G5-3		B FF 92 F FC 87 B SL 84 S SI 91 X SI 92 2-2 ① G5-3	F FF 94 F FF 93 D SL 86 S SL 85 1-3 ③ K		B FF 98 S FF 98 X FF 98 1-1 ③ G5-3		3 1	0 0	0 0	0 0	0 0	1 0	1 1
15 Gordon Beckham, R (1, 4) OBP: 0.296, SLG: 0.380			C FF 93 B SL 85 F SL 85 B FF 94 B FF 94 B SL 84 4-2 30 WP 30 2B BB		C KC 78 F SI 92 B SL 85 F SL 85 B FF 95 X FF 93 2-2 ② L8		B FF 92 C FF 93 B FF 93 F FF 93 X FF 94 2-2 30 SH1-4 1B		C FF 93 B SL 88 B FF 93 F FF 95 X SL 88 2-2 ① G4-3	3	1	1	0	1	0	0
Inning Stats	R: 0 E: 0 K: 2 S: 12 H: 0 LOB: 0 BB: 0 P: 19	R: 0 E: 0 K: 0 S: 8 H: 1 LOB: 1 BB: 0 P: 11	R: 1 E: 0 K: 0 S: 12 H: 1 LOB: 2 BB: 2 P: 26	R: 0 E: 0 K: 1 S: 6 H: 0 LOB: 0 BB: 1 P: 12	R: 0 E: 0 K: 1 S: 12 H: 1 LOB: 1 BB: 0 P: 19	R: 2 E: 0 K: 1 S: 15 H: 3 LOB: 1 BB: 0 P: 24	R: 0 E: 0 K: 1 S: 11 H: 1 LOB: 2 BB: 1 P: 20	R: 0 E: 0 K: 1 S: 10 H: 1 LOB: 1 BB: 0 P: 14	R: 0 E: 0 K: 0 S: 7 H: 0 LOB: 0 BB: 0 P: 10	1B: 3 2B: 2 3B: 2 HR: 1 SF: 0 SAC: 1 DP: 0 HBP: 0						

	AB	33
	R	3
	H	8
	RBI	3
	BB	4
	SO	7
	LOB	17

WP: 2 PB: 0 SB: 0 CS: 1 PA: 38

PITCHER		IP	WLS	BF	H	R	ER	SO	BB	IBB	HBP	BLK	WP	HR	S	P	ERA	WHIP
44 Luke Hochevar, R ERA: 5.16	(1, 1)	5.0		22	5	3	3	4	3	0	0	0	1	1	56	97	5.40	1.600
43 Aaron Crow, R ERA: 3.79	(6, 1)	1.0	B	5	2	0	0	1	0	0	0	0	1	0	12	19	0.00	2.000
50 Jose Mijares, L ERA: 1.56	(7, 1)	0.2		3	0	0	0	1	0	1	0	0	0	0	5	11	0.00	0.000
56 Greg Holland, R ERA: 3.66	(7, 1)	1.1	W	5	1	0	0	1	0	0	0	0	0	0	13	18	0.00	0.750
51 Jonathan Broxton, R ERA: 2.14	(9, 1)	1.0	S	3	0	0	0	0	0	0	0	0	0	0	7	10	0.00	0.000

PITCHER		IP	WLS	BF	H	R	ER	SO	BB	IBB	HBP	BLK	WP	HR	S	P	ERA	WHIP

Batter	1	2	3	4	5	6	7	8	9	AB	R	H	RBI	BB	SO	LOB
4 Alex Gordon, L (1, 7) OBP: 0.366, SLG: 0.411	C FF 89 X FF 91 0-1 ① F8		B FF 90 D FC 86 F FC 86 2 SAFE B FF 91 F CU 80 X SI 92 3-2 2 HR 1-H 1B		C CU 78 X FC 86 0-1 ① G4-3		C SL 84 F FF 90 S CU 80 0-3 ② K2-3	X CU 78 0-0 ③ L6		5	1	1	1	0	1	2
2 Alcides Escobar, R (1, 6) OBP: 0.355, SLG: 0.437	C SI 91 B FF 92 C SL 83 F SI 92 B FF 92 F SL 83 F CU 78 B SI 92 X CU 81 3-2 ② G5-3		C SL 85 1 SAFE X FF 91 0-1 1-H HR		C SI 91 B SL 84 F FF 91 F CH 83 S FF 92 1-3 ② K		X FF 91 0-0 HR			4	2	2	3	0	1	0
35 Eric Hosmer, L (1, 3) OBP: 0.292, SLG: 0.360	C FC 86 F FC 85 S CU 80 0-3 ③ K		X FC 86 0-0 ② G3-1		B FF 91 C CU 80 X SL 85 1-1 ③ P5		C SL 84 B CU 79 F CU 79 F CU 78 F CU 79 F FF 92 F CU 79 X SL 83 1-2 ③ F7			4	0	0	0	0	1	0
16 Billy Butler, R (1, 10) OBP: 0.366, SLG: 0.487 30 Jason Bourgeois, R (8, PR) OBP: 0.389, SLG: 0.455 (9, 10)		B FF 89 C SL 83 X CU 80 1-1 8 F7 1B	B FC 86 C CU 81 S CU 81 T CU 81 1-2 ③ K			C FF 89 X SL 84 0-1 ① G6-3		B SL 84 C SL 83 X CU 81 1-1 8 1B 21 1B 1B		4 0	0 1	2 0	0 0	0 0	1 0	0 0
8 Mike Moustakas, L (1, 5) OBP: 0.325, SLG: 0.492		B FC 86 X FF 91 1-0 ① F7 1-2		C CU 78 X FF 91 0-1 ① G4-3		F FC 86 F CH 83 B CU 79 X CU 79 1-2 21 CS 1B		1 SAFE 1 SAFE D CH 83 1 SAFE B CH 82 F SL 84 1 SAFE X SL 84 2-1 17 SH3-4 21 1B 6 SF7 1-3 1B		4	1	2	0	0	0	1
21 Jeff Francoeur, R (1, 9) OBP: 0.297, SLG: 0.393		C FF 92 S FF 91 S CU 82 0-3 ② K		B CU 82 F FC 86 B SL 85 S FF 92 F CU 82 X CU 82 2-2 17 1B 1B		F SI 91 B FF 91 B SL 84 B SI 91 F CU 81 B CH 85 4-2 ② 17 2B 1-2 BB		B SL 84 B CH 82 X CH 82 2-0 17 SH3-4 1-2 3-H 1B		3	0	2	1	1	1	1
17 Chris Getz, L (1, 4) OBP: 0.336, SLG: 0.398		D CU 80 C CU 80 X SI 92 1-1 ③ G6-3		C FF 90 1 SAFE X SI 91 0-1 1-2 1B		C CU 79 X FF 90 0-1 1-3 2B		B FF 90 X FF 90 1-0 ① SH3-4 1-2 2-3		3	0	2	0	0	0	1
13 Salvador Perez, R (1, 2) OBP: 0.375, SLG: 0.655			C FF 91 X CU 80 0-1 ① G6-3	B SL 83 S SL 82 X SL 83 1-1 ② P3		D SL 82 B SL 85 B FF 92 X FF 91 3-0 ③ F9		I IN 73 I IN 76 I IN 74 I IN 78 4-0 IBB		3	0	0	0	1	0	4
1 Jarrod Dyson, L (1, 8) OBP: 0.311, SLG: 0.303 6 Lorenzo Cain, R (8, PH) OBP: 0.280, SLG: 0.286 (9, 8)			C SI 90 T FC 86 X CU 81 0-2 4 S 4 1B 1B	S FF 91 B FF 92 S FC 86 B FF 92 F FC 86 F FF 92 B CU 79 F CH 86 X FC 86 3-2 ③ G3-1			C FF 89 F FF 90 F FF 91 B CU 80 X FC 85 1-2 ① G3-1	B FF 91 F FF 91 B FF 91 X FF 92 2-1 ② SF7 3-H		3 0	1 0	1 0	0 1	0 0	0 0	2 0
Inning Stats	R: 0 E: 0 K: 1 S: 11 H: 0 LOB: 0 BB: 0 P: 14	R: 0 E: 0 K: 1 S: 8 H: 1 LOB: 1 BB: 0 P: 11	R: 3 E: 0 K: 1 S: 14 H: 3 LOB: 0 BB: 0 P: 18	R: 0 E: 0 K: 0 S: 16 H: 2 LOB: 2 BB: 0 P: 22	R: 0 E: 0 K: 1 S: 8 H: 0 LOB: 0 BB: 0 P: 10	R: 0 E: 0 K: 0 S: 10 H: 2 LOB: 2 BB: 1 P: 18	R: 1 E: 0 K: 1 S: 15 H: 1 LOB: 0 BB: 0 P: 17	R: 2 E: 0 K: 0 S: 9 H: 3 LOB: 2 BB: 1 P: 21		1B: 9 2B: 1 3B: 0 HR: 2 SF: 1 SAC: 1 DP: 0 HBP: 0			WP: 0 PB: 0 SB: 1 CS: 1 PA: 37	

PITCHER		IP	WLS	BF	H	R	ER	SO	BB	IBB	HBP	BLK	WP	HR	S	P	ERA	WHIP
44 Jake Peavy, R ERA: 3.12	(1, 1)	7.0	L	33	12	6	6	5	1	0	0	0	0	2	87	120	7.71	1.857
53 Héctor Santiago, L ERA: 3.98	(8, 1)	1.0		4	0	0	0	0	0	1	0	0	0	0	4	11	0.00	0.000

PITCHER	IP	WLS	BF	H	R	ER	SO	BB	IBB	HBP	BLK	WP	HR	S	P	ERA	WHIP

BOTTOM

Chicago White Sox @ Kansas City Royals

Kauffman Stadium, Kansas City, MO

Sat Jul 14 2012, 6:15 PM - 9:07 PM CDT

Att. 24,998 - Clear - 97 F

livebaseballscorecards.com

AB	33
R	6
H	12
RBI	6
BB	2
SO	5
LOB	11

Batter	1	2	3	4	5	6	7	8	9	AB	R	H	RBI	BB	SO	LOB
30 Alejandro De Aza, L (1, 8) OBP: 0.348, SLG: 0.401	B FF 90 B SI 89 X SI 90 2-0 F9		C SI 90 X CU 79 0-1 F8		B SI 92 C SI 91 X FF 92 1-1 FC4-6 44 BB 1-2f		C FF 93 B SL 83 X SI 93 1-1 F9		B FF 91 F FF 91 B CU 72 B FF 90 F FF 91 F FF 92 F FF 92 X FF 92 3-2 F8 2-3	5	0	0	0	0	0	3
20 Kevin Youkilis, R (1, 5) OBP: 0.340, SLG: 0.406 (8, 3)	C SI 90 F SI 92 S SL 83 0-3 K		X SI 92 0-0 F8		B SI 92 C SI 91 C SL 82 D SL 84 S SL 80 2-3 K			B SI 91 B FF 92 X SI 90 2-0 G5-3	D CU 75 B CH 82 C CH 82 F FF 92 B FF 93 B CU 74 4-2 1-2 BB	4	0	0	0	1	2	1
44 Adam Dunn, L (1, 10) OBP: 0.365, SLG: 0.528	B FF 93 B FF 93 X CH 82 2-0 HR		B SI 90 C FF 91 B SL 82 B SL 82 B FF 92 4-1 BB		C SI 92 S FF 92 B FF 92 F SL 82 D SL 84 B FF 94 D SL 83 4-2 1-2 BB			T FF 91 C SL 82 C FF 94 0-3 K	C CU 72 F FF 92 F FF 93 D CU 76 B CU 74 B FF 92 F FF 92 F FF 92 X FF 92 3-2 F9	3	1	1	1	2	1	3
14 Paul Konerko, R (1, 3) OBP: 0.398, SLG: 0.512 38 Eduardo Escobar, S (8, PR) OBP: 0.301, SLG: 0.270 (8, 5)	C FF 91 B FF 92 B SI 92 F SI 91 F SL 82 B SL 81 S SL 81 3-3 K		B SI 92 B SL 80 B SI 92 X SI 91 3-0 F7		C CU 76 X SI 93 0-1 G6-3			C CU 82 B SI 99 F CH 88 H FF 99 2-2 51 1B HBP		3 0	0 0	0 0	0 0	0 0	1 0	3 0
51 Alex Rios, R (1, 9) OBP: 0.357, SLG: 0.532		X SI 90 0-0 24 1B 12 HBP 10 G5-3 1B		C SI 91 B CU 80 B SL 80 B SI 91 B SI 91 4-1 24 BLK BB		B CU 70 C SI 92 B CU 75 X SI 91 2-1 G5-3			C SI 100 F FF 98 X CH 86 0-2 1-2 1B	3	1	2	0	1	0	0
12 A.J. Pierzynski, L (1, 2) OBP: 0.345, SLG: 0.528		H FF 92 1-0 10 G5-3 24 1B 1-2 HBP		L SI 90 1 SAFE P PO 82 F SI 91 S SL 80 1-3 K		C FF 91 B CH 80 X FF 92 1-1 24 G5-4-3 1B			B FF 98 F CH 88 F SI 98 X CH 88 1-2 F7	3	0	1	0	0	1	3
24 Dayan Viciedo, R (1, 7) OBP: 0.302, SLG: 0.457 7 Jordan Danks, L (9, PR) OBP: 0.348, SLG: 0.409 (9, 7)		B SI 90 F CU 79 X SI 92 1-1 10 G5-3 1-2 2-3 1B		1 SAFE F SI 91 S SL 83 X SL 82 0-2 F9 1-2		B SI 92 X SL 80 1-0 G5-4-3 1-2f				X CU 82 0-0 15 FC2-5 10 1B 1B	4 0	0 0	2 0	0 0	0 0	0 0	2 0
10 Alexei Ramirez, R (1, 6) OBP: 0.287, SLG: 0.340		X SI 92 0-0 G5-3 1-2 2-3f 3-H		B SL 80 B SL 80 C SI 92 F SL 80 S SL 82 2-3 K			F CU 74 F SI 92 F SL 82 S SL 82 0-3 K		C FF 97 1 SAFE X SI 96 0-1 30 F8 15 FC2-5 1-2 1B	4	0	1	0	0	2	3
15 Gordon Beckham, R (1, 4) OBP: 0.296, SLG: 0.376		X SI 90 0-0 P4		B SI 90 B SI 91 B SI 91 B FF 90 4-0 30 FC4-6 BB			X SI 93 0-0 G6-3		X CH 84 0-0 FC2-5 20 BB 1-2 2-3f	3	0	0	0	1	0	3
Inning Stats	R: 1 E: 0 K: 2 S: 9 H: 1 LOB: 0 BB: 0 P: 16	R: 1 E: 0 K: 0 S: 5 H: 2 LOB: 1 BB: 0 P: 7	R: 0 E: 0 K: 0 S: 5 H: 0 LOB: 1 BB: 1 P: 12	R: 0 E: 0 K: 2 S: 11 H: 0 LOB: 1 BB: 1 P: 17	R: 0 E: 0 K: 1 S: 10 H: 0 LOB: 2 BB: 2 P: 21	R: 0 E: 0 K: 0 S: 5 H: 1 LOB: 0 BB: 0 P: 9	R: 0 E: 0 K: 1 S: 7 H: 0 LOB: 0 BB: 0 P: 8	R: 0 E: 0 K: 1 S: 12 H: 1 LOB: 2 BB: 0 P: 17	R: 0 E: 0 K: 0 S: 17 H: 2 LOB: 3 BB: 1 P: 27	1B: 6 2B: 0 3B: 0 HR: 1 SF: 0 SAC: 0 DP: 2 HBP: 2						

PITCHER		IP	WLS	BF	H	R	ER	SO	BB	IBB	HBP	BLK	WP	HR	S	P	ERA	WHIP
39 Luis Mendoza, R ERA: 4.32	(1, 1)	7.1	L	29	4	2	2	6	4	0	1	1	0	1	53	93	2.46	1.091
50 Jose Mijares, L ERA: 1.54	(8, 1)	0.1		1	0	0	0	1	0	0	0	0	0	0	3	3	0.00	0.000
40 Kelvin Herrera, R ERA: 2.98	(8, 1)	0.2		6	3	0	0	0	0	0	1	0	0	0	12	15	0.00	4.500
55 Tim Collins, L ERA: 3.5	(9, 1)	0.2		3	0	0	0	0	1	0	0	0	0	0	13	23	0.00	1.500

PITCHER	IP	WLS	BF	H	R	ER	SO	BB	IBB	HBP	BLK	WP	HR	S	P	ERA	WHIP

TOP

Chicago White Sox @ Kansas City Royals

Kauffman Stadium, Kansas City, MO

Sun Jul 15 2012, 1:13 PM - 4:04 PM CDT

Att. 25,714 - Sunny - 94 F

livebaseballscorecards.com

AB	32
R	2
H	7
RBI	1
BB	5
SO	7
LOB	21

WP: 0	PB: 0	SB: 0	CS: 0
PA: 39			

BOTTOM

Chicago White Sox @ Kansas City Royals

Kauffman Stadium, Kansas City, MO

Sun Jul 15 2012, 1:13 PM - 4:04 PM CDT

Att. 25,714 - Sunny - 94 F

livebaseballscorecards.com

Batter	1	2	3	4	5	6	7	8	9	AB	R	H	RBI	BB	SO	LOB
4 Alex Gordon, L (1, 7) OBP: 0.368, SLG: 0.415	B SI 92 C SI 91 C SI 93 B SL 80 F SL 80 B SI 94 X SI 92 3-2 ① F7		C SL 78 F SL 78 F SI 96 X SL 80 0-2 2 1B 2B		1 SAFE B SI 95 B SI 94 C FF 95 1 SAFE X SI 95 2-1 1-3 1B		X FF 93 0-0 ③ P6			4	0	2	0	0	0	1
2 Alcides Escobar, R (1, 6) OBP: 0.356, SLG: 0.438	C SI 86 F SI 94 B SI 88 F CH 81 S CH 81 1-3 ② K		D CH 83 B CH 82 B FF 94 C SI 88 X SI 87 3-1 2-3 1B		C SL 79 S SI 94 F SL 80 S SL 79 0-3 ② K			C SI 86 X CH 80 0-1 16 1B 1B		4	0	2	0	0	2	2
16 Billy Butler, R (1, 3) OBP: 0.365, SLG: 0.484 1 Jarrod Dyson, L (8, PR) OBP: 0.311, SLG: 0.303 35 Eric Hosmer, L (9, 3) OBP: 0.292, SLG: 0.360	C SI 89 B SI 94 X SI 92 1-1 ③ G4-3		B SI 94 S SL 79 C SI 93 S SL 80 1-3 ③ K2-3		B CH 83 C SI 94 B FF 94 B SI 94 C CH 83 X SL 79 3-2 ③ G5-3			X CH 81 0-0 11 G1-4-3 1-2 1B		4 0 0	0 0 0	1 0 0	0 0 0	0 0 0	1 0 0	4 0 0
6 Lorenzo Cain, R (1, 8) OBP: 0.310, SLG: 0.360		C CH 86 B CH 80 X CH 79 1-1 2B		B SI 91 C SL 77 F SI 88 F SL 79 F SL 79 X SI 88 1-2 21 G5-4-3 1B		B CH 86 C SI 86 F SL 75 X SL 78 1-2 ① G6-3		B SI 91 D SI 94 F SI 88 F SL 79 X SL 78 2-2 ① L7		4	0	2	0	0	0	2
11 Yuniesky Betancourt, R (1, 10) OBP: 0.266, SLG: 0.403		X SI 91 0-0 ① F9		B CH 86 1 SAFE B CH 80 1 SAFE X SI 91 2-0 ① F8		B SI 88 X SI 90 1-0 ② G6-3		B SI 87 X SI 87 1-0 ②③ G1-4-3 1-2f		4	0	0	0	0	0	4
21 Jeff Francoeur, R (1, 9) OBP: 0.294, SLG: 0.389		C SI 92 B SI 89 S SI 95 X SI 94 1-2 ② F8		B SI 94 X CH 81 1-0 ②③ G5-4-3 1-2f		B CH 80 C CH 83 X SI 88 1-1 ③ G6-3			C FF 93 B SL 84 B FF 94 S FF 95 F FF 95 F CH 85 X FF 96 2-2 ① G6-3	4	0	0	0	0	0	2
8 Mike Moustakas, L (1, 5) OBP: 0.325, SLG: 0.489	B SI 95 F SI 92 F SI 94 B SL 80 F SL 77 X SL 78 2-2 ③ G1-3				B SL 76 X SI 90 1-0 13 G4-3 13 WP 17 1B 1B		B SI 88 C SL 75 C SL 80 S SL 79 1-3 ① K		B CH 85 B FF 95 F FF 95 F FF 96 X CH 84 2-2 ② L6	4	1	1	0	0	1	1
13 Salvador Perez, R (1, 2) OBP: 0.383, SLG: 0.644 30 Jason Bourgeois, R (9, PR) OBP: 0.389, SLG: 0.455			C CH 86 B SI 91 F CH 79 X SI 94 1-2 ① G6-3		B SI 86 X SI 91 1-0 ① G4-3 1-3		C CH 86 B SI 92 X SL 76 1-1 1B		X FF 96 0-0 17 S 1B	4 0	0 0	2 0	0 0	0 0	0 0	1 0
17 Chris Getz, L (1, 4) OBP: 0.333, SLG: 0.393			C SI 90 B SL 74 C SI 92 B SI 95 X SI 94 2-2 ② G6-3		C SI 93 B SI 90 B SI 94 X SL 80 2-1 4 1B 3-H 1B		B SI 91 F SI 92 B SI 93 X SI 88 2-1 ② P6		B FF 94 B FF 93 C FF 94 X FF 94 2-1 ③ G6-3 1-2	4	0	1	1	0	0	2

Inning Stats	1	2	3	4	5	6	7	8	9
	R: 0 E: 0 K: 1 S: 10 H: 0 LOB: 0 BB: 0 P: 15	R: 0 E: 0 K: 0 S: 10 H: 1 LOB: 1 BB: 0 P: 14	R: 0 E: 0 K: 1 S: 15 H: 2 LOB: 2 BB: 0 P: 22	R: 0 E: 0 K: 0 S: 7 H: 1 LOB: 0 BB: 0 P: 11	R: 1 E: 0 K: 1 S: 13 H: 3 LOB: 2 BB: 0 P: 22	R: 0 E: 0 K: 0 S: 6 H: 0 LOB: 0 BB: 0 P: 9	R: 0 E: 0 K: 1 S: 8 H: 1 LOB: 1 BB: 0 P: 12	R: 0 E: 0 K: 0 S: 7 H: 2 LOB: 2 BB: 0 P: 10	R: 0 E: 0 K: 0 S: 11 H: 1 LOB: 2 BB: 0 P: 17

	AB	36
	R	1
	H	11
	RBI	1
	BB	0
	SO	4
	LOB	19

	1B: 9	SF: 0	WP: 1	PA: 36
	2B: 2	SAC: 0	PB: 0	
	3B: 0	DP: 2	SB: 1	
	HR: 0	HBP: 0	CS: 0	

PITCHER		IP	WLS	BF	H	R	ER	SO	BB	IBB	HBP	BLK	WP	HR	S	P	ERA	WHIP
49 Chris Sale, L ERA: 2.11	(1, 1)	8.0	W	32	10	1	1	4	0	0	0	0	1	0	76	115	1.12	1.250
43 Addison Reed, R ERA: 4.09	(9, 1)	1.0	S	4	1	0	0	0	0	0	0	0	0	0	11	17	0.00	1.000

PITCHER	IP	WLS	BF	H	R	ER	SO	BB	IBB	HBP	BLK	WP	HR	S	P	ERA	WHIP

Seattle Mariners @ Kansas City Royals

Kauffman Stadium, Kansas City, MO

Mon Jul 16 2012, 7:13 PM - 10:11 PM CDT

Att. 16,697 - Partly Cloudy - 95 F

TOP

livebaseballscorecards.com

Batter	1	2	3	4	5	6	7	8	9	AB	R	H	RBI	BB	SO	LOB
13 Dustin Ackley, L (1, 4) OBP: 0.312, SLG: 0.333	4-1: 51 1B / 33 HR / BB	B FF 89, B SL 81, X FF 89 2-0: 33 3B / 1-2 / 1B		B FF 89, C SL 78, 1 SAFE, X SL 78 1-1: P3 ① 1-2		B SL 86, X FF 88 1-0: HR		B SL 86, B CU 78, C FF 90, B FF 89, F SL 86, F FF 91, X CU 80 3-2: L4 ③		4	3	2	1	1	0	2
51 Ichiro Suzuki, L (1, 9) OBP: 0.288, SLG: 0.351	1 SAFE, C SI 92, C SI 90, B SI 92, F SL 81, 1 SAFE, F FF 92, X SL 82 1-2: 33 HR / 1-2 / 1B	B FF 90, B FF 90, X FF 89 2-0: F8 ①		B FF 90, F FF 88, T SL 79, X SL 79 1-2: 2-H / 3B		C FF 91, F SL 85, F FF 89, X FF 90 0-2: G5-3 ③			X CH 86 0-0: P6 ①	5	1	2	1	0	0	2
33 Casper Wells, R (1, 7) OBP: 0.340, SLG: 0.454	X CH 86 0-0: 1-H / 2-H / HR	B SI 91, F SI 89, F FF 91, F SL 82, B SL 82, F FF 89, X FF 86 2-2: 1-H / 2-H / 3B		B SI 91, S SL 79, D SL 79, S SL 80, X FF 89 2-2: P2 ②			F CU 76, B FF 88, X CU 82 1-1: F8 ①		B FF 88, S CH 80, X CU 77 1-1: G5-3 ②	5	1	2	5	0	0	1
63 Jesus Montero, R (1, 2) OBP: 0.285, SLG: 0.375	B FF 92, B CH 84, X FF 91 2-0: 17 HR / 1B	B SL 79, C FF 91, X SL 81 1-1: G6-3 ②		B FF 89, C SL 80, S SL 81, S SL 79 1-3: K ③			B CU 77, B CH 81, B SL 84, C FF 88, B FF 88 4-1: BB		B CH 86, S CH 81, F CH 81, F CU 82, F CU 77, X FF 88 1-2: 2B	4	1	2	0	1	1	2
17 Justin Smoak, S (1, 3) OBP: 0.264, SLG: 0.332	X SI 91 0-0: 1-H / HR	C SL 80, S CH 83, B SI 90, X SL 82 1-2: P5 ③			B FF 90, S SL 85, S CH 83, S CU 80 1-3: K ①		F SL 85, B CU 78, B CH 81, D FF 89, X FF 90 3-1: L7 ②		B CH 80, B CU 77, B CH 81, B CH 85 4-0: BB	4	1	1	2	1	1	2
15 Kyle Seager, L (1, 5) OBP: 0.305, SLG: 0.410	C SL 81, B CH 85, S FF 90, S SL 84 1-3: K2-3 ①	B SI 91, F SI 90, C SL 79, B CH 81, F SL 81, X FF 90 2-2: P6 ①			X FF 90 0-0: G4-3 ②		B CH 84, F SL 86, B FF 90, X FF 89 2-1: G3 ③		F SL 83, F CU 79, B FF 89, S SL 84 1-3: K ③	5	0	0	0	0	2	3
30 Miguel Olivo, R (1, 10) OBP: 0.212, SLG: 0.341	F CH 85, B FF 90, S SL 82, X SL 83 1-2: G5-3 ②	B FF 90, F FF 91, B SL 82, X FF 91 2-1: F8 ②			B FF 89, S CH 82, C SL 85, X CU 80 1-2: G5-3 ③			C CH 87, S CU 77, B FF 88, F CU 78, S SL 83 1-3: K ①		4	0	0	0	0	1	0
55 Michael Saunders, L (1, 8) OBP: 0.316, SLG: 0.414	B SI 90, F SL 82, F SL 82, B FF 92, S FF 89 2-3: K ③	B FF 90, C SL 79, S CH 83, B CH 82, F SL 81, B FF 90, F SL 81, S FF 91 3-3: K ③				C FF 87, B CU 79, X SL 84 1-1: L6 ①		B CH 85, B CU 80, C FF 88, F FF 89, F SL 84, F CU 78, X CH 86 2-2: E6 / 61 1B		4	0	0	0	0	2	0
26 Brendan Ryan, R (1, 6) OBP: 0.286, SLG: 0.275 61 Munenori Kawasaki, L (2, 6) OBP: 0.270, SLG: 0.209		B SI 90, B CH 83, C FF 91, S FF 89, B FF 90, F FF 90, F FF 89, X FF 90 3-2: 13 1B / 33 3B / 1B		C FF 90, F FF 90, B SL 80, B CH 82, B FF 89, B FF 90 4-2: 13 E / 51 3B / BB		F FF 88, C CH 85, X SL 83 0-2: G6-3 ②		B FF 89, B CH 83, X FF 88 2-0: 1-3 / 1B		1 2	1 1	1 1	0 0	0 1	0 0	0 0
Inning Stats	R: 5 E: 0 K: 2 S: 18 H: 4 LOB: 0 BB: 1 P: 29	R: 2 E: 0 K: 0 S: 17 H: 3 LOB: 1 BB: 0 P: 28	R: 0 E: 0 K: 1 S: 11 H: 0 LOB: 0 BB: 0 P: 18	R: 1 E: 1 K: 1 S: 13 H: 1 LOB: 1 BB: 1 P: 22	R: 0 E: 0 K: 1 S: 7 H: 0 LOB: 0 BB: 0 P: 9	R: 1 E: 0 K: 0 S: 10 H: 1 LOB: 0 BB: 0 P: 12	R: 0 E: 0 K: 0 S: 7 H: 0 LOB: 0 BB: 1 P: 17	R: 0 E: 1 K: 1 S: 15 H: 1 LOB: 1 BB: 0 P: 23	R: 0 E: 0 K: 1 S: 11 H: 1 LOB: 2 BB: 1 P: 18	1B: 5 2B: 1 3B: 2 HR: 3	SF: 0 SAC: 0 DP: 0 HBP: 0			WP: 0 PB: 0 SB: 0 CS: 0	PA: 42		

	AB	38
	R	9
	H	11
	RBI	9
	BB	4
	SO	7
	LOB	12

PITCHER		IP	WLS	BF	H	R	ER	SO	BB	IBB	HBP	BLK	WP	HR	S	P	ERA	WHIP
57 Jonathan Sánchez, L ERA: 7.76	(1, 1)	1.1	L	12	7	7	7	2	1	0	0	0	0	2	30	50	47.25	6.000
31 Louis Coleman, R ERA: 4.08	(2, 1)	2.2		10	1	1	1	2	1	0	0	0	0	0	29	47	3.38	0.750
61 Everett Teaford, L ERA: 4.98	(5, 1)	5.0		20	3	1	1	3	2	0	0	0	0	1	50	79	1.80	1.000

PITCHER	IP	WLS	BF	H	R	ER	SO	BB	IBB	HBP	BLK	WP	HR	S	P	ERA	WHIP

Batter	1	2	3	4	5	6	7	8	9	AB	R	H	RBI	BB	SO	LOB
4 Alex Gordon, L (1, 7) OBP: 0.373, SLG: 0.422	C FF 87 B FF 87 B SI 88 X FF 88 2-1 2 G5-4-3 1B		B FF 88 C FF 87 F KC 75 B SI 87 B SI 88 B FF 88 4-2 2 G6-4-3 BB	C KC 76 B SI 87 D KC 76 X FF 88 2-1 ②③ F7-5 2-3			B FF 91 C SL 81 S SL 83 B FF 94 F SL 82 X SL 83 2-2 2 1B 35 1B		X SI 90 0-0 1-3 2B	4	1	3	0	1	0	1
2 Alcides Escobar, R (1, 6) OBP: 0.354, SLG: 0.434	C FF 87 B CH 80 B CH 80 X SI 87 2-1 ①② G5-4-3 1-2f		C SI 87 C CH 79 B FF 88 1 SAFE X CH 81 1-2 ①② G6-4-3 1-2f		C FF 86 X FC 83 0-1 ① G6-3		C FF 92 X SL 83 0-1 35 1B 1-2 1B		F SL 84 S SL 82 T SL 82 0-2 ② K	5	0	1	0	0	1	4
35 Eric Hosmer, L (1, 3) OBP: 0.297, SLG: 0.359	C FF 88 F FC 84 B CH 81 B KC 76 B SI 89 B SI 89 4-2 16 FC4 BB		B FF 87 B FF 88 B FF 88 C FF 88 B FF 88 4-1 16 S 16 HR BB		B FC 83 C FF 87 B KC 76 B FF 87 C FF 88 X FF 88 3-2 ② F8		X SL 81 0-0 1-2 2-H 1B		S SL 82 X SI 90 0-1 ③ F8	3	1	1	1	2	0	2
16 Billy Butler, R (1, 10) OBP: 0.364, SLG: 0.491	C FF 89 C FC 85 X CH 82 0-2 ③ FC4 1-2f		C FF 88 B SI 87 B CH 81 X FF 87 2-1 1-H HR		B KC 75 S CH 79 B CH 80 B FF 88 X FF 87 3-1 ③ G6-3		B SL 85 B SI 95 C SI 95 B SL 87 C SI 96 C SI 95 3-3 ③ K			4	1	1	2	0	1	3
6 Lorenzo Cain, R (1, 8) OBP: 0.303, SLG: 0.345		C FF 86 X FC 83 0-1 ① G5-3	C FF 88 B CH 80 X FF 88 1-1 8 1B 1B			C FF 86 X CH 80 0-1 ① G5-3		B SI 96 C SI 95 X FS 88 1-1 ① G6-3		4	0	1	0	0	0	0
8 Mike Moustakas, L (1, 5) OBP: 0.327, SLG: 0.489		C FF 88 B KC 76 F SI 87 B FF 88 X FC 84 2-2 1B	C KC 76 X KC 75 0-1 1-2 1B			X SI 88 0-0 ② F9		B SL 87 B SI 95 X SI 95 2-0 ② F8		4	0	2	0	0	0	0
21 Jeff Francoeur, R (1, 9) OBP: 0.291, SLG: 0.384		C SI 87 B CH 80 S CH 80 F FF 89 X FF 88 1-2 ② F8	F FF 88 B FF 88 F CH 80 X SI 88 1-2 ③ F9			F SI 86 B FF 87 B FC 83 S CH 80 X CH 80 2-2 ③ G5-3		C SL 87 F SL 87 F FS 87 B SI 97 B SI 96 X SI 97 2-2 ③ G1-3		4	0	0	0	0	0	3
11 Yuniesky Betancourt, R (1, 4) OBP: 0.266, SLG: 0.406		B SI 87 F SI 88 C FF 88 F CH 80 X CH 79 1-2 ③ F8		C FF 86 X SI 87 0-1 4 F7-5 2B			C SL 83 B SL 83 X SL 83 1-1 ① P5		C SI 92 B SL 84 B SI 91 X SI 89 2-1 ① F7	4	0	1	0	0	0	1
13 Salvador Perez, R (1, 2) OBP: 0.391, SLG: 0.677			B FF 86 X FF 87 1-0 HR	B CH 79 C FF 88 X CH 79 1-1 ① P4			X FF 92 0-0 ② F9		B SI 91 F SI 90 B SL 83 B SI 89 B SI 89 4-1 4 2B BB	3	1	1	1	1	0	1
Inning Stats	R: 0 E: 0 K: 0 S: 9 H: 1 LOB: 1 BB: 1 P: 17	R: 0 E: 0 K: 0 S: 13 H: 1 LOB: 1 BB: 0 P: 17	R: 3 E: 0 K: 0 S: 16 H: 4 LOB: 2 BB: 2 P: 30	R: 0 E: 0 K: 0 S: 6 H: 1 LOB: 0 BB: 0 P: 9	R: 0 E: 0 K: 0 S: 7 H: 0 LOB: 0 BB: 0 P: 13	R: 0 E: 0 K: 0 S: 6 H: 0 LOB: 0 BB: 0 P: 8	R: 1 E: 0 K: 1 S: 13 H: 3 LOB: 2 BB: 0 P: 19	R: 0 E: 0 K: 0 S: 7 H: 0 LOB: 0 BB: 0 P: 12	R: 0 E: 0 K: 1 S: 9 H: 1 LOB: 2 BB: 1 P: 15	1B: 7 2B: 3 3B: 0 HR: 2 SF: 0 SAC: 0 DP: 3 HBP: 0						

BOTTOM

Seattle Mariners @ Kansas City Royals

Kauffman Stadium, Kansas City, MO

Mon Jul 16 2012, 7:13 PM - 10:11 PM CDT

Att. 16,697 - Partly Cloudy - 95 F

livebaseballscorecards.com

AB	35
R	4
H	11
RBI	4
BB	4
SO	2
LOB	15

PITCHER		IP	WLS	BF	H	R	ER	SO	BB	IBB	HBP	BLK	WP	HR	S	P	ERA	WHIP
38 Jason Vargas, L ERA: 4.09	(1, 1)	6.0	W	25	7	3	3	0	3	0	0	0	0	2	57	94	4.50	1.667
23 Shawn Kelley, R ERA: 3.29	(7, 1)	0.2		4	2	1	1	0	0	0	0	0	0	0	9	12	13.50	3.000
36 Oliver Pérez, L ERA: 3.6	(7, 1)	0.0		1	1	0	0	0	0	0	0	0	0	0	1	1	∞	∞
43 Brandon League, R ERA: 3.18	(7, 1)	1.1		4	0	0	0	1	0	0	0	0	0	0	10	18	0.00	0.000
53 Josh Kinney, R ERA:	(9, 1)	0.2		4	1	0	0	1	1	0	0	0	0	0	7	13	0.00	3.000

PITCHER		IP	WLS	BF	H	R	ER	SO	BB	IBB	HBP	BLK	WP	HR	S	P	ERA	WHIP
44 Lucas Luetge, L ERA: 1.57	(9, 1)	0.1		1	0	0	0	0	0	0	0	0	0	0	2	2	0.00	0.000

Seattle Mariners @ Kansas City Royals

Kauffman Stadium, Kansas City, MO

Tue Jul 17 2012, 7:11 PM - 10:19 PM CDT

Att. 15,769 - Partly Cloudy - 98 F

TOP

livebaseballscorecards.com

Batter	1	2	3	4	5	6	7	8	9	AB	R	H	RBI	BB	SO	LOB
13 Dustin Ackley, L (1, 4) OBP: 0.313, SLG: 0.340	B FF 89 C FF 90 C FF 90 X SL 83 1-2 G4-3 ①	C SL 80 B CU 72 X SL 80 1-1 51 1B, 63 1B 1B	F SI 94 S SI 94 X SL 87 0-2 G3-1 ③		C FF 90 F CU 74 B FF 90 X CU 73 1-2 1-H 3B		S FF 99 B FF 99 F FF 98 X CH 88 1-2 F8 ①			5	1	2	1	0	0	0
51 Ichiro Suzuki, L (1, 9) OBP: 0.286, SLG: 0.349	B FF 89 B FF 91 B FF 90 C FF 88 X FF 88 3-1 P3 ②	B FF 88 B SL 80 1 SAFE F FF 87 F FF 87 B FF 90 X FF 90 3-2 17 BB, 63 1B, 15 2B, 1-3 1B		B SI 90 F SI 90 B SI 92 B SL 85 F SI 92 F SI 92 F SI 93 F SI 92 X SI 93 3-2 G5-3 ①	C FF 90 B FF 92 X CU 75 1-1 P6 ①		B FF 99 F FF 99 F FF 99 F FF 98 F FF 100 S FF 99 1-3 K ②			5	1	1	0	0	1	1
33 Casper Wells, R (1, 7) OBP: 0.336, SLG: 0.444	B FF 90 F SL 82 X FF 90 1-1 63 2B 1B	S FF 89 S FF 88 C FF 90 0-3 K ②		C SL 86 F SI 93 B SL 87 F SL 86 B FF 94 X SL 86 2-2 L5 ②	C CU 73 D CU 74 B FF 91 F FF 92 S CH 82 2-3 K ②		S SL 86 B SI 100 F FF 98 B FF 99 B SI 98 S SI 98 3-3 K ③			5	1	1	0	0	3	3
63 Jesus Montero, R (1, 10) OBP: 0.294, SLG: 0.384	B FF 90 X CH 82 1-0 1-H 17 HR 2B	B SL 82 B SL 82 B FF 89 C FF 89 X FF 89 3-1 17 BB, 15 2B, 1-2 3-H 1B		B SI 94 B SI 93 X SI 94 2-0 17 HBP 1B	I IN 64 I IN 67 I IN 68 I IN 67 4-0 IBB			C FF 93 X SL 83 0-1 G6-3 ①		4	2	3	2	1	0	0
17 Justin Smoak, S (1, 3) OBP: 0.269, SLG: 0.342	B CH 82 X FF 88 1-0 2-H HR	C CH 81 B CH 81 B CH 80 B FF 89 B CH 81 4-1 15 2B, 1-2 2-3 BB		F SI 92 H SL 87 1-1 1-2 HBP	B FF 91 B CH 81 X FF 90 2-0 L7 ③			B FF 94 C SL 84 C SL 84 S SL 83 1-3 K ②		3	1	1	2	1	1	2
15 Kyle Seager, L (1, 5) OBP: 0.307, SLG: 0.411	B FF 89 B FF 88 C FF 88 B FF 88 B FF 89 4-1 30 1B, BB	X FF 90 0-0 1-3 2-H 3-H 2B		B FF 92 B SI 93 B SI 92 X SI 92 3-0 L9 ③		B FF 90 B CH 80 X FF 89 2-0 F7 ①		B FF 94 F FF 94 B SL 84 X SL 84 2-1 F9 ③		4	0	1	2	1	0	2
30 Miguel Olivo, R (1, 2) OBP: 0.216, SLG: 0.342	C SL 81 X FF 90 0-1 1-2 1B	B SI 93 B SL 85 B SI 92 C SI 93 C FF 93 S SI 93 3-3 K ③			F FF 91 B SL 85 B SL 83 X SI 93 2-1 55 HR 1B	B CU 71 X FF 89 1-0 F8 ②			F FF 96 B SL 83 C SL 84 S SL 84 1-3 K ①	5	1	2	0	0	2	2
55 Michael Saunders, L (1, 8) OBP: 0.317, SLG: 0.427	B FF 90 C SL 80 S FF 88 X SL 81 1-2 P4 ③		B SI 92 C SI 91 F CH 88 S SL 88 1-3 K ①		B SI 93 B SI 92 X SI 93 2-0 1-H HR	B FF 92 B FF 91 X FF 92 2-0 2B			F FF 96 S SL 84 S SL 86 0-3 K ②	5	1	2	2	0	2	2
26 Brendan Ryan, R (1, 6) OBP: 0.288, SLG: 0.279		B FF 88 C FF 87 F SL 80 F SL 82 S CH 82 1-3 K ①	X SI 93 0-0 2B ②		B SL 86 B SI 92 B SI 93 B SI 93 4-0 13 3B BB	B CH 82 F FF 92 B CU 73 F CH 82 B CU 74 F CH 81 S FF 90 3-3 K ③			C SL 82 S SL 85 B SL 84 X FF 97 1-2 G4-3 ③	4	1	1	0	1	2	1

Inning Stats	1	2	3	4	5	6	7	8	9
	R: 3 E: 0 K: 0 S: 15	R: 3 E: 0 K: 3 S: 19	R: 0 E: 0 K: 1 S: 7	R: 0 E: 0 K: 0 S: 13	R: 3 E: 0 K: 1 S: 12	R: 0 E: 0 K: 1 S: 7	R: 0 E: 0 K: 2 S: 11	R: 0 E: 0 K: 1 S: 7	R: 0 E: 0 K: 2 S: 9
	H: 4 LOB: 2 BB: 1 P: 27	H: 4 LOB: 2 BB: 1 P: 34	H: 1 LOB: 0 BB: 0 P: 8	H: 1 LOB: 2 BB: 0 P: 24	H: 3 LOB: 2 BB: 2 P: 30	H: 1 LOB: 1 BB: 0 P: 15	H: 0 LOB: 0 BB: 0 P: 16	H: 0 LOB: 0 BB: 0 P: 10	H: 0 LOB: 0 BB: 0 P: 11

AB	40
R	9
H	14
RBI	9
BB	4
SO	11
LOB	13

1B: 7	SF: 0
2B: 4	SAC: 0
3B: 1	DP: 0
HR: 2	HBP: 1

WP: 0	PA: 45
PB: 0	
SB: 0	
CS: 0	

PITCHER		IP	WLS	BF	H	R	ER	SO	BB	IBB	HBP	BLK	WP	HR	S	P	ERA	WHIP
62 Ryan Verdugo, L ERA: 32.4	(1, 1)	1.2	L	15	8	6	6	2	2	0	0	0	0	1	31	55	32.40	6.000
32 Vin Mazzaro, R ERA: 6.12	(2, 1)	2.1		12	4	3	3	2	1	0	1	0	0	1	26	49	11.57	2.143
55 Tim Collins, L ERA: 3.35	(5, 1)	2.0		9	2	0	0	2	0	1	0	0	0	0	16	34	0.00	1.000
40 Kelvin Herrera, R ERA: 2.91	(7, 1)	1.0		3	0	0	0	2	0	0	0	0	0	0	11	16	0.00	0.000
43 Aaron Crow, R ERA: 3.69	(8, 1)	1.0		3	0	0	0	1	0	0	0	0	0	0	7	10	0.00	0.000

PITCHER		IP	WLS	BF	H	R	ER	SO	BB	IBB	HBP	BLK	WP	HR	S	P	ERA	WHIP
56 Greg Holland, R ERA: 3.55	(9, 1)	1.0		3	0	0	0	2	0	0	0	0	0	0	9	11	0.00	0.000

Batter	1	2	3	4	5	6	7	8	9	AB	R	H	RBI	BB	SO	LOB
4 Alex Gordon, L (1, 7) OBP: 0.374, SLG: 0.428	B FF 90 F FF 91 C SI 92 B SI 92 X SI 93 2-2 ① G4-3		B CU 72 F SI 93 D CU 75 B SI 93 X SI 92 3-1 2 1B 3-H 3B		B FF 90 C FF 91 C CU 74 F CU 74 F FF 92 S SL 82 1-3 ② K		B SL 81 S SL 82 C SL 81 X SL 82 1-2 2 G1-6-3 1B			4	1	2	1	0	1	0
2 Alcides Escobar, R (1, 6) OBP: 0.353, SLG: 0.432	B SL 81 C SI 92 X SI 92 1-1 ② F9		F SI 93 X SL 82 0-1 35 G1 35 S 16 1B 3-H 1B		C SL 78 B SI 88 F SI 92 S CU 75 1-3 ③ K		F SI 89 F SL 83 F SI 80 X SI 90 0-2 ②③ G1-6-3 1-2f			4	1	1	1	0	1	1
35 Eric Hosmer, L (1, 3) OBP: 0.296, SLG: 0.361	B SI 92 F FF 92 B SI 94 B FF 91 X SI 90 3-1 2B		1 SAFE C SI 92 B SI 92 B SI 92 F SI 93 X SI 92 2-2 ② G1 1-3			B CU 73 F SI 91 C CU 74 B SL 80 B SI 93 F SI 92 S SL 78 3-3 ① K		C SI 88 B SL 81 B SI 89 F SL 81 F SI 89 F SL 80 S SL 80 2-3 ① K		4	0	1	0	0	2	1
16 Billy Butler, R (1, 10) OBP: 0.362, SLG: 0.488	C FF 94 F SI 93 X SI 93 0-2 ③ G4-3		S SL 81 X SI 93 0-1 3-H 1B			X SI 90 0-0 ② L4		C SL 82 S CU 73 B FF 88 S CU 72 1-3 ② K		4	0	1	1	0	1	1
8 Mike Moustakas, L (1, 5) OBP: 0.323, SLG: 0.483		B SI 91 X FF 90 1-0 ① F8	D CU 75 B SI 92 B CH 80 C FF 90 X SI 92 3-1 ③ F8			C SI 92 F SL 82 B SI 92 X CU 72 1-2 ③ F8		B SI 89 B SL 82 S SI 89 B SI 89 X SI 88 3-1 ③ G3		4	0	0	0	0	0	1
21 Jeff Francoeur, R (1, 9) OBP: 0.293, SLG: 0.384		B SL 80 F SI 91 H SI 92 2-1 13 G5-4-3 HBP	B SL 79 S FF 91 S SL 81 B CU 72 B FF 92 X SI 92 3-2 ① F9			C SI 91 B CU 73 X SI 91 1-1 13 2B 17 G4-3 1B		B FF 98 F FF 97 S FF 98 X CU 80 1-2 ① P3		3	1	1	0	0	0	0
13 Salvador Perez, R (1, 2) OBP: 0.382, SLG: 0.667		B SL 80 X FF 91 1-0 ②③ G5-4-3 1-2f	B SI 93 B FF 90 X FF 91 2-0 ② P4				C SI 92 1 SAFE X SI 91 0-1 17 G4-3 6 HR 1-3 2B		B FF 98 F FF 98 F SI 98 B CU 79 B FF 97 C CU 79 3-3 ② K	4	1	1	0	0	1	1
17 Chris Getz, L (1, 4) OBP: 0.322, SLG: 0.378			C CH 80 B SI 92 X SI 90 1-1 ① F8	C SI 91 B SI 92 C CU 73 X SI 93 1-2 ③ G6-3			C FF 92 X FF 92 0-1 ① G4-3 2-3 3-H		B FF 98 X FF 98 1-0 ③ G4-3	4	0	0	1	0	0	1
1 Jarrod Dyson, L (1, 8) OBP: 0.312, SLG: 0.315 6 Lorenzo Cain, R (7, PH) OBP: 0.324, SLG: 0.467 (8, 8)			C SI 92 B SI 93 X SI 92 1-1 4 3B 3B		B SI 89 B SI 90 B FF 89 C FF 90 C FF 90 X FF 90 3-2 ① G4-3		B FF 91 B FF 92 B SL 81 C FF 92 C SL 82 X SL 84 3-2 3-H HR			2 1	1 1	1 1	0 2	0 0	0 0	0 0
Inning Stats	R: 0 E: 0 K: 0 S: 10 H: 1 LOB: 1 BB: 0 P: 16	R: 0 E: 0 K: 0 S: 3 H: 0 LOB: 0 BB: 0 P: 7	R: 3 E: 0 K: 0 S: 15 H: 4 LOB: 1 BB: 0 P: 25	R: 0 E: 0 K: 0 S: 7 H: 0 LOB: 0 BB: 0 P: 13	R: 0 E: 0 K: 2 S: 11 H: 0 LOB: 0 BB: 0 P: 16	R: 0 E: 0 K: 1 S: 8 H: 0 LOB: 0 BB: 0 P: 12	R: 3 E: 0 K: 0 S: 16 H: 4 LOB: 0 BB: 0 P: 21	R: 0 E: 0 K: 2 S: 10 H: 0 LOB: 0 BB: 0 P: 16	R: 0 E: 0 K: 1 S: 7 H: 0 LOB: 0 BB: 0 P: 12	1B: 4 2B: 2 3B: 2 HR: 1 SF: 0 SAC: 0 DP: 2 HBP: 1					WP: 0 PB: 0 SB: 1 CS: 0	PA: 35

BOTTOM

Seattle Mariners @ Kansas City Royals

Kauffman Stadium, Kansas City, MO

Tue Jul 17 2012, 7:11 PM - 10:19 PM CDT

Att. 15,769 - Partly Cloudy - 98 F

livebaseballscorecards.com

AB	34
R	6
H	9
RBI	6
BB	0
SO	6
LOB	6

PITCHER		IP	WLS	BF	H	R	ER	SO	BB	IBB	HBP	BLK	WP	HR	S	P	ERA	WHIP
49 Blake Beavan, R ERA: 6.06	(1, 1)	6.0	W	25	7	5	5	3	0	0	1	0	0	0	58	94	7.50	1.167
Charlie Furbush, L ERA: 2.17	(7, 1)	0.1		1	0	0	0	0	0	0	0	0	0	0	2	2	0.00	0.000
23 Shawn Kelley, R ERA: 3.62	(7, 1)	0.0		1	1	1	1	0	0	0	0	0	0	1	3	6	∞	∞
44 Lucas Luetge, L ERA: 1.46	(7, 1)	1.2	H	5	1	0	0	2	0	0	0	0	0	0	17	24	0.00	0.600
54 Tom Wilhelmsen, R ERA: 2.33	(9, 1)	1.0	S	3	0	0	0	1	0	0	0	0	0	0	7	12	0.00	0.000

PITCHER	IP	WLS	BF	H	R	ER	SO	BB	IBB	HBP	BLK	WP	HR	S	P	ERA	WHIP

Seattle Mariners @ Kansas City Royals

Kauffman Stadium, Kansas City, MO

Wed Jul 18 2012, 7:11 PM - 10:14 PM CDT

Att. 17,312 - Clear - 103 F

TOP

livebaseballscorecards.com

Batter	1	2	3	4	5	6	7	8	9	AB	R	H	RBI	BB	SO	LOB
13 Dustin Ackley, L (1, 4) OBP: 0.309, SLG: 0.335	B SI 81 C SI 82 C SI 84 F SL 82 B FF 89 F FF 87 T SI 86 2-2 ① **K**		C SI 84 B SL 83 F SL 82 F FF 89 F SI 88 B EP 70 F SL 83 F SI 89 F SI 88 3-2 ③ F CH 79 B FF 91 F SL 82 X FF 87 **P2**		C SL 82 C SI 88 B SI 88 B SI 88 C SI 87 2-3 ② **K**		X FF 90 0-0 ① **G3-1**	F SI 99 F FF 98 X SI 99 0-2 ② **FC4-2** 51 1B 3-H		5	0	0	0	0	2	3
51 Ichiro Suzuki, L (1, 9) OBP: 0.290, SLG: 0.352	C SI 84 F FF 86 S EP 68 0-3 ② **K**			B SL 82 C CH 76 B SL 83 B FF 86 L FF 85 F SI 85 F SI 86 F SI 86 F FF 89 3-2 X SL 82 33 HR 1B	C SL 82 C SI 88 B SI 88 B SI 88 C SI 87 2-2 ③ **P5**		C FF 90 F SL 78 X FF 92 0-2 33 E 63 1B 1B	X SI 98 0-0 1-2 1B		5	2	3	0	0	1	2
33 Casper Wells, R (1, 7) OBP: 0.344, SLG: 0.471	T FF 88 B FF 88 B FF 88 S CH 78 F FF 88 B SL 83 F CH 78 S SI 86 3-3 ③ **K**			X CH 78 0-0 1-H **HR**		C SL 82 B SL 81 F SL 81 F FF 89 X CU 72 1-2 63 1B 30 1B 1B	X SI 94 0-0 E8 63 1B 1B 1-3	C FF 99 S CH 86 S FF 99 0-3 ③ **K**		5	3	3	2	0	2	2
63 Jesus Montero, R (1, 2) OBP: 0.295, SLG: 0.384		B SL 82 F SL 82 S CH 78 B FF 89 F SL 83 X SL 79 2-2 ① **G5-3**		X SL 83 0-0 ① **F9**		C SL 82 B SL 83 S SL 82 X FF 89 1-2 55 BB 30 1B 1B	B SL 86 D SL 87 X SI 95 2-0 17 PB 15 2B 1B 2-H 3-H		B FF 96 B SL 87 S FF 96 F FF 97 X SL 86 2-2 ① **P4**	5	1	2	2	0	0	0
17 Justin Smoak, S (1, 3) OBP: 0.265, SLG: 0.336		B CU 76 X CH 77 1-0 ② **G5-3**		C SL 83 X SL 84 0-1 ② **G5-3**		F SL 82 F SL 82 B FF 90 D SL 80 F CU 78 D CH 78 F SL 82 S FF 88 3-3 ① **K**	B SI 96 F SI 94 B SL 85 B SL 85 C SL 84 S SL 85 3-3 ② **K** 1-2		C SL 85 S FF 98 C SL 86 0-3 ② **K**	5	0	0	0	0	3	3
15 Kyle Seager, L (1, 5) OBP: 0.308, SLG: 0.423		B FF 86 X SI 84 1-0 **HR**		F SI 87 B SI 87 B SL 83 S SL 82 X SL 83 2-2 ③ **F8**		D SL 82 B FF 91 C FF 90 F FF 91 X FF 92 2-2 ② **F8**	C SL 84 B SI 95 S SL 83 X SL 84 1-2 2-H 2B		B FF 95 X FF 96 1-0 ③ **G3**	5	1	2	2	0	0	2
30 Miguel Olivo, R (1, 10) OBP: 0.218, SLG: 0.342 27 John Jaso, L (7, PH) OBP: 0.376, SLG: 0.479 (7, 10)		B CU 72 S SL 83 C CU 75 S FF 88 1-3 ③ **K**		X SL 83 0-0 ① **G5-3**		C SL 79 T FF 92 X FF 93 0-2 55 BB 1-2 2-H 1B	F SI 94 X SI 94 0-1 ③ **G3-1**			3 1	0 0	1 0	1 0	0 0	1 0	0 1
55 Michael Saunders, L (1, 8) OBP: 0.319, SLG: 0.426			B SI 84 C SI 84 B CU 76 S SL 82 X SL 82 2-2 ① **G4-3**		B FF 84 C SL 81 B FF 86 B SL 82 X SL 82 3-1 26 1B 1B	B SL 80 F SL 79 F FF 92 B FF 93 F FF 92 B FF 92 B SL 80 4-2 1-2 2-3 BB		F FF 98 C FF 98 F CH 87 S FF 98 0-3 ① **K**		3	0	1	0	1	1	0
26 Brendan Ryan, R (1, 6) OBP: 0.291, SLG: 0.291			X SI 86 0-0 ② **F7**		C SL 83 X SI 86 0-1 1-2 1B	B FF 91 F FF 89 X FF 90 1-1 ③ **F8**		F FF 99 B FF 98 X SI 98 1-1 13 FC4-2 3B		4	0	2	0	0	0	3
Inning Stats	R: 0 E: 0 K: 3 S: 13 H: 0 LOB: 0 BB: 0 P: 18	R: 1 E: 0 K: 1 S: 9 H: 1 LOB: 0 BB: 0 P: 14	R: 0 E: 0 K: 0 S: 14 H: 0 LOB: 0 BB: 0 P: 19	R: 2 E: 0 K: 0 S: 14 H: 2 LOB: 0 BB: 0 P: 19	R: 0 E: 0 K: 1 S: 11 H: 2 LOB: 2 BB: 0 P: 18	R: 1 E: 0 K: 1 S: 23 H: 3 LOB: 3 BB: 1 P: 35	R: 3 E: 1 K: 1 S: 14 H: 4 LOB: 1 BB: 0 P: 20	R: 0 E: 0 K: 2 S: 13 H: 2 LOB: 2 BB: 0 P: 14	R: 0 E: 0 K: 1 S: 7 H: 0 LOB: 0 BB: 0 P: 10	1B: 10 2B: 1 3B: 1 HR: 2 SF: 0 SAC: 0 DP: 0 HBP: 0						

	AB	41
	R	7
	H	14
	RBI	7
	BB	1
	SO	10
	LOB	16

WP: 0 PB: 1 SB: 0 CS: 0 PA: 42

PITCHER		IP	WLS	BF	H	R	ER	SO	BB	IBB	HBP	BLK	WP	HR	S	P	ERA	WHIP
52 Bruce Chen, L ERA: 5.57	(1, 1)	5.1		23	7	4	4	6	0	0	0	0	0	2	73	105	6.75	1.312
50 Jose Mijares, L ERA: 1.75	(6, 1)	1.0	H	6	2	1	1	0	1	0	0	0	0	0	15	22	9.00	3.000
43 Aaron Crow, R ERA: 4.08	(7, 1)	0.2	B	5	3	2	2	1	0	0	0	0	0	0	10	16	27.00	4.500
40 Kelvin Herrera, R ERA: 2.85	(8, 1)	1.0		5	2	0	0	2	0	0	0	0	0	0	13	14	0.00	2.000
56 Greg Holland, R ERA: 3.44	(9, 1)	1.0	W	3	0	0	0	1	0	0	0	0	0	0	7	10	0.00	0.000

PITCHER	IP	WLS	BF	H	R	ER	SO	BB	IBB	HBP	BLK	WP	HR	S	P	ERA	WHIP

Batter	1	2	3	4	5	6	7	8	9	AB	R	H	RBI	BB	SO	LOB
4 Alex Gordon, L (1, 7) OBP: 0.377, SLG: 0.436	C FF 89 F SI 91 B FF 92 B FF 91 X SL 84 2-2 ① G4-3	1 SAFE X SI 90 0-0 1-3 1B		X FF 91 0-0 2 F9 2-H 3-H 2B		1 SAFE C FF 95 1 SAFE B CH 86 B CH 85 X FF 95 2-1 ① G6-3 1-3		C SI 94 C SL 82 X SL 82 0-2 2 1B 2B		5	0	3	2	0	0	1
2 Alcides Escobar, R (1, 6) OBP: 0.351, SLG: 0.428	C FF 91 X FF 92 0-1 ② G6-3	B FF 90 F SI 91 1 SAFE C SI 90 S FF 90 1-3 ③ K		B FF 91 C FF 92 X FF 92 1-1 ② F9 2-3		B FF 95 X FF 95 1-0 ② F9		S SL 83 S SL 84 X SL 82 0-2 35 FC6 2-3 1B		5	0	1	0	0	1	4
35 Eric Hosmer, L (1, 3) OBP: 0.292, SLG: 0.356	C FC 90 B SI 92 F FC 90 F SL 86 F SL 85 S SI 92 1-3 ③ K		B FF 87 S CH 79 X FC 90 1-1 ① P6	D CU 73 X FF 91 1-0 ③ G6-3		B CH 87 B CH 86 X FF 95 2-0 ③ F8		X SI 91 0-0 ③ FC6 1-2f		5	0	0	0	0	1	4
16 Billy Butler, R (1, 10) OBP: 0.371, SLG: 0.502		C FC 89 B FC 91 B SI 90 X SI 91 2-1 6 1B 8 2B 1B	X FC 88 0-0 8 WP 1B	C SL 84 B CU 73 B CU 71 B FF 90 B FF 89 4-1 6 HR BB		C FF 94 B FF 95 B SL 87 B FF 95 B FF 95 4-1 6 G5-4-3 BB			C SL 82 B SL 82 X SI 91 1-1 HR	3	3	3	1	2	0	0
6 Lorenzo Cain, R (1, 8) OBP: 0.342, SLG: 0.559		B FC 91 S FC 91 F FC 91 B FF 91 X SL 85 2-2 8 2B 27 G4-3 1-2 1B	X SL 84 0-0 ② F9	B FF 91 C FF 90 S FF 92 X FF 90 1-2 1-H HR		C FF 93 X CH 86 0-1 ① ② G5-4-3 1-2f				4	2	2	2	0	0	2
8 Mike Moustakas, L (1, 5) OBP: 0.325, SLG: 0.486		X FF 90 0-0 27 G4-3 17 1B 1-3 2-H 2B	B CU 71 C CU 71 C FC 89 B FF 90 X FF 90 2-2 ③ F8 1-2		F FF 92 F FC 90 X SL 84 0-2 ① P3		B FF 95 X FF 95 1-0 1B			4	1	2	1	0	0	1
21 Jeff Francoeur, R (1, 9) OBP: 0.290, SLG: 0.379		B FF 90 X SI 90 1-0 ① L6	C FF 90 B FF 90 F FF 91 B FF 92 X FF 90 2-2 ① L9	B FF 91 S SL 86 S FC 87 F SI 93 X SL 84 1-2 ② F9		B FF 94 B FF 94 F FF 94 1 SAFE X FF 93 2-1 ③ F7				4	0	0	0	0	0	3
27 Brayan Peña, S (1, 2) OBP: 0.286, SLG: 0.350		F FF 91 X FC 91 0-1 ② G4-3 2-3 3-H	B FF 90 B FF 92 B FF 92 C FF 92 C SI 91 X FF 93 3-2 17 2B 4 2B 1B	B FC 91 X CH 82 1-0 ③ F8				C FF 93 F FF 94 X FF 96 0-2 ① F9		4	1	1	1	0	0	1
17 Chris Getz, L (1, 4) OBP: 0.336, SLG: 0.395		X FF 91 0-0 4 1B 3-H 1B	C SI 91 X CH 83 0-1 4 2B 1-3 2B			B FF 94 B FF 96 C FF 94 B CH 86 B FF 95 4-1 4 G6-3 4 WP BB		B FF 93 B SL 81 C FF 95 X FF 95 2-1 ② G4-3		3	1	2	1	1	0	0
Inning Stats	R: 0 E: 0 K: 1 S: 10 H: 0 LOB: 0 BB: 0 P: 13	R: 3 E: 0 K: 1 S: 14 H: 5 LOB: 2 BB: 0 P: 20	R: 0 E: 0 K: 0 S: 7 H: 1 LOB: 1 BB: 0 P: 10	R: 2 E: 0 K: 0 S: 12 H: 3 LOB: 1 BB: 0 P: 19	R: 2 E: 0 K: 0 S: 12 H: 1 LOB: 0 BB: 1 P: 19	R: 0 E: 0 K: 0 S: 5 H: 0 LOB: 1 BB: 1 P: 14	R: 0 E: 0 K: 0 S: 6 H: 1 LOB: 1 BB: 1 P: 13	R: 0 E: 0 K: 0 S: 12 H: 2 LOB: 2 BB: 0 P: 14	R: 1 E: 0 K: 0 S: 2 H: 1 LOB: 0 BB: 0 P: 3	1B: 8 2B: 4 3B: 0 HR: 2 SF: 0 SAC: 0 DP: 1 HBP: 0						

PITCHER		IP	WLS	BF	H	R	ER	SO	BB	IBB	HBP	BLK	WP	HR	S	P	ERA	WHIP
25 Kevin Millwood, R ERA: 4.15	(1, 1)	5.0		26	10	7	7	2	1	0	0	0	1	1	55	81	12.60	2.200
35 Steve Delabar, R ERA: 3.97	(6, 1)	1.2		6	0	0	0	0	2	0	0	0	1	0	8	21	0.00	1.200
36 Oliver Pérez, L ERA: 3.27	(7, 1)	1.0		5	2	0	0	0	0	0	0	0	0	0	11	16	0.00	2.000
53 Josh Kinney, R ERA: 3.86	(8, 1)	0.1	L	3	2	1	1	0	0	0	0	0	0	1	6	7	27.00	6.000

PITCHER IP WLS BF H R ER SO BB IBB HBP BLK WP HR S P ERA WHIP

BOTTOM

Seattle Mariners @ Kansas City Royals

Kauffman Stadium, Kansas City, MO

Wed Jul 18 2012, 7:11 PM - 10:14 PM CDT

Att. 17,312 - Clear - 103 F

livebaseballscorecards.com

AB	37
R	8
H	14
RBI	8
BB	3
SO	2
LOB	16

WP: 2 PA: 40
PB: 0
SB: 0
CS: 0

Batter	1	2	3	4	5	6	7	8	9	AB	R	H	RBI	BB	SO	LOB
13 Dustin Ackley, L (1, 4) OBP: 0.310, SLG: 0.334	C FF 92 X FF 90 0-1 F8 ①	1 SAFE B FF 90 P PO 81 B CH 87 B FF 93 4-0 1-2 BB			X FF 91 0-0 F7 ①	B FF 91 C CU 74 B CU 77 B FF 90 F FF 92 S FF 94 3-3 1-2 K ③			F SI 89 X SI 90 0-1 33 F9 51 1B 63 SF8 1B	4	1	1	0	1	1	1
51 Ichiro Suzuki, L (1, 9) OBP: 0.292, SLG: 0.356	B FF 92 F FF 92 X FF 90 1-1 G4-3 ②	C SL 78 F FF 90 X SL 80 0-2 G6-3 ③			C FF 92 B SL 78 B CU 76 X FF 93 2-1 33 WP 63 1B 2B		C FF 87 B FF 88 X CU 76 1-1 G4-3 ①		B FF 92 F FF 91 X SL 81 1-1 1-2 1B	5	1	2	0	0	0	2
33 Casper Wells, R (1, 7) OBP: 0.346, SLG: 0.462	B FF 91 S FF 87 F FF 91 S FF 94 1-3 K ③		B CH 88 X FF 88 1-0 F8 ①		B FF 88 B CU 77 B FF 90 B FF 88 4-0 15 F8 63 1B 2-3 BB		B SI 91 S SI 91 B SI 91 S SI 92 B SI 92 F SI 91 B FF 92 4-2 63 2B BB		B SI 90 X FF 90 1-0 F9 ① 2-3	3	1	0	0	2	1	2
63 Jesus Montero, R (1, 10) OBP: 0.300, SLG: 0.403		B FF 88 C FF 90 S SL 80 X SL 80 1-2 HR	B FF 89 B CU 75 C SI 88 X CH 84 2-1 F9 ②		X FF 87 0-0 17 FC5-4 1-2 3-H 1B		B FF 91 B SL 79 F SI 90 B SI 91 X SI 91 3-1 15 G6-3 1-H 2B		C FF 90 B FF 90 B SI 90 X SI 88 2-1 SF8 ② 3-H	4	1	3	4	0	0	0
15 Kyle Seager, L (1, 5) OBP: 0.307, SLG: 0.419		B FF 92 X FF 88 1-0 27 SH1-3 17 1B 55 1B 1B	C CU 75 F SI 89 F SL 80 S SL 81 0-3 K2-3 ③		F FF 88 X CU 76 0-1 F8 ② 2-3		X FF 92 0-0 G6-3 ② 2-3		B SL 82 C SI 91 X SI 91 1-1 G3 ③	5	1	1	0	0	1	4
17 Justin Smoak, S (1, 3) OBP: 0.265, SLG: 0.335		C FF 87 F CH 82 B FF 92 X SL 80 1-2 55 1B 27 SH1-3 26 SF9 1-2 1B		C CU 76 X FF 87 0-1 G6-3 ①	X CH 82 0-0 FC5-4 ③ 1-2f		B SI 91 B CH 82 S FF 92 F FF 92 B SL 82 X FF 92 3-2 F8 ③			4	1	1	0	0	0	3
27 John Jaso, L (1, 2) OBP: 0.375, SLG: 0.476		X SL 79 0-0 SH1-3 ① 1-2 2-3		C FF 90 C SL 78 F SL 79 B FF 90 S SL 79 1-3 K2-3 ②		C CU 77 F SL 78 F FF 91 F SL 79 B SL 79 B SL 79 X FF 91 2-2 13 WP 1B		F FF 93 X FF 92 0-1 F8 ①		3	0	1	0	0	1	0
55 Michael Saunders, L (1, 8) OBP: 0.321, SLG: 0.427		B SI 89 B FF 90 X SI 90 2-0 13 BB 2-3 3-H 1B		B CU 76 B SL 79 X FF 91 2-0 1B		C FF 91 X SL 78 0-1 P5 ①		X SI 92 0-0 F8 ②		4	0	2	1	0	0	1
26 Brendan Ryan, R (1, 6) OBP: 0.287, SLG: 0.287		B FF 88 C CH 82 F FF 87 1 SAFE X CH 81 1-2 SF9 ② 3-H		F FF 89 F FF 88 B FF 93 S SL 78 1-3 K2-3 ③		X FF 89 0-0 F9 ②		C FF 94 B CH 84 F CH 85 S SL 84 1-3 K ③		3	0	0	1	0	2	2
Inning Stats	R: 0 E: 0 K: 1 S: 7 H: 0 LOB: 0 BB: 0 P: 9	R: 3 E: 0 K: 0 S: 16 H: 4 LOB: 2 BB: 1 P: 25	R: 0 E: 0 K: 1 S: 7 H: 0 LOB: 0 BB: 0 P: 10	R: 0 E: 0 K: 2 S: 10 H: 1 LOB: 1 BB: 0 P: 14	R: 1 E: 0 K: 0 S: 7 H: 2 LOB: 2 BB: 1 P: 13	R: 0 E: 0 K: 1 S: 11 H: 1 LOB: 1 BB: 0 P: 16	R: 1 E: 0 K: 0 S: 11 H: 1 LOB: 1 BB: 1 P: 22	R: 0 E: 0 K: 1 S: 6 H: 0 LOB: 0 BB: 0 P: 7	R: 1 E: 0 K: 0 S: 9 H: 2 LOB: 1 BB: 0 P: 14	1B: 8 2B: 2 3B: 0 HR: 1 SF: 2 SAC: 1 DP: 0 HBP: 0						

TOP

Seattle Mariners @ Kansas City Royals

Kauffman Stadium, Kansas City, MO

Thu Jul 19 2012, 1:10 PM - 3:41 PM CDT

Att. 16,706 - Sunny - 98 F

livebaseballscorecards.com

AB	35
R	6
H	11
RBI	6
BB	3
SO	6
LOB	15

WP: 2 PB: 0 SB: 0 CS: 0 PA: 41

PITCHER		IP	WLS	BF	H	R	ER	SO	BB	IBB	HBP	BLK	WP	HR	S	P	ERA	WHIP
53 Will Smith, L ERA: 7.97	(1, 1)	6.1	L	29	8	4	4	5	2	0	0	0	2	1	60	90	5.68	1.579
31 Louis Coleman, R ERA: 4.4	(7, 1)	0.0		2	1	1	1	0	1	0	0	0	0	0	5	12	∞	∞
67 Francisley Bueno, L ERA: 3.86	(7, 1)	2.2		10	2	1	1	1	0	0	0	0	0	0	19	28	3.38	0.750

PITCHER		IP	WLS	BF	H	R	ER	SO	BB	IBB	HBP	BLK	WP	HR	S	P	ERA	WHIP

BOTTOM

Seattle Mariners @ Kansas City Royals

Kauffman Stadium, Kansas City, MO

Thu Jul 19 2012, 1:10 PM - 3:41 PM CDT

Att. 16,706 - Sunny - 98 F

livebaseballscorecards.com

Batter	1	2	3	4	5	6	7	8	9	AB	R	H	RBI	BB	SO	LOB
4 Alex Gordon, L (1, 7) OBP: 0.378, SLG: 0.435	C FF 91 B FF 92 B SI 91 X SI 92 2-1 G6-4-3 16 2 1B 1B	B SI 92 F SI 92 X FF 93 1-1 ② G4-3	B CU 80 1-0 ③ CS 1-2	B CH 90 X FF 91 1-0 ① G3-1	C CU 82 B CH 89 B FF 94 C CH 89 F CH 90 B FF 94 F FF 95 B FF 93 4-2 1-2 2-3 16 FC6-4 BB		3	0	1	0	1	0	0
2 Alcides Escobar, R (1, 6) OBP: 0.349, SLG: 0.426	B SI 93 X SI 92 1-0 1-2 16 G6-4-3 1B	B FF 92 X FF 93 1-0 ③ F7		B CU 82 C CU 82 F FC 92 F FF 94 X FF 93 1-2 ② L4		S SL 86 B CH 89 F SL 87 S SI 91 1-3 ② K		4	0	1	0	0	1	3
16 Billy Butler, R (1, 10) OBP: 0.367, SLG: 0.496	B FF 93 X SL 86 1-0 ① ② G6-4-3 1-2f 2-3			C FF 91 C CU 81 X FF 93 0-2 ① G6-3		B FF 94 X FF 93 1-0 ③ G6-3		F FF 94 X CU 83 0-1 ③ FC6-4 1-2f		4	0	0	0	0	0	5
8 Mike Moustakas, L (1, 5) OBP: 0.321, SLG: 0.480	C FF 94 B CU 83 X FF 93 1-1 ③ G3-1			F SI 92 C SI 92 S FF 93 0-3 ② K			X FF 91 0-0 ① F9		C SI 89 C SI 90 B FF 91 X SL 81 1-2 ① F8	4	0	0	0	0	1	1
6 Lorenzo Cain, R (1, 9) OBP: 0.310, SLG: 0.500		C FF 91 X CU 81 0-1 ① G5-3		C SL 85 B SL 85 F SL 86 B FF 93 X FF 94 2-2 ③ G1-3			C FF 92 B FF 93 S CU 82 X CH 90 1-2 ② G5-3		B SI 89 C SI 90 X CH 83 1-1 ② G6-3	4	0	0	0	0	0	0
35 Eric Hosmer, L (1, 3) OBP: 0.294, SLG: 0.360		C SI 92 F CH 88 F FF 93 B FF 94 X CH 89 1-2 13 1B 1B			B FF 92 X SI 92 1-0 13 G1-3 17 1B 2B		X FF 94 0-0 ③ F8		C SI 90 B CU 74 S CU 73 F SI 88 B SL 82 F SI 89 B SI 90 X SI 89 3-2 ③ G6-3	4	1	2	0	0	0	0
13 Salvador Perez, R (1, 2) OBP: 0.394, SLG: 0.667		1 SAFE C SL 86 C SL 86 X CH 90 0-2 17 G4-6-3 1-2 1B			X SL 86 0-0 ① G1-3 2-3			C FF 92 X FF 92 0-1 4 BB 1 1B 1B		3	0	2	0	0	0	1
17 Chris Getz, L (1, 4) OBP: 0.336, SLG: 0.393		C FF 94 X SI 94 0-1 ② ③ G4-6-3 1-2f			X SI 93 0-0 4 CS 3-H 1B			B FF 92 B FF 93 C FF 93 F FF 93 F CU 82 F CH 90 X SI 93 2-2 ① F9		3	0	1	1	0	0	3
1 Jarrod Dyson, L (1, 8) OBP: 0.313, SLG: 0.315			B FF 91 C FF 91 X SI 91 1-1 ① P4		1 SAFE C SI 92 S FF 92 C SI 93 0-3 ② K			X FF 93 0-0 4 BB 1-2 1B		3	0	1	0	0	1	1
Inning Stats	R: 0 E: 0 K: 0 S: 6 H: 2 LOB: 1 BB: 0 P: 11	R: 0 E: 0 K: 0 S: 11 H: 2 LOB: 1 BB: 0 P: 12	R: 0 E: 0 K: 0 S: 5 H: 0 LOB: 0 BB: 0 P: 8	R: 0 E: 0 K: 1 S: 9 H: 0 LOB: 0 BB: 0 P: 11	R: 1 E: 0 K: 1 S: 6 H: 2 LOB: 0 BB: 0 P: 8	R: 0 E: 0 K: 0 S: 6 H: 0 LOB: 0 BB: 0 P: 9	R: 0 E: 0 K: 0 S: 5 H: 0 LOB: 0 BB: 0 P: 6	R: 0 E: 0 K: 1 S: 17 H: 2 LOB: 3 BB: 1 P: 24	R: 0 E: 0 K: 0 S: 10 H: 0 LOB: 0 BB: 0 P: 15	1B: 7 2B: 1 3B: 0 HR: 0	SF: 0 SAC: 0 DP: 2 HBP: 0						

	AB	32
	R	1
	H	8
	RBI	1
	BB	1
	SO	3
	LOB	14

PITCHER		IP	WLS	BF	H	R	ER	SO	BB	IBB	HBP	BLK	WP	HR	S	P	ERA	WHIP
34 Félix Hernández, R ERA: 2.82	(1, 1)	8.0	W	30	8	1	1	3	1	0	0	0	0	0	65	89	1.12	1.125
44 Lucas Luetge, L ERA: 1.4	(9, 1)	1.0		3	0	0	0	0	0	0	0	0	0	0	10	15	0.00	0.000

PITCHER	IP	WLS	BF	H	R	ER	SO	BB	IBB	HBP	BLK	WP	HR	S	P	ERA	WHIP

Minnesota Twins @ Kansas City Royals

Kauffman Stadium, Kansas City, MO

Fri Jul 20 2012, 7:10 PM - 10:32 PM CDT

Att. 25,719 - Clear - 93 F

livebaseballscorecards.com

Batter	1	2	3	4	5	6	7	8	9	10	11	AB	R	H	RBI	BB	SO	LOB
11 Ben Revere, L (1, 8) (11, 9) OBP: 0.340, SLG: 0.359	C FF 93 B KC 78 X FF 93 1-1 G3 ①		B FF 92 X SI 92 1-0 G4-3 ①		B SI 93 C FC 89 X KC 79 1-1 G4-3 ②			B FF 100 F FF 97 X FF 98 1-1 8 S 1B		P PO 88 P PO 89 F FF 98 T SL 88 S SL 88 2-3 K2-3 ②		5	0	1	0	0	1	1
8 Jamey Carroll, R (1, 6) (9, 5) OBP: 0.317, SLG: 0.279	C SI 93 B SI 94 B SI 94 F FF 94 B KC 81 F FF 95 F FF 95 X SI 94 3-2 G5-3 ②		C FF 92 B KC 80 B KC 79 C SI 93 B FC 88 X SI 93 3-2 G5-3 ②		B FF 94 B FC 90 C FF 93 T FC 90 X SI 94 2-2 G1-3 ③			C SI 98 S SI 97 F SI 99 B FF 100 T CH 88 1-2 K ② 1-2		C SL 86 F SL 86 F FF 96 S SL 86 0-3 K2-3 ③		5	0	0	0	0	2	2
7 Joe Mauer, L (1, 3) OBP: 0.421, SLG: 0.464	C FF 94 B SI 94 C KC 80 F SL 86 X FF 94 1-2 16 1B 1B		B CH 87 F CH 88 B SI 94 F FF 93 X SL 86 2-2 1B			B SI 92 B KC 77 B CH 86 C FF 93 S FC 89 S KC 80 3-3 K2-3 ①		I IN 85 I IN 88 I IN 92 I IN 88 4-0 16 FC6-4 IBB			C FF 94 B SL 87 S SL 87 B FF 98 B SL 88 F SL 88 X SL 89 3-2 16 1B 2B	4	1	3	0	1	1	0
16 Josh Willingham, R (1, 7) OBP: 0.392, SLG: 0.569 2 Denard Span, L (11, PR) OBP: 0.346, SLG: 0.382 (11, 8)	F SI 94 B FF 94 B FF 93 B SI 93 F SI 93 F SI 94 X SI 95 3-2 1-3 1B		C KC 78 S KC 78 D KC 79 X FF 94 1-2 F9 ③			B SI 93 F FC 88 X KC 79 1-1 F8 ②		B CH 87 B CH 87 B FF 100 C SI 99 X SI 100 3-1 FC6-4 ③ 1-2f			C FF 94 X SL 89 0-1 20 CS 33 G5-3 2-H 1B	5 0	0 0	2 0	1 0	0 0	0 0	3 0
33 Justin Morneau, L (1, 10) OBP: 0.312, SLG: 0.432	B KC 79 F KC 79 B FF 95 X KC 79 2-1 F9 ③			X KC 78 0-0 G4-3 ①		B KC 78 B KC 80 B CH 86 C FC 89 S FC 88 X FC 90 3-2 G4-3 ③			C FF 96 B FF 96 B SL 86 F SL 87 F SL 87 S SL 87 2-3 K ①		B SI 93 X SI 92 1-0 G5-3 ① 1-2	5	0	0	0	0	1	3
24 Trevor Plouffe, R (1, 5) OBP: 0.330, SLG: 0.525 20 Brian Dozier, R (9, PH) OBP: 0.270, SLG: 0.331 (9, 6)		B FF 92 B SI 92 X FF 93 2-0 G5-3 ①		C FF 93 S KC 79 B KC 80 F KC 80 B FF 94 S FC 89 2-3 K ②			B SI 91 C FC 88 X SI 92 1-1 L1 ①		C FF 95 F FF 96 S SL 87 0-3 K ②		S SL 89 C SL 86 S FF 95 0-3 K ② ③ 2-3	3 2	0 0	0 0	0 0	1 2	0 2	0 2
18 Ryan Doumit, S (1, 2) OBP: 0.338, SLG: 0.446		C FF 94 S KC 80 B KC 80 S KC 80 1-3 K ②		C FF 93 B FF 92 B KC 79 X FF 93 2-1 2B			B KC 79 X CH 86 1-0 G3 ②		B SL 85 F FF 96 X SL 88 1-1 F7 ③			4	0	1	0	0	1	0
19 Darin Mastroianni, R (1, 9) (11, 7) OBP: 0.353, SLG: 0.421		C SI 93 B SI 94 B SI 93 B SI 93 X SI 93 3-1 HR		C KC 78 F SI 92 B KC 80 D KC 79 S SL 85 2-3 K ③			C SI 92 S KC 80 C FF 93 0-3 K ③			C FF 95 X SL 86 0-1 3B		4	1	2	1	0	2	1
12 Alexi Casilla, S (1, 4) OBP: 0.260, SLG: 0.292		C FF 93 F KC 79 S KC 79 0-3 K ③			M SI 92 B KC 79 X CH 85 1-1 F7 ①			C FF 99 X FF 97 0-1 F8 ①		B FF 95 F FF 97 S SL 88 F SL 87 X SL 87 1-2 G6-3 ①		4	0	0	0	0	1	1
Inning Stats	R: 0 E: 0 K: 0 S: 17 H: 2 LOB: 2 BB: 0 P: 27	R: 1 E: 0 K: 2 S: 9 H: 1 LOB: 0 BB: 0 P: 15	R: 0 E: 0 K: 0 S: 10 H: 1 LOB: 1 BB: 0 P: 17	R: 0 E: 0 K: 2 S: 10 H: 1 LOB: 1 BB: 0 P: 16	R: 0 E: 0 K: 0 S: 7 H: 0 LOB: 0 BB: 0 P: 11	R: 0 E: 0 K: 1 S: 8 H: 0 LOB: 0 BB: 0 P: 15	R: 0 E: 0 K: 1 S: 6 H: 0 LOB: 0 BB: 0 P: 8	R: 0 E: 0 K: 1 S: 10 H: 1 LOB: 2 BB: 1 P: 19	R: 0 E: 0 K: 2 S: 9 H: 0 LOB: 0 BB: 0 P: 12	R: 0 E: 0 K: 2 S: 15 H: 1 LOB: 1 BB: 0 P: 16	R: 1 E: 0 K: 1 S: 10 H: 2 LOB: 1 BB: 0 P: 14	1B: 5 2B: 2 3B: 1 HR: 1	SF: 0 SAC: 0 DP: 0 HBP: 0	WP: 0 PB: 0 SB: 1 CS: 1	PA: 42				

PITCHER		IP	WLS	BF	H	R	ER	SO	BB	IBB	HBP	BLK	WP	HR	S	P	ERA	WHIP
44 Luke Hochevar, R ERA: 4.91	(1, 1)	7.0		26	5	1	1	6	0	0	0	0	0	1	67	109	1.29	0.714
40 Kelvin Herrera, R ERA: 2.79	(8, 1)	1.0		5	1	0	0	1	0	1	0	0	0	0	10	19	0.00	1.000
56 Greg Holland, R ERA: 3.25	(9, 1)	2.0		7	1	0	0	4	0	0	0	0	0	0	24	28	0.00	0.500
51 Jonathan Broxton, R ERA: 2.34	(11, 1)	1.0	L	4	2	1	1	1	0	0	0	0	0	0	10	14	9.00	2.000

PITCHER	IP	WLS	BF	H	R	ER	SO	BB	IBB	HBP	BLK	WP	HR	S	P	ERA	WHIP

AB	41
R	2
H	9
RBI	2
BB	1
SO	12
LOB	13

Minnesota Twins @ Kansas City Royals

Kauffman Stadium, Kansas City, MO

Fri Jul 20 2012, 7:10 PM - 10:32 PM CDT

Att. 25,719 - Clear - 93 F

livebaseballscorecards.com

Batter	1	2	3	4	5	6	7	8	9	10	11	AB	R	H	RBI	BB	SO	LOB
4 Alex Gordon, L (1, 7) OBP: 0.374, SLG: 0.429	B SI 87 F FF 87 F SI 89 B SI 90 X CU 78 2-2 G4-3 ①		C CH 82 X FF 88 0-1 L4 ①		C CH 82 C SI 90 B SI 91 B FC 88 S CH 82 2-3 K ③		D SL 82 C SL 82 F FF 88 S SL 83 1-3 K ③			B CU 79 B SI 92 C FF 94 B FF 94 X FF 94 3-1 F7 ③		5	0	0	0	0	2	1
2 Alcides Escobar, R (1, 6) OBP: 0.353, SLG: 0.435	C SI 90 C SI 91 X SI 91 0-2 2B		B SI 91 F FC 89 F SI 92 B FF 91 X SI 93 2-2 G4-3 ②			B SI 90 S FC 87 X SI 91 1-1 G6-3 ①		C SL 84 X SL 85 0-1 16 G4-6-3 1B			C FF 95 X FF 96 0-1 16 F9 8 FC4-2 2B	5	0	3	0	0	0	0
16 Billy Butler, R (1, 10) OBP: 0.362, SLG: 0.488	B CU 78 C FC 87 X SI 90 1-1 G5-3 ②		C SI 93 B CH 84 X CU 80 1-1 G1-3 ③			B CH 82 C SI 91 X CH 83 1-1 F8 ②		S CH 88 1 SAFE B SI 93 F CH 88 1 SAFE 1 SAFE X SI 94 1-2 1-2f G4-6-3 ①②			C SL 83 B SL 84 B SL 84 X SL 83 2-1 2-3 F9 ①	5	0	0	0	0	0	3
8 Mike Moustakas, L (1, 5) OBP: 0.320, SLG: 0.476	C CH 81 S SI 90 B CU 77 B SI 91 X CH 82 2-2 F8 ③			C SI 89 X CU 78 0-1 G5-3 ①		C CU 78 X SI 91 0-1 1B		F CH 88 B SL 86 B CH 89 S SL 85 X CH 88 2-2 G1-3 ③			C FF 96 X SL 85 0-1 3-H FC4-2 ②	5	0	1	0	0	0	2
6 Lorenzo Cain, R (1, 8) OBP: 0.304, SLG: 0.476 1 Jarrod Dyson, L (10, 8) OBP: 0.311, SLG: 0.313		C SI 89 X SI 90 0-1 G4-3 ①		C SI 90 S SI 90 B FC 88 B SI 92 X SI 92 2-2 35 FC4-6 1B		C SI 90 B CU 77 F SI 90 1 SAFE X CU 78 1-2 F8 ③			B SL 89 C FF 93 C SL 89 S FF 94 1-3 K ①		C FF 95 S FF 96 X FF 96 0-2 G4-3 ③	4 1	0 0	1 0	0 0	0 0	1 0	1 1
35 Eric Hosmer, L (1, 3) OBP: 0.294, SLG: 0.359	B CH 81 C SI 89 X CU 76 1-1 F9 ②			B SI 90 C SI 90 1 SAFE X FC 89 1-1 1-2f FC4-6 ②			F CU 76 B SI 88 F FF 88 F SI 91 B FF 89 X FF 89 2-2 11 2B 1B		C CU 79 B CU 80 F SL 90 B FF 94 F CU 79 B FF 95 S SL 90 3-3 K ②			4	1	1	0	0	1	1
21 Jeff Francoeur, R (1, 9) OBP: 0.290, SLG: 0.378	C SI 91 C CU 78 X CU 79 0-2 13 1B 1B			C SI 91 F SI 90 F SI 91 1 SAFE F FC 87 F SI 91 B CU 79 F SI 91 1 SAFE 1-2 1 SAFE X CH 81 F9 ③			C CU 78 F SI 89 F SI 91 X FF 90 0-2 L4 ①		B SL 86 C FF 94 F CU 80 F FF 95 F SL 89 X FF 95 1-2 P4 ③			4	0	1	0	0	0	2
13 Salvador Perez, R (1, 2) OBP: 0.387, SLG: 0.644	C SI 90 F SI 91 F SI 90 1 SAFE B FF 88 X CU 78 1-2 11 FC6-4 1-3 1B				B SI 89 S SI 89 X SI 90 1-1 F9 ①		X CU 78 0-0 F8 ②			C SL 89 C CU 79 F FF 94 X FF 94 0-2 F8 ①		4	0	1	0	0	0	1
11 Yuniesky Betancourt, R (1, 4) OBP: 0.267, SLG: 0.410 17 Chris Getz, L (7, PR) OBP: 0.333, SLG: 0.390 (8, 4)	C CH 83 X SI 92 0-1 1-2f FC6-4 ③				C CU 77 B SI 90 F CU 78 F SI 90 C SI 92 1-3 K ②		F SI 91 1 SAFE B FC 87 F SI 90 F FC 87 F SI 90 1 SAFE D CH 82 F SI 90 2-2 X CH 82 1-H 2B			X SI 92 0-0 F8 ②		3 1	0 0	1 0	1 0	0 0	1 0	2 0
Inning Stats	R: 0 E: 0 K: 0 S: 11 H: 1 LOB: 1 BB: 0 P: 16	R: 0 E: 0 K: 0 S: 13 H: 2 LOB: 2 BB: 0 P: 15	R: 0 E: 0 K: 0 S: 7 H: 0 LOB: 0 BB: 0 P: 10	R: 0 E: 0 K: 0 S: 14 H: 1 LOB: 1 BB: 0 P: 18	R: 0 E: 0 K: 2 S: 9 H: 0 LOB: 0 BB: 0 P: 13	R: 0 E: 0 K: 0 S: 9 H: 1 LOB: 1 BB: 0 P: 12	R: 1 E: 0 K: 1 S: 18 H: 2 LOB: 1 BB: 0 P: 23	R: 0 E: 0 K: 0 S: 8 H: 1 LOB: 0 BB: 0 P: 11	R: 0 E: 0 K: 2 S: 12 H: 0 LOB: 0 BB: 0 P: 17	R: 0 E: 0 K: 0 S: 7 H: 0 LOB: 0 BB: 0 P: 10	R: 0 E: 0 K: 0 S: 9 H: 1 LOB: 1 BB: 0 P: 11	1B: 6 2B: 3 3B: 0 HR: 0 SF: 0 SAC: 0 DP: 1 HBP: 0	WP: 0 PB: 0 SB: 0 CS: 0 PA: 41					

PITCHER	IP	WLS	BF	H	R	ER	SO	BB	IBB	HBP	BLK	WP	HR	S	P	ERA	WHIP
53 Nick Blackburn, R (1, 1) ERA: 7.46	6.2		27	7	1	1	2	0	0	0	0	0	0	78	103	1.35	1.050
64 Tyler Robertson, L (7, 1) ERA: 4.32	0.1		1	0	0	0	1	0	0	0	0	0	0	3	4	0.00	0.000
61 Jared Burton, R (8, 1) ERA: 2.35	1.0		3	1	0	0	0	0	0	0	0	0	0	8	11	0.00	1.000
50 Casey Fien, R (9, 1) ERA:	2.0	W	6	0	0	0	2	0	0	0	0	0	0	19	27	0.00	0.000
15 Glen Perkins, L (11, 1) ERA: 2.81	1.0	S	4	1	0	0	0	0	0	0	0	0	0	9	11	0.00	1.000

PITCHER	IP	WLS	BF	H	R	ER	SO	BB	IBB	HBP	BLK	WP	HR	S	P	ERA	WHIP

AB	41
R	1
H	9
RBI	1
BB	0
SO	5
LOB	14

Batter	1	2	3	4	5	6	7	8	9	AB	R	H	RBI	BB	SO	LOB
2 Denard Span, L (1, 8) OBP: 0.342, SLG: 0.378 19 Darin Mastroianni, R (8, 9) OBP: 0.353, SLG: 0.421	C FF 91 B SI 93 C SI 92 S SL 83 1-3 K		F FF 93 B SI 94 F FF 94 B SL 82 S SL 82 2-3 K		F SI 93 B SI 93 X CU 75 1-1 F8		B FF 90 C FF 90 B FF 91 B FF 91 C FF 91 X FF 91 3-2 FC3-2 2-3 3-H			4 0	0 0	0 0	0 0	0 0	2 0	2 0
11 Ben Revere, L (1, 9) OBP: 0.342, SLG: 0.367 (8, 8)	C SI 93 X FF 94 0-1 G3			B SI 91 X FF 93 1-0 7 G4-3 3B		C CH 85 B SL 80 B CH 82 B FF 92 C CH 87 B SI 94 4-2 16 G4-3 7 SH1-3 BB	C FF 92 F SL 81 F FF 94 B SL 81 F SL 82 D SL 82 X FF 93 2-2 F7			3	1	1	0	1	0	2
7 Joe Mauer, L (1, 2) OBP: 0.420, SLG: 0.463	B FF 93 B SI 94 C FF 93 C FF 92 X FF 95 2-2 L1			B FF 94 3 SAFE B FF 94 X FF 94 2-0 G4-3 3-H		X SI 93 0-0 SH1-3 1-2		B FF 90 C FF 89 C SL 79 F FF 91 B FF 92 X FF 92 2-2 16 G5-4-3 1B		3	0	1	1	0	0	0
16 Josh Willingham, R (1, 10) OBP: 0.393, SLG: 0.567		B SI 92 B SI 92 B SI 93 B CH 88 4-0 18 G6-3 BB		F SI 96 F FF 94 B SL 82 X SL 84 1-2 18 1B 27 FC6-4 1B		B SI 94 B SI 94 B SI 93 C FF 92 F SI 94 X SL 82 3-2 G4-3 2-3		B FF 94 B SL 84 X FF 94 2-0 G5-4-3 1-2f		3	1	1	0	1	0	2
18 Ryan Doumit, S (1, 7) OBP: 0.337, SLG: 0.443		B FF 93 F SI 92 X FF 93 1-1 G6-3 1-2f		C SI 94 B FF 94 X SI 94 1-1 27 FC6-4 1-3 1B		C SI 94 S SL 82 S SL 85 0-3 K		X FF 94 0-0 G4-3		4	0	1	0	0	1	2
27 Chris Parmelee, L (1, 3) OBP: 0.286, SLG: 0.327		C FF 94 B SI 93 B FF 93 C SI 93 X SI 93 2-2 20 FC6-4 1B		B SI 94 C SI 94 B FF 93 C SL 80 X SL 84 2-2 FC6-4 1-2f 3-H			C CU 75 B SL 83 X SI 94 1-1 12 8 1B 2B 1B		C FF 93 B SL 82 F FF 94 C SL 85 1-3 K	4	1	2	1	0	1	1
20 Brian Dozier, R (1, 6) OBP: 0.266, SLG: 0.325		C SI 92 B SL 80 B SI 93 X SI 92 2-1 FC6-4 1-2f		B CU 77 1 SAFE F SI 93 F SI 94 F SL 82 S SL 83 1-3 K2-3			B SI 92 X SI 93 1-0 F9		B FF 94 B FF 93 C FF 94 X FF 94 2-1 F8	4	0	0	0	0	1	3
12 Alexi Casilla, S (1, 4) OBP: 0.265, SLG: 0.293			F FF 93 H FF 94 1-1 8 G6-3 HBP		B FF 92 X SI 92 1-0 B1-3		B SI 93 X SI 93 1-0 8 2B 2 FC3-2 1-2 1B		C FF 94 B SL 84 X FF 95 1-1 G6-3	3	0	1	0	0	0	0
8 Jamey Carroll, R (1, 5) OBP: 0.318, SLG: 0.283			B FF 92 C SI 92 1 SAFE X SI 92 1-1 G6-3 1-2f		C SI 92 X SI 94 0-1 P6		B SI 92 F SI 91 B FF 90 X SI 93 2-1 2 FC3-2 1-3 2-H 2B			3	0	1	1	0	0	1
Inning Stats	R: 0 E: 0 K: 1 S: 8 H: 0 LOB: 0 BB: 0 P: 11	R: 0 E: 0 K: 0 S: 7 H: 1 LOB: 1 BB: 1 P: 16	R: 0 E: 0 K: 1 S: 6 H: 0 LOB: 0 BB: 0 P: 10	R: 2 E: 0 K: 1 S: 14 H: 3 LOB: 1 BB: 0 P: 22	R: 0 E: 0 K: 0 S: 5 H: 0 LOB: 0 BB: 0 P: 7	R: 0 E: 0 K: 1 S: 9 H: 0 LOB: 1 BB: 1 P: 16	R: 1 E: 0 K: 0 S: 14 H: 3 LOB: 2 BB: 0 P: 24	R: 0 E: 0 K: 0 S: 6 H: 1 LOB: 0 BB: 0 P: 10	R: 0 E: 0 K: 1 S: 7 H: 0 LOB: 0 BB: 0 P: 11	1B: 6 2B: 1 3B: 1 HR: 0 SF: 0 SAC: 1 DP: 3 HBP: 1						

PITCHER		IP	WLS	BF	H	R	ER	SO	BB	IBB	HBP	BLK	WP	HR	S	P	ERA	WHIP
39 Luis Mendoza, R ERA: 4.31	(1, 1)	6.1	W	27	7	3	3	4	2	0	1	0	0	0	55	93	4.26	1.421
50 Jose Mijares, L ERA: 1.72	(7, 1)	0.2	H	3	1	0	0	0	0	0	0	0	0	0	12	19	0.00	1.500
43 Aaron Crow, R ERA: 3.89	(8, 1)	2.0	S	5	0	0	0	1	0	0	0	0	0	0	9	15	0.00	0.000

PITCHER	IP	WLS	BF	H	R	ER	SO	BB	IBB	HBP	BLK	WP	HR	S	P	ERA	WHIP

TOP

Minnesota Twins @ Kansas City Royals

Kauffman Stadium, Kansas City, MO

Sat Jul 21 2012, 6:11 PM - 9:11 PM CDT

Att. 26,747 - Clear - 99 F

livebaseballscorecards.com

AB	31
R	3
H	8
RBI	3
BB	2
SO	5
LOB	13

1B: 6	SF: 0	WP: 0	PA: 35
2B: 1	SAC: 1	PB: 0	
3B: 1	DP: 3	SB: 0	
HR: 0	HBP: 1	CS: 0	

Minnesota Twins @ Kansas City Royals

Kauffman Stadium, Kansas City, MO

Sat Jul 21 2012, 6:11 PM - 9:11 PM CDT

Att. 26,747 - Clear - 99 F

livebaseballscorecards.com

BOTTOM

Batter	1	2	3	4	5	6	7	8	9	AB	R	H	RBI	BB	SO	LOB
4 Alex Gordon, L (1, 7) OBP: 0.376, SLG: 0.432	C FF 87 X SI 89 0-1 16 G4-6-3 2 E 6 1B 1B	F FF 89 S CU 82 B CU 81 D CU 83 C FF 90 2-3 ② K			S CU 79 B FF 89 B CU 80 B CU 80 X FF 88 3-1 16 F9 2 1B 6 1B 1B	X CU 81 0-0 ③ P5		C FF 93 B FF 93 B SL 83 C SI 92 B SL 85 X SI 92 3-2 16 L3-6 2 1B 2-H 1B		5	2	3	1	0	1	2
2 Alcides Escobar, R (1, 6) OBP: 0.354, SLG: 0.434	C SI 90 B CU 81 X FF 88 1-1 E4 16 G4-6-3 1-2	C CU 81 B SI 88 S CU 81 D CU 82 1 SAFE F FF 90 X FF 88 2-2 ③ G6-3			B FF 89 S CH 83 X FF 90 1-1 6 1B 8 E 1-2 1B		S SL 84 C SL 85 X SL 85 0-2 ① G6-3	1 SAFE B SI 92 S SL 86 B SL 86 X SL 84 2-1 1-2 1B		5	1	2	0	0	0	3
16 Billy Butler, R (1, 10) OBP: 0.363, SLG: 0.487	C FF 89 B FF 88 F FF 89 X CU 82 1-2 ① ② G4-6-3 1-2f 2-3		C CU 79 B FF 88 B CH 83 X FF 89 2-1 13 G5-4-3 1B		B FF 88 X FF 90 1-0 ① F9 2-3		C SL 87 B FF 93 F SI 93 X SI 94 1-2 6 2B 1B	B FF 93 F SL 85 F SI 92 X SI 93 1-2 ② ③ L3-6 2-2		5	1	2	0	0	0	6
6 Lorenzo Cain, R (1, 8) OBP: 0.340, SLG: 0.522 1 Jarrod Dyson, L (7, PR) OBP: 0.311, SLG: 0.313 (8, 8)	X FF 88 0-0 13 FC6-4 3-H 1B		C CU 80 X CU 80 0-1 ① F7		X SI 89 0-0 8 E 1-3 3-H 1B		B SL 86 F SL 86 X SL 85 1-1 1-H 2B			4 0	0 0	3 0	3 0	0 0	0 0	1 0
13 Salvador Perez, R (1, 2) OBP: 0.380, SLG: 0.618	B FF 88 1 SAFE 1 SAFE C FF 89 F CH 83 X FF 90 1-2 ③ FC6-4 1-2f		X FF 89 0-0 ② ③ G5-4-3 1-2f		I IN 58 I IN 59 I IN 60 I IN 60 4-0 21 L4-6 8 E IBB		B SI 92 B SI 92 B SL 86 F SL 85 C SL 86 X FF 94 3-2 ② L7			3	0	0	0	1	0	3
8 Mike Moustakas, L (1, 5) OBP: 0.322, SLG: 0.476		C CU 78 S FF 89 B CU 81 X FF 88 1-2 35 1B 11 1B 1B		B FF 87 S CU 80 S CU 80 F CU 80 F CU 80 X FF 89 1-2 21 G6-4-3 1B	S CU 81 B CU 82 X CU 80 1-1 E3 1-2 2-3 3-H		D SL 84 C FF 92 X SL 86 1-1 ③ F7			4	1	2	1	0	0	3
21 Jeff Francoeur, R (1, 9) OBP: 0.289, SLG: 0.379		F FF 89 F FF 88 D CU 81 F CU 82 F FF 90 1 SAFE B FF 90 X CH 84 2-2 ① F9		B FF 89 B FF 89 X FF 89 2-0 ① ② G6-4-3 1-2f	X FF 90 0-0 ② ③ L4-6 2-2			B CU 74 F SI 92 F FF 92 B SL 85 X SI 93 2-2 35 G5-3 11 2B 2B		4	1	1	0	0	0	5
35 Eric Hosmer, L (1, 3) OBP: 0.296, SLG: 0.359		X FF 90 0-0 11 1B 1-2 1B		C CU 80 B CU 80 B CU 80 B FF 89 F FF 89 F CU 82 F FF 90 B FF 90 4-2 BB		C FF 87 B FF 88 F FF 88 F CU 80 B CU 81 C FF 88 2-3 ① K		X SI 92 0-0 ① G5-3 2-3		3	0	1	0	1	1	1
11 Yuniesky Betancourt, R (1, 4) OBP: 0.271, SLG: 0.417 17 Chris Getz, L (8, PR) OBP: 0.333, SLG: 0.390 (9, 4)		B FF 89 C FF 88 X FF 89 1-1 1-3 2-H 1B		X FF 89 0-0 ③ F7		B CH 82 F CH 82 B FF 89 C FF 89 X CU 81 2-2 ② P6		B FF 92 X SI 93 1-0 4 WP 4 1B 3-H 2B		4 0	0 1	2 0	2 0	0 0	0 0	1 0
Inning Stats	R: 1 H: 2 E: 1 LOB: 1 K: 0 BB: 0 S: 11 P: 14	R: 1 H: 3 E: 0 LOB: 2 K: 1 BB: 0 S: 18 P: 26	R: 0 H: 1 E: 0 LOB: 0 K: 0 BB: 0 S: 5 P: 7	R: 0 H: 1 E: 0 LOB: 1 K: 0 BB: 1 S: 11 P: 18	R: 2 H: 3 E: 1 LOB: 2 K: 0 BB: 1 S: 9 P: 19	R: 0 H: 0 E: 0 LOB: 0 K: 1 BB: 0 S: 8 P: 12	R: 1 H: 2 E: 0 LOB: 1 K: 0 BB: 0 S: 13 P: 19	R: 2 H: 4 E: 0 LOB: 2 K: 0 BB: 0 S: 13 P: 22		1B: 13 SF: 0 2B: 5 SAC: 0 3B: 0 DP: 5 HR: 0 HBP: 0						WP: 1 PA: 39 PB: 0 SB: 0 CS: 0	

	AB	37
	R	7
	H	16
	RBI	7
	BB	2
	SO	2
	LOB	25

PITCHER		IP	WLS	BF	H	R	ER	SO	BB	IBB	HBP	BLK	WP	HR	S	P	ERA	WHIP
58 Scott Diamond, L ERA: 3.16	(1, 1)	6.0	L	28	10	4	4	2	1	1	0	0	0	0	62	96	6.00	1.833
60 Jeff Gray, R ERA: 4.73	(7, 1)	0.2		4	2	1	1	0	0	0	0	0	0	0	11	16	13.50	3.000
52 Brian Duensing, L ERA: 5.26	(7, 1)	0.2		5	3	2	2	0	0	0	0	0	1	0	10	17	27.00	4.500
31 Alex Burnett, R ERA: 3.11	(8, 1)	0.2		2	1	0	0	0	0	0	0	0	0	0	5	8	0.00	1.500

PITCHER	IP	WLS	BF	H	R	ER	SO	BB	IBB	HBP	BLK	WP	HR	S	P	ERA	WHIP

Minnesota Twins @ Kansas City Royals

Kauffman Stadium, Kansas City, MO

Sun Jul 22 2012, 1:16 PM - 4:01 PM CDT

Att. 23,252 - Sunny - 98 F

livebaseballscorecards.com

Batter	1	2	3	4	5	6	7	8	9	AB	R	H	RBI	BB	SO	LOB
2 Denard Span, L (1, 8) OBP: 0.340, SLG: 0.378	B FF 91 C SI 91 C SI 91 B SL 86 B FF 94 F FF 93 X SI 93 3-2 ① G3		C CH 84 C CH 84 S SI 94 0-3 ① K	S CH 84 B SI 92 B SL 85 C SI 92 F CU 75 B SI 93 X SI 93 3-2 ③ G3			X FF 92 0-0 ① 1-H 2B		C SL 78 F SL 79 S SI 90 0-3 ③ K	5	0	1	1	0	2	2
11 Ben Revere, L (1, 9) OBP: 0.344, SLG: 0.366	C SI 91 F CU 77 S CU 76 0-3 ② K		C SI 92 B SL 84 B CH 85 B SI 93 B SI 92 4-1 7 BB 18 1B 1-2 BB		C SI 89 B CU 73 X CH 81 1-1 ① G3		X FF 92 0-0 7 G6-4-3 1B			3	1	1	0	1	1	0
7 Joe Mauer, L (1, 3) OBP: 0.421, SLG: 0.460	B SI 91 C SI 92 F SI 93 B SI 94 B SI 93 4-1 BB		C SI 93 C SL 85 F FF 94 F SL 86 B SI 95 D CU 75 D SL 86 F FF 95 B SI 94 4-2 18 1B 20 2B 1-2 2-3 BB		X CH 83 0-0 ② G4-3		B FF 93 C FF 93 C CU 74 F FF 93 F CU 75 X FF 93 1-2 ②③ G6-4-3 1-2f			2	1	0	0	2	0	1
16 Josh Willingham, R (1, 7) OBP: 0.389, SLG: 0.560	B SI 92 C CU 84 X SI 93 1-1 ③ G5-3		X SL 84 0-0 ② F6		C SI 93 F SI 91 B CU 74 B SI 92 F CH 85 C SL 85 2-3 ③ K			B SI 89 S SI 91 X SI 91 1-1 ① F7		4	0	0	0	0	1	4
18 Ryan Doumit, S (1, 10) OBP: 0.342, SLG: 0.470		B SI 92 F SI 91 X CU 75 1-1 HR	C SI 96 X SI 96 0-1 20 2B 1-3 2-H 3-H 1B			C FF 93 F FF 94 B CU 74 B CH 84 B CH 84 X CH 84 2-2 HR		C SL 80 F CH 84 B CH 84 F FF 92 S SL 80 1-3 ② K		4	3	3	4	0	1	0
20 Brian Dozier, R (1, 6) OBP: 0.265, SLG: 0.328		B SI 92 X SI 93 1-0 ① L7	D SL 84 B SI 94 C SI 95 X SL 84 2-1 2-H 3-H 2B			C FF 93 F FF 94 B CU 75 F FF 94 X FF 93 1-2 ① F8		S SI 91 C SL 80 B SL 79 F SL 80 F FF 91 F SL 80 B SL 81 X SI 92 2-2 ③ F7		4	0	1	2	0	0	0
12 Alexi Casilla, S (1, 4) OBP: 0.260, SLG: 0.286		B SI 90 C CH 85 B SI 93 S FF 92 F SL 86 C SL 85 2-3 ② K	X CH 85 0-0 ③ G3-1			F FF 93 C CU 74 S FF 94 0-3 ② K			L SI 90 B SL 79 F CH 82 B SL 79 F FF 91 X SL 81 2-2 ① F9	4	0	0	0	0	2	1
41 Drew Butera, R (1, 2) OBP: 0.273, SLG: 0.333		B CU 74 B SI 94 X SI 93 2-0 ③ F7		S SI 90 F SI 90 B SL 82 F SI 92 F FF 93 B SL 85 X CH 85 2-2 ① G5-3		B FF 93 B CH 84 C FF 92 T FF 93 C FF 94 2-3 ③ K			F FF 90 B SI 92 C SL 80 B SL 78 B SL 81 C SI 90 3-3 ② K	4	0	0	0	0	2	0
8 Jamey Carroll, R (1, 5) OBP: 0.323, SLG: 0.287			C SI 90 B SL 83 B SL 84 F SI 93 X SI 92 2-2 7 BB 11 BB 18 1B 1B	F SI 92 B SI 91 F CU 73 F CH 84 X SI 94 1-2 ② F7			C FF 92 B CU 73 B CH 84 X FF 92 2-1 2 2B 1B		C SI 90 B SI 90 F SI 91 F SL 80 B SL 80 B FF 89 B FF 90 4-2 BB	3	2	2	0	1	0	0

Inning Stats																				
	R: 0	H: 0	R: 1	H: 1	R: 4	H: 3	R: 0	H: 0	R: 0	H: 0	R: 1	H: 1	R: 1	H: 3	R: 0	H: 0	R: 0	H: 0	1B: 4	SF: 0	WP: 0	PA: 37
	E: 0	LOB: 1	E: 0	LOB: 0	E: 0	LOB: 1	E: 0	LOB: 0	E: 0	LOB: 0	E: 0	LOB: 0	E: 0	LOB: 0	E: 0	LOB: 1	E: 0	LOB: 1	2B: 2	SAC: 0	PB: 0	
	K: 1	BB: 1	K: 1	BB: 0	K: 1	BB: 2	K: 0	BB: 0	K: 1	BB: 0	K: 2	BB: 0	K: 0	BB: 0	K: 1	BB: 0	K: 2	BB: 1	3B: 0	DP: 1	SB: 0	
	S: 10	P: 18	S: 8	P: 14	S: 18	P: 30	S: 13	P: 19	S: 7	P: 10	S: 13	P: 18	S: 9	P: 12	S: 12	P: 16	S: 13	P: 22	HR: 2	HBP: 0	CS: 0	

PITCHER		IP	WLS	BF	H	R	ER	SO	BB	IBB	HBP	BLK	WP	HR	S	P	ERA	WHIP
33 Jeremy Guthrie, R ERA: 6.49	(1, 1)	5.0	L	22	4	5	5	4	3	0	0	0	0	1	56	91	9.00	1.400
55 Tim Collins, L ERA: 3.59	(6, 1)	2.0		8	4	2	2	2	0	0	0	0	0	1	22	30	9.00	2.000
31 Louis Coleman, R ERA: 4.11	(8, 1)	2.0		7	0	0	0	3	1	0	0	0	0	0	25	38	0.00	0.500

PITCHER	IP	WLS	BF	H	R	ER	SO	BB	IBB	HBP	BLK	WP	HR	S	P	ERA	WHIP

TOP	
AB	33
R	7
H	8
RBI	7
BB	4
SO	9
LOB	8

Batter	1	2	3	4	5	6	7	8	9	AB	R	H	RBI	BB	SO	LOB
4 Alex Gordon, L (1, 7) OBP: 0.374, SLG: 0.430	B CH 84 B CH 86 F CH 85 X FF 88 2-1 ① G4-3		C FF 93 X CH 85 0-1 1B		F FF 92 F FF 94 C CU 82 0-3 ② K		C SL 82 F SL 81 B FF 88 B SL 84 X SL 84 2-2 ② F7		C FF 95 B FF 94 C FF 94 D SL 84 F FF 96 X SL 84 2-2 ② SF7 3-H	4	0	1	1	0	1	3
2 Alcides Escobar, R (1, 6) OBP: 0.352, SLG: 0.430 11 Yuniesky Betancourt, R (9, PH) OBP: 0.275, SLG: 0.436	C CH 87 S CU 79 F CU 80 B CU 81 B FF 92 B CU 78 B CH 85 4-2 8 CS BB		B FF 91 C FF 89 B FF 90 C CU 81 F CU 83 1 SAFE F FF 91 X CU 83 2-2 ③ L6		C CU 80 X FF 93 0-1 ③ G3-1 1-2		B SI 89 S SL 83 S SL 84 X SL 82 1-2 ③ FC6-4 1-2f		F SL 84 B SL 84 X SL 83 1-1 HR	3 1	0 1	0 1	0 1	1 0	0 0	4 0
8 Mike Moustakas, L (1, 5) OBP: 0.325, SLG: 0.478	C FF 89 1 SAFE F FF 92 S CU 80 0-3 ② ③ K 1-2			B FF 89 B CH 86 B CH 86 C FF 89 B FF 88 4-1 16 1B 6 SF8 BB		B FF 90 B FF 89 B CH 86 B FF 88 4-0 BB		C SL 81 X FF 89 0-1 16 HR 2B	C FF 95 F FF 96 S FF 95 0-3 ③ K	3	2	1	0	2	2	1
16 Billy Butler, R (1, 10) OBP: 0.364, SLG: 0.496		B CH 87 F CH 86 F FF 91 F CU 83 X FF 92 1-2 ① G5-3		X FF 91 0-0 1-3 1B		C CU 78 F CU 81 B FF 93 X CU 82 1-2 ① L9		F SI 93 X SI 92 0-1 2-H HR		4	1	2	2	0	0	1
6 Lorenzo Cain, R (1, 8) OBP: 0.315, SLG: 0.490		C FF 92 B CU 78 X FF 90 1-1 ② G5-3		X CU 79 0-0 ① SF8 3-H		C FF 91 B CU 82 C FF 92 X CU 83 1-2 ② L8		B SI 93 B SL 82 C SI 93 S SL 84 X SI 94 2-2 ① G4-3		3	0	0	1	0	0	1
13 Salvador Perez, R (1, 2) OBP: 0.373, SLG: 0.600		C FF 92 C FC 92 X CU 81 0-2 21 FC6-4 1B		B FF 91 C FF 90 F FF 92 F CU 83 S CU 83 1-3 ② K		X CU 80 0-0 ③ G4-3		B SL 82 F SL 83 F SI 95 S FF 95 1-3 ② K		4	0	1	0	0	2	2
21 Jeff Francoeur, R (1, 9) OBP: 0.286, SLG: 0.375		X FF 92 0-0 ③ FC6-4 1-2f		C FF 92 B CU 79 B CU 79 X FF 91 2-1 ③ F7			C CU 79 B FF 91 F CU 80 B CU 81 B FC 91 X CU 82 3-2 ① G5-3	B SL 84 C SL 82 S SI 94 X SI 95 1-2 ③ G5-3		4	0	0	0	0	0	2
35 Eric Hosmer, L (1, 3) OBP: 0.298, SLG: 0.363			C FF 88 C CH 82 B FF 92 S CU 82 1-3 ① K		F CU 79 B FF 92 F FF 90 X CU 81 1-2 ① F9		B FF 90 F CU 80 C CU 81 X CU 81 1-2 17 1B		X FF 95 0-0 17 G4-3 4 SF7 2B	4	1	2	0	0	1	0
17 Chris Getz, L (1, 4) OBP: 0.338, SLG: 0.393			C FF 92 F FF 88 F CU 82 X CU 83 0-2 ② G3		L FF 89 C FF 93 F CU 83 F FF 92 F CU 82 F CH 86 B CU 83 X FF 93 1-2 2 S 1B		C FF 93 B FF 92 F FF 91 F CU 81 X CU 83 1-2 2 FC6-4 1B 1-2		C SI 92 S SL 83 X SL 83 0-2 ① G4-3 2-3	4	0	2	0	0	0	1
Inning Stats	R: 0 E: 0 K: 1 S: 8 H: 0 LOB: 1 BB: 1 P: 14	R: 0 E: 0 K: 0 S: 10 H: 1 LOB: 1 BB: 0 P: 12	R: 0 E: 0 K: 1 S: 14 H: 1 LOB: 1 BB: 0 P: 17	R: 1 E: 0 K: 1 S: 9 H: 1 LOB: 1 BB: 1 P: 16	R: 0 E: 0 K: 1 S: 15 H: 1 LOB: 1 BB: 0 P: 17	R: 0 E: 0 K: 0 S: 7 H: 0 LOB: 1 BB: 1 P: 13	R: 0 E: 0 K: 0 S: 16 H: 2 LOB: 2 BB: 0 P: 24	R: 2 E: 0 K: 1 S: 13 H: 2 LOB: 0 BB: 0 P: 17	R: 2 E: 0 K: 1 S: 13 H: 2 LOB: 0 BB: 0 P: 16	1B: 6 2B: 3 3B: 0 HR: 2	SF: 2 SAC: 0 DP: 1 HBP: 0	WP: 0 PB: 0 SB: 1 CS: 1	PA: 39			

BOTTOM

Minnesota Twins @ Kansas City Royals

Kauffman Stadium, Kansas City, MO

Sun Jul 22 2012, 1:16 PM - 4:01 PM CDT

Att. 23,252 - Sunny - 98 F

livebaseballscorecards.com

AB	34
R	5
H	10
RBI	5
BB	3
SO	6
LOB	15

PITCHER		IP	WLS	BF	H	R	ER	SO	BB	IBB	HBP	BLK	WP	HR	S	P	ERA	WHIP
21 Samuel Deduno, R ERA: 3.94	(1, 1)	6.1	W	27	6	1	1	4	3	0	0	0	0	0	73	104	1.42	1.421
64 Tyler Robertson, L ERA: 5.0	(7, 1)	0.2		3	1	1	1	0	0	0	0	0	0	0	8	11	13.50	1.500
51 Anthony Swarzak, R ERA: 4.24	(8, 1)	1.0		4	1	1	1	1	0	0	0	0	0	1	11	15	9.00	1.000
15 Glen Perkins, L ERA: 3.16	(9, 1)	1.0		5	2	2	2	1	0	0	0	0	0	1	13	16	18.00	2.000

PITCHER	IP	WLS	BF	H	R	ER	SO	BB	IBB	HBP	BLK	WP	HR	S	P	ERA	WHIP

Kansas City Royals @ Los Angeles Angels

Angel Stadium of Anaheim, Anaheim, CA

Mon Jul 23 2012, 7:09 PM - 10:29 PM PDT

Att. 35,047 - Clear - 77 F

livebaseballscorecards.com

TOP

Batter	1	2	3	4	5	6	7	8	9	AB	R	H	RBI	BB	SO	LOB
4 Alex Gordon, L (1, 7) OBP: 0.375, SLG: 0.429	C FF 92 B SI 91 X FF 92 1-1 2 SH3 1B		X SL 84 0-0 16 BB 1-2 3-H 1B		B SI 92 B SL 83 X FF 92 2-0 ② F7		C FF 92 F SL 83 F SI 91 D SL 85 S FF 91 1-3 ② K		B SI 89 C SI 88 B SI 89 X SI 89 2-1 ③ P4	5	0	2	1	0	1	1
2 Alcides Escobar, R (1, 6) OBP: 0.352, SLG: 0.429	X FF 92 0-0 ① SH3 1-2		L FF 92 L FF 92 F FF 91 B SL 85 B SI 93 B SI 93 X FF 92 3-2 ① F9 2-3		C CU 77 B FC 90 B CH 86 C FC 90 B SI 90 X FC 89 3-2 ③ F7		C SI 96 T FF 96 D FC 93 1 SAFE X FF 97 1-2 1-2 1B			3	0	1	0	0	0	2
6 Lorenzo Cain, R (1, 8) OBP: 0.310, SLG: 0.481	F FF 92 B CH 85 2 SAFE C FF 92 C SI 94 1-3 ② K		S CH 85 B CU 80 C FF 94 X FF 93 1-2 ② SF8 3-H			B CU 79 C CU 79 B FC 90 S CH 88 X FC 90 2-2 1B	S FC 93 X SI 96 0-1 ③ P5			3	0	1	1	0	1	3
16 Billy Butler, R (1, 10) OBP: 0.365, SLG: 0.497	C FF 93 D CH 88 X FF 92 1-1 F7 ③		1 SAFE 1 SAFE C CH 85 B FF 92 B FF 93 B CH 85 B FF 92 4-1 1-2 BB			F FF 92 B FC 91 1 SAFE C FC 88 S FF 91 1-3 ① K		C FF 91 B CU 85 B SI 92 F SI 96 X FF 96 2-2 2B		3	0	1	0	1	1	2
8 Mike Moustakas, L (1, 5) OBP: 0.322, SLG: 0.472		B FF 90 X FC 90 1-0 ① F8	C FF 92 X SL 84 0-1 ③ G5-3			S FC 89 1 SAFE F SI 92 S SL 83 0-3 ② K		X FF 96 0-0 ① P6		4	0	0	0	0	1	4
11 Yuniesky Betancourt, R (1, 4) OBP: 0.279, SLG: 0.438		C FF 91 B CH 87 X FF 91 1-1 21 FC4-6 1B		C FC 90 S CU 80 B FF 91 B CU 79 B FC 90 F FF 91 X CH 86 3-2 21 G6-4-3 1B		C FF 91 F FC 89 1 SAFE 1 SAFE B CU 78 1 SAFE F FF 92 X SL 84 1-2 ③ F8		B FF 96 F FF 96 B FF 96 F FF 96 B FC 92 X FF 96 3-2 ② F7		4	0	2	0	0	0	2
21 Jeff Francoeur, R (1, 9) OBP: 0.283, SLG: 0.371		B SI 93 B CU 79 B FF 92 C FF 91 F FF 91 1 SAFE F FF 92 X CH 88 3-2 ② FC4-6 35 CS 1-2f		F FF 92 B CU 76 B FF 91 F SI 92 B FC 91 X FC 90 3-2 ① ② G6-4-3 1-2f			F CU 80 F SI 93 B FF 91 B SL 84 S FC 90 2-3 ① K	F FC 92 B FF 96 F FC 92 D FC 92 S FF 96 2-3 ③ K		4	0	0	0	0	2	3
35 Eric Hosmer, L (1, 3) OBP: 0.300, SLG: 0.365		1 SAFE 1 SAFE B SL 85 B FF 92 C FF 92 B FF 92 3-1 ③ CS 1-2	X SL 84 0-0 27 1B 27 S 4 1B 1B	B SI 92 C FC 89 S SI 92 S FF 92 1-3 ③ K			F SI 92 T SI 92 X FF 92 0-2 27 WP 27 1B 1B		C SI 88 C CU 75 B CU 76 F SI 90 F CU 76 B CU 75 S SI 90 2-3 ① K	4	2	2	0	0	2	0
27 Brayan Peña, S (1, 2) OBP: 0.291, SLG: 0.354			C CU 79 D CH 87 X CH 86 1-1 2 F9 4 1B 6 SF8 1-3 1B		B CU 78 B FF 92 C FF 91 B FF 90 C FF 92 X FC 91 3-2 ① G5-3		C SI 92 B FF 91 B FC 89 B CH 86 F FC 90 X SI 92 3-2 2 1B 1-H 1B		C SI 89 B SI 88 X SI 89 1-1 ② F8	4	1	2	1	0	0	0
Inning Stats	R: 0 E: 0 K: 1 S: 8 H: 1 LOB: 1 BB: 0 P: 11	R: 0 E: 0 K: 0 S: 8 H: 1 LOB: 0 BB: 0 P: 16	R: 2 E: 0 K: 0 S: 14 H: 3 LOB: 2 BB: 1 P: 23	R: 0 E: 0 K: 1 S: 10 H: 1 LOB: 0 BB: 0 P: 17	R: 0 E: 0 K: 0 S: 7 H: 0 LOB: 0 BB: 0 P: 15	R: 0 E: 0 K: 2 S: 13 H: 1 LOB: 1 BB: 0 P: 17	R: 1 E: 0 K: 2 S: 18 H: 3 LOB: 2 BB: 0 P: 25	R: 0 E: 0 K: 1 S: 10 H: 1 LOB: 1 BB: 0 P: 17	R: 0 E: 0 K: 1 S: 9 H: 0 LOB: 0 BB: 0 P: 14	1B: 10 2B: 1 3B: 0 HR: 0 SF: 1 SAC: 1 DP: 1 HBP: 0						

	AB	34
	R	3
	H	11
	RBI	3
	BB	1
	SO	8
	LOB	17

WP: 1 PA: 38
PB: 0
SB: 1
CS: 1

PITCHER		IP	WLS	BF	H	R	ER	SO	BB	IBB	HBP	BLK	WP	HR	S	P	ERA	WHIP
33 C.J. Wilson, L ERA: 2.89	(1, 1)	6.2		28	9	3	3	6	1	0	0	0	1	0	73	118	4.05	1.500
40 Kevin Jepsen, R ERA: 4.8	(7, 1)	1.1	W	6	2	0	0	1	0	0	0	0	0	0	15	23	0.00	1.500
37 Scott Downs, L ERA: 1.89	(9, 1)	1.0	S	3	0	0	0	1	0	0	0	0	0	0	9	14	0.00	0.000

PITCHER	IP	WLS	BF	H	R	ER	SO	BB	IBB	HBP	BLK	WP	HR	S	P	ERA	WHIP

Batter	1	2	3	4	5	6	7	8	9	AB	R	H	RBI	BB	SO	LOB
27 Mike Trout, R (1, 7) OBP: 0.412, SLG: 0.600	B CU 72 F SL 82 X SL 83 1-1 ① G3-1		C CU 71 C SI 86 X FF 89 0-2 48 2B 5 G3-1 1B	X CH 77 0-0 ③ FC5-4 1-2f			B CU 83 C FF 98 F FF 99 F CH 87 B FF 99 B FF 98 F FF 98 X FF 99 3-2 ① F8	C FF 96 F FF 97 X SL 84 0-2 1-2 1B		5	1	2	0	0	0	1
48 Torii Hunter, R (1, 9) OBP: 0.327, SLG: 0.417	B SI 87 C SL 83 F CU 76 S FF 88 1-3 ② K		S SL 82 1 SAFE 1 SAFE 1 SAFE 1 SAFE L SL 84 B SI 86 1 SAFE F SI 89 2-2 1 SAFE B FF 88 1 SAFE X CH 77 5 G3-1 47 2B 1-3 2B		B CH 77 B CH 75 B CH 77 C FF 86 X SL 84 3-1 ① G4-3		B CU 83 C CH 87 B SI 99 X CH 86 2-1 ② G6-3	B FF 93 S SL 84 D SL 84 F SL 84 B FF 94 S SL 86 3-3 ③ K		5	1	1	0	0	2	2
5 Albert Pujols, R (1, 3) OBP: 0.345, SLG: 0.492	B CU 73 X CH 76 1-0 44 BB 1B		B FF 88 B SL 85 X SL 83 2-0 ① G3-1 2-3 3-H		C SL 82 X CU 71 0-1 ② G5-3		B CH 88 C CH 86 X CU 86 1-1 ③ G6-3			4	0	1	1	0	0	1
44 Mark Trumbo, R (1, 10) OBP: 0.354, SLG: 0.613	B SL 83 B SL 82 F SL 82 B CH 76 C CH 76 F SL 84 1 SAFE B SL 83 4-2 1-2 BB		F FF 88 F SL 82 B FF 88 F FF 87 F CU 75 X SL 85 1-2 ② P3		C SL 84 S FF 88 B CU 72 F FF 90 B FF 89 F SL 84 S SL 85 2-3 ③ K			C SL 85 S SL 87 B SL 86 F FF 96 F SL 85 F FF 95 C SL 86 1-3 ① K		3	0	0	0	1	2	1
47 Howie Kendrick, R (1, 4) OBP: 0.315, SLG: 0.383	B SL 83 C CH 75 B SI 87 F SL 84 X FF 87 2-2 ③ F9		F SL 86 B SL 85 X FF 88 1-1 3-H 2B			B CU 71 B SL 81 B CH 77 C SI 84 B SL 81 4-1 13 S 6 G4-3 13 1B BB		B FF 94 B FF 94 X FF 94 2-0 ② G6-3		3	1	1	1	1	0	2
6 Alberto Callaspo, S (1, 5) OBP: 0.322, SLG: 0.366		C SL 82 B SL 82 X CH 75 1-1 ① F9	B CH 78 B SL 83 X CH 77 2-0 ③ F8			F SL 82 F SL 81 B SL 84 B SL 85 X SI 89 2-2 ① G4-3 1-2		C FF 95 B SL 86 S SL 86 X FF 97 1-2 13 2B 8 1B 1B		4	1	1	0	0	0	2
13 Maicer Izturis, S (1, 6) OBP: 0.322, SLG: 0.305		B SL 80 F CH 75 C SI 86 B FF 88 F SL 83 X SI 86 2-2 ② F8		B SI 83 C SI 85 X SL 85 1-1 ① G6-3		C SL 84 F CH 78 B FF 88 X SL 84 1-2 46 S 25 S 2-H 1B		B FF 94 X FF 96 1-0 8 1B 1-3 2B		4	1	2	1	0	0	0
25 Peter Bourjos, R (1, 8) OBP: 0.285, SLG: 0.331		B SI 86 C CU 73 S CH 76 H FF 87 2-2 HBP		B SL 82 C FF 85 F SL 84 F CH 77 F SI 89 F CH 77 X FF 88 1-2 ② G3-1		B SI 96 C SI 97 C FF 99 B FF 99 S CH 87 2-3 ② K 1-2		B FF 97 B SL 84 B FF 96 B FF 94 4-0 8 1B 8 1B BB		2	1	0	0	1	1	1
46 Bobby Wilson, R (1, 2) 8 Kendrys Morales, S (8, PH) 41 John Hester, R (9, 2)		C SL 84 1 SAFE 1 SAFE T FF 87 T SI 88 0-2 ③ K		B CH 77 F SL 82 S CH 77 F FF 89 F SL 85 X CH 77 1-2 E1 27 FC5-4		B FF 99 B SI 98 S CH 88 F CH 86 S CH 86 2-3 ③ K 2-3		B SL 85 C FF 96 X FF 96 1-1 27 1B 1-H 2-H 3-H 1B		3 0 0 0 0 2 2 1 0 1 3 0 0 0 0 0 0 0 0 0 0						
Inning Stats	R: 0 E: 0 K: 1 S: 12 H: 1 LOB: 2 BB: 1 P: 21	R: 0 E: 0 K: 1 S: 11 H: 0 LOB: 1 BB: 0 P: 16	R: 2 E: 0 K: 0 S: 16 H: 3 LOB: 1 BB: 0 P: 24	R: 0 E: 1 K: 0 S: 14 H: 0 LOB: 1 BB: 0 P: 17	R: 0 E: 0 K: 1 S: 9 H: 0 LOB: 0 BB: 0 P: 14	R: 1 E: 0 K: 2 S: 13 H: 1 LOB: 1 BB: 1 P: 24	R: 0 E: 0 K: 0 S: 9 H: 0 LOB: 0 BB: 0 P: 15	R: 3 E: 0 K: 2 S: 19 H: 4 LOB: 2 BB: 1 P: 32		1B: 6 2B: 3 3B: 0 HR: 0 SF: 0 SAC: 0 DP: 0 HBP: 1						

BOTTOM

Kansas City Royals @ Los Angeles Angels

Angel Stadium of Anaheim, Anaheim, CA

Mon Jul 23 2012, 7:09 PM - 10:29 PM PDT

Att. 35,047 - Clear - 77 F

livebaseballscorecards.com

AB	34
R	6
H	9
RBI	6
BB	3
SO	7
LOB	12

PITCHER		IP	WLS	BF	H	R	ER	SO	BB	IBB	HBP	BLK	WP	HR	S	P	ERA	WHIP
52 Bruce Chen, L ERA: 5.54	(1, 1)	5.1		25	5	3	3	3	2	0	1	0	0	0	69	106	5.06	1.312
40 Kelvin Herrera, R ERA: 2.7	(6, 1)	1.2		5	0	0	0	2	0	0	0	0	0	0	15	25	0.00	0.000
56 Greg Holland, R ERA: 3.93	(8, 1)	0.2	L	7	4	3	3	1	1	0	0	0	0	0	16	26	40.50	7.500
43 Aaron Crow, R ERA: 3.86	(8, 1)	0.1		1	0	0	0	1	0	0	0	0	0	0	3	6	0.00	0.000

PITCHER	IP	WLS	BF	H	R	ER	SO	BB	IBB	HBP	BLK	WP	HR	S	P	ERA	WHIP

Batter	1	2	3	4	5	6	7	8	9	AB	R	H	RBI	BB	SO	LOB
4 Alex Gordon, L (1, 7) OBP: 0.380, SLG: 0.438	C SI 95 S CH 85 B FF 97 B CH 86 B SI 95 X SI 96 3-2 2 WP 6 HR 2B	B CH 86 B FF 95 X SI 95 2-0 2 FC6-4 1-3 2-H 1B		B SI 95 S SI 96 B SL 86 B SL 86 B FF 93 4-1 2 S BB			B FF 93 B SI 92 X SI 92 2-0 ① G6-3		B FF 90 X CH 86 1-0 2B	4	1	3	1	1	0	0
2 Alcides Escobar, R (1, 6) OBP: 0.348, SLG: 0.423	L FF 95 2 SAFE F SL 86 F SI 95 2 SAFE F SL 84 B FF 94 X SL 85 1-2 ① G4-3 2-3	B FF 95 S SI 94 L SI 95 X SL 85 1-2 ② FC6-4 6 S 1-2f 3-H		B SL 85 1 SAFE 1 SAFE S FF 94 1 SAFE B SL 85 1 SAFE B FF 93 F FF 94 3-2 X SL 86 ③ P4 1-2			X FC 91 0-0 ② G6-3		C FC 88 B FF 92 S FC 87 F FC 90 S SL 80 1-3 ② K	5	0	0	1	0	1	4
6 Lorenzo Cain, R (1, 8) OBP: 0.333, SLG: 0.536	B SI 95 X SL 85 1-0 3-H HR	1 SAFE 1 SAFE C SI 94 1 SAFE B SI 93 P PO 89 B SI 95 B SL 85 4-1 1-2 BB			C SL 86 B FF 95 F CU 76 F SI 96 F SL 85 X SL 85 1-2 ① L6		C FC 90 B SI 93 S FC 90 X SI 93 1-2 16 S 1B		F SI 92 F SI 92 F FF 92 B FC 90 F FF 92 S FC 90 1-3 ③ K	4	1	2	2	1	1	1
16 Billy Butler, R (1, 10) OBP: 0.362, SLG: 0.492	C FF 96 S SI 96 B SI 95 F SL 85 S SL 85 1-3 ② K	B FF 95 S SL 85 2 SAFE D SL 85 C FF 95 S SL 84 2-3 ③ K			B FF 96 C FF 96 B CU 77 C SL 85 X SL 84 2-2 ② G6-3		C FC 90 F FF 92 X FC 90 0-2 ③ G5-3 1-2			4	0	0	0	0	2	3
8 Mike Moustakas, L (1, 5) OBP: 0.324, SLG: 0.473	B SI 95 B SI 95 B SI 94 C FF 94 X SI 94 3-1 1B		C SI 94 X FF 95 0-1 ① P4		C SL 84 F CH 86 X SL 85 0-2 ③ G4-3			B SI 92 S CH 85 F FC 90 B SI 92 B SL 80 X CH 84 3-2 1B		4	0	2	0	0	0	0
13 Salvador Perez, R (1, 2) OBP: 0.356, SLG: 0.571	C FF 94 1 SAFE D SI 94 D SL 84 B FF 94 F FF 93 X FF 94 3-2 ③ F7		B SL 86 X FF 95 1-0 ② G5-3			C FC 90 B FF 94 F SI 94 B FC 91 B SI 94 F FC 91 X FC 92 3-2 ① P3		X FC 89 0-0 ① F8		4	0	0	0	0	0	2
21 Jeff Francoeur, R (1, 9) OBP: 0.280, SLG: 0.367		F FF 94 X SL 86 0-1 ① G5-3	S SL 86 S SL 85 B SL 85 B CU 76 F SL 85 F SI 96 X SI 95 2-2 ③ G4-3			B FC 91 B FC 90 B FF 94 C FF 94 F FF 94 F FF 94 F FC 91 F FF 94 X FF 94 3-2 ② G5-3		C FC 89 C FC 88 B SI 93 C FC 89 1-3 ② K		4	0	0	0	0	1	1
35 Eric Hosmer, L (1, 3) OBP: 0.302, SLG: 0.370		B SI 94 B CH 86 B SI 94 B FF 94 4-0 17 1B 4 1B BB	S SL 85 X FF 95 0-1 ① G4-3			B CU 76 B SI 93 B SI 93 X FF 93 3-0 3B		B SI 91 C CH 83 B SL 79 X SI 91 2-1 ③ G4-3		3	1	1	0	1	0	1
17 Chris Getz, L (1, 4) OBP: 0.336, SLG: 0.389		C FF 95 X CH 85 0-1 4 1B 2 FC6-4 1-2 1B	B SI 95 C SI 94 X FF 95 1-1 ② G4-3			B FF 93 B SI 92 X SI 92 2-0 ③ F7			C FF 90 X FC 87 0-1 ① G6-3	4	1	1	0	0	0	1
Inning Stats	R: 2 E: 0 K: 1 S: 18 H: 3 LOB: 1 BB: 0 P: 30	R: 2 E: 0 K: 1 S: 13 H: 2 LOB: 2 BB: 2 P: 25	R: 0 E: 0 K: 0 S: 8 H: 0 LOB: 0 BB: 0 P: 11	R: 0 E: 0 K: 0 S: 8 H: 0 LOB: 1 BB: 1 P: 16	R: 0 E: 0 K: 0 S: 11 H: 0 LOB: 0 BB: 0 P: 14	R: 0 E: 0 K: 0 S: 12 H: 1 LOB: 1 BB: 0 P: 23	R: 0 E: 0 K: 0 S: 8 H: 1 LOB: 1 BB: 0 P: 11	R: 0 E: 0 K: 1 S: 9 H: 1 LOB: 1 BB: 0 P: 15	R: 0 E: 0 K: 2 S: 12 H: 1 LOB: 1 BB: 0 P: 15	1B: 5 2B: 2 3B: 1 HR: 1 SF: 0 SAC: 0 DP: 0 HBP: 0						

PITCHER		IP	WLS	BF	H	R	ER	SO	BB	IBB	HBP	BLK	WP	HR	S	P	ERA	WHIP
43 Garrett Richards, R ERA: 3.91	(1, 1)	5.0	L	23	5	4	4	2	3	0	0	0	1	1	58	96	7.20	1.600
57 Jerome Williams, R ERA: 4.65	(6, 1)	4.0		16	4	0	0	3	0	0	0	0	0	0	41	64	0.00	1.000

PITCHER	IP	WLS	BF	H	R	ER	SO	BB	IBB	HBP	BLK	WP	HR	S	P	ERA	WHIP

TOP

Kansas City Royals @ Los Angeles Angels

Angel Stadium of Anaheim, Anaheim, CA

Tue Jul 24 2012, 7:09 PM - 10:01 PM PDT

Att. 35,051 - Clear - 73 F

livebaseballscorecards.com

AB	36
R	4
H	9
RBI	4
BB	3
SO	5
LOB	13

1B: 5	SF: 0	WP: 1	PA: 39
2B: 2	SAC: 0	PB: 0	
3B: 1	DP: 0	SB: 3	
HR: 1	HBP: 0	CS: 0	

Kansas City Royals @ Los Angeles Angels

Angel Stadium of Anaheim, Anaheim, CA

Tue Jul 24 2012, 7:09 PM - 10:01 PM PDT

Att. 35,051 - Clear - 73 F

livebaseballscorecards.com

BOTTOM

Batter	1	2	3	4	5	6	7	8	9	AB	R	H	RBI	BB	SO	LOB
27 Mike Trout, R (1, 8) OBP: 0.410, SLG: 0.594	C FF 91 B CH 83 F SI 89 B FF 94 X CH 84 2-2 ① G5-3		B SL 78 B SI 90 X SI 91 2-0 ① G4-3		B FF 91 B SI 89 C FF 92 B SI 90 F SI 89 F SI 90 X FF 93 3-2 ③ F9			B FF 96 B FF 96 C FF 94 B FF 95 T FF 94 B FF 95 4-2 BB		3	0	0	0	1	0	0
48 Torii Hunter, R (1, 9) OBP: 0.329, SLG: 0.416 46 Bobby Wilson, R (9, 2) OBP: 0.275, SLG: 0.264	B FF 92 X SI 90 1-0 5 BB 44 1B 1B		B FF 92 B FF 93 B SI 90 C FF 93 B SI 91 4-1 BB			F FF 91 L FF 92 B FF 93 F SL 80 F SL 81 B CH 84 X CH 83 2-2 ① L3		C FF 96 F SL 86 D SL 84 F SL 84 F SL 84 B FF 97 1 SAFE 1 SAFE B FF 98 3-2 ③ F SL 85 X FF 94 P4		3 0	1 0	1 0	0 0	1 0	0 0	1 0
5 Albert Pujols, R (1, 10) OBP: 0.344, SLG: 0.488	B SI 90 1 SAFE D CH 83 B SI 89 B FF 93 4-0 47 G5-3 44 1B 1-2 BB		C SL 78 B CH 84 F FF 93 S SL 82 1-3 ② K			B CU 76 C CH 82 S SL 80 S SL 82 1-3 ② K			B FF 95 C FF 96 B SL 88 B SL 89 X FF 96 3-1 ① G6-3	3	0	0	0	1	2	1
44 Mark Trumbo, R (1, 7) OBP: 0.355, SLG: 0.612 (9, 9)	B FF 91 X FF 88 1-0 1-2 2-H 1B		B SI 91 C SI 90 C FF 92 B SL 82 X SL 81 2-2 ③ G6-3			B CH 84 X SI 89 1-0 ③ P2			C FF 97 F FF 98 X FF 97 0-2 8 1B 1B	4	0	2	1	0	0	1
47 Howie Kendrick, R (1, 4) OBP: 0.315, SLG: 0.380 (9, 7)	C FF 92 2 SAFE L SL 78 X FF 94 0-2 ②③ G5-3 2-3f			C FF 90 B SI 88 S SL 78 F SL 82 X SL 80 1-2 ① F8			B FF 91 B SI 87 B FF 92 C FF 91 B SI 86 4-1 8 G6-4-3 BB		C SI 96 S SL 88 S SL 90 0-3 ② K	3	0	0	0	1	1	3
8 Kendrys Morales, S (1, 3) OBP: 0.326, SLG: 0.416		C FF 90 B SI 89 F FF 92 B SL 82 X CH 84 2-2 ① L3		X SI 88 0-0 ② G6-3			X SI 89 0-0 ①② G6-4-3 1-2f		B SI 97 X SI 96 1-0 1-2 1B	4	0	1	0	0	0	1
6 Alberto Callaspo, S (1, 5) OBP: 0.321, SLG: 0.362		B FF 92 B SI 88 B SI 90 B FF 90 4-0 BB		B FF 92 C SI 89 B SL 79 B SI 88 C FF 90 X SI 89 3-2 ③ G1-3			C FF 92 B SL 78 X SI 89 1-1 ③ P3		C SI 95 X FF 97 0-1 ③ G3	3	0	0	0	1	0	2
20 Jean Segura, R (1, 6)		C SI 89 B CU 78 F CH 83 S SL 80 1-3 ② K			F CH 81 C FF 92 S SL 81 0-3 ① K			B FF 94 X FF 94 1-0 E4 13 G4-6-3		3	0	0	0	0	2	1
41 John Hester, R (1, 2) OBP: 0.287, SLG: 0.329 13 Maicer Izturis, S (8, PH) OBP: 0.320, SLG: 0.303 (9, 4)		B FF 89 C SI 88 B FF 92 T SI 90 F SI 90 B FF 93 X SI 89 3-2 ③ F9			C SI 90 S SL 79 B SL 80 B SL 80 X FF 93 2-2 ② G6-3			B FF 96 C FF 94 S SL 85 X SL 85 1-2 ①② G4-6-3 1-2f		2 1	0 0	0 0	0 0	0 0	0 0	1 1
Inning Stats	R: 1 E: 0 K: 0 S: 8 H: 2 LOB: 1 BB: 1 P: 16	R: 0 E: 0 K: 1 S: 10 H: 0 LOB: 1 BB: 1 P: 20	R: 0 E: 0 K: 1 S: 8 H: 0 LOB: 1 BB: 1 P: 17	R: 0 E: 0 K: 0 S: 8 H: 0 LOB: 0 BB: 0 P: 12	R: 0 E: 0 K: 1 S: 10 H: 0 LOB: 0 BB: 0 P: 15	R: 0 E: 0 K: 1 S: 9 H: 0 LOB: 0 BB: 1 P: 13	R: 0 E: 0 K: 0 S: 4 H: 0 LOB: 0 BB: 1 P: 9	R: 0 E: 1 K: 0 S: 12 H: 0 LOB: 1 BB: 1 P: 21	R: 0 E: 0 K: 1 S: 11 H: 2 LOB: 2 BB: 0 P: 15	1B: 4 2B: 0 3B: 0 HR: 0	SF: 0 SAC: 0 DP: 3 HBP: 0					

	AB	29
	R	1
	H	4
	RBI	1
	BB	5
	SO	5
	LOB	12

PITCHER		IP	WLS	BF	H	R	ER	SO	BB	IBB	HBP	BLK	WP	HR	S	P	ERA	WHIP
53 Will Smith, L ERA: 6.26	(1, 1)	7.0	W	25	2	1	1	4	4	0	0	0	0	0	57	102	1.29	0.857
56 Greg Holland, R ERA: 3.82	(8, 1)	1.0	H	4	0	0	0	0	1	0	0	0	0	0	12	21	0.00	1.000
51 Jonathan Broxton, R ERA: 2.27	(9, 1)	1.0	S	5	2	0	0	1	0	0	0	0	0	0	11	15	0.00	2.000

PITCHER		IP	WLS	BF	H	R	ER	SO	BB	IBB	HBP	BLK	WP	HR	S	P	ERA	WHIP

Kansas City Royals @ Los Angeles Angels

Angel Stadium of Anaheim, Anaheim, CA

Wed Jul 25 2012, 12:39 PM - 3:45 PM PDT

Att. 39,107 - Sunny - 75 F

TOP

livebaseballscorecards.com

Batter	1	2	3	4	5	6	7	8	9	AB	R	H	RBI	BB	SO	LOB
4 Alex Gordon, L (1, 7) OBP: 0.380, SLG: 0.436	B SI 87 C CU 71 B SI 88 F SI 87 S FC 90 2-3 ① K		B CU 70 B SI 88 B SI 87 C SI 86 B SI 87 4-1 6 HBP BB		C SI 88 F CU 73 B FF 90 B FF 91 S CU 73 2-3 ① K		C FF 92 F CH 86 B FF 93 X CU 77 1-2 ② F7		C FF 95 S SI 94 F FF 94 F SI 95 X SL 81 0-2 6 DI 16 1B 1B	4	1	1	0	1	2	0
2 Alcides Escobar, R (1, 6) OBP: 0.346, SLG: 0.420	B FF 89 F FF 89 F SL 83 B FF 86 C FF 91 2-3 ② K		B FF 89 F FF 87 S SL 82 B FF 90 F FF 91 B FF 91 X FF 90 3-2 ② P4		C FF 89 B SL 84 B SL 84 X FF 89 2-1 16 HR 1B		B FF 93 C FF 93 B SL 87 X FF 94 2-1 ③ G5-3		C SI 95 B FF 95 F FF 95 S FF 96 1-3 ① K	5	1	1	0	0	2	2
6 Lorenzo Cain, R (1, 8) OBP: 0.338, SLG: 0.508	C FF 89 H FF 89 1-1 HBP		H SI 86 1-2 1-0 HBP		C FC 89 T FF 90 F FC 92 B FC 88 B SL 82 S FF 91 2-3 ② K			C SI 87 X SI 88 0-1 ① G1-3	B SI 95 B SI 95 F SI 96 C SI 96 F SI 97 B FF 96 S SI 96 3-3 ② 1-2 K	3	0	0	0	0	2	2
16 Billy Butler, R (1, 10) OBP: 0.365, SLG: 0.500	1 SAFE B FF 88 C FF 89 X SI 89 1-1 ③ F7		C SL 82 B SL 84 C FF 89 B FF 86 F FF 91 S SL 83 2-3 ③ K		B SL 83 C FC 89 S SL 84 B FC 90 F FC 89 F FF 90 B CH 76 X FF 88 3-2 1-H HR			B SI 88 B SI 88 C SI 87 F SI 89 B SI 89 F SI 87 B SI 89 4-2 13 1B 21 HR BB	C FF 95 X FF 97 0-1 2-H 1B	4	2	2	3	1	1	3
8 Mike Moustakas, L (1, 5) OBP: 0.322, SLG: 0.472		B FF 87 B SI 86 F SI 88 F CU 70 X SI 87 2-2 13 F9 2B	X SI 86 0-0 ① P4	B CU 71 C CU 71 S CH 77 F FF 91 X FF 90 1-2 ③ F8			C SI 88 B SI 88 S SI 89 S CU 76 1-3 ② K	S FF 96 B SL 83 F FF 96 X SI 97 1-2 ③ F8	5	0	1	0	0	1	2
13 Salvador Perez, R (1, 2) OBP: 0.352, SLG: 0.557		B FF 88 F FF 88 D SL 84 X FF 88 2-1 ① F9 2-3	C FF 87 X SL 82 0-1 E6 35 BB			C FF 90 X CU 76 0-1 ① F8		X SI 88 0-0 1-2 21 HR 1B		4	1	1	0	0	0	1
21 Jeff Francoeur, R (1, 9) OBP: 0.280, SLG: 0.374		F SL 82 C FF 90 B FF 88 S FF 90 1-3 ② K	S FF 89 B FC 88 S SL 84 F FF 91 D SL 82 S SL 83 2-3 ② K			C FF 90 B CU 76 B FC 88 F SI 90 F FC 87 B FC 89 T FF 90 3-2 ② K		B SI 89 F SI 88 X SI 88 1-1 1-H 2-H HR	4	1	1	3	0	3	2
35 Eric Hosmer, L (1, 3) OBP: 0.304, SLG: 0.368		B CU 71 C CU 70 B SI 91 S SI 89 X FC 90 2-2 ③ G4-3	D CU 73 D CH 77 B SI 86 B SI 84 4-0 1-2 BB			B SI 88 B FF 90 C FF 90 C FF 90 B FF 88 S FF 90 3-3 ③ K		B CU 76 B SI 89 C SI 89 B SI 89 B SI 89 4-1 BB	2	0	0	0	2	1	1
11 Yuniesky Betancourt, R (1, 4) OBP: 0.274, SLG: 0.429			B FF 87 B FF 87 S FC 87 X FC 88 2-1 ① P6	C SL 82 C SL 82 B FF 86 S FF 90 1-3 ③ K			C FF 92 F SL 85 B FF 92 F FF 94 X SL 85 1-2 ① F8	B FF 98 X FF 96 1-0 ③ P3		4	0	0	0	0	1	3
Inning Stats	R: 0 E: 0 K: 2 S: 9 H: 0 LOB: 1 BB: 0 P: 15	R: 0 E: 0 K: 1 S: 11 H: 1 LOB: 1 BB: 0 P: 18	R: 0 E: 0 K: 1 S: 11 H: 0 LOB: 2 BB: 1 P: 23	R: 0 E: 1 K: 2 S: 10 H: 0 LOB: 2 BB: 1 P: 17	R: 2 E: 0 K: 2 S: 18 H: 2 LOB: 0 BB: 0 P: 28	R: 0 E: 0 K: 2 S: 9 H: 0 LOB: 0 BB: 0 P: 15	R: 0 E: 0 K: 0 S: 9 H: 0 LOB: 0 BB: 0 P: 13	R: 3 E: 0 K: 1 S: 13 H: 2 LOB: 1 BB: 2 P: 24	R: 1 E: 0 K: 2 S: 17 H: 2 LOB: 1 BB: 0 P: 22	1B: 4 2B: 1 3B: 0 HR: 2 SF: 0 SAC: 0 DP: 0 HBP: 2						

	AB	35
	R	6
	H	7
	RBI	6
	BB	4
	SO	13
	LOB	16

WP: 0 PB: 0 SB: 0 CS: 0 PA: 41

PITCHER		IP	WLS	BF	H	R	ER	SO	BB	IBB	HBP	BLK	WP	HR	S	P	ERA	WHIP
36 Jered Weaver, R ERA: 2.26	(1, 1)	5.0	W	23	3	2	2	8	2	0	2	0	0	1	59	101	3.60	1.000
55 Jason Isringhausen, R ERA: 3.0	(6, 1)	1.0		3	0	0	0	2	0	0	0	0	0	0	9	15	0.00	0.000
32 LaTroy Hawkins, R ERA: 1.82	(7, 1)	1.0		3	0	0	0	0	0	0	0	0	0	0	9	13	0.00	0.000
37 Scott Downs, L ERA: 2.65	(8, 1)	0.2		6	2	3	3	1	2	0	0	0	0	1	12	22	40.50	6.000
40 Kevin Jepsen, R ERA: 4.7	(8, 1)	0.1	H	1	0	0	0	0	0	0	0	0	0	0	1	2	0.00	0.000

PITCHER		IP	WLS	BF	H	R	ER	SO	BB	IBB	HBP	BLK	WP	HR	S	P	ERA	WHIP
49 Ernesto Frieri, R ERA: 1.54	(9, 1)	1.0		5	2	1	1	2	0	0	0	0	0	0	17	22	9.00	2.000

Batter	1	2	3	4	5	6	7	8	9	AB	R	H	RBI	BB	SO	LOB
27 Mike Trout, R (1, 7) OBP: 0.413, SLG: 0.606	B FF 92 B FF 92 C FF 92 X FF 92 2-1 48 1B 44 WP 2B	F CH 86 C KC 78 F FF 93 B SI 92 X KC 79 1-2 ① FC5 48 1B 1-3 2-3f		B FF 93 B FF 92 B SL 84 H FF 92 4-0 48 G5-4-3 HBP		C FF 88 B CH 84 T SL 85 B CU 78 X SL 87 2-2 ② F7		C FF 90 D SL 80 D SL 78 C SL 79 X SL 79 2-2 2-H HR		4	3	2	2	0	0	2
48 Torii Hunter, R (1, 10) OBP: 0.336, SLG: 0.433	F FF 92 L SI 92 X KC 79 0-2 44 1B 44 WP 8 G3 2-3 1B	B SI 92 X SI 93 1-0 44 WP 44 G1-3 2-H 3-H 1B		B CH 84 B FF 90 S FF 89 X SL 88 2-1 ①② G5-4-3 1-2f		F CU 76 B CU 79 B CH 83 X SL 86 2-1 1B		S FF 91 X SL 80 0-1 HR		5	3	4	3	0	0	1
44 Mark Trumbo, R (1, 9) OBP: 0.359, SLG: 0.611	C FC 88 S KC 78 X KC 78 0-2 8 G3 6 2B 1-3 3-H 1B	B KC 79 T SL 85 B FF 93 X SI 93 2-1 ② G1-3 2-H		B FF 89 S SL 86 B FF 90 X CH 82 2-1 1B		X SL 87 0-0 ③ G5-3		B SI 92 C FF 92 C SI 91 F FF 92 B FF 92 B SL 81 B FF 92 4-2 BB		4	1	2	1	1	0	1
8 Kendrys Morales, S (1, 3) OBP: 0.320, SLG: 0.408	X CH 86 0-0 ① G3 1-2 3-H	C CH 86 S KC 80 B FF 93 F SL 85 S FF 93 1-3 ③ K		C SL 87 B CU 79 B SL 85 F FF 91 X SL 86 2-2 ③ P3			C CH 82 B CU 76 B SL 85 X CH 81 2-1 ① L7	B FF 91 B SI 91 C FF 90 S CH 82 B CH 82 F FF 91 S FF 91 3-3 ② K		5	0	0	1	0	2	3
6 Alberto Callaspo, S (1, 5) OBP: 0.329, SLG: 0.375	B FF 93 X FF 93 1-0 47 F9 2-H 2B	C SI 91 B KC 77 B FC 86 B CH 85 B FC 86 4-1 47 1B 13 2B BB			C FF 89 X CU 78 0-1 13 G6-4-3 47 1B 1B		C FF 89 F FF 89 X SL 85 0-2 47 G6-3 2B	C FF 89 S SL 80 F SL 80 B CH 82 F FF 91 B FF 90 F SL 80 F SL 81 X FF 90 2-2 ③ F9		4	1	3	1	1	0	1
47 Howie Kendrick, R (1, 4) OBP: 0.317, SLG: 0.381	B KC 78 C KC 77 X FF 92 1-1 ② F9 2-3	B SI 91 X SL 84 1-0 13 2B 1-3 1B			C SL 86 X SL 85 0-1 13 G6-4-3 1-2 1B		C CU 78 X SL 86 0-1 ② G6-3 2-3			4	0	2	0	0	0	2
13 Maicer Izturis, S (1, 6) OBP: 0.319, SLG: 0.308	C FF 94 C KC 78 F SL 85 B FF 93 X KC 79 1-2 ③ G4-3	X SI 92 0-0 ① 25 CS 1-H 3-H 2B			B SL 87 D FF 90 B FF 90 C FF 89 X FF 90 3-1 ①② G6-4-3 1-2f 2-3		C CU 79 S SL 86 B FF 90 S SL 86 1-3 ③ K2-3			4	0	1	1	0	1	4
25 Peter Bourjos, R (1, 8) OBP: 0.290, SLG: 0.336		C SI 91 B KC 78 F SI 91 B FF 93 X KC 79 2-2 27 FC5 46 SH 1B	S FC 88 S SI 92 B SI 93 B FC 89 S SL 84 2-3 ②③ K 2-3		B SL 86 B CU 82 C FF 91 F SL 87 B SL 88 X CU 80 3-2 ③ G5-3			C CU 73 B CU 77 S SL 84 X SL 83 1-2 46 SH3-4 27 HR 1B		4	1	2	0	0	1	2
46 Bobby Wilson, R (1, 2) OBP: 0.278, SLG: 0.290		X FF 92 0-0 SH 27 E 48 1B 1-2		F FF 92 B FF 91 X SL 84 1-1 HR		C SL 86 C CU 78 X FF 90 0-2 ① L3		X FF 88 0-0 ① SH3-4 1-2		2	2	1	1	0	0	0
Inning Stats	R: 3 E: 0 K: 0 S: 16 H: 4 LOB: 1 BB: 0 P: 21	R: 3 E: 2 K: 1 S: 15 H: 2 LOB: 0 BB: 0 P: 22	R: 1 E: 0 K: 1 S: 6 H: 2 LOB: 0 BB: 1 P: 13	R: 1 E: 0 K: 0 S: 9 H: 2 LOB: 1 BB: 0 P: 20	R: 0 E: 0 K: 0 S: 9 H: 2 LOB: 1 BB: 0 P: 15	R: 0 E: 0 K: 0 S: 9 H: 1 LOB: 1 BB: 0 P: 13	R: 0 E: 0 K: 1 S: 10 H: 1 LOB: 1 BB: 0 P: 13	R: 3 E: 0 K: 1 S: 23 H: 3 LOB: 1 BB: 1 P: 35		1B: 10 2B: 4 3B: 0 HR: 3	SF: 0 SAC: 2 DP: 2 HBP: 1					

BOTTOM

Kansas City Royals @ Los Angeles Angels

Angel Stadium of Anaheim, Anaheim, CA

Wed Jul 25 2012, 12:39 PM - 3:45 PM PDT

Att. 39,107 - Sunny - 75 F

livebaseballscorecards.com

AB	36
R	11
H	17
RBI	10
BB	2
SO	4
LOB	16

WP: 2 PA: 41
PB: 0
SB: 0
CS: 1

PITCHER		IP	WLS	BF	H	R	ER	SO	BB	IBB	HBP	BLK	WP	HR	S	P	ERA	WHIP
44 Luke Hochevar, R ERA: 5.26	(1, 1)	3.0	L	19	9	8	6	2	1	0	1	0	2	1	39	63	18.00	3.333
61 Everett Teaford, L ERA: 4.7	(4, 1)	4.0		16	6	1	1	1	0	0	0	0	0	0	38	58	2.25	1.500
31 Louis Coleman, R ERA: 4.55	(8, 1)	1.0		6	2	2	2	1	1	0	0	0	0	2	20	31	18.00	3.000

PITCHER	IP	WLS	BF	H	R	ER	SO	BB	IBB	HBP	BLK	WP	HR	S	P	ERA	WHIP

Batter	1	2	3	4	5	6	7	8	9	AB	R	H	RBI	BB	SO	LOB
4 Alex Gordon, L (1, 7) OBP: 0.379, SLG: 0.433	C SI 88 B SI 88 B SI 89 C FF 88 F SI 88 X CH 82 2-2 ① L4			F FC 84 S CH 82 B FC 85 B SI 89 F FC 85 F CH 80 F FF 89 X SI 88 2-2 ① G3		B SI 88 B FC 85 C SI 88 F FF 87 B CH 80 B FF 88 4-2 BB		B FC 84 C FF 88 B CH 81 X SI 87 2-1 ③ G3-1		3	0	0	0	1	0	0
2 Alcides Escobar, R (1, 6) OBP: 0.342, SLG: 0.416	C SI 89 C FF 89 X CH 82 0-2 ② P3			X CH 80 0-0 ② G5-3		B FF 87 1 SAFE L FF 88 C CH 81 B SI 88 X CH 80 2-2 ② F8			B FF 97 C FF 96 F CU 77 X FF 97 1-2 ① F9	4	0	0	0	0	0	1
6 Lorenzo Cain, R (1, 8) OBP: 0.333, SLG: 0.484	S CH 81 B FF 90 B FF 89 B CH 81 S CH 82 S CH 83 3-3 ③ K			B FF 88 B CH 81 C SI 89 B CH 82 B CH 81 4-1 16 2B BB		F SI 88 1 SAFE B FF 88 F SI 87 X CH 81 1-2 ③ G5-3			C FF 99 S FF 96 C FF 97 0-3 ② K	3	1	0	0	1	2	1
16 Billy Butler, R (1, 10) OBP: 0.369, SLG: 0.507		B SI 89 C FF 89 B CH 82 F FF 89 X CH 82 2-2 ① G5-3		B CH 80 B SI 88 B SI 88 X SI 89 3-0 1-H 2B			B FF 86 C CH 80 B SI 87 B SI 87 B CH 80 4-1 8 FC4-6 BB		B FF 98 B FF 97 C FF 97 X SI 97 2-1 2B	3	0	2	1	1	0	0
8 Mike Moustakas, L (1, 5) OBP: 0.319, SLG: 0.466		B FF 88 B CH 82 F SI 88 X CH 82 2-1 ② G3-1		X SI 88 0-0 ③ G3			C FF 87 F SI 87 B FF 88 X SI 88 1-2 ① FC4-6 1-2f		C SI 98 B CH 89 F SI 98 S CU 80 2-3 ③ K	4	0	0	0	0	1	3
13 Salvador Perez, R (1, 2) OBP: 0.340, SLG: 0.538		X CH 80 0-0 ③ L7			B SI 87 C SI 87 F SI 87 X SI 88 1-2 ① F9		X CH 80 0-0 ② L8			3	0	0	0	0	0	1
21 Jeff Francoeur, R (1, 9) OBP: 0.278, SLG: 0.371			B FF 88 C SI 88 B CH 80 S CH 81 C SI 89 2-3 ① K		S CH 80 F FF 88 B FF 89 S CH 82 1-3 ② K		S CH 81 B FF 87 S FF 87 D CH 80 X CH 81 2-2 ③ G6-3			3	0	0	0	0	2	1
35 Eric Hosmer, L (1, 3) OBP: 0.302, SLG: 0.365			C FF 88 B SI 89 B CH 82 S CH 82 B FF 88 S SI 85 3-3 ② K		C FC 84 F SI 88 F SI 88 B FC 85 B CH 82 S CH 82 2-3 ③ K			X CH 82 0-0 ① G4-3		3	0	0	0	0	2	0
11 Yuniesky Betancourt, R (1, 4) OBP: 0.270, SLG: 0.422			B FF 89 C SI 89 X CH 81 1-1 ③ G5-3			B SI 88 S CH 80 X FF 88 1-1 ① G6-3		C CH 79 B SI 88 B CH 80 B SI 87 X SI 86 3-1 ② G5-3		3	0	0	0	0	0	0
Inning Stats	R: 0 E: 0 K: 1 S: 10 H: 0 LOB: 0 BB: 0 P: 15	R: 0 E: 0 K: 0 S: 6 H: 0 LOB: 0 BB: 0 P: 10	R: 0 E: 0 K: 2 S: 8 H: 0 LOB: 0 BB: 0 P: 14	R: 1 E: 0 K: 0 S: 10 H: 1 LOB: 1 BB: 1 P: 19	R: 0 E: 0 K: 2 S: 10 H: 0 LOB: 0 BB: 0 P: 14	R: 0 E: 0 K: 0 S: 10 H: 0 LOB: 1 BB: 1 P: 18	R: 0 E: 0 K: 0 S: 8 H: 0 LOB: 1 BB: 1 P: 15	R: 0 E: 0 K: 0 S: 5 H: 0 LOB: 0 BB: 0 P: 10	R: 0 E: 0 K: 2 S: 11 H: 1 LOB: 1 BB: 0 P: 16	1B: 0 2B: 2 3B: 0 HR: 0 SF: 0 SAC: 0 DP: 0 HBP: 0						

PITCHER	IP	WLS	BF	H	R	ER	SO	BB	IBB	HBP	BLK	WP	HR	S	P	ERA	WHIP
38 Jason Vargas, L (1, 1) ERA: 3.76	8.0	W	28	1	1	1	5	3	0	0	0	0	0	67	115	1.12	0.500
54 Tom Wilhelmsen, R (9, 1) ERA: 2.26	1.0	S	4	1	0	0	2	0	0	0	0	0	0	11	16	0.00	1.000

PITCHER	IP	WLS	BF	H	R	ER	SO	BB	IBB	HBP	BLK	WP	HR	S	P	ERA	WHIP

TOP

Kansas City Royals @ Seattle Mariners

Safeco Field, Seattle, WA

Thu Jul 26 2012, 7:11 PM - 9:41 PM PDT

Att. 15,014 - Clear - 74 F

livebaseballscorecards.com

AB	29
R	1
H	2
RBI	1
BB	3
SO	7
LOB	7

WP: 0 PB: 0 SB: 0 CS: 0

PA: 32

BOTTOM

Kansas City Royals @ Seattle Mariners

Safeco Field, Seattle, WA

Thu Jul 26 2012, 7:11 PM - 9:41 PM PDT

Att. 15,014 - Clear - 74 F

livebaseballscorecards.com

Batter	1	2	3	4	5	6	7	8	9	AB	R	H	RBI	BB	SO	LOB
13 Dustin Ackley, L (1, 4) OBP: 0.306, SLG: 0.322	B FF 91 X SI 90 1-0 27 FC9-6 20 1B 33 1B 1B	X SI 93 0-0 2B		B FF 93 2 SAFE B SL 80 B SI 93 C SI 91 B FF 91 4-1 ② 1-2 2-3 BB		L SL 81 S SL 82 B FF 93 S FF 93 1-3 ① K		B SL 85 F FF 93 B SL 84 B FF 94 B SI 93 4-1 33 WP 55 E 33 FC6-2-4 BB		3	1	2	0	2	1	2
55 Michael Saunders, L (1, 8) OBP: 0.315, SLG: 0.421	L FF 92 X FF 93 0-1 ① P6	B FF 94 X CH 84 1-0 ③ F8		B FF 93 B FF 93 C SI 92 X SI 93 2-1 ③ G4-3		C FF 92 F SL 83 B FF 94 3 SAFE F FF 93 F FF 93 S SL 82 1-3 ② K		X FF 93 0-0 E4 33 FC6-2-4 33 WP 1-2		5	0	0	0	0	1	7
33 Casper Wells, R (1, 7) OBP: 0.319, SLG: 0.425	C SI 92 B SI 93 1 SAFE B FF 93 X FF 92 2-1 27 FC9-6 1-2 1B		C SI 92 X FF 92 0-1 ① G5-3		C CU 77 C SL 83 B FF 93 F SL 82 X SL 81 1-2 ① F7	X SI 90 0-0 ③ G4-3		B FF 94 S SL 85 B FF 93 B SL 86 X FF 94 3-1 ②③ FC6-2-4 1-3 2-H		5	0	1	0	0	0	4
27 John Jaso, L (1, 10) OBP: 0.397, SLG: 0.463	X FF 93 0-0 ② FC9-6 15 HBP 20 1B 1-2f 2-3		X FF 92 0-0 ② G1-4-3		C CH 83 B FF 92 B CH 83 B FF 93 C SI 91 B CH 88 4-2 BB		C FF 93 B CU 75 B FF 93 C FF 93 X FF 94 2-2 30 FC4-6 20 1B 1B			3	1	1	0	1	0	2
15 Kyle Seager, L (1, 5) OBP: 0.307, SLG: 0.402	C FF 93 H FF 93 1-1 20 1B 1-2 HBP		X FF 93 0-0 ③ L6		X SI 91 0-0 ② L7		C FF 93 S CH 85 C CU 76 0-3 ① K			3	0	0	0	0	1	2
20 Mike Carp, L (1, 3) OBP: 0.294, SLG: 0.333	B SI 94 B FF 94 F SI 93 X FF 94 2-1 1-2 2-H 3-H 1B			B FF 92 X FF 92 1-0 30 1B 26 1B 1B	D CU 78 X FF 91 1-0 ③ G4-3		C CU 76 X CU 76 0-1 30 FC4-6 1-2 1B			4	1	3	2	0	0	1
30 Miguel Olivo, R (1, 2) OBP: 0.220, SLG: 0.343	B FF 93 X FF 92 1-0 ③ F7			L SI 92 X SI 92 0-1 13 BB 26 1B 1-2 1B		B CU 76 B SI 91 C FF 91 X SI 91 2-1 4 2B 2B	S CH 83 D CH 84 S CU 75 F CU 76 X FF 92 1-2 ② FC4-6 1-2f 2-3			4	1	2	0	0	0	4
4 Carlos Peguero, L (1, 9) OBP: 0.194, SLG: 0.343		B FF 90 S FF 92 S CH 81 S SL 81 1-3 ① K2-3		B CH 83 F FF 93 F SL 82 X SL 82 1-2 ① F7		F CH 83 B SI 94 S SL 81 F SL 82 X SL 80 1-2 26 WP 2-H 2B	C CU 75 B FF 93 F CU 76 B FF 93 B FF 93 S FF 93 3-3 ③ K			4	0	1	1	0	2	4
26 Brendan Ryan, R (1, 6) OBP: 0.283, SLG: 0.284		C SI 93 C SL 81 F SL 83 X SL 82 0-2 ② F7		F SI 92 X SL 81 0-1 13 BB 1-2 2-H 1B		L FF 91 L CH 82 B SL 82 D SL 81 D SL 81 B SL 81 4-2 2-3 BB		B FF 93 B FF 93 B SI 92 C FF 94 C FF 94 X FF 94 3-2 ① G6-3		3	0	1	1	1	0	0
Inning Stats	R: 2 E: 0 K: 0 S: 10 H: 3 LOB: 2 BB: 0 P: 17	R: 0 E: 0 K: 1 S: 9 H: 1 LOB: 1 BB: 0 P: 11	R: 0 E: 0 K: 0 S: 4 H: 0 LOB: 0 BB: 0 P: 4	R: 1 E: 0 K: 0 S: 11 H: 3 LOB: 2 BB: 1 P: 19	R: 0 E: 0 K: 0 S: 8 H: 0 LOB: 1 BB: 1 P: 14	R: 1 E: 0 K: 2 S: 17 H: 2 LOB: 2 BB: 1 P: 26	R: 0 E: 0 K: 2 S: 15 H: 2 LOB: 2 BB: 0 P: 21	R: 0 E: 1 K: 0 S: 7 H: 0 LOB: 1 BB: 1 P: 17		1B: 8 2B: 4 3B: 0 HR: 0 SF: 0 SAC: 0 DP: 1 HBP: 1						

	AB	34
	R	4
	H	11
	RBI	4
	BB	4
	SO	5
	LOB	26

WP: 2 PB: 0 SB: 0 CS: 0 PA: 39

PITCHER		IP	WLS	BF	H	R	ER	SO	BB	IBB	HBP	BLK	WP	HR	S	P	ERA	WHIP
39 Luis Mendoza, R ERA: 4.47	(1, 1)	5.0	L	27	9	4	4	1	3	0	1	0	1	0	50	80	7.20	2.400
50 Jose Mijares, L ERA: 1.67	(6, 1)	1.0		3	0	0	0	2	0	0	0	0	0	0	9	11	0.00	0.000
55 Tim Collins, L ERA: 3.51	(7, 1)	1.0		5	2	0	0	2	0	0	0	0	0	0	15	21	0.00	2.000
43 Aaron Crow, R ERA: 3.77	(8, 1)	1.0		4	0	0	0	0	1	0	0	0	1	0	7	17	0.00	1.000

PITCHER	IP	WLS	BF	H	R	ER	SO	BB	IBB	HBP	BLK	WP	HR	S	P	ERA	WHIP

Kansas City Royals @ Seattle Mariners

Safeco Field, Seattle, WA

Fri Jul 27 2012, 7:12 PM - 9:41 PM PDT

Att. 14,953 - Cloudy - 66 F

TOP

livebaseballscorecards.com

Batter	1	2	3	4	5	6	7	8	9	AB	R	H	RBI	BB	SO	LOB
4 Alex Gordon, L (1, 7) OBP: 0.375, SLG: 0.428	C FF 90 C SI 92 B FF 91 F SI 92 X SI 92 1-2 ① G6-3		B CU 71 F FF 91 C SL 79 S FF 92 1-3 ③ K			C SI 91 F SI 92 B FF 92 B SL 82 B FF 93 S FF 91 3-3 ① K		B SL 84 C SL 84 F SL 84 B SI 90 F SI 90 F SI 89 F SI 89 T SL 82 2-2 ② K		4	0	0	0	0	3	0
2 Alcides Escobar, R (1, 6) OBP: 0.341, SLG: 0.414	B SI 92 F FF 91 B SL 80 F FF 91 X SI 93 2-2 6 G5-4-3 1B			C SL 78 X FF 90 0-1 ① G3-1		C FF 92 F FF 92 F SI 92 X SL 80 0-2 ② F8		F SI 91 B SI 91 C SL 83 S SL 81 1-3 ③ K		4	0	1	0	0	1	0
6 Lorenzo Cain, R (1, 8) OBP: 0.316, SLG: 0.455	1 SAFE X SI 90 0-0 ② ③ G5-4-3 1-2f			B SL 79 C SL 78 X FF 91 1-1 ② F8		C SI 93 B SL 80 S SL 80 X SL 80 1-2 ③ F8			B SI 95 B FS 87 C SI 95 X SI 96 2-1 ① G6-3	4	0	0	0	0	0	1
16 Billy Butler, R (1, 10) OBP: 0.370, SLG: 0.507		B FF 90 F SI 91 B SL 80 F SI 91 X FF 92 2-2 8 WP 13 SF9 1B		C SI 92 S FF 92 C SL 81 0-3 K			C SI 90 B SL 81 F FF 90 B SL 80 B SI 93 F SL 83 X SL 82 3-2 13 BB 1B		B SL 88 B SI 97 C SI 96 B SI 96 C SI 96 F SI 96 X SI 97 3-2 ② G1-3	4	1	2	0	0	1	0
8 Mike Moustakas, L (1, 5) OBP: 0.318, SLG: 0.463		F SI 91 B CU 75 B CU 73 T FF 92 X FF 92 2-2 ① P5 1-3			C SI 90 C SL 81 B FF 92 H SL 77 2-2 13 1B HBP		C SI 82 S SI 92 F SI 92 B FF 92 F SI 93 F SI 93 F SI 93 X SI 94 1-2 ① F8		C SI 96 S FS 87 S FS 87 0-3 ③ K	3	0	0	0	0	1	2
13 Salvador Perez, R (1, 2) OBP: 0.351, SLG: 0.543		C SL 80 F SL 80 X SL 81 0-2 ② SF9 3-H			C FF 91 X SL 81 0-1 1-2 1B		D SL 82 B FF 92 B SI 93 B FF 92 4-0 1-2 BB			1	0	1	1	1	0	0
21 Jeff Francoeur, R (1, 9) OBP: 0.276, SLG: 0.368		C FF 92 C SL 80 F SI 91 B SI 93 T SL 81 1-2 ③ K			F SL 81 S SI 93 C SI 92 0-3 ① K		X FF 92 0-0 ② F8			3	0	0	0	0	2	4
35 Eric Hosmer, L (1, 3) OBP: 0.300, SLG: 0.362			X FF 89 0-0 ① L4		C SL 83 F SI 93 S SI 93 0-3 ② K		C SI 91 D CU 74 F SI 91 B SL 85 X SL 83 2-2 ③ G3			3	0	0	0	0	1	4
17 Chris Getz, L (1, 4) OBP: 0.328, SLG: 0.380			C FF 90 X FF 91 0-1 ② F7		C SL 81 X SI 93 0-1 ③ F7			S SL 84 B SI 90 C SL 82 X SL 84 1-2 ① G3		3	0	0	0	0	0	2
Inning Stats	R: 0 E: 0 K: 0 S: 8 H: 1 LOB: 0 BB: 0 P: 11	R: 1 E: 0 K: 1 S: 13 H: 1 LOB: 0 BB: 0 P: 18	R: 0 E: 0 K: 1 S: 6 H: 0 LOB: 0 BB: 0 P: 7	R: 0 E: 0 K: 1 S: 7 H: 0 LOB: 0 BB: 0 P: 8	R: 0 E: 0 K: 2 S: 12 H: 1 LOB: 2 BB: 0 P: 14	R: 0 E: 0 K: 1 S: 10 H: 0 LOB: 0 BB: 0 P: 14	R: 0 E: 0 K: 0 S: 16 H: 1 LOB: 2 BB: 1 P: 26	R: 0 E: 0 K: 2 S: 12 H: 0 LOB: 0 BB: 0 P: 16	R: 0 E: 0 K: 1 S: 9 H: 0 LOB: 0 BB: 0 P: 14	1B: 4 2B: 0 3B: 0 HR: 0	SF: 1 SAC: 0 DP: 1 HBP: 1					

	AB	29
	R	1
	H	4
	RBI	1
	BB	1
	SO	9
	LOB	13

WP: 2 PA: 32
PB: 0
SB: 0
CS: 0

PITCHER		IP	WLS	BF	H	R	ER	SO	BB	IBB	HBP	BLK	WP	HR	S	P	ERA	WHIP
49 Blake Beavan, R ERA: 5.2	(1, 1)	6.2	W	25	4	1	1	6	1	0	1	0	1	0	69	93	1.35	0.750
44 Lucas Luetge, L ERA: 1.91	(7, 1)	1.0		3	0	0	0	1	0	0	0	0	0	0	12	17	0.00	0.000
53 Josh Kinney, R ERA: 2.57	(8, 1)	0.1		1	0	0	0	1	0	0	0	0	0	0	3	4	0.00	0.000
43 Brandon League, R ERA: 2.91	(9, 1)	1.0		3	0	0	0	1	0	0	0	0	0	0	9	14	0.00	0.000

PITCHER		IP	WLS	BF	H	R	ER	SO	BB	IBB	HBP	BLK	WP	HR	S	P	ERA	WHIP

Batter	1	2	3	4	5	6	7	8	9	AB	R	H	RBI	BB	SO	LOB
13 Dustin Ackley, L (1, 4) OBP: 0.308, SLG: 0.326	C SI 92 B CU 76 F SI 93 F FF 94 B SL 85 X SL 86 2-2 G4-3	D CU 74 B SI 91 C SI 91 B SI 91 X SI 91 3-1 55 G4-3, 27 SF7, 1-H, 2B		B SL 84 C CH 85 B FF 92 X SI 92 2-1 55 G3-6-3, 1B		X FF 91 0-0 G4-6-3, 1-2f				4	1	2	1	0	0	1
55 Michael Saunders, L (1, 8) OBP: 0.314, SLG: 0.419	B SI 94 C SI 94 X SI 95 1-1 63 1B, 27 HR, 1B	B SL 85 F SI 92 S SI 92 B SI 93 D SL 85 X SI 94 3-2 G4-3, 2-3		B SI 91 F SI 90 X CU 75 1-1 G3-6-3, 1-2f			C FF 98 F SI 98 B SI 100 S SI 99 1-3 K			4	1	1	0	0	1	2
63 Jesus Montero, R (1, 10) OBP: 0.303, SLG: 0.396	F SI 94 B FF 93 F FC 86 D SI 96 1 SAFE X SL 87 2-2 27 HR, 1-3, 1B	H SI 92 1-0 HBP			C CH 83 X SI 91 0-1 27 FC1-6, 1B		C SI 99 F FF 99 X SI 96 0-2 F7			3	1	2	0	0	0	0
27 John Jaso, L (1, 2) OBP: 0.394, SLG: 0.479	B SI 95 X FF 96 1-0 1-H, 3-H, HR	C CU 76 B SL 86 X SI 92 1-1 SF7, 3-H			X CH 83 0-0 FC1-6, 1-2f		B SI 100 S CH 88 X CH 86 1-1 G1-6-3			3	1	1	4	0	0	1
15 Kyle Seager, L (1, 5) OBP: 0.306, SLG: 0.401	C SI 94 X CU 76 0-1 20 1B, 1B	B SI 92 C CH 86 B SL 84 B CH 85 S SI 93 F SI 94 S FF 94 3-3 K			C SI 91 F SI 93 C FF 93 0-3 K			X SI 90 0-0 F8		4	0	1	0	0	2	2
33 Casper Wells, R (1, 7) OBP: 0.313, SLG: 0.416	X SL 84 0-0 P6	B SL 83 C SI 91 B SI 91 B SI 90 X SI 91 3-1 G5-3			X SI 93 0-0 P2			C SI 91 C SI 90 B SL 81 F SL 81 S SL 81 1-3 K		4	0	0	0	0	1	2
20 Mike Carp, L (1, 3) OBP: 0.301, SLG: 0.371	B SI 93 F CH 85 F SI 93 X SL 86 1-2 1-2, 1B	C CH 84 F FF 92 B FF 93 F SL 85 B FF 94 X SI 93 2-2 G4-3				B CU 74 S CH 82 B SI 92 X CH 83 2-1 HR		C FF 89 X SL 80 0-1 P5		4	1	2	1	0	0	0
4 Carlos Peguero, L (1, 9) OBP: 0.179, SLG: 0.316	B SI 92 B SI 92 F CH 86 F SL 86 B SI 94 C SI 94 3-3 K	S SI 94 S CU 77 B SL 86 S SI 94 1-3 K				C SI 94 S SI 94 B CU 77 F FF 93 X SL 85 1-2 F9				3	0	0	0	0	2	2
26 Brendan Ryan, R (1, 6) OBP: 0.287, SLG: 0.288		X SI 92 0-0 13 2B, 1B		C SI 90 B SL 81 C CH 83 X SL 83 1-2 F7		C CU 74 S CH 83 F FF 93 F FF 94 F CU 75 F SL 84 B SI 94 B SI 94 F CU 74 3-2 B CH 85 X SI 94 13 G4-6-3, 1B				3	1	2	0	0	0	0
Inning Stats	R: 3 E: 0 K: 1 S: 19 H: 5 LOB: 2 BB: 0 P: 29	R: 2 E: 0 K: 1 S: 12 H: 2 LOB: 1 BB: 0 P: 23	R: 0 E: 0 K: 1 S: 9 H: 0 LOB: 0 BB: 0 P: 15	R: 0 E: 0 K: 0 S: 7 H: 1 LOB: 0 BB: 0 P: 11	R: 0 E: 0 K: 1 S: 7 H: 1 LOB: 1 BB: 0 P: 7	R: 1 E: 0 K: 1 S: 15 H: 2 LOB: 0 BB: 0 P: 21	R: 0 E: 0 K: 1 S: 8 H: 0 LOB: 0 BB: 0 P: 10	R: 0 E: 0 K: 1 S: 7 H: 0 LOB: 0 BB: 0 P: 8		1B: 8 2B: 1 3B: 0 HR: 2 SF: 1 SAC: 0 DP: 2 HBP: 1						

PITCHER		IP	WLS	BF	H	R	ER	SO	BB	IBB	HBP	BLK	WP	HR	S	P	ERA	WHIP
33 Jeremy Guthrie, R ERA: 6.68	(1, 1)	5.1	L	27	11	6	6	4	0	0	1	0	0	2	68	105	10.12	2.062
55 Tim Collins, L ERA: 3.47	(6, 1)	0.2		1	0	0	0	0	0	0	0	0	0	0	1	1	0.00	0.000
40 Kelvin Herrera, R ERA: 2.65	(7, 1)	1.0		3	0	0	0	1	0	0	0	0	0	0	8	10	0.00	0.000
31 Louis Coleman, R ERA: 4.41	(8, 1)	1.0		3	0	0	0	1	0	0	0	0	0	0	7	8	0.00	0.000

PITCHER	IP	WLS	BF	H	R	ER	SO	BB	IBB	HBP	BLK	WP	HR	S	P	ERA	WHIP

BOTTOM

Kansas City Royals @ Seattle Mariners

Safeco Field, Seattle, WA

Fri Jul 27 2012, 7:12 PM - 9:41 PM PDT

Att. 14,953 - Cloudy - 66 F

livebaseballscorecards.com

AB	32
R	6
H	11
RBI	6
BB	0
SO	6
LOB	10

Kansas City Royals @ Seattle Mariners

Safeco Field, Seattle, WA

Sat Jul 28 2012, 1:11 PM - 3:52 PM PDT

Att. 32,111 - Cloudy - 64 F

TOP

livebaseballscorecards.com

Batter	1	2	3	4	5	6	7	8	9	AB	R	H	RBI	BB	SO	LOB
4 Alex Gordon, L (1, 7) OBP: 0.373, SLG: 0.428	C FF 89 B SI 89 S SI 89 F SI 90 C FF 90 1-3 ① K		B FF 90 B FC 91 B SI 91 C SI 91 F SI 92 X SI 92 3-2 ② F7		S SI 91 B SL 85 S FF 92 X CU 74 1-2 ③ G4-3			X SI 96 0-0 2 3B 2B	C FF 98 C CU 77 X SI 96 0-2 ③ G3	5	1	1	0	0	1	1
2 Alcides Escobar, R (1, 6) OBP: 0.343, SLG: 0.420	B FF 89 X FF 90 1-0 E5 16 1B 1B		B FF 90 X FC 92 1-0 ③ F8			B FF 89 F SI 90 B SL 84 B SI 91 C FF 91 X SI 91 3-2 ① F8		C SL 88 B FS 88 X SI 96 1-1 2-H 3B		4	1	2	1	0	0	0
8 Mike Moustakas, L (1, 5) OBP: 0.317, SLG: 0.461 17 Chris Getz, L (2, 4) OBP: 0.321, SLG: 0.371	C SI 91 B FC 91 S FF 91 F FF 92 B FF 90 F SL 84 C SI 90 2-3 ② K			B FF 87 C SI 87 B SI 90 X SI 89 2-1 ① P5		C FF 91 F FF 92 X CU 74 0-2 ② G3-1		C SI 97 F FS 88 X FS 87 0-2 ② G4-3		1 3	0 0	0 0	0 0	0 0	1 0	1 1
16 Billy Butler, R (1, 10) OBP: 0.376, SLG: 0.511	B FC 91 B FF 90 C SI 91 F FF 90 X FF 90 2-2 2-H 1B			F FF 89 C CU 73 B SL 86 B SL 85 X SI 92 2-2 27 BB 1B		B SL 83 C SL 84 X SL 85 1-1 1B		I I IN 63 I IN 62 I IN 61 4-0 IBB		3	0	3	1	1	0	0
11 Yuniesky Betancourt, R (1, 4) OBP: 0.265, SLG: 0.414 (2, 5)	B FF 89 F FC 89 B SL 84 F SI 90 C SI 91 2-3 ③ K			F FF 92 B FF 92 X FF 90 1-1 ② P5		S FF 92 X SI 93 0-1 ③ G6-3		B FS 88 X SI 97 1-0 ③ G5-3		4	0	0	0	0	1	5
27 Brayan Peña, S (1, 2) OBP: 0.297, SLG: 0.354		C FC 88 B FC 88 C SI 88 B FC 90 X SL 84 2-2 ① L5		B SI 91 B SI 91 B FF 91 C FC 90 B SI 91 4-1 1-2 BB			B CU 69 C SI 90 B FC 90 X SL 83 2-1 ① 1B		C SI 97 F CH 88 F FF 98 X FF 97 0-2 ① F7	3	0	1	0	1	0	0
21 Jeff Francoeur, R (1, 9) OBP: 0.275, SLG: 0.366		X FF 90 0-0 ② P6		B FC 92 C SL 86 C SI 93 D FC 88 B SI 92 X FF 93 3-2 ③ G6-3			B FC 91 C FF 91 F SI 92 F SI 93 X FF 93 1-2 35 G1-6-3 1B		B FF 98 S FF 98 S FF 98 B FF 98 S FF 98 2-3 ② K	4	0	1	0	0	1	2
35 Eric Hosmer, L (1, 3) OBP: 0.299, SLG: 0.361		C FC 90 B SI 90 X FF 91 1-1 ③ L9		F FC 89 B SI 91 F SI 91 F CU 74 F SI 92 B CH 83 B SL 84 F FF 92 X SI 92 3-2 ① L3			B FF 95 C FF 93 X SI 93 1-1 ②③ G1-6-3 1-2f		F SI 98 X SI 98 0-1 6 DI 6 3B 1B	4	1	1	0	0	0	1
1 Jarrod Dyson, L (1, 8) OBP: 0.309, SLG: 0.311 6 Lorenzo Cain, R (8, PH) OBP: 0.321, SLG: 0.485 (8, 8)			B FC 88 C FF 89 B SI 89 X SI 89 2-1 ① G1-3		B FF 91 X SL 84 1-0 ② P6			C SL 86 X SI 96 0-1 ① G5-3	B CU 77 B CU 79 B FF 97 C FF 95 C CU 77 X FF 97 3-2 1-H 3B	2 2	0 0	0 1	0 1	0 0	0 0	0 0
Inning Stats	R: 1 E: 1 K: 3 S: 16 H: 2 LOB: 1 BB: 0 P: 24	R: 0 E: 0 K: 0 S: 6 H: 0 LOB: 0 BB: 0 P: 9	R: 0 E: 0 K: 0 S: 6 H: 0 LOB: 0 BB: 0 P: 12	R: 0 E: 0 K: 0 S: 11 H: 1 LOB: 2 BB: 1 P: 23	R: 0 E: 0 K: 0 S: 10 H: 0 LOB: 0 BB: 0 P: 15	R: 0 E: 0 K: 0 S: 10 H: 1 LOB: 1 BB: 0 P: 14	R: 0 E: 0 K: 0 S: 8 H: 2 LOB: 0 BB: 0 P: 12	R: 1 E: 0 K: 0 S: 9 H: 2 LOB: 2 BB: 1 P: 15	R: 1 E: 0 K: 1 S: 15 H: 2 LOB: 1 BB: 0 P: 20	1B: 7 2B: 1 3B: 2 HR: 0 SF: 0 SAC: 0 DP: 1 HBP: 0						WP: 0 PB: 0 SB: 0 CS: 0 PA: 37	

PITCHER		IP	WLS	BF	H	R	ER	SO	BB	IBB	HBP	BLK	WP	HR	S	P	ERA	WHIP
25 Kevin Millwood, R ERA: 3.9	(1, 1)	6.1	W	25	6	1	0	3	1	0	0	0	0	0	65	106	0.00	1.105
36 Oliver Pérez, L ERA: 2.63	(7, 1)	0.2	H	1	0	0	0	0	0	0	0	0	0	0	2	3	0.00	0.000
43 Brandon League, R ERA: 3.05	(8, 1)	1.0	H	6	2	1	1	0	0	1	0	0	0	0	9	15	9.00	2.000
54 Tom Wilhelmsen, R ERA: 2.39	(9, 1)	1.0	S	5	2	1	1	1	0	0	0	0	0	0	15	20	9.00	2.000

PITCHER	IP	WLS	BF	H	R	ER	SO	BB	IBB	HBP	BLK	WP	HR	S	P	ERA	WHIP

AB	35
R	3
H	10
RBI	3
BB	2
SO	4
LOB	11

BOTTOM

Kansas City Royals @ Seattle Mariners

Safeco Field, Seattle, WA

Sat Jul 28 2012, 1:11 PM - 3:52 PM PDT

Att. 32,111 - Cloudy - 64 F

livebaseballscorecards.com

Batter	1	2	3	4	5	6	7	8	9	AB	R	H	RBI	BB	SO	LOB
13 Dustin Ackley, L (1, 4) OBP: 0.305, SLG: 0.323	C SI 81 F SI 85 B SI 85 B SI 86 X SI 84 2-2 ① G1-3		C CU 72 B SL 82 X SL 79 1-1 ① P5	L SL 79 L SL 80 X SI 86 0-2 ① FC4-6 33 G6-4-3 1-2f 2-3			F CH 87 B SI 97 S CH 86 X CH 84 1-2 ② G3-1			4	0	0	0	0	0	2
33 Casper Wells, R (1, 9) OBP: 0.317, SLG: 0.418	B SI 84 B SI 83 C CH 76 F SI 84 F SI 85 B SI 84 X SI 83 3-2 63 1B 1B		S SL 82 F SI 86 B EP 67 X CH 78 1-2 63 HR 1B	S SL 83 F SI 86 B SI 87 X SI 87 1-2 ②③ G6-4-3 1-2f			B SL 90 X FF 98 1-0 ③ G4-3			4	1	2	0	0	0	2
55 Michael Saunders, L (1, 8) OBP: 0.313, SLG: 0.415	C SL 80 B SL 80 C SI 84 B SI 84 X SI 83 2-2 ② L6		S SL 82 S SI 86 B FF 88 F SL 83 S EP 68 1-3 ② K		X SI 85 0-0 ① F7			B FF 90 S FF 90 B FF 92 B FF 90 B FF 90 4-1 15 SH 63 S 27 FC3-2 BB		3	0	0	0	1	1	2
63 Jesus Montero, R (1, 10) OBP: 0.309, SLG: 0.407 9 Chone Figgins, S (8, PR) OBP: 0.248, SLG: 0.268 (9, 10)	1 SAFE F SL 83 F FF 88 B FF 88 D SL 82 X CU 77 2-2 1-2 1B		X SL 83 0-0 1-H HR		X SI 86 0-0 ② F9			1 SAFE B SI 89 B FF 91 B FF 91 B FF 90 4-0 27 FC3-2 15 SH 20 SF7 1-2 BB		3 0	1 1	2 0	2 0	1 0	0 0	0 0
15 Kyle Seager, L (1, 5) OBP: 0.307, SLG: 0.403	C SL 81 B SL 82 X SI 85 1-1 ③ F9		B SL 80 B CH 76 C SL 81 C SL 80 X FF 87 2-2 30 1B 2B		C SI 84 C FF 88 B EP 69 X SL 81 1-2 ③ L6			C FF 90 X FF 91 0-1 SH 27 FC3-2 1-2 2-3		3	1	1	0	0	0	2
30 Miguel Olivo, R (1, 2) OBP: 0.221, SLG: 0.343 27 John Jaso, L (8, PH) OBP: 0.392, SLG: 0.476 (9, 2)		X SI 84 0-0 ① P3	C SL 82 X FF 87 0-1 2-H 1B			C SI 85 C CU 74 B FF 87 B FF 88 S SL 84 2-3 ① K		B FF 94 C FF 95 C SL 86 B SL 86 X SL 86 2-2 ① FC3-2 1-2 2-3 3-Hf		3 1	0 0	1 0	1 0	0 0	1 0	0 3
20 Mike Carp, L (1, 3) OBP: 0.291, SLG: 0.360		C SI 84 B SI 85 C SI 86 S EP 69 1-3 ② K	1 SAFE S SL 80 B SL 81 B SI 86 F SL 80 C SI 86 2-3 ③ K			X SI 86 0-0 ② L6		D FF 95 X FF 97 1-0 ② SF7 3-H		3	0	0	1	0	2	1
12 Trayvon Robinson, S (1, 7) OBP: 0.250, SLG: 0.250		C SI 84 X SL 84 0-1 E4 26 S		F SL 79 X SI 86 0-1 13 FC4-6 26 BB 1B		C SI 85 C CU 73 B CU 74 F CU 72 S CH 76 1-3 ③ K		S FF 96 F FF 97 C SL 86 0-3 ③ K		4	0	1	0	0	2	2
26 Brendan Ryan, R (1, 6) OBP: 0.287, SLG: 0.286		1 SAFE 1 SAFE B SL 82 B CH 75 C CH 75 F SL 83 B FF 87 F CH 76 F SL 81 3-2 F CH 76 X FF 85 1-2 G3		B SL 82 1 SAFE B SI 84 1 SAFE B CH 75 B SI 82 4-0 13 FC4-6 1-2 BB			C FF 96 B CU 80 X CH 86 1-1 ① G1-3			2	0	0	0	1	0	1
Inning Stats	R: 0 E: 0 K: 0 S: 15 H: 2 LOB: 2 BB: 0 P: 25	R: 0 E: 1 K: 1 S: 12 H: 0 LOB: 1 BB: 0 P: 16	R: 3 E: 0 K: 2 S: 18 H: 4 LOB: 1 BB: 0 P: 25	R: 0 E: 0 K: 0 S: 8 H: 1 LOB: 1 BB: 1 P: 13	R: 0 E: 0 K: 0 S: 5 H: 0 LOB: 0 BB: 0 P: 6	R: 0 E: 0 K: 2 S: 8 H: 0 LOB: 0 BB: 0 P: 11	R: 0 E: 0 K: 0 S: 6 H: 0 LOB: 0 BB: 0 P: 9	R: 1 E: 0 K: 1 S: 10 H: 0 LOB: 2 BB: 2 P: 21		1B: 5 2B: 1 3B: 0 HR: 1 SF: 1 SAC: 1 DP: 1 HBP: 0						

PITCHER		IP	WLS	BF	H	R	ER	SO	BB	IBB	HBP	BLK	WP	HR	S	P	ERA	WHIP
52 Bruce Chen, L ERA: 5.49	(1, 1)	6.0	L	26	7	3	3	5	1	0	0	0	0	1	66	96	4.50	1.333
40 Kelvin Herrera, R ERA: 2.6	(7, 1)	1.0		3	0	0	0	0	0	0	0	0	0	0	6	9	0.00	0.000
50 Jose Mijares, L ERA: 1.91	(8, 1)	0.0		3	0	1	1	0	2	0	0	0	0	0	3	11	∞	∞
56 Greg Holland, R ERA: 3.72	(8, 1)	1.0		3	0	0	0	1	0	0	0	0	0	0	7	10	0.00	0.000

PITCHER	IP	WLS	BF	H	R	ER	SO	BB	IBB	HBP	BLK	WP	HR	S	P	ERA	WHIP

AB	30
R	4
H	7
RBI	4
BB	3
SO	6
LOB	15

WP: 0 PA: 35
PB: 0
SB: 2
CS: 0

Batter	1	2	3	4	5	6	7	8	9	AB	R	H	RBI	BB	SO	LOB
4 Alex Gordon, L (1, 7) OBP: 0.371, SLG: 0.425	S SI 92 B FF 93 B SI 92 F CH 89 C FF 95 2-3 K		1 SAFE C FF 92 1 SAFE F CH 88 S CU 83 0-3 K 1-2		F FC 92 S CH 88 B SL 86 F FC 92 B CH 89 F FF 92 F FF 94 X SL 86 2-2 F8 1-2 2-3			C SL 83 F SI 90 S CU 73 0-3 K	B SI 97 1 SAFE F FF 96 X CH 88 1-1 2 G1-3 1-3 1B	5	0	1	0	0	3	3
2 Alcides Escobar, R (1, 6) OBP: 0.343, SLG: 0.420	C SI 93 C SL 86 F CH 90 S FF 94 0-3 K		C SL 85 X FF 93 0-1 6 S 2-H 1B		B SI 93 L SL 86 S SI 92 B CH 90 X SI 94 2-2 G5-3 2-3 3-H			C SL 87 S SL 88 B FS 88 X SI 96 1-2 6 S 16 1B 1B	S FF 97 C CU 77 B FF 98 1 SAFE X 1-2 G1-3 1-2 3-H	5	1	2	3	0	1	2
6 Lorenzo Cain, R (1, 9) OBP: 0.301, SLG: 0.452	C FF 94 B SL 84 S CU 83 B FF 95 F CH 90 F FC 94 S SL 84 2-3 K		1 SAFE C SL 85 S SL 86 B SI 94 D CH 89 F CU 82 B FF 94 X FC 93 3-2 P5 1-2		X FC 93 0-0 P3			B SI 96 C SL 87 F SI 96 B FS 88 S SL 88 2-3 K 1-2	S S FF 98 S FF 98 0-3 K	5	0	0	0	0	3	4
16 Billy Butler, R (1, 10) OBP: 0.377, SLG: 0.509		C FF 92 B SI 93 B CU 82 S FF 93 B FF 94 B CH 90 4-2 35 G4-6-3 13 1B BB	C CU 82 X CH 87 0-1 G5-3		C FF 91 C CU 81 B SL 84 S CH 89 1-3 K		B SL 88 C SI 97 B SL 88 X SI 98 2-1 35 WP 13 1B 35 E 2-H 1B		3	1	1	1	1	1	0
13 Salvador Perez, R (1, 2) OBP: 0.356, SLG: 0.542		X FF 92 0-0 35 G4-6-3 1-2 1B	C SL 85 B CU 81 F CU 82 X SL 86 1-2 G6-3		B CH 89 B SL 85 F SL 84 F FF 94 S FF 93 2-3 K			B SL 88 X SI 96 1-0 35 WP 35 E 1-2 1B		4	1	2	0	0	1	0
35 Eric Hosmer, L (1, 3) OBP: 0.301, SLG: 0.362		X SI 93 0-0 G4-6-3 1-2f 2-3	B SI 92 B SI 92 S SI 92 B FF 94 S SI 93 F SI 93 X CU 82 3-2 11 FC6-4 1B		C FF 94 B FF 94 X CH 90 1-1 G4-3			C SI 95 B SI 95 B SL 82 F FF 96 X SI 95 2-2 E7 1-H 2-H 1B		4	0	2	2	0	0	2
11 Yuniesky Betancourt, R (1, 5) OBP: 0.260, SLG: 0.406		B FF 94 B SL 87 S FF 94 X FC 94 2-1 G6-3	B FC 92 X SL 87 1-0 FC6-4 1-2f				B CU 83 B SL 84 X FC 93 2-0 G5-3	B FF 94 F FF 95 S FF 95 F SI 94 C SL 81 1-3 K		4	0	0	0	0	1	3
17 Chris Getz, L (1, 4) OBP: 0.319, SLG: 0.368			B CH 90 X FF 91 1-0 P5		C FF 90 B CU 80 X SI 92 1-1 4 F8 1 BB 2 G5-3 1B		B FF 93 B FC 93 C FF 93 X CH 89 2-1 G3		B SI 98 C FF 96 B CH 88 B FF 99 C FF 97 F FF 98 X FF 96 3-2 G3-1	4	1	1	0	0	0	0
1 Jarrod Dyson, L (1, 8) OBP: 0.316, SLG: 0.312			C FF 92 X FF 91 0-1 4 WP 2 1B 1B		B FF 92 B SI 92 B FF 92 B FF 92 4-0 2 G5-3 4 F8 1-2 BB		B FF 93 X FC 93 1-0 F7		C FF 98 B CH 89 F CH 88 B FF 99 B CU 77 F B 4-2 4 1B 2 G1-3 BB	2	2	1	0	2	0	0
Inning Stats	R: 0 E: 0 K: 3 S: 12 H: 0 LOB: 0 BB: 0 P: 16	R: 0 E: 0 K: 0 S: 6 H: 1 LOB: 1 BB: 1 P: 12	R: 1 E: 0 K: 1 S: 12 H: 2 LOB: 1 BB: 0 P: 16	R: 0 E: 0 K: 0 S: 10 H: 1 LOB: 1 BB: 0 P: 15	R: 1 E: 0 K: 0 S: 12 H: 1 LOB: 1 BB: 1 P: 21	R: 0 E: 0 K: 2 S: 8 H: 0 LOB: 0 BB: 0 P: 12	R: 0 E: 0 K: 0 S: 4 H: 0 LOB: 0 BB: 0 P: 9	R: 3 E: 1 K: 3 S: 19 H: 4 LOB: 1 BB: 0 P: 28	R: 1 E: 0 K: 1 S: 15 H: 1 LOB: 1 BB: 1 P: 24	1B: 10 2B: 0 3B: 0 HR: 0 SF: 0 SAC: 0 DP: 1 HBP: 0						

TOP

Kansas City Royals @ Seattle Mariners

Safeco Field, Seattle, WA

Sun Jul 29 2012, 1:11 PM - 4:10 PM PDT

Att. 19,402 - Sunny - 65 F

livebaseballscorecards.com

AB	36
R	6
H	10
RBI	6
BB	3
SO	10
LOB	14

PITCHER		IP	WLS	BF	H	R	ER	SO	BB	IBB	HBP	BLK	WP	HR	S	P	ERA	WHIP
34 Félix Hernández, R ERA: 2.79	(1, 1)	7.0		27	5	2	2	6	2	0	0	0	1	0	64	101	2.57	1.000
44 Lucas Luetge, L ERA: 1.88	(8, 1)	0.1	H	1	0	0	0	1	0	0	0	0	0	0	3	3	0.00	0.000
43 Brandon League, R ERA: 3.63	(8, 1)	0.1	H	4	3	1	1	1	0	0	0	0	0	0	9	15	27.00	9.000
36 Oliver Pérez, L ERA: 2.57	(8, 1)	0.1	W	2	1	2	2	1	0	0	0	0	1	0	7	10	54.00	3.000
54 Tom Wilhelmsen, R ERA: 2.52	(9, 1)	1.0	S	5	1	1	1	1	1	0	0	0	0	0	15	24	9.00	2.000

PITCHER	IP	WLS	BF	H	R	ER	SO	BB	IBB	HBP	BLK	WP	HR	S	P	ERA	WHIP

WP: 2 PA: 39
PB: 0
SB: 2
CS: 0

BOTTOM

Kansas City Royals @ Seattle Mariners

Safeco Field, Seattle, WA

Sun Jul 29 2012, 1:11 PM - 4:10 PM PDT

Att. 19,402 - Sunny - 65 F

livebaseballscorecards.com

Batter	1	2	3	4	5	6	7	8	9	AB	R	H	RBI	BB	SO	LOB
13 Dustin Ackley, L (1, 4) (9, 3) OBP: 0.306, SLG: 0.322	C FF 90 B CU 76 C FF 91 B SL 79 X FF 92 2-2 ① F7		C CU 76 C CU 75 B FF 90 B SL 79 X CU 76 2-2 ① F8	D SL 80 2 SAFE B FF 90 F SI 89 F FF 91 X SI 91 2-2 ③ F8			D CH 86 S SI 99 X SI 98 1-1 63 WP 33 FC1-5 15 1B 1-2 1B	I IN 74 I IN 73 I IN 72 I IN 74 4-0 33 1B IBB		4	1	1	0	1	0	1
33 Casper Wells, R (1, 9) OBP: 0.319, SLG: 0.414	F SI 88 H FF 92 1-1 HBP		C CU 75 F SI 90 B FF 92 S SL 79 1-3 ② K		B CU 73 X SI 87 1-0 ① F9		X SI 99 0-0 ① FC1-5 63 WP 15 1B 1-2 2-3f	B SL 86 X SL 85 1-0 1-2 3-H 1B		4	1	1	1	0	1	2
55 Michael Saunders, L (1, 8) OBP: 0.315, SLG: 0.418	B FF 90 T FF 91 C FF 91 D FF 93 S CU 77 2-3 ② K		X FF 91 0-0 2B		C SI 89 S CU 77 B SL 79 B SI 91 F SI 91 X SL 80 2-2 1B		C CU 75 C FF 94 S CU 76 0-3 ② K	B FF 96 S SL 86 S FF 96 D SL 87 C SL 86 2-3 ② K		5	0	2	0	0	3	5
63 Jesus Montero, R (1, 10) OBP: 0.307, SLG: 0.402	X SI 89 0-0 ③ G1-3		B CU 76 C FF 89 B FF 89 S SL 78 X SL 79 2-2 ③ F8		F SI 86 B SI 87 1 SAFE 1 SAFE X CH 86 1-1 ② F9		D CU 76 F FF 94 B FF 94 B CU 76 I IN 58 4-1 15 1B 1-2 2-3 IBB	S SL 86 F SL 85 B SL 86 X SL 86 1-2 ③ G5-3		4	0	0	0	1	0	5
15 Kyle Seager, L (1, 5) OBP: 0.311, SLG: 0.407		C FF 89 F FF 90 X FF 94 0-2 20 S 20 2B 1B		C FF 89 S CU 76 X SL 79 0-2 20 1B 12 2B 1B	1 SAFE B S SI 88 P X FF 92 2-1 ③ L9		X FF 94 0-0 30 FC6-4 1-3 2-H 3-H 1B			4	2	3	2	0	0	1
30 Miguel Olivo, R (1, 2) OBP: 0.217, SLG: 0.337		X SI 88 0-0 ① L6		1 SAFE C SI 88 1 SAFE S CH 81 B FF 91 S SL 80 1-3 ① K		B CU 76 X SI 86 1-0 ① F8	B CH 82 X CH 83 1-0 ③ FC6-4 1-2f			4	0	0	0	0	1	4
20 Mike Carp, L (1, 3) OBP: 0.306, SLG: 0.394 61 Munenori Kawasaki, L (8, PR) OBP: 0.263, SLG: 0.205 (9, 4)		B FF 92 X FF 91 1-0 1-H 2B		C FF 87 1 SAFE B FF 91 F CU 78 B FF 94 1 SAFE 1 SAFE X SI 89 2-2 12 2B 26 SF8 1-2 1B		B CU 76 C SI 86 F CH 82 S SL 78 1-3 ② K2-3		B FF 90 B FF 92 B FF 91 C FF 91 X FF 91 3-1 12 SH 2B		4 0	1 1	3 0	1 0	0 0	1 0	0 0
12 Trayvon Robinson, S (1, 7) OBP: 0.286, SLG: 0.429		X FF 91 0-0 ② G5-3		B SL 78 X CH 84 1-0 1-3 2-H 2B		C SI 90 B FF 89 X FF 89 1-1 ③ F9		X FF 92 0-0 SH 26 SH1-4 33 1B 2-H		3	1	1	1	0	0	1
26 Brendan Ryan, R (1, 6) OBP: 0.288, SLG: 0.288		B FF 88 C CH 83 B CU 78 X SI 88 2-1 ③ P3		B FF 89 D CU 76 X SI 89 2-0 ② SF8 3-H			B SI 96 C SI 97 B SI 97 B SI 97 C SI 98 X SI 98 3-2 33 FC1-5 13 1B 1B	C SL 86 X SL 86 0-1 ① SH1-4 2-3		2	0	1	1	0	0	1
Inning Stats	R: 0 E: 0 K: 1 S: 8 H: 0 LOB: 1 BB: 0 P: 13	R: 1 E: 0 K: 0 S: 8 H: 2 LOB: 1 BB: 0 P: 11	R: 0 E: 0 K: 1 S: 10 H: 1 LOB: 1 BB: 0 P: 15	R: 2 E: 0 K: 1 S: 14 H: 3 LOB: 1 BB: 0 P: 22	R: 0 E: 0 K: 0 S: 10 H: 1 LOB: 1 BB: 0 P: 15	R: 0 E: 0 K: 1 S: 6 H: 0 LOB: 0 BB: 0 P: 9	R: 2 E: 0 K: 1 S: 12 H: 3 LOB: 2 BB: 1 P: 21	R: 2 E: 1 K: 1 S: 12 H: 2 LOB: 2 BB: 1 P: 23		1B: 8 2B: 4 3B: 0 HR: 0 SF: 1 SAC: 2 DP: 0 HBP: 1		WP: 1 PB: 0 SB: 1 CS: 0 PA: 40		

	AB	34
	R	7
	H	12
	RBI	6
	BB	2
	SO	6
	LOB	20

PITCHER		IP	WLS	BF	H	R	ER	SO	BB	IBB	HBP	BLK	WP	HR	S	P	ERA	WHIP
53 Will Smith, L ERA: 5.94	(1, 1)	6.0		26	7	3	3	4	0	0	1	0	0	0	56	85	4.50	1.167
40 Kelvin Herrera, R ERA: 2.92	(7, 1)	0.1		3	2	2	2	0	0	0	0	0	0	0	6	10	54.00	6.000
55 Tim Collins, L ERA: 3.42	(7, 1)	0.2		4	1	0	0	1	0	1	0	0	1	0	6	11	0.00	1.500
50 Jose Mijares, L ERA: 2.15	(8, 1)	0.0	L	2	1	2	1	0	0	0	0	0	0	0	3	6	∞	∞
56 Greg Holland, R ERA: 3.63	(8, 1)	1.0		5	1	0	0	1	0	1	0	0	0	0	9	17	0.00	1.000

PITCHER	IP	WLS	BF	H	R	ER	SO	BB	IBB	HBP	BLK	WP	HR	S	P	ERA	WHIP

Cleveland Indians @ Kansas City Royals

Kauffman Stadium, Kansas City, MO

Tue Jul 31 2012, 7:12 PM - 9:57 PM CDT

Att. 18,569 - Clear - 100 F

TOP

livebaseballscorecards.com

Batter	1	2	3	4	5	6	7	8	9	AB	R	H	RBI	BB	SO	LOB
17 Shin-Soo Choo, L (1, 9) OBP: 0.376, SLG: 0.479	C FF 91 F SI 92 B FF 93 B KC 79 S KC 78 2-3 ① K	C CH 87 B FF 94 B KC 79 T FF 94 F KC 80 F FF 95 C KC 80 2-3 ③ K		D FC 89 D SI 94 B SI 92 B FF 93 4-0 1-2 BB			F FF 94 F FF 94 S CU 75 0-3 ① K		F FF 93 C SL 84 S FF 94 0-3 ② K	4	0	0	0	1	4	3
13 Asdrúbal Cabrera, S (1, 6) OBP: 0.346, SLG: 0.442	F FF 93 B SI 94 F CH 87 B FF 95 S FC 90 2-3 ② K		B CH 83 X CH 84 1-0 22 G4-3 23 WP 2B	B KC 78 B SI 94 F FF 94 X FF 93 2-1 ③ F9			F FF 95 B FF 94 B CU 75 S FF 94 X FF 94 2-2 22 BB 1B		B FF 93 C SI 94 B FF 94 F FF 94 B SL 85 X FF 94 3-2 ③ G4-3 1-2	5	1	2	0	0	1	3
22 Jason Kipnis, L (1, 4) OBP: 0.344, SLG: 0.404	C FF 93 F FC 89 X KC 79 0-2 ③ G3		C FF 94 X KC 78 0-1 ① G4-3 2-3		C FC 89 C KC 78 X KC 79 0-2 23 L3 1B		B FF 94 F FF 94 D CU 75 B FF 94 B FF 93 4-1 23 G4-6-3 1-2 BB			3	0	1	0	1	0	1
23 Michael Brantley, L (1, 8) OBP: 0.344, SLG: 0.418		C SI 92 X SI 92 0-1 41 2B 33 1B 1B	C KC 77 B FF 93 X KC 80 1-1 41 F8 3-H 2B		X SI 93 0-0 ① ② L3 1-1		C FF 94 X CU 75 0-1 ② ③ G4-6-3 1-2f			4	1	2	0	0	0	3
41 Carlos Santana, S (1, 2) OBP: 0.362, SLG: 0.388		1 SAFE C FF 92 X SI 93 0-1 33 1B 35 1B 1-3 2B	B KC 78 F FF 93 X SI 93 1-1 ② F8 2-3		B FF 93 F FC 90 B FC 90 B FF 94 B FF 92 4-1 BB			F FF 94 B FF 93 S FF 93 X CU 76 1-2 ① E6		3	1	1	0	1	0	1
48 Travis Hafner, L (1, 10) OBP: 0.350, SLG: 0.434 4 Jose Lopez, R (8, PH) OBP: 0.270, SLG: 0.376 (8, 10)		C KC 78 F KC 79 F SL 85 B FF 93 B CH 86 S SL 87 2-3 ① K	T CH 85 B FF 94 B FF 94 C CH 86 X FF 95 2-2 ③ F7		B FF 93 C FC 90 B FF 93 B SL 86 F SL 86 C KC 78 3-3 ③ K			B FF 93 F FF 92 B CH 83 X FF 92 2-1 ② F7		3 1	0 0	0 0	0 0	0 0	2 0	4 0
33 Johnny Damon, L (1, 7) OBP: 0.286, SLG: 0.335		X KC 78 0-0 35 1B 2-3 3-H 1B		C FF 91 B KC 78 F KC 78 X SL 85 1-2 ① L4		C FC 87 B FF 88 X KC 78 1-1 ① G4-3		B CU 75 F FF 93 B CU 76 F FF 93 B FF 93 F FF 93 F FF 92 X FF 93 3-2 ③ G4-3		4	0	1	1	0	0	0
35 Casey Kotchman, L (1, 3) OBP: 0.293, SLG: 0.357		B KC 78 B CH 85 F SI 93 X FC 90 2-1 1-3 3-H 1B		B FF 93 C FF 92 B SI 92 B FF 93 B SI 92 4-1 17 BB BB		B FF 92 C FC 87 B FF 92 X SI 92 2-1 ② G1-3			C FF 93 B FF 94 C SL 85 S SL 86 1-3 ① K	3	0	1	1	1	1	0
9 Jack Hannahan, L (1, 5) OBP: 0.300, SLG: 0.342		C SI 93 S KC 80 S KC 80 0-3 ② K		C SI 92 C CH 83 B FF 94 D KC 79 X KC 79 2-2 ② F8		B CH 85 B FF 92 X SI 92 2-0 ③ F7			B FF 94 B FF 94 B FF 93 B FF 94 4-0 13 DI BB	3	0	0	0	1	1	3

	AB	33
	R	3
	H	8
	RBI	2
	BB	5
	SO	9
	LOB	18

Inning Stats	1	2	3	4	5	6	7	8	9
	R: 0 E: 0 K: 2 S: 9	R: 2 E: 0 K: 3 S: 19	R: 1 E: 0 K: 0 S: 10	R: 0 E: 0 K: 0 S: 9	R: 0 E: 0 K: 0 S: 9	R: 0 E: 0 K: 0 S: 5	R: 0 E: 0 K: 1 S: 9	R: 0 E: 1 K: 0 S: 10	R: 0 E: 0 K: 2 S: 9
	H: 0 LOB: 0 BB: 0 P: 13	H: 4 LOB: 2 BB: 0 P: 25	H: 2 LOB: 1 BB: 0 P: 15	H: 0 LOB: 2 BB: 2 P: 22	H: 1 LOB: 1 BB: 1 P: 16	H: 0 LOB: 0 BB: 0 P: 10	H: 1 LOB: 1 BB: 1 P: 15	H: 0 LOB: 0 BB: 0 P: 16	H: 0 LOB: 1 BB: 1 P: 17

1B: 5 SF: 0
2B: 4 SAC: 0
3B: 0 DP: 2
HR: 0 HBP: 0

WP: 1 PA: 38
PB: 0
SB: 0
CS: 0

PITCHER	IP	WLS	BF	H	R	ER	SO	BB	IBB	HBP	BLK	WP	HR	S	P	ERA	WHIP
44 Luke Hochevar, R (1, 1) ERA: 5.22	6.0	W	27	7	3	3	6	3	0	0	0	1	0	61	101	4.50	1.667
55 Tim Collins, L (7, 1) ERA: 3.29	2.0		7	1	0	0	1	1	0	0	0	0	0	19	31	0.00	1.000
43 Aaron Crow, R (9, 1) ERA: 3.68	1.0		4	0	0	0	2	1	0	0	0	0	0	9	17	0.00	1.000

PITCHER	IP	WLS	BF	H	R	ER	SO	BB	IBB	HBP	BLK	WP	HR	S	P	ERA	WHIP

Cleveland Indians @ Kansas City Royals

Kauffman Stadium, Kansas City, MO

Tue Jul 31 2012, 7:12 PM - 9:57 PM CDT

Att. 18,569 - Clear - 100 F

livebaseballscorecards.com

BOTTOM

Batter	1	2	3	4	5	6	7	8	9	AB	R	H	RBI	BB	SO	LOB
4 Alex Gordon, L (1, 7) OBP: 0.376, SLG: 0.433	C SI 86 S CH 83 X CH 83 0-2 2 SH5-3 6 1B 1B	B SL 82 C CH 84 B FC 86 B SL 81 B SL 82 4-1 2 1B BB	F FF 89 B CU 75 X FC 88 1-1 2 3B 3-H 2B		C FF 88 B FF 91 X CU 76 1-1 ③ G4-3			F SI 88 1 SAFE P PO 89 1 SAFE B SI 89 X FF 90 2-1 1-3 2B		4	2	3	1	1	0	1
2 Alcides Escobar, R (1, 6) OBP: 0.345, SLG: 0.426	F SI 87 X SI 87 0-1 ① SH5-3 1-2	C SL 81 X SI 88 0-1 1-2 2-H 3-H 1B	B FF 91 B FF 91 X FF 92 2-0 2-H 3B			C FF 91 B CH 84 S CH 84 F CH 83 F FF 92 F FF 92 S FF 92 1-3 ① K		X SI 89 0-0 ① G5-3		4	0	2	3	0	1	2
6 Lorenzo Cain, R (1, 9) OBP: 0.307, SLG: 0.449	C SI 87 X SI 87 0-1 2-H 1B	S SI 88 S SL 82 B SI 88 B SI 88 S SL 82 2-3 ③ K	C FC 89 X CU 76 0-1 ③ G5-3			C FF 92 C FF 92 B CH 85 F CH 84 X SI 92 1-2 16 F9 16 S 1B		F SI 89 S SI 89 S SI 88 0-3 ② K		5	0	2	1	0	2	5
16 Billy Butler, R (1, 10) OBP: 0.375, SLG: 0.505	B SL 80 C SI 88 B SL 80 X SI 87 2-1 ② F8		C CH 85 B SL 82 X SL 80 1-1 35 BB 13 1B 17 BLK 1B	S FC 86 X FC 86 0-1 ① G4-3		C SI 92 B SI 93 F SI 93 X CH 84 1-2 ② F9 1-3		X SI 89 0-0 ③ G6-3		5	1	1	0	0	0	4
8 Mike Moustakas, L (1, 5) OBP: 0.314, SLG: 0.456	C SL 80 X CH 83 0-1 ③ P5		B SI 87 X SI 87 1-0 ① F8	B CH 82 B CH 82 X FF 91 2-0 ② P6		B FF 93 C SI 92 F CH 85 F CH 84 B FF 93 X CH 84 2-2 ③ P5				4	0	0	0	0	0	3
13 Salvador Perez, R (1, 2) OBP: 0.352, SLG: 0.530		C CH 85 S SL 80 X SL 78 0-2 ① F9	C SI 88 B SI 86 X SI 86 1-1 17 BLK 35 BB 17 2B 1-2 1B	B FF 92 B FC 87 X FC 86 2-0 ③ G6-3			B FF 90 F SI 91 C FF 91 S CH 84 1-3 ① K			4	1	1	0	0	1	0
35 Eric Hosmer, L (1, 3) OBP: 0.301, SLG: 0.359		B CH 82 X FC 84 1-0 ② G1-3	F CH 82 B FC 87 F FC 86 B SI 87 F SL 82 B SI 87 B CH 82 4-2 17 BLK 17 2B 1-2 2-3 BB		B FC 87 F CH 79 F FF 91 X CU 75 1-2 ① G3		S FF 91 B FF 92 X CH 84 1-1 ② F8			3	1	0	0	1	0	0
17 Chris Getz, L (1, 4) OBP: 0.324, SLG: 0.379		B SL 80 B SI 87 C SI 87 X SI 87 2-1 1 2B 2 1B 1B	C SI 87 B CH 82 X CH 82 1-1 1 F9 4 2B 1-H 2-H 3-H 2B		L FF 90 C FF 88 B CU 74 B FF 91 F FC 88 X CU 75 2-2 ② G4-3		B SI 91 B SI 91 B SI 91 C FF 90 X SI 91 3-1 ③ G4-3			4	2	2	2	0	0	0
1 Jarrod Dyson, L (1, 8) OBP: 0.323, SLG: 0.333		C SI 87 X SI 86 0-1 2 1B 1-3 2B	C FF 90 X CH 83 0-1 ② F9 2-3		F CH 83 B FF 91 F CH 82 X CU 74 1-2 3B			C FF 89 B SI 88 B FF 89 T SI 88 X FF 89 2-2 4 2B 1B		4	1	3	0	0	0	1
Inning Stats	R: 1 H: 2 E: 0 LOB: 1 K: 0 BB: 0 S: 11 P: 13	R: 2 H: 3 E: 0 LOB: 2 K: 1 BB: 1 S: 14 P: 23	R: 5 H: 5 E: 0 LOB: 1 K: 0 BB: 1 S: 17 P: 28	R: 0 H: 0 E: 0 LOB: 0 K: 0 BB: 0 S: 4 P: 8	R: 0 H: 1 E: 0 LOB: 1 K: 0 BB: 0 S: 12 P: 17	R: 0 H: 1 E: 0 LOB: 1 K: 1 BB: 0 S: 17 P: 22	R: 0 H: 0 E: 0 LOB: 0 K: 1 BB: 0 S: 7 P: 12	R: 0 H: 2 E: 0 LOB: 2 K: 1 BB: 0 S: 11 P: 14		1B: 8 SF: 0 2B: 4 SAC: 1 3B: 2 DP: 0 HR: 0 HBP: 0						

	AB	37
	R	8
	H	14
	RBI	7
	BB	2
	SO	4
	LOB	16

WP: 0 PA: 40
PB: 0
SB: 1
CS: 0

PITCHER		IP	WLS	BF	H	R	ER	SO	BB	IBB	HBP	BLK	WP	HR	S	P	ERA	WHIP
26 Derek Lowe, R ERA: 5.52	(1, 1)	2.1	L	17	8	7	7	1	2	0	0	1	0	0	35	54	27.00	4.286
43 Josh Tomlin, R ERA: 5.81	(3, 1)	2.2		11	3	1	1	0	0	0	0	0	0	0	23	35	3.38	1.125
57 Jeremy Accardo, R ERA: 4.05	(6, 1)	2.0		7	1	0	0	2	0	0	0	0	0	0	24	34	0.00	0.500
38 Joe Smith, R ERA: 3.07	(8, 1)	1.0		5	2	0	0	1	0	0	0	0	0	0	11	14	0.00	2.000

PITCHER	IP	WLS	BF	H	R	ER	SO	BB	IBB	HBP	BLK	WP	HR	S	P	ERA	WHIP

Batter	1	2	3	4	5	6	7	8	9	AB	R	H	RBI	BB	SO	LOB
17 Shin-Soo Choo, L (1, 9) OBP: 0.377, SLG: 0.478	X SI 92 0-0 1B		C SI 94 F FF 94 X SL 82 0-2 ① G5-3		S FF 94 S CH 84 B FF 93 X FF 94 1-2 ③ P6			B FF 92 H FF 91 2-0 22 G4-3 13 1B HBP		3	0	1	0	0	0	1
13 Asdrúbal Cabrera, S (1, 6) OBP: 0.345, SLG: 0.440	B SI 94 X SI 94 1-0 ① L7		2 SAFE F FF 94 C FF 94 D SL 84 F SL 84 B FF 94 S SL 81 2-3 ② K			X FF 93 0-0 ① L3		F FF 92 X FF 93 0-1 22 G4-3 1-2 2-H 1B		4	0	1	1	0	1	2
22 Jason Kipnis, L (1, 4) OBP: 0.341, SLG: 0.399	1 SAFE F FF 93 F FF 93 B FF 94 1 SAFE C SL 82 1-3 ② K		C CU 76 S SI 93 F SL 83 B FF 94 D SL 84 D SL 84 F SI 94 F SI 93 X FF 95 3-2 ③ G3-1			B FF 92 C FF 93 C CH 85 B FF 93 F SL 82 F CH 84 F FF 94 X SL 81 2-2 ② G4-3		F FF 92 F FF 94 X SL 82 0-2 ② G4-3 1-2 2-3		4	0	0	0	0	1	4
23 Michael Brantley, L (1, 8) OBP: 0.341, SLG: 0.414	B SI 95 C CU 78 F SI 94 X SL 84 1-2 ③ P4			C CH 83 X FF 94 0-1 ① F8		X CH 84 0-0 ③ L6		D FF 93 B FF 93 X FF 90 2-0 ③ F7		4	0	0	0	0	0	3
41 Carlos Santana, S (1, 2) OBP: 0.364, SLG: 0.397		B SI 93 X SI 93 1-0 ① F8		B CH 83 B CH 84 B FF 94 C CH 86 X SI 93 3-1 HR			B FF 93 B CH 84 B CU 75 C FF 94 B FF 94 4-1 4 G5-4-3 BB		C FF 95 B SL 87 X FF 96 1-1 ① G3	3	1	1	1	1	0	0
4 Jose Lopez, R (1, 10) OBP: 0.264, SLG: 0.369		C SI 93 X SL 81 0-1 E5 33 G5-3		X CU 76 0-0 ② F7			C SI 93 B SL 82 D SI 94 X SI 93 2-1 ①② G5-4-3 1-2f		B FF 96 B FF 95 B FF 94 C FF 93 X FF 95 3-1 ② F9	4	0	0	0	0	0	1
33 Johnny Damon, L (1, 7) OBP: 0.281, SLG: 0.329		B SI 93 F SI 94 X SI 93 1-1 ② G5-3 1-2		C SI 93 X CH 85 0-1 ③ F7			B CH 84 X SI 93 1-0 ③ G4-3		C FF 96 F FF 98 F SL 85 F SL 87 B FF 97 X SL 87 1-2 ③ G2-3	4	0	0	0	0	0	1
35 Casey Kotchman, L (1, 3) OBP: 0.290, SLG: 0.354		B SI 93 B SI 94 X SI 93 2-0 ③ G3			X FF 94 0-0 ① G4-3			F FF 92 X CH 85 0-1 ① P3		3	0	0	0	0	0	1
9 Jack Hannahan, L (1, 5) OBP: 0.305, SLG: 0.358			C SI 93 B SL 81 F SI 94 F SL 81 B SL 82 B FF 95 X SI 94 3-2 2B		C FF 93 C CH 85 B FF 94 S SL 83 1-3 ② K			F SI 93 B CH 85 S FF 93 B SL 83 B CH 84 X SI 93 3-2 13 1B 2B		3	1	2	0	0	1	0
Inning Stats	R: 0 E: 0 K: 1 S: 8 H: 1 LOB: 1 BB: 0 P: 11	R: 0 E: 1 K: 0 S: 6 H: 0 LOB: 1 BB: 0 P: 10	R: 0 E: 0 K: 1 S: 17 H: 1 LOB: 1 BB: 0 P: 25	R: 1 E: 0 K: 0 S: 7 H: 1 LOB: 0 BB: 0 P: 10	R: 0 E: 0 K: 1 S: 7 H: 0 LOB: 0 BB: 0 P: 9	R: 0 E: 0 K: 0 S: 8 H: 0 LOB: 0 BB: 0 P: 10	R: 0 E: 0 K: 0 S: 4 H: 0 LOB: 0 BB: 1 P: 11	R: 1 E: 0 K: 0 S: 11 H: 2 LOB: 2 BB: 0 P: 18	R: 0 E: 0 K: 0 S: 9 H: 0 LOB: 0 BB: 0 P: 14	1B: 2 2B: 2 3B: 0 HR: 1 SF: 0 SAC: 0 DP: 1 HBP: 1						

PITCHER	IP	WLS	BF	H	R	ER	SO	BB	IBB	HBP	BLK	WP	HR	S	P	ERA	WHIP
39 Luis Mendoza, R (1, 1) ERA: 4.32	7.1	W	27	4	2	2	3	1	0	0	0	0	1	62	94	2.46	0.682
50 Jose Mijares, L (8, 1) ERA: 2.11	0.2		4	1	0	0	0	0	0	1	0	0	0	6	10	0.00	1.500
56 Greg Holland, R (9, 1) ERA: 3.54	1.0	S	3	0	0	0	0	0	0	0	0	0	0	9	14	0.00	0.000

PITCHER	IP	WLS	BF	H	R	ER	SO	BB	IBB	HBP	BLK	WP	HR	S	P	ERA	WHIP

TOP

Cleveland Indians @ Kansas City Royals

Kauffman Stadium, Kansas City, MO

Wed Aug 01 2012, 7:10 PM - 9:41 PM CDT

Att. 17,033 - Clear - 99 F

livebaseballscorecards.com

AB	32
R	2
H	5
RBI	2
BB	1
SO	3
LOB	13

Cleveland Indians @ Kansas City Royals

Kauffman Stadium, Kansas City, MO

Wed Aug 01 2012, 7:10 PM - 9:41 PM CDT

Att. 17,033 - Clear - 99 F

livebaseballscorecards.com

BOTTOM

Batter	1	2	3	4	5	6	7	8	9	AB	R	H	RBI	BB	SO	LOB
4 Alex Gordon, L (1, 7) OBP: 0.375, SLG: 0.434	C FF 91 B FF 92 B FF 93 F FF 92 B FF 93 X SI 92 3-2 ① F8	P PO 87 B CH 81 F SI 93 B FF 92 F FF 91 F CU 79 X SI 92 3-2 1-H 2B			C FF 90 C CU 79 F FF 94 B CU 80 B FF 93 X CU 80 2-2 ② G5-3		B FF 93 S FF 94 B SL 80 F SI 93 S SL 82 2-3 ② K2-3 2-3			4	0	1	1	0	1	1
2 Alcides Escobar, R (1, 6) OBP: 0.347, SLG: 0.425	B SI 92 B SI 92 B FF 91 B SI 92 4-0 16 S 6 1B 16 E BB	C CU 78 D CU 82 X FF 92 1-1 ③ G5-3			B FF 92 C FF 93 B FF 92 X FF 92 2-1 6 2B 1B		C FF 93 S SL 82 F FF 93 B FF 93 D SL 83 F FF 92 B FF 93 X FF 93 3-2 ③ F9			3	2	1	0	1	0	2
6 Lorenzo Cain, R (1, 9) OBP: 0.315, SLG: 0.463	C CU 76 X FF 92 0-1 16 S 1-2 16 G4-3 1B	B SL 87 B FF 92 C FC 90 X FF 92 2-1 ① G6-3			1 SAFE F FF 91 1 SAFE 1 SAFE F SI 90 1 SAFE B SI 94 1 SAFE 1 SAFE 1-2 X CU 80 1-H 2B			C FF 94 F SL 85 S SL 84 0-3 ① K		4	1	2	1	0	1	0
16 Billy Butler, R (1, 10) OBP: 0.371, SLG: 0.500	C SI 94 C CU 80 X CU 83 0-2 ② G4-3 1-H 2-H	B FF 92 C CU 79 B CU 79 X FF 92 2-1 ② F9			X SI 94 0-0 ③ G5-3			B FF 95 X FF 95 1-0 ② F9		4	0	0	1	0	0	1
8 Mike Moustakas, L (1, 5) OBP: 0.311, SLG: 0.451	C FF 92 B CH 83 S FF 92 B FF 94 F FF 93 X CU 80 2-2 ③ G4-3	C FF 91 X CH 82 0-1 ③ F7			C CH 81 C CU 80 C CU 81 X FF 93 0-2 ① F8			C FF 96 S FF 95 F SL 85 X FF 95 0-2 ③ F8		4	0	0	0	0	0	0
13 Salvador Perez, R (1, 2) OBP: 0.343, SLG: 0.515		B FF 92 F FF 88 X CU 80 1-1 ① G1-3	C FF 91 S FF 91 B SI 94 F SI 92 F CU 81 C FF 94 1-3 ① K			B CU 79 F FF 93 B FF 91 F SI 93 F FF 93 F FF 94 X CU 82 2-2 ② F9				3	0	0	0	0	1	0
35 Eric Hosmer, L (1, 3) OBP: 0.299, SLG: 0.357		C SI 93 B CH 85 F CH 83 S FF 93 1-3 ② K	S CH 82 B CH 83 S FF 93 F FF 93 B FF 94 X SI 92 2-2 ② F8			B CH 81 F FF 93 S SI 93 B SI 93 S SI 93 2-3 ③ K				3	0	0	0	0	2	0
17 Chris Getz, L (1, 4) OBP: 0.325, SLG: 0.373		B SI 91 B FF 91 B FF 91 C SI 91 B FF 92 4-1 1 S 1 1B BB	C SI 90 B CU 79 X FF 92 1-1 ③ G3				C SI 92 C SL 79 F FF 93 X SL 81 0-2 ① G4-3			2	1	0	0	1	0	0
1 Jarrod Dyson, L (1, 8) OBP: 0.327, SLG: 0.342		1 SAFE B SI 91 B FF 92 S SI 91 C FF 92 X FF 92 2-2 4 S 1-H 4 2B 1B			X FF 90 0-0 ① F8		C SI 93 X SI 92 0-1 4 K2-3 2B			3	1	2	1	0	0	0
Inning Stats	R: 2 E: 0 K: 0 S: 12 H: 1 LOB: 0 BB: 1 P: 21	R: 2 E: 0 K: 1 S: 16 H: 2 LOB: 1 BB: 1 P: 27	R: 0 E: 0 K: 0 S: 6 H: 0 LOB: 0 BB: 0 P: 10	R: 0 E: 0 K: 1 S: 11 H: 0 LOB: 0 BB: 0 P: 15	R: 1 E: 0 K: 0 S: 11 H: 2 LOB: 1 BB: 0 P: 16	R: 0 E: 0 K: 0 S: 12 H: 0 LOB: 0 BB: 0 P: 16	R: 0 E: 0 K: 1 S: 14 H: 1 LOB: 1 BB: 0 P: 19	R: 0 E: 0 K: 1 S: 8 H: 0 LOB: 0 BB: 0 P: 9		1B: 3 2B: 3 3B: 0 HR: 0	SF: 0 SAC: 0 DP: 0 HBP: 0		WP: 0 PB: 0 SB: 5 CS: 0	PA: 32		

	AB	30
	R	5
	H	6
	RBI	4
	BB	2
	SO	5
	LOB	4

PITCHER		IP	WLS	BF	H	R	ER	SO	BB	IBB	HBP	BLK	WP	HR	S	P	ERA	WHIP
34 Zach McAllister, R ERA: 3.42	(1, 1)	6.0	L	25	5	5	4	3	2	0	0	0	0	0	68	105	6.00	1.167
52 Vinnie Pestano, R ERA: 1.43	(7, 1)	1.0		4	1	0	0	1	0	0	0	0	0	0	14	19	0.00	1.000
54 Chris Perez, R ERA: 2.75	(8, 1)	1.0		3	0	0	0	1	0	0	0	0	0	0	8	9	0.00	0.000

PITCHER	IP	WLS	BF	H	R	ER	SO	BB	IBB	HBP	BLK	WP	HR	S	P	ERA	WHIP

Batter	1	2	3	4	5	6	7	8	9	10	11	AB	R	H	RBI	BB	SO	LOB
17 Shin-Soo Choo, L (1, 9) OBP: 0.377, SLG: 0.477	C SI 83 X SL 82 0-1 13 CS 13 S 1B		X CU 71 0-0 13 1B 1 1B 41 1B 1B	C SL 86 F FF 89 B SL 85 C CU 81 1-3 ③ K		B FF 91 X SL 87 1-0 ③ L1-3			C FF 94 S FF 94 B FF 93 S FF 94 1-3 ③ K			5	1	2	0	0	2	0
1 Brent Lillibridge, R (1, 4) OBP: 0.222, SLG: 0.194	B SL 80 X SL 81 1-0 ① F8		C SI 84 B SL 81 X SL 82 1-1 13 1B 41 1B 1-2 1B		C SL 84 C CU 76 F CU 80 X CH 82 0-2 13 S 41 HR 1B		C FF 100 F FF 100 F FF 100 B FF 100 C CU 82 1-3 ① K			S FF 95 S FF 96 B FF 98 S SL 86 1-3 ① K		5	2	2	0	0	2	1
13 Asdrúbal Cabrera, S (1, 6) OBP: 0.346, SLG: 0.440	1 SAFE F SL 81 1 SAFE B SL 82 C SL 81 X CU 77 1-2 ② 1-3 1B		B SL 81 F SL 81 B CH 76 F CH 77 X FF 88 2-2 41 1B 23 SF8 1-2 2-3 1B		C CU 78 D SL 87 X FF 89 1-1 ① F9 1-2		F CH 88 F FF 100 C FF 99 0-3 ② K			X FF 96 0-0 ② F9		5	1	2	0	0	1	1
41 Carlos Santana, S (1, 3) OBP: 0.364, SLG: 0.407	B SL 81 1 SAFE 1 SAFE C SI 86 B SI 86 1 SAFE 1 SAFE X SL 84 2-1 ③ P5		F SL 86 B SL 84 B SL 83 B SI 86 X CH 77 3-1 25 FC5 4 BB 1-3 2-H 3-H 1B		C SL 86 S CU 79 X CU 80 0-2 2-H HR		B CH 88 B CH 87 B CH 88 C FF 100 S FF 98 F FF 99 C FF 99 3-3 ③ K			B FF 97 C FF 96 X FF 97 1-1 ③ P5		5	1	2	4	0	1	1
23 Michael Brantley, L (1, 8) OBP: 0.340, SLG: 0.415		B SI 82 F SI 83 F SI 84 F SL 81 B SI 87 X SI 84 2-2 ② 4 F8 25 SF9 2B	C FF 87 X SL 83 0-1 ② SF8 3-H		B FF 90 B SL 87 X FF 91 2-0 ② F8			C SI 97 X FF 100 0-1 ① G5-3			B FF 93 X SI 93 1-0 ① G3	4	1	1	1	0	0	0
4 Jose Lopez, R (1, 5) OBP: 0.272, SLG: 0.371		B SI 84 F SI 83 B SL 83 X CH 76 2-1 ① F8 2-3	S SI 87 B SL 79 B FF 88 B SL 85 B SL 84 4-1 25 FC5 1-2 BB		C SL 87 B CU 77 B CU 79 X FF 90 2-1 25 FC6-4 1B			B CU 81 B FF 99 X FF 98 2-0 22 CS 1B			C SL 85 B SL 84 B FF 94 F FF 94 F SL 84 B SL 85 X FF 94 3-2 ② G6-3	4	0	2	0	1	0	1
25 Vinny Rottino, R (1, 7) OBP: 0.273, SLG: 0.351	S SL 82 S SL 82 X FF 89 0-2 ② SF9 3-H		B SL 85 S SL 87 X SL 86 1-1 ③ FC5 1-2 2-3f		F SL 86 F FF 91 X SL 88 0-2 ③ FC6-4 1-2f			B SI 98 1 SAFE B SI 98 F SI 97 F FF 99 F FF 99 X FF 100 2-2 ② F9			C FF 94 S SL 85 B SL 86 S SL 85 1-3 ③ K	4	0	0	1	0	1	4
47 Shelley Duncan, R (1, 10) OBP: 0.316, SLG: 0.416 22 Jason Kipnis, L (8, PH) OBP: 0.340, SLG: 0.398 (8, 10)	C SI 85 B SI 85 S SI 85 F SI 86 X FF 89 1-2 ③ F9			C FF 89 X CU 76 0-1 ① P3	F FF 88 F SL 84 F CU 80 B SL 86 B SL 85 F FF 90 X CU 79 2-2 ① G5-3			B SI 100 C FF 98 F FF 98 B CH 85 2-2 ③ CS 1-2	C CU 75 B FF 94 B FF 94 F FF 94 F FF 94 X CU 75 2-2 ① G4-3		3 1	0 0	0 0	0 0	0 0	0 0	0 0
6 Lou Marson, R (1, 2) OBP: 0.348, SLG: 0.336			C SI 84 S SI 85 F FF 88 X SL 82 0-2 ① G4-3	C FF 89 B SL 84 X SL 86 1-1 ② G6-3		B SI 90 S SL 86 S CU 79 B SL 86 B FF 91 C FF 90 3-3 ② K			B FF 94 S FF 94 B FF 94 C FF 92 X FF 93 2-2 ② F9			4	0	0	0	0	1	0
Inning Stats	R: 0 E: 0 K: 0 S: 8 H: 2 LOB: 1 BB: 0 P: 12	R: 1 E: 0 K: 0 S: 13 H: 1 LOB: 0 BB: 0 P: 18	R: 3 E: 0 K: 0 S: 17 H: 4 LOB: 2 BB: 1 P: 28	R: 0 E: 0 K: 1 S: 7 H: 0 LOB: 0 BB: 0 P: 9	R: 2 E: 0 K: 0 S: 15 H: 3 LOB: 1 BB: 0 P: 20	R: 0 E: 0 K: 1 S: 9 H: 0 LOB: 0 BB: 0 P: 15	R: 0 E: 0 K: 3 S: 11 H: 0 LOB: 0 BB: 0 P: 15	R: 0 E: 0 K: 0 S: 9 H: 1 LOB: 0 BB: 0 P: 15	R: 0 E: 0 K: 1 S: 10 H: 0 LOB: 0 BB: 0 P: 15	R: 0 E: 0 K: 1 S: 6 H: 0 LOB: 0 BB: 0 P: 8	R: 0 E: 0 K: 1 S: 8 H: 0 LOB: 0 BB: 0 P: 13	1B: 9 2B: 1 3B: 0 HR: 1 SF: 2 SAC: 0 DP: 0 HBP: 0	WP: 0 PB: 0 SB: 2 CS: 2 PA: 44					

PITCHER		IP	WLS	BF	H	R	ER	SO	BB	IBB	HBP	BLK	WP	HR	S	P	ERA	WHIP
52 Bruce Chen, L ERA: 5.66	(1, 1)	2.2		15	7	4	4	0	1	0	0	0	0	0	36	55	13.50	3.000
61 Everett Teaford, L ERA: 4.75	(3, 1)	3.1		13	3	2	2	2	0	0	0	0	0	1	33	47	5.40	0.900
40 Kelvin Herrera, R ERA: 2.82	(7, 1)	2.0		6	1	0	0	3	0	0	0	0	0	0	20	30	0.00	0.500
55 Tim Collins, L ERA: 3.23	(9, 1)	1.0		3	0	0	0	1	0	0	0	0	0	0	10	15	0.00	0.000
56 Greg Holland, R ERA: 3.46	(10, 1)	1.0		3	0	0	0	1	0	0	0	0	0	0	6	8	0.00	0.000

PITCHER		IP	WLS	BF	H	R	ER	SO	BB	IBB	HBP	BLK	WP	HR	S	P	ERA	WHIP
43 Aaron Crow, R ERA: 3.6	(11, 1)	1.0	W	3	0	0	0	1	0	0	0	0	0	0	8	13	0.00	0.000

TOP

Cleveland Indians @ Kansas City Royals

Kauffman Stadium, Kansas City, MO

Thu Aug 02 2012, 7:10 PM - 10:51 PM CDT

Att. 15,135 - Clear - 94 F

livebaseballscorecards.com

AB	40
R	6
H	11
RBI	6
BB	1
SO	8
LOB	8

Cleveland Indians @ Kansas City Royals

Kauffman Stadium, Kansas City, MO

Thu Aug 02 2012, 7:10 PM - 10:51 PM CDT

Att. 15,135 - Clear - 94 F

livebaseballscorecards.com

Batter	1	2	3	4	5	6	7	8	9	10	11	AB	R	H	RBI	BB	SO	LOB
4 Alex Gordon, L (1, 7) OBP: 0.377, SLG: 0.440	HR K			1 SAFE X FF 91 0-0 2 S 1-2 1B			B SL 80 F SI 89 B SL 80 F SI 89 C FF 92 2-3 K		B FF 93 F FF 93 1 SAFE 1 SAFE C SL 80 X SL 81 1-2 G3-6-3 1-2f		I IN 83 I IN 80 I IN 82 I IN 81 4-0 2 1B 2 DI IBB	5	1	2	1	1	2	2
2 Alcides Escobar, R (1, 6) OBP: 0.346, SLG: 0.424	C SI 93 F SI 94 X SI 94 0-2 6 S 6 1B 1B	C FF 92 S CU 81 B CU 80 B SL 90 X FF 93 2-2 G6-3		2 SAFE S SL 88 B SI 93 X CU 81 1-1 F9 1-2 2-H			B SL 82 B SI 89 C SI 89 X SI 90 2-1 G6-3			X FC 93 0-0 G5-3	C SL 84 C SL 86 D SL 84 X FF 95 1-2 1-3 3-H 1B	6	1	2	1	0	0	2
6 Lorenzo Cain, R (1, 9) OBP: 0.320, SLG: 0.460	B SI 93 B SI 94 X SI 93 2-0 16 G6-3 35 HR 1-H 1B	S CU 83 F CU 82 B SI 95 B SL 90 F SI 95 X CU 83 2-2 G6-3			C SL 87 B CU 80 X SI 91 1-1 E4		B SI 90 F SI 91 S SI 90 F SL 83 B SI 90 F FF 91 X FF 91 2-2 1B			C FC 93 S FC 93 B FF 97 S FF 94 1-3 K		5	1	2	1	0	1	0
16 Billy Butler, R (1, 10) OBP: 0.370, SLG: 0.496 21 Jeff Francoeur, R (10, PR) OBP: 0.275, SLG: 0.366 (11, 10)	C SI 93 1 SAFE C SL 90 B SL 91 F SI 94 B SL 90 B SI 95 X SI 95 3-2 G6-3 1-2	C SL 89 C SI 94 S SL 90 0-3 K			S SL 87 C SI 91 B SL 89 S CU 83 1-3 K		C SL 81 S SL 82 B SL 80 X SI 90 1-2 G3			B FF 94 F FC 93 C FF 96 B FC 91 X FC 92 2-2 8 1B 1B		5 0	0 0	1 0	0 0	0 0	2 0	3 0
8 Mike Moustakas, L (1, 5) OBP: 0.312, SLG: 0.451	F SI 94 B SI 95 F CH 85 S SL 92 1-3 K		C CU 80 X SI 92 0-1 35 G6-4-3 1B		1 SAFE C SL 79 1 SAFE 1 SAFE F SL 79 F SL 80 X FF 93 0-2 P6			X FF 92 0-0 F9		D CU 81 1 SAFE C FF 92 X FF 93 1-1 27 DI 1-3 1B		5	0	2	0	0	1	2
27 Brayan Peña, S (1, 2) OBP: 0.294, SLG: 0.344	B SL 89 B CH 86 B SI 94 C SI 94 F SI 94 F SL 90 F SI 95 B CU 83 4-2 35 HR BB		B SI 91 C CH 82 S SL 89 X SL 89 1-2 P6		1 SAFE B FF 90 B SI 90 X SI 90 2-0 F8			C SI 93 B SI 93 X SL 80 1-1 G4-3		C FF 94 D CU 83 B FF 97 X FF 94 2-1 G3-1 1-2		4	1	0	0	1	0	4
35 Eric Hosmer, L (1, 3) OBP: 0.300, SLG: 0.365	D SI 94 X FF 94 1-0 1-H 2-H HR		B SL 88 C SI 92 X SI 92 1-1 G6-4-3 1-2f			F FF 90 B SI 90 C SL 80 X SL 79 1-2 G4-3		F FF 93 B SL 81 B FF 93 X SI 93 2-1 G4-3			B FF 95 X FF 93 1-0 1 WP 17 SH1-4 2 1B 1B	5	2	2	3	0	0	1
17 Chris Getz, L (1, 4) OBP: 0.329, SLG: 0.386	B CU 82 F FF 94 B SI 94 F SI 94 B SI 94 X SI 94 3-2 1 1B 3B			B CU 79 C SI 92 B SL 88 X SI 92 2-1 G6-3		B SI 91 B SI 90 C FF 91 F FF 92 B FF 90 S FF 91 3-3 K			C FF 92 B SI 93 B SL 82 B FF 93 B FF 93 4-1 4 G3-6-3 BB	X FC 93 0-0 SH1-4 1-2	3	1	1	0	1	1	0
1 Jarrod Dyson, L (1, 8) OBP: 0.328, SLG: 0.343	F SI 93 X CH 86 0-1 4 PB 4 S 3-H 1B			B SI 92 S FF 92 B SI 92 X SI 93 2-1 2 S 4 1B 2 F9 1B		L SI 91 B FF 91 F FF 90 B SL 82 B FF 92 S FF 91 3-3 K			X FF 93 0-0 B5	B FF 96 C FC 94 B CU 84 D CU 83 F FF 96 F CU 84 X CU 83 3-2 F8 2-3	5	0	2	1	0	1	2
Inning Stats	R: 6 E: 0 K: 2 S: 27 H: 6 LOB: 1 BB: 1 P: 43	R: 0 E: 0 K: 1 S: 10 H: 0 LOB: 0 BB: 0 P: 14	R: 0 E: 0 K: 0 S: 7 H: 1 LOB: 0 BB: 0 P: 9	R: 0 E: 0 K: 0 S: 7 H: 2 LOB: 2 BB: 0 P: 12	R: 0 E: 1 K: 1 S: 10 H: 0 LOB: 1 BB: 0 P: 14	R: 0 E: 0 K: 2 S: 9 H: 0 LOB: 0 BB: 0 P: 16	R: 0 E: 0 K: 1 S: 13 H: 1 LOB: 1 BB: 0 P: 20	R: 0 E: 0 K: 0 S: 5 H: 0 LOB: 0 BB: 0 P: 8	R: 0 E: 0 K: 0 S: 5 H: 0 LOB: 0 BB: 1 P: 10	R: 0 E: 0 K: 1 S: 11 H: 2 LOB: 3 BB: 0 P: 17	R: 1 E: 0 K: 0 S: 9 H: 2 LOB: 2 BB: 1 P: 18	1B: 11 2B: 0 3B: 1 HR: 2 SF: 0 SAC: 1 DP: 2 HBP: 0			WP: 1 PB: 1 SB: 4 CS: 0 PA: 47			

PITCHER		IP	WLS	BF	H	R	ER	SO	BB	IBB	HBP	BLK	WP	HR	S	P	ERA	WHIP
28 Corey Kluber, R ERA: 12.46	(1, 1)	4.1		22	9	6	6	4	1	0	0	0	0	2	56	85	12.46	2.308
49 Tony Sipp, L ERA: 4.95	(5, 1)	1.2		5	0	0	0	2	0	0	0	0	0	0	14	23	0.00	0.000
38 Joe Smith, R ERA: 3.0	(7, 1)	1.0		4	1	0	0	1	0	0	0	0	0	0	13	20	0.00	1.000
52 Vinnie Pestano, R ERA: 1.37	(8, 1)	2.0		6	0	0	0	0	1	0	0	0	0	0	10	18	0.00	0.500
32 Esmil Rogers, R ERA: 5.54	(10, 1)	1.2	L	9	3	1	1	1	0	1	0	0	1	0	17	31	5.40	1.800

PITCHER		IP	WLS	BF	H	R	ER	SO	BB	IBB	HBP	BLK	WP	HR	S	P	ERA	WHIP
54 Chris Perez, R ERA: 2.75	(11, 1)	0.0		1	1	0	0	0	0	0	0	0	0	0	3	4	∞	∞

AB	43
R	7
H	14
RBI	7
BB	3
SO	8
LOB	16

Texas Rangers @ Kansas City Royals

Kauffman Stadium, Kansas City, MO

Fri Aug 03 2012, 7:12 PM - 10:10 PM CDT

Att. 26,889 - Partly Cloudy - 93 F

livebaseballscorecards.com

Batter	1	2	3	4	5	6	7	8	9	AB	R	H	RBI	BB	SO	LOB
5 Ian Kinsler, R (1, 4) OBP: 0.344, SLG: 0.449	B SI 94 B SI 91 F SI 91 X SI 95 2-1 29 BB 1 BB 17 SF9 1B		C FF 92 L SI 92 B SI 95 F SI 94 X SL 86 1-2 ① F9		B SI 96 B SL 83 X FF 94 2-0 ③ F8		B FF 91 F SI 92 B SL 82 C SI 92 F SL 82 B SL 80 B FF 91 4-2 1 L6-3 BB			3	1	1	0	1	0	0
1 Elvis Andrus, R (1, 6) OBP: 0.368, SLG: 0.394	B SI 93 B SI 93 1 SAFE B FF 91 B FF 92 4-0 29 BB 1-2 BB		C FF 95 B SL 86 B SI 94 F SI 95 X FF 94 2-2 ② G6-3			C FF 93 B SI 92 X CH 85 1-1 32 1B 1B	F FF 91 C FF 91 X SL 80 0-2 ②③ L6-3 1-1			3	0	1	0	1	0	1
32 Josh Hamilton, L (1, 8) (9, 7) OBP: 0.350, SLG: 0.573	S CU 75 S CU 76 B SI 95 S CU 77 1-3 ① K		B SI 95 X CU 78 1-0 ③ F9			B SI 92 1 SAFE F SI 93 F SI 94 B FF 94 1 SAFE F FF 94 1 SAFE 1 SAFE 3-2 B FF 84 X FF 94 17 G5-4-3 1-3 1B		B SI 91 S FF 92 S SL 80 B SI 90 B SL 81 S SL 80 3-3 ① K		4	0	1	0	0	2	2
29 Adrian Beltré, R (1, 5) OBP: 0.344, SLG: 0.497	B SI 94 C SL 86 B SI 96 B SI 94 C SI 95 B SI 96 4-2 1-2 2-3 BB			F SI 91 C CH 84 F FF 94 B FF 95 X SL 87 1-2 7 WP 7 1B 1B		F SI 93 F FF 93 B CH 85 F CH 84 D SL 86 F CH 87 X SI 95 2-2 ① P6		B SL 81 C SL 78 S FF 91 X SI 92 1-2 ② P4		3	1	1	0	1	0	2
17 Nelson Cruz, R (1, 9) OBP: 0.322, SLG: 0.461	B CU 78 X SI 94 1-0 ② SF9 3-H			X SL 86 0-0 ① F8		S CH 88 B FF 93 B SI 94 X SL 85 2-1 ②③ G5-4-3 1-2f		B FF 90 F FF 91 B FF 92 B SL 80 S SL 80 X SL 81 3-2 ③ G5-3		3	0	0	1	0	0	3
10 Michael Young, R (1, 10) OBP: 0.297, SLG: 0.345	C SL 85 S FF 95 B SL 87 D CU 78 S SL 86 2-3 ③ K			F SL 84 X SL 86 0-1 ② F7			B SI 93 F SI 90 S CH 82 F SI 93 X SL 83 1-2 8 BB 18 HR 1B		B FF 94 B FF 94 C FF 96 F FF 94 X KC 78 2-2 ① G6-3	4	1	1	0	0	1	3
7 David Murphy, L (1, 7) OBP: 0.393, SLG: 0.488 23 Craig Gentry, R (9, 8) OBP: 0.400, SLG: 0.421		C FC 91 X CH 84 0-1 ① F8		C SI 94 C SI 93 F SL 85 F SI 95 F SI 94 B CU 79 X CU 77 1-2 8 CS 1-H 1B			B FF 92 1 SAFE C FF 92 B FF 91 X FF 92 2-1 ① L7		F FF 95 B FF 95 S FF 94 B FF 95 F KC 80 X KC 79 2-2 ② F8	4 0	0 0	1 0	1 0	0 0	0 0	1 0
8 Geovany Soto, R (1, 2) OBP: 0.286, SLG: 0.348		B SI 93 C SL 84 S CH 85 X SL 87 1-2 ② G6-3		B SI 95 D SL 86 F SI 95 1 SAFE B SI 94 3-1 ③ CS 1-2	S SL 83 B FF 92 F SL 84 F SI 95 B SI 94 B CH 86 S SI 93 3-3 ① K		B CH 84 C FF 94 B SL 82 B FF 93 B FF 92 4-1 18 HR 1-2 BB		B FF 94 X FF 94 1-0 ③ G5-3	3	1	0	0	1	1	0
18 Mitch Moreland, L (1, 3) OBP: 0.333, SLG: 0.529		C SI 94 B CU 76 S SI 94 S SI 95 1-3 ③ K			S CH 86 X FF 95 0-1 ② F8		S SL 82 S FF 94 F SL 82 F FF 94 F FF 94 X SL 81 0-2 1-H 2-H HR			3	1	1	3	0	1	0
Inning Stats	R: 1 E: 0 K: 2 S: 11 H: 1 LOB: 2 BB: 2 P: 25	R: 0 E: 0 K: 1 S: 8 H: 0 LOB: 0 BB: 0 P: 10	R: 0 E: 0 K: 0 S: 8 H: 0 LOB: 0 BB: 0 P: 12	R: 1 E: 0 K: 0 S: 14 H: 2 LOB: 0 BB: 0 P: 19	R: 0 E: 0 K: 1 S: 7 H: 0 LOB: 0 BB: 0 P: 12	R: 0 E: 0 K: 0 S: 13 H: 2 LOB: 1 BB: 0 P: 21	R: 3 E: 0 K: 0 S: 19 H: 2 LOB: 0 BB: 2 P: 30	R: 0 E: 0 K: 1 S: 9 H: 0 LOB: 0 BB: 0 P: 16	R: 0 E: 0 K: 0 S: 8 H: 0 LOB: 0 BB: 0 P: 13	1B: 6 2B: 1 3B: 0 HR: 1 SF: 1 SAC: 0 DP: 2 HBP: 0						

TOP

AB	30
R	5
H	7
RBI	5
BB	4
SO	5
LOB	12

WP: 1 PA: 36
PB: 0
SB: 0
CS: 1

PITCHER		IP	WLS	BF	H	R	ER	SO	BB	IBB	HBP	BLK	WP	HR	S	P	ERA	WHIP
33 Jeremy Guthrie, R ERA: 6.56	(1, 1)	6.0	L	24	6	3	3	4	2	0	0	0	1	0	65	104	4.50	1.333
50 Jose Mijares, L ERA: 2.56	(7, 1)	0.1		3	1	2	2	0	1	0	0	0	0	1	9	15	54.00	6.000
31 Louis Coleman, R ERA: 4.19	(7, 1)	1.2		5	0	0	0	1	1	0	0	0	0	0	15	26	0.00	0.600
41 Jeremy Jeffress, R ERA:	(9, 1)	1.0		3	0	0	0	0	0	0	0	0	0	0	8	13	0.00	0.000

PITCHER		IP	WLS	BF	H	R	ER	SO	BB	IBB	HBP	BLK	WP	HR	S	P	ERA	WHIP

Batter	1	2	3	4	5	6	7	8	9	AB	R	H	RBI	BB	SO	LOB
4 Alex Gordon, L (1, 7) OBP: 0.375, SLG: 0.438	C FF 92 B SI 93 F SI 94 B CU 80 X FF 96 2-2 G6-3 ①		B CU 80 C FF 92 B CH 84 F SI 93 B SI 94 X FF 95 3-2 F8 ①		B CU 79 C SI 92 S CH 83 B CH 84 X SI 94 2-2 L6 ②		B CU 80 X FC 88 1-0 6 WP 2 1B 1-2 1B		B FF 98 C SI 97 B FF 98 F FF 98 S FF 99 2-3 K ①	5	0	1	0	0	1	0
2 Alcides Escobar, R (1, 6) OBP: 0.345, SLG: 0.421	C FF 95 F CU 81 B CU 81 F SI 95 B FC 88 X CU 81 2-2 G6-3 ②		C FC 85 C CU 80 X CU 82 0-2 G2-3 ②		C SI 93 C CU 82 S CU 82 0-3 K ③		F SI 94 X CU 82 0-1 6 WP 1-2 2-H 1B		C FF 99 S FF 100 F FF 100 F FF 100 X FF 100 0-2 P3 ②	5	0	1	1	0	1	0
6 Lorenzo Cain, R (1, 8) OBP: 0.324, SLG: 0.451	B FF 95 S CH 85 B SI 87 C FC 89 B CU 82 F CH 86 B FC 87 4-2 BB		B CH 84 B SI 92 B SI 93 C FF 92 X SI 93 3-1 16 BB 1B			C CU 77 B CH 84 B FC 87 X CU 81 2-1 L5 ①	C CU 84 F CU 85 F FF 100 B CU 86 X CU 85 1-2 F7 ③ 1-2 2-3		B FF 98 C FF 96 S FF 99 F FF 100 B SL 88 S FF 98 2-3 K ③	4	0	1	0	1	1	2
16 Billy Butler, R (1, 10) OBP: 0.371, SLG: 0.495	B SI 93 C CH 84 D CU 82 X SI 95 2-1 L3 ③		1 SAFE B CH 83 B SI 90 B SI 92 F SI 91 S CH 82 B FC 88 4-2 1-2 BB			C SI 94 S CH 84 X FC 84 0-2 13 1B 1B		B FF 91 C SL 87 B CH 83 X FF 91 2-1 G1-3 ①		3	0	1	0	1	0	1
13 Salvador Perez, R (1, 2) OBP: 0.357, SLG: 0.523		X SI 92 0-0 35 1B 21 BB 11 G6-4-3 1B	B FF 94 B FF 94 F SI 92 B SI 93 X SI 91 3-1 G3 ③			X FF 93 0-0 21 G4-6-3 1-2 1B		C SL 86 X CU 80 0-1 21 FC3-6 1B		4	1	3	0	0	0	2
21 Jeff Francoeur, R (1, 9) OBP: 0.275, SLG: 0.364		B FF 93 B FC 86 F SI 92 C SI 93 F FF 95 F SI 93 B FF 94 B SI 92 4-2 11 35 G6-4-3 1B 1-2 BB		B FF 92 X SI 92 1-0 G4-3 ①		C FF 94 B SI 93 B FF 94 T SI 91 X SI 93 2-2 G4-6-3 ②③ 1-2f		C FF 92 B FF 91 C FF 91 F FF 92 X FF 92 1-2 FC3-6 ② 35 S 11 2B 1-2f		3	1	0	0	1	0	3
35 Eric Hosmer, L (1, 3) OBP: 0.302, SLG: 0.365		X SI 93 0-0 11 G6-4-3 1-2 2-3 1B		B CU 80 F SI 92 F FC 85 S SI 93 1-3 K ②			F SI 91 S CU 81 S SI 93 0-3 K ①	B SI 93 B CH 84 B SL 87 B SL 86 4-0 11 2B 1-2 BB		3	0	1	0	1	2	0
11 Yuniesky Betancourt, R (1, 5) OBP: 0.260, SLG: 0.408		B SI 94 B FF 94 X SI 93 2-0 G6-4-3 ①② 1-2f 2-3 3-H		F SI 92 X CU 81 0-1 G6-3 ③			C SI 92 F CU 82 B FF 93 B CH 84 B SI 94 X SI 92 3-2 F9 ②	C SL 86 B SL 84 X SL 86 1-1 1-3 2-H 2B		4	0	1	1	0	0	2
17 Chris Getz, L (1, 4) OBP: 0.327, SLG: 0.383		C SI 94 F CU 82 X FC 85 0-2 G4-3 ③			C SI 92 X SI 93 0-1 G5-3 ①		C SI 94 X SI 93 0-1 4 1B 2 1B 1B	C SI 92 X CU 78 0-1 F7 ③		4	1	1	0	0	0	3
Inning Stats	R: 0 H: 0 E: 0 LOB: 1 K: 0 BB: 1 S: 12 P: 22	R: 1 H: 2 E: 0 LOB: 1 K: 0 BB: 1 S: 10 P: 16	R: 0 H: 1 E: 0 LOB: 2 K: 0 BB: 1 S: 12 P: 25	R: 0 H: 0 E: 0 LOB: 0 K: 1 BB: 0 S: 6 P: 8	R: 0 H: 0 E: 0 LOB: 0 K: 1 BB: 0 S: 8 P: 10	R: 0 H: 2 E: 0 LOB: 1 K: 0 BB: 0 S: 9 P: 13	R: 1 H: 3 E: 0 LOB: 2 K: 1 BB: 0 S: 15 P: 20	R: 1 H: 2 E: 0 LOB: 2 K: 0 BB: 1 S: 12 P: 20	R: 0 H: 0 E: 0 LOB: 0 K: 2 BB: 0 S: 12 P: 16	1B: 9 SF: 0 2B: 1 SAC: 0 3B: 0 DP: 2 HR: 0 HBP: 0						

PITCHER		IP	WLS	BF	H	R	ER	SO	BB	IBB	HBP	BLK	WP	HR	S	P	ERA	WHIP
54 Matt Harrison, L ERA: 3.17	(1, 1)	6.2	W	29	8	2	2	3	3	0	0	0	0	0	68	109	2.70	1.650
52 Tanner Scheppers, R ERA: 5.3	(7, 1)	0.1	H	1	0	0	0	0	0	0	0	0	1	0	4	5	0.00	0.000
37 Mike Adams, R ERA: 3.09	(8, 1)	1.0	H	6	2	1	1	0	1	0	0	0	0	0	12	20	9.00	3.000
41 Alexi Ogando, R ERA: 2.84	(9, 1)	1.0	S	3	0	0	0	2	0	0	0	0	0	0	12	16	0.00	0.000

PITCHER	IP	WLS	BF	H	R	ER	SO	BB	IBB	HBP	BLK	WP	HR	S	P	ERA	WHIP

BOTTOM

Texas Rangers @ Kansas City Royals

Kauffman Stadium, Kansas City, MO

Fri Aug 03 2012, 7:12 PM - 10:10 PM CDT
Att. 26,889 - Partly Cloudy - 93 F

livebaseballscorecards.com

AB	35
R	3
H	10
RBI	2
BB	4
SO	5
LOB	13

Texas Rangers @ Kansas City Royals

Kauffman Stadium, Kansas City, MO

Sat Aug 04 2012, 5:11 PM - 7:51 PM CDT

Att. 28,724 - Cloudy - 91 F

livebaseballscorecards.com

Batter	1	2	3	4	5	6	7	8	9	AB	R	H	RBI	BB	SO	LOB
5 Ian Kinsler, R (1, 4) OBP: 0.347, SLG: 0.450	X FF 92 0-0 1B		C FF 91 C CU 78 B SL 78 X SL 79 1-2 1 2B 32 1B 1B	X SI 89 0-0 ③ F9		D CU 80 F CH 86 B FF 99 X SI 98 2-1 ③ P6			X FF 94 0-0 1 FC1-5 1-2 1B	5	1	3	0	0	0	3
1 Elvis Andrus, R (1, 6) OBP: 0.368, SLG: 0.397	B SI 88 C FF 92 1 SAFE F SI 89 C SL 79 1-3 ①		1 SAFE X SI 89 0-0 32 1B 1-3 2B		C SI 90 B FF 93 B CU 78 F SI 90 X FF 93 2-2 ① G6-3		S SI 97 B CU 82 S SI 98 X FF 98 1-2 32 G3-6-3 1B		C KC 76 X FF 92 0-1 ① FC1-5 1-2 2-3f	5	1	2	0	0	1	3
32 Josh Hamilton, L (1, 8) (8, 7) OBP: 0.348, SLG: 0.568	S FF 92 1 SAFE F FF 92 F SL 80 D SL 82 S SL 80 1-3 ② K		S SL 79 B FF 92 F CU 78 X SL 81 1-2 17 E 29 1B 2-H 3-H 1B		S FF 92 B SL 80 B SL 79 X FF 92 2-1 ② G4-3		B FF 97 X CH 86 1-0 ① ② G3-6-3 1-2f		B FF 92 B FF 94 F FF 93 B FF 93 F FF 93 X KC 78 3-2 ② F7	5	0	1	2	0	1	4
29 Adrian Beltré, R (1, 5) OBP: 0.344, SLG: 0.495	D SI 89 B FF 92 C FF 89 X SI 89 2-1 ③ F8		X SL 78 0-0 17 E 1-2 1B		B SI 90 B CH 84 X SI 90 2-0 ③ G6-3		B FF 99 F SI 97 B SI 98 B CH 87 B FF 99 4-1 BB		X FF 94 0-0 ③ L8	4	0	1	0	1	0	3
17 Nelson Cruz, R (1, 9) OBP: 0.319, SLG: 0.456		B SI 90 B CH 84 S SI 89 F SI 89 F SI 91 X FF 93 2-2 ① F9	X SI 89 0-0 ② ③ FC6-4-6 1-2 2-3			C SI 90 X SL 80 0-1 ① G5-3	C CH 87 F SI 99 S FF 98 0-3 ③ K			4	0	0	0	0	1	3
10 Michael Young, R (1, 10) OBP: 0.296, SLG: 0.344		C SI 89 X CU 77 0-1 ② G6-3		C CU 77 F FF 86 X SL 80 0-2 ① G6-3		B FF 90 X FF 89 1-0 7 BB 9 1B 1B		F CH 88 C FF 98 S FF 97 0-3 ① K		4	1	1	0	0	1	0
25 Mike Napoli, R (1, 2) OBP: 0.353, SLG: 0.446		C SI 89 B SI 90 B SI 90 B CH 83 C SI 90 F FF 92 B FF 94 4-2 BB		B SL 78 B SI 91 B SI 90 B FF 91 4-0 7 1B 9 SF9 BB		B SI 90 B CU 76 X SI 89 2-0 ② F8		C SI 98 F SI 98 S CH 86 0-3 ② K		2	1	0	0	2	1	1
7 David Murphy, L (1, 7) OBP: 0.395, SLG: 0.487 23 Craig Gentry, R (8, 8) OBP: 0.400, SLG: 0.421		D FF 93 X FF 92 1-0 ③ G4-3		C FF 91 F SL 80 B SI 90 X SL 79 1-2 1-3 1B		B SL 81 C FF 92 B FF 93 B FF 93 F FF 92 B FF 95 4-2 9 1B 1-2 BB		S CH 88 F SI 97 X CH 88 0-2 ③ G3		3 0	0 0	1 0	0 0	1 0	0 0	1 0
9 Mike Olt, R (1, 3) OBP: 0.333, SLG: 0.400 18 Mitch Moreland, L (9, PH) OBP: 0.337, SLG: 0.529 (9, 3)			X FF 89 0-0 ① G6-3	B FF 88 C FF 87 B FF 89 X FF 87 2-1 ② SF9 3-H		B FF 89 B SL 79 F FF 90 F SI 91 F SL 82 X FF 92 2-2 1-2 2-H 1B			B FF 91 B FF 92 B FF 93 B FF 92 4-0 1 FC1-5 5 1B BB	2 0	0 0	1 0	2 0	0 1	0 0	0 0

Inning Stats	1	2	3	4	5	6	7	8	9	1B	SF	WP	PA
	R: 0 E: 0 K: 2 S: 10 H: 1 LOB: 1 BB: 0 P: 14	R: 0 E: 0 K: 0 S: 10 H: 0 LOB: 1 BB: 1 P: 17	R: 2 E: 1 K: 0 S: 10 H: 4 LOB: 1 BB: 0 P: 12	R: 1 E: 0 K: 0 S: 9 H: 1 LOB: 1 BB: 1 P: 16	R: 0 E: 0 K: 0 S: 6 H: 0 LOB: 0 BB: 0 P: 12	R: 1 E: 0 K: 0 S: 12 H: 2 LOB: 2 BB: 1 P: 23	R: 0 E: 0 K: 1 S: 8 H: 1 LOB: 1 BB: 1 P: 14	R: 0 E: 0 K: 2 S: 10 H: 0 LOB: 0 BB: 0 P: 10	R: 0 E: 0 K: 0 S: 7 H: 1 LOB: 2 BB: 1 P: 14	1B: 9 2B: 2 3B: 0 HR: 0 SF: 1 SAC: 0 DP: 2 HBP: 0	WP: 0 PB: 0 SB: 0 CS: 0 PA: 40

PITCHER	IP	WLS	BF	H	R	ER	SO	BB	IBB	HBP	BLK	WP	HR	S	P	ERA	WHIP
53 Will Smith, L (1, 1) ERA: 6.0	5.2	L	27	8	4	4	2	3	0	0	0	0	0	55	90	6.35	1.941
40 Kelvin Herrera, R (6, 1) ERA: 2.7	2.1		8	1	0	0	3	1	0	0	0	0	0	20	28	0.00	0.857
41 Jeremy Jeffress, R (9, 1) ERA:	1.0		5	1	0	0	0	1	0	0	0	0	0	7	14	0.00	2.000

PITCHER	IP	WLS	BF	H	R	ER	SO	BB	IBB	HBP	BLK	WP	HR	S	P	ERA	WHIP

TOP	
AB	34
R	4
H	10
RBI	4
BB	5
SO	5
LOB	18

Batter	1	2	3	4	5	6	7	8	9	AB	R	H	RBI	BB	SO	LOB
4 Alex Gordon, L (1, 7) OBP: 0.372, SLG: 0.434	C SI 91 B FC 90 X FC 90 1-1 ① G4-3		1 SAFE F SI 92 P PO 87 P PO 88 X SI 92 2-1 ③ F8 1-3		B CU 78 X SI 92 1-0 ② G4-3 1-2 3-H			C SI 92 F SI 92 B CU 78 C FF 92 1-3 ① K		4	0	0	1	0	1	2
2 Alcides Escobar, R (1, 6) OBP: 0.341, SLG: 0.417	C SI 93 F FC 91 B CU 81 B SI 94 S CU 79 2-3 ② K			B CU 76 F FC 89 B FC 90 X SI 93 2-1 ① G4-3	X CU 79 0-0 ③ G3			C CU 78 B SI 92 C FC 90 X SI 92 1-2 E3 6 F8 6 S		4	0	0	0	0	1	1
6 Lorenzo Cain, R (1, 9) OBP: 0.330, SLG: 0.453	B FF 90 X FC 91 1-0 ③ F9			B SI 94 C CU 78 B SI 94 F FC 91 B SI 94 X FF 93 3-2 1B		B CU 78 C SI 92 X FC 91 1-1 16 1B 1B		B SI 93 B CU 78 C CH 88 B SI 94 F CU 79 F CH 88 F FF 92 X CH 87 3-2 ② F8 1-3		4	0	2	0	0	0	1
16 Billy Butler, R (1, 10) OBP: 0.370, SLG: 0.492		C SI 92 B SI 92 C CU 77 B CH 87 S CH 87 2-3 ① K		X SI 92 0-0 ② F9		C FC 89 X SI 93 0-1 13 G6-4-3 1B 1-2		C CU 78 F SL 86 B CH 83 B FF 91 B CH 83 S CU 78 3-3 ③ K		4	0	1	0	0	2	2
8 Mike Moustakas, L (1, 5) OBP: 0.311, SLG: 0.449		B SI 92 C SI 90 X FF 90 1-1 ② P6		1 SAFE B CU 76 X FF 91 1-0 ③ L9		C CU 78 X SI 93 0-1 ① F7			C FF 97 S FF 99 X FF 99 0-2 13 G6-4-3 1B	4	0	1	0	0	0	3
13 Salvador Perez, R (1, 2) OBP: 0.353, SLG: 0.509		C CU 78 B FC 91 B SI 94 B CU 78 C SI 94 X SI 95 3-2 ③ G5-3		B FC 90 F FF 92 B SI 94 B CU 76 B SI 94 4-1 35 1B 17 G4-3 BB		B SI 92 X CU 78 1-0 ② ③ G6-4-3 1-2f			C SL 84 F FF 98 B SL 86 X SL 85 1-2 ① ② G6-4-3 1-2f	3	1	0	0	1	0	3
35 Eric Hosmer, L (1, 3) OBP: 0.304, SLG: 0.366			C SI 92 F FC 90 X SI 89 0-2 ① G6-3	B FC 90 F FC 91 F SI 93 F CU 79 F FC 91 B CU 80 X SI 93 2-2 1 1B 17 G4-3 4 G4-3 1-3 1B			B CU 77 F CU 78 X SI 93 1-1 ① G6-3		F FF 98 B CH 90 X CH 88 1-1 1B	4	1	2	0	0	0	0
17 Chris Getz, L (1, 4) OBP: 0.319, SLG: 0.373			B SI 93 F SI 92 S FC 91 S CU 80 1-3 ② K2-3	B CU 79 F FC 91 B SI 93 1 SAFE X FC 90 2-1 ① G4-3 1-2 3-H			B CU 76 X FC 91 1-0 ② F9		C FF 99 B FF 99 X FF 98 1-1 ③ G4-3	4	0	0	1	0	1	2
1 Jarrod Dyson, L (1, 8) OBP: 0.332, SLG: 0.347			C CU 77 X SI 92 0-1 4 E 4 S 1B	X FC 91 0-0 4 G4-3 2-3 1B			B CU 77 C CU 77 S CH 86 F CH 88 X SI 93 1-2 ③ P5			3	0	2	0	0	0	0
Inning Stats	R: 0 H: 0 E: 0 LOB: 0 K: 1 BB: 0 S: 6 P: 10	R: 0 H: 0 E: 0 LOB: 0 K: 1 BB: 0 S: 8 P: 14	R: 0 H: 1 E: 0 LOB: 1 K: 1 BB: 0 S: 12 P: 13	R: 0 H: 1 E: 0 LOB: 1 K: 0 BB: 0 S: 7 P: 13	R: 2 H: 2 E: 0 LOB: 1 K: 0 BB: 1 S: 11 P: 20	R: 0 H: 2 E: 0 LOB: 1 K: 0 BB: 0 S: 7 P: 9	R: 0 H: 0 E: 0 LOB: 0 K: 0 BB: 0 S: 7 P: 10	R: 0 H: 0 E: 1 LOB: 1 K: 2 BB: 0 S: 14 P: 22	R: 0 H: 2 E: 0 LOB: 1 K: 0 BB: 0 S: 10 P: 13	1B: 8 SF: 0 2B: 0 SAC: 0 3B: 0 DP: 2 HR: 0 HBP: 0						

PITCHER		IP	WLS	BF	H	R	ER	SO	BB	IBB	HBP	BLK	WP	HR	S	P	ERA	WHIP
39 Scott Feldman, R ERA: 4.52	(1, 1)	7.2	W	30	6	2	2	4	1	0	0	0	0	0	69	105	2.35	0.913
37 Mike Adams, R ERA: 3.06	(8, 1)	0.1	H	1	0	0	0	1	0	0	0	0	0	0	3	6	0.00	0.000
41 Alexi Ogando, R ERA: 2.78	(9, 1)	1.0	S	4	2	0	0	0	0	0	0	0	0	0	10	13	0.00	2.000

PITCHER	IP	WLS	BF	H	R	ER	SO	BB	IBB	HBP	BLK	WP	HR	S	P	ERA	WHIP

BOTTOM

Texas Rangers @ Kansas City Royals

Kauffman Stadium, Kansas City, MO

Sat Aug 04 2012, 5:11 PM - 7:51 PM CDT

Att. 28,724 - Cloudy - 91 F

livebaseballscorecards.com

AB	34
R	2
H	8
RBI	2
BB	1
SO	5
LOB	14

Batter	1	2	3	4	5	6	7	8	9	10	AB	R	H	RBI	BB	SO	LOB
1 Elvis Andrus, R (1, 6) OBP: 0.368, SLG: 0.401 14 Alberto Gonzalez, R (9, 6) OBP: 0.241, SLG: 0.315	C FF 92 X SI 92 0-1 F9		C KC 79 B SL 85 S SI 94 X FF 92 1-2 E6	D KC 80 B SL 85 X SI 94 2-0 1-H 3-H 3B			S FF 93 C SL 85 F SL 85 F FF 95 X SI 94 0-2 1-2 10 2B 1B		B FF 97 S SL 85 B SL 86 M SL 86 X SL 89 2-2 1-H G6-3		5 0	0 0	2 0	2 0	0 0	0 0	1 0
10 Michael Young, R (1, 4) OBP: 0.297, SLG: 0.347	C SI 93 F SI 93 B FF 94 X SI 93 1-2 F9		1 SAFE F FC 89 C SI 94 C KC 78 0-3 K	S FC 87 F KC 80 F FF 94 X SI 92 0-2 G6-3			S SL 85 F SL 86 X SL 85 0-2 1-H 2-H 2B		B SL 86 X FF 97 1-0 1B		5	0	2	1	0	1	2
32 Josh Hamilton, L (1, 8) OBP: 0.347, SLG: 0.566	C KC 78 B CH 87 F FF 93 F FF 93 F KC 78 S SL 84 1-3 K			X FF 92 0-0 29 WP 29 1B 2B	B CH 86 F CH 84 S FF 93 B FC 87 F FC 89 X KC 80 2-2 F7		B CU 75 X FF 92 1-0 F7		B FF 98 C FF 98 S SL 88 B FF 99 S SL 88 2-3 K		5	1	1	0	0	2	2
29 Adrian Beltré, R (1, 10) OBP: 0.349, SLG: 0.500 23 Craig Gentry, R (10, PR) OBP: 0.400, SLG: 0.421 (10, 10)		C FF 92 B KC 78 X CH 84 1-1 7 F8 2B		S FF 93 B SI 93 B SI 93 F SL 85 F FF 94 B FF 95 F KC 80 X SI 94 3-2 7 FC3 17 HBP 7 E 2-H 1B	F FF 92 B KC 80 S SL 85 B FF 93 F KC 79 B FC 86 X SL 84 3-2 G6-3		D FF 94 S CH 83 B FF 93 C FF 92 D FF 94 F CH 83 D CU 76 4-2 BB		B FF 95 F FF 95 B SL 88 F FF 96 F FF 98 X FF 97 2-2 25 BB 17 1B 1B	4 0	1 0	3 0	1 0	1 0	0 0	0 0
17 Nelson Cruz, R (1, 9) OBP: 0.319, SLG: 0.454		B SL 82 B FF 92 S SL 84 X FF 93 2-1 P4		S SL 84 H SI 92 1-1 18 BB 9 SF9 7 E 1-2 HBP	B FF 92 C SI 93 X KC 79 1-1 G5-3		B CH 82 C FF 93 D CU 77 B FF 93 S CH 84 F CH 83 F FF 93 F CU 75 X CH 83 3-2 F8		B FF 96 C FF 95 B SL 88 X SL 87 2-1 25 BB 1-2 1B	4 0	1 0	1 0	0 0	0 0	0 0	3 0
7 David Murphy, L (1, 7) OBP: 0.388, SLG: 0.477		C FF 93 B CH 84 C FC 87 F SL 85 X FF 93 1-2 F8 2-3		X CH 85 0-0 FC3 9 SF9 18 BB 1 3B 1-2 2-H		C FF 92 X KC 78 0-1 F7		B CU 75 F FF 93 X CU 74 1-1 G4-3	B FF 97 B FF 97 X FF 97 2-0 F7		5	1	0	0	0	0	4
25 Mike Napoli, R (1, 2) OBP: 0.350, SLG: 0.440		C KC 79 B KC 79 C KC 78 X FF 94 1-2 F9		B FF 94 S SI 93 C SI 94 D KC 80 S SL 85 2-3 K		B FC 87 B SL 85 C SL 84 B SI 92 F FF 92 F KC 79 F SL 85 S FF 93 3-3 K		S CH 83 B CH 83 C FF 94 S FF 94 1-3 K	B SL 87 B SL 86 B FF 98 B FF 96 4-0 1-2 2-3 BB		4	0	0	0	1	3	3
18 Mitch Moreland, L (1, 3) OBP: 0.333, SLG: 0.517			C FF 93 B FF 93 B FF 93 X FF 94 2-1 F8	B KC 78 B KC 79 F FF 94 B FF 94 B FC 88 4-1 1 3B 1-2 2-3 BB		B FF 93 X CH 86 1-0 F8		B FF 94 X FF 93 1-0 F7	B FF 98 F SL 88 X FF 98 1-1 L6		4	1	0	0	1	0	3
9 Mike Olt, R (1, 5) OBP: 0.364, SLG: 0.286			C KC 78 B KC 80 S FF 94 X SL 84 1-2 F9	F SI 94 C FF 95 B KC 79 B KC 80 F SL 85 X FF 94 2-2 SF9 2-3 3-H			B FF 93 B SI 93 S FF 93 B SI 93 B FF 92 4-1 1 1B 10 2B BB		B SL 87 C FF 95 B SL 85 B FF 96 S FF 96 F FF 96 B FF 98 4-2 1 E 1 S 1 CS BB	B FF 98 F FF 98 D SL 88 F FF 97 D SL 89 F FF 98 S FF 98 3-3 K		2	1	0	1	2	1	3
Inning Stats	R: 0 E: 0 K: 1 S: 10 H: 0 LOB: 0 BB: 0 P: 12	R: 0 E: 0 K: 0 S: 11 H: 1 LOB: 1 BB: 0 P: 16	R: 0 E: 1 K: 1 S: 11 H: 0 LOB: 1 BB: 0 P: 15	R: 5 E: 1 K: 1 S: 21 H: 3 LOB: 1 BB: 1 P: 35	R: 0 E: 0 K: 0 S: 10 H: 0 LOB: 0 BB: 0 P: 16	R: 0 E: 0 K: 1 S: 8 H: 0 LOB: 0 BB: 0 P: 12	R: 1 E: 0 K: 0 S: 19 H: 2 LOB: 2 BB: 2 P: 31	R: 0 E: 0 K: 1 S: 6 H: 0 LOB: 0 BB: 0 P: 9	R: 0 E: 0 K: 1 S: 10 H: 1 LOB: 1 BB: 1 P: 19	R: 0 E: 1 K: 1 S: 13 H: 2 LOB: 3 BB: 1 P: 27	1B: 5 2B: 3 3B: 1 HR: 0	SF: 1 SAC: 0 DP: 0 HBP: 1	WP: 1 PB: 0 SB: 1 CS: 1	PA: 45				

PITCHER		IP	WLS	BF	H	R	ER	SO	BB	IBB	HBP	BLK	WP	HR	S	P	ERA	WHIP
44 Luke Hochevar, R ERA: 5.04	(1, 1)	6.0		26	4	5	1	4	1	0	1	0	1	0	71	106	1.50	0.833
43 Aaron Crow, R ERA: 3.77	(7, 1)	0.1	B	3	2	1	1	0	1	0	0	0	0	0	9	13	27.00	9.000
55 Tim Collins, L ERA: 3.13	(7, 1)	1.2		6	0	0	0	1	1	0	0	0	0	0	16	27	0.00	0.600
56 Greg Holland, R ERA: 3.3	(9, 1)	2.0	W	10	3	0	0	2	2	0	0	0	0	0	23	46	0.00	2.500

PITCHER	IP	WLS	BF	H	R	ER	SO	BB	IBB	HBP	BLK	WP	HR	S	P	ERA	WHIP

TOP

Texas Rangers @ Kansas City Royals

Kauffman Stadium, Kansas City, MO

Sun Aug 05 2012, 1:11 PM - 4:38 PM CDT

Att. 22,007 - Sunny - 87 F

livebaseballscorecards.com

AB	38
R	6
H	9
RBI	5
BB	5
SO	7
LOB	21

Texas Rangers @ Kansas City Royals

Kauffman Stadium, Kansas City, MO

Sun Aug 05 2012, 1:11 PM - 4:38 PM CDT

Att. 22,007 - Sunny - 87 F

livebaseballscorecards.com

Batter	1	2	3	4	5	6	7	8	9	10	AB	R	H	RBI	BB	SO	LOB
1 Jarrod Dyson, L (1, 8) OBP: 0.331, SLG: 0.346	B SI 93 B SI 91 C SI 93 B SI 93 C SI 92 X SI 93 3-2 13 S 2 SH1-3 13 2B 1B		B KC 73 X SI 91 1-0 ① G4-3		X SI 92 0-0 ① SH5-3 2-3	C KC 75 C SI 94 S KC 79 0-3 ③ K			C FF 92 B FF 91 1 SAFE F FF 92 C FF 93 1-3 ② K		4	1	1	0	0	2	1
2 Alcides Escobar, R (1, 6) OBP: 0.340, SLG: 0.414	X SI 94 0-0 ① SH1-3 1-2		B KC 75 B SI 92 C SI 93 C KC 75 B KC 78 X SI 94 3-2 ② F7		B SI 92 F KC 76 B KC 74 B SI 94 F SI 94 S SL 82 3-3 ② K		B CU 69 S FF 91 L CU 69 F CU 73 F FF 92 B CH 83 S CH 83 2-3 ① K		B FF 93 S SL 86 C FF 93 1 SAFE B FC 93 B FF 93 F FF 94 F FF 94 F FF 94 4-2 F FF 85 F FF 94 B SL 87 1-2 BB		3	0	0	0	1	2	1
6 Lorenzo Cain, R (1, 7) OBP: 0.342, SLG: 0.449	B SI 93 S KC 75 B SI 93 C KC 74 B SI 94 B SI 94 4-2 13 S 13 2B BB		C CH 84 F SI 94 B SL 80 B SL 85 X CH 86 2-2 1B		B KC 77 C SI 92 B KC 77 F KC 77 B SI 94 B SL 83 4-2 16 1B BB		C FF 93 C FC 85 X CH 84 0-2 ② G5-3		F FF 93 F FC 92 B FC 92 X FC 92 1-2 ③ G5-3		3	1	1	0	2	0	2
16 Billy Butler, R (1, 3) OBP: 0.370, SLG: 0.490 35 Eric Hosmer, L (10, PR) OBP: 0.304, SLG: 0.366	C KC 75 X KC 75 0-1 ② L8		X SI 93 0-0 ③ G5-3		1 SAFE F KC 75 1 SAFE X KC 78 0-1 1-3 3-H 1B		C FF 93 B FF 93 C CH 83 F SL 74 S CH 83 1-3 ③ K			C SL 83 B SL 83 B CH 87 F SI 96 B SL 85 B SI 97 4-2 21 FC5 13 E 21 E BB	4 0	0 1	1 0	1 0	1 0	3 0	3 0
13 Salvador Perez, R (1, 2) OBP: 0.347, SLG: 0.504	B SI 92 B KC 74 B KC 75 C SI 94 F KC 76 X SI 94 3-2 1-H 2-H 2B			C SI 92 X KC 78 0-1 ① G4-3	F SI 93 B SI 92 F SI 94 B SI 92 F SL 81 S SI 93 2-3 ③ K			C FF 92 B CU 72 B CU 70 F FF 93 S FF 93 2-3 ① K		X SI 96 0-0 E6 21 E 1-2	5	0	1	2	0	2	3
21 Jeff Francoeur, R (1, 9) OBP: 0.277, SLG: 0.372	F SI 92 B SI 93 F SI 93 B SI 92 X KC 77 2-2 ③ P6			C SI 93 F SI 93 X SI 93 0-2 HR		X SI 92 0-0 27 HR 1B		C FF 94 B FF 93 C CH 83 B FF 93 C FF 93 2-3 ② K		B SI 95 X SI 96 1-0 FC5 1-2 2-H	5	2	2	1	0	1	2
11 Yuniesky Betancourt, R (1, 5) OBP: 0.256, SLG: 0.400		C SI 92 C KC 73 B SI 93 S KC 77 1-3 ① K		F KC 76 F SI 93 B SL 82 F KC 78 X SI 94 1-2 ② F9		1 SAFE X SI 90 0-0 ① F9		C FF 94 S FF 93 B FF 95 B SI 94 X FF 94 2-2 ③ P6			4	0	0	0	0	1	1
27 Brayan Peña, S (1, 10) OBP: 0.299, SLG: 0.364		B SI 94 F SI 93 X SI 93 1-1 ② G4-1		C KC 75 C KC 76 B SI 94 S KC 78 1-3 ③ K		1 SAFE B SI 92 1 SAFE F SI 93 X KC 76 1-1 1-H HR			B FF 90 C FF 92 B FF 91 B FF 92 F FF 93 B FF 93 4-2 2 BB BB	3	1	1	2	1	1	0
17 Chris Getz, L (1, 4) OBP: 0.317, SLG: 0.376		B SI 91 C SI 92 B KC 77 B SI 92 C SI 92 F SI 93 T SI 93 3-2 ③ K			C SI 92 X SI 91 0-1 1 SH5-3 16 1B 2B	C SI 94 B KC 76 F SI 92 B SL 83 F SI 92 F SI 93 F KC 77 C SI 94 2-3 ② K			L FF 93 X FF 92 0-1 ① B1	4	1	1	0	0	2	1
Inning Stats	R: 2 H: 2 E: 0 LOB: 1 K: 0 BB: 1 S: 14 P: 26	R: 0 H: 0 E: 0 LOB: 0 K: 2 BB: 0 S: 9 P: 14	R: 0 H: 1 E: 0 LOB: 1 K: 0 BB: 0 S: 8 P: 14	R: 1 H: 1 E: 0 LOB: 0 K: 1 BB: 0 S: 12 P: 14	R: 1 H: 2 E: 0 LOB: 2 K: 2 BB: 1 S: 14 P: 23	R: 2 H: 2 E: 0 LOB: 0 K: 2 BB: 0 S: 13 P: 16	R: 0 H: 0 E: 0 LOB: 0 K: 2 BB: 0 S: 12 P: 15	R: 0 H: 0 E: 0 LOB: 0 K: 2 BB: 0 S: 9 P: 15	R: 0 H: 0 E: 0 LOB: 2 K: 1 BB: 2 S: 17 P: 27	R: 1 H: 0 E: 2 LOB: 2 K: 0 BB: 1 S: 4 P: 9	1B: 4 SF: 0 2B: 2 SAC: 2 3B: 0 DP: 0 HR: 2 HBP: 0						

PITCHER	IP	WLS	BF	H	R	ER	SO	BB	IBB	HBP	BLK	WP	HR	S	P	ERA	WHIP
45 Derek Holland, L (1, 1) ERA: 5.18	6.0		28	8	6	6	7	2	0	0	0	0	2	70	107	9.00	1.667
44 Roy Oswalt, R (7, 1) ERA: 5.82	2.0		6	0	0	0	4	0	0	0	0	0	0	21	30	0.00	0.000
28 Robbie Ross Jr., L (9, 1) ERA: 1.68	1.0		5	0	0	0	1	2	0	0	0	0	0	17	27	0.00	2.000
50 Michael Kirkman, L (10, 1) ERA: 4.34	0.0	L	3	0	1	0	0	1	0	0	0	0	0	4	9	∞	∞

PITCHER	IP	WLS	BF	H	R	ER	SO	BB	IBB	HBP	BLK	WP	HR	S	P	ERA	WHIP

BOTTOM	
AB	35
R	7
H	8
RBI	6
BB	5
SO	12
LOB	14

WP: 0 PA: 42
PB: 0
SB: 2
CS: 0

Batter	1	2	3	4	5	6	7	8	9	AB	R	H	RBI	BB	SO	LOB
4 Alex Gordon, L (1, 7) OBP: 0.371, SLG: 0.432	C SI 94 B SI 94 S SI 93 S SI 95 1-3 K ①			B SI 92 F SI 90 B SL 80 X SI 94 2-1 2 CS 1B		X SI 92 0-0 P4 ②		C SI 94 S SI 93 1 SAFE X SI 91 0-2 L6 ①		4	0	1	0	0	1	3
2 Alcides Escobar, R (1, 6) OBP: 0.340, SLG: 0.412	X SI 93 0-0 G4-3 ②			1 SAFE T SI 89 1 SAFE B SI 91 S CH 83 B SI 95 B SL 81 S CH 82 3-3 ① ② K 1-2		1 SAFE F SI 92 1 SAFE F SI 93 B SL 78 X CH 82 1-2 1-2 1B		1 SAFE B SI 94 X SI 92 1-0 FC1 ② 1-2 3-H		4	0	1	0	0	1	3
6 Lorenzo Cain, R (1, 8) OBP: 0.330, SLG: 0.431	C SI 90 X SI 94 0-1 F8 ③			C SL 79 F SI 94 S SL 80 0-3 K ③		X CH 82 0-0 G5-3 ③		C SL 78 C SI 94 S SI 92 0-3 K ③		4	0	0	0	0	2	4
16 Billy Butler, R (1, 10) OBP: 0.369, SLG: 0.495		C CH 86 B SI 94 X SI 93 1-1 G6-3 ①			B SI 90 B SI 90 F SI 90 C SI 94 C SI 94 2-3 K ①		B CH 81 B CH 82 X SI 93 2-0 HR		X FF 94 0-0 P4 ①	4	1	1	1	0	1	0
13 Salvador Perez, R (1, 2) OBP: 0.344, SLG: 0.496		C SI 92 B SI 92 B CH 84 S CH 83 X SI 95 2-2 21 L4-3 1B			C SI 89 B SI 93 X CH 83 1-1 F9 ②		F SL 80 B SI 93 F SL 80 F SI 95 X SI 94 1-2 F9 ①		C FF 94 X SL 80 0-1 E6 21 1B	4	0	1	0	0	0	0
21 Jeff Francoeur, R (1, 9) OBP: 0.279, SLG: 0.381		B SI 90 S CH 83 F SI 95 1 SAFE B CH 82 X CH 83 2-2 ② ③ L4-3 1-1			X SI 89 0-0 HR		F CH 84 F SI 94 B SL 81 B SL 80 F SL 77 B CH 83 F CH 82 X CH 82 3-2 L8 ②		C FF 94 F FF 92 F SL 82 X SI 96 0-2 35 G3-6-1 1-2 1B	4	1	2	1	0	0	1
35 Eric Hosmer, L (1, 3) OBP: 0.301, SLG: 0.362			X SL 77 0-0 ① G3		C SI 95 B SL 80 X SL 79 1-1 F8 ③		F SL 77 B SI 94 S SI 94 C SI 96 1-3 ③ K		X CH 85 0-0 ② ③ G3-6-1 1-2f	4	0	0	0	0	1	2
34 Tony Abreu, S (1, 5) OBP: 0.333, SLG: 0.667			B SI 94 B SI 92 C SI 91 X SI 94 2-1 ② G4-3			B SL 75 C CH 81 X CH 81 1-1 ① L7		B SI 91 X CH 80 1-0 17 1B 2 FC1 2B		3	0	1	0	0	0	0
17 Chris Getz, L (1, 4) OBP: 0.324, SLG: 0.381			B SI 95 B SI 95 C SI 94 C SI 94 B SI 96 T SI 94 3-2 ③ K			B SI 91 F SI 89 X SI 93 1-1 2 1B 1B		B SL 77 B SI 92 X SI 90 2-0 2 FC1 2-3 1B		3	0	2	0	0	1	0
Inning Stats	R: 0 E: 0 K: 1 S: 6 H: 0 LOB: 0 BB: 0 P: 7	R: 0 E: 0 K: 0 S: 8 H: 1 LOB: 0 BB: 0 P: 13	R: 0 E: 0 K: 1 S: 6 H: 0 LOB: 0 BB: 0 P: 11	R: 0 E: 0 K: 2 S: 8 H: 1 LOB: 0 BB: 0 P: 13	R: 1 E: 0 K: 1 S: 8 H: 1 LOB: 0 BB: 0 P: 12	R: 0 E: 0 K: 0 S: 9 H: 2 LOB: 2 BB: 0 P: 12	R: 1 E: 0 K: 1 S: 13 H: 1 LOB: 0 BB: 0 P: 20	R: 0 E: 0 K: 1 S: 9 H: 2 LOB: 2 BB: 0 P: 13	R: 0 E: 1 K: 0 S: 8 H: 1 LOB: 1 BB: 0 P: 8	1B: 6 2B: 3 3B: 0 HR: 2 SF: 0 SAC: 0 DP: 3 HBP: 0						

TOP

Kansas City Royals @ Chicago White Sox

U.S. Cellular Field, Chicago, IL

Mon Aug 06 2012, 8:11 PM - 10:27 PM EDT

Att. 30,097 - Clear - 82 F

livebaseballscorecards.com

AB	34
R	2
H	9
RBI	2
BB	0
SO	7
LOB	13

WP: 0 PB: 0 SB: 0 CS: 1 PA: 34

PITCHER		IP	WLS	BF	H	R	ER	SO	BB	IBB	HBP	BLK	WP	HR	S	P	ERA	WHIP
49 Chris Sale, L ERA: 2.59	(1, 1)	8.0	W	30	8	2	2	7	0	0	0	0	0	2	67	101	2.25	1.000
43 Addison Reed, R ERA: 3.83	(9, 1)	1.0	S	4	1	0	0	0	0	0	0	0	0	0	8	8	0.00	1.000

PITCHER	IP	WLS	BF	H	R	ER	SO	BB	IBB	HBP	BLK	WP	HR	S	P	ERA	WHIP

BOTTOM

Kansas City Royals @ Chicago White Sox

U.S. Cellular Field, Chicago, IL

Mon Aug 06 2012, 8:11 PM - 10:27 PM EDT

Att. 30,097 - Clear - 82 F

livebaseballscorecards.com

Batter	1	2	3	4	5	6	7	8	9	AB	R	H	RBI	BB	SO	LOB
7 Jordan Danks, L (1, 8) OBP: 0.317, SLG: 0.333	C FF 90 X FF 92 0-1 ① P5		C FF 93 B SI 93 F FF 93 F FF 94 B SL 82 X FF 94 2-2 20 G5-4-3 1B			X FF 92 0-0 ① P5		B FF 92 B CH 80 B SI 94 C SI 94 S SI 93 B SL 83 4-2 20 2B BB		3	1	1	0	1	0	0
20 Kevin Youkilis, R (1, 5) OBP: 0.348, SLG: 0.440	B SI 93 C FF 92 B FF 93 X FF 93 2-1 ② G6-3		B SI 93 C FF 93 1 SAFE C SI 92 X SL 81 1-2 ②③ G5-4-3 1-2f			B SI 92 C SI 93 X SI 94 1-1 ② G4-3		1 SAFE B SI 92 1 SAFE X SI 92 1-0 14 WP 1-H 2B		4	0	1	1	0	0	1
44 Adam Dunn, L (1, 10) OBP: 0.343, SLG: 0.484	B FF 93 B FF 93 B SI 92 X FF 94 3-0 ③ P5			B CU 72 F FF 92 B FF 92 F FF 94 S SL 84 2-3 ① K		F FF 93 B FF 94 F SI 94 C FF 94 1-3 ③ K		D CU 76 B FF 94 F FF 92 B CU 75 S FF 94 F FF 94 S FF 94 3-3 ② K		4	0	0	0	0	3	1
14 Paul Konerko, R (1, 3) OBP: 0.391, SLG: 0.509		X FF 92 0-0 ① G6-3		C SI 93 X SL 83 0-1 ② G6-3			B FF 93 B SI 92 B SI 93 C SI 93 X FF 94 3-1 HR	C FF 94 B CU 76 B CU 75 S CH 84 X CU 76 2-2 ③ G5-3 2-3		4	1	1	1	0	0	1
51 Alex Rios, R (1, 9) OBP: 0.348, SLG: 0.542		C FF 92 B FF 93 F FF 92 F SL 82 B SL 82 X SL 82 2-2 12 2B 3B		C FF 94 X SI 94 0-1 ③ G5-3			B SI 93 C CU 78 B SL 81 F SL 80 X SL 83 2-2 ① F8			3	1	1	0	0	0	0
12 A.J. Pierzynski, L (1, 2) OBP: 0.345, SLG: 0.551		B SI 94 B FF 93 X CH 84 2-0 3-H 2B			F FF 94 B FF 94 F SI 94 F SL 83 X FF 95 1-2 10 G1-4-3 1B		B SI 93 B CU 78 S CH 83 S SL 82 F SL 82 F SL 83 X CH 81 2-2 ② G3-1			3	0	2	1	0	0	0
10 Alexei Ramirez, R (1, 6) OBP: 0.290, SLG: 0.354		C SI 92 S SL 83 H FF 92 1-2 24 G5-4-3 HBP			B SI 94 X SI 93 1-0 ① G1-4-3 1-2		B CU 75 B SL 81 B SI 93 X SI 94 3-0 ③ G5-3			2	0	0	0	0	0	1
24 Dayan Viciedo, R (1, 7) OBP: 0.287, SLG: 0.421		B SI 91 X SL 80 1-0 ②③ G5-4-3 1-2f			C SI 93 F SI 94 B SL 82 C SL 81 1-3 ② K			C CU 74 S SL 83 B SL 82 S SL 81 1-3 ① K2-3		3	0	0	0	0	2	3
15 Gordon Beckham, R (1, 4) OBP: 0.278, SLG: 0.355			S SI 92 B FF 93 X SI 92 1-1 ① F9		S SI 93 F SI 94 S SL 82 0-3 ③ K			X CU 76 0-0 HR		3	1	1	1	0	1	1
Inning Stats	R: 0 E: 0 K: 0 S: 5 H: 0 LOB: 0 BB: 0 P: 10	R: 1 E: 0 K: 0 S: 9 H: 2 LOB: 1 BB: 0 P: 15	R: 0 E: 0 K: 0 S: 9 H: 1 LOB: 0 BB: 0 P: 13	R: 0 E: 0 K: 1 S: 7 H: 0 LOB: 0 BB: 0 P: 9	R: 0 E: 0 K: 2 S: 11 H: 1 LOB: 1 BB: 0 P: 14	R: 0 E: 0 K: 1 S: 6 H: 0 LOB: 0 BB: 0 P: 8	R: 1 E: 0 K: 0 S: 11 H: 1 LOB: 0 BB: 0 P: 21	R: 2 E: 0 K: 2 S: 14 H: 2 LOB: 1 BB: 1 P: 25		1B: 2 2B: 2 3B: 1 HR: 2 SF: 0 SAC: 0 DP: 2 HBP: 1						

	AB	29
	R	4
	H	7
	RBI	4
	BB	1
	SO	6
	LOB	8

WP: 1 PA: 31
PB: 0
SB: 0
CS: 0

PITCHER		IP	WLS	BF	H	R	ER	SO	BB	IBB	HBP	BLK	WP	HR	S	P	ERA	WHIP
39 Luis Mendoza, R ERA: 4.36	(1, 1)	7.1	L	29	7	4	4	5	1	0	1	0	0	2	65	103	4.91	1.091
55 Tim Collins, L ERA: 3.09	(8, 1)	0.2		2	0	0	0	1	0	0	0	0	1	0	7	12	0.00	0.000

PITCHER	IP	WLS	BF	H	R	ER	SO	BB	IBB	HBP	BLK	WP	HR	S	P	ERA	WHIP

Kansas City Royals @ Chicago White Sox

U.S. Cellular Field, Chicago, IL

Tue Aug 07 2012, 8:11 PM - 10:44 PM EDT

Att. 27,194 - Partly Cloudy - 86 F

TOP

livebaseballscorecards.com

Batter	1	2	3	4	5	6	7	8	9	AB	R	H	RBI	BB	SO	LOB
4 Alex Gordon, L (1, 7) OBP: 0.373, SLG: 0.432	B FF 90 C FC 86 B FF 91 S CH 82 B SI 93 B CH 82 4-2 17 BB BB		F FF 91 B FF 92 B CH 84 S FC 86 B SI 93 F CU 80 X FC 86 3-2 ② G3			C SL 85 B FC 86 B CH 83 F SL 85 X SI 91 2-2 17 G4-3 17 S 8 SF9 1B	S SI 91 1 SAFE X SI 90 0-1 1-3 3-H 1B		C CH 85 F CU 80 F FF 92 D CU 81 X CU 79 1-2 ② F7	4	1	2	1	1	0	1
17 Chris Getz, L (1, 4) OBP: 0.320, SLG: 0.372	B FF 90 C FF 90 B CH 82 B SI 90 B FF 90 4-1 1-2 BB		X SI 90 0-0 ③ F8			1 SAFE 1 SAFE S FF 90 X FC 86 0-1 ① G4-3 1-3	B FF 92 X FF 92 1-0 ③ L4		B FF 92 X SL 84 1-0 ③ F8	4	0	0	0	1	0	4
8 Mike Moustakas, L (1, 5) OBP: 0.311, SLG: 0.446	B SI 92 C FC 86 B FC 86 F FC 86 S FF 93 2-3 ① K			C CU 78 X CH 84 0-1 ① P4		B FC 87 X SI 87 1-0 ② SF9 3-H		B SL 78 B FF 93 B FF 94 B FF 89 4-0 16 WP 16 HR BB		2	1	0	1	1	1	2
16 Billy Butler, R (1, 10) OBP: 0.370, SLG: 0.505	C FF 92 X SL 83 0-1 ② F7			F FF 90 B FF 91 F SI 91 X SL 82 1-2 2B		B SL 83 C SL 82 S CH 82 B SL 83 X SL 82 2-2 ③ G4-3		B SI 98 S SI 98 X SI 99 1-1 1-H HR		4	1	2	2	0	0	2
21 Jeff Francoeur, R (1, 9) OBP: 0.279, SLG: 0.379	S SI 93 F FF 93 F FF 93 S SI 94 0-3 ③ K			B FF 92 C SI 92 B FF 92 F CH 85 B FF 92 F CH 83 X CU 81 3-2 ② L7			X SI 90 0-0 35 1B 34 1B 1B	B SL 88 F SI 98 X SI 99 1-1 ① G6-3		4	1	1	0	0	1	3
27 Brayan Peña, S (1, 2)		B FF 88 B FF 89 C FF 89 S FF 90 B FF 91 X FF 88 3-2 ① P6		B CH 83 X FF 91 1-0 ③ P6			C SI 90 B SI 91 B FF 90 1 SAFE X SI 90 2-1 ① F7	X SI 99 0-0 ② G3		4	0	0	0	0	0	2
35 Eric Hosmer, L (1, 3) OBP: 0.303, SLG: 0.362		B FF 90 B CH 83 C FF 91 C FC 86 B CU 81 F CU 81 B FF 92 4-2 34 G4-6-3 BB			X FF 90 0-0 ① F8		C FF 90 X SI 87 0-1 34 1B 1-3 1B	B SL 89 X CH 89 1-0 ③ G4-3		3	0	1	0	1	0	0
34 Tony Abreu, S (1, 6) OBP: 0.429, SLG: 0.714		C SI 91 X FF 91 0-1 ② ③ G4-6-3 1-2f			C FF 88 F SI 90 X SI 91 0-2 ② G4-3		1 SAFE X CH 83 0-0 ② 1 1B 4 1B 1-3 3-H 1B		X FF 93 0-0 1 G4-3 2B	4	1	2	1	0	0	1
1 Jarrod Dyson, L (1, 8) OBP: 0.330, SLG: 0.344			C FF 90 B FF 91 F CH 82 B FF 92 B FC 88 S FF 90 3-3 ① K		C SI 90 B FC 87 F FC 86 F FF 91 B CU 79 F CU 79 F SI 91 F FF 91 S FC 86 2-3 ③ K		X FF 88 0-0 4 1B 2-3 1B		F SI 93 B FF 93 X SL 84 1-1 ① G4-3 2-3	4	0	1	0	0	2	1

Inning Stats																																			
	R: 0	E: 0	K: 2	S: 12	H: 0	LOB: 2	BB: 2	P: 22	R: 0	E: 0	K: 0	S: 8	H: 0	LOB: 0	BB: 1	P: 15	R: 0	E: 0	K: 1	S: 8	H: 0	LOB: 0	BB: 0	P: 14	R: 0	E: 0	K: 0	S: 10	H: 1	LOB: 1	BB: 0	P: 15	R: 0	E: 0	K: 1	S: 11	H: 0	LOB: 0	BB: 0	P: 13
	R: 1	E: 0	K: 0	S: 9	H: 1	LOB: 0	BB: 0	P: 14	R: 2	E: 0	K: 0	S: 10	H: 5	LOB: 2	BB: 0	P: 13	R: 2	E: 0	K: 0	S: 6	H: 1	LOB: 0	BB: 1	P: 13	R: 0	E: 0	K: 0	S: 8	H: 1	LOB: 1	BB: 0	P: 11	1B: 6	2B: 2	3B: 0	HR: 1	SF: 1	SAC: 0	DP: 1	HBP: 0	WP: 1	PB: 0	SB: 1	CS: 0	PA: 38

	AB	33
	R	5
	H	9
	RBI	5
	BB	4
	SO	4
	LOB	16

PITCHER		IP	WLS	BF	H	R	ER	SO	BB	IBB	HBP	BLK	WP	HR	S	P	ERA	WHIP
44 Jake Peavy, R ERA: 3.08	(1, 1)	6.2	L	28	7	3	3	4	3	0	0	0	0	0	67	104	4.05	1.500
52 Leyson Septimo, L ERA: 5.19	(7, 1)	0.1		2	0	1	1	0	1	0	0	0	0	0	1	6	27.00	3.000
65 Nate Jones, R ERA: 3.45	(8, 1)	1.0		4	1	1	1	0	0	0	0	0	1	1	6	9	9.00	1.000
41 Philip Humber, R ERA: 6.07	(9, 1)	1.0		4	1	0	0	0	0	0	0	0	0	0	8	11	0.00	1.000

PITCHER		IP	WLS	BF	H	R	ER	SO	BB	IBB	HBP	BLK	WP	HR	S	P	ERA	WHIP

Batter	1	2	3	4	5	6	7	8	9	AB	R	H	RBI	BB	SO	LOB
15 Gordon Beckham, R (1, 4) OBP: 0.280, SLG: 0.363	C SI 84 B FF 87 B SI 85 B SI 86 C SI 85 X FF 87 3-2 HR		B CU 74 F FF 88 B CU 73 X CH 78 2-1 ② F8			B FF 86 B SL 82 B CH 76 C SI 84 B FF 87 4-1 10 G4-3 10 WP 44 1B BB	B FF 97 F SI 96 F SI 98 X FF 98 1-2 ③ F8			3	2	1	1	1	0	1
10 Alexei Ramirez, R (1, 6) OBP: 0.287, SLG: 0.350	F SI 85 F FF 88 F FF 89 X CU 75 0-2 ① G5-3		C CU 74 F SL 82 F FF 90 F SI 88 X CU 76 0-2 ③ F7			C SL 82 C FF 87 B SL 84 F SL 82 X SI 86 1-2 ① G4-3 1-3		S SI 99 F SI 99 B FF 99 F CH 87 S CH 87 1-3 ① K		4	0	0	0	0	1	1
44 Adam Dunn, L (1, 10) OBP: 0.342, SLG: 0.482	C FF 89 B SI 88 C SI 87 B EP 68 B FF 89 X FF 87 3-2 ② F7			C SL 82 C SI 87 X FF 89 0-2 ① L8		B SI 88 B SI 87 F SI 87 C SI 87 X FF 89 2-2 51 2B 3-H 1B		B SI 99 B CH 87 F FF 98 S FF 99 C FF 98 2-3 ② K		4	0	1	1	0	1	0
14 Paul Konerko, R (1, 3) OBP: 0.388, SLG: 0.504	C CU 74 B FF 89 X FF 89 1-1 ③ P3			X FF 88 0-0 ② G5-3		C SI 86 F SI 86 T SI 87 0-2 ② K		B CU 82 C CH 86 F FF 99 F CH 86 F SI 98 B CU 79 T SI 99 2-2 ③ K		4	0	0	0	0	2	1
51 Alex Rios, R (1, 9) OBP: 0.349, SLG: 0.544		C SI 86 B CH 77 X CH 78 1-1 12 G3 12 S 1B		C FF 88 C CU 75 B SI 88 F FF 88 B SL 83 F SL 84 X SL 82 2-2 ③ P3		B SL 84 X SL 84 1-0 1-3 2B			C FF 95 T FF 96 X SL 86 0-2 ① F8	4	0	2	0	0	0	0
12 A.J. Pierzynski, L (1, 2) OBP: 0.344, SLG: 0.547		B FF 87 C SI 86 C FF 87 X SI 87 1-2 ① G3 1-3			X CU 74 0-0 7 B3-6 24 1B 1B	F SI 87 F SI 88 X SI 89 0-2 ③ P6			C FF 96 X FF 97 0-1 ② F7	4	0	1	0	0	0	3
24 Dayan Viciedo, R (1, 7) OBP: 0.287, SLG: 0.419		B FF 87 C SL 84 X FF 87 1-1 ② P5			C FF 87 X SL 82 0-1 1-2 1B		C SL 82 B SI 86 T SI 85 B SI 87 X SL 84 2-2 ① G4-3		B FF 96 C FF 95 X FF 97 1-1 ③ F9	4	0	1	0	0	0	1
7 Jordan Danks, L (1, 8) OBP: 0.295, SLG: 0.310		X SI 87 0-0 ③ G3-1			X SI 84 0-0 ① ② B3-6 2-2f		C SI 86 B EP 67 B SL 82 X SI 84 2-1 ② L9			3	0	0	0	0	0	3
66 Ray Olmedo, S (1, 5) OBP: 0.333, SLG: 0.333			C FF 86 S SL 85 S SL 84 0-3 ① K		C SL 81 S SL 82 X SL 81 0-2 ③ F8		B SI 85 B SL 84 F SI 84 B SL 82 C SI 85 X FF 88 3-2 1B			3	0	1	0	0	1	1
Inning Stats	R: 1 E: 0 K: 0 S: 12 H: 1 LOB: 0 BB: 0 P: 19	R: 0 E: 0 K: 0 S: 8 H: 1 LOB: 1 BB: 0 P: 11	R: 0 E: 0 K: 1 S: 10 H: 0 LOB: 0 BB: 0 P: 12	R: 0 E: 0 K: 0 S: 9 H: 0 LOB: 0 BB: 0 P: 11	R: 0 E: 0 K: 0 S: 7 H: 2 LOB: 1 BB: 0 P: 7	R: 1 E: 0 K: 1 S: 15 H: 2 LOB: 2 BB: 1 P: 23	R: 0 E: 0 K: 0 S: 11 H: 1 LOB: 1 BB: 0 P: 19	R: 0 E: 0 K: 3 S: 12 H: 0 LOB: 0 BB: 0 P: 17	R: 0 E: 0 K: 0 S: 7 H: 0 LOB: 0 BB: 0 P: 8	1B: 5 2B: 2 3B: 0 HR: 1	SF: 0 SAC: 0 DP: 1 HBP: 0	WP: 1 PB: 0 SB: 1 CS: 0	PA: 34			

PITCHER		IP	WLS	BF	H	R	ER	SO	BB	IBB	HBP	BLK	WP	HR	S	P	ERA	WHIP
52 Bruce Chen, L ERA: 5.51	(1, 1)	6.2	W	27	7	2	2	2	1	0	0	0	1	1	69	98	2.70	1.200
40 Kelvin Herrera, R ERA: 2.64	(7, 1)	1.1	H	4	0	0	0	3	0	0	0	0	0	0	15	21	0.00	0.000
56 Greg Holland, R ERA: 3.22	(9, 1)	1.0	S	3	0	0	0	0	0	0	0	0	0	0	7	8	0.00	0.000

PITCHER	IP	WLS	BF	H	R	ER	SO	BB	IBB	HBP	BLK	WP	HR	S	P	ERA	WHIP

BOTTOM

Kansas City Royals @ Chicago White Sox

U.S. Cellular Field, Chicago, IL

Tue Aug 07 2012, 8:11 PM - 10:44 PM EDT

Att. 27,194 - Partly Cloudy - 86 F

livebaseballscorecards.com

AB	33
R	2
H	7
RBI	2
BB	1
SO	5
LOB	11

Kansas City Royals @ Chicago White Sox

U.S. Cellular Field, Chicago, IL

Wed Aug 08 2012, 8:11 PM - 10:47 PM EDT

Att. 25,151 - Overcast - 73 F

TOP

livebaseballscorecards.com

Batter	1	2	3	4	5	6	7	8	9	AB	R	H	RBI	BB	SO	LOB
4 Alex Gordon, L (1, 7) OBP: 0.370, SLG: 0.429	C FF 91 B SI 92 F FF 90 B CU 80 X FF 92 2-2 F7 ①		B CU 81 B FF 89 X FF 91 2-0 G3 ②			B SL 87 C FF 90 S SL 88 X CU 79 1-2 G4-3 ①		C SL 87 F CU 79 S CU 77 0-3 K 6 S		4	0	0	0	0	1	0
2 Alcides Escobar, R (1, 6) OBP: 0.339, SLG: 0.410	C FF 92 B FF 91 F SI 92 F FF 93 X CU 80 1-2 G5-3 ②		X FF 92 0-0 G6-3 ③			C FF 91 B SI 91 B CH 86 B CH 85 F FF 90 X FF 91 3-2 16 BB 1B		1 SAFE C FF 93 F FF 92 1 SAFE F FF 92 B FF 92 F SL 84 F FF 93 1 SAFE 1-3 S FF 93 K ①		4	0	1	0	0	1	1
6 Lorenzo Cain, R (1, 8) OBP: 0.319, SLG: 0.415	B FF 92 C FF 90 B FF 92 X FF 92 2-1 L9 ③			B CU 79 X FF 90 1-0 G5-3 ①		1 SAFE 1 SAFE B SI 91 C FF 90 1 SAFE S CU 80 B FF 90 S CH 85 2-3 K ②		C SL 84 P PO 87 C SL 85 X FF 93 1-2 G6-3 ② 1-2		4	0	0	0	0	1	2
16 Billy Butler, R (1, 10) OBP: 0.369, SLG: 0.501		B FF 90 B CH 86 X FF 91 2-0 G4-3 ①		B FF 89 F SL 89 F SL 88 S CU 80 1-3 K ②		D SL 88 B CH 86 D CH 86 B FF 90 4-0 1-2 BB		C FF 94 F FF 94 S CU 73 0-3 K ③		3	0	0	0	1	2	1
13 Salvador Perez, R (1, 2) OBP: 0.341, SLG: 0.512		F FF 91 F CU 80 F FF 91 F CU 79 B SL 88 F SL 88 B FF 92 S SL 89 2-3 K ②		B CH 86 SL 89 X FF 91 2-0 HR		D CH 87 B FF 90 C SI 90 X CH 87 2-1 F9 ③			S SI 91 B SI 90 F SL 85 F CU 77 X SI 92 1-2 L6 ①	4	1	1	1	0	1	2
8 Mike Moustakas, L (1, 5) OBP: 0.310, SLG: 0.452		X FF 91 0-0 HR		F SL 87 B CU 79 B CU 79 X SL 88 2-1 G3-1 ③			X SL 86 0-0 L9 ①		X SI 92 0-0 F7 ②	4	1	1	1	0	0	0
21 Jeff Francoeur, R (1, 9) OBP: 0.283, SLG: 0.382		F FF 92 B SL 89 B CH 86 F CH 87 X FF 92 2-2 1B			F FF 90 C CH 87 B FF 91 B SL 86 F SL 89 B FF 90 F CU 79 X FF 92 3-2 35 F8-3 1B		B SI 89 B CH 85 F FF 89 B CU 79 S FF 90 B CH 86 4-2 35 FC3-6 BB		B SI 93 C SI 93 X SI 92 1-1 F8 ③	3	0	2	0	1	0	0
35 Eric Hosmer, L (1, 3) OBP: 0.300, SLG: 0.359		1 SAFE F SI 90 F SL 88 B FF 92 1 SAFE S CU 78 1-3 K ③			B FF 90 D SL 88 1 SAFE X SL 89 2-0 F8-3 ①② 1-1		D SL 88 1 SAFE C FF 90 X SL 87 1-1 FC3-6 34 FC5-4 1-2f ②			3	0	0	0	0	1	3
34 Tony Abreu, S (1, 4) OBP: 0.300, SLG: 0.500			B SL 88 C SL 88 X CU 79 1-1 F7 ①		B CH 86 X CH 86 1-0 G6-3 ③		1 SAFE B FF 90 B FF 90 1 SAFE X FF 90 2-0 FC5-4 ③ 1-2f			3	0	0	0	0	0	1

	AB	32
	R	2
	H	5
	RBI	2
	BB	2
	SO	7
	LOB	10

Inning Stats																		
	R: 0 E: 0 K: 0 S: 9	H: 0 LOB: 0 BB: 0 P: 14	R: 1 E: 0 K: 2 S: 14	H: 2 LOB: 1 BB: 0 P: 21	R: 0 E: 0 K: 0 S: 4	H: 0 LOB: 0 BB: 0 P: 7	R: 1 E: 0 K: 1 S: 7	H: 1 LOB: 0 BB: 0 P: 13	R: 0 E: 0 K: 0 S: 7	H: 1 LOB: 0 BB: 0 P: 13	R: 0 E: 0 K: 1 S: 11	H: 1 LOB: 2 BB: 1 P: 23	R: 0 E: 0 K: 0 S: 6	H: 0 LOB: 1 BB: 1 P: 13	R: 0 E: 0 K: 3 S: 16	H: 0 LOB: 1 BB: 0 P: 17	R: 0 E: 0 K: 0 S: 7	H: 0 LOB: 0 BB: 0 P: 9

	1B: 3	SF: 0	WP: 1	PA: 34
	2B: 1	SAC: 0	PB: 0	
	3B: 0	DP: 1	SB: 1	
	HR: 2	HBP: 0	CS: 0	

PITCHER		IP	WLS	BF	H	R	ER	SO	BB	IBB	HBP	BLK	WP	HR	S	P	ERA	WHIP
62 Jose Quintana, L ERA: 2.78	(1, 1)	7.0	L	28	5	2	2	5	2	0	0	0	1	2	61	107	2.57	1.000
26 Jesse Crain, R ERA: 2.17	(8, 1)	1.0		3	0	0	0	2	0	0	0	0	0	0	13	14	0.00	0.000
39 Brett Myers, R ERA: 2.82	(9, 1)	1.0		3	0	0	0	0	0	0	0	0	0	0	7	9	0.00	0.000

PITCHER	IP	WLS	BF	H	R	ER	SO	BB	IBB	HBP	BLK	WP	HR	S	P	ERA	WHIP

BOTTOM

Kansas City Royals @ Chicago White Sox

U.S. Cellular Field, Chicago, IL

Wed Aug 08 2012, 8:11 PM - 10:47 PM EDT

Att. 25,151 - Overcast - 73 F

livebaseballscorecards.com

Batter	1	2	3	4	5	6	7	8	9	AB	R	H	RBI	BB	SO	LOB
30 Alejandro De Aza, L (1, 8) OBP: 0.352, SLG: 0.413	B FF 94 B FF 93 C SI 93 B SI 94 X SI 94 3-1 1B		C SI 93 B CU 78 X CH 86 1-1 15 E 1B			C SI 91 B FF 93 B SI 92 C SI 93 F CU 77 B SL 87 S SI 95 3-3 ② K		F SI 93 B FF 94 S SI 91 F SL 86 X SL 85 1-2 ③ F7		4	0	2	0	0	1	1
15 Gordon Beckham, R (1, 4) OBP: 0.280, SLG: 0.365	1 SAFE B FF 93 X SI 93 1-0 ① F9		1 SAFE C SI 93 S FF 94 F FF 94 F SL 86 D FF 95 1 SAFE X CU 78 1-2 ③ F8 1-2			B FC 93 X SI 92 1-0 2B			B FF 96 C FF 96 F FF 96 B SL 89 F FF 97 F FF 98 S SL 87 2-3 ① K	4	0	1	0	0	1	2
44 Adam Dunn, L (1, 3) OBP: 0.341, SLG: 0.482	C SI 94 1 SAFE D CU 78 C CU 77 S FF 94 1-3 ② K			C SL 86 B CH 86 B SL 86 S FF 94 T FF 95 2-2 ① K		F SI 94 S FF 93 B SI 95 B SI 94 C SL 86 2-3 ③ K			C FF 96 F FF 97 X FF 99 0-2 12 1B 2B	4	1	1	0	0	3	2
20 Kevin Youkilis, R (1, 5) OBP: 0.344, SLG: 0.433	C SI 94 B SL 85 1 SAFE C SL 86 D CH 86 F FF 95 B SI 95 F FF 94 X FF 95 3-2 ③ P3			C SI 94 F SI 93 B CH 86 X CH 86 1-2 ② G5-3			B SL 83 C FF 92 X FF 92 1-1 ① P5		B FF 98 F FF 98 C SL 87 B SL 86 S SL 87 2-3 ② K	4	0	0	0	0	1	2
12 A.J. Pierzynski, L (1, 2) OBP: 0.346, SLG: 0.547 66 Ray Olmedo, S (9, PR) OBP: 0.333, SLG: 0.333		F FF 93 X CU 75 0-1 10 G6-4-3 1B		C CU 76 X FF 94 0-1 ③ F7			F SI 94 X SL 86 0-1 ② P5		B FF 98 X FF 99 1-0 2-H 1B	4 0	0 0	2 0	1 0	0 0	0 0	0 0
10 Alexei Ramirez, R (1, 6) OBP: 0.284, SLG: 0.347		B SI 92 F CH 85 F SI 93 B CU 77 X SI 94 2-2 ①② G6-4-3 1-2f			X SI 91 0-0 ① P6		B SL 83 C SI 93 F FF 94 X SL 86 1-2 ③ G5-3		F SL 87 F SL 85 X SL 87 0-2 ③ L6	4	0	0	0	0	0	2
24 Dayan Viciedo, R (1, 7) OBP: 0.285, SLG: 0.415		C SI 95 B CU 78 F SI 94 F FF 95 X CU 76 1-2 ③ P6			B FF 93 T SL 84 C SI 94 F CH 86 S SL 87 1-3 ② K			F FF 92 C SI 91 S FF 94 0-3 ① K		3	0	0	0	0	2	0
7 Jordan Danks, L (1, 9) OBP: 0.277, SLG: 0.289			C FF 92 X FF 93 0-1 ① F9		F SI 94 B SI 93 B SL 86 X SI 95 2-1 ③ L8			X FF 94 0-0 ② F8		3	0	0	0	0	0	0
5 Orlando Hudson, S (1, 10) OBP: 0.251, SLG: 0.296			F FF 93 X CH 85 0-1 ② G3-1			C FF 91 X CU 75 0-1 ① F7		B FF 93 C SI 92 C SL 85 B SI 95 X SI 94 2-2 1B		3	0	1	0	0	0	0
Inning Stats	R: 0 E: 0 K: 1 S: 11 H: 1 LOB: 1 BB: 0 P: 19	R: 0 E: 0 K: 0 S: 9 H: 1 LOB: 0 BB: 0 P: 12	R: 0 E: 1 K: 0 S: 11 H: 1 LOB: 1 BB: 0 P: 13	R: 0 E: 0 K: 1 S: 8 H: 0 LOB: 0 BB: 0 P: 11	R: 0 E: 0 K: 1 S: 7 H: 0 LOB: 0 BB: 0 P: 10	R: 0 E: 0 K: 2 S: 10 H: 1 LOB: 1 BB: 0 P: 16	R: 0 E: 0 K: 0 S: 7 H: 0 LOB: 0 BB: 0 P: 9	R: 0 E: 0 K: 1 S: 11 H: 1 LOB: 1 BB: 0 P: 14	R: 1 E: 0 K: 2 S: 15 H: 2 LOB: 1 BB: 0 P: 20	1B: 5 2B: 2 3B: 0 HR: 0 SF: 0 SAC: 0 DP: 1 HBP: 0						WP: 0 PB: 0 SB: 0 CS: 0 PA: 33	

	AB	33
	R	1
	H	7
	RBI	1
	BB	0
	SO	8
	LOB	9

PITCHER	IP	WLS	BF	H	R	ER	SO	BB	IBB	HBP	BLK	WP	HR	S	P	ERA	WHIP
33 Jeremy Guthrie, R (1, 1) ERA: 6.1	8.0	W	28	5	0	0	6	0	0	0	0	0	0	74	104	0.00	0.625
56 Greg Holland, R (9, 1) ERA: 3.35	1.0	S	5	2	1	1	2	0	0	0	0	0	0	15	20	9.00	2.000

PITCHER	IP	WLS	BF	H	R	ER	SO	BB	IBB	HBP	BLK	WP	HR	S	P	ERA	WHIP

Batter	1	2	3	4	5	6	7	8	9	AB	R	H	RBI	BB	SO	LOB
4 Alex Gordon, L (1, 7) OBP: 0.372, SLG: 0.439	B FF 90 X FF 91 1-0 HR	B FF 90 C SL 79 L FF 90 T FF 91 1-2 ② K		X CU 69 0-0 ② G1-3		C FC 88 B FS 83 B CU 80 X FF 91 2-1 2 1B 2B		C SI 91 T CH 85 X SI 90 0-2 1-3 1B		5	2	3	1	0	1	1
2 Alcides Escobar, R (1, 6) OBP: 0.339, SLG: 0.410	X FF 90 0-0 6 1B 16 HR 1B	C SL 79 C FF 91 1 SAFE S FF 92 0-3 ③ K		B CU 70 X CH 83 1-0 ③ F8		F FF 91 C FC 88 X FC 86 0-2 6 FC5-4 2-H 1B		X SI 90 0-0 ③ P4		5	1	2	1	0	1	3
6 Lorenzo Cain, R (1, 8) OBP: 0.315, SLG: 0.405	1 SAFE B SL 79 X FF 90 1-0 16 HR 1-2 1B	C CU 70 C FF 92 S FF 92 0-3 ① K	C SL 77 F FF 91 F FF 91 B SL 80 B SI 92 S CH 85 2-3 ① K	B CU 79 S FC 87 X FC 87 1-1 ③ FC5-4 1-2f			B SI 85 C SL 78 F FF 85 X SL 77 1-2 ① P4		5	1	1	0	0	2	1
16 Billy Butler, R (1, 10) OBP: 0.371, SLG: 0.517	B FF 92 C CU 71 X FF 91 1-1 1-H 2-H HR	B FF 91 X FF 91 1-0 8 2B 2B	B CU 72 C CU 70 C CU 71 X FF 93 1-2 13 SF8 3B			C SL 83 F SI 95 B SL 85 S SL 85 1-3 ① K	B FF 88 S FF 86 S SL 78 B SL 78 S SL 78 2-3 ② K		5	3	3	3	0	2	0
13 Salvador Perez, R (1, 2) OBP: 0.328, SLG: 0.496	C CU 71 C CH 85 B FF 92 B SL 80 X CH 86 2-2 ① L1-4-3	B FF 91 B SL 77 F SI 90 X CU 68 2-1 ② G5-3	F FF 91 D CH 85 F FF 92 F FF 91 F CU 69 F FF 92 F FF 90 B FF 92 X SI 91 2-2 ② SF8 3-H			C SL 94 X SL 84 0-1 ② G4-3	F SI 85 X SL 78 0-1 ③ G6-3		4	0	0	1	0	0	1
8 Mike Moustakas, L (1, 5) OBP: 0.312, SLG: 0.455	S SL 79 B SL 79 B CU 72 S FF 91 F FF 90 B SL 79 X FF 92 3-2 ② G3-1	S FF 91 B SI 91 B SL 79 F SL 79 X FF 91 2-2 21 2B 2-H 2B	C SL 78 X FF 93 0-1 1B			B SI 95 S SL 84 B SL 85 S SI 95 F CH 88 B SL 83 F SL 82 X SI 94 3-2 ③ G4-3			4	1	2	1	0	0	0
21 Jeff Francoeur, R (1, 9) OBP: 0.283, SLG: 0.383	B FF 91 B SL 79 B FF 92 F FF 91 C CU 72 X FF 91 3-2 ③ F9	B FF 90 C FF 90 X SL 78 1-1 2-H 2B	F FF 89 B FC 86 D CU 78 C CU 78 F FC 87 C FC 86 2-3 ③ K					C CH 83 C SI 89 F SI 89 S SI 91 0-3 ① K		4	0	1	1	0	2	1
35 Eric Hosmer, L (1, 3) OBP: 0.300, SLG: 0.358		C FF 91 X SL 79 0-1 ① G6-3	X SL 78 0-0 ③ G1-3			B FC 87 X FS 84 1-0 ① P5		B CH 87 C CH 81 B FF 91 X CU 78 2-1 17 FC4-6 1B		4	0	1	0	0	0	1
17 Chris Getz, L (1, 4) OBP: 0.318, SLG: 0.365		B SL 80 B FF 91 C FF 92 B SL 79 B FF 91 4-1 BB	C SL 77 B FF 90 F FF 90 C FF 91 1-3 ① K			C FF 91 B CU 80 B CU 78 X FF 92 2-1 ② L9		C SI 90 X FF 89 0-1 ② FC4-6 4 1B 1-2f		3	0	0	0	1	1	1
Inning Stats	R: 4 H: 4 E: 0 LOB: 0 K: 0 BB: 0 S: 15 P: 26	R: 0 H: 0 E: 0 LOB: 1 K: 2 BB: 1 S: 9 P: 14	R: 2 H: 3 E: 0 LOB: 1 K: 1 BB: 0 S: 12 P: 18	R: 0 H: 0 E: 0 LOB: 0 K: 1 BB: 0 S: 5 P: 7	R: 1 H: 2 E: 0 LOB: 1 K: 2 BB: 0 S: 20 P: 27	R: 1 H: 2 E: 0 LOB: 1 K: 0 BB: 0 S: 10 P: 16	R: 0 H: 0 E: 0 LOB: 0 K: 1 BB: 0 S: 10 P: 14	R: 0 H: 2 E: 0 LOB: 2 K: 1 BB: 0 S: 12 P: 14	R: 0 H: 0 E: 0 LOB: 0 K: 1 BB: 0 S: 8 P: 11	1B: 6 SF: 1 2B: 4 SAC: 0 3B: 1 DP: 0 HR: 2 HBP: 0						

TOP

Kansas City Royals @ Baltimore Orioles

Oriole Park at Camden Yards, Baltimore, MD

Thu Aug 09 2012, 7:10 PM - 9:49 PM EDT

Att. 21,226 - Overcast - 84 F

livebaseballscorecards.com

AB	39
R	8
H	13
RBI	8
BB	1
SO	9
LOB	9

PITCHER		IP	WLS	BF	H	R	ER	SO	BB	IBB	HBP	BLK	WP	HR	S	P	ERA	WHIP
16 Wei-Yin Chen, L ERA: 3.79	(1, 1)	4.2	L	24	9	7	7	5	1	0	0	0	0	2	57	86	13.50	2.143
63 Kevin Gregg, R ERA: 4.14	(5, 1)	1.1		6	2	1	1	1	0	0	0	0	0	0	14	22	6.75	1.500
27 Matt Lindstrom, R ERA: 2.56	(7, 1)	1.0		3	0	0	0	1	0	0	0	0	0	0	10	14	0.00	0.000
38 Luis Ayala, R ERA: 2.6	(8, 1)	1.0		5	2	0	0	1	0	0	0	0	0	0	12	14	0.00	2.000
56 Darren O'Day, R ERA: 2.51	(9, 1)	1.0		3	0	0	0	1	0	0	0	0	0	0	8	11	0.00	0.000

PITCHER	IP	WLS	BF	H	R	ER	SO	BB	IBB	HBP	BLK	WP	HR	S	P	ERA	WHIP

Batter	1	2	3	4	5	6	7	8	9	AB	R	H	RBI	BB	SO	LOB
21 Nick Markakis, L (1, 9) OBP: 0.356, SLG: 0.479	C FF 91 C FF 91 B SL 78 B SL 79 B SI 90 B FF 92 4-2 10 1B BB		X FF 90 0-0 ① L7		F FF 91 X FF 91 0-1 ① SF7 3-H		C FF 92 B CU 78 X CU 76 1-1 ②③ G4-6-3 1-2f			2	0	0	1	1	0	1
2 J.J. Hardy, R (1, 6) OBP: 0.275, SLG: 0.382	B SI 88 F SI 88 B SI 89 X SI 89 2-1 ① P4		B FF 91 B FF 90 C SI 88 B FF 90 F FF 91 F FF 92 B FF 93 4-2 32 1B BB		C CH 84 B SI 90 F SL 78 B SL 80 B SI 90 T FF 92 3-2 ② K			B FF 91 C SI 92 X SL 82 1-1 ① G6-3		3	0	0	0	1	1	1
10 Adam Jones, R (1, 8) OBP: 0.338, SLG: 0.531	C SI 89 B FF 91 B CH 82 X SI 88 2-1 ② 1-3 1B		C FF 91 F CU 78 X FF 93 0-2 ② P3		B FF 91 B FF 90 B FF 90 C FF 90 X FF 90 3-1 ③ G6-3			S FF 93 S SI 94 S SL 85 0-3 ② K		4	0	1	0	0	1	1
32 Matt Wieters, S (1, 2) OBP: 0.325, SLG: 0.434	C SI 89 F SL 79 S FF 91 0-3 ③ K		B FF 92 D SL 78 S SI 90 B SI 89 X SI 89 3-1 1-2 1B			B SI 90 C FF 90 B CH 85 B FF 90 X FF 90 3-1 HR		B SI 94 S SL 84 B SI 93 B SL 83 B SI 94 4-1 BB		3	1	2	1	1	1	1
51 Lew Ford, R (1, 7) OBP: 0.192, SLG: 0.240		C FF 90 X FF 87 0-1 11 BB 1B	B SI 90 B SI 87 X FF 88 2-0 ③ P4			B SI 89 X SI 89 1-0 ① G5-3		B FF 93 B SI 93 B SI 94 C SI 93 F SI 93 X SI 94 3-2 ③ F8		4	0	1	0	0	0	3
12 Mark Reynolds, R (1, 3) OBP: 0.327, SLG: 0.378		C CU 75 1 SAFE F FF 89 S SI 90 0-3 ① K		C CH 83 B SL 78 X SI 88 1-1 ① P4		C CH 85 B FF 91 T SI 88 B SL 78 S SL 78 2-3 ② K			B FF 92 C FF 92 B KC 78 B FF 94 B FF 95 4-1 BB	3	0	0	0	1	2	1
19 Chris Davis, L (1, 10) OBP: 0.305, SLG: 0.443		1 SAFE X SI 90 0-0 ② F8		C FF 91 F SL 79 B FF 93 C CU 77 1-3 ② K		X SL 78 0-0 ③ L3			C FF 94 C FF 93 F KC 80 S KC 79 0-3 ① K	4	0	0	0	0	2	2
11 Robert Andino, R (1, 4) OBP: 0.291, SLG: 0.315	B SI 89 C FF 91 C CU 78 1 SAFE D SL 79 B CU 78 B FF 92 4-2 1-2 BB			C SI 88 B CU 77 X FF 90 1-1 ③ P4			B FF 90 X FF 86 1-0 ① G6-3		C FF 94 C KC 78 B FF 96 F KC 80 C KC 79 1-3 ② K	3	0	0	0	1	1	1
13 Manny Machado, R (1, 5) OBP: 0.500, SLG: 1.000		C CU 77 B FF 91 X SL 79 1-1 ③ G6-3			C SI 88 S SL 79 X CU 78 0-2 21 SF7 3B		S CH 85 F FF 92 B FF 91 X SL 81 1-2 21 G4-6-3 1B		C FF 95 B FF 90 X FF 95 1-1 ③ P4	4	1	2	0	0	0	3
Inning Stats	R: 0 E: 0 K: 1 S: 9 H: 1 LOB: 1 BB: 1 P: 17	R: 0 E: 0 K: 1 S: 10 H: 1 LOB: 2 BB: 1 P: 15	R: 0 E: 0 K: 0 S: 10 H: 1 LOB: 2 BB: 1 P: 19	R: 0 E: 0 K: 1 S: 7 H: 0 LOB: 0 BB: 0 P: 10	R: 1 E: 0 K: 1 S: 10 H: 1 LOB: 0 BB: 0 P: 16	R: 1 E: 0 K: 1 S: 7 H: 1 LOB: 0 BB: 0 P: 13	R: 0 E: 0 K: 0 S: 6 H: 1 LOB: 0 BB: 0 P: 9	R: 0 E: 0 K: 1 S: 9 H: 0 LOB: 1 BB: 1 P: 17	R: 0 E: 0 K: 2 S: 11 H: 0 LOB: 1 BB: 1 P: 17	1B: 4 2B: 0 3B: 1 HR: 1 SF: 1 SAC: 0 DP: 1 HBP: 0						

PITCHER		IP	WLS	BF	H	R	ER	SO	BB	IBB	HBP	BLK	WP	HR	S	P	ERA	WHIP
53 Will Smith, L ERA: 5.48	(1, 1)	7.0	W	28	6	2	2	5	3	0	0	0	0	1	59	99	2.57	1.286
43 Aaron Crow, R ERA: 3.69	(8, 1)	1.0		4	0	0	0	1	1	0	0	0	0	0	9	17	0.00	1.000
41 Jeremy Jeffress, R ERA:	(9, 1)	1.0		4	0	0	0	2	1	0	0	0	0	0	11	17	0.00	1.000

PITCHER	IP	WLS	BF	H	R	ER	SO	BB	IBB	HBP	BLK	WP	HR	S	P	ERA	WHIP

BOTTOM

Kansas City Royals @ Baltimore Orioles

Oriole Park at Camden Yards, Baltimore, MD

Thu Aug 09 2012, 7:10 PM - 9:49 PM EDT

Att. 21,226 - Overcast - 84 F

livebaseballscorecards.com

AB	30
R	2
H	6
RBI	2
BB	5
SO	8
LOB	14

Batter	1	2	3	4	5	6	7	8	9	AB	R	H	RBI	BB	SO	LOB
4 Alex Gordon, L (1, 7) OBP: 0.369, SLG: 0.436	B FF 90 B CU 76 C SI 90 S FF 92 S CH 82 2-3 ① **K**		B SI 91 F CH 82 X CH 83 1-1 ② F9		B FF 93 C FF 91 S FF 92 F FF 92 B SI 92 T SI 92 2-2 ② **K**			C FF 88 F FF 89 B SI 90 F FF 90 B SI 90 X SI 91 2-2 ①② G4-6-3 1-2f		4	0	0	0	0	2	4
2 Alcides Escobar, R (1, 6) OBP: 0.339, SLG: 0.407	X FF 90 0-0 ② P5		C SL 87 B SI 92 B SI 91 B SL 85 C SL 86 D CH 82 4-2 BB		C SI 92 F SI 92 F SI 93 B SI 91 S FF 91 1-3 ③ **K**			C SL 86 X SL 83 0-1 ③ G5-3		3	0	0	0	1	1	2
8 Mike Moustakas, L (1, 5) OBP: 0.309, SLG: 0.450	C FF 92 B CH 83 B FF 92 S CH 81 X SI 92 2-2 ③ F8		S FF 91 B FF 92 B CH 82 F CH 80 S FF 92 2-3 ③ **K**			B CU 75 C CH 81 X CH 83 1-1 ① G2-3			B SI 97 C SL 82 B SI 98 S SI 97 F SI 95 B CH 88 S SL 83 3-3 ① **K**	4	0	0	0	0	2	2
16 Billy Butler, R (1, 10) OBP: 0.368, SLG: 0.512		C CU 77 B SL 85 B SL 85 C FF 92 X SI 92 2-2 ① G5-3		C SL 85 X SI 90 0-1 ① G4-3		X FF 90 0-0 ② F9			C FF 97 C FF 99 S SL 84 0-3 ② **K**	4	0	0	0	0	1	0
13 Salvador Perez, R (1, 2) OBP: 0.326, SLG: 0.511		X FF 92 0-0 HR		B SI 91 F SL 87 X SI 92 1-1 ② G5-3		C SL 87 B SL 81 B SI 93 X SL 86 2-1 ③ F8			F SL 84 B SL 82 X SI 97 1-1 ③ G1-3	4	1	1	1	0	0	0
35 Eric Hosmer, L (1, 3) OBP: 0.298, SLG: 0.356		C SI 90 F FF 90 B FF 91 B SI 91 S CH 82 2-3 ② **K**		C CH 83 B FF 92 X FF 92 1-1 ③ F9			X CH 82 0-0 ① F8			3	0	0	0	0	1	0
21 Jeff Francoeur, R (1, 9) OBP: 0.283, SLG: 0.385		B SL 86 X SI 91 1-0 ③ P1			B FF 92 X FF 91 1-0 ① P3		C FF 90 F CH 87 B SI 91 B SL 80 F FF 92 B SL 88 F FF 91 X FF 92 3-2 ② 2B			3	0	1	0	0	0	0
17 Chris Getz, L (1, 4) OBP: 0.324, SLG: 0.371			B FF 91 X FF 91 1-0 1 SH5-3 1B		B SI 91 B FF 93 C FF 91 F FF 91 X SL 88 2-2 1 1B		C SI 91 C CH 83 B CH 82 X FF 92 1-2 ③ P5			3	0	2	0	0	0	0
1 Jarrod Dyson, L (1, 8) OBP: 0.335, SLG: 0.350 6 Lorenzo Cain, R (8, 8) OBP: 0.315, SLG: 0.405			X FF 90 0-0 ① SH5-3 1-2		C SI 92 X SI 90 0-1 1-2 1B			F FF 91 B CU 79 F FF 90 F FF 91 X CH 83 1-2 4 G4-6-3 1B		2 0	0 0	2 0	0 0	0 0	0 0	0 0
Inning Stats	R: 0 E: 0 K: 1 S: 7 H: 0 LOB: 0 BB: 0 P: 11	R: 1 E: 0 K: 1 S: 8 H: 1 LOB: 0 BB: 0 P: 13	R: 0 E: 0 K: 1 S: 9 H: 1 LOB: 2 BB: 1 P: 17	R: 0 E: 0 K: 0 S: 6 H: 0 LOB: 0 BB: 0 P: 8	R: 0 E: 0 K: 2 S: 14 H: 2 LOB: 2 BB: 0 P: 20	R: 0 E: 0 K: 0 S: 5 H: 0 LOB: 0 BB: 0 P: 8	R: 0 E: 0 K: 0 S: 9 H: 1 LOB: 0 BB: 0 P: 13	R: 0 E: 0 K: 0 S: 10 H: 1 LOB: 0 BB: 0 P: 13	R: 0 E: 0 K: 2 S: 9 H: 0 LOB: 0 BB: 0 P: 13	1B: 4 2B: 1 3B: 0 HR: 1	SF: 0 SAC: 1 DP: 1 HBP: 0			WP: 0 PB: 0 SB: 0 CS: 0	PA: 32		

PITCHER		IP	WLS	BF	H	R	ER	SO	BB	IBB	HBP	BLK	WP	HR	S	P	ERA	WHIP
50 Miguel González, R ERA: 3.42	(1, 1)	8.0	W	29	6	1	1	5	1	0	0	0	0	1	68	103	1.12	0.875
47 Pedro Strop, R ERA: 1.24	(9, 1)	1.0		3	0	0	0	2	0	0	0	0	0	0	9	13	0.00	0.000

PITCHER	IP	WLS	BF	H	R	ER	SO	BB	IBB	HBP	BLK	WP	HR	S	P	ERA	WHIP

TOP

Kansas City Royals @ Baltimore Orioles

Oriole Park at Camden Yards, Baltimore, MD

Fri Aug 10 2012, 7:07 PM - 9:37 PM EDT

Att. 17,277 - Cloudy - 86 F

livebaseballscorecards.com

AB	30
R	1
H	6
RBI	1
BB	1
SO	7
LOB	8

BOTTOM

Kansas City Royals @ Baltimore Orioles

Oriole Park at Camden Yards, Baltimore, MD

Fri Aug 10 2012, 7:07 PM - 9:37 PM EDT

Att. 17,277 - Cloudy - 86 F

livebaseballscorecards.com

Batter	1	2	3	4	5	6	7	8	9	AB	R	H	RBI	BB	SO	LOB
21 Nick Markakis, L (1, 9) OBP: 0.354, SLG: 0.474	B FF 91 F FF 92 B FF 90 B FF 92 F SI 92 B FF 92 4-2 10 1B BB	C KC 77 X FF 92 0-1 ③ L7			1 SAFE C CH 83 B KC 77 1 SAFE F FF 91 X KC 77 1-2 ① G4-3 1-2	X FF 94 0-0 ③ L6		C SL 87 D CU 79 C SL 84 B SL 85 X FF 92 2-2 ③ F8 1-2 2-3		4	0	0	0	1	0	3
2 J.J. Hardy, R (1, 6) OBP: 0.275, SLG: 0.381	C FF 91 D KC 78 X FF 91 1-1 ① P3	B FF 92 X FC 88 1-0 ① G3-1			B KC 76 C FF 92 X KC 78 1-1 ② G5-3		C FF 91 X SL 82 0-1 1B			4	0	1	0	0	0	2
19 Chris Davis, L (1, 10) OBP: 0.302, SLG: 0.438	B FF 92 F FF 93 X KC 78 1-1 ② L7	B FF 92 C KC 77 F FF 92 B FF 93 F FF 93 C FC 88 2-3 ② K			B FF 93 B CH 85 F FF 92 F FF 92 B FC 88 S KC 79 3-3 ③ K		F SL 79 F CH 80 B FF 91 S FF 92 1-3 ① K			4	0	0	0	0	3	3
10 Adam Jones, R (1, 8) OBP: 0.340, SLG: 0.530	C FF 92 B FF 92 1 SAFE X SI 92 1-1 1-2 1B	H KC 77 1-0 32 CS HBP				S KC 77 X SI 92 0-1 ① P3	B SL 80 S FF 91 F FF 91 F FF 92 S SL 79 1-3 ② K			3	0	1	0	0	1	1
32 Matt Wieters, S (1, 2) OBP: 0.324, SLG: 0.431	C FF 92 D KC 80 B KC 80 C FF 93 F FF 93 X SL 84 2-2 ③ F8	C FF 91 B FF 90 1 SAFE S KC 77 1-2 ③ CS 1-2	B CH 84 X FF 91 1-0 ① F7			B KC 76 B KC 78 C FF 93 C CH 85 B FF 92 B FF 93 4-2 24 HBP 9 2B BB	C FF 90 C FF 91 B CH 82 X FF 91 1-2 ③ G2-3			3	1	0	0	1	0	3
24 Wilson Betemit, S (1, 3) OBP: 0.325, SLG: 0.429		C FF 92 S KC 78 X FF 91 0-2 9 G4-3 35 HR 2B		X FF 91 0-0 ② F8		H KC 78 1-0 9 2B 13 HR 1-2 HBP		B FF 89 X SL 85 1-0 ① L9		3	2	1	0	0	0	0
9 Nate McLouth, L (1, 7) OBP: 0.247, SLG: 0.230		L FF 92 X CH 85 0-1 ① G4-3 2-3		C FF 92 C KC 78 F FF 92 X FC 89 0-2 ③ G3-1		X FF 92 0-0 13 HR 1-3 2-H 2B		B FF 92 B FF 90 C FF 90 B FF 90 C FF 90 X FF 92 3-2 21 WP 35 1B 1B		4	1	2	1	0	0	1
13 Manny Machado, R (1, 5) OBP: 0.500, SLG: 1.500		C KC 77 C KC 78 B FF 93 X FF 93 1-2 ② G6-3			B FF 91 F FC 86 B KC 76 B FC 86 C FF 91 X SL 83 3-2 HR	C FF 93 S FF 93 B FF 93 X KC 78 1-2 2-H 3-H HR		X SL 86 0-0 ② F8		4	2	2	4	0	0	2
35 Omar Quintanilla, L (1, 4) OBP: 0.354, SLG: 0.421		B FF 92 S FF 93 D KC 79 B FF 93 X FF 93 3-1 3-H HR			X FF 92 0-0 21 G4-3 1B	B FF 92 B FF 93 S FF 92 C FF 93 S CU 75 2-3 ② K		S FF 90 B CU 81 S SL 87 B CU 82 B FF 91 F FF 91 X FF 92 3-2 21 WP 1-2 1B		4	1	3	2	0	1	0
Inning Stats	R: 0 E: 0 K: 0 S: 12 H: 1 LOB: 2 BB: 1 P: 21	R: 2 E: 0 K: 0 S: 12 H: 2 LOB: 0 BB: 0 P: 16	R: 0 E: 0 K: 1 S: 7 H: 0 LOB: 0 BB: 0 P: 12	R: 0 E: 0 K: 0 S: 6 H: 0 LOB: 0 BB: 0 P: 7	R: 1 E: 0 K: 1 S: 12 H: 2 LOB: 1 BB: 0 P: 20	R: 4 E: 0 K: 1 S: 12 H: 2 LOB: 0 BB: 1 P: 20	R: 0 E: 0 K: 2 S: 12 H: 1 LOB: 1 BB: 0 P: 15	R: 0 E: 0 K: 0 S: 12 H: 2 LOB: 2 BB: 0 P: 21		1B: 5 2B: 2 3B: 0 HR: 3 SF: 0 SAC: 0 DP: 0 HBP: 2					WP: 1 PB: 0 SB: 0 CS: 1 PA: 38	

	AB	33
	R	7
	H	10
	RBI	7
	BB	2
	SO	5
	LOB	15

PITCHER		IP	WLS	BF	H	R	ER	SO	BB	IBB	HBP	BLK	WP	HR	S	P	ERA	WHIP
44 Luke Hochevar, R ERA: 5.32	(1, 1)	5.1	L	26	7	7	7	2	2	0	2	0	0	3	57	90	11.81	1.688
55 Tim Collins, L ERA: 3.05	(6, 1)	0.2		2	0	0	0	1	0	0	0	0	0	0	4	6	0.00	0.000
31 Louis Coleman, R ERA: 4.08	(7, 1)	1.0		4	1	0	0	2	0	0	0	0	0	0	12	15	0.00	1.000
61 Everett Teaford, L ERA: 4.64	(8, 1)	1.0		5	2	0	0	0	0	0	0	0	1	0	12	21	0.00	2.000

PITCHER	IP	WLS	BF	H	R	ER	SO	BB	IBB	HBP	BLK	WP	HR	S	P	ERA	WHIP

Batter	1	2	3	4	5	6	7	8	9	AB	R	H	RBI	BB	SO	LOB
4 Alex Gordon, L (1, 7) OBP: 0.370, SLG: 0.448	B FF 91 F FF 92 X FC 92 1-1 HR	B CH 82 C CH 82 S FF 95 S FF 93 1-3 ③ K 1-2			S CH 80 S CH 81 B FF 90 F FF 92 B FC 94 S CH 82 2-3 ① K		B CH 79 C CH 80 F FF 92 B SL 84 B CH 82 F CH 80 X CH 80 3-2 HR		C CU 77 B SI 89 C SL 82 B SI 91 F SL 82 B SI 89 F CU 77 X CU 77 3-2 ② F8	5	2	2	2	0	2	1
2 Alcides Escobar, R (1, 6) OBP: 0.337, SLG: 0.405	C FF 94 B KC 76 B KC 76 X FC 92 2-1 6 CS 1B		C SL 80 X KC 77 0-1 ① G4-3		C SL 82 B SL 84 F FC 93 B FF 92 B FC 94 X FF 93 3-2 ② G4-3		C SL 82 X FF 90 0-1 ① F7		C SL 81 F SI 91 B SI 91 X SI 90 1-2 ③ G4-3	5	0	1	0	0	0	0
8 Mike Moustakas, L (1, 5) OBP: 0.306, SLG: 0.446	B KC 76 1 SAFE C CH 82 1 SAFE 1 SAFE B FF 92 S CH 83 T FF 94 2-2 ① K		F FC 92 B FC 91 B KC 76 X CH 81 2-1 ② G6-3		B CH 82 C FF 93 B FF 93 S FF 92 X CH 82 2-2 ③ G4-3		B CH 82 F FF 93 X FF 93 1-1 ② F7			4	0	0	0	0	1	1
16 Billy Butler, R (1, 10) OBP: 0.367, SLG: 0.517	C FF 94 D KC 78 B KC 77 X FF 92 2-1 ② F9		B KC 76 B CH 81 B FF 94 X FC 93 3-0 HR			B SL 80 C SL 80 B KC 76 B FF 90 C SL 83 F CH 81 F FF 94 C FF 93 3-3 ① K	C SL 82 B FF 93 X FF 92 1-1 ③ L9			4	1	1	1	0	1	1
6 Lorenzo Cain, R (1, 8) OBP: 0.320, SLG: 0.404	1 SAFE C FF 93 D KC 78 S FF 94 B FC 94 2-2 ③ CS 1-2	B KC 74 F FC 91 B KC 75 X FC 93 2-1 13 HR 1B	F FF 93 B SI 91 C SL 82 B FC 94 B FC 92 S SL 84 3-3 ③ K			B FF 93 B FF 92 C SL 83 B FF 92 C FF 90 X FF 93 3-2 ② F9		B SL 83 S SL 83 B SL 85 C SL 84 B FF 96 B SI 93 4-2 13 2B 13 E BB		3	1	1	0	1	1	0
13 Salvador Perez, R (1, 2) OBP: 0.338, SLG: 0.545		B SL 84 C SL 84 X FC 93 1-1 1-H HR		B FF 91 T SL 81 X KC 77 1-1 ① G6-3		B SL 84 B SL 82 H FF 89 3-0 21 BB 35 1B HBP		B SI 95 F SL 84 1 SAFE C SL 82 1 SAFE F SL 85 F FF 95 B SL 82 X SL 83 2-2 ① 1-3 2B		3	2	2	2	0	0	0
21 Jeff Francoeur, R (1, 9) OBP: 0.283, SLG: 0.382		X SL 83 0-0 ① F7		C FF 91 B FF 92 X FF 93 1-1 ② L9		D SL 84 B CH 82 B SL 84 F FF 91 B FC 93 4-1 35 1B 17 S 1-2 BB		C SI 94 B SI 94 F FF 94 B FF 94 F SI 95 F SI 95 B SL 84 F SI 93 T FF 94 3-2 ② K		3	1	0	0	1	1	1
35 Eric Hosmer, L (1, 3) OBP: 0.300, SLG: 0.356		B KC 76 S CH 82 C FF 92 X KC 78 1-2 ② G3		B KC 77 B FF 92 B CH 81 B FF 92 4-0 BB		X CH 79 0-0 17 S 1-3 2-H 1B		C SI 88 T SL 79 X SI 89 0-2 ③ G3-1		3	0	1	1	1	0	1
17 Chris Getz, L (1, 4) OBP: 0.323, SLG: 0.368		C FF 92 B FF 91 S CH 82 X FF 94 1-2 4 S 1B		B FF 93 C CH 82 B CH 82 X FF 93 2-1 ③ F8		F FF 90 B SL 82 C CH 80 X CH 81 1-2 ③ G4-3 1-2 3-H			C CU 75 F SL 80 F SI 90 F CU 76 B SI 91 X SI 91 1-2 ① G6-3	4	0	1	0	0	0	2
Inning Stats	R: 1 E: 0 K: 1 S: 11 H: 2 LOB: 0 BB: 0 P: 20	R: 2 E: 0 K: 1 S: 14 H: 3 LOB: 1 BB: 0 P: 20	R: 1 E: 0 K: 1 S: 8 H: 1 LOB: 0 BB: 0 P: 16	R: 0 E: 0 K: 0 S: 6 H: 0 LOB: 1 BB: 1 P: 14	R: 0 E: 0 K: 1 S: 10 H: 0 LOB: 0 BB: 0 P: 17	R: 2 E: 0 K: 1 S: 13 H: 1 LOB: 1 BB: 1 P: 27	R: 1 E: 0 K: 0 S: 10 H: 1 LOB: 0 BB: 0 P: 15	R: 0 E: 1 K: 1 S: 16 H: 1 LOB: 1 BB: 1 P: 25	R: 0 E: 0 K: 0 S: 13 H: 0 LOB: 0 BB: 0 P: 18	1B: 4 2B: 1 3B: 0 HR: 4 SF: 0 SAC: 0 DP: 0 HBP: 1						

PITCHER		IP	WLS	BF	H	R	ER	SO	BB	IBB	HBP	BLK	WP	HR	S	P	ERA	WHIP
30 Chris Tillman, R ERA: 3.4	(1, 1)	5.2	L	25	6	6	6	5	2	0	1	0	0	3	58	109	9.53	1.412
58 Miguel Socolovich, R ERA: 6.97	(6, 1)	1.1		6	2	1	1	0	0	0	0	0	0	1	14	20	6.75	1.500
27 Matt Lindstrom, R ERA: 2.51	(8, 1)	0.2		3	1	0	0	1	1	0	0	0	0	0	13	22	0.00	3.000
40 Troy Patton, L ERA: 2.63	(8, 1)	1.1		4	0	0	0	0	0	0	0	0	0	0	16	21	0.00	0.000

PITCHER		IP	WLS	BF	H	R	ER	SO	BB	IBB	HBP	BLK	WP	HR	S	P	ERA	WHIP

TOP

Kansas City Royals @ Baltimore Orioles

Oriole Park at Camden Yards, Baltimore, MD

Sat Aug 11 2012, 10:15 PM - 1:13 AM EDT

Att. 40,456 - Overcast - 73 F

livebaseballscorecards.com

AB	34
R	7
H	9
RBI	6
BB	3
SO	6
LOB	7

Batter	1	2	3	4	5	6	7	8	9	AB	R	H	RBI	BB	SO	LOB
21 Nick Markakis, L (1, 9) OBP: 0.349, SLG: 0.466	C FF 91 B FF 93 F FF 92 X FF 93 1-2 ① F8		B SI 92 X FF 94 1-0 ② G4-3		B CH 81 B FF 92 B SI 92 C SI 91 F SI 92 X SI 92 3-2 ③ L3		F FF 98 B FF 99 B FF 97 B FF 99 X FF 98 3-1 ① F8		C FF 93 B CU 75 F FF 93 B CU 76 F FF 93 C FF 92 2-3 ③ K	5	0	0	0	0	1	1
2 J.J. Hardy, R (1, 6) OBP: 0.273, SLG: 0.378	C SI 92 S SI 93 C FF 93 0-3 ② K		C FF 93 F FF 93 B FF 94 B SL 83 S SL 83 2-3 ③ K			B FF 92 F SI 92 B SI 92 F SI 92 X SL 79 2-2 ① F7	B CU 81 B FF 98 C FF 99 C FF 98 B FF 98 C FF 96 3-3 ② K			4	0	0	0	0	3	1
9 Nate McLouth, L (1, 7) OBP: 0.259, SLG: 0.256	X FF 93 0-0 10 1B 1B			C FF 92 F SL 81 X SL 81 0-2 ① G4-3		B CH 80 C CH 79 B FF 92 F SI 92 S FF 93 2-3 ② K	S CH 86 X CH 85 0-1 **1-3** 2B			4	0	2	0	0	1	0
10 Adam Jones, R (1, 8) OBP: 0.343, SLG: 0.531	X SI 94 0-0 **1-3** 1B			B SI 93 F FF 93 B SI 92 H SI 92 3-1 FC3-6 32 BB HBP		F CU 73 B FF 92 B SL 81 X CU 76 2-1 32 FC4-6 1B	C FF 99 X CH 88 0-1 ③ G6-3			3	0	2	0	0	0	2
32 Matt Wieters, S (1, 2) OBP: 0.323, SLG: 0.427	1 SAFE B FF 93 X SI 93 1-0 ③ F7			B FF 92 B FF 92 B SI 92 B SI 93 4-0 FC3-6 **1-2** BB		C CH 79 B FF 91 X CH 80 1-1 ③ FC4-6 **1-2f**		C SI 96 C FF 98 B FF 96 X FF 98 1-2 ① G6-3		3	0	0	0	1	0	3
Wilson Betemit, S (1, 3) OBP: 0.327, SLG: 0.429		B FF 92 F FF 93 X FF 93 1-1 19 FC6-4 1B		X FF 92 0-0 ② FC3-6 **1-2f** **2-3**			B CH 81 S FF 92 B FF 92 B CH 81 F FF 92 B SI 92 4-2 19 1B 13 2B BB	B FF 98 B CH 85 C FF 98 B FF 98 X FF 97 3-1 ② G4-3		3	1	1	0	1	0	2
19 Chris Davis, L (1, 10) OBP: 0.302, SLG: 0.436		B FF 93 F SI 92 B FF 93 X SI 93 2-1 ① FC6-4 13 G5-4-3 **1-2f**		B FF 93 B FF 93 F FF 93 S FF 93 T SL 80 2-2 ③ K			B FF 91 X FF 92 1-0 13 2B 35 1B **1-2** 1B	F FF 98 S FF 97 X CH 85 0-2 ③ G4-3		4	1	1	0	0	1	3
13 Manny Machado, R (1, 5) OBP: 0.417, SLG: 1.167		X SI 93 0-0 ② ③ G5-4-3 **1-2f**			B FF 92 X FF 92 1-0 ① G5-3		B SI 91 B SI 91 X SI 91 2-0 35 1B **1-3** **2-H** 2B		C FF 92 S CH 84 B FF 92 B FF 93 T CH 82 2-2 ① K	4	1	1	1	0	1	1
35 Omar Quintanilla, L (1, 4) OBP: 0.351, SLG: 0.416			C FF 92 F FF 93 B FF 93 B SL 79 X SL 81 2-2 ① G4-3		F FF 92 B FF 91 X CH 82 1-1 ② G6-3		C CH 82 D SL 81 S CH 82 B SL 80 F SL 80 X SL 81 2-2 9 2B **2-H** **3-H** 1B		C FF 93 B CU 76 C CU 75 F FF 93 B CU 74 B FF 93 F FF 91 X FF 92 3-2 ② F7	4	0	1	2	0	0	0
Inning Stats	R: 0 E: 0 K: 1 S: 9 H: 2 LOB: 2 BB: 0 P: 11	R: 0 E: 0 K: 0 S: 5 H: 1 LOB: 0 BB: 0 P: 8	R: 0 E: 0 K: 1 S: 7 H: 0 LOB: 0 BB: 0 P: 12	R: 0 E: 0 K: 1 S: 8 H: 0 LOB: 2 BB: 1 P: 17	R: 0 E: 0 K: 0 S: 6 H: 0 LOB: 0 BB: 0 P: 11	R: 0 E: 0 K: 1 S: 10 H: 1 LOB: 1 BB: 0 P: 17	R: 3 E: 0 K: 1 S: 17 H: 4 LOB: 2 BB: 1 P: 32	R: 0 E: 0 K: 0 S: 8 H: 0 LOB: 0 BB: 0 P: 12	R: 0 E: 0 K: 2 S: 12 H: 0 LOB: 0 BB: 0 P: 19	1B: 6 2B: 2 3B: 0 HR: 0 SF: 0 SAC: 0 DP: 1 HBP: 1						WP: 0 PB: 0 SB: 0 CS: 0 PA: 37	

PITCHER		IP	WLS	BF	H	R	ER	SO	BB	IBB	HBP	BLK	WP	HR	S	P	ERA	WHIP
39 Luis Mendoza, R ERA: 4.37	(1, 1)	6.0	W	27	7	3	3	4	2	0	1	0	0	0	53	93	4.50	1.500
40 Kelvin Herrera, R ERA: 2.55	(7, 1)	2.0		7	1	0	0	1	0	0	0	0	0	0	17	27	0.00	0.500
55 Tim Collins, L ERA: 3.0	(9, 1)	1.0		3	0	0	0	2	0	0	0	0	0	0	12	19	0.00	0.000

PITCHER	IP	WLS	BF	H	R	ER	SO	BB	IBB	HBP	BLK	WP	HR	S	P	ERA	WHIP

BOTTOM

Kansas City Royals @ Baltimore Orioles

Oriole Park at Camden Yards, Baltimore, MD

Sat Aug 11 2012, 10:15 PM - 1:13 AM EDT

Att. 40,456 - Overcast - 73 F

livebaseballscorecards.com

AB	34
R	3
H	8
RBI	3
BB	2
SO	7
LOB	13

Kansas City Royals @ Baltimore Orioles

Oriole Park at Camden Yards, Baltimore, MD

Sun Aug 12 2012, 1:39 PM - 4:25 PM EDT

Att. 20,935 - Sunny - 81 F

TOP

livebaseballscorecards.com

Batter	1	2	3	4	5	6	7	8	9	AB	R	H	RBI	BB	SO	LOB
4 Alex Gordon, L (1, 7) OBP: 0.371, SLG: 0.449	F FF 91 X CU 76 0-1 8 F8 2 SH1-3 1B		C FF 91 1 SAFE X FC 87 0-1 ① ② G4-6-3 1-2f		C CU 77 B FF 91 B CH 84 X FC 86 2-1 2 1B 8 G4-6-3 1B		C SL 80 C SL 81 B SI 92 B SI 91 B SL 82 F SL 81 S SI 92 3-3 ② K			4	1	2	0	0	1	1
2 Alcides Escobar, R (1, 6) OBP: 0.337, SLG: 0.404	X FF 93 0-0 ① SH1-3 1-2		C FF 93 C FC 85 X CU 81 0-2 ③ F8		X FF 89 0-0 8 G4-6-3 1-3 1B		B CU 76 T SI 90 X CH 84 1-1 ③ F8			3	0	1	0	0	0	0
8 Mike Moustakas, L (1, 5) OBP: 0.306, SLG: 0.451	B CH 87 S FF 91 B CU 79 X FF 89 2-1 ② F8 2-3			F FF 91 C CU 76 B FF 93 F FC 88 B CH 85 F CU 77 X FF 93 2-2 HR	B FF 91 T CU 80 1 SAFE X FF 92 1-1 ① ② G4-6-3 1-2f 3-H			B SI 95 C FF 95 S SL 83 1-3 ① K		4	1	1	1	0	1	2
16 Billy Butler, R (1, 10) OBP: 0.371, SLG: 0.518	B FC 86 C CU 80 B FF 92 F FF 96 S FF 93 2-3 ③ K			F FF 94 B FC 88 X FF 90 1-1 35 BB 21 1B 27 SF7 1B	B CU 78 C FF 93 X CU 79 1-1 6 FC6-4 1B			B SL 84 B SI 97 C SL 81 B SL 83 C SI 97 B SL 84 4-2 BB		3	1	2	0	1	1	1
6 Lorenzo Cain, R (1, 8) OBP: 0.311, SLG: 0.390		B FF 92 F FF 92 F FC 88 X FC 88 1-2 ① G6-3		F FF 91 C FF 91 B FF 92 B CH 87 F FC 90 B FC 89 F FF 92 X FF 95 3-2 ① F9	B FF 91 C FF 87 B FF 89 C FF 91 X FC 88 2-2 ③ FC6-4 1-2f			C SI 97 F SI 98 B SI 98 X SL 85 1-2 ② F7		4	0	0	0	0	0	3
21 Jeff Francoeur, R (1, 9) OBP: 0.285, SLG: 0.382		B FF 94 F FF 91 F FC 86 F FF 94 B FF 92 F CU 82 B FF 87 B FF 94 4-2 BB		C FF 92 F FF 91 B FF 92 D FF 92 B FC 88 F FC 88 X FF 93 3-2 27 SF7 35 BB 1-2 1B		X FF 91 0-0 ① G6-3		X FF 97 0-0 ③ G1-3		3	0	1	0	1	0	1
35 Eric Hosmer, L (1, 3) OBP: 0.299, SLG: 0.353		B FF 92 C CU 79 F FC 90 T SL 87 1-2 ② K		C CU 79 F FC 90 F FF 94 B FF 93 B FF 94 B FF 88 B FF 87 4-2 27 SF7 1-2 2-3 BB		C SI 92 S SI 92 B SI 90 X SI 92 1-2 ② G1-3			C SI 94 B SI 93 F CH 87 X CH 87 1-2 ① G4-3	3	0	0	0	1	1	1
27 Brayan Peña, S (1, 2) OBP: 0.285, SLG: 0.348		B FF 93 C FF 93 B FF 89 D FF 91 C FF 94 F FF 94 X FF 95 3-2 ③ G6-3		B CU 76 B FF 92 X FF 93 2-0 ② SF7 1-2 2-3 3-H	B FF 91 C CH 85 X SL 85 1-1 ③ G1-3				B SI 94 B SI 93 B SI 95 C SI 94 C SI 95 X SI 95 3-2 ② F9	3	0	0	1	0	0	1
17 Chris Getz, L (1, 4) OBP: 0.321, SLG: 0.365			C FF 91 X CH 84 0-1 4 G4-6-3 1B	X FC 89 0-0 ③ G3			B SI 89 C SI 88 C SL 79 B SI 90 T SI 89 2-2 ① K		C FF 94 B SI 95 B CH 89 X FF 95 2-1 ③ F8	4	0	1	0	0	1	2
Inning Stats	R: 0 E: 0 K: 1 S: 8 H: 1 LOB: 1 BB: 0 P: 12	R: 0 E: 0 K: 1 S: 14 H: 0 LOB: 1 BB: 1 P: 23	R: 0 E: 0 K: 0 S: 7 H: 1 LOB: 0 BB: 0 P: 7	R: 2 E: 0 K: 0 S: 21 H: 3 LOB: 2 BB: 1 P: 36	R: 1 E: 0 K: 0 S: 10 H: 3 LOB: 1 BB: 0 P: 16	R: 0 E: 0 K: 0 S: 6 H: 0 LOB: 0 BB: 0 P: 8	R: 0 E: 0 K: 2 S: 9 H: 0 LOB: 0 BB: 0 P: 15	R: 0 E: 0 K: 1 S: 9 H: 0 LOB: 1 BB: 1 P: 15	R: 0 E: 0 K: 0 S: 8 H: 0 LOB: 0 BB: 0 P: 14	1B: 7 2B: 0 3B: 0 HR: 1 SF: 1 SAC: 1 DP: 2 HBP: 0						

	AB	31
	R	3
	H	8
	RBI	2
	BB	3
	SO	5
	LOB	12

PITCHER		IP	WLS	BF	H	R	ER	SO	BB	IBB	HBP	BLK	WP	HR	S	P	ERA	WHIP
29 Tommy Hunter, R ERA: 5.54	(1, 1)	5.0		23	8	3	3	2	2	0	0	0	0	1	60	94	5.40	2.000
38 Luis Ayala, R ERA: 2.56	(6, 1)	1.0	W	3	0	0	0	0	0	0	0	0	0	0	6	8	0.00	0.000
40 Troy Patton, L ERA: 2.58	(7, 1)	1.0	H	3	0	0	0	2	0	0	0	0	0	0	9	15	0.00	0.000
47 Pedro Strop, R ERA: 1.22	(8, 1)	1.0	H	4	0	0	0	1	1	0	0	0	0	0	9	15	0.00	1.000
43 Jim Johnson, R ERA: 3.33	(9, 1)	1.0	S	3	0	0	0	0	0	0	0	0	0	0	8	14	0.00	0.000

PITCHER	IP	WLS	BF	H	R	ER	SO	BB	IBB	HBP	BLK	WP	HR	S	P	ERA	WHIP

WP: 0 PA: 36
PB: 0
SB: 0
CS: 0

Batter	1	2	3	4	5	6	7	8	9	AB	R	H	RBI	BB	SO	LOB
21 Nick Markakis, L (1, 9) OBP: 0.351, SLG: 0.479	X SI 84 0-0 9 1B 2B	C CU 72 X SI 87 0-1 ③ G4-3			C SL 80 B SI 86 B SI 86 B CH 78 C SI 85 X SI 84 3-2 HR		F FF 91 B FF 92 X FF 91 1-1 ② F8			4	1	2	1	0	0	0
2 J.J. Hardy, R (1, 6) OBP: 0.270, SLG: 0.374	C SI 83 F FF 86 B FF 87 B SI 85 S CU 77 2-3 ① K2-3	X SI 84 0-0 ① G6-3			B CH 77 B FF 88 X CH 78 2-0 ③ P2		B SI 92 C SI 89 X CH 84 1-1 ③ G1-3			4	0	0	0	0	1	1
9 Nate McLouth, L (1, 8) (9, 7) OBP: 0.270, SLG: 0.259	X SI 85 0-0 51 S 2-3 1B	B SI 85 C FF 86 B SI 86 S CH 77 X SI 86 2-2 ② G1-3				B SL 81 C SI 84 B CU 72 F CH 76 F SI 85 X CU 74 2-2 ① F8		B SI 88 B FF 91 F SI 91 B FF 92 F SI 91 B SI 93 4-2 51 SH5-4 10 1B 12 PB BB		3	1	1	0	1	0	0
10 Adam Jones, R (1, 10) (9, 8) OBP: 0.344, SLG: 0.530	1 SAFE F SI 84 1 SAFE 1 SAFE 1 SAFE F CH 77 B SI 85 S SI 88 1-3 ② K	S CU 76 S FF 89 F FF 89 B SI 88 X CU 74 1-2 ③ G6-3				B CH 78 S SL 83 B CH 77 B SL 83 S CH 76 F SI 89 B SL 82 4-2 51 BB 12 1B BB		1 SAFE X SI 94 0-0 12 PB 51 SH5-4 1-2 1B		3	1	1	0	1	1	2
51 Lew Ford, R (1, 7) OBP: 0.207, SLG: 0.222 43 Jim Johnson, R (9, 1)	B SI 86 X FF 87 1-0 ③ F9 1-2			B SI 84 C CH 76 F SL 83 S SI 87 1-3 ① K		1 SAFE C SL 82 1 SAFE F SL 82 F SI 84 B FF 86 B CU 71 1 SAFE D CH 78 4-2 B CH 77 12 1B 1-2 BB		B SI 94 X SI 93 1-0 ① SH5-4 1-2 2-3		2 0	0 0	0 0	0 0	1 0	1 0	2 0
12 Mark Reynolds, R (1, 3) OBP: 0.329, SLG: 0.377		B SI 85 F SI 86 B SI 85 C SI 86 B CU 78 F FF 87 F SI 87 F CH 77 B FF 88 4-2 13 HR BB		S FF 86 B SI 87 X SL 84 1-1 ② P6		B SL 79 B SL 80 F FF 91 F FF 90 F SL 80 X SL 79 2-2 1-2 2-H 1B		B SL 87 X SI 94 1-0 ② G4-3 2-3 3-H		3	1	1	1	1	0	1
13 Manny Machado, R (1, 5) OBP: 0.375, SLG: 1.125	C SL 82 F SL 82 B SI 87 F FF 87 1 SAFE 1 SAFE B SI 86 1 SAFE X SI 86 2-2 1-H HR			B CH 77 C CH 76 B SL 82 X SL 83 2-1 ③ F7		B SL 78 B SL 81 X FF 90 2-0 ② F9		C SL 88 F SI 95 S FF 95 0-3 ③ K		4	1	1	2	0	1	3
11 Robert Andino, R (1, 4) OBP: 0.288, SLG: 0.312		L SL 82 C FF 87 C CU 74 0-3 ① K			C SI 84 S SL 81 F SI 85 X FF 88 0-2 ① L9	C SL 78 B SL 78 B FF 91 S SL 79 F SL 80 S FF 90 2-3 ③ K				3	0	0	0	0	2	2
31 Taylor Teagarden, R (1, 2) OBP: 0.125, SLG: 0.226		B SI 86 S CH 76 X CH 78 1-1 ② F7			C SL 83 S SI 86 B SI 88 S CU 72 1-3 ② K		S FF 90 X SI 90 0-1 ① G6-3			3	0	0	0	0	1	0
Inning Stats	R: 0 E: 0 K: 2 S: 9 H: 2 LOB: 2 BB: 0 P: 13	R: 2 E: 0 K: 1 S: 16 H: 1 LOB: 0 BB: 1 P: 23	R: 0 E: 0 K: 0 S: 8 H: 0 LOB: 0 BB: 0 P: 11	R: 0 E: 0 K: 1 S: 7 H: 0 LOB: 0 BB: 0 P: 11	R: 1 E: 0 K: 1 S: 11 H: 1 LOB: 0 BB: 0 P: 17	R: 1 E: 0 K: 1 S: 19 H: 1 LOB: 2 BB: 2 P: 35	R: 0 E: 0 K: 0 S: 6 H: 0 LOB: 0 BB: 0 P: 8	R: 1 E: 0 K: 1 S: 8 H: 1 LOB: 1 BB: 1 P: 14		1B: 3 2B: 1 3B: 0 HR: 2 SF: 0 SAC: 1 DP: 0 HBP: 0				WP: 0 PB: 1 SB: 1 CS: 0 PA: 34		

PITCHER		IP	WLS	BF	H	R	ER	SO	BB	IBB	HBP	BLK	WP	HR	S	P	ERA	WHIP
52 Bruce Chen, L ERA: 5.56	(1, 1)	5.1	L	23	4	4	4	5	3	0	0	0	0	2	61	95	6.75	1.312
31 Louis Coleman, R ERA: 3.96	(6, 1)	1.0		4	1	0	0	1	0	0	0	0	0	0	11	17	0.00	1.000
67 Francisley Bueno, L ERA: 3.38	(7, 1)	0.2		3	0	1	0	0	1	0	0	0	0	0	6	12	0.00	1.500
43 Aaron Crow, R ERA: 3.61	(8, 1)	1.0		4	1	0	0	1	0	0	0	0	0	0	6	8	0.00	1.000

PITCHER	IP	WLS	BF	H	R	ER	SO	BB	IBB	HBP	BLK	WP	HR	S	P	ERA	WHIP

BOTTOM

Kansas City Royals @ Baltimore Orioles

Oriole Park at Camden Yards, Baltimore, MD

Sun Aug 12 2012, 1:39 PM - 4:25 PM EDT

Att. 20,935 - Sunny - 81 F

livebaseballscorecards.com

AB	29
R	5
H	6
RBI	4
BB	4
SO	7
LOB	11

Oakland Athletics @ Kansas City Royals

Kauffman Stadium, Kansas City, MO

Tue Aug 14 2012, 7:12 PM - 9:34 PM CDT

Att. 16,107 - Clear - 72 F

TOP

livebaseballscorecards.com

Batter	1	2	3	4	5	6	7	8	9	AB	R	H	RBI	BB	SO	LOB
4 Coco Crisp, S (1, 8) OBP: 0.318, SLG: 0.370	C FF 90 B CH 84 B SI 92 B SI 92 C SI 92 X SI 94 3-2 ① G4-3		B FF 93 1 SAFE X CH 85 1-0 ② 1-3 1B			C FF 89 F FF 92 X FF 94 0-2 ① F8		S CH 84 F FF 94 C FF 95 0-3 ③ K		4	0	1	0	0	1	0
19 Jemile Weeks, S (1, 4) OBP: 0.304, SLG: 0.303	B FF 93 C SI 92 B FF 94 X FF 94 2-1 ② G4-3		C FF 92 X CU 77 0-1 ③ G3			C SI 93 B FF 93 X FF 93 1-1 1B			C FF 94 S SL 86 F FF 96 F SL 86 B SL 86 F SL 87 B FF 96 B FF 95 X FF 96 3-2 ① G6-3	4	0	1	0	0	0	1
16 Josh Reddick, L (1, 9) OBP: 0.322, SLG: 0.495	S CU 76 S SI 95 B SI 96 F SI 96 B CU 79 B CH 85 S CH 86 3-3 ③ K			B SI 92 C SI 92 X CU 77 1-1 ① G3-1		B CH 86 1 SAFE F SI 92 D CH 86 F FF 94 F FF 94 F FF 93 F CU 78 S SI 95 2-3 ② K			F FF 96 F CU 78 S SL 86 0-3 ② K	4	0	0	0	0	3	1
52 Yoenis Cespedes, R (1, 7) OBP: 0.360, SLG: 0.498		B SI 91 X SI 92 1-0 ① P5		B SI 93 C SI 93 B SI 94 B SL 84 X SI 95 3-1 ② G6-3		X FF 94 0-0 ③ F8			B FF 96 F FF 96 F FF 96 X FF 97 1-2 ③ F9	4	0	0	0	0	0	1
22 Chris Carter, R (1, 3) OBP: 0.398, SLG: 0.600		C FF 92 B SL 85 B SI 91 B SI 93 B SI 94 4-1 BB		C SL 85 C FF 94 F FF 94 S SL 86 0-3 ③ K			C SL 83 B SL 83 F FF 92 S FF 92 1-3 ① K			2	0	0	0	1	2	0
37 Brandon Moss, L (1, 10) OBP: 0.306, SLG: 0.521		B FF 93 C CH 86 S SI 94 S SI 95 1-3 ② K			C FF 92 B SL 86 B FF 92 S SI 94 S SI 95 2-3 ① K		F FF 94 F SL 84 B SL 86 S CH 86 1-3 ② K			3	0	0	0	0	3	1
14 George Kottaras, L (1, 2) OBP: 0.391, SLG: 0.363		C FF 93 C SI 94 B FF 94 X CU 78 1-2 ③ F8			B SI 94 F FF 93 C SI 94 S SI 95 1-3 ② K		B FF 94 B FF 94 F FF 92 B FC 94 X FF 94 3-1 ③ F9			3	0	0	0	0	1	1
20 Josh Donaldson, R (1, 5) OBP: 0.175, SLG: 0.240			B SI 89 B SI 90 C SI 94 C SI 94 X SL 85 2-2 4 1B 1B		B FF 93 B SI 92 B FF 94 B FF 93 4-0 BB			F FF 94 F FF 95 B CU 74 C FF 94 1-3 ① K		2	0	1	0	1	1	0
2 Cliff Pennington, S (1, 6) OBP: 0.267, SLG: 0.292			B SI 92 1 SAFE F SI 91 F SI 94 B FF 94 F SI 94 F FF 94 X FF 94 2-2 ① F7		X FF 93 0-0 ③ F7			F FF 94 S CH 84 F FF 94 C CU 74 0-3 ② K		3	0	0	0	0	1	2
Inning Stats	R: 0 H: 0 E: 0 LOB: 0 K: 1 BB: 0 S: 9 P: 17	R: 0 H: 0 E: 0 LOB: 1 K: 1 BB: 1 S: 8 P: 15	R: 0 H: 2 E: 0 LOB: 1 K: 0 BB: 0 S: 11 P: 16	R: 0 H: 0 E: 0 LOB: 0 K: 1 BB: 0 S: 8 P: 12	R: 0 H: 0 E: 0 LOB: 1 K: 2 BB: 1 S: 7 P: 14	R: 0 H: 1 E: 0 LOB: 1 K: 1 BB: 0 S: 12 P: 15	R: 0 H: 0 E: 0 LOB: 0 K: 2 BB: 0 S: 8 P: 13	R: 0 H: 0 E: 0 LOB: 0 K: 3 BB: 0 S: 10 P: 11	R: 0 H: 0 E: 0 LOB: 0 K: 1 BB: 0 S: 12 P: 16	1B: 3 SF: 0 2B: 0 SAC: 0 3B: 0 DP: 0 HR: 0 HBP: 0						

	AB	29
	R	0
	H	3
	RBI	0
	BB	2
	SO	12
	LOB	7

WP: 0 PA: 31
PB: 0
SB: 0
CS: 0

PITCHER		IP	WLS	BF	H	R	ER	SO	BB	IBB	HBP	BLK	WP	HR	S	P	ERA	WHIP
33 Jeremy Guthrie, R ERA: 5.75	(1, 1)	7.0	W	25	3	0	0	8	2	0	0	0	0	0	63	102	0.00	0.714
55 Tim Collins, L ERA: 2.95	(8, 1)	1.0		3	0	0	0	3	0	0	0	0	0	0	10	11	0.00	0.000
56 Greg Holland, R ERA: 3.28	(9, 1)	1.0		3	0	0	0	1	0	0	0	0	0	0	12	16	0.00	0.000

PITCHER	IP	WLS	BF	H	R	ER	SO	BB	IBB	HBP	BLK	WP	HR	S	P	ERA	WHIP

Batter	1	2	3	4	5	6	7	8	9	AB	R	H	RBI	BB	SO	LOB
4 Alex Gordon, L (1, 7) OBP: 0.370, SLG: 0.447	B SI 95 F SI 93 B CH 82 F FF 94 F FF 95 F CH 82 F FF 95 B SL 82 X SI 94 3-2 ① F7		B CH 81 C CU 74 X FF 93 1-1 ③ G4-3		F SI 94 B CH 80 F FF 94 X CH 84 1-2 2 E 2 FC4 16 SF8 1-3 3-H 1B		C SI 91 1 SAFE B SL 87 B SL 84 X SI 91 2-1 ② F8			4	1	1	1	0	0	1
2 Alcides Escobar, R (1, 6) OBP: 0.338, SLG: 0.407	B FF 95 S SL 82 X SI 93 1-1 16 FC5-4-6 2B			B SL 85 X FF 93 1-0 16 G6-4-3 1B	X FF 94 0-0 FC4 1-3 3-H		B SL 84 X SL 84 1-0 ③ FC6-4 1-2f			4	0	2	1	0	0	2
16 Billy Butler, R (1, 10) OBP: 0.367, SLG: 0.514	C FF 95 C SL 83 B FF 95 B SL 81 X SL 82 2-2 ② FC5-4-6 2-3			1 SAFE C SL 84 B CH 82 X SI 93 1-1 ① ② G6-4-3 1-2f	F FF 94 X FF 94 0-1 ② SF8 3-H			B FF 91 B CU 73 C FF 90 C FF 91 S FF 91 2-3 ① K		3	0	0	1	0	1	2
8 Mike Moustakas, L (1, 5) OBP: 0.303, SLG: 0.447	X FF 94 0-0 ③ F9			B CU 77 C CH 82 S CH 82 F FF 93 S CH 84 1-3 ③ K	C SL 83 B SL 84 D SL 82 F SI 91 B SL 84 F SL 85 F FF 92 S SL 85 3-3 ③ K			C CU 73 B FF 92 C CU 73 S CU 72 1-3 ② K		4	0	0	0	0	3	2
13 Salvador Perez, R (1, 2) OBP: 0.336, SLG: 0.533		B SI 92 B SL 83 F FF 93 S SL 86 S SL 82 2-3 ① K			F SL 82 B FF 92 B SI 91 B FF 92 B SI 91 4-1 21 2B 35 1B BB	X SI 89 0-0 ① G4-3		F FF 92 B FF 91 X CU 72 1-1 ③ G6-3		3	1	0	0	1	1	0
21 Jeff Francoeur, R (1, 9) OBP: 0.285, SLG: 0.384		X FF 94 0-0 ② F9			C SL 83 X FF 94 0-1 35 1B 17 SF9 1-3 2B	C FF 91 S SL 86 S FF 94 0-3 ② K				3	1	1	0	0	1	0
35 Eric Hosmer, L (1, 3) OBP: 0.300, SLG: 0.353		C SI 93 B FF 94 S CH 82 X FF 94 1-2 ③ G4-3			B CH 82 D CU 76 B CH 82 S CH 82 X SL 83 3-1 17 SF9 6 BB 4 1B 2-3 3-H 1B	B SL 84 S SL 81 X FF 91 1-1 ③ G4-3				3	1	1	1	0	0	0
6 Lorenzo Cain, R (1, 8) OBP: 0.311, SLG: 0.383			C FF 93 B CU 75 F FF 94 C FF 94 1-3 ① K		B FF 94 1 SAFE D SL 84 B FF 94 C FF 90 F FF 93 B FF 94 4-2 4 1B 2 FC4 1-2 BB		C SI 89 B CH 83 B SL 85 X SI 88 2-1 ① F9			2	1	0	0	1	1	0
17 Chris Getz, L (1, 4) OBP: 0.321, SLG: 0.367			C SI 90 F FF 93 X SL 84 0-2 ② G3		B CU 76 S CH 82 D CH 81 B FF 94 S SI 92 F FF 94 X SI 95 3-2 ① SF9 2-3 3-H		B SI 90 B SI 90 C SI 90 C SI 89 B SI 90 F SI 91 X SI 90 3-2 2 FC6-4 1B			2	0	1	1	0	0	0
Inning Stats	R: 0 E: 0 K: 0 S: 12 H: 1 LOB: 1 BB: 0 P: 18	R: 0 E: 0 K: 1 S: 7 H: 0 LOB: 0 BB: 0 P: 10	R: 0 E: 0 K: 1 S: 8 H: 0 LOB: 0 BB: 0 P: 10	R: 0 E: 0 K: 1 S: 7 H: 1 LOB: 0 BB: 0 P: 10	R: 5 E: 1 K: 1 S: 22 H: 3 LOB: 1 BB: 2 P: 40	R: 0 E: 0 K: 1 S: 6 H: 0 LOB: 0 BB: 0 P: 7	R: 0 E: 0 K: 0 S: 9 H: 1 LOB: 1 BB: 0 P: 17	R: 0 E: 0 K: 2 S: 8 H: 0 LOB: 0 BB: 0 P: 12		1B: 4 2B: 2 3B: 0 HR: 0 SF: 2 SAC: 0 DP: 1 HBP: 0					WP: 0 PB: 0 SB: 0 CS: 0 PA: 32	

PITCHER		IP	WLS	BF	H	R	ER	SO	BB	IBB	HBP	BLK	WP	HR	S	P	ERA	WHIP
11 Jarrod Parker, R ERA: 3.71	(1, 1)	4.2	L	21	5	5	4	3	2	0	0	0	0	0	51	80	7.71	1.500
77 Jordan Norberto, L ERA: 2.86	(5, 1)	1.1		4	0	0	0	2	0	0	0	0	0	0	11	15	0.00	0.000
13 Jerry Blevins, L ERA: 2.55	(7, 1)	1.0		4	1	0	0	0	0	0	0	0	0	0	9	17	0.00	1.000
58 Evan Scribner, R ERA: 1.42	(8, 1)	1.0		3	0	0	0	2	0	0	0	0	0	0	8	12	0.00	0.000

PITCHER	IP	WLS	BF	H	R	ER	SO	BB	IBB	HBP	BLK	WP	HR	S	P	ERA	WHIP

BOTTOM

Oakland Athletics @ Kansas City Royals

Kauffman Stadium, Kansas City, MO

Tue Aug 14 2012, 7:12 PM - 9:34 PM CDT

Att. 16,107 - Clear - 72 F

livebaseballscorecards.com

AB	28
R	5
H	6
RBI	5
BB	2
SO	7
LOB	7

Batter	1	2	3	4	5	6	7	8	9	AB	R	H	RBI	BB	SO	LOB
4 Coco Crisp, S (1, 8) OBP: 0.314, SLG: 0.365	C SI 88 B FF 90 B SI 89 X SI 89 2-1 L7 ①		B FF 88 B SI 88 X FF 90 2-0 P6 ①		C CH 86 C SL 79 C FF 93 0-3 K ③			C SI 94 B SI 89 C SL 85 F SL 87 B FF 96 B SI 95 X SI 95 3-2 G6-3 ①		4	0	0	0	0	1	0
31 Jonny Gomes, R (1, 9) OBP: 0.371, SLG: 0.484	C SI 89 B CH 84 B FF 89 B SI 89 C SI 89 C FF 93 3-3 K ②		X FF 89 0-0 G6-3 ②			B CU 77 B SI 88 B SI 89 C SI 88 B FF 87 4-1 22 FC5-4 52 1B BB		B SL 85 F SI 96 C SI 96 S SL 86 1-3 K ②		3	0	0	0	1	2	0
52 Yoenis Cespedes, R (1, 7) OBP: 0.359, SLG: 0.495	B SI 88 B SI 87 F FF 91 B SI 89 X FF 89 3-1 G6-3 ③		B FF 92 B FF 88 F SI 89 X CH 84 2-1 P3 ③			F SI 88 F SI 88 B FF 92 F SL 79 X SI 90 1-2 22 FC5-4 1-2 1B		C SL 87 S SL 87 S SL 86 0-3 K ③		4	0	1	0	0	1	0
22 Chris Carter, R (1, 10) OBP: 0.402, SLG: 0.606 19 Jemile Weeks, S (9, PR) OBP: 0.304, SLG: 0.303		B SI 87 B CH 83 B FF 87 C FF 89 X FF 87 3-1 20 1B 37 1B 2B	F SI 89 X CH 85 0-1 G6-3 ①		F SI 88 B SI 90 X SL 79 1-1 FC5-4 1-2f 2-3		B FF 97 B FF 97 F FF 96 F FF 96 X SL 87 2-2 1B	4 0	1 0	2 0	0 0	0 0	0 0	2 0
36 Derek Norris, R (1, 2) OBP: 0.268, SLG: 0.381		C FF 91 C CU 75 X SL 78 0-2 G6-3 ①	F FF 90 X SI 89 0-1 L5 ②		C SL 78 F SI 89 F SL 81 T SL 80 0-2 K ②		F FF 97 C SL 86 B SL 87 F SL 87 S FF 98 1-3 K ①	4	0	0	0	0	2	4
20 Josh Donaldson, R (1, 5) OBP: 0.187, SLG: 0.279		F SI 87 B CU 75 S CU 76 X SL 79 1-2 37 1B 2-3 1B	B SI 88 F FF 91 X CU 77 1-1 HR		X FF 93 0-0 P4 ③		1 SAFE X FF 98 0-0 F9 ②	4	1	2	1	0	0	3
37 Brandon Moss, L (1, 3) OBP: 0.305, SLG: 0.514		S FF 91 3 SAFE B FF 92 S SL 80 X SL 79 1-2 17 G5-3 1-3 3-H 1B	C CU 77 F FF 92 B FF 92 B FF 92 S SL 80 2-3 K ③			B FF 92 S FF 91 X SL 78 1-1 G6-3 ①	S FF 98 S SL 90 B FF 98 F SL 88 F SL 88 B FF 98 S SL 88 2-3 K ③	4	0	1	1	0	2	1
17 Adam Rosales, R (1, 4) OBP: 0.350, SLG: 0.354		B FF 90 F SI 90 F FF 90 X SL 78 1-2 G5-3 ② 1-2			S CU 74 C FF 91 B CU 77 S SL 80 1-3 K ①		X CH 84 0-0 G6-3 ②	3	0	0	0	0	1	2
2 Cliff Pennington, S (1, 6) OBP: 0.264, SLG: 0.289		B SI 89 C SI 89 X SL 79 1-1 G5-3 ③			C SI 89 S CU 78 B FF 93 B FF 92 X SL 79 2-2 G6-3 ②		B FF 91 C SI 88 B CU 76 B SI 88 X SI 89 3-1 F8 ③	3	0	0	0	0	0	2
Inning Stats	R: 0 E: 0 K: 1 S: 7 H: 0 LOB: 0 BB: 0 P: 15	R: 1 E: 0 K: 0 S: 16 H: 3 LOB: 2 BB: 0 P: 23	R: 0 E: 0 K: 0 S: 4 H: 0 LOB: 0 BB: 0 P: 8	R: 1 E: 0 K: 1 S: 9 H: 1 LOB: 0 BB: 0 P: 12	R: 0 E: 0 K: 2 S: 9 H: 0 LOB: 0 BB: 0 P: 12	R: 0 E: 0 K: 1 S: 12 H: 1 LOB: 2 BB: 1 P: 18	R: 0 E: 0 K: 0 S: 5 H: 0 LOB: 0 BB: 0 P: 9	R: 0 E: 0 K: 2 S: 10 H: 0 LOB: 0 BB: 0 P: 14	R: 0 E: 0 K: 2 S: 13 H: 1 LOB: 1 BB: 0 P: 18	1B: 4 2B: 1 3B: 0 HR: 1	SF: 0 SAC: 0 DP: 0 HBP: 0					

PITCHER		IP	WLS	BF	H	R	ER	SO	BB	IBB	HBP	BLK	WP	HR	S	P	ERA	WHIP
53 Will Smith, L ERA: 5.09	(1, 1)	7.0	W	27	5	2	2	5	1	0	0	0	0	1	62	97	2.57	0.857
43 Aaron Crow, R ERA: 3.54	(8, 1)	1.0	H	3	0	0	0	2	0	0	0	0	0	0	10	14	0.00	0.000
56 Greg Holland, R ERA: 3.21	(9, 1)	1.0	S	4	1	0	0	2	0	0	0	0	0	0	13	18	0.00	1.000

PITCHER	IP	WLS	BF	H	R	ER	SO	BB	IBB	HBP	BLK	WP	HR	S	P	ERA	WHIP

TOP

Oakland Athletics @ Kansas City Royals

Kauffman Stadium, Kansas City, MO

Wed Aug 15 2012, 7:12 PM - 9:47 PM CDT

Att. 15,591 - Clear - 93 F

livebaseballscorecards.com

AB	33
R	2
H	6
RBI	2
BB	1
SO	9
LOB	14

WP: 0 PA: 34
PB: 0
SB: 0
CS: 0

Batter	1	2	3	4	5	6	7	8	9	AB	R	H	RBI	BB	SO	LOB
4 Alex Gordon, L (1, 7) OBP: 0.369, SLG: 0.445	F SI 90 B SI 91 B SI 92 F FC 91 X FC 92 2-2 2 FC4-6 1B		B FS 86 C FC 91 X FC 90 1-1 ② F7			B CU 79 B FC 91 X SI 91 2-0 ② F8	B FF 94 B CU 79 F FF 95 B FF 93 X FF 94 3-1 ③ P3			4	0	1	0	0	0	1
2 Alcides Escobar, R (1, 6) OBP: 0.340, SLG: 0.411	B CU 80 1 SAFE X SI 92 1-0 ① FC4-6 16 E 16 S 16 FC5 1-2f		C CU 80 B CU 81 F SI 92 X FC 91 1-2 ③ P3			C CU 79 C FC 91 B CU 82 B FC 92 B FC 92 X FC 92 3-2 16 1B 1B		C SL 82 F SL 84 F SL 84 F SL 85 F SL 85 X SI 90 0-2 21 S 2B		4	1	2	0	0	0	1
16 Billy Butler, R (1, 10) OBP: 0.369, SLG: 0.514	B SI 92 C FC 92 1 SAFE F FC 92 P PO 88 B CU 82 X SI 92 3-2 FC5 13 FC6-4 1-H			C CU 78 B SI 91 C CU 81 F FC 92 B FC 91 F SI 92 X FC 92 2-2 13 G4-6-3 1B		1 SAFE X SI 92 0-0 1-2 1B		B SL 83 B SL 82 C SL 82 B SL 82 F SL 81 X SL 82 3-2 ① G6-3		4	0	2	1	0	0	1
8 Mike Moustakas, L (1, 5) OBP: 0.302, SLG: 0.444	B SI 92 C FC 91 B SI 93 X FC 92 2-1 ② F9			B FC 91 B SI 91 X SI 92 2-0 ① F8		C CU 82 S SI 92 C FC 92 0-3 ③ K		I IN 64 I IN 69 I IN 68 I IN 65 4-0 IBB		3	0	0	0	1	1	4
13 Salvador Perez, R (1, 2) OBP: 0.327, SLG: 0.518	C CU 82 C FC 92 X CU 81 0-2 ③ FC6-4 1-2f			C FC 91 X FC 91 0-1 ②③ G4-6-3 1-2f			C CU 81 X CU 81 0-1 ① G5-3	C SL 82 X SL 85 0-1 ② F9		4	0	0	0	0	0	4
21 Jeff Francoeur, R (1, 9) OBP: 0.285, SLG: 0.382		C SI 90 X FC 90 0-1 ① F9			C SI 91 B SI 92 X FC 91 1-1 6 CS 1B		B FC 90 X SI 92 1-0 ② G5-3	C SL 83 L SL 84 X SL 84 0-2 ③ F9 2-3		4	0	1	0	0	0	2
35 Eric Hosmer, L (1, 3) OBP: 0.300, SLG: 0.355		S FC 89 B SI 92 C FC 90 B SI 92 F FC 92 C FC 91 2-3 ② K			C FC 91 F SI 91 B SI 92 S FC 92 1-3 ① K		B FC 91 C FC 91 X FC 91 1-1 6 2B 2B			3	1	1	0	0	2	1
6 Lorenzo Cain, R (1, 8) OBP: 0.312, SLG: 0.390		C FC 91 B SI 93 X FC 91 1-1 ③ G5-3			1 SAFE B CU 78 B FC 91 C SI 91 S FC 91 C FC 90 2-3 ②③ K 1-2		C CU 80 F FC 92 B SI 92 F FC 93 X FC 93 1-2 17 2B 2-H 2B			3	1	1	1	0	1	1
17 Chris Getz, L (1, 4) OBP: 0.321, SLG: 0.372			X SI 90 0-0 ① B1			C FC 88 S FC 90 B SI 92 B CU 82 F FC 91 X FC 91 2-2 ① F7	C FF 94 F FF 95 F FF 96 B FF 95 F FF 96 F CU 79 B FF 95 F FF 95 F FF 96 3-2 B CU 79 X FF 96 2-H 2B			3	0	1	1	0	0	0
Inning Stats	R: 1 H: 1 E: 0 LOB: 1 K: 0 BB: 0 S: 13 P: 20	R: 0 H: 0 E: 0 LOB: 0 K: 1 BB: 0 S: 8 P: 11	R: 0 H: 0 E: 0 LOB: 0 K: 0 BB: 0 S: 6 P: 8	R: 0 H: 1 E: 0 LOB: 0 K: 0 BB: 0 S: 8 P: 12	R: 0 H: 1 E: 0 LOB: 0 K: 2 BB: 0 S: 8 P: 12	R: 0 H: 2 E: 0 LOB: 2 K: 1 BB: 0 S: 12 P: 19	R: 2 H: 3 E: 0 LOB: 1 K: 0 BB: 0 S: 19 P: 28	R: 0 H: 1 E: 0 LOB: 2 K: 0 BB: 1 S: 14 P: 21		1B: 5 SF: 0 2B: 4 SAC: 0 3B: 0 DP: 1 HR: 0 HBP: 0						WP: 0 PA: 33 PB: 0 SB: 2 CS: 1

PITCHER		IP	WLS	BF	H	R	ER	SO	BB	IBB	HBP	BLK	WP	HR	S	P	ERA	WHIP
32 Brandon McCarthy, R ERA: 2.68	(1, 1)	6.2	L	26	7	3	2	4	0	0	0	0	0	0	64	94	2.70	1.050
62 Sean Doolittle, L ERA: 3.71	(7, 1)	0.1		2	1	0	0	0	0	0	0	0	0	0	10	16	0.00	3.000
40 Pat Neshek, R ERA: 1.69	(8, 1)	1.0		5	1	0	0	0	0	1	0	0	0	0	14	21	0.00	1.000

PITCHER	IP	WLS	BF	H	R	ER	SO	BB	IBB	HBP	BLK	WP	HR	S	P	ERA	WHIP

BOTTOM

Oakland Athletics @ Kansas City Royals

Kauffman Stadium, Kansas City, MO

Wed Aug 15 2012, 7:12 PM - 9:47 PM CDT

Att. 15,591 - Clear - 93 F

livebaseballscorecards.com

AB	32
R	3
H	9
RBI	3
BB	1
SO	4
LOB	15

Batter	1	2	3	4	5	6	7	8	9	AB	R	H	RBI	BB	SO	LOB
4 Coco Crisp, S (1, 8) OBP: 0.313, SLG: 0.373	C FF 91 C FF 92 X KC 78 0-2 ① G3		B CH 86 B SI 92 C FF 92 F FF 93 X FF 92 2-2 ③ F9			B FF 93 B CH 85 X SI 93 2-0 HR		S FF 94 B CU 75 D FF 94 S CH 83 B FF 93 S CH 83 3-3 ② K 1-2		4	1	1	1	0	1	1
19 Jemile Weeks, S (1, 4) OBP: 0.306, SLG: 0.304	B FF 93 B SI 92 C FF 93 C FF 92 B KC 78 F FF 94 B FF 93 4-2 52 FC6-4 BB			B KC 77 C KC 78 C KC 78 S KC 79 1-3 ① K		C FF 92 B SI 91 C CH 86 F FF 93 S KC 79 1-3 ③ K2-3		C FF 94 D CU 76 B FF 94 X FF 95 2-1 2-H 1B		3	0	1	1	1	2	0
16 Josh Reddick, L (1, 10) OBP: 0.322, SLG: 0.493	B KC 76 B FF 92 B FF 92 C FF 92 X FF 93 3-1 ② F7			C FF 93 X FF 93 0-1 52 G6-4-3 1B			C KC 77 F FF 92 S FF 93 0-3 ① K	S CU 75 B FF 93 C FF 93 D CU 75 S CU 76 2-3 ③ K		4	0	1	0	0	2	2
52 Yoenis Cespedes, R (1, 7) OBP: 0.360, SLG: 0.503	1 SAFE 1 SAFE F FF 93 C SI 92 1 SAFE B SI 93 X KC 78 1-2 ③ FC6-4 1-2f			F SI 92 B SI 91 X KC 76 1-1 ②③ G6-4-3 1-2f			S FF 92 S FF 93 X FF 93 0-2 HR		C FF 93 B KC 79 B FF 96 B KC 81 B FF 97 4-1 20 WP BB	3	1	1	1	1	0	2
22 Chris Carter, R (1, 3) OBP: 0.397, SLG: 0.589		B FF 91 B FF 92 F SI 92 B FF 93 F SI 92 B FF 92 4-2 20 G6-4-3 BB			C KC 76 B SI 93 S FF 93 B SI 93 B KC 79 X FF 93 3-2 ① P4		B FF 93 C KC 78 S FF 93 B KC 79 S SI 93 2-3 ② K		C FF 96 D FF 96 B FF 96 F FF 96 S FF 96 2-3 ① K	3	0	0	0	1	2	1
37 Brandon Moss, L (1, 9) OBP: 0.304, SLG: 0.513		B FF 92 X CH 86 1-0 ① F7			C KC 78 B FF 93 F FF 92 X FF 94 1-2 ② F8		B CH 86 X CH 86 1-0 2B		B FF 96 B FF 96 F FF 95 F FF 96 S KC 81 2-3 ② K	4	0	1	0	0	1	2
20 Josh Donaldson, R (1, 5) OBP: 0.180, SLG: 0.269		C FF 91 C SI 92 D KC 78 X SI 93 1-2 ②③ G6-4-3 1-2f			S FF 94 B KC 79 S KC 80 F KC 79 S FF 92 1-3 ③ K		F FF 92 B KC 78 X SI 93 1-1 ③ G6-3		C FF 94 C FF 96 B FF 98 F FF 92 D KC 80 D KC 81 S FF 96 3-3 ③ K 1-2	4	0	0	0	0	2	3
36 Derek Norris, R (1, 2) OBP: 0.270, SLG: 0.374			B FF 92 X FF 92 1-0 ① P5			B FF 91 B KC 78 X FF 92 2-0 ① F8		B SI 90 B SI 91 C FF 90 B KC 77 B FF 92 4-1 4 S 19 1B BB		2	1	0	0	1	0	0
2 Cliff Pennington, S (1, 6) OBP: 0.262, SLG: 0.286			B FF 92 B FF 93 C SI 92 F SI 92 F FF 93 X KC 79 2-2 ② G5-3			L FF 93 F FF 92 X KC 78 0-2 ② G4-3		B CU 72 C FF 92 L CH 82 C CU 74 1-3 ① K		3	0	0	0	0	1	1
Inning Stats	R: 0 E: 0 K: 0 S: 11 H: 0 LOB: 1 BB: 1 P: 19	R: 0 E: 0 K: 0 S: 6 H: 0 LOB: 0 BB: 1 P: 12	R: 0 E: 0 K: 0 S: 8 H: 0 LOB: 0 BB: 0 P: 13	R: 0 E: 0 K: 1 S: 7 H: 1 LOB: 0 BB: 0 P: 9	R: 0 E: 0 K: 1 S: 10 H: 0 LOB: 0 BB: 0 P: 15	R: 1 E: 0 K: 1 S: 9 H: 1 LOB: 0 BB: 0 P: 14	R: 1 E: 0 K: 2 S: 12 H: 2 LOB: 1 BB: 0 P: 16	R: 1 E: 0 K: 3 S: 12 H: 1 LOB: 1 BB: 1 P: 24	R: 0 E: 0 K: 3 S: 11 H: 0 LOB: 1 BB: 1 P: 22	1B: 2 2B: 1 3B: 0 HR: 2 SF: 0 SAC: 0 DP: 2 HBP: 0	WP: 1 PB: 0 SB: 1 CS: 0 PA: 34					

PITCHER		IP	WLS	BF	H	R	ER	SO	BB	IBB	HBP	BLK	WP	HR	S	P	ERA	WHIP
44 Luke Hochevar, R ERA: 5.24	(1, 1)	7.0	L	26	4	3	3	5	3	0	0	0	0	2	64	103	3.86	1.000
55 Tim Collins, L ERA: 2.9	(8, 1)	1.0		4	1	0	0	3	0	0	0	0	0	0	11	19	0.00	1.000
41 Jeremy Jeffress, R ERA:	(9, 1)	1.0		4	0	0	0	3	1	0	0	0	1	0	11	22	0.00	1.000

PITCHER	IP	WLS	BF	H	R	ER	SO	BB	IBB	HBP	BLK	WP	HR	S	P	ERA	WHIP

TOP

Oakland Athletics @ Kansas City Royals

Kauffman Stadium, Kansas City, MO

Thu Aug 16 2012, 7:11 PM - 10:08 PM CDT

Att. 14,345 - Cloudy - 73 F

livebaseballscorecards.com

AB	30
R	3
H	5
RBI	3
BB	4
SO	11
LOB	12

Batter	1	2	3	4	5	6	7	8	9	AB	R	H	RBI	BB	SO	LOB
1 Jarrod Dyson, L (1, 8) OBP: 0.330, SLG: 0.344	C FF 90 F FF 92 X FF 92 0-2 F7 ①		F FF 90 C FF 83 B CH 83 X FF 91 1-2 F8 ①		1 SAFE C FF 90 0-1 CS ③ 1-2	B CH 82 X FF 91 1-0 P5 ①		B SL 83 C SI 87 B SL 84 F SI 88 C CU 73 2-3 K ①		4	0	0	0	0	1	0
2 Alcides Escobar, R (1, 6) OBP: 0.339, SLG: 0.409	C FF 92 B SL 83 F FF 92 X SL 82 1-2 G6-3 ②		F FF 91 C FF 90 F FF 91 X FF 92 0-2 P3 ②			B SL 82 C FF 90 B SL 83 X FF 91 2-1 F8 ②		B SL 84 B FF 95 C SI 95 X SI 95 2-1 4 G3 1B		4	0	1	0	0	0	0
4 Alex Gordon, L (1, 7) OBP: 0.366, SLG: 0.442	C FF 91 B FF 92 X FF 92 1-1 F8 ③		B CH 83 B FF 89 F FF 90 S FF 92 F FF 92 F CH 83 X CH 83 2-2 G4-3 ③			C FF 91 S CH 83 B FF 92 F CH 83 S CH 83 1-3 K ③		S SI 96 1 SAFE X CH 88 0-1 G3 ② 1-2		4	0	0	0	0	1	1
16 Billy Butler, R (1, 10) OBP: 0.368, SLG: 0.511		C CU 73 B FF 92 F SL 81 B SL 80 F FF 92 F FF 93 F FF 94 X CU 74 2-2 F8 ①		X FF 92 0-0 G6-3 ①			B FF 91 C FF 91 B FF 92 X FF 91 2-1 35 1B 8 1B 1B	B FF 97 C SI 96 B SL 84 F SI 95 D SL 85 X SI 97 3-2 G1-3 ③		4	0	1	0	0	0	1
13 Salvador Perez, R (1, 2) OBP: 0.325, SLG: 0.510		X FF 92 0-0 35 BB 8 BB 1B		C FF 91 B SL 82 S FF 92 X SL 82 1-2 G5-3 ②			B CU 73 X FF 90 1-0 F9 ①		C FF 89 B SL 88 F FF 95 B SL 88 F FF 96 F FF 96 B SL 89 X FF 94 3-2 L8 ①	4	0	1	0	0	0	1
8 Mike Moustakas, L (1, 5) OBP: 0.304, SLG: 0.443		C FF 91 D CH 84 D CU 74 D CH 84 1 SAFE B FF 91 4-1 35 BB 1-2 BB		C CU 76 C FF 92 B FF 93 F SL 82 X FF 92 1-2 F7 ③			B FF 90 F FF 90 C CU 76 X CU 74 1-2 35 1B 1-2 1B		C FF 94 F FF 95 B FF 95 F FF 95 X FF 95 1-2 P2 ②	3	0	1	0	1	0	0
21 Jeff Francoeur, R (1, 9) OBP: 0.282, SLG: 0.379		B SL 82 X FF 91 1-0 F6 ②			C FF 90 B SL 82 B FF 91 B FF 91 F FF 91 S SL 82 3-3 K ①	B FF 90 B CH 80 F FF 90 F FF 90 F FF 91 F FF 92 S FF 92 2-3 K ②			B SL 87 C FF 95 X FF 95 1-1 L6-3 ③	4	0	0	0	0	2	4
35 Eric Hosmer, L (1, 3) OBP: 0.304, SLG: 0.358		C SL 82 F FF 92 D CH 84 F SL 82 D FF 92 F SI 92 B SL 82 F FF 92 B FF 92 4-2 1-2 2-3 BB			C FF 92 B FF 92 F CH 84 B CH 82 B FF 93 X FF 92 3-2 17 FC4-6 1B		C CU 77 S FF 91 X CU 74 0-2 1-2 2-3 1B			2	0	2	0	1	0	0
17 Chris Getz, L (1, 4) OBP: 0.317, SLG: 0.366		B CU 73 C FF 90 F CH 83 X CH 83 1-2 G3 ③			1 SAFE F FF 92 F FF 91 F SL 82 X FF 91 0-2 FC4-6 1 CS ② 1-2f		X SI 90 0-0 F8 ③			3	0	0	0	0	0	7
Inning Stats	R: 0 E: 0 K: 0 S: 8 H: 0 LOB: 0 BB: 0 P: 10	R: 0 E: 0 K: 0 S: 17 H: 1 LOB: 3 BB: 2 P: 29	R: 0 E: 0 K: 0 S: 12 H: 0 LOB: 0 BB: 0 P: 15	R: 0 E: 0 K: 0 S: 8 H: 0 LOB: 0 BB: 0 P: 10	R: 0 E: 0 K: 1 S: 12 H: 1 LOB: 0 BB: 0 P: 18	R: 0 E: 0 K: 1 S: 7 H: 0 LOB: 0 BB: 0 P: 11	R: 0 E: 0 K: 1 S: 15 H: 3 LOB: 3 BB: 0 P: 21	R: 0 E: 0 K: 1 S: 10 H: 1 LOB: 1 BB: 0 P: 17	R: 0 E: 0 K: 0 S: 11 H: 0 LOB: 0 BB: 0 P: 16	1B: 6 2B: 0 3B: 0 HR: 0 SF: 0 SAC: 0 DP: 0 HBP: 0	WP: 0 PB: 0 SB: 0 CS: 1 PA: 35					

BOTTOM

Oakland Athletics @ Kansas City Royals

Kauffman Stadium, Kansas City, MO

Thu Aug 16 2012, 7:11 PM - 10:08 PM CDT

Att. 14,345 - Cloudy - 73 F

livebaseballscorecards.com

AB	32
R	0
H	6
RBI	0
BB	2
SO	4
LOB	14

PITCHER		IP	WLS	BF	H	R	ER	SO	BB	IBB	HBP	BLK	WP	HR	S	P	ERA	WHIP
67 Dan Straily, R ERA: 3.18	(1, 1)	6.1	W	23	3	0	0	2	2	0	0	0	0	0	67	99	0.00	0.789
62 Sean Doolittle, L ERA: 3.67	(7, 1)	0.1	H	3	2	0	0	1	0	0	0	0	0	0	11	14	0.00	6.000
13 Jerry Blevins, L ERA: 2.52	(7, 1)	0.2	H	2	0	0	0	1	0	0	0	0	0	0	4	6	0.00	0.000
48 Ryan Cook, R ERA: 2.68	(8, 1)	0.2	H	3	1	0	0	0	0	0	0	0	0	0	7	12	0.00	1.500
50 Grant Balfour, R ERA: 2.62	(9, 1)	1.0	S	3	0	0	0	0	0	0	0	0	0	0	11	16	0.00	0.000

PITCHER	IP	WLS	BF	H	R	ER	SO	BB	IBB	HBP	BLK	WP	HR	S	P	ERA	WHIP

Chicago White Sox @ Kansas City Royals

Kauffman Stadium, Kansas City, MO

Fri Aug 17 2012, 7:11 PM - 9:41 PM CDT

Att. 22,169 - Clear - 82 F

TOP

livebaseballscorecards.com

Batter	1	2	3	4	5	6	7	8	9	AB	R	H	RBI	BB	SO	LOB
30 Alejandro De Aza, L (1, 8) OBP: 0.346, SLG: 0.398 28 Dewayne Wise, L (8, PH) OBP: 0.296, SLG: 0.532 (8, 8)	C FF 90 F FF 91 B FF 93 S SL 82 1-3 K2-3		X FF 93 0-0 20 CS 1B			B CH 82 F FF 93 X FF 93 1-1 G4-3		L CH 87 B CH 87 C FF 99 F CH 86 S FF 100 1-3 K		3 1	0 0	1 0	0 0	0 0	1 1	0 2
20 Kevin Youkilis, R (1, 5) OBP: 0.342, SLG: 0.424	C SI 89 H SI 93 1-1 14 FC5-4 HBP		1 SAFE C SI 92 B SL 81 B SI 93 F SI 92 B SL 83 3-2 CS 1-2	C CU 74 S SL 81 F FF 94 B SL 82 S SL 82 1-3 K		X SI 91 0-0 G5-3		B SI 99 F FF 99 B SI 98 F FF 99 S FF 100 2-3 K		3	0	0	0	0	2	2
44 Adam Dunn, L (1, 3) OBP: 0.339, SLG: 0.483	B FF 93 B FF 92 F FF 93 B FF 94 X FF 94 3-1 P2			X FF 93 0-0 G4-3		B FF 93 B SI 92 B FF 92 B FF 93 4-0 BB		B CH 86 B FF 99 F CH 87 S CH 87 B CH 85 S FF 99 3-3 K		3	0	0	0	1	1	3
14 Paul Konerko, R (1, 10) OBP: 0.386, SLG: 0.509	B SI 88 X SI 93 1-0 FC5-4 1-2f			B FF 94 B CH 78 X FF 93 2-0 HR		C SI 93 D SL 84 X SL 81 1-1 F8			F FF 96 S SL 87 B SL 87 S SL 86 1-3 K	4	1	1	1	0	1	2
51 Alex Rios, R (1, 9) OBP: 0.336, SLG: 0.526		B CH 83 S SI 91 B SI 93 X SI 92 2-1 P2		B CU 77 C SI 92 X SI 92 1-1 F8			B SL 80 C FF 92 F SI 93 S SL 83 1-3 K		X FF 95 0-0 P3	4	0	0	0	0	1	0
12 A.J. Pierzynski, L (1, 2) OBP: 0.344, SLG: 0.546		S FF 92 X CH 82 0-1 F7			C FF 92 X CH 84 0-1 F7		C SL 78 B SL 82 X CH 83 1-1 F7		B FF 96 X FF 96 1-0 10 1B 2B	4	0	1	0	0	0	0
10 Alexei Ramirez, R (1, 6) OBP: 0.283, SLG: 0.359		B FF 93 F CH 83 L SI 93 S SL 82 1-3 K			B SI 92 F SI 91 B SI 93 X SL 81 2-1 15 1B 2B		C SI 93 F SI 93 F FF 94 F SL 82 B SL 84 S SL 82 1-3 K		C FF 97 F SL 89 X SL 87 0-2 2-3 1B	4	1	2	0	0	2	0
24 Dayan Viciedo, R (1, 7) OBP: 0.295, SLG: 0.441			C CH 81 B SL 82 B FF 92 X CU 73 2-1 G6-3		C SL 82 B SL 83 F SI 93 B SL 83 C SL 79 2-3 K			B SI 98 B FF 99 B SI 98 C FF 100 X FF 99 3-1 15 1B 1B	C SL 85 D SL 84 X SL 88 1-1 F9	4	0	1	0	0	1	3
15 Gordon Beckham, R (1, 4) OBP: 0.279, SLG: 0.356			B SI 91 B FF 92 X SI 92 2-0 F7		B SI 92 X SI 93 1-0 2-H 1B			B FF 100 B CH 87 X FF 98 2-0 1-2 1B		3	0	2	1	0	0	0
Inning Stats	R: 0 E: 0 K: 1 S: 7 H: 0 LOB: 1 BB: 0 P: 13	R: 0 E: 0 K: 1 S: 7 H: 0 LOB: 0 BB: 0 P: 10	R: 0 E: 0 K: 0 S: 6 H: 1 LOB: 0 BB: 0 P: 13	R: 1 E: 0 K: 1 S: 8 H: 1 LOB: 0 BB: 0 P: 12	R: 1 E: 0 K: 1 S: 8 H: 2 LOB: 1 BB: 0 P: 13	R: 0 E: 0 K: 0 S: 5 H: 0 LOB: 1 BB: 1 P: 11	R: 0 E: 0 K: 2 S: 10 H: 0 LOB: 0 BB: 0 P: 13	R: 0 E: 0 K: 3 S: 13 H: 2 LOB: 2 BB: 0 P: 24	R: 0 E: 0 K: 1 S: 10 H: 2 LOB: 2 BB: 0 P: 13	1B: 5 2B: 2 3B: 0 HR: 1 SF: 0 SAC: 0 DP: 0 HBP: 1	WP: 0 PB: 0 SB: 0 CS: 1 PA: 36					

	AB	33
	R	2
	H	8
	RBI	2
	BB	1
	SO	10
	LOB	12

PITCHER		IP	WLS	BF	H	R	ER	SO	BB	IBB	HBP	BLK	WP	HR	S	P	ERA	WHIP
39 Luis Mendoza, R ERA: 4.26	(1, 1)	7.0	W	25	4	2	2	6	1	0	1	0	0	1	51	85	2.57	0.714
40 Kelvin Herrera, R ERA: 2.51	(8, 1)	1.0	H	5	2	0	0	3	0	0	0	0	0	0	13	24	0.00	2.000
56 Greg Holland, R ERA: 3.14	(9, 1)	1.0	S	5	2	0	0	1	0	0	0	0	0	0	10	13	0.00	2.000

PITCHER	IP	WLS	BF	H	R	ER	SO	BB	IBB	HBP	BLK	WP	HR	S	P	ERA	WHIP

Batter	1	2	3	4	5	6	7	8	9	AB	R	H	RBI	BB	SO	LOB
17 Chris Getz, L (1, 4) OBP: 0.312, SLG: 0.360 8 Mike Moustakas, L (6, 5) OBP: 0.305, SLG: 0.443	B SI 92 C SI 93 B SI 94 B SI 90 C SI 93 X SI 93 3-2 ① F8		C SI 93 C SL 78 B SI 95 X SI 90 1-2 ① F7		B SL 78 1 SAFE 1 SAFE L SI 93 C SI 94 S SI 95 1-3 ① K		B SL 78 B SL 79 B SI 94 C SI 94 F SI 94 F SI 95 X SL 80 3-2 2 1B 13 2B 1B	B FC 85 X FF 92 1-0 ③ F9		3 2	0 1	0 1	0 0	0 0	1 0	1 1
2 Alcides Escobar, R (1, 6) OBP: 0.341, SLG: 0.410	C SI 90 B SI 94 X SI 94 1-1 16 FC4-6 1B		C SI 90 B FF 92 S SL 77 F SI 93 X CH 81 1-2 ② G6-3		1 SAFE X SI 92 0-0 ② ③ G6-4-3 1-2f		B SI 88 1 SAFE X CH 83 1-0 4 S 13 2B 1-3 1B			4	1	2	0	0	0	1
4 Alex Gordon, L (1, 7) OBP: 0.363, SLG: 0.438	1 SAFE C SI 94 X SI 93 0-1 ② L8		C SL 78 C SL 95 S SL 82 0-3 ③ K2-3			B SI 92 B SI 91 C SI 92 C SI 94 B SI 94 F SI 94 S SI 94 3-3 ① K	C SL 79 F SI 95 S SL 80 0-3 ② K 1-2			4	0	0	0	0	3	3
16 Billy Butler, R (1, 3) OBP: 0.369, SLG: 0.517 35 Eric Hosmer, L (8, 3) OBP: 0.304, SLG: 0.358	C SI 92 1 SAFE B SI 94 B CH 81 B SI 92 X SI 93 3-1 ③ FC4-6 1-2f			C CH 81 S SL 77 B SL 80 X CH 81 1-2 ① L6		C SL 80 B SI 94 X SI 95 1-1 HR	I IN 49 I IN 47 I IN 46 I IN 48 4-0 13 2B IBB			3 0	1 0	1 0	1 0	1 0	0 0	1 0
13 Salvador Perez, R (1, 2) OBP: 0.329, SLG: 0.523		C SI 88 B SI 92 B SL 76 B CH 82 X FF 94 3-1 ① L6		B SI 89 X SI 90 1-0 2B		X CH 84 0-0 ② G4-3	C CH 82 F CH 82 B SI 90 X CH 83 1-2 1-3 2-H 3-H 2B			4	0	2	2	0	0	0
6 Lorenzo Cain, R (1, 8) OBP: 0.317, SLG: 0.417		C SI 89 B SI 93 S CH 82 X SL 80 1-2 HR		X SI 94 0-0 ② G5-3		B SI 95 C CH 84 X SI 94 1-1 21 S 1B	B SL 84 S FF 94 B FF 95 C SL 85 X FF 94 2-2 ③ F9			4	1	2	1	0	0	3
21 Jeff Francoeur, R (1, 9) OBP: 0.286, SLG: 0.378		B SI 94 B FF 95 B SI 92 B SI 93 4-0 27 G4-3 BB		I IN 52 I IN 53 I IN 55 I IN 52 4-0 IBB		B SI 87 1 SAFE B CH 82 I I 4-0 1-2 IBB		S SI 92 B FC 87 F FC 88 B SC 71 B FC 87 S FF 93 3-3 ① K		1	0	0	0	3	1	0
27 Brayan Peña, S (1, 10) OBP: 0.284, SLG: 0.341	B SI 88 1 SAFE C CH 82 S CH 81 X CH 82 1-2 ② G4-3 1-2			X CH 80 0-0 ③ P3		C SL 80 F CH 82 D SL 82 B SL 79 F SL 79 X SL 81 2-2 ③ G5-3		B CH 81 C SI 93 F FC 87 B SC 73 B SC 70 B CH 81 4-2 BB		3	0	0	0	1	0	5
34 Tony Abreu, S (1, 5) OBP: 0.286, SLG: 0.429 (6, 4)		S SL 78 F SL 78 S SL 79 0-3 ③ K2-3			C SI 91 B CH 80 S CH 80 X SL 81 1-2 2 G6-4-3 1B		B CH 85 F CH 85 F SI 92 X SI 92 1-2 ① G4-3	B FF 91 1 SAFE B SI 92 B FF 91 C FF 91 X SI 91 3-1 ② F8		4	0	1	0	0	1	2
Inning Stats	R: 0 E: 0 K: 0 S: 9 H: 1 LOB: 1 BB: 0 P: 16	R: 1 E: 0 K: 1 S: 11 H: 1 LOB: 1 BB: 1 P: 20	R: 0 E: 0 K: 1 S: 10 H: 0 LOB: 0 BB: 0 P: 12	R: 0 E: 0 K: 0 S: 6 H: 1 LOB: 2 BB: 1 P: 12	R: 0 E: 0 K: 1 S: 7 H: 1 LOB: 0 BB: 0 P: 9	R: 1 E: 0 K: 1 S: 13 H: 2 LOB: 2 BB: 1 P: 24	R: 2 E: 0 K: 1 S: 17 H: 3 LOB: 2 BB: 1 P: 29	R: 0 E: 0 K: 1 S: 8 H: 0 LOB: 1 BB: 1 P: 19		1B: 5 2B: 2 3B: 0 HR: 2 SF: 0 SAC: 0 DP: 1 HBP: 0			WP: 0 PB: 0 SB: 2 CS: 0 PA: 37	

PITCHER		IP	WLS	BF	H	R	ER	SO	BB	IBB	HBP	BLK	WP	HR	S	P	ERA	WHIP
49 Chris Sale, L ERA: 2.72	(1, 1)	6.2	L	32	9	4	4	5	1	3	0	0	0	2	70	117	5.40	1.500
26 Jesse Crain, R ERA: 1.93	(7, 1)	0.1		1	0	0	0	0	0	0	0	0	0	0	3	5	0.00	0.000
53 Héctor Santiago, L ERA: 3.57	(8, 1)	1.0		4	0	0	0	1	1	0	0	0	0	0	8	19	0.00	1.000

PITCHER	IP	WLS	BF	H	R	ER	SO	BB	IBB	HBP	BLK	WP	HR	S	P	ERA	WHIP

BOTTOM

Chicago White Sox @ Kansas City Royals

Kauffman Stadium, Kansas City, MO

Fri Aug 17 2012, 7:11 PM - 9:41 PM CDT

Att. 22,169 - Clear - 82 F

livebaseballscorecards.com

AB	32
R	4
H	9
RBI	4
BB	5
SO	6
LOB	17

Chicago White Sox @ Kansas City Royals

Kauffman Stadium, Kansas City, MO

Sat Aug 18 2012, 6:12 PM - 9:09 PM CDT

Att. 23,858 - Cloudy - 81 F

livebaseballscorecards.com

Batter	1	2	3	4	5	6	7	8	9	AB	R	H	RBI	BB	SO	LOB
28 Dewayne Wise, L (1, 8) OBP: 0.294, SLG: 0.530	C SI 83 F SI 87 F SI 86 B SL 82 F SI 86 X FF 87 1-2 44 S 2B		X FF 88 0-0 ② F9		C SL 82 B SL 83 X SL 82 1-1 ③ G4-3			B CU 76 C FF 94 S CH 84 B CU 76 S FF 95 2-3 ① K		4	0	1	0	0	1	2
20 Kevin Youkilis, R (1, 5) OBP: 0.341, SLG: 0.422	C SL 81 S SL 84 F FF 87 C SL 82 0-3 ① K		B SI 86 C CU 77 T SL 84 F FF 89 F FF 89 X CU 75 1-2 ③ G6-3			C SI 84 B FF 86 C SL 83 X SL 84 1-2 ① G5-3		C CH 83 B FF 94 B FF 94 S CH 84 B CU 77 F FF 94 X FF 94 3-2 44 HR 1B		4	1	1	0	0	1	1
44 Adam Dunn, L (1, 3) OBP: 0.342, SLG: 0.494	C SL 81 B SL 81 B FF 87 B CH 76 F SL 82 F SL 83 F SL 82 F SI 87 B SL 80 4-2 2-3 BB			C CU 76 B SL 83 F SL 82 B EP 68 B SI 87 F SI 86 F SI 87 F SI 86 S SI 86 3-3 ① K		B CU 75 S CH 77 X SI 87 1-1 14 HR 2B		F FF 93 D CU 76 C FF 94 D CU 75 X FF 94 2-2 1-H HR		3	2	2	2	1	1	0
14 Paul Konerko, R (1, 10) OBP: 0.385, SLG: 0.514	C SI 85 F SI 86 B FF 88 X FF 87 1-2 ② P4			B CU 74 B SL 83 B SL 81 C FF 86 X SL 83 3-1 ② F7		B CU 76 B CU 75 C CH 76 X CH 76 2-1 2-H HR		S SL 84 S SL 87 S SL 86 0-3 ② K		4	1	1	2	0	1	2
51 Alex Rios, R (1, 9) OBP: 0.333, SLG: 0.521	B SI 86 X SI 85 1-0 ③ F9			C CU 75 B FF 88 C CU 77 F FF 90 F FF 89 X SL 83 1-2 ③ F8		F SL 83 B FF 89 X CU 78 1-1 ② F8		B SL 86 S SI 94 S SL 85 B SL 85 S SL 87 2-3 ③ K		4	0	0	0	0	1	2
24 Dayan Viciedo, R (1, 7) OBP: 0.294, SLG: 0.439		C SI 85 X SL 82 0-1 ① P6			X SL 82 0-0 17 FC5-4 10 1B 1B	C CU 76 F SI 87 S FF 90 0-3 ③ K			B SI 89 B SI 90 C SI 91 F FF 91 X SL 79 2-2 ① F8	4	0	1	0	0	1	0
10 Alexei Ramirez, R (1, 6) OBP: 0.282, SLG: 0.358		B SI 85 S CH 76 C FF 88 F FF 86 B SI 88 X CH 76 2-2 ② F8			C SI 84 X SL 83 0-1 17 FC5-4 1-2 1B		F FF 97 B CU 79 X FF 97 1-1 ① G4-3		B SI 90 C SI 90 C FF 91 F SI 91 S SL 80 1-3 ② K	4	0	1	0	0	1	0
17 Tyler Flowers, R (1, 2) OBP: 0.282, SLG: 0.380		B CU 75 F CH 76 S SL 83 B SI 88 F SL 83 C FF 89 2-3 ③ K			B FF 87 F FF 87 F FF 89 X SL 84 1-2 ① FC5-4 1-2f 2-3		C FF 98 X FF 98 0-1 15 G1-6-3 1B		C FF 90 S SL 81 X SL 80 0-2 ③ G5-3	4	0	1	0	0	1	2
15 Gordon Beckham, R (1, 4) OBP: 0.277, SLG: 0.353			C SI 85 F SL 82 B SI 86 C FF 89 1-3 ① K		X SL 83 0-0 ② F8		C FF 98 X CU 79 0-1 ②③ G1-6-3 1-2f			3	0	0	0	0	1	3

Inning Stats	1	2	3	4	5	6	7	8	9
	R: 0 E: 0 K: 1 S: 18 H: 1 LOB: 2 BB: 1 P: 25	R: 0 E: 0 K: 1 S: 10 H: 0 LOB: 0 BB: 0 P: 14	R: 0 E: 0 K: 1 S: 9 H: 0 LOB: 0 BB: 0 P: 11	R: 0 E: 0 K: 1 S: 13 H: 0 LOB: 0 BB: 0 P: 20	R: 0 E: 0 K: 0 S: 9 H: 2 LOB: 2 BB: 0 P: 11	R: 2 E: 0 K: 1 S: 12 H: 2 LOB: 0 BB: 0 P: 17	R: 0 E: 0 K: 0 S: 6 H: 1 LOB: 0 BB: 0 P: 7	R: 2 E: 0 K: 3 S: 16 H: 2 LOB: 0 BB: 0 P: 25	R: 0 E: 0 K: 1 S: 10 H: 0 LOB: 0 BB: 0 P: 13

| | | |

Batter	1	2	3	4	5	6	7	8	9	AB	R	H	RBI	BB	SO	LOB
6 Lorenzo Cain, R (1, 8) OBP: 0.313, SLG: 0.409	C FF 88 C FF 89 B FC 86 F FF 92 X FF 93 1-2 ① G6-3		B SL 85 S FC 86 F FC 85 B CU 82 F FF 92 F FF 92 B FF 91 X FF 91 3-2 E2 2 L4-3		B FF 89 C CH 82 F FF 90 X FF 90 1-2 ① F9	B SI 98 X SI 98 1-0 2 1B 1-2 1B		C FF 91 B SL 84 S SI 91 X SL 84 1-2 ② G6-3		5	0	1	0	0	0	0
2 Alcides Escobar, R (1, 6) OBP: 0.345, SLG: 0.414	C FF 91 C FF 92 B FC 86 X CH 85 1-2 4 2B 1B		1 SAFE F FC 86 1 SAFE X FC 86 0-1 ①② L4-3 1-1		B FF 90 C FF 90 B FF 90 X CH 82 2-1 4 S 16 1B 1B	X SI 98 0-0 16 FC6-4 1-2 2-3 1B		C SI 91 B SI 92 B SI 91 B SI 91 F SI 91 F FF 92 X FF 93 3-2 4 1B 16 1B 1B		5	3	4	0	0	0	1
4 Alex Gordon, L (1, 7) OBP: 0.365, SLG: 0.442	X FC 86 0-0 1-H 2B		B FF 91 X FF 90 1-0 E4 16 1B 1B		B SI 91 1 SAFE 1 SAFE C FC 86 F FF 91 D CU 80 S CU 81 2-3 ② K 1-2	S CU 76 F CU 76 C FF 93 0-3 ② K		1 SAFE S SI 91 X CU 77 0-1 16 1B 8 HR 1-3 1B		5	2	3	1	0	2	4
16 Billy Butler, R (1, 10) OBP: 0.373, SLG: 0.519	H FF 92 1-0 HBP		B SL 84 B FC 87 C CH 83 X FF 92 2-1 8 E 2-H 1B		C CU 82 B CU 82 F FC 85 B SL 82 B SL 82 F CH 84 X FF 91 3-2 8 BB 2-H 1B	B FF 90 1 SAFE D CH 84 X FF 91 2-0 ③ FC6-4 1-2f		B SI 92 D SI 92 X SI 93 2-0 8 HR 1-2 3-H 1B		4	2	3	3	0	0	3
8 Mike Moustakas, L (1, 5) OBP: 0.308, SLG: 0.451	D FC 88 F CH 84 F FC 87 F FF 94 F CU 80 X FF 92 1-2 ② F7		D FC 88 B CU 80 F CU 80 B FF 91 F FC 87 X CU 80 3-2 E9 2-H 1B		F FC 87 B FF 91 S CH 83 D CU 80 B FF 92 B CH 83 4-2 1-2 BB		F FF 89 B CU 78 C CU 78 X SI 90 1-2 ① L6	D SI 93 C CH 86 X FF 92 1-1 1-H 2-H HR		4	1	2	4	1	0	2
21 Jeff Francoeur, R (1, 9) OBP: 0.283, SLG: 0.374	C FF 92 C SI 92 D SL 84 S FF 92 1-3 ③ K		B FC 85 F FF 91 X FF 92 1-1 ③ G1-6-3		S FC 86 X FF 91 0-1 ③ F8		B SL 82 X CU 78 1-0 ② G4-3	B FF 93 F SL 85 S SI 92 F CH 87 X CU 77 1-2 ③ F8		5	0	0	0	0	1	5
35 Eric Hosmer, L (1, 3) OBP: 0.306, SLG: 0.367		C FF 90 B FF 90 F FC 86 B CU 81 S FF 92 2-3 ① K		F SL 84 F SL 85 B CU 80 B CU 80 B FF 90 C FC 86 3-3 ① K		B CH 82 F CH 81 X SL 85 1-1 HR	X CU 78 0-0 1B			4	1	2	1	0	2	0
27 Brayan Peña, S (1, 2) OBP: 0.283, SLG: 0.339		C FF 91 B FF 92 X FF 92 1-1 ② F8		F FF 90 F FC 86 X FF 91 0-2 ② F9		C CH 81 B CH 81 B CH 82 X CH 82 2-1 2 1B 6 1B 1B	F FF 91 B CH 84 C FF 91 B FF 91 B FF 91 F FF 91 F FF 91 C SI 90 3-3 ③ K			4	0	1	0	0	1	1
9 Johnny Giavotella, R (1, 4) OBP: 0.247, SLG: 0.247		C FF 92 B FC 87 S FC 86 F FF 93 C FF 93 1-3 ③ K		C CU 81 F CU 80 B SL 83 S FC 85 1-3 ③ K		F FF 90 F FF 90 X FF 90 0-2 ① F8		F FF 90 X SL 84 0-1 ① G1-3		4	0	0	0	0	2	1
Inning Stats	R: 1 E: 0 K: 1 S: 16 H: 2 LOB: 2 BB: 0 P: 21	R: 0 E: 0 K: 2 S: 9 H: 0 LOB: 0 BB: 0 P: 13	R: 2 E: 3 K: 0 S: 15 H: 3 LOB: 1 BB: 0 P: 25	R: 0 E: 0 K: 2 S: 9 H: 0 LOB: 0 BB: 0 P: 13	R: 1 E: 0 K: 1 S: 16 H: 2 LOB: 2 BB: 1 P: 28	R: 1 E: 0 K: 1 S: 13 H: 4 LOB: 3 BB: 0 P: 19	R: 0 E: 0 K: 1 S: 10 H: 1 LOB: 1 BB: 0 P: 15	R: 4 E: 0 K: 0 S: 18 H: 4 LOB: 0 BB: 0 P: 26		1B: 13 2B: 2 3B: 0 HR: 2 SF: 0 SAC: 0 DP: 1 HBP: 1						

PITCHER		IP	WLS	BF	H	R	ER	SO	BB	IBB	HBP	BLK	WP	HR	S	P	ERA	WHIP
44 Jake Peavy, R ERA: 3.11	(1, 1)	5.1	L	27	9	5	3	6	1	0	1	0	0	1	72	110	5.06	1.875
65 Nate Jones, R	(6, 1)	0.0		2	2	0	0	0	0	0	0	0	0	0	2	3	∞	∞
46 Donnie Veal, L ERA:	(6, 1)	0.1		1	0	0	0	1	0	0	0	0	0	0	3	3	0.00	0.000
41 Philip Humber, R ERA: 5.76	(6, 1)	1.1		5	1	0	0	1	0	0	0	0	0	0	11	18	0.00	0.750
39 Brett Myers, R ERA: 3.48	(8, 1)	1.0		7	4	4	4	0	0	0	0	0	0	1	18	26	36.00	4.000

PITCHER	IP	WLS	BF	H	R	ER	SO	BB	IBB	HBP	BLK	WP	HR	S	P	ERA	WHIP

BOTTOM

Chicago White Sox @ Kansas City Royals

Kauffman Stadium, Kansas City, MO

Sat Aug 18 2012, 6:12 PM - 9:09 PM CDT

Att. 23,858 - Cloudy - 81 F

livebaseballscorecards.com

AB	40
R	9
H	16
RBI	9
BB	1
SO	8
LOB	17

WP: 0 PA: 42
PB: 0
SB: 1
CS: 0

Chicago White Sox @ Kansas City Royals

Kauffman Stadium, Kansas City, MO

Sun Aug 19 2012, 1:12 PM - 3:55 PM CDT

Att. 22,401 - Sunny - 80 F

TOP

livebaseballscorecards.com

Batter	1	2	3	4	5	6	7	8	9	AB	R	H	RBI	BB	SO	LOB
28 Dewayne Wise, L (1, 8) OBP: 0.281, SLG: 0.506	F7			G4-3		F9		E3 1-H 2-H		4	0	0	0	0	0	0
15 Gordon Beckham, R (1, 4) OBP: 0.275, SLG: 0.350	L4			P5			K	P6		4	0	0	0	0	1	1
44 Adam Dunn, L (1, 10) OBP: 0.339, SLG: 0.489	K			P5			K		K	4	0	0	0	0	3	0
14 Paul Konerko, R (1, 3) OBP: 0.382, SLG: 0.509		G5-3			F7		E6		F9	4	0	0	0	0	0	0
51 Alex Rios, R (1, 9) OBP: 0.331, SLG: 0.516		G6-3			G5-3		K2-3		G6-3	4	0	0	0	0	1	1
12 A.J. Pierzynski, L (1, 2) OBP: 0.344, SLG: 0.543		K			BB			G3		2	0	0	0	1	1	0
10 Alexei Ramirez, R (1, 6) OBP: 0.281, SLG: 0.356			L4		G5-3			G6-3		3	0	0	0	0	0	1
24 Dayan Viciedo, R (1, 7) OBP: 0.295, SLG: 0.438			L8			G5-3		66 1B 28 E 1B		3	1	1	0	0	0	0
66 Ray Olmedo, S (1, 5) OBP: 0.214, SLG: 0.214			F8			F8		28 E 1-2 28 E 1B		3	1	1	0	0	0	0

	AB	31
	R	2
	H	2
	RBI	0
	BB	1
	SO	6
	LOB	3

Inning Stats	1	2	3	4	5	6	7	8	9
	R: 0 E: 0 K: 1 S: 8	H: 0 LOB: 0 BB: 0 P: 13	R: 0 E: 0 K: 1 S: 9	H: 0 LOB: 0 BB: 0 P: 13	R: 0 E: 0 K: 0 S: 6	H: 0 LOB: 0 BB: 0 P: 7	R: 0 E: 0 K: 0 S: 9	H: 0 LOB: 0 BB: 0 P: 13	R: 0 E: 0 K: 0 S: 10	H: 0 LOB: 1 BB: 1 P: 18	R: 0 E: 0 K: 0 S: 6	H: 0 LOB: 0 BB: 0 P: 6	R: 0 E: 1 K: 3 S: 13	H: 0 LOB: 1 BB: 0 P: 21	R: 2 E: 1 K: 0 S: 13	H: 2 LOB: 1 BB: 0 P: 20	R: 0 E: 0 K: 1 S: 7	H: 0 LOB: 0 BB: 0 P: 10

	1B: 2	SF: 0	WP: 0	PA: 32
	2B: 0	SAC: 0	PB: 0	
	3B: 0	DP: 0	SB: 0	
	HR: 0	HBP: 0	CS: 0	

PITCHER		IP	WLS	BF	H	R	ER	SO	BB	IBB	HBP	BLK	WP	HR	S	P	ERA	WHIP
33 Jeremy Guthrie, R ERA: 5.41	(1, 1)	7.2		27	2	2	0	5	1	0	0	0	0	0	70	103	0.00	0.391
55 Tim Collins, L ERA: 3.19	(8, 1)	0.0	B	1	0	0	0	0	0	0	0	0	0	0	3	5	∞	∞
56 Greg Holland, R ERA: 3.06	(8, 1)	1.1	W	4	0	0	0	1	0	0	0	0	0	0	8	13	0.00	0.000

PITCHER	IP	WLS	BF	H	R	ER	SO	BB	IBB	HBP	BLK	WP	HR	S	P	ERA	WHIP

Batter	1	2	3	4	5	6	7	8	9	AB	R	H	RBI	BB	SO	LOB
6 Lorenzo Cain, R (1, 8) OBP: 0.316, SLG: 0.409	C FF 90 B FF 91 S FF 88 1-3 K ①		B FF 90 C SL 88 F FF 89 B CU 80 B FF 90 X FF 90 3-2 G5-3 ②			B CU 80 S FF 88 B SL 88 C FF 91 X FF 89 2-2 4 WP 2 BB 13 2B 1B	C FF 89 B CH 84 X CH 85 1-1 F8 ②	S SL 88 C SI 99 B SI 99 X SI 98 1-2 1-3 3-H 1B		5	1	2	1	0	1	0
2 Alcides Escobar, R (1, 6) OBP: 0.346, SLG: 0.413	X FF 91 0-0 G6-3 ②		C CU 79 T CH 87 B CU 79 X FF 89 1-2 F8 ③			1 SAFE 1 SAFE B FF 90 1 SAFE B FF 90 B FF 89 B FF 90 4-0 4 WP 13 2B 1-2 BB	B CH 86 X FF 89 1-0 1B	B SI 99 F SI 98 B SL 89 F SI 98 1 SAFE D SL 89 S SL 87 3-3 K ③		4	1	1	0	1	1	2
4 Alex Gordon, L (1, 7) OBP: 0.363, SLG: 0.438	C FF 92 B FF 91 S SL 89 C FF 92 1-3 K ③			B FF 92 X CU 80 1-0 G6-3 ①		C FF 91 B FF 89 D CU 79 F FF 91 S FF 88 2-3 1-2 2-3 K ①	B FF 90 1 SAFE B SL 88 1 SAFE X FF 89 2-0 G3 ③			4	0	0	0	0	2	3
16 Billy Butler, R (1, 10) OBP: 0.376, SLG: 0.519 1 Jarrod Dyson, L (8, PR) OBP: 0.330, SLG: 0.344 (9, 10)		C FF 91 X FF 90 0-1 13 G6-4-3 1B		C CU 80 B CU 80 B SL 88 B CH 86 F FF 91 S FF 90 3-3 K ②		I IN 59 I IN 63 I IN 62 I IN 60 4-0 13 2B IBB		B FF 94 B FF 94 F FF 93 B SL 84 B FF 94 4-1 13 S 13 1B BB		2 0	0 1	1 0	0 0	2 0	1 0	0 0
13 Salvador Perez, R (1, 2) OBP: 0.333, SLG: 0.529		C FF 91 B FF 92 F FF 90 1 SAFE D FF 90 F FF 92 X CU 80 2-2 G6-4-3 ①② 1-2f		C CU 80 B CH 87 F FF 91 F FF 90 B CU 79 F FF 90 F FF 89 X FF 89 2-2 F7 ③		X FF 89 0-0 1-3 2-H 3-H 2B		1 SAFE 1 SAFE B FF 93 B FF 93 X SL 84 2-0 35 BB 9 FC5-2 1-H 1B		4	0	2	3	0	0	1
8 Mike Moustakas, L (1, 5) OBP: 0.312, SLG: 0.452		X FF 89 0-0 21 1B 35 1B 1B			B FF 88 B FF 88 X SL 88 2-0 35 G6-4-3 21 WP 1B	B FF 89 S CU 79 B FF 90 B CU 79 X FF 88 3-1 G4-3 ②		B FF 94 B CH 82 C SL 84 B SL 84 B FF 94 4-1 35 BB 9 E BB		3	1	2	0	1	0	2
21 Jeff Francoeur, R (1, 9) OBP: 0.287, SLG: 0.374		B FF 92 F FF 92 1 SAFE F FF 92 1 SAFE X FF 92 1-2 35 1B 1-2 1B			C FF 91 S CU 80 B FF 91 B CU 80 B FF 92 F FF 89 D CU 81 4-2 35 G6-4-3 1-2 BB	I IN 57 I IN 68 I IN 68 I IN 68 4-0 IBB		S FF 94 B FF 94 B FF 93 C SL 84 F FF 94 C CU 70 2-3 K ①		2	0	1	0	2	1	2
35 Eric Hosmer, L (1, 3) OBP: 0.308, SLG: 0.366		X CU 81 0-0 1-2 2-H 1B			F FF 90 C FF 91 B FF 91 X SL 89 1-2 G6-4-3 ①② 1-2f 2-3	B FF 88 C FF 88 B CU 80 F FF 90 F CU 80 S CU 79 2-3 K ③		D CU 77 B FF 91 B FF 92 B SI 91 4-0 9 E 6 1B 1-2 2-3 BB		3	1	1	0	1	1	5
9 Johnny Giavotella, R (1, 4) OBP: 0.247, SLG: 0.247			B FF 90 X CH 86 1-0 1B ①		B FF 90 X FF 90 1-0 G5-3 ③		C CU 77 X FF 88 0-1 L9 ①	C SI 98 B SI 98 B SI 98 F SI 98 X SI 98 2-2 FC5-2 ② 6 1B 1-3 2-H 3-Hf		4	0	1	0	0	0	3
Inning Stats	R: 0 E: 0 K: 2 S: 7 H: 0 LOB: 0 BB: 0 P: 9	R: 0 E: 0 K: 0 S: 11 H: 4 LOB: 2 BB: 0 P: 14	R: 0 E: 0 K: 0 S: 7 H: 1 LOB: 0 BB: 0 P: 12	R: 0 E: 0 K: 1 S: 9 H: 0 LOB: 0 BB: 0 P: 15	R: 0 E: 0 K: 0 S: 8 H: 1 LOB: 1 BB: 1 P: 16	R: 2 E: 0 K: 2 S: 13 H: 2 LOB: 3 BB: 3 P: 34	R: 0 E: 0 K: 0 S: 6 H: 1 LOB: 1 BB: 0 P: 10	R: 3 E: 1 K: 2 S: 16 H: 2 LOB: 2 BB: 3 P: 38		1B: 10 2B: 1 3B: 0 HR: 0 SF: 0 SAC: 0 DP: 2 HBP: 0					WP: 2 PB: 0 SB: 1 CS: 0 PA: 38	

PITCHER		IP	WLS	BF	H	R	ER	SO	BB	IBB	HBP	BLK	WP	HR	S	P	ERA	WHIP
62 Jose Quintana, L ERA: 2.76	(1, 1)	7.0		30	9	2	2	5	2	2	0	0	2	0	61	110	2.57	1.571
26 Jesse Crain, R ERA: 2.73	(8, 1)	0.1	L	4	1	3	3	1	2	0	0	0	0	0	7	19	81.00	9.000
46 Donnie Veal, L ERA:	(8, 1)	0.0		1	0	0	0	0	1	0	0	0	0	0	0	4	∞	∞
65 Nate Jones, R ERA: 3.31	(8, 1)	0.2		3	1	0	0	1	0	0	0	0	0	0	9	15	0.00	1.500

PITCHER	IP	WLS	BF	H	R	ER	SO	BB	IBB	HBP	BLK	WP	HR	S	P	ERA	WHIP

BOTTOM

Chicago White Sox @ Kansas City Royals

Kauffman Stadium, Kansas City, MO

Sun Aug 19 2012, 1:12 PM - 3:55 PM CDT

Att. 22,401 - Sunny - 80 F

livebaseballscorecards.com

AB	31
R	5
H	11
RBI	4
BB	7
SO	7
LOB	18

Batter	1	2	3	4	5	6	7	8	9	AB	R	H	RBI	BB	SO	LOB
1 Jarrod Dyson, L (1, 8) OBP: 0.329, SLG: 0.343	C FF 90 C FF 91 B FF 91 C CU 78 1-3 ① K		1 SAFE 1 SAFE X FF 91 0-0 2 G5-4-3 1-2 1B		B FF 92 X FF 92 1-0 ③ F7			C SI 87 F SI 86 B KC 79 B KC 79 X KC 77 2-2 ① G4-3		4	0	1	0	0	1	0
2 Alcides Escobar, R (1, 6) OBP: 0.343, SLG: 0.409	B FF 92 S CH 81 B CH 80 X FF 93 2-1 ② F7		L CH 79 L CH 78 X CH 78 0-2 ①② G5-4-3 1-2f 2-3			B CU 71 B FF 91 X FF 90 2-0 E6 16 FC6-4 4 BB		C KC 78 B CH 80 B CH 80 X SI 87 2-1 ② G6-3		4	0	0	0	0	0	2
4 Alex Gordon, L (1, 7) OBP: 0.366, SLG: 0.439	C FF 92 X FF 93 0-1 13 FC5 16 1B 1B		F FC 90 D CH 78 B CU 78 X CH 77 2-1 3-H 1B			B FF 90 B CH 78 B CH 79 C FF 90 B CH 79 4-1 16 FC6-4 1-2 BB		C SI 87 B SI 87 B KC 79 F SI 87 F KC 80 X SI 88 3-2 ③ G6-3		3	0	2	1	1	0	0
16 Billy Butler, R (1, 10) OBP: 0.375, SLG: 0.517	C FF 92 C CU 78 X FF 92 0-2 13 FC5 1-2 1B		C FF 90 1 SAFE B CH 79 B CH 79 C CU 77 S CU 79 2-3 ③ K			C CU 75 F FF 91 X CU 80 0-2 ① FC6-4 13 G5-4-3 1-2f 2-3			C SI 91 X SL 86 0-1 ① G5-3	4	0	1	0	0	1	3
13 Salvador Perez, R (1, 2) OBP: 0.331, SLG: 0.522	X CH 80 0-0 ③ FC5 1-2 2-3f			B CH 76 X FF 91 1-0 ① L9		B FF 92 X CH 79 1-0 ②③ G5-4-3 1-2f			C SL 82 B FC 90 X SI 93 1-1 1B	4	0	1	0	0	0	4
8 Mike Moustakas, L (1, 5) OBP: 0.310, SLG: 0.448		B CH 80 F CH 81 B CH 80 C FF 93 B FF 93 F CH 80 S CH 80 3-3 ① K		C FF 91 S FF 91 F CU 79 X CH 78 0-2 ② L9			B FF 90 B FF 90 S FF 92 S FF 92 X FF 93 2-2 ① P5		C SI 93 S FF 94 X SL 88 0-2 ② F9	4	0	0	0	0	1	1
6 Lorenzo Cain, R (1, 9) OBP: 0.308, SLG: 0.397		C FF 92 X CH 79 0-1 ② F7		B FF 92 C CH 79 C FF 93 S CU 79 1-3 ③ K			B CH 79 B CH 79 B FF 92 C FF 91 F FF 92 F FF 92 F FF 91 S CH 78 3-3 ② K		C SL 88 C FF 96 C FF 97 0-3 ③ K	4	0	0	0	0	3	1
35 Eric Hosmer, L (1, 3) OBP: 0.308, SLG: 0.366		C FF 92 F FF 92 S CU 79 0-3 ③ K			B CU 71 C FF 91 B CU 77 B CH 79 X FF 92 3-1 ① F9		C FF 91 F FF 91 X FF 93 0-2 1B			3	0	1	0	0	1	0
9 Johnny Giavotella, R (1, 4) OBP: 0.250, SLG: 0.250			C FF 91 C CU 78 B CU 78 X FF 93 1-2 2 1 G5-4-3 1B 4 1B 1B		B FF 92 S CH 78 X CH 79 1-1 ② G6-3		B FF 91 B CH 78 F CH 78 1 SAFE B CH 77 F FF 91 X FF 91 3-2 ③ G4-3			3	1	1	0	0	0	1
Inning Stats	R: 0 E: 0 K: 1 S: 11 H: 2 LOB: 2 BB: 0 P: 14	R: 0 E: 0 K: 2 S: 9 H: 0 LOB: 0 BB: 0 P: 12	R: 1 E: 0 K: 1 S: 12 H: 3 LOB: 1 BB: 0 P: 17	R: 0 E: 0 K: 1 S: 8 H: 0 LOB: 0 BB: 0 P: 10	R: 0 E: 0 K: 0 S: 5 H: 0 LOB: 0 BB: 0 P: 10	R: 0 E: 2 K: 0 S: 6 H: 0 LOB: 1 BB: 1 P: 13	R: 0 E: 0 K: 1 S: 14 H: 1 LOB: 1 BB: 0 P: 22	R: 0 E: 0 K: 0 S: 9 H: 0 LOB: 0 BB: 0 P: 16	R: 0 E: 0 K: 1 S: 10 H: 1 LOB: 1 BB: 0 P: 11	1B: 7 2B: 0 3B: 0 HR: 0 SF: 0 SAC: 0 DP: 2 HBP: 0						

PITCHER		IP	WLS	BF	H	R	ER	SO	BB	IBB	HBP	BLK	WP	HR	S	P	ERA	WHIP
58 Jeremy Hellickson, R ERA: 3.28	(1, 1)	7.0	W	27	6	1	1	6	1	0	0	0	0	0	65	98	1.29	1.000
39 J.P. Howell, L ERA: 2.62	(8, 1)	1.0		3	0	0	0	0	0	0	0	0	0	0	9	16	0.00	0.000
43 Kyle Farnsworth, R ERA: 3.45	(9, 1)	1.0		4	1	0	0	1	0	0	0	0	0	0	10	11	0.00	1.000

PITCHER	IP	WLS	BF	H	R	ER	SO	BB	IBB	HBP	BLK	WP	HR	S	P	ERA	WHIP

TOP

Kansas City Royals @ Tampa Bay Rays

Tropicana Field, St. Petersburg, FL

Mon Aug 20 2012, 7:12 PM - 9:57 PM EDT

Att. 9,913 - Dome - 72 F

livebaseballscorecards.com

AB	33
R	1
H	7
RBI	1
BB	1
SO	7
LOB	12

WP: 0 PA: 34
PB: 0
SB: 0
CS: 0

Kansas City Royals @ Tampa Bay Rays

Tropicana Field, St. Petersburg, FL

Mon Aug 20 2012, 7:12 PM - 9:57 PM EDT

Att. 9,913 - Dome - 72 F

livebaseballscorecards.com

Batter	1	2	3	4	5	6	7	8	9	AB	R	H	RBI	BB	SO	LOB
8 Desmond Jennings, R (1, 7) OBP: 0.315, SLG: 0.392	X FF 90 0-0 ① P3		B SI 88 T SI 89 B CU 76 F SI 90 B FF 93 X FF 93 3-2 2 WP 3B	D SL 78 B SI 90 B SI 88 C FF 91 C SI 89 X SI 89 3-2 ② 1-H 2-H 2B		C CU 78 B CU 80 S SL 85 B FF 91 D CU 81 C SL 85 3-3 ③ K 1-2				4	1	2	1	0	1	1
2 B.J. Upton, R (1, 8) OBP: 0.304, SLG: 0.416	B SI 90 S SI 89 B SI 90 S SI 89 S FF 93 2-3 ② K		T SL 79 B FF 93 F SL 81 B SL 81 B FF 94 B SI 91 4-2 7 G6-3 7 S 3-H BB	C SL 84 X CU 79 0-1 ③ G3			F FF 95 B KC 80 B FF 96 B FF 96 S FF 96 S FF 96 3-3 ① K			3	0	0	0	1	2	1
18 Ben Zobrist, S (1, 10) OBP: 0.372, SLG: 0.458	C SI 90 C SL 78 B SL 80 X SI 91 1-2 1B		1 SAFE B SI 89 C SI 90 C CU 78 1 SAFE F SL 80 S SL 81 1-3 ① K		X FF 89 0-0 ① F7		B FF 96 C FF 96 B KC 81 C FF 95 S FF 97 2-3 ② K			4	0	1	0	0	2	1
7 Jeff Keppinger, R (1, 3) OBP: 0.370, SLG: 0.448 23 Carlos Pena, L (8, 3) OBP: 0.323, SLG: 0.353	C FF 91 F FF 91 1 SAFE X FF 93 0-2 ③ F8		1 SAFE B CU 78 C SI 87 1 SAFE C SL 78 X SL 81 1-2 ② G6-3 1-3		B SL 85 F SL 86 B FF 89 X SL 87 2-1 HR		C KC 81 B KC 82 F FF 96 F FF 99 F FF 98 X FF 98 1-2 ③ F8			4 0	1 0	1 0	1 0	0 0	0 0	2 0
19 Ryan Roberts, R (1, 4) OBP: 0.309, SLG: 0.355		F FF 91 B SI 90 F SI 90 B SL 80 T FF 94 2-2 ① K	B CU 78 D SL 78 X SI 90 2-0 ③ F8		C FF 92 B CU 80 X FF 90 1-1 ② F8			X FF 92 0-0 ① P3		4	0	0	0	0	1	1
1 Sean Rodríguez, R (1, 5) OBP: 0.278, SLG: 0.330		B SI 87 B SI 90 B SI 89 F FF 92 B SI 90 4-1 59 1B 9 1B BB	X SI 88 0-0 59 1B 2B	C CU 77 C FF 90 F CU 81 B SL 86 F CU 78 F FF 91 F SL 85 F FF 92 S CU 80 1-3 ③ K				B SI 91 X SI 92 1-0 ② G5-3		3	2	1	0	1	1	0
5 Sam Fuld, L (1, 9) OBP: 0.358, SLG: 0.420		C FF 92 B FF 92 1 SAFE C CU 78 F SL 80 1 SAFE F SL 80 X FF 93 1-2 ② F8	B CU 76 F FF 92 F SL 78 F SL 80 F SL 79 S SL 80 1-3 ① K			M SL 85 C FF 90 B SL 84 F CU 80 B SL 87 F FF 91 X FF 91 2-2 8 WP 1B		C SI 92 B SL 81 C SL 80 B SL 81 F SL 82 X SL 82 2-2 2B		4	0	2	0	0	1	2
59 Jose Lobaton, S (1, 2) OBP: 0.339, SLG: 0.312		X CH 84 0-0 9 1B 1-2 1B	B CU 77 X SI 88 1-0 9 1B 8 2B 2-H 1B			B FF 89 D CU 77 X SL 84 2-0 ① F7		B SI 91 B SI 91 B SI 91 I IN 51 4-0 IBB		3	1	2	1	1	0	1
9 Elliot Johnson, S (1, 6) OBP: 0.316, SLG: 0.342		B SI 90 X CH 84 1-0 ③ 1-3 2-H 1B	B SI 90 D SI 89 X SI 88 2-0 8 2B 1-2 1B			1 SAFE C SL 84 1 SAFE X CU 78 0-1 ② F8		C SI 90 B SI 91 F SI 90 F SI 91 X SI 92 1-2 ③ G4-3		4	0	2	1	0	0	3
Inning Stats	R: 0 E: 0 K: 1 S: 10 H: 1 LOB: 1 BB: 0 P: 13	R: 1 E: 0 K: 1 S: 11 H: 2 LOB: 2 BB: 1 P: 19	R: 1 E: 0 K: 1 S: 13 H: 1 LOB: 1 BB: 1 P: 24	R: 2 E: 0 K: 1 S: 13 H: 4 LOB: 1 BB: 0 P: 20	R: 1 E: 0 K: 1 S: 13 H: 1 LOB: 0 BB: 0 P: 17	R: 0 E: 0 K: 1 S: 11 H: 1 LOB: 1 BB: 0 P: 18	R: 0 E: 0 K: 2 S: 11 H: 0 LOB: 0 BB: 0 P: 17	R: 0 E: 0 K: 0 S: 10 H: 1 LOB: 2 BB: 1 P: 18		1B: 6 2B: 3 3B: 1 HR: 1 SF: 0 SAC: 0 DP: 0 HBP: 0				WP: 2 PB: 0 SB: 1 CS: 0 PA: 36		

	AB	33
	R	5
	H	11
	RBI	4
	BB	3
	SO	8
	LOB	12

PITCHER		IP	WLS	BF	H	R	ER	SO	BB	IBB	HBP	BLK	WP	HR	S	P	ERA	WHIP
53 Will Smith, L ERA: 5.4	(1, 1)	3.2	L	19	8	4	4	4	2	0	0	0	1	0	45	74	9.82	2.727
61 Everett Teaford, L ERA: 4.6	(4, 1)	2.1		9	2	1	1	2	0	0	0	0	1	1	26	37	3.86	0.857
41 Jeremy Jeffress, R ERA:	(7, 1)	1.0		3	0	0	0	2	0	0	0	0	0	0	11	17	0.00	0.000
67 Francisley Bueno, L ERA: 2.84	(8, 1)	1.0		5	1	0	0	0	0	1	0	0	0	0	10	18	0.00	1.000

PITCHER	IP	WLS	BF	H	R	ER	SO	BB	IBB	HBP	BLK	WP	HR	S	P	ERA	WHIP

Batter	1	2	3	4	5	6	7	8	9	10	AB	R	H	RBI	BB	SO	LOB
6 Lorenzo Cain, R (1, 8) OBP: 0.306, SLG: 0.393	C SI 95 F FC 90 B FC 91 X SI 96 1-2 L9 ①		F CH 85 C FC 90 B SI 97 S CH 87 1-3 K ③			C SI 96 X CH 87 0-1 1B			C SI 95 B FF 96 C CH 81 B CH 81 S SI 98 2-3 K ①		4	0	1	0	0	2	0
2 Alcides Escobar, R (1, 6) OBP: 0.340, SLG: 0.406	S SI 96 C SI 96 F KC 78 B SI 96 X SI 97 1-2 L6 ②			B CH 83 F FC 86 S CH 84 B FC 91 X CH 86 2-2 G6-3 ①		X CH 86 0-0 F7 ③			B CH 83 F SI 98 F SI 99 B CH 83 F FF 99 B SI 100 S CH 85 3-3 K ②		4	0	0	0	0	1	1
4 Alex Gordon, L (1, 7) OBP: 0.365, SLG: 0.437	B SI 96 C SI 96 C SI 97 F SI 98 X SI 97 1-2 F7 ③			C KC 78 F SI 96 X SI 97 0-2 G4-3 ②			B FC 86 C SI 93 B SI 93 X SI 94 2-1 F9 ①		B SI 98 C CH 83 B CH 83 B SI 96 F SI 98 B CH 86 4-2 BB		3	0	0	0	1	0	0
16 Billy Butler, R (1, 10) OBP: 0.374, SLG: 0.514		B SI 95 C CH 85 B FF 96 X SI 95 2-1 1B		F SI 96 X SI 96 0-1 L7 ③			B FC 87 B SI 94 B CH 84 X SI 94 3-0 F7 ②		X FF 98 0-0 G5-3 ③		4	0	1	0	0	0	1
13 Salvador Perez, R (1, 2) OBP: 0.324, SLG: 0.509		B CH 84 B SI 95 F SI 95 F FC 90 X FC 91 2-2 L5 ①			B FC 88 B FC 88 C SI 94 F SI 95 F CH 85 X FC 90 2-2 F9 ①		X CH 85 0-0 G6-3 ③			B FF 89 X FF 90 1-0 F8 ①	4	0	0	0	0	0	1
8 Mike Moustakas, L (1, 5) OBP: 0.307, SLG: 0.444		B SI 95 B SI 95 C SI 95 F SI 95 S SI 97 2-3 K ②			B KC 77 T SI 95 B SI 96 S SI 95 T SI 97 2-2 K ②			F SI 94 F SI 94 S SI 95 0-3 K ①		F CU 78 F FS 82 S FF 90 0-3 K ②	4	0	0	0	0	4	1
21 Jeff Francoeur, R (1, 9) OBP: 0.287, SLG: 0.373		B FC 92 S CH 86 F SI 96 B SI 97 B SI 93 F CH 87 C SI 97 3-3 K ③			F SI 97 F SI 97 X CH 88 0-2 G1-3 ③			C FC 88 B SI 95 B CH 86 F CH 84 F KC 78 F FC 90 F SI 96 S FC 90 2-3 K ②		S FS 82 B FF 90 B FF 90 X CU 80 2-1 E6 35 1B 1B	4	1	1	0	0	2	1
35 Eric Hosmer, L (1, 3) OBP: 0.309, SLG: 0.367			B FC 86 C SI 94 C SI 95 F SI 96 F FF 96 X FC 90 1-2 G5-3 ①			B SI 94 F SI 94 F SI 94 B SI 96 X FC 87 2-2 F8 ①		C SI 96 C SI 97 X SI 98 0-2 9 S 1B		B CU 78 B FS 82 X FS 82 2-0 9 FC6-4 2-H 1B	4	0	2	1	0	0	0
9 Johnny Giavotella, R (1, 4) OBP: 0.239, SLG: 0.238			F SI 95 C SI 96 C SI 97 0-3 K ②			B SI 95 S CH 84 B SI 96 B SI 96 X SI 95 3-1 F9 ②		1 SAFE S CH 86 C FC 91 B SI 97 B SI 96 T FC 91 2-2 K ③ 1-2		X FF 89 0-0 FC6-4 ③ 1-2f	4	0	0	0	0	2	2
Inning Stats	R: 0 E: 0 K: 0 S: 12 H: 0 LOB: 0 BB: 0 P: 15	R: 0 E: 0 K: 2 S: 12 H: 1 LOB: 1 BB: 0 P: 21	R: 0 E: 0 K: 2 S: 11 H: 0 LOB: 0 BB: 0 P: 13	R: 0 E: 0 K: 0 S: 8 H: 0 LOB: 0 BB: 0 P: 10	R: 0 E: 0 K: 1 S: 10 H: 0 LOB: 0 BB: 0 P: 14	R: 0 E: 0 K: 0 S: 8 H: 1 LOB: 1 BB: 0 P: 13	R: 0 E: 0 K: 0 S: 4 H: 0 LOB: 0 BB: 0 P: 9	R: 0 E: 0 K: 3 S: 15 H: 1 LOB: 1 BB: 0 P: 19	R: 0 E: 0 K: 2 S: 10 H: 0 LOB: 1 BB: 1 P: 19	R: 1 E: 1 K: 1 S: 8 H: 2 LOB: 1 BB: 0 P: 13	1B: 5 2B: 0 3B: 0 HR: 0	SF: 0 SAC: 0 DP: 0 HBP: 0		WP: 0 PB: 0 SB: 1 CS: 0	PA: 36			

PITCHER		IP	WLS	BF	H	R	ER	SO	BB	IBB	HBP	BLK	WP	HR	S	P	ERA	WHIP
14 David Price, L ERA: 2.28	(1, 1)	8.0		27	3	0	0	8	0	0	0	0	0	0	80	114	0.00	0.375
56 Fernando Rodney, R ERA: 0.78	(9, 1)	1.0		4	0	0	0	2	1	0	0	0	0	0	10	19	0.00	1.000
62 Joel Peralta, R ERA: 3.25	(10, 1)	1.0	L	5	2	1	0	1	0	0	0	0	0	0	8	13	0.00	2.000

PITCHER	IP	WLS	BF	H	R	ER	SO	BB	IBB	HBP	BLK	WP	HR	S	P	ERA	WHIP

TOP

Kansas City Royals @ Tampa Bay Rays

Tropicana Field, St. Petersburg, FL

Tue Aug 21 2012, 7:14 PM - 9:59 PM EDT

Att. 10,877 - Dome - 72 F

livebaseballscorecards.com

AB	35
R	1
H	5
RBI	1
BB	1
SO	11
LOB	7

Batter	1	2	3	4	5	6	7	8	9	10	AB	R	H	RBI	BB	SO	LOB
8 Desmond Jennings, R (1, 7) OBP: 0.315, SLG: 0.389	C FF 91 B FF 92 C FF 92 S KC 79 1-3 K ①		C KC 78 B KC 79 B KC 78 C KC 77 F FF 93 S FF 94 2-3 K ③			B FC 88 B FC 87 B FF 92 C FF 92 L FF 92 B FF 94 4-2 BB			F FF 99 B CH 87 C CH 87 F FF 100 C FF 100 1-3 K ①		3	0	0	0	1	3	1
2 B.J. Upton, R (1, 8) OBP: 0.302, SLG: 0.412	X FF 92 0-0 F9 ②			X FF 93 0-0 L8 ①		C FF 93 C SI 92 1 SAFE 1 SAFE S KC 78 0-3 K ③			C FF 100 S FF 100 B FF 99 X CH 88 1-2 G5-3 ②		4	0	0	0	0	1	1
20 Matt Joyce, L (1, 9) OBP: 0.363, SLG: 0.465	B FF 92 X FF 92 1-0 P5 ③			B FF 92 F FF 93 B KC 79 B FF 93 F FF 93 B FC 88 4-2 3 G6-3 BB			B KC 74 B FF 90 X FC 87 2-0 F7 ①		X CH 88 0-0 1B		3	0	1	0	1	0	0
3 Evan Longoria, R (1, 5) OBP: 0.377, SLG: 0.492 9 Elliot Johnson, S (8, 6) OBP: 0.316, SLG: 0.342 7 Jeff Keppinger, R (9, PH) OBP: 0.368, SLG: 0.447 (10, 5)		B FF 92 X FF 91 1-0 F9 ①		C FF 92 B KC 77 B FC 88 1 SAFE B FF 94 C FF 93 X FF 94 3-2 G6-3 ②③ 1-2			C FF 92 F FF 91 B FF 92 F FF 92 B KC 80 X KC 78 2-2 P4 ②		C FF 98 B FF 99 B FF 100 B FF 98 X FF 99 3-1 F9 ③		3 0 1	0 0 0	0 0 0	0 0 0	0 0 0	0 0 0	1 0 1
18 Ben Zobrist, S (1, 6) OBP: 0.371, SLG: 0.455 (8, 4) (10, 6)		C FF 92 C KC 78 B FF 93 B KC 79 B KC 78 X FF 93 3-2 L8 ②			B KC 77 F FF 92 S FC 87 B KC 78 S FC 86 2-3 K ①		C FF 92 B FF 93 B CH 86 B KC 78 S FC 88 B KC 79 4-2 BB			X FF 96 0-0 L4 ①	3	0	0	0	1	1	0
23 Carlos Pena, L (1, 3) OBP: 0.321, SLG: 0.350		F FF 93 S FF 93 F FF 93 B KC 79 B KC 79 S FF 93 2-3 K ③			C KC 77 B KC 78 C KC 78 B FC 88 F FF 92 S FF 92 2-3 K ②		X SI 91 0-0 F7 ③			F FF 96 B SL 86 B SL 87 B FF 97 S FF 97 F FF 95 X FF 97 3-2 F8 ②	4	0	0	0	0	2	1
30 Luke Scott, L (1, 10) OBP: 0.278, SLG: 0.439			B FF 90 F FF 92 X CH 83 1-1 19 F8 2B		C FF 92 C FF 93 F KC 78 S FF 91 0-3 K ③		C KC 76 B KC 78 B KC 76 C FC 87 F FF 92 S FF 92 2-3 K ①			B SL 88 B SL 86 X FF 97 2-0 F8 ③	4	0	1	0	0	2	0
19 Ryan Roberts, R (1, 4) OBP: 0.306, SLG: 0.351 (8, 5) (10, 4)			X FF 92 0-0 F8 ① 2-3			X FC 87 0-0 F8 ①		B KC 77 X KC 78 1-0 G6-3 ②			3	0	0	0	0	0	1
28 José Molina, R (1, 2) OBP: 0.271, SLG: 0.315			T KC 78 F FC 89 B FF 92 B FC 88 F KC 78 B FF 92 S FC 87 3-3 K ②			C FF 92 C FF 92 C KC 77 0-3 K ②		S FC 88 X FF 92 0-1 L9 ③			3	0	0	0	0	2	1
Inning Stats	R: 0 H: 0 E: 0 LOB: 0 K: 1 BB: 0 S: 5 P: 7	R: 0 H: 0 E: 0 LOB: 0 K: 1 BB: 0 S: 8 P: 14	R: 0 H: 1 E: 0 LOB: 1 K: 2 BB: 0 S: 11 P: 17	R: 0 H: 0 E: 0 LOB: 0 K: 0 BB: 1 S: 6 P: 13	R: 0 H: 0 E: 0 LOB: 0 K: 3 BB: 0 S: 11 P: 15	R: 0 H: 0 E: 0 LOB: 1 K: 2 BB: 1 S: 9 P: 13	R: 0 H: 0 E: 0 LOB: 1 K: 0 BB: 1 S: 8 P: 16	R: 0 H: 0 E: 0 LOB: 0 K: 1 BB: 0 S: 7 P: 10	R: 0 H: 1 E: 0 LOB: 1 K: 1 BB: 0 S: 10 P: 15	R: 0 H: 0 E: 0 LOB: 0 K: 0 BB: 0 S: 6 P: 11	1B: 1 SF: 0 2B: 1 SAC: 0 3B: 0 DP: 0 HR: 0 HBP: 0		WP: 0 PA: 34 PB: 0 SB: 0 CS: 0				

PITCHER		IP	WLS	BF	H	R	ER	SO	BB	IBB	HBP	BLK	WP	HR	S	P	ERA	WHIP
44 Luke Hochevar, R ERA: 4.95	(1, 1)	8.0		27	1	0	0	10	3	0	0	0	0	0	65	105	0.00	0.500
40 Kelvin Herrera, R ERA: 2.43	(9, 1)	1.0	W	4	1	0	0	1	0	0	0	0	0	0	10	15	0.00	1.000
56 Greg Holland, R ERA: 3.0	(10, 1)	1.0	S	3	0	0	0	0	0	0	0	0	0	0	6	11	0.00	0.000

PITCHER	IP	WLS	BF	H	R	ER	SO	BB	IBB	HBP	BLK	WP	HR	S	P	ERA	WHIP

BOTTOM

Kansas City Royals @ Tampa Bay Rays

Tropicana Field, St. Petersburg, FL

Tue Aug 21 2012, 7:14 PM - 9:59 PM EDT

Att. 10,877 - Dome - 72 F

livebaseballscorecards.com

AB	31
R	0
H	2
RBI	0
BB	3
SO	11
LOB	7

Batter	1	2	3	4	5	6	7	8	9	AB	R	H	RBI	BB	SO	LOB
6 Lorenzo Cain, R (1, 8) OBP: 0.299, SLG: 0.383	C FF 92 B FF 93 X FF 93 1-1 G5-3		C FC 90 S KC 80 B CH 86 X FF 94 1-2 F9			C KC 78 F KC 81 B CH 86 F FC 90 B CH 85 B KC 79 X FF 92 3-2 F9		C CH 85 F CH 85 D KC 80 S CH 86 1-3 K		4	0	0	0	0	1	1
2 Alcides Escobar, R (1, 6) OBP: 0.342, SLG: 0.411	B FF 93 B FF 94 X FF 92 2-0 F7		B FC 91 S FC 89 X SI 93 1-1 4 S 1B			C FF 92 F FC 90 X CH 85 0-2 G6-3		X SI 93 0-0 4 1B 1-H 3B		4	1	2	1	0	0	0
4 Alex Gordon, L (1, 7) OBP: 0.364, SLG: 0.435	B SI 93 S CH 84 F CH 87 S CH 86 1-3 K		B KC 79 B CH 86 F FF 92 S CH 86 B CH 86 F FC 91 X CH 86 3-2 F7 1-2			B FC 91 S KC 79 X KC 80 1-1 G6-3		B SI 95 C SI 94 S FF 95 X SI 96 1-2 3-H 1B		4	0	1	1	0	1	1
16 Billy Butler, R (1, 10) OBP: 0.371, SLG: 0.510		B FF 92 C FC 90 B CH 84 C FF 92 F CH 85 C FC 91 2-3 K		C KC 78 X FF 92 0-1 G5-3			C FC 89 X KC 80 0-1 G3	1 SAFE C SL 84 1 SAFE X SL 85 0-1 G1-3		4	0	0	0	0	1	1
13 Salvador Perez, R (1, 2) OBP: 0.322, SLG: 0.509		X FF 93 0-0 8 G3 21 1B 2B		B KC 79 B KC 80 B FC 89 C FF 91 F FF 92 X CH 86 3-2 F9			F KC 78 X FC 90 0-1 G6-3		X SI 92 0-0 G6-3	4	1	1	0	0	0	0
8 Mike Moustakas, L (1, 5) OBP: 0.306, SLG: 0.441		B FF 93 X SI 94 1-0 G3 2-3		C KC 80 B CH 86 F CH 86 F FC 90 X FC 91 1-2 G5-3			B SI 93 F CH 85 B KC 80 B FC 88 B FF 93 4-1 BB		B SI 96 B SI 94 B SI 92 C SI 93 C CH 81 F CH 82 X CH 81 3-2 F7	3	0	0	0	1	0	1
21 Jeff Francoeur, R (1, 9) OBP: 0.287, SLG: 0.372		C CH 86 X FF 93 0-1 3-H 1B			B KC 77 C CH 85 S KC 81 B CH 85 C FC 89 2-3 K		L KC 78 1 SAFE 1 SAFE F KC 80 D KC 80 F FF 93 C CH 86 1-3 K		F SI 96 F SI 98 B FF 98 X CH 83 1-2 G1-3	4	0	1	1	0	2	1
35 Eric Hosmer, L (1, 3) OBP: 0.308, SLG: 0.365		S CH 86 X CH 84 0-1 G6-3			B SI 93 F SI 92 B KC 78 X CH 84 2-1 G4-3			B FF 92 F FF 92 B KC 80 F CH 85 C CH 85 2-3 K		3	0	0	0	0	1	1
9 Johnny Giavotella, R (1, 4) OBP: 0.242, SLG: 0.241			B FF 92 C FC 88 B CH 86 X FF 92 2-1 F9		C FF 94 B KC 80 S FF 92 S CH 86 1-3 K			C FF 93 X FC 90 0-1 2 3B 1B		3	1	1	0	0	1	0
Inning Stats	R: 0 E: 0 K: 1 S: 6 H: 0 LOB: 0 BB: 0 P: 10	R: 1 E: 0 K: 1 S: 10 H: 2 LOB: 1 BB: 0 P: 13	R: 0 E: 0 K: 0 S: 11 H: 1 LOB: 1 BB: 0 P: 18	R: 0 E: 0 K: 0 S: 9 H: 0 LOB: 0 BB: 0 P: 13	R: 0 E: 0 K: 2 S: 8 H: 0 LOB: 0 BB: 0 P: 13	R: 0 E: 0 K: 0 S: 9 H: 0 LOB: 0 BB: 0 P: 13	R: 0 E: 0 K: 1 S: 9 H: 0 LOB: 1 BB: 1 P: 14	R: 2 E: 0 K: 2 S: 14 H: 3 LOB: 1 BB: 0 P: 18	R: 0 E: 0 K: 0 S: 8 H: 0 LOB: 0 BB: 0 P: 12	1B: 4 2B: 1 3B: 1 HR: 0 SF: 0 SAC: 0 DP: 0 HBP: 0						

PITCHER	IP	WLS	BF	H	R	ER	SO	BB	IBB	HBP	BLK	WP	HR	S	P	ERA	WHIP
33 James Shields, R (1, 1) ERA: 4.01	7.2	W	29	5	3	3	7	1	0	0	0	0	0	71	106	3.52	0.783
57 Jake McGee, L (8, 1) ERA: 2.37	0.0		1	1	0	0	0	0	0	0	0	0	0	3	4	∞	∞
43 Kyle Farnsworth, R (8, 1) ERA: 3.38	0.1	H	1	0	0	0	0	0	0	0	0	0	0	2	2	0.00	0.000
56 Fernando Rodney, R (9, 1) ERA: 0.77	1.0	S	3	0	0	0	0	0	0	0	0	0	0	8	12	0.00	0.000

PITCHER	IP	WLS	BF	H	R	ER	SO	BB	IBB	HBP	BLK	WP	HR	S	P	ERA	WHIP

TOP

Kansas City Royals @ Tampa Bay Rays

Tropicana Field, St. Petersburg, FL

Wed Aug 22 2012, 1:11 PM - 4:04 PM EDT

Att. 11,892 - Dome - 72 F

livebaseballscorecards.com

AB	33
R	3
H	6
RBI	3
BB	1
SO	7
LOB	6

WP: 0 PA: 34
PB: 0
SB: 1
CS: 0

BOTTOM

Kansas City Royals @ Tampa Bay Rays

Tropicana Field, St. Petersburg, FL

Wed Aug 22 2012, 1:11 PM - 4:04 PM EDT

Att. 11,892 - Dome - 72 F

livebaseballscorecards.com

Batter	1	2	3	4	5	6	7	8	9	AB	R	H	RBI	BB	SO	LOB
8 Desmond Jennings, R (1, 7) OBP: 0.313, SLG: 0.385	F SI 91 B FF 92 X FF 93 1-1 ① P4		X CH 80 0-0 ① B1-3	1 SAFE B FF 92 1 SAFE S SI 92 X FF 93 1-1 ② P3 1-2		B SL 81 B SL 79 I IN 73 I IN 73 4-0 IBB		S SL 85 B SL 84 S SI 95 B SL 84 X SL 84 2-2 ① F9		4	0	0	0	1	0	1
2 B.J. Upton, R (1, 8) OBP: 0.303, SLG: 0.412	X FF 92 0-0 3 S 1B		X CH 79 0-0 20 E 20 1B 18 SF7 1B	D FF 94 X SI 93 1-0 ③ G5-3		S FF 88 X FF 89 0-1 ② B3		B FF 95 S SI 83 S SL 84 B SL 85 F SL 84 F FF 95 S SL 83 2-3 ② K		5	1	2	0	0	1	3
20 Matt Joyce, L (1, 9) OBP: 0.363, SLG: 0.462	C FF 92 B FF 93 1 SAFE X FF 93 1-1 ② F9		1 SAFE X FF 92 0-0 E8 3 HBP 7 1B 1-3 1B		B CU 74 B FF 91 B FF 91 C SI 91 B SI 93 4-1 18 BB BB	C CU 74 B FF 93 X CU 74 1-1 ③ G4-3		B SI 94 B FF 94 X FF 95 2-0 ③ F9		4	1	1	0	1	0	3
3 Evan Longoria, R (1, 10) OBP: 0.381, SLG: 0.489 5 Sam Fuld, L (7, PR) OBP: 0.358, SLG: 0.420 (8, 10)	1 SAFE B SI 92 B SI 93 S FF 93 B FF 94 X FF 94 3-1 ③ G5-3 1-2		C SI 94 H FF 94 1-1 7 1B 1-2 HBP		B FF 92 F FF 92 B SI 92 X FF 93 2-1 ① L7		C CU 79 X FF 98 0-1 18 2B 18 E 1B			3 0	0 1	1 0	0 0	0 0	0 0	2 0
18 Ben Zobrist, S (1, 6) OBP: 0.372, SLG: 0.457		C FF 92 C SL 80 B FF 93 F SL 83 X FF 94 1-2 ① G4-3	F FF 93 X FF 94 0-1 ② SF7 3-H		B CH 81 C SI 92 B CH 84 B CH 82 1 SAFE B SI 92 4-1 7 G5-4-3 1-2 BB		B FF 96 C CH 86 1 SAFE X CH 83 1-1 7 G3-1 E6 1-H 2B			2	0	1	1	1	0	0
7 Jeff Keppinger, R (1, 5) OBP: 0.370, SLG: 0.447		X FF 94 0-0 23 BB 1B	C FF 93 C SL 82 D SL 84 D SL 84 X FF 94 2-2 1-2 2-H 1B		D SL 78 B FF 87 B FF 89 X FF 88 3-0 ② ③ G5-4-3 1-2f		F FF 100 F SI 99 F FF 100 B CH 85 F CH 84 F FF 100 X CU 80 1-2 ① G3-1 2-3			4	0	2	1	0	0	4
23 Carlos Pena, L (1, 3) OBP: 0.322, SLG: 0.348		1 SAFE B FF 94 B SI 92 F FF 93 B FF 94 B SI 94 4-1 1-2 BB	B FF 93 B CU 78 F FF 93 X FF 93 2-1 ③ P3			C FF 89 B SL 83 C SL 78 F FF 90 B SL 79 B SL 79 F FF 89 F FF 89 B FF 90 4-2 19 2B BB	D CH 90 F FF 98 X CH 85 1-1 ② F9			2	1	0	0	2	0	4
19 Ryan Roberts, R (1, 4) OBP: 0.309, SLG: 0.354		B FF 93 X SI 92 1-0 ② F8		B CU 77 F SI 90 B FF 91 B SI 92 B FF 92 4-1 8 BLK BB		F FF 89 D FF 89 C SL 77 F SL 79 B FF 87 X SL 77 2-2 59 SH1-3 2B 1-H	X SI 99 0-0 ③ P6			3	0	1	1	1	0	4
59 Jose Lobaton, S (1, 2) OBP: 0.339, SLG: 0.333		C FF 93 2 SAFE S SL 83 F SL 83 B FF 94 F SL 83 D SL 84 B SL 84 X SL 83 3-2 ③ G4-3		1 SAFE B SI 91 C SI 92 S SI 92 B FF 93 F SI 93 B SL 82 F SI 94 X SI 94 3-2 ① F8		X FF 87 0-0 ① SH1-3 2-3		F SI 94 B SI 94 B SL 84 X SI 95 2-1 HR		3	1	1	1	0	0	3
Inning Stats	R: 0 H: 1 E: 0 LOB: 1 K: 0 BB: 0 S: 7 P: 12	R: 0 H: 1 E: 0 LOB: 2 K: 0 BB: 1 S: 12 P: 21	R: 2 H: 3 E: 1 LOB: 2 K: 0 BB: 0 S: 11 P: 16	R: 0 H: 0 E: 0 LOB: 1 K: 0 BB: 1 S: 9 P: 18	R: 0 H: 0 E: 0 LOB: 1 K: 0 BB: 2 S: 5 P: 18	R: 1 H: 1 E: 0 LOB: 2 K: 0 BB: 2 S: 14 P: 25	R: 1 H: 2 E: 1 LOB: 2 K: 0 BB: 0 S: 13 P: 16	R: 1 H: 1 E: 0 LOB: 0 K: 1 BB: 0 S: 11 P: 19		1B: 6 2B: 2 3B: 0 HR: 1	SF: 1 SAC: 1 DP: 1 HBP: 1			WP: 0 PB: 0 SB: 1 CS: 0	PA: 39	

	AB	30
	R	5
	H	9
	RBI	4
	BB	6
	SO	1
	LOB	24

PITCHER		IP	WLS	BF	H	R	ER	SO	BB	IBB	HBP	BLK	WP	HR	S	P	ERA	WHIP
39 Luis Mendoza, R ERA: 4.26	(1, 1)	4.1	L	23	5	2	2	0	4	0	1	1	0	0	43	81	4.15	2.077
31 Louis Coleman, R ERA: 3.96	(5, 1)	1.1		6	1	1	1	0	1	1	0	0	0	0	13	26	6.75	1.500
55 Tim Collins, L ERA: 3.17	(6, 1)	0.1		1	0	0	0	0	0	0	0	0	0	0	2	3	0.00	0.000
40 Kelvin Herrera, R ERA: 2.39	(7, 1)	1.0		5	2	1	0	0	0	0	0	0	0	0	13	16	0.00	2.000
43 Aaron Crow, R ERA: 3.6	(8, 1)	1.0		4	1	1	1	1	0	0	0	0	0	1	11	19	9.00	1.000

PITCHER	IP	WLS	BF	H	R	ER	SO	BB	IBB	HBP	BLK	WP	HR	S	P	ERA	WHIP

Kansas City Royals @ Boston Red Sox

Fenway Park, Boston, MA

Fri Aug 24 2012, 7:14 PM - 10:08 PM EDT

Att. 37,228 - Cloudy - 74 F

TOP

livebaseballscorecards.com

Batter	1	2	3	4	5	6	7	8	9	AB	R	H	RBI	BB	SO	LOB
6 Lorenzo Cain, R (1, 8) OBP: 0.296, SLG: 0.377	C FF 92 X SI 92 0-1 1B		X SI 94 0-0 ①② G6-3 1-2f	C FF 92 S CH 87 S FF 92 0-3 ② K			C CU 74 X CH 86 0-1 ② G4-3		C FC 87 X FF 95 0-1 ③ F9	5	0	1	0	0	1	4
2 Alcides Escobar, R (1, 6) OBP: 0.343, SLG: 0.409	S FF 94 B FF 92 B SI 93 X SI 92 2-1 ① L9		B FF 93 C FF 91 B FF 92 B SI 92 B FF 94 4-1 4 2B BB	C CU 78 X FF 93 0-1 ③ FC5-4 1-2f			C FF 92 B FF 89 B CH 86 B SI 91 B SI 90 4-1 4 FC6 BB			2	1	0	0	2	0	4
4 Alex Gordon, L (1, 7) OBP: 0.365, SLG: 0.438	B FF 94 C FF 91 F FF 90 D CU 76 F FF 95 S FF 91 2-3 ② K		1 SAFE C CU 76 X FF 92 0-1 1-H 2B		C FF 89 X CU 76 0-1 16 G5-4-3 1B		S SI 92 F FF 90 X FF 92 0-2 ③ FC6 1-2f			4	0	2	1	0	1	2
16 Billy Butler, R (1, 10) OBP: 0.370, SLG: 0.508 1 Jarrod Dyson, L (8, PR) OBP: 0.329, SLG: 0.343 (8, 10)	C CU 75 S FF 92 T FF 94 0-2 ③ K		C FF 92 F FF 92 F FF 94 X CU 77 0-2 ③ G6-3		B SI 93 B SI 91 B FF 93 X FF 93 3-0 ①② G5-4-3 1-2f			B FF 89 B SI 90 B SI 90 C FF 92 X FF 93 3-1 21 S 1B		4 0	0 0	1 0	0 0	0 0	1 0	3 0
21 Jeff Francoeur, R (1, 9) OBP: 0.284, SLG: 0.369		X FF 92 0-0 ① F8		S CH 84 B CH 86 C SI 93 F FF 91 B CU 77 S FF 90 2-3 ① K	S FF 92 B CH 88 X SI 93 1-1 ③ G3-1			C FF 91 P PO 93 F SI 93 B FF 94 F FS 87 F FF 95 S FF 95 2-3 ① K 1-2		4	0	0	0	0	2	1
8 Mike Moustakas, L (1, 5) OBP: 0.306, SLG: 0.438		C FF 94 B CU 77 B FF 91 X SI 93 2-1 ② G3		B SI 92 B CU 78 B FF 89 B FF 93 4-0 35 BB 27 1B 9 1B BB		X FF 89 0-0 ① P5		B SL 81 B SI 94 F SI 94 C SL 81 X SL 82 2-2 ② P6		3	1	0	0	1	0	2
27 Brayan Peña, S (1, 2) OBP: 0.283, SLG: 0.337		C FF 93 S CU 76 T FF 92 0-2 ③ K		F FF 91 X CH 86 0-1 9 1B 35 BB 1-2 1B		C FF 92 B FF 91 C SI 92 B CU 76 X CU 76 2-2 ② G6-3		F FC 86 C FF 94 X FF 95 0-2 ③ F8		4	0	1	0	0	1	2
35 Eric Hosmer, L (1, 3) OBP: 0.309, SLG: 0.372			X FF 92 0-0 HR	B SI 92 C SI 92 B CU 79 B CU 77 B SI 92 4-1 9 1B 1-2 2-3 BB		C CU 75 S FF 90 S CU 77 0-3 ③ K			C CU 81 X FC 88 0-1 ① G4-3	3	1	1	1	1	1	0
9 Johnny Giavotella, R (1, 4) OBP: 0.242, SLG: 0.242			C FF 93 X SI 92 0-1 E6 6 G6-3	C SI 94 B FF 93 X SI 94 1-1 2 FC5-4 1-2 2-3 3-H 1B			B FF 90 X SI 90 1-0 ① G3-1		B FF 94 F FF 95 F FF 95 B FF 95 F CU 81 B FF 95 F FF 95 X FF 96 3-2 ② F8	4	0	1	1	0	0	0

Inning Stats	1	2	3	4	5	6	7	8	9
	R: 0 E: 0 K: 2 S: 11 H: 1 LOB: 1 BB: 0 P: 15	R: 0 E: 0 K: 1 S: 6 H: 0 LOB: 0 BB: 0 P: 8	R: 2 E: 1 K: 0 S: 11 H: 2 LOB: 1 BB: 1 P: 15	R: 1 E: 0 K: 2 S: 14 H: 2 LOB: 3 BB: 2 P: 25	R: 0 E: 0 K: 0 S: 5 H: 1 LOB: 0 BB: 0 P: 9	R: 0 E: 0 K: 1 S: 7 H: 0 LOB: 0 BB: 0 P: 9	R: 0 E: 0 K: 0 S: 7 H: 0 LOB: 1 BB: 1 P: 12	R: 0 E: 0 K: 1 S: 14 H: 1 LOB: 2 BB: 0 P: 20	R: 0 E: 0 K: 0 S: 9 H: 0 LOB: 0 BB: 0 P: 12

	AB	33
	R	3
	H	7
	RBI	3
	BB	4
	SO	7
	LOB	18

1B: 5 SF: 0
2B: 1 SAC: 0
3B: 0 DP: 2
HR: 1 HBP: 0

WP: 0 PA: 37
PB: 0
SB: 1
CS: 0

PITCHER		IP	WLS	BF	H	R	ER	SO	BB	IBB	HBP	BLK	WP	HR	S	P	ERA	WHIP
31 Jon Lester, L ERA: 4.98	(1, 1)	7.0	W	30	6	3	3	6	4	0	0	0	0	1	61	93	3.86	1.429
44 Vicente Padilla, R ERA: 4.32	(8, 1)	0.1	H	2	1	0	0	1	0	0	0	0	0	0	8	12	0.00	3.000
30 Andrew Miller, L ERA: 2.76	(8, 1)	0.1	H	1	0	0	0	0	0	0	0	0	0	0	3	5	0.00	0.000
40 Andrew Bailey, R ERA: 2.7	(8, 1)	1.1	S	4	0	0	0	0	0	0	0	0	0	0	12	15	0.00	0.000

PITCHER		IP	WLS	BF	H	R	ER	SO	BB	IBB	HBP	BLK	WP	HR	S	P	ERA	WHIP

BOTTOM

Kansas City Royals @ Boston Red Sox

Fenway Park, Boston, MA

Fri Aug 24 2012, 7:14 PM - 10:08 PM EDT

Att. 37,228 - Cloudy - 74 F

livebaseballscorecards.com

Batter	1	2	3	4	5	6	7	8	9	AB	R	H	RBI	BB	SO	LOB
23 Pedro Ciriaco, R (1, 5) OBP: 0.359, SLG: 0.476	C SI 82 B SI 86 B SL 82 F SL 80 F SL 83 X FF 86 2-2 15 G1-3 2 1B 34 1B 1B	B FF 87 S CH 77 B CH 76 F CH 77 1 SAFE 1 SAFE F SI 87 B FF 88 X CH 77 3-2 ③ P6			B CH 77 C CH 76 F SI 89 X SI 88 1-2 ② G1-3		C FF 99 S CH 86 X CH 85 0-2 2 S 2-H 3-H 2B			4	1	2	2	0	0	2
2 Jacoby Ellsbury, L (1, 8) OBP: 0.308, SLG: 0.358	C SI 85 F SI 85 X SI 88 0-2 15 G1-3 34 1B 1-2 1B	B SL 82 X SL 82 1-0 15 CS 1B			C CU 75 B EP 68 F CH 77 B SI 88 B EP 68 X SI 86 3-2 ③ G4-3		B CU 75 S FF 93 S FF 94 F FF 94 B CH 82 S CH 82 2-3 ② K 2-3			4	1	2	0	0	1	1
15 Dustin Pedroia, R (1, 4) OBP: 0.337, SLG: 0.434	C SI 84 F SI 85 B SI 87 F SI 87 X SL 84 1-2 ① G1-3 1-2 2-3	B SI 86 B SI 86 C CH 76 F SI 85 S EP 69 2-3 ①② K 1-2				F SI 86 B SI 88 F SI 87 X SI 87 1-2 2B	I IN 55 I IN 58 I IN 58 I IN 58 4-0 34 S IBB			3	0	1	0	1	1	3
34 David Ortiz, L (1, 10) OBP: 0.415, SLG: 0.611	X SI 87 0-0 7 G6-3 2-H 3-H 1B	X CU 76 0-0 2B				C SL 83 B SL 83 B SL 82 S CH 76 C SI 88 2-3 ① K	C CH 82 B FF 93 S FF 94 F CU 76 S CH 83 1-3 ③ K 1-2			4	0	2	2	0	2	3
7 Cody Ross, R (1, 9) OBP: 0.335, SLG: 0.519	B SI 85 B CH 77 X CH 77 2-0 ②③ G6-3 1-2f	B SL 83 X SL 84 1-0 ③ F8				D CH 78 F CH 77 X CH 77 1-1 ② F7		S SI 94 F SL 85 X SL 86 0-2 ① L8		4	0	0	0	0	0	3
20 Ryan Lavarnway, R (1, 2) OBP: 0.205, SLG: 0.195		C SI 87 B SL 83 F SL 83 B FF 88 X FF 88 2-2 3 FC6-4 1B		C SL 82 C CU 73 B SI 88 F EP 69 S FF 90 1-3 ① K		B SL 84 C SL 83 B CH 77 F SL 81 X SI 89 2-2 ③ P3		B SL 85 X SI 95 1-0 ② G6-3		4	0	1	0	0	1	1
50 Mauro Gomez, R (1, 3) OBP: 0.300, SLG: 0.368		C SL 85 F SI 88 C CU 75 0-3 ① K		F SI 89 C CU 74 X FF 90 0-2 ② G1-3			F SL 84 B CU 71 B CH 77 B CH 75 F CH 76 B SI 87 4-2 26 SH3 3 1B 23 2B BB	C SL 86 C SL 85 F SL 86 F FF 96 F SL 85 B FF 97 S FF 96 1-3 ③ K		3	1	0	0	1	2	1
3 Mike Aviles, R (1, 6) OBP: 0.284, SLG: 0.395		C SI 86 S SI 88 X SI 88 0-2 ② FC6-4 26 1B 1-2f		C CU 74 B SI 87 B SL 82 X CH 77 2-1 ③ F8			C FF 97 C FF 98 X FF 97 0-2 26 SH3 23 2B 1-2 1B			3	1	1	0	0	0	1
26 Scott Podsednik, L (1, 7) OBP: 0.404, SLG: 0.459		C SI 86 B SI 88 X SI 87 1-1 2-3 1B			B CU 75 C SL 81 C CU 75 S EP 67 1-3 ① K		X CH 86 0-0 ① SH3 1-2 2-3			2	0	1	0	0	1	0
Inning Stats	R: 2 E: 0 K: 0 S: 13 H: 3 LOB: 0 BB: 0 P: 18	R: 0 E: 1 K: 1 S: 15 H: 2 LOB: 2 BB: 0 P: 21	R: 0 E: 0 K: 1 S: 6 H: 2 LOB: 1 BB: 0 P: 10	R: 0 E: 0 K: 1 S: 9 H: 0 LOB: 0 BB: 0 P: 12	R: 0 E: 0 K: 1 S: 9 H: 0 LOB: 0 BB: 0 P: 14	R: 0 E: 0 K: 1 S: 11 H: 1 LOB: 1 BB: 0 P: 17	R: 2 E: 0 K: 2 S: 17 H: 2 LOB: 2 BB: 2 P: 28	R: 0 E: 0 K: 1 S: 10 H: 0 LOB: 0 BB: 0 P: 12		1B: 7 2B: 3 3B: 0 HR: 0 SF: 0 SAC: 1 DP: 1 HBP: 0		WP: 0 PB: 0 SB: 2 CS: 1 PA: 34		

	AB	31
	R	4
	H	10
	RBI	4
	BB	2
	SO	8
	LOB	15

PITCHER		IP	WLS	BF	H	R	ER	SO	BB	IBB	HBP	BLK	WP	HR	S	P	ERA	WHIP
52 Bruce Chen, L ERA: 5.41	(1, 1)	6.0		25	8	3	3	5	1	0	0	0	0	0	65	98	4.50	1.500
40 Kelvin Herrera, R ERA: 2.52	(7, 1)	0.1	L	3	2	1	1	0	0	0	0	0	0	0	7	7	27.00	6.000
55 Tim Collins, L ERA: 3.13	(7, 1)	0.2		3	0	0	0	2	0	1	0	0	0	0	8	15	0.00	0.000
43 Aaron Crow, R ERA: 3.53	(8, 1)	1.0		3	0	0	0	1	0	0	0	0	0	0	10	12	0.00	0.000

PITCHER	IP	WLS	BF	H	R	ER	SO	BB	IBB	HBP	BLK	WP	HR	S	P	ERA	WHIP

Batter	1	2	3	4	5	6	7	8	9	10	11	12	AB	R	H	RBI	BB	SO	LOB
1 Jarrod Dyson, L (1, 8) OBP: 0.331, SLG: 0.342	B SI 91 C SI 90 B SI 91 F SI 90 X SI 91 2-2 2 1B 4 2B 1B		M SI 87 X SL 89 0-1 ① G4-3		B SI 90 B SI 86 C SI 90 D SI 89 X FF 89 3-1 ② G3 1-2		B SI 95 B SI 94 B SI 94 B SI 93 4-0 2 BB 4 1B 1-2 BB	C SI 91 B SL 88 F CH 76 F FF 93 S SL 84 1-3 ② K		B FF 93 F SI 94 B SI 94 S FF 95 2-3 ③ K		B SL 87 S SL 84 B SL 86 B SL 84 F FF 90 S SL 87 3-3 ③ K 1-2	3	2	1	0	1	0	1
6 Lorenzo Cain, R (8, PH) OBP: 0.291, SLG: 0.369 (8, 8)													3	0	0	0	0	3	4
2 Alcides Escobar, R (1, 6) OBP: 0.345, SLG: 0.409	B SI 90 C SI 89 X SI 89 1-1 4 2B 1-3 1B		B SI 90 X SI 89 1-0 ② L4		C SI 90 F FF 90 F SL 85 X FF 90 0-2 2-3 1B		B SL 80 B FF 93 C SI 92 B SI 94 C SI 94 B CH 90 4-2 4 1B 16 2B 1-2 2-3 BB	F SI 91 S CH 79 B FF 93 F SL 85 X CH 80 1-2 ③ P4			F FF 94 X FO 88 0-1 ① G5-3		5	2	2	0	1	0	0
4 Alex Gordon, L (1, 7) OBP: 0.366, SLG: 0.439	F FF 91 X FF 89 0-1 16 1B 1-H 3-H 2B		B FF 90 B FF 92 B FF 89 B SI 90 4-0 BB		B SI 90 F SI 90 X FF 90 1-1 ③ F8		B SL 84 B SL 83 F FF 94 C FF 93 F FF 94 X SI 95 2-2 16 2B 13 1B 1-3 2-H 3-H 1B		F FF 93 F CU 79 F FF 95 B FF 94 X FF 94 1-2 ① F8		B FO 88 B FO 86 C FF 95 S FF 96 F FF 96 S FO 88 2-3 ② K		5	2	2	4	1	1	2
16 Billy Butler, R (1, 10) OBP: 0.372, SLG: 0.510	C SI 91 X SI 91 0-1 13 FC5-4 2-H 1B		X SI 90 0-0 ③ L9			B SL 87 X SL 88 1-0 13 G6-3 1B	X FC 92 0-0 13 1B 8 3B 1-3 3-H 2B		C FF 94 B FC 88 X FC 89 1-1 ② G5-3		F FO 88 B FO 88 B FO 88 C FO 86 S FF 91 2-3 ③ K		6	1	3	2	0	1	1
13 Salvador Perez, R (1, 2) OBP: 0.317, SLG: 0.497	X SI 90 0-0 ① FC5-4 8 G4-6-3 1-2f			C SI 89 X SI 89 0-1 ① G6-3		B SI 89 S SI 89 X SI 91 1-1 ①② G6-3 1-2f	B KC 81 X KC 82 1-0 8 3B 2-3 3-H 1B		B FF 94 F FF 94 X FF 92 1-1 ③ F7			B FO 86 S FF 95 F FO 87 B FF 92 S FF 96 2-3 ① K	6	1	1	1	0	1	2
8 Mike Moustakas, L (1, 5) OBP: 0.306, SLG: 0.440	B SI 88 X SL 88 1-0 ②③ G4-6-3 1-2f			B SI 91 X SI 90 1-0 ② G4-3		C SI 91 B FF 89 X FF 89 1-1 ③ F8	B SI 91 B SI 89 S SI 84 F SI 91 X SL 84 2-2 1-H 3-H 3B			C EP 50 F FF 93 H FF 93 1-2 21 G3-1 HBP		C FF 96 X FO 89 0-1 ② G4-3	5	0	1	2	0	0	1
21 Jeff Francoeur, R (1, 9) OBP: 0.285, SLG: 0.365		C SI 90 B SL 84 C SL 87 X FF 90 1-2 ① F9		C SI 90 F FF 89 B SL 83 B SI 89 F FF 88 X CU 70 2-2 ③ G5-3			G6-3 4-0 IBB 2-1 2 BB 1 BB 4 1B 1B 1-0 G4-3			B SI 92 C SI 94 X SI 93 1-1 ① G3-1 1-2		C FF 95 B FO 89 F FO 88 B FF 91 B CU 74 B FF 96 4-2 35 2B 34 1B BB	4	1	0	0	2	0	1
35 Eric Hosmer, L (1, 3) OBP: 0.311, SLG: 0.374		C FF 90 B FF 90 B SI 89 X SI 90 2-1 ② G6-3			B SI 89 B FF 88 X SI 88 2-0 ① G4-3					I IN 59 I IN 63 I IN 63 I IN 62 4-0 IBB		S FF 92 F FF 95 D FO 86 F FO 88 F FF 95 B FF 94 F FF 94 X FO 85 2-2 34 1B 1-3 2B	5	1	2	0	1	0	2
34 Tony Abreu, S (1, 4) OBP: 0.300, SLG: 0.400		C SI 91 F FF 89 X SI 85 0-2 ③ G4-3			C SI 90 S SL 89 B SI 90 X SI 90 1-2 2 1B 1 G3 1B		B SI 94 B SI 94 B SI 94 C FF 94 F SI 93 C SL 82 3-3 ② K	C SI 89 B SL 83 F SL 83 X FF 92 1-2 ① F8		C SL 82 S FF 94 B FF 93 S FF 93 1-3 ② K		T FF 95 S FF 96 X FF 96 0-2 6 WP 2-3 3-H 1B	6	0	2	1	0	2	3
Inning Stats	R: 3 H: 4 E: 0 LOB: 0 K: 0 BB: 0 S: 11 P: 15	R: 0 H: 0 E: 0 LOB: 0 K: 0 BB: 0 S: 8 P: 11	R: 0 H: 0 E: 0 LOB: 1 K: 0 BB: 1 S: 4 P: 9	R: 0 H: 0 E: 0 LOB: 0 K: 0 BB: 0 S: 7 P: 10	R: 0 H: 0 E: 0 LOB: 2 K: 0 BB: 0 S: 12 P: 19	R: 0 H: 1 E: 0 LOB: 0 K: 0 BB: 0 S: 5 P: 8	R: 6 H: 5 E: 0 LOB: 2 K: 1 BB: 3 S: 21 P: 43	R: 0 H: 0 E: 0 LOB: 0 K: 1 BB: 0 S: 11 P: 14	R: 0 H: 0 E: 0 LOB: 0 K: 0 BB: 0 S: 8 P: 11	R: 0 H: 0 E: 0 LOB: 2 K: 2 BB: 1 S: 10 P: 19	R: 0 H: 0 E: 0 LOB: 0 K: 2 BB: 0 S: 9 P: 13	R: 1 H: 2 E: 0 LOB: 2 K: 2 BB: 1 S: 19 P: 30	1B: 10 SF: 0 2B: 3 SAC: 0 3B: 1 DP: 2 HR: 0 HBP: 1				WP: 1 PA: 55 PB: 0 SB: 0 CS: 0		

PITCHER		IP	WLS	BF	H	R	ER	SO	BB	IBB	HBP	BLK	WP	HR	S	P	ERA	WHIP
35 Aaron Crook, R ERA: 4.76	(1, 1)	6.0		24	7	3	3	0	1	0	0	0	0	0	47	72	4.50	1.333
30 Andrew Miller, L ERA: 3.78	(7, 1)	0.2		6	2	4	4	1	2	0	0	0	0	0	15	29	54.00	6.000
37 Mark Melancon, R ERA: 7.02	(7, 1)	0.0		2	2	0	0	0	0	0	0	0	0	0	2	3	∞	∞
32 Craig Breslow, L ERA: 2.55	(7, 1)	1.1	B	6	1	2	2	1	0	1	0	0	0	0	15	25	13.50	0.750
40 Andrew Bailey, R ERA: 2.08	(9, 1)	1.0		3	0	0	0	0	0	0	0	0	0	0	8	11	0.00	0.000

PITCHER		IP	WLS	BF	H	R	ER	SO	BB	IBB	HBP	BLK	WP	HR	S	P	ERA	WHIP
44 Vicente Padilla, R ERA: 4.22	(10, 1)	1.0		5	0	0	0	2	0	1	1	0	0	0	10	19	0.00	0.000
36 Junichi Tazawa, R ERA: 1.61	(11, 1)	1.2	L	8	2	1	1	3	1	0	0	0	0	0	25	37	5.40	1.800
59 Clayton Mortensen, R ERA: 2.27	(12, 1)	0.1		1	0	0	0	1	0	0	0	0	1	0	3	6	0.00	0.000

Kansas City Royals @ Boston Red Sox

Fenway Park, Boston, MA

Sat Aug 25 2012, 7:13 PM - 11:42 PM EDT

Att. 37,103 - Cloudy - 73 F

TOP

livebaseballscorecards.com

AB	48
R	10
H	14
RBI	10
BB	6
SO	8
LOB	17

Batter	1	2	3	4	5	6	7	8	9	10	11	12	AB	R	H	RBI	BB	SO	LOB
26 Scott Podsednik, L (1, 7) OBP: 0.400, SLG: 0.452	B SL 88 X FF 90 1-0 F8	C FF 92 X CH 86 0-1 G3-1		C FF 90 S CU 80 B SL 86 C FF 89 1-3 K	B FF 88 C FF 91 C CU 81 B CU 80 X CU 82 2-2 1-2 1B			C FF 93 B CU 74 C FF 93 B CH 84 X FF 93 2-2 15 L3 1B		B FF 96 B CH 88 X FF 96 2-0 SH1-4 1-3		B FF 95 C FF 96 X FF 96 1-1 G6-3	6	0	2	0	0	1	1
15 Dustin Pedroia, R (1, 4) OBP: 0.337, SLG: 0.434	B FF 91 C FF 89 F FF 92 T SL 84 1-2 K		X FF 92 0-0 7 1B 50 1B 2B	B FF 90 1 SAFE C CU 78 X FF 89 1-1 F8	B FF 90 F FF 91 F SL 80 F FF 92 X FF 90 1-2 F9			C FF 92 B CH 82 1 SAFE B FF 93 S CH 81 X FF 93 2-2 L3 1-1		I IN 80 I IN 77 I IN 78 I IN 78 4-0 2 FC3-2 IBB			5	1	1	0	1	1	4
2 Jacoby Ellsbury, L (1, 8) OBP: 0.314, SLG: 0.365	T FF 91 C FF 92 B FF 94 B SL 86 X CH 85 2-2 F8		B CH 85 B CU 75 F SI 91 F FF 92 B SI 93 F SI 93 B SL 84 4-2 50 1B 7 1B 50 E BB	C CU 80 B CU 80 1 SAFE C SL 86 X SI 91 1-2 7 1B 50 1B 1-3 1B		X FF 90 0-0 P3		B CU 76 B FF 94 X FF 93 2-0 7 S 2B		B SI 91 B FF 90 X SI 90 2-0 FC3-2 1-2 3-H			5	2	2	0	1	0	2
7 Cody Ross, R (1, 9) OBP: 0.339, SLG: 0.520 67 Che-Hsuan Lin, R (10, 9) OBP: 0.167, SLG: 0.167		B FF 91 F FF 93 X FC 92 1-1 P3	X CU 76 0-0 50 E 39 SF8 1-2 2-3 1B	S CU 78 F SL 86 F CU 81 F FF 92 B SL 86 X CU 80 1-2 50 1B 1-3 3-H 1B		C FF 91 B SL 82 B SL 82 B FF 91 X FF 90 3-1 50 1B 1B		B CU 78 B FF 99 D SI 98 C FF 98 C CH 86 X FF 99 3-2 F8 2-3		C FF 92 F SI 90 D CH 84 S CH 85 1-3			5 1	1 0	3 0	1 0	0 0	0 1	1 2
50 Mauro Gomez, R (1, 3) OBP: 0.348, SLG: 0.477		X FF 92 0-0 HR	B SI 93 X SI 91 1-0 E1 1-3 2-H 3-H 1B	F SL 87 X SL 86 0-1 1-2 3-H 1B		B FF 89 B FF 89 B FF 90 S FF 89 X FF 90 3-1 1-3 1B			S CH 87 F FF 100 B CH 85 F CH 87 B FF 99 F FF 100 B CU 84 X CH 86 3-2 G5-3		B CH 84 C SI 90 B SI 91 F SI 90 B FF 92 C FF 93 3-3		6	1	4	3	0	1	0
39 Jarrod Saltalamacchia, Sr (1, 2) OBP: 0.286, SLG: 0.464		B FF 93 C CH 86 X CU 75 1-1 20 1B 3 HR 1B	F CH 85 C FF 93 3 SAFE F FF 93 B CH 85 B CH 85 X CH 86 2-2 SF8 3-H	X FF 91 0-0 P3		B SL 79 B SL 80 B SL 79 C FF 91 C SL 80 X FF 90 3-2 F9			B FF 99 S CH 90 S CH 87 S CH 87 1-3 K		X SI 93 0-0 10 G1-6-3 1B		5	1	2	1	0	1	3
20 Ryan Lavarnway, R (1, 10) OBP: 0.245, SLG: 0.222 10 Jose Iglesias, R (9, PR) (10, 10)		C SI 90 B SL 84 B FF 91 C FF 93 X SL 84 2-2 3 HR 1-2 1B	C SI 93 B FF 91 B CU 75 C SI 92 B CH 85 B SI 94 4-2 BB		C FF 88 S CH 81 B SL 86 B CU 76 T FF 89 2-2 K		C SI 94 B SL 84 C SI 94 F SL 85 S SL 85 1-3 K		F FF 98 X FF 99 0-1 1B		C SI 91 X CH 86 0-1 G1-6-3 1-2f		4 1	1 0	2 0	0 0	1 0	2 0	0 1
3 Mike Aviles, R (1, 6) OBP: 0.285, SLG: 0.401		X SL 85 0-0 1-H 2-H HR	B FF 90 B SL 87 X FF 90 2-0 F8		X SI 90 0-0 F8		B SI 95 X SI 94 1-0 23 CS 1B		X FF 98 0-0 F8			B FF 95 F FF 96 F SL 86 X SL 84 1-2 P6	6	1	2	3	0	0	2
23 Pedro Ciriaco, R (1, 5) OBP: 0.366, SLG: 0.473		B FF 92 B SL 83 F FF 92 X FF 91 2-1 G6-3		C SL 85 B CU 79 B FF 91 B SI 90 C SL 87 B SL 86 4-2 2 1B 7 1B BB	C FF 90 F FF 91 B FF 90 B FF 90 X FF 90 2-2 26 1B 1B		B SI 94 D SL 86 C SI 94 1 SAFE 1 SAFE B SL 86 C SI 95 S SL 86 3-3 1-2			C SI 98 S SI 96 X FF 99 0-2 26 SH1-4 26 WP 2 FC3-2 1B		C FF 98 B SL 86 F SL 85 X SL 84 1-2 L4	5	1	2	0	1	1	1
Inning Stats	R: 0 E: 0 K: 1 S: 7 H: 0 LOB: 0 BB: 0 P: 11	R: 4 E: 0 K: 0 S: 13 H: 4 LOB: 0 BB: 0 P: 19	R: 3 E: 1 K: 0 S: 13 H: 3 LOB: 1 BB: 2 P: 26	R: 2 E: 0 K: 1 S: 18 H: 3 LOB: 2 BB: 1 P: 26	R: 0 E: 0 K: 1 S: 14 H: 2 LOB: 2 BB: 0 P: 21	R: 0 E: 0 K: 0 S: 8 H: 2 LOB: 1 BB: 0 P: 17	R: 0 E: 0 K: 2 S: 8 H: 1 LOB: 0 BB: 0 P: 13	R: 0 E: 0 K: 0 S: 10 H: 2 LOB: 1 BB: 0 P: 19	R: 0 E: 0 K: 1 S: 11 H: 1 LOB: 1 BB: 0 P: 15	R: 0 E: 0 K: 1 S: 8 H: 1 LOB: 2 BB: 1 P: 17	R: 0 E: 0 K: 1 S: 6 H: 1 LOB: 0 BB: 0 P: 9	R: 0 E: 0 K: 0 S: 8 H: 0 LOB: 0 BB: 0 P: 11	1B: 16 2B: 3 3B: 0 HR: 2	SF: 1 SAC: 1 DP: 2 HBP: 0	WP: 1 PB: 0 SB: 1 CS: 1	PA: 55

PITCHER		IP	WLS	BF	H	R	ER	SO	BB	IBB	HBP	BLK	WP	HR	S	P	ERA	WHIP
33 Jeremy Guthrie, R ERA: 5.71	(1, 1)	2.2		16	7	7	6	1	2	0	0	0	0	2	32	53	20.25	3.375
61 Everett Teaford, L ERA: 4.79	(3, 1)	2.0		12	5	2	2	2	1	0	0	0	0	0	29	45	9.00	3.000
31 Louis Coleman, R ERA: 3.83	(5, 1)	1.1		5	2	0	0	0	0	0	0	0	0	0	12	22	0.00	1.500
43 Aaron Crow, R ERA: 3.46	(7, 1)	1.0		3	1	0	0	2	0	0	0	0	0	0	8	13	0.00	1.000
55 Tim Collins, L ERA: 3.1	(8, 1)	0.2		3	2	0	0	0	0	0	0	0	0	0	7	13	0.00	3.000

PITCHER		IP	WLS	BF	H	R	ER	SO	BB	IBB	HBP	BLK	WP	HR	S	P	ERA	WHIP
40 Kelvin Herrera, R ERA: 2.45	(8, 1)	1.2		8	2	0	0	1	0	1	0	0	1	0	18	31	0.00	1.200
67 Francisley Bueno, L ERA: 2.25	(10, 1)	1.2	W	5	1	0	0	2	0	0	0	0	0	0	10	16	0.00	0.600
56 Greg Holland, R ERA: 2.94	(12, 1)	1.0	S	3	0	0	0	0	0	0	0	0	0	0	8	11	0.00	0.000

BOTTOM

Kansas City Royals @ Boston Red Sox

Fenway Park, Boston, MA

Sat Aug 25 2012, 7:13 PM - 11:42 PM EDT

Att. 37,103 - Cloudy - 73 F

livebaseballscorecards.com

AB	49
R	9
H	20
RBI	8
BB	4
SO	8
LOB	17

Batter	1	2	3	4	5	6	7	8	9	AB	R	H	RBI	BB	SO	LOB
6 Lorenzo Cain, R (1, 8) OBP: 0.294, SLG: 0.385	B FF 93 B FF 94 C FF 94 C FF 94 B FF 94 X FF 94 3-2 ① F8		B FF 93 B FF 93 C FF 93 F FF 93 B CU 76 F FF 93 B FF 93 4-2 2 E 2 FC5 BB	B CU 76 X FF 92 1-0 2-H 3-H HR			C KC 75 B SL 81 F FF 92 F CH 86 X CH 88 1-2 ① G5-3	1 SAFE B CH 78 B SI 91 B SI 91 C SI 90 S SL 85 C SL 84 3-3 ③ K		4	1	1	3	1	1	2
2 Alcides Escobar, R (1, 6) OBP: 0.345, SLG: 0.408	C FF 94 S FF 94 B FF 94 F FF 94 X CU 79 1-2 4 FC3-6 1B		S SI 93 C FF 94 X FF 94 0-2 FC5 1-3	C FF 93 B SI 94 B SI 93 B FF 92 B FF 92 4-1 4 E 4 S BB			C CH 87 F CH 88 B FF 94 S FF 94 1-3 ② K		C FF 94 F FF 94 B KC 84 B KC 83 B FC 93 X FC 93 3-2 ① G3	4	0	1	0	1	1	1
4 Alex Gordon, L (1, 7) OBP: 0.367, SLG: 0.439	B FF 93 B FF 92 F FF 93 S SI 93 X SI 93 2-2 ② FC3-6 16 S 1-2f		B SI 94 C FF 93 S CH 86 F SI 94 B FF 93 X FF 94 2-2 ② P5	C CH 85 D SI 92 C CU 76 S CU 78 1-3 ③ K 1-3			S CH 88 X CH 87 0-1 16 CS 1B		C FF 95 B FC 94 F FC 94 B FC 92 F FC 93 X KC 82 2-2 13 DI 1B	5	0	2	0	0	1	4
16 Billy Butler, R (1, 10) OBP: 0.370, SLG: 0.506	C CH 87 S FF 94 D CU 80 F FF 94 B FF 94 C FF 94 2-3 ③ K 1-2		C CU 78 B CU 77 C SI 94 F FF 94 S CU 78 1-3 ③ K		F FF 91 B CU 75 F CU 75 F CU 76 F FF 93 S CU 76 1-3 ① K		B KC 76 1 SAFE B CH 88 2-0 ③ CS 1-2	B CH 87 C FF 90 S CH 84 F FF 90 B KC 78 F CH 86 X FF 92 2-2 21 BB 13 1B 35 SF9 1B	C KC 84 F FC 93 S FC 95 0-3 ② K	5	1	1	0	0	4	4
13 Salvador Perez, R (1, 2) OBP: 0.319, SLG: 0.494		C FF 92 B SI 94 X SI 92 1-1 1B		C SI 92 X CH 86 0-1 ① G5-3	B FF 92 F CH 84 X CH 84 1-1 ② F9			C FF 93 B SL 84 B FF 93 X FF 93 2-1 21 BB 34 1B 1-2 1B	F FC 94 C KC 82 X KC 80 0-2 ③ L4 1-2	5	1	2	0	0	0	1
21 Jeff Francoeur, R (1, 9) OBP: 0.285, SLG: 0.363		F FF 93 T CH 86 B FF 94 B SI 93 F FF 93 S FF 94 2-3 ① K		C FF 94 S CU 78 C FF 94 0-3 ② K	C FF 92 C CU 76 B CH 86 F FF 90 X CU 76 1-2 ③ G5-3			B CH 87 F CH 86 D KC 76 F CH 88 B KC 76 D CH 86 4-2 34 1B 1-2 2-3 BB		3	0	0	0	1	2	1
9 Johnny Giavotella, R (1, 4) OBP: 0.242, SLG: 0.242		X FF 94 0-0 ② F8		C FF 94 B CU 78 B FF 93 B FF 93 X FF 94 3-1 35 1B 34 1B 1B		C FF 92 C KC 77 B FF 92 F SL 83 X CH 86 1-2 ① F8		S SL 83 C FF 91 D CH 76 D SL 84 F SI 90 F FF 90 S SL 82 2-3 ① K		4	1	1	0	0	1	4
35 Eric Hosmer, L (1, 3) OBP: 0.311, SLG: 0.374		C SI 93 S CH 88 F FF 95 C CU 78 0-3 ③ K		X FF 93 0-0 34 1B 6 HR 1-2 1B		C SL 83 X CH 88 0-1 ② G4-3		T SI 91 B SI 92 B SI 90 F SI 90 F SL 84 X SI 91 2-2 ② SF9 3-H		3	1	1	1	0	1	1
34 Tony Abreu, S (1, 5) OBP: 0.333, SLG: 0.417			B FF 91 X FF 91 1-0 ① G6-3	C FF 93 S CH 86 X CH 88 0-2 6 HR 1-3 2-H 1B		L CH 88 F SL 84 B KC 77 T FF 93 1-2 ③ K		B CH 78 S SL 84 D CH 78 F SI 92 X SL 84 2-2 1-3 2-H 1B		4	1	2	2	0	1	0
Inning Stats	R: 0 E: 0 K: 1 S: 14 H: 1 LOB: 1 BB: 0 P: 22	R: 0 E: 0 K: 2 S: 11 H: 1 LOB: 1 BB: 0 P: 14	R: 0 E: 1 K: 1 S: 15 H: 0 LOB: 2 BB: 1 P: 23	R: 4 E: 0 K: 2 S: 16 H: 4 LOB: 1 BB: 1 P: 25	R: 0 E: 0 K: 1 S: 11 H: 0 LOB: 0 BB: 0 P: 14	R: 0 E: 0 K: 1 S: 9 H: 0 LOB: 0 BB: 0 P: 11	R: 0 E: 0 K: 1 S: 9 H: 1 LOB: 0 BB: 0 P: 13	R: 2 E: 0 K: 2 S: 24 H: 3 LOB: 2 BB: 1 P: 41	R: 0 E: 0 K: 1 S: 13 H: 1 LOB: 1 BB: 0 P: 18	1B: 10 2B: 0 3B: 0 HR: 1 SF: 1 SAC: 0 DP: 0 HBP: 0						

PITCHER	IP	WLS	BF	H	R	ER	SO	BB	IBB	HBP	BLK	WP	HR	S	P	ERA	WHIP
35 Felix Doubront, L (1, 1) ERA: 4.79	5.0		24	6	4	4	7	2	0	0	0	0	1	67	98	7.20	1.600
54 Pedro Beato, R (6, 1) ERA: 9.95	2.0	W	9	3	2	2	2	1	0	0	0	0	0	27	41	9.00	2.000
32 Craig Breslow, L (8, 1) ERA: 2.5	1.0	H	4	1	0	0	2	0	0	0	0	0	0	15	24	0.00	1.000
37 Mark Melancon, R (9, 1) ERA: 6.82	1.0	S	4	1	0	0	1	0	0	0	0	0	0	13	18	0.00	1.000

PITCHER	IP	WLS	BF	H	R	ER	SO	BB	IBB	HBP	BLK	WP	HR	S	P	ERA	WHIP

TOP

Kansas City Royals @ Boston Red Sox

Fenway Park, Boston, MA

Sun Aug 26 2012, 1:40 PM - 5:14 PM EDT

Att. 37,188 - Sunny - 76 F

livebaseballscorecards.com

AB	37
R	6
H	11
RBI	6
BB	3
SO	12
LOB	18

Batter	1	2	3	4	5	6	7	8	9	AB	R	H	RBI	BB	SO	LOB
23 Pedro Ciriaco, R (1, 5) OBP: 0.374, SLG: 0.500	C FF 89 X SI 86 0-1 15 2B 7 1B 1B	C SI 87 F SL 78 1 SAFE F FF 92 X CU 77 0-2 ② P6			C SI 88 X SL 78 0-1 HR	S CH 80 S CH 80 C FF 93 0-3 ② K	B KC 78 F FF 94 C KC 79 B KC 77 B KC 78 F FF 93 F FF 94 X FF 94 3-2 1-2 2-3 3-H 1B			5	2	3	2	0	1	4
2 Jacoby Ellsbury, L (1, 8) OBP: 0.316, SLG: 0.365	L FF 90 B CU 76 F FF 91 X SL 78 1-2 ① L8	D CU 76 C CU 76 F SI 87 X FF 92 1-2 ③ L7			C CU 75 S CU 77 X SI 89 0-2 7 S 15 G5-3 22 1B 1B	B CH 81 X CH 81 1-0 1-3 2-H 1B	X FF 91 0-0 ③ P3			5	1	2	1	0	0	6
15 Dustin Pedroia, R (1, 4) OBP: 0.338, SLG: 0.442	B SI 86 F SI 86 B CU 76 1 SAFE B SI 89 X SI 88 3-1 7 1B 1-3 2B		B SI 86 F FF 89 B SI 89 F CH 84 F SL 80 X FF 91 2-2 ① L8		B CH 86 X SI 87 1-0 ② G5-3 1-2	C SL 84 B SL 85 C SL 84 X FF 95 1-2 ③ G1-3		B FF 91 X FF 91 1-0 HR		5	1	2	1	0	0	3
7 Cody Ross, R (1, 9) OBP: 0.342, SLG: 0.520	X CU 75 0-0 22 G6-4-3 2-3 3-H 1B		B SL 88 B SI 87 F SI 87 C FF 90 F SL 80 B FF 92 C FF 90 3-3 ② K		D SL 78 B FF 88 C SI 88 B CH 83 C SI 90 F SL 81 B FF 93 4-2 22 1B 2-3 BB		B FF 93 B FF 94 S FF 94 S FF 94 X FF 96 2-2 20 1B 22 G4-3 26 E 1B	B FF 90 S FF 90 B SL 80 C FF 90 B SL 81 S FF 90 3-3 ① K		4	1	2	1	1	2	0
22 James Loney, L (1, 3) OBP: 0.300, SLG: 0.342	F FF 90 B CU 77 D CU 77 X SI 88 2-1 ②③ G6-4-3 1-2f		C SI 89 B SL 78 C SL 78 B CU 78 X SI 91 2-2 ③ G4-3		X SI 91 0-0 1-2 3-H 1B		B FF 94 X FF 94 1-0 ① G4-3 1-2	C SL 77 S CH 81 B FF 89 B CH 83 S SL 80 2-3 ② K		5	0	1	1	0	1	3
20 Ryan Lavarnway, R (1, 2) OBP: 0.241, SLG: 0.220		C FF 87 X FF 90 0-1 ① P3		C FF 89 X SI 89 0-1 ① G5-3	B CU 76 B SI 87 B CH 86 C FF 90 X SI 87 3-1 ③ F9		F FF 93 S FF 94 X FF 96 0-2 26 E 50 BB 23 1B 2-3 1B	C SI 90 C SL 80 S SL 80 0-3 ③ K		5	1	1	0	0	1	2
50 Mauro Gomez, R (1, 10) OBP: 0.360, SLG: 0.457		C FF 88 C CU 77 B SL 78 B FF 92 B SI 89 B FF 91 4-2 3 2B BB		B FF 90 X CH 84 1-0 ② G5-3		F SI 87 X CU 77 0-1 E6 3 2 1B 1B	D KC 80 B FF 94 B FF 94 B FF 94 4-0 23 1B 26 E 1-2 BB			2	2	0	0	2	0	0
3 Mike Aviles, R (1, 6) OBP: 0.287, SLG: 0.404		C SI 88 B SI 88 X SI 89 1-1 26 1B 1-H 2B		C FF 90 B CU 77 X SI 88 1-1 ③ G4-3		F SI 88 B FF 89 X SI 87 1-1 2 1B 1-2 1B	B FF 94 F FF 92 S KC 78 B KC 80 S FF 94 2-3 ② K			4	0	2	1	0	1	3
26 Scott Podsednik, L (1, 7) OBP: 0.395, SLG: 0.444		F FF 91 B SI 88 X CU 77 1-1 2-3 1B			B SI 87 X FF 89 1-0 ① L8	L FF 92 L CH 81 X FF 93 0-2 ① F7	X FF 94 0-0 E6 23 1B 1-2 2-3 3-H			4	0	1	0	0	0	4
Inning Stats	R: 1 E: 0 K: 0 S: 10 H: 3 LOB: 1 BB: 0 P: 16	R: 1 E: 0 K: 0 S: 15 H: 2 LOB: 2 BB: 1 P: 22	R: 0 E: 0 K: 1 S: 11 H: 0 LOB: 0 BB: 0 P: 18	R: 0 E: 0 K: 0 S: 5 H: 0 LOB: 0 BB: 0 P: 7	R: 2 E: 0 K: 0 S: 13 H: 3 LOB: 2 BB: 1 P: 22	R: 1 E: 1 K: 1 S: 14 H: 2 LOB: 2 BB: 0 P: 17	R: 2 E: 1 K: 1 S: 17 H: 3 LOB: 3 BB: 1 P: 29	R: 1 E: 0 K: 3 S: 10 H: 1 LOB: 0 BB: 0 P: 16		1B: 10 2B: 2 3B: 0 HR: 2 SF: 0 SAC: 0 DP: 1 HBP: 0						

BOTTOM

Kansas City Royals @ Boston Red Sox

Fenway Park, Boston, MA

Sun Aug 26 2012, 1:40 PM - 5:14 PM EDT

Att. 37,188 - Sunny - 76 F

livebaseballscorecards.com

AB	39
R	8
H	14
RBI	7
BB	3
SO	6
LOB	25

PITCHER		IP	WLS	BF	H	R	ER	SO	BB	IBB	HBP	BLK	WP	HR	S	P	ERA	WHIP
53 Will Smith, L ERA: 5.55	(1, 1)	5.0	L	26	9	5	4	1	2	0	0	0	0	1	58	90	7.20	2.200
55 Tim Collins, L ERA: 3.06	(6, 1)	0.2		3	1	0	0	1	0	0	0	0	0	0	7	8	0.00	1.500
43 Aaron Crow, R ERA: 3.44	(6, 1)	0.1		1	0	0	0	0	0	0	0	0	0	0	3	4	0.00	0.000
41 Jeremy Jeffress, R ERA:	(7, 1)	0.2		7	3	2	0	1	1	0	0	0	0	0	16	28	0.00	6.000
67 Francisley Bueno, L ERA: 2.16	(7, 1)	0.1		1	0	0	0	0	0	0	0	0	0	0	1	1	0.00	0.000

PITCHER		IP	WLS	BF	H	R	ER	SO	BB	IBB	HBP	BLK	WP	HR	S	P	ERA	WHIP
31 Louis Coleman, R ERA: 3.95	(8, 1)	1.0		4	1	1	1	3	0	0	0	0	0	1	10	16	9.00	1.000

Batter	1	2	3	4	5	6	7	8	9	AB	R	H	RBI	BB	SO	LOB
1 Jarrod Dyson, L (1, 8) OBP: 0.330, SLG: 0.338	B FF 89 B FF 89 C FF 90 B FF 90 C FF 91 B FF 92 4-2 2 E 2 S 4 SF9 BB		C FF 88 1 SAFE F SL 78 F SL 79 F SI 89 F SL 78 F FS 83 F FC 88 T FF 92 0-2 ② K		C SL 79 X FC 88 0-1 ③ G3-1		X FF 90 0-0 ③ F7			3	1	0	0	1	1	3
2 Alcides Escobar, R (1, 6) OBP: 0.343, SLG: 0.404	C FF 89 F FC 88 X FF 90 0-2 ① G5-3 1-3		B FC 88 S SL 80 X FF 91 1-1 ③ F9 1-2			X FF 91 0-0 ① P3		C FF 89 C SL 86 B SL 86 S CH 81 1-3 ① K		4	0	0	0	0	1	2
4 Alex Gordon, L (1, 7) OBP: 0.368, SLG: 0.442	B SL 80 F FF 92 X FC 89 1-1 ② SF9 3-H			C SL 77 B FS 82 F FF 92 B SL 79 X FC 89 2-2 ① L4		B FF 91 B FC 89 F FF 92 C SL 80 X SL 81 2-2 13 F9 2B		C FF 90 X FF 91 0-1 16 1B 1B		3	0	2	1	0	0	0
16 Billy Butler, R (1, 10) OBP: 0.371, SLG: 0.505	C FF 91 B FC 90 X FC 88 1-1 ③ L8			C SL 80 S FF 91 X SL 79 0-2 ② F9		B FC 88 B FC 89 B SL 80 B FC 88 4-0 BB		X FF 88 0-0 13 G4-6-3 1-2 1B		3	0	1	0	1	0	0
13 Salvador Perez, R (1, 2) OBP: 0.317, SLG: 0.489		B FF 90 X FC 89 1-0 ① P6		C FF 91 C SL 81 X FF 92 0-2 1B		C SL 80 B FC 89 X FC 90 1-1 ② F9 2-3		C FF 92 F FF 93 X FF 94 0-2 ②③ G4-6-3 1-2f		4	0	1	0	0	0	4
8 Mike Moustakas, L (1, 5) OBP: 0.304, SLG: 0.436		B FF 90 B FC 89 F FF 90 C SL 79 F SI 90 S SL 80 2-3 ② K		B SL 78 C SL 79 B FF 90 F FF 91 F SL 80 X SL 80 2-2 ③ G5-3		B SL 80 S FF 92 F SL 81 B FC 90 T FF 93 2-2 ③ K			F FF 94 B FC 89 X FF 92 1-1 ① P5	4	0	0	0	0	2	3
6 Lorenzo Cain, R (1, 9) OBP: 0.293, SLG: 0.378		C FF 92 X SL 79 0-1 ③ F8			B SL 78 F FF 91 B FC 89 C SL 80 B FF 92 S FC 90 3-3 ① K		C FF 89 S FC 89 B SL 80 B FF 91 B SL 81 F FF 92 F FC 90 X SL 82 3-2 ① G5-3		C FF 94 F FC 88 B FF 94 B FF 93 F FC 86 F FF 94 B CU 77 B FF 94 4-2 35 G3 BB	3	0	0	0	1	1	0
35 Eric Hosmer, L (1, 3) OBP: 0.310, SLG: 0.373			X SL 77 0-0 ① G4-3		C FF 92 F FC 90 B SL 82 F FF 93 C FC 89 1-3 ② K		X SL 81 0-0 1B		X CU 78 0-0 ② G3 1-2	4	0	1	0	0	1	1
9 Johnny Giavotella, R (1, 4) OBP: 0.252, SLG: 0.263			C FF 89 X FC 88 0-1 2 WP 1B		X FF 90 0-0 2B		C FC 88 S SL 78 S FF 92 0-3 ② K		X FC 85 0-0 ③ P4	4	0	2	0	0	1	2
Inning Stats	R: 1 E: 0 K: 0 S: 9 H: 0 LOB: 0 BB: 1 P: 15	R: 0 E: 0 K: 1 S: 7 H: 0 LOB: 0 BB: 0 P: 10	R: 0 E: 0 K: 1 S: 13 H: 1 LOB: 1 BB: 0 P: 14	R: 0 E: 0 K: 0 S: 13 H: 1 LOB: 1 BB: 0 P: 17	R: 0 E: 0 K: 2 S: 10 H: 1 LOB: 1 BB: 0 P: 14	R: 0 E: 0 K: 1 S: 9 H: 1 LOB: 2 BB: 1 P: 18	R: 0 E: 0 K: 1 S: 10 H: 1 LOB: 1 BB: 0 P: 13	R: 0 E: 0 K: 1 S: 9 H: 2 LOB: 1 BB: 0 P: 10	R: 0 E: 0 K: 0 S: 8 H: 0 LOB: 1 BB: 1 P: 13	1B: 5 2B: 2 3B: 0 HR: 0 SF: 1 SAC: 0 DP: 1 HBP: 0						

TOP

Kansas City Royals @ Boston Red Sox

Fenway Park, Boston, MA

Mon Aug 27 2012, 1:38 PM - 4:12 PM EDT

Att. 37,506 - Sunny - 84 F

livebaseballscorecards.com

AB	32
R	1
H	7
RBI	1
BB	3
SO	7
LOB	15

PITCHER		IP	WLS	BF	H	R	ER	SO	BB	IBB	HBP	BLK	WP	HR	S	P	ERA	WHIP
18 Daisuke Matsuzaka, R ERA: 5.1	(1, 1)	7.0	W	28	5	1	0	6	2	0	0	0	1	0	71	101	0.00	1.000
59 Clayton Mortensen, R ERA: 2.25	(8, 1)	0.1		3	2	0	0	1	0	0	0	0	0	0	6	7	0.00	6.000
44 Vicente Padilla, R ERA: 4.15	(8, 1)	0.2	H	1	0	0	0	0	0	0	0	0	0	0	3	3	0.00	0.000
40 Andrew Bailey, R ERA: 1.69	(9, 1)	1.0		4	0	0	0	0	1	0	0	0	0	0	8	13	0.00	1.000

PITCHER		IP	WLS	BF	H	R	ER	SO	BB	IBB	HBP	BLK	WP	HR	S	P	ERA	WHIP

WP: 1 PA: 36
PB: 0
SB: 1
CS: 0

Batter	1	2	3	4	5	6	7	8	9	AB	R	H	RBI	BB	SO	LOB
26 Scott Podsednik, L (1, 7) OBP: 0.398, SLG: 0.446	C FF 92 F FF 92 C KC 76 0-3 K ①		C CH 84 B FF 93 C KC 78 B KC 80 B KC 78 F FF 93 F FF 94 X FC 88 3-2 7 PB 15 1B 7 1B 1B		B CH 83 C FF 92 X KC 78 1-1 G3 ③		F FF 92 C KC 79 X FC 89 0-2 1B			4	1	2	0	0	1	0
15 Dustin Pedroia, R (1, 4) OBP: 0.337, SLG: 0.441	B FF 92 F FF 92 X FF 92 1-1 F8 ②		B FF 92 X FC 86 1-0 7 PB 7 1B 1-2 1B			B KC 78 B KC 79 F FF 92 F FC 88 S SI 92 2-3 K ①	B FF 93 D FC 88 X FF 92 2-0 G6-3 ③			4	1	1	0	0	1	1
2 Jacoby Ellsbury, L (1, 8) OBP: 0.319, SLG: 0.388	B FF 92 B FF 92 F FF 92 X FF 92 2-1 HR		C KC 77 X FF 91 0-1 F7 ②			X FF 93 0-0 7 2B 2B		F FC 87 F FC 88 F FF 92 B KC 76 F FC 88 B KC 79 F KC 78 F CH 83 X FC 88 2-2 G6-3 ①		4	2	2	1	0	0	2
7 Cody Ross, R (1, 9) OBP: 0.343, SLG: 0.522	C KC 78 C KC 77 B KC 78 S KC 78 1-3 K ③		S SI 92 B FC 87 S SI 92 X KC 78 1-2 1-H 2-H 1B ③			B FF 92 B FC 87 S KC 79 B SI 91 X FC 88 3-1 22 1B 2-H 2B		B FC 87 S SI 91 F SI 91 X FF 92 1-2 G4-3 ②		4	1	2	3	0	1	0
22 James Loney, L (1, 3) OBP: 0.300, SLG: 0.341		C FF 91 C KC 77 B FF 92 X FF 93 1-2 L6 ①		C KC 76 X FF 90 0-1 P6 ①		B KC 78 B KC 76 X FF 92 2-0 2-H 1B		X FC 88 0-0 F9 ③		4	0	1	1	0	0	0
39 Jarrod Saltalamacchia, S (1, 2) OBP: 0.284, SLG: 0.459		C FF 92 B CH 87 S FF 93 X FF 93 1-2 P5 ②		C CH 83 F FF 92 F FF 93 B CH 85 X FC 88 1-2 G3 ②		S CH 84 F CH 82 B FC 87 B CH 81 S FF 92 2-3 K ②				3	0	0	0	0	1	1
50 Mauro Gomez, R (1, 10) OBP: 0.358, SLG: 0.438		B KC 79 B FC 88 B KC 77 B FF 93 4-0 BB		B FF 92 X SI 92 1-0 P2 ③		B SI 92 X FC 88 1-0 F8 ③				2	0	0	0	1	0	1
3 Mike Aviles, R (1, 6) OBP: 0.285, SLG: 0.402		C FF 93 F FC 89 F FC 88 X FF 92 0-2 G5-3 ③			C KC 78 B FC 88 X SI 92 1-1 G5-3 ①		X FF 91 0-0 G5-3 ①			3	0	0	0	0	0	1
23 Pedro Ciriaco, R (1, 5) OBP: 0.366, SLG: 0.489			C FF 91 B KC 78 F FF 92 F KC 77 S SI 93 1-3 K ①		C FF 92 F SI 92 B FF 93 T KC 78 1-2 K ②		C FF 91 X FF 92 0-1 G6-3 ②			3	0	0	0	0	2	0
Inning Stats	R: 1 E: 0 K: 2 S: 10 H: 1 LOB: 0 BB: 0 P: 14	R: 0 E: 0 K: 0 S: 10 H: 0 LOB: 1 BB: 1 P: 16	R: 2 E: 0 K: 1 S: 15 H: 3 LOB: 1 BB: 0 P: 21	R: 0 E: 0 K: 0 S: 7 H: 0 LOB: 0 BB: 0 P: 9	R: 0 E: 0 K: 1 S: 7 H: 0 LOB: 0 BB: 0 P: 10	R: 2 E: 0 K: 2 S: 11 H: 3 LOB: 1 BB: 0 P: 21	R: 0 E: 0 K: 0 S: 7 H: 1 LOB: 1 BB: 0 P: 9	R: 0 E: 0 K: 0 S: 11 H: 0 LOB: 0 BB: 0 P: 14		1B: 5 2B: 2 3B: 0 HR: 1	SF: 0 SAC: 0 DP: 0 HBP: 0			WP: 0 PB: 1 SB: 0 CS: 0	PA: 32	

PITCHER	IP	WLS	BF	H	R	ER	SO	BB	IBB	HBP	BLK	WP	HR	S	P	ERA	WHIP
44 Luke Hochevar, R (1, 1) ERA: 4.93	8.0	L	32	8	5	4	6	1	0	0	0	0	1	78	114	4.50	1.125

PITCHER	IP	WLS	BF	H	R	ER	SO	BB	IBB	HBP	BLK	WP	HR	S	P	ERA	WHIP

BOTTOM

Kansas City Royals @ Boston Red Sox

Fenway Park, Boston, MA

Mon Aug 27 2012, 1:38 PM - 4:12 PM EDT

Att. 37,506 - Sunny - 84 F

livebaseballscorecards.com

AB	31
R	5
H	8
RBI	5
BB	1
SO	6
LOB	6

Batter	1	2	3	4	5	6	7	8	9	AB	R	H	RBI	BB	SO	LOB
14 Austin Jackson, R (1, 8) OBP: 0.389, SLG: 0.490	C SI 90 S SI 92 F SL 83 B SL 82 X SI 93 1-2 12 2B 1B		B SI 93 B SI 93 C SI 92 X SI 94 2-1 24 28 2B 1B	C SI 92 B SL 85 B SL 80 S SI 92 B SI 92 B SL 83 4-2 BB			C SI 99 F SI 97 X FF 101 0-2 12 WP 12 S 24 1B 1B		C FF 96 B SL 87 S FF 96 B SL 87 B FF 97 F FF 96 B FF 98 4-2 24 WP 12 G4-3 BB	3	3	3	0	2	0	0
12 Andy Dirks, L (1, 9) OBP: 0.390, SLG: 0.507	F FF 92 B SI 91 X SI 93 1-1 21 HR 1-H 2B		C FF 94 B CH 87 1 SAFE 1 SAFE F FF 94 F SL 84 X SL 84 1-2 ① F9	B FF 92 X CH 83 1-0 ③ G5-3			B FF 98 B CH 88 F FF 99 F CH 88 S CH 89 2-3 ② K 1-3		B FF 97 C FF 99 C FF 98 D SL 89 F SL 86 B FF 97 X FF 98 3-2 ① G4-3 1-2	5	1	1	1	0	1	4
24 Miguel Cabrera, R (1, 5) OBP: 0.391, SLG: 0.584	B SI 92 F SI 92 X SL 82 1-1 ① G6-3		1 SAFE X SI 94 0-0 28 2B 1-2 1B		X SI 91 0-0 ① G6-3		D CH 89 F SI 99 B SI 99 B SI 97 X SI 99 3-1 28 BB 3-H 1B		S SL 86 B SL 86 F SL 88 S SL 88 1-3 ② K 2-3	5	1	2	1	0	1	2
28 Prince Fielder, L (1, 3) OBP: 0.408, SLG: 0.521	B SL 80 B CH 85 C CH 83 2 SAFE X CH 83 2-1 ② P6		F CH 87 B FF 95 X SL 83 1-1 21 G6-3 13 1B 1-H 2-H 2B		B FF 92 X FF 93 1-0 ② F7		B CU 74 C CU 75 B CH 83 B FF 94 S CH 82 B CH 82 4-2 1-2 BB		I IN 71 I IN 74 I IN 74 I IN 71 4-0 IBB	3	1	1	2	2	0	1
21 Delmon Young, R (1, 10) OBP: 0.301, SLG: 0.419	F SI 93 X SI 92 0-1 2-H HR		F SL 82 F SL 83 F FF 94 X CH 83 0-2 ② G6-3 2-3		F SI 92 F SL 82 B SL 81 S SL 82 1-3 ③ K		B SL 85 S SI 95 F SL 85 S SL 85 1-3 ③ K		F SL 87 X SL 88 0-1 ③ F7	5	1	1	2	0	2	5
13 Alex Avila, L (1, 2) OBP: 0.352, SLG: 0.391	B FF 92 C CH 84 B SL 81 B CH 84 F SI 94 S FF 93 3-3 ③ K		D SL 81 C FF 94 D FF 94 X CH 86 2-1 3-H 1B			B FF 99 S FF 100 F SI 99 C FF 100 1-3 ① K		F SI 94 B SL 82 B SI 95 B SI 94 F SI 95 C SL 84 3-3 ① K		4	0	1	1	0	3	0
27 Jhonny Peralta, R (1, 6) OBP: 0.320, SLG: 0.413		B SI 91 B SI 91 F SI 92 B SI 93 X SI 92 3-1 ① F7	C FF 94 S SL 83 D SL 84 B SL 84 B SI 94 S SL 83 3-3 ③ K			F SI 100 X SI 98 0-1 ② G5-3		F FF 96 B SI 96 X SL 84 1-1 HR	4	1	1	1	0	1	1
4 Omar Infante, R (1, 4) OBP: 0.307, SLG: 0.443		C SI 93 B SL 83 X SL 81 1-1 ② F8		B SI 88 B SI 90 X SI 91 2-0 ① F7		B CU 82 F SI 99 X SI 99 1-1 ③ G6-3		C SI 95 X SI 95 0-1 ② G1-3	4	0	0	0	0	0	0
52 Quintin Berry, L (1, 7) OBP: 0.346, SLG: 0.368		X SI 92 0-0 ③ G5-3		L FF 91 S FF 91 B FF 92 B FF 93 S SL 81 2-3 ② K			B FF 99 B FF 98 C FF 98 X FF 98 2-1 ① G6-3	F FF 94 S FF 95 B FF 95 B SL 84 S FF 94 2-3 ③ K		4	0	0	0	0	2	0
Inning Stats	R: 3 E: 0 K: 1 S: 15 H: 3 LOB: 0 BB: 0 P: 23	R: 0 E: 0 K: 0 S: 5 H: 0 LOB: 0 BB: 0 P: 9	R: 3 E: 0 K: 1 S: 18 H: 4 LOB: 1 BB: 0 P: 27	R: 0 E: 0 K: 1 S: 7 H: 0 LOB: 1 BB: 1 P: 16	R: 0 E: 0 K: 1 S: 5 H: 0 LOB: 0 BB: 0 P: 7	R: 0 E: 0 K: 1 S: 7 H: 0 LOB: 0 BB: 0 P: 9	R: 1 E: 0 K: 2 S: 15 H: 2 LOB: 2 BB: 1 P: 27	R: 1 E: 0 K: 2 S: 10 H: 1 LOB: 0 BB: 0 P: 16	R: 0 E: 0 K: 1 S: 12 H: 0 LOB: 2 BB: 2 P: 24	1B: 6 2B: 2 3B: 0 HR: 2 SF: 0 SAC: 0 DP: 0 HBP: 0						

TOP

Detroit Tigers @ Kansas City Royals

Kauffman Stadium, Kansas City, MO

Tue Aug 28 2012, 7:11 PM - 10:41 PM CDT

Att. 13,601 - Clear - 94 F

livebaseballscorecards.com

AB	37
R	8
H	10
RBI	8
BB	4
SO	10
LOB	13

WP: 2 PA: 41
PB: 0
SB: 1
CS: 0

PITCHER		IP	WLS	BF	H	R	ER	SO	BB	IBB	HBP	BLK	WP	HR	S	P	ERA	WHIP
39 Luis Mendoza, R ERA: 4.51	(1, 1)	5.0		23	7	6	6	4	1	0	0	0	0	1	50	82	10.80	1.600
40 Kelvin Herrera, R ERA: 2.53	(6, 1)	1.2	H	7	2	1	1	2	0	0	0	0	1	0	17	26	5.40	1.200
55 Tim Collins, L ERA: 3.06	(7, 1)	0.0		1	0	0	0	0	1	0	0	0	0	0	2	6	∞	∞
43 Aaron Crow, R ERA: 3.52	(7, 1)	1.1	W	5	1	1	1	3	0	0	0	0	0	1	13	20	6.75	0.750
56 Greg Holland, R ERA: 2.89	(9, 1)	1.0	S	5	0	0	0	1	1	1	0	0	1	0	12	24	0.00	1.000

PITCHER	IP	WLS	BF	H	R	ER	SO	BB	IBB	HBP	BLK	WP	HR	S	P	ERA	WHIP

BOTTOM

Detroit Tigers @ Kansas City Royals

Kauffman Stadium, Kansas City, MO

Tue Aug 28 2012, 7:11 PM - 10:41 PM CDT

Att. 13,601 - Clear - 94 F

livebaseballscorecards.com

Batter	1	2	3	4	5	6	7	8	9	AB	R	H	RBI	BB	SO	LOB
1 Jarrod Dyson, L (1, 8) OBP: 0.334, SLG: 0.338	B B FF 92 C FF 91 C FF 92 S FF 94 2-3 ① K	1 SAFE B CH 86 B CH 86 C FF 94 1 SAFE T FF 94 F FF 96 X FF 96 2-2 2 1B, 4 2B, 1-3 1B	B FF 95 X FF 94 1-0 ② F8			B FF 92 B CH 85 B FF 93 C FF 92 C FF 92 F FF 92 B FF 95 4-2 2 G6-4-3, 13 2B, BB	B FF 98 B FF 98 T FF 98 B FF 98 B FF 98 4-1 1-2 BB			3	2	1	0	2	1	1
2 Alcides Escobar, R (1, 6) OBP: 0.343, SLG: 0.404	C FF 93 F SL 84 F FF 96 B SL 84 C SL 85 1-3 ② K	B FF 95 D SL 87 X SL 85 2-0 4 2B, 1-3 3-H 1B	1 SAFE B FF 93 B FF 93 1 SAFE X FF 94 2-0 1-2 1B			1 SAFE F FF 95 1 SAFE L FF 93 F FF 95 B FF 95 F SL 86 D CH 87 X SL 84 2-2 ① G6-4-3 1-2	X FF 98 0-0 ③ F8			5	1	2	1	0	1	3
4 Alex Gordon, L (1, 7) OBP: 0.368, SLG: 0.446	C FF 94 X FF 95 0-1 16 1B, 2B	F CH 87 C FF 96 D SL 88 X FF 98 1-2 16 1B, 1-H 3-H 2B	X FF 95 0-0 ③ F7			B CH 85 C FF 95 F CU 80 B FF 96 B FF 98 S CU 81 2-3 ② K		B FF 98 S FF 98 F FF 98 B FF 98 F FF 97 C SL 86 2-3 ① K		5	2	2	2	0	2	3
16 Billy Butler, R (1, 10) OBP: 0.375, SLG: 0.507 6 Lorenzo Cain, R (8, PR) OBP: 0.293, SLG: 0.378 (9, 10)	X FF 94 0-0 13 2B, 8 1B, 2-H 1B	C FF 94 F CH 88 B FF 97 X CU 80 1-2 13 FC6-4, 2-H 1B		F FF 91 B FF 93 S CH 86 F FF 95 F FF 96 F FF 96 S SL 87 1-3 ① K		I IN 73 I IN 74 I IN 74 I IN 76 4-0 13 2B, IBB		X FF 98 0-0 13 S, 8 2B, 1B		4 0	1 1	3 0	2 0	1 0	1 0	0 0
13 Salvador Perez, R (1, 2) OBP: 0.320, SLG: 0.497	B FF 93 X FF 94 1-0 8 1B, 1-3 2B	C FF 94 F CH 86 F FF 95 X SL 86 0-2 ② FC6-4 8 1B, 1-2f		C SL 85 C CU 79 X CH 86 0-2 ② G6-3		F SL 88 X FF 97 0-1 1-3 2-H 2B		B FF 99 F FF 98 X FF 99 1-1 ② P3 1-2		5	1	2	1	0	0	2
8 Mike Moustakas, L (1, 5) OBP: 0.307, SLG: 0.440	F CH 86 S FF 96 B FF 97 X CH 87 1-2 21 FC5-4, 2-H 3-H 1B	B FF 93 F CH 86 B CU 78 X CH 86 2-1 1-2 1B		F FF 95 C CU 78 X CU 80 0-2 ③ G4-3		F FC 85 X FC 84 0-1 ③ F7		C SL 80 X SL 80 0-1 2-H 2B		5	0	3	3	0	0	2
21 Jeff Francoeur, R (1, 9) OBP: 0.284, SLG: 0.360	X SL 85 0-0 ③ FC5-4 1-2f	X FF 94 0-0 ③ P3			B FF 93 S SL 84 B CU 79 S FF 96 S FF 97 2-3 ① K		C FF 97 S FF 98 C FF 98 0-3 ① K	I IN 70 I IN 79 I IN 76 I IN 77 4-0 IBB		4	0	0	0	1	2	3
35 Eric Hosmer, L (1, 3) OBP: 0.309, SLG: 0.369		C FF 89 F FF 92 B FF 94 B FF 95 C CU 79 2-3 ① K	B CH 82 B CH 82 B FF 89 B FF 90 4-0 9 FC4-6, BB			C FF 93 F CU 78 B CH 87 X CH 86 1-2 ② G4-3	F FF 98 F FF 98 F FF 99 X SL 86 0-2 ② F9	B SL 81 B SI 95 C FF 94 S SI 94 F SI 95 S SL 81 2-3 ③ K		4	0	0	0	1	2	2
9 Johnny Giavotella, R (1, 4) OBP: 0.262, SLG: 0.272		B FF 93 S SL 83 F SL 84 F CU 80 X SL 84 1-2 1 1B, 2 1B, 1B	C FF 93 1 SAFE S SL 83 B FF 94 X FF 94 1-2 ① FC4-6 2 1B, 1-2f			F FF 94 X FF 94 0-1 ③ P6	F FF 98 X FF 98 0-1 1 S, 1B			4	1	2	0	0	0	1
Inning Stats	R: 3 E: 0 K: 2 S: 15 H: 4 LOB: 1 BB: 0 P: 20	R: 4 E: 0 K: 1 S: 25 H: 6 LOB: 2 BB: 0 P: 36	R: 0 E: 0 K: 0 S: 6 H: 1 LOB: 2 BB: 1 P: 14	R: 0 E: 0 K: 1 S: 12 H: 0 LOB: 0 BB: 0 P: 13	R: 0 E: 0 K: 1 S: 8 H: 0 LOB: 0 BB: 0 P: 11	R: 1 E: 0 K: 1 S: 16 H: 1 LOB: 2 BB: 2 P: 28	R: 0 E: 0 K: 1 S: 11 H: 1 LOB: 2 BB: 1 P: 15	R: 1 E: 0 K: 2 S: 13 H: 2 LOB: 2 BB: 1 P: 22		1B: 10 2B: 5 3B: 0 HR: 0 SF: 0 SAC: 0 DP: 0 HBP: 0					

	AB	39
	R	9
	H	15
	RBI	9
	BB	5
	SO	9
	LOB	17

PITCHER		IP	WLS	BF	H	R	ER	SO	BB	IBB	HBP	BLK	WP	HR	S	P	ERA	WHIP
35 Justin Verlander, R ERA: 2.8	(1, 1)	5.2		32	12	8	8	6	2	1	0	0	0	0	80	120	12.71	2.471
38 Darin Downs, L ERA: 1.84	(6, 1)	0.1		1	0	0	0	0	0	0	0	0	0	0	2	2	0.00	0.000
60 Brayan Villarreal, R ERA: 2.28	(7, 1)	1.2	L	8	2	1	1	2	1	0	0	0	0	0	18	25	5.40	1.800
40 Phil Coke, L ERA: 3.72	(8, 1)	0.1		3	1	0	0	1	0	1	0	0	0	0	6	12	0.00	3.000

PITCHER	IP	WLS	BF	H	R	ER	SO	BB	IBB	HBP	BLK	WP	HR	S	P	ERA	WHIP

Batter	1	2	3	4	5	6	7	8	9	AB	R	H	RBI	BB	SO	LOB
14 Austin Jackson, R (1, 8) OBP: 0.390, SLG: 0.493	B SL 82 C SL 83 B SI 86 B CH 76 X SL 82 3-1 12 G4-3 2B		B CH 76 X CH 76 1-0 ②③ G5-4-3 1-2f			B CU 76 X CU 76 1-0 1B		B CH 80 C CH 79 X CH 79 1-1 ③ F9		4	0	2	0	0	0	1
12 Andy Dirks, L (1, 7) OBP: 0.388, SLG: 0.502	X SI 84 0-0 ① G4-3 2-3			C SI 84 B SI 86 F SL 80 F EP 71 F SL 82 B FF 87 X SI 88 2-2 ① F7		X SL 83 0-0 ③ P5			C FF 96 X FF 96 0-1 28 1B 1B	4	0	1	0	0	0	2
24 Miguel Cabrera, R (1, 5) OBP: 0.390, SLG: 0.583	C FF 87 F SI 87 F FF 87 F CU 70 F SI 88 B FF 87 B FF 87 S EP 70 2-3 ② K			C CU 75 B FF 87 X CH 78 1-1 ② G6-3			B CH 77 B CH 78 B SL 83 C FF 86 F SL 84 X SI 88 3-2 28 F8 2B		B FF 98 B FF 97 X FF 97 2-0 ① L8	4	0	1	0	0	1	2
28 Prince Fielder, L (1, 3) OBP: 0.407, SLG: 0.518	C SI 88 B SL 83 F FF 88 S EP 70 1-3 ③ K			X CU 76 0-0 ③ F8			X CH 78 0-0 ① F8 2-3		B FF 98 F SL 88 B SL 86 X SL 86 2-1 1-2 1B	4	0	1	0	0	1	2
21 Delmon Young, R (1, 10) OBP: 0.303, SLG: 0.419		F SI 85 F FF 88 B EP 70 F EP 70 F FF 88 F FF 87 X FF 88 1-2 ① G4-3			X CU 75 0-0 18 G5-4-3 1B		C FF 88 H FF 87 1-1 HBP		S FF 98 F FF 98 S SL 86 0-3 ② K	3	0	1	0	0	1	2
27 Jhonny Peralta, R (1, 6) OBP: 0.317, SLG: 0.409		B CU 74 F CH 77 S FF 88 X SI 89 1-2 ② L7			C SI 86 B SL 83 F SL 83 D FF 89 F SL 84 F FF 89 X SI 88 2-2 ① F8		F SL 85 B FF 88 T SL 85 B SL 85 S CU 76 2-3 ② K		C FF 98 C SL 86 B SL 86 F SL 85 B SL 86 S FF 98 2-3 ③ K	4	0	0	0	0	2	5
18 Jeff Baker, R (1, 9) OBP: 0.294, SLG: 0.411		C FF 87 B SI 87 B SI 86 X CH 77 2-1 ③ G5-3			X SL 84 0-0 ②③ G5-4-3 1-2f		B CH 79 B CH 79 F CH 79 X SL 85 2-1 ③ G5-3			3	0	0	0	0	0	3
13 Alex Avila, L (1, 2) OBP: 0.352, SLG: 0.388			C SI 86 C SI 86 B SI 87 B CU 72 B CU 76 B SI 86 4-2 14 G5-4-3 BB			C CH 76 S SL 83 B SL 83 B FF 88 C SI 88 2-3 ① K		X SL 82 0-0 ① G3-1		2	0	0	0	1	1	0
39 Ramon Santiago, S (1, 4) OBP: 0.291, SLG: 0.280			X SI 85 0-0 ① F9			B CH 78 C CH 77 X CH 78 1-1 ② F8		C SI 86 C SI 87 B FF 90 B CU 74 X SL 86 2-2 ② G6-3		3	0	0	0	0	0	1
Inning Stats	R: 0 H: 1 E: 0 LOB: 1 K: 2 BB: 0 S: 12 P: 18	R: 0 H: 0 E: 0 LOB: 0 K: 0 BB: 0 S: 11 P: 15	R: 0 H: 0 E: 0 LOB: 0 K: 0 BB: 1 S: 4 P: 9	R: 0 H: 0 E: 0 LOB: 0 K: 0 BB: 0 S: 8 P: 11	R: 0 H: 1 E: 0 LOB: 0 K: 0 BB: 0 S: 7 P: 9	R: 0 H: 1 E: 0 LOB: 1 K: 1 BB: 0 S: 7 P: 11	R: 0 H: 1 E: 0 LOB: 2 K: 1 BB: 0 S: 10 P: 18	R: 0 H: 0 E: 0 LOB: 0 K: 0 BB: 0 S: 6 P: 9	R: 0 H: 2 E: 0 LOB: 2 K: 2 BB: 0 S: 12 P: 18	1B: 4 SF: 0 2B: 2 SAC: 0 3B: 0 DP: 2 HR: 0 HBP: 1						

PITCHER		IP	WLS	BF	H	R	ER	SO	BB	IBB	HBP	BLK	WP	HR	S	P	ERA	WHIP
52 Bruce Chen, L ERA: 5.13	(1, 1)	8.0	W	28	4	0	0	4	1	0	1	0	0	0	65	100	0.00	0.625
56 Greg Holland, R ERA: 2.83	(9, 1)	1.0	S	5	2	0	0	2	0	0	0	0	0	0	12	18	0.00	2.000

PITCHER	IP	WLS	BF	H	R	ER	SO	BB	IBB	HBP	BLK	WP	HR	S	P	ERA	WHIP

TOP

Detroit Tigers @ Kansas City Royals

Kauffman Stadium, Kansas City, MO

Wed Aug 29 2012, 7:11 PM - 9:35 PM CDT

Att. 13,024 - Clear - 96 F

livebaseballscorecards.com

AB	31
R	0
H	6
RBI	0
BB	1
SO	6
LOB	18

1B: 4	SF: 0	WP: 0	PA: 33
2B: 2	SAC: 0	PB: 0	
3B: 0	DP: 2	SB: 0	
HR: 0	HBP: 1	CS: 0	

Batter	1	2	3	4	5	6	7	8	9	AB	R	H	RBI	BB	SO	LOB
1 Jarrod Dyson, L (1, 8) OBP: 0.333, SLG: 0.337	C FF 90 B CU 77 B FF 92 B SI 91 C FF 92 X FF 93 3-2 ① G3		X FF 94 0-0 2 1B 1B		C FF 93 B CU 80 B CU 79 X FF 92 2-1 ② L4			S FF 90 X FF 91 0-1 ① F7		4	0	1	0	0	0	0
2 Alcides Escobar, R (1, 6) OBP: 0.344, SLG: 0.405	B FF 92 S SI 92 C FS 86 X FF 96 1-2 4 L3 1B		1 SAFE 1 SAFE B SI 93 S SL 85 X FF 93 1-1 4 S 1B 1-3		C CU 80 B SL 88 B FS 86 S FS 86 X FF 93 2-2 ③ P3			B FF 90 F FF 90 C FF 92 F SL 82 F FF 93 B FF 94 F FO 91 F CU 78 F FF 92 2-2 ② F9 F FF 93 X FF 93		4	0	2	0	0	0	0
4 Alex Gordon, L (1, 7) OBP: 0.367, SLG: 0.444	X FF 93 0-0 ②③ L3 1-1		C FS 87 B SL 89 X FF 95 1-1 ③ G4-3 1-2			B CU 76 C FS 86 B SI 92 S FS 85 X SL 86 2-2 ① G4-3		B FF 93 B FF 93 X FF 92 2-0 1B		4	0	1	0	0	0	3
16 Billy Butler, R (1, 10) OBP: 0.372, SLG: 0.503		C SI 90 X FS 86 0-1 ① G6-3		B SL 85 C SL 83 B CU 82 B SL 86 F FF 93 F FF 94 X FS 85 3-2 ① F8		B FF 93 C CU 78 F FS 85 F SL 87 B FS 88 X FF 93 2-2 ② F8		1 SAFE 1 SAFE C FF 93 F SL 83 1 SAFE F FF 94 X SL 83 0-2 ③ F8		4	0	0	0	0	0	1
8 Mike Moustakas, L (1, 5) OBP: 0.307, SLG: 0.441		B SI 91 F FF 91 B CU 78 S FS 87 F FS 84 B SL 88 X SL 87 3-2 ② F8		B FF 92 B FS 86 B FF 91 C FF 91 F FF 92 F FS 85 X SL 86 3-2 6 G4-3 35 1B 2B		C CU 79 F FF 93 X SL 89 0-2 ③ G3				3	1	1	0	0	0	0
6 Lorenzo Cain, R (1, 9) OBP: 0.299, SLG: 0.383		C FF 92 B FF 93 B SL 87 F SL 85 X FS 83 2-2 1B		C SL 85 S SL 88 D SL 88 X SL 88 1-2 ② G4-3 2-3			B FS 82 C FF 90 B FF 90 X SL 84 2-1 35 G4-3 1B			3	0	2	0	0	0	1
35 Eric Hosmer, L (1, 3) OBP: 0.310, SLG: 0.369		B FS 85 C FF 92 1 SAFE 1 SAFE X CU 80 1-1 ③ G3		B FF 94 B SI 94 C FS 86 F FF 94 F FF 93 B SL 86 X FF 94 3-2 3-H 1B			1 SAFE B FF 91 1 SAFE S FS 83 B FS 83 T FF 91 1 SAFE X SL 86 2-2 ① G4-3 1-2			3	0	1	1	0	0	2
27 Brayan Peña, S (1, 2) OBP: 0.278, SLG: 0.331			C FS 85 F FF 92 B SL 88 X FF 89 1-2 ① F8	C CU 77 X SI 93 0-1 ③ G4-3			D FS 84 B SL 86 C FF 91 F FS 86 S SL 86 2-3 ② K		3	0	0	0	0	1	2
9 Johnny Giavotella, R (1, 4) OBP: 0.255, SLG: 0.264			B FF 94 B FS 85 B SL 87 C FF 92 S SL 87 F SI 94 X SL 86 3-2 ② F8		B CU 82 F FF 88 S FS 86 B SL 88 F FS 86 F SI 95 X CU 79 2-2 ① G5-3		F FS 86 X FS 86 0-1 ③ G6-3			3	0	0	0	0	0	1
Inning Stats	R: 0 E: 0 K: 0 S: 7 H: 1 LOB: 0 BB: 0 P: 11	R: 0 E: 0 K: 0 S: 11 H: 1 LOB: 1 BB: 0 P: 17	R: 0 E: 0 K: 0 S: 12 H: 2 LOB: 2 BB: 0 P: 18	R: 1 E: 0 K: 0 S: 17 H: 2 LOB: 1 BB: 0 P: 27	R: 0 E: 0 K: 0 S: 10 H: 0 LOB: 0 BB: 0 P: 16	R: 0 E: 0 K: 0 S: 10 H: 0 LOB: 0 BB: 0 P: 14	R: 0 E: 0 K: 1 S: 10 H: 1 LOB: 1 BB: 0 P: 16	R: 0 E: 0 K: 0 S: 16 H: 1 LOB: 1 BB: 0 P: 20		1B: 7 2B: 2 3B: 0 HR: 0 SF: 0 SAC: 0 DP: 1 HBP: 0						

PITCHER		IP	WLS	BF	H	R	ER	SO	BB	IBB	HBP	BLK	WP	HR	S	P	ERA	WHIP
19 Aníbal Sánchez, R ERA: 4.24	(1, 1)	7.0	L	27	7	1	1	1	0	0	0	0	0	0	77	119	1.29	1.000
20 Octavio Dotel, R ERA: 2.98	(8, 1)	1.0		4	1	0	0	0	0	0	0	0	0	0	16	20	0.00	1.000

PITCHER	IP	WLS	BF	H	R	ER	SO	BB	IBB	HBP	BLK	WP	HR	S	P	ERA	WHIP

BOTTOM

Detroit Tigers @ Kansas City Royals

Kauffman Stadium, Kansas City, MO

Wed Aug 29 2012, 7:11 PM - 9:35 PM CDT

Att. 13,024 - Clear - 96 F

livebaseballscorecards.com

AB	31
R	1
H	8
RBI	1
BB	0
SO	1
LOB	10

Batter	1	2	3	4	5	6	7	8	9	AB	R	H	RBI	BB	SO	LOB
14 Austin Jackson, R (1, 8) OBP: 0.386, SLG: 0.487	C CH 88 F SI 91 S FF 93 0-3 ① K		D SI 91 C SL 83 F SI 93 C CH 86 1-3 ① K		F SL 82 F SI 94 B FF 92 X SI 94 1-2 ② F8		C SL 83 1 SAFE F SI 93 B FF 94 D CH 84 X SL 85 2-2 ② F8 1-2		D SI 99 C FF 99 X FF 100 1-1 ① L8	5	0	0	0	0	2	3
12 Andy Dirks, L (1, 7) OBP: 0.388, SLG: 0.500	B SI 92 F FF 92 F FF 93 S FF 94 1-3 ② K		B FF 92 X FF 92 1-0 ② F8		C FF 94 S CU 76 X SI 95 0-2 24 FC5-4 1B		B FC 94 B FF 94 F SI 92 B CU 73 X SI 94 3-1 ③ F7		B FF 100 S CH 87 B CH 88 T FF 100 B FF 98 X CH 89 1-2 3-2 24 G4-6-3 1B	5	0	2	0	0	1	2
24 Miguel Cabrera, R (1, 5) OBP: 0.390, SLG: 0.581	X FF 94 0-0 28 1B 1B		X SI 95 0-0 1-2 1B		B FF 94 B FF 93 S SI 94 X SI 95 2-1 ③ FC5-4 1-2f			B SL 80 B SI 93 B FF 93 C SI 94 X SI 94 3-1 ① F7	X FF 101 0-0 ②③ G4-6-3 1-2f	5	0	2	0	0	0	3
28 Prince Fielder, L (1, 3) OBP: 0.410, SLG: 0.522	C FF 92 F CH 86 B FF 93 X SL 83 1-2 21 FC6-4 1-3 1B		X CU 76 0-0 ③ G3-1			C SI 91 B FF 92 X SL 85 1-1 2B		B CH 86 B SI 94 X SI 94 2-0 21 1B 27 1B 1B		4	1	3	0	0	0	2
21 Delmon Young, R (1, 10) OBP: 0.302, SLG: 0.417 52 Quintin Berry, L (8, PR) OBP: 0.346, SLG: 0.368 (8, 10)	C CU 77 F FF 92 B SL 85 X FF 94 1-2 ③ FC6-4 1-2f			X CU 74 0-0 ① P4		B FC 90 X CU 73 1-0 ① G5-3		X FF 92 0-0 27 1B 1-3 1B		4 0	0 0	1 0	0 0	0 0	0 0	3 0
26 Brennan Boesch, L (1, 9) OBP: 0.285, SLG: 0.377 Jeff Baker, R (8, PH) OBP: 0.293, SLG: 0.408 (8, 9)		C CU 73 B FF 92 X CU 75 1-1 ① F7		B SI 93 C SI 93 B CH 85 B CU 75 X FF 93 3-1 ② G5-3		X CU 76 0-0 ② F8		S FF 94 C FF 94 S FF 94 0-3 ② K		3 1	0 0	0 0	0 0	0 0	0 1	1 2
27 Jhonny Peralta, R (1, 6) OBP: 0.319, SLG: 0.410		B SI 91 C CU 75 X FF 93 1-1 ② F8		C CU 74 B FF 94 F CU 76 F FF 94 F SL 85 F CH 83 B SI 96 X SI 95 2-2 4 FC5-4 1B		X CU 76 0-0 ③ G4-3		D CU 76 B FF 93 B CH 83 C FF 92 S CH 83 X FF 94 3-2 1-2 3-H 1B		4	0	2	1	0	0	1
4 Omar Infante, R (1, 4) OBP: 0.306, SLG: 0.441		F FF 92 X SI 89 0-1 ③ F7		B SI 90 F SL 83 F FF 94 X SI 94 1-2 ③ FC5-4 1-2f			B SI 90 C FF 92 X SI 92 1-1 14 E 1B	C SL 85 X SI 94 0-1 ③ F8		4	0	1	0	0	0	3
9 Gerald Laird, R (1, 2) OBP: 0.340, SLG: 0.383 13 Alex Avila, L (9, PH) OBP: 0.354, SLG: 0.388			C FF 91 C SL 81 X SL 82 0-2 24 1B 1B		F SI 91 B SI 93 X SI 93 1-1 ① P6		C SI 92 C SL 82 X SI 91 0-2 ① P6		B FF 98 B SI 97 B SI 98 B SI 98 4-0 12 1B BB	3 0	0 0	1 0	0 0	0 0	0 1	1 0
Inning Stats	R: 0 E: 0 K: 2 S: 13 H: 2 LOB: 2 BB: 0 P: 16	R: 0 E: 0 K: 0 S: 6 H: 0 LOB: 0 BB: 0 P: 8	R: 0 E: 0 K: 1 S: 9 H: 2 LOB: 2 BB: 0 P: 11	R: 0 E: 0 K: 0 S: 12 H: 1 LOB: 1 BB: 0 P: 18	R: 0 E: 0 K: 0 S: 10 H: 1 LOB: 1 BB: 0 P: 14	R: 0 E: 0 K: 0 S: 5 H: 1 LOB: 1 BB: 0 P: 7	R: 0 E: 1 K: 0 S: 10 H: 1 LOB: 1 BB: 0 P: 16	R: 1 E: 0 K: 1 S: 12 H: 3 LOB: 2 BB: 0 P: 20	R: 0 E: 0 K: 0 S: 6 H: 1 LOB: 1 BB: 1 P: 14	1B: 11 2B: 1 3B: 0 HR: 0 SF: 0 SAC: 0 DP: 1 HBP: 0						

PITCHER		IP	WLS	BF	H	R	ER	SO	BB	IBB	HBP	BLK	WP	HR	S	P	ERA	WHIP
33 Jeremy Guthrie, R ERA: 5.48	(1, 1)	7.1	W	32	10	1	1	3	0	0	0	0	0	0	69	99	1.23	1.364
55 Tim Collins, L ERA: 3.05	(8, 1)	0.1	H	2	1	0	0	1	0	0	0	0	0	0	6	9	0.00	3.000
43 Aaron Crow, R ERA: 3.5	(8, 1)	0.1	H	1	0	0	0	0	0	0	0	0	0	0	2	2	0.00	0.000
40 Kelvin Herrera, R ERA: 2.49	(9, 1)	1.0	S	4	1	0	0	0	1	0	0	0	0	0	6	14	0.00	2.000

PITCHER | IP | WLS | BF | H | R | ER | SO | BB | IBB | HBP | BLK | WP | HR | S | P | ERA | WHIP

TOP

Detroit Tigers @ Kansas City Royals

Kauffman Stadium, Kansas City, MO

Thu Aug 30 2012, 7:12 PM - 9:53 PM CDT

Att. 12,997 - Clear - 97 F

livebaseballscorecards.com

AB	38
R	1
H	12
RBI	1
BB	1
SO	4
LOB	21

BOTTOM

Detroit Tigers @ Kansas City Royals

Kauffman Stadium, Kansas City, MO

Thu Aug 30 2012, 7:12 PM - 9:53 PM CDT

Att. 12,997 - Clear - 97 F

livebaseballscorecards.com

Batter	1	2	3	4	5	6	7	8	9	AB	R	H	RBI	BB	SO	LOB
6 Lorenzo Cain, R (1, 8) OBP: 0.303, SLG: 0.382	C SI 92 B SI 93 S SI 93 B SI 93 X SI 94 2-2 ① G5-3		B CU 79 B SI 93 F SI 92 B SI 91 B SI 91 4-1 BB		B SL 83 F SI 92 C SI 91 B SI 91 F SL 83 S SI 92 2-3 ② K		C FF 98 B FF 98 S FF 98 B FF 98 F FF 100 B FF 99 X FF 100 3-2 2 FC6-4 1B			3	0	1	0	1	1	2
2 Alcides Escobar, R (1, 6) OBP: 0.342, SLG: 0.402	C SI 92 F SI 92 F FF 93 F SI 94 B SL 85 X SL 85 1-2 ② G5-3		B SL 83 F SI 90 X FF 92 1-1 ③ L4		D CH 84 B SI 92 X SI 92 2-0 ③ G1-3		C FF 99 S SL 86 B SL 88 F FF 100 X SL 88 1-2 ② FC6-4 1-2f			4	0	0	0	0	0	4
4 Alex Gordon, L (1, 7) OBP: 0.368, SLG: 0.450	B SI 93 X SI 93 1-0 1B			C SI 91 F CU 77 B FF 93 F CH 83 S SI 93 1-3 ① K		B CH 82 B FF 91 F SI 92 X SI 91 2-1 HR	1 SAFE X FF 98 0-0 ③ F8			4	1	2	1	0	1	1
16 Billy Butler, R (1, 10) OBP: 0.373, SLG: 0.505	C SI 92 S SL 86 S SL 85 0-3 ③ K			B SL 85 F SI 90 B SI 91 F CH 83 X FF 93 2-2 13 G5-4-3 1B		X SI 90 0-0 13 1B 8 F9 2B	B FF 98 X FF 96 1-0 ① G6-3			4	0	2	0	0	1	1
13 Salvador Perez, R (1, 2) OBP: 0.318, SLG: 0.492		B SI 91 X SI 92 1-0 ① G4-3		B SI 92 C SI 92 F CH 82 B SL 85 X SI 91 2-2 ②③ G5-4-3 1-2f		F CU 81 X SI 91 0-1 8 F9 1B 2-3	F FF 98 C SL 87 B SL 86 S SL 85 1-3 ② K			4	0	1	0	0	1	1
8 Mike Moustakas, L (1, 5) OBP: 0.306, SLG: 0.442		C SI 92 B CU 79 F FF 93 F SL 85 F FF 94 B CH 84 F CH 84 X SI 93 2-2 ② G4-3			S CU 77 B FF 91 B CH 83 F SI 91 F FF 91 B CH 82 X CH 82 3-2 21 1B 9 FC6-4 2B	B SI 90 S FF 89 S SI 91 B CU 77 X SI 92 2-2 ①② F9 1-2 3-H		F FF 96 B SL 85 C FF 98 T FF 98 1-2 ③ K		4	1	1	0	0	1	2
21 Jeff Francoeur, R (1, 9) OBP: 0.286, SLG: 0.360		C FF 93 B SI 93 B SI 92 S SL 85 C SI 93 2-3 ③ K			F SI 91 C SL 84 F SI 92 B FF 93 B SL 83 F SI 93 F SI 92 F SI 92 B SI 94 3-2 X CH 82 9 FC6-4 35 WP 1B 2-3	I IN 68 I IN 70 I IN 69 I IN 71 4-0 IBB				2	0	1	0	1	1	0
35 Eric Hosmer, L (1, 3) OBP: 0.312, SLG: 0.370			X SI 92 0-0 9 G4-3 1B		B CU 78 C SI 92 F FF 93 B SI 93 D SL 85 B SI 94 4-2 9 FC6-4 1-2 BB	B FC 85 S FC 86 B FC 87 X SI 92 2-1 ③ P4				2	0	1	0	1	0	2
9 Johnny Giavotella, R (1, 4) OBP: 0.248, SLG: 0.257			1 SAFE 1 SAFE B SL 83 X SI 91 1-0 ①② G4-3 1-2f		B SI 91 F SI 92 X SI 92 1-1 ① FC6-4 1-2f 2-3 3-H		X FF 98 0-0 ① G6-3			3	0	0	1	0	0	3
Inning Stats	R: 0 E: 0 K: 1 S: 12 H: 1 LOB: 1 BB: 0 P: 16	R: 0 E: 0 K: 1 S: 10 H: 0 LOB: 0 BB: 0 P: 15	R: 0 E: 0 K: 0 S: 5 H: 1 LOB: 1 BB: 1 P: 11	R: 0 E: 0 K: 1 S: 10 H: 1 LOB: 0 BB: 0 P: 15	R: 1 E: 0 K: 1 S: 20 H: 2 LOB: 2 BB: 1 P: 35	R: 1 E: 0 K: 0 S: 10 H: 3 LOB: 2 BB: 1 P: 20	R: 0 E: 0 K: 0 S: 10 H: 1 LOB: 1 BB: 0 P: 14	R: 0 E: 0 K: 2 S: 7 H: 0 LOB: 0 BB: 0 P: 10		1B: 6 2B: 2 3B: 0 HR: 1 SF: 0 SAC: 0 DP: 2 HBP: 0						

	AB	30
	R	2
	H	9
	RBI	2
	BB	3
	SO	6
	LOB	16

WP: 1 PA: 33
PB: 0
SB: 0
CS: 0

PITCHER		IP	WLS	BF	H	R	ER	SO	BB	IBB	HBP	BLK	WP	HR	S	P	ERA	WHIP
21 Rick Porcello, R ERA: 4.57	(1, 1)	5.0	L	23	8	2	2	4	2	0	0	0	1	1	62	99	3.60	2.000
38 Darin Downs, L ERA: 1.72	(6, 1)	1.0		3	0	0	0	0	0	1	0	0	0	0	5	13	0.00	0.000
60 Brayan Villarreal, R ERA: 2.18	(7, 1)	2.0		7	1	0	0	2	0	0	0	0	0	0	17	24	0.00	0.500

PITCHER	IP	WLS	BF	H	R	ER	SO	BB	IBB	HBP	BLK	WP	HR	S	P	ERA	WHIP

Batter	1	2	3	4	5	6	7	8	9	AB	R	H	RBI	BB	SO	LOB
19 Darin Mastroianni, R (1, 8) (8, 9) OBP: 0.340, SLG: 0.386	C FF 90 B FF 90 F SI 88 B FF 92 X FF 92 2-2 ① P4		C SI 87 B CH 84 X CH 84 1-1 ① F9		B SI 87 X FF 89 1-0 8 SH3 18 1B 1-2 1B		C FF 86 F CH 85 B FF 90 B SL 78 B FF 90 F FF 91 B FF 91 4-2 8 1B BB		F SI 93 C SI 93 B SL 87 F SL 84 F SL 85 B SI 94 S SL 87 2-3 ② K	4	1	1	0	1	1	0
8 Jamey Carroll, R (1, 4) OBP: 0.335, SLG: 0.295	B FF 91 C FF 87 C CU 77 B FF 92 B FF 91 X SI 89 3-2 16 FC5-4 1B		B CU 77 B FF 91 C SI 89 C CH 86 F CH 86 B FF 92 X FF 88 3-2 16 FC5-4 1B		X FF 89 0-0 ① SH3 1-2 2-3		C SI 92 C SI 93 B SI 94 X SI 93 1-2 16 S 1-3 1B		C SI 93 B SI 94 X SI 93 1-1 ③ G5-3	4	0	3	0	0	0	0
16 Josh Willingham, R (1, 10) OBP: 0.367, SLG: 0.540	B FF 89 X FF 90 1-0 ② FC5-4 33 2B 1-2f		B SI 88 C CH 84 1 SAFE B FF 90 X FF 90 2-1 ② FC5-4 33 S 1-2f		I IN 76 I IN 74 I IN 74 I IN 73 4-0 18 1B IBB		B SI 94 B CH 88 X SL 85 2-0 ① F8 1-2			3	1	0	0	1	0	4
33 Justin Morneau, L (1, 3) OBP: 0.330, SLG: 0.469	F FF 91 S FF 92 D FF 92 B SL 80 X SL 80 2-2 1-H 2B		F FF 92 F FF 91 B FF 90 S SL 81 1-3 ③ K 1-2		B FF 91 X SI 89 1-0 ② SF8 3-H		I IN 72 I IN 72 I IN 71 I IN 70 4-0 18 G4-6-3 IBB			2	0	1	2	1	1	1
18 Ryan Doumit, S (1, 2) OBP: 0.331, SLG: 0.461	C CH 85 B CH 86 C FF 91 F SL 79 C FF 92 1-3 ③ K			C CH 84 F SI 88 S FF 91 0-3 ① K	F CH 85 X FF 92 0-1 ③ 1-3 2-H 1B		X SI 94 0-0 ②③ G4-6-3 1-2f			4	0	1	1	0	2	4
27 Chris Parmelee, L (1, 9) OBP: 0.293, SLG: 0.347 11 Ben Revere, L (8, 8) OBP: 0.338, SLG: 0.361		B FF 91 B FF 89 X FF 91 2-0 24 G6-3 2B		C CU 76 F FF 92 S SL 80 0-3 ② K	C CU 76 B CH 85 S FF 90 X SL 79 1-2 1B			B SI 92 X SI 92 1-0 ① G3		4 0	0 0	2 0	0 0	0 0	1 0	0 0
24 Trevor Plouffe, R (1, 5) OBP: 0.310, SLG: 0.465		B FF 90 B CH 83 C CH 85 F FF 91 X FF 92 2-2 ① G6-3 2-3		X CH 85 0-0 1B	B FF 90 X CH 84 1-0 ① F7			C SI 93 F SI 94 B SI 93 X SL 86 1-2 ② F9		4	0	1	0	0	0	2
22 Matt Carson, R (1, 7) OBP: 0.320, SLG: 0.360		C FF 91 X SI 89 0-1 ② G5-3		B FF 90 D CH 84 X CH 84 2-0 ③ F8	X FF 90 0-0 ② P6			C SI 94 B SI 94 C SI 93 B SL 87 S SL 88 2-3 ③ K		4	0	0	0	0	1	3
25 Pedro Florimón, S (1, 6) OBP: 0.352, SLG: 0.362		C FF 92 S SL 80 F SL 81 X FF 92 0-2 ③ G4-3			X CH 84 0-0 8 SH3 19 1B 33 SF8 1B	X FF 90 0-0 ③ P4			B SI 92 C SI 91 B SL 82 X SI 91 2-1 ① F7	4	1	1	0	0	0	2
Inning Stats	R: 1 E: 0 K: 1 S: 14 H: 2 LOB: 1 BB: 0 P: 23	R: 0 E: 0 K: 0 S: 10 H: 1 LOB: 1 BB: 0 P: 14	R: 0 E: 0 K: 1 S: 11 H: 1 LOB: 1 BB: 0 P: 18	R: 0 E: 0 K: 2 S: 8 H: 1 LOB: 1 BB: 0 P: 10	R: 2 E: 0 K: 0 S: 6 H: 3 LOB: 2 BB: 1 P: 12	R: 0 E: 0 K: 0 S: 6 H: 1 LOB: 1 BB: 0 P: 8	R: 0 E: 0 K: 0 S: 8 H: 1 LOB: 2 BB: 2 P: 19	R: 0 E: 0 K: 1 S: 7 H: 0 LOB: 0 BB: 0 P: 11	R: 0 E: 0 K: 1 S: 9 H: 0 LOB: 0 BB: 0 P: 14	1B: 8 2B: 2 3B: 0 HR: 0 SF: 1 SAC: 1 DP: 1 HBP: 0						

TOP

Minnesota Twins @ Kansas City Royals

Kauffman Stadium, Kansas City, MO

Sat Sep 01 2012, 3:32 PM - 6:02 PM CDT

Drizzle - 77 F

livebaseballscorecards.com

AB	33
R	3
H	10
RBI	3
BB	3
SO	6
LOB	16

PITCHER		IP	WLS	BF	H	R	ER	SO	BB	IBB	HBP	BLK	WP	HR	S	P	ERA	WHIP
53 Will Smith, L ERA: 5.45	(1, 1)	6.0	L	28	9	3	3	4	1	1	0	0	0	0	58	92	4.50	1.667
32 Vin Mazzaro, R ERA: 5.6	(7, 1)	3.0		10	1	0	0	2	0	1	0	0	0	0	21	37	0.00	0.333

PITCHER	IP	WLS	BF	H	R	ER	SO	BB	IBB	HBP	BLK	WP	HR	S	P	ERA	WHIP

Batter	1	2	3	4	5	6	7	8	9	AB	R	H	RBI	BB	SO	LOB
6 Lorenzo Cain, R (1, 8) OBP: 0.302, SLG: 0.379	C FF 88 B SL 82 B FF 89 X FF 89 2-1 ① P6		B CU 74 X FF 90 1-0 ③ L5			B SL 82 C FF 89 C CU 75 B SL 83 F FF 90 X CU 74 2-2 2 FC4-6 1B	1 SAFE C SI 93 B SL 85 B SI 94 B FF 93 F SI 94 X SI 95 3-2 ③ G6-3			4	0	1	0	0	0	2
2 Alcides Escobar, R (1, 6) OBP: 0.339, SLG: 0.398	B FF 88 C SL 81 S SI 88 F FF 89 F CU 72 B SI 90 B SL 82 X FF 90 3-2 ② G5-3			B SL 83 F FF 89 B SI 90 B CU 74 L FF 90 S FF 90 3-3 ① K		X SI 89 0-0 ① FC4-6 4 G3 1-2f		C FF 90 C CH 84 B SI 91 X CH 85 1-2 ① G5-3		4	0	0	0	0	1	1
4 Alex Gordon, L (1, 7) OBP: 0.369, SLG: 0.450	F SI 89 X CH 82 0-1 1B			B CU 73 X SI 89 1-0 ② F7		C CU 74 X SI 88 0-1 ② G3 1-2		C CH 84 B SL 85 B CH 85 B CH 86 B FF 91 4-1 16 L3 BB		3	0	1	0	1	0	1
16 Billy Butler, R (1, 10) OBP: 0.372, SLG: 0.503	B CU 73 C CU 72 F FF 89 F SI 89 B SL 81 B SI 88 X CU 73 3-2 ③ G5-3			B CH 84 X FF 90 1-0 1B		B SI 88 D SL 84 F FF 90 X SI 89 2-1 ③ G5-3		B CH 85 S SL 86 D CH 87 S SL 86 X SL 87 2-2 ②③ L3 1-1		4	0	1	0	0	0	3
8 Mike Moustakas, L (1, 5) OBP: 0.306, SLG: 0.440		B SI 88 C SI 88 F CU 73 X SI 89 1-2 ① F8		X SI 88 0-0 ③ F7			B CU 72 X SI 88 1-0 35 F8 27 1B 9 1B 1B		C FF 93 S FF 94 S FF 94 0-3 ① K	4	1	1	0	0	1	1
27 Brayan Peña, S (1, 2) OBP: 0.277, SLG: 0.330		X SI 88 0-0 ② G3-1			B SI 88 B SI 89 X SI 88 2-0 ① G4-3		B SI 88 B SI 88 X SI 88 2-0 9 1B 1-2 1B		C SL 83 B SL 84 B SL 83 X SI 92 2-1 ② G4-3	4	0	1	0	0	0	0
21 Jeff Francoeur, R (1, 9) OBP: 0.286, SLG: 0.358		C FF 89 F SI 89 X CU 74 0-2 ③ F8			C FF 89 B CU 75 F SI 89 B FF 90 X CU 75 2-2 ② F8		C CU 72 S SL 80 S SL 81 0-3 ① K		H SL 85 1-0 35 DI HBP	3	0	0	0	0	1	2
35 Eric Hosmer, L (1, 3) OBP: 0.311, SLG: 0.369			C CU 72 B SI 88 F CU 72 S SI 88 1-3 ① K		B SI 89 X SI 90 1-0 1B		B SI 88 B CU 74 B SI 89 C SI 90 X SI 89 3-1 ② F8 2-3		C SI 92 B SL 84 C FF 93 X SL 84 1-2 ③ G3 1-2	4	0	1	0	0	1	3
9 Johnny Giavotella, R (1, 4) OBP: 0.250, SLG: 0.259			C FF 90 X SI 90 0-1 ② G5-3		C CU 74 B FF 89 D CU 74 B FF 90 X FF 90 3-1 ③ P6		B CU 75 F FF 90 F SI 90 B CU 75 X SI 90 2-2 1-3 3-H 1B			3	0	1	1	0	0	1
Inning Stats	R: 0 H: 1 E: 0 LOB: 1 K: 0 BB: 0 S: 13 P: 21	R: 0 H: 0 E: 0 LOB: 0 K: 0 BB: 0 S: 7 P: 8	R: 0 H: 0 E: 0 LOB: 0 K: 1 BB: 0 S: 6 P: 8	R: 0 H: 1 E: 0 LOB: 1 K: 1 BB: 0 S: 6 P: 11	R: 0 H: 1 E: 0 LOB: 1 K: 0 BB: 0 S: 7 P: 15	R: 0 H: 1 E: 0 LOB: 1 K: 0 BB: 0 S: 9 P: 13	R: 1 H: 3 E: 0 LOB: 2 K: 1 BB: 0 S: 13 P: 24	R: 0 H: 0 E: 0 LOB: 0 K: 0 BB: 1 S: 7 P: 14	R: 0 H: 0 E: 0 LOB: 1 K: 1 BB: 0 S: 8 P: 12	1B: 7 2B: 1 3B: 0 HR: 0	SF: 0 SAC: 0 DP: 1 HBP: 1		WP: 0 PB: 0 SB: 0 CS: 0	PA: 35			

PITCHER		IP	WLS	BF	H	R	ER	SO	BB	IBB	HBP	BLK	WP	HR	S	P	ERA	WHIP
38 Cole De Vries, R ERA: 4.41	(1, 1)	6.2	W	27	7	1	1	3	0	0	0	0	0	0	58	94	1.35	1.050
31 Alex Burnett, R ERA: 2.85	(7, 1)	0.1	H	1	0	0	0	0	0	0	0	0	0	0	3	6	0.00	0.000
61 Jared Burton, R ERA: 2.13	(8, 1)	1.0	H	3	0	0	0	0	1	0	0	0	0	0	7	14	0.00	1.000
15 Glen Perkins, L ERA: 2.67	(9, 1)	1.0	S	4	0	0	0	1	0	0	1	0	0	0	8	12	0.00	0.000

PITCHER	IP	WLS	BF	H	R	ER	SO	BB	IBB	HBP	BLK	WP	HR	S	P	ERA	WHIP

BOTTOM

Minnesota Twins @ Kansas City Royals

Kauffman Stadium, Kansas City, MO

Sat Sep 01 2012, 3:32 PM - 6:02 PM CDT

Drizzle - 77 F

livebaseballscorecards.com

AB	33
R	1
H	7
RBI	1
BB	1
SO	4
LOB	14

Batter	1	2	3	4	5	6	7	8	9	AB	R	H	RBI	BB	SO	LOB
11 Ben Revere, L (1, 8) OBP: 0.339, SLG: 0.360	B FF 93 B FF 94 C FF 93 X FF 93 2-1 7 WP 12 1B 33 G4-6-3 1B	C FF 93 B KC 78 C KC 78 F KC 79 B FF 92 B FF 92 B FF 93 4-2 7 HR BB		C FF 91 X CU 80 0-1 ① G4-3		B SL 88 X SL 89 1-0 ③ F7			S CH 89 X FF 99 0-1 ② G5-3	4	2	1	0	1	0	1
12 Alexi Casilla, S (1, 4) OBP: 0.258, SLG: 0.291	C FF 93 1 SAFE 1 SAFE X KC 78 0-1 33 G4-6-3 7 WP 27 HR 1-2 1B	B FF 93 B KC 78 B SI 92 C FF 94 T FF 93 S FF 93 3-3 ① K		B FF 91 B SL 86 B FF 91 C FF 89 X FF 90 3-1 7 G5-4-3 1B			B SL 86 B FF 91 F FF 90 B SL 87 X FF 90 3-1 ① F8		C FF 99 C CU 80 X CH 87 0-2 ③ G4-3	5	1	2	0	0	1	3
7 Joe Mauer, L (1, 3) OBP: 0.406, SLG: 0.437	C SI 94 B KC 80 C FF 94 B KC 79 B CH 83 F FF 95 B FF 94 4-2 33 G4-6-3 1-2 2-3 BB	C FF 93 B CH 82 C KC 79 X FF 94 1-2 1-H 2-H 3-H HR		B FF 89 B FF 91 C FF 91 1 SAFE X SL 87 2-1 ②③ G5-4-3 1-2f			B SL 87 B FF 91 F FF 88 X FF 91 2-1 ② F7			3	1	1	4	1	0	1
33 Justin Morneau, L (1, 10) OBP: 0.330, SLG: 0.467	X KC 79 0-0 ①② G4-6-3 1-2f 2-3 3-H	B KC 78 B FF 94 F CH 83 S FF 94 S FF 94 2-3 ② K			C SL 87 X CU 75 0-1 16 G4-6-3 1B		X SL 89 0-0 ③ F8			4	0	1	0	0	1	2
16 Josh Willingham, R (1, 7) OBP: 0.368, SLG: 0.538 22 Matt Carson, R (9, 7) OBP: 0.320, SLG: 0.360	C FF 93 B SI 94 F SI 94 B FF 95 B KC 81 B KC 80 4-2 27 HR BB	B FC 90 F SI 93 X SI 93 1-1 1B			C CU 75 S CU 81 B FF 91 B FF 90 D CU 82 X SL 87 3-2 ①② G4-6-3 1-2f			C SI 96 X CH 87 0-1 ① G5-3		3 0	1 0	1 0	0 0	1 0	0 0	1 0
27 Chris Parmelee, L (1, 9) OBP: 0.299, SLG: 0.371 19 Darin Mastroianni, R (8, PR) OBP: 0.340, SLG: 0.386 (8, 9)	B SI 94 X FF 94 1-0 1-H 3-H HR	B FF 91 S SL 87 X CU 81 1-1 ③ G4-3			C CU 80 B CU 81 X SL 87 1-1 ③ G5-3			C FF 98 B CH 88 F FF 100 B CH 87 B CH 86 B FF 98 4-2 BB		3 0	1 0	1 0	3 0	1 0	0 0	1 0
24 Trevor Plouffe, R (1, 5) OBP: 0.307, SLG: 0.459	C FF 95 S KC 80 F KC 80 S FF 94 0-3 ③ K		B FF 90 B SL 86 X FF 90 2-0 ① F9			X CH 80 0-0 ① F7		B SI 95 C FF 97 F CH 86 1 SAFE F FF 98 F FF 98 X CH 84 1-2 ② F8		4	0	0	0	0	1	1
41 Drew Butera, R (1, 2) OBP: 0.263, SLG: 0.293		B FF 92 B FF 92 B SI 91 C FF 92 B FF 93 4-1 25 2B 7 HR BB	X FF 92 0-0 ② L9			C FF 91 B CH 84 C CU 79 B CU 80 X SL 87 2-2 ② P6		S SI 98 B SI 97 F SI 96 S CH 85 1-3 ③ K		3	1	0	0	1	1	1
25 Pedro Florimón, S (1, 6) OBP: 0.362, SLG: 0.392		C FF 93 B KC 79 B KC 79 F FF 93 B FF 93 F FF 92 X FF 94 3-2 1-3 7 HR 2B	B FF 91 B FF 91 F FF 91 C SL 87 F CU 81 X SL 86 2-2 ③ G6-3			C CU 80 C CH 82 X FF 90 0-2 1B			B FF 98 C FF 97 F CH 88 B FF 99 C FF 97 2-3 ① K	4	1	2	0	0	1	0
Inning Stats	R: 4 E: 0 K: 1 S: 15 H: 3 LOB: 0 BB: 2 P: 26	R: 4 E: 0 K: 2 S: 21 H: 3 LOB: 1 BB: 2 P: 40	R: 0 E: 0 K: 0 S: 6 H: 0 LOB: 0 BB: 0 P: 10	R: 0 E: 0 K: 0 S: 6 H: 1 LOB: 0 BB: 0 P: 11	R: 0 E: 0 K: 0 S: 7 H: 1 LOB: 0 BB: 0 P: 11	R: 0 E: 0 K: 0 S: 8 H: 1 LOB: 1 BB: 0 P: 11	R: 0 E: 0 K: 0 S: 5 H: 0 LOB: 0 BB: 0 P: 10	R: 0 E: 0 K: 1 S: 12 H: 0 LOB: 1 BB: 1 P: 18	R: 0 E: 0 K: 1 S: 8 H: 0 LOB: 0 BB: 0 P: 10	1B: 6 2B: 1 3B: 0 HR: 2 SF: 0 SAC: 0 DP: 3 HBP: 0						

PITCHER		IP	WLS	BF	H	R	ER	SO	BB	IBB	HBP	BLK	WP	HR	S	P	ERA	WHIP
44 Luke Hochevar, R ERA: 5.34	(1, 1)	1.2	L	14	6	8	8	3	4	0	0	0	1	2	34	63	43.20	6.000
61 Everett Teaford, L ERA: 4.3	(2, 1)	5.1		17	3	0	0	0	0	0	0	0	0	0	34	56	0.00	0.562
40 Kelvin Herrera, R ERA: 2.42	(8, 1)	2.0		7	0	0	0	2	1	0	0	0	0	0	20	28	0.00	0.500

PITCHER	IP	WLS	BF	H	R	ER	SO	BB	IBB	HBP	BLK	WP	HR	S	P	ERA	WHIP

TOP

Minnesota Twins @ Kansas City Royals

Kauffman Stadium, Kansas City, MO

Sat Sep 01 2012, 6:43 PM - 9:49 PM CDT

Att. 23,189 - Cloudy - 77 F

livebaseballscorecards.com

AB	33
R	8
H	9
RBI	7
BB	5
SO	5
LOB	11

BOTTOM

Minnesota Twins @ Kansas City Royals

Kauffman Stadium, Kansas City, MO

Sat Sep 01 2012, 6:43 PM - 9:49 PM CDT

Att. 23,189 - Cloudy - 77 F

livebaseballscorecards.com

Batter	1	2	3	4	5	6	7	8	9	AB	R	H	RBI	BB	SO	LOB
7 David Lough, L (1, 9) OBP: 0.400, SLG: 0.400	C SI 88 F SI 89 F SI 89 X CU 73 0-2 16 1B 13 1B 1B	C SI 89 B CU 72 F SI 89 B SI 91 B SI 91 F SI 90 X SI 87 3-2 ③ F7		B SI 88 B SI 88 B SI 89 C SI 89 X SI 89 3-1 2 E 4 1B 1B		C SI 93 X SI 94 0-1 ② F7		F SI 90 B SI 89 F SI 91 B SI 91 F FF 90 X SI 90 2-2 ① G4-3		5	2	2	0	0	0	0
2 Alcides Escobar, R (1, 6) OBP: 0.336, SLG: 0.394	B CH 81 1 SAFE F FF 90 F SI 90 X SI 89 1-2 ① P4		C SL 83 B SL 82 X SI 90 1-1 ① G5-3	C SL 83 F SI 90 X SI 90 0-2 FC5 4 1B 16 1B 1-2		C SL 84 C SL 84 B SI 94 X SI 93 1-2 ③ P4		C SI 91 F SI 90 B SI 92 B SI 90 B SI 90 X FF 88 3-2 ② G4-3		5	1	0	0	0	0	2
4 Alex Gordon, L (1, 7) OBP: 0.369, SLG: 0.449	B SI 88 F CH 80 F SI 90 1 SAFE C SI 90 1-3 ② K		B SI 90 F SI 90 F SI 91 S SI 91 1-3 ② K	F SI 89 X SI 90 0-1 16 1B 1-3 2-H 1B			B FF 92 B SI 90 F SI 91 F FF 93 X SI 94 2-2 ① L7	B SI 91 S SI 90 B SI 90 S SI 90 X SI 90 2-2 16 FC6-4 1B		5	0	2	1	0	2	1
16 Billy Butler, R (1, 10) OBP: 0.376, SLG: 0.507	C SI 92 B FF 91 B SI 92 1 SAFE X SI 91 2-1 8 WP 13 1B 8 1B 1-3 1B		B SI 91 F SI 91 X SI 90 1-1 13 1B 8 2B 2B	B SL 84 S SL 82 B SL 84 X SI 90 2-1 1-3 3-H 1B			B SL 83 B SL 83 B SL 83 B SI 91 4-0 8 F9 13 1B 35 1B BB	S SI 91 B SI 91 D SI 92 X SI 90 2-1 ③ FC6-4 1-2f		4	3	3	1	1	0	1
13 Salvador Perez, R (1, 2) OBP: 0.330, SLG: 0.500 1 Jarrod Dyson, L (9, PR) OBP: 0.333, SLG: 0.337	B SL 84 B SI 91 X SI 91 2-0 8 1B 1-2 3-H 1B		S CH 82 X SL 82 0-1 8 2B 2-3 1B	B SL 78 C SI 91 F SI 92 X SI 93 1-2 ③ F8			X FF 91 0-0 6 BB 35 1B 1-2 1B		F SI 94 F FF 95 X FF 95 0-2 8 CS 1B	5 0	1 0	4 0	1 0	0 0	0 0	2 0
8 Mike Moustakas, L (1, 5) OBP: 0.307, SLG: 0.442	B CU 74 B SI 90 C SI 89 X CH 80 2-1 1-3 2-H 1B		B CU 73 F SI 90 C SI 90 X CU 74 1-2 1-3 3-H 2B		B SI 91 C SI 93 F FF 93 T FF 95 1-2 ① K		B SL 82 C SL 83 B FF 90 X SL 84 2-1 ② F9 2-3		C FF 93 F FF 94 F FF 95 B FF 95 1 SAFE F FF 96 B SL 83 F FF 94 S SL 84 2-3 ① ② K 1-2	5	0	2	2	0	2	3
6 Lorenzo Cain, R (1, 8) OBP: 0.299, SLG: 0.371	B SI 89 X SI 88 1-0 ③ F9		B FF 91 C SL 83 B SL 84 B SI 91 F SI 91 F SI 90 S SI 91 3-3 ③ K		S SI 92 C SI 83 B SI 93 B FF 94 S SI 94 2-3 ② K		C CU 76 F FF 92 B SI 88 B SL 88 B FF 94 B FF 94 F FF 94 F FF 93 F FF 93 B CU 78 4-2 35 1B 1-2 BB		C SL 84 X FF 95 0-1 ③ G5-3	4	0	0	0	1	2	5
35 Eric Hosmer, L (1, 3) OBP: 0.311, SLG: 0.368		C SI 89 B CU 73 X CU 73 1-1 ① F7		F SL 81 F SI 89 C FF 90 0-3 ① K	B SL 82 X SL 81 1-0 ③ P6		D CU 79 X FF 93 1-0 1-2 2-H 3-H 1B			4	0	1	2	0	1	0
34 Tony Abreu, S (1, 4) OBP: 0.286, SLG: 0.357		C SI 88 F SI 91 C SI 90 0-3 ② K		X SI 90 0-0 ② F7		B SI 90 F SI 91 F SI 92 X SI 94 1-2 ① P6	X FF 92 0-0 ③ G4-3			4	0	0	0	0	1	2

Inning Stats	1	2	3	4	5	6	7	8	9
	R: 2 E: 0 K: 1 S: 16	R: 0 E: 0 K: 1 S: 9	R: 1 E: 0 K: 2 S: 16	R: 2 E: 1 K: 1 S: 16	R: 0 E: 0 K: 2 S: 7	R: 0 E: 0 K: 0 S: 8	R: 2 E: 0 K: 0 S: 13	R: 0 E: 0 K: 0 S: 12	R: 0 E: 0 K: 1 S: 11
	H: 4 LOB: 2 BB: 0 P: 25	H: 0 LOB: 0 BB: 0 P: 13	H: 3 LOB: 2 BB: 0 P: 23	H: 3 LOB: 2 BB: 0 P: 22	H: 0 LOB: 0 BB: 0 P: 11	H: 0 LOB: 0 BB: 0 P: 10	H: 2 LOB: 2 BB: 2 P: 26	H: 1 LOB: 1 BB: 0 P: 21	H: 1 LOB: 1 BB: 0 P: 13

1B: 12	SF: 0
2B: 2	SAC: 0
3B: 0	DP: 0
HR: 0	HBP: 0

WP: 1	PA: 43
PB: 0	
SB: 0	
CS: 1	

AB	41
R	7
H	14
RBI	7
BB	2
SO	8
LOB	16

PITCHER		IP	WLS	BF	H	R	ER	SO	BB	IBB	HBP	BLK	WP	HR	S	P	ERA	WHIP
62 Liam Hendriks, R ERA: 6.11	(1, 1)	3.2		22	10	5	3	5	0	0	0	0	1	0	54	79	7.36	2.727
51 Anthony Swarzak, R ERA: 4.68	(4, 1)	2.2	W	10	1	2	2	2	1	0	0	0	0	0	22	35	6.75	0.750
64 Tyler Robertson, L ERA: 6.0	(7, 1)	0.1	H	1	0	0	0	0	0	0	0	0	0	0	2	4	0.00	0.000
50 Casey Fien, R ERA: 1.11	(7, 1)	0.1	H	3	1	0	0	0	1	0	0	0	0	0	7	12	0.00	6.000
57 Kyle Waldrop, R ERA: 2.7	(8, 1)	1.0	H	4	1	0	0	0	0	0	0	0	0	0	12	21	0.00	1.000

PITCHER		IP	WLS	BF	H	R	ER	SO	BB	IBB	HBP	BLK	WP	HR	S	P	ERA	WHIP
15 Glen Perkins, L ERA: 2.62	(9, 1)	1.0	S	3	1	0	0	1	0	0	0	0	0	0	11	13	0.00	1.000

Batter	1	2	3	4	5	6	7	8	9	AB	R	H	RBI	BB	SO	LOB
11 Ben Revere, L (1, 8) OBP: 0.337, SLG: 0.358	C FF 89 B FF 90 B FF 92 B SI 92 C SI 90 X SI 93 3-2 ① G4-3		C FF 89 X CH 81 0-1 ① P6		C CH 82 B SI 93 B SI 92 B CH 83 C SI 92 X FF 93 3-2 8 FC4 1B		B FF 90 B FF 90 C FF 91 B FF 91 F FF 91 F FF 92 X FF 91 3-2 F7		C FF 95 C FS 86 B FF 98 B FS 86 S SL 88 2-3 ③ K	5	0	1	0	0	1	0
8 Jamey Carroll, R (1, 5) OBP: 0.336, SLG: 0.297	C SI 91 X SI 91 0-1 7 2B 33 G4-3 1B		B CU 75 C SI 92 C SL 80 B SL 84 X SL 82 2-2 7 CS 1B		B SI 91 F SI 92 1 SAFE B SL 81 1 SAFE B SI 92 X SI 92 3-1 ③ FC4 1-2f		C FF 92 X SI 92 0-1 ② G5-3			4	1	2	0	0	0	1
7 Joe Mauer, L (1, 3) OBP: 0.409, SLG: 0.442	B FF 92 1 SAFE C SI 92 B CH 82 X SI 93 2-1 33 G4-3 1-3 2B		B CH 82 D FF 93 B SI 93 C SI 92 F CH 86 S SL 82 3-3 ②③ K 1-2			C FF 93 C CU 75 X FF 94 0-2 18 FC1-5 33 1B 1B	C SI 92 X FF 92 0-1 1B			4	0	3	0	0	1	1
33 Justin Morneau, L (1, 10) OBP: 0.329, SLG: 0.465	C CU 78 X FF 94 0-1 ② G4-3 2-3 3-H			B CH 80 F CU 77 B FF 92 B CH 81 F SL 79 F SL 84 F SL 84 S SL 83 3-3 ① K		B CU 75 S CH 82 F FF 94 B CU 75 X CH 82 2-2 22 BB 18 FC1-5 12 1B 1-2 1B	X SI 92 0-0 ③ G4-3			4	1	1	1	0	1	2
18 Ryan Doumit, S (1, 2) OBP: 0.328, SLG: 0.457	B SI 94 X CH 84 1-0 ③ G1-3			C CU 76 B FF 94 B CH 85 F CH 84 B SL 80 S SL 82 3-3 ② K		C FF 93 X CH 82 0-1 ① FC1-5 22 BB 12 1B 1-2 2-3f		X SI 90 0-0 ① F7		4	1	0	0	0	1	3
27 Chris Parmelee, L (1, 9) OBP: 0.305, SLG: 0.398		B FF 91 C CH 81 B FF 92 B SI 93 X SI 93 3-1 HR		B FF 92 F CH 84 C FF 93 X SL 81 1-2 1B		C CU 74 B CU 76 B FF 93 S CH 82 S CH 82 2-3 ② K		C SL 79 S SL 82 C FF 93 0-3 ② K		4	1	2	1	0	2	2
22 Matt Carson, R (1, 7) OBP: 0.310, SLG: 0.321		C SI 92 T SL 80 B SL 83 X SL 81 1-2 ① L5		B SI 92 B SI 92 1 SAFE X SI 91 2-0 ③ F7		C FF 93 B CU 75 B CH 82 S FF 94 B FF 94 4-2 12 1B 1-2 2-3 BB		B SI 94 C SL 83 C SL 83 F SL 83 F FF 94 S SL 84 1-3 ③ K2-3		3	0	0	0	1	1	1
12 Alexi Casilla, S (1, 4) OBP: 0.261, SLG: 0.294		S FF 92 B CU 77 B FF 91 X CH 83 2-1 ② G6-3			X FF 91 0-0 25 G3 1B	C FF 94 D CU 76 S CH 84 D CH 83 B FF 94 X FF 93 3-2 1-3 2-H 3-H 1B			C FF 95 S SL 87 F SL 86 F SL 86 B FF 97 F SL 86 S FS 85 1-3 ① K	4	0	2	2	0	1	0
25 Pedro Florimón, S (1, 6) OBP: 0.344, SLG: 0.370 24 Trevor Plouffe, R (9, PH) OBP: 0.306, SLG: 0.458		S SI 92 C FF 90 B SI 92 X CH 83 1-2 ③ G3-1			C FF 91 F CH 82 1 SAFE B CH 88 1 SAFE B SL 82 X SL 80 2-2 ①② G3 1-2	C CH 82 B CU 76 B FF 92 F CH 83 T CU 75 2-2 ③ K			B FF 97 F FF 97 C SL 85 F SL 87 B SL 84 S SL 83 2-3 ② K	3 1	0 0	0 0	0 0	0 0	1 1	3 0
Inning Stats	R: 1 E: 0 K: 0 S: 10 H: 2 LOB: 1 BB: 0 P: 16	R: 1 E: 0 K: 0 S: 10 H: 1 LOB: 0 BB: 0 P: 17	R: 0 E: 0 K: 1 S: 8 H: 1 LOB: 1 BB: 0 P: 13	R: 0 E: 0 K: 2 S: 12 H: 1 LOB: 1 BB: 0 P: 21	R: 0 E: 0 K: 0 S: 9 H: 2 LOB: 1 BB: 0 P: 17	R: 2 E: 0 K: 2 S: 19 H: 3 LOB: 2 BB: 1 P: 32	R: 0 E: 0 K: 0 S: 9 H: 1 LOB: 1 BB: 0 P: 12	R: 0 E: 0 K: 2 S: 9 H: 0 LOB: 0 BB: 0 P: 10	R: 0 E: 0 K: 3 S: 13 H: 0 LOB: 0 BB: 0 P: 18	1B: 9 2B: 2 3B: 0 HR: 1 SF: 0 SAC: 0 DP: 1 HBP: 0						

PITCHER		IP	WLS	BF	H	R	ER	SO	BB	IBB	HBP	BLK	WP	HR	S	P	ERA	WHIP
39 Luis Mendoza, R ERA: 4.48	(1, 1)	5.0		20	7	2	2	3	0	0	0	0	0	1	49	84	3.60	1.400
55 Tim Collins, L ERA: 3.29	(6, 1)	1.0	W	7	3	2	2	2	1	0	0	0	0	0	19	32	18.00	4.000
67 Francisley Bueno, L ERA: 1.8	(7, 1)	1.2	H	6	1	0	0	1	0	0	0	0	0	0	13	16	0.00	0.600
43 Aaron Crow, R ERA: 3.48	(8, 1)	0.1	H	1	0	0	0	1	0	0	0	0	0	0	5	6	0.00	0.000
56 Greg Holland, R ERA: 2.78	(9, 1)	1.0	S	3	0	0	0	3	0	0	0	0	0	0	13	18	0.00	0.000

PITCHER	IP	WLS	BF	H	R	ER	SO	BB	IBB	HBP	BLK	WP	HR	S	P	ERA	WHIP

TOP

Minnesota Twins @ Kansas City Royals

Kauffman Stadium, Kansas City, MO

Sun Sep 02 2012, 1:14 PM - 4:08 PM CDT

Att. 23,641 - Sunny - 86 F

livebaseballscorecards.com

AB	36
R	4
H	11
RBI	4
BB	1
SO	10
LOB	13

WP: 0	PA: 37								
PB: 0									
SB: 0									
CS: 1									

BOTTOM

Batter	1	2	3	4	5	6	7	8	9	AB	R	H	RBI	BB	SO	LOB
7 David Lough, L (1, 9) OBP: 0.400, SLG: 0.500	B SI 88 F SI 87 X CH 80 1-1 ① P6	C CH 82 B SI 92 X SI 90 1-1 2B			B SI 90 1 SAFE 1 SAFE X SI 89 1-0 2 FC1-5 16 1B 1-2 1B	C SL 82 X FF 89 0-1 ③ F9		B SL 81 S SL 79 X SL 82 1-1 ② FC3-2 1-2 2-3 3-Hf		5	1	2	0	0	0	4
2 Alcides Escobar, R (1, 6) OBP: 0.333, SLG: 0.390	B SI 92 T SI 90 X SI 90 1-1 ② F9	C CH 79 B CU 80 F SI 92 X CH 84 1-2 ③ G5-3			X CH 79 0-0 ① FC1-5 16 1B 1-2 2-3f		C FF 86 B FF 86 F FF 88 F SL 82 X CH 79 1-2 ① G5-3	B SI 92 S CH 84 F FF 93 S SL 83 1-3 ③ K		5	0	0	0	0	1	6
4 Alex Gordon, L (1, 7) OBP: 0.368, SLG: 0.447	B SI 91 B CH 78 B SI 91 B SI 89 4-0 BB		C SI 88 X CH 82 0-1 ① F9		S CH 81 B SI 92 B SI 92 X CH 82 2-1 ② F8		B FF 89 S SL 82 B SI 89 X FF 89 2-1 ② L9			3	0	0	0	1	0	2
16 Billy Butler, R (1, 10) OBP: 0.375, SLG: 0.505	1 SAFE C CH 82 B SI 94 S CH 81 X CH 85 1-2 ③ F8		C CU 77 S CU 82 S CU 83 0-3 ② K		S CH 84 X CU 82 0-1 1-2 2-H 1B		B CU 78 F SI 94 C SI 95 B CU 78 S SI 95 2-3 ③ K			4	0	1	1	0	2	1
13 Salvador Perez, R (1, 2) OBP: 0.333, SLG: 0.497		B SI 92 B CH 80 B SI 91 C SI 92 B SI 92 4-1 6 BB 8 1B 35 SF7 BB	C SI 93 C CU 80 B CU 82 X CH 84 1-2 ③ F7		B SI 91 X CH 82 1-0 ③ F7			C FF 95 B CU 79 F SI 95 X SL 86 1-2 8 1B 6 2B 1B		3	2	1	0	1	0	2
8 Mike Moustakas, L (1, 5) OBP: 0.308, SLG: 0.442		C CH 81 X SI 90 0-1 34 S 6 BB 34 1B 1-2 1B		B X SI 90 1-0 ① F9		C CH 77 F CH 81 B SI 91 B CH 79 X CH 78 2-2 ① F8		X FF 94 0-0 6 2B 7 FC3-2 1-2 1B		4	1	2	0	0	0	0
6 Lorenzo Cain, R (1, 8) OBP: 0.303, SLG: 0.376		B CH 82 B SI 94 C CH 80 B SI 94 C CH 82 B CH 83 4-2 34 S 34 1B 1-2 2-3 BB		B CU 75 C CU 75 X SI 93 1-1 ② L4		B CU 75 C SI 92 X CH 78 1-1 ② G6-3		F SI 96 X SI 94 0-1 7 FC3-2 1-3 2-H 2B		3	1	1	1	1	0	0
35 Eric Hosmer, L (1, 3) OBP: 0.312, SLG: 0.370		C CH 81 X SI 92 0-1 ① SF7 3-H		C SI 90 F CH 83 S SI 91 0-3 ③ K		X CH 82 0-0 34 1B 2B		I IN 75 I IN 77 I IN 76 I IN 80 4-0 7 FC3-2 IBB		2	1	1	1	1	1	0
34 Tony Abreu, S (1, 4) OBP: 0.344, SLG: 0.406		C SI 92 F CH 84 X SI 93 0-2 ② 1-H 2-H 1B			C SI 87 S CH 80 X CH 83 0-2 2 FC1-5 7 1B	C SL 78 F SI 88 D SL 82 F SL 83 D SL 84 X SI 89 2-2 2-H 1B		C CU 79 F SI 95 B SI 94 S CU 79 1-3 ① K		4	0	3	3	0	1	3
Inning Stats	R: 0 E: 0 K: 0 S: 7 H: 0 LOB: 1 BB: 1 P: 14	R: 3 E: 0 K: 0 S: 15 H: 3 LOB: 1 BB: 2 P: 25	R: 0 E: 0 K: 1 S: 8 H: 0 LOB: 0 BB: 0 P: 9	R: 0 E: 0 K: 1 S: 6 H: 0 LOB: 0 BB: 0 P: 8	R: 1 E: 0 K: 0 S: 10 H: 3 LOB: 2 BB: 0 P: 14	R: 1 E: 0 K: 0 S: 12 H: 2 LOB: 1 BB: 0 P: 17	R: 0 E: 0 K: 1 S: 9 H: 0 LOB: 0 BB: 0 P: 14	R: 1 E: 0 K: 2 S: 14 H: 3 LOB: 3 BB: 1 P: 22		1B: 8 2B: 3 3B: 0 HR: 0 SF: 1 SAC: 0 DP: 0 HBP: 0					

PITCHER		IP	WLS	BF	H	R	ER	SO	BB	IBB	HBP	BLK	WP	HR	S	P	ERA	WHIP
59 Esmerling Vasquez, R ERA: 7.94	(1, 1)	5.2	L	26	7	5	5	2	3	0	0	0	0	0	52	79	7.94	1.765
64 Tyler Robertson, L ERA: 5.68	(6, 1)	1.0		4	1	0	0	0	0	0	0	0	0	0	12	17	0.00	1.000
31 Alex Burnett, R ERA: 2.97	(7, 1)	0.2		6	3	1	1	2	0	1	0	0	0	0	12	20	13.50	4.500
52 Brian Duensing, L ERA: 5.23	(8, 1)	0.2		2	0	0	0	1	0	0	0	0	0	0	5	7	0.00	0.000

PITCHER	IP	WLS	BF	H	R	ER	SO	BB	IBB	HBP	BLK	WP	HR	S	P	ERA	WHIP

Minnesota Twins @ Kansas City Royals

Kauffman Stadium, Kansas City, MO

Sun Sep 02 2012, 1:14 PM - 4:08 PM CDT

Att. 23,641 - Sunny - 86 F

livebaseballscorecards.com

AB	33
R	6
H	11
RBI	6
BB	4
SO	5
LOB	18

WP: 0 PB: 0 SB: 2 CS: 0 PA: 38

Batter	1	2	3	4	5	6	7	8	9	AB	R	H	RBI	BB	SO	LOB
5 Ian Kinsler, R (1, 4) OBP: 0.334, SLG: 0.435	B CU 75 X CH 75 1-0 P4		X SL 81 0-0 P3		C SL 83 X SL 83 0-1 F7		C SL 81 F SL 83 X FF 93 0-2 G5-3		X CH 85 0-0 1-2 1B	5	0	1	0	0	0	0
1 Elvis Andrus, R (1, 6) OBP: 0.362, SLG: 0.386	C FF 86 B FF 88 C FF 86 X FF 87 1-2 F8		C FF 86 C SI 84 B SL 83 B SL 82 X FF 87 2-2 G6-3		B SI 86 C SI 84 C CH 78 F SL 84 S FF 89 1-3 K			B FF 92 F FF 92 C SL 82 F SL 81 C FF 93 1-3 K	B FF 90 B CH 84 X FF 91 2-0 F8	5	0	0	0	0	2	2
32 Josh Hamilton, L (1, 8) OBP: 0.355, SLG: 0.585	B FF 89 S SI 87 C FF 87 B EP 68 C EP 69 2-3 K		X CU 74 0-0 HR			B FF 86 F SL 82 F SI 85 F SI 88 F EP 69 B FF 89 F FF 89 S EP 70 2-3 K		B SL 84 C FF 93 B SI 86 F SL 83 S FF 93 2-3 K		4	1	1	1	0	3	0
29 Adrián Beltré, R (1, 5) OBP: 0.353, SLG: 0.546		X FF 86 0-0 P3	B SL 82 X SI 86 1-0 F9			B SL 84 B FF 87 C SL 84 S CU 77 X FF 90 2-2 HR		B SL 84 C SL 83 S FF 92 F FF 93 C SL 83 1-3 K		4	1	1	1	0	1	0
17 Nelson Cruz, R (1, 9) OBP: 0.331, SLG: 0.473		B FF 85 B FF 85 S CH 77 C SI 85 B FF 89 B CU 78 4-2 7 1B 8 HR BB		F FF 89 S SL 82 B FF 88 B FF 88 F FF 88 F SL 82 F CU 73 F FF 87 F EP 67 3-2 F FF 89 B FF 88 X CU 78 F7		X SL 82 0-0 HR			H FF 91 1-0 10 HR HBP	2	3	1	1	1	0	0
10 Michael Young, R (1, 10) OBP: 0.299, SLG: 0.350		C FF 85 F FF 86 B SI 86 X SI 85 1-2 F8		S CH 78 F SI 86 X CU 74 0-2 L4		C FF 89 S FF 88 X FF 90 0-2 G6-3			X FF 92 0-0 1-H HR	4	1	1	2	0	0	1
7 David Murphy, L (1, 7) OBP: 0.401, SLG: 0.515		S SI 85 1 SAFE S SI 86 F EP 70 F SI 87 B EP 70 B EP 68 1 SAFE X CH 77 2-2 1-2 8 HR 1B		F SL 83 S SI 88 B SL 81 X FF 89 1-2 2B		S EP 67 S FF 89 B EP 70 B FF 88 F SI 88 X SL 81 2-2 F7			F FF 90 B SI 90 F CH 81 B FF 91 F FF 91 X SL 82 2-2 F7	4	1	2	0	0	0	0
8 Geovany Soto, R (1, 2) OBP: 0.284, SLG: 0.355		B SL 82 F SL 82 X CH 77 1-1 1-H 2-H HR		B SL 82 X SL 83 1-0 F8			B FF 92 S FF 93 S FF 93 X FF 92 1-2 F8		F SI 90 B SI 90 F FF 93 B FF 93 S FF 90 2-3 K	4	1	1	3	0	1	1
9 Mike Olt, R (1, 3) OBP: 0.257, SLG: 0.179 18 Mitch Moreland, L (8, 3) OBP: 0.332, SLG: 0.510		S FF 86 C SI 86 B CU 73 S FF 88 1-3 K			B SL 82 B SL 82 F CH 76 S FF 87 S FF 89 2-3 K		B FF 94 S FF 93 B FF 93 S FF 92 B FF 93 F FF 92 S FF 93 3-3 K		B SI 91 B FF 93 B SI 92 C SI 91 X SI 91 3-1 5 1B 1B	3 1	0 0	0 1	0 0	0 0	3 0	0 0
Inning Stats	R: 0 E: 0 K: 1 S: 7 H: 0 LOB: 0 BB: 0 P: 11	R: 3 E: 0 K: 1 S: 16 H: 2 LOB: 0 BB: 1 P: 25	R: 1 E: 0 K: 0 S: 6 H: 1 LOB: 0 BB: 0 P: 9	R: 0 E: 0 K: 0 S: 16 H: 1 LOB: 1 BB: 0 P: 21	R: 0 E: 0 K: 2 S: 9 H: 0 LOB: 0 BB: 0 P: 12	R: 2 E: 0 K: 1 S: 17 H: 2 LOB: 0 BB: 0 P: 23	R: 0 E: 0 K: 1 S: 10 H: 0 LOB: 0 BB: 0 P: 14	R: 0 E: 0 K: 3 S: 11 H: 0 LOB: 0 BB: 0 P: 15	R: 2 E: 0 K: 1 S: 12 H: 3 LOB: 2 BB: 0 P: 22	1B: 3 2B: 1 3B: 0 HR: 5 SF: 0 SAC: 0 DP: 0 HBP: 1						

TOP

Texas Rangers @ Kansas City Royals

Kauffman Stadium, Kansas City, MO

Mon Sep 03 2012, 1:10 PM - 3:50 PM CDT

Att. 22,207 - Sunny - 90 F

livebaseballscorecards.com

AB	36
R	8
H	9
RBI	8
BB	1
SO	10
LOB	4

WP: 0 PB: 0 SB: 0 CS: 0 PA: 38

PITCHER		IP	WLS	BF	H	R	ER	SO	BB	IBB	HBP	BLK	WP	HR	S	P	ERA	WHIP
52 Bruce Chen, L ERA: 5.28	(1, 1)	6.0	L	25	6	6	6	5	1	0	0	0	0	4	71	101	9.00	1.167
31 Louis Coleman, R ERA: 4.19	(7, 1)	2.0		8	1	2	2	4	0	0	1	0	0	1	22	31	9.00	0.500
67 Francisley Bueno, L ERA: 1.64	(9, 1)	1.0		5	2	0	0	1	0	0	0	0	0	0	11	20	0.00	2.000

PITCHER		IP	WLS	BF	H	R	ER	SO	BB	IBB	HBP	BLK	WP	HR	S	P	ERA	WHIP

Texas Rangers @ Kansas City Royals

Kauffman Stadium, Kansas City, MO

Mon Sep 03 2012, 1:10 PM - 3:50 PM CDT

Att. 22,207 - Sunny - 90 F

livebaseballscorecards.com

Batter	1	2	3	4	5	6	7	8	9	AB	R	H	RBI	BB	SO	LOB
7 David Lough, L (1, 9) OBP: 0.357, SLG: 0.429	C FF 90 C CU 70 S ST 82 0-3 ① **K**			X FF 93 0-0 ① F9		C FC 92 B CU 68 F FF 91 X ST 81 1-2 34 S 34 3B 1-3 1B		B SL 88 X SL 87 1-0 ①② G3-6-3 1-2f 2-3		4	1	1	0	0	1	2
34 Tony Abreu, S (1, 6) OBP: 0.361, SLG: 0.472	S FC 91 B FC 92 B CU 72 S FC 91 X ST 84 2-2 ② G3-1			C FF 94 X CU 70 0-1 ② G3-1		F FF 92 F FF 96 B SI 92 F ST 85 D SI 93 X FF 93 2-2 4 2B 1-H 3B 3-H		C SL 88 F CU 79 F FF 90 X CU 78 0-2 ③ 3-H 1B		4	1	2	3	0	0	0
4 Alex Gordon, L (1, 7) OBP: 0.368, SLG: 0.447	C FF 92 B CU 70 X FC 92 1-1 ③ G4-3			B FF 93 C FF 90 B FC 92 S FF 91 X ST 82 2-2 ③ G3-1		F FF 93 C CU 70 X SI 92 0-2 3-H 2B			C FF 93 X CU 81 0-1 ① G4-3	4	0	1	1	0	0	0
16 Billy Butler, R (1, 10) OBP: 0.374, SLG: 0.503		B FF 91 F FF 91 C CU 70 B FF 97 S FF 95 2-3 ① **K**			B FF 92 B FF 92 F FF 95 X FF 95 2-1 ① F9	C CU 69 X FF 92 0-1 ③ F7			C FF 94 B CU 81 C CU 81 B FF 96 X CU 82 2-2 8 1B 1B	4	0	1	0	0	1	1
8 Mike Moustakas, L (1, 5) OBP: 0.308, SLG: 0.441		C FF 95 B FC 93 S FC 92 B SI 90 S SI 92 2-3 ② **K**			C CU 69 S FC 93 B SI 93 S ST 81 1-3 ② **K**		B FF 90 B FF 92 X FF 90 2-0 ① F8		C SL 89 F FF 95 X CU 81 0-2 6 G6-4-3 1-3 1B	4	0	1	0	0	2	0
6 Lorenzo Cain, R (1, 8) OBP: 0.298, SLG: 0.368		S FF 95 C CU 70 X CU 64 0-2 ③ P3			B CU 71 X SI 96 1-0 ③ G5-3		C FF 90 B FF 92 B CU 68 X FF 90 2-1 ② G5-3		B SL 89 C SL 90 B CU 84 C FF 95 X CU 83 2-2 ②③ G6-4-3 1-2f	4	0	0	0	0	0	2
35 Eric Hosmer, L (1, 3) OBP: 0.310, SLG: 0.368			X FF 92 0-0 ① G3-1			S FF 91 X CU 69 0-1 ① G3	X FC 90 0-0 ③ F8			3	0	0	0	0	0	0
27 Brayan Peña, S (1, 2) OBP: 0.278, SLG: 0.330			C FC 91 C CU 71 F FF 95 B SI 92 S FF 92 1-3 ② **K**			X FF 92 0-0 ② F9		C SL 87 B CU 78 F SI 92 F SL 88 B CU 80 B FF 93 X FF 92 3-2 7 G3-6-3 9 1B 34 1B 1B		3	1	1	0	0	1	0
9 Johnny Giavotella, R (1, 4) OBP: 0.261, SLG: 0.263			C FF 96 F FF 93 F ST 86 B FF 91 B SI 97 S CU 70 2-3 ③ **K**			C FF 94 B SI 93 C SI 93 B SI 92 F ST 84 B FF 96 B ST 84 4-2 7 1B 34 3B BB		B FF 91 B SI 90 C FF 90 B SL 88 C FF 89 X SL 88 3-2 7 G3-6-3 1-2 1B		2	1	1	0	1	1	0
Inning Stats	R: 0 E: 0 K: 1 S: 8 H: 0 LOB: 0 BB: 0 P: 11	R: 0 E: 0 K: 2 S: 9 H: 0 LOB: 0 BB: 0 P: 13	R: 0 E: 0 K: 2 S: 9 H: 0 LOB: 0 BB: 0 P: 12	R: 0 E: 0 K: 0 S: 6 H: 0 LOB: 0 BB: 0 P: 8	R: 0 E: 0 K: 1 S: 6 H: 0 LOB: 0 BB: 0 P: 10	R: 3 E: 0 K: 0 S: 18 H: 3 LOB: 1 BB: 1 P: 25	R: 0 E: 0 K: 0 S: 4 H: 0 LOB: 0 BB: 0 P: 8	R: 1 E: 0 K: 0 S: 12 H: 3 LOB: 1 BB: 0 P: 19	R: 0 E: 0 K: 0 S: 11 H: 2 LOB: 1 BB: 0 P: 15	1B: 6 2B: 1 3B: 1 HR: 0 SF: 0 SAC: 0 DP: 2 HBP: 0						

BOTTOM	
AB	32
R	4
H	8
RBI	4
BB	1
SO	6
LOB	5

WP: 0 PA: 33
PB: 0
SB: 1
CS: 0

PITCHER		IP	WLS	BF	H	R	ER	SO	BB	IBB	HBP	BLK	WP	HR	S	P	ERA	WHIP
11 Yu Darvish, R ERA: 4.29	(1, 1)	7.0	W	25	3	3	3	6	1	0	0	0	0	0	60	87	3.86	0.571
37 Mike Adams, R ERA: 2.6	(8, 1)	1.0	H	4	3	1	1	0	0	0	0	0	0	0	12	19	9.00	3.000
36 Joe Nathan, R ERA: 2.41	(9, 1)	1.0		4	2	0	0	0	0	0	0	0	0	0	11	15	0.00	2.000

PITCHER	IP	WLS	BF	H	R	ER	SO	BB	IBB	HBP	BLK	WP	HR	S	P	ERA	WHIP

Texas Rangers @ Kansas City Royals

Kauffman Stadium, Kansas City, MO

Tue Sep 04 2012, 7:11 PM - 9:44 PM CDT

Att. 12,462 - Clear - 92 F

livebaseballscorecards.com

Batter	1	2	3	4	5	6	7	8	9	AB	R	H	RBI	BB	SO	LOB
5 Ian Kinsler, R (1, 4) OBP: 0.335, SLG: 0.436	C SI 90 X SL 81 0-1 ① P3		C FF 93 B SI 92 F CH 84 X SI 94 1-2 1 SH5-3 32 K 2B		B SI 94 B SI 93 B SI 93 B SI 93 4-0 1 FC5-4 BB			C SI 98 B SI 98 F FF 99 T SI 98 1-2 ② K		3	0	1	0	1	1	0
1 Elvis Andrus, R (1, 6) OBP: 0.361, SLG: 0.392	C B FF 91 X SL 81 1-1 HR		X SI 92 0-0 ① SH5-3 2-3		C SI 93 1 SAFE B SI 93 X SI 94 1-1 ③ FC5-4 1-2f			C SI 99 B SI 99 B CH 87 X SI 99 2-1 ③ G4-3		3	1	1	1	0	0	1
32 Josh Hamilton, L (1, 8) OBP: 0.356, SLG: 0.585	B SI 94 B SI 92 F SI 93 S SI 94 X FF 95 2-2 1B		F CU 78 B FF 94 3 SAFE S CU 77 B FF 95 S SL 87 2-3 ②③ K 3-H			F SI 92 F FF 92 S SL 84 0-3 ① K			B FF 98 B SI 97 S FF 99 X SI 97 2-1 29 1B 10 SF8 1B	4	1	2	0	0	2	1
29 Adrián Beltré, R (1, 5) OBP: 0.353, SLG: 0.544	B SI 93 B SI 94 S SI 90 C FF 93 F SI 94 X SI 94 2-2 ② F7			C FF 92 C SL 83 S SL 83 0-3 ① K		B FF 92 X SL 82 1-0 ② F8			X SI 99 0-0 7 FC4 1-3 1B	4	0	1	0	0	1	1
17 Nelson Cruz, R (1, 9) OBP: 0.329, SLG: 0.469	B SL 84 C SI 91 F FF 94 S SL 84 1-3 ③ K			C SL 82 F SI 94 F FF 95 B SL 85 X SL 86 1-2 ② L8		B SL 82 X SL 83 1-0 ③ F7			D FF 96 F FF 96 S FF 96 S SL 86 1-3 ① K	4	0	0	0	0	2	3
10 Michael Young, R (1, 10) OBP: 0.298, SLG: 0.350		C FF 91 S SI 90 B SI 93 B FF 94 B FF 92 X SL 84 3-2 7 G6-3 1B		B CU 74 C SL 83 B SL 83 C SI 94 B SL 85 X SI 96 3-2 E3			B SI 91 X SI 90 1-0 ① G6-3		X FF 97 0-0 ② SF8 3-H	3	0	1	1	0	0	0
7 David Murphy, L (1, 7) OBP: 0.397, SLG: 0.510		F SI 93 S CH 86 B SI 94 X SI 94 1-2 ①② G6-3 1-2f		C CU 75 B FF 93 C SI 93 B SI 94 F SI 94 X SL 84 2-2 ③ P5			B FF 92 C SI 91 X CU 74 1-1 ② F9		X FF 97 0-0 ③ FC4 1-2f	4	0	0	0	0	0	3
8 Geovany Soto, R (1, 2) OBP: 0.284, SLG: 0.352		B SI 91 F SL 85 B SI 94 B SI 94 B SI 95 4-1 18 2B BB		F SI 92 F FF 92 B FF 93 B SL 84 F SL 84 X FF 94 2-2 ① F9			C FF 92 B SI 94 F SL 83 B SL 82 X SL 83 2-2 ③ P4			2	1	0	0	1	0	0
18 Mitch Moreland, L (1, 3) OBP: 0.332, SLG: 0.511		B SI 93 X SI 93 1-0 ③ 1-H 2B		C CU 75 C CH 84 B SL 86 C SI 94 1-3 ② K				C SI 97 B CH 88 F SI 98 X FF 101 1-2 ① G4-3		3	0	1	1	0	1	0
Inning Stats	R: 1 E: 0 K: 1 S: 14 H: 2 LOB: 1 BB: 0 P: 20	R: 1 E: 0 K: 0 S: 8 H: 2 LOB: 1 BB: 1 P: 17	R: 0 E: 0 K: 1 S: 7 H: 1 LOB: 0 BB: 0 P: 10	R: 0 E: 1 K: 1 S: 14 H: 0 LOB: 1 BB: 0 P: 20	R: 0 E: 0 K: 1 S: 10 H: 0 LOB: 1 BB: 1 P: 18	R: 0 E: 0 K: 1 S: 5 H: 0 LOB: 0 BB: 0 P: 7	R: 0 E: 0 K: 0 S: 6 H: 0 LOB: 0 BB: 0 P: 10	R: 0 E: 0 K: 1 S: 8 H: 0 LOB: 0 BB: 0 P: 12	R: 1 E: 0 K: 1 S: 8 H: 2 LOB: 1 BB: 0 P: 11	1B: 4 2B: 2 3B: 0 HR: 1 SF: 1 SAC: 1 DP: 1 HBP: 0	WP: 0 PB: 0 SB: 0 CS: 0 PA: 34					

TOP

AB	30
R	3
H	7
RBI	3
BB	2
SO	7
LOB	9

PITCHER		IP	WLS	BF	H	R	ER	SO	BB	IBB	HBP	BLK	WP	HR	S	P	ERA	WHIP
33 Jeremy Guthrie, R ERA: 5.34	(1, 1)	7.0	W	26	5	2	2	5	2	0	0	0	0	1	64	102	2.57	1.000
40 Kelvin Herrera, R ERA: 2.51	(8, 1)	1.0		5	2	1	1	1	0	0	0	0	0	0	11	17	9.00	2.000
56 Greg Holland, R ERA: 2.73	(9, 1)	1.0	S	3	0	0	0	1	0	0	0	0	0	0	5	6	0.00	0.000

PITCHER	IP	WLS	BF	H	R	ER	SO	BB	IBB	HBP	BLK	WP	HR	S	P	ERA	WHIP

BOTTOM

Texas Rangers @ Kansas City Royals

Kauffman Stadium, Kansas City, MO

Tue Sep 04 2012, 7:11 PM - 9:44 PM CDT

Att. 12,462 - Clear - 92 F

livebaseballscorecards.com

Batter	1	2	3	4	5	6	7	8	9	AB	R	H	RBI	BB	SO	LOB
6 Lorenzo Cain, R (1, 8) OBP: 0.297, SLG: 0.365	C FF 90 C FC 85 B CU 79 C SI 93 1-3 K ①		C FF 91 B CH 81 F SI 91 B SI 93 F CU 78 F SI 94 F CH 83 B SI 94 X SI 93 3-2 E4 2 2B		C CU 77 S CH 81 B FF 90 B CH 82 X SI 94 2-2 2 FC4-6 1B	C FC 85 F CU 72 F FF 94 B CH 84 S CH 84 1-3 K ③				4	1	1	0	0	2	0
2 Alcides Escobar, R (1, 6) OBP: 0.332, SLG: 0.391	C SI 92 X CH 83 0-1 G5-3 ②		B SI 92 1 SAFE F SI 90 X SI 88 1-1 4 G4-3 16 SF8 1-H 2B		1 SAFE F SI 90 C CH 81 B FC 85 1 SAFE F CU 77 F FF 94 X CH 83 1-2 FC4-6 4 HR 1-2f ②		B FF 92 C FC 82 F CH 83 B CU 73 X CH 84 2-2 F7 ①			4	2	1	1	0	0	1
4 Alex Gordon, L (1, 7) OBP: 0.368, SLG: 0.453	C SI 92 B CH 83 B SI 93 X FC 88 2-1 1B		B SI 91 C SI 92 X SI 92 1-1 G4-3 ① 2-3		1 SAFE B SI 91 1 SAFE B SI 91 C FF 93 X SI 93 2-1 1-H HR		B SI 92 S CH 83 S CH 84 S FF 93 1-3 K ②			4	1	2	2	0	1	1
16 Billy Butler, R (1, 3) OBP: 0.373, SLG: 0.502 35 Eric Hosmer, L (8, 3) OBP: 0.310, SLG: 0.368	B SI 92 B CU 78 S CH 83 1 SAFE C SI 93 1 SAFE X CU 76 2-2 G6-3 ③		C CU 79 B SI 94 F FC 88 X FF 94 1-2 SF8 ② 3-H		C FC 85 F CU 80 X FF 94 0-2 13 2B 1B		C FF 94 F CH 84 B FC 81 X FF 94 1-2 F8 ③			3 0	1 0	1 0	1 0	0 0	0 0	1 0
13 Salvador Perez, R (1, 2) OBP: 0.332, SLG: 0.498		B CU 75 B CU 77 C SI 92 X CU 78 2-1 F8 ①	C CU 80 C SI 92 B SI 94 B FF 93 F CU 78 X SI 93 2-2 F9 ③		X CU 77 0-0 1-H 2B			C FF 93 X SL 83 0-1 P6 ①		4	0	1	1	0	0	0
21 Jeff Francoeur, R (1, 9) OBP: 0.287, SLG: 0.359		F SI 91 F FF 92 F FF 93 B SI 93 F CU 79 B SI 94 F CH 84 X FF 95 2-2 8 2B 1B		B SI 87 C SI 88 B SI 91 B SI 89 X SI 90 3-1 L7 ①	F FF 91 F FF 92 F CU 71 C FF 94 0-3 K ③			B FF 94 C FF 93 C FF 94 B FF 94 X FF 93 2-2 34 1B 34 BLK 1B		4	0	2	0	0	1	1
8 Mike Moustakas, L (1, 5) OBP: 0.308, SLG: 0.441		S FF 92 F SI 93 B CH 84 X CU 78 1-2 1-3 2B		B SI 89 C FF 93 X SI 91 1-1 P4 ②		S SI 92 F CH 82 S FF 92 0-3 K ①		C SL 82 X FF 93 0-1 P3 ②		4	0	1	0	0	1	1
34 Tony Abreu, S (1, 10) OBP: 0.350, SLG: 0.450		S CH 84 F SI 94 C SI 93 0-3 K ②	C CU 76 B CH 81 F SI 91 X SI 92 1-2 G5-3 ③			X CH 83 0-0 G6-3 ②		1 SAFE B FF 94 S FF 94 X SL 84 1-1 1-3 1B		4	0	1	0	0	1	2
9 Johnny Giavotella, R (1, 4) OBP: 0.260, SLG: 0.288		C SI 94 D CU 79 B CH 83 C FC 88 B SI 94 F CH 83 F SI 93 F FC 87 C SI 93 3-3 K ③			B SI 87 B SI 89 X SI 90 2-0 F8 ①	C FF 93 F SI 93 B CU 73 X FF 93 1-2 HR		C SL 82 X FF 92 0-1 G5-3 ③		4	1	1	1	0	1	4
Inning Stats	R: 0 H: 1 E: 0 LOB: 1 K: 1 BB: 0 S: 10 P: 15	R: 0 H: 2 E: 0 LOB: 2 K: 2 BB: 0 S: 20 P: 28	R: 2 H: 1 E: 1 LOB: 0 K: 0 BB: 0 S: 17 P: 25	R: 0 H: 0 E: 0 LOB: 0 K: 0 BB: 0 S: 7 P: 12	R: 3 H: 4 E: 0 LOB: 1 K: 1 BB: 0 S: 19 P: 26	R: 1 H: 1 E: 0 LOB: 0 K: 2 BB: 0 S: 11 P: 13	R: 0 H: 0 E: 0 LOB: 0 K: 1 BB: 0 S: 9 P: 13	R: 0 H: 2 E: 0 LOB: 2 K: 0 BB: 0 S: 11 P: 14		1B: 6 SF: 1 2B: 3 SAC: 0 3B: 0 DP: 0 HR: 2 HBP: 0						

	AB	35
	R	6
	H	11
	RBI	6
	BB	0
	SO	7
	LOB	11

WP: 0 PB: 0 SB: 0 CS: 0 PA: 36

PITCHER		IP	WLS	BF	H	R	ER	SO	BB	IBB	HBP	BLK	WP	HR	S	P	ERA	WHIP
54 Matt Harrison, L ERA: 3.37	(1, 1)	4.2	L	23	8	5	3	3	0	0	0	0	0	1	69	102	5.79	1.714
44 Roy Oswalt, R ERA: 5.85	(5, 1)	2.1		8	1	1	1	4	0	0	0	0	0	1	24	30	3.86	0.429
57 Mark Lowe, R ERA: 2.13	(8, 1)	1.0		5	2	0	0	0	0	0	0	1	0	0	11	14	0.00	2.000

PITCHER	IP	WLS	BF	H	R	ER	SO	BB	IBB	HBP	BLK	WP	HR	S	P	ERA	WHIP

Batter	1	2	3	4	5	6	7	8	9	AB	R	H	RBI	BB	SO	LOB
5 Ian Kinsler, R (1, 10) OBP: 0.336, SLG: 0.438	B FF 91 C FF 92 F CU 79 X CU 83 1-2 32 BB 29 HR 1B		C SL 87 S CH 83 B CU 82 X SL 86 1-2 1 CS 2B		C SI 93 B SL 86 B SL 86 B SI 94 X SI 94 3-1 ③ F8		B SL 84 S SL 84 X SI 94 1-1 ② SF7 3-H		C FF 96 F FF 96 F KC 80 F FF 100 X FF 97 0-2 ③ P3	4	1	2	1	0	0	1
1 Elvis Andrus, R (1, 6) OBP: 0.361, SLG: 0.391	C FF 92 D CU 80 F SL 88 F SI 91 1 SAFE S SL 89 1-3 ① K		B CH 81 B SL 88 C SL 88 C FF 91 S CU 83 2-3 ① ② K 2-3			B SI 93 B SI 92 F SI 92 X SI 94 2-1 ① L9	C SI 95 F SL 84 F FF 94 B SL 84 D SL 85 X SL 83 2-2 2-H 1B			4	0	1	1	0	2	2
32 Josh Hamilton, L (1, 8) OBP: 0.358, SLG: 0.583 (9, 7)	C CU 81 B CH 87 B FF 91 B SL 89 F FF 93 B SL 84 4-2 29 HR 1-2 BB		F SL 89 B SL 89 X FF 91 1-1 ③ F7			B SI 94 X CH 88 1-0 29 F8 1B	C SI 95 S SL 84 F FF 94 X SL 85 0-2 ③ F9			3	1	1	0	1	0	1
29 Adrián Beltré, R (1, 5) OBP: 0.354, SLG: 0.553	C SL 89 S CU 81 F SL 89 2 SAFE B FF 92 F SL 87 X CU 81 1-2 1-H 2-H HR			B FF 90 B CH 82 S FF 90 B FF 91 C SL 89 X FF 91 3-2 ① P4		D SL 86 X SI 93 1-0 ② F8 1-2		C FF 95 B KC 79 B KC 80 S FF 95 F FF 96 F FF 97 X KC 80 2-2 17 1B 3B		4	2	2	3	0	0	1
17 Nelson Cruz, R (1, 9) OBP: 0.328, SLG: 0.467	B SL 90 C FF 92 X CH 85 1-1 ② G6-3			C FF 91 B CU 81 F CH 84 B SL 88 B CH 82 S SL 88 3-3 ② K		B FF 93 S SL 86 X SL 86 1-1 ③ P4		B FF 96 X FF 96 1-0 10 G6-3 3-H 1B		4	0	1	1	0	1	1
10 Michael Young, R (1, 4) OBP: 0.298, SLG: 0.355	C FF 93 F SL 89 B FF 93 C CU 81 1-3 ③ K			X CH 82 0-0 ③ G4-3			B SI 93 B SI 93 X SI 92 2-0 HR	X FF 95 0-0 ① ② G6-3 1-2f		4	1	1	1	0	1	1
7 David Murphy, L (1, 7) OBP: 0.393, SLG: 0.504 23 Craig Gentry, R (9, 8) OBP: 0.373, SLG: 0.386		C FF 90 B SL 88 F FF 90 X FF 90 1-2 ① F8			C CU 78 F FF 90 X SL 85 0-2 ① G4-3		B SI 92 B SI 93 C SI 92 X SL 87 2-1 ① G4-3	S KC 81 B FF 96 C FF 96 X KC 81 1-2 ③ F7		4 0	0 0	0 0	0 0	0 0	0 0	0 0
8 Geovany Soto, R (1, 2) OBP: 0.287, SLG: 0.350		B FF 91 F SL 89 S CH 84 S CU 82 1-3 ② K			T CH 82 B CU 80 B SL 87 B FF 90 B FF 91 4-1 9 FC5-4 BB		B SL 84 C SI 93 B SL 86 B SI 93 B SI 93 4-1 18 2B 5 SF7 BB		X FF 95 0-0 ① L9	2	1	0	0	2	1	0
9 Mike Olt, R (1, 3) OBP: 0.243, SLG: 0.167 18 Mitch Moreland, L (7, PH) OBP: 0.333, SLG: 0.515 (7, 3)		B SL 88 F FF 91 X CU 81 1-1 ③ G5-3			F SI 93 X SI 93 0-1 ② FC5-4 1-2f		C SI 93 S SL 87 X SL 85 0-2 1 1B 1-3 2B		B FF 97 S FF 96 B FF 95 B FF 96 X FF 96 3-1 ② G4-3	2 2	0 1	0 1	0 0	0 0	0 0	1 0
Inning Stats	R: 3 E: 0 K: 2 S: 19 H: 2 LOB: 0 BB: 1 P: 28	R: 0 E: 0 K: 1 S: 8 H: 0 LOB: 0 BB: 0 P: 11	R: 0 E: 0 K: 1 S: 8 H: 1 LOB: 0 BB: 0 P: 12	R: 0 E: 0 K: 1 S: 7 H: 0 LOB: 0 BB: 0 P: 13	R: 0 E: 0 K: 0 S: 8 H: 0 LOB: 1 BB: 1 P: 15	R: 0 E: 0 K: 0 S: 6 H: 1 LOB: 1 BB: 0 P: 11	R: 3 E: 0 K: 0 S: 17 H: 3 LOB: 1 BB: 1 P: 28	R: 1 E: 0 K: 0 S: 10 H: 2 LOB: 0 BB: 0 P: 14	R: 0 E: 0 K: 0 S: 8 H: 0 LOB: 0 BB: 0 P: 11	1B: 4 2B: 2 3B: 1 HR: 2	SF: 1 SAC: 0 DP: 1 HBP: 0					

TOP

Texas Rangers @ Kansas City Royals

Kauffman Stadium, Kansas City, MO

Wed Sep 05 2012, 7:11 PM - 10:08 PM CDT

Att. 13,354 - Clear - 91 F

livebaseballscorecards.com

AB	33
R	7
H	9
RBI	7
BB	3
SO	5
LOB	8

PITCHER		IP	WLS	BF	H	R	ER	SO	BB	IBB	HBP	BLK	WP	HR	S	P	ERA	WHIP
61 Everett Teaford, L ERA: 4.45	(1, 1)	4.1	L	17	3	3	3	5	2	0	0	0	0	1	46	72	6.23	1.154
32 Vin Mazzaro, R ERA: 6.03	(5, 1)	2.0		10	3	3	3	0	1	0	0	0	0	1	17	33	13.50	2.000
43 Aaron Crow, R ERA: 3.44	(7, 1)	0.2		3	1	0	0	0	0	0	0	0	0	0	10	13	0.00	1.500
41 Jeremy Jeffress, R ERA: 1.04	(8, 1)	2.0		7	2	1	1	0	0	0	0	0	0	0	18	25	4.50	1.000

PITCHER	IP	WLS	BF	H	R	ER	SO	BB	IBB	HBP	BLK	WP	HR	S	P	ERA	WHIP

Texas Rangers @ Kansas City Royals

Kauffman Stadium, Kansas City, MO

Wed Sep 05 2012, 7:11 PM - 10:08 PM CDT

Att. 13,354 - Clear - 91 F

livebaseballscorecards.com

BOTTOM

Batter	1	2	3	4	5	6	7	8	9	AB	R	H	RBI	BB	SO	LOB
7 David Lough, L (1, 8) OBP: 0.316, SLG: 0.353	B SI 87 B FF 89 B FF 89 B FF 89 4-0 2 FC6-4 BB		C SL 81 F FF 90 F SI 90 C FS 81 0-3 ① K		X SL 85 0-0 ③ G5-3		C FF 99 F FF 99 X FF 100 0-2 ② SF9 3-H		B FF 94 X SL 89 1-0 ② FC3-6 2 1B 2 1B 1-2f	3	0	0	1	1	1	2
1 Jarrod Dyson, L (9, PR) OBP: 0.333, SLG: 0.337										0	1	0	0	0	0	0
2 Alcides Escobar, R (1, 6) OBP: 0.331, SLG: 0.389	C FF 88 1 SAFE X FF 91 0-1 ① FC6-4 16 2B 1-2f		B SL 84 S SL 85 B SL 84 S FC 88 C FF 92 2-3 ② K			B SI 89 C SI 89 B FC 88 C SL 84 B SL 85 X SL 85 3-2 ① F8	B FF 99 C FF 99 C SL 86 F FF 99 X SL 84 1-2 ③ G4-3		S SL 88 T FF 96 B CU 82 F CU 84 F FF 96 X SL 89 1-2 1-H 1B	5	1	1	1	0	1	1
4 Alex Gordon, L (1, 7) OBP: 0.365, SLG: 0.449	C SI 91 1 SAFE F FF 89 P PO 86 D FS 81 X FS 82 2-2 ② F7		C FS 81 S FS 82 F FF 89 B SI 91 S FS 83 1-3 ③ K			B FS 80 S FS 80 F SI 90 F FS 81 S SL 86 1-3 ② K		C SL 88 F SL 86 X CU 78 0-2 ① G1	1 SAFE 1 SAFE X FF 94 0-0 ③ L7	5	0	0	0	0	2	2
16 Billy Butler, R (1, 10) OBP: 0.376, SLG: 0.510	D SL 84 1 SAFE X SI 91 1-0 1-H 2B			F SI 91 X SI 91 0-1 ① F8		S FS 81 X FF 91 0-1 13 2B 2B		C CU 77 X CU 78 0-1 13 WP 8 FC1-4-6 2B		4	2	3	1	0	0	0
13 Salvador Perez, R (1, 2) OBP: 0.335, SLG: 0.500	B SL 85 C SL 84 F SI 91 S SL 84 1-3 ③ K			C SI 86 X SI 90 0-1 ② G1-3		F SI 89 B SI 92 F FS 81 D FS 83 X SI 91 2-2 2-H 2B		B SL 88 B CU 79 B FF 93 C SL 89 B SL 88 4-1 8 FC1-4-6 2-3 BB		3	0	1	1	1	1	1
8 Mike Moustakas, L (1, 5) OBP: 0.305, SLG: 0.438		F FF 90 S SL 84 F FF 93 B SL 86 F FF 93 S SL 86 1-3 ① K		B FS 80 B FC 90 C FC 90 C FC 91 X FS 81 2-2 ③ L9		B FF 89 S SL 85 S FS 82 X FS 82 1-2 ③ F8		B SL 88 F SL 88 X SI 93 1-1 ② FC1-4-6 1-2f 3-H		4	0	0	1	0	1	2
21 Jeff Francoeur, R (1, 9) OBP: 0.287, SLG: 0.357		C SI 92 F SI 93 B SL 86 B SI 93 F SL 86 X FF 90 2-2 ② G4-3			F SL 84 X FF 88 0-1 ① G5-3		B FF 98 C FF 98 B FF 99 B FF 99 B FF 98 4-1 35 1B 9 WP BB	1 SAFE B SI 92 F FF 92 F SL 86 X SI 92 1-2 ③ G5-3		3	1	0	0	1	0	1
35 Eric Hosmer, L (1, 3) OBP: 0.314, SLG: 0.370		B FF 92 B FF 93 C SL 85 B SL 86 B FF 92 4-1 9 S BB			B FF 88 B SL 84 X SL 83 2-0 9 S 1B		C FF 98 X SL 86 0-1 9 F9 9 WP 7 SF9 1-3 1B		B FF 95 B FF 94 C FF 93 S FF 95 X SL 90 2-2 ① G4-3	3	1	2	0	1	0	0
9 Johnny Giavotella, R (1, 4) OBP: 0.260, SLG: 0.287		1 SAFE C FF 91 B FF 92 C SL 84 B SL 85 S SL 86 2-3 ③ K 1-2			1 SAFE B SL 83 F SI 89 1 SAFE B SI 89 B SL 85 C SL 83 S SL 84 3-3 ② K 1-2		B FF 98 C FF 97 B FF 98 B SL 86 C FF 98 X FF 97 3-2 ① F9 1-3 3-H		C FF 95 C SL 89 F CU 83 X FF 96 0-2 7 FC3-6 1B	4	0	1	0	0	2	3

Inning Stats	1	2	3	4	5	6	7	8	9
	R: 1 E: 0 K: 1 S: 10 H: 1 LOB: 1 BB: 1 P: 17	R: 0 E: 0 K: 2 S: 13 H: 0 LOB: 1 BB: 1 P: 22	R: 0 E: 0 K: 3 S: 11 H: 0 LOB: 0 BB: 0 P: 14	R: 0 E: 0 K: 0 S: 7 H: 0 LOB: 0 BB: 0 P: 9	R: 0 E: 0 K: 1 S: 7 H: 1 LOB: 1 BB: 0 P: 12	R: 1 E: 0 K: 1 S: 15 H: 2 LOB: 1 BB: 0 P: 22	R: 2 E: 0 K: 0 S: 13 H: 1 LOB: 0 BB: 1 P: 21	R: 1 E: 0 K: 0 S: 11 H: 1 LOB: 1 BB: 1 P: 17	R: 1 E: 0 K: 0 S: 14 H: 2 LOB: 1 BB: 0 P: 18

	AB	34
	R	6
	H	8
	RBI	5
	BB	4
	SO	8
	LOB	12

	1B: 4	SF: 1	WP: 2	PA: 39
	2B: 4	SAC: 0	PB: 0	
	3B: 0	DP: 0	SB: 2	
	HR: 0	HBP: 0	CS: 0	

PITCHER		IP	WLS	BF	H	R	ER	SO	BB	IBB	HBP	BLK	WP	HR	S	P	ERA	WHIP
46 Ryan Dempster, R ERA: 2.87	(1, 1)	6.0	W	24	4	2	2	8	2	0	0	0	0	0	63	96	3.00	1.000
41 Alexi Ogando, R ERA: 3.04	(7, 1)	1.0		5	1	2	2	0	1	0	0	0	1	0	13	21	18.00	2.000
37 Mike Adams, R ERA: 2.74	(8, 1)	1.0	H	5	1	1	1	0	1	0	0	0	1	0	11	17	9.00	2.000
36 Joe Nathan, R ERA: 2.53	(9, 1)	1.0	S	5	2	1	1	0	0	0	0	0	0	0	14	18	9.00	2.000

PITCHER	IP	WLS	BF	H	R	ER	SO	BB	IBB	HBP	BLK	WP	HR	S	P	ERA	WHIP

Texas Rangers @ Kansas City Royals

Kauffman Stadium, Kansas City, MO

Thu Sep 06 2012, 7:11 PM - 10:30 PM CDT

Att. 15,332 - Clear - 90 F

livebaseballscorecards.com

TOP

Batter	1	2	3	4	5	6	7	8	9	10	AB	R	H	RBI	BB	SO	LOB
5 Ian Kinsler, R (1, 4) OBP: 0.334, SLG: 0.440	G5-3			G1-3	P6			K		10 1B 3B	5	1	1	0	0	1	1
10 Michael Young, R (1, 6) 1 Elvis Andrus, R (10, 6) OBP: 0.299, SLG: 0.355 OBP: 0.361, SLG: 0.391	F9			32 HR 1B	PO 1-2	K		F8		7 HBP 32 WP 1B 3-H	5 0	1 0	2 0	1 0	0 0	1 0	0 0
32 Josh Hamilton, L (1, 10) OBP: 0.358, SLG: 0.587	F8			1-H HR		G1-3		29 1B BB		K2-3 1-2	4	1	1	2	1	1	1
29 Adrián Beltré, R (1, 5) OBP: 0.356, SLG: 0.559		K		HR		K		1-2 1B		7 HBP IBB	4	1	2	1	1	2	0
17 Nelson Cruz, R (1, 9) OBP: 0.327, SLG: 0.464		P6		BB			G6-3	L8		K	4	0	0	0	1	1	4
7 David Murphy, L (1, 7) OBP: 0.393, SLG: 0.501		K		F8			8 2B 1B		F7	8 FC5-4 1-2 2-3 HBP	4	1	1	0	0	1	1
8 Geovany Soto, R (1, 2) OBP: 0.286, SLG: 0.351	G5-3			F7			1-H 2B		P3	FC5-4 1-2f	5	0	1	1	0	0	4
18 Mitch Moreland, L (1, 3) OBP: 0.336, SLG: 0.511	F9				G4-3		23 G6-4-3 IBB		K		2	0	0	0	2	0	0
23 Craig Gentry, R (1, 8) OBP: 0.371, SLG: 0.383	K				10 PO 1B		G6-4-3 1-2f		K		4	0	1	0	0	2	3
Inning Stats	R: 0 H: 0 E: 0 LOB: 0 K: 0 BB: 0 S: 6 P: 11	R: 0 H: 0 E: 0 LOB: 0 K: 2 BB: 0 S: 12 P: 16	R: 0 H: 0 E: 0 LOB: 0 K: 1 BB: 0 S: 8 P: 13	R: 3 H: 3 E: 0 LOB: 1 K: 0 BB: 1 S: 15 P: 23	R: 0 H: 1 E: 0 LOB: 0 K: 0 BB: 0 S: 9 P: 14	R: 0 H: 0 E: 0 LOB: 0 K: 2 BB: 0 S: 10 P: 13	R: 1 H: 2 E: 0 LOB: 1 K: 0 BB: 1 S: 6 P: 12	R: 0 H: 1 E: 0 LOB: 2 K: 1 BB: 1 S: 13 P: 18	R: 0 H: 0 E: 0 LOB: 1 K: 1 BB: 1 S: 12 P: 20	R: 1 H: 2 E: 0 LOB: 3 K: 2 BB: 1 S: 13 P: 23	1B: 5 SF: 0 2B: 1 SAC: 0 3B: 1 DP: 1 HR: 2 HBP: 1						

PITCHER		IP	WLS	BF	H	R	ER	SO	BB	IBB	HBP	BLK	WP	HR	S	P	ERA	WHIP
44 Luke Hochevar, R ERA: 5.36	(1, 1)	6.1		26	6	4	4	5	1	1	0	0	0	2	65	101	5.68	1.105
40 Kelvin Herrera, R ERA: 2.45	(7, 1)	1.2		6	1	0	0	1	1	0	0	0	0	0	14	19	0.00	1.200
55 Tim Collins, L ERA: 3.25	(9, 1)	0.2		3	0	0	0	0	1	0	0	0	0	0	8	14	0.00	1.500
56 Greg Holland, R ERA: 2.84	(9, 1)	1.0	L	6	2	1	1	3	0	1	0	0	1	0	14	24	9.00	2.000
67 Francisley Bueno, L ERA: 1.64	(10, 1)	0.0		1	0	0	0	0	0	0	1	0	0	0	1	2	∞	∞

PITCHER		IP	WLS	BF	H	R	ER	SO	BB	IBB	HBP	BLK	WP	HR	S	P	ERA	WHIP
43 Aaron Crow, R ERA: 3.42	(10, 1)	0.1		1	0	0	0	0	0	0	0	0	0	0	2	3	0.00	0.000

AB	37
R	5
H	9
RBI	5
BB	5
SO	9
LOB	14

WP: 1 PA: 44
PB: 0
SB: 0
CS: 0

Batter	1	2	3	4	5	6	7	8	9	10	AB	R	H	RBI	BB	SO	LOB
6 Lorenzo Cain, R (1, 8) OBP: 0.304, SLG: 0.376	B SI 90 B FC 89 C FC 89 X FC 90 2-1 13 S 4 1B 1B		B SI 91 X CU 78 1-0 2 S 4 3B 2B		C SI 90 S SI 92 X SI 93 0-2 ① G6-3		B FF 96 C CU 84 F FF 96 F FF 98 S FF 99 1-3 ③ K			C CU 82 C FF 96 X FF 96 0-2 2 G1-6-3 1B	5	1	3	0	0	1	0
2 Alcides Escobar, R (1, 6) OBP: 0.330, SLG: 0.388	F SI 90 D CU 78 1 SAFE F SI 90 X CU 75 1-2 ① L7		F FF 90 D CH 86 S CU 78 F SI 92 B SI 92 B CU 77 S SI 92 3-3 ① K 2-3		C CU 78 B SI 93 S CH 84 B CU 79 X SI 93 2-2 ② F7			B CU 83 X FF 96 1-0 16 G1-4-3 1B		1 SAFE F FF 95 1 SAFE F SL 88 1 SAFE X CU 81 0-2 ②③ G1-6-3 1-2f	5	0	1	0	0	1	3
4 Alex Gordon, L (1, 7) OBP: 0.366, SLG: 0.453	F FC 89 1 SAFE X SI 90 0-1 13 S 1-2 1B		B FF 91 X CU 77 1-0 13 1B 3-H 3B		C FC 90 B CH 85 B SI 94 F FF 92 B CU 79 X SI 92 3-2 ③ L7			1 SAFE 1 SAFE F FF 96 1 SAFE S FF 96 1 SAFE B FF 96 S FF 96 1-3 ① K			4	1	2	1	0	1	1
16 Billy Butler, R (1, 10) OBP: 0.373, SLG: 0.506	B FC 89 D CU 78 S FC 88 F CU 78 F SI 93 F CU 77 S SI 93 2-3 ② K		X CU 76 0-0 ② G5-3			B CU 78 F SI 92 S CH 86 B CU 79 B CH 86 C CU 79 3-3 ① K		1 SAFE B FF 96 X FF 96 1-0 ②③ G1-4-3 1-2f			4	0	0	0	0	2	4
13 Salvador Perez, R (1, 2) OBP: 0.333, SLG: 0.495	D CU 79 B FF 90 B CH 86 C FC 89 C CU 77 X SI 93 3-2 ③ L4 1-2 2-3		B SI 91 X FF 89 1-0 3-H 1B			B SI 92 X CU 80 1-0 ② P4			B CU 79 S SL 88 F SI 92 B CU 80 B SI 92 X SL 88 3-2 ① G5-3		4	0	1	1	0	0	2
8 Mike Moustakas, L (1, 5) OBP: 0.305, SLG: 0.436		C FC 87 B SI 90 S CU 76 F FC 91 F CU 79 C SI 93 1-3 ① K	C FC 88 D CU 78 F FC 90 B CU 76 C FC 89 2-3 ③ K			B FC 91 S SI 92 X FC 91 1-1 ③ F9			C SL 88 X SL 88 0-1 1B		4	0	1	0	0	2	1
21 Jeff Francoeur, R (1, 9) OBP: 0.287, SLG: 0.362		B SI 92 X FF 89 1-0 HR		C SI 90 F SI 91 X FF 90 0-2 ① L8			S CU 79 B CU 79 X SI 93 1-1 ① G6-3		1 SAFE B SI 91 1 SAFE X SI 90 1-0 ② F8		4	1	1	1	0	0	1
35 Eric Hosmer, L (1, 3) OBP: 0.313, SLG: 0.375		B FC 90 S CU 76 B CH 86 F CU 78 B SI 93 X CU 78 3-2 ② P6		B FF 90 C SI 90 X CH 85 1-1 ② G4-3			C SL 81 B SL 83 B SI 93 B SL 82 X SI 93 3-1 HR		1 SAFE B SL 88 1 SAFE F SL 88 F CU 79 F FF 93 X CH 83 1-2 ③ G3		4	1	1	1	0	0	1
34 Tony Abreu, S (1, 4) OBP: 0.318, SLG: 0.409		C FC 89 F SI 91 F CU 79 F FC 89 B CU 80 T CU 79 1-2 ③ K		X FC 90 0-0 ③ P6			C SI 95 X SL 83 0-1 ② F9			C SL 88 F CU 82 F FF 96 X CU 81 0-2 ① G6-3	4	0	0	0	0	1	0
Inning Stats	R: 0 E: 0 K: 1 S: 15 H: 2 LOB: 2 BB: 0 P: 23	R: 1 E: 0 K: 2 S: 14 H: 1 LOB: 0 BB: 0 P: 20	R: 2 E: 0 K: 2 S: 11 H: 3 LOB: 1 BB: 0 P: 19	R: 0 E: 0 K: 0 S: 6 H: 0 LOB: 0 BB: 0 P: 7	R: 0 E: 0 K: 0 S: 9 H: 0 LOB: 0 BB: 0 P: 14	R: 0 E: 0 K: 1 S: 6 H: 0 LOB: 0 BB: 0 P: 11	R: 1 E: 0 K: 1 S: 10 H: 1 LOB: 0 BB: 0 P: 15	R: 0 E: 0 K: 1 S: 5 H: 1 LOB: 0 BB: 0 P: 8	R: 0 E: 0 K: 0 S: 10 H: 1 LOB: 1 BB: 0 P: 15	R: 0 E: 0 K: 0 S: 10 H: 1 LOB: 0 BB: 0 P: 10	1B: 6 2B: 1 3B: 1 HR: 2 SF: 0 SAC: 0 DP: 2 HBP: 0	WP: 0 PB: 0 SB: 3 CS: 0 PA: 38					

PITCHER		IP	WLS	BF	H	R	ER	SO	BB	IBB	HBP	BLK	WP	HR	S	P	ERA	WHIP
39 Scott Feldman, R ERA: 4.97	(1, 1)	6.1		25	6	3	3	6	0	0	0	0	0	1	63	97	4.26	0.947
50 Michael Kirkman, L ERA: 3.86	(7, 1)	0.1	B	2	1	1	1	0	0	0	0	0	0	1	4	7	27.00	3.000
52 Tanner Scheppers, R ERA: 4.18	(7, 1)	1.1		4	1	0	0	2	0	0	0	0	0	0	9	13	0.00	0.750
37 Mike Adams, R ERA: 2.68	(9, 1)	1.0	W	4	1	0	0	0	0	0	0	0	0	0	10	15	0.00	1.000
36 Joe Nathan, R ERA: 2.48	(10, 1)	1.0	S	3	1	0	0	0	0	0	0	0	0	0	10	10	0.00	1.000

PITCHER	IP	WLS	BF	H	R	ER	SO	BB	IBB	HBP	BLK	WP	HR	S	P	ERA	WHIP

BOTTOM

Texas Rangers @ Kansas City Royals

Kauffman Stadium, Kansas City, MO

Thu Sep 06 2012, 7:11 PM - 10:30 PM CDT

Att. 15,332 - Clear - 90 F

livebaseballscorecards.com

AB	38
R	4
H	10
RBI	4
BB	0
SO	8
LOB	13

Kansas City Royals @ Chicago White Sox

U.S. Cellular Field, Chicago, IL

Fri Sep 07 2012, 8:10 PM - 11:12 PM EDT

Att. 26,660 - Cloudy - 63 F

livebaseballscorecards.com

TOP

Batter	1	2	3	4	5	6	7	8	9	AB	R	H	RBI	BB	SO	LOB
6 Lorenzo Cain, R (1, 8) OBP: 0.306, SLG: 0.407	C SI 91 B SI 92 S CH 85 S SL 84 1-3 K ①		B SL 80 S CH 83 B CH 85 S SI 93 S CH 86 2-3 K ①		C CH 86 B SI 93 X SL 85 1-1 HR	B SL 88 B SI 100 B SI 99 X SI 99 3-0 G1-3 ③			1 SAFE B FF 93 C FF 93 1 SAFE X SL 84 1-1 1-H HR	5	2	2	3	0	2	1
2 Alcides Escobar, R (1, 6) OBP: 0.332, SLG: 0.388	B SI 92 X FF 93 1-0 F8 ②		C FF 94 F SI 93 X FF 95 0-2 G6-3 ②		B SI 93 B CH 85 C CH 86 B SI 94 B SI 93 4-1 4 1B BB		B SI 99 X SI 99 1-0 1B		C FF 95 X SL 85 0-1 16 G6-4-3 1B	4	0	2	0	1	0	0
4 Alex Gordon, L (1, 7) OBP: 0.367, SLG: 0.454	B SI 94 C FF 93 X SL 88 1-1 G4-3 ③		C SI 95 F SL 90 B SL 86 B SL 87 B SL 90 X SI 95 3-2 2B		C SI 94 1 SAFE B SI 94 B SL 88 1 SAFE X SI 92 2-1 1-3 1B		1 SAFE C CU 78 X CU 79 0-1 F7 ①		B CH 85 S FF 92 B CH 85 F CH 84 C FF 93 2-3 K ①	5	0	2	0	0	1	2
16 Billy Butler, R (1, 10) OBP: 0.372, SLG: 0.503		C FF 92 C SL 83 F SL 86 X CH 86 0-2 13 HR 1B	B SL 85 B CH 86 X SL 84 2-0 G5-3 ③		B CH 87 D CH 86 S CH 87 F SI 94 X CH 88 2-2 G4-3 ③		1 SAFE B FF 94 C FF 95 F SL 84 X FF 94 1-2 L9 ②		F FF 93 X FF 93 0-1 G6-4-3 ②③ 1-2f	5	1	1	0	0	0	5
13 Salvador Perez, R (1, 2) OBP: 0.341, SLG: 0.512		C CH 84 F FF 93 X SL 85 0-2 1-H HR		B SI 90 X SI 91 1-0 8 FC6-4 1B		B SI 92 B CH 86 B SI 93 C FF 91 B SI 93 4-1 8 BB 21 2B BB	X FF 94 0-0 F8 ③			3	2	2	2	1	0	1
8 Mike Moustakas, L (1, 5) OBP: 0.304, SLG: 0.433		C SL 86 B SI 95 B SL 87 F SI 94 X SL 88 2-2 G3 ①		X SL 84 0-0 FC6-4 ① 21 G5-4-3 1-2f		B SL 85 B SL 85 B SI 95 B SI 94 4-0 21 2B 35 SF8 1-2 BB		C SL 81 B SI 93 B SI 94 F FF 94 X FF 95 2-2 G4-3 ①		3	1	0	0	1	0	1
21 Jeff Francoeur, R (1, 9) OBP: 0.287, SLG: 0.363		F SI 94 F CH 88 S FF 94 0-3 K ②		B CH 85 B SI 93 S FF 93 F FF 93 F SL 85 X CH 87 2-2 G5-4-3 ②③ 1-2f		C SI 99 X SI 100 0-1 9 G3-1 2B 1-3 2-H		S FF 95 C FF 95 B FF 95 S FF 95 1-3 K ②		4	0	1	1	0	2	1
35 Eric Hosmer, L (1, 3) OBP: 0.313, SLG: 0.374		B FF 95 B SL 88 B SI 95 B FF 95 4-0 BB			B SI 92 C SL 83 X SI 93 1-1 F8 ①	B CH 90 X CH 89 1-0 SF8 ① 3-H		C FF 95 B SL 81 S SL 81 C FF 94 1-3 K ③		2	0	0	1	1	1	0
9 Johnny Giavotella, R (1, 4) OBP: 0.260, SLG: 0.286		1 SAFE C SI 92 B CH 85 C CH 86 X FF 93 1-2 G4-3 ③			C SI 92 C SL 85 B CH 87 S CH 87 1-3 K ②	C SL 89 B SI 100 F SI 99 X SL 89 1-2 G3-1 ② 2-3			X FF 95 0-0 6 HR 1B	4	1	1	0	0	1	2
Inning Stats	R: 0 E: 0 K: 1 S: 6 H: 0 LOB: 0 BB: 0 P: 9	R: 2 E: 0 K: 1 S: 16 H: 2 LOB: 1 BB: 1 P: 23	R: 0 E: 0 K: 1 S: 10 H: 1 LOB: 1 BB: 0 P: 17	R: 0 E: 0 K: 0 S: 6 H: 1 LOB: 0 BB: 0 P: 9	R: 1 E: 0 K: 1 S: 13 H: 2 LOB: 2 BB: 1 P: 24	R: 2 E: 0 K: 0 S: 8 H: 1 LOB: 1 BB: 2 P: 21	R: 0 E: 0 K: 0 S: 7 H: 1 LOB: 0 BB: 0 P: 9	R: 0 E: 0 K: 2 S: 9 H: 0 LOB: 0 BB: 0 P: 13	R: 2 E: 0 K: 1 S: 10 H: 3 LOB: 0 BB: 0 P: 13	1B: 6 2B: 2 3B: 0 HR: 3 SF: 1 SAC: 0 DP: 2 HBP: 0						

	AB	35
	R	7
	H	11
	RBI	7
	BB	4
	SO	7
	LOB	13

WP: 0 PA: 40
PB: 0
SB: 0
CS: 0

PITCHER		IP	WLS	BF	H	R	ER	SO	BB	IBB	HBP	BLK	WP	HR	S	P	ERA	WHIP
58 Francisco Liriano, L ERA: 5.25	(1, 1)	5.0		24	6	5	5	4	4	0	0	0	0	2	52	91	9.00	2.000
65 Nate Jones, R ERA: 2.86	(6, 1)	1.0		5	2	0	0	0	0	0	0	0	0	0	8	14	0.00	2.000
46 Donnie Veal, L ERA: 1.08	(7, 1)	0.1		1	0	0	0	0	0	0	0	0	0	0	2	2	0.00	0.000
26 Jesse Crain, R ERA: 2.89	(7, 1)	0.2		2	0	0	0	0	0	0	0	0	0	0	4	5	0.00	0.000
37 Matt Thornton, L ERA: 3.49	(8, 1)	1.0		3	0	0	0	2	0	0	0	0	0	0	9	13	0.00	0.000

PITCHER		IP	WLS	BF	H	R	ER	SO	BB	IBB	HBP	BLK	WP	HR	S	P	ERA	WHIP
43 Addison Reed, R ERA: 4.56	(9, 1)	1.0	L	5	3	2	2	1	0	0	0	0	0	1	10	13	18.00	3.000

Batter	1	2	3	4	5	6	7	8	9	AB	R	H	RBI	BB	SO	LOB
30 Alejandro De Aza, L (1, 8) OBP: 0.347, SLG: 0.405	C FF 91 F CH 83 B FF 93 F SL 82 X SI 93 1-2 18 G5-3 14 1B 1B	B FF 93 L FF 92 B CH 82 X FF 93 2-1 2B		H SL 80 1-0 HBP		C FF 92 B CU 75 T CU 75 B CH 83 S FF 92 2-3 ② K		I IN 82 I IN 85 I IN 81 I IN 80 4-0 IBB		3	1	2	0	1	1	0
18 Jose Lopez, R (1, 5) OBP: 0.271, SLG: 0.362	C SI 93 B SI 93 1 SAFE S SI 92 X SL 84 1-2 ① G5-3 1-2	X SL 80 0-0 ③ G5-3		B SI 92 C SI 92 B SI 92 F SL 81 F SL 84 F SL 82 S SL 82 2-3 ③ K		C CU 75 B FF 94 S CH 83 X CU 76 1-2 ③ G1-3		C SI 99 X SI 99 0-1 ③ P5		5	0	0	0	0	1	7
28 Dewayne Wise, L (1, 7) OBP: 0.325, SLG: 0.500	B FF 93 B FF 93 B SI 93 C SI 92 B SI 93 4-1 51 1B 14 1B BB		C FF 92 S CH 82 B FF 93 X SL 83 1-2 51 P4-2 3B		B FF 91 F SI 92 X CH 84 1-1 HR		C CU 73 B CH 81 F FF 92 F CU 74 S FF 94 1-3 ① K		C FF 95 B FF 96 S FF 96 B SL 87 S SL 87 2-3 ① K	4	1	2	1	1	2	0
14 Paul Konerko, R (1, 3) OBP: 0.378, SLG: 0.492 66 Ray Olmedo, S (9, PR) OBP: 0.286, SLG: 0.333	B SL 80 X SI 93 1-0 51 1B 1-2 2-H 1B		F FF 93 F SL 84 X SL 82 0-2 ① F9		B SL 80 C SI 92 C SL 82 X SL 83 1-2 ① F7		B SL 84 C SI 95 F SL 83 B SI 95 S SL 84 2-3 ② K2-3		B FF 96 X FF 96 1-0 29 DI 1B	5 0	0 0	2 0	1 0	0 0	1 0	1 0
51 Alex Rios, R (1, 9) OBP: 0.328, SLG: 0.513	C SI 93 B SI 94 X SI 93 1-1 24 FC6-4 1-2 2-3 1B		C SL 83 F SI 93 B SI 93 D SL 84 X SL 84 2-2 ② ③ P4-2 3-Hf		B SI 91 C SI 92 B SI 92 X SI 92 2-1 ② G6-3		X SI 95 0-0 ③ G5-3		C FF 97 F FF 98 F SL 85 B SL 88 S SL 88 1-3 ② K	5	0	1	0	0	1	2
12 A.J. Pierzynski, L (1, 2) OBP: 0.328, SLG: 0.525 7 Jordan Danks, L (8, PR) OBP: 0.258, SLG: 0.298 17 Tyler Flowers, R (9, 2) OBP: 0.293, SLG: 0.426 29 Dan Johnson, L (9, PH) OBP: 0.500, SLG: 0.571	F CH 84 X SL 82 0-1 ② F4			B CH 84 X CH 81 1-0 HR	C FF 93 F SL 83 X SL 84 0-2 ③ F7			X SI 94 0-0 10 SH1-4 24 HBP 1B	F FF 99 B SL 88 B FF 96 B FF 98 C FF 98 F FF 98 C SL 88 3-3 ③ K 1-2	4 0 0 1	1 0 0 0	2 0 0 0	1 0 0 0	0 0 0 1	0 0 0 1	3 0 0 1
24 Dayan Viciedo, R (1, 10) OBP: 0.294, SLG: 0.424	C SL 82 B SI 93 F SI 93 D SL 84 X SL 83 2-2 ③ FC6-4 1-2f			C FF 92 X SI 92 0-1 ① G5-3		C SI 90 B SL 82 F SL 81 X FF 93 1-2 10 HR 1B		B SI 95 1 SAFE D SL 85 B SI 94 C SI 93 H SI 94 4-1 10 SH1-4 1-2 HBP		3	1	1	0	0	0	3
10 Alexei Ramirez, R (1, 6) OBP: 0.295, SLG: 0.385		F SI 91 F FF 92 S SL 81 0-3 ① K		C FF 92 B SI 92 X SL 79 1-1 2B		B SI 91 X SI 92 1-0 1-H HR		X CH 84 0-0 ① SH1-4 1-2 2-3		3	1	2	2	0	1	0
15 Gordon Beckham, R (1, 4) OBP: 0.285, SLG: 0.362		C FF 92 B FF 93 S SI 93 X SL 82 1-2 ② G5-3		X SI 92 0-0 ② G5-3		C SL 81 C SI 93 B SL 85 B SL 82 F SL 82 B FF 93 S SL 83 3-3 ① K		C SI 97 F SI 97 F CH 86 T FF 100 0-2 ② K		4	0	0	0	0	2	4
Inning Stats	R: 1 E: 0 K: 0 S: 16 H: 3 LOB: 3 BB: 1 P: 26	R: 0 E: 0 K: 1 S: 9 H: 1 LOB: 1 BB: 0 P: 12	R: 0 E: 0 K: 0 S: 9 H: 1 LOB: 0 BB: 0 P: 12	R: 1 E: 0 K: 1 S: 11 H: 2 LOB: 2 BB: 0 P: 16	R: 1 E: 0 K: 0 S: 10 H: 1 LOB: 0 BB: 0 P: 14	R: 2 E: 0 K: 2 S: 14 H: 2 LOB: 0 BB: 0 P: 22	R: 0 E: 0 K: 2 S: 8 H: 0 LOB: 0 BB: 0 P: 11	R: 0 E: 0 K: 1 S: 9 H: 1 LOB: 3 BB: 1 P: 17	R: 0 E: 0 K: 3 S: 12 H: 1 LOB: 2 BB: 0 P: 19	1B: 6 2B: 3 3B: 1 HR: 3 SF: 0 SAC: 1 DP: 1 HBP: 2						

PITCHER		IP	WLS	BF	H	R	ER	SO	BB	IBB	HBP	BLK	WP	HR	S	P	ERA	WHIP
39 Luis Mendoza, R ERA: 4.63	(1, 1)	5.1		27	10	5	5	3	1	0	1	0	0	3	63	93	8.44	2.062
55 Tim Collins, L ERA: 3.2	(6, 1)	1.0		3	0	0	0	2	0	0	0	0	0	0	10	14	0.00	0.000
43 Aaron Crow, R ERA: 3.38	(7, 1)	0.2		4	1	0	0	1	0	0	1	0	0	0	6	12	0.00	1.500
40 Kelvin Herrera, R ERA: 2.42	(8, 1)	1.0	W	4	0	0	0	1	0	1	0	0	0	0	7	11	0.00	0.000
56 Greg Holland, R ERA: 2.79	(9, 1)	1.0	S	4	1	0	0	3	0	0	0	0	0	0	12	19	0.00	1.000

PITCHER	IP	WLS	BF	H	R	ER	SO	BB	IBB	HBP	BLK	WP	HR	S	P	ERA	WHIP

BOTTOM

Kansas City Royals @ Chicago White Sox

U.S. Cellular Field, Chicago, IL

Fri Sep 07 2012, 8:10 PM - 11:12 PM EDT

Att. 26,660 - Cloudy - 63 F

livebaseballscorecards.com

AB	37
R	5
H	12
RBI	5
BB	2
SO	10
LOB	21

Batter	1	2	3	4	5	6	7	8	9	AB	R	H	RBI	BB	SO	LOB
6 Lorenzo Cain, R (1, 8) OBP: 0.308, SLG: 0.407	B SI 91 S SI 87 S CH 80 B CH 82 B SI 93 F SI 87 C SI 93 3-3 ① K		C SI 89 C CH 82 B SL 78 X SI 92 1-2 2 BB 16 1B 1B		C CH 85 S CH 79 F CH 81 X SI 90 0-2 ② F8			B FF 92 C FF 92 X SI 92 1-1 2 2B 1B 2-3	C FF 93 C FF 93 B FF 92 S FF 93 1-3 ③ K 1-2	5	1	2	0	0	2	1
2 Alcides Escobar, R (1, 6) OBP: 0.335, SLG: 0.392	B SI 90 M SI 91 C SL 77 F SI 93 F SI 87 F SL 76 X SI 92 1-2 16 FC5-4 1B		**C SI 87** **F SI 89** 1 SAFE **F SL 77** **F CH 82** **B SL 77** 1 SAFE B SI 92 1 SAFE 4-2 F CH 80 B SI 88 F SI 93 1 SAFE B CH 84 16 1B 1-2 BB		B SI 87 C CH 86 X SI 91 1-1 ③ G5-3			C SI 92 D CU 79 X SI 92 1-1 ① 16 S 1-H 3-H 2B		3	0	2	1	1	0	0
4 Alex Gordon, L (1, 7) OBP: 0.364, SLG: 0.451	B SI 92 B SI 90 X SI 92 2-0 ② F8		C SL 77 S SL 81 D SI 86 B SI 93 D SL 83 F SL 94 C SI 93 3-3 ② K			C SI 87 B CH 84 X SI 92 1-1 ① G1-3		C FF 93 B SL 81 F FF 95 F SL 82 S FF 94 1-3 ② K		4	0	0	0	0	2	4
16 Billy Butler, R (1, 3) OBP: 0.371, SLG: 0.501	B SI 90 B CH 84 X CH 82 2-0 ③ FC5-4 1-2f		B SI 90 X CH 81 1-0 13 FC6-4 1-2 2-H 1B			B CH 80 B SL 76 X SI 87 2-0 ② G4-3		B FF 94 C FF 94 F FF 94 S SL 82 1-3 ③ K 2-3		4	0	1	1	0	1	2
13 Salvador Perez, R (1, 10) OBP: 0.339, SLG: 0.507		B SI 88 B CH 81 X SI 87 2-0 8 1B 1B	C CH 78 B SL 77 X SI 88 1-1 ③ FC6-4 1-2f			B CH 86 C CH 80 C SL 74 C SI 92 1-3 ③ K			C FF 94 B SI 94 S FF 94 S FF 95 1-3 ① K	4	0	1	0	0	2	2
21 Jeff Francoeur, R (1, 9) OBP: 0.284, SLG: 0.360		B SI 94 B SI 93 S SI 93 X SI 94 2-1 ① F7		F SI 90 B SI 91 S SL 74 X SL 75 1-2 ① G5-3			C SL 87 B SL 84 S FF 92 F FF 94 S FF 93 1-3 ① K		B FF 95 C FF 94 X FF 93 1-1 ② P2	4	0	0	0	0	1	1
8 Mike Moustakas, L (1, 5) OBP: 0.306, SLG: 0.436		B SL 79 B SI 90 X SI 91 2-0 27 G6-4-3 1-3 1B		C SL 75 B SL 77 F SL 77 B SL 83 B SL 76 S SI 92 3-3 ② K			B FF 93 C SL 85 C CU 70 B FF 93 B CU 70 X SL 84 3-2 ② P5		B FF 95 C FF 94 X CH 86 1-1 27 1B 2B	4	1	2	0	0	1	0
27 Brayan Peña, S (1, 2) OBP: 0.278, SLG: 0.328 34 Tony Abreu, S (9, PR) OBP: 0.318, SLG: 0.409		B CH 83 F SI 93 B SI 94 F CH 83 F SI 93 F SL 80 X CH 82 2-2 ② ③ G6-4-3 1-2f		C SI 90 F SI 86 S SL 72 0-3 ③ K			B FF 94 C CH 83 F SL 84 S CU 71 1-3 ③ K		C SI 94 X CH 86 0-1 9 DI 9 1B 2-H 1B	4 0	0 1	1 0	1 0	0 0	2 0	2 0
9 Johnny Giavotella, R (1, 4) OBP: 0.267, SLG: 0.300 1 Jarrod Dyson, L (9, PR) OBP: 0.333, SLG: 0.337			B CH 81 F SI 89 X CH 81 1-1 ① L7		C SI 87 C SL 74 B SI 88 B SL 77 S CH 80 2-3 ① K			B FF 90 C FF 92 B SL 86 B FF 92 X FF 91 3-1 6 1B 2 2B 2B	B FF 93 B FF 93 C FF 93 B SL 84 F SI 92 X SL 84 3-2 6 S 1-H 1B	4 0	1 0	2 0	1 0	0 0	1 0	0 0
Inning Stats	R: 0 E: 0 K: 1 S: 12 H: 1 LOB: 1 BB: 0 P: 20	R: 0 E: 0 K: 0 S: 9 H: 2 LOB: 1 BB: 0 P: 17	R: 1 E: 0 K: 1 S: 18 H: 2 LOB: 2 BB: 1 P: 29	R: 0 E: 0 K: 2 S: 9 H: 0 LOB: 0 BB: 0 P: 13	R: 0 E: 0 K: 1 S: 9 H: 0 LOB: 0 BB: 0 P: 12	R: 0 E: 0 K: 1 S: 6 H: 0 LOB: 0 BB: 0 P: 10	R: 0 E: 0 K: 2 S: 10 H: 0 LOB: 0 BB: 0 P: 15	R: 1 E: 0 K: 2 S: 13 H: 3 LOB: 1 BB: 0 P: 20	R: 2 E: 0 K: 2 S: 15 H: 3 LOB: 2 BB: 0 P: 22	1B: 8 2B: 3 3B: 0 HR: 0 SF: 0 SAC: 0 DP: 1 HBP: 0						

TOP

Kansas City Royals @ Chicago White Sox

U.S. Cellular Field, Chicago, IL

Sat Sep 08 2012, 4:08 PM - 6:55 PM EDT

Att. 26,227 - Partly Cloudy - 70 F

livebaseballscorecards.com

AB	36
R	4
H	11
RBI	4
BB	1
SO	12
LOB	12

WP: 0 PB: 0 SB: 2 CS: 0 PA: 37

PITCHER		IP	WLS	BF	H	R	ER	SO	BB	IBB	HBP	BLK	WP	HR	S	P	ERA	WHIP
49 Chris Sale, L ERA: 2.88	(1, 1)	6.0	W	23	5	1	1	6	1	0	0	0	0	0	63	101	1.50	1.000
26 Jesse Crain, R ERA: 2.82	(7, 1)	1.0		3	0	0	0	2	0	0	0	0	0	0	10	15	0.00	0.000
39 Brett Myers, R ERA: 3.46	(8, 1)	0.1		3	3	1	1	0	0	0	0	0	0	0	6	11	27.00	9.000
37 Matt Thornton, L ERA: 3.45	(8, 1)	0.2	H	2	0	0	0	2	0	0	0	0	0	0	7	9	0.00	0.000
43 Addison Reed, R ERA: 4.83	(9, 1)	1.0	S	6	3	2	2	2	0	0	0	0	0	0	15	22	18.00	3.000

PITCHER	IP	WLS	BF	H	R	ER	SO	BB	IBB	HBP	BLK	WP	HR	S	P	ERA	WHIP

Batter	1	2	3	4	5	6	7	8	9	AB	R	H	RBI	BB	SO	LOB
28 Dewayne Wise, L (1, 8) OBP: 0.323, SLG: 0.494	C SI 83 F SI 83 B CU 70 F EP 69 X SI 87 1-2 ① F7		X SL 80 0-0 ① G1-3		C SL 81 F SI 86 B SL 82 F SI 87 X SI 86 1-2 ① G3		C SI 92 X SI 92 0-1 24 1B 1-2 1B			4	0	1	0	0	0	1
10 Alexei Ramirez, R (1, 6) OBP: 0.295, SLG: 0.386	C SI 85 B SI 86 F SI 85 F EP 69 F FF 89 C FF 87 1-3 ② K		X SL 81 0-0 24 F7 2-H 2B		X SI 86 0-0 ② F8		B SI 93 B SI 93 F SI 93 B SI 93 F SI 93 X SI 93 3-2 ① L5			4	0	1	1	0	1	2
24 Dayan Viciedo, R (1, 7) OBP: 0.296, SLG: 0.431 7 Jordan Danks, L (9, 7) OBP: 0.258, SLG: 0.298	X SI 86 0-0 HR		D CH 76 F SL 81 B SL 81 X SL 82 2-1 ② F7 2-3		C FF 90 S CU 76 B CU 78 X FF 89 1-2 ③ G5-3		F SI 93 X SL 86 0-1 51 FC6-4 1-2 2-3 1B			4 0	1 0	2 0	1 0	0 0	0 0	1 0
14 Paul Konerko, R (1, 3) OBP: 0.379, SLG: 0.498	B CH 77 B FF 86 B CH 77 C SI 85 B CU 76 4-1 BB		X SI 86 0-0 ③ P3			B CH 77 C CH 77 S FF 88 X SI 88 1-2 HR	B SI 93 B SI 94 C SI 94 B SI 95 X SI 93 3-1 ② F3			3	1	1	1	1	0	4
51 Alex Rios, R (1, 9) OBP: 0.325, SLG: 0.509	C FF 87 S SI 87 B FF 88 F FF 87 F EP 69 B FF 89 B FF 89 S SL 83 3-3 ③ K			B SI 86 C SI 85 F SI 86 B FF 87 F CU 77 C FF 87 2-3 ① K		F SL 84 B SI 88 S FF 89 X CU 75 1-2 ① G5-3	X SI 93 0-0 ③ FC6-4 1-2f			4	0	0	0	0	2	4
12 A.J. Pierzynski, L (1, 10) OBP: 0.327, SLG: 0.522		C SI 84 X EP 69 0-1 ① L8		B CH 77 C FF 88 X SI 88 1-1 17 HR 1B		B CH 78 X SL 84 1-0 ② F9		X FF 94 0-0 ① G3-1		4	1	1	0	0	0	0
17 Tyler Flowers, R (1, 2) OBP: 0.307, SLG: 0.452		F SL 80 F SL 82 B FF 89 B FF 89 S FF 88 2-3 ② K		S SL 83 F FF 89 B FF 90 B SL 84 X FF 89 2-2 1-H HR		B FF 88 B SI 87 S CH 79 F CH 79 B FF 91 F SL 84 B CH 76 4-2 BB		C FF 95 C FF 95 B FF 92 B FF 91 B FF 96 F FF 95 B FF 96 4-2 BB		2	1	1	2	2	1	0
66 Ray Olmedo, S (1, 5) OBP: 0.240, SLG: 0.280		C SI 85 B SI 86 B FF 88 S CH 76 X FF 88 2-2 ③ G1-3		S CH 77 X SL 84 0-1 ② B5		S FF 88 F FF 89 B SL 83 F SL 81 F SI 89 D CU 74 S CH 78 2-3 ③ K		B FF 95 C FF 95 F FF 96 C FF 95 1-3 ② K		4	0	0	0	0	2	2
15 Gordon Beckham, R (1, 4) OBP: 0.287, SLG: 0.364			C SI 83 B SI 84 B SL 81 X CH 76 2-1 10 2B 2B	F SL 83 C FF 89 S SL 82 0-3 ③ K			B SI 94 B SI 93 B SI 94 B SI 93 4-0 24 1B 28 1B BB	S FF 95 B FF 95 F FF 95 S FF 93 1-3 ③ K		3	1	1	0	1	2	1
Inning Stats	R: 1 H: 1 E: 0 LOB: 1 K: 2 BB: 1 S: 16 P: 25	R: 0 H: 0 E: 0 LOB: 0 K: 1 BB: 0 S: 8 P: 12	R: 1 H: 2 E: 0 LOB: 1 K: 0 BB: 0 S: 7 P: 11	R: 2 H: 2 E: 0 LOB: 0 K: 2 BB: 0 S: 14 P: 19	R: 0 H: 0 E: 0 LOB: 0 K: 0 BB: 0 S: 8 P: 10	R: 1 H: 1 E: 0 LOB: 1 K: 1 BB: 1 S: 15 P: 24	R: 0 H: 2 E: 0 LOB: 3 K: 0 BB: 1 S: 11 P: 21	R: 0 H: 0 E: 0 LOB: 1 K: 2 BB: 1 S: 10 P: 16		1B: 3 SF: 0 2B: 2 SAC: 0 3B: 0 DP: 0 HR: 3 HBP: 0						

PITCHER		IP	WLS	BF	H	R	ER	SO	BB	IBB	HBP	BLK	WP	HR	S	P	ERA	WHIP
52 Bruce Chen, L ERA: 5.36	(1, 1)	6.0	L	26	6	5	5	6	2	0	0	0	0	3	68	101	7.50	1.333
32 Vin Mazzaro, R ERA: 5.87	(7, 1)	1.0		6	2	0	0	0	1	0	0	0	0	0	11	21	0.00	3.000
41 Jeremy Jeffress, R ERA: 0.93	(8, 1)	1.0		4	0	0	0	2	1	0	0	0	0	0	10	16	0.00	1.000

PITCHER	IP	WLS	BF	H	R	ER	SO	BB	IBB	HBP	BLK	WP	HR	S	P	ERA	WHIP

BOTTOM

Kansas City Royals @ Chicago White Sox

U.S. Cellular Field, Chicago, IL

Sat Sep 08 2012, 4:08 PM - 6:55 PM EDT

Att. 26,227 - Partly Cloudy - 70 F

livebaseballscorecards.com

AB	32
R	5
H	8
RBI	5
BB	4
SO	8
LOB	15

Batter	1	2	3	4	5	6	7	8	9	10	AB	R	H	RBI	BB	SO	LOB
6 Lorenzo Cain, R (1, 8) OBP: 0.306, SLG: 0.402	C FF 91 F FF 93 F SC 74 B SI 94 X CH 82 1-2 P4 ①		B SI 91 C CH 81 F SC 75 1 SAFE S SI 93 1-3 K ①		1 SAFE X FF 92 0-0 F8 ①		F SI 99 F SI 99 B SI 99 X SI 99 1-2 1B		F FF 93 B FF 94 F FF 93 F CU 71 B FF 94 T SL 85 2-2 K ③		5	0	1	0	0	2	4
2 Alcides Escobar, R (1, 6) OBP: 0.336, SLG: 0.392	B SI 94 C SI 93 C SI 94 F SC 75 F SC 73 X SC 75 1-2 16 1B 1B		S CH 81 C SI 92 F SI 94 C SI 93 0-3 K ②		B FF 92 1 SAFE F FF 92 B FF 92 S CU 81 F SL 85 1 SAFE F FF 93 X CU 79 2-2 F7 ②		F SI 99 X SI 99 0-1 G6-3 ③			B FF 93 L FF 93 C SL 85 B SL 87 X CU 70 2-2 16 CS 1B	5	0	2	0	0	1	3
4 Alex Gordon, L (1, 7) OBP: 0.363, SLG: 0.448	C SI 93 B FF 92 C SI 93 B FC 86 B FC 87 C CH 80 3-3 K ②		B FC 87 F SI 93 B CU 80 B SI 94 B SI 95 4-1 16 S 1-2 BB		B SI 92 F CH 84 1 SAFE D CH 86 S CH 84 B FF 92 F CH 86 X SI 93 3-2 G4-3 ③ 1-2			S SI 98 S SI 98 X SI 94 0-2 G6-3 ①		B CU 78 1 SAFE B CU 76 C FF 90 F FF 93 F FF 91 S CU 79 2-3 K ①	4	0	0	0	1	2	3
16 Billy Butler, R (1, 10) OBP: 0.371, SLG: 0.499 1 Jarrod Dyson, L (10, PR) OBP: 0.333, SLG: 0.337 (10, 10)	B SI 94 1 SAFE X SI 93 1-0 1-3 1B		C CH 82 F SI 94 B SI 94 F SC 75 F FC 89 X CH 81 1-2 G6-3 ③ 1-2 2-3			B SI 91 C SL 83 F SL 83 B FF 94 X CH 87 2-2 G6-3 ①		F SI 98 C SL 89 C SL 89 0-3 K ②		D CU 77 1 SAFE B CU 78 B SL 86 S SL 87 B SL 85 4-2 13 1B 8 1B 1-2 BB ②	4 0	0 1	1 0	0 0	1 0	1 0	2 0
13 Salvador Perez, R (1, 2) OBP: 0.341, SLG: 0.505	X SI 92 0-0 F8 ③			C FF 89 B SC 74 C SC 74 F SI 93 F SI 93 F CH 82 X CH 81 1-2 1B		B SL 84 X SL 83 1-0 G5-3 ②		C SL 89 B SI 99 X SL 87 1-1 F7 ③		1 SAFE X FF 93 0-0 8 1B 21 1B 1-3 1B	5	1	2	0	0	0	2
8 Mike Moustakas, L (1, 5) OBP: 0.305, SLG: 0.433		B CU 76 C FC 86 B SI 92 B SI 92 T FF 92 F SI 94 F SI 94 F SI 94 X CU 81 3-2 F9 ①		C SI 90 S SI 92 B SI 93 F SI 94 B FC 86 T SI 94 2-2 K ①		B CH 87 C CH 88 B SI 94 F CH 86 F SI 95 X CH 85 2-2 E6			F FF 94 F FF 95 B SL 82 F FF 95 B SL 81 S FF 94 2-3 K ①	X SI 92 0-0 35 S 21 1B 1-2 3-H 1B	5	0	1	1	0	2	1
21 Jeff Francoeur, R (1, 9) OBP: 0.285, SLG: 0.363		B FC 86 F CH 83 S SI 93 F SI 94 F CH 79 F CH 82 S SI 94 1-3 K ②		T SI 92 F SI 94 F SI 94 B SI 93 S FF 93 1-3 K ②		S FF 93 T SI 94 F FF 94 F FF 94 B SL 87 F FF 94 X FF 93 1-2 F7 ③			S SL 81 C FF 94 B FF 95 F SL 81 B SL 80 X SL 80 2-2 2B	B SL 88 B SI 93 X FF 92 2-0 35 S 1-2 2-H 1B	5	0	2	1	0	2	2
35 Eric Hosmer, L (1, 3) OBP: 0.310, SLG: 0.370		B SI 94 C SI 93 S CU 79 B SI 94 B SI 94 F CU 80 S SI 95 3-3 K ③		B CU 79 C SI 94 S SI 93 1 SAFE S SI 95 1-3 K ③			F CH 89 B SI 93 S SI 98 S SI 98 1-3 K ①		C FF 94 B SI 94 X SI 94 1-1 F8 ②	C FF 90 C FF 93 B FF 94 D SL 82 B FF 91 C SL 78 3-3 K ③ 1-2 2-3	5	0	0	0	0	4	4
9 Johnny Giavotella, R (1, 4) OBP: 0.281, SLG: 0.298			B SI 90 B SI 91 B SI 92 B SI 91 4-0 16 S 4 WP BB		B SI 89 F SI 90 B CH 79 B CH 81 B SI 93 4-1 4 S BB		C SI 99 C SL 89 C SL 88 0-3 K ②		B SL 84 B FF 93 B SL 84 B FF 93 4-0 BB		1	0	0	0	3	1	0
Inning Stats	R: 0 E: 0 K: 1 S: 14 H: 2 LOB: 2 BB: 0 P: 20	R: 0 E: 0 K: 2 S: 16 H: 0 LOB: 0 BB: 0 P: 23	R: 0 E: 0 K: 2 S: 13 H: 0 LOB: 2 BB: 2 P: 23	R: 0 E: 0 K: 3 S: 17 H: 1 LOB: 1 BB: 0 P: 22	R: 0 E: 0 K: 0 S: 11 H: 0 LOB: 1 BB: 1 P: 20	R: 0 E: 1 K: 0 S: 15 H: 0 LOB: 1 BB: 0 P: 21	R: 0 E: 0 K: 2 S: 11 H: 1 LOB: 1 BB: 0 P: 13	R: 0 E: 0 K: 1 S: 8 H: 0 LOB: 0 BB: 0 P: 9	R: 0 E: 0 K: 2 S: 14 H: 1 LOB: 2 BB: 1 P: 25	R: 2 E: 0 K: 2 S: 15 H: 4 LOB: 3 BB: 1 P: 28	1B: 8 2B: 1 3B: 0 HR: 0 SF: 0 SAC: 0 DP: 0 HBP: 0	WP: 1 PB: 0 SB: 5 CS: 1 PA: 44					

PITCHER	IP	WLS	BF	H	R	ER	SO	BB	IBB	HBP	BLK	WP	HR	S	P	ERA	WHIP
53 Héctor Santiago, L (1, 1) ERA: 3.45	4.0		18	3	0	0	8	3	0	0	0	1	0	61	93	0.00	1.500
48 Brian Omogrosso, R (5, 1) ERA: 3.0	2.0		7	0	0	0	0	0	0	0	0	0	0	25	36	0.00	0.000
65 Nate Jones, R (7, 1) ERA: 2.76	2.0		7	1	0	0	3	0	0	0	0	0	0	19	22	0.00	0.500
37 Matt Thornton, L (9, 1) ERA: 3.41	0.2		3	1	0	0	1	0	0	0	0	0	0	10	15	0.00	1.500
26 Jesse Crain, R (9, 1) ERA: 2.79	0.1		3	1	1	1	1	1	0	0	0	0	0	7	15	27.00	6.000

PITCHER	IP	WLS	BF	H	R	ER	SO	BB	IBB	HBP	BLK	WP	HR	S	P	ERA	WHIP
46 Donnie Veal, L (10, 1) ERA: 1.04	0.1		1	0	0	0	1	0	0	0	0	0	0	4	6	0.00	0.000
39 Brett Myers, R (10, 1) ERA: 3.78	0.1	L	4	3	1	1	0	1	0	0	0	0	0	5	11	27.00	12.000
52 Leyson Septimo, L (10, 1) ERA: 5.23	0.1		1	0	0	0	1	0	0	0	0	0	0	3	6	0.00	0.000

TOP

Kansas City Royals @ Chicago White Sox

U.S. Cellular Field, Chicago, IL

Sun Sep 09 2012, 2:11 PM - 5:40 PM EDT

Att. 19,356 - Partly Cloudy - 65 F

livebaseballscorecards.com

AB	39
R	2
H	9
RBI	2
BB	5
SO	15
LOB	21

Batter	1	2	3	4	5	6	7	8	9	10	AB	R	H	RBI	BB	SO	LOB
30 Alejandro De Aza, L (1, 8) OBP: 0.348, SLG: 0.406	C FF 89 B CH 88 B CU 76 X SI 91 2-1 28 PB 28 F7-2 2B		B FF 90 B CH 85 X SI 92 2-0 ③ L7			B SI 90 C CU 73 X SI 91 1-1 ② F7			B CU 76 B FF 93 B FF 93 B FF 93 4-0 10 1B 66 SH3-6-4 BB	C SL 89 B FF 98 L SL 88 F SL 90 S FF 100 1-3 ② K	4	0	1	0	1	1	3
66 Ray Olmedo, S (1, 6) OBP: 0.207, SLG: 0.241 (8, 5)	L SI 92 B SI 92 M CH 82 S SL 84 1-3 ① K			F CH 86 S CU 75 F SI 90 B SL 84 F CU 76 B SI 93 F SL 84 B SI 94 F FF 93 3-2 X SI 91 ① G5-3		X CU 74 0-0 ③ G4-3			B CH 81 C FF 92 X CH 82 1-1 ① SH3-6-4 1-2	C SL 90 S SL 88 S SL 89 0-3 ③ K	4	0	0	0	0	2	4
28 Dewayne Wise, L (1, 7) OBP: 0.317, SLG: 0.484 17 Tyler Flowers, R (9, PH) OBP: 0.307, SLG: 0.452 29 Dan Johnson, L (9, PH) OBP: 0.556, SLG: 0.571 7 Jordan Danks, L (9, PR) OBP: 0.258, SLG: 0.298 (10, 7)	B FF 92 F CU 76 F FF 92 D SL 86 B SL 86 F FF 94 X SI 94 3-2 ②③ F7-2 2-H			B CU 77 B FF 92 X SI 94 2-0 ② F9			B CU 73 X SI 91 1-0 ① L3		I IN 83 I IN 87 I IN 88 I IN 86 4-0 10 1B IBB		3 0 0 0	0 0 0 0	0 0 0 0	0 0 1 0	0 0 0 0	1 0 0 0
14 Paul Konerko, R (1, 3) OBP: 0.381, SLG: 0.499 10 Alexei Ramirez, R (7, PR) OBP: 0.296, SLG: 0.387 (8, 6)		F FF 92 B CU 77 C SL 83 F SL 84 F CH 85 X SI 94 1-2 12 1B 1B		C SL 82 C CH 86 F SI 94 S SL 84 0-3 ③ K			C FF 92 C CH 84 X SL 85 0-2 12 1B 1B		F SI 99 F SI 98 X CH 85 0-2 1-2 2-3 51 G4-6-3 1B		3 1	0 0	2 1	0 0	0 0	1 0	0 0
51 Alex Rios, R (1, 9) OBP: 0.323, SLG: 0.505		X SI 91 0-0 ① F8			C SL 80 B CH 82 S SL 82 B SI 91 F SI 94 X CH 83 2-2 ① F9		X CH 84 0-0 ② F9		F SI 98 F SI 100 B FF 100 F FF 99 F CH 88 X FF 100 1-2 ②③ G4-6-3 1-2f		4	0	0	0	0	0	5
12 A.J. Pierzynski, L (1, 2) OBP: 0.331, SLG: 0.523		B FF 92 F SI 89 X SI 93 1-1 ② 1-3 1B			B SI 91 X SI 90 1-0 ② F8		C SI 91 1 SAFE X CH 86 0-1 ③ 1-3 1B			B FF 96 B FF 96 B FF 96 B FF 96 4-0 5 BB 15 2B BB	3	1	2	0	1	0	0
24 Dayan Viciedo, R (1, 10) OBP: 0.293, SLG: 0.427		X SI 94 0-0 ③ G6-3			C SI 91 F SI 92 S CH 84 0-3 ③ K			B SL 83 B SI 93 S SL 82 S SL 82 F FF 94 S SL 84 2-3 ① K		C SL 86 C SL 86 D SL 87 X SL 85 1-2 ① F8	4	0	0	0	0	2	2
18 Jose Lopez, R (1, 5) OBP: 0.272, SLG: 0.361 (8, 3) 5 Orlando Hudson, S (10, PH) OBP: 0.255, SLG: 0.303			C CH 88 X SL 81 0-1 ① G5-3			C SL 81 B SL 81 C SI 91 B CH 84 F SI 91 F SL 83 X FF 93 2-2 15 SH3-4 1B		C FF 93 C SI 94 B SL 85 F SI 94 X SL 84 1-2 ② P6		D FF 98 B FF 98 D FF 97 C FF 98 B FF 98 4-1 15 2B 1-2 BB	3 0	0 0	1 0	0 0	0 1	0 0	0 0
15 Gordon Beckham, R (1, 4) OBP: 0.287, SLG: 0.366			C SI 90 B SI 92 X SI 92 1-1 ② G5-3			B CU 74 X FF 92 1-0 ① SH3-4 1-2		C CU 76 B SL 85 X SI 94 1-1 ③ F9		S FF 99 S FF 98 X SL 88 0-2 1-3 2-H 2B	3	0	1	1	0	0	0
Inning Stats	R: 0 E: 0 K: 1 S: 9 H: 1 LOB: 0 BB: 0 P: 15	R: 0 E: 0 K: 0 S: 9 H: 2 LOB: 1 BB: 0 P: 11	R: 0 E: 0 K: 0 S: 5 H: 0 LOB: 0 BB: 0 P: 8	R: 0 E: 0 K: 1 S: 12 H: 0 LOB: 0 BB: 0 P: 17	R: 0 E: 0 K: 1 S: 8 H: 0 LOB: 0 BB: 0 P: 11	R: 0 E: 0 K: 0 S: 9 H: 1 LOB: 1 BB: 0 P: 13	R: 0 E: 0 K: 0 S: 7 H: 2 LOB: 2 BB: 0 P: 8	R: 0 E: 0 K: 1 S: 10 H: 0 LOB: 0 BB: 0 P: 14	R: 0 E: 0 K: 0 S: 10 H: 1 LOB: 3 BB: 2 P: 20	R: 1 E: 0 K: 2 S: 14 H: 1 LOB: 2 BB: 2 P: 24	1B: 6 2B: 3 3B: 0 HR: 0 SF: 0 SAC: 2 DP: 2 HBP: 0	WP: 0 PB: 1 SB: 0 CS: 0	PA: 38				

PITCHER	IP	WLS	BF	H	R	ER	SO	BB	IBB	HBP	BLK	WP	HR	S	P	ERA	WHIP
33 Jeremy Guthrie, R (1, 1) ERA: 5.06	8.0		27	6	0	0	4	0	0	0	0	0	0	69	97	0.00	0.750
55 Tim Collins, L (9, 1) ERA: 3.18	0.1		2	0	0	0	0	1	0	0	0	0	0	2	7	0.00	3.000
40 Kelvin Herrera, R (9, 1) ERA: 2.4	0.2	W	3	1	0	0	0	0	1	0	0	0	0	8	13	0.00	1.500
56 Greg Holland, R (10, 1) ERA: 2.9	1.0	S	6	1	1	1	2	2	0	0	0	0	0	14	24	9.00	3.000

PITCHER	IP	WLS	BF	H	R	ER	SO	BB	IBB	HBP	BLK	WP	HR	S	P	ERA	WHIP

BOTTOM

Kansas City Royals @ Chicago White Sox

U.S. Cellular Field, Chicago, IL

Sun Sep 09 2012, 2:11 PM - 5:40 PM EDT
Att. 19,356 - Partly Cloudy - 65 F

livebaseballscorecards.com

AB	32
R	1
H	8
RBI	1
BB	4
SO	6
LOB	15

Kansas City Royals @ Minnesota Twins

Target Field, Minneapolis, MN

Tue Sep 11 2012, 7:11 PM - 10:08 PM CDT

Att. 28,993 - Clear - 93 F

TOP

livebaseballscorecards.com

Batter	1	2	3	4	5	6	7	8	9	AB	R	H	RBI	BB	SO	LOB
6 Lorenzo Cain, R (1, 8) OBP: 0.315, SLG: 0.421	B FF 89 X FF 90 1-0 4 G3-1 2B	B CH 84 B CH 85 F FF 90 X CH 85 2-1 1-H 2-H 3B		B FF 90 X CH 85 1-0 ③ G5-3		C FF 89 B CU 80 S CH 83 B CH 83 B FF 89 X FF 89 3-2 2 2B 1B		H SL 83 1-0 2 3B 1-2 HBP	C SL 87 F FF 94 D CU 80 X SL 87 1-2 ③ FC6-4 1-2f	5	1	3	2	0	0	2
2 Alcides Escobar, R (1, 6) OBP: 0.336, SLG: 0.398	B FF 88 L CH 84 X FF 89 1-1 ① B1	F CU 83 B FF 90 F CU 83 X FF 89 1-2 ③ L9			C FF 88 C FF 88 B CU 82 F FF 89 X CH 85 1-2 ① G6-3	X CU 81 0-0 1-3 2B		B SL 85 B FF 94 X FF 93 2-0 1-H 2-H 16 WP 3B		5	1	2	2	0	0	2
4 Alex Gordon, L (1, 7) OBP: 0.362, SLG: 0.449	S FF 89 X CU 83 0-1 ② G3-1 2-3		C FF 88 B FF 88 B FF 89 X FF 90 2-1 13 SF7 3B		C CU 82 X CU 82 0-1 ② G4-3	X FF 90 0-0 ③ F7		S SI 94 X SI 94 0-1 ① G4-3		5	1	1	0	0	0	4
16 Billy Butler, R (1, 10) OBP: 0.372, SLG: 0.497	D CU 83 C CU 81 X FF 90 1-1 ③ G4-3		X FF 90 0-0 ① L4		C CU 81 F CH 84 B FF 88 B CU 82 B FF 90 B CH 84 4-2 13 1B BB		C FF 93 S SL 85 X SL 83 0-2 13 FC6-4 1B	B CU 80 B SL 86 S SI 94 C SI 95 F SL 87 F FF 94 X CU 79 2-2 ② G5-3 3-H		4	0	1	0	1	0	2
13 Salvador Perez, R (1, 2) OBP: 0.342, SLG: 0.504		C FF 88 X CH 82 0-1 8 WP 21 1B 1B	D CU 84 F FF 89 X CU 83 1-1 ② SF7 3-H		F CU 82 X FF 90 0-1 8 BB 1-3 1B		B FC 89 X FF 93 1-0 ① FC6-4 8 FC3-6 1-2f	C SI 95 F SI 94 B CU 79 F FF 95 F FF 95 F CU 79 F SL 86 X SI 96 1-2 ③ L8		4	1	2	1	0	0	1
8 Mike Moustakas, L (1, 5) OBP: 0.304, SLG: 0.430		F FF 90 B CU 82 S CU 83 S CU 83 1-3 ① K2-3 1-3	S CU 82 B FF 90 X FF 90 1-1 ③ G4-3		B CU 82 B FF 90 B CU 82 B FF 90 4-0 21 FC5-4 1-2 BB		B FF 94 B FF 92 B SI 93 S FF 93 X FF 92 3-1 ② FC3-6 1-2f		X SI 94 0-0 ① G1-5-3	4	0	0	0	1	1	2
21 Jeff Francoeur, R (1, 9) OBP: 0.287, SLG: 0.362		C FF 90 B FF 90 X CU 82 1-1 35 1B 6 3B 3-H 1B		B CH 82 B FF 89 B FF 90 D FF 89 4-0 35 G6-3 BB	C CU 82 F CU 83 B FF 90 X CU 83 1-2 ③ FC5-4 1-2f		F SI 93 1 SAFE F SL 85 X SL 74 0-2 ③ F9		C SL 86 B SI 94 X CU 79 1-1 ② G1-3	4	1	1	1	1	0	4
35 Eric Hosmer, L (1, 3) OBP: 0.313, SLG: 0.380		B FF 91 B FF 90 X FF 90 2-0 6 3B 1-2 1B		C CU 82 C CU 83 F FF 88 F CU 82 1 SAFE F CU 83 X FF 90 0-2 ①② G6-3 1-2f	F CU 81 X CU 81 0-1 ① L8			B SL 87 X SI 92 1-0 9 1B 2B	C SI 94 X CU 78 0-1 HR	5	3	3	1	0	0	1
9 Johnny Giavotella, R (1, 4) OBP: 0.292, SLG: 0.316		B FF 90 F FF 90 C FF 90 S CU 83 1-3 ② K		F FF 89 B CH 84 S CH 84 B FF 89 F CH 85 F FF 91 X CU 84 2-2 2B		X FF 88 0-0 ② G6-3		X FF 92 0-0 6 HBP 2 3B 2-H 1B	B SL 86 B FF 93 X FF 92 2-0 6 FC6-4 1B	5	1	3	1	0	1	2

AB	41	1B: 8	SF: 1	WP: 2	PA: 46
R	9	2B: 4	SAC: 0	PB: 0	
H	16	3B: 3	DP: 1	SB: 0	
RBI	8	HR: 1	HBP: 1	CS: 0	
BB	3				
SO	2				
LOB	20				

Inning Stats	1	2	3	4	5	6	7	8	9
	R: 0 E: 0 K: 0 S: 7	R: 3 E: 0 K: 2 S: 16	R: 1 E: 0 K: 0 S: 7	R: 0 E: 0 K: 0 S: 12	R: 0 E: 0 K: 0 S: 13	R: 0 E: 0 K: 0 S: 8	R: 0 E: 0 K: 0 S: 9	R: 4 E: 0 K: 0 S: 17	R: 1 E: 0 K: 0 S: 9
	H: 1 LOB: 1 BB: 0 P: 10	H: 4 LOB: 1 BB: 0 P: 24	H: 1 LOB: 0 BB: 0 P: 11	H: 1 LOB: 1 BB: 1 P: 19	H: 1 LOB: 3 BB: 2 P: 23	H: 2 LOB: 2 BB: 0 P: 11	H: 1 LOB: 1 BB: 0 P: 13	H: 3 LOB: 0 BB: 0 P: 24	H: 2 LOB: 1 BB: 0 P: 13

PITCHER		IP	WLS	BF	H	R	ER	SO	BB	IBB	HBP	BLK	WP	HR	S	P	ERA	WHIP
58 Scott Diamond, L ERA: 3.46	(1, 1)	6.0	L	30	10	4	4	2	3	0	0	0	1	0	63	98	6.00	2.167
67 Luis Perdomo, R ERA: 5.19	(7, 1)	1.0		7	3	3	3	0	0	0	1	0	0	0	11	17	27.00	3.000
31 Alex Burnett, R ERA: 3.25	(8, 1)	2.0		9	3	2	2	0	0	0	0	0	1	1	24	33	9.00	1.500

PITCHER	IP	WLS	BF	H	R	ER	SO	BB	IBB	HBP	BLK	WP	HR	S	P	ERA	WHIP

BOTTOM

Batter	1	2	3	4	5	6	7	8	9	AB	R	H	RBI	BB	SO	LOB
11 Ben Revere, L (1, 8) OBP: 0.340, SLG: 0.357	B FF 91 C FF 90 F SI 88 X SL 79 1-2 33 CS 8 1B 1B		B FF 91 X FF 92 1-0 8 G4-6-3 1B		B FF 92 C CU 77 S CU 78 D SL 79 B FF 93 F FF 93 X SI 90 3-2 ② ③ G1-3 2-3			B SI 93 C SI 94 X SL 82 1-1 ① G4-3	C FF 90 X SL 82 0-1 8 DI 1-3 1B	5	0	3	0	0	0	2
8 Jamey Carroll, R (1, 4) OBP: 0.339, SLG: 0.305	B FF 91 B SI 88 F SI 88 X FF 91 2-1 33 CS 1-2 1B		S SI 89 C SL 79 B SL 79 D SI 89 X FF 92 2-2 ② ③ G4-6-3 1-2f			B FF 90 C CH 87 C CU 76 B CU 78 C CU 77 2-3 ① K		B SI 93 B SI 94 C SI 94 B SI 94 C SI 93 B SI 94 4-2 33 1B 18 E BB	B SL 81 C FF 90 B FF 91 X FF 90 2-1 ③ F7 1-2	4	1	1	0	1	1	3
16 Josh Willingham, R (1, 7) OBP: 0.367, SLG: 0.532	2 SAFE C FF 91 F SI 89 C SL 80 0-3 ① K			B FF 91 X SI 88 1-0 18 G6-4-3 33 BB 1B		X FF 90 0-0 ② P6		C SI 94 D SL 85 X SI 93 1-1 ② P3		4	0	1	0	0	1	3
33 Justin Morneau, L (1, 3) OBP: 0.339, SLG: 0.473	F CU 74 2 SAFE B FF 92 S SL 78 D SL 78 B CU 78 C FF 93 3-3 ② ③ K 1-2 2-3			B FF 90 F CU 76 S SL 80 D SL 80 B FF 93 F FF 93 B FF 92 4-2 18 G6-4-3 1-2 BB		B FF 92 C FF 92 B FF 92 X SL 79 2-1 1B		B SI 94 X SI 94 1-0 18 E 1-2 1B		3	0	2	0	1	1	2
18 Ryan Doumit, S (1, 2) OBP: 0.326, SLG: 0.463		C FF 91 F FF 90 F SL 79 F SL 79 B FF 91 F FF 93 S SL 81 1-3 ① K		X FF 91 0-0 ① ② G6-4-3 1-2f 2-3		C FF 91 D CU 78 B FF 90 X FF 90 2-1 ③ G5-3		B SI 94 B SL 83 X SI 94 2-0 E8 1-3 2-H 1B		4	0	1	1	0	1	3
24 Trevor Plouffe, R (1, 10) OBP: 0.306, SLG: 0.451		X SI 90 0-0 ② F9	C FF 92 F SI 90 F FF 92 D SL 81 S SL 81 1-3 ③ K				L SI 87 B SI 89 X CH 82 1-1 ① P4	S SL 84 S SL 83 B SL 83 S SL 83 1-3 ③ K2-3		4	0	0	0	0	2	3
19 Darin Mastroianni, R (1, 9) OBP: 0.335, SLG: 0.368	C FF 92 X SL 78 0-1 1B			L FF 90 B CU 77 B SI 88 B SI 87 C SI 88 B FF 93 4-2 11 CS 5 BB BB			C SI 89 B CU 77 C SI 91 B SL 80 F CU 77 F FF 92 B FF 91 F FF 90 F SI 89 3-2 X FF 93 5 G2 1B		C FF 92 B SL 84 S FF 91 B FF 93 S FF 93 2-3 ① K	3	0	2	0	1	1	0
5 Eduardo Escobar, S (1, 5) OBP: 0.293, SLG: 0.279	F FF 91 C SL 78 X SL 80 0-2 ③ F7				B SI 88 B SI 88 B FF 90 C FF 89 B FF 88 4-1 1-2 BB		B SI 88 1 SAFE X SI 87 1-0 ② G2 1-2		C FF 93 B FF 93 C SL 82 X FF 92 1-2 11 1B 1B	3	0	1	0	1	0	2
25 Pedro Florimón, S (1, 6) OBP: 0.314, SLG: 0.367			C FF 91 B CU 78 C SL 78 S SL 79 1-3 ① K		C FF 88 F SL 78 S SL 81 0-3 ① K		X SL 79 0-0 ③ G4-3		B FF 91 C FF 91 F SL 82 B SL 78 B FF 91 X FF 90 3-2 ② L3	4	0	0	0	0	2	4
Inning Stats	R: 0 E: 0 K: 2 S: 11 H: 2 LOB: 1 BB: 0 P: 17	R: 0 E: 0 K: 1 S: 12 H: 1 LOB: 1 BB: 0 P: 13	R: 0 E: 0 K: 1 S: 7 H: 1 LOB: 0 BB: 0 P: 11	R: 0 E: 0 K: 1 S: 9 H: 1 LOB: 1 BB: 1 P: 15	R: 0 E: 0 K: 1 S: 10 H: 0 LOB: 1 BB: 2 P: 21	R: 0 E: 0 K: 1 S: 8 H: 1 LOB: 1 BB: 0 P: 14	R: 0 E: 0 K: 0 S: 11 H: 1 LOB: 1 BB: 0 P: 16	R: 1 E: 1 K: 1 S: 11 H: 2 LOB: 2 BB: 1 P: 21	R: 0 E: 0 K: 1 S: 13 H: 2 LOB: 2 BB: 0 P: 21	1B: 11 2B: 0 3B: 0 HR: 0 SF: 0 SAC: 0 DP: 2 HBP: 0						WP: 0 PB: 0 SB: 0 CS: 3 PA: 38	

PITCHER		IP	WLS	BF	H	R	ER	SO	BB	IBB	HBP	BLK	WP	HR	S	P	ERA	WHIP
53 Will Smith, L ERA: 4.94	(1, 1)	7.0	W	27	7	0	0	7	3	0	0	0	0	0	68	107	0.00	1.429
43 Aaron Crow, R ERA: 3.47	(8, 1)	1.0		6	2	1	1	1	1	0	0	0	0	0	11	21	9.00	3.000
31 Louis Coleman, R ERA: 4.09	(9, 1)	1.0		5	2	0	0	1	0	0	0	0	0	0	13	21	0.00	2.000

PITCHER	IP	WLS	BF	H	R	ER	SO	BB	IBB	HBP	BLK	WP	HR	S	P	ERA	WHIP

Kansas City Royals @ Minnesota Twins

Target Field, Minneapolis, MN

Tue Sep 11 2012, 7:11 PM - 10:08 PM CDT

Att. 28,993 - Clear - 93 F

livebaseballscorecards.com

AB	34
R	1
H	11
RBI	1
BB	4
SO	9
LOB	22

Kansas City Royals @ Minnesota Twins

Target Field, Minneapolis, MN

Wed Sep 12 2012, 7:11 PM - 10:36 PM CDT

Att. 28,139 - Partly Cloudy - 58 F

TOP

livebaseballscorecards.com

Batter	1	2	3	4	5	6	7	8	9	AB	R	H	RBI	BB	SO	LOB
7 David Lough, L (1, 9) OBP: 0.320, SLG: 0.348	C FF 86 F FF 88 X FF 89 0-2 16 FC5-4 1B		B CH 78 B FF 88 C SI 88 1 SAFE X SI 89 2-1 ② P6		B FF 88 X FF 89 1-0 4 1B 2 1B 16 1B 1-2 2-3 1B	X FF 90 0-0 ② F7		L SI 89 X SI 90 0-1 ① B2	B SI 91 F SL 85 B SL 77 F SI 92 S SL 84 2-3 ③ K2-3	6	1	2	0	0	1	3
2 Alcides Escobar, R (1, 6) OBP: 0.339, SLG: 0.399	S FF 87 1 SAFE C FF 87 S FF 89 0-3 ① K		C SL 76 B SL 76 H FF 89 2-1 1-2 HBP		B CH 79 X SI 88 1-0 4 1B 16 1B 1-2 2-3 3-H 1B	B FF 93 C SL 82 X FF 93 1-1 ③ G6-3		F CU 76 F SL 85 B FF 91 F FF 92 B FF 92 F FF 91 F CU 77 F FF 93 B CU 78 3-2 E7 4 FC4 16 1B 1-3 2-H 1B		4	2	2	1	0	1	1
4 Alex Gordon, L (1, 7) OBP: 0.360, SLG: 0.447	C SL 75 T FF 87 X FF 89 0-2 ② F8		C CH 79 X FC 88 0-1 ③ P5		X SL 74 0-0 16 1B 6 1B 1-2 2-3 3-H 1B		C SI 91 B CH 82 B SI 92 B SL 82 S FF 92 X FF 92 3-2 ① L8	S SL 82 B SL 83 F SL 83 X FF 88 1-2 FC4 16 1B 13 1B 2-3 3-H		5	2	1	2	0	0	4
16 Billy Butler, R (1, 10) OBP: 0.374, SLG: 0.498	C SL 76 1 SAFE B SI 88 X FF 88 1-1 ③ FC5-4 1-2f			B FF 87 B FC 86 X FF 88 2-0 ① G6-3	B FF 89 B FF 90 F FF 89 X FF 88 2-1 6 1B 1-3 2-H 3-H 1B		C SL 84 X FF 92 0-1 8 1B 1B	S FF 88 B FF 88 F FF 88 X FF 88 1-2 13 1B 1-2 3-H 1B		5	0	3	3	0	0	1
13 Salvador Perez, R (1, 2) OBP: 0.343, SLG: 0.515		B FF 86 C SL 74 X FF 87 1-1 ① F8		C FF 87 B CH 78 B FC 87 X FF 88 2-1 HR	X SL 78 0-0 ① P4		B FF 91 B FF 91 F FF 91 X FF 92 2-1 ② F7	B SI 91 C FF 89 X FF 89 1-1 8 HBP 1-3 2-H 1B		5	1	2	2	0	0	3
8 Mike Moustakas, L (1, 5) OBP: 0.305, SLG: 0.429		X SI 87 0-0 ② F8		C CH 78 B FF 87 B FC 87 S SI 89 S SL 76 2-3 ② K	B FF 90 X FF 90 1-0 ② P5		B SL 83 C SL 81 B SI 92 F SL 82 X SI 93 2-2 6 FC6-4 1-2 1B	S SL 80 S SI 90 B FF 89 H SL 82 2-2 6 L1-3 1-2 HBP		4	0	1	0	0	1	2
6 Lorenzo Cain, R (1, 8) OBP: 0.313, SLG: 0.416		C FF 88 S SL 77 B SL 77 S SL 77 1-3 ③ K		C SI 88 X FF 87 0-1 ③ G5-3	B SL 81 X SL 81 1-0 1-2 3-H 1B		X SI 91 0-0 ③ FC6-4 1-2f	B SI 88 C SI 88 B SI 90 C SI 89 F SI 90 X FF 89 2-2 ② ③ L1-3 1-1		5	0	1	1	0	1	5
35 Eric Hosmer, L (1, 3) OBP: 0.315, SLG: 0.380			C SL 75 B FC 85 C FF 88 B FF 87 B CH 79 B FF 87 4-2 9 FC6-4 BB		4-2 7 1B 9 1B 2 1B BB 2-3 ③ K			X SI 90 0-0 2 1B 9 E 2 E 1B	B SL 84 F SL 81 F SL 82 X FF 92 1-2 ① F7	3	2	1	0	2	1	2
9 Johnny Giavotella, R (1, 4) OBP: 0.289, SLG: 0.312			X FF 87 0-0 ① FC6-4 2 HBP 1-2f		B FF 88 B SL 74 F FF 88 1 SAFE F CH 76 F FF 87 X SL 76 2-2 2 1B 7 1B 4 1B 1-2 1B	B FF 91 F FF 91 X FF 93 1-1 ① G4-3		B SI 91 B SI 90 X SI 92 2-0 E7 2 E 4 FC4 1-2	C SL 85 B SL 83 F SI 91 F SL 78 B SL 83 B SI 92 S SL 84 3-3 ② K	5	2	1	0	0	1	2
Inning Stats	R: 0 E: 0 K: 1 S: 11 H: 1 LOB: 1 BB: 0 P: 12	R: 0 E: 0 K: 1 S: 6 H: 0 LOB: 0 BB: 0 P: 8	R: 0 E: 0 K: 0 S: 8 H: 0 LOB: 2 BB: 1 P: 16	R: 1 E: 0 K: 1 S: 8 H: 1 LOB: 0 BB: 0 P: 14	R: 5 E: 0 K: 1 S: 19 H: 6 LOB: 2 BB: 1 P: 33	R: 0 E: 0 K: 0 S: 5 H: 0 LOB: 0 BB: 0 P: 7	R: 0 E: 0 K: 0 S: 11 H: 2 LOB: 2 BB: 0 P: 18	R: 4 E: 2 K: 0 S: 27 H: 4 LOB: 2 BB: 0 P: 39	R: 0 E: 0 K: 2 S: 10 H: 0 LOB: 0 BB: 0 P: 16	1B: 13 2B: 1 3B: 0 HR: 1 SF: 0 SAC: 0 DP: 1 HBP: 2		WP: 0 PB: 0 SB: 0 CS: 0 PA: 46				

	AB	42
	R	10
	H	14
	RBI	9
	BB	2
	SO	6
	LOB	23

PITCHER		IP	WLS	BF	H	R	ER	SO	BB	IBB	HBP	BLK	WP	HR	S	P	ERA	WHIP
39 P.J. Walters, R ERA: 6.7	(1, 1)	4.0	L	22	7	6	6	3	2	0	1	0	0	1	45	72	13.50	2.250
51 Anthony Swarzak, R ERA: 4.93	(5, 1)	2.2		10	2	0	0	1	0	0	0	0	0	0	19	30	0.00	0.750
52 Brian Duensing, L ERA: 5.09	(7, 1)	0.2		5	2	2	2	0	0	0	0	0	0	0	8	12	27.00	3.000
50 Casey Fien, R ERA: 1.65	(8, 1)	0.0		1	1	0	0	0	0	0	0	0	0	0	9	12	∞	∞
64 Tyler Robertson, L ERA: 6.0	(8, 1)	0.0		1	0	0	0	0	0	0	0	0	0	0	3	4	∞	∞

PITCHER		IP	WLS	BF	H	R	ER	SO	BB	IBB	HBP	BLK	WP	HR	S	P	ERA	WHIP
57 Kyle Waldrop, R ERA: 2.51	(8, 1)	0.2		4	2	2	1	0	0	0	1	0	0	0	11	17	13.50	3.000
67 Luis Perdomo, R ERA: 4.66	(9, 1)	1.0		3	0	0	0	2	0	0	0	0	0	0	10	16	0.00	0.000

Batter	1	2	3	4	5	6	7	8	9	AB	R	H	RBI	BB	SO	LOB
2 Denard Span, L (1, 8) OBP: 0.352, SLG: 0.400	B FF 92 C FF 92 F FF 93 X KC 78 1-2 16 1B 3B		C KC 78 B FF 92 F FF 93 X FF 94 1-2 33 BB 16 BB 18 BB 1B	B FF 93 F CH 84 B FF 93 F SL 85 X SL 84 2-2 ③ G3		B CU 76 C FF 94 C CH 83 F FF 93 C CU 75 1-3 ② K		C FF 92 B SL 78 X SI 90 1-1 11 FC6-4 1B	5	2	3	0	0	1	1
11 Ben Revere, L (1, 9) OBP: 0.337, SLG: 0.353	B FF 93 B FF 93 X FF 93 2-0 ① G5-3		C FF 93 1 SAFE X KC 78 0-1 ① F7		C FF 90 X KC 80 0-1 ① G1-4-3	D CU 75 B FF 93 C FF 93 F FF 93 X CU 75 2-2 ③ P6			C FF 92 X FF 92 0-1 ① FC6-4 16 G6-3 1-2f	5	0	0	0	0	0	4
16 Josh Willingham, R (1, 10) OBP: 0.368, SLG: 0.529	F FF 93 C FF 94 B FF 94 B SL 84 F FF 94 B FF 93 X FF 94 3-2 3-H 1B		B FF 93 1 SAFE B FC 88 B FF 93 B FF 94 4-0 18 BB 33 BB 8 SF8 1-2 BB		C KC 75 S KC 81 F FF 93 S SL 82 0-3 ② K		B FF 92 B CH 83 X FF 92 2-0 ① F8		B SI 91 C SI 91 B FF 92 X SI 91 2-1 ② G6-3 1-2	4	1	1	1	1	1	1
33 Justin Morneau, L (1, 3) OBP: 0.340, SLG: 0.470	C FF 93 S FF 93 S FF 94 0-3 ② K		B FF 93 C KC 79 F FF 94 F KC 80 B KC 78 F FF 95 B FF 94 B KC 79 4-2 18 BB 1-2 2-3 BB		B FF 92 B FF 92 B FF 91 B FF 92 4-0 18 2B 8 1B BB		B CU 74 C FF 93 B CH 82 C FF 93 B CU 76 X CH 81 3-2 G4-3		C FF 92 S SI 92 F FF 93 B SL 84 F SL 84 C SL 83 1-3 ③ K	3	1	0	0	2	2	2
18 Ryan Doumit, S (1, 7) OBP: 0.327, SLG: 0.465	B KC 79 C KC 79 B FF 94 F CH 84 X FF 94 2-2 ③ G3		B KC 78 B FF 93 B FC 88 B FF 93 4-0 1-2 2-3 3-H BB		C KC 76 C SL 82 B SL 84 X SL 84 1-2 1-3 8 1B 2B		B FF 93 X FF 93 1-0 ③ F8			3	1	1	1	1	0	1
8 Jamey Carroll, R (1, 5) OBP: 0.338, SLG: 0.305		C FF 92 C KC 78 B FF 93 F FF 93 B KC 79 X KC 79 2-2 ① G6-3	C FF 93 F KC 79 X KC 78 0-2 ② SF8 3-H		C KC 75 D SL 84 B KC 76 B FF 94 X FF 93 3-1 2-H 3-H 1B			C FF 98 S SI 97 B FF 99 F FF 100 F CH 85 B CH 84 X SI 98 2-2 ① G5-3		3	0	1	3	0	0	0
12 Alexi Casilla, S (1, 4) OBP: 0.262, SLG: 0.291		C FF 94 B KC 79 B FF 93 C KC 78 X FF 94 2-2 ② G6-3	D KC 78 S FF 93 T FF 94 X KC 79 1-2 ③ L5		C FF 92 C FF 92 X FF 93 0-2 ③ G5-3			C FF 99 B FF 98 F FF 98 X FF 99 1-2 25 DI 1B		4	0	1	0	0	0	3
41 Drew Butera, R (1, 2) OBP: 0.279, SLG: 0.302		C FF 94 B KC 79 C KC 78 X SI 92 1-2 1B		T FF 92 B KC 77 C KC 77 S SL 83 1-3 ① K		B CU 72 B FF 92 T FF 92 F FF 93 B CU 75 B FF 93 4-2 25 SH1-4 BB		B FF 98 D SI 96 F FF 100 B FF 99 S FF 98 C FF 99 3-3 ② K		3	0	1	0	1	2	1
25 Pedro Florimón, S (1, 6) OBP: 0.303, SLG: 0.354		F FF 92 B FF 91 B KC 80 B FF 93 F FF 93 S FF 95 3-3 ③ K		B FF 92 B CH 85 B FF 92 C FF 92 S FF 93 F FF 93 X FF 94 3-2 ② F7		X CH 82 0-0 ① SH1-4 1-2		C FF 100 B CH 85 X CH 86 1-1 ③ F8 1-2		3	0	0	0	0	1	2
Inning Stats	R: 1 E: 0 K: 1 S: 14 H: 2 LOB: 1 BB: 0 P: 22	R: 0 E: 0 K: 1 S: 13 H: 1 LOB: 1 BB: 0 P: 21	R: 2 E: 0 K: 0 S: 15 H: 1 LOB: 2 BB: 3 P: 29	R: 0 E: 0 K: 1 S: 10 H: 0 LOB: 0 BB: 0 P: 16	R: 2 E: 0 K: 1 S: 14 H: 2 LOB: 1 BB: 1 P: 22	R: 0 E: 0 K: 1 S: 10 H: 0 LOB: 1 BB: 1 P: 17	R: 0 E: 0 K: 0 S: 5 H: 0 LOB: 0 BB: 0 P: 11	R: 0 E: 0 K: 1 S: 13 H: 1 LOB: 1 BB: 0 P: 20	R: 0 E: 0 K: 1 S: 11 H: 1 LOB: 1 BB: 0 P: 15	1B: 6 2B: 1 3B: 1 HR: 0 SF: 1 SAC: 1 DP: 0 HBP: 0						WP: 0 PB: 0 SB: 0 CS: 0 PA: 40

PITCHER		IP	WLS	BF	H	R	ER	SO	BB	IBB	HBP	BLK	WP	HR	S	P	ERA	WHIP
44 Luke Hochevar, R ERA: 5.46	(1, 1)	5.0	W	25	6	5	5	4	4	0	0	0	0	0	66	110	9.00	2.000
55 Tim Collins, L ERA: 3.09	(6, 1)	2.0	H	7	0	0	0	1	1	0	0	0	0	0	15	28	0.00	0.500
40 Kelvin Herrera, R ERA: 2.37	(8, 1)	1.0		4	1	0	0	1	0	0	0	0	0	0	13	20	0.00	1.000
67 Francisley Bueno, L ERA: 1.5	(9, 1)	1.0		4	1	0	0	1	0	0	0	0	0	0	11	15	0.00	1.000

PITCHER	IP	WLS	BF	H	R	ER	SO	BB	IBB	HBP	BLK	WP	HR	S	P	ERA	WHIP

BOTTOM

Kansas City Royals @ Minnesota Twins

Target Field, Minneapolis, MN

Wed Sep 12 2012, 7:11 PM - 10:36 PM CDT

Att. 28,139 - Partly Cloudy - 58 F

livebaseballscorecards.com

AB	33
R	5
H	8
RBI	5
BB	5
SO	7
LOB	15

Batter	1	2	3	4	5	6	7	8	9	10	AB	R	H	RBI	BB	SO	LOB
7 David Lough, L (1, 9) OBP: 0.310, SLG: 0.407 21 Jeff Francoeur, R (9, PH) OBP: 0.286, SLG: 0.361 (9, 9) (10, 8)	C SI 89 X SI 90 0-1 ① G6-3	C SI 91 F FF 91 F FF 92 B FF 93 X CU 74 1-2 ③ L8			F SI 89 F FF 90 B SL 81 X SL 82 1-2 16 2B 3B	C SL 83 S SL 84 F SL 84 F SL 81 D SL 81 S SL 83 1-3 ③ K			C FF 95 S FF 95 F SL 84 B SL 85 F FF 94 F SL 85 X CH 85 1-2 ③ P6		4 1 1 0 0 1 2 1 0 0 0 0 0 0					
2 Alcides Escobar, R (1, 6) OBP: 0.337, SLG: 0.397	X SI 90 0-0 16 G5-3 4 BB 13 1B 1B	C FF 91 S CU 73 X SI 91 0-2 ① G4-3	B SI 90 X SI 90 1-0 ① G5-3	C SI 90 B SL 88 X SI 90 1-1 ① F7		B SL 82 C SI 93 F FF 94 B SL 84 X SL 83 2-2 ① F8		5 1 1 0 0 0 1								
4 Alex Gordon, L (1, 7) OBP: 0.361, SLG: 0.447	B CH 82 1 SAFE 1 SAFE B SI 90 B SI 89 B SI 90 4-0 16 G5-3 13 1B 1-2 BB	B CU 74 B CU 73 C SI 90 F FF 91 F FF 92 S SI 92 2-3 ② K	C FF 92 B FF 91 B FF 92 F SI 91 S FF 92 2-3 ② K	B CU 77 X FF 93 1-0 ② F8		C FF 94 B FF 94 X FF 93 1-1 2B		4 1 1 0 1 2 1								
16 Billy Butler, R (1, 10) OBP: 0.374, SLG: 0.499 34 Tony Abreu, S (10, PH) OBP: 0.318, SLG: 0.409 (10, 10)	B SI 91 C SL 83 F SL 83 B SI 91 X SI 92 2-2 ② G5-3 1-2 2-3	B SI 91 B CU 74 F FF 92 X SI 90 2-1 1B	B SI 91 X SI 91 1-0 3-H 2B	C FF 92 S SL 88 F FF 93 S SI 92 0-3 ③ K		B SL 83 C SI 93 B SL 84 C SL 83 S FF 94 2-3 ② K		4 0 2 1 0 1 2 1 0 0 0 0 1 1								
13 Salvador Perez, R (1, 2) OBP: 0.344, SLG: 0.511	C SL 84 B SL 84 X SL 84 1-1 8 1B 2-H 3-H 1B	B SL 85 C FF 90 X SI 91 1-1 ③ F8	C SI 90 X SI 90 0-1 ③ P4			I IN 67 I IN 68 I IN 67 I IN 66 4-0 IBB	X FF 91 0-0 ① P3	4 0 1 2 1 0 2								
8 Mike Moustakas, L (1, 5) OBP: 0.304, SLG: 0.426	B SI 92 B CU 74 B FF 92 C FF 91 X SI 91 3-1 1-2 1B	B FF 91 F CU 73 X FF 90 1-1 ① F7	B SL 81 C SL 82 C SL 82 S SL 81 1-3 ① K	C FF 91 B CH 85 B FF 91 S CH 86 B CH 87 S FF 92 3-3 ② K		C FF 94 F SL 84 B FF 94 F FF 95 X FF 95 1-2 ③ G6-3		5 0 1 0 0 2 2								
6 Lorenzo Cain, R (1, 8) OBP: 0.316, SLG: 0.419 27 Brayan Peña, S (10, 3) OBP: 0.278, SLG: 0.328	B SI 90 F FF 91 F SI 90 B SL 84 F SI 91 F SL 83 F FF 93 F FF 93 B SI 92 3-2 ③ X FF 82 G5-3	B SL 82 C FF 90 B FF 91 X FF 90 2-1 2B	C SI 90 S SL 82 B SL 82 B SL 82 B CH 81 B SI 88 4-2 9 S 35 BB BB	F FF 93 B SI 92 C CH 86 B FF 92 S CH 87 2-3 ③ K				3 0 1 0 1 1 2 0 0 0 0 0 0 0								
35 Eric Hosmer, L (1, 3) OBP: 0.316, SLG: 0.379 (10, 9)	B FF 91 F CU 73 S FF 90 F FF 91 F SL 82 F FF 91 B SL 81 F FF 92 S FF 92 2-3 ① K	C FF 90 F FF 91 B FF 92 B FF 92 F FF 92 D SL 82 F FF 92 B SL 82 4-2 9 G4-6-3 BB	B SI 88 1 SAFE 1 SAFE 1 SAFE B FF 89 D SI 89 C FF 89 F SI 88 B SL 84 4-2 9 G2-3 1-2 BB			B FF 93 S FF 94 X SI 95 1-1 ① G4-3		2 0 0 0 2 1 0								
9 Johnny Giavotella, R (1, 4) OBP: 0.281, SLG: 0.303	B CU 73 F SI 91 X SI 91 1-1 ② G5-3	C SI 91 C SI 91 F SI 92 F SL 82 X SI 91 0-2 ② ③ G4-6-3 1-2f	B SI 87 X SI 89 1-0 ② G2-3 1-2 2-3			F FF 95 S SL 85 X SI 96 0-2 ② G4-3		4 0 0 0 0 0 4								
Inning Stats	R: 2 H: 3 E: 0 LOB: 2 K: 0 BB: 1 S: 17 P: 30	R: 0 H: 0 E: 0 LOB: 0 K: 1 BB: 0 S: 13 P: 17	R: 0 H: 1 E: 0 LOB: 1 K: 1 BB: 0 S: 11 P: 16	R: 0 H: 1 E: 0 LOB: 1 K: 0 BB: 1 S: 13 P: 20	R: 1 H: 2 E: 0 LOB: 1 K: 1 BB: 0 S: 10 P: 15	R: 0 H: 0 E: 0 LOB: 2 K: 2 BB: 2 S: 13 P: 24	R: 0 H: 0 E: 0 LOB: 0 K: 1 BB: 0 S: 7 P: 9	R: 0 H: 0 E: 0 LOB: 0 K: 2 BB: 0 S: 7 P: 12	R: 0 H: 0 E: 0 LOB: 0 K: 0 BB: 0 S: 12 P: 14	R: 0 H: 1 E: 0 LOB: 2 K: 1 BB: 1 S: 12 P: 22	1B: 4 SF: 0 2B: 3 SAC: 0 3B: 1 DP: 1 HR: 0 HBP: 0	WP: 0 PA: 42 PB: 0 SB: 1 CS: 0					

PITCHER		IP	WLS	BF	H	R	ER	SO	BB	IBB	HBP	BLK	WP	HR	S	P	ERA	WHIP
62 Liam Hendriks, R ERA: 6.14	(1, 1)	5.0		23	7	3	3	3	2	0	0	0	0	0	64	98	5.40	1.800
64 Tyler Robertson, L ERA: 5.73	(6, 1)	1.0		5	0	0	0	2	2	0	0	0	0	0	13	24	0.00	2.000
50 Casey Fien, R ERA: 1.59	(7, 1)	1.0		3	0	0	0	1	0	0	0	0	0	0	7	9	0.00	0.000
61 Jared Burton, R ERA: 2.15	(8, 1)	1.0		3	0	0	0	2	0	0	0	0	0	0	7	12	0.00	0.000
15 Glen Perkins, L ERA: 2.45	(9, 1)	2.0	W	8	1	0	0	1	0	1	0	0	0	0	24	36	0.00	0.500

PITCHER	IP	WLS	BF	H	R	ER	SO	BB	IBB	HBP	BLK	WP	HR	S	P	ERA	WHIP

TOP

Kansas City Royals @ Minnesota Twins

Target Field, Minneapolis, MN

Thu Sep 13 2012, 7:11 PM - 10:24 PM CDT

Att. 28,669 - Clear - 73 F

livebaseballscorecards.com

AB	37
R	3
H	8
RBI	3
BB	5
SO	9
LOB	17

Batter	1	2	3	4	5	6	7	8	9	10	AB	R	H	RBI	BB	SO	LOB
2 Denard Span, L (1, 8) OBP: 0.350, SLG: 0.400	B FF 90 X FF 90 1-0 G4-3 ①		B FF 92 X FF 91 1-0 F7 ②			C FF 91 C SL 80 B FF 93 F FF 93 B SL 83 X SL 81 2-2 G3 ①		F SI 98 X FF 99 0-1 FC4-6 ② 16 BB 11 BB 1-2f 2-3		C FF 89 2 SAFE X FF 92 0-1 2-H 2B	5	0	1	1	0	0	2
11 Ben Revere, L (1, 9) OBP: 0.336, SLG: 0.351	C FF 91 X FF 92 0-1 G6-3 ②		C FF 92 C SL 79 B FF 92 B FF 92 F FF 93 B SL 83 X FF 92 3-2 L4 ③			B FF 93 B FF 92 X SI 92 2-0 G4-3 ②		B FF 99 F FF 97 B FF 98 B FF 98 B SI 99 4-1 16 BB 1-2 BB			3	0	0	0	1	0	0
16 Josh Willingham, R (1, 10) OBP: 0.369, SLG: 0.534	C SI 90 X SI 92 0-1 HR			C FF 92 B FF 92 F SL 81 B SL 84 F FF 93 B SL 82 S SL 78 3-3 K ①		C SL 79 B SI 93 B SI 94 C SI 92 F SL 84 B SL 84 C SI 94 3-3 K ③		D SL 86 S FF 96 S FF 97 D SL 89 B SL 88 F FF 97 F FF 97 B FF 97 4-2 1-2 2-3 3-H BB			3	1	1	2	1	2	0
33 Justin Morneau, L (1, 3) OBP: 0.341, SLG: 0.469	C CU 78 C FF 92 B SL 82 F SL 81 B FF 92 X SL 81 2-2 1B			B FF 91 C FF 93 B FF 92 B CH 85 S SI 93 B SI 94 4-2 BB			F SI 93 F KC 76 X SL 83 0-2 P5 ①	C FF 98 F FF 96 S SL 89 0-3 K ③			3	0	1	0	1	1	3
24 Trevor Plouffe, R (1, 5) OBP: 0.308, SLG: 0.460	X SI 92 0-0 L6 ③			C SI 92 C SI 92 B SI 92 S SL 81 1-3 K ②			C SL 84 F FF 95 X SL 83 0-2 19 G4-6-3 1B		B FF 95 X FF 97 1-0 HR		4	1	2	1	0	1	2
19 Darin Mastroianni, R (1, 7) OBP: 0.328, SLG: 0.359		B FF 92 B SI 92 X SI 92 2-0 G6-3 ①		B SL 79 C SI 92 F SL 80 D SL 81 F SL 80 D SL 82 C SI 91 3-3 K ③			B SL 83 B SI 94 C SI 94 X SI 94 2-1 G4-6-3 ②③ 1-2f		B FF 95 S FF 96 B SL 87 B FF 95 S FF 95 S FF 96 3-3 K ①		4	0	0	0	0	2	2
5 Eduardo Escobar, S (1, 4) (9, 6) OBP: 0.283, SLG: 0.269		B FF 92 S SI 92 S SL 81 B SL 83 B FF 92 X SI 90 3-2 G6-3 ②			C SI 88 B SL 80 F FF 91 F SL 80 S SL 82 1-3 K2-3 ①			B FF 96 B FF 96 C SI 97 X FF 96 2-1 L4 ①	C FF 97 F SL 87 T FF 97 0-2 K ②		4	0	0	0	0	2	0
41 Drew Butera, R (1, 2) OBP: 0.287, SLG: 0.296		F FF 93 B FF 92 B SL 80 F SI 93 B SL 83 C SL 80 3-3 K ③			L FF 92 C SL 80 B SL 81 B FF 92 F CU 76 B SL 82 B SI 90 4-2 25 G4-6-3 BB			C FF 99 B FF 98 H SI 94 2-1 2 FC4-6 27 1B 16 BB HBP	S SL 87 X SL 89 0-1 P3 ③		2	1	0	0	1	1	0
25 Pedro Florimón, S (1, 6) OBP: 0.297, SLG: 0.345 27 Chris Parmelee, L (8, PH) OBP: 0.311, SLG: 0.414 12 Alexi Casilla, S (8, PR) OBP: 0.265, SLG: 0.297 (9, 4)			B FF 92 C SI 88 B SL 79 X SI 92 2-1 G1-3 ①		C SI 90 S FF 92 X FF 92 0-2 G4-6-3 ②③ 1-2f			C CH 85 T FF 98 D CH 86 X CH 86 1-2 2 FC4-6 1B		C FF 91 B CH 84 X SI 91 1-1 2 2B 2B	2 1 1	0 0 1	0 1 1	0 0 1	0 0 0	0 0 0	1 0 0
Inning Stats	R: 1 H: 2 E: 0 LOB: 1 K: 0 BB: 0 S: 10 P: 13	R: 0 H: 0 E: 0 LOB: 0 K: 1 BB: 0 S: 7 P: 15	R: 0 H: 0 E: 0 LOB: 0 K: 0 BB: 0 S: 7 P: 13	R: 0 H: 0 E: 0 LOB: 1 K: 3 BB: 1 S: 13 P: 24	R: 0 H: 0 E: 0 LOB: 0 K: 1 BB: 1 S: 10 P: 15	R: 0 H: 0 E: 0 LOB: 0 K: 1 BB: 0 S: 9 P: 16	R: 0 H: 1 E: 0 LOB: 0 K: 0 BB: 0 S: 8 P: 10	R: 1 H: 1 E: 0 LOB: 3 K: 1 BB: 2 S: 16 P: 29	R: 1 H: 1 E: 0 LOB: 0 K: 2 BB: 0 S: 9 P: 13	R: 1 H: 2 E: 0 LOB: 1 K: 0 BB: 0 S: 4 P: 5	1B: 3 SF: 0 2B: 2 SAC: 0 3B: 0 DP: 2 HR: 2 HBP: 1						

PITCHER		IP	WLS	BF	H	R	ER	SO	BB	IBB	HBP	BLK	WP	HR	S	P	ERA	WHIP
39 Luis Mendoza, R ERA: 4.5	(1, 1)	6.0		21	2	1	1	6	2	0	0	0	0	1	56	96	1.50	0.667
43 Aaron Crow, R ERA: 3.41	(7, 1)	1.0	H	3	1	0	0	0	0	0	0	0	0	0	8	10	0.00	1.000
40 Kelvin Herrera, R ERA: 2.47	(8, 1)	0.2	H	5	1	1	1	0	1	0	1	0	0	0	9	18	13.50	3.000
56 Greg Holland, R ERA: 2.98	(8, 1)	1.1	B	6	1	1	1	3	1	0	0	0	0	1	16	24	6.75	1.500
67 Francisley Bueno, L ERA: 2.25	(10, 1)	0.0	L	2	2	1	1	0	0	0	0	0	0	0	4	5	∞	∞

PITCHER	IP	WLS	BF	H	R	ER	SO	BB	IBB	HBP	BLK	WP	HR	S	P	ERA	WHIP

BOTTOM

Kansas City Royals @ Minnesota Twins

Target Field, Minneapolis, MN

Thu Sep 13 2012, 7:11 PM - 10:24 PM CDT

Att. 28,669 - Clear - 73 F

livebaseballscorecards.com

AB	32
R	4
H	7
RBI	4
BB	4
SO	9
LOB	10

WP: 0 PA: 37
PB: 0
SB: 0
CS: 0

Los Angeles Angels @ Kansas City Royals

Kauffman Stadium, Kansas City, MO

Fri Sep 14 2012, 7:12 PM - 10:53 PM CDT

Att. 27,586 - Partly Cloudy - 68 F

livebaseballscorecards.com

TOP

Batter	1	2	3	4	5	6	7	8	9	AB	R	H	RBI	BB	SO	LOB
27 Mike Trout, R (1, 8) OBP: 0.396, SLG: 0.566	C SL 83 F SL 82 F FF 87 F SL 83 S FF 88 0-3 ① **K**		B CU 73 F CH 77 X SL 83 1-1 ③ **G4-3**		C CU 73 F SL 83 B FF 88 B SL 79 S SL 79 2-3 ① **K**		B FF 87 C CH 77 X SL 84 1-1 2 2B **1-2** 1B	C CH 82 C CU 75 B FF 94 X CU 75 1-2 5 HBP 48 BB 2 1B 1B	B SI 93 C SI 93 1 SAFE X SL 87 1-1 ③ **FC6-4** **1-2f**	6	1	2	0	0	2	1
2 Erick Aybar, S (1, 6) OBP: 0.323, SLG: 0.418	X FF 85 0-0 ② **P3**			B SL 82 S CH 75 B CH 77 X FF 85 2-1 48 BB 47 2B 1B	B CU 74 B CH 78 F FF 85 C SL 84 B SL 80 F CH 79 F SL 82 X CH 77 3-2 5 F8 1B		C FF 92 B SL 81 D SL 82 F FF 92 X SL 80 2-2 **1-3** **2-H** 2B	D FF 93 D CH 82 X FF 94 2-0 48 BB **1-2** 5 HBP 1B		5	1	4	1	0	0	0
5 Albert Pujols, R (1, 3) OBP: 0.344, SLG: 0.528	C SL 83 X SL 82 0-1 ③ **F7**			C SL 83 X FF 87 0-1 ① **F8**	C FF 88 1 SAFE C SL 80 B EP 66 B CH 78 F SL 84 B FF 88 F SL 83 X FF 89 3-2 ② **F8** **1-2**		I IN 76 I IN 80 I IN 80 I IN 79 4-0 IBB	C FF 95 C CH 84 H CU 78 1-2 48 BB **1-2** **2-3** HBP		3	0	0	0	1	0	2
48 Torii Hunter, R (1, 9) OBP: 0.360, SLG: 0.452		C CU 74 X CH 76 0-1 1B		**B CU 77** **1 SAFE** **B FF 86** **C CH 76** **B FF 85** 1 SAFE B SL 84 4-1 **1-2** 47 2B BB	F SL 79 B SL 84 F SL 82 X FF 87 1-2 ③ **G6-3**		S FF 91 S FF 92 C FF 90 0-3 ② **K**	B KC 78 B KC 78 S FF 94 B FF 94 B FF 94 4-1 **1-2** **2-3** **3-H** BB		3	1	1	1	2	1	4
47 Howie Kendrick, R (1, 4) OBP: 0.321, SLG: 0.394		C SL 83 F SL 84 F FF 87 F FF 87 B SL 83 S SL 83 1-3 ① **K**		X FF 86 0-0 44 WP **1-H** **2-H** 6 1B 2B		B SL 84 X SL 84 1-0 ① **F9**	S SL 82 C FF 91 D SL 80 S SL 81 1-3 ③ **K**	C FF 94 B KC 79 C FF 93 S KC 80 1-3 ③ **K**		5	1	1	2	0	3	7
10 Vernon Wells, R (1, 7) OBP: 0.270, SLG: 0.416		1 SAFE B SL 82 X SL 82 1-0 ② **P1**		C SL 83 H SL 82 1-1 44 WP 6 1B HBP		C SL 83 X CU 72 0-1 ② **G6-3**		B SI 93 B SL 83 C SI 94 X SI 94 2-1 ① **G6-3**	C FF 94 B FF 93 B KC 78 B FF 94 X FF 94 3-1 **E8** 56 FC4	4	2	0	0	0	0	1
44 Mark Trumbo, R (1, 10) OBP: 0.320, SLG: 0.495		S FF 87 1 SAFE F SL 84 X FF 88 0-2 ③ **P2**		B CH 77 F SL 84 F FF 87 B SL 84 B SL 83 F SL 82 S FF 90 3-3 ② **K** **1-2** **2-3**		B CU 72 B SL 84 B FF 87 F SL 84 X FF 90 3-2 ③ **P3**		B SI 96 B SI 94 X SI 94 2-0 8 HR 1B	C FF 94 S KC 80 B KC 78 F KC 78 C FF 94 1-3 ① **K**	5	1	1	0	0	2	4
6 Alberto Callaspo, S (1, 5) OBP: 0.334, SLG: 0.355			C SL 83 B SL 84 B CH 77 X SL 83 2-1 ① **L9**	B FF 88 B CH 79 X SL 84 2-0 **2-H** **3-H** 1B			C SL 84 B CU 77 F SL 82 X CU 72 1-2 ① **G6-3**	C SI 93 F SI 95 B SL 84 S SL 84 1-3 ② **K**	B FF 95 C FF 95 D KC 80 F FF 95 B FF 95 D FF 96 4-2 56 FC4 BB	4	0	1	2	1	1	1
17 Chris Iannetta, R (1, 2) OBP: 0.340, SLG: 0.428 8 Kendrys Morales, S (8, PH) OBP: 0.327, SLG: 0.465 46 Bobby Wilson, R (8, 2) OBP: 0.282, SLG: 0.303 56 Kole Calhoun, L (9, PH) OBP: 0.250, SLG: 0.222 41 John Hester, R (9, 2) OBP: 0.287, SLG: 0.329			C SL 83 C FF 85 X FF 88 0-2 ② **F9**	S FF 88 S CH 79 C CU 75 0-3 ③ **K**			B CH 78 B CH 78 B FF 86 C FF 86 X FF 86 3-1 27 1B **2** 2B 1B	X FF 94 0-0 **1-H** HR	C FF 93 F SI 92 B SI 93 B SI 93 X SL 88 2-2 ② **FC4** 27 FC6-4 **1-2f** **3-H**	3 1 0 1 0	1 1 0 0 0	1 1 0 1 0	0 2 0 0 0	1 0 0 0 0	1 0 0 1 0	1 0 0 1 0
Inning Stats	R: 0 E: 0 K: 1 S: 8 H: 0 LOB: 0 BB: 0 P: 8	R: 0 E: 0 K: 1 S: 11 H: 1 LOB: 1 BB: 0 P: 13	R: 0 E: 0 K: 0 S: 7 H: 0 LOB: 0 BB: 0 P: 10	R: 4 E: 0 K: 2 S: 15 H: 3 LOB: 1 BB: 1 P: 27	R: 0 E: 0 K: 1 S: 16 H: 1 LOB: 1 BB: 0 P: 25	R: 0 E: 0 K: 0 S: 6 H: 0 LOB: 0 BB: 0 P: 10	R: 1 E: 0 K: 2 S: 16 H: 3 LOB: 3 BB: 1 P: 28	R: 3 E: 0 K: 2 S: 17 H: 4 LOB: 3 BB: 1 P: 31	R: 1 E: 1 K: 1 S: 13 H: 0 LOB: 1 BB: 1 P: 24	1B: 9 2B: 2 3B: 0 HR: 1 SF: 0 SAC: 0 DP: 0 HBP: 2	WP: 1 PB: 0 SB: 0 CS: 0 PA: 46						

	AB	40
	R	9
	H	12
	RBI	9
	BB	4
	SO	10
	LOB	22

PITCHER		IP	WLS	BF	H	R	ER	SO	BB	IBB	HBP	BLK	WP	HR	S	P	ERA	WHIP
52 Bruce Chen, L ERA: 5.42	(1, 1)	6.1		28	7	5	5	5	1	0	1	0	1	0	70	105	7.11	1.263
31 Louis Coleman, R ERA: 4.03	(7, 1)	0.2	H	4	1	0	0	2	0	1	0	0	0	0	9	16	0.00	1.500
43 Aaron Crow, R ERA: 3.53	(8, 1)	0.2	H	3	1	1	1	1	0	0	0	0	0	0	6	11	13.50	1.500
55 Tim Collins, L ERA: 3.36	(8, 1)	0.0	L	4	3	1	1	0	0	0	1	0	0	1	7	11	∞	∞
41 Jeremy Jeffress, R ERA: 0.87	(8, 1)	0.2		5	0	2	1	2	2	0	0	0	0	0	12	25	13.50	3.000

PITCHER		IP	WLS	BF	H	R	ER	SO	BB	IBB	HBP	BLK	WP	HR	S	P	ERA	WHIP
32 Vin Mazzaro, R ERA: 5.77	(9, 1)	0.2		2	0	0	0	0	0	0	0	0	0	0	5	8	0.00	0.000

Batter	1	2	3	4	5	6	7	8	9	AB	R	H	RBI	BB	SO	LOB
30 Jason Bourgeois, R (1, 8) OBP: 0.425, SLG: 0.472 7 David Lough, L (9, PH) OBP: 0.333, SLG: 0.407	C FF 90 F FF 91 B SL 83 C FF 92 1-3 K ①		C SI 91 B FF 92 F FC 90 B SL 84 X SI 92 2-2 2 FC5-4 1B 2-H ①		B CH 86 B SI 91 C FF 91 C SI 91 B SL 84 B SI 91 4-2 2 S BB ③		C FF 95 B SL 85 B FF 94 B FF 95 X FF 94 3-1 2 S 2 1B 1B ①		B FF 95 C FF 95 B FF 95 F FF 93 B FF 96 F FF 95 B FF 95 4-2 4 WP 4 DI BB ③	3 0	1 0	2 0	1 0	1 1	1 0	0 0
2 Alcides Escobar, R (1, 6) OBP: 0.336, SLG: 0.395	C SI 91 B SI 91 F FF 91 B SI 92 F CU 79 F FF 92 F FC 90 X SI 92 2-2 G5-3 ②		1 SAFE B CU 77 X SI 91 1-0 FC5-4 4 G3 4 S 1-2f ①		1 SAFE 1 SAFE 1 SAFE C SL 84 C CU 79 F SI 91 S SL 84 0-3 K ③ 1-2		1 SAFE 1 SAFE F FF 95 B SL 86 1 SAFE B FF 94 1 SAFE 1 SAFE B FF 95 3-1 X FF 95 4 G4-3 1B 1-H ①		B FF 94 C FF 94 T FF 95 F FF 95 F SL 83 F SL 84 F FF 96 S FF 95 1-3 K ②	5	0	1	1	0	2	3
4 Alex Gordon, L (1, 7) OBP: 0.359, SLG: 0.444	B CU 78 F FF 92 B SI 91 F SI 92 X SL 84 2-2 P5 ③		1 SAFE 1 SAFE B SI 91 X CU 77 1-0 G3 1-3 ②			B CU 79 B CU 80 B SI 91 B FF 91 4-0 13 F8 16 E 8 SF7 BB ②	1 SAFE F FF 92 F SL 84 B SL 85 B FF 92 1 SAFE F FF 93 X SL 86 2-2 G4-3 1-2 ②		S FF 94 F FF 95 F FF 94 B FF 95 F FF 95 F FF 96 B SL 83 B SL 82 X FF 95 3-2 L7 1-3 ③	4	1	0	0	1	0	3
16 Billy Butler, R (1, 10) OBP: 0.373, SLG: 0.503		B FC 90 F SI 90 B SI 91 X FC 88 2-1 HR	D CU 81 S SL 85 F SL 84 B FF 93 F CU 79 F FF 93 C SI 92 2-3 K ③			C FF 95 C SL 85 F SL 86 X SI 96 0-2 FC4 21 HR 1-2	B FF 96 X FF 95 1-0 G4-3 ③			4	2	1	1	0	1	3
13 Salvador Perez, R (1, 2) OBP: 0.339, SLG: 0.502		X SI 91 0-0 G6-3 ①		C CU 77 B SL 84 X FF 90 1-1 F8 ①		C SI 97 B SL 85 X SL 87 1-1 F8 ① 2-3		B FF 94 F FF 95 F FC 91 B FC 93 X FF 96 2-2 F8 ①		4	0	0	0	0	0	2
8 Mike Moustakas, L (1, 5) OBP: 0.303, SLG: 0.432		C SI 91 B FF 91 X FF 92 1-1 HR		B CU 78 B FF 90 B SI 92 C FC 89 F SI 91 F CU 79 S SL 84 3-3 K ②		B SI 96 S SI 96 X SI 96 1-1 SF7 3-H ② 3-H		B FF 95 X FF 95 1-0 G4-3 ②		3	1	1	2	0	1	0
21 Jeff Francoeur, R (1, 9) OBP: 0.288, SLG: 0.370		B CU 77 B FF 90 C FF 92 X SI 91 2-1 G4-3 ②		F CH 86 B CU 81 X SI 91 1-1 G4-3 ③		B SL 87 S FF 96 F SL 87 F SL 87 X FF 96 1-2 1-H HR ②		B FC 92 X FF 96 1-0 2B ②		4	1	2	2	0	0	0
35 Eric Hosmer, L (1, 3) OBP: 0.314, SLG: 0.376		B FC 91 C SI 91 S SI 91 B SL 86 F CU 79 F SI 92 X CU 80 2-2 P6 ③			F FC 89 X CU 79 0-1 G1-3 ①	S SI 95 X SL 87 0-1 G4-3 ③		F CU 74 X SI 89 0-1 F8 ③		4	0	0	0	0	0	1
9 Johnny Giavotella, R (1, 4) OBP: 0.280, SLG: 0.309			C SI 90 X FF 91 0-1 30 1B 2B		C CU 79 C CU 78 B SL 83 C SI 92 1-3 K ②		C FF 93 X SI 94 0-1 F7 ①		B FF 95 C FF 94 F FF 95 B FF 95 B FF 94 X FF 95 3-2 P4 ①	4	1	1	0	0	1	0
Inning Stats	R: 0 E: 0 K: 1 S: 12 H: 0 LOB: 0 BB: 0 P: 17	R: 2 E: 0 K: 0 S: 12 H: 2 LOB: 0 BB: 0 P: 19	R: 1 E: 0 K: 1 S: 12 H: 2 LOB: 1 BB: 0 P: 18	R: 0 E: 0 K: 1 S: 8 H: 0 LOB: 0 BB: 0 P: 13	R: 0 E: 0 K: 2 S: 11 H: 0 LOB: 1 BB: 1 P: 16	R: 3 E: 1 K: 0 S: 14 H: 1 LOB: 0 BB: 0 P: 21	R: 1 E: 0 K: 0 S: 11 H: 2 LOB: 1 BB: 0 P: 20	R: 0 E: 0 K: 1 S: 7 H: 1 LOB: 1 BB: 0 P: 11	R: 0 E: 0 K: 1 S: 19 H: 0 LOB: 1 BB: 1 P: 30	1B: 3 2B: 2 3B: 0 HR: 3 SF: 1 SAC: 0 DP: 0 HBP: 0						

PITCHER		IP	WLS	BF	H	R	ER	SO	BB	IBB	HBP	BLK	WP	HR	S	P	ERA	WHIP
33 C.J. Wilson, L ERA: 3.73	(1, 1)	5.0		21	4	4	3	5	2	0	0	0	0	2	55	87	5.40	1.200
Garrett Richards, R ERA: 4.48	(6, 1)	1.1	B	8	3	3	1	0	0	0	0	0	0	1	20	29	6.75	2.250
63 Nick Maronde, L ERA:	(7, 1)	0.1		1	0	0	0	0	0	0	0	0	0	0	4	6	0.00	0.000
51 Jordan Walden, R ERA: 3.6	(7, 1)	0.1	W	1	0	0	0	0	0	0	0	0	0	0	1	2	0.00	0.000
40 Kevin Jepsen, R ERA: 3.03	(8, 1)	0.2	H	3	1	0	0	0	0	0	0	0	0	0	5	9	0.00	1.500

PITCHER		IP	WLS	BF	H	R	ER	SO	BB	IBB	HBP	BLK	WP	HR	S	P	ERA	WHIP
37 Scott Downs, L ERA: 2.79	(8, 1)	0.1	H	1	0	0	0	0	0	0	0	0	0	0	2	2	0.00	0.000
49 Ernesto Frieri, R ERA: 1.99	(9, 1)	1.0	S	4	0	0	0	1	1	0	0	0	1	0	19	30	0.00	1.000

BOTTOM

Los Angeles Angels @ Kansas City Royals

Kauffman Stadium, Kansas City, MO

Fri Sep 14 2012, 7:12 PM - 10:53 PM CDT

Att. 27,586 - Partly Cloudy - 68 F

livebaseballscorecards.com

AB	35
R	7
H	8
RBI	7
BB	3
SO	6
LOB	12

WP: 1 PB: 0 SB: 3 CS: 0 PA: 39

Los Angeles Angels @ Kansas City Royals

Kauffman Stadium, Kansas City, MO

Sat Sep 15 2012, 6:14 PM - 8:36 PM CDT

Att. 23,027 - Partly Cloudy - 70 F

TOP

livebaseballscorecards.com

Batter	1	2	3	4	5	6	7	8	9	AB	R	H	RBI	BB	SO	LOB
27 Mike Trout, R (1, 8) OBP: 0.397, SLG: 0.565	C FF 90 F SL 82 F FF 94 B FF 93 S SI 91 1-3 ① K			C SL 84 X CH 85 0-1 48 G5-3 1B		X SI 92 0-0 ① G6-3		B SI 96 C SL 85 B SI 96 S SI 96 D SL 87 F SL 84 B SI 96 4-2 48 1B BB		3	0	1	0	1	1	0
48 Torii Hunter, R (1, 9) OBP: 0.360, SLG: 0.451	C SI 94 X CU 77 0-1 ② G5-3			1 SAFE C CU 74 B SL 87 X SI 94 1-1 ① G5-3 1-2 ②		C FF 93 B FF 94 B SI 94 S SL 84 X SI 94 2-2 ② G6-3		C SI 95 X SL 85 0-1 1-3 3-H 1B		4	0	1	1	0	0	1
5 Albert Pujols, R (1, 3) OBP: 0.342, SLG: 0.524	X FF 92 0-0 ③ P6			C FF 95 B SI 93 B CU 77 X SL 84 2-1 ③ G5-3		C SL 84 X SI 94 0-1 ③ G6-3		D SL 85 1 SAFE D CH 85 F SI 91 B SI 93 X SI 93 3-1 ③ P6		4	0	0	0	0	0	2
8 Kendrys Morales, S (1, 10) OBP: 0.326, SLG: 0.470		C FF 89 C CH 84 B SL 84 B FF 90 X SI 91 2-2 ① G3-1			C CU 75 X SI 91 0-1 HR		B CH 86 C FF 93 X SL 86 1-1 ① G4-3		F FF 97 B SI 97 F CH 88 B FF 99 F FF 97 X CH 86 2-2 ① F9	4	1	1	1	0	0	0
47 Howie Kendrick, R (1, 4) OBP: 0.320, SLG: 0.392		B SI 93 X SI 91 1-0 ② G6-3			C SL 83 F SL 84 B FF 94 B SI 92 B FF 93 F SL 84 X SI 95 3-2 ① G6-3		C SL 84 F CH 86 B SL 85 C SI 95 1-3 ② K		X FF 98 0-0 2 FC6-4 1B	4	0	1	0	0	1	0
2 Erick Aybar, S (1, 6) OBP: 0.321, SLG: 0.414		C SI 92 X SI 92 0-1 ③ G4-3			X FF 94 0-0 ② G3		C FF 93 F FF 93 B SL 86 B SI 95 X CU 75 2-2 ③ G5-3		X SI 97 0-0 ② FC6-4 10 S 1-2f	4	0	0	0	0	0	1
10 Vernon Wells, R (1, 7) OBP: 0.274, SLG: 0.417			B SI 89 C SI 89 B CU 76 X SL 84 2-1 ① F9		B SI 94 F SI 93 X SI 95 1-1 6 E 1B			C SI 91 B SI 93 F SI 93 X SL 86 1-2 17 G4-3 48 1B 6 G4-3 1B	B SI 97 F CH 86 C FF 99 X FF 98 1-2 ③ F8 2-3	4	1	2	0	0	0	1
6 Alberto Callaspo, S (1, 5) OBP: 0.332, SLG: 0.353			C FF 92 X FF 94 0-1 ② G3-1		B CU 75 F SI 93 F CU 75 1 SAFE X SI 92 1-2 E4 17 FC5-4 1-2			C FF 92 D CH 85 M FF 91 X SI 93 1-2 ① G4-3 1-2		3	0	0	0	0	0	2
17 Chris Iannetta, R (1, 2) OBP: 0.335, SLG: 0.421			C FF 93 B SI 94 B SL 84 B SI 94 X FF 93 3-1 ③ P4		C SL 84 D SL 84 X SI 92 1-1 ③ FC5-4 1-2f			S SI 91 B SL 85 C SL 84 B SL 86 D SL 86 F FF 95 F SI 94 X SI 94 3-2 ② G4-3 2-3		3	0	0	0	0	0	3
Inning Stats	R: 0 H: 0 E: 0 LOB: 0 K: 1 BB: 0 S: 7 P: 8	R: 0 H: 0 E: 0 LOB: 0 K: 0 BB: 0 S: 6 P: 9	R: 0 H: 0 E: 0 LOB: 0 K: 0 BB: 0 S: 6 P: 11	R: 0 H: 1 E: 0 LOB: 0 K: 0 BB: 0 S: 6 P: 9	R: 1 H: 2 E: 1 LOB: 2 K: 0 BB: 0 S: 14 P: 20	R: 0 H: 0 E: 0 LOB: 0 K: 0 BB: 0 S: 6 P: 8	R: 0 H: 0 E: 0 LOB: 0 K: 1 BB: 0 S: 8 P: 12	R: 1 H: 2 E: 0 LOB: 2 K: 0 BB: 1 S: 18 P: 30	R: 0 H: 1 E: 1 LOB: 1 K: 0 BB: 0 S: 9 P: 12	1B: 5 SF: 0 2B: 0 SAC: 0 3B: 0 DP: 0 HR: 1 HBP: 0						WP: 0 PA: 34 PB: 0 SB: 1 CS: 0

	AB	33
	R	2
	H	6
	RBI	2
	BB	1
	SO	2
	LOB	10

PITCHER		IP	WLS	BF	H	R	ER	SO	BB	IBB	HBP	BLK	WP	HR	S	P	ERA	WHIP
33 Jeremy Guthrie, R ERA: 4.92	(1, 1)	8.0		30	5	2	2	2	1	0	0	0	0	1	71	107	2.25	0.750
40 Kelvin Herrera, R ERA: 2.43	(9, 1)	1.0	W	4	1	0	0	0	0	0	0	0	0	0	9	12	0.00	1.000

PITCHER	IP	WLS	BF	H	R	ER	SO	BB	IBB	HBP	BLK	WP	HR	S	P	ERA	WHIP

Los Angeles Angels @ Kansas City Royals

Kauffman Stadium, Kansas City, MO

Sat Sep 15 2012, 6:14 PM - 8:36 PM CDT

Att. 23,027 - Partly Cloudy - 70 F

livebaseballscorecards.com

Batter	1	2	3	4	5	6	7	8	9	AB	R	H	RBI	BB	SO	LOB
7 David Lough, L (1, 8) OBP: 0.294, SLG: 0.355	C FF 92 X FF 92 0-1 ① G4-3		B FF 90 X CH 85 1-0 ① F8			C FF 92 F CH 86 S SL 81 0-3 ① K		B CH 86 C FF 90 C CH 87 X CH 86 1-2 ③ G3-1		4	0	0	0	0	1	1
2 Alcides Escobar, R (1, 6) OBP: 0.337, SLG: 0.396	F FF 92 B FF 92 B SI 93 B CU 76 F FF 91 F FF 95 X CU 76 3-2 4 1B 16 FC5-2 1B		B FF 92 B SI 92 S SI 91 S FF 92 X SI 93 2-2 4 G4-6-3 1B			B CU 73 X SI 91 1-0 ② G5-3			C FF 89 C FF 92 B SL 82 S SL 82 1-3 ① K2-3	4	0	2	0	0	1	0
4 Alex Gordon, L (1, 7) OBP: 0.360, SLG: 0.445	**C CU 75** **1 SAFE** **1 SAFE** **B CH 86** **1 SAFE** **1 SAFE** **1 SAFE** **F SI 93** 1 SAFE 1-2 1 SAFE X CU 74 16 FC5-2 **1-3** 1B		X SI 92 0-0 ② ③ G4-6-3 **1-2f**			B CH 87 C CH 86 T FF 92 X CH 86 1-2 ③ G6-3			C CU 73 X CH 84 0-1 16 HR 1B	4	1	2	0	0	0	1
16 Billy Butler, R (1, 10) OBP: 0.372, SLG: 0.506	D CU 73 F SI 94 B SL 85 X SI 96 2-1 ② FC5-2 13 FC5-4 **1-2** **3-H**			C SI 92 B CU 69 X FF 92 1-1 ① P4			B SL 82 B FF 92 X FF 92 2-0 ① F8		X FF 94 0-0 **1-H** HR	4	1	1	2	0	0	2
13 Salvador Perez, R (1, 2) OBP: 0.337, SLG: 0.510	B FF 93 F FF 93 B FF 95 X CU 74 2-1 ③ FC5-4 **1-2f**			B CU 75 X SI 92 1-0 ② P3			B CU 73 C FF 92 B SI 92 B CU 74 X FF 91 3-1 ② F8		F SI 95 B SL 84 X FF 94 1-1 HR	4	1	1	1	0	0	2
8 Mike Moustakas, L (1, 5) OBP: 0.302, SLG: 0.429		X FF 93 0-0 ① P5		C FF 93 B CH 85 X CH 86 1-1 ③ G3			B FF 92 C CU 74 B CH 87 F FF 92 F SL 81 F CH 86 X SI 93 2-2 ③ G4-3			3	0	0	0	0	0	0
21 Jeff Francoeur, R (1, 9) OBP: 0.288, SLG: 0.370		C SI 93 B SL 83 X FF 93 1-1 ② G4-3	B FF 92 B SI 92 S FF 93 F FF 93 B SL 84 X CU 77 3-2 ① G5-3					F SL 80 X CU 68 0-1 9 G6-3 35 G4-3 1B		3	0	1	0	0	0	0
35 Eric Hosmer, L (1, 3) OBP: 0.316, SLG: 0.375		B FF 92 B FF 93 B FF 92 C FF 91 F SI 92 B CH 87 4-2 9 S BB	B CU 75 B FF 91 C FF 92 B SI 91 B FF 92 4-1 9 G6-3 BB					C SI 92 X CH 85 0-1 ① G4-3 **1-2**		1	0	0	0	2	0	1
9 Johnny Giavotella, R (1, 4) OBP: 0.275, SLG: 0.303		C FF 93 F FF 93 F SL 83 D SL 80 B SL 84 S CU 72 2-3 ③ K **1-2**	1 SAFE B CU 74 1 SAFE F FF 91 X CU 74 1-1 ② ③ G6-3 **1-2f**					F FF 93 S SL 82 D SL 81 X FF 93 1-2 ② G6-3 **2-3**		3	0	0	0	0	1	3
Inning Stats	R: 0 E: 0 K: 0 S: 13 H: 2 LOB: 2 BB: 0 P: 21	R: 0 E: 0 K: 1 S: 9 H: 0 LOB: 1 BB: 1 P: 16	R: 0 E: 0 K: 0 S: 5 H: 1 LOB: 0 BB: 0 P: 8	R: 0 E: 0 K: 0 S: 5 H: 0 LOB: 0 BB: 0 P: 8	R: 0 E: 0 K: 0 S: 6 H: 0 LOB: 0 BB: 1 P: 14	R: 0 E: 0 K: 1 S: 7 H: 0 LOB: 0 BB: 0 P: 9	R: 0 E: 0 K: 0 S: 8 H: 0 LOB: 0 BB: 0 P: 15	R: 0 E: 0 K: 0 S: 10 H: 1 LOB: 1 BB: 0 P: 12	R: 3 E: 0 K: 1 S: 8 H: 3 LOB: 0 BB: 0 P: 10	1B: 5 2B: 0 3B: 0 HR: 2	SF: 0 SAC: 0 DP: 2 HBP: 0			WP: 0 PB: 0 SB: 1 CS: 0	PA: 32		

PITCHER	IP	WLS	BF	H	R	ER	SO	BB	IBB	HBP	BLK	WP	HR	S	P	ERA	WHIP
23 Zack Greinke, R (1, 1) ERA: 3.56	8.1		30	5	1	1	3	2	0	0	0	0	0	68	109	1.08	0.840
49 Ernesto Frieri, R (9, 1) ERA: 2.3	0.0	L	2	2	2	2	0	0	0	0	0	0	2	3	4	∞	∞

PITCHER	IP	WLS	BF	H	R	ER	SO	BB	IBB	HBP	BLK	WP	HR	S	P	ERA	WHIP

AB	30
R	3
H	7
RBI	3
BB	2
SO	3
LOB	10

Batter	1	2	3	4	5	6	7	8	9	AB	R	H	RBI	BB	SO	LOB
27 Mike Trout, R (1, 8) OBP: 0.396, SLG: 0.562	C FF 89 B SI 86 X FF 87 1-1 ① F9	B FF 90 C FF 90 B FF 86 B CH 87 X FF 88 3-1 ① FC6 2 1B 1-2f			B FF 88 B SI 87 F SI 88 B CU 76 B FF 89 4-1 2 G4-3 BB		C SI 94 C KC 76 B SL 83 S SL 83 1-3 ② K			3	0	0	0	1	1	1
2 Erick Aybar, S (1, 6) OBP: 0.324, SLG: 0.419	B FF 89 B SI 86 X FF 87 2-0 48 1B 2B	S FF 87 1 SAFE B CU 76 F CH 86 F FF 91 B SL 79 X CU 75 2-2 ② 1-3 1B			B FF 87 B SI 87 X FF 87 2-0 ① ② G4-3 1-2f		B SI 95 F SI 94 B KC 76 X SI 93 2-1 5 WP 1B			4	1	3	0	0	0	1
5 Albert Pujols, R (1, 10) OBP: 0.342, SLG: 0.524	C FF 87 X CU 76 0-1 ② P3	B FF 88 B FF 86 X FF 88 2-0 ③ F9			B FF 88 C CU 74 X FF 88 1-1 ③ 2B		C SI 94 S SL 84 X SL 83 0-2 ③ F7 1-2			4	0	1	0	0	0	3
48 Torii Hunter, R (1, 9) OBP: 0.359, SLG: 0.449	C CU 76 B FF 88 X SI 89 1-1 2-H 1B		B FF 88 C CH 81 F CU 76 B SL 78 X CU 78 2-2 ① G5-3			C SL 81 S SL 83 B FF 92 F FF 92 B FF 90 S SL 82 2-3 ① K		B FF 97 C CH 85 C SI 95 B CH 84 S SI 96 2-3 ① K		4	0	1	1	0	2	0
47 Howie Kendrick, R (1, 4) OBP: 0.318, SLG: 0.389	T FF 90 B FF 90 F CU 77 F SL 78 X CU 78 1-2 ③ F9		C CU 74 S FF 87 B FF 89 S CU 77 1-3 ② K			F SL 83 X FF 91 0-1 ② F9		C CU 78 S CH 83 S CH 84 0-3 ② K		4	0	0	0	0	2	1
10 Vernon Wells, R (1, 7) OBP: 0.277, SLG: 0.419		C FF 89 B SI 88 X SI 88 1-1 6 1B 44 HR 1B	B FF 87 C SI 87 X CU 75 1-1 ③ F8			C FF 91 X SL 82 0-1 6 E 6 1B 1B		C FF 98 B SI 97 C CH 86 F CU 79 X FF 99 1-2 ③ G4-3		4	1	2	0	0	0	0
6 Alberto Callaspo, S (1, 5) OBP: 0.333, SLG: 0.354		B SI 88 C SI 88 B CU 75 1 SAFE F SI 86 X SL 78 2-2 1-2 44 HR 1B		X FF 88 0-0 ① F7		C FF 90 B FF 90 S CH 82 B FF 91 B CH 82 X SL 82 3-2 1-3 E3 1B			B FF 97 C FF 96 B SL 87 C FF 98 B SL 87 X FF 97 3-2 ① F7	4	1	2	0	0	0	0
44 Mark Trumbo, R (1, 3) OBP: 0.320, SLG: 0.499		B FF 87 F CU 74 X FF 88 1-1 1-H 2-H HR		C FF 88 S CU 77 B CU 77 B FF 91 F CU 77 B FF 91 C CU 77 3-3 ② K		B SL 83 C SL 81 S SL 82 S SL 82 1-3 ③ K			C FF 98 F SL 87 B SL 88 S SL 87 1-3 ② K	4	1	1	3	0	3	2
46 Bobby Wilson, R (1, 2) OBP: 0.281, SLG: 0.298		B FF 89 B FF 86 B SI 87 B FF 88 4-0 27 FC6 BB		B CU 74 B CH 87 F FF 88 F FF 89 F CU 78 X FF 92 2-2 ③ P4			X SI 93 0-0 ① G1-3		S FF 97 S SL 88 X SL 89 0-2 ③ G5-3	3	0	0	0	1	0	0
Inning Stats	R: 1 E: 0 K: 0 S: 11 H: 2 LOB: 1 BB: 0 P: 16	R: 3 E: 0 K: 0 S: 14 H: 4 LOB: 1 BB: 1 P: 29	R: 0 E: 0 K: 1 S: 8 H: 0 LOB: 0 BB: 0 P: 12	R: 0 E: 0 K: 1 S: 9 H: 0 LOB: 0 BB: 0 P: 14	R: 0 E: 0 K: 0 S: 4 H: 1 LOB: 1 BB: 1 P: 11	R: 0 E: 1 K: 2 S: 14 H: 2 LOB: 2 BB: 0 P: 20	R: 0 E: 0 K: 1 S: 9 H: 1 LOB: 1 BB: 0 P: 12	R: 0 E: 0 K: 2 S: 10 H: 0 LOB: 0 BB: 0 P: 13	R: 0 E: 0 K: 1 S: 9 H: 0 LOB: 0 BB: 0 P: 13	1B: 7 2B: 2 3B: 0 HR: 1 SF: 0 SAC: 0 DP: 1 HBP: 0						

PITCHER		IP	WLS	BF	H	R	ER	SO	BB	IBB	HBP	BLK	WP	HR	S	P	ERA	WHIP
53 Will Smith, L ERA: 5.08	(1, 1)	5.0	L	21	7	4	4	2	2	0	0	0	0	1	46	82	7.20	1.800
31 Louis Coleman, R ERA: 3.94	(6, 1)	1.0		5	2	0	0	2	0	0	0	0	0	0	14	20	0.00	2.000
43 Aaron Crow, R ERA: 3.47	(7, 1)	1.0		4	1	0	0	1	0	0	0	0	1	0	9	12	0.00	1.000
40 Kelvin Herrera, R ERA: 2.4	(8, 1)	1.0		3	0	0	0	2	0	0	0	0	0	0	10	13	0.00	0.000
56 Greg Holland, R ERA: 2.93	(9, 1)	1.0		3	0	0	0	1	0	0	0	0	0	0	9	13	0.00	0.000

PITCHER	IP	WLS	BF	H	R	ER	SO	BB	IBB	HBP	BLK	WP	HR	S	P	ERA	WHIP

TOP

Los Angeles Angels @ Kansas City Royals

Kauffman Stadium, Kansas City, MO

Sun Sep 16 2012, 1:12 PM - 3:55 PM CDT

Att. 24,979 - Cloudy - 70 F

livebaseballscorecards.com

AB	34
R	4
H	10
RBI	4
BB	2
SO	8
LOB	8

WP: 1 PA: 36
PB: 0
SB: 0
CS: 0

Batter	1	2	3	4	5	6	7	8	9	AB	R	H	RBI	BB	SO	LOB
30 Jason Bourgeois, R (1, 8) OBP: 0.409, SLG: 0.450	C SI 87 B FC 84 B FC 84 X FC 84 2-1 G6-3		F FC 86 B FC 84 B FF 89 X FC 84 2-1 G4-3		C FF 90 B FC 84 B FF 90 X FF 88 2-1 2 BLK 1B		B FF 94 X FF 94 1-0 F9			4	0	1	0	0	0	1
2 Alcides Escobar, R (1, 6) OBP: 0.335, SLG: 0.393	B FF 89 F FF 88 B FC 84 C FC 84 B FC 84 X FF 88 3-2 G5-3		C FC 84 B FF 88 L FC 85 C FC 83 1-3 K		S FC 82 B FF 86 D FC 84 X FF 88 2-1 G6-3 1-2			B FF 96 X FF 95 1-0 F7		4	0	0	0	0	1	1
4 Alex Gordon, L (1, 7) OBP: 0.360, SLG: 0.442	C KC 76 B FS 83 B SI 88 B SI 88 F FF 87 B FF 88 4-2 BB		C FF 89 X FS 84 0-1 G3		C FS 82 B SI 88 C FC 84 F FC 83 C FF 89 1-3 K			B SI 86 S SI 87 B SI 88 B SI 87 F SI 88 X SI 89 3-2 G3		3	0	0	0	1	1	1
16 Billy Butler, R (1, 10) OBP: 0.371, SLG: 0.506	C FF 87 X FF 88 0-1 F9			X FC 85 0-0 21 E 2B		C FC 82 B FS 82 S FS 83 F SI 89 F FF 90 X FC 84 1-2 G1-3		C SL 84 B FF 96 C SL 83 B SL 81 B FF 97 F FF 97 F FF 98 X FF 97 3-2 G6-3		4	1	1	0	0	0	1
13 Salvador Perez, R (1, 2) OBP: 0.336, SLG: 0.510		B SI 88 C FC 84 X FF 87 1-1 8 G3 21 G6-3 2B		C FC 84 F FC 85 D FC 85 S FC 85 1-3 K		C FC 84 F FS 83 B FC 85 X FC 85 1-2 G5-3			B FF 96 C FF 96 F FC 93 X FC 92 1-2 L9	4	1	1	0	0	1	1
8 Mike Moustakas, L (1, 5) OBP: 0.301, SLG: 0.428 1 Jarrod Dyson, L (9, PR) OBP: 0.333, SLG: 0.337		C FF 88 B FF 88 X FS 82 1-1 G3 2-3		B KC 76 D FS 84 C FF 88 F T FC 84 2-2 K		C FF 93 B FF 92 B SL 85 X FF 92 2-1 F9			C FF 98 X FF 96 0-1 21 CS 1B	4 0	0 0	1 0	0 0	0 0	1 0	2 0
21 Jeff Francoeur, R (1, 9) OBP: 0.288, SLG: 0.369		X FC 85 0-0 G6-3 3-H		F FC 84 F FC 85 B FC 84 B FC 84 X FC 84 2-2 E6 2-H 1B			B FF 96 B FF 96 X FF 95 2-0 F9		P PO 92 B FF 94 F FF 98 C FF 97 B FF 98 X FF 97 3-2 F9 1-2	4	0	1	1	0	0	1
35 Eric Hosmer, L (1, 3) OBP: 0.314, SLG: 0.373	C KC 76 F FS 84 B FF 88 B FS 84 F FS 83 B FF 88 F FF 88 F FC 84 X FF 89 3-2 G4-3			S FC 85 C FF 88 B FF 88 B FS 83 D FC 85 F FC 83 X FC 84 3-2 P4			B SI 96 X FF 96 1-0 P5			3	0	0	0	0	0	1
34 Tony Abreu, S (1, 4) OBP: 0.340, SLG: 0.478			C FF 88 F FS 84 B FS 83 X FF 88 1-2 HR		S FF 88 B FS 84 C KC 76 B FF 90 S FF 89 2-3 K		B SI 97 B SI 95 C FF 96 F FF 96 B FF 96 4-2 BB			2	1	1	1	1	0	0
Inning Stats	R: 0 E: 0 K: 0 S: 9 H: 0 LOB: 1 BB: 1 P: 18	R: 1 E: 0 K: 0 S: 11 H: 1 LOB: 0 BB: 0 P: 16	R: 1 E: 0 K: 1 S: 10 H: 1 LOB: 0 BB: 0 P: 14	R: 1 E: 1 K: 2 S: 14 H: 2 LOB: 1 BB: 0 P: 22	R: 0 E: 0 K: 2 S: 11 H: 1 LOB: 1 BB: 0 P: 18	R: 0 E: 0 K: 0 S: 10 H: 0 LOB: 0 BB: 0 P: 14	R: 0 E: 0 K: 0 S: 6 H: 0 LOB: 1 BB: 1 P: 14	R: 0 E: 0 K: 0 S: 9 H: 0 LOB: 0 BB: 0 P: 16	R: 0 E: 0 K: 0 S: 9 H: 1 LOB: 1 BB: 0 P: 12	1B: 3 2B: 2 3B: 0 HR: 1 SF: 0 SAC: 0 DP: 0 HBP: 0						

PITCHER		IP	WLS	BF	H	R	ER	SO	BB	IBB	HBP	BLK	WP	HR	S	P	ERA	WHIP
24 Dan Haren, R ERA: 4.41	(1, 1)	5.2	W	23	5	3	2	5	1	0	0	1	0	1	63	98	3.18	1.059
63 Nick Maronde, L ERA:	(6, 1)	0.1	H	1	0	0	0	0	0	0	0	0	0	0	2	4	0.00	0.000
Garrett Richards, R ERA: 4.39	(7, 1)	1.1	H	5	0	0	0	0	1	0	0	0	0	0	7	16	0.00	0.750
37 Scott Downs, L ERA: 2.76	(8, 1)	0.1	H	1	0	0	0	0	0	0	0	0	0	0	3	6	0.00	0.000
51 Jordan Walden, R ERA: 3.57	(8, 1)	0.1	H	1	0	0	0	0	0	0	0	0	0	0	5	8	0.00	0.000

PITCHER		IP	WLS	BF	H	R	ER	SO	BB	IBB	HBP	BLK	WP	HR	S	P	ERA	WHIP
40 Kevin Jepsen, R ERA: 2.95	(9, 1)	1.0	S	3	1	0	0	0	0	0	0	0	0	0	9	12	0.00	1.000

BOTTOM

Los Angeles Angels @ Kansas City Royals

Kauffman Stadium, Kansas City, MO

Sun Sep 16 2012, 1:12 PM - 3:55 PM CDT

Att. 24,979 - Cloudy - 70 F

livebaseballscorecards.com

AB	32
R	3
H	6
RBI	2
BB	2
SO	5
LOB	9

Batter	1	2	3	4	5	6	7	8	9	AB	R	H	RBI	BB	SO	LOB
30 Alejandro De Aza, L (1, 7) OBP: 0.341, SLG: 0.399	B FF 90 X FF 91 1-0 HR		C FF 92 S KC 78 F FF 92 B FF 92 B KC 77 X FC 86 2-2 ③ G6-3			X FF 90 0-0 20 G5-4-3 1B		S FF 92 B FF 93 X CU 75 1-1 ① G5-3		4	1	2	1	0	0	0
20 Kevin Youkilis, R (1, 5) (8, 3) OBP: 0.344, SLG: 0.429	C FF 92 B KC 77 B SI 92 X SI 92 2-1 ① G5-3			C FF 91 B SI 91 X SI 91 1-1 ① G6-3		C SI 90 B SI 89 C SI 90 X FC 85 1-2 ①② G5-4-3 1-2f		C FF 93 F FF 94 B FF 93 F CU 76 S CH 83 1-3 ② K		4	0	0	0	0	1	1
44 Adam Dunn, L (1, 10) OBP: 0.342, SLG: 0.489	B FF 92 B KC 78 C FF 92 X FF 92 2-1 ② P5			B SI 91 S FF 91 B FF 91 B FF 92 F FF 91 X FF 92 3-2 E4		F KC 72 B FF 91 C FF 91 B KC 80 C CH 83 2-3 ③ K		B CU 76 B CH 84 C FF 94 B FF 93 F FF 93 B CH 84 4-2 51 BB 14 BB BB		3	0	0	0	1	1	0
14 Paul Konerko, R (1, 3) OBP: 0.375, SLG: 0.490 18 Jose Lopez, R (8, PR) OBP: 0.270, SLG: 0.358 (8, 5)	B SI 93 S FC 88 B KC 78 B FF 91 X FF 92 3-1 ③ G5-3			F FF 91 B KC 77 S FC 86 B FC 87 B FF 93 C FF 91 3-3 ② K			C KC 74 B KC 76 X FC 85 1-1 ① G6-3	D SL 81 D SL 80 B FF 91 B FF 91 4-0 12 FC5 51 BB 1-2 BB		3 0	0 0	0 0	0 0	1 0	1 0	1 0
51 Alex Rios, R (1, 9) OBP: 0.330, SLG: 0.517		C FF 90 B FC 87 C FF 90 S FC 87 1-3 ① K		C KC 77 X FF 92 0-1 ③ F7			B KC 73 B FC 86 B FF 90 X FF 91 3-0 HR	B FF 91 B FF 90 C SI 91 B FF 89 F SI 91 B FF 90 4-2 1-2 2-3 12 FC5 BB		3	1	1	1	1	1	1
12 A.J. Pierzynski, L (1, 2) OBP: 0.326, SLG: 0.510		C FF 91 B KC 77 B FC 86 X FF 92 2-1 ② G4-3			F KC 72 F FF 90 F FF 91 X FF 91 0-2 ① 1B		F KC 75 B FF 91 X CH 83 1-1 10 1B 1B	F FF 90 C FF 91 X CH 83 0-2 ③ 1-2 2-3f FC5		4	0	2	0	0	0	3
10 Alexei Ramirez, R (1, 6) OBP: 0.292, SLG: 0.376		C FF 92 B KC 78 C FF 91 X FC 87 1-2 ③ G4-3			C KC 72 X SI 89 0-1 ② F8		B FF 91 S FC 86 X KC 76 1-1 1-2 1B		B SI 93 S SL 86 B SL 86 X SI 93 2-1 ① G3	4	0	1	0	0	0	0
28 Dewayne Wise, L (1, 8) OBP: 0.308, SLG: 0.478			B FF 90 B FF 91 F FF 91 F FF 91 B KC 78 X FF 92 3-2 ① L8		C FF 92 X KC 76 0-1 ③ F8		C FF 91 D FC 86 X FC 86 1-1 ② F7		B SI 93 X SI 93 1-0 ② F8	4	0	0	0	0	0	2
15 Gordon Beckham, R (1, 4) OBP: 0.297, SLG: 0.387			C FF 92 F FF 92 S FC 88 0-3 ② K			B SI 91 X FF 91 1-0 HR	C FC 87 C FF 92 X FC 86 0-2 ③ G1-3		C SL 85 F SI 94 S SL 86 0-3 ③ K	4	1	1	1	0	2	2
Inning Stats	R: 1 E: 0 K: 0 S: 7 H: 1 LOB: 0 BB: 0 P: 15	R: 0 E: 0 K: 1 S: 8 H: 0 LOB: 0 BB: 0 P: 12	R: 0 E: 0 K: 1 S: 10 H: 0 LOB: 0 BB: 0 P: 15	R: 0 E: 1 K: 1 S: 10 H: 0 LOB: 1 BB: 0 P: 17	R: 0 E: 0 K: 0 S: 8 H: 1 LOB: 0 BB: 0 P: 8	R: 1 E: 0 K: 1 S: 8 H: 2 LOB: 0 BB: 0 P: 12	R: 1 E: 0 K: 0 S: 12 H: 3 LOB: 2 BB: 0 P: 19	R: 0 E: 0 K: 1 S: 13 H: 0 LOB: 3 BB: 3 P: 27	R: 0 E: 0 K: 1 S: 6 H: 0 LOB: 0 BB: 0 P: 9	1B: 4 2B: 0 3B: 0 HR: 3 SF: 0 SAC: 0 DP: 1 HBP: 0						

PITCHER		IP	WLS	BF	H	R	ER	SO	BB	IBB	HBP	BLK	WP	HR	S	P	ERA	WHIP
44 Luke Hochevar, R ERA: 5.4	(1, 1)	7.0	L	27	7	3	3	4	0	0	0	0	0	3	63	98	3.86	1.000
55 Tim Collins, L ERA: 3.33	(8, 1)	0.2		3	0	0	0	1	1	0	0	0	0	0	8	14	0.00	1.500
31 Louis Coleman, R ERA: 3.94	(8, 1)	0.0		2	0	0	0	0	2	0	0	0	0	0	2	10	∞	∞
67 Francisley Bueno, L ERA: 2.19	(8, 1)	0.1		1	0	0	0	0	0	0	0	0	0	0	3	3	0.00	0.000
32 Vin Mazzaro, R ERA: 5.63	(9, 1)	1.0		3	0	0	0	1	0	0	0	0	0	0	6	9	0.00	0.000

PITCHER	IP	WLS	BF	H	R	ER	SO	BB	IBB	HBP	BLK	WP	HR	S	P	ERA	WHIP

TOP

Chicago White Sox @ Kansas City Royals

Kauffman Stadium, Kansas City, MO

Tue Sep 18 2012, 7:11 PM - 9:23 PM CDT

Att. 14,420 - Clear - 68 F

livebaseballscorecards.com

AB	33
R	3
H	7
RBI	3
BB	3
SO	6
LOB	10

BOTTOM

Chicago White Sox @ Kansas City Royals

Kauffman Stadium, Kansas City, MO

Tue Sep 18 2012, 7:11 PM - 9:23 PM CDT

Att. 14,420 - Clear - 68 F

livebaseballscorecards.com

Batter	1	2	3	4	5	6	7	8	9	AB	R	H	RBI	BB	SO	LOB
7 David Lough, L (1, 8) OBP: 0.297, SLG: 0.333	C FF 92 B FF 93 B FF 93 F FC 89 B CU 81 F FC 88 F FC 88 B FC 88 4-2 4 2B 16 1B BB	B SI 90 X FC 83 1-0 ③ P6			X FF 92 0-0 ② G6-3			B FF 92 X FF 93 1-0 ② G2-3		2	1	0	0	1	0	1
30 Jason Bourgeois, R (8, PH) OBP: 0.400, SLG: 0.439 (9, 8)										1	0	0	0	0	0	0
2 Alcides Escobar, R (1, 6) OBP: 0.333, SLG: 0.390	B FF 90 X FF 92 1-0 ① P3		B FC 87 B FC 88 X FF 92 2-0 ① P4		B FF 93 C FF 92 M SI 92 X SI 92 1-2 ③ G6-3			B FF 94 X FF 93 1-0 ③ F7		4	0	0	0	0	0	1
4 Alex Gordon, L (1, 7) OBP: 0.360, SLG: 0.444	X FF 91 0-0 16 1B 1-3 2B		C SI 93 B SI 90 B CU 80 X FC 87 2-1 16 G6-3 1B			B SI 93 S FC 87 C CU 80 S FF 92 1-3 ① K			B FF 93 B FF 94 B FF 94 C FF 93 C FF 94 F FF 93 T FF 92 3-2 ① K	4	1	2	0	0	2	0
16 Billy Butler, R (1, 10) OBP: 0.371, SLG: 0.504	S FC 88 X CU 82 0-1 2-H 3-H 1B		X SI 91 0-0 ② ③ G6-3 1-2f			C CU 82 B FC 86 F FC 86 X CU 81 1-2 ② F9			B FF 91 B FF 92 C FF 91 F FF 92 B CH 84 X CH 83 3-2 ② G4-3	4	0	1	2	0	0	1
13 Salvador Perez, R (1, 2) OBP: 0.331, SLG: 0.502	B CU 82 C SI 94 F FC 88 F CU 82 S SI 95 1-3 ② K			C CU 80 B FC 87 X FC 88 1-1 ① G4-3		C FC 86 X FF 92 0-1 ③ L9			C SL 85 X FF 93 0-1 ③ F8	4	0	0	0	0	1	1
8 Mike Moustakas, L (1, 5) OBP: 0.300, SLG: 0.425	B SI 91 B CH 88 X FC 87 2-0 ③ P5			B FF 93 C FF 92 C CU 81 B CU 82 B CU 80 X FC 87 3-2 ② G3-1			B FC 86 F FC 86 B CU 80 X FC 85 2-1 ① F9			3	0	0	0	0	0	1
21 Jeff Francoeur, R (1, 9) OBP: 0.288, SLG: 0.371		C FF 92 X SI 93 0-1 ① L6		X FC 88 0-0 2B			B FF 92 C SI 92 F SI 91 X FF 94 1-2 ② G1-3			3	0	1	0	0	0	0
35 Eric Hosmer, L (1, 3) OBP: 0.314, SLG: 0.372		X SI 92 0-0 1B		C CU 82 X FF 94 0-1 ③ L7			B CU 81 B CU 80 X FC 86 2-0 ③ G3-1			3	0	1	0	0	0	1
34 Tony Abreu, S (1, 4) OBP: 0.320, SLG: 0.449		C SI 91 C CU 79 D CU 79 S SI 92 1-3 ② K			S FC 87 X CU 81 0-1 ① G6-3			F FF 93 X FF 94 0-1 ① F9		3	0	0	0	0	1	1
Inning Stats	R: 2 E: 0 K: 1 S: 13 H: 2 LOB: 1 BB: 1 P: 21	R: 0 E: 0 K: 1 S: 7 H: 1 LOB: 1 BB: 0 P: 9	R: 0 E: 0 K: 0 S: 4 H: 1 LOB: 0 BB: 0 P: 8	R: 0 E: 0 K: 0 S: 8 H: 1 LOB: 1 BB: 0 P: 12	R: 0 E: 0 K: 0 S: 6 H: 1 LOB: 0 BB: 0 P: 7	R: 0 E: 0 K: 1 S: 8 H: 0 LOB: 0 BB: 0 P: 10	R: 0 E: 0 K: 0 S: 6 H: 0 LOB: 0 BB: 0 P: 11	R: 0 E: 0 K: 0 S: 4 H: 0 LOB: 0 BB: 0 P: 6	R: 0 E: 0 K: 1 S: 9 H: 0 LOB: 0 BB: 0 P: 15	1B: 3 2B: 2 3B: 0 HR: 0 SF: 0 SAC: 0 DP: 1 HBP: 0						

	AB	31
	R	2
	H	5
	RBI	2
	BB	1
	SO	4
	LOB	7

WP: 0 PA: 32
PB: 0
SB: 0
CS: 0

PITCHER		IP	WLS	BF	H	R	ER	SO	BB	IBB	HBP	BLK	WP	HR	S	P	ERA	WHIP
34 Gavin Floyd, R ERA: 4.5	(1, 1)	7.0	W	26	5	2	2	3	1	0	0	0	0	0	52	78	2.57	0.857
37 Matt Thornton, L ERA: 3.21	(8, 1)	1.1	H	4	0	0	0	1	0	0	0	0	0	0	8	13	0.00	0.000
43 Addison Reed, R ERA: 4.82	(9, 1)	0.2	S	2	0	0	0	0	0	0	0	0	0	0	5	8	0.00	0.000

PITCHER		IP	WLS	BF	H	R	ER	SO	BB	IBB	HBP	BLK	WP	HR	S	P	ERA	WHIP

Chicago White Sox @ Kansas City Royals

Kauffman Stadium, Kansas City, MO

Wed Sep 19 2012, 7:10 PM - 10:01 PM CDT

Att. 15,120 - Partly Cloudy - 79 F

livebaseballscorecards.com

Batter	1	2	3	4	5	6	7	8	9	AB	R	H	RBI	BB	SO	LOB
30 Alejandro De Aza, L (1, 8) (8, 7) OBP: 0.346, SLG: 0.409	C SI 82 X SL 81 0-1 20 CS 1B		C CU 73 X CH 77 0-1 3B		F SI 84 X EP 68 0-1 ② F7		F FF 98 F FF 98 X SI 98 0-2 1-3 1B		B FF 98 F FF 99 B CU 78 X FF 99 2-1 2B	5	0	4	0	0	0	0
20 Kevin Youkilis, R (1, 5) OBP: 0.340, SLG: 0.423	B SI 82 B SI 82 C SI 82 1 SAFE 1 SAFE B SL 82 C SL 81 C SL 83 3-3 ①② K 1-2		C SL 83 X FF 88 0-1 ③ G5-3		C FF 86 B SL 83 F CH 77 B CU 74 X SL 83 2-2 ③ L6		F FF 99 B CH 85 F SI 98 F SI 100 S CH 87 1-3 ③ K		C FF 98 B SL 88 C SL 88 X SL 88 1-2 ③ F9	5	0	0	0	0	2	5
44 Adam Dunn, L (1, 10) OBP: 0.342, SLG: 0.486	X SI 85 0-0 ③ G3			B CU 78 F SL 82 F SI 87 F EP 71 B SI 87 F SI 87 B EP 69 F SL 79 F SI 86 4-2 B FF 89 51 1B 14 BB BB		X SI 86 0-0 ① P5		C FF 98 C FF 96 X CH 88 0-2 ① G3-1		3	0	0	0	1	0	0
14 Paul Konerko, R (1, 3) OBP: 0.376, SLG: 0.491		C SI 83 B SL 82 B CH 75 F SL 83 B CU 78 X FF 87 3-2 ① F8		B SL 84 B CH 78 B SL 84 C SL 83 F SL 82 B SI 86 4-2 51 1B 1-2 BB		B SI 84 B CH 78 X SI 85 2-0 2B		B FF 98 X FF 98 1-0 ② F8		3	0	1	0	1	0	0
51 Alex Rios, R (1, 9) OBP: 0.333, SLG: 0.521		B FF 84 C SI 84 B SL 83 X CH 76 2-1 2B		C SI 84 X SL 83 0-1 1-2 2-3 1B		B SI 85 C SI 82 B CU 76 F SL 84 F FF 89 X SL 79 2-2 ② G1-3		B CU 82 B FF 99 X FF 98 2-0 28 1B 1B		4	0	3	0	0	0	1
24 Dayan Viciedo, R (1, 7) OBP: 0.294, SLG: 0.424 28 Dewayne Wise, L (8, PH) OBP: 0.312, SLG: 0.481 (8, 8)		C FF 86 B CH 77 F SL 84 F SL 80 S SI 89 1-3 ② K		C CU 72 X SL 85 0-1 ① P5		B CU 72 C SL 84 F SI 88 B SL 79 F SL 84 B SL 79 X SL 83 3-2 ③ P2		X SI 98 0-0 1-3 1B		3 1	0 0	0 1	0 0	0 0	1 0	5 0
10 Alexei Ramirez, R (1, 6) OBP: 0.290, SLG: 0.374		B SL 84 X SL 84 1-0 ③ P3		X SL 85 0-0 ② F3			C CU 76 B CH 76 F SL 82 F CU 78 B SL 79 F SL 82 F CU 78 B EP 69 F SL 82 3-2 ① X SI 86 G5-3	B CH 88 F SI 100 S SI 99 F SI 99 S SI 99 1-3 ③ K		4	0	0	0	0	1	6
17 Tyler Flowers, R (1, 2) OBP: 0.306, SLG: 0.434 5 Orlando Hudson, S (9, PH) OBP: 0.257, SLG: 0.298			B CU 72 B CH 76 C FF 85 S FF 86 X FF 86 2-2 ① P2	C CU 72 F SL 83 F FF 90 C CU 75 0-3 ③ K			B CU 76 F SL 83 F SL 82 F SL 79 F SI 88 C FF 89 1-3 ② K		C FF 95 S SL 88 B SL 90 B SL 90 F FF 98 B FF 99 F FF 98 X FF 98 3-2 ① G6-3	3 1	0 0	0 0	0 0	0 0	2 0	3 0
15 Gordon Beckham, R (1, 4) OBP: 0.297, SLG: 0.385 12 A.J. Pierzynski, L (9, PH) OBP: 0.326, SLG: 0.509			C CU 74 B CH 77 X FF 87 1-1 ② F9		C SI 84 B CH 77 X SL 82 1-1 ① P2		C CU 76 B SL 84 F SI 88 B CU 76 B SL 80 F SL 82 F SL 82 B FF 87 4-2 30 1B BB		S SL 88 F SL 88 S FS 86 0-3 ② K	2 1	0 0	0 0	0 0	1 0	0 1	0 0
Inning Stats	R: 0 H: 1 E: 0 LOB: 0 K: 1 BB: 0 S: 6 P: 9	R: 0 H: 1 E: 0 LOB: 1 K: 1 BB: 0 S: 10 P: 17	R: 0 H: 1 E: 0 LOB: 1 K: 0 BB: 0 S: 9 P: 12	R: 0 H: 1 E: 0 LOB: 3 K: 1 BB: 2 S: 17 P: 25	R: 0 H: 0 E: 0 LOB: 0 K: 0 BB: 0 S: 7 P: 10	R: 0 H: 1 E: 0 LOB: 1 K: 0 BB: 0 S: 10 P: 17	R: 0 H: 1 E: 0 LOB: 2 K: 2 BB: 1 S: 23 P: 32	R: 0 H: 2 E: 0 LOB: 2 K: 1 BB: 0 S: 10 P: 14	R: 0 H: 1 E: 0 LOB: 1 K: 1 BB: 0 S: 13 P: 19	1B: 5 SF: 0 2B: 3 SAC: 0 3B: 1 DP: 0 HR: 0 HBP: 0						

WP: 0 PA: 38
PB: 0
SB: 0
CS: 1

	AB	35
	R	0
	H	9
	RBI	0
	BB	3
	SO	7
	LOB	20

PITCHER		IP	WLS	BF	H	R	ER	SO	BB	IBB	HBP	BLK	WP	HR	S	P	ERA	WHIP
52 Bruce Chen, L ERA: 5.22	(1, 1)	6.2	W	27	5	0	0	4	3	0	0	0	0	0	75	114	0.00	1.200
40 Kelvin Herrera, R ERA: 2.36	(7, 1)	1.1	H	7	3	0	0	2	0	0	0	0	0	0	17	22	0.00	2.250
56 Greg Holland, R ERA: 2.89	(9, 1)	1.0	S	4	1	0	0	1	0	0	0	0	0	0	13	19	0.00	1.000

PITCHER	IP	WLS	BF	H	R	ER	SO	BB	IBB	HBP	BLK	WP	HR	S	P	ERA	WHIP

Batter	1	2	3	4	5	6	7	8	9	AB	R	H	RBI	BB	SO	LOB
30 Jason Bourgeois, R (1, 8) OBP: 0.388, SLG: 0.422	C SI 86 F SI 91 B SL 76 B SI 92 X SI 91 2-2 ① F9		X SI 86 0-0 4 BB, 2 1B, 16 SF7, 1B		B SI 87 X CH 79 1-0 ① F7		B SI 94 C CH 86 F FF 93 X SI 94 1-2 ② G4-3 2-3			4	1	1	0	0	0	1
2 Alcides Escobar, R (1, 6) OBP: 0.337, SLG: 0.393	C SI 88 X CH 81 0-1 4 1B, 1B		C SL 75 1 SAFE B SI 88 S SL 77 D SL 76 X SI 91 2-2 4 BB, 1B 1-2		B CH 80 X SI 86 1-0 4 S, 1B		I I I I 4-0 4 2B, IBB			3	1	3	0	1	0	0
4 Alex Gordon, L (1, 7) OBP: 0.363, SLG: 0.447	C SL 76 F SI 88 F SL 77 F SI 93 B SI 92 1 SAFE X SL 76 1-2 13 FC6-4, 1B 1-3		B SI 90 B SI 92 F SI 88 F SI 94 B SI 93 B SL 75 4-2 BB 1-2 2-3		C SI 95 C SI 94 S SL 78 0-3 ② K 1-2		S SI 88 B SI 87 B SL 78 X SI 96 2-1 2B 1-H 3-H			3	0	2	2	1	1	1
16 Billy Butler, R (1, 10) OBP: 0.368, SLG: 0.502	F CH 82 1 SAFE C SL 77 1 SAFE S 0-3 ② K		X SI 93 0-0 ② SF7 3-H		B SI 93 X CH 82 1-0 ③ G6-3		B SI 100 C SI 99 F SI 99 B SL 90 X SI 100 2-2 ③ G4-3			3	0	0	1	0	1	4
13 Salvador Perez, R (1, 2) OBP: 0.330, SLG: 0.498	C SL 75 B SI 90 X CH 82 1-1 ③ FC6-4 1-2f		C SL 76 F SL 75 D SL 74 D CH 81 C SI 92 2-3 ③ K			B SL 74 X SI 87 1-0 ① G4-3		C FF 94 B FF 95 F FF 94 F CU 80 X SI 96 1-2 8 FC3-6, 1B		4	0	1	0	0	1	4
8 Mike Moustakas, L (1, 5) OBP: 0.299, SLG: 0.426		C SL 75 F CH 85 B SL 77 F SL 77 B SI 89 S SL 78 2-3 ① K		B SL 74 B SL 74 F CH 86 B SI 89 X SI 90 3-1 21 G6-3, 2B		B SL 76 F SI 92 F SL 75 S SL 78 1-3 ② K2-3		F FF 93 B FF 94 X CU 73 1-1 ① FC3-6, 21 F8 1-2f		4	0	1	0	0	2	1
21 Jeff Francoeur, R (1, 9) OBP: 0.286, SLG: 0.368		C SI 86 C SL 75 B SI 90 S SL 76 1-3 ② K		F SL 76 F SI 92 F SI 90 D SL 75 X SL 75 1-2 ① G6-3 2-3		B FF 92 B SI 86 B SI 92 S SI 86 X SI 88 3-1 ③ G4-3		X FF 93 0-0 ② F8 2-3		4	0	0	0	0	1	2
35 Eric Hosmer, L (1, 3) OBP: 0.314, SLG: 0.373		B SI 93 C SL 73 B SI 87 S SI 88 S SI 92 2-3 ③ K		S SL 77 S SL 77 X SL 76 0-2 ② P6			C SI 93 X SL 77 0-1 30 G4-3, 4 2B, 2B	B CU 78 C FF 91 X CU 78 1-1 ③ G1-3		4	1	1	0	0	1	2
9 Johnny Giavotella, R (1, 4) OBP: 0.270, SLG: 0.297			B SI 89 C SI 89 F SI 92 X SI 93 1-2 ① P3	B SL 75 B FF 92 C CH 86 X SI 95 2-1 ③ F8			B SI 88 C SL 77 B SL 76 B SI 94 S CH 81 S SL 78 3-3 ① K			3	0	0	0	0	1	2
Inning Stats	R: 0 E: 0 K: 1 S: 15 H: 2 LOB: 2 BB: 0 P: 19	R: 0 E: 0 K: 3 S: 10 H: 0 LOB: 0 BB: 0 P: 15	R: 1 E: 0 K: 1 S: 13 H: 2 LOB: 2 BB: 1 P: 22	R: 0 E: 0 K: 0 S: 11 H: 1 LOB: 1 BB: 0 P: 17	R: 0 E: 0 K: 1 S: 6 H: 1 LOB: 1 BB: 0 P: 9	R: 0 E: 0 K: 1 S: 6 H: 0 LOB: 0 BB: 0 P: 11	R: 2 E: 0 K: 1 S: 13 H: 2 LOB: 1 BB: 1 P: 25	R: 0 E: 1 K: 0 S: 9 H: 1 LOB: 1 BB: 0 P: 12		1B: 6 2B: 3 3B: 0 HR: 0 SF: 1 SAC: 0 DP: 0 HBP: 0					WP: 0 PB: 0 SB: 1 CS: 0 PA: 35	

PITCHER		IP	WLS	BF	H	R	ER	SO	BB	IBB	HBP	BLK	WP	HR	S	P	ERA	WHIP
49 Chris Sale, L ERA: 2.82	(1, 1)	6.2	L	30	8	3	3	8	1	1	0	0	0	0	71	113	4.05	1.350
65 Nate Jones, R ERA: 2.61	(7, 1)	0.1		1	0	0	0	0	0	0	0	0	0	0	3	5	0.00	0.000
48 Brian Omogrosso, R ERA: 3.29	(8, 1)	0.2		3	1	0	0	0	0	0	0	0	0	0	7	9	0.00	1.500
46 Donnie Veal, L ERA: 0.79	(8, 1)	0.1		1	0	0	0	0	0	0	0	0	0	0	2	3	0.00	0.000

PITCHER	IP	WLS	BF	H	R	ER	SO	BB	IBB	HBP	BLK	WP	HR	S	P	ERA	WHIP

BOTTOM

Chicago White Sox @ Kansas City Royals

Kauffman Stadium, Kansas City, MO

Wed Sep 19 2012, 7:10 PM - 10:01 PM CDT

Att. 15,120 - Partly Cloudy - 79 F

livebaseballscorecards.com

AB	32
R	3
H	9
RBI	3
BB	2
SO	8
LOB	17

Chicago White Sox @ Kansas City Royals

Kauffman Stadium, Kansas City, MO

Thu Sep 20 2012, 7:13 PM - 9:54 PM CDT

Att. 14,710 - Clear - 73 F

TOP

livebaseballscorecards.com

Batter	1	2	3	4	5	6	7	8	9	AB	R	H	RBI	BB	SO	LOB
30 Alejandro De Aza, L (1, 7) OBP: 0.344, SLG: 0.407	C FF 90 B CH 86 X CH 83 1-1 51 FC6-4 44 1B 12 1B 1B	B FF 92 F SL 85 X FF 94 1-1 ① G3		B CU 74 L SI 90 L FF 91 F FF 92 D SL 86 D SL 85 F FF 93 X FF 93 3-2 ① F8 2-3			B FF 92 X FF 91 1-0 ① F8		B FF 97 S SL 89 B SL 87 X SL 88 2-1 ③ F9	5	1	1	0	0	0	5
28 Dewayne Wise, L (1, 8) OBP: 0.305, SLG: 0.471	C FF 91 1 SAFE B FF 90 S CU 76 C SI 94 1-3 ① K	C CH 87 X SI 92 0-1 ② G3 2-3 3-H		S FF 93 3 SAFE F FF 94 B SI 94 D SL 86 X FF 93 2-2 ②③ FC4-6 1-2f 3-H			B FF 92 B FF 90 X FF 92 2-0 ② G4-3			4	0	0	1	0	1	4
44 Adam Dunn, L (1, 3) OBP: 0.341, SLG: 0.484	B CU 74 F FF 93 X SI 94 1-1 51 FC6-4 1-2 1B	B FF 94 S FF 93 X CU 77 1-1 ③ G4-3			B FF 92 B CH 85 C FF 92 F SI 92 S FF 93 2-3 ① K		X SI 91 0-0 ③ G6-3			4	0	1	0	0	1	1
51 Alex Rios, R (1, 9) OBP: 0.332, SLG: 0.520	B CU 76 F SI 91 B FF 90 X SI 92 2-1 ② FC6-4 12 1B 1-2f 2-3		B SI 90 C SL 83 X SL 82 1-1 12 G4-3 20 1B 2B		C FF 93 F CH 86 F FF 93 F FF 94 S CU 75 0-3 ② K			B SI 93 F SI 92 X SL 82 1-1 ① P2		4	0	1	0	0	1	2
12 A.J. Pierzynski, L (1, 2) OBP: 0.327, SLG: 0.509	C FF 92 D SL 86 X SI 94 1-1 1-2 3-H 1B		X SI 91 0-0 ① G4-3 2-3		B CH 87 F SI 93 B SL 85 B SL 85 X SI 94 3-1 1B			C SI 93 X KC 76 0-1 ② L8		4	0	2	1	0	0	1
20 Kevin Youkilis, R (1, 5) OBP: 0.339, SLG: 0.421	B SI 94 B SI 94 C SI 94 F SI 93 B SI 92 X SI 94 3-2 ③ L6		B FF 93 C CU 76 X SL 82 1-1 ② 3-H 1B		B SI 90 B FF 90 X FF 94 2-0 ③ P3			B SI 94 X SI 93 1-0 ③ G6-3		4	0	1	0	0	0	3
29 Dan Johnson, L (1, 10) OBP: 0.500, SLG: 0.429		C FF 91 B SI 89 B SL 85 F FF 93 B SL 85 F SI 95 B SI 96 4-2 10 1B 15 SH BB	C SI 92 X SL 83 0-1 ③ F7			C SL 82 C CH 84 B SI 91 B FF 92 F SL 84 F SI 93 F CH 87 X SI 94 2-2 ① P2		X FF 96 0-0 ① P5		3	1	0	0	1	0	1
10 Alexei Ramirez, R (1, 6) OBP: 0.291, SLG: 0.375		B SI 91 F SI 90 F SI 94 X SI 94 1-2 15 SH 28 G3 1-2 1B		F FF 90 X FF 90 0-1 30 F8 15 HBP 28 FC4-6 1B		C SI 93 L CH 87 B SL 84 S CH 87 1-3 ② K			C FF 96 S SL 88 B SL 87 X SL 86 1-2 ② F9	4	1	2	0	0	1	0
15 Gordon Beckham, R (1, 4) OBP: 0.299, SLG: 0.385		L SI 94 X SL 84 0-1 SH 28 G3 1-3 2-H		1 SAFE T CH 88 F FF 90 B FF 91 H SI 90 2-2 28 FC4-6 1-2 HBP		C SL 83 F CH 86 B SL 84 B SL 86 X SL 85 2-2 ③ G6-3			F FF 96 X FF 98 0-1 1B	2	0	1	0	0	0	0

	AB	34
	R	3
	H	9
	RBI	2
	BB	1
	SO	4
	LOB	17

Inning Stats																								
	R: 1	H: 3	R: 2	H: 1	R: 0	H: 2	R: 0	H: 1	R: 0	H: 1	R: 0	H: 0	R: 0	H: 0	R: 0	H: 1	1B: 8	SF: 0	WP: 0	PA: 37
	E: 0	LOB: 2	E: 1	LOB: 1	E: 0	LOB: 1	E: 0	LOB: 1	E: 0	LOB: 1	E: 0	LOB: 0	E: 0	LOB: 0	E: 0	LOB: 1	2B: 1	SAC: 1	PB: 0	
	K: 1	BB: 0	K: 0	BB: 1	K: 0	BB: 0	K: 0	BB: 0	K: 2	BB: 0	K: 1	BB: 0	K: 0	BB: 0	K: 0	BB: 1	3B: 0	DP: 0	SB: 0	
	S: 14	P: 23	S: 14	P: 21	S: 7	P: 9	S: 12	P: 19	S: 11	P: 18	S: 12	P: 17	S: 3	P: 6	S: 5	P: 7	HR: 0	HBP: 1	CS: 0	

PITCHER		IP	WLS	BF	H	R	ER	SO	BB	IBB	HBP	BLK	WP	HR	S	P	ERA	WHIP
33 Jeremy Guthrie, R ERA: 4.8	(1, 1)	6.0		27	8	3	1	4	1	0	1	0	0	0	70	107	1.50	1.500
67 Francisley Bueno, L ERA: 2.03	(7, 1)	1.0		3	0	0	0	0	0	0	0	0	0	0	3	6	0.00	0.000
43 Aaron Crow, R ERA: 3.41	(8, 1)	1.0		3	0	0	0	0	0	0	0	0	0	0	5	7	0.00	0.000
56 Greg Holland, R ERA: 2.84	(9, 1)	1.0	W	4	1	0	0	0	0	0	0	0	0	0	8	11	0.00	1.000

PITCHER		IP	WLS	BF	H	R	ER	SO	BB	IBB	HBP	BLK	WP	HR	S	P	ERA	WHIP

BOTTOM

Chicago White Sox @ Kansas City Royals

Kauffman Stadium, Kansas City, MO

Thu Sep 20 2012, 7:13 PM - 9:54 PM CDT

Att. 14,710 - Clear - 73 F

livebaseballscorecards.com

Batter	1	2	3	4	5	6	7	8	9	AB	R	H	RBI	BB	SO	LOB
30 Jason Bourgeois, R (1, 8) OBP: 0.365, SLG: 0.396 7 David Lough, L (8, PH) OBP: 0.289, SLG: 0.324 (9, 8)	B FF 90 X FF 92 1-0 G5-3		C SI 92 B CH 85 B CH 84 X CH 85 2-1 P3 1-2		B SL 84 F FF 92 B SI 92 S CH 87 D CH 88 F CH 86 X CH 87 3-2 G5-3			B SI 99 X SI 97 1-0 P5		3 1	0 0	0 0	0 0	0 0	0 0	2 0
2 Alcides Escobar, R (1, 6) OBP: 0.335, SLG: 0.390	C FF 92 B CH 86 S CH 86 X SI 94 1-2 L9			C SL 80 B SL 81 S CH 85 S SL 85 1-3 K		C SL 83 C SL 83 S CH 87 1-3 K		B SL 89 F SI 99 B SI 99 X SI 98 2-1 G6-3		4	0	0	0	0	2	0
4 Alex Gordon, L (1, 7) OBP: 0.362, SLG: 0.446	C FF 94 B SI 93 X SI 94 1-1 G3-1			C SI 93 B FF 94 C SL 88 B FF 94 X SL 90 2-2 F8		B FF 93 X SI 93 1-0 16 2B 1B		C CU 78 C CU 78 S CU 80 0-3 K		4	1	1	0	0	1	0
16 Billy Butler, R (1, 10) OBP: 0.369, SLG: 0.504 1 Jarrod Dyson, L (9, PR) OBP: 0.333, SLG: 0.337		B FF 90 C SL 83 X SL 84 1-1 G6-3		C CH 85 X SI 94 0-1 F9	1 SAFE X SI 99 0-0 13 G6-3 1-H 2B				F SL 86 X SL 88 0-1 21 S 35 1B 1B	4 0	0 1	2 0	1 0	0 0	0 0	0 0
13 Salvador Perez, R (1, 2) OBP: 0.325, SLG: 0.490		C SI 93 B FF 93 B FF 92 B SL 84 X FF 94 3-1 G1-3			C CH 85 B FF 92 B SL 83 X SL 84 2-1 P4	B SL 89 D SI 99 X SI 99 2-0 G6-3 2-3			1 SAFE 1 SAFE C FF 92 1 SAFE 1 SAFE C SL 87 B CH 84 1 SAFE F SL 85 1-2 X FF 94 F9	4	0	0	0	0	0	2
8 Mike Moustakas, L (1, 5) OBP: 0.299, SLG: 0.425		C SL 85 F SI 94 B FF 95 B SL 86 X SL 87 2-2 P4			F SI 93 S SL 87 F SL 84 X SL 86 0-2 21 WP 9 3B 1B	B CH 86 F SI 98 B SI 99 X CH 89 2-1 P5			1 SAFE B FF 94 B SL 86 C SL 86 C SL 86 1 SAFE F CU 72 1 SAFE S FF 93 2-3 K	4	1	1	0	0	1	2
21 Jeff Francoeur, R (1, 9) OBP: 0.287, SLG: 0.367			F SL 80 S CH 86 S SL 84 0-3 K		B CH 85 B CH 86 C SL 84 S SL 85 D SL 86 D SL 86 4-2 9 3B 1-2 BB		B SL 89 B SI 99 S SI 99 B SI 100 F SI 100 T SL 89 3-2 K		B FF 94 I IN 63 I IN 68 I IN 70 4-0 35 1B 1-2 IBB	2	1	0	0	2	2	0
35 Eric Hosmer, L (1, 3) OBP: 0.314, SLG: 0.372			B FF 94 C SL 86 F SL 84 B FF 94 X SI 94 2-2 G1-3		D SL 88 S SI 94 B SI 95 F SI 95 X SL 86 2-2 L7		S CH 89 F SI 99 B SI 98 F SL 89 B SL 90 S CH 91 2-3 K		C SL 81 F FF 94 X FF 93 0-2 1-2 2-H 1B	4	0	1	1	0	1	2
9 Johnny Giavotella, R (1, 4) OBP: 0.277, SLG: 0.316			B SI 92 B CH 86 X SI 93 2-0 30 WP 1B		D CH 85 D SI 94 C CH 86 X SL 86 2-1 1-H 2-H 3B		C SI 100 B SL 89 C SL 90 X SI 100 1-2 L9			3	0	2	2	0	0	0
Inning Stats	R: 0 E: 0 K: 0 S: 6 H: 0 LOB: 0 BB: 0 P: 9	R: 0 E: 0 K: 0 S: 7 H: 0 LOB: 0 BB: 0 P: 13	R: 0 E: 0 K: 1 S: 9 H: 1 LOB: 1 BB: 0 P: 15	R: 0 E: 0 K: 1 S: 8 H: 0 LOB: 0 BB: 0 P: 11	R: 2 E: 0 K: 0 S: 17 H: 2 LOB: 1 BB: 1 P: 30	R: 1 E: 0 K: 1 S: 8 H: 2 LOB: 1 BB: 0 P: 14	R: 0 E: 0 K: 2 S: 10 H: 0 LOB: 0 BB: 0 P: 16	R: 0 E: 0 K: 1 S: 6 H: 0 LOB: 0 BB: 0 P: 9	R: 1 E: 0 K: 1 S: 13 H: 2 LOB: 2 BB: 1 P: 20	1B: 5 2B: 1 3B: 1 HR: 0 SF: 0 SAC: 0 DP: 0 HBP: 0						

	AB	R	H	RBI	BB	SO	LOB
	33	4	7	4	2	7	8

PITCHER		IP	WLS	BF	H	R	ER	SO	BB	IBB	HBP	BLK	WP	HR	S	P	ERA	WHIP
58 Francisco Liriano, L ERA: 5.24	(1, 1)	5.1		21	4	3	3	3	1	0	0	0	2	0	51	84	5.06	0.938
65 Nate Jones, R ERA: 2.52	(6, 1)	2.1	B	8	1	0	0	2	0	0	0	0	0	0	17	30	0.00	0.429
46 Donnie Veal, L ERA: 0.77	(8, 1)	0.1		1	0	0	0	1	0	0	0	0	0	0	3	3	0.00	0.000
26 Jesse Crain, R ERA: 2.76	(9, 1)	0.2	L	4	1	1	1	1	0	1	0	0	0	0	10	17	13.50	1.500
37 Matt Thornton, L ERA: 3.21	(9, 1)	0.0		1	1	0	0	0	0	0	0	0	0	0	3	3	∞	∞

PITCHER	IP	WLS	BF	H	R	ER	SO	BB	IBB	HBP	BLK	WP	HR	S	P	ERA	WHIP

Cleveland Indians @ Kansas City Royals

Kauffman Stadium, Kansas City, MO

Fri Sep 21 2012, 7:16 PM - 9:56 PM CDT

Att. 22,805 - Clear - 75 F

TOP

livebaseballscorecards.com

Batter	1	2	3	4	5	6	7	8	9	AB	R	H	RBI	BB	SO	LOB
17 Shin-Soo Choo, L (1, 9) OBP: 0.367, SLG: 0.434	B FF 90 C FF 92 B FF 92 B FF 93 X SI 93 3-1 13 SH1-3 22 1B 1B		C SI 91 B CH 84 F CH 83 B SL 84 X SL 82 2-2 ① L4		B SI 93 S FF 92 B CH 85 S SI 93 B SI 93 C SI 93 3-3 ① K		B FF 92 F FF 93 B FF 93 H FF 93 3-1 22 G3-1 41 1B 1-2 HBP		X FF 94 0-0 ① P6	4	1	1	0	0	1	0
22 Jason Kipnis, L (1, 4) OBP: 0.327, SLG: 0.376	F SI 93 X SI 94 0-1 13 SH1-3 1-2 1B		F FF 93 B FF 93 X CH 85 1-1 ② G4-3		C SI 94 F SI 94 B FF 93 S CH 85 1-3 ② K		C FF 92 S FF 93 X CU 75 0-2 ① G3-1 1-2 2-3		C FF 96 X FF 97 0-1 ② F8	5	0	1	0	0	1	2
13 Asdrúbal Cabrera, S (1, 6) OBP: 0.339, SLG: 0.422	X SI 93 0-0 ① SH1-3 1-2 2-3		B CU 75 S FF 94 X CH 84 1-1 41 BB 23 1B 1B		B CH 83 B SI 93 F SI 93 X SI 93 2-1 41 S 2B		B FF 93 D CH 82 C CH 84 F FF 94 F CU 76 F CU 77 F CH 84 C FF 94 2-3 ② K		B FF 96 C FF 96 S SL 88 S SL 87 1-3 ③ K	4	1	2	0	0	2	2
41 Carlos Santana, S (1, 2) OBP: 0.359, SLG: 0.419	B SI 93 F CH 86 F SI 94 D SL 84 S SL 84 2-3 ② K		B SI 93 L CH 83 F FF 93 B SL 84 D SL 83 B SL 83 4-2 23 1B 1-2 BB		B SI 93 B SL 78 B CH 82 C FF 93 X FF 94 3-1 ③ F7 2-3		C CU 76 F FF 94 F FF 95 X CU 76 0-2 2-H 3-H 1B			3	0	1	2	1	1	3
23 Michael Brantley, L (1, 8) OBP: 0.342, SLG: 0.399	B SI 94 D CH 86 B CH 84 I IN 62 4-0 IBB		X CH 85 0-0 1-2 2-H 1B			F FF 91 C FF 92 X SL 82 0-2 ① F8	X FF 95 0-0 ③ L7			3	0	1	1	1	0	1
48 Travis Hafner, L (1, 10) OBP: 0.349, SLG: 0.440 7 Matt LaPorta, R (8, PH) OBP: 0.271, SLG: 0.326 25 Vinny Rottino, R (8, PR) OBP: 0.254, SLG: 0.314 (8, 10)	B FF 94 B SI 94 X FF 94 2-0 ③ G4-3		X FF 94 0-0 ③ F7			F FF 92 X FF 92 0-1 ② G5-3		C FF 90 F SI 90 F SL 83 X FF 92 0-2 12 FC6-4 1B		3 1 0	0 0 0	0 1 0	0 0 0	0 0 0	0 0 0	5 0 0
35 Casey Kotchman, L (1, 3) OBP: 0.287, SLG: 0.344 4 Russ Canzler, R (8, PH) OBP: 0.279, SLG: 0.339 (8, 3)		X FF 91 0-0 ① G4-3		C FF 92 X SI 92 0-1 8 G4-3 1B		F SI 92 B FF 92 B FF 92 F FF 92 B SI 92 F SI 92 F SI 92 X SI 93 3-2 1B		C SI 89 S SI 90 S SL 84 0-3 ① K		3 1	0 0	2 0	0 0	0 0	0 1	0 1
8 Lonnie Chisenhall, L (1, 5) OBP: 0.300, SLG: 0.457		C SI 92 B FF 92 X SI 92 1-1 ② G4-3		B SI 92 B SI 92 B SI 92 C FF 92 X SI 92 3-1 ①② G4-3 1-2f		X SI 91 0-0 ③ F7		F FF 92 X FF 90 0-1 ② F7		4	0	0	0	0	0	3
12 Ezequiel Carrera, L (1, 7) OBP: 0.281, SLG: 0.375		B FF 92 X SI 91 1-0 ③ G4-3		C FF 93 B FF 93 B SI 93 X SI 92 2-1 ③ P2			X FF 91 0-0 22 G3-1 17 HBP 41 1B 1B	C FF 91 X SI 90 0-1 ③ FC6-4 1-2f		4	1	1	0	0	0	1

Inning Stats	1	2	3	4	5	6	7	8	9	1B: 9	SF: 0	WP: 0	PA: 39
	R: 0 H: 2 E: 0 LOB: 3 K: 1 BB: 1 S: 9 P: 20	R: 0 H: 0 E: 0 LOB: 0 K: 0 BB: 0 S: 4 P: 6	R: 1 H: 2 E: 0 LOB: 2 K: 0 BB: 1 S: 11 P: 19	R: 0 H: 1 E: 0 LOB: 0 K: 0 BB: 0 S: 6 P: 11	R: 0 H: 1 E: 0 LOB: 1 K: 2 BB: 0 S: 10 P: 19	R: 0 H: 1 E: 0 LOB: 1 K: 0 BB: 0 S: 11 P: 14	R: 2 H: 2 E: 0 LOB: 1 K: 1 BB: 0 S: 16 P: 21	R: 0 H: 1 E: 0 LOB: 1 K: 1 BB: 0 S: 11 P: 11	R: 0 H: 0 E: 0 LOB: 0 K: 1 BB: 0 S: 6 P: 7	2B: 1 SAC: 1 3B: 0 DP: 1 HR: 0 HBP: 1		PB: 0 SB: 1 CS: 0	

	AB	35
	R	3
	H	10
	RBI	3
	BB	2
	SO	6
	LOB	18

PITCHER		IP	WLS	BF	H	R	ER	SO	BB	IBB	HBP	BLK	WP	HR	S	P	ERA	WHIP
39 Luis Mendoza, R ERA: 4.44	(1, 1)	6.0	W	27	8	2	2	3	1	1	0	0	0	0	52	90	3.00	1.500
55 Tim Collins, L ERA: 3.41	(7, 1)	1.0	H	5	1	1	1	1	0	0	1	0	0	0	15	20	9.00	1.000
67 Francisley Bueno, L ERA: 1.88	(8, 1)	1.0	H	4	1	0	0	1	0	0	0	0	0	0	11	11	0.00	1.000
56 Greg Holland, R ERA: 2.8	(9, 1)	1.0	S	3	0	0	0	1	0	0	0	0	0	0	6	7	0.00	0.000

PITCHER		IP	WLS	BF	H	R	ER	SO	BB	IBB	HBP	BLK	WP	HR	S	P	ERA	WHIP

BOTTOM

Cleveland Indians @ Kansas City Royals

Kauffman Stadium, Kansas City, MO

Fri Sep 21 2012, 7:16 PM - 9:56 PM CDT

Att. 22,805 - Clear - 75 F

livebaseballscorecards.com

Batter	1	2	3	4	5	6	7	8	9	AB	R	H	RBI	BB	SO	LOB
1 Jarrod Dyson, L (1, 8) OBP: 0.336, SLG: 0.337 4 Alex Gordon, L (8, 7) OBP: 0.362, SLG: 0.446	C FF 91 B FF 93 X SI 89 1-1 ① G3		B B FF 93 C FF 91 B FF 94 C SI 93 F SI 91 F SI 93 B SI 92 4-2 2 1B 8 SF9 BB		B FF 88 X SI 91 1-0 8 G4-3 2 HBP 1-2 1B		C SL 80 B SL 81 C SL 82 X FF 91 1-2 ② F7			3 1 1 0 1 0 0 0 0 0 0 0 0 0						
2 Alcides Escobar, R (1, 6) OBP: 0.336, SLG: 0.390	C SI 93 X SI 92 0-1 ② L4-3		P PO 90 1 SAFE C FF 92 1 SAFE X SI 92 1-1 21 S 1-3 1B		H SI 91 1-0 8 G4-3 1-2 2-3 HBP		C SI 91 B SI 90 B SI 90 C SI 90 F FF 91 S SL 82 2-3 ③ K			3 0 1 0 0 1 0						
8 Mike Moustakas, L (1, 5) OBP: 0.299, SLG: 0.424	B SI 93 F SI 94 S SL 84 B SL 86 F FF 96 X FF 95 2-2 ③ G4-3		B SI 94 X SI 92 1-0 ① SF9 3-H		B SL 81 X SI 92 1-0 ① G4-3 1-2 2-3 3-H			B FF 95 B FF 95 F FF 95 X FF 96 2-1 21 FC5-4 16 1B 35 SF7 1B		3 1 1 2 0 0 2						
16 Billy Butler, R (1, 10) OBP: 0.370, SLG: 0.503 30 Jason Bourgeois, R (8, PR) OBP: 0.365, SLG: 0.396 (9, 10)		C SI 91 B FF 95 S SL 82 B FF 95 B SI 92 C SI 92 3-3 ① K	C SI 91 F SI 93 S SL 84 0-3 ② K		I IN 50 I IN 52 I IN 51 I IN 53 4-0 21 G4-6-3 IBB			F FF 95 B FF 96 B FF 95 F FF 95 F FF 96 X KC 85 2-2 21 FC5-4 1-2 1B		3 0 1 0 1 2 1 0 0 0 0 0 0 0						
21 Jeff Francoeur, R (1, 9) OBP: 0.287, SLG: 0.366		F SI 91 B SL 84 S SI 95 B FF 95 B SL 85 F SI 92 X SI 93 3-2 35 WP 27 1B 1B	B SL 80 C SI 90 X SL 83 1-1 ③ G6-3 1-2		F SI 89 X SI 91 0-1 ②③ G4-6-3 1-2f			B FF 96 X FF 95 1-0 ① FC5-4 1-2f 2-3 27 2B		4 2 1 0 0 0 6						
35 Eric Hosmer, L (1, 3) OBP: 0.311, SLG: 0.370		F FF 94 F SI 94 B SI 88 S FF 92 1-3 ② K 1-2		X SI 92 0-0 ① G3-1		C SL 82 C SL 83 B SI 95 B FF 94 F SL 84 B SI 94 F SI 92 X SI 94 3-2 ① P5		B CU 77 F CU 79 X CU 79 1-1 ② SF7 3-H		3 0 0 1 0 1 1						
27 Brayan Peña, S (1, 2) OBP: 0.282, SLG: 0.337		B FF 94 B SI 92 B FF 94 C SI 94 F FF 93 X SI 94 3-2 7 1B 19 1B 2-H 1B	B FF 92 C FF 89 C SL 87 B FF 93 X SI 93 2-2 ② G4-3		B SL 83 C SI 90 F SI 95 B SL 84 F SL 85 X SI 94 2-2 ② F8		B SI 93 S CH 85 B CH 85 S SI 91 1 SAFE X CH 86 2-2 1-H 2B		4 1 2 2 0 0 0						
7 David Lough, L (1, 7) OBP: 0.310, SLG: 0.324 (8, 8)		B FF 92 B FF 94 C SI 92 X SI 93 2-1 19 1B 1-2 1B	X SI 90 0-0 ③ F9		B SI 94 B SI 92 X SI 93 2-0 ③ G4-3			B FC 87 B SI 92 B SI 92 H SI 91 4-0 HBP		3 0 1 0 0 0 0						
19 Irving Falu, S (1, 4) OBP: 0.345, SLG: 0.439		B SI 92 F SI 93 D SL 84 B SI 91 S SI 95 X FF 95 3-2 ③ 1-3 2-H 1B			X SI 90 0-0 2 HBP 1 1B 8 G4-3 1B		C FF 90 C SL 80 B SL 81 F FF 91 F FF 92 F FF 92 B FF 91 X FF 91 2-2 ① F9	X SI 91 0-0 ③ L3		4 1 2 1 0 0 2						
Inning Stats	R: 0 E: 0 K: 0 S: 8 H: 0 LOB: 0 BB: 0 P: 11	R: 2 E: 0 K: 2 S: 18 H: 4 LOB: 2 BB: 0 P: 33	R: 1 E: 0 K: 1 S: 13 H: 1 LOB: 1 BB: 1 P: 19	R: 0 E: 0 K: 0 S: 5 H: 0 LOB: 0 BB: 0 P: 7	R: 1 E: 0 K: 0 S: 5 H: 2 LOB: 2 BB: 1 P: 12	R: 0 E: 0 K: 0 S: 10 H: 0 LOB: 0 BB: 0 P: 17	R: 0 E: 0 K: 1 S: 13 H: 0 LOB: 0 BB: 0 P: 18	R: 2 E: 0 K: 0 S: 13 H: 3 LOB: 2 BB: 0 P: 25		1B: 9 2B: 1 3B: 0 HR: 0 SF: 2 SAC: 0 DP: 1 HBP: 2			WP: 1 PB: 0 SB: 1 CS: 0 PA: 36	

	AB	30
	R	6
	H	10
	RBI	6
	BB	2
	SO	4
	LOB	12

PITCHER		IP	WLS	BF	H	R	ER	SO	BB	IBB	HBP	BLK	WP	HR	S	P	ERA	WHIP
63 Justin Masterson, R ERA: 4.97	(1, 1)	6.0	L	26	7	4	4	3	1	1	1	0	1	0	59	99	6.00	1.333
38 Joe Smith, R ERA: 3.21	(7, 1)	1.0		3	0	0	0	1	0	0	0	0	0	0	13	18	0.00	0.000
37 Cody Allen, R ERA: 3.81	(8, 1)	0.1		3	2	2	2	0	0	0	0	0	0	0	7	12	54.00	6.000
57 Scott Maine, L ERA: 4.74	(8, 1)	0.2		4	1	0	0	0	0	0	1	0	0	0	6	13	0.00	1.500

PITCHER	IP	WLS	BF	H	R	ER	SO	BB	IBB	HBP	BLK	WP	HR	S	P	ERA	WHIP

Batter	1	2	3	4	5	6	7	8	9	AB	R	H	RBI	BB	SO	LOB
17 Shin-Soo Choo, L (1, 9) OBP: 0.371, SLG: 0.436	B FF 89 F FF 88 B FF 88 B FF 90 X FF 90 3-1 G3-1 ①		B CU 77 F FF 90 B SL 79 B FF 90 B FF 92 4-1 BB		C CH 84 B SL 78 B CU 78 X FF 91 2-1 13 G4-3 1B		B CH 84 B FF 90 S FF 88 T FF 92 B FF 92 B FF 92 4-2 BB		B FF 98 C CH 86 C SI 98 F FF 98 B FF 98 X SI 98 2-2 ② 1B	3	0	2	0	2	0	0
13 Asdrúbal Cabrera, S (1, 6) OBP: 0.338, SLG: 0.419	F FF 88 X FF 87 0-1 ② F8		B SI 87 X FF 87 1-0 ③ F8		1 SAFE X SI 88 0-0 ① ② G4-3 1-2f		1 SAFE C FF 90 B FF 91 B CU 77 B FF 91 F FF 91 X FF 93 3-2 ③ F8		F FF 99 B FF 98 B FF 98 S CH 85 B SI 96 B FF 97 4-2 BB	4	0	0	0	1	0	3
41 Carlos Santana, S (1, 2) OBP: 0.359, SLG: 0.419	B FF 89 B CH 85 X CH 85 2-0 ③ G6-3			X FF 86 0-0 ① F9	S FF 91 B FF 90 B SL 79 B SI 89 X FF 91 3-1 1B			B SI 92 X SI 93 1-0 23 E 1B	D CH 87 F FF 98 C FF 97 S FF 98 1-3 ③ K	5	1	2	0	0	1	1
23 Michael Brantley, L (1, 8) OBP: 0.341, SLG: 0.397		B FF 88 X FF 87 1-0 ① F8		C FF 89 B FF 90 B SL 80 X FF 90 2-1 4 1B 1B	X FF 90 0-0 ③ F9			B SI 93 F SI 93 X SL 82 1-1 E8 1-H		4	0	1	0	0	0	1
4 Russ Canzler, R (1, 3) OBP: 0.292, SLG: 0.349		C FF 89 B CH 85 F CH 83 B FF 91 S CU 75 2-3 ② K		X FF 90 0-0 1-3 1B		B CH 84 X FF 87 1-0 7 G5-4-3 1B		B SI 93 S SI 92 X SL 82 1-1 ① L9		4	0	2	0	0	1	1
7 Matt LaPorta, R (1, 10) OBP: 0.269, SLG: 0.320		X FF 90 0-0 1B		B SI 88 S CH 83 F CH 84 F SL 78 C FF 92 1-3 ② K		X CH 85 0-0 ① ② G5-4-3 1-2f		F SI 92 B SL 81 C SL 82 S SL 82 1-3 ② K2-3		4	0	1	0	0	2	4
8 Lonnie Chisenhall, L (1, 5) OBP: 0.298, SLG: 0.444		B FF 90 B FF 90 C FF 90 X FF 90 2-1 ③ G3		F FF 90 F CH 85 X SL 80 0-2 ③ F7		X FF 90 0-0 ③ P6		B SI 93 S SI 92 F SI 93 B SL 81 B SL 83 B SL 82 4-2 BB		3	0	0	0	1	0	3
36 Thomas Neal, R (1, 7) OBP: 0.188, SLG: 0.250 35 Casey Kotchman, L (8, PH) OBP: 0.287, SLG: 0.343 25 Vinny Rottino, R (8, 7) OBP: 0.254, SLG: 0.314			B FF 89 F FF 88 F CH 83 B FF 91 X SL 80 2-2 ① F8		C FF 87 S CU 76 F CU 77 B FF 91 F FF 91 F SL 79 B CH 84 B FF 91 F FF 92 3-2 F FF 91 F FF 92 X FF 92 46 HR 1B		C CU 76 C FF 90 B CU 78 B FF 89 T FF 88 2-2 ① K	X SI 92 0-0 ③ P3		3 1 0	1 0 0	1 0 0	0 0 0	1 0 0	0 2 0
46 Cord Phelps, S (1, 4) OBP: 0.158, SLG: 0.278			F FF 86 C FF 90 B FF 89 B FF 91 F CU 77 C FF 91 2-3 ② K		F CH 84 X FF 91 0-1 1-H HR		C FF 91 B CH 83 F CH 84 S SL 80 1-3 ② K2-3		F FF 97 B SI 97 F FF 97 B FF 99 X CH 87 2-2 ① F7	4	1	1	2	0	2	0
Inning Stats	R: 0 E: 0 K: 0 S: 5 H: 0 LOB: 0 BB: 0 P: 10	R: 0 E: 0 K: 1 S: 7 H: 1 LOB: 1 BB: 0 P: 12	R: 0 E: 0 K: 1 S: 9 H: 0 LOB: 1 BB: 1 P: 18	R: 0 E: 0 K: 1 S: 11 H: 2 LOB: 2 BB: 0 P: 14	R: 2 E: 0 K: 0 S: 17 H: 4 LOB: 1 BB: 0 P: 25	R: 0 E: 0 K: 0 S: 3 H: 1 LOB: 0 BB: 0 P: 4	R: 0 E: 0 K: 2 S: 11 H: 0 LOB: 1 BB: 1 P: 21	R: 1 E: 1 K: 1 S: 11 H: 1 LOB: 2 BB: 1 P: 19	R: 0 E: 0 K: 1 S: 12 H: 1 LOB: 1 BB: 1 P: 21	1B: 9 2B: 0 3B: 0 HR: 1	SF: 0 SAC: 0 DP: 2 HBP: 0	WP: 0 PB: 0 SB: 0 CS: 0	PA: 39				

TOP

Cleveland Indians @ Kansas City Royals

Kauffman Stadium, Kansas City, MO

Sat Sep 22 2012, 6:11 PM - 8:57 PM CDT

Att. 24,304 - Clear - 66 F

livebaseballscorecards.com

AB	35
R	3
H	10
RBI	2
BB	4
SO	7
LOB	15

PITCHER		IP	WLS	BF	H	R	ER	SO	BB	IBB	HBP	BLK	WP	HR	S	P	ERA	WHIP
53 Will Smith, L ERA: 4.88	(1, 1)	7.0	W	29	8	2	2	5	2	0	0	0	0	1	63	104	2.57	1.429
43 Aaron Crow, R ERA: 3.36	(8, 1)	1.0	H	6	1	1	0	1	1	0	0	0	0	0	11	19	0.00	2.000
40 Kelvin Herrera, R ERA: 2.33	(9, 1)	1.0	S	4	1	0	0	1	1	0	0	0	0	0	12	21	0.00	2.000

PITCHER	IP	WLS	BF	H	R	ER	SO	BB	IBB	HBP	BLK	WP	HR	S	P	ERA	WHIP

Batter	1	2	3	4	5	6	7	8	9	AB	R	H	RBI	BB	SO	LOB
1 Jarrod Dyson, L (1, 8) OBP: 0.336, SLG: 0.335 30 Jason Bourgeois, R (5, PH) OBP: 0.352, SLG: 0.380 (6, 8)	B FF 88 B FF 89 B FF 89 C FF 88 B FF 89 4-1 2 S 2 2B BB	B SI 90 C FF 90 F SL 80 D FS 84 F FS 83 C SL 80 2-3 K 2-3		S FS 83 B FF 91 B SL 80 S FS 83 T FS 82 2-2 ② K	B SI 95 C FF 94 1-1 ③ CS 1-2	X FF 95 0-0 ① F9		B SI 93 S SI 92 B SI 92 X SI 92 2-1 ③ G5-3		2 1 0 0 1 2 3 2 0 0 0 0 0 0					
2 Alcides Escobar, R (1, 6) OBP: 0.336, SLG: 0.391	C FF 88 B SI 91 X FS 83 1-1 16 1B 1-H 2B	X SI 90 0-0 ③ G4-3		B SI 90 X SI 91 1-0 ③ G3		B FF 92 F FF 92 C SL 82 X FF 93 1-2 ② F9				4 1 1 1 0 0 3						
4 Alex Gordon, L (1, 7) OBP: 0.361, SLG: 0.444	B SI 90 C SI 90 F FF 91 F FS 82 B SL 83 S SI 92 2-3 ① K		B FS 80 X FF 89 1-0 ① F8		B FS 80 B FS 87 C FF 88 B SL 82 F SI 88 B FF 90 4-2 21 1B 8 BB 35 E BB	B SI 94 F FF 93 C CU 78 F SI 95 X SI 95 1-2 ③ G3				3 1 0 0 1 1 1						
16 Billy Butler, R (1, 10) OBP: 0.372, SLG: 0.508	C FF 91 B FF 91 B SI 92 F CU 77 F FF 93 X SI 93 2-2 2-H 1B		B FF 91 B FS 81 B SI 90 C SI 89 C FF 91 F SL 82 F FS 82 F FF 93 X CU 78 3-2 2B		X SI 88 0-0 ① F8		C SI 95 X FF 94 0-1 8 G3 2B			4 0 3 1 0 0 1						
8 Mike Moustakas, L (1, 5) OBP: 0.298, SLG: 0.422	B FS 82 S FS 82 F SI 89 D FS 82 X FS 81 2-2 ② F9		B FS 82 F FS 82 F FF 92 F CU 75 X FF 93 1-2 ② P6		1 SAFE B FS 86 B FF 88 B CU 79 B FF 89 4-0 35 E 21 1B 27 SF7 1-2 BB		B SI 93 B CU 75 S FF 94 F FF 94 D CU 80 X SI 94 3-2 ① G3 2-3			3 1 0 0 1 0 3						
21 Jeff Francoeur, R (1, 9) OBP: 0.289, SLG: 0.366	B SL 83 X FF 91 1-0 ③ L7		H CU 76 1-0 HBP		X SI 91 0-0 35 E 19 1B 1-2 2-3 1B		X SL 84 0-0 ② P3			3 1 1 0 0 0 2						
35 Eric Hosmer, L (1, 3) OBP: 0.311, SLG: 0.369		B FS 82 C SI 90 X SL 82 1-1 1 S 19 1B 1B	B SI 93 F FS 83 F SI 91 B FF 91 D FS 83 X FF 92 3-2 ③ G1		B SL 80 S SL 81 C FF 92 X FF 92 1-2 19 E 19 1B 1-2 2-3 3-H		S SL 80 F SL 79 X SL 78 0-2 ③ L9			4 0 1 0 0 0 5						
27 Brayan Peña, S (1, 2) OBP: 0.282, SLG: 0.347		C FF 90 1 SAFE B FS 86 B SI 90 X FF 90 2-1 ① L7		B FF 89 B SI 88 X SI 88 2-0 3B	B FF 90 X CH 81 1-0 ② SF7 3-H			C SI 91 S CH 82 B SI 92 B SL 82 F CH 82 X SI 92 2-2 ① G6-3		3 0 1 1 0 0 1						
19 Irving Falu, S (1, 4) OBP: 0.355, SLG: 0.443		X SI 89 0-0 1-2 1B		B FS 82 B SL 82 F SI 90 S SL 81 F SL 82 B SI 90 X SL 81 3-2 ① G6-3	B FF 90 F FF 90 X CH 81 1-1 30 CS 1-3 2-H E7 1B			B SI 93 B SI 92 X SI 90 2-0 ② G6-3		4 0 2 1 0 0 1						
Inning Stats	R: 2 E: 0 K: 1 S: 15 H: 2 LOB: 1 BB: 1 P: 27	R: 0 E: 0 K: 1 S: 10 H: 2 LOB: 2 BB: 0 P: 15	R: 0 E: 0 K: 0 S: 14 H: 1 LOB: 2 BB: 0 P: 23	R: 0 E: 0 K: 1 S: 9 H: 1 LOB: 1 BB: 0 P: 17	R: 3 E: 2 K: 0 S: 11 H: 2 LOB: 1 BB: 2 P: 23	R: 0 E: 0 K: 0 S: 8 H: 0 LOB: 0 BB: 0 P: 10	R: 0 E: 0 K: 0 S: 9 H: 1 LOB: 1 BB: 0 P: 12	R: 0 E: 0 K: 0 S: 7 H: 0 LOB: 0 BB: 0 P: 13								

PITCHER	IP	WLS	BF	H	R	ER	SO	BB	IBB	HBP	BLK	WP	HR	S	P	ERA	WHIP
30 Ubaldo Jiménez, R (1, 1) ERA: 5.4	4.1	L	24	7	5	2	3	3	0	1	0	0	0	52	94	4.15	2.308
44 Chris Seddon, L (5, 1) ERA: 4.34	0.1		3	1	0	0	0	0	0	0	0	0	0	6	9	0.00	3.000
56 Frank Herrmann, R (5, 1) ERA: 2.87	2.0		6	1	0	0	0	0	0	0	0	0	0	15	21	0.00	0.500
49 Tony Sipp, L (7, 1) ERA: 4.47	0.1		1	0	0	0	0	0	0	0	0	0	0	3	3	0.00	0.000
58 Jeanmar Gómez, R (8, 1) ERA: 5.54	1.0		3	0	0	0	0	0	0	0	0	0	0	7	13	0.00	0.000

PITCHER	IP	WLS	BF	H	R	ER	SO	BB	IBB	HBP	BLK	WP	HR	S	P	ERA	WHIP

BOTTOM

Cleveland Indians @ Kansas City Royals

Kauffman Stadium, Kansas City, MO

Sat Sep 22 2012, 6:11 PM - 8:57 PM CDT

Att. 24,304 - Clear - 66 F

livebaseballscorecards.com

AB	32
R	5
H	9
RBI	4
BB	3
SO	3
LOB	20

1B: 5	SF: 1	WP: 0	PA: 38
2B: 3	SAC: 0	PB: 0	
3B: 1	DP: 0	SB: 2	
HR: 0	HBP: 1	CS: 1	

Batter	1	2	3	4	5	6	7	8	9	AB	R	H	RBI	BB	SO	LOB
17 Shin-Soo Choo, L (1, 9) OBP: 0.372, SLG: 0.435	B FF 91 S FF 90 F FF 91 X FF 92 1-2 1B		C CH 84 B CU 71 B FF 90 B SI 90 X FF 90 3-1 1B			B FF 88 S FF 87 F FF 89 X CU 73 1-2 ① F9	B CU 78 B FF 90 B SI 90 B FF 90 X FF 90 3-1 ③ FC3-6 13 S 22 1B 13 E 1-2f B SL 77 C SI 88 S SI 88 C SL 77 X 2-2 ③ L1		B FF 95 B FF 94 F FF 96 B FF 95 B FF 95 4-1 22 FC4-6 1-2 2-3 3-H BB	5	1	2	1	1	0	4
22 Jason Kipnis, L (1, 4) OBP: 0.327, SLG: 0.379	B FF 90 S FF 90 C FF 91 S CU 74 1-3 ① K		C SI 91 X FF 89 0-1 ③ F8			X CH 82 0-0 13 1B 3B	B FF 91 C FF 90 X SL 86 1-1 41 1B 41 E 13 S 1-2 1B	B FF 94 C FF 94 B FF 93 F FF 93 X KC 78 2-2 ① F8	C FF 94 C KC 80 D KC 80 B FF 95 B FF 96 X FF 96 3-2 ② FC4-6 13 1B 41 HR 1-2f 2-3 3-H	6	3	2	1	0	1	4
13 Asdrúbal Cabrera, S (1, 6) OBP: 0.340, SLG: 0.419	B CH 82 X FF 90 1-0 ② F7			B FF 89 S CH 82 B SI 89 X FF 89 2-1 ① P4		D CU 70 B FF 90 X FF 89 2-0 41 HR 3-H 1B	B SI 93 C SI 94 B SI 94 B SI 94 B SI 94 4-1 41 E 35 1B 1-2 2-H BB	X FF 94 0-0 ② G6-3	B FF 96 X FF 95 1-0 41 HR 1-2 3-H 1B	5	3	2	2	1	0	1
41 Carlos Santana, S (1, 10) OBP: 0.361, SLG: 0.433	B CH 82 B SI 91 1 SAFE X SI 90 2-0 ③ G4-3			C CH 82 B CU 71 B SI 89 B CH 83 S SI 90 S SI 92 3-3 ② K		X FF 90 0-0 1-H HR	B SI 93 X SI 94 1-0 E9 35 1B 9 1B 1-3 2-H 1B	B FF 95 X FF 96 1-0 ③ G4-3	B SI 90 F SI 92 B SI 90 X FF 92 2-1 1-H 2-H HR	6	3	3	5	0	1	1
23 Michael Brantley, L (1, 8) OBP: 0.344, SLG: 0.401		C FF 90 C FF 88 F FF 90 F CU 73 B FF 90 X CU 72 1-2 ① F9		X FF 91 0-0 ③ F7		C FF 90 B FF 90 B CU 70 F FF 90 B FF 91 X FF 90 3-2 9 1B 1B	I IN 72 I IN 69 I IN 72 I IN 70 4-0 9 1B 35 1B 12 G6-3 IBB		B FF 95 B FF 93 B SI 94 X FF 95 2-1 35 G3-1 12 1B 2B B SI 92 C SL 80 C SL 80 F FF 92 F SL 80 X SL 79 2-2 1B	5	2	3	0	1	0	0
35 Casey Kotchman, L (1, 3) OBP: 0.285, SLG: 0.341		C FF 90 B SI 91 F CH 84 X FF 90 1-2 ② G3-1			B FF 90 X FF 89 1-0 ① F7	X FF 91 0-0 ② G3 1-1	C SI 94 F SI 94 F CH 88 F SL 86 X SI 94 0-2 12 G6-3 9 1B 1-2 2-3 3-H 1B		X FF 94 0-0 ① G3-1 2-3 B FF 89 C SI 80 X SL 80 1-1 F7	6	0	1	1	0	0	3
9 Jack Hannahan, L (1, 5) OBP: 0.312, SLG: 0.338		C FF 91 F CH 82 C FF 91 0-3 ③ K		B FF 90 C CH 83 B SI 90 F FF 91 F SI 92 B CU 72 F FF 93 F FF 91 B FF 92 4-2 BB	1 SAFE B SI 90 B FF 90 B FF 88 C FF 91 X FF 89 3-1 1-2 1B	X SL 74 0-0 12 G6-3 1-2 2-3 3-H 1B		B KC 79 D KC 79 C FF 95 B FF 96 B FF 96 4-1 6 BB 12 1B 17 BB BB	3	1	2	1	2	1	0
12 Ezequiel Carrera, L (1, 7) OBP: 0.278, SLG: 0.368		C FF 89 S FF 89 F FF 90 B SI 91 X CU 72 1-2 ① G1-3		B FF 90 F FF 90 B FF 90 F FF 89 F FF 91 B CU 73 X SI 90 3-2 ② F9	B FF 89 F FF 91 X SL 80 1-1 ③ F7	X SI 88 0-0 ② G6-3 1-2 2-3 3-H		B FF 94 X FF 95 1-0 17 BB 6 BB 22 FC4-6 1-2 3-H 1B	5	1	1	2	0	0	5
6 Lou Marson, R (1, 2) OBP: 0.336, SLG: 0.287			X FF 91 0-0 ② G6-3	B SI 91 F SI 91 B SL 80 X SI 91 2-1 ③ F9			F CU 85 B SI 90 B CU 80 B SI 86 B FF 90 1-2 17 FC3-6 BB B SL 87 F SI 88 C SI 88 S SI 88 C SL 78 X 4-1 BB	B FF 92 C FF 95 C FF 95 B KC 80 D KC 81 F FF 94 B FF 96 4-2 22 FC4-6 17 BB 13 1B 1-2 2-3 BB	2	1	0	0	3	0	1
Inning Stats	R: 0 E: 0 K: 1 S: 8 H: 1 LOB: 1 BB: 0 P: 13	R: 0 E: 0 K: 1 S: 11 H: 0 LOB: 0 BB: 0 P: 13	R: 0 E: 0 K: 0 S: 9 H: 1 LOB: 1 BB: 0 P: 13	R: 0 E: 0 K: 1 S: 6 H: 0 LOB: 0 BB: 0 P: 11	R: 0 E: 0 K: 0 S: 12 H: 0 LOB: 1 BB: 1 P: 22	R: 3 E: 1 K: 0 S: 14 H: 5 LOB: 2 BB: 0 P: 24	R: 5 E: 1 K: 0 S: 20 H: 4 LOB: 3 BB: 4 P: 43	R: 0 E: 0 K: 0 S: 5 H: 0 LOB: 0 BB: 0 P: 8	R: 7 E: 0 K: 0 S: 23 H: 5 LOB: 1 BB: 3 P: 47	1B: 12 2B: 1 3B: 1 HR: 2 SF: 0 SAC: 0 DP: 0 HBP: 0						

TOP

Cleveland Indians @ Kansas City Royals

Kauffman Stadium, Kansas City, MO

Sun Sep 23 2012, 1:11 PM - 4:28 PM CDT

Att. 22,960 - Sunny - 65 F

livebaseballscorecards.com

AB	43
R	15
H	16
RBI	13
BB	8
SO	3
LOB	19

WP: 0 PB: 0 SB: 2 CS: 0 PA: 51

PITCHER		IP	WLS	BF	H	R	ER	SO	BB	IBB	HBP	BLK	WP	HR	S	P	ERA	WHIP
49 Jake Odorizzi, R ERA: 5.06	(1, 1)	5.1	L	23	6	3	3	3	1	0	0	0	0	1	55	87	5.06	1.312
67 Francisley Bueno, L ERA: 1.8	(6, 1)	0.2		3	1	0	0	0	0	0	0	0	0	0	5	9	0.00	1.500
61 Everett Teaford, L ERA: 4.74	(7, 1)	0.1		3	1	2	2	0	1	0	0	0	0	0	7	15	54.00	6.000
32 Vin Mazzaro, R ERA: 6.3	(7, 1)	0.0		4	2	1	1	0	1	1	0	0	0	0	7	16	∞	∞
46 Tommy Hottovy, L ERA: 3.68	(7, 1)	0.2		4	1	2	2	0	1	0	0	0	0	0	6	12	27.00	3.000

PITCHER		IP	WLS	BF	H	R	ER	SO	BB	IBB	HBP	BLK	WP	HR	S	P	ERA	WHIP
41 Jeremy Jeffress, R ERA: 5.25	(8, 1)	1.2		11	3	6	6	0	3	0	0	0	0	0	18	40	32.40	3.600
31 Louis Coleman, R ERA: 4.11	(9, 1)	0.1		3	2	1	1	0	0	0	0	0	0	1	10	15	27.00	6.000

Batter	1	2	3	4	5	6	7	8	9	AB	R	H	RBI	BB	SO	LOB
30 Jason Bourgeois, R (1, 8) OBP: 0.328, SLG: 0.352	C FF 91 X FF 91 0-1 G4-3		B FF 91 B CH 82 B FF 90 C FF 90 X FF 90 3-1 G6-3			L FF 90 B CU 78 B FF 90 F FF 91 F CU 79 B FF 89 X FF 91 3-2 L8		B SI 89 C FF 90 C FF 88 F CH 79 X FF 91 1-2 L9		4	0	0	0	0	0	1
2 Alcides Escobar, R (1, 6) OBP: 0.334, SLG: 0.389 19 Irving Falu, S (8, 6) OBP: 0.365, SLG: 0.452	B FF 91 C FF 90 X FF 90 1-1 F8		C CH 82 B CH 82 B FF 91 X FF 91 2-1 P3			B FF 91 F FF 90 C FF 91 X FF 91 1-2 F7		C SI 88 C CH 76 F CH 77 X SL 80 0-2 16 2B 1B		3 1	0 1	0 1	0 0	0 0	0 0	1 0
4 Alex Gordon, L (1, 7) OBP: 0.362, SLG: 0.443	C FF 91 C FF 91 H FF 92 1-2 HBP			B FF 88 X FF 90 1-0 F8		1 SAFE 1 SAFE D CU 78 F FF 89 C FF 90 F SI 87 F FF 90 X FF 90 1-2 1-3 1B		B FF 89 B FF 91 C FF 90 F SI 90 B SL 81 X SL 79 3-2 F9		3	0	1	0	0	0	1
16 Billy Butler, R (1, 10) OBP: 0.371, SLG: 0.508	B FF 91 C FF 91 S FF 92 X FF 92 1-2 L6			B CH 82 X FF 90 1-0 F9		X SI 95 0-0 F8		B FF 89 B SI 89 C FF 89 F FF 89 F CH 79 X FF 90 2-2 1-H 21 1B 2B		4	1	1	1	0	0	3
21 Jeff Francoeur, R (1, 9) OBP: 0.292, SLG: 0.370		C FF 90 B FF 87 F FF 91 B FF 91 X CH 83 2-2 9 CS 1B		C FF 90 B CH 82 S CH 82 B CH 82 F FF 92 F FF 92 B CH 82 S FF 92 3-3 K			C FF 94 X SL 86 0-1 9 F9 34 SF8 2B	B SL 80 C SI 88 S SI 89 X FF 90 1-2 2-H 9 FC6-4 1B		4	1	3	1	0	1	0
9 Johnny Giavotella, R (1, 4) OBP: 0.271, SLG: 0.309		C FF 92 C FF 92 F FF 92 B FF 91 X FF 92 1-2 P6 1-2			B CH 80 B FF 90 X FF 90 2-0 P5		C FF 94 F SI 95 X SI 96 0-2 F9 2-3	B SI 88 C SI 89 X SL 82 1-1 FC6-4 1-2f		4	0	0	0	0	0	3
35 Eric Hosmer, L (1, 3) OBP: 0.311, SLG: 0.367		C FF 90 X FF 89 0-1 G6-3			F CU 77 S CU 78 F FF 90 X FF 90 0-2 G4-3		B FF 94 D CU 83 B SI 95 B SI 94 4-0 50 FC5-4 BB		B SI 91 C FF 90 X FF 90 1-1 P5	3	0	0	0	1	0	0
34 Tony Abreu, S (1, 5) OBP: 0.296, SLG: 0.423			C CU 77 F FF 91 X FF 91 0-2 P4		B FF 89 S CH 81 B CH 82 X FF 89 2-1 L7		C SI 94 B SL 86 X SL 86 1-1 SF8 3-H		C FF 90 F FF 91 F FF 92 T SL 79 0-2 K	3	0	0	1	0	1	0
50 Adam Moore, R (1, 2) OBP: 0.500, SLG: 1.333			B FF 91 B FF 90 X FF 91 2-0 HR			C FF 89 C CU 77 B CH 81 F FF 90 B FF 91 B FF 91 4-2 4 1B BB	C SI 96 X SI 95 0-1 FC5-4 1-2f		C FF 90 B FF 91 S FF 91 S FF 92 1-3 K	3	1	1	1	1	1	1
Inning Stats	R: 0 E: 0 K: 0 S: 9 H: 0 LOB: 1 BB: 0 P: 12	R: 0 E: 0 K: 0 S: 9 H: 1 LOB: 0 BB: 0 P: 12	R: 1 E: 0 K: 0 S: 8 H: 1 LOB: 0 BB: 0 P: 15	R: 0 E: 0 K: 1 S: 7 H: 0 LOB: 0 BB: 0 P: 12	R: 0 E: 0 K: 0 S: 7 H: 0 LOB: 0 BB: 0 P: 11	R: 0 E: 0 K: 0 S: 16 H: 1 LOB: 2 BB: 1 P: 25	R: 1 E: 0 K: 0 S: 9 H: 1 LOB: 1 BB: 1 P: 14	R: 2 E: 0 K: 0 S: 20 H: 3 LOB: 1 BB: 0 P: 28	R: 0 E: 0 K: 2 S: 9 H: 0 LOB: 0 BB: 0 P: 11	1B: 4 2B: 2 3B: 0 HR: 1	SF: 1 SAC: 0 DP: 0 HBP: 1	WP: 0 PB: 0 SB: 0 CS: 1	PA: 36			

PITCHER		IP	WLS	BF	H	R	ER	SO	BB	IBB	HBP	BLK	WP	HR	S	P	ERA	WHIP
31 David Huff, L ERA: 2.25	(1, 1)	5.2	W	21	3	1	1	1	1	0	1	0	0	1	55	86	1.59	0.706
32 Esmil Rogers, R ERA: 4.42	(6, 1)	1.1	H	6	1	1	1	0	1	0	0	0	0	0	10	15	6.75	1.500
49 Tony Sipp, L ERA: 4.76	(8, 1)	0.2		5	3	2	2	0	0	0	0	0	0	0	18	25	27.00	4.500
38 Joe Smith, R ERA: 3.19	(8, 1)	0.1		1	0	0	0	0	0	0	0	0	0	0	2	3	0.00	0.000
52 Vinnie Pestano, R ERA: 2.07	(9, 1)	1.0		3	0	0	0	2	0	0	0	0	0	0	9	11	0.00	0.000

PITCHER	IP	WLS	BF	H	R	ER	SO	BB	IBB	HBP	BLK	WP	HR	S	P	ERA	WHIP

BOTTOM

Cleveland Indians @ Kansas City Royals

Kauffman Stadium, Kansas City, MO

Sun Sep 23 2012, 1:11 PM - 4:28 PM CDT

Att. 22,960 - Sunny - 65 F

livebaseballscorecards.com

AB	32
R	4
H	7
RBI	4
BB	2
SO	3
LOB	10

Batter	1	2	3	4	5	6	7	8	9	AB	R	H	RBI	BB	SO	LOB
1 Jarrod Dyson, L (1, 8) OBP: 0.334, SLG: 0.333	C FF 94 S FF 95 X FF 96 0-2 ① F7		B FF 94 B CH 84 C FF 93 X FF 94 2-1 2 S 1B		B CH 89 C FF 97 C CU 81 D SL 89 S FF 99 2-3 ② K		X CH 88 0-0 ③ F8			4	0	1	0	0	1	2
7 David Lough, L (7, 8) OBP: 0.310, SLG: 0.324										0	0	0	0	0	0	0
2 Alcides Escobar, R (1, 6) OBP: 0.333, SLG: 0.390	X FF 95 0-0 ② P4		1 SAFE B FF 93 1 SAFE B FF 95 S SL 86 F FF 96 S SL 88 2-3 ③ K 1-2		F FF 98 D SL 84 S SL 83 B SL 84 S FF 100 2-3 ③ K			B CU 81 X FF 91 1-0 4 F8 16 1B 2B		4	1	1	0	0	2	3
4 Alex Gordon, L (1, 7) OBP: 0.362, SLG: 0.447	C FF 94 B CU 79 F FF 96 F FF 96 F FF 96 F CU 80 S CH 86 1-3 ③ K			F FF 94 B FF 94 X FF 94 1-1 HR		C CH 85 X CU 77 0-1 ① G6-3		B CH 83 S CH 84 D CH 84 F FF 92 X CH 85 2-2 ① F8 2-3		4	1	1	1	0	1	1
16 Billy Butler, R (1, 10) OBP: 0.374, SLG: 0.509		B FF 93 B FF 93 F FF 94 B FF 95 F FF 95 X FF 96 3-2 21 FC4 1B		C FF 96 S SL 85 S CH 87 0-3 ① K		F CH 85 S SL 84 B SL 86 F SL 87 F CU 82 F SL 85 X CH 87 1-2 13 1B 1B		F FF 95 X FF 95 0-1 13 G6-4-3 3-H 1B		4	0	3	1	0	1	0
13 Salvador Perez, R (1, 2) OBP: 0.324, SLG: 0.487		S CU 85 C FF 95 1 SAFE X SL 87 0-2 ① P3		C CU 80 F SL 85 X CH 88 0-2 ② G4-3		B FF 95 F SL 87 S FF 96 F FF 96 X SL 87 1-2 1-2 1B		C FF 93 X FF 94 0-1 ② ③ G6-4-3 1-2f		4	0	1	0	0	0	2
8 Mike Moustakas, L (1, 5) OBP: 0.296, SLG: 0.419		T CH 86 F FF 95 F FF 95 F CU 81 D CU 82 F FF 96 S FF 95 1-3 ② K		X FF 94 0-0 ③ G6-3		B CH 87 S FF 97 S FF 97 T FF 98 1-2 ② K			B FF 93 C FF 92 B FF 94 F FF 93 X FF 93 2-2 ① F8	4	0	0	0	0	2	3
21 Jeff Francoeur, R (1, 9) OBP: 0.292, SLG: 0.370		1 SAFE B FF 94 B FF 94 F FF 95 S FF 95 X FF 97 2-2 ③ FC4 1-2f			C SL 84 C FF 95 F CU 80 X CH 88 0-2 9 1B 1B	S SL 86 S SL 87 X SL 88 0-2 ③ F7			B FF 92 B FF 92 C FF 93 T FF 93 F FF 94 S FF 93 2-3 ② K	4	0	1	0	0	1	3
35 Eric Hosmer, L (1, 3) OBP: 0.308, SLG: 0.364			S CH 84 X CH 83 0-1 ① G4-3		S FF 96 X CH 86 0-1 ① F8		B CH 83 X CH 82 1-0 ① G3-1		B FF 95 C FF 92 F FF 94 B FF 95 S FF 93 2-3 ③ K	4	0	0	0	0	1	1
9 Johnny Giavotella, R (1, 4) OBP: 0.272, SLG: 0.309			F FF 92 F CH 83 C SL 84 0-3 ② K		X FF 95 0-0 1-3 1B		C CH 88 B CU 77 C CH 83 B FF 95 F CH 85 X CU 80 2-2 ② G6-3			3	0	1	0	0	1	0
Inning Stats	R: 0 E: 0 K: 1 S: 10 H: 0 LOB: 0 BB: 0 P: 11	R: 0 E: 0 K: 1 S: 15 H: 1 LOB: 1 BB: 0 P: 21	R: 0 E: 0 K: 2 S: 10 H: 1 LOB: 1 BB: 0 P: 14	R: 1 E: 0 K: 1 S: 9 H: 1 LOB: 0 BB: 0 P: 10	R: 0 E: 0 K: 2 S: 13 H: 2 LOB: 2 BB: 0 P: 17	R: 0 E: 0 K: 1 S: 18 H: 2 LOB: 2 BB: 0 P: 21	R: 0 E: 0 K: 0 S: 6 H: 0 LOB: 0 BB: 0 P: 9	R: 1 E: 0 K: 0 S: 8 H: 2 LOB: 0 BB: 0 P: 11	R: 0 E: 0 K: 2 S: 10 H: 0 LOB: 0 BB: 0 P: 16	1B: 7 2B: 1 3B: 0 HR: 1	SF: 0 SAC: 0 DP: 1 HBP: 0					

PITCHER		IP	WLS	BF	H	R	ER	SO	BB	IBB	HBP	BLK	WP	HR	S	P	ERA	WHIP
35 Justin Verlander, R ERA: 2.72	(1, 1)	8.0	W	32	9	2	2	8	0	0	0	0	0	1	89	114	2.25	1.125
46 Jose Valverde, R ERA: 4.02	(9, 1)	1.0		3	0	0	0	2	0	0	0	0	0	0	10	16	0.00	0.000

PITCHER	IP	WLS	BF	H	R	ER	SO	BB	IBB	HBP	BLK	WP	HR	S	P	ERA	WHIP

TOP

Kansas City Royals @ Detroit Tigers

Comerica Park, Detroit, MI

Mon Sep 24 2012, 7:07 PM - 9:42 PM EDT

Att. 31,521 - Clear - 63 F

livebaseballscorecards.com

AB	35
R	2
H	9
RBI	2
BB	0
SO	10
LOB	15

1B: 7	SF: 0	WP: 0	PA: 35
2B: 1	SAC: 0	PB: 0	
3B: 0	DP: 1	SB: 1	
HR: 1	HBP: 0	CS: 0	

Batter	1	2	3	4	5	6	7	8	9	AB	R	H	RBI	BB	SO	LOB
14 Austin Jackson, R (1, 8) OBP: 0.381, SLG: 0.482	X FF 90 0-0 52 F8-3 1B		B FF 91 F FF 92 C KC 73 B FF 93 B SI 91 X FC 87 3-2 ① F9		X FF 92 0-0 ② E9 1-H 2-H 2B		B FC 88 C SI 92 B KC 79 X SI 92 2-1 52 FC6 1B			4	0	3	1	0	0	0
52 Quintin Berry, L (1, 7) OBP: 0.340, SLG: 0.364	F FF 91 X KC 76 0-1 ①② F8-3 1-1		C FF 92 B FF 92 X KC 77 1-1 ② F8		B CH 84 B FF 93 C FF 92 C FF 92 B FF 93 S FF 93 3-3 ③ K		1 SAFE X SI 91 0-0 ③ FC6 1-2f			4	0	0	0	0	1	2
24 Miguel Cabrera, R (1, 5) OBP: 0.395, SLG: 0.612	B SI 93 C FF 92 X FC 91 1-1 ③ F8		C KC 72 B FF 93 B KC 78 F FF 93 B FF 90 F FF 93 X KC 77 3-2 ③ F8			X KC 76 0-0 21 1B 12 SF8 1B		C KC 78 B FC 89 F SI 92 F FF 92 B FF 93 C KC 79 2-3 ① K		4	1	1	0	0	1	0
28 Prince Fielder, L (1, 3) OBP: 0.409, SLG: 0.521		C SI 90 X FF 91 0-1 HR		C FF 92 C KC 78 C FF 93 0-3 ① K		X KC 78 0-0 ① L9		B CH 84 X FF 93 1-0 21 1B 12 1B 1B		4	2	2	1	0	1	1
21 Delmon Young, R (1, 10) OBP: 0.300, SLG: 0.420 29 Danny Worth, R (8, PR) OBP: 0.321, SLG: 0.254 (9, 10)		B KC 75 S FF 92 F FF 92 B FC 85 F KC 75 B FF 93 X FF 92 3-2 ① F9		B FC 88 B FF 93 X FF 93 2-0 ② F8		B SI 92 F FF 89 F SI 94 X FC 89 1-2 1-3 1B		X SI 93 0-0 27 G5-3 12 1B 1-2 1B		4 0	0 0	2 0	0 0	0 0	0 0	0 0
12 Andy Dirks, L (1, 9) OBP: 0.370, SLG: 0.486		C FF 92 C KC 78 X FF 92 0-2 27 FC6-4 1B		C KC 78 S FF 93 S KC 80 0-3 ③ K2-3		B SI 93 F KC 79 B KC 78 X CH 80 2-1 ② SF8 3-H		B SI 90 B CH 84 F SI 91 B SI 89 X SI 91 3-1 1-2 2-H 1B		3	0	2	2	0	1	0
27 Jhonny Peralta, R (1, 6) OBP: 0.307, SLG: 0.388		D KC 76 C FF 92 B FF 93 F SL 86 X KC 76 2-2 ② FC6-4 13 2B 1-2f			B KC 77 X FF 92 1-0 ① 1B		F SI 92 B SI 93 B KC 77 F FC 87 X SI 93 2-2 ③ L9		C SI 91 X SI 91 0-1 ②③ G5-3 2-3f	4	1	1	0	0	0	4
13 Alex Avila, L (1, 2) OBP: 0.359, SLG: 0.389		B SI 92 X FF 93 1-0 1-H 2B			B KC 77 C KC 78 F KC 79 B KC 78 B KC 78 B FF 91 4-2 4 1B 14 2B BB		C CH 85 B CH 84 F FF 92 B FF 92 C FC 87 2-3 ① K			2	1	1	1	1	1	0
4 Omar Infante, R (1, 4) OBP: 0.302, SLG: 0.418		X FF 93 0-0 ③ F8			X FF 92 0-0 14 2B 14 E 1-2 1B		B KC 78 C FF 93 X SI 93 1-1 ② G6-3			3	1	1	0	0	0	1
Inning Stats	R: 0 E: 0 K: 0 S: 5 H: 1 LOB: 0 BB: 0 P: 6	R: 2 E: 0 K: 0 S: 14 H: 3 LOB: 1 BB: 0 P: 20	R: 0 E: 0 K: 0 S: 9 H: 0 LOB: 0 BB: 0 P: 16	R: 0 E: 0 K: 2 S: 7 H: 0 LOB: 0 BB: 0 P: 9	R: 2 E: 1 K: 1 S: 8 H: 3 LOB: 0 BB: 1 P: 16	R: 1 E: 0 K: 0 S: 10 H: 2 LOB: 1 BB: 0 P: 15	R: 0 E: 0 K: 1 S: 8 H: 1 LOB: 1 BB: 0 P: 13	R: 1 E: 0 K: 1 S: 10 H: 3 LOB: 2 BB: 0 P: 16		1B: 10 2B: 3 3B: 0 HR: 1 SF: 1 SAC: 0 DP: 2 HBP: 0				WP: 0 PB: 0 SB: 0 CS: 0 PA: 34		

PITCHER		IP	WLS	BF	H	R	ER	SO	BB	IBB	HBP	BLK	WP	HR	S	P	ERA	WHIP
44 Luke Hochevar, R ERA: 5.43	(1, 1)	7.1	L	32	12	6	5	5	1	0	0	0	0	1	67	104	6.14	1.773
47 Nate Adcock, R ERA: 2.61	(8, 1)	0.2		2	1	0	0	0	0	0	0	0	0	0	4	7	0.00	1.500

PITCHER	IP	WLS	BF	H	R	ER	SO	BB	IBB	HBP	BLK	WP	HR	S	P	ERA	WHIP

BOTTOM

Kansas City Royals @ Detroit Tigers

Comerica Park, Detroit, MI

Mon Sep 24 2012, 7:07 PM - 9:42 PM EDT

Att. 31,521 - Clear - 63 F

livebaseballscorecards.com

AB	32
R	6
H	13
RBI	5
BB	1
SO	5
LOB	8

Batter	1	2	3	4	5	6	7	8	9	AB	R	H	RBI	BB	SO	LOB
1 Jarrod Dyson, L (1, 8) OBP: 0.330, SLG: 0.329 7 David Lough, L (8, 8) OBP: 0.310, SLG: 0.324	C FF 89 S CU 78 X CU 80 0-2 ① G5-3			L FS 85 C CU 78 B SL 86 S SL 87 1-3 ① K		B FS 87 S FS 86 S SL 86 B SL 87 S SL 87 2-3 ② K		B FS 87 C CU 78 X SL 86 1-1 ③ G1-3		4 0	0 0	0 0	0 0	0 0	2 0	0 0
2 Alcides Escobar, R (1, 6) OBP: 0.333, SLG: 0.389	B FF 91 S FF 91 C CU 77 F SI 92 X SL 85 1-2 ② F8			C SL 84 C SL 86 S FS 85 0-3 ② K		B SL 86 X FS 83 1-0 4 S 1B			C CU 79 X SI 92 0-1 ① F9	4	0	1	0	0	1	0
4 Alex Gordon, L (1, 7) OBP: 0.362, SLG: 0.446	C FF 92 B FF 95 X FF 93 1-1 ③ G6-3			S FS 86 B FS 86 B CU 80 X FS 85 2-1 16 1B 1B		C FF 94 B FF 94 C CU 78 F SL 87 F FF 94 B SL 85 F CH 77 B SI 96 4-2 **1-2** BB			C FS 86 B CU 81 B SL 85 C FF 92 B FF 93 S CU 78 3-3 ② K	3	0	1	0	1	1	0
16 Billy Butler, R (1, 10) OBP: 0.373, SLG: 0.508		C FF 90 C SL 86 X CU 81 0-2 ① G4-3		X FF 94 0-0 **1-2** 1B		B CU 78 C SL 86 C SI 95 S CU 80 1-3 ③ K			F FF 93 X SI 95 0-1 ③ G3	4	0	1	0	0	1	2
13 Salvador Perez, R (1, 2) OBP: 0.320, SLG: 0.481		C FF 93 X SL 86 0-1 ② G6-3		C SL 86 B FF 95 X FS 84 1-1 ③ L5			B SL 83 S SL 84 F FF 92 B CU 80 S SL 86 2-3 ① K			3	0	0	0	0	1	2
8 Mike Moustakas, L (1, 5) OBP: 0.295, SLG: 0.416		C FF 93 S CU 79 B FF 95 S SL 86 1-3 ③ K			X FF 90 0-0 ① L8		S FS 87 F CU 80 B FC 94 F SL 86 S SI 95 1-3 ② K			3	0	0	0	0	2	0
21 Jeff Francoeur, R (1, 9) OBP: 0.290, SLG: 0.367			C SI 90 B FF 90 X SI 90 1-1 ① G6-3		F FF 92 F SL 86 B FF 95 F SL 86 S CU 81 1-3 ② K		B SL 88 X CU 81 1-0 ③ G5-3			3	0	0	0	0	1	0
35 Eric Hosmer, L (1, 3) OBP: 0.307, SLG: 0.362			C FF 92 F FF 94 B FF 94 X FC 94 1-2 ② G1-3		X FS 87 0-0 ③ F7			B FS 84 C CU 80 B FF 93 X SL 85 2-1 ① G4-3		3	0	0	0	0	0	0
9 Johnny Giavotella, R (1, 4) OBP: 0.267, SLG: 0.304			C FF 93 C SL 86 X FF 95 0-2 ③ G3-1			X FF 91 0-0 ① G6-3		C SL 86 F SL 87 S FS 86 0-3 ② K		3	0	0	0	0	1	0
Inning Stats	R: 0 E: 0 K: 0 S: 9 H: 0 LOB: 0 BB: 0 P: 11	R: 0 E: 0 K: 1 S: 8 H: 0 LOB: 0 BB: 0 P: 9	R: 0 E: 0 K: 0 S: 8 H: 0 LOB: 0 BB: 0 P: 10	R: 0 E: 0 K: 2 S: 11 H: 2 LOB: 2 BB: 0 P: 15	R: 0 E: 0 K: 1 S: 6 H: 0 LOB: 0 BB: 0 P: 7	R: 0 E: 0 K: 2 S: 13 H: 1 LOB: 2 BB: 1 P: 21	R: 0 E: 0 K: 2 S: 8 H: 0 LOB: 0 BB: 0 P: 12	R: 0 E: 0 K: 1 S: 7 H: 0 LOB: 0 BB: 0 P: 10	R: 0 E: 0 K: 1 S: 7 H: 0 LOB: 0 BB: 0 P: 10	1B: 3 2B: 0 3B: 0 HR: 0	SF: 0 SAC: 0 DP: 0 HBP: 0					

PITCHER	IP	WLS	BF	H	R	ER	SO	BB	IBB	HBP	BLK	WP	HR	S	P	ERA	WHIP
19 Aníbal Sánchez, R (1, 1) ERA: 3.95	9.0	W	31	3	0	0	10	1	0	0	0	0	0	77	105	0.00	0.444

PITCHER	IP	WLS	BF	H	R	ER	SO	BB	IBB	HBP	BLK	WP	HR	S	P	ERA	WHIP

TOP

Kansas City Royals @ Detroit Tigers

Comerica Park, Detroit, MI

Tue Sep 25 2012, 7:06 PM - 9:18 PM EDT

Att. 29,048 - Cloudy - 68 F

livebaseballscorecards.com

AB	30
R	0
H	3
RBI	0
BB	1
SO	10
LOB	4

WP: 0	PA: 31		
PB: 0			
SB: 1			
CS: 0			

BOTTOM

Batter	1	2	3	4	5	6	7	8	9	AB	R	H	RBI	BB	SO	LOB
14 Austin Jackson, R (1, 8) OBP: 0.382, SLG: 0.482	C SI 84 S SL 83 F FF 88 B CU 78 B FF 88 F SL 83 F SL 82 X SI 87 2-2 4 1B 28 1B 1B	L FF 86 S CH 78 B CH 77 F FF 88 B SL 82 B CH 77 D CH 77 4-2 1-2 2-3 BB		1 SAFE B SL 82 C CH 76 X FF 86 1-1 ② ③ L4-3 1-1			C CU 72 B SI 85 F CH 75 F CU 72 B FF 86 F SL 83 B SL 82 X SL 80 3-2 ② F9			3	1	1	0	1	0	1
4 Omar Infante, R (1, 4) OBP: 0.304, SLG: 0.422	B SL 81 C SL 80 1 SAFE X SI 86 1-1 28 1B 21 1B 1-2 1B	X SL 82 0-0 ① F8			X CH 76 0-0 ① B1-3		B CU 74 F CH 76 F CU 74 F SI 88 X SL 82 1-2 3B			4	1	2	0	0	0	3
24 Miguel Cabrera, R (1, 5) OBP: 0.394, SLG: 0.609	B FF 85 X SL 83 1-0 ① F7	C CU 77 F CH 78 B SI 88 B CU 74 S SI 88 2-3 ② K			C FF 84 F SI 86 B SI 88 X CU 74 1-2 ② G5-3		I IN 62 I IN 63 I IN 60 I IN 60 4-0 28 BB IBB			3	0	0	0	1	1	5
28 Prince Fielder, L (1, 3) OBP: 0.409, SLG: 0.520	S SL 81 X SI 85 0-1 21 1B 1-3 2-H 1B	B EP 70 B SL 83 C SI 86 C SI 86 S EP 69 2-3 ③ K			X CU 74 0-0 ③ P5		B SL 82 B SI 86 B SL 83 B SI 85 4-0 1-2 BB			3	0	1	1	1	1	3
21 Delmon Young, R (1, 10) OBP: 0.302, SLG: 0.420	C FF 86 F FF 85 X SL 79 0-2 1-2 3-H 1B	S SI 84 B SI 85 B SI 84 F SI 85 F SI 86 F SL 83 F SI 86 X SI 88 2-2 12 G4-6-3 1B			B CU 72 S CH 76 F FF 86 S CU 72 1-3 ① K		F SL 81 F FF 91 S SL 82 0-3 ③ K			4	0	2	1	0	2	3
12 Andy Dirks, L (1, 7) OBP: 0.368, SLG: 0.483	B SI 85 F SL 81 B EP 69 F SL 81 B FF 88 F SL 81 C SI 84 3-3 ② K		X SL 80 0-0 ① ② G4-6-3 1-2f			X SL 80 0-0 34 FC6-4 1B		S SL 80 C FF 92 B SL 81 F CH 79 X SL 82 1-2 ① P2		4	0	1	0	0	1	3
27 Jhonny Peralta, R (1, 6) OBP: 0.307, SLG: 0.385	B CH 78 B SI 86 F SL 82 X FF 89 2-1 ③ F7		B SI 86 F SL 82 F CU 77 F SI 86 B CH 78 B CU 78 F SL 81 F SL 81 F SL 81 3-2 X FF 86 ③ P3			X FF 86 0-0 ② F7		T FF 93 S SL 84 B SL 81 B SL 82 B SL 80 B FF 89 4-2 34 FC6-4 BB		3	0	0	0	1	0	3
34 Avisaíl García, R (1, 9) OBP: 0.415, SLG: 0.368		S SI 85 X SL 84 0-1 14 WP 9 1B 1B		C CH 76 T FF 86 C FF 88 0-3 ① K		X CU 74 0-0 ③ FC6-4 1-2f	1 SAFE X SL 81 0-0 ② FC6-4 1-2f			4	0	1	0	0	1	2
9 Gerald Laird, R (1, 2) OBP: 0.339, SLG: 0.371		C SL 79 X SI 85 0-1 14 WP 1-2 1B		C SI 84 C CU 74 X SI 86 0-2 14 L4-3 1B			B CU 72 X CH 75 1-0 ① F7	F SI 90 B FF 89 S SL 81 F FF 89 B SL 81 F SL 80 S SL 82 2-3 ③ K		4	0	2	0	0	1	1
Inning Stats	R: 2 E: 0 K: 1 S: 20 H: 4 LOB: 2 BB: 0 P: 29	R: 0 E: 0 K: 2 S: 14 H: 2 LOB: 3 BB: 1 P: 22	R: 0 E: 0 K: 0 S: 14 H: 1 LOB: 0 BB: 0 P: 19	R: 0 E: 0 K: 1 S: 8 H: 1 LOB: 0 BB: 0 P: 9	R: 0 E: 0 K: 0 S: 5 H: 0 LOB: 0 BB: 0 P: 6	R: 0 E: 0 K: 1 S: 6 H: 1 LOB: 1 BB: 0 P: 7	R: 0 E: 0 K: 1 S: 13 H: 1 LOB: 3 BB: 2 P: 26	R: 0 E: 0 K: 1 S: 12 H: 0 LOB: 1 BB: 1 P: 19		1B: 9 2B: 1 3B: 1 HR: 0 SF: 0 SAC: 0 DP: 2 HBP: 0		WP: 1 PB: 0 SB: 0 CS: 0 PA: 36				

PITCHER	IP	WLS	BF	H	R	ER	SO	BB	IBB	HBP	BLK	WP	HR	S	P	ERA	WHIP
52 Bruce Chen, L (1, 1) ERA: 5.13	6.2	L	31	10	2	2	5	2	1	0	0	1	0	77	115	2.70	1.800
31 Louis Coleman, R (7, 1) ERA: 3.99	1.1		5	0	0	0	2	1	0	0	0	0	0	15	22	0.00	0.750

PITCHER	IP	WLS	BF	H	R	ER	SO	BB	IBB	HBP	BLK	WP	HR	S	P	ERA	WHIP

Kansas City Royals @ Detroit Tigers

Comerica Park, Detroit, MI

Tue Sep 25 2012, 7:06 PM - 9:18 PM EDT

Att. 29,048 - Cloudy - 68 F

livebaseballscorecards.com

AB	32
R	2
H	10
RBI	2
BB	4
SO	7
LOB	24

Kansas City Royals @ Detroit Tigers

Comerica Park, Detroit, MI

Wed Sep 26 2012, 7:07 PM - 9:45 PM EDT

Att. 32,360 - Partly Cloudy - 63 F

TOP

livebaseballscorecards.com

Batter	1	2	3	4	5	6	7	8	9	AB	R	H	RBI	BB	SO	LOB
7 David Lough, L (1, 8) OBP: 0.304, SLG: 0.341	C SI 92 B SI 92 C FF 93 X SI 94 1-2 F8		F SI 92 X SI 92 0-1 4 2B 2-H 2B	C CH 81 1 SAFE S SI 89 1 SAFE B FF 89 C SI 90 1-3 K			L SL 85 B SL 85 L SL 84 F FF 94 F SL 86 X SL 85 1-2 P6			4	1	1	1	0	1	2
2 Alcides Escobar, R (1, 6) OBP: 0.331, SLG: 0.386	S SI 92 B SI 93 X SI 92 1-1 G5-3		C SL 83 X SI 91 0-1 G5-3		C FF 90 B SL 81 C SL 83 F SL 82 F FF 91 B CH 85 S SL 85 2-3 K		S PO 90 B FF 95 B SI 94 C SL 84 B SL 83 S SL 85 4-2 K 1-2			4	0	0	0	0	2	2
4 Alex Gordon, L (1, 7) OBP: 0.363, SLG: 0.450	F SI 92 B SI 94 X FF 93 1-1 G4-3		B CH 84 X FF 92 1-0 16 1B 2-H 2B		B CH 84 F FF 92 B CH 84 C FF 92 X FF 92 2-2 2B			B FF 94 C FF 95 C FF 94 B FF 95 F FF 95 X CH 84 2-2 G4-3		4	1	2	1	0	0	0
16 Billy Butler, R (1, 10) OBP: 0.372, SLG: 0.506		B FF 91 B SL 82 X SI 92 2-0 G5-3	S SL 84 B SI 92 D SL 84 X SI 92 2-1 1B 2-H		S SL 86 D SL 85 F SL 86 C FF 93 1-3 K			C SL 86 B CH 88 B CH 84 B FF 95 C SL 87 S CH 85 3-3 K		4	0	1	1	0	2	1
13 Salvador Perez, R (1, 2) OBP: 0.319, SLG: 0.478		B FF 93 B SL 85 C SI 93 C SL 84 S SI 93 2-3 K	C SI 90 F CH 83 C SI 91 0-3 K		B SL 83 S SL 82 B SL 84 F SL 84 F SL 85 T SL 85 2-2 K			F SL 87 X CH 82 0-1 1B		4	0	1	0	0	3	2
8 Mike Moustakas, L (1, 5) OBP: 0.295, SLG: 0.415		B SI 92 S CH 85 X SL 84 1-1 1B		X SI 89 0-0 G6-3		C SI 94 X SL 84 0-1 P3		F FF 93 F FF 92 X FF 95 0-2 F7		4	0	1	0	0	0	1
21 Jeff Francoeur, R (1, 9) OBP: 0.290, SLG: 0.372		B FF 92 X SL 84 1-0 F8		C SI 89 X SI 90 0-1 HR		F SL 84 B SI 94 S SL 83 X FF 96 1-2 G6-3			B FF 94 F FF 92 B FF 94 X FF 95 2-1 F7	4	1	1	1	0	0	1
35 Eric Hosmer, L (1, 3) OBP: 0.305, SLG: 0.360			B FF 90 F FF 92 B CH 83 X FF 92 2-1 F8	C CH 82 X SI 90 0-1 G1-3		S SL 86 F SL 86 S SL 85 0-3 K			B FF 96 B FF 93 B FF 92 C FF 93 X FF 92 3-1 G4-3	4	0	0	0	0	1	0
19 Irving Falu, S (1, 4) OBP: 0.388, SLG: 0.485			C SI 92 B FF 93 F CH 84 B SI 93 F SL 85 F SI 92 X CU 78 2-2 7 2B	B SI 88 B SI 89 C SI 90 S CH 82 X FF 90 2-2 1B			C FF 94 L FF 94 X SL 85 0-2 2 CS 1B		C FF 94 F FF 94 X FF 94 0-2 F7	4	1	3	0	0	0	0
Inning Stats	R: 0 E: 0 K: 0 S: 7 H: 0 LOB: 0 BB: 0 P: 10	R: 0 E: 0 K: 1 S: 7 H: 1 LOB: 1 BB: 0 P: 13	R: 3 E: 0 K: 1 S: 17 H: 4 LOB: 1 BB: 0 P: 24	R: 1 E: 0 K: 1 S: 11 H: 2 LOB: 1 BB: 0 P: 14	R: 0 E: 0 K: 3 S: 15 H: 1 LOB: 1 BB: 0 P: 22	R: 0 E: 0 K: 1 S: 8 H: 0 LOB: 0 BB: 0 P: 9	R: 0 E: 0 K: 1 S: 11 H: 1 LOB: 0 BB: 0 P: 15	R: 0 E: 0 K: 1 S: 12 H: 1 LOB: 1 BB: 0 P: 17	R: 0 E: 0 K: 0 S: 7 H: 0 LOB: 0 BB: 0 P: 12	1B: 5 2B: 4 3B: 0 HR: 1 SF: 0 SAC: 0 DP: 0 HBP: 0						

	AB	36
	R	4
	H	10
	RBI	4
	BB	0
	SO	9
	LOB	9

WP: 0 PA: 36
PB: 0
SB: 0
CS: 1

PITCHER		IP	WLS	BF	H	R	ER	SO	BB	IBB	HBP	BLK	WP	HR	S	P	ERA	WHIP
21 Rick Porcello, R ERA: 4.68	(1, 1)	4.0		19	7	4	4	3	0	0	0	0	0	1	42	61	9.00	1.750
49 Luis Marte, R ERA: 3.32	(5, 1)	0.2		3	1	0	0	2	0	0	0	0	0	0	11	16	0.00	1.500
62 Al Alburquerque, R ERA:	(5, 1)	2.1		7	1	0	0	3	0	0	0	0	0	0	23	30	0.00	0.429
53 Joaquín Benoit, R ERA: 3.15	(8, 1)	1.0	W	4	1	0	0	1	0	0	0	0	0	0	12	17	0.00	1.000
46 Jose Valverde, R ERA: 3.95	(9, 1)	1.0	S	3	0	0	0	0	0	0	0	0	0	0	7	12	0.00	0.000

PITCHER		IP	WLS	BF	H	R	ER	SO	BB	IBB	HBP	BLK	WP	HR	S	P	ERA	WHIP

BOTTOM

Kansas City Royals @ Detroit Tigers

Comerica Park, Detroit, MI

Wed Sep 26 2012, 7:07 PM - 9:45 PM EDT

Att. 32,360 - Partly Cloudy - 63 F

livebaseballscorecards.com

Batter	1	2	3	4	5	6	7	8	9	AB	R	H	RBI	BB	SO	LOB
14 Austin Jackson, R (1, 8) OBP: 0.383, SLG: 0.489	C CH 88 B FC 91 X SL 81 1-1 24 G1-6-3 2B	C CU 77 X FF 93 0-1 ③ G5-3		B SI 92 C FF 92 X CH 87 1-1 HR			C SI 92 C CH 88 B FF 93 T SL 83 1-2 ① K			4	1	2	1	0	1	2
52 Quintin Berry, L (1, 7) OBP: 0.336, SLG: 0.359	S CH 88 B FC 92 S SI 89 D SI 90 B FF 93 X SI 94 3-2 ① G1-3		B FF 92 X SI 92 1-0 ① G4-3	F CU 73 X FF 92 0-1 ③ G4-3			B FF 92 M SI 93 B SL 84 C FF 92 X SI 94 2-2 ② G4-3			4	0	0	0	0	0	1
24 Miguel Cabrera, R (1, 5) OBP: 0.392, SLG: 0.605	C CU 73 T CH 87 F SI 95 D CH 88 B SI 95 X SI 95 2-2 ② G1-6-3 2-3		C SI 94 B CU 77 B SI 93 X SI 94 2-1 ② L8		B FF 91 X SL 82 1-0 ① F7		X CU 78 0-0 ③ P3			4	0	0	0	0	0	1
28 Prince Fielder, L (1, 3) OBP: 0.410, SLG: 0.519	F CU 79 D SI 93 D FF 92 X CH 87 2-1 ③ G5-3		B CU 76 B FF 90 C SI 94 B SI 93 F SI 94 F SI 95 B CU 76 4-2 21 FC6-4 BB		B CU 74 X FF 90 1-0 1B			B CH 89 B SI 99 C CH 89 X SI 97 2-1 ① L8		3	0	1	0	1	0	1
21 Delmon Young, R (1, 10) OBP: 0.303, SLG: 0.423 32 Don Kelly, L (8, PR) OBP: 0.275, SLG: 0.252 (9, 10)		C SI 91 B CU 75 F CH 84 B FF 93 X CH 84 2-2 12 1B 2B	B FF 94 X FF 93 1-0 ③ FC6-4 1-2f		B SI 92 F SI 92 X SI 92 1-1 ② P6			S FF 99 S FF 99 X FF 99 0-2 12 1B 12 S 27 FC5-4 1B		4 0	1 1	2 0	0 0	0 0	0 0	2 0
12 Andy Dirks, L (1, 9) OBP: 0.370, SLG: 0.483		B CU 76 B SI 89 X FF 90 2-0 4 G4-3 27 1B 2-H 1B		C SI 91 C SI 90 F SL 83 B FF 92 F SL 83 B FF 90 F FF 93 F FF 93 F CU 74 2-3 C SI 94 K	X FF 92 0-0 ③ P5			F CH 87 1 SAFE B CH 84 B FF 100 X CH 87 2-1 27 FC5-4 1-3 1B		4	0	2	1	0	1	1
27 Jhonny Peralta, R (1, 6) OBP: 0.308, SLG: 0.385		C SI 93 F SI 92 X CH 86 0-2 4 G4-3 1-2 1B		B SL 83 B SI 93 C FF 93 F CH 86 B SI 94 F FF 94 B SL 84 4-2 13 HR BB		B SL 81 X SI 93 1-0 ① G5-3		T FF 100 B CH 88 D FF 100 X SI 98 2-1 ② FC5-4 1-2f 3-H		3	1	1	1	1	0	1
13 Alex Avila, L (1, 2) OBP: 0.357, SLG: 0.396		C FF 92 F CU 76 C FF 93 0-3 ① K		C SI 90 B CU 75 X SL 86 1-1 1-H HR		X FF 92 0-0 ② G4-3		S FF 100 F FF 100 B FF 99 X FF 98 1-2 ③ F8		4	1	1	2	0	1	3
4 Omar Infante, R (1, 4) OBP: 0.302, SLG: 0.420		B SI 90 C SI 93 X SI 93 1-1 ② G4-3 1-2 2-3		X SL 82 0-0 ② F8		C FF 92 B CU 75 X SL 84 1-1 ③ F8				3	0	0	0	0	0	2
Inning Stats	R: 0 E: 0 K: 0 S: 11 H: 1 LOB: 1 BB: 0 P: 19	R: 1 E: 0 K: 1 S: 14 H: 3 LOB: 2 BB: 0 P: 19	R: 0 E: 0 K: 0 S: 7 H: 0 LOB: 1 BB: 1 P: 15	R: 3 E: 0 K: 1 S: 18 H: 2 LOB: 0 BB: 1 P: 26	R: 0 E: 0 K: 0 S: 5 H: 1 LOB: 1 BB: 0 P: 8	R: 0 E: 0 K: 0 S: 4 H: 0 LOB: 0 BB: 0 P: 6	R: 0 E: 0 K: 1 S: 7 H: 0 LOB: 0 BB: 0 P: 10	R: 1 E: 0 K: 0 S: 12 H: 2 LOB: 1 BB: 0 P: 19		1B: 5 2B: 2 3B: 0 HR: 2 SF: 0 SAC: 0 DP: 0 HBP: 0					WP: 0 PB: 0 SB: 1 CS: 0 PA: 35	

	AB	33
	R	5
	H	9
	RBI	5
	BB	2
	SO	3
	LOB	14

PITCHER		IP	WLS	BF	H	R	ER	SO	BB	IBB	HBP	BLK	WP	HR	S	P	ERA	WHIP
33 Jeremy Guthrie, R ERA: 4.82	(1, 1)	7.0		30	7	4	4	3	2	0	0	0	0	2	66	103	5.14	1.286
40 Kelvin Herrera, R ERA: 2.41	(8, 1)	1.0	L	5	2	1	1	0	0	0	0	0	0	0	12	19	9.00	2.000

PITCHER	IP	WLS	BF	H	R	ER	SO	BB	IBB	HBP	BLK	WP	HR	S	P	ERA	WHIP

Kansas City Royals @ Detroit Tigers

Comerica Park, Detroit, MI

Thu Sep 27 2012, 1:06 PM - 3:28 PM EDT

Att. 33,019 - Partly Cloudy - 59 F

TOP

livebaseballscorecards.com

Batter	1	2	3	4	5	6	7	8	9	AB	R	H	RBI	BB	SO	LOB
7 David Lough, L (1, 8) OBP: 0.300, SLG: 0.333	C SI 89 S SI 89 F SI 88 B FF 90 X CU 74 1-2 ① G4-3		X CH 81 0-0 ② P6			B CH 80 B SI 90 F SI 89 F FC 83 C SI 88 2-3 ② K		B SI 89 X SI 88 1-0 34 PB 34 1B 1B		4	1	1	0	0	1	0
2 Alcides Escobar, R (1, 6) OBP: 0.329, SLG: 0.384 34 Tony Abreu, S (8, PH) OBP: 0.309, SLG: 0.434 (8, 6)	X SI 88 0-0 ② B1-3		B SI 90 C SI 90 C CU 74 B SI 91 X CU 75 2-2 ③ G5-3			C SI 90 F FC 84 S SI 89 0-3 ③ K		B FF 87 F FC 81 X CH 80 1-1 1-H 1B		3 1	0 0	0 1	0 1	0 0	1 0	0 0
4 Alex Gordon, L (1, 7) OBP: 0.361, SLG: 0.447	B SI 90 F SI 90 B SI 91 B CH 82 F SI 89 S CH 81 3-3 ③ K			B CH 81 C CH 82 B SI 89 X CH 81 2-1 ① G4-3			C FC 83 F CH 82 C SI 89 0-3 ① K	F FF 95 F SL 80 D SL 80 X SL 80 1-2 ③ G4-3		4	0	0	0	0	2	1
16 Billy Butler, R (1, 10) OBP: 0.372, SLG: 0.509		C CU 73 C FC 86 X CU 74 0-2 ① P4		B CU 74 X SI 90 1-0 ② G6-3			B CH 81 C SI 90 C CU 76 C SI 91 1-3 ② K		B SL 86 C FF 95 X SI 95 1-1 HR	4	1	1	1	0	1	0
13 Salvador Perez, R (1, 2) OBP: 0.318, SLG: 0.474		C FF 89 C FF 90 X FC 85 0-2 21 HBP 1B		C SI 87 B SI 88 F SI 89 C FF 91 1-3 ③ K			C CU 76 S FC 84 B SI 92 X FC 84 1-2 ③ G6-3		F SI 95 X CH 85 0-1 ① F8	4	0	1	0	0	1	0
8 Mike Moustakas, L (1, 5) OBP: 0.294, SLG: 0.416		X SI 90 0-0 ② F7			B CU 73 C CH 80 F FC 83 B SI 88 B CH 80 S CH 81 3-3 ① K			C CH 80 B CH 80 X FC 83 1-1 21 2B 2B	S CH 84 S CH 84 B CH 85 S CH 86 1-3 ② K	4	1	1	0	0	2	1
21 Jeff Francoeur, R (1, 9) OBP: 0.291, SLG: 0.374		C SI 88 F CU 73 H SI 89 1-2 1-2 HBP			C SI 89 B CH 82 S SI 88 S FC 84 1-3 ② K			X SI 87 0-0 27 G3-1 9 G5-3 2B 2-H 2B	F CH 85 B SI 95 S SI 95 F SI 95 F CH 86 X SL 89 1-2 ③ G1-3	3	1	1	1	0	1	0
35 Eric Hosmer, L (1, 3) OBP: 0.304, SLG: 0.359 27 Brayan Peña, S (3, 3) OBP: 0.279, SLG: 0.344		C SI 90 X CH 81 0-1 ③ F7			F SI 90 B CH 81 C FC 82 C SI 89 1-3 ③ K			B SI 88 B CH 80 B SI 88 C SI 87 X FF 88 3-1 ① G3-1 2-3		1 2	0 0	0 0	0 0	0 0	0 1	2 1
9 Johnny Giavotella, R (1, 4) OBP: 0.263, SLG: 0.298			C SI 88 F SI 88 B SI 89 F SI 89 F CU 76 X SI 89 1-2 ① G5-3			C SI 88 C FC 84 C SI 89 0-3 ① K		B FF 88 B CU 75 X SI 87 2-0 ② G5-3 3-H		3	0	0	1	0	1	0
Inning Stats	R: 0 E: 0 K: 1 S: 8 H: 0 LOB: 0 BB: 0 P: 12	R: 0 E: 0 K: 0 S: 11 H: 1 LOB: 2 BB: 0 P: 12	R: 0 E: 0 K: 0 S: 9 H: 0 LOB: 0 BB: 0 P: 12	R: 0 E: 0 K: 1 S: 6 H: 0 LOB: 0 BB: 0 P: 10	R: 0 E: 0 K: 3 S: 9 H: 0 LOB: 0 BB: 0 P: 14	R: 0 E: 0 K: 3 S: 9 H: 0 LOB: 0 BB: 0 P: 11	R: 0 E: 0 K: 2 S: 9 H: 0 LOB: 0 BB: 0 P: 11	R: 3 E: 0 K: 0 S: 12 H: 4 LOB: 1 BB: 0 P: 21	R: 1 E: 0 K: 1 S: 12 H: 1 LOB: 0 BB: 0 P: 15	1B: 3 2B: 2 3B: 0 HR: 1 SF: 0 SAC: 0 DP: 0 HBP: 1						

	AB	33
	R	4
	H	6
	RBI	4
	BB	0
	SO	11
	LOB	5

WP: 0 PB: 1 SB: 0 CS: 0 PA: 34

PITCHER		IP	WLS	BF	H	R	ER	SO	BB	IBB	HBP	BLK	WP	HR	S	P	ERA	WHIP
58 Doug Fister, R ERA: 3.38	(1, 1)	7.2		29	5	3	2	10	0	0	1	0	0	0	70	99	2.35	0.652
40 Phil Coke, L ERA: 3.93	(8, 1)	0.1	H	1	0	0	0	0	0	0	0	0	0	0	3	4	0.00	0.000
53 Joaquín Benoit, R ERA: 3.23	(9, 1)	1.0	W	4	1	1	1	1	0	0	0	0	0	1	12	15	9.00	1.000

PITCHER	IP	WLS	BF	H	R	ER	SO	BB	IBB	HBP	BLK	WP	HR	S	P	ERA	WHIP

BOTTOM

Kansas City Royals @ Detroit Tigers

Comerica Park, Detroit, MI

Thu Sep 27 2012, 1:06 PM - 3:28 PM EDT

Att. 33,019 - Partly Cloudy - 59 F

livebaseballscorecards.com

Batter	1	2	3	4	5	6	7	8	9	AB	R	H	RBI	BB	SO	LOB
14 Austin Jackson, R (1, 8) OBP: 0.382, SLG: 0.487	C SI 90 F SI 91 B FF 93 F FF 91 S SI 93 1-3 ① K	B SI 90 B SL 80 B SI 92 B SI 91 4-0 52 3B BB			C SL 79 F SI 92 B SI 91 S SL 82 1-3 ① K			C SI 93 B SL 82 S SL 83 C SL 83 1-3 ① K		3	1	0	0	1	3	0
52 Quintin Berry, L (1, 7) OBP: 0.334, SLG: 0.365	C SI 91 B FF 92 X SI 91 1-1 E5 24 1B 28 E	F SI 90 X FF 92 0-1 1-H 2-H 3B			C SI 91 X SI 90 0-1 ② G6-3			X SI 94 0-0 ② G4-3		4	1	1	2	0	0	0
24 Miguel Cabrera, R (1, 5) OBP: 0.391, SLG: 0.602	X SI 91 0-0 28 E 21 SF9 2-3 1B	X SL 82 0-0 ③ L8			C FF 92 B SI 91 B SL 82 X SL 84 2-1 ③ G6-3			C FF 95 S SL 85 F SI 95 F SL 84 B SL 84 S FF 94 1-3 ③ K		4	1	1	0	0	1	1
28 Prince Fielder, L (1, 3) OBP: 0.410, SLG: 0.520	X SI 92 0-0 E7 12 1B 1-3 3-H 1B		B CU 78 B CH 82 C SI 91 F CH 84 C FF 93 2-3 ① K			S CH 82 B SI 91 X FF 92 1-1 ① F8			C CU 75 B CU 76 C FF 93 X CU 75 1-2 39 FC1-5 2B	4	0	2	1	0	1	0
21 Delmon Young, R (1, 10) OBP: 0.303, SLG: 0.421 32 Don Kelly, L (9, PR) OBP: 0.275, SLG: 0.252	X FF 92 0-0 ② SF9 3-H		X SL 81 0-0 ② L5			F SL 82 B SI 90 B SI 91 S SL 82 S SL 83 2-3 ② K			I IN 63 I IN 65 I IN 63 I IN 63 4-0 27 E 39 FC1-5 13 G3 IBB	2 0	0 1	0 0	1 0	1 0	1 0	0 0
12 Andy Dirks, L (1, 9) OBP: 0.370, SLG: 0.481 39 Ramon Santiago, S (9, PH) OBP: 0.285, SLG: 0.274	X SI 91 0-0 ③ 2-H 1B		B SL 82 C FF 92 X CH 86 1-1 ③ F9			B SL 82 F SL 83 B FF 91 S CH 85 X SL 83 2-2 ③ F7			X CH 79 0-0 ① FC1-5 13 G3 27 E 1-2 2-3f	3 1	0 0	1 0	0 0	0 0	0 2	0 0
27 Jhonny Peralta, R (1, 6) OBP: 0.308, SLG: 0.384		X CU 78 0-0 ① G5-3	B SI 89 C SI 90 C SL 80 S SL 83 1-3 ① K				B SI 90 S CH 80 B SI 91 C SL 81 F SL 83 B SL 84 X SL 82 3-2 13 CS 1B		B SI 96 C FF 98 B SI 95 B CH 86 X SI 94 3-1 FC5 13 G3 1-2 2-3	4	0	1	0	0	1	2
13 Alex Avila, L (1, 2) OBP: 0.356, SLG: 0.394		C SI 92 X CH 84 0-1 ② G3	C CH 84 B SL 83 B FF 92 B SI 92 F SI 92 F FF 93 X SI 93 3-2 ② 1B				B SL 80 C SI 91 S SI 91 S CH 85 S SL 82 2-3 ① ② K 1-2		F SI 96 B CH 87 B FF 96 F SI 96 B SI 97 X SI 97 3-2 ② G3 1-2 2-3 3-H	4	0	1	1	0	1	3
4 Omar Infante, R (1, 4) OBP: 0.302, SLG: 0.419		B SI 92 C SI 92 X SL 80 1-1 E6 52 3B 1B	B FF 92 X SI 91 1-0 ③ F8				C SI 91 S SL 81 B SL 82 X SL 83 1-2 ③ G6-3			3	1	1	0	0	0	0
Inning Stats	R: 2 E: 2 K: 1 S: 10 H: 3 LOB: 2 BB: 0 P: 12	R: 2 E: 1 K: 0 S: 8 H: 2 LOB: 1 BB: 1 P: 13	R: 0 E: 0 K: 1 S: 6 H: 0 LOB: 0 BB: 0 P: 9	R: 0 E: 0 K: 1 S: 8 H: 1 LOB: 0 BB: 0 P: 13	R: 0 E: 0 K: 1 S: 7 H: 0 LOB: 0 BB: 0 P: 10	R: 0 E: 0 K: 1 S: 8 H: 0 LOB: 0 BB: 0 P: 13	R: 0 E: 0 K: 1 S: 10 H: 1 LOB: 0 BB: 0 P: 16	R: 0 E: 0 K: 2 S: 9 H: 0 LOB: 0 BB: 0 P: 11	R: 1 E: 1 K: 0 S: 9 H: 1 LOB: 3 BB: 1 P: 20	1B: 6 2B: 1 3B: 1 HR: 0	SF: 1 SAC: 0 DP: 0 HBP: 0	WP: 0 PB: 0 SB: 0 CS: 1	PA: 35				

PITCHER		IP	WLS	BF	H	R	ER	SO	BB	IBB	HBP	BLK	WP	HR	S	P	ERA	WHIP
39 Luis Mendoza, R ERA: 4.36	(1, 1)	7.0		27	7	4	2	6	1	0	0	0	0	0	57	86	2.57	1.143
43 Aaron Crow, R ERA: 3.3	(8, 1)	1.0		3	0	0	0	2	0	0	0	0	0	0	9	11	0.00	0.000
55 Tim Collins, L ERA: 3.39	(9, 1)	0.1	L	3	1	1	0	0	0	1	0	0	0	0	4	9	0.00	3.000
40 Kelvin Herrera, R ERA: 2.4	(9, 1)	0.1		2	0	0	0	0	0	0	0	0	0	0	5	11	0.00	0.000

PITCHER	IP	WLS	BF	H	R	ER	SO	BB	IBB	HBP	BLK	WP	HR	S	P	ERA	WHIP

AB	32
R	5
H	8
RBI	5
BB	2
SO	8
LOB	8

Batter	1	2	3	4	5	6	7	8	9	AB	R	H	RBI	BB	SO	LOB
30 Jason Bourgeois, R (1, 8) OBP: 0.323, SLG: 0.345	C FF 91 B FF 90 F FF 90 F CH 84 X FF 92 1-2 34 CS 1B	B CH 83 C FF 90 X CH 83 1-1 ③ P4			C FF 88 B FF 89 B CH 81 F CH 80 X FF 89 2-2 ② FC5-4 1-2f		C FF 95 B KC 85 F FF 94 B FF 94 B FF 94 X FF 95 3-2 E3		C FF 95 B FF 94 F FF 94 F SL 84 X SL 83 1-2 ② G3	4	0	1	0	0	0	3
7 David Lough, L (9, PH) OBP: 0.294, SLG: 0.326										1	0	0	0	0	0	0
34 Tony Abreu, S (1, 6) OBP: 0.283, SLG: 0.397	C FF 91 1 SAFE 1 SAFE S FF 91 X FF 91 0-2 ① ② P4 1-2		C FF 88 F CH 80 C CH 81 0-3 ① K		F FF 88 S CH 82 S CH 81 0-3 ③ K		B FF 94 T FF 95 F FF 94 B FF 93 X FF 94 2-2 ③ F7		B FF 94 C FF 94 X FF 93 1-1 ③ F8	5	0	0	0	0	2	3
4 Alex Gordon, L (1, 7) OBP: 0.363, SLG: 0.449	F FF 90 B FF 88 F FF 90 B CU 79 B FF 91 X FF 91 3-2 1B		C FF 88 F CU 77 B CH 81 C FF 89 1-3 ② K			B FF 88 X FF 88 1-0 16 HR 1B		C SI 91 S CU 78 F CU 79 X SI 92 0-2 16 2B 13 1B 1B		4	2	3	0	0	1	0
16 Billy Butler, R (1, 3) OBP: 0.372, SLG: 0.516	B FF 91 C FF 91 S CH 83 1 SAFE X FF 92 1-2 ③ P4		F CH 80 B FF 90 B CH 81 X FF 89 2-1 ③ F8			C CH 81 X FF 89 0-1 1-H HR		B CH 85 C SI 92 B CU 79 F CH 85 X CU 79 2-2 13 1B 1-3 2B		4	2	2	2	0	0	1
13 Salvador Perez, R (1, 2) OBP: 0.321, SLG: 0.475		C FF 90 B FF 90 X CH 82 1-1 8 1B 50 2B 1B		C FF 89 X FF 88 0-1 ① F8		X FF 89 0-0 ① F8		C SI 92 F SI 93 B SI 91 D CH 86 F CU 79 F SI 93 X CH 85 2-2 21 PB 2-H 3-H 1B		4	1	2	2	0	0	0
21 Jeff Francoeur, R (1, 9) OBP: 0.289, SLG: 0.371		X FF 90 0-0 ① P5		C CH 82 F FF 89 S FF 88 0-3 ② K		F FF 89 F CH 81 B FF 89 F CH 82 F FF 88 B CU 77 F CH 82 F FF 90 F CH 83 2-2 X CU 78 P3		B SI 89 C SI 88 F SI 89 B FF 90 F SI 90 F SL 81 B FF 91 X SI 89 3-2 ① G5-3 1-2		4	0	0	0	0	1	2
8 Mike Moustakas, L (1, 5) OBP: 0.294, SLG: 0.414		S FF 87 F FF 87 X CU 77 0-2 50 2B 1-2 1B		B FF 89 F CH 82 X FF 90 1-1 ③ F8		B CH 85 X FF 89 1-0 ③ F9		C SL 80 B SL 82 S SI 90 B FF 91 X FF 90 2-2 ② F8		4	0	1	0	0	0	1
50 Adam Moore, R (1, 10) OBP: 0.429, SLG: 1.000 27 Brayan Peña, S (8, PH) OBP: 0.278, SLG: 0.342 (8, 10)		B FF 90 C FF 90 C FF 91 F FF 91 X FF 91 1-2 1-3 2-H 2B		C FF 87 S CH 81 X FF 88 0-2 ① G4-3			F FF 95 B KC 84 X FF 95 1-1 ① G6-3	C FF 91 B FF 90 B SL 82 F FF 90 X FF 90 2-2 ③ F8		3	0	1	1	0	0	0
										1	0	0	0	0	0	1
9 Johnny Giavotella, R (1, 4) OBP: 0.262, SLG: 0.297		C CH 82 F FF 91 F FF 91 D CU 79 B FF 91 S CH 83 2-3 ② K			B FF 88 B CH 81 X FF 88 2-0 30 FC5-4 1B		X FF 95 0-0 ② F9		C FF 94 B FF 95 C FF 94 B SL 84 X FF 94 2-2 ① F9	4	0	1	0	0	1	2
Inning Stats	R: 0 E: 0 K: 0 S: 13 H: 2 LOB: 1 BB: 0 P: 18	R: 1 E: 0 K: 1 S: 16 H: 3 LOB: 2 BB: 0 P: 21	R: 0 E: 0 K: 2 S: 8 H: 0 LOB: 0 BB: 0 P: 11	R: 0 E: 0 K: 1 S: 7 H: 0 LOB: 0 BB: 0 P: 8	R: 0 E: 0 K: 1 S: 10 H: 1 LOB: 1 BB: 0 P: 14	R: 2 E: 0 K: 0 S: 13 H: 2 LOB: 0 BB: 0 P: 17	R: 0 E: 1 K: 0 S: 9 H: 0 LOB: 1 BB: 0 P: 15	R: 2 E: 0 K: 0 S: 23 H: 3 LOB: 1 BB: 0 P: 34	R: 0 E: 0 K: 0 S: 9 H: 0 LOB: 0 BB: 0 P: 13	1B: 8 2B: 2 3B: 0 HR: 1 SF: 0 SAC: 0 DP: 0 HBP: 0						

PITCHER		IP	WLS	BF	H	R	ER	SO	BB	IBB	HBP	BLK	WP	HR	S	P	ERA	WHIP
31 David Huff, L ERA: 2.86	(1, 1)	6.0	W	25	8	3	3	5	0	0	0	0	0	1	67	89	4.50	1.333
37 Cody Allen, R ERA: 3.67	(7, 1)	1.0		4	0	0	0	0	0	0	0	0	0	0	9	15	0.00	0.000
57 Scott Maine, L ERA: 5.47	(8, 1)	0.0		3	3	2	2	0	0	0	0	0	0	0	12	16	∞	∞
38 Joe Smith, R ERA: 3.05	(8, 1)	1.0	H	3	0	0	0	0	0	0	0	0	0	0	11	18	0.00	0.000
54 Chris Perez, R ERA: 3.34	(9, 1)	1.0	S	3	0	0	0	0	0	0	0	0	0	0	9	13	0.00	0.000

PITCHER	IP	WLS	BF	H	R	ER	SO	BB	IBB	HBP	BLK	WP	HR	S	P	ERA	WHIP

TOP

Kansas City Royals @ Cleveland Indians

Progressive Field, Cleveland, OH

Fri Sep 28 2012, 7:08 PM - 10:07 PM EDT

Att. 14,850 - Clear - 62 F

livebaseballscorecards.com

AB	38
R	5
H	11
RBI	5
BB	0
SO	5
LOB	13

WP: 0	PB: 1	SB: 0	CS: 1
PA: 38			

Batter	1	2	3	4	5	6	7	8	9	AB	R	H	RBI	BB	SO	LOB
17 Shin-Soo Choo, L (1, 9) OBP: 0.374, SLG: 0.440	C FF 90 B CU 75 B FF 91 F FF 91 F FF 92 S CU 77 2-3 **K** ①	B FF 90 C CU 76 D CU 77 X FF 90 2-1 46 1B **1-3** **2-H** 2B		1 SAFE 1 SAFE B FF 89 X FF 89 1-0 46 1B 22 FC5-4 **1-H** 2B	D CU 81 C CU 79 B FF 91 X CU 82 2-1 **FC4-2** 22 1B ① **1-2** **2-3** **3-Hf**		B SI 92 F SI 91 B SL 84 C SI 91 B SL 88 F SI 94 F SL 86 F SI 93 B FF 93 4-2 22 FC6 46 1B BB			4	1	2	2	1	1	3
46 Cord Phelps, S (1, 10) OBP: 0.240, SLG: 0.333	B FF 91 X FF 88 1-0 **F7** ② B CU 76 C FF 88 X CU 77 1-1 22 G1-6-3 **2-3** **3-H** 1B			C FF 90 S CU 79 F CU 80 X SL 87 0-2 22 FC5-4 **2-3** 1B	X CH 86 0-0 **L4** ②		C SI 91 C SL 85 B SI 92 X SL 84 1-2 22 FC6 **1-2** 1B			5	0	3	1	0	0	3
22 Jason Kipnis, L (1, 4) OBP: 0.331, SLG: 0.379	B CU 75 C FF 91 B FF 91 C CU 77 F SL 80 B FF 93 D FF 92 4-2 41 S BB	B FF 92 X CU 78 1-0 **G1-6-3** ② ③ **1-2f**		S CU 80 D CU 79 C FF 92 X CU 82 1-2 **FC5-4** 4 E ① **1-2f** **3-H**	C FF 92 X SL 83 0-1 **1-2** **2-H** **3-H** 1B		C FF 90 B SL 85 X FF 90 1-1 **FC6** 41 G4-6-3 ① **1-2f** **2-3**			4	0	1	3	1	0	5
41 Carlos Santana, S (1, 2) OBP: 0.368, SLG: 0.430	B FF 91 D CU 77 F SI 88 D SI 90 B SI 90 4-1 **1-2** BB		B FF 88 C SI 88 B CU 75 S SI 87 X FF 91 2-2 **F7** ①	1 SAFE C CU 77 B FF 91 C CU 79 B FF 92 X FF 91 2-2 **F8** ②	B CH 84 B CU 80 C CH 84 F CU 79 S FF 91 2-3 **K** ③		C SL 85 S SL 84 X SI 95 0-2 **G4-6-3** ② ③ **1-2f**			4	0	0	0	1	1	5
4 Russ Canzler, R (1, 7) OBP: 0.329, SLG: 0.463 25 Vinny Rottino, R (9, 7) OBP: 0.250, SLG: 0.357	C FF 91 X CU 78 0-1 **G6-3** ③		C CU 77 X SI 88 0-1 8 2B 1B	C FF 90 X CU 79 0-1 **E5** **1-2**		C CH 84 X CU 79 0-1 1 1B 1B		B SI 88 X FF 90 1-0 **L4** ①		5 0	1 0	2 0	0 0	0 0	0 0	3 0
35 Casey Kotchman, L (1, 3) OBP: 0.283, SLG: 0.338		B FF 90 B FF 90 F FF 90 X SI 88 2-1 **L9** ①	B FF 92 F CU 76 B SL 78 S CU 77 S SL 79 2-3 **K** ② C CU 78 B FF 91 X CU 80 1-1 **G4-3** ③		X SL 87 0-0 **L8** ①		B FF 96 S SL 87 S SL 88 F FF 97 S SL 86 1-3 **K** ②		5	0	0	0	0	2	4
8 Lonnie Chisenhall, L (1, 5) OBP: 0.315, SLG: 0.450		C FF 90 X CU 76 0-1 1 12 1B 1B 1B	B FF 91 D FF 90 C FF 88 B FF 90 F FF 90 F FF 91 X FF 90 3-2 **1-H** 2B		C FF 90 B CU 79 F SL 85 B FF 90 X FF 90 2-2 12 1B 1 HBP 17 FC4-2 1B	C FF 91 S CU 80 X CU 83 0-2 **F8** ②	B FF 96 F FF 96 F FF 96 S SL 87 1-3 **K** ③		5	1	3	1	0	1	1
1 Brent Lillibridge, R (1, 6) OBP: 0.249, SLG: 0.278		X FF 90 0-0 12 17 2B 1B **1-3** 1B	C SI 87 X CU 77 0-1 **G1-3** ③		B CU 78 S CH 83 F CU 83 H FF 90 2-2 17 FC4-2 12 1B 22 1B **1-2** HBP	F CH 84 D SL 85 X CU 80 1-1 **1-2** 1B				3	2	2	0	0	0	1
12 Ezequiel Carrera, L (1, 8) OBP: 0.300, SLG: 0.387		1 SAFE C FF 91 X FF 91 0-1 17 2B 46 1B **1-2** **3-H** 1B		B FF 89 C SI 87 B CU 75 B SI 88 F FF 90 X SI 87 3-2 17 2B 1B	B CU 80 X FF 91 1-0 17 FC4-2 **1-2** 22 1B **2-3** 1B	B CU 79 B FF 91 C FF 91 X FF 92 2-1 **F7** ③				4	3	3	1	0	0	2
Inning Stats	R: 0 E: 0 K: 1 S: 11 H: 0 LOB: 2 BB: 2 P: 22	R: 3 E: 0 K: 0 S: 12 H: 5 LOB: 1 BB: 0 P: 18	R: 1 E: 0 K: 1 S: 14 H: 2 LOB: 1 BB: 0 P: 21	R: 2 E: 1 K: 0 S: 18 H: 3 LOB: 2 BB: 0 P: 26	R: 2 E: 0 K: 1 S: 14 H: 3 LOB: 2 BB: 0 P: 23	R: 0 E: 0 K: 0 S: 10 H: 2 LOB: 2 BB: 0 P: 13	R: 0 E: 0 K: 0 S: 13 H: 1 LOB: 1 BB: 1 P: 19	R: 0 E: 0 K: 2 S: 8 H: 0 LOB: 0 BB: 0 P: 11		1B: 13 2B: 3 3B: 0 HR: 0 SF: 0 SAC: 0 DP: 2 HBP: 1				WP: 0 PB: 0 SB: 1 CS: 0 PA: 43	

PITCHER		IP	WLS	BF	H	R	ER	SO	BB	IBB	HBP	BLK	WP	HR	S	P	ERA	WHIP
53 Will Smith, L ERA: 5.32	(1, 1)	3.0	L	19	9	6	6	2	2	0	0	0	0	0	41	69	18.00	3.667
61 Everett Teaford, L ERA: 4.8	(4, 1)	3.0		17	6	2	2	1	0	0	1	0	0	0	38	54	6.00	2.000
32 Vin Mazzaro, R ERA: 6.1	(7, 1)	1.1		5	1	0	0	0	1	0	0	0	0	0	14	21	0.00	1.500
56 Greg Holland, R ERA: 2.77	(8, 1)	0.2		2	0	0	0	2	0	0	0	0	0	0	7	9	0.00	0.000

PITCHER	IP	WLS	BF	H	R	ER	SO	BB	IBB	HBP	BLK	WP	HR	S	P	ERA	WHIP

BOTTOM

Kansas City Royals @ Cleveland Indians

Progressive Field, Cleveland, OH

Fri Sep 28 2012, 7:08 PM - 10:07 PM EDT

Att. 14,850 - Clear - 62 F

livebaseballscorecards.com

AB	39
R	8
H	16
RBI	8
BB	3
SO	5
LOB	27

Kansas City Royals @ Cleveland Indians

Progressive Field, Cleveland, OH

Sat Sep 29 2012, 7:07 PM - 11:58 PM EDT

Att. 17,109 - Partly Cloudy - 63 F

livebaseballscorecards.com

TOP

Batter	1	2	3	4	5	6	7	8	9	10	11	12	13	14	AB	R	H	RBI	BB	SO	LOB
7 David Lough, L (1, 8) OBP: 0.286, SLG: 0.314	G4-3		K	19 FC4-6 1B			F8		G4-3			L7		P4	5	0	1	0	0	1	0
30 Jason Bourgeois, R (2, PH) OBP: 0.313, SLG: 0.333 (12, 8)															2	0	0	0	0	0	1
19 Irving Falu, S (1, 6) OBP: 0.384, SLG: 0.486	16 G5-3 2B		4 WP 16 1B 1B	FC4-6 1-2f			B1-3			G5-3		P4			6	1	2	0	0	0	1
4 Alex Gordon, L (1, 7) OBP: 0.363, SLG: 0.446	BB		13 1B 16 1B 8 2B BB	G4-3			F8			G1-3			K		4	1	0	0	2	1	1
16 Billy Butler, R (1, 3) OBP: 0.370, SLG: 0.512	G5-3 2-3f		13 1B 8 2B 1B		G6-3			G5-3		K			K		6	1	1	1	0	2	2
13 Salvador Perez, R (1, 2) OBP: 0.325, SLG: 0.475		G6-3	8 2B 21 HR 1B		K			K			8 BB BB		F8		4	1	2	0	1	1	0
1 Jarrod Dyson, L (11, PR) OBP: 0.350, SLG: 0.329															0	0	0	0	0	0	0
50 Adam Moore, R (11, 2) OBP: 0.375, SLG: 0.857					P5			K			BB			34 WP 34 1B BB	1	0	0	0	0	0	0
8 Mike Moustakas, L (1, 5) OBP: 0.296, SLG: 0.415		K	21 HR 2B					K			1-2 BB				4	2	1	2	2	2	1
21 Jeff Francoeur, R (1, 9) OBP: 0.290, SLG: 0.378	2B		2-H 3-H HR			G3					K			K	6	1	2	3	0	3	3
27 Brayan Peña, S (1, 10) OBP: 0.270, SLG: 0.332	F9		F7			F7	G4-3		G4-3		F8			K	6	0	0	0	0	1	3
34 Tony Abreu, S (1, 4) OBP: 0.273, SLG: 0.375			L6	P4					G6-3	G3				1-H	6	0	1	1	0	0	0

Inning Stats	R: 0 E: 0 K: 0 S: 7	H: 1 LOB: 1 BB: 1 P: 13	R: 0 E: 0 K: 1 S: 9	H: 1 LOB: 1 BB: 0 P: 14	R: 6 E: 0 K: 1 S: 20	H: 5 LOB: 0 BB: 1 P: 35	R: 0 E: 0 S: 10	H: 1 LOB: 1 BB: 0 P: 11	R: 0 E: 0 K: 1 S: 9	H: 0 LOB: 0 BB: 0 P: 12	R: 0 E: 0 K: 0 S: 6	H: 0 LOB: 0 BB: 0 P: 8	R: 0 E: 0 K: 0 S: 10	H: 0 LOB: 0 BB: 0 P: 14	R: 0 E: 0 K: 2 S: 12	H: 1 LOB: 1 BB: 0 P: 20	R: 0 E: 0 K: 0 S: 12	H: 0 LOB: 0 BB: 0 P: 15	R: 0 E: 0 K: 1 S: 8	H: 0 LOB: 0 BB: 0 P: 13	R: 0 E: 0 K: 1 S: 11	H: 0 LOB: 1 BB: 2 P: 21	R: 0 E: 0 K: 0 S: 7	H: 0 LOB: 0 BB: 0 P: 11	R: 0 E: 0 K: 2 S: 8	H: 0 LOB: 0 BB: 0 P: 11	R: 1 E: 0 K: 2 S: 11	H: 1 LOB: 1 BB: 1 P: 20	1B: 6 2B: 3 3B: 0 HR: 1	SF: 0 SAC: 0 DP: 1 HBP: 0	WP: 2 PB: 0 SB: 0 CS: 0	PA: 55

PITCHER		IP	WLS	BF	H	R	ER	SO	BB	IBB	HBP	BLK	WP	HR	S	P	ERA	WHIP
58 Jeanmar Gómez, R ERA: 5.96	(1, 1)	3.0		17	7	6	6	2	2	0	0	0	1	1	36	62	18.00	3.000
44 Chris Seddon, L ERA: 3.94	(4, 1)	3.0		10	1	0	0	1	0	0	0	0	0	0	25	31	0.00	0.333
49 Tony Sipp, L ERA: 4.64	(7, 1)	1.0		3	0	0	0	0	0	0	0	0	0	0	10	14	0.00	0.000
56 Frank Herrmann, R ERA: 2.55	(8, 1)	1.0		4	1	0	0	2	0	0	0	0	0	0	12	20	0.00	1.000
32 Esmil Rogers, R ERA: 4.31	(9, 1)	1.0		3	0	0	0	0	0	0	0	0	0	0	12	15	0.00	0.000

PITCHER		IP	WLS	BF	H	R	ER	SO	BB	IBB	HBP	BLK	WP	HR	S	P	ERA	WHIP
52 Vinnie Pestano, R ERA: 2.37	(10, 1)	1.0		3	0	0	0	1	0	0	0	0	0	0	8	13	0.00	0.000
37 Cody Allen, R ERA: 3.54	(11, 1)	1.0		4	0	0	0	1	2	0	0	0	0	0	11	21	0.00	2.000
51 Scott Barnes, L ERA: 4.58	(12, 1)	2.0		6	0	0	0	2	0	0	0	0	0	0	15	22	0.00	0.000
57 Scott Maine, L ERA: 5.61	(14, 1)	1.0	L	5	1	1	1	2	1	0	0	0	1	0	11	20	9.00	2.000

AB	50
R	7
H	10
RBI	7
BB	5
SO	11
LOB	12

Kansas City Royals @ Cleveland Indians

Progressive Field, Cleveland, OH

Sat Sep 29 2012, 7:07 PM - 11:58 PM EDT

Att. 17,109 - Partly Cloudy - 63 F

livebaseballscorecards.com

BOTTOM

Batter	1	2	3	4	5	6	7	8	9	10	11	12	13	14	AB	R	H	RBI	BB	SO	LOB
17 Shin-Soo Choo, L (1, 9) OBP: 0.374, SLG: 0.438	G4-3	22 S BB		G1-3		G3-1		1B	F8		G4-3			22 BB 1B	7	0	2	2	1	0	8
22 Jason Kipnis, L (1, 4) OBP: 0.331, SLG: 0.376	41 8 2B BB	P6	G4-3			L8	K			P5		8 1B BB		BB	5	1	0	0	3	1	4
41 Carlos Santana, S (1, 2) OBP: 0.368, SLG: 0.426	8 2B BB		K		K	G1-3			35 SH3 8 1B 13 2B BB	8 G5-3 BB			F7		5	1	0	0	3	2	4
8 Lonnie Chisenhall, L (1, 5) OBP: 0.326, SLG: 0.457	2B		BB		K2-3	L7			35 SH3 13 2B 1B	G5-3		35 G6-4-3 1B		L9	7	1	3	1	1	1	4
4 Russ Canzler, R (1, 3) OBP: 0.318, SLG: 0.446 35 Casey Kotchman, L (8, PH) OBP: 0.281, SLG: 0.335 (9, 3)	K		P4			K		G6-3	SH3	G4-3		G6-4-3		G3-1	3 4	0 0	0 0	0 0	0 0	2 0	3 6
48 Travis Hafner, L (1, 10) OBP: 0.345, SLG: 0.425 16 Jason Donald, R (8, PR) OBP: 0.234, SLG: 0.270 (9, 10) 46 Cord Phelps, S (9, PH) OBP: 0.214, SLG: 0.296 (10, 10)	P6		G4-3			12 E 12 E 36 1B HBP		23 1B 17 1B BB	K		F9		K2-3		2 0 3	1 1 0	0 0 0	0 0 0	1 0 0	0 0 2	3 0 2
1 Brent Lillibridge, R (1, 6) OBP: 0.255, SLG: 0.284 13 Asdrúbal Cabrera, S (8, PH) OBP: 0.339, SLG: 0.422 (9, 6)		36 G3-1 36 S 1B		12 G4-3 12 S 1B		K		17 1B BB	12 BB 2B		F8		L7		3 4	0 0	2 1	0 2	0 0	1 1	1 1
36 Thomas Neal, R (1, 7) OBP: 0.182, SLG: 0.227 23 Michael Brantley, L (8, PH) OBP: 0.347, SLG: 0.403 (9, 8)	G3-1		K			12 E		17 1B	12 BB IBB		12 2B		F7		3 3	0 1	1 2	0 0	0 1	1 0	2 0
12 Ezequiel Carrera, L (1, 8) OBP: 0.312, SLG: 0.395 (9, 7)	G4-3	G4-3				E1		17 1B BB						22 BB 17 1B	5	0	2	0	2	0	3

Inning Stats																					
	R: 1 E: 0 K: 1 S: 26	H: 1 LOB: 2 BB: 2 P: 42	R: 0 E: 0 K: 0 S: 17	H: 1 LOB: 2 BB: 1 P: 23	R: 0 E: 0 K: 1 S: 5	H: 0 LOB: 1 BB: 1 P: 10	R: 0 E: 0 K: 1 S: 8	H: 1 LOB: 1 BB: 0 P: 12	R: 0 E: 0 K: 2 S: 8	H: 0 LOB: 0 BB: 0 P: 8	R: 1 E: 1 K: 2 S: 12	H: 1 LOB: 2 BB: 0 P: 18	R: 0 E: 0 K: 0 S: 4	H: 0 LOB: 0 BB: 0 P: 8	R: 2 E: 0 K: 2 S: 13	H: 2 LOB: 2 BB: 2 P: 25	R: 2 E: 0 K: 1 S: 11	H: 2 LOB: 3 BB: 3 P: 27	R: 0 E: 0 K: 0 S: 12	H: 0 LOB: 1 BB: 1 P: 22	R: 0 E: 0 K: 0 S: 16	H: 2 LOB: 2 BB: 0 P: 24	R: 0 E: 0 K: 0 S: 5	H: 1 LOB: 1 BB: 1 P: 10	R: 0 E: 0 K: 1 S: 8	H: 0 LOB: 0 BB: 0 P: 11	R: 0 E: 0 K: 0 S: 14	H: 2 LOB: 3 BB: 1 P: 20	1B: 10 2B: 3 3B: 0 HR: 0	SF: 0 SAC: 1 DP: 1 HBP: 1	WP: 0 PB: 0 SB: 3 CS: 0	PA: 68

PITCHER		IP	WLS	BF	H	R	ER	SO	BB	IBB	HBP	BLK	WP	HR	S	P	ERA	WHIP
49 Jake Odorizzi, R ERA: 4.91	(1, 1)	2.0		11	2	1	1	1	3	0	0	0	0	0	43	65	4.50	2.500
47 Nate Adcock, R ERA: 2.34	(3, 1)	3.2		16	2	1	0	6	1	0	1	0	0	0	31	46	0.00	0.818
67 Francisley Bueno, L ERA: 1.65	(6, 1)	1.1	H	4	0	0	0	0	0	0	0	0	0	0	6	10	0.00	0.000
43 Aaron Crow, R ERA: 3.55	(8, 1)	0.2		5	1	2	2	1	2	0	0	0	0	0	9	19	27.00	4.500
55 Tim Collins, L ERA: 3.38	(8, 1)	0.1	H	2	1	0	0	1	0	0	0	0	0	0	4	6	0.00	3.000

PITCHER		IP	WLS	BF	H	R	ER	SO	BB	IBB	HBP	BLK	WP	HR	S	P	ERA	WHIP
56 Greg Holland, R ERA: 3.0	(9, 1)	1.0	B	8	2	2	2	1	2	1	0	0	0	0	11	27	18.00	4.000
46 Tommy Hottovy, L ERA: 2.89	(10, 1)	2.0		9	2	0	0	0	1	0	0	0	0	0	28	46	0.00	1.500
32 Vin Mazzaro, R ERA: 5.82	(12, 1)	2.0	W	7	1	0	0	1	1	0	0	0	0	0	13	21	0.00	1.000
40 Kelvin Herrera, R ERA: 2.38	(14, 1)	1.0	S	6	2	0	0	0	1	0	0	0	0	0	14	20	0.00	3.000

AB	54
R	6
H	13
RBI	5
BB	12
SO	11
LOB	41

Kansas City Royals @ Cleveland Indians

Progressive Field, Cleveland, OH

Sun Sep 30 2012, 1:06 PM - 4:08 PM EDT

Att. 18,099 - Partly Cloudy - 56 F

livebaseballscorecards.com

TOP

Batter	1	2	3	4	5	6	7	8	9	AB	R	H	RBI	BB	SO	LOB
1 Jarrod Dyson, L (1, 10) OBP: 0.332, SLG: 0.329	C FF 90 B FF 92 X FF 92 1-1 ① L7		B SI 91 C FF 92 F FF 92 B SI 92 F FF 92 B FF 92 B FF 92 4-2 19 S BB			C FF 90 B CH 79 F FF 91 X CU 81 1-2 19 FC4-6 1B	D SI 90 D FF 91 C FF 90 B FF 91 C FF 90 X FF 91 3-2 ③ F9			3	0	1	0	1	0	1
19 Irving Falu, S (1, 6) OBP: 0.364, SLG: 0.461	C FF 91 F SL 89 B CU 81 B FF 94 X FF 92 2-2 ② G1-3		1 SAFE 1 SAFE B FF 89 1 SAFE B FF 90 C FF 90 B CH 79 X FF 91 3-1 ③ L7 1-2			C FF 89 S CH 80 D CH 81 B CH 81 X FF 93 2-2 ② FC4-6 4 DI 1-2f 4 HR		B SI 87 F SI 88 F CH 77 X CH 79 1-2 ① G5-3		4	1	0	0	0	0	2
4 Alex Gordon, L (1, 7) OBP: 0.362, SLG: 0.450	X FF 93 0-0 ③ G6-3			C CU 78 B CH 81 B FF 91 F FF 92 B FF 93 F FF 93 S SI 92 3-3 ① K		F FF 91 C CU 79 F FF 93 F CU 82 B SI 93 X SL 88 1-2 1-H HR		B FF 91 C SI 89 B SL 83 F FF 92 X FF 93 2-2 ② G5-3		4	1	1	2	0	1	0
16 Billy Butler, R (1, 3) OBP: 0.370, SLG: 0.511 27 Brayan Peña, S (7, 3) OBP: 0.273, SLG: 0.335		C SI 93 C FF 90 B CU 81 B CU 81 X SI 94 2-2 ① G6-3		F SI 93 F SI 93 X SI 94 0-2 ② F7		B FF 92 F SI 91 C SI 91 B SI 92 B SL 88 4-1 28 FC6-4 BB		B SI 90 B SI 90 F FF 91 C FF 92 X SI 90 2-2 28 FC5-4 1B		2 1	0 0	0 1	0 0	1 0	0 0	0 0
13 Salvador Perez, R (1, 2) OBP: 0.327, SLG: 0.475 28 Manny Piña, R (6, PH) (6, 2)		C FF 93 X CU 80 0-1 1B		B FF 91 F SL 86 C FF 91 X FF 93 1-2 ③ G6-3		C FF 91 C SI 92 X SI 93 0-2 ③ FC6-4 1-2f		X FF 92 0-0 ③ FC5-4 1-2f		2 2	0 0	1 0	0 0	0 0	0 0	0 2
8 Mike Moustakas, L (1, 5) OBP: 0.295, SLG: 0.414 9 Johnny Giavotella, R (6, 4) OBP: 0.265, SLG: 0.299		B FF 91 B FF 91 X SI 91 2-0 ② P6	B CU 77 X FF 92 1-0 ① F8				B FF 90 X FF 91 1-0 34 DI 34 1B 1B		B FF 93 X FS 91 1-0 ① L8	2 2	0 1	0 1	0 0	0 0	0 0	1 0
21 Jeff Francoeur, R (1, 9) OBP: 0.288, SLG: 0.375		B SI 93 B SI 92 X FF 88 2-0 ③ F7	B FF 91 F FF 92 S FF 93 X FF 93 1-2 ② G6-3				C SI 91 F SI 93 F CU 80 F FF 93 B FF 92 S FF 94 1-3 ① K		C FF 94 S SL 84 B SI 95 B SL 84 S FF 95 2-3 ② K	4	0	0	0	0	2	2
7 David Lough, L (1, 8) OBP: 0.283, SLG: 0.309			X FF 90 0-0 ① P6		B FF 90 B FF 91 X FF 92 2-0 ③ F8		B FF 91 B FF 92 X SI 91 2-0 ② P3		F FF 94 C CU 79 X CU 80 0-2 34 DI 1B	4	0	1	0	0	0	1
34 Tony Abreu, S (1, 4) OBP: 0.271, SLG: 0.368 (6, 5)			B FF 90 C FF 92 X FF 89 1-1 ② G6-3			C FF 90 F SL 87 B CU 81 B FF 91 F FF 92 X CU 80 2-2 ① G4-3	B FF 91 F FF 92 F CU 79 B CU 82 X FF 93 2-2 1-H 1B		B FF 95 S FF 94 F CU 80 F FF 96 F FF 94 X CU 81 1-2 ③ G4-3 1-2	4	0	1	1	0	0	1

Inning Stats																																		
	R: 0	E: 0	K: 0	S: 6	H: 0	LOB: 0	BB: 0	P: 9	R: 0	E: 0	K: 0	S: 7	H: 1	LOB: 1	BB: 0	P: 13	R: 0	E: 0	K: 0	S: 8	H: 0	LOB: 1	BB: 1	P: 16	R: 0	E: 0	K: 1	S: 10	H: 0	LOB: 0	BB: 0	P: 14	R: 0	E: 0	K: 0	S: 5	H: 0	LOB: 0	BB: 0	P: 9
	R: 2	E: 0	K: 0	S: 19	H: 2	LOB: 1	BB: 1	P: 29	R: 1	E: 0	K: 1	S: 13	H: 2	LOB: 1	BB: 0	P: 22	R: 0	E: 0	K: 0	S: 10	H: 1	LOB: 1	BB: 0	P: 15	R: 0	E: 0	K: 1	S: 12	H: 1	LOB: 1	BB: 0	P: 16	1B: 6	2B: 0	3B: 0	HR: 1	SF: 0	SAC: 0	DP: 0	HBP: 0	WP: 0	PB: 0	SB: 1	CS: 0	PA: 36

PITCHER		IP	WLS	BF	H	R	ER	SO	BB	IBB	HBP	BLK	WP	HR	S	P	ERA	WHIP
34 Zach McAllister, R ERA: 4.24	(1, 1)	6.2	W	27	5	3	3	2	2	0	0	0	0	1	65	106	4.05	1.050
49 Tony Sipp, L ERA: 4.53	(7, 1)	1.1		5	1	0	0	0	0	0	0	0	0	0	13	21	0.00	0.750
56 Frank Herrmann, R ERA: 2.41	(9, 1)	1.0		4	1	0	0	1	0	0	0	0	0	0	12	16	0.00	1.000

PITCHER	IP	WLS	BF	H	R	ER	SO	BB	IBB	HBP	BLK	WP	HR	S	P	ERA	WHIP

AB	34
R	3
H	7
RBI	3
BB	2
SO	3
LOB	10

Batter	1	2	3	4	5	6	7	8	9	AB	R	H	RBI	BB	SO	LOB
17 Shin-Soo Choo, L (1, 9) OBP: 0.375, SLG: 0.440	B FF 88 S FF 90 F CH 84	2-2 ① G3	H KC 74	1-0 13 G4-3, 22 1B, HBP	H KC 74 2-1 S 22 2B; B FF 88 X KC 87		B FF 95 X FF 95	1-0 ① G1-3	C KC 78 B FF 93 F FF 94 F FF 94 X KC 80	1-2 25 WP, 46 1B 1-2 2-3		4	2	2	2	0	0	0
36 Thomas Neal, R (8, 7) OBP: 0.217, SLG: 0.261	B FF 91 X CH 83					C FF 91 C CH 84 0-2 22 BB, 13 HR, 1B 1-3 2-H 3-H						1	0	1	0	0	0	0
22 Jason Kipnis, L (1, 4) OBP: 0.335, SLG: 0.379	C FF 91 F FF 90 S FC 88	0-3 ② K	B FF 90 X SI 91	1-0 13 G4-3 1-2 1B	C FF 82 F KC 76 X KC 78 0-2 13 1B, 9 2B 2-H 2B		B FF 94 B FF 92 B FF 93 B FF 92	4-0 13 E, 13 1B, 7 2B BB	C FF 94 B FF 94 C FF 95 F FF 93 F FF 96 B FF 91 B FF 95 F FF 94 X FF 95	3-2 25 WP 1-2 2-3 3-H 1B		3	3	2	1	2	1	0
46 Cord Phelps, S (8, 4) OBP: 0.241, SLG: 0.321						B FF 94 2-0 13 HR, BB						1	0	1	1	0	0	0
13 Asdrúbal Cabrera, S (1, 6) OBP: 0.341, SLG: 0.429	B FF 91 C FF 91 B KC 74 X FF 92	2-1 ③ G4-3	L FF 91 F FC 88 F FF 91 X KC 75	0-2 ① G4-3 1-2 2-3	B CH 81 2-1 9 2B, 35 FC3-6, 1B 2-3		C FF 94 X KC 78	0-1 E9 7 2B 1-3 1B	C FF 92 C SL 82 S SL 81	0-3 ② K 1-2 2-3 3-H		5	3	3	4	0	0	2
25 Vinny Rottino, R (8, 9) OBP: 0.246, SLG: 0.351					C CU 79 D CH 83 X FF 91 1-1 HR 1-H 2-H 3-H							1	0	0	0	0	1	2
8 Lonnie Chisenhall, L (1, 10) OBP: 0.324, SLG: 0.446		B FC 88 C FF 90 F FC 87 F FF 92 F KC 77 S FC 87 1-3 ① K	B FC 86 B FF 91 B FF 90 C FC 87 B FF 90	4-1 BB	B FF 92 2-3 ① K; C FF 91 C CU 79 R SL 86 X CU 79 1-2 G3-1 ③		B FF 93 S FF 92 B FF 94 F FF 94 X FF 94	2-2 9 G4-3 2-H 3-H 2B	F SL 80 S FF 93 S SL 82	0-3 ③ K		3	0	0	0	1	2	2
7 Matt LaPorta, R (7, PH) OBP: 0.281, SLG: 0.345												2	0	1	2	0	1	2
(8, 10)																		
9 Jack Hannahan, L (1, 5) OBP: 0.316, SLG: 0.346		C FF 91 X FC 86 0-1 35 1B, 6 1B, 1B	B FF 92 S FC 87 F KC 76 S KC 78	1-3 ② K	X KC 75 0-0 35 FC3-6, 16 HBP 1-3 3-H 2B	B FF 88 B FF 90 X CH 87 2-0 1 G1-6-3, 1B	B KC 78 C FF 94 X KC 78	1-1 ② G4-3 2-3				5	2	3	1	0	1	4
1 Brent Lillibridge, R (1, 8) OBP: 0.254, SLG: 0.278		C SI 90 1 SAFE X FC 86 0-1 ② F7	S KC 76 F FC 87 B FF 94 S KC 78	1-3 ③ K	B FC 87 B SI 93 B FC 86 C FF 89 B FC 86 4-1 35 FC3-6 BB	B FF 90 X SL 86 1-0 ① G1-6-3 1-2f	S FF 94 C FF 95 S FF 95	0-3 ③ K				4	0	0	0	1	2	6
(8, 6)																		
35 Casey Kotchman, L (1, 3) OBP: 0.282, SLG: 0.336		C KC 75 B SI 90 S FC 86 X FC 87 1-2 6 1B 1-3 1B	B KC 74 C FC 88 B FC 86 X CH 83 2-1 ① G6-3	X CH 85 0-0 ② FC3-6, 16 HBP, 6 BB, 17 1B 1-2f 2-3 3-H	C FF 90 X CU 78 0-1 6 1B, 1B		B FF 93 X FF 93 1-0 ① G4-3					5	1	2	1	0	0	2
6 Lou Marson, R (1, 2) OBP: 0.351, SLG: 0.293		C FF 93 B SI 92 B FF 92 C FC 89 X FF 93 2-2 1-2 3-H 1B	F FF 89 B SI 91 B KC 76 F SI 91 C FC 87 2-3 ② K	B SI 92 B FC 87 C SI 92 F FC 87 F FC 88 B KC 77 F SL 83 B FF 93 4-2 16 HBP, 17 1B 1-2 BB	B FF 89 C SL 86 B CH 83 F FF 90 X CU 80 2-2 1-2 1B		C FF 94 F FF 93 X KC 79 0-2 36 1B, 16 1B, 46 1B, 1B					4	2	3	1	1	1	0
16 Jason Donald, R (1, 7) OBP: 0.240, SLG: 0.269		X FF 90 0-0 ③ F9	B FF 89 C KC 76 S SI 92 C FC 88 1-3 ③ K	H KC 74 1-0 17 1B, 13 HR, HBP 1-2 2-3 3-H	C CU 76 S SL 85 S FF 91 0-3 ③ K		C FF 94 B FF 94 S FF 95 B FF 95 D FF 91 X FF 94 3-2 46 1B, 36 1B, 25 WP 1-2 1B					4	2	1	1	0	2	4
(8, 8)																		
Inning Stats	R: 0 E: 0 K: 1 S: 8 H: 0 LOB: 0 BB: 0 P: 12	R: 1 E: 0 K: 1 S: 16 H: 3 LOB: 2 BB: 0 P: 20	R: 0 E: 0 K: 2 S: 12 H: 1 LOB: 3 BB: 1 P: 20	R: 0 E: 0 K: 2 S: 8 H: 0 LOB: 0 BB: 0 P: 13	R: 10 E: 0 K: 1 S: 27 H: 6 LOB: 0 BB: 3 P: 48	R: 0 E: 0 K: 1 S: 10 H: 3 LOB: 2 BB: 0 P: 15	R: 2 E: 1 K: 1 S: 11 H: 2 LOB: 1 BB: 1 P: 19	R: 2 E: 0 K: 2 S: 23 H: 4 LOB: 2 BB: 0 P: 31		1B: 14 2B: 4 3B: 0 HR: 1 SF: 0 SAC: 0 DP: 1 HBP: 2					WP: 1 PB: 0 SB: 1 CS: 0 PA: 49	

PITCHER		IP	WLS	BF	H	R	ER	SO	BB	IBB	HBP	BLK	WP	HR	S	P	ERA	WHIP
44 Luke Hochevar, R ERA: 5.73	(1, 1)	4.2	L	28	9	9	9	7	3	0	2	0	0	0	66	102	17.36	2.571
61 Everett Teaford, L ERA: 4.99	(5, 1)	1.1		8	4	2	2	1	1	0	0	0	0	1	15	26	13.50	3.750
41 Jeremy Jeffress, R ERA: 6.75	(7, 1)	1.1		11	6	4	3	1	1	0	0	0	0	0	28	44	20.25	5.250
31 Louis Coleman, R ERA: 3.94	(8, 1)	0.2		2	0	0	0	2	0	0	0	0	1	0	6	6	0.00	0.000

PITCHER	IP	WLS	BF	H	R	ER	SO	BB	IBB	HBP	BLK	WP	HR	S	P	ERA	WHIP

BOTTOM

Kansas City Royals @ Cleveland Indians

Progressive Field, Cleveland, OH

Sun Sep 30 2012, 1:06 PM - 4:08 PM EDT

Att. 18,099 - Partly Cloudy - 56 F

livebaseballscorecards.com

AB	42
R	15
H	19
RBI	14
BB	5
SO	11
LOB	24

Detroit Tigers @ Kansas City Royals

Kauffman Stadium, Kansas City, MO

Mon Oct 01 2012, 7:11 PM - 10:05 PM CDT

Att. 15,312 - Partly Cloudy - 71 F

TOP

livebaseballscorecards.com

Batter	1	2	3	4	5	6	7	8	9	AB	R	H	RBI	BB	SO	LOB
14 Austin Jackson, R (1, 8) OBP: 0.376, SLG: 0.476	B SI 81 B SI 82 C SI 80 F SL 78 S SL 80 2-3 **K** ①			C CU 73 X CH 75 0-1 F7 ①	C CU 78 D CH 78 C SL 82 B SL 82 X SL 83 2-2 F8 ③	B FF 91 S SL 81 F SL 80 S FF 92 1-3 **K** ③			X SI 92 0-0 G5-3 ①	5	0	0	0	0	2	3
4 Omar Infante, R (1, 4) OBP: 0.299, SLG: 0.417	C SI 83 B CH 75 X SL 81 1-1 F7 ②			B FF 85 F SI 84 F CU 74 B CU 78 B SI 86 X SL 83 3-2 G6-3 ②		C SI 84 C CU 76 F CU 74 B CH 75 F SI 85 B CU 73 S CU 77 2-3 **K** ①	C FF 91 B FF 91 S FF 92 X SL 83 1-2 G1-3 ①		B SI 93 X FF 92 1-0 P6 ②	5	0	0	0	0	1	0
24 Miguel Cabrera, R (1, 5) OBP: 0.393, SLG: 0.608	C SI 84 B SL 82 F SL 82 X FF 88 1-2 G6-3 ③			B FF 86 X SL 84 1-0 1B	F SL 82 X SI 86 0-1 HR	F SL 82 X SI 86 0-1 HR	F FF 92 B FF 92 B SL 83 X SL 82 2-1 28 1B 1B		B SI 92 B SI 92 X SI 93 2-0 28 1B 1B	5	1	4	1	0	0	0
28 Prince Fielder, L (1, 3) OBP: 0.410, SLG: 0.529		B SI 85 B CH 76 C CH 76 X SL 81 2-1 21 G6-4-3 1B		B CU 74 B SI 86 X SI 87 2-0 F7 ③		X CU 75 0-0 27 E 2B	B FF 91 B SL 81 C SL 78 C SL 79 X FF 90 2-2 **K** 1-2 1B		C SL 74 X SI 87 0-1 1-2 1B	5	1	4	0	0	0	1
21 Delmon Young, R (1, 10) OBP: 0.299, SLG: 0.415		B FF 85 S SL 81 X SI 86 1-1 G6-4-3 ① ② 1-2f			C CU 74 B CH 76 B SL 82 F FF 86 C FF 88 2-3 **K** ①	C CU 76 B CH 76 F FF 86 X SL 82 1-2 F7 ②	C SL 81 F FF 90 S SL 80 0-3 **K** ②		X SL 82 0-0 G6-3 ③	5	0	0	0	0	2	6
27 Jhonny Peralta, R (1, 6) OBP: 0.306, SLG: 0.386		C FF 85 S CH 76 B SL 79 X FF 87 1-2 F8 ③			X FF 86 0-0 HR	C CU 75 B CU 72 B SL 82 X CH 77 2-1 E8 12 1B 9 2B 2-H	F FF 91 B SL 81 C SL 79 D SL 80 S SL 81 2-3 **K** ③			4	2	1	1	0	1	2
12 Andy Dirks, L (1, 7) OBP: 0.371, SLG: 0.490			B CU 73 B CH 76 X SI 84 2-0 F9 ①		B CU 74 C CH 77 B SL 82 F SL 81 X FF 87 2-2 34 1B 1B	X SI 85 0-0 9 2B 2-3 1B		B SL 80 X FF 90 1-0 F8 ①		4	1	2	0	0	0	0
34 Avisaíl García, R (1, 9) OBP: 0.388, SLG: 0.333			X FF 86 0-0 F8 ②		X SI 86 0-0 9 1B 1-3 1B	B SL 79 I IN 60 I IN 62 I IN 62 4-0 9 2B IBB		B SL 82 F FF 90 C FF 90 F SL 80 S SL 80 1-3 **K** ②		3	1	1	0	1	1	0
9 Gerald Laird, R (1, 2) OBP: 0.337, SLG: 0.374			F SI 82 C SL 83 X FF 87 0-2 P4 ③		B CU 78 X SL 83 1-0 2-3 1B	B SL 82 B SL 82 C SL 81 B SL 82 X FF 85 3-1 1-H 2-H 3-H 2B		C FF 91 F SL 81 B SL 79 B SL 80 F FF 91 B SL 81 X SL 81 3-2 P6 ③		4	0	2	3	0	0	0

Inning Stats	1	2	3	4	5	6	7	8	9
	R: 0 E: 0 K: 1 S: 8	H: 0 LOB: 0 BB: 0 P: 12	R: 0 E: 0 K: 0 S: 7	H: 1 LOB: 0 BB: 0 P: 11	R: 0 E: 0 K: 0 S: 5	H: 0 LOB: 0 BB: 0 P: 7	R: 0 E: 0 K: 0 S: 7	H: 1 LOB: 1 BB: 0 P: 13	R: 1 E: 0 K: 1 S: 12	H: 4 LOB: 2 BB: 0 P: 19	R: 5 E: 1 K: 2 S: 19	H: 4 LOB: 1 BB: 1 P: 32	R: 0 E: 0 K: 2 S: 14	H: 2 LOB: 2 BB: 0 P: 21	R: 0 E: 0 K: 1 S: 9	H: 0 LOB: 0 BB: 0 P: 14	R: 0 E: 0 K: 0 S: 6	H: 2 LOB: 2 BB: 0 P: 9

1B: 10	SF: 0	WP: 0
2B: 2	SAC: 0	PB: 0
3B: 0	DP: 1	SB: 0
HR: 2	HBP: 0	CS: 0

PA: 41

	AB	40
	R	6
	H	14
	RBI	5
	BB	1
	SO	7
	LOB	12

PITCHER		IP	WLS	BF	H	R	ER	SO	BB	IBB	HBP	BLK	WP	HR	S	P	ERA	WHIP
52 Bruce Chen, L ERA: 5.07	(1, 1)	5.2	L	27	10	6	2	3	0	1	0	0	0	2	55	90	3.18	1.765
31 Louis Coleman, R ERA: 3.75	(6, 1)	2.1		9	2	0	0	4	0	0	0	0	0	0	26	39	0.00	0.857
32 Vin Mazzaro, R ERA: 5.73	(9, 1)	0.2		3	1	0	0	0	0	0	0	0	0	0	3	6	0.00	1.500
46 Tommy Hottovy, L ERA: 2.89	(9, 1)	0.0		1	1	0	0	0	0	0	0	0	0	0	2	2	∞	∞
43 Aaron Crow, R ERA: 3.53	(9, 1)	0.1		1	0	0	0	0	0	0	0	0	0	0	1	1	0.00	0.000

PITCHER	IP	WLS	BF	H	R	ER	SO	BB	IBB	HBP	BLK	WP	HR	S	P	ERA	WHIP

Batter	1	2	3	4	5	6	7	8	9	AB	R	H	RBI	BB	SO	LOB
1 Jarrod Dyson, L (1, 10) OBP: 0.331, SLG: 0.325 27 Brayan Peña, S (9, PH) OBP: 0.272, SLG: 0.333	C SI 92 T CH 84 F CH 84 B SI 94 B SI 93 B CH 84 X SI 94 3-2 G4-3 ①		L SI 93 S SL 87 B SL 86 S SI 93 1-3 K ②		B SL 84 B FF 92 B SI 92 C SI 91 B SI 92 4-1 2 FC4-6 1-2 2-3 BB		C FF 93 B CU 79 F FF 92 X FF 94 1-2 G4-3 ②		C FF 94 F FS 84 F FF 94 B FS 85 X FF 95 1-2 P5 ②	3 1	0 0	0 0	0 0	1 0	1 0	0 1
2 Alcides Escobar, R (1, 6) OBP: 0.328, SLG: 0.383	X SI 94 0-0 16 E 16 S 1B		C SI 93 F SI 92 F FF 94 X SL 86 0-2 F8 ③		C SI 92 F SI 91 X SI 92 0-2 FC4-6 1-2f ③		C FF 93 X SL 83 0-1 F8 ③		B FF 95 C FF 94 X FF 95 1-1 G6-3 1-2 ③	5	0	1	0	0	0	4
4 Alex Gordon, L (1, 7) OBP: 0.363, SLG: 0.455	C FF 94 B FF 94 F CH 85 B FF 95 1 SAFE S SI 94 2-3 K ②			C CH 84 B SI 92 B FF 92 F FF 92 X CH 84 2-2 F8 ①		B SI 90 C SI 91 F FF 90 F CH 83 B FF 91 F SI 91 B SL 84 X FF 90 3-2 HR			B SI 94 C FF 93 S FF 94 F FF 96 X CH 84 1-2 13 1B 21 1B 1B	4	2	2	1	0	1	1
16 Billy Butler, R (1, 3) OBP: 0.370, SLG: 0.511	C SL 86 B FF 95 F FF 94 X SI 94 1-2 L9 ③ 1-3			X SL 85 0-0 G5-3 ②		C SI 92 F SI 94 X SI 94 0-2 8 BB 21 G6-4-3 2B			C SL 88 C SL 86 B SL 86 D CH 87 F CH 83 S CH 85 2-3 K ①	4	1	1	0	0	1	2
13 Salvador Perez, R (1, 2) OBP: 0.332, SLG: 0.477		C FF 93 X SL 85 0-1 8 WP 1B		C FF 93 B SI 92 F SI 92 B FF 93 X FF 92 2-2 G6-3 ③		B SL 84 C SL 85 D SL 85 D SL 86 S SL 86 D SL 86 4-2 21 G6-4-3 8 BB BB			C SL 88 S FF 95 B FF 95 F SI 96 D CH 86 X SL 88 2-2 21 1B 1-3 1B	3	0	2	0	1	0	0
8 Mike Moustakas, L (1, 5) OBP: 0.296, SLG: 0.412 34 Tony Abreu, S (9, 5) OBP: 0.271, SLG: 0.368		B SI 94 C SI 92 B CH 85 B CH 85 B SI 94 4-1 7 G4-6-3 1-2 BB			B CH 83 B SI 91 X SI 92 2-0 P5 ①	B SL 85 C SL 85 B FF 95 S SL 87 B SL 86 D SL 87 4-2 21 G6-4-3 1-2 2-3 BB			B FF 94 B FF 94 B FF 95 C FF 92 F FF 92 S CH 84 3-3 K ②	2 0	0 0	0 0	0 0	2 0	1 0	2 0
21 Jeff Francoeur, R (1, 9) OBP: 0.287, SLG: 0.374		X SL 85 0-0 F4 ①			F SI 91 F SI 92 B FF 92 B FF 92 S SI 92 2-3 K ②	B SL 85 B SL 84 C SL 83 X SL 84 2-1 G6-4-3 ① ② 1-2f 2-3 3-H			C SL 89 X FF 95 0-1 1-3 3-H 1B ③	4	0	1	1	0	1	4
7 David Lough, L (1, 8) OBP: 0.281, SLG: 0.305		C SI 94 C FF 94 B SI 95 F SL 86 X SI 94 1-2 G4-6-3 ② ③ 1-2f			S SI 91 S CH 84 F FF 92 X SI 91 0-2 1 BB 19 BB 1B	C SL 85 B FF 94 B SL 84 F SL 84 S SL 86 2-3 K ③			B FF 92 C FF 93 X FF 94 1-1 P6 ①	4	0	1	0	0	1	3
19 Irving Falu, S (1, 4) OBP: 0.370, SLG: 0.456			B SI 92 X SI 92 1-0 G6-3 ①		C CH 82 D CH 83 1 SAFE S FF 91 F FF 91 F CH 84 F FF 92 B FF 91 D CH 83 4-2 B CH 83 1 BB 1-2 BB		C FF 92 X FF 93 0-1 G4-3 ①		C FF 94 X FF 96 0-1 2 DI 1B	3	0	1	0	1	0	0
Inning Stats	R: 0 E: 0 K: 1 S: 11 H: 1 LOB: 1 BB: 0 P: 17	R: 0 E: 0 K: 0 S: 8 H: 1 LOB: 1 BB: 1 P: 13	R: 0 E: 0 K: 1 S: 8 H: 0 LOB: 0 BB: 0 P: 10	R: 0 E: 0 K: 0 S: 7 H: 0 LOB: 0 BB: 0 P: 11	R: 0 E: 0 K: 1 S: 17 H: 1 LOB: 3 BB: 2 P: 29	R: 2 E: 0 K: 1 S: 17 H: 2 LOB: 1 BB: 2 P: 32	R: 0 E: 0 K: 0 S: 7 H: 0 LOB: 0 BB: 0 P: 8	R: 1 E: 0 K: 2 S: 17 H: 3 LOB: 2 BB: 0 P: 25	R: 0 E: 0 K: 0 S: 10 H: 1 LOB: 1 BB: 0 P: 13	1B: 7 2B: 1 3B: 0 HR: 1	SF: 0 SAC: 0 DP: 2 HBP: 0		WP: 1 PB: 0 SB: 1 CS: 0	PA: 38			

PITCHER		IP	WLS	BF	H	R	ER	SO	BB	IBB	HBP	BLK	WP	HR	S	P	ERA	WHIP
21 Rick Porcello, R ERA: 4.59	(1, 1)	5.0	W	21	4	1	1	3	3	0	0	0	1	1	56	88	1.80	1.400
62 Al Alburquerque, R ERA: 0.68	(6, 1)	1.0		5	1	1	1	1	2	0	0	0	0	0	12	24	9.00	3.000
20 Octavio Dotel, R ERA: 3.57	(7, 1)	1.0		3	0	0	0	0	0	0	0	0	0	0	7	8	0.00	0.000
53 Joaquín Benoit, R ERA: 3.68	(8, 1)	1.0		5	3	1	1	2	0	0	0	0	0	0	17	25	9.00	3.000
46 Jose Valverde, R ERA: 3.78	(9, 1)	1.0	S	4	1	0	0	0	0	0	0	0	0	0	10	13	0.00	1.000

PITCHER	IP	WLS	BF	H	R	ER	SO	BB	IBB	HBP	BLK	WP	HR	S	P	ERA	WHIP

BOTTOM

Detroit Tigers @ Kansas City Royals

Kauffman Stadium, Kansas City, MO

Mon Oct 01 2012, 7:11 PM - 10:05 PM CDT

Att. 15,312 - Partly Cloudy - 71 F

livebaseballscorecards.com

AB	33
R	3
H	9
RBI	2
BB	5
SO	6
LOB	17

Detroit Tigers @ Kansas City Royals

Kauffman Stadium, Kansas City, MO

Tue Oct 02 2012, 7:11 PM - 9:45 PM CDT

Att. 14,283 - Clear - 74 F

TOP

livebaseballscorecards.com

Batter	1	2	3	4	5	6	7	8	9	AB	R	H	RBI	BB	SO	LOB
52 Quintin Berry, L (1, 8) OBP: 0.331, SLG: 0.358	C FF 90 X FF 88 0-1 ① F8		F SI 92 X CU 74 0-1 39 1B; 24 1B; 1-2 1B		B FC 91 C SI 89 B SL 81 F SI 92 X FF 93 2-2 ① F7		B FF 92 S SI 90 1 SAFE B FF 91 F SI 90 F SI 91 X SI 90 2-2 ② FC5-4; 1-2f			4	1	1	0	0	0	1
39 Ramon Santiago, S (1, 4) OBP: 0.285, SLG: 0.273	C FF 90 B SI 91 C SI 90 B SL 85 F FF 94 C SI 94 2-3 ② K		C SI 92 B SL 84 B SI 90 X SI 93 2-1 28 BB; 24 1B; 1-2 2-3 1B		B SI 92 B SI 93 X SI 92 2-0 ② G3		C SI 90 B SI 91 B SI 91 1 SAFE X SI 91 2-1 ③ G5-3			4	0	1	0	0	1	1
24 Miguel Cabrera, R (1, 5) OBP: 0.394, SLG: 0.608 4 Omar Infante, R (5, 5) OBP: 0.299, SLG: 0.416	F SI 95 B SL 85 F SI 91 B SL 87 F SL 86 X SI 95 2-2 1B		X SI 96 0-0 28 BB; 1-2 2-H 3-H 1B		C EP 65 X EP 65 0-1 ③ F9			C FF 98 C SI 98 F CU 80 S CH 86 0-3 ① K		3 1	0 0	2 0	2 0	0 0	0 1	0 0
28 Prince Fielder, L (1, 3) OBP: 0.410, SLG: 0.528 34 Avisaíl García, R (6, PR) (6, 7) OBP: 0.380, SLG: 0.326	S SI 93 D SI 88 F CU 73 X SI 96 1-2 ③ F8		D CU 76 B SI 93 D CH 86 B SI 94 4-0 21 P4-3; 1-2 2-3 BB			C FF 90 B FF 91 F FF 88 X FF 93 1-2 E5		X CU 80 0-0 ② G6-3		2 1	0 0	0 0	0 0	1 0	0 0	1 0
21 Delmon Young, R (1, 10) OBP: 0.297, SLG: 0.413		B SI 90 X SL 84 1-0 ① G5-3	B SL 86 B SI 94 B SI 93 C FF 93 F SI 93 X SI 94 3-2 ② ③ P4-3; 1-1f			F SL 82 X FF 92 0-1 ① L5		C FF 99 S CU 81 F FF 99 F CH 86 S CH 85 0-3 ③ K		4	0	0	0	0	1	4
13 Alex Avila, L (1, 2) OBP: 0.350, SLG: 0.384 50 Bryan Holaday, R (6, 2) OBP: 0.273, SLG: 0.364		B FF 92 B SI 93 B SI 94 C SI 92 F SI 94 F SI 94 B SI 95 4-2 26 G4-6-3; BB		F FF 88 F SI 93 B FF 93 B SL 86 F SI 93 S CU 71 2-3 ① K		B FF 92 F FF 89 C FF 92 B FF 92 X EP 65 2-2 ② F8			B FF 94 B FF 95 T FF 95 F FF 95 B FF 95 F FF 94 F FF 94 X FF 95 3-2 ① G6-3	2 1	0 0	0 0	0 0	1 0	1 0	1 0
26 Brennan Boesch, L (1, 9) OBP: 0.286, SLG: 0.372		B FF 91 C CU 74 F FF 92 X SL 86 1-2 ② ③ G4-6-3; 1-2f		F FF 92 C FF 93 X EP 69 0-2 ② G4-3		1 SAFE S FF 92 F FF 92 F FF 92 S SL 85 0-3 ③ K			B FF 96 B SL 88 B FF 96 C FF 94 X FF 94 3-1 ② G6-3	4	0	0	0	0	1	2
32 Don Kelly, L (1, 7) OBP: 0.274, SLG: 0.252 (6, 3)			B FF 91 X SI 92 1-0 ① L9	B FF 91 C SI 89 B EP 68 X SI 92 2-1 29 BLK; 1B			C FF 90 X FF 90 0-1 ① F8		C FF 97 F SL 89 S FS 86 0-3 ③ K	4	0	1	0	0	1	0
29 Danny Worth, R (1, 6) OBP: 0.333, SLG: 0.260			B FF 91 B SI 92 B SI 92 C FF 92 B SI 92 4-1 39 1B; 52 1B; 24 1B; BB	C FF 91 B SL 83 B FF 92 S SI 93 F SI 93 B SL 85 X SI 93 3-2 ③ P4; 1-2			C SI 90 B SI 90 X SI 90 1-1 52 FC5-4; 1B			2	1	1	0	1	0	1

	AB	32
	R	2
	H	6
	RBI	2
	BB	3
	SO	6
	LOB	11

Inning Stats	1	2	3	4	5	6	7	8	9
	R: 0 E: 0 K: 1 S: 13 H: 1 LOB: 1 BB: 0 P: 18	R: 0 E: 0 K: 0 S: 7 H: 0 LOB: 0 BB: 1 P: 13	R: 2 E: 0 K: 0 S: 10 H: 3 LOB: 2 BB: 2 P: 24	R: 0 E: 0 K: 1 S: 13 H: 1 LOB: 1 BB: 0 P: 20	R: 0 E: 0 K: 0 S: 6 H: 0 LOB: 0 BB: 0 P: 10	R: 0 E: 1 K: 1 S: 12 H: 0 LOB: 1 BB: 0 P: 15	R: 0 E: 1 K: 0 S: 10 H: 1 LOB: 1 BB: 0 P: 15	R: 0 E: 0 K: 2 S: 10 H: 0 LOB: 0 BB: 0 P: 10	R: 0 E: 0 K: 1 S: 10 H: 0 LOB: 0 BB: 0 P: 16

	1B: 6	SF: 0	WP: 0	PA: 35
	2B: 1	SAC: 0	PB: 0	
	3B: 0	DP: 2	SB: 0	
	HR: 0	HBP: 0	CS: 0	

PITCHER		IP	WLS	BF	H	R	ER	SO	BB	IBB	HBP	BLK	WP	HR	S	P	ERA	WHIP
33 Jeremy Guthrie, R ERA: 4.76	(1, 1)	6.0	W	25	5	2	2	3	3	0	0	1	0	0	61	100	3.00	1.333
67 Francisley Bueno, L ERA: 1.56	(7, 1)	1.0	H	4	1	0	0	0	0	0	0	0	0	0	10	15	0.00	1.000
40 Kelvin Herrera, R ERA: 2.35	(8, 1)	1.0	H	3	0	0	0	2	0	0	0	0	0	0	10	10	0.00	0.000
56 Greg Holland, R ERA: 2.96	(9, 1)	1.0	S	3	0	0	0	1	0	0	0	0	0	0	10	16	0.00	0.000

PITCHER		IP	WLS	BF	H	R	ER	SO	BB	IBB	HBP	BLK	WP	HR	S	P	ERA	WHIP

Batter	1	2	3	4	5	6	7	8	9	AB	R	H	RBI	BB	SO	LOB
1 Jarrod Dyson, L (1, 8) OBP: 0.330, SLG: 0.324	C SI 88 B CU 74 B SI 88 X SI 89 2-1 ① G3	B CH 82 B CU 75 C SI 89 B CH 83 F SI 89 S CU 74 3-3 ③ K			B CH 80 1 SAFE X CH 79 1-0 16 BB, 2 1B, 13 FC6-4, 1-3 1B		C SI 89 B FC 84 C FC 83 B SI 91 F FC 85 C SI 91 2-3 ① K			4	1	1	0	0	2	2
2 Alcides Escobar, R (1, 6) OBP: 0.331, SLG: 0.390	C SI 90 B SI 89 C SI 89 B CU 76 X SI 90 2-2 HR		B SI 88 F SI 88 X CH 81 1-1 ① G6-3		B FF 89 S CU 75 D CU 75 X CH 80 2-1 13 FC6-4, 16 BB, 1-2, 3-H 1B		B CH 84 F SI 91 S FC 85 B FC 84 X SI 91 2-2 4 S 1B			4	1	3	2	0	0	0
4 Alex Gordon, L (1, 7) OBP: 0.364, SLG: 0.454	B SI 90 F SI 89 C FC 84 X CH 84 1-2 ② F8		C CH 80 S CH 81 X FC 84 0-2 16 1B 1B		X CH 80 0-0 ① F6		B FC 84 B SI 90 S SI 91 F FC 87 1 SAFE B SI 91 D FC 87 4-2 1-2 BB			3	0	1	0	1	0	2
16 Billy Butler, R (1, 3) OBP: 0.372, SLG: 0.511	C SI 90 B SI 89 B FF 91 S SI 91 B SI 91 B SI 90 4-2 BB		D CU 75 B SI 90 F CH 81 1 SAFE C CU 74 F SI 89 X SI 90 2-2 13 G6-4-3 1-2 1B		2 SAFE D CU 75 2 SAFE B SI 88 F SI 89 B SI 89 B FF 90 4-1 13 FC6-4 1-2, 2-3 BB		B FC 85 D SI 91 X SI 90 2-0 ② L7			2	0	1	0	2	0	2
13 Salvador Perez, R (1, 2) OBP: 0.328, SLG: 0.471	C FF 88 B FF 90 C CU 74 B FC 85 X SI 90 2-2 ③ G1-3		X SI 89 0-0 ②③ G6-4-3 1-2f		C FF 96 X CH 87 0-1 ② FC6-4 1-2f, 2-3, 3-H		B FC 84 D SI 90 X SI 89 2-0 ③ F7			4	0	0	1	0	0	7
21 Jeff Francoeur, R (1, 9) OBP: 0.289, SLG: 0.381		C SI 89 B SI 90 X FC 86 1-1 19 G6-3, 27 G3 1B		C CU 73 B CU 74 C SI 88 C CH 84 1-3 ① K	C FF 95 S KC 81 X SI 95 0-2 ③ G4-3			X FF 98 0-0 HR		4	1	2	1	0	1	2
27 Brayan Peña, S (1, 10) OBP: 0.267, SLG: 0.327		C SI 89 X CU 72 0-1 ① G3 1-2		B CU 74 B CU 74 C CH 82 F FC 82 X CH 81 2-2 ② F8		B SI 95 B SI 95 X FF 94 2-0 ① F8		X FF 97 0-0 ① F7		4	0	0	0	0	0	1
34 Tony Abreu, S (1, 4) OBP: 0.284, SLG: 0.357		C SI 88 B FC 84 H FF 88 2-1 19 G6-3 HBP		X SI 90 0-0 ③ G1-3		B FF 95 C CH 87 B CH 86 S FF 95 F FF 95 F CH 87 X KC 81 2-2 ② G4-3		B FF 96 F FF 97 C SL 86 B SL 83 B FF 97 B FF 97 4-2 19 G4-6-3 BB		2	0	0	0	1	0	0
19 Irving Falu, S (1, 5) OBP: 0.365, SLG: 0.446		C SI 89 D CH 83 S CH 83 X FC 83 1-2 ② G6-3 1-2, 2-3			B SI 88 X SI 88 1-0 1 1B, 2 1B 1B		B KC 82 S SI 96 B CH 86 B SI 97 F FF 95 X FF 94 3-2 ③ G4-3	F FF 96 B FF 97 X FF 96 1-1 ②③ G4-6-3 1-2f		4	1	1	0	0	0	3
Inning Stats	R: 1 H: 1 E: 0 LOB: 1 K: 0 BB: 1 S: 13 P: 24	R: 0 H: 1 E: 0 LOB: 2 K: 1 BB: 0 S: 11 P: 18	R: 0 H: 2 E: 0 LOB: 1 K: 0 BB: 0 S: 10 P: 13	R: 0 H: 0 E: 0 LOB: 0 K: 1 BB: 0 S: 7 P: 10	R: 2 H: 3 E: 0 LOB: 2 K: 0 BB: 1 S: 11 P: 19	R: 0 H: 0 E: 0 LOB: 0 K: 0 BB: 0 S: 9 P: 16	R: 0 H: 1 E: 0 LOB: 2 K: 1 BB: 1 S: 11 P: 23	R: 1 H: 1 E: 0 LOB: 0 K: 0 BB: 1 S: 6 P: 11		1B: 7 SF: 0 2B: 0 SAC: 0 3B: 0 DP: 2 HR: 2 HBP: 1						WP: 0 PA: 36 PB: 0 SB: 1 CS: 0

PITCHER		IP	WLS	BF	H	R	ER	SO	BB	IBB	HBP	BLK	WP	HR	S	P	ERA	WHIP
58 Doug Fister, R ERA: 3.45	(1, 1)	4.1	L	22	7	3	3	2	2	0	1	0	0	1	47	79	6.23	2.077
36 Luke Putkonen, R ERA: 4.2	(5, 1)	1.2		5	0	0	0	0	0	0	0	0	0	0	14	21	0.00	0.000
38 Darin Downs, L ERA: 3.48	(7, 1)	1.0		5	1	0	0	1	1	0	0	0	0	0	11	23	0.00	2.000
60 Brayan Villarreal, R ERA: 2.63	(8, 1)	1.0		4	1	1	1	0	1	0	0	0	0	1	6	11	9.00	2.000

PITCHER	IP	WLS	BF	H	R	ER	SO	BB	IBB	HBP	BLK	WP	HR	S	P	ERA	WHIP

BOTTOM

Detroit Tigers @ Kansas City Royals

Kauffman Stadium, Kansas City, MO

Tue Oct 02 2012, 7:11 PM - 9:45 PM CDT

Att. 14,283 - Clear - 74 F

livebaseballscorecards.com

AB	31
R	4
H	9
RBI	4
BB	4
SO	3
LOB	19

Detroit Tigers @ Kansas City Royals

Kauffman Stadium, Kansas City, MO

Wed Oct 03 2012, 7:11 PM - 10:09 PM CDT

Att. 30,383 - Clear - 72 F

livebaseballscorecards.com

Batter	1	2	3	4	5	6	7	8	9	AB	R	H	RBI	BB	SO	LOB
14 Austin Jackson, R (1, 8) OBP: 0.377, SLG: 0.479	B SI 88 B SI 89 C SI 90 X SI 91 2-1 G5-3		C SI 88 B SI 91 S SL 81 F SL 82 X SL 81 1-2 1B		B SL 82 B SI 92 X SL 83 2-0 52 G3-1 2-H 2B		B SL 82 B SI 90 X SI 91 2-0 G6-4-3 1-2f			3	0	2	1	0	0	0
34 Avisaíl García, R (5, PR) OBP: 0.373, SLG: 0.319 (5, 8)										1	0	0	0	0	0	2
52 Quintin Berry, L (1, 7) OBP: 0.330, SLG: 0.354	B SI 90 X SI 91 1-0 G1-3		B SI 92 S SI 92 1 SAFE 1 SAFE S CH 81 D SL 82 S SL 82 2-3 K		D CH 84 C CH 84 X CH 85 1-1 G3-1 2-3			C FF 94 B CU 76 S CU 74 B CH 82 F CU 75 B CU 75 B FF 93 4-2 21 PB 39 SH1-4 BB		3	0	0	0	1	1	2
24 Miguel Cabrera, R (1, 5) OBP: 0.393, SLG: 0.606	F SI 90 S SI 90 X SI 91 0-2 F8			C SL 80 B SI 90 S SI 91 1-3 K	C FF 91 B CH 84 D CH 84 B FF 92 C SI 92 F SI 91 F SI 92 X SI 92 3-2 G3-1			B FF 94 B FF 93 X FF 94 2-0 SH1-4 1-2		2	0	0	0	0	1	0
39 Ramon Santiago, S (4, 5) OBP: 0.283, SLG: 0.272										1	0	0	0	0	0	2
28 Prince Fielder, L (1, 10) OBP: 0.412, SLG: 0.528		B SI 89 B CH 81 C FF 91 X SI 91 2-1 27 G5-3 13 BB 1B		B FF 91 B FF 92 B CH 82 C FF 92 B CH 85 4-1 13 1B BB		B CH 85 F SI 90 C CU 79 B SL 83 S SL 82 2-3 K		F SL 82 S FF 92 S SL 81 0-3 K 2-3		1	0	1	0	1	0	0
21 Delmon Young, R (6, PH) OBP: 0.296, SLG: 0.411 (6, 10)										2	0	0	0	0	2	1
13 Alex Avila, L (1, 2) OBP: 0.352, SLG: 0.384		F FF 92 C SI 92 D SL 83 B SL 83 F SL 82 B SI 93 B SI 93 4-2 27 G5-3 1-2 BB		X SI 92 0-0 1-2 1B		S FF 91 F CH 84 B FF 92 X CH 83 1-2 F7		C SL 82 F FF 92 F SL 82 S SL 81 0-3 K		2	0	1	0	1	0	0
50 Bryan Holaday, R (6, 2) OBP: 0.250, SLG: 0.333										1	0	0	0	0	1	1
27 Jhonny Peralta, R (1, 6) OBP: 0.305, SLG: 0.384		B SI 91 X SI 92 1-0 G5-3 1-2 2-3f		B SI 91 B SI 91 F SI 91 S SI 92 F SI 93 S SI 93 3-3 K		B CU 80 C CU 80 B CU 80 B SI 90 F SI 91 S SL 83 3-3 K			B SI 93 B SI 92 X SI 92 2-0 G6-3	3	0	0	0	0	2	4
29 Danny Worth, R (7, 6) OBP: 0.330, SLG: 0.257										1	0	0	0	0	0	0
12 Andy Dirks, L (1, 9) OBP: 0.370, SLG: 0.487		S CH 84 D SL 83 X CH 84 1-1 P4		B SI 86 D CH 85 X FF 93 2-0 G4-3			X CH 80 0-0 G3		X SI 93 0-0 4 G6-4-3 1B	4	0	1	0	0	0	3
4 Omar Infante, R (1, 4) OBP: 0.300, SLG: 0.419			X SI 87 0-0 P6		C FF 88 B SI 89 X SI 89 1-1 14 S 32 S 14 2B 1B		C SI 89 F CH 80 X CH 82 0-2 2B		B SI 92 B SL 82 X SI 93 2-0 G6-4-3 1-2f	4	1	2	0	0	0	1
32 Don Kelly, L (1, 3) OBP: 0.276, SLG: 0.248			C FF 91 X CH 82 0-1 G3-1		B FF 91 B FF 88 C FF 92 S CH 85 F SL 81 S CH 85 2-3 K 1-2		C CH 81 D SL 81 F SL 83 B FF 91 D CH 84 D SL 82 4-2 34 G6-4-3 BB			2	0	0	0	1	1	1

	AB	30
	R	1
	H	7
	RBI	1
	BB	4
	SO	8
	LOB	17

Inning Stats																		
	R: 0	H: 0	R: 0	H: 1	R: 0	H: 1	R: 0	H: 1	R: 1	H: 2	R: 0	H: 0	R: 0	H: 1	R: 0	H: 0	R: 0	H: 1
	E: 0	LOB: 0	E: 0	LOB: 1	E: 0	LOB: 1	E: 0	LOB: 2	E: 0	LOB: 2	E: 0	LOB: 0	E: 0	LOB: 1	E: 0	LOB: 1	E: 0	LOB: 0
	K: 0	BB: 0	K: 0	BB: 1	K: 1	BB: 0	K: 2	BB: 1	K: 1	BB: 0	K: 2	BB: 0	K: 0	BB: 1	K: 2	BB: 1	K: 0	BB: 0
	S: 6	P: 9	S: 8	P: 16	S: 10	P: 13	S: 10	P: 20	S: 14	P: 23	S: 9	P: 15	S: 7	P: 13	S: 11	P: 17	S: 3	P: 7

	1B: 5	SF: 0	WP: 0	PA: 35
	2B: 2	SAC: 1	PB: 1	
	3B: 0	DP: 3	SB: 2	
	HR: 0	HBP: 0	CS: 0	

PITCHER		IP	WLS	BF	H	R	ER	SO	BB	IBB	HBP	BLK	WP	HR	S	P	ERA	WHIP
39 Luis Mendoza, R ERA: 4.23	(1, 1)	7.0	L	28	6	1	1	6	3	0	0	0	0	0	64	109	1.29	1.286
55 Tim Collins, L ERA: 3.36	(8, 1)	0.1		2	0	0	0	0	1	0	0	0	0	0	4	10	0.00	3.000
31 Louis Coleman, R ERA: 3.71	(8, 1)	0.2		2	0	0	0	2	0	0	0	0	0	0	7	7	0.00	0.000
43 Aaron Crow, R ERA: 3.48	(9, 1)	1.0		3	1	0	0	0	0	0	0	0	0	0	3	7	0.00	1.000

PITCHER		IP	WLS	BF	H	R	ER	SO	BB	IBB	HBP	BLK	WP	HR	S	P	ERA	WHIP

Batter	1	2	3	4	5	6	7	8	9	AB	R	H	RBI	BB	SO	LOB
1 Jarrod Dyson, L (1, 8) OBP: 0.328, SLG: 0.322 30 Jason Bourgeois, R (5, PH) OBP: 0.303, SLG: 0.323 (6, 8) 7 David Lough, L (9, PH) OBP: 0.292, SLG: 0.305	C FF 92 X FF 94 0-1 ① F8		B SI 91 B CH 83 C FF 92 C FF 93 B CU 79 F FF 93 X FF 94 3-2 ① F8		B SI 91 C KC 80 D SI 92 F SI 92 X KC 80 2-2 ① F7	C SL 84 F SL 87 S SL 85 0-3 ③ K			B FF 96 C SI 96 F CH 88 B FF 95 B CH 86 F SI 96 B FF 95 4-2 BB	2 2 0	0 0 0	0 0 0	0 0 0	0 0 0	0 1 0	0 3 0
2 Alcides Escobar, R (1, 6) OBP: 0.331, SLG: 0.390	S FF 93 S SL 86 F FF 96 X CU 77 0-2 ② F8		C SL 85 S SL 86 B SL 85 X FF 94 1-2 4 S 1B		1 SAFE S KC 79 X SI 92 0-1 4 BB 1-3 1B		S FF 89 B SL 83 X SL 84 1-1 ① G6-3		F FF 95 B KC 81 B CH 85 C FF 96 S FF 96 2-3 ③ K	5	0	2	0	0	1	1
4 Alex Gordon, L (1, 7) OBP: 0.368, SLG: 0.455	S FF 94 B CU 76 S CH 85 B FF 94 F FF 95 B CH 86 B CH 86 4-2 16 1B BB		C CH 85 P PO 88 1 SAFE 1 SAFE S FF 94 1 SAFE F FF 94 B CU 79 B FF 94 4-2 B FF 85 1-2 BB		C SI 92 D KC 80 B KC 82 B SI 92 B SI 93 4-1 ② 16 BB 1-2 BB		X FF 91 0-0 16 G6-4-3 1B			1	0	1	0	3	0	0
16 Billy Butler, R (1, 3) OBP: 0.373, SLG: 0.510	C SL 86 1 SAFE S SL 87 F SL 85 X FF 94 0-2 1-2 1B		C SL 85 B CH 86 C FF 95 F SL 88 F SL 87 B SL 86 F FF 95 S FF 95 2-3 ② K		C SL 85 B SL 84 B CH 84 D SL 87 C FF 92 B SL 87 4-2 1-2 BB		B FF 91 B SL 85 X FF 90 2-0 ②③ G6-4-3 1-2f			3	0	1	0	1	1	3
21 Jeff Francoeur, R (1, 9) OBP: 0.287, SLG: 0.378	X FF 95 0-0 ③ F9		C SL 84 S SL 86 X FF 94 0-2 ③ F8		B SL 86 C FF 93 F FF 93 X FF 94 1-2 ③ L9			C SL 81 B SL 88 S SL 82 F SL 83 F FF 92 F SL 84 X FF 92 1-2 ① F7		4	0	0	0	0	0	7
27 Brayan Peña, S (1, 10) OBP: 0.262, SLG: 0.321		C FF 91 F FF 92 B CU 78 F FF 93 X FF 94 1-2 ① L7		B CH 82 F CH 83 X CH 83 1-1 ① G4-3		C FF 89 B CH 82 X FF 91 1-1 ① P6		S CH 84 S SL 84 S SL 85 0-3 ② K		4	0	0	0	0	1	0
50 Adam Moore, R (1, 2) OBP: 0.250, SLG: 0.545		C FF 93 F SL 83 B SL 87 F CU 77 S FF 96 1-3 ② K		C SI 92 B CH 84 S SL 87 B SL 87 S FF 93 2-3 ② K		T FF 90 F SL 84 B FF 93 X SL 85 1-2 ② F9		C SL 84 X SL 84 0-1 ③ F8		4	0	0	0	0	2	0
9 Johnny Giavotella, R (1, 4) OBP: 0.270, SLG: 0.304		C SL 85 B FF 93 S CH 84 B FF 96 X SL 87 2-2 1B		C FF 91 X FF 93 0-1 ③ F8		B CH 84 T FC 90 X FC 90 1-1 19 BB 1B			C FF 95 B FF 96 S KC 80 B FF 96 X FF 95 2-2 ① G1-4-3	4	0	2	0	0	0	0
19 Irving Falu, S (1, 5) OBP: 0.371, SLG: 0.435		S CH 85 T FF 95 X FF 95 0-2 ③ G5-3			B SI 91 B SI 91 C SI 92 L SI 92 B KC 81 F SI 92 B SI 93 4-2 2 1B BB		B FF 91 S FF 91 D SL 87 B FF 91 1 SAFE B FF 92 4-1 1-2 BB		B SI 95 C SI 96 B CH 88 B CH 87 C SI 96 X CH 87 3-2 ② G3-1	2	0	0	0	2	0	1
Inning Stats	R: 0 E: 0 K: 0 S: 14 H: 1 LOB: 2 BB: 1 P: 18	R: 0 E: 0 K: 1 S: 14 H: 1 LOB: 1 BB: 0 P: 18	R: 0 E: 0 K: 1 S: 20 H: 1 LOB: 2 BB: 1 P: 29	R: 0 E: 0 K: 1 S: 7 H: 0 LOB: 0 BB: 0 P: 10	R: 0 E: 0 K: 0 S: 14 H: 1 LOB: 3 BB: 3 P: 29	R: 0 E: 0 K: 1 S: 11 H: 1 LOB: 2 BB: 1 P: 18	R: 0 E: 0 K: 0 S: 4 H: 1 LOB: 0 BB: 0 P: 7	R: 0 E: 0 K: 1 S: 11 H: 0 LOB: 0 BB: 0 P: 12	R: 0 E: 0 K: 1 S: 12 H: 0 LOB: 1 BB: 1 P: 23	1B: 6 2B: 0 3B: 0 HR: 0 SF: 0 SAC: 0 DP: 1 HBP: 0				WP: 0 PB: 0 SB: 1 CS: 0		PA: 38

PITCHER		IP	WLS	BF	H	R	ER	SO	BB	IBB	HBP	BLK	WP	HR	S	P	ERA	WHIP
37 Max Scherzer, R ERA: 3.74	(1, 1)	4.0		17	3	0	0	3	2	0	0	0	0	0	55	75	0.00	1.250
33 Drew Smyly, L ERA: 3.99	(5, 1)	0.2		4	1	0	0	0	2	0	0	0	0	0	9	19	0.00	4.500
49 Luis Marte, R ERA: 2.82	(5, 1)	3.1	W	13	2	0	0	2	2	0	0	0	0	0	31	47	0.00	1.200
36 Luke Putkonen, R ERA: 3.94	(9, 1)	1.0	S	4	0	0	0	1	1	0	0	0	0	0	12	23	0.00	1.000

PITCHER	IP	WLS	BF	H	R	ER	SO	BB	IBB	HBP	BLK	WP	HR	S	P	ERA	WHIP

BOTTOM

Detroit Tigers @ Kansas City Royals

Kauffman Stadium, Kansas City, MO

Wed Oct 03 2012, 7:11 PM - 10:09 PM CDT

Att. 30,383 - Clear - 72 F

livebaseballscorecards.com

AB	31
R	0
H	6
RBI	0
BB	7
SO	6
LOB	15