

Kansas City Royals - 2015

Batter	1	2	3	4	5	6	7	8	9	AB	R	H	RBI	BB	SO	LOB	TOP									
33 Yorman Rodríguez, R (1.9) 85 Jesse Winker, L (6. PH) OBP: 0.167, SLG: 0.200 (6.9)	L4			K		FC4-6 68 1B		K		2	0	0	0	0	1	0	Cincinnati Reds @ Kansas City Royals Surprise Stadium, Surprise, AZ Sat Mar 07 2015, 3:04 PM - 5:24 PM EST Att: 6,526 - Sunny - 78 F									
19 Joey Votto, L (1.3) 68 Nefali Soto, R (4.3) OBP: 0.500, SLG: 0.500 (4.3)	L7			G6-4-3 9 1B		1B		G4-3		2	0	1	0	0	0	0										
9 Marlon Byrd, R (1.7) 75 Kyle Waldrop, L (6. PH) OBP: 0.333, SLG: 0.400 (6.7)	F7			G6-4-3 1-2		K		BB 30 FC4 77 1B		2	0	0	0	0	0	1										
39 Devin Mesoraco, R (1.2) 23 Taylor Sparks, R (5. PH) 77 Ramón Cabrera, S (5.2) OBP: 0.333, SLG: 0.200 (5.2)	G5-3			K				G6-3		1	0	0	0	0	0	0										
27 Brennan Boesch, L (1.8) 30 Jason Bourgeois, R (6.8) OBP: 0.500, SLG: 1.250 (6.8)	G3			HR				FC4 80 CS 66 1B		1	0	0	0	0	1	0										
89 Chris Dominguez, R (1.5) 66 Josh Satin, R (6.5) OBP: 0.625, SLG: 0.875 (6.5)	P4			1B 17 CS				1B 80 CS		2	0	1	0	0	0	0										
29 Brayán Peña, S (1.10) 80 Chad Wallach, R (7. PH) 86 Felix Perez, L (9. PR) OBP: 1.000, SLG: 1.000 (7.10)				K		F8		1B 67 1B		2	0	0	0	0	1	1										
17 Kristopher Negrón, R (1.4) 67 Iván De Jesús Jr., R (6.4) OBP: 0.400, SLG: 0.250 (6.4)				K		CS		1B 1-2		2	0	0	0	0	1	0										
7 Eugenio Suárez, R (1.6) 71 Irving Falu, S (6.6) OBP: 0.333, SLG: 0.200 (6.6)				K				1B 85 FC4-6		2	0	0	0	0	0	3										
								L8		2	0	0	0	0	0	3										
Inning Stats	R: 0 E: 0 K: 0 S: 9	H: 0 LOB: 0 BB: 0 P: 13	R: 0 E: 0 K: 0 S: 4	H: 0 LOB: 0 BB: 0 P: 7	R: 0 E: 0 K: 3 S: 9	H: 0 LOB: 0 BB: 0 P: 11	R: 0 E: 0 K: 1 S: 11	H: 1 LOB: 0 BB: 0 P: 13	R: 1 E: 0 K: 1 S: 9	H: 2 LOB: 0 BB: 0 P: 15	R: 0 E: 0 K: 1 S: 14	H: 2 LOB: 2 BB: 0 P: 16	R: 1 E: 0 K: 0 S: 13	H: 4 LOB: 2 BB: 0 P: 19	R: 0 E: 0 K: 1 S: 14	H: 1 LOB: 1 BB: 1 P: 24	R: 0 E: 0 K: 1 S: 9	H: 1 LOB: 1 BB: 0 P: 14	1B: 10 2B: 0 3B: 0 HR: 1	SF: 0 SAC: 0 DP: 1 HBP: 0	WP: 0 PB: 0 SB: 0 CS: 3	PA: 37				
PITCHER	IP WLS BF H R ER SO BB IBB HBP BLK WP HR S P ERA WHIP	2.0 6 0 0 0 0 0 0 0 0 0 0 0 13 20 0.00 0.000	3.1 1.0 3 0 0 0 3 0 0 0 0 0 0 9 11 0.00 0.000	4.1 1.0 H 3 1 0 0 1 0 0 0 0 0 11 13 0.00 1.000	5.1 2.0 W 9 4 1 1 2 0 0 0 0 0 1 23 31 4.50 2.000	7.1 2.0 H 11 5 1 1 1 1 0 0 0 0 0 0 27 43 4.50 3.000																				

AB	35
R	2
H	11
RBI	2
BB	1
SO	8
LOB	11



Batter	1	2	3	4	5	6	7	8	9	AB	R	H	RBI	BB	SO	LOB	BOTTOM							
2 Alcides Escobar, R (1.6) 78 Gabriel Noriega, R (6.6) OBP: 0.571, SLG: 0.500 (6.6)	K		G6-3 1-2			G4-3		1B 0 CS		2	0	0	0	0	1	1	Cincinnati Reds @ Kansas City Royals Surprise Stadium, Surprise, AZ Sat Mar 07 2015, 3:04 PM - 5:24 PM EST Att: 6,526 - Sunny - 78 F							
1 Jarrod Dyson, L (1.7) 0 Terrance Gore, R (6.7) OBP: 0.571, SLG: 0.571 (6.7)	K			G4-3 6 1B		G6-3		K		2	0	1	0	0	1	0								
6 Lorenzo Cain, R (1.8) 16 Paulo Orlando, R (6.8) OBP: 0.200, SLG: 0.200 (6.8)	P4			G4-3 1-2		HR		G5-3		2	0	0	0	0	0	1								
35 Eric Hosmer, L (1.3) 61 Cheslor Cuthbert, R (6.3) OBP: 0.429, SLG: 1.000 (6.3)	K			K		1B				2	0	0	0	0	2	0								
25 Kendrys Morales, S (1.10) OBP: 0.357, SLG: 0.643 (1.10)	G4-3			G5-3		G4-3				3	0	0	0	0	0	1								
15 Alex Rios, R (1.9) 7 Jorge Bonifacio, R (6.9) OBP: 0.687, SLG: 1.889 (6.9)	G6-3							K		2	1	1	1	0	0	0								
8 Mike Moustakas, L (1.5) 60 Hunter Dozier, R (6.5) OBP: 0.222, SLG: 0.125 (6.5)			G5-3 1-2			F7		F9		2	0	0	0	0	0	0								
19 Erik Kratz, R (1.2) 75 Adalberto Mondesi, S (5. PR) 26 Francisco Peña, R (6.2) OBP: 0.429, SLG: 0.333 (6.2)			2B 24 WP 24 1B			1B		G6-3		1	0	0	0	0	0	0								
24 Christian Colón, R (1.4) 9 Ryan Jackson, R (6.4) OBP: 0.600, SLG: 0.500 (6.4)			1B 2 G6-3			F9		1B 78 1B 0 CS		2	0	1	1	0	0	1								
										1	0	1	0	0	0	0								
Inning Stats	R: 0 E: 0 K: 2 S: 8	H: 0 LOB: 0 BB: 0 P: 14	R: 0 E: 0 K: 1 S: 9	H: 0 LOB: 0 BB: 0 P: 10	R: 1 E: 0 K: 0 S: 11	H: 2 LOB: 0 BB: 0 P: 15	R: 0 E: 0 K: 1 S: 10	H: 1 LOB: 0 BB: 0 P: 13	R: 1 E: 0 K: 0 S: 9	H: 2 LOB: 1 BB: 0 P: 17	R: 1 E: 0 K: 0 S: 8	H: 2 LOB: 1 BB: 0 P: 14	R: 0 E: 0 K: 1 S: 10	H: 0 LOB: 0 BB: 0 P: 13	R: 0 E: 0 K: 1 S: 7	H: 2 LOB: 1 BB: 0 P: 10	R: 0 E: 0 K: 1 S: 9	H: 1 LOB: 1 BB: 0 P: 14	1B: 6 2B: 1 3B: 0 HR: 2	SF: 0 SAC: 0 DP: 2 HBP: 0	WP: 1 PB: 0 SB: 0 CS: 2	PA: 30		
PITCHER	IP WLS BF H R ER SO BB IBB HBP BLK WP HR S P ERA WHIP	2.0 6 2 1 1 0 0 0 0 0 0 0 0 11 15 9.00 2.000	3.1 1.0 4 2 1 1 0 0 0 0 0 0 0 10 13 0.00 1.000	4.1 1.0 L 5 2 1 1 0 0 0 0 0 0 1 9 17 9.00 2.000	6.1 1.0 5 2 1 1 0 0 0 0 0 0 1 8 14 9.00 2.000																			

AB	30
R	3
H	9
RBI	3
BB	0
SO	6
LOB	7



Batter	1	2	3	4	5	6	7	8	9	AB	R	H	RBI	BB	SO	LOB	TOP									
1 Jarrod Dyson, L (1,7) OBP: 0.500, SLG: 0.500 34 Rey Fuentes, L (6,7) OBP: 0.167, SLG: 0.167										3	0	1	0	0	1	1	Kansas City Royals @ Los Angeles Angels Tempe Diablo Stadium, Tempe, AZ Sun Mar 08 2015, 7:05 PM - 7:08 PM EDT Att. 7,434 - Clear - 79 F livebaseballscores.com									
24 Christian Colón, R (1,4) OBP: 0.300, SLG: 0.222 78 Gabriel Noriega, R (6,4) OBP: 0.571, SLG: 0.500										3	0	0	0	0	0	2										
6 Lorenzo Cain, R (1,8) OBP: 0.375, SLG: 0.286 99 Bubba Starling, R (6,8)										2	1	1	0	0	0	1										
35 Eric Hosmer, L (1,3) OBP: 0.400, SLG: 1.100 66 Matt Fields, R (6,3) OBP: 0.500, SLG: 0.667										3	1	1	2	0	0	1										
25 Kendrys Morales, S (1,10) OBP: 0.389, SLG: 0.667 0 Terrance Gore, R (9, PR) (9,10)										4	0	2	0	0	0	0										
15 Alex Rios, R (1,9) OBP: 0.500, SLG: 1.417 43 Moisés Sierra, R (6,9)										3	0	0	0	0	0	1										
13 Salvador Perez, R (1,2) OBP: 0.167, SLG: 0.167 76 J.C. Boscan, R (7,2) OBP: 0.333, SLG: 0.333 45 Lane Adams, R (9, PR) (9,2)										3	0	1	0	0	0	0										
61 Cheslor Cuthbert, R (1,5) OBP: 0.200, SLG: 0.222 16 Orlando Calixte, R (6,5) OBP: 0.333, SLG: 0.833										2	0	0	0	0	0	1										
75 Adalberto Mondesi, S (1,6) OBP: 0.333, SLG: 0.200 9 Ryan Jackson, R (6,6) OBP: 0.714, SLG: 0.900										2	0	1	0	0	1	0										
Inning Stats	R: 2 E: 0 K: 0 S: 7	H: 4 LOB: 1 BB: 0 P: 8	R: 0 E: 0 K: 1 S: 5	H: 0 LOB: 0 BB: 0 P: 5	R: 0 E: 0 K: 0 S: 3	H: 0 LOB: 1 BB: 0 P: 4	R: 0 E: 0 K: 0 S: 4	H: 1 LOB: 1 BB: 0 P: 4	R: 0 E: 0 K: 1 S: 6	H: 1 LOB: 1 BB: 0 P: 6	R: 0 E: 0 K: 0 S: 3	H: 0 LOB: 0 BB: 0 P: 3	R: 0 E: 0 K: 2 S: 7	H: 0 LOB: 1 BB: 1 P: 11	R: 0 E: 0 K: 1 S: 5	H: 0 LOB: 0 BB: 0 P: 5		R: 4 E: 0 K: 0 S: 9	H: 5 LOB: 1 BB: 0 P: 9	1B: 8 2B: 1 3B: 1 HR: 1	SF: 0 SAC: 0 DP: 1 HBP: 1	WP: 0 PB: 0 SB: 3 CS: 0	PA: 39			
PITCHER	IP WLS BF H R ER SO BB IBB HBP BLK WP HR S P ERA WHIP	IP WLS BF H R ER SO BB IBB HBP BLK WP HR S P ERA WHIP	IP WLS BF H R ER SO BB IBB HBP BLK WP HR S P ERA WHIP	IP WLS BF H R ER SO BB IBB HBP BLK WP HR S P ERA WHIP	IP WLS BF H R ER SO BB IBB HBP BLK WP HR S P ERA WHIP	IP WLS BF H R ER SO BB IBB HBP BLK WP HR S P ERA WHIP	IP WLS BF H R ER SO BB IBB HBP BLK WP HR S P ERA WHIP	IP WLS BF H R ER SO BB IBB HBP BLK WP HR S P ERA WHIP	IP WLS BF H R ER SO BB IBB HBP BLK WP HR S P ERA WHIP	IP WLS BF H R ER SO BB IBB HBP BLK WP HR S P ERA WHIP	IP WLS BF H R ER SO BB IBB HBP BLK WP HR S P ERA WHIP	IP WLS BF H R ER SO BB IBB HBP BLK WP HR S P ERA WHIP	IP WLS BF H R ER SO BB IBB HBP BLK WP HR S P ERA WHIP	IP WLS BF H R ER SO BB IBB HBP BLK WP HR S P ERA WHIP	IP WLS BF H R ER SO BB IBB HBP BLK WP HR S P ERA WHIP	IP WLS BF H R ER SO BB IBB HBP BLK WP HR S P ERA WHIP		IP WLS BF H R ER SO BB IBB HBP BLK WP HR S P ERA WHIP	IP WLS BF H R ER SO BB IBB HBP BLK WP HR S P ERA WHIP	IP WLS BF H R ER SO BB IBB HBP BLK WP HR S P ERA WHIP	IP WLS BF H R ER SO BB IBB HBP BLK WP HR S P ERA WHIP	IP WLS BF H R ER SO BB IBB HBP BLK WP HR S P ERA WHIP	IP WLS BF H R ER SO BB IBB HBP BLK WP HR S P ERA WHIP	IP WLS BF H R ER SO BB IBB HBP BLK WP HR S P ERA WHIP	IP WLS BF H R ER SO BB IBB HBP BLK WP HR S P ERA WHIP	
52 Matt Shoemaker, R (1,1) ERA: 6.0	3.0	13	4	2	2	1	0	0	0	0	0	0	0	0	0	0		6.00	1.333							
16 Huston Street, R (4,1)	1.0	4	1	0	0	0	0	0	0	0	0	0	0	0	0	0		0.00	1.000							
86 Sean Newcomb, L (5,1)	1.0	4	1	0	0	1	0	0	0	0	0	0	0	0	0	0	0.00	1.000								
72 Adam Wiik, L (6,1)	1.0	3	0	0	0	0	0	0	0	0	0	0	0	0	0	0	0.00	0.000								
40 Alex Sanabia, R (7,1)	1.0	4	0	0	0	2	1	0	0	0	0	0	0	0	0	0	0.00	1.000								

Batter	1	2	3	4	5	6	7	8	9	AB	R	H	RBI	BB	SO	LOB	BOTTOM								
56 Kole Calhoun, L (1,9) OBP: 0.429, SLG: 0.333 57 Alfredo Marte, R (6,9)										3	0	0	0	0	0	0	Kansas City Royals @ Los Angeles Angels Tempe Diablo Stadium, Tempe, AZ Sun Mar 08 2015, 7:05 PM - 7:08 PM EDT Att. 7,434 - Clear - 79 F livebaseballscores.com								
27 Mike Trout, R (1,8) OBP: 0.571, SLG: 1.000 54 Roger Kieschnick, L (6,7) 97 Charlie Cutler, L (8, PH)										3	2	2	1	0	1	0									
8 Taylor Featherston, R (8, PR) (8, PR) OBP: 0.200, SLG: 0.250 44 Daniel Robertson, R (9,7) OBP: 0.375, SLG: 0.950										3	1	2	0	0	0	0									
5 Albert Pujols, R (1,3) OBP: 0.429, SLG: 0.429 80 Johnny Turbo, R (5, PR) (6,8)											2	1	1	1	0	0									
6 David Freese, R (1,5) OBP: 0.286, SLG: 0.286 10 Grant Green, R (6,6) OBP: 0.333, SLG: 0.333											2	0	1	1	0	1									
2 Erick Aybar, S (1,6) OBP: 0.167, SLG: 0.500 49 Ryan Wheeler, L (6,3)											2	0	0	0	0	2									
24 C.J. Cron, R (1,10) OBP: 0.333, SLG: 0.500 13 Josh Rutledge, R (6, PH) (7,10)											1	0	0	1	0	0									
7 Collin Cowgill, R (1,7) OBP: 0.333, SLG: 0.333 81 Alex Yarbrough, S (6,4) OBP: 0.250, SLG: 0.500											2	0	0	0	0	1									
3 Drew Butera, R (1,2) 98 Jett Bandy, R (6,2)										2	0	0	0	0	1	0									
12 Johnny Giavotella, R (1,4) OBP: 0.286, SLG: 0.333 87 Sherman Johnson, L (6,5)										2	0	0	0	0	0	0									
Inning Stats	R: 3 E: 1 K: 1 S: 9	H: 3 LOB: 1 BB: 0 P: 9	R: 0 E: 0 K: 0 S: 3	H: 0 LOB: 0 BB: 0 P: 3	R: 0 E: 0 K: 1 S: 6	H: 1 LOB: 0 BB: 0 P: 6	R: 0 E: 0 K: 1 S: 5	H: 0 LOB: 0 BB: 0 P: 5	R: 1 E: 1 K: 0 S: 5	H: 1 LOB: 1 BB: 0 P: 6	R: 0 E: 0 K: 0 S: 4	H: 1 LOB: 0 BB: 0 P: 4	R: 0 E: 0 K: 1 S: 5	H: 0 LOB: 0 BB: 0 P: 5	R: 0 E: 0 K: 1 S: 4	H: 0 LOB: 1 BB: 1 P: 8		R: 0 E: 0 K: 2 S: 7	H: 0 LOB: 0 BB: 0 P: 7	1B: 5 2B: 0 3B: 0 HR: 1	SF: 1 SAC: 0 DP: 0 HBP: 0	WP: 0 PB: 0 SB: 0 CS: 2	PA: 35		
PITCHER	IP WLS BF H R ER SO BB IBB HBP BLK WP HR S P ERA WHIP	IP WLS BF H R ER SO BB IBB HBP BLK WP HR S P ERA WHIP	IP WLS BF H R ER SO BB IBB HBP BLK WP HR S P ERA WHIP	IP WLS BF H R ER SO BB IBB HBP BLK WP HR S P ERA WHIP	IP WLS BF H R ER SO BB IBB HBP BLK WP HR S P ERA WHIP	IP WLS BF H R ER SO BB IBB HBP BLK WP HR S P ERA WHIP	IP WLS BF H R ER SO BB IBB HBP BLK WP HR S P ERA WHIP	IP WLS BF H R ER SO BB IBB HBP BLK WP HR S P ERA WHIP	IP WLS BF H R ER SO BB IBB HBP BLK WP HR S P ERA WHIP	IP WLS BF H R ER SO BB IBB HBP BLK WP HR S P ERA WHIP	IP WLS BF H R ER SO BB IBB HBP BLK WP HR S P ERA WHIP	IP WLS BF H R ER SO BB IBB HBP BLK WP HR S P ERA WHIP	IP WLS BF H R ER SO BB IBB HBP BLK WP HR S P ERA WHIP	IP WLS BF H R ER SO BB IBB HBP BLK WP HR S P ERA WHIP	IP WLS BF H R ER SO BB IBB HBP BLK WP HR S P ERA WHIP	IP WLS BF H R ER SO BB IBB HBP BLK WP HR S P ERA WHIP		IP WLS BF H R ER SO BB IBB HBP BLK WP HR S P ERA WHIP	IP WLS BF H R ER SO BB IBB HBP BLK WP HR S P ERA WHIP	IP WLS BF H R ER SO BB IBB HBP BLK WP HR S P ERA WHIP	IP WLS BF H R ER SO BB IBB HBP BLK WP HR S P ERA WHIP	IP WLS BF H R ER SO BB IBB HBP BLK WP HR S P ERA WHIP	IP WLS BF H R ER SO BB IBB HBP BLK WP HR S P ERA WHIP	IP WLS BF H R ER SO BB IBB HBP BLK WP HR S P ERA WHIP	
36 Edinson Volquez, R (1,1) ERA: 4.5	2.0	10	3	3	1	1	0	0	0	0	0	0	0	0	0	0		4.50	1.500						
72 Christian Binford, R (3,1)	2.0	7	1	0	0	2	0	0	0	0	0	0	0	0	0	0	0.00	0.500							
50 Miguel Almonte, R (5,1)	2.0	8	2	1	1	0	0	0	0	0	0	0	0	0	0	0	4.50	1.000							
47 Joe Paterson, L (7,1)	1.0	3	0	0	0	1	0	0	0	0	0	0	0	0	0	0	0.00	0.000							
48 Michael Mariot, R (8,1)	1.0	W 3	0	0	0	1	1	0	0	0	0	0	0	0	0	0	0.00	1.000							

Batter	1	2	3	4	5	6	7	8	9	AB	R	H	RBI	BB	SO	LOB	TOP			
1 Adam Eaton, L (1, 8) OBP: 0.615, SLG: 0.700 88 Engel Beltre, L (6, FR) OBP: 1.000, SLG: 1.000 (6, 8)	1-1 7 2B 79 1B HBP	3-2 F7		0-0 7 1B		0-0 FC1-6 7 1B		0-1 5 5B-4-3 7 1B		3	1	1	0	0	0	2				
7 Micah Johnson, L (1, 4) OBP: 0.563, SLG: 0.929 5 Yolmer Sánchez, S (6, FR) OBP: 0.273, SLG: 0.273 (6, 4)	0-1 79 1B 20 1B 2B		3-1 79 1B 10 SF7 1B	2-2 1-2 2-3 1B		2-2 38 1B 1-2 1B		2-2 G5-4-3		4	2	4	1	0	0	0				
79 José Abreu, R (1, 3) OBP: 0.429, SLG: 0.500 38 Andy Wilkins, L (4, 3) OBP: 0.375, SLG: 0.286	1-1 20 1B 15 1B 1B		0-0 20 1B 1-3 1B	1-2 G5-3		1-2 1-3 2-0 1B		0-2 F9		3	1	2	1	0	0	3				
10 Alexei Ramirez, R (1, 6) OBP: 0.357, SLG: 0.462 87 Tim Anderson, R (5, 6) OBP: 0.200, SLG: 0.290	3-2 L5		2-0 SF7		0-2 F8		1-0 F9		0-1 G6-3	2	0	0	1	0	0	2				
20 JB Shuck, L (1, 7) OBP: 0.462, SLG: 0.417 86 Courtney Hawkins, R (7, 7) OBP: 0.417, SLG: 0.667	2-2 15 1B 1-3 3-H 1B		2-2 3-H 1-3 1B		1-1 G4-3		1-2 G3		0-0 1B	4	0	2	1	0	0	0				
15 Gordon Beckham, R (1, 5) OBP: 0.200, SLG: 0.077 70 Andy LaRoche, R (5, 5) OBP: 0.200, SLG: 0.077	1-1 58 G5-4-3 1-2 3-H 1B		2-2 G6-3		3-2 G2-3		1-1 F8		1-2 G6-3	3	0	1	1	0	0	1				
58 Geovany Soto, R (1, 2) OBP: 0.429, SLG: 0.667 81 Kevan Smith, R (6, 2) OBP: 0.500, SLG: 0.500	1-1 G5-4-3		0-1 F8		4-2 21 1B 7 1B BB		0-2 88 1B 94 1B 1B			2	1	0	0	1	0	2				
21 Tyler Flowers, R (1, 10) OBP: 0.300, SLG: 0.333 94 Jason Coats, R (6, FR) OBP: 0.300, SLG: 0.333 (6, 10)		1-3 K		1-3 K		2-0 1 FC1-6 1-3 1B		0-0 E6 88 1B 1-2 1B		3	0	1	0	0	2	0				
75 Trayce Thompson, R (1, 9) OBP: 0.333, SLG: 0.286 77 Jared Mitchell, L (5, 9) OBP: 0.333, SLG: 0.286		0-0 G5-3		4-1 7 1B 1 1B BB		0-3 K		0-1 L5		1	0	0	0	1	0	0				
Inning Stats	R: 3 E: 0 K: 0 S: 16	H: 4 LOB: 1 BB: 0 P: 25	R: 0 E: 0 K: 1 S: 8	H: 0 LOB: 0 BB: 0 P: 12	R: 1 E: 0 K: 0 S: 12	H: 3 LOB: 1 BB: 0 P: 21	R: 0 E: 0 K: 1 S: 15	H: 2 LOB: 3 BB: 1 P: 23	R: 0 E: 0 K: 0 S: 8	H: 0 LOB: 0 BB: 0 P: 12	R: 2 E: 0 K: 1 S: 11	H: 3 LOB: 2 BB: 1 P: 21	R: 0 E: 0 K: 0 S: 6	H: 0 LOB: 0 BB: 0 P: 9	R: 0 E: 1 K: 0 S: 11	H: 2 LOB: 2 BB: 0 P: 13	R: 0 E: 0 K: 0 S: 9	H: 1 LOB: 1 BB: 0 P: 10	1B: 14 SF: 1 2B: 1 3B: 0 HR: 0	WP: 1 PA: 42 FB: 0 CS: 0
PITCHER	IP WLS BF H R ER SO BB IBB HBP BLK WP HR S P ERA WHIP	11 Jeremy Guthrie, R (1, 1) ERA: 13.3 56 Greg Holland, R (3, 1) ERA: 4.5 54 Jason Frasier, R (4, 1) ERA: 9.0 27 Brandon Finnegan, L (5, 1) ERA: 9.0 52 Casey Coleman, R (7, 1) ERA: 4.5	2.0 L 5 4 3 3 1 0 0 0 0 0 0 24 37 13.50 2.000	1.0 L 6 2 0 1 1 0 0 0 0 0 0 12 21 9.00 3.000	2.0 L 9 3 2 2 1 1 0 0 0 1 0 19 33 9.00 2.000	1.0 L 3 0 0 0 0 0 0 0 0 0 0 6 9 0.00 0.000	73 Scott Alexander, L (8, 1) ERA: 6.0 31 Louis Coleman, R (9, 1) ERA: 2.25	1.0 L 5 2 0 0 0 0 0 0 0 0 0 0 0 11 13 0.00 2.000	1.0 L 4 1 0 0 0 0 0 0 0 0 0 0 9 10 0.00 1.000											

Chicago White Sox @ Kansas City Royals
 Surprise Stadium, Surprise, AZ
 Tue Mar 10 2015, 4:05 PM - 7:04 PM EDT
 Att: 6,462 - Sunny - 79 F

AB	38
R	6
H	15
RBI	6
BB	2
SO	3
LOB	19



Batter	1	2	3	4	5	6	7	8	9	AB	R	H	RBI	BB	SO	LOB	BOTTOM	
1 Jarrod Dyson, L (1, 7) OBP: 0.462, SLG: 0.692 0 Terrance Gore, R (6, 7) OBP: 0.462, SLG: 0.692	2-1 HR		1-1 FC4-6 6 F9 8 1B 1-2	F7					1-0 P1	3	1	1	1	0	0	4		
8 Mike Moustakas, L (1, 5) OBP: 0.400, SLG: 0.429 34 Rey Fuentes, L (5, FR) OBP: 0.286, SLG: 0.429 61 Cheslor Cuthbert, R (6, 5) OBP: 0.250, SLG: 0.200	1-0 B5-3		0-2 1B		1-2 1B				4-0 BB	3	0	2	0	0	0	0		
6 Lorenzo Cain, R (1, 8) OBP: 0.273, SLG: 0.200 16 Paulo Orlando, R (6, 8) OBP: 0.364, SLG: 0.636	0-2 G6-3		2-2 F9		1-2 F7			0-2 66 G5-4-3 1B	2-3 K	3	0	0	0	0	0	3		
35 Eric Hosmer, L (1, 3) OBP: 0.308, SLG: 0.846 66 Matt Fields, R (6, 3) OBP: 0.333, SLG: 0.400	0-0 F7		1-2 G6-3		1-1 F7			0-0 G5-4-3		3	0	0	0	0	0	3		
25 Kendrys Morales, S (1, 10) OBP: 0.320, SLG: 0.500 65 Whit Merrifield, R (8, FR) OBP: 0.333, SLG: 0.333 (9, 10)		2-1 F9		1-3 K		2-1 G4-3		3-2 E4 43 1B		4	0	0	0	0	1	1		
15 Alex Rios, R (1, 9) OBP: 0.500, SLG: 1.308 43 Moisés Sierra, R (6, 9) OBP: 0.400, SLG: 0.444		1-3 K		1-2 24 BB 9 1B HBP		2-3 K		1-2 K		1	0	0	0	0	1	0		
19 Erik Kratz, R (1, 2) OBP: 0.700, SLG: 0.700 26 Francisco Peña, R (6, PH) OBP: 0.143, SLG: 0.143 (7, 2)		1-2 9 1B 2B		0-0 F9		1-2 F7		1-3 K		2	1	1	0	0	0	1		
9 Ryan Jackson, R (1, 6) OBP: 0.800, SLG: 0.714 75 Adalberto Mondesi, S (6, 6) OBP: 0.545, SLG: 0.778		3-2 2H 1B		1-1 24 BB 1B		3-2 F8			0-0 3B	2	0	2	1	0	0	0		
24 Christian Colón, R (1, 4) OBP: 0.417, SLG: 0.222 12 Ryan Roberts, R (6, 4) OBP: 0.250, SLG: 0.625			1-1 FC4-6 HBP		1-2 BB				2-3 K	0	0	0	0	1	0	0		
Inning Stats	R: 1 E: 0 K: 0 S: 7	H: 1 LOB: 0 BB: 0 P: 10	R: 1 E: 0 K: 1 S: 11	H: 2 LOB: 1 BB: 0 P: 18	R: 0 E: 0 K: 0 S: 14	H: 1 LOB: 2 BB: 0 P: 19	R: 0 E: 0 K: 1 S: 12	H: 1 LOB: 3 BB: 1 P: 21	R: 0 E: 0 K: 0 S: 10	H: 1 LOB: 1 BB: 0 P: 15	R: 0 E: 0 K: 2 S: 7	H: 0 LOB: 0 BB: 0 P: 10	R: 0 E: 1 K: 1 S: 16	H: 2 LOB: 2 BB: 0 P: 21	R: 0 E: 0 K: 2 S: 8	H: 1 LOB: 2 BB: 1 P: 17	1B: 6 SF: 0 2B: 1 3B: 1 HR: 1	WP: 0 PA: 39 FB: 0 CS: 0
PITCHER	IP WLS BF H R ER SO BB IBB HBP BLK WP HR S P ERA WHIP	83 Tyler Danish, R (1, 1) ERA: 8.1 74 Zach Phillips, L (3, 1) ERA: 2.09 68 Raul Fernandez, R (4, 1) ERA: 1.500 67 Scott Carroll, R (6, 1) ERA: 1.93 54 Eric Surkamp, L (8, 1) ERA: 14.73	2.1 W 10 3 2 2 1 0 0 0 0 0 0 19 25 0.00 1.500	1.1 H 7 2 0 0 1 0 0 0 0 0 0 14 25 0.00 1.500	2.2 H 10 2 0 0 3 0 0 0 0 0 0 30 43 0.00 0.750	1.1 H 6 1 0 0 3 1 0 0 0 0 0 11 21 0.00 1.500												

Chicago White Sox @ Kansas City Royals
 Surprise Stadium, Surprise, AZ
 Tue Mar 10 2015, 4:05 PM - 7:04 PM EDT
 Att: 6,462 - Sunny - 79 F

AB	35
R	2
H	9
RBI	2
BB	2
SO	8
LOB	19



Batter	1	2	3	4	5	6	7	8	9	AB	R	H	RBI	BB	SO	LOB	TOP																		
2 Alcides Escobar, R OBP: 0.385, SLG: 0.333 9 Ryan Jackson, R OBP: 0.750, SLG: 0.625	G5-3		G5-4-3		CS	G5-3		BB	K	3	0	0	0	0	0	1	Kansas City Royals @ Cincinnati Reds Goodyear Ballpark, Goodyear, AZ Wed Mar 11 2015, 4:06 PM - 6:40 PM EDT Att: 3,047 - Cloudy - 77 F																		
1 Jarrod Dyson, L OBP: 0.438, SLG: 0.600 99 Bubba Starling, R (6, FR)	G4-3			B1-3		BB	BB	BB	BB	2	0	0	0	1	0																				
15 Alex Rios, R OBP: 0.471, SLG: 1.125 7 Jorge Bonifacio, R OBP: 0.286, SLG: 0.429	G6-3			1B		F9				3	0	1	0	0	0																				
25 Kendrys Morales, S OBP: 0.286, SLG: 0.444 66 Matt Fields, R OBP: 0.286, SLG: 0.333	G5-3			K			F7		K	3	0	0	0	0	1																				
14 Omar Infante, R OBP: 0.250, SLG: 0.500 81 Justin Trapp, R (9, FR)	G6-3			G4-3			G1-3		BB	4	0	1	0	0	0																				
68 Brett Eibner, R OBP: 0.600, SLG: 1.444 45 Lane Adams, R OBP: 0.286, SLG: 0.286	2B				F9		1B		BB	2	0	1	0	0	0																				
19 Erik Kratz, R OBP: 0.917, SLG: 0.917 76 J.C. Boscan, R OBP: 0.400, SLG: 0.400	F9				HR		1B		1B	2	0	1	0	0	0																				
60 Hunter Dozier, R OBP: 0.125, SLG: 0.125 61 Cheslor Cuthbert, R OBP: 0.308, SLG: 0.364	G6-3				F7		FC6-4		BB	3	0	0	0	0	0																				
24 Christian Colon, R OBP: 0.500, SLG: 0.300 75 Adalberto Mondesi, S OBP: 0.462, SLG: 0.636									G4-3	1	0	1	0	1	0																				
										2	0	0	0	0	1																				
Inning Stats	R: 0 E: 0 K: 0 S: 3	H: 0 LOB: 0 BB: 0 P: 3	R: 0 E: 0 K: 0 S: 4	H: 1 LOB: 1 BB: 0 P: 4	R: 0 E: 0 K: 0 S: 2	H: 0 LOB: 0 BB: 1 P: 6	R: 0 E: 1 K: 1 S: 6	H: 1 LOB: 1 BB: 0 P: 6	R: 1 E: 0 K: 0 S: 5	H: 2 LOB: 0 BB: 0 P: 7	R: 0 E: 0 K: 0 S: 2	H: 0 LOB: 1 BB: 1 P: 6	R: 0 E: 0 K: 0 S: 5	H: 2 LOB: 2 BB: 0 P: 5	R: 2 E: 0 K: 2 S: 7	H: 1 LOB: 0 BB: 0 P: 12	R: 2 E: 0 K: 1 S: 8	H: 3 LOB: 2 BB: 0 P: 8	1B: 5 2B: 4 3B: 0 HR: 1	SF: 0 SAC: 0 DP: 1 HBP: 1	WP: 0 PA: 38 PB: 0 SB: 0 CS: 1														
PITCHER	IP WLS BF H R ER SO BB IBB HBP BLK WP HR S P ERA WHIP																																		
46 Paul Maholm, L ERA: 3.6	3.0		10	1	0	0	1	1	0	0	0	0	0	0	0	9	13	0.00	0.667																
52 Tony Cingrani, L ERA: 1.5	3.0	B	11	3	1	1	1	1	0	0	0	0	0	1	13	19	3.00	1.333																	
37 Kevin Gregg, R ERA: 3.0	1.0		5	2	0	0	0	0	0	0	0	0	0	5	5	0.00	2.000																		
63 Sam LeCure, R ERA: 6.0	1.0	L	5	1	2	2	2	1	0	1	0	0	0	7	12	18.00	2.000																		
64 Daniel Corcino, R ERA: 6.0	1.0		6	3	2	2	1	0	0	0	0	0	0	8	8	18.00	3.000																		

Batter	1	2	3	4	5	6	7	8	9	AB	R	H	RBI	BB	SO	LOB	BOTTOM																	
30 Jason Bourgeois, R OBP: 0.333, SLG: 0.533 23 Taylor Sparks, R OBP: 0.286, SLG: 0.429	1B		G4-3		K		K			3	0	1	0	0	1	2	Kansas City Royals @ Cincinnati Reds Goodyear Ballpark, Goodyear, AZ Wed Mar 11 2015, 4:06 PM - 6:40 PM EDT Att: 3,047 - Cloudy - 77 F																	
19 Joey Votto, L OBP: 0.333, SLG: 0.250 80 Chad Wallach, R OBP: 0.500, SLG: 0.444	K		SF8			G5-3		BB	BB	1	0	0	1	0	1																			
4 Brandon Phillips, R OBP: 0.231, SLG: 0.250 79 Luis Gonzalez, R OBP: 0.167, SLG: 0.333	1B		G4-3			F8				3	0	1	0	0	0																			
89 Chris Dominguez, R OBP: 0.313, SLG: 0.438 86 Felix Perez, L OBP: 0.231, SLG: 0.182	P6			P4		K			G4-6-3	3	0	0	0	0	1																			
55 Skip Schumaker, L OBP: 0.385, SLG: 0.400 7 Eugenio Suarez, R OBP: 0.417, SLG: 0.618	F8			G4-3			HR		K	2	0	0	0	0	0																			
2 Zack Cozart, R OBP: 0.308, SLG: 0.385 75 Kyle Waldrop, L OBP: 0.286, SLG: 0.615	F9			G4-3			F9		G5-3	2	0	0	0	0	0																			
66 Josh Satin, R OBP: 0.333, SLG: 0.200 77 Ramon Cabrera, S OBP: 0.429, SLG: 0.200					K				G6-3	2	0	1	0	0	1																			
67 Ivan De Jesus Jr., R OBP: 0.455, SLG: 0.444 73 Kyle Skipworth, L OBP: 0.500, SLG: 0.778	F9									1	0	1	0	0	0																			
16 Tucker Barnhart, L OBP: 0.167, SLG: 0.182 81 Jose Siri, R OBP: 0.500, SLG: 0.500										2	1	1	0	0	0																			
										1	0	0	0	0	1																			
Inning Stats	R: 0 E: 0 K: 1 S: 6	H: 2 LOB: 1 BB: 0 P: 6	R: 0 E: 0 K: 0 S: 4	H: 1 LOB: 1 BB: 0 P: 4	R: 1 E: 0 K: 0 S: 4	H: 1 LOB: 0 BB: 0 P: 4	R: 0 E: 0 K: 0 S: 3	H: 0 LOB: 0 BB: 0 P: 3	R: 0 E: 0 K: 2 S: 8	H: 1 LOB: 1 BB: 0 P: 8	R: 0 E: 0 K: 1 S: 5	H: 0 LOB: 0 BB: 1 P: 5	R: 1 E: 0 K: 2 S: 11	H: 2 LOB: 2 BB: 1 P: 16	R: 0 E: 0 K: 0 S: 3	H: 1 LOB: 0 BB: 0 P: 3	R: 0 E: 0 K: 1 S: 5	H: 0 LOB: 0 BB: 0 P: 5	1B: 4 2B: 4 3B: 0 HR: 1	SF: 1 SAC: 0 DP: 2 HBP: 0	WP: 0 PA: 34 PB: 0 SB: 0 CS: 1													
PITCHER	IP WLS BF H R ER SO BB IBB HBP BLK WP HR S P ERA WHIP																																	
49 Joe Blanton, R ERA: 3.6	3.0		12	4	1	1	1	0	0	0	0	0	0	0	14	14	0.00	0.500																
36 John Lamb, L ERA: 2.3	2.0		7	1	0	0	2	0	0	0	0	0	0	11	11	0.00	0.500																	
33 Brian Flynn, L ERA: 4.5	1.0		3	0	0	0	1	0	0	0	0	0	0	5	5	0.00	0.000																	
63 Yohan Pino, R ERA: 4.5	1.0	W	6	2	1	1	2	1	0	0	0	0	0	1	11	16	9.00	3.000																
48 Michael Mariot, R ERA:	1.1	H	4	1	0	0	1	0	0	0	0	0	0	6	6	0.00	0.750																	

AB 33
R 5
H 10
RBI 5
BB 3
SO 4
LOB 13




AB 32
R 2
H 8
RBI 2
BB 1
SO 7
LOB 12




Batter	1	2	3	4	5	6	7	8	9	AB	R	H	RBI	BB	SO	LOB	TOP										
23 Sam Fuld, L (1, 8) OBP: 0.320, SLG: 0.364 84 Matt Angle, L (7, 7)	G4-3	K		G4-3			1B		K	4	0	1	1	0	1	2	Oakland Athletics @ Kansas City Royals Surprise Stadium, Surprise, AZ Fri Mar 13 2015, 4:08 PM - 6:58 PM EDT Att: 7,954 - Partly Cloudy - 83 F										
1 Billy Burns, S (1, 7) OBP: 0.433, SLG: 0.593 82 Tyler Marincov, R (9, PH) OBP: 1.000, SLG: 1.000	1B			1B			1B		1B	4	1	3	0	0	1	1											
18 Ben Zobrist, S (1, 9) OBP: 0.389, SLG: 0.688 38 Aiden Carrithers, L (5, 9)	1B			F7		G3			F7	3	1	1	0	0	0	1											
16 Billy Butler, R (1, 3) OBP: 0.278, SLG: 0.667 65 John Nogowski, R (5, PH) (5, 3)	2B			F8		K			F3	2	0	1	2	0	0	1											
15 Brett Lawrie, R (1, 5) OBP: 0.118, SLG: 0.118 98 Ryon Healy, R (7, 5)	L5			K		F9			K	4	0	0	0	0	2	4											
45 Bryan Anderson, L (1, 2) OBP: 0.375, SLG: 0.357 78 Numan Romero, S (8, PH) OBP: 0.222, SLG: 0.125 (8, 6)	L7			K					G3	3	0	0	0	0	1	1											
19 Josh Phegley, R (1, 10)		G6-3		K		G6-3			G6-3	4	1	0	0	0	2	0											
12 Andy Parrino, S (1, 6) OBP: 0.333, SLG: 0.368 66 Bruce Maxwell, L (8, 2)		G1-3		K					G4-3	4	1	2	0	0	0	0											
28 Eric Sogard, L (1, 4) OBP: 0.283, SLG: 0.333 86 Branden Cogswell, L (7, 4)									K	3	0	2	1	0	0	1											
										1	0	0	0	0	1	0											
Inning Stats	R: 2 E: 0 K: 0 S: 17	H: 3 LOB: 1 BB: 0 P: 26	R: 0 E: 0 K: 1 S: 11	H: 1 LOB: 1 BB: 0 P: 18	R: 0 E: 0 K: 1 S: 10	H: 1 LOB: 1 BB: 0 P: 15	R: 2 E: 0 K: 3 S: 20	H: 2 LOB: 1 BB: 0 P: 30	R: 0 E: 0 K: 1 S: 9	H: 0 LOB: 0 BB: 0 P: 11	R: 0 E: 0 K: 1 S: 12	H: 1 LOB: 1 BB: 0 P: 19	R: 0 E: 0 K: 2 S: 14	H: 2 LOB: 2 BB: 0 P: 18	R: 0 E: 0 K: 0 S: 6	H: 0 LOB: 0 BB: 0 P: 7	R: 0 E: 0 K: 2 S: 10	H: 1 LOB: 1 BB: 0 P: 13	1B: 8 2B: 3 3B: 0 HR: 0	SF: 0 SAC: 0 DP: 0 HBP: 0	WP: 1 PB: 0 SB: 1 CS: 0	PA: 39					
PITCHER	IP	WLS	BF	H	R	ER	SO	BB	IBB	HBP	BLK	WP	HR	S	P	ERA	WHIP										
36 Edinson Volquez, R (1, 1) ERA: 6.23	2.1	W	12	5	2	2	1	0	0	0	0	0	0	34	52	7.71	2.143										
31 Louis Coleman, R (3, 1) ERA: 4.75	1.2	H	8	2	2	2	4	0	0	0	0	1	0	24	37	10.80	1.200										
54 Jason Frasor, R (5, 1) ERA: 4.75	1.0	H	3	0	0	0	1	0	0	0	0	0	0	9	11	0.00	0.000										
40 Kelvin Herrera, R (6, 1) ERA: 3.0	1.0	H	4	1	0	0	1	0	0	0	0	0	0	12	19	0.00	1.000										
32 Chris Young, R (7, 1) ERA: 3.0	1.0		5	2	0	0	2	0	0	0	0	0	0	14	18	0.00	2.000										

Batter	1	2	3	4	5	6	7	8	9	AB	R	H	RBI	BB	SO	LOB	BOTTOM										
9 Ryan Jackson, R (1, 4) OBP: 0.722, SLG: 0.615 65 Whit Merrifield, R (6, 4) OBP: 0.444, SLG: 0.375	K	1B		K					L4	3	0	1	1	0	2	0	Oakland Athletics @ Kansas City Royals Surprise Stadium, Surprise, AZ Fri Mar 13 2015, 4:08 PM - 6:58 PM EDT Att: 7,954 - Partly Cloudy - 83 F										
15 Alex Rios, R (1, 9) OBP: 0.400, SLG: 0.947 45 Lane Adams, R (6, 9) OBP: 0.273, SLG: 0.273	F8	F8				K			K	3	0	0	0	0	1	1											
6 Lorenzo Cain, R (1, 8) OBP: 0.353, SLG: 0.375 16 Paulo Orlando, R (6, 8) OBP: 0.500, SLG: 0.875	2B	L8				G5-3			2B	3	1	1	0	0	0	1											
35 Eric Hosmer, L (1, 3) OBP: 0.316, SLG: 0.684 66 Matt Fields, R (6, 3) OBP: 0.182, SLG: 0.200	1B			F7					K	3	2	2	1	0	0	0											
25 Kendrys Morales, S (1, 10) OBP: 0.323, SLG: 0.448 12 Ryan Roberts, R (5, PR) OBP: 0.429, SLG: 0.583 (6, 10)	1B			G3					BB	1	0	0	0	0	1	0											
13 Salvador Perez, R (1, 2) OBP: 0.316, SLG: 0.579 0 Terrance Gore, R (3, PR)	1B								F8	2	1	2	3	0	0	0											
26 Francisco Peña, R (4, 2) OBP: 0.154, SLG: 0.154 Parker Morin, L (8, 2)	HR								1B	2	0	1	1	0	0	0											
8 Mike Moustakas, L (1, 5) OBP: 0.350, SLG: 0.368 16 Orlando Calixte, R (6, 5) OBP: 0.444, SLG: 1.000	F9								2B	3	0	0	0	0	0	3											
68 Brett Eibner, R (1, 7) OBP: 0.615, SLG: 1.417 34 Rey Fuentes, L (7, PH) OBP: 0.300, SLG: 0.300 (8, 7)	3B								L7	3	1	2	0	0	0	0											
78 Gabriel Noriega, R (1, 8) OBP: 0.438, SLG: 0.357 75 Adalberto Mondesi, S (8, 6) OBP: 0.353, SLG: 0.467	K								K	2	1	0	0	1	2	1											
										1	0	0	0	0	1	0											
Inning Stats	R: 4 E: 0 K: 1 S: 18	H: 4 LOB: 0 BB: 0 P: 27	R: 1 E: 0 K: 1 S: 8	H: 2 LOB: 1 BB: 0 P: 11	R: 0 E: 0 K: 0 S: 7	H: 1 LOB: 2 BB: 0 P: 9	R: 0 E: 0 K: 2 S: 11	H: 1 LOB: 0 BB: 0 P: 14	R: 1 E: 0 K: 1 S: 12	H: 2 LOB: 2 BB: 1 P: 20	R: 2 E: 0 K: 1 S: 15	H: 1 LOB: 1 BB: 2 P: 28	R: 0 E: 0 K: 1 S: 11	H: 1 LOB: 1 BB: 0 P: 13	R: 0 E: 0 K: 2 S: 9	H: 0 LOB: 0 BB: 0 P: 12	R: 0 E: 0 K: 2 S: 9	H: 0 LOB: 0 BB: 0 P: 12	1B: 7 2B: 3 3B: 1 HR: 1	SF: 0 SAC: 0 DP: 0 HBP: 0	WP: 0 PB: 0 SB: 1 CS: 0	PA: 38					
PITCHER	IP	WLS	BF	H	R	ER	SO	BB	IBB	HBP	BLK	WP	HR	S	P	ERA	WHIP										
40 Chris Bassitt, R (1, 1) ERA: 9.0	3.0	L	16	7	5	5	2	0	0	0	0	0	0	11	14	0.00	1.000										
73 Kevin Whelan, R (4, 1) ERA: 4.5	1.0		3	1	0	0	2	0	0	0	0	0	0	11	14	0.00	1.000										
44 Eury De La Rosa, L (5, 1) ERA: 4.5	1.0		6	2	1	1	1	1	0	0	0	0	0	12	20	9.00	3.000										
49 Brad Mills, L (6, 1) ERA: 11.25	2.0		10	2	2	2	2	2	0	0	0	0	0	26	41	9.00	2.000										
97 Bobby Wahl, R (8, 1) ERA: 3.38	1.0		3	0	0	0	2	0	0	0	0	0	0	9	12	0.00	0.000										

AB 39
R 4
H 11
RBI 4
BB 0
SO 11
LOB 16



AB 35
R 8
H 12
RBI 8
BB 3
SO 9
LOB 10



livebaseballscorecards.com


livebaseballscorecards.com

Batter	1	2	3	4	5	6	7	8	9	10	AB	R	H	RBI	BB	SO	LOB					
7 Collin Cowgill, R OBP: 0.348, SLG: 0.409 46 Chad Hinshaw, R (4, 9)	F9	2B		G5-3		K		F8		K	3	0	1	2	0	0	0					
13 Josh Rutledge, R OBP: 0.269, SLG: 0.280 (1, 4)	K	G5-3		10B BB		G4-3		1B		1B	5	0	2	1	1	1	1					
10 Grant Green, R OBP: 0.369, SLG: 0.444 74 Eric Starnes, R OBP: 0.600, SLG: 1.000 (7, 6)	K	K		1B		G6-3		L7		F7	4	0	1	0	0	2	1					
24 C.J. Cron, R OBP: 0.462, SLG: 0.727 43 Mark Shannon, L (7, 7)		19 2B 81 1B		81 1B 19 1B		F8		98 WP 19 1B		F9	2	1	1	0	2	0	2					
19 Efrén Navarro, L OBP: 0.354, SLG: 0.455 (1, 7)		BB		1B		G6-3		98 WP 1B		G6-3	5	1	3	0	0	0	0					
3 Drew Butera, R OBP: 0.597, SLG: 0.900 98 Jett Bandy, R 48 Jackson Williams, R (8, 2)		2B		1B		K		K		G6-3	3	0	0	0	0	1	4					
81 Alex Yarbrough, S OBP: 0.438, SLG: 0.385 97 Charlie Cutler, L OBP: 1.000, SLG: 1.000 (10, 10)		E2 44 1B 75 1B		75 1B 75 1B		G4-3		HBP		75 1B 44 SF9	3	1	2	1	0	0	0					
75 Kyle Kubitzka, L OBP: 0.278, SLG: 0.444 (1, 5)		1B		G4-6-3		HR		F8		13 1B	5	2	3	1	0	0	6					
44 Daniel Robertson, R OBP: 0.217, SLG: 0.238 (4, 8)		1B		G4-3		G5-3		K		SF9	4	1	1	1	0	1	0					
Inning Stats	R: 0 E: 0 K: 2 S: 7	H: 0 LOB: 0 BB: 0 P: 9	R: 5 E: 1 K: 1 S: 17	H: 5 LOB: 1 BB: 1 P: 27	R: 0 E: 0 K: 0 S: 10	H: 3 LOB: 2 BB: 0 P: 14	R: 0 E: 0 K: 1 S: 11	H: 1 LOB: 2 BB: 1 P: 18	R: 0 E: 0 K: 1 S: 6	H: 0 LOB: 0 BB: 0 P: 7	R: 1 E: 0 K: 1 S: 9	H: 1 LOB: 0 BB: 0 P: 16	R: 0 E: 0 K: 1 S: 14	H: 1 LOB: 1 BB: 0 P: 17	R: 0 E: 0 K: 0 S: 5	H: 0 LOB: 0 BB: 0 P: 7	R: 1 E: 0 K: 1 S: 14	H: 3 LOB: 2 BB: 0 P: 16	1B: 12 2B: 2 3B: 0 HR: 1	SF: 1 SAC: 0 DP: 1 HBP: 1	WP: 1 PB: 0 SB: 0 CS: 0	PA: 48
PITCHER	IP WLS BF H R ER SO BB IBB HBP BLK WP HR S P ERA WHIP	51 Jason Vargas, L ERA: 7.2 56 Greg Holland, R ERA: 3.0 17 Wade Davis, R ERA: 27 Brandon Finnegan, L ERA: 9.0 64 Jandel Gustave, R ERA: 1.69	1.0 5 17 8 5 3 3 1 0 0 0 0 0 0 34 50 9.00 3.000	2.0 L 9 3 1 1 1 0 0 0 0 0 1 9 16 20 0.00 2.000	PITCHER	IP WLS BF H R ER SO BB IBB HBP BLK WP HR S P ERA WHIP	74 Buddy Baumann, L ERA: 59 Brian Broderick, R ERA: 1.8	1.0 L 4 1 0 0 0 1 0 0 0 0 0 0 0 10 17 0.00 1.000	2.0 L 9 3 1 1 1 0 0 0 0 0 0 0 19 23 4.50 1.500													

Los Angeles Angels @ Kansas City Royals
Surprise Stadium, Surprise, AZ
 Sat Mar 14 2015, 6:21 PM - 7:20 PM EDT
 Att. 8,437 - Partly Cloudy - 83 F

livebaseballscorecards.com

AB 43
 R 7
 H 15
 RBI 6
 BB 3
 SO 8
 LOB 20



Batter	1	2	3	4	5	6	7	8	9	10	AB	R	H	RBI	BB	SO	LOB							
2 Alcides Escobar, R OBP: 0.421, SLG: 0.556 16 Orlando Calixte, R OBP: 0.417, SLG: 0.533 (6, 6)	F8		1 E 6 SF9		G6-3		34 WP 66 HR	L6		L7	3	1	2	0	0	0	0							
1 Jarrod Dyson, L OBP: 0.333, SLG: 0.450 0 Terrance Gore, R (6, 7)	G1-4-3		E4 35 CS		G6-3		B1-3			K	3	0	0	1	0	0	2							
6 Lorenzo Cain, R OBP: 0.300, SLG: 0.333 34 Rey Fuentes, L OBP: 0.308, SLG: 0.333 (6, 8)	G5-3		SF9		G5-3		K			66 HR	2	0	0	1	0	0	2							
35 Eric Hosmer, L OBP: 0.351, SLG: 0.750 66 Matt Fields, R OBP: 0.214, SLG: 0.462 (6, 3)		2B	CS		15 1B BB		K			K	1	0	1	0	1	0	0							
25 Kendrys Morales, S OBP: 0.324, SLG: 0.531 43 Moisés Sierra, R OBP: 0.444, SLG: 0.357 (8, 10)		2B			1B		HR			HR	3	1	1	1	0	1	2							
15 Alex Rios, R OBP: 0.409, SLG: 0.905 99 Bubba Starling, R OBP: 0.357, SLG: 0.333 (6, 9)		K			F8		BB			BB	0	0	0	0	2	0	0							
8 Mike Moustakas, L OBP: 0.318, SLG: 0.333 61 Cheslor Cuthbert, R OBP: 0.333, SLG: 0.333 (6, 5)		G4-3			1B		HR			K	2	0	1	0	0	1	1							
12 Ryan Roberts, R OBP: 0.438, SLG: 0.571 24 Christian Colón, R OBP: 0.550, SLG: 0.467 75 Adalberto Mondesi, S OBP: 0.353, SLG: 0.467 (10, PR)		G4-3			P6		1B			BB	2	0	0	0	0	0	3							
26 Francisco Peña, R OBP: 0.133, SLG: 0.133 19 Erik Kretz, R OBP: 0.412, SLG: 0.733 (6, 2)		G4-3			K		F8			24 CS BB	2	0	0	0	0	0	1							
Inning Stats	R: 0 E: 0 K: 0 S: 4	H: 0 LOB: 0 BB: 0 P: 9	R: 0 E: 0 K: 1 S: 13	H: 1 LOB: 1 BB: 0 P: 18	R: 2 E: 2 K: 0 S: 14	H: 2 LOB: 0 BB: 0 P: 18	R: 0 E: 0 K: 0 S: 7	H: 1 LOB: 2 BB: 1 P: 23	R: 0 E: 0 K: 0 S: 7	H: 0 LOB: 1 BB: 0 P: 11	R: 1 E: 0 K: 1 S: 13	H: 2 LOB: 1 BB: 0 P: 17	R: 3 E: 0 K: 2 S: 13	H: 2 LOB: 1 BB: 1 P: 21	R: 0 E: 0 K: 0 S: 10	H: 0 LOB: 1 BB: 2 P: 19	R: 0 E: 0 K: 3 S: 13	H: 1 LOB: 2 BB: 2 P: 21	R: 0 E: 0 K: 1 S: 9	H: 1 LOB: 1 BB: 0 P: 13	1B: 5 2B: 4 3B: 0 HR: 2	SF: 1 SAC: 0 DP: 0 HBP: 0	WP: 1 PB: 0 SB: 1 CS: 2	PA: 47
PITCHER	IP WLS BF H R ER SO BB IBB HBP BLK WP HR S P ERA WHIP	35 Nick Tropeano, R ERA: 4.26 72 Adam Wilk, L ERA: 71 Atahualpa Severino, L ERA: 9.0 85 Nate Smith, L ERA: 22.5 84 Trevor Gott, R ERA: 2.7	3.1 H 15 6 1 0 0 1 0 0 0 0 0 0 37 58 0.00 0.600	1.0 H 5 2 1 1 1 0 0 0 0 0 1 13 17 27.00 3.000	PITCHER	IP WLS BF H R ER SO BB IBB HBP BLK WP HR S P ERA WHIP	47 Zach Stewart, R ERA: 51 Kurt Spomer, R ERA:	1.0 W 5 4 1 0 0 1 0 0 0 0 0 0 0 13 21 0.00 2.000	1.0 S 4 1 0 0 1 0 0 0 0 0 0 0 9 13 0.00 1.000															

Los Angeles Angels @ Kansas City Royals
Surprise Stadium, Surprise, AZ
 Sat Mar 14 2015, 6:21 PM - 7:20 PM EDT
 Att. 8,437 - Partly Cloudy - 83 F

livebaseballscorecards.com

AB 40
 R 6
 H 11
 RBI 6
 BB 5
 SO 9
 LOB 25



Batter	1	2	3	4	5	6	7	8	9	AB	R	H	RBI	BB	SO	LOB	TOP										
2 Alcides Escobar, R OBP: 0.364, SLG: 0.476 78 Gabriel Noriega, R OBP: 0.412, SLG: 0.333	G6-3	G4-3			G5-3		G6-3			3	0	0	0	0	0	1											
1 Jarrod Dyson, L OBP: 0.375, SLG: 0.478 16 Paulo Orlando, R OBP: 0.471, SLG: 0.824	1B				F8		K			3	0	2	0	0	0	0											
14 Omar Infante, R OBP: 0.254, SLG: 0.250 16 Orlando Calixte, R OBP: 0.417, SLG: 0.833	FC6-4				K					4	0	1	0	0	1	2											
19 Erik Kratz, R OBP: 0.350, SLG: 0.611 76 J.C. Boscan, R OBP: 0.250, SLG: 0.250	FC5-4				G4-3		FC4-6			3	0	0	0	0	0	2											
12 Ryan Roberts, R OBP: 0.421, SLG: 0.529 60 Hunter Dozier, R OBP: 0.182, SLG: 0.100		G5-3			K		G5-4-3			3	0	1	0	0	1	1											
68 Brett Eibner, R OBP: 0.688, SLG: 1.400 43 Moisés Sierra, R OBP: 0.421, SLG: 0.333		1B			G5-4-3		2B			3	1	3	0	0	0	0											
61 Cheslor Cuthbert, R OBP: 0.286, SLG: 0.444 66 Matt Fields, R OBP: 0.200, SLG: 0.429		F8			G5-4-3		L5			3	0	0	0	0	0	4											
7 Jorge Bonifacio, R OBP: 0.417, SLG: 0.583 45 Lane Adams, R OBP: 0.250, SLG: 0.250		1B			1B		P4			3	1	2	0	0	0	2											
24 Christian Colón, R OBP: 0.545, SLG: 0.471 75 Adalberto Mondesi, S OBP: 0.353, SLG: 0.458		1B			P4		L7			2	0	1	2	0	0	1											
Inning Stats	R: 0 E: 0 K: 0 S: 6	H: 1 LOB: 1 BB: 0 P: 7	R: 2 E: 0 K: 0 S: 13	H: 3 LOB: 1 BB: 0 P: 25	R: 0 E: 0 K: 1 S: 9	H: 1 LOB: 1 BB: 0 P: 11	R: 0 E: 0 K: 0 S: 6	H: 2 LOB: 1 BB: 0 P: 7	R: 0 E: 0 K: 1 S: 8	H: 0 LOB: 0 BB: 0 P: 12	R: 0 E: 0 K: 1 S: 11	H: 2 LOB: 2 BB: 0 P: 14	R: 0 E: 0 K: 0 S: 7	H: 0 LOB: 0 BB: 0 P: 12	R: 0 E: 0 K: 0 S: 5	H: 1 LOB: 1 BB: 0 P: 7	R: 0 E: 0 K: 0 S: 9	H: 0 LOB: 0 BB: 0 P: 11	1B: 9 2B: 1 3B: 0 HR: 0	SF: 0 SAC: 0 DP: 2 HBP: 0	WP: 0 PB: 0 SB: 1 CS: 0	PA: 35					
PITCHER	IP	WLS	BF	H	R	ER	SO	BB	IBB	HBP	BLK	WP	HR	S	P	ERA	WHIP										
38 Kyle Kendrick, R ERA: 3.86	3.0	W	14	5	2	2	1	0	0	0	0	0	0	28	43	6.00	1.667										
45 Jhoulys Chacin, R ERA: 4.05	3.0	H	12	4	0	0	1	0	0	0	0	0	0	25	33	0.00	1.333										
34 Aaron Laffey, L ERA: 1.5	2.0	H	6	1	0	0	1	0	0	0	0	0	0	12	19	0.00	0.500										
71 Ken Roberts, L ERA:	1.0		3	0	0	0	0	0	0	0	0	0	0	9	11	0.00	0.000										

Kansas City Royals @ Colorado Rockies
Salt River Fields at Talking Stick, Scottsdale, AZ
Sun Mar 15 2015, 4:12 PM - 6:49 PM EDT
Att: 12,243 - Sunny - 82 F

AB 35
R 2
H 10
RBI 2
BB 0
SO 3
LOB 15



Batter	1	2	3	4	5	6	7	8	9	AB	R	H	RBI	BB	SO	LOB	BOTTOM										
6 Corey Dickerson, L OBP: 0.350, SLG: 0.353 David Dahl, L	2 HR			2-6-1-5	G4-3	L3		G4-3		3	2	3	1	0	0	0											
2 Troy Tulowitzki, R OBP: 0.375, SLG: 1.143 65 Cristhian Adames, S OBP: 0.353, SLG: 0.412	HR				G4-3		F8			2	1	1	2	0	1	1											
33 Justin Morneau, L OBP: 0.200, SLG: 0.467 7 Matt McBride, R OBP: 0.261, SLG: 0.409	HR			L8	G6-3		L8			3	1	1	1	0	0	1											
28 Nolan Arenado, R OBP: 0.318, SLG: 0.500 16 Kyle Parker, R OBP: 0.476, SLG: 0.579	K			G6-3	1B		K			3	0	1	1	0	1	0											
10 Ben Paulsen, L OBP: 0.148, SLG: 0.192	G5-3			K	1B		L9			4	0	1	0	0	1	0											
13 Drew Stubbs, R OBP: 0.421, SLG: 0.500 77 Trevor Story, R OBP: 0.300, SLG: 0.550	K			G6-3	K		1B			3	0	0	0	0	2	2											
43 Rafael Ynoa, S OBP: 0.300, SLG: 0.263 Mike Tauchman, L		4 S		G5-3			G6-3			3	1	1	0	0	0	0											
4 Nick Hundley, R OBP: 0.222, SLG: 0.500 50 Dustin Garneau, R OBP: 0.125, SLG: 0.125	K			1B	K		P3			3	0	1	0	0	2	1											
1 Brandon Barnes, R OBP: 0.348, SLG: 0.263 91 Joey Wong, L OBP: 0.571, SLG: 0.714	F8			E3			BB			2	0	0	0	1	0	2											
Inning Stats	R: 3 E: 0 K: 2 S: 13	H: 3 LOB: 0 BB: 0 P: 21	R: 1 E: 0 K: 2 S: 14	H: 2 LOB: 1 BB: 0 P: 23	R: 0 E: 0 K: 1 S: 10	H: 0 LOB: 0 BB: 0 P: 15	R: 0 E: 1 K: 0 S: 11	H: 1 LOB: 2 BB: 0 P: 17	R: 1 E: 0 K: 1 S: 16	H: 3 LOB: 2 BB: 0 P: 25	R: 0 E: 0 K: 1 S: 9	H: 0 LOB: 1 BB: 1 P: 19	R: 0 E: 0 K: 1 S: 5	H: 0 LOB: 0 BB: 0 P: 8	R: 1 E: 1 K: 0 S: 8	H: 2 LOB: 2 BB: 0 P: 11	1B: 8 2B: 1 3B: 0 HR: 2	SF: 0 SAC: 0 DP: 0 HBP: 0	WP: 0 PB: 0 SB: 2 CS: 0	PA: 37							
PITCHER	IP	WLS	BF	H	R	ER	SO	BB	IBB	HBP	BLK	WP	HR	S	P	ERA	WHIP										
62 Aaron Brooks, R ERA: 9.0	2.0	L	11	5	4	4	4	0	0	0	0	0	0	10	15	0.00	0.000										
47 Joe Patterson, L ERA: 4.5	1.0		3	0	0	0	1	0	0	0	0	0	0	11	17	0.00	1.000										
54 Jason Frasor, R ERA:	1.0		5	1	0	0	0	0	0	0	0	0	0	16	25	9.00	3.000										
40 Kelvin Herrera, R ERA: 4.5	1.0		6	3	1	1	1	0	0	0	0	0	0	14	27	0.00	0.500										
67 Franklin Morales, L ERA:	2.0		7	0	0	0	2	1	0	0	0	0	0	14	27	0.00	0.500										

Kansas City Royals @ Colorado Rockies
Salt River Fields at Talking Stick, Scottsdale, AZ
Sun Mar 15 2015, 4:12 PM - 6:49 PM EDT
Att: 12,243 - Sunny - 82 F

AB 36
R 6
H 11
RBI 6
BB 1
SO 8
LOB 14



Batter	1	2	3	4	5	6	7	8	9	AB	R	H	RBI	BB	SO	LOB	TOP																																																																																																											
11 José Ramírez, S OBP: 0.345, SLG: 0.448 78 Erik González, R OBP: 0.182, SLG: 0.100	1-1 7 1B 22 1B	3-2 7 FC4-6 1B		0-2 F7			1-2 F7		1-0 F9	4	1	2	0	0	0	0																																																																																																												
7 David Murphy, L OBP: 0.320, SLG: 0.261 75 Carlos Moncrief, L OBP: 0.280, SLG: 0.292	1-2 22 1B 41 1B	0-2 FC4-6 22 BB		1-2 F1-3			0-0 G3-1			4	1	1	1	0	0	1																																																																																																												
22 Jason Kipnis, L OBP: 0.333, SLG: 0.375 79 Audy Ciriaco, R OBP: 0.286, SLG: 0.643	2-1 41 1B 62 G6-3	4-0 1-2 BB			1-3 K			0-0 HR		2	1	1	1	1	1	0																																																																																																												
41 Carlos Santana, S OBP: 0.367, SLG: 0.556 61 Jerry Sands, R OBP: 0.476, SLG: 0.474	3-2 62 G6-3	1-3 K			0-0 G6-3			2-2 68 G4-6-3 1B		3	0	1	1	0	1	2																																																																																																												
9 Ryan Raburn, R OBP: 0.333, SLG: 0.316 36 Jesús Aguilar, R OBP: 0.429, SLG: 0.474	1-3 K		0-3 K		0-1 G6-3			1-0 L9		3	0	0	0	0	2	2																																																																																																												
62 Tyler Holt, R OBP: 0.400, SLG: 0.429 68 James Ramsey, L OBP: 0.261, SLG: 0.350	0-2 G6-3		3-3 K		1-6 G1-3			1-2 G4-6-3		3	0	0	1	0	1	1																																																																																																												
72 Tyler Naquin, L OBP: 0.278, SLG: 0.278 84 Jordan Smith, L OBP: 0.308, SLG: 0.273	1-3 K		0-1 55 F 1B		0-2 K			1-2 81 1B		3	0	1	0	0	2	1																																																																																																												
55 Roberto Pérez, R OBP: 0.529, SLG: 0.769 81 Tony Wolters, L (6, 2)		2-2 11 1B 76 G5-3 7 FC4-6 1B	2-2 F9		2-3 K			1-3 K		3	1	1	0	0	1	1																																																																																																												
76 Ryan Rohlinger, R OBP: 0.158, SLG: 0.294 67 Francisco Lindor, S OBP: 0.308, SLG: 0.660		0-0 G5-3		2-1 G6-3			2-2 F9		2-2 F7	3	0	0	0	0	0	1																																																																																																												
	R: 3 H: 4 E: 0 LOB: 1 K: 2 BB: 0 S: 20 P: 29	R: 1 H: 2 E: 0 LOB: 2 K: 1 BB: 1 S: 14 P: 24	R: 0 H: 1 E: 1 LOB: 1 K: 2 BB: 0 S: 11 P: 16	R: 0 H: 0 E: 0 LOB: 0 K: 0 BB: 0 S: 9 P: 12	R: 0 H: 0 E: 0 LOB: 0 K: 1 BB: 0 S: 6 P: 7	R: 0 H: 0 E: 0 LOB: 0 K: 2 BB: 0 S: 7 P: 10	R: 0 H: 0 E: 0 LOB: 0 K: 0 BB: 0 S: 11 P: 14	R: 1 H: 2 E: 0 LOB: 0 K: 0 BB: 0 S: 8 P: 12	R: 0 H: 1 E: 0 LOB: 1 K: 1 BB: 0 S: 11 P: 16	1B: 9 SF: 0 2B: 0 SAC: 0 3B: 0 DP: 1 HR: 1 HBP: 0	WP: 0 PA: 37 PB: 0 SB: 0 CS: 1																																																																																																																	
	<table border="1"> <thead> <tr> <th>PITCHER</th> <th>IP</th> <th>WLS</th> <th>BF</th> <th>H</th> <th>R</th> <th>ER</th> <th>SO</th> <th>BB</th> <th>IBB</th> <th>HBP</th> <th>BLK</th> <th>WP</th> <th>HR</th> <th>S</th> <th>P</th> <th>ERA</th> <th>WHIP</th> </tr> </thead> <tbody> <tr> <td>30 Yordano Ventura, R ERA: 10.29</td> <td>3.0</td> <td></td> <td>17</td> <td>7</td> <td>4</td> <td>4</td> <td>5</td> <td>1</td> <td>0</td> <td>0</td> <td>0</td> <td>0</td> <td>0</td> <td>45</td> <td>69</td> <td>12.00</td> <td>2.667</td> </tr> <tr> <td>33 Brian Flynn, L ERA: 2.25</td> <td>2.0</td> <td></td> <td>6</td> <td>0</td> <td>0</td> <td>0</td> <td>1</td> <td>0</td> <td>0</td> <td>0</td> <td>0</td> <td>0</td> <td>0</td> <td>15</td> <td>19</td> <td>0.00</td> <td>0.000</td> </tr> <tr> <td>56 Greg Holland, R ERA: 2.25</td> <td>1.0</td> <td>W</td> <td>3</td> <td>0</td> <td>0</td> <td>0</td> <td>2</td> <td>0</td> <td>0</td> <td>0</td> <td>0</td> <td>0</td> <td>0</td> <td>7</td> <td>10</td> <td>0.00</td> <td>0.000</td> </tr> <tr> <td>44 Luke Hochevar, R ERA: 3.0</td> <td>1.0</td> <td>H</td> <td>3</td> <td>0</td> <td>0</td> <td>0</td> <td>0</td> <td>0</td> <td>0</td> <td>0</td> <td>0</td> <td>0</td> <td>0</td> <td>11</td> <td>14</td> <td>0.00</td> <td>0.000</td> </tr> <tr> <td>32 Chris Young, R ERA: 3.0</td> <td>2.0</td> <td>S</td> <td>8</td> <td>3</td> <td>1</td> <td>1</td> <td>1</td> <td>0</td> <td>0</td> <td>0</td> <td>0</td> <td>0</td> <td>1</td> <td>19</td> <td>28</td> <td>4.50</td> <td>1.500</td> </tr> </tbody> </table>																PITCHER	IP	WLS	BF	H	R	ER	SO	BB	IBB	HBP	BLK	WP	HR	S	P	ERA	WHIP	30 Yordano Ventura, R ERA: 10.29	3.0		17	7	4	4	5	1	0	0	0	0	0	45	69	12.00	2.667	33 Brian Flynn, L ERA: 2.25	2.0		6	0	0	0	1	0	0	0	0	0	0	15	19	0.00	0.000	56 Greg Holland, R ERA: 2.25	1.0	W	3	0	0	0	2	0	0	0	0	0	0	7	10	0.00	0.000	44 Luke Hochevar, R ERA: 3.0	1.0	H	3	0	0	0	0	0	0	0	0	0	0	11	14	0.00	0.000	32 Chris Young, R ERA: 3.0	2.0	S	8	3	1	1	1	0	0	0	0	0	1	19	28	4.50	1.500
PITCHER	IP	WLS	BF	H	R	ER	SO	BB	IBB	HBP	BLK	WP	HR	S	P	ERA	WHIP																																																																																																											
30 Yordano Ventura, R ERA: 10.29	3.0		17	7	4	4	5	1	0	0	0	0	0	45	69	12.00	2.667																																																																																																											
33 Brian Flynn, L ERA: 2.25	2.0		6	0	0	0	1	0	0	0	0	0	0	15	19	0.00	0.000																																																																																																											
56 Greg Holland, R ERA: 2.25	1.0	W	3	0	0	0	2	0	0	0	0	0	0	7	10	0.00	0.000																																																																																																											
44 Luke Hochevar, R ERA: 3.0	1.0	H	3	0	0	0	0	0	0	0	0	0	0	11	14	0.00	0.000																																																																																																											
32 Chris Young, R ERA: 3.0	2.0	S	8	3	1	1	1	0	0	0	0	0	1	19	28	4.50	1.500																																																																																																											
Batter	1	2	3	4	5	6	7	8	9	AB	R	H	RBI	BB	SO	LOB	BOTTOM																																																																																																											
34 Rey Fuentes, L OBP: 0.250, SLG: 0.267 16 Paulo Orlando, R OBP: 0.444, SLG: 0.778	1-3 K		2-0 G3-1		1-3 K	0-1 F8-4-2				3	0	0	0	0	2	0																																																																																																												
15 Alex Rios, R OBP: 0.380, SLG: 0.792 43 Moisés Sierra, R OBP: 0.400, SLG: 0.313	2-1 G2-3			0-1 P6	3-1 G5-3	2-3	0-0 G6-3			3	0	0	0	0	0	0																																																																																																												
6 Lorenzo Cain, R OBP: 0.364, SLG: 0.400 99 Bubba Starling, R OBP: 0.375, SLG: 0.357	3-2 1B			1-1 35 1B 25 1B 1B		1-2 66 HR 1B	0-1 F8			2	1	2	0	0	0	0																																																																																																												
35 Eric Hosmer, L OBP: 0.391, SLG: 0.727 66 Matt Fields, R OBP: 0.235, SLG: 0.625	1-1 P5			0-0 25 1B 1-2 1B		2-2 HR	0-3 K			2	1	1	2	0	1	0																																																																																																												
25 Kendrys Morales, S OBP: 0.351, SLG: 0.543 68 Brett Eibner, R OBP: 0.647, SLG: 1.313		1-1 G2-3		0-1 8 BB 1B		1-0 61 1B 13 1B 9 WP 1B		1-0 F8		3	0	2	1	0	0	0																																																																																																												
13 Salvador Perez, R OBP: 0.318, SLG: 0.545 45 Lane Adams, R OBP: 0.250, SLG: 0.250 26 Francisco Peña, R OBP: 0.125, SLG: 0.125		0-1 P2		0-1 P5		1-1 9 WP 24 1B 1B		1-3 K2-3		3	0	1	0	0	0	2																																																																																																												
8 Mike Moustakas, L OBP: 0.304, SLG: 0.450 61 Cheslor Cuthbert, R OBP: 0.304, SLG: 0.450		3-2 9 CS 1B		4-2 1-2 BB		0-0 9 WP 24 1B 1B		2-2 F9		1	0	1	0	1	0	0																																																																																																												
9 Ryan Jackson, R OBP: 0.619, SLG: 0.600 75 Adalberto Mondesi, S OBP: 0.333, SLG: 0.438		2-2 CS	1-0 P6	1-1 F9		3-3 K				3	0	0	0	0	1	5																																																																																																												
24 Christian Colón, R OBP: 0.560, SLG: 0.500 16 Orlando Calixte, R OBP: 0.417, SLG: 0.833			2-3 K		3-2 1B	1-2 2-3 3-H 2-2 1B				0	0	0	0	0	0	0																																																																																																												
	R: 0 H: 1 E: 0 LOB: 1 K: 1 BB: 0 S: 10 P: 17	R: 0 H: 1 E: 0 LOB: 0 K: 0 BB: 0 S: 10 P: 16	R: 0 H: 0 E: 0 LOB: 0 K: 1 BB: 0 S: 6 P: 11	R: 1 H: 3 E: 0 LOB: 3 K: 0 BB: 1 S: 13 P: 19	R: 0 H: 1 E: 0 LOB: 0 K: 1 BB: 0 S: 8 P: 15	R: 5 H: 6 E: 0 LOB: 1 K: 1 BB: 0 S: 19 P: 29	R: 0 H: 0 E: 0 LOB: 0 K: 1 BB: 0 S: 6 P: 6	R: 0 H: 0 E: 0 LOB: 0 K: 1 BB: 0 S: 7 P: 11	1B: 11 SF: 0 2B: 1 SAC: 0 3B: 0 DP: 1 HR: 1 HBP: 0	WP: 1 PA: 35 PB: 0 SB: 0 CS: 1																																																																																																																		
	<table border="1"> <thead> <tr> <th>PITCHER</th> <th>IP</th> <th>WLS</th> <th>BF</th> <th>H</th> <th>R</th> <th>ER</th> <th>SO</th> <th>BB</th> <th>IBB</th> <th>HBP</th> <th>BLK</th> <th>WP</th> <th>HR</th> <th>S</th> <th>P</th> <th>ERA</th> <th>WHIP</th> </tr> </thead> <tbody> <tr> <td>38 Shaun Marcum, R ERA: 1.29</td> <td>3.0</td> <td></td> <td>10</td> <td>2</td> <td>0</td> <td>0</td> <td>2</td> <td>0</td> <td>0</td> <td>0</td> <td>0</td> <td>0</td> <td>0</td> <td>26</td> <td>44</td> <td>0.00</td> <td>0.667</td> </tr> <tr> <td>48 Scott Atchison, R ERA: 4.5</td> <td>1.0</td> <td></td> <td>7</td> <td>3</td> <td>1</td> <td>1</td> <td>0</td> <td>1</td> <td>0</td> <td>0</td> <td>0</td> <td>0</td> <td>0</td> <td>13</td> <td>19</td> <td>9.00</td> <td>4.000</td> </tr> <tr> <td>57 Kyle Crockett, L ERA: 4.5</td> <td>1.0</td> <td>H</td> <td>3</td> <td>1</td> <td>0</td> <td>0</td> <td>1</td> <td>0</td> <td>0</td> <td>0</td> <td>0</td> <td>0</td> <td>0</td> <td>8</td> <td>15</td> <td>0.00</td> <td>1.000</td> </tr> <tr> <td>74 Charles Brewer, R ERA: 18.56</td> <td>0.1</td> <td>L</td> <td>7</td> <td>6</td> <td>5</td> <td>5</td> <td>1</td> <td>0</td> <td>0</td> <td>0</td> <td>0</td> <td>1</td> <td>1</td> <td>17</td> <td>27</td> <td>135.00</td> <td>18.000</td> </tr> <tr> <td>65 Michael Roth, L ERA: 1.8</td> <td>0.2</td> <td></td> <td>1</td> <td>0</td> <td>0</td> <td>0</td> <td>0</td> <td>0</td> <td>0</td> <td>0</td> <td>0</td> <td>0</td> <td>0</td> <td>2</td> <td>2</td> <td>0.00</td> <td>0.000</td> </tr> </tbody> </table>																PITCHER	IP	WLS	BF	H	R	ER	SO	BB	IBB	HBP	BLK	WP	HR	S	P	ERA	WHIP	38 Shaun Marcum, R ERA: 1.29	3.0		10	2	0	0	2	0	0	0	0	0	0	26	44	0.00	0.667	48 Scott Atchison, R ERA: 4.5	1.0		7	3	1	1	0	1	0	0	0	0	0	13	19	9.00	4.000	57 Kyle Crockett, L ERA: 4.5	1.0	H	3	1	0	0	1	0	0	0	0	0	0	8	15	0.00	1.000	74 Charles Brewer, R ERA: 18.56	0.1	L	7	6	5	5	1	0	0	0	0	1	1	17	27	135.00	18.000	65 Michael Roth, L ERA: 1.8	0.2		1	0	0	0	0	0	0	0	0	0	0	2	2	0.00	0.000
PITCHER	IP	WLS	BF	H	R	ER	SO	BB	IBB	HBP	BLK	WP	HR	S	P	ERA	WHIP																																																																																																											
38 Shaun Marcum, R ERA: 1.29	3.0		10	2	0	0	2	0	0	0	0	0	0	26	44	0.00	0.667																																																																																																											
48 Scott Atchison, R ERA: 4.5	1.0		7	3	1	1	0	1	0	0	0	0	0	13	19	9.00	4.000																																																																																																											
57 Kyle Crockett, L ERA: 4.5	1.0	H	3	1	0	0	1	0	0	0	0	0	0	8	15	0.00	1.000																																																																																																											
74 Charles Brewer, R ERA: 18.56	0.1	L	7	6	5	5	1	0	0	0	0	1	1	17	27	135.00	18.000																																																																																																											
65 Michael Roth, L ERA: 1.8	0.2		1	0	0	0	0	0	0	0	0	0	0	2	2	0.00	0.000																																																																																																											

Cleveland Indians @ Kansas City Royals
 Surprise Stadium, Surprise, AZ
 Mon Mar 16 2015, 4:06 PM - 6:38 PM EDT
 Att: 8,137 - Sunny - 83 F

AB 36
 R 5
 H 10
 RBI 5
 BB 1
 SO 9
 LOB 14



Cleveland Indians @ Kansas City Royals
 Surprise Stadium, Surprise, AZ
 Mon Mar 16 2015, 4:06 PM - 6:38 PM EDT
 Att: 8,137 - Sunny - 83 F


AB 33
 R 6
 H 12
 RBI 5
 BB 1
 SO 6
 LOB 10




Batter	1	2	3	4	5	6	7	8	9	AB	R	H	RBI	BB	SO	LOB	TOP	
2 Alcides Escobar, R OBP: 0.360, SLG: 0.500 78 Gabriel Noriega, R OBP: 0.389, SLG: 0.313	L4		G6-3			6 2B		P3	1-2 2-H	3	0	1	1	0	0	0	Kansas City Royals @ Chicago Cubs Sloan Park, Mesa, AZ Tue Mar 17 2015, 4:08 PM - 7:00 PM EDT Att: 15,181 - Sunny - 85 F	
7 Jorge Bonifacio, R OBP: 0.462, SLG: 0.615 75 Adalberto Mondesi, S OBP: 0.333, SLG: 0.438			G5-3			F7		HR	K	3	0	0	0	0	1	1		
15 Alex Rios, R OBP: 0.321, SLG: 0.704 45 Lane Adams, R OBP: 0.286, SLG: 0.500	K					35 G6-3		K	K	3	0	0	0	0	1	1		
6 Lorenzo Cain, R OBP: 0.400, SLG: 0.522 68 Brett Eibner, R OBP: 0.611, SLG: 1.235				F9		2B		K		3	0	2	1	0	0	0		
35 Eric Hosmer, L OBP: 0.346, SLG: 0.640 65 Whit Merrifield, R OBP: 0.500, SLG: 0.687				G5-3		G6-3				3	0	0	0	0	0	2		
13 Salvador Perez, R OBP: 0.280, SLG: 0.480 19 Erik Kratz, R OBP: 0.333, SLG: 0.579			F9			G5-3			P3	3	0	0	0	0	1	2		
8 Mike Moustakas, L OBP: 0.333, SLG: 0.320 16 Orlando Calixte, R OBP: 0.385, SLG: 0.769			G6-3			G3-1			F8	3	0	0	0	0	0	0		
14 Omar Infante, R OBP: 0.292, SLG: 0.429 61 Cheslor Cuthbert, R OBP: 0.292, SLG: 0.429						1 FC4-6		F9	P4	3	0	2	0	0	0	0		
1 Jarrod Dyson, L OBP: 0.346, SLG: 0.440 0 Terrance Gore, R						1-2			E1 12 E	2	0	0	0	0	0	2		
9 Ryan Jackson, R OBP: 0.565, SLG: 0.444 12 Ryan Roberts, R OBP: 0.381, SLG: 0.474			K			K		G5-3	E6 7 1B	2	0	0	0	0	2	1		
Inning Stats	R: 0 E: 0 K: 1 S: 6	H: 1 LOB: 1 BB: 0 P: 6	R: 0 E: 0 K: 0 S: 4	H: 1 LOB: 1 BB: 0 P: 4	R: 0 E: 0 K: 1 S: 5	H: 0 LOB: 0 BB: 0 P: 5	R: 0 E: 0 K: 1 S: 5	H: 0 LOB: 0 BB: 0 P: 5	R: 0 E: 0 K: 0 S: 3	H: 0 LOB: 1 BB: 1 P: 7	R: 1 E: 0 K: 1 S: 9	H: 2 LOB: 1 BB: 0 P: 11	R: 1 E: 2 K: 1 S: 8	H: 1 LOB: 2 BB: 0 P: 8	1B: 3 2B: 3 3B: 1 HR: 1	SF: 0 SAC: 0 DP: 0 HBP: 0	WP: 0 PB: 0 SB: 0 CS: 0	PA: 38
PITCHER	IP WLS BF H R ER SO BB IBB HBP BLK WP HR S P ERA WHIP	39 Jason Hammel, R (1, 1) 4.0 W 14 2 0 0 0 3 0 0 0 0 0 0 0 6 6 0.00 1.000 27 Phil Coke, L (5, 1) 1.0 H 4 1 0 0 1 0 0 0 0 0 0 0 6 5 9.00 2.000 72 Jorge De Leon, R (6, 1) 1.0 H 5 2 1 1 0 0 0 0 0 0 0 0 5 6 9.00 2.000 59 Zac Rosscup, L (7, 1) 1.0 H 4 0 0 0 0 0 1 0 0 0 0 0 3 7 9.00 1.000 73 Anthony Carter, R (8, 1) 1.0 H 5 2 1 1 1 0 0 0 0 0 0 1 9 11 9.00 2.000 48 Francisley Bueno, L (9, 1) 0.2 H 5 1 1 0 0 0 0 0 0 0 0 0 5 5 0.00 1.500 60 Stephen Perakslis, R (9, 1) 0.1 S 1 0 0 0 0 1 0 0 0 0 0 0 3 3 0.00 0.000																

Batter	1	2	3	4	5	6	7	8	9	AB	R	H	RBI	BB	SO	LOB	BOTTOM			
24 Dexter Fowler, S OBP: 0.318, SLG: 0.263 74 Kyle Schwarber, L OBP: 0.154, SLG: 0.385	F7		15 1B			L8		G4-3		2	1	0	0	1	0	1	Kansas City Royals @ Chicago Cubs Sloan Park, Mesa, AZ Tue Mar 17 2015, 4:08 PM - 7:00 PM EDT Att: 15,181 - Sunny - 85 F			
15 Chris Denorfia, R OBP: 0.348, SLG: 0.400 83 John Andreoli, R OBP: 0.200, SLG: 0.200			13 BB			G1-3			19 2B	3	0	2	0	1	0	1				
44 Anthony Rizzo, L OBP: 0.273, SLG: 0.158 19 Jonathan Herrera, S OBP: 0.389, SLG: 0.412			13 BB							2	0	2	1	0	0	0				
13 Starlin Castro, R OBP: 0.250, SLG: 0.227 78 Albert Almora Jr., R OBP: 0.533, SLG: 0.357			1-2 3-H			13 FC6-4			1-2 2-H	2	0	0	1	1	1	2				
47 Miguel Montero, L OBP: 0.190, SLG: 0.381 79 Billy McKinney, L OBP: 0.429, SLG: 0.833						FC6-4				2	0	0	0	1	0	0				
21 Junior Lake, R OBP: 0.348, SLG: 0.300 33 Mike Baxter, L OBP: 0.182, SLG: 0.059										3	0	1	1	0	1	0				
9 Javier Báez, R OBP: 0.115, SLG: 0.231 40 Adron Chambers, L OBP: 0.238, SLG: 0.350										3	0	0	0	0	1	2				
20 Mike Olt, R OBP: 0.393, SLG: 0.565 11 Tommy La Stella, L OBP: 0.348, SLG: 0.330										2	0	0	0	0	1	0				
41 Matt Szczur, R OBP: 0.429, SLG: 0.840 16 Chris Valaika, R OBP: 0.130, SLG: 0.130						15 G1-3			F9	2	1	1	0	0	1	0				
Inning Stats	R: 0 E: 0 K: 1 S: 6	H: 2 LOB: 1 BB: 0 P: 6	R: 0 E: 0 K: 2 S: 7	H: 0 LOB: 0 BB: 0 P: 7	R: 1 E: 0 K: 1 S: 6	H: 1 LOB: 3 BB: 2 P: 15	R: 0 E: 0 K: 1 S: 5	H: 0 LOB: 0 BB: 0 P: 5	R: 1 E: 0 K: 0 S: 5	H: 2 LOB: 1 BB: 0 P: 6	R: 1 E: 0 K: 0 S: 5	H: 2 LOB: 1 BB: 0 P: 6	R: 1 E: 0 K: 1 S: 6	H: 1 LOB: 2 BB: 2 P: 15	R: 0 E: 0 K: 1 S: 5	H: 0 LOB: 0 BB: 0 P: 5		1B: 6 2B: 2 3B: 0 HR: 0	SF: 0 SAC: 0 DP: 0 HBP: 1	WP: 0 PB: 1 SB: 2 CS: 1
PITCHER	IP WLS BF H R ER SO BB IBB HBP BLK WP HR S P ERA WHIP	41 Danny Duffy, L (1, 1) 4.0 L 17 3 1 1 1 0 2 0 0 0 0 0 0 24 33 2.25 1.250 17 Wade Davis, R (5, 1) 1.0 5 2 1 1 0 0 0 0 0 0 0 5 6 9.00 2.000 27 Brandon Finnegan, L (6, 1) 2.0 10 3 2 1 1 2 0 0 0 0 0 0 11 21 4.50 2.500 31 Louis Coleman, R (8, 1) 1.0 3 0 0 0 0 1 0 0 0 0 0 0 5 5 0.00 0.000																		

AB 37
R 3
H 8
RBI 3
BB 1
SO 6
LOB 13



AB 30
R 4
H 8
RBI 4
BB 4
SO 7
LOB 13



livebaseballscores.com

livebaseballscores.com

Batter	1	2	3	4	5	6	7	8	9	AB	R	H	RBI	BB	SO	LOB	TOP	
28 Gerardo Parra, L (1,8) OBP: 0.240, SLG: 0.348 41 Pete Orr, L (6,4) OBP: 0.222, SLG: 0.222	L6	SF8		HR		20 CS 1B		71 G4-3 1B		3	1	2	4	0	0	0		
9 Jean Segura, R (1,6) OBP: 0.259, SLG: 0.240 71 Adam Weisenburger, R (6,2) OBP: 0.222, SLG: 0.250	K	G6-4-3		G5-3		K		G4-3		4	0	0	0	0	2	3		
20 Jonathan Lucroy, R (1,2) OBP: 0.300, SLG: 0.356 62 Luis Sardinas, S (6,5)	24 1B 18 2B BB			G4-3		CS		G4-3		2	1	1	0	1	0	0		
24 Adam Lind, L (1,3) OBP: 0.545, SLG: 0.900 60 Matt Clark, L (4,3) OBP: 0.333, SLG: 0.567	18 2B 1B			L7		18 2B 1B		K		2	1	1	0	0	0	1		
18 Khris Davis, R (1,7) OBP: 0.409, SLG: 0.600 70 Matt Long, L (6,8) OBP: 0.333, SLG: 0.750	1B			K		7 G3 2B		E1		3	0	2	3	0	1	1		
7 Logan Schafer, L (1,9) OBP: 0.200, SLG: 0.208	G4-3			F9		G3		K		4	0	0	0	0	1	4		
14 Luis Jimenez, R (1,5) OBP: 0.296, SLG: 0.360 91 Orlando Arcia, R (6,6) OBP: 0.400, SLG: 0.400				G6-3		F7		61 FC4-6 41 1B 1B		2	1	0	0	1	0	1		
64 Shane Peterson, L (1,10) OBP: 0.400, SLG: 0.500				5 HR 28 HR 1B		L8		61 FC4-6 1B BB		3	1	2	0	1	0	1		
5 Héctor Gómez, R (1,4) OBP: 0.296, SLG: 0.423 61 Bryan Petersen, L (6,7) OBP: 0.300, SLG: 0.278				E8 28 HR 1B		L8		FC4-6 41 1B 1B		3	1	2	0	0	0	0		
Inning Stats	R: 2 H: 2 E: 0 K: 1 S: 14	H: 2 R: 1 ER: 0 LOB: 1 BB: 1 P: 22	H: 2 R: 0 ER: 0 LOB: 1 BB: 1 P: 14	H: 1 R: 0 ER: 0 LOB: 0 BB: 0 P: 15	H: 3 R: 3 ER: 1 LOB: 0 BB: 0 P: 17	H: 2 R: 1 ER: 0 LOB: 1 BB: 0 P: 13	H: 1 R: 0 ER: 0 LOB: 0 BB: 0 P: 15	H: 0 R: 0 ER: 0 LOB: 1 BB: 1 P: 18	H: 2 R: 0 ER: 0 LOB: 1 BB: 1 P: 18	H: 0 R: 0 ER: 0 LOB: 0 BB: 0 P: 12	1B: 10 2B: 2 3B: 0 HR: 1	SF: 1 SAC: 0 DP: 2 HBP: 0	WP: 1 PB: 0 SB: 0 CS: 1	PA: 42				
PITCHER	IP WLS BF H R ER SO BB IBB HBP BLK WP HR S P ERA WHIP	36 Edinson Volquez, R (1,1) ERA: 9.72	48 Michael Mariot, R (5,1) ERA: 2.08	54 Jason Frasor, R (6,1) ERA: 3.6	40 Kelvin Herrera, R (7,1) ERA: 3.6	67 Franklin Morales, L (8,1) ERA: 1.28	46 Ryan Madson, R (9,1) ERA: 2.25											

Milwaukee Brewers @ Kansas City Royals
Surprise Stadium, Surprise, AZ
 Wed Mar 18, 2015, 4:06 PM - 7:12 PM EDT
 Att. 7,562 - Overcast - 78 F

AB	37
R	8
H	13
RBI	8
BB	3
SO	7
LOB	15



Batter	1	2	3	4	5	6	7	8	9	AB	R	H	RBI	BB	SO	LOB	BOTTOM
2 Alcides Escobar, R (1,6) OBP: 0.321, SLG: 0.444 9 Ryan Jackson, R (6,6) OBP: 0.520, SLG: 0.400	G5-3	G6-3		P6		K			K	3	0	0	0	0	3		
1 Jarrod Dyson, L (1,8) OBP: 0.375, SLG: 0.444 34 Rey Fuentes, L (6,8) OBP: 0.278, SLG: 0.353				15 1B 1B		F9		G6-3		2	0	1	0	1	0	0	
15 Alex Rios, R (1,9) OBP: 0.323, SLG: 0.687 43 Moisés Sierra, R (6,9) OBP: 0.409, SLG: 0.333				1B		G1-3		61 1B 1B		3	0	1	0	0	1	1	
25 Kendrys Morales, S (1,3) OBP: 0.350, SLG: 0.526 61 Cheslor Cuthbert, R (5, PR) OBP: 0.320, SLG: 0.455 Parker Morin, L (9, PH)				K		13 2B 1B		76 G4-6-3 1B		3	0	1	0	0	2	3	
13 Salvador Perez, R (1,2) OBP: 0.286, SLG: 0.500 76 J.C. Boscan, R (6,2) OBP: 0.300, SLG: 0.300				G5-3		K		G4-6-3		3	1	1	1	0	1	2	
8 Mike Moustakas, L (1,5) OBP: 0.387, SLG: 0.464 65 Whit Merrifield, R (5, PR) OBP: 0.417, SLG: 0.545				G5-3		8 1B 2B		1B		3	1	2	2	0	0	2	
14 Omar Infante, R (1,10) OBP: 0.253, SLG: 0.333 12 Ryan Roberts, R (6, PH) OBP: 0.364, SLG: 0.450				HR		G6-3		K		3	0	1	0	0	1	1	
16 Paulo Orlando, R (1,7) OBP: 0.500, SLG: 0.842 68 Brett Eibner, R (6,7) OBP: 0.600, SLG: 1.211				24 G6-3 1B				F8		1	0	1	0	0	0	0	
24 Christian Colón, R (1,4) OBP: 0.519, SLG: 0.455 78 Gabriel Noriega, R (6,4) OBP: 0.350, SLG: 0.278				24 G6-3 HBP				2B		2	0	1	0	0	0	0	
Inning Stats	R: 0 H: 0 E: 0 K: 2 S: 11	H: 2 R: 1 ER: 0 LOB: 2 BB: 0 P: 22	H: 2 R: 0 ER: 0 LOB: 2 BB: 0 P: 18	H: 1 R: 0 ER: 0 LOB: 1 BB: 0 P: 8	H: 3 R: 2 ER: 0 LOB: 1 BB: 0 P: 14	H: 0 R: 0 ER: 0 LOB: 1 BB: 0 P: 15	H: 2 R: 0 ER: 0 LOB: 1 BB: 0 P: 18	H: 1 R: 0 ER: 0 LOB: 1 BB: 0 P: 15	H: 2 R: 1 ER: 0 LOB: 2 BB: 1 P: 25	1B: 8 2B: 4 3B: 0 HR: 1	SF: 0 SAC: 0 DP: 1 HBP: 1	WP: 0 PB: 1 SB: 0 CS: 0	PA: 42				
PITCHER	IP WLS BF H R ER SO BB IBB HBP BLK WP HR S P ERA WHIP	38 Wily Peralta, R (1,1) ERA: 2.16	53 Brandon Kintzler, R (4,1) ERA: 3.86	29 Jim Henderson, R (6,1) ERA: 2.25	78 Taylor Jungmann, R (7,1) ERA: 11.81	68 Ariel Peña, R (8,1) ERA: 1.69	77 David Golph, R (9,1) ERA: 2.08										

Milwaukee Brewers @ Kansas City Royals
Surprise Stadium, Surprise, AZ
 Wed Mar 18, 2015, 4:06 PM - 7:12 PM EDT
 Att. 7,562 - Overcast - 78 F

AB	39
R	4
H	13
RBI	4
BB	2
SO	9
LOB	21



Batter	1	2	3	4	5	6	7	8	9	AB	R	H	RBI	BB	SO	LOB	TOP				
19 Charlie Blackmon, L OBP: 0.294, SLG: 0.200 10 Ben Paulsen, L OBP: 0.152, SLG: 0.188	2-2 6 S 28 HR 1B	1-0 13 1B 6 1B	2-0 L9		3-3 K 3-H		0-0 E7		1-3 K2-3	4	1	2	0	0	1	0	Colorado Rockies @ Kansas City Royals Surprise Stadium, Surprise, AZ Thu Mar 19 2015, 4:09 PM - 7:10 PM EDT Att: 7,752 - Cloudy - 59 F				
13 Drew Stubbs, R OBP: 0.429, SLG: 0.583 16 Kyle Parker, R OBP: 0.433, SLG: 0.480	3-2 L8	3-1 6 28 HR 1B	4-2		1-3 K		0-2 L8		2-2	3	1	1	2	1	1	1					
6 Corey Dickerson, L OBP: 0.276, SLG: 0.346 Max White, L	1 SAFE K	2-3 FC3-2-5 28 HR	2-2 L6		0-0 7 WP 3B		1-0 F7		0-3 K	4	1	1	0	0	1	4					
28 Nolan Arenado, R OBP: 0.387, SLG: 0.759 77 Trevor Story, R OBP: 0.292, SLG: 0.500	0-1 2H HR	2-2 2H 3H HR		0-0 43 WP 7 WP 1B		2-3 K		1-1 72 3B 1B		4	2	3	5	0	1	1					
8 Michael McKenry, R OBP: 0.333, SLG: 0.316 72 Ryan Casteel, R OBP: 0.192, SLG: 0.333	1-2 F8	0-0 F9		2-3 K		3-3 K		0-2 84 2B 3B		4	0	0	0	0	2	2					
7 Matt McBride, R OBP: 0.395, SLG: 0.571 84 Brian Humphries, L OBP: 1.000, SLG: 2.000				2-0 F9		4-2		0-0		3	1	2	1	1	0	1					
43 Rafael Ynoa, S OBP: 0.286, SLG: 0.231 Pat Valaika, R				1-2 G4-3		2-0 P6		3-H 2B		3	1	1	0	1	0	3					
50 Dustin Garneau, R OBP: 0.200, SLG: 0.267				2-3		0-0 65 F9 19 WP 2B		0-3 K		5	2	2	0	0	3	3					
65 Cristhian Adames, S OBP: 0.346, SLG: 0.360 78 Zach Osborne, R	1 SAFE K	2-1 13 1B 19 1B 1B	0-1 F9		0-2 F9		2-2 P6		0-1 G6-3	4	1	1	1	0	0	1					
	R: 2 E: 0 K: 1 S: 17	H: 2 LOB: 0 BB: 0 P: 25	R: 7 E: 0 K: 1 S: 26	H: 8 LOB: 2 BB: 1 P: 44	R: 0 E: 0 K: 0 S: 10	H: 1 LOB: 1 BB: 1 P: 18	R: 1 E: 0 K: 2 S: 13	H: 1 LOB: 0 BB: 0 P: 17	R: 1 E: 1 K: 1 S: 12	H: 1 LOB: 1 BB: 1 P: 23	R: 0 E: 1 K: 1 S: 11	H: 0 LOB: 1 BB: 0 P: 13	R: 2 E: 0 K: 2 S: 13	H: 3 LOB: 1 BB: 0 P: 19	R: 0 E: 0 K: 2 S: 13	H: 1 LOB: 1 BB: 0 P: 16		1B: 10 2B: 2 3B: 2 HR: 3	SF: 0 SAC: 0 DP: 0 HBP: 0	WP: 4 PB: 0 SB: 1 CS: 0	PA: 48
PITCHER	IP	WLS	BF	H	R	ER	SO	BB	IBB	HBP	BLK	WP	HR	S	P	ERA	WHIP				
51 Jason Vargas, L ERA: 17.55	1.2	L	15	9	9	9	1	1	0	0	0	0	0	3	39	63	48.60	6.000			
91 Malcom Culver, R ERA: 1.8	0.1		2	1	0	0	1	0	0	0	0	0	0	4	6	0.00	3.000				
56 Greg Holland, R ERA: 1.8	1.0		4	0	0	0	1	0	0	0	0	0	0	10	18	0.00	1.000				
17 Wade Davis, R ERA: 1.8	1.0		4	1	0	0	1	0	0	0	0	2	0	7	13	0.00	1.000				
64 Jandel Gustave, R ERA: 3.68	2.0		9	2	2	2	4	1	0	0	0	2	0	25	40	9.00	1.500				
63 Yohan Pino, R ERA: 6.0	2.0		10	3	2	2	3	0	0	0	0	0	0	24	32	9.00	1.500				
33 Brian Flynn, L ERA: 2.0	1.0		4	1	0	0	2	0	0	0	0	0	0	13	16	0.00	1.000				

Batter	1	2	3	4	5	6	7	8	9	AB	R	H	RBI	BB	SO	LOB	BOTTOM			
16 Paulo Orlando, R OBP: 0.435, SLG: 0.727 34 Rey Fuentes, L OBP: 0.263, SLG: 0.333	1-1 G6-3			3-2 G6-3		0-3 K2-3		1-0 FC6-4		3	0	0	0	0	1	0	Colorado Rockies @ Kansas City Royals Surprise Stadium, Surprise, AZ Thu Mar 19 2015, 4:09 PM - 7:10 PM EDT Att: 7,752 - Cloudy - 59 F			
24 Christian Colón, R OBP: 0.467, SLG: 0.400 9 Ryan Jackson, R OBP: 0.500, SLG: 0.381	3-2 G5-3			1-2 G4-3		0-0 F8		2-3 K		3	0	0	0	0	0	0				
68 Brett Eibner, R OBP: 0.565, SLG: 1.091 89 Dominique Taylor, R	3-3 K			0-0 G6-3		2-1 1B				3	0	1	0	0	1	0				
35 Eric Hosmer, L OBP: 0.321, SLG: 0.593 65 Whit Merrifield, R OBP: 0.357, SLG: 0.462		2-1 G5-3			0-0 P2	3-3 K				2	0	0	0	0	0	0				
25 Kendrys Morales, S OBP: 0.357, SLG: 0.600 69 Alex Liddi, R		3-2 L3			2-1 HR					2	1	1	1	0	0	0				
12 Ryan Roberts, R OBP: 0.333, SLG: 0.409 61 Cheslor Cuthbert, R OBP: 0.308, SLG: 0.435		1-1 F8			2-3 K					2	0	0	0	0	1	0				
43 Moisés Sierra, R OBP: 0.417, SLG: 0.490 0 Terrance Gore, R				0-2 G5-3		1-0 76 E 2B				2	1	1	0	0	0	0				
76 J.C. Boscan, R OBP: 0.250, SLG: 0.250 26 Francisco Peña, R OBP: 0.176, SLG: 0.125				0-1 G3		2-0 E6		4-2 34 FC6-4 BB		2	0	0	0	0	0	0				
78 Gabriel Noriega, R OBP: 0.304, SLG: 0.238 87 Angel Franco, S				1-3 K		0-0 L9		1-0 F8		3	0	0	0	0	1	2				
	R: 0 E: 0 K: 1 S: 9	H: 0 LOB: 0 BB: 0 P: 16	R: 0 E: 0 K: 0 S: 7	H: 0 LOB: 0 BB: 0 P: 13	R: 0 E: 0 K: 0 S: 8	H: 0 LOB: 0 BB: 0 P: 12	R: 2 E: 1 K: 1 S: 9	H: 2 LOB: 1 BB: 0 P: 16	R: 0 E: 0 K: 2 S: 10	H: 1 LOB: 1 BB: 0 P: 14	R: 0 E: 0 K: 1 S: 7	H: 0 LOB: 1 BB: 1 P: 15	R: 0 E: 0 K: 1 S: 6	H: 0 LOB: 0 BB: 0 P: 8	1B: 1 2B: 1 3B: 0 HR: 1	SF: 0 SAC: 0 DP: 0 HBP: 0		WP: 0 PB: 0 SB: 0 CS: 0	PA: 32	
PITCHER	IP	WLS	BF	H	R	ER	SO	BB	IBB	HBP	BLK	WP	HR	S	P	ERA	WHIP			
24 Jordan Lyles, R ERA: 0.68	4.0	W	12	0	0	0	0	0	0	0	0	0	0	32	50	0.00	0.000			
75 Craig Stilton, L ERA: 2.7	1.0		6	2	2	1	1	0	0	0	0	0	1	9	16	9.00	2.000			
63 Rafael Betancourt, R ERA: 2.45	0.2		3	1	0	0	1	0	0	0	0	0	0	6	8	0.00	1.500			
34 Aaron Laffey, L ERA: 1.42	0.1		1	0	0	0	1	0	0	0	0	0	0	3	6	0.00	0.000			
66 John Axford, R ERA: 1.42	1.0		3	0	0	0	1	0	0	0	0	0	0	10	17	0.00	0.000			
0 Adam Ottavino, R ERA: 2.25	1.0		3	0	0	0	1	0	0	0	0	0	0	6	8	0.00	0.000			
49 Rex Brothers, L ERA: 2.25	1.0		3	0	0	0	1	0	0	0	0	0	0	6	8	0.00	0.000			

AB	45
R	13
H	17
RBI	11
BB	3
SO	12
LOB	19



Batter	1	2	3	4	5	6	7	8	9	AB	R	H	RBI	BB	SO	LOB	TOP																
2 Alcides Escobar, R OBP: 0.294, SLG: 0.394 9 Ryan Jackson, R OBP: 0.500, SLG: 0.375	G4-3		G6-3		G6-3			L4-3		3	0	0	0	0	0	1	Kansas City Royals @ Chicago White Sox Camelback Ranch, Glendale, AZ Sat Mar 21 2015, 4:06 PM - 6:43 PM EDT Att: 7,734 - Sunny - 80 F																
8 Mike Moustakas, L OBP: 0.333, SLG: 0.394 61 Cheslor Cuthbert, R OBP: 0.296, SLG: 0.417	L9		G6-3		G4-3			L4-3		3	0	0	0	0	0	0																	
4 Alex Gordon, L 16 Paulo Orlando, R OBP: 0.417, SLG: 0.696	K			L3		G6-3		G5-3		3	0	0	0	0	1	0																	
25 Kendrys Morales, S 53 Casey Kotchman, L		G6-3		L4		L4		L4		3	0	1	0	0	0	0																	
14 Omar Infante, R 12 Ryan Roberts, R OBP: 0.296, SLG: 0.360	G4-3			G6-3		K		G5-3		3	0	1	0	0	1	0																	
68 Brett Eibner, R 43 Moisés Sierra, R OBP: 0.423, SLG: 0.409	HR		G6-4-3		G6-4-3			G6-3		2	1	1	1	0	0	2																	
24 Christian Colón, R 78 Gabriel Noriega, R OBP: 0.269, SLG: 0.208	G6-3							G4-3		2	1	1	0	0	0	0																	
19 Erik Kratz, R 26 Francisco Peña, R OBP: 0.222, SLG: 0.176			WP					K		3	2	2	2	0	1	1																	
1 Jarrod Dyson, L 34 Rey Fuentes, L OBP: 0.273, SLG: 0.381	G5-3			G1-3				K		2	0	0	0	0	0	1																	
Inning Stats	R: 0 E: 0 K: 1 S: 5	H: 0 LOB: 0 BB: 0 P: 5	R: 1 E: 0 K: 0 S: 5	H: 1 LOB: 0 BB: 0 P: 5	R: 1 E: 0 K: 0 S: 4	H: 1 LOB: 0 BB: 0 P: 5	R: 0 E: 0 K: 0 S: 4	H: 2 LOB: 1 BB: 0 P: 4	R: 2 E: 0 K: 1 S: 5	H: 2 LOB: 0 BB: 0 P: 5	R: 0 E: 0 K: 1 S: 5	H: 1 LOB: 1 BB: 0 P: 9	R: 0 E: 0 K: 0 S: 3	H: 1 LOB: 0 BB: 0 P: 3	R: 0 E: 0 K: 0 S: 3	H: 0 LOB: 0 BB: 0 P: 3		1B: 6 2B: 1 3B: 0 HR: 2	SF: 0 SAC: 0 DP: 2 HBP: 0	WP: 1 PB: 0 SB: 1 CS: 0	PA: 33												
PITCHER	IP WLS BF H R ER SO BB IBB HBP BLK WP HR S P ERA WHIP																																
46 Brad Penny, R ERA: 4.63	4.0	16	5	3	3	1	0	0	0	0	0	0	1	1	19	20	6.75	1.250															
52 Jake Petricka, R ERA: 2.25	1.0	4	1	1	1	0	0	0	0	0	0	0	0	1	4	4	9.00	1.000															
30 David Robertson, R ERA: 7.71	1.0	3	0	0	0	1	0	0	0	0	0	0	0	0	5	5	0.00	0.000															
80 Carlos Rodón, L ERA: 5.4	1.0	4	1	0	0	2	0	0	0	0	0	0	0	0	8	9	0.00	1.000															
41 Javy Guerra, R ERA: 2.45	1.0	3	1	0	0	0	0	0	0	0	0	0	0	0	3	3	0.00	1.000															

Batter	1	2	3	4	5	6	7	8	9	AB	R	H	RBI	BB	SO	LOB	BOTTOM														
1 Adam Eaton, L OBP: 0.433, SLG: 0.400 93 Adam Engel, R	G3		FC4-6		BB		E4		SH2-3	3	2	2	0	1	0	0	Kansas City Royals @ Chicago White Sox Camelback Ranch, Glendale, AZ Sat Mar 21 2015, 4:06 PM - 6:43 PM EDT Att: 7,734 - Sunny - 80 F														
20 JB Shuck, L OBP: 0.424, SLG: 0.400 86 Courtney Hawkins, R OBP: 0.438, SLG: 0.871	F9		FC4-6		BB		HR		HR	3	0	2	0	0	0	1															
79 José Abreu, R OBP: 0.469, SLG: 0.613 94 Jason Coats, R OBP: 0.250, SLG: 0.250	F9		FC4-6		BB		HR		HR	2	0	1	1	0	0	1															
25 Adam LaRoche, L OBP: 0.250, SLG: 0.433 38 Andy Wilkins, L OBP: 0.409, SLG: 0.444	G4-3		G4-3		G3		G3		G3	3	0	0	0	0	0	3															
58 Geovany Soto, R OBP: 0.462, SLG: 0.571 85 Juan Díaz, L OBP: 0.333, SLG: 0.500	F8				BB		G1-3		G1-3	2	0	1	0	1	0	0															
12 Conor Gillaspie, L OBP: 0.241, SLG: 0.250 27 Leury García, S OBP: 0.273, SLG: 0.273	G3				BB		FC4-6		K2-3	2	0	0	0	0	0	1															
15 Gordon Beckham, R OBP: 0.257, SLG: 0.323 36 Rob Brantly, L OBP: 0.263, SLG: 0.353 44 George Kottaras, L OBP: 0.267, SLG: 0.462					BB		G6-3		BB	3	0	1	0	0	0	2															
88 Engel Beltre, L OBP: 0.267, SLG: 0.214 91 Christian Marrero, L					BB		K		G4-3	3	0	1	0	0	0	2															
64 Emilio Bonifácio, S OBP: 0.265, SLG: 0.214 5 Yolmer Sánchez, S OBP: 0.417, SLG: 0.364	K				BB		E1		SH2-3	2	0	0	0	0	2	2															
Inning Stats	R: 0 E: 0 K: 0 S: 4	H: 1 LOB: 1 BB: 0 P: 4	R: 0 E: 0 K: 1 S: 7	H: 2 LOB: 2 BB: 0 P: 7	R: 0 E: 0 K: 1 S: 4	H: 2 LOB: 1 BB: 0 P: 4	R: 0 E: 0 K: 1 S: 5	H: 0 LOB: 1 BB: 1 P: 9	R: 1 E: 0 K: 1 S: 6	H: 1 LOB: 1 BB: 1 P: 10	R: 0 E: 0 K: 0 S: 3	H: 1 LOB: 1 BB: 0 P: 3	R: 3 E: 2 K: 1 S: 9	H: 3 LOB: 0 BB: 0 P: 9	R: 0 E: 0 K: 1 S: 5	H: 0 LOB: 1 BB: 1 P: 9		R: 2 E: 0 K: 0 S: 5	H: 2 LOB: 0 BB: 0 P: 5	1B: 9 2B: 1 3B: 0 HR: 2	SF: 1 SAC: 1 DP: 1 HBP: 0	WP: 0 PB: 0 SB: 0 CS: 0	PA: 38								
PITCHER	IP WLS BF H R ER SO BB IBB HBP BLK WP HR S P ERA WHIP																														
49 Joe Blanton, R ERA: 2.75	4.2	21	6	1	1	3	2	0	0	0	0	25	33	1.93	1.714																
33 Brian Flynn, L ERA: 1.74	1.1	H	4	1	0	0	0	0	0	0	0	4	4	0.00	0.750																
67 Franklin Morales, L ERA: 4.5	1.0	B	6	3	3	3	1	0	0	0	0	1	9	9	27.00	3.000															
27 Brandon Finnegan, L ERA: 8.53	1.1	L	7	2	2	2	1	1	0	0	0	1	10	14	13.50	2.250															

AB	33
R	4
H	8
RBI	3
BB	0
SO	4
LOB	8



AB	33
R	6
H	12
RBI	5
BB	3
SO	5
LOB	13



Batter	1	2	3	4	5	6	7	8	9	AB	R	H	RBI	BB	SO	LOB	TOP										
14 Omar Infante, R OBP: 0.320, SLG: 0.417 12 Ryan Roberts, R OBP: 0.276, SLG: 0.333	F8		1B		2B		G6-4-3			3	0	2	2	0	0	0	Kansas City Royals @ San Francisco Giants Scottsdale Stadium, Scottsdale, AZ Mon Mar 23 2015, 4:06 PM - 6:58 PM EDT Att: 10,915 - Sunny - 81°F livebaseballscorecards.com										
4 Alex Gordon, L OBP: 0.200, SLG: 0.200 65 Whit Merrifield, R OBP: 0.357, SLG: 0.462	1B		G4-3		F7		G6-3			4	0	1	0	0	0	4											
6 Lorenzo Cain, R OBP: 0.371, SLG: 0.438 16 Paulo Orlando, R OBP: 0.423, SLG: 0.680	P3		G5-3		K			F8		3	0	0	0	0	1	1											
35 Eric Hosmer, L OBP: 0.368, SLG: 0.622 94 Mark Threkeid, R (7, 3)		G4-3		F7		1B		K		3	0	1	0	0	0	0											
25 Kendrys Morales, S OBP: 0.315, SLG: 0.519 43 Moisés Sierra, R OBP: 0.429, SLG: 0.458 (8, PH) (8, 10)		F7		L3		K		L5		3	0	0	0	0	1	1											
15 Alex Rios, R OBP: 0.325, SLG: 0.615 1 Jarrod Dyson, L OBP: 0.353, SLG: 0.406 (7, 9)			K		F9					3	1	1	0	0	1	1											
13 Salvador Perez, R OBP: 0.529, SLG: 0.529 19 Erik Kratz, R OBP: 0.310, SLG: 0.593 (6, 2)		1B			2B			K		3	1	2	1	0	1	1											
8 Mike Moustakas, L OBP: 0.381, SLG: 0.474 78 Gabriel Noriega, R OBP: 0.259, SLG: 0.200 (7, PR) (7, 5)										2	0	1	0	1	1	1											
24 Christian Colón, R OBP: 0.486, SLG: 0.433 9 Ryan Jackson, R OBP: 0.471, SLG: 0.357 (7, PR) (7, 6)		BB								1	0	0	0	0	0	1											
Inning Stats	R: 0 E: 0 K: 0 S: 3	H: 1 LOB: 0 BB: 0 P: 3	R: 1 E: 0 K: 0 S: 5	H: 2 LOB: 2 BB: 1 P: 9	R: 0 E: 0 K: 0 S: 3	H: 1 LOB: 0 BB: 0 P: 3	R: 0 E: 0 K: 1 S: 5	H: 0 LOB: 0 BB: 0 P: 5	R: 2 E: 0 K: 2 S: 10	H: 3 LOB: 1 BB: 0 P: 10	R: 0 E: 0 K: 2 S: 8	H: 1 LOB: 1 BB: 0 P: 8	R: 0 E: 0 K: 0 S: 3	H: 1 LOB: 3 BB: 1 P: 7	R: 0 E: 0 K: 1 S: 5	H: 0 LOB: 0 BB: 0 P: 5		R: 0 E: 0 K: 1 S: 6	H: 1 LOB: 1 BB: 0 P: 7	1B: 6 2B: 4 3B: 0 HR: 0	SF: 0 SAC: 0 DP: 1 HBP: 0	WP: 0 PB: 0 SB: 1 CS: 0	PA: 36				
PITCHER	IP	WLS	BF	H	R	ER	SO	BB	IBB	HBP	BLK	WP	HR	S	P	ERA	WHIP										
22 Jake Peavy, R ERA: 6.75 75 Braulio Lara, L ERA: 3.0 63 Jean Machi, R ERA: 7.56 60 Hunter Strickland, R ERA: 7.56 46 Santiago Casilla, R ERA: 7.56	5.0	W	21	7	3	3	3	1	0	0	0	0	0	26	30	5.40	1.600										

Batter	1	2	3	4	5	6	7	8	9	AB	R	H	RBI	BB	SO	LOB	BOTTOM										
7 Grégor Blanco, L OBP: 0.400, SLG: 0.457 Mac Williamson, R OBP: 0.435, SLG: 0.600 (8, 9)	K	1B		K		F8		1B		4	1	1	1	0	2	1	Kansas City Royals @ San Francisco Giants Scottsdale Stadium, Scottsdale, AZ Mon Mar 23 2015, 4:06 PM - 6:58 PM EDT Att: 10,915 - Sunny - 81°F livebaseballscorecards.com										
12 Joe Panik, L OBP: 0.281, SLG: 0.405 21 Brandon Hicks, R OBP: 0.333, SLG: 0.364 (7, 4)	G3-1	2B		2B		K		K		4	0	2	1	0	1	1											
28 Buster Posey, R OBP: 0.349, SLG: 0.333 75 Braulio Lara, R (6, 1) 63 Jean Machi, R (7, 1) Daniel Carbonell, R OBP: 0.353, SLG: 0.714 (7, PH) (8, 7)		1B		F9				1B		2	0	1	0	1	0	1											
9 Brandon Belt, L OBP: 0.460, SLG: 0.675 (1, 3)	G3-1	BB		F7				1B		4	0	1	1	1	0	2											
35 Brandon Crawford, L OBP: 0.268, SLG: 0.316 1 Ehire Adrianza, S OBP: 0.342, SLG: 0.290 (8, 6)		1B		BB				G3		3	1	2	0	1	0	3											
43 Justin Maxwell, R OBP: 0.256, SLG: 0.375 60 Hunter Strickland, R (8, 1) 46 Santiago Casilla, R (9, 1)	G6-3		F8		G6-3		F8			4	0	0	0	0	0	3											
37 Adam Duvall, R OBP: 0.213, SLG: 0.273 (1, 5)		3B		F7		K		P5		4	1	1	1	0	1	1											
2 Juan Carlos Perez, R OBP: 0.359, SLG: 0.400 56 Gary Brown, R OBP: 0.256, SLG: 0.286 (7, 8)		1B		BB				G3		2	1	1	1	1	0	0											
22 Jake Peavy, R (1, 1) 34 Andrew Susac, R OBP: 0.286, SLG: 0.462 (6, 2)	SH3		FC6-4					1B		1	0	0	0	0	0	1											
Inning Stats	R: 0 E: 0 K: 1 S: 6	H: 1 LOB: 1 BB: 0 P: 6	R: 4 E: 0 K: 0 S: 8	H: 5 LOB: 3 BB: 2 P: 17	R: 0 E: 0 K: 0 S: 3	H: 0 LOB: 1 BB: 1 P: 7	R: 0 E: 0 K: 1 S: 6	H: 1 LOB: 1 BB: 0 P: 6	R: 0 E: 0 K: 1 S: 4	H: 0 LOB: 0 BB: 1 P: 8	R: 0 E: 0 K: 1 S: 6	H: 1 LOB: 1 BB: 0 P: 6	R: 1 E: 0 K: 0 S: 5	H: 2 LOB: 1 BB: 0 P: 6	R: 3 E: 1 K: 1 S: 9	H: 4 LOB: 1 BB: 0 P: 9		1B: 7 2B: 4 3B: 2 HR: 1	SF: 0 SAC: 1 DP: 1 HBP: 0	WP: 0 PB: 0 SB: 1 CS: 0	PA: 41						
PITCHER	IP	WLS	BF	H	R	ER	SO	BB	IBB	HBP	BLK	WP	HR	S	P	ERA	WHIP										
36 Edinson Volquez, R ERA: 9.49 Casey Coleman, R ERA: 6.75 54 Jason Frasor, R ERA: 44 Luke Hochevar, R ERA: 2.25 46 Ryan Madson, R ERA: 4.5	4.0	L	23	7	4	4	2	4	0	0	0	0	0	4	4	9.00	2.750										

Batter	1	2	3	4	5	6	7	8	9	AB	R	H	RBI	BB	SO	LOB	TOP					
2 Alcides Escobar, R OBP: 0.256, SLG: 0.333 9 Ryan Jackson, R OBP: 0.472, SLG: 0.367	G5-3		G5-3			G6-4-3				3	0	0	0	0	0	1	Kansas City Royals @ Seattle Mariners Peoria Stadium, Peoria, AZ Thu Mar 26 2015, 4:09 PM - 6:32 PM EDT Att: 6,523 - Partly Cloudy - 84 F					
4 Alex Gordon, L OBP: 0.188, SLG: 0.188 65 Whit Merrifield, R OBP: 0.313, SLG: 0.400	K			G1-3			F9	K		3	0	0	0	0	1	1						
13 Salvador Perez, R OBP: 0.324, SLG: 0.514 81 Justin Trapp, R OBP: 0.273, SLG: 0.516	G6-3			G6-3				L7		3	0	1	0	0	0	0						
35 Eric Hosmer, L OBP: 0.333, SLG: 0.568 79 Ethan Chapman, L OBP: 0.313, SLG: 0.400	G4-3			G3			F7			4	0	1	0	0	0	1						
16 Paulo Orlando, R OBP: 0.387, SLG: 0.600	L9				G5-3					4	0	0	0	0	1	3						
12 Ryan Roberts, R OBP: 0.285, SLG: 0.313	G6-3				K					4	1	1	0	0	1	2						
24 Christian Colón, R OBP: 0.488, SLG: 0.455 78 Gabriel Noriega, R OBP: 0.276, SLG: 0.192				G5-3						2	1	1	0	1	0	0						
53 Casey Kotchman, L OBP: 0.200, SLG: 0.200 69 Alex Liddi, R										3	0	1	0	0	1	3						
1 Jarrod Dyson, L OBP: 0.316, SLG: 0.371 43 Moisés Sierra, R OBP: 0.414, SLG: 0.440										2	0	0	1	0	1	4						
Inning Stats	R: 0 E: 0 K: 1 S: 6	H: 0 LOB: 0 BB: 0 P: 7	R: 0 E: 0 K: 0 S: 6	H: 0 LOB: 0 BB: 0 P: 7	R: 1 E: 0 K: 1 S: 8	H: 1 LOB: 0 BB: 0 P: 12	R: 0 E: 0 K: 0 S: 7	H: 0 LOB: 0 BB: 0 P: 12	R: 0 E: 0 K: 1 S: 8	H: 0 LOB: 0 BB: 0 P: 11	R: 0 E: 0 K: 1 S: 10	H: 1 LOB: 0 BB: 0 P: 16	R: 0 E: 0 K: 1 S: 12	H: 1 LOB: 2 BB: 0 P: 17	R: 2 E: 0 K: 1 S: 12	H: 2 LOB: 1 BB: 1 P: 19		R: 0 E: 1 K: 0 S: 8	H: 1 LOB: 2 BB: 0 P: 10	1B: 4 2B: 2 3B: 0 HR: 0	SF: 1 SAC: 0 DP: 1 HBP: 0	WP: 2 PB: 0 CS: 0
PITCHER	IP	WLS	BF	H	R	ER	SO	BB	IBB	HBP	BLK	WP	HR	S	P	ERA	WHIP					
34 Félix Hernández, R ERA: 5.91	6.0	L	19	2	1	1	4	0	0	0	0	0	0	45	65	1.50	0.333					
66 Tyler Olson, L ERA:	0.1		1	0	0	0	0	0	0	0	0	0	0	1	3	0.00	0.000					
31 Yoervis Medina, R ERA: 1.0	0.2		3	1	0	0	1	0	0	0	0	0	0	11	14	0.00	1.500					
40 Danny Farquhar, R ERA: 5.63	0.2		5	2	2	2	0	1	0	0	0	0	0	8	15	27.00	4.500					
91 Grady Wood, R ERA: 4.5	0.1		1	0	0	0	1	0	0	0	0	0	0	4	4	0.00	0.000					
41 Charlie Furbush, L ERA: 4.5	1.0		5	1	0	0	0	0	0	0	0	0	0	8	10	0.00	1.000					

AB	32
R	3
H	6
RBI	3
BB	1
SO	6
LOB	17



Batter	1	2	3	4	5	6	7	8	9	AB	R	H	RBI	BB	SO	LOB	BOTTOM					
25 Rickie Weeks Jr., R OBP: 0.323, SLG: 0.407 87 Tyler O'Neill, R	P4			P4		L7			P6	3	0	0	0	0	0	1	Kansas City Royals @ Seattle Mariners Peoria Stadium, Peoria, AZ Thu Mar 26 2015, 4:09 PM - 6:32 PM EDT Att: 6,523 - Partly Cloudy - 84 F					
5 Brad Miller, L OBP: 0.372, SLG: 0.595 83 Jack Reinheimer, R OBP: 0.286, SLG: 0.286	G4-3			P5		K2-3			E7	3	0	0	0	0	1	1						
15 Kyle Seager, L OBP: 0.413, SLG: 0.543 86 Leury Bonilla, R	F7			F9			L7		FC5-4	3	0	0	0	0	0	0						
23 Nelson Cruz, R OBP: 0.455, SLG: 0.600							F9			3	0	1	0	0	0	0						
3 Mike Zunino, R OBP: 0.341, SLG: 0.684 Mike Dowd, R OBP: 0.500, SLG: 0.500							K			3	0	0	0	0	1	1						
84 Alex Jackson, R OBP: 0.333, SLG: 0.625									G6-3	3	0	0	0	0	0	1						
9 Endy Chavez, L OBP: 0.333, SLG: 0.278 83 Austin Cousino, L OBP: 0.167, SLG: 0.500										3	0	0	0	0	0	1						
Daniel Paolini, R										0	0	0	0	0	0	0						
36 Shawn O'Malley, S OBP: 0.214, SLG: 0.154										3	0	1	0	0	1	0						
Inning Stats	R: 0 E: 0 K: 0 S: 7	H: 0 LOB: 0 BB: 0 P: 10	R: 0 E: 0 K: 0 S: 7	H: 0 LOB: 0 BB: 0 P: 10	R: 0 E: 0 K: 2 S: 9	H: 0 LOB: 0 BB: 0 P: 13	R: 0 E: 0 K: 0 S: 6	H: 0 LOB: 0 BB: 0 P: 9	R: 0 E: 0 K: 1 S: 8	H: 1 LOB: 1 BB: 0 P: 15	R: 0 E: 1 K: 1 S: 16	H: 1 LOB: 1 BB: 0 P: 23	R: 0 E: 0 K: 1 S: 11	H: 0 LOB: 0 BB: 0 P: 18	R: 0 E: 0 K: 0 S: 7	H: 0 LOB: 0 BB: 0 P: 9		R: 0 E: 1 K: 0 S: 8	H: 0 LOB: 1 BB: 0 P: 10	1B: 2 2B: 0 3B: 0 HR: 0	SF: 0 SAC: 0 DP: 0 HBP: 0	WP: 2 PB: 0 CS: 0
PITCHER	IP	WLS	BF	H	R	ER	SO	BB	IBB	HBP	BLK	WP	HR	S	P	ERA	WHIP					
11 Jeremy Guthrie, R ERA: 3.52	5.2	W	19	2	0	0	2	0	0	0	0	0	0	49	74	0.00	0.353					
56 Greg Holland, R ERA: 1.42	0.1	H	1	0	0	0	1	0	0	0	0	1	0	4	6	0.00	0.000					
54 Jason Frasor, R ERA:	1.0	H	3	0	0	0	1	0	0	0	0	0	0	11	18	0.00	0.000					
40 Kelvin Herrera, R ERA: 2.7	1.0	H	3	0	0	0	0	0	0	0	0	0	0	7	9	0.00	0.000					
46 Ryan Madson, R ERA: 3.86	1.0	S	4	0	0	0	0	0	0	0	0	0	0	8	10	0.00	0.000					

AB	30
R	0
H	2
RBI	0
BB	0
SO	4
LOB	6



Batter	1	2	3	4	5	6	7	8	9	AB	R	H	RBI	BB	SO	LOB	TOP											
9 Endy Chavez, L (1,8) OBP: 0.292, SLG: 0.238 36 Shawn O'Malley, S (6,8) OBP: 0.207, SLG: 0.148	1-1 P5		1-0 P6			0-1 L8		3-2 G6-3		3	0	0	0	0	0	0												
7 Seth Smith, L (1,9) OBP: 0.325, SLG: 0.394 84 Alex Jackson, R (7,9) OBP: 0.300, SLG: 0.556	2-1 F7			4-1 BB 23 G6-4-3			2-3 K		1-0 G6-3	2	0	0	0	1	1	0												
15 Kyle Seager, L (1,5) OBP: 0.390, SLG: 0.500 Patrick Kivlehan, R (7,3) OBP: 0.318, SLG: 0.500	1-2 L7			3-0 F8			1-0 F7		0-3 K	3	0	0	0	0	0	1												
23 Nelson Cruz, R (1,10) OBP: 0.426, SLG: 0.553 D.J. Peterson, R (9,PH) OBP: 0.171, SLG: 0.281		0-1 L3		3-1 G6-4-3			2-2 G6-3		2-3 K	3	0	0	0	0	0	1												
3 Mike Zunino, R (1,2) OBP: 0.364, SLG: 0.667 Nelson Ward, L (8,PR)		4-2 BB				2-2 G6-3		4-0 BB 13 WP		1	0	0	0	2	0	0												
2 Jesús Sucre, R (8,2)		3-2 BB				1-0 G4-3		4-0 BB 84 1B		0	1	0	0	0	0	0												
13 Dustin Ackley, L (1,7) OBP: 0.400, SLG: 0.444 85 Jabari Blash, R (8,PR) OBP: 0.286, SLG: 0.333		3-2 P5				1-0 G4-3		1-2 BB 84 1B		2	0	0	0	1	0	1												
55 Carlos Rivera, R (1,3) OBP: 0.162, SLG: 0.171		1-3 K				2-1 F7		0-3 K		3	0	0	0	0	2	3												
84 Tyler Smith, R (1,4) OBP: 0.222, SLG: 0.176			1-3 K				1-3 K		0-0 BB 1-2 2H	3	0	1	1	0	2	0												
87 Rayder Ascanio, R (1,6)			1-0 G4-3				3-2 G1		2-3 K	3	0	0	0	0	1	2												
Inning Stats	R: 0 H: 0 E: 0 K: 0 S: 7	H: 0 LOB: 0 BB: 0 P: 11	R: 0 H: 0 E: 0 K: 1 S: 10	H: 0 LOB: 1 BB: 1 P: 18	R: 0 H: 0 E: 0 K: 1 S: 5	H: 0 LOB: 0 BB: 0 P: 8	R: 0 H: 0 E: 0 K: 0 S: 4	H: 0 LOB: 0 BB: 1 P: 14	R: 0 H: 0 E: 0 K: 0 S: 7	H: 0 LOB: 0 BB: 0 P: 12	R: 0 H: 0 E: 0 K: 1 S: 9	H: 0 LOB: 0 BB: 0 P: 13	R: 0 H: 0 E: 0 K: 1 S: 7	H: 0 LOB: 0 BB: 0 P: 12	R: 1 H: 1 E: 0 K: 2 S: 10	H: 1 LOB: 2 BB: 2 P: 23	R: 0 H: 0 E: 0 K: 2 S: 10	H: 0 LOB: 0 BB: 0 P: 13	1B: 1 2B: 0 3B: 0 HR: 0	SF: 0 SAC: 0 DP: 1 HBP: 0	WP: 1 PB: 0 SB: 0 CS: 0	PA: 31						
PITCHER	IP	WLS	BF	H	R	ER	SO	BB	IBB	HBP	BLK	WP	HR	S	P	ERA	WHIP											
30 Yordano Ventura, R (1,1) ERA: 5.14	7.0	W	22	0	0	0	4	2	0	0	0	0	0	49	88	0.00	0.286											
54 Jason Frasor, R (8,1) ERA: 1.08	0.1		4	1	1	1	1	2	0	0	0	0	1	0	4	12	27.00	9.000										
33 Brian Flynn, L (8,1) ERA: 1.5	0.2	H	2	0	0	0	1	0	0	0	0	0	0	6	11	0.00	0.000											
17 Wade Davis, R (9,1) ERA: 1.29	1.0		3	0	0	0	2	0	0	0	0	0	0	10	13	0.00	0.000											

Seattle Mariners @ Kansas City Royals
 Surprise Stadium, Surprise, AZ
 Fri Mar 27 2015, 9:06 PM - 11:30 PM EDT
 Att: 9,329 - Clear - 90 F

AB	27
R	1
H	1
RBI	1
BB	4
SO	8
LOB	10



Batter	1	2	3	4	5	6	7	8	9	AB	R	H	RBI	BB	SO	LOB	BOTTOM										
2 Alcides Escobar, R (1,6) OBP: 0.277, SLG: 0.318 78 Gabriel Noriega, R (8,6) OBP: 0.276, SLG: 0.192	4-0 G4-3 6 HR 4 G1-3 35 HR BB		0-0 G6-3	4-0 BB			1-0 G4-3			2	1	0	1	2	0	0											
4 Alex Gordon, L (1,7) OBP: 0.150, SLG: 0.150 65 Whit Merrifield, R (8,7) OBP: 0.313, SLG: 0.400	1-1 G1-3		0-2 G1-3	1-3 K			0-0 G4-3			4	0	0	0	0	1	4											
6 Lorenzo Cain, R (1,8) OBP: 0.354, SLG: 0.395 1 Jarrod Dyson, L (7,PH) OBP: 0.308, SLG: 0.361	3-1 G4-3			0-1 E4 13 WP 25 2B	1-2 L8		3-1 G1-3			3	1	0	0	0	0	1											
35 Eric Hosmer, L (1,3) OBP: 0.333, SLG: 0.617 Matt Fields, R (8,3) OBP: 0.276, SLG: 0.647	2-0 HR			2-3 K	1-3 K			1-0 BB 25 1B		3	1	1	2	0	2	1											
25 Kendrys Morales, S (1,10) OBP: 0.328, SLG: 0.525 9 Ryan Jackson, R (8,PR) OBP: 0.472, SLG: 0.367	0-2 G4-3			2-1 G6-3	2-1 BB			2-0 BB 1B		4	0	2	0	0	0	1											
13 Salvador Perez, R (1,2) OBP: 0.350, SLG: 0.550 19 Erik Kratz, R (8,2) OBP: 0.265, SLG: 0.500		2-0 BB 8 G4-6-3 1B		2-1 G4-3 2H 2B	0-0 G4-3			2-3 K		3	1	2	1	0	0	1											
8 Mike Moustakas, L (1,5) OBP: 0.354, SLG: 0.455 24 Christian Colón, R (8,5) OBP: 0.476, SLG: 0.441		2-1 G4-6-3		0-0 BB 14 BB 2 BB 2B		3-2 L7		1-3 K		3	1	1	1	0	0	1											
16 Paulo Orlando, R (1,9) OBP: 0.382, SLG: 0.563 43 Moisés Sierra, R (8,9) OBP: 0.400, SLG: 0.423		1-2 G6-3		4-2 BB 2 BB 14 BB BB		1-0 G6-3		2-2 G6-3		2	0	0	0	1	0	0											
14 Omar Infante, R (1,4) OBP: 0.323, SLG: 0.379 12 Ryan Roberts, R (8,4) OBP: 0.265, SLG: 0.313			3-2 F8	4-0 BB 2 BB BB		2-0 G6-3				2	0	0	0	1	0	0											
Inning Stats	R: 2 H: 1 E: 0 K: 0 S: 8	H: 1 LOB: 0 BB: 1 P: 18	R: 0 H: 1 E: 0 K: 0 S: 8	H: 1 LOB: 0 BB: 0 P: 13	R: 0 H: 0 E: 0 K: 0 S: 7	H: 0 LOB: 0 BB: 0 P: 10	R: 3 H: 2 E: 1 K: 2 S: 16	H: 2 LOB: 3 BB: 3 P: 35	R: 0 H: 1 E: 0 K: 1 S: 11	H: 1 LOB: 1 BB: 0 P: 15	R: 0 H: 0 E: 0 K: 0 S: 5	H: 0 LOB: 0 BB: 0 P: 11	R: 0 H: 0 E: 0 K: 0 S: 4	H: 0 LOB: 0 BB: 0 P: 8	R: 0 H: 2 E: 0 K: 2 S: 11	H: 2 LOB: 2 BB: 0 P: 19	R: 0 H: 0 E: 0 K: 2 S: 10	H: 0 LOB: 0 BB: 0 P: 13	1B: 3 2B: 3 3B: 0 HR: 1	SF: 0 SAC: 0 DP: 1 HBP: 0	WP: 1 PB: 0 SB: 0 CS: 0	PA: 35					
PITCHER	IP	WLS	BF	H	R	ER	SO	BB	IBB	HBP	BLK	WP	HR	S	P	ERA	WHIP										
65 James Paxton, L (1,1) ERA: 2.57	3.2	L	18	4	5	2	1	3	0	0	0	0	1	36	68	4.91	1.909										
91 Matt Anderson, R (4,1) ERA: 5.4	0.1		2	0	0	0	1	1	0	0	0	0	0	3	8	0.00	3.000										
41 Charlie Furbush, L (5,1) ERA: 4.0	1.0		4	1	0	0	1	0	0	0	0	0	0	11	15	0.00	1.000										
31 Yoervis Medina, R (6,1) ERA: 0.5	1.0		3	0	0	0	0	0	0	0	0	0	0	5	11	0.00	0.000										
52 Dominic Leone, R (7,1) ERA: 11.12	1.0		3	0	0	0	0	0	0	0	0	0	0	4	8	0.00	0.000										

Seattle Mariners @ Kansas City Royals
 Surprise Stadium, Surprise, AZ
 Fri Mar 27 2015, 9:06 PM - 11:30 PM EDT
 Att: 9,329 - Clear - 90 F

AB	31
R	5
H	7
RBI	5
BB	4
SO	5
LOB	15



Batter	1	2	3	4	5	6	7	8	9	AB	R	H	RBI	BB	SO	LOB	TOP											
2 Alcides Escobar, R OBP: 0.264, SLG: 0.300 78 Gabriel Noriega, R (5, FH) OBP: 0.314, SLG: 0.250										3	1	1	0	0	0	1												
4 Alex Gordon, L OBP: 0.214, SLG: 0.321 43 Moisés Sierra, R OBP: 0.359, SLG: 0.382										4	3	3	1	0	1	0												
6 Lorenzo Cain, R OBP: 0.362, SLG: 0.499 16 Paulo Orlando, R OBP: 0.386, SLG: 0.537										3	1	1	1	0	1	1												
35 Eric Hosmer, L OBP: 0.389, SLG: 0.635 Matt Fields, R OBP: 0.250, SLG: 0.579										3	1	3	0	0	0	0												
25 Kendrys Morales, S OBP: 0.328, SLG: 0.516 9 Ryan Jackson, R (4, PR) OBP: 0.452, SLG: 0.343										2	0	0	1	1	1	3												
15 Alex Rios, R OBP: 0.375, SLG: 0.600 1 Jarrod Dyson, L OBP: 0.310, SLG: 0.359										2	1	1	0	1	0	2												
13 Salvador Perez, R OBP: 0.326, SLG: 0.489 19 Erik Kratz, R OBP: 0.225, SLG: 0.421										2	1	0	1	0	0	2												
8 Mike Moustakas, L OBP: 0.352, SLG: 0.500 24 Christian Colon, R OBP: 0.431, SLG: 0.381										3	1	1	4	0	0	0												
65 Whit Merrifield, R OBP: 0.375, SLG: 0.478										5	0	2	1	0	1	1												
Inning Stats	R: 7 E: 1 K: 1 S: 29	H: 5 LOB: 0 BB: 1 P: 47	R: 0 E: 0 K: 2 S: 14	H: 1 LOB: 2 BB: 1 P: 26	R: 0 E: 0 K: 0 S: 7	H: 1 LOB: 1 BB: 0 P: 13	R: 1 E: 0 K: 0 S: 14	H: 3 LOB: 2 BB: 0 P: 24	R: 0 E: 0 K: 1 S: 6	H: 0 LOB: 0 BB: 0 P: 6	R: 1 E: 0 K: 1 S: 10	H: 2 LOB: 1 BB: 0 P: 16	R: 0 E: 0 K: 1 S: 10	H: 1 LOB: 1 BB: 0 P: 14	R: 0 E: 0 K: 1 S: 7	H: 0 LOB: 0 BB: 0 P: 10	R: 2 E: 0 K: 0 S: 15	H: 2 LOB: 2 BB: 2 P: 26	1B: 13 2B: 0 3B: 0 HR: 2	SF: 0 SAC: 1 DP: 0 HBP: 1	WP: 1 PB: 0 SB: 0 CS: 0	PA: 47						
PITCHER	IP WLS BF H R ER SO BB IBB HBP BLK WP HR S P ERA WHIP	59 Lisalberto Bonilla, R ERA: 13.57	25 Jamey Wright, R ERA: 7.5	50 Sam Freeman, L ERA: 4.5	58 Alex Claudio, L ERA: 2.61	63 Anthony Bass, R ERA: 6.75	30 Nefalli Feliz, R ERA: 3.86	IP WLS BF H R ER SO BB IBB HBP BLK WP HR S P ERA WHIP	59 Lisalberto Bonilla, R ERA: 13.57	25 Jamey Wright, R ERA: 7.5	50 Sam Freeman, L ERA: 4.5	58 Alex Claudio, L ERA: 2.61	63 Anthony Bass, R ERA: 6.75	30 Nefalli Feliz, R ERA: 3.86	IP WLS BF H R ER SO BB IBB HBP BLK WP HR S P ERA WHIP	59 Lisalberto Bonilla, R ERA: 13.57	25 Jamey Wright, R ERA: 7.5	50 Sam Freeman, L ERA: 4.5	58 Alex Claudio, L ERA: 2.61	63 Anthony Bass, R ERA: 6.75	30 Nefalli Feliz, R ERA: 3.86	IP WLS BF H R ER SO BB IBB HBP BLK WP HR S P ERA WHIP	59 Lisalberto Bonilla, R ERA: 13.57	25 Jamey Wright, R ERA: 7.5	50 Sam Freeman, L ERA: 4.5	58 Alex Claudio, L ERA: 2.61	63 Anthony Bass, R ERA: 6.75	30 Nefalli Feliz, R ERA: 3.86

Kansas City Royals @ Texas Rangers
Surprise Stadium, Surprise, AZ
 Mon Mar 30 2015, 4:08 PM - 7:25 PM EDT
 Att. 4,489 - Partly Cloudy - 93 F

livebaseballscorecards.com

AB 41
R 11
H 15
RBI 10
BB 4
SO 7
LOB 15

Batter	1	2	3	4	5	6	7	8	9	AB	R	H	RBI	BB	SO	LOB	BOTTOM								
2 Leonys Martin, L OBP: 0.370, SLG: 0.510 43 Carlos Peguero, L (4, PR) OBP: 0.435, SLG: 0.500										3	1	3	2	0	0	0									
20 Jake Smolinski, R OBP: 0.412, SLG: 0.630										5	2	2	2	0	0	3									
84 Prince Fielder, L OBP: 0.325, SLG: 0.410 18 Mitch Moreland, L OBP: 0.310, SLG: 0.537										2	0	1	0	0	0	0									
16 Ryan Rua, R OBP: 0.344, SLG: 0.544 87 Jesus Martinez, L										4	1	1	2	0	0	2									
17 Shin-Soo Choo, L (1, 10)										4	0	0	0	0	3	2									
61 Robinson Chirinos, R OBP: 0.379, SLG: 0.400 38 Chris Gimenez, R OBP: 0.222, SLG: 0.308										2	0	0	0	0	1	0									
9 Adam Rosales, R OBP: 0.370, SLG: 0.500										3	2	1	1	1	0	1									
12 Rougned Odor, L OBP: 0.410, SLG: 0.588 19 Ed Lucas, R (6, PR) OBP: 0.300, SLG: 0.333										3	0	1	0	0	0	1									
39 Tommy Field, R OBP: 0.286, SLG: 0.467										4	0	0	0	0	2	3									
Inning Stats	R: 0 E: 0 K: 0 S: 11	H: 2 LOB: 2 BB: 0 P: 19	R: 1 E: 0 K: 1 S: 9	H: 1 LOB: 0 BB: 0 P: 14	R: 3 E: 0 K: 2 S: 16	H: 3 LOB: 0 BB: 0 P: 24	R: 1 E: 0 K: 0 S: 13	H: 1 LOB: 1 BB: 1 P: 22	R: 0 E: 0 K: 2 S: 12	H: 0 LOB: 0 BB: 0 P: 20	R: 0 E: 0 K: 1 S: 13	H: 1 LOB: 1 BB: 0 P: 21	R: 2 E: 0 K: 1 S: 11	H: 2 LOB: 0 BB: 0 P: 16	R: 0 E: 0 K: 0 S: 7	H: 1 LOB: 1 BB: 0 P: 11	R: 0 E: 0 K: 1 S: 8	H: 1 LOB: 1 BB: 0 P: 11	1B: 5 2B: 3 3B: 0 HR: 4	SF: 0 SAC: 0 DP: 0 HBP: 0	WP: 1 PB: 0 SB: 0 CS: 0	PA: 40			
PITCHER	IP WLS BF H R ER SO BB IBB HBP BLK WP HR S P ERA WHIP	51 Jason Vargas, L ERA: 9.68	54 Jason Frasor, R ERA: 0.96	33 Brian Flynn, L ERA: 2.77	31 Louis Coleman, R ERA: 3.55	IP WLS BF H R ER SO BB IBB HBP BLK WP HR S P ERA WHIP	51 Jason Vargas, L ERA: 9.68	54 Jason Frasor, R ERA: 0.96	33 Brian Flynn, L ERA: 2.77	31 Louis Coleman, R ERA: 3.55	IP WLS BF H R ER SO BB IBB HBP BLK WP HR S P ERA WHIP	51 Jason Vargas, L ERA: 9.68	54 Jason Frasor, R ERA: 0.96	33 Brian Flynn, L ERA: 2.77	31 Louis Coleman, R ERA: 3.55	IP WLS BF H R ER SO BB IBB HBP BLK WP HR S P ERA WHIP	51 Jason Vargas, L ERA: 9.68	54 Jason Frasor, R ERA: 0.96	33 Brian Flynn, L ERA: 2.77	31 Louis Coleman, R ERA: 3.55	IP WLS BF H R ER SO BB IBB HBP BLK WP HR S P ERA WHIP	51 Jason Vargas, L ERA: 9.68	54 Jason Frasor, R ERA: 0.96	33 Brian Flynn, L ERA: 2.77	31 Louis Coleman, R ERA: 3.55

Kansas City Royals @ Texas Rangers
Surprise Stadium, Surprise, AZ
 Mon Mar 30 2015, 4:08 PM - 7:25 PM EDT
 Att. 4,489 - Partly Cloudy - 93 F

livebaseballscorecards.com

AB 39
R 7
H 12
RBI 7
BB 1
SO 8
LOB 16

Batter	1	2	3	4	5	6	7	8	9	AB	R	H	RBI	BB	SO	LOB	TOP					
1 Adam Eaton, L (1, 8) OBP: 0.250, SLG: 0.250	G4-3		F8			G3			G4-6-3	4	0	1	0	0	0	1						
53 Melky Cabrera, S (1, 7) OBP: 0.250, SLG: 0.250	G5-4-3		G3-1			G3-1			G4-6-3	4	0	1	0	0	0	1						
79 José Abreu, R (1, 3) OBP: 0.500, SLG: 1.333	G5-4-3				F9					3	1	1	1	1	0	1						
25 Adam LaRoche, L (1, 10)		F7			K					4	0	0	0	0	2	1						
26 Avisail García, R (1, 9)		HBP			G5-3					2	0	0	0	0	0	0						
10 Alexei Ramirez, R (1, 6)		L7								3	0	0	0	0	0	1						
12 Conor Gillaspie, L (1, 5) OBP: 0.667, SLG: 1.000									G3-1	2	0	1	0	1	0	0						
21 Tyler Flowers, R (1, 2)										2	0	0	0	0	1	3						
20 JB Shuck, L (8, PH)										1	0	0	0	0	0	0						
58 Geovany Soto, R (8, 2)										0	0	0	0	0	0	0						
7 Micah Johnson, L (1, 4) OBP: 0.333, SLG: 0.333			F8						G1-3	3	0	1	0	0	0	0						
Inning Stats	R: 0 E: 0 K: 0 S: 7	H: 1 LOB: 0 BB: 0 P: 11	R: 0 E: 0 K: 1 S: 9	H: 1 LOB: 2 BB: 0 P: 12	R: 0 E: 0 K: 0 S: 14	H: 0 LOB: 0 BB: 0 P: 17	R: 0 E: 0 K: 1 S: 8	H: 0 LOB: 0 BB: 0 P: 11	R: 0 E: 0 K: 0 S: 9	H: 0 LOB: 0 BB: 1 P: 13	R: 0 E: 0 K: 0 S: 7	H: 1 LOB: 0 BB: 0 P: 11	R: 1 E: 0 K: 1 S: 6	H: 1 LOB: 0 BB: 0 P: 12	R: 0 E: 0 K: 0 S: 9	H: 0 LOB: 0 BB: 0 P: 15	R: 0 E: 0 K: 0 S: 7	H: 1 LOB: 1 BB: 1 P: 13	1B: 3 2B: 1 3B: 0 HR: 1	SF: 0 SAC: 0 DP: 3 HBP: 1	WP: 0 PB: 0 CS: 0	PA: 31
PITCHER	IP	WLS	BF	H	R	ER	SO	BB	IBB	HBP	BLK	WP	HR	S	P	ERA	WHIP					
30 Yordano Ventura, R (1, 1) ERA: 1.5	6.0	W	21	4	1	1	2	1	0	1	0	0	1	55	78	1.50	0.833					
40 Kelvin Herrera, R (7, 1) ERA:	1.0	H	3	0	0	0	1	0	0	0	0	0	0	5	9	0.00	0.000					
17 Wade Davis, R (8, 1) ERA:	1.0		3	0	0	0	0	0	0	0	0	0	0	9	15	0.00	0.000					
46 Ryan Madson, R (9, 1) ERA:	1.0		4	1	0	0	0	1	0	0	0	0	0	7	13	0.00	2.000					

Chicago White Sox @ Kansas City Royals
Kauffman Stadium, Kansas City, MO
Mon Apr 06 2015, 3:16 PM - 6:04 PM CDT
Att: 40,085 - Drizzlie - 59 F

AB	28
R	1
H	5
RBI	1
BB	2
SO	3
LOB	8



Batter	1	2	3	4	5	6	7	8	9	AB	R	H	RBI	BB	SO	LOB	BOTTOM					
2 Alcides Escobar, R (1, 6) OBP: 0.600, SLG: 0.750	F9		SH3		F7		G6-3	G6-4-3		4	3	2	0	1	0	0						
8 Mike Moustakas, L (1, 5) OBP: 0.750, SLG: 1.667	K		SH3		HR		G6-3	G6-4-3		3	2	2	1	1	1	0						
6 Lorenzo Cain, R (1, 8) OBP: 0.400, SLG: 0.250	P6		SH3		HBP		G6-3	G6-4-3		4	1	1	1	1	0	4						
35 Eric Hosmer, L (1, 3) OBP: 0.200, SLG: 0.200		G3	G3		G4-3		K	2B		5	0	1	1	0	1	4						
25 Kendrys Morales, S (1, 10) OBP: 0.800, SLG: 1.000		FC1-4	HBP		F7		4 1B	15 HR		2	2	1	0	3	0	1						
4 Alex Gordon, L (1, 7) OBP: 0.400, SLG: 0.250		HBP	F8				G4-3	15 HR		4	1	1	2	0	1	3						
15 Alex Rios, R (1, 9) OBP: 0.750, SLG: 1.500		FC1-4			13		1B	HR		4	1	3	3	0	0	2						
13 Salvador Perez, R (1, 2) OBP: 0.500, SLG: 0.750			F9-3				F8			4	0	2	1	0	0	2						
14 Omar Infante, R (1, 4)		F8			F7		L5	F8		4	0	0	0	0	0	4						
Inning Stats	R: 0 E: 0 K: 1 S: 9	H: 0 LOB: 0 BB: 0 P: 12	R: 1 E: 0 K: 0 S: 12	H: 1 LOB: 2 BB: 1 P: 23	R: 2 E: 0 K: 0 S: 15	H: 2 LOB: 1 BB: 1 P: 25	R: 0 E: 0 K: 0 S: 5	H: 1 LOB: 0 BB: 0 P: 5	R: 1 E: 0 K: 0 S: 6	H: 1 LOB: 1 BB: 0 P: 9	R: 0 E: 0 K: 0 S: 9	H: 1 LOB: 0 BB: 0 P: 14	R: 5 E: 0 K: 1 S: 14	H: 3 LOB: 1 BB: 3 P: 33	R: 1 E: 0 K: 1 S: 16	H: 4 LOB: 2 BB: 0 P: 21	R: 0 E: 0 K: 0 S: 7	H: 1 LOB: 1 BB: 1 P: 13	1B: 8 2B: 4 3B: 0 HR: 2	SF: 0 SAC: 1 DP: 2 HBP: 2	WP: 1 PB: 0 CS: 0	PA: 42
PITCHER	IP	WLS	BF	H	R	ER	SO	BB	IBB	HBP	BLK	WP	HR	S	P	ERA	WHIP					
29 Jeff Samardzija, R (1, 1) ERA: 7.5	6.0	L	28	6	5	5	1	3	0	2	0	0	0	8	19	13.50	3.000					
43 Dan Jennings, L (7, 1) ERA: 40.5	0.2		5	1	1	1	1	1	1	0	0	0	0	8	19	13.50	3.000					
51 Kyle Drabek, R (7, 1) ERA: 13.5	1.1		9	6	4	4	1	0	0	0	0	0	1	22	31	27.00	4.500					

Chicago White Sox @ Kansas City Royals
Kauffman Stadium, Kansas City, MO
Mon Apr 06 2015, 3:16 PM - 6:04 PM CDT
Att: 40,085 - Drizzlie - 59 F

AB	34
R	10
H	13
RBI	9
BB	5
SO	3
LOB	20



Batter	1	2	3	4	5	6	7	8	9	AB	R	H	RBI	BB	SO	LOB	TOP				
1 Adam Eaton, L (1,8) OBP: 0.125, SLG: 0.125	G3		G6-3		K		FC6-4 53 CS			4	0	0	0	0	1	2					
53 Melky Cabrera, S (1,7) OBP: 0.125, SLG: 0.125	G6-3		F9		G6-3		CS			4	0	0	0	0	1	0					
79 José Abreu, R (1,3) OBP: 0.375, SLG: 0.857	G6-3		K							4	1	1	0	0	2	0					
26 Avisail García, R (1,9) OBP: 0.571, SLG: 0.667		K								4	1	3	0	0	1	0					
10 Alexei Ramirez, R (1,6)		G4-3			P3					3	0	0	1	0	0	2					
25 Adam LaRoche, L (1,10) OBP: 0.125, SLG: 0.250					K					4	1	1	0	0	2	2					
15 Gordon Beckham, R (1,5)										4	1	2	1	0	1	1					
21 Tyler Flowers, R (1,2) OBP: 0.200, SLG: 0.800										3	1	1	3	0	1	1					
20 JB Shuck, L (9,PH)					L4					1	0	0	0	0	0	0					
5 Yolmer Sánchez, S (1,4) OBP: 0.667, SLG: 0.667										3	0	2	0	0	1	0					
7 Micah Johnson, L (7,PR) OBP: 0.333, SLG: 0.333										0	0	0	0	0	0	0					
Inning Stats	R: 0 E: 0 K: 0 S: 9	H: 0 LOB: 0 BB: 0 P: 10	R: 3 E: 0 K: 2 S: 19	H: 3 LOB: 0 BB: 0 P: 26	R: 0 E: 0 K: 1 S: 6	H: 0 LOB: 0 BB: 0 P: 8	R: 1 E: 0 K: 1 S: 17	H: 2 LOB: 1 BB: 0 P: 23	R: 0 E: 0 K: 1 S: 8	H: 1 LOB: 0 BB: 0 P: 12	R: 1 E: 0 K: 2 S: 10	H: 2 LOB: 1 BB: 0 P: 11	R: 0 E: 0 K: 2 S: 9	H: 1 LOB: 1 BB: 0 P: 13	R: 0 E: 0 K: 0 S: 6	H: 0 LOB: 0 BB: 0 P: 7	1B: 6 2B: 3 HR: 1	SF: 1 SAC: 0 DP: 0 HBP: 0	WP: 0 PB: 0 SB: 0 CS: 1	PA: 36	
PITCHER	IP	WLS	BF	H	R	ER	SO	BB	IBB	HBP	BLK	WP	HR	S	P	ERA	WHIP				
41 Danny Duffy, L (1,1) ERA: 9.0	5.0		22	8	5	5	5	0	0	0	0	0	0	1	61	81	9.00	1.600			
54 Jason Frasor, R (6,1) ERA:	1.0	B	3	0	0	0	2	0	0	0	0	0	0	0	8	9	0.00	0.000			
40 Kelvin Herrera, R (7,1) ERA:	1.0		3	1	0	0	1	0	0	0	0	0	0	0	9	11	0.00	1.000			
17 Wade Davis, R (8,1) ERA:	1.0	W	4	1	0	0	2	0	0	0	0	0	0	0	9	13	0.00	1.000			
56 Greg Holland, R (9,1) ERA:	1.0	S	3	0	0	0	0	0	0	0	0	0	0	0	6	7	0.00	0.000			

Chicago White Sox @ Kansas City Royals
Kauffman Stadium, Kansas City, MO
Wed Apr 08 2015, 7:11 PM - 10:21 PM CDT
Att: 23,385 - Cloudy - 74 F

AB	34
R	5
H	10
RBI	5
BB	0
SO	10
LOB	8



Batter	1	2	3	4	5	6	7	8	9	AB	R	H	RBI	BB	SO	LOB	BOTTOM				
2 Alcides Escobar, R (1,6) OBP: 0.600, SLG: 0.667	P3		G6-3		FC3-2 8 S		FC5-4 8 S			5	1	3	0	0	0	0					
8 Mike Moustakas, L (1,5) OBP: 0.556, SLG: 1.000					FC3-2		FC5-4 6 1B			4	2	1	0	0	0	4					
6 Lorenzo Cain, R (1,8) OBP: 0.800, SLG: 0.875					L7					4	2	3	2	0	0	2					
35 Eric Hosmer, L (1,3)										5	2	2	3	0	1	4					
25 Kendrys Morales, S (1,10) OBP: 0.500, SLG: 0.429					G5-3					5	0	1	1	0	0	1					
4 Alex Gordon, L (1,7) OBP: 0.444, SLG: 0.167										2	0	0	0	2	1	3					
15 Alex Rios, R (1,9) OBP: 0.625, SLG: 1.000					G6-3					4	0	2	0	0	1	1					
13 Salvador Perez, R (1,2) OBP: 0.500, SLG: 0.625										4	0	2	1	0	0	2					
14 Omar Infante, R (1,4)										4	0	0	0	0	2	5					
Inning Stats	R: 1 E: 0 K: 0 S: 15	H: 2 LOB: 2 BB: 0 P: 25	R: 0 E: 0 K: 1 S: 8	H: 0 LOB: 0 BB: 0 P: 9	R: 3 E: 0 K: 0 S: 19	H: 2 LOB: 1 BB: 1 P: 30	R: 0 E: 0 K: 1 S: 9	H: 2 LOB: 2 BB: 0 P: 13	R: 1 E: 0 K: 2 S: 19	H: 3 LOB: 2 BB: 0 P: 25	R: 0 E: 0 K: 0 S: 12	H: 2 LOB: 1 BB: 0 P: 17	R: 0 E: 0 K: 0 S: 10	H: 1 LOB: 2 BB: 1 P: 18	R: 2 E: 0 K: 1 S: 10	H: 2 LOB: 0 BB: 0 P: 15	1B: 11 2B: 1 3B: 0 HR: 2	SF: 0 SAC: 0 DP: 1 HBP: 2	WP: 0 PB: 0 SB: 0 CS: 0	PA: 41	
PITCHER	IP	WLS	BF	H	R	ER	SO	BB	IBB	HBP	BLK	WP	HR	S	P	ERA	WHIP				
62 Jose Quintana, L (1,1) ERA: 9.0	5.0		27	9	5	5	4	1	0	0	0	0	0	12	17	9.00	2.000				
41 Javy Guerra, R (6,1) ERA:	1.0		4	2	0	0	0	0	0	0	0	0	0	10	18	0.00	2.000				
33 Zach Duke, L (7,1) ERA:	1.0		5	1	0	0	0	1	0	0	0	0	0	10	15	0.00	2.000				
57 Zach Putnam, R (8,1) ERA: 18.0	1.0	L	5	2	2	2	1	0	0	0	0	0	1	10	15	18.00	2.000				

Chicago White Sox @ Kansas City Royals
Kauffman Stadium, Kansas City, MO
Wed Apr 08 2015, 7:11 PM - 10:21 PM CDT
Att: 23,385 - Cloudy - 74 F

AB	37
R	7
H	14
RBI	7
BB	2
SO	5
LOB	22



Batter	1	2	3	4	5	6	7	8	9	AB	R	H	RBI	BB	SO	LOB	TOP					
1 Adam Eaton, L OBP: 0.083, SLG: 0.083	G3			F8		G4-3		G6-3		4	0	0	0	0	0	1	Chicago White Sox @ Kansas City Royals Kauffman Stadium, Kansas City, MO Thu Apr 09 2015, 1:12 PM - 3:48 PM CDT Att: 20,236 - Partly Cloudy - 72 F					
53 Melky Cabrera, S OBP: 0.167, SLG: 0.167	79 L4-6-3 1B			F8			G1-6-3	F7		4	0	1	0	0	0	1						
79 José Abreu, R OBP: 0.333, SLG: 0.727	L4-6-3							K	G4-3	4	0	1	0	0	1	1						
25 Adam LaRoche, L OBP: 0.167, SLG: 0.182		F8							K2-3	3	1	0	0	0	2	1						
26 Avisail García, R OBP: 0.455, SLG: 0.444		F9							K	3	0	0	0	1	1	0						
10 Alexei Ramirez, R OBP: 0.100, SLG: 0.111										3	0	1	1	0	0	0						
12 Conor Gillaspie, L OBP: 0.333, SLG: 0.400										3	0	0	0	0	2	2						
58 Geovany Soto, R 64 Emilio Bonifácio, S 21 Tyler Flowers, R										2	0	0	0	0	1	0						
7 Micah Johnson, L OBP: 0.333, SLG: 0.500										3	0	1	0	0	0	0						
Inning Stats	R: 0 E: 0 K: 0 S: 5	H: 1 LOB: 0 BB: 0 P: 9	R: 0 E: 0 K: 0 S: 4	H: 0 LOB: 0 BB: 0 P: 5	R: 0 E: 0 K: 1 S: 7	H: 0 LOB: 0 BB: 0 P: 11	R: 0 E: 0 K: 1 S: 10	H: 1 LOB: 1 BB: 0 P: 13	R: 0 E: 0 K: 1 S: 6	H: 0 LOB: 0 BB: 0 P: 8	R: 0 E: 0 K: 1 S: 8	H: 0 LOB: 0 BB: 0 P: 14	R: 1 E: 0 K: 1 S: 11	H: 1 LOB: 2 BB: 1 P: 22	R: 0 E: 0 K: 0 S: 7	H: 1 LOB: 1 BB: 0 P: 13		R: 0 E: 0 K: 2 S: 8	H: 0 LOB: 0 BB: 0 P: 10	1B: 2 2B: 3 3B: 0 HR: 0	SF: 0 SAC: 0 DP: 1 HBP: 1	WP: 0 PB: 0 CS: 0
PITCHER	IP WLS BF H R ER SO BB IBB HBP BLK WP HR S P ERA WHIP																					
36 Edinson Volquez, R ERA: 1.13	8.0 W 29 4 1 1 5 1 0 1 0 0 0 0 58 95 1.12 0.625																					
56 Greg Holland, R ERA:	1.0 S 3 0 0 0 2 0 0 0 0 0 0 0 8 10 0.00 0.000																					

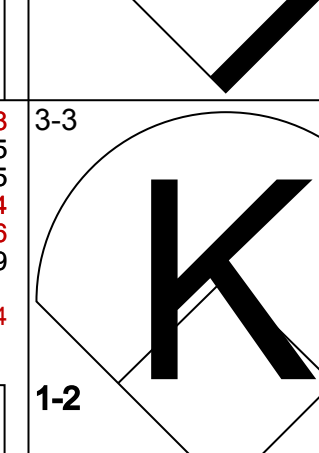

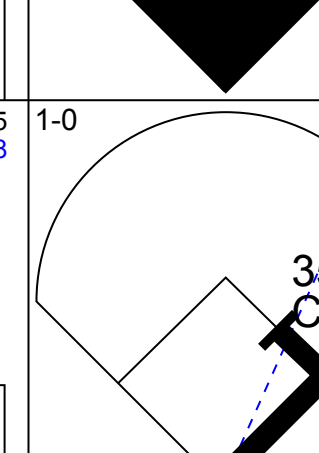
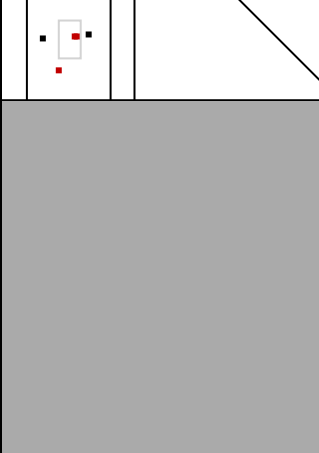
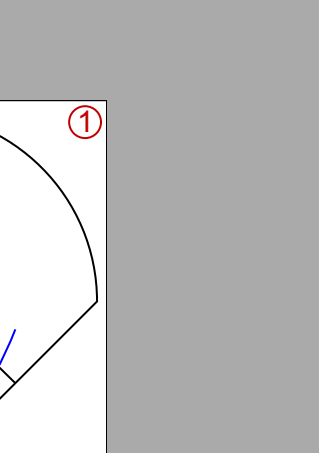

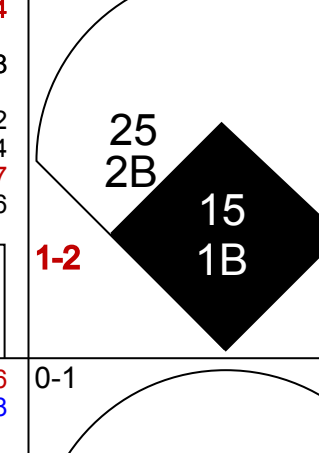
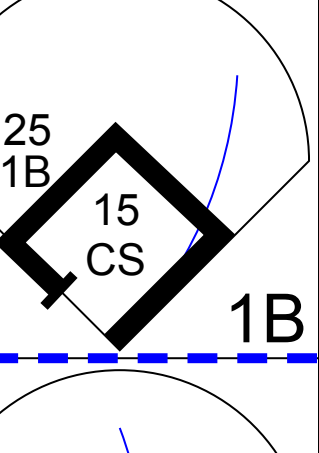
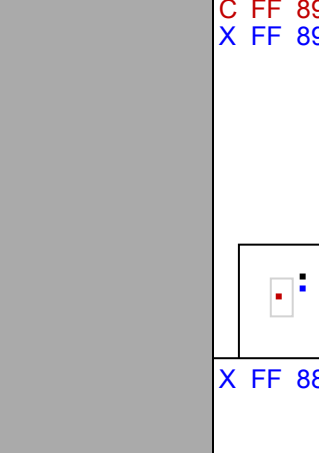
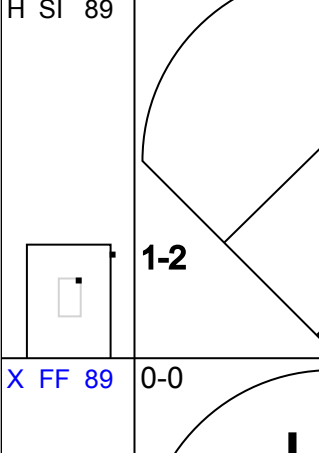
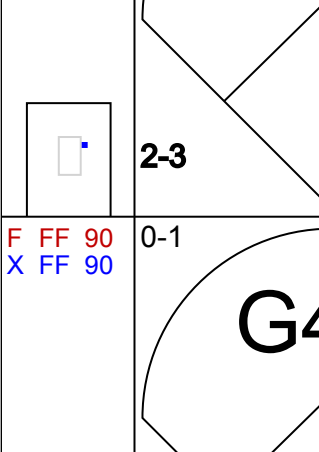

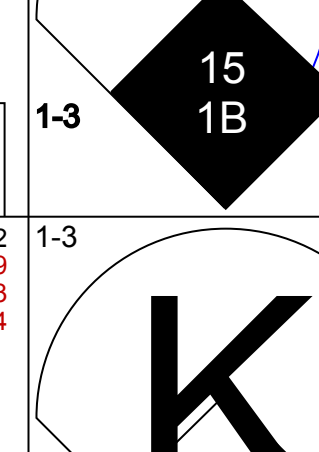
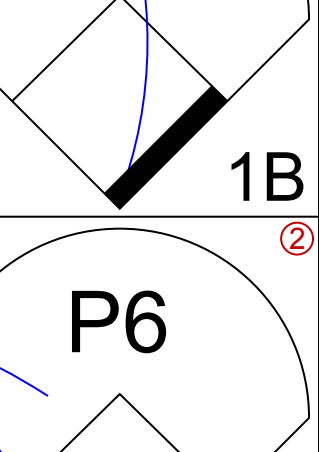
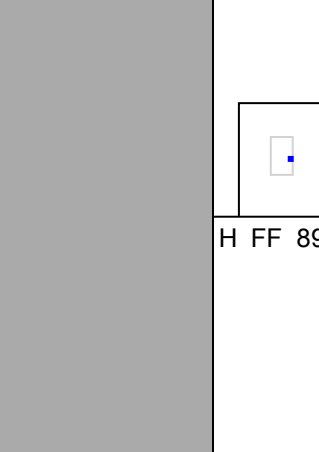
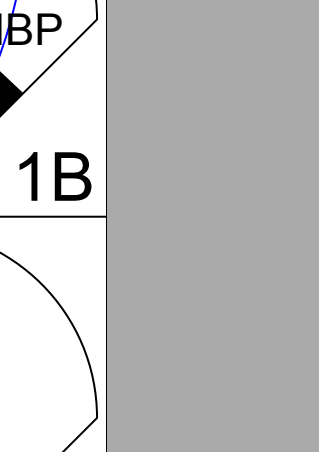
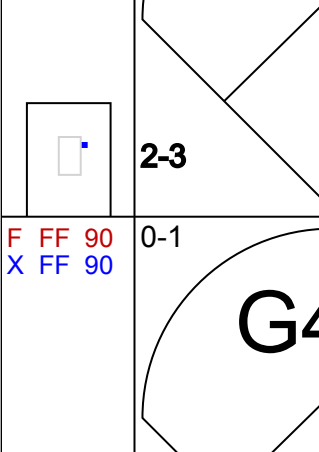

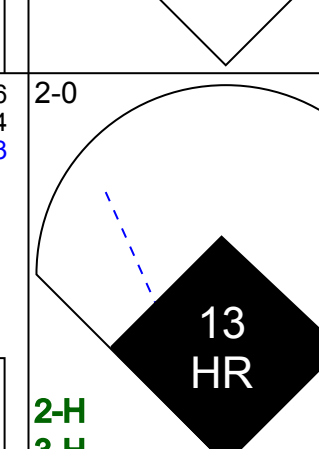
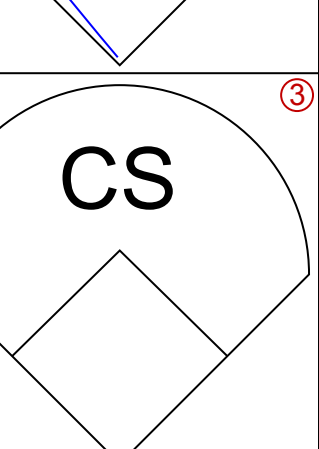
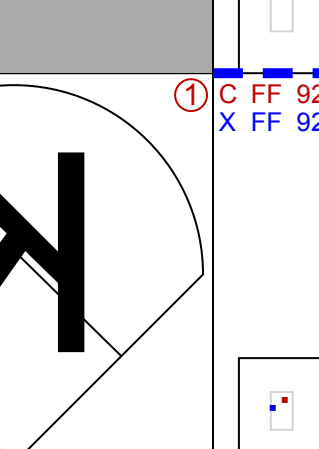
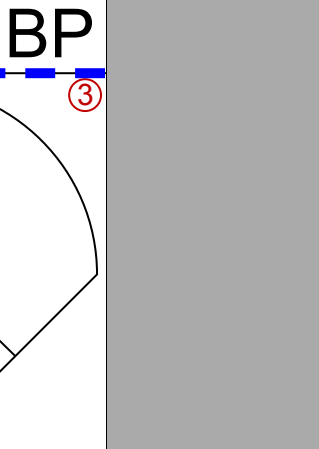


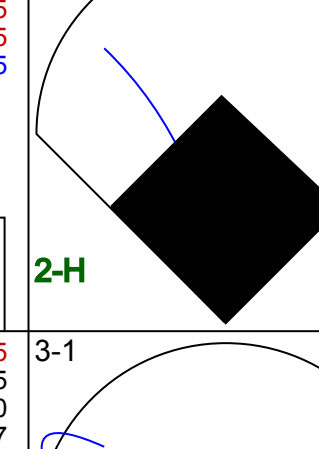

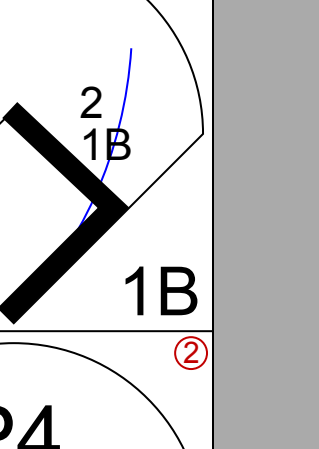
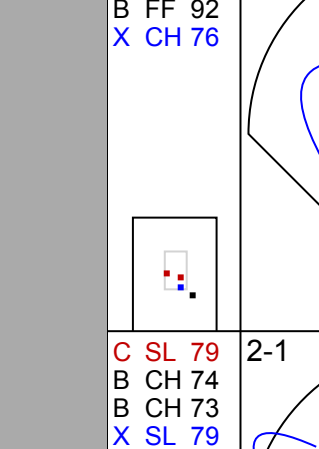

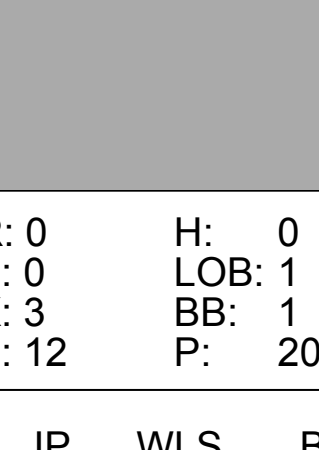
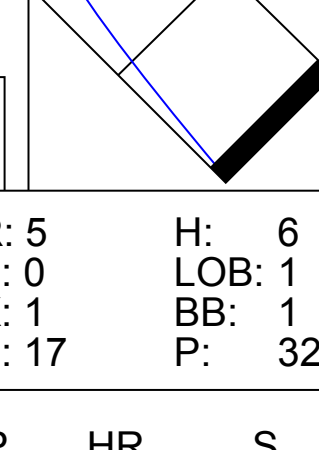
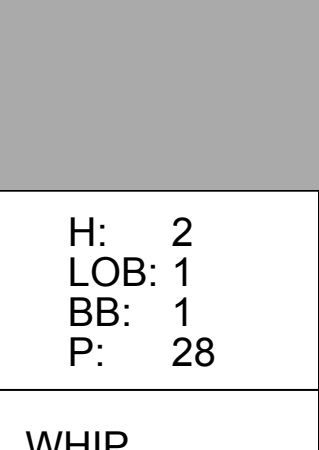
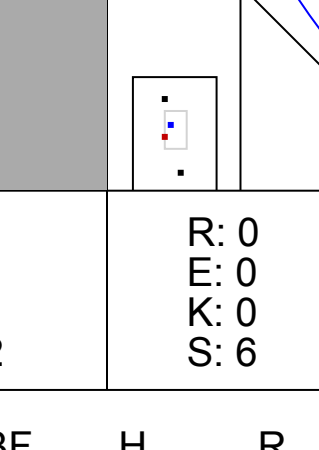
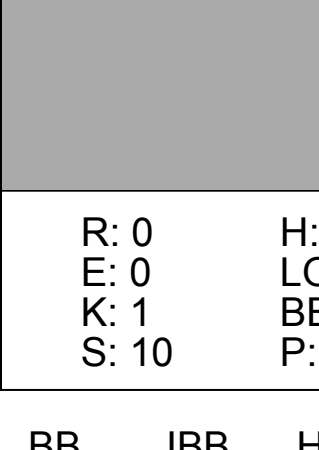

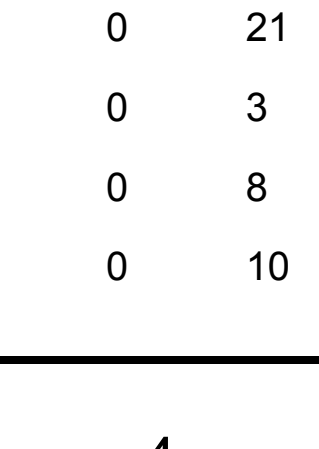



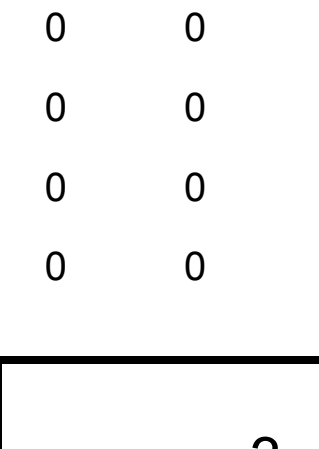
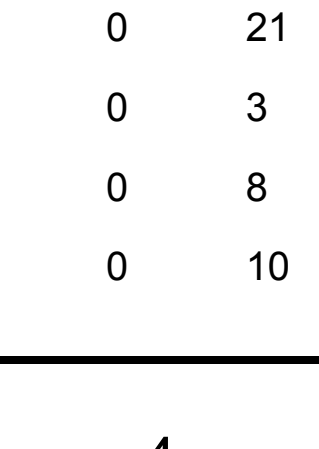


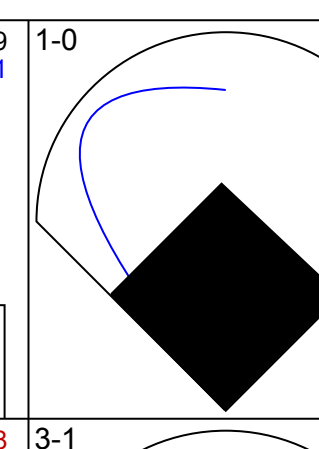


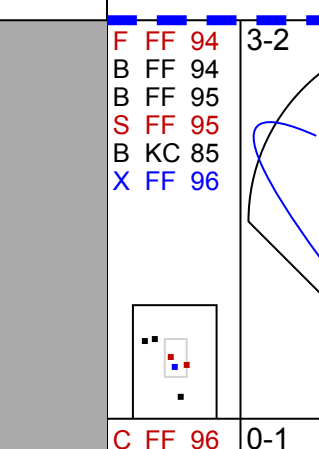
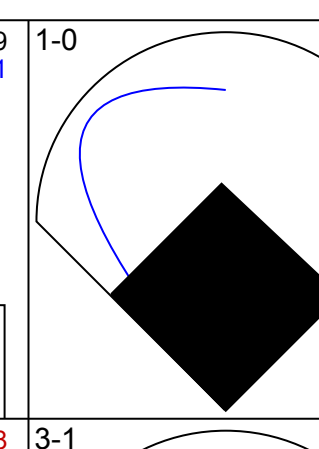
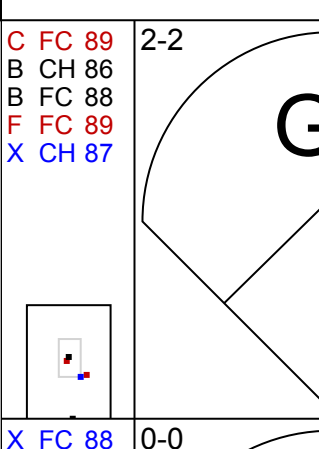
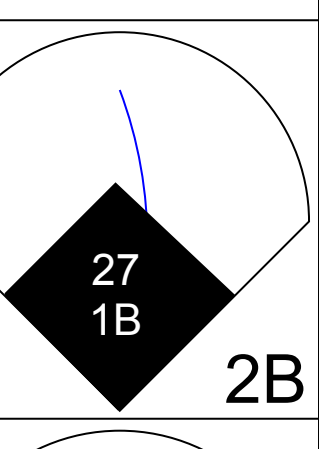

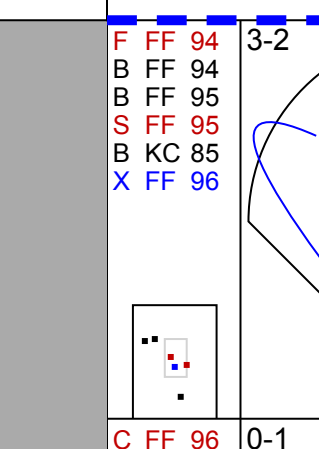
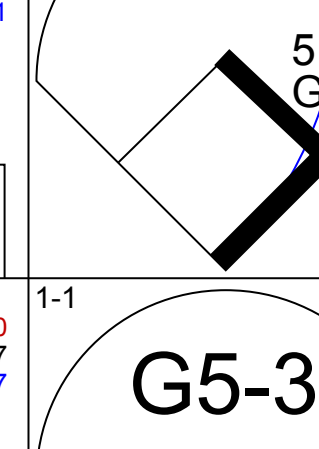
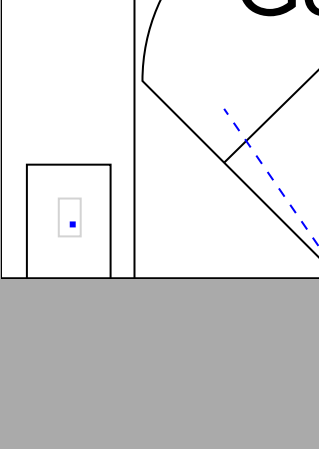
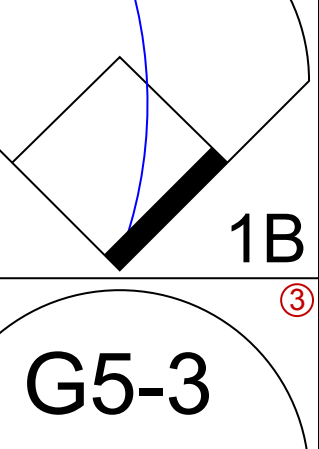

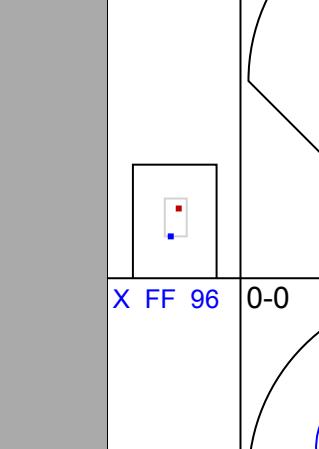
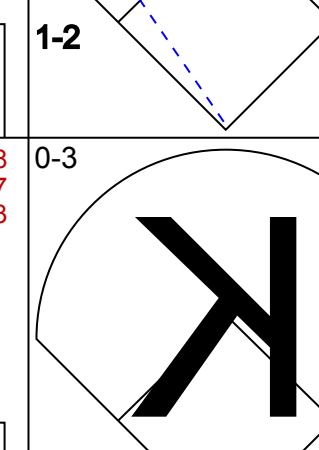
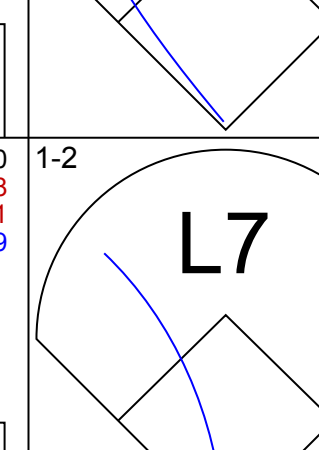
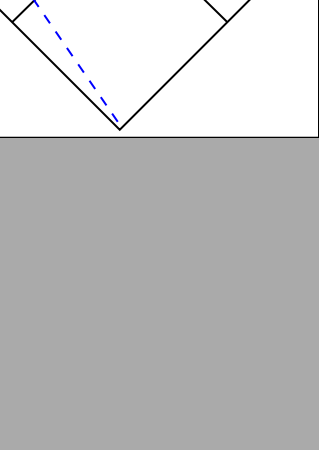
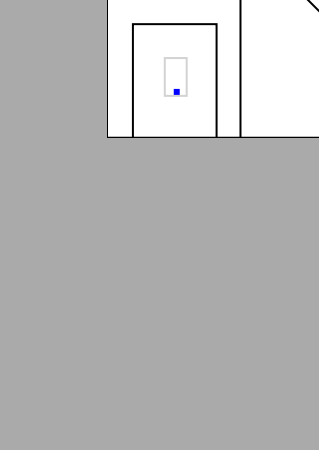
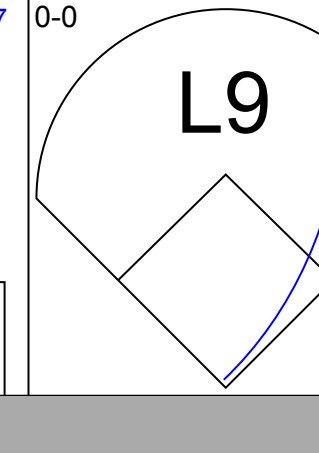
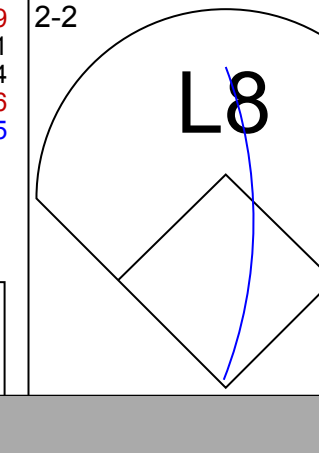
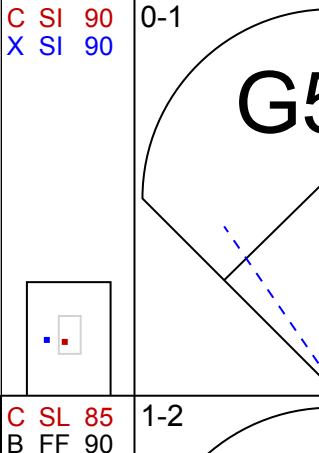



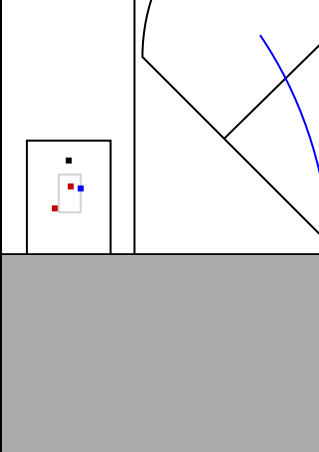
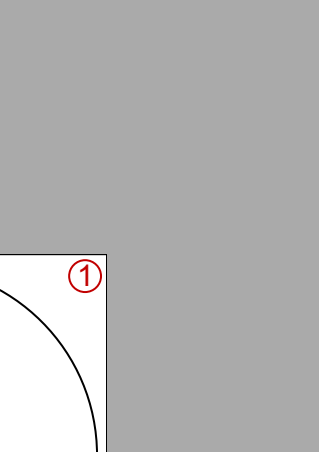
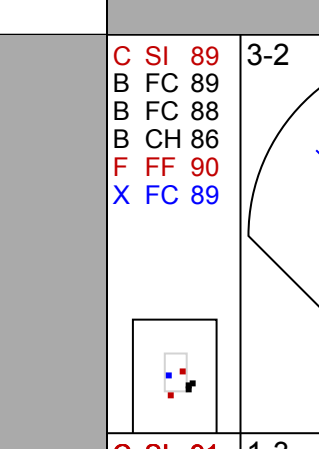

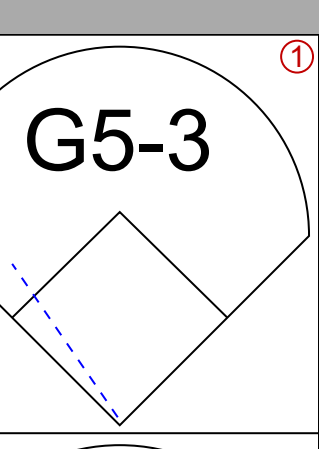



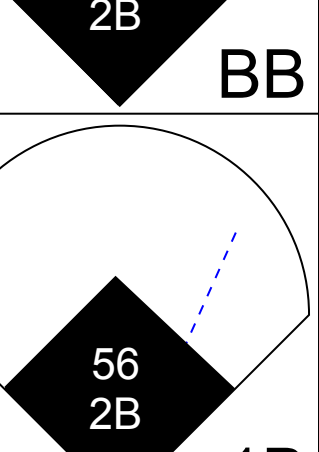
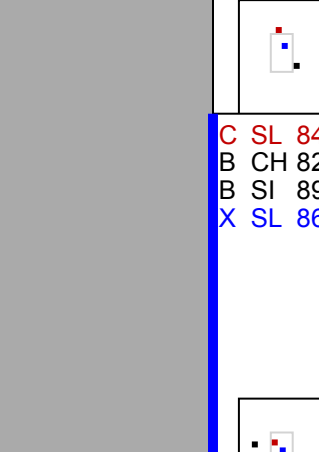
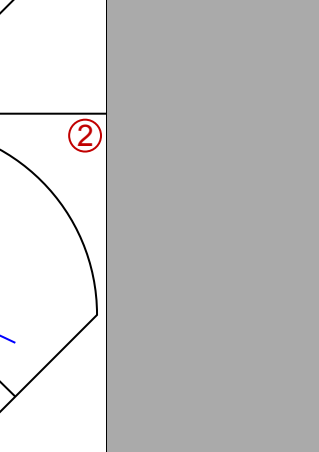

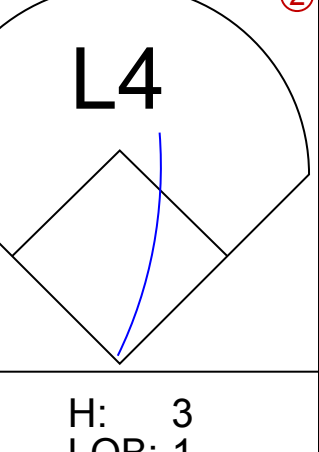
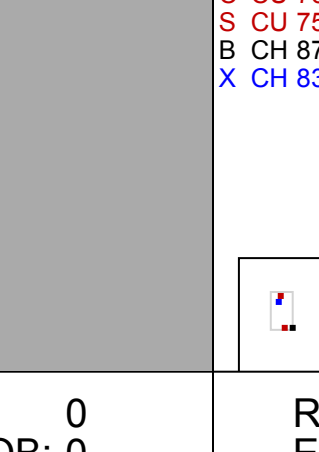
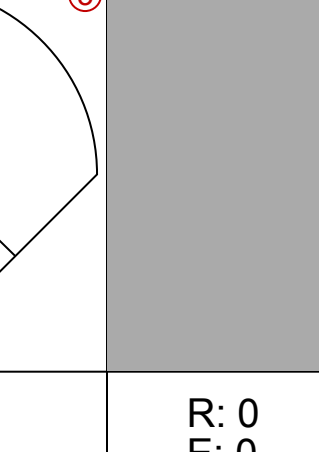
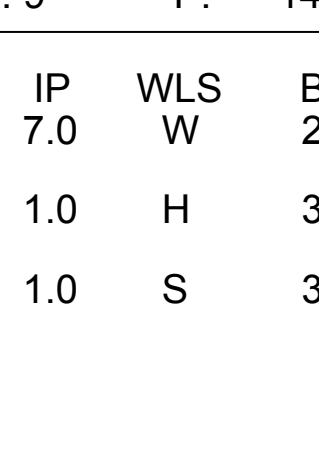
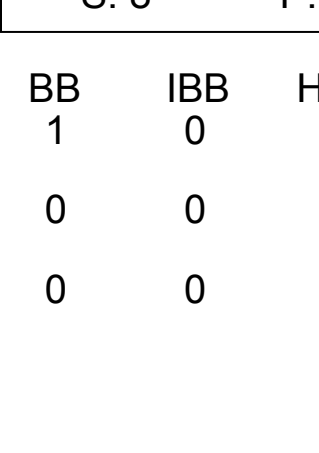
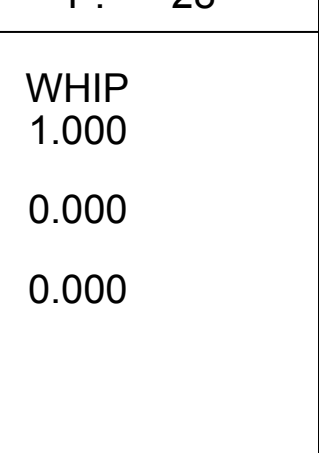
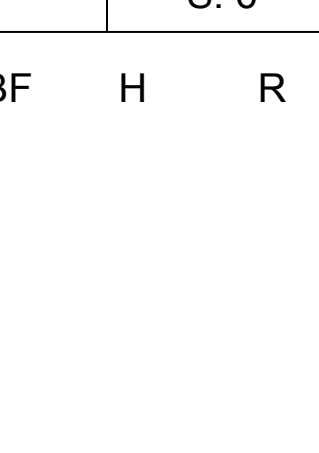


Batter	1	2	3	4	5	6	7	8	9	AB	R	H	RBI	BB	SO	LOB	BOTTOM					
2 Alcides Escobar, R OBP: 0.538, SLG: 0.667	SH1-3 8 6 G6-3 2B									3	1	1	0	0	0	2	Chicago White Sox @ Kansas City Royals Kauffman Stadium, Kansas City, MO Thu Apr 09 2015, 1:12 PM - 3:48 PM CDT Att: 20,236 - Partly Cloudy - 72 F					
8 Mike Moustakas, L OBP: 0.417, SLG: 0.700	SH1-3									3	0	0	0	0	4							
6 Lorenzo Cain, R OBP: 0.500, SLG: 0.750	G6-3									4	1	1	1	0	3							
35 Eric Hosmer, L OBP: 0.357, SLG: 0.571	G4-3									4	0	2	0	0	1							
25 Kendrys Morales, S OBP: 0.429, SLG: 0.455	K									4	1	1	1	0	2	2						
15 Alex Rios, R OBP: 0.417, SLG: 0.667	G5-3									4	0	0	0	0	3							
13 Salvador Perez, R OBP: 0.500, SLG: 0.818	L9									3	1	1	2	1	0	1						
16 Paulo Orlando, R OBP: 0.500, SLG: 1.000	SH5-4 2 14 1B BB									3	0	1	0	1	0	2						
14 Omar Infante, R OBP: 0.091, SLG: 0.091	SH5-4 2 1B									3	0	1	0	0	1							
Inning Stats	R: 1 E: 0 K: 0 S: 9	H: 1 LOB: 0 BB: 0 P: 13	R: 0 E: 0 K: 1 S: 7	H: 0 LOB: 0 BB: 0 P: 10	R: 0 E: 0 K: 0 S: 9	H: 1 LOB: 2 BB: 1 P: 14	R: 0 E: 0 K: 0 S: 10	H: 1 LOB: 1 BB: 0 P: 11	R: 0 E: 0 K: 0 S: 9	H: 1 LOB: 1 BB: 0 P: 13	R: 3 E: 0 K: 0 S: 15	H: 3 LOB: 0 BB: 0 P: 20	R: 0 E: 1 K: 0 S: 8	H: 0 LOB: 1 BB: 0 P: 12	R: 0 E: 0 K: 1 S: 12	H: 1 LOB: 2 BB: 1 P: 21		R: 0 E: 0 K: 1 S: 12	H: 1 LOB: 2 BB: 1 P: 21	1B: 3 2B: 3 3B: 1 HR: 1	SF: 0 SAC: 2 DP: 0 HBP: 0	WP: 1 PB: 0 CS: 0
PITCHER	IP WLS BF H R ER SO BB IBB HBP BLK WP HR S P ERA WHIP																					
50 John Danks, L ERA: 6.35	5.2 L 25 7 4 4 4 1 0 0 0 0 0 0 4 6 6.35 1.412																					
41 Javy Guerra, R ERA:	0.1 1 0 0 0 0 0 0 0 0 0 0 0 4 6 0.00 0.000																					
34 Matt Albers, R ERA:	1.0 4 0 0 0 0 0 0 0 0 0 0 0 8 12 0.00 0.000																					
30 David Robertson, R ERA:	1.0 5 1 0 0 1 1 0 0 0 0 1 0 12 21 0.00 2.000																					



AB 30
R 1
H 4
RBI 1
BB 1
SO 7
LOB 6

AB 31
R 4
H 8
RBI 4
BB 2
SO 2
LOB 19

Batter	1	2	3	4	5	6	7	8	9	AB	R	H	RBI	BB	SO	LOB	TOP							
2 Alcides Escobar, R OBP: 0.455, SLG: 0.500										5	0	1	0	0	1	1								
8 Mike Moustakas, L OBP: 0.500, SLG: 0.765										4	1	2	1	1	1	2								
6 Lorenzo Cain, R OBP: 0.500, SLG: 0.650										4	1	1	0	1	2	2								
35 Eric Hosmer, L OBP: 0.375, SLG: 0.455										3	1	1	0	1	1	1								
25 Kendrys Morales, S OBP: 0.500, SLG: 0.700										4	1	3	1	1	0	2								
4 Alex Gordon, L OBP: 0.333, SLG: 0.077										4	0	0	0	0	2	7								
15 Alex Rios, R OBP: 0.300, SLG: 0.450										4	1	1	2	0	1	3								
13 Salvador Perez, R OBP: 0.450, SLG: 0.789										4	1	2	2	0	0	0								
14 Omar Infante, R OBP: 0.158, SLG: 0.158										4	0	1	0	0	0	1								
Inning Stats	R: 0 H: 0 E: 0 K: 3 S: 12	H: 0 LOB: 1 BB: 1 P: 20	R: 0 H: 0 E: 0 K: 1 S: 6	H: 0 LOB: 0 BB: 1 P: 12	R: 0 H: 0 E: 0 K: 0 S: 5	H: 0 LOB: 0 BB: 0 P: 6	R: 5 H: 6 E: 0 K: 1 S: 17	H: 6 LOB: 1 BB: 1 P: 32	R: 1 H: 2 E: 0 K: 0 S: 16	H: 2 LOB: 2 BB: 0 P: 28	R: 0 H: 2 E: 0 K: 2 S: 10	H: 2 LOB: 2 BB: 0 P: 15	R: 0 H: 1 E: 0 K: 0 S: 8	H: 1 LOB: 2 BB: 0 P: 12	R: 0 H: 0 E: 0 K: 0 S: 6	H: 0 LOB: 0 BB: 0 P: 10	R: 0 H: 1 E: 0 K: 1 S: 10	H: 1 LOB: 2 BB: 0 P: 13	1B: 9 2B: 1 3B: 0 HR: 2	SF: 0 SAC: 0 DP: 1 HBP: 2	WP: 0 PB: 0 SB: 1 CS: 2	PA: 43		
PITCHER	IP WLS BF H R ER SO BB IBB HBP BLK WP HR S P ERA WHIP	IP WLS BF H R ER SO BB IBB HBP BLK WP HR S P ERA WHIP	IP WLS BF H R ER SO BB IBB HBP BLK WP HR S P ERA WHIP	IP WLS BF H R ER SO BB IBB HBP BLK WP HR S P ERA WHIP	IP WLS BF H R ER SO BB IBB HBP BLK WP HR S P ERA WHIP	IP WLS BF H R ER SO BB IBB HBP BLK WP HR S P ERA WHIP	IP WLS BF H R ER SO BB IBB HBP BLK WP HR S P ERA WHIP	IP WLS BF H R ER SO BB IBB HBP BLK WP HR S P ERA WHIP	IP WLS BF H R ER SO BB IBB HBP BLK WP HR S P ERA WHIP	IP WLS BF H R ER SO BB IBB HBP BLK WP HR S P ERA WHIP	IP WLS BF H R ER SO BB IBB HBP BLK WP HR S P ERA WHIP	IP WLS BF H R ER SO BB IBB HBP BLK WP HR S P ERA WHIP	IP WLS BF H R ER SO BB IBB HBP BLK WP HR S P ERA WHIP	IP WLS BF H R ER SO BB IBB HBP BLK WP HR S P ERA WHIP	IP WLS BF H R ER SO BB IBB HBP BLK WP HR S P ERA WHIP	IP WLS BF H R ER SO BB IBB HBP BLK WP HR S P ERA WHIP	IP WLS BF H R ER SO BB IBB HBP BLK WP HR S P ERA WHIP	IP WLS BF H R ER SO BB IBB HBP BLK WP HR S P ERA WHIP	IP WLS BF H R ER SO BB IBB HBP BLK WP HR S P ERA WHIP	IP WLS BF H R ER SO BB IBB HBP BLK WP HR S P ERA WHIP	IP WLS BF H R ER SO BB IBB HBP BLK WP HR S P ERA WHIP	IP WLS BF H R ER SO BB IBB HBP BLK WP HR S P ERA WHIP	IP WLS BF H R ER SO BB IBB HBP BLK WP HR S P ERA WHIP	
36 Jered Weaver, R ERA: 8.71	51 Drew Rucinski, R ERA	37 Cesar Ramos, L ERA	64 Mike Morin, R ERA	48 Jose Alvarez, L ERA																				
56 Kole Calhoun, L OBP: 0.200, SLG: 0.450										4	2	2	3	0	0	0								
27 Mike Trout, R OBP: 0.429, SLG: 0.611										4	0	2	1	0	0	0								
5 Albert Pujols, R OBP: 0.190, SLG: 0.316										4	0	0	0	0	0	2								
20 Matt Joyce, L OBP: 0.143, SLG: 0.214										4	0	0	0	0	1	1								
6 David Freese, R OBP: 0.250, SLG: 0.579										4	0	0	0	0	0	1								
2 Enck Aybar, S OBP: 0.316, SLG: 0.235										4	0	1	0	0	1	0								
19 Efrén Navarro, L OBP: 0.500, SLG: 0.600										2	1	0	0	1	1	1								
3 Drew Butera, R OBP: 0.500, SLG: 0.500										2	1	1	0	0	0	1								
17 Chris Iannetta, R OBP: 0.067, SLG: 0.067										1	0	0	0	0	0	0								
12 Johnny Giavotella, R OBP: 0.313, SLG: 0.267										3	0	0	0	0	0	2								
Inning Stats	R: 1 H: 2 E: 0 K: 1 S: 9	H: 2 LOB: 1 BB: 0 P: 14	R: 0 H: 1 E: 0 K: 1 S: 7	H: 1 LOB: 0 BB: 0 P: 11	R: 0 H: 0 E: 0 K: 0 S: 8	H: 0 LOB: 0 BB: 0 P: 10	R: 0 H: 0 E: 0 K: 0 S: 8	H: 0 LOB: 0 BB: 0 P: 11	R: 3 H: 3 E: 0 K: 0 S: 17	H: 3 LOB: 1 BB: 1 P: 28	R: 0 H: 0 E: 0 K: 0 S: 6	H: 0 LOB: 0 BB: 0 P: 9	R: 0 H: 0 E: 0 K: 0 S: 7	H: 0 LOB: 0 BB: 0 P: 11	R: 0 H: 0 E: 0 K: 0 S: 6	H: 0 LOB: 0 BB: 0 P: 9	R: 0 H: 0 E: 0 K: 1 S: 8	H: 0 LOB: 0 BB: 0 P: 10	1B: 4 2B: 1 3B: 0 HR: 1	SF: 0 SAC: 0 DP: 0 HBP: 0	WP: 0 PB: 0 SB: 0 CS: 1	PA: 34		
PITCHER	IP WLS BF H R ER SO BB IBB HBP BLK WP HR S P ERA WHIP	IP WLS BF H R ER SO BB IBB HBP BLK WP HR S P ERA WHIP	IP WLS BF H R ER SO BB IBB HBP BLK WP HR S P ERA WHIP	IP WLS BF H R ER SO BB IBB HBP BLK WP HR S P ERA WHIP	IP WLS BF H R ER SO BB IBB HBP BLK WP HR S P ERA WHIP	IP WLS BF H R ER SO BB IBB HBP BLK WP HR S P ERA WHIP	IP WLS BF H R ER SO BB IBB HBP BLK WP HR S P ERA WHIP	IP WLS BF H R ER SO BB IBB HBP BLK WP HR S P ERA WHIP	IP WLS BF H R ER SO BB IBB HBP BLK WP HR S P ERA WHIP	IP WLS BF H R ER SO BB IBB HBP BLK WP HR S P ERA WHIP	IP WLS BF H R ER SO BB IBB HBP BLK WP HR S P ERA WHIP	IP WLS BF H R ER SO BB IBB HBP BLK WP HR S P ERA WHIP	IP WLS BF H R ER SO BB IBB HBP BLK WP HR S P ERA WHIP	IP WLS BF H R ER SO BB IBB HBP BLK WP HR S P ERA WHIP	IP WLS BF H R ER SO BB IBB HBP BLK WP HR S P ERA WHIP	IP WLS BF H R ER SO BB IBB HBP BLK WP HR S P ERA WHIP	IP WLS BF H R ER SO BB IBB HBP BLK WP HR S P ERA WHIP	IP WLS BF H R ER SO BB IBB HBP BLK WP HR S P ERA WHIP	IP WLS BF H R ER SO BB IBB HBP BLK WP HR S P ERA WHIP	IP WLS BF H R ER SO BB IBB HBP BLK WP HR S P ERA WHIP	IP WLS BF H R ER SO BB IBB HBP BLK WP HR S P ERA WHIP	IP WLS BF H R ER SO BB IBB HBP BLK WP HR S P ERA WHIP	IP WLS BF H R ER SO BB IBB HBP BLK WP HR S P ERA WHIP	
11 Jeremy Guthrie, R ERA: 5.14	17 Wade Davis, R ERA	56 Greg Holland, R ERA																						

Kansas City Royals @ Los Angeles Angels
Angel Stadium of Anaheim, Anaheim, CA
Sat Apr 11 2015, 6:07 PM - 8:47 PM PDT
Att. 44,154 - Clear - 68 F

AB 36
R 6
H 12
RBI 6
BB 4
SO 8
LOB 19



Kansas City Royals @ Los Angeles Angels
Angel Stadium of Anaheim, Anaheim, CA
Sat Apr 11 2015, 6:07 PM - 8:47 PM PDT
Att. 44,154 - Clear - 68 F

AB 32
R 4
H 6
RBI 4
BB 1
SO 3
LOB 8



Batter	1	2	3	4	5	6	7	8	9	AB	R	H	RBI	BB	SO	LOB	TOP							
2 Alcides Escobar, R OBP: 0.407, SLG: 0.500	F8	F8	G6-3	G6-3	SF8	L3				4	0	1	3	0	0	1								
8 Mike Moustakas, L OBP: 0.481, SLG: 0.667	K	P2			HBP	1B		F9		4	1	1	0	0	1	1								
6 Lorenzo Cain, R OBP: 0.517, SLG: 0.625	1B	IBB			L9	1B		F8		4	0	2	0	1	0	1								
35 Eric Hosmer, L OBP: 0.310, SLG: 0.370	K	K			F7	K		P6		5	0	0	0	0	3	6								
25 Kendrys Morales, S OBP: 0.383, SLG: 0.640		1B	K		1B	K		K		5	2	2	0	0	3	0								
15 Alex Rios, R OBP: 0.360, SLG: 0.520	FC4-6	G6-4-3			F8			1B		5	1	3	2	0	0	1								
13 Salvador Perez, R OBP: 0.440, SLG: 0.833	1B	G6-3			F9	HR		K		5	1	2	2	0	1	2								
16 Paulo Orlando, R OBP: 0.444, SLG: 1.125	FC4-6	L7			2 SF8	3B		K		5	3	2	0	0	1	3								
14 Omar Infante, R OBP: 0.174, SLG: 0.217	E5	G5-3			P6	2B		K		4	1	1	2	0	0	2								
Inning Stats	R: 0 H: 1 E: 0 K: 2 S: 11	H: 1 LOB: 1 BB: 0 P: 17	R: 4 H: 4 E: 1 K: 1 S: 16	H: 4 LOB: 2 BB: 1 P: 26	R: 0 H: 0 E: 0 K: 1 S: 5	H: 0 LOB: 0 BB: 0 P: 9	R: 0 H: 0 E: 0 K: 0 S: 8	H: 0 LOB: 0 BB: 0 P: 13	R: 2 H: 2 E: 0 K: 0 S: 11	H: 2 LOB: 1 BB: 0 P: 18	R: 1 H: 3 E: 0 K: 1 S: 17	H: 3 LOB: 2 BB: 0 P: 25	R: 2 H: 3 E: 0 K: 1 S: 12	H: 3 LOB: 1 BB: 0 P: 20	R: 0 H: 0 E: 0 K: 0 S: 6	H: 0 LOB: 0 BB: 0 P: 9	R: 0 H: 1 E: 0 K: 3 S: 11	H: 1 LOB: 1 BB: 0 P: 14	1B: 8 2B: 3 3B: 2 HR: 1	SF: 1 SAC: 0 DP: 1 HBP: 1	WP: 1 PB: 0 SB: 0 CS: 0	PA: 44		
PITCHER	IP WLS BF H R ER SO BB IBB HBP BLK WP HR S P ERA WHIP	IP WLS BF H R ER SO BB IBB HBP BLK WP HR S P ERA WHIP	IP WLS BF H R ER SO BB IBB HBP BLK WP HR S P ERA WHIP	IP WLS BF H R ER SO BB IBB HBP BLK WP HR S P ERA WHIP	IP WLS BF H R ER SO BB IBB HBP BLK WP HR S P ERA WHIP	IP WLS BF H R ER SO BB IBB HBP BLK WP HR S P ERA WHIP	IP WLS BF H R ER SO BB IBB HBP BLK WP HR S P ERA WHIP	IP WLS BF H R ER SO BB IBB HBP BLK WP HR S P ERA WHIP	IP WLS BF H R ER SO BB IBB HBP BLK WP HR S P ERA WHIP	IP WLS BF H R ER SO BB IBB HBP BLK WP HR S P ERA WHIP	IP WLS BF H R ER SO BB IBB HBP BLK WP HR S P ERA WHIP	IP WLS BF H R ER SO BB IBB HBP BLK WP HR S P ERA WHIP	IP WLS BF H R ER SO BB IBB HBP BLK WP HR S P ERA WHIP	IP WLS BF H R ER SO BB IBB HBP BLK WP HR S P ERA WHIP	IP WLS BF H R ER SO BB IBB HBP BLK WP HR S P ERA WHIP	IP WLS BF H R ER SO BB IBB HBP BLK WP HR S P ERA WHIP	IP WLS BF H R ER SO BB IBB HBP BLK WP HR S P ERA WHIP	IP WLS BF H R ER SO BB IBB HBP BLK WP HR S P ERA WHIP	IP WLS BF H R ER SO BB IBB HBP BLK WP HR S P ERA WHIP	IP WLS BF H R ER SO BB IBB HBP BLK WP HR S P ERA WHIP	IP WLS BF H R ER SO BB IBB HBP BLK WP HR S P ERA WHIP	IP WLS BF H R ER SO BB IBB HBP BLK WP HR S P ERA WHIP	IP WLS BF H R ER SO BB IBB HBP BLK WP HR S P ERA WHIP	IP WLS BF H R ER SO BB IBB HBP BLK WP HR S P ERA WHIP
33 C.J. Wilson, L ERA: 3.95	5.2	L	29	9	7	6	4	0	0	1	1	0	0	0	0	0	1	0	57	94	9.53	1.588		
59 Fernando Salas, R ERA: 10.13	1.1		8	4	2	2	2	0	0	0	0	0	0	0	0	0	1	23	34	13.50	3.000			
63 Vinnie Pestano, R ERA:	1.0		3	0	0	0	0	0	0	0	0	0	0	0	0	0	0	6	9	0.00	0.000			
38 Joe Smith, R ERA:	1.0		4	1	0	0	3	0	0	0	0	0	0	0	0	0	0	11	14	0.00	1.000			

Kansas City Royals @ Los Angeles Angels
 Angel Stadium of Anaheim, Anaheim, CA
 Sun Apr 12 2015, 12:39 PM - 3:34 PM PDT
 Att: 37,060 - Sunny - 73 F
livebaseballscorecards.com

AB	41
R	9
H	14
RBI	9
BB	1
SO	9
LOB	17



Batter	1	2	3	4	5	6	7	8	9	AB	R	H	RBI	BB	SO	LOB	BOTTOM						
2 Erick Aybar, S OBP: 0.273, SLG: 0.200	K		G4-3			P4		L8		3	0	0	0	0	1	0							
19 Eren Navarro, L OBP: 0.429, SLG: 0.500	K					1B		G5-3		1	0	0	0	0	0	0							
27 Mike Trout, R OBP: 0.458, SLG: 0.600	K				BB	1B		G5-3		2	1	1	0	1	1	0							
12 Johnny Giavotella, R OBP: 0.294, SLG: 0.250	K					1B		G5-3		1	0	0	0	0	0	0							
5 Albert Pujols, R OBP: 0.250, SLG: 0.545	HR				F8	E8		L8		3	1	2	1	0	0	1							
3 Drew Butera, R OBP: 0.333, SLG: 0.333	HR				F8	2B		L8		1	0	0	0	0	0	0							
20 Matt Joyce, L OBP: 0.167, SLG: 0.222	G4-3				K	1B		L8		4	0	1	0	0	1	1							
6 David Freese, R OBP: 0.250, SLG: 0.522	G6-3				K	K		L8		4	0	1	0	0	2	2							
24 C.J. Cron, R	K					1B		1B		4	0	1	0	0	2	2							
17 Chris Iannetta, R OBP: 0.056, SLG: 0.056	K					1B		F7		3	0	0	0	1	1	1							
7 Collin Cowgill, R OBP: 0.222, SLG: 0.125	K					BB		F9		3	0	0	0	0	1	1							
8 Taylor Featherston, R	G6-3					FC6-4		G5-4-3		2	0	0	0	1	1	1							
8 Taylor Featherston, R	G6-3					FC6-4		K		3	0	0	0	0	1	1							
Inning Stats	R: 1 H: 1 E: 0 K: 2 S: 11	H: 1 LOB: 0 BB: 0 P: 15	R: 0 H: 0 E: 0 K: 2 S: 8	H: 0 LOB: 0 BB: 0 P: 13	R: 0 H: 0 E: 0 K: 1 S: 6	H: 0 LOB: 0 BB: 0 P: 11	R: 0 H: 0 E: 0 K: 2 S: 8	H: 0 LOB: 1 BB: 1 P: 16	R: 0 H: 3 E: 0 K: 1 S: 10	H: 3 LOB: 1 BB: 0 P: 22	R: 0 H: 0 E: 0 K: 0 S: 6	H: 0 LOB: 0 BB: 1 P: 11	R: 0 H: 0 E: 0 K: 1 S: 9	H: 0 LOB: 0 BB: 0 P: 13	R: 0 H: 1 E: 0 K: 0 S: 10	H: 1 LOB: 1 BB: 0 P: 12	1B: 3 2B: 1 3B: 0 HR: 1	SF: 0 SAC: 0 DP: 1 HBP: 0	WP: 0 PB: 0 SB: 0 CS: 1	PA: 33			
PITCHER	IP WLS BF H R ER SO BB IBB HBP BLK WP HR S P ERA WHIP	IP WLS BF H R ER SO BB IBB HBP BLK WP HR S P ERA WHIP	IP WLS BF H R ER SO BB IBB HBP BLK WP HR S P ERA WHIP	IP WLS BF H R ER SO BB IBB HBP BLK WP HR S P ERA WHIP	IP WLS BF H R ER SO BB IBB HBP BLK WP HR S P ERA WHIP	IP WLS BF H R ER SO BB IBB HBP BLK WP HR S P ERA WHIP	IP WLS BF H R ER SO BB IBB HBP BLK WP HR S P ERA WHIP	IP WLS BF H R ER SO BB IBB HBP BLK WP HR S P ERA WHIP	IP WLS BF H R ER SO BB IBB HBP BLK WP HR S P ERA WHIP	IP WLS BF H R ER SO BB IBB HBP BLK WP HR S P ERA WHIP	IP WLS BF H R ER SO BB IBB HBP BLK WP HR S P ERA WHIP	IP WLS BF H R ER SO BB IBB HBP BLK WP HR S P ERA WHIP	IP WLS BF H R ER SO BB IBB HBP BLK WP HR S P ERA WHIP	IP WLS BF H R ER SO BB IBB HBP BLK WP HR S P ERA WHIP	IP WLS BF H R ER SO BB IBB HBP BLK WP HR S P ERA WHIP	IP WLS BF H R ER SO BB IBB HBP BLK WP HR S P ERA WHIP	IP WLS BF H R ER SO BB IBB HBP BLK WP HR S P ERA WHIP	IP WLS BF H R ER SO BB IBB HBP BLK WP HR S P ERA WHIP	IP WLS BF H R ER SO BB IBB HBP BLK WP HR S P ERA WHIP	IP WLS BF H R ER SO BB IBB HBP BLK WP HR S P ERA WHIP	IP WLS BF H R ER SO BB IBB HBP BLK WP HR S P ERA WHIP	IP WLS BF H R ER SO BB IBB HBP BLK WP HR S P ERA WHIP	IP WLS BF H R ER SO BB IBB HBP BLK WP HR S P ERA WHIP
30 Yordano Ventura, R ERA: 2.31	5.2	W	22	4	2	2	7	2	0	0	0	0	0	0	0	0	1	49	87	3.18	1.059		
54 Jason Frasor, R ERA:	1.1		4	0	0	0	1	1	0	0	0	0	0	0	0	0	0	9	17	0.00	0.750		
32 Chris Young, R ERA:	2.0		7	1	0	0	1	0	0	0	0	0	0	0	0	0	0	19	25	0.00	0.500		

Kansas City Royals @ Los Angeles Angels
 Angel Stadium of Anaheim, Anaheim, CA
 Sun Apr 12 2015, 12:39 PM - 3:34 PM PDT
 Att: 37,060 - Sunny - 73 F
livebaseballscorecards.com

AB	30
R	2
H	5
RBI	1
BB	3
SO	9
LOB	8




Batter	1	2	3	4	5	6	7	8	9	AB	R	H	RBI	BB	SO	LOB	TOP					
2 Alcides Escobar, R OBP: 0.432, SLG: 0.500										4	0	3	0	0	0	0						
8 Mike Moustakas, L OBP: 0.500, SLG: 0.621										4	1	2	0	0	1	3						
6 Lorenzo Cain, R OBP: 0.474, SLG: 0.581										4	0	1	0	0	1	3						
35 Eric Hosmer, L OBP: 0.289, SLG: 0.371										4	0	0	0	0	0	3						
25 Kendrys Morales, S OBP: 0.474, SLG: 0.656										3	0	0	0	0	1	1						
4 Alex Gordon, L OBP: 0.370, SLG: 0.150										4	0	2	1	0	1	1						
13 Salvador Perez, R OBP: 0.382, SLG: 0.667										4	0	0	0	0	0	3						
14 Omar Infante, R OBP: 0.188, SLG: 0.250										4	0	1	0	0	0	0						
1 Jarrod Dyson, L OBP: 0.250, SLG: 0.250										3	0	0	0	0	1	1						
Inning Stats	R: 0 E: 0 K: 0 S: 11	H: 2 LOB: 1 BB: 0 P: 15	R: 0 E: 0 K: 1 S: 7	H: 1 LOB: 0 BB: 0 P: 12	R: 0 E: 0 K: 0 S: 5	H: 0 LOB: 0 BB: 0 P: 8	R: 1 E: 0 K: 0 S: 8	H: 2 LOB: 2 BB: 0 P: 17	R: 0 E: 0 K: 2 S: 14	H: 1 LOB: 1 BB: 0 P: 18	R: 0 E: 0 K: 0 S: 10	H: 1 LOB: 1 BB: 0 P: 18	R: 0 E: 0 K: 0 S: 15	H: 2 LOB: 2 BB: 0 P: 22	R: 0 E: 0 K: 1 S: 9	H: 0 LOB: 0 BB: 0 P: 14	R: 0 E: 0 K: 1 S: 7	H: 0 LOB: 0 BB: 0 P: 10	1B: 9 2B: 0 3B: 0 HR: 0	SF: 0 SAC: 0 DP: 2 HBP: 1	WP: 0 PB: 0 SB: 0 CS: 0	PA: 35
PITCHER	IP WLS BF H R ER SO BB IBB HBP BLK WP HR S P ERA WHIP																					
44 Kyle Gibson, R ERA: 6.1	(1, 1) 6.2 W 28 9 1 1 3 0 0 0 1 0 0 0 0 69 109 1.35 1.350																					
52 Brian Duensing, L ERA: 2.7	(7, 1) 0.1 H 1 0 0 0 0 0 0 0 0 0 0 0 0 1 1 0.00 0.000																					
50 Casey Fien, R ERA:	(8, 1) 1.0 H 3 0 0 0 1 0 0 0 0 0 0 0 0 9 14 0.00 0.000																					
15 Glen Perkins, L ERA: 3.0	(9, 1) 1.0 S 3 0 0 0 1 0 0 0 0 0 0 0 0 7 10 0.00 0.000																					

Kansas City Royals @ Minnesota Twins
Target Field, Minneapolis, MN
Wed Apr 15 2015, 7:12 PM - 9:36 PM CDT
Att: 21,362 - Partly Cloudy - 67 F

livebaseballscorecards.com

AB	34
R	1
H	9
RBI	1
BB	0
SO	5
LOB	15




Batter	1	2	3	4	5	6	7	8	9	AB	R	H	RBI	BB	SO	LOB	BOTTOM					
39 Danny Santana, S OBP: 0.214, SLG: 0.250										4	1	1	0	0	2	1						
48 Toni Hunter, R OBP: 0.207, SLG: 0.154										3	0	1	0	1	0	0						
7 Joe Mauer, L OBP: 0.375, SLG: 0.286										4	0	1	0	0	0	1						
2 Brian Dozier, R OBP: 0.219, SLG: 0.419										2	0	0	1	0	1	0						
19 Kennys Vargas, S OBP: 0.269, SLG: 0.250										3	0	0	0	0	1	2						
24 Trevor Plouffe, R OBP: 0.267, SLG: 0.308										3	1	1	0	0	0	2						
31 Oswaldo Arcia, L ERA: 2.9										3	1	1	2	0	0	0						
21 Shane Robinson, R OBP: 0.100, SLG: 0.100										0	0	0	0	0	0	0						
8 Kurt Suzuki, R OBP: 0.250, SLG: 0.143										3	0	0	0	0	1	0						
1 Jordan Schafer, L OBP: 0.182, SLG: 0.227										3	0	0	0	0	2	0						
1 Jordan Schafer, L OBP: 0.182, SLG: 0.227										3	0	0	0	0	2	0						
Inning Stats	R: 1 E: 0 K: 0 S: 12	H: 2 LOB: 2 BB: 1 P: 17	R: 0 E: 0 K: 1 S: 9	H: 0 LOB: 0 BB: 0 P: 12	R: 0 E: 0 K: 1 S: 8	H: 0 LOB: 0 BB: 0 P: 10	R: 2 E: 0 K: 0 S: 15	H: 2 LOB: 0 BB: 0 P: 20	R: 0 E: 0 K: 2 S: 9	H: 0 LOB: 0 BB: 0 P: 12	R: 0 E: 0 K: 2 S: 8	H: 0 LOB: 0 BB: 0 P: 11	R: 0 E: 0 K: 1 S: 10	H: 0 LOB: 0 BB: 0 P: 15	R: 0 E: 1 K: 0 S: 9	H: 1 LOB: 1 BB: 0 P: 12	R: 0 E: 0 K: 0 S: 7	H: 0 LOB: 0 BB: 0 P: 10	1B: 4 2B: 0 3B: 0 HR: 1	SF: 1 SAC: 0 DP: 0 HBP: 0	WP: 0 PB: 0 SB: 0 CS: 1	PA: 30
PITCHER	IP WLS BF H R ER SO BB IBB HBP BLK WP HR S P ERA WHIP																					
36 Edinson Volquez, R ERA: 2.9	(1, 1) 7.2 L 29 9 3 3 7 1 0 0 0 0 0 0 0 3 3 0.00 0.000																					
47 Franklin Morales, L ERA:	(8, 1) 0.1 1 0 0 0 0 0 0 0 0 0 0 0 0 3 3 0.00 0.000																					

Kansas City Royals @ Minnesota Twins
Target Field, Minneapolis, MN
Wed Apr 15 2015, 7:12 PM - 9:36 PM CDT
Att: 21,362 - Partly Cloudy - 67 F

livebaseballscorecards.com

AB	28
R	3
H	5
RBI	3
BB	1
SO	7
LOB	6




Batter	1	2	3	4	5	6	7	8	9	AB	R	H	RBI	BB	SO	LOB	TOP							
2 Alcides Escobar, R OBP: 0.381, SLG: 0.436	G5-3	P6	K	K		FC1-6			F9	5	0	0	0	0	1	2	Kansas City Royals @ Minnesota Twins Target Field, Minneapolis, MN Thu Apr 16 2015, 12:12 PM - 3:13 PM CDT Att: 17,449 - Partly Cloudy - 63 F							
8 Mike Moustakas, L OBP: 0.486, SLG: 0.618	6 HR	G4-3	P5	P5		P5			2B	5	2	2	0	0	0	2								
6 Lorenzo Cain, R OBP: 0.512, SLG: 0.714	HR		25 F7 13 2B 35 S	13 WP		BB			2B	4	3	3	3	1	0	0								
35 Eric Hosmer, L OBP: 0.302, SLG: 0.359	G6-3	G6-3	G6-3	F7		F7			2B	4	0	1	1	1	0	2								
25 Kendrys Morales, S OBP: 0.442, SLG: 0.595	13 1B	F7	F7	K		F9			1B	5	0	1	0	0	1	4								
13 Salvador Perez, R OBP: 0.385, SLG: 0.658	1B	16 1B	16 1B	E5		G4-3			G5-3	5	0	2	1	0	0	3								
16 Paulo Orlando, R OBP: 0.385, SLG: 0.833	L8			G4-3		G4-3			P6	4	0	1	0	0	0	4								
24 Christian Colón, R (1.4)		1 SH5-3 BB	F7	K		F9			F9	3	0	0	0	1	1	2								
1 Jarrod Dyson, L OBP: 0.286, SLG: 0.167		SH5-3	G4-3	G4-3		FC1-6 BB			G3-1	2	0	0	0	1	0	0								
Inning Stats	R: 2 H: 4 E: 0 K: 0 S: 17	H: 4 LOB: 2 BB: 0 P: 28	R: 0 H: 0 E: 0 K: 0 S: 8	H: 0 LOB: 1 BB: 1 P: 15	R: 1 H: 3 E: 0 K: 0 S: 13	H: 3 LOB: 2 BB: 0 P: 20	R: 0 H: 0 E: 0 K: 1 S: 7	H: 0 LOB: 2 BB: 1 P: 17	R: 0 H: 0 E: 1 K: 1 S: 11	H: 0 LOB: 1 BB: 1 P: 22	R: 0 H: 0 E: 0 K: 0 S: 8	H: 0 LOB: 1 BB: 1 P: 15	R: 0 H: 0 E: 0 K: 0 S: 8	H: 0 LOB: 1 BB: 0 P: 10	R: 2 H: 3 E: 0 K: 0 S: 11	H: 3 LOB: 1 BB: 0 P: 17		1B: 6 2B: 3 3B: 0 HR: 1	SF: 0 SAC: 1 DP: 0 HBP: 0	WP: 2 PA: 42 PB: 0 SB: 1 CS: 0				
PITCHER	IP WLS BF H R ER SO BB IBB HBP BLK WP HR S P ERA WHIP	IP WLS BF H R ER SO BB IBB HBP BLK WP HR S P ERA WHIP	IP WLS BF H R ER SO BB IBB HBP BLK WP HR S P ERA WHIP	IP WLS BF H R ER SO BB IBB HBP BLK WP HR S P ERA WHIP	IP WLS BF H R ER SO BB IBB HBP BLK WP HR S P ERA WHIP	IP WLS BF H R ER SO BB IBB HBP BLK WP HR S P ERA WHIP	IP WLS BF H R ER SO BB IBB HBP BLK WP HR S P ERA WHIP	IP WLS BF H R ER SO BB IBB HBP BLK WP HR S P ERA WHIP	IP WLS BF H R ER SO BB IBB HBP BLK WP HR S P ERA WHIP	IP WLS BF H R ER SO BB IBB HBP BLK WP HR S P ERA WHIP	IP WLS BF H R ER SO BB IBB HBP BLK WP HR S P ERA WHIP	IP WLS BF H R ER SO BB IBB HBP BLK WP HR S P ERA WHIP	IP WLS BF H R ER SO BB IBB HBP BLK WP HR S P ERA WHIP	IP WLS BF H R ER SO BB IBB HBP BLK WP HR S P ERA WHIP	IP WLS BF H R ER SO BB IBB HBP BLK WP HR S P ERA WHIP	IP WLS BF H R ER SO BB IBB HBP BLK WP HR S P ERA WHIP	IP WLS BF H R ER SO BB IBB HBP BLK WP HR S P ERA WHIP	IP WLS BF H R ER SO BB IBB HBP BLK WP HR S P ERA WHIP						
33 Tommy Milone, L ERA: 2.08	5.1	W	27	7	3	3	3	3	3	0	0	0	0	0	0	0	1	1	59	101	5.06	1.875		
22 Tim Stauffer, R ERA: 9.82	0.1	H	1	0	0	0	0	0	0	0	0	0	0	0	0	0	0	0	1	2	0.00	0.000		
64 Aaron Thompson, L ERA: 1.42	1.0	H	4	0	0	0	0	0	0	0	0	0	0	0	0	0	0	0	10	19	0.00	1.000		
50 Casey Fien, R ERA: 7.36	1.1	H	4	0	0	0	0	0	0	0	0	0	0	0	0	0	0	0	10	13	0.00	0.000		
52 Brian Duensing, L ERA: 7.36	0.1		4	3	2	2	0	0	0	0	0	0	0	0	0	0	0	0	7	12	54.00	9.000		
39 Danny Santana, S OBP: 0.242, SLG: 0.273	K			48 2B 7 G6-3	7 1B 19 G1-2-3				F9	5	1	2	0	0	1	1	Kansas City Royals @ Minnesota Twins Target Field, Minneapolis, MN Thu Apr 16 2015, 12:12 PM - 3:13 PM CDT Att: 17,449 - Partly Cloudy - 63 F							
48 Toni Hunter, R OBP: 0.285, SLG: 0.258	F7			24 E	7 1B				L8	5	1	3	0	0	0	0								
7 Joe Mauer, L OBP: 0.351, SLG: 0.281	L9			G5-3					G4-3	4	0	1	3	0	0	1								
2 Brian Dozier, R OBP: 0.243, SLG: 0.400	19 HR	19 HR	5 1B 24 E	L5					G5-3	4	1	1	0	1	1	4								
19 Kennys Vargas, S OBP: 0.300, SLG: 0.393			L8	G1-2-3					K	4	1	2	2	0	0	5								
24 Trevor Plouffe, R OBP: 0.235, SLG: 0.267	G6-3		E5 5 1B						P6	4	0	0	0	0	0	2								
5 Eduardo Escobar, S OBP: 0.235, SLG: 0.259	F7									3	0	1	0	0	0	0								
1 Jordan Schafer, L OBP: 0.217, SLG: 0.227										0	1	0	0	1	0	0								
8 Kurt Suzuki, R OBP: 0.286, SLG: 0.320										4	1	2	2	0	0	3								
21 Shane Robinson, R OBP: 0.214, SLG: 0.286	FC6-4									4	2	2	0	0	0	1								
Inning Stats	R: 0 H: 0 E: 0 K: 1 S: 6	H: 0 LOB: 0 BB: 0 P: 9	R: 2 H: 3 E: 0 K: 0 S: 15	H: 3 LOB: 1 BB: 0 P: 22	R: 2 H: 3 E: 1 K: 0 S: 17	H: 3 LOB: 3 BB: 1 P: 27	R: 1 H: 4 E: 0 K: 0 S: 10	H: 4 LOB: 2 BB: 0 P: 11	R: 0 H: 0 E: 0 K: 0 S: 6	H: 0 LOB: 0 BB: 0 P: 13	R: 0 H: 0 E: 0 K: 0 S: 9	H: 1 LOB: 1 BB: 0 P: 13	R: 3 H: 3 E: 0 K: 1 S: 22	H: 3 LOB: 1 BB: 1 P: 31	R: 0 H: 0 E: 0 K: 1 S: 9	H: 0 LOB: 0 BB: 0 P: 13	1B: 10 2B: 2 3B: 0 HR: 2	SF: 1 SAC: 0 DP: 1 HBP: 0	WP: 1 PA: 40 PB: 0 SB: 0 CS: 0					
PITCHER	IP WLS BF H R ER SO BB IBB HBP BLK WP HR S P ERA WHIP	IP WLS BF H R ER SO BB IBB HBP BLK WP HR S P ERA WHIP	IP WLS BF H R ER SO BB IBB HBP BLK WP HR S P ERA WHIP	IP WLS BF H R ER SO BB IBB HBP BLK WP HR S P ERA WHIP	IP WLS BF H R ER SO BB IBB HBP BLK WP HR S P ERA WHIP	IP WLS BF H R ER SO BB IBB HBP BLK WP HR S P ERA WHIP	IP WLS BF H R ER SO BB IBB HBP BLK WP HR S P ERA WHIP	IP WLS BF H R ER SO BB IBB HBP BLK WP HR S P ERA WHIP	IP WLS BF H R ER SO BB IBB HBP BLK WP HR S P ERA WHIP	IP WLS BF H R ER SO BB IBB HBP BLK WP HR S P ERA WHIP	IP WLS BF H R ER SO BB IBB HBP BLK WP HR S P ERA WHIP	IP WLS BF H R ER SO BB IBB HBP BLK WP HR S P ERA WHIP	IP WLS BF H R ER SO BB IBB HBP BLK WP HR S P ERA WHIP	IP WLS BF H R ER SO BB IBB HBP BLK WP HR S P ERA WHIP	IP WLS BF H R ER SO BB IBB HBP BLK WP HR S P ERA WHIP	IP WLS BF H R ER SO BB IBB HBP BLK WP HR S P ERA WHIP	IP WLS BF H R ER SO BB IBB HBP BLK WP HR S P ERA WHIP	IP WLS BF H R ER SO BB IBB HBP BLK WP HR S P ERA WHIP						
51 Jason Vargas, L ERA: 6.0	3.0	L	21	10	5	4	1	1	0	0	0	0	0	0	0	0	0	0	5	6	0.00	0.000		
54 Jason Frasor, R ERA: 3.6	1.0		2	0	0	0	0	0	0	0	0	0	0	0	0	0	0	0	1	1	30	50	6.00	1.000
32 Chris Young, R ERA: 3.6	3.0		12	2	2	2	0	1	0	0	0	0	0	0	0	0	0	0	16	19	9.00	2.000		
46 Ryan Madson, R ERA: 2.45	1.0		5	2	1	1	1	0	0	0	0	0	0	0	0	0	0	0	16	19	9.00	2.000		


Batter	1	2	3	4	5	6	7	8	9	AB	R	H	RBI	BB	SO	LOB	TOP				
23 Sam Fuld, L (1,8) OBP: 0.372, SLG: 0.575	G3		L9		F8		K			4	0	0	0	0	1	3	Oakland Athletics @ Kansas City Royals Kauffman Stadium, Kansas City, MO Fri Apr 17 2015, 7:12 PM - 9:43 PM CDT Att: 39,228 - Cloudy - 74 F				
20 Mark Canha, R (1,7) OBP: 0.310, SLG: 0.439	G1-3		F9		G6-3		K			4	0	0	0	0	1	3					
18 Ben Zobrist, S (1,4) OBP: 0.302, SLG: 0.462	F9		L6		F9		G3-1			4	0	0	0	0	0	1					
16 Billy Butler, R (1,10) OBP: 0.391, SLG: 0.488	G5-3		G6-3		G3-6-3 1B		F9			4	0	1	0	0	0	0					
17 Ike Davis, L (1,3) OBP: 0.436, SLG: 0.559	21 2B 15 SH1-3 1B		HR		G3-6-3 1-2		L8			4	2	2	1	0	0	1					
21 Stephen Vogt, L (1,2) OBP: 0.421, SLG: 0.735	15 SH1-3 2B		HR		HR		G4-3			4	2	3	2	0	0	0					
15 Brett Lawrie, R (1,5) OBP: 0.311, SLG: 0.381	SH1-3		HR		HR		F9			3	0	1	1	0	1	0					
22 Josh Reddick, L (1,9) OBP: 0.238, SLG: 0.250	2-3 3-H F8		K		FC1-5-6 20 S 10 BB 1-2		BB			3	0	0	0	1	1	2					
10 Marcus Semien, R (1,6) OBP: 0.341, SLG: 0.439	2B		F8		F8		P2			3	0	1	0	1	0	1					
Inning Stats	R: 0 E: 0 K: 0 S: 8	H: 0 LOB: 0 BB: 0 P: 11	R: 1 E: 0 K: 0 S: 6	H: 2 LOB: 1 BB: 0 P: 10	R: 0 E: 0 K: 0 S: 9	H: 1 LOB: 0 BB: 0 P: 13	R: 2 E: 0 K: 2 S: 11	H: 2 LOB: 0 BB: 0 P: 18	R: 0 E: 0 K: 0 S: 9	H: 1 LOB: 0 BB: 0 P: 12	R: 1 E: 0 K: 2 S: 12	H: 2 LOB: 2 BB: 1 P: 22	R: 0 E: 0 K: 0 S: 4	H: 0 LOB: 1 BB: 0 P: 5	R: 0 E: 0 K: 0 S: 5	H: 0 LOB: 1 BB: 1 P: 10		1B: 3 2B: 2 3B: 0 HR: 3	SF: 0 SAC: 1 DP: 1 HBP: 0	WP: 0 PB: 0 SB: 2 CS: 0	PA: 36
PITCHER	IP	WLS	BF	H	R	ER	SO	BB	IBB	HBP	BLK	WP	HR	S	P	ERA	WHIP				
11 Jeremy Guthrie, R (1,1) ERA: 5.54	6.0		24	7	4	4	2	0	0	0	0	0	3	52	79	6.00	1.167				
40 Kelvin Herrera, R (7,1) ERA:	1.0	W	5	1	0	0	2	1	0	0	0	0	0	10	17	0.00	2.000				
17 Wade Davis, R (8,1) ERA:	1.0	S	3	0	0	0	0	0	0	0	0	0	4	5	0.00	0.000					
56 Greg Holland, R (9,1) ERA:	1.0		4	0	0	0	0	1	0	0	0	0	0	5	10	0.00	1.000				

Batter	1	2	3	4	5	6	7	8	9	AB	R	H	RBI	BB	SO	LOB	BOTTOM				
2 Alcides Escobar, R (1,6) OBP: 0.348, SLG: 0.395	G4-3		F8		K		G1-4-3		F8	4	0	0	0	0	1	1	Oakland Athletics @ Kansas City Royals Kauffman Stadium, Kansas City, MO Fri Apr 17 2015, 7:12 PM - 9:43 PM CDT Att: 39,228 - Cloudy - 74 F				
24 Christian Colón, R (7,6)	G1-3		F8		1B		P5		L7	5	0	1	0	0	0	1					
8 Mike Moustakas, L (1,5) OBP: 0.457, SLG: 0.554	G1-3		F8		1B		FC3-6 35 1B		FC3-6 25 1B	4	1	3	0	0	1	1					
6 Lorenzo Cain, R (1,8) OBP: 0.532, SLG: 0.718	35 1B		FC3-6 35 1B		K		FC3-6 25 1B		FC3-6 25 1B	4	1	3	1	0	0	1					
35 Eric Hosmer, L (1,3) OBP: 0.340, SLG: 0.395	1-2 1B		4 1B		25 G4-6-3 1B		FC3-6 25 1B		FC3-6 25 1B	4	1	3	1	0	0	1					
25 Kendrys Morales, S (1,10) OBP: 0.447, SLG: 0.585	G1-3		4 1B		G4-6-3 13 1B		G4-6-3 1-3 1B		G4-6-3 1-3 1B	4	1	2	0	0	0	3					
4 Alex Gordon, L (1,7) OBP: 0.387, SLG: 0.174	FC1-6 13 BB		13 1B		F8		G4-3		G4-3	3	0	1	1	1	0	2					
13 Salvador Perez, R (1,2) OBP: 0.419, SLG: 0.690	FC1-6 13 BB		13 1B		F8		G4-3		G4-3	3	0	1	1	1	0	2					
1 Jarrod Dyson, L (6, PR) OBP: 0.286, SLG: 0.167	FC1-6 13 BB		13 1B		F8		G4-3		G4-3	3	0	1	1	1	0	2					
19 Erik Kratz, R (9,2)	FC1-6 13 BB		13 1B		F8		G4-3		G4-3	3	0	1	1	1	0	2					
16 Paulo Orlando, R (1,9) OBP: 0.353, SLG: 0.813	K		K		K		G6-3		G6-3	4	1	1	1	1	0	2	4				
14 Omar Infante, R (1,4) OBP: 0.194, SLG: 0.257	K2-3		K		F8		G6-3		SF8	3	0	1	2	0	1	1					
Inning Stats	R: 0 E: 0 K: 0 S: 9	H: 2 LOB: 2 BB: 0 P: 13	R: 0 E: 0 K: 2 S: 15	H: 0 LOB: 1 BB: 1 P: 23	R: 3 E: 0 K: 1 S: 21	H: 5 LOB: 2 BB: 0 P: 34	R: 0 E: 0 K: 2 S: 10	H: 1 LOB: 1 BB: 0 P: 14	R: 0 E: 0 K: 0 S: 4	H: 1 LOB: 0 BB: 0 P: 8	R: 1 E: 0 K: 0 S: 7	H: 2 LOB: 2 BB: 0 P: 10	R: 0 E: 0 K: 0 S: 8	H: 2 LOB: 2 BB: 0 P: 11	R: 2 E: 0 K: 0 S: 18	H: 2 LOB: 1 BB: 0 P: 23	1B: 13 2B: 1 3B: 1 HR: 0	SF: 1 SAC: 0 DP: 2 HBP: 0	WP: 0 PB: 0 SB: 1 CS: 0	PA: 38	
PITCHER	IP	WLS	BF	H	R	ER	SO	BB	IBB	HBP	BLK	WP	HR	S	P	ERA	WHIP				
54 Sonny Gray, R (1,1) ERA: 2.11	6.0		28	11	4	4	0	1	0	0	0	0	0	66	102	6.00	2.000				
39 Eric O'Flaherty, L (7,1) ERA: 5.09	1.0		5	2	0	0	0	0	0	0	0	0	0	8	11	0.00	2.000				
61 Dan Otero, R (8,1) ERA: 6.75	1.0	L	5	2	2	2	0	0	0	0	0	0	0	18	23	18.00	2.000				

livebaseballscores.com



livebaseballscores.com



Batter	1	2	3	4	5	6	7	8	9	AB R H RBI BB SO LOB	TOP									
23 Sam Fuld, L OBP: 0.354, SLG: 0.523	G5-3			BB	G5-3		G4-3		L9	4 1 0 0 1 0 1	Oakland Athletics @ Kansas City Royals Kauffman Stadium, Kansas City, MO Sat Apr 18 2015, 6:12 PM - 8:45 PM CDT Att: 33,151 - Partly Cloudy - 65 F									
21 Stephen Vogt, L OBP: 0.429, SLG: 0.737	G4-3			2B	P4			1B	4 1 2 1 0 0 0											
18 Ben Zobrist, S OBP: 0.277, SLG: 0.419	G4-3			2B	K			FC6-4	4 0 0 0 0 1 2											
16 Billy Butler, R OBP: 0.400, SLG: 0.489				1B				1B	4 1 2 1 0 1 0											
17 Ike Davis, L OBP: 0.442, SLG: 0.541				1B				1B	3 1 1 0 1 0 2											
22 Josh Reddick, L OBP: 0.280, SLG: 0.417				1B				F8	4 1 2 3 0 0 3											
				HR				F9												
15 Brett Lawrie, R OBP: 0.327, SLG: 0.378				HR				1B	3 0 1 0 0 1 1											
28 Eric Sogard, L OBP: 0.269, SLG: 0.208				HBP				F9	4 0 0 0 0 1 2											
10 Marcus Semien, R OBP: 0.313, SLG: 0.400								K	4 0 0 0 0 2 2											
Inning Stats	R: 0 E: 0 K: 0 S: 6	H: 0 LOB: 0 BB: 0 P: 12	R: 0 E: 0 K: 1 S: 5	H: 0 LOB: 0 BB: 1 P: 14	R: 0 E: 0 K: 1 S: 7	H: 0 LOB: 0 BB: 0 P: 11	R: 5 E: 0 K: 0 S: 17	H: 4 LOB: 1 BB: 1 P: 31	R: 0 E: 0 K: 1 S: 8	H: 1 LOB: 1 BB: 0 P: 10	R: 0 E: 0 K: 1 S: 6	H: 0 LOB: 0 BB: 0 P: 9	R: 0 E: 0 K: 0 S: 15	H: 2 LOB: 2 BB: 0 P: 19	R: 0 E: 0 K: 1 S: 11	H: 1 LOB: 1 BB: 0 P: 16	1B: 6 2B: 1 3B: 0 HR: 1	SF: 0 SAC: 0 DP: 1 HBP: 1	WP: 1 PB: 0 SB: 0 CS: 0	PA: 37
PITCHER	IP WLS BF H R ER SO BB IBB HBP BLK WP HR S P ERA WHIP											IP WLS BF H R ER SO BB IBB HBP BLK WP HR S P ERA WHIP								
30 Yordano Ventura, R ERA: 4.8	(1, 1) 3.1 L 16 4 5 5 2 2 0 0 1 0 1 1 32 63 13.50 1.800																			
63 Yohan Pino, R ERA:	(4, 1) 4.2 17 3 0 0 3 0 0 0 0 0 0 40 55 0.00 0.643																			
47 Franklin Morales, L ERA:	(9, 1) 1.0 4 1 0 0 1 0 0 0 0 0 0 0 11 16 0.00 1.000																			



Batter	1	2	3	4	5	6	7	8	9	AB R H RBI BB SO LOB	BOTTOM											
16 Paulo Orlando, R OBP: 0.333, SLG: 0.700	G6-3									4 0 1 0 0 1 1	Oakland Athletics @ Kansas City Royals Kauffman Stadium, Kansas City, MO Sat Apr 18 2015, 6:12 PM - 8:45 PM CDT Att: 33,151 - Partly Cloudy - 65 F											
8 Mike Moustakas, L OBP: 0.440, SLG: 0.524	G4-3							1B	3 0 0 0 1 0 2													
6 Lorenzo Cain, R OBP: 0.490, SLG: 0.651	G6-3							K	4 0 0 0 0 1 1													
35 Eric Hosmer, L OBP: 0.373, SLG: 0.413								1B	3 0 2 0 1 0 0													
25 Kendrys Morales, S OBP: 0.431, SLG: 0.556								1B	4 0 1 0 0 1 3													
4 Alex Gordon, L OBP: 0.400, SLG: 0.259								P5	4 0 2 0 0 0 2													
								2B	4 0 2 0 0 0 2													
13 Salvador Perez, R OBP: 0.383, SLG: 0.630								K	4 0 0 0 0 2 5													
14 Omar Infante, R OBP: 0.205, SLG: 0.289								K	3 0 1 0 0 0 0													
24 Christian Colón, R OBP: 0.400, SLG: 0.289								K	3 0 0 0 0 1 1													
Inning Stats	R: 0 E: 0 K: 0 S: 8	H: 0 LOB: 0 BB: 0 P: 11	R: 0 E: 0 K: 0 S: 8	H: 1 LOB: 1 BB: 0 P: 12	R: 0 E: 0 K: 0 S: 7	H: 1 LOB: 1 BB: 0 P: 13	R: 0 E: 0 K: 0 S: 8	H: 0 LOB: 0 BB: 1 P: 14	R: 0 E: 0 K: 1 S: 5	H: 1 LOB: 0 BB: 0 P: 9	R: 0 E: 0 K: 1 S: 11	H: 0 LOB: 1 BB: 1 P: 19	R: 0 E: 0 K: 2 S: 11	H: 1 LOB: 1 BB: 0 P: 15	R: 0 E: 0 K: 1 S: 7	H: 1 LOB: 2 BB: 0 P: 10	R: 0 E: 0 K: 2 S: 11	H: 2 LOB: 2 BB: 0 P: 19	1B: 5 2B: 2 3B: 0 HR: 0	SF: 0 SAC: 0 DP: 2 HBP: 0	WP: 0 PB: 0 SB: 0 CS: 0	PA: 34
PITCHER	IP WLS BF H R ER SO BB IBB HBP BLK WP HR S P ERA WHIP											IP WLS BF H R ER SO BB IBB HBP BLK WP HR S P ERA WHIP										
32 Jesse Hahn, R ERA: 2.12	(1, 1) 5.1 W 18 3 0 0 6 1 0 0 0 0 0 0 36 57 0.00 0.750																					
30 Jesse Chavez, R ERA:	(6, 1) 3.2 S 16 4 0 0 6 1 0 0 0 0 0 0 36 57 0.00 1.364																					



Batter	1	2	3	4	5	6	7	8	9	AB	R	H	RBI	BB	SO	LOB	TOP										
39 Danny Santana, S (1, 6) OBP: 0.200, SLG: 0.222	L7		K		1B			K		4	0	1	0	0	2	0	Minnesota Twins @ Kansas City Royals Kauffman Stadium, Kansas City, MO Mon Apr 20 2015, 7:10 PM - 9:52 PM CDT Att: 20,393 - Partly Cloudy - 58 F										
48 Toni Hunter, R (1, 9) OBP: 0.277, SLG: 0.349	G3		1B		CS			BB		3	0	1	0	1	1	0											
7 Joe Mauer, L (1, 3) OBP: 0.277, SLG: 0.271	K		G4-3					G3		4	0	0	0	0	1	2											
2 Brian Dozier, R (1, 4) OBP: 0.273, SLG: 0.313		BB			G5-3				G5-3	3	1	0	0	1	1	0											
24 Trevor Plouffe, R (1, 5) OBP: 0.298, SLG: 0.442		1B			G5-3				K	4	0	2	0	0	1	0											
5 Eduardo Escobar, S (1, 10) OBP: 0.226, SLG: 0.207									G3-1	4	0	1	0	0	0	2											
31 Oswaldo Arcia, L (1, 7) OBP: 0.225, SLG: 0.290					K					3	0	0	0	0	1	4											
8 Kurt Suzuki, R (1, 2) OBP: 0.308, SLG: 0.364										3	0	0	0	0	0	3											
1 Jordan Schafer, L (1, 8) OBP: 0.156, SLG: 0.161									L7	3	0	0	0	0	0	0											
Inning Stats	R: 0 E: 0 K: 1 S: 8	H: 0 LOB: 0 BB: 0 P: 11	R: 1 E: 1 K: 0 S: 10	H: 1 LOB: 1 BB: 1 P: 19	R: 0 E: 0 K: 1 S: 8	H: 1 LOB: 1 BB: 0 P: 11	R: 0 E: 0 K: 1 S: 12	H: 1 LOB: 1 BB: 0 P: 20	R: 0 E: 0 K: 0 S: 7	H: 1 LOB: 0 BB: 0 P: 9	R: 0 E: 0 K: 2 S: 12	H: 0 LOB: 0 BB: 0 P: 16	R: 0 E: 0 K: 0 S: 9	H: 1 LOB: 1 BB: 0 P: 13	R: 0 E: 0 K: 1 S: 9	H: 0 LOB: 1 BB: 1 P: 16	R: 0 E: 0 K: 1 S: 6	H: 0 LOB: 0 BB: 0 P: 10	1B: 5 2B: 0 3B: 0 HR: 0	SF: 0 SAC: 0 DP: 1 HBP: 0	WP: 0 PB: 0 SB: 0 CS: 1	PA: 34					
PITCHER	IP	WLS	BF	H	R	ER	SO	BB	IBB	HBP	BLK	WP	HR	S	P	ERA	WHIP										
36 Edinson Volquez, R (1, 1) ERA: 1.99	7.0	W	26	5	1	1	5	1	0	0	0	0	0	66	99	1.29	0.857										
40 Kelvin Herrera, R (8, 1) ERA: 1.59	1.0	H	4	0	0	0	1	1	0	0	0	0	0	9	16	0.00	1.000										
46 Ryan Madson, R (9, 1) ERA: 1.59	1.0		3	0	0	0	1	0	0	0	0	0	0	6	10	0.00	0.000										

Batter	1	2	3	4	5	6	7	8	9	AB	R	H	RBI	BB	SO	LOB	BOTTOM											
2 Alcides Escobar, R (1, 6) OBP: 0.340, SLG: 0.404	F7		G4-3		G6-3			G3-1		4	1	1	0	0	0	0	Minnesota Twins @ Kansas City Royals Kauffman Stadium, Kansas City, MO Mon Apr 20 2015, 7:10 PM - 9:52 PM CDT Att: 20,393 - Partly Cloudy - 58 F											
8 Mike Moustakas, L (1, 5) OBP: 0.397, SLG: 0.480	F8		G4-3					E7		4	2	1	0	0	0	1												
35 Eric Hosmer, L (1, 3) OBP: 0.397, SLG: 0.400	F8		G5-6-3					SH5-3		1	1	0	0	2	0	0												
25 Kendrys Morales, S (1, 10) OBP: 0.424, SLG: 0.566		G6-3	G5-6-3					SH5-3		4	2	2	2	0	0	1												
13 Salvador Perez, R (1, 2) OBP: 0.385, SLG: 0.620		1B			F7			1B		3	1	2	1	0	0	0												
4 Alex Gordon, L (1, 7) OBP: 0.375, SLG: 0.281		2B			G4-3			1B		4	0	1	0	0	1	2												
16 Paulo Orlando, R (1, 9) OBP: 0.345, SLG: 0.654		BB			F9			3B		3	0	1	2	1	0	0												
24 Christian Colón, R (1, 4) OBP: 0.267, SLG: 0.154		BB			G3-1			F8		3	0	0	0	1	0	1												
1 Jarrod Dyson, L (1, 8) OBP: 0.250, SLG: 0.182					F8			G4-3		3	0	0	0	0	0	3												
Inning Stats	R: 0 E: 0 K: 0 S: 12	H: 2 LOB: 3 BB: 2 P: 26	R: 1 E: 0 K: 0 S: 16	H: 1 LOB: 0 BB: 1 P: 15	R: 0 E: 0 K: 0 S: 9	H: 0 LOB: 0 BB: 0 P: 13	R: 0 E: 0 K: 0 S: 6	H: 0 LOB: 0 BB: 0 P: 9	R: 3 E: 1 K: 0 S: 13	H: 1 LOB: 0 BB: 1 P: 22	R: 0 E: 0 K: 0 S: 8	H: 0 LOB: 0 BB: 0 P: 11	R: 3 E: 0 K: 1 S: 16	H: 4 LOB: 1 BB: 0 P: 24	1B: 3 2B: 4 3B: 1 HR: 0	SF: 1 SAC: 1 DP: 1 HBP: 0	WP: 2 PB: 0 SB: 0 CS: 0	PA: 35										
PITCHER	IP	WLS	BF	H	R	ER	SO	BB	IBB	HBP	BLK	WP	HR	S	P	ERA	WHIP											
44 Kyle Gibson, R (1, 1) ERA: 5.87	5.0	L	22	4	4	3	0	4	0	0	0	0	1	0	13	18	0.00	0.000										
36 Blaine Boyer, R (6, 1) ERA: 5.4	2.0		6	0	0	0	0	0	0	0	0	0	0	0	14	21	40.50	4.500										
56 Caleb Thielbar, L (8, 1) ERA: 16.2	0.2		5	3	3	3	1	0	0	0	0	0	0	2	3	0.00	3.000											
22 Tim Stauffer, R (8, 1) ERA: 9.0	0.1		2	1	0	0	0	0	0	0	0	0	0	2	3	0.00	3.000											

AB	31
R	1
H	5
RBI	0
BB	2
SO	7
LOB	11



AB	29
R	7
H	8
RBI	5
BB	4
SO	1
LOB	8



Batter	1	2	3	4	5	6	7	8	9	AB	R	H	RBI	BB	SO	LOB	TOP							
39 Danny Santana, S (1, 6) OBP: 0.200, SLG: 0.220										5	1	1	0	0	2	3								
48 Toni Hunter, R (1, 9) OBP: 0.275, SLG: 0.340										4	0	1	0	0	0	1								
7 Joe Mauer, L (1, 3) OBP: 0.339, SLG: 0.308										4	0	2	1	0	0	0								
2 Brian Dozier, R (1, 4) OBP: 0.271, SLG: 0.327										4	1	1	0	0	1	2								
19 Kennys Vargas, S (1, 10) OBP: 0.255, SLG: 0.279										3	1	0	0	1	0	4								
24 Trevor Plouffe, R (1, 5) OBP: 0.294, SLG: 0.426										4	1	1	1	0	1	3								
31 Oswaldo Arcia, L (1, 7) 1 Jordan Schafer, L (8, 8) OBP: 0.156, SLG: 0.161										4	1	1	1	0	0	0								
8 Kurt Suzuki, R (1, 2) OBP: 0.326, SLG: 0.378										4	0	2	1	0	1	0								
21 Shane Robinson, R (1, 8) OBP: 0.364, SLG: 0.409										3	0	1	1	0	0	1								
5 Eduardo Escobar, S (9, PH) OBP: 0.219, SLG: 0.200										1	0	0	0	0	0	0								
Inning Stats	R: 0 E: 0 K: 2 S: 7	H: 0 LOB: 0 BB: 0 P: 10	R: 0 E: 0 K: 0 S: 7	H: 0 LOB: 0 BB: 14 P: 14	R: 0 E: 0 K: 1 S: 7	H: 0 LOB: 0 BB: 0 P: 9	R: 1 E: 0 K: 1 S: 11	H: 3 LOB: 2 BB: 0 P: 21	R: 0 E: 0 K: 0 S: 8	H: 1 LOB: 1 BB: 0 P: 14	R: 4 E: 0 K: 0 S: 19	H: 6 LOB: 2 BB: 0 P: 30	R: 0 E: 0 K: 0 S: 10	H: 0 LOB: 0 BB: 0 P: 16	R: 0 E: 0 K: 1 S: 12	H: 0 LOB: 0 BB: 0 P: 16	R: 0 E: 0 K: 1 S: 8	H: 0 LOB: 0 BB: 0 P: 15	1B: 8 2B: 2 3B: 0 HR: 0	SF: 0 SAC: 0 DP: 1 HBP: 0	WP: 0 PB: 0 SB: 0 CS: 0	PA: 37		
PITCHER	IP WLS BF H R ER SO BB IBB HBP BLK WP HR S P ERA WHIP	IP WLS BF H R ER SO BB IBB HBP BLK WP HR S P ERA WHIP	IP WLS BF H R ER SO BB IBB HBP BLK WP HR S P ERA WHIP	IP WLS BF H R ER SO BB IBB HBP BLK WP HR S P ERA WHIP	IP WLS BF H R ER SO BB IBB HBP BLK WP HR S P ERA WHIP	IP WLS BF H R ER SO BB IBB HBP BLK WP HR S P ERA WHIP	IP WLS BF H R ER SO BB IBB HBP BLK WP HR S P ERA WHIP	IP WLS BF H R ER SO BB IBB HBP BLK WP HR S P ERA WHIP	IP WLS BF H R ER SO BB IBB HBP BLK WP HR S P ERA WHIP	IP WLS BF H R ER SO BB IBB HBP BLK WP HR S P ERA WHIP	IP WLS BF H R ER SO BB IBB HBP BLK WP HR S P ERA WHIP	IP WLS BF H R ER SO BB IBB HBP BLK WP HR S P ERA WHIP	IP WLS BF H R ER SO BB IBB HBP BLK WP HR S P ERA WHIP	IP WLS BF H R ER SO BB IBB HBP BLK WP HR S P ERA WHIP	IP WLS BF H R ER SO BB IBB HBP BLK WP HR S P ERA WHIP	IP WLS BF H R ER SO BB IBB HBP BLK WP HR S P ERA WHIP	IP WLS BF H R ER SO BB IBB HBP BLK WP HR S P ERA WHIP	IP WLS BF H R ER SO BB IBB HBP BLK WP HR S P ERA WHIP	IP WLS BF H R ER SO BB IBB HBP BLK WP HR S P ERA WHIP	IP WLS BF H R ER SO BB IBB HBP BLK WP HR S P ERA WHIP	IP WLS BF H R ER SO BB IBB HBP BLK WP HR S P ERA WHIP	IP WLS BF H R ER SO BB IBB HBP BLK WP HR S P ERA WHIP	IP WLS BF H R ER SO BB IBB HBP BLK WP HR S P ERA WHIP	IP WLS BF H R ER SO BB IBB HBP BLK WP HR S P ERA WHIP

Minnesota Twins @ Kansas City Royals
Kauffman Stadium, Kansas City, MO
Tue Apr 21 2015, 7:11 PM - 10:05 PM CDT
Att: 20,990 - Clear - 68 F

AB	36
R	5
H	10
RBI	5
BB	1
SO	6
LOB	13



Batter	1	2	3	4	5	6	7	8	9	AB	R	H	RBI	BB	SO	LOB	BOTTOM							
2 Alcides Escobar, R (1, 6) OBP: 0.333, SLG: 0.392										4	0	1	0	0	0	3								
8 Mike Moustakas, L (1, 5) OBP: 0.413, SLG: 0.545										5	1	3	3	0	0	1								
6 Lorenzo Cain, R (1, 8) OBP: 0.467, SLG: 0.600										4	0	0	0	1	0	2								
35 Eric Hosmer, L (1, 3) OBP: 0.419, SLG: 0.392										1	0	0	0	3	0	1								
25 Kendrys Morales, S (1, 10) OBP: 0.413, SLG: 0.544										4	0	1	0	0	0	4								
4 Alex Gordon, L (1, 7) OBP: 0.364, SLG: 0.361										4	1	1	1	0	0	2								
13 Salvador Perez, R (1, 2) 1 Jarrod Dyson, L (8, PR) 19 Erik Kratz, R (9, 2) OBP: 0.250, SLG: 0.182										4	0	1	0	0	0	0								
16 Paulo Orlando, R (1, 9) OBP: 0.364, SLG: 0.621										3	2	1	0	1	0	0								
24 Christian Colón, R (1, 4) OBP: 0.316, SLG: 0.294										4	1	2	2	0	1	1								
Inning Stats	R: 0 E: 0 K: 0 S: 6	H: 1 LOB: 1 BB: 0 P: 11	R: 1 E: 0 K: 0 S: 10	H: 1 LOB: 0 BB: 0 P: 14	R: 0 E: 0 K: 1 S: 10	H: 1 LOB: 3 BB: 2 P: 23	R: 0 E: 0 K: 0 S: 6	H: 0 LOB: 0 BB: 0 P: 10	R: 2 E: 0 K: 0 S: 11	H: 2 LOB: 1 BB: 1 P: 18	R: 1 E: 0 K: 0 S: 11	H: 1 LOB: 2 BB: 1 P: 22	R: 0 E: 0 K: 0 S: 11	H: 1 LOB: 2 BB: 1 P: 18	R: 2 E: 0 K: 0 S: 17	H: 3 LOB: 1 BB: 0 P: 25	1B: 7 2B: 1 3B: 0 HR: 2	SF: 0 SAC: 1 DP: 0 HBP: 0	WP: 1 PB: 0 SB: 3 CS: 0	PA: 39				
PITCHER	IP WLS BF H R ER SO BB IBB HBP BLK WP HR S P ERA WHIP	IP WLS BF H R ER SO BB IBB HBP BLK WP HR S P ERA WHIP	IP WLS BF H R ER SO BB IBB HBP BLK WP HR S P ERA WHIP	IP WLS BF H R ER SO BB IBB HBP BLK WP HR S P ERA WHIP	IP WLS BF H R ER SO BB IBB HBP BLK WP HR S P ERA WHIP	IP WLS BF H R ER SO BB IBB HBP BLK WP HR S P ERA WHIP	IP WLS BF H R ER SO BB IBB HBP BLK WP HR S P ERA WHIP	IP WLS BF H R ER SO BB IBB HBP BLK WP HR S P ERA WHIP	IP WLS BF H R ER SO BB IBB HBP BLK WP HR S P ERA WHIP	IP WLS BF H R ER SO BB IBB HBP BLK WP HR S P ERA WHIP	IP WLS BF H R ER SO BB IBB HBP BLK WP HR S P ERA WHIP	IP WLS BF H R ER SO BB IBB HBP BLK WP HR S P ERA WHIP	IP WLS BF H R ER SO BB IBB HBP BLK WP HR S P ERA WHIP	IP WLS BF H R ER SO BB IBB HBP BLK WP HR S P ERA WHIP	IP WLS BF H R ER SO BB IBB HBP BLK WP HR S P ERA WHIP	IP WLS BF H R ER SO BB IBB HBP BLK WP HR S P ERA WHIP	IP WLS BF H R ER SO BB IBB HBP BLK WP HR S P ERA WHIP	IP WLS BF H R ER SO BB IBB HBP BLK WP HR S P ERA WHIP	IP WLS BF H R ER SO BB IBB HBP BLK WP HR S P ERA WHIP	IP WLS BF H R ER SO BB IBB HBP BLK WP HR S P ERA WHIP	IP WLS BF H R ER SO BB IBB HBP BLK WP HR S P ERA WHIP	IP WLS BF H R ER SO BB IBB HBP BLK WP HR S P ERA WHIP	IP WLS BF H R ER SO BB IBB HBP BLK WP HR S P ERA WHIP	IP WLS BF H R ER SO BB IBB HBP BLK WP HR S P ERA WHIP

Minnesota Twins @ Kansas City Royals
Kauffman Stadium, Kansas City, MO
Tue Apr 21 2015, 7:11 PM - 10:05 PM CDT
Att: 20,990 - Clear - 68 F

AB	33
R	6
H	10
RBI	6
BB	5
SO	1
LOB	14



Batter	1	2	3	4	5	6	7	8	9	AB	R	H	RBI	BB	SO	LOB	TOP						
39 Danny Santana, S OBP: 0.218, SLG: 0.255										5	0	2	0	0	0	0							
48 Toni Hunter, R OBP: 0.286, SLG: 0.365										5	1	2	0	0	0	2							
7 Joe Mauer, L OBP: 0.375, SLG: 0.327										3	1	2	0	2	1	1							
2 Brian Dozier, R OBP: 0.297, SLG: 0.339										4	1	2	1	1	0	1							
19 Kennys Vargas, S OBP: 0.269, SLG: 0.277										4	0	1	1	1	1	3							
24 Trevor Plouffe, R OBP: 0.321, SLG: 0.420										3	0	1	0	2	1	3							
31 Oswaldo Arcia, L OBP: 0.256, SLG: 0.263										3	0	0	1	0	2	5							
21 Shane Robinson, R OBP: 0.364, SLG: 0.409										0	0	0	0	0	0	0							
8 Kurt Suzuki, R OBP: 0.298, SLG: 0.341										4	0	0	0	0	0	6							
1 Jordan Schafer, L OBP: 0.139, SLG: 0.143										4	0	0	0	0	3	0							
Inning Stats	R: 3 H: 3 E: 0 K: 0 S: 15	L: 3 LOB: 2 BB: 2 P: 32	R: 0 H: 1 E: 0 K: 0 S: 10	L: 1 LOB: 2 BB: 2 P: 22	R: 0 H: 0 E: 0 K: 0 S: 4	L: 0 LOB: 1 BB: 1 P: 12	R: 0 H: 1 E: 0 K: 2 S: 9	L: 1 LOB: 1 BB: 0 P: 14	R: 0 H: 0 E: 0 K: 1 S: 11	L: 0 LOB: 2 BB: 1 P: 18	R: 0 H: 0 E: 0 K: 1 S: 5	L: 0 LOB: 0 BB: 0 P: 8	R: 0 H: 2 E: 0 K: 2 S: 13	L: 2 LOB: 2 BB: 0 P: 17	R: 0 H: 1 E: 0 K: 1 S: 14	L: 1 LOB: 1 BB: 0 P: 18	R: 0 H: 1 E: 0 K: 1 S: 8	L: 1 LOB: 1 BB: 0 P: 14	1B: 8 2B: 2 3B: 0 HR: 0	SF: 0 SAC: 0 DP: 1 HBP: 1	WP: 0 PB: 0 SB: 0 CS: 1	PA: 43	
PITCHER	IP WLS BF H R ER SO BB IBB HBP BLK WP HR S P ERA WHIP	IP WLS BF H R ER SO BB IBB HBP BLK WP HR S P ERA WHIP	IP WLS BF H R ER SO BB IBB HBP BLK WP HR S P ERA WHIP	IP WLS BF H R ER SO BB IBB HBP BLK WP HR S P ERA WHIP	IP WLS BF H R ER SO BB IBB HBP BLK WP HR S P ERA WHIP	IP WLS BF H R ER SO BB IBB HBP BLK WP HR S P ERA WHIP	IP WLS BF H R ER SO BB IBB HBP BLK WP HR S P ERA WHIP	IP WLS BF H R ER SO BB IBB HBP BLK WP HR S P ERA WHIP	IP WLS BF H R ER SO BB IBB HBP BLK WP HR S P ERA WHIP	IP WLS BF H R ER SO BB IBB HBP BLK WP HR S P ERA WHIP	IP WLS BF H R ER SO BB IBB HBP BLK WP HR S P ERA WHIP	IP WLS BF H R ER SO BB IBB HBP BLK WP HR S P ERA WHIP	IP WLS BF H R ER SO BB IBB HBP BLK WP HR S P ERA WHIP	IP WLS BF H R ER SO BB IBB HBP BLK WP HR S P ERA WHIP	IP WLS BF H R ER SO BB IBB HBP BLK WP HR S P ERA WHIP	IP WLS BF H R ER SO BB IBB HBP BLK WP HR S P ERA WHIP	IP WLS BF H R ER SO BB IBB HBP BLK WP HR S P ERA WHIP	IP WLS BF H R ER SO BB IBB HBP BLK WP HR S P ERA WHIP	IP WLS BF H R ER SO BB IBB HBP BLK WP HR S P ERA WHIP	IP WLS BF H R ER SO BB IBB HBP BLK WP HR S P ERA WHIP	IP WLS BF H R ER SO BB IBB HBP BLK WP HR S P ERA WHIP	IP WLS BF H R ER SO BB IBB HBP BLK WP HR S P ERA WHIP	IP WLS BF H R ER SO BB IBB HBP BLK WP HR S P ERA WHIP

Minnesota Twins @ Kansas City Royals
Kauffman Stadium, Kansas City, MO
Wed Apr 22 2015, 7:11 PM - 9:57 PM CDT
Att: 24,721 - Partly Cloudy - 56 F

AB 35
R 3
H 10
RBI 3
BB 6
SO 8
LOB 21



Batter	1	2	3	4	5	6	7	8	9	AB	R	H	RBI	BB	SO	LOB	BOTTOM						
2 Alcides Escobar, R OBP: 0.345, SLG: 0.400										4	0	2	0	0	0	0							
8 Mike Moustakas, L OBP: 0.386, SLG: 0.508										4	0	0	0	0	0	4							
6 Lorenzo Cain, R OBP: 0.469, SLG: 0.585										3	0	1	0	0	0	2							
35 Eric Hosmer, L OBP: 0.424, SLG: 0.426										3	0	1	0	1	1	3							
25 Kendrys Morales, S OBP: 0.388, SLG: 0.508										4	0	0	0	0	1	3							
4 Alex Gordon, L OBP: 0.375, SLG: 0.359										3	0	1	0	0	2	0							
13 Salvador Perez, R OBP: 0.350, SLG: 0.552										4	0	0	0	0	0	2							
16 Paulo Orlando, R OBP: 0.324, SLG: 0.545										4	0	0	0	0	1	0							
24 Christian Colón, R OBP: 0.364, SLG: 0.316										2	0	1	0	1	0	0							
Inning Stats	R: 0 H: 1 E: 0 K: 0 S: 9	L: 0 LOB: 0 BB: 0 P: 15	R: 0 H: 0 E: 0 K: 0 S: 2	L: 0 LOB: 0 BB: 0 P: 6	R: 0 H: 1 E: 0 K: 0 S: 6	L: 1 LOB: 1 BB: 1 P: 12	R: 0 H: 1 E: 0 K: 2 S: 15	L: 1 LOB: 1 BB: 0 P: 17	R: 0 H: 2 E: 0 K: 1 S: 14	L: 2 LOB: 3 BB: 0 P: 21	R: 0 H: 0 E: 0 K: 1 S: 9	L: 0 LOB: 0 BB: 0 P: 14	R: 0 H: 0 E: 0 K: 0 S: 9	L: 0 LOB: 0 BB: 0 P: 14	R: 0 H: 1 E: 0 K: 0 S: 12	L: 1 LOB: 1 BB: 0 P: 16	R: 0 H: 0 E: 0 K: 1 S: 5	L: 0 LOB: 0 BB: 0 P: 7	1B: 5 2B: 0 3B: 1 HR: 0	SF: 0 SAC: 0 DP: 2 HBP: 2	WP: 1 PB: 0 SB: 2 CS: 0	PA: 35	
PITCHER	IP WLS BF H R ER SO BB IBB HBP BLK WP HR S P ERA WHIP	IP WLS BF H R ER SO BB IBB HBP BLK WP HR S P ERA WHIP	IP WLS BF H R ER SO BB IBB HBP BLK WP HR S P ERA WHIP	IP WLS BF H R ER SO BB IBB HBP BLK WP HR S P ERA WHIP	IP WLS BF H R ER SO BB IBB HBP BLK WP HR S P ERA WHIP	IP WLS BF H R ER SO BB IBB HBP BLK WP HR S P ERA WHIP	IP WLS BF H R ER SO BB IBB HBP BLK WP HR S P ERA WHIP	IP WLS BF H R ER SO BB IBB HBP BLK WP HR S P ERA WHIP	IP WLS BF H R ER SO BB IBB HBP BLK WP HR S P ERA WHIP	IP WLS BF H R ER SO BB IBB HBP BLK WP HR S P ERA WHIP	IP WLS BF H R ER SO BB IBB HBP BLK WP HR S P ERA WHIP	IP WLS BF H R ER SO BB IBB HBP BLK WP HR S P ERA WHIP	IP WLS BF H R ER SO BB IBB HBP BLK WP HR S P ERA WHIP	IP WLS BF H R ER SO BB IBB HBP BLK WP HR S P ERA WHIP	IP WLS BF H R ER SO BB IBB HBP BLK WP HR S P ERA WHIP	IP WLS BF H R ER SO BB IBB HBP BLK WP HR S P ERA WHIP	IP WLS BF H R ER SO BB IBB HBP BLK WP HR S P ERA WHIP	IP WLS BF H R ER SO BB IBB HBP BLK WP HR S P ERA WHIP	IP WLS BF H R ER SO BB IBB HBP BLK WP HR S P ERA WHIP	IP WLS BF H R ER SO BB IBB HBP BLK WP HR S P ERA WHIP	IP WLS BF H R ER SO BB IBB HBP BLK WP HR S P ERA WHIP	IP WLS BF H R ER SO BB IBB HBP BLK WP HR S P ERA WHIP	IP WLS BF H R ER SO BB IBB HBP BLK WP HR S P ERA WHIP

Minnesota Twins @ Kansas City Royals
Kauffman Stadium, Kansas City, MO
Wed Apr 22 2015, 7:11 PM - 9:57 PM CDT
Att: 24,721 - Partly Cloudy - 56 F

AB 31
R 0
H 6
RBI 0
BB 2
SO 5
LOB 14




Batter	1	2	3	4	5	6	7	8	9	AB	R	H	RBI	BB	SO	LOB	TOP																			
2 Alcides Escobar, R OBP: 0.308, SLG: 0.354	G4-3		1B			K		P5		4	0	1	1	0	1	1	Kansas City Royals @ Chicago White Sox U.S. Cellular Field, Chicago, IL Fri Apr 24 2015, 8:11 PM - 2:29 PM EDT Att: 20,350 - Overcast - 44 F																			
8 Mike Moustakas, L OBP: 0.390, SLG: 0.485	K		F9			G6-3		K		4	0	0	0	0	2	2																				
6 Lorenzo Cain, R OBP: 0.465, SLG: 0.583	1B				F9				K	4	0	2	0	0	1	0																				
35 Eric Hosmer, L OBP: 0.421, SLG: 0.444	P6				F8			K		4	0	0	0	0	2	2																				
25 Kendrys Morales, S OBP: 0.377, SLG: 0.471	G6-3				G5-3				K	4	0	1	0	0	0	0																				
4 Alex Gordon, L OBP: 0.388, SLG: 0.340	G4-3				BB				K	3	1	0	0	1	1	2																				
13 Salvador Perez, R OBP: 0.338, SLG: 0.515	K				1B			G5-4-3		3	0	1	0	0	1	1																				
16 Paulo Orlando, R OBP: 0.356, SLG: 0.561			2B					1B		3	1	3	1	0	0	0																				
14 Omar Infante, R OBP: 0.227, SLG: 0.326	G4-3				K			FC3-6		3	0	0	0	0	1	3																				
Inning Stats	R: 0 H: 1 E: 0 K: 1 S: 7	H: 1 LOB: 1 BB: 0 P: 10	R: 0 H: 0 E: 0 K: 1 S: 7	H: 0 LOB: 0 BB: 0 P: 11	R: 1 H: 2 E: 0 K: 0 S: 16	H: 2 LOB: 0 BB: 0 P: 21	R: 0 H: 0 E: 0 K: 0 S: 7	H: 0 LOB: 0 BB: 0 P: 13	R: 1 H: 2 E: 0 K: 1 S: 10	H: 2 LOB: 1 BB: 1 P: 18	R: 0 H: 1 E: 0 K: 2 S: 11	H: 1 LOB: 1 BB: 0 P: 17	R: 0 H: 1 E: 0 K: 1 S: 9	H: 1 LOB: 1 BB: 0 P: 12	R: 0 H: 0 E: 1 K: 3 S: 14	H: 0 LOB: 0 BB: 0 P: 20	1B: 6 2B: 3 3B: 0 HR: 0	SF: 0 SAC: 0 DP: 2 HBP: 0	WP: 0 PA: 33 PB: 0 SB: 0 CS: 2																	
PITCHER	IP	WLS	BF	H	R	ER	SO	BB	IBB	HBP	BLK	WP	HR	S	P	ERA	WHIP	PITCHER		IP	WLS	BF	H	R	ER	SO	BB	IBB	HBP	BLK	WP	HR	S	P	ERA	WHIP
62 Jose Quintana, L ERA: 6.55	7.0		25	7	2	2	5	1	0	0	0	0	0	64	98	2.57	1.143																			
57 Zach Putnam, R ERA: 5.88	1.0		4	1	0	0	1	0	0	0	0	0	0	9	12	0.00	1.000																			
30 David Robertson, R ERA:	1.0	W	4	0	0	0	3	0	0	0	0	0	0	14	20	0.00	0.000																			

Batter	1	2	3	4	5	6	7	8	9	AB	R	H	RBI	BB	SO	LOB	BOTTOM																			
1 Adam Eaton, L OBP: 0.254, SLG: 0.273	G3		1B			B1-3				5	1	2	0	0	0	0	Kansas City Royals @ Chicago White Sox U.S. Cellular Field, Chicago, IL Fri Apr 24 2015, 8:11 PM - 2:29 PM EDT Att: 20,350 - Overcast - 44 F																			
53 Melky Cabrera, S OBP: 0.304, SLG: 0.308	F9		SH1-3			G6-3		SF9		2	1	0	1	1	0	0																				
79 José Abreu, R OBP: 0.377, SLG: 0.667	1B		FC1-2			G4-3		G4-3		4	0	2	0	1	0	2																				
26 Avisail Garcia, R OBP: 0.323, SLG: 0.379	1B		K			G3		K		5	0	2	1	0	2	3																				
10 Alexei Ramirez, R OBP: 0.262, SLG: 0.309	F7				E6			K		4	1	1	0	0	1	2																				
25 Adam LaRoche, L OBP: 0.303, SLG: 0.397	P6				F8			K		4	0	0	0	0	1	2																				
15 Gordon Beckham, R OBP: 0.478, SLG: 0.556	G5-3				BB					1	0	0	0	3	0	0																				
21 Tyler Flowers, R OBP: 0.250, SLG: 0.371	K				G4-3			F7		2	0	0	1	0	1	1																				
20 JB Shuck, L OBP: 0.333, SLG: 0.333										0	0	0	0	0	0	0																				
58 Geovany Soto, R OBP: 0.158, SLG: 0.316										2	0	0	0	0	0	3																				
7 Micah Johnson, L OBP: 0.349, SLG: 0.308										2	0	1	0	0	1	1																				
64 Emilio Bonifacio, S ERA: 1.28			1B					K		2	0	0	0	0	1	2																				
Inning Stats	R: 0 H: 2 E: 0 K: 0 S: 15	H: 0 LOB: 0 BB: 0 P: 15	R: 0 H: 0 E: 0 K: 1 S: 10	H: 0 LOB: 0 BB: 0 P: 15	R: 0 H: 2 E: 0 K: 1 S: 10	H: 2 LOB: 2 BB: 0 P: 12	R: 1 H: 0 E: 1 K: 1 S: 11	H: 0 LOB: 1 BB: 1 P: 22	R: 0 H: 1 E: 0 K: 0 S: 9	H: 1 LOB: 0 BB: 0 P: 13	R: 0 H: 1 E: 0 K: 0 S: 15	H: 1 LOB: 2 BB: 1 P: 26	R: 1 H: 1 E: 0 K: 1 S: 10	H: 1 LOB: 0 BB: 0 P: 15	R: 0 H: 0 E: 0 K: 2 S: 9	H: 0 LOB: 1 BB: 1 P: 20	R: 1 H: 1 E: 0 K: 1 S: 9	H: 1 LOB: 2 BB: 2 P: 20	1B: 7 2B: 0 3B: 1 HR: 0	SF: 1 SAC: 1 DP: 0 HBP: 0	WP: 2 PA: 40 PB: 0 SB: 0 CS: 0															
PITCHER	IP	WLS	BF	H	R	ER	SO	BB	IBB	HBP	BLK	WP	HR	S	P	ERA	WHIP	PITCHER		IP	WLS	BF	H	R	ER	SO	BB	IBB	HBP	BLK	WP	HR	S	P	ERA	WHIP
41 Danny Duffy, L ERA: 4.15	5.1		24	6	1	0	3	1	0	0	0	0	0	65	98	0.00	1.312																			
54 Jason Frasor, R ERA:	0.0		1	0	0	0	0	1	0	0	0	0	0	0	4	-	-																			
47 Franklin Morales, L ERA: 1.59	1.0		4	1	1	1	0	0	0	0	0	0	0	9	12	9.00	1.000																			
32 Chris Young, R ERA: 2.08	1.2		6	0	0	0	3	1	0	0	0	0	0	15	30	0.00	0.600																			
40 Kelvin Herrera, R ERA: 1.28	0.2	L	5	1	1	1	1	1	1	0	0	1	0	9	20	13.50	3.000																			


livebaseballscorecards.com

AB 32
R 2
H 8
RBI 2
BB 1
SO 9
LOB 11



livebaseballscorecards.com

AB 33
R 3
H 8
RBI 3
BB 5
SO 7
LOB 16



Batter	1	2	3	4	5	6	7	8	9	AB	R	H	RBI	BB	SO	LOB	TOP								
2 Alcides Escobar, R OBP: 0.319, SLG: 0.368	G6-3		F8			FC4-6 BB		2B		3	0	1	0	1	0	1	Kansas City Royals @ Chicago White Sox U.S. Cellular Field, Chicago, IL Sun Apr 26 2015, 3:08 PM - 5:55 PM EDT Att: 23,317 - Sunny - 54 F								
8 Mike Moustakas, L OBP: 0.395, SLG: 0.493	HBP		2B		FC4-6 1B			K		3	0	1	1	0	1	2									
6 Lorenzo Cain, R OBP: 0.453, SLG: 0.563	F9		K		1B			G5-3		4	0	1	0	0	1	3									
35 Eric Hosmer, L OBP: 0.400, SLG: 0.418	K							F7		4	0	0	0	0	2	2									
25 Kendrys Morales, S OBP: 0.370, SLG: 0.459	G1-3									4	1	1	0	0	1	0									
4 Alex Gordon, L OBP: 0.377, SLG: 0.412	K		HR					F8		4	1	2	2	0	1	0									
13 Salvador Perez, R OBP: 0.319, SLG: 0.486	K		K2-1-3					G1-3		4	0	0	0	0	3	1									
16 Paulo Orlando, R OBP: 0.347, SLG: 0.533			K		K			K		4	0	1	0	0	3	0									
14 Omar Infante, R OBP: 0.229, SLG: 0.340	2B							G6-3		4	1	1	0	0	1	2									
Inning Stats	R: 0 H: 0 E: 0 K: 1 S: 13	H: 0 LOB: 1 BB: 0 P: 20	R: 0 H: 0 E: 0 K: 2 S: 8	H: 0 LOB: 0 BB: 0 P: 14	R: 1 H: 2 E: 0 K: 2 S: 13	H: 2 LOB: 1 BB: 0 P: 17	R: 2 H: 2 E: 0 K: 3 S: 16	H: 2 LOB: 0 BB: 0 P: 20	R: 0 H: 1 E: 0 K: 0 S: 13	H: 0 LOB: 2 BB: 1 P: 20	R: 0 H: 0 E: 0 K: 0 S: 6	H: 0 LOB: 0 BB: 0 P: 9	R: 0 H: 0 E: 0 K: 2 S: 8	H: 0 LOB: 0 BB: 0 P: 9	R: 0 H: 1 E: 0 K: 1 S: 14	H: 1 LOB: 1 BB: 0 P: 19	R: 0 H: 2 E: 0 K: 2 S: 14	H: 2 LOB: 2 BB: 0 P: 17	1B: 4 2B: 3 3B: 0 HR: 1	SF: 0 SAC: 0 DP: 0 HBP: 1	WP: 0 PB: 0 CS: 0	PA: 36			
PITCHER	IP WLS BF H R ER SO BB IBB HBP BLK WP HR S P ERA WHIP	IP WLS BF H R ER SO BB IBB HBP BLK WP HR S P ERA WHIP	IP WLS BF H R ER SO BB IBB HBP BLK WP HR S P ERA WHIP	IP WLS BF H R ER SO BB IBB HBP BLK WP HR S P ERA WHIP	IP WLS BF H R ER SO BB IBB HBP BLK WP HR S P ERA WHIP	IP WLS BF H R ER SO BB IBB HBP BLK WP HR S P ERA WHIP	IP WLS BF H R ER SO BB IBB HBP BLK WP HR S P ERA WHIP	IP WLS BF H R ER SO BB IBB HBP BLK WP HR S P ERA WHIP	IP WLS BF H R ER SO BB IBB HBP BLK WP HR S P ERA WHIP	IP WLS BF H R ER SO BB IBB HBP BLK WP HR S P ERA WHIP	IP WLS BF H R ER SO BB IBB HBP BLK WP HR S P ERA WHIP	IP WLS BF H R ER SO BB IBB HBP BLK WP HR S P ERA WHIP	IP WLS BF H R ER SO BB IBB HBP BLK WP HR S P ERA WHIP	IP WLS BF H R ER SO BB IBB HBP BLK WP HR S P ERA WHIP	IP WLS BF H R ER SO BB IBB HBP BLK WP HR S P ERA WHIP	IP WLS BF H R ER SO BB IBB HBP BLK WP HR S P ERA WHIP	IP WLS BF H R ER SO BB IBB HBP BLK WP HR S P ERA WHIP	IP WLS BF H R ER SO BB IBB HBP BLK WP HR S P ERA WHIP	IP WLS BF H R ER SO BB IBB HBP BLK WP HR S P ERA WHIP	IP WLS BF H R ER SO BB IBB HBP BLK WP HR S P ERA WHIP	IP WLS BF H R ER SO BB IBB HBP BLK WP HR S P ERA WHIP	IP WLS BF H R ER SO BB IBB HBP BLK WP HR S P ERA WHIP	IP WLS BF H R ER SO BB IBB HBP BLK WP HR S P ERA WHIP	IP WLS BF H R ER SO BB IBB HBP BLK WP HR S P ERA WHIP	IP WLS BF H R ER SO BB IBB HBP BLK WP HR S P ERA WHIP
50 John Danks, L ERA: 5.64	6.0	W	24	5	3	3	8	1	0	1	0	0	0	0	0	0	0	0	12	14	0.00	1.000			
52 Jake Petricka, R ERA: 2.25	1.0	H	4	1	0	0	2	0	0	0	0	0	0	0	0	0	0	0	10	14	0.00	0.000			
33 Zach Duke, L ERA: 2.16	1.0	H	3	0	0	0	1	0	0	0	0	0	0	0	0	0	0	0	14	17	0.00	2.000			
30 David Robertson, R ERA:	1.0	S	5	2	0	0	2	0	0	0	0	0	0	0	0	0	0	0	14	17	0.00	2.000			

Batter	1	2	3	4	5	6	7	8	9	AB	R	H	RBI	BB	SO	LOB	BOTTOM								
1 Adam Eaton, L OBP: 0.253, SLG: 0.271	G4-3		K			79 WP E 53 BB 1B		G4-3		4	1	1	0	0	1	0	Kansas City Royals @ Chicago White Sox U.S. Cellular Field, Chicago, IL Sun Apr 26 2015, 3:08 PM - 5:55 PM EDT Att: 23,317 - Sunny - 54 F								
53 Melky Cabrera, S OBP: 0.315, SLG: 0.299	BB		E1 L7-4 79 1B			25 1B BB		F8		2	1	0	0	2	0	0									
79 José Abreu, R OBP: 0.370, SLG: 0.642	K		1B			E5 26 1B 25 1B		G6-3		4	1	1	1	0	1	2									
25 Adam LaRoche, L OBP: 0.300, SLG: 0.387	G4-3		F9			12 1B 26 1B		G3-1		4	1	1	1	0	0	3									
26 Avisail García, R OBP: 0.318, SLG: 0.371	G5-3		L7-4			12 1B 21 1B		K		4	1	1	0	0	1	2									
10 Alexei Ramirez, R OBP: 0.246, SLG: 0.288	G5-3		2-2			12 1B 2-3		G4-3		4	0	0	0	0	1	3									
12 Conor Gillaspie, L OBP: 0.239, SLG: 0.319	L8					G3-1				3	0	1	2	0	1	0									
15 Gordon Beckham, R OBP: 0.478, SLG: 0.556						K				0	0	0	0	0	0	0									
21 Tyler Flowers, R OBP: 0.256, SLG: 0.368	K					21 1B				3	0	1	1	0	2	0									
7 Micah Johnson, L OBP: 0.326, SLG: 0.286	F8					1-3 2-H 3-H				3	0	0	0	0	2										
Inning Stats	R: 0 H: 0 E: 0 K: 1 S: 12	H: 0 LOB: 1 BB: 1 P: 17	R: 0 H: 0 E: 0 K: 0 S: 5	H: 0 LOB: 0 BB: 0 P: 7	R: 0 H: 0 E: 0 K: 2 S: 7	H: 0 LOB: 0 BB: 0 P: 7	R: 0 H: 1 E: 0 K: 0 S: 15	H: 1 LOB: 1 BB: 0 P: 18	R: 0 H: 0 E: 0 K: 2 S: 9	H: 0 LOB: 0 BB: 0 P: 11	R: 5 H: 5 E: 1 K: 1 S: 21	H: 5 LOB: 2 BB: 1 P: 39	R: 0 H: 0 E: 0 K: 0 S: 8	H: 0 LOB: 0 BB: 0 P: 12	R: 0 H: 0 E: 0 K: 1 S: 6	H: 0 LOB: 0 BB: 0 P: 8	1B: 6 2B: 1 3B: 0 HR: 0	SF: 0 SAC: 0 DP: 1 HBP: 0	WP: 1 PB: 0 SB: 0 CS: 0	PA: 33					
PITCHER	IP WLS BF H R ER SO BB IBB HBP BLK WP HR S P ERA WHIP	IP WLS BF H R ER SO BB IBB HBP BLK WP HR S P ERA WHIP	IP WLS BF H R ER SO BB IBB HBP BLK WP HR S P ERA WHIP	IP WLS BF H R ER SO BB IBB HBP BLK WP HR S P ERA WHIP	IP WLS BF H R ER SO BB IBB HBP BLK WP HR S P ERA WHIP	IP WLS BF H R ER SO BB IBB HBP BLK WP HR S P ERA WHIP	IP WLS BF H R ER SO BB IBB HBP BLK WP HR S P ERA WHIP	IP WLS BF H R ER SO BB IBB HBP BLK WP HR S P ERA WHIP	IP WLS BF H R ER SO BB IBB HBP BLK WP HR S P ERA WHIP	IP WLS BF H R ER SO BB IBB HBP BLK WP HR S P ERA WHIP	IP WLS BF H R ER SO BB IBB HBP BLK WP HR S P ERA WHIP	IP WLS BF H R ER SO BB IBB HBP BLK WP HR S P ERA WHIP	IP WLS BF H R ER SO BB IBB HBP BLK WP HR S P ERA WHIP	IP WLS BF H R ER SO BB IBB HBP BLK WP HR S P ERA WHIP	IP WLS BF H R ER SO BB IBB HBP BLK WP HR S P ERA WHIP	IP WLS BF H R ER SO BB IBB HBP BLK WP HR S P ERA WHIP	IP WLS BF H R ER SO BB IBB HBP BLK WP HR S P ERA WHIP	IP WLS BF H R ER SO BB IBB HBP BLK WP HR S P ERA WHIP	IP WLS BF H R ER SO BB IBB HBP BLK WP HR S P ERA WHIP	IP WLS BF H R ER SO BB IBB HBP BLK WP HR S P ERA WHIP	IP WLS BF H R ER SO BB IBB HBP BLK WP HR S P ERA WHIP	IP WLS BF H R ER SO BB IBB HBP BLK WP HR S P ERA WHIP	IP WLS BF H R ER SO BB IBB HBP BLK WP HR S P ERA WHIP	IP WLS BF H R ER SO BB IBB HBP BLK WP HR S P ERA WHIP	IP WLS BF H R ER SO BB IBB HBP BLK WP HR S P ERA WHIP
36 Edinson Volquez, R ERA: 1.91	5.2	L	25	5	5	1	6	2	0	0	0	0	0	0	0	0	0	0	64	90	1.59	1.235			
54 Jason Frasor, R ERA:	0.1		2	1	0	0	0	0	0	0	0	0	0	0	0	0	0	0	5	9	0.00	3.000			
47 Franklin Morales, L ERA: 1.35	1.0		3	0	0	0	0	0	0	0	0	0	0	0	0	0	0	0	8	12	0.00	0.000			
46 Ryan Madson, R ERA: 1.04	1.0		3	0	0	0	1	0	0	0	0	0	0	0	0	0	0	0	6	8	0.00	0.000			

Batter	1	2	3	4	5	6	7	8	9	AB	R	H	RBI	BB	SO	LOB	TOP			
2 Alcides Escobar, R OBP: 0.299, SLG: 0.342	G4-1	K			K		G6-3	L9		5	0	0	0	0	2	2	Kansas City Royals @ Cleveland Indians Progressive Field, Cleveland, OH Mon Apr 27 2015, 6:11 PM - 9:32 PM EDT Att: 9,668 - Cloudy - 44 F			
8 Mike Moustakas, L OBP: 0.419, SLG: 0.526	1B		2B		F8		1B	1B		5	2	4	1	0	0	0				
6 Lorenzo Cain, R OBP: 0.436, SLG: 0.536	FC5-4		K		K		1B	1B		5	1	1	0	0	3	3				
35 Eric Hosmer, L OBP: 0.412, SLG: 0.423	E4		1B		2B		1B	1B		4	1	2	1	1	1	3				
25 Kendrys Morales, S OBP: 0.360, SLG: 0.443	G4-3		G4-6-3		1B		BB	E5		5	0	1	0	0	1	6				
4 Alex Gordon, L OBP: 0.394, SLG: 0.436		F9		HBP			1B	G4-3		4	0	2	2	0	0	2				
13 Salvador Perez, R OBP: 0.329, SLG: 0.493		L8		L8			1B	G6-3		3	1	1	0	1	0	3				
14 Omar Infante, R OBP: 0.231, SLG: 0.333		E6		G6-3			G6-4-3	G6-3		4	0	1	0	0	0	4				
1 Jarrod Dyson, L OBP: 0.211, SLG: 0.167	FC5-4				K		1B	K		4	1	1	0	0	2	1				
Inning Stats	R: 0 H: 1 E: 1 K: 0 S: 10	H: 2 LOB: 2 BB: 0 P: 14	R: 1 H: 2 E: 1 K: 1 S: 9	H: 2 LOB: 1 BB: 0 P: 12	R: 1 H: 2 E: 0 K: 1 S: 10	H: 2 LOB: 0 BB: 0 P: 16	R: 0 H: 0 E: 0 K: 0 S: 6	H: 0 LOB: 0 BB: 0 P: 9	R: 0 H: 0 E: 0 K: 2 S: 7	H: 2 LOB: 2 BB: 2 P: 22	R: 3 H: 4 E: 1 K: 1 S: 25	H: 4 LOB: 2 BB: 0 P: 38	R: 0 H: 0 E: 0 K: 1 S: 9	H: 2 LOB: 2 BB: 0 P: 16	R: 0 H: 2 E: 0 K: 2 S: 10	H: 2 LOB: 0 BB: 0 P: 15	1B: 10 2B: 3 3B: 0 HR: 0	SF: 0 SAC: 0 DP: 2 HBP: 1	WP: 0 PB: 0 SB: 3 CS: 1	PA: 42
PITCHER	IP WLS BF H R ER SO	IP WLS BF H R ER SO	IP WLS BF H R ER SO	IP WLS BF H R ER SO	IP WLS BF H R ER SO	IP WLS BF H R ER SO	IP WLS BF H R ER SO	IP WLS BF H R ER SO	IP WLS BF H R ER SO	IP WLS BF H R ER SO	IP WLS BF H R ER SO	IP WLS BF H R ER SO	IP WLS BF H R ER SO	IP WLS BF H R ER SO	IP WLS BF H R ER SO	IP WLS BF H R ER SO	ERA WHIP	ERA WHIP		
28 Corey Kluber, R ERA: 4.24	6.1 L 30 10 6 4 5	6.1 L 30 10 6 4 5	6.1 L 30 10 6 4 5	6.1 L 30 10 6 4 5	6.1 L 30 10 6 4 5	6.1 L 30 10 6 4 5	6.1 L 30 10 6 4 5	6.1 L 30 10 6 4 5	6.1 L 30 10 6 4 5	6.1 L 30 10 6 4 5	6.1 L 30 10 6 4 5	6.1 L 30 10 6 4 5	6.1 L 30 10 6 4 5	6.1 L 30 10 6 4 5	6.1 L 30 10 6 4 5	6.1 L 30 10 6 4 5	5.68 1.737	5.68 1.737		
50 Nick Hagadone, L ERA: 2.45	0.1 3 1 0 0 1	0.1 3 1 0 0 1	0.1 3 1 0 0 1	0.1 3 1 0 0 1	0.1 3 1 0 0 1	0.1 3 1 0 0 1	0.1 3 1 0 0 1	0.1 3 1 0 0 1	0.1 3 1 0 0 1	0.1 3 1 0 0 1	0.1 3 1 0 0 1	0.1 3 1 0 0 1	0.1 3 1 0 0 1	0.1 3 1 0 0 1	0.1 3 1 0 0 1	0.1 3 1 0 0 1	0.00 3.000	0.00 3.000		
34 Zach McAllister, R ERA: 5.27	1.1 4 0 0 0 1	1.1 4 0 0 0 1	1.1 4 0 0 0 1	1.1 4 0 0 0 1	1.1 4 0 0 0 1	1.1 4 0 0 0 1	1.1 4 0 0 0 1	1.1 4 0 0 0 1	1.1 4 0 0 0 1	1.1 4 0 0 0 1	1.1 4 0 0 0 1	1.1 4 0 0 0 1	1.1 4 0 0 0 1	1.1 4 0 0 0 1	1.1 4 0 0 0 1	1.1 4 0 0 0 1	0.00 0.000	0.00 0.000		
35 Marc Rzepczynski, L ERA: 3.6	1.0 5 2 0 0 2	1.0 5 2 0 0 2	1.0 5 2 0 0 2	1.0 5 2 0 0 2	1.0 5 2 0 0 2	1.0 5 2 0 0 2	1.0 5 2 0 0 2	1.0 5 2 0 0 2	1.0 5 2 0 0 2	1.0 5 2 0 0 2	1.0 5 2 0 0 2	1.0 5 2 0 0 2	1.0 5 2 0 0 2	1.0 5 2 0 0 2	1.0 5 2 0 0 2	1.0 5 2 0 0 2	0.00 2.000	0.00 2.000		

Batter	1	2	3	4	5	6	7	8	9	AB	R	H	RBI	BB	SO	LOB	BOTTOM			
22 Jason Kipnis, L OBP: 0.263, SLG: 0.280	G3		F7		4 HR		2B			4	1	2	0	0	0	0	Kansas City Royals @ Cleveland Indians Progressive Field, Cleveland, OH Mon Apr 27 2015, 6:11 PM - 9:32 PM EDT Att: 9,668 - Cloudy - 44 F			
4 Mike Aviles, R OBP: 0.366, SLG: 0.457	G1-3	23 BB	23 BB		HR		G3			2	1	1	2	2	0	1				
23 Michael Brantley, L OBP: 0.380, SLG: 0.413	G1-3	41 G1-3	41 G4-3		G4-3		L7			2	0	0	0	2	0	0				
41 Carlos Santana, S OBP: 0.364, SLG: 0.406	G1-3	G1-3	G4-3		F9		F8			4	0	0	0	0	0	4				
9 Ryan Raburn, R OBP: 0.367, SLG: 0.679	L7				F8		G4-3			2	0	0	0	0	0	2				
7 David Murphy, L OBP: 0.300, SLG: 0.474								K		2	0	0	0	0	1	0				
40 Jermey Sands, R OBP: 0.400, SLG: 0.435		F7			P6		K			2	0	0	0	0	0	0				
44 Brandon Moss, L OBP: 0.305, SLG: 0.471							K			2	0	0	0	0	1	0				
55 Roberto Pérez, R ERA: 3.95		K			BB		K			2	0	0	0	1	2	0				
8 Lonnie Chisenhall, L OBP: 0.246, SLG: 0.298							K			1	0	0	0	0	1	0				
24 Michael Bourn, L OBP: 0.240, SLG: 0.217		F8			F8		K			4	0	1	0	0	1	1				
11 José Ramírez, S OBP: 0.237, SLG: 0.259		F7			F9		K			3	0	0	0	0	1	1				
Inning Stats	R: 0 H: 0 E: 0 K: 0 S: 11	H: 1 LOB: 1 BB: 0 P: 16	R: 0 H: 0 E: 0 K: 1 S: 8	H: 0 LOB: 1 BB: 2 P: 18	R: 0 H: 0 E: 0 K: 0 S: 8	H: 0 LOB: 1 BB: 1 P: 18	R: 2 H: 2 E: 0 K: 0 S: 15	H: 2 LOB: 0 BB: 0 P: 24	R: 0 H: 0 E: 0 K: 2 S: 11	H: 0 LOB: 0 BB: 0 P: 17	R: 0 H: 1 E: 0 K: 2 S: 11	H: 1 LOB: 1 BB: 0 P: 18	R: 0 H: 0 E: 0 K: 1 S: 8	H: 0 LOB: 0 BB: 0 P: 12	R: 0 H: 0 E: 0 K: 1 S: 8	H: 0 LOB: 0 BB: 0 P: 8	1B: 1 2B: 2 3B: 0 HR: 1	SF: 0 SAC: 0 DP: 1 HBP: 0	WP: 0 PB: 0 SB: 0 CS: 0	PA: 35
PITCHER	IP WLS BF H R ER SO	IP WLS BF H R ER SO	IP WLS BF H R ER SO	IP WLS BF H R ER SO	IP WLS BF H R ER SO	IP WLS BF H R ER SO	IP WLS BF H R ER SO	IP WLS BF H R ER SO	IP WLS BF H R ER SO	IP WLS BF H R ER SO	IP WLS BF H R ER SO	IP WLS BF H R ER SO	IP WLS BF H R ER SO	IP WLS BF H R ER SO	IP WLS BF H R ER SO	IP WLS BF H R ER SO	ERA WHIP	ERA WHIP		
51 Jason Vargas, L ERA: 3.95	5.0 W 22 3 2 2 1	5.0 W 22 3 2 2 1	5.0 W 22 3 2 2 1	5.0 W 22 3 2 2 1	5.0 W 22 3 2 2 1	5.0 W 22 3 2 2 1	5.0 W 22 3 2 2 1	5.0 W 22 3 2 2 1	5.0 W 22 3 2 2 1	5.0 W 22 3 2 2 1	5.0 W 22 3 2 2 1	5.0 W 22 3 2 2 1	5.0 W 22 3 2 2 1	5.0 W 22 3 2 2 1	5.0 W 22 3 2 2 1	5.0 W 22 3 2 2 1	3.60 1.600	3.60 1.600		
46 Ryan Madson, R ERA: 0.93	1.0 H 3 0 0 0 2	1.0 H 3 0 0 0 2	1.0 H 3 0 0 0 2	1.0 H 3 0 0 0 2	1.0 H 3 0 0 0 2	1.0 H 3 0 0 0 2	1.0 H 3 0 0 0 2	1.0 H 3 0 0 0 2	1.0 H 3 0 0 0 2	1.0 H 3 0 0 0 2	1.0 H 3 0 0 0 2	1.0 H 3 0 0 0 2	1.0 H 3 0 0 0 2	1.0 H 3 0 0 0 2	1.0 H 3 0 0 0 2	1.0 H 3 0 0 0 2	0.00 0.000	0.00 0.000		
47 Franklin Morales, L ERA: 1.17	1.0 4 1 0 0 2	1.0 4 1 0 0 2	1.0 4 1 0 0 2	1.0 4 1 0 0 2	1.0 4 1 0 0 2	1.0 4 1 0 0 2	1.0 4 1 0 0 2	1.0 4 1 0 0 2	1.0 4 1 0 0 2	1.0 4 1 0 0 2	1.0 4 1 0 0 2	1.0 4 1 0 0 2	1.0 4 1 0 0 2	1.0 4 1 0 0 2	1.0 4 1 0 0 2	1.0 4 1 0 0 2	0.00 1.000	0.00 1.000		
40 Kelvin Herrera, R ERA: 1.08	1.0 3 0 0 0 1	1.0 3 0 0 0 1	1.0 3 0 0 0 1	1.0 3 0 0 0 1	1.0 3 0 0 0 1	1.0 3 0 0 0 1	1.0 3 0 0 0 1	1.0 3 0 0 0 1	1.0 3 0 0 0 1	1.0 3 0 0 0 1	1.0 3 0 0 0 1	1.0 3 0 0 0 1	1.0 3 0 0 0 1	1.0 3 0 0 0 1	1.0 3 0 0 0 1	1.0 3 0 0 0 1	0.00 0.000	0.00 0.000		
17 Wade Davis, R ERA: 1.08	1.0 3 0 0 0 1	1.0 3 0 0 0 1	1.0 3 0 0 0 1	1.0 3 0 0 0 1	1.0 3 0 0 0 1	1.0 3 0 0 0 1	1.0 3 0 0 0 1	1.0 3 0 0 0 1	1.0 3 0 0 0 1	1.0 3 0 0 0 1	1.0 3 0 0 0 1	1.0 3 0 0 0 1	1.0 3 0 0 0 1	1.0 3 0 0 0 1	1.0 3 0 0 0 1	1.0 3 0 0 0 1	0.00 0.000	0.00 0.000		

Batter	1	2	3	4	5	6	7	8	9	AB	R	H	RBI	BB	SO	LOB	TOP									
2 Alcides Escobar, R OBP: 0.317, SLG: 0.364	G5-3		G1-6-3		L9		E2			4	1	2	2	1	0	0	Kansas City Royals @ Cleveland Indians Progressive Field, Cleveland, OH Tue Apr 28 2015, 6:13 PM - 9:26 PM EDT Att: 10,698 - Clear - 54 F									
8 Mike Moustakas, L OBP: 0.416, SLG: 0.519	1B		1-2		G3		35 HR		K	5	1	2	1	0	1	3										
6 Lorenzo Cain, R OBP: 0.424, SLG: 0.507	F8		F7				35 FC6-4		G6-3	4	0	0	0	1	1	1										
35 Eric Hosmer, L OBP: 0.411, SLG: 0.434	1B		F8		F8		25 HR		25 FC1-6-5	5	1	2	0	0	0	2										
25 Kendrys Morales, S OBP: 0.374, SLG: 0.500	G3		4 BLK		4 BLK		HR		13 BB	5	4	3	3	0	0	3										
4 Alex Gordon, L OBP: 0.423, SLG: 0.500	HR		14 BB		14 BB		13 CS		13 BB	3	2	2	2	2	0	0										
13 Salvador Perez, R OBP: 0.346, SLG: 0.500	F9		F4		CS		14 BB		14 BB	5	1	3	1	0	0	2	AB 41 R 11 H 18 RBI 11 BB 4 SO 3 LOB 16									
14 Omar Infante, R OBP: 0.263, SLG: 0.375	G5-3		1-3		2		2		G4-6-3	5	1	3	2	0	0	1										
1 Jarrod Dyson, L OBP: 0.208, SLG: 0.174	K		1-3		P5		2		FC4	5	0	1	0	0	1	4										
Inning Stats	R: 0 H: 2 E: 0 K: 0 S: 10	H: 2 BB: 0 P: 11	R: 1 H: 1 E: 0 K: 1 S: 8	H: 1 LOB: 0 P: 15	R: 0 H: 0 E: 0 K: 0 S: 9	H: 0 LOB: 0 P: 18	R: 1 H: 2 E: 0 K: 0 S: 7	H: 2 LOB: 2 P: 15	R: 0 H: 0 E: 0 K: 0 S: 9	H: 0 LOB: 0 P: 14	R: 1 H: 2 E: 0 K: 1 S: 12	H: 2 LOB: 0 P: 17	R: 6 H: 5 E: 1 K: 0 S: 15	H: 5 LOB: 1 P: 29	R: 0 H: 3 E: 0 K: 1 S: 11	H: 3 LOB: 2 P: 16		R: 2 H: 3 E: 0 K: 0 S: 11	H: 3 LOB: 1 P: 20	1B: 12 2B: 4 3B: 0 HR: 2	SF: 0 SAC: 0 DP: 2 HBP: 0	WP: 0 PB: 0 SB: 0 CS: 1	PA: 46			
PITCHER	IP	WLS	BF	H	R	ER	SO	BB	IBB	HBP	BLK	WP	HR	S	P	ERA		WHIP								
47 Trevor Bauer, R ERA: 1.8	6.0		24	7	3	3	2	2	0	0	1	0	1	55	90	4.50		1.500								
48 Scott Atchison, R ERA: 5.63	0.1	L	4	3	3	3	0	0	0	0	0	0	0	6	11	81.00	9.000									
35 Marc Rzepczynski, L ERA: 6.75	0.1		3	1	0	0	0	0	1	0	0	0	0	5	13	0.00	3.000									
27 Bryan Shaw, R ERA: 5.06	0.1		2	1	3	3	0	0	0	0	0	0	1	4	5	81.00	3.000									
51 Anthony Swarzak, R ERA: 4.59	2.0		12	6	2	2	1	1	0	0	0	0	0	22	36	9.00	3.500									

Batter	1	2	3	4	5	6	7	8	9	AB	R	H	RBI	BB	SO	LOB	BOTTOM									
22 Jason Kipnis, L OBP: 0.271, SLG: 0.269	G3-1		BB		G3		11 FC6		K	3	0	0	0	1	1	0	Kansas City Royals @ Cleveland Indians Progressive Field, Cleveland, OH Tue Apr 28 2015, 6:13 PM - 9:26 PM EDT Att: 10,698 - Clear - 54 F									
11 José Ramírez, S OBP: 0.234, SLG: 0.254	K		F8		23 CS		FC6		F9	5	0	1	0	0	1	5										
23 Michael Brantley, L OBP: 0.362, SLG: 0.431	2B		L6		CS		44 HR		F7	5	1	2	0	0	0	0										
41 Carlos Santana, S OBP: 0.383, SLG: 0.409	G3-1		44 CS		44 HR		44 BB		G4-3	2	1	1	0	2	0	1										
44 Brandon Moss, L OBP: 0.317, SLG: 0.527	24 WP		8 BB		44 HR		44 BB		P2	4	2	2	3	0	1	2										
7 David Murphy, L OBP: 0.286, SLG: 0.450	F7		24 WP		G3		HR		F7	2	0	0	0	0	0	1										
9 Ryan Raburn, R OBP: 0.344, SLG: 0.633	F7		24 WP		G3		G5-3		F7	2	0	0	0	0	0	1										
8 Lonnie Chisenhall, L OBP: 0.262, SLG: 0.311	24 WP		24 BB		F9		22 HBP		L1	4	1	2	0	0	0	0	AB 34 R 5 H 9 RBI 5 BB 4 SO 5 LOB 13									
12 Brett Hayes, R OBP: 0.091, SLG: 0.364	L4		K		K		P5		K	4	0	0	0	0	2	3										
24 Michael Bourn, L OBP: 0.253, SLG: 0.222	22 S		G3		G3		22 HBP		F9	3	0	1	2	1	0	0										
Inning Stats	R: 0 H: 1 E: 0 K: 1 S: 11	H: 3 LOB: 1 P: 13	R: 2 H: 4 E: 0 K: 0 S: 12	H: 3 LOB: 2 P: 22	R: 0 H: 0 E: 0 K: 1 S: 6	H: 0 LOB: 0 P: 14	R: 0 H: 0 E: 0 K: 1 S: 14	H: 0 LOB: 0 P: 19	R: 0 H: 1 E: 0 K: 0 S: 8	H: 1 LOB: 0 P: 14	R: 3 H: 3 E: 0 K: 0 S: 15	H: 3 LOB: 3 P: 29	R: 0 H: 1 E: 0 K: 0 S: 7	H: 1 LOB: 0 P: 12	R: 0 H: 0 E: 0 K: 1 S: 11	H: 0 LOB: 0 P: 15		R: 0 H: 0 E: 0 K: 1 S: 7	H: 0 LOB: 0 P: 13	1B: 7 2B: 1 3B: 0 HR: 1	SF: 0 SAC: 0 DP: 0 HBP: 1	WP: 1 PB: 1 SB: 1 CS: 2	PA: 40			
PITCHER	IP	WLS	BF	H	R	ER	SO	BB	IBB	HBP	BLK	WP	HR	S	P	ERA		WHIP								
11 Jeremy Guthrie, R ERA: 5.97	5.0		22	6	4	4	3	3	0	0	0	1	0	54	89	7.20		1.800								
27 Brandon Finnegan, L ERA: 9.0	1.0	W	7	2	1	1	0	1	0	1	0	0	1	12	22	9.00	3.000									
32 Chris Young, R ERA: 1.86	1.0		4	1	0	0	0	0	0	0	0	0	0	7	12	0.00	1.000									
54 Jason Frasier, R ERA: 1.86	1.0		3	0	0	0	1	0	0	0	0	0	0	11	15	0.00	0.000									
63 Yohan Pino, R ERA: 1.86	1.0		3	0	0	0	1	0	0	0	0	0	0	7	13	0.00	0.000									

Batter	1	2	3	4	5	6	7	8	9	AB	R	H	RBI	BB	SO	LOB	TOP					
12 Anthony Gose, L (1, 8) OBP: 0.333, SLG: 0.444	G3		F8		G4-3		G4-3			4	0	0	0	0	0	1	Detroit Tigers @ Kansas City Royals Kauffman Stadium, Kansas City, MO Sun May 03 2015, 1:11 PM - 3:49 PM CDT Att: 38,326 - Partly Cloudy - 77 F					
3 Ian Kinsler, R (1, 4) OBP: 0.351, SLG: 0.353	G6-3		G6-4-3		24 HR		K			4	1	1	0	0	1	1						
24 Miguel Cabrera, R (1, 3) OBP: 0.459, SLG: 0.624					28 FC5		K			4	1	3	2	0	1	0						
41 Victor Martinez, S (1, 10) OBP: 0.330, SLG: 0.227	F7				52 1B		K			3	1	1	0	1	0	1						
28 J.D. Martinez, R (1, 9) OBP: 0.269, SLG: 0.480	F9				FC5		K			4	1	0	0	0	2	3						
52 Yoenis Cespedes, R (1, 7) OBP: 0.327, SLG: 0.550					13 1B		G6-3			4	2	2	0	0	0	1						
13 Alex Avila, L (1, 2) OBP: 0.354, SLG: 0.269					9 1B		F8			4	0	2	3	0	0	0						
9 Nick Castellanos, R (1, 5) OBP: 0.289, SLG: 0.375					F9					4	0	1	0	0	1	2						
26 Hernán Pérez, R (9, 5) OBP: 0.143, SLG: 0.143	L8-3				F9					0	0	0	0	0	0	0						
1 Jose Iglesias, R (1, 6) OBP: 0.400, SLG: 0.494					G6-3		F7			2	0	1	0	0	0	1						
17 Andrew Romine, S (6, PH) OBP: 0.643, SLG: 0.545										2	0	0	0	0	0	1						
Inning Stats	R: 0 E: 0 K: 0 S: 7	H: 1 LOB: 1 BB: 0 P: 10	R: 1 E: 0 K: 0 S: 10	H: 2 LOB: 0 BB: 0 P: 16	R: 0 E: 0 K: 0 S: 5	H: 1 LOB: 0 BB: 0 P: 9	R: 3 E: 1 K: 0 S: 16	H: 4 LOB: 1 BB: 0 P: 23	R: 2 E: 0 K: 1 S: 11	H: 2 LOB: 0 BB: 0 P: 16	R: 0 E: 0 K: 0 S: 9	H: 1 LOB: 1 BB: 0 P: 11	R: 0 E: 0 K: 2 S: 8	H: 0 LOB: 0 BB: 0 P: 12	R: 0 E: 0 K: 1 S: 4	H: 0 LOB: 0 BB: 1 P: 9	R: 0 E: 0 K: 1 S: 9	H: 0 LOB: 0 BB: 0 P: 11	1B: 8 2B: 4 3B: 0 HR: 1	SF: 0 SAC: 0 DP: 3 HBP: 0	WP: 0 PB: 0 SB: 0 CS: 0	PA: 36
PITCHER	IP WLS BF H R ER SO BB IBB HBP BLK WP HR S P ERA WHIP	IP WLS BF H R ER SO BB IBB HBP BLK WP HR S P ERA WHIP	IP WLS BF H R ER SO BB IBB HBP BLK WP HR S P ERA WHIP	IP WLS BF H R ER SO BB IBB HBP BLK WP HR S P ERA WHIP	IP WLS BF H R ER SO BB IBB HBP BLK WP HR S P ERA WHIP	IP WLS BF H R ER SO BB IBB HBP BLK WP HR S P ERA WHIP	IP WLS BF H R ER SO BB IBB HBP BLK WP HR S P ERA WHIP	IP WLS BF H R ER SO BB IBB HBP BLK WP HR S P ERA WHIP	IP WLS BF H R ER SO BB IBB HBP BLK WP HR S P ERA WHIP	IP WLS BF H R ER SO BB IBB HBP BLK WP HR S P ERA WHIP	IP WLS BF H R ER SO BB IBB HBP BLK WP HR S P ERA WHIP	IP WLS BF H R ER SO BB IBB HBP BLK WP HR S P ERA WHIP	IP WLS BF H R ER SO BB IBB HBP BLK WP HR S P ERA WHIP	IP WLS BF H R ER SO BB IBB HBP BLK WP HR S P ERA WHIP	IP WLS BF H R ER SO BB IBB HBP BLK WP HR S P ERA WHIP	IP WLS BF H R ER SO BB IBB HBP BLK WP HR S P ERA WHIP	IP WLS BF H R ER SO BB IBB HBP BLK WP HR S P ERA WHIP					
11 Jeremy Guthrie, R (1, 1) ERA: 6.52	6.0	L	27	11	6	6	1	0	0	0	0	0	0	0	0	0	9.00	1.833				
27 Brandon Finnegan, L (7, 1) ERA: 2.25	2.0		6	0	0	0	3	1	0	0	0	0	0	0	0	0	0.00	0.500				
40 Kelvin Herrera, R (9, 1) ERA: 1.74	1.0	S	3	0	0	0	1	0	0	0	0	0	0	0	0	0	0.00	0.000				

Batter	1	2	3	4	5	6	7	8	9	AB	R	H	RBI	BB	SO	LOB	BOTTOM					
4 Alex Gordon, L (1, 7) OBP: 0.380, SLG: 0.449	P3				F7		FC6			4	1	1	0	0	0	1	Detroit Tigers @ Kansas City Royals Kauffman Stadium, Kansas City, MO Sun May 03 2015, 1:11 PM - 3:49 PM CDT Att: 38,326 - Partly Cloudy - 77 F					
8 Mike Moustakas, L (1, 5) OBP: 0.384, SLG: 0.471	G5-3				G4-3		K			4	0	0	1	0	1	1						
25 Kendrys Morales, S (1, 10) OBP: 0.364, SLG: 0.480					P6		P6			3	1	1	1	1	1	0						
35 Eric Hosmer, L (1, 3) OBP: 0.396, SLG: 0.490					L4		K			4	1	1	0	0	2	1						
13 Salvador Perez, R (1, 2) OBP: 0.337, SLG: 0.474					G6-3		G1-3			2	0	0	0	0	0	0						
19 Erik Kratz, R (7, 2)					G6-3		SF8			1	0	0	1	0	0	0						
14 Omar Infante, R (1, 4) OBP: 0.283, SLG: 0.329					F8		F9			4	0	1	1	0	0	0						
16 Paulo Orlando, R (1, 9) OBP: 0.297, SLG: 0.433					L7		FC5-4			4	0	1	0	0	0	1						
1 Jarrod Dyson, L (1, 8) OBP: 0.258, SLG: 0.233					P4		FC4-6			3	0	0	0	0	1	1						
24 Christian Colón, R (1, 6) OBP: 0.333, SLG: 0.333					F8		L8			3	1	1	0	0	0	1						
Inning Stats	R: 0 E: 0 K: 1 S: 9	H: 0 LOB: 0 BB: 0 P: 10	R: 0 E: 0 K: 0 S: 10	H: 0 LOB: 0 BB: 0 P: 15	R: 0 E: 0 K: 0 S: 8	H: 0 LOB: 0 BB: 0 P: 14	R: 0 E: 0 K: 0 S: 4	H: 0 LOB: 0 BB: 0 P: 6	R: 0 E: 0 K: 1 S: 7	H: 0 LOB: 0 BB: 0 P: 9	R: 0 E: 0 K: 0 S: 13	H: 1 LOB: 1 BB: 0 P: 18	R: 2 E: 0 K: 1 S: 15	H: 2 LOB: 1 BB: 1 P: 24	R: 2 E: 0 K: 2 S: 15	H: 3 LOB: 1 BB: 0 P: 21	R: 0 E: 0 K: 0 S: 13	H: 0 LOB: 0 BB: 0 P: 15	1B: 4 2B: 2 3B: 0 HR: 0	SF: 1 SAC: 0 DP: 0 HBP: 0	WP: 0 PB: 0 SB: 0 CS: 0	PA: 34
PITCHER	IP WLS BF H R ER SO BB IBB HBP BLK WP HR S P ERA WHIP	IP WLS BF H R ER SO BB IBB HBP BLK WP HR S P ERA WHIP	IP WLS BF H R ER SO BB IBB HBP BLK WP HR S P ERA WHIP	IP WLS BF H R ER SO BB IBB HBP BLK WP HR S P ERA WHIP	IP WLS BF H R ER SO BB IBB HBP BLK WP HR S P ERA WHIP	IP WLS BF H R ER SO BB IBB HBP BLK WP HR S P ERA WHIP	IP WLS BF H R ER SO BB IBB HBP BLK WP HR S P ERA WHIP	IP WLS BF H R ER SO BB IBB HBP BLK WP HR S P ERA WHIP	IP WLS BF H R ER SO BB IBB HBP BLK WP HR S P ERA WHIP	IP WLS BF H R ER SO BB IBB HBP BLK WP HR S P ERA WHIP	IP WLS BF H R ER SO BB IBB HBP BLK WP HR S P ERA WHIP	IP WLS BF H R ER SO BB IBB HBP BLK WP HR S P ERA WHIP	IP WLS BF H R ER SO BB IBB HBP BLK WP HR S P ERA WHIP	IP WLS BF H R ER SO BB IBB HBP BLK WP HR S P ERA WHIP	IP WLS BF H R ER SO BB IBB HBP BLK WP HR S P ERA WHIP	IP WLS BF H R ER SO BB IBB HBP BLK WP HR S P ERA WHIP	IP WLS BF H R ER SO BB IBB HBP BLK WP HR S P ERA WHIP					
19 Anibal Sánchez, R (1, 1) ERA: 5.11	7.1	W	27	4	3	3	4	0	0	0	0	0	0	0	0	0	3.68	0.682				
32 Tom Gorzelanny, L (8, 1) ERA: 2.7	0.2		4	2	1	1	1	0	0	0	0	0	0	0	0	0	13.50	3.000				
3B Joakim Soria, R (9, 1) ERA: 1.54	1.0	S	3	0	0	0	0	0	0	0	0	0	0	0	0	0	0.00	0.000				

Batter	1	2	3	4	5	6	7	8	9	AB	R	H	RBI	BB	SO	LOB	TOP										
22 Jason Kipnis, L (1,4) OBP: 0.325, SLG: 0.408	F9		K					L8		4	0	1	0	0	1	0	Cleveland Indians @ Kansas City Royals Kauffman Stadium, Kansas City, MO Tue May 05 2015, 7:10 PM - 9:36 PM CDT Att: 29,099 - Cloudy - 73 F										
41 Carlos Santana, S (1,3) OBP: 0.398, SLG: 0.365	23 HR		F9			G5-3		K		3	1	0	0	1	1												
23 Michael Brantley, L (1,8) OBP: 0.415, SLG: 0.541	1-H					P5			F7	3	1	2	1	0	1												
9 Ryan Raburn, R (1,7) OBP: 0.391, SLG: 0.605	K					L8			L6	3	0	0	0	0	1	2											
7 David Murphy, L (9,PH) OBP: 0.299, SLG: 0.400						G6-3				1	0	0	0	0	0	0											
44 Brandon Moss, L (1,9) OBP: 0.292, SLG: 0.462	G6-3					F8				4	0	1	0	0	0	1											
33 Nick Swisher, S (1,10)	G4-3					FC6-4				4	0	0	0	0	2	2											
4 Mike Aviles, R (1,6)	K					F9				3	0	0	0	0	1	0											
8 Lonnie Chisenhall, L (1,5) OBP: 0.276, SLG: 0.358	P1					F8				3	1	1	1	0	0	0											
55 Roberto Pérez, R (1,2) OBP: 0.298, SLG: 0.404										2	0	0	0	0	2	0											
24 Michael Bourn, L (8,PH) OBP: 0.280, SLG: 0.239										1	0	0	0	0	0	0											
12 Brett Hayes, R (8,2) OBP: 0.158, SLG: 0.444										0	0	0	0	0	0	0											
Inning Stats	R: 2 H: 1 E: 0 K: 1 S: 13	WLS: 1 BF: 24 LOB: 0 BB: 1 P: 24	R: 0 H: 0 E: 0 K: 1 S: 11	WLS: 0 BF: 15 LOB: 0 BB: 0 P: 15	R: 0 H: 0 E: 0 K: 2 S: 9	WLS: 0 BF: 14 LOB: 0 BB: 0 P: 14	R: 0 H: 0 E: 0 K: 0 S: 6	WLS: 0 BF: 13 LOB: 1 BB: 1 P: 13	R: 0 H: 1 E: 0 K: 1 S: 7	WLS: 0 BF: 7 LOB: 0 BB: 0 P: 7	R: 0 H: 0 E: 0 K: 1 S: 9	WLS: 0 BF: 16 LOB: 0 BB: 0 P: 16	R: 1 H: 1 E: 0 K: 1 S: 9	WLS: 1 BF: 15 LOB: 1 BB: 0 P: 15	R: 0 H: 1 E: 0 K: 1 S: 11	WLS: 1 BF: 16 LOB: 1 BB: 0 P: 16	1B: 1 2B: 1 3B: 0 HR: 2	SF: 0 SAC: 0 DP: 0 HBP: 0	WP: 0 PB: 0 SB: 0 CS: 0	PA: 33							
PITCHER	IP	WLS	BF	H	R	ER	SO	BB	IBB	HBP	BLK	WP	HR	S	P	ERA	WHIP										
51 Jason Vargas, L (1,1) ERA: 5.26	6.0	W	22	2	2	2	5	2	0	0	0	0	1	50	82	3.00	0.667										
46 Ryan Madson, R (7,1) ERA: 1.29	1.0	H	3	0	0	0	1	0	0	0	0	0	0	9	16	0.00	0.000										
40 Kelvin Herrera, R (8,1) ERA: 2.38	1.0	H	4	1	1	1	1	0	0	0	0	0	1	9	15	9.00	1.000										
17 Wade Davis, R (9,1) ERA:	1.0	S	4	1	0	0	1	0	0	0	0	0	0	11	16	0.00	1.000										

Batter	1	2	3	4	5	6	7	8	9	AB	R	H	RBI	BB	SO	LOB	BOTTOM										
4 Alex Gordon, L (1,7) OBP: 0.396, SLG: 0.457	35 HR							35 3B		3	2	2	1	1	1	1	Cleveland Indians @ Kansas City Royals Kauffman Stadium, Kansas City, MO Tue May 05 2015, 7:10 PM - 9:36 PM CDT Att: 29,099 - Cloudy - 73 F										
8 Mike Moustakas, L (1,5) OBP: 0.371, SLG: 0.453	G1-3							L8		4	0	0	0	0	3												
25 Kendrys Morales, S (1,10) OBP: 0.360, SLG: 0.467	35 HR							F9		3	1	0	0	0	1	2											
35 Eric Hosmer, L (1,3) OBP: 0.400, SLG: 0.540	1-H									4	1	2	4	0	2	0											
13 Salvador Perez, R (1,2) OBP: 0.324, SLG: 0.455	F9									4	0	0	0	0	1	1											
14 Omar Infante, R (1,4) OBP: 0.253, SLG: 0.316	K									3	0	0	0	0	2	0											
16 Paulo Orlando, R (1,9) OBP: 0.299, SLG: 0.429										3	0	1	0	0	0	0											
1 Jarrod Dyson, L (1,8) OBP: 0.273, SLG: 0.313	SH1-4									2	1	1	0	0	1	0											
24 Christian Colón, R (1,6) OBP: 0.311, SLG: 0.310	G1-3									3	0	0	0	0	1	2											
Inning Stats	R: 3 H: 2 E: 0 K: 1 S: 10	WLS: 2 BF: 27 LOB: 0 BB: 0 P: 18	R: 0 H: 1 E: 0 K: 1 S: 10	WLS: 1 BF: 14 LOB: 0 BB: 0 P: 14	R: 0 H: 0 E: 0 K: 2 S: 13	WLS: 0 BF: 22 LOB: 0 BB: 0 P: 22	R: 0 H: 0 E: 0 K: 2 S: 9	WLS: 0 BF: 13 LOB: 0 BB: 0 P: 13	R: 1 H: 2 E: 0 K: 0 S: 10	WLS: 2 BF: 15 LOB: 1 BB: 0 P: 15	R: 0 H: 0 E: 0 K: 1 S: 10	WLS: 0 BF: 16 LOB: 0 BB: 0 P: 16	R: 0 H: 0 E: 0 K: 2 S: 9	WLS: 0 BF: 17 LOB: 0 BB: 0 P: 17	R: 1 H: 1 E: 0 K: 0 S: 11	WLS: 1 BF: 19 LOB: 1 BB: 1 P: 19		1B: 3 2B: 0 3B: 2 HR: 1	SF: 0 SAC: 1 DP: 0 HBP: 1	WP: 0 PB: 0 SB: 0 CS: 0	PA: 32						
PITCHER	IP	WLS	BF	H	R	ER	SO	BB	IBB	HBP	BLK	WP	HR	S	P	ERA	WHIP										
31 Danny Salazar, R (1,1) ERA: 3.81	7.0	L	27	5	4	4	9	0	0	1	0	0	0	71	115	5.14	0.714										
50 Nick Hagadone, L (8,1) ERA: 3.6	0.2		4	1	1	1	0	1	0	0	0	0	0	8	16	13.50	3.000										
27 Bryan Shaw, R (8,1) ERA: 3.12	0.1		1	0	0	0	0	0	0	0	0	0	0	3	3	0.00	0.000										

Batter	1	2	3	4	5	6	7	8	9	10	AB	R	H	RBI	BB	SO	LOB	TOP			
2 Alcides Escobar, R OBP: 0.320, SLG: 0.383	F9		P4			G5-3		P4		L6	5	0	0	0	0	0	3	Kansas City Royals @ Detroit Tigers Comerica Park, Detroit, MI Sun May 10 2015, 8:09 PM - 1:16 AM EDT Att: 29,852 - Cloudy - 73 F			
6 Lorenzo Cain, R OBP: 0.392, SLG: 0.482	G6-3		G6-3			G4-3				G5-6-3 BB	3	0	0	0	1	0	0				
35 Eric Hosmer, L OBP: 0.391, SLG: 0.541	L5-3			G4-3			1B			F7	4	0	1	0	0	0	1				
25 Kendrys Morales, S OBP: 0.360, SLG: 0.460		2B		G5-1			K			G5-6-3	4	1	1	0	0	1	2				
4 Alex Gordon, L OBP: 0.407, SLG: 0.449		2B		G3-1			F8			G4-3 13 WP 14 SF8 HBP	3	1	1	1	0	0	1				
13 Salvador Perez, R OBP: 0.305, SLG: 0.443	F8			G6-3			P4			G4-3	4	0	0	0	0	0	3				
14 Omar Infante, R OBP: 0.253, SLG: 0.358	G6-3			G4-3						SF8	3	0	0	1	0	1	1				
24 Christian Colón, R OBP: 0.328, SLG: 0.322	G3			G6-3			K			1B BB	4	0	2	0	0	0	0				
1 Jarrod Dyson, L OBP: 0.271, SLG: 0.348	G4-3			B1-3						1B	4	0	2	0	0	0	0				
Inning Stats	R: 0 E: 0 K: 0 S: 5	H: 0 LOB: 0 BB: 0 P: 8	R: 1 E: 0 K: 0 S: 9	H: 2 LOB: 1 BB: 0 P: 15	R: 0 E: 0 K: 0 S: 7	H: 0 LOB: 0 BB: 0 P: 10	R: 0 E: 0 K: 0 S: 11	H: 0 LOB: 0 BB: 0 P: 15	R: 0 E: 0 K: 0 S: 10	H: 1 LOB: 1 BB: 0 P: 15	R: 0 E: 0 K: 1 S: 8	H: 0 LOB: 0 BB: 0 P: 11	R: 0 E: 0 K: 1 S: 8	H: 1 LOB: 1 BB: 0 P: 12	R: 0 E: 0 K: 0 S: 9	H: 0 LOB: 0 BB: 0 P: 17	R: 1 E: 0 K: 0 S: 6		H: 1 LOB: 2 BB: 1 P: 14	1B: 2 2B: 2 3B: 1 HR: 0	SF: 1 SAC: 0 DP: 1 HBP: 1
PITCHER	IP	WLS	BF	H	R	ER	SO	BB	IBB	HBP	BLK	WP	HR	S	P	ERA	WHIP				
61 Shane Greene, R ERA: 4.71	8.0		28	4	1	1	3	0	0	0	0	0	0	66	96	1.12	0.500				
38 Joakim Soria, R ERA: 1.2	1.0		3	0	0	0	0	1	0	0	0	0	0	9	17	0.00	1.000				
60 Angel Nesbitt, R ERA: 2.92	1.0	L	6	1	1	1	0	1	0	1	0	1	0	6	14	9.00	2.000				

Batter	1	2	3	4	5	6	7	8	9	10	AB	R	H	RBI	BB	SO	LOB	BOTTOM			
12 Anthony Gose, L OBP: 0.365, SLG: 0.463	B1		E4 3 1B		F7			G4-3		G5-2-3 3 BB	4	1	1	0	1	0	1	Kansas City Royals @ Detroit Tigers Comerica Park, Detroit, MI Sun May 10 2015, 8:09 PM - 1:16 AM EDT Att: 29,852 - Cloudy - 73 F			
3 Ian Kinsler, R OBP: 0.380, SLG: 0.376	F8		1B			K		F9		G5-2-3 26 BB	4	0	1	1	1	1	0				
24 Miguel Cabrera, R OBP: 0.431, SLG: 0.535	G5-3		1B		L5		L5			G5-2-3 9 BB 41 BB	3	0	0	0	1	0	1				
20 Rajai Davis, R OBP: 0.370, SLG: 0.413										G5-2-3	0	0	0	0	0	0	0				
26 Hernán Pérez, R OBP: 0.105, SLG: 0.105										G5-2-3 1-2 2-3	1	0	0	0	0	0	3				
41 Victor Martínez, S OBP: 0.342, SLG: 0.306	G6-3			G4-3		P6				BB	4	0	1	0	1	0	0				
52 Yoenis Cespedes, R OBP: 0.300, SLG: 0.476	G5-3			F9			G6-3			F6	5	0	0	0	0	1	5				
28 J.D. Martinez, R OBP: 0.295, SLG: 0.436				F8						F8	3	0	1	0	1	0	2				
9 Nick Castellanos, R OBP: 0.270, SLG: 0.351	G6-3				K		K			BB	3	0	0	0	1	2	2				
34 James McCann, R OBP: 0.302, SLG: 0.404	F9				K		G4-1			L8	4	0	0	0	0	1	4				
17 Andrew Romine, S OBP: 0.429, SLG: 0.360	G4-3				E6 12 S		G5-3			G5-2-3 3 BB 12 WP	4	0	1	0	0	0	0				
Inning Stats	R: 0 E: 0 K: 0 S: 9	H: 0 LOB: 0 BB: 0 P: 12	R: 0 E: 0 K: 0 S: 10	H: 1 LOB: 1 BB: 0 P: 15	R: 1 E: 1 K: 0 S: 7	H: 2 LOB: 1 BB: 0 P: 11	R: 0 E: 0 K: 0 S: 7	H: 0 LOB: 0 BB: 0 P: 10	R: 0 E: 1 K: 2 S: 11	H: 0 LOB: 1 BB: 0 P: 17	R: 0 E: 0 K: 1 S: 12	H: 0 LOB: 0 BB: 0 P: 18	R: 0 E: 0 K: 1 S: 9	H: 0 LOB: 1 BB: 1 P: 16	R: 0 E: 0 K: 0 S: 17	H: 1 LOB: 3 BB: 2 P: 31	R: 0 E: 0 K: 1 S: 14	H: 1 LOB: 3 BB: 3 P: 30	1B: 4 2B: 1 3B: 0 HR: 0	SF: 0 SAC: 0 DP: 1 HBP: 0	WP: 1 PA: 41 PB: 0 SB: 1 CS: 0
PITCHER	IP	WLS	BF	H	R	ER	SO	BB	IBB	HBP	BLK	WP	HR	S	P	ERA	WHIP				
32 Chris Young, R ERA: 0.78	6.0		22	3	1	0	3	0	0	0	0	0	0	56	83	0.00	0.500				
46 Ryan Madson, R ERA: 1.62	1.0		4	0	0	0	1	1	0	0	0	0	0	9	16	0.00	1.000				
17 Wade Davis, R ERA:	1.0		3	0	0	0	0	0	0	0	0	0	0	7	10	0.00	0.000				
44 Luke Hochevar, R ERA:	0.0		0	0	0	0	0	0	0	0	0	0	0	0	0	∞	∞				
54 Jason Frasor, R ERA: 0.79	1.0	W	6	1	0	0	0	2	0	0	0	0	0	17	31	0.00	3.000				
PITCHER	IP	WLS	BF	H	R	ER	SO	BB	IBB	HBP	BLK	WP	HR	S	P	ERA	WHIP				
56 Greg Holland, R ERA:	1.0		6	1	0	0	1	3	0	0	0	1	0	14	30	0.00	4.000				

AB	33
R	2
H	5
RBI	2
BB	2
SO	3
LOB	12



AB	35
R	1
H	5
RBI	1
BB	6
SO	5
LOB	18



Batter	1	2	3	4	5	6	7	8	9	AB	R	H	RBI	BB	SO	LOB	TOP																					
2 Alcides Escobar, R OBP: 0.337, SLG: 0.402	F9			1B		HBP		2B		3	1	2	1	0	0	0	Kansas City Royals @ Texas Rangers Globe Life Park in Arlington, Arlington, TX Mon May 11 2015, 8:07 PM - 10:59 PM EDT Att: 21,206 - Partly Cloudy - 71 F																					
8 Mike Moustakas, L OBP: 0.385, SLG: 0.448	G4-3			BB		L7		F8		3	0	0	0	1	0	2																						
6 Lorenzo Cain, R OBP: 0.380, SLG: 0.466	G4-3			K		K		K		4	0	0	0	0	3	4																						
35 Eric Hosmer, L OBP: 0.387, SLG: 0.540		K		G3				G3-1		4	0	1	0	0	1	2																						
25 Kendrys Morales, S OBP: 0.357, SLG: 0.473	F7			1B		F9		G4-3		4	0	1	1	0	0	1																						
4 Alex Gordon, L OBP: 0.410, SLG: 0.440	P5					P6		BB		2	0	0	0	2	0	0																						
13 Salvador Perez, R OBP: 0.295, SLG: 0.429				K		P6		BB		4	0	0	0	0	1	3																						
14 Omar Infante, R OBP: 0.255, SLG: 0.357	F9					K		2B		3	1	1	0	0	1	0																						
1 Jarrod Dyson, L OBP: 0.255, SLG: 0.327	G3					L9		K		3	0	0	0	0	1	1																						
Inning Stats	R: 0 E: 0 K: 0 S: 7	H: 0 LOB: 0 BB: 0 P: 10	R: 0 E: 0 K: 1 S: 7	H: 0 LOB: 0 BB: 0 P: 9	R: 0 E: 0 K: 1 S: 7	H: 0 LOB: 0 BB: 0 P: 9	R: 1 E: 0 K: 1 S: 12	H: 2 LOB: 2 BB: 1 P: 19	R: 0 E: 0 K: 1 S: 11	H: 0 LOB: 0 BB: 0 P: 15	R: 0 E: 0 K: 1 S: 16	H: 0 LOB: 1 BB: 0 P: 26	R: 0 E: 0 K: 2 S: 15	H: 2 LOB: 1 BB: 0 P: 17	R: 0 E: 0 K: 0 S: 10	H: 0 LOB: 1 BB: 1 P: 15	1B: 3 2B: 2 3B: 0 HR: 0	SF: 0 SAC: 0 DP: 1 HBP: 1	WP: 0 PB: 0 SB: 0 CS: 0	PA: 34																		
PITCHER	IP	WLS	BF	H	R	ER	SO	BB	IBB	HBP	BLK	WP	HR	S	P	ERA	WHIP	PITCHER				IP	WLS	BF	H	R	ER	SO	BB	IBB	HBP	BLK	WP	HR	S	P	ERA	WHIP
48 Colby Lewis, R ERA: 2.4	7.0	W	25	3	1	1	5	2	0	1	0	0	0	66	100	1.29	0.714																					
50 Keone Kela, R ERA: 2.25	1.0		5	2	1	1	2	0	0	0	0	0	0	15	17	9.00	2.000																					
58 Alex Claudio, L ERA: 3.6	1.0		4	0	0	0	0	1	0	0	0	0	0	10	15	0.00	1.000																					

AB 30
R 2
H 5
RBI 2
BB 3
SO 7
LOB 13



Batter	1	2	3	4	5	6	7	8	9	AB	R	H	RBI	BB	SO	LOB	BOTTOM																					
17 Shin-Soo Choo, L OBP: 0.298, SLG: 0.378	K			1B						5	1	2	1	0	3	2	Kansas City Royals @ Texas Rangers Globe Life Park in Arlington, Arlington, TX Mon May 11 2015, 8:07 PM - 10:59 PM EDT Att: 21,206 - Partly Cloudy - 71 F																					
43 Carlos Peguero, L OBP: 0.371, SLG: 0.518		1B								0	0	0	0	0	0	0																						
1 Elvis Andrus, R OBP: 0.287, SLG: 0.292	2B			K		L7		K		4	0	1	0	1	2	1																						
84 Prince Fielder, L OBP: 0.393, SLG: 0.469	F7			F7		1B		HR		5	1	2	1	0	1	4																						
29 Adrian Beltré, R OBP: 0.286, SLG: 0.412	BB	FC6-4		HR		1B		G6-3		4	1	2	2	1	0	2																						
88 Kyle Blanks, R OBP: 0.333, SLG: 0.511	F7	F7		F8		BB		K		4	0	0	0	1	1	4																						
61 Robinson Chirinos, R OBP: 0.325, SLG: 0.371		BB		BB		P2		G5-3		2	1	0	0	3	0	3																						
2 Leonys Martin, L OBP: 0.246, SLG: 0.278		BB		F7		K				3	1	0	0	1	1	5																						
39 Tommy Field, R OBP: 0.500, SLG: 1.333		BB		P6		HR				3	2	1	1	1	0	3																						
7 Delino DeShields, R OBP: 0.308, SLG: 0.294		2B		K		L8				4	1	1	2	0	2	3																						
Inning Stats	R: 0 E: 0 K: 1 S: 7	H: 1 LOB: 2 BB: 1 P: 16	R: 4 E: 0 K: 1 S: 24	H: 2 LOB: 4 BB: 4 P: 48	R: 0 E: 0 K: 1 S: 11	H: 0 LOB: 1 BB: 1 P: 18	R: 2 E: 0 K: 1 S: 15	H: 2 LOB: 0 BB: 0 P: 19	R: 0 E: 0 K: 2 S: 15	H: 0 LOB: 2 BB: 1 P: 27	R: 0 E: 0 K: 1 S: 13	H: 2 LOB: 3 BB: 1 P: 20	R: 1 E: 0 K: 2 S: 8	H: 1 LOB: 0 BB: 0 P: 12	R: 1 E: 0 K: 1 S: 7	H: 1 LOB: 0 BB: 0 P: 11	1B: 4 2B: 2 3B: 0 HR: 3	SF: 0 SAC: 0 DP: 0 HBP: 0	WP: 1 PB: 0 SB: 1 CS: 0	PA: 42																		
PITCHER	IP	WLS	BF	H	R	ER	SO	BB	IBB	HBP	BLK	WP	HR	S	P	ERA	WHIP	PITCHER				IP	WLS	BF	H	R	ER	SO	BB	IBB	HBP	BLK	WP	HR	S	P	ERA	WHIP
41 Danny Duffy, L ERA: 5.67	3.2	L	22	3	1	6	4	6	0	0	0	0	1	54	97	14.73	3.000																					
63 Yohan Pino, R ERA: 0.64	3.1		16	3	1	1	5	2	0	0	0	0	1	39	63	2.70	1.500																					
47 Franklin Morales, L ERA: 4.5	1.0		4	1	1	1	1	0	0	0	0	0	1	7	11	9.00	1.000																					

AB 34
R 8
H 9
RBI 7
BB 8
SO 10
LOB 27



Batter	1	2	3	4	5	6	7	8	9	AB	R	H	RBI	BB	SO	LOB	TOP										
2 Alcides Escobar, R OBP: 0.345, SLG: 0.419										4	0	1	0	0	0	0	Kansas City Royals @ Texas Rangers Globe Life Park in Arlington, Arlington, TX Wed May 13 2015, 8:08 PM - 10:23 PM EDT Att: 26,258 - Cloudy - 67 F										
8 Mike Moustakas, L OBP: 0.384, SLG: 0.464										4	0	1	0	0	1												
6 Lorenzo Cain, R OBP: 0.370, SLG: 0.456										4	1	1	0	0	0	1											
35 Eric Hosmer, L OBP: 0.397, SLG: 0.556										4	0	1	0	0	1	2											
25 Kendrys Morales, S OBP: 0.349, SLG: 0.471										4	1	1	1	0	0	1											
4 Alex Gordon, L OBP: 0.415, SLG: 0.486										2	0	0	0	1	0	1											
13 Salvador Perez, R OBP: 0.292, SLG: 0.425										3	0	1	1	0	0	2											
14 Omar Infante, R OBP: 0.236, SLG: 0.333										3	0	0	0	0	0	1											
16 Paulo Orlando, R OBP: 0.270, SLG: 0.386										3	0	0	0	0	1	0											
Inning Stats	R: 0 E: 0 K: 1 S: 6	H: 0 LOB: 0 BB: 0 P: 9	R: 0 E: 0 K: 0 S: 9	H: 1 LOB: 1 BB: 1 P: 16	R: 0 E: 0 K: 0 S: 8	H: 0 LOB: 0 BB: 0 P: 14	R: 0 E: 0 K: 0 S: 5	H: 1 LOB: 0 BB: 0 P: 9	R: 0 E: 0 K: 0 S: 11	H: 1 LOB: 1 BB: 0 P: 15	R: 2 E: 0 K: 1 S: 11	H: 3 LOB: 1 BB: 0 P: 20	R: 0 E: 0 K: 1 S: 7	H: 0 LOB: 0 BB: 0 P: 9	R: 0 E: 0 K: 0 S: 4	H: 0 LOB: 0 BB: 0 P: 5	1B: 4 2B: 2 3B: 0 HR: 0	SF: 0 SAC: 0 DP: 1 HBP: 0	WP: 1 PB: 0 SB: 0 CS: 1	PA: 33							
PITCHER	IP	WLS	BF	H	R	ER	SO	BB	IBB	HBP	BLK	WP	HR	S	P	ERA	WHIP										
49 Yovani Gallardo, R ERA: 3.94	7.0	W	26	6	2	2	2	1	0	0	0	1	0	55	92	2.57	1.000										
37 Shawn Tolleson, R ERA: 4.2	1.0	H	3	0	0	0	1	0	0	0	0	0	0	7	9	0.00	0.000										
30 Neftali Feliz, R ERA: 4.11	1.0	S	3	0	0	0	0	0	0	0	0	0	0	4	5	0.00	0.000										

Batter	1	2	3	4	5	6	7	8	9	AB	R	H	RBI	BB	SO	LOB	BOTTOM										
17 Shin-Soo Choo, L OBP: 0.317, SLG: 0.449										4	1	2	2	0	0	1	Kansas City Royals @ Texas Rangers Globe Life Park in Arlington, Arlington, TX Wed May 13 2015, 8:08 PM - 10:23 PM EDT Att: 26,258 - Cloudy - 67 F										
1 Elvis Andrus, R OBP: 0.298, SLG: 0.294										3	1	0	0	1	1	3											
84 Prince Fielder, L OBP: 0.396, SLG: 0.493										4	1	3	2	0	0	0											
29 Adrián Beltré, R OBP: 0.289, SLG: 0.407										4	0	1	1	0	0	0											
18 Mitch Moreland, L OBP: 0.417, SLG: 0.469										3	0	2	0	1	0	0											
43 Carlos Peguero, L OBP: 0.329, SLG: 0.446										4	0	0	0	0	4	5											
61 Robinson Chirinos, R OBP: 0.294, SLG: 0.333										4	0	0	0	0	1	5											
39 Tommy Field, R OBP: 0.333, SLG: 0.545										3	0	0	0	0	1	3											
7 Delino DeShields, R OBP: 0.391, SLG: 0.436										3	2	3	0	0	0	0											
Inning Stats	R: 2 E: 0 K: 2 S: 20	H: 4 LOB: 3 BB: 1 P: 31	R: 2 E: 0 K: 0 S: 8	H: 3 LOB: 0 BB: 0 P: 11	R: 0 E: 0 K: 1 S: 7	H: 0 LOB: 0 BB: 1 P: 12	R: 1 E: 0 K: 2 S: 12	H: 1 LOB: 0 BB: 0 P: 21	R: 0 E: 0 K: 0 S: 5	H: 0 LOB: 0 BB: 0 P: 8	R: 0 E: 0 K: 1 S: 6	H: 0 LOB: 0 BB: 0 P: 9	R: 0 E: 0 K: 0 S: 8	H: 2 LOB: 2 BB: 0 P: 14	R: 0 E: 0 K: 1 S: 9	H: 1 LOB: 1 BB: 0 P: 13	1B: 7 2B: 1 3B: 1 HR: 2	SF: 0 SAC: 0 DP: 2 HBP: 0	WP: 0 PB: 0 SB: 0 CS: 0	PA: 34							
PITCHER	IP	WLS	BF	H	R	ER	SO	BB	IBB	HBP	BLK	WP	HR	S	P	ERA	WHIP										
30 Yordano Ventura, R ERA: 5.36	7.0	L	30	10	5	5	6	2	0	0	0	0	2	66	106	6.43	1.714										
40 Kelvin Herrera, R ERA: 2.03	1.0		4	1	0	0	1	0	0	0	0	0	0	9	13	0.00	1.000										

AB	31
R	2
H	6
RBI	2
BB	1
SO	3
LOB	9





AB	32
R	5
H	11
RBI	5
BB	2
SO	7
LOB	17



Batter	1	2	3	4	5	6	7	8	9	AB	R	H	RBI	BB	SO	LOB	TOP			
22 Jacoby Ellsbury, L (1.8) OBP: 0.411, SLG: 0.374										3	0	0	0	1	1	0	New York Yankees @ Kansas City Royals Kauffman Stadium, Kansas City, MO Sun May 17 2015, 1:14 PM - 4:15 PM CDT Att: 31,251 - Partly Cloudy - 74 F			
11 Brett Gardner, L (1.7) OBP: 0.390, SLG: 0.451										4	0	1	0	0	1	0				
13 Alex Rodriguez, R (1.10) OBP: 0.351, SLG: 0.563										4	0	1	0	0	1	3				
25 Mark Teixeira, S (1.3) OBP: 0.366, SLG: 0.576										2	0	0	0	0	0	0				
33 Garrett Jones, L (7.3) OBP: 0.179, SLG: 0.237										1	0	0	0	0	0	3				
34 Brian McCann, L (1.2) OBP: 0.298, SLG: 0.398										4	0	1	0	0	2	2				
36 Carlos Beltrán, S (1.9) OBP: 0.271, SLG: 0.387										4	0	1	0	0	0	1				
12 Chase Headley, S (1.5) OBP: 0.285, SLG: 0.389										4	0	2	0	0	0	1				
14 Stephen Drew, L (1.4) OBP: 0.264, SLG: 0.345										4	0	0	0	0	1	3				
18 Didi Gregorius, L (1.6) OBP: 0.269, SLG: 0.241										3	0	0	0	1	1	3				
Inning Stats	R: 0 E: 0 K: 1 S: 8	H: 0 LOB: 0 BB: 0 P: 13	R: 0 E: 0 K: 1 S: 13	H: 0 LOB: 0 BB: 0 P: 15	R: 0 E: 0 K: 1 S: 6	H: 0 LOB: 0 BB: 0 P: 12	R: 0 E: 0 K: 2 S: 11	H: 1 LOB: 2 BB: 0 P: 19	R: 0 E: 0 K: 0 S: 10	H: 0 LOB: 0 BB: 0 P: 17	R: 0 E: 0 K: 0 S: 10	H: 1 LOB: 1 BB: 0 P: 13	R: 0 E: 0 K: 2 S: 17	H: 1 LOB: 3 BB: 2 P: 28	R: 0 E: 0 K: 0 S: 11	H: 2 LOB: 2 BB: 0 P: 14	1B: 4 2B: 2 HR: 0	SF: 0 SAC: 0 DP: 0 HBP: 1	WP: 0 PB: 0 SB: 0 CS: 0	PA: 36
PITCHER	IP WLS BF H R ER SO BB IBB HBP BLK WP HR S P ERA WHIP																			
36 Edinson Volquez, R (1.1) ERA: 2.74	7.0 W 25 3 0 0 5 0 0 0 1 0 0 0 0 63 101 0.00 0.429																			
17 Wade Davis, R (8.1) ERA:	1.0 6 1 0 0 2 2 0 0 0 0 0 0 0 17 28 0.00 3.000																			
54 Jason Frasor, R (9.1) ERA: 0.73	1.0 5 2 0 0 0 0 0 0 0 0 0 0 0 11 14 0.00 2.000																			

Batter	1	2	3	4	5	6	7	8	9	AB	R	H	RBI	BB	SO	LOB	BOTTOM			
2 Alcides Escobar, R (1.6) OBP: 0.341, SLG: 0.402										3	0	1	1	0	1	2	New York Yankees @ Kansas City Royals Kauffman Stadium, Kansas City, MO Sun May 17 2015, 1:14 PM - 4:15 PM CDT Att: 31,251 - Partly Cloudy - 74 F			
8 Mike Moustakas, L (1.5) OBP: 0.376, SLG: 0.475										3	0	0	0	1	2	1				
6 Lorenzo Cain, R (1.8) OBP: 0.371, SLG: 0.456										3	1	0	0	1	2	2				
35 Eric Hosmer, L (1.3) OBP: 0.402, SLG: 0.554										3	1	1	0	1	2	1				
25 Kendrys Morales, S (1.10) OBP: 0.353, SLG: 0.468										3	1	1	1	1	0	0				
13 Salvador Perez, R (1.2) OBP: 0.296, SLG: 0.446										4	1	2	2	0	0	2				
14 Omar Infante, R (1.4) OBP: 0.280, SLG: 0.377										4	1	1	1	0	1	0				
16 Paulo Orlando, R (1.9) OBP: 0.278, SLG: 0.384										4	1	1	1	0	0	2				
1 Jarrod Dyson, L (1.7) OBP: 0.226, SLG: 0.271										3	0	0	0	0	1	3				
Inning Stats	R: 0 E: 0 K: 2 S: 14	H: 1 LOB: 1 BB: 0 P: 18	R: 1 E: 0 K: 0 S: 8	H: 1 LOB: 0 BB: 0 P: 13	R: 0 E: 0 K: 2 S: 9	H: 0 LOB: 0 BB: 0 P: 12	R: 3 E: 0 K: 1 S: 19	H: 3 LOB: 2 BB: 2 P: 32	R: 0 E: 0 K: 0 S: 7	H: 1 LOB: 2 BB: 2 P: 20	R: 2 E: 1 K: 1 S: 13	H: 1 LOB: 0 BB: 0 P: 18	R: 0 E: 0 K: 1 S: 7	H: 0 LOB: 0 BB: 0 P: 11	R: 0 E: 0 K: 1 S: 9	H: 0 LOB: 0 BB: 0 P: 14		1B: 4 2B: 2 HR: 1	SF: 1 SAC: 0 DP: 1 HBP: 0	WP: 0 PB: 0 SB: 0 CS: 0
PITCHER	IP WLS BF H R ER SO BB IBB HBP BLK WP HR S P ERA WHIP																			
26 Chris Capuano, L (1.1) ERA: 12.0	3.0 L 15 4 4 0 1 2 0 0 0 0 0 0 0 26 45 0.00 1.875																			
53 Esmil Rogers, R (4.1) ERA: 3.24	2.2 13 3 2 0 1 2 0 0 0 0 0 0 0 4 5 0.00 0.000																			
41 Justin Wilson, L (6.1) ERA: 5.56	0.1 1 0 0 0 1 0 0 0 0 0 0 0 0 4 5 0.00 0.000																			
45 Chasen Shreve, L (7.1) ERA: 2.35	2.0 6 0 0 0 2 0 0 0 0 0 0 0 0 16 25 0.00 0.000																			

Batter	1	2	3	4	5	6	7	8	9	AB	R	H	RBI	BB	SO	LOB	TOP									
2 Zack Cozart, R OBP: 0.348, SLG: 0.508	G6-3		G5-3			G6-3		FC6-4		4	0	0	0	0	0	3	<p>Cincinnati Reds @ Kansas City Royals Kauffman Stadium, Kansas City, MO Tue May 19 2015, 7:10 PM - 9:22 PM CDT Att: 29,769 - Overcast - 57 F</p>									
29 Brayan Peña, S OBP: 0.368, SLG: 0.367	G4-3		K			G1-3		K		4	0	0	0	0	2	2										
19 Joey Votto, L OBP: 0.384, SLG: 0.482	G4-3					L7		F8		4	0	0	0	0	1	0										
21 Todd Frazier, R OBP: 0.343, SLG: 0.556		G5-3				P3		K		4	0	1	0	0	1	0										
9 Marlon Byrd, R OBP: 0.291, SLG: 0.443		K				L8		K		3	0	0	0	0	2	1										
4 Brandon Phillips, R OBP: 0.346, SLG: 0.356	G6-3					G4-3				3	0	0	0	0	0	0										
32 Jay Bruce, L OBP: 0.291, SLG: 0.395						K		F7		3	0	1	0	0	1	0	<p>AB 29 R 0 H 4 RBI 0 BB 1 SO 9 LOB 8</p> 									
39 Devin Mesoraco, R (1, 10) OBP: 0.296, SLG: 0.268										2	0	2	0	1	0	0										
6 Billy Hamilton, S OBP: 0.260, SLG: 0.331										2	0	0	0	0	2	2										
Inning Stats	R: 0 E: 0 K: 0 S: 6	H: 0 LOB: 0 BB: 0 P: 9	R: 0 E: 0 K: 1 S: 7	H: 0 LOB: 0 BB: 0 P: 10	R: 0 E: 0 K: 1 S: 11	H: 2 LOB: 2 BB: 0 P: 17	R: 0 E: 0 K: 1 S: 7	H: 1 LOB: 0 BB: 0 P: 7	R: 0 E: 0 K: 2 S: 9	H: 1 LOB: 1 BB: 0 P: 17	R: 0 E: 0 K: 0 S: 6	H: 0 LOB: 0 BB: 0 P: 12	R: 0 E: 0 K: 1 S: 8	H: 0 LOB: 1 BB: 0 P: 16	R: 0 E: 0 K: 1 S: 7	H: 0 LOB: 1 BB: 0 P: 14		R: 0 E: 0 K: 2 S: 10	H: 0 LOB: 0 BB: 0 P: 13	1B: 4 2B: 0 3B: 0 HR: 0	SF: 0 SAC: 1 DP: 0 HBP: 0	WP: 1 PB: 0 SB: 0 CS: 1	PA: 32			
PITCHER	IP	WLS	BF	H	R	ER	SO	BB	IBB	HBP	BLK	WP	HR	S	P	ERA		WHIP								
30 Yordano Ventura, R (1, 1) ERA: 4.56	7.0	W	24	4	0	0	6	0	0	0	0	1	0	54	88	0.00		0.571								
40 Kelvin Herrera, R (8, 1) ERA: 1.5	1.0	H	4	0	0	0	1	1	0	0	0	0	0	7	14	0.00	1.000									
17 Wade Davis, R (9, 1) ERA:	1.0	S	3	0	0	0	2	0	0	0	0	0	0	10	13	0.00	0.000									

Batter	1	2	3	4	5	6	7	8	9	AB	R	H	RBI	BB	SO	LOB	BOTTOM									
2 Alcides Escobar, R (1, 6) OBP: 0.333, SLG: 0.392	G1-3	L8				SH1-3		F7		3	0	0	0	0	0	4	<p>Cincinnati Reds @ Kansas City Royals Kauffman Stadium, Kansas City, MO Tue May 19 2015, 7:10 PM - 9:22 PM CDT Att: 29,769 - Overcast - 57 F</p>									
8 Mike Moustakas, L (1, 5) OBP: 0.386, SLG: 0.497	G6-3									4	0	3	2	0	0	0										
6 Lorenzo Cain, R (1, 8) OBP: 0.361, SLG: 0.443	G6-3									4	0	0	0	0	1	3										
35 Eric Hosmer, L (1, 3) OBP: 0.399, SLG: 0.546										4	1	1	0	0	1	2										
25 Kendrys Morales, S (1, 10) OBP: 0.351, SLG: 0.459										3	0	0	0	1	0	0										
4 Alex Gordon, L (1, 7) OBP: 0.376, SLG: 0.440										4	0	0	0	0	1	2										
13 Salvador Perez, R (1, 2) OBP: 0.297, SLG: 0.451										3	0	1	0	0	1	2	<p>AB 31 R 3 H 9 RBI 3 BB 1 SO 4 LOB 15</p> 									
14 Omar Infante, R (1, 4) OBP: 0.269, SLG: 0.384										3	1	2	1	0	0	1										
16 Paulo Orlando, R (1, 9) OBP: 0.290, SLG: 0.393										3	1	2	0	0	0	1										
Inning Stats	R: 0 E: 0 K: 0 S: 8	H: 0 LOB: 0 BB: 0 P: 14	R: 1 E: 0 K: 2 S: 19	H: 3 LOB: 3 BB: 1 P: 28	R: 0 E: 0 K: 1 S: 8	H: 1 LOB: 0 BB: 0 P: 12	R: 0 E: 0 K: 0 S: 10	H: 1 LOB: 1 BB: 0 P: 15	R: 1 E: 0 K: 1 S: 11	H: 2 LOB: 1 BB: 0 P: 15	R: 0 E: 0 K: 0 S: 3	H: 0 LOB: 0 BB: 0 P: 4	R: 1 E: 0 K: 0 S: 12	H: 2 LOB: 1 BB: 0 P: 14	R: 0 E: 0 K: 0 S: 8	H: 0 LOB: 0 BB: 0 P: 9		1B: 6 2B: 3 3B: 0 HR: 0	SF: 0 SAC: 1 DP: 1 HBP: 0	WP: 0 PB: 0 SB: 0 CS: 0	PA: 33					
PITCHER	IP	WLS	BF	H	R	ER	SO	BB	IBB	HBP	BLK	WP	HR	S	P	ERA		WHIP								
47 Johnny Cueto, R (1, 1) ERA: 3.03	7.0	L	30	9	3	3	4	0	0	0	0	0	0	8	102	3.86		1.429								
60 J.J. Hoover, R (8, 1) ERA: 2.65	1.0		3	0	0	0	0	0	0	0	0	0	0	8	9	0.00	0.000									

Batter	1	2	3	4	5	6	7	8	9	AB	R	H	RBI	BB	SO	LOB	TOP			
2 Zack Cozart, R OBP: 0.343, SLG: 0.496	F8		P6		F9				P5	5	1	1	0	0	0	1	Cincinnati Reds @ Kansas City Royals Kauffman Stadium, Kansas City, MO Wed May 20 2015, 7:11 PM - 9:54 PM CDT Att: 30,450 - Cloudy - 52 F			
4 Brandon Phillips, R OBP: 0.356, SLG: 0.372	21 BB 19 BB 1B		L8				4 2B 1B		K	5	0	3	1	0	1	1				
19 Joey Votto, L OBP: 0.387, SLG: 0.479					F8					3	0	1	0	1	0	2				
21 Todd Frazier, R OBP: 0.347, SLG: 0.551				F8	L7				39 WP 1B	3	0	1	0	1	0	2				
9 Marlon Byrd, R OBP: 0.283, SLG: 0.430	K		G4-3			P4		F8		4	0	0	0	0	1	4				
32 Jay Bruce, L OBP: 0.283, SLG: 0.391	F8					F9		K		4	0	1	0	0	1	4				
39 Devin Mesoraco, R (1, 10) OBP: 0.275, SLG: 0.244		P3				G6-3		F8		4	0	0	0	0	0	2				
6 Billy Hamilton, S OBP: 0.261, SLG: 0.331		F7					L7			3	0	1	0	0	0	0				
55 Skip Schumaker, L (9, PH) OBP: 0.266, SLG: 0.375										1	0	1	0	0	0	0				
16 Tucker Barnhart, L (1, 2) OBP: 0.333, SLG: 0.483										3	0	0	0	0	3	2				
27 Brennan Boesch, L (9, PH) OBP: 0.212, SLG: 0.167										1	0	0	0	0	1	1				
Inning Stats	R: 0 E: 0 K: 1 S: 14	H: 1 LOB: 3 BB: 2 P: 25	R: 0 E: 0 K: 1 S: 13	H: 0 LOB: 0 BB: 0 P: 18	R: 0 E: 0 K: 0 S: 7	H: 1 LOB: 1 BB: 0 P: 8	R: 0 E: 0 K: 1 S: 11	H: 2 LOB: 2 BB: 0 P: 19	R: 0 E: 0 K: 0 S: 7	H: 0 LOB: 0 BB: 0 P: 10	R: 1 E: 0 K: 1 S: 9	H: 2 LOB: 1 BB: 0 P: 11	R: 0 E: 0 K: 1 S: 11	H: 1 LOB: 1 BB: 0 P: 20	R: 0 E: 0 K: 2 S: 8	H: 1 LOB: 1 BB: 0 P: 14	1B: 7 2B: 2 3B: 0 HR: 0	SF: 0 SAC: 0 DP: 0 HBP: 0	WP: 1 PB: 0 SB: 0 CS: 0	PA: 38
PITCHER	IP WLS BF H R ER SO BB IBB HBP BLK WP HR S P ERA WHIP																			
11 Jeremy Guthrie, R (1, 1) ERA: 4.75	6.0 W 25 5 0 0 3 2 0 0 0 0 0 0 0 61 94 0.00 1.167																			
46 Ryan Madson, R (7, 1) ERA: 1.53	1.0 5 2 1 1 1 0 0 0 0 0 0 0 9 11 9.00 2.000																			
17 Wade Davis, R (8, 1) ERA:	1.0 4 1 0 0 1 0 0 0 0 0 1 0 11 20 0.00 1.000																			
44 Luke Hochevar, R (9, 1) ERA: 4.5	1.0 4 1 0 0 2 0 0 0 0 0 0 0 8 14 0.00 1.000																			

Batter	1	2	3	4	5	6	7	8	9	AB	R	H	RBI	BB	SO	LOB	BOTTOM			
2 Alcides Escobar, R OBP: 0.331, SLG: 0.388	F9		F9		G6-4-3 8 1B				P5	4	0	1	0	0	0	0	Cincinnati Reds @ Kansas City Royals Kauffman Stadium, Kansas City, MO Wed May 20 2015, 7:11 PM - 9:54 PM CDT Att: 30,450 - Cloudy - 52 F			
8 Mike Moustakas, L OBP: 0.396, SLG: 0.503	G5-3									4	1	3	0	0	0	0				
6 Lorenzo Cain, R OBP: 0.356, SLG: 0.438	L4									4	2	1	0	0	0	3				
35 Eric Hosmer, L OBP: 0.395, SLG: 0.545										4	2	1	1	0	0	3				
25 Kendrys Morales, S (1, 10) OBP: 0.349, SLG: 0.463										3	1	1	2	0	1	1				
4 Alex Gordon, L OBP: 0.375, SLG: 0.438										3	0	1	2	0	1	1				
13 Salvador Perez, R OBP: 0.302, SLG: 0.448										3	0	1	1	1	0	0				
14 Omar Infante, R OBP: 0.269, SLG: 0.380										4	0	1	0	0	0	3				
16 Paulo Orlando, R OBP: 0.292, SLG: 0.385										2	1	0	0	0	0	1				
Inning Stats	R: 0 E: 0 K: 0 S: 8	H: 0 LOB: 0 BB: 0 P: 12	R: 1 E: 0 K: 0 S: 6	H: 1 LOB: 0 BB: 0 P: 10	R: 0 E: 0 K: 0 S: 5	H: 0 LOB: 0 BB: 0 P: 8	R: 3 E: 0 K: 1 S: 22	H: 3 LOB: 1 BB: 0 P: 37	R: 1 E: 0 K: 0 S: 11	H: 2 LOB: 1 BB: 0 P: 18	R: 0 E: 0 K: 1 S: 9	H: 0 LOB: 0 BB: 0 P: 14	R: 0 E: 0 K: 0 S: 7	H: 1 LOB: 0 BB: 0 P: 11	R: 2 E: 0 K: 0 S: 15	H: 3 LOB: 2 BB: 1 P: 26		1B: 8 2B: 3 3B: 0 HR: 0	SF: 2 SAC: 0 DP: 2 HBP: 1	WP: 2 PB: 0 SB: 0 CS: 0
PITCHER	IP WLS BF H R ER SO BB IBB HBP BLK WP HR S P ERA WHIP																			
31 Jason Marquis, R (1, 1) ERA: 8.91	3.2 L 16 4 4 4 1 0 0 0 0 0 0 0 39 64 9.82 1.091																			
41 Ryan Mattheus, R (4, 1) ERA: 4.15	1.1 6 2 1 1 0 0 0 0 0 0 0 0 13 21 6.75 1.500																			
25 Burke Badenhop, R (6, 1) ERA: 9.22	1.0 3 0 0 0 0 1 0 0 0 0 0 0 9 14 0.00 0.000																			
50 Michael Lorenzen, R (7, 1) ERA: 3.79	1.0 3 1 0 0 0 0 0 0 0 0 0 0 7 11 0.00 1.000																			
26 Raisel Iglesias, R (8, 1) ERA: 3.84	1.0 7 3 2 2 0 1 0 0 0 0 1 0 15 26 18.00 4.000																			



Batter	1	2	3	4	5	6	7	8	9	AB	R	H	RBI	BB	SO	LOB	TOP			
16 Koltan Wong, L (1.4) OBP: 0.363, SLG: 0.465										3	0	1	0	2	0	1	St. Louis Cardinals @ Kansas City Royals Kauffman Stadium, Kansas City, MO Fri May 22 2015, 7:12 PM - 10:05 PM CDT Att: 37,379 - Cloudy - 64 F			
13 Matt Carpenter, L (1.5) OBP: 0.396, SLG: 0.586										4	0	3	0	1	0	1				
7 Matt Holliday, R (1.10) OBP: 0.435, SLG: 0.449										4	0	0	0	0	1	7				
32 Matt Adams, L (1.3) OBP: 0.261, SLG: 0.356										5	0	0	0	0	1	7				
27 Jhonny Peralta, R (1.6) OBP: 0.360, SLG: 0.481										4	0	1	0	0	1	0				
15 Randal Grichuk, R (1.7) OBP: 0.328, SLG: 0.579										4	0	1	0	0	1	2				
4 Yadier Molina, R (1.2) OBP: 0.355, SLG: 0.360										3	0	2	0	1	0	0				
22 Jason Heyward, L (1.9) OBP: 0.293, SLG: 0.377										4	0	0	0	0	0	6				
8 Peter Bourjos, R (1.8) OBP: 0.338, SLG: 0.429										3	0	0	0	1	0	2				
Inning Stats	R: 0 E: 0 K: 0 S: 12	H: 1 LOB: 1 BB: 0 P: 18	R: 0 E: 0 K: 0 S: 11	H: 2 LOB: 2 BB: 0 P: 19	R: 0 E: 0 K: 0 S: 4	H: 1 LOB: 1 BB: 1 P: 11	R: 0 E: 0 K: 0 S: 15	H: 1 LOB: 1 BB: 1 P: 24	R: 0 E: 0 K: 1 S: 12	H: 0 LOB: 0 BB: 1 P: 12	R: 0 E: 0 K: 0 S: 6	H: 0 LOB: 1 BB: 1 P: 14	R: 0 E: 0 K: 1 S: 11	H: 1 LOB: 3 BB: 1 P: 20	R: 0 E: 0 K: 1 S: 18	H: 1 LOB: 2 BB: 1 P: 30	1B: 7 2B: 1 3B: 0 HR: 0	SF: 0 SAC: 0 DP: 1 HBP: 1	WP: 0 PB: 0 SB: 0 CS: 0	PA: 40
PITCHER	IP WLS BF H R ER SO BB IBB HBP BLK WP HR S P ERA WHIP																			
32 Chris Young, R (1.1) ERA: 0.78	6.0 W 25 6 0 0 2 2 0 0 0 0 0 0 61 106 0.00 1.333																			
47 Franklin Morales, L (7.1) ERA: 3.63	1.0 4 0 0 0 0 1 0 0 0 0 0 0 6 14 0.00 1.000																			
46 Ryan Madson, R (8.1) ERA: 1.74	1.0 6 1 0 0 1 1 0 0 1 0 0 0 11 20 0.00 2.000																			
54 Jason Frasor, R (9.1) ERA: 0.68	1.0 5 1 0 0 1 1 0 0 0 0 0 0 18 30 0.00 2.000																			

Batter	1	2	3	4	5	6	7	8	9	AB	R	H	RBI	BB	SO	LOB	BOTTOM			
2 Alcides Escobar, R (1.6) OBP: 0.329, SLG: 0.379										3	1	0	0	1	0	3	St. Louis Cardinals @ Kansas City Royals Kauffman Stadium, Kansas City, MO Fri May 22 2015, 7:12 PM - 10:05 PM CDT Att: 37,379 - Cloudy - 64 F			
8 Mike Moustakas, L (1.5) OBP: 0.397, SLG: 0.490										4	0	0	0	0	4					
6 Lorenzo Cain, R (1.8) OBP: 0.362, SLG: 0.439										4	2	2	0	0	1	0				
35 Eric Hosmer, L (1.3) OBP: 0.397, SLG: 0.531										4	0	0	0	0	2	3				
25 Kendrys Morales, S (1.10) OBP: 0.358, SLG: 0.506										4	2	3	5	0	0	0				
4 Alex Gordon, L (1.7) OBP: 0.372, SLG: 0.432										4	0	1	0	0	2	0				
13 Salvador Perez, R (1.2) OBP: 0.314, SLG: 0.463										4	0	3	0	0	1	2				
14 Omar Infante, R (1.4) OBP: 0.261, SLG: 0.368										4	0	0	0	0	3					
16 Paulo Orlando, R (1.9) OBP: 0.303, SLG: 0.394										3	0	2	0	0	0	0				
Inning Stats	R: 3 E: 0 K: 1 S: 13	H: 2 LOB: 0 BB: 1 P: 25	R: 0 E: 0 K: 0 S: 14	H: 2 LOB: 2 BB: 0 P: 20	R: 2 E: 0 K: 0 S: 12	H: 3 LOB: 1 BB: 0 P: 16	R: 0 E: 0 K: 0 S: 5	H: 1 LOB: 0 BB: 0 P: 9	R: 0 E: 0 K: 3 S: 14	H: 2 LOB: 2 BB: 0 P: 21	R: 0 E: 0 K: 0 S: 7	H: 0 LOB: 0 BB: 0 P: 10	R: 0 E: 0 K: 1 S: 6	H: 0 LOB: 0 BB: 0 P: 6	R: 0 E: 0 K: 1 S: 9	H: 1 LOB: 1 BB: 0 P: 13	1B: 8 2B: 1 3B: 0 HR: 2	SF: 0 SAC: 0 DP: 1 HBP: 0	WP: 1 PB: 0 SB: 0 CS: 0	PA: 35
PITCHER	IP WLS BF H R ER SO BB IBB HBP BLK WP HR S P ERA WHIP																			
31 Lance Lynn, R (1.1) ERA: 3.40	6.0 L 28 10 5 5 4 1 0 0 0 0 0 0 15 19 0.00 0.500																			
33 Carlos Villanueva, R (7.1) ERA: 0.45	2.0 7 1 0 0 2 0 0 0 0 0 0 0 15 19 0.00 0.500																			



livebaseballscores.com

livebaseballscores.com

AB	34
R	0
H	8
RBI	0
BB	5
SO	4
LOB	26


AB	34
R	5
H	11
RBI	5
BB	1
SO	6
LOB	15

Batter	1	2	3	4	5	6	7	8	9	AB	R	H	RBI	BB	SO	LOB	TOP	
16 Koltzen Wong, L (1,4) OBP: 0.362, SLG: 0.462	G4-3		F8														3 0 1 0 0 0 0	
13 Matt Carpenter, L (1,5) OBP: 0.365, SLG: 0.581	F7		L8														3 0 1 1 0 0 0	
7 Matt Holliday, R (1,7) OBP: 0.434, SLG: 0.443	G4-3		K														2 0 0 0 0 1 0	
27 Jhonny Peralta, R (1,6) OBP: 0.360, SLG: 0.484																	3 1 1 0 0 0 3	
15 Randal Grichuk, R (1,9) OBP: 0.286, SLG: 0.550																	2 0 0 0 1 0 0	
32 Matt Adams, L (1,3) OBP: 0.270, SLG: 0.353																	1 0 0 0 2 0 0	
4 Yadier Molina, R (1,2) OBP: 0.348, SLG: 0.352																	3 0 0 1 0 0 3	
12 Mark Reynolds, R (1,10) OBP: 0.320, SLG: 0.418																	2 0 0 0 0 0 2	
8 Peter Bourjos, R (1,8) OBP: 0.341, SLG: 0.431																	2 1 1 0 0 0 2	
Inning Stats	R: 0 E: 0 K: 0 S: 8	H: 0 LOB: 0 BB: 0 P: 12	R: 1 E: 0 K: 0 S: 11	H: 1 LOB: 2 BB: 2 P: 21	R: 0 E: 0 K: 1 S: 9	H: 0 LOB: 0 BB: 0 P: 14	R: 0 E: 0 K: 0 S: 8	H: 0 LOB: 1 BB: 1 P: 16	R: 1 E: 1 K: 0 S: 11	H: 3 LOB: 2 BB: 0 P: 12	R: 0 E: 0 K: 0 S: 6	H: 0 LOB: 0 BB: 0 P: 9						
PITCHER 36 Edinson Volquez, R (1,1) ERA: 2.77	IP: 6.0 WLS: W BF: 25	H: 4 R: 2 ER: 2 SO: 1	BB: 3 IBB: 0 HBP: 1 BLK: 0	WP: 0 HR: 0 S: 53 P: 84	ERA: 3.00 WHIP: 1.167													

St. Louis Cardinals @ Kansas City Royals
Kauffman Stadium, Kansas City, MO
 Sat May 23 2015, 6:17 PM - 7:54 PM CDT
 Att: 38,676 - Overcast - 68 F

livebaseballscores.com

AB 21
R 2
H 4
RBI 2
BB 3
SO 1
LOB 10




WP: 0 PA: 25
PB: 0
SB: 0
CS: 0

Batter	1	2	3	4	5	6	7	8	9	AB	R	H	RBI	BB	SO	LOB	BOTTOM	
2 Alcides Escobar, R (1,6) OBP: 0.322, SLG: 0.370	F8		G4-3	F9													3 0 0 0 0 0 3	
8 Mike Moustakas, L (1,5) OBP: 0.388, SLG: 0.497																	2 0 1 0 0 0 0	
24 Christian Colón, R (5,5) OBP: 0.338, SLG: 0.333																	1 0 1 0 0 0 0	
6 Lorenzo Cain, R (1,8) OBP: 0.355, SLG: 0.430																	3 0 0 0 0 2 2	
35 Eric Hosmer, L (1,3) OBP: 0.386, SLG: 0.534	G4-3																3 1 1 0 0 0 2	
25 Kendrys Morales, S (1,10) OBP: 0.357, SLG: 0.503																	3 1 1 0 0 0 2	
4 Alex Gordon, L (1,7) OBP: 0.380, SLG: 0.459																	1 1 1 2 1 0 0	
13 Salvador Perez, R (1,2) OBP: 0.316, SLG: 0.464																	2 0 1 1 0 0 0	
14 Omar Infante, R (1,4) OBP: 0.264, SLG: 0.366																	1 0 0 0 1 0 0	
1 Jarrod Dyson, L (1,9) OBP: 0.219, SLG: 0.262																	2 0 0 0 0 0 3	
Inning Stats	R: 0 E: 0 K: 1 S: 7	H: 1 LOB: 1 BB: 0 P: 9	R: 2 E: 0 K: 0 S: 8	H: 2 LOB: 0 BB: 0 P: 13	R: 0 E: 0 K: 1 S: 8	H: 0 LOB: 0 BB: 0 P: 11	R: 1 E: 0 K: 0 S: 8	H: 2 LOB: 2 BB: 2 P: 18	R: 0 E: 0 K: 0 S: 11	H: 1 LOB: 1 BB: 0 P: 17								
PITCHER 41 John Lackey, R (1,1) ERA: 3.18	IP: 5.0 WLS: L BF: 23	H: 6 R: 3 ER: 3 SO: 2	BB: 1 IBB: 1 HBP: 0 BLK: 0	WP: 0 HR: 1 S: 42 P: 68	ERA: 5.40 WHIP: 1.400													

St. Louis Cardinals @ Kansas City Royals
Kauffman Stadium, Kansas City, MO
 Sat May 23 2015, 6:17 PM - 7:54 PM CDT
 Att: 38,676 - Overcast - 68 F

livebaseballscores.com

AB 21
R 3
H 6
RBI 3
BB 2
SO 2
LOB 12



WP: 0 PA: 23
PB: 0
SB: 0
CS: 0

Batter	1	2	3	4	5	6	7	8	9	AB	R	H	RBI	BB	SO	LOB	TOP							
16 Koltan Wong, L (1,4) OBP: 0.369, SLG: 0.469										4	2	2	0	1	0	0	St. Louis Cardinals @ Kansas City Royals Kauffman Stadium, Kansas City, MO Sun May 24 2015, 1:13 PM - 3:52 PM CDT Att: 36,342 - Cloudy - 69 F							
13 Matt Carpenter, L (1,5) OBP: 0.391, SLG: 0.595										3	2	1	2	2	1	0								
27 Jhonny Peralta, R (1,10) OBP: 0.361, SLG: 0.482										5	1	2	1	0	1	2								
32 Matt Adams, L (1,3) OBP: 0.276, SLG: 0.372										4	1	2	1	0	1	0								
4 Yadier Molina, R (1,2) OBP: 0.346, SLG: 0.349										4	0	1	2	0	1	2								
15 Randal Grichuk, R (1,9) OBP: 0.283, SLG: 0.523										4	0	1	0	0	2	1								
12 Mark Reynolds, R (1,7) OBP: 0.317, SLG: 0.411										4	0	1	0	0	2	2								
8 Peter Bourjos, R (1,8) OBP: 0.326, SLG: 0.408										4	0	0	0	0	0	1								
38 Pete Kozma, R (1,6) OBP: 0.163, SLG: 0.122										4	0	0	0	0	2	1								
Inning Stats	R: 2 K: 0 S: 16	H: 2 LOB: 1 BB: 2 P: 30	R: 0 K: 2 S: 9	H: 0 LOB: 0 BB: 0 P: 12	R: 0 K: 1 S: 8	H: 0 LOB: 0 BB: 0 P: 10	R: 0 K: 2 S: 9	H: 0 LOB: 0 BB: 0 P: 14	R: 0 K: 1 S: 8	H: 0 LOB: 0 BB: 0 P: 11	R: 2 K: 1 S: 13	H: 2 LOB: 1 BB: 0 P: 16	R: 0 K: 1 S: 15	H: 1 LOB: 0 BB: 0 P: 21	R: 2 K: 1 S: 22	H: 4 LOB: 2 BB: 0 P: 29	R: 0 K: 2 S: 23	H: 1 LOB: 2 BB: 1 P: 33	1B: 6 2B: 3 HR: 1	SF: 0 SAC: 0 DP: 0 HBP: 0	WP: 0 PB: 0 SB: 0 CS: 0	PA: 39		
PITCHER	IP: 7.0 ERA: 4.64	WLS: L BF: 27	H: 5 R: 4 ER: 4 SO: 7	R: 4 ER: 4 SO: 7	BB: 2 IBB: 0 HBP: 0 BLK: 0	IBB: 0 HBP: 0 BLK: 0	WP: 0 HR: 1 S: 78 P: 114	ERA: 5.14 WHIP: 1.000	IP: 1.0 ERA: 7.2	WLS: 7 BF: 4	H: 2 R: 2 ER: 2 SO: 1	R: 2 ER: 2 SO: 1	BB: 0 IBB: 0 HBP: 0 BLK: 0	IBB: 0 HBP: 0 BLK: 0	WP: 0 HR: 0 S: 22 P: 29	ERA: 18.00 WHIP: 4.000	IP: 1.0 ERA: 1.8	WLS: 1 BF: 5	H: 1 R: 0 ER: 0 SO: 2	R: 0 ER: 0 SO: 2	BB: 1 IBB: 0 HBP: 0 BLK: 0	IBB: 0 HBP: 0 BLK: 0	WP: 0 HR: 0 S: 23 P: 33	ERA: 0.00 WHIP: 2.000

Batter	1	2	3	4	5	6	7	8	9	AB	R	H	RBI	BB	SO	LOB	BOTTOM							
2 Alcides Escobar, R (1,6) OBP: 0.320, SLG: 0.367										4	0	1	0	0	1	0	St. Louis Cardinals @ Kansas City Royals Kauffman Stadium, Kansas City, MO Sun May 24 2015, 1:13 PM - 3:52 PM CDT Att: 36,342 - Cloudy - 69 F							
8 Mike Moustakas, L (1,5) OBP: 0.385, SLG: 0.491										4	0	1	0	0	1	1								
6 Lorenzo Cain, R (1,8) OBP: 0.353, SLG: 0.426										4	0	1	0	0	0	2								
35 Eric Hosmer, L (1,3) OBP: 0.383, SLG: 0.527										4	0	1	0	0	0	2								
25 Kendrys Morales, S (1,10) OBP: 0.360, SLG: 0.497										2	0	0	0	2	0	0								
4 Alex Gordon, L (1,7) OBP: 0.377, SLG: 0.453										4	1	1	0	0	1	4								
13 Salvador Perez, R (1,2) OBP: 0.316, SLG: 0.461										3	0	1	1	0	0	1								
9 Drew Butera, R (0,2) OBP: 0.207, SLG: 0.241										1	0	0	0	0	1	1								
14 Omar Infante, R (1,4) OBP: 0.259, SLG: 0.358										3	0	0	0	0	1	1								
16 Paulo Orlando, R (1,9) OBP: 0.294, SLG: 0.381										3	0	0	0	0	1	1								
Inning Stats	R: 0 K: 0 S: 7	H: 1 LOB: 1 BB: 0 P: 10	R: 0 K: 1 S: 8	H: 0 LOB: 0 BB: 0 P: 15	R: 0 K: 1 S: 10	H: 0 LOB: 0 BB: 0 P: 14	R: 0 K: 0 S: 4	H: 1 LOB: 0 BB: 0 P: 8	R: 1 K: 1 S: 13	H: 1 LOB: 1 BB: 0 P: 19	R: 0 K: 1 S: 10	H: 2 LOB: 3 BB: 1 P: 19	R: 0 K: 0 S: 6	H: 0 LOB: 0 BB: 0 P: 7	R: 0 K: 1 S: 7	H: 0 LOB: 0 BB: 0 P: 8	R: 0 K: 1 S: 9	H: 1 LOB: 1 BB: 0 P: 16	1B: 6 2B: 0 3B: 0 HR: 0	SF: 0 SAC: 0 DP: 2 HBP: 0	WP: 0 PB: 0 SB: 0 CS: 0	PA: 34		
PITCHER	IP: 7.0 ERA: 1.87	WLS: W BF: 27	H: 5 R: 1 ER: 0 SO: 4	R: 1 ER: 0 SO: 4	BB: 2 IBB: 0 HBP: 0 BLK: 0	IBB: 0 HBP: 0 BLK: 0	WP: 0 HR: 0 S: 7 P: 8	ERA: 0.00 WHIP: 0.000	IP: 1.0 ERA: 0.92	WLS: 3 BF: 0	H: 0 R: 0 ER: 0 SO: 1	R: 0 ER: 0 SO: 1	BB: 0 IBB: 0 HBP: 0 BLK: 0	IBB: 0 HBP: 0 BLK: 0	WP: 0 HR: 0 S: 16 P: 19	ERA: 0.00 WHIP: 0.000	IP: 1.0 ERA: 0.88	WLS: 1 BF: 4	H: 0 R: 0 ER: 0 SO: 1	R: 0 ER: 0 SO: 1	BB: 1 IBB: 0 HBP: 0 BLK: 0	IBB: 0 HBP: 0 BLK: 0	WP: 0 HR: 0 S: 16 P: 19	ERA: 0.00 WHIP: 1.000



Batter	1	2	3	4	5	6	7	8	9	AB	R	H	RBI	BB	SO	LOB	TOP					
2 Alcides Escobar, R OBP: 0.316, SLG: 0.368	(1, 6) F9		(2) G4-3		(1-1) 1B		(2) K		(3) F9	5	1	1	0	0	1	1	Kansas City Royals @ New York Yankees Yankee Stadium, Bronx, NY Mon May 25 2015, 1:09 PM - 4:21 PM EDT Att: 36,031 - Sunny - 82 F					
8 Mike Moustakas, L OBP: 0.382, SLG: 0.481	(1, 5) K		HBP		(2-3) K		(3) G6-3			3	0	0	0	0	2	1						
6 Lorenzo Cain, R OBP: 0.355, SLG: 0.427	(1, 8) 35 WP		(3) K		(0-2) 2H				(0-0) 35 CS	2	0	1	0	0	1	1						
1 Jarrod Dyson, L OBP: 0.242, SLG: 0.286	(4, 8) 1B				(0-2) 1B				(1-0) 1B	2	0	2	1	0	0	0						
35 Eric Hosmer, L OBP: 0.385, SLG: 0.524	(1, 3) 1-2				(1-1) G3-1		(1-2) CS		(2-2) 4 FC3-5	3	0	1	0	1	0	1						
25 Kendrys Morales, S OBP: 0.363, SLG: 0.494	(1, 10) F8				(0-1) 1B				(0-1) F7	3	0	1	0	1	0	3						
4 Alex Gordon, L OBP: 0.376, SLG: 0.450					(0-0) G3-1				(1-1) FC3-5	3	0	1	0	0	0	1						
13 Salvador Perez, R OBP: 0.314, SLG: 0.458	(6, 3) 16 FC6-4				(1-3) 1B				(1-2) L8	3	0	1	0	0	0	1						
14 Omar Infante, R OBP: 0.260, SLG: 0.357					(0-1) G5-3				(4-2) BB	3	0	1	0	0	0	2						
24 Christian Colón, R OBP: 0.348, SLG: 0.333	(6, PR) (6, 4) G6-3				(0-1) L5				(0-3) K	4	0	0	0	0	1	5						
16 Paulo Orlando, R OBP: 0.283, SLG: 0.366	(1, 9) (6, 7) G6-3				(3-1) FC6-4				(2-2) F7	4	0	0	0	0	1	1						
9 Drew Butera, R OBP: 0.182, SLG: 0.212	(1, 2) F8				(1-0) G6-3				(2-2) L8	4	0	0	0	0	1	1						
Inning Stats	R: 0 H: 1 E: 0 K: 1 S: 14	H: 1 LOB: 2 BB: 1 P: 19	R: 0 H: 0 E: 0 K: 0 S: 6	H: 0 LOB: 0 BB: 0 P: 8	R: 0 H: 0 E: 0 K: 1 S: 8	H: 0 LOB: 0 BB: 0 P: 11	R: 0 H: 2 E: 0 K: 0 S: 9	H: 2 LOB: 2 BB: 0 P: 13	R: 1 H: 2 E: 0 K: 1 S: 14	H: 2 LOB: 0 BB: 0 P: 20	R: 0 H: 2 E: 0 K: 0 S: 15	H: 2 LOB: 2 BB: 0 P: 20	R: 0 H: 0 E: 0 K: 1 S: 9	H: 0 LOB: 1 BB: 0 P: 11	R: 0 H: 1 E: 0 K: 0 S: 6	H: 1 LOB: 1 BB: 1 P: 16	R: 0 H: 0 E: 0 K: 2 S: 10	H: 0 LOB: 1 BB: 1 P: 16	1B: 7 2B: 1 3B: 0 HR: 0	SF: 0 SAC: 0 DP: 1 HBP: 1	WP: 1 PB: 0 CS: 0	PA: 38
PITCHER	IP WLS BF H R ER SO BB IBB HBP BLK WP HR S P ERA WHIP	7.0 W 30 8 1 1 4 1 0 1 0 0 0 76 103 1.29 1.286	2.0 7 0 0 0 2 2 0 0 0 0 0 15 26 0.00 1.000																			

Batter	1	2	3	4	5	6	7	8	9	AB	R	H	RBI	BB	SO	LOB	BOTTOM						
11 Brett Gardner, L OBP: 0.364, SLG: 0.438	(1, 7) 12 HR				(4-0) 12 WP					4	3	2	3	1	2	0	Kansas City Royals @ New York Yankees Yankee Stadium, Bronx, NY Mon May 25 2015, 1:09 PM - 4:21 PM EDT Att: 36,031 - Sunny - 82 F						
66 John Ryan Murphy, R OBP: 0.289, SLG: 0.375	(9, 2) K				BB					0	0	0	0	0	0	0							
12 Chase Headley, S OBP: 0.309, SLG: 0.416	(1, 5) HR				(0-0) L9					4	1	3	3	1	0	0							
38 José Pirela, R OBP: 0.200, SLG: 0.233	(7, PR) (8, 4) HR				(2-1) 2B					0	0	0	0	0	0	0							
13 Alex Rodriguez, R OBP: 0.363, SLG: 0.545	(1, 10) 25 HR				(1-2) G6-3					4	1	2	0	1	0	1							
25 Mark Teixeira, S OBP: 0.362, SLG: 0.563	(1, 3) 14 HR				(2-1) G6-3					3	1	0	0	1	1	3							
24 Chris Young, R OBP: 0.294, SLG: 0.485	(7, 9) K				(3-2) G5-3					1	0	0	0	0	0	2							
34 Brian McCann, L OBP: 0.299, SLG: 0.404	(1, 2) (9, 3) 33 HR				(4-2) 33 FC3-6					3	2	1	3	2	1	2							
33 Garrett Jones, L OBP: 0.264, SLG: 0.353	(1, 9) (7, 3) (9, 9) F9				(2-2) FC3-6					5	1	2	0	0	1	1							
14 Stephen Drew, L OBP: 0.250, SLG: 0.338	(1, 4) (8, 5) B1-3				(2-1) L7					5	1	1	3	0	0	2							
18 Didi Gregorius, L OBP: 0.288, SLG: 0.302	(1, 6) 55 HR				(2-2) G4-3					3	2	1	0	1	1	1							
55 Slade Heathcott, L OBP: 0.417, SLG: 0.750	(1, 8) 11 HR				(3-2) G1-3					5	2	2	2	0	1	1							
Inning Stats	R: 8 H: 7 E: 0 K: 1 S: 27	H: 7 LOB: 2 BB: 2 P: 47	R: 3 H: 2 E: 1 K: 2 S: 16	H: 2 LOB: 1 BB: 1 P: 25	R: 0 H: 0 E: 0 K: 0 S: 6	H: 0 LOB: 0 BB: 0 P: 9	R: 0 H: 0 E: 0 K: 0 S: 14	H: 0 LOB: 1 BB: 1 P: 24	R: 1 H: 1 E: 0 K: 0 S: 10	H: 1 LOB: 1 BB: 1 P: 23	R: 0 H: 0 E: 0 K: 2 S: 8	H: 0 LOB: 0 BB: 0 P: 13	R: 2 H: 2 E: 0 K: 1 S: 15	H: 2 LOB: 2 BB: 2 P: 32	R: 0 H: 2 E: 0 K: 1 S: 13	H: 2 LOB: 1 BB: 0 P: 19	1B: 7 2B: 2 3B: 0 HR: 5	SF: 0 SAC: 0 DP: 1 HBP: 1	WP: 2 PB: 0 CS: 0	PA: 45			
PITCHER	IP WLS BF H R ER SO BB IBB HBP BLK WP HR S P ERA WHIP	1.0 L 16 9 0 0 0 2 1 0 0 0 0 4 35 60 0.00 0.333	3.0 10 0 0 0 2 1 0 0 0 0 0 28 45 0.00 0.333	2.0 8 1 1 1 2 1 0 0 0 0 1 0 18 36 4.50 1.000	0.1 4 1 2 2 1 2 0 0 0 0 0 1 7 18 54.00 9.000	1.2 7 3 0 0 1 0 0 0 0 0 0 21 33 0.00 1.800																	

Batter	1	2	3	4	5	6	7	8	9	AB	R	H	RBI	BB	SO	LOB	TOP		
2 Alcides Escobar, R OBP: 0.308, SLG: 0.358	G1-3			G5-3		F9			F9	4	0	0	0	0	0	0			
8 Mike Moustakas, L OBP: 0.355, SLG: 0.482	G3			G5-3		G5-3			G5-3	4	0	2	0	0	0	0			
6 Lorenzo Cain, R OBP: 0.347, SLG: 0.416	K			L7					F9	4	0	0	0	0	1	2			
35 Eric Hosmer, L OBP: 0.378, SLG: 0.511		K		G5-3		G6-3			K	4	0	0	0	0	2	3			
25 Kendrys Morales, S OBP: 0.311, SLG: 0.489		K		F8					F9	4	0	1	0	0	1	2			
4 Alex Gordon, L OBP: 0.369, SLG: 0.441	F7			F7		L4				3	0	0	0	0	0	1			
13 Salvador Perez, R OBP: 0.309, SLG: 0.449			K	K					K	3	0	0	0	0	3	0			
14 Omar Infante, R OBP: 0.255, SLG: 0.350		G4-3		F9					K	3	0	0	0	0	1	0			
16 Paulo Orlando, R OBP: 0.284, SLG: 0.394		G4-3				HR			K	3	1	1	1	0	1	0			
Inning Stats	R: 0 H: 0 E: 0 K: 1 S: 12	WLS: 0 BF: 0 LOB: 0 BB: 0 P: 15	R: 0 H: 0 E: 0 K: 2 S: 8	WLS: 0 BF: 0 LOB: 0 BB: 0 P: 9	R: 0 H: 0 E: 0 K: 1 S: 12	WLS: 0 BF: 0 LOB: 0 BB: 0 P: 14	R: 0 H: 1 E: 0 K: 0 S: 8	WLS: 1 BF: 1 LOB: 1 BB: 0 P: 16	R: 0 H: 0 E: 0 K: 1 S: 10	WLS: 0 BF: 0 LOB: 0 BB: 0 P: 11	R: 0 H: 0 E: 0 K: 3 S: 10	WLS: 0 BF: 0 LOB: 0 BB: 0 P: 14	R: 0 H: 1 E: 1 K: 1 S: 13	WLS: 1 BF: 2 LOB: 2 BB: 0 P: 18	1B: 3 2B: 0 3B: 0 HR: 1	SF: 0 SAC: 0 DP: 0 HBP: 0	WP: 0 PB: 0 SB: 0 CS: 0	PA: 32	
PITCHER	IP	WLS	BF	H	R	ER	SO	BB	IBB	HBP	BLK	WP	HR	S	P	ERA	WHIP		
43 Adam Warren, R ERA: 3.91	6.1	W	21	2	1	1	5	0	0	0	0	0	1	62	88	1.42	0.316		
41 Justin Wilson, L ERA: 5.52	0.2		3	1	0	0	0	0	0	0	0	0	0	5	8	0.00	1.500		
68 Dellin Betances, R ERA: 0.89	1.0		3	0	0	0	3	0	0	0	0	0	0	10	14	0.00	0.000		
48 Andrew Miller, L ERA: 0.89	1.0		5	1	0	0	1	0	0	0	0	0	0	13	18	0.00	1.000		

Kansas City Royals @ New York Yankees
 Yankee Stadium, Bronx, NY
 Tue May 26 2015, 7:10 PM - 9:40 PM EDT
 Att: 33,414 - Partly Cloudy - 77 F

AB	32
R	1
H	4
RBI	1
BB	0
SO	9
LOB	8



Batter	1	2	3	4	5	6	7	8	9	AB	R	H	RBI	BB	SO	LOB	BOTTOM			
11 Brett Gardner, L OBP: 0.361, SLG: 0.429	K		E4 13 1B		F7					3	0	0	0	1	1	0				
24 Chris Young, R OBP: 0.292, SLG: 0.476	K		K		13 E	1B			K	4	1	1	0	0	3	2				
13 Alex Rodriguez, R OBP: 0.371, SLG: 0.547	25 HR	BB			25 E	1B			L7	3	2	2	0	1	0	1				
25 Mark Teixeira, S OBP: 0.365, SLG: 0.588	1H	HR	P4		E8 12 SF7	2B			L6	4	2	2	4	0	0	3				
12 Chase Headley, S OBP: 0.307, SLG: 0.411	K			G5-3	SF7				BB	2	0	0	1	1	1	0				
36 Carlos Beltrán, S OBP: 0.288, SLG: 0.396	F8			G5-3	F8				L7	3	0	1	0	0	0	0				
55 Slade Heathcott, L OBP: 0.385, SLG: 0.692				66 1B					L7	1	0	0	0	0	0	1				
14 Stephen Drew, L OBP: 0.244, SLG: 0.329	K			K					F7	4	0	0	0	0	2	2				
66 John Ryan Murphy, R OBP: 0.286, SLG: 0.361	G5-3								F9	4	0	1	0	0	1	1				
18 Didi Gregorius, L OBP: 0.282, SLG: 0.295			P2	G5-3					P6	3	0	0	0	0	0	2				
Inning Stats	R: 2 H: 1 E: 0 K: 3 S: 14	WLS: 1 BF: 18 LOB: 1 BB: 1 P: 23	R: 0 H: 0 E: 0 K: 1 S: 7	WLS: 0 BF: 10 LOB: 0 BB: 0 P: 10	R: 0 H: 1 E: 1 K: 1 S: 13	WLS: 1 BF: 19 LOB: 2 BB: 0 P: 19	R: 0 H: 2 E: 0 K: 1 S: 17	WLS: 2 BF: 24 LOB: 0 BB: 0 P: 24	R: 3 H: 3 E: 0 K: 0 S: 16	WLS: 3 BF: 23 LOB: 0 BB: 0 P: 23	R: 0 H: 0 E: 0 K: 1 S: 6	WLS: 0 BF: 9 LOB: 0 BB: 0 P: 9	R: 0 H: 0 E: 0 K: 1 S: 9	WLS: 0 BF: 20 LOB: 1 BB: 1 P: 20	R: 0 H: 0 E: 0 K: 0 S: 9	WLS: 0 BF: 15 LOB: 1 BB: 1 P: 15	1B: 5 2B: 1 3B: 0 HR: 1	SF: 1 SAC: 0 DP: 0 HBP: 0	WP: 0 PB: 0 SB: 0 CS: 0	PA: 35
PITCHER	IP	WLS	BF	H	R	ER	SO	BB	IBB	HBP	BLK	WP	HR	S	P	ERA	WHIP			
51 Jason Vargas, L ERA: 5.16	4.0	L	18	4	2	2	6	1	0	0	0	0	0	22	32	9.00	1.500			
49 Joe Blanton, R ERA: 3.95	2.0		9	3	3	2	1	0	0	0	0	0	0	9	20	0.00	1.000			
40 Kelvin Herrera, R ERA: 1.69	1.0		4	0	0	0	1	1	0	0	0	0	0	9	15	0.00	1.000			
17 Wade Davis, R ERA: 0.89	1.0		4	0	0	0	0	1	0	0	0	0	0	9	15	0.00	1.000			

Kansas City Royals @ New York Yankees
 Yankee Stadium, Bronx, NY
 Tue May 26 2015, 7:10 PM - 9:40 PM EDT
 Att: 33,414 - Partly Cloudy - 77 F

AB	31
R	5
H	7
RBI	5
BB	3
SO	8
LOB	12



Batter	1	2	3	4	5	6	7	8	9	AB	R	H	RBI	BB	SO	LOB	TOP										
2 Alcides Escobar, R OBP: 0.317, SLG: 0.366	G5-3		K SL 86		1-2 WP		1-0		L6	5	0	3	0	0	0	0											
8 Mike Moustakas, L OBP: 0.382, SLG: 0.494	HR		1B		1-3		1-2		L9	4	1	1	1	0	2	4											
6 Lorenzo Cain, R OBP: 0.344, SLG: 0.409	F7				2-2		0-3			3	1	0	0	1	1	2											
35 Eric Hosmer, L OBP: 0.375, SLG: 0.506	G5-3				2-0		2-5 FC4-5			4	0	1	0	0	1	1											
25 Kendrys Morales, S OBP: 0.364, SLG: 0.489	G4-3		FC4-5		2-2		0-1		BB	4	0	2	0	0	0	1											
4 Alex Gordon, L OBP: 0.366, SLG: 0.432	K		BB		4-2		1-0		F8	3	0	0	0	1	2	2											
13 Salvador Perez, R OBP: 0.301, SLG: 0.438	P3		L8		1-1		1-2		K	4	0	0	0	0	2	4											
14 Omar Infante, R OBP: 0.248, SLG: 0.340	F8		F8		0-1		1-3		G6-3	4	0	0	0	0	1	0											
16 Paulo Orlando, R OBP: 0.283, SLG: 0.398	K		2B		2-1		1-2		G4-3	4	0	1	0	0	2	0											
Inning Stats	R: 1 H: 1 E: 0 K: 0 S: 9	H: 1 LOB: 0 BB: 0 P: 12	R: 0 H: 0 E: 0 K: 1 S: 6	H: 0 LOB: 0 BB: 0 P: 9	R: 0 H: 1 E: 0 K: 2 S: 15	H: 1 LOB: 1 BB: 0 P: 21	R: 0 H: 1 E: 0 K: 0 S: 12	H: 1 LOB: 2 BB: 0 P: 23	R: 0 H: 2 E: 0 K: 2 S: 14	H: 1 LOB: 1 BB: 0 P: 15	R: 0 H: 1 E: 0 K: 2 S: 10	H: 1 LOB: 1 BB: 0 P: 14	R: 1 H: 1 E: 1 K: 3 S: 15	H: 1 LOB: 1 BB: 0 P: 26	R: 0 H: 0 E: 0 K: 0 S: 6	H: 0 LOB: 0 BB: 0 P: 7	1B: 6 2B: 1 3B: 0 HR: 1	SF: 0 SAC: 0 DP: 0 HBP: 0	WP: 1 PB: 0 SB: 1 CS: 0	PA: 37							
PITCHER	IP	WLS	BF	H	R	ER	SO	BB	IBB	HBP	BLK	WP	HR	S	P	ERA	WHIP										
35 Michael Pineda, R ERA: 3.36	6.2	W	27	6	1	1	8	1	0	0	0	1	1	72	106	1.35	1.050										
29 David Carpenter, R ERA: 5.19	0.0		1	1	0	0	0	0	0	0	0	0	0	1	2	∞	∞										
41 Justin Wilson, L ERA: 5.4	0.1	H	1	0	0	0	0	0	0	0	0	0	0	3	4	0.00	0.000										
68 Dellin Betances, R ERA: 0.84	1.0	H	5	1	1	0	3	1	0	0	0	0	0	15	26	0.00	2.000										
48 Andrew Miller, L ERA: 0.84	1.0	S	3	0	0	0	0	0	0	0	0	0	0	6	7	0.00	0.000										

Kansas City Royals @ New York Yankees
Yankee Stadium, Bronx, NY
Wed May 27 2015, 1:09 PM - 3:51 PM EDT
Att: 32,734 - Cloudy - 77 F

AB	35
R	2
H	8
RBI	1
BB	2
SO	11
LOB	14



Batter	1	2	3	4	5	6	7	8	9	AB	R	H	RBI	BB	SO	LOB	BOTTOM										
11 Brett Gardner, L OBP: 0.359, SLG: 0.430	F8		13 HR		F7		G4-3			4	1	1	0	0	0	0											
12 Chase Headley, S OBP: 0.311, SLG: 0.416	G6-3		13 HR		G4-3		K			3	1	1	0	1	1	0											
13 Alex Rodriguez, R OBP: 0.374, SLG: 0.566	G6-3		HR		K		34 BB			4	1	2	3	0	1	1											
25 Mark Teixeira, S OBP: 0.362, SLG: 0.579	F9		K		K		34 BB			4	0	1	0	0	2	1											
34 Brian McCann, L OBP: 0.310, SLG: 0.428	HR		BB		K		BB			2	1	1	1	2	1	0											
36 Carlos Beltrán, S OBP: 0.276, SLG: 0.401	1B		K		K		F7			3	0	2	0	0	1	1											
24 Chris Young, R OBP: 0.289, SLG: 0.472	1B		K		55 1B		F7			1	0	0	0	0	0	3											
14 Stephen Drew, L OBP: 0.238, SLG: 0.319	L7		F7		F7		K			4	0	0	0	0	1	3											
55 Slade Heathcott, L OBP: 0.353, SLG: 0.588	K		P5		P5		G4-3			4	0	1	0	0	1	1											
18 Didi Gregorius, L OBP: 0.274, SLG: 0.286	F7		L7		L7		G4-3			4	0	0	0	0	1	3											
Inning Stats	R: 0 H: 1 E: 0 K: 0 S: 8	H: 2 LOB: 1 BB: 0 P: 14	R: 1 H: 2 E: 0 K: 1 S: 12	H: 2 LOB: 1 BB: 0 P: 17	R: 3 H: 2 E: 0 K: 2 S: 14	H: 2 LOB: 1 BB: 2 P: 31	R: 0 H: 0 E: 0 K: 0 S: 7	H: 0 LOB: 0 BB: 0 P: 12	R: 0 H: 2 E: 0 K: 2 S: 11	H: 2 LOB: 2 BB: 0 P: 18	R: 0 H: 2 E: 0 K: 1 S: 10	H: 2 LOB: 3 BB: 1 P: 20	R: 0 H: 0 E: 0 K: 1 S: 9	H: 0 LOB: 0 BB: 0 P: 15	R: 0 H: 0 E: 0 K: 1 S: 9	H: 0 LOB: 0 BB: 0 P: 15	1B: 5 2B: 2 3B: 0 HR: 2	SF: 0 SAC: 0 DP: 0 HBP: 0	WP: 0 PB: 0 SB: 0 CS: 0	PA: 36							
PITCHER	IP	WLS	BF	H	R	ER	SO	BB	IBB	HBP	BLK	WP	HR	S	P	ERA	WHIP										
32 Chris Young, R ERA: 1.55	6.0	L	27	7	4	4	7	2	0	0	0	0	2	59	101	6.00	1.500										
46 Ryan Madson, R ERA: 1.66	1.0		6	2	0	0	1	1	0	0	0	0	0	10	20	0.00	3.000										
47 Franklin Morales, L ERA: 3.54	1.0		3	0	0	0	1	0	0	0	0	0	0	9	15	0.00	0.000										

Kansas City Royals @ New York Yankees
Yankee Stadium, Bronx, NY
Wed May 27 2015, 1:09 PM - 3:51 PM EDT
Att: 32,734 - Cloudy - 77 F

AB	33
R	4
H	9
RBI	4
BB	3
SO	9
LOB	13



Batter	1	2	3	4	5	6	7	8	9	AB	R	H	RBI	BB	SO	LOB	TOP								
2 Alcides Escobar, R OBP: 0.320, SLG: 0.386										5	1	2	2	0	1	2	Kansas City Royals @ Chicago Cubs Wrigley Field, Chicago, IL Fri May 29 2015, 3:07 PM - 6:15 PM CDT Att: 34,273 - Cloudy - 77 F								
8 Mike Moustakas, L OBP: 0.377, SLG: 0.483										4	1	0	0	1	1	1									
6 Lorenzo Cain, R OBP: 0.357, SLG: 0.423										4	2	3	1	1	1	0									
35 Eric Hosmer, L OBP: 0.376, SLG: 0.505										4	1	1	1	1	0	2									
13 Salvador Perez, R OBP: 0.300, SLG: 0.452										4	1	1	1	0	2	3									
4 Alex Gordon, L OBP: 0.384, SLG: 0.447										4	1	1	1	0	1	2									
14 Omar Infante, R OBP: 0.248, SLG: 0.338										4	0	1	0	0	0	0									
16 Paulo Orlando, R OBP: 0.274, SLG: 0.384										4	0	0	0	0	1	2									
36 Edinson Volquez, R ERA: 4.09										2	0	0	0	0	1	0									
46 Ryan Madson, L ERA: 1.93										0	0	0	0	0	0	0									
25 Kendrys Morales, S ERA: 1.17										1	1	1	0	0	0	0									
1 Jarrod Dyson, L ERA: 3.55										0	0	0	0	0	0	0									
56 Greg Holland, R ERA: 3.55										0	0	0	0	0	0	0									
Inning Stats	R: 1 E: 0 K: 0 S: 7	H: 2 LOB: 0 BB: 0 P: 9	R: 1 E: 0 K: 0 S: 10	H: 1 LOB: 0 BB: 0 P: 14	R: 0 E: 0 K: 1 S: 7	H: 0 LOB: 0 BB: 0 P: 8	R: 1 E: 0 K: 1 S: 11	H: 1 LOB: 0 BB: 0 P: 20	R: 0 E: 0 K: 1 S: 7	H: 0 LOB: 0 BB: 0 P: 11	R: 1 E: 0 K: 2 S: 12	H: 2 LOB: 1 BB: 0 P: 15	R: 0 E: 0 K: 0 S: 11	H: 2 LOB: 2 BB: 0 P: 16	R: 3 E: 1 K: 3 S: 18	H: 1 LOB: 1 BB: 2 P: 36	R: 1 E: 1 K: 0 S: 13	H: 2 LOB: 1 BB: 1 P: 19	1B: 6 2B: 2 3B: 0 HR: 3	SF: 0 SAC: 0 DP: 2 HBP: 0	WP: 0 PB: 0 SB: 1 CS: 0	PA: 40			
PITCHER	IP	WLS	BF	H	R	ER	SO	BB	IBB	HBP	BLK	WP	HR	S	P	ERA	WHIP								
49 Jake Arrieta, R ERA: 3.18	7.0		28	8	4	4	5	0	0	0	0	0	3	65	93	5.14	1.143								
46 Pedro Strop, R ERA: 4.09	0.1	L	4	1	3	1	1	1	1	0	0	0	0	9	21	27.00	6.000								
40 James Russell, L ERA: 1.93	0.1		1	0	0	0	1	0	0	0	0	0	0	3	6	0.00	0.000								
52 Justin Grimm, R ERA: 1.17	0.1		2	0	0	0	1	0	0	0	0	0	0	6	9	0.00	0.000								
36 Edwin Jackson, R ERA: 3.55	1.0		5	2	1	0	0	1	0	0	0	0	0	13	19	0.00	3.000								

Batter	1	2	3	4	5	6	7	8	9	AB	R	H	RBI	BB	SO	LOB	BOTTOM								
24 Dexter Fowler, S OBP: 0.328, SLG: 0.413										5	0	0	0	0	2	1	Kansas City Royals @ Chicago Cubs Wrigley Field, Chicago, IL Fri May 29 2015, 3:07 PM - 6:15 PM CDT Att: 34,273 - Cloudy - 77 F								
17 Kris Bryant, R OBP: 0.395, SLG: 0.486										4	0	2	1	0	2	0									
44 Anthony Rizzo, L OBP: 0.440, SLG: 0.565										3	0	1	0	1	2	1									
13 Starlin Castro, R OBP: 0.297, SLG: 0.337										4	1	1	0	0	1	3									
47 Miguel Montero, L OBP: 0.378, SLG: 0.432										4	0	1	0	0	2	2									
68 Jorge Soler, R OBP: 0.335, SLG: 0.420										4	1	1	2	0	2	2									
21 Junior Lake, R OBP: 0.281, SLG: 0.300										3	0	0	0	1	1	1									
49 Jake Arrieta, R ERA: 2.95										2	0	0	0	0	2	2									
8 Chris Coghlan, L ERA: 1.64										1	0	0	0	0	0	0									
46 Pedro Strop, R ERA: 2.12										0	0	0	0	0	0	0									
40 Kelvin Herrera, R ERA: 2.12										0	0	0	0	0	0	0									
17 Wade Davis, R ERA: 2.38										0	0	0	0	0	0	0									
56 Greg Holland, R ERA: 2.38										1	0	0	0	0	0	0									
Inning Stats	R: 0 E: 0 K: 2 S: 12	H: 0 LOB: 0 BB: 0 P: 15	R: 0 E: 0 K: 1 S: 13	H: 1 LOB: 1 BB: 0 P: 20	R: 1 E: 0 K: 2 S: 15	H: 2 LOB: 1 BB: 0 P: 20	R: 0 E: 0 K: 2 S: 14	H: 1 LOB: 2 BB: 1 P: 24	R: 0 E: 0 K: 2 S: 9	H: 0 LOB: 0 BB: 0 P: 12	R: 2 E: 0 K: 0 S: 11	H: 2 LOB: 0 BB: 0 P: 20	R: 1 E: 0 K: 1 S: 9	H: 2 LOB: 1 BB: 1 P: 16	R: 0 E: 0 K: 3 S: 9	H: 0 LOB: 0 BB: 0 P: 13	R: 0 E: 0 K: 2 S: 9	H: 0 LOB: 0 BB: 0 P: 10	1B: 4 2B: 2 3B: 0 HR: 2	SF: 0 SAC: 0 DP: 0 HBP: 0	WP: 0 PB: 0 SB: 0 CS: 0	PA: 37			
PITCHER	IP	WLS	BF	H	R	ER	SO	BB	IBB	HBP	BLK	WP	HR	S	P	ERA	WHIP								
36 Edinson Volquez, R ERA: 2.95	5.2		24	6	3	3	9	1	0	0	0	0	1	72	109	4.76	1.235								
46 Ryan Madson, R ERA: 1.64	0.1	H	1	0	0	0	0	0	0	0	0	0	0	2	2	0.00	0.000								
40 Kelvin Herrera, R ERA: 2.12	1.0	W	6	2	1	1	1	1	0	0	0	0	1	9	16	9.00	3.000								
17 Wade Davis, R ERA: 2.38	1.0	H	3	0	0	0	3	0	0	0	0	0	0	9	13	0.00	0.000								
56 Greg Holland, R ERA: 2.38	1.0		3	0	0	0	2	0	0	0	0	0	0	9	10	0.00	0.000								

AB	37
R	8
H	11
RBI	6
BB	3
SO	8
LOB	12



AB	35
R	4
H	8
RBI	4
BB	2
SO	15
LOB	12



Batter	1	2	3	4	5	6	7	8	9	10	11	AB	R	H	RBI	BB	SO	LOB	TOP							
2 Alcides Escobar, R OBP: 0.310, SLG: 0.374	L9		K			F8		F8		F9		5	0	0	0	0	1	2								
14 Omar Infante, R OBP: 0.241, SLG: 0.327	P6		G5-3			G5-3		K		K		5	0	0	0	0	1	1								
6 Lorenzo Cain, R OBP: 0.353, SLG: 0.413	K			G4-3		G4-3	25 BB 4 1B	K		K		4	1	0	0	1	2	0								
25 Kendrys Morales, S OBP: 0.368, SLG: 0.484	G6-3			K		K	4 1B BB	K		K		3	0	0	0	2	2	0								
4 Alex Gordon, L OBP: 0.376, SLG: 0.461	G3-1			BB		BB	1B	L5		L5		4	0	3	1	1	0	0								
13 Salvador Perez, R OBP: 0.291, SLG: 0.439	G3-1			F8		F8		G4-3		G4-3		5	0	0	0	0	2	6								
15 Alex Rios, R OBP: 0.303, SLG: 0.406	L7			G4-3		G4-3		F9		G6-3		4	0	0	0	0	0	1								
24 Christian Colón, R OBP: 0.348, SLG: 0.333												3	0	1	0	0	1	0								
8 Mike Moustakas, L OBP: 0.375, SLG: 0.480						P6		K		G6-3		1	0	0	0	0	0	0								
30 Yordano Ventura, R OBP: 0.377, SLG: 0.425												3	0	0	0	0	2	1								
40 Kelvin Herrera, R OBP: 0.254, SLG: 0.281												0	0	0	0	0	0	0								
17 Wade Davis, R ERA: 2.0												0	0	0	0	0	0	0								
35 Eric Hosmer, L OBP: 0.374, SLG: 0.526												0	0	0	0	1	0	0								
46 Ryan Madson, R ERA: 1.96												0	0	0	0	0	0	0								
54 Jason Frisor, R ERA: 0.59												0	0	0	0	0	0	0								
Inning Stats	R: 0 E: 0 K: 1 S: 9	H: 0 LOB: 0 BB: 0 P: 12	R: 0 E: 0 K: 0 S: 15	H: 1 LOB: 1 BB: 0 P: 24	R: 0 E: 0 K: 2 S: 14	H: 1 LOB: 0 BB: 0 P: 19	R: 0 E: 0 K: 1 S: 10	H: 0 LOB: 1 BB: 1 P: 16	R: 0 E: 0 K: 0 S: 9	H: 0 LOB: 0 BB: 0 P: 10	R: 1 E: 0 K: 1 S: 14	H: 1 LOB: 2 BB: 2 P: 26	R: 0 E: 0 K: 2 S: 7	H: 0 LOB: 0 BB: 0 P: 7	R: 0 E: 0 K: 2 S: 8	H: 0 LOB: 0 BB: 0 P: 9	R: 0 E: 0 K: 1 S: 8	H: 0 LOB: 1 BB: 1 P: 13	R: 0 E: 0 K: 0 S: 13	H: 0 LOB: 1 BB: 1 P: 21	R: 0 E: 0 K: 1 S: 20	H: 1 LOB: 2 BB: 1 P: 35	1B: 3 2B: 1 3B: 0 HR: 0	SF: 0 SAC: 0 DP: 0 HBP: 0	WP: 0 PB: 0 SB: 0 CS: 0	PA: 42
PITCHER	18 Tsuyoshi Wada, L ERA: 2.3	IP: 5.2 WLS: 2 BF: 21	H: 2 R: 1 ER: 0 SO: 4	BB: 2 IBB: 0 HBP: 0 BLK: 0	WP: 0 HR: 0 S: 6 P: 96	ERA: 1.59 WHIP: 0.706	40 James Russell, L ERA: 1.86	IP: 0.1 WLS: 0 BF: 2	H: 0 R: 0 ER: 0 SO: 0	BB: 1 IBB: 0 HBP: 0 BLK: 0	WP: 0 HR: 0 S: 14 P: 25	ERA: 0.00 WHIP: 1.000	30 Jason Motte, R ERA: 4.05	IP: 1.0 WLS: 4 BF: 4	H: 0 R: 0 ER: 0 SO: 0	BB: 0 IBB: 0 HBP: 0 BLK: 0	WP: 0 HR: 0 S: 15 P: 25	ERA: 0.00 WHIP: 0.000	59 Zac Rosscup, L ERA: 4.0	IP: 0.1 WLS: 2 BF: 1	H: 0 R: 0 ER: 0 SO: 1	BB: 0 IBB: 0 HBP: 0 BLK: 0	WP: 0 HR: 0 S: 7 P: 13	ERA: 0.00 WHIP: 3.000		

Kansas City Royals @ Chicago Cubs
Wrigley Field, Chicago, IL
Sun May 31 2015, 1:22 PM - 5:02 PM CDT
Att: 37,766 - Cloudy - 47 F

livebaseballscores.com

AB 37
R 1
H 4
RBI 1
BB 5
SO 11
LOB 11



Batter	1	2	3	4	5	6	7	8	9	10	11	AB	R	H	RBI	BB	SO	LOB	BOTTOM											
24 Dexter Fowler, S OBP: 0.325, SLG: 0.404	K		F9			K		K				4	0	0	0	1	3	0												
17 Kris Bryant, R OBP: 0.395, SLG: 0.479	44 FC3-6 1B		K			P4		K				4	1	1	0	1	2	0												
44 Anthony Rizzo, L OBP: 0.439, SLG: 0.572	FC3-6 13 FC6-4		G4-3			G4-3						5	0	2	0	0	0	1												
13 Starlin Castro, R OBP: 0.300, SLG: 0.332	FC6-4		G6-3			F7						3	0	0	0	2	0	1												
47 Miguel Montero, L OBP: 0.377, SLG: 0.425			G3-1									2	0	0	0	1	1	0												
19 Jonathan Herrera, S OBP: 0.254, SLG: 0.281												0	1	0	0	0	0	0												
3 David Ross, R OBP: 0.319, SLG: 0.282												2	0	1	1	0	0	2												
68 Jorge Soler, R OBP: 0.328, SLG: 0.411												4	0	0	0	0	3	3												
30 Jason Motte, R ERA: 4.05												0	0	0	0	0	0	0												
59 Zac Rosscup, R ERA: 4.0												0	0	0	0	0	0	0												
8 Chris Coghlan, L OBP: 0.294, SLG: 0.439												4	0	3	1	0	0	0												
18 Tsuyoshi Wada, L OBP: 0.377, SLG: 0.425												2	0	0	0	0	0	2												
37 Travis Wood, R ERA: 2.0												0	0	0	0	0	0	0												
52 Justin Grimm, R ERA: 1.0												0	0	0	0	0	0	0												
46 Pedro Strop, R ERA: 3.91												1	0	0	0	0	0	0												
21 Junor Lake, R OBP: 0.223, SLG: 0.296												0	0	0	0	0	0	0												
56 Hector Rondón, R ERA: 3.22												0	0	0	0	0	0	0												
40 James Russell, L ERA: 1.86												0	0	0	0	0	0	0												
29 Mike Baxter, L ERA: 0.59												1	0	0	0	0	0	0												
22 Addison Russell, R OBP: 0.296, SLG: 0.441												4	0	0	0	0	1	1												
Inning Stats	R: 0 E: 0 K: 1 S: 10	H: 1 LOB: 1 BB: 0 P: 13	R: 0 E: 0 K: 0 S: 12	H: 1 LOB: 1 BB: 0 P: 16	R: 0 E: 0 K: 1 S: 6	H: 0 LOB: 0 BB: 0 P: 13	R: 0 E: 0 K: 1 S: 8	H: 0 LOB: 0 BB: 0 P: 12	R: 0 E: 0 K: 1 S: 11	H: 1 LOB: 1 BB: 1 P: 19	R: 0 E: 0 K: 1 S: 9	H: 0 LOB: 0 BB: 0 P: 14	R: 1 E: 0 K: 1 S: 11	H: 1 LOB: 2 BB: 1 P: 17	R: 0 E: 0 K: 1 S: 8	H: 0 LOB: 0 BB: 0 P: 11	R: 0 E: 0 K: 2 S: 12	H: 1 LOB: 2 BB: 1 P: 23	R: 0 E: 0 K: 1 S: 6	H: 0 LOB: 0 BB: 0 P: 9	R: 1 E: 0 K: 0 S: 8	H: 2 LOB: 3 BB: 3 P: 20	1B: 5 2B: 1 3B: 1 HR: 0	SF: 0 SAC: 0 DP: 0 HBP: 0	WP: 1 PB: 0 SB: 0 CS: 0	PA: 41				
PITCHER	30 Yordano Ventura, R ERA: 4.26	IP: 7.0 WLS: 1.0 BF: 25	H: 4 R: 0 ER: 1 SO: 6	BB: 1 IBB: 0 HBP: 0 BLK: 0	WP: 1 HR: 0 S: 67 P: 104	ERA: 1.29 WHIP: 0.714	PITCHER	IP: 0.1 WLS: 0 BF: 2	H: 0 R: 0 ER: 0 SO: 0	BB: 0 IBB: 0 HBP: 0 BLK: 0	WP: 0 HR: 0 S: 7 P: 13	ERA: 0.00 WHIP: 0.000	17 Wade Davis, R ERA: 2.0	IP: 1.0 WLS: 5 BF: 5	H: 1 R: 0 ER: 0 SO: 2	BB: 0 IBB: 0 HBP: 0 BLK: 0	WP: 0 HR: 0 S: 12 P: 23	ERA: 0.00 WHIP: 1.000	46 Ryan Madson, R ERA: 1.96	IP: 1.0 WLS: L BF: 5	H: 0 R: 1 ER: 1 SO: 1	BB: 2 IBB: 0 HBP: 0 BLK: 0	WP: 0 HR: 0 S: 11 P: 22	ERA: 9.00 WHIP: 2.000	54 Jason Frisor, R ERA: 0.59	IP: 0.1 WLS: 3 BF: 2	H: 0 R: 0 ER: 0 SO: 0	BB: 1 IBB: 0 HBP: 0 BLK: 0	WP: 0 HR: 0 S: 3 P: 7	ERA: 0.00 WHIP: 6.000

Kansas City Royals @ Chicago Cubs
Wrigley Field, Chicago, IL
Sun May 31 2015, 1:22 PM - 5:02 PM CDT
Att: 37,766 - Cloudy - 47 F

livebaseballscores.com

AB 36
R 2
H 7
RBI 2
BB 5
SO 10
LOB 10



Batter	1	2	3	4	5	6	7	8	9	AB	R	H	RBI	BB	SO	LOB	TOP					
22 Jason Kipnis, L (1,4) OBP: 0.404, SLG: 0.519	L7		G6-3			F7		FC4-6 23 1B		4	1	0	0	0	0	1	Cleveland Indians @ Kansas City Royals Kauffman Stadium, Kansas City, MO Tue Jun 02 2015, 7:13 PM - 10:26 PM CDT Att: 30,361 - Cloudy - 74 F					
41 Carlos Santana, S (1,3) OBP: 0.383, SLG: 0.389	F9			G3				BB		3	0	1	0	1	0	0						
23 Michael Brantley, L (1,7) OBP: 0.382, SLG: 0.471		BB		F9		F8		1B		3	0	1	1	1	0	1						
44 Brandon Moss, L (1,9) OBP: 0.319, SLG: 0.479	F9			HR				1B		4	1	3	1	0	0	1						
33 Nick Swisher, S (1,10) OBP: 0.275, SLG: 0.337	P5			F8			K	G3		4	0	0	0	0	1	4						
8 Lonnie Chisenhall, L (1,5) OBP: 0.250, SLG: 0.367	G3-1					K				4	0	1	0	0	2	1						
10 Yan Gomes, R (1,2) OBP: 0.174, SLG: 0.163	F8						K			4	0	0	0	0	1	2						
24 Michael Bourn, L (1,8) OBP: 0.320, SLG: 0.301			F9		L3			BB	G3-1	3	0	0	0	1	0	1						
11 José Ramírez, S (1,6) OBP: 0.252, SLG: 0.245						F7			F7	3	0	0	0	0	0	1						
7 David Murphy, L (9,PH) OBP: 0.360, SLG: 0.453								FC4-6 22 FC4-6		1	0	0	0	0	0	0		1				
4 Mike Aviles, R (9,6) OBP: 0.340, SLG: 0.425										0	0	0	0	0	0	0	0					
Inning Stats	R: 0 E: 0 K: 0 S: 14	H: 0 LOB: 1 BB: 1 P: 27	R: 0 E: 0 K: 0 S: 7	H: 0 LOB: 0 BB: 0 P: 13	R: 0 E: 0 K: 0 S: 8	H: 0 LOB: 0 BB: 0 P: 13	R: 1 E: 0 K: 0 S: 13	H: 1 LOB: 0 BB: 0 P: 20	R: 0 E: 0 K: 1 S: 10	H: 0 LOB: 0 BB: 0 P: 16	R: 0 E: 0 K: 0 S: 14	H: 1 LOB: 1 BB: 0 P: 22	R: 0 E: 0 K: 3 S: 10	H: 1 LOB: 1 BB: 0 P: 11	R: 1 E: 0 K: 0 S: 23	H: 2 LOB: 3 BB: 2 P: 38	R: 0 E: 0 K: 0 S: 10	H: 1 LOB: 1 BB: 0 P: 15	1B: 3 2B: 2 HR: 1	SF: 0 SAC: 0 DP: 0 HBP: 0	WP: 0 PB: 0 SB: 1 CS: 0	PA: 36
PITCHER	IP WLS BF H R ER SO BB IBB HBP BLK WP HR S P ERA WHIP																					
11 Jeremy Guthrie, R (1,1) ERA: 6.17	5.2	20	2	1	1	1	1	0	0	0	0	0	0	0	1	63	105	1.59	0.529			
47 Franklin Morales, L (6,1) ERA: 3.48	0.1	1	0	0	0	0	0	0	0	0	0	0	0	0	0	3	6	0.00	0.000			
40 Kelvin Herrera, R (7,1) ERA: 1.89	1.0	4	1	0	0	3	0	0	0	0	0	0	0	0	10	11	0.00	1.000				
17 Wade Davis, R (8,1) ERA: 0.39	1.0	L 7	2	1	1	0	2	0	0	0	0	0	0	0	23	38	9.00	4.000				
44 Luke Hochevar, R (9,1) ERA: 6.0	1.0	4	1	0	0	0	0	0	0	0	0	0	0	0	10	15	0.00	1.000				

Batter	1	2	3	4	5	6	7	8	9	AB	R	H	RBI	BB	SO	LOB	BOTTOM					
2 Alcides Escobar, R (1,6) OBP: 0.303, SLG: 0.365	K		G1-3	F7			G5-3			4	0	0	0	0	1	2	Cleveland Indians @ Kansas City Royals Kauffman Stadium, Kansas City, MO Tue Jun 02 2015, 7:13 PM - 10:26 PM CDT Att: 30,361 - Cloudy - 74 F					
8 Mike Moustakas, L (1,5) OBP: 0.372, SLG: 0.475	G3		G4-3 6 WP 35 1B			K		G4-3		4	1	1	0	0	1	0						
6 Lorenzo Cain, R (1,8) OBP: 0.351, SLG: 0.409		1B	G4-3		G5-3			K		4	0	1	0	0	1	1						
35 Eric Hosmer, L (1,3) OBP: 0.376, SLG: 0.500	K				G4-3			K		4	0	1	1	0	2	1						
25 Kendrys Morales, S (1,10) OBP: 0.365, SLG: 0.484		2B	K			F9			K	4	0	1	0	0	2	1						
4 Alex Gordon, L (1,7) OBP: 0.373, SLG: 0.452		BB				G5-3			K	3	0	0	0	1	2	0						
15 Alex Rios, R (1,9) OBP: 0.297, SLG: 0.371		K				P3			G5-3	3	0	0	0	1	1	2						
13 Salvador Perez, R (1,2) OBP: 0.292, SLG: 0.437										3	0	1	0	0	0	2						
9 Drew Butera, R (9,2) OBP: 0.182, SLG: 0.212	P3						P4			0	0	0	0	0	0	0						
14 Omar Infante, R (1,4) OBP: 0.236, SLG: 0.321							F7			3	0	0	0	0	2	4						
Inning Stats	R: 0 E: 0 K: 2 S: 12	H: 1 LOB: 1 BB: 0 P: 14	R: 0 E: 0 K: 2 S: 10	H: 1 LOB: 2 BB: 1 P: 17	R: 1 E: 0 K: 1 S: 10	H: 2 LOB: 1 BB: 0 P: 13	R: 0 E: 0 K: 2 S: 11	H: 1 LOB: 2 BB: 1 P: 18	R: 0 E: 0 K: 1 S: 13	H: 0 LOB: 0 BB: 0 P: 20	R: 0 E: 0 K: 0 S: 11	H: 0 LOB: 0 BB: 0 P: 14	R: 0 E: 0 K: 0 S: 6	H: 0 LOB: 0 BB: 0 P: 8	R: 0 E: 0 K: 2 S: 15	H: 0 LOB: 0 BB: 0 P: 22	R: 0 E: 0 K: 2 S: 7	H: 0 LOB: 0 BB: 0 P: 8	1B: 4 2B: 1 3B: 0 HR: 0	SF: 0 SAC: 0 DP: 0 HBP: 0	WP: 1 PB: 0 SB: 0 CS: 0	PA: 34
PITCHER	IP WLS BF H R ER SO BB IBB HBP BLK WP HR S P ERA WHIP																					
59 Carlos Carrasco, R (1,1) ERA: 3.99	7.0	W 28	5	1	1	8	2	0	0	0	0	0	0	0	0	73	104	1.29	1.000			
50 Nick Hagadone, L (8,1) ERA: 3.79	0.1	H 1	0	0	0	0	0	0	0	0	0	0	0	0	6	8	0.00	0.000				
27 Bryan Shaw, R (8,1) ERA: 2.6	0.1	H 1	0	0	0	1	0	0	0	0	0	0	0	3	9	0.00	0.000					
35 Marc Rzepczynski, L (8,1) ERA: 3.38	0.1	H 1	0	0	0	1	0	0	0	0	0	0	0	6	5	0.00	0.000					
37 Cody Allen, R (9,1) ERA: 5.01	1.0	S 3	0	0	0	2	0	0	0	0	0	0	0	7	8	0.00	0.000					

AB 33
R 2
H 6
RBI 2
BB 3
SO 4
LOB 13



AB 32
R 1
H 5
RBI 1
BB 2
SO 12
LOB 13



Batter	1	2	3	4	5	6	7	8	9	AB	R	H	RBI	BB	SO	LOB	TOP	
22 Jason Kipnis, L OBP: 0.402, SLG: 0.509 11 José Ramírez, S OBP: 0.252, SLG: 0.245	F7		41 2B 23 1B	41 S BB		F7		K		4	1	1	1	1	1	1	Cleveland Indians @ Kansas City Royals Kauffman Stadium, Kansas City, MO Thu Jun 04 2015, 7:12 PM - 9:48 PM CDT Att: 29,552 - Cloudy - 78 F	
41 Carlos Santana, S OBP: 0.383, SLG: 0.394	K		23 1B 7 2B	K						4	1	2	0	0	2	2		
23 Michael Brantley, L OBP: 0.394, SLG: 0.469	G1-3		7 2B			G3-1				3	2	1	1	1	0	2		
44 Brandon Moss, L OBP: 0.321, SLG: 0.494	F8		K			HR				3	1	1	2	1	1	2		
7 David Murphy, L OBP: 0.353, SLG: 0.450	L8		2B			G3-1				4	0	1	2	0	0	1		
8 Lonnie Chisenhall, L OBP: 0.250, SLG: 0.361			F8			L3				4	0	1	0	0	0	2		
4 Mike Aviles, R OBP: 0.333, SLG: 0.421	F9		24 SH5-3 2B			G6-3				4	0	1	0	0	0	2		
24 Michael Bourn, L OBP: 0.331, SLG: 0.321			55 G3 22 1B			G6-3				3	1	1	0	0	1	0		
55 Roberto Pérez, R OBP: 0.330, SLG: 0.359	G3		G3			41 1B				4	0	1	0	0	1	2		
Inning Stats	R: 0 E: 0 K: 1 S: 7	H: 0 LOB: 0 BB: 0 P: 11	R: 0 E: 0 K: 0 S: 13	H: 1 LOB: 1 BB: 0 P: 20	R: 4 E: 0 K: 1 S: 16	H: 5 LOB: 1 BB: 0 P: 26	R: 0 E: 0 K: 2 S: 10	H: 1 LOB: 2 BB: 1 P: 17	R: 2 E: 0 K: 0 S: 14	H: 1 LOB: 0 BB: 1 P: 20	R: 0 E: 0 K: 0 S: 11	H: 2 LOB: 2 BB: 0 P: 16	R: 0 E: 0 K: 0 S: 14	H: 0 LOB: 1 BB: 1 P: 26	R: 0 E: 0 K: 2 S: 8	H: 0 LOB: 0 BB: 0 P: 9		1B: 6 SF: 0 2B: 3 SAC: 1 3B: 0 DP: 0 HR: 1 HBP: 0
PITCHER	IP WLS BF H R ER SO BB IBB HBP BLK WP HR S P ERA WHIP																	
32 Chris Young, R ERA: 2.96	5.0 L 25 8 6 6 4 2 0 0 0 0 0 1 60 94 10.80 2.000																	
47 Franklin Morales, L ERA: 3.32	1.0 5 2 0 0 0 0 0 0 0 0 0 0 11 16 0.00 2.000																	
54 Jason Frasor, R ERA: 0.55	1.0 4 0 0 0 0 1 0 0 0 0 1 0 14 26 0.00 1.000																	
49 Joe Blanton, R ERA: 3.38	1.0 3 0 0 0 2 0 0 0 0 0 0 0 8 9 0.00 0.000																	

Batter	1	2	3	4	5	6	7	8	9	AB	R	H	RBI	BB	SO	LOB	BOTTOM	
2 Alcides Escobar, R OBP: 0.312, SLG: 0.374	F8 8 S BB		L8			K				3	0	1	0	1	1	2	Cleveland Indians @ Kansas City Royals Kauffman Stadium, Kansas City, MO Thu Jun 04 2015, 7:12 PM - 9:48 PM CDT Att: 29,552 - Cloudy - 78 F	
8 Mike Moustakas, L OBP: 0.373, SLG: 0.468	K		P6			K				3	0	0	0	1	2	2		
6 Lorenzo Cain, R OBP: 0.347, SLG: 0.424	F8		HR			G6-3				4	1	1	2	0	0	3		
35 Eric Hosmer, L OBP: 0.376, SLG: 0.497	K		25 1B BB			G4-3				3	0	0	0	1	2	1		
25 Kendrys Morales, S OBP: 0.363, SLG: 0.482	F8		1B			G3-1				3	0	1	0	0	0	0		
4 Alex Gordon, L OBP: 0.372, SLG: 0.441			G3			L8				2	0	0	0	1	0	2		
15 Alex Rios, R OBP: 0.302, SLG: 0.350	F7					G5-3				2	0	0	0	1	0	1		
13 Salvador Perez, R OBP: 0.287, SLG: 0.429	K2-3		F8			F8				3	0	0	0	0	1	2		
14 Omar Infante, R OBP: 0.234, SLG: 0.315			6 HR 1B			F7				3	1	1	0	0	0	1		
Inning Stats	R: 0 E: 0 K: 2 S: 10	H: 0 LOB: 1 BB: 1 P: 19	R: 0 E: 0 K: 1 S: 8	H: 0 LOB: 1 BB: 1 P: 15	R: 2 E: 0 K: 0 S: 10	H: 3 LOB: 2 BB: 1 P: 18	R: 0 E: 0 K: 1 S: 11	H: 0 LOB: 1 BB: 1 P: 18	R: 0 E: 0 K: 0 S: 8	H: 0 LOB: 0 BB: 0 P: 10	R: 0 E: 0 K: 0 S: 9	H: 0 LOB: 0 BB: 0 P: 14	R: 0 E: 0 K: 0 S: 12	H: 1 LOB: 2 BB: 1 P: 18	R: 0 E: 0 K: 1 S: 5	H: 0 LOB: 0 BB: 0 P: 8		1B: 3 SF: 0 2B: 0 SAC: 0 3B: 0 DP: 0 HR: 1 HBP: 0
PITCHER	IP WLS BF H R ER SO BB IBB HBP BLK WP HR S P ERA WHIP																	
47 Trevor Bauer, R ERA: 2.94	6.2 W 28 4 2 2 5 4 0 0 0 0 0 0 3 62 2.70 1.200																	
50 Nick Hagadone, L ERA: 3.79	0.0 1 0 0 0 0 1 0 0 0 0 0 0 3 7 " " " "																	
27 Bryan Shaw, R ERA: 2.55	0.1 H 1 0 0 0 0 0 0 0 0 0 0 0 3 3 0.00 0.000																	
35 Marc Rzepczynski, L ERA: 3.29	0.1 1 0 0 0 1 0 0 0 0 0 0 0 5 8 0.00 0.000																	

Batter	1	2	3	4	5	6	7	8	9	AB R H RBI BB SO LOB	TOP								
7 Delino DeShields, R OBP: 0.382, SLG: 0.404										4 1 1 0 0 1 1	Texas Rangers @ Kansas City Royals Kauffman Stadium, Kansas City, MO Fri Jun 05 2015, 7:13 PM - 9:52 PM CDT Att: 38,159 - Partly Cloudy - 81 F livebaseballscorecards.com								
17 Shin-Soo Choo, L OBP: 0.335, SLG: 0.432										5 0 0 1 0 1 1									
84 Prince Fielder, L OBP: 0.404, SLG: 0.543										4 0 0 0 0 2 1									
18 Mitch Moreland, L OBP: 0.359, SLG: 0.504										3 1 2 1 1 0 0									
13 Joey Gallo, L OBP: 0.389, SLG: 0.750										4 0 0 0 0 4 2									
1 Elvis Andrus, R OBP: 0.359, SLG: 0.321										3 1 2 0 1 0 0									
2 Leonys Martin, L OBP: 0.383, SLG: 0.349										3 1 1 0 1 0 3									
61 Robinson Chirinos, R OBP: 0.321, SLG: 0.445										4 0 1 2 0 1 4									
68 Hanser Alberto, R OBP: 0.286, SLG: 0.357										4 0 0 0 0 1 2									
Inning Stats	R: 1 H: 2 E: 0 K: 1 S: 10	H: 2 R: 0 ER: 0 LOB: 1 BB: 0 P: 15	R: 0 H: 0 E: 0 K: 1 S: 10	H: 0 R: 0 ER: 0 LOB: 1 BB: 1 P: 16	R: 0 H: 0 E: 0 K: 1 S: 11	H: 0 R: 0 ER: 0 LOB: 2 BB: 2 P: 18	R: 0 H: 0 E: 1 K: 1 S: 9	H: 0 R: 0 ER: 1 LOB: 1 BB: 0 P: 13	R: 3 H: 4 E: 0 K: 2 S: 16	H: 4 R: 0 ER: 0 LOB: 0 BB: 0 P: 29	R: 0 H: 0 E: 0 K: 1 S: 7	H: 1 R: 0 ER: 0 LOB: 1 BB: 0 P: 12	R: 0 H: 0 E: 0 K: 0 S: 7	H: 0 R: 0 ER: 0 LOB: 0 BB: 0 P: 10	1B: 5 2B: 0 3B: 1 HR: 1	SF: 0 SAC: 1 DP: 0 HBP: 0	WP: 0 PA: 38 PB: 0 SB: 4 CS: 0		
PITCHER	IP WLS BF H R ER SO BB IBB HBP BLK WP HR S P ERA WHIP	5.1 L 26 6 4 4 6 3 0 0 0 0 1 60 100 6.75 1.688	0.2 2 0 0 0 1 0 0 0 0 0 0 4 9 0.00 0.000	1.0 3 0 0 0 1 0 0 0 0 0 0 7 9 0.00 0.000	3.15 4 1 0 0 2 0 0 0 0 0 0 9 12 0.00 1.000	1.0 3 0 0 0 0 0 0 0 0 0 0 7 10 0.00 0.000													

Batter	1	2	3	4	5	6	7	8	9	AB R H RBI BB SO LOB	BOTTOM								
2 Alcides Escobar, R OBP: 0.305, SLG: 0.365										4 0 0 0 0 0 0	Texas Rangers @ Kansas City Royals Kauffman Stadium, Kansas City, MO Fri Jun 05 2015, 7:13 PM - 9:52 PM CDT Att: 38,159 - Partly Cloudy - 81 F livebaseballscorecards.com								
8 Mike Moustakas, L OBP: 0.370, SLG: 0.463									4 0 1 0 0 0 0										
6 Lorenzo Cain, R OBP: 0.345, SLG: 0.417									3 0 0 0 1 0 0										
35 Eric Hosmer, L OBP: 0.376, SLG: 0.495									3 0 1 0 0 2 1										
25 Kendrys Morales, S OBP: 0.362, SLG: 0.477										2 0 0 0 1 0 0									
4 Alex Gordon, L OBP: 0.386, SLG: 0.433										3 0 0 0 0 0 2									
15 Alex Rios, R OBP: 0.304, SLG: 0.349										3 0 1 0 0 0 0									
1 Jarrod Dyson, L OBP: 0.254, SLG: 0.297										0 0 0 0 0 0 0									
13 Salvador Perez, R OBP: 0.283, SLG: 0.422										3 0 0 0 0 0 1									
14 Omar Infante, R OBP: 0.230, SLG: 0.310										3 0 0 0 0 0 0									
Inning Stats	R: 0 H: 1 E: 0 K: 1 S: 9	H: 1 R: 0 ER: 0 LOB: 1 BB: 1 P: 19	R: 0 H: 0 E: 0 K: 0 S: 3	H: 0 R: 0 ER: 0 LOB: 0 BB: 0 P: 8	R: 0 H: 0 E: 0 K: 1 S: 17	H: 0 R: 0 ER: 0 LOB: 0 BB: 0 P: 22	R: 0 H: 1 E: 0 K: 0 S: 9	H: 0 R: 0 ER: 0 LOB: 1 BB: 0 P: 12	R: 0 H: 0 E: 0 K: 0 S: 6	H: 0 R: 0 ER: 0 LOB: 0 BB: 0 P: 14	R: 0 H: 1 E: 0 K: 0 S: 6	H: 0 R: 0 ER: 0 LOB: 1 BB: 1 P: 10	R: 0 H: 0 E: 0 K: 0 S: 6	H: 0 R: 0 ER: 0 LOB: 0 BB: 0 P: 9	R: 0 H: 0 E: 0 K: 0 S: 8	H: 0 R: 0 ER: 0 LOB: 0 BB: 0 P: 14	1B: 3 2B: 0 3B: 0 HR: 0	SF: 0 SAC: 0 DP: 1 HBP: 0	WP: 0 PA: 30 PB: 0 SB: 0 CS: 0
PITCHER	IP WLS BF H R ER SO BB IBB HBP BLK WP HR S P ERA WHIP	9.0 W 30 3 0 0 2 2 0 0 0 0 0 74 116 0.00 0.556																	

Texas Rangers @ Kansas City Royals
 Kauffman Stadium, Kansas City, MO
 Fri Jun 05 2015, 7:13 PM - 9:52 PM CDT
 Att: 38,159 - Partly Cloudy - 81 F
livebaseballscorecards.com



AB 34
 R 4
 H 7
 RBI 4
 BB 3
 SO 10
 LOB 14



Texas Rangers @ Kansas City Royals
 Kauffman Stadium, Kansas City, MO
 Fri Jun 05 2015, 7:13 PM - 9:52 PM CDT
 Att: 38,159 - Partly Cloudy - 81 F
livebaseballscorecards.com

AB 28
 R 0
 H 3
 RBI 0
 BB 2
 SO 2
 LOB 4



Batter	1	2	3	4	5	6	7	8	9	AB	R	H	RBI	BB	SO	LOB	TOP					
7 Delino DeShields, R OBP: 0.370, SLG: 0.390	G6-3	K		K		F8			SH5-3	4	0	0	0	0	2	4	Texas Rangers @ Kansas City Royals Kauffman Stadium, Kansas City, MO Sat Jun 06 2015, 1:11 PM - 4:02 PM CDT Att: 37,924 - Partly Cloudy - 78 F livebaseballscorecards.com AB 34 R 4 H 11 RBI 4 BB 4 SO 9 LOB 15 					
17 Shin-Soo Choo, L OBP: 0.336, SLG: 0.436	1B	2B		K			K		F8	5	1	2	2	0	2	1						
84 Prince Fielder, L OBP: 0.412, SLG: 0.545	1B	2B			G4-3				1B	3	1	2	0	2	0	0						
20 Jake Smolinski, R OBP: 0.282, SLG: 0.211	1B	IBB							IBB	0	0	0	0	0	0	0						
18 Mitch Moreland, L OBP: 0.367, SLG: 0.504	1B			K					BB	4	0	2	1	1	1	2						
13 Joey Gallo, L OBP: 0.348, SLG: 0.619	1B			K					F7	5	0	1	0	0	2	4						
1 Elvis Andrus, R OBP: 0.305, SLG: 0.318	SF9			BB					G6-3	2	0	0	1	1	0	0						
2 Leonys Martin, L OBP: 0.277, SLG: 0.341	F8			G3					F7	4	0	0	0	0	0	3						
3 Carlos Corporán, S			HBP						K	3	1	1	0	0	2	1						
68 Hanser Alberto, R OBP: 0.344, SLG: 0.438	2B			P4					1B	4	1	3	0	0	0	0						
Inning Stats	R: 2 E: 0 K: 0 S: 21	H: 4 LOB: 2 BB: 0 P: 35	R: 2 E: 1 K: 1 S: 14	H: 2 LOB: 1 BB: 1 P: 23	R: 0 E: 0 K: 2 S: 10	H: 0 LOB: 1 BB: 1 P: 20	R: 0 E: 0 K: 2 S: 8	H: 0 LOB: 0 BB: 0 P: 12	R: 0 E: 0 K: 1 S: 11	H: 2 LOB: 2 BB: 0 P: 16	R: 0 E: 0 K: 2 S: 14	H: 2 LOB: 1 BB: 0 P: 21	R: 0 E: 0 K: 1 S: 6	H: 0 LOB: 0 BB: 0 P: 11	R: 0 E: 0 K: 0 S: 7	H: 1 LOB: 3 BB: 2 P: 19	1B: 9 2B: 2 3B: 0 HR: 0	SF: 1 SAC: 1 DP: 1 HBP: 1	WP: 0 PB: 0 SB: 1 CS: 0	PA: 41		
PITCHER	IP WLS BF H R ER SO	IP WLS BF H R ER SO	IP WLS BF H R ER SO	IP WLS BF H R ER SO	IP WLS BF H R ER SO	IP WLS BF H R ER SO	IP WLS BF H R ER SO	IP WLS BF H R ER SO	IP WLS BF H R ER SO	IP WLS BF H R ER SO	IP WLS BF H R ER SO	IP WLS BF H R ER SO	IP WLS BF H R ER SO	IP WLS BF H R ER SO	IP WLS BF H R ER SO	IP WLS BF H R ER SO	ERA WHIP	ERA WHIP				
30 Yordano Ventura, R ERA: 4.62	3.0	L	17	6	4	4	3	1	1	1	0	0	0	0	0	0	0	45	78	12.00	2.333	
49 Joe Blanton, R ERA: 2.19	3.1		13	3	0	0	4	0	0	0	0	0	0	0	0	0	0	34	51	0.00	0.900	
47 Franklin Morales, L ERA: 3.05	0.2		1	0	0	0	1	0	0	0	0	0	0	0	0	0	0	7	11	0.00	1.500	
40 Kelvin Herrera, R ERA: 1.71	1.0		3	0	0	0	1	0	0	0	0	0	0	0	0	0	0	6	11	0.00	0.000	
54 Jason Frasor, R ERA: 0.52	1.0		6	1	0	0	0	1	1	0	0	0	0	0	0	0	0	7	19	0.00	2.000	
Inning Stats	R: 0 E: 0 K: 1 S: 8	H: 0 LOB: 0 BB: 0 P: 13	R: 0 E: 0 K: 0 S: 4	H: 0 LOB: 0 BB: 0 P: 7	R: 0 E: 0 K: 0 S: 14	H: 2 LOB: 1 BB: 0 P: 16	R: 0 E: 0 K: 1 S: 6	H: 0 LOB: 0 BB: 0 P: 10	R: 0 E: 0 K: 1 S: 12	H: 1 LOB: 1 BB: 0 P: 17	R: 1 E: 0 K: 0 S: 12	H: 3 LOB: 2 BB: 0 P: 20	R: 0 E: 1 K: 1 S: 9	H: 0 LOB: 1 BB: 0 P: 14	R: 0 E: 1 K: 0 S: 12	H: 1 LOB: 2 BB: 0 P: 19	R: 1 E: 0 K: 1 S: 14	H: 2 LOB: 1 BB: 0 P: 19	1B: 6 2B: 2 3B: 0 HR: 1	SF: 0 SAC: 0 DP: 1 HBP: 0	WP: 0 PB: 0 SB: 1 CS: 0	PA: 37
PITCHER	IP WLS BF H R ER SO	IP WLS BF H R ER SO	IP WLS BF H R ER SO	IP WLS BF H R ER SO	IP WLS BF H R ER SO	IP WLS BF H R ER SO	IP WLS BF H R ER SO	IP WLS BF H R ER SO	IP WLS BF H R ER SO	IP WLS BF H R ER SO	IP WLS BF H R ER SO	IP WLS BF H R ER SO	IP WLS BF H R ER SO	IP WLS BF H R ER SO	IP WLS BF H R ER SO	IP WLS BF H R ER SO	ERA WHIP	ERA WHIP				
51 Wandy Rodriguez, L ERA: 3.25	7.0	W	27	6	1	1	4	0	0	0	0	0	0	0	0	0	0	65	97	1.29	0.857	
52 Tanner Scheppers, R ERA: 5.52	0.2	H	4	1	0	0	0	0	0	0	0	0	0	0	0	0	0	10	17	0.00	1.500	
71 Sam Freeman, L ERA: 5.4	0.1	H	1	0	0	0	0	0	0	0	0	0	0	0	0	0	0	2	2	0.00	0.000	
37 Shawn Tolleson, R ERA: 2.73	1.0	S	5	2	1	1	1	0	0	0	0	0	0	0	0	0	0	1	14	9.00	2.000	
Batter	1	2	3	4	5	6	7	8	9	AB	R	H	RBI	BB	SO	LOB	BOTTOM					
2 Alcides Escobar, R OBP: 0.297, SLG: 0.355	K		G5-3			G4-3			F8	5	0	0	0	0	2	3	Texas Rangers @ Kansas City Royals Kauffman Stadium, Kansas City, MO Sat Jun 06 2015, 1:11 PM - 4:02 PM CDT Att: 37,924 - Partly Cloudy - 78 F livebaseballscorecards.com AB 37 R 2 H 9 RBI 2 BB 0 SO 5 LOB 12 					
8 Mike Moustakas, L OBP: 0.365, SLG: 0.459	G1-3			G4-3		1B			G4-3	4	0	1	1	0	0	0						
6 Lorenzo Cain, R OBP: 0.338, SLG: 0.408	F7			K		F8			E6	4	0	0	0	0	1	1						
35 Eric Hosmer, L OBP: 0.378, SLG: 0.495		F8		G4-3					1B	4	0	2	0	0	0	0						
25 Kendrys Morales, S OBP: 0.356, SLG: 0.468			G5-3			K			G6-3	4	0	0	0	0	1	4						
4 Alex Gordon, L OBP: 0.364, SLG: 0.435				P5					K	4	0	1	0	0	1	0						
13 Salvador Perez, R OBP: 0.287, SLG: 0.440				L5					F8	4	1	2	1	0	0	1						
24 Christian Colón, R OBP: 0.329, SLG: 0.313				G6-4-3					E4	4	0	0	0	0	0	2						
1 Jarrod Dyson, L OBP: 0.282, SLG: 0.338				1B					FC4-6	4	1	3	0	0	0	1						
Inning Stats	R: 0 E: 0 K: 1 S: 8	H: 0 LOB: 0 BB: 0 P: 13	R: 0 E: 0 K: 0 S: 4	H: 0 LOB: 0 BB: 0 P: 7	R: 0 E: 0 K: 0 S: 14	H: 2 LOB: 1 BB: 0 P: 16	R: 0 E: 0 K: 1 S: 6	H: 0 LOB: 0 BB: 0 P: 10	R: 0 E: 0 K: 1 S: 12	H: 3 LOB: 2 BB: 0 P: 20	R: 0 E: 1 K: 1 S: 9	H: 0 LOB: 1 BB: 0 P: 14	R: 0 E: 1 K: 0 S: 12	H: 1 LOB: 2 BB: 0 P: 19	R: 1 E: 0 K: 1 S: 14	H: 2 LOB: 1 BB: 0 P: 19		1B: 6 2B: 2 3B: 0 HR: 1	SF: 0 SAC: 0 DP: 1 HBP: 0	WP: 0 PB: 0 SB: 1 CS: 0	PA: 37	
PITCHER	IP WLS BF H R ER SO	IP WLS BF H R ER SO	IP WLS BF H R ER SO	IP WLS BF H R ER SO	IP WLS BF H R ER SO	IP WLS BF H R ER SO	IP WLS BF H R ER SO	IP WLS BF H R ER SO	IP WLS BF H R ER SO	IP WLS BF H R ER SO	IP WLS BF H R ER SO	IP WLS BF H R ER SO	IP WLS BF H R ER SO	IP WLS BF H R ER SO	IP WLS BF H R ER SO	IP WLS BF H R ER SO	ERA WHIP	ERA WHIP				
51 Wandy Rodriguez, L ERA: 3.25	7.0	W	27	6	1	1	4	0	0	0	0	0	0	0	0	0	0	65	97	1.29	0.857	
52 Tanner Scheppers, R ERA: 5.52	0.2	H	4	1	0	0	0	0	0	0	0	0	0	0	0	0	0	10	17	0.00	1.500	
71 Sam Freeman, L ERA: 5.4	0.1	H	1	0	0	0	0	0	0	0	0	0	0	0	0	0	0	2	2	0.00	0.000	
37 Shawn Tolleson, R ERA: 2.73	1.0	S	5	2	1	1	1	0	0	0	0	0	0	0	0	0	0	1	14	9.00	2.000	

Batter	1	2	3	4	5	6	7	8	9	AB	R	H	RBI	BB	SO	LOB	TOP					
2 Alcides Escobar, R OBP: 0.296, SLG: 0.353	F9		G1-3		P4			P4		4	0	0	0	0	0	1						
8 Mike Moustakas, L OBP: 0.373, SLG: 0.465	L4		G6-4-3 1B		K			K		4	1	2	0	0	1	0						
6 Lorenzo Cain, R OBP: 0.336, SLG: 0.495	F8		G6-4-3 1-2		K			K		4	0	1	0	0	1	1						
35 Eric Hosmer, L OBP: 0.378, SLG: 0.490		25 HR 1B	G1-3		G6-3					4	1	2	1	0	0	0						
25 Kendrys Morales, S OBP: 0.352, SLG: 0.478	1-H HR	G5-3						K		4	1	1	2	0	1	2						
4 Alex Gordon, L OBP: 0.384, SLG: 0.425	G3		K							3	0	1	0	1	1	0						
15 Alex Rios, R OBP: 0.278, SLG: 0.333	G4-3		G5-3		G5-3			FC6-4 1B		4	0	0	0	0	1	2						
13 Salvador Perez, R OBP: 0.291, SLG: 0.455	14 FC4-6 BB		G5-3		G5-3			G5-3		3	0	1	0	1	0	2						
14 Omar Infante, R OBP: 0.225, SLG: 0.301	FC4-6		L5		L5			F9		4	0	0	0	0	0	3						
Inning Stats	R: 0 E: 0 K: 0 S: 6	H: 0 LOB: 0 BB: 0 P: 7	R: 2 E: 0 K: 0 S: 12	H: 2 LOB: 1 BB: 1 P: 22	R: 0 E: 0 K: 0 S: 4	H: 1 LOB: 0 BB: 0 P: 5	R: 0 E: 0 K: 1 S: 9	H: 0 LOB: 0 BB: 0 P: 14	R: 0 E: 0 K: 0 S: 12	H: 1 LOB: 1 BB: 0 P: 17	R: 0 E: 0 K: 2 S: 8	H: 0 LOB: 0 BB: 0 P: 12	R: 0 E: 0 K: 0 S: 7	H: 1 LOB: 1 BB: 0 P: 9	R: 1 E: 0 K: 1 S: 18	H: 3 LOB: 2 BB: 0 P: 25	R: 0 E: 0 K: 1 S: 10	H: 0 LOB: 1 BB: 1 P: 17	1B: 6 2B: 1 3B: 0 HR: 1	SF: 0 SAC: 0 DP: 1 HBP: 0	WP: 1 PB: 0 CS: 0	PA: 36
PITCHER	IP	WLS	BF	H	R	ER	SO	BB	IBB	HBP	BLK	WP	HR	S	P	ERA	WHIP					
45 Phil Hughes, R ERA: 4.81	7.2	L	30	7	3	3	3	1	0	0	0	0	1	71	104	3.52	1.043					
64 Aaron Thompson, L ERA: 3.91	0.1		3	1	0	0	1	1	0	0	0	0	0	7	13	0.00	6.000					
57 Ryan Pressly, R ERA: 2.79	1.0		3	0	0	0	1	0	0	0	0	1	0	8	11	0.00	0.000					

Kansas City Royals @ Minnesota Twins
 Target Field, Minneapolis, MN
 Mon Jun 08 2015, 7:11 PM - 9:46 PM CDT
 Att: 22,796 - Partly Cloudy - 79 F

AB 34
 R 3
 H 8
 RBI 3
 BB 2
 SO 5
 LOB 11



Batter	1	2	3	4	5	6	7	8	9	AB	R	H	RBI	BB	SO	LOB	BOTTOM					
2 Brian Dozier, R OBP: 0.344, SLG: 0.527	24 CS HBP		48 G6-4-3 1B		F7			K		3	0	1	0	0	1	3						
48 Torii Hunter, R OBP: 0.333, SLG: 0.446	K		G6-4-3 1-2					F8		3	0	0	0	1	1	4						
7 Joe Mauer, L OBP: 0.323, SLG: 0.363	L9				F8			G4-3		4	0	0	0	0	0	2						
24 Trevor Plouffe, R OBP: 0.315, SLG: 0.425	CS	F8			G5-3			L7		4	0	0	0	0	1	0						
19 Kennys Vargas, S OBP: 0.293, SLG: 0.358	K							F8		4	0	1	0	0	2	0						
8 Kurt Suzuki, R OBP: 0.310, SLG: 0.316	G6-3				G1-3			K		4	0	0	0	0	1	1						
20 Eddie Rosario, L OBP: 0.310, SLG: 0.440			5 FC6-4 1B		L3			HR		4	1	2	1	0	0	0						
5 Eduardo Escobar, S OBP: 0.259, SLG: 0.361	FC6-4 32 2B				32 L1-3 1B					3	0	2	0	0	0	1						
32 Aaron Hicks, S OBP: 0.303, SLG: 0.321					L1-3					3	0	2	0	0	0	1						
Inning Stats	R: 0 E: 0 K: 1 S: 6	H: 0 LOB: 0 BB: 0 P: 9	R: 0 E: 0 K: 1 S: 7	H: 0 LOB: 0 BB: 0 P: 10	R: 0 E: 0 K: 0 S: 9	H: 3 LOB: 2 BB: 1 P: 12	R: 0 E: 0 K: 0 S: 11	H: 1 LOB: 1 BB: 0 P: 15	R: 0 E: 0 K: 0 S: 10	H: 1 LOB: 1 BB: 0 P: 15	R: 0 E: 0 K: 0 S: 8	H: 0 LOB: 0 BB: 0 P: 9	R: 1 E: 0 K: 2 S: 15	H: 3 LOB: 2 BB: 0 P: 22	R: 0 E: 0 K: 1 S: 7	H: 0 LOB: 0 BB: 1 P: 12	R: 0 E: 0 K: 1 S: 8	H: 0 LOB: 0 BB: 0 P: 13	1B: 6 2B: 1 3B: 0 HR: 1	SF: 0 SAC: 0 DP: 2 HBP: 1	WP: 0 PB: 0 SB: 0 CS: 1	PA: 35
PITCHER	IP	WLS	BF	H	R	ER	SO	BB	IBB	HBP	BLK	WP	HR	S	P	ERA	WHIP					
51 Jason Vargas, L ERA: 4.1	6.0	W	22	5	0	0	2	0	0	0	0	0	1	15	22	9.00	3.000					
46 Ryan Madson, R ERA: 2.1	1.0	H	6	3	1	1	2	0	0	0	0	0	0	7	12	0.00	1.000					
17 Wade Davis, R ERA: 0.36	1.0	S	3	0	0	0	1	1	0	0	0	0	0	8	13	0.00	0.000					
56 Greg Holland, R ERA: 1.88	1.0	S	3	0	0	0	1	0	0	0	0	0	0	8	13	0.00	0.000					

Kansas City Royals @ Minnesota Twins
 Target Field, Minneapolis, MN
 Mon Jun 08 2015, 7:11 PM - 9:46 PM CDT
 Att: 22,796 - Partly Cloudy - 79 F


AB 32
 R 1
 H 8
 RBI 1
 BB 1
 SO 6
 LOB 12



Batter	1	2	3	4	5	6	7	8	9	AB	R	H	RBI	BB	SO	LOB	TOP					
2 Alcides Escobar, R OBP: 0.293, SLG: 0.354											5	1	1	0	0	1	2	Kansas City Royals @ Minnesota Twins Target Field, Minneapolis, MN Tue Jun 09 2015, 7:11 PM - 10:01 PM CDT Att: 22,497 - Partly Cloudy - 92 F				
8 Mike Moustakas, L OBP: 0.365, SLG: 0.459										5	0	1	1	0	0	0						
6 Lorenzo Cain, R OBP: 0.335, SLG: 0.402										4	0	1	0	0	0	1						
35 Eric Hosmer, L OBP: 0.376, SLG: 0.483										3	0	0	0	1	0	1						
25 Kendrys Morales, S OBP: 0.355, SLG: 0.476										3	0	1	0	1	1	3						
4 Alex Gordon, L OBP: 0.371, SLG: 0.426										2	0	1	0	2	1	0						
15 Alex Rios, R OBP: 0.276, SLG: 0.327										4	0	1	0	0	0	4						
13 Salvador Perez, R OBP: 0.295, SLG: 0.472											4	1	2	1	0	2	3					
14 Omar Infante, R OBP: 0.226, SLG: 0.300										4	0	1	0	0	1	1						
Inning Stats	R: 1 E: 0 K: 10 S: 10	H: 2 LOB: 1 BB: 0 P: 14	R: 0 E: 0 K: 2 S: 9	H: 1 LOB: 1 BB: 0 P: 15	R: 0 E: 0 K: 0 S: 12	H: 1 LOB: 2 BB: 1 P: 23	R: 0 E: 0 K: 1 S: 14	H: 2 LOB: 2 BB: 1 P: 21	R: 0 E: 0 K: 0 S: 6	H: 0 LOB: 0 BB: 0 P: 12	R: 0 E: 0 K: 1 S: 9	H: 1 LOB: 1 BB: 1 P: 18	R: 0 E: 0 K: 1 S: 6	H: 0 LOB: 0 BB: 0 P: 10	R: 0 E: 0 K: 0 S: 12	H: 1 LOB: 2 BB: 1 P: 22	R: 1 E: 0 K: 0 S: 13	H: 1 LOB: 0 BB: 0 P: 21	1B: 7 2B: 2 3B: 0 HR: 1	SF: 0 SAC: 0 DP: 1 HBP: 0	WP: 2 PB: 0 SB: 1 CS: 1	PA: 38
PITCHER	IP WLS BF H R ER SO BB IBB HBP BLK WP HR S P ERA WHIP																	PITCHER	IP WLS BF H R ER SO BB IBB HBP BLK WP HR S P ERA WHIP			
65 Trevor May, R ERA: 4.16	(1, 1) 6.0 L 26 7 1 1 5 3 0 0 0 0 2 0 60 103 1.50 1.667																					
50 Casey Fien, R ERA: 2.87	(7, 1) 1.1 4 0 0 0 1 0 0 0 0 0 0 10 16 0.00 0.000																					
52 Brian Duensing, L ERA: 9.26	(8, 1) 0.1 3 1 0 0 0 1 0 0 0 0 0 6 13 0.00 6.000																					
57 Ryan Pressly, R ERA: 2.75	(8, 1) 0.1 1 0 0 0 0 0 0 0 0 0 0 2 3 0.00 0.000																					
36 Blaine Boyer, R ERA: 2.4	(9, 1) 1.0 4 1 1 1 0 0 0 0 0 0 1 13 21 9.00 1.000																					

Batter	1	2	3	4	5	6	7	8	9	AB	R	H	RBI	BB	SO	LOB	BOTTOM					
2 Brian Dozier, R OBP: 0.343, SLG: 0.520										3	0	0	0	1	0	0	Kansas City Royals @ Minnesota Twins Target Field, Minneapolis, MN Tue Jun 09 2015, 7:11 PM - 10:01 PM CDT Att: 22,497 - Partly Cloudy - 92 F					
48 Torii Hunter, R OBP: 0.327, SLG: 0.437										4	0	0	0	0	2							
7 Joe Mauer, L OBP: 0.322, SLG: 0.358											3	0	0	0	1	0		0				
24 Trevor Plouffe, R OBP: 0.314, SLG: 0.431										4	0	1	0	0	2	1						
20 Eddie Rosario, L OBP: 0.300, SLG: 0.425										3	0	0	0	0	1							
8 Kurt Suzuki, R OBP: 0.305, SLG: 0.310										3	0	0	0	0	1							
19 Kennys Vargas, S OBP: 0.286, SLG: 0.348										3	0	0	0	0	2	0						
5 Eduardo Escobar, S OBP: 0.261, SLG: 0.357										2	0	0	0	1	1	0						
32 Aaron Hicks, S OBP: 0.304, SLG: 0.314										2	0	0	0	1	0	1						
Inning Stats	R: 0 E: 0 K: 0 S: 7	H: 0 LOB: 0 BB: 0 P: 8	R: 0 E: 0 K: 0 S: 7	H: 0 LOB: 0 BB: 0 P: 9	R: 0 E: 0 K: 1 S: 9	H: 0 LOB: 1 BB: 1 P: 15	R: 0 E: 0 K: 0 S: 7	H: 0 LOB: 0 BB: 0 P: 12	R: 0 E: 0 K: 0 S: 9	H: 0 LOB: 0 BB: 0 P: 11	R: 0 E: 0 K: 0 S: 8	H: 1 LOB: 2 BB: 2 P: 18	R: 0 E: 0 K: 0 S: 8	H: 0 LOB: 0 BB: 0 P: 14	R: 0 E: 0 K: 2 S: 8	H: 0 LOB: 0 BB: 0 P: 12	R: 0 E: 0 K: 1 S: 9	H: 0 LOB: 1 BB: 1 P: 19	1B: 0 2B: 0 3B: 1 HR: 0	SF: 0 SAC: 0 DP: 0 HBP: 0	WP: 0 PB: 0 SB: 1 CS: 1	PA: 31
PITCHER	IP WLS BF H R ER SO BB IBB HBP BLK WP HR S P ERA WHIP																	PITCHER	IP WLS BF H R ER SO BB IBB HBP BLK WP HR S P ERA WHIP			
32 Chris Young, R ERA: 2.25	(1, 1) 6.1 W 22 7 1 0 0 2 3 0 0 0 0 0 0 83 0.00 0.632																					
47 Franklin Morales, L ERA: 3.04	(7, 1) 0.1 H 1 0 0 0 0 0 0 0 0 0 0 2 2 0.00 0.000																					
40 Kelvin Herrera, R ERA: 2.05	(7, 1) 0.1 H 1 0 0 0 0 0 0 0 0 0 0 1 2 0.00 0.000																					
17 Wade Davis, R ERA: 0.35	(8, 1) 1.0 H 3 0 0 0 2 0 0 0 0 0 0 8 12 0.00 0.000																					
56 Greg Holland, R ERA: 1.76	(9, 1) 1.0 S 4 0 0 0 1 1 0 0 0 0 0 9 19 0.00 1.000																					

AB 34
R 2
H 9
RBI 2
BB 4
SO 6
LOB 15



AB 27
R 0
H 1
RBI 0
BB 4
SO 5
LOB 6



livebaseballscores.com
livebaseballscores.com

Batter	1	2	3	4	5	6	7	8	9	AB	R	H	RBI	BB	SO	LOB	TOP										
2 Alcides Escobar, R OBP: 0.290, SLG: 0.348										4	0	0	0	0	0	0	Kansas City Royals @ St. Louis Cardinals Busch Stadium, St. Louis, MO Fri Jun 12 2015, 7:17 PM - 9:53 PM CDT Att: 45,909 - Overcast - 81 F										
8 Mike Moustakas, L OBP: 0.372, SLG: 0.456										4	0	2	0	0	0	0											
6 Lorenzo Cain, R OBP: 0.332, SLG: 0.396										4	0	1	0	0	0	1											
35 Eric Hosmer, L OBP: 0.371, SLG: 0.475										4	0	1	0	0	1	3											
13 Salvador Perez, R OBP: 0.293, SLG: 0.463										4	0	0	0	0	1	2											
4 Alex Gordon, L OBP: 0.373, SLG: 0.440										3	0	1	0	0	1	0											
15 Alex Rios, R OBP: 0.246, SLG: 0.290										3	0	0	0	0	0	1											
14 Omar Infante, R OBP: 0.218, SLG: 0.289										3	0	0	0	0	2	0											
30 Yordano Ventura, R 49 Joe Blanton, R 47 Franklin Morales, L 46 Ryan Madson, L 25 Kendry Morales, S 44 Luke Hochevar, R										1	0	0	0	0	1	0											
Inning Stats	R: 0 E: 0 K: 0 S: 8	H: 0 LOB: 0 BB: 0 P: 11	R: 0 E: 0 K: 1 S: 12	H: 1 LOB: 1 BB: 0 P: 17	R: 0 E: 0 K: 2 S: 10	H: 0 LOB: 0 BB: 0 P: 11	R: 0 E: 1 K: 0 S: 8	H: 1 LOB: 1 BB: 0 P: 13	R: 0 E: 0 K: 0 S: 7	H: 0 LOB: 0 BB: 0 P: 8	R: 0 E: 0 K: 1 S: 14	H: 2 LOB: 2 BB: 0 P: 18	R: 0 E: 0 K: 1 S: 8	H: 0 LOB: 0 BB: 0 P: 9	R: 0 E: 0 K: 1 S: 6	H: 0 LOB: 0 BB: 0 P: 9		R: 0 E: 0 K: 0 S: 11	H: 1 LOB: 1 BB: 0 P: 18	1B: 5 2B: 0 3B: 0 HR: 0	SF: 0 SAC: 0 DP: 0 HBP: 0	WP: 0 PB: 0 SB: 0 CS: 0	PA: 32				
PITCHER	IP	WLS	BF	H	R	ER	SO	BB	IBB	HBP	BLK	WP	HR	S	P	ERA	WHIP										
54 Jaime Garcia, L ERA: 2.06	8.0	W	28	4	0	0	6	0	0	0	0	0	0	73	96	0.00	0.500										
46 Kevin Siegrist, L ERA: 1.65	1.0		4	1	0	0	0	0	0	0	0	0	0	11	18	0.00	1.000										

AB	32
R	0
H	5
RBI	0
BB	0
SO	6
LOB	7



Batter	1	2	3	4	5	6	7	8	9	AB	R	H	RBI	BB	SO	LOB	BOTTOM										
16 Koltan Wong, L OBP: 0.351, SLG: 0.456										3	0	0	0	1	1	1	Kansas City Royals @ St. Louis Cardinals Busch Stadium, St. Louis, MO Fri Jun 12 2015, 7:17 PM - 9:53 PM CDT Att: 45,909 - Overcast - 81 F										
13 Matt Carpenter, L OBP: 0.375, SLG: 0.498										4	0	0	0	0	2	1											
27 Jhonny Peralta, R OBP: 0.382, SLG: 0.527										4	0	3	0	0	0	0											
12 Mark Reynolds, R OBP: 0.325, SLG: 0.367										3	0	0	0	1	2	4											
4 Yadier Molina, R OBP: 0.321, SLG: 0.323										4	0	0	0	0	1	1											
22 Jason Heyward, L OBP: 0.296, SLG: 0.386										3	1	1	0	1	1	0											
15 Randal Grichuk, R OBP: 0.293, SLG: 0.521										4	2	2	1	0	0	1											
19 Jon Jay, L OBP: 0.309, SLG: 0.282										2	1	1	2	1	0	0											
46 Kevin Siegrist, L										0	0	0	0	0	0	0											
54 Jaime Garcia, L ERA: 2.06	3.0	L	14	4	2	2	2	1	1	0	0	0	0	0	0	0											
8 Peter Bourjos, R OBP: 0.330, SLG: 0.404										1	0	0	0	0	0	0											
Inning Stats	R: 0 E: 0 K: 1 S: 11	H: 1 LOB: 1 BB: 0 P: 16	R: 2 E: 0 K: 1 S: 12	H: 3 LOB: 1 BB: 0 P: 18	R: 0 E: 0 K: 0 S: 9	H: 0 LOB: 1 BB: 1 P: 18	R: 0 E: 0 K: 0 S: 8	H: 0 LOB: 0 BB: 1 P: 11	R: 0 E: 0 K: 2 S: 15	H: 1 LOB: 2 BB: 1 P: 24	R: 0 E: 0 K: 0 S: 6	H: 1 LOB: 2 BB: 1 P: 15	R: 0 E: 0 K: 2 S: 12	H: 1 LOB: 1 BB: 0 P: 17	R: 2 E: 0 K: 1 S: 12	H: 1 LOB: 0 BB: 1 P: 21	R: 0 E: 0 K: 0 S: 12	H: 0 LOB: 0 BB: 1 P: 21	1B: 5 2B: 1 3B: 2 HR: 0	SF: 1 SAC: 0 DP: 0 HBP: 0	WP: 0 PB: 0 SB: 0 CS: 0	PA: 36					
PITCHER	IP	WLS	BF	H	R	ER	SO	BB	IBB	HBP	BLK	WP	HR	S	P	ERA	WHIP										
30 Yordano Ventura, R ERA: 4.68	(1.1)																										
49 Joe Blanton, R ERA: 1.8	(4.1)	2.2	12	2	0	0	2	1	1	0	0	0	0	28	48	0.00	1.125										
47 Franklin Morales, L ERA: 2.95	(6.1)	1.0	4	1	0	0	1	0	0	0	0	0	0	10	16	0.00	1.000										
46 Ryan Madson, R ERA: 2.08	(7.1)	0.1	1	0	0	0	1	0	0	0	0	0	0	3	3	0.00	0.000										
44 Luke Hochevar, R ERA: 7.0	(8.1)	1.0	5	1	2	2	1	1	0	0	0	0	0	12	21	18.00	2.000										

AB	31
R	4
H	8
RBI	4
BB	4
SO	7
LOB	10



Batter	1	2	3	4	5	6	7	8	9	AB	R	H	RBI	BB	SO	LOB	TOP						
2 Alcides Escobar, R OBP: 0.292, SLG: 0.344										4	1	2	2	0	0	0	Kansas City Royals @ Milwaukee Brewers Miller Park, Milwaukee, WI Mon Jun 15 2015, 7:11 PM - 10:30 PM CDT Att: 23,007 - Roof Closed - 75 F						
8 Mike Moustakas, L OBP: 0.376, SLG: 0.452										2	2	1	1	3	0	1							
6 Lorenzo Cain, R OBP: 0.336, SLG: 0.417										5	1	2	2	0	0	4							
35 Eric Hosmer, L OBP: 0.367, SLG: 0.466										5	1	1	1	0	1	2							
13 Salvador Perez, R OBP: 0.300, SLG: 0.476										5	0	2	0	0	0	2							
9 Drew Butera, R OBP: 0.167, SLG: 0.194										0	0	0	0	0	0	0							
4 Alex Gordon, L OBP: 0.372, SLG: 0.450										4	1	1	1	0	0	2							
15 Alex Rios, R OBP: 0.247, SLG: 0.300										4	1	2	0	0	0	1							
14 Omar Infante, R OBP: 0.219, SLG: 0.292										4	1	2	0	0	0	1							
36 Edinson Volquez, R OBP: 0.136, SLG: 0.136										2	0	0	0	0	2	1							
25 Kendrys Morales, S OBP: 0.198, SLG: 0.198										1	0	0	0	0	0	2							
47 Franklin Morales, L OBP: 0.118, SLG: 0.118										0	0	0	0	0	0	0							
46 Ryan Madson, L OBP: 0.133, SLG: 0.133										0	0	0	0	0	0	0							
1 Jarrod Dyson, L OBP: 0.098, SLG: 0.098										0	0	0	0	0	0	1							
54 Jason Frasier, R OBP: 0.133, SLG: 0.133										0	0	0	0	0	0	0							
56 Greg Holland, R OBP: 0.098, SLG: 0.098										0	0	0	0	0	0	0							
17 Wade Davis, R OBP: 0.098, SLG: 0.098										0	0	0	0	0	0	0							
Inning Stats	R: 3 E: 0 K: 0 S: 16	H: 3 LOB: 1 BB: 0 P: 32	R: 0 E: 0 K: 1 S: 10	H: 0 LOB: 0 BB: 0 P: 17	R: 0 E: 0 K: 0 S: 10	H: 0 LOB: 1 BB: 1 P: 17	R: 0 E: 0 K: 1 S: 12	H: 1 LOB: 1 BB: 0 P: 15	R: 2 E: 0 K: 0 S: 9	H: 1 LOB: 0 BB: 1 P: 19	R: 0 E: 0 K: 1 S: 6	H: 1 LOB: 0 BB: 0 P: 11	R: 1 E: 0 K: 0 S: 14	H: 2 LOB: 1 BB: 0 P: 21	R: 0 E: 0 K: 0 S: 6	H: 1 LOB: 0 BB: 0 P: 12	1B: 10 2B: 2 3B: 0 HR: 1	SF: 1 SAC: 0 DP: 2 HBP: 1	WP: 1 PB: 0 SB: 0 CS: 0	PA: 42			
PITCHER	IP WLS BF H R ER SO BB IBB HBP BLK WP HR S P ERA WHIP	5.0 L 23 5 5 5 2 2 0 1 0 0 1 57 100 9.00 1.400	1.0 7 4 2 2 0 1 0 0 0 0 1 0 13 25 18.00 5.000	2.0 8 3 1 1 1 0 0 0 0 0 0 6 12 0.00 1.000	1.0 4 1 0 0 0 0 0 0 0 0 0 6 12 0.00 1.000	1.0 4 1 0 0 0 0 0 0 0 0 0 6 12 0.00 1.000	1.0 4 1 0 0 0 0 0 0 0 0 0 6 12 0.00 1.000	1.0 4 1 0 0 0 0 0 0 0 0 0 6 12 0.00 1.000	1.0 4 1 0 0 0 0 0 0 0 0 0 6 12 0.00 1.000	1.0 4 1 0 0 0 0 0 0 0 0 0 6 12 0.00 1.000	1.0 4 1 0 0 0 0 0 0 0 0 0 6 12 0.00 1.000	1.0 4 1 0 0 0 0 0 0 0 0 0 6 12 0.00 1.000	1.0 4 1 0 0 0 0 0 0 0 0 0 6 12 0.00 1.000	1.0 4 1 0 0 0 0 0 0 0 0 0 6 12 0.00 1.000	1.0 4 1 0 0 0 0 0 0 0 0 0 6 12 0.00 1.000	1.0 4 1 0 0 0 0 0 0 0 0 0 6 12 0.00 1.000	1.0 4 1 0 0 0 0 0 0 0 0 0 6 12 0.00 1.000	1.0 4 1 0 0 0 0 0 0 0 0 0 6 12 0.00 1.000	1.0 4 1 0 0 0 0 0 0 0 0 0 6 12 0.00 1.000	1.0 4 1 0 0 0 0 0 0 0 0 0 6 12 0.00 1.000	1.0 4 1 0 0 0 0 0 0 0 0 0 6 12 0.00 1.000	1.0 4 1 0 0 0 0 0 0 0 0 0 6 12 0.00 1.000	1.0 4 1 0 0 0 0 0 0 0 0 0 6 12 0.00 1.000

Batter	1	2	3	4	5	6	7	8	9	AB	R	H	RBI	BB	SO	LOB	BOTTOM
28 Gerardo Parra, L OBP: 0.315, SLG: 0.440										4	0	1	0	1	1	2	Kansas City Royals @ Milwaukee Brewers Miller Park, Milwaukee, WI Mon Jun 15 2015, 7:11 PM - 10:30 PM CDT Att: 23,007 - Roof Closed - 75 F
20 Jonathan Lucroy, R OBP: 0.286, SLG: 0.297										4	0	2	3	1	0	2	
8 Ryan Braun, R OBP: 0.332, SLG: 0.486										4	0	1	0	1	1	4	
24 Adam Lind, L OBP: 0.359, SLG: 0.483										5	0	1	0	0	1	6	
16 Aramis Ramirez, R OBP: 0.251, SLG: 0.386										5	0	0	0	0	1	3	
2 Scooter Gennett, L OBP: 0.239, SLG: 0.265																	

Batter	1	2	3	4	5	6	7	8	9	AB	R	H	RBI	BB	SO	LOB	TOP				
28 Gerardo Parra, L (1, 8) OBP: 0.312, SLG: 0.432	P5		FC4-6		G4-3			G3		4	0	0	1	0	0	2	Milwaukee Brewers @ Kansas City Royals Kauffman Stadium, Kansas City, MO Wed Jun 17 2015, 7:09 PM - 10:14 PM CDT Att: 33,420 - Cloudy - 83 F				
20 Jonathan Lucroy, R (1, 2) OBP: 0.295, SLG: 0.294	K		F9		G6-3			L9		4	0	0	0	0	1	1					
8 Ryan Braun, R (1, 9) OBP: 0.323, SLG: 0.471 14 Hernán Pérez, R (9, PH) OBP: 0.132, SLG: 0.098	K		G5-3		F8			G6-3		3	0	0	0	0	1	1					
24 Adam Lind, L (1, 3) OBP: 0.349, SLG: 0.468 15 Jason Rogers, R (9, PH) OBP: 0.309, SLG: 0.382	G3		G3-1		G5-3			G4-3		3	0	0	0	0	0	0					
27 Carlos Gómez, R (1, 10) OBP: 0.313, SLG: 0.440	2B		G5-4-3		F9			G4-3		4	1	2	0	0	0	1					
16 Aramis Ramirez, R (1, 5) OBP: 0.248, SLG: 0.382 5 Héctor Gómez, R (9, PH) OBP: 0.239, SLG: 0.370	G6-3		G5-4-3		K			K		3	0	0	0	0	1	2					
2 Scooter Gennett, L (1, 4) OBP: 0.253, SLG: 0.333	3B		G4-3		G4-3			G4-3		3	0	1	1	0	1	0					
9 Jean Segura, R (1, 6) OBP: 0.306, SLG: 0.380	K		G6-3		G6-3			G1-3		3	0	0	0	0	1	1					
35 Shane Peterson, L (1, 7) OBP: 0.333, SLG: 0.364	1B		1B		1B			3B		3	1	3	0	0	0	0					
Inning Stats	R: 0 E: 0 K: 2 S: 12	H: 0 LOB: 0 BB: 0 P: 15	R: 1 E: 0 K: 1 S: 12	H: 2 LOB: 1 BB: 0 P: 18	R: 0 E: 0 K: 0 S: 9	H: 1 LOB: 1 BB: 0 P: 15	R: 0 E: 0 K: 0 S: 7	H: 1 LOB: 0 BB: 0 P: 11	R: 0 E: 0 K: 1 S: 9	H: 0 LOB: 0 BB: 0 P: 11	R: 0 E: 0 K: 1 S: 8	H: 0 LOB: 0 BB: 0 P: 13	R: 1 E: 0 K: 0 S: 7	H: 1 LOB: 1 BB: 0 P: 10	R: 0 E: 0 K: 1 S: 17	H: 0 LOB: 1 BB: 1 P: 27		1B: 3 2B: 1 3B: 2 HR: 0	SF: 0 SAC: 0 DP: 1 HBP: 0	WP: 0 PB: 0 CS: 0	PA: 33
PITCHER	IP	WLS	BF	H	R	ER	SO	BB	IBB	HBP	BLK	WP	HR	S	P	ERA	WHIP				
49 Joe Blanton, R (1, 1) ERA: 1.8	5.0	W	19	5	1	1	4	0	0	0	0	0	0	49	73	1.80	1.000				
46 Ryan Madson, R (6, 1) ERA: 1.93	1.0		3	0	0	0	0	0	0	0	0	0	0	9	11	0.00	0.000				
27 Brandon Finnegan, L (7, 1) ERA: 1.69	1.0		3	0	0	0	0	0	0	0	0	0	0	8	13	0.00	0.000				
47 Franklin Morales, L (8, 1) ERA: 2.93	1.0		4	1	1	1	0	0	0	0	0	0	0	7	10	9.00	1.000				
54 Jason Frasier, R (9, 1) ERA: 0.44	1.0		4	0	0	0	1	1	0	0	0	0	0	17	27	0.00	1.000				

Batter	1	2	3	4	5	6	7	8	9	AB	R	H	RBI	BB	SO	LOB	BOTTOM				
2 Alcides Escobar, R (1, 6) OBP: 0.292, SLG: 0.351	P3		1B		L9			G6-3		5	1	2	4	0	0	0	Milwaukee Brewers @ Kansas City Royals Kauffman Stadium, Kansas City, MO Wed Jun 17 2015, 7:09 PM - 10:14 PM CDT Att: 33,420 - Cloudy - 83 F				
8 Mike Moustakas, L (1, 5) OBP: 0.376, SLG: 0.463	K		P4		6B			G4-3		5	1	1	1	0	1	2					
6 Lorenzo Cain, R (1, 8) OBP: 0.344, SLG: 0.444	L8		BB		25B			G4-3		3	1	2	1	2	0	0					
35 Eric Hosmer, L (1, 3) OBP: 0.364, SLG: 0.457	1B		F7		25B			G4-3		4	2	1	0	1	0	3					
25 Kendrys Morales, S (1, 10) OBP: 0.341, SLG: 0.454	1B		G4-6-3		13B			K		4	1	2	1	0	1	2					
4 Alex Gordon, L (1, 7) OBP: 0.379, SLG: 0.451	BB		1B		SF8			BB		1	1	1	1	2	0	0					
13 Salvador Perez, R (1, 2) OBP: 0.296, SLG: 0.466 9 Drew Butera, R (9, 2) OBP: 0.167, SLG: 0.194	P5		K		F9			FC5-4		4	1	0	0	0	1	6					
15 Alex Rios, R (1, 9) OBP: 0.244, SLG: 0.295	SF9		F8		P5			1B		3	1	1	1	0	0	1					
14 Omar Infante, R (1, 4) OBP: 0.234, SLG: 0.310	1B		G1-3		F8			1B		4	1	2	1	0	0	1					
Inning Stats	R: 0 E: 0 K: 1 S: 6	H: 0 LOB: 0 BB: 0 P: 8	R: 3 E: 0 K: 0 S: 23	H: 4 LOB: 2 BB: 1 P: 34	R: 0 E: 0 K: 0 S: 6	H: 0 LOB: 0 BB: 1 P: 10	R: 0 E: 0 K: 1 S: 11	H: 1 LOB: 1 BB: 0 P: 13	R: 3 E: 0 K: 0 S: 20	H: 3 LOB: 1 BB: 1 P: 29	R: 0 E: 0 K: 0 S: 6	H: 0 LOB: 0 BB: 0 P: 9	R: 0 E: 0 K: 1 S: 12	H: 1 LOB: 1 BB: 0 P: 17	R: 4 E: 0 K: 0 S: 17	H: 3 LOB: 1 BB: 2 P: 30		1B: 9 2B: 1 3B: 2 HR: 0	SF: 2 SAC: 0 DP: 1 HBP: 0	WP: 3 PB: 0 CS: 0	PA: 40
PITCHER	IP	WLS	BF	H	R	ER	SO	BB	IBB	HBP	BLK	WP	HR	S	P	ERA	WHIP				
50 Mike Fiers, R (1, 1) ERA: 4.5	5.0	L	25	8	6	6	2	3	0	0	0	0	0	66	94	10.80	2.200				
48 Neal Cotts, L (6, 1) ERA: 4.3	2.0		7	1	0	0	1	0	0	0	0	0	0	18	26	0.00	0.500				
51 Jonathan Broxton, R (8, 1) ERA: 7.2	0.2		7	3	4	4	0	2	0	0	0	0	0	15	28	54.00	7.500				
13 Will Smith, L (8, 1) ERA: 1.57	0.1		1	0	0	0	0	0	0	0	0	0	0	2	2	0.00	0.000				

AB	32
R	2
H	6
RBI	2
BB	1
SO	6
LOB	9



AB	33
R	10
H	12
RBI	10
BB	5
SO	3
LOB	15



Batter	1	2	3	4	5	6	7	8	9	AB	R	H	RBI	BB	SO	LOB	TOP			
50 Mookie Betts, R OBP: 0.322, SLG: 0.427			SH1-3 2-3			K2-3			G4-3	4	2	2	1	0	1	1	Boston Red Sox @ Kansas City Royals Kauffman Stadium, Kansas City, MO Sat Jun 20 2015, 6:12 PM - 9:20 PM CDT Att: 39,115 - Clear - 94 F			
26 Brock Holt, L OBP: 0.402, SLG: 0.458	P6		G6-3 2B		FC3-5 1B		K			4	1	1	1	1	1	2				
15 Dustin Pedroia, R OBP: 0.363, SLG: 0.442	F9		G6-3		G2-3		G4-3		K	5	0	0	1	0	1	3				
34 David Ortiz, L OBP: 0.317, SLG: 0.402	G6-3		G6-3						G6-3	3	0	1	0	1	0	1				
38 Rusney Castillo, R OBP: 0.293, SLG: 0.288										1	0	0	0	0	0	1				
13 Hanley Ramirez, R OBP: 0.319, SLG: 0.467		G4-3								4	0	2	1	0	0	1				
Pablo Sandoval, S OBP: 0.322, SLG: 0.410	G4-3									3	0	0	0	0	0	3				
47 Travis Shaw, L										1	0	0	0	0	0	0				
12 Mike Napoli, R OBP: 0.305, SLG: 0.396										3	0	0	0	1	1	1				
31 Alejandro De Aza, L OBP: 0.291, SLG: 0.393										4	0	2	0	0	0	2				
23 Blake Swihart, S OBP: 0.282, SLG: 0.325										2	1	2	0	0	0	0				
3 Sandy León, S OBP: 0.246, SLG: 0.177										2	0	0	0	0	1	2				
Inning Stats	R: 1 E: 0 K: 0 S: 11	H: 1 LOB: 0 BB: 0 P: 16	R: 0 E: 0 K: 0 S: 10	H: 0 LOB: 1 BB: 1 P: 15	R: 1 E: 0 K: 0 S: 12	H: 2 LOB: 1 BB: 0 P: 17	R: 0 E: 0 K: 0 S: 10	H: 1 LOB: 1 BB: 0 P: 13	R: 2 E: 0 K: 0 S: 15	H: 3 LOB: 2 BB: 1 P: 20	R: 0 E: 0 K: 2 S: 12	H: 1 LOB: 1 BB: 0 P: 17	R: 0 E: 0 K: 1 S: 12	H: 1 LOB: 1 BB: 0 P: 18	R: 0 E: 0 K: 1 S: 8	H: 0 LOB: 1 BB: 1 P: 17	1B: 6 2B: 2 HR: 1	SF: 0 SAC: 1 HBP: 0	WP: 0 PB: 0 SB: 0 CS: 0	PA: 40
PITCHER	IP WLS BF H R ER SO	IP WLS BF H R ER SO	IP WLS BF H R ER SO	IP WLS BF H R ER SO	IP WLS BF H R ER SO	IP WLS BF H R ER SO	IP WLS BF H R ER SO	IP WLS BF H R ER SO	IP WLS BF H R ER SO	IP WLS BF H R ER SO	IP WLS BF H R ER SO	IP WLS BF H R ER SO	IP WLS BF H R ER SO	IP WLS BF H R ER SO	IP WLS BF H R ER SO	IP WLS BF H R ER SO	ERA WHIP	ERA WHIP		
36 Edinson Volquez, R ERA: 3.35	5.1	W	26	8	4	4	0	2	0	0	0	0	0	0	0	0	6.75	1.875		
47 Franklin Morales, L ERA: 2.89	0.1	H	1	0	0	0	1	0	0	0	0	0	0	0	0	0	0.00	0.000		
46 Ryan Madson, R ERA: 1.91	0.1	H	1	0	0	0	1	0	0	0	0	0	0	0	0	0	0.00	0.000		
40 Kelvin Herrera, R ERA: 2.08	1.0	H	4	1	0	0	1	0	0	0	0	0	0	0	0	0	0.00	1.000		
17 Wade Davis, R ERA: 0.3	1.0	H	4	1	0	0	1	0	0	0	0	0	0	0	0	0	0.00	1.000		

AB	36
R	4
H	10
RBI	4
BB	3
SO	5
LOB	17



Batter	1	2	3	4	5	6	7	8	9	AB	R	H	RBI	BB	SO	LOB	BOTTOM			
2 Alcides Escobar, R OBP: 0.309, SLG: 0.369	G4-6-3 HBP		G6-3 1B		SF8 1B		F9		G4-3	4	1	2	1	0	0	1	Boston Red Sox @ Kansas City Royals Kauffman Stadium, Kansas City, MO Sat Jun 20 2015, 6:12 PM - 9:20 PM CDT Att: 39,115 - Clear - 94 F			
8 Mike Moustakas, L OBP: 0.379, SLG: 0.467	G4-6-3		G6-3 2B		SF8					3	0	2	2	0	0	1				
6 Lorenzo Cain, R OBP: 0.342, SLG: 0.436			FC6-2-5-1 1B		E5 1B					3	1	2	0	1	0	2				
35 Eric Hosmer, L OBP: 0.366, SLG: 0.469					G4-3 1B					3	0	0	0	1	1	5				
25 Kendrys Morales, S OBP: 0.345, SLG: 0.462	CS		G4-3		F8					4	1	1	2	0	0	0				
4 Alex Gordon, L OBP: 0.385, SLG: 0.446					F7					3	0	0	0	1	2	0				
13 Salvador Perez, R OBP: 0.291, SLG: 0.466					P5					4	1	1	1	0	0	1				
15 Alex Rios, R OBP: 0.266, SLG: 0.303										3	2	2	0	0	0	0				
14 Omar Infante, R OBP: 0.236, SLG: 0.313										4	1	1	0	0	0	2				
Inning Stats	R: 0 E: 0 K: 0 S: 10	H: 1 LOB: 1 BB: 1 P: 19	R: 1 E: 0 K: 1 S: 8	H: 1 LOB: 0 BB: 0 P: 15	R: 0 E: 0 K: 1 S: 9	H: 2 LOB: 2 BB: 0 P: 17	R: 0 E: 0 K: 0 S: 9	H: 0 LOB: 0 BB: 0 P: 12	R: 5 E: 1 K: 0 S: 13	H: 4 LOB: 1 BB: 1 P: 24	R: 1 E: 0 K: 0 S: 10	H: 2 LOB: 2 BB: 1 P: 21	R: 0 E: 0 K: 1 S: 6	H: 0 LOB: 0 BB: 0 P: 11	R: 0 E: 0 K: 0 S: 5	H: 1 LOB: 0 BB: 0 P: 8		1B: 8 2B: 2 HR: 2	SF: 1 SAC: 0 HBP: 2	WP: 0 PB: 0 SB: 0 CS: 1
PITCHER	IP WLS BF H R ER SO	IP WLS BF H R ER SO	IP WLS BF H R ER SO	IP WLS BF H R ER SO	IP WLS BF H R ER SO	IP WLS BF H R ER SO	IP WLS BF H R ER SO	IP WLS BF H R ER SO	IP WLS BF H R ER SO	IP WLS BF H R ER SO	IP WLS BF H R ER SO	IP WLS BF H R ER SO	IP WLS BF H R ER SO	IP WLS BF H R ER SO	IP WLS BF H R ER SO	IP WLS BF H R ER SO	ERA WHIP	ERA WHIP		
22 Rick Porcello, R ERA: 5.61	5.0	L	25	8	6	6	2	2	0	0	0	0	0	0	0	0	10.80	2.000		
35 Steven Wright, R ERA: 4.15	0.2		3	1	1	1	0	0	0	0	0	0	0	0	0	0	13.50	1.500		
59 Tommy Layne, L ERA: 2.82	0.1		3	1	0	0	0	1	0	0	0	0	0	0	0	0	0.00	6.000		
32 Craig Breslow, L ERA: 3.91	2.0		6	1	0	0	1	0	0	0	0	0	0	0	0	0	0.00	0.500		



Batter	1	2	3	4	5	6	7	8	9	AB	R	H	RBI	BB	SO	LOB	TOP						
50 Mookie Betts, R OBP: 0.329, SLG: 0.453	G6-3																						
26 Brock Holt, L OBP: 0.407, SLG: 0.486			F8																				
15 Dustin Pedroia, R OBP: 0.367, SLG: 0.453																							
47 Travis Shaw, L																							
34 David Ortiz, L OBP: 0.322, SLG: 0.416																							
13 Hanley Ramirez, R OBP: 0.322, SLG: 0.478																							
38 Rusney Castillo, R OBP: 0.260, SLG: 0.284																							
2 Xander Bogaerts, R OBP: 0.329, SLG: 0.404																							
12 Mike Napoli, R OBP: 0.299, SLG: 0.387																							
31 Alejandro De Aza, L OBP: 0.292, SLG: 0.379																							
3 Sandy León, S OBP: 0.257, SLG: 0.182																							
Inning Stats	R: 0 E: 0 K: 0 S: 7	H: 1 LOB: 1 BB: 0 P: 13	R: 1 E: 0 K: 0 S: 11	H: 1 LOB: 0 BB: 0 P: 17	R: 0 E: 0 K: 1 S: 11	H: 1 LOB: 0 BB: 0 P: 16	R: 1 E: 0 K: 1 S: 11	H: 1 LOB: 0 BB: 0 P: 14	R: 5 E: 0 K: 0 S: 15	H: 3 LOB: 1 BB: 3 P: 32	R: 3 E: 0 K: 1 S: 22	H: 3 LOB: 1 BB: 1 P: 36	R: 0 E: 0 K: 1 S: 9	H: 1 LOB: 1 BB: 0 P: 16	R: 2 E: 0 K: 0 S: 10	H: 3 LOB: 1 BB: 0 P: 13	R: 1 E: 0 K: 1 S: 9	H: 2 LOB: 1 BB: 0 P: 12	1B: 3 2B: 8 3B: 2 HR: 3	SF: 0 SAC: 0 DP: 1 HBP: 0	WP: 0 PB: 0 SB: 0 CS: 0	PA: 46	
PITCHER	IP WLS BF H R ER SO BB IBB HBP BLK WP HR S P ERA WHIP	IP WLS BF H R ER SO BB IBB HBP BLK WP HR S P ERA WHIP	IP WLS BF H R ER SO BB IBB HBP BLK WP HR S P ERA WHIP	IP WLS BF H R ER SO BB IBB HBP BLK WP HR S P ERA WHIP	IP WLS BF H R ER SO BB IBB HBP BLK WP HR S P ERA WHIP	IP WLS BF H R ER SO BB IBB HBP BLK WP HR S P ERA WHIP	IP WLS BF H R ER SO BB IBB HBP BLK WP HR S P ERA WHIP	IP WLS BF H R ER SO BB IBB HBP BLK WP HR S P ERA WHIP	IP WLS BF H R ER SO BB IBB HBP BLK WP HR S P ERA WHIP	IP WLS BF H R ER SO BB IBB HBP BLK WP HR S P ERA WHIP	IP WLS BF H R ER SO BB IBB HBP BLK WP HR S P ERA WHIP	IP WLS BF H R ER SO BB IBB HBP BLK WP HR S P ERA WHIP	IP WLS BF H R ER SO BB IBB HBP BLK WP HR S P ERA WHIP	IP WLS BF H R ER SO BB IBB HBP BLK WP HR S P ERA WHIP	IP WLS BF H R ER SO BB IBB HBP BLK WP HR S P ERA WHIP	IP WLS BF H R ER SO BB IBB HBP BLK WP HR S P ERA WHIP	IP WLS BF H R ER SO BB IBB HBP BLK WP HR S P ERA WHIP	IP WLS BF H R ER SO BB IBB HBP BLK WP HR S P ERA WHIP	IP WLS BF H R ER SO BB IBB HBP BLK WP HR S P ERA WHIP	IP WLS BF H R ER SO BB IBB HBP BLK WP HR S P ERA WHIP	IP WLS BF H R ER SO BB IBB HBP BLK WP HR S P ERA WHIP	IP WLS BF H R ER SO BB IBB HBP BLK WP HR S P ERA WHIP	IP WLS BF H R ER SO BB IBB HBP BLK WP HR S P ERA WHIP

Boston Red Sox @ Kansas City Royals
Kauffman Stadium, Kansas City, MO
Sun Jun 21 2015, 1:13 PM - 4:11 PM CDT
Att: 37,975 - Overcast - 76 F

AB 42
R 13
H 16
RBI 13
BB 4
SO 5
LOB 14



Batter	1	2	3	4	5	6	7	8	9	AB	R	H	RBI	BB	SO	LOB	BOTTOM						
2 Alcides Escobar, R OBP: 0.311, SLG: 0.364	G4-3																						
6 Lorenzo Cain, R OBP: 0.347, SLG: 0.445																							
35 Eric Hosmer, L OBP: 0.367, SLG: 0.468																							
25 Kendrys Morales, S OBP: 0.347, SLG: 0.463																							
4 Alex Gordon, L OBP: 0.390, SLG: 0.449																							
1 Jarrod Dyson, L OBP: 0.282, SLG: 0.373																							
15 Alex Rios, R OBP: 0.295, SLG: 0.290																							
14 Omar Infante, R OBP: 0.237, SLG: 0.312																							
24 Christian Colón, R OBP: 0.321, SLG: 0.311																							
9 Drew Butera, R OBP: 0.171, SLG: 0.195																							
Inning Stats	R: 0 E: 0 K: 1 S: 10	H: 2 LOB: 3 BB: 1 P: 17	R: 0 E: 0 K: 0 S: 8	H: 0 LOB: 0 BB: 0 P: 9	R: 0 E: 0 K: 0 S: 7	H: 0 LOB: 1 BB: 1 P: 15	R: 0 E: 0 K: 0 S: 18	H: 2 LOB: 2 BB: 0 P: 28	R: 0 E: 0 K: 1 S: 9	H: 1 LOB: 2 BB: 1 P: 20	R: 0 E: 0 K: 0 S: 8	H: 0 LOB: 0 BB: 0 P: 12	R: 0 E: 0 K: 1 S: 6	H: 0 LOB: 1 BB: 1 P: 12	R: 0 E: 0 K: 1 S: 11	H: 1 LOB: 1 BB: 0 P: 14	R: 2 E: 0 K: 1 S: 15	H: 3 LOB: 1 BB: 0 P: 20	1B: 8 2B: 0 3B: 1 HR: 0	SF: 0 SAC: 0 DP: 0 HBP: 0	WP: 0 PB: 0 SB: 0 CS: 0	PA: 39	
PITCHER	IP WLS BF H R ER SO BB IBB HBP BLK WP HR S P ERA WHIP	IP WLS BF H R ER SO BB IBB HBP BLK WP HR S P ERA WHIP	IP WLS BF H R ER SO BB IBB HBP BLK WP HR S P ERA WHIP	IP WLS BF H R ER SO BB IBB HBP BLK WP HR S P ERA WHIP	IP WLS BF H R ER SO BB IBB HBP BLK WP HR S P ERA WHIP	IP WLS BF H R ER SO BB IBB HBP BLK WP HR S P ERA WHIP	IP WLS BF H R ER SO BB IBB HBP BLK WP HR S P ERA WHIP	IP WLS BF H R ER SO BB IBB HBP BLK WP HR S P ERA WHIP	IP WLS BF H R ER SO BB IBB HBP BLK WP HR S P ERA WHIP	IP WLS BF H R ER SO BB IBB HBP BLK WP HR S P ERA WHIP	IP WLS BF H R ER SO BB IBB HBP BLK WP HR S P ERA WHIP	IP WLS BF H R ER SO BB IBB HBP BLK WP HR S P ERA WHIP	IP WLS BF H R ER SO BB IBB HBP BLK WP HR S P ERA WHIP	IP WLS BF H R ER SO BB IBB HBP BLK WP HR S P ERA WHIP	IP WLS BF H R ER SO BB IBB HBP BLK WP HR S P ERA WHIP	IP WLS BF H R ER SO BB IBB HBP BLK WP HR S P ERA WHIP	IP WLS BF H R ER SO BB IBB HBP BLK WP HR S P ERA WHIP	IP WLS BF H R ER SO BB IBB HBP BLK WP HR S P ERA WHIP	IP WLS BF H R ER SO BB IBB HBP BLK WP HR S P ERA WHIP	IP WLS BF H R ER SO BB IBB HBP BLK WP HR S P ERA WHIP	IP WLS BF H R ER SO BB IBB HBP BLK WP HR S P ERA WHIP	IP WLS BF H R ER SO BB IBB HBP BLK WP HR S P ERA WHIP	IP WLS BF H R ER SO BB IBB HBP BLK WP HR S P ERA WHIP

Boston Red Sox @ Kansas City Royals
Kauffman Stadium, Kansas City, MO
Sun Jun 21 2015, 1:13 PM - 4:11 PM CDT
Att: 37,975 - Overcast - 76 F

AB 35
R 2
H 9
RBI 2
SO 5
LOB 22



Batter	1	2	3	4	5	6	7	8	9	AB	R	H	RBI	BB	SO	LOB	TOP			
2 Alcides Escobar, R OBP: 0.318, SLG: 0.371										4	1	3	1	0	0	0	Kansas City Royals @ Seattle Mariners Safeco Field, Seattle, WA Mon Jun 22 2015, 7:11 PM - 9:44 PM PDT Att: 23,588 - Clear - 74 F			
8 Mike Moustakas, L OBP: 0.381, SLG: 0.471										4	0	2	1	0	0	1				
25 Kendrys Morales, S OBP: 0.349, SLG: 0.461										3	0	1	0	1	1	2				
35 Eric Hosmer, L OBP: 0.362, SLG: 0.460										4	0	0	0	0	1	3				
13 Salvador Perez, R OBP: 0.298, SLG: 0.466										4	1	1	0	0	1	2				
4 Alex Gordon, L OBP: 0.387, SLG: 0.442										3	0	0	0	1	0	1				
15 Alex Rios, R OBP: 0.255, SLG: 0.289										4	1	1	1	0	2	1				
14 Omar Infante, R OBP: 0.237, SLG: 0.311										4	0	1	1	0	1	1				
1 Jarrod Dyson, L OBP: 0.284, SLG: 0.372										3	1	1	0	0	0	1				
Inning Stats	R: 0 E: 0 K: 1 S: 7	H: 0 LOB: 0 BB: 0 P: 12	R: 2 E: 0 K: 0 S: 13	H: 3 LOB: 1 BB: 0 P: 19	R: 1 E: 0 K: 2 S: 14	H: 2 LOB: 2 BB: 1 P: 24	R: 0 E: 0 K: 1 S: 9	H: 0 LOB: 0 BB: 0 P: 16	R: 0 E: 0 K: 0 S: 12	H: 0 LOB: 0 BB: 0 P: 8	R: 1 E: 0 K: 1 S: 12	H: 2 LOB: 1 BB: 0 P: 17	R: 0 E: 0 K: 0 S: 9	H: 1 LOB: 0 BB: 0 P: 14	R: 0 E: 0 K: 1 S: 9	H: 0 LOB: 1 BB: 1 P: 13	1B: 8 2B: 4 3B: 0 HR: 0	SF: 0 SAC: 0 DP: 4 HBP: 0	WP: 0 PB: 0 SB: 1 CS: 1	PA: 35
PITCHER	IP WLS BF H R ER SO BB IBB HBP BLK WP HR S P ERA WHIP																			
34 Félix Hernández, R ERA: 3.24	6.2 L 28 9 4 4 5 1 0 0 0 0 0 0 72 112 5.40 1.500																			
97 Joe Beimel, L ERA: 3.25	1.1 4 1 0 0 0 0 0 0 0 0 0 0 10 15 0.00 0.750																			
56 Fernando Rodney, R ERA: 5.9	1.0 3 0 0 0 1 1 0 0 0 0 0 0 9 13 0.00 1.000																			

Batter	1	2	3	4	5	6	7	8	9	AB	R	H	RBI	BB	SO	LOB	BOTTOM					
20 Logan Morrison, L OBP: 0.320, SLG: 0.386										3	0	0	0	1	0	0	Kansas City Royals @ Seattle Mariners Safeco Field, Seattle, WA Mon Jun 22 2015, 7:11 PM - 9:44 PM PDT Att: 23,588 - Clear - 74 F					
16 Austin Jackson, R OBP: 0.308, SLG: 0.371										4	0	1	0	0	2	1						
22 Robinson Canó, L OBP: 0.283, SLG: 0.343										4	1	1	1	0	1	2						
23 Nelson Cruz, R OBP: 0.380, SLG: 0.568										2	0	0	0	0	0	0						
13 Dustin Ackley, L OBP: 0.246, SLG: 0.308										1	0	0	0	0	1	1						
15 Kyle Seager, L OBP: 0.318, SLG: 0.447										3	0	0	0	0	1	1						
35 Mark Trumbo, R OBP: 0.270, SLG: 0.433										3	0	0	0	0	2	0						
7 Seth Smith, L OBP: 0.327, SLG: 0.469										3	0	0	0	0	1	0						
5 Brad Miller, L OBP: 0.310, SLG: 0.385										3	0	0	0	0	2	0						
3 Mike Zunino, R OBP: 0.226, SLG: 0.295										3	0	0	0	0	3	0						
Inning Stats	R: 1 E: 0 K: 1 S: 9	H: 1 LOB: 0 BB: 0 P: 15	R: 0 E: 0 K: 1 S: 9	H: 0 LOB: 0 BB: 0 P: 13	R: 0 E: 0 K: 2 S: 8	H: 0 LOB: 0 BB: 0 P: 12	R: 0 E: 0 K: 0 S: 7	H: 0 LOB: 0 BB: 0 P: 13	R: 0 E: 0 K: 2 S: 8	H: 0 LOB: 0 BB: 0 P: 13	R: 0 E: 0 K: 1 S: 8	H: 0 LOB: 0 BB: 0 P: 12	R: 0 E: 0 K: 2 S: 13	H: 1 LOB: 1 BB: 0 P: 20	R: 0 E: 0 K: 2 S: 11	H: 0 LOB: 0 BB: 0 P: 13	R: 0 E: 0 K: 2 S: 9	H: 0 LOB: 1 BB: 1 P: 15	1B: 0 2B: 1 3B: 0 HR: 1	SF: 0 SAC: 0 DP: 0 HBP: 0	WP: 1 PB: 0 SB: 0 CS: 0	PA: 30
PITCHER	IP WLS BF H R ER SO BB IBB HBP BLK WP HR S P ERA WHIP																					
49 Joe Blanton, R ERA: 1.73	6.0 W 20 2 1 1 7 0 0 0 0 0 1 0 11 18 0.00 0.333																					
40 Kelvin Herrera, R ERA: 2.0	1.0 H 3 0 0 0 2 0 0 0 0 0 1 0 11 18 0.00 0.000																					
17 Wade Davis, R ERA: 0.29	1.0 H 3 0 0 0 2 0 0 0 0 0 0 0 11 13 0.00 0.000																					
56 Greg Holland, R ERA: 2.95	1.0 S 4 0 0 0 2 1 0 0 0 0 0 0 9 15 0.00 1.000																					

AB 33
R 4
H 10
RBI 4
BB 2
SO 6
LOB 12



AB 29
R 1
H 2
RBI 1
BB 1
SO 13
LOB 5



Batter	1	2	3	4	5	6	7	8	9	AB	R	H	RBI	BB	SO	LOB	TOP			
2 Alcides Escobar, R (1, 6) OBP: 0.317, SLG: 0.369										4	0	1	0	0	1	2	Kansas City Royals @ Seattle Mariners Safeco Field, Seattle, WA Tue Jun 23 2015, 7:11 PM - 9:34 PM PDT Att: 17,460 - Clear - 78 F			
8 Mike Moustakas, L (1, 5) OBP: 0.379, SLG: 0.468										4	0	1	0	0	1	0				
6 Lorenzo Cain, R (1, 8) OBP: 0.346, SLG: 0.440										3	0	0	0	0	2	0				
35 Eric Hosmer, L (1, 3) OBP: 0.357, SLG: 0.453										4	0	0	0	0	2	3				
25 Kendrys Morales, S (1, 10) OBP: 0.348, SLG: 0.458										4	0	1	0	0	0	3				
4 Alex Gordon, L (1, 7) OBP: 0.385, SLG: 0.439										4	0	1	0	0	2	1				
13 Salvador Perez, R (1, 2) OBP: 0.291, SLG: 0.464										3	0	1	0	0	0	0				
15 Alex Rios, R (1, 9) OBP: 0.248, SLG: 0.280										3	0	0	0	0	1	3				
14 Omar Infante, R (1, 4) OBP: 0.234, SLG: 0.307										3	0	0	0	0	1	2				
Inning Stats	R: 0 H: 2 E: 0 K: 1 S: 7	H: 2 LOB: 2 BB: 0 P: 12	R: 0 H: 2 E: 0 K: 3 S: 11	H: 2 LOB: 2 BB: 0 P: 16	R: 0 H: 0 E: 0 K: 1 S: 12	H: 0 LOB: 0 BB: 0 P: 14	R: 0 H: 0 E: 0 K: 1 S: 9	H: 0 LOB: 0 BB: 0 P: 14	R: 0 H: 0 E: 0 K: 2 S: 6	H: 0 LOB: 0 BB: 0 P: 8	R: 0 H: 0 E: 0 K: 1 S: 10	H: 0 LOB: 1 BB: 0 P: 13	R: 0 H: 0 E: 0 K: 0 S: 5	H: 0 LOB: 0 BB: 0 P: 8	R: 0 H: 1 E: 0 K: 1 S: 10	H: 1 LOB: 1 BB: 0 P: 12	1B: 5 2B: 0 3B: 0 HR: 0	SF: 0 SAC: 0 DP: 1 HBP: 1	WP: 0 PB: 0 SB: 0 CS: 0	PA: 33
PITCHER 37 Mike Montgomery, L (1, 1) ERA: 2.04	IP: 9.0 WLS: W BF: 33	H: 5 R: 0 ER: 0 SO: 10	BB: 0 IBB: 0 HBP: 1 BLK: 0	WP: 0 HR: 0 S: 77 P: 105	ERA: 0.00 WHIP: 0.556	PITCHER										IP: 9.0 WLS: W BF: 33	H: 5 R: 0 ER: 0 SO: 10	BB: 0 IBB: 0 HBP: 1 BLK: 0	WP: 0 HR: 0 S: 77 P: 105	ERA: 0.00 WHIP: 0.556

AB	32
R	0
H	5
RBI	0
BB	0
SO	10
LOB	14



Batter	1	2	3	4	5	6	7	8	9	AB	R	H	RBI	BB	SO	LOB	BOTTOM			
20 Logan Morrison, L (1, 3) OBP: 0.322, SLG: 0.395										4	1	1	2	1	0	2	Kansas City Royals @ Seattle Mariners Safeco Field, Seattle, WA Tue Jun 23 2015, 7:11 PM - 9:34 PM PDT Att: 17,460 - Clear - 78 F			
16 Austin Jackson, R (1, 8) OBP: 0.335, SLG: 0.362										5	0	0	0	0	3	4				
22 Robinson Cano, L (1, 4) OBP: 0.285, SLG: 0.348										5	1	2	0	0	0	2				
23 Nelson Cruz, R (1, 10) OBP: 0.375, SLG: 0.559										4	0	0	0	0	1	4				
15 Kyle Seager, L (1, 5) OBP: 0.320, SLG: 0.446										3	1	1	0	1	0	1				
7 Seth Smith, L (1, 9) OBP: 0.335, SLG: 0.472										3	2	2	1	1	1	1				
99 James Jones, L (7, PR) (8, 9)										4	2	3	2	0	0	1				
13 Dustin Ackley, L (1, 7) OBP: 0.261, SLG: 0.347										4	2	3	2	0	0	1				
5 Brad Miller, L (1, 6) OBP: 0.309, SLG: 0.380										3	0	0	1	1	0	3				
3 Mike Zunino, R (1, 2) OBP: 0.231, SLG: 0.296										3	0	1	1	1	1	2				
Inning Stats	R: 0 H: 1 E: 0 K: 1 S: 10	H: 2 LOB: 2 BB: 0 P: 15	R: 0 H: 2 E: 0 K: 2 S: 13	H: 2 LOB: 2 BB: 0 P: 22	R: 0 H: 0 E: 0 K: 0 S: 7	H: 0 LOB: 0 BB: 0 P: 11	R: 3 H: 3 E: 0 K: 0 S: 20	H: 3 LOB: 2 BB: 2 P: 34	R: 0 H: 0 E: 0 K: 2 S: 11	H: 0 LOB: 2 BB: 2 P: 22	R: 0 H: 0 E: 0 K: 0 S: 9	H: 0 LOB: 1 BB: 1 P: 17	R: 1 H: 1 E: 0 K: 1 S: 9	H: 1 LOB: 0 BB: 0 P: 14	1B: 6 2B: 2 3B: 0 HR: 2	SF: 0 SAC: 0 DP: 0 HBP: 0	WP: 1 PB: 0 SB: 0 CS: 0	PA: 39		
PITCHER 11 Jeremy Guthrie, R (1, 1) ERA: 5.9	IP: 5.0 WLS: L BF: 26	H: 9 R: 6 ER: 6 SO: 3	BB: 2 IBB: 0 HBP: 0 BLK: 0	WP: 0 HR: 1 S: 61 P: 97	ERA: 10.80 WHIP: 2.200	PITCHER										IP: 5.0 WLS: L BF: 26	H: 9 R: 6 ER: 6 SO: 3	BB: 2 IBB: 0 HBP: 0 BLK: 0	WP: 0 HR: 1 S: 61 P: 97	ERA: 10.80 WHIP: 2.200
44 Luke Hochevar, R (6, 1) ERA: 6.0	1.0	5	0	0	0	2	2	0	0	0	0	1	0	11	22	0.00	2.000			
48 Michael Mariot, R (7, 1) ERA: 4.5	2.0	8	1	1	1	1	1	0	0	0	0	0	1	18	31	4.50	1.000			

AB	34
R	7
H	10
RBI	7
BB	5
SO	6
LOB	20



Batter	1	2	3	4	5	6	7	8	9	AB	R	H	RBI	BB	SO	LOB	TOP			
2 Alcides Escobar, R OBP: 0.322, SLG: 0.378	F9			1B			G1-3		G6-3	5	2	3	1	0	0	0	Kansas City Royals @ Seattle Mariners Safeco Field, Seattle, WA Wed Jun 24 2015, 7:10 PM - 9:57 PM PDT Att: 23,392 - Partly Cloudy - 76 F			
8 Mike Moustakas, L OBP: 0.379, SLG: 0.478	K			HR			G1-3		G6-4-3	5	1	2	2	0	1	2				
25 Kendrys Morales, S OBP: 0.345, SLG: 0.457	F9			P4			F8		G6-4-3	5	0	1	0	0	0	2				
35 Eric Hosmer, L OBP: 0.359, SLG: 0.454	G4-3			HBP			P6			4	1	2	1	0	0	1				
13 Salvador Perez, R OBP: 0.286, SLG: 0.457	L8			F8			L4			4	0	0	0	0	1	3				
4 Alex Gordon, L OBP: 0.387, SLG: 0.437	G5-3			HBP			K			3	1	1	0	1	1	1				
15 Alex Rios, R OBP: 0.248, SLG: 0.272	F8			HBP			G6-3		L1-3	3	1	0	0	0	0	1				
14 Omar Infante, R OBP: 0.243, SLG: 0.319	F8			HBP			G4-6-3		L3	4	1	3	3	0	0	0				
1 Jarrod Dyson, L OBP: 0.282, SLG: 0.378	K			HBP			G4-6-3		L3	4	1	1	1	0	1	2				
Inning Stats	R: 0 E: 0 K: 1 S: 6	H: 0 LOB: 0 BB: 0 P: 8	R: 0 E: 0 K: 0 S: 6	H: 0 LOB: 0 BB: 0 P: 7	R: 0 E: 0 K: 1 S: 8	H: 0 LOB: 0 BB: 0 P: 11	R: 7 E: 0 K: 0 S: 22	H: 6 LOB: 1 BB: 1 P: 39	R: 0 E: 0 K: 1 S: 8	H: 1 LOB: 0 BB: 0 P: 10	R: 1 E: 0 K: 1 S: 13	H: 2 LOB: 1 BB: 0 P: 14	R: 0 E: 0 K: 0 S: 8	H: 2 LOB: 1 BB: 0 P: 16	R: 0 E: 0 K: 0 S: 11	H: 1 LOB: 0 BB: 0 P: 17	1B: 8 2B: 5 HR: 1	SF: 0 SAC: 0 DP: 3	WP: 0 PB: 0 SB: 1 CS: 0	PA: 39
PITCHER	IP WLS BF H R ER SO	IP WLS BF H R ER SO	IP WLS BF H R ER SO	IP WLS BF H R ER SO	IP WLS BF H R ER SO	IP WLS BF H R ER SO	IP WLS BF H R ER SO	IP WLS BF H R ER SO	IP WLS BF H R ER SO	IP WLS BF H R ER SO	IP WLS BF H R ER SO	IP WLS BF H R ER SO	IP WLS BF H R ER SO	IP WLS BF H R ER SO	IP WLS BF H R ER SO	IP WLS BF H R ER SO	ERA WHIP	ERA WHIP		
29 Roenis Elias, L ERA: 4.25	3.2	L	18	5	7	7	2	1	0	1	38	60	17.18	1.636						
38 Vidal Nuño, L ERA: 2.19	3.1		14	5	1	1	2	0	0	0	32	39	2.70	1.500						
54 Tom Wilhelmson, R ERA: 4.43	1.0		4	2	0	0	0	0	0	0	8	16	0.00	2.000						
97 Joe Beimel, L ERA: 3.1	1.0		3	1	0	0	0	0	0	0	11	17	0.00	1.000						

Batter	1	2	3	4	5	6	7	8	9	AB	R	H	RBI	BB	SO	LOB	BOTTOM					
16 Austin Jackson, R OBP: 0.304, SLG: 0.365	P3						G4-3			4	1	2	0	0	0	0	Kansas City Royals @ Seattle Mariners Safeco Field, Seattle, WA Wed Jun 24 2015, 7:10 PM - 9:57 PM PDT Att: 23,392 - Partly Cloudy - 76 F					
30 Franklin Gutierrez, R OBP: 0.250, SLG: 0.333	P4						K			3	0	1	1	0	1	1						
22 Robinson Cano, L OBP: 0.284, SLG: 0.346	K						G4-3			4	0	1	0	0	1	2						
23 Nelson Cruz, R OBP: 0.369, SLG: 0.551	K						L9			4	0	0	0	0	2	3						
15 Kyle Seager, L OBP: 0.319, SLG: 0.443	P5						L4			4	0	1	0	0	0	2						
35 Mark Trumbo, R OBP: 0.286, SLG: 0.426	K						F8			4	0	0	0	0	2	1						
20 Logan Morrison, L OBP: 0.321, SLG: 0.393	G4-6-3						F7			4	0	1	0	0	0	1						
3 Mike Zunino, R OBP: 0.236, SLG: 0.300	P2						F8			4	0	2	0	0	0	0						
5 Brad Miller, L OBP: 0.308, SLG: 0.377	G4-3						G5-3			4	1	1	0	0	0	3						
Inning Stats	R: 0 E: 0 K: 2 S: 15	H: 1 LOB: 1 BB: 0 P: 24	R: 0 E: 0 K: 1 S: 13	H: 2 LOB: 2 BB: 0 P: 16	R: 0 E: 0 K: 1 S: 11	H: 1 LOB: 1 BB: 0 P: 17	R: 0 E: 0 K: 0 S: 6	H: 1 LOB: 0 BB: 0 P: 8	R: 2 E: 1 K: 0 S: 18	H: 3 LOB: 2 BB: 0 P: 32	R: 0 E: 0 K: 0 S: 6	H: 0 LOB: 0 BB: 0 P: 9	R: 0 E: 0 K: 1 S: 10	H: 0 LOB: 0 BB: 0 P: 12	R: 0 E: 0 K: 0 S: 8	H: 0 LOB: 0 BB: 0 P: 13	R: 0 E: 0 K: 1 S: 11	H: 1 LOB: 1 BB: 0 P: 13	1B: 9 2B: 0 3B: 0 HR: 0	SF: 1 SAC: 0 DP: 1 HBP: 0	WP: 1 PB: 0 SB: 0 CS: 0	PA: 36
PITCHER	IP WLS BF H R ER SO	IP WLS BF H R ER SO	IP WLS BF H R ER SO	IP WLS BF H R ER SO	IP WLS BF H R ER SO	IP WLS BF H R ER SO	IP WLS BF H R ER SO	IP WLS BF H R ER SO	IP WLS BF H R ER SO	IP WLS BF H R ER SO	IP WLS BF H R ER SO	IP WLS BF H R ER SO	IP WLS BF H R ER SO	IP WLS BF H R ER SO	IP WLS BF H R ER SO	IP WLS BF H R ER SO	ERA WHIP	ERA WHIP				
41 Danny Duffy, L ERA: 3.44	4.2		21	8	2	1	4	0	0	0	0	0	0	0	0	0						
46 Ryan Madson, R ERA: 1.82	1.1	W	5	0	0	0	0	0	0	0	0	11	18	0.00	0.000							
40 Kelvin Herrera, R ERA: 1.93	1.0		3	0	0	0	1	0	0	0	0	10	12	0.00	0.000							
47 Franklin Morales, L ERA: 2.79	1.0		3	0	0	0	0	0	0	0	0	8	13	0.00	0.000							
27 Brandon Finnegan, L ERA: 1.88	1.0		4	1	0	0	1	0	0	0	0	11	13	0.00	1.000							

AB	37
R	8
H	13
RBI	8
BB	1
SO	4
LOB	12

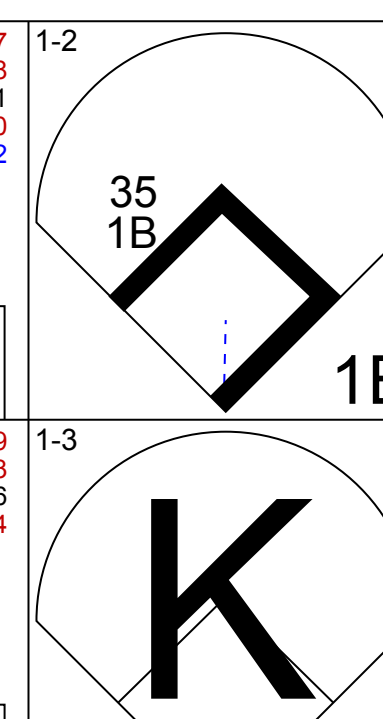
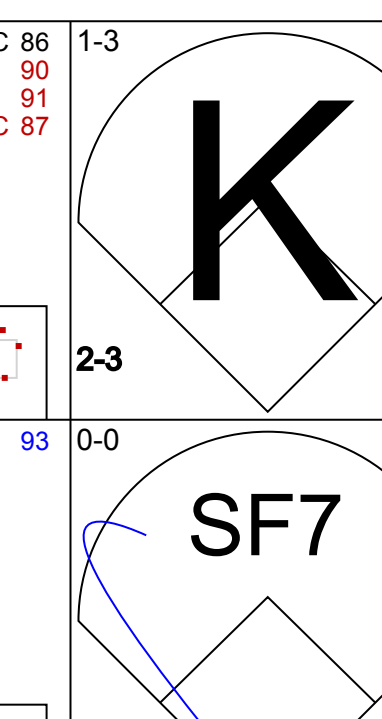
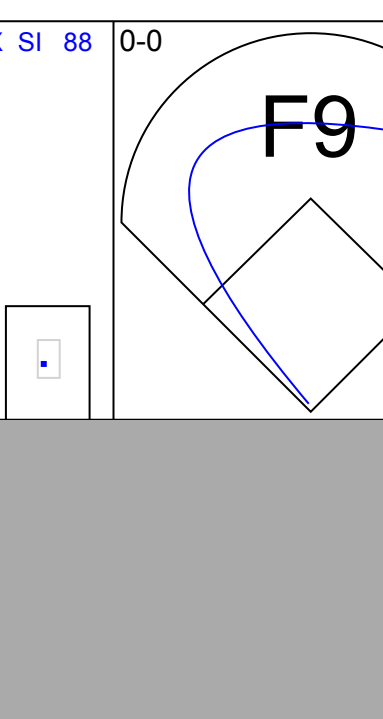
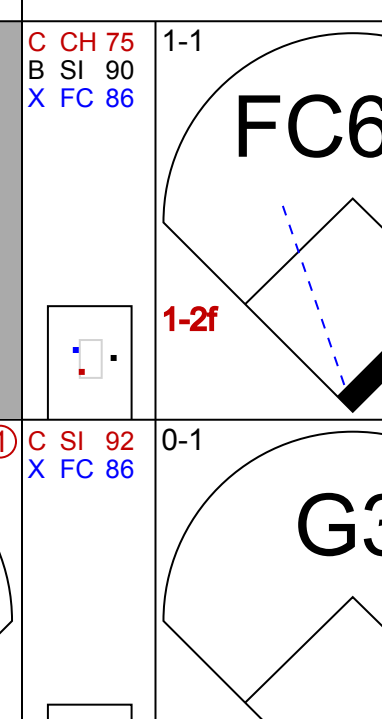
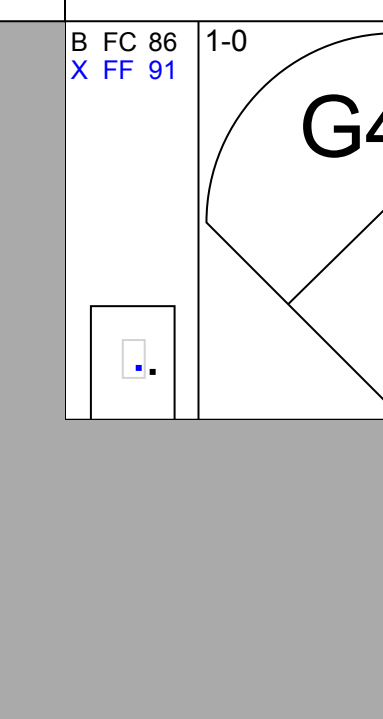
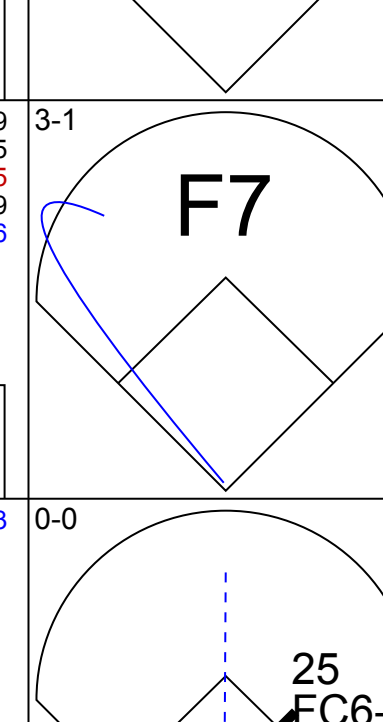
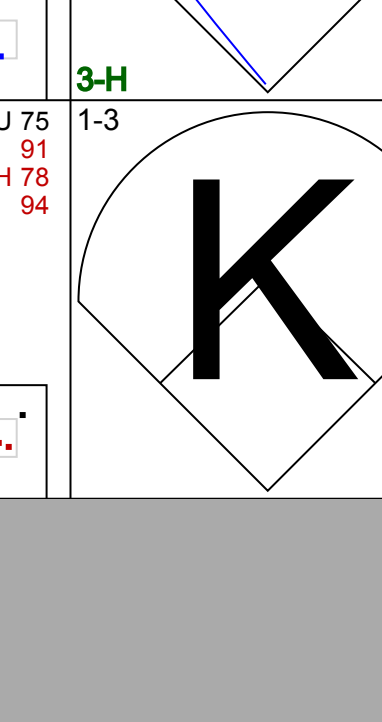
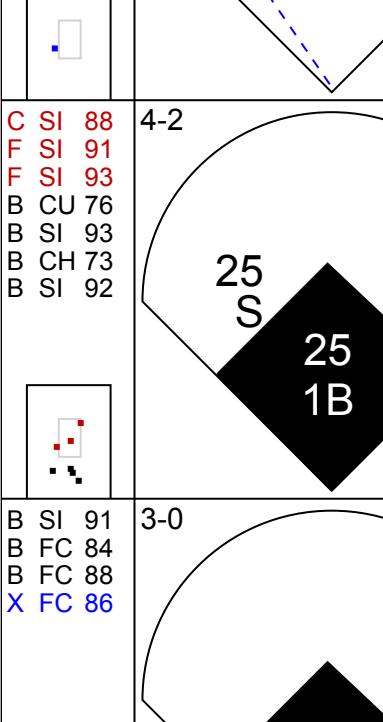

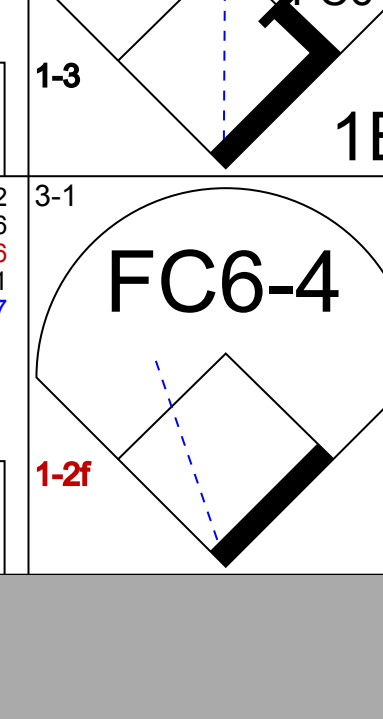

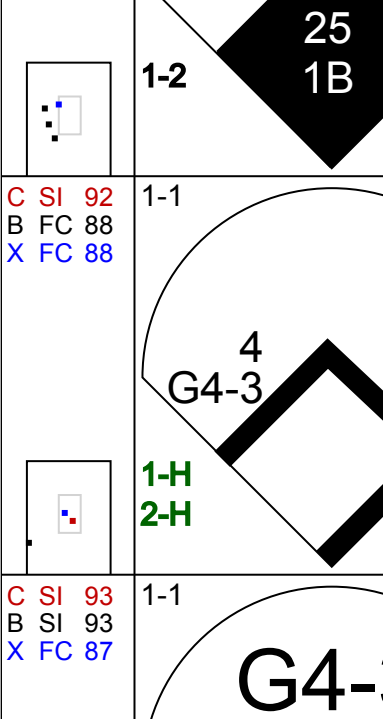
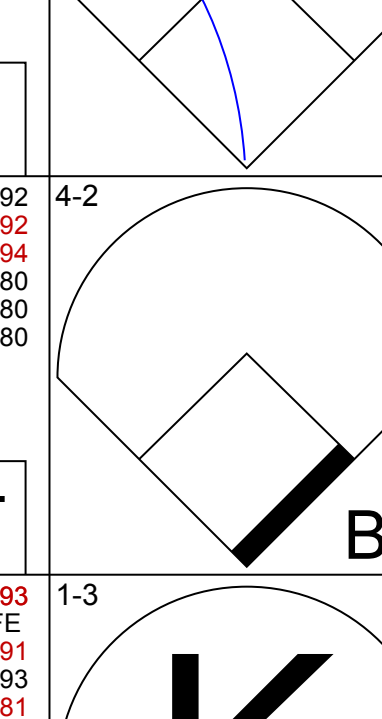

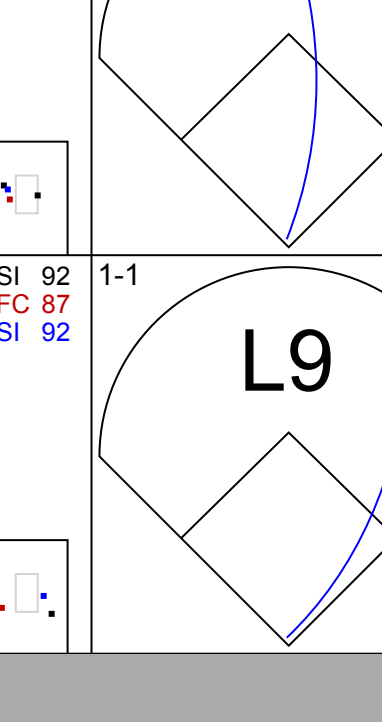
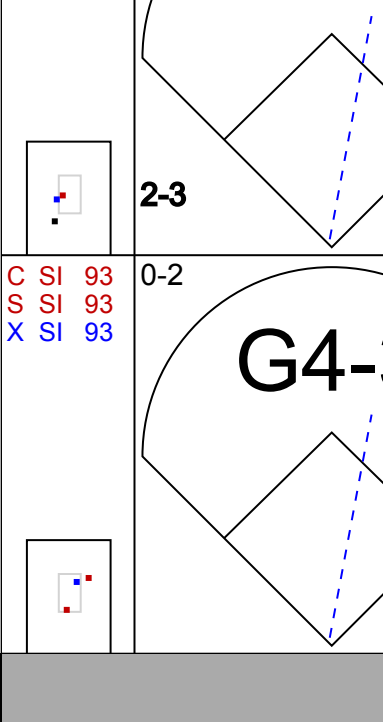
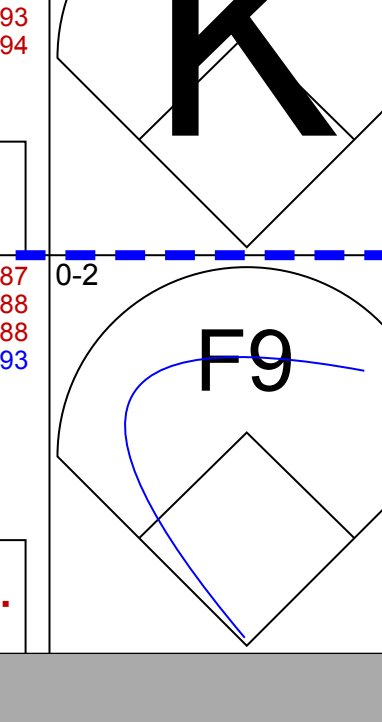




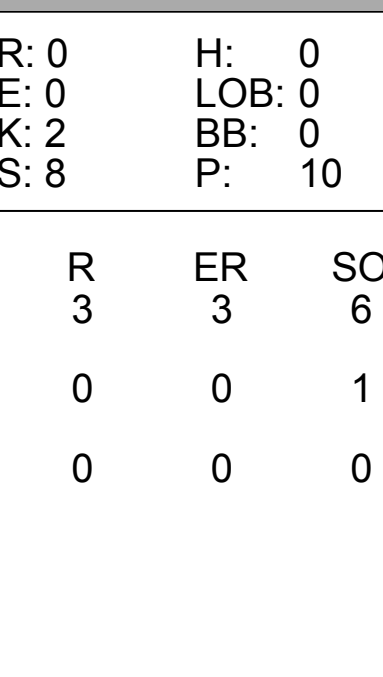
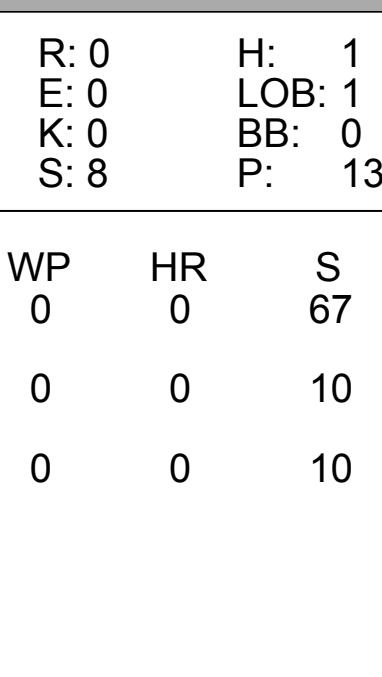
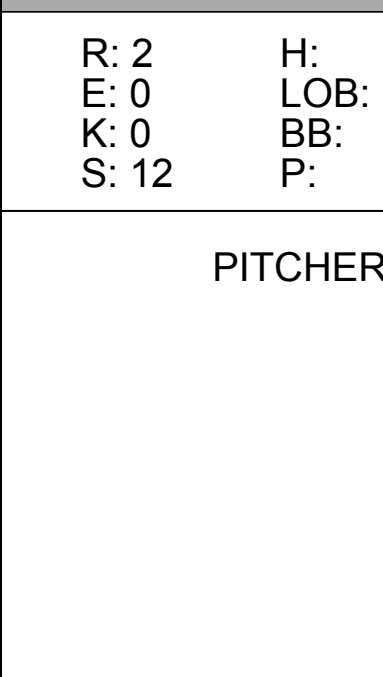
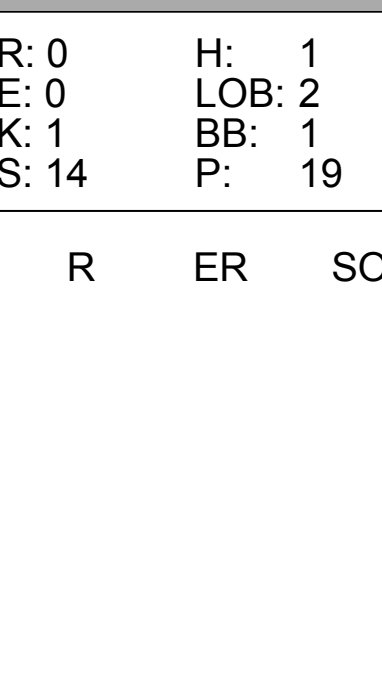



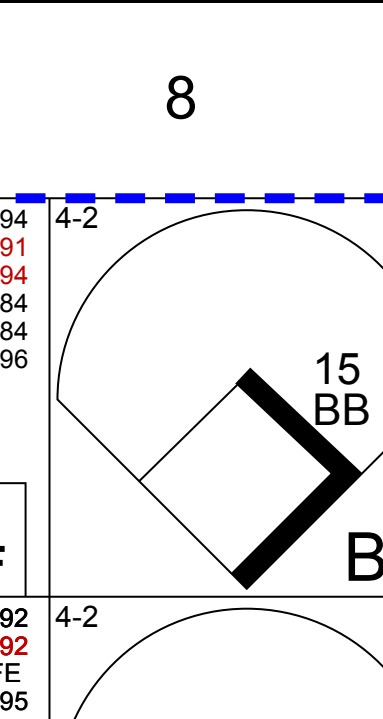

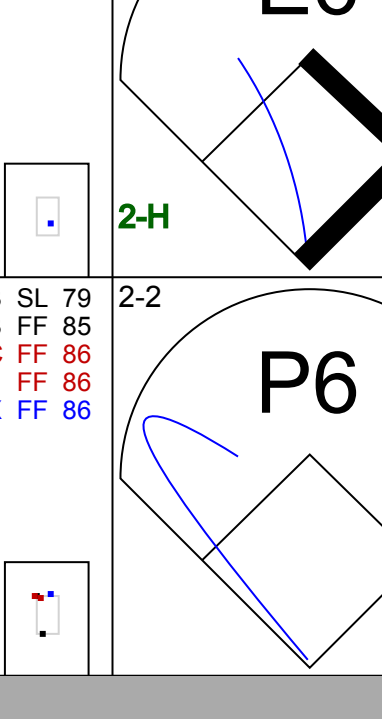

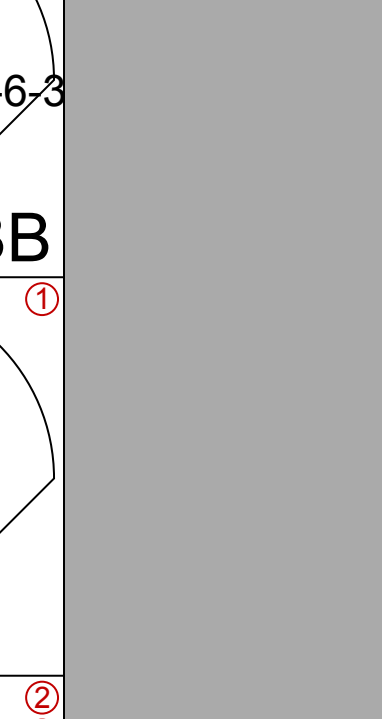



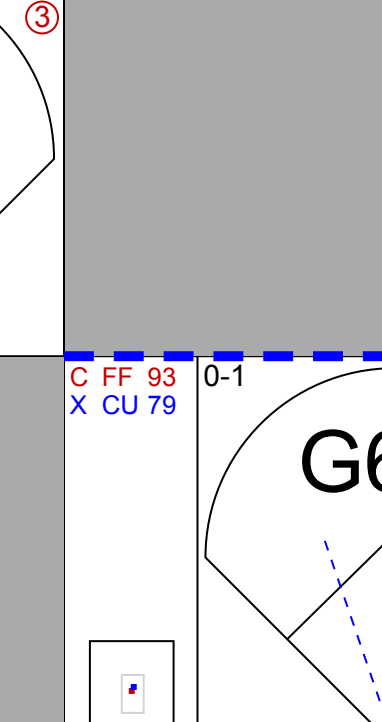
AB	35
R	2
H	9
RBI	1
BB	0
SO	6
LOB	13

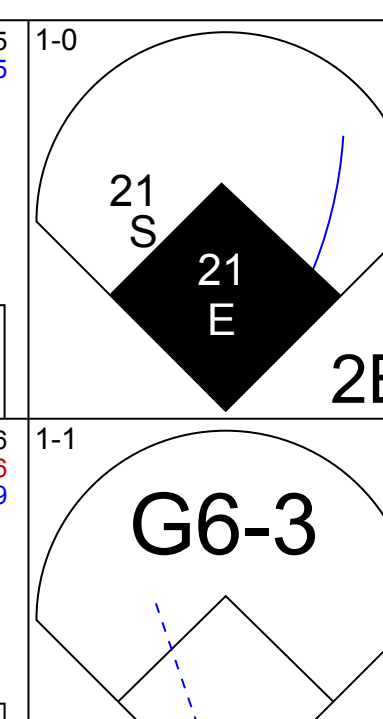
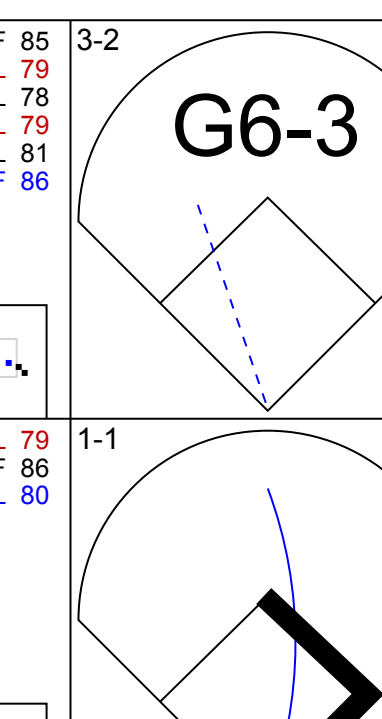
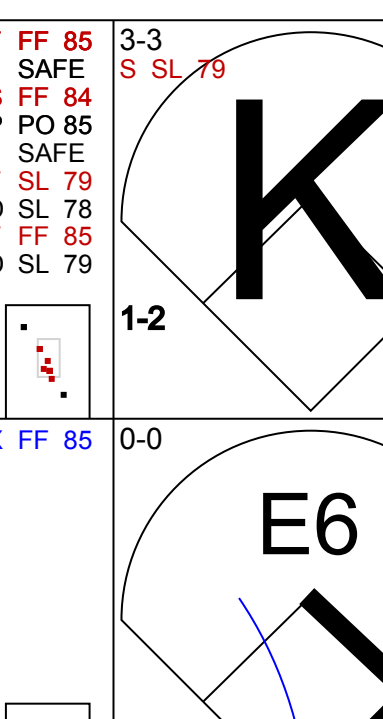
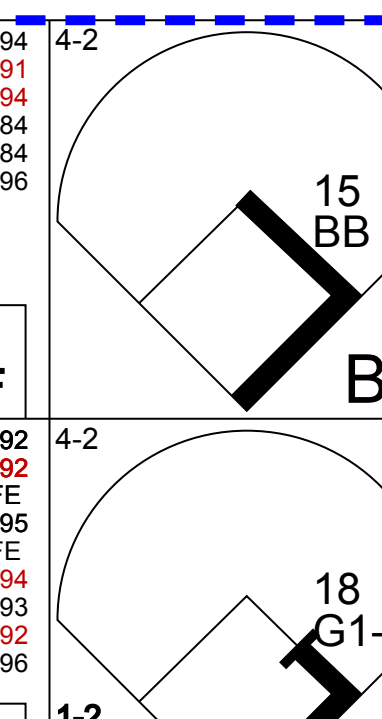
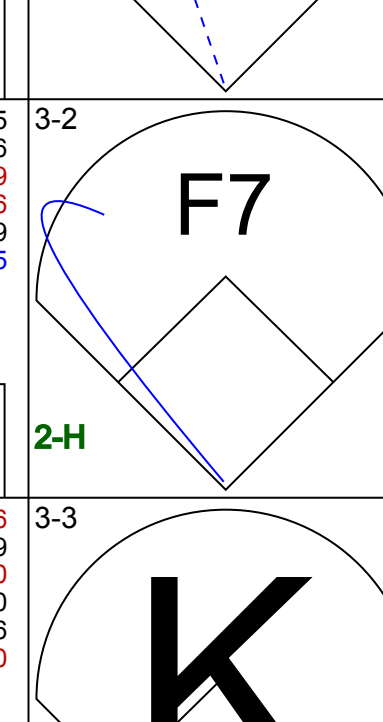
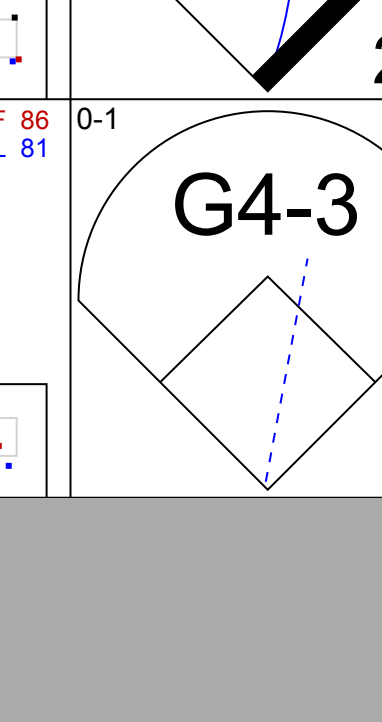
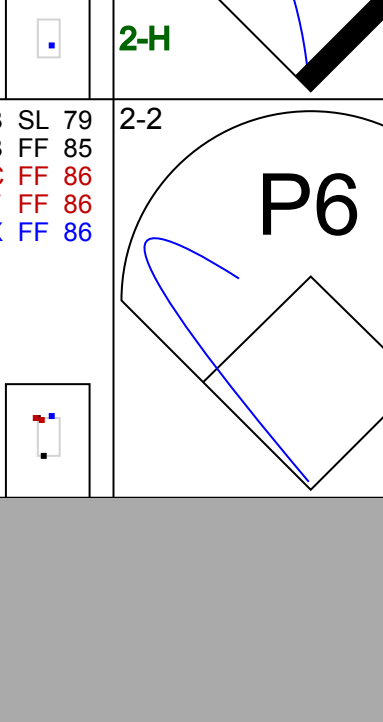
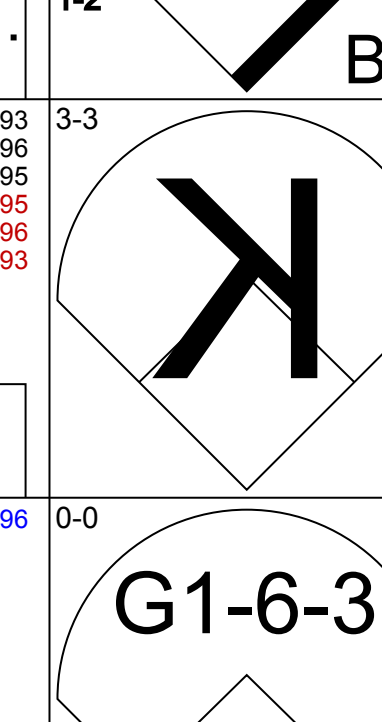





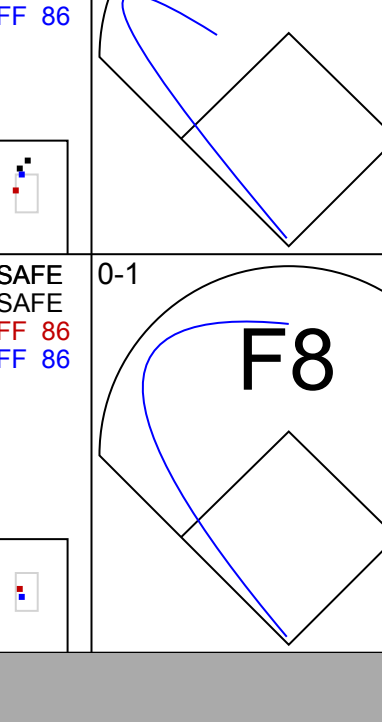
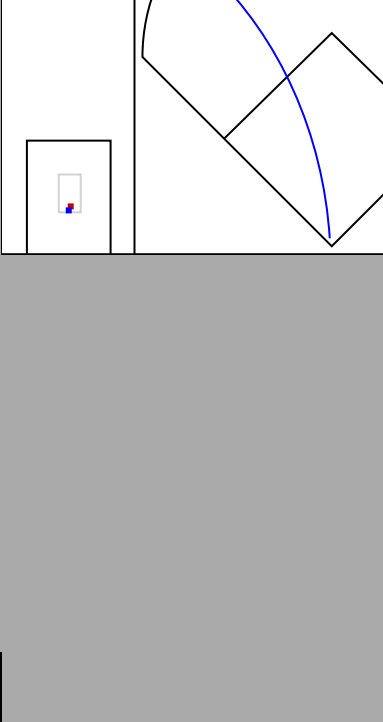

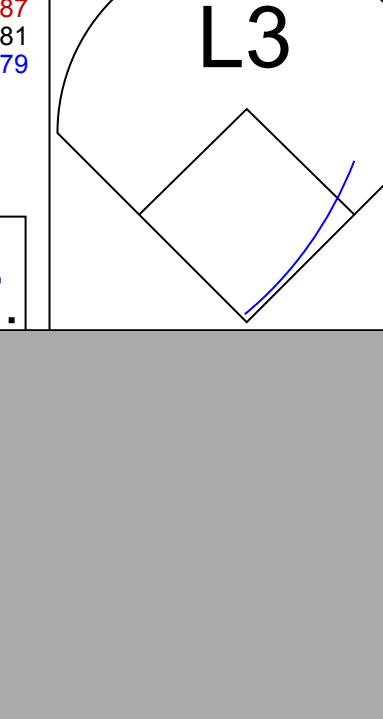



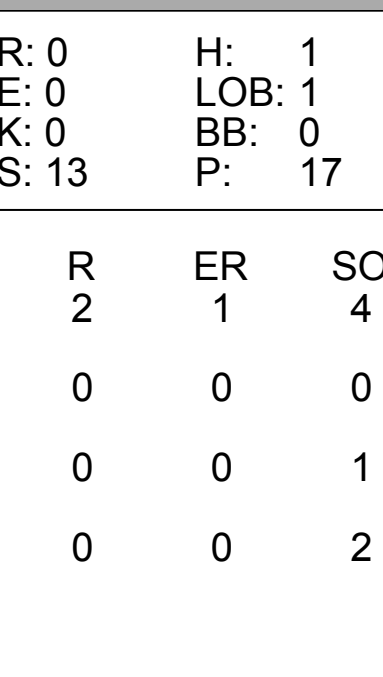
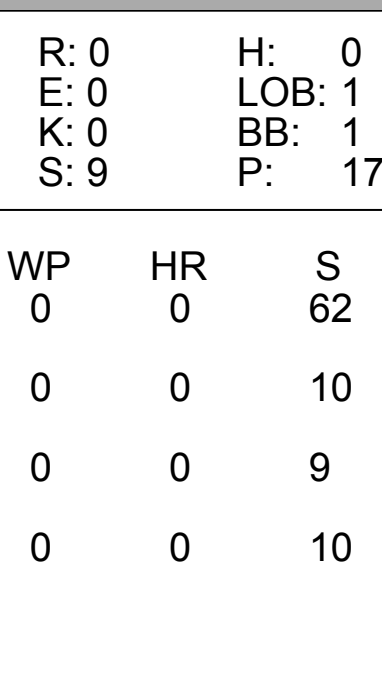
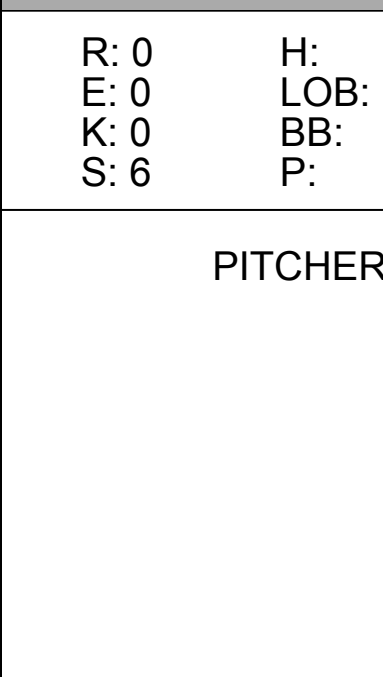
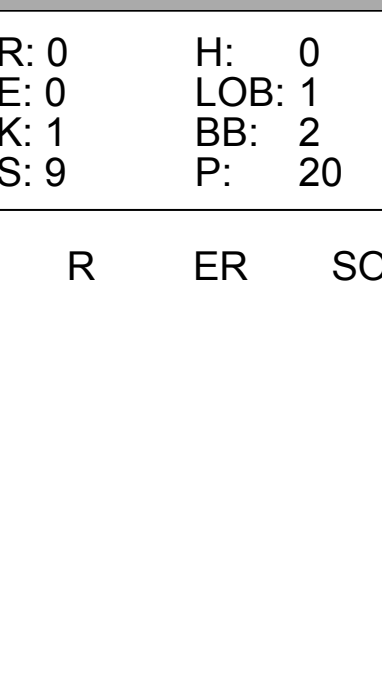


Batter	1	2	3	4	5	6	7	8	9	AB	R	H	RBI	BB	SO	LOB	TOP								
2 Alcides Escobar, R OBP: 0.320, SLG: 0.374	K2-3		L6				K		G5-3	5	1	1	0	0	2	1	Kansas City Royals @ Oakland Athletics O.co Coliseum, Oakland, CA Fri Jun 26 2015, 10:09 PM - 12:59 AM EDT Att: 27,365 - Clear - 63 F livebaseballscorecards.com								
8 Mike Moustakas, L OBP: 0.375, SLG: 0.475	L7		K				F7		BB	4	0	1	0	1	1	3									
6 Lorenzo Cain, R OBP: 0.347, SLG: 0.437	L8		G5-4-3				K		BB	4	1	1	1	1	1	2									
35 Eric Hosmer, L OBP: 0.356, SLG: 0.449		G5-3	E3				G4-3		G4-3	5	0	1	1	0	0	2									
25 Kendrys Morales, S OBP: 0.348, SLG: 0.467		HR	K				G4-3		BB	3	1	1	1	1	1	1									
4 Alex Gordon, L OBP: 0.396, SLG: 0.459							HR		BB	3	1	3	1	1	0	0									
13 Salvador Perez, R OBP: 0.286, SLG: 0.457									F4	4	0	1	0	0	0	4									
15 Alex Rios, R OBP: 0.248, SLG: 0.271							F8		F8	4	1	1	0	0	1	4									
14 Omar Infante, R OBP: 0.243, SLG: 0.318									L8	4	0	1	0	0	1	2									
Inning Stats	R: 0 E: 0 K: 1 S: 6	H: 0 LOB: 0 BB: 0 P: 10	R: 1 E: 0 K: 0 S: 11	H: 2 LOB: 0 BB: 0 P: 18	R: 3 E: 1 K: 2 S: 16	H: 4 LOB: 1 BB: 0 P: 23	R: 0 E: 0 K: 1 S: 8	H: 0 LOB: 1 BB: 1 P: 14	R: 0 E: 0 K: 0 S: 7	H: 1 LOB: 0 BB: 0 P: 8	R: 1 E: 0 K: 1 S: 9	H: 2 LOB: 1 BB: 0 P: 18	R: 0 E: 0 K: 2 S: 14	H: 1 LOB: 1 BB: 0 P: 18	R: 0 E: 0 K: 0 S: 10	H: 1 LOB: 2 BB: 1 P: 17	R: 0 E: 0 K: 0 S: 12	H: 0 LOB: 2 BB: 2 P: 21	1B: 8 2B: 1 3B: 0 HR: 2	SF: 0 SAC: 0 DP: 2 HBP: 0	WP: 0 PB: 1 SB: 1 CS: 0	PA: 40			
PITCHER	IP	WLS	BF	H	R	ER	SO	BB	IBB	HBP	BLK	WP	HR	S	P	ERA	WHIP								
32 Jesse Hahn, R ERA: 3.47	6.0	L	26	9	5	3	5	1	0	0	0	0	2	57	91	4.50	1.667								
58 Evan Scribner, R ERA: 3.08	1.0		4	1	0	0	2	0	0	0	0	0	0	14	18	0.00	1.000								
39 Eric O'Flaherty, L ERA: 3.25	0.1		3	1	0	0	0	1	0	0	0	0	0	5	12	0.00	6.000								
33 Fernando Rodriguez Jr., R ERA: 4.42	1.2		7	0	0	0	0	2	0	0	0	0	0	17	26	0.00	1.200								

Batter	1	2	3	4	5	6	7	8	9	AB	R	H	RBI	BB	SO	LOB	BOTTOM								
28 Eric Sogard, L OBP: 0.297, SLG: 0.293	L8		F7						L7	4	0	0	0	0	0	1	Kansas City Royals @ Oakland Athletics O.co Coliseum, Oakland, CA Fri Jun 26 2015, 10:09 PM - 12:59 AM EDT Att: 27,365 - Clear - 63 F livebaseballscorecards.com								
15 Brett Lawrie, R OBP: 0.322, SLG: 0.419	K		G4-3						L9	4	0	0	0	0	2	1									
21 Stephen Vogt, L OBP: 0.399, SLG: 0.545										3	0	0	0	0	1	0									
19 Josh Phegley, R OBP: 0.362, SLG: 0.568	K								2B	0	1	0	0	0	0	0									
18 Ben Zobrist, S OBP: 0.347, SLG: 0.453		P5							HBP	3	0	1	1	1	0	0									
22 Josh Reddick, L OBP: 0.351, SLG: 0.475		G6-3							2B	4	0	1	0	0	0	3									
16 Billy Butler, R OBP: 0.306, SLG: 0.342		G5-3								4	0	0	0	0	1	4									
17 Ike Davis, L OBP: 0.331, SLG: 0.398										3	0	1	0	0	0	1									
10 Marcus Semien, R OBP: 0.316, SLG: 0.399										3	1	0	0	0	1	1									
23 Sam Fuld, L OBP: 0.289, SLG: 0.305										3	0	1	1	0	0	0									
Inning Stats	R: 0 E: 0 K: 2 S: 9	H: 0 LOB: 0 BB: 0 P: 14	R: 0 E: 0 K: 0 S: 8	H: 0 LOB: 0 BB: 0 P: 13	R: 1 E: 0 K: 0 S: 15	H: 2 LOB: 1 BB: 0 P: 24	R: 0 E: 1 K: 0 S: 7	H: 0 LOB: 1 BB: 1 P: 15	R: 0 E: 0 K: 1 S: 6	H: 0 LOB: 0 BB: 0 P: 9	R: 0 E: 0 K: 0 S: 9	H: 1 LOB: 1 BB: 0 P: 16	R: 0 E: 0 K: 1 S: 11	H: 0 LOB: 0 BB: 0 P: 14	R: 0 E: 0 K: 1 S: 12	H: 1 LOB: 2 BB: 0 P: 21	1B: 2 2B: 2 3B: 0 HR: 0	SF: 0 SAC: 0 DP: 0 HBP: 1	WP: 0 PB: 0 SB: 0 CS: 0	PA: 33					
PITCHER	IP	WLS	BF	H	R	ER	SO	BB	IBB	HBP	BLK	WP	HR	S	P	ERA	WHIP								
36 Edinson Volquez, R ERA: 3.18	7.0	W	25	3	1	1	3	1	0	0	0	0	0	66	107	1.29	0.571								
40 Kelvin Herrera, R ERA: 1.86	1.0		3	0	0	0	1	0	0	0	0	0	0	11	14	0.00	0.000								
47 Franklin Morales, L ERA: 3.07	0.1		3	1	1	1	0	0	0	1	0	0	0	8	14	27.00	3.000								
56 Greg Holland, R ERA: 2.84	0.2	S	2	0	0	0	1	0	0	0	0	0	0	4	7	0.00	0.000								



Batter	1	2	3	4	5	6	7	8	9	AB	R	H	RBI	BB	SO	LOB	TOP								
2 Alcides Escobar, R OBP: 0.318, SLG: 0.371										5	0	1	0	0	1	2	Kansas City Royals @ Oakland Athletics O.co Coliseum, Oakland, CA Sat Jun 27 2015, 4:09 PM - 6:57 PM EDT Att: 28,619 - Cloudy - 70 F								
8 Mike Moustakas, L OBP: 0.374, SLG: 0.469										3	0	0	1	0	1	2									
6 Lorenzo Cain, R OBP: 0.349, SLG: 0.440										3	1	1	0	1	1	1									
35 Eric Hosmer, L OBP: 0.358, SLG: 0.450										4	1	2	0	0	0	1									
25 Kendrys Morales, S OBP: 0.353, SLG: 0.469										3	0	2	2	1	0	2									
4 Alex Gordon, L OBP: 0.390, SLG: 0.450										4	0	0	0	0	1	4									
13 Salvador Perez, R OBP: 0.281, SLG: 0.450										4	0	0	0	0	1	4									
15 Alex Rios, R OBP: 0.248, SLG: 0.270										4	0	1	0	0	1	0									
14 Omar Infante, R OBP: 0.243, SLG: 0.321										4	1	1	0	0	1	1									
Inning Stats	R: 0 E: 0 K: 1 S: 12	H: 2 LOB: 2 BB: 0 P: 20	R: 0 E: 0 K: 2 S: 8	H: 0 LOB: 0 BB: 0 P: 10	R: 1 E: 0 K: 2 S: 9	H: 1 LOB: 0 BB: 0 P: 13	R: 0 E: 0 K: 0 S: 8	H: 1 LOB: 1 BB: 0 P: 13	R: 0 E: 0 K: 1 S: 7	H: 0 LOB: 0 BB: 0 P: 11	R: 2 E: 0 K: 0 S: 12	H: 2 LOB: 1 BB: 1 P: 21	R: 0 E: 0 K: 0 S: 11	H: 1 LOB: 1 BB: 0 P: 14	R: 0 E: 0 K: 1 S: 14	H: 1 LOB: 2 BB: 1 P: 19		R: 0 E: 0 K: 0 S: 6	H: 0 LOB: 0 BB: 0 P: 8	1B: 6 2B: 2 3B: 0 HR: 0	SF: 1 SAC: 0 DP: 0 HBP: 0	WP: 0 PB: 0 SB: 2 CS: 0	PA: 37		
PITCHER	IP	WLS	BF	H	R	ER	SO	BB	IBB	HBP	BLK	WP	HR	S	P	ERA	WHIP								
26 Scott Kazmir, L ERA: 2.79	7.0	L	29	7	3	3	6	1	0	0	1	0	0	67	102	3.86	1.143								
13 Drew Pomeranz, L ERA: 3.88	0.2		4	1	0	0	1	1	0	0	0	0	0	10	15	0.00	3.000								
58 Evan Scribner, R ERA: 2.97	1.1		4	0	0	0	0	0	0	0	0	0	0	10	12	0.00	0.000								

Batter	1	2	3	4	5	6	7	8	9	AB	R	H	RBI	BB	SO	LOB	BOTTOM								
23 Sam Fuld, L OBP: 0.293, SLG: 0.312										3	1	1	0	1	1	1	Kansas City Royals @ Oakland Athletics O.co Coliseum, Oakland, CA Sat Jun 27 2015, 4:09 PM - 6:57 PM EDT Att: 28,619 - Cloudy - 70 F								
15 Brett Lawrie, R OBP: 0.324, SLG: 0.422										3	0	1	0	1	0	1									
21 Stephen Vogt, L OBP: 0.393, SLG: 0.535										4	0	0	0	0	1	4									
18 Ben Zobrist, S OBP: 0.345, SLG: 0.444										3	0	0	0	1	1	2									
22 Josh Reddick, L OBP: 0.346, SLG: 0.467										4	0	0	0	0	0	1									
19 Josh Phegley, R OBP: 0.346, SLG: 0.545										4	0	0	0	0	1	1									
17 Ike Davis, L OBP: 0.336, SLG: 0.405										3	0	1	0	1	1	1									
10 Marcus Semien, R OBP: 0.313, SLG: 0.394										3	0	0	0	0	1	2									
28 Eric Sogard, L OBP: 0.298, SLG: 0.294										3	1	1	0	0	1	0									
Inning Stats	R: 1 E: 0 K: 1 S: 9	H: 1 LOB: 1 BB: 0 P: 17	R: 0 E: 0 K: 0 S: 13	H: 1 LOB: 0 BB: 0 P: 17	R: 0 E: 0 K: 1 S: 10	H: 1 LOB: 1 BB: 0 P: 14	R: 0 E: 0 K: 0 S: 9	H: 0 LOB: 1 BB: 1 P: 17	R: 1 E: 1 K: 2 S: 15	H: 1 LOB: 1 BB: 0 P: 22	R: 0 E: 0 K: 0 S: 6	H: 0 LOB: 0 BB: 0 P: 9	R: 0 E: 0 K: 0 S: 10	H: 0 LOB: 0 BB: 1 P: 14	R: 0 E: 0 K: 1 S: 9	H: 0 LOB: 1 BB: 2 P: 20		R: 0 E: 0 K: 2 S: 10	H: 0 LOB: 0 BB: 0 P: 12	1B: 1 2B: 3 3B: 0 HR: 0	SF: 0 SAC: 0 DP: 2 HBP: 0	WP: 0 PB: 0 SB: 2 CS: 0	PA: 34		
PITCHER	IP	WLS	BF	H	R	ER	SO	BB	IBB	HBP	BLK	WP	HR	S	P	ERA	WHIP								
32 Chris Young, R ERA: 2.71	6.0	W	24	4	2	1	4	1	0	0	0	0	0	62	96	1.50	0.833								
46 Ryan Madson, R ERA: 1.75	1.0	H	3	0	0	0	0	1	0	0	0	0	0	10	14	0.00	1.000								
17 Wade Davis, R ERA: 0.28	1.0	H	4	0	0	0	1	2	0	0	0	0	0	9	20	0.00	2.000								
56 Greg Holland, R ERA: 2.7	1.0	S	3	0	0	0	2	0	0	0	0	0	0	10	12	0.00	0.000								

AB 34
R 3
H 8
RBI 3
BB 2
SO 7
LOB 17



AB 30
R 2
H 4
RBI 0
BB 4
SO 7
LOB 13



Batter	1	2	3	4	5	6	7	8	9	AB	R	H	RBI	BB	SO	LOB	TOP					
1 Jarrod Dyson, L (1, 8) OBP: 0.312, SLG: 0.398										2	0	1	0	2	0	0	Kansas City Royals @ Houston Astros Minute Maid Park, Houston, TX Mon Jun 29 2015, 7:13 PM - 10:09 PM CDT Att: 20,419 - Roof Closed - 73 F					
8 Mike Moustakas, L (1, 5) OBP: 0.365, SLG: 0.463										4	0	0	0	0	1	3						
6 Lorenzo Cain, R (1, 10) OBP: 0.346, SLG: 0.435										4	0	0	0	0	1	3						
25 Kendrys Morales, S (1, 3) OBP: 0.349, SLG: 0.459										3	0	0	0	1	2	1						
13 Salvador Perez, R (1, 2) OBP: 0.280, SLG: 0.467										4	1	1	1	0	0	2						
4 Alex Gordon, L (1, 7) OBP: 0.390, SLG: 0.443										3	0	1	0	1	0	0						
15 Alex Rios, R (1, 9) OBP: 0.248, SLG: 0.271										4	0	2	0	0	1	1						
14 Omar Infante, R (1, 4) OBP: 0.239, SLG: 0.314										4	0	0	0	0	0	4						
24 Christian Colón, R (1, 6) OBP: 0.306, SLG: 0.295										3	0	0	0	0	1	2						
Inning Stats	R: 0 E: 0 K: 1 S: 9	H: 1 LOB: 2 BB: 1 P: 18	R: 0 E: 0 K: 1 S: 15	H: 1 LOB: 1 BB: 0 P: 21	R: 0 E: 0 K: 1 S: 10	H: 0 LOB: 0 BB: 0 P: 15	R: 0 E: 0 K: 1 S: 7	H: 0 LOB: 0 BB: 0 P: 10	R: 0 E: 0 K: 0 S: 7	H: 1 LOB: 0 BB: 0 P: 9	R: 0 E: 0 K: 1 S: 9	H: 0 LOB: 1 BB: 1 P: 15	R: 1 E: 0 K: 1 S: 9	H: 1 LOB: 0 BB: 0 P: 14	R: 0 E: 0 K: 0 S: 7	H: 0 LOB: 1 BB: 1 P: 12		R: 0 E: 0 K: 0 S: 8	H: 1 LOB: 2 BB: 1 P: 18	1B: 3 2B: 1 3B: 0 HR: 1	SF: 0 SAC: 0 DP: 1 HBP: 0	WP: 0 PB: 0 SB: 0 CS: 0
PITCHER	IP: 7.0 WLS: W BF: 26 H: 4 R: 1 ER: 1 SO: 6 BB: 2 IBB: 0 HBP: 0 BLK: 0 WP: 0 HR: 1 S: 66 P: 102 ERA: 1.29 WHIP: 0.857	IP: 0.2 WLS: 3 BF: 3 H: 0 R: 0 ER: 0 SO: 0 BB: 1 IBB: 0 HBP: 0 BLK: 0 WP: 0 HR: 4 S: 9 P: 21 ERA: 0.00 WHIP: 1.500	IP: 1.1 WLS: 6 BF: 1 H: 0 R: 0 ER: 0 SO: 0 BB: 1 IBB: 0 HBP: 0 BLK: 0 WP: 0 HR: 11 S: 21 P: 21 ERA: 0.00 WHIP: 1.500	PITCHER																		

Batter	1	2	3	4	5	6	7	8	9	AB	R	H	RBI	BB	SO	LOB	BOTTOM			
4 George Springer, R (1, 8) OBP: 0.361, SLG: 0.446										4	0	0	0	1	1	4	Kansas City Royals @ Houston Astros Minute Maid Park, Houston, TX Mon Jun 29 2015, 7:13 PM - 10:09 PM CDT Att: 20,419 - Roof Closed - 73 F			
27 Jose Altuve, R (1, 4) OBP: 0.336, SLG: 0.415										3	1	1	1	1	0	1				
1 Carlos Correa, R (1, 6) OBP: 0.323, SLG: 0.567										4	0	0	0	0	0	1				
18 Luis Valbuena, L (1, 5) OBP: 0.277, SLG: 0.444										4	2	2	0	0	1	1				
23 Chris Carter, R (1, 3) OBP: 0.315, SLG: 0.405										4	1	1	1	0	2	2				
21 Jon Singleton, L (1, 10) OBP: 0.376, SLG: 0.333										2	2	1	0	2	1	0				
20 Preston Tucker, L (1, 7) OBP: 0.320, SLG: 0.429										2	0	1	1	2	0	0				
13 Domingo Santana, R (1, 9) OBP: 0.314, SLG: 0.500										3	0	1	2	1	1	2				
15 Jason Castro, L (1, 2) OBP: 0.273, SLG: 0.370										3	0	0	1	0	2	4				
Inning Stats	R: 0 E: 0 K: 0 S: 5	H: 0 LOB: 0 BB: 0 P: 11	R: 2 E: 0 K: 2 S: 16	H: 1 LOB: 2 BB: 3 P: 30	R: 3 E: 0 K: 1 S: 21	H: 4 LOB: 2 BB: 1 P: 36	R: 0 E: 0 K: 0 S: 9	H: 0 LOB: 1 BB: 1 P: 18	R: 1 E: 0 K: 1 S: 10	H: 1 LOB: 0 BB: 0 P: 14	R: 0 E: 0 K: 0 S: 9	H: 0 LOB: 0 BB: 1 P: 14	R: 0 E: 0 K: 2 S: 13	H: 0 LOB: 0 BB: 0 P: 18	R: 0 E: 0 K: 2 S: 20	H: 1 LOB: 2 BB: 1 P: 30		1B: 4 2B: 1 3B: 0 HR: 2	SF: 1 SAC: 0 DP: 1 HBP: 0	WP: 1 PB: 0 SB: 0 CS: 0
PITCHER	IP: 2.2 WLS: L BF: 17 H: 5 R: 5 ER: 2 SO: 2 BB: 4 IBB: 0 HBP: 0 BLK: 0 WP: 0 HR: 1 S: 39 P: 74 ERA: 16.88 WHIP: 3.375	IP: 3.1 WLS: 12 BF: 1 H: 1 R: 1 ER: 1 SO: 2 BB: 2 IBB: 0 HBP: 0 BLK: 0 WP: 0 HR: 31 S: 49 P: 49 ERA: 2.70 WHIP: 0.900	IP: 1.0 WLS: 3 BF: 0 H: 0 R: 0 ER: 0 SO: 2 BB: 0 IBB: 0 HBP: 0 BLK: 0 WP: 0 HR: 13 S: 18 P: 18 ERA: 0.00 WHIP: 0.000	IP: 1.0 WLS: 5 BF: 1 H: 0 R: 0 ER: 0 SO: 2 BB: 1 IBB: 0 HBP: 0 BLK: 0 WP: 1 HR: 20 S: 30 P: 30 ERA: 0.00 WHIP: 2.000	PITCHER															

AB	31
R	1
H	5
RBI	1
BB	4
SO	6
LOB	16



AB	29
R	6
H	7
RBI	6
BB	7
SO	8
LOB	15



Batter	1	2	3	4	5	6	7	8	9	AB	R	H	RBI	BB	SO	LOB	TOP										
2 Alcides Escobar, R OBP: 0.316, SLG: 0.387	G3		G1-3		G5-4-3			G3		4	0	1	0	0	0	1	Kansas City Royals @ Houston Astros Minute Maid Park, Houston, TX Tue Jun 30 2015, 7:11 PM - 9:25 PM CDT Att: 24,642 - Roof Closed - 73 F										
8 Mike Moustakas, L OBP: 0.365, SLG: 0.456	G6-3		G3-1			G6-3		G3		4	0	0	0	0	0	1											
6 Lorenzo Cain, R OBP: 0.352, SLG: 0.447	25 2B							G1-3		4	0	3	0	0	0	1											
25 Kendrys Morales, S OBP: 0.348, SLG: 0.460										4	0	1	0	0	2	2											
13 Salvador Perez, R OBP: 0.280, SLG: 0.464	G3									4	0	1	0	0	1	3											
4 Alex Gordon, L OBP: 0.384, SLG: 0.435										4	0	0	0	0	3	1											
15 Alex Rios, R OBP: 0.240, SLG: 0.262										4	0	0	0	0	1	1											
14 Omar Infante, R OBP: 0.240, SLG: 0.315										3	0	1	0	0	0	0											
9 Drew Butera, R OBP: 0.182, SLG: 0.205										3	0	1	0	0	1	1											
Inning Stats	R: 0 H: 2 E: 0 K: 0 S: 9	H: 2 LOB: 2 BB: 0 P: 15	R: 0 H: 1 E: 0 K: 1 S: 7	H: 1 LOB: 1 BB: 0 P: 12	R: 0 H: 1 E: 0 K: 1 S: 11	H: 1 LOB: 1 BB: 0 P: 16	R: 0 H: 0 E: 0 K: 2 S: 10	H: 0 LOB: 0 BB: 0 P: 15	R: 0 H: 1 E: 0 K: 0 S: 5	H: 1 LOB: 1 BB: 0 P: 8	R: 0 H: 1 E: 0 K: 0 S: 9	H: 1 LOB: 1 BB: 0 P: 13	R: 0 H: 0 E: 0 K: 2 S: 8	H: 0 LOB: 0 BB: 0 P: 11	R: 0 H: 1 E: 0 K: 1 S: 11	H: 1 LOB: 1 BB: 0 P: 16	S: 13	1B: 5 2B: 3 3B: 0 HR: 0	SF: 0 SAC: 0 DP: 1 HBP: 0	WP: 0 PB: 0 SB: 0 CS: 0	PA: 34						
PITCHER	IP	WLS	BF	H	R	ER	SO	BB	IBB	HBP	BLK	WP	HR	S	P	ERA	WHIP										
60 Dallas Keuchel, L ERA: 2.03	8.0	W	30	7	0	0	7	0	0	0	0	0	0	70	106	0.00	0.875										
37 Pat Neshek, R ERA: 2.76	1.0		4	1	0	0	1	0	0	0	0	0	0	13	16	0.00	1.000										

Batter	1	2	3	4	5	6	7	8	9	AB	R	H	RBI	BB	SO	LOB	BOTTOM										
4 George Springer, R OBP: 0.363, SLG: 0.456	G1-3							F8		3	2	1	2	1	0	0	Kansas City Royals @ Houston Astros Minute Maid Park, Houston, TX Tue Jun 30 2015, 7:11 PM - 9:25 PM CDT Att: 24,642 - Roof Closed - 73 F										
27 Jose Altuve, R OBP: 0.334, SLG: 0.417	F9									4	0	1	1	0	0	0											
1 Carlos Correa, R OBP: 0.309, SLG: 0.543										4	0	0	0	0	1	1											
Evan Gattis, R OBP: 0.269, SLG: 0.448										4	1	2	0	0	1	1											
23 Chris Carter, R OBP: 0.315, SLG: 0.402										2	0	0	0	1	1	1											
13 Domingo Santana, R OBP: 0.316, SLG: 0.486										3	0	1	0	0	1	1											
16 Hank Conger, L OBP: 0.330, SLG: 0.425										3	0	0	0	0	1	2											
20 Preston Tucker, L OBP: 0.313, SLG: 0.419										3	0	0	0	0	1	2											
9 Marwin Gonzalez, S OBP: 0.266, SLG: 0.383										3	1	1	0	0	0	0											
Inning Stats	R: 0 H: 0 E: 0 K: 1 S: 6	H: 0 LOB: 0 BB: 0 P: 9	R: 0 H: 1 E: 0 K: 1 S: 11	H: 1 LOB: 0 BB: 0 P: 15	R: 2 H: 2 E: 0 K: 1 S: 15	H: 2 LOB: 2 BB: 0 P: 20	R: 1 H: 2 E: 0 K: 1 S: 15	H: 2 LOB: 1 BB: 1 P: 22	R: 1 H: 1 E: 0 K: 1 S: 7	H: 1 LOB: 1 BB: 1 P: 16	R: 0 H: 0 E: 0 K: 1 S: 8	H: 0 LOB: 0 BB: 0 P: 10	R: 0 H: 0 E: 0 K: 0 S: 7	H: 0 LOB: 0 BB: 0 P: 9	R: 0 H: 0 E: 0 K: 0 S: 8	H: 0 LOB: 0 BB: 0 P: 10	1B: 3 2B: 1 3B: 1 HR: 1	SF: 0 SAC: 0 DP: 1 HBP: 0	WP: 1 PB: 0 SB: 0 CS: 0	PA: 31							
PITCHER	IP	WLS	BF	H	R	ER	SO	BB	IBB	HBP	BLK	WP	HR	S	P	ERA	WHIP										
41 Danny Duffy, L ERA: 5.44	6.2	L	27	6	4	4	6	2	0	0	0	0	0	66	97	5.40	1.200										
46 Ryan Madson, R ERA: 1.74	0.1		1	0	0	0	0	0	0	0	0	0	0	3	4	0.00	0.000										
44 Luke Hochevar, R ERA: 5.14	1.0		3	0	0	0	0	0	0	0	0	0	0	8	10	0.00	0.000										

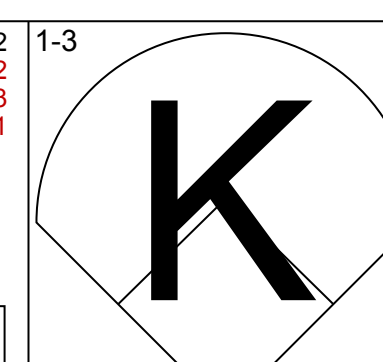
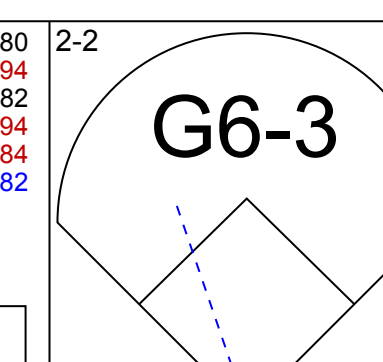
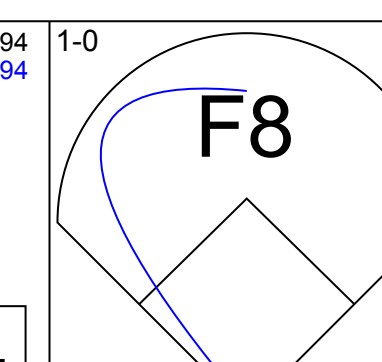
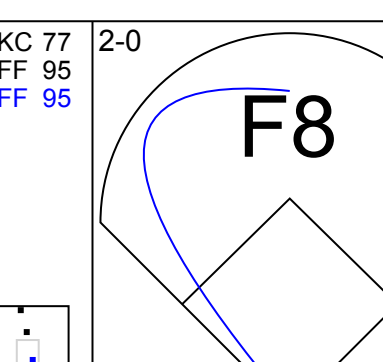
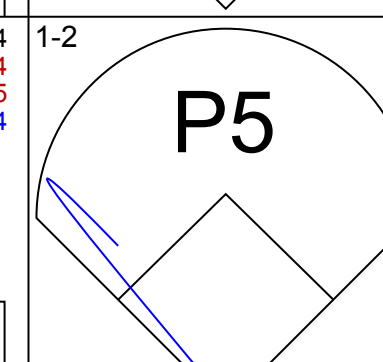
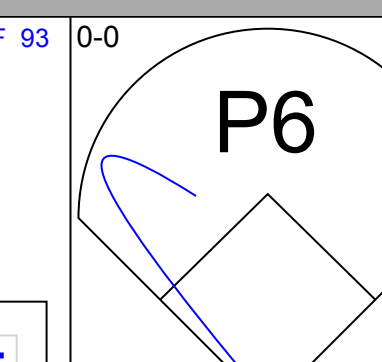
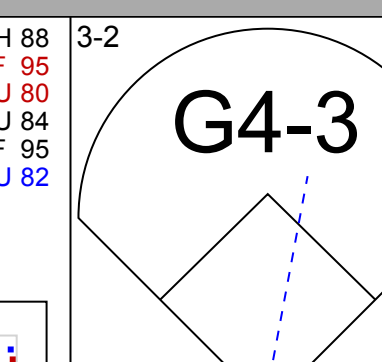
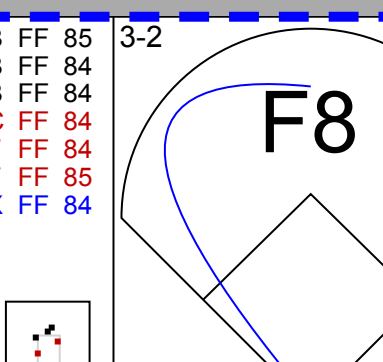
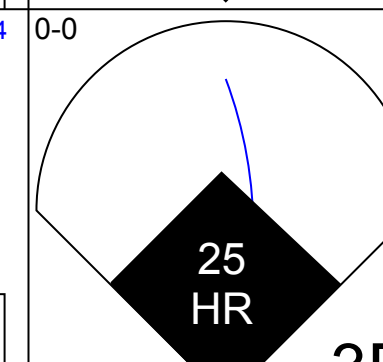

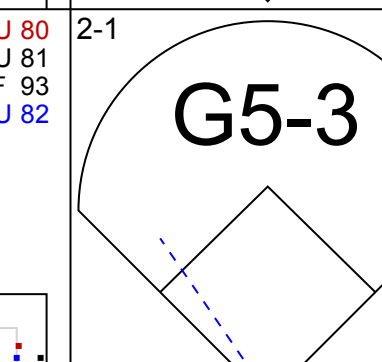

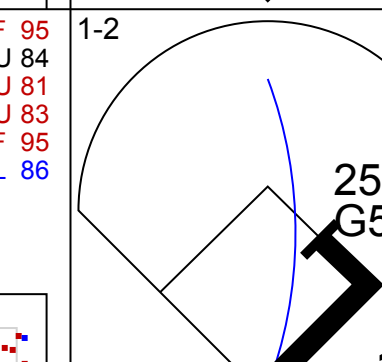
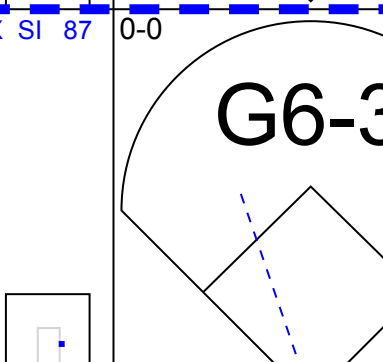
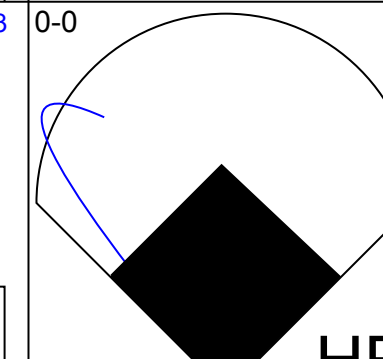

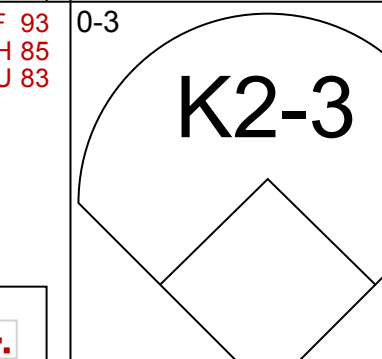

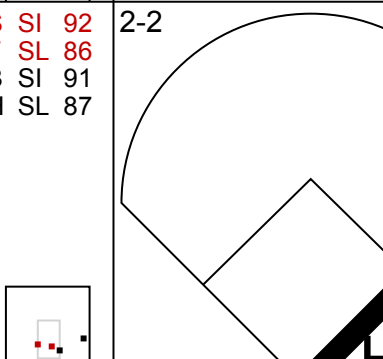
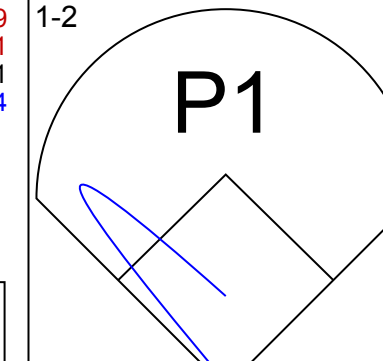

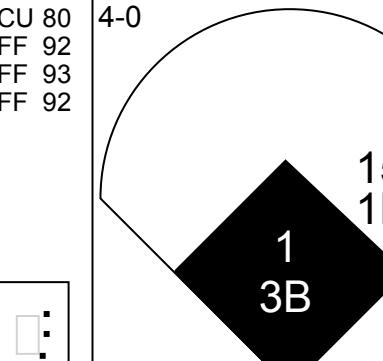
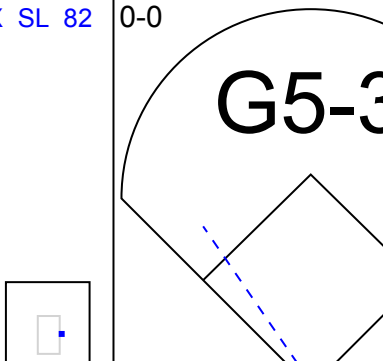
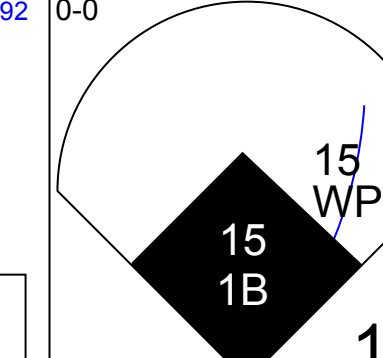
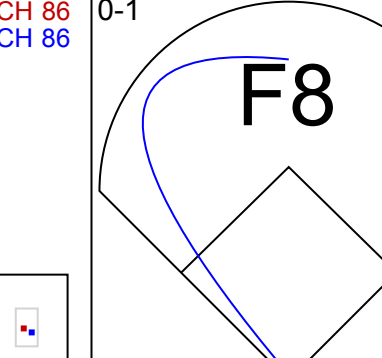

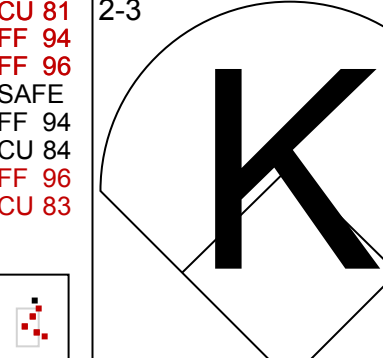
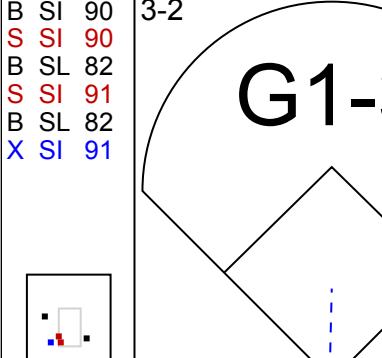
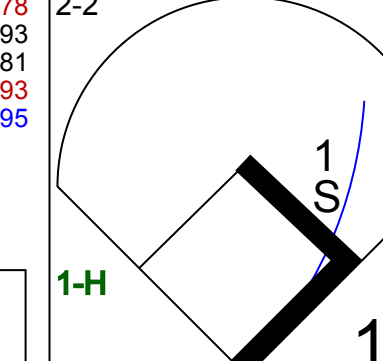
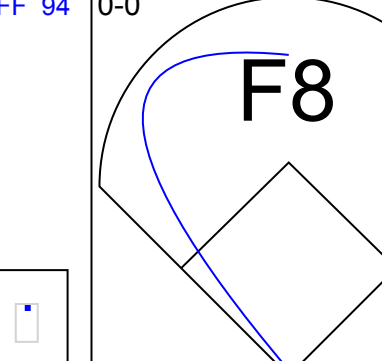

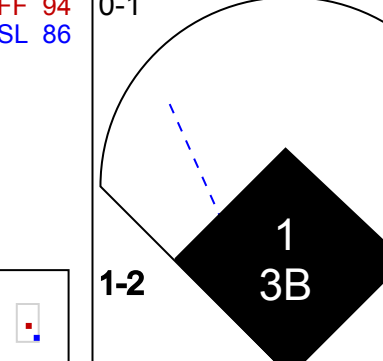
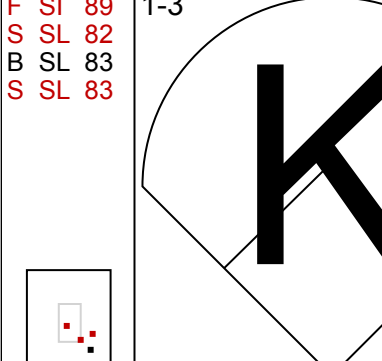
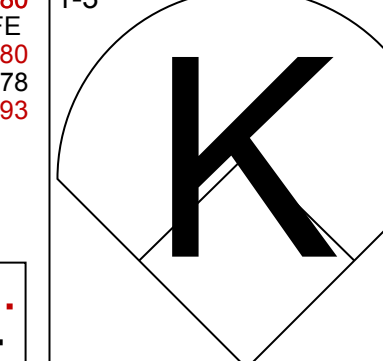
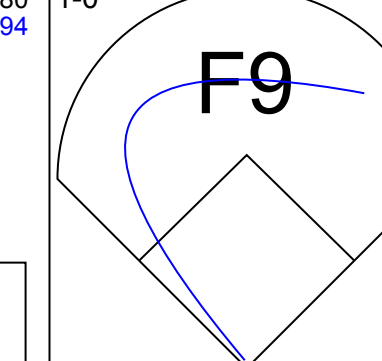
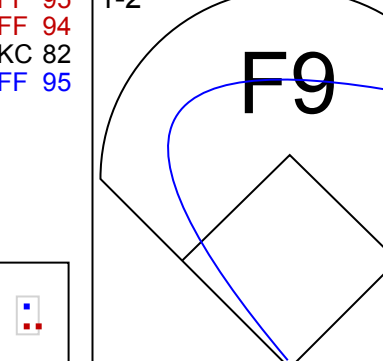
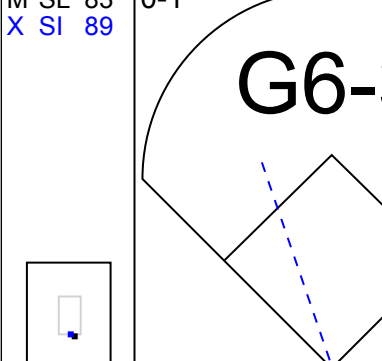
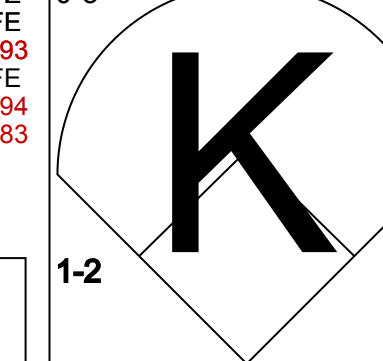
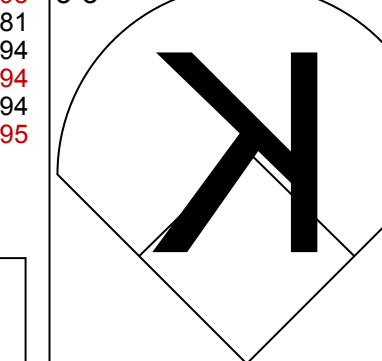
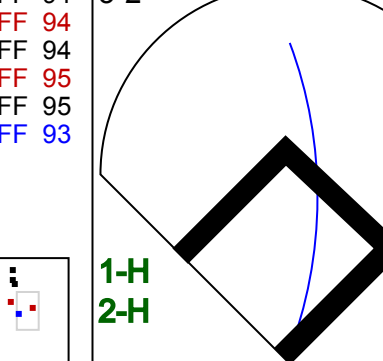
AB	34
R	0
H	8
RBI	0
BB	0
SO	8
LOB	11



AB	29
R	4
H	6
RBI	3
BB	2
SO	6
LOB	8




WP	1	PA	31
PB	0		
SB	0		
CS	0		

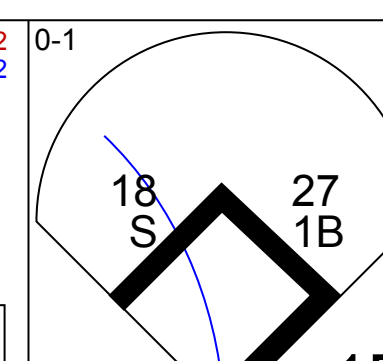
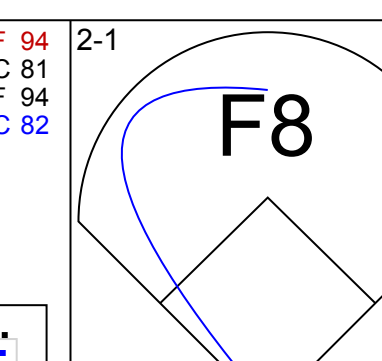
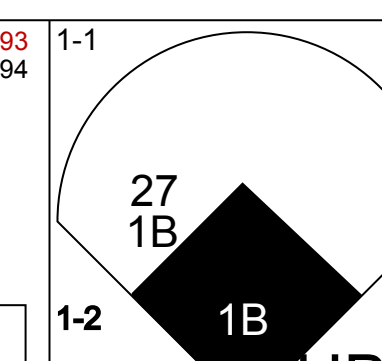
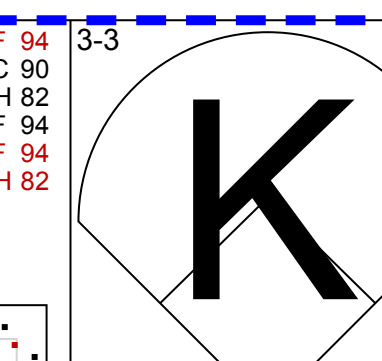
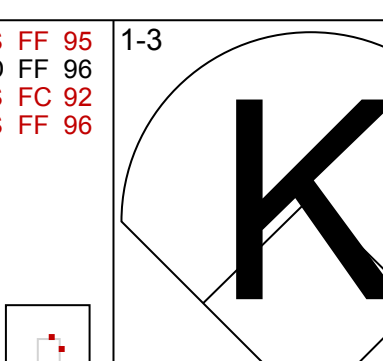
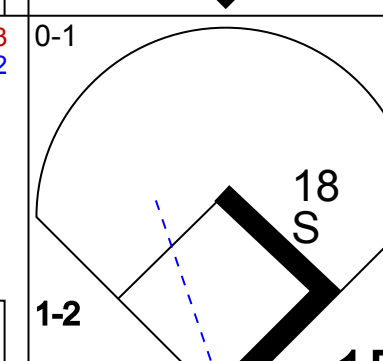
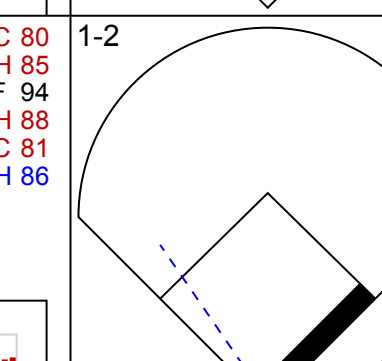
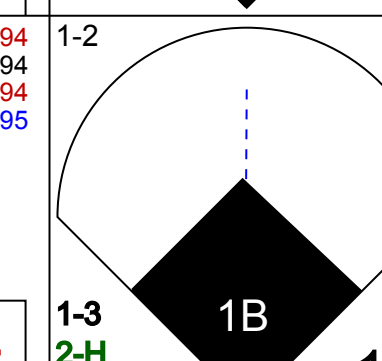
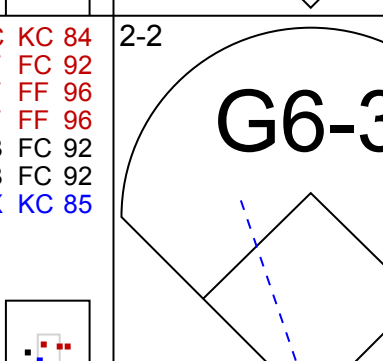
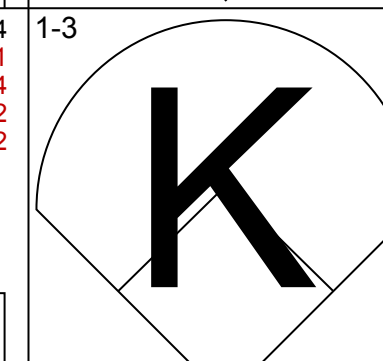

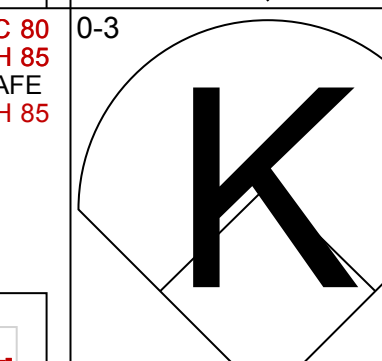
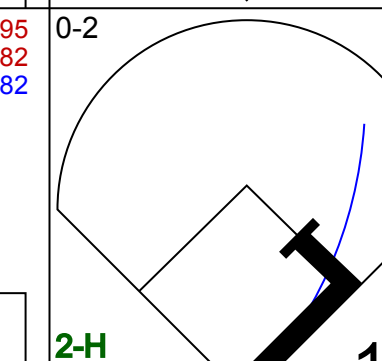
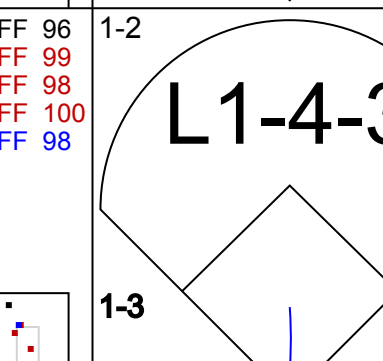

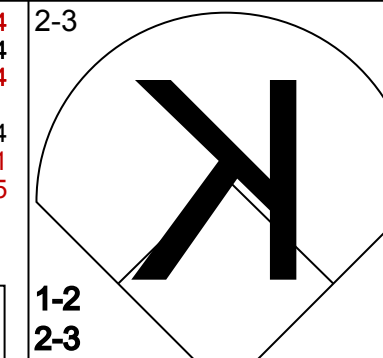

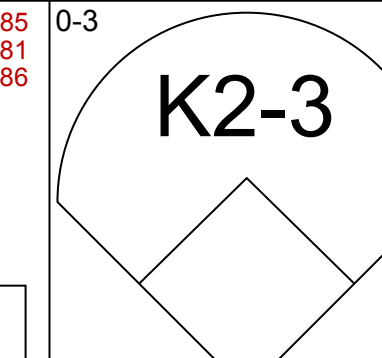
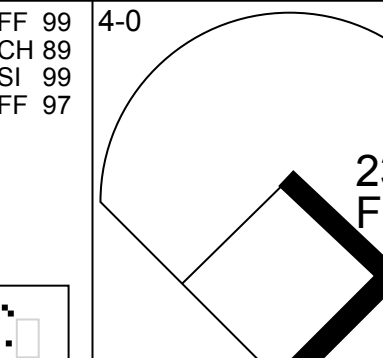

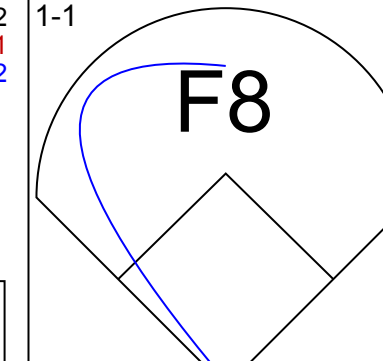

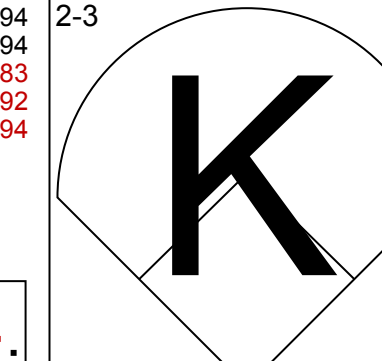
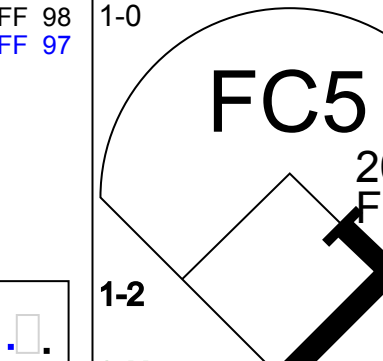




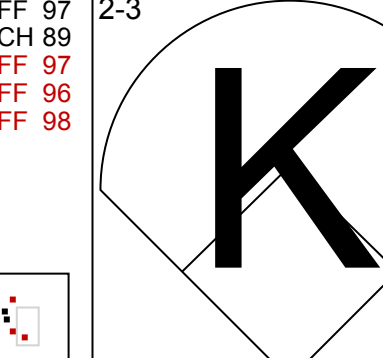

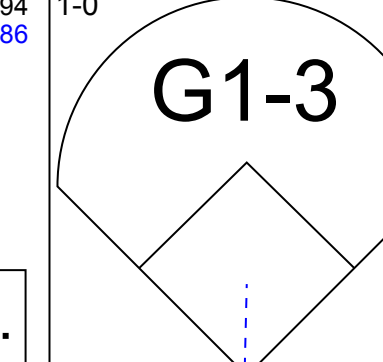
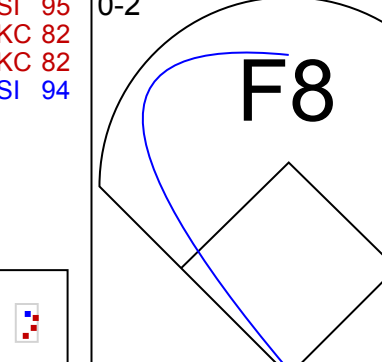
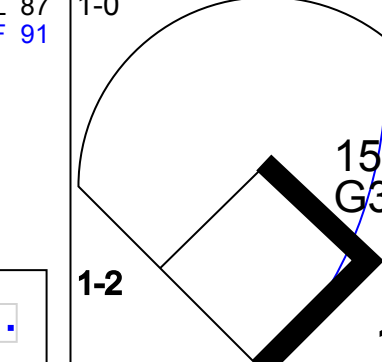
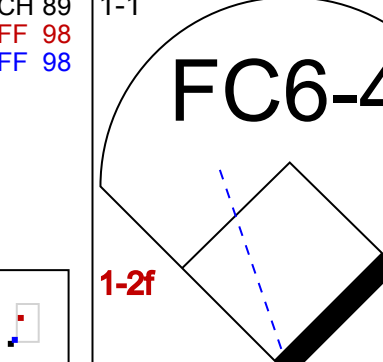

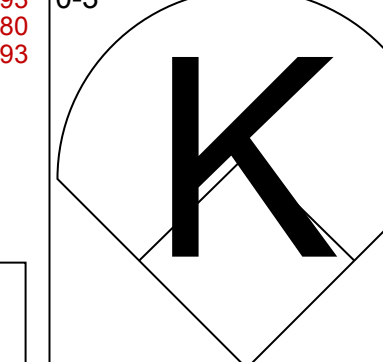

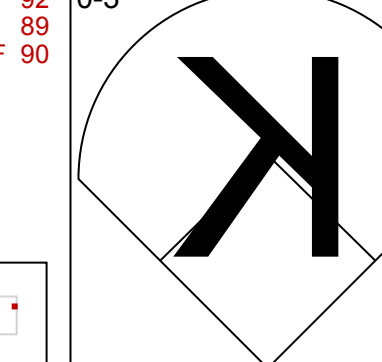

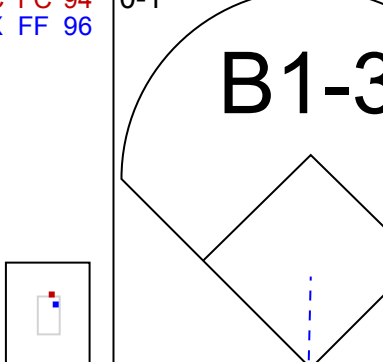

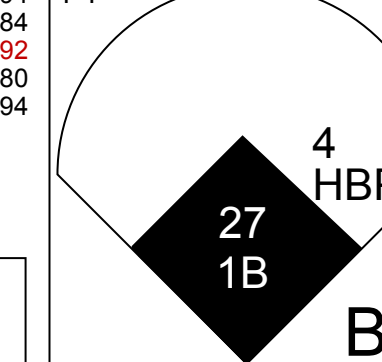

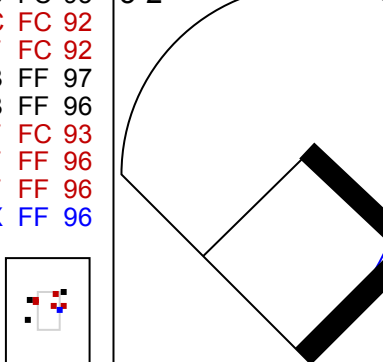
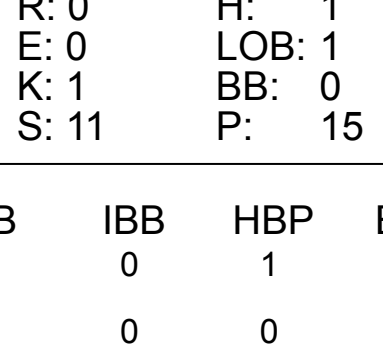
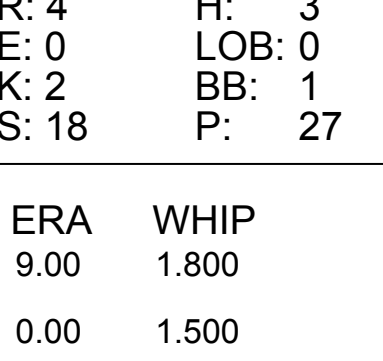
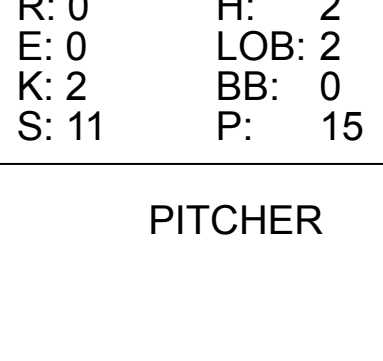
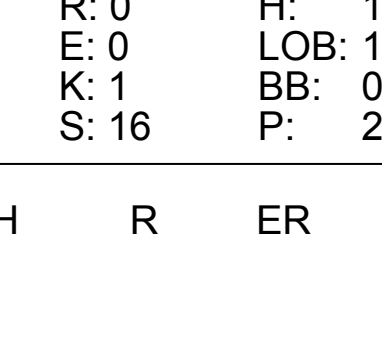
Batter	1	2	3	4	5	6	7	8	9	AB	R	H	RBI	BB	SO	LOB	TOP				
2 Alcides Escobar, R OBP: 0.311, SLG: 0.362										4	0	0	0	0	1	2					
8 Mike Moustakas, L OBP: 0.360, SLG: 0.449										4	0	0	0	0	0	0					
6 Lorenzo Cain, R OBP: 0.354, SLG: 0.456										4	1	2	0	0	0	0					
25 Kendrys Morales, S OBP: 0.350, SLG: 0.469										3	1	1	2	0	1	1					
13 Salvador Perez, R OBP: 0.279, SLG: 0.459										3	1	0	0	1	1	1					
4 Alex Gordon, L OBP: 0.382, SLG: 0.432										4	1	1	0	0	1	1					
15 Alex Rios, R OBP: 0.248, SLG: 0.270										4	1	2	1	0	1	0					
14 Omar Infante, R OBP: 0.236, SLG: 0.310										4	0	0	0	0	1	3					
1 Jarrod Dyson, L OBP: 0.313, SLG: 0.418										3	0	1	2	0	2	1					
Inning Stats	R: 2 E: 0 K: 1 S: 11	H: 2 LOB: 0 BB: 0 P: 14	R: 1 E: 0 K: 2 S: 14	H: 2 LOB: 1 BB: 0 P: 19	R: 0 E: 0 K: 1 S: 6	H: 0 LOB: 0 BB: 0 P: 8	R: 0 E: 0 K: 1 S: 10	H: 0 LOB: 0 BB: 0 P: 13	R: 0 E: 0 K: 0 S: 9	H: 1 LOB: 0 BB: 0 P: 13	R: 2 E: 0 K: 1 S: 14	H: 2 LOB: 1 BB: 1 P: 26	R: 0 E: 0 K: 0 S: 8	H: 0 LOB: 0 BB: 0 P: 13	R: 0 E: 0 K: 1 S: 8	H: 0 LOB: 0 BB: 0 P: 12	1B: 4 2B: 0 3B: 2 HR: 1	SF: 0 SAC: 0 DP: 1 HBP: 1	WP: 1 PB: 0 SB: 1 CS: 0	PA: 35	
PITCHER	IP WLS BF H R ER SO BB IBB HBP BLK WP HR S P ERA WHIP	6.1 0.2 0.1 0.2 1.0	24 4 1 0 3	5 2 1 0 0	4 1 0 0 0	4 1 0 0 0	7 0 0 0 1	1 0 0 0 0	0 0 0 0 0	0 0 0 0 0	0 0 0 0 0	1 0 0 0 0	1 1 0 4 8	60 15 7 6 12	88 3.00 0.00 0.00 0.00	5.68 13.50 0.00 0.00 0.00	0.947 3.000 0.000 0.000 0.000				

Kansas City Royals @ Houston Astros
Minute Maid Park, Houston, TX
Wed Jul 01 2015, 7:12 PM - 10:32 PM CDT
Att: 25,848 - Roof Closed - 73 F

livebaseballscorecards.com

AB 33
R 5
H 7
RBI 5
BB 1
SO 8
LOB 9




Batter	1	2	3	4	5	6	7	8	9	AB	R	H	RBI	BB	SO	LOB	BOTTOM			
4 George Springer, R OBP: 0.365, SLG: 0.457										2	1	1	0	0	0	0				
13 Domingo Santana, R, PH OBP: 0.300, SLG: 0.459										2	0	0	0	0	2	3				
27 Jose Altuve, R OBP: 0.342, SLG: 0.421										4	2	3	1	0	0	1				
Evan Gattis, R OBP: 0.269, SLG: 0.446										4	0	1	2	0	2	4				
18 Luis Valbuena, L OBP: 0.277, SLG: 0.439										3	0	0	0	1	2	2				
23 Chris Carter, R OBP: 0.314, SLG: 0.411										4	1	1	2	0	1	3				
21 Jon Singleton, L OBP: 0.333, SLG: 0.300										4	0	1	0	0	3	2				
20 Preston Tucker, L OBP: 0.312, SLG: 0.414										4	0	1	0	0	0	2				
9 Marwin Gonzalez, S OBP: 0.266, SLG: 0.398										4	1	1	1	0	2	2				
15 Jason Castro, L OBP: 0.277, SLG: 0.375										3	1	1	0	1	0	2				
Inning Stats	R: 0 E: 0 K: 2 S: 14	H: 2 LOB: 2 BB: 0 P: 18	R: 0 E: 0 K: 2 S: 7	H: 0 LOB: 0 BB: 0 P: 11	R: 0 E: 0 K: 1 S: 11	H: 1 LOB: 1 BB: 0 P: 15	R: 1 E: 0 K: 1 S: 13	H: 1 LOB: 0 BB: 0 P: 18	R: 4 E: 0 K: 2 S: 18	H: 3 LOB: 0 BB: 1 P: 27	R: 0 E: 0 K: 2 S: 11	H: 2 LOB: 2 BB: 0 P: 15	R: 1 E: 0 K: 1 S: 10	H: 0 LOB: 2 BB: 1 P: 21	R: 0 E: 0 K: 1 S: 16	H: 1 LOB: 1 BB: 0 P: 22	1B: 7 2B: 1 3B: 0 HR: 2	SF: 0 SAC: 0 DP: 0 HBP: 2	WP: 0 PB: 0 SB: 3 CS: 0	PA: 38
PITCHER	IP WLS BF H R ER SO BB IBB HBP BLK WP HR S P ERA WHIP	5.0 0.2 0.1 1.0 1.0	24 3 1 0 4	5 1 0 0 1	5 0 0 0 1	8 1 1 1 1	5 0 0 0 0	5 0 1 0 0	2 6 3 10 16	65 7 6 21 22	9 7 0 10 22	9.00 1.500 0.000 0.000 0.000	1.800 1.500 0.000 0.000 1.000							

Kansas City Royals @ Houston Astros
Minute Maid Park, Houston, TX
Wed Jul 01 2015, 7:12 PM - 10:32 PM CDT
Att: 25,848 - Roof Closed - 73 F

livebaseballscorecards.com

AB 34
R 6
H 10
RBI 6
BB 2
SO 12
LOB 21



Batter	1	2	3	4	5	6	7	8	9	AB	R	H	RBI	BB	SO	LOB	TOP										
2 Brian Dozier, R OBP: 0.336, SLG: 0.523										4	0	0	0	0	1	3	Minnesota Twins @ Kansas City Royals Kauffman Stadium, Kansas City, MO Thu Jul 02 2015, 7:11 PM - 10:04 PM CDT Att: 37,196 - Overcast - 71 F										
48 Toni Hunter, R OBP: 0.325, SLG: 0.459										4	0	1	0	0	0	2											
7 Joe Mauer, L OBP: 0.335, SLG: 0.371										4	0	2	0	0	1	1											
24 Trevor Plouffe, R OBP: 0.314, SLG: 0.435										2	0	0	0	1	0	0											
20 Eddie Rosario, L OBP: 0.299, SLG: 0.409										4	0	1	0	0	1	3											
22 Miguel Sanó, R OBP: 0.250, SLG: 0.250										4	0	1	0	0	2	2											
21 Shane Robinson, R (8, PR) OBP: 0.303, SLG: 0.313										3	1	1	0	0	0	0											
8 Kurt Suzuki, R OBP: 0.289, SLG: 0.317																											
5 Eduardo Escobar, S OBP: 0.286, SLG: 0.409										3	0	2	1	0	0	0											
39 Danny Santana, S OBP: 0.238, SLG: 0.290										4	0	2	1	0	1	3											
Inning Stats	R: 0 E: 0 K: 1 S: 15	H: 1 LOB: 2 BB: 1 P: 26	R: 0 E: 0 K: 0 S: 6	H: 0 LOB: 0 BB: 10 P: 10	R: 0 E: 0 K: 0 S: 9	H: 1 LOB: 0 BB: 0 P: 15	R: 0 E: 0 K: 1 S: 11	H: 1 LOB: 1 BB: 0 P: 18	R: 1 E: 0 K: 0 S: 10	H: 2 LOB: 1 BB: 0 P: 16	R: 0 E: 0 K: 2 S: 12	H: 1 LOB: 1 BB: 0 P: 20	R: 0 E: 0 K: 0 S: 9	H: 1 LOB: 1 BB: 0 P: 12	R: 0 E: 0 K: 1 S: 10	H: 1 LOB: 0 BB: 0 P: 14	R: 1 E: 0 K: 1 S: 12	H: 2 LOB: 2 BB: 0 P: 16	1B: 5 2B: 4 3B: 2 HR: 0	SF: 0 SAC: 3 DP: 1 HBP: 0	WP: 3 PB: 0 SB: 0 CS: 2	PA: 36					
PITCHER	IP	WLS	BF	H	R	ER	SO	BB	IBB	HBP	BLK	WP	HR	S	P	ERA	WHIP										
32 Chris Young, R ERA: 2.64	5.1	L	22	6	1	1	2	1	0	0	0	3	0	54	90	1.69	1.312										
47 Franklin Morales, L ERA: 2.76	1.1		5	1	0	0	2	0	0	0	0	0	0	2	24	0.00	0.750										
44 Luke Hochevar, R ERA: 5.02	0.1		1	0	0	0	0	0	0	0	0	0	0	2	3	0.00	0.000										
40 Kelvin Herrera, R ERA: 2.25	1.0		3	1	0	0	1	0	0	0	0	0	0	10	14	0.00	1.000										
56 Greg Holland, R ERA: 3.0	1.0		5	2	1	1	1	0	0	0	0	0	0	12	16	9.00	2.000										
Batter	1	2	3	4	5	6	7	8	9	AB	R	H	RBI	BB	SO	LOB	BOTTOM										
2 Alcides Escobar, R OBP: 0.307, SLG: 0.356										4	0	0	0	0	1	1	Minnesota Twins @ Kansas City Royals Kauffman Stadium, Kansas City, MO Thu Jul 02 2015, 7:11 PM - 10:04 PM CDT Att: 37,196 - Overcast - 71 F										
8 Mike Moustakas, L OBP: 0.382, SLG: 0.448										3	0	1	0	1	0	0											
6 Lorenzo Cain, R OBP: 0.353, SLG: 0.453										4	0	1	0	0	1	3											
35 Eric Hosmer, L OBP: 0.356, SLG: 0.444										3	0	1	0	1	1	2											
25 Kendrys Morales, S (1, 10) OBP: 0.345, SLG: 0.462										4	0	0	0	0	1	3											
4 Alex Gordon, L OBP: 0.384, SLG: 0.429										2	0	0	0	2	1	0											
13 Salvador Perez, R OBP: 0.275, SLG: 0.452										4	0	0	0	0	1	4											
15 Alex Rios, R OBP: 0.243, SLG: 0.264										3	0	0	0	0	1	0											
14 Omar Infante, R OBP: 0.238, SLG: 0.310										3	0	1	0	0	1	0											
1 Jarrod Dyson, L (8, PR) OBP: 0.313, SLG: 0.418										0	0	0	0	0	0	0											
24 Christian Colón, R OBP: 0.306, SLG: 0.295										0	0	0	0	0	0	0											
Inning Stats	R: 0 E: 0 K: 0 S: 6	H: 1 LOB: 0 BB: 0 P: 9	R: 0 E: 0 K: 1 S: 6	H: 0 LOB: 1 BB: 1 P: 14	R: 0 E: 0 K: 1 S: 7	H: 0 LOB: 0 BB: 0 P: 9	R: 0 E: 0 K: 1 S: 12	H: 2 LOB: 3 BB: 1 P: 21	R: 0 E: 0 K: 1 S: 6	H: 0 LOB: 0 BB: 0 P: 8	R: 0 E: 0 K: 0 S: 11	H: 0 LOB: 1 BB: 1 P: 19	R: 0 E: 0 K: 2 S: 8	H: 0 LOB: 0 BB: 0 P: 9	R: 0 E: 0 K: 1 S: 15	H: 1 LOB: 2 BB: 1 P: 25	R: 0 E: 0 K: 1 S: 7	H: 0 LOB: 0 BB: 0 P: 11	1B: 4 2B: 0 3B: 0 HR: 0	SF: 0 SAC: 0 DP: 1 HBP: 0	WP: 0 PB: 0 SB: 1 CS: 0	PA: 34					
PITCHER	IP	WLS	BF	H	R	ER	SO	BB	IBB	HBP	BLK	WP	HR	S	P	ERA	WHIP										
44 Kyle Gibson, R ERA: 3.04	8.0	W	31	4	0	0	7	4	0	0	0	0	0	71	114	0.00	1.000										
15 Glen Perkins, L ERA: 1.35	1.0	S	3	0	0	0	1	0	0	0	0	0	0	7	11	0.00	0.000										

Batter	1	2	3	4	5	6	7	8	9	10	AB	R	H	RBI	BB	SO	LOB	TOP	
2 Brian Dozier, R OBP: 0.331, SLG: 0.514	L7		G4-3		P6			K		L5	5	0	0	0	0	1	1	Minnesota Twins @ Kansas City Royals Kauffman Stadium, Kansas City, MO Fri Jul 03 2015, 7:11 PM - 10:24 PM CDT Att: 36,868 - Clear - 78 F	
48 Tori Hunter, R OBP: 0.324, SLG: 0.456	L5		P2		F8						4	0	1	0	0	0	0		
39 Danny Santana, S OBP: 0.238, SLG: 0.290											0	0	0	0	0	0			
7 Joe Mauer, L OBP: 0.334, SLG: 0.367	FC6-4 BB				F7		E5		K		3	0	0	0	1	1			
24 Trevor Plouffe, R OBP: 0.310, SLG: 0.429	FC6-4				K		P4		F9		4	0	0	0	0	1	3		
20 Eddie Rosario, L OBP: 0.282, SLG: 0.411					K		E4		K		4	1	1	0	0	2	1		
22 Miguel Sanó, R OBP: 0.375, SLG: 0.500							K		K		4	1	2	1	0	2	2		
8 Kurt Suzuki, R OBP: 0.285, SLG: 0.311	F7								F9		4	0	0	0	0	0	2		
5 Eduardo Escobar, S OBP: 0.286, SLG: 0.406											4	0	1	0	0	0	1		
32 Aaron Hicks, S OBP: 0.282, SLG: 0.292											3	0	0	1	0	0	0		
Inning Stats	R: 0 E: 0 K: 0 S: 8	H: 0 LOB: 1 BB: 1 P: 13	R: 1 E: 0 K: 0 S: 8	H: 2 LOB: 0 BB: 0 P: 12	R: 0 E: 0 K: 0 S: 10	H: 0 LOB: 0 BB: 0 P: 15	R: 0 E: 0 K: 0 S: 10	H: 0 LOB: 2 BB: 0 P: 14	R: 1 E: 0 K: 0 S: 13	H: 2 LOB: 1 BB: 0 P: 17	R: 0 E: 0 K: 0 S: 6	H: 0 LOB: 0 BB: 0 P: 9	R: 0 E: 0 K: 2 S: 8	H: 0 LOB: 0 BB: 0 P: 12	R: 0 E: 0 K: 0 S: 12	H: 0 LOB: 0 BB: 0 P: 20	1B: 3 2B: 2 3B: 0 HR: 0	SF: 1 SAC: 0 DP: 1 HBP: 0	WP: 0 PA: 37 PB: 0 SB: 0 CS: 0
PITCHER	IP WLS BF H R ER SO BB IBB HBP BLK WP HR S P ERA WHIP	7.1 0.2 1.0 1.0	29 0 3 3	5 0 0 0	2 0 0 0	2 0 0 0	4 1 2 0	0 0 0 0	0 0 0 0	0 0 0 0	0 0 0 0	0 0 0 0	0 0 0 0	0 0 0 0	0 0 0 0	0 0 0 0	0 0 0 0	2.46 0.00 0.00 0.00	
11 Jeremy Guthrie, R ERA: 5.42																			
46 Ryan Madson, R ERA: 1.89																			
56 Greg Holland, R ERA: 2.86																			
17 Wade Davis, R ERA: 0.26																			

Minnesota Twins @ Kansas City Royals
 Kauffman Stadium, Kansas City, MO
 Fri Jul 03 2015, 7:11 PM - 10:24 PM CDT
 Att: 36,868 - Clear - 78 F

AB	35
R	2
H	5
RBI	2
BB	1
SO	7
LOB	11

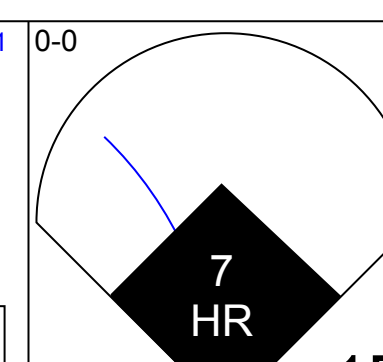
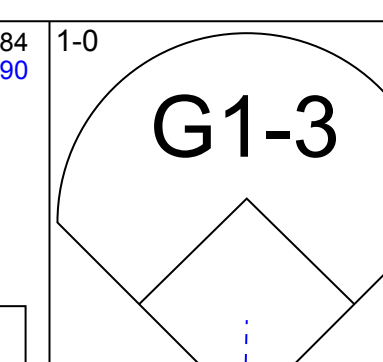
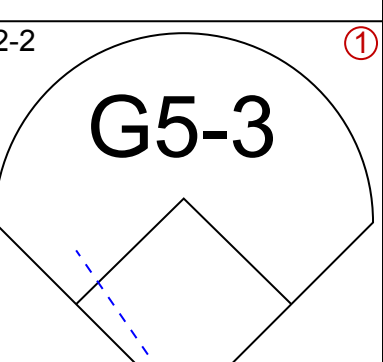
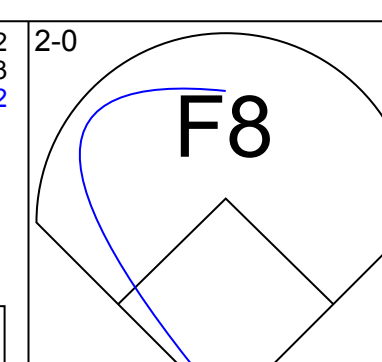
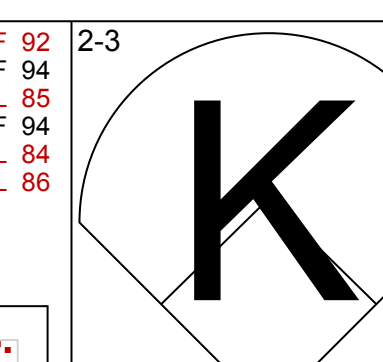
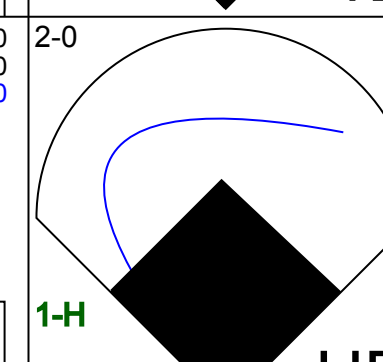
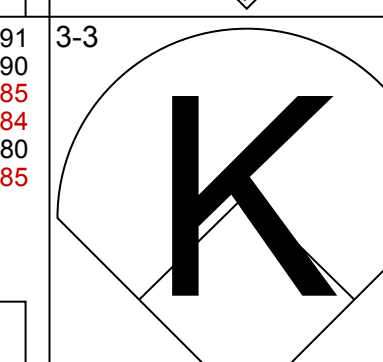
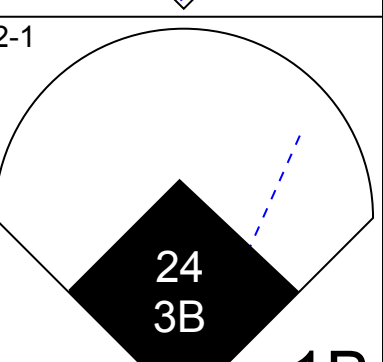
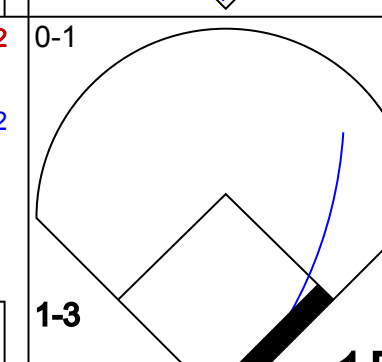
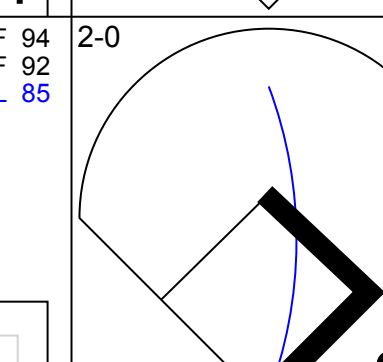
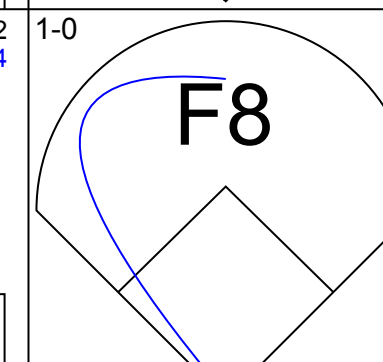
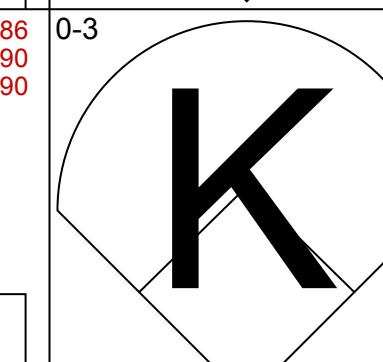
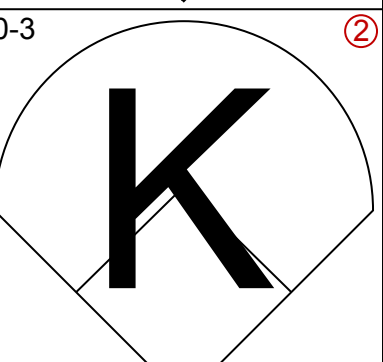
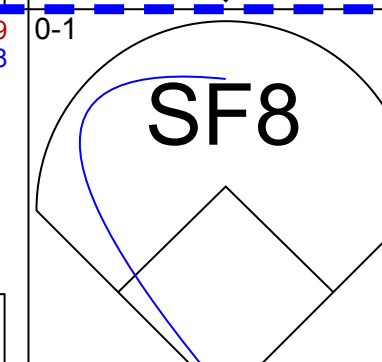
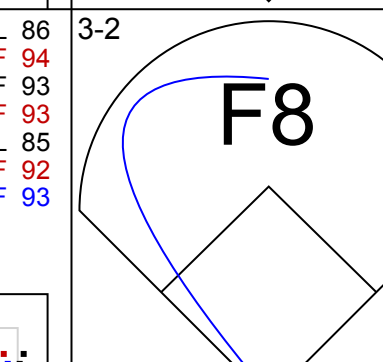
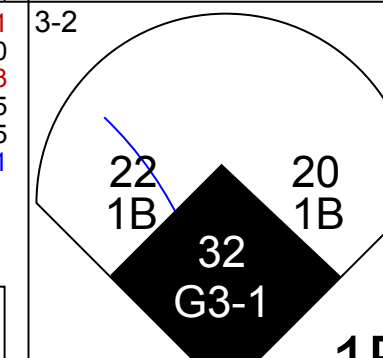
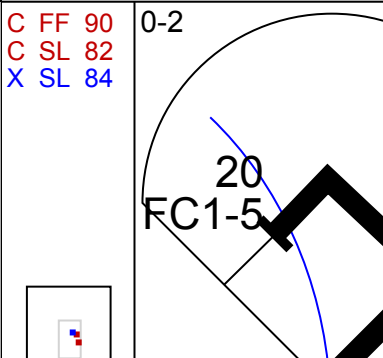
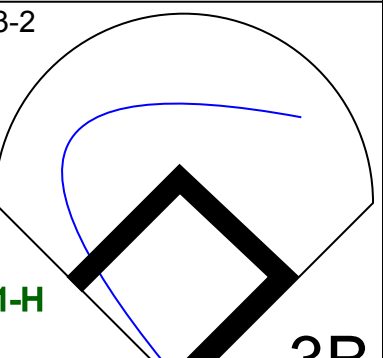
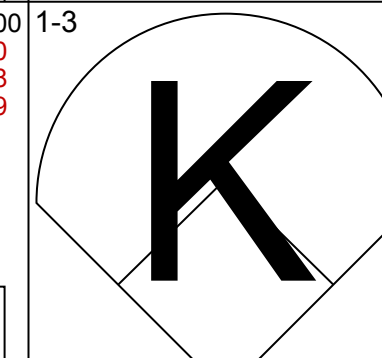
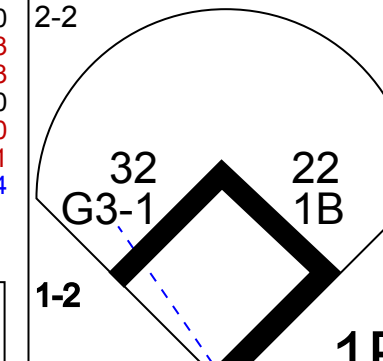
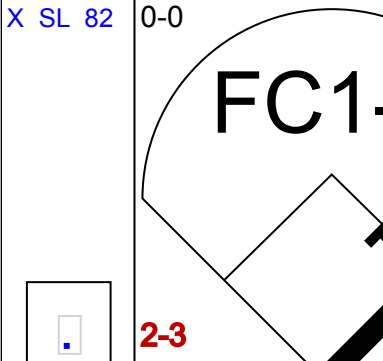
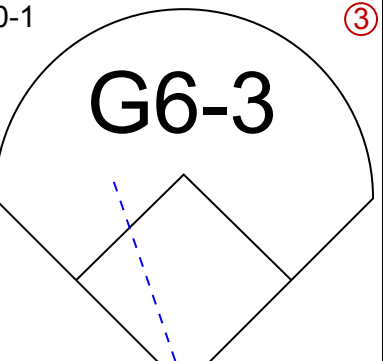
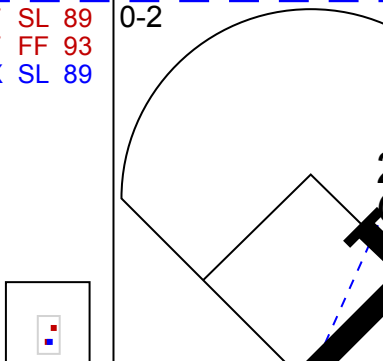
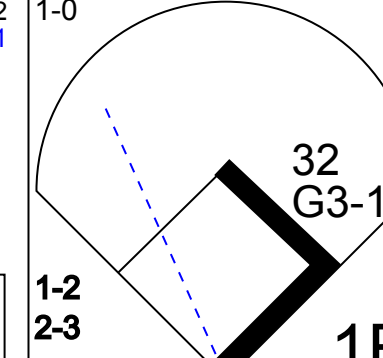
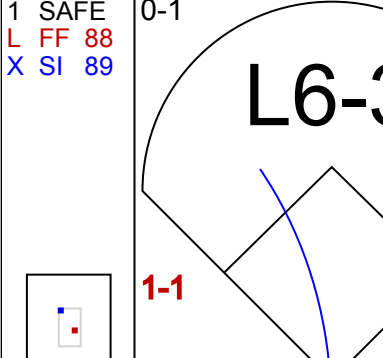
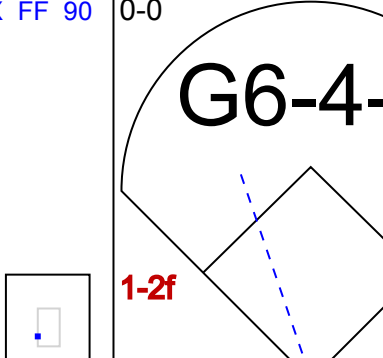
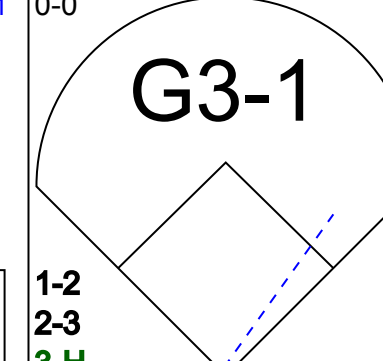
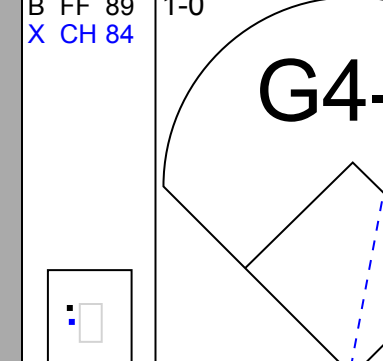
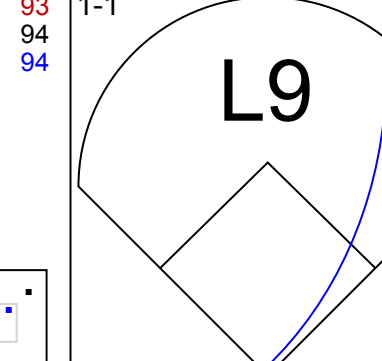
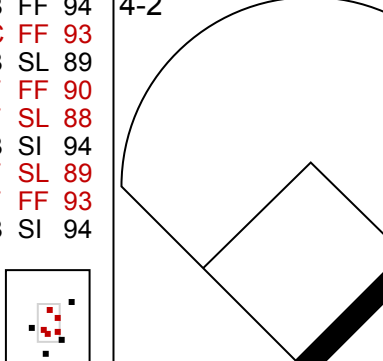
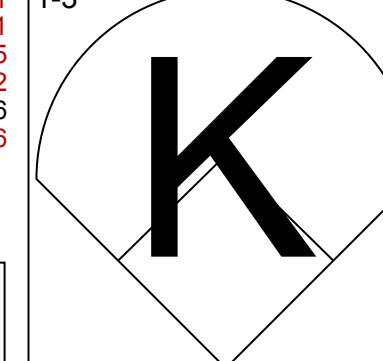
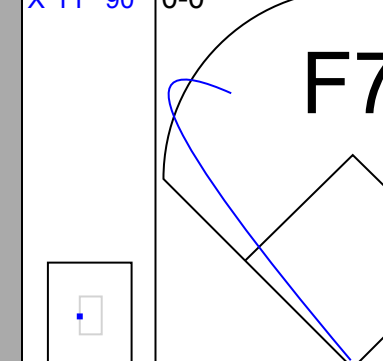
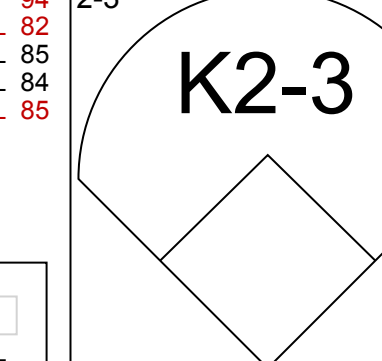
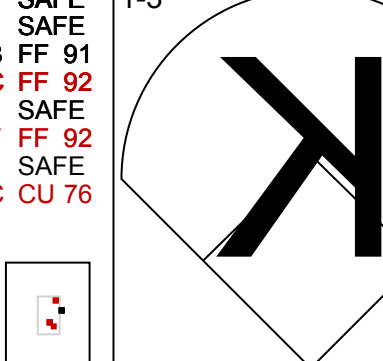
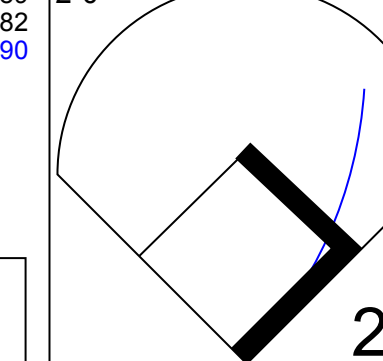
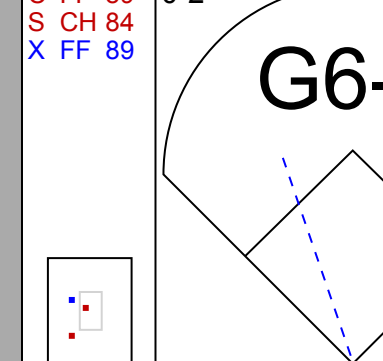
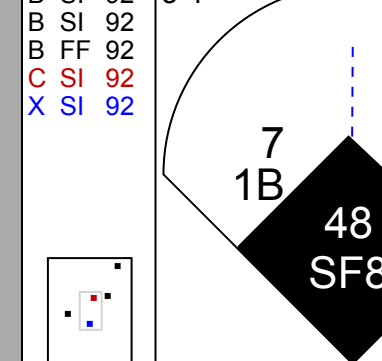
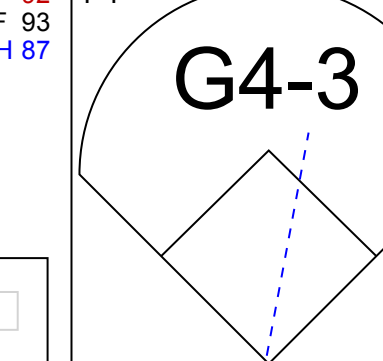


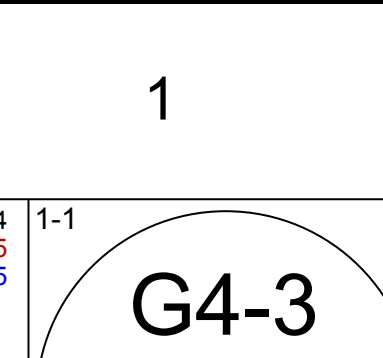
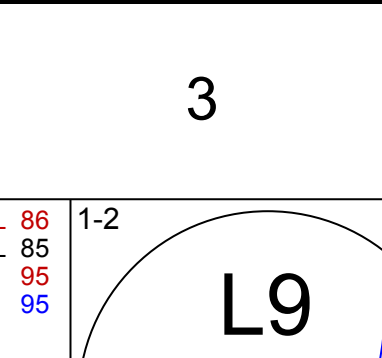
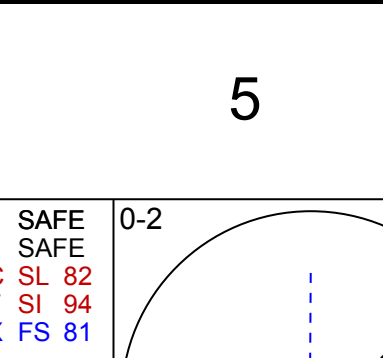
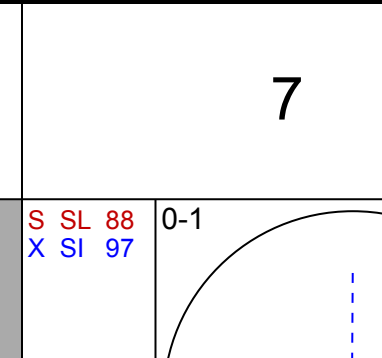
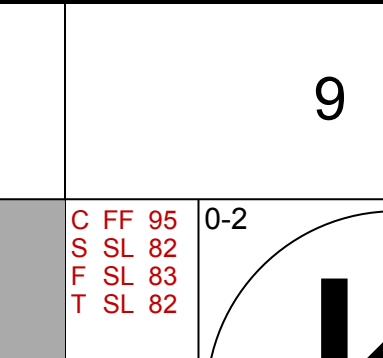
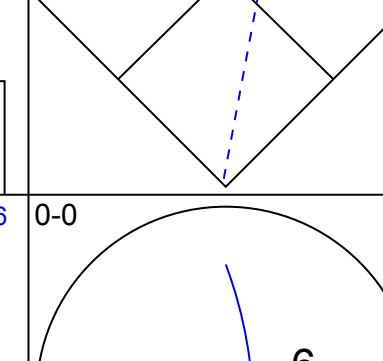
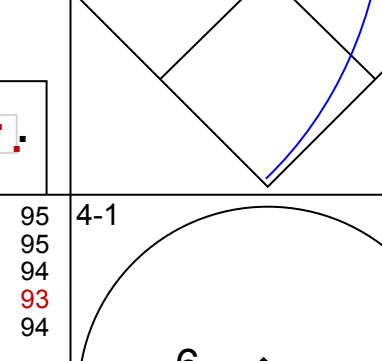
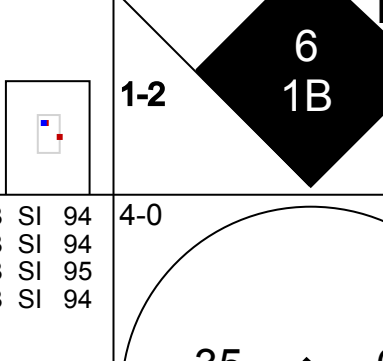
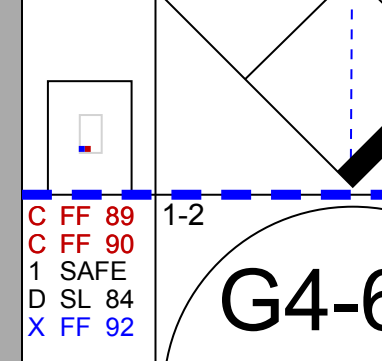
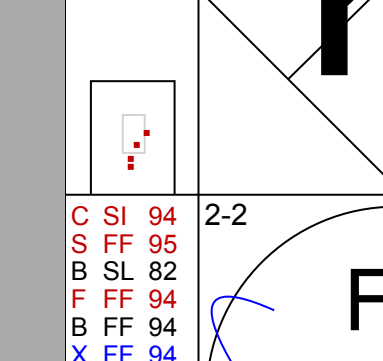
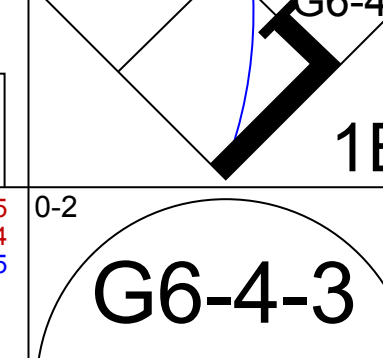
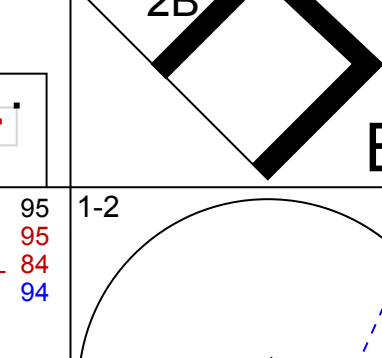
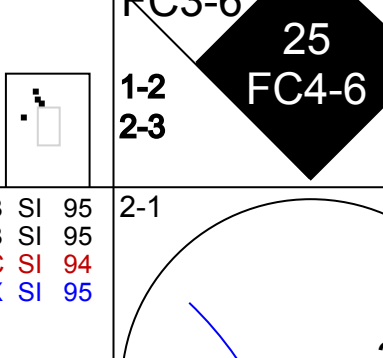
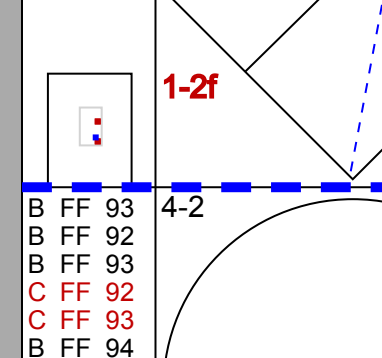
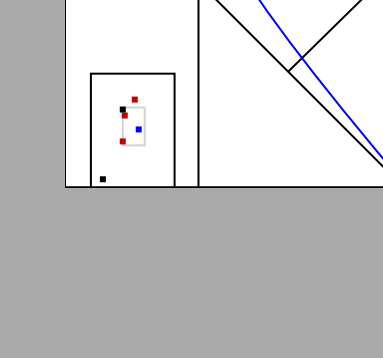
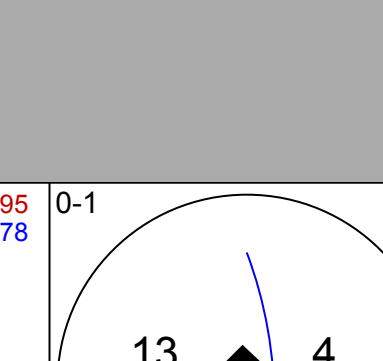
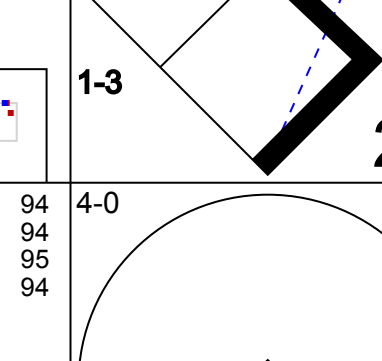
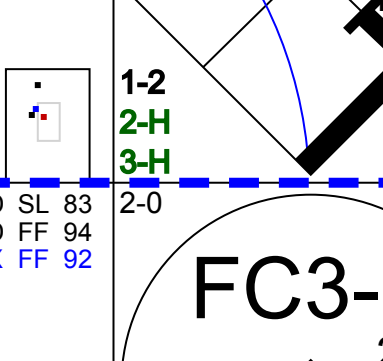
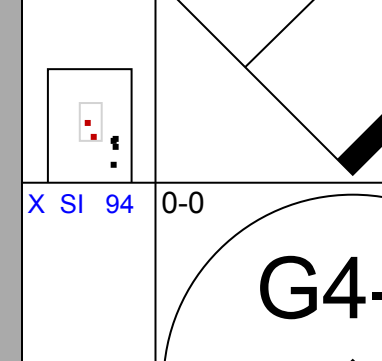

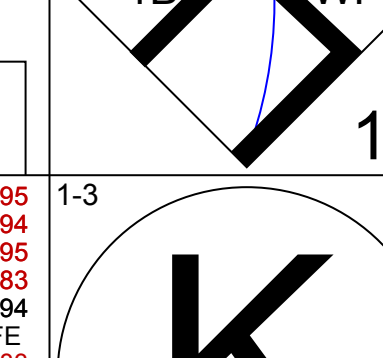
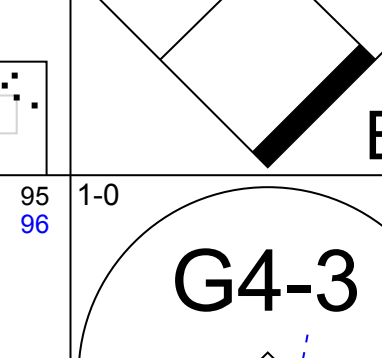
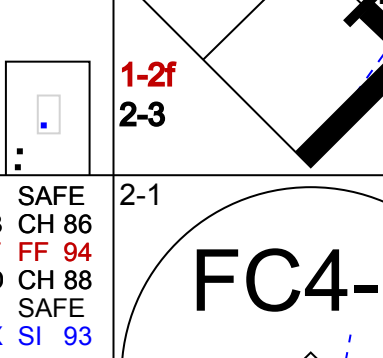
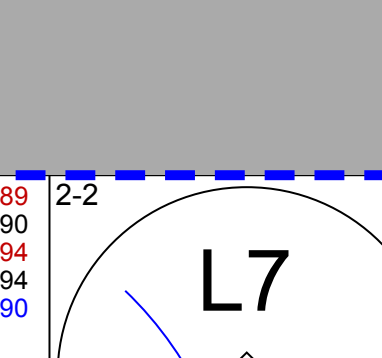
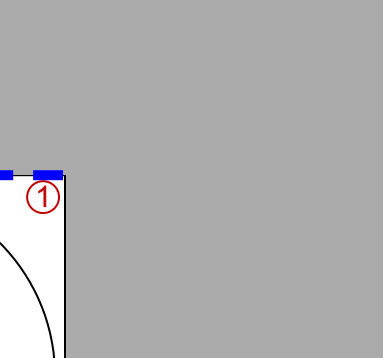
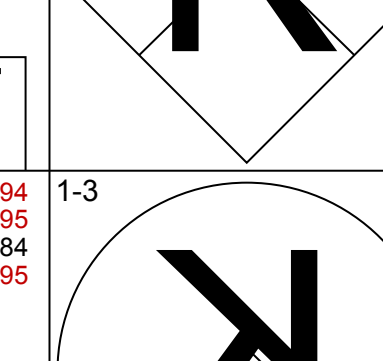
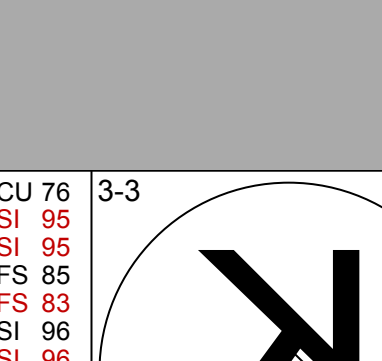
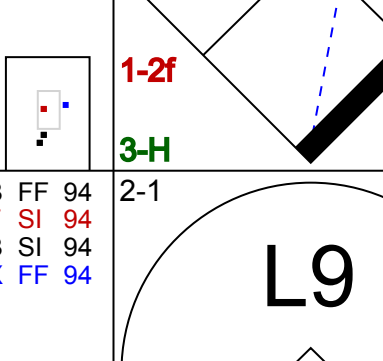
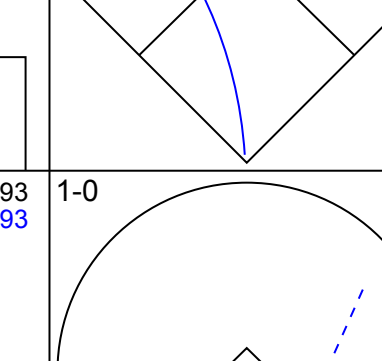
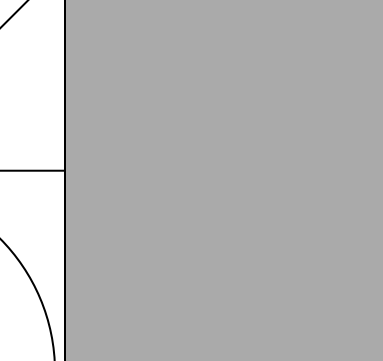
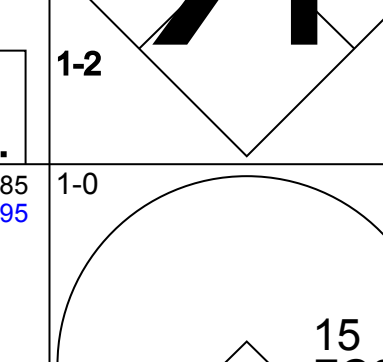

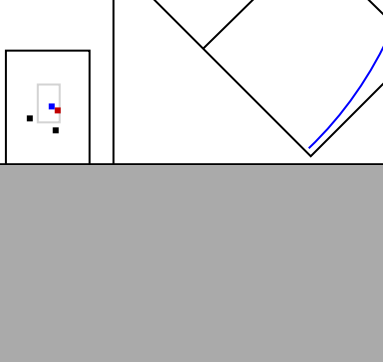

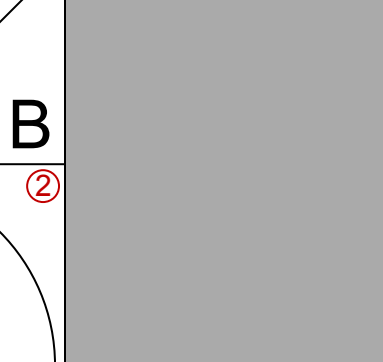
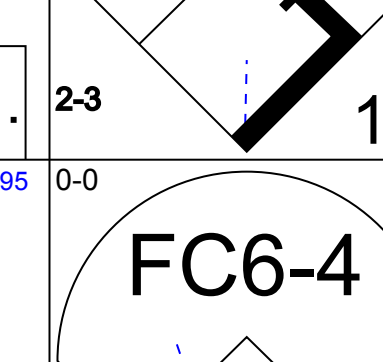
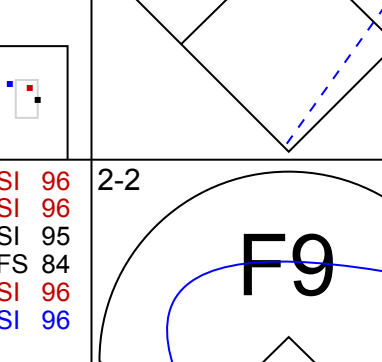

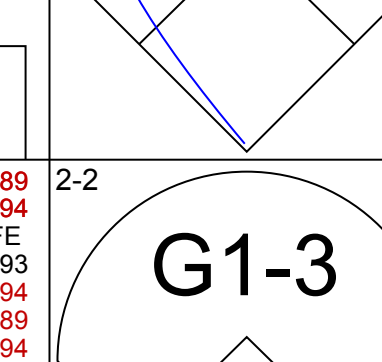
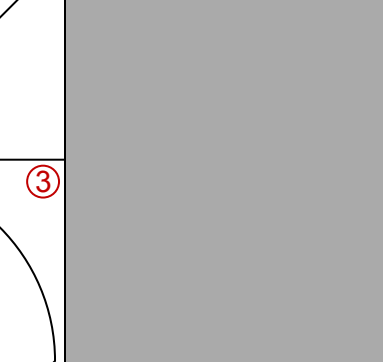
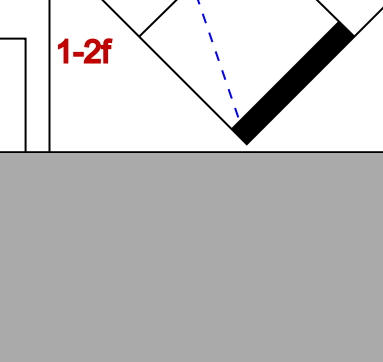
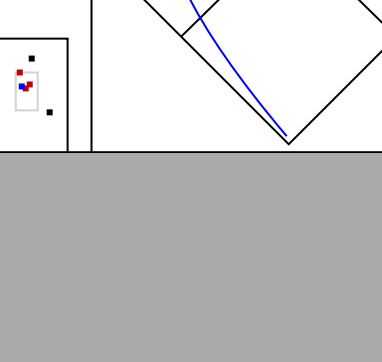
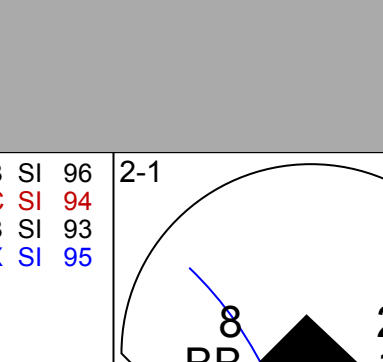

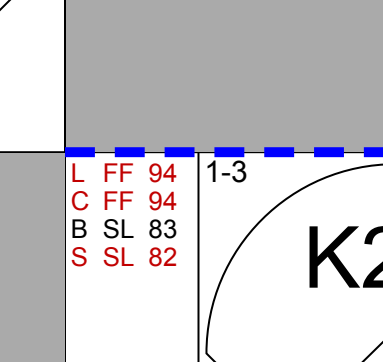
Batter	1	2	3	4	5	6	7	8	9	10	AB	R	H	RBI	BB	SO	LOB	BOTTOM					
2 Alcides Escobar, R OBP: 0.313, SLG: 0.357	G4-3 BB		FC4-6 1B		SH1-3		G6-3				2	0	1	0	2	0	0	Minnesota Twins @ Kansas City Royals Kauffman Stadium, Kansas City, MO Fri Jul 03 2015, 7:11 PM - 10:24 PM CDT Att: 36,868 - Clear - 78 F					
8 Mike Moustakas, L OBP: 0.356, SLG: 0.440	G4-3		FC4-6 1B		G4-3			F8		F8-2-3	5	0	0	0	0	0	7						
6 Lorenzo Cain, R OBP: 0.360, SLG: 0.461	F9										4	2	3	1	1	0	1						
35 Eric Hosmer, L OBP: 0.350, SLG: 0.436	K		G4-3		L7			G4-3			5	0	0	0	0	2	7						
25 Kendrys Morales, S OBP: 0.347, SLG: 0.466											4	0	2	1	0	1	0						
1 Jarrod Dyson, L OBP: 0.309, SLG: 0.413	K							G6-3		FC3	1	0	0	1	0	0	0						
4 Alex Gordon, L OBP: 0.379, SLG: 0.421	K							F7			4	0	0	0	0	2	2						
13 Salvador Perez, R OBP: 0.275, SLG: 0.449											4	0	1	0	0	1	1						
43 Dusty Coleman, R OBP: 0.182, SLG: 0.205	G6-3							L4			0	0	0	0	0	0	0						
9 Drew Butera, R OBP: 0.182, SLG: 0.205											0	0	0	0	0	0	0						
15 Alex Rios, R OBP: 0.250, SLG: 0.271								G4-3			4	1	2	0	0	0	1						
14 Omar Infante, R OBP: 0.239, SLG: 0.310	L5							F8		SH3	3	0	1	0	0	0	1						
Inning Stats	R: 0 E: 0 K: 1 S: 11	H: 0 LOB: 1 BB: 1 P: 18	R: 0 E: 0 K: 2 S: 9	H: 0 LOB: 0 BB: 0 P: 15	R: 1 E: 0 K: 0 S: 14	H: 3 LOB: 2 BB: 0 P: 24	R: 0 E: 0 K: 2 S: 11	H: 1 LOB: 1 BB: 0 P: 15	R: 0 E: 0 K: 0 S: 12	H: 1 LOB: 2 BB: 1 P: 22	R: 0 E: 0 K: 0 S: 7	H: 0 LOB: 0 BB: 0 P: 11	R: 0 E: 0 K: 0 S: 4	H: 0 LOB: 0 BB: 0 P: 7	R: 1 E: 0 K: 0 S: 9	H: 2 LOB: 1 BB: 0 P: 14	R: 0 E: 0 K: 0 S: 9	H: 2 LOB: 2 BB: 1 P: 18	R: 1 E: 0 K: 1 S: 6	H: 1 LOB: 1 BB: 0 P: 9	1B: 8 2B: 3 3B: 0 HR: 0	SF: 0 SAC: 2 DP: 1 HBP: 0	WP: 1 PA: 41 PB: 0 SB: 1 CS: 0
PITCHER	IP WLS BF H R ER SO BB IBB HBP BLK WP HR S P ERA WHIP	6.0 1.0 1.0 0.1 1.0	25 3 5 2 1	1 0 1 0 0	5 0 1 0 0	0 0 0 0 0	0 0 0 0 0	0 0 0 0 0	0 0 0 0 0	0 0 0 0 0	0 0 0 0 0	0 0 0 0 0	0 0 0 0 0	0 0 0 0 0	0 0 0 0 0	0 0 0 0 0	0 0 0 0 0	9.00 2.00 0.00 6.00 9.00					
33 Tommy Milone, L ERA: 3.02																							
36 Blaine Boyer, R ERA: 2.41																							
50 Casey Fien, R ERA: 4.01																							
57 Ryan Pressly, R ERA: 3.04																							
64 Aaron Thompson, L ERA: 5.12																							

Minnesota Twins @ Kansas City Royals
 Kauffman Stadium, Kansas City, MO
 Fri Jul 03 2015, 7:11 PM - 10:24 PM CDT
 Att: 36,868 - Clear - 78 F

AB	36
R	3
H	10
RBI	3
BB	3
SO	6
LOB	20



Batter	1	2	3	4	5	6	7	8	9	AB R H RBI BB SO LOB	TOP									
2 Brian Dozier, R OBP: 0.330, SLG: 0.509										5 1 1 0 0 1 2	Minnesota Twins @ Kansas City Royals Kauffman Stadium, Kansas City, MO Sat Jul 04 2015, 6:16 PM - 9:41 PM CDT Att: 37,917 - Overcast - 82 F									
7 Joe Mauer, L OBP: 0.341, SLG: 0.388										5 2 4 2 0 1 1										
48 Toni Hunter, R OBP: 0.319, SLG: 0.450										4 0 0 1 0 2 3										
24 Trevor Plouffe, R OBP: 0.316, SLG: 0.443										4 1 3 1 0 1 1										
20 Eddie Rosario, L OBP: 0.303, SLG: 0.413										4 0 2 0 0 0 2										
22 Miguel Sano, R OBP: 0.333, SLG: 0.417										4 0 1 0 0 1 2										
32 Aaron Hicks, S										3 0 0 1 1 0 2										
12 Chris Herrmann, L										4 0 0 0 0 3 3										
39 Danny Santana, S										4 1 2 0 0 0 0										
Inning Stats	R: 3 E: 0 K: 1 S: 18	H: 5 LOB: 2 BB: 0 P: 28	R: 0 E: 0 K: 2 S: 8	H: 1 LOB: 1 BB: 0 P: 14	R: 0 E: 0 K: 0 S: 6	H: 0 LOB: 0 BB: 0 P: 6	R: 1 E: 0 K: 1 S: 15	H: 2 LOB: 1 BB: 0 P: 22	R: 0 E: 0 K: 2 S: 8	H: 0 LOB: 0 BB: 0 P: 11		R: 1 E: 0 K: 1 S: 10	H: 2 LOB: 1 BB: 0 P: 16	R: 0 E: 0 K: 1 S: 12	H: 1 LOB: 1 BB: 0 P: 17	R: 0 E: 0 K: 1 S: 11	H: 1 LOB: 1 BB: 0 P: 19	1B: 8 2B: 4 3B: 1 HR: 1	SF: 1 SAC: 0 DP: 2 HBP: 0	WP: 0 PB: 0 SB: 0 CS: 0
PITCHER	IP WLS BF H R ER SO BB IBB HBP BLK WP HR S P ERA WHIP											IP WLS BF H R ER SO BB IBB HBP BLK WP HR S P ERA WHIP								
49 Joe Blanton, R ERA: 3.74	5.0 L 23 9 4 4 4 0 0 0 0 0 0 1 52 76 7.20 1.800																			
27 Brandon Finnegan, L ERA: 2.37	1.1 2 2 1 1 2 0 0 0 0 0 0 0 13 21 6.75 1.500																			
40 Kelvin Herrera, R ERA: 2.2	0.2 0 0 0 0 1 0 0 0 0 0 0 0 5 6 0.00 0.000																			
47 Franklin Morales, L ERA: 2.7	1.0 4 1 0 0 1 1 0 0 0 0 0 0 12 17 0.00 2.000																			
54 Jason Frasor, R ERA: 1.54	1.0 4 1 0 0 1 0 0 0 0 0 0 0 11 19 0.00 1.000																			

Batter	1	2	3	4	5	6	7	8	9	AB R H RBI BB SO LOB	BOTTOM											
2 Alcides Escobar, R OBP: 0.315, SLG: 0.358										5 1 2 0 0 1 0	Minnesota Twins @ Kansas City Royals Kauffman Stadium, Kansas City, MO Sat Jul 04 2015, 6:16 PM - 9:41 PM CDT Att: 37,917 - Overcast - 82 F											
8 Mike Moustakas, L OBP: 0.360, SLG: 0.439										3 1 1 0 2 0 1												
6 Lorenzo Cain, R OBP: 0.365, SLG: 0.467										3 0 2 2 1 0 1												
35 Eric Hosmer, L OBP: 0.352, SLG: 0.435										3 0 1 0 1 0 3												
25 Kendrys Morales, S OBP: 0.343, SLG: 0.460										4 0 0 1 0 1 5												
4 Alex Gordon, L OBP: 0.377, SLG: 0.419										4 0 1 0 0 2 2												
13 Salvador Perez, R OBP: 0.275, SLG: 0.446										4 0 1 0 0 1 1												
15 Alex Rios, R OBP: 0.243, SLG: 0.263										4 0 0 0 0 0 3												
14 Omar Infante, R OBP: 0.239, SLG: 0.309										4 1 1 0 0 1 0												
Inning Stats	R: 0 E: 0 K: 0 S: 6	H: 1 LOB: 0 BB: 0 P: 7	R: 0 E: 0 K: 2 S: 12	H: 2 LOB: 2 BB: 0 P: 15	R: 0 E: 0 K: 0 S: 11	H: 1 LOB: 3 BB: 2 P: 22	R: 0 E: 0 K: 1 S: 10	H: 0 LOB: 0 BB: 0 P: 16	R: 3 E: 0 K: 0 S: 12	H: 3 LOB: 1 BB: 1 P: 26		R: 0 E: 0 K: 1 S: 9	H: 0 LOB: 0 BB: 0 P: 11	R: 0 E: 0 K: 0 S: 8	H: 1 LOB: 1 BB: 1 P: 13	R: 0 E: 0 K: 0 S: 11	H: 1 LOB: 1 BB: 0 P: 17	R: 0 E: 0 K: 2 S: 11	H: 0 LOB: 0 BB: 0 P: 14	1B: 8 2B: 1 3B: 0 HR: 0	SF: 0 SAC: 0 DP: 2 HBP: 0	WP: 1 PB: 0 SB: 0 CS: 0
PITCHER	IP WLS BF H R ER SO BB IBB HBP BLK WP HR S P ERA WHIP											IP WLS BF H R ER SO BB IBB HBP BLK WP HR S P ERA WHIP										
37 Mike Pelfrey, R ERA: 3.94	4.0 W 3 0 0 0 3 0 0 0 0 0 0 0 5 11 0.00 0.000																					
52 Brian Duensing, L ERA: 6.52	1.0 W 3 0 0 0 0 0 0 0 0 0 0 0 5 11 0.00 0.000																					
57 Ryan Pressly, R ERA: 2.93	1.0 H 4 1 0 0 1 0 0 0 0 0 0 0 11 13 0.00 1.000																					
64 Aaron Thompson, L ERA: 5.01	0.2 H 1 0 0 0 0 0 0 0 0 0 0 0 3 4 0.00 0.000																					
36 Blaine Boyer, R ERA: 2.39	0.1 H 2 0 0 0 0 1 0 0 0 0 0 0 3 7 0.00 3.000																					

Batter	1	2	3	4	5	6	7	8	9	AB	R	H	RBI	BB	SO	LOB	TOP					
2 Brian Dozier, R OBP: 0.331, SLG: 0.511	F8		BB			P3		2B		3	0	1	0	1	0	0						
7 Joe Mauer, L OBP: 0.343, SLG: 0.389	1B		FC5-4			1B		K		4	0	2	0	0	1	2						
48 Toni Hunter, R OBP: 0.315, SLG: 0.443	G5-4-3		G6-3			FC6-4		L6		4	0	0	0	0	0	4						
24 Trevor Plouffe, R OBP: 0.315, SLG: 0.444		2B				L7		L7		4	1	1	0	0	0	1						
22 Miguel Sanó, R OBP: 0.438, SLG: 0.533 39 Danny Santana, S OBP: 0.243, SLG: 0.299	2B		G5-3			G5-3		20 SH1-3		3	0	2	1	1	0	0						
20 Eddie Rosario, L OBP: 0.303, SLG: 0.408	K		2H			SH1-3		1B		2	0	0	0	1	1	2						
9 Eduardo Núñez, R OBP: 0.333, SLG: 0.485	G5-3		G5-3			CS		G1-3		4	0	0	0	0	0	4						
8 Kurt Suzuki, R OBP: 0.281, SLG: 0.307	G6-3		G6-3			F9		F8		3	0	0	0	0	0	2						
32 Aaron Hicks, S OBP: 0.282, SLG: 0.314			HR			L4		F9		3	1	1	1	0	0	0						
Inning Stats	R: 0 E: 0 K: 0 S: 9	H: 1 LOB: 0 BB: 0 P: 13	R: 1 E: 0 K: 1 S: 9	H: 2 LOB: 1 BB: 0 P: 12	R: 1 E: 0 K: 0 S: 10	H: 1 LOB: 0 BB: 1 P: 17	R: 0 E: 0 K: 0 S: 6	H: 0 LOB: 0 BB: 1 P: 15	R: 0 E: 0 K: 0 S: 8	H: 0 LOB: 0 BB: 0 P: 9	R: 0 E: 0 K: 0 S: 9	H: 1 LOB: 1 BB: 0 P: 11	R: 0 E: 0 K: 0 S: 5	H: 0 LOB: 1 BB: 1 P: 11	R: 0 E: 0 K: 1 S: 8	H: 1 LOB: 1 BB: 0 P: 10	R: 0 E: 0 K: 0 S: 7	H: 1 LOB: 2 BB: 0 P: 11	1B: 3 2B: 3 3B: 0 HR: 1	SF: 0 SAC: 1 DP: 2 HBP: 0	WP: 0 PB: 0 SB: 0 CS: 1	PA: 35
PITCHER	IP	WLS	BF	H	R	ER	SO	BB	IBB	HBP	BLK	WP	HR	S	P	ERA	WHIP					
41 Danny Duffy, L ERA: 5.14	6.1		24	5	2	2	1	3	0	0	0	0	1	54	84	2.84	1.263					
46 Ryan Madson, R ERA: 1.55	0.2		2	0	0	0	0	0	0	0	0	0	0	2	4	0.00	0.000					
17 Wade Davis, R ERA: 0.25	1.0		4	1	0	0	1	0	0	0	0	0	0	8	10	0.00	1.000					
56 Greg Holland, R ERA: 2.74	1.0	W	4	1	0	0	0	0	0	0	0	0	0	7	11	0.00	1.000					

Minnesota Twins @ Kansas City Royals
Kauffman Stadium, Kansas City, MO
Sun Jul 05 2015, 1:17 PM - 3:35 PM CDT
Att: 29,427 - Partly Cloudy - 85 F

AB 30
R 2
H 7
RBI 2
BB 3
SO 2
LOB 15



Batter	1	2	3	4	5	6	7	8	9	AB	R	H	RBI	BB	SO	LOB	BOTTOM					
2 Alcides Escobar, R OBP: 0.314, SLG: 0.357	F8		G5-4-3			K		1B		4	0	1	0	0	1	1						
8 Mike Moustakas, L OBP: 0.357, SLG: 0.436 43 Dusty Coleman, R OBP: 0.314, SLG: 0.357	G4-3		K			K		F7		2	0	0	0	0	1	0						
6 Lorenzo Cain, R OBP: 0.364, SLG: 0.462	G4-3		K			K				3	1	0	0	1	2	0						
35 Eric Hosmer, L OBP: 0.354, SLG: 0.437	P4		G3			25 G4-3		BB		3	0	1	1	1	0	0						
25 Kendrys Morales, S OBP: 0.340, SLG: 0.455	F8		K			G4-3		2B		3	0	0	0	0	1	1						
4 Alex Gordon, L OBP: 0.380, SLG: 0.431	G3		HR			IBB				2	1	1	1	1	0	0						
14 Omar Infante, R OBP: 0.240, SLG: 0.307			1 SH1-3			F9		K		2	1	0	0	1	1	2						
1 Jarrod Dyson, L OBP: 0.303, SLG: 0.404	SH1-3		BB			P6		G4-3		2	0	0	0	0	0	0						
9 Drew Butera, R OBP: 0.191, SLG: 0.213	1B		2 G5-4-3			P2		K		3	0	1	1	0	1	0						
Inning Stats	R: 0 E: 0 K: 0 S: 4	H: 0 LOB: 0 BB: 0 P: 7	R: 0 E: 0 K: 0 S: 6	H: 0 LOB: 0 BB: 0 P: 9	R: 1 E: 0 K: 0 S: 6	H: 1 LOB: 0 BB: 1 P: 11	R: 0 E: 0 K: 2 S: 7	H: 0 LOB: 0 BB: 0 P: 12	R: 1 E: 0 K: 1 S: 10	H: 1 LOB: 0 BB: 0 P: 15	R: 0 E: 0 K: 2 S: 8	H: 0 LOB: 0 BB: 0 P: 9	R: 0 E: 0 K: 2 S: 11	H: 0 LOB: 2 BB: 2 P: 21	R: 0 E: 0 K: 1 S: 6	H: 1 LOB: 1 BB: 0 P: 9	R: 1 E: 0 K: 0 S: 3	H: 1 LOB: 1 BB: 1 P: 8	1B: 2 2B: 1 3B: 0 HR: 1	SF: 0 SAC: 1 DP: 1 HBP: 0	WP: 0 PB: 0 SB: 0 CS: 0	PA: 31
PITCHER	IP	WLS	BF	H	R	ER	SO	BB	IBB	HBP	BLK	WP	HR	S	P	ERA	WHIP					
54 Ervin Santana, R ERA: 2.25	8.0		29	3	2	2	8	2	1	0	0	0	0	58	93	2.25	0.625					
36 Blaine Boyer, R ERA: 2.63	0.0	L	1	0	1	1	0	1	0	0	0	0	0	1	5	∞	∞					
64 Aaron Thompson, L ERA: 5.01	0.0		1	0	0	0	0	0	0	0	0	0	0	2	3	∞	∞					

Minnesota Twins @ Kansas City Royals
Kauffman Stadium, Kansas City, MO
Sun Jul 05 2015, 1:17 PM - 3:35 PM CDT
Att: 29,427 - Partly Cloudy - 85 F

AB 26
R 3
H 4
RBI 3
BB 4
SO 8
LOB 5



Batter	1	2	3	4	5	6	7	8	9	AB	R	H	RBI	BB	SO	LOB	TOP				
24 Grady Sizemore, L (1, 10) OBP: 0.291, SLG: 0.336										5	0	0	0	0	3	4	<p>Tampa Bay Rays @ Kansas City Royals Kauffman Stadium, Kansas City, MO Tue Jul 07 2015, 1:12 PM - 4:20 PM CDT Att: 22,386 - Cloudy - 71 F</p> <p>livebaseballscorecards.com</p> <p>AB 36 R 5 H 9 RBI 4 BB 3 SO 10 LOB 16</p>				
9 Joey Butler, R (1, 7) OBP: 0.347, SLG: 0.447										4	1	1	0	1	1	2					
3 Evan Longoria, R (1, 5) OBP: 0.351, SLG: 0.424										5	1	1	2	0	2	2					
21 James Loney, L (1, 3)										5	1	2	1	0	0	2					
11 Logan Forsythe, R (1, 4) OBP: 0.367, SLG: 0.424										3	1	1	0	1	1	1					
7 David DeJesus, L (1, 9) OBP: 0.289, SLG: 0.396										4	0	2	0	0	1	1					
10 Jake Elmore, R (1, 6) OBP: 1.000, SLG: 1.000 13 Adrúbal Cabrera, S (8, PH) OBP: 0.280, SLG: 0.352										2	0	0	1	0	0	0					
39 Kevin Kiermaier, L (1, 8) OBP: 0.289, SLG: 0.424										4	1	1	0	0	0	2					
44 René Rivera, R (1, 2) OBP: 0.204, SLG: 0.278 28 John Jaso, L (7, PH) OBP: 1.000, SLG: 1.000 19 Curt Casali, R (7, 2) OBP: 0.345, SLG: 0.520										2	0	0	0	0	1	0					
										1	0	1	0	0	0	0					
										0	0	0	0	1	0	0					
Inning Stats	R: 0 E: 0 K: 1 S: 12	H: 0 LOB: 0 BB: 0 P: 14	R: 1 E: 0 K: 1 S: 8	H: 1 LOB: 0 BB: 0 P: 10	R: 0 E: 0 K: 1 S: 6	H: 0 LOB: 0 BB: 0 P: 9	R: 3 E: 0 K: 0 S: 15	H: 3 LOB: 1 BB: 1 P: 26	R: 0 E: 0 K: 1 S: 5	H: 1 LOB: 1 BB: 0 P: 8	R: 0 E: 0 K: 2 S: 15	H: 1 LOB: 2 BB: 0 P: 20	R: 0 E: 0 K: 1 S: 11	H: 2 LOB: 2 BB: 0 P: 18	R: 1 E: 0 K: 2 S: 12	H: 1 LOB: 2 BB: 2 P: 23	1B: 4 2B: 2 3B: 1 HR: 2	SF: 1 SAC: 0 DP: 0 HBP: 0	WP: 1 PB: 0 SB: 1 CS: 0	PA: 40	
PITCHER	IP	WLS	BF	H	R	ER	SO	BB	IBB	HBP	BLK	WP	HR	S	P	ERA	WHIP				
32 Chris Young, R (1, 1) ERA: 2.89	6.0		25	5	4	4	5	1	0	0	0	0	2	57	83	6.00	1.000				
40 Kelvin Herrera, R (7, 1) ERA: 2.14	1.0		4	1	0	0	2	0	0	0	0	0	0	12	16	0.00	1.000				
17 Wade Davis, R (8, 1) ERA: 0.24	1.0	H	5	2	0	0	1	0	0	0	0	0	0	11	18	0.00	2.000				
56 Greg Holland, R (9, 1) ERA: 3.0	1.0	W	6	1	1	1	2	2	0	0	0	1	0	12	23	9.00	3.000				

Batter	1	2	3	4	5	6	7	8	9	AB	R	H	RBI	BB	SO	LOB	BOTTOM				
2 Alcides Escobar, R (1, 6) OBP: 0.318, SLG: 0.362										4	1	2	0	1	0	0	<p>Tampa Bay Rays @ Kansas City Royals Kauffman Stadium, Kansas City, MO Tue Jul 07 2015, 1:12 PM - 4:20 PM CDT Att: 22,386 - Cloudy - 71 F</p> <p>livebaseballscorecards.com</p> <p>AB 37 R 9 H 15 RBI 9 BB 4 SO 1 LOB 22</p>				
4 Alex Gordon, L (1, 7) OBP: 0.387, SLG: 0.448										4	1	3	2	0	0	1					
25 Kendrys Morales, S (1, 10) OBP: 0.344, SLG: 0.456										4	1	2	2	1	0	0					
35 Eric Hosmer, L (1, 3) OBP: 0.352, SLG: 0.433										5	1	1	0	0	0	7					
15 Alex Rios, R (1, 9) OBP: 0.255, SLG: 0.270										4	1	2	0	1	0	5					
14 Omar Infante, R (1, 4) OBP: 0.246, SLG: 0.310										4	1	2	1	1	0	2					
16 Paulo Orlando, R (1, 8) OBP: 0.279, SLG: 0.410										5	2	2	4	0	0	4					
19 Cheslor Cuthbert, R (1, 5) OBP: 0.250, SLG: 0.250										4	0	1	0	0	1	1					
9 Drew Butera, R (1, 2) OBP: 0.196, SLG: 0.200										3	1	0	0	0	0	2					
Inning Stats	R: 0 E: 0 K: 0 S: 10	H: 3 LOB: 2 BB: 0 P: 16	R: 3 E: 0 K: 1 S: 11	H: 2 LOB: 1 BB: 1 P: 24	R: 0 E: 1 K: 0 S: 11	H: 3 LOB: 2 BB: 0 P: 15	R: 1 E: 0 K: 0 S: 10	H: 1 LOB: 0 BB: 0 P: 17	R: 0 E: 0 K: 0 S: 9	H: 0 LOB: 0 BB: 0 P: 12	R: 1 E: 0 K: 0 S: 10	H: 2 LOB: 2 BB: 1 P: 17	R: 0 E: 0 K: 0 S: 5	H: 1 LOB: 1 BB: 0 P: 8	R: 4 E: 0 K: 0 S: 10	H: 3 LOB: 0 BB: 1 P: 18	1B: 12 2B: 3 3B: 0 HR: 2	SF: 0 SAC: 0 DP: 3 HBP: 2	WP: 0 PB: 0 SB: 1 CS: 0	PA: 43	
PITCHER	IP	WLS	BF	H	R	ER	SO	BB	IBB	HBP	BLK	WP	HR	S	P	ERA	WHIP				
55 Matt Moore, L (1, 1) ERA: 8.0	4.1		24	9	4	4	4	2	0	0	0	0	0	50	85	8.31	2.538				
54 Steve Geltz, R (5, 1) ERA: 3.6	1.2		4	0	0	0	0	0	0	0	0	0	0	12	17	0.00	0.000				
31 Xavier Cedeño, L (7, 1) ERA: 3.28	0.1		3	1	1	1	0	1	0	0	0	0	0	4	10	27.00	6.000				
40 Kevin Jepsen, R (7, 1) ERA: 3.34	0.2		3	1	0	0	0	0	0	0	0	0	0	6	7	0.00	1.500				
50 Everett Teaford, L (8, 1) ERA: 1.69	1.0		4	1	0	0	0	0	0	0	0	0	0	5	8	0.00	1.000				

Batter	1	2	3	4	5	6	7	8	9	AB	R	H	RBI	BB	SO	LOB	TOP	
28 John Jaso, L (1, 10) OBP: 0.833, SLG: 1.750										3	1	2	1	1	0	0	Tampa Bay Rays @ Kansas City Royals Kauffman Stadium, Kansas City, MO Tue Jul 07 2015, 7:11 PM - 10:20 PM CDT Att: 28,119 - Cloudy - 70 F	
24 Grady Sizemore, L (1, 7) OBP: 0.285, SLG: 0.326										3	0	0	0	0	0	1		
9 Joey Butler, R (7, PH) OBP: 0.345, SLG: 0.444										1	0	0	0	0	0	1		
3 Evan Longoria, R (1, 5) OBP: 0.350, SLG: 0.422										4	0	1	0	0	1	1		
21 James Loney, L (1, 3) OBP: 0.326, SLG: 0.395										2	0	0	0	2	0	1		
11 Logan Forsythe, R (1, 4) OBP: 0.365, SLG: 0.425										4	0	1	0	0	2	3		
13 Asdrubal Cabrera, S (1, 6) OBP: 0.297, SLG: 0.347										4	0	0	0	0	1	1		
5 Brandon Guyer, R (1, 9) OBP: 0.358, SLG: 0.361										3	0	0	0	1	0	0		
39 Kevin Kiermaier, L (1, 8) OBP: 0.288, SLG: 0.422										4	0	1	0	0	1	2		
19 Curt Casali, R (1, 2) OBP: 0.313, SLG: 0.464										3	0	0	0	0	2	3		
Inning Stats	R: 0 H: 1 E: 0 K: 0 S: 10	H: 1 LOB: 1 BB: 0 P: 18	R: 0 H: 1 E: 0 K: 3 S: 17	H: 1 LOB: 2 BB: 1 P: 28	R: 1 H: 1 E: 0 K: 1 S: 11	H: 1 LOB: 1 BB: 0 P: 22	R: 0 H: 1 E: 0 K: 1 S: 10	H: 0 LOB: 1 BB: 0 P: 12	R: 0 H: 0 E: 0 K: 0 S: 7	H: 0 LOB: 0 BB: 1 P: 17	R: 0 H: 0 E: 0 K: 2 S: 9	H: 0 LOB: 0 BB: 0 P: 12	R: 0 H: 0 E: 0 K: 0 S: 6	H: 0 LOB: 0 BB: 0 P: 9	1B: 2 2B: 2 3B: 0 HR: 1	SF: 0 SAC: 0 DP: 1 HBP: 0	WP: 0 PA: 35 SB: 0 CS: 1	
PITCHER	IP WLS BF H R ER SO BB IBB HBP BLK WP HR S P ERA WHIP	5.0 23 5 1 1 5 3 0 0 0 0 1 59 101 1.80 1.600	1.1 W 5 0 0 0 0 1 0 0 0 0 0 0 14 22 0.00 0.750	1.2 4 0 0 0 2 0 0 0 0 0 0 0 11 15 0.00 0.000	1.0 3 0 0 0 0 0 0 0 0 0 0 0 6 9 0.00 0.000													

Batter	1	2	3	4	5	6	7	8	9	AB	R	H	RBI	BB	SO	LOB	BOTTOM
2 Alcides Escobar, R (1, 6) OBP: 0.323, SLG: 0.367										4	2	3	1	1	1	1	Tampa Bay Rays @ Kansas City Royals Kauffman Stadium, Kansas City, MO Tue Jul 07 2015, 7:11 PM - 10:20 PM CDT Att: 28,119 - Cloudy - 70 F
4 Alex Gordon, L (1, 7) OBP: 0.394, SLG: 0.459										5	0	4	4	0	0	1	
25 Kendrys Morales, S (1, 10) OBP: 0.345, SLG: 0.453										4	0	1	0	1	0	3	
35 Eric Hosmer, L (1, 3) OBP: 0.347, SLG: 0.426										5	0	0	0	0	1	6	
13 Salvador Perez, R (1, 2) OBP: 0.274, SLG: 0.443										4	0	1	0	0	1	0	
16 Paulo Orlando, R (1, 9) OBP: 0.276, SLG: 0.400										3	0	0	0	0	3	1	
14 Omar Infante, R (1, 4) OBP: 0.246, SLG: 0.309										4	1	1	0	0	0	2	
19 Cheslor Cuthbert, R (1, 5) OBP: 0.250, SLG: 0.250										4	1	1	0	0	1	1	
1 Jarrod Dyson, L (1, 8) OBP: 0.320, SLG: 0.406										2	3	1	0	2	0	0	
Inning Stats	R: 0 H: 0 E: 1 K: 1 S: 8	H: 1 LOB: 1 BB: 0 P: 15	R: 0 H: 1 E: 0 K: 1 S: 7	H: 1 LOB: 1 BB: 0 P: 11	R: 0 H: 1 E: 0 K: 1 S: 11	H: 1 LOB: 2 BB: 0 P: 16	R: 1 H: 1 E: 0 K: 2 S: 12	H: 1 LOB: 2 BB: 1 P: 26	R: 0 H: 0 E: 0 K: 2 S: 7	H: 0 LOB: 0 BB: 0 P: 8	R: 2 H: 3 E: 0 K: 0 S: 8	H: 3 LOB: 1 BB: 0 P: 14	1B: 9 2B: 2 3B: 0 HR: 0	SF: 0 SAC: 0 DP: 0 HBP: 1	WP: 0 PA: 40 SB: 1 CS: 0		
PITCHER	IP WLS BF H R ER SO BB IBB HBP BLK WP HR S P ERA WHIP	4.2 21 4 1 1 5 3 0 0 0 0 0 0 2 4 0.00 0.000	0.1 1 0 0 0 0 0 0 0 0 0 0 0 0 19 30 54.00 4.500	2.1 12 5 2 2 2 0 0 0 0 0 0 0 23 35 7.71 2.143													

Batter	1	2	3	4	5	6	7	8	9	AB R H RBI BB SO LOB	TOP									
28 John Jaso, L (1,7) OBP: 0.625, SLG: 0.917											<p>Tampa Bay Rays @ Kansas City Royals Kauffman Stadium, Kansas City, MO Thu Jul 09 2015, 1:11 PM - 4:08 PM CDT Att: 32,308 - Partly Cloudy - 75 F</p> <p>livebaseballscorecards.com</p> <p>AB 31 R 3 H 6 RBI 3 BB 5 SO 6 LOB 12</p>									
24 Grady Sizemore, L (1,9) OBP: 0.273, SLG: 0.316																				
3 Evan Longoria, R (1,5) OBP: 0.352, SLG: 0.423																				
21 James Loney, L (1,3) OBP: 0.333, SLG: 0.390																				
11 Logan Forsythe, R (1,4) OBP: 0.362, SLG: 0.427																				
7 David DeJesus, L (1,10) OBP: 0.330, SLG: 0.393																				
9 Joey Butler, R (6,PH) OBP: 0.350, SLG: 0.442																				
13 Asdrúbal Cabrera, S (1,6) OBP: 0.275, SLG: 0.350																				
39 Kevin Kiermaier, L (1,8) OBP: 0.291, SLG: 0.422																				
44 René Rivera, R (1,2) OBP: 0.214, SLG: 0.296																				
Inning Stats	R: 0 E: 0 K: 1 S: 8	H: 1 LOB: 0 BB: 0 P: 12	R: 0 E: 0 K: 1 S: 6	H: 0 LOB: 0 BB: 0 P: 10	R: 0 E: 0 K: 1 S: 7	H: 0 LOB: 0 BB: 0 P: 8	R: 0 E: 0 K: 1 S: 13	H: 1 LOB: 2 BB: 1 P: 20	R: 3 E: 1 K: 0 S: 20	H: 2 LOB: 2 BB: 2 P: 38	R: 0 E: 0 K: 2 S: 14	H: 1 LOB: 2 BB: 1 P: 24	R: 0 E: 0 K: 0 S: 10	H: 0 LOB: 1 BB: 1 P: 16	R: 0 E: 0 K: 0 S: 9	H: 0 LOB: 0 BB: 0 P: 12	1B: 4 2B: 3 HR: 0	SF: 2 SAC: 0 DP: 1 HBP: 0	WP: 1 PB: 0 SB: 0 CS: 0	PA: 38
PITCHER	IP WLS BF H R ER SO BB IBB HBP BLK WP HR S P ERA WHIP											IP WLS BF H R ER SO BB IBB HBP BLK WP HR S P ERA WHIP								
30 Yordano Ventura, R (1,1) ERA: 4.73	5.0 W 22 4 3 3 4 3 0 0 0 1 0 54 88 5.40 1.400																			
27 Brandon Finnegan, L (6,1) ERA: 2.11	1.0 5 1 0 0 2 1 0 0 0 0 0 14 24 0.00 2.000																			
46 Ryan Madson, R (7,1) ERA: 1.56	1.0 4 1 0 0 0 0 0 0 0 0 0 8 14 0.00 1.000																			
44 Luke Hochevar, R (8,1) ERA: 4.24	1.0 4 0 0 0 0 1 0 0 0 0 0 10 16 0.00 1.000																			
40 Kelvin Herrera, R (9,1) ERA: 2.08	1.0 3 0 0 0 0 0 0 0 0 0 0 9 12 0.00 0.000																			

Batter	1	2	3	4	5	6	7	8	9	AB R H RBI BB SO LOB	BOTTOM									
2 Alcides Escobar, R (1,6) OBP: 0.328, SLG: 0.372											<p>Tampa Bay Rays @ Kansas City Royals Kauffman Stadium, Kansas City, MO Thu Jul 09 2015, 1:11 PM - 4:08 PM CDT Att: 32,308 - Partly Cloudy - 75 F</p> <p>livebaseballscorecards.com</p> <p>AB 35 R 8 H 13 RBI 8 BB 0 SO 6 LOB 8</p>									
35 Eric Hosmer, L (1,3) OBP: 0.347, SLG: 0.428																				
6 Lorenzo Cain, R (1,8) OBP: 0.371, SLG: 0.489																				
16 Paulo Orlando, R (6,7) OBP: 0.278, SLG: 0.400																				
25 Kendrys Morales, S (1,10) OBP: 0.345, SLG: 0.459																				
13 Salvador Perez, R (1,2) OBP: 0.274, SLG: 0.448																				
14 Omar Infante, R (1,4) OBP: 0.243, SLG: 0.304																				
15 Alex Rios, R (1,9) OBP: 0.255, SLG: 0.268																				
19 Cheslor Cuthbert, R (1,5) OBP: 0.375, SLG: 0.467																				
1 Jarrod Dyson, L (1,7) OBP: 0.327, SLG: 0.437																				
Inning Stats	R: 3 E: 0 K: 1 S: 10	H: 3 LOB: 0 BB: 0 P: 13	R: 1 E: 0 K: 0 S: 13	H: 2 LOB: 1 BB: 0 P: 23	R: 0 E: 0 K: 2 S: 12	H: 1 LOB: 1 BB: 0 P: 16	R: 0 E: 0 K: 2 S: 11	H: 0 LOB: 0 BB: 0 P: 16	R: 3 E: 0 K: 0 S: 20	H: 2 LOB: 0 BB: 0 P: 28	R: 0 E: 0 K: 0 S: 9	H: 1 LOB: 0 BB: 0 P: 14	R: 0 E: 0 K: 1 S: 12	H: 0 LOB: 0 BB: 0 P: 19	R: 1 E: 0 K: 0 S: 13	H: 4 LOB: 2 BB: 0 P: 20	1B: 8 2B: 2 HR: 2	SF: 1 SAC: 0 DP: 0 HBP: 1	WP: 1 PB: 0 SB: 2 CS: 0	PA: 37
PITCHER	IP WLS BF H R ER SO BB IBB HBP BLK WP HR S P ERA WHIP											IP WLS BF H R ER SO BB IBB HBP BLK WP HR S P ERA WHIP								
51 Nate Karns, R (1,1) ERA: 3.83	6.0 L 28 7 7 7 5 0 0 0 0 0 0 75 110 10.50 1.500																			
54 Steve Geltz, R (7,1) ERA: 3.51	1.0 3 0 0 0 1 0 0 0 0 0 0 12 19 0.00 0.000																			
37 Alex Colomé, R (8,1) ERA: 4.85	1.0 6 4 1 1 0 0 0 0 0 0 0 13 20 9.00 4.000																			

Batter	1	2	3	4	5	6	7	8	9	AB	R	H	RBI	BB	SO	LOB	TOP										
7 José Reyes, S OBP: 0.298, SLG: 0.376	G6-3		1B		F8		G6-3			4	0	1	0	0	0	1	Toronto Blue Jays @ Kansas City Royals Kauffman Stadium, Kansas City, MO Fri Jul 10 2015, 9:17 PM - 12:12 AM CDT Att: 31,558 - Drizzlie - 70 F										
20 Josh Donaldson, R OBP: 0.354, SLG: 0.537	G5-3		L6		F8		K			4	0	0	0	0	1	0											
19 José Bautista, R OBP: 0.385, SLG: 0.496	BB		1B		F8		2B			3	0	2	0	1	0	0											
10 Edwin Encarnación, R OBP: 0.329, SLG: 0.453	F8		P3			HBP	F7			3	0	0	0	0	0	3											
23 Danny Valencia, R OBP: 0.324, SLG: 0.496	G6-3			55 1B		G6-4-3				2	0	0	0	1	0	1											
14 Justin Smoak, S OBP: 0.333, SLG: 0.504				BB						1	0	0	0	0	0	1											
3 Ezequiel Carrera, L OBP: 0.331, SLG: 0.345				1B						0	0	0	0	0	0	0											
55 Russell Martin, R OBP: 0.340, SLG: 0.461				BB						3	0	1	0	1	1	0											
30 Dioner Navarro, S OBP: 0.286, SLG: 0.337				1B						4	0	1	0	0	1	2											
11 Kevin Pillar, R OBP: 0.305, SLG: 0.398				1B						4	0	0	0	0	2	4											
29 Devon Travis, R OBP: 0.348, SLG: 0.495				1B						3	0	1	0	0	0	4											
Inning Stats	R: 0 E: 0 K: 0 S: 9	H: 0 LOB: 1 BB: 1 P: 17	R: 0 E: 0 K: 0 S: 7	H: 1 LOB: 2 BB: 1 P: 13	R: 0 E: 0 K: 0 S: 10	H: 2 LOB: 1 BB: 0 P: 15	R: 0 E: 0 K: 0 S: 18	H: 1 LOB: 2 BB: 1 P: 29	R: 0 E: 0 K: 0 S: 7	H: 0 LOB: 0 BB: 0 P: 11	R: 0 E: 0 K: 1 S: 10	H: 1 LOB: 1 BB: 0 P: 17	R: 0 E: 0 K: 3 S: 12	H: 1 LOB: 0 BB: 0 P: 20	R: 0 E: 0 K: 3 S: 11	H: 0 LOB: 0 BB: 0 P: 15	1B: 4 2B: 2 3B: 0 HR: 0	SF: 0 SAC: 0 DP: 1 HBP: 1	WP: 0 PB: 0 SB: 0 CS: 0	PA: 35							
PITCHER	IP	WLS	BF	H	R	ER	SO	BB	IBB	HBP	BLK	WP	HR	S	P	ERA	WHIP										
41 Danny Duffy, L ERA: 4.65	6.0	W	24	4	0	0	0	3	0	1	0	0	0	56	95	0.00	1.167										
40 Kelvin Herrera, R ERA: 2.02	1.0	H	4	1	0	0	1	0	0	0	0	0	0	10	17	0.00	1.000										
17 Wade Davis, R ERA: 0.24	1.0	H	4	1	0	0	1	0	0	0	0	0	0	12	20	0.00	1.000										
56 Greg Holland, R ERA: 2.81	1.0	S	3	0	0	0	3	0	0	0	0	0	0	11	15	0.00	0.000										

Batter	1	2	3	4	5	6	7	8	9	AB	R	H	RBI	BB	SO	LOB	BOTTOM										
2 Alcides Escobar, R OBP: 0.330, SLG: 0.373	F9	B5-3		1B			35 1B			4	0	2	1	0	0	1	Toronto Blue Jays @ Kansas City Royals Kauffman Stadium, Kansas City, MO Fri Jul 10 2015, 9:17 PM - 12:12 AM CDT Att: 31,558 - Drizzlie - 70 F										
8 Mike Moustakas, L OBP: 0.353, SLG: 0.430	K		F7	P6			L9			4	0	0	0	0	1	3											
6 Lorenzo Cain, R OBP: 0.369, SLG: 0.486	35 1B		F8				F8			4	0	1	0	0	0	1											
35 Eric Hosmer, L OBP: 0.355, SLG: 0.438	1B						F8			4	0	4	0	0	0	0											
25 Kendrys Morales, S OBP: 0.341, SLG: 0.453	1B						2B			4	0	0	0	0	1	6											
13 Salvador Perez, R OBP: 0.277, SLG: 0.459										4	2	2	1	0	0	1											
14 Omar Infante, R OBP: 0.240, SLG: 0.299										4	0	0	0	0	0	1											
15 Alex Rios, R OBP: 0.261, SLG: 0.281										4	1	2	1	0	0	0											
1 Jarrod Dyson, L OBP: 0.325, SLG: 0.425										3	0	0	0	1	1	1											
Inning Stats	R: 0 E: 0 K: 1 S: 9	H: 2 LOB: 2 BB: 0 P: 14	R: 1 E: 0 K: 1 S: 13	H: 2 LOB: 1 BB: 0 P: 19	R: 0 E: 0 K: 0 S: 12	H: 1 LOB: 1 BB: 0 P: 16	R: 1 E: 0 K: 0 S: 10	H: 2 LOB: 2 BB: 1 P: 18	R: 0 E: 0 K: 0 S: 7	H: 1 LOB: 1 BB: 0 P: 11	R: 0 E: 0 K: 0 S: 5	H: 0 LOB: 0 BB: 0 P: 10	R: 0 E: 0 K: 1 S: 15	H: 2 LOB: 2 BB: 0 P: 24	R: 1 E: 0 K: 0 S: 12	H: 1 LOB: 0 BB: 0 P: 19		1B: 8 2B: 2 3B: 0 HR: 1	SF: 0 SAC: 0 DP: 0 HBP: 0	WP: 1 PB: 0 SB: 1 CS: 0	PA: 36						
PITCHER	IP	WLS	BF	H	R	ER	SO	BB	IBB	HBP	BLK	WP	HR	S	P	ERA	WHIP										
25 Marco Estrada, R ERA: 3.52	6.2	L	30	9	2	2	2	1	0	0	0	0	0	64	101	2.70	1.500										
62 Aaron Loup, L ERA: 4.96	0.1		2	1	0	0	1	0	0	0	0	0	0	7	11	0.00	3.000										
52 Ryan Tepera, R ERA: 2.6	1.0		4	1	1	1	0	0	0	0	0	0	1	12	19	9.00	1.000										

AB	31
R	0
H	6
RBI	0
BB	3
SO	5
LOB	16

AB	35
R	3
H	11
RBI	3
BB	1
SO	3
LOB	14



Batter	1	2	3	4	5	6	7	8	9	AB	R	H	RBI	BB	SO	LOB	TOP
7 José Reyes, S OBP: 0.313, SLG: 0.390										5	1	3	1	0	0	1	Toronto Blue Jays @ Kansas City Royals Kauffman Stadium, Kansas City, MO Sun Jul 12 2015, 1:14 PM - 4:35 PM CDT Att: 31,962 - Sunny - 90 F
29 Devon Travis, R OBP: 0.353, SLG: 0.492										5	1	2	1	0	2	2	
19 José Bautista, R OBP: 0.381, SLG: 0.491										4	1	1	1	0	0	3	
14 Justin Smoak, S OBP: 0.333, SLG: 0.492										1	0	0	0	0	0	1	
10 Edwin Encarnación, R OBP: 0.326, SLG: 0.452										4	0	0	1	1	1	3	
15 Chris Colabello, R OBP: 0.371, SLG: 0.500										2	2	0	0	3	0	2	
17 Ryan Goins, L OBP: 0.273, SLG: 0.321										0	0	0	0	0	0	0	
55 Russell Martin, R OBP: 0.339, SLG: 0.457										5	1	1	2	0	1	4	
23 Danny Valencia, R OBP: 0.313, SLG: 0.526										4	1	2	2	0	0	1	
11 Kevin Pillar, R OBP: 0.312, SLG: 0.407										4	2	2	1	0	0	1	
3 Ezequiel Carrera, L OBP: 0.318, SLG: 0.331										4	1	1	1	0	1	1	
Inning Stats	R: 0 H: 2 E: 0 K: 1 S: 15	H: 1 R: 0 ER: 1 LOB: 0 BB: 0 P: 21	R: 0 H: 0 E: 0 K: 1 S: 9	H: 0 R: 0 ER: 0 LOB: 0 BB: 0 P: 14	R: 0 H: 0 E: 0 K: 0 S: 9	H: 0 R: 0 ER: 0 LOB: 0 BB: 0 P: 21	R: 0 H: 0 E: 0 K: 0 S: 11	H: 6 R: 8 ER: 2 LOB: 1 BB: 1 P: 17	R: 1 H: 2 E: 0 K: 2 S: 14	H: 1 R: 1 ER: 0 LOB: 1 BB: 1 P: 19	R: 0 H: 0 E: 0 K: 1 S: 9	H: 0 R: 0 ER: 0 LOB: 1 BB: 1 P: 18	1B: 7 RBI: 10 H: 12 RBI: 10 BB: 4 SO: 5 LOB: 19	WP: 1 PA: 43 CS: 2			
PITCHER	IP WLS BF H R ER SO BB IBB HBP BLK WP HR S P ERA WHIP	IP WLS BF H R ER SO BB IBB HBP BLK WP HR S P ERA WHIP															ERA WHIP
36 Edinson Volquez, R ERA: 3.31	5.1 23 5 4 3 2 3 0 0 0 0 0 61 104 5.06 1.500																
46 Ryan Madson, R ERA: 2.02	0.1 B 6 4 4 0 0 0 0 0 0 0 0 11 18 0.00 12.000																
40 Kelvin Herrera, R ERA: 1.95	1.1 5 1 1 0 0 0 0 0 0 0 1 0 19 16 0.00 0.750																
17 Wade Davis, R ERA: 0.46	1.0 W 5 2 1 1 2 0 0 0 0 0 0 0 14 19 9.00 2.000																
56 Greg Holland, R ERA: 2.7	1.0 S 3 0 0 0 1 1 0 0 0 0 0 0 9 18 0.00 1.000																
Batter	1	2	3	4	5	6	7	8	9	AB	R	H	RBI	BB	SO	LOB	BOTTOM
2 Alcides Escobar, R OBP: 0.327, SLG: 0.372										5	2	1	1	0	1	1	Toronto Blue Jays @ Kansas City Royals Kauffman Stadium, Kansas City, MO Sun Jul 12 2015, 1:14 PM - 4:35 PM CDT Att: 31,962 - Sunny - 90 F
8 Mike Moustakas, L OBP: 0.353, SLG: 0.427										4	0	2	0	0	0	1	
6 Lorenzo Cain, R OBP: 0.373, SLG: 0.491										5	2	3	1	0	0	2	
35 Eric Hosmer, L OBP: 0.352, SLG: 0.434										4	1	2	2	0	1	3	
25 Kendrys Morales, S OBP: 0.339, SLG: 0.457										4	1	1	3	0	0	2	
13 Salvador Perez, R OBP: 0.273, SLG: 0.453										4	1	0	0	0	1	0	
14 Omar Infante, R OBP: 0.247, SLG: 0.308										4	2	3	1	0	0	0	
15 Alex Rios, R OBP: 0.266, SLG: 0.288										4	1	1	0	0	0	2	
16 Paulo Orlando, R OBP: 0.282, SLG: 0.424										3	1	2	2	0	0	0	
Inning Stats	R: 6 H: 6 E: 2 K: 1 S: 23	H: 1 R: 0 ER: 0 LOB: 0 BB: 0 P: 6	R: 0 H: 1 E: 0 K: 0 S: 7	H: 1 R: 0 ER: 0 LOB: 1 BB: 0 P: 11	R: 0 H: 0 E: 0 K: 0 S: 8	H: 0 R: 1 ER: 0 LOB: 0 BB: 0 P: 14	R: 1 H: 2 E: 0 K: 1 S: 11	H: 3 R: 3 ER: 1 LOB: 2 BB: 0 P: 26	R: 0 H: 0 E: 0 K: 0 S: 6	H: 0 R: 1 ER: 0 LOB: 2 BB: 0 P: 10	R: 0 H: 0 E: 0 K: 0 S: 9	H: 0 R: 0 ER: 0 LOB: 1 BB: 1 P: 18	1B: 11 RBI: 11 H: 15 RBI: 10 BB: 0 SO: 3 LOB: 11	WP: 0 PA: 39 CS: 0			
PITCHER	IP WLS BF H R ER SO BB IBB HBP BLK WP HR S P ERA WHIP	IP WLS BF H R ER SO BB IBB HBP BLK WP HR S P ERA WHIP															ERA WHIP
57 Felix Doubront, L ERA: 4.5	5.0 24 10 7 5 2 0 0 0 0 0 0 0 8 12 54.00 6.000																
50 Steve Delabar, R ERA: 3.75	0.1 B 4 2 3 2 0 0 0 0 0 0 0 0 8 12 0.00 1.500																
62 Aaron Loup, L ERA: 4.86	0.2 4 1 0 0 1 0 0 0 1 0 0 0 10 14 0.00 1.500																
27 Brett Cecil, L ERA: 4.66	1.0 3 0 0 0 0 0 0 0 0 0 0 0 6 10 0.00 0.000																
47 Bo Schultz, R ERA: 2.01	1.0 L 4 2 1 1 0 0 0 0 0 0 0 1 8 12 9.00 2.000																

Batter	1	2	3	4	5	6	7	8	9	AB	R	H	RBI	BB	SO	LOB	TOP			
2 Alcides Escobar, R OBP: 0.327, SLG: 0.369										3	1	0	0	1	0	0	Kansas City Royals @ Chicago White Sox U.S. Cellular Field, Chicago, IL Fri Jul 17 2015, 2:12 PM - 4:55 PM EDT Att: 25,807 - Partly Cloudy - 92 F			
8 Mike Moustakas, L OBP: 0.355, SLG: 0.436										3	1	1	1	1	1	1				
6 Lorenzo Cain, R OBP: 0.374, SLG: 0.495										4	0	2	1	0	0	0				
35 Eric Hosmer, L OBP: 0.351, SLG: 0.434										4	1	1	0	0	1	3				
25 Kendrys Morales, S OBP: 0.338, SLG: 0.455										4	0	1	0	0	1	3				
14 Omar Infante, R OBP: 0.247, SLG: 0.305										3	0	0	0	1	0	1				
15 Alex Rios, R OBP: 0.272, SLG: 0.307										3	1	1	1	1	0	1				
9 Drew Butera, R OBP: 0.207, SLG: 0.211										4	0	1	0	0	1	1				
1 Jarrod Dyson, L OBP: 0.308, SLG: 0.402										3	0	0	0	0	2					
Inning Stats	R: 1 E: 0 K: 2 S: 12	H: 1 LOB: 1 BB: 1 P: 20	R: 0 E: 0 K: 0 S: 7	H: 1 LOB: 1 BB: 1 P: 14	R: 0 E: 0 K: 1 S: 11	H: 0 LOB: 0 BB: 1 P: 17	R: 0 E: 0 K: 0 S: 6	H: 0 LOB: 0 BB: 0 P: 11	R: 1 E: 0 K: 0 S: 15	H: 1 LOB: 0 BB: 0 P: 21	R: 2 E: 0 K: 0 S: 12	H: 3 LOB: 0 BB: 0 P: 16	R: 0 E: 0 K: 0 S: 8	H: 0 LOB: 0 BB: 0 P: 12	R: 0 E: 0 K: 0 S: 7	H: 0 LOB: 0 BB: 1 P: 14	1B: 3 2B: 2 3B: 0 HR: 2	SF: 0 SAC: 0 DP: 2 HBP: 0	WP: 0 PB: 0 CS: 1	PA: 35
PITCHER	IP: 7.0 WLS: L BF: 29	H: 7 R: 4 ER: 4 SO: 3	BB: 3 IBB: 0 HBP: 0 BLK: 0	WP: 0 HR: 2 S: 71 P: 111	ERA: 5.14 WHIP: 1.429	IP: 1.0 WLS: 0 BF: 3	H: 0 R: 0 ER: 0 SO: 0	BB: 0 IBB: 0 HBP: 0 BLK: 0	WP: 0 HR: 0 S: 7 P: 9	ERA: 0.00 WHIP: 0.000	IP: 1.0 WLS: 0 BF: 3	H: 0 R: 0 ER: 0 SO: 1	BB: 1 IBB: 0 HBP: 0 BLK: 0	WP: 0 HR: 0 S: 6 P: 14	ERA: 0.00 WHIP: 1.000					

Batter	1	2	3	4	5	6	7	8	9	AB	R	H	RBI	BB	SO	LOB	BOTTOM						
1 Adam Eaton, L OBP: 0.311, SLG: 0.392										3	1	1	1	1	0	2	Kansas City Royals @ Chicago White Sox U.S. Cellular Field, Chicago, IL Fri Jul 17 2015, 2:12 PM - 4:55 PM EDT Att: 25,807 - Partly Cloudy - 92 F						
79 José Abreu, R OBP: 0.342, SLG: 0.488										3	0	0	0	1	2	1							
53 Melky Cabrera, S OBP: 0.303, SLG: 0.336										3	0	0	0	1	2								
26 Avisail García, R OBP: 0.321, SLG: 0.379										3	0	1	0	1	0	1							
25 Adam LaRoche, L OBP: 0.326, SLG: 0.376										4	0	1	0	0	2	2							
10 Alexei Ramírez, R OBP: 0.249, SLG: 0.289										3	0	0	0	1	0	3							
58 Geovany Soto, R OBP: 0.308, SLG: 0.411										3	1	1	1	0	1	3							
64 Emilio Bonifácio, S OBP: 0.192, SLG: 0.173										1	0	1	0	0	0	0							
5 Yolmer Sánchez, S OBP: 0.217, SLG: 0.241										3	0	0	0	0	0	0							
20 JB Shuck, L OBP: 0.337, SLG: 0.316										1	0	0	0	0	0	1							
18 Tyler Saladino, R OBP: 0.286, SLG: 0.429										4	0	2	0	0	0	1							
Inning Stats	R: 0 E: 0 K: 1 S: 9	H: 0 LOB: 0 BB: 1 P: 16	R: 0 E: 0 K: 1 S: 7	H: 0 LOB: 0 BB: 1 P: 14	R: 1 E: 1 K: 1 S: 15	H: 2 LOB: 2 BB: 1 P: 26	R: 0 E: 0 K: 1 S: 9	H: 0 LOB: 1 BB: 1 P: 18	R: 1 E: 0 K: 0 S: 6	H: 1 LOB: 0 BB: 0 P: 8	R: 0 E: 0 K: 0 S: 13	H: 2 LOB: 2 BB: 0 P: 19	R: 0 E: 0 K: 0 S: 8	H: 1 LOB: 0 BB: 0 P: 11	R: 0 E: 0 K: 2 S: 8	H: 0 LOB: 1 BB: 1 P: 13	R: 0 E: 0 K: 0 S: 8	H: 1 LOB: 1 BB: 0 P: 12	1B: 4 2B: 1 3B: 0 HR: 2	SF: 0 SAC: 0 DP: 1 HBP: 0	WP: 0 PB: 0 CS: 2	PA: 37	
PITCHER	IP: 5.0 WLS: W BF: 20	H: 3 R: 2 ER: 2 SO: 4	BB: 4 IBB: 0 HBP: 0 BLK: 0	WP: 0 HR: 2 S: 46 P: 82	ERA: 3.60 WHIP: 1.400	IP: 1.0 WLS: H BF: 5	H: 2 R: 0 ER: 0 SO: 0	BB: 0 IBB: 0 HBP: 0 BLK: 0	WP: 0 HR: 13 S: 19 P: 19	ERA: 0.00 WHIP: 2.000	IP: 1.0 WLS: H BF: 3	H: 1 R: 0 ER: 0 SO: 0	BB: 0 IBB: 0 HBP: 0 BLK: 0	WP: 0 HR: 8 S: 11 P: 11	ERA: 0.00 WHIP: 1.000	IP: 1.0 WLS: H BF: 4	H: 0 R: 0 ER: 0 SO: 2	BB: 1 IBB: 0 HBP: 0 BLK: 0	WP: 0 HR: 8 S: 12 P: 12	ERA: 0.00 WHIP: 1.000			

Batter	1	2	3	4	5	6	7	8	9	AB	R	H	RBI	BB	SO	LOB	TOP										
2 Alcides Escobar, R OBP: 0.331, SLG: 0.370										2	0	1	0	2	0	1	Kansas City Royals @ Chicago White Sox U.S. Cellular Field, Chicago, IL Fri Jul 17 2015, 8:11 PM - 11:18 PM EDT Att: 25,701 - Partly Cloudy - 86 F										
35 Eric Hosmer, L OBP: 0.347, SLG: 0.429										4	0	0	0	0	2	3											
6 Lorenzo Cain, R OBP: 0.373, SLG: 0.492										4	0	1	0	0	0	2											
25 Kendrys Morales, S OBP: 0.337, SLG: 0.452										4	0	1	0	0	0	2											
13 Salvador Perez, R OBP: 0.269, SLG: 0.447										4	0	0	0	0	1	2											
14 Omar Infante, R OBP: 0.247, SLG: 0.304										4	0	1	0	0	0	2											
15 Alex Rios, R OBP: 0.277, SLG: 0.303										2	0	0	0	2	2	1											
16 Paulo Orlando, R OBP: 0.276, SLG: 0.414										3	0	0	0	0	1	4											
43 Dusty Coleman, R OBP: 0.354, SLG: 0.434										2	0	0	0	0	1	0											
8 Mike Moustakas, L OBP: 0.354, SLG: 0.434										1	0	0	0	0	0	1											
Inning Stats	R: 0 E: 0 K: 1 S: 10	H: 1 LOB: 1 BB: 0 P: 14	R: 0 E: 0 K: 1 S: 9	H: 1 LOB: 1 BB: 0 P: 14	R: 0 E: 0 K: 1 S: 14	H: 0 LOB: 1 BB: 1 P: 20	R: 0 E: 0 K: 1 S: 13	H: 1 LOB: 2 BB: 1 P: 20	R: 0 E: 0 K: 0 S: 4	H: 0 LOB: 0 BB: 0 P: 10	R: 0 E: 0 K: 0 S: 10	H: 1 LOB: 1 BB: 0 P: 11	R: 0 E: 0 K: 0 S: 10	H: 0 LOB: 0 BB: 1 P: 14	R: 0 E: 0 K: 1 S: 8	H: 0 LOB: 0 BB: 0 P: 12	R: 0 E: 0 K: 2 S: 11	H: 0 LOB: 0 BB: 0 P: 17	1B: 4 2B: 0 3B: 0 HR: 0	SF: 0 SAC: 0 DP: 0 HBP: 0	WP: 1 PB: 0 SB: 0 CS: 1	PA: 34					
PITCHER	IP	WLS	BF	H	R	ER	SO	BB	IBB	HBP	BLK	WP	HR	S	P	ERA	WHIP										
50 John Danks, L ERA: 4.98	6.0	W	25	4	0	0	4	4	0	0	0	1	0	63	96	0.00	1.333										
52 Jake Patrick, R ERA: 2.73	0.1	H	1	0	0	0	0	0	0	0	0	0	0	1	1	0.00	0.000										
33 Zach Duke, L ERA: 2.95	1.2	H	5	0	0	0	1	0	0	0	0	0	0	14	18	0.00	0.000										
30 David Robertson, R ERA: 2.39	1.0	S	3	0	0	0	2	0	0	0	0	0	0	11	17	0.00	0.000										

Batter	1	2	3	4	5	6	7	8	9	AB	R	H	RBI	BB	SO	LOB	BOTTOM										
1 Adam Eaton, L OBP: 0.313, SLG: 0.392										3	0	1	0	1	1	1	Kansas City Royals @ Chicago White Sox U.S. Cellular Field, Chicago, IL Fri Jul 17 2015, 8:11 PM - 11:18 PM EDT Att: 25,701 - Partly Cloudy - 86 F										
15 Gordon Beckham, R OBP: 0.280, SLG: 0.313										4	0	1	0	0	1	2											
53 Melky Cabrera, S OBP: 0.303, SLG: 0.338										4	1	1	0	0	1	4											
79 José Abreu, R OBP: 0.341, SLG: 0.483										3	0	0	0	1	0	4											
25 Adam LaRoche, L OBP: 0.322, SLG: 0.371										4	0	0	0	0	1	2											
26 Avisail García, R OBP: 0.326, SLG: 0.389										3	1	2	0	1	0	0											
21 Tyler Flowers, R OBP: 0.279, SLG: 0.381										4	0	1	1	0	1	3											
5 Yolmer Sánchez, S OBP: 0.225, SLG: 0.249										3	0	2	0	0	0	1											
18 Tyler Saladino, R OBP: 0.313, SLG: 0.438										2	0	1	0	0	0	1											
Inning Stats	R: 0 E: 0 K: 0 S: 5	H: 2 LOB: 0 BB: 0 P: 7	R: 1 E: 0 K: 0 S: 13	H: 2 LOB: 1 BB: 0 P: 21	R: 0 E: 0 K: 2 S: 12	H: 1 LOB: 1 BB: 0 P: 17	R: 0 E: 0 K: 1 S: 10	H: 1 LOB: 1 BB: 1 P: 18	R: 0 E: 0 K: 0 S: 12	H: 2 LOB: 1 BB: 0 P: 22	R: 1 E: 0 K: 0 S: 8	H: 1 LOB: 1 BB: 1 P: 14	R: 0 E: 0 K: 1 S: 16	H: 2 LOB: 3 BB: 1 P: 25	R: 0 E: 0 K: 1 S: 8	H: 0 LOB: 0 BB: 0 P: 11		1B: 7 2B: 1 3B: 1 HR: 0	SF: 0 SAC: 1 DP: 1 HBP: 0	WP: 1 PB: 0 SB: 0 CS: 1	PA: 34						
PITCHER	IP	WLS	BF	H	R	ER	SO	BB	IBB	HBP	BLK	WP	HR	S	P	ERA	WHIP										
36 Edinson Volquez, R ERA: 3.28	6.1	L	27	8	2	2	3	2	0	0	0	1	0	64	105	2.84	1.579										
47 Franklin Morales, L ERA: 2.48	0.2	L	4	1	0	0	1	1	0	0	0	0	0	12	19	0.00	3.000										
44 Luke Hochevar, R ERA: 3.79	1.0	L	3	0	0	0	1	0	0	0	0	0	0	8	11	0.00	0.000										

AB	30
R	0
H	4
RBI	0
BB	4
SO	7
LOB	18



Batter	1	2	3	4	5	6	7	8	9	10	11	12	13	AB R H RBI BB SO LOB	TOP										
2 Alcides Escobar, R OBP: 0.336, SLG: 0.372 (1, 6)														6 1 3 0 1 0 2	Kansas City Royals @ Chicago White Sox U.S. Cellular Field, Chicago, IL Sat Jul 18 2015, 2:33 PM - 7:29 PM EDT Att. 33,569 - Cloudy - 87 F										
8 Mike Moustakas, L OBP: 0.350, SLG: 0.432 (1, 9)														6 1 1 2 0 0 4											
6 Lorenzo Cain, R OBP: 0.380, SLG: 0.507 (1, 8)														5 2 3 1 2 0 0											
35 Eric Hosmer, L OBP: 0.346, SLG: 0.426 (1, 3)														7 0 2 1 0 3 5											
25 Kendrys Morales, S (1, 10)														5 0 2 1 1 0 3											
13 Salvador Perez, R OBP: 0.270, SLG: 0.445 (1, 2)														6 0 1 1 0 2 7											
14 Omar Infante, R OBP: 0.244, SLG: 0.301 (1, 4)														7 0 1 0 0 2 6											
15 Alex Rios, R OBP: 0.282, SLG: 0.314 (1, 9)														4 1 2 0 0 0 0											
1 Jarrod Dyson, L OBP: 0.311, SLG: 0.396 (8, PR)														1 1 0 0 1 0 1											
16 Paulo Orlando, R OBP: 0.286, SLG: 0.421 (8, 9)														5 1 2 1 1 1 1											
Inning Stats	R: 3 E: 0 K: 1 S: 18	H: 5 LOB: 1 BB: 0 P: 27	R: 0 E: 0 K: 0 S: 9	H: 1 LOB: 1 BB: 0 P: 14	R: 0 E: 0 K: 1 S: 11	H: 1 LOB: 2 BB: 1 P: 18	R: 0 E: 0 K: 1 S: 11	H: 0 LOB: 1 BB: 1 P: 16	R: 0 E: 0 K: 2 S: 16	H: 1 LOB: 2 BB: 0 P: 24	R: 2 E: 0 K: 1 S: 13	H: 2 LOB: 3 BB: 3 P: 31	R: 0 E: 0 K: 0 S: 16	H: 0 LOB: 0 BB: 1 P: 13	R: 0 E: 0 K: 1 S: 12	H: 1 LOB: 1 BB: 0 P: 17	R: 0 E: 0 K: 0 S: 7	H: 0 LOB: 0 BB: 0 P: 10	R: 1 E: 0 K: 1 S: 12	H: 2 LOB: 1 BB: 0 P: 16	1B: 11 2B: 6 3B: 0 HR: 1	SF: 1 SAC: 0 DP: 3 HBP: 2	WP: 1 PB: 1 SB: 1 CS: 0	PA: 61	
PITCHER	IP WLS BF H R ER SO BB IBB HBP BLK WP HR S P ERA WHIP	62 Jose Quintana, L ERA: 3.83 (1, 1)	57 Zach Putnam, R ERA: 3.6 (8, 1)	52 Jake Petricka, R ERA: 3.27 (8, 1)	33 Zach Duke, L ERA: 2.87 (8, 1)	40 Daniel Webb, R ERA: 1.26 (8, 1)	43 Dan Jennings, L ERA: 6.59 (10, 1)	IP WLS BF H R ER SO BB IBB HBP BLK WP HR S P ERA WHIP	43 Dan Jennings, L ERA: 6.59 (10, 1)	IP WLS BF H R ER SO BB IBB HBP BLK WP HR S P ERA WHIP	43 Dan Jennings, L ERA: 6.59 (10, 1)	IP WLS BF H R ER SO BB IBB HBP BLK WP HR S P ERA WHIP	43 Dan Jennings, L ERA: 6.59 (10, 1)	IP WLS BF H R ER SO BB IBB HBP BLK WP HR S P ERA WHIP	43 Dan Jennings, L ERA: 6.59 (10, 1)	IP WLS BF H R ER SO BB IBB HBP BLK WP HR S P ERA WHIP	43 Dan Jennings, L ERA: 6.59 (10, 1)	IP WLS BF H R ER SO BB IBB HBP BLK WP HR S P ERA WHIP	43 Dan Jennings, L ERA: 6.59 (10, 1)	IP WLS BF H R ER SO BB IBB HBP BLK WP HR S P ERA WHIP	43 Dan Jennings, L ERA: 6.59 (10, 1)	IP WLS BF H R ER SO BB IBB HBP BLK WP HR S P ERA WHIP	43 Dan Jennings, L ERA: 6.59 (10, 1)	IP WLS BF H R ER SO BB IBB HBP BLK WP HR S P ERA WHIP	43 Dan Jennings, L ERA: 6.59 (10, 1)
Batter	1	2	3	4	5	6	7	8	9	10	11	12	13	AB R H RBI BB SO LOB	BOTTOM										
1 Adam Eaton, L OBP: 0.310, SLG: 0.391 (1, 8)														6 1 2 1 1 2 1	Kansas City Royals @ Chicago White Sox U.S. Cellular Field, Chicago, IL Sat Jul 18 2015, 2:33 PM - 7:29 PM EDT Att. 33,569 - Cloudy - 87 F										
18 Tyler Saladino, R OBP: 0.304, SLG: 0.391 (1, 9)														7 0 2 0 0 2 4											
53 Melky Cabrera, S OBP: 0.302, SLG: 0.337 (1, 7)														7 1 2 1 0 0 3											
79 José Abreu, R OBP: 0.341, SLG: 0.479 (1, 3)														5 0 1 0 0 2 1											
25 Adam LaRoche, L OBP: 0.320, SLG: 0.367 (1, 10)														5 0 1 0 0 1 5											
15 Gordon Beckham, R OBP: 0.258, SLG: 0.311 (10, 10)														1 1 0 0 0 0 0											
10 Alexei Ramirez, R OBP: 0.254, SLG: 0.301 (1, 6)														4 2 2 2 1 0 0											
20 JB Shuck, L OBP: 0.348, SLG: 0.346 (1, 9)														5 1 2 2 1 1 1											
21 Tyler Flowers, R OBP: 0.273, SLG: 0.373 (1, 2)														4 0 0 0 0 2 4											
26 Avisail Garcia, R OBP: 0.253, SLG: 0.397 (9, PH)														1 0 0 0 0 0 2											
58 Geovany Soto, R OBP: 0.312, SLG: 0.425 (10, 2)														1 0 1 0 0 0 0											
5 Volmer Sánchez, S OBP: 0.228, SLG: 0.247 (1, 4)														5 0 1 0 1 2 1											
Inning Stats	R: 0 E: 0 K: 0 S: 17	H: 1 LOB: 1 BB: 0 P: 11	R: 0 E: 0 K: 0 S: 7	H: 0 LOB: 0 BB: 0 P: 9	R: 1 E: 1 K: 1 S: 15	H: 2 LOB: 3 BB: 1 P: 29	R: 1 E: 0 K: 1 S: 15	H: 3 LOB: 2 BB: 0 P: 23	R: 1 E: 0 K: 0 S: 12	H: 1 LOB: 1 BB: 1 P: 14	R: 0 E: 0 K: 2 S: 9	H: 0 LOB: 0 BB: 0 P: 17	R: 2 E: 0 K: 1 S: 14	H: 2 LOB: 2 BB: 2 P: 26	R: 0 E: 0 K: 3 S: 14	H: 0 LOB: 0 BB: 0 P: 18	R: 0 E: 0 K: 1 S: 11	H: 0 LOB: 0 BB: 0 P: 16	R: 0 E: 0 K: 1 S: 9	H: 1 LOB: 1 BB: 0 P: 15	1B: 10 2B: 4 3B: 0 HR: 1	SF: 1 SAC: 0 DP: 1 HBP: 1	WP: 0 PB: 0 SB: 0 CS: 0	PA: 57	
PITCHER	IP WLS BF H R ER SO BB IBB HBP BLK WP HR S P ERA WHIP	11 Jeremy Guthrie, R ERA: 3.36 (8, 1)	47 Franklin Morales, L ERA: 2.41 (7, 1)	40 Kelvin Herrera, R ERA: 2.08 (8, 1)	17 Wade Davis, R ERA: 0.44 (8, 1)	56 Greg Holland, R ERA: 3.14 (8, 1)	44 Luke Hochevar, R ERA: 3.36 (10, 1)	27 Brandon Finnegan, L ERA: 2.96 (11, 1)	46 Ryan Madison, R ERA: 1.91 (15, 1)	IP WLS BF H R ER SO BB IBB HBP BLK WP HR S P ERA WHIP	44 Luke Hochevar, R ERA: 3.36 (10, 1)	27 Brandon Finnegan, L ERA: 2.96 (11, 1)	46 Ryan Madison, R ERA: 1.91 (15, 1)	IP WLS BF H R ER SO BB IBB HBP BLK WP HR S P ERA WHIP	44 Luke Hochevar, R ERA: 3.36 (10, 1)	27 Brandon Finnegan, L ERA: 2.96 (11, 1)	46 Ryan Madison, R ERA: 1.91 (15, 1)	IP WLS BF H R ER SO BB IBB HBP BLK WP HR S P ERA WHIP	44 Luke Hochevar, R ERA: 3.36 (10, 1)	27 Brandon Finnegan, L ERA: 2.96 (11, 1)	46 Ryan Madison, R ERA: 1.91 (15, 1)	IP WLS BF H R ER SO BB IBB HBP BLK WP HR S P ERA WHIP	44 Luke Hochevar, R ERA: 3.36 (10, 1)	27 Brandon Finnegan, L ERA: 2.96 (11, 1)	46 Ryan Madison, R ERA: 1.91 (15, 1)

Batter	1	2	3	4	5	6	7	8	9	AB	R	H	RBI	BB	SO	LOB	TOP							
25 Gregory Polanco, L OBP: 0.319, SLG: 0.348	L6	K		G3-1 18 G4-3 22 2B		G3-1		18 3B 1B		5	2	2	0	0	1	1	Pittsburgh Pirates @ Kansas City Royals Kauffman Stadium, Kansas City, MO Mon Jul 20 2015, 7:11 PM - 10:41 PM CDT Att: 38,169 - Partly Cloudy - 86 F							
18 Neil Walker, S OBP: 0.335, SLG: 0.413	F7	G6-3		G4-3		K		3B		5	0	1	2	0	1	2								
22 Andrew McCutchen, R OBP: 0.394, SLG: 0.495	K			27 BB 29 FC3-2 6 1B		K		K		5	0	2	1	0	3	1								
6 Starling Marte, R OBP: 0.330, SLG: 0.451				24 1B 27 1B		K2-3		G6-3		5	2	3	0	0	1	2								
27 Jung Ho Kang, R OBP: 0.357, SLG: 0.401				29 FC3-2 29 BB				F8		4	2	2	0	1	0	1								
24 Pedro Alvarez, L OBP: 0.300, SLG: 0.419				29 E 30 2B		K		G3-4		5	1	2	2	0	2	4								
29 Francisco Cervelli, R 19 Chris Stewart, R OBP: 0.340, SLG: 0.375	E8 30 2B			FC3-2		K		G6-3		4	1	1	0	0	1	4								
30 Travis Ishikawa, L OBP: 0.296, SLG: 0.435				K		K		FC1-5 3 2B		5	1	3	4	0	2	5								
3 Sean Rodriguez, R OBP: 0.229, SLG: 0.309	K			K		G5-3		FC1-5 25 1B 18 3B		5	1	0	0	0	2	4								
Inning Stats	R: 0 E: 0 K: 1 S: 7	H: 0 LOB: 0 BB: 0 P: 10	R: 4 E: 1 K: 2 S: 19	H: 5 LOB: 1 BB: 0 P: 30	R: 0 E: 0 K: 2 S: 19	H: 2 LOB: 3 BB: 1 P: 28	R: 1 E: 0 K: 2 S: 13	H: 2 LOB: 1 BB: 0 P: 19	R: 2 E: 0 K: 2 S: 11	H: 2 LOB: 0 BB: 0 P: 18	R: 0 E: 0 K: 2 S: 10	H: 0 LOB: 0 BB: 0 P: 14	R: 1 E: 0 K: 0 S: 8	H: 1 LOB: 0 BB: 0 P: 11	R: 2 E: 0 K: 1 S: 16	H: 3 LOB: 2 BB: 0 P: 20	R: 0 E: 0 K: 1 S: 11	H: 2 LOB: 0 BB: 0 P: 20	1B: 10 2B: 5 3B: 1 HR: 1	SF: 0 SAC: 0 DP: 0 HBP: 0	WP: 0 PB: 0 SB: 1 CS: 1	PA: 45		
PITCHER	IP WLS BF H R ER SO BB IBB HBP BLK WP HR S P ERA WHIP	IP WLS BF H R ER SO BB IBB HBP BLK WP HR S P ERA WHIP	IP WLS BF H R ER SO BB IBB HBP BLK WP HR S P ERA WHIP	IP WLS BF H R ER SO BB IBB HBP BLK WP HR S P ERA WHIP	IP WLS BF H R ER SO BB IBB HBP BLK WP HR S P ERA WHIP	IP WLS BF H R ER SO BB IBB HBP BLK WP HR S P ERA WHIP	IP WLS BF H R ER SO BB IBB HBP BLK WP HR S P ERA WHIP	IP WLS BF H R ER SO BB IBB HBP BLK WP HR S P ERA WHIP	IP WLS BF H R ER SO BB IBB HBP BLK WP HR S P ERA WHIP	IP WLS BF H R ER SO BB IBB HBP BLK WP HR S P ERA WHIP	IP WLS BF H R ER SO BB IBB HBP BLK WP HR S P ERA WHIP	IP WLS BF H R ER SO BB IBB HBP BLK WP HR S P ERA WHIP	IP WLS BF H R ER SO BB IBB HBP BLK WP HR S P ERA WHIP	IP WLS BF H R ER SO BB IBB HBP BLK WP HR S P ERA WHIP	IP WLS BF H R ER SO BB IBB HBP BLK WP HR S P ERA WHIP	IP WLS BF H R ER SO BB IBB HBP BLK WP HR S P ERA WHIP	IP WLS BF H R ER SO BB IBB HBP BLK WP HR S P ERA WHIP	IP WLS BF H R ER SO BB IBB HBP BLK WP HR S P ERA WHIP	IP WLS BF H R ER SO BB IBB HBP BLK WP HR S P ERA WHIP	IP WLS BF H R ER SO BB IBB HBP BLK WP HR S P ERA WHIP	IP WLS BF H R ER SO BB IBB HBP BLK WP HR S P ERA WHIP	IP WLS BF H R ER SO BB IBB HBP BLK WP HR S P ERA WHIP	IP WLS BF H R ER SO BB IBB HBP BLK WP HR S P ERA WHIP	IP WLS BF H R ER SO BB IBB HBP BLK WP HR S P ERA WHIP

Batter	1	2	3	4	5	6	7	8	9	AB	R	H	RBI	BB	SO	LOB	BOTTOM							
2 Alcides Escobar, R OBP: 0.338, SLG: 0.373	8 S 1B	L6		G6-3		G3		8 HBP 1B		5	1	2	0	0	0	5	Pittsburgh Pirates @ Kansas City Royals Kauffman Stadium, Kansas City, MO Mon Jul 20 2015, 7:11 PM - 10:41 PM CDT Att: 38,169 - Partly Cloudy - 86 F							
8 Mike Moustakas, L OBP: 0.381, SLG: 0.446		F8				6 G4-6-3 HBP				3	1	2	2	0	0	3								
6 Lorenzo Cain, R OBP: 0.376, SLG: 0.508	P6			G6-3		G4-6-3		F7		5	1	1	0	0	0	3								
35 Eric Hosmer, L OBP: 0.357, SLG: 0.440				K		25 HR 1B		25 G5-3 3B		4	2	3	1	1	1	0								
25 Kendrys Morales, S OBP: 0.339, SLG: 0.454	G5-3			G5-3				G5-6-3		5	1	1	3	0	0	2								
13 Salvador Perez, R OBP: 0.289, SLG: 0.438				G5-3		L9		14 G6-3 1B		5	0	2	0	0	1	0								
14 Omar Infante, R OBP: 0.248, SLG: 0.307				G6-3				G6-3		3	0	1	0	1	0	1								
15 Alex Rios, R OBP: 0.286, SLG: 0.322				K		1B 2B		G4-3		4	1	1	0	0	1	3								
1 Jarrod Dyson, L OBP: 0.317, SLG: 0.397				HBP		2B		K		3	0	1	0	0	1	1								
Inning Stats	R: 1 E: 0 K: 0 S: 9	H: 3 LOB: 1 BB: 0 P: 11	R: 0 E: 0 K: 1 S: 11	H: 2 LOB: 3 BB: 0 P: 18	R: 0 E: 0 K: 1 S: 6	H: 0 LOB: 0 BB: 0 P: 9	R: 1 E: 0 K: 0 S: 10	H: 2 LOB: 1 BB: 0 P: 12	R: 2 E: 0 K: 0 S: 12	H: 2 LOB: 0 BB: 0 P: 20	R: 0 E: 0 K: 0 S: 8	H: 0 LOB: 1 BB: 1 P: 14	R: 3 E: 0 K: 0 S: 12	H: 4 LOB: 0 BB: 0 P: 16	R: 0 E: 0 K: 1 S: 13	H: 1 LOB: 2 BB: 0 P: 20	R: 0 E: 0 K: 1 S: 11	H: 0 LOB: 0 BB: 1 P: 20	1B: 9 2B: 2 3B: 1 HR: 2	SF: 0 SAC: 0 DP: 3 HBP: 3	WP: 0 PB: 0 SB: 4 CS: 0	PA: 42		
PITCHER	IP WLS BF H R ER SO BB IBB HBP BLK WP HR S P ERA WHIP	IP WLS BF H R ER SO BB IBB HBP BLK WP HR S P ERA WHIP	IP WLS BF H R ER SO BB IBB HBP BLK WP HR S P ERA WHIP	IP WLS BF H R ER SO BB IBB HBP BLK WP HR S P ERA WHIP	IP WLS BF H R ER SO BB IBB HBP BLK WP HR S P ERA WHIP	IP WLS BF H R ER SO BB IBB HBP BLK WP HR S P ERA WHIP	IP WLS BF H R ER SO BB IBB HBP BLK WP HR S P ERA WHIP	IP WLS BF H R ER SO BB IBB HBP BLK WP HR S P ERA WHIP	IP WLS BF H R ER SO BB IBB HBP BLK WP HR S P ERA WHIP	IP WLS BF H R ER SO BB IBB HBP BLK WP HR S P ERA WHIP	IP WLS BF H R ER SO BB IBB HBP BLK WP HR S P ERA WHIP	IP WLS BF H R ER SO BB IBB HBP BLK WP HR S P ERA WHIP	IP WLS BF H R ER SO BB IBB HBP BLK WP HR S P ERA WHIP	IP WLS BF H R ER SO BB IBB HBP BLK WP HR S P ERA WHIP	IP WLS BF H R ER SO BB IBB HBP BLK WP HR S P ERA WHIP	IP WLS BF H R ER SO BB IBB HBP BLK WP HR S P ERA WHIP	IP WLS BF H R ER SO BB IBB HBP BLK WP HR S P ERA WHIP	IP WLS BF H R ER SO BB IBB HBP BLK WP HR S P ERA WHIP	IP WLS BF H R ER SO BB IBB HBP BLK WP HR S P ERA WHIP	IP WLS BF H R ER SO BB IBB HBP BLK WP HR S P ERA WHIP	IP WLS BF H R ER SO BB IBB HBP BLK WP HR S P ERA WHIP	IP WLS BF H R ER SO BB IBB HBP BLK WP HR S P ERA WHIP	IP WLS BF H R ER SO BB IBB HBP BLK WP HR S P ERA WHIP	IP WLS BF H R ER SO BB IBB HBP BLK WP HR S P ERA WHIP



Batter	1	2	3	4	5	6	7	8	9	AB	R	H	RBI	BB	SO	LOB	TOP			
25 Gregory Polanco, L (1, 9) OBP: 0.318, SLG: 0.344										4	0	0	0	1	2	4	Pittsburgh Pirates @ Kansas City Royals Kauffman Stadium, Kansas City, MO Tue Jul 21 2015, 7:10 PM - 10:13 PM CDT Att: 38,163 - Overcast - 78 F			
18 Neil Walker, S (1, 4) OBP: 0.331, SLG: 0.408										4	0	0	0	0	1	2				
22 Andrew McCutchen, R (1, 8) OBP: 0.390, SLG: 0.499										4	0	0	0	0	1	3				
6 Starling Marte, R (1, 7) OBP: 0.331, SLG: 0.455										4	0	2	0	0	0	0				
27 Jung Ho Kang, R (1, 6) OBP: 0.359, SLG: 0.407										4	1	2	0	0	1	1				
24 Pedro Alvarez, L (1, 10) OBP: 0.299, SLG: 0.414										3	0	0	0	1	2	2				
53 Brent Morel, R (1, 5) OBP: 0.321, SLG: 0.458										3	0	0	0	0	2	2				
30 Travis Ishikawa, L (9, PH) OBP: 0.321, SLG: 0.458										1	0	1	1	0	0	0				
19 Chris Stewart, R (1, 2) OBP: 0.346, SLG: 0.374										3	0	1	0	1	2	2				
3 Sean Rodriguez, R (1, 3) OBP: 0.236, SLG: 0.315										4	0	2	0	0	1	1				
Inning Stats	R: 0 E: 0 K: 1 S: 7	H: 0 LOB: 0 BB: 0 P: 10	R: 0 E: 0 K: 3 S: 14	H: 1 LOB: 2 BB: 1 P: 25	R: 0 E: 1 K: 2 S: 10	H: 0 LOB: 1 BB: 0 P: 13	R: 0 E: 0 K: 1 S: 9	H: 1 LOB: 0 BB: 0 P: 15	R: 0 E: 0 K: 0 S: 10	H: 0 LOB: 0 BB: 0 P: 16	R: 0 E: 0 K: 1 S: 5	H: 0 LOB: 0 BB: 0 P: 8	R: 0 E: 0 K: 2 S: 15	H: 1 LOB: 2 BB: 1 P: 24	R: 1 E: 0 K: 2 S: 15	H: 4 LOB: 3 BB: 1 P: 21	1B: 6 2B: 2 HR: 0	SF: 0 SAC: 0 DP: 0 HBP: 0	WP: 0 PB: 0 CS: 1	PA: 38
PITCHER	IP WLS BF H R ER SO	IP WLS BF H R ER SO	IP WLS BF H R ER SO	IP WLS BF H R ER SO	IP WLS BF H R ER SO	IP WLS BF H R ER SO	IP WLS BF H R ER SO	IP WLS BF H R ER SO	IP WLS BF H R ER SO	IP WLS BF H R ER SO	IP WLS BF H R ER SO	IP WLS BF H R ER SO	IP WLS BF H R ER SO	IP WLS BF H R ER SO	IP WLS BF H R ER SO	IP WLS BF H R ER SO	ERA WHIP	ERA WHIP		
51 Jason Vargas, L (1, 1) ERA: 3.98	1.1	6	1	0	0	2	1	0	0	0	0	0	0	0	0	0	0.00	1.500		
49 Joe Blanton, R (2, 1) ERA: 3.95	3.2	13	2	0	0	5	0	0	0	0	0	0	0	0	0	0	0.00	0.545		
46 Ryan Madson, R (6, 1) ERA: 1.86	1.0	3	0	0	0	0	0	0	0	0	0	0	0	0	0	0	0.00	0.000		
40 Kelvin Herrera, R (7, 1) ERA: 1.99	1.2	7	1	0	0	2	1	0	0	0	0	0	0	0	0	0	0.00	1.200		
17 Wade Davis, R (8, 1) ERA: 0.44	0.1	W	1	0	0	0	0	0	0	0	0	0	0	0	0	0	0.00	0.000		
Batter	1	2	3	4	5	6	7	8	9	AB	R	H	RBI	BB	SO	LOB	BOTTOM			
2 Alcides Escobar, R (1, 6) OBP: 0.337, SLG: 0.371										4	0	1	1	0	0	1	Pittsburgh Pirates @ Kansas City Royals Kauffman Stadium, Kansas City, MO Tue Jul 21 2015, 7:10 PM - 10:13 PM CDT Att: 38,163 - Overcast - 78 F			
8 Mike Moustakas, L (1, 5) OBP: 0.357, SLG: 0.441										4	0	0	0	0	1	1				
6 Lorenzo Cain, R (1, 8) OBP: 0.371, SLG: 0.502										4	0	0	0	0	2	1				
35 Eric Hosmer, L (1, 3) OBP: 0.356, SLG: 0.439										3	0	1	0	0	1	0				
25 Kendrys Morales, S (1, 10) OBP: 0.339, SLG: 0.452										2	0	0	0	0	1	0				
13 Salvador Perez, R (1, 2) OBP: 0.286, SLG: 0.434										3	0	0	0	0	0	1				
14 Omar Infante, R (1, 4) OBP: 0.248, SLG: 0.310										3	1	1	0	0	0	0				
15 Alex Rios, R (1, 9) OBP: 0.292, SLG: 0.333										3	1	2	0	0	0	1				
1 Jarrod Dyson, L (1, 7) OBP: 0.318, SLG: 0.395										3	1	1	2	0	1	1				
Inning Stats	R: 0 E: 0 K: 1 S: 7	H: 0 LOB: 0 BB: 0 P: 13	R: 0 E: 0 K: 2 S: 10	H: 0 LOB: 0 BB: 0 P: 14	R: 0 E: 0 K: 0 S: 6	H: 1 LOB: 1 BB: 0 P: 12	R: 0 E: 0 K: 1 S: 11	H: 1 LOB: 0 BB: 0 P: 18	R: 0 E: 0 K: 0 S: 9	H: 0 LOB: 0 BB: 0 P: 13	R: 0 E: 0 K: 1 S: 8	H: 0 LOB: 0 BB: 0 P: 12	R: 3 E: 2 K: 0 S: 14	H: 3 LOB: 1 BB: 0 P: 25	1B: 4 2B: 2 HR: 0	SF: 0 SAC: 0 DP: 1 HBP: 1		WP: 0 PB: 0 CS: 0	PA: 30	
PITCHER	IP WLS BF H R ER SO	IP WLS BF H R ER SO	IP WLS BF H R ER SO	IP WLS BF H R ER SO	IP WLS BF H R ER SO	IP WLS BF H R ER SO	IP WLS BF H R ER SO	IP WLS BF H R ER SO	IP WLS BF H R ER SO	IP WLS BF H R ER SO	IP WLS BF H R ER SO	IP WLS BF H R ER SO	IP WLS BF H R ER SO	IP WLS BF H R ER SO	IP WLS BF H R ER SO	IP WLS BF H R ER SO	ERA WHIP	ERA WHIP		
45 Gerrit Cole, R (1, 1) ERA: 2.31	7.1	L	27	5	3	2	6	0	0	0	0	0	0	0	0	0	0.00	0.682		
37 Arquimedes Caminero, R (8, 1) ERA: 3.92	0.2	3	1	0	0	0	0	0	0	0	0	0	0	0	0	0	0.00	1.500		

Batter	1	2	3	4	5	6	7	8	9	AB	R	H	RBI	BB	SO	LOB	TOP					
2 Alcides Escobar, R OBP: 0.328, SLG: 0.362										5	0	0	0	0	2	2	Kansas City Royals @ St. Louis Cardinals Busch Stadium, St. Louis, MO Thu Jul 23 2015, 6:17 PM - 9:13 PM CDT Att: 46,003 - Partly Cloudy - 85 F					
8 Mike Moustakas, L OBP: 0.356, SLG: 0.445									4	1	1	0	1	1	2							
6 Lorenzo Cain, R OBP: 0.369, SLG: 0.498									4	0	1	0	0	0	2							
35 Eric Hosmer, L OBP: 0.362, SLG: 0.453									4	1	2	0	0	0	1							
13 Salvador Perez, R OBP: 0.272, SLG: 0.440									4	0	2	1	0	0	2							
15 Alex Rios, R OBP: 0.300, SLG: 0.346									4	1	3	1	0	0	1							
14 Omar Infante, R OBP: 0.246, SLG: 0.312									4	0	1	1	0	0	4							
1 Jarrod Dyson, L OBP: 0.331, SLG: 0.390									2	0	0	0	2	0	0							
32 Chris Young, R OBP: 0.269, SLG: 0.290										1	0	0	0	0	1							
25 Kendrys Morales, S OBP: 0.339, SLG: 0.454										1	0	0	0	0	2							
39 Kris Medlen, S										0	0	0	0	0	0							
47 Franklin Morales, L										0	0	0	0	0	0							
16 Paulo Orlando, R										0	0	0	0	0	0							
44 Luke Hochevar, R										0	0	0	0	0	0							
40 Kelvin Herrera, R										0	0	0	0	0	0							
43 Dusty Coleman, R										1	0	0	0	0	1							
Inning Stats	R: 2 E: 0 K: 1 S: 20	H: 3 LOB: 2 BB: 1 P: 30	R: 0 E: 0 K: 2 S: 8	H: 0 LOB: 0 BB: 0 P: 11	R: 0 E: 0 K: 0 S: 8	H: 1 LOB: 0 BB: 0 P: 11	R: 0 E: 0 K: 0 S: 11	H: 1 LOB: 2 BB: 1 P: 20	R: 0 E: 0 K: 1 S: 6	H: 0 LOB: 0 BB: 0 P: 10	R: 0 E: 0 K: 0 S: 10	H: 1 LOB: 1 BB: 0 P: 15	R: 0 E: 0 K: 1 S: 9	H: 0 LOB: 0 BB: 0 P: 14	R: 0 E: 0 K: 0 S: 9	H: 2 LOB: 1 BB: 0 P: 13	R: 1 E: 0 K: 1 S: 15	H: 2 LOB: 2 BB: 1 P: 25	1B: 7 2B: 2 3B: 1 HR: 0	SF: 0 SAC: 0 DP: 2 HBP: 0	WP: 0 PB: 0 SB: 2 CS: 0	PA: 38
PITCHER	IP WLS BF H R ER SO BB IBB HBP BLK WP HR S P ERA WHIP																					
41 John Lackey, R ERA: 2.88	(1, 1) 7.0 W 28 6 2 2 5 2 0 0 0 0 0 0 72 111 2.57 1.143																					
36 Randy Choate, L ERA: 3.86	(8, 1) 0.0 1 1 0 0 0 0 0 0 0 0 0 0 1 3 ∞ ∞																					
43 Seth Maness, R ERA: 3.75	(8, 1) 1.0 H 3 1 0 0 0 0 0 0 0 0 0 0 8 10 0.00 1.000																					
44 Trevor Rosenthal, R ERA: 1.75	(9, 1) 1.0 S 6 2 1 1 1 1 0 0 0 0 0 0 0 15 25 9.00 3.000																					

Batter	1	2	3	4	5	6	7	8	9	AB	R	H	RBI	BB	SO	LOB	BOTTOM			
16 Koltan Wong, L OBP: 0.333, SLG: 0.421										4	1	2	0	0	0	1	Kansas City Royals @ St. Louis Cardinals Busch Stadium, St. Louis, MO Thu Jul 23 2015, 6:17 PM - 9:13 PM CDT Att: 46,003 - Partly Cloudy - 85 F			
13 Matt Carpenter, L OBP: 0.357, SLG: 0.418										4	1	1	2	0	1					
7 Matt Holliday, R OBP: 0.424, SLG: 0.440										1	0	1	0	3	0					
18 Carlos Martinez, R OBP: 0.194, SLG: 0.147										0	0	0	0	0	0					
36 Randy Choate, L										0	0	0	0	0	0					
43 Seth Maness, R										0	0	0	0	0	0					
44 Trevor Rosenthal, R										0	0	0	0	0	0					
27 Jonny Peralta, R OBP: 0.353, SLG: 0.475										4	0	0	0	0	1	5				
22 Jason Heyward, L OBP: 0.338, SLG: 0.430										4	1	1	0	0	2					
4 Yadier Molina, R OBP: 0.322, SLG: 0.363										4	0	0	0	0	2					
15 Randal Grichuk, R OBP: 0.326, SLG: 0.551										4	1	2	2	0	1	0				
30 Dan Johnson, L OBP: 0.286, SLG: 0.167										2	0	0	0	1	0	0				
41 John Lackey, R OBP: 0.154, SLG: 0.139										2	0	0	0	0	1	1				
8 Peter Bourjos, R OBP: 0.328, SLG: 0.363										1	0	0	0	0	0	0				
Inning Stats	R: 0 E: 0 K: 0 S: 15	H: 0 LOB: 1 BB: 0 P: 24	R: 2 E: 0 K: 1 S: 15	H: 2 LOB: 0 BB: 0 P: 23	R: 2 E: 0 K: 0 S: 11	H: 3 LOB: 1 BB: 0 P: 21	R: 0 E: 0 K: 0 S: 10	H: 1 LOB: 1 BB: 1 P: 17	R: 0 E: 0 K: 1 S: 7	H: 0 LOB: 0 BB: 1 P: 18	R: 0 E: 0 K: 0 S: 5	H: 0 LOB: 0 BB: 0 P: 10	R: 0 E: 0 K: 1 S: 11	H: 1 LOB: 2 BB: 1 P: 19	R: 0 E: 0 K: 1 S: 6	H: 0 LOB: 0 BB: 0 P: 11	1B: 4 2B: 1 3B: 0 HR: 2	SF: 0 SAC: 0 DP: 0 HBP: 0	WP: 3 PB: 0 SB: 1 CS: 0	PA: 34
PITCHER	IP WLS BF H R ER SO BB IBB HBP BLK WP HR S P ERA WHIP																			
32 Chris Young, R ERA: 3.32	(1, 1) 3.0 L 15 5 4 4 1 1 0 0 0 0 0 2 41 68 12.00 2.000																			
39 Kris Medlen, R ERA: 6.75	(4, 1) 2.0 8 1 0 0 1 2 0 0 0 0 1 0 17 35 0.00 1.500																			
47 Franklin Morales, L ERA: 2.35	(6, 1) 1.0 3 0 0 0 0 0 0 0 0 0 0 0 5 10 0.00 0.000																			
44 Luke Hochevar, R ERA: 3.18	(7, 1) 1.0 5 1 0 0 1 1 0 0 0 0 1 0 11 19 0.00 2.000																			
40 Kelvin Herrera, R ERA: 1.94	(8, 1) 1.0 3 0 0 0 1 0 0 0 0 0 0 0 6 11 0.00 0.000																			

Batter	1	2	3	4	5	6	7	8	9	10	AB	R	H	RBI	BB	SO	LOB	TOP			
27 Jose Altuve, R OBP: 0.349, SLG: 0.432	F8		FC6-4 1B			SF8 1B		F8			4	1	2	0	0	0	0	Houston Astros @ Kansas City Royals Kauffman Stadium, Kansas City, MO Sat Jul 25 2015, 6:14 PM - 9:16 PM CDT Att: 38,393 - Overcast - 87 F			
9 Marwin Gonzalez, S OBP: 0.300, SLG: 0.438	F8		FC6-4			SF8 2B			FC6 1B		4	0	2	0	0	0	2				
1 Carlos Correa, R OBP: 0.333, SLG: 0.519	F9			L8		SF8			FC6 CS		3	0	0	1	0	0	1				
Evan Gattis, R OBP: 0.274, SLG: 0.446		L9		L4		G6-3			K		4	0	0	0	0	1	2				
20 Preston Tucker, L OBP: 0.323, SLG: 0.476		G3			K		G5-3			23 L4-3 1B	4	0	1	0	0	1	0				
23 Chris Carter, R OBP: 0.297, SLG: 0.381			G5-3		F8		F9			L4-3	4	0	0	0	0	0	1				
28 Colby Rasmus, L OBP: 0.303, SLG: 0.462				G4-3			K			F7	3	0	0	0	1	1	0				
16 Hank Conger, L OBP: 0.331, SLG: 0.438			P4		L4			P4			3	0	0	0	0	0	1				
6 Jake Marisnick, R OBP: 0.267, SLG: 0.369			K			K		K			3	0	0	0	0	3	1				
Inning Stats	R: 0 E: 0 K: 0 S: 9	H: 0 LOB: 0 BB: 0 P: 17	R: 0 E: 0 K: 0 S: 8	H: 0 LOB: 0 BB: 0 P: 13	R: 0 E: 0 K: 1 S: 16	H: 1 LOB: 2 BB: 1 P: 25	R: 0 E: 0 K: 1 S: 9	H: 0 LOB: 0 BB: 0 P: 12	R: 0 E: 0 K: 0 S: 8	H: 0 LOB: 0 BB: 0 P: 12	R: 0 E: 0 K: 1 S: 7	H: 0 LOB: 0 BB: 0 P: 12	R: 0 E: 0 K: 1 S: 11	H: 1 LOB: 0 BB: 0 P: 13	R: 0 E: 0 K: 0 S: 5	H: 1 LOB: 0 BB: 0 P: 9	1B: 4 2B: 3 3B: 0 HR: 0		SF: 1 SAC: 0 DP: 2 HBP: 0	WP: 0 PB: 0 SB: 0 CS: 1	PA: 34
PITCHER	IP WLS BF H R ER SO BB IBB HBP BLK WP HR S P ERA WHIP	PITCHER																			
41 Danny Duffy, L ERA: 4.03	6.0	3	0	0	0	1	0	0	0	0	0	0	0	0	0	0	0	7	12	0.00	0.000
46 Ryan Madson, R ERA: 1.77	1.0	3	0	0	0	1	0	0	0	0	0	0	0	0	0	0	0	5	7	0.00	0.000
17 Wade Davis, R ERA: 0.42	1.0	3	1	0	0	1	0	0	0	0	0	0	0	0	0	0	0	11	13	0.00	1.000
56 Greg Holland, R ERA: 3.23	1.0	W	3	1	0	0	0	0	0	0	0	0	0	0	0	0	0	5	9	0.00	1.000
40 Kelvin Herrera, R ERA: 1.9																					

Houston Astros @ Kansas City Royals
 Kauffman Stadium, Kansas City, MO
 Sat Jul 25 2015, 6:14 PM - 9:16 PM CDT
 Att: 38,393 - Overcast - 87 F

AB	32
R	1
H	5
RBI	1
BB	1
SO	6
LOB	8



Batter	1	2	3	4	5	6	7	8	9	10	AB	R	H	RBI	BB	SO	LOB	BOTTOM						
2 Alcides Escobar, R OBP: 0.329, SLG: 0.361	K			L9			25 2B 13 SF7 1B	F8			5	1	2	1	0	1	1	Houston Astros @ Kansas City Royals Kauffman Stadium, Kansas City, MO Sat Jul 25 2015, 6:14 PM - 9:16 PM CDT Att: 38,393 - Overcast - 87 F						
8 Mike Moustakas, L OBP: 0.357, SLG: 0.442			25 C4-6-3 1B	G6-3			F8		L9		4	0	1	0	0	0	1							
25 Kendrys Morales, S OBP: 0.335, SLG: 0.449			G4-6-3	G6-3			13 SF7 2B		K		4	0	1	0	0	1	1							
35 Eric Hosmer, L OBP: 0.365, SLG: 0.456				K		G1					3	0	1	0	1	1	0							
13 Salvador Perez, R OBP: 0.271, SLG: 0.438			E7			F9		SF7			2	0	0	1	1	0	0							
15 Alex Rios, R OBP: 0.290, SLG: 0.333			G6-4-3			L7		G5-3			4	0	0	0	0	0	5							
14 Omar Infante, R OBP: 0.243, SLG: 0.308				F9		G5-3		G6-3			4	0	0	0	0	0	0							
16 Paulo Orlando, R OBP: 0.283, SLG: 0.428				L9		G6-3		G6-3			4	1	2	0	0	0	0							
1 Jarrod Dyson, L OBP: 0.321, SLG: 0.378				L7		G3		G1-3			4	0	0	0	0	0	2							
Inning Stats	R: 0 E: 0 K: 1 S: 10	H: 1 LOB: 0 BB: 0 P: 13	R: 0 E: 1 K: 1 S: 6	H: 0 LOB: 0 BB: 0 P: 8	R: 0 E: 0 K: 0 S: 7	H: 0 LOB: 0 BB: 0 P: 9	R: 0 E: 0 K: 0 S: 6	H: 0 LOB: 0 BB: 0 P: 10	R: 0 E: 0 K: 0 S: 7	H: 0 LOB: 0 BB: 0 P: 11	R: 0 E: 0 K: 0 S: 8	H: 0 LOB: 0 BB: 0 P: 14	R: 0 E: 0 K: 0 S: 9	H: 2 LOB: 2 BB: 0 P: 17	R: 0 E: 0 K: 0 S: 7	H: 1 LOB: 1 BB: 0 P: 10	R: 0 E: 0 K: 1 S: 18		H: 1 LOB: 2 BB: 0 P: 25	R: 1 E: 0 K: 0 S: 10	H: 2 LOB: 1 BB: 0 P: 14	1B: 5 2B: 1 3B: 1 HR: 0	SF: 1 SAC: 0 DP: 2 HBP: 0	WP: 0 PB: 0 SB: 1 CS: 0
PITCHER	IP WLS BF H R ER SO BB IBB HBP BLK WP HR S P ERA WHIP	PITCHER																						
46 Scott Feldman, R ERA: 4.54	7.2	4	1	0	1	2	0	0	0	0	0	0	0	0	0	0	0	58	90	1.17	0.522			
37 Pat Neshek, R ERA: 2.65	1.0	4	1	0	0	1	0	0	0	0	0	0	0	0	0	0	0	17	20	0.00	1.000			
38 Will Harris, R ERA: 1.4	1.0	L	6	2	1	1	0	0	0	0	0	0	0	0	0	0	0	13	21	9.00	3.000			

Houston Astros @ Kansas City Royals
 Kauffman Stadium, Kansas City, MO
 Sat Jul 25 2015, 6:14 PM - 9:16 PM CDT
 Att: 38,393 - Overcast - 87 F


AB	34
R	2
H	7
RBI	2
BB	2
SO	3
LOB	10



Batter	1	2	3	4	5	6	7	8	9	AB	R	H	RBI	BB	SO	LOB	TOP											
27 Jose Altuve, R OBP: 0.346, SLG: 0.427	F7 2-1		G5-3 3-2		FC5-4 3-2		F9 0-0			4	0	0	0	0	0	3												
20 Preston Tucker, L OBP: 0.317, SLG: 0.467	K 2-3		K 0-3		L4 0-0		F9 0-2			4	0	0	0	0	2	2												
1 Carlos Correa, R OBP: 0.337, SLG: 0.521	FC4-6 2-2		2B 0-1		F8 3-2		F8 1-2			3	0	1	0	0	0	2												
18 Luis Valbuena, L OBP: 0.280, SLG: 0.416	FC4-6 0-0		K 2-3		G4-3 2-0		G4-3 0-2			4	0	0	0	0	1	2												
Evan Gattis, R OBP: 0.274, SLG: 0.450		G4-3 2-1		G4-3 2-1		F7 0-0		G5-3 2-2		4	1	1	0	0	0	0												
28 Colby Rasmus, L OBP: 0.302, SLG: 0.458		G4-3 1-1		G4-3 1-0		K 2-3		P6 0-0		4	0	1	1	0	1	0												
9 Marwin Gonzalez, S OBP: 0.295, SLG: 0.430		K 1-3		G4-3 2-1		F9 0-0		F8 1-0		4	0	0	0	0	1	1												
15 Jason Castro, L OBP: 0.283, SLG: 0.360	F7 1-0				FC5-4 1-2					3	0	2	0	0	0	1												
6 Jake Marisnick, R OBP: 0.267, SLG: 0.368	P3 1-2				FC5-4 1-2		L4 0-0			3	0	1	0	0	0	2												
Inning Stats	R: 0 E: 0 K: 1 S: 9	H: 0 LOB: 1 BB: 0 P: 15	R: 1 E: 0 K: 1 S: 11	H: 2 LOB: 1 BB: 0 P: 17	R: 0 E: 0 K: 2 S: 15	H: 1 LOB: 1 BB: 0 P: 20	R: 0 E: 0 K: 0 S: 5	H: 0 LOB: 0 BB: 0 P: 10	R: 0 E: 0 K: 1 S: 11	H: 2 LOB: 2 BB: 0 P: 18	R: 0 E: 0 K: 1 S: 5	H: 0 LOB: 0 BB: 0 P: 9	R: 0 E: 0 K: 0 S: 5	H: 1 LOB: 1 BB: 0 P: 8	R: 0 E: 0 K: 0 S: 9	H: 0 LOB: 0 BB: 0 P: 10	R: 0 E: 0 K: 0 S: 5	H: 0 LOB: 0 BB: 0 P: 8	1B: 3 2B: 2 3B: 1 HR: 0	SF: 0 SAC: 0 DP: 0 HBP: 1	WP: 0 PB: 0 SB: 0 CS: 0	PA: 34						
PITCHER	IP	WLS	BF	H	R	ER	SO	BB	IBB	HBP	BLK	WP	HR	S	P	ERA	WHIP											
30 Yordano Ventura, R ERA: 4.86	(1, 1)	7.0	W	28	6	1	1	5	0	0	1	0	0	0	61	97	1.29	0.857										
47 Franklin Morales, L ERA: 2.16	(8, 1)	1.0		3	0	0	0	0	0	0	0	0	0	9	10	0.00	0.000											
44 Luke Hochevar, R ERA: 3.04	(9, 1)	1.0		3	0	0	0	0	0	0	0	0	0	5	8	0.00	0.000											

Houston Astros @ Kansas City Royals
Kauffman Stadium, Kansas City, MO
Sun Jul 26 2015, 1:14 PM - 3:50 PM CDT
Att: 33,638 - Sunny - 85 F

AB 33
R 1
H 6
RBI 1
BB 0
SO 5
LOB 13



Batter	1	2	3	4	5	6	7	8	9	AB	R	H	RBI	BB	SO	LOB	BOTTOM											
2 Alcides Escobar, R OBP: 0.328, SLG: 0.360	FC3-2 1-1	G6-3 2-0		G4-3 0-2			F7 3-2			4	0	1	0	0	0	1												
6 Lorenzo Cain, R OBP: 0.366, SLG: 0.502	FC3-2 1-2	HR 3-1			F9 1-1		K 3-2			4	1	2	1	0	1	0												
25 Kendrys Morales, S OBP: 0.359, SLG: 0.453	FC5-2 0-0				F9 0-0					4	1	3	0	0	1	0												
1 Jarrod Dyson, L OBP: 0.321, SLG: 0.378	FC5-2 1-2				15 1B 1-2					0	0	0	0	0	0	0												
35 Eric Hosmer, L OBP: 0.365, SLG: 0.456	FC5-2 1-2				14 1B 2-3					0	0	0	0	0	0	0												
13 Salvador Perez, R OBP: 0.268, SLG: 0.432	FC3-2 0-1		P5 1-1		K 0-3		K 0-3			4	1	0	0	0	2	5												
15 Alex Rios, R OBP: 0.294, SLG: 0.337	FC5-2 1-2				K 3-2		F9 3-2			4	1	2	0	0	0	4												
14 Omar Infante, R OBP: 0.243, SLG: 0.307	FC5-2 1-1				K 2-3		K 1-3			4	1	1	2	0	3	2												
19 Cheslor Cuthbert, R OBP: 0.369, SLG: 0.500	L9 1-1				L9 0-0		G5-3 2-1			3	0	1	2	0	0	0												
16 Paulo Orlando, R OBP: 0.277, SLG: 0.419	L8 2-0				G5-3 2-2		G4-3 0-1			3	0	0	0	0	0	1												
9 Drew Butera, R OBP: 0.203, SLG: 0.206	G5-3 1-1				K 1-0		K 3-3			3	0	1	0	0	1	0												
Inning Stats	R: 4 E: 0 K: 0 S: 12	H: 5 LOB: 1 BB: 0 P: 18	R: 1 E: 0 K: 1 S: 10	H: 1 LOB: 0 BB: 0 P: 17	R: 0 E: 0 K: 1 S: 7	H: 1 LOB: 0 BB: 0 P: 12	R: 0 E: 0 K: 0 S: 9	H: 1 LOB: 1 BB: 0 P: 12	R: 0 E: 0 K: 1 S: 12	H: 2 LOB: 2 BB: 0 P: 16	R: 0 E: 0 K: 1 S: 7	H: 0 LOB: 0 BB: 0 P: 10	R: 0 E: 0 K: 2 S: 9	H: 0 LOB: 0 BB: 0 P: 18	R: 0 E: 0 K: 2 S: 16	H: 1 LOB: 2 BB: 0 P: 24	1B: 9 2B: 1 3B: 0 HR: 1	SF: 0 SAC: 0 DP: 0 HBP: 0	WP: 0 PB: 0 SB: 2 CS: 0	PA: 33								
PITCHER	IP	WLS	BF	H	R	ER	SO	BB	IBB	HBP	BLK	WP	HR	S	P	ERA	WHIP											
60 Dallas Keuchel, L ERA: 2.32	(1, 1)	6.2	L	28	10	5	5	5	0	0	0	0	0	0	63	97	6.75	1.500										
35 Josh Fields, R ERA: 2.73	(7, 1)	0.1		1	0	0	0	1	0	0	0	0	0	3	6	0.00	0.000											
67 Vince Velasquez, R ERA: 3.92	(8, 1)	1.0		4	1	0	0	2	0	0	0	0	0	16	24	0.00	1.000											

Houston Astros @ Kansas City Royals
Kauffman Stadium, Kansas City, MO
Sun Jul 26 2015, 1:14 PM - 3:50 PM CDT
Att: 33,638 - Sunny - 85 F

AB 33
R 5
H 11
RBI 5
BB 0
SO 8
LOB 13



Batter	1	2	3	4	5	6	7	8	9	AB	R	H	RBI	BB	SO	LOB	TOP																					
2 Alcides Escobar, R OBP: 0.323, SLG: 0.357	G6-3			K		K		G4-6-3		4	0	0	0	0	2	2																						
8 Mike Moustakas, L OBP: 0.351, SLG: 0.433	G5-3			L7		L4			P3	4	0	0	0	0	0	0																						
6 Lorenzo Cain, R OBP: 0.369, SLG: 0.504	K			35 1B				L9	E4	4	1	1	0	0	1	0																						
35 Eric Hosmer, L OBP: 0.372, SLG: 0.478				25 G6-5-3 1B		1B		G4-3	HR	4	1	3	2	0	0	0																						
25 Kendrys Morales, S OBP: 0.342, SLG: 0.454	G6-5-3			L9					G3	3	0	0	0	0	0	2																						
13 Salvador Perez, R OBP: 0.282, SLG: 0.424	L9									3	0	0	0	0	0	1																						
15 Alex Rios, R OBP: 0.289, SLG: 0.327				K						3	0	0	0	0	1	0																						
14 Omar Infante, R OBP: 0.244, SLG: 0.322				L9						3	0	1	0	0	0	0																						
1 Jarrod Dyson, L OBP: 0.327, SLG: 0.386				K						2	0	0	0	1	2	0																						
Inning Stats	R: 0 H: 0 E: 0 K: 1 S: 11	H: 0 LOB: 0 BB: 0 P: 14	R: 0 H: 1 E: 0 K: 0 S: 9	LOB: 0 BB: 0 P: 13	R: 0 H: 0 E: 0 K: 2 S: 9	H: 0 LOB: 0 BB: 0 P: 12	R: 1 H: 2 E: 0 K: 1 S: 11	H: 2 LOB: 1 BB: 0 P: 14	R: 0 H: 0 E: 0 K: 0 S: 6	H: 0 LOB: 0 BB: 0 P: 7	R: 0 H: 0 E: 0 K: 2 S: 7	H: 0 LOB: 0 BB: 0 P: 8	R: 0 H: 0 E: 0 K: 0 S: 6	H: 0 LOB: 1 BB: 0 P: 10	R: 0 H: 1 E: 0 K: 0 S: 8	H: 1 LOB: 1 BB: 1 P: 15	R: 1 H: 1 E: 1 K: 0 S: 11	H: 1 LOB: 0 BB: 0 P: 19	1B: 2 2B: 0 3B: 2 HR: 1	SF: 0 SAC: 0 DP: 2 HBP: 1	WP: 0 PB: 0 SB: 0 CS: 1	PA: 32																
PITCHER	IP	WLS	BF	H	R	ER	SO	BB	IBB	HBP	BLK	WP	HR	S	P	ERA	WHIP	PITCHER				IP	WLS	BF	H	R	ER	SO	BB	IBB	HBP	BLK	WP	HR	S	P	ERA	WHIP
47 Trevor Bauer, R ERA: 4.13	9.0	L	32	5	2	2	6	1	0	1	0	0	1	78	112	2.00	0.667					9.0	L	32	5	2	2	6	1	0	1	0	0	1	78	112	2.00	0.667

Kansas City Royals @ Cleveland Indians
 Progressive Field, Cleveland, OH
 Tue Jul 28 2015, 7:13 PM - 9:52 PM EDT
 Att: 18,064 - Partly Cloudy - 82 F

AB 30
 R 2
 H 5
 RBI 2
 BB 1
 SO 6
 LOB 5



Batter	1	2	3	4	5	6	7	8	9	AB	R	H	RBI	BB	SO	LOB	BOTTOM																					
22 Jason Kipnis, L OBP: 0.405, SLG: 0.485	12 CS 1B									4	0	3	0	0	0	2																						
12 Francisco Lindor, S OBP: 0.289, SLG: 0.367	K2-3			G4-3		F8				4	0	0	0	0	2	3																						
23 Michael Brantley, L OBP: 0.377, SLG: 0.443	44 S 41 S 1B			G4-3						3	0	1	0	1	0	1																						
41 Carlos Santana, S OBP: 0.355, SLG: 0.389	44 S BB			K						3	0	1	0	1	1	0																						
44 Brandon Moss, L OBP: 0.289, SLG: 0.410	K									4	0	0	0	0	2	5																						
39 Gio Urshela, R OBP: 0.297, SLG: 0.346										4	0	1	0	0	0	0																						
55 Roberto Pérez, R OBP: 0.348, SLG: 0.498										4	0	0	0	0	2	1																						
24 Michael Bourn, L OBP: 0.301, SLG: 0.277										3	1	2	0	1	0	0																						
4 Mike Aviles, R OBP: 0.284, SLG: 0.319										3	0	0	0	1	0	2																						
Inning Stats	R: 0 H: 2 E: 0 K: 2 S: 15	H: 1 LOB: 2 BB: 1 P: 29	R: 0 H: 1 E: 0 K: 1 S: 17	LOB: 1 BB: 1 P: 28	R: 0 H: 0 E: 0 K: 1 S: 5	H: 0 LOB: 0 BB: 0 P: 9	R: 0 H: 0 E: 0 K: 1 S: 6	H: 0 LOB: 0 BB: 0 P: 10	R: 1 H: 3 E: 0 K: 0 S: 15	H: 3 LOB: 3 BB: 1 P: 23	R: 0 H: 1 E: 0 K: 1 S: 5	H: 1 LOB: 1 BB: 0 P: 8	R: 0 H: 1 E: 0 K: 0 S: 7	H: 1 LOB: 0 BB: 0 P: 9	R: 0 H: 0 E: 0 K: 0 S: 7	H: 0 LOB: 0 BB: 0 P: 10	R: 0 H: 0 E: 0 K: 0 S: 5	H: 0 LOB: 1 BB: 1 P: 10	1B: 7 2B: 1 3B: 0 HR: 0	SF: 0 SAC: 0 DP: 1 HBP: 0	WP: 0 PB: 0 SB: 0 CS: 1	PA: 36																
PITCHER	IP	WLS	BF	H	R	ER	SO	BB	IBB	HBP	BLK	WP	HR	S	P	ERA	WHIP	PITCHER				IP	WLS	BF	H	R	ER	SO	BB	IBB	HBP	BLK	WP	HR	S	P	ERA	WHIP
32 Chris Young, R ERA: 3.25	4.2		21	5	1	1	5	3	0	0	0	0	0	55	96	1.93	1.714					4.2		21	5	1	1	5	3	0	0	0	0	0	55	96	1.93	1.714
45 Franklin Morales, L ERA: 2.16	0.1		2	1	0	0	0	0	0	0	0	0	0	3	3	0.00	3.000					0.1		2	1	0	0	0	0	0	0	0	0	3	3	0.00	3.000	
46 Ryan Madson, R ERA: 1.69	2.0		7	2	0	0	2	0	0	0	0	0	0	13	17	0.00	1.000					2.0		7	2	0	0	2	0	0	0	0	13	17	0.00	1.000		
17 Wade Davis, R ERA: 0.41	1.0	W	3	0	0	0	0	0	0	0	0	0	0	7	10	0.00	0.000					1.0	W	3	0	0	0	0	0	0	0	0	7	10	0.00	0.000		
56 Greg Holland, R ERA: 3.15	1.0	S	3	0	0	0	0	1	0	0	0	0	0	5	10	0.00	1.000					1.0	S	3	0	0	0	0	1	0	0	0	5	10	0.00	1.000		

Kansas City Royals @ Cleveland Indians
 Progressive Field, Cleveland, OH
 Tue Jul 28 2015, 7:13 PM - 9:52 PM EDT
 Att: 18,064 - Partly Cloudy - 82 F

AB 32
 R 1
 H 8
 RBI 0
 BB 4
 SO 7
 LOB 14




Batter	1	2	3	4	5	6	7	8	9	AB	R	H	RBI	BB	SO	LOB	TOP			
2 Alcides Escobar, R OBP: 0.320, SLG: 0.353	G1-3			G6-3		F8		L9		4	0	0	0	0	0	0	Kansas City Royals @ Cleveland Indians Progressive Field, Cleveland, OH Wed Jul 29 2015, 12:12 PM - 3:06 PM EDT Att: 19,767 - Sunny - 88 F livebaseballscorecards.com			
8 Mike Moustakas, L OBP: 0.350, SLG: 0.431	G4-3			K		1B		K		4	0	1	0	0	2	0				
25 Kendrys Morales, S OBP: 0.341, SLG: 0.450	G3			G4-3		K		BB		3	1	0	0	1	1					
35 Eric Hosmer, L OBP: 0.373, SLG: 0.484	G3-1			2B		G5-3		2B		4	0	2	0	0	0	0				
15 Alex Rios, R OBP: 0.284, SLG: 0.321	K			F8		F9		G5-3		4	0	0	1	0	1	2				
14 Omar Infante, R OBP: 0.249, SLG: 0.325	K			1B		1B		G5-3		3	0	2	0	0	1	0				
19 Cheslor Cuthbert, R OBP: 0.350, SLG: 0.474	K			1B		1B		G5-3		1	0	0	0	0	0	1				
Paulo Orlando, R OBP: 0.270, SLG: 0.408	G6-3			K		P3				3	0	0	0	0	1	3				
9 Drew Butera, R OBP: 0.194, SLG: 0.197	F9			G4-3		G4-3				3	0	0	0	0	0	2				
1 Jarrod Dyson, L OBP: 0.320, SLG: 0.378	G3			G1		F7				3	0	0	0	0	0	0				
Inning Stats	R: 0 E: 0 K: 0 S: 6	H: 0 LOB: 0 BB: 0 P: 10	R: 0 E: 0 K: 2 S: 10	H: 0 LOB: 0 BB: 0 P: 14	R: 0 E: 0 K: 0 S: 5	H: 0 LOB: 0 BB: 0 P: 5	R: 0 E: 0 K: 1 S: 10	H: 2 LOB: 2 BB: 0 P: 16	R: 0 E: 0 K: 1 S: 9	H: 1 LOB: 1 BB: 0 P: 14	R: 0 E: 0 K: 0 S: 6	H: 1 LOB: 1 BB: 0 P: 10	R: 0 E: 0 K: 0 S: 7	H: 0 LOB: 0 BB: 0 P: 10	R: 1 E: 0 K: 1 S: 11	H: 1 LOB: 1 BB: 1 P: 18	1B: 3 2B: 2 3B: 0 HR: 0	SF: 0 SAC: 0 DP: 0 HBP: 0	WP: 0 PB: 0 SB: 0 CS: 0	PA: 33
PITCHER 28 Corey Kluber, R ERA: 3.44	IP: 9.0 WLS: W BF: 33 H: 5 R: 1 ER: 1 SO: 6 BB: 1 IBB: 0 HBP: 0 BLK: 0 WP: 0 HR: 0 S: 77 P: 112 ERA: 1.00 WHIP: 0.667																			

Batter	1	2	3	4	5	6	7	8	9	AB	R	H	RBI	BB	SO	LOB	BOTTOM	
22 Jason Kipnis, L OBP: 0.408, SLG: 0.489	10 HBP			F8		12 HR		F8		5	2	3	1	0	0	2	Kansas City Royals @ Cleveland Indians Progressive Field, Cleveland, OH Wed Jul 29 2015, 12:12 PM - 3:06 PM EDT Att: 19,767 - Sunny - 88 F livebaseballscorecards.com	
12 Francisco Lindor, S OBP: 0.291, SLG: 0.387	10 HBP	SF8		B5-3		HR		F7		5	1	2	4	0	1	4		
23 Michael Brantley, L OBP: 0.380, SLG: 0.453	K	F7		HBP		HR		1B		4	2	2	1	0	1	4		
41 Carlos Santana, S OBP: 0.358, SLG: 0.391	10 HBP			P6		F8		1B		3	1	1	0	2	0	1		
Brandon Moss, L OBP: 0.288, SLG: 0.407	K			F8		F7		K		5	1	1	2	0	2	5		
10 Yan Gomes, R OBP: 0.258, SLG: 0.366	HBP			F7		K		10 HR		4	1	2	3	0	2	1		
39 Gio Urshela, R OBP: 0.301, SLG: 0.370	F8			FC6-4		K		HR		5	1	2	1	0	0	4		
24 Michael Bourn, L OBP: 0.310, SLG: 0.290	13 SF8			P5		13 1B		13 FC5-4		5	2	4	0	0	0	0		
13 Tyler Holt, R OBP: 0.222, SLG: 0.125	FC1			L1-5-3		22 1B		FC5-4		5	1	1	0	0	1	4		
Inning Stats	R: 1 E: 0 K: 2 S: 20	H: 2 LOB: 3 BB: 1 P: 31	R: 1 E: 1 K: 0 S: 9	H: 1 LOB: 1 BB: 0 P: 16	R: 0 E: 0 K: 0 S: 7	H: 1 LOB: 1 BB: 0 P: 10	R: 0 E: 0 K: 0 S: 4	H: 0 LOB: 0 BB: 0 P: 7	R: 0 E: 0 K: 3 S: 28	H: 6 LOB: 1 BB: 1 P: 40	R: 0 E: 0 K: 1 S: 10	H: 2 LOB: 2 BB: 0 P: 14	R: 4 E: 0 K: 1 S: 28	H: 6 LOB: 2 BB: 0 P: 38	1B: 11 2B: 3 3B: 0 HR: 4	SF: 1 SAC: 0 DP: 0 HBP: 3	WP: 0 PB: 0 SB: 0 CS: 0	PA: 47
PITCHER 11 Jeremy Guthrie, R ERA: 5.65	IP: 5.1 WLS: L BF: 30 H: 10 R: 8 ER: 7 SO: 3 BB: 1 IBB: 0 HBP: 3 BLK: 0 WP: 0 HR: 3 S: 65 P: 101 ERA: 11.81 WHIP: 2.062																	
45 Franklin Morales, L ERA: 2.08	IP: 1.2 WLS: 0 BF: 8 H: 2 R: 0 ER: 0 SO: 3 BB: 1 IBB: 0 HBP: 0 BLK: 0 WP: 0 HR: 18 S: 27 P: 38 ERA: 0.00 WHIP: 1.800																	
44 Luke Hochevar, R ERA: 4.38	IP: 1.0 WLS: 0 BF: 9 H: 6 R: 4 ER: 4 SO: 1 BB: 0 IBB: 0 HBP: 0 BLK: 0 WP: 1 HR: 28 S: 31 P: 38 ERA: 36.00 WHIP: 6.000																	

AB	32
R	1
H	5
RBI	1
BB	1
SO	6
LOB	9



AB	41
R	12
H	18
RBI	12
BB	2
SO	7
LOB	25



Batter	1	2	3	4	5	6	7	8	9	AB	R	H	RBI	BB	SO	LOB	TOP	
2 Alcides Escobar, R OBP: 0.317, SLG: 0.348	G5-3		1B			E1 18 2B 35 1B		F7	F8	5	1	1	0	0	0	1	Kansas City Royals @ Toronto Blue Jays Rogers Centre, Toronto, ON Sat Aug 01 2015, 1:08 PM - 3:39 PM EDT Att: 37,932 - Sunny - 68 F	
18 Ben Zobrist, S OBP: 0.353, SLG: 0.470	HR					2B		HR		4	3	3	2	0	1	1		
6 Lorenzo Cain, R OBP: 0.372, SLG: 0.506	F9					HBP		2B		3	2	1	0	0	0	0		
35 Eric Hosmer, L OBP: 0.376, SLG: 0.482	G4-3					1B		2B		4	1	2	3	0	0	0		
25 Kendrys Morales, S OBP: 0.340, SLG: 0.451	P3					1B		1B		4	0	2	1	0	0	0		
1 Jarrod Dyson, L OBP: 0.314, SLG: 0.370	F7					1B		1B		0	0	0	0	0	0	0		
13 Salvador Perez, R OBP: 0.280, SLG: 0.417	F8					1B		SF7		3	0	0	1	0	0	2		
15 Alex Rios, R OBP: 0.278, SLG: 0.313	G6-3							CS	F8	4	0	0	0	0	1	0		
19 Cheslor Cuthbert, R OBP: 0.304, SLG: 0.409	G6-3									3	0	0	0	0	1	0		
8 Mike Moustakas, L OBP: 0.343, SLG: 0.420	G6-3								HBP	0	0	0	0	0	0	0		
14 Omar Infante, R OBP: 0.243, SLG: 0.317	F8								K	4	0	0	0	0	1	1		
Inning Stats	R: 1 H: 1 E: 0 K: 0 S: 9	H: 1 LOB: 0 BB: 0 P: 15	R: 0 H: 0 E: 0 K: 0 S: 6	H: 0 LOB: 0 BB: 0 P: 7	R: 0 H: 1 E: 0 K: 1 S: 9	H: 1 LOB: 1 BB: 0 P: 14	R: 0 H: 0 E: 0 K: 0 S: 6	H: 0 LOB: 0 BB: 0 P: 12	R: 0 H: 0 E: 0 K: 2 S: 10	H: 0 LOB: 0 BB: 0 P: 12	R: 3 H: 4 E: 0 K: 0 S: 15	H: 4 LOB: 1 BB: 0 P: 25	R: 0 H: 0 E: 0 K: 1 S: 9	H: 0 LOB: 1 BB: 0 P: 14	1B: 5 2B: 2 3B: 0 HR: 2	SF: 1 SAC: 0 DP: 1 HBP: 2	WP: 0 PA: 38 PB: 0 SB: 0 CS: 1	
PITCHER	IP WLS BF H R ER SO BB IBB HBP BLK WP HR S P ERA WHIP	IP WLS BF H R ER SO BB IBB HBP BLK WP HR S P ERA WHIP	IP WLS BF H R ER SO BB IBB HBP BLK WP HR S P ERA WHIP	IP WLS BF H R ER SO BB IBB HBP BLK WP HR S P ERA WHIP	IP WLS BF H R ER SO BB IBB HBP BLK WP HR S P ERA WHIP	IP WLS BF H R ER SO BB IBB HBP BLK WP HR S P ERA WHIP	IP WLS BF H R ER SO BB IBB HBP BLK WP HR S P ERA WHIP	IP WLS BF H R ER SO BB IBB HBP BLK WP HR S P ERA WHIP	IP WLS BF H R ER SO BB IBB HBP BLK WP HR S P ERA WHIP	IP WLS BF H R ER SO BB IBB HBP BLK WP HR S P ERA WHIP	IP WLS BF H R ER SO BB IBB HBP BLK WP HR S P ERA WHIP	IP WLS BF H R ER SO BB IBB HBP BLK WP HR S P ERA WHIP	IP WLS BF H R ER SO BB IBB HBP BLK WP HR S P ERA WHIP	IP WLS BF H R ER SO BB IBB HBP BLK WP HR S P ERA WHIP	IP WLS BF H R ER SO BB IBB HBP BLK WP HR S P ERA WHIP	IP WLS BF H R ER SO BB IBB HBP BLK WP HR S P ERA WHIP		
56 Mark Buehrle, L ERA: 3.32	7.0	L	6	4	3	3	0	0	0	0	0	0	0	0	0	0	3.86	0.714
57 Mark Lowe, R ERA: 1.7	1.0	L	6	4	3	3	0	0	0	0	0	0	0	0	0	0	27.00	4.000
31 Liam Hendriks, R ERA: 2.53	1.0	S	5	1	0	0	1	0	0	0	0	0	0	0	0	0	0.00	0.000


Batter	1	2	3	4	5	6	7	8	9	AB	R	H	RBI	BB	SO	LOB	BOTTOM				
7 Ben Revere, L OBP: 0.330, SLG: 0.369	F7								FC4-6	5	0	0	0	0	0	3	Kansas City Royals @ Toronto Blue Jays Rogers Centre, Toronto, ON Sat Aug 01 2015, 1:08 PM - 3:39 PM EDT Att: 37,932 - Sunny - 68 F				
20 Josh Donaldson, R OBP: 0.357, SLG: 0.553	G5-3								G5-3	5	1	1	2	0	0	2					
19 José Bautista, R OBP: 0.365, SLG: 0.503	G6-3								HR	4	3	3	2	0	0	0					
10 Edwin Encarnación, R OBP: 0.340, SLG: 0.454	P5								HR	3	1	1	0	1	0	0					
13 Justin Smoak, S OBP: 0.309, SLG: 0.451	L9								F8	4	0	1	1	0	1	1					
30 Dioner Navarro, S OBP: 0.287, SLG: 0.346	G6-3								G3-1	4	0	1	1	0	0	0					
11 Kevin Pillar, R OBP: 0.304, SLG: 0.387	K								G1-3	4	0	1	1	0	0	0					
66 Munenori Kawasaki, L OBP: 0.250, SLG: 0.278	F7								G4-3	4	0	0	0	0	1	2					
2 Troy Tulowitzki, R OBP: 0.351, SLG: 0.481	F7								G4-3	3	0	0	0	0	0	0					
17 Ryan Goins, L OBP: 0.269, SLG: 0.311	G3-1								BB	2	1	0	0	1	0	0					
15 Chris Colabello, R OBP: 0.358, SLG: 0.485	G3-1								FC4-6	1	0	1	0	0	0	0					
Inning Stats	R: 0 H: 0 E: 0 K: 0 S: 6	H: 0 LOB: 0 BB: 0 P: 8	R: 0 H: 0 E: 0 K: 0 S: 6	H: 0 LOB: 0 BB: 0 P: 11	R: 0 H: 0 E: 0 K: 1 S: 10	H: 0 LOB: 0 BB: 0 P: 15	R: 2 H: 4 E: 0 K: 0 S: 12	H: 4 LOB: 2 BB: 0 P: 17	R: 3 H: 2 E: 0 K: 1 S: 14	H: 2 LOB: 1 BB: 2 P: 29	R: 0 H: 0 E: 0 K: 0 S: 8	H: 0 LOB: 0 BB: 0 P: 10	R: 0 H: 0 E: 0 K: 0 S: 8	H: 0 LOB: 0 BB: 0 P: 11	R: 1 H: 1 E: 0 K: 0 S: 11	H: 1 LOB: 0 BB: 0 P: 15	R: 0 H: 1 E: 0 K: 0 S: 15	H: 1 LOB: 2 BB: 1 P: 24	1B: 5 2B: 0 3B: 0 HR: 3	SF: 0 SAC: 0 DP: 0 HBP: 0	WP: 0 PA: 38 PB: 0 SB: 0 CS: 0
PITCHER	IP WLS BF H R ER SO BB IBB HBP BLK WP HR S P ERA WHIP	IP WLS BF H R ER SO BB IBB HBP BLK WP HR S P ERA WHIP	IP WLS BF H R ER SO BB IBB HBP BLK WP HR S P ERA WHIP	IP WLS BF H R ER SO BB IBB HBP BLK WP HR S P ERA WHIP	IP WLS BF H R ER SO BB IBB HBP BLK WP HR S P ERA WHIP	IP WLS BF H R ER SO BB IBB HBP BLK WP HR S P ERA WHIP	IP WLS BF H R ER SO BB IBB HBP BLK WP HR S P ERA WHIP	IP WLS BF H R ER SO BB IBB HBP BLK WP HR S P ERA WHIP	IP WLS BF H R ER SO BB IBB HBP BLK WP HR S P ERA WHIP	IP WLS BF H R ER SO BB IBB HBP BLK WP HR S P ERA WHIP	IP WLS BF H R ER SO BB IBB HBP BLK WP HR S P ERA WHIP	IP WLS BF H R ER SO BB IBB HBP BLK WP HR S P ERA WHIP	IP WLS BF H R ER SO BB IBB HBP BLK WP HR S P ERA WHIP	IP WLS BF H R ER SO BB IBB HBP BLK WP HR S P ERA WHIP	IP WLS BF H R ER SO BB IBB HBP BLK WP HR S P ERA WHIP	IP WLS BF H R ER SO BB IBB HBP BLK WP HR S P ERA WHIP					
30 Yordano Ventura, R ERA: 4.98	7.0	W	29	6	5	5	2	0	0	0	0	0	0	0	0	0	6.43	1.143			
17 Wade Davis, R ERA: 0.0	1.0	H	4	1	1	1	0	0	0	0	0	0	0	0	0	0	9.00	1.000			
56 Greg Holland, R ERA: 3.03	1.0	S	5	1	0	0	0	1	0	0	0	0	0	0	0	0	0.00	2.000			



Batter	1	2	3	4	5	6	7	8	9	AB	R	H	RBI	BB	SO	LOB	TOP										
2 Alcides Escobar, R OBP: 0.318, SLG: 0.348										3	1	1	0	0	1	0											
18 Ben Zobrist, S OBP: 0.355, SLG: 0.480										3	1	1	2	1	0	1											
6 Lorenzo Cain, R OBP: 0.371, SLG: 0.503										4	0	1	0	0	3	2											
35 Eric Hosmer, L OBP: 0.372, SLG: 0.477										4	0	0	0	0	0	3											
25 Kendrys Morales, S OBP: 0.341, SLG: 0.451										3	0	1	0	1	0	0											
13 Salvador Perez, R OBP: 0.257, SLG: 0.412										4	0	0	0	0	2	3											
15 Alex Rios, R OBP: 0.275, SLG: 0.309										3	0	0	0	0	0	0											
19 Cheslor Cuthbert, R OBP: 0.269, SLG: 0.360										3	0	0	0	0	1	0											
14 Omar Infante, R OBP: 0.241, SLG: 0.315										3	0	0	0	0	0	0											
Inning Stats	R: 0 E: 0 K: 1 S: 12	H: 1 LOB: 1 BB: 0 P: 18	R: 0 E: 0 K: 1 S: 7	H: 0 LOB: 0 BB: 0 P: 8	R: 0 E: 0 K: 2 S: 8	H: 0 LOB: 2 BB: 0 P: 11	R: 0 E: 0 K: 0 S: 15	H: 0 LOB: 0 BB: 0 P: 25	R: 0 E: 0 K: 0 S: 13	H: 1 LOB: 1 BB: 0 P: 17	R: 0 E: 0 K: 0 S: 6	H: 0 LOB: 0 BB: 0 P: 9	R: 2 E: 0 K: 1 S: 9	H: 1 LOB: 0 BB: 0 P: 15	R: 0 E: 0 K: 0 S: 9	H: 1 LOB: 0 BB: 0 P: 15	1B: 3 2B: 0 3B: 0 HR: 1	SF: 0 SAC: 0 DP: 1 HBP: 1	WP: 0 PB: 0 SB: 0 CS: 0	PA: 33							
PITCHER	IP	WLS	BF	H	R	ER	SO	BB	IBB	HBP	BLK	WP	HR	S	P	ERA	WHIP										
43 R.A. Dickey, R ERA: 4.06	7.0	W	25	2	0	0	6	2	0	0	0	0	0	68	101	0.00	0.571										
41 Aaron Sanchez, R ERA: 3.44	0.2	H	3	0	1	1	0	0	0	1	0	0	0	3	7	13.50	0.000										
54 Roberto Osuna, R ERA: 2.27	1.1	S	5	2	1	1	1	0	0	0	0	0	1	15	23	6.75	1.500										

Kansas City Royals @ Toronto Blue Jays
Rogers Centre, Toronto, ON
Sun Aug 02 2015, 1:09 PM - 4:11 PM EDT
Att: 45,736 - Sunny - 70 F


AB 30
R 2
H 4
RBI 2
BB 2
SO 7
LOB 9



Batter	1	2	3	4	5	6	7	8	9	AB	R	H	RBI	BB	SO	LOB	BOTTOM										
2 Troy Tulowitzki, R OBP: 0.355, SLG: 0.479										3	0	1	1	1	0	0											
20 Josh Donaldson, R OBP: 0.397, SLG: 0.549										3	0	0	0	1	3	5											
19 José Bautista, R OBP: 0.364, SLG: 0.503										4	0	1	1	0	0	3											
10 Edwin Encarnación, R OBP: 0.341, SLG: 0.455										4	1	2	0	0	1	3											
15 Chris Colabello, R OBP: 0.358, SLG: 0.496										3	1	1	2	0	2	1											
13 Justin Smoak, S OBP: 0.313, SLG: 0.451										0	1	0	0	1	0	0											
55 Russell Martin, R OBP: 0.347, SLG: 0.482										3	1	1	0	1	1	0											
11 Kevin Pillar, R OBP: 0.301, SLG: 0.383										4	0	0	0	0	0	4											
17 Ryan Goins, L OBP: 0.277, SLG: 0.313										2	1	1	0	2	0	2											
7 Ben Revere, L OBP: 0.327, SLG: 0.367										2	0	0	1	0	0	1											
Inning Stats	R: 0 E: 0 K: 0 S: 8	H: 2 LOB: 2 BB: 0 P: 12	R: 0 E: 0 K: 1 S: 13	H: 2 LOB: 0 BB: 0 P: 20	R: 0 E: 0 K: 0 S: 8	H: 0 LOB: 1 BB: 1 P: 14	R: 2 E: 0 K: 1 S: 18	H: 2 LOB: 1 BB: 1 P: 25	R: 0 E: 0 K: 1 S: 10	H: 0 LOB: 0 BB: 1 P: 20	R: 0 E: 0 K: 1 S: 10	H: 0 LOB: 0 BB: 0 P: 14	R: 1 E: 0 K: 2 S: 13	H: 2 LOB: 2 BB: 0 P: 21	R: 2 E: 0 K: 1 S: 15	H: 1 LOB: 3 BB: 3 P: 31	1B: 5 2B: 1 3B: 0 HR: 1	SF: 1 SAC: 1 DP: 1 HBP: 2	WP: 0 PB: 0 SB: 1 CS: 0	PA: 38							
PITCHER	IP	WLS	BF	H	R	ER	SO	BB	IBB	HBP	BLK	WP	HR	S	P	ERA	WHIP										
36 Edinson Volquez, R ERA: 3.2	6.0	L	25	4	2	2	4	3	0	1	0	0	0	67	105	3.00	1.167										
45 Franklin Morales, L ERA: 2.45	0.1		2	1	1	1	0	0	0	0	0	0	0	2	3	27.00	3.000										
46 Ryan Madson, R ERA: 2.28	0.2		4	1	0	0	2	0	0	1	0	0	0	11	18	0.00	1.500										
40 Kelvin Herrera, R ERA: 2.14	0.2		6	1	2	2	0	3	0	0	0	0	0	12	25	27.00	6.000										
44 Luke Hochevar, R ERA: 4.0	0.1		1	0	0	0	1	0	0	0	0	0	0	3	6	0.00	0.000										

Kansas City Royals @ Toronto Blue Jays
Rogers Centre, Toronto, ON
Sun Aug 02 2015, 1:09 PM - 4:11 PM EDT
Att: 45,736 - Sunny - 70 F

AB 28
R 5
H 7
RBI 5
BB 6
SO 7
LOB 19



Batter	1	2	3	4	5	6	7	8	9	AB	R	H	RBI	BB	SO	LOB	TOP										
2 Alcides Escobar, R OBP: 0.315, SLG: 0.344	F9		F7		SH1-3		G4-3		L4	4	0	0	0	0	0	2	Kansas City Royals @ Detroit Tigers Comerica Park, Detroit, MI Tue Aug 04 2015, 7:09 PM - 9:49 PM EDT Att: 35,039 - Partly Cloudy - 79 F										
18 Ben Zobrist, S OBP: 0.353, SLG: 0.476	P5		F7		SF9		1B		F8	4	0	1	1	0	0	2											
6 Lorenzo Cain, R OBP: 0.366, SLG: 0.496	F9		G5-3		F8		K		FC6-4	5	0	0	0	0	1	3											
35 Eric Hosmer, L OBP: 0.373, SLG: 0.477		13 1B			P5		G4-3			4	2	2	0	0	0	1											
25 Kendrys Morales, S OBP: 0.340, SLG: 0.448		P5			K				F8	4	1	1	0	0	1	2											
8 Mike Moustakas, L OBP: 0.343, SLG: 0.418					K				F8	4	0	1	0	0	2	2											
13 Salvador Perez, R OBP: 0.262, SLG: 0.425					K				L7	4	1	3	3	0	0	0											
15 Alex Rios, R OBP: 0.278, SLG: 0.317					P5				14 1B	4	0	2	1	0	1	2											
14 Omar Infante, R OBP: 0.244, SLG: 0.320	F7				SH1-3		F8		6 FC6-4	4	1	2	0	0	0	4											
Inning Stats	R: 0 E: 0 K: 0 S: 8	H: 0 LOB: 0 BB: 0 P: 12	R: 1 E: 0 K: 1 S: 14	H: 3 LOB: 2 BB: 0 P: 17	R: 0 E: 0 K: 0 S: 6	H: 0 LOB: 0 BB: 0 P: 10	R: 2 E: 0 K: 2 S: 11	H: 2 LOB: 0 BB: 0 P: 18	R: 1 E: 0 K: 0 S: 7	H: 1 LOB: 0 BB: 0 P: 11	R: 1 E: 0 K: 1 S: 16	H: 3 LOB: 2 BB: 0 P: 25	R: 0 E: 0 K: 1 S: 10	H: 1 LOB: 1 BB: 0 P: 13	R: 0 E: 0 K: 0 S: 7	H: 0 LOB: 0 BB: 0 P: 12	S: 11	R: 0 E: 0 K: 0 S: 11	H: 2 LOB: 2 BB: 0 P: 14	1B: 9 2B: 2 HR: 1	SF: 1 SAC: 1 HBP: 0	WP: 0 PB: 0 SB: 0 CS: 0	PA: 39				
PITCHER	IP	WLS	BF	H	R	ER	SO	BB	IBB	HBP	BLK	WP	HR	S	P	ERA	WHIP										
35 Justin Verlander, R ERA: 5.05	7.0	L	31	10	5	5	5	0	0	0	0	0	1	72	106	6.43	1.429										
65 Blaine Hardy, L ERA: 2.49	1.0		3	0	0	0	0	0	0	0	0	0	0	7	12	0.00	0.000										
62 Albuquerque, R ERA: 3.2	1.0		5	2	0	0	0	0	0	0	0	0	0	11	14	0.00	2.000										

Batter	1	2	3	4	5	6	7	8	9	AB	R	H	RBI	BB	SO	LOB	BOTTOM										
20 Rajai Davis, R OBP: 0.310, SLG: 0.410	G5-3				P4		L5			4	0	0	0	0	1	4	Kansas City Royals @ Detroit Tigers Comerica Park, Detroit, MI Tue Aug 04 2015, 7:09 PM - 9:49 PM EDT Att: 35,039 - Partly Cloudy - 79 F										
1 Jose Iglesias, R OBP: 0.359, SLG: 0.401	F8				1B		G4-3		G6-3	4	0	1	0	0	0	0											
3 Ian Kinsler, R OBP: 0.354, SLG: 0.412	L5				L7				G1-3	3	1	0	0	1	0	1											
41 Victor Martinez, S OBP: 0.313, SLG: 0.359					P5				F7	4	0	1	1	0	0	1											
28 J.D. Martinez, R OBP: 0.346, SLG: 0.557					G5-3		L8		F9	3	0	0	0	1	0	1											
34 James McCann, R OBP: 0.310, SLG: 0.420					K				F9	4	0	0	0	0	1	2											
9 Nick Castellanos, R OBP: 0.294, SLG: 0.401					12 1B				F8	4	0	3	0	0	0	0											
55 Jefry Marte, R OBP: 0.313, SLG: 0.517					F8					1	0	0	0	2	0	1											
12 Anthony Gose, L OBP: 0.306, SLG: 0.362					G5-4-3				FC5-4-2	3	0	0	0	0	0	6											
Inning Stats	R: 0 E: 0 K: 0 S: 4	H: 0 LOB: 0 BB: 0 P: 8	R: 0 E: 0 K: 1 S: 10	H: 0 LOB: 0 BB: 0 P: 12	R: 0 E: 0 K: 0 S: 6	H: 1 LOB: 0 BB: 0 P: 10	R: 0 E: 0 K: 1 S: 7	H: 1 LOB: 1 BB: 0 P: 10	R: 0 E: 0 K: 0 S: 14	H: 1 LOB: 3 BB: 2 P: 22	R: 1 E: 0 K: 0 S: 10	H: 1 LOB: 1 BB: 1 P: 19	R: 0 E: 0 K: 0 S: 12	H: 1 LOB: 1 BB: 1 P: 19	R: 0 E: 0 K: 0 S: 8	H: 0 LOB: 0 BB: 0 P: 12	S: 8	R: 0 E: 0 K: 0 S: 8	H: 0 LOB: 0 BB: 0 P: 12	1B: 4 2B: 1 HR: 0	SF: 0 SAC: 0 HBP: 0	WP: 0 PB: 0 SB: 1 CS: 0	PA: 34				
PITCHER	IP	WLS	BF	H	R	ER	SO	BB	IBB	HBP	BLK	WP	HR	S	P	ERA	WHIP										
41 Danny Duffy, L ERA: 4.04	7.0		28	5	1	1	2	4	0	0	0	0	0	63	100	1.29	1.286										
46 Ryan Madson, R ERA: 2.23	1.0		3	0	0	0	0	0	0	0	0	0	0	8	12	0.00	0.000										
44 Luke Hochevar, R ERA: 3.86	1.0		3	0	0	0	0	0	0	0	0	0	0	8	12	0.00	0.000										

Batter	1	2	3	4	5	6	7	8	9	AB	R	H	RBI	BB	SO	LOB	TOP										
1 Adam Eaton, L (1, 8) OBP: 0.345, SLG: 0.418	F8		BB		F9	1B			K	4	0	1	2	1	1	1	Chicago White Sox @ Kansas City Royals Kauffman Stadium, Kansas City, MO Sat Aug 08 2015, 6:11 PM - 8:55 PM CDT Att: 39,302 - Clear - 91 F										
18 Tyler Saladino, R (1, 5) OBP: 0.278, SLG: 0.365	G5-3		G1-3		G1-3	1B			K	5	0	1	0	0	1	4											
79 José Abreu, R (1, 10) OBP: 0.352, SLG: 0.516	G4-3			HR	CS	HR			K	5	2	2	2	0	1	0											
53 Melky Cabrera, S (1, 7) OBP: 0.323, SLG: 0.400		G6-3		2B		P5			G6-3	4	1	1	0	0	0	0											
26 Avisail García, R (1, 9) OBP: 0.314, SLG: 0.375	L7			2B		G4-3			G4-3	4	1	2	0	0	0	0											
25 Adam LaRoche, L (1, 3) OBP: 0.317, SLG: 0.348	G3-1			G5-6-3		F9			L9	4	0	0	0	0	0	2											
10 Alexei Ramírez, R (1, 6) OBP: 0.262, SLG: 0.345			SH1-3	G5-3		1B			P6	4	1	2	0	0	0	0											
5 Yolmer Sánchez, S (1, 4) OBP: 0.267, SLG: 0.335			SH1-3		G3-1	1B			BB	2	1	1	1	1	0	0											
58 Geovany Soto, R (1, 2) OBP: 0.336, SLG: 0.478			K		1B	BB			F9	3	0	1	0	1	1	2											
Inning Stats	R: 0 E: 0 K: 0 S: 7	H: 0 LOB: 0 BB: 0 P: 9	R: 0 E: 0 K: 0 S: 7	H: 0 LOB: 0 BB: 12	R: 0 E: 0 K: 1 S: 8	H: 1 LOB: 2 BB: 14	R: 2 E: 0 K: 0 S: 9	H: 3 LOB: 0 BB: 12	R: 0 E: 0 K: 0 S: 12	H: 2 LOB: 1 BB: 0 P: 21	R: 4 E: 0 K: 0 S: 20	H: 5 LOB: 2 BB: 1 P: 30	R: 0 E: 0 K: 0 S: 5	H: 0 LOB: 0 BB: 0 P: 6	R: 0 E: 0 K: 0 S: 9	H: 0 LOB: 1 BB: 1 P: 15	R: 0 E: 0 K: 3 S: 9	H: 0 LOB: 0 BB: 0 P: 13	1B: 7 2B: 2 3B: 0 HR: 2	SF: 0 SAC: 1 DP: 1 HBP: 0	WP: 0 PB: 0 CS: 1	PA: 40					
PITCHER	IP	WLS	BF	H	R	ER	SO	BB	IBB	HBP	BLK	WP	HR	S	P	ERA	WHIP										
11 Jeremy Guthrie, R (1, 1) ERA: 5.84	5.2	W	26	10	6	6	1	1	0	0	0	0	2	58	86	9.53	1.941										
44 Luke Hochevar, R (6, 1) ERA: 3.72	0.1	H	3	1	0	0	0	1	0	0	0	0	0	5	12	0.00	6.000										
46 Ryan Madson, R (7, 1) ERA: 2.58	1.0	H	3	0	0	0	0	0	0	0	0	0	0	5	6	0.00	0.000										
40 Kelvin Herrera, R (8, 1) ERA: 2.01	1.0	H	4	0	0	0	0	1	0	0	0	0	0	9	15	0.00	1.000										
56 Greg Holland, R (9, 1) ERA: 5.12	1.0	S	3	0	0	0	3	0	0	0	0	0	0	9	13	0.00	0.000										

Batter	1	2	3	4	5	6	7	8	9	AB	R	H	RBI	BB	SO	LOB	BOTTOM										
2 Alcides Escobar, R (1, 6) OBP: 0.314, SLG: 0.341	G5-3			1B	HBP	G5-3				3	2	1	0	0	0	0	Chicago White Sox @ Kansas City Royals Kauffman Stadium, Kansas City, MO Sat Aug 08 2015, 6:11 PM - 8:55 PM CDT Att: 39,302 - Clear - 91 F										
8 Mike Moustakas, L (1, 5) OBP: 0.336, SLG: 0.409	P3			1B	1B				G4-3	2	1	0	1	1	0	0											
6 Lorenzo Cain, R (1, 8) OBP: 0.363, SLG: 0.493	F7			BB	1B				G6-3	3	1	1	1	1	0	0											
35 Eric Hosmer, L (1, 3) OBP: 0.375, SLG: 0.470	L4			1B	G4-3				G3-1	4	1	0	1	0	0	3											
25 Kendrys Morales, S (1, 10) OBP: 0.348, SLG: 0.459	G3			G5-3	2B				FC6-4	4	1	2	2	0	0	1											
13 Salvador Pérez, R (1, 2) OBP: 0.282, SLG: 0.423	G6-3			1B	2B				P4	4	0	2	2	0	0	1											
15 Alex Ríos, R (1, 9) OBP: 0.282, SLG: 0.316	G6-3			1B	G5-3				F9	4	0	1	0	0	0	2											
14 Omar Infante, R (1, 4) OBP: 0.240, SLG: 0.311	K			P3		G6-3			FC6-4	4	0	0	0	0	1	3											
1 Jarrod Dyson, L (1, 7) OBP: 0.314, SLG: 0.383	B1-3				3B	G1-3				3	1	1	0	0	0	0											
Inning Stats	R: 0 E: 0 K: 0 S: 5	H: 0 LOB: 0 BB: 0 P: 8	R: 0 E: 0 K: 0 S: 7	H: 0 LOB: 0 BB: 0 P: 10	R: 0 E: 0 K: 1 S: 8	H: 0 LOB: 0 BB: 0 P: 10	R: 3 E: 0 K: 0 S: 18	H: 3 LOB: 2 BB: 2 P: 31	R: 4 E: 0 K: 0 S: 19	H: 4 LOB: 1 BB: 0 P: 31	R: 0 E: 0 K: 0 S: 7	H: 0 LOB: 0 BB: 0 P: 10	R: 0 E: 0 K: 0 S: 9	H: 0 LOB: 0 BB: 0 P: 12	R: 0 E: 0 K: 0 S: 7	H: 1 LOB: 1 BB: 0 P: 10	1B: 5 2B: 2 3B: 1 HR: 0	SF: 1 SAC: 0 DP: 0 HBP: 1	WP: 1 PB: 0 CS: 0	PA: 35							
PITCHER	IP	WLS	BF	H	R	ER	SO	BB	IBB	HBP	BLK	WP	HR	S	P	ERA	WHIP										
29 Jeff Samardzija, R (1, 1) ERA: 4.62	4.2	L	23	6	7	7	1	0	0	0	0	0	0	51	79	13.50	1.714										
43 Dan Jennings, L (5, 1) ERA: 5.54	2.1		9	2	0	0	0	0	0	0	0	0	0	24	35	0.00	0.857										
52 Jake Petricka, R (8, 1) ERA: 3.08	1.0		3	0	0	0	0	0	0	0	0	0	0	5	8	0.00	0.000										


AB	35
R	6
H	11
RBI	5
BB	3
SO	4
LOB	9

AB	31
R	7
H	8
RBI	7
BB	2
SO	1
LOB	10

Batter	1	2	3	4	5	6	7	8	9	AB	R	H	RBI	BB	SO	LOB	TOP																
1 Adam Eaton, L (1.10) OBP: 0.346, SLG: 0.420										3	1	1	0	1	2	2																	
10 Alexei Ramirez, R (1.6) OBP: 0.262, SLG: 0.344										4	0	1	2	0	0	2																	
79 José Abreu, R (1.3) OBP: 0.349, SLG: 0.511										4	0	0	0	0	0	2																	
53 Melky Cabrera, S (1.7) OBP: 0.323, SLG: 0.399										4	0	1	1	0	0	1																	
26 Avisail García, R (1.9) OBP: 0.311, SLG: 0.371										4	0	0	0	0	2	1																	
28 Travis Thompson, R (1.8) OBP: 0.229, SLG: 0.571										4	0	1	0	0	0	0																	
5 Yolmer Sánchez, S (1.4) OBP: 0.271, SLG: 0.335										3	1	1	0	1	1	0																	
21 Tyler Flowers, R (1.2) OBP: 0.263, SLG: 0.342										2	1	0	0	0	2	2																	
58 Geovany Soto, R (8.2) OBP: 0.335, SLG: 0.474										1	0	0	0	0	1	0																	
15 Gordon Beckham, R (1.5) OBP: 0.253, SLG: 0.307										3	1	1	1	0	0	2																	
Inning Stats	R: 0 E: 0 K: 1 S: 9	H: 0 LOB: 0 BB: 0 P: 14	R: 0 E: 0 K: 0 S: 9	H: 0 LOB: 0 BB: 0 P: 13	R: 3 E: 0 K: 1 S: 16	H: 2 LOB: 1 BB: 1 P: 34	R: 0 E: 0 K: 1 S: 11	H: 2 LOB: 2 BB: 0 P: 18	R: 0 E: 0 K: 1 S: 8	H: 0 LOB: 0 BB: 0 P: 10	R: 0 E: 0 K: 1 S: 8	H: 0 LOB: 0 BB: 0 P: 11	R: 1 E: 0 K: 1 S: 13	H: 2 LOB: 1 BB: 0 P: 16	R: 0 E: 0 K: 2 S: 9	H: 0 LOB: 0 BB: 0 P: 13	1B: 5 2B: 1 3B: 0 HR: 0	SF: 0 SAC: 0 DP: 1 HBP: 1	WP: 1 PB: 0 SB: 0 CS: 0	PA: 35													
PITCHER	IP WLS BF H R ER SO BB IBB HBP BLK WP HR S P ERA WHIP																																
41 Danny Duffy, L (1.1) ERA: 4.19	3.1	16	4	3	3	2	1	0	1	0	1	0	41	73	8.10	1.500																	
39 Kris Medlen, R (4.1) ERA: 3.49	3.2	11	0	0	0	3	1	0	0	0	0	0	31	45	0.00	0.273																	
40 Kelvin Herrera, R (8.1) ERA: 2.15	1.0	W	5	2	1	1	0	0	0	0	0	0	13	16	9.00	2.000																	
46 Ryan Madson, R (9.1) ERA: 2.53	1.0	S	3	0	0	2	0	0	0	0	0	0	9	13	0.00	0.000																	

Chicago White Sox @ Kansas City Royals
Kauffman Stadium, Kansas City, MO
Sun Aug 09 2015, 1:15 PM - 4:14 PM CDT
Att: 35,785 - Overcast - 85 F

AB 32
R 4
H 6
RBI 4
BB 2
SO 8
LOB 12



Batter	1	2	3	4	5	6	7	8	9	AB	R	H	RBI	BB	SO	LOB	BOTTOM																
2 Alcides Escobar, R (1.6) OBP: 0.316, SLG: 0.341										3	1	1	0	1	0	4																	
18 Ben Zobrist, S (1.5) OBP: 0.353, SLG: 0.463										3	0	1	1	1	1	1																	
8 Mike Moustakas, L (8.5) OBP: 0.338, SLG: 0.409										0	0	0	0	0	0	0																	
35 Eric Hosmer, L (1.3) OBP: 0.376, SLG: 0.472										3	1	1	1	1	0	1																	
25 Kendrys Morales, S (1.10) OBP: 0.347, SLG: 0.464										4	1	1	2	0	1	4																	
13 Salvador Perez, R (1.2) OBP: 0.262, SLG: 0.421										4	0	1	0	0	1	0																	
15 Alex Rios, R (1.9) OBP: 0.285, SLG: 0.324										4	1	2	0	0	0	1																	
16 Paulo Orlando, R (1.7) OBP: 0.270, SLG: 0.410										4	0	1	0	0	0	2																	
14 Omar Infante, R (1.4) OBP: 0.238, SLG: 0.308										4	0	0	1	0	1	2																	
1 Jarrod Dyson, L (1.8) OBP: 0.325, SLG: 0.389										3	1	2	0	1	0	0																	
Inning Stats	R: 3 E: 0 K: 2 S: 19	H: 3 LOB: 1 BB: 1 P: 26	R: 0 E: 0 K: 1 S: 10	H: 1 LOB: 0 BB: 0 P: 14	R: 0 E: 0 K: 0 S: 6	H: 0 LOB: 0 BB: 0 P: 11	R: 0 E: 0 K: 0 S: 7	H: 1 LOB: 0 BB: 0 P: 13	R: 1 E: 0 K: 1 S: 12	H: 2 LOB: 1 BB: 0 P: 16	R: 0 E: 0 K: 0 S: 6	H: 0 LOB: 0 BB: 0 P: 8	R: 0 E: 0 K: 0 S: 14	H: 1 LOB: 3 BB: 2 P: 27	R: 1 E: 0 K: 0 S: 13	H: 2 LOB: 2 BB: 1 P: 19	1B: 6 2B: 3 3B: 0 HR: 1	SF: 0 SAC: 1 DP: 2 HBP: 0	WP: 0 PB: 0 SB: 1 CS: 0	PA: 37													
PITCHER	IP WLS BF H R ER SO BB IBB HBP BLK WP HR S P ERA WHIP																																
62 Jose Quintana, L (1.1) ERA: 3.59	6.2	29	8	4	4	4	2	0	0	0	0	0	72	108	5.40	1.500																	
33 Zach Duke, L (7.1) ERA: 3.5	0.1	2	0	0	0	0	1	0	0	0	0	0	2	7	0.00	3.000																	
52 Jake Petricka, R (8.1) ERA: 3.23	1.0	L	6	2	1	1	0	1	0	0	0	0	13	19	9.00	3.000																	

Chicago White Sox @ Kansas City Royals
Kauffman Stadium, Kansas City, MO
Sun Aug 09 2015, 1:15 PM - 4:14 PM CDT
Att: 35,785 - Overcast - 85 F

AB 32
R 5
H 10
RBI 5
BB 4
SO 4
LOB 15



Batter	1	2	3	4	5	6	7	8	9	AB	R	H	RBI	BB	SO	LOB	TOP					
12 Anthony Gose, L (1,8) OBP: 0.306, SLG: 0.356										4	0	1	0	0	1	1						
18 Tyler Collins, L (1,7) OBP: 0.286, SLG: 0.433										4	0	0	0	0	0	1						
3 Ian Kinsler, R (1,4) OBP: 0.357, SLG: 0.427										4	0	0	0	0	2	1						
41 Victor Martinez, S (1,10) OBP: 0.305, SLG: 0.377										4	0	0	0	0	1	0						
28 J.D. Martinez, R (1,9) OBP: 0.349, SLG: 0.561										3	0	1	0	0	1	0						
9 Nick Castellanos, R (1,5) OBP: 0.293, SLG: 0.389										3	0	0	0	0	0	1						
55 Jefry Marte, R (1,3) OBP: 0.333, SLG: 0.537										3	0	2	0	0	0	1						
13 Alex Avila, L (1,2) OBP: 0.319, SLG: 0.267										3	0	0	0	0	2	2						
17 Andrew Romine, S (1,6) OBP: 0.318, SLG: 0.356										3	0	0	0	0	1	1						
Inning Stats	R: 0 E: 0 K: 2 S: 9	H: 0 LOB: 0 BB: 0 P: 12	R: 0 E: 0 K: 1 S: 8	H: 1 LOB: 1 BB: 0 P: 12	R: 0 E: 0 K: 0 S: 7	H: 0 LOB: 0 BB: 0 P: 8	R: 0 E: 0 K: 0 S: 4	H: 0 LOB: 0 BB: 0 P: 6	R: 0 E: 0 K: 1 S: 13	H: 1 LOB: 1 BB: 0 P: 23	R: 0 E: 0 K: 0 S: 13	H: 1 LOB: 1 BB: 0 P: 17	R: 0 E: 0 K: 1 S: 10	H: 0 LOB: 0 BB: 0 P: 11	R: 0 E: 0 K: 2 S: 13	H: 1 LOB: 1 BB: 0 P: 17	R: 0 E: 0 K: 1 S: 9	H: 0 LOB: 0 BB: 0 P: 10	1B: 3 2B: 1 HR: 0	SF: 0 SAC: 0 DP: 0 HBP: 0	WP: 0 PB: 0 SB: 0 CS: 0	PA: 31
PITCHER 47 Johnny Cueto, R (1,1) ERA: 2.53	IP: 9.0 WLS: W BF: 31 H: 4 R: 0 ER: 0 SO: 8 BB: 0 IBB: 0 HBP: 0 BLK: 0 WP: 0 HR: 0 S: 86 P: 116 ERA: 0.00 WHIP: 0.444															PITCHER						

Detroit Tigers @ Kansas City Royals
 Kauffman Stadium, Kansas City, MO
 Mon Aug 10 2015, 7:11 PM - 9:53 PM CDT
 Att: 36,672 - Clear - 84 F

AB 31
 R 0
 H 4
 RBI 0
 BB 0
 SO 8
 LOB 8

Batter	1	2	3	4	5	6	7	8	9	AB	R	H	RBI	BB	SO	LOB	BOTTOM			
2 Alcides Escobar, R (1,6) OBP: 0.318, SLG: 0.342										4	1	2	0	0	1	0				
18 Ben Zobrist, S (1,7) OBP: 0.381, SLG: 0.469										3	1	3	0	1	0	0				
1 Jarrod Dyson, L (7, PR) (8,7) OBP: 0.325, SLG: 0.389										0	1	0	0	0	0	0				
6 Lorenzo Cain, R (1,8) OBP: 0.365, SLG: 0.496										4	1	2	2	0	1	2				
35 Eric Hosmer, L (1,3) OBP: 0.377, SLG: 0.474										4	0	2	1	0	1	2				
25 Kendrys Morales, S (1,10) OBP: 0.348, SLG: 0.467										4	0	2	1	0	0	4				
8 Mike Moustakas, L (1,5) OBP: 0.335, SLG: 0.405										4	0	0	0	0	0	2				
13 Salvador Perez, R (1,2) OBP: 0.265, SLG: 0.420										3	0	1	0	1	1	1				
15 Alex Rios, R (1,9) OBP: 0.281, SLG: 0.318										4	0	0	0	0	3	3				
14 Omar Infante, R (1,4) OBP: 0.236, SLG: 0.305										3	0	0	0	0	1	1				
Inning Stats	R: 3 E: 0 K: 2 S: 21	H: 4 LOB: 1 BB: 0 P: 33	R: 0 E: 0 K: 2 S: 10	H: 0 LOB: 0 BB: 0 P: 15	R: 0 E: 0 K: 1 S: 9	H: 2 LOB: 1 BB: 0 P: 16	R: 0 E: 0 K: 1 S: 8	H: 1 LOB: 1 BB: 0 P: 11	R: 0 E: 0 K: 0 S: 11	H: 1 LOB: 1 BB: 1 P: 20	R: 0 E: 0 K: 0 S: 7	H: 1 LOB: 3 BB: 1 P: 14	R: 1 E: 0 K: 0 S: 16	H: 3 LOB: 3 BB: 0 P: 24	R: 0 E: 0 K: 1 S: 10	H: 0 LOB: 0 BB: 0 P: 13	1B: 9 2B: 3 3B: 0 HR: 0	SF: 0 SAC: 0 DP: 2 HBP: 0	WP: 0 PB: 0 SB: 0 CS: 0	PA: 35
PITCHER 48 Matthew Boyd, L (1,1) ERA: 7.11	IP: 5.1 WLS: L BF: 24 H: 9 R: 3 ER: 3 SO: 6 BB: 1 IBB: 0 HBP: 0 BLK: 0 WP: 0 HR: 0 S: 61 P: 98 ERA: 5.06 WHIP: 1.875															PITCHER				
45 Buck Farmer, R (6,1) ERA: 5.18	1.1 6 2 1 1 0 1 0 0 0 0 0 13 23 6.75 2.250																			
56 Kyle Ryan, L (7,1) ERA: 5.94	1.1 5 1 0 0 1 0 0 0 0 0 0 18 25 0.00 0.750																			

Detroit Tigers @ Kansas City Royals
 Kauffman Stadium, Kansas City, MO
 Mon Aug 10 2015, 7:11 PM - 9:53 PM CDT
 Att: 36,672 - Clear - 84 F

AB 33
 R 4
 H 12
 RBI 4
 BB 2
 SO 7
 LOB 15

Batter	1	2	3	4	5	6	7	8	9	AB	R	H	RBI	BB	SO	LOB	TOP
12 Anthony Gose, L (1, 8) OBP: 0.306, SLG: 0.354 20 Rajai Davis, R (7, PH) OBP: 0.303, SLG: 0.408										2	0	0	1	2	0		Detroit Tigers @ Kansas City Royals Kauffman Stadium, Kansas City, MO Tue Aug 11 2015, 7:12 PM - 10:12 PM CDT Att: 34,068 - Partly Cloudy - 83 F
1 Jose Iglesias, R (1, 6) OBP: 0.351, SLG: 0.380										3	0	0	0	1	0	1	
3 Ian Kinsler, R (1, 4) OBP: 0.356, SLG: 0.424										3	0	0	0	1	1	2	
41 Victor Martinez, S (1, 10) OBP: 0.304, SLG: 0.373										3	0	0	0	1	1	3	
28 J.D. Martinez, R (1, 9) OBP: 0.351, SLG: 0.559										2	0	0	0	2	1	0	
18 Tyler Collins, L (1, 7) OBP: 0.297, SLG: 0.429										3	0	1	0	1	2	2	
34 James McCann, R (1, 2) OBP: 0.314, SLG: 0.422										4	0	0	0	0	0	5	
55 Jefry Marte, R (1, 3) OBP: 0.347, SLG: 0.578										4	1	2	0	0	2	3	
17 Andrew Romine, S (1, 5) OBP: 0.316, SLG: 0.352										4	0	1	0	0	2	3	
Inning Stats	R: 0 H: 0 E: 0 K: 1 S: 7	H: 0 LOB: 0 BB: 0 P: 11	R: 0 H: 0 E: 1 K: 1 S: 15	H: 0 LOB: 3 BB: 2 P: 25	R: 0 H: 0 E: 0 K: 2 S: 10	H: 2 LOB: 2 BB: 1 P: 19	R: 0 H: 0 E: 0 K: 1 S: 9	H: 0 LOB: 2 BB: 1 P: 16	R: 0 H: 0 E: 0 K: 2 S: 12	H: 2 LOB: 2 BB: 1 P: 13	R: 0 H: 0 E: 0 K: 1 S: 8	H: 0 LOB: 0 BB: 0 P: 11	R: 0 H: 0 E: 0 K: 2 S: 9	H: 0 LOB: 0 BB: 0 P: 11	1B: 2 2B: 2 HR: 0	SF: 1 SAC: 0 DP: 0 HBP: 0	
PITCHER	IP WLS BF H R ER SO BB IBB HBP BLK WP HR S P ERA WHIP	IP WLS BF H R ER SO BB IBB HBP BLK WP HR S P ERA WHIP	IP WLS BF H R ER SO BB IBB HBP BLK WP HR S P ERA WHIP	IP WLS BF H R ER SO BB IBB HBP BLK WP HR S P ERA WHIP	IP WLS BF H R ER SO BB IBB HBP BLK WP HR S P ERA WHIP	IP WLS BF H R ER SO BB IBB HBP BLK WP HR S P ERA WHIP	IP WLS BF H R ER SO BB IBB HBP BLK WP HR S P ERA WHIP	IP WLS BF H R ER SO BB IBB HBP BLK WP HR S P ERA WHIP	IP WLS BF H R ER SO BB IBB HBP BLK WP HR S P ERA WHIP	IP WLS BF H R ER SO BB IBB HBP BLK WP HR S P ERA WHIP	IP WLS BF H R ER SO BB IBB HBP BLK WP HR S P ERA WHIP	IP WLS BF H R ER SO BB IBB HBP BLK WP HR S P ERA WHIP	IP WLS BF H R ER SO BB IBB HBP BLK WP HR S P ERA WHIP	IP WLS BF H R ER SO BB IBB HBP BLK WP HR S P ERA WHIP	IP WLS BF H R ER SO BB IBB HBP BLK WP HR S P ERA WHIP	IP WLS BF H R ER SO BB IBB HBP BLK WP HR S P ERA WHIP	IP WLS BF H R ER SO BB IBB HBP BLK WP HR S P ERA WHIP
30 Yordano Ventura, R (1, 1) ERA: 4.97	6.0 W 25 2 0 0 8 6 0 0 0 0 0 0 63 104 0.00 1.333		45 Franklin Morales, L (7, 1) ERA: 2.58	0.1 4 2 1 1 0 1 0 0 0 0 0 0 4 9 27.00 9.000		44 Luke Hochevar, R (7, 1) ERA: 3.41	2.2 S 8 0 0 0 3 0 0 0 0 0 0 0 20 26 0.00 0.000										

Batter	1	2	3	4	5	6	7	8	9	AB	R	H	RBI	BB	SO	LOB	BOTTOM		
2 Alcides Escobar, R (1, 6) OBP: 0.315, SLG: 0.339										4	0	0	0	0	0	1	Detroit Tigers @ Kansas City Royals Kauffman Stadium, Kansas City, MO Tue Aug 11 2015, 7:12 PM - 10:12 PM CDT Att: 34,068 - Partly Cloudy - 83 F		
18 Ben Zobrist, S (1, 4) OBP: 0.356, SLG: 0.462										4	0	0	0	0	0	1			
6 Lorenzo Cain, R (1, 8) OBP: 0.371, SLG: 0.512										4	2	4	1	0	0	0			
35 Eric Hosmer, L (1, 3) OBP: 0.376, SLG: 0.479										4	2	1	2	0	1	1			
25 Kendrys Morales, S (1, 10) OBP: 0.347, SLG: 0.464										3	1	0	0	1	1	1			
8 Mike Moustakas, L (1, 5) OBP: 0.336, SLG: 0.414										4	1	2	3	0	0	0			
13 Salvador Perez, R (1, 2) ERA: 7.45										3	0	1	0	0	1	0			
9 Drew Butera, R (8, 2) OBP: 0.208, SLG: 0.243										0	0	0	0	1	0	0			
16 Paulo Orlando, R (1, 9) OBP: 0.269, SLG: 0.413										4	0	1	0	0	2	3			
1 Jarrod Dyson, L (1, 7) OBP: 0.319, SLG: 0.381										3	0	0	0	0	3	2			
Inning Stats	R: 2 H: 2 E: 0 K: 0 S: 10	H: 2 LOB: 0 BB: 0 P: 14	R: 0 H: 1 E: 0 K: 2 S: 14	H: 1 LOB: 1 BB: 0 P: 22	R: 0 H: 1 E: 0 K: 1 S: 10	H: 1 LOB: 1 BB: 0 P: 19	R: 0 H: 0 E: 0 K: 0 S: 8	H: 0 LOB: 0 BB: 0 P: 11	R: 0 H: 1 E: 0 K: 1 S: 12	H: 1 LOB: 1 BB: 0 P: 20	R: 3 H: 2 E: 0 K: 2 S: 14	H: 2 LOB: 0 BB: 1 P: 28	R: 0 H: 0 E: 0 K: 1 S: 8	H: 0 LOB: 0 BB: 0 P: 12	R: 1 H: 2 E: 1 K: 1 S: 15	H: 2 LOB: 2 BB: 1 P: 26	1B: 4 2B: 2 3B: 0 HR: 3	SF: 0 SAC: 0 DP: 0 HBP: 0	WP: 0 PA: 35 PB: 0 SB: 1 CS: 0
PITCHER	IP WLS BF H R ER SO BB IBB HBP BLK WP HR S P ERA WHIP	IP WLS BF H R ER SO BB IBB HBP BLK WP HR S P ERA WHIP	IP WLS BF H R ER SO BB IBB HBP BLK WP HR S P ERA WHIP	IP WLS BF H R ER SO BB IBB HBP BLK WP HR S P ERA WHIP	IP WLS BF H R ER SO BB IBB HBP BLK WP HR S P ERA WHIP	IP WLS BF H R ER SO BB IBB HBP BLK WP HR S P ERA WHIP	IP WLS BF H R ER SO BB IBB HBP BLK WP HR S P ERA WHIP	IP WLS BF H R ER SO BB IBB HBP BLK WP HR S P ERA WHIP	IP WLS BF H R ER SO BB IBB HBP BLK WP HR S P ERA WHIP	IP WLS BF H R ER SO BB IBB HBP BLK WP HR S P ERA WHIP	IP WLS BF H R ER SO BB IBB HBP BLK WP HR S P ERA WHIP	IP WLS BF H R ER SO BB IBB HBP BLK WP HR S P ERA WHIP	IP WLS BF H R ER SO BB IBB HBP BLK WP HR S P ERA WHIP	IP WLS BF H R ER SO BB IBB HBP BLK WP HR S P ERA WHIP	IP WLS BF H R ER SO BB IBB HBP BLK WP HR S P ERA WHIP	IP WLS BF H R ER SO BB IBB HBP BLK WP HR S P ERA WHIP	IP WLS BF H R ER SO BB IBB HBP BLK WP HR S P ERA WHIP		
19 Anibal Sanchez, R (1, 1) ERA: 4.95	5.1 L 24 7 5 5 4 1 0 0 0 0 0 0 7 10 0.00 0.000		39 Nefeli Feliz, R (6, 1) ERA: 7.45	0.2 2 0 0 0 2 0 0 0 0 0 0 0 7 10 0.00 0.000		62 Al Alburquerque, R (7, 1) ERA: 2.98	1.0 3 0 0 0 1 0 0 0 0 0 0 0 8 12 0.00 0.000		32 Tom Gorzelanny, L (8, 1) ERA: 6.39	1.0 6 2 1 0 1 1 0 0 0 0 0 0 15 26 0.00 3.000									

Batter	1	2	3	4	5	6	7	8	9	AB	R	H	RBI	BB	SO	LOB	TOP
12 Johnny Giavotella, R OBP: 0.319, SLG: 0.358	1-0 27 F9 1B		1-2 27 G6-4-3 1B		1-3 SAFE K			2-2 56 L3 1B		4	0	3	0	0	1	1	Los Angeles Angels @ Kansas City Royals Kauffman Stadium, Kansas City, MO Sat Aug 15 2015, 6:10 PM - 9:05 PM CDT Att: 39,251 - Clear - 88 F
56 Kole Calhoun, L OBP: 0.327, SLG: 0.427	3-1 L9		1-1 F7		1-1 G5-3			2-1 L3		4	0	0	0	0	4		
27 Mike Trout, R OBP: 0.395, SLG: 0.599	1-1 F9		1-1 G6-4-3		2-2 G6-3					3	0	0	0	0	2		
24 C.J. Cron, R OBP: 0.310, SLG: 0.435	1-2		1-2							1	1	1	1	0	0		
5 Albert Pujols, R OBP: 0.312, SLG: 0.501		2-1 HR		1-1 F7		2-3 K				3	1	1	1	0	1	0	
18 Shane Victorino, S OBP: 0.319, SLG: 0.314				2-2 F9		3-2 F9				1	1	1	0	0	0		
19 David Murphy, L OBP: 0.332, SLG: 0.424		1-1 3 1B		2-2 1B		3-2 F9				4	0	2	0	0	1		
22 Conor Gillaspie, L OBP: 0.272, SLG: 0.363		1-0 L4		1-3 K		1-0 F9				4	0	0	0	0	2	3	
3 David DeJesus, L OBP: 0.303, SLG: 0.338		0-2 58 1B		0-0 F7		1-1 G3				4	1	1	0	0	1		
58 Carlos Pérez, R OBP: 0.267, SLG: 0.310		0-0 8 FC6-4 1B		1-3 K		1-1 G6-3				4	0	2	1	0	1	0	
8 Taylor Featherston, R OBP: 0.198, SLG: 0.196		0-0 FC6-4		1-0 HBP						3	0	0	0	0	1	3	Los Angeles Angels @ Kansas City Royals Kauffman Stadium, Kansas City, MO Sat Aug 15 2015, 6:10 PM - 9:05 PM CDT Att: 39,251 - Clear - 88 F
Inning Stats	R: 0 E: 0 K: 0 S: 5	H: 1 LOB: 0 BB: 0 P: 10	R: 1 H: 4 ER: 2 SO: 14	R: 0 H: 1 ER: 0 SO: 10	R: 0 H: 1 ER: 0 SO: 10	R: 0 H: 0 ER: 0 SO: 12	R: 0 H: 0 ER: 0 SO: 19	R: 0 H: 0 ER: 0 SO: 8	R: 0 H: 1 ER: 0 SO: 18	R: 3 H: 3 ER: 1 SO: 26	1B: 7 2B: 3 3B: 0 HR: 2	SF: 0 SAC: 0 DP: 2 HBP: 1	WP: 0 PB: 0 SB: 0 CS: 0	PA: 36			
PITCHER	IP WLS BF H R ER SO BB IBB HBP BLK WP HR S P ERA WHIP																
47 Johnny Cueto, R ERA: 2.46	8.0 W 29 8 1 1 4 0 0 1 0 0 1 68 105 1.12 1.000																
44 Luke Hochevar, R ERA: 3.55	1.0 7 3 3 1 2 0 0 0 0 0 0 1 21 26 9.00 3.000																


Batter	1	2	3	4	5	6	7	8	9	AB	R	H	RBI	BB	SO	LOB	BOTTOM
2 Alcides Escobar, R OBP: 0.307, SLG: 0.333	2-2 P4	2-1 SH5-3	0-0 L9		1-0 F9	1-0 G6-3				4	0	0	0	0	2		Los Angeles Angels @ Kansas City Royals Kauffman Stadium, Kansas City, MO Sat Aug 15 2015, 6:10 PM - 9:05 PM CDT Att: 39,251 - Clear - 88 F
18 Ben Zobrist, S OBP: 0.371, SLG: 0.465	4-2 25 1B	4-2 25 1B	2-2 35 BB		0-1 G6-3			4-2 25 G1-4-3 BB		2	1	1	1	3	0	0	
35 Eric Hosmer, L OBP: 0.376, SLG: 0.493	1-2 F8	1-1 FC4-6	4-1 13 2B		3-2 2B			0-2 L6		4	1	2	1	1	0	2	
25 Kendrys Morales, S OBP: 0.349, SLG: 0.459	1-0 1B	3-1 8 FC4-6 1B	1-3 K		1-3 K			2-2 G1-4-3		5	0	2	0	0	2	4	
8 Mike Moustakas, L OBP: 0.343, SLG: 0.418	1-0 G3	0-0 FC4-6	2-0 15 2B		2-2 15 G4-3 2B			2-0 G3		5	1	2	1	0	4		
13 Salvador Perez, R OBP: 0.287, SLG: 0.430			0-3 K		0-3 K			0-0 G1-3		5	1	2	2	0	2	2	
15 Alex Rios, R OBP: 0.281, SLG: 0.313			1-1 E6		2-2 G4-3			0-2 G6-3		4	1	0	0	1	0	4	
16 Paulo Orlando, R OBP: 0.275, SLG: 0.427		0-1 1 1B	3-3 K		0-0 L6			0-2 1 1B		4	2	2	1	0	1	2	
1 Jarrod Dyson, L OBP: 0.327, SLG: 0.395		1-1 2 SH5-3 1B	2-2 18 1B		0-0 FC6-4			1-2 1B		4	2	3	3	0	0	2	
Inning Stats	R: 0 E: 0 K: 0 S: 11	H: 1 LOB: 2 BB: 1 P: 20	R: 6 H: 6 ER: 0 SO: 37	R: 1 H: 2 ER: 0 SO: 14	R: 0 H: 1 ER: 0 SO: 11	R: 0 H: 1 ER: 0 SO: 15	R: 2 H: 3 ER: 0 SO: 17	R: 0 H: 0 ER: 0 SO: 14	R: 0 H: 0 ER: 0 SO: 7	1B: 6 2B: 7 3B: 0 HR: 1	SF: 0 SAC: 1 DP: 1 HBP: 0	WP: 0 PB: 0 SB: 2 CS: 0	PA: 43				
PITCHER	IP WLS BF H R ER SO BB IBB HBP BLK WP HR S P ERA WHIP																
52 Matt Shoemaker, R ERA: 4.76	1.2 L 15 7 6 6 0 3 0 0 0 0 0 0 12 20 9.00 2.000																
59 Fernando Salas, R ERA: 4.08	1.0 5 2 1 1 1 0 0 0 0 0 0 0 12 20 9.00 2.000																
37 Cesar Ramos, L ERA: 2.08	2.1 11 2 0 0 3 1 0 0 0 0 0 0 22 35 0.00 1.286																
48 Jose Alvarez, L ERA: 3.51	2.0 9 3 2 2 1 1 0 0 0 0 0 0 25 37 9.00 2.000																
62 Trevor Gott, R ERA: 1.65	1.0 3 0 0 0 0 0 0 0 0 0 0 0 5 7 0.00 0.000																

Batter	1	2	3	4	5	6	7	8	9	10	AB	R	H	RBI	BB	SO	LOB					
12 Johnny Giavotella, R OBP: 0.315, SLG: 0.354	F7		G6-3		FC4-6			F9		F9	5	0	0	0	0	0	3					
56 Kole Calhoun, L OBP: 0.329, SLG: 0.439	G3-1			G5-3		27 WP		HR			4	2	2	1	0	0	0					
27 Mike Trout, R OBP: 0.392, SLG: 0.593	F9			F9		3B		G6-3			4	0	0	0	0	1	0					
5 Albert Pujols, R OBP: 0.312, SLG: 0.499		G6-3			G5-3			G6-3			4	0	1	0	0	0	0					
19 David Murphy, L OBP: 0.331, SLG: 0.432		K		K		HR		G6-3			4	1	1	1	0	2	1					
2 Erick Aybar, S OBP: 0.310, SLG: 0.334		K			G1-3			F8			4	0	1	0	0	1	0					
22 Conor Gillaspie, L OBP: 0.269, SLG: 0.359			G4-3		F8			G6-3			3	0	0	0	0	1	1					
32 Ryan Jackson, R (8, 5)							K				1	0	0	0	0	0	0					
3 David DeJesus, L OBP: 0.302, SLG: 0.341			17 PB		FC7-4			P5			4	0	1	0	0	1	1					
17 Chris Iannetta, R OBP: 0.289, SLG: 0.316			K		12 FC4-8			K			3	0	0	0	1	2	1					
Inning Stats	R: 0 E: 0 K: 0 S: 6	H: 0 LOB: 0 BB: 0 P: 9	R: 0 E: 0 K: 2 S: 10	H: 0 LOB: 0 BB: 0 P: 15	R: 0 E: 0 K: 1 S: 12	H: 1 LOB: 1 BB: 0 P: 18	R: 0 E: 0 K: 0 S: 8	H: 1 LOB: 2 BB: 1 P: 16	R: 2 E: 0 K: 2 S: 10	H: 2 LOB: 0 BB: 0 P: 18	R: 0 E: 0 K: 2 S: 10	H: 0 LOB: 0 BB: 0 P: 15	R: 1 E: 0 K: 0 S: 13	H: 1 LOB: 0 BB: 0 P: 21	R: 0 E: 0 K: 0 S: 9	H: 0 LOB: 0 BB: 0 P: 9	R: 0 E: 0 K: 1 S: 9	H: 0 LOB: 0 BB: 0 P: 13	1B: 2 2B: 1 3B: 1 HR: 2	SF: 0 SAC: 0 DP: 0 HBP: 0	WP: 1 PB: 1 SB: 0 CS: 0	PA: 37
PITCHER	IP	WLS	BF	H	R	ER	SO	BB	IBB	HBP	BLK	WP	HR	S	P	ERA	WHIP					
30 Yordano Ventura, R ERA: 4.82	7.0		27	5	2	2	7	1	0	0	0	0	1	66	105	2.57	0.857					
17 Wade Davis, R ERA: 1.13	1.0	4	1	1	1	0	0	0	0	0	0	0	1	13	21	9.00	1.000					
56 Greg Holland, R ERA: 3.68	1.0	3	0	0	0	0	0	0	0	0	0	0	0	9	9	0.00	0.000					
40 Kelvin Herrera, R ERA: 2.03	1.0	W	3	0	0	0	1	0	0	0	0	0	0	9	13	0.00	0.000					

Los Angeles Angels @ Kansas City Royals
 Kauffman Stadium, Kansas City, MO
 Sun Aug 16 2015, 7:09 PM - 10:20 PM CDT
 Att. 36,845 - Partly Cloudy - 88 F

livebaseballscorecards.com

AB	36
R	3
H	6
RBI	2
BB	1
SO	8
LOB	7




Batter	1	2	3	4	5	6	7	8	9	10	AB	R	H	RBI	BB	SO	LOB							
2 Alcides Escobar, R OBP: 0.305, SLG: 0.332	18 2B		L3		F8			G1-3		G4-3	5	1	1	0	0	0	0							
18 Ben Zobrist, S OBP: 0.375, SLG: 0.469	G4-3						F7			G1-3	4	2	2	1	1	0	0							
6 Lorenzo Cain, R OBP: 0.367, SLG: 0.506	G4-3						E5			K	5	0	0	0	0	1	3							
35 Eric Hosmer, L OBP: 0.381, SLG: 0.493	G1-4-3						K			9 BB	2	1	1	1	3	1	1							
25 Kendrys Morales, S OBP: 0.349, SLG: 0.457	G1-4-3						IBB			15 SF9	4	0	1	1	1	1	3							
8 Mike Moustakas, L OBP: 0.342, SLG: 0.415	F9				F7			F8			3	0	0	0	1	0	3							
1 Jarrod Dyson, L OBP: 0.327, SLG: 0.395											0	0	0	0	0	0	0							
14 Omar Infante, R OBP: 0.232, SLG: 0.298											0	0	0	0	0	0	0							
13 Salvador Perez, R OBP: 0.265, SLG: 0.426	G6-3				FC4						3	0	0	0	0	1	1							
9 Drew Butera, R OBP: 0.235, SLG: 0.247											0	0	0	0	1	0	0							
15 Alex Rios, R OBP: 0.277, SLG: 0.309	F8				F7			G1-3		SF9	3	0	0	1	0	0	0							
16 Paulo Orlando, R OBP: 0.269, SLG: 0.417					P6			K		L8	4	0	0	0	0	2	2							
Inning Stats	R: 2 E: 0 K: 0 S: 10	H: 3 LOB: 0 BB: 0 P: 15	R: 0 E: 0 K: 0 S: 6	H: 0 LOB: 0 BB: 0 P: 9	R: 0 E: 0 K: 1 S: 9	H: 0 LOB: 1 BB: 1 P: 14	R: 0 E: 0 K: 1 S: 8	H: 0 LOB: 1 BB: 1 P: 17	R: 0 E: 0 K: 0 S: 4	H: 0 LOB: 0 BB: 0 P: 6	R: 0 E: 1 K: 1 S: 10	H: 0 LOB: 2 BB: 0 P: 23	R: 0 E: 0 K: 2 S: 11	H: 0 LOB: 0 BB: 0 P: 16	R: 0 E: 0 K: 1 S: 8	H: 0 LOB: 0 BB: 0 P: 10	R: 1 E: 0 K: 0 S: 11	H: 2 LOB: 2 BB: 1 P: 24	R: 1 E: 0 K: 0 S: 9	H: 2 LOB: 2 BB: 1 P: 17	1B: 4 2B: 1 3B: 0 HR: 0	SF: 1 SAC: 0 DP: 1 HBP: 0	WP: 0 PB: 0 SB: 0 CS: 0	PA: 41
PITCHER	IP	WLS	BF	H	R	ER	SO	BB	IBB	HBP	BLK	WP	HR	S	P	ERA	WHIP							
53 Héctor Santiago, L ERA: 2.86	7.0		27	3	2	2	5	2	1	0	0	0	0	58	100	2.57	0.714							
38 Joe Smith, R ERA: 2.83	1.0	H	3	0	0	0	1	0	0	0	0	0	0	8	10	0.00	0.000							
16 Huston Street, R ERA: 2.78	1.0	B	6	0	1	1	0	2	1	0	0	0	0	11	24	9.00	2.000							
62 Trevor Gott, R ERA: 1.93	0.2	L	5	2	1	1	0	1	0	0	0	0	0	9	17	13.50	4.500							

Los Angeles Angels @ Kansas City Royals
 Kauffman Stadium, Kansas City, MO
 Sun Aug 16 2015, 7:09 PM - 10:20 PM CDT
 Att. 36,845 - Partly Cloudy - 88 F

livebaseballscorecards.com

AB	33
R	4
H	5
RBI	4
BB	7
SO	6
LOB	13



Batter	1	2	3	4	5	6	7	8	9	AB	R	H	RBI	BB	SO	LOB	TOP										
2 Alcides Escobar, R OBP: 0.310, SLG: 0.333										4	0	1	0	0	1	2	Kansas City Royals @ Boston Red Sox Fenway Park, Boston, MA Thu Aug 20 2015, 7:11 PM - 9:59 PM EDT Att: 35,458 - Partly Cloudy - 73 F										
18 Ben Zobrist, S OBP: 0.376, SLG: 0.482										4	0	0	0	0	1	2											
6 Lorenzo Cain, R OBP: 0.363, SLG: 0.495										3	0	0	0	1	2	0											
35 Eric Hosmer, L OBP: 0.379, SLG: 0.484										4	0	0	0	0	2	2											
25 Kendrys Morales, S OBP: 0.350, SLG: 0.455											4	0	1	0	0	2		0									
8 Mike Moustakas, L OBP: 0.336, SLG: 0.413											4	1	1	1	0	0		1									
13 Salvador Perez, R OBP: 0.288, SLG: 0.428											4	0	2	0	0	0		0									
15 Alex Rios, R OBP: 0.272, SLG: 0.303											3	0	1	0	0	0		3									
16 Paulo Orlando, R OBP: 0.267, SLG: 0.410											3	0	0	0	0	0		2									
Inning Stats	R: 0 E: 0 K: 1 S: 11	H: 1 LOB: 0 BB: 0 P: 16	R: 0 E: 0 K: 2 S: 10	H: 0 LOB: 0 BB: 0 P: 14	R: 0 E: 0 K: 0 S: 9	H: 1 LOB: 1 BB: 0 P: 11	R: 0 E: 0 K: 1 S: 8	H: 0 LOB: 0 BB: 0 P: 12	R: 1 E: 0 K: 0 S: 13	H: 2 LOB: 1 BB: 0 P: 17	R: 0 E: 0 K: 1 S: 7	H: 0 LOB: 0 BB: 0 P: 10	R: 0 E: 0 K: 0 S: 15	H: 2 LOB: 2 BB: 0 P: 22	R: 0 E: 1 K: 2 S: 15	H: 0 LOB: 2 BB: 1 P: 30		R: 0 E: 0 K: 1 S: 9	H: 0 LOB: 0 BB: 0 P: 10	1B: 5 2B: 0 3B: 0 HR: 1	SF: 0 SAC: 0 DP: 1 HBP: 0	WP: 1 PB: 0 SB: 0 CS: 0	PA: 34				
PITCHER	IP	WLS	BF	H	R	ER	SO	BB	IBB	HBP	BLK	WP	HR	S	P	ERA	WHIP										
20 Wade Miley, L ERA: 4.41	7.1	W	28	6	1	1	6	0	0	0	0	1	1	80	114	1.23	0.818										
41 Alexi Ogando, R ERA: 3.51	0.1	H	2	0	0	0	0	1	0	0	0	0	0	5	12	0.00	3.000										
28 Robbie Ross Jr., L ERA: 3.97	0.1	H	1	0	0	0	1	0	0	0	0	0	0	3	6	0.00	0.000										
36 Junichi Tazawa, R ERA: 3.12	1.0	S	3	0	0	0	1	0	0	0	0	0	0	9	10	0.00	0.000										

Batter	1	2	3	4	5	6	7	8	9	AB	R	H	RBI	BB	SO	LOB	BOTTOM										
50 Mookie Betts, R OBP: 0.320, SLG: 0.438										4	1	2	0	0	1	1	Kansas City Royals @ Boston Red Sox Fenway Park, Boston, MA Thu Aug 20 2015, 7:11 PM - 9:59 PM EDT Att: 35,458 - Partly Cloudy - 73 F										
Pablo Sandoval, S OBP: 0.308, SLG: 0.390										4	0	1	0	0	0	2											
2 Xander Bogaerts, R OBP: 0.342, SLG: 0.411										4	0	2	0	0	0	2											
34 David Ortiz, L OBP: 0.354, SLG: 0.515										3	0	0	0	1	1	3											
13 Hanley Ramirez, R OBP: 0.298, SLG: 0.437										4	1	0	0	0	1	6											
31 Alejandro De Aza, L OBP: 0.323, SLG: 0.467									0	0	0	0	0	0	0	0											
47 Travis Shaw, L OBP: 0.427, SLG: 0.691										3	1	2	1	1	0	0											
10 Ryan Hanigan, R OBP: 0.351, SLG: 0.331										4	1	1	2	0	0	4											
25 Jackie Bradley Jr., L OBP: 0.345, SLG: 0.527										4	0	1	1	0	1	0											
30 Josh Rutledge, R OBP: 0.310, SLG: 0.208									3	0	1	0	0	1	1												
Inning Stats	R: 1 E: 0 K: 1 S: 14	H: 2 LOB: 3 BB: 2 P: 27	R: 0 E: 0 K: 1 S: 17	H: 1 LOB: 0 BB: 0 P: 23	R: 3 E: 0 K: 1 S: 21	H: 4 LOB: 1 BB: 0 P: 28	R: 0 E: 0 K: 0 S: 7	H: 0 LOB: 0 BB: 0 P: 8	R: 0 E: 0 K: 0 S: 8	H: 0 LOB: 0 BB: 0 P: 12	R: 0 E: 0 K: 1 S: 8	H: 0 LOB: 0 BB: 0 P: 12	R: 0 E: 0 K: 0 S: 13	H: 2 LOB: 2 BB: 0 P: 20	R: 0 E: 0 K: 1 S: 9	H: 1 LOB: 0 BB: 0 P: 16	1B: 8 2B: 1 3B: 1 HR: 0	SF: 0 SAC: 0 DP: 1 HBP: 0	WP: 0 PB: 0 SB: 0 CS: 0	PA: 35							
PITCHER	IP	WLS	BF	H	R	ER	SO	BB	IBB	HBP	BLK	WP	HR	S	P	ERA	WHIP										
41 Danny Duffy, L ERA: 4.18	5.0	L	24	7	4	4	3	2	0	0	0	0	0	30	48	0.00	1.800										
39 Kris Medlen, R ERA: 2.51	3.0		11	3	0	0	2	0	0	0	0	0	0	30	48	0.00	1.000										

AB	33
R	1
H	6
RBI	1
BB	1
SO	8
LOB	12

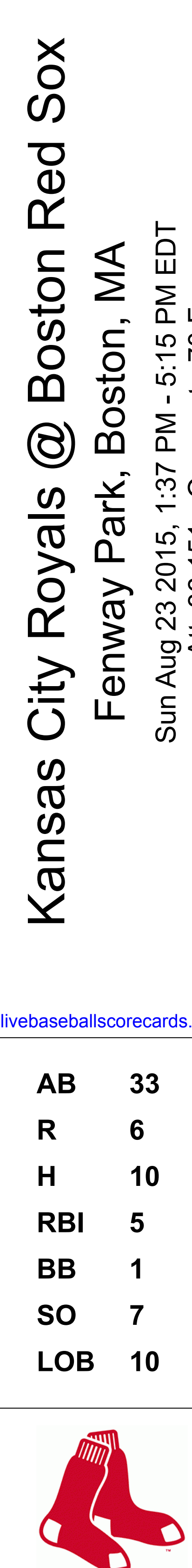


AB	33
R	4
H	10
RBI	4
BB	2
SO	5
LOB	19



Batter	1	2	3	4	5	6	7	8	9	AB	R	H	RBI	BB	SO	LOB	TOP										
2 Alcides Escobar, R OBP: 0.310, SLG: 0.338	G1-3		SF7		SH1-3		1B		1B	3	1	2	1	0	0	0	Kansas City Royals @ Boston Red Sox Fenway Park, Boston, MA Sun Aug 23 2015, 1:37 PM - 5:15 PM EDT Att: 36,151 - Overcast - 70 F										
18 Ben Zobrist, S OBP: 0.397, SLG: 0.470	P2		G4-3		G4-3		F9		L6	5	0	0	0	0	0	5											
6 Lorenzo Cain, R OBP: 0.361, SLG: 0.487	G6-3				G4-3		L5		1B	4	1	1	0	0	0	1											
35 Eric Hosmer, L OBP: 0.379, SLG: 0.480		F8			25 E		K		G6-3	5	2	2	2	0	1	2											
25 Kendrys Morales, S OBP: 0.347, SLG: 0.449	G5-3		FC4		8 2B		G5-3		F9	4	1	0	0	1	0	0											
8 Mike Moustakas, L OBP: 0.342, SLG: 0.426	F7		15 G4-3		2B		HR		G3	5	1	3	4	0	0	0											
15 Alex Rios, R OBP: 0.282, SLG: 0.316			9 SH2-4		14 1B		2B		F7	4	1	2	0	0	0	1											
14 Omar Infante, R OBP: 0.233, SLG: 0.302			9 SH2-4		1B		G5-3		G5-3	4	0	2	0	0	0	2											
9 Drew Butera, R OBP: 0.239, SLG: 0.261			SH2-4		2B		K		K	3	1	2	0	0	1	0											
Inning Stats	R: 0 E: 0 K: 0 S: 8	H: 0 LOB: 0 BB: 0 P: 12	R: 0 E: 0 K: 0 S: 10	H: 0 LOB: 0 BB: 0 P: 16	R: 1 E: 0 K: 0 S: 9	H: 2 LOB: 1 BB: 0 P: 11	R: 2 E: 1 K: 0 S: 11	H: 2 LOB: 1 BB: 0 P: 19	R: 0 E: 0 K: 0 S: 12	H: 1 LOB: 1 BB: 0 P: 16	R: 1 E: 0 K: 1 S: 21	H: 2 LOB: 1 BB: 0 P: 30	R: 0 E: 0 K: 1 S: 16	H: 1 LOB: 2 BB: 0 P: 28	R: 0 E: 0 K: 0 S: 5	H: 0 LOB: 0 BB: 0 P: 7	R: 4 E: 0 K: 0 S: 21	H: 6 LOB: 2 BB: 1 P: 30	1B: 8 2B: 4 3B: 1 HR: 1	SF: 1 SAC: 2 DP: 0 HBP: 1	WP: 0 PA: 42 PB: 0 CS: 1						
PITCHER	IP	WLS	BF	H	R	ER	SO	BB	IBB	HBP	BLK	WP	HR	S	P	ERA	WHIP										
52 Eduardo Rodriguez, L ERA: 4.39	6.0	26	7	4	2	1	0	0	0	0	0	0	1	71	104	3.00	1.167										
41 Alexi Ogando, R ERA: 3.76	0.2	4	1	0	0	1	0	0	0	1	0	0	0	15	26	0.00	1.500										
59 Tommy Layne, L ERA: 4.25	1.0	3	0	0	0	0	0	0	0	0	0	0	5	8	0.00	0.000											
64 Jean Machi, R ERA: 5.19	0.1	H	1	0	0	0	0	0	0	0	0	0	1	1	0.00	0.000											
36 Junichi Tazawa, R ERA: 3.74	1.0	L	8	6	4	4	0	1	0	0	0	0	0	21	30	36.00	7.000										

Batter	1	2	3	4	5	6	7	8	9	AB	R	H	RBI	BB	SO	LOB	BOTTOM										
50 Mookie Betts, R OBP: 0.319, SLG: 0.441	F9				P4		L9		F9	5	0	0	0	0	0	3	Kansas City Royals @ Boston Red Sox Fenway Park, Boston, MA Sun Aug 23 2015, 1:37 PM - 5:15 PM EDT Att: 36,151 - Overcast - 70 F										
Pablo Sandoval, S OBP: 0.306, SLG: 0.392	G1-3		F9		SH1-3		E1		L8	5	1	1	0	0	0	1											
2 Xander Bogaerts, R OBP: 0.342, SLG: 0.409	1B		G6-3		SH1-3		FC5-4		FC5-4	3	0	1	0	0	0	1											
34 David Ortiz, L OBP: 0.355, SLG: 0.508	K		F9		SF7		F8		F8	3	0	0	1	0	1	1											
47 Travis Shaw, L OBP: 0.398, SLG: 0.638					38 G6-4-3		K		K	3	1	1	0	0	2	0											
38 Rusney Castillo, R OBP: 0.329, SLG: 0.420		25 2B			G6-4-3		1B		BB	3	1	2	1	1	0	1											
10 Ryan Hanigan, R OBP: 0.348, SLG: 0.328		K			K		25 2B		P6	4	1	1	0	0	2	2											
25 Jackie Bradley Jr., L OBP: 0.347, SLG: 0.535			30 1B		K2-3		SH2-4		1B	4	2	3	2	0	1	0											
30 Josh Rutledge, R OBP: 0.350, SLG: 0.353					F7		SH2-4		K	3	0	1	1	0	1	1											
Inning Stats	R: 0 E: 0 K: 1 S: 11	H: 1 LOB: 1 BB: 0 P: 16	R: 2 E: 0 K: 2 S: 17	H: 3 LOB: 1 BB: 0 P: 22	R: 0 E: 0 K: 0 S: 8	H: 0 LOB: 0 BB: 0 P: 11	R: 0 E: 0 K: 1 S: 9	H: 0 LOB: 0 BB: 0 P: 15	R: 0 E: 0 K: 0 S: 10	H: 0 LOB: 0 BB: 0 P: 13	R: 2 E: 0 K: 0 S: 9	H: 3 LOB: 1 BB: 0 P: 11	R: 2 E: 0 K: 0 S: 13	H: 2 LOB: 1 BB: 0 P: 19	R: 0 E: 0 K: 1 S: 7	H: 0 LOB: 1 BB: 1 P: 14	R: 0 E: 0 K: 1 S: 11	H: 1 LOB: 0 BB: 0 P: 18	1B: 6 2B: 4 3B: 0 HR: 0	SF: 1 SAC: 2 DP: 1 HBP: 1	WP: 0 PA: 38 PB: 0 CS: 0						
PITCHER	IP	WLS	BF	H	R	ER	SO	BB	IBB	HBP	BLK	WP	HR	S	P	ERA	WHIP										
36 Edinson Volquez, R ERA: 3.35	6.2	28	7	6	5	5	0	0	0	1	0	0	0	72	99	6.75	1.350										
45 Franklin Morales, L ERA: 2.32	1.0	4	0	0	0	0	1	0	0	0	0	0	0	10	16	0.00	0.000										
32 Chris Young, R ERA: 3.26	0.1	W	2	0	0	0	0	1	0	0	0	0	0	2	6	0.00	3.000										
17 Wade Davis, R ERA: 1.05	1.0	S	4	1	0	0	1	0	0	0	0	0	0	11	18	0.00	1.000										



Batter	1	2	3	4	5	6	7	8	9	AB	R	H	RBI	BB	SO	LOB	TOP			
13 Manny Machado, R (1,5) OBP: 0.357, SLG: 0.502										5	0	0	0	0	3	1	<p>Baltimore Orioles @ Kansas City Royals Kauffman Stadium, Kansas City, MO Tue Aug 25 2015, 7:11 PM - 10:07 PM CDT Att: 29,734 - Clear - 81 F</p> <p>livebaseballscores.com</p> <p>AB 34 R 2 H 7 RBI 2 BB 2 SO 9 LOB 12</p>			
18 Gerardo Parra, L (1,9) OBP: 0.355, SLG: 0.506										4	0	1	0	0	0	1				
10 Adam Jones, R (1,8) OBP: 0.321, SLG: 0.502										4	0	0	0	0	2	1				
19 Chris Davis, L (1,3) OBP: 0.338, SLG: 0.527										4	0	0	0	0	2	0				
32 Matt Wieters, S (1,10) OBP: 0.304, SLG: 0.428										2	1	1	0	2	0	0				
28 Steve Pearce, R (1,7) OBP: 0.298, SLG: 0.394										3	1	2	0	0	0	1				
6 Jonathan Schoop, R (1,4) OBP: 0.326, SLG: 0.500										4	0	1	1	0	1	4				
36 Caleb Joseph, R (1,2) OBP: 0.312, SLG: 0.436										4	0	1	1	0	0	2				
15 Paul Janish, R (1,6) OBP: 0.333, SLG: 0.333										3	0	1	0	0	0	2				
51 Henry Urrutia, L (9,PH) OBP: 0.306, SLG: 0.382										1	0	0	0	0	1	0				
Inning Stats	R: 0 E: 0 K: 1 S: 7	H: 0 LOB: 0 BB: 0 P: 12	R: 0 E: 0 K: 1 S: 8	H: 0 LOB: 1 BB: 1 P: 12	R: 0 E: 0 K: 1 S: 14	H: 1 LOB: 1 BB: 0 P: 18	R: 2 E: 1 K: 1 S: 14	H: 3 LOB: 2 BB: 1 P: 25	R: 0 E: 0 K: 0 S: 10	H: 0 LOB: 0 BB: 0 P: 17	R: 0 E: 0 K: 1 S: 11	H: 1 LOB: 1 BB: 0 P: 14	R: 0 E: 0 K: 1 S: 11	H: 1 LOB: 1 BB: 0 P: 12	R: 0 E: 0 K: 2 S: 8	H: 0 LOB: 0 BB: 0 P: 13	1B: 6 2B: 1 3B: 0 HR: 0	SF: 0 SAC: 0 DP: 0 HBP: 1	WP: 0 PB: 0 SB: 1 CS: 0	PA: 37
PITCHER	IP WLS BF H R ER SO BB IBB HBP BLK WP HR S P ERA WHIP																			
41 Danny Duffy, L (1,1) ERA: 4.13	5.2 W 25 5 2 2 5 2 0 1 0 0 0 0 0 59 91 3.18 1.235																			
44 Luke Hochevar, R (6,1) ERA: 3.22	1.0 H 4 1 0 0 0 0 0 0 0 0 0 0 0 10 16 0.00 1.000																			
40 Kelvin Herrera, R (7,1) ERA: 2.04	1.1 H 5 1 0 0 2 0 0 0 0 0 0 0 0 14 15 0.00 0.750																			
17 Wade Davis, R (9,1) ERA: 1.03	1.0 S 3 0 0 0 2 0 0 0 0 0 0 0 0 8 13 0.00 0.000																			

Batter	1	2	3	4	5	6	7	8	9	AB	R	H	RBI	BB	SO	LOB	BOTTOM			
2 Alcides Escobar, R (1,6) OBP: 0.308, SLG: 0.335										3	0	0	0	1	0	0	<p>Baltimore Orioles @ Kansas City Royals Kauffman Stadium, Kansas City, MO Tue Aug 25 2015, 7:11 PM - 10:07 PM CDT Att: 29,734 - Clear - 81 F</p> <p>livebaseballscores.com</p> <p>AB 28 R 3 H 6 RBI 3 BB 6 SO 3 LOB 14</p>			
18 Ben Zobrist, S (1,7) OBP: 0.374, SLG: 0.471										2	1	1	0	2	0	1				
6 Lorenzo Cain, R (1,8) OBP: 0.363, SLG: 0.486										4	1	1	0	0	0	2				
35 Eric Hosmer, L (1,3) OBP: 0.375, SLG: 0.476										4	0	0	1	0	1	3				
25 Kendrys Morales, S (1,10) OBP: 0.349, SLG: 0.453										2	1	1	1	2	0	0				
8 Mike Moustakas, L (1,5) OBP: 0.344, SLG: 0.436										3	0	2	1	1	0	1				
13 Salvador Perez, R (1,2) OBP: 0.266, SLG: 0.426										4	0	0	0	0	0	4				
15 Alex Rios, R (1,9) OBP: 0.285, SLG: 0.322										3	0	1	0	0	2	1				
14 Omar Infante, R (1,4) OBP: 0.233, SLG: 0.311										3	0	0	0	0	0	2				
Inning Stats	R: 0 E: 0 K: 0 S: 10	H: 1 LOB: 1 BB: 0 P: 13	R: 1 E: 0 K: 1 S: 12	H: 2 LOB: 1 BB: 0 P: 18	R: 2 E: 0 K: 0 S: 21	H: 2 LOB: 2 BB: 2 P: 39	R: 0 E: 0 K: 0 S: 9	H: 1 LOB: 1 BB: 1 P: 17	R: 0 E: 0 K: 1 S: 9	H: 0 LOB: 0 BB: 0 P: 18	R: 0 E: 0 K: 1 S: 8	H: 0 LOB: 1 BB: 1 P: 10	R: 0 E: 0 K: 0 S: 11	H: 0 LOB: 0 BB: 1 P: 17	R: 0 E: 0 K: 0 S: 8	H: 0 LOB: 0 BB: 0 P: 15	1B: 4 2B: 1 3B: 0 HR: 1	SF: 0 SAC: 0 DP: 2 HBP: 0	WP: 0 PB: 0 SB: 0 CS: 0	PA: 34
PITCHER	IP WLS BF H R ER SO BB IBB HBP BLK WP HR S P ERA WHIP																			
50 Miguel González, R (1,1) ERA: 4.78	4.1 L 21 6 3 3 1 3 0 0 0 0 0 0 7 54 92 6.23 2.077																			
66 T.J. McFarland, L (5,1) ERA: 4.37	0.2 3 0 0 0 1 1 0 0 0 0 0 0 7 13 0.00 1.500																			
60 Mychal Givens, R (6,1) ERA: 1.26	1.2 6 0 0 0 1 1 0 0 0 0 0 0 17 25 0.00 0.600																			
17 Brian Matusz, L (7,1) ERA: 2.14	0.2 3 0 0 0 0 1 0 0 0 0 0 0 9 16 0.00 1.500																			
56 Darren O'Day, R (8,1) ERA: 1.64	0.2 1 0 0 0 0 0 0 0 0 0 0 0 1 1 0.00 0.000																			

Batter	1	2	3	4	5	6	7	8	9	AB	R	H	RBI	BB	SO	LOB	TOP								
13 Manny Machado, R (1, 5) OBP: 0.358, SLG: 0.507	G6-3		HR	P3		F7			1B	5	1	2	2	0	0	2									
18 Gerardo Parra, L (1, 9) OBP: 0.353, SLG: 0.502	L8		G3-1				L8		F8	5	1	1	0	0	0	1									
10 Adam Jones, R (1, 8) OBP: 0.318, SLG: 0.497	K		G4-3			K			G6-3	5	0	0	0	0	2	1									
19 Chris Davis, L (1, 3) OBP: 0.309, SLG: 0.536		2B	K							4	1	2	2	0	2	0									
32 Matt Wieters, S (1, 2) OBP: 0.303, SLG: 0.424		1B				F8			K	4	0	1	0	0	2	0									
28 Steve Pearce, R (1, 7) OBP: 0.302, SLG: 0.413	K					K			HR	4	2	2	1	0	2	2									
38 Jimmy Paredes, S (1, 10) OBP: 0.306, SLG: 0.421	P2		K						G4-3	4	0	1	0	0	1	3									
6 Jonathan Schoop, R (1, 4) OBP: 0.330, SLG: 0.517	K								K	4	1	2	2	0	2	2									
3 Ryan Flaherty, L (1, 6) OBP: 0.290, SLG: 0.348										3	2	2	1	1	0	2									
15 Paul Janish, R (9, 6) OBP: 0.333, SLG: 0.333			HR			L3			HR	0	0	0	0	0	0	0									
Inning Stats	R: 0 H: 0 E: 0 K: 1 S: 7	H: 0 LOB: 0 BB: 0 P: 11	R: 0 H: 2 E: 0 K: 2 S: 15	LOB: 2 BB: 0 P: 24	R: 2 H: 2 E: 0 K: 1 S: 12	LOB: 2 BB: 0 P: 17	R: 2 H: 2 E: 0 K: 2 S: 15	LOB: 1 BB: 1 P: 25	R: 2 H: 2 E: 0 K: 2 S: 13	H: 2 LOB: 0 BB: 0 P: 20	R: 0 H: 2 E: 0 K: 0 S: 6	H: 2 LOB: 0 BB: 0 P: 8	R: 0 H: 0 E: 0 K: 1 S: 11	H: 0 LOB: 0 BB: 0 P: 15	R: 1 H: 1 E: 0 K: 2 S: 11	H: 1 LOB: 0 BB: 0 P: 13	R: 1 H: 2 E: 0 K: 0 S: 9	H: 2 LOB: 0 BB: 0 P: 15	1B: 7 2B: 2 3B: 0 HR: 5	SF: 0 SAC: 0 DP: 1 HBP: 0	WP: 0 PB: 0 SB: 1 CS: 1	PA: 39			
PITCHER	IP	WLS	BF	H	R	ER	SO	BB	IBB	HBP	BLK	WP	HR	S	P	ERA	WHIP								
47 Johnny Cueto, R (1, 1) ERA: 2.94	5.0	L	24	8	6	6	8	1	0	0	0	0	3	62	97	10.80	1.800								
11 Jeremy Guthrie, R (6, 1) ERA: 5.62	4.0		15	5	2	2	3	0	0	0	0	0	2	37	51	4.50	1.250								

Baltimore Orioles @ Kansas City Royals
Kauffman Stadium, Kansas City, MO
Wed Aug 26 2015, 7:11 PM - 9:57 PM CDT
Att: 33,003 - Clear - 80 F

AB 38
R 8
H 13
RBI 8
BB 1
SO 11
LOB 13



Batter	1	2	3	4	5	6	7	8	9	AB	R	H	RBI	BB	SO	LOB	BOTTOM								
2 Alcides Escobar, R (1, 6) OBP: 0.308, SLG: 0.332	K	L8				F8				4	0	0	0	1	1	3									
18 Ben Zobrist, S (1, 7) OBP: 0.374, SLG: 0.468	K								BB	4	1	1	0	1	2	2									
6 Lorenzo Cain, R (1, 8) OBP: 0.364, SLG: 0.486										4	0	2	0	0	1	1									
35 Eric Hosmer, L (1, 3) OBP: 0.372, SLG: 0.472	G4-3									4	0	0	0	0	0	3									
25 Kendrys Morales, S (1, 10) OBP: 0.352, SLG: 0.456										3	2	2	1	1	1	0									
8 Mike Moustakas, L (1, 5) OBP: 0.346, SLG: 0.444										3	1	2	2	0	0	2									
13 Salvador Perez, R (1, 2) OBP: 0.286, SLG: 0.427										4	1	1	1	0	0	3									
16 Paulo Orlando, R (1, 9) OBP: 0.267, SLG: 0.406										4	0	2	0	0	1	0									
14 Omar Infante, R (1, 4) OBP: 0.234, SLG: 0.311										4	0	1	1	0	0	1									
Inning Stats	R: 0 H: 1 E: 0 K: 2 S: 9	H: 4 LOB: 1 BB: 0 P: 13	R: 2 H: 0 E: 0 K: 0 S: 11	H: 0 LOB: 0 BB: 0 P: 13	R: 0 H: 1 E: 0 K: 1 S: 6	H: 0 LOB: 0 BB: 0 P: 7	R: 0 H: 0 E: 0 K: 1 S: 10	H: 3 LOB: 2 BB: 0 P: 17	R: 1 H: 1 E: 0 K: 0 S: 14	H: 0 LOB: 1 BB: 0 P: 17	R: 0 H: 1 E: 0 K: 0 S: 12	H: 1 LOB: 0 BB: 0 P: 17	R: 2 H: 1 E: 0 K: 1 S: 13	H: 1 LOB: 0 BB: 0 P: 24	R: 0 H: 0 E: 0 K: 1 S: 9	H: 0 LOB: 1 BB: 1 P: 18	1B: 8 2B: 3 3B: 0 HR: 1	SF: 0 SAC: 1 DP: 3 HBP: 0	WP: 0 PB: 0 SB: 0 CS: 0	PA: 38					
PITCHER	IP	WLS	BF	H	R	ER	SO	BB	IBB	HBP	BLK	WP	HR	S	P	ERA	WHIP								
16 Wei-Yin Chen, L (1, 1) ERA: 3.17	6.2	W	28	10	3	3	4	1	0	0	0	0	0	10	18	9.00	1.000								
35 Brad Brach, R (7, 1) ERA: 2.64	1.0	H	4	0	1	1	1	1	0	0	0	0	0	2	4	∞	∞								
17 Brian Matusz, L (8, 1) ERA: 2.36	0.0		1	1	1	1	0	0	0	0	0	0	0	4	5	0.00	0.000								
56 Darren O'Day, R (8, 1) ERA: 1.63	0.1	H	1	0	0	0	0	0	0	0	0	0	0	4	5	0.00	0.000								
53 Zack Britton, L (9, 1) ERA: 1.9	1.0	S	4	0	0	0	1	1	0	0	0	0	0	9	18	0.00	1.000								

Baltimore Orioles @ Kansas City Royals
Kauffman Stadium, Kansas City, MO
Wed Aug 26 2015, 7:11 PM - 9:57 PM CDT
Att: 33,003 - Clear - 80 F

AB 34
R 5
H 11
RBI 5
BB 3
SO 6
LOB 15



Batter	1	2	3	4	5	6	7	8	9	AB	R	H	RBI	BB	SO	LOB	TOP					
13 Manny Machado, R OBP: 0.358, SLG: 0.505										4	0	1	1	1	1	0	Baltimore Orioles @ Kansas City Royals Kauffman Stadium, Kansas City, MO Thu Aug 27 2015, 2:46 PM - 5:31 PM CDT Att: 31,155 - Overcast - 66 F					
18 Gerardo Parra, L OBP: 0.349, SLG: 0.497										5	0	0	0	0	1	2						
10 Adam Jones, R OBP: 0.319, SLG: 0.497										0	0	0	0	1	0	0						
15 Paul Janish, R OBP: 0.500, SLG: 0.500										3	0	0	0	1	3	3						
19 Chris Davis, L OBP: 0.328, SLG: 0.532										4	0	0	0	0	3	5						
32 Matt Wieters, S OBP: 0.296, SLG: 0.415										4	0	0	0	0	3	5						
28 Steve Pearce, R OBP: 0.301, SLG: 0.406										3	0	0	0	1	1	0						
6 Jonathan Schoop, R OBP: 0.328, SLG: 0.516										4	1	1	0	0	1	2						
3 Ryan Flaherty, L OBP: 0.289, SLG: 0.360										4	1	1	1	0	3	2						
36 Caleb Joseph, R OBP: 0.311, SLG: 0.437										4	1	1	1	0	0	1						
Inning Stats	R: 0 H: 0 E: 0 K: 3 S: 15	H: 0 LOB: 2 BB: 2 P: 27	R: 0 H: 1 E: 1 K: 2 S: 9	H: 0 LOB: 1 BB: 0 P: 11	R: 0 H: 1 E: 0 K: 2 S: 15	H: 0 LOB: 2 BB: 1 P: 23	R: 0 H: 0 E: 0 K: 2 S: 8	H: 0 LOB: 0 BB: 0 P: 9	R: 0 H: 0 E: 0 K: 0 S: 5	H: 0 LOB: 0 BB: 0 P: 9	R: 0 H: 1 E: 0 K: 2 S: 11	H: 1 LOB: 2 BB: 1 P: 19	R: 1 H: 1 E: 0 K: 0 S: 7	H: 1 LOB: 0 BB: 0 P: 11	R: 0 H: 0 E: 0 K: 2 S: 8	H: 0 LOB: 0 BB: 0 P: 13	R: 2 H: 3 E: 0 K: 1 S: 16	H: 3 LOB: 1 BB: 0 P: 25	1B: 3 2B: 2 3B: 0 HR: 1	SF: 0 SAC: 0 DP: 0 HBP: 0	WP: 1 PB: 0 SB: 0 CS: 0	PA: 38
PITCHER	IP WLS BF H R ER SO BB IBB HBP BLK WP HR S P ERA WHIP																					
30 Yordano Ventura, R ERA: 4.41	6.0 W 25 2 0 0 11 4 0 0 0 0 1 0 63 98 0.00 1.000																					
40 Kelvin Herrera, R ERA: 2.16	7.1 1.0 4 1 1 1 0 0 0 0 0 0 1 7 11 9.00 1.000																					
17 Wade Davis, R ERA: 1.01	8.1 1.0 3 0 0 0 2 0 0 0 0 0 0 8 13 0.00 0.000																					
56 Greg Holland, R ERA: 3.92	9.1 1.0 6 3 2 2 1 0 0 0 0 0 0 0 16 25 18.00 3.000																					

Batter	1	2	3	4	5	6	7	8	9	AB	R	H	RBI	BB	SO	LOB	BOTTOM			
2 Alcides Escobar, R OBP: 0.307, SLG: 0.331										4	0	1	0	0	0	0	Baltimore Orioles @ Kansas City Royals Kauffman Stadium, Kansas City, MO Thu Aug 27 2015, 2:46 PM - 5:31 PM CDT Att: 31,155 - Overcast - 66 F			
18 Ben Zobrist, S OBP: 0.376, SLG: 0.471										4	1	2	0	0	0	1				
25 Kendrys Morales, S OBP: 0.354, SLG: 0.458										3	0	1	0	1	0	2				
35 Eric Hosmer, L OBP: 0.372, SLG: 0.472										0	1	0	0	0	0	0				
8 Mike Moustakas, L OBP: 0.350, SLG: 0.449										4	1	3	2	0	1	1				
13 Salvador Perez, R OBP: 0.266, SLG: 0.425										4	1	1	1	0	0	4				
15 Alex Rios, R OBP: 0.291, SLG: 0.338										4	0	3	0	0	0	0				
16 Paulo Orlando, R OBP: 0.267, SLG: 0.421										3	1	1	2	0	0	2				
14 Omar Infante, R OBP: 0.231, SLG: 0.308										4	0	0	0	0	0	3				
1 Jarrod Dyson, L OBP: 0.320, SLG: 0.382										4	0	0	0	0	0	2				
Inning Stats	R: 0 H: 1 E: 0 K: 1 S: 11	H: 1 LOB: 1 BB: 0 P: 19	R: 0 H: 1 E: 0 K: 0 S: 8	H: 1 LOB: 1 BB: 0 P: 10	R: 0 H: 1 E: 0 K: 0 S: 9	H: 1 LOB: 1 BB: 0 P: 14	R: 2 H: 3 E: 0 K: 0 S: 15	H: 3 LOB: 1 BB: 0 P: 25	R: 1 H: 2 E: 0 K: 0 S: 11	H: 2 LOB: 0 BB: 1 P: 19	R: 1 H: 1 E: 0 K: 0 S: 8	H: 1 LOB: 0 BB: 0 P: 13	R: 1 H: 2 E: 0 K: 0 S: 13	H: 2 LOB: 0 BB: 0 P: 14	R: 0 H: 1 E: 0 K: 0 S: 6	H: 1 LOB: 1 BB: 0 P: 9	1B: 6 2B: 4 3B: 1 HR: 1	SF: 1 SAC: 0 DP: 1 HBP: 0	WP: 0 PB: 0 SB: 0 CS: 0	PA: 36
PITCHER	IP WLS BF H R ER SO BB IBB HBP BLK WP HR S P ERA WHIP																			
30 Chris Tillman, R ERA: 4.98	6.0 L 27 9 4 4 0 0 0 0 0 0 0 0 0 19 23 4.50 1.667																			
57 Jorge DeLeon, R ERA: 11.86	7.1 2.0 9 3 1 1 0 0 0 0 0 0 0 0 19 23 4.50 1.500																			

Batter	1	2	3	4	5	6	7	8	9	AB	R	H	RBI	BB	SO	LOB	TOP			
2 Alcides Escobar, R OBP: 0.303, SLG: 0.327	F9		FC4-6			E6		E3		5	2	1	0	0	0	2	Kansas City Royals @ Tampa Bay Rays Tropicana Field, St. Petersburg, FL Sat Aug 29 2015, 6:11 PM - 9:31 PM EDT Att: 24,372 - Dome - 72 F			
18 Ben Zobrist, S OBP: 0.372, SLG: 0.468	K		L8			F7		FC6-4		5	0	0	0	0	1	5				
6 Lorenzo Cain, R OBP: 0.369, SLG: 0.485	L9									3	2	1	1	2	1	0				
35 Eric Hosmer, L OBP: 0.371, SLG: 0.471	K									5	2	2	1	0	2	3				
25 Kendrys Morales, S OBP: 0.353, SLG: 0.462	K									5	0	1	1	0	1	2				
8 Mike Moustakas, L OBP: 0.352, SLG: 0.452	P5									5	0	3	3	0	1	0				
13 Salvador Perez, R OBP: 0.269, SLG: 0.424										4	0	2	0	1	0	2				
16 Paulo Orlando, R OBP: 0.260, SLG: 0.406										5	0	0	0	0	2	8				
1 Jarrod Dyson, L OBP: 0.319, SLG: 0.379										4	0	1	0	0	0	2	AB 41 R 6 H 11 RBI 6 BB 3 SO 8 LOB 24			
Inning Stats	R: 0 H: 0 E: 0 K: 1 S: 6	H: 0 LOB: 0 BB: 0 P: 9	R: 0 H: 0 E: 0 K: 2 S: 10	H: 0 LOB: 0 BB: 0 P: 15	R: 0 H: 2 E: 0 K: 1 S: 11	H: 2 LOB: 2 BB: 0 P: 18	R: 2 H: 2 E: 1 K: 0 S: 17	H: 2 LOB: 2 BB: 1 P: 29	R: 2 H: 3 E: 0 K: 1 S: 15	H: 1 LOB: 1 BB: 0 P: 23	R: 0 H: 0 E: 0 K: 1 S: 11	H: 0 LOB: 0 BB: 0 P: 16	R: 0 H: 0 E: 1 K: 0 S: 14	H: 0 LOB: 1 BB: 0 P: 22	R: 1 H: 3 E: 0 K: 2 S: 17	H: 3 LOB: 2 BB: 0 P: 26	1B: 8 2B: 3 HR: 0	SF: 0 SAC: 0 DP: 0 HBP: 0	WP: 0 PB: 0 SB: 3 CS: 0	PA: 44
PITCHER	IP WLS BF H R ER SO BB IBB HBP BLK WP HR S P ERA WHIP																PITCHER	IP WLS BF H R ER SO BB IBB HBP BLK WP HR S P ERA WHIP		
23 Jake Odorizzi, R ERA: 3.18	4.2 L 24 7 4 4 5 2 0 0 0 0 0 0 57 93 7.71 1.929																			
54 Steve Geltz, R ERA: 3.84	1.1 7 1 1 0 0 0 1 0 0 0 0 0 19 32 0.00 0.750																			
45 Enny Romero, L ERA: 5.0	2.2 12 3 1 2 0 0 0 0 0 0 0 0 39 61 3.38 1.125																			
47 Brandon Gomes, R ERA: 3.84	0.1 1 0 0 0 1 0 0 0 0 0 0 0 3 3 0.00 0.000																			

Batter	1	2	3	4	5	6	7	8	9	AB	R	H	RBI	BB	SO	LOB	BOTTOM			
24 Grady Sizemore, L OBP: 0.284, SLG: 0.367	K									3	0	0	0	0	3	2	Kansas City Royals @ Tampa Bay Rays Tropicana Field, St. Petersburg, FL Sat Aug 29 2015, 6:11 PM - 9:31 PM EDT Att: 24,372 - Dome - 72 F			
40 J.P. Arencibia, R OBP: 0.167, SLG: 0.200										1	0	1	0	0	0	0				
7 Daniel Nava, S OBP: 0.315, SLG: 0.243	L8									2	0	0	0	1	1	1				
3 Evan Longoria, R OBP: 0.327, SLG: 0.411	G6-3									4	0	0	0	0	1	4				
28 John Jaso, L OBP: 0.380, SLG: 0.433	L8									3	1	1	0	1	0	1				
11 Logan Forsythe, R OBP: 0.353, SLG: 0.432	G5-3									4	0	0	0	0	1	2				
13 Asdrubal Cabrera, S OBP: 0.313, SLG: 0.414	K									3	1	1	1	1	2	1				
21 James Loney, L OBP: 0.309, SLG: 0.362										2	0	0	0	0	0	1				
9 Joey Butler, R OBP: 0.333, SLG: 0.408										2	0	0	0	0	1	1	AB 31 R 3 H 5 RBI 3 BB 3 SO 11 LOB 13			
39 Kevin Kiermaier, L OBP: 0.294, SLG: 0.413										4	1	2	2	0	1	0				
44 René Rivera, R OBP: 0.219, SLG: 0.285										1	0	0	0	0	0	0				
5 Brandon Guyer, R OBP: 0.367, SLG: 0.389										2	0	0	0	0	1	0				
Inning Stats	R: 0 H: 0 E: 0 K: 1 S: 6	H: 0 LOB: 0 BB: 0 P: 8	R: 0 H: 0 E: 0 K: 1 S: 7	H: 0 LOB: 0 BB: 0 P: 7	R: 0 H: 1 E: 0 K: 2 S: 12	H: 1 LOB: 3 BB: 1 P: 21	R: 3 H: 3 E: 0 K: 0 S: 11	H: 3 LOB: 0 BB: 0 P: 18	R: 0 H: 0 E: 0 K: 1 S: 8	H: 0 LOB: 1 BB: 0 P: 15	R: 0 H: 0 E: 0 K: 3 S: 12	H: 1 LOB: 0 BB: 0 P: 15	R: 0 H: 0 E: 0 K: 2 S: 8	H: 0 LOB: 1 BB: 1 P: 15	R: 0 H: 0 E: 0 K: 1 S: 5	H: 0 LOB: 0 BB: 0 P: 7	1B: 3 2B: 1 HR: 1	SF: 0 SAC: 0 DP: 1 HBP: 2	WP: 0 PB: 0 SB: 1 CS: 0	PA: 36
PITCHER	IP WLS BF H R ER SO BB IBB HBP BLK WP HR S P ERA WHIP																PITCHER	IP WLS BF H R ER SO BB IBB HBP BLK WP HR S P ERA WHIP		
39 Kris Medlen, R ERA: 3.51	5.1 W 24 4 3 3 3 2 0 0 0 0 0 0 49 78 5.06 1.125																			
45 Franklin Morales, L ERA: 2.17	1.1 H 3 0 0 0 2 0 0 0 0 0 0 9 13 0.00 0.000																			
32 Chris Young, R ERA: 3.22	1.1 H 6 1 0 0 3 1 0 0 0 0 0 0 13 21 0.00 1.500																			
17 Wade Davis, R ERA: 0.99	1.0 S 3 0 0 0 1 0 0 0 0 0 0 0 5 7 0.00 0.000																			

Batter	1	2	3	4	5	6	7	8	9	AB	R	H	RBI	BB	SO	LOB	TOP										
2 Alcides Escobar, R OBP: 0.301, SLG: 0.324	F7		K		G4-3		F9			4	0	0	0	0	1	2	Kansas City Royals @ Tampa Bay Rays Tropicana Field, St. Petersburg, FL Sun Aug 30 2015, 1:11 PM - 4:07 PM EDT Att: 18,634 - Dome - 72 F										
18 Ben Zobrist, S OBP: 0.373, SLG: 0.467	F8		1B		E1		BB			3	0	1	1	1	0	0											
6 Lorenzo Cain, R OBP: 0.368, SLG: 0.483	K		1B		G6-3		K			4	0	1	1	0	2	2											
35 Eric Hosmer, L OBP: 0.372, SLG: 0.471		1B	K		K		25 FC3-2			4	0	2	0	0	2	3											
25 Kendrys Morales, S OBP: 0.352, SLG: 0.459	F8		BB		G5-3		FC3-2			3	0	0	0	1	0	3											
8 Mike Moustakas, L OBP: 0.349, SLG: 0.448	F9		G3		F7		G6-3			4	0	0	0	0	0	4											
16 Paulo Orlando, R OBP: 0.260, SLG: 0.403	K		1B		G4-3		P3			4	0	1	0	0	1	1											
14 Omar Infante, R OBP: 0.232, SLG: 0.307			1B		P5		L8			4	1	1	0	0	0	1											
9 Drew Butera, R OBP: 0.242, SLG: 0.264			1B		G6-3		K			3	1	1	0	0	1	1											
Inning Stats	R: 0 H: 0 E: 0 K: 1 S: 8	H: 0 LOB: 0 BB: 0 P: 11	R: 0 H: 1 E: 0 K: 1 S: 12	LOB: 1 BB: 0 P: 18	R: 2 H: 4 E: 0 K: 2 S: 20	LOB: 3 BB: 1 P: 33	R: 0 H: 1 E: 0 K: 0 S: 7	LOB: 0 BB: 0 P: 11	R: 0 H: 0 E: 1 K: 1 S: 11	LOB: 0 BB: 0 P: 18	R: 0 H: 0 E: 0 K: 0 S: 8	LOB: 0 BB: 0 P: 10	R: 0 H: 0 E: 0 K: 1 S: 7	LOB: 0 BB: 0 P: 10	R: 0 H: 1 E: 0 K: 1 S: 7	LOB: 1 BB: 1 P: 12		R: 0 H: 0 E: 0 K: 0 S: 10	LOB: 0 BB: 0 P: 14	1B: 7 2B: 1 3B: 0 HR: 0	SF: 0 SAC: 0 DP: 1 HBP: 0	WP: 1 PB: 0 SB: 1 CS: 1	PA: 35				
PITCHER	IP	WLS	BF	H	R	ER	SO	BB	IBB	HBP	BLK	WP	HR	S	P	ERA	WHIP										
51 Nate Karns, R ERA: 3.69	5.0		22	6	2	2	5	1	0	0	0	1	0	58	91	3.60	1.400										
31 Xavier Cedeño, L ERA: 2.25	1.0	W	3	0	0	0	0	0	0	0	0	0	0	8	10	0.00	0.000										
37 Alex Colomé, R ERA: 3.8	2.0	H	7	1	0	0	2	1	0	0	0	0	0	14	22	0.00	1.000										
26 Brad Boxberger, R ERA: 3.18	1.0	S	3	0	0	0	0	0	0	0	0	0	0	10	14	0.00	0.000										

Batter	1	2	3	4	5	6	7	8	9	AB	R	H	RBI	BB	SO	LOB	BOTTOM										
5 Brandon Guyer, R OBP: 0.372, SLG: 0.407	E5		HR		1B		G6-3			4	2	3	1	0	0	0	Kansas City Royals @ Tampa Bay Rays Tropicana Field, St. Petersburg, FL Sun Aug 30 2015, 1:11 PM - 4:07 PM EDT Att: 18,634 - Dome - 72 F										
7 Daniel Nava, S OBP: 0.313, SLG: 0.236	1B		F9		F9		K			3	0	0	0	1	1	1											
3 Evan Longoria, R OBP: 0.328, SLG: 0.410	K		F7		1B		11 FC6-4			3	0	1	0	1	1	2											
11 Logan Forsythe, R OBP: 0.354, SLG: 0.432	F9		1B		1B		FC6-4			4	0	2	0	0	0	3											
9 Joey Butler, R OBP: 0.333, SLG: 0.407	1B		F9		1B		P5			3	0	1	1	0	0	3											
21 James Loney, L OBP: 0.308, SLG: 0.361	1B		F9		G1-3		K			1	0	0	0	0	0	0											
1 Tim Beckham, R OBP: 0.296, SLG: 0.447	K		K		K		G3			3	0	0	0	0	3	2											
13 Asdrúbal Cabrera, S OBP: 0.312, SLG: 0.413	K		1B		1B		K			1	0	0	0	0	0	0											
40 J.P. Arencibia, R OBP: 0.200, SLG: 0.222	K		1B		1B		P4			4	0	1	0	0	2	0											
39 Kevin Kiermaier, L OBP: 0.295, SLG: 0.420	K		K		K		HR			3	1	1	1	0	2	1											
44 René Rivera, R OBP: 0.217, SLG: 0.282	G6-3		F9		F8					3	0	0	0	0	0	1											
Inning Stats	R: 1 H: 2 E: 1 K: 2 S: 21	H: 2 LOB: 2 BB: 1 P: 32	R: 0 H: 0 E: 0 K: 2 S: 10	LOB: 0 BB: 0 P: 11	R: 1 H: 2 E: 0 K: 0 S: 14	LOB: 1 BB: 0 P: 18	R: 0 H: 1 E: 0 K: 2 S: 11	LOB: 1 BB: 0 P: 14	R: 0 H: 2 E: 0 K: 0 S: 14	LOB: 2 BB: 1 P: 24	R: 1 H: 1 E: 0 K: 1 S: 11	LOB: 0 BB: 0 P: 15	R: 0 H: 1 E: 0 K: 1 S: 11	LOB: 1 BB: 0 P: 16	R: 0 H: 0 E: 0 K: 1 S: 7	LOB: 0 BB: 0 P: 9	1B: 7 2B: 0 3B: 0 HR: 2	SF: 0 SAC: 0 DP: 0 HBP: 0	WP: 0 PB: 0 SB: 0 CS: 1	PA: 34							
PITCHER	IP	WLS	BF	H	R	ER	SO	BB	IBB	HBP	BLK	WP	HR	S	P	ERA	WHIP										
41 Danny Duffy, L ERA: 4.11	5.0		23	7	2	2	6	2	0	0	0	0	1	70	99	3.60	1.800										
44 Luke Hochevar, R ERA: 3.29	2.0	L	8	2	1	1	2	0	0	0	0	0	1	22	31	4.50	1.000										
32 Chris Young, R ERA: 3.19	1.0		3	0	0	0	1	0	0	0	0	0	0	7	9	0.00	0.000										

AB 33
R 2
H 7
RBI 2
BB 2
SO 7
LOB 17



AB 32
R 3
H 9
RBI 3
BB 2
SO 9
LOB 13



Batter	1	2	3	4	5	6	7	8	9	AB	R	H	RBI	BB	SO	LOB	TOP			
12 Anthony Gose, L (1,8) OBP: 0.314, SLG: 0.376										4	1	2	1	1	2	0	<p>Detroit Tigers @ Kansas City Royals Kauffman Stadium, Kansas City, MO Thu Sep 03 2015, 7:11 PM - 11:08 PM CDT Att: 29,409 - Clear - 87 F</p> <p>livebaseballscorecards.com</p>			
3 Ian Kinsler, R (1,4) OBP: 0.358, SLG: 0.452 50 Bryan Holaday, R (8,PH) OBP: 0.260, SLG: 0.380										4	1	2	0	0	0	2				
24 Miguel Cabrera, R (1,3) OBP: 0.360, SLG: 0.587 13 Alex Avila, L (6,PH) OBP: 0.315, SLG: 0.253										4	1	2	0	0	0	2				
28 J.D. Martinez, R (1,9) OBP: 0.346, SLG: 0.553 20 Rajai Davis, R (8,9) OBP: 0.292, SLG: 0.396										4	1	0	0	0	1	5				
41 Victor Martinez, S (1,10) OBP: 0.293, SLG: 0.353										4	1	1	0	1	1	3				
9 Nick Castellanos, R (1,5) OBP: 0.306, SLG: 0.426										4	1	3	3	1	0	1				
18 Tyler Collins, L (1,7) OBP: 0.293, SLG: 0.411										5	1	3	1	0	2	3				
34 James McCann, R (1,2) OBP: 0.292, SLG: 0.388										5	0	1	2	0	1	5				
1 Jose Iglesias, R (1,6) OBP: 0.347, SLG: 0.370 17 Andrew Romine, S (3,PH) OBP: 0.292, SLG: 0.325										1	0	0	0	0	0	0				
Inning Stats	R: 3 E: 0 K: 2 S: 24	H: 4 LOB: 1 BB: 0 P: 38	R: 0 E: 0 K: 0 S: 7	H: 0 LOB: 1 BB: 1 P: 14	R: 3 E: 0 K: 1 S: 19	H: 4 LOB: 1 BB: 0 P: 26	R: 0 E: 0 K: 1 S: 10	H: 1 LOB: 1 BB: 0 P: 17	R: 0 E: 0 K: 1 S: 14	H: 1 LOB: 1 BB: 1 P: 26	R: 0 E: 0 K: 1 S: 8	H: 2 LOB: 1 BB: 0 P: 12	R: 0 E: 0 K: 2 S: 9	H: 0 LOB: 0 BB: 0 P: 10	R: 0 E: 1 K: 2 S: 15	H: 1 LOB: 2 BB: 1 P: 21		1B: 8 2B: 5 3B: 0 HR: 1	SF: 0 SAC: 0 DP: 0 HBP: 0	WP: 1 PB: 0 SB: 2 CS: 0
PITCHER	IP WLS BF H R ER SO BB IBB HBP BLK WP HR S P ERA WHIP																			
36 Edinson Volquez, R (1,1) ERA: 3.53	3.0	W	18	8	6	6	3	1	0	0	0	0	0	0	1	50	78	18.00	3.000	
32 Chris Young, R (4,1) ERA: 3.13	2.0	W	9	2	0	0	2	1	0	0	0	0	0	0	24	43	0.00	1.500		
44 Luke Hochevar, R (6,1) ERA: 3.35	2.0	H	9	3	1	1	1	0	0	0	0	1	0	17	22	4.50	1.500			
17 Wade Davis, R (8,1) ERA: 0.97	1.0		3	0	0	0	2	0	0	0	0	0	0	9	10	0.00	0.000			
50 Miguel Almonte, R (9,1) ERA: 6.0	1.0		5	1	0	0	2	1	0	0	0	0	0	15	21	0.00	2.000			

Batter	1	2	3	4	5	6	7	8	9	AB	R	H	RBI	BB	SO	LOB	BOTTOM			
18 Ben Zobrist, S (1,4) OBP: 0.378, SLG: 0.473										6	3	4	2	0	0	1	<p>Detroit Tigers @ Kansas City Royals Kauffman Stadium, Kansas City, MO Thu Sep 03 2015, 7:11 PM - 11:08 PM CDT Att: 29,409 - Clear - 87 F</p> <p>livebaseballscorecards.com</p>			
6 Lorenzo Cain, R (1,8) OBP: 0.371, SLG: 0.497 0 Terrance Gore, R (8,PH) OBP: 0.260, SLG: 0.380										4	3	2	3	1	0	0				
35 Eric Hosmer, L (1,3) OBP: 0.374, SLG: 0.469										4	1	3	1	1	0	0				
25 Kendrys Morales, S (1,10) OBP: 0.358, SLG: 0.476										5	3	4	4	0	0	1				
31 Jonny Gomes, R (1,9) OBP: 0.332, SLG: 0.378 1 Jarrod Dyson, L (6,PR) OBP: 0.316, SLG: 0.371										4	0	2	1	0	1	3				
4 Alex Gordon, L (1,7) OBP: 0.394, SLG: 0.460 16 Paulo Orlando, R (7,7) OBP: 0.273, SLG: 0.448										2	0	0	1	1	0	2				
13 Salvador Perez, R (1,2) OBP: 0.275, SLG: 0.422 9 Drew Butera, R (8,2) OBP: 0.240, SLG: 0.261										5	0	1	1	0	1	4				
19 Cheslor Cuthbert, R (1,5) OBP: 0.371, SLG: 0.484										3	2	1	0	2	0	2				
24 Christian Colón, R (1,6) OBP: 0.308, SLG: 0.298										5	2	2	0	0	0	1				
Inning Stats	R: 2 E: 0 K: 0 S: 21	H: 3 LOB: 2 BB: 2 P: 38	R: 4 E: 0 K: 1 S: 20	H: 5 LOB: 1 BB: 0 P: 31	R: 0 E: 0 K: 1 S: 14	H: 0 LOB: 1 BB: 1 P: 21	R: 2 E: 0 K: 0 S: 11	H: 4 LOB: 2 BB: 0 P: 17	R: 0 E: 0 K: 0 S: 4	H: 0 LOB: 0 BB: 0 P: 7	R: 1 E: 0 K: 0 S: 8	H: 2 LOB: 2 BB: 0 P: 15	R: 6 E: 0 K: 1 S: 19	H: 5 LOB: 2 BB: 2 P: 36	R: 0 E: 0 K: 0 S: 10	H: 1 LOB: 1 BB: 0 P: 13		1B: 16 2B: 2 3B: 0 HR: 2	SF: 1 SAC: 0 DP: 1 HBP: 0	WP: 1 PB: 0 SB: 0 CS: 0
PITCHER	IP WLS BF H R ER SO BB IBB HBP BLK WP HR S P ERA WHIP																			
48 Matthew Boyd, L (1,1) ERA: 8.36	1.0	L	11	7	6	6	0	2	0	0	0	1	0	30	50	54.00	9.000			
56 Kyle Ryan, L (2,1) ERA: 5.92	4.2	L	22	7	3	3	2	1	0	0	0	1	0	46	76	5.79	1.714			
62 Al Alburquerque, R (6,1) ERA: 4.17	0.1		5	2	4	4	0	2	0	0	0	0	0	10	23	108.00	12.000			
32 Tom Gorzelanny, L (7,1) ERA: 7.03	1.0		5	3	2	2	1	0	0	0	0	0	1	11	16	18.00	3.000			
54 Drew VerHagen, R (8,1) ERA: 2.53	1.0		4	1	0	0	0	0	0	0	0	0	0	10	13	0.00	1.000			

Batter	1	2	3	4	5	6	7	8	9	AB	R	H	RBI	BB	SO	LOB	TOP		
1 Adam Eaton, L (1, 8) OBP: 0.349, SLG: 0.416	G4-3		K		K		K		79 WP 53 1B 1-2 2-H 1B	5	0	1	1	0	3	2	Chicago White Sox @ Kansas City Royals Kauffman Stadium, Kansas City, MO Sat Sep 05 2015, 6:10 PM - 9:03 PM CDT Att: 37,827 - Partly Cloudy - 89 F		
53 Melky Cabrera, S (1, 10) OBP: 0.312, SLG: 0.389	G2-3		K		P2				79 WP 1-2 2-H 1B	5	0	1	1	0	1	1			
79 José Abreu, R (1, 3) OBP: 0.350, SLG: 0.510	BB			28 F7 10 HR 26 1B BB		26 G6-4-3 1B		G4-3	1-2 2-3 1B	3	1	1	0	2	1	2			
26 Avisail García, R (1, 9) OBP: 0.313, SLG: 0.380	F8			10 HR 1B		G6-4-3			1-2 2-3 2B	4	1	2	0	0	0	2			
28 Travece Thompson, R (1, 7) OBP: 0.409, SLG: 0.659	K			10 HR 1B		G5-3			1-2 2-3 2B	4	0	0	0	0	2	3			
10 Alexei Ramírez, R (1, 6) OBP: 0.323, SLG: 0.359				10 HR 1B					1-2 2-3 2B	4	0	0	0	0	2	3			
58 Geovany Soto, R (1, 2) OBP: 0.323, SLG: 0.448	G6-4-3			10 HR 1B					1-2 2-3 2B	4	0	0	0	0	2	3			
18 Tyler Saladino, R (1, 5) OBP: 0.279, SLG: 0.327			G6-3		F8				1-2 2-3 2B	4	1	2	3	0	1	0	livebaseballscorecards.com		
15 Gordon Beckham, R (1, 4) OBP: 0.267, SLG: 0.311					F9				1-2 2-3 2B	4	1	1	1	0	0	1			
Inning Stats	R: 0 E: 0 K: 0 S: 8	H: 0 LOB: 1 BB: 1 P: 12	R: 0 E: 0 K: 1 S: 8	H: 1 LOB: 0 BB: 0 P: 10	R: 0 E: 0 K: 2 S: 14	H: 1 LOB: 1 BB: 0 P: 19	R: 3 E: 0 K: 0 S: 10	H: 2 LOB: 0 BB: 1 P: 22	R: 0 E: 0 K: 0 S: 3	H: 1 LOB: 0 BB: 0 P: 6	R: 1 E: 0 K: 3 S: 16	H: 2 LOB: 1 BB: 0 P: 22	R: 0 E: 0 K: 1 S: 11	H: 1 LOB: 1 BB: 0 P: 14	R: 2 E: 0 K: 1 S: 13	H: 3 LOB: 2 BB: 1 P: 24	1B: 8 2B: 1 3B: 0 HR: 2	SF: 0 SAC: 0 DP: 2 HBP: 0	WP: 1 PB: 0 CS: 1 PA: 39
PITCHER	IP WLS BF H R ER SO	IP WLS BF H R ER SO	IP WLS BF H R ER SO	IP WLS BF H R ER SO	IP WLS BF H R ER SO	IP WLS BF H R ER SO	IP WLS BF H R ER SO	IP WLS BF H R ER SO	IP WLS BF H R ER SO	IP WLS BF H R ER SO	IP WLS BF H R ER SO	IP WLS BF H R ER SO	IP WLS BF H R ER SO	IP WLS BF H R ER SO	IP WLS BF H R ER SO	IP WLS BF H R ER SO	ERA WHIP	ERA WHIP	
41 Danny Duffy, L (1, 1) ERA: 4.17	7.0	L	28	7	4	4	7	2	0	0	0	0	0	2	66	103	5.14	1.286	
45 Franklin Morales, L (8, 1) ERA: 2.09	1.0		4	1	0	0	1	0	0	0	0	0	0	11	14	0.00	1.000		
54 Scott Alexander, L (9, 1) ERA: 9.0	1.0		7	3	2	2	1	1	0	0	0	0	1	13	24	18.00	4.000		

Batter	1	2	3	4	5	6	7	8	9	AB	R	H	RBI	BB	SO	LOB	BOTTOM				
2 Alcides Escobar, R (1, 6) OBP: 0.301, SLG: 0.325	G6-3		G4-3 6 2B		G4-3		G4-3			4	0	1	0	0	0	2	Chicago White Sox @ Kansas City Royals Kauffman Stadium, Kansas City, MO Sat Sep 05 2015, 6:10 PM - 9:03 PM CDT Att: 37,827 - Partly Cloudy - 89 F				
6 Lorenzo Cain, R (1, 8) OBP: 0.368, SLG: 0.491	K		G4-3		G3-1			25 G6-3 35 1B 4 1B 1B	4	1	1	0	0	1	1						
35 Eric Hosmer, L (1, 3) OBP: 0.373, SLG: 0.465	G4-3		F9		F7			4 1B 25 G6-3 1-2 1B	4	0	1	0	0	0	1						
25 Kendrys Morales, S (1, 10) OBP: 0.356, SLG: 0.478		4 1B 19 FC3-2-5 2B		G5-3				4 1B 25 G6-3 1-2 2-3 1B	4	0	2	0	0	0	2						
4 Alex Gordon, L (1, 7) OBP: 0.398, SLG: 0.468								4 1B 25 G6-3 1-2 2-3 1B	4	0	3	1	0	1	1						
1 Jarrod Dyson, L (8, PR) (9, 7) OBP: 0.316, SLG: 0.371			16 F9 19 FC3-2-5 1B					8 G6-3 1B	0	0	0	0	0	0	0						
19 Cheslor Cuthbert, R (1, 5) OBP: 0.341, SLG: 0.459			FC3-2-5					2-3 3-H 1B	3	0	0	0	0	0	3						
8 Mike Moustakas, L (8, PH) (9, 5) OBP: 0.347, SLG: 0.446								1-2 2-3 1B	1	0	0	0	0	0	2						
16 Paulo Orlando, R (1, 9) OBP: 0.273, SLG: 0.442					L9			14 2B 1B	4	0	1	0	0	0	3						
14 Omar Infante, R (1, 4) OBP: 0.231, SLG: 0.308					G6-3				G5-3	4	0	1	0	0	1	2					
9 Drew Butera, R (1, 2) OBP: 0.242, SLG: 0.263									G6-3	2	0	0	0	0	1	0					
31 Jonny Gomes, R (7, PH) (8, 2) OBP: 0.325, SLG: 0.389										1	0	0	0	0	1	2					
26 Francisco Peña, R (8, 2)										1	0	0	0	0	1	0					
Inning Stats	R: 0 E: 0 K: 1 S: 6	H: 0 LOB: 0 BB: 0 P: 9	R: 0 E: 0 K: 1 S: 11	H: 2 LOB: 2 BB: 0 P: 21	R: 0 E: 0 K: 1 S: 8	H: 1 LOB: 1 BB: 0 P: 13	R: 0 E: 0 K: 0 S: 9	H: 1 LOB: 1 BB: 0 P: 13	R: 0 E: 0 K: 0 S: 5	H: 0 LOB: 0 BB: 0 P: 9	R: 0 E: 0 K: 1 S: 14	H: 1 LOB: 1 BB: 0 P: 21	R: 0 E: 0 K: 1 S: 12	H: 2 LOB: 2 BB: 0 P: 20	R: 1 E: 0 K: 0 S: 8	H: 3 LOB: 2 BB: 0 P: 15	R: 0 E: 0 K: 1 S: 7	H: 0 LOB: 0 BB: 0 P: 11	1B: 5 2B: 5 3B: 0 HR: 0	SF: 0 SAC: 0 DP: 1 HBP: 0	WP: 0 PB: 0 CS: 0 PA: 36
PITCHER	IP WLS BF H R ER SO	IP WLS BF H R ER SO	IP WLS BF H R ER SO	IP WLS BF H R ER SO	IP WLS BF H R ER SO	IP WLS BF H R ER SO	IP WLS BF H R ER SO	IP WLS BF H R ER SO	IP WLS BF H R ER SO	IP WLS BF H R ER SO	IP WLS BF H R ER SO	IP WLS BF H R ER SO	IP WLS BF H R ER SO	IP WLS BF H R ER SO	IP WLS BF H R ER SO	IP WLS BF H R ER SO	ERA WHIP	ERA WHIP			
62 Jose Quintana, L (1, 1) ERA: 3.6	0.0		1	1	1	0	0	0	0	0	0	0	0	0	0	0	∞	∞			
52 Jake Petricka, R (8, 1) ERA: 3.95	0.1		3	2	0	0	0	0	0	0	0	0	0	0	0	0	0.00	6.000			
33 Zach Duke, L (8, 1) ERA: 3.57	0.2	H	1	0	0	0	0	0	0	0	0	0	0	0	0	0	0.00	0.000			
65 Nate Jones, R (8, 1) ERA: 2.13	1.0		3	0	0	0	1	0	0	0	0	0	0	7	11	0.00	0.000				



Batter	1	2	3	4	5	6	7	8	9	AB	R	H	RBI	BB	SO	LOB	TOP			
1 Adam Eaton, L OBP: 0.351, SLG: 0.426										5	3	3	1	0	1	0				
10 Aroldis Chapman, R OBP: 0.294, SLG: 0.362										5	1	2	0	0	0	1				
79 José Abreu, R OBP: 0.349, SLG: 0.508										4	1	1	2	0	0	1				
53 Melky Cabrera, S OBP: 0.316, SLG: 0.391										3	1	2	0	2	0	0				
28 Trayce Thompson, R OBP: 0.409, SLG: 0.659										0	0	0	0	0	0	0				
26 Avisail García, R OBP: 0.316, SLG: 0.380										3	1	1	2	2	0	1				
25 Adam LaRoche, L OBP: 0.298, SLG: 0.350										5	0	1	1	0	1	5				
24 Mike Olt, R OBP: 0.250, SLG: 0.368										4	0	2	0	0	2	4				
36 Rob Brantly, L										3	0	0	1	0	2	5				
5 Yolver Sánchez, S OBP: 0.266, SLG: 0.328										4	0	0	0	0	1	2				
Inning Stats	R: 3 H: 4 E: 0 K: 2 S: 16	H: 4 R: 1 ER: 1 LOB: 1 BB: 1 P: 25	R: 2 H: 2 E: 0 K: 2 S: 25	H: 2 R: 1 ER: 1 LOB: 1 BB: 1 P: 37	R: 0 H: 0 E: 0 K: 1 S: 12	H: 0 R: 0 ER: 0 LOB: 0 BB: 0 P: 18	R: 0 H: 1 E: 0 K: 1 S: 6	H: 1 R: 0 ER: 0 LOB: 0 BB: 1 P: 14	R: 1 H: 1 E: 0 K: 0 S: 13	H: 1 R: 0 ER: 0 LOB: 0 BB: 0 P: 21	R: 0 H: 0 E: 0 K: 1 S: 13	H: 0 R: 0 ER: 0 LOB: 0 BB: 0 P: 18	R: 0 H: 1 E: 0 K: 0 S: 7	H: 1 R: 0 ER: 0 LOB: 0 BB: 0 P: 8	R: 1 H: 2 E: 0 K: 0 S: 17	H: 2 R: 1 ER: 1 LOB: 2 BB: 1 P: 23	1B: 9 2B: 2 3B: 0 HR: 1	SF: 2 SAC: 0 DP: 1 HBP: 0	WP: 0 PA: 42 PB: 0 CS: 0	
PITCHER	IP WLS BF H R ER SO BB IBB HBP BLK WP HR S P ERA WHIP	IP WLS BF H R ER SO BB IBB HBP BLK WP HR S P ERA WHIP	IP WLS BF H R ER SO BB IBB HBP BLK WP HR S P ERA WHIP	IP WLS BF H R ER SO BB IBB HBP BLK WP HR S P ERA WHIP	IP WLS BF H R ER SO BB IBB HBP BLK WP HR S P ERA WHIP	IP WLS BF H R ER SO BB IBB HBP BLK WP HR S P ERA WHIP	IP WLS BF H R ER SO BB IBB HBP BLK WP HR S P ERA WHIP	IP WLS BF H R ER SO BB IBB HBP BLK WP HR S P ERA WHIP	IP WLS BF H R ER SO BB IBB HBP BLK WP HR S P ERA WHIP	IP WLS BF H R ER SO BB IBB HBP BLK WP HR S P ERA WHIP	IP WLS BF H R ER SO BB IBB HBP BLK WP HR S P ERA WHIP	IP WLS BF H R ER SO BB IBB HBP BLK WP HR S P ERA WHIP	IP WLS BF H R ER SO BB IBB HBP BLK WP HR S P ERA WHIP	IP WLS BF H R ER SO BB IBB HBP BLK WP HR S P ERA WHIP	IP WLS BF H R ER SO BB IBB HBP BLK WP HR S P ERA WHIP	IP WLS BF H R ER SO BB IBB HBP BLK WP HR S P ERA WHIP	IP WLS BF H R ER SO BB IBB HBP BLK WP HR S P ERA WHIP	IP WLS BF H R ER SO BB IBB HBP BLK WP HR S P ERA WHIP	IP WLS BF H R ER SO BB IBB HBP BLK WP HR S P ERA WHIP	IP WLS BF H R ER SO BB IBB HBP BLK WP HR S P ERA WHIP
47 Johnny Cueto, R ERA: 3.24	3.0 L 18 7 5 5 4 2 0 0 0 0 0 0 50 77 15.00 3.000	3.0 12 2 1 1 2 1 0 0 0 0 0 1 31 53 3.00 1.000	1.0 3 0 0 0 1 0 0 0 0 0 0 0 13 18 0.00 0.000	1.0 3 1 0 0 0 0 0 0 0 0 0 7 8 0.00 1.000	1.0 6 2 1 1 0 1 0 0 0 0 0 0 17 23 9.00 3.000															
32 Chris Young, R ERA: 3.13																				
44 Luke Hochevar, R ERA: 3.27																				
45 Franklin Morales, L ERA: 2.05																				
46 Ryan Madson, R ERA: 2.58																				

Chicago White Sox @ Kansas City Royals
Kauffman Stadium, Kansas City, MO
Sun Sep 06 2015, 1:12 PM - 4:14 PM CDT
Att: 38,902 - Sunny - 92 F

AB	36
R	7
H	12
RBI	7
BB	4
SO	7
LOB	19



Batter	1	2	3	4	5	6	7	8	9	AB	R	H	RBI	BB	SO	LOB	BOTTOM			
2 Alcides Escobar, R OBP: 0.299, SLG: 0.323										3	0	0	1	0	0	0				
18 Ben Zobrist, S OBP: 0.374, SLG: 0.467										4	0	0	0	0	0	1				
8 Mike Moustakas, L OBP: 0.347, SLG: 0.451										4	1	1	1	0	2	0				
25 Kendrys Morales, S OBP: 0.356, SLG: 0.476										4	0	1	0	0	1	0				
4 Alex Gordon, L OBP: 0.396, SLG: 0.465										4	0	1	0	0	1	1				
13 Salvador Pérez, R OBP: 0.275, SLG: 0.426										3	2	1	1	0	1	1				
16 Paulo Orlando, R OBP: 0.273, SLG: 0.443										4	1	1	0	0	1	1				
14 Omar Infante, R OBP: 0.230, SLG: 0.306										2	0	0	0	0	0	1				
35 Eric Hosmer, L OBP: 0.373, SLG: 0.464										1	0	0	0	0	0	2				
24 Christian Colón, R OBP: 0.312, SLG: 0.302										1	0	0	0	0	0	0				
1 Jarrod Dyson, L OBP: 0.323, SLG: 0.393										3	1	2	2	0	0	0				
Inning Stats	R: 0 H: 0 E: 0 K: 1 S: 9	H: 1 R: 1 ER: 1 LOB: 0 BB: 0 P: 10	R: 0 H: 0 E: 0 K: 0 S: 12	H: 0 R: 0 ER: 0 LOB: 0 BB: 0 P: 19	R: 0 H: 0 E: 0 K: 0 S: 6	H: 0 R: 0 ER: 0 LOB: 0 BB: 0 P: 11	R: 0 H: 1 E: 0 K: 2 S: 12	H: 1 R: 0 ER: 0 LOB: 1 BB: 0 P: 19	R: 2 H: 3 E: 0 K: 0 S: 13	H: 3 R: 0 ER: 0 LOB: 1 BB: 0 P: 15	R: 2 H: 2 E: 0 K: 0 S: 8	H: 2 R: 0 ER: 0 LOB: 0 BB: 0 P: 16	R: 0 H: 0 E: 0 K: 3 S: 11	H: 0 R: 0 ER: 0 LOB: 0 BB: 0 P: 16	R: 0 H: 0 E: 0 K: 0 S: 10	H: 0 R: 0 ER: 0 LOB: 0 BB: 0 P: 14	1B: 3 2B: 1 3B: 0 HR: 3	SF: 1 SAC: 0 DP: 0 HBP: 1	WP: 0 PA: 35 PB: 0 CS: 0	
PITCHER	IP WLS BF H R ER SO BB IBB HBP BLK WP HR S P ERA WHIP	IP WLS BF H R ER SO BB IBB HBP BLK WP HR S P ERA WHIP	IP WLS BF H R ER SO BB IBB HBP BLK WP HR S P ERA WHIP	IP WLS BF H R ER SO BB IBB HBP BLK WP HR S P ERA WHIP	IP WLS BF H R ER SO BB IBB HBP BLK WP HR S P ERA WHIP	IP WLS BF H R ER SO BB IBB HBP BLK WP HR S P ERA WHIP	IP WLS BF H R ER SO BB IBB HBP BLK WP HR S P ERA WHIP	IP WLS BF H R ER SO BB IBB HBP BLK WP HR S P ERA WHIP	IP WLS BF H R ER SO BB IBB HBP BLK WP HR S P ERA WHIP	IP WLS BF H R ER SO BB IBB HBP BLK WP HR S P ERA WHIP	IP WLS BF H R ER SO BB IBB HBP BLK WP HR S P ERA WHIP	IP WLS BF H R ER SO BB IBB HBP BLK WP HR S P ERA WHIP	IP WLS BF H R ER SO BB IBB HBP BLK WP HR S P ERA WHIP	IP WLS BF H R ER SO BB IBB HBP BLK WP HR S P ERA WHIP	IP WLS BF H R ER SO BB IBB HBP BLK WP HR S P ERA WHIP	IP WLS BF H R ER SO BB IBB HBP BLK WP HR S P ERA WHIP	IP WLS BF H R ER SO BB IBB HBP BLK WP HR S P ERA WHIP	IP WLS BF H R ER SO BB IBB HBP BLK WP HR S P ERA WHIP	IP WLS BF H R ER SO BB IBB HBP BLK WP HR S P ERA WHIP	IP WLS BF H R ER SO BB IBB HBP BLK WP HR S P ERA WHIP
45 Erik Johnson, R ERA: 4.5	6.0 W 23 5 3 3 3 0 0 0 0 0 0 0 3 60 4.50 0.833	2.0 1 2 2 0 0 0 0 0 0 0 0 0 3 7 " " " "	1.0 4 1 0 0 0 0 0 0 0 0 0 0 5 9 0.00 1.000	1.0 3 0 0 0 3 0 0 0 0 0 0 0 11 16 0.00 0.000	1.0 3 0 0 0 0 0 0 0 0 0 0 0 10 14 0.00 0.000															
52 Jake Petricka, R ERA: 4.25																				
34 Matt Albers, R ERA: 1.57																				
33 Zach Duke, L ERA: 3.5																				
30 David Robertson, R ERA: 2.45																				

Chicago White Sox @ Kansas City Royals
Kauffman Stadium, Kansas City, MO
Sun Sep 06 2015, 1:12 PM - 4:14 PM CDT
Att: 38,902 - Sunny - 92 F

AB	33
R	5
H	7
RBI	5
BB	0
SO	6
LOB	7



Batter	1	2	3	4	5	6	7	8	9	AB	R	H	RBI	BB	SO	LOB	TOP				
32 Aaron Hicks, S (1, 8) OBP: 0.312, SLG: 0.420										5	1	1	1	0	2	6					
2 Brian Dozier, R (1, 4) OBP: 0.335, SLG: 0.470										4	0	0	0	1	0	0					
7 Joe Mauer, L (1, 3) OBP: 0.305, SLG: 0.375										3	0	1	1	1	1	0					
22 Miguel Sanó, R (1, 10) OBP: 0.292, SLG: 0.574										3	0	0	0	2	2	3					
39 Danny Santana, S (8, PR) OBP: 0.241, SLG: 0.297										0	0	0	0	0	0	0					
24 Trevor Plouffe, R (1, 5) OBP: 0.305, SLG: 0.431										3	1	1	0	2	1	2					
20 Eddie Rosario, L (1, 7) OBP: 0.289, SLG: 0.447										5	0	1	0	0	3	5					
48 Toni Hunter, R (1, 9) OBP: 0.292, SLG: 0.492										5	2	2	0	0	1	1					
25 Byron Buxton, R (9, 8) OBP: 0.228, SLG: 0.260										5	1	1	0	0	1	3					
8 Kurt Suzuki, R (1, 2) OBP: 0.295, SLG: 0.314										3	1	3	3	1	0	0					
5 Eduardo Escobar, S (1, 6) OBP: 0.314, SLG: 0.451										3	1	3	3	1	0	0					
Inning Stats	R: 1 H: 2 E: 0 K: 2 S: 14	H: 2 R: 1 BB: 1 P: 27	R: 0 H: 0 E: 0 K: 1 S: 8	H: 0 R: 1 BB: 1 P: 14	R: 0 H: 0 E: 0 K: 1 S: 7	H: 0 R: 0 BB: 1 P: 11	R: 0 H: 2 E: 0 K: 1 S: 8	H: 2 R: 0 BB: 0 P: 12	R: 0 H: 1 E: 0 K: 2 S: 15	H: 1 R: 0 BB: 1 P: 25	R: 3 H: 3 E: 0 K: 1 S: 19	H: 3 R: 0 BB: 1 P: 28	R: 2 H: 2 E: 0 K: 2 S: 18	H: 2 R: 0 BB: 1 P: 32	R: 0 H: 0 E: 0 K: 1 S: 11	H: 0 R: 0 BB: 0 P: 18	1B: 7 2B: 2 3B: 0 HR: 1	SF: 1 SAC: 0 DP: 0 HBP: 0	WP: 2 PB: 0 SB: 2 CS: 0	PA: 44	
PITCHER	IP WLS BF H R ER SO BB IBB HBP BLK WP HR S P ERA WHIP	IP WLS BF H R ER SO BB IBB HBP BLK WP HR S P ERA WHIP	IP WLS BF H R ER SO BB IBB HBP BLK WP HR S P ERA WHIP	IP WLS BF H R ER SO BB IBB HBP BLK WP HR S P ERA WHIP	IP WLS BF H R ER SO BB IBB HBP BLK WP HR S P ERA WHIP	IP WLS BF H R ER SO BB IBB HBP BLK WP HR S P ERA WHIP	IP WLS BF H R ER SO BB IBB HBP BLK WP HR S P ERA WHIP	IP WLS BF H R ER SO BB IBB HBP BLK WP HR S P ERA WHIP	IP WLS BF H R ER SO BB IBB HBP BLK WP HR S P ERA WHIP	IP WLS BF H R ER SO BB IBB HBP BLK WP HR S P ERA WHIP	IP WLS BF H R ER SO BB IBB HBP BLK WP HR S P ERA WHIP	IP WLS BF H R ER SO BB IBB HBP BLK WP HR S P ERA WHIP	IP WLS BF H R ER SO BB IBB HBP BLK WP HR S P ERA WHIP	IP WLS BF H R ER SO BB IBB HBP BLK WP HR S P ERA WHIP	IP WLS BF H R ER SO BB IBB HBP BLK WP HR S P ERA WHIP	IP WLS BF H R ER SO BB IBB HBP BLK WP HR S P ERA WHIP	IP WLS BF H R ER SO BB IBB HBP BLK WP HR S P ERA WHIP	IP WLS BF H R ER SO BB IBB HBP BLK WP HR S P ERA WHIP	IP WLS BF H R ER SO BB IBB HBP BLK WP HR S P ERA WHIP	IP WLS BF H R ER SO BB IBB HBP BLK WP HR S P ERA WHIP	IP WLS BF H R ER SO BB IBB HBP BLK WP HR S P ERA WHIP

Minnesota Twins @ Kansas City Royals
Kauffman Stadium, Kansas City, MO
Mon Sep 07 2015, 7:12 PM - 10:13 PM CDT
Att: 36,825 - Cloudy - 78 F

AB 36
R 6
H 10
RBI 5
BB 7
SO 11
LOB 20



Batter	1	2	3	4	5	6	7	8	9	AB	R	H	RBI	BB	SO	LOB	BOTTOM				
18 Ben Zobrist, S (1, 4) OBP: 0.370, SLG: 0.462										4	0	0	0	0	0	1					
6 Lorenzo Cain, R (1, 8) OBP: 0.369, SLG: 0.492										4	1	2	0	0	1	0					
35 Eric Hosmer, L (1, 3) OBP: 0.373, SLG: 0.464										4	0	2	0	0	0	0					
25 Kendrys Morales, S (1, 10) OBP: 0.355, SLG: 0.474										4	1	1	1	0	0	3					
31 Jonny Gomes, R (1, 9) OBP: 0.325, SLG: 0.365										2	0	0	0	1	1	2					
4 Alex Gordon, L (9, PH) OBP: 0.399, SLG: 0.463										1	0	0	0	0	1	0					
8 Mike Moustakas, L (1, 5) OBP: 0.348, SLG: 0.452										4	0	2	0	0	2	1					
13 Salvador Perez, R (1, 2) OBP: 0.273, SLG: 0.423										3	0	0	1	0	0	1					
16 Paulo Orlando, R (1, 7) OBP: 0.274, SLG: 0.447										3	0	1	0	0	0	0					
2 Alcides Escobar, R (1, 6) OBP: 0.299, SLG: 0.323										3	0	1	0	0	1	0					
Inning Stats	R: 1 H: 2 E: 0 K: 0 S: 10	H: 1 R: 0 BB: 0 P: 17	R: 0 H: 0 E: 0 K: 0 S: 7	H: 0 R: 0 BB: 0 P: 11	R: 0 H: 0 E: 0 K: 1 S: 11	H: 0 R: 0 BB: 1 P: 23	R: 0 H: 0 E: 0 K: 1 S: 6	H: 0 R: 0 BB: 0 P: 6	R: 0 H: 0 E: 0 K: 1 S: 9	H: 0 R: 0 BB: 0 P: 12	R: 1 H: 3 E: 0 K: 1 S: 9	H: 3 R: 0 BB: 0 P: 13	R: 0 H: 3 E: 0 K: 0 S: 19	H: 3 R: 0 BB: 0 P: 23	R: 0 H: 0 E: 0 K: 2 S: 9	H: 0 R: 0 BB: 0 P: 13	1B: 8 2B: 1 3B: 0 HR: 0	SF: 1 SAC: 0 DP: 2 HBP: 0	WP: 0 PB: 0 SB: 0 CS: 0	PA: 34	
PITCHER	IP WLS BF H R ER SO BB IBB HBP BLK WP HR S P ERA WHIP	IP WLS BF H R ER SO BB IBB HBP BLK WP HR S P ERA WHIP	IP WLS BF H R ER SO BB IBB HBP BLK WP HR S P ERA WHIP	IP WLS BF H R ER SO BB IBB HBP BLK WP HR S P ERA WHIP	IP WLS BF H R ER SO BB IBB HBP BLK WP HR S P ERA WHIP	IP WLS BF H R ER SO BB IBB HBP BLK WP HR S P ERA WHIP	IP WLS BF H R ER SO BB IBB HBP BLK WP HR S P ERA WHIP	IP WLS BF H R ER SO BB IBB HBP BLK WP HR S P ERA WHIP	IP WLS BF H R ER SO BB IBB HBP BLK WP HR S P ERA WHIP	IP WLS BF H R ER SO BB IBB HBP BLK WP HR S P ERA WHIP	IP WLS BF H R ER SO BB IBB HBP BLK WP HR S P ERA WHIP	IP WLS BF H R ER SO BB IBB HBP BLK WP HR S P ERA WHIP	IP WLS BF H R ER SO BB IBB HBP BLK WP HR S P ERA WHIP	IP WLS BF H R ER SO BB IBB HBP BLK WP HR S P ERA WHIP	IP WLS BF H R ER SO BB IBB HBP BLK WP HR S P ERA WHIP	IP WLS BF H R ER SO BB IBB HBP BLK WP HR S P ERA WHIP	IP WLS BF H R ER SO BB IBB HBP BLK WP HR S P ERA WHIP	IP WLS BF H R ER SO BB IBB HBP BLK WP HR S P ERA WHIP	IP WLS BF H R ER SO BB IBB HBP BLK WP HR S P ERA WHIP	IP WLS BF H R ER SO BB IBB HBP BLK WP HR S P ERA WHIP	IP WLS BF H R ER SO BB IBB HBP BLK WP HR S P ERA WHIP

Minnesota Twins @ Kansas City Royals
Kauffman Stadium, Kansas City, MO
Mon Sep 07 2015, 7:12 PM - 10:13 PM CDT
Att: 36,825 - Cloudy - 78 F

AB 32
R 2
H 9
RBI 2
BB 1
SO 6
LOB 8



Batter	1	2	3	4	5	6	7	8	9	AB	R	H	RBI	BB	SO	LOB	TOP					
32 Aaron Hicks, S OBP: 0.315, SLG: 0.422										4	0	2	0	0	0	1	Minnesota Twins @ Kansas City Royals Kauffman Stadium, Kansas City, MO Tue Sep 08 2015, 7:11 PM - 9:40 PM CDT Att: 31,834 - Overcast - 77 F					
2 Brian Dozier, R OBP: 0.312, SLG: 0.469										3	1	1	1	0	1							
7 Joe Mauer, L OBP: 0.336, SLG: 0.378										4	0	2	1	0	1	2						
24 Trevor Plouffe, R OBP: 0.303, SLG: 0.428										4	0	0	0	0	4							
20 Eddie Rosario, L OBP: 0.286, SLG: 0.442										4	0	0	0	0	0							
48 Tori Hunter, R OBP: 0.290, SLG: 0.399										3	0	0	0	0	0							
5 Eduardo Escobar, S OBP: 0.312, SLG: 0.447										3	0	0	0	0	0							
12 Chris Herrmann, L OBP: 0.214, SLG: 0.292										2	0	0	0	0	1	0						
39 Danny Santana, S OBP: 0.240, SLG: 0.296										3	1	1	0	0	1	0						
26 Eric Fryer, R OBP: 0.286, SLG: 0.222																						
25 Byron Buxton, R OBP: 0.231, SLG: 0.263																						
Inning Stats	R: 0 E: 0 K: 1 S: 9	H: 1 LOB: 1 BB: 0 P: 15	R: 0 E: 0 K: 0 S: 7	H: 0 LOB: 1 BB: 0 P: 12	R: 2 E: 0 K: 1 S: 16	H: 3 LOB: 1 BB: 0 P: 20	R: 0 E: 0 K: 0 S: 6	H: 0 LOB: 0 BB: 0 P: 9	R: 0 E: 0 K: 1 S: 9	H: 1 LOB: 0 BB: 0 P: 14	R: 0 E: 0 K: 0 S: 7	H: 0 LOB: 0 BB: 0 P: 11	R: 0 E: 0 K: 0 S: 8	H: 0 LOB: 0 BB: 0 P: 10	R: 0 E: 0 K: 1 S: 10	H: 0 LOB: 0 BB: 0 P: 17	R: 0 E: 0 K: 0 S: 8	H: 0 LOB: 0 BB: 0 P: 10	1B: 5 2B: 1 3B: 0 HR: 0	SF: 0 SAC: 0 DP: 2 HBP: 1	WP: 0 PB: 0 SB: 1 CS: 1	PA: 32
PITCHER	IP WLS BF H R ER SO BB IBB HBP BLK WP HR S P ERA WHIP	7.0 W 26 6 2 2 3 0 0 1 0 0 0 62 91 2.57 0.857	1.0 H 3 0 0 0 1 0 0 0 0 0 0 10 17 0.00 0.000	1.0 S 3 0 0 0 0 0 0 0 0 0 0 8 10 0.00 0.000																		

AB	31
R	2
H	6
RBI	2
BB	0
SO	4
LOB	8



Batter	1	2	3	4	5	6	7	8	9	AB	R	H	RBI	BB	SO	LOB	BOTTOM					
18 Ben Zobrist, S OBP: 0.369, SLG: 0.460										4	1	1	0	0	1	0	Minnesota Twins @ Kansas City Royals Kauffman Stadium, Kansas City, MO Tue Sep 08 2015, 7:11 PM - 9:40 PM CDT Att: 31,834 - Overcast - 77 F					
4 Alex Gordon, L OBP: 0.399, SLG: 0.471										4	1	3	0	0	0	0						
1 Jarrod Dyson, L OBP: 0.323, SLG: 0.393										3	1	0	0	1	0	2						
6 Lorenzo Cain, R OBP: 0.368, SLG: 0.488										4	1	1	3	0	1	1						
35 Eric Hosmer, L OBP: 0.373, SLG: 0.465										3	0	1	1	0	0	0						
25 Kendrys Morales, S OBP: 0.355, SLG: 0.475										3	0	1	1	0	0	0						
8 Mike Moustakas, L OBP: 0.348, SLG: 0.450										2	0	0	0	1	0	0						
13 Salvador Perez, R OBP: 0.271, SLG: 0.420										3	0	0	0	0	2							
15 Alex Rios, R OBP: 0.285, SLG: 0.330										3	0	0	0	0	1	2						
16 Paulo Orlando, R OBP: 0.274, SLG: 0.447										3	0	0	0	1	0							
2 Alcides Escobar, R OBP: 0.297, SLG: 0.321																						
Inning Stats	R: 4 E: 0 K: 0 S: 15	H: 4 LOB: 1 BB: 2 P: 25	R: 0 E: 0 K: 1 S: 8	H: 1 LOB: 1 BB: 0 P: 11	R: 0 E: 0 K: 0 S: 6	H: 0 LOB: 0 BB: 0 P: 8	R: 0 E: 0 K: 2 S: 8	H: 0 LOB: 0 BB: 0 P: 9	R: 0 E: 0 K: 0 S: 6	H: 1 LOB: 1 BB: 0 P: 9	R: 0 E: 0 K: 0 S: 10	H: 0 LOB: 0 BB: 0 P: 14	R: 0 E: 0 K: 0 S: 7	H: 0 LOB: 0 BB: 0 P: 9	R: 0 E: 0 K: 1 S: 10	H: 0 LOB: 0 BB: 0 P: 16	R: 0 E: 0 K: 1 S: 10	H: 0 LOB: 0 BB: 0 P: 10	1B: 3 2B: 3 3B: 0 HR: 0	SF: 0 SAC: 0 DP: 1 HBP: 0	WP: 0 PB: 0 SB: 0 CS: 0	PA: 31
PITCHER	IP WLS BF H R ER SO BB IBB HBP BLK WP HR S P ERA WHIP	8.0 L 31 6 4 4 4 2 0 0 0 0 0 70 101 4.50 1.000																				

AB	29
R	4
H	6
RBI	4
BB	2
SO	4
LOB	7



Batter	1	2	3	4	5	6	7	8	9	10	11	12	AB	R	H	RBI	BB	SO	LOB	TOP								
32 Aaron Hicks, S OBP: 0.315, SLG: 0.415														4	1	0	0	2	0	1								
2 Brian Dozier, R OBP: 0.313, SLG: 0.467														5	0	1	0	1	0	2								
7 Joe Mauer, L OBP: 0.336, SLG: 0.377														4	0	1	1	1	0	1								
19 Kennys Vargas, S OBP: 0.291, SLG: 0.387														4	0	1	0	0	1	2								
39 Danny Santana, S OBP: 0.240, SLG: 0.292														4	0	0	0	0	0	0								
24 Trevor Plouffe, R OBP: 0.304, SLG: 0.429														1	0	1	0	0	0	0								
20 Eddie Rosario, L OBP: 0.285, SLG: 0.437														4	0	0	0	1	0	2								
9 Eduardo Núñez, R OBP: 0.306, SLG: 0.429														5	0	1	0	0	1	1								
5 Eduardo Escobar, S OBP: 0.307, SLG: 0.440														5	0	0	0	0	1	2								
8 Kurt Suzuki, R OBP: 0.297, SLG: 0.324														4	1	2	1	0	1	2								
12 Chris Herrmann, L OBP: 0.214, SLG: 0.292														1	1	1	1	0	0	0								
22 Miguel Sanó, R OBP: 0.389, SLG: 0.592														0	0	0	0	0	0	0								
26 Eric Fryer, R OBP: 0.266, SLG: 0.222														0	0	0	0	0	0	0								
25 Byron Buxton, R OBP: 0.229, SLG: 0.200														5	0	1	0	0	2	3								
Inning Stats	R: 0 E: 0 K: 7	H: 0 LOB: 0 BB: 12	R: 0 E: 0 K: 8	H: 0 LOB: 0 BB: 9	R: 0 E: 0 K: 6	H: 0 LOB: 0 BB: 9	R: 0 E: 0 K: 11	H: 0 LOB: 1 BB: 22	R: 0 E: 0 K: 0	H: 0 LOB: 0 BB: 14	R: 2 E: 0 K: 15	H: 3 LOB: 1 BB: 24	R: 0 E: 0 K: 5	H: 0 LOB: 0 BB: 12	R: 0 E: 0 K: 5	H: 1 LOB: 1 BB: 7	R: 0 E: 0 K: 10	H: 1 LOB: 0 BB: 16	R: 0 E: 0 K: 9	H: 1 LOB: 1 BB: 13	R: 0 E: 0 K: 10	H: 1 LOB: 1 BB: 19	R: 1 E: 0 K: 9	H: 2 LOB: 2 BB: 19	1B: 7 2B: 0 3B: 0 HR: 2	SF: 0 SAC: 0 DP: 2 HBP: 0	WP: 1 PB: 0 SB: 0 CS: 0	PA: 47
PITCHER	IP WLS BF H R ER SO BB IBB HBP BLK WP HR S P ERA WHIP	39 Kris Medlen, R ERA: 2.07	40 Kelvin Herrera, R ERA: 2.07	17 Wade Davis, R ERA: 0.94	56 Greg Holland, R ERA: 3.64	46 Ryan Madson, R ERA: 2.53	PITCHER	IP WLS BF H R ER SO BB IBB HBP BLK WP HR S P ERA WHIP	44 Luke Hochevar, R ERA: 3.19	45 Franklin Morales, L ERA: 2.17	1.0 L 6 2 1 1 0 1 0 0 0 1 0 1 9 19 9.00 3.000																	

Minnesota Twins @ Kansas City Royals
Kauffman Stadium, Kansas City, MO
Wed Sep 09 2015, 7:11 PM - 11:13 PM CDT
Att. 32,286 - Partly Cloudy - 82 F

AB	42
R	3
H	9
RBI	3
BB	5
SO	6
LOB	16



Batter	1	2	3	4	5	6	7	8	9	10	11	12	AB	R	H	RBI	BB	SO	LOB	BOTTOM				
18 Ben Zobrist, S OBP: 0.372, SLG: 0.473													4	2	2	1	1	0	1					
1 Jarrod Dyson, L OBP: 0.321, SLG: 0.391													4	0	1	0	0	1	1					
4 Alex Gordon, L OBP: 0.399, SLG: 0.468													3	0	1	1	0	0	2					
14 Omar Infante, R OBP: 0.230, SLG: 0.306													4	0	0	0	1	1	4					
6 Lorenzo Cain, R OBP: 0.368, SLG: 0.487													5	0	1	0	0	1	4					
35 Eric Hosmer, L OBP: 0.371, SLG: 0.461													4	0	1	0	0	1	1					
25 Kendrys Morales, S OBP: 0.353, SLG: 0.472													4	0	1	0	0	1	1					
8 Mike Moustakas, L OBP: 0.347, SLG: 0.446													4	0	0	0	0	0	0					
0 Terrance Gore, R													1	0	0	0	0	0	0					
19 Cheslor Cuthbert, R OBP: 0.333, SLG: 0.447													1	0	0	0	0	0	0					
13 Salvador Perez, R OBP: 0.268, SLG: 0.415													5	0	0	0	0	0	1					
15 Alex Rios, R OBP: 0.284, SLG: 0.329													4	0	1	0	0	0	2					
16 Paulo Orlando, R OBP: 0.272, SLG: 0.444													1	0	0	0	0	1	0					
2 Alcides Escobar, R OBP: 0.296, SLG: 0.320													5	0	1	0	0	1	1					
Inning Stats	R: 0 E: 0 K: 8	H: 0 LOB: 0 BB: 14	R: 0 E: 0 K: 9	H: 1 LOB: 0 BB: 0	R: 0 E: 0 K: 0	H: 1 LOB: 1 BB: 11	R: 0 E: 0 K: 8	H: 1 LOB: 1 BB: 14	R: 0 E: 0 K: 15	H: 1 LOB: 0 BB: 11	R: 1 E: 0 K: 7	H: 1 LOB: 0 BB: 10	R: 0 E: 0 K: 10	H: 0 LOB: 2 BB: 19	R: 0 E: 0 K: 9	H: 0 LOB: 0 BB: 12	R: 0 E: 0 K: 11	H: 0 LOB: 0 BB: 17	R: 0 E: 0 K: 11	H: 0 LOB: 0 BB: 17	1B: 6 2B: 0 3B: 1 HR: 1	SF: 1 SAC: 0 DP: 2 HBP: 2	WP: 0 PB: 0 SB: 5 CS: 0	PA: 46
PITCHER	IP WLS BF H R ER SO BB IBB HBP BLK WP HR S P ERA WHIP	37 Mike Pelfrey, R ERA: 4.09	55 Neal Cotts, L ERA: 3.63	50 Casey Fien, R ERA: 3.64	65 Trevor May, R ERA: 4.14	52 Brian Duensing, L ERA: 4.17	PITCHER	IP WLS BF H R ER SO BB IBB HBP BLK WP HR S P ERA WHIP	36 Blaine Boyer, R ERA: 2.57	49 Kevin Jepsen, R ERA: 2.39	1.2 W 5 0 0 0 0 0 0 0 0 0 0 0 13 19 0.00 0.000	1.0 S 3 0 0 0 0 0 0 0 0 0 0 0 11 17 0.00 0.000												

Minnesota Twins @ Kansas City Royals
Kauffman Stadium, Kansas City, MO
Wed Sep 09 2015, 7:11 PM - 11:13 PM CDT
Att. 32,286 - Partly Cloudy - 82 F


AB	41
R	2
H	8
RBI	2
BB	2
SO	6
LOB	17




Batter	1	2	3	4	5	6	7	8	9	AB	R	H	RBI	BB	SO	LOB	TOP										
4 Alex Gordon, L (1,7) OBP: 0.389, SLG: 0.451	L9	F8			G4-3			L9		4	0	0	0	0	0	1	Kansas City Royals @ Baltimore Orioles Oriole Park at Camden Yards, Baltimore, MD Sun Sep 13 2015, 8:10 PM - 10:46 PM EDT Att: 22,496 - Partly Cloudy - 66 F livebaseballscorecards.com										
18 Ben Zobrist, S (1,4) OBP: 0.371, SLG: 0.474	2B		L3			F8		1B		4	0	2	0	0	0	0											
6 Lorenzo Cain, R (1,8) OBP: 0.368, SLG: 0.497	L7		K			F7		G3		4	0	0	0	0	1	2											
35 Eric Hosmer, L (1,3) OBP: 0.369, SLG: 0.453	P5		G5-3			G3-1			K	4	0	0	0	0	1	1											
25 Kendrys Morales, S (1,10) OBP: 0.357, SLG: 0.474	G4-3				1B				L9	4	0	1	0	0	0	0											
8 Mike Moustakas, L (1,5) OBP: 0.345, SLG: 0.456	K		G3-6-1			G5-3			K	4	0	0	0	0	2	1											
13 Salvador Perez, R (1,2) OBP: 0.273, SLG: 0.420	15 2B		G5-3							3	1	2	0	0	0	0											
15 Alex Rios, R (1,9) OBP: 0.292, SLG: 0.350	2 1B		G6-3			L8				3	1	1	1	0	0	1											
2 Alcides Escobar, R (1,6) OBP: 0.294, SLG: 0.319	2H		L9					K		3	0	1	1	0	1	0											
Inning Stats	R: 0 E: 0 K: 0 S: 15	H: 1 LOB: 1 BB: 0 P: 22	R: 2 E: 0 K: 1 S: 12	H: 3 LOB: 1 BB: 0 P: 16	R: 0 E: 0 K: 1 S: 8	H: 0 LOB: 0 BB: 0 P: 13	R: 0 E: 0 K: 0 S: 5	H: 1 LOB: 0 BB: 0 P: 8	R: 0 E: 0 K: 0 S: 9	H: 0 LOB: 0 BB: 0 P: 12	R: 0 E: 0 K: 0 S: 9	H: 0 LOB: 0 BB: 0 P: 14	R: 0 E: 0 K: 0 S: 12	H: 1 LOB: 1 BB: 0 P: 20	R: 0 E: 0 K: 1 S: 11	H: 1 LOB: 1 BB: 0 P: 18	R: 0 E: 0 K: 2 S: 9	H: 0 LOB: 0 BB: 0 P: 12	1B: 3 2B: 4 3B: 0 HR: 0	SF: 0 SAC: 0 DP: 1 HBP: 0	WP: 0 PB: 0 SB: 0 CS: 0	PA: 33					
PITCHER	IP	WLS	BF	H	R	ER	SO	BB	IBB	HBP	BLK	WP	HR	S	P	ERA	WHIP										
16 Wei-Yin Chen, L (1,1) ERA: 3.44	7.0	W	26	6	2	2	2	0	0	0	0	0	0	70	105	2.57	0.857										
56 Darren O'Day, R (8,1) ERA: 1.63	1.0		4	1	0	0	1	0	0	0	0	0	0	11	18	0.00	1.000										
53 Zack Britton, L (9,1) ERA: 1.86	1.0		3	0	0	0	2	0	0	0	0	0	0	9	12	0.00	0.000										

Batter	1	2	3	4	5	6	7	8	9	AB	R	H	RBI	BB	SO	LOB	BOTTOM										
14 Nolan Reimold, R (1,7) OBP: 0.350, SLG: 0.418	G6-3	F8			13 1B					4	1	2	0	1	0	1	Kansas City Royals @ Baltimore Orioles Oriole Park at Camden Yards, Baltimore, MD Sun Sep 13 2015, 8:10 PM - 10:46 PM EDT Att: 22,496 - Partly Cloudy - 66 F livebaseballscorecards.com										
13 Manny Machado, R (1,5) OBP: 0.362, SLG: 0.497	19 1B	FC6-4			G4-6-3					4	1	0	1	1	1	4											
19 Chris Davis, L (1,3) OBP: 0.358, SLG: 0.562	10 HR				K2-3					4	2	2	1	0	2	2											
10 Adam Jones, R (1,8) OBP: 0.316, SLG: 0.491	HR				P2					4	1	2	4	0	0	0											
18 Gerardo Parra, L (1,9) OBP: 0.332, SLG: 0.470	32 1B				G3					4	0	1	0	0	0	2											
32 Matt Wieters, S (1,2) OBP: 0.301, SLG: 0.405	G3-6-1				G4-3					3	0	0	0	1	1	1											
6 Jonathan Schoop, R (1,4) OBP: 0.322, SLG: 0.520		HR			HR					4	2	3	2	0	1	3											
45 Steve Clevenger, L (1,10) OBP: 0.343, SLG: 0.469		13 1B			P4					4	0	1	0	0	0	1											
2 J.J. Hardy, R (1,6) OBP: 0.246, SLG: 0.308	L8				G5-3					4	1	1	0	0	0	1											
Inning Stats	R: 3 E: 0 K: 0 S: 13	H: 3 LOB: 0 BB: 1 P: 22	R: 1 E: 0 K: 0 S: 10	H: 2 LOB: 1 BB: 0 P: 19	R: 0 E: 0 K: 1 S: 8	H: 0 LOB: 0 BB: 0 P: 12	R: 1 E: 0 K: 0 S: 8	H: 1 LOB: 0 BB: 0 P: 15	R: 1 E: 0 K: 0 S: 10	H: 2 LOB: 0 BB: 0 P: 12	R: 0 E: 0 K: 1 S: 9	H: 1 LOB: 1 BB: 0 P: 13	R: 2 E: 1 K: 2 S: 20	H: 3 LOB: 3 BB: 1 P: 34	R: 0 E: 0 K: 1 S: 8	H: 0 LOB: 1 BB: 1 P: 15	1B: 6 2B: 2 3B: 0 HR: 4	SF: 0 SAC: 0 DP: 2 HBP: 0	WP: 0 PB: 0 SB: 0 CS: 0	PA: 38							
PITCHER	IP	WLS	BF	H	R	ER	SO	BB	IBB	HBP	BLK	WP	HR	S	P	ERA	WHIP										
47 Johnny Cueto, R (1,1) ERA: 3.47	6.1	L	30	11	8	7	3	1	0	0	0	0	0	71	113	9.95	1.895										
49 Louis Coleman, R (7,1) ERA:	0.1		3	1	0	0	0	1	0	0	0	0	0	4	9	0.00	6.000										
11 Jeremy Guthrie, R (7,1) ERA: 5.67	1.1		5	0	0	0	2	1	0	0	0	0	0	11	20	0.00	0.750										

AB 33
R 2
H 7
RBI 2
BB 0
SO 5
LOB 6



AB 35
R 8
H 12
RBI 8
BB 3
SO 5
LOB 15



Batter	1	2	3	4	5	6	7	8	9	AB R H RBI BB SO LOB	TOP									
4 Alex Gordon, L OBP: 0.392, SLG: 0.463										5 1 3 1 0 1 1	Kansas City Royals @ Cleveland Indians Progressive Field, Cleveland, OH Mon Sep 14 2015, 7:11 PM - 10:32 PM EDT Att: 10,356 - Clear - 73 F									
18 Ben Zobrist, S OBP: 0.374, SLG: 0.473										3 0 1 1 2 0 1										
6 Lorenzo Cain, R OBP: 0.368, SLG: 0.496										5 0 2 0 0 1 4										
35 Eric Hosmer, L OBP: 0.368, SLG: 0.451										3 0 0 0 1 2 1										
25 Kendrys Morales, S OBP: 0.355, SLG: 0.470										4 0 0 0 0 3 3										
8 Mike Moustakas, L OBP: 0.345, SLG: 0.454										4 0 1 0 0 1 0										
13 Salvador Perez, R OBP: 0.275, SLG: 0.420										4 1 2 0 0 1 1										
15 Alex Rios, R OBP: 0.292, SLG: 0.349										4 1 1 0 0 1 1										
2 Alcides Escobar, R OBP: 0.292, SLG: 0.316										4 0 0 0 0 3 2										
Inning Stats	R: 1 H: 2 E: 0 K: 1 S: 9	H: 2 LOB: 0 BB: 0 P: 14	R: 0 H: 0 E: 0 K: 2 S: 7	H: 0 LOB: 0 BB: 0 P: 7	R: 0 H: 1 E: 0 K: 1 S: 8	H: 1 LOB: 1 BB: 0 P: 12	R: 0 H: 0 E: 0 K: 2 S: 11	H: 0 LOB: 0 BB: 0 P: 14	R: 0 H: 1 E: 0 K: 1 S: 9	H: 1 LOB: 3 BB: 2 P: 13	R: 0 H: 1 E: 1 K: 0 S: 21	H: 3 LOB: 2 BB: 0 P: 32	R: 0 H: 1 E: 0 K: 2 S: 8	H: 1 LOB: 1 BB: 0 P: 13	R: 0 H: 1 E: 0 K: 2 S: 11	H: 1 LOB: 2 BB: 1 P: 19	1B: 9 2B: 0 3B: 0 HR: 1	SF: 0 SAC: 0 DP: 1 HBP: 0	WP: 1 PB: 0 SB: 0 CS: 1	PA: 39
PITCHER	IP WLS BF H R ER SO BB IBB HBP BLK WP HR S P ERA WHIP											IP WLS BF H R ER SO BB IBB HBP BLK WP HR S P ERA WHIP								
59 Carlos Carrasco, R ERA: 3.62	6.0 W 23 5 1 1 9 2 0 0 0 0 1 56 82 1.50 1.167																			
34 Zach McAllister, R ERA: 2.53	0.2 H 4 2 2 0 0 0 0 0 0 0 0 10 16 0.00 3.000																			
27 Bryan Shaw, R ERA: 2.73	0.1 H 3 1 0 0 0 0 0 0 0 0 1 11 16 0.00 3.000																			
57 Kyle Crockett, L ERA: 3.14	0.2 3 1 0 0 2 0 0 0 0 0 0 7 10 0.00 1.500																			
53 Jeff Manship, R ERA: 1.11	1.1 6 1 0 0 2 1 0 0 0 0 0 12 22 0.00 1.500																			

Batter	1	2	3	4	5	6	7	8	9	AB R H RBI BB SO LOB	BOTTOM									
22 Jason Kipnis, L OBP: 0.374, SLG: 0.449										5 1 1 1 0 0 2	Kansas City Royals @ Cleveland Indians Progressive Field, Cleveland, OH Mon Sep 14 2015, 7:11 PM - 10:32 PM EDT Att: 10,356 - Clear - 73 F									
12 Francisco Lindor, S OBP: 0.351, SLG: 0.462										3 2 1 1 2 1 0										
23 Michael Brantley, L OBP: 0.389, SLG: 0.499										5 1 3 0 0 2 2										
41 Carlos Santana, S OBP: 0.357, SLG: 0.381										3 1 1 0 2 1 2										
8 Lonnie Chisenhall, L OBP: 0.299, SLG: 0.387										3 1 3 3 0 0 0										
10 Yan Gomes, R OBP: 0.260, SLG: 0.374										4 0 1 2 0 1 6										
35 Abraham Almonte, S OBP: 0.313, SLG: 0.434										4 0 0 0 0 1 3										
39 Gio Urshela, R OBP: 0.279, SLG: 0.332										4 1 1 1 0 0 1										
11 José Ramírez, S OBP: 0.281, SLG: 0.309										3 1 1 0 1 1 0										
Inning Stats	R: 1 H: 3 E: 0 K: 1 S: 13	H: 3 LOB: 2 BB: 0 P: 21	R: 0 H: 0 E: 0 K: 0 S: 10	H: 0 LOB: 0 BB: 0 P: 13	R: 1 H: 1 E: 0 K: 1 S: 13	H: 1 LOB: 2 BB: 2 P: 25	R: 1 H: 1 E: 0 K: 1 S: 12	H: 1 LOB: 0 BB: 0 P: 16	R: 1 H: 2 E: 0 K: 1 S: 15	H: 2 LOB: 2 BB: 1 P: 25	R: 0 H: 0 E: 0 K: 0 S: 9	H: 0 LOB: 1 BB: 1 P: 16	R: 3 H: 3 E: 0 K: 1 S: 16	H: 3 LOB: 1 BB: 1 P: 26	R: 1 H: 2 E: 0 K: 2 S: 13	H: 2 LOB: 1 BB: 0 P: 20	1B: 5 2B: 4 3B: 1 HR: 2	SF: 1 SAC: 0 DP: 0 HBP: 0	WP: 0 PB: 0 SB: 1 CS: 1	PA: 41
PITCHER	IP WLS BF H R ER SO BB IBB HBP BLK WP HR S P ERA WHIP											IP WLS BF H R ER SO BB IBB HBP BLK WP HR S P ERA WHIP								
36 Edinson Volquez, R ERA: 3.58	5.0 L 25 7 4 4 4 3 0 0 0 0 0 2 63 100 7.20 2.000																			
32 Chris Young, R ERA: 3.16	1.0 3 0 0 0 0 1 0 0 0 0 0 9 16 0.00 1.000																			
40 Kelvin Herrera, R ERA: 2.91	1.0 7 3 3 3 1 1 0 0 0 0 0 16 26 27.00 4.000																			
45 Franklin Morales, L ERA: 2.9	1.0 5 2 1 1 2 0 0 0 0 0 0 13 20 9.00 2.000																			

Batter	1	2	3	4	5	6	7	8	9	AB	R	H	RBI	BB	SO	LOB	TOP					
4 Alex Gordon, L OBP: 0.388, SLG: 0.457	F9		K			K		G3		4	0	0	0	0	2	0						
18 Ben Zobrist, S OBP: 0.371, SLG: 0.469	L8		G4-3			G3-1		G3		4	0	0	0	0	0	0						
6 Lorenzo Cain, R OBP: 0.367, SLG: 0.493	F9									3	0	0	0	0	0	0						
1 Jarrod Dyson, L OBP: 0.321, SLG: 0.391	F9									0	0	0	0	0	0	0						
35 Eric Hosmer, L OBP: 0.367, SLG: 0.449										4	0	1	0	0	0	1						
25 Kendrys Morales, S OBP: 0.353, SLG: 0.468										3	0	0	0	0	1	1						
8 Mike Moustakas, L OBP: 0.345, SLG: 0.455										3	1	1	0	0	0	0						
13 Salvador Perez, R OBP: 0.275, SLG: 0.420										3	0	1	1	0	1	0						
15 Alex Rios, R OBP: 0.292, SLG: 0.358										3	1	1	1	0	1	1						
16 Paulo Orlando, R OBP: 0.272, SLG: 0.444										0	0	0	0	0	0	0						
2 Alcides Escobar, R OBP: 0.290, SLG: 0.315										3	0	0	0	0	1	0						
Inning Stats	R: 0 E: 0 K: 0 S: 6	H: 0 LOB: 0 BB: 0 P: 10	R: 1 E: 0 K: 1 S: 17	H: 3 LOB: 1 BB: 0 P: 24	R: 0 E: 0 K: 1 S: 7	H: 0 LOB: 0 BB: 0 P: 12	R: 0 E: 0 K: 1 S: 7	H: 0 LOB: 0 BB: 0 P: 7	R: 1 E: 0 K: 1 S: 10	H: 1 LOB: 0 BB: 0 P: 15	R: 0 E: 0 K: 1 S: 7	H: 0 LOB: 0 BB: 0 P: 11	R: 0 E: 0 K: 1 S: 9	H: 0 LOB: 0 BB: 0 P: 13	R: 0 E: 0 K: 0 S: 6	H: 0 LOB: 0 BB: 0 P: 10	R: 0 E: 0 K: 0 S: 6	H: 0 LOB: 0 BB: 0 P: 8	1B: 2 2B: 1 3B: 0 HR: 1	SF: 0 SAC: 0 DP: 1 HBP: 1	WP: 1 PB: 0 SB: 0 CS: 0	PA: 31
PITCHER	IP WLS BF H R ER SO BB IBB HBP BLK WP HR S P ERA WHIP																					
43 Josh Tomlin, R ERA: 2.7	9.0 L 31 4 2 2 6 0 0 1 0 1 1 75 110 2.00 0.444																					

Kansas City Royals @ Cleveland Indians
 Progressive Field, Cleveland, OH
 Tue Sep 15 2015, 7:11 PM - 9:45 PM EDT
 Att: 10,516 - Clear - 80 F

livebaseballscorecards.com

AB 30
 R 2
 H 4
 RBI 2
 BB 0
 SO 6
 LOB 3




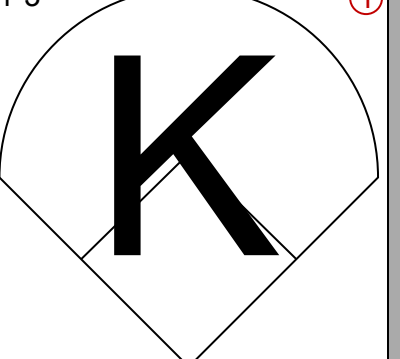
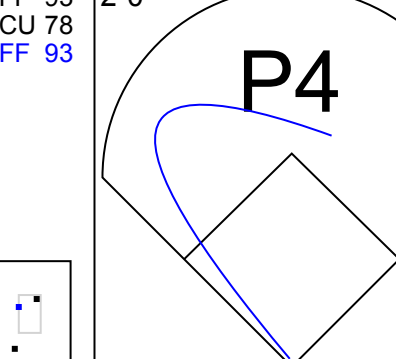
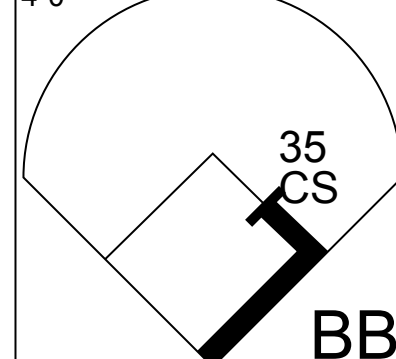
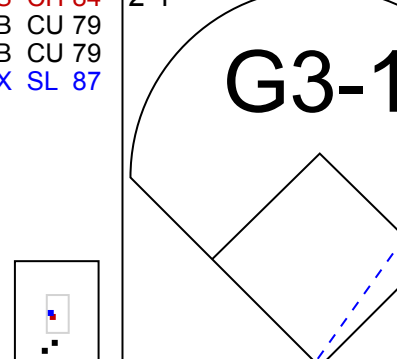
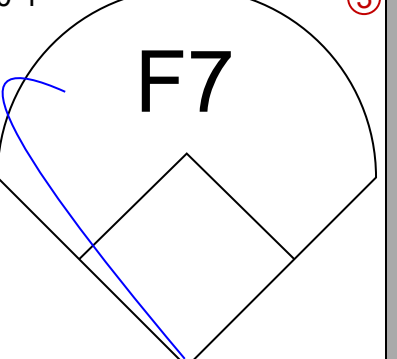
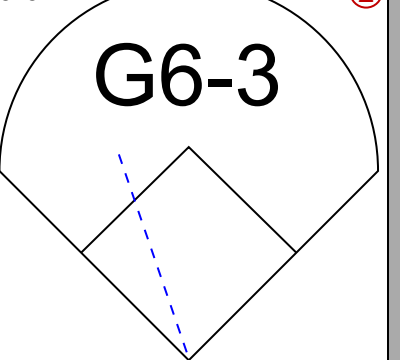
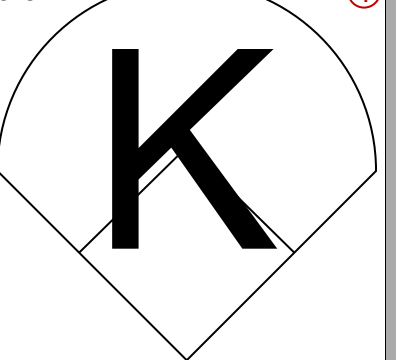
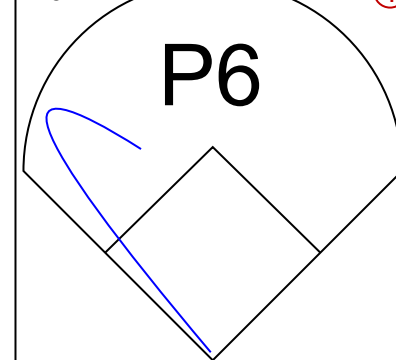
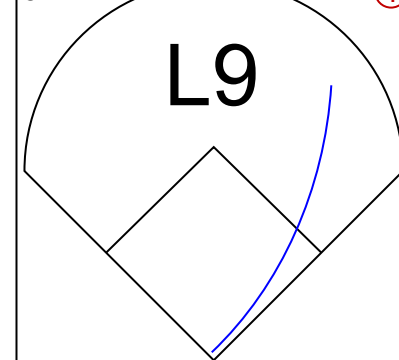
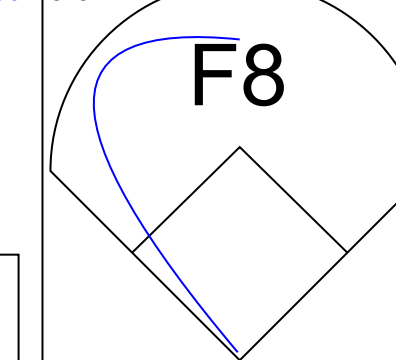
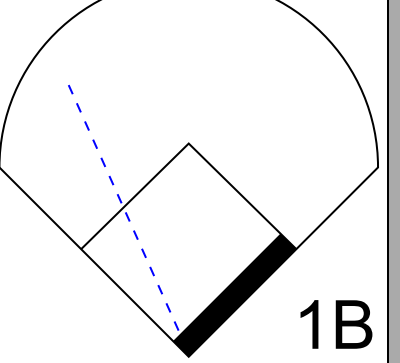
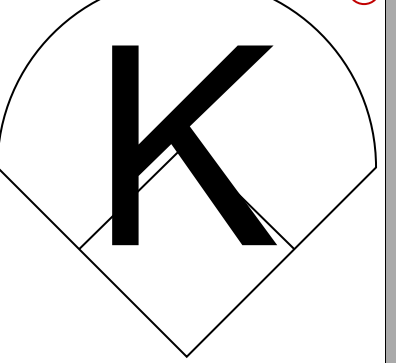
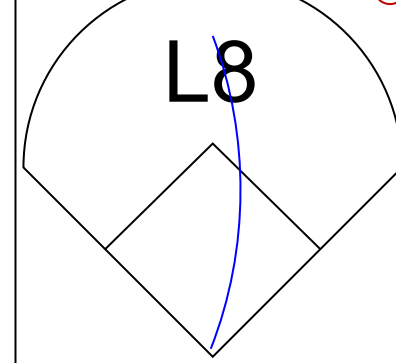
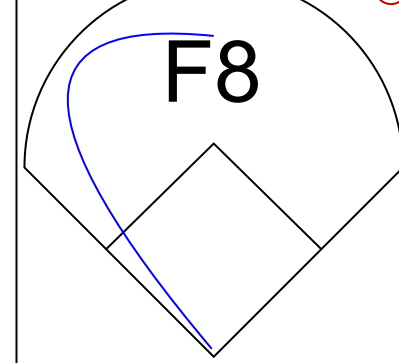
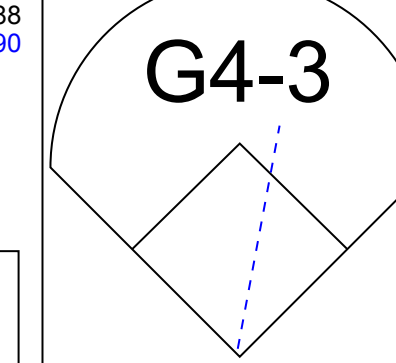
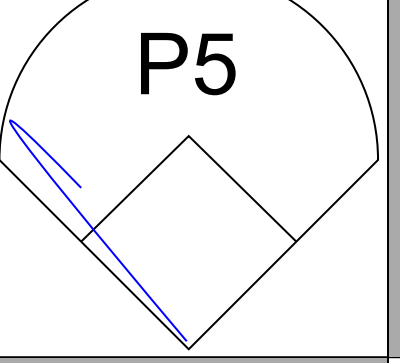
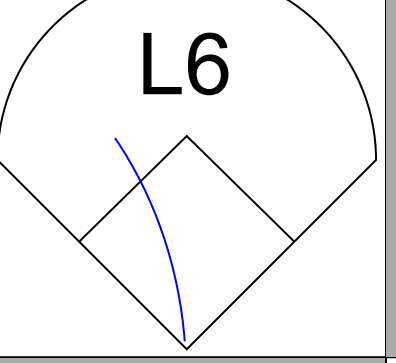
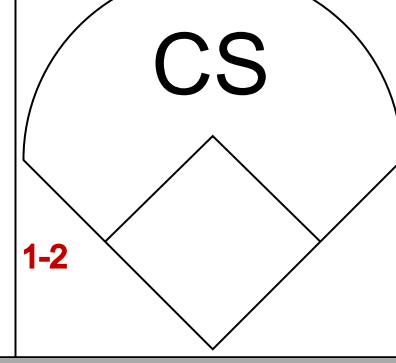
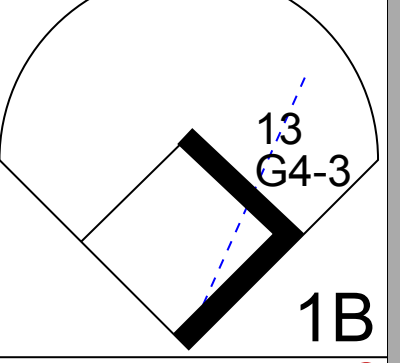
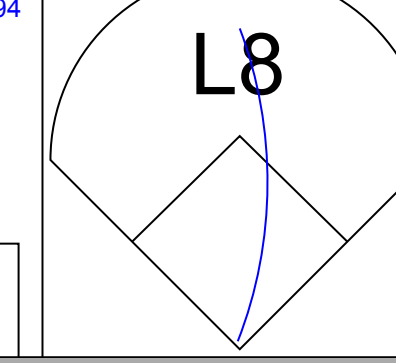
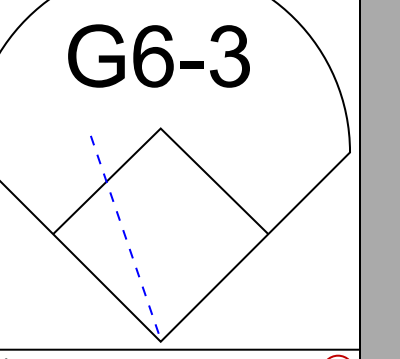
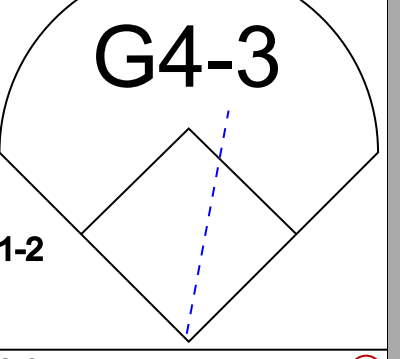
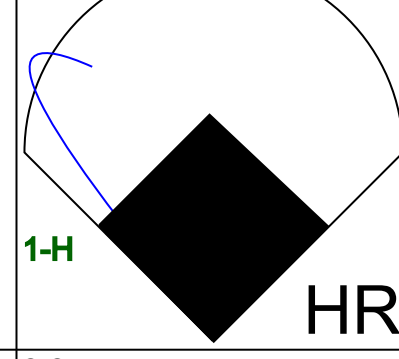

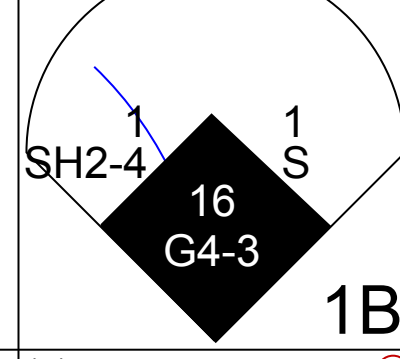
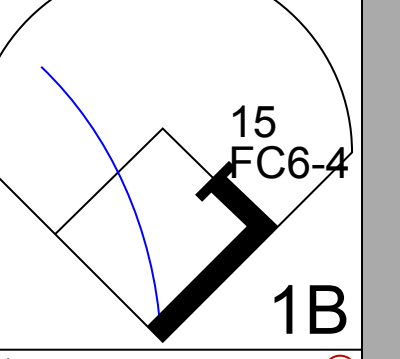
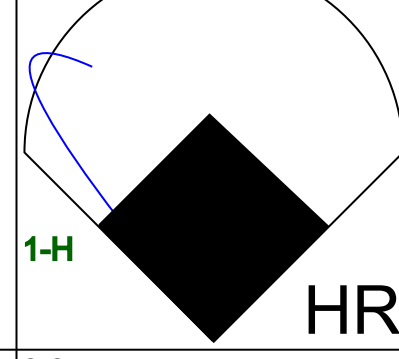

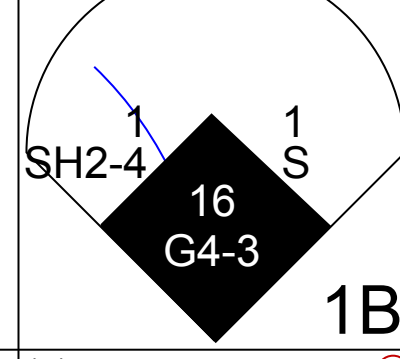
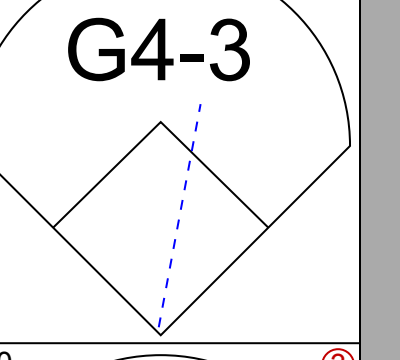
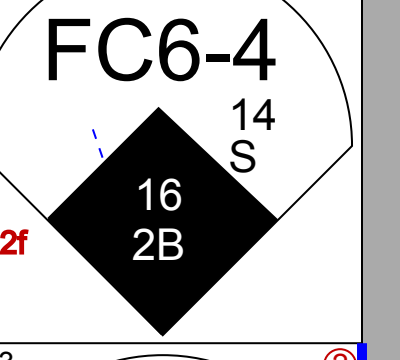
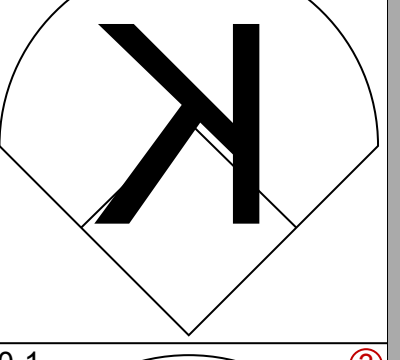
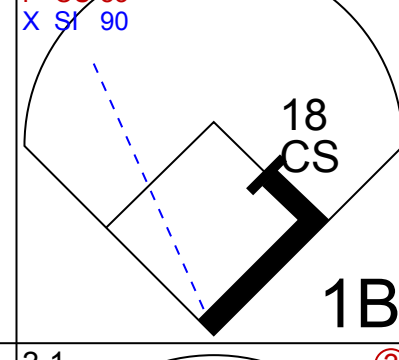
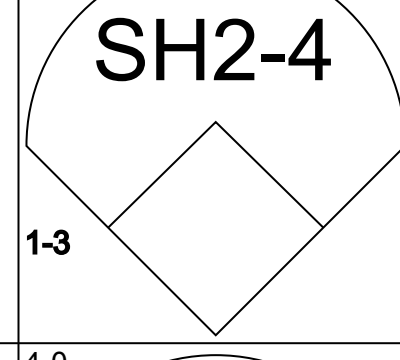
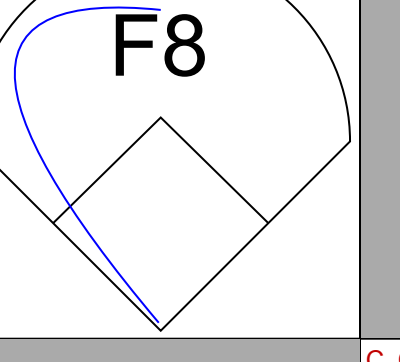
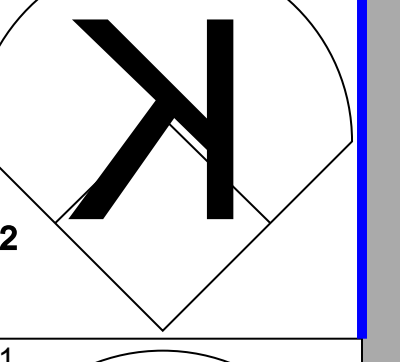
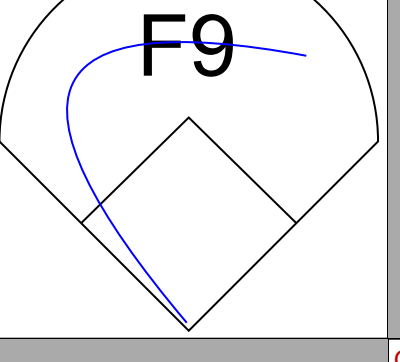
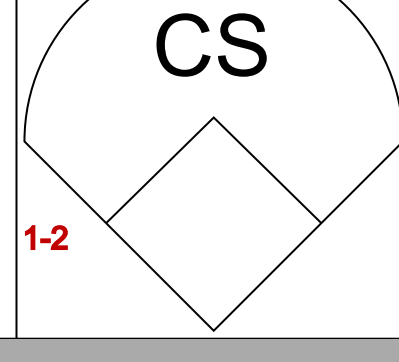
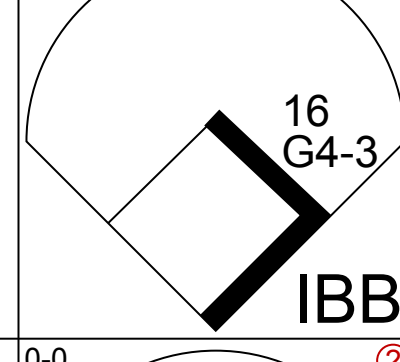

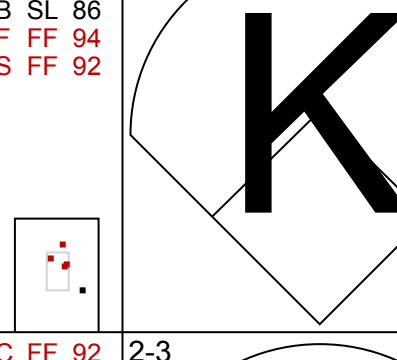
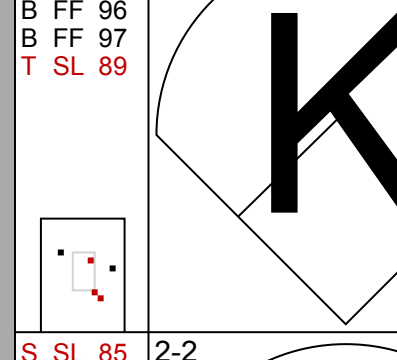
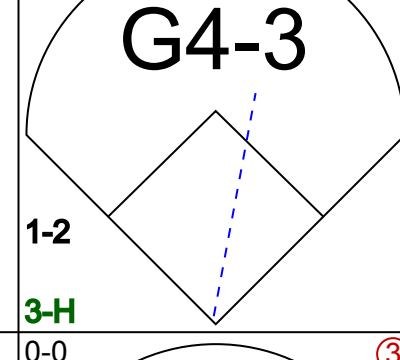
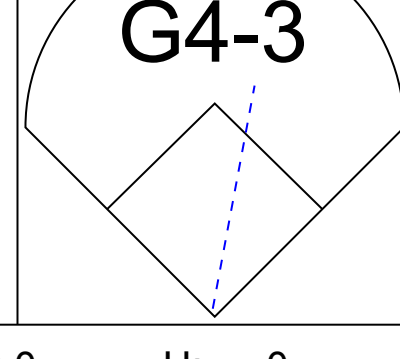
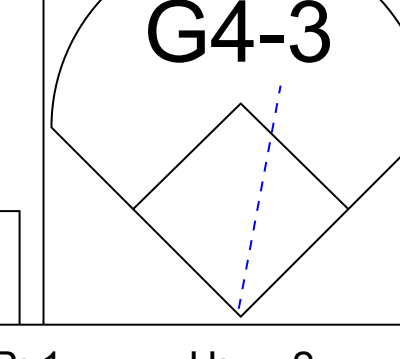
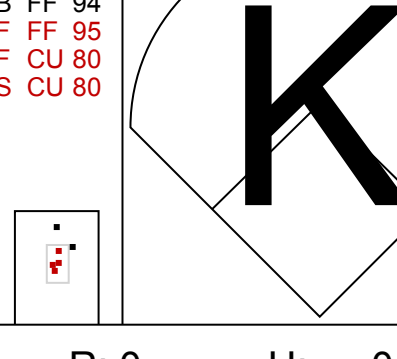
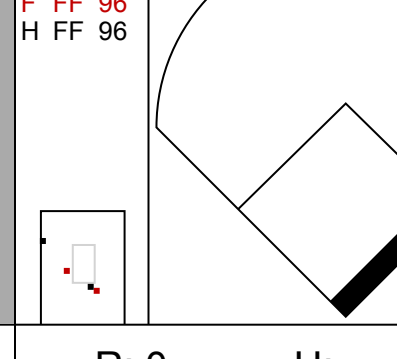
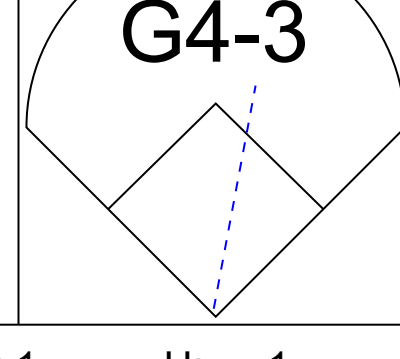
Batter	1	2	3	4	5	6	7	8	9	AB	R	H	RBI	BB	SO	LOB	BOTTOM			
22 Jason Kipnis, L OBP: 0.372, SLG: 0.446	G4-3		G3-1			F8		L8		4	0	0	0	0	0	1				
12 Francisco Lindor, S OBP: 0.353, SLG: 0.465								F7		4	0	2	0	0	0	0				
23 Michael Brantley, L OBP: 0.369, SLG: 0.496								F7		3	0	0	0	1	0	2				
41 Carlos Santana, S OBP: 0.357, SLG: 0.379								BB		3	0	0	0	1	1	1				
8 Lonnie Chisenhall, L OBP: 0.299, SLG: 0.382										3	0	0	0	1	0	2				
10 Yan Gomes, R OBP: 0.263, SLG: 0.376										4	0	2	0	0	0	0				
30 Chris Johnson, R OBP: 0.297, SLG: 0.351										3	0	2	0	0	0	0				
1 Michael Martinez, S OBP: 0.385, SLG: 0.462										0	0	0	0	0	0	0				
40 Jerry Sands, R OBP: 0.289, SLG: 0.375										0	0	0	0	0	0	0				
4 Mike Aviles, R OBP: 0.283, SLG: 0.327										1	0	0	0	0	0	2				
35 Abraham Almonte, S OBP: 0.306, SLG: 0.424										4	0	0	0	0	1	5				
39 Gio Urshela, R OBP: 0.275, SLG: 0.327										4	0	0	0	0	2	5				
Inning Stats	R: 0 E: 0 K: 0 S: 8	H: 1 LOB: 2 BB: 1 P: 21	R: 0 E: 0 K: 0 S: 6	H: 0 LOB: 0 BB: 0 P: 9	R: 0 E: 0 K: 0 S: 7	H: 1 LOB: 1 BB: 0 P: 15	R: 0 E: 0 K: 0 S: 9	H: 0 LOB: 0 BB: 0 P: 13	R: 0 E: 0 K: 0 S: 5	H: 0 LOB: 0 BB: 0 P: 8	R: 0 E: 0 K: 2 S: 15	H: 2 LOB: 2 BB: 0 P: 21	R: 0 E: 0 K: 1 S: 10	H: 0 LOB: 1 BB: 1 P: 17	R: 0 E: 0 K: 1 S: 10	H: 1 LOB: 2 BB: 1 P: 16	1B: 5 2B: 1 3B: 0 HR: 0	SF: 0 SAC: 0 DP: 0 HBP: 0	WP: 1 PB: 0 SB: 0 CS: 0	PA: 36
PITCHER	IP WLS BF H R ER SO BB IBB HBP BLK WP HR S P ERA WHIP																			
39 Kris Medlen, R ERA: 3.92	6.1 W 25 5 0 0 0 1 0 0 0 0 0 0 7 8 0.00 0.947																			
46 Ryan Madson, R ERA: 2.44	0.2 H 2 0 0 0 2 0 0 0 0 0 0 0 7 8 0.00 0.000																			
17 Wade Davis, R ERA: 0.91	1.0 H 4 0 0 0 1 1 0 0 0 0 0 0 10 17 0.00 1.000																			
56 Greg Holland, R ERA: 3.56	1.0 S 5 1 0 0 1 1 0 0 0 0 1 0 10 16 0.00 2.000																			

Kansas City Royals @ Cleveland Indians
 Progressive Field, Cleveland, OH
 Tue Sep 15 2015, 7:11 PM - 9:45 PM EDT
 Att: 10,516 - Clear - 80 F

livebaseballscorecards.com

AB 33
 R 0
 H 6
 RBI 0
 BB 3
 SO 4
 LOB 18

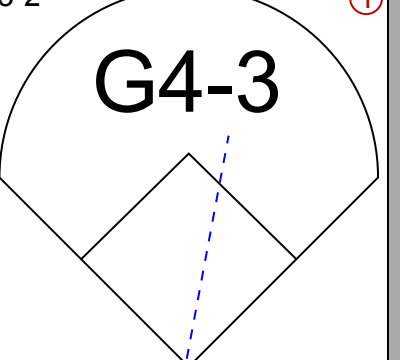
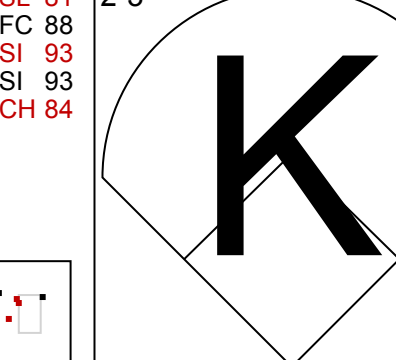
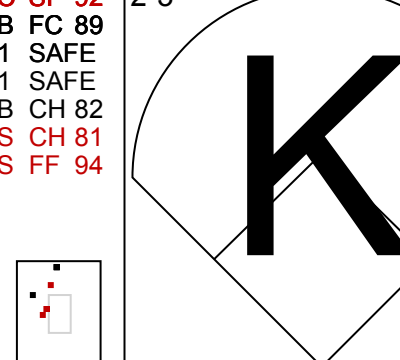
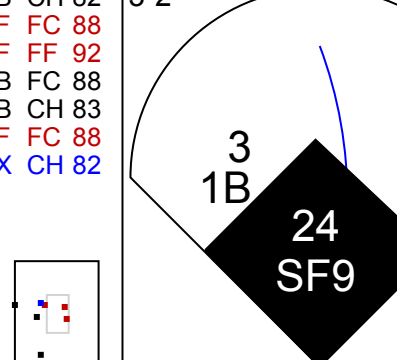
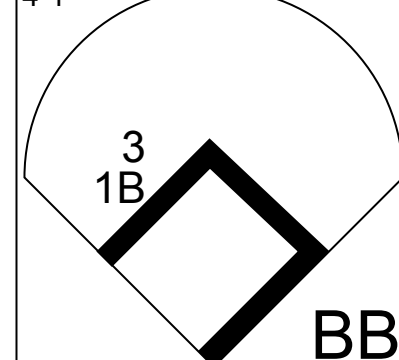
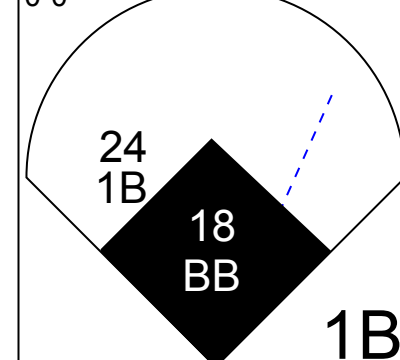
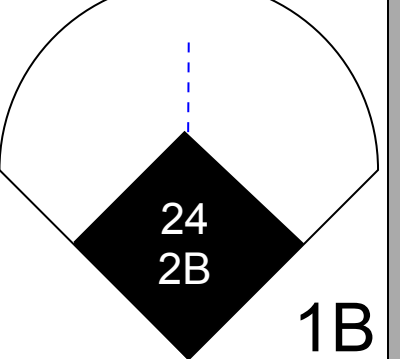
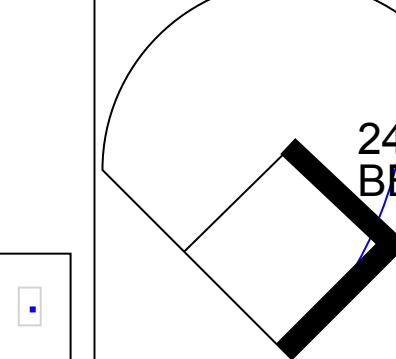
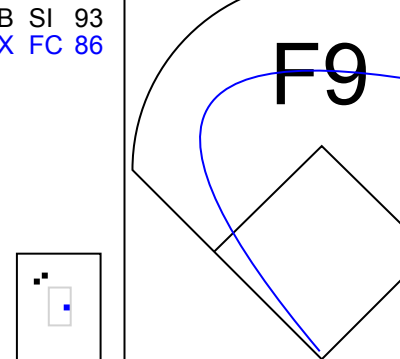
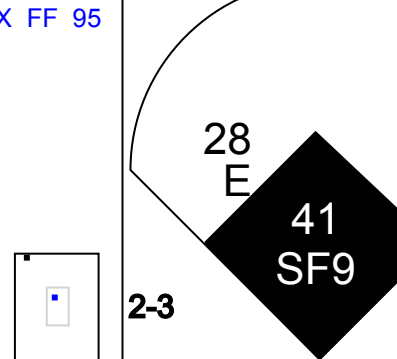
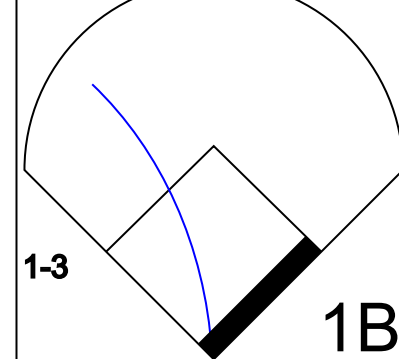
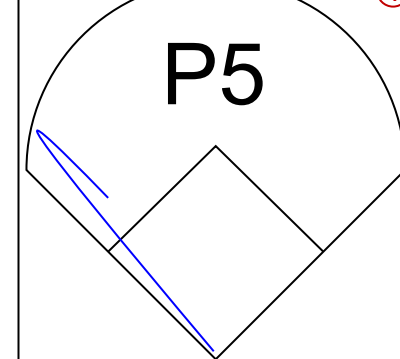
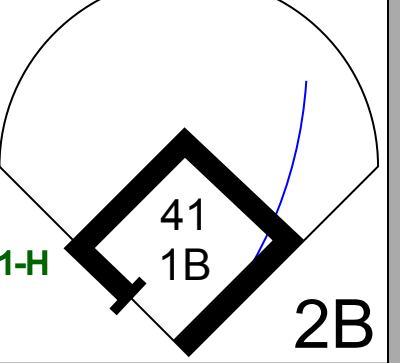
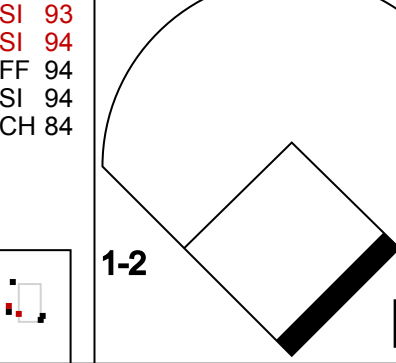
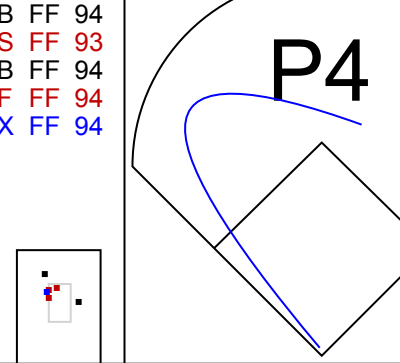
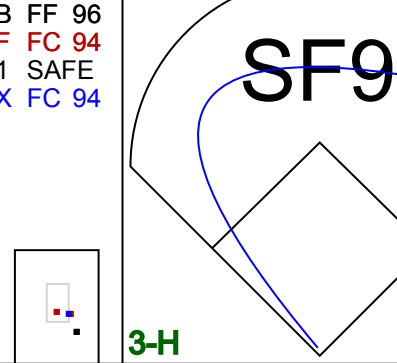
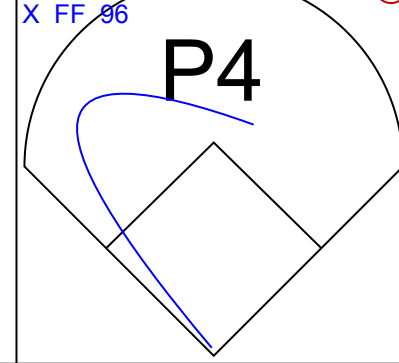
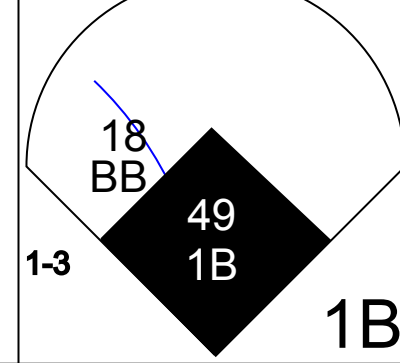
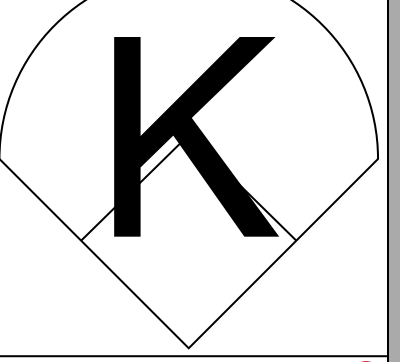
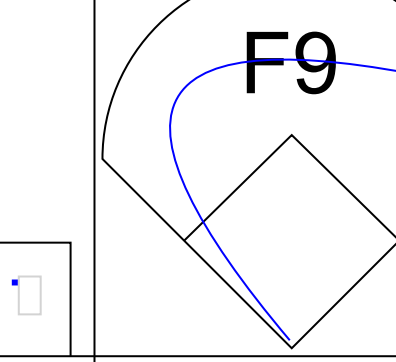



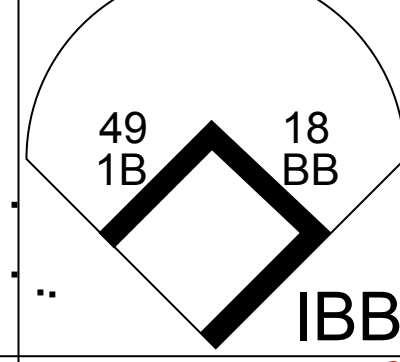
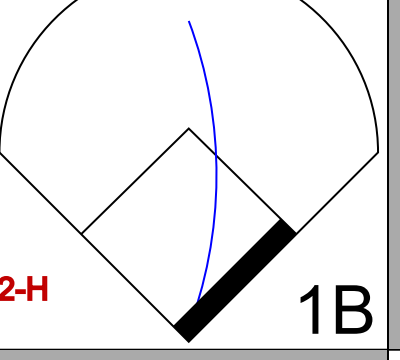
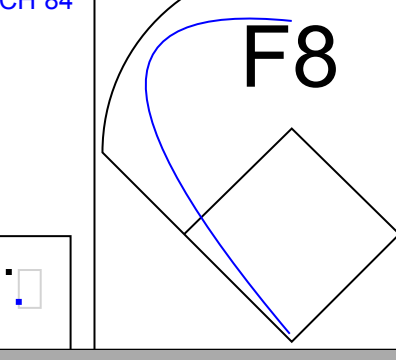

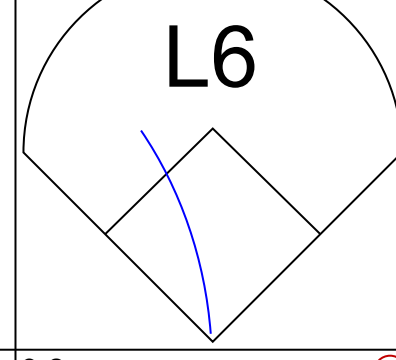
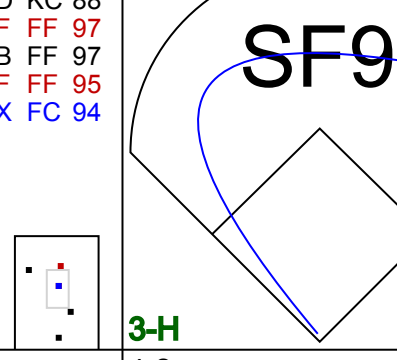
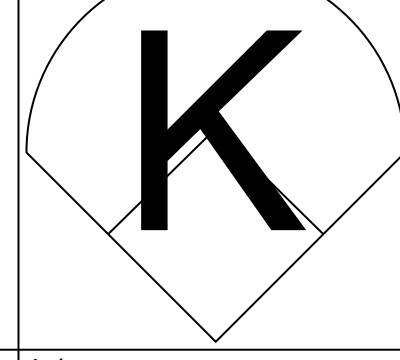
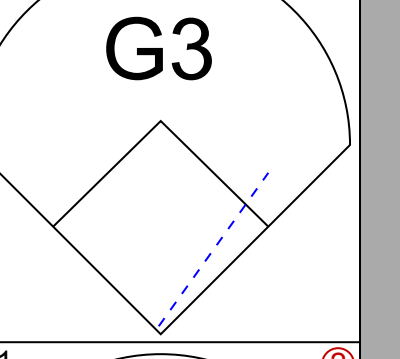
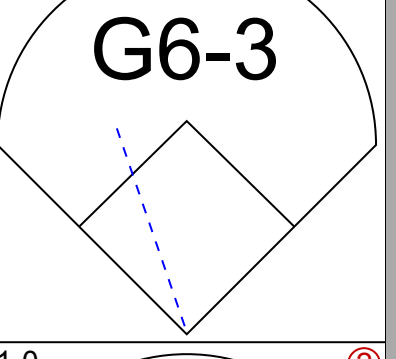
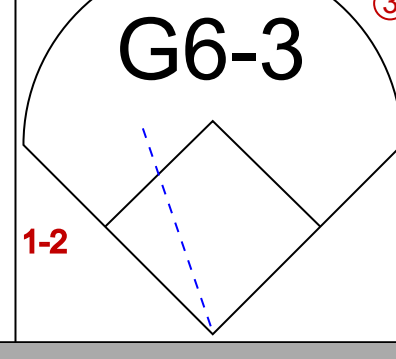
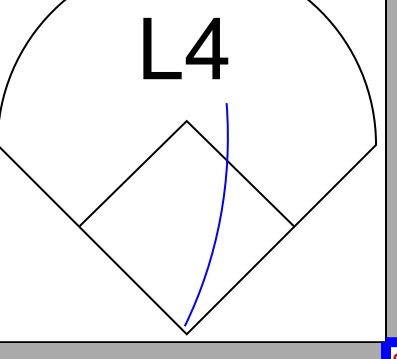

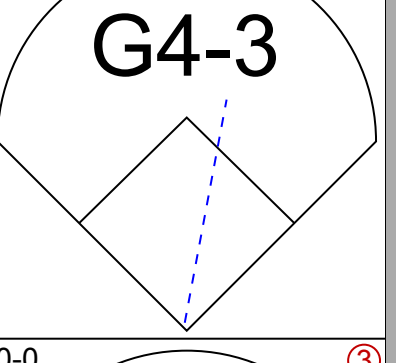
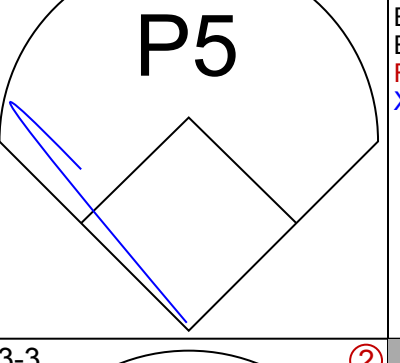
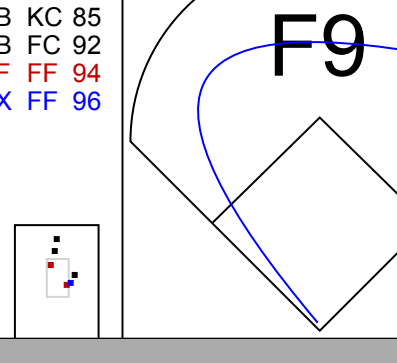


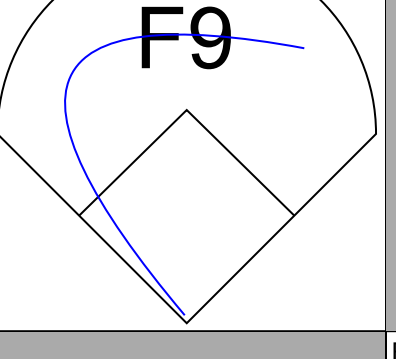
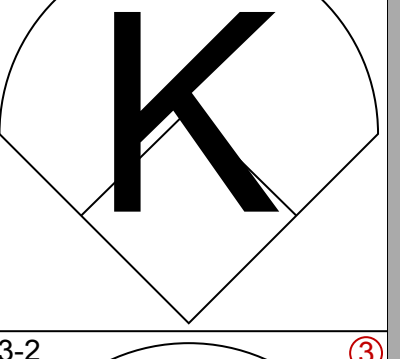
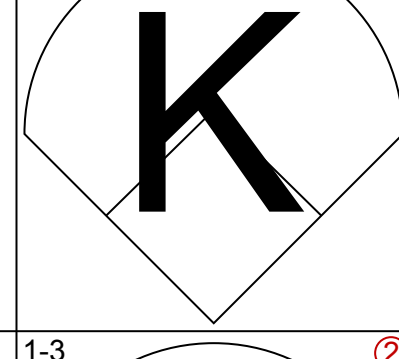
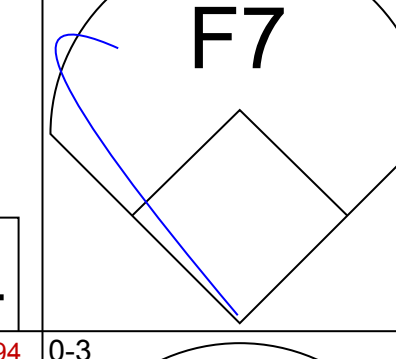


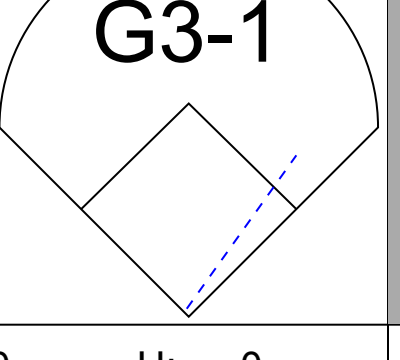

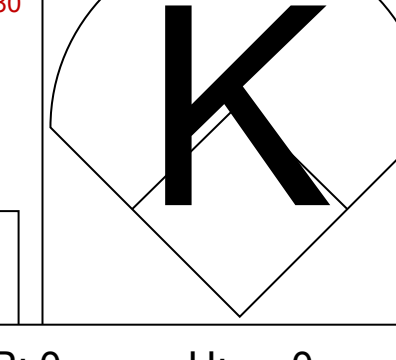


Batter	1	2	3	4	5	6	7	8	9	10	11	12	AB	R	H	RBI	BB	SO	LOB	TOP							
4 Alex Gordon, L OBP: 0.384, SLG: 0.447													4	0	0	0	1	1	1								
8 Mike Moustakas, L OBP: 0.341, SLG: 0.456													5	0	0	0	0	1	1								
25 Kendrys Morales, S OBP: 0.351, SLG: 0.463													5	0	1	0	0	1	1								
35 Eric Hosmer, L OBP: 0.365, SLG: 0.446													5	1	2	0	0	0	1								
13 Salvador Perez, R OBP: 0.278, SLG: 0.426 0 Terrance Gore, R (12, PR)													5	1	3	2	0	0	1								
9 Drew Butera, R OBP: 0.242, SLG: 0.263													4	1	1	0	0	1	2								
15 Alex Rios, R OBP: 0.298, SLG: 0.366 1 Jarrod Dyson, L (9, PR)													0	0	0	0	0	0	0								
14 Omar Infante, R OBP: 0.234, SLG: 0.318 18 Ben Zobrist, S OBP: 0.368, SLG: 0.462													2	0	0	0	0	1	1								
16 Paulo Orlando, R OBP: 0.271, SLG: 0.443													6	0	1	2	0	2	1								
2 Alcides Escobar, R OBP: 0.290, SLG: 0.313 24 Christian Colon, R OBP: 0.309, SLG: 0.299													3	0	0	0	0	1	1								
													1	0	0	0	0	0	2								
Inning Stats	R: 0 E: 0 K: 1 S: 12	H: 1 LOB: 1 BB: 0 P: 17	R: 0 E: 0 K: 0 S: 4	H: 0 LOB: 0 BB: 0 P: 7	R: 0 E: 0 K: 0 S: 7	H: 0 LOB: 0 BB: 0 P: 11	R: 0 E: 0 K: 2 S: 7	H: 0 LOB: 0 BB: 1 P: 14	R: 1 E: 0 K: 1 S: 10	H: 2 LOB: 1 BB: 0 P: 14	R: 0 E: 0 K: 0 S: 4	H: 0 LOB: 0 BB: 0 P: 10	R: 0 E: 0 K: 1 S: 9	H: 1 LOB: 1 BB: 0 P: 14	R: 0 E: 0 K: 2 S: 10	H: 3 LOB: 1 BB: 0 P: 30	R: 0 E: 0 K: 1 S: 8	H: 0 LOB: 1 BB: 0 P: 12	R: 0 E: 0 K: 0 S: 5	H: 0 LOB: 0 BB: 0 P: 6	R: 1 E: 0 K: 0 S: 6	H: 1 LOB: 2 BB: 1 P: 11	1B: 6 2B: 1 3B: 0 HR: 1	SF: 0 SAC: 1 DP: 0 HBP: 1	WP: 0 PB: 0 SB: 2 CS: 2	PA: 47	
PITCHER	IP WLS BF H R ER SO BB IBB HBP BLK WP HR S P ERA WHIP	35 Justin Verlander, R ERA: 3.42	30 Alex Wilson, R ERA: 2.25	39 Nestor Felix, R ERA: 6.54	54 Drew VerHagen, R ERA: 2.66																						

Kansas City Royals @ Detroit Tigers
Comerica Park, Detroit, MI
Fri Sep 18 2015, 7:33 PM - 11:41 PM EDT
Att. 32,926 - Partly Cloudy - 75 F

AB 41
R 4
H 8
RBI 4
BB 2
SO 8
LOB 13



Batter	1	2	3	4	5	6	7	8	9	10	11	12	AB	R	H	RBI	BB	SO	LOB	BOTTOM								
12 Anthony Gose, L OBP: 0.326, SLG: 0.390													5	2	2	0	1	2	1									
3 Ian Kinsler, R OBP: 0.351, SLG: 0.438													6	2	4	0	0	0	2									
24 Miguel Cabrera, R OBP: 0.438, SLG: 0.542 20 Rajai Davis, R OBP: 0.296, SLG: 0.426													4	0	2	2	1	0	3									
28 J.D. Martinez, R OBP: 0.349, SLG: 0.551													4	0	1	0	2	1	3									
41 Victor Martinez, S OBP: 0.293, SLG: 0.348													5	0	1	1	0	1	6									
18 Tyler Collins, L OBP: 0.310, SLG: 0.405													4	0	0	1	2	0	1									
55 Jefry Marte, R OBP: 0.310, SLG: 0.438 40 Josh Wilson, R OBP: 0.370, SLG: 0.360 9 Nick Castellanos, R OBP: 0.301, SLG: 0.416 49 Dioner Machado, R OBP: 0.313, SLG: 0.333													4	0	0	0	0	0	2									
34 James McCann, R OBP: 0.306, SLG: 0.403													5	0	1	0	0	2	0									
17 Andrew Romine, S OBP: 0.304, SLG: 0.327													5	0	1	0	0	2	1									
Inning Stats	R: 1 E: 0 K: 1 S: 14	H: 3 LOB: 2 BB: 0 P: 24	R: 0 E: 0 K: 0 S: 6	H: 1 LOB: 1 BB: 0 P: 10	R: 0 E: 0 K: 1 S: 15	H: 1 LOB: 2 BB: 1 P: 15	R: 0 E: 0 K: 1 S: 10	H: 0 LOB: 0 BB: 0 P: 6	R: 0 E: 0 K: 1 S: 10	H: 1 LOB: 1 BB: 0 P: 11	R: 0 E: 0 K: 0 S: 7	H: 0 LOB: 0 BB: 0 P: 10	R: 0 E: 0 K: 1 S: 9	H: 0 LOB: 0 BB: 0 P: 14	R: 2 E: 0 K: 1 S: 18	H: 2 LOB: 2 BB: 2 P: 37	R: 0 E: 0 K: 2 S: 17	H: 1 LOB: 1 BB: 1 P: 26	R: 0 E: 0 K: 0 S: 6	H: 0 LOB: 0 BB: 0 P: 8	R: 0 E: 0 K: 2 S: 7	H: 0 LOB: 0 BB: 0 P: 9	R: 2 E: 0 K: 1 S: 13	H: 3 LOB: 3 BB: 2 P: 23	1B: 11 2B: 2 3B: 0 HR: 0	SF: 2 SAC: 0 DP: 0 HBP: 0	WP: 0 PB: 0 SB: 0 CS: 1	PA: 52
PITCHER	IP WLS BF H R ER SO BB IBB HBP BLK WP HR S P ERA WHIP	47 Johnny Cueto, R ERA: 0.88	17 Wade Davis, R ERA: 0.88	40 Kelvin Herrera, R ERA: 2.78	46 Ryan Madson, R ERA: 2.35	44 Luke Hochevar, R ERA: 3.74																						

Kansas City Royals @ Detroit Tigers
Comerica Park, Detroit, MI
Fri Sep 18 2015, 7:33 PM - 11:41 PM EDT
Att. 32,926 - Partly Cloudy - 75 F

AB 44
R 5
H 13
RBI 5
BB 6
SO 9
LOB 19



Batter	1	2	3	4	5	6	7	8	9	10	11	AB	R	H	RBI	BB	SO	LOB	TOP					
4 Alex Gordon, L OBP: 0.381, SLG: 0.441	(1, 7) C FF 92 2-2 B CU 73 F FF 91 T FF 91		(2, 3) C SL 92 2-3 C SL 90 B FF 90 S SL 79			(1, 0-0) X SL 77	(1, 4, 2) C SL 97 4-2 B FF 97 F FF 97 D CU 79 B SL 86 B SL 93		(2, 3-3) C FF 96 3-3 D SL 94 1 SAFE F FF 98 B SL 82 B SL 82 F FF 98				4	0	0	0	1	3	1					
18 Ben Zobrist, S OBP: 0.368, SLG: 0.459	(1, 4) C FF 91 0-2 F FF 91 X SL 79			(2, 2) B FF 99 2-2 C SL 77 B CH 76 F FF 99 X FF 90			(1, 1) B FF 88 1-1 B CU 70 X CH 77	(2, 0-3) C SL 89 0-3 F FF 94 F FF 94 S CU 80	(3, 0-1) F FF 97 0-1 X SL 88			5	0	1	0	0	1	4						
6 Lorenzo Cain, R OBP: 0.363, SLG: 0.485	(1, 8) B FF 91 2-3 C FF 91 B FF 90 C CH 78			(4, 2) B CH 76 4-2 F FF 88 1 SAFE F SL 81 F CH 76 F FF 90 1 SAFE			(1, 0) B CH 76 1-0 X CH 79		(1, 1-1) B FF 94 1-1 F SL 94 X FF 96		(1, 1-1) C SL 90 1-1 B CH 82 X CH 82		4	0	0	0	1	1	0					
35 Eric Hosmer, L OBP: 0.367, SLG: 0.454		(1, 0) B SL 78 1-0 X FF 95											5	2	3	1	0	0	1					
25 Kendrys Morales, S OBP: 0.350, SLG: 0.466					(0, 0) T SAFE 0-0 F SL 81 1 SAFE F CH 76 B CU 70 F SL 81 B FF 91 X CH 80								5	1	1	1	0	1	3					
8 Mike Moustakas, L OBP: 0.342, SLG: 0.461													5	1	2	1	0	1	1					
31 Jonny Gomes, R OBP: 0.325, SLG: 0.362													2	0	0	0	1	1	0					
1 Jarrod Dyson, L OBP: 0.313, SLG: 0.380													2	1	0	0	0	0	1					
13 Salvador Perez, R OBP: 0.277, SLG: 0.423													4	0	0	0	1	1	0					
24 Christian Colon, R OBP: 0.316, SLG: 0.308													4	0	2	1	0	1	0					
Inning Stats	R: 0 E: 0 K: 2 S: 9	H: 0 LOB: 0 BB: 0 P: 13	R: 1 E: 0 K: 2 S: 11	H: 1 LOB: 0 BB: 0 P: 18	R: 0 E: 0 K: 1 S: 10	H: 0 LOB: 0 BB: 0 P: 17	R: 0 E: 0 K: 0 S: 14	H: 1 LOB: 1 BB: 1 P: 23	R: 1 E: 0 K: 1 S: 7	H: 1 LOB: 0 BB: 0 P: 12	R: 0 E: 0 K: 0 S: 4	H: 0 LOB: 0 BB: 0 P: 6	R: 2 E: 0 K: 1 S: 17	H: 2 LOB: 3 BB: 3 P: 37	R: 1 E: 0 K: 0 S: 14	H: 2 LOB: 1 BB: 0 P: 20	R: 0 E: 0 K: 1 S: 12	H: 1 LOB: 1 BB: 0 P: 16	R: 0 E: 0 K: 1 S: 8	H: 0 LOB: 0 BB: 0 P: 11	1B: 5 2B: 2 3B: 0 HR: 3	SF: 0 SAC: 0 DP: 1 HBP: 0	WP: 2 PB: 0 SB: 2 CS: 2	PA: 44
PITCHER	48 Matthew Boyd, L ERA: 7.4	IP: 6.0 WLS: 21	WLS: 3 BF: 1	H: 3 R: 2 ER: 2 SO: 6	BB: 1 IBB: 0 HBP: 0 BLK: 0	WP: 1 HR: 2 S: 55 P: 89	ERA: 3.00 WHIP: 0.667	39 Neftali Feliz, R ERA: 6.39	IP: 1.0 WLS: 4 H: 1 R: 0 ER: 0 SO: 1	BB: 0 IBB: 0 HBP: 0 BLK: 0	WP: 0 HR: 0 S: 12 P: 16	ERA: 0.00 WHIP: 1.000	32 Tom Gorzelanny, L ERA: 6.38	IP: 2.0 WLS: 6 H: 1 R: 0 ER: 0 SO: 2	BB: 0 IBB: 0 HBP: 0 BLK: 0	WP: 0 HR: 0 S: 15 P: 23	ERA: 0.00 WHIP: 0.500							

Kansas City Royals @ Detroit Tigers
Comerica Park, Detroit, MI
Sat Sep 19 2015, 7:10 PM - 11:15 PM EDT
Att. 36,007 - Partly Cloudy - 68 F

livebaseballscorecards.com

AB 40
R 5
H 9
RBI 4
BB 4
SO 10
LOB 11



Batter	1	2	3	4	5	6	7	8	9	10	11	AB	R	H	RBI	BB	SO	LOB	BOTTOM														
12 Anthony Gose, L OBP: 0.324, SLG: 0.377	(1, 8) F SL 82 3-3 B CH 82 B SL 93 F SL 93 S FF 94		(0, 0) X KC 80	(2, 1) C KC 83 2-1 B CH 83 X CH 85		(2, 2) B KC 83 2-2 C KC 80 B SL 82 X KC 82			(3, 3-3) T SAFE 3-3 C FF 91 B CU 74 B SL 86 B SL 86 C FF 91 1 SAFE C SL 94		(0, 0-0) X CH 90		6	1	1	0	0	2	5														
3 Ian Kinsler, R OBP: 0.353, SLG: 0.443	(1, 4) B FF 94 4-1 F FF 94 B KC 93 B SL 93 B FF 93		(3, 2) B FF 82 3-2 B FF 84 C CH 84 1 SAFE C KC 81 C KC 82		(1, 1) F SL 92 1-1 B CH 84 X KC 82			(1, 0) B FF 87 1-0 X FF 88					5	1	2	1	1	0	2														
24 Miguel Cabrera, R OBP: 0.442, SLG: 0.543	(1, 3) C KC 81 1-1 B KC 81 X SL 84		(0, 1) F CH 86 0-1 X KC 84		(0, 0) X SL 95							3	2	2	2	1	0	1															
28 J.D. Martinez, R OBP: 0.347, SLG: 0.549													5	0	1	0	0	1	4														
41 Victor Martinez, S OBP: 0.298, SLG: 0.361													2	1	2	3	2	0	0														
9 Nick Castellanos, R OBP: 0.305, SLG: 0.414													3	0	0	0	1	2	2														
17 Andrew Romine, S OBP: 0.302, SLG: 0.325													1	0	0	0	0	0	3														
18 Tyler Collins, L OBP: 0.310, SLG: 0.404													3	0	1	0	0	1	3														
20 Rajai Davis, R OBP: 0.297, SLG: 0.424													1	0	0	0	0	1	0														
13 Alex Avila, L OBP: 0.332, SLG: 0.268													3	1	1	0	2	1	1														
49 Dixon Machado, R OBP: 0.297, SLG: 0.314													5	0	1	0	0	2	5														
Inning Stats	R: 0 E: 0 K: 1 S: 6	H: 0 LOB: 0 BB: 1 P: 14	R: 0 E: 0 K: 2 S: 9	H: 1 LOB: 1 BB: 0 P: 15	R: 2 E: 0 K: 1 S: 12	H: 3 LOB: 1 BB: 1 P: 17	R: 0 E: 0 K: 0 S: 14	H: 1 LOB: 3 BB: 2 P: 27	R: 1 E: 0 K: 1 S: 16	H: 2 LOB: 2 BB: 1 P: 24	R: 0 E: 0 K: 1 S: 10	H: 0 LOB: 0 BB: 0 P: 15	R: 2 E: 0 K: 1 S: 7	H: 1 LOB: 0 BB: 0 P: 18	R: 0 E: 0 K: 1 S: 6	H: 1 LOB: 1 BB: 0 P: 14	R: 0 E: 0 K: 0 S: 11	H: 2 LOB: 2 BB: 1 P: 19	R: 0 E: 0 K: 2 S: 9	H: 0 LOB: 1 BB: 0 P: 15	R: 1 E: 0 K: 0 S: 3	H: 1 LOB: 0 BB: 0 P: 4	1B: 6 2B: 4 3B: 0 HR: 2	SF: 1 SAC: 0 DP: 3 HBP: 2	WP: 0 PB: 0 SB: 2 CS: 0	PA: 47							
PITCHER	36 Edinson Volquez, R ERA: 3.62	IP: 6.0 WLS: 5	WLS: 3 BF: 28	H: 7 R: 3 ER: 3 SO: 6	BB: 4 IBB: 0 HBP: 0 BLK: 0	WP: 0 HR: 0 S: 67 P: 112	ERA: 4.50 WHIP: 1.833		IP: 1.0 WLS: 1 H: 1 R: 0 ER: 0 SO: 1	BB: 0 IBB: 0 HBP: 0 BLK: 0	WP: 0 HR: 0 S: 7 P: 18	ERA: 18.00 WHIP: 2.000	45 Franklin Morales, L ERA: 2.85	IP: 1.0 WLS: 4	WLS: 0 BF: 1	H: 0 R: 0 ER: 0 SO: 1	BB: 0 IBB: 0 HBP: 0 BLK: 0	WP: 0 HR: 0 S: 6 P: 14	ERA: 0.00 WHIP: 1.000	44 Luke Hochevar, R ERA: 3.65	IP: 1.0 WLS: 5	WLS: 1 BF: 1	H: 0 R: 0 ER: 0 SO: 1	BB: 0 IBB: 0 HBP: 0 BLK: 0	WP: 0 HR: 0 S: 11 P: 19	ERA: 0.00 WHIP: 2.000	50 Miguel Almonte, R ERA: 5.4	IP: 1.0 WLS: 5	WLS: 1 BF: 1	H: 1 R: 1 ER: 2 SO: 2	BB: 1 IBB: 0 HBP: 0 BLK: 0	WP: 0 HR: 1 S: 12 P: 19	ERA: 9.00 WHIP: 2.000

Kansas City Royals @ Detroit Tigers
Comerica Park, Detroit, MI
Sat Sep 19 2015, 7:10 PM - 11:15 PM EDT
Att. 36,007 - Partly Cloudy - 68 F

livebaseballscorecards.com


AB 37
R 6
H 11
RBI 6
BB 7
SO 10
LOB 26



Batter	1	2	3	4	5	6	7	8	9	AB	R	H	RBI	BB	SO	LOB	TOP					
18 Ben Zobrist, S OBP: 0.370, SLG: 0.463										5	1	3	1	1	0	1						
6 Lorenzo Cain, R OBP: 0.361, SLG: 0.481										6	0	1	0	0	4	6						
35 Eric Hosmer, L OBP: 0.365, SLG: 0.452										5	0	1	1	0	1	4						
25 Kendrys Morales, S OBP: 0.355, SLG: 0.490										4	5	4	3	1	0	0						
8 Mike Moustakas, L OBP: 0.342, SLG: 0.459										4	0	1	0	1	0	0						
15 Alex Rios, R OBP: 0.299, SLG: 0.367										5	1	2	1	0	0	1						
16 Paulo Orlando, R OBP: 0.274, SLG: 0.460										5	2	2	2	0	2	3						
24 Christian Colón, R OBP: 0.340, SLG: 0.344										5	1	4	1	0	0	0						
9 Drew Butera, R OBP: 0.262, SLG: 0.278										2	0	1	0	2	0	2						
Inning Stats	R: 2 H: 4 E: 0 K: 1 S: 15	H: 4 LOB: 2 BB: 1 P: 26	R: 0 H: 2 E: 0 K: 1 S: 13	H: 2 LOB: 2 BB: 1 P: 22	R: 3 H: 4 E: 0 K: 0 S: 17	H: 4 LOB: 1 BB: 1 P: 30	R: 1 H: 1 E: 0 K: 1 S: 11	H: 1 LOB: 0 BB: 0 P: 14	R: 2 H: 3 E: 0 K: 0 S: 13	H: 3 LOB: 2 BB: 1 P: 26	R: 1 H: 2 E: 0 K: 0 S: 11	H: 2 LOB: 2 BB: 1 P: 24	R: 0 H: 0 E: 0 K: 2 S: 9	H: 0 LOB: 0 BB: 0 P: 13	R: 1 H: 1 E: 0 K: 1 S: 9	H: 1 LOB: 0 BB: 0 P: 11	R: 0 H: 2 E: 0 K: 1 S: 14	H: 2 LOB: 2 BB: 0 P: 16	1B: 10 2B: 4 3B: 1 HR: 4	SF: 1 SAC: 1 DP: 0 HBP: 0	WP: 2 PB: 0 SB: 0 CS: 1	PA: 48
PITCHER	IP WLS BF H R ER SO BB IBB HBP BLK WP HR S P ERA WHIP	4.1 L 26 13 8 8 3 3 0 0 0 0 3 62 102 16.61 3.692	5.1 1.2 10 3 1 1 0 2 0 0 0 2 0 18 40 5.40 3.000	7.1 2.0 7 1 1 1 3 0 0 0 0 1 18 24 4.50 0.500	9.1 1.0 5 2 0 0 1 0 0 0 0 0 14 16 0.00 2.000																	

Kansas City Royals @ Detroit Tigers
 Comerica Park, Detroit, MI
 Sun Sep 20 2015, 1:09 PM - 4:31 PM EDT
 Att: 32,788 - Partly Cloudy - 65 F

AB 41
R 10
H 19
RBI 9
BB 5
SO 7
LOB 17



Batter	1	2	3	4	5	6	7	8	9	AB	R	H	RBI	BB	SO	LOB	BOTTOM
12 Anthony Gose, L OBP: 0.326, SLG: 0.376										3	1	1	0	2	1	2	
17 Andrew Romine, S OBP: 0.299, SLG: 0.321										5	1	1	0	0	2	4	
24 Miguel Cabrera, R OBP: 0.441, SLG: 0.540										4	1	1	1	0	0	4	
28 J.D. Martinez, R OBP: 0.345, SLG: 0.545										4	0	0	0	0	1	4	
41 Victor Martinez, S OBP: 0.301, SLG: 0.361										2	0	1	1	1	0	0	
55 Jefry Marte, R OBP: 0.306, SLG: 0.431										1	0	0	0	0	0	0	
9 Nick Castellanos, R OBP: 0.300, SLG: 0.413										4	0	1	1	0	2	1	
18 Tyler Collins, L OBP: 0.303, SLG: 0.394										4	0	0	0	0	1	3	
34 James McCann, R OBP: 0.306, SLG: 0.401										4	0	1	0	0	0	1	
49 Dixon Machado, R OBP: 0.293, SLG: 0.308																	

Batter	1	2	3	4	5	6	7	8	9	AB	R	H	RBI	BB	SO	LOB	TOP										
4 Ketel Marte, S OBP: 0.366, SLG: 0.407										4	0	1	0	1	1	1	Seattle Mariners @ Kansas City Royals Kauffman Stadium, Kansas City, MO Thu Sep 24 2015, 7:12 PM - 10:34 PM CDT Att: 32,244 - Partly Cloudy - 78 F										
15 Kyle Seager, L OBP: 0.333, SLG: 0.460										4	0	0	0	1	1	2											
23 Nelson Cruz, R OBP: 0.377, SLG: 0.577										4	0	0	0	0	1	3											
22 Robinson Cano, L OBP: 0.331, SLG: 0.440										4	1	1	0	0	1	3											
7 Seth Smith, L OBP: 0.326, SLG: 0.444										3	1	2	0	1	1	0											
35 Mark Trumbo, R OBP: 0.327, SLG: 0.449										4	1	2	2	0	0	2											
20 Logan Morrison, L OBP: 0.302, SLG: 0.390										4	1	1	1	0	0	3											
5 Brad Miller, L OBP: 0.328, SLG: 0.399										3	0	1	1	1	0	2											
2 Jesús Sucre, R OBP: 0.179, SLG: 0.208										3	0	0	0	0	1	2											
36 Shawn O'Malley, S (9, PH) OBP: 0.488, SLG: 0.467										1	0	0	0	0	1	1											
Inning Stats	R: 0 E: 0 K: 0 S: 6	H: 1 LOB: 1 BB: 1 P: 14	R: 1 E: 0 K: 2 S: 12	H: 2 LOB: 1 BB: 0 P: 20	R: 0 E: 0 K: 2 S: 9	H: 0 LOB: 0 BB: 0 P: 12	R: 2 E: 0 K: 0 S: 13	H: 3 LOB: 1 BB: 0 P: 18	R: 0 E: 0 K: 1 S: 10	H: 0 LOB: 1 BB: 1 P: 18	R: 0 E: 0 K: 0 S: 8	H: 0 LOB: 0 BB: 0 P: 11	R: 0 E: 0 K: 0 S: 9	H: 0 LOB: 1 BB: 1 P: 17	R: 1 E: 0 K: 2 S: 11	H: 1 LOB: 1 BB: 1 P: 17	1B: 4 2B: 3 3B: 0 HR: 1	SF: 0 SAC: 0 DP: 1 HBP: 0	WP: 0 PB: 0 SB: 0 CS: 0	PA: 38							
PITCHER	IP	WLS	BF	H	R	ER	SO	BB	IBB	HBP	BLK	WP	HR	S	P	ERA	WHIP										
47 Johnny Cueto, R ERA: 3.45	7.0	W	29	7	3	3	5	2	0	0	0	0	0	65	104	3.86	1.286										
46 Ryan Madson, R ERA: 2.29	1.0		4	0	0	0	0	1	0	0	0	0	0	9	17	0.00	1.000										
17 Wade Davis, R ERA: 0.99	1.0		5	1	1	1	2	1	0	0	0	0	1	11	17	9.00	2.000										

AB	34
R	4
H	8
RBI	4
BB	4
SO	7
LOB	19



Batter	1	2	3	4	5	6	7	8	9	AB	R	H	RBI	BB	SO	LOB	BOTTOM										
4 Alex Gordon, L OBP: 0.378, SLG: 0.431										4	1	1	0	1	2	2	Seattle Mariners @ Kansas City Royals Kauffman Stadium, Kansas City, MO Thu Sep 24 2015, 7:12 PM - 10:34 PM CDT Att: 32,244 - Partly Cloudy - 78 F										
18 Ben Zobrist, S OBP: 0.371, SLG: 0.465										5	3	2	0	0	1	3											
6 Lorenzo Cain, R OBP: 0.363, SLG: 0.482										5	1	2	2	0	1	4											
35 Eric Hosmer, L OBP: 0.367, SLG: 0.458										4	2	2	1	0	0	2											
25 Kendrys Morales, S OBP: 0.355, SLG: 0.485										3	0	0	0	1	1	2											
31 Jonny Gomes, R (8, PH) OBP: 0.321, SLG: 0.357										1	0	0	0	0	0	2											
8 Mike Moustakas, L OBP: 0.347, SLG: 0.467										3	3	3	3	2	0	0											
15 Alex Rios, R OBP: 0.300, SLG: 0.374										5	0	3	2	0	1	1											
13 Salvador Perez, R OBP: 0.280, SLG: 0.424										4	0	1	0	1	1	3											
2 Alcides Escobar, R OBP: 0.295, SLG: 0.317										4	0	1	1	0	2	2											
Inning Stats	R: 1 E: 1 K: 0 S: 9	H: 2 LOB: 1 BB: 0 P: 15	R: 1 E: 0 K: 1 S: 19	H: 4 LOB: 3 BB: 0 P: 33	R: 0 E: 0 K: 0 S: 11	H: 1 LOB: 2 BB: 2 P: 21	R: 0 E: 0 K: 3 S: 11	H: 0 LOB: 0 BB: 0 P: 16	R: 1 E: 0 K: 2 S: 15	H: 2 LOB: 1 BB: 0 P: 23	R: 2 E: 0 K: 2 S: 15	H: 2 LOB: 1 BB: 1 P: 26	R: 2 E: 0 K: 1 S: 10	H: 1 LOB: 2 BB: 2 P: 23	R: 3 E: 1 K: 0 S: 19	H: 3 LOB: 1 BB: 0 P: 25	1B: 8 2B: 4 3B: 1 HR: 2	SF: 0 SAC: 0 DP: 0 HBP: 1	WP: 0 PB: 0 SB: 0 CS: 0	PA: 44							
PITCHER	IP	WLS	BF	H	R	ER	SO	BB	IBB	HBP	BLK	WP	HR	S	P	ERA	WHIP										
65 James Paxton, L ERA: 3.9	1.1		5	2	2	1	1	0	0	0	0	0	0	29	48	9.00	2.500										
31 José Ramírez, R ERA: 12.91	2.0		14	4	5	2	1	1	1	1	0	0	0	29	48	9.00	2.500										
48 Mayckol Guaipe, R ERA: 5.48	2.0		6	1	0	0	4	0	0	0	0	0	0	18	28	0.00	0.500										
50 Rob Rasmussen, L ERA: 10.93	0.1	B	3	2	1	1	1	0	0	0	0	0	1	9	14	27.00	6.000										
27 Logan Kensinger, R ERA: 5.25	1.0	L	4	0	1	1	2	1	0	0	0	0	0	11	19	9.00	1.000										

AB	38
R	10
H	15
RBI	9
BB	5
SO	9
LOB	21



Batter	1	2	3	4	5	6	7	8	9	AB	R	H	RBI	BB	SO	LOB	TOP					
22 Jason Kipnis, L OBP: 0.374, SLG: 0.448										5	2	2	1	0	0	2						
11 José Ramírez, S OBP: 0.296, SLG: 0.340										5	3	3	1	0	0	1						
12 Francisco Lindor, S OBP: 0.359, SLG: 0.485										3	1	2	2	1	1	0						
41 Carlos Santana, S OBP: 0.360, SLG: 0.395										5	0	1	3	0	3	2						
10 Yan Gomes, R OBP: 0.263, SLG: 0.387										4	1	1	1	0	1	1						
8 Lonnie Chisenhall, L OBP: 0.294, SLG: 0.378										2	0	1	0	0	0	1						
40 Jerry Sands, R OBP: 0.279, SLG: 0.357										2	0	0	0	0	1	0						
30 Chris Johnson, R OBP: 0.295, SLG: 0.349										4	0	0	0	0	3	1						
35 Abraham Almonte, S OBP: 0.304, SLG: 0.413										3	1	1	0	1	0	0						
4 Mike Aviles, R OBP: 0.284, SLG: 0.324										3	1	1	0	0	1	1						
Inning Stats	R: 2 E: 0 K: 1 S: 12	H: 3 LOB: 1 BB: 0 P: 16	R: 0 E: 0 K: 1 S: 11	H: 1 LOB: 1 BB: 0 P: 16	R: 2 E: 0 K: 2 S: 14	H: 3 LOB: 1 BB: 0 P: 20	R: 2 E: 0 K: 1 S: 15	H: 2 LOB: 0 BB: 1 P: 30	R: 0 E: 0 K: 2 S: 8	H: 0 LOB: 0 BB: 0 P: 15	R: 3 E: 1 K: 0 S: 14	H: 3 LOB: 0 BB: 1 P: 27	R: 0 E: 0 K: 1 S: 12	H: 0 LOB: 0 BB: 0 P: 19	R: 0 E: 0 K: 0 S: 8	H: 0 LOB: 0 BB: 0 P: 12	R: 0 E: 0 K: 2 S: 10	H: 0 LOB: 0 BB: 0 P: 17	1B: 6 2B: 3 3B: 2 HR: 1	SF: 1 SAC: 1 DP: 0 HBP: 0	WP: 1 PB: 0 CS: 1	PA: 41
PITCHER	IP: 3.2 WLS: L BF: 21 ERA: 4.3	H: 9 R: 6 ER: 6 SO: 4	BB: 1 IBB: 0 HBP: 0 BLK: 0	WP: 1 HR: 1 S: 49 P: 76	ERA: 14.73 WHIP: 2.727	IP: 1.0 WLS: 3 BF: 3 ERA: 0.00 WHIP: 0.000	H: 0 R: 0 ER: 0 SO: 2	BB: 0 IBB: 0 HBP: 0 BLK: 0	WP: 0 HR: 0 S: 10 P: 17	1B: 0 2B: 0 3B: 0 HR: 0	SF: 0 SAC: 0 DP: 0 HBP: 0	WP: 0 PB: 0 CS: 1	PA: 17									
39 Kris Medlen, R ERA: 4.3	IP: 3.2 WLS: L BF: 21 ERA: 4.3	H: 9 R: 6 ER: 6 SO: 4	BB: 1 IBB: 0 HBP: 0 BLK: 0	WP: 1 HR: 1 S: 49 P: 76	ERA: 14.73 WHIP: 2.727	IP: 1.0 WLS: 3 BF: 3 ERA: 0.00 WHIP: 0.000	H: 0 R: 0 ER: 0 SO: 2	BB: 0 IBB: 0 HBP: 0 BLK: 0	WP: 0 HR: 0 S: 10 P: 17	1B: 0 2B: 0 3B: 0 HR: 0	SF: 0 SAC: 0 DP: 0 HBP: 0	WP: 0 PB: 0 CS: 1	PA: 17									
11 Jeremy Guthrie, R ERA: 5.98	IP: 1.2 WLS: 6 BF: 6 ERA: 5.98	H: 1 R: 1 ER: 1 SO: 3	BB: 1 IBB: 0 HBP: 0 BLK: 0	WP: 0 HR: 0 S: 15 P: 29	ERA: 5.40 WHIP: 0.600	IP: 0.0 WLS: 0 BF: 2 ERA: 3.28	H: 2 R: 2 ER: 0 SO: 0	BB: 0 IBB: 0 HBP: 0 BLK: 0	WP: 0 HR: 0 S: 4 P: 9	ERA: ∞ WHIP: ∞	IP: 1.2 WLS: 0 BF: 5 ERA: 3.45	H: 1 R: 2 ER: 1 SO: 1	BB: 1 IBB: 0 HBP: 0 BLK: 0	WP: 0 HR: 0 S: 8 P: 12	1B: 0 2B: 0 3B: 0 HR: 0	SF: 0 SAC: 0 DP: 0 HBP: 0	WP: 0 PB: 0 CS: 1	PA: 11				
45 Franklin Morales, L ERA: 3.28	IP: 0.0 WLS: 2 BF: 2 ERA: 3.28	H: 2 R: 2 ER: 0 SO: 0	BB: 0 IBB: 0 HBP: 0 BLK: 0	WP: 0 HR: 0 S: 4 P: 9	ERA: ∞ WHIP: ∞	IP: 1.0 WLS: 3 BF: 3 ERA: 0.00 WHIP: 0.000	H: 0 R: 0 ER: 0 SO: 2	BB: 0 IBB: 0 HBP: 0 BLK: 0	WP: 0 HR: 0 S: 10 P: 17	1B: 0 2B: 0 3B: 0 HR: 0	SF: 0 SAC: 1 DP: 0 HBP: 0	WP: 0 PB: 0 CS: 1	PA: 17									
44 Luke Hochevar, R ERA: 3.45	IP: 1.2 WLS: 5 BF: 5 ERA: 3.45	H: 1 R: 2 ER: 1 SO: 1	BB: 0 IBB: 0 HBP: 0 BLK: 0	WP: 0 HR: 0 S: 18 P: 29	ERA: 5.40 WHIP: 0.600	IP: 0.0 WLS: 0 BF: 3 ERA: 5.19	H: 0 R: 0 ER: 0 SO: 0	BB: 0 IBB: 0 HBP: 0 BLK: 0	WP: 0 HR: 0 S: 8 P: 12	1B: 0 2B: 0 3B: 0 HR: 0	SF: 0 SAC: 0 DP: 0 HBP: 0	WP: 0 PB: 0 CS: 1	PA: 11									
50 Miguel Almonte, R ERA: 5.19	IP: 1.0 WLS: 3 BF: 3 ERA: 5.19	H: 0 R: 0 ER: 0 SO: 0	BB: 0 IBB: 0 HBP: 0 BLK: 0	WP: 0 HR: 0 S: 8 P: 12	ERA: 0.00 WHIP: 0.000	IP: 0.0 WLS: 0 BF: 2 ERA: 5.19	H: 0 R: 0 ER: 0 SO: 0	BB: 0 IBB: 0 HBP: 0 BLK: 0	WP: 0 HR: 0 S: 8 P: 12	1B: 0 2B: 0 3B: 0 HR: 0	SF: 0 SAC: 0 DP: 0 HBP: 0	WP: 0 PB: 0 CS: 1	PA: 11									

Cleveland Indians @ Kansas City Royals
Kauffman Stadium, Kansas City, MO
Sat Sep 26 2015, 6:12 PM - 9:13 PM CDT
Att: 38,167 - Clear - 81 F

AB	36
R	9
H	12
RBI	8
BB	2
SO	10
LOB	9



WP: 1	PA: 41
PB: 0	
CS: 1	

Cleveland Indians @ Kansas City Royals
Kauffman Stadium, Kansas City, MO
Sat Sep 26 2015, 6:12 PM - 9:13 PM CDT
Att: 38,167 - Clear - 81 F

AB	33
R	5
H	7
RBI	5
BB	1
SO	3
LOB	7



WP: 0	PA: 36
PB: 0	
CS: 0	

Batter	1	2	3	4	5	6	7	8	9	AB	R	H	RBI	BB	SO	LOB	TOP				
22 Jason Kipnis, L (1,4) OBP: 0.373, SLG: 0.449										4	0	1	0	0	2	0	Cleveland Indians @ Kansas City Royals Kauffman Stadium, Kansas City, MO Sun Sep 27 2015, 1:14 PM - 4:06 PM CDT Att: 36,339 - Partly Cloudy - 77 F				
12 Francisco Lindor, S (1,6) OBP: 0.357, SLG: 0.482										4	0	1	0	0	1	1					
23 Michael Brantley, L (1,7) OBP: 0.382, SLG: 0.484										2	0	0	0	2	0	1					
41 Carlos Santana, S (1,3) OBP: 0.358, SLG: 0.392										3	0	0	0	0	0	3					
8 Lonnie Chisenhall, L (1,9) OBP: 0.292, SLG: 0.374 1 Michael Martinez, S (8,9) OBP: 0.333, SLG: 0.350										3	0	0	0	0	0	2					
35 Abraham Almonte, S (1,8) OBP: 0.300, SLG: 0.407										3	0	0	0	0	0	0					
30 Chris Johnson, R (1,10) OBP: 0.291, SLG: 0.345										3	0	0	0	0	0	0					
11 José Ramírez, S (1,5) OBP: 0.294, SLG: 0.337										3	0	0	0	0	0	0					
55 Roberto Pérez, R (1,2) OBP: 0.346, SLG: 0.379										3	0	0	0	0	3	0					
Inning Stats	R: 0 E: 0 K: 1 S: 9	H: 0 LOB: 0 BB: 0 P: 12	R: 0 E: 0 K: 0 S: 6	H: 0 LOB: 0 BB: 0 P: 10	R: 0 E: 0 K: 1 S: 10	H: 0 LOB: 0 BB: 0 P: 17	R: 0 E: 0 K: 0 S: 10	H: 0 LOB: 1 BB: 1 P: 19	R: 0 E: 0 K: 2 S: 8	H: 0 LOB: 0 BB: 0 P: 12	R: 0 E: 0 K: 0 S: 7	H: 1 LOB: 1 BB: 1 P: 12	R: 0 E: 0 K: 0 S: 10	H: 0 LOB: 0 BB: 0 P: 14	R: 0 E: 0 K: 2 S: 13	H: 1 LOB: 1 BB: 0 P: 17		1B: 1 2B: 2 3B: 0 HR: 0	SF: 0 SAC: 0 DP: 1 HBP: 0	WP: 0 PB: 0 SB: 1 CS: 0	PA: 30
PITCHER	IP WLS BF H R ER SO BB IBB HBP BLK WP HR S P ERA WHIP																				
32 Chris Young, R (1,1) ERA: 3.15	5.0 W 16	0 0 0 2	1 0 0 0	0 0 0 2	0 0 0 0	0 0 0 0	0 0 8 12	0 0 7 12	0 0 10 14	0 0 13 17	0.00 0.200										
41 Danny Duffy, L (6,1) ERA: 4.18	1.0 H 3	0 0 0 2	0 0 0 0	0 0 0 0	0 0 0 0	0 0 8 12	0 0 7 12	0 0 10 14	0 0 13 17	0.00 0.000											
46 Ryan Madson, R (7,1) ERA: 2.24	1.0 H 4	1 0 0 0	0 1 0 0	0 0 0 0	0 0 0 0	0 0 7 12	0 0 7 12	0 0 10 14	0 0 13 17	0.00 2.000											
40 Kelvin Herrera, R (8,1) ERA: 2.7	1.0 H 3	0 0 0 0	0 0 0 0	0 0 0 0	0 0 0 0	0 0 10 14	0 0 10 14	0 0 13 17	0 0 13 17	0.00 0.000											
17 Wade Davis, R (9,1) ERA: 0.97	1.0 S 4	1 0 0 2	0 0 0 0	0 0 0 0	0 0 0 0	0 0 13 17	0 0 13 17	0 0 13 17	0 0 13 17	0.00 1.000											

Batter	1	2	3	4	5	6	7	8	9	AB	R	H	RBI	BB	SO	LOB	BOTTOM			
2 Alcides Escobar, R (1,6) OBP: 0.296, SLG: 0.321										4	0	1	0	0	0	1	Cleveland Indians @ Kansas City Royals Kauffman Stadium, Kansas City, MO Sun Sep 27 2015, 1:14 PM - 4:06 PM CDT Att: 36,339 - Partly Cloudy - 77 F			
4 Alex Gordon, L (1,10) OBP: 0.378, SLG: 0.428										4	0	1	1	0	2	1				
6 Lorenzo Cain, R (1,8) OBP: 0.363, SLG: 0.480										4	1	3	0	0	1	1				
35 Eric Hosmer, L (1,3) OBP: 0.364, SLG: 0.455										4	1	1	1	0	1	2				
13 Salvador Perez, R (1,2) OBP: 0.279, SLG: 0.423										4	0	1	0	0	0	0				
8 Mike Moustakas, L (1,5) OBP: 0.344, SLG: 0.464										4	0	0	1	0	1	1				
15 Alex Rios, R (1,9) OBP: 0.295, SLG: 0.366 16 Paulo Orlando, R (8,9) OBP: 0.288, SLG: 0.450										3	0	0	0	0	1	1				
24 Christian Colón, R (1,4) OBP: 0.360, SLG: 0.347										2	0	1	0	1	0	0				
1 Jarrod Dyson, L (1,7) OBP: 0.306, SLG: 0.372										3	1	1	0	0	0	3				
Inning Stats	R: 0 E: 0 K: 2 S: 12	H: 1 LOB: 1 BB: 0 P: 19	R: 0 E: 0 K: 0 S: 6	H: 0 LOB: 0 BB: 0 P: 11	R: 0 E: 0 K: 0 S: 11	H: 2 LOB: 1 BB: 0 P: 18	R: 2 E: 0 K: 0 S: 17	H: 3 LOB: 2 BB: 1 P: 32	R: 0 E: 0 K: 1 S: 12	H: 1 LOB: 1 BB: 0 P: 18	R: 0 E: 0 K: 2 S: 10	H: 0 LOB: 0 BB: 0 P: 12	R: 1 E: 0 K: 1 S: 11	H: 2 LOB: 1 BB: 0 P: 15	R: 0 E: 0 K: 0 S: 11	H: 0 LOB: 0 BB: 0 P: 16		1B: 8 2B: 1 3B: 0 HR: 0	SF: 0 SAC: 0 DP: 0 HBP: 0	WP: 0 PB: 0 SB: 0 CS: 1
PITCHER	IP WLS BF H R ER SO BB IBB HBP BLK WP HR S P ERA WHIP																			
31 Danny Salazar, R (1,1) ERA: 3.51	5.1 L 23	2 2 2 3	0 0 0 1	0 0 0 0	0 0 0 0	0 0 4 5	0 0 14 18	0 0 11 16	0.00 1.500											
57 Kyle Crockett, L (6,1) ERA: 4.32	0.1	1 0 0 0	0 0 0 1	0 0 0 0	0 0 0 0	0 0 4 5	0 0 14 18	0 0 11 16	0.00 0.000											
54 Ryan Webb, R (6,1) ERA: 3.26	1.1	6 2 1 2	0 0 0 0	0 0 0 0	0 0 0 0	0 0 14 18	0 0 14 18	0 0 11 16	6.75 1.500											
65 Giovanni Soto, L (8,1) ERA:	1.0	3 0 0 0	0 0 0 0	0 0 0 0	0 0 0 0	0 0 11 16	0 0 11 16	0 0 11 16	0.00 0.000											

AB 28
R 0
H 2
RBI 0
BB 2
SO 6
LOB 7



AB 32
R 3
H 9
RBI 3
BB 1
SO 6
LOB 10



Batter	1	2	3	4	5	6	7	8	9	10	11	AB	R	H	RBI	BB	SO	LOB	TOP					
18 Ben Zobrist, S OBP: 0.364, SLG: 0.460	(1,4) P5		X SI 86 0-0 G4-3		B CU 78 1-2 K			F KC 79 0-3 K			B SI 96 1-2 G5-3	5	0	0	0	0	2	0						
4 Alex Gordon, L OBP: 0.376, SLG: 0.423	(1,7) BB		C FC 87 1-3 K		B SI 87 2-3 K			B SI 92 2-0 F7			B SI 96 1-1 G1-3	4	0	0	0	1	2	0						
6 Lorenzo Cain, R OBP: 0.362, SLG: 0.479	(1,8) L8		B SI 88 1-0 F7		C FC 88 2-1 F7			S SL 87 0-1 BB			B SI 91 2-2 F7	4	0	1	0	0	0	1						
35 Eric Hosmer, L OBP: 0.364, SLG: 0.453	(1,3) BB				C CH 79 3-3 K			B SI 80 1-3 K			B SI 91 2-2 F7	3	0	0	0	1	2	1						
8 Mike Moustakas, L OBP: 0.345, SLG: 0.466	(1,5) G4-3		F CU 76 1-1 BB		C CH 84 1-1 BB			C CH 84 1-1 BB			C SL 83 0-2 F8	4	0	2	0	0	0	2						
13 Salvador Perez, R OBP: 0.277, SLG: 0.420	(1,2) K		C CU 76 1-3 K		B SI 87 0-0 G4-6-3			C SL 80 2-3 K			C SL 80 2-3 K	4	0	0	0	0	3	2						
15 Alex Rios, R OBP: 0.294, SLG: 0.363	(1,9) L5		F CU 76 2-2 G3-1		C SI 94 1-3 K			B FF 95 4-2 BB			B SI 94 2-2 FC5-4	3	0	0	0	1	1	1						
2 Alcides Escobar, R OBP: 0.296, SLG: 0.321	(1,6) BB		B SI 87 1-2 L1		B SI 87 1-0 L1			S KC 81 2-3 K			S FF 95 0-1 FC5-4	4	0	1	0	0	1	1						
30 Yordano Ventura, R OBP: 0.344, SLG: 0.414	(1,1) K		C SI 86 2-3 K		B SI 86 2-3 K			B KC 82 3-1 G6-3			B SI 93 2-3 K	2	0	0	0	0	2	1						
Inning Stats	R: 0 E: 0 K: 0 S: 11	H: 0 LOB: 2 BB: 2 P: 22	R: 0 E: 0 K: 2 S: 13	H: 1 LOB: 1 BB: 0 P: 19	R: 0 E: 0 K: 1 S: 5	H: 0 LOB: 0 BB: 0 P: 7	R: 0 E: 0 K: 2 S: 11	H: 1 LOB: 1 BB: 0 P: 18	R: 0 E: 0 K: 2 S: 8	H: 0 LOB: 0 BB: 0 P: 13	R: 0 E: 0 K: 1 S: 6	H: 1 LOB: 0 BB: 0 P: 8	R: 0 E: 0 K: 2 S: 9	H: 0 LOB: 0 BB: 0 P: 14	R: 0 E: 0 K: 0 S: 6	H: 1 LOB: 0 BB: 0 P: 10	R: 0 E: 0 K: 1 S: 14	H: 0 LOB: 1 BB: 1 P: 20	R: 0 E: 0 K: 1 S: 8	H: 0 LOB: 0 BB: 0 P: 12	1B: 3 2B: 0 3B: 0 HR: 0	SF: 0 SAC: 0 DP: 1 HBP: 0	WP: 0 PB: 0 SB: 1 CS: 0	PA: 38
PITCHER	IP ERA WLS BF H R ER SO BB IBB HBP BLK WP HR S P ERA WHIP	28 Kyle Hendricks, R ERA: 4.09	53 Trevor Cahill, R ERA: 5.4	33 Clayton Richard, L ERA: 3.83	56 Héctor Rondón, R ERA: 1.72	46 Pedro Strop, R ERA: 3.0	PITCHER	IP ERA WLS BF H R ER SO BB IBB HBP BLK WP HR S P ERA WHIP	57 Fernando Rodney, R ERA: 4.87															

Kansas City Royals @ Chicago Cubs
Wrigley Field, Chicago, IL
Mon Sep 28 2015, 7:07 PM - 9:55 PM CDT
Att: 40,552 - Cloudy - 74 F

AB	35
R	0
H	4
RBI	0
BB	3
SO	14
LOB	9


WP: 0	PA: 38
PB: 0	
SB: 1	
CS: 0	

Batter	1	2	3	4	5	6	7	8	9	10	11	AB	R	H	RBI	BB	SO	LOB	BOTTOM			
24 Dexter Fowler, S OBP: 0.344, SLG: 0.414	(1,8) G3											3	0	0	0	0	1	1				
53 Trevor Cahill, R OBP: 0.250, SLG: 0.143	(7,1) L4											0	0	0	0	0	0	0				
27 Austin Jackson, R OBP: 0.306, SLG: 0.374	(9,8) K											1	0	0	0	0	0	0				
8 Chris Coghlan, L OBP: 0.340, SLG: 0.440	(1,7) G3-1											3	0	0	0	1	1	0				
17 Kris Bryant, R OBP: 0.372, SLG: 0.502	(1,3) F8											4	0	1	0	0	2	0				
11 Tommy La Stella, L OBP: 0.313, SLG: 0.390	(1,5) F8											4	0	0	0	0	1	2				
13 Starlin Castro, R OBP: 0.269, SLG: 0.367	(1,4) G4-3											4	0	1	0	0	1	1				
5 Quintin Berry, L OBP: 0.341, SLG: 0.408	(10, PR) G4-3											0	0	0	0	0	0	0				
47 Miguel Montero, L OBP: 0.341, SLG: 0.408	(1,2) K											4	0	0	0	0	2	1				
68 Jorge Soler, R OBP: 0.303, SLG: 0.449	(1,8) G3											3	0	1	0	0	0	0				
33 Clayton Richard, L ERA: 3.83	(8,1) G3											0	0	0	0	0	0	0				
56 Héctor Rondón, R ERA: 1.72	(9,1) K											0	0	0	0	0	0	0				
46 Ryan Madson, R ERA: 2.2	(10,1) K											0	0	0	0	0	0	0				
57 Fernando Rodney, R ERA: 4.87	(11,1) HR											1	1	1	1	0	0	0				
15 Chris Denorfia, R OBP: 0.281, SLG: 0.383	(11, PR) G3											0	0	0	0	0	0	0				
22 Addison Russell, R OBP: 0.301, SLG: 0.384	(1,6) G6-3											3	0	0	0	0	0	1				
28 Kyle Hendricks, R OBP: 0.269, SLG: 0.367	(1,1) K											1	0	0	0	0	1	0				
12 Kyle Schwarber, L OBP: 0.348, SLG: 0.500	(6, PH) K											2	0	0	0	0	1	1				
Inning Stats	R: 0 E: 0 K: 0 S: 7	H: 0 LOB: 0 BB: 0 P: 12	R: 0 E: 0 K: 1 S: 6	H: 0 LOB: 0 BB: 0 P: 10	R: 0 E: 0 K: 1 S: 7	H: 0 LOB: 0 BB: 0 P: 10	R: 0 E: 0 K: 2 S: 8	H: 1 LOB: 1 BB: 0 P: 14	R: 0 E: 0 K: 1 S: 11	H: 1 LOB: 1 BB: 1 P: 20	R: 0 E: 0 K: 0 S: 6	H: 0 LOB: 0 BB: 0 P: 9	R: 0 E: 0 K: 1 S: 11	H: 0 LOB: 1 BB: 0 P: 16	R: 0 E: 0 K: 3 S: 10	H: 1 LOB: 0 BB: 0 P: 14	R: 1 E: 0 K: 0 S: 1	H: 1 LOB: 0 BB: 0 P: 1	1B: 3 2B: 0 3B: 0 HR: 1	SF: 0 SAC: 0 DP: 1 HBP: 0	WP: 0 PB: 0 SB: 0 CS: 0	PA: 34
PITCHER	IP ERA WLS BF H R ER SO BB IBB HBP BLK WP HR S P ERA WHIP	30 Yordano Ventura, R ERA: 4.2	40 Kelvin Herrera, R ERA: 2.66	44 Luke Hochevar, R ERA: 3.38	46 Ryan Madson, R ERA: 2.2	50 Miguel Almonte, R ERA: 6.23	PITCHER	IP ERA WLS BF H R ER SO BB IBB HBP BLK WP HR S P ERA WHIP	57 Fernando Rodney, R ERA: 4.87													

Kansas City Royals @ Chicago Cubs
Wrigley Field, Chicago, IL
Mon Sep 28 2015, 7:07 PM - 9:55 PM CDT
Att: 40,552 - Cloudy - 74 F

AB	33
R	1
H	4
RBI	1
BB	1
SO	10
LOB	7

WP: 0	PA: 34
PB: 0	
SB: 0	
CS: 0	



Batter	1	2	3	4	5	6	7	8	9	10	AB	R	H	RBI	BB	SO	LOB	TOP									
2 Alcides Escobar, R OBP: 0.293, SLG: 0.318	(1,6) C CU 77 F FF 91 B CU 79 S CU 78 X CU 78		(2) L8 C CU 77 X CU 78		(2-2) E5 B FF 92 S CU 78 F CU 78 X CU 78		(0-1) E6 C FF 90 X FF 91			(2-3) K T FC 90 F FC 91 B FC 92 S FC 93 X KC 84	5	0	0	0	0	2	1										
18 Ben Zobrist, S OBP: 0.359, SLG: 0.453	(1,4) C FF 92 F FF 91 X CU 78	(2) F8 C FF 92 F FF 91 X CU 78	(3) P3 C CU 77 X FF 92		(3) G4-3 C CU 78 X CU 78					(2) K C FF 90 S CU 78 B CH 96 D CU 79 X CU 78	5	1	1	0	0	1	3										
6 Lorenzo Cain, R OBP: 0.357, SLG: 0.472	(1,8) X FF 93				(1-0) F9 B CU 77 X CU 78					(2) K C FC 91 B KC 84 F FC 92 S KC 84	4	0	0	0	0	0	1										
16 Paulo Orlando, R OBP: 0.267, SLG: 0.448	(7,9) X FF 93					(0-1) G6-3 C FF 89 B CH 83 X CU 77				(1-1) G5-3 F FF 90 B CH 83 X CU 77	1	0	0	0	0	1	1										
35 Eric Hosmer, L OBP: 0.365, SLG: 0.462	(1,3)	(4-2) B CU 78 B CU 79 S CU 78 F FF 93			(2) G4-3 C FF 90 X SI 92					(1-1) G6-3 C CU 78 F CU 79 X CU 78																	
25 Kendrys Morales, S OBP: 0.359, SLG: 0.467	(1,10)	(2-3) C FF 92 B FF 92 S CU 78 X CU 78			(1-1) C CU 78 X FF 92					(2) L5 X FF 90																	
8 Mike Moustakas, L OBP: 0.344, SLG: 0.468	(1,5)				(2) P4 SAFE X CU 78					(0-0) SAFE X CU 78																	
13 Salvador Perez, R OBP: 0.280, SLG: 0.421	(1,2)				(1-1) G4-3 C FF 90 B CU 79 X CU 78					(1-3) K B CU 78 F FF 90 S FF 90 X CU 78																	
4 Alex Gordon, L OBP: 0.373, SLG: 0.427	(1,7)				(3-2) C FF 91 B FF 92 C CU 77 F FF 92 X FF 92					(0-0) F SI 92 C CU 78 D CU 78 S CU 79																	
15 Alex Rios, R OBP: 0.291, SLG: 0.359	(1,9)				(1-2) G5-3 C FF 92 C CU 78 B CU 79 X CU 77					(1-1) C FF 90 F FF 93 X CU 78																	
1 Jarrod Dyson, L OBP: 0.305, SLG: 0.370	(7,8)									(2-1) P6 B FF 91 B FF 91 F CU 77 F FF 92 X FF 91																	
Inning Stats	R: 0 E: 0 K: 1 S: 8	H: 0 LOB: 0 BB: 0 P: 9	R: 0 E: 0 K: 1 S: 8	H: 0 LOB: 1 BB: 1 P: 15	R: 1 E: 0 K: 0 S: 12	H: 1 LOB: 0 BB: 0 P: 16	R: 0 E: 0 K: 0 S: 9	H: 1 LOB: 1 BB: 0 P: 13	R: 0 E: 1 K: 2 S: 12	H: 1 LOB: 2 BB: 0 P: 17	R: 2 E: 0 K: 0 S: 10	H: 2 LOB: 1 BB: 1 P: 15	R: 0 E: 1 K: 1 S: 9	H: 0 LOB: 1 BB: 0 P: 13	R: 0 E: 0 K: 2 S: 7	H: 0 LOB: 0 BB: 0 P: 8	R: 0 E: 0 K: 1 S: 9	H: 0 LOB: 0 BB: 0 P: 11	R: 2 E: 0 K: 2 S: 14	H: 2 LOB: 0 BB: 0 P: 20	1B: 4 2B: 0 3B: 0 HR: 3	SF: 0 SAC: 0 DP: 0 HBP: 0	WP: 0 PB: 1 SB: 0 CS: 0	PA: 41			
PITCHER	IP 9.0	WLS 36	BF 5	H 3	R 3	ER 8	SO 8	BB 2	IBB 0	HBP 0	BLK 0	WP 0	HR 2	S 84	P 117	ERA 3.00	WHIP 0.778										
62 Jose Quintana, L ERA: 3.38	(1,1)	1.0	L	5	2	2	2	0	0	0	0	0	0	1	14	20	18.00	2.000									
30 David Robertson, R (10,1) ERA: 3.47	(10,1)																										

Kansas City Royals @ Chicago White Sox
 U.S. Cellular Field, Chicago, IL
 Wed Sep 30 2015, 8:12 PM - 11:23 PM EDT
 Att. 12,818 - Partly Cloudy - 57 F

livebaseballscorecards.com


AB 39
R 5
H 7
RBI 5
BB 2
SO 10
LOB 13


Batter	1	2	3	4	5	6	7	8	9	10	AB	R	H	RBI	BB	SO	LOB	BOTTOM									
1 Adam Eaton, L OBP: 0.358, SLG: 0.428	(1,8) B SI 90 B SI 91 X SI 93	(1-2) C FF 94 F CH 95 B CH 96 X CH 96			(3) G4-3 C KC 82 B FF 95 X KC 83					(3) K B KC 80 C CH 82 F FF 94 S KC 84	4	0	1	1	1	2											
79 José Abreu, R OBP: 0.347, SLG: 0.506	(1,3) B SI 94 C CH 94 F SI 95 F CH 96 B FF 96 F SI 96 X SI 95	(2) L4 C KC 81 F FF 94 B CH 94 S KC 84	(3) K C KC 81 F FF 94 B CH 94 S KC 84							(0-0) G6-3 C KC 77 F FF 94 X FF 94	5	1	1	1	0	2	5										
53 Melky Cabrera, S OBP: 0.317, SLG: 0.397	(1,7) B KC 82 X SI 95	(3) L4-3 C KC 82 B FF 93 B CH 95 F CH 96 C KC 83								(1-1) L7 F FF 92 X SI 92	5	0	2	0	0	0	2										
28 Trayce Thompson, R (1,9) OBP: 0.367, SLG: 0.550	(0-2) F SI 95 C KC 84 X KC 84									(0-1) L7 C KC 82 B CH 85 X SI 94	4	0	2	0	1	0	0										
10 Alexei Ramirez, R OBP: 0.296, SLG: 0.359	(1,6) B SI 95 B CH 84 X SI 95	(1-2) 1-2 2-3								(2-1) P6 C KC 77 B CH 88 X FC 87	4	0	2	0	1	0	0										
26 Avisail Garcia, R OBP: 0.308, SLG: 0.366	(1,10) F SI 96 F CH 87 B FF 98 X CH 88	(1-2) 1-2 2-3								(2-2) G1-4-3 C FF 92 SAFE F FF 91 D CU 78 F FF 92 X FF 93	5	0	1	0	0	1	3										
5 Yolmer Sánchez, S OBP: 0.269, SLG: 0.333	(1,4)	(1-0) F8 B FF 92 X SI 93								(0-1) L9 S FF 93 X FF 92	5	0	0	0	0	2	5										
24 Mike Olt, R OBP: 0.271, SLG: 0.341	(1,5)									(2-1) F7 B FF 98 C FF 97 F FF 98 S KC 77 X FF 98	5	0	0	0	0	0	0										
18 Tyler Saladino, R OBP: 0.271, SLG: 0.341	(8, PR) (9, 5)									(2-2) K C FF 98 B KC 83 F FF 99 B CH 91 F FF 98 B CH 92 X FF 93	4	1	2	0	0	0	0										
21 Tyler Flowers, R OBP: 0.292, SLG: 0.356	(1,2)									(2-2) K B SI 94 S FF 99 S FF 99 X SI 95	4	0	4	1	0	0	0										
28 Leury Garcia, S ERA: 2.76	(8, PR)									(2-2) B SI 94 S FF 99 S FF 99 X SI 95	0	0	0	0	0	0	0										
36 Rob Brantley, L OBP: 0.214, SLG: 0.320	(9, 2)									(1-2) 1-2	0	0	0	0	0	0	0										
Inning Stats	R: 0 E: 0 K: 0 S: 16	H: 3 LOB: 3 BB: 0 P: 25	R: 1 E: 0 K: 1 S: 17	H: 3 LOB: 2 BB: 0 P: 25	R: 0 E: 0 K: 1 S: 6	H: 0 LOB: 0 BB: 0 P: 9	R: 0 E: 0 K: 0 S: 12	H: 1 LOB: 1 BB: 0 P: 19	R: 0 E: 0 K: 2 S: 13	H: 1 LOB: 2 BB: 0 P: 23	R: 0 E: 0 K: 1 S: 10	H: 1 LOB: 1 BB: 0 P: 16	R: 1 E: 0 K: 0 S: 9	H: 1 LOB: 0 BB: 0 P: 11	R: 1 E: 0 K: 1 S: 16	H: 2 LOB: 3 BB: 1 P: 27	R: 0 E: 0 K: 0 S: 7	H: 1 LOB: 0 BB: 0 P: 10	R: 0 E: 0 K: 1 S: 7	H: 0 LOB: 0 BB: 0 P: 11	1B: 11 2B: 1 3B: 0 HR: 1	SF: 0 SAC: 0 DP: 1 HBP: 0	WP: 1 PB: 0 SB: 1 CS: 0	PA: 44			
PITCHER	IP 6.0	WLS 28	BF 9	H 1	R 1	ER 5	SO 5	BB 1	IBB 0	HBP 0	BLK 0	WP 0	HR 0	S 74	P 117	ERA 1.50	WHIP 1.667										
36 Edinson Volquez, R ERA: 3.58	(1,1)	1.0	H	4	1	1	0	0	0	0	0	0	0	1	9	11	9.00	1.000									
44 Luke Hochevar, R ERA: 3.49	(7,1)	1.0	B	6	2	1	1	1	0	0	0	0	0	1	16	27	9.00	3.000									
40 Kelvin Herrera, R ERA: 2.76	(8,1)	1.0	W	3	1	0	0	0	0	0	0	0	0	0	7	10	0.00	1.000									
45 Franklin Morales, L ERA: 3.23	(8,1)	1.0	S	3	0	0	0	0	0	0	0	0	0	0	7	11	0.00	0.000									
17 Wade Davis, R ERA: 0.96	(10,1)																										

Kansas City Royals @ Chicago White Sox
 U.S. Cellular Field, Chicago, IL
 Wed Sep 30 2015, 8:12 PM - 11:23 PM EDT
 Att. 12,818 - Partly Cloudy - 57 F

livebaseballscorecards.com

AB 42
R 3
H 13
RBI 3
BB 2
SO 7
LOB 17

Batter	1	2	3	4	5	6	7	8	9	AB	R	H	RBI	BB	SO	LOB	TOP											
2 Alcides Escobar, R OBP: 0.294, SLG: 0.318	E2 8 2B 1B	L3		G6-3		G6-3 18 1B 18 S 1B		F9		5	1	2	0	0	0	1	Kansas City Royals @ Chicago White Sox U.S. Cellular Field, Chicago, IL Thu Oct 01 2015, 8:11 PM - 11:32 PM EDT Att: 12,825 - Partly Cloudy - 57 F livebaseballscorecards.com AB 37 R 6 H 13 RBI 6 BB 4 SO 5 LOB 18 											
18 Ben Zobrist, S OBP: 0.382, SLG: 0.454	F7		G4-3			G4-3 35 G4-6-3 1B				4	0	2	0	1	0	1												
35 Eric Hosmer, L OBP: 0.363, SLG: 0.463	K			G4-6-3				G4-3		5	1	1	0	0	2	5												
25 Kendrys Morales, S OBP: 0.362, SLG: 0.449																												
19 Chester Culbertson, R OBP: 0.286, SLG: 0.378																												
8 Mike Moustakas, L OBP: 0.344, SLG: 0.469																												
13 Salvador Perez, R OBP: 0.280, SLG: 0.422																												
9 Drew Butera, R OBP: 0.255, SLG: 0.262																												
4 Alex Gordon, L OBP: 0.374, SLG: 0.428																												
31 Jonny Gomes, R OBP: 0.318, SLG: 0.353																												
1 Jarrod Dyson, L OBP: 0.305, SLG: 0.368																												
16 Paulo Orlando, R OBP: 0.270, SLG: 0.449																												
Inning Stats	R: 1 H: 2 E: 1 K: 1 S: 12	WLS: 2 BF: 27 LOB: 2 BB: 1 P: 23	R: 0 H: 1 E: 0 K: 1 S: 8	ER: 0 LOB: 1 BB: 0 P: 15	R: 3 H: 4 E: 0 K: 0 S: 12	IBB: 0 HBP: 0 BLK: 0 WP: 0 HR: 0 S: 10	R: 0 H: 1 E: 0 K: 0 S: 8	ER: 0 LOB: 0 BB: 0 P: 11	R: 2 H: 3 E: 0 K: 1 S: 10	WHIP: 2.800 ERA: 10.80	R: 0 H: 2 E: 0 K: 1 S: 13	WHIP: 2.800 ERA: 10.80	R: 0 H: 0 E: 0 K: 1 S: 5	WHIP: 0.000 ERA: 0.00	R: 0 H: 0 E: 0 K: 1 S: 8	WHIP: 0.000 ERA: 0.00		R: 0 H: 0 E: 0 K: 0 S: 5	WHIP: 0.500 ERA: 0.00	1B: 10 2B: 2 3B: 1 HR: 0	SF: 1 SAC: 0 DP: 1 HBP: 0	WP: 0 PB: 0 SB: 2 CS: 0	PA: 42					
PITCHER	IP	WLS	BF	H	R	ER	SO	BB	IBB	HBP	BLK	WP	HR	S	P	ERA		WHIP										
50 John Danks, L ERA: 4.71	5.0	L	27	11	6	6	2	3	0	0	0	0	0	50	92	10.80		2.800										
57 Zach Putnam, R ERA: 3.97	0.2		4	2	0	0	1	0	0	0	0	0	0	12	22	0.00		3.000										
43 Dan Jennings, L ERA: 3.95	1.1		4	0	0	0	1	0	0	0	0	0	0	6	11	0.00	0.000											
Scott Carroll, R ERA: 3.38	2.0		7	0	0	0	1	1	0	0	0	0	0	13	20	0.00	0.500											

Batter	1	2	3	4	5	6	7	8	9	AB	R	H	RBI	BB	SO	LOB	BOTTOM											
1 Adam Eaton, L OBP: 0.359, SLG: 0.429	L5	PO								4	2	1	0	1	0	0	Kansas City Royals @ Chicago White Sox U.S. Cellular Field, Chicago, IL Thu Oct 01 2015, 8:11 PM - 11:32 PM EDT Att: 12,825 - Partly Cloudy - 57 F livebaseballscorecards.com AB 33 R 4 H 8 RBI 3 BB 4 SO 6 LOB 13 											
79 José Abreu, R OBP: 0.348, SLG: 0.506	G6-3									4	0	2	2	0	0	0												
53 Melky Cabrera, S OBP: 0.316, SLG: 0.396										4	1	1	0	0	0	3												
28 Trayce Thompson, R OBP: 0.371, SLG: 0.549										4	0	2	1	0	2	0												
10 Alexei Ramirez, R OBP: 0.287, SLG: 0.359										3	0	1	0	1	0	1												
26 Avisail Garcia, R OBP: 0.305, SLG: 0.364										3	0	0	0	1	1	5												
5 Yolmer Sánchez, S OBP: 0.289, SLG: 0.331										3	0	0	0	1	0	2												
18 Tyler Saladino, R OBP: 0.267, SLG: 0.336										3	0	0	0	0	1	1												
20 JB Shuck, L OBP: 0.351, SLG: 0.356										0	0	0	0	0	0	0												
15 Gordon Beckham, R OBP: 0.279, SLG: 0.337										1	0	0	0	0	0	0												
21 Tyler Flowers, R OBP: 0.292, SLG: 0.356										3	1	1	0	0	2	1												
36 Rob Brantly, L OBP: 0.207, SLG: 0.308										1	0	0	0	0	0	0												
Inning Stats	R: 0 H: 2 E: 0 K: 0 S: 14	WLS: 3 BF: 24 LOB: 3 BB: 1 P: 21	R: 0 H: 0 E: 0 K: 1 S: 9	ER: 0 LOB: 0 BB: 1 P: 17	R: 2 H: 2 E: 1 K: 0 S: 14	IBB: 0 HBP: 0 BLK: 0 WP: 0 HR: 0 S: 7	R: 0 H: 0 E: 0 K: 1 S: 7	ER: 0 LOB: 0 BB: 0 P: 13	R: 0 H: 0 E: 0 K: 2 S: 8	WHIP: 1.167 ERA: 1.50	R: 2 H: 3 E: 0 K: 1 S: 16	WHIP: 4.500 ERA: 27.00	R: 0 H: 1 E: 0 K: 1 S: 15	WHIP: 0.000 ERA: 0.00	R: 0 H: 0 E: 0 K: 0 S: 6	WHIP: 0.000 ERA: 0.00		R: 0 H: 0 E: 0 K: 1 S: 6	WHIP: 0.000 ERA: 0.00	1B: 7 2B: 1 3B: 0 HR: 0	SF: 0 SAC: 0 DP: 0 HBP: 0	WP: 0 PB: 0 SB: 0 CS: 1	PA: 39					
PITCHER	IP	WLS	BF	H	R	ER	SO	BB	IBB	HBP	BLK	WP	HR	S	P	ERA		WHIP										
39 Kris Medlen, R ERA: 4.01	6.0	W	24	4	2	1	4	3	0	0	0	0	0	60	100	1.50		1.167										
44 Luke Hochevar, R ERA: 3.51	0.2		5	3	2	2	1	0	0	0	0	0	0	12	21	27.00		4.500										
41 Danny Duffy, L ERA: 4.11	0.2	H	4	1	0	0	1	1	0	0	0	0	0	13	23	0.00	3.000											
40 Kelvin Herrera, R ERA: 2.73	0.2	H	2	0	0	0	0	0	0	0	0	0	0	6	8	0.00	0.000											
46 Ryan Madson, R ERA: 2.17	1.0	S	3	0	0	0	0	0	0	0	0	0	0	6	7	0.00	0.000											

Batter	1	2	3	4	5	6	7	8	9	AB	R	H	RBI	BB	SO	LOB	TOP										
2 Alcides Escobar, R OBP: 0.294, SLG: 0.318	G4-3		SH1		G6-3			18 2B	L9	4	1	1	0	0	0	2	Kansas City Royals @ Minnesota Twins Target Field, Minneapolis, MN Fri Oct 02 2015, 7:11 PM - 10:05 PM CDT Att: 31,534 - Clear - 60 F										
18 Ben Zobrist, S OBP: 0.384, SLG: 0.456 0 Terrance Gore, R OBP: 0.294, SLG: 0.318	K		2-3		G1-3			8 E	1B	4	1	2	1	1	1	1											
35 Eric Hosmer, L OBP: 0.364, SLG: 0.461			FC3-6					F8	P3	3	0	0	1	2	0	4											
8 Mike Moustakas, L OBP: 0.343, SLG: 0.467	G4-3		F8					E9	P2	5	0	1	0	0	0	5											
4 Alex Gordon, L OBP: 0.376, SLG: 0.430			G4-3		F7			15 BB	IBB	3	0	1	0	1	0	1											
15 Alex Rios, R OBP: 0.291, SLG: 0.356 16 Paulo Orlando, R OBP: 0.270, SLG: 0.449	K		P5		L5				BB	3	0	0	0	1	1	2											
24 Christian Colón, R OBP: 0.345, SLG: 0.330			G5-3							4	0	0	0	0	2	4											
9 Drew Butera, R OBP: 0.248, SLG: 0.255 25 Kendrys Morales, S OBP: 0.361, SLG: 0.456 13 Salvador Perez, R OBP: 0.280, SLG: 0.422	G6-3				F7			P6	F7	3	0	0	0	0	0	1											
1 Jarrod Dyson, L OBP: 0.307, SLG: 0.381			SH1		G6-3			G3	E1	4	1	2	0	0	0	0											
Inning Stats	R: 0 H: 0 E: 0 K: 1 S: 8	H: 0 LOB: 1 BB: 1 P: 15	R: 0 H: 1 E: 0 K: 1 S: 8	H: 1 LOB: 1 BB: 0 P: 11	R: 1 H: 1 E: 1 K: 0 S: 11	H: 1 LOB: 1 BB: 1 P: 19	R: 0 H: 0 E: 0 K: 0 S: 12	H: 0 LOB: 0 BB: 0 P: 15	R: 0 H: 1 E: 0 K: 0 S: 10	H: 1 LOB: 1 BB: 0 P: 15	R: 0 H: 0 E: 0 K: 0 S: 9	H: 0 LOB: 1 BB: 1 P: 20	R: 0 H: 0 E: 0 K: 1 S: 8	H: 0 LOB: 0 BB: 0 P: 11	R: 2 H: 3 E: 1 K: 1 S: 17	H: 3 LOB: 3 BB: 2 P: 34		R: 0 H: 1 E: 1 K: 0 S: 14	H: 1 LOB: 2 BB: 0 P: 21	1B: 3 2B: 4 3B: 0 HR: 0	SF: 0 SAC: 1 DP: 0 HBP: 0	WP: 0 PB: 0 SB: 1 CS: 0	PA: 40				
PITCHER	IP	WLS	BF	H	R	ER	SO	BB	IBB	HBP	BLK	WP	HR	S	P	ERA	WHIP										
54 Ervin Santana, R ERA: 4.0	7.0	L	28	4	2	2	3	3	0	0	0	0	0	69	110	2.57	1.000										
15 Glen Perkins, L ERA: 3.32	0.1		4	2	1	1	0	0	1	0	0	0	0	6	15	27.00	6.000										
65 Trevor May, R ERA: 4.01	0.2		3	0	0	0	1	1	0	0	0	0	0	8	15	0.00	1.500										
49 Kevin Jepsen, R ERA: 2.33	1.0		5	1	0	0	0	0	0	0	0	0	0	14	21	0.00	1.000										

Batter	1	2	3	4	5	6	7	8	9	AB	R	H	RBI	BB	SO	LOB	BOTTOM										
2 Brian Dozier, R OBP: 0.307, SLG: 0.446	K	FC5			F7			G1-4-3		4	0	0	0	0	1	4	Kansas City Royals @ Minnesota Twins Target Field, Minneapolis, MN Fri Oct 02 2015, 7:11 PM - 10:05 PM CDT Att: 31,534 - Clear - 60 F										
7 Joe Mauer, L OBP: 0.340, SLG: 0.383			G4-3		L8			1B		4	0	2	0	0	0	1											
22 Miguel Sanó, R OBP: 0.380, SLG: 0.535	P4		F7					K	K	4	0	0	0	0	2	2											
24 Trevor Plouffe, R OBP: 0.308, SLG: 0.436	F7		G6-3					K	K	4	0	0	0	0	1	1											
20 Eddie Rosario, L OBP: 0.291, SLG: 0.463			F9					K	G5-3	4	1	1	0	0	1	0											
48 Torii Hunter, R OBP: 0.291, SLG: 0.409	P6		G5-3						K	4	0	0	0	0	1	1											
32 Aaron Hicks, S OBP: 0.321, SLG: 0.395			G6-3							2	0	1	1	1	0	0											
8 Kurt Suzuki, R OBP: 0.297, SLG: 0.316			L5							3	0	1	0	0	0	1											
5 Eduardo Escobar, S OBP: 0.310, SLG: 0.450	K									2	0	1	0	1	1	2											
Inning Stats	R: 0 H: 1 E: 0 K: 1 S: 16	H: 3 LOB: 2 BB: 0 P: 23	R: 1 H: 3 E: 0 K: 1 S: 12	H: 3 LOB: 0 BB: 0 P: 17	R: 0 H: 0 E: 0 K: 0 S: 5	H: 0 LOB: 0 BB: 0 P: 9	R: 0 H: 0 E: 0 K: 0 S: 9	H: 0 LOB: 0 BB: 0 P: 13	R: 0 H: 0 E: 0 K: 3 S: 9	H: 0 LOB: 0 BB: 1 P: 13	R: 0 H: 0 E: 0 K: 0 S: 7	H: 0 LOB: 0 BB: 1 P: 15	R: 0 H: 2 E: 0 K: 1 S: 9	H: 2 LOB: 1 BB: 0 P: 12	R: 0 H: 0 E: 0 K: 1 S: 8	H: 0 LOB: 0 BB: 0 P: 11		1B: 6 2B: 0 3B: 0 HR: 0	SF: 0 SAC: 0 DP: 2 HBP: 0	WP: 1 PB: 0 SB: 0 CS: 0	PA: 33						
PITCHER	IP	WLS	BF	H	R	ER	SO	BB	IBB	HBP	BLK	WP	HR	S	P	ERA	WHIP										
32 Chris Young, R ERA: 3.06	6.1		25	4	1	1	5	2	0	0	0	0	0	63	100	1.42	0.947										
49 Louis Coleman, R ERA:	0.2	W	1	0	0	0	0	0	0	0	0	0	0	3	4	0.00	0.000										
46 Ryan Madson, R ERA: 2.13	1.0	H	4	2	0	0	1	0	0	0	0	0	0	9	12	0.00	2.000										
17 Wade Davis, R ERA: 0.95	1.0	S	3	0	0	0	1	0	0	0	0	0	0	8	11	0.00	0.000										

AB	34
R	3
H	7
RBI	2
BB	5
SO	4
LOB	23

AB	31
R	1
H	6
RBI	1
BB	2
SO	7
LOB	12



Batter	1	2	3	4	5	6	7	8	9	AB	R	H	RBI	BB	SO	LOB	TOP		
2 Alcides Escobar, R OBP: 0.293, SLG: 0.320 26 Francisco Peña, R OBP: 0.143, SLG: 0.143	G5-3	L7		FC6-4 1B		FC1-4-6 1B		G6-3 1B		4	0	1	0	0	0	3	Kansas City Royals @ Minnesota Twins Target Field, Minneapolis, MN Sun Oct 04 2015, 2:13 PM - 5:23 PM CDT Att: 24,108 - Partly Cloudy - 55 F		
18 Ben Zobrist, S OBP: 0.359, SLG: 0.450	G4-3	G4-3		FC6-4		G3-1		SF7		4	0	0	1	0	0	4			
35 Eric Hosmer, L OBP: 0.377, SLG: 0.459 19 Cheslor Cuthbert, R OBP: 0.280, SLG: 0.370			G3-1		G1-3		G6-3	G6-3		3	0	0	0	1	0	0			
25 Kendrys Morales, S OBP: 0.313, SLG: 0.347 31 Jonny Gomes, R OBP: 0.313, SLG: 0.347	BB			13 HR		F9		F8		1	1	0	0	1	1	1			
8 Mike Moustakas, L OBP: 0.348, SLG: 0.470 24 Christian Colón, R OBP: 0.356, SLG: 0.336		4 2B 13 1B		K						2	1	1	0	1	1	1			
13 Salvador Perez, R OBP: 0.280, SLG: 0.426 9 Drew Butera, R OBP: 0.252, SLG: 0.252		2 2B 15 2B		1B	HR					3	2	2	2	0	0	1			
4 Alex Gordon, L OBP: 0.269, SLG: 0.444 16 Paulo Orlando, R OBP: 0.269, SLG: 0.444		15 2B		G3		2 1B 1B				3	1	1	1	1	1	3			
15 Alex Rios, R OBP: 0.287, SLG: 0.353										3	1	1	1	1	1	3			
1 Jarrod Dyson, L OBP: 0.311, SLG: 0.380	P6			G4-3						3	1	1	0	1	0	1			
Inning Stats	R: 0 H: 0 E: 0 K: 1 S: 8	H: 0 LOB: 1 BB: 1 P: 12	R: 3 H: 3 E: 0 K: 0 S: 13	H: 3 LOB: 1 BB: 24 P: 21	R: 2 H: 1 E: 0 K: 1 S: 13	H: 1 LOB: 1 BB: 1 P: 21	R: 0 H: 1 E: 0 K: 0 S: 11	H: 1 LOB: 1 BB: 0 P: 15	R: 0 H: 2 E: 0 K: 2 S: 20	H: 2 LOB: 3 BB: 1 P: 31	R: 1 H: 1 E: 0 K: 0 S: 10	H: 1 LOB: 1 BB: 1 P: 18	R: 0 H: 0 E: 0 K: 0 S: 4	H: 0 LOB: 1 BB: 1 P: 8	1B: 7 2B: 2 3B: 0 HR: 1	SF: 1 SAC: 0 DP: 0 HBP: 0	WP: 1 PB: 0 CS: 1	PA: 44	
PITCHER	IP WLS BF H R ER SO BB IBB HBP BLK WP HR S P ERA WHIP	IP WLS BF H R ER SO BB IBB HBP BLK WP HR S P ERA WHIP	IP WLS BF H R ER SO BB IBB HBP BLK WP HR S P ERA WHIP	IP WLS BF H R ER SO BB IBB HBP BLK WP HR S P ERA WHIP	IP WLS BF H R ER SO BB IBB HBP BLK WP HR S P ERA WHIP	IP WLS BF H R ER SO BB IBB HBP BLK WP HR S P ERA WHIP	IP WLS BF H R ER SO BB IBB HBP BLK WP HR S P ERA WHIP	IP WLS BF H R ER SO BB IBB HBP BLK WP HR S P ERA WHIP	IP WLS BF H R ER SO BB IBB HBP BLK WP HR S P ERA WHIP	IP WLS BF H R ER SO BB IBB HBP BLK WP HR S P ERA WHIP	IP WLS BF H R ER SO BB IBB HBP BLK WP HR S P ERA WHIP	IP WLS BF H R ER SO BB IBB HBP BLK WP HR S P ERA WHIP	IP WLS BF H R ER SO BB IBB HBP BLK WP HR S P ERA WHIP	IP WLS BF H R ER SO BB IBB HBP BLK WP HR S P ERA WHIP	IP WLS BF H R ER SO BB IBB HBP BLK WP HR S P ERA WHIP	IP WLS BF H R ER SO BB IBB HBP BLK WP HR S P ERA WHIP	IP WLS BF H R ER SO BB IBB HBP BLK WP HR S P ERA WHIP	IP WLS BF H R ER SO BB IBB HBP BLK WP HR S P ERA WHIP	IP WLS BF H R ER SO BB IBB HBP BLK WP HR S P ERA WHIP
47 Ricky Nolasco, R ERA: 6.75 52 Brian Duensing, L ERA: 4.25 62 J.R. Graham, R ERA: 4.95 61 Ryan O'Rourke, L ERA: 6.14 58 A.J. Achter, R ERA: 6.75	2.2 1 9 1.1 1.2 1.0	15 2 9 3 7 4	4 2 3 0 1 0	5 0 1 1 0 0	5 0 0 0 0 0	2 0 0 0 0 1	0 0 0 0 0 0	0 0 0 0 0 0	0 0 0 0 0 0	1 0 1 0 4 8	31 22 25 16 8	53 34 40 26 8	16.88 0.00 0.00 5.40 0.00	2.625 0.857 3.750 1.200 1.000					

Batter	1	2	3	4	5	6	7	8	9	AB	R	H	RBI	BB	SO	LOB	BOTTOM													
25 Byron Buxton, R OBP: 0.250, SLG: 0.326	F9		K			K			E4 67 G4-3	4	0	0	0	1	2	2	Kansas City Royals @ Minnesota Twins Target Field, Minneapolis, MN Sun Oct 04 2015, 2:13 PM - 5:23 PM CDT Att: 24,108 - Partly Cloudy - 55 F													
21 Shane Robinson, R OBP: 0.299, SLG: 0.322	67 FC3-6 1B		G5-3			K		G6-3		5	0	1	0	0	1	6														
67 Max Kepler, L OBP: 0.143, SLG: 0.143	FC3-6 2B		2B			K		G4-3		5	0	1	0	0	1	5														
22 Miguel Sanó, R OBP: 0.385, SLG: 0.530								F9		4	0	1	0	1	1	1														
19 Kennys Vargas, S OBP: 0.277, SLG: 0.349	G3-1		G5-3			K		F9		4	0	0	0	0	1	4														
9 Eduardo Núñez, R OBP: 0.327, SLG: 0.431								G4-3		3	1	1	0	1	0	0														
5 Eduardo Escobar, S OBP: 0.309, SLG: 0.445	G4-6-3							26 BB 1B		3	0	1	0	1	0	2														
26 Eric Fryer, R OBP: 0.370, SLG: 0.318								FC6-4 1B		2	0	1	0	2	0	1														
39 Danny Santana, S OBP: 0.241, SLG: 0.291	P3							F9		4	0	1	1	0	1	4														
Inning Stats	R: 0 H: 1 E: 0 K: 0 S: 9	H: 1 LOB: 2 BB: 1 P: 19	R: 0 H: 1 E: 0 K: 0 S: 9	H: 1 LOB: 1 BB: 1 P: 16	R: 0 H: 2 E: 0 K: 1 S: 14	H: 2 LOB: 2 BB: 0 P: 20	R: 1 H: 2 E: 0 K: 2 S: 17	H: 2 LOB: 3 BB: 2 P: 30	R: 0 H: 0 E: 0 K: 1 S: 9	H: 0 LOB: 0 BB: 0 P: 15	R: 0 H: 0 E: 0 K: 2 S: 13	H: 0 LOB: 2 BB: 2 P: 24	R: 0 H: 0 E: 0 K: 1 S: 9	H: 0 LOB: 0 BB: 0 P: 13	R: 0 H: 1 E: 0 K: 0 S: 9	H: 1 LOB: 1 BB: 0 P: 16	R: 0 H: 0 E: 1 K: 0 S: 15	H: 0 LOB: 1 BB: 0 P: 21	1B: 7 2B: 0 3B: 0 HR: 0	SF: 0 SAC: 0 DP: 1 HBP: 0	WP: 0 PB: 0 CS: 0	PA: 40								
PITCHER	IP WLS BF H R ER SO BB IBB HBP BLK WP HR S P ERA WHIP	IP WLS BF H R ER SO BB IBB HBP BLK WP HR S P ERA WHIP	IP WLS BF H R ER SO BB IBB HBP BLK WP HR S P ERA WHIP	IP WLS BF H R ER SO BB IBB HBP BLK WP HR S P ERA WHIP	IP WLS BF H R ER SO BB IBB HBP BLK WP HR S P ERA WHIP	IP WLS BF H R ER SO BB IBB HBP BLK WP HR S P ERA WHIP	IP WLS BF H R ER SO BB IBB HBP BLK WP HR S P ERA WHIP	IP WLS BF H R ER SO BB IBB HBP BLK WP HR S P ERA WHIP	IP WLS BF H R ER SO BB IBB HBP BLK WP HR S P ERA WHIP	IP WLS BF H R ER SO BB IBB HBP BLK WP HR S P ERA WHIP	IP WLS BF H R ER SO BB IBB HBP BLK WP HR S P ERA WHIP	IP WLS BF H R ER SO BB IBB HBP BLK WP HR S P ERA WHIP	IP WLS BF H R ER SO BB IBB HBP BLK WP HR S P ERA WHIP	IP WLS BF H R ER SO BB IBB HBP BLK WP HR S P ERA WHIP	IP WLS BF H R ER SO BB IBB HBP BLK WP HR S P ERA WHIP	IP WLS BF H R ER SO BB IBB HBP BLK WP HR S P ERA WHIP	IP WLS BF H R ER SO BB IBB HBP BLK WP HR S P ERA WHIP	IP WLS BF H R ER SO BB IBB HBP BLK WP HR S P ERA WHIP	IP WLS BF H R ER SO BB IBB HBP BLK WP HR S P ERA WHIP											
47 Johnny Cueto, R ERA: 3.44 36 Edinson Volquez, R ERA: 3.55 45 Franklin Morales, L ERA: 3.18 44 Luke Hochevar, R ERA: 3.73	5.0 2.0 1.0 1.0	24 8 4 4	6 0 1 0	1 0 0 0	1 0 0 0	1 0 0 0	1 0 0 0	1 0 0 0	1 0 0 0	0 0 0 0	0 0 0 0	0 0 0 0	0 0 0 0	0 0 0 0	0 0 0 0	0 0 0 0	0 0 0 0	0 0 0 0	0 0 0 0	0 0 0 0	0 0 0 0	0 0 0 0	0 0 0 0	0 0 0 0	0 0 0 0	0 0 0 0	0 0 0 0	0 0 0 0	0 0 0 0	0 0 0 0

AB	36
R	6
H	10
RBI	6
BB	7
SO	5
LOB	23



Batter	1	2	3	4	5	6	7	8	9	AB	R	H	RBI	BB	SO	LOB	TOP					
27 Jose Altuve, R OBP: 0.444, SLG: 0.444										5	1	3	1	0	0	1	<p>Houston Astros @ Kansas City Royals Kauffman Stadium, Kansas City, MO Thu Oct 08 2015, 6:38 PM - 10:41 PM CDT Att: 40,146 - Partly Cloudy - 82 F</p> <p>livebaseballscores.com</p> <p>AB 36 R 5 H 11 RBI 5 BB 3 SO 14 LOB 16</p>					
4 George Springer, R OBP: 0.444, SLG: 0.875										4	2	2	1	1	1	2						
1 Carlos Correa, R OBP: 0.111, SLG: 0.111										5	0	1	0	0	2	2						
28 Colby Rasmus, L OBP: 0.500, SLG: 1.333										3	1	1	2	1	1	2						
Evan Gattis, R OBP: 0.125, SLG: 0.125 30 Carlos Gómez, R OBP: 0.333, SLG: 1.333										4	0	1	1	0	1	2						
18 Luis Valbuena, L OBP: 0.250, SLG: 0.143										3	0	0	0	1	3	3						
23 Chris Carter, R OBP: 0.250, SLG: 0.250 9 Marwin Gonzalez, S										4	0	1	0	0	2	1						
15 Jason Castro, L										4	0	0	0	0	3	3						
6 Jake Marisnick, R OBP: 0.500, SLG: 0.750										4	1	2	0	0	1	0						
Inning Stats	R: 2 H: 2 E: 0 K: 1 S: 18	H: 2 LOB: 1 BB: 1 P: 24	R: 1 H: 2 E: 0 K: 1 S: 14	H: 2 LOB: 1 BB: 0 P: 18	R: 0 H: 0 E: 0 K: 3 S: 11	H: 0 LOB: 0 BB: 1 P: 22	R: 0 H: 0 E: 0 K: 3 S: 9	H: 0 LOB: 0 BB: 0 P: 12	R: 1 H: 2 E: 0 K: 1 S: 10	H: 2 LOB: 1 BB: 0 P: 15	R: 0 H: 1 E: 0 K: 0 S: 12	H: 1 LOB: 1 BB: 0 P: 21	R: 0 H: 1 E: 0 K: 2 S: 9	H: 1 LOB: 1 BB: 0 P: 12	R: 1 H: 2 E: 0 K: 3 S: 13	H: 2 LOB: 1 BB: 0 P: 16	R: 0 H: 1 E: 0 K: 0 S: 8	H: 1 LOB: 1 BB: 0 P: 11	1B: 8 2B: 1 3B: 0 HR: 2	SF: 0 SAC: 0 DP: 1 HBP: 0	WP: 0 PB: 0 SB: 1 CS: 1	PA: 39
PITCHER	IP WLS BF H R ER SO BB IBB HBP BLK WP HR S P ERA WHIP																IP WLS BF H R ER SO BB IBB HBP BLK WP HR S P ERA WHIP					
30 Yordano Ventura, R ERA: 13.5	2.0 L 11 4 3 3 2 1 0 0 0 0 0 32 42 13.50 2.500																					
32 Chris Young, R ERA: 2.25	4.0 15 3 1 1 7 2 0 0 0 0 1 42 70 2.25 1.250																					
40 Kelvin Herrera, R ERA: 9.0	1.0 4 1 0 0 2 0 0 0 0 0 0 0 12 0.00 1.000																					
46 Ryan Madson, R ERA: 9.0	1.0 5 2 1 1 3 0 0 0 0 0 1 13 16 9.00 2.000																					
44 Luke Hochevar, R ERA: 9.0	1.0 4 1 0 0 0 0 0 0 0 0 0 8 11 0.00 1.000																					

Batter	1	2	3	4	5	6	7	8	9	AB	R	H	RBI	BB	SO	LOB	BOTTOM					
2 Alcides Escobar, R OBP: 0.500, SLG: 0.500										4	0	0	0	0	1	2	<p>Houston Astros @ Kansas City Royals Kauffman Stadium, Kansas City, MO Thu Oct 08 2015, 6:38 PM - 10:41 PM CDT Att: 40,146 - Partly Cloudy - 82 F</p> <p>livebaseballscores.com</p> <p>AB 33 R 2 H 6 RBI 2 BB 1 SO 4 LOB 10</p>					
18 Ben Zobrist, S OBP: 0.500, SLG: 0.500										4	0	2	0	0	0	2						
6 Lorenzo Cain, R OBP: 0.250, SLG: 0.250										4	0	1	0	0	0	1						
35 Eric Hosmer, L										4	0	0	0	0	0	3						
25 Kendrys Morales, S OBP: 0.500, SLG: 2.000										4	2	2	2	0	1	0						
8 Mike Moustakas, L										3	0	0	0	0	0	0						
13 Salvador Perez, R										4	0	0	0	0	1	1						
4 Alex Gordon, L OBP: 0.250, SLG: 0.250										4	0	1	0	0	0	1						
15 Alex Rios, R										2	0	0	0	1	1	0						
Inning Stats	R: 0 H: 1 E: 0 K: 0 S: 17	H: 1 LOB: 1 BB: 0 P: 26	R: 1 H: 1 E: 0 K: 0 S: 11	H: 1 LOB: 0 BB: 0 P: 16	R: 0 H: 0 E: 0 K: 1 S: 8	H: 0 LOB: 0 BB: 0 P: 11	R: 1 H: 1 E: 0 K: 0 S: 8	H: 1 LOB: 0 BB: 0 P: 9	R: 0 H: 1 E: 0 K: 0 S: 9	H: 1 LOB: 2 BB: 1 P: 15	R: 0 H: 0 E: 0 K: 0 S: 9	H: 0 LOB: 0 BB: 0 P: 15	R: 0 H: 0 E: 0 K: 1 S: 12	H: 0 LOB: 0 BB: 0 P: 17	R: 0 H: 2 E: 0 K: 1 S: 13	H: 2 LOB: 2 BB: 0 P: 20	R: 0 H: 0 E: 0 K: 2 S: 9	H: 0 LOB: 1 BB: 0 P: 13	1B: 4 2B: 0 3B: 0 HR: 2	SF: 0 SAC: 0 DP: 0 HBP: 1	WP: 0 PB: 0 SB: 1 CS: 0	PA: 35
PITCHER	IP WLS BF H R ER SO BB IBB HBP BLK WP HR S P ERA WHIP																IP WLS BF H R ER SO BB IBB HBP BLK WP HR S P ERA WHIP					
31 Collin McHugh, R ERA: 3.0	6.0 W 23 4 2 2 1 1 0 0 0 0 0 2 62 92 3.00 0.833																					
29 Tony Sipp, L ERA: 3.0	1.0 H 3 0 0 0 0 0 0 0 0 0 0 12 17 0.00 0.000																					
36 Will Harris, R ERA: 3.0	0.2 H 4 2 0 0 1 0 0 0 0 0 0 11 17 0.00 3.000																					
38 Oliver Pérez, L ERA: 3.0	0.1 H 1 0 0 0 0 0 0 0 0 0 0 2 3 0.00 0.000																					
44 Luke Gregerson, R ERA: 3.0	1.0 S 4 0 0 0 2 0 0 1 0 0 0 9 13 0.00 0.000																					

Batter	1	2	3	4	5	6	7	8	9	AB	R	H	RBI	BB	SO	LOB	TOP			
27 Jose Altuve, R OBP: 0.185, SLG: 0.154										4	0	0	0	0	0	0	Houston Astros @ Kansas City Royals Kauffman Stadium, Kansas City, MO Wed Oct 14 2015, 7:10 PM - 9:51 PM CDT Att. 40,566 - Clear - 63 F			
4 George Springer, R OBP: 0.305, SLG: 0.435										4	0	0	0	0	2	0				
1 Carlos Correa, R OBP: 0.320, SLG: 0.583										3	0	0	0	0	0	0				
28 Colby Rasmus, L OBP: 0.583, SLG: 1.176										3	0	0	0	0	3	0				
30 Carlos Gómez, R OBP: 0.267, SLG: 0.667										3	0	0	0	0	1	0				
Evan Gattis, R OBP: 0.174, SLG: 0.174										3	1	1	0	0	1	0				
18 Luis Valbuena, L OBP: 0.333, SLG: 0.353										3	1	1	2	0	0	0				
23 Chris Carter, R OBP: 0.400, SLG: 0.529										3	0	0	0	0	1	0				
15 Jason Castro, L OBP: 0.167, SLG: 0.063										2	0	0	0	0	0	0				
20 Preston Tucker, L (9, PH)										1	0	0	0	0	1	0				
Inning Stats	R: 0 E: 0 K: 1 S: 7	H: 0 LOB: 0 BB: 0 P: 11	R: 2 E: 0 K: 1 S: 12	H: 2 LOB: 0 BB: 0 P: 18	R: 0 E: 0 K: 1 S: 7	H: 0 LOB: 0 BB: 0 P: 13	R: 0 E: 0 K: 2 S: 10	H: 0 LOB: 0 BB: 0 P: 13	R: 0 E: 0 K: 0 S: 5	H: 0 LOB: 0 BB: 0 P: 5	R: 0 E: 0 K: 1 S: 9	H: 0 LOB: 0 BB: 0 P: 14	R: 0 E: 0 K: 0 S: 4	H: 0 LOB: 0 BB: 0 P: 5	R: 0 E: 0 K: 1 S: 5	H: 0 LOB: 0 BB: 0 P: 8	1B: 1 2B: 0 3B: 0 HR: 1	SF: 0 SAC: 0 DP: 0 HBP: 0	WP: 0 PB: 0 SB: 0 CS: 0	PA: 29
PITCHER	IP WLS BF H R ER SO BB IBB HBP BLK WP HR S P ERA WHIP																			
47 Johnny Cueto, R ERA: 3.86	8.0 W 26 2 2 2 8 0 0 0 0 0 1 62 91 2.25 0.250																			
17 Wade Davis, R ERA:	1.0 3 0 0 0 1 0 0 0 0 0 0 5 8 0.00 0.000																			

AB	29
R	2
H	2
RBI	2
BB	0
SO	9
LOB	0



Batter	1	2	3	4	5	6	7	8	9	AB	R	H	RBI	BB	SO	LOB	BOTTOM			
2 Alcides Escobar, R OBP: 0.318, SLG: 0.429										3	1	1	0	0	0	1	Houston Astros @ Kansas City Royals Kauffman Stadium, Kansas City, MO Wed Oct 14 2015, 7:10 PM - 9:51 PM CDT Att. 40,566 - Clear - 63 F			
18 Ben Zobrist, S OBP: 0.381, SLG: 0.389										2	0	0	1	1	1	1				
6 Lorenzo Cain, R OBP: 0.318, SLG: 0.450										3	2	1	0	1	0	1				
35 Eric Hosmer, L OBP: 0.190, SLG: 0.333										4	0	1	1	0	0	2				
25 Kendrys Morales, S (1, 10) OBP: 0.300, SLG: 0.737										4	1	1	3	0	0	1				
8 Mike Moustakas, L OBP: 0.238, SLG: 0.167										4	0	0	0	0	0	1				
13 Salvador Perez, R OBP: 0.444, SLG: 0.714										2	1	1	0	0	0	0				
4 Alex Gordon, L OBP: 0.316, SLG: 0.471										3	1	1	0	0	1	1				
15 Alex Rios, R OBP: 0.412, SLG: 0.429										3	1	2	2	0	1	0				
16 Paulo Orlando, R (8, 9)										0	0	0	0	0	0	0				
Inning Stats	R: 0 E: 0 K: 0 S: 5	H: 0 LOB: 0 BB: 1 P: 9	R: 0 E: 0 K: 0 S: 5	H: 0 LOB: 0 BB: 0 P: 7	R: 0 E: 0 K: 0 S: 10	H: 2 LOB: 1 BB: 0 P: 13	R: 1 E: 0 K: 1 S: 20	H: 2 LOB: 1 BB: 0 P: 31	R: 3 E: 0 K: 0 S: 11	H: 2 LOB: 0 BB: 0 P: 21	R: 0 E: 0 K: 0 S: 7	H: 0 LOB: 0 BB: 0 P: 9	R: 0 E: 0 K: 2 S: 10	H: 0 LOB: 0 BB: 0 P: 14	R: 3 E: 0 K: 0 S: 12	H: 2 LOB: 0 BB: 1 P: 27	1B: 4 2B: 3 3B: 0 HR: 1	SF: 1 SAC: 1 DP: 2 HBP: 1	WP: 0 PB: 0 SB: 0 CS: 0	PA: 33
PITCHER	IP WLS BF H R ER SO BB IBB HBP BLK WP HR S P ERA WHIP																			
31 Collin McHugh, R ERA: 4.5	4.0 L 17 5 3 3 3 0 1 0 1 0 0 45 72 6.75 1.500																			
54 Mike Fiers, R ERA: 9.0	1.0 4 1 1 1 0 0 0 0 0 0 0 6 9 9.00 1.000																			
29 Tony Sipp, L ERA:	1.2 5 0 0 0 1 0 0 0 0 0 0 13 17 0.00 0.000																			
37 Pat Neshek, R ERA:	0.1 1 0 0 0 1 0 0 0 0 0 0 4 6 0.00 0.000																			
60 Dallas Keuchel, L ERA: 2.7	1.0 6 2 3 3 0 0 1 0 0 0 0 12 27 27.00 2.000																			

AB	28
R	7
H	8
RBI	7
BB	2
SO	3
LOB	8



Batter	1	2	3	4	5	6	7	8	9	AB	R	H	RBI	BB	SO	LOB	TOP				
7 Ben Revere, L OBP: 0.286, SLG: 0.259										4	0	0	0	0	1	2					
20 Josh Donaldson, R OBP: 0.360, SLG: 0.571										3	0	1	0	1	0	1					
19 José Bautista, R OBP: 0.370, SLG: 0.609										1	0	0	0	3	1	0					
10 Edwin Encarnación, R OBP: 0.423, SLG: 0.476										3	0	0	0	0	1	3					
13 Justin Smoak, S OBP: 0.360, SLG: 0.571										1	0	0	0	3	1	0					
15 Chris Colabello, R OBP: 0.381, SLG: 0.600									4	0	1	0	0	0	4						
2 Troy Tulowitzki, R OBP: 0.148, SLG: 0.200										4	0	0	0	0	2	3					
30 Dioner Navarro, S OBP: 0.111, SLG: 0.222										4	0	0	0	0	1	0					
11 Kevin Pillar, R OBP: 0.320, SLG: 0.500									3	0	0	0	1	0	1						
17 Ryan Goins, L OBP: 0.095, SLG: 0.050									3	0	1	0	0	1	1						
Inning Stats	R: 0 E: 0 K: 1 S: 14	H: 0 LOB: 1 BB: 1 P: 24	R: 0 E: 0 K: 0 S: 5	H: 0 LOB: 0 BB: 0 P: 6	R: 0 E: 0 K: 0 S: 8	H: 0 LOB: 1 BB: 1 P: 15	R: 0 E: 0 K: 2 S: 11	H: 1 LOB: 1 BB: 0 P: 15	R: 0 E: 0 K: 0 S: 9	H: 0 LOB: 2 BB: 2 P: 37	R: 0 E: 0 K: 2 S: 22	H: 0 LOB: 0 BB: 0 P: 9	R: 0 E: 0 K: 0 S: 9	H: 1 LOB: 2 BB: 1 P: 18	R: 0 E: 1 K: 0 S: 9	H: 0 LOB: 1 BB: 0 P: 13	1B: 3 2B: 0 3B: 0 HR: 0	SF: 0 SAC: 1 DP: 0 HBP: 0	WP: 0 PB: 0 SB: 0 CS: 0	PA: 36	
PITCHER	IP WLS BF H R ER SO BB IBB HBP BLK WP HR S P ERA WHIP	IP WLS BF H R ER SO BB IBB HBP BLK WP HR S P ERA WHIP	IP WLS BF H R ER SO BB IBB HBP BLK WP HR S P ERA WHIP	IP WLS BF H R ER SO BB IBB HBP BLK WP HR S P ERA WHIP	IP WLS BF H R ER SO BB IBB HBP BLK WP HR S P ERA WHIP	IP WLS BF H R ER SO BB IBB HBP BLK WP HR S P ERA WHIP	IP WLS BF H R ER SO BB IBB HBP BLK WP HR S P ERA WHIP	IP WLS BF H R ER SO BB IBB HBP BLK WP HR S P ERA WHIP	IP WLS BF H R ER SO BB IBB HBP BLK WP HR S P ERA WHIP	IP WLS BF H R ER SO BB IBB HBP BLK WP HR S P ERA WHIP	IP WLS BF H R ER SO BB IBB HBP BLK WP HR S P ERA WHIP	IP WLS BF H R ER SO BB IBB HBP BLK WP HR S P ERA WHIP	IP WLS BF H R ER SO BB IBB HBP BLK WP HR S P ERA WHIP	IP WLS BF H R ER SO BB IBB HBP BLK WP HR S P ERA WHIP	IP WLS BF H R ER SO BB IBB HBP BLK WP HR S P ERA WHIP	IP WLS BF H R ER SO BB IBB HBP BLK WP HR S P ERA WHIP	IP WLS BF H R ER SO BB IBB HBP BLK WP HR S P ERA WHIP	IP WLS BF H R ER SO BB IBB HBP BLK WP HR S P ERA WHIP	IP WLS BF H R ER SO BB IBB HBP BLK WP HR S P ERA WHIP	IP WLS BF H R ER SO BB IBB HBP BLK WP HR S P ERA WHIP	IP WLS BF H R ER SO BB IBB HBP BLK WP HR S P ERA WHIP

Toronto Blue Jays @ Kansas City Royals
Kauffman Stadium, Kansas City, MO
Fri Oct 16 2015, 7:09 PM - 10:22 PM CDT
Att: 39,753 - Clear - 54 F

AB	30
R	0
H	3
RBI	0
BB	5
SO	7
LOB	17



Batter	1	2	3	4	5	6	7	8	9	AB	R	H	RBI	BB	SO	LOB	BOTTOM				
2 Alcides Escobar, R OBP: 0.385, SLG: 0.542										3	2	2	1	0	0	0					
18 Ben Zobrist, S OBP: 0.360, SLG: 0.364										4	1	1	0	0	0	2					
6 Lorenzo Cain, R OBP: 0.308, SLG: 0.417										4	0	1	1	0	1	3					
35 Eric Hosmer, L OBP: 0.200, SLG: 0.360										4	0	1	1	0	0	2					
25 Kendrys Morales, S OBP: 0.292, SLG: 0.682										3	0	1	1	0	2	0					
8 Mike Moustakas, L OBP: 0.200, SLG: 0.136										4	0	0	0	0	2	3					
13 Salvador Perez, R OBP: 0.429, SLG: 0.824										3	1	1	1	0	0	0					
4 Alex Gordon, L OBP: 0.318, SLG: 0.500										3	1	1	0	0	0	0					
15 Alex Rios, R OBP: 0.350, SLG: 0.353										3	0	0	0	0	2	1					
16 Paulo Orlando, R										0	0	0	0	0	0	0					
Inning Stats	R: 0 E: 0 K: 0 S: 12	H: 1 LOB: 1 BB: 0 P: 16	R: 0 E: 0 K: 2 S: 9	H: 0 LOB: 0 BB: 0 P: 12	R: 2 E: 0 K: 1 S: 17	H: 3 LOB: 1 BB: 0 P: 26	R: 1 E: 0 K: 2 S: 9	H: 1 LOB: 0 BB: 0 P: 13	R: 0 E: 0 K: 0 S: 8	H: 0 LOB: 0 BB: 0 P: 11	R: 0 E: 1 K: 1 S: 11	H: 1 LOB: 1 BB: 0 P: 14	R: 0 E: 0 K: 1 S: 8	H: 0 LOB: 0 BB: 0 P: 12	R: 2 E: 0 K: 0 S: 10	H: 2 LOB: 1 BB: 0 P: 14	1B: 3 2B: 4 3B: 0 HR: 1	SF: 1 SAC: 0 DP: 1 HBP: 1	WP: 0 PB: 0 SB: 1 CS: 0	PA: 33	
PITCHER	IP WLS BF H R ER SO BB IBB HBP BLK WP HR S P ERA WHIP	IP WLS BF H R ER SO BB IBB HBP BLK WP HR S P ERA WHIP	IP WLS BF H R ER SO BB IBB HBP BLK WP HR S P ERA WHIP	IP WLS BF H R ER SO BB IBB HBP BLK WP HR S P ERA WHIP	IP WLS BF H R ER SO BB IBB HBP BLK WP HR S P ERA WHIP	IP WLS BF H R ER SO BB IBB HBP BLK WP HR S P ERA WHIP	IP WLS BF H R ER SO BB IBB HBP BLK WP HR S P ERA WHIP	IP WLS BF H R ER SO BB IBB HBP BLK WP HR S P ERA WHIP	IP WLS BF H R ER SO BB IBB HBP BLK WP HR S P ERA WHIP	IP WLS BF H R ER SO BB IBB HBP BLK WP HR S P ERA WHIP	IP WLS BF H R ER SO BB IBB HBP BLK WP HR S P ERA WHIP	IP WLS BF H R ER SO BB IBB HBP BLK WP HR S P ERA WHIP	IP WLS BF H R ER SO BB IBB HBP BLK WP HR S P ERA WHIP	IP WLS BF H R ER SO BB IBB HBP BLK WP HR S P ERA WHIP	IP WLS BF H R ER SO BB IBB HBP BLK WP HR S P ERA WHIP	IP WLS BF H R ER SO BB IBB HBP BLK WP HR S P ERA WHIP	IP WLS BF H R ER SO BB IBB HBP BLK WP HR S P ERA WHIP	IP WLS BF H R ER SO BB IBB HBP BLK WP HR S P ERA WHIP	IP WLS BF H R ER SO BB IBB HBP BLK WP HR S P ERA WHIP	IP WLS BF H R ER SO BB IBB HBP BLK WP HR S P ERA WHIP	IP WLS BF H R ER SO BB IBB HBP BLK WP HR S P ERA WHIP

Toronto Blue Jays @ Kansas City Royals
Kauffman Stadium, Kansas City, MO
Fri Oct 16 2015, 7:09 PM - 10:22 PM CDT
Att: 39,753 - Clear - 54 F

AB	31
R	5
H	8
RBI	5
BB	0
SO	7
LOB	11



Batter	1	2	3	4	5	6	7	8	9	AB	R	H	RBI	BB	SO	LOB	TOP										
7 Ben Revere, L OBP: 0.242, SLG: 0.219	G4-3		K		F7		G6-3		K	5	0	0	0	0	2	3	Toronto Blue Jays @ Kansas City Royals Kauffman Stadium, Kansas City, MO Sat Oct 17 2015, 3:11 PM - 6:29 PM CDT Att: 40,357 - Sunny - 59 F										
20 Josh Donaldson, R OBP: 0.333, SLG: 0.500	K		G6-3			19 BB 10 1B	F8		K	5	1	1	0	0	2	3											
19 José Bautista, R OBP: 0.344, SLG: 0.519	G5-3		F8			10 1B 2 2B			F9	4	1	0	0	1	1	3											
10 Edwin Encarnación, R OBP: 0.433, SLG: 0.480		55 L6-4 15 1B		K		2 2B			K	4	0	2	1	0	2	0											
15 Chris Colabello, R OBP: 0.400, SLG: 0.625		1-2	G5-3			1-2 2H			K	4	0	2	0	0	1	2											
2 Troy Tulowitzki, R OBP: 0.194, SLG: 0.276	K								F9	4	0	2	1	0	1	3											
55 Russell Martin, R OBP: 0.318, SLG: 0.278	L6-4		G5-3						K	3	0	0	0	1	1	4											
11 Kevin Pillar, R OBP: 0.345, SLG: 0.536					P3		F4			4	1	2	0	0	0	3											
17 Ryan Goins, L OBP: 0.125, SLG: 0.130										3	0	1	1	0	1	3											
9 Cliff Pennington, S (9, PH)			20 G6-3 2H		K		G3-1			0	0	0	0	1	0	0											
Inning Stats	R: 0 E: 0 K: 1 S: 9	H: 0 LOB: 0 BB: 0 P: 12	R: 0 E: 0 K: 1 S: 8	H: 2 LOB: 1 BB: 0 P: 12	R: 1 E: 0 K: 1 S: 11	H: 2 LOB: 1 BB: 0 P: 15	R: 0 E: 0 K: 1 S: 9	H: 1 LOB: 0 BB: 0 P: 15	R: 0 E: 0 K: 1 S: 7	H: 0 LOB: 0 BB: 0 P: 12	R: 2 E: 0 K: 1 S: 21	H: 3 LOB: 3 BB: 2 P: 36	R: 0 E: 0 K: 1 S: 11	H: 0 LOB: 0 BB: 0 P: 16	R: 0 E: 0 K: 2 S: 8	H: 1 LOB: 1 BB: 0 P: 11	R: 0 E: 0 K: 2 S: 13	H: 1 LOB: 2 BB: 1 P: 20	1B: 6 2B: 5 3B: 0 HR: 0	SF: 0 SAC: 0 DP: 1 HBP: 0	WP: 0 PB: 0 SB: 0 CS: 0	PA: 39					
PITCHER	IP	WLS	BF	H	R	ER	SO	BB	IBB	HBP	BLK	WP	HR	S	P	ERA	WHIP										
30 Yordano Ventura, R ERA: 6.57	5.1		25	8	3	3	6	2	0	0	0	0	0	60	97	5.06	1.875										
44 Luke Hochevar, R ERA:	0.2		2	0	0	0	0	0	0	0	0	0	0	5	5	0.00	0.000										
41 Danny Duffy, L ERA: 5.4	1.0	W	3	0	0	0	1	0	0	0	0	0	0	11	16	0.00	0.000										
40 Kelvin Herrera, R ERA: 1.8	1.0	H	4	1	0	0	2	0	0	0	0	0	0	8	11	0.00	1.000										
17 Wade Davis, R ERA:	1.0	S	5	1	0	0	2	1	0	0	0	0	0	13	20	0.00	2.000										



Batter	1	2	3	4	5	6	7	8	9	AB	R	H	RBI	BB	SO	LOB	BOTTOM										
2 Alcides Escobar, R OBP: 0.367, SLG: 0.500			G1-3			K			G6-3	4	0	1	0	0	1	1	Toronto Blue Jays @ Kansas City Royals Kauffman Stadium, Kansas City, MO Sat Oct 17 2015, 3:11 PM - 6:29 PM CDT Att: 40,357 - Sunny - 59 F										
18 Ben Zobrist, S OBP: 0.345, SLG: 0.346	FC5-4				K			F8		4	1	1	0	0	1	1											
6 Lorenzo Cain, R OBP: 0.333, SLG: 0.407	F8				G6-3					3	1	1	0	1	0	1											
35 Eric Hosmer, L OBP: 0.241, SLG: 0.357	K2-3				K					3	2	1	1	1	2	1											
25 Kendrys Morales, S OBP: 0.286, SLG: 0.600	K				L5					3	0	0	1	1	1	1											
8 Mike Moustakas, L OBP: 0.241, SLG: 0.192	G4-3				F8					4	1	2	2	0	0	0											
13 Salvador Perez, R OBP: 0.360, SLG: 0.667	G6-3				G6-3					4	0	0	0	0	1	3											
4 Alex Gordon, L OBP: 0.320, SLG: 0.522					P6					3	1	1	1	0	1	0											
15 Alex Rios, R OBP: 0.348, SLG: 0.350					G6-3					3	0	1	1	0	1	0											
16 Paulo Orlando, R (7, PR) (8, 9)										0	0	0	0	0	0	0											
Inning Stats	R: 0 E: 0 K: 1 S: 9	H: 1 LOB: 1 BB: 0 P: 10	R: 0 E: 0 K: 1 S: 8	H: 0 LOB: 0 BB: 0 P: 12	R: 0 E: 0 K: 0 S: 6	H: 0 LOB: 0 BB: 0 P: 7	R: 0 E: 0 K: 2 S: 8	H: 0 LOB: 0 BB: 0 P: 10	R: 0 E: 0 K: 0 S: 8	H: 0 LOB: 0 BB: 0 P: 13	R: 0 E: 0 K: 3 S: 10	H: 0 LOB: 0 BB: 0 P: 14	R: 5 E: 0 K: 1 S: 23	H: 6 LOB: 1 BB: 0 P: 35	R: 1 E: 0 K: 0 S: 8	H: 1 LOB: 3 BB: 3 P: 26	R: 1 E: 0 K: 2 S: 8	H: 1 LOB: 2 BB: 1 P: 26	1B: 7 2B: 1 3B: 0 HR: 0	SF: 0 SAC: 0 DP: 0 HBP: 0	WP: 0 PB: 0 SB: 0 CS: 1	PA: 34					
PITCHER	IP	WLS	BF	H	R	ER	SO	BB	IBB	HBP	BLK	WP	HR	S	P	ERA	WHIP										
14 David Price, L ERA: 7.02	6.2	L	26	6	5	5	8	0	0	0	0	0	0	69	96	6.75	0.900										
41 Aaron Sanchez, R ERA:	0.2		4	1	1	1	0	1	0	0	0	0	0	6	15	13.50	3.000										
62 Aaron Loup, L ERA: 4.5	0.1		3	1	0	0	0	2	0	0	0	0	0	2	12	0.00	9.000										
57 Mark Lowe, R ERA:	0.1		1	0	0	0	0	0	0	0	0	0	0	3	4	0.00	0.000										




Batter	1	2	3	4	5	6	7	8	9	AB	R	H	RBI	BB	SO	LOB	TOP					
2 Alcides Escobar, R OBP: 0.428, SLG: 0.606										5	3	4	0	0	0	0	Kansas City Royals @ Toronto Blue Jays Rogers Centre, Toronto, ON Mon Oct 19 2015, 8:09 PM - 11:21 PM EDT Att: 49,751 - Roof Closed - 68 F					
18 Ben Zobrist, S OBP: 0.382, SLG: 0.484										5	3	3	1	0	0	1						
6 Lorenzo Cain, R OBP: 0.314, SLG: 0.387										4	0	1	1	0	0	2						
35 Eric Hosmer, L OBP: 0.265, SLG: 0.364										5	1	2	2	0	1	2						
25 Kendrys Morales, S OBP: 0.364, SLG: 0.724										4	1	3	2	1	0	1						
8 Mike Moustakas, L OBP: 0.235, SLG: 0.194										5	0	1	1	0	0	4						
13 Salvador Perez, R OBP: 0.300, SLG: 0.538										5	0	0	0	0	0	3						
4 Alex Gordon, L OBP: 0.310, SLG: 0.481										4	0	1	0	0	1	0						
15 Alex Rios, R OBP: 0.296, SLG: 0.292										4	0	0	0	0	0	2						
Inning Stats	R: 1 E: 0 K: 0 S: 7	H: 1 LOB: 0 BB: 0 P: 7	R: 0 E: 0 K: 0 S: 12	H: 2 LOB: 0 BB: 0 P: 17	R: 1 E: 0 K: 0 S: 11	H: 3 LOB: 0 BB: 0 P: 16	R: 0 E: 0 K: 0 S: 5	H: 0 LOB: 0 BB: 0 P: 7	R: 2 E: 0 K: 1 S: 16	H: 3 LOB: 2 BB: 1 P: 22	R: 0 E: 0 K: 0 S: 10	H: 1 LOB: 1 BB: 0 P: 14	R: 0 E: 0 K: 0 S: 15	H: 0 LOB: 0 BB: 0 P: 23	R: 0 E: 0 K: 1 S: 7	H: 0 LOB: 0 BB: 0 P: 12	R: 4 E: 0 K: 0 S: 12	H: 4 LOB: 0 BB: 0 P: 18	1B: 10 2B: 3 3B: 1 HR: 1	SF: 1 SAC: 0 DP: 0 HBP: 0	WP: 1 PB: 0 SB: 0 CS: 0	PA: 43
PITCHER	IP WLS BF H R ER SO BB IBB HBP BLK WP HR S P ERA WHIP																	PITCHER	IP WLS BF H R ER SO BB IBB HBP BLK WP HR S P ERA WHIP			
6 Marcus Stroman, R ERA: 4.19	6.1 W 31 11 4 4 1 1 0 0 0 0 1 0 67 94 5.68 1.895																					
41 Aaron Sanchez, R ERA:	0.2 2 0 0 0 0 0 0 0 0 0 0 0 9 12 0.00 0.000																					
57 Mark Lowe, R ERA:	1.0 3 0 0 0 1 0 0 0 0 0 0 0 7 12 0.00 0.000																					
31 Liam Hendriks, R ERA: 40.5	0.1 4 3 3 3 0 0 0 0 0 0 0 0 6 9 81.00 9.000																					
54 Roberto Osuna, R ERA: 1.42	0.2 3 1 1 1 0 0 0 0 0 0 0 0 1 6 9 13.50 1.500																					

Batter	1	2	3	4	5	6	7	8	9	AB	R	H	RBI	BB	SO	LOB	BOTTOM			
7 Ben Revere, L OBP: 0.263, SLG: 0.222										4	1	1	0	1	0	1	Kansas City Royals @ Toronto Blue Jays Rogers Centre, Toronto, ON Mon Oct 19 2015, 8:09 PM - 11:21 PM EDT Att: 49,751 - Roof Closed - 68 F			
20 Josh Donaldson, R OBP: 0.371, SLG: 0.600										4	1	2	3	1	1	0				
19 José Bautista, R OBP: 0.378, SLG: 0.500										3	0	1	1	2	1	2				
10 Edwin Encarnación, R OBP: 0.429, SLG: 0.467										5	1	2	0	0	2	4				
15 Chris Colabello, R OBP: 0.379, SLG: 0.556										3	1	0	0	1	0	2				
13 Justin Smoak, S OBP: 0.333, SLG: 0.531										1	0	0	0	0	0	2				
2 Troy Tulowitzki, R OBP: 0.229, SLG: 0.394										4	2	2	3	0	2	0				
9 Cliff Pennington, S OBP: 0.179, SLG: 0.296										0	0	0	0	0	0	0				
55 Russell Martin, R OBP: 0.346, SLG: 0.250										2	1	0	0	1	2	0				
11 Kevin Pillar, R OBP: 0.333, SLG: 0.531										4	2	1	1	0	0	2				
17 Ryan Goins, L OBP: 0.179, SLG: 0.296										4	2	2	3	0	1	1				
Inning Stats	R: 0 E: 0 K: 2 S: 16	H: 0 LOB: 1 BB: 1 P: 25	R: 3 E: 0 K: 0 S: 14	H: 3 LOB: 2 BB: 1 P: 25	R: 6 E: 0 K: 2 S: 19	H: 4 LOB: 0 BB: 2 P: 34	R: 0 E: 0 K: 1 S: 9	H: 1 LOB: 0 BB: 0 P: 17	R: 1 E: 0 K: 1 S: 8	H: 1 LOB: 0 BB: 0 P: 10	R: 0 E: 0 K: 0 S: 6	H: 0 LOB: 1 BB: 1 P: 11	R: 0 E: 0 K: 2 S: 12	H: 0 LOB: 0 BB: 0 P: 17	R: 1 E: 0 K: 1 S: 10	H: 2 LOB: 2 BB: 1 P: 20	R: 7 E: 0 K: 3 HR: 3	SF: 0 SAC: 0 DP: 1 HBP: 1	WP: 0 PB: 0 SB: 1 CS: 0	PA: 41
PITCHER	IP WLS BF H R ER SO BB IBB HBP BLK WP HR S P ERA WHIP																	PITCHER	IP WLS BF H R ER SO BB IBB HBP BLK WP HR S P ERA WHIP	
47 Johnny Cueto, R ERA: 7.98	2.0 L 17 6 8 8 2 4 0 1 0 0 0 1 39 69 36.00 5.000																			
39 Kris Medlen, R ERA: 3.6	5.0 18 3 2 2 6 1 0 0 0 0 0 2 45 70 3.60 0.800																			
45 Franklin Morales, L ERA: 9.0	1.0 6 2 1 1 1 1 0 0 0 0 0 0 10 20 9.00 3.000																			


Batter	1	2	3	4	5	6	7	8	9	AB	R	H	RBI	BB	SO	LOB	TOP				
2 Alcides Escobar, R OBP: 0.422, SLG: 0.575	G5-3			G4-6-3 18 1B			G4-3	L9		4	0	1	0	0	0	2	Kansas City Royals @ Toronto Blue Jays Rogers Centre, Toronto, ON Wed Oct 21 2015, 4:08 PM - 7:05 PM EDT Att. 49,325 - Roof Closed - 68 F				
18 Ben Zobrist, S OBP: 0.384, SLG: 0.500	K			G4-6-3 1-2f			G6-3		4	0	0	0	0	1	1						
6 Lorenzo Cain, R OBP: 0.364, SLG: 0.378	K			P4					3	0	0	0	1	1	0						
35 Eric Hosmer, L OBP: 0.233, SLG: 0.317		F7			G6-3				4	0	0	0	0	0	1						
25 Kendrys Morales, S OBP: 0.317, SLG: 0.595		G4-3			F8			K	3	0	0	0	0	1	0						
8 Mike Moustakas, L OBP: 0.190, SLG: 0.158		K			F7			L8	3	0	0	0	0	1	0						
13 Salvador Perez, R OBP: 0.324, SLG: 0.625			L6			F8		HR	3	1	1	1	0	0	0						
4 Alex Gordon, L OBP: 0.351, SLG: 0.455			K			G4-3			3	0	1	0	0	1	0						
15 Alex Rios, R OBP: 0.364, SLG: 0.467			G3			F8			3	0	1	0	0	0	0						
Inning Stats	R: 0 E: 0 K: 2 S: 8	H: 0 LOB: 0 BB: 0 P: 12	R: 0 E: 0 K: 1 S: 6	H: 0 LOB: 0 BB: 0 P: 10	R: 0 E: 0 K: 1 S: 12	H: 0 LOB: 0 BB: 0 P: 14	R: 0 E: 0 K: 0 S: 8	H: 1 LOB: 0 BB: 0 P: 14	R: 0 E: 0 K: 0 S: 9	H: 0 LOB: 0 BB: 0 P: 14	R: 0 E: 0 K: 0 S: 10	H: 0 LOB: 1 BB: 1 P: 17	R: 1 E: 0 K: 1 S: 17	H: 3 LOB: 2 BB: 0 P: 23	R: 0 E: 0 K: 0 S: 4	H: 0 LOB: 0 BB: 0 P: 5	1B: 3 2B: 0 3B: 0 HR: 1	SF: 0 SAC: 0 DP: 1 HBP: 0	WP: 0 PB: 0 SB: 0 CS: 0	PA: 31	
PITCHER	IP WLS BF H R ER SO BB IBB HBP BLK WP HR S P ERA WHIP	IP WLS BF H R ER SO BB IBB HBP BLK WP HR S P ERA WHIP	IP WLS BF H R ER SO BB IBB HBP BLK WP HR S P ERA WHIP	IP WLS BF H R ER SO BB IBB HBP BLK WP HR S P ERA WHIP	IP WLS BF H R ER SO BB IBB HBP BLK WP HR S P ERA WHIP	IP WLS BF H R ER SO BB IBB HBP BLK WP HR S P ERA WHIP	IP WLS BF H R ER SO BB IBB HBP BLK WP HR S P ERA WHIP	IP WLS BF H R ER SO BB IBB HBP BLK WP HR S P ERA WHIP	IP WLS BF H R ER SO BB IBB HBP BLK WP HR S P ERA WHIP	IP WLS BF H R ER SO BB IBB HBP BLK WP HR S P ERA WHIP	IP WLS BF H R ER SO BB IBB HBP BLK WP HR S P ERA WHIP	IP WLS BF H R ER SO BB IBB HBP BLK WP HR S P ERA WHIP	IP WLS BF H R ER SO BB IBB HBP BLK WP HR S P ERA WHIP	IP WLS BF H R ER SO BB IBB HBP BLK WP HR S P ERA WHIP	IP WLS BF H R ER SO BB IBB HBP BLK WP HR S P ERA WHIP	IP WLS BF H R ER SO BB IBB HBP BLK WP HR S P ERA WHIP	IP WLS BF H R ER SO BB IBB HBP BLK WP HR S P ERA WHIP	IP WLS BF H R ER SO BB IBB HBP BLK WP HR S P ERA WHIP	IP WLS BF H R ER SO BB IBB HBP BLK WP HR S P ERA WHIP	IP WLS BF H R ER SO BB IBB HBP BLK WP HR S P ERA WHIP	IP WLS BF H R ER SO BB IBB HBP BLK WP HR S P ERA WHIP

Batter	1	2	3	4	5	6	7	8	9	AB	R	H	RBI	BB	SO	LOB	BOTTOM				
7 Ben Revere, L OBP: 0.304, SLG: 0.238	G3		B1-3				K2-3			3	1	0	0	1	1	0	Kansas City Royals @ Toronto Blue Jays Rogers Centre, Toronto, ON Wed Oct 21 2015, 4:08 PM - 7:05 PM EDT Att. 49,325 - Roof Closed - 68 F				
20 Josh Donaldson, R OBP: 0.395, SLG: 0.611	K		G4-3						3	2	1	0	0	1	0						
19 José Bautista, R OBP: 0.400, SLG: 0.514	P3								3	1	2	1	1	0	0						
10 Edwin Encarnación, R OBP: 0.372, SLG: 0.378		P3							3	1	0	1	1	1	2						
15 Chris Colabello, R OBP: 0.324, SLG: 0.543									4	1	1	1	0	2	4						
13 Justin Smoak, S		HR							0	0	0	0	0	0	0						
2 Troy Tulowitzki, R OBP: 0.282, SLG: 0.425		L5							4	1	2	3	0	0	0						
30 Dioner Navarro, S OBP: 0.154, SLG: 0.167									3	0	0	0	0	1	3						
11 Kevin Pillar, R OBP: 0.317, SLG: 0.500									4	0	2	1	0	1	2						
17 Ryan Goins, L OBP: 0.176, SLG: 0.273									3	0	0	0	0	1	1						
Inning Stats	R: 0 E: 0 K: 1 S: 8	H: 0 LOB: 0 BB: 0 P: 12	R: 1 E: 0 K: 0 S: 13	H: 1 LOB: 1 BB: 1 P: 19	R: 0 E: 0 K: 0 S: 4	H: 0 LOB: 0 BB: 0 P: 7	R: 0 E: 0 K: 0 S: 7	H: 1 LOB: 0 BB: 0 P: 10	R: 0 E: 0 K: 1 S: 10	H: 1 LOB: 1 BB: 0 P: 16	R: 4 E: 0 K: 3 S: 21	H: 1 LOB: 1 BB: 3 P: 37	R: 1 E: 0 K: 3 S: 13	H: 2 LOB: 1 BB: 0 P: 19	R: 1 E: 0 K: 2 S: 12	H: 2 LOB: 1 BB: 0 P: 13	1B: 3 2B: 4 3B: 0 HR: 1	SF: 0 SAC: 0 DP: 1 HBP: 1	WP: 0 PB: 0 SB: 0 CS: 0	PA: 35	
PITCHER	IP WLS BF H R ER SO BB IBB HBP BLK WP HR S P ERA WHIP	IP WLS BF H R ER SO BB IBB HBP BLK WP HR S P ERA WHIP	IP WLS BF H R ER SO BB IBB HBP BLK WP HR S P ERA WHIP	IP WLS BF H R ER SO BB IBB HBP BLK WP HR S P ERA WHIP	IP WLS BF H R ER SO BB IBB HBP BLK WP HR S P ERA WHIP	IP WLS BF H R ER SO BB IBB HBP BLK WP HR S P ERA WHIP	IP WLS BF H R ER SO BB IBB HBP BLK WP HR S P ERA WHIP	IP WLS BF H R ER SO BB IBB HBP BLK WP HR S P ERA WHIP	IP WLS BF H R ER SO BB IBB HBP BLK WP HR S P ERA WHIP	IP WLS BF H R ER SO BB IBB HBP BLK WP HR S P ERA WHIP	IP WLS BF H R ER SO BB IBB HBP BLK WP HR S P ERA WHIP	IP WLS BF H R ER SO BB IBB HBP BLK WP HR S P ERA WHIP	IP WLS BF H R ER SO BB IBB HBP BLK WP HR S P ERA WHIP	IP WLS BF H R ER SO BB IBB HBP BLK WP HR S P ERA WHIP	IP WLS BF H R ER SO BB IBB HBP BLK WP HR S P ERA WHIP	IP WLS BF H R ER SO BB IBB HBP BLK WP HR S P ERA WHIP	IP WLS BF H R ER SO BB IBB HBP BLK WP HR S P ERA WHIP	IP WLS BF H R ER SO BB IBB HBP BLK WP HR S P ERA WHIP	IP WLS BF H R ER SO BB IBB HBP BLK WP HR S P ERA WHIP	IP WLS BF H R ER SO BB IBB HBP BLK WP HR S P ERA WHIP	IP WLS BF H R ER SO BB IBB HBP BLK WP HR S P ERA WHIP

AB 30
R 1
H 4
RBI 1
BB 1
SO 5
LOB 4



AB 30
R 7
H 8
RBI 7
BB 4
SO 10
LOB 11



Batter	1	2	3	4	5	6	7	8	9	AB	R	H	RBI	BB	SO	LOB	TOP					
7 Ben Revere, L OBP: 0.314, SLG: 0.277										5	1	2	0	0	2	5	Toronto Blue Jays @ Kansas City Royals Kauffman Stadium, Kansas City, MO Fri Oct 23 2015, 7:10 PM - 11:17 PM CDT Att: 40,494 - Cloudy - 70 F					
20 Josh Donaldson, R OBP: 0.354, SLG: 0.537										5	0	0	0	0	2	7						
19 José Bautista, R OBP: 0.408, SLG: 0.659										4	2	2	3	0	0	1						
10 Edwin Encarnación, R OBP: 0.383, SLG: 0.400										3	0	1	0	1	0	1						
15 Chris Colabello, R OBP: 0.317, SLG: 0.513										4	0	1	0	0	1	2						
2 Troy Tulowitzki, R OBP: 0.239, SLG: 0.386										4	0	0	0	0	2	3						
55 Russell Martin, R OBP: 0.333, SLG: 0.231										3	0	1	0	1	1	0						
45 Dalton Pompey, S OBP: 1.000, SLG: 1.000										0	0	0	0	0	0	0						
11 Kevin Pillar, R OBP: 0.333, SLG: 0.476										2	0	0	0	2	0	0						
17 Ryan Goins, L OBP: 0.162, SLG: 0.250										3	0	0	0	0	2	2						
30 Dioner Navarro, S OBP: 0.143, SLG: 0.154										1	0	0	0	0	1	2						
Inning Stats	R: 0 E: 0 K: 1 S: 8	H: 1 LOB: 1 BB: 0 P: 9	R: 0 E: 0 K: 1 S: 9	H: 0 LOB: 0 BB: 0 P: 11	R: 0 E: 0 K: 2 S: 9	H: 0 LOB: 0 BB: 0 P: 13	R: 1 E: 0 K: 1 S: 11	H: 2 LOB: 1 BB: 0 P: 17	R: 0 E: 0 K: 0 S: 10	H: 0 LOB: 0 BB: 2 P: 19	R: 0 E: 0 K: 1 S: 8	H: 1 LOB: 1 BB: 0 P: 15	R: 0 E: 0 K: 1 S: 9	H: 0 LOB: 0 BB: 0 P: 14	R: 2 E: 0 K: 2 S: 14	H: 2 LOB: 1 BB: 1 P: 24	R: 0 E: 0 K: 2 S: 13	H: 1 LOB: 3 BB: 1 P: 22	1B: 3 2B: 2 3B: 0 HR: 2	SF: 0 SAC: 0 DP: 0 HBP: 0	WP: 1 PB: 0 SB: 3 CS: 0	PA: 38
PITCHER	IP WLS BF H R ER SO BB IBB HBP BLK WP HR S P ERA WHIP	5.1 22 4 1 1 5 2 0 0 0 0 1 51 77 1.69 1.125	6.1 5 0 0 0 2 0 0 0 0 0 0 13 21 0.00 0.000	8.1 4 2 2 2 1 1 0 0 0 0 1 9 16 54.00 9.000	8.1 7 1 0 0 3 1 0 0 0 1 0 18 30 0.00 1.200																	

AB	34
R	3
H	7
RBI	3
BB	4
SO	11
LOB	23



Batter	1	2	3	4	5	6	7	8	9	AB	R	H	RBI	BB	SO	LOB	BOTTOM				
2 Alcides Escobar, R OBP: 0.408, SLG: 0.545										4	0	1	0	0	1	1	Toronto Blue Jays @ Kansas City Royals Kauffman Stadium, Kansas City, MO Fri Oct 23 2015, 7:10 PM - 11:17 PM CDT Att: 40,494 - Cloudy - 70 F				
18 Ben Zobrist, S OBP: 0.375, SLG: 0.558										3	1	1	1	0	3						
6 Lorenzo Cain, R OBP: 0.375, SLG: 0.375										3	1	1	0	1	0						
35 Eric Hosmer, L OBP: 0.234, SLG: 0.311										4	0	1	1	0	1	2					
25 Kendrys Morales, S OBP: 0.311, SLG: 0.561										4	0	1	0	0	1	0					
0 Terrance Gore, R (8, PR)										0	0	0	0	0	0	0					
8 Mike Moustakas, L OBP: 0.217, SLG: 0.262										4	2	2	1	0	1	2					
13 Salvador Perez, R OBP: 0.293, SLG: 0.556										4	0	0	0	0	2	3					
4 Alex Gordon, L OBP: 0.325, SLG: 0.417										3	0	0	0	0	2	1					
15 Alex Rios, R OBP: 0.389, SLG: 0.485										3	0	2	1	0	0	0					
16 Paulo Orlando, R OBP: 0.667, SLG: 0.667										0	0	0	0	0	0	0					
Inning Stats	R: 1 E: 0 K: 0 S: 6	H: 1 LOB: 0 BB: 0 P: 9	R: 1 E: 0 K: 2 S: 11	H: 1 LOB: 0 BB: 0 P: 16	R: 0 E: 0 K: 0 S: 12	H: 1 LOB: 2 BB: 1 P: 18	R: 0 E: 0 K: 3 S: 10	H: 0 LOB: 0 BB: 0 P: 12	R: 0 E: 0 K: 2 S: 13	H: 1 LOB: 1 BB: 0 P: 19	R: 0 E: 0 K: 1 S: 9	H: 0 LOB: 0 BB: 0 P: 13	R: 1 E: 0 K: 0 S: 13	H: 3 LOB: 2 BB: 0 P: 18	R: 1 E: 0 K: 0 S: 14	H: 2 LOB: 2 BB: 1 P: 24	1B: 7 2B: 0 3B: 0 HR: 2	SF: 0 SAC: 0 DP: 1 HBP: 0	WP: 0 PB: 0 SB: 1 CS: 0	PA: 34	
PITCHER	IP WLS BF H R ER SO BB IBB HBP BLK WP HR S P ERA WHIP	6.2 26 5 3 3 8 1 0 0 0 0 0 5 6 4.05 0.900	7.1 3 2 0 0 0 0 0 0 0 0 0 5 6 0.00 6.000	8.1 5 2 1 1 0 1 0 0 0 0 0 14 24 9.00 3.000																	

AB	32
R	4
H	9
RBI	4
BB	2
SO	8
LOB	12



Batter	1	2	3	4	5	6	7	8	9	AB	R	H	RBI	BB	SO	LOB	TOP		
3 Curtis Granderson, L OBP: 0.380, SLG: 0.390	G3-1			52 FC5 28 BB		G4-3			G4-3	3	0	0	0	1	0	0	New York Mets @ Kansas City Royals Kauffman Stadium, Kansas City, MO Wed Oct 28 2015, 7:09 PM - 10:03 PM CDT Att. 40,410 - Clear - 52 F		
5 David Wright, R OBP: 0.320, SLG: 0.220	G4-3			P3		F8			G5-3	4	0	0	0	0	0	1			
28 Daniel Murphy, L OBP: 0.420, SLG: 0.872	K			52 FC5 21 1B		K			K	2	1	0	0	2	2	0			
52 Yoenis Cespedes, R (1, 7) OBP: 0.244, SLG: 0.386		L6		21 1B FC5					F9	4	0	0	0	0	1	3			
21 Lucas Duda, L OBP: 0.325, SLG: 0.405		7 G5-4-3 1B		1-3 2H 1B		F7				3	0	2	1	0	0	0			
7 Travis d'Arnaud, R OBP: 0.200, SLG: 0.395	G5-4-3			F9					L8	3	0	0	0	0	0	3			
30 Michael Conforto, L OBP: 0.125, SLG: 0.290				K		P5			F8	3	0	0	0	0	1	0			
4 Wilmer Flores, R OBP: 0.314, SLG: 0.355		G1-3		G1-3		G1-3			L5	3	0	0	0	0	0	0			
12 Juan Lagares, R OBP: 0.400, SLG: 0.474		F8		F8					G1-6-3	3	0	0	0	0	0	0			
Inning Stats	R: 0 H: 0 E: 0 K: 1 S: 8	H: 0 LOB: 0 BB: 0 P: 10	R: 0 H: 1 E: 0 K: 0 S: 8	H: 0 LOB: 0 BB: 0 P: 11	R: 0 H: 0 E: 0 K: 1 S: 8	H: 0 LOB: 0 BB: 0 P: 13	R: 1 H: 1 E: 0 K: 0 S: 11	H: 1 LOB: 2 BB: 2 P: 26	R: 0 H: 0 E: 0 K: 1 S: 7	H: 0 LOB: 0 BB: 0 P: 10	R: 0 H: 0 E: 0 K: 1 S: 12	H: 0 LOB: 0 BB: 0 P: 16	R: 0 H: 0 E: 0 K: 0 S: 5	H: 0 LOB: 1 BB: 0 P: 9	R: 0 H: 0 E: 0 K: 0 S: 6	H: 0 LOB: 1 BB: 0 P: 15		1B: 2 2B: 0 3B: 0 HR: 0	SF: 0 SAC: 0 DP: 1 HBP: 0
PITCHER 47 Johnny Cueto, R ERA: 5.4	IP: 9.0 WLS: W BF: 31 H: 2 R: 1 ER: 1 SO: 4 BB: 3 IBB: 0 HBP: 0 BLK: 0 WP: 0 HR: 0 S: 70 P: 122 ERA: 1.00 WHIP: 0.556																		

Batter	1	2	3	4	5	6	7	8	9	AB	R	H	RBI	BB	SO	LOB	BOTTOM		
2 Alcides Escobar, R OBP: 0.383, SLG: 0.582	F9		FC6-4		18 G3 35 1B	G5-3			K	5	1	2	2	0	0	1	New York Mets @ Kansas City Royals Kauffman Stadium, Kansas City, MO Wed Oct 28 2015, 7:09 PM - 10:03 PM CDT Att. 40,410 - Clear - 52 F		
18 Ben Zobrist, S OBP: 0.397, SLG: 0.537	F9			E3 25 G3 35 1B	G3			G6-3	G6-3	5	0	0	0	0	0	3			
6 Lorenzo Cain, R OBP: 0.350, SLG: 0.320	F9			L3	L8				P4	4	0	0	0	1	0	4			
35 Eric Hosmer, L OBP: 0.259, SLG: 0.308		K		25 G3 8 1B	8 1B 2H 3H 1B			F7		4	1	2	2	0	1	1			
25 Kendrys Morales, S (1, 10) OBP: 0.302, SLG: 0.500		F7		G3	8 1B			K		4	0	1	0	0	1	3			
8 Mike Moustakas, L OBP: 0.286, SLG: 0.294	G1-3			BB	BB				13 2B 4 2B 1B	3	1	2	1	1	0	0			
13 Salvador Perez, R OBP: 0.294, SLG: 0.522			F7	G6-3	G5-3			16 SF7 2B		4	1	1	0	0	0	5			
4 Alex Gordon, L OBP: 0.360, SLG: 0.488				FC6-4 2 BB	15 1B 2 1B BB	F8		16 SF7 2 3B 2B		2	2	1	1	2	0	0			
15 Alex Rios, R OBP: 0.357, SLG: 0.436				K	18 G3 2 1B	F7		SF7		3	1	1	0	0	1	1			
16 Paulo Orlando, R OBP: 0.429, SLG: 0.500				K	35 1B 2 1B					0	0	0	1	0	0	0			
Inning Stats	R: 0 H: 0 E: 0 K: 0 S: 5	H: 0 LOB: 0 BB: 0 P: 9	R: 0 H: 0 E: 0 K: 1 S: 8	H: 0 LOB: 0 BB: 1 P: 11	R: 0 H: 0 E: 0 K: 1 S: 11	H: 0 LOB: 1 BB: 1 P: 18	R: 0 H: 1 E: 1 K: 0 S: 13	H: 1 LOB: 3 BB: 1 P: 21	R: 4 H: 5 E: 0 K: 0 S: 26	H: 5 LOB: 2 BB: 1 P: 35	R: 0 H: 0 E: 0 K: 0 S: 8	H: 0 LOB: 0 BB: 0 P: 11	R: 0 H: 0 E: 0 K: 1 S: 7	H: 0 LOB: 1 BB: 1 P: 12	R: 3 H: 4 E: 0 K: 0 S: 15	H: 4 LOB: 1 BB: 0 P: 25	1B: 7 2B: 2 3B: 1 HR: 0	SF: 1 SAC: 0 DP: 0 HBP: 0	WP: 0 PA: 39 PB: 0 SB: 0 CS: 0
PITCHER 48 Jacob deGrom, R ERA: 2.88 47 Hansel Robles, R ERA: 49 Jonathon Niese, L ERA: 7.36 43 Addison Reed, R ERA: 1.93 36 Sean Gilmartin, L ERA:	IP: 5.0 WLS: L BF: 25 H: 6 R: 4 ER: 4 SO: 2 BB: 3 IBB: 0 HBP: 0 BLK: 0 WP: 0 HR: 0 S: 63 P: 94 ERA: 7.20 WHIP: 1.800																		

AB	28
R	1
H	2
RBI	1
BB	3
SO	4
LOB	7

AB	34
R	7
H	10
RBI	7
BB	4
SO	3
LOB	18

Batter	1	2	3	4	5	6	7	8	9	AB	R	H	RBI	BB	SO	LOB	TOP	
2 Alcides Escobar, R OBP: 0.375, SLG: 0.559										4	0	1	0	0	2	0		
18 Ben Zobrist, S OBP: 0.399, SLG: 0.534										4	1	1	0	0	0	1		
6 Lorenzo Cain, R OBP: 0.344, SLG: 0.315										4	0	1	0	0	1	0		
35 Eric Hosmer, L OBP: 0.242, SLG: 0.286										4	0	0	1	0	1	1		
8 Mike Moustakas, L OBP: 0.267, SLG: 0.291										4	0	1	0	0	0	1		
13 Salvador Perez, R OBP: 0.370, SLG: 0.510										3	1	1	0	1	0	0		
4 Alex Gordon, L OBP: 0.370, SLG: 0.478										3	0	1	0	1	2	0		
15 Alex Rios, R OBP: 0.356, SLG: 0.429										3	1	1	1	0	0	3		
40 Kelvin Herrera, R OBP: 0.356, SLG: 0.429										0	0	0	0	0	0	0		
46 Ryan Madson, L OBP: 0.356, SLG: 0.429										0	0	0	0	0	0	0		
39 Kris Medlen, S OBP: 0.356, SLG: 0.429										0	0	0	0	0	0	0		
25 Kendrys Morales, S OBP: 0.296, SLG: 0.490										1	0	0	0	0	0	0		
30 Yordano Ventura, R OBP: 0.370, SLG: 0.429										0	0	0	0	0	0	0		
41 Danny Duffy, L OBP: 0.370, SLG: 0.429										0	0	0	0	0	0	0		
27 Adalberto Mondesi, S OBP: 0.370, SLG: 0.429										1	0	0	0	0	0	0		
44 Luke Hochevar, R OBP: 0.370, SLG: 0.429										0	0	0	0	0	0	0		
45 Franklin Morales, L OBP: 0.370, SLG: 0.429										0	0	0	0	0	0	0		
16 Paulo Orlando, R OBP: 0.370, SLG: 0.429										1	0	0	0	0	0	0		
Inning Stats	R: 1 H: 2 E: 0 K: 1 S: 14	H: 2 BB: 0 P: 20	R: 2 H: 4 E: 0 K: 0 S: 15	H: 1 LOB: 1 BB: 0 P: 19	R: 0 H: 0 E: 0 K: 0 S: 8	H: 0 LOB: 0 BB: 0 P: 14	R: 0 H: 0 E: 0 K: 1 S: 8	H: 0 LOB: 0 BB: 0 P: 11	R: 0 H: 0 E: 0 K: 2 S: 16	H: 1 LOB: 2 BB: 0 P: 29	R: 0 H: 0 E: 0 K: 0 S: 9	H: 0 LOB: 0 BB: 0 P: 13	R: 0 H: 0 E: 0 K: 1 S: 8	H: 0 LOB: 0 BB: 0 P: 11	1B: 6 2B: 1 3B: 0 HR: 0	SF: 0 SAC: 1 DP: 0 HBP: 0	WP: 0 PB: 1 SB: 1 CS: 0	PA: 35
PITCHER	IP WLS BF H R ER SO BB IBB HBP BLK WP HR S P ERA WHIP																	
34 Noah Syndergaard, R ERA: 3.32	(1, 1) 6.0 W 26 7 3 3 6 2 0 0 0 0 0 0 0 68 104 4.50 1.500																	
43 Addison Reed, R ERA: 1.59	(7, 1) 1.0 3 0 0 0 0 0 0 0 0 0 0 0 9 12 0.00 0.000																	
46 Tyler Clippard, R ERA: 4.25	(8, 1) 1.0 3 0 0 0 0 0 0 0 0 0 0 0 9 13 0.00 0.000																	
27 Jeury Familia, R ERA: 0.75	(9, 1) 1.0 3 0 0 0 1 0 0 0 0 0 0 0 8 11 0.00 0.000																	

Kansas City Royals @ New York Mets
 Citi Field, Flushing, NY
 Fri Oct 30 2015, 8:10 PM - 11:30 PM EDT
 Att: 44,781 - Clear - 52 F

AB	32
R	3
H	7
RBI	2
BB	2
SO	7
LOB	6



Batter	1	2	3	4	5	6	7	8	9	AB	R	H	RBI	BB	SO	LOB	BOTTOM			
3 Curtis Granderson, L OBP: 0.382, SLG: 0.457										5	3	2	2	0	0	4				
5 David Wright, R OBP: 0.327, SLG: 0.304										5	1	2	4	0	2	0				
28 Daniel Murphy, L OBP: 0.400, SLG: 0.804										4	0	0	0	1	1	0				
52 Yoenis Cespedes, R OBP: 0.245, SLG: 0.383										3	0	1	1	0	1	0				
21 Lucas Duda, L OBP: 0.318, SLG: 0.390										4	1	1	0	0	2	3				
7 Travis d'Arnaud, R OBP: 0.224, SLG: 0.426										4	0	2	0	0	0	0				
30 Michael Conforto, L ERA: 6.43										2	0	1	1	0	0	0				
12 Juan Lagares, R OBP: 0.409, SLG: 0.476										2	1	1	0	0	0	1				
4 Wilmer Flores, R OBP: 0.308, SLG: 0.324										3	1	0	0	0	0	3				
34 Noah Syndergaard, L ERA: 3.32										2	1	1	0	0	1	2				
2 Justin Upton, R ERA: 1.00, SLG: 1.100										1	1	1	0	0	0	0				
43 Addison Reed, R ERA: 1.59										0	0	0	0	0	0	0				
9 Kirk Nieuwenhuis, L ERA: 19.29										1	0	0	0	0	1	1				
46 Tyler Clippard, R ERA: 4.25										0	0	0	0	0	0	0				
27 Jeury Familia, R ERA: 0.75										0	0	0	0	0	0	0				
Inning Stats	R: 2 H: 2 E: 0 K: 1 S: 12	H: 2 LOB: 0 BB: 0 P: 15	R: 0 H: 0 E: 0 K: 0 S: 9	H: 0 LOB: 0 BB: 0 P: 13	R: 2 H: 2 E: 0 K: 0 S: 10	H: 2 LOB: 0 BB: 0 P: 14	R: 1 H: 3 E: 0 K: 1 S: 12	H: 3 LOB: 2 BB: 0 P: 21	R: 0 H: 1 E: 0 K: 2 S: 11	H: 1 LOB: 1 BB: 0 P: 15	R: 4 H: 3 E: 0 K: 1 S: 24	H: 3 LOB: 2 BB: 1 P: 38	R: 0 H: 1 E: 0 K: 1 S: 9	H: 1 LOB: 1 BB: 0 P: 15	R: 0 H: 0 E: 0 K: 2 S: 10	H: 0 LOB: 0 BB: 0 P: 13	1B: 9 2B: 1 3B: 0 HR: 2	SF: 1 SAC: 0 DP: 0 HBP: 1	WP: 0 PB: 0 SB: 0 CS: 0	PA: 39
PITCHER	IP WLS BF H R ER SO BB IBB HBP BLK WP HR S P ERA WHIP																			
46 Ryan Madson, R ERA: 6.14	(7, 1) 1.0 4 0 0 0 0 0 0 0 0 0 0 6 10 0.00 1.000																			
39 Kris Medlen, R ERA: 3.0	(8, 1) 1.0 3 0 0 0 2 0 0 0 0 0 0 0 14 22 0.00 6.000																			

Kansas City Royals @ New York Mets
 Citi Field, Flushing, NY
 Fri Oct 30 2015, 8:10 PM - 11:30 PM EDT
 Att: 44,781 - Clear - 52 F

AB	36
R	9
H	12
RBI	9
BB	1
SO	8
LOB	14



Batter	1	2	3	4	5	6	7	8	9	AB	R	H	RBI	BB	SO	LOB	TOP							
2 Alcides Escobar, R OBP: 0.362, SLG: 0.531										5	0	1	0	0	0	2	Kansas City Royals @ New York Mets Citi Field, Flushing, NY Sat Oct 31 2015, 8:10 PM - 11:37 PM EDT Att: 44,815 - Cloudy - 51 F							
18 Ben Zobrist, S OBP: 0.368, SLG: 0.541										3	2	1	0	1	2	1								
6 Lorenzo Cain, R OBP: 0.353, SLG: 0.316										3	1	1	1	1	1	0								
35 Eric Hosmer, L OBP: 0.227, SLG: 0.267										4	1	0	0	0	1	2								
8 Mike Moustakas, L OBP: 0.266, SLG: 0.288										4	0	1	1	0	0	1								
13 Salvador Perez, R OBP: 0.338, SLG: 0.547										4	1	3	1	0	1	1								
4 Alex Gordon, L OBP: 0.362, SLG: 0.460										4	0	1	1	0	0	3								
15 Alex Rios, R OBP: 0.333, SLG: 0.400										3	0	0	0	0	0	1								
16 Paulo Orlando, R OBP: 0.333, SLG: 0.375										1	0	0	0	0	0	1								
32 Chris Young, R 25 Kendrys Morales, S 41 Danny Duffy, L 44 Luke Hochevar, R 1 Jarrod Dyson, L 46 Ryan Madson, L 17 Wade Davis, R										1	0	0	0	0	0	1								
Inning Stats	R: 0 E: 0 K: 1 S: 9	H: 1 LOB: 0 BB: 0 P: 13	R: 0 E: 0 K: 1 S: 16	H: 1 LOB: 1 BB: 0 P: 20	R: 0 E: 0 K: 1 S: 9	H: 0 LOB: 0 BB: 0 P: 14	R: 0 E: 0 K: 2 S: 10	H: 0 LOB: 0 BB: 0 P: 13	R: 1 E: 0 K: 0 S: 12	H: 3 LOB: 2 BB: 0 P: 19	R: 1 E: 0 K: 1 S: 19	H: 2 LOB: 1 BB: 0 P: 26	R: 0 E: 0 K: 1 S: 15	H: 0 LOB: 0 BB: 0 P: 20	R: 3 E: 1 K: 0 S: 15	H: 2 LOB: 1 BB: 2 P: 26	R: 0 E: 0 K: 2 S: 9	H: 0 LOB: 0 BB: 0 P: 15	1B: 7 2B: 3 3B: 0 HR: 0	SF: 0 SAC: 0 DP: 2 HBP: 0	WP: 0 PB: 0 SB: 1 CS: 0	PA: 37		
PITCHER	IP WLS BF H R ER SO BB IBB HBP BLK WP HR S P ERA WHIP	IP WLS BF H R ER SO BB IBB HBP BLK WP HR S P ERA WHIP	IP WLS BF H R ER SO BB IBB HBP BLK WP HR S P ERA WHIP	IP WLS BF H R ER SO BB IBB HBP BLK WP HR S P ERA WHIP	IP WLS BF H R ER SO BB IBB HBP BLK WP HR S P ERA WHIP	IP WLS BF H R ER SO BB IBB HBP BLK WP HR S P ERA WHIP	IP WLS BF H R ER SO BB IBB HBP BLK WP HR S P ERA WHIP	IP WLS BF H R ER SO BB IBB HBP BLK WP HR S P ERA WHIP	IP WLS BF H R ER SO BB IBB HBP BLK WP HR S P ERA WHIP	IP WLS BF H R ER SO BB IBB HBP BLK WP HR S P ERA WHIP	IP WLS BF H R ER SO BB IBB HBP BLK WP HR S P ERA WHIP	IP WLS BF H R ER SO BB IBB HBP BLK WP HR S P ERA WHIP	IP WLS BF H R ER SO BB IBB HBP BLK WP HR S P ERA WHIP	IP WLS BF H R ER SO BB IBB HBP BLK WP HR S P ERA WHIP	IP WLS BF H R ER SO BB IBB HBP BLK WP HR S P ERA WHIP	IP WLS BF H R ER SO BB IBB HBP BLK WP HR S P ERA WHIP	IP WLS BF H R ER SO BB IBB HBP BLK WP HR S P ERA WHIP	IP WLS BF H R ER SO BB IBB HBP BLK WP HR S P ERA WHIP	IP WLS BF H R ER SO BB IBB HBP BLK WP HR S P ERA WHIP	IP WLS BF H R ER SO BB IBB HBP BLK WP HR S P ERA WHIP	IP WLS BF H R ER SO BB IBB HBP BLK WP HR S P ERA WHIP	IP WLS BF H R ER SO BB IBB HBP BLK WP HR S P ERA WHIP	IP WLS BF H R ER SO BB IBB HBP BLK WP HR S P ERA WHIP	IP WLS BF H R ER SO BB IBB HBP BLK WP HR S P ERA WHIP
32 Steven Matz, L ERA: 3.68	5.0	2.0	0.1	1.0	0.1	0.1	0.1	0.1	0.1	0.2	1.0	0.1	0.2	0.1	0.1	0.1	3.60	1.400						
49 Jonathon Niese, L ERA: 6.23	0.2	0.1	0.1	0.1	0.1	0.1	0.1	0.1	0.1	0.2	1.0	0.1	0.1	0.1	0.1	0.1	0.00	0.000						
40 Bartolo Colon, R ERA: 2.25	0.1	0.1	0.1	0.1	0.1	0.1	0.1	0.1	0.1	0.1	0.1	0.1	0.1	0.1	0.1	0.1	0.00	0.000						
43 Addison Reed, R ERA: 1.35	1.0	0.1	0.1	0.1	0.1	0.1	0.1	0.1	0.1	0.1	0.1	0.1	0.1	0.1	0.1	0.1	0.00	0.000						
46 Tyler Clippard, R ERA: 6.75	0.1	0.1	0.1	0.1	0.1	0.1	0.1	0.1	0.1	0.1	0.1	0.1	0.1	0.1	0.1	0.1	54.00	6.000						
27 Jeury Familia, R ERA: 0.71	0.2	0.1	0.1	0.1	0.1	0.1	0.1	0.1	0.1	0.2	1.0	0.1	0.1	0.1	0.1	0.1	0.00	0.000						
47 Hansel Robles, R ERA:	1.0	0.1	0.1	0.1	0.1	0.1	0.1	0.1	0.1	0.1	0.1	0.1	0.1	0.1	0.1	0.1	0.00	0.000						
Batter	1	2	3	4	5	6	7	8	9	AB	R	H	RBI	BB	SO	LOB	BOTTOM							
3 Curtis Granderson, L OBP: 0.373, SLG: 0.449										3	0	1	1	0	0	0	Kansas City Royals @ New York Mets Citi Field, Flushing, NY Sat Oct 31 2015, 8:10 PM - 11:37 PM EDT Att: 44,815 - Cloudy - 51 F							
5 David Wright, R OBP: 0.322, SLG: 0.286										3	0	0	0	1	1	0								
28 Daniel Murphy, L OBP: 0.390, SLG: 0.764										4	0	1	0	0	0	1								
52 Yoanis Cespedes, R OBP: 0.245, SLG: 0.373										4	0	1	0	0	2	0								
21 Lucas Duda, L OBP: 0.292, SLG: 0.356										4	0	0	0	0	1	2								
7 Travis d'Arnaud, R OBP: 0.212, SLG: 0.400										3	0	0	0	0	1	0								
30 Michael Conforto, L OBP: 0.207, SLG: 0.530										3	2	2	2	0	1	0								
46 Tyler Clippard, R 27 Jeury Familia, R 9 Kirk Nieuwenhuis, L										0	0	0	0	0	0	0								
4 Wilmer Flores, R OBP: 0.310, SLG: 0.324										3	1	1	0	0	2	0								
32 Steven Matz, R 49 Jonathon Niese, L 40 Bartolo Colon, R 43 Addison Reed, L 12 Juan Lagares, R 55 Kelly Johnson, L 47 Hansel Robles, R										1	0	0	0	0	0	0								
Inning Stats	R: 0 E: 0 K: 0 S: 5	H: 0 LOB: 0 BB: 0 P: 10	R: 0 E: 0 K: 1 S: 9	H: 0 LOB: 0 BB: 0 P: 13	R: 2 E: 0 K: 0 S: 13	H: 2 LOB: 1 BB: 1 P: 21	R: 0 E: 0 K: 2 S: 9	H: 0 LOB: 0 BB: 0 P: 14	R: 1 E: 0 K: 1 S: 11	H: 2 LOB: 0 BB: 0 P: 18	R: 0 E: 0 K: 0 S: 8	H: 0 LOB: 0 BB: 0 P: 11	R: 0 E: 0 K: 2 S: 10	H: 0 LOB: 0 BB: 0 P: 16	R: 0 E: 0 K: 1 S: 10	H: 0 LOB: 0 BB: 0 P: 12	R: 0 E: 0 K: 1 S: 10	H: 2 LOB: 1 BB: 0 P: 15	1B: 4 2B: 1 3B: 0 HR: 2	SF: 1 SAC: 1 DP: 1 HBP: 0	WP: 1 PB: 0 SB: 0 CS: 1	PA: 33		
PITCHER	IP WLS BF H R ER SO BB IBB HBP BLK WP HR S P ERA WHIP	IP WLS BF H R ER SO BB IBB HBP BLK WP HR S P ERA WHIP	IP WLS BF H R ER SO BB IBB HBP BLK WP HR S P ERA WHIP	IP WLS BF H R ER SO BB IBB HBP BLK WP HR S P ERA WHIP	IP WLS BF H R ER SO BB IBB HBP BLK WP HR S P ERA WHIP	IP WLS BF H R ER SO BB IBB HBP BLK WP HR S P ERA WHIP	IP WLS BF H R ER SO BB IBB HBP BLK WP HR S P ERA WHIP	IP WLS BF H R ER SO BB IBB HBP BLK WP HR S P ERA WHIP	IP WLS BF H R ER SO BB IBB HBP BLK WP HR S P ERA WHIP	IP WLS BF H R ER SO BB IBB HBP BLK WP HR S P ERA WHIP	IP WLS BF H R ER SO BB IBB HBP BLK WP HR S P ERA WHIP	IP WLS BF H R ER SO BB IBB HBP BLK WP HR S P ERA WHIP	IP WLS BF H R ER SO BB IBB HBP BLK WP HR S P ERA WHIP	IP WLS BF H R ER SO BB IBB HBP BLK WP HR S P ERA WHIP	IP WLS BF H R ER SO BB IBB HBP BLK WP HR S P ERA WHIP	IP WLS BF H R ER SO BB IBB HBP BLK WP HR S P ERA WHIP	IP WLS BF H R ER SO BB IBB HBP BLK WP HR S P ERA WHIP	IP WLS BF H R ER SO BB IBB HBP BLK WP HR S P ERA WHIP	IP WLS BF H R ER SO BB IBB HBP BLK WP HR S P ERA WHIP	IP WLS BF H R ER SO BB IBB HBP BLK WP HR S P ERA WHIP	IP WLS BF H R ER SO BB IBB HBP BLK WP HR S P ERA WHIP	IP WLS BF H R ER SO BB IBB HBP BLK WP HR S P ERA WHIP	IP WLS BF H R ER SO BB IBB HBP BLK WP HR S P ERA WHIP	IP WLS BF H R ER SO BB IBB HBP BLK WP HR S P ERA WHIP
32 Chris Young, R ERA: 2.87	4.0	1.0	1.0	1.0	1.0	1.0	1.0	1.0	1.0	4.0	1.0	1.0	1.0	1.0	1.0	1.0	4.50	0.750						
41 Danny Duffy, L ERA: 5.0	1.0	1.0	1.0	1.0	1.0	1.0	1.0	1.0	1.0	1.0	1.0	1.0	1.0	1.0	1.0	1.0	9.00	2.000						
44 Luke Hochevar, R ERA:	1.0	1.0	1.0	1.0	1.0	1.0	1.0	1.0	1.0	1.0	1.0	1.0	1.0	1.0	1.0	1.0	0.00	0.000						
46 Ryan Madson, R ERA: 5.4	1.0	1.0	1.0	1.0	1.0	1.0	1.0	1.0	1.0	1.0	1.0	1.0	1.0	1.0	1.0	1.0	0.00	0.000						
17 Wade Davis, R ERA:	2.0	2.0	2.0	2.0	2.0	2.0	2.0	2.0	2.0	2.0	2.0	2.0	2.0	2.0	2.0	2.0	0.00	1.000						

