

Kansas City Athletics - 1955

Batter	1	2	3	4	5	6	7	8	9	AB	R	H	RBI	BB	SO	LOB	TOP			
Harvey Kuenn, R OBP: 0.250, SLG: 0.250 (1, 6)										4	0	1	0	0	0	3	<p>Detroit Tigers @ Kansas City Athletics Municipal Stadium, Kansas City, MO</p> <p>Tue Apr 12 1955, 4:33 AM EST Att: 32,147 - Sunny - 75 F</p> <p>livebaseballscores.com</p>			
Fred Hatfield, L OBP: 0.250, SLG: 0.500 (1, 4)										4	0	1	0	0	1	2				
Al Kaline, R OBP: 0.500, SLG: 0.500 (1, 9)										4	0	2	0	0	0	2				
Ray Boone, R (1, 5)										2	1	0	0	2	0	1				
Jay Porter, R OBP: 0.250, SLG: 0.500 (1, 3)										4	0	1	0	0	1	2				
Bill Tuttle, R (1, 8)										3	0	0	1	0	0	0				
Bubba Phillips, R Jim Delsing, L (9, PH)										3	0	0	0	0	1	1				
Red Wilson, R OBP: 0.750, SLG: 1.500 (1, 2)										4	1	3	1	0	0	1				
Ned Garver, R Ferris Fain, L Harry Malmberg, R Van Fletcher, R (7, PH)										2	0	0	0	0	1	1				
										0	0	0	0	1	0	0				
										0	0	0	0	0	0	0				
										0	0	0	0	0	0	0				
Inning Stats	R: 0 E: 0 K: 0 S: 4	H: 1 LOB: 1 BB: 0 P: 4	R: 0 E: 0 K: 2 S: 7	H: 0 LOB: 0 BB: 0 P: 7	R: 0 E: 0 K: 1 S: 6	H: 1 LOB: 1 BB: 0 P: 6	R: 1 E: 0 K: 0 S: 4	H: 2 LOB: 1 BB: 1 P: 8	R: 1 E: 0 K: 1 S: 7	H: 2 LOB: 1 BB: 0 P: 7	R: 0 E: 0 K: 0 S: 3	H: 0 LOB: 0 BB: 0 P: 3	R: 0 E: 0 K: 0 S: 3	H: 1 LOB: 2 BB: 1 P: 7	R: 0 E: 0 K: 0 S: 2	H: 0 LOB: 0 BB: 1 P: 6	1B: 5 2B: 3 3B: 0 HR: 1	SF: 1 SAC: 0 DP: 3 HBP: 0	WP: 0 PB: 0 SB: 0 CS: 0	PA: 35
PITCHER	IP WLS BF H R ER SO BB IBB HBP BLK WP HR S P ERA WHIP																			
Alex Kellner, L ERA: 3.0	6.0 W 24 6 2 2 4 1 0 0 0 0 1 31 35 3.00 1.167																			
Ewell Blackwell, R ERA:	3.0 S 11 2 0 0 0 3 0 0 0 0 0 0 8 20 0.00 1.667																			

Batter	1	2	3	4	5	6	7	8	9	AB	R	H	RBI	BB	SO	LOB	BOTTOM			
Vic Power, R (1, 3)										3	0	0	0	0	1	0	<p>Detroit Tigers @ Kansas City Athletics Municipal Stadium, Kansas City, MO</p> <p>Tue Apr 12 1955, 4:33 AM EST Att: 32,147 - Sunny - 75 F</p> <p>livebaseballscores.com</p>			
Don Bollweg, L OBP: 1.000, SLG: 1.000 (6, PH) (7, 3)										5	0	0	0	0	1	3				
Pete Suder, R (1, 4)										4	1	1	0	0	0	0				
Jim Finigan, R OBP: 0.250, SLG: 0.500 (1, 5)										4	0	1	1	0	1	1				
Gus Zernial, R OBP: 0.250, SLG: 0.250 (1, 7)										4	0	1	1	0	1	1				
Bill Renna, R OBP: 0.250, SLG: 0.500 (1, 9)										4	1	1	0	0	0	1				
Bill Wilson, R OBP: 1.000, SLG: 2.333 (1, 8)										3	3	3	1	1	0	0				
Joe Demaestri, R OBP: 0.500, SLG: 0.500 (1, 6)										4	0	2	1	0	0	3				
Joe Astroth, R (1, 2)										1	1	0	0	2	0	1				
Alex Kellner, R Elmer Valo, L Ewell Blackwell, R (7, 1)										2	0	0	0	0	0	4				
										0	0	0	1	1	0	0				
										0	0	0	0	0	0	0				
Inning Stats	R: 0 E: 0 K: 1 S: 5	H: 0 LOB: 0 BB: 0 P: 5	R: 1 E: 0 K: 1 S: 7	H: 2 LOB: 2 BB: 1 P: 11	R: 1 E: 0 K: 0 S: 5	H: 2 LOB: 1 BB: 0 P: 5	R: 0 E: 0 K: 0 S: 3	H: 1 LOB: 1 BB: 0 P: 4	R: 0 E: 1 K: 1 S: 6	H: 0 LOB: 1 BB: 0 P: 6	R: 3 E: 0 K: 0 S: 4	H: 2 LOB: 1 BB: 3 P: 16	R: 0 E: 0 K: 0 S: 3	H: 0 LOB: 0 BB: 0 P: 3	R: 1 E: 0 K: 0 S: 5	H: 2 LOB: 2 BB: 1 P: 9	1B: 5 2B: 4 3B: 0 HR: 1	SF: 0 SAC: 1 DP: 1 HBP: 1	WP: 0 PB: 0 SB: 0 CS: 0	PA: 38
PITCHER	IP WLS BF H R ER SO BB IBB HBP BLK WP HR S P ERA WHIP																			
Ned Garver, R ERA: 7.5	6.0 L 29 7 5 5 3 2 2 1 0 0 0 1 30 47 7.50 1.500																			
Van Fletcher, R ERA: 4.5	2.0 9 2 1 1 0 0 1 0 0 0 0 1 8 12 4.50 1.000																			

Batter	1	2	3	4	5	6	7	8	9	AB	R	H	RBI	BB	SO	LOB	TOP	
Harvey Kuenn, R (1.6)	6-3		HR	SH3-4 BB		1B 2B	FC6-4			4	2	2	1	1	0	1		
Fred Hatfield, L (1.4)	BB		BB 1B 2B	SH3-4		1B HBP	G3			2	2	1	0	1	0	1		
Al Kaline, R (1.9)	L9		F3	L5-3		1B 1B		1-3 PB 2B		5	2	2	2	0	0	3		
Ray Boone, R (1.5)	F9		BB 1B IBB	F7		1B E IBB		1-3 2B		3	2	0	0	2	0	3		
Jay Porter, R (1.3)		F8	1B 2B BB		L3 BB	E6 1B		F9		3	1	1	2	2	0	0		
Jim Delsing, L (1.7)	6-3 1B		2B 1B	L3	F7		F2			5	0	2	2	0	0	2		
Bill Tuttle, R (1.8)	6-3 1-2		1-3 2-H	P5	1-3		F8			5	0	1	1	0	0	2		
Frank House, L (1.2)		F8				FC4-6 BB	K	6-3		1	0	0	0	2	0	1		
Red Wilson, R (6.2)						FC4-6 BB				2	0	0	0	0	1	0		
Steve Gromek, S (1.1)			K			FC4-6 2B 1B		FC6-4 1B		5	1	1	0	0	1	4		
Inning Stats	R: 0 E: 0 K: 0 S: 3	H: 0 LOB: 1 BB: 1 P: 7	R: 0 E: 0 K: 0 S: 4	H: 1 LOB: 1 BB: 0 P: 4	R: 4 E: 0 K: 1 S: 9	H: 4 LOB: 3 BB: 3 P: 21	R: 0 E: 0 K: 0 S: 3	H: 0 LOB: 0 BB: 1 P: 6	R: 0 E: 0 K: 1 S: 6	H: 1 LOB: 1 BB: 0 P: 6	R: 1 E: 0 K: 0 S: 4	H: 1 LOB: 0 BB: 0 P: 4	R: 0 E: 0 K: 0 S: 3	H: 0 LOB: 0 BB: 0 P: 3	1B: 5 2B: 5 3B: 0 HR: 1	SF: 0 SAC: 1 DP: 1 HBP: 1	WP: 0 PB: 1 SB: 0 CS: 0	PA: 45
PITCHER	IP WLS BF H R ER SO BB IBB HBP BLK WP HR S P ERA WHIP	IP WLS BF H R ER SO BB IBB HBP BLK WP HR S P ERA WHIP	IP WLS BF H R ER SO BB IBB HBP BLK WP HR S P ERA WHIP	IP WLS BF H R ER SO BB IBB HBP BLK WP HR S P ERA WHIP	IP WLS BF H R ER SO BB IBB HBP BLK WP HR S P ERA WHIP	IP WLS BF H R ER SO BB IBB HBP BLK WP HR S P ERA WHIP	IP WLS BF H R ER SO BB IBB HBP BLK WP HR S P ERA WHIP	IP WLS BF H R ER SO BB IBB HBP BLK WP HR S P ERA WHIP	IP WLS BF H R ER SO BB IBB HBP BLK WP HR S P ERA WHIP	IP WLS BF H R ER SO BB IBB HBP BLK WP HR S P ERA WHIP	IP WLS BF H R ER SO BB IBB HBP BLK WP HR S P ERA WHIP	IP WLS BF H R ER SO BB IBB HBP BLK WP HR S P ERA WHIP	IP WLS BF H R ER SO BB IBB HBP BLK WP HR S P ERA WHIP	IP WLS BF H R ER SO BB IBB HBP BLK WP HR S P ERA WHIP	IP WLS BF H R ER SO BB IBB HBP BLK WP HR S P ERA WHIP	IP WLS BF H R ER SO BB IBB HBP BLK WP HR S P ERA WHIP	IP WLS BF H R ER SO BB IBB HBP BLK WP HR S P ERA WHIP	IP WLS BF H R ER SO BB IBB HBP BLK WP HR S P ERA WHIP
Amie Portocarrero, R (1.1)	5.0	L	25	5	4	4	1	4	2	0	0	0	0	1	21	45	7.20	1.800
Moe Burtschy, R (6.1)	0.1		5	2	4	4	0	1	0	1	0	0	0	0	3	8	108.00	9.000
Lee Wheat, R (6.1)	1.2		8	2	1	0	1	0	1	0	0	0	0	9	13	0.00	1.200	
Bob Trice, R (8.1)	2.0		7	1	1	0	0	0	0	0	0	0	0	7	7	0.00	0.500	

Detroit Tigers @ Kansas City Athletics
Municipal Stadium, Kansas City, MO
Wed Apr 13 1955, 4:33 AM EST
Att: 21,868 - Unknown

AB 35
R 10
H 10
RBI 8
BB 8
SO 2
LOB 17



Batter	1	2	3	4	5	6	7	8	9	AB	R	H	RBI	BB	SO	LOB	BOTTOM			
Vic Power, R (1.3)	1B G5-4-3 2B		L9			6-3 1B		P4		4	1	2	0	0	0	0				
Pete Suder, R (1.4)	G5-4-3 2-3 1B		L9			6-3		L9		4	0	1	0	0	0	1				
Jim Finigan, R (1.5)	G5-4-3 1-2 3-H		P6			K		1-3		4	0	0	0	0	1	2				
Gus Zernial, R (1.7)	6-3		FC6-4 1B			L5		K		4	0	1	0	0	1	1				
Bill Renna, R (1.9)		K		FC6-4		P2		P5		4	0	0	0	0	1	1				
Bill Wilson, R (1.8)		G4-6-3 1B				F8		1B 2B		4	1	2	0	0	1	0				
Joe Demaestri, R (1.6)		G4-6-3 1-2				1B		F8		3	0	1	0	0	0	2				
Joe Astroth, R (1.2)			4-3			P6		2-H 1B		3	0	1	1	0	0	1				
Amie Portocarrero, R (1.1)			6-3			L9		F2		1	0	0	0	0	0	0				
Dick Kryhoski, L (5. P#)										1	0	0	0	0	0	1				
Moe Burtschy, R (6.1)										0	0	0	0	0	0	0				
Lee Wheat, R (6.1)										0	0	0	0	0	0	0				
Don Bollweg, L (7. P#)										1	0	0	0	0	0	1				
Bob Trice, R (8.1)										0	0	0	0	0	0	0				
Inning Stats	R: 1 E: 0 K: 0 S: 4	H: 2 LOB: 0 BB: 0 P: 4	R: 0 E: 0 K: 1 S: 5	H: 1 LOB: 0 BB: 0 P: 5	R: 0 E: 0 K: 0 S: 3	H: 0 LOB: 0 BB: 0 P: 3	R: 0 E: 0 K: 0 S: 4	H: 1 LOB: 1 BB: 0 P: 4	R: 0 E: 0 K: 1 S: 6	H: 1 LOB: 1 BB: 0 P: 6	R: 1 E: 0 K: 0 S: 5	H: 2 LOB: 1 BB: 0 P: 5	R: 0 E: 0 K: 0 S: 3	H: 0 LOB: 0 BB: 0 P: 3	R: 0 E: 0 K: 2 S: 7	H: 0 LOB: 0 BB: 0 P: 7	1B: 6 2B: 2 3B: 0 HR: 0	SF: 0 SAC: 0 DP: 2 HBP: 0	WP: 0 PB: 0 SB: 0 CS: 0	PA: 33
PITCHER	IP WLS BF H R ER SO BB IBB HBP BLK WP HR S P ERA WHIP	IP WLS BF H R ER SO BB IBB HBP BLK WP HR S P ERA WHIP	IP WLS BF H R ER SO BB IBB HBP BLK WP HR S P ERA WHIP	IP WLS BF H R ER SO BB IBB HBP BLK WP HR S P ERA WHIP	IP WLS BF H R ER SO BB IBB HBP BLK WP HR S P ERA WHIP	IP WLS BF H R ER SO BB IBB HBP BLK WP HR S P ERA WHIP	IP WLS BF H R ER SO BB IBB HBP BLK WP HR S P ERA WHIP	IP WLS BF H R ER SO BB IBB HBP BLK WP HR S P ERA WHIP	IP WLS BF H R ER SO BB IBB HBP BLK WP HR S P ERA WHIP	IP WLS BF H R ER SO BB IBB HBP BLK WP HR S P ERA WHIP	IP WLS BF H R ER SO BB IBB HBP BLK WP HR S P ERA WHIP	IP WLS BF H R ER SO BB IBB HBP BLK WP HR S P ERA WHIP	IP WLS BF H R ER SO BB IBB HBP BLK WP HR S P ERA WHIP	IP WLS BF H R ER SO BB IBB HBP BLK WP HR S P ERA WHIP	IP WLS BF H R ER SO BB IBB HBP BLK WP HR S P ERA WHIP	IP WLS BF H R ER SO BB IBB HBP BLK WP HR S P ERA WHIP	IP WLS BF H R ER SO BB IBB HBP BLK WP HR S P ERA WHIP	IP WLS BF H R ER SO BB IBB HBP BLK WP HR S P ERA WHIP		
Steve Gromek, R (1.1)	9.0	W	33	8	2	2	4	0	0	0	0	0	0	0	41	41	2.00	0.889		

Detroit Tigers @ Kansas City Athletics
Municipal Stadium, Kansas City, MO
Wed Apr 13 1955, 4:33 AM EST
Att: 21,868 - Unknown

AB 33
R 2
H 8
RBI 1
BB 0
SO 4
LOB 10



Batter	1	2	3	4	5	6	7	8	9	AB	R	H	RBI	BB	SO	LOB	TOP			
Vic Power, R OBP: 0.364, SLG: 0.545 (1, 3)										4	0	2	0	0	0	0				
Pete Suder, R OBP: 0.077, SLG: 0.077 (1, 4)										4	0	0	0	0	1	2				
Jim Finigan, R OBP: 0.290, SLG: 0.455 (1, 5)										3	1	1	0	0	0	0				
Gus Zernial, R OBP: 0.182, SLG: 0.182 (1, 7)										3	0	0	0	0	0	3				
Bill Renna, R OBP: 0.091, SLG: 0.182 (1, 9)										3	0	0	1	0	0	0				
Bill Wilson, R OBP: 0.636, SLG: 1.111 (1, 8)										2	0	0	0	1	0	0				
Joe Demaestri, R OBP: 0.300, SLG: 0.300 (1, 6)										3	0	0	0	0	0	1				
Billy Shantz, R (1, 2)										2	0	0	0	0	0	0				
Dick Kryhoski, L (8, PH)										1	0	0	0	0	0	0				
Jim Robertson, R (8, 2)										0	0	0	0	0	0	0				
Bobby Shantz, R (1, 1)										2	0	0	0	0	0	0				
Don Bollweg, L (8, PH)										1	0	0	0	0	0	0				
Sonny Dixon, S (8, 1)										0	0	0	0	0	0	0				
Inning Stats	R: 0 E: 0 K: 1 S: 5	H: 1 LOB: 1 BB: 0 P: 6	R: 0 E: 0 K: 0 S: 2	H: 0 LOB: 0 BB: 1 P: 6	R: 0 E: 0 K: 0 S: 3	H: 0 LOB: 0 BB: 0 P: 3	R: 0 E: 0 K: 0 S: 3	H: 0 LOB: 0 BB: 0 P: 3	R: 0 E: 0 K: 0 S: 4	H: 1 LOB: 1 BB: 0 P: 4	R: 1 E: 0 K: 0 S: 4	H: 1 LOB: 0 BB: 0 P: 4	R: 0 E: 0 K: 0 S: 3	H: 0 LOB: 0 BB: 0 P: 3	R: 0 E: 0 K: 0 S: 3	H: 0 LOB: 0 BB: 0 P: 3	1B: 1 2B: 1 3B: 1 HR: 0	SF: 0 SAC: 0 DP: 2 HBP: 1	WP: 0 PB: 0 SB: 0 CS: 0	PA: 30
PITCHER Sandy Consuegra, R ERA: 1.0 (1, 1)	IP: 9.0 WLS: W BF: 30 H: 3 R: 1 ER: 1 SO: 1 BB: 1 IBB: 0 HBP: 1 BLK: 0 WP: 0 HR: 0 S: 30 P: 35 ERA: 1.00 WHIP: 0.444															PITCHER				

Kansas City Athletics @ Chicago White Sox
Comiskey Park, Chicago, IL
Thu Apr 14 1955, 4:33 AM EST
Att: 14,067 - Unknown

AB	28
R	1
H	3
RBI	1
BB	1
SO	1
LOB	6



Batter	1	2	3	4	5	6	7	8	9	AB	R	H	RBI	BB	SO	LOB	BOTTOM			
Chico Carrasquel, R OBP: 0.333, SLG: 0.500 (1, 6)										4	1	1	1	1	1	1				
Nellie Fox, L OBP: 0.556, SLG: 0.889 (1, 4)										5	0	3	1	0	0	3				
Minnie Minoso, R OBP: 0.333, SLG: 0.250 (1, 7)										5	0	1	0	0	0	3				
George Kell, R (1, 5)										2	1	0	0	2	1	0				
Jim Rivera, L (1, 8) (8, 9)										3	0	0	0	0	0	3				
Walt Dropo, R OBP: 0.500, SLG: 0.333 (1, 3)										2	3	1	0	2	0	0				
Bob Nieman, R (1, 9)										3	1	2	3	0	0	0				
Johnny Groth, R (8, 8)										1	0	0	0	0	0	1				
Sherm Lollar, R OBP: 0.250, SLG: 0.429 (1, 2)										3	1	1	1	1	0	0				
Sandy Consuegra, R OBP: 0.250, SLG: 0.250 (1, 1)										4	0	1	1	0	1	3				
Inning Stats	R: 0 E: 0 K: 1 S: 5	H: 0 LOB: 0 BB: 0 P: 5	R: 2 E: 0 K: 1 S: 6	H: 1 LOB: 3 BB: 4 P: 22	R: 0 E: 0 K: 0 S: 3	H: 0 LOB: 0 BB: 0 P: 3	R: 0 E: 0 K: 0 S: 3	H: 0 LOB: 0 BB: 0 P: 3	R: 0 E: 0 K: 0 S: 4	H: 1 LOB: 1 BB: 0 P: 4	R: 2 E: 1 K: 0 S: 5	H: 3 LOB: 2 BB: 1 P: 9	R: 2 E: 0 K: 0 S: 7	H: 4 LOB: 2 BB: 0 P: 7	R: 0 E: 0 K: 0 S: 3	H: 0 LOB: 0 BB: 0 P: 3	1B: 5 2B: 1 3B: 3 HR: 1	SF: 0 SAC: 1 DP: 1 HBP: 0	WP: 0 PB: 0 SB: 0 CS: 0	PA: 39
PITCHER Bobby Shantz, L ERA: 6.43 (1, 1)	IP: 7.0 WLS: L BF: 32 H: 6 R: 5 ER: 5 SO: 3 BB: 4 IBB: 2 HBP: 0 BLK: 0 WP: 0 HR: 1 S: 32 P: 56 ERA: 6.43 WHIP: 1.429															PITCHER				
PITCHER Sonny Dixon, R ERA: 18.0 (8, 1)	IP: 1.0 WLS: 7 BF: 4 H: 2 R: 2 ER: 2 SO: 0 BB: 0 IBB: 0 HBP: 0 BLK: 0 WP: 0 HR: 0 S: 7 P: 7 ERA: 18.00 WHIP: 4.000															PITCHER				

Kansas City Athletics @ Chicago White Sox
Comiskey Park, Chicago, IL
Thu Apr 14 1955, 4:33 AM EST
Att: 14,067 - Unknown


AB	32
R	7
H	10
RBI	7
BB	6
SO	3
LOB	14



Batter	1	2	3	4	5	6	7	8	9	AB	R	H	RBI	BB	SO	LOB	TOP										
Spook Jacobs, R OBP: 0.250, SLG: 0.250 (1, 4)										4	1	1	0	0	0	1	Kansas City Athletics @ Detroit Tigers Briggs Stadium, Detroit, MI Sat Apr 16 1955, 3:33 AM EST Att: 7,006 - Unknown										
Elmer Valo, L OBP: 0.900, SLG: 0.750 (1, 9)										4	1	3	0	0	1	0											
Jim Finigan, R OBP: 0.313, SLG: 0.643 (1, 5)										3	1	1	2	1	0	1											
Gus Zernial, R OBP: 0.200, SLG: 0.200 (1, 7)										4	0	1	0	0	0	3											
Bill Wilson, R OBP: 0.467, SLG: 0.769 (1, 8)										4	0	0	0	0	1	2											
Vic Power, R OBP: 0.333, SLG: 0.467 (1, 3)										4	0	1	0	0	0	0											
Joe Demaestri, R OBP: 0.364, SLG: 0.364 (1, 6)										1	0	1	0	0	0	0											
Jack Littrell, R (3, 6)										3	0	0	0	0	2												
Jim Robertson, R OBP: 0.333, SLG: 0.333 (1, 2)										3	0	1	0	0	1	0											
Arnie Portocarrero, R (1, 1)										1	0	0	0	0	1	2											
Marion Fricano, R ERA: 1.000, SLG: 1.000 (3, 1)										1	0	1	0	0	0	0											
Don Bollweg, L OBP: 0.400, SLG: 0.250 (8, PH)										1	0	0	0	0	0	0											
Ozzie Van Brabant, R (8, 1)										0	0	0	0	0	0	0											
Tom Gorman, R (8, 1)										0	0	0	0	0	0	0											
Inning Stats	R: 1 E: 0 K: 0 S: 4	H: 2 LOB: 1 BB: 1 P: 8	R: 0 E: 0 K: 1 S: 6	H: 2 LOB: 1 BB: 0 P: 6	R: 0 E: 0 K: 0 S: 4	H: 1 LOB: 1 BB: 0 P: 4	R: 0 E: 0 K: 0 S: 3	H: 0 LOB: 0 BB: 0 P: 3	R: 0 E: 0 K: 1 S: 5	H: 0 LOB: 0 BB: 0 P: 5	R: 0 E: 0 K: 1 S: 5	H: 0 LOB: 0 BB: 0 P: 5	R: 0 E: 0 K: 1 S: 5	H: 0 LOB: 0 BB: 0 P: 5	R: 2 E: 0 K: 0 S: 6	H: 4 LOB: 1 BB: 0 P: 6	1B: 9 2B: 0 3B: 0 HR: 1	SF: 0 SAC: 0 DP: 2 HBP: 0	WP: 0 PB: 0 SB: 1 CS: 1	PA: 36							
PITCHER	IP	WLS	BF	H	R	ER	SO	BB	IBB	HBP	BLK	WP	HR	S	P	ERA	WHIP										
Ned Garver, R ERA: 4.8 (1, 1)	9.0	W	34	10	3	3	4	1	0	0	0	0	1	41	45	3.00	1.222										

Batter	1	2	3	4	5	6	7	8	9	AB	R	H	RBI	BB	SO	LOB	BOTTOM										
Harvey Kuenn, R OBP: 0.391, SLG: 0.684 (1, 6)										5	1	1	1	0	1	1	Kansas City Athletics @ Detroit Tigers Briggs Stadium, Detroit, MI Sat Apr 16 1955, 3:33 AM EST Att: 7,006 - Unknown										
Fred Hatfield, L OBP: 0.429, SLG: 0.412 (1, 4)										4	0	2	0	0	0	0											
Al Kaline, R OBP: 0.500, SLG: 0.750 (1, 9)										3	1	2	0	1	0	1											
Ferris Fain, L OBP: 0.571, SLG: 0.250 (1, 3)										3	2	0	0	2	1	4											
Ray Boone, R OBP: 0.273, SLG: 0.059 (1, 5)										3	1	1	1	1	0	3											
Jim Delsing, L OBP: 0.429, SLG: 0.583 (1, 7)										3	2	1	2	1	0	3											
Bill Tuttle, R OBP: 0.238, SLG: 0.222 (1, 8)										4	1	0	1	0	2												
Frank House, L OBP: 0.455, SLG: 0.143 (1, 2)										3	0	1	1	1	0	0											
Ned Garver, R (1, 1)										3	0	0	1	0	0	1											
Inning Stats	R: 0 E: 0 K: 0 S: 3	H: 1 LOB: 0 BB: 0 P: 3	R: 2 E: 0 K: 0 S: 4	H: 1 LOB: 2 BB: 2 P: 12	R: 1 E: 0 K: 0 S: 5	H: 2 LOB: 1 BB: 1 P: 9	R: 0 E: 0 K: 0 S: 3	H: 0 LOB: 0 BB: 0 P: 3	R: 0 E: 0 K: 2 S: 8	H: 1 LOB: 1 BB: 0 P: 8	R: 0 E: 0 K: 0 S: 2	H: 0 LOB: 0 BB: 1 P: 6	R: 0 E: 0 K: 0 S: 3	H: 0 LOB: 0 BB: 0 P: 3	R: 5 E: 1 K: 0 S: 7	H: 3 LOB: 1 BB: 2 P: 15		1B: 6 2B: 0 3B: 0 HR: 2	SF: 1 SAC: 0 DP: 1 HBP: 0	WP: 1 PB: 0 SB: 1 CS: 1	PA: 38						
PITCHER	IP	WLS	BF	H	R	ER	SO	BB	IBB	HBP	BLK	WP	HR	S	P	ERA	WHIP										
Arnie Portocarrero, R ERA: 7.71 (1, 1)	2.0	L	10	2	2	2	0	2	0	0	0	0	1	7	15	9.00	2.000										
Marion Fricano, R ERA: 1.8 (3, 1)	5.0		19	3	1	1	2	2	0	0	0	1	1	21	29	1.80	1.000										
Ozzie Van Brabant, R ERA: 54.0 (8, 1)	0.1		3	1	2	2	0	1	0	0	0	0	0	2	6	54.00	6.000										
Tom Gorman, R ERA: 27.0 (8, 1)	0.2		6	2	3	2	0	1	0	0	0	0	0	5	9	27.00	4.500										

AB 33
R 3
H 10
RBI 2
BB 1
SO 4
LOB 11

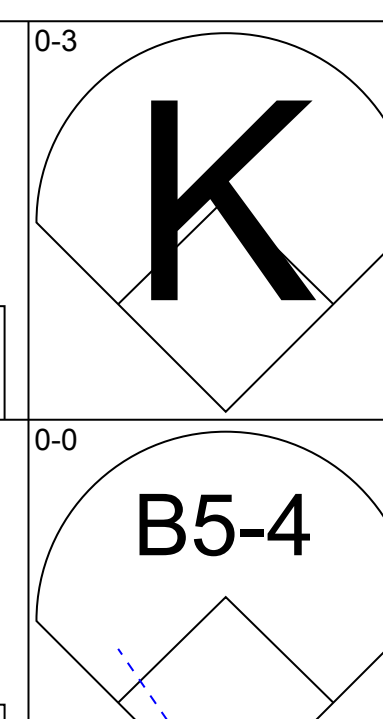
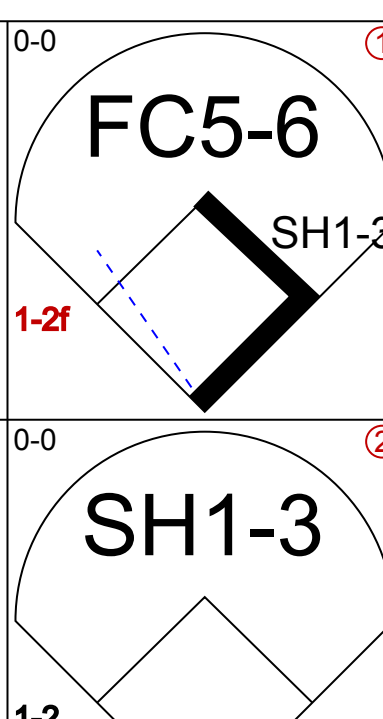
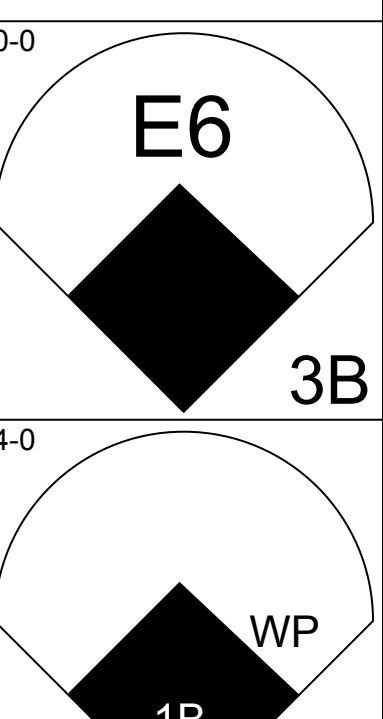
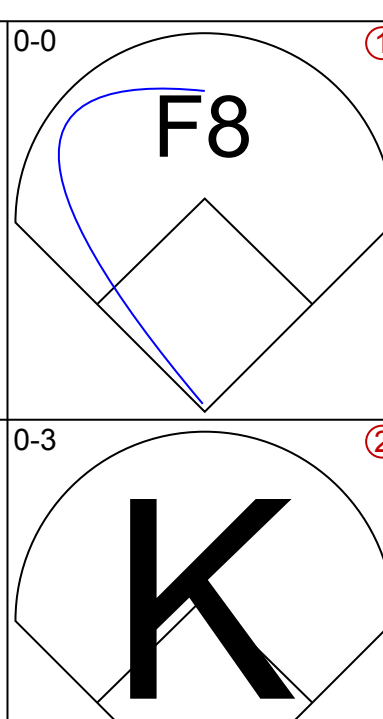
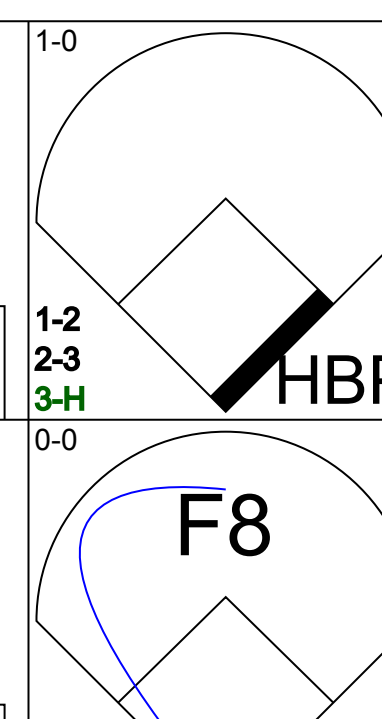
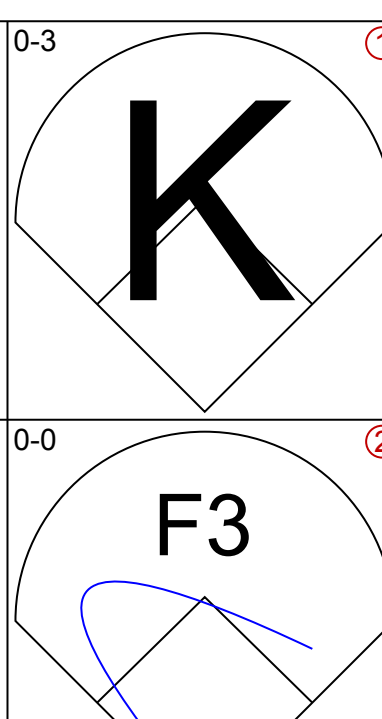
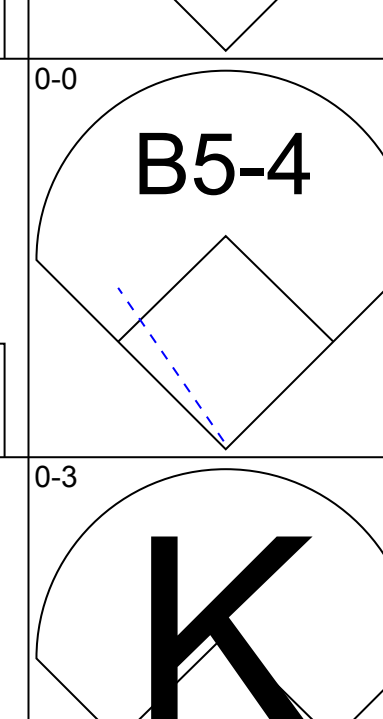
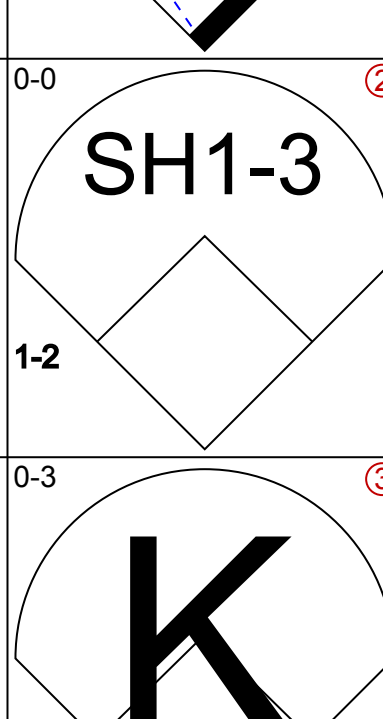
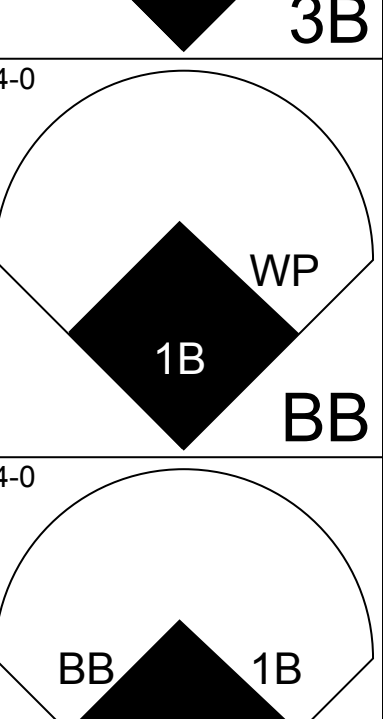
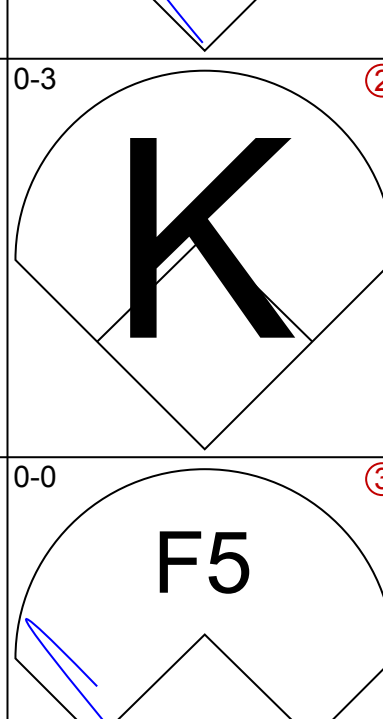
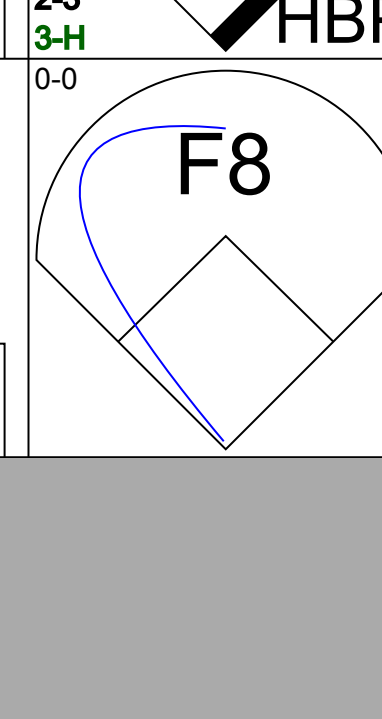
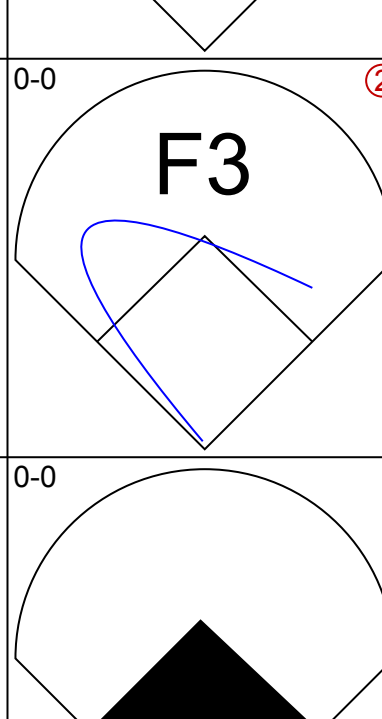
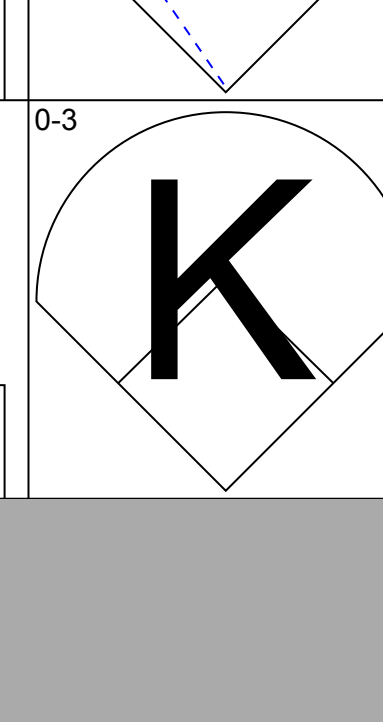
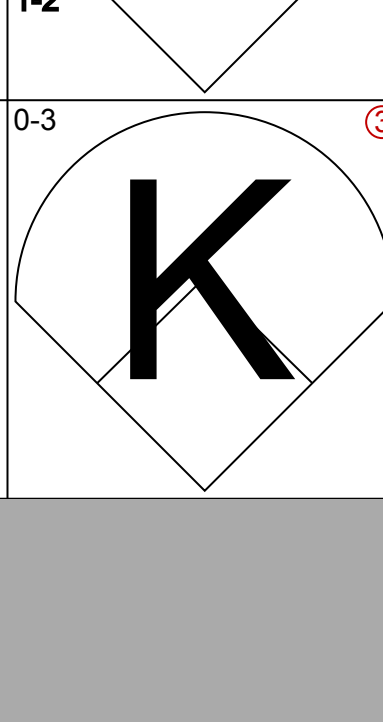
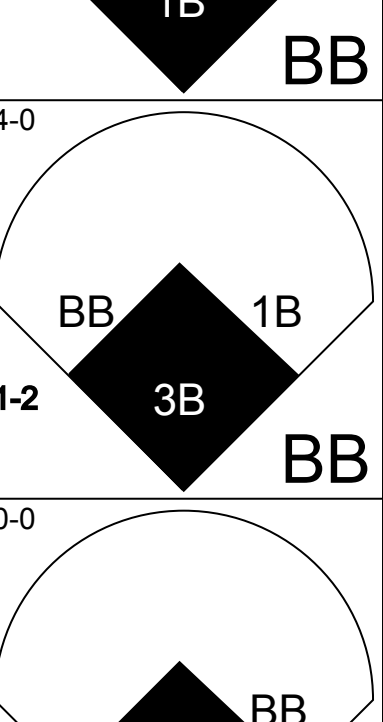
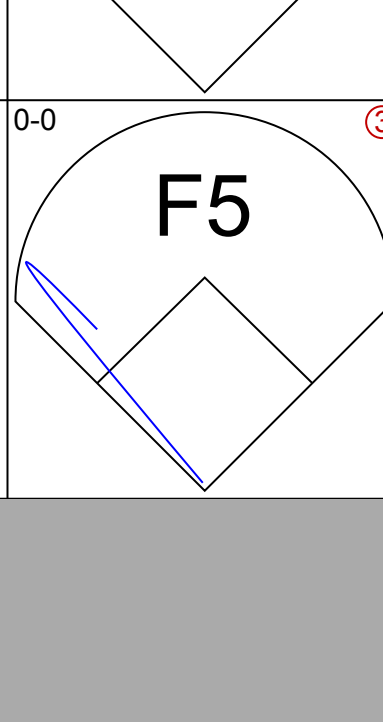
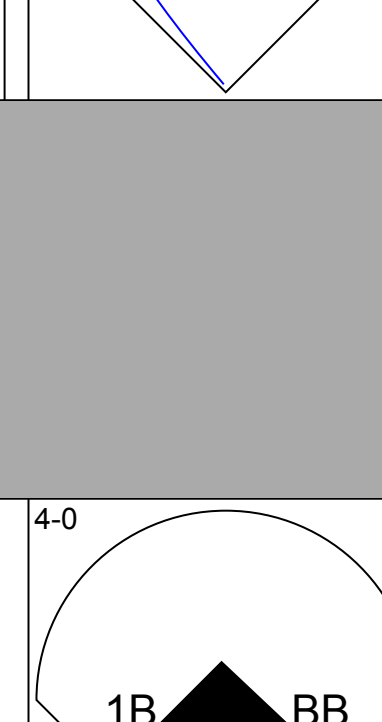
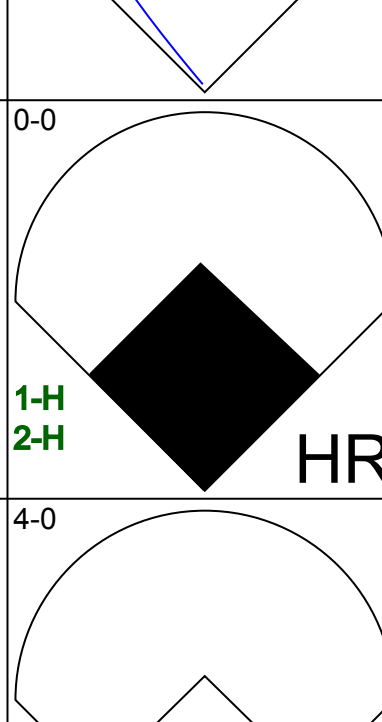
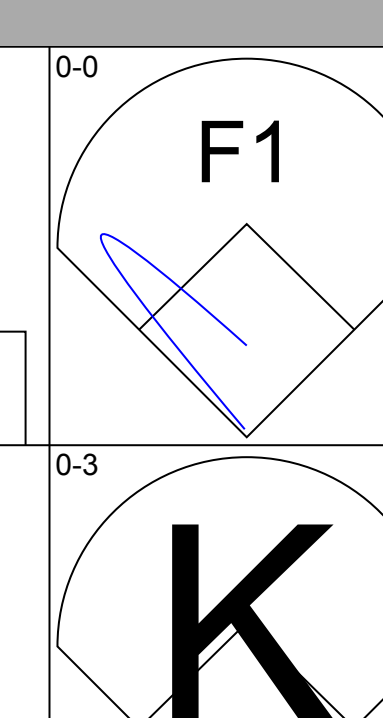
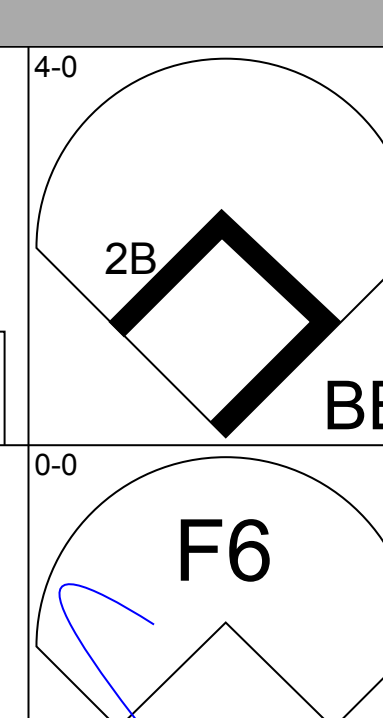
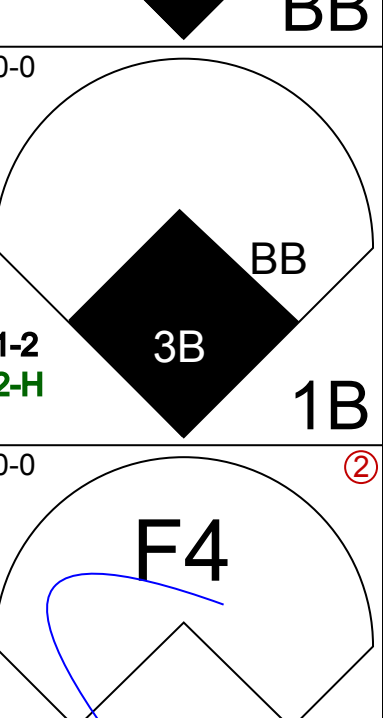
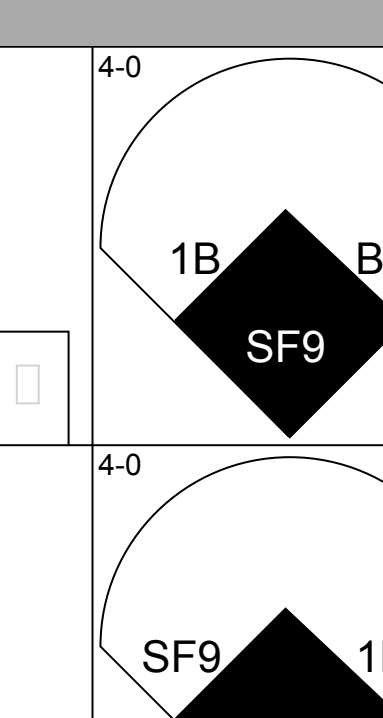
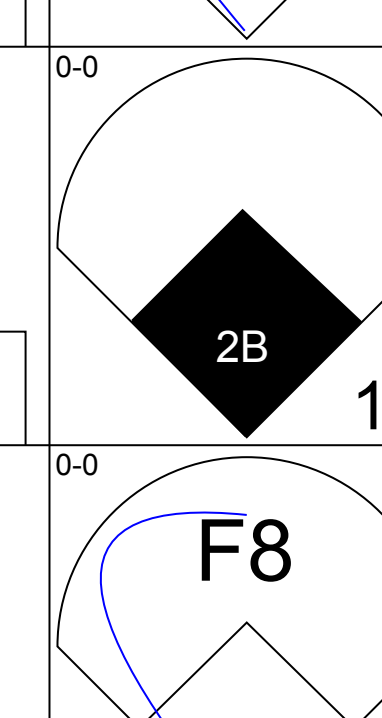
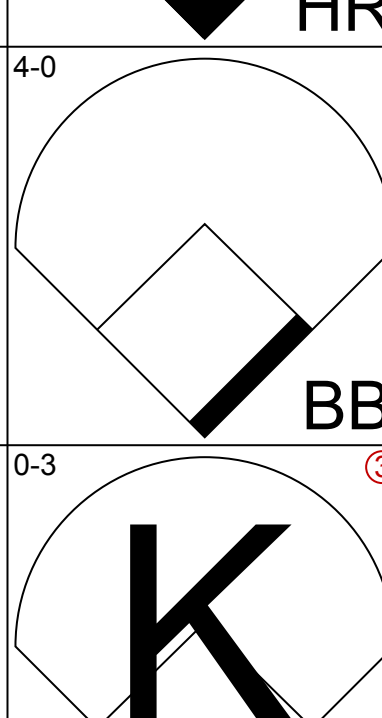


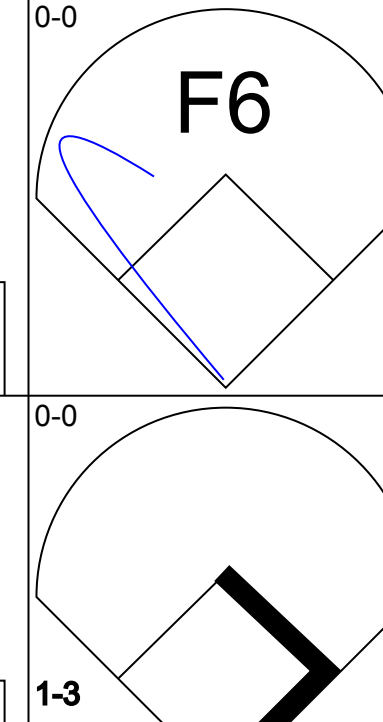
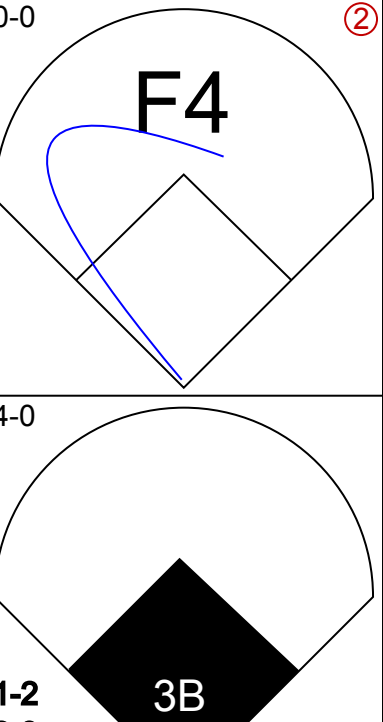
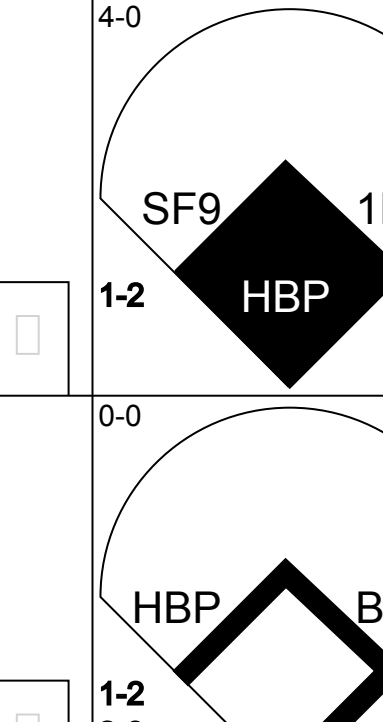
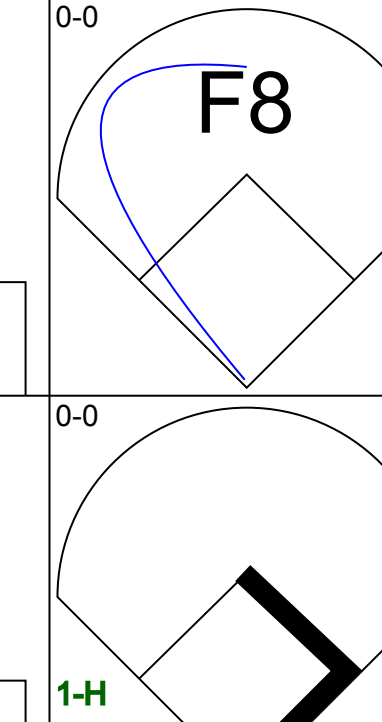

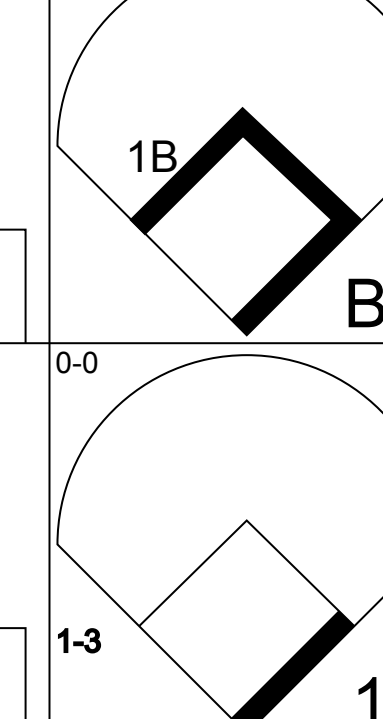
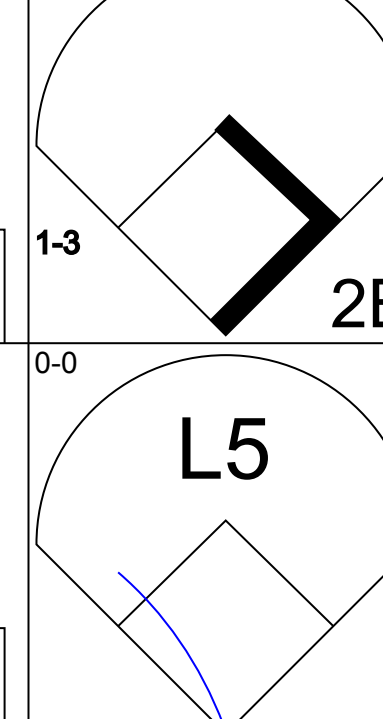
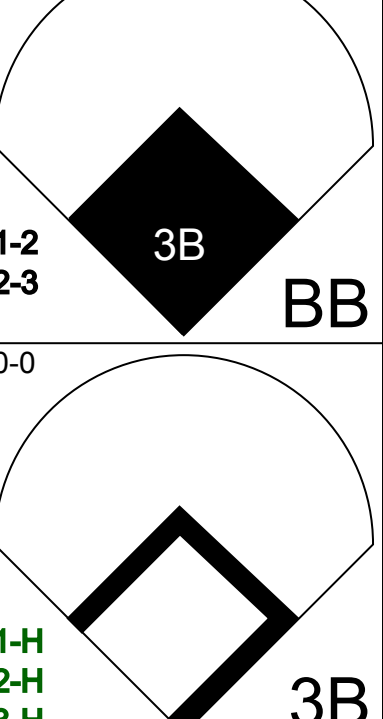
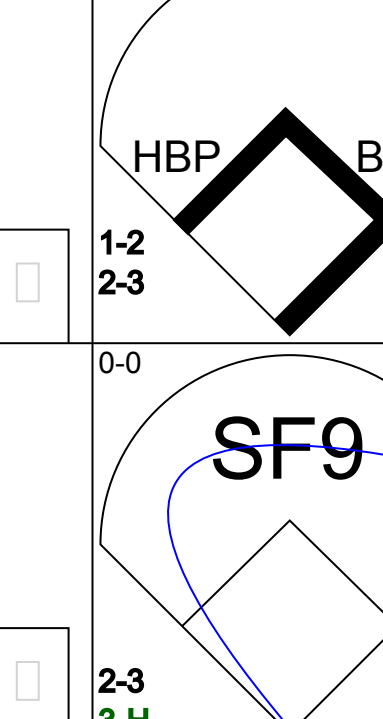
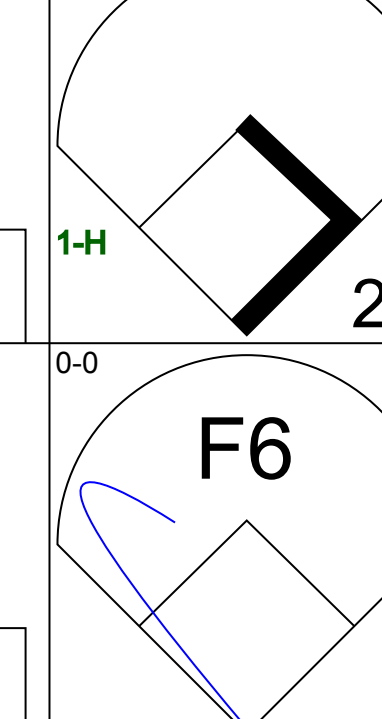
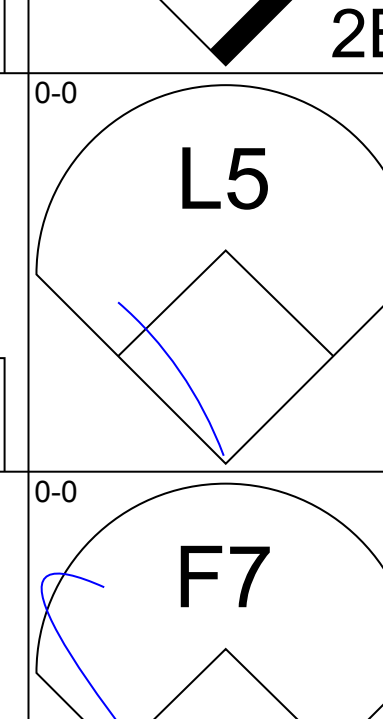
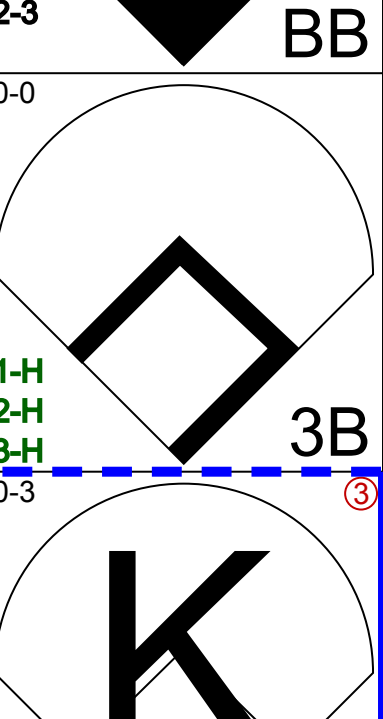
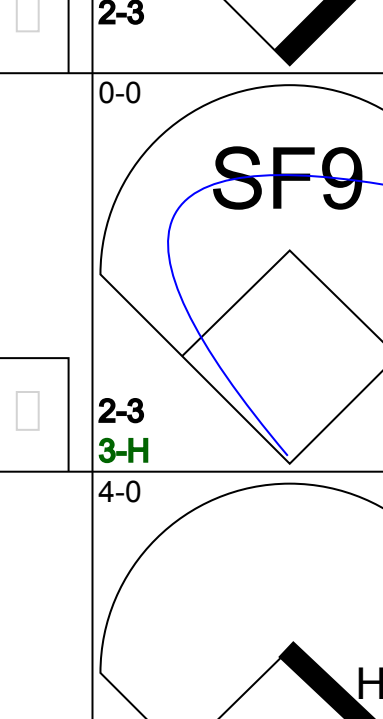
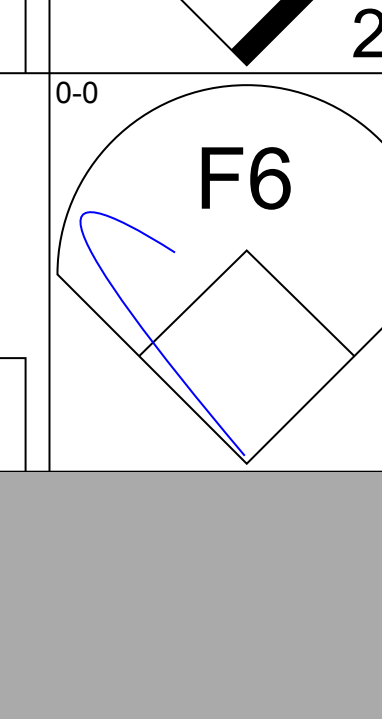


AB 31
R 8
H 8
RBI 7
BB 6
SO 2
LOB 15



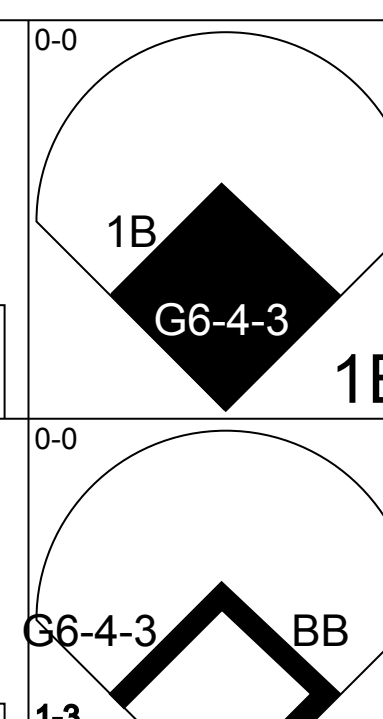
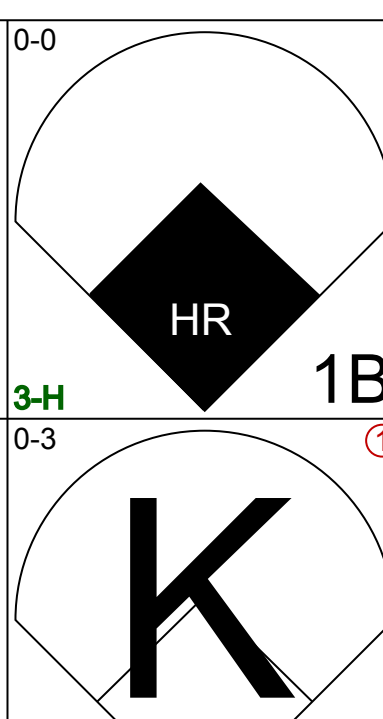
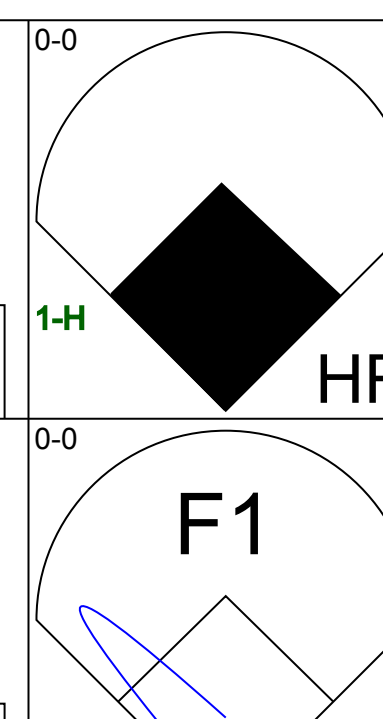
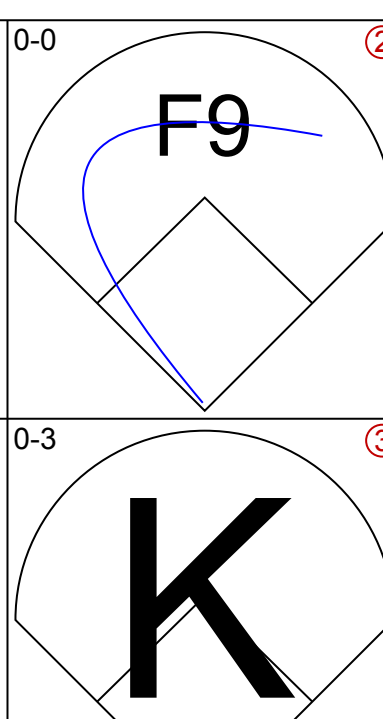
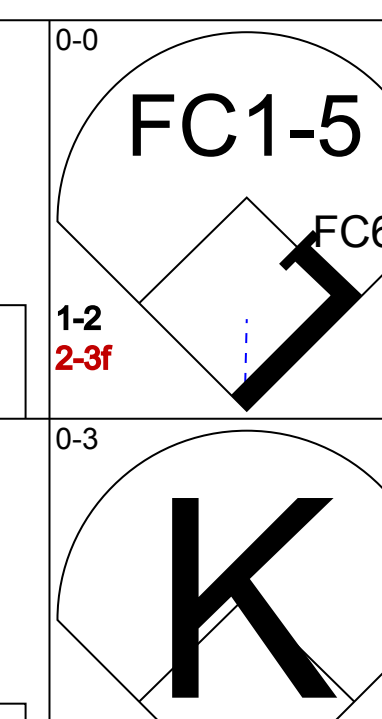
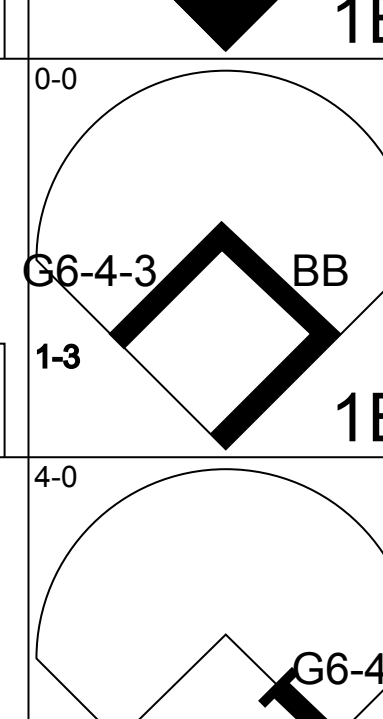
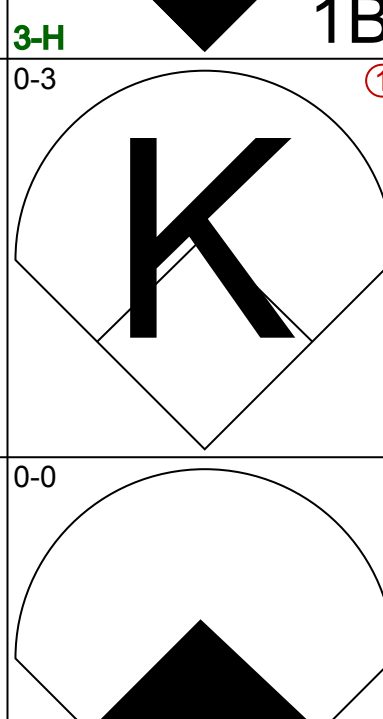
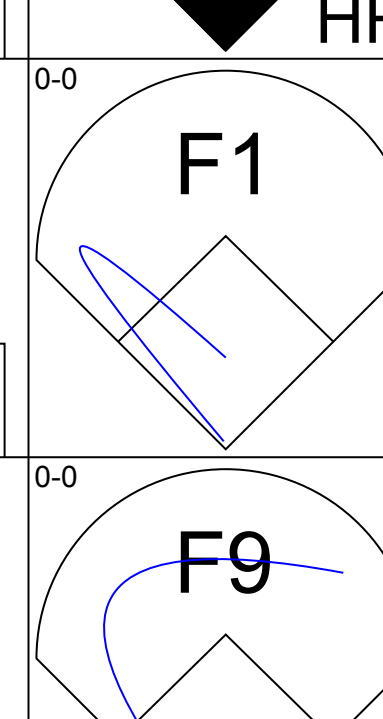

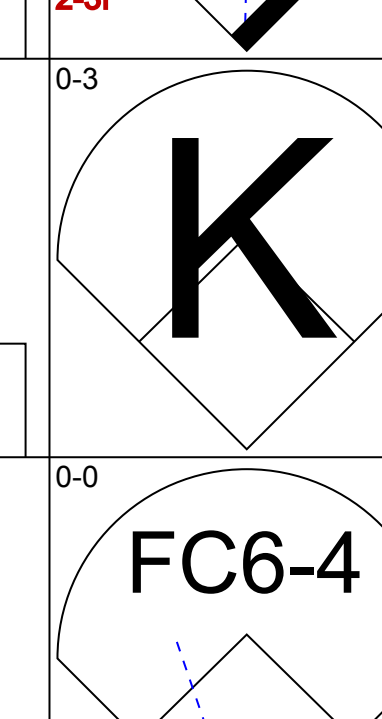
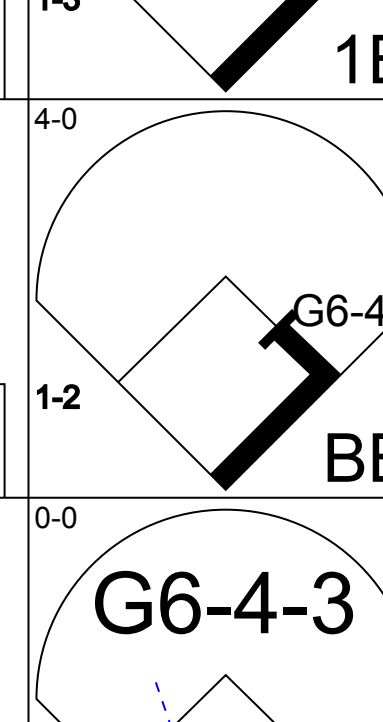
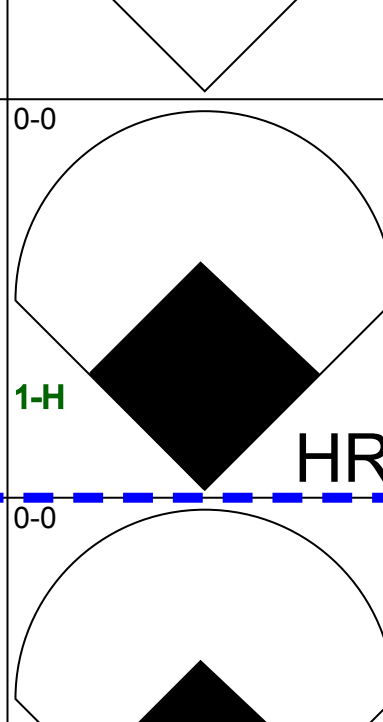
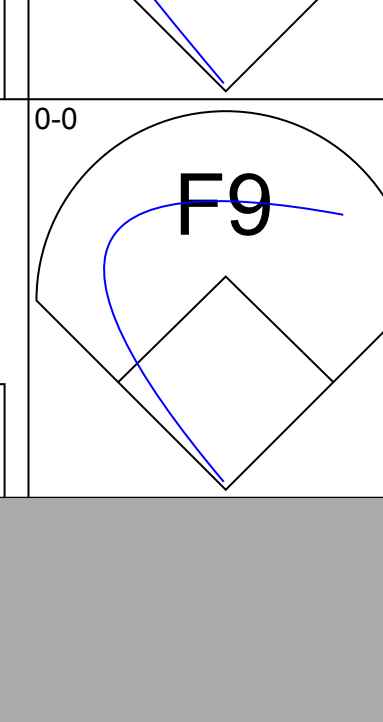

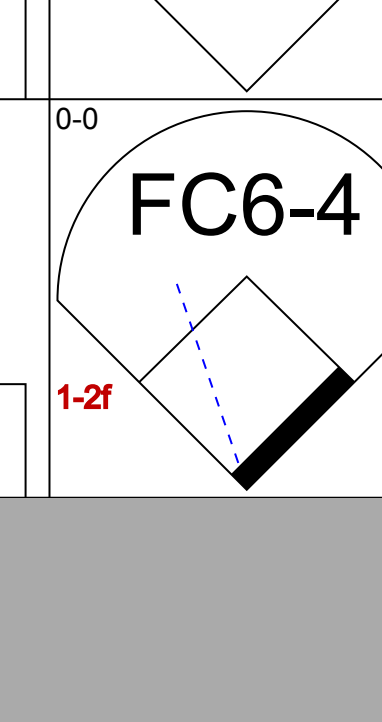
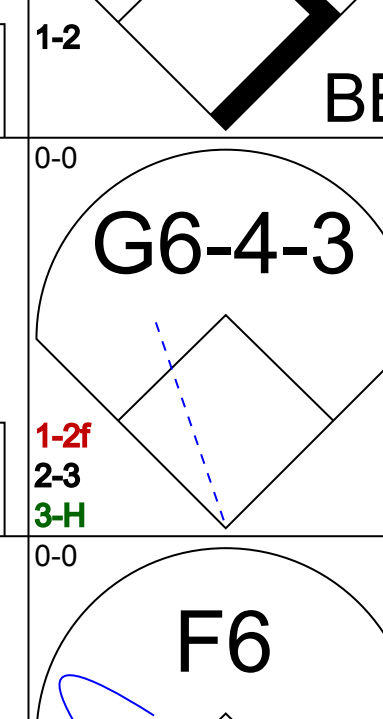
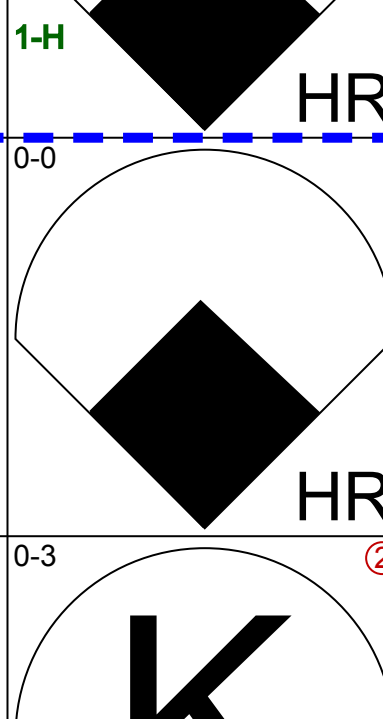



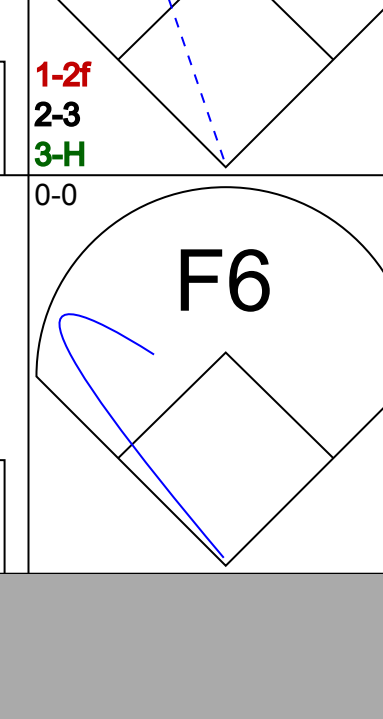
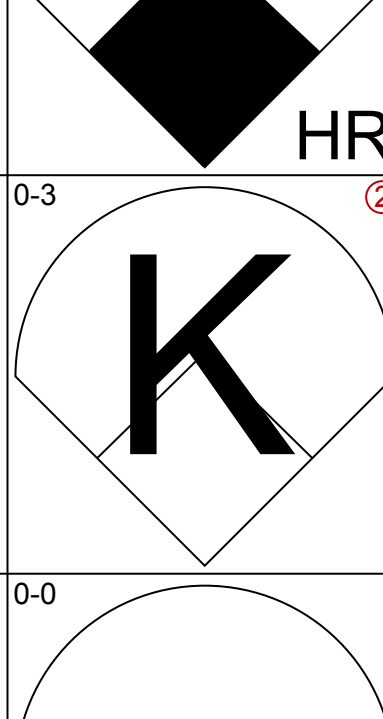



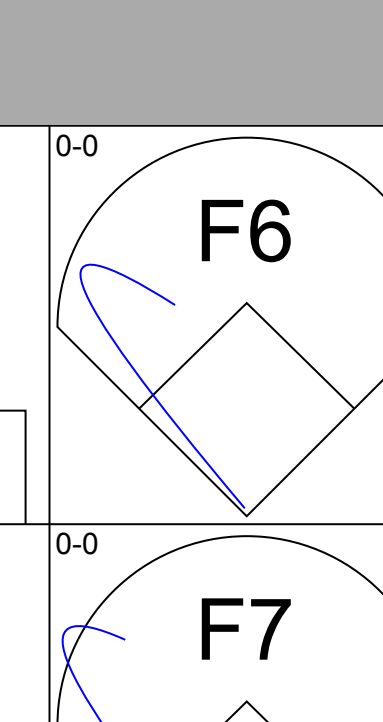
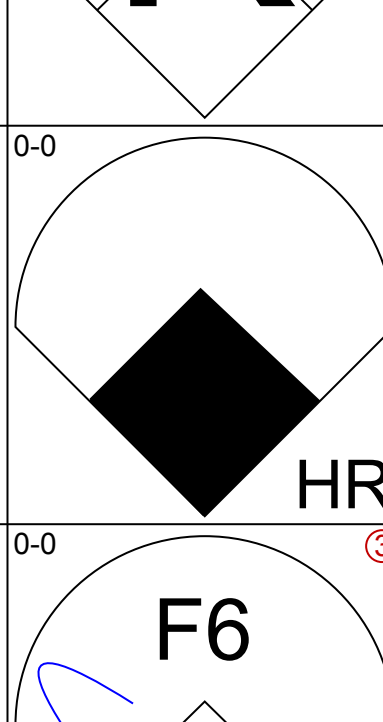

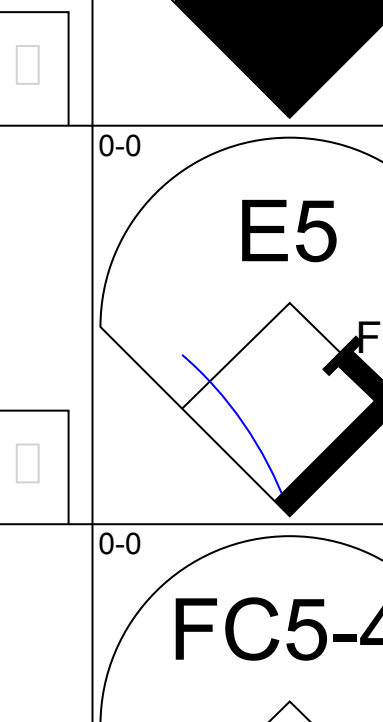
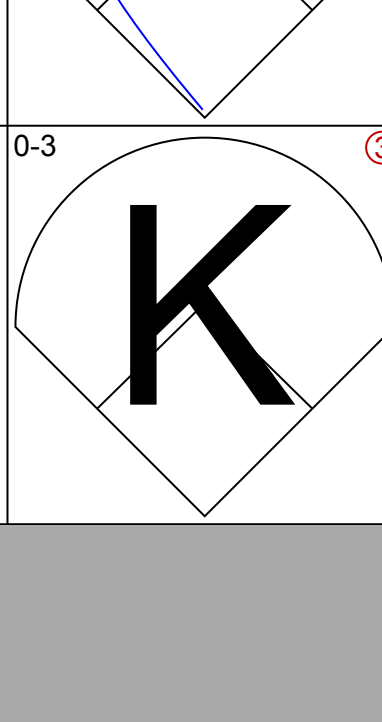
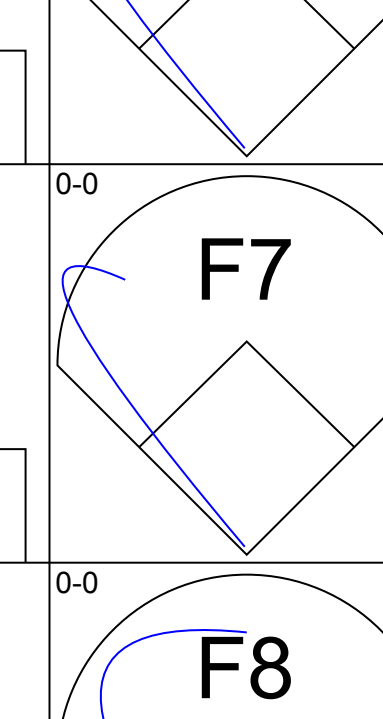
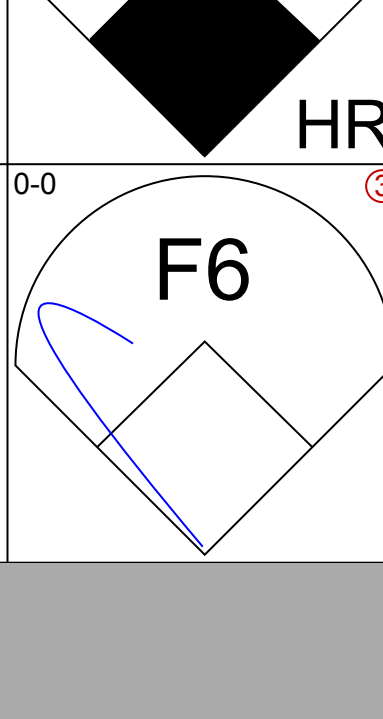

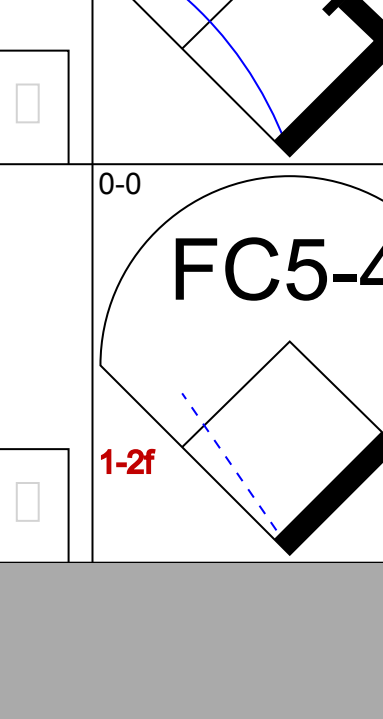
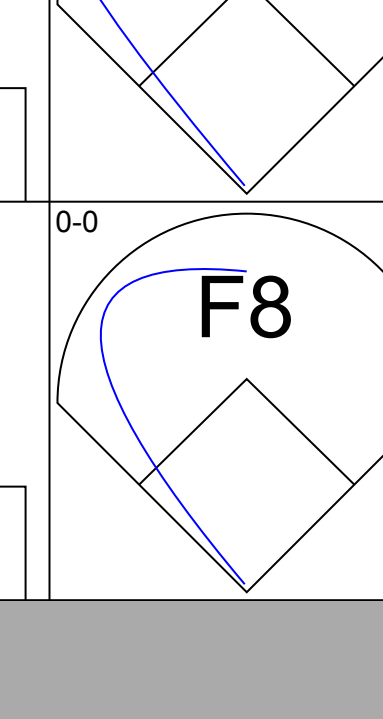
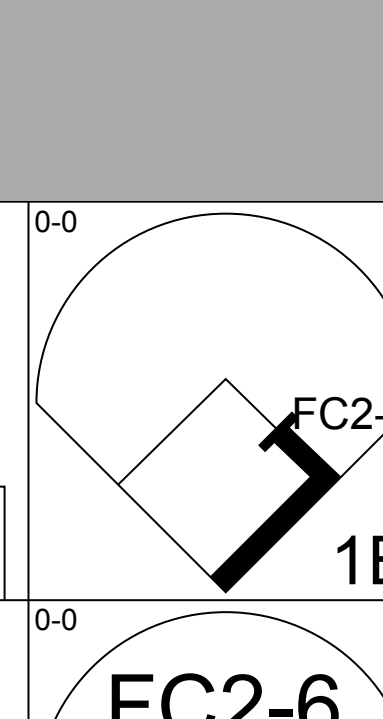
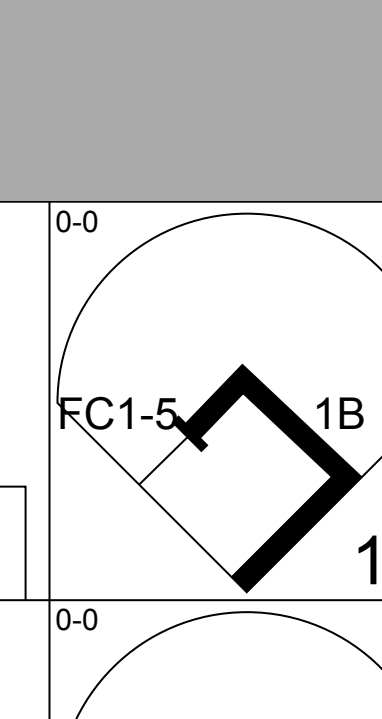
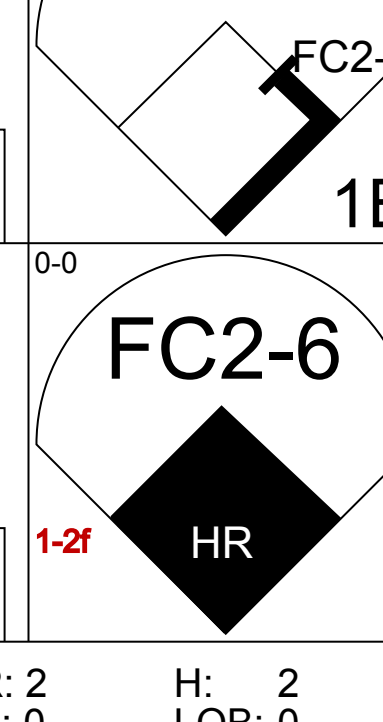
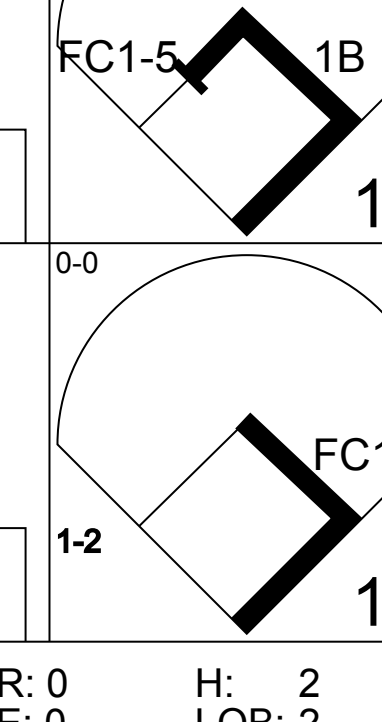
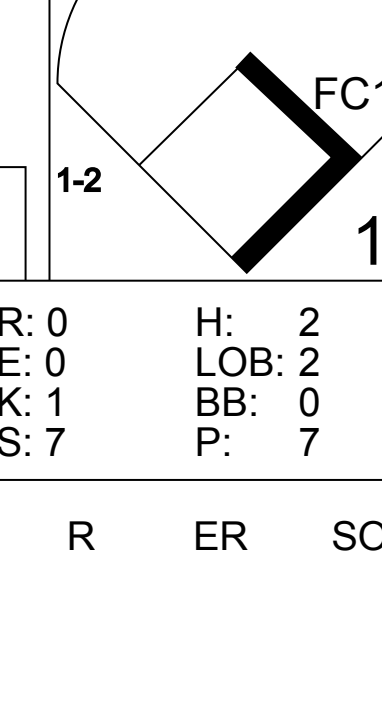
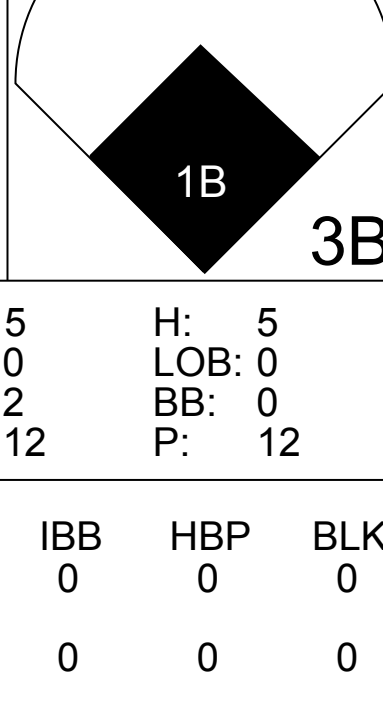
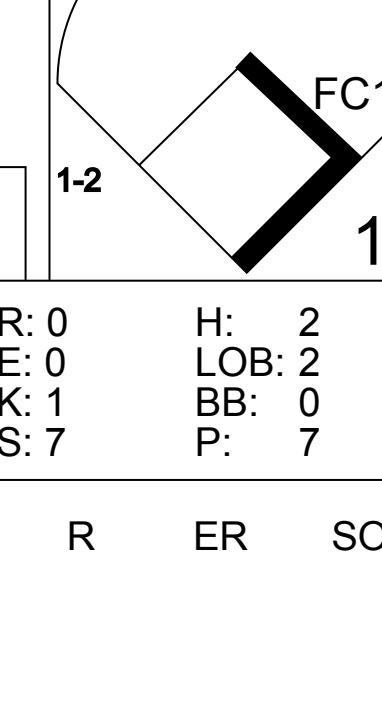
Batter	1	2	3	4	5	6	7	8	9	AB	R	H	RBI	BB	SO	LOB	TOP	
Spook Jacobs, R OBP: 0.250, SLG: 0.250 (1, 4)										4	0	1	0	0	0	4	Kansas City Athletics @ Detroit Tigers Briggs Stadium, Detroit, MI Sun Apr 17 1955, 3:33 AM EST Att: 16,662 - Unknown	
Elmer Valo, L OBP: 0.697, SLG: 0.714 (1, 9)										3	0	1	0	1	0	2		
Jim Finigan, R Hal Bevan, R (1, 5) (7, 5)										3	0	1	0	0	0	2		
Gus Zernial, R Bill Stewart, R (1, 7) (7, 7)										3	0	0	0	0	0	2		
Bill Wilson, R OBP: 0.368, SLG: 0.588 (1, 8)										4	0	0	0	0	1	2		
Vic Power, R Dick Kryhoski, L (1, 3) (7, 3)										3	0	0	0	0	1	0		
Jack Littrell, R OBP: 0.143, SLG: 0.143 (1, 6)										4	0	1	0	0	1	1		
Joe Astroth, R Jim Robertson, R (1, 2) (7, 2)										2	0	0	0	0	1	0		
Johnny Gray, R Charlie Bishop, R Don Bollweg, L Bob Spicer, L Lee Wheat, R Bob Trice, R (1, 1) (4, 1) (5, 1) (5, 1) (6, 1) (6, 1)										1	0	1	0	0	0	0		
Inning Stats	R: 0 E: 0 K: 0 S: 3	H: 1 LOB: 0 BB: 0 P: 3	R: 0 E: 0 K: 2 S: 7	H: 0 LOB: 0 BB: 0 P: 7	R: 0 E: 0 K: 0 S: 4	H: 1 LOB: 1 BB: 1 P: 4	R: 0 E: 0 K: 0 S: 3	H: 1 LOB: 2 BB: 0 P: 7	R: 0 E: 0 K: 2 S: 7	H: 0 LOB: 0 BB: 0 P: 7	R: 0 E: 0 K: 1 S: 6	H: 1 LOB: 1 BB: 0 P: 6	R: 0 E: 0 K: 1 S: 6	H: 1 LOB: 1 BB: 0 P: 6	1B: 6 2B: 1 3B: 0 HR: 0	SF: 0 SAC: 0 DP: 0 HBP: 1		WP: 0 PB: 0 SB: 0 CS: 1
PITCHER Steve Gromek, R ERA: 1.0 (1, 1)	IP: 9.0 WLS: W BF: 34 H: 7 R: 0 ER: 0 SO: 5 BB: 1 IBB: 0 HBP: 1 BLK: 0 WP: 0 HR: 0 S: 42 P: 47 ERA: 0.00 WHIP: 0.889											PITCHER	IP: 9.0 WLS: W BF: 34 H: 7 R: 0 ER: 0 SO: 5 BB: 1 IBB: 0 HBP: 1 BLK: 0 WP: 0 HR: 0 S: 42 P: 47 ERA: 0.00 WHIP: 0.889					


Batter	1	2	3	4	5	6	7	8	9	AB	R	H	RBI	BB	SO	LOB	BOTTOM			
Harvey Kuenn, R OBP: 0.448, SLG: 0.800 (1, 6)										6	1	4	3	0	0	0	Kansas City Athletics @ Detroit Tigers Briggs Stadium, Detroit, MI Sun Apr 17 1955, 3:33 AM EST Att: 16,662 - Unknown			
Fred Hatfield, L OBP: 0.407, SLG: 0.364 (1, 4)										5	1	1	1	1	1	4				
Al Kaline, R OBP: 0.571, SLG: 1.120 (1, 9)										5	3	4	6	1	0	1				
Ferris Fain, L OBP: 0.462, SLG: 0.125 (1, 3)										4	1	0	0	2	1	4				
Ray Boone, R OBP: 0.296, SLG: 0.136 (1, 5)										5	2	2	0	0	1	5				
Jim Delsing, L OBP: 0.421, SLG: 0.467 (1, 7)										3	2	0	0	2	1	0				
Bill Tuttle, R OBP: 0.269, SLG: 0.227 (1, 8)										4	2	1	2	1	1	0				
Frank House, L OBP: 0.500, SLG: 0.600 (1, 2)										3	2	2	4	1	0	0				
Steve Gromek, S OBP: 0.300, SLG: 0.222 (1, 1)										4	2	1	0	1	0	1				
Inning Stats	R: 0 E: 0 K: 1 S: 5	H: 0 LOB: 2 BB: 2 P: 13	R: 0 E: 0 K: 1 S: 5	H: 0 LOB: 0 BB: 0 P: 5	R: 2 E: 0 K: 1 S: 7	H: 2 LOB: 0 BB: 0 P: 7	R: 4 E: 0 K: 0 S: 6	H: 3 LOB: 3 BB: 4 P: 22	R: 1 E: 0 K: 0 S: 6	H: 3 LOB: 2 BB: 0 P: 6	R: 9 E: 1 K: 0 S: 10	H: 6 LOB: 0 BB: 2 P: 18	R: 0 E: 0 K: 1 S: 5	H: 0 LOB: 1 BB: 1 P: 9	R: 0 E: 0 K: 1 S: 6	H: 1 LOB: 1 BB: 0 P: 6		1B: 8 2B: 3 3B: 0 HR: 4	SF: 1 SAC: 0 DP: 0 HBP: 0	WP: 0 PB: 0 SB: 1 CS: 0
PITCHER Johnny Gray, R ERA: 16.2 Charlie Bishop, R ERA: 45.0 Bob Spicer, R ERA: 45.0 Lee Wheat, R ERA: 16.2 Bob Trice, R ERA: 1.6 (1, 1) (4, 1) (5, 1) (6, 1) (6, 1)	IP: 3.1 WLS: L BF: 19 H: 4 R: 6 ER: 6 SO: 3 BB: 5 IBB: 0 HBP: 0 BLK: 0 WP: 0 HR: 1 S: 20 P: 40 ERA: 16.20 WHIP: 2.700											PITCHER	IP: 3.1 WLS: L BF: 19 H: 4 R: 6 ER: 6 SO: 3 BB: 5 IBB: 0 HBP: 0 BLK: 0 WP: 0 HR: 1 S: 20 P: 40 ERA: 16.20 WHIP: 2.700							

Batter	1	2	3	4	5	6	7	8	9	AB	R	H	RBI	BB	SO	LOB	TOP					
Al Smith, R OBP: 0.441, SLG: 0.645 (1, 9)										5	1	1	1	0	2	4	Cleveland Indians @ Kansas City Athletics Municipal Stadium, Kansas City, MO Mon Apr 18 1955, 4:33 AM EST Att: 31,563 - Unknown					
Bobby Avila, R OBP: 0.469, SLG: 0.462 (1, 4)										4	1	0	0	1	1	6						
Larry Doby, L OBP: 0.281, SLG: 0.321 (1, 8)										5	2	1	3	1	2	2						
Al Rosen, R OBP: 0.364, SLG: 0.400 (1, 5)										3	3	2	1	3	0	0						
Ralph Kiner, R OBP: 0.344, SLG: 0.346 (1, 7)										5	1	0	0	1	2	5						
Vic Wertz, L OBP: 0.448, SLG: 0.625 (1, 3)										3	1	3	1	2	0	0						
Bob Feller, R (9, 1)										0	0	0	0	0	0	0						
George Strickland, R (7, PH)										3	0	2	3	0	0	2						
Dale Mitchell, L (7, PH)										0	0	0	1	0	0	0						
Sam Dente, R (7, 6)										1	0	0	0	0	0	1						
Jim Hegan, R OBP: 0.294, SLG: 0.333 (5, PH)										2	0	0	0	0	0	4						
Dave Pope, L OBP: 0.501, SLG: 0.500 (5, 1)										1	0	0	0	0	1	1						
Don Mossi, L (5, 1)										0	0	0	0	0	0	0						
Harry Simpson, L (7, PH)										0	0	0	0	0	0	0						
Art Houtteman, R OBP: 0.300, SLG: 0.300 (7, 1)										0	0	0	0	0	0	0						
Hank Majeski, R (9, PH)										0	0	0	0	0	0	0						
Joe Altobelli, L (9, 3)										0	1	0	0	0	0	0						
Mike Garcia, R OBP: 0.600, SLG: 0.500 (3, 1)										0	0	0	0	0	0	0						
Ray Narjeski, R (5, PH)										1	0	0	0	1	0	0						
Hank Foiles, R OBP: 0.600, SLG: 0.657 (5, 2)										1	0	0	0	1	0	0						
Dave Philley, S (7, PH)										1	0	0	0	0	3	0						
Hal Naragon, L (7, 2)										0	1	0	0	0	0	0						
Inning Stats	R: 0 E: 0 K: 2 S: 7	H: 0 LOB: 0 BB: 0 P: 7	R: 0 E: 0 K: 1 S: 6	H: 1 LOB: 2 BB: 1 P: 10	R: 0 E: 0 K: 1 S: 5	H: 0 LOB: 1 BB: 1 P: 9	R: 0 E: 0 K: 0 S: 4	H: 1 LOB: 2 BB: 1 P: 8	R: 5 E: 1 K: 1 S: 8	H: 3 LOB: 1 BB: 3 P: 20	R: 0 E: 0 K: 1 S: 5	H: 0 LOB: 1 BB: 1 P: 9	R: 2 E: 0 K: 0 S: 4	H: 1 LOB: 3 BB: 3 P: 17	R: 1 E: 0 K: 0 S: 5	H: 2 LOB: 1 BB: 0 P: 5	R: 3 E: 0 K: 2 S: 8	H: 1 LOB: 1 BB: 2 P: 17	1B: 4 2B: 2 3B: 2 HR: 1	SF: 1 SAC: 1 DP: 0 HBP: 2	WP: 1 PB: 0 SB: 0 CS: 0	PA: 50
PITCHER	IP	WLS	BF	H	R	ER	SO	BB	IBB	HBP	BLK	WP	HR	S	P	ERA	WHIP					
Alex Kellner, L ERA: 5.91 (1, 1)	4.2		25	5	5	5	4	6	0	0	0	1	0	27	51	9.64	2.357					
Tom Gorman, R ERA: 11.25 (5, 1)	3.1		18	3	3	3	2	4	0	1	0	0	0	17	34	8.10	2.100					
Ewell Blackwell, R ERA: 6.75 (9, 1)	1.0	L	7	1	3	3	2	2	0	1	0	0	1	8	17	27.00	3.000					

AB	34
R	11
H	9
RBI	10
BB	12
SO	8
LOB	28



Batter	1	2	3	4	5	6	7	8	9	AB	R	H	RBI	BB	SO	LOB	BOTTOM				
Vic Power, R OBP: 0.348, SLG: 0.565 (1, 3)										5	3	3	3	0	0	3	Cleveland Indians @ Kansas City Athletics Municipal Stadium, Kansas City, MO Mon Apr 18 1955, 4:33 AM EST Att: 31,563 - Unknown				
Pete Suder, R OBP: 0.111, SLG: 0.111 (1, 4)										5	0	1	0	0	3	4					
Jim Finigan, R OBP: 0.333, SLG: 0.667 (1, 5)										4	1	1	2	1	0	2					
Gus Zernial, R OBP: 0.174, SLG: 0.304 (1, 7)										5	1	1	1	0	0	2					
Bill Renna, R OBP: 0.125, SLG: 0.375 (1, 9)										5	1	1	1	0	1	1					
Bill Wilson, R OBP: 0.375, SLG: 0.727 (1, 8)										5	1	2	1	0	1	0					
Joe Demaestri, R OBP: 0.267, SLG: 0.267 (1, 6)										4	0	0	0	0	0	2					
Joe Astroth, R OBP: 0.571, SLG: 0.400 (1, 2)										4	0	3	0	0	0	0					
Alex Kellner, R OBP: 0.250, SLG: 0.750 (1, 1)										2	2	1	0	0	0	1					
Tom Gorman, R ERA: 31.5 (5, 1)										1	0	0	0	0	0	1					
Dick Kryhoski, L OBP: 0.500, SLG: 0.500 (6, PH)										1	0	1	0	0	0	0					
Spook Jacobs, R OBP: 0.250, SLG: 0.250 (8, PR)										0	0	0	0	0	0	0					
Ewell Blackwell, R ERA: 9.0 (9, 1)										0	0	0	0	0	0	0					
Inning Stats	R: 1 E: 0 K: 0 S: 4	H: 2 LOB: 1 BB: 1 P: 8	R: 0 E: 0 K: 0 S: 3	H: 0 LOB: 0 BB: 0 P: 3	R: 5 E: 0 K: 2 S: 12	H: 5 LOB: 0 BB: 0 P: 12	R: 2 E: 0 K: 0 S: 5	H: 2 LOB: 0 BB: 0 P: 5	R: 0 E: 0 K: 1 S: 6	H: 1 LOB: 1 BB: 0 P: 6	R: 1 E: 1 K: 0 S: 5	H: 1 LOB: 1 BB: 0 P: 5	R: 0 E: 0 K: 1 S: 7	H: 2 LOB: 2 BB: 0 P: 7	R: 0 E: 0 K: 1 S: 5	H: 0 LOB: 0 BB: 0 P: 5	1B: 7 2B: 1 3B: 1 HR: 5	SF: 0 SAC: 0 DP: 1 HBP: 0	WP: 0 PB: 0 SB: 0 CS: 0	PA: 42	
PITCHER	IP	WLS	BF	H	R	ER	SO	BB	IBB	HBP	BLK	WP	HR	S	P	ERA	WHIP				
Mike Garcia, R ERA: 5.56 (1, 1)	12		5	4	4	4	1	0	0	0	0	0	3	11	11	21.60	2.400				
Ray Narjeski, R ERA: 31.5 (3, 1)	1.2		9	4	4	4	1	0	0	0	0	0	0	10	10	0.00	1.000				
Don Mossi, L ERA: (5, 1)	2.0		8	2	0	0	1	0	0	0	0	0	0	12	12	4.50	1.500				
Art Houtteman, R ERA: 3.86 (7, 1)	2.0	W	10	3	1	1	1	0	0	0	0	0	1	12	12	4.50	1.500				
Bob Feller, R ERA: 9.0 (9, 1)	1.0	S	3	0	0	0	1	0	0	0	0	0	0	5	5	0.00	0.000				



Batter	1	2	3	4	5	6	7	8	9	AB	R	H	RBI	BB	SO	LOB	TOP					
Chico Carrasquel, R OBP: 0.409, SLG: 0.667 (1, 6)										5	3	4	1	0	0	0	Chicago White Sox @ Kansas City Athletics Municipal Stadium, Kansas City, MO Fri Apr 22 1955, 4:33 AM EST Att: 22,996 - Unknown livebaseballscorecards.com					
Nellie Fox, L OBP: 0.469, SLG: 0.700 (1, 4)										3	0	0	0	1	1	2						
Minnie Minoso, R OBP: 0.281, SLG: 0.241 (1, 7)										5	0	1	1	0	1	3						
George Kell, R OBP: 0.333, SLG: 0.320 (1, 5)										4	1	2	1	1	0	3						
Jim Rivera, L OBP: 0.222, SLG: 0.087 (1, 8) (8, 9)										3	1	1	0	1	0	1						
Walt Dropo, R OBP: 0.414, SLG: 0.364 (1, 3)										2	0	0	0	2	0	2						
Bob Nieman, R OBP: 0.500, SLG: 1.000 Ed McGhee, R (8, 8)										4	0	1	2	0	0	3						
Sherm Lollar, R OBP: 0.370, SLG: 0.391 (1, 2)										4	0	0	0	0	0	4						
Virgil Trucks, R Sandy Consuegra, R Morrie Martin, L (7, 1) (9, 1)										3	0	0	0	0	0	2						
Inning Stats	R: 0 E: 0 K: 1 S: 5	H: 1 LOB: 0 BB: 0 P: 5	R: 0 E: 0 K: 0 S: 3	H: 1 LOB: 2 BB: 2 P: 11	R: 1 E: 0 K: 0 S: 4	H: 1 LOB: 0 BB: 0 P: 4	R: 2 E: 1 K: 0 S: 5	H: 2 LOB: 1 BB: 1 P: 9	R: 1 E: 0 K: 0 S: 3	H: 2 LOB: 2 BB: 1 P: 9	R: 0 E: 0 K: 1 S: 5	H: 0 LOB: 1 BB: 1 P: 9	R: 0 E: 0 K: 0 S: 3	H: 0 LOB: 0 BB: 0 P: 3	R: 0 E: 0 K: 0 S: 3	H: 0 LOB: 0 BB: 0 P: 3	R: 1 E: 0 K: 0 S: 5	H: 2 LOB: 2 BB: 0 P: 6	1B: 7 2B: 1 3B: 0 HR: 1	SF: 0 SAC: 0 DP: 2 HBP: 1	WP: 0 PB: 0 CS: 0	PA: 40
PITCHER	IP WLS BF H R ER SO BB IBB HBP BLK WP HR S P ERA WHIP	IP WLS BF H R ER SO BB IBB HBP BLK WP HR S P ERA WHIP																				
Amie Portocarrero, R ERA: 6.75 Art Dittmar, R ERA: 2.25	(1, 1) (6, 1)	5.0 L 24 7 4 3 1 4 0 0 0 0 1 22 38 5.40 2.200	4.0 16 2 1 1 1 1 0 1 0 0 0 0 16 21 2.25 0.750																			

Batter	1	2	3	4	5	6	7	8	9	AB	R	H	RBI	BB	SO	LOB	BOTTOM					
Vic Power, R OBP: 0.455, SLG: 0.727 (1, 3)										5	1	3	1	0	0	4	Chicago White Sox @ Kansas City Athletics Municipal Stadium, Kansas City, MO Fri Apr 22 1955, 4:33 AM EST Att: 22,996 - Unknown livebaseballscorecards.com					
Pete Suder, R OBP: 0.115, SLG: 0.115 (1, 4)										4	0	1	0	0	0	2						
Jim Finigan, R OBP: 0.333, SLG: 0.655 (1, 5)										4	0	1	0	0	0	1						
Gus Zernial, R OBP: 0.281, SLG: 0.533 (1, 7)										4	1	2	1	0	0	1						
Bill Renna, R OBP: 0.160, SLG: 0.320 (1, 9)										4	0	0	0	0	2	2						
Bill Wilson, R OBP: 0.394, SLG: 0.633 (1, 8)										4	0	1	0	0	0	1						
Joe Demaestri, R OBP: 0.227, SLG: 0.227 Elmer Valo, L OBP: 0.727, SLG: 0.889 Spook Jacobs, R OBP: 0.250, SLG: 0.250 (9, PH) (9, PR)										3	0	0	0	0	1	0						
Billy Shantz, R OBP: 0.167, SLG: 0.333 Joe Astroth, R OBP: 0.529, SLG: 0.385 (3, 2)										0	0	0	0	0	0	0						
Amie Portocarrero, R Don Bollweg, L OBP: 0.256, SLG: 0.167 Art Dittmar, R OBP: 1.000, SLG: 1.000 Dick Kryhoski, L OBP: 0.500, SLG: 0.500 Hal Bevan, R (9, PH)										1	0	0	0	0	0	0						
Inning Stats	R: 1 E: 0 K: 0 S: 4	H: 2 LOB: 0 BB: 0 P: 4	R: 0 E: 0 K: 1 S: 5	H: 0 LOB: 0 BB: 0 P: 5	R: 0 E: 0 K: 0 S: 4	H: 1 LOB: 1 BB: 0 P: 4	R: 0 E: 0 K: 0 S: 4	H: 1 LOB: 1 BB: 0 P: 4	R: 1 E: 0 K: 0 S: 5	H: 2 LOB: 1 BB: 0 P: 5	R: 1 E: 0 K: 1 S: 6	H: 1 LOB: 0 BB: 0 P: 6	R: 0 E: 0 K: 1 S: 6	H: 1 LOB: 1 BB: 0 P: 6	R: 0 E: 0 K: 1 S: 6	H: 1 LOB: 0 BB: 0 P: 6	R: 0 E: 0 K: 0 S: 5	H: 2 LOB: 3 BB: 0 P: 5	1B: 9 2B: 1 3B: 0 HR: 1	SF: 0 SAC: 1 DP: 1 HBP: 0	WP: 0 PB: 0 CS: 0	PA: 37
PITCHER	IP WLS BF H R ER SO BB IBB HBP BLK WP HR S P ERA WHIP	IP WLS BF H R ER SO BB IBB HBP BLK WP HR S P ERA WHIP																				
Virgil Trucks, R ERA: 5.68 Sandy Consuegra, R ERA: 0.94 Morrie Martin, L ERA:	(1, 1) (7, 1) (9, 1)	6.2 W 8 3 0 0 1 0 0 0 0 0 0 10 10 4.05 1.200	1.2 S 2 0 0 0 0 0 0 0 0 0 0 2 2 0.00 0.000																			

Batter	1	2	3	4	5	6	7	8	9	AB	R	H	RBI	BB	SO	LOB	TOP						
Chico Carrasquel, R OBP: 0.487, SLG: 0.684 (1, 6)	E8 F9 E 1B																6	5	5	0	1	0	2
Nellie Fox, L OBP: 0.436, SLG: 0.657 (1, 4)	F9 2-3	4-3	F5	L4		SF8 3-H	HR HBP BB	1B 1B									5	2	1	1	0	0	4
Minnie Minoso, R OBP: 0.359, SLG: 0.429 (1, 7)	E5 HR 3-H	FC1-2 1B IBB	HR 2B	E7 1B		FC6-4 2B 1-2 2-3	HR HBP										6	5	4	5	1	0	2
George Kell, R OBP: 0.343, SLG: 0.367 Stan Jok, R (6, PR) (6, 5)	HR 1B	FC1-2 1B	5-3	F7			F8	SF7									5	2	2	2	0	0	5
Bob Nieman, R OBP: 0.560, SLG: 1.227 Ed McGhee, R (6, PR) (6, 8)	HR 1B	FC1-2 1B					F8	SF7									1	1	0	1	0	0	0
Walt Dropo, R OBP: 0.417, SLG: 0.483 (1, 3)	F2	2B 1B															4	3	3	7	1	0	0
Jim Rivera, L OBP: 0.265, SLG: 0.233 (1, 8) (6, 9)	3-1	2B 1B															7	3	3	3	0	3	2
Sherm Lollar, R OBP: 0.471, SLG: 0.690 (1, 2)																	7	1	3	2	0	0	0
Jack Harshman, L OBP: 0.625, SLG: 1.000 Harry Dorish, R (8, 1)																	6	4	5	5	1	0	0
																	5	2	3	2	1	1	3
																	1	0	0	0	0	0	0
																	1B: 17	SF: 2	2B: 5	SAC: 0	3B: 0	DP: 0	HR: 7
																	WP: 1	PA: 64	CS: 1	BB: 6	SO: 4	LOB: 18	

Batter	1	2	3	4	5	6	7	8	9	AB	R	H	RBI	BB	SO	LOB	TOP		
Chico Carrasquel, R OBP: 0.442, SLG: 0.625 (1, 6)										4	0	0	0	0	0	2			
Nelle Fox, L OBP: 0.405, SLG: 0.605 Jim Brideweser, R (6, 4)										3	0	0	0	0	0	0			
Minnie Minoso, R OBP: 0.326, SLG: 0.385 (1, 7)										4	0	0	0	0	2	0			
George Kell, R OBP: 0.359, SLG: 0.364 (1, 5)										3	0	1	0	1	0	0			
Bob Nieman, R OBP: 0.483, SLG: 1.038 (1, 9)										4	0	0	0	0	0	2			
Walt Dropo, R OBP: 0.410, SLG: 0.469 (1, 3)										3	0	1	0	0	1	0			
Jim Rivera, L OBP: 0.297, SLG: 0.273 (1, 8)										3	0	2	0	0	1	2			
Sherm Lollar, R OBP: 0.432, SLG: 0.625 (1, 2)										3	0	0	0	0	0	4			
Dick Donovan, L Harry Dorish, R Johnny Groth, R Billy Pierce, L Ed McShee, R Bob Chakales, R (1, 1) (5, 1) (6, Ph) (6, 1) (8, Ph) (8, 1)										1	0	0	0	0	1	0			
Inning Stats	R: 0 E: 0 K: 0 S: 3	H: 0 LOB: 0 BB: 0 P: 3	R: 0 E: 0 K: 1 S: 6	H: 1 LOB: 2 BB: 1 P: 10	R: 0 E: 0 K: 1 S: 5	H: 0 LOB: 0 BB: 0 P: 5	R: 0 E: 0 K: 1 S: 5	H: 0 LOB: 0 BB: 0 P: 5	R: 0 E: 0 K: 1 S: 5	H: 0 LOB: 0 BB: 0 P: 5	R: 0 E: 0 K: 0 S: 3	H: 0 LOB: 0 BB: 0 P: 3	R: 0 E: 0 K: 1 S: 5	H: 2 LOB: 2 BB: 0 P: 5	R: 0 E: 0 K: 0 S: 4	H: 1 LOB: 1 BB: 0 P: 4	1B: 5 2B: 1 3B: 0 HR: 0	SF: 0 SAC: 0 DP: 1 HBP: 0	WP: 0 PA: 32 CS: 0
PITCHER Alex Kellner, L ERA: 3.2 (1, 1)	IP: 9.0 WLS: W BF: 32 H: 5 R: 0 ER: 0 SO: 5 BB: 1 IBB: 0 HBP: 0 BLK: 0 WP: 0 HR: 0 S: 41 P: 45 ERA: 0.00 WHIP: 0.667															PITCHER			

Chicago White Sox @ Kansas City Athletics
Municipal Stadium, Kansas City, MO
Sun Apr 24 1955, 4:33 AM EDT
Att: 19,446 - Unknown


AB	31
R	0
H	5
RBI	0
BB	1
SO	5
LOB	10



Batter	1	2	3	4	5	6	7	8	9	AB	R	H	RBI	BB	SO	LOB	BOTTOM		
Vic Power, R OBP: 0.381, SLG: 0.667 (1, 3)										4	0	0	0	0	0	4			
Elmer Valo, L OBP: 0.688, SLG: 0.750 (1, 9)										2	2	1	0	2	0	2			
Jim Finigan, R OBP: 0.366, SLG: 0.676 (1, 5)										4	2	2	0	0	2	1			
Gus Zernial, R OBP: 0.325, SLG: 0.514 (1, 7)										3	1	3	2	1	0	0			
Bill Wilson, R OBP: 0.366, SLG: 0.541 (1, 8)										4	0	1	1	0	1	3			
Pete Suder, R OBP: 0.133, SLG: 0.167 (1, 4)										4	0	1	0	0	0	3			
Joe Demaestri, R OBP: 0.207, SLG: 0.207 (1, 6)										4	0	1	0	0	1	1			
Joe Astroth, R OBP: 0.500, SLG: 0.389 (1, 2)										2	0	0	0	2	0	1			
Alex Kellner, R OBP: 0.250, SLG: 0.500 (1, 1)										4	0	1	0	0	0	3			
Inning Stats	R: 2 E: 0 K: 0 S: 5	H: 3 LOB: 1 BB: 1 P: 9	R: 0 E: 0 K: 0 S: 4	H: 1 LOB: 2 BB: 1 P: 8	R: 0 E: 0 K: 1 S: 4	H: 0 LOB: 0 BB: 1 P: 8	R: 0 E: 0 K: 0 S: 3	H: 0 LOB: 0 BB: 0 P: 3	R: 3 E: 1 K: 0 S: 7	H: 3 LOB: 1 BB: 0 P: 7	R: 0 E: 0 K: 1 S: 5	H: 1 LOB: 1 BB: 1 P: 9	R: 0 E: 0 K: 2 S: 7	H: 1 LOB: 2 BB: 1 P: 11	R: 0 E: 0 K: 0 S: 4	H: 1 LOB: 1 BB: 0 P: 4	1B: 9 2B: 2 3B: 0 HR: 0	SF: 0 SAC: 0 DP: 4 HBP: 0	WP: 1 PA: 36 CS: 1
PITCHER Dick Donovan, R ERA: 5.4 Harry Dorish, R ERA Billy Pierce, L ERA: 6.23 Bob Chakales, R ERA (1, 1) (5, 1) (6, 1) (8, 1)	IP: 4.2 WLS: L BF: 22 H: 7 R: 5 ER: 4 SO: 1 BB: 0 IBB: 0 HBP: 0 BLK: 0 WP: 1 HR: 0 S: 21 P: 33 ERA: 7.71 WHIP: 2.143															PITCHER			

Chicago White Sox @ Kansas City Athletics
Municipal Stadium, Kansas City, MO
Sun Apr 24 1955, 4:33 AM EDT
Att: 19,446 - Unknown

AB	31
R	5
H	10
RBI	3
BB	5
SO	4
LOB	18



Batter	1	2	3	4	5	6	7	8	9	AB	R	H	RBI	BB	SO	LOB	TOP			
Billy Goodman, L (1, 4) OBP: 0.433, SLG: 0.413	4-0 L3 BB		0-0 G1		0-0 SF8		0-0 F7			2	0	0	1	1	0	3				
Grady Hatton, L (1, 5)	0-0 F8			0-0 F9	0-0 L3			0-0 F8		4	0	0	0	0	0	3				
Faye Throneberry, L (1, 7) OBP: 0.444, SLG: 0.766	0-0 L3			0-0 HR		0-0 G3		0-0 F4		4	1	1	1	0	0	1				
Jackie Jensen, R (1, 9) OBP: 0.321, SLG: 0.451		0-0 5-3		0-0 F9		0-0 6-3		0-0 F3		4	0	0	0	0	0	0				
Sammy White, R (1, 2) OBP: 0.421, SLG: 0.600		0-0 F2		0-0 4-3		0-0 F2			0-0 F6	4	0	0	0	0	0	0				
Norm Zauchin, R (1, 3) OBP: 0.257, SLG: 0.333		0-3 K			0-0 BB SF8 2B		0-0 F8		0-0 F3	4	1	1	0	0	1	0				
Jim Piersall, R (1, 8) OBP: 0.278, SLG: 0.340			0-0 SH1-4 1B		4-0 BB		4-0 BB		4-0 BB	1	0	1	0	3	0	0				
Owen Friend, R (1, 6) OBP: 0.400, SLG: 0.464			0-3 K		4-0 BB		4-0 BB		0-3 K	1	0	0	0	0	1	1				
Harry Agganis, L (5, PH) OBP: 0.375, SLG: 0.381					1-2 2-3 BB		1-2 BB			0	0	0	0	1	0	0				
Billy Klaus, L (5, 6)					0-0 SH1-4		0-0 F7			1	0	0	0	1	1	1				
Frank Sullivan, R (1, 1) OBP: 0.333, SLG: 0.500					1-2 K					0	0	0	0	0	0	0				
Gene Stephens, L (5, PH)										1	0	0	0	0	1	3				
Bill Henry, L (5, 1)										0	0	0	0	0	0	0				
Hersh Freeman, R (6, 1)										0	0	0	0	0	0	0				
Sam Mele, R (7, PH) OBP: 0.167, SLG: 0.167										1	0	0	0	0	0	2				
Ellis Kinder, R (7, 1) OBP: 0.500, SLG: 0.500										0	0	0	0	0	0	0				
Inning Stats	R: 0 E: 0 K: 0 S: 2	H: 0 LOB: 0 BB: 1 P: 6	R: 0 E: 0 K: 1 S: 5	H: 0 LOB: 0 BB: 0 P: 5	R: 0 E: 0 K: 1 S: 6	H: 1 LOB: 0 BB: 0 P: 6	R: 1 E: 0 K: 0 S: 4	H: 1 LOB: 0 BB: 0 P: 4	R: 1 E: 0 K: 0 S: 6	H: 1 LOB: 2 BB: 2 P: 14	R: 0 E: 0 K: 0 S: 3	H: 0 LOB: 0 BB: 0 P: 3	R: 0 E: 0 K: 0 S: 3	H: 0 LOB: 0 BB: 1 P: 11	R: 0 E: 0 K: 1 S: 5	H: 0 LOB: 1 BB: 1 P: 9	1B: 1 2B: 2 3B: 0 HR: 1	SF: 1 SAC: 1 DP: 1 HBP: 0	WP: 0 PB: 0 SB: 0 CS: 0	PA: 35
PITCHER Cloyd Boyer, R (1, 1) ERA: 4.67	IP: 9.0 WLS: W BF: 35 H: 3 R: 2 ER: 2 SO: 4 BB: 6 IBB: 0 HBP: 0 BLK: 0 WP: 0 HR: 1 S: 37 P: 61 ERA: 2.00 WHIP: 1.000															PITCHER				

Boston Red Sox @ Kansas City Athletics
Municipal Stadium, Kansas City, MO
Wed Apr 27 1955, 4:33 AM EDT
Att: 9,557 - Unknown

AB 27
R 2
H 3
RBI 2
BB 6
SO 4
LOB 14



Batter	1	2	3	4	5	6	7	8	9	AB	R	H	RBI	BB	SO	LOB	BOTTOM			
Vic Power, R (1, 3) OBP: 0.423, SLG: 0.694	0-0 F7		0-0 1B HR	0-0 F9		0-0 L4-3				4	1	1	0	0	0	4				
Bill Renna, R (1, 9) OBP: 0.285, SLG: 0.545	0-0 HR		0-3 K		0-0 F7		0-0 SH1-3 1B			4	1	2	1	0	1	2				
Jim Finigan, R (1, 5) OBP: 0.360, SLG: 0.674	0-0 F7		0-0 HR 1B		0-0 F8		0-0 SH1-3			3	1	1	1	0	0	0				
Gus Zernial, R (1, 7) OBP: 0.306, SLG: 0.511	0-3 K		0-0 HR		0-0 F8		0-0 F7			4	1	1	3	0	1	1				
Bill Wilson, R (1, 8) OBP: 0.380, SLG: 0.622		0-0 CS 2B	0-0 2B		0-0 HR		0-3 K			4	1	3	1	0	1	1				
Pete Suder, R (1, 4) OBP: 0.154, SLG: 0.179		0-3 K	0-0 G3		0-0 BB 1B		0-0 4-3			4	0	1	0	0	1	2				
Joe Demaestri, R (1, 6) OBP: 0.184, SLG: 0.211		0-3 K		0-0 F9		0-0 F2		0-0 2B		4	0	1	0	0	1	2				
Joe Astroth, R (1, 2) OBP: 0.515, SLG: 0.458			0-0 F2	1-0 FC HBP		0-0 BB 1B		0-0 6-3		3	0	1	0	0	0	1				
Cloyd Boyer, R (1, 1) OBP: 0.286, SLG: 0.167			0-0 1B 1B	0-0 FC		4-0 L4-3 BB		0-0 6-3		3	1	1	0	1	0	2				
Inning Stats	R: 1 E: 0 K: 1 S: 6	H: 1 LOB: 0 BB: 0 P: 6	R: 0 E: 0 K: 2 S: 7	H: 1 LOB: 0 BB: 0 P: 7	R: 4 E: 0 K: 1 S: 10	H: 5 LOB: 1 BB: 0 P: 10	R: 0 E: 0 K: 0 S: 3	H: 0 LOB: 1 BB: 0 P: 4	R: 0 E: 0 K: 0 S: 3	H: 0 LOB: 0 BB: 0 P: 3	R: 1 E: 0 K: 0 S: 5	H: 3 LOB: 2 BB: 1 P: 9	R: 0 E: 0 K: 1 S: 6	H: 1 LOB: 1 BB: 0 P: 6	R: 0 E: 0 K: 0 S: 4	H: 1 LOB: 1 BB: 0 P: 4	1B: 6 2B: 4 3B: 0 HR: 3	SF: 0 SAC: 1 DP: 1 HBP: 1	WP: 0 PB: 0 SB: 0 CS: 1	PA: 36
PITCHER Frank Sullivan, R (1, 1) ERA: 3.54	IP: 4.0 WLS: L BF: 19 H: 7 R: 5 ER: 5 SO: 4 BB: 0 IBB: 0 HBP: 1 BLK: 0 WP: 0 HR: 2 S: 26 P: 27 ERA: 11.25 WHIP: 1.750															PITCHER				
Bill Henry, L (5, 1) ERA: 5.75	1.1 8 3 1 1 0 1 0 0 0 0 1 7 11 6.75 3.000																			
Hersh Freeman, R (6, 1) ERA:	0.2 1 0 0 0 0 0 0 0 0 0 1 1 0.00 0.000																			
Ellis Kinder, R (7, 1) ERA: 3.52	2.0 8 2 0 0 0 1 0 0 0 0 0 10 10 0.00 1.000																			

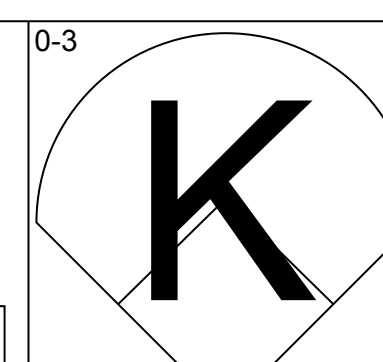
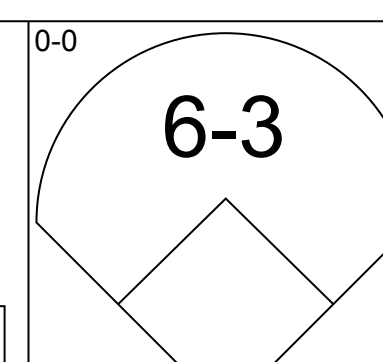
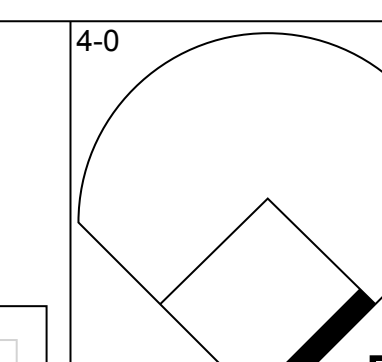
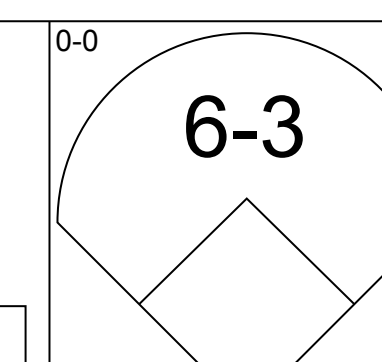
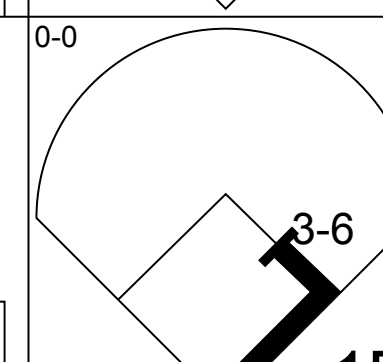
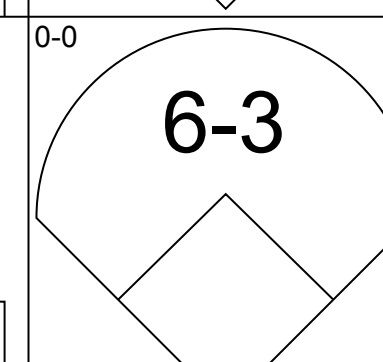
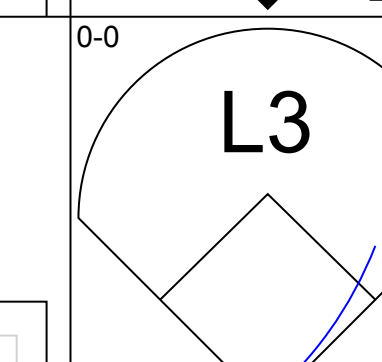
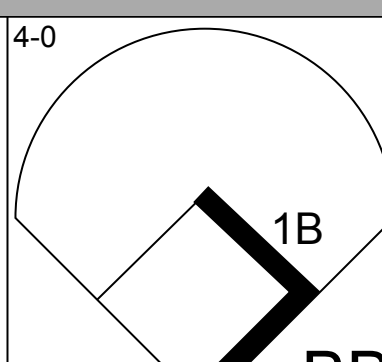
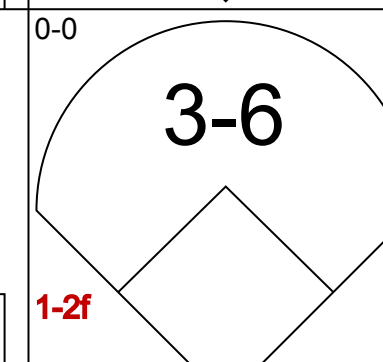
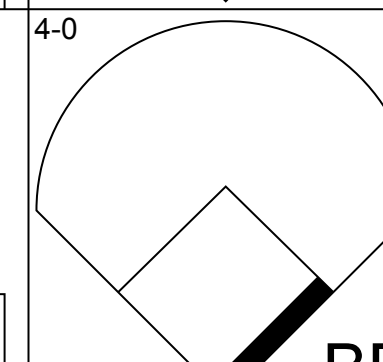
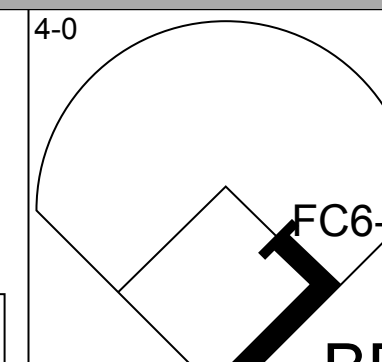
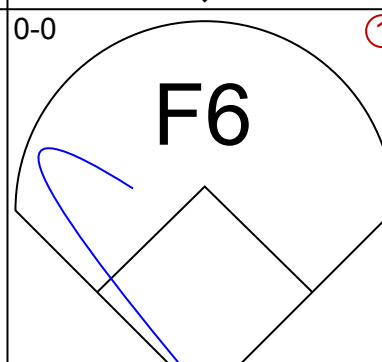
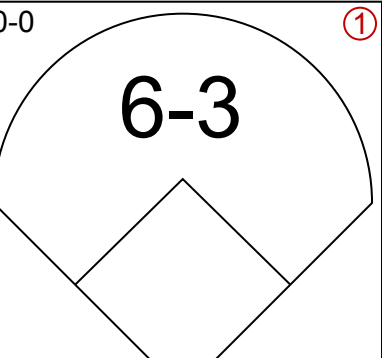
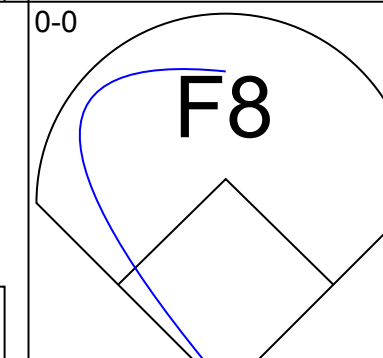
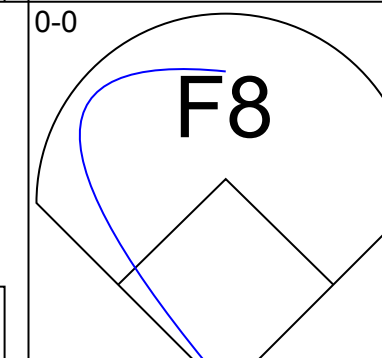
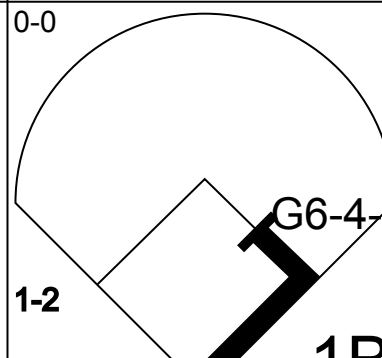
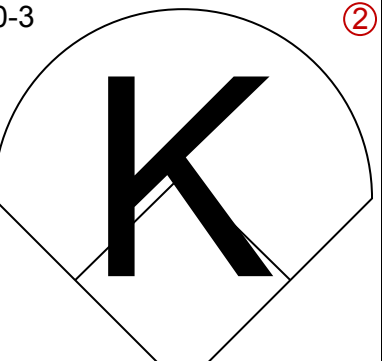
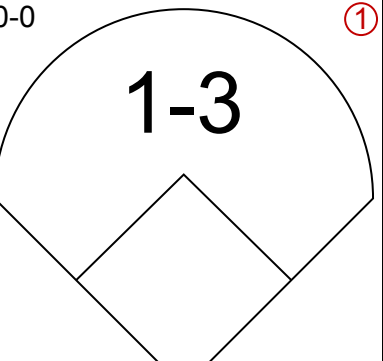
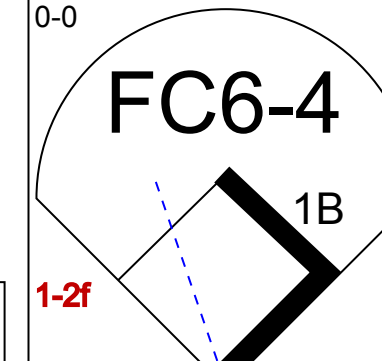
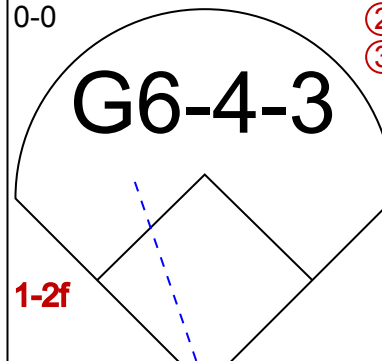
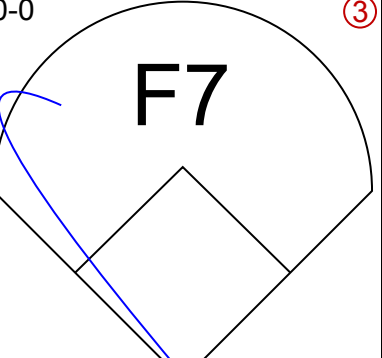
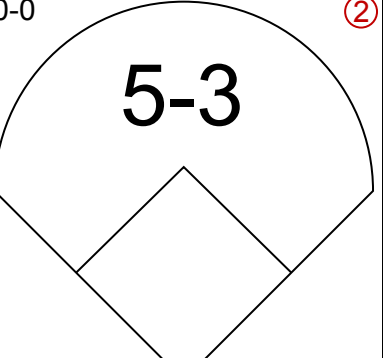
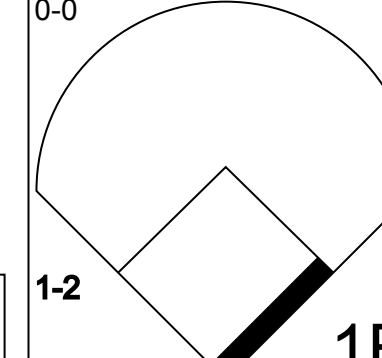
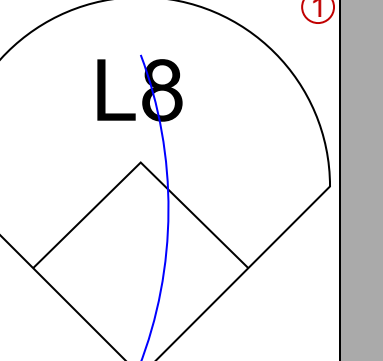
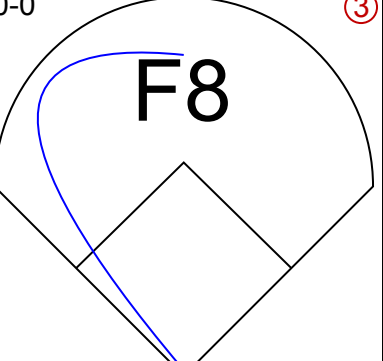
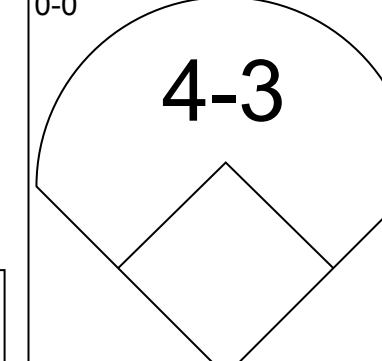
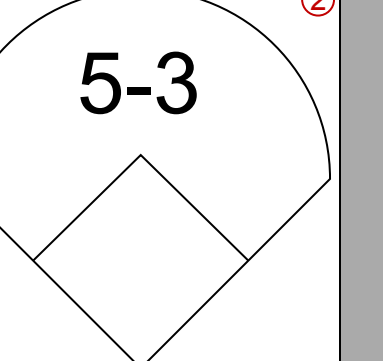
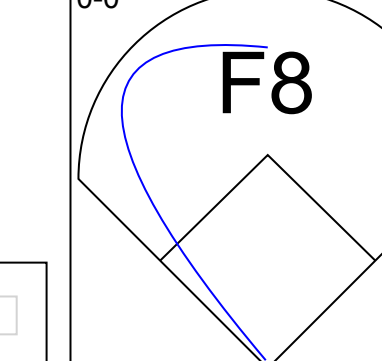
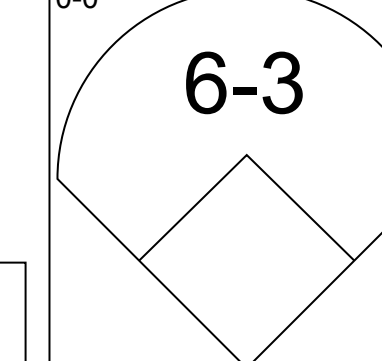
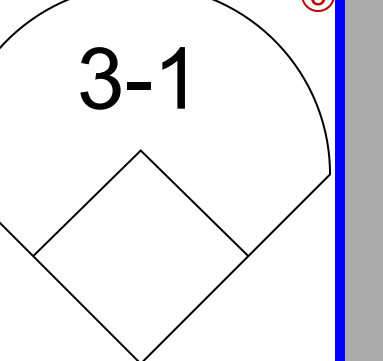
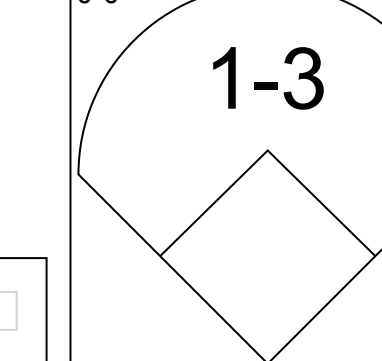
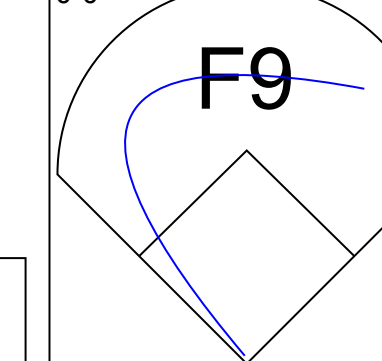
Boston Red Sox @ Kansas City Athletics
Municipal Stadium, Kansas City, MO
Wed Apr 27 1955, 4:33 AM EDT
Att: 9,557 - Unknown

AB 33
R 6
H 12
RBI 6
BB 1
SO 5
LOB 15



Batter	1	2	3	4	5	6	7	8	9	AB	R	H	RBI	BB	SO	LOB	TOP								
Hank Bauer, R OBP: 0.415, SLG: 0.574 (1, 9)	6-3		3B	F7		2-3	BB 1B		6-3	6	2	2	0	0	0	0	New York Yankees @ Kansas City Athletics Municipal Stadium, Kansas City, MO Thu Apr 28 1955, 4:33 AM EDT Att: 32,559 - Unknown livebaseballscorecards.com								
Andy Carey, R OBP: 0.295, SLG: 0.354 (1, 5)	G1		1B	E6		K	1B		1-2-3	6	3	3	1	0	1	0									
Mickey Mantle, S OBP: 0.484, SLG: 0.553 (1, 8)	L8		BB	BB		BB	HBP			3	3	2	2	2	0	0									
Elston Howard, R OBP: 0.545, SLG: 0.500 (1, 2)		1B	SF8	K		BB	HBP		1-3	5	2	3	2	0	1	1									
Joe Collins, L OBP: 0.529, SLG: 0.583 (1, 3)	K	1B	SF8			E	BB			3	1	0	1	2	1	3									
Irv Noren, L OBP: 0.333, SLG: 0.379 Bob Cerv, R OBP: 0.313, SLG: 0.400 (6, PH) (6, 7)	1B		SF8			F9	E9		FC6-4	2	0	1	1	0	0	0									
Gil McDougald, R OBP: 0.423, SLG: 0.211 (1, 4)	1B		SF8			F9	E9		FC6-4	2	0	0	0	0	0	2									
Billy Hunter, R OBP: 0.333, SLG: 0.217 (1, 6)	G5-4-3		F2			E	S		F8	3	0	0	1	2	0	6									
Bob Grim, R Don Larsen, R (2, 1)			F9	L9		K	1-3		F9	5	0	0	0	0	0	1		6							
Inning Stats	R: 0 E: 0 K: 0 S: 3	H: 0 LOB: 0 BB: 0 P: 3	R: 1 E: 0 K: 1 S: 7	H: 3 LOB: 1 BB: 0 P: 7	R: 3 E: 0 K: 0 S: 6	H: 3 LOB: 3 BB: 3 P: 18	R: 2 E: 1 K: 1 S: 7	H: 2 LOB: 0 BB: 0 P: 7	R: 0 E: 0 K: 1 S: 5	H: 0 LOB: 2 BB: 1 P: 10	R: 3 E: 1 K: 1 S: 6	H: 0 LOB: 3 BB: 3 P: 20	R: 2 E: 0 K: 0 S: 5	H: 3 LOB: 1 BB: 1 P: 9	R: 0 E: 0 K: 0 S: 2	H: 0 LOB: 1 BB: 1 P: 6		R: 0 E: 0 K: 0 S: 4	H: 1 LOB: 1 BB: 0 P: 4	1B: 10 2B: 1 3B: 1 HR: 1	SF: 1 SAC: 0 DP: 2 HBP: 3	WP: 1 PB: 0 CS: 1	PA: 49		
PITCHER	IP	WLS	BF	H	R	ER	SO	BB	IBB	HBP	BLK	WP	HR	S	P	ERA	WHIP								
Johnny Gray, R ERA: 15.88 Charlie Bishop, R ERA: 3.95 Lou Sleater, L ERA: 54.0 Moe Burtzschy, R ERA: 24.55 Marion Fricano, R ERA: 1.29	2.1	L	14	6	4	4	1	2	0	0	0	0	0	14	22	15.43	3.429								

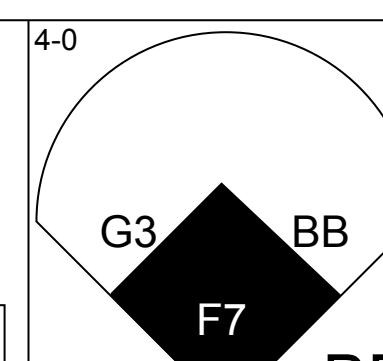
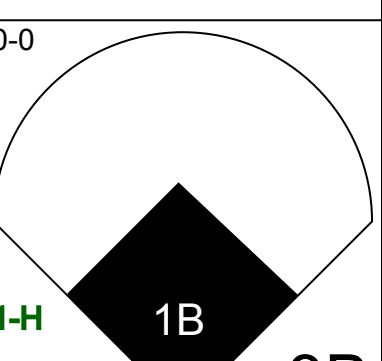
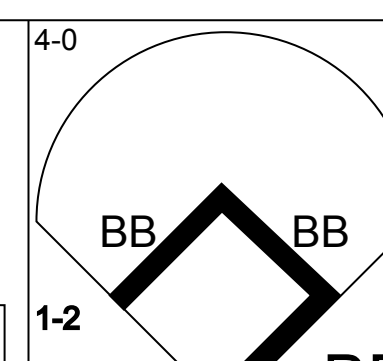
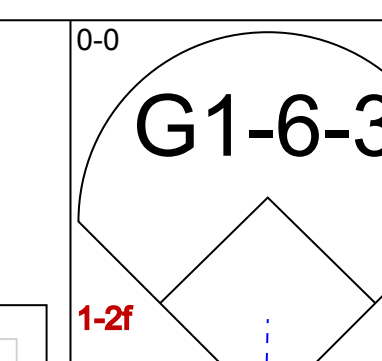
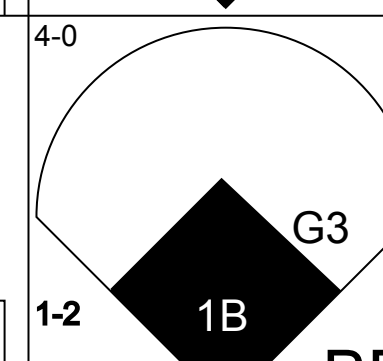
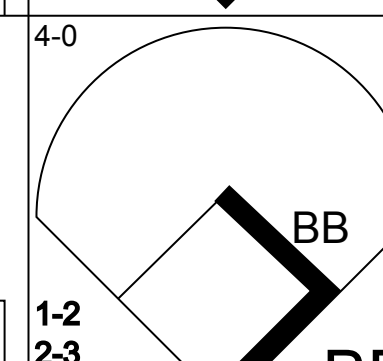
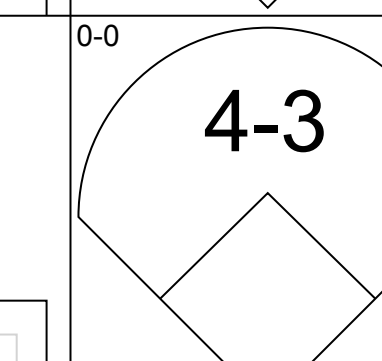
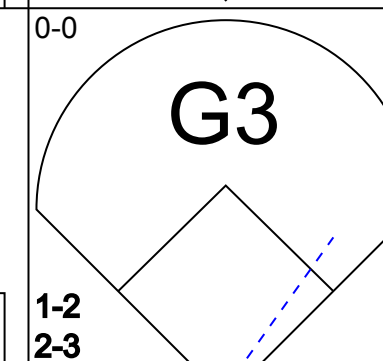
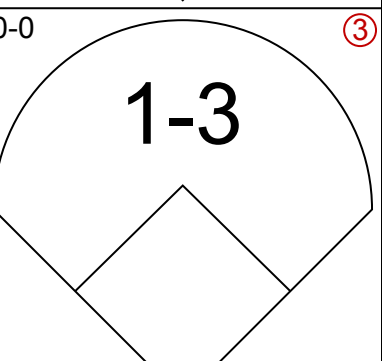
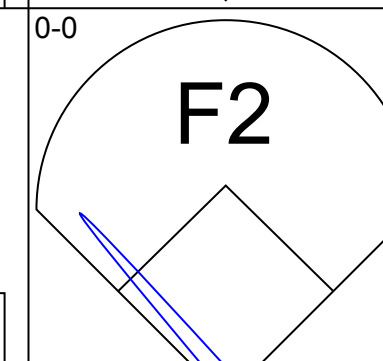
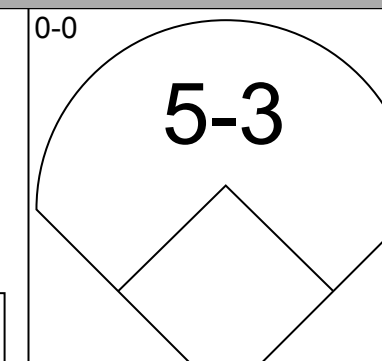
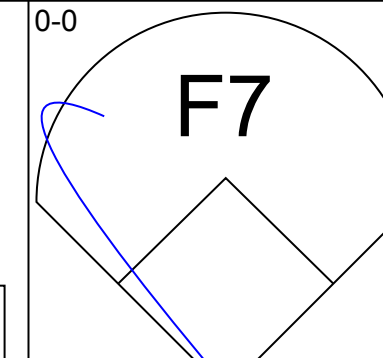
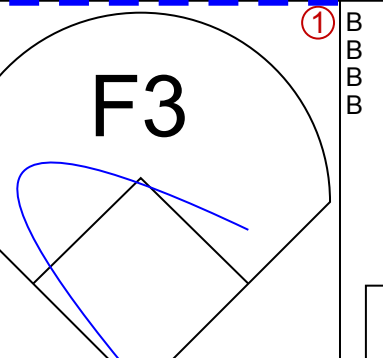
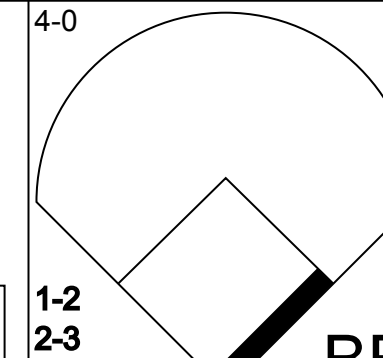
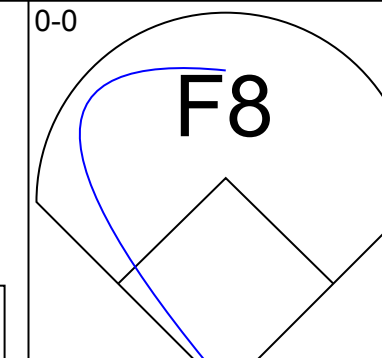
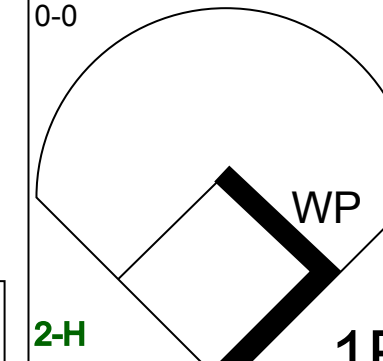
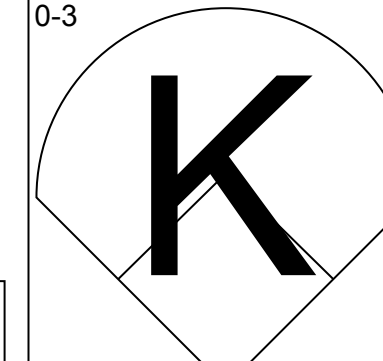
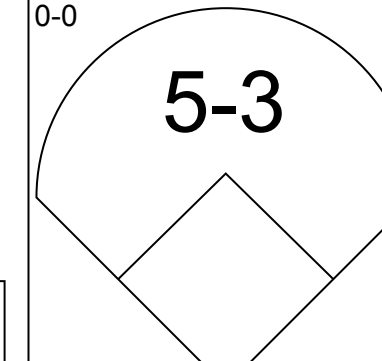
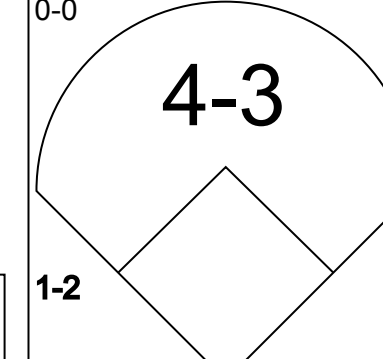
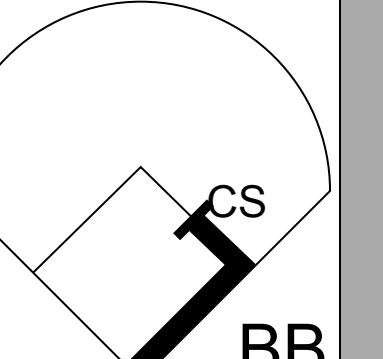
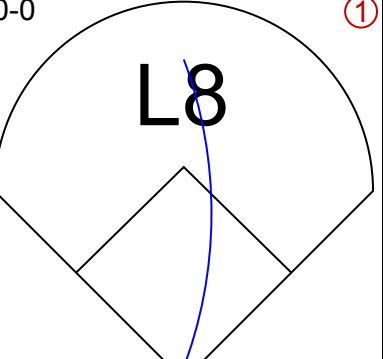
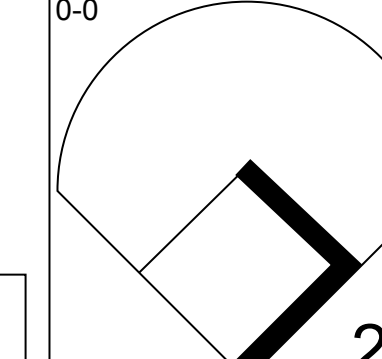
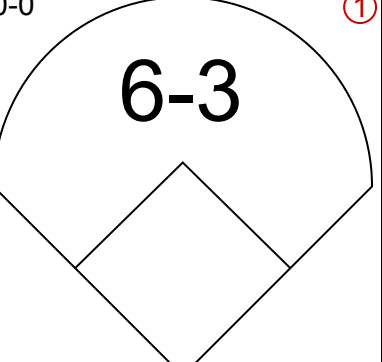
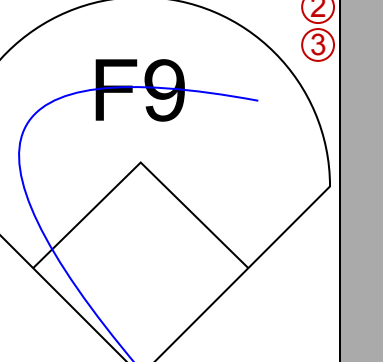
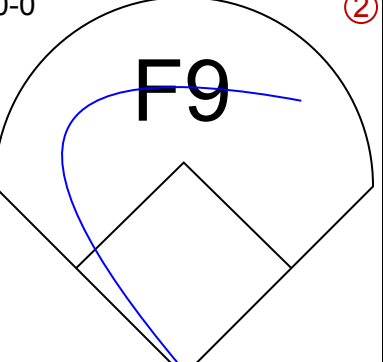
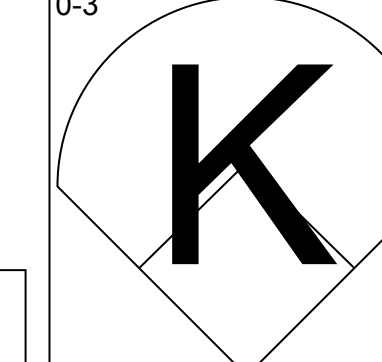
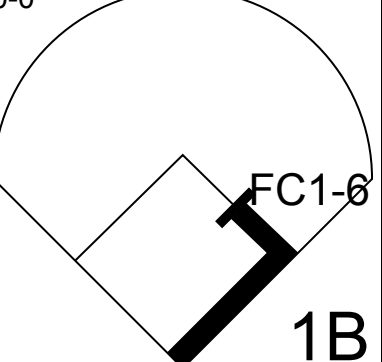
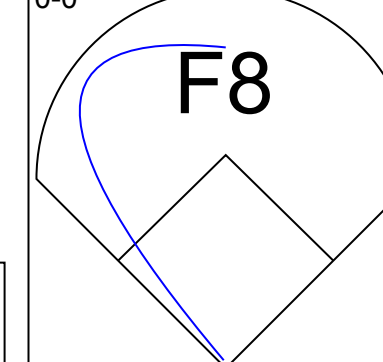
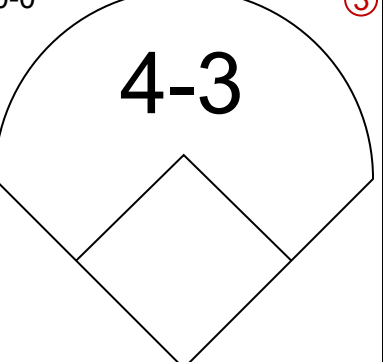
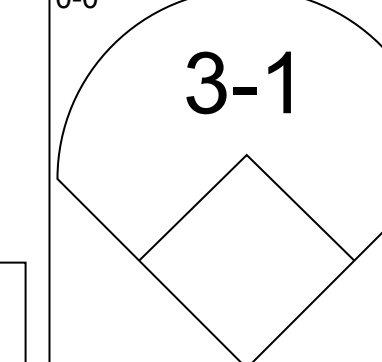
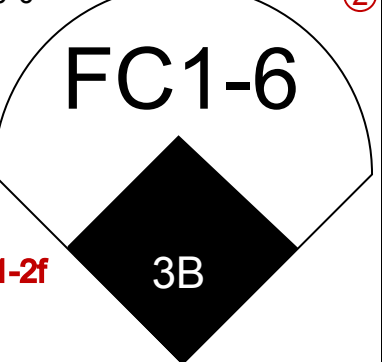
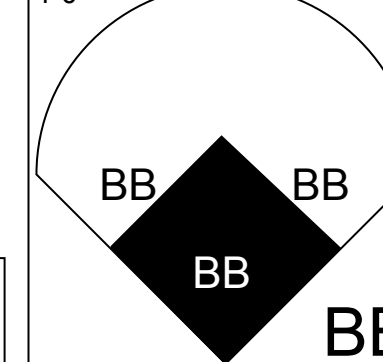
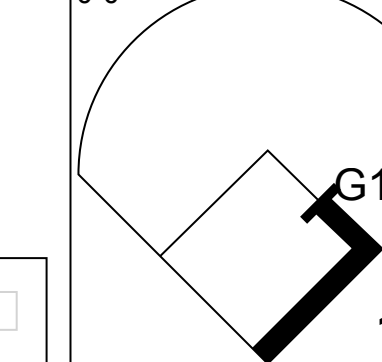
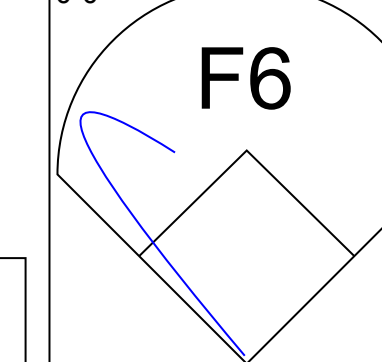
Batter	1	2	3	4	5	6	7	8	9	AB	R	H	RBI	BB	SO	LOB	BOTTOM								
Vic Power, R OBP: 0.446, SLG: 0.750 Jack Littrell, R OBP: 0.125, SLG: 0.125 Marion Fricano, R OBP: 1.000, SLG: 1.000 (7, PR) (8, 1)	E		G5-4-3			HR				3	2	2	1	1	0	1	New York Yankees @ Kansas City Athletics Municipal Stadium, Kansas City, MO Thu Apr 28 1955, 4:33 AM EDT Att: 32,559 - Unknown livebaseballscorecards.com								
Elmer Valo, L OBP: 0.600, SLG: 0.600 (1, 9)	F8		E			4-3			F9	4	1	1	0	0	0	3									
Jim Finigan, R OBP: 0.370, SLG: 0.700 (1, 5)	E6		E7			F9			F7	4	1	2	2	0	0	0									
Gus Zernial, R OBP: 0.283, SLG: 0.479 (1, 7)	SF7		4-3			F9			F2	3	0	0	1	0	0	1									
Bill Wilson, R OBP: 0.370, SLG: 0.583 (1, 8)	F7					K			5-3	3	0	0	0	1	1	0									
Pete Suder, R OBP: 0.163, SLG: 0.186 (1, 4)			F8			6-3			K	4	0	1	0	0	1	1									
Joe Demaestri, R OBP: 0.167, SLG: 0.190 (1, 6)			F5			F9			6-3	4	0	0	0	0	0	1									
Joe Astroth, R OBP: 0.459, SLG: 0.393 (1, 2)			1-3			2-3			6-3	4	0	0	0	0	1	0									
Johnny Gray, R ERA: 15.88 Charlie Bishop, R ERA: 3.95 Lou Sleater, L ERA: 54.0 Moe Burtzschy, R ERA: 24.55 Don Bollweg, L OBP: 0.444, SLG: 0.167 (8, 3)			G5-4-3			K			BB	0	0	0	0	0	0	0									
Inning Stats	R: 2 E: 1 K: 0 S: 5	H: 2 LOB: 0 BB: 0 P: 5	R: 0 E: 0 K: 0 S: 3	H: 0 LOB: 0 BB: 0 P: 3	R: 1 E: 1 K: 0 S: 5	H: 3 LOB: 1 BB: 0 P: 5	R: 0 E: 0 K: 1 S: 5	H: 0 LOB: 0 BB: 0 P: 5	R: 1 E: 0 K: 1 S: 6	H: 1 LOB: 0 BB: 0 P: 6	R: 0 E: 0 K: 1 S: 5	H: 0 LOB: 1 BB: 1 P: 9	R: 0 E: 0 K: 0 S: 3	H: 0 LOB: 2 BB: 2 P: 11	R: 0 E: 0 K: 0 S: 3	H: 0 LOB: 0 BB: 0 P: 3		R: 0 E: 0 K: 1 S: 5	H: 1 LOB: 0 BB: 0 P: 5	1B: 4 2B: 2 3B: 0 HR: 1	SF: 1 SAC: 0 DP: 2 HBP: 0	WP: 0 PB: 0 CS: 0	PA: 35		
PITCHER	IP	WLS	BF	H	R	ER	SO	BB	IBB	HBP	BLK	WP	HR	S	P	ERA	WHIP								
Bob Grim, R ERA: 8.64 Don Larsen, R ERA: 1.6	1.0	W	30	5	2	2	4	3	0	0	0	0	1	35	47	2.25	1.000								

Batter	1	2	3	4	5	6	7	8	9	AB	R	H	RBI	BB	SO	LOB	TOP		
Hank Bauer, R OBP: 0.406, SLG: 0.544 (1, 9)										3	0	0	0	1	1	0			
Andy Carey, R OBP: 0.282, SLG: 0.353 (1, 5)										3	0	1	0	1	0	1			
Mickey Mantle, S OBP: 0.485, SLG: 0.531 (1, 8)										2	0	0	0	2	0	2			
Elston Howard, R OBP: 0.467, SLG: 0.429 (1, 2)										4	0	1	0	0	0	2			
Bob Cerv, R OBP: 0.250, SLG: 0.316 (1, 7)										4	0	0	0	0	1	3			
Gil McDougald, R OBP: 0.414, SLG: 0.227 (1, 4)										3	0	1	0	0	0	0			
Joe Collins, L OBP: 0.450, SLG: 0.467 (1, 3)										3	0	0	0	0	0	2			
Billy Hunter, R OBP: 0.300, SLG: 0.192 (1, 6)										3	0	0	0	0	0	0			
Johnny Kucks, R (1, 1)										0	0	0	0	0	0	0			
Enos Slaughter, L (3, PH)										1	0	0	0	0	0	0			
Tom Sturdivant, L (3, 1)										1	0	0	0	0	0	0			
Eddie Robinson, L (8, PH)										1	0	0	0	0	0	0			
Art Schallack, L (8, 1)										0	0	0	0	0	0	0			
Inning Stats	R: 0 E: 0 K: 1 S: 5	H: 1 LOB: 0 BB: 0 P: 5	R: 0 E: 0 K: 1 S: 5	H: 0 LOB: 0 BB: 0 P: 5	R: 0 E: 0 K: 0 S: 3	H: 0 LOB: 0 BB: 0 P: 3	R: 0 E: 0 K: 0 S: 3	H: 0 LOB: 1 BB: 1 P: 7	R: 0 E: 0 K: 0 S: 3	H: 0 LOB: 0 BB: 0 P: 3	R: 0 E: 0 K: 0 S: 4	H: 1 LOB: 2 BB: 1 P: 8	R: 0 E: 0 K: 0 S: 3	H: 0 LOB: 0 BB: 0 P: 3	R: 0 E: 0 K: 0 S: 3	H: 1 LOB: 1 BB: 1 P: 7	1B: 3 2B: 1 3B: 0 HR: 0	SF: 0 SAC: 0 DP: 2 HBP: 0	WP: 0 PA: 32 CS: 0
PITCHER Bobby Shantz, L ERA: 6.62 (1, 1)	IP: 9.0 WLS: W BF: 32 H: 3 R: 0 ER: 0 SO: 2 BB: 4 IBB: 0 HBP: 0 BLK: 0 WP: 0 HR: 0 S: 32 P: 48 ERA: 0.00 WHIP: 0.778															PITCHER			

New York Yankees @ Kansas City Athletics
Municipal Stadium, Kansas City, MO
Fri Apr 29 1955, 4:33 AM EDT
Att: 33,471 - Unknown

AB	28
R	0
H	3
RBI	0
BB	4
SO	2
LOB	10



Batter	1	2	3	4	5	6	7	8	9	AB	R	H	RBI	BB	SO	LOB	BOTTOM		
Vic Power, R OBP: 0.467, SLG: 0.778 (1, 3)										2	2	1	1	2	0	1			
Elmer Valo, L OBP: 0.621, SLG: 0.591 (1, 9)										2	1	1	1	2	0	0			
Jim Finigan, R OBP: 0.345, SLG: 0.648 (1, 5)										4	0	0	0	0	0	6			
Gus Zernial, R OBP: 0.281, SLG: 0.451 (1, 7)										3	0	0	2	1	0	1			
Bill Wilson, R OBP: 0.379, SLG: 0.635 (1, 8)										4	1	2	2	0	1	3			
Pete Suder, R OBP: 0.191, SLG: 0.217 (1, 4)										3	0	1	0	1	0	1			
Joe Demaestri, R OBP: 0.152, SLG: 0.174 (1, 6)										4	0	0	0	0	1	2			
Billy Shantz, R OBP: 0.200, SLG: 0.300 (1, 2)										4	0	1	0	0	0	1			
Bobby Shantz, R OBP: 0.333, SLG: 0.200 (1, 1)										3	2	1	0	1	0	2			
Inning Stats	R: 2 E: 0 K: 0 S: 4	H: 1 LOB: 1 BB: 2 P: 12	R: 2 E: 0 K: 0 S: 6	H: 3 LOB: 0 BB: 0 P: 6	R: 1 E: 0 K: 0 S: 3	H: 1 LOB: 0 BB: 1 P: 7	R: 1 E: 0 K: 1 S: 5	H: 0 LOB: 3 BB: 4 P: 21	R: 0 E: 0 K: 0 S: 3	H: 0 LOB: 0 BB: 0 P: 3	R: 0 E: 0 K: 0 S: 3	H: 1 LOB: 0 BB: 0 P: 3	R: 0 E: 0 K: 1 S: 6	H: 1 LOB: 1 BB: 0 P: 6	R: 0 E: 0 K: 0 S: 6	H: 0 LOB: 0 BB: 0 P: 6	1B: 4 2B: 1 3B: 1 HR: 1	SF: 0 SAC: 0 DP: 1 HBP: 0	WP: 1 PA: 36 CS: 1
PITCHER Johnny Kucks, R ERA: 6.23 (1, 1)	IP: 2.0 WLS: L BF: 12 H: 4 R: 4 ER: 4 SO: 0 BB: 2 IBB: 0 HBP: 0 BLK: 0 WP: 1 HR: 0 S: 10 P: 18 ERA: 18.00 WHIP: 3.000															PITCHER			
Tom Sturdivant, R ERA: 5.0 (3, 1)	5.0 20 2 2 2 1 5 0 0 0 0 0 1 17 37 3.60 1.400																		
Art Schallack, L ERA: 6.0 (8, 1)	1.0 4 1 0 0 1 0 0 0 0 0 0 0 6 6 0.00 1.000																		

New York Yankees @ Kansas City Athletics
Municipal Stadium, Kansas City, MO
Fri Apr 29 1955, 4:33 AM EDT
Att: 33,471 - Unknown


AB	29
R	6
H	7
RBI	6
BB	7
SO	2
LOB	17




Batter	1	2	3	4	5	6	7	8	9	AB	R	H	RBI	BB	SO	LOB	TOP						
Eddie Yost, R OBP: 0.375, SLG: 0.283 (1, 5)	1-0 SH1-3 E HBP	0-0 1B		0-0 2H HR		4-0 G6-4-3 BB		4-0 1-2 2-3 BB		2	2	2	2	2	0	0	Washington Senators @ Kansas City Athletics Municipal Stadium, Kansas City, MO Sun May 01 1955, 4:33 AM EDT Att: 22,906 - Unknown						
Juan Delis, R OBP: 0.308, SLG: 0.538 (1, 9)	0-0 SH1-3	0-0 F9		0-0 4-3		0-0 G6-4-3		0-0 F7		4	0	0	0	0	0	5							
Pete Runnels, L OBP: 0.301, SLG: 0.258 (1, 4)	0-0 E6 2H 1B 2B	0-0 F7		0-0 3B 1B		0-0 4-3		0-0 FC6-4 1-2		5	2	2	1	0	0	4							
Mickey Vernon, L OBP: 0.338, SLG: 0.530 Tom Umphlett, R OBP: 0.313, SLG: 0.222 (1, 3) (7, 7)	0-0 F5		0-0 6-3	0-0 1H 3B			0-3 K		4-0 BB 1B BB	4	0	1	1	0	1	1							
Roy Sievers, R OBP: 0.314, SLG: 0.250 (1, 7) (7, 3)	4-0 1B HR BB		4-0 G6-4-3 BB	0-0 F8			0-0 F9		0-0 F8	3	1	0	0	2	0	2							
Jim Busby, R OBP: 0.292, SLG: 0.397 (1, 8)	0-0 1-2 HR 1B		0-0 G6-4-3		0-0 HR		0-0 F6		0-0 1-2 BB 1B	5	2	3	2	0	0	1							
Ed Fitz Gerald, R OBP: 0.333, SLG: 0.400 (1, 2)	0-0 1H 2H HR			0-0 HR		4-0 G4-3 BB		4-0 BB BB	4-0 1-2 2-3 BB	2	2	2	4	3	0	0							
Tony Roig, R OBP: 0.250, SLG: 0.143 Ernie Cravetz, S OBP: 0.395, SLG: 0.353 Jerry Snyder, R OBP: 0.200, SLG: 0.214 (1, 6) (8, PH) (8, 6)	0-3 K		4-0 HR BB	0-0 SH3 HR BB		4-0 G4-3		4-0 1-2 BB BB	0-3 K	2	1	0	0	1	1	1							
Mickey McDermott, L OBP: 0.260, SLG: 0.550 Ted Abernathy, R OBP: 0.295, SLG: 0.400 Dean Stone, L OBP: 0.295, SLG: 0.400 Camilo Pascual, R OBP: 0.295, SLG: 0.400 Dick Hyde, R OBP: 0.295, SLG: 0.400 Jesse Levan, L OBP: 0.295, SLG: 0.400 Pedro Ramos, S OBP: 0.295, SLG: 0.400 Carlos Paula, S OBP: 0.295, SLG: 0.400 (1, 1) (1, 1) (4, 1) (7, 1) (7, 1) (8, PH) (8, 1) (8, PH)		0-0 F8		0-0 SH3		0-3 K2-3		0-0 F8	0-0 F3	0	0	0	0	0	0	0							
Inning Stats	R: 5 E: 1 K: 1 S: 8	H: 3 LOB: 0 BB: 1 P: 13	R: 0 E: 0 K: 0 S: 4	H: 1 LOB: 1 BB: 0 P: 4	R: 0 E: 0 K: 0 S: 2	H: 0 LOB: 0 BB: 1 P: 6	R: 4 E: 0 K: 0 S: 7	H: 4 LOB: 1 BB: 1 P: 11	R: 1 E: 0 K: 1 S: 5	H: 1 LOB: 0 BB: 1 P: 9	R: 0 E: 0 K: 0 S: 2	H: 0 LOB: 0 BB: 1 P: 6	R: 0 E: 0 K: 1 S: 5	H: 0 LOB: 0 BB: 0 P: 5	R: 0 E: 0 K: 0 S: 3	H: 0 LOB: 3 BB: 2 P: 15		R: 0 E: 0 K: 1 S: 6	H: 1 LOB: 3 BB: 2 P: 14	1B: 4 2B: 1 3B: 1 HR: 4	SF: 0 SAC: 2 DP: 3 HBP: 1	WP: 0 PB: 0 SB: 0 CS: 0	PA: 45
PITCHER	IP WLS BF H R ER SO BB IBB HBP BLK WP HR S P ERA WHIP																						
Art Ditmar, R ERA: 9.0 (1, 1)	3.1 1.2	19 9	6 3	8 2	8 2	1 1	3 2	0 0	1 0	0 0	0 0	0 0	0 0	0 1	3 9	17 30		21.60 10.80	2.700 3.000				
Arnie Portocarrero, R ERA: 8.15 (4, 1)	3.1 1.5	W 15	3 1	2 0	2 0	1 1	2 5	0 0	0 0	0 0	0 0	0 0	0 0	0 12	32	0.00 1.800	0.00 3.000						
Moe Burtisch, R ERA: 12.85 (6, 1)	0.2 S	2 0	0 0	0 0	0 0	1 1	0 0	0 0	0 0	0 0	0 0	0 0	0 4	4	0.00 0.000	0.000							
Tom Gorman, R ERA: 5.63 (9, 1)																	0.00 0.000						

Batter	1	2	3	4	5	6	7	8	9	AB	R	H	RBI	BB	SO	LOB	BOTTOM				
Vic Power, R OBP: 0.470, SLG: 0.776 (1, 3)	4-0 HBP 3B BB	0-0 E9 3B 2B	0-0 F9		0-0 F2	0-0 SF8		0-0 FC6-4 1B		4	2	2	2	1	0	1	Washington Senators @ Kansas City Athletics Municipal Stadium, Kansas City, MO Sun May 01 1955, 4:33 AM EDT Att: 22,906 - Unknown				
Bill Renno, R OBP: 0.300, SLG: 0.579 (1, 9)	1-0 3B HBP	0-0 2B 3B		0-0 HBP E FC6-4 1B	0-0 F2	0-0 3H FC5-4		0-0 1-3 2H FC6-4		5	3	2	2	0	0	2					
Jim Finigan, R OBP: 0.375, SLG: 0.690 (1, 5)	0-0 1H 2H SF7 3B	0-0 3H 2B		0-0 FC6-4 1B HBP E BB	4-0 E BB		0-0 BB F8			4	4	2	3	2	0	2					
Gus Zernial, R OBP: 0.302, SLG: 0.463 (1, 7)	0-0 SF7	0-0 F3		1-0 FC6-4 HBP	4-0 E BB		0-0 1H 1B 2B		0-0 F8	3	1	1	2	1	0	1					
Bill Wilson, R OBP: 0.375, SLG: 0.621 (1, 8)	0-0 F9	0-3 K		0-0 FC6-4 1B	0-0 E6		0-0 2H 1B 1B		0-0 WP 2B	6	1	2	2	0	1	4					
Pete Suder, R OBP: 0.188, SLG: 0.196 (1, 4)	4-0 1B BB BB	0-0 F9		0-0 F8	0-0 F6		0-0 F7		0-0 G3	5	0	0	0	1	0	7					
Joe Demaestri, R ERA: 5.88 OBP: 0.196, SLG: 0.184 Jack Littrell, R OBP: 0.111, SLG: 0.111 (1, 6) (7, PR) (8, 6)	4-0 1B BB		0-0 F3	0-0 FC6-4 1B		0-0 5-3		0-0 1B HBP	0-0 F8	3	0	1	1	1	0	0					
Billy Shantz, R OBP: 0.333, SLG: 0.400 (1, 2)	0-0 1-2 2-3 1B		0-3 K	0-0 FC6-4		0-0 E SF8 1B		0-0 1-3 2H 1B 1B		5	2	3	1	0	1	2					
Art Ditmar, R OBP: 0.500, SLG: 0.500 Arnie Portocarrero, R OBP: 0.200, SLG: 0.800 Moe Burtisch, R OBP: 0.333, SLG: 0.333 Tom Gorman, R OBP: 0.295, SLG: 0.400 (1, 1) (4, 1) (6, 1) (9, 1)	0-0 4-3		0-0 1B		0-0 HR		0-0 E6		0-0 1B FC6-4 1B	2	0	1	0	0	0	3					
Inning Stats	R: 3 E: 0 K: 0 S: 5	H: 2 LOB: 3 BB: 3 P: 18	R: 2 E: 1 K: 1 S: 8	H: 3 LOB: 1 BB: 0 P: 8	R: 0 E: 0 K: 1 S: 6	H: 1 LOB: 1 BB: 0 P: 6	R: 2 E: 1 K: 0 S: 6	H: 2 LOB: 2 BB: 0 P: 7	R: 2 E: 1 K: 0 S: 5	H: 1 LOB: 2 BB: 2 P: 13	R: 1 E: 1 K: 0 S: 5	H: 1 LOB: 1 BB: 0 P: 5	R: 6 E: 0 K: 0 S: 8	H: 5 LOB: 1 BB: 1 P: 13	R: 0 E: 0 K: 0 S: 4	H: 1 LOB: 1 BB: 0 P: 4		1B: 9 2B: 4 3B: 2 HR: 1	SF: 2 SAC: 0 DP: 0 HBP: 3	WP: 1 PB: 0 SB: 0 CS: 0	PA: 52
PITCHER	IP WLS BF H R ER SO BB IBB HBP BLK WP HR S P ERA WHIP																				
Mickey McDermott, L ERA: 5.88 (1, 1)	0.2 2.1	7 15	1 6	3 4	3 2	0 2	3 0	0 0	1 1	0 0	0 0	0 0	0 1	14 26	16 6.00	40.50 2.000					
Ted Abernathy, R ERA: 5.4 (4, 1)	3.0 0.1	L 17	3 3	4 2	2 0	0 0	3 0	0 0	0 1	0 4	0 5	0 54	0 9.000								
Dean Stone, L ERA: 3.98 (7, 1)	0.2 4	2 3	3 3	0 0	0 0	0 0	0 0	0 0	0 4	4 4	40.50 3.000										
Camilo Pascual, R ERA: 5.5 Dick Hyde, R ERA: 9.0 (7, 1)																	40.50 3.000				
Pedro Ramos, R ERA: (8, 1)	1.0	4	1	0	0	0	0	0	0	0	0	0	0	0	0	0	0.00 1.000				



Batter	1	2	3	4	5	6	7	8	9	AB	R	H	RBI	BB	SO	LOB	TOP								
Eddie Yost, R OBP: 0.385, SLG: 0.268 (1, 5)	F7		K			1B SF7 BB		1B SH1-4 BB	K	3	3	0	0	3	2	0	 Washington Senators @ Kansas City Athletics Municipal Stadium, Kansas City, MO Mon May 02 1955, 4:33 AM EDT Att: 18,104 - Unknown								
Ed Fitz Gerald, R OBP: 0.340, SLG: 0.385 (1, 2)	5-3			1B HR BB	FC6 BB 1B	1B		SH1-4	K	4	1	1	0	1	1	1									
Pete Runnels, L OBP: 0.321, SLG: 0.271 (1, 4)	F8			F8	BB	1B		1B HR BB		4	1	2	1	1	0	1									
Mickey Vernon, L OBP: 0.342, SLG: 0.529 (1, 3)		L7		1B HR	SF7	4-3		1B HR BB		4	2	2	3	0	0	2									
Roy Sievers, R OBP: 0.333, SLG: 0.367 (1, 7)	6-3			1B HR	FC5-4 BB		6-3	1B HR		4	2	2	6	1	0	0									
Jim Busby, R OBP: 0.312, SLG: 0.493 (1, 8)	HR			HR	F1		F9	4-3 1B		5	2	3	2	0	0	3									
Juan Delis, R OBP: 0.278, SLG: 0.500 (1, 9)	4-3			F8	FC5-4			4-3		5	0	1	0	0	0	4									
Bobby Kline, R OBP: 0.174, SLG: 0.136 (1, 6)			L6-3	1B		L4-3	L5-3	L3-1		5	0	1	0	0	0	2									
Johnny Schmitz, R OBP: 0.214, SLG: 0.214 (1, 1)	F7		F7	3-1		F8		SH1-4 BB 1B	F8	5	1	1	0	0	0	1									
Inning Stats	R: 0 E: 0 K: 0 S: 3	H: 0 LOB: 0 BB: 0 P: 3	R: 1 E: 0 K: 0 S: 4	H: 1 LOB: 0 BB: 0 P: 4	R: 0 E: 0 K: 1 S: 5	H: 0 LOB: 0 BB: 0 P: 5	R: 4 E: 0 K: 0 S: 7	H: 4 LOB: 1 BB: 1 P: 11	R: 1 E: 1 K: 0 S: 5	H: 1 LOB: 3 BB: 2 P: 13	R: 1 E: 0 K: 0 S: 5	H: 2 LOB: 2 BB: 1 P: 9	R: 0 E: 0 K: 0 S: 4	H: 1 LOB: 1 BB: 0 P: 4	R: 5 E: 0 K: 0 S: 7	H: 4 LOB: 1 BB: 2 P: 15	R: 0 E: 0 K: 2 S: 7	H: 0 LOB: 0 BB: 0 P: 7	1B: 8 2B: 1 3B: 0 HR: 4	SF: 1 SAC: 1 DP: 0 HBP: 0	WP: 0 PB: 0 SB: 0 CS: 0	PA: 47			
PITCHER	IP	WLS	BF	H	R	ER	SO	BB	IBB	HBP	BLK	WP	HR	S	P	ERA	WHIP								
Cloyd Boyer, R ERA: 6.0 (1, 1)	3.2	L	17	5	5	5	1	1	0	0	0	0	3	18	22	12.27	1.636								
Bob Trice, R ERA: 9.0 (4, 1)	3.2		23	6	6	5	0	5	0	0	0	0	0	18	38	12.27	3.000								
Sonny Dixon, R ERA: 16.2 (8, 1)	0.2		4	2	1	1	0	0	0	0	0	0	1	4	4	13.50	3.000								
Lou Sleater, L ERA: 13.5 (9, 1)	1.0		3	0	0	0	2	0	0	0	0	0	0	7	7	0.00	0.000								

Batter	1	2	3	4	5	6	7	8	9	AB	R	H	RBI	BB	SO	LOB	BOTTOM								
Vic Power, R OBP: 0.464, SLG: 0.754 (1, 3)	F8		L6-3						L6-3	3	0	1	0	0	0	0	 Washington Senators @ Kansas City Athletics Municipal Stadium, Kansas City, MO Mon May 02 1955, 4:33 AM EDT Att: 18,104 - Unknown								
Dick Kryhoski, L OBP: 0.333, SLG: 0.333 (5, FR)										1	0	0	0	0	0	2									
Spook Jacobs, R OBP: 0.286, SLG: 0.167 (8, PH)						1B				1	0	0	0	0	0	0									
Bill Renna, R OBP: 0.289, SLG: 0.558 (1, 9)	F8				K		FC6-4		L6	5	0	1	0	0	1	4									
Jim Finigan, R OBP: 0.348, SLG: 0.635 (1, 5)	L4		L4		L9		F8		F7	5	0	0	0	0	0	5									
Gus Zernial, R OBP: 0.328, SLG: 0.534 (1, 7)		5-3		L6-4-3 1B		FC4 1B		HR		4	1	3	1	0	0	0									
Bill Wilson, R OBP: 0.382, SLG: 0.629 (1, 8)		F8 1B		L6-4-3		FC4	FC5-4		2B	4	0	2	0	0	0	2									
Pete Suder, R OBP: 0.211, SLG: 0.218 (1, 4)		FC5-4 1B				F8		F8		4	0	2	0	0	0	2									
Joe Demaestri, R OBP: 0.182, SLG: 0.170 (1, 6)		F8		L6		FC5-4		1-3		4	0	0	0	0	0	5									
Billy Shantz, R OBP: 0.421, SLG: 0.444 (1, 2)		FC5-4				1B			1B	3	0	2	0	1	0	2									
Cloyd Boyer, R OBP: 0.250, SLG: 0.143 (1, 1)									1-3	1	0	0	0	0	1	0									
Bob Trice, R OBP: 0.667, SLG: 0.667 (4, 1)										2	0	1	0	0	0	1									
Sonny Dixon, S (8, 1)			K							0	0	0	0	0	0	0									
Hal Bevan, R (8, PH)										1	0	0	0	0	0	2									
Lou Sleater, L (9, 1)										0	0	0	0	0	0	0									
Inning Stats	R: 0 E: 0 K: 0 S: 3	H: 0 LOB: 0 BB: 0 P: 3	R: 0 E: 0 K: 0 S: 5	H: 2 LOB: 0 BB: 0 P: 5	R: 0 E: 0 K: 1 S: 6	H: 1 LOB: 1 BB: 0 P: 6	R: 0 E: 0 K: 0 S: 4	H: 2 LOB: 1 BB: 0 P: 4	R: 0 E: 0 K: 0 S: 5	H: 2 LOB: 2 BB: 0 P: 7	R: 0 E: 0 K: 0 S: 4	H: 1 LOB: 1 BB: 0 P: 4	R: 0 E: 0 K: 0 S: 5	H: 2 LOB: 2 BB: 1 P: 9	R: 0 E: 0 K: 0 S: 3	H: 0 LOB: 0 BB: 0 P: 3	1B: 9 2B: 2 3B: 0 HR: 1	SF: 0 SAC: 0 DP: 1 HBP: 0	WP: 0 PB: 0 SB: 0 CS: 0	PA: 39					
PITCHER	IP	WLS	BF	H	R	ER	SO	BB	IBB	HBP	BLK	WP	HR	S	P	ERA	WHIP								
Johnny Schmitz, L ERA: 1.26 (1, 1)	9.0	W	39	12	1	1	2	1	0	0	0	0	1	42	46	1.00	1.444								

Batter	1	2	3	4	5	6	7	8	9	AB	R	H	RBI	BB	SO	LOB	TOP																			
Billy Cox, R OBP: 0.267, SLG: 0.269 (1, 4)	F3		F9		K		F7		G6-4-3	5	0	0	0	0	1	2																				
Chuck Diering, R OBP: 0.353, SLG: 0.469 (1, 8)	F9		F2		BB		HR		5-3	4	1	1	1	1	0	1																				
Bob Kennedy, R OBP: 0.203, SLG: 0.200 Bobby Young, L OBP: 0.283, SLG: 0.174 (1, 9)	K		1-3		B6-3		F3			4	0	0	0	0	1	2																				
Hoot Evers, R OBP: 0.372, SLG: 0.590 (8, 9)		6-3		HR		K		K		4	1	1	1	0	2	0																				
Hal Smith, R OBP: 0.377, SLG: 0.500 (1, 2)		FC6-4 2B		CS 1B		BB F3-2 2B		K		4	0	3	0	0	1	0																				
Gus Triandos, R OBP: 0.310, SLG: 0.333 (1, 3)		FC6-4 BB		L8 1-2		BB IBB		1B		2	0	1	0	2	0	1																				
Jim Pyburn, R OBP: 0.263, SLG: 0.200 Gil Coan, L OBP: 0.308, SLG: 0.389 (8, PH)		FC6-4 1-2 2-3		WP BB		1-2 2-3 BB		K		1	0	0	0	2	0	2																				
Willy Miranda, S OBP: 0.286, SLG: 0.268 (1, 6)		F9		4-3 1-2		F3-2 3-H			G6-4-3 3B	4	1	1	0	0	0	6																				
Erv Palica, R OBP: 0.385, SLG: 0.385 Lou Kretlow, R OBP: 0.143, SLG: 0.143 Gene Woodling, L OBP: 0.313, SLG: 0.302 (9, PH)				1B		K		6-3		3	0	1	0	0	1	0																				
Inning Stats	R: 0 E: 0 K: 1 S: 5	H: 0 LOB: 0 BB: 0 P: 5	R: 0 E: 0 K: 0 S: 4	H: 1 LOB: 2 BB: 1 P: 8	R: 0 E: 0 K: 0 S: 4	H: 1 LOB: 1 BB: 0 P: 4	R: 1 E: 0 K: 0 S: 4	H: 2 LOB: 1 BB: 1 P: 8	R: 0 E: 0 K: 1 S: 7	H: 0 LOB: 1 BB: 1 P: 11	R: 0 E: 0 K: 0 S: 5	H: 1 LOB: 0 BB: 0 P: 4	R: 1 E: 0 K: 3 S: 10	H: 1 LOB: 0 BB: 0 P: 10	R: 1 E: 0 K: 0 S: 3	H: 1 LOB: 0 BB: 1 P: 7	1B: 3 2B: 3 3B: 1 HR: 2	SF: 0 SAC: 0 DP: 2 HBP: 0	WP: 1 PA: 38 PB: 0 CS: 0																	
PITCHER	IP	WLS	BF	H	R	ER	SO	BB	IBB	HBP	BLK	WP	HR	S	P	ERA	WHIP	PITCHER		IP	WLS	BF	H	R	ER	SO	BB	IBB	HBP	BLK	WP	HR	S	P	ERA	WHIP
Art Ceccarelli, L ERA: 2.57 (1, 1)	7.0		30	6	2	2	4	4	1	0	0	1	2	33	53	2.57	1.429																			
Moe Burtchay, R ERA: 12.98 (8, 1)	1.0	W	6	2	1	1	3	1	0	0	0	0	0	11	15	9.00	3.000																			
Tom Gorman, R ERA: 5.0 (9, 1)	1.0	S	2	0	0	0	0	0	0	0	0	0	0	2	2	0.00	0.000																			

Baltimore Orioles @ Kansas City Athletics
Municipal Stadium, Kansas City, MO
Tue May 03 1955, 4:33 AM EDT
Att: 15,953 - Unknown


AB 32
R 3
H 8
RBI 2
BB 6
SO 7
LOB 15



Batter	1	2	3	4	5	6	7	8	9	AB	R	H	RBI	BB	SO	LOB	BOTTOM																			
Vic Power, R OBP: 0.466, SLG: 0.754 (1, 3)	B4-3 SF9 2B		FC6-4 1B		5-3			K		4	1	2	0	0	1	0																				
Bill Renna, R OBP: 0.306, SLG: 0.543 (1, 9)	B4-3 BB		FC6-4 1-2			6-3		FC5-4 BB HR 1B		3	1	1	0	1	0	1																				
Jim Finigan, R OBP: 0.356, SLG: 0.621 (1, 5)	B4-3 1-2 2-3		F4			FC5 1B 1B		FC5-4 BB		3	0	1	0	1	0	3																				
Gus Zernial, R OBP: 0.324, SLG: 0.525 (1, 7)	SF9 3-H		F8			WP FC5 1B		FC5-4 HR 1-2 2-3		3	1	1	1	0	0	2																				
Bill Wilson, R OBP: 0.375, SLG: 0.652 (1, 8)	F2		6-3			FC5 WP 1-2 2-3		HR 1-H 3-H		4	1	1	3	0	0	3																				
Pete Suder, R OBP: 0.230, SLG: 0.288 (1, 4)		K				F9 1-2 2-3				4	0	2	0	0	1	2																				
Joe Demaestri, R OBP: 0.169, SLG: 0.158 (1, 6)		F8		F8			6-3	K		4	0	0	0	0	1	2																				
Billy Shantz, R OBP: 0.364, SLG: 0.381 Moe Burtchay, R OBP: 0.333, SLG: 0.333 Tom Gorman, R (9, 1)		F7					5-3	F9		3	0	0	0	0	0	0																				
Art Ceccarelli, R Joe Astroth, R (7, PH)				4-3		L9		F6		2	0	0	0	0	0	0																				
Inning Stats	R: 1 E: 0 K: 0 S: 4	H: 1 LOB: 1 BB: 1 P: 8	R: 0 E: 0 K: 1 S: 5	H: 0 LOB: 0 BB: 0 P: 5	R: 0 E: 1 K: 0 S: 4	H: 1 LOB: 1 BB: 0 P: 4	R: 0 E: 0 K: 0 S: 4	H: 1 LOB: 1 BB: 0 P: 4	R: 0 E: 0 K: 0 S: 3	H: 0 LOB: 0 BB: 0 P: 3	R: 0 E: 0 K: 0 S: 5	H: 2 LOB: 2 BB: 0 P: 5	R: 0 E: 0 K: 0 S: 3	H: 0 LOB: 0 BB: 0 P: 3	R: 3 E: 0 K: 2 S: 10	H: 3 LOB: 1 BB: 1 P: 14	1B: 4 2B: 2 3B: 1 HR: 1	SF: 1 SAC: 0 DP: 0 HBP: 0	WP: 1 PA: 34 PB: 0 CS: 0																	
PITCHER	IP	WLS	BF	H	R	ER	SO	BB	IBB	HBP	BLK	WP	HR	S	P	ERA	WHIP	PITCHER		IP	WLS	BF	H	R	ER	SO	BB	IBB	HBP	BLK	WP	HR	S	P	ERA	WHIP
Erv Palica, R ERA: 4.61 Lou Kretlow, R ERA: 11.17 (8, 1)	7.2	L	33	8	4	4	2	2	0	0	0	1	1	35	43	4.70	1.304																			

Baltimore Orioles @ Kansas City Athletics
Municipal Stadium, Kansas City, MO
Tue May 03 1955, 4:33 AM EDT
Att: 15,953 - Unknown

AB 31
R 4
H 8
RBI 4
BB 2
SO 3
LOB 13



Batter	1	2	3	4	5	6	7	8	9	AB	R	H	RBI	BB	SO	LOB	TOP								
Billy Cox, R OBP: 0.266, SLG: 0.282 (1, 5)										4	1	1	0	0	0	2	Baltimore Orioles @ Kansas City Athletics Municipal Stadium, Kansas City, MO Wed May 04 1955, 4:33 AM EDT Att: 13,624 - Unknown livebaseballscorecards.com								
Chuck Diering, R OBP: 0.345, SLG: 0.453 (1, 8)										4	1	1	0	0	2	2									
Gus Triandos, R OBP: 0.311, SLG: 0.333 Ray Moore, R OBP: 0.200, SLG: 0.200 (1, 3) (6, 1)										3	1	1	0	0	2	1									
Hoot Evers, R OBP: 0.404, SLG: 0.698 (1, 9)										4	2	3	4	0	0	0									
Hal Smith, R OBP: 0.368, SLG: 0.481 (1, 2)										4	0	1	0	0	0	1									
Gil Coan, L OBP: 0.302, SLG: 0.375 (1, 7)										4	0	1	1	0	0	2									
Bobby Young, L OBP: 0.263, SLG: 0.160 (1, 4)										4	0	0	0	0	0	2									
Willy Miranda, S OBP: 0.299, SLG: 0.283 (1, 6)										4	0	2	0	0	0	0									
Harry Byrd, R (1, 1)										1	0	0	0	0	0	0									
Bob Kennedy, R OBP: 0.256, SLG: 0.194 Jim McDonald, R (5, PH) (5, 1) Eddie Waitkus, L OBP: 0.433, SLG: 0.333 (6, 3)										1	0	0	0	0	0	1									
										0	0	0	0	0	0	0									
										2	0	0	0	0	1	1									
Inning Stats	R: 3 E: 0 K: 1 S: 9	H: 4 LOB: 1 BB: 0 P: 9	R: 0 E: 0 K: 0 S: 3	H: 0 LOB: 0 BB: 0 P: 3	R: 0 E: 0 K: 2 S: 7	H: 0 LOB: 0 BB: 0 P: 7	R: 0 E: 0 K: 0 S: 3	H: 0 LOB: 2 BB: 0 P: 3	R: 0 E: 0 K: 1 S: 5	H: 1 LOB: 0 BB: 0 P: 5	R: 2 E: 0 K: 1 S: 8	H: 3 LOB: 1 BB: 0 P: 8	R: 0 E: 0 K: 0 S: 4	H: 1 LOB: 1 BB: 0 P: 4	R: 0 E: 0 K: 1 S: 6	H: 1 LOB: 1 BB: 0 P: 6	R: 0 E: 0 K: 1 S: 5	H: 0 LOB: 0 BB: 0 P: 5	1B: 7 2B: 2 3B: 0 HR: 1	SF: 0 SAC: 0 DP: 1 HBP: 0	WP: 0 PB: 0 SB: 1 CS: 1	PA: 36			
PITCHER	IP	WLS	BF	H	R	ER	SO	BB	IBB	HBP	BLK	WP	HR	S	P	ERA	WHIP								
Vic Raschi, R ERA: 11.12 (1, 1)	4.0		16	4	3	3	3	0	0	0	0	0	1	22	22	6.75	1.000								
Alex Kellner, L ERA: 3.74 (5, 1)	2.0	W	9	4	2	2	2	0	0	0	0	0	0	13	13	9.00	2.000								
Tom Gorman, R ERA: 3.75 (7, 1)	3.0		11	2	0	0	2	0	0	0	0	0	0	15	15	0.00	0.667								

Batter	1	2	3	4	5	6	7	8	9	AB	R	H	RBI	BB	SO	LOB	BOTTOM								
Spook Jacobs, R OBP: 0.389, SLG: 0.267 Tom Gorman, R (1, 4) (7, 1)										3	1	2	1	0	0	1	Baltimore Orioles @ Kansas City Athletics Municipal Stadium, Kansas City, MO Wed May 04 1955, 4:33 AM EDT Att: 13,624 - Unknown livebaseballscorecards.com								
Elmer Valo, L OBP: 0.656, SLG: 0.667 Bill Renna, R OBP: 0.300, SLG: 0.532 (1, 9) (6, PH) (7, 9)										2	2	2	0	1	0	0									
Jim Finigan, R OBP: 0.338, SLG: 0.594 (1, 5)										3	0	0	1	0	0	3									
Gus Zernial, R OBP: 0.333, SLG: 0.569 (1, 7)										4	1	2	2	0	1	1									
Bill Wilson, R OBP: 0.368, SLG: 0.629 (1, 8)										4	0	1	1	0	1	1									
Dick Kryhoski, L OBP: 0.200, SLG: 0.200 (1, 3)										4	0	0	0	0	0	2									
Joe Demaestri, R OBP: 0.175, SLG: 0.180 (1, 6)										4	1	1	0	0	0	0									
Joe Astroth, R OBP: 0.452, SLG: 0.469 (1, 2)										3	1	1	1	1	0	1									
Vic Raschi, R Lou Slearer, L (4, PH) Alex Kellner, R OBP: 0.250, SLG: 0.500 Don Bollweg, L OBP: 0.400, SLG: 0.143 Pete Stader, R OBP: 0.230, SLG: 0.288 (7, 4)										1	0	0	0	0	0	1									
										1	0	0	0	0	0	0									
										0	0	0	0	0	0	0									
										0	0	0	0	0	0	0									
										0	0	0	0	0	0	1									
Inning Stats	R: 2 E: 0 K: 0 S: 5	H: 2 LOB: 1 BB: 0 P: 6	R: 1 E: 0 K: 0 S: 4	H: 2 LOB: 0 BB: 0 P: 4	R: 1 E: 0 K: 1 S: 7	H: 2 LOB: 1 BB: 0 P: 7	R: 1 E: 0 K: 0 S: 5	H: 2 LOB: 2 BB: 1 P: 9	R: 1 E: 0 K: 0 S: 4	H: 1 LOB: 0 BB: 0 P: 4	R: 0 E: 0 K: 0 S: 3	H: 0 LOB: 1 BB: 1 P: 7	R: 0 E: 0 K: 1 S: 5	H: 0 LOB: 0 BB: 0 P: 5	R: 0 E: 0 K: 0 S: 3	H: 0 LOB: 0 BB: 0 P: 3	R: 0 E: 0 K: 1 S: 5	H: 0 LOB: 0 BB: 0 P: 5	1B: 5 2B: 2 3B: 0 HR: 2	SF: 1 SAC: 0 DP: 0 HBP: 1	WP: 0 PB: 1 SB: 2 CS: 1	PA: 36			
PITCHER	IP	WLS	BF	H	R	ER	SO	BB	IBB	HBP	BLK	WP	HR	S	P	ERA	WHIP								
Harry Byrd, R ERA: 3.95 (1, 1)	4.0	L	21	8	5	5	1	1	0	1	0	0	1	21	26	11.25	2.250								
Jim McDonald, R ERA: 5.09 (5, 1)	1.2		7	1	1	1	0	1	0	0	0	0	1	6	10	5.40	1.200								
Ray Moore, R ERA: 2.76 (6, 1)	2.1		7	0	0	0	1	0	0	0	0	0	0	9	9	0.00	0.000								

Batter	1	2	3	4	5	6	7	8	9	AB	R	H	RBI	BB	SO	LOB	TOP					
Joe Demaestri, R (1, 6) OBP: 0.179, SLG: 0.172	F3		P8			G1-4-3 BB		F4		3	0	0	0	1	0	3	Kansas City Athletics @ Cleveland Indians Cleveland Municipal Stadium, Cleveland, OH Fri May 06 1955, 3:33 AM EDT Att: 11,861 - Unknown livebaseballscores.com					
Bill Renna, R (1, 9) OBP: 0.296, SLG: 0.500	K		3-1			G1-4-3 1-2		FC5-4 BB		3	0	0	0	1	1	3						
Jim Finigan, R (1, 5) OBP: 0.321, SLG: 0.562	F6				G3			F4		4	0	0	0	0	0	2						
Gus Zernial, R (1, 7) OBP: 0.329, SLG: 0.544		F6						F9		3	1	0	0	1	1	2						
Bill Wilson, R (1, 8) OBP: 0.363, SLG: 0.608	K							1B BB		4	0	1	0	0	3	0						
Pete Suder, R (1, 4) OBP: 0.215, SLG: 0.270	F9							F6		4	0	0	0	0	1	2						
Joe Astroth, R (1, 2) OBP: 0.435, SLG: 0.444			F9					CS 1B		4	0	1	1	0	2	0						
Dick Kryhoski, L (1, 3) OBP: 0.333, SLG: 0.200										0	0	0	0	2	0	0						
Jim Robertson, R (7, PH) OBP: 0.250, SLG: 0.250										1	0	0	0	0	1	2						
Don Bollweg, L (7, 3) OBP: 0.400, SLG: 0.143										0	0	0	0	0	0	0						
Alex Kellner, R (1, 1) OBP: 0.300, SLG: 0.500										2	0	1	0	0	1	1						
Spook Jacobs, R (8, PH) OBP: 0.421, SLG: 0.267										0	0	0	0	1	0	0						
Art Ditmar, R (8, 1) OBP: 0.500, SLG: 0.500										0	0	0	0	0	0	0						
Inning Stats	R: 0 E: 0 K: 1 S: 5	H: 0 LOB: 0 BB: 0 P: 5	R: 0 E: 0 K: 1 S: 5	H: 0 LOB: 0 BB: 0 P: 5	R: 0 E: 0 K: 0 S: 4	H: 1 LOB: 2 BB: 1 P: 8	R: 0 E: 0 K: 2 S: 7	H: 0 LOB: 0 BB: 0 P: 7	R: 0 E: 0 K: 3 S: 9	H: 0 LOB: 1 BB: 1 P: 13	R: 0 E: 0 K: 0 S: 2	H: 0 LOB: 0 BB: 1 P: 6	R: 1 E: 0 K: 1 S: 6	H: 2 LOB: 2 BB: 1 P: 10	R: 0 E: 0 K: 0 S: 3	H: 0 LOB: 2 BB: 2 P: 11	R: 0 E: 0 K: 2 S: 7	H: 0 LOB: 0 BB: 0 P: 7	1B: 3 2B: 1 3B: 0 HR: 0	SF: 0 SAC: 0 DP: 2 HBP: 0	WP: 0 PB: 0 CS: 1	PA: 34
PITCHER Herb Score, L (1, 1) ERA: 3.51	IP: 9.0 WLS: W BF: 34 H: 3 R: 1 ER: 1 SO: 10 BB: 6 IBB: 0 HBP: 0 BLK: 0 WP: 0 HR: 0 S: 48 P: 72 ERA: 1.00 WHIP: 1.000											PITCHER	IP: 9.0 WLS: W BF: 34 H: 3 R: 1 ER: 1 SO: 10 BB: 6 IBB: 0 HBP: 0 BLK: 0 WP: 0 HR: 0 S: 48 P: 72 ERA: 1.00 WHIP: 1.000									

Batter	1	2	3	4	5	6	7	8	9	AB	R	H	RBI	BB	SO	LOB	BOTTOM					
Al Smith, R (1, 9) OBP: 0.380, SLG: 0.440	F9	F3						F9		4	1	1	0	0	0	2	Kansas City Athletics @ Cleveland Indians Cleveland Municipal Stadium, Cleveland, OH Fri May 06 1955, 3:33 AM EDT Att: 11,861 - Unknown livebaseballscores.com					
Bobby Avila, R (1, 4) OBP: 0.417, SLG: 0.418	F3		F8					F6		4	0	0	0	0	0	1						
Vic Wertz, L (1, 3) OBP: 0.379, SLG: 0.400								F8		4	0	0	0	0	1	1						
Joe Altobelli, L (8, 3) OBP: 0.261, SLG: 0.273	F8		K					F3		0	0	0	0	0	0	0						
Ralph Kiner, R (1, 7) OBP: 0.402, SLG: 0.443										4	1	2	0	0	2	0						
Dave Pope, L (1, 8) OBP: 0.400, SLG: 0.842										4	1	1	2	0	1	1						
Hank Majeski, R (1, 5) OBP: 0.294, SLG: 0.357										2	1	1	1	1	0	0						
Sam Dente, R (6, FR) (7, 5)										0	0	0	0	1	0	0						
George Strickland, R (1, 6) OBP: 0.316, SLG: 0.363										4	0	1	0	0	0	2						
Hank Foiles, R (1, 2) OBP: 0.593, SLG: 0.611										2	0	1	0	1	0	0						
Herb Score, L (1, 1) OBP: 0.125, SLG: 0.125										2	0	0	0	0	2	2						
Inning Stats	R: 0 E: 0 K: 0 S: 3	H: 4 LOB: 2 BB: 0 P: 7	R: 2 E: 0 K: 0 S: 7	H: 4 LOB: 2 BB: 0 P: 7	R: 0 E: 0 K: 1 S: 6	H: 1 LOB: 1 BB: 0 P: 6	R: 1 E: 0 K: 1 S: 6	H: 1 LOB: 0 BB: 0 P: 6	R: 1 E: 0 K: 1 S: 6	H: 1 LOB: 0 BB: 0 P: 6	R: 0 E: 0 K: 2 S: 7	H: 0 LOB: 2 BB: 2 P: 15	R: 0 E: 0 K: 0 S: 3	H: 0 LOB: 0 BB: 0 P: 3	R: 0 E: 0 K: 1 S: 5	H: 0 LOB: 1 BB: 1 P: 9	R: 0 E: 0 K: 2 S: 7	H: 0 LOB: 0 BB: 0 P: 7	1B: 4 2B: 1 3B: 0 HR: 2	SF: 0 SAC: 1 DP: 0 HBP: 0	WP: 1 PB: 0 SB: 0 CS: 0	PA: 34
PITCHER Alex Kellner, L (1, 1) ERA: 4.08	IP: 7.0 WLS: L BF: 30 H: 7 R: 4 ER: 4 SO: 4 BB: 1 IBB: 0 HBP: 0 BLK: 0 WP: 1 HR: 2 S: 38 P: 46 ERA: 5.14 WHIP: 1.143											PITCHER Art Ditmar, R (8, 1) ERA: 8.25	IP: 1.0 WLS: L BF: 4 H: 0 R: 0 ER: 0 SO: 1 BB: 1 IBB: 0 HBP: 0 BLK: 0 WP: 0 HR: 0 S: 5 P: 9 ERA: 0.00 WHIP: 1.000									

Batter	1	2	3	4	5	6	7	8	9	AB	R	H	RBI	BB	SO	LOB	TOP			
Spook Jacobs, R OBP: 0.391, SLG: 0.263	F7		1B		F9		G4-6-3			4	1	1	0	0	0	1				
Bill Renna, R OBP: 0.326, SLG: 0.509	1B		1B		1B			F7		3	1	2	0	1	0	0				
Jim Finigan, R OBP: 0.329, SLG: 0.597	K		1B		F4			HR		4	1	2	2	0	1	2				
Gus Zernial, R OBP: 0.325, SLG: 0.535	1B		SF7		F3			F7		3	0	1	1	0	0	1				
Bill Wilson, R OBP: 0.345, SLG: 0.577	F7		F2		F7			F5		4	0	0	0	0	0	3				
Dick Kryhoski, L OBP: 0.250, SLG: 0.143		P8		3-1		P8			K	4	0	0	0	0	1	0				
Joe Demaestri, R OBP: 0.169, SLG: 0.162		F9		F5		F7		F5		4	0	0	0	0	0	0				
Billy Shantz, R OBP: 0.385, SLG: 0.400		L6					L3			4	0	2	0	0	0	0				
Bobby Shantz, R OBP: 0.250, SLG: 0.143			F2		F4				P8	2	0	0	0	0	0	1				
Moe Burtshy, R OBP: 0.333, SLG: 0.333										0	0	0	0	0	0	0				
Lou Sleater, L OBP: 0.500, SLG: 0.500										1	0	1	0	0	0	0				
Charlie Bishop, R OBP: 0.500, SLG: 0.500										0	0	0	0	0	0	0				
Jack Littrell, R OBP: 0.100, SLG: 0.100										1	0	0	0	0	0	1				
Inning Stats	R: 0 E: 0 K: 1 S: 6	H: 1 LOB: 2 BB: 1 P: 10	R: 0 E: 0 K: 0 S: 3	H: 0 LOB: 0 BB: 0 P: 3	R: 2 E: 0 K: 0 S: 6	H: 3 LOB: 1 BB: 0 P: 6	R: 0 E: 0 K: 0 S: 4	H: 1 LOB: 1 BB: 0 P: 4	R: 0 E: 0 K: 0 S: 3	H: 0 LOB: 0 BB: 0 P: 3	R: 0 E: 0 K: 0 S: 3	H: 1 LOB: 0 BB: 0 P: 3	R: 1 E: 0 K: 0 S: 4	H: 1 LOB: 0 BB: 0 P: 4	R: 0 E: 0 K: 1 S: 6	H: 1 LOB: 1 BB: 0 P: 6	1B: 8 2B: 0 3B: 0 HR: 1	SF: 1 SAC: 0 DP: 1 HBP: 0	WP: 0 PB: 0 SB: 0 CS: 0	PA: 36
PITCHER	IP WLS BF H R ER SO BB IBB HBP BLK WP HR S P ERA WHIP																			
Early Wynn, R ERA: 3.55	(1, 1)	8.0 W 32 8 3 3 1 1 0 0 0 0 1 33 37 3.38 1.125																		
Bill Wight, L ERA:	(9, 1)	1.0 S 4 1 0 0 1 0 0 0 0 0 0 6 6 0.00 1.000																		

Kansas City Athletics @ Cleveland Indians
Cleveland Municipal Stadium, Cleveland, OH
Sat May 07 1955, 3:33 AM EDT
Att: 5,464 - Unknown

AB 34
R 3
H 9
RBI 3
BB 1
SO 2
LOB 9



Batter	1	2	3	4	5	6	7	8	9	AB	R	H	RBI	BB	SO	LOB	BOTTOM			
Al Smith, R OBP: 0.390, SLG: 0.461	F8			E8		F6		SH5-3		5	1	3	1	0	0	0				
Bobby Avila, R OBP: 0.420, SLG: 0.434	2B	F5		2B		F2		SH5-3		4	1	2	2	0	0	1				
Vic Wertz, L OBP: 0.371, SLG: 0.407										4	0	1	1	0	2	0				
Joe Altobelli, L OBP: 0.250, SLG: 0.261	F7		K			K		F9		1	0	0	0	0	0	1				
Ralph Kiner, R OBP: 0.417, SLG: 0.452										3	2	2	0	1	0	1				
Wally Westlake, R										1	0	0	0	0	0	1				
Dave Pope, L OBP: 0.458, SLG: 0.800										1	2	0	0	3	1	0				
Hank Majeski, R OBP: 0.286, SLG: 0.389										4	0	1	1	0	1	4				
Sam Dente, R										0	0	0	0	0	0	0				
George Strickland, R OBP: 0.337, SLG: 0.309										2	1	1	0	2	0	0				
Jim Hegan, R OBP: 0.250, SLG: 0.273										2	0	0	1	1	0	2				
Hal Naragon, L										0	0	0	0	0	0	0				
Early Wynn, S OBP: 0.200, SLG: 0.300										4	2	2	2	0	1	3				
Bill Wight, L										0	0	0	0	0	0	0				
Inning Stats	R: 0 E: 0 K: 0 S: 3	H: 1 LOB: 0 BB: 0 P: 3	R: 4 E: 0 K: 1 S: 8	H: 3 LOB: 1 BB: 2 P: 16	R: 0 E: 0 K: 1 S: 5	H: 1 LOB: 1 BB: 1 P: 9	R: 3 E: 1 K: 0 S: 7	H: 4 LOB: 1 BB: 0 P: 7	R: 0 E: 0 K: 2 S: 8	H: 1 LOB: 2 BB: 1 P: 12	R: 0 E: 0 K: 1 S: 5	H: 0 LOB: 0 BB: 0 P: 5	R: 2 E: 0 K: 0 S: 3	H: 1 LOB: 1 BB: 3 P: 15	R: 0 E: 0 K: 0 S: 4	H: 1 LOB: 1 BB: 0 P: 4	1B: 7 2B: 6 3B: 0 HR: 0	SF: 1 SAC: 1 DP: 2 HBP: 0	WP: 0 PB: 0 SB: 0 CS: 0	PA: 40
PITCHER	IP WLS BF H R ER SO BB IBB HBP BLK WP HR S P ERA WHIP																			
Bobby Shantz, L ERA: 8.44	(1, 1)	3.2 L 21 9 7 7 2 3 0 0 0 0 0 0 22 34 17.18 3.273																		
Moe Burtshy, R ERA: 9.58	(4, 1)	2.1 9 1 0 0 3 1 0 0 0 0 0 14 18 0.00 0.857																		
Charlie Bishop, R ERA: 5.4	(7, 1)	2.0 10 2 2 2 0 3 0 0 0 0 0 7 19 9.00 2.500																		

Kansas City Athletics @ Cleveland Indians
Cleveland Municipal Stadium, Cleveland, OH
Sat May 07 1955, 3:33 AM EDT
Att: 5,464 - Unknown

AB 31
R 9
H 12
RBI 8
BB 7
SO 5
LOB 13



Batter	1	2	3	4	5	6	7	8	9	AB	R	H	RBI	BB	SO	LOB	TOP					
Joe Demaestri, R (1,6) OBP: 0.184, SLG: 0.178										5	2	2	1	0	1	0	Kansas City Athletics @ Cleveland Indians Cleveland Municipal Stadium, Cleveland, OH Sun May 08 1955, 3:33 AM EDT Unknown livebaseballscorecards.com					
Dick Kryhoski, L (1,3) OBP: 0.286, SLG: 0.263										5	0	2	2	0	0	1						
Jim Finigan, R (1,5) OBP: 0.344, SLG: 0.605										4	1	2	0	1	0	1						
Gus Zernial, R (1,7) OBP: 0.341, SLG: 0.581										3	1	2	2	1	0	1						
Bill Wilson, R (1,8) OBP: 0.330, SLG: 0.549										4	0	0	0	0	1	5						
Bill Renno, R (1,9) OBP: 0.323, SLG: 0.491										4	0	1	0	0	1	0						
Pete Suder, R (1,4) OBP: 0.232, SLG: 0.299										4	1	2	0	0	0	1						
Jim Robertson, R (1,2) OBP: 0.375, SLG: 0.286										3	1	1	0	1	0	1						
Cloyd Boyer, R (1,1) OBP: 0.200, SLG: 0.111										2	0	0	0	0	2	3						
Art Diltmar, R (3,1) OBP: 0.500, SLG: 0.500										0	0	0	0	0	0	0						
Johnny Gray, R (4,1) OBP: 0.500, SLG: 0.500										1	0	0	0	0	1	0						
Don Bollweg, L (8, PH) OBP: 0.364, SLG: 0.125										1	0	0	0	0	1	1						
Marion Fricano, R (8,1) OBP: 1.000, SLG: 1.000										0	0	0	0	0	0	0						
Inning Stats	R: 2 E: 1 K: 0 S: 5	H: 2 LOB: 0 BB: 0 P: 5	R: 3 E: 1 K: 1 S: 8	H: 3 LOB: 3 BB: 3 P: 20	R: 0 E: 0 K: 2 S: 8	H: 1 LOB: 1 BB: 0 P: 8	R: 0 E: 0 K: 0 S: 3	H: 0 LOB: 0 BB: 0 P: 3	R: 1 E: 0 K: 1 S: 6	H: 2 LOB: 0 BB: 0 P: 6	R: 0 E: 0 K: 1 S: 5	H: 0 LOB: 0 BB: 0 P: 5	R: 0 E: 0 K: 0 S: 4	H: 2 LOB: 1 BB: 0 P: 4	R: 0 E: 0 K: 1 S: 6	H: 1 LOB: 1 BB: 0 P: 6	R: 0 E: 0 K: 1 S: 6	H: 1 LOB: 1 BB: 0 P: 6	1B: 8 2B: 3 3B: 0 HR: 1	SF: 1 SAC: 0 DP: 1 HBP: 0	WP: 0 PB: 0 SB: 0 CS: 1	PA: 40
PITCHER	IP WLS BF H R ER SO BB IBB HBP BLK WP HR S P ERA WHIP																					
Bob Feller, R (1,1) ERA: 5.17	1.2	11	5	5	4	1	1	0	0	0	0	0	0	12	16	21.60	3.600					
Art Houtteman, R (2,1) ERA: 2.53	7.1	W	29	7	1	1	6	2	0	0	0	0	0	1	39	47	1.23	1.227				

Batter	1	2	3	4	5	6	7	8	9	AB	R	H	RBI	BB	SO	LOB	BOTTOM				
Al Smith, R (1,9) OBP: 0.418, SLG: 0.559										4	3	4	4	1	0	0	Kansas City Athletics @ Cleveland Indians Cleveland Municipal Stadium, Cleveland, OH Sun May 08 1955, 3:33 AM EDT Unknown livebaseballscorecards.com				
Bobby Avila, R (1,4) OBP: 0.419, SLG: 0.432										5	1	2	0	0	0	1					
Al Rosen, R (1,3) OBP: 0.337, SLG: 0.418										4	1	1	1	0	0	3					
Joe Altobelli, L (8,3) OBP: 0.250, SLG: 0.261										0	0	0	0	0	0	0					
Ralph Kiner, R (1,7) OBP: 0.416, SLG: 0.455										4	1	1	1	1	1	2					
Dave Pope, L (1,8) OBP: 0.414, SLG: 0.800										5	1	1	2	0	1	2					
Hank Majeski, R (1,5) OBP: 0.375, SLG: 0.474										1	0	1	0	2	0	0					
Sam Dente, R (4, FR) (5,5)										2	0	0	0	0	0	1					
George Strickland, R (1,6) OBP: 0.333, SLG: 0.306										4	0	1	1	0	0	4					
Jim Hegan, R (1,2) OBP: 0.250, SLG: 0.255										3	0	0	0	1	0	2					
Bob Feller, R (1,1) OBP: 0.200, SLG: 0.200										0	0	0	0	0	0	0					
Art Houtteman, R (2,1) OBP: 0.429, SLG: 0.333										3	2	1	0	1	0	2					
Inning Stats	R: 0 E: 0 K: 0 S: 4	H: 1 LOB: 1 BB: 0 P: 4	R: 0 E: 0 K: 1 S: 6	H: 1 LOB: 2 BB: 1 P: 10	R: 3 E: 0 K: 0 S: 7	H: 4 LOB: 2 BB: 1 P: 11	R: 4 E: 0 K: 1 S: 9	H: 4 LOB: 1 BB: 1 P: 13	R: 0 E: 0 K: 0 S: 3	H: 0 LOB: 1 BB: 1 P: 7	R: 2 E: 0 K: 0 S: 4	H: 1 LOB: 0 BB: 1 P: 8	R: 0 E: 0 K: 0 S: 3	H: 0 LOB: 0 BB: 0 P: 3	R: 0 E: 0 K: 0 S: 3	H: 0 LOB: 0 BB: 0 P: 3	1B: 6 2B: 3 3B: 0 HR: 3	SF: 1 SAC: 0 DP: 1 HBP: 0	WP: 1 PB: 0 SB: 0 CS: 0	PA: 42	
PITCHER	IP WLS BF H R ER SO BB IBB HBP BLK WP HR S P ERA WHIP																				
Cloyd Boyer, R (1,1) ERA: 6.46	2.2	16	6	3	3	1	2	0	0	0	0	0	0	16	24	10.12	3.000				
Art Diltmar, R (3,1) ERA: 10.38	1.0	L	7	4	4	4	1	0	0	0	0	0	2	9	9	36.00	4.000				
Johnny Gray, R (4,1) ERA: 12.0	3.1	16	2	2	2	0	4	0	0	0	0	1	12	28	5.40	1.800					
Marion Fricano, R (8,1) ERA: 1.13	1.0	3	0	0	0	0	0	0	0	0	0	0	3	3	0.00	0.000					

Batter	1	2	3	4	5	6	7	8	9	AB	R	H	RBI	BB	SO	LOB	TOP			
Joe Demaestri, R (1, 6) OBP: 0.169, SLG: 0.163										5	1	0	0	0	1	2				
Elmer Veto, L (1, 9) OBP: 0.650, SLG: 0.677										3	0	2	0	1	0	0				
Bill Renna, R (7, 9) OBP: 0.353, SLG: 0.524										1	0	0	0	0	0	0				
Dick Kryhoski, L (1, 3) OBP: 0.265, SLG: 0.258										3	1	1	0	1	0	3				
Gus Zernial, R (1, 7) OBP: 0.337, SLG: 0.575										4	0	1	1	0	0	4				
Jim Finigan, R (1, 5) OBP: 0.350, SLG: 0.565										3	0	1	1	1	0	1				
Bill Wilson, R (1, 8) OBP: 0.337, SLG: 0.532										3	0	0	0	1	0	3				
Pete Suder, R (1, 4) OBP: 0.234, SLG: 0.293										4	0	1	0	0	0	2				
Joe Astroth, R (1, 2) OBP: 0.415, SLG: 0.405										4	0	1	0	0	0	3				
Alex Kellner, R (1, 1) OBP: 0.333, SLG: 0.455										1	0	0	0	1	0	1				
Bobby Shantz, R (4, 1) OBP: 0.200, SLG: 0.111										2	0	0	0	0	0	1				
Inning Stats	R: 0 E: 0 K: 1 S: 6	H: 1 LOB: 1 BB: 0 P: 6	R: 0 E: 0 K: 0 S: 3	H: 0 LOB: 1 BB: 1 P: 7	R: 2 E: 0 K: 0 S: 6	H: 3 LOB: 2 BB: 1 P: 10	R: 0 E: 0 K: 0 S: 4	H: 1 LOB: 1 BB: 0 P: 4	R: 0 E: 0 K: 0 S: 2	H: 0 LOB: 1 BB: 2 P: 10	R: 0 E: 0 K: 0 S: 4	H: 1 LOB: 1 BB: 0 P: 4	R: 0 E: 0 K: 0 S: 3	H: 0 LOB: 1 BB: 0 P: 7	R: 0 E: 0 K: 0 S: 3	H: 0 LOB: 0 BB: 0 P: 3	1B: 5 2B: 2 3B: 0 HR: 0	SF: 0 SAC: 0 DP: 1 HBP: 0	WP: 0 PB: 1 SB: 0 CS: 0	PA: 38
PITCHER	IP WLS BF H R ER SO BB IBB HBP BLK WP HR S P ERA WHIP																			
Lou Kretlow, R (1, 1) ERA: 8.56	7.0 L 31 7 2 2 1 4 0 0 0 0 0 0 29 45 2.57 1.571																			
Bob Kuzava, L (8, 1) ERA: 3.0	2.0 7 0 0 0 0 1 0 0 0 0 0 0 6 10 0.00 0.500																			

Kansas City Athletics @ Baltimore Orioles
Memorial Stadium, Baltimore, MD
Wed May 11 1955, 3:33 AM EDT
Att: 3,965 - Unknown

AB	33
R	2
H	7
RBI	2
BB	5
SO	1
LOB	20



Batter	1	2	3	4	5	6	7	8	9	AB	R	H	RBI	BB	SO	LOB	BOTTOM			
Billy Cox, R (1, 5) OBP: 0.263, SLG: 0.267										4	0	2	0	0	0	0				
Bob Kennedy, R (1, 9) OBP: 0.281, SLG: 0.171										3	0	0	0	1	1	3				
Hoot Evers, R (1, 8) OBP: 0.418, SLG: 0.689										2	0	1	0	1	0	0				
Gus Triandos, R (1, 3) OBP: 0.301, SLG: 0.392										4	0	0	0	0	1	5				
Hal Smith, R (1, 2) OBP: 0.342, SLG: 0.425										3	0	0	0	1	1	2				
Gene Woodling, L (1, 7) OBP: 0.316, SLG: 0.286										3	0	0	0	1	0	3				
Bobby Young, L (1, 4) OBP: 0.294, SLG: 0.242										2	0	0	0	0	1					
Jim Pylburn, R (7, PH) OBP: 0.325, SLG: 0.333										2	0	0	0	0	1	0				
Willy Miranda, S (1, 6) OBP: 0.297, SLG: 0.325										4	0	2	0	0	0	1				
Lou Kretlow, R (1, 1) OBP: 0.111, SLG: 0.111										2	0	0	0	0	1	2				
Les Moss, R (7, PH) OBP: 0.395, SLG: 0.543										1	0	0	0	0	0	0				
Bob Kuzava, S (8, 1) OBP: 0.325, SLG: 0.333										0	0	0	0	0	0	0				
Fred Marsh, R (8, PH) OBP: 0.385, SLG: 0.273										1	0	0	0	0	1					
Inning Stats	R: 0 E: 0 K: 0 S: 4	H: 1 LOB: 3 BB: 2 P: 12	R: 0 E: 0 K: 1 S: 7	H: 2 LOB: 2 BB: 0 P: 7	R: 0 E: 0 K: 0 S: 2	H: 0 LOB: 0 BB: 1 P: 6	R: 0 E: 0 K: 0 S: 3	H: 0 LOB: 1 BB: 1 P: 7	R: 0 E: 0 K: 0 S: 5	H: 0 LOB: 0 BB: 0 P: 5	R: 0 E: 0 K: 0 S: 3	H: 0 LOB: 0 BB: 0 P: 3	R: 0 E: 1 K: 2 S: 9	H: 1 LOB: 2 BB: 0 P: 9	R: 0 E: 0 K: 0 S: 4	H: 1 LOB: 1 BB: 0 P: 4	1B: 5 2B: 0 3B: 0 HR: 0	SF: 0 SAC: 1 DP: 1 HBP: 0	WP: 0 PB: 0 SB: 0 CS: 0	PA: 36
PITCHER	IP WLS BF H R ER SO BB IBB HBP BLK WP HR S P ERA WHIP																			
Alex Kellner, L (1, 1) ERA: 3.69	3.0 W 14 2 0 0 4 3 0 0 0 0 0 0 13 25 0.00 2.000																			
Bobby Shantz, L (4, 1) ERA: 6.99	6.0 W 22 2 0 0 4 1 0 0 0 0 0 0 29 33 0.00 0.500																			

Kansas City Athletics @ Baltimore Orioles
Memorial Stadium, Baltimore, MD
Wed May 11 1955, 3:33 AM EDT
Att: 3,965 - Unknown

AB	31
R	0
H	5
RBI	0
BB	4
SO	5
LOB	18



Batter	1	2	3	4	5	6	7	8	9	AB	R	H	RBI	BB	SO	LOB	TOP					
Vic Power, R (1, 3) OBP: 0.468, SLG: 0.754 Lou Slesater, L (7, 1) OBP: 0.250, SLG: 0.250 Enos Slaughter, L (9, PH) OBP: 0.273, SLG: 0.111	0-0 4-3		0-0 F9		0-0 HR 2B		0-0 HR 1B		4-0 BB	4	2	2	0	0	0	0						
Bill Renno, R (1, 9) OBP: 0.370, SLG: 0.561	4-0 BB BB		4-0 HR BB		0-0 F9		0-0 HR 1-2 2H		0-0 BB	3	2	1	3	2	0	2						
Gus Zernial, R (1, 7) OBP: 0.340, SLG: 0.630	0-3 K		0-0 HR 1-H		0-0 HR 2-H		0-0 L6		0-0 F8	5	2	2	4	0	1	2						
Bill Wilson, R (1, 8) OBP: 0.333, SLG: 0.515	4-0 1-2 BB		0-0 F8		0-0 F7		0-3 K			3	0	0	0	1	1	0						
Jim Finigan, R (1, 5) OBP: 0.355, SLG: 0.558	0-0 6-3			0-0 G5-3 1B		0-0 4-3		4-0 FC1-6 BB		3	0	1	0	1	0	2						
Hector Lopez, R (1, 4) OBP: 0.250, SLG: 0.250		0-0 5-3		0-0 G5-3 1B		0-0 F8		0-0 FC1-6 1-2		4	0	1	0	0	0	1						
Joe Demaestri, R (1, 6) OBP: 0.161, SLG: 0.156		0-3 K		0-0 G5-3 1-2 2-3		0-0 F9		0-3 K		4	0	0	0	0	2	3						
Joe Astroth, R (1, 2) OBP: 0.404, SLG: 0.391		0-3 K		0-0 6-3			0-0 HR 1B	0-0 4-3		4	1	1	0	0	1	2						
Vic Raschi, R (1, 1) Elmer Valo, L (3, PH) OBP: 0.634, SLG: 0.656 Cloyd Boyer, R (3, 1) OBP: 0.182, SLG: 0.100 Dick Kryhoski, L (7, PH) OBP: 0.250, SLG: 0.242			0-0 G3		0-3 K		0-0 F2		0-0 4-3	0	0	0	0	0	0	0						
Inning Stats	R: 0 E: 0 K: 1 S: 5	H: 0 LOB: 2 BB: 2 P: 13	R: 0 E: 0 K: 2 S: 7	H: 0 LOB: 0 BB: 0 P: 7	R: 2 E: 0 K: 0 S: 4	H: 1 LOB: 0 BB: 1 P: 8	R: 0 E: 0 K: 0 S: 4	H: 2 LOB: 1 BB: 0 P: 4	R: 2 E: 0 K: 1 S: 7	H: 2 LOB: 0 BB: 0 P: 7	R: 0 E: 0 K: 0 S: 3	H: 0 LOB: 0 BB: 0 P: 3	R: 3 E: 0 K: 1 S: 8	H: 3 LOB: 0 BB: 0 P: 8	R: 0 E: 0 K: 1 S: 5	H: 0 LOB: 1 BB: 1 P: 9	R: 0 E: 0 K: 0 S: 3	H: 0 LOB: 1 BB: 1 P: 7	1B: 4 2B: 1 3B: 0 HR: 3	SF: 0 SAC: 0 DP: 1 HBP: 0	WP: 0 PB: 0 SB: 0 CS: 0	PA: 39
PITCHER	IP WLS BF H R ER SO BB IBB HBP BLK WP HR S P ERA WHIP	6.1 W 29 8 7 7 4 3 0 0 0 0 3 34 46 9.95 1.737	2.2 S 10 0 0 0 2 2 0 0 0 0 0 0 12 20 0.00 0.750	PITCHER										IP WLS BF H R ER SO BB IBB HBP BLK WP HR S P ERA WHIP								
Ike Delock, R (1, 1) ERA: 5.19 Tom Hurd, R (7, 1) ERA: 2.7																						

Kansas City Athletics @ Boston Red Sox
Fenway Park, Boston, MA
Thu May 12 1955, 3:33 AM EDT
Att: 3,900 - Unknown

AB	34
R	7
H	8
RBI	7
BB	5
SO	6
LOB	13



Batter	1	2	3	4	5	6	7	8	9	AB	R	H	RBI	BB	SO	LOB	BOTTOM			
Billy Goodman, L (1, 4) OBP: 0.355, SLG: 0.333	0-0 FC4-6 S 1B	4-0 1-2 HR BB		0-0 4-3	0-0 1B 2B	0-0 F7				4	3	2	1	1	0	1				
Gene Stephens, L (1, 7) OBP: 0.500, SLG: 0.667	0-0 FC4-6 1-2 1B	0-0 1-1 2-H HR		0-0 2B 1B	0-0 2B FC3-6 1B		0-0 F3			5	3	4	3	0	0	0				
Harry Agganis, L (1, 3) OBP: 0.394, SLG: 0.429	0-0 FC4-6 S 1-2 2-3 2B	4-0 HR BB		0-0 F7	0-0 FC3-6 1-3 3-H 2B		0-0 2B			4	2	2	1	1	0	3				
Jackie Jensen, R (1, 9) OBP: 0.292, SLG: 0.452	0-3 K	0-0 1-H HR		0-0 1-3 1B 2B	0-0 FC3-6 1B IBB		0-0 L8			4	2	2	2	1	1	3				
Grady Hatton, L (1, 5) OBP: 0.225, SLG: 0.194	0-0 1-1 3-H 2B	0-0 E4		0-0 1B BB	0-0 FC3-6 1-2 2-3 3-H 1B		0-0 F9			4	0	1	2	1	0	3				
Sammy White, R (1, 2) OBP: 0.299, SLG: 0.374	0-0 1-3	0-0 F7		0-0 1-2 2-H 3-H 1B	0-0 K			0-0 F7		5	0	1	2	0	1	4				
Billy Klaus, L (1, 6) OBP: 0.326, SLG: 0.351		0-0 F7	0-0 4-3	0-0 F5		0-0 1B		0-0 6-3		5	0	1	0	0	0	2				
Jim Piersall, R (1, 8) OBP: 0.283, SLG: 0.272		0-0 F9	0-0 5-3		0-0 SH3 2B 1B	0-3 K		0-0 F8		5	1	1	0	0	1	1				
Ike Delock, R (1, 1) OBP: 0.200, SLG: 0.200 Tom Hurd, R (7, 1)		0-0 BB HR 1B	0-0 F6		0-0 SH3 1-2	0-0 F7				3	1	1	0	0	0	1				
Inning Stats	R: 2 E: 0 K: 1 S: 8	H: 3 LOB: 1 BB: 0 P: 8	R: 5 E: 1 K: 0 S: 7	H: 3 LOB: 1 BB: 2 P: 15	R: 0 E: 0 K: 0 S: 3	H: 0 LOB: 0 BB: 0 P: 3	R: 2 E: 0 K: 0 S: 6	H: 3 LOB: 2 BB: 1 P: 10	R: 3 E: 0 K: 1 S: 9	H: 4 LOB: 2 BB: 1 P: 13	R: 0 E: 0 K: 1 S: 6	H: 1 LOB: 1 BB: 0 P: 6	R: 0 E: 0 K: 0 S: 4	H: 1 LOB: 1 BB: 0 P: 4	R: 0 E: 0 K: 0 S: 3	H: 0 LOB: 0 BB: 0 P: 3	1B: 8 2B: 5 3B: 0 HR: 2	SF: 0 SAC: 1 DP: 0 HBP: 0	WP: 0 PB: 0 SB: 0 CS: 0	PA: 44
PITCHER	IP WLS BF H R ER SO BB IBB HBP BLK WP HR S P ERA WHIP	2.0 L 15 8 5 5 2 1 1 0 0 0 0 24 32 11.25 2.250	4.0 22 8 5 5 2 1 1 0 0 0 0 0 7 7 0.00 0.500	PITCHER										IP WLS BF H R ER SO BB IBB HBP BLK WP HR S P ERA WHIP						
Vic Raschi, R (1, 1) ERA: 16.43 Cloyd Boyer, R (3, 1) ERA: 7.16 Lou Slesater, L (7, 1) ERA: 8.64																				

Kansas City Athletics @ Boston Red Sox
Fenway Park, Boston, MA
Thu May 12 1955, 3:33 AM EDT
Att: 3,900 - Unknown

AB	39
R	12
H	15
RBI	11
BB	4
SO	3
LOB	18



Batter	1	2	3	4	5	6	7	8	9	AB	R	H	RBI	BB	SO	LOB	TOP										
Vic Power, R (1, 3) OBP: 0.469, SLG: 0.753 Dick Kryhoski, L (7, PR) OBP: 0.243, SLG: 0.235 (7, 3)										4	1	2	0	0	0	0											
Bill Renno, R (1, 9) OBP: 0.395, SLG: 0.574 Pete Suder, R (6, 4) OBP: 0.241, SLG: 0.299										2	1	2	1	1	0	0											
Gus Zernial, R (1, 7) OBP: 0.336, SLG: 0.615										4	0	1	0	0	1	3											
Bill Wilson, R (1, 8) OBP: 0.339, SLG: 0.515										4	1	2	1	0	0	0											
Jim Finigan, R (1, 5) OBP: 0.342, SLG: 0.535										4	0	0	0	0	0	3											
Hector Lopez, R (1, 4) OBP: 0.333, SLG: 0.333 Enos Slaughter, L (6, PH) OBP: 0.308, SLG: 0.182 (6, 9)										2	0	1	0	0	0	0											
Joe Demaestri, R (1, 6) OBP: 0.165, SLG: 0.170										4	0	1	0	0	1	3											
Billy Shantz, R (1, 2) OBP: 0.333, SLG: 0.343										4	0	0	0	0	1	1											
Art Ceccarelli, R (1, 1) Tom Gorman, R (8, 1)										3	0	0	0	0	3	0											
Inning Stats	R: 1 E: 0 K: 0 S: 5	H: 3 LOB: 1 BB: 0 P: 5	R: 0 E: 0 K: 1 S: 5	H: 0 LOB: 0 BB: 0 P: 5	R: 0 E: 0 K: 1 S: 5	H: 0 LOB: 1 BB: 1 P: 9	R: 0 E: 0 K: 0 S: 4	H: 1 LOB: 1 BB: 0 P: 4	R: 0 E: 0 K: 1 S: 5	H: 0 LOB: 0 BB: 0 P: 5	R: 0 E: 0 K: 3 S: 11	H: 2 LOB: 2 BB: 0 P: 11	R: 0 E: 0 K: 0 S: 3	H: 0 LOB: 0 BB: 0 P: 3	R: 0 E: 1 K: 1 S: 7	H: 1 LOB: 2 BB: 0 P: 7	1B: 9 2B: 2 3B: 0 HR: 0	SF: 0 SAC: 0 DP: 1 HBP: 0	WP: 0 PB: 0 SB: 0 CS: 0	PA: 38							
PITCHER	IP	WLS	BF	H	R	ER	SO	BB	IBB	HBP	BLK	WP	HR	S	P	ERA	WHIP										
Willard Nixon, R (1, 1) ERA: 3.04	8.0		33	10	3	3	6	1	0	0	0	0	0	44	48	3.38	1.375										
Ellis Kinder, R (9, 1) ERA: 2.13	1.0	W	5	1	0	0	1	0	0	0	0	0	0	7	7	0.00	1.000										

Kansas City Athletics @ Boston Red Sox
Fenway Park, Boston, MA
Fri May 13 1955, 3:33 AM EDT
Att: 17,953 - Unknown

AB	37
R	3
H	11
RBI	3
BB	1
SO	7
LOB	14



Batter	1	2	3	4	5	6	7	8	9	AB	R	H	RBI	BB	SO	LOB	BOTTOM										
Billy Goodman, L (1, 4) OBP: 0.364, SLG: 0.343										3	0	1	1	2	1	0											
Eddie Joest, R (1, 6) OBP: 0.304, SLG: 0.286										4	1	2	0	0	0	2											
Harry Agganis, L (1, 3) OBP: 0.371, SLG: 0.400										4	0	0	0	0	1	4											
Jackie Jensen, R (1, 9) OBP: 0.299, SLG: 0.458										3	1	1	1	1	0	1											
Sammy White, R (1, 2) OBP: 0.289, SLG: 0.360										4	0	0	0	0	0	3											
Ted Lepcio, R (1, 5) OBP: 0.314, SLG: 0.481										4	0	0	0	0	0	1											
Karl Olson, R (1, 7) OBP: 0.143, SLG: 0.429 Gene Stephens, L (9, PH) OBP: 0.533, SLG: 0.667										3	1	1	0	0	0	0											
Jim Piersall, R (1, 8) OBP: 0.291, SLG: 0.287										2	0	1	1	1	0	0											
Willard Nixon, L (1, 1) OBP: 0.167, SLG: 0.235 Ellis Kinder, R (9, 1) OBP: 0.500, SLG: 0.500 Grady Hatton, L (9, PH) OBP: 0.225, SLG: 0.194										3	0	0	0	0	3	1											
Inning Stats	R: 2 E: 1 K: 1 S: 8	H: 2 LOB: 1 BB: 0 P: 8	R: 1 E: 0 K: 1 S: 6	H: 1 LOB: 0 BB: 0 P: 6	R: 0 E: 0 K: 1 S: 6	H: 1 LOB: 1 BB: 0 P: 4	R: 0 E: 0 K: 1 S: 6	H: 1 LOB: 1 BB: 0 P: 6	R: 0 E: 0 K: 0 S: 3	H: 0 LOB: 0 BB: 0 P: 3	R: 0 E: 0 K: 1 S: 5	H: 0 LOB: 1 BB: 1 P: 9	R: 0 E: 0 K: 0 S: 3	H: 0 LOB: 0 BB: 0 P: 3	R: 1 E: 1 K: 0 S: 1	H: 0 LOB: 3 BB: 3 P: 13	1B: 1 2B: 4 3B: 1 HR: 0	SF: 1 SAC: 1 DP: 0 HBP: 0	WP: 1 PB: 0 SB: 0 CS: 0	PA: 37							
PITCHER	IP	WLS	BF	H	R	ER	SO	BB	IBB	HBP	BLK	WP	HR	S	P	ERA	WHIP										
Art Ceccarelli, L (1, 1) ERA: 2.25	7.0		30	6	3	2	5	2	0	0	0	0	0	38	46	2.57	1.143										
Tom Gorman, R (8, 1) ERA: 4.85	1.0	L	7	0	1	0	0	2	1	0	0	1	0	4	16	0.00	2.000										

Kansas City Athletics @ Boston Red Sox
Fenway Park, Boston, MA
Fri May 13 1955, 3:33 AM EDT
Att: 17,953 - Unknown

AB	30
R	4
H	6
RBI	3
BB	5
SO	5
LOB	12





Batter	1	2	3	4	5	6	7	8	9	AB	R	H	RBI	BB	SO	LOB	TOP			
Joe Demaestri, R (1, 6) OBP: 0.204, SLG: 0.229										5	1	3	0	0	1	1	Kansas City Athletics @ New York Yankees Yankee Stadium, Bronx, NY Sun May 15 1955, 3:33 AM EDT Unknown livebaseballscorecards.com			
Bill Renza, R (1, 9) OBP: 0.381, SLG: 0.520 Enos Slaughter, L (7, PH) OBP: 0.313, SLG: 0.154 (7, 9)										3	0	0	0	0	0	2				
Jim Finigan, R (1, 5) OBP: 0.339, SLG: 0.505										4	1	1	0	0	0	3				
Gus Zernial, R (1, 7) OBP: 0.336, SLG: 0.596										4	1	2	1	0	1	0				
Bill Wilson, R (1, 8) OBP: 0.328, SLG: 0.523										4	1	1	3	0	1	0				
Vic Power, R (1, 3) OBP: 0.340, SLG: 0.699										4	0	1	0	0	0	0				
Hector Lopez, R (1, 4) OBP: 0.250, SLG: 0.313										4	0	0	0	0	1	1				
Billy Shantz, R (1, 2) OBP: 0.372, SLG: 0.366										3	0	2	0	1	0	0				
Bobby Shantz, R (1, 1) OBP: 0.167, SLG: 0.091										2	0	0	0	0	0	1				
Inning Stats	R: 4 E: 0 K: 0 S: 7	H: 4 LOB: 0 BB: 0 P: 7	R: 0 E: 0 K: 0 S: 4	H: 1 LOB: 1 BB: 0 P: 4	R: 0 E: 0 K: 0 S: 3	H: 0 LOB: 0 BB: 0 P: 3	R: 0 E: 0 K: 0 S: 4	H: 2 LOB: 1 BB: 0 P: 4	R: 0 E: 0 K: 0 S: 3	H: 0 LOB: 0 BB: 0 P: 3	R: 0 E: 0 K: 1 S: 6	H: 1 LOB: 3 BB: 2 P: 14	R: 0 E: 0 K: 2 S: 7	H: 0 LOB: 0 BB: 0 P: 7	R: 0 E: 0 K: 1 S: 6	H: 1 LOB: 1 BB: 0 P: 6		1B: 7 2B: 2 3B: 0 HR: 1	SF: 0 SAC: 2 DP: 1 HBP: 0	WP: 0 PB: 0 SB: 0 CS: 0
PITCHER	IP WLS BF H R ER SO BB IBB HBP BLK WP HR S P ERA WHIP	6.0 L 24 8 4 4 0 0 0 0 0 0 1 24 24 6.00 1.333	2.0 9 1 0 0 3 2 0 0 0 0 0 13 21 0.00 1.500	1.0 4 1 0 0 1 0 0 0 0 0 0 6 6 0.00 1.000																

Batter	1	2	3	4	5	6	7	8	9	AB	R	H	RBI	BB	SO	LOB	BOTTOM					
Hank Bauer, R (1, 9) OBP: 0.421, SLG: 0.582										3	0	1	0	2	0	3	Kansas City Athletics @ New York Yankees Yankee Stadium, Bronx, NY Sun May 15 1955, 3:33 AM EDT Unknown livebaseballscorecards.com					
Joe Collins, L (1, 3) OBP: 0.351, SLG: 0.450										3	0	0	0	2	0	2						
Mickey Mantle, S (1, 8) OBP: 0.430, SLG: 0.657										5	1	2	0	0	1	4						
Elston Howard, R (1, 7) OBP: 0.432, SLG: 0.588										4	0	1	0	1	0	2						
Andy Carey, R (1, 5) OBP: 0.298, SLG: 0.363										2	1	0	1	1	0	2						
Gil McDougald, R (1, 4) OBP: 0.338, SLG: 0.262										2	1	0	0	2	0	1						
Charles Silveira, R (1, 2) OBP: 0.269, SLG: 0.292										2	0	0	0	0	2							
Bob Cerv, R (6, PH) OBP: 0.269, SLG: 0.292 (7, 7)										2	0	1	1	0	0	0						
Billy Hunter, R (1, 6) Eddie Robinson, L (6, PH) Tom Sturdivant, L (7, 1) Yogi Berra, L (8, PH) Frank Leja, L (8, PH) Tom Morgan, R (8, 1) OBP: 0.200, SLG: 0.200										2	0	0	0	0	1	0						
Ed Lopat, L (1, 1) Bill Skowron, R (6, PH) Phil Rizzuto, R (6, PR) OBP: 0.444, SLG: 0.286 (7, 6)										2	0	0	0	0	1	0						
Inning Stats	R: 0 E: 0 K: 0 S: 3	H: 0 LOB: 1 BB: 1 P: 7	R: 0 E: 0 K: 0 S: 3	H: 0 LOB: 0 BB: 0 P: 3	R: 0 E: 0 K: 1 S: 6	H: 1 LOB: 1 BB: 0 P: 6	R: 0 E: 0 K: 0 S: 3	H: 1 LOB: 2 BB: 2 P: 11	R: 0 E: 0 K: 2 S: 7	H: 0 LOB: 2 BB: 2 P: 15	R: 2 E: 0 K: 0 S: 5	H: 2 LOB: 1 BB: 2 P: 13	R: 1 E: 0 K: 0 S: 5	H: 2 LOB: 1 BB: 0 P: 5	R: 0 E: 0 K: 0 S: 3	H: 0 LOB: 1 BB: 1 P: 7	R: 0 E: 0 K: 0 S: 2	H: 0 LOB: 0 BB: 1 P: 6	1B: 6 2B: 0 3B: 0 HR: 0	SF: 1 SAC: 0 DP: 2 HBP: 0	WP: 0 PB: 0 SB: 0 CS: 0	PA: 40
PITCHER	IP WLS BF H R ER SO BB IBB HBP BLK WP HR S P ERA WHIP	9.0 W 40 6 3 3 3 9 0 0 0 0 0 37 73 3.00 1.667																				

Batter	1	2	3	4	5	6	7	8	9	AB	R	H	RBI	BB	SO	LOB	TOP						
Joe Demaestri, R OBP: 0.204, SLG: 0.220 (1, 6)	1-3		K		F9		F8		BB BB BB BB	4	0	0	0	1	1	3	Kansas City Athletics @ New York Yankees Yankee Stadium, Bronx, NY Sun May 15 1955, 3:38 AM EDT Att: 36,324 - Unknown livebaseballscorecards.com						
Enos Slaughter, L OBP: 0.391, SLG: 0.375 (1, 9)	HR		WP BB			4-3	K		BB BB BB BB	3	1	1	2	2	1	2							
Jim Finigan, R OBP: 0.333, SLG: 0.486 (1, 5)	K		K						BB BB BB BB	4	0	0	0	1	2	5							
Gus Zernial, R OBP: 0.333, SLG: 0.583 Bill Renna, R OBP: 0.369, SLG: 0.520 (8, 7)	K			K		K		BB BB BB BB	BB BB BB BB	4	0	1	0	0	3	1							
Harry Simpson, L (1, 8)		E1 CS		FC1-6 BB		K		BB BB BB BB	L7	4	0	0	0	1	1	5							
Vic Power, R OBP: 0.436, SLG: 0.686 Billy Shantz, R OBP: 0.378, SLG: 0.357 (7, 2)	K			FC1-6				BB BB BB BB	BB BB BB BB	3	1	1	0	0	1	2							
Hector Lopez, R OBP: 0.250, SLG: 0.300 (1, 4)	F4			F9				BB BB BB BB	BB BB BB BB	4	0	1	0	0	0	3							
Joe Astroth, R OBP: 0.400, SLG: 0.375 Elmer Valo, L OBP: 0.628, SLG: 0.647 Cloyd Boyer, R OBP: 0.182, SLG: 0.100 Pete Suder, R OBP: 0.238, SLG: 0.295 (9, PH)				FC3-6 BB		K		BB BB BB BB	BB BB BB BB	1	0	0	0	1	1	0							
Ray Herbert, R (1, 1) Dick Kryhoski, L OBP: 0.256, SLG: 0.229 (7, PH)				FC3-6 WP BB		K		BB BB BB BB	BB BB BB BB	2	0	0	0	0	1	1							
Inning Stats	R: 1 E: 0 K: 2 S: 8	H: 1 LOB: 0 BB: 0 P: 8	R: 0 E: 1 K: 1 S: 5	H: 0 LOB: 0 BB: 0 P: 5	R: 0 E: 0 K: 2 S: 7	H: 0 LOB: 2 BB: 2 P: 15	R: 0 E: 1 K: 1 S: 5	H: 0 LOB: 1 BB: 1 P: 9	R: 0 E: 0 K: 2 S: 7	H: 0 LOB: 0 BB: 0 P: 7	R: 0 E: 0 K: 2 S: 7	H: 0 LOB: 0 BB: 0 P: 11	R: 1 E: 0 K: 2 S: 10	H: 3 LOB: 2 BB: 0 P: 10	R: 0 E: 0 K: 0 S: 4	H: 1 LOB: 2 BB: 1 P: 8		R: 2 E: 1 K: 1 S: 6	H: 0 LOB: 3 BB: 4 P: 22	1B: 4 2B: 0 3B: 0 HR: 1	SF: 0 SAC: 0 DP: 0 HBP: 0	WP: 1 PB: 0 SB: 0 CS: 1	PA: 42
PITCHER	IP WLS BF H R ER SO BB IBB HBP BLK WP HR S P ERA WHIP	8.0 W 38 5 4 3 12 8 0 0 0 1 1 54 86 3.38 1.625	1.0 S 4 0 0 0 1 1 0 0 0 0 0 0 5 9 0.00 1.000											IP WLS BF H R ER SO BB IBB HBP BLK WP HR S P ERA WHIP									
Bob Turley, R ERA: 2.03 Jim Konstanty, R ERA: 0.73 (9, 1)																							

Batter	1	2	3	4	5	6	7	8	9	AB	R	H	RBI	BB	SO	LOB	BOTTOM						
Hank Bauer, R OBP: 0.423, SLG: 0.584 (1, 9)	WP BB		G4-3		K					3	2	1	0	1	1	2	Kansas City Athletics @ New York Yankees Yankee Stadium, Bronx, NY Sun May 15 1955, 3:38 AM EDT Att: 36,324 - Unknown livebaseballscorecards.com						
Andy Carey, R OBP: 0.296, SLG: 0.368 (1, 5)	K			4-3		6-3			BB BB BB BB	4	0	1	2	0	1	0							
Mickey Mantle, S OBP: 0.432, SLG: 0.670 (1, 8)	K2-3			1B					BB BB BB BB	4	1	2	0	0	1	1							
Yogi Berra, L OBP: 0.324, SLG: 0.406 (1, 2)	4-3			1B		FC			BB BB BB BB	4	1	1	0	0	0	1							
Joe Collins, L OBP: 0.359, SLG: 0.435 (1, 3)		G3		F4					BB BB BB BB	2	1	0	0	2	0	2							
Inv Noren, L OBP: 0.311, SLG: 0.365 (1, 7)	K			F8					BB BB BB BB	4	2	2	4	0	1	2							
Gil McDougald, R OBP: 0.321, SLG: 0.246 (1, 4)	6-3					F7			BB BB BB BB	4	0	0	0	0	0	1							
Billy Hunter, R OBP: 0.242, SLG: 0.246 (1, 6)				K		F6			BB BB BB BB	4	0	1	1	0	1	0							
Bob Turley, R OBP: 0.200, SLG: 0.217 Jim Konstanty, R ERA: 7.56 (9, 1)				G4-3 BB					BB BB BB BB	3	1	2	0	1	0	1							
Inning Stats	R: 1 E: 0 K: 2 S: 7	H: 0 LOB: 0 BB: 1 P: 11	R: 0 E: 0 K: 1 S: 5	H: 0 LOB: 0 BB: 0 P: 5	R: 0 E: 0 K: 1 S: 4	H: 0 LOB: 0 BB: 1 P: 8	R: 0 E: 0 K: 0 S: 5	H: 2 LOB: 2 BB: 0 P: 5	R: 0 E: 0 K: 1 S: 6	H: 1 LOB: 1 BB: 0 P: 6	R: 4 E: 0 K: 0 S: 6	H: 2 LOB: 0 BB: 1 P: 10	R: 2 E: 0 K: 0 S: 5	H: 3 LOB: 0 BB: 0 P: 5	R: 1 E: 0 K: 0 S: 4	H: 2 LOB: 1 BB: 1 P: 8		R: 1 E: 0 K: 0 S: 4	H: 2 LOB: 1 BB: 1 P: 8	1B: 6 2B: 3 3B: 1 HR: 1	SF: 0 SAC: 0 DP: 2 HBP: 0	WP: 2 PB: 0 SB: 2 CS: 1	PA: 36
PITCHER	IP WLS BF H R ER SO BB IBB HBP BLK WP HR S P ERA WHIP	6.0 L 26 5 5 5 5 2 1 0 0 0 0 0 33 45 7.50 1.167	2.0 10 5 3 3 0 1 0 0 0 0 0 0 9 13 13.50 3.000											IP WLS BF H R ER SO BB IBB HBP BLK WP HR S P ERA WHIP									
Ray Herbert, R ERA: 7.5 Cloyd Boyer, R ERA: 7.56 (7, 1)																							

Batter	1	2	3	4	5	6	7	8	9	AB	R	H	RBI	BB	SO	LOB	TOP			
Joe Demaestri, R (1, 6) OBP: 0.197, SLG: 0.212	F9		K		G4-6-3			5-3		4	0	0	0	0	1	2	Kansas City Athletics @ Washington Senators Griffith Stadium, Washington, DC Tue May 17 1955, 3:33 AM EDT Att: 3,061 - Unknown livebaseballscorecards.com			
Bill Renne, R (1, 9) OBP: 0.384, SLG: 0.506 Enos Slaughter, L (8, 9) OBP: 0.381, SLG: 0.375	K		K			SH1-3 1B		F8		4	0	1	0	0	2	1				
Vic Power, R (1, 3) OBP: 0.433, SLG: 0.674	K			F9		SH1-3 1-2			FC6-4 1B	3	0	1	0	0	1	0				
Gus Zernial, R (1, 7) OBP: 0.331, SLG: 0.571	F8			FC6-4 1B		F9		FC6-4 FC5-4	4	0	1	0	0	0	3	0				
Bill Wilson, R (1, 8) OBP: 0.317, SLG: 0.504		F9		F8		6-3		FC5-4 FC6-4	4	0	0	0	0	0	3	0				
Jim Finigan, R (1, 5) OBP: 0.331, SLG: 0.478			6-3 1B		FC6-4			FC6-4	4	0	1	0	0	0	2	0				
Hector Lopez, R (1, 4) OBP: 0.261, SLG: 0.273			6-3			SH3 1B BB		F9	2	1	0	0	1	0	1	0				
Joe Astroth, R (1, 2) OBP: 0.387, SLG: 0.360			6-3			SH3		F5	2	0	0	0	0	0	0	0				
Alex Kellner, R (1, 1) OBP: 0.400, SLG: 0.500								K	3	0	2	1	0	1	0	0				
Inning Stats	R: 0 E: 1 K: 2 S: 8	H: 0 LOB: 1 BB: 0 P: 8	R: 0 E: 0 K: 0 S: 3	H: 1 LOB: 0 BB: 0 P: 3	R: 0 E: 0 K: 2 S: 8	H: 1 LOB: 0 BB: 0 P: 8	R: 0 E: 0 K: 0 S: 4	H: 1 LOB: 1 BB: 0 P: 4	R: 1 E: 0 K: 0 S: 3	H: 1 LOB: 0 BB: 1 P: 7	R: 0 E: 0 K: 0 S: 4	H: 1 LOB: 0 BB: 0 P: 4	R: 0 E: 0 K: 1 S: 5	H: 0 LOB: 0 BB: 0 P: 5	R: 0 E: 0 K: 0 S: 4	H: 1 LOB: 1 BB: 0 P: 4	1B: 6 2B: 0 3B: 0 HR: 0	SF: 0 SAC: 2 DP: 1 HBP: 0	WP: 0 PB: 0 CS: 0	PA: 33
PITCHER Mickey McDermott, L (1, 1) ERA: 3.83	IP: 9.0 WLS: L BF: 33	H: 6 R: 1 ER: 1 SO: 5	BB: 1 IBB: 0 HBP: 0 BLK: 0	WP: 0 HR: 0 S: 42 P: 46	ERA: 1.00 WHIP: 0.778	PITCHER											ERA: 1.00 WHIP: 0.778			


Batter	1	2	3	4	5	6	7	8	9	AB	R	H	RBI	BB	SO	LOB	BOTTOM			
Eddie Yost, R (1, 5) OBP: 0.375, SLG: 0.304	F9		L5			SH FC3-2 2B		L6-4 SH3 1B		4	0	2	0	0	0	0	Kansas City Athletics @ Washington Senators Griffith Stadium, Washington, DC Tue May 17 1955, 3:33 AM EDT Att: 3,061 - Unknown livebaseballscorecards.com			
Tom Umphlett, R (1, 9) OBP: 0.345, SLG: 0.345	6-3		1-3			SH FC3-2		SH3	2	0	0	0	0	0	0	0				
Pete Runnels, L (1, 4) OBP: 0.310, SLG: 0.250	6-3			G4-6-3 1B		FC3-2 FC6-4		L6-4	4	0	1	0	0	0	3					
Mickey Vernon, L (1, 3) OBP: 0.367, SLG: 0.513		FC3-6 1B		G4-6-3		K		K	4	0	1	0	0	2	3					
Jim Busby, R (1, 8) OBP: 0.328, SLG: 0.458		FC3-6 1B		F9		FC6-4		5-3	4	0	0	0	0	0	3					
Ed Fitz Gerald, R (1, 2) OBP: 0.330, SLG: 0.325 Juan Delis, R (8, FR) OBP: 0.212, SLG: 0.313		F8			5-3			4-3	4	0	1	0	0	0	1					
Carlos Paula, R (1, 7) OBP: 0.381, SLG: 0.500					6-3			1B	4	0	2	0	0	0	1					
Tony Roig, R (1, 6) OBP: 0.296, SLG: 0.360								K	3	0	1	0	0	2	3					
Mickey McDermott, L (1, 1) OBP: 0.384, SLG: 0.400			6-3					1-3	3	0	0	0	0	0	2					
Inning Stats	R: 0 E: 0 K: 0 S: 3	H: 0 LOB: 0 BB: 0 P: 3	R: 0 E: 0 K: 1 S: 7	H: 2 LOB: 2 BB: 0 P: 7	R: 0 E: 0 K: 0 S: 3	H: 0 LOB: 0 BB: 0 P: 3	R: 0 E: 0 K: 0 S: 3	H: 1 LOB: 0 BB: 0 P: 3	R: 0 E: 0 K: 1 S: 7	H: 1 LOB: 2 BB: 0 P: 7	R: 0 E: 0 K: 1 S: 6	H: 1 LOB: 1 BB: 0 P: 6	R: 0 E: 0 K: 0 S: 3	H: 1 LOB: 0 BB: 0 P: 3	R: 0 E: 0 K: 1 S: 6	H: 1 LOB: 1 BB: 0 P: 6	1B: 6 2B: 2 3B: 1 HR: 0	SF: 0 SAC: 2 DP: 2 HBP: 0	WP: 0 PB: 0 CS: 0	PA: 34
PITCHER Alex Kellner, L (1, 1) ERA: 2.88	IP: 9.0 WLS: W BF: 34	H: 8 R: 0 ER: 0 SO: 4	BB: 0 IBB: 0 HBP: 0 BLK: 0	WP: 0 HR: 0 S: 42 P: 42	ERA: 0.00 WHIP: 0.889	PITCHER											ERA: 0.00 WHIP: 0.889			

Batter	1	2	3	4	5	6	7	8	9	AB	R	H	RBI	BB	SO	LOB	TOP			
Joe Demaestri, R OBP: 0.198, SLG: 0.214	0-0 1B		0-0 F8		0-0 FC5-4 1B		0-0 F8			4	1	1	0	0	0	2	Kansas City Athletics @ Washington Senators Griffith Stadium, Washington, DC Wed May 18 1955, 3:33 AM EDT Att: 1,061 - Unknown			
Bill Renns, R OBP: 0.370, SLG: 0.500	0-3 K		4-0 1B		0-0 1B		0-0 F2			3	1	1	0	1	1					
Vic Power, R OBP: 0.436, SLG: 0.667	0-0 F8		0-0 1B		0-0 1B			0-0 F9		4	0	2	1	0	0	1				
Gus Zernial, R OBP: 0.328, SLG: 0.560	0-3 K		0-0 F7		0-0 1B			0-0 L6		4	0	1	1	0	1	4				
Bill Wilson, R OBP: 0.315, SLG: 0.496		0-0 F2		0-0 1B	0-0 F8			0-0 L6-4-3		4	0	1	0	0	0	3				
Jim Finigan, R OBP: 0.321, SLG: 0.462		0-0 4-3		0-0 G6-4-3		0-0 L6			0-0 F3	4	0	0	0	0	0	1				
Hector Lopez, R OBP: 0.259, SLG: 0.269		0-0 F2		0-3 K		0-0 F2			0-0 1B	4	0	1	0	0	1	0				
Billy Shantz, R OBP: 0.388, SLG: 0.370			0-0 1B	0-0 SH1-3 1B	0-0 FC5-4 1B	0-0 F9			0-0 L6	4	0	2	0	0	0	1				
Art Ceccarelli, R			0-0 SH1-3		0-0 F8		0-0 L8		0-0 K	0	0	0	0	0	0	0				
Vic Raschi, R									0-0 K	1	0	0	0	0	0	1				
Enos Slaughter, L OBP: 0.364, SLG: 0.353										1	0	0	0	0	0	0				
Tom Gorman, R										0	0	0	0	0	0	0				
Pete Suder, R OBP: 0.235, SLG: 0.291			1-2							1	0	0	0	0	1	1				
Inning Stats	R: 0 E: 0 K: 2 S: 8	H: 1 LOB: 1 BB: 0 P: 8	R: 0 E: 0 K: 0 S: 3	H: 0 LOB: 0 BB: 0 P: 3	R: 0 E: 0 K: 0 S: 5	H: 2 LOB: 3 BB: 1 P: 9	R: 0 E: 0 K: 1 S: 5	H: 1 LOB: 0 BB: 0 P: 5	R: 2 E: 0 K: 0 S: 7	H: 4 LOB: 2 BB: 0 P: 7	R: 0 E: 0 K: 0 S: 3	H: 0 LOB: 0 BB: 0 P: 3	R: 0 E: 0 K: 0 S: 3	H: 0 LOB: 0 BB: 0 P: 3	R: 0 E: 1 K: 1 S: 6	H: 1 LOB: 1 BB: 0 P: 6	1B: 9 2B: 0 3B: 0 HR: 0	SF: 0 SAC: 1 DP: 2 HBP: 0	WP: 0 PB: 0 CS: 0	PA: 36
PITCHER Dean Stone, L ERA: 3.07	IP: 9.0 WLS: W BF: 36 H: 9 R: 2 ER: 2 SO: 4 BB: 1 IBB: 0 HBP: 0 BLK: 0 WP: 0 HR: 0 S: 43 P: 47 ERA: 2.00 WHIP: 1.111															PITCHER				

Batter	1	2	3	4	5	6	7	8	9	AB	R	H	RBI	BB	SO	LOB	BOTTOM			
Eddie Yost, R OBP: 0.366, SLG: 0.295	0-0 6-3			0-0 F8		0-0 6-3 1B		0-0 L6-3		3	0	0	0	0	1	0	Kansas City Athletics @ Washington Senators Griffith Stadium, Washington, DC Wed May 18 1955, 3:33 AM EDT Att: 1,061 - Unknown			
Bobby Kline, R OBP: 0.263, SLG: 0.241		0-0 K								2	1	1	0	0	0	0				
Ed Fitz Gerald, R OBP: 0.333, SLG: 0.329	0-0 BB	0-0 1B		0-0 6-3		0-0 6-3		0-0 6-3		5	1	2	0	0	0	1				
Mickey Vernon, L OBP: 0.379, SLG: 0.517	0-0 1B	0-0 CS	4-0 2B	0-0 4-3		0-0 FC6-4 1B				3	2	2	1	1	0	0				
Jim Busby, R OBP: 0.326, SLG: 0.459	0-0 F7		0-0 SF7	0-0 1B	0-0 2B	0-0 FC6-4	0-0 4-3	0-0 FC6-4		4	1	1	0	0	0	3				
Carlos Paula, R OBP: 0.400, SLG: 0.500	4-0 1B	0-0 1B	0-0 SF7	0-0 1B	0-0 E5		0-0 F8			2	1	1	1	1	0	0				
Tom Umphlett, R OBP: 0.357, SLG: 0.355	0-0 1B	0-0 BB	0-0 WP	0-0 FC4-2	0-0 1B	0-0 F4	0-0 F9			4	1	2	3	0	0	1				
Pete Runnels, L OBP: 0.331, SLG: 0.272	0-0 E	0-0 1B	0-0 WP	0-0 BB	0-0 IBB	0-0 2B	0-0 F9			2	0	2	2	2	0	0				
Tony Roig, R OBP: 0.258, SLG: 0.310	0-3 K		0-0 FC4-2	0-0 1B	0-0 F8	0-0 F8	0-0 F8			4	0	0	0	0	1	6				
Dean Stone, L		0-0 1-3	0-0 K		0-0 K		0-0 L4			4	0	0	0	0	2	2				
Inning Stats	R: 4 E: 1 K: 1 S: 9	H: 4 LOB: 1 BB: 1 P: 13	R: 0 E: 0 K: 1 S: 5	H: 1 LOB: 0 BB: 0 P: 5	R: 2 E: 0 K: 1 S: 7	H: 2 LOB: 2 BB: 2 P: 15	R: 0 E: 0 K: 0 S: 3	H: 0 LOB: 0 BB: 0 P: 3	R: 0 E: 0 K: 0 S: 4	H: 1 LOB: 2 BB: 1 P: 8	R: 1 E: 0 K: 1 S: 7	H: 2 LOB: 1 BB: 0 P: 7	R: 0 E: 0 K: 0 S: 4	H: 1 LOB: 1 BB: 0 P: 4	R: 0 E: 0 K: 0 S: 3	H: 0 LOB: 0 BB: 0 P: 3	1B: 9 2B: 2 3B: 0 HR: 0	SF: 1 SAC: 0 DP: 0 HBP: 0	WP: 2 PB: 0 CS: 1	PA: 39
PITCHER Art Ceccarelli, L ERA: 4.1	IP: 2.1 WLS: L BF: 16 H: 7 R: 6 ER: 6 SO: 2 BB: 3 IBB: 0 HBP: 0 BLK: 0 WP: 0 HR: 0 S: 17 P: 29 ERA: 23.14 WHIP: 4.286															PITCHER				
Vic Raschi, R ERA: 11.91	3.2	15	3	1	1	2	0	1	0	0	2	0	18	22	2.46	0.818				
Tom Gorman, R ERA: 4.2	7.1	7	1	0	0	0	0	0	0	0	0	0	7	7	0.00	0.500				

Batter	1	2	3	4	5	6	7	8	9	AB	R	H	RBI	BB	SO	LOB	TOP																					
Joe Demaestri, R (1.6) OBP: 0.200, SLG: 0.215	F2		G6-3 1B		L6			5-3		4	0	1	0	0	0	2	Kansas City Athletics @ Chicago White Sox Comiskey Park, Chicago, IL Fri May 20 1955, 4:33 AM EDT Att: 18,008 - Unknown livebaseballscorecards.com																					
Enos Slaughter, L (1.9) OBP: 0.395, SLG: 0.350	1B		G6-3 1-2f		4-3			4-0 IBB		3	1	1	0	1	0	1																						
Vic Power, R (1.3) OBP: 0.429, SLG: 0.649	1B		F4		6-3			0-0 FC5 2-3f		4	0	1	0	0	0	2																						
Eimer Valo, L (1.7) OBP: 0.574, SLG: 0.595	SF8-2-6 1-2 3-H				F7			0-0 L7		3	0	0	1	0	0	0																						
Bill Wilson, R (1.8) OBP: 0.313, SLG: 0.488		2B 1B			F9			0-0 F8		4	0	1	0	0	0	0																						
Jim Finigan, R (1.5) OBP: 0.319, SLG: 0.463		1-3 2B			4-3			0-0 L7		4	0	1	0	0	0	0																						
Hector Lopez, R (1.4) OBP: 0.233, SLG: 0.241		0-0 5-3			F7			0-0 F7		3	0	0	0	0	0	2																						
Billy Shantz, R (1.2) OBP: 0.404, SLG: 0.396		4-0 G6-4-3 IBB			F7			0-0 FC5 2B		2	0	1	0	1	0	0																						
Art Ditmar, R (1.1) OBP: 0.545, SLG: 0.545		0-0 G6-4-3 1-2f						0-0 F4 1B		3	0	1	0	0	0	4																						
Inning Stats	R: 1 E: 0 K: 0 S: 4	H: 2 LOB: 0 BB: 0 P: 4	R: 0 E: 0 K: 0 S: 4	H: 2 LOB: 2 BB: 1 P: 8	R: 0 E: 0 K: 0 S: 3	H: 1 LOB: 0 BB: 0 P: 3	R: 0 E: 0 K: 0 S: 3	H: 0 LOB: 0 BB: 0 P: 3	R: 0 E: 0 K: 0 S: 4	H: 1 LOB: 1 BB: 0 P: 4	R: 0 E: 0 K: 0 S: 3	H: 0 LOB: 0 BB: 0 P: 3	R: 0 E: 0 K: 0 S: 3	H: 0 LOB: 0 BB: 0 P: 3	R: 0 E: 0 K: 0 S: 4	H: 1 LOB: 2 BB: 1 P: 8	R: 0 E: 0 K: 0 S: 3	H: 0 LOB: 0 BB: 0 P: 3	1B: 5 2B: 3 3B: 0 HR: 0	SF: 1 SAC: 0 DP: 3 HBP: 0	WP: 0 PB: 0 CS: 0	PA: 33																
PITCHER	IP	WLS	BF	H	R	ER	SO	BB	IBB	HBP	BLK	WP	HR	S	P	ERA	WHIP	PITCHER				IP	WLS	BF	H	R	ER	SO	BB	IBB	HBP	BLK	WP	HR	S	P	ERA	WHIP
Sandy Consuegra, R (1.1) ERA: 1.14	8.0	L	30	7	1	1	0	0	2	0	0	0	0	28	36	1.12	0.875																					
Harry Dorish, R (9.1) ERA:	1.0		3	0	0	0	0	0	0	0	0	0	0	3	3	0.00	0.000																					

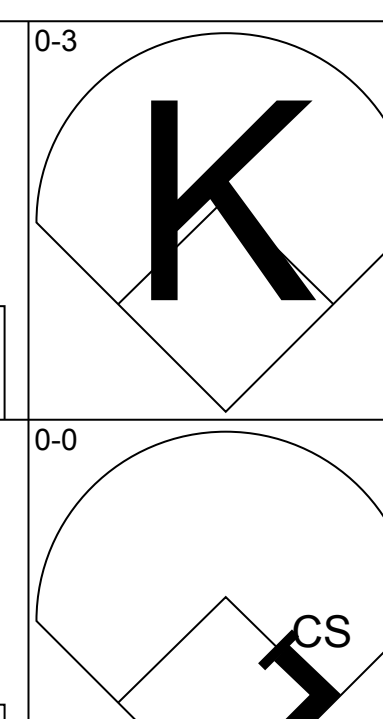
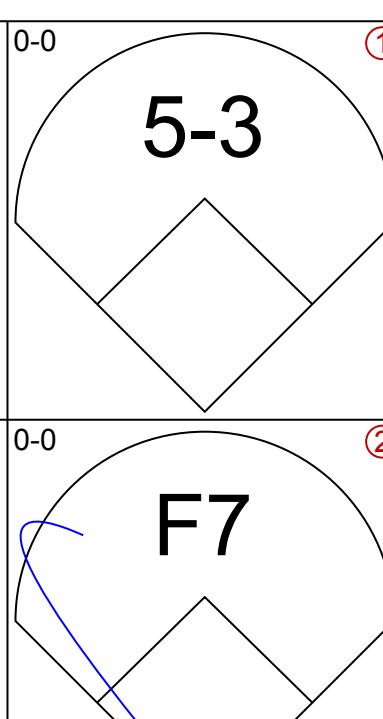
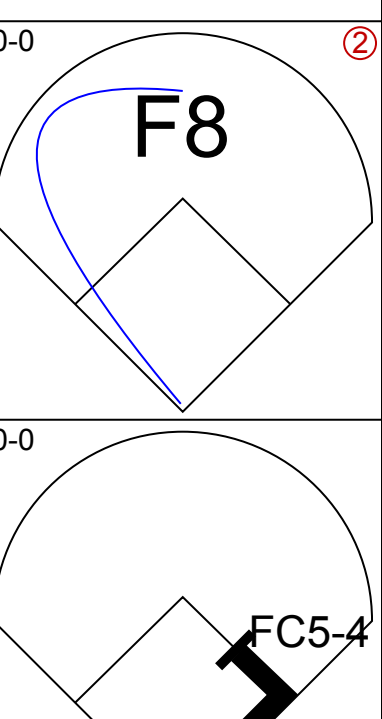
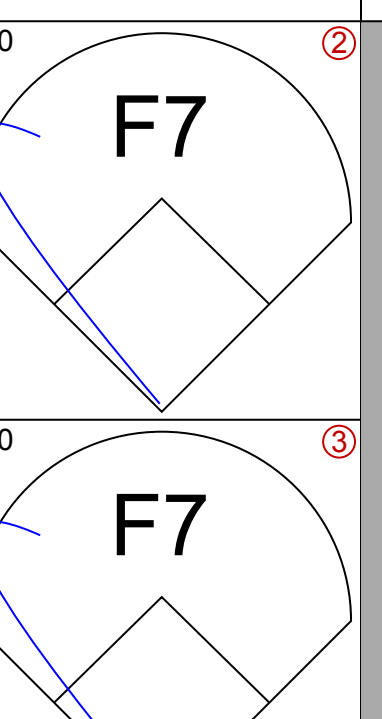
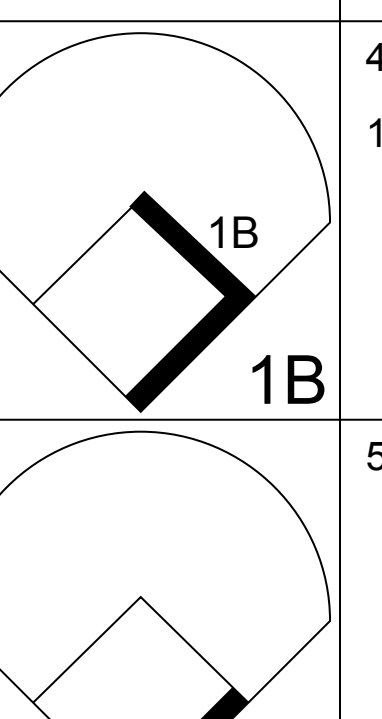
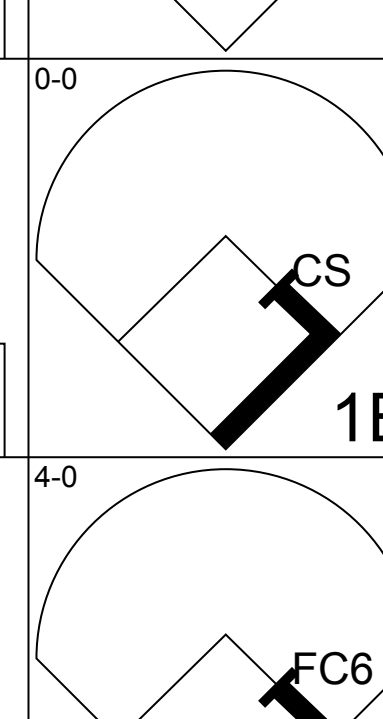
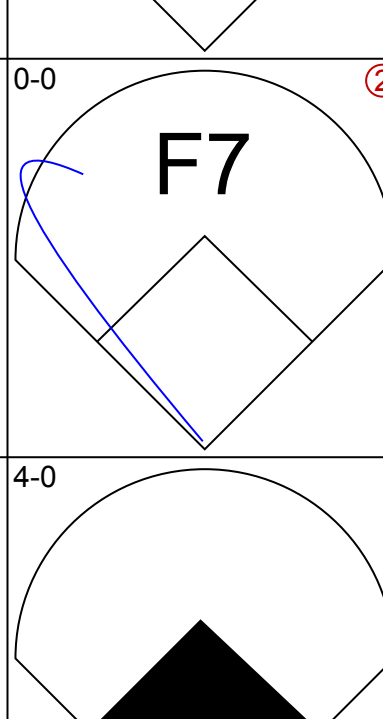
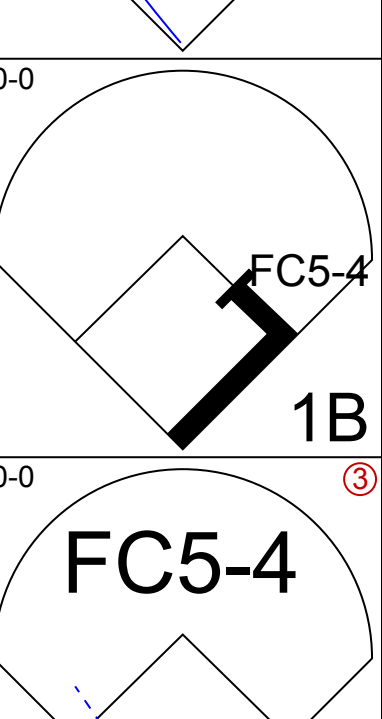
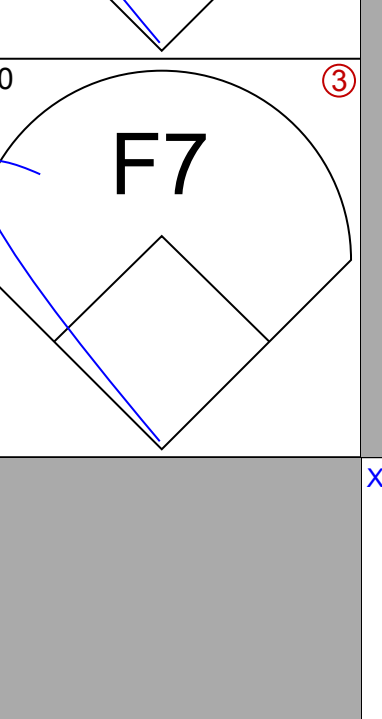
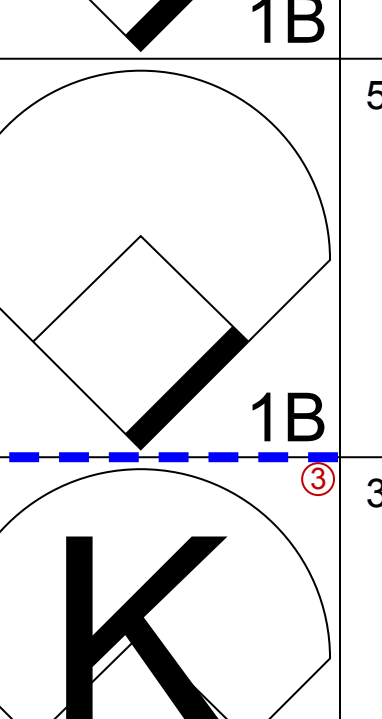
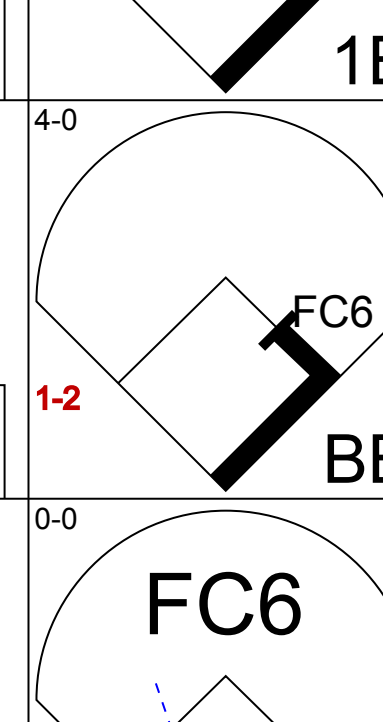
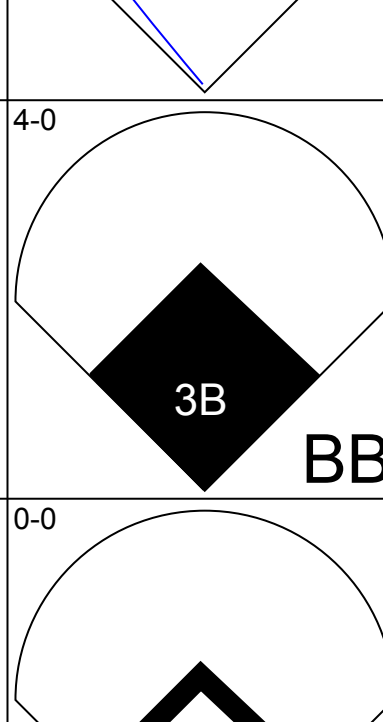
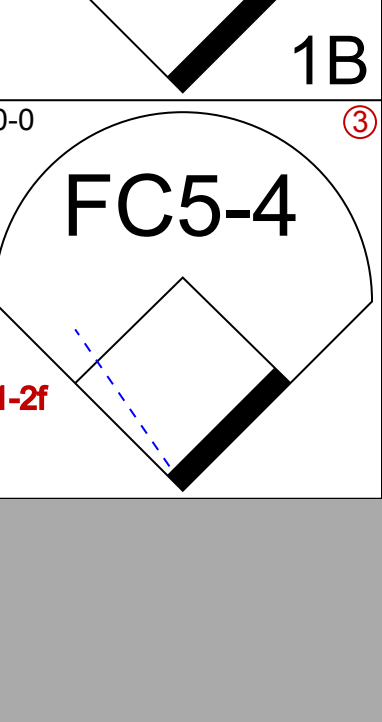
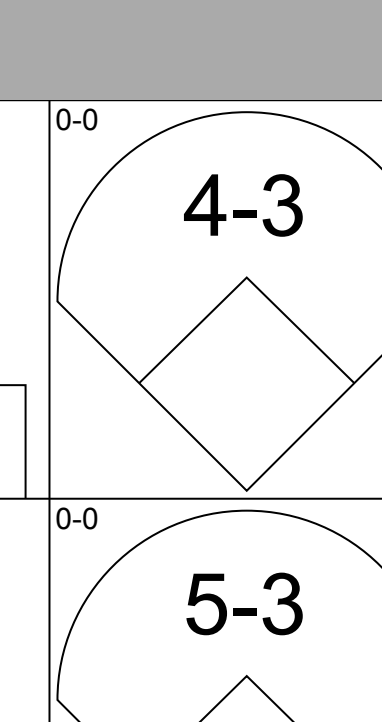
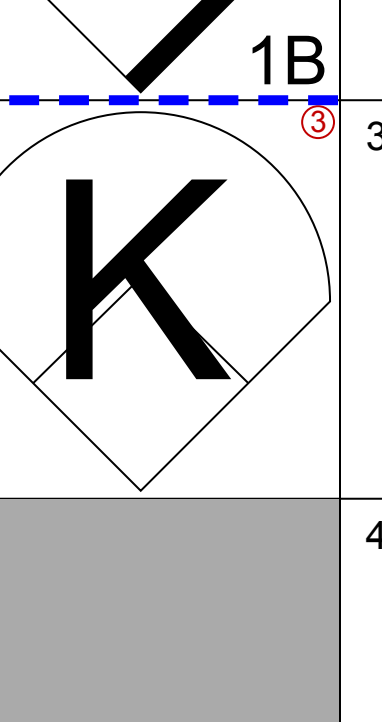
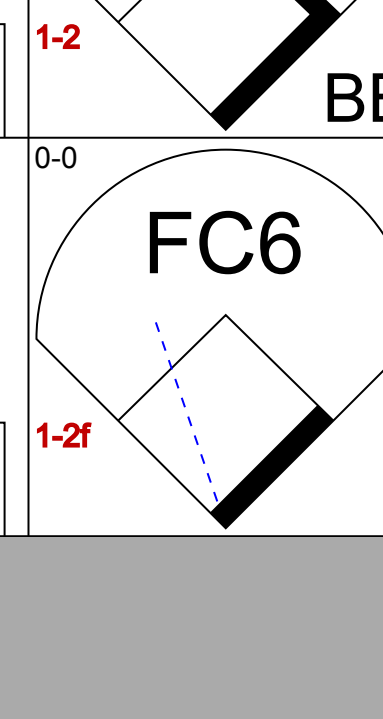
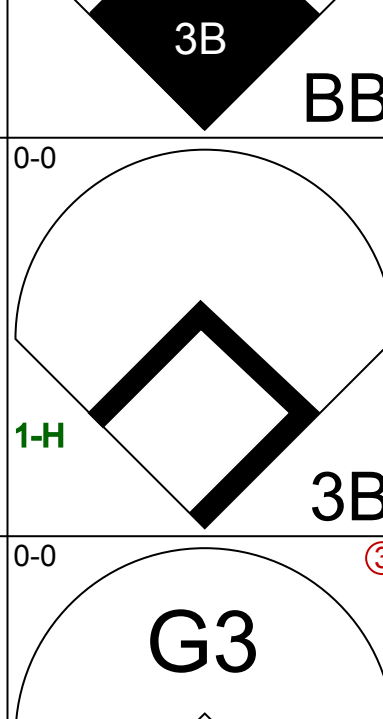
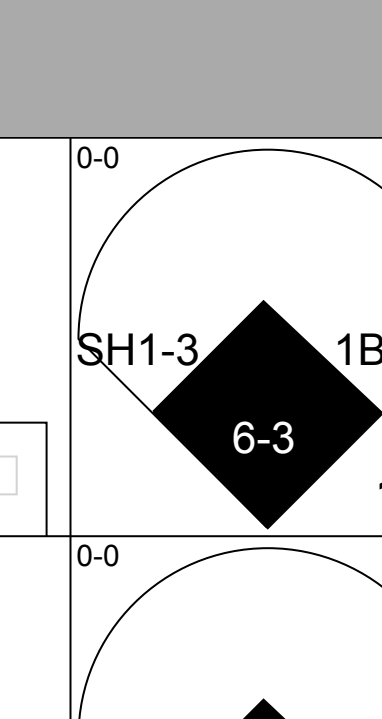
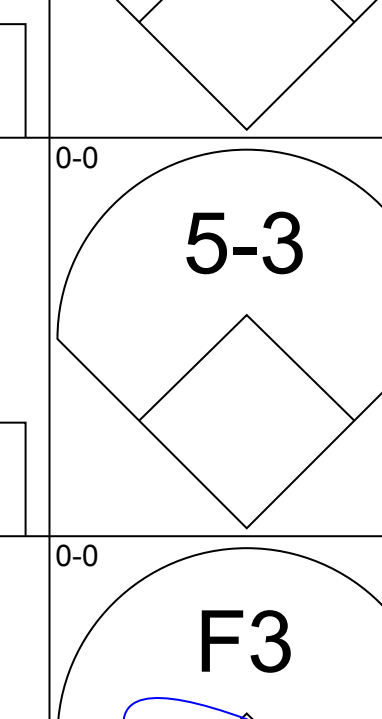
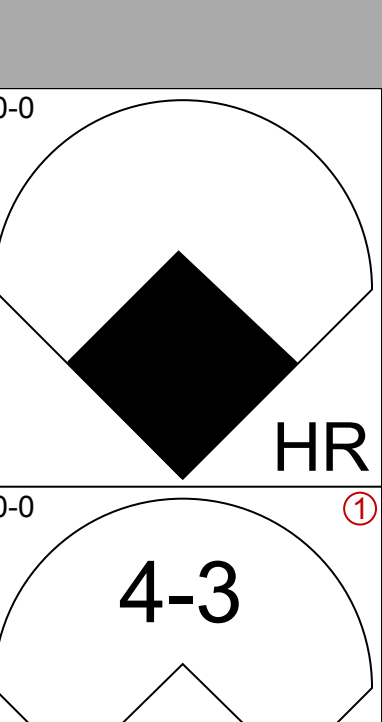
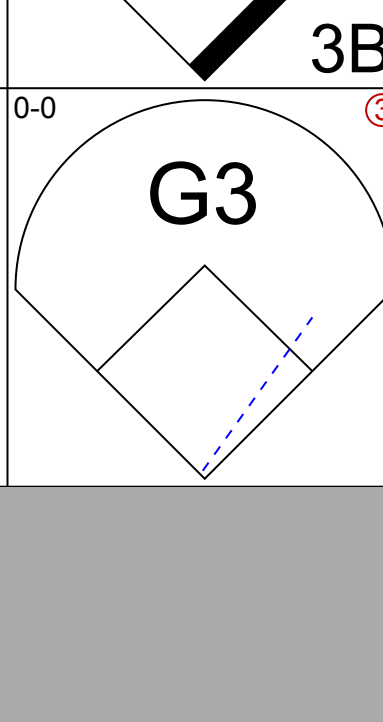
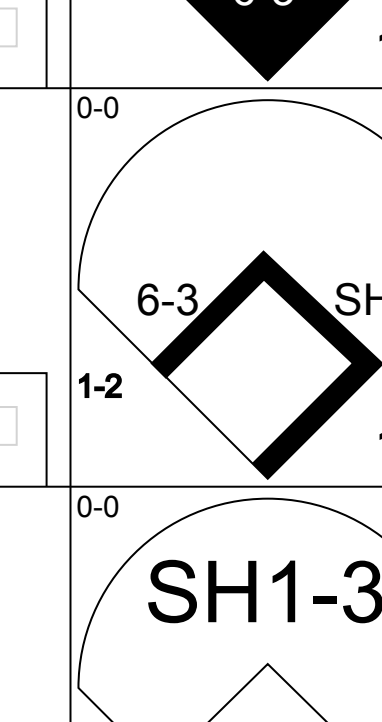
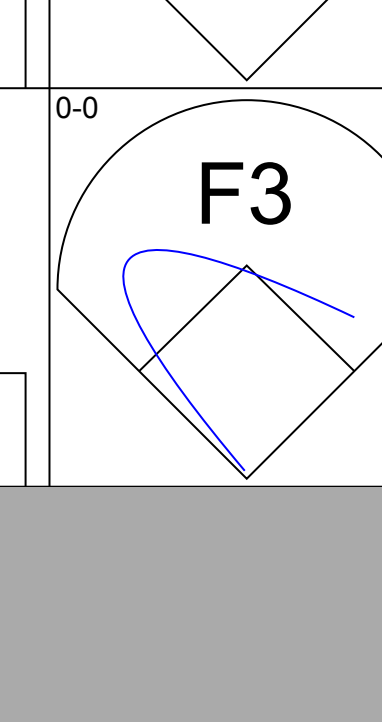
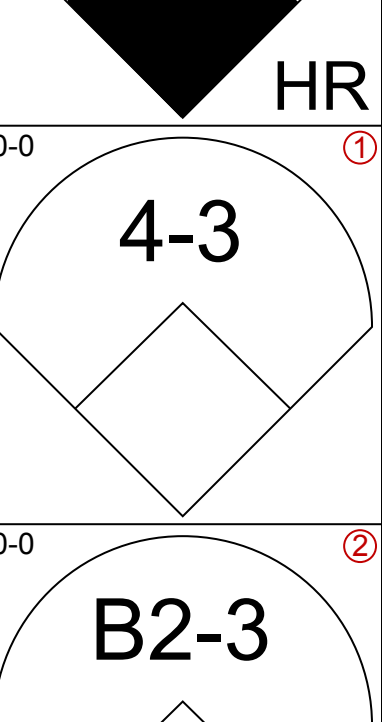
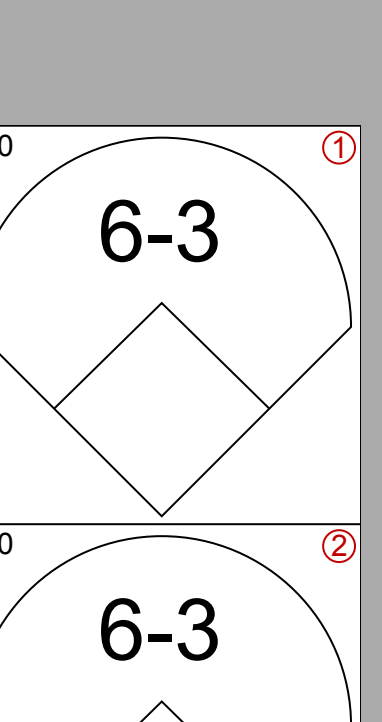
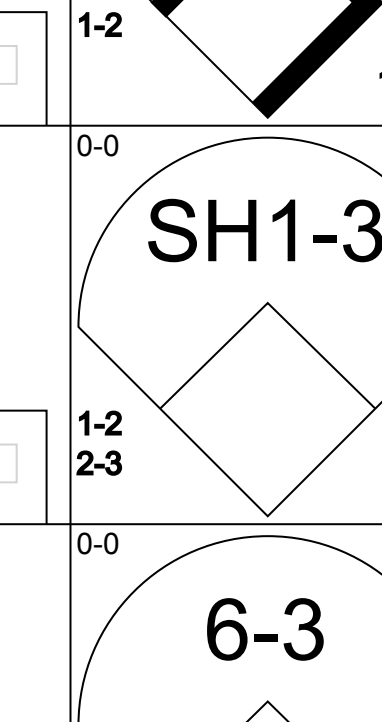
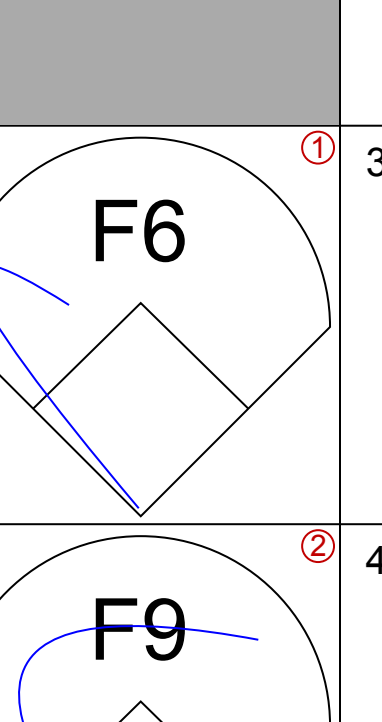
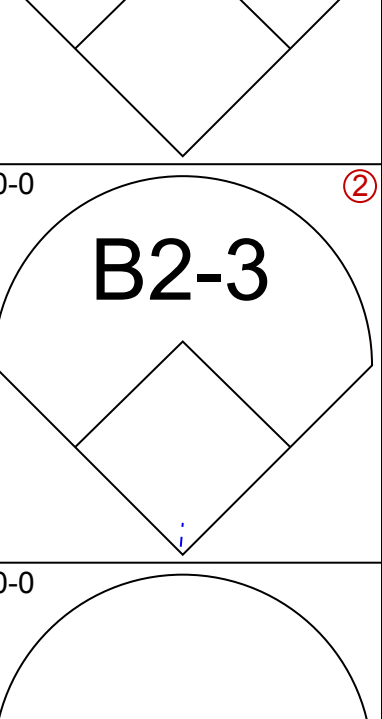
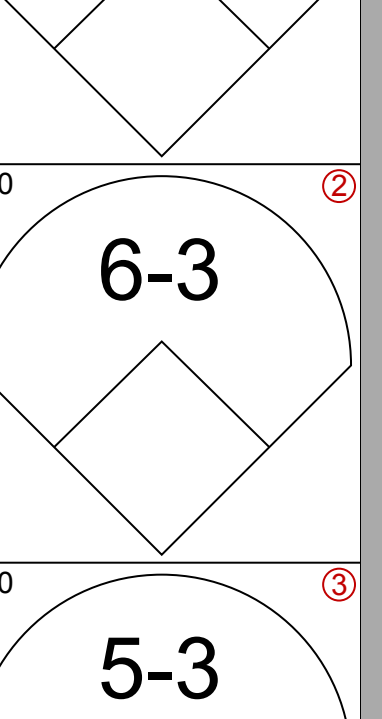
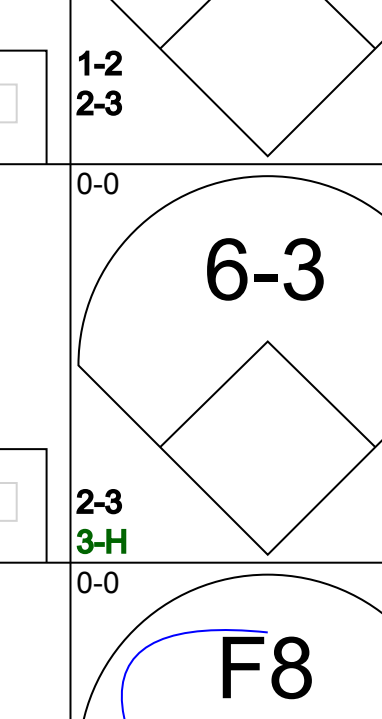
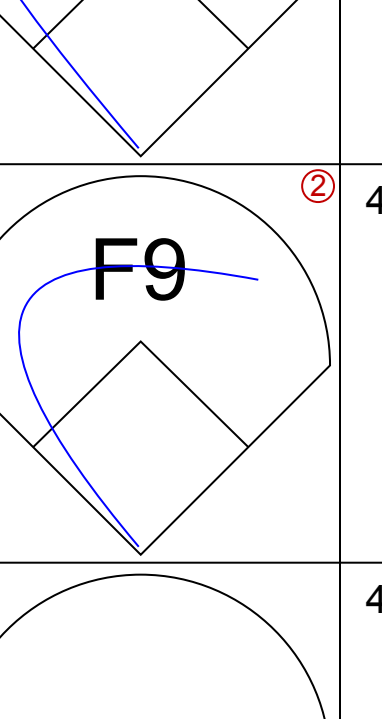
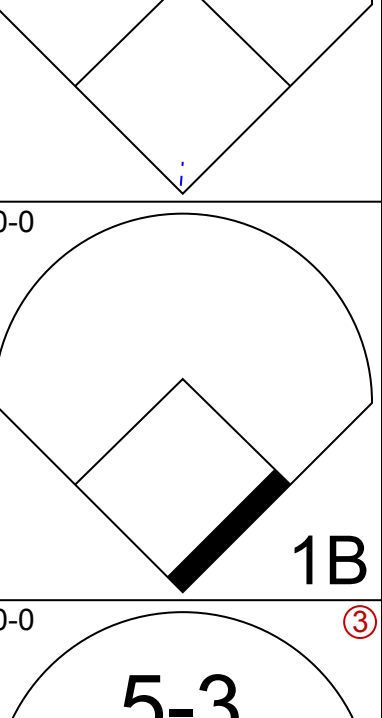
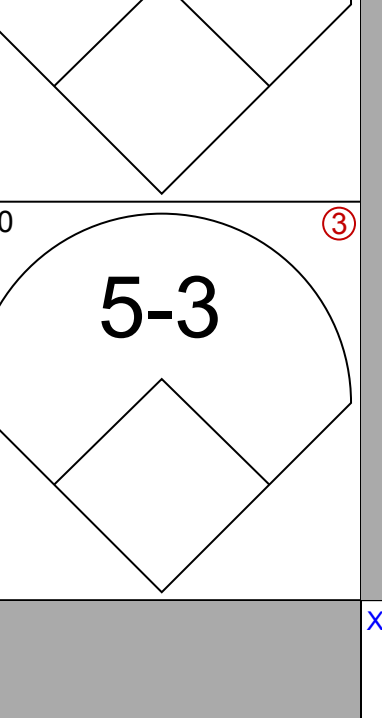
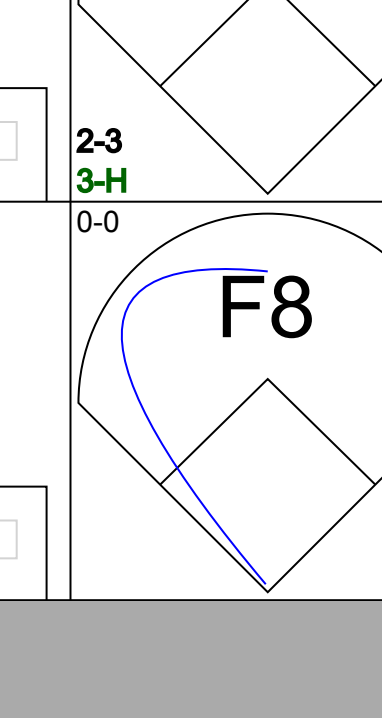
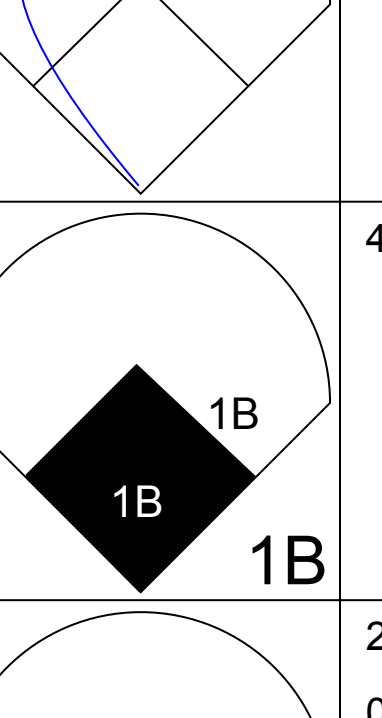
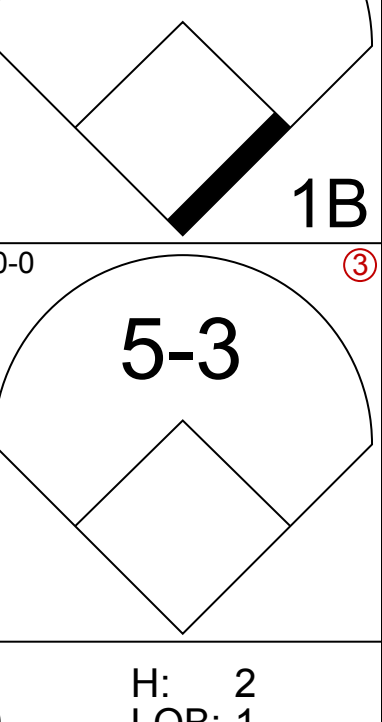
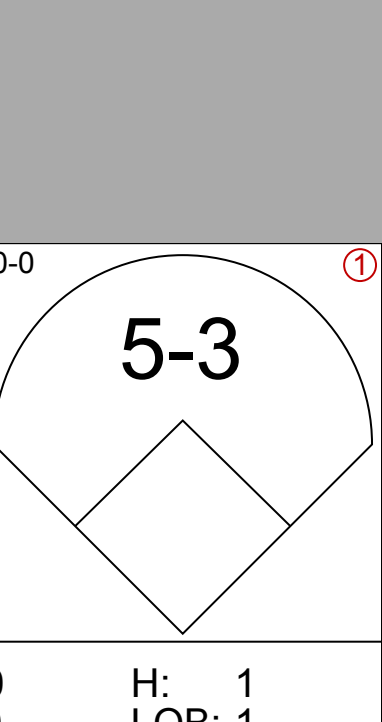
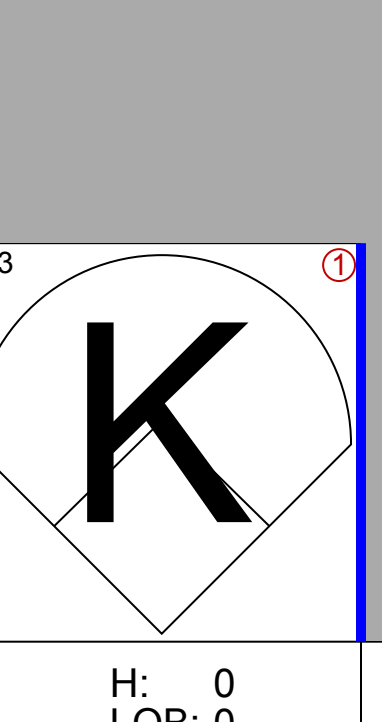
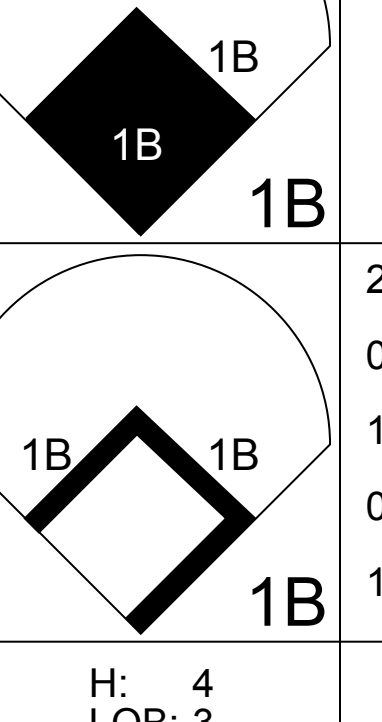
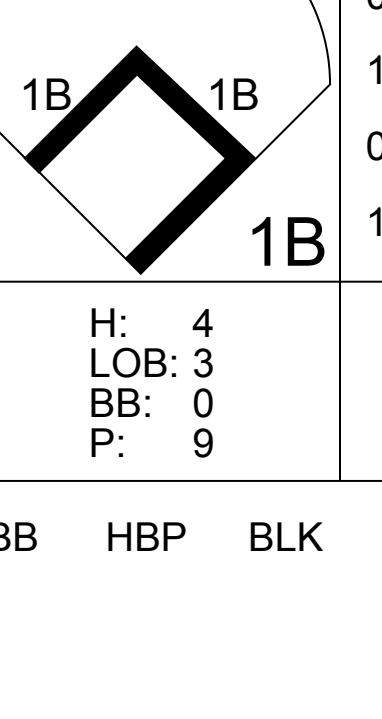
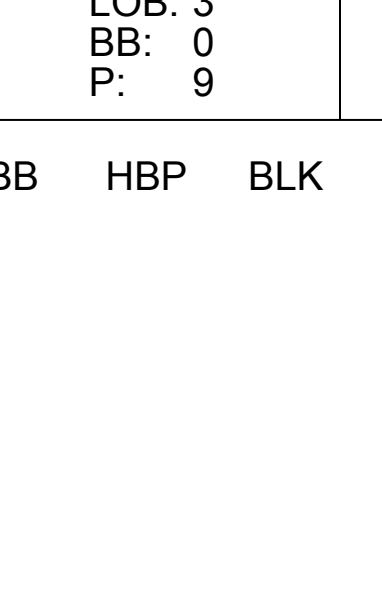
AB 30
R 1
H 7
RBI 1
BB 2
SO 0
LOB 11

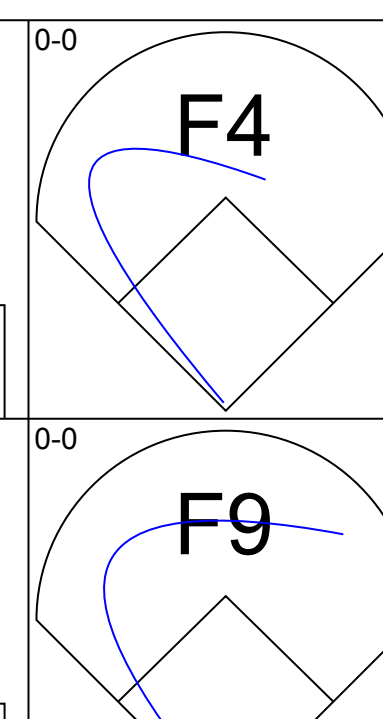
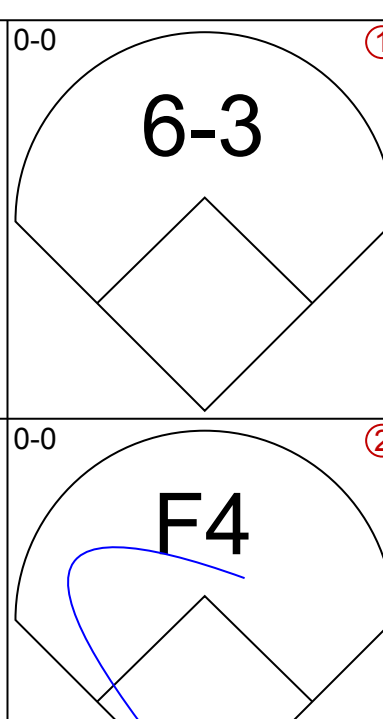
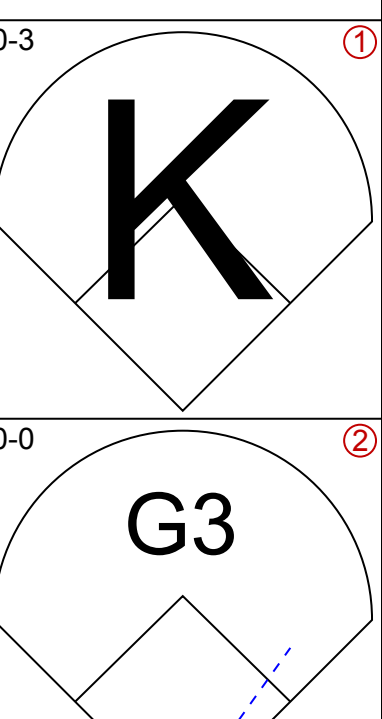
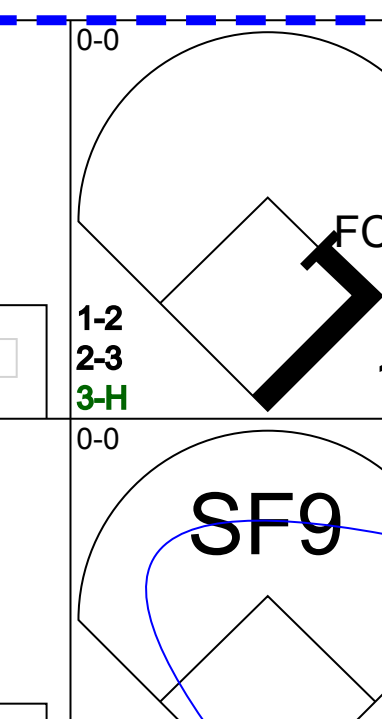
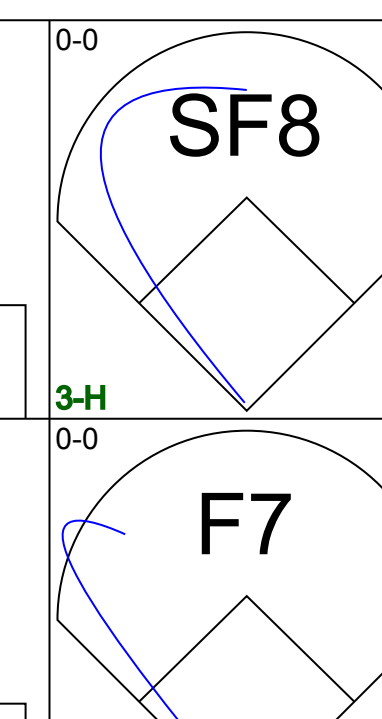
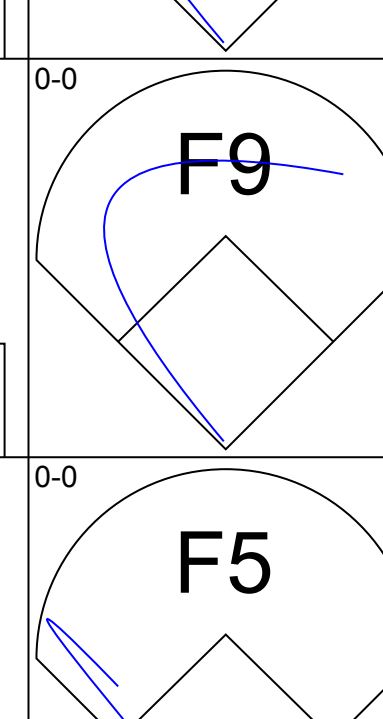
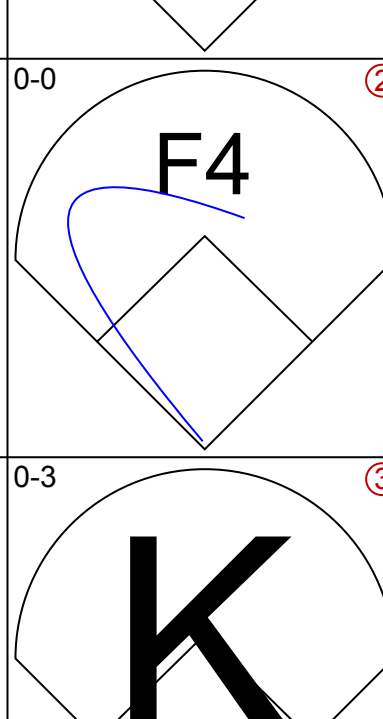
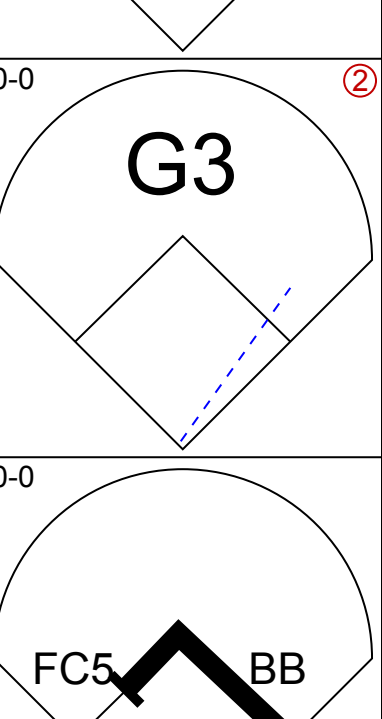
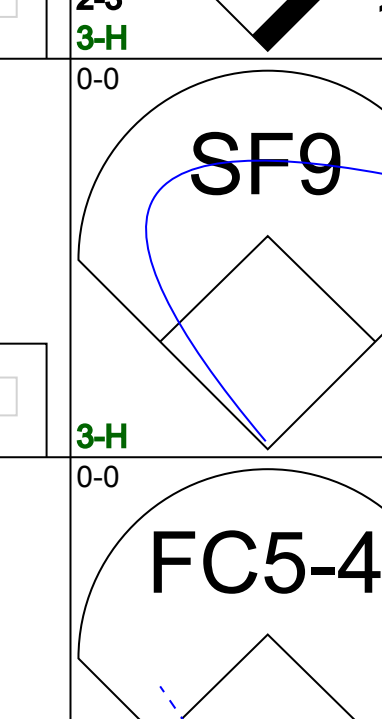
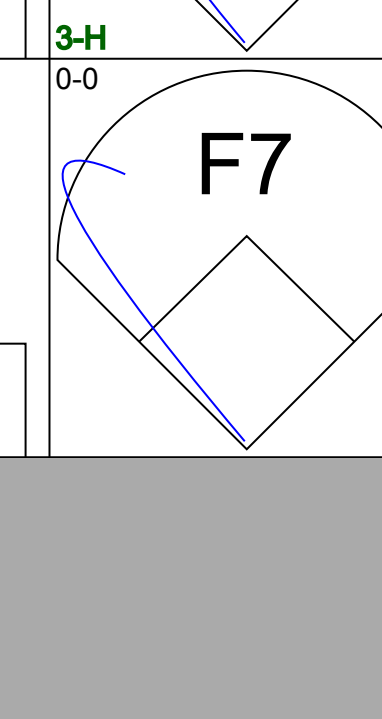
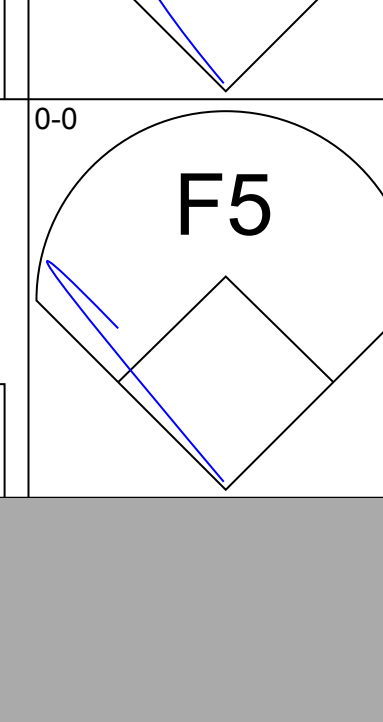
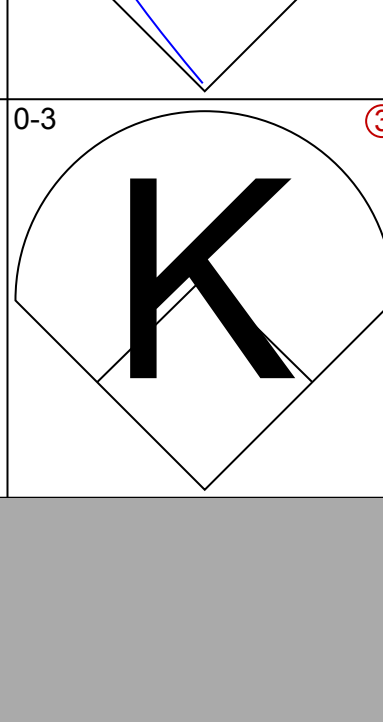
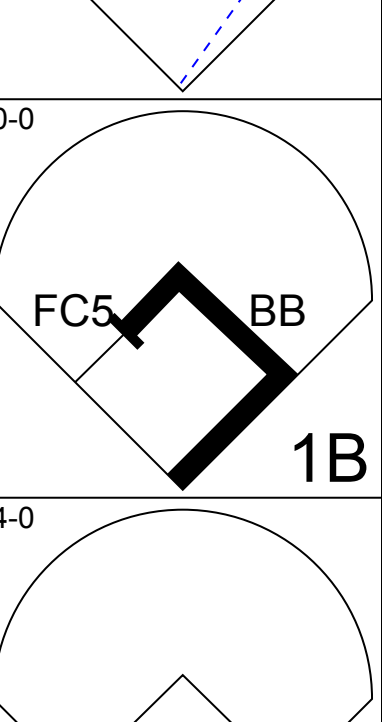
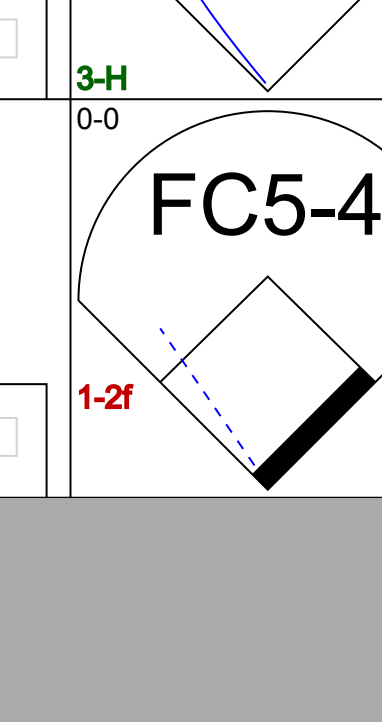
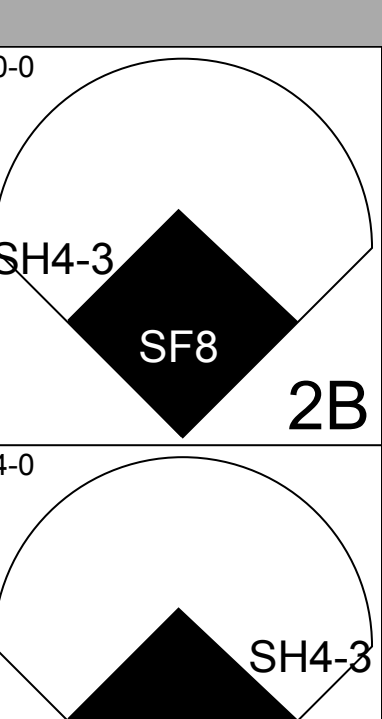
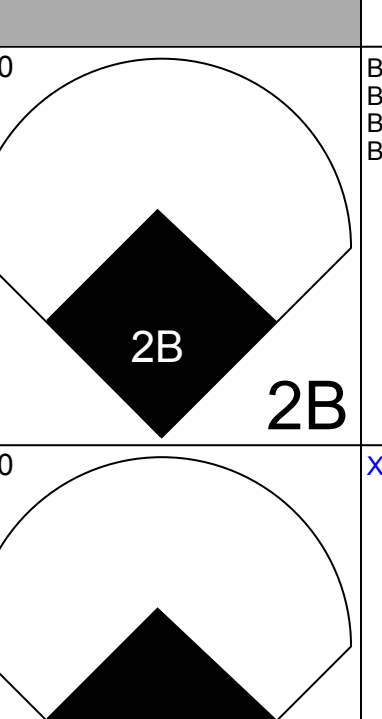
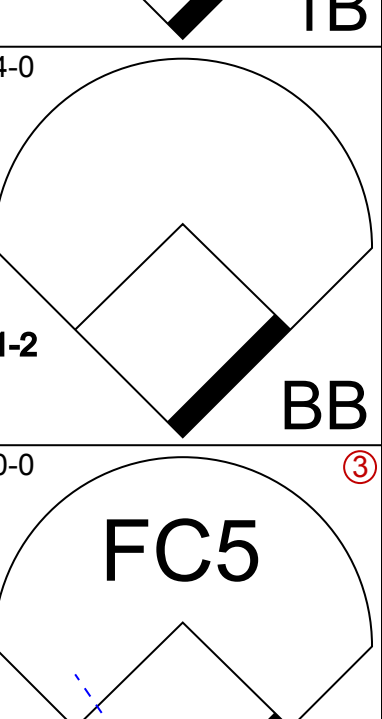

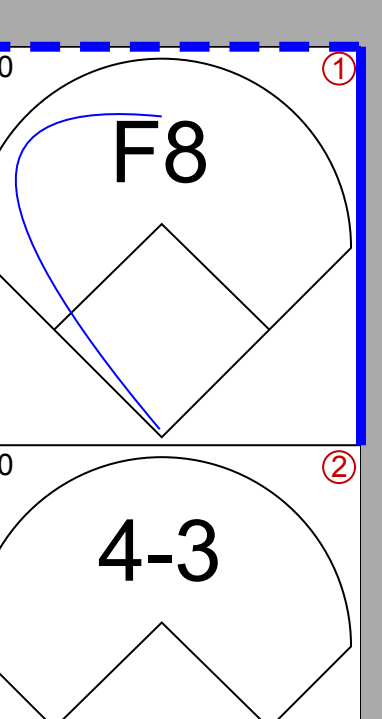
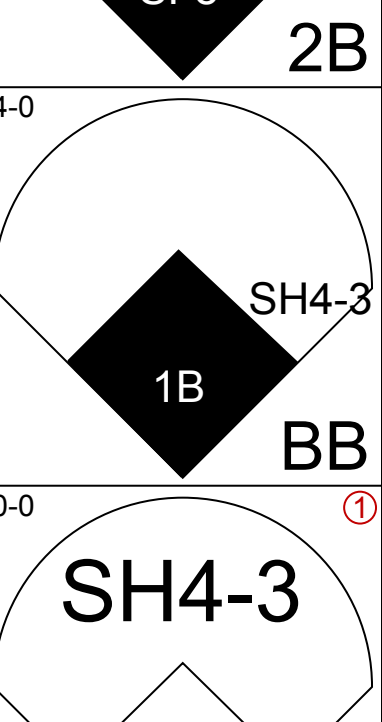
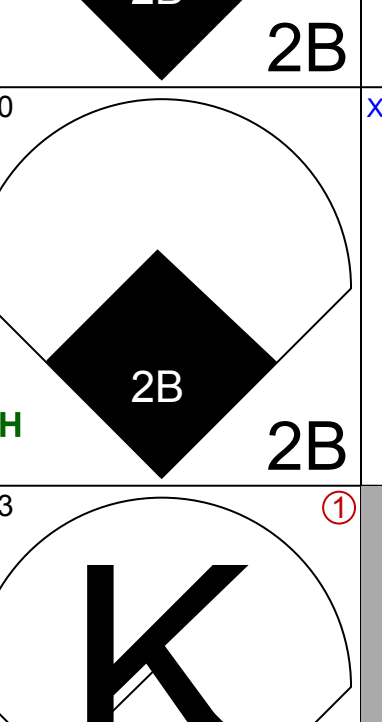
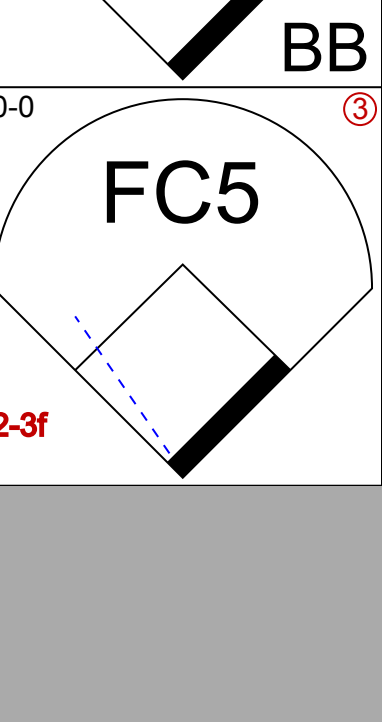
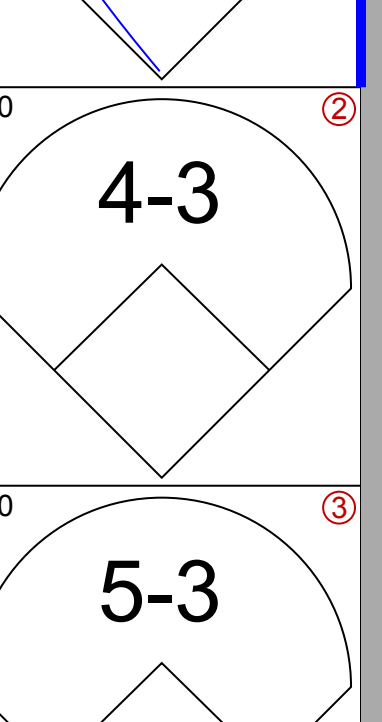
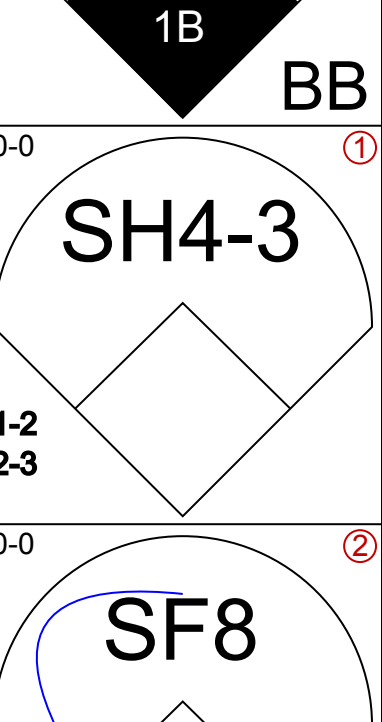
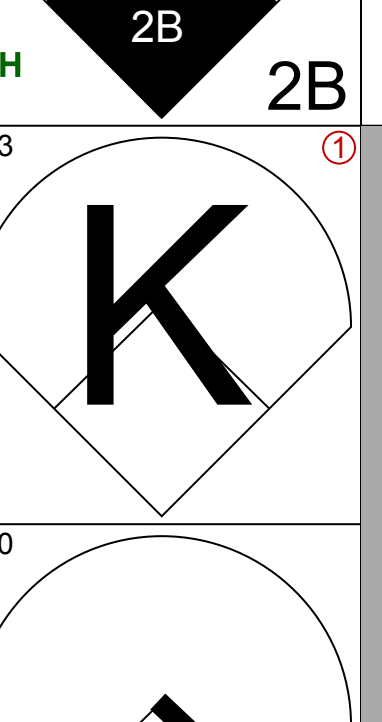
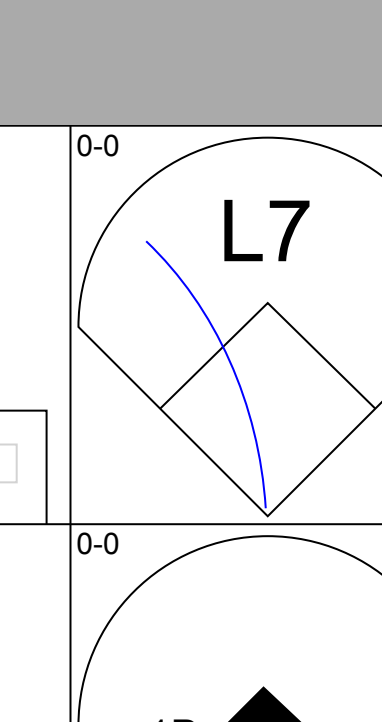
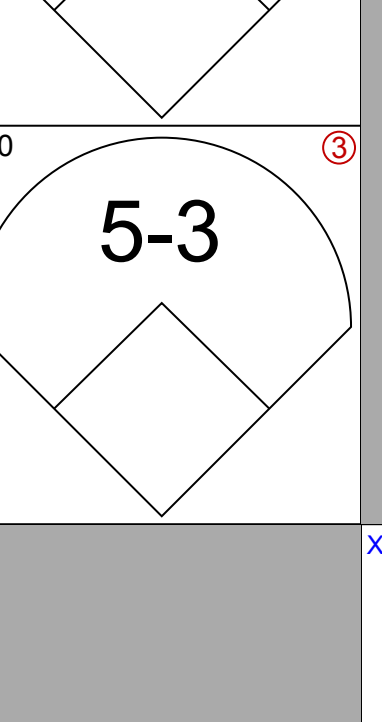
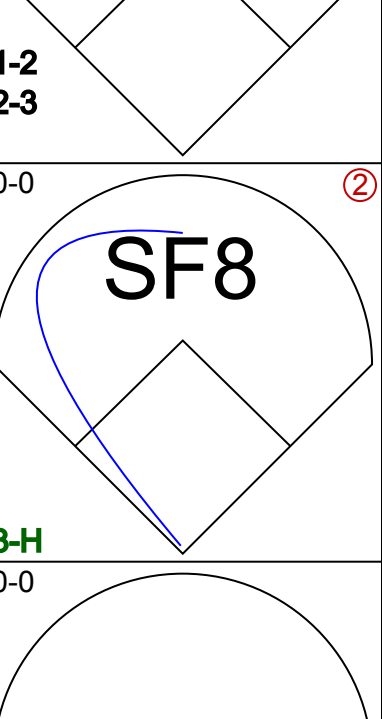
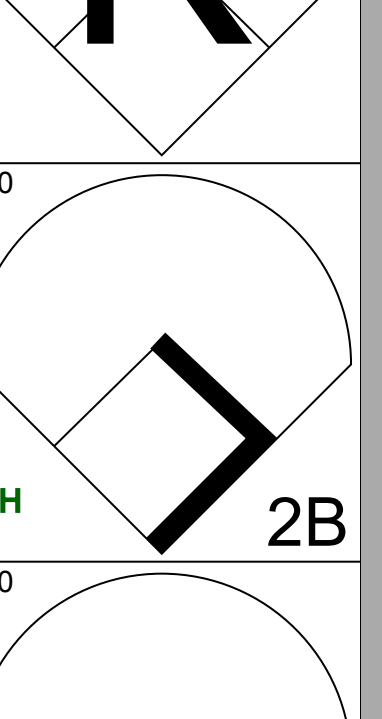
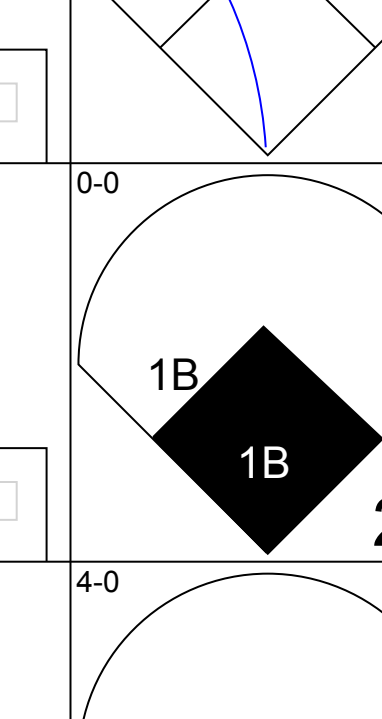
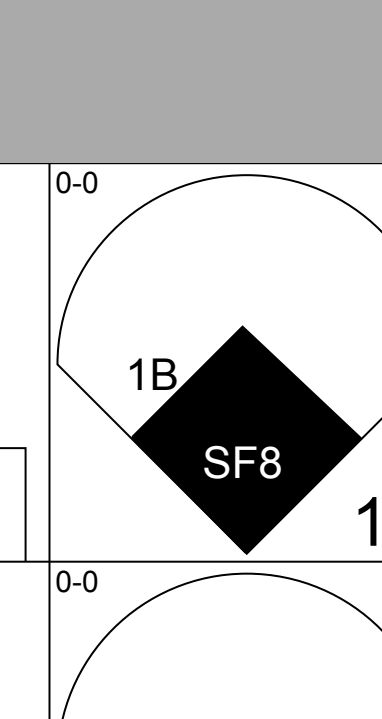

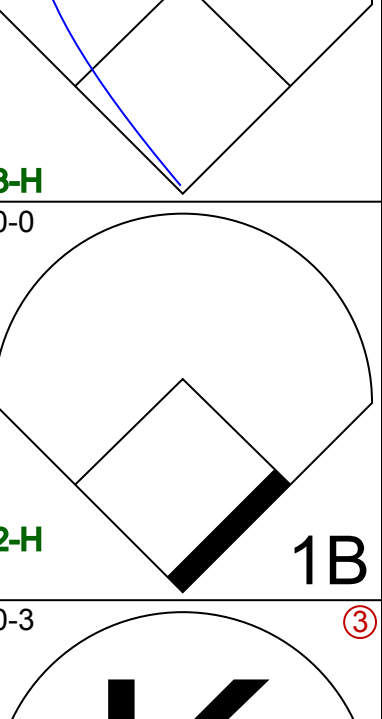
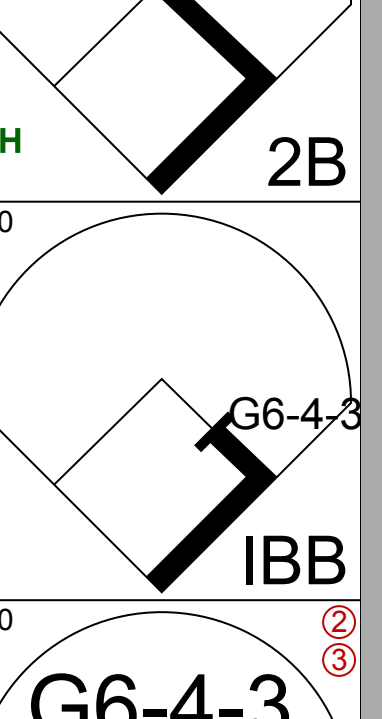

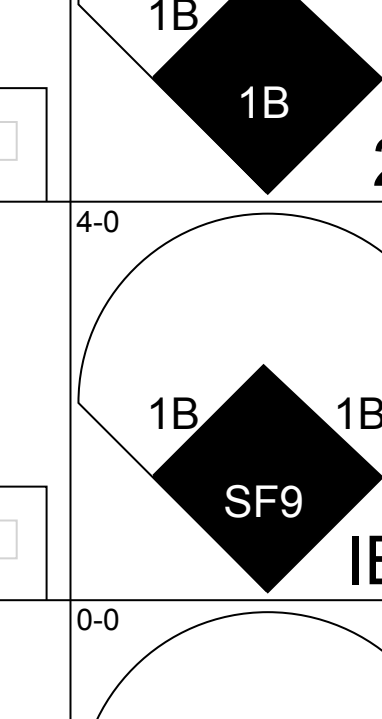

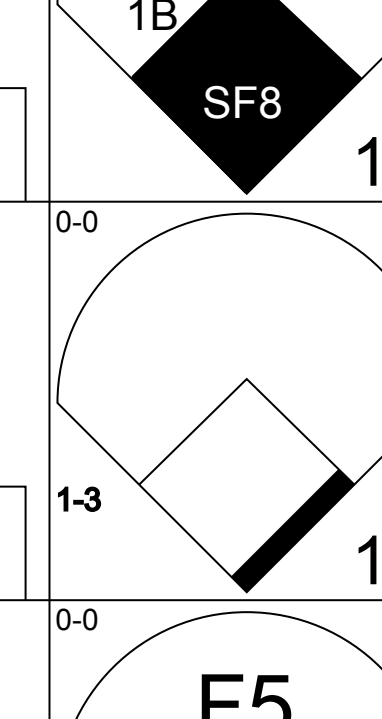

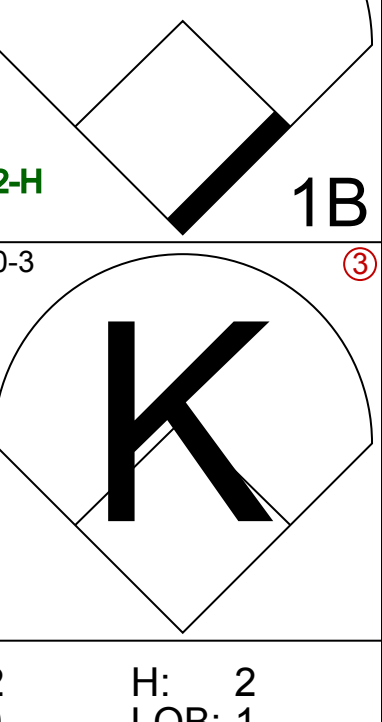
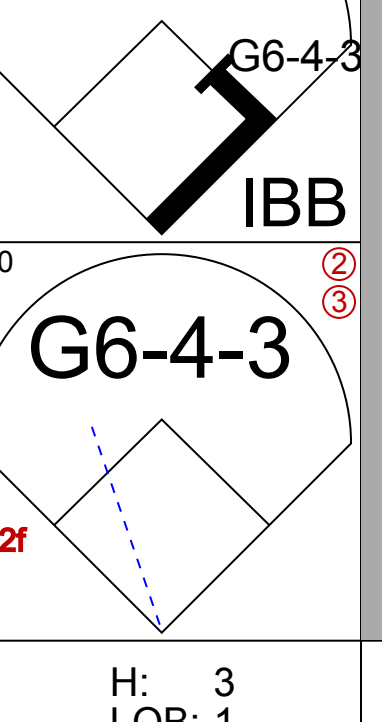
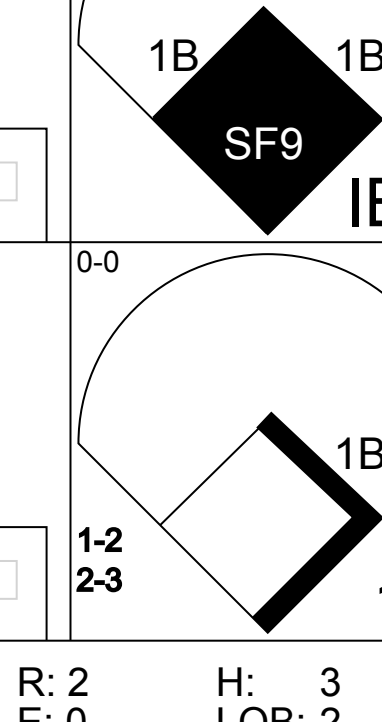

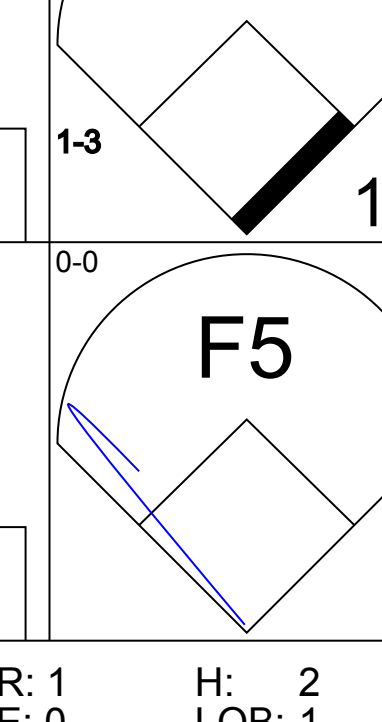


Batter	1	2	3	4	5	6	7	8	9	AB	R	H	RBI	BB	SO	LOB	BOTTOM																					
Chico Carrasquel, R (1.6) OBP: 0.331, SLG: 0.388	5-3		1B		F5			1-0 HBP		3	0	1	0	0	0	1	Kansas City Athletics @ Chicago White Sox Comiskey Park, Chicago, IL Fri May 20 1955, 4:33 AM EDT Att: 18,008 - Unknown livebaseballscorecards.com																					
Nellie Fox, L (1.4) OBP: 0.360, SLG: 0.425	K		F4		G3			0-0 F9		4	0	0	0	0	1	2																						
Jim Rivera, L (1.8) OBP: 0.333, SLG: 0.396	G3				4-3			0-0 F7		4	0	0	0	0	0	0																						
Bob Nieman, R (1.7) OBP: 0.356, SLG: 0.500		5-3			6-3			0-0 5-3		4	0	0	0	0	1	0																						
Willard Marshall, L (1.9) OBP: 0.400, SLG: 0.176		4-0 BB			4-0 BB			0-0 F6		2	0	1	0	2	0	0																						
Johnny Groth, R (9. PR) OBP: 0.360, SLG: 0.412		BB			BB			0-0 F8		0	0	0	0	0	0	0																						
Walt Dropo, R (1.3) OBP: 0.336, SLG: 0.470		0-3 K			0-0 F8			0-0 F8		4	0	0	0	0	1	3																						
Vern Stephens, R (1.5) OBP: 0.235, SLG: 0.563		0-3 K			0-3 K			0-0 L5		3	0	0	0	0	2	1																						
Sherm Lollar, R (1.2) OBP: 0.419, SLG: 0.602					4-3			4-0 SH1-4 BB		2	0	0	0	1	0	0																						
Sandy Consuegra, R (1.1) OBP: 0.154, SLG: 0.154					L4			0-0 L9		1	0	0	0	0	0	0																						
Ron Jackson, R (8. PH) OBP: 0.313, SLG: 0.429					SH1-4					1	0	0	0	0	0	0																						
Harry Dorish, R (9.1) OBP: 0.333, SLG: 0.333					1-2					0	0	0	0	0	0	0																						
Inning Stats	R: 0 E: 0 K: 1 S: 5	H: 0 LOB: 0 BB: 0 P: 5	R: 0 E: 0 K: 2 S: 7	H: 0 LOB: 1 BB: 1 P: 11	R: 0 E: 0 K: 0 S: 4	H: 1 LOB: 1 BB: 0 P: 4	R: 0 E: 0 K: 0 S: 3	H: 0 LOB: 1 BB: 1 P: 7	R: 0 E: 0 K: 1 S: 5	H: 0 LOB: 1 BB: 1 P: 9	R: 0 E: 0 K: 0 S: 3	H: 0 LOB: 0 BB: 0 P: 3	R: 0 E: 0 K: 0 S: 3	H: 0 LOB: 0 BB: 0 P: 3	R: 0 E: 0 K: 0 S: 3	H: 0 LOB: 1 BB: 0 P: 4	R: 0 E: 0 K: 1 S: 6	H: 1 LOB: 1 BB: 0 P: 6	1B: 2 2B: 0 3B: 0 HR: 0	SF: 0 SAC: 1 DP: 0 HBP: 1	WP: 0 PB: 0 CS: 0	PA: 33																
PITCHER	IP	WLS	BF	H	R	ER	SO	BB	IBB	HBP	BLK	WP	HR	S	P	ERA	WHIP	PITCHER				IP	WLS	BF	H	R	ER	SO	BB	IBB	HBP	BLK	WP	HR	S	P	ERA	WHIP
Art Ditmar, R (1.1) ERA: 4.65	9.0	W	33	2	0	0	5	3	0	1	0	0	0	39	52	0.00	0.556																					

AB 28
R 0
H 2
RBI 0
BB 3
SO 5
LOB 7



Batter	1	2	3	4	5	6	7	8	9	AB	R	H	RBI	BB	SO	LOB	TOP				
Joe Demaestri, R (1, 6) OBP: 0.194, SLG: 0.208 Bill Renna, R (9, PH) OBP: 0.376, SLG: 0.506										4	0	0	0	0	1	0	Kansas City Athletics @ Chicago White Sox Comiskey Park, Chicago, IL Sat May 21 1955, 4:33 AM EDT Att: 6,701 - Unknown livebaseballscorecards.com				
Enos Slaughter, L (1, 9) OBP: 0.419, SLG: 0.400										5	0	3	0	0	0	0					
Vic Power, R (1, 3) OBP: 0.427, SLG: 0.630										3	1	0	0	2	1	4					
Elmer Valo, L (1, 7) OBP: 0.569, SLG: 0.634										4	1	2	1	0	0	1					
Bill Wilson, R (1, 8) OBP: 0.319, SLG: 0.512										4	1	2	1	0	0	1					
Jim Finigan, R (1, 5) OBP: 0.312, SLG: 0.452										3	0	0	0	0	0	0					
Hector Lopez, R (1, 4) OBP: 0.206, SLG: 0.212										4	0	0	1	0	0	1					
Billy Shantz, R (1, 2) OBP: 0.411, SLG: 0.404										4	1	2	0	0	0	1					
Bobby Shantz, R (1, 1) OBP: 0.143, SLG: 0.077 Ray Herbert, R (6, 1)										2	0	0	0	0	0	1					
Dick Kryhoski, L (7, PH) OBP: 0.250, SLG: 0.222 Johnny Sain, R (7, 1)										1	0	0	0	0	1	0					
Harry Simpson, L (9, PH) OBP: 0.400, SLG: 0.143										1	0	1	0	0	0	0					
Inning Stats	R: 0 E: 0 K: 1 S: 5	H: 1 LOB: 1 BB: 1 P: 9	R: 1 E: 0 K: 0 S: 5	H: 2 LOB: 1 BB: 0 P: 5	R: 1 E: 0 K: 0 S: 4	H: 1 LOB: 1 BB: 1 P: 8	R: 0 E: 0 K: 0 S: 3	H: 0 LOB: 0 BB: 0 P: 3	R: 0 E: 0 K: 0 S: 4	H: 1 LOB: 1 BB: 0 P: 4	R: 1 E: 0 K: 0 S: 5	H: 2 LOB: 1 BB: 0 P: 5	R: 0 E: 0 K: 1 S: 5	H: 0 LOB: 0 BB: 0 P: 5	R: 0 E: 0 K: 0 S: 3	H: 0 LOB: 0 BB: 0 P: 3	R: 1 E: 0 K: 1 S: 9	H: 4 LOB: 3 BB: 0 P: 9	1B: 9 2B: 0 3B: 1 HR: 1	SF: 0 SAC: 1 DP: 0 HBP: 0	WP: 0 PA: 39 CS: 1
PITCHER	IP WLS BF H R ER SO BB IBB HBP BLK WP HR S P ERA WHIP																				
Dick Donovan, R (1, 1) ERA: 1.74	8.2 W 38	H 11 R 4 ER 4 SO 2	BB 2 IBB 0 HBP 0 BLK 0	WP 0 HR 1 S 40 P 48	ERA 4.15 WHIP 1.500																
Virgil Trucks, R (9, 1) ERA: 5.85	0.1 S 1	H 0 R 0 ER 0 SO 1	BB 0 IBB 0 HBP 0 BLK 0	WP 0 HR 0 S 3 P 3	ERA 0.00 WHIP 0.000																

Batter	1	2	3	4	5	6	7	8	9	AB	R	H	RBI	BB	SO	LOB	BOTTOM				
Chico Carrasquel, R (1, 6) OBP: 0.329, SLG: 0.384										4	0	1	2	0	1	0	Kansas City Athletics @ Chicago White Sox Comiskey Park, Chicago, IL Sat May 21 1955, 4:33 AM EDT Att: 6,701 - Unknown livebaseballscorecards.com				
Nellie Fox, L (1, 4) OBP: 0.348, SLG: 0.411										4	0	0	1	0	0	1					
Johnny Groth, R (1, 8) OBP: 0.348, SLG: 0.381										4	0	1	0	0	1	2					
Bob Nieman, R (1, 7) OBP: 0.370, SLG: 0.527 Ed McGhee, R (8, 7) OBP: 0.399, SLG: 0.083										3	2	2	0	1	0	0					
Jim Rivera, L (1, 9) OBP: 0.340, SLG: 0.404										3	2	1	1	1	0	2					
Walt Dropo, R (1, 3) OBP: 0.328, SLG: 0.456										3	0	0	0	0	1	1					
Vern Stephens, R (1, 5) OBP: 0.333, SLG: 0.737										3	2	3	2	0	0	0					
Sherm Lollar, R (1, 2) OBP: 0.440, SLG: 0.611										2	1	2	1	2	0	0					
Dick Donovan, L (1, 1) OBP: 0.250, SLG: 0.118 Virgil Trucks, R (9, 1) ERA: 5.91										4	0	1	0	0	1	5					
Inning Stats	R: 0 E: 0 K: 0 S: 3	H: 0 LOB: 0 BB: 0 P: 3	R: 2 E: 0 K: 1 S: 7	H: 2 LOB: 1 BB: 1 P: 11	R: 0 E: 0 K: 1 S: 5	H: 0 LOB: 0 BB: 0 P: 5	R: 2 E: 0 K: 1 S: 7	H: 3 LOB: 1 BB: 1 P: 11	R: 0 E: 0 K: 0 S: 6	H: 1 LOB: 2 BB: 1 P: 10	R: 2 E: 0 K: 0 S: 6	H: 3 LOB: 2 BB: 1 P: 10	R: 0 E: 0 K: 0 S: 3	H: 0 LOB: 0 BB: 0 P: 3	R: 1 E: 0 K: 0 S: 5	H: 2 LOB: 1 BB: 0 P: 5		1B: 6 2B: 5 3B: 0 HR: 0	SF: 3 SAC: 1 DP: 1 HBP: 0	WP: 0 PA: 38 CS: 0	
PITCHER	IP WLS BF H R ER SO BB IBB HBP BLK WP HR S P ERA WHIP																				
Bobby Shantz, L (1, 1) ERA: 6.26	5.1 L 27	H 8 R 6 ER 6 SO 4	BB 2 IBB 2 HBP 0 BLK 0	WP 0 HR 0 S 31 P 47	ERA 10.12 WHIP 1.875																
Ray Herbert, R (6, 1) ERA: 6.75	0.2	H 1 R 0 ER 0 SO 0	BB 0 IBB 0 HBP 0 BLK 0	WP 0 HR 0 S 3 P 3	ERA 0.00 WHIP 1.500																
Johnny Sain, R (7, 1) ERA: 5.91	2.0	H 2 R 1 ER 1 SO 0	BB 0 IBB 0 HBP 0 BLK 0	WP 0 HR 0 S 8 P 8	ERA 4.50 WHIP 1.000																

Batter	1	2	3	4	5	6	7	8	9	AB	R	H	RBI	BB	SO	LOB	TOP						
Joe Demaestri, R (1.6) OBP: 0.209, SLG: 0.217										4	1	2	1	1	0	3							
Enos Slaughter, L (1.9) OBP: 0.472, SLG: 0.448										4	1	3	0	1	0	1							
Vic Power, R (1.3) OBP: 0.426, SLG: 0.621										3	1	1	1	1	0	4							
Elmer Valo, L (1.7) OBP: 0.564, SLG: 0.605										2	1	0	0	2	0	1							
Bill Wilson, R (1.8) OBP: 0.321, SLG: 0.508										5	0	2	2	0	0	3							
Jim Finigan, R (1.5) OBP: 0.315, SLG: 0.446										4	1	1	0	1	1	3							
Hector Lopez, R (1.4) OBP: 0.237, SLG: 0.243										4	0	2	0	0	0	5							
Joe Astroth, R (1.2) OBP: 0.394, SLG: 0.370										4	1	2	1	0	0	1							
Alex Kellner, R (1.1) OBP: 0.421, SLG: 0.529										3	1	1	1	1	1	3							
Inning Stats	R: 1 E: 0 K: 0 S: 4	H: 1 LOB: 1 BB: 1 P: 8	R: 6 E: 0 K: 0 S: 8	H: 6 LOB: 1 BB: 2 P: 16	R: 0 E: 0 K: 0 S: 3	H: 1 LOB: 0 BB: 0 P: 3	R: 0 E: 0 K: 0 S: 3	H: 1 LOB: 0 BB: 0 P: 3	R: 0 E: 0 K: 1 S: 5	H: 2 LOB: 3 BB: 1 P: 11	R: 0 E: 0 K: 0 S: 3	H: 1 LOB: 1 BB: 1 P: 7	R: 0 E: 0 K: 0 S: 2	H: 0 LOB: 0 BB: 1 P: 6	R: 0 E: 0 K: 0 S: 5	H: 2 LOB: 3 BB: 1 P: 9	1B: 13 2B: 2 3B: 0 HR: 0	SF: 1 SAC: 2 DP: 4 HBP: 0	WP: 0 PB: 0 CS: 3	PA: 43			
PITCHER	IP WLS BF H R ER SO BB IBB HBP BLK WP HR S P ERA WHIP	IP WLS BF H R ER SO BB IBB HBP BLK WP HR S P ERA WHIP	IP WLS BF H R ER SO BB IBB HBP BLK WP HR S P ERA WHIP	IP WLS BF H R ER SO BB IBB HBP BLK WP HR S P ERA WHIP	IP WLS BF H R ER SO BB IBB HBP BLK WP HR S P ERA WHIP	IP WLS BF H R ER SO BB IBB HBP BLK WP HR S P ERA WHIP	IP WLS BF H R ER SO BB IBB HBP BLK WP HR S P ERA WHIP	IP WLS BF H R ER SO BB IBB HBP BLK WP HR S P ERA WHIP	IP WLS BF H R ER SO BB IBB HBP BLK WP HR S P ERA WHIP	IP WLS BF H R ER SO BB IBB HBP BLK WP HR S P ERA WHIP	IP WLS BF H R ER SO BB IBB HBP BLK WP HR S P ERA WHIP	IP WLS BF H R ER SO BB IBB HBP BLK WP HR S P ERA WHIP	IP WLS BF H R ER SO BB IBB HBP BLK WP HR S P ERA WHIP	IP WLS BF H R ER SO BB IBB HBP BLK WP HR S P ERA WHIP	IP WLS BF H R ER SO BB IBB HBP BLK WP HR S P ERA WHIP	IP WLS BF H R ER SO BB IBB HBP BLK WP HR S P ERA WHIP	IP WLS BF H R ER SO BB IBB HBP BLK WP HR S P ERA WHIP	IP WLS BF H R ER SO BB IBB HBP BLK WP HR S P ERA WHIP	IP WLS BF H R ER SO BB IBB HBP BLK WP HR S P ERA WHIP	IP WLS BF H R ER SO BB IBB HBP BLK WP HR S P ERA WHIP	IP WLS BF H R ER SO BB IBB HBP BLK WP HR S P ERA WHIP	IP WLS BF H R ER SO BB IBB HBP BLK WP HR S P ERA WHIP	
Bob Keegan, R (1.1) ERA: 6.14	1.1 L 10 5 5 5 0 1 0 0 0 0 0 0 9 13 33.75 4.500	1.2 8 3 2 2 0 1 1 0 0 0 0 0 6 14 10.80 2.400	4.0 16 4 0 0 2 2 0 0 0 0 0 0 18 26 0.00 1.500	2.0 9 2 0 0 0 1 1 0 0 0 0 0 7 15 0.00 1.500																			
Morne Martin, L (2.1) ERA: 3.0																							
Bob Chakales, R (4.1) ERA: 2.0																							
Harry Dorish, R (8.1) ERA:																							

Kansas City Athletics @ Chicago White Sox
Comiskey Park, Chicago, IL
Sun May 22 1955, 4:33 AM EDT
Unknown

AB	33
R	7
H	14
RBI	6
BB	7
SO	2
LOB	24





Batter	1	2	3	4	5	6	7	8	9	AB	R	H	RBI	BB	SO	LOB	BOTTOM						
Chico Carrasquel, R (1.6) OBP: 0.324, SLG: 0.380										4	0	1	0	0	1	0							
Nellie Fox, L (1.4) OBP: 0.345, SLG: 0.406										4	0	1	1	0	0	1							
Johnny Groth, R (1.8) OBP: 0.407, SLG: 0.440										4	1	3	0	0	0	1							
Bob Nieman, R (1.7) OBP: 0.366, SLG: 0.526										4	0	1	1	0	0	3							
Jim Rivera, L (1.9) OBP: 0.336, SLG: 0.392										3	0	0	0	1	0	0							
Walt Dropo, R (1.3) OBP: 0.317, SLG: 0.439										4	0	0	0	0	0	2							
Vern Stephens, R (1.5) OBP: 0.320, SLG: 0.696										4	0	1	0	0	0	2							
Sherm Lollar, R (1.2) OBP: 0.425, SLG: 0.585										4	0	0	0	0	1	1							
Bob Keegan, R (1.1) OBP: 0.360, SLG: 0.750										0	0	0	0	0	0	0							
Morne Martin, L (2.1) ERA: 3.0										0	0	0	0	0	0	0							
Ron Jackson, R (3.99) OBP: 0.335, SLG: 0.457										1	1	1	0	0	0	0							
Bob Chakales, R (4.1) ERA: 2.0										1	0	0	0	0	0	0							
Ed McChes, R (7.99) OBP: 0.356, SLG: 0.077										1	0	0	0	0	1	0							
Harry Dorish, R (8.1) ERA:										0	0	0	0	0	0	0							
Inning Stats	R: 0 E: 0 K: 0 S: 4	H: 1 LOB: 0 BB: 0 P: 4	R: 0 E: 0 K: 0 S: 3	H: 0 LOB: 0 BB: 0 P: 3	R: 1 E: 0 K: 0 S: 6	H: 3 LOB: 2 BB: 0 P: 6	R: 0 E: 0 K: 0 S: 3	H: 0 LOB: 0 BB: 0 P: 3	R: 0 E: 0 K: 0 S: 3	H: 0 LOB: 0 BB: 0 P: 3	R: 1 E: 0 K: 0 S: 5	H: 2 LOB: 2 BB: 1 P: 9	R: 0 E: 0 K: 2 S: 7	H: 0 LOB: 0 BB: 0 P: 7	R: 0 E: 0 K: 0 S: 3	H: 1 LOB: 0 BB: 0 P: 3	R: 0 E: 0 K: 1 S: 6	H: 1 LOB: 1 BB: 0 P: 6	1B: 6 2B: 2 3B: 0 HR: 0	SF: 0 SAC: 0 DP: 1 HBP: 0	WP: 0 PB: 0 CS: 0	PA: 35	
PITCHER	IP WLS BF H R ER SO BB IBB HBP BLK WP HR S P ERA WHIP	IP WLS BF H R ER SO BB IBB HBP BLK WP HR S P ERA WHIP	IP WLS BF H R ER SO BB IBB HBP BLK WP HR S P ERA WHIP	IP WLS BF H R ER SO BB IBB HBP BLK WP HR S P ERA WHIP	IP WLS BF H R ER SO BB IBB HBP BLK WP HR S P ERA WHIP	IP WLS BF H R ER SO BB IBB HBP BLK WP HR S P ERA WHIP	IP WLS BF H R ER SO BB IBB HBP BLK WP HR S P ERA WHIP	IP WLS BF H R ER SO BB IBB HBP BLK WP HR S P ERA WHIP	IP WLS BF H R ER SO BB IBB HBP BLK WP HR S P ERA WHIP	IP WLS BF H R ER SO BB IBB HBP BLK WP HR S P ERA WHIP	IP WLS BF H R ER SO BB IBB HBP BLK WP HR S P ERA WHIP	IP WLS BF H R ER SO BB IBB HBP BLK WP HR S P ERA WHIP	IP WLS BF H R ER SO BB IBB HBP BLK WP HR S P ERA WHIP	IP WLS BF H R ER SO BB IBB HBP BLK WP HR S P ERA WHIP	IP WLS BF H R ER SO BB IBB HBP BLK WP HR S P ERA WHIP	IP WLS BF H R ER SO BB IBB HBP BLK WP HR S P ERA WHIP	IP WLS BF H R ER SO BB IBB HBP BLK WP HR S P ERA WHIP	IP WLS BF H R ER SO BB IBB HBP BLK WP HR S P ERA WHIP	IP WLS BF H R ER SO BB IBB HBP BLK WP HR S P ERA WHIP	IP WLS BF H R ER SO BB IBB HBP BLK WP HR S P ERA WHIP	IP WLS BF H R ER SO BB IBB HBP BLK WP HR S P ERA WHIP	IP WLS BF H R ER SO BB IBB HBP BLK WP HR S P ERA WHIP	IP WLS BF H R ER SO BB IBB HBP BLK WP HR S P ERA WHIP
Alex Kellner, L (1.1) ERA: 2.72	9.0 W 35 8 2 2 3 1 0 0 0 0 0 0 40 44 2.00 1.000																						

Kansas City Athletics @ Chicago White Sox
Comiskey Park, Chicago, IL
Sun May 22 1955, 4:33 AM EDT
Unknown

AB	34
R	2
H	8
RBI	2
BB	1
SO	3
LOB	10



Batter	1	2	3	4	5	6	7	8	9	AB	R	H	RBI	BB	SO	LOB	TOP		
Joe Demaestri, R OBP: 0.216, SLG: 0.224	F3		BB 1B	F9		G6-4-3		5-3		5	1	2	0	0	0	0	Kansas City Athletics @ Chicago White Sox Comiskey Park, Chicago, IL Sun May 22 1955, 4:38 AM EDT Att: 8,878 - Unknown 		
Enos Slaughter, L OBP: 0.453, SLG: 0.441	G5-4-3		F8			G6-4-3		F4		5	0	2	0	0	0	3			
Vic Power, R OBP: 0.433, SLG: 0.648	G5-4-3		BB 1B	F9			1B PB			5	2	3	1	0	0	2			
Elmer Valo, L OBP: 0.550, SLG: 0.646		HR	K			G3		F4		5	1	2	1	0	1	2			
Bill Wilson, R OBP: 0.324, SLG: 0.500	5-3		1B BB			F7				4	1	1	0	1	1	2			
Jim Finigan, R OBP: 0.325, SLG: 0.455	1B BB		1B BB				F9			4	1	2	2	1	0	3			
Hector Lopez, R OBP: 0.268, SLG: 0.275			1B BB							3	0	2	1	0	0	1			
Harry Simpson, L OBP: 0.455, SLG: 0.143			1B BB			5-3				0	0	0	0	1	0	0			
Pete Suder, R OBP: 0.232, SLG: 0.288	1-2		1B PO				1-2			1	0	0	0	0	0	1			
Billy Shantz, R OBP: 0.407, SLG: 0.400	F4		1-2 2-H			6-3				3	0	1	1	0	0	2			
Bill Rennan, R OBP: 0.372, SLG: 0.500			1-3 2-H				F9			1	0	0	0	0	0	3			
Joe Astroth, R OBP: 0.394, SLG: 0.370			1-3 2-H							0	0	0	0	0	0	0			
Art Ceccarelli, R OBP: 0.258, SLG: 0.250	K		PO					F7		1	0	0	0	0	0	1			
Vic Raschi, R OBP: 0.258, SLG: 0.250										0	0	0	0	0	0	0			
Lou Sleater, L OBP: 0.258, SLG: 0.250										0	0	0	0	0	0	0			
Johnny Sain, R OBP: 0.258, SLG: 0.250										0	0	0	0	0	0	0			
Dick Kryhoski, L OBP: 0.258, SLG: 0.250										0	0	0	0	0	0	0			
Tom Gorman, R OBP: 0.258, SLG: 0.250										0	0	0	0	0	0	0			
Jack Littrell, R OBP: 0.258, SLG: 0.250										0	0	0	0	0	0	0			
Ray Herbert, R OBP: 0.258, SLG: 0.250										0	0	0	0	0	0	0			
Inning Stats	R: 0 E: 0 K: 0 S: 3	H: 1 LOB: 0 BB: 0 P: 3	R: 1 E: 0 K: 1 S: 7	H: 2 LOB: 2 BB: 1 P: 11	R: 4 E: 0 K: 1 S: 9	H: 5 LOB: 1 BB: 1 P: 13	R: 0 E: 0 K: 0 S: 4	H: 1 LOB: 1 BB: 0 P: 4	R: 0 E: 0 K: 0 S: 3	H: 1 LOB: 1 BB: 1 P: 7	R: 0 E: 0 K: 1 S: 7	H: 2 LOB: 3 BB: 1 P: 11	R: 0 E: 0 K: 0 S: 3	H: 0 LOB: 0 BB: 0 P: 3	R: 1 E: 0 K: 0 S: 5	H: 2 LOB: 1 BB: 0 P: 5	1B: 12 2B: 1 3B: 0 HR: 2	SF: 0 SAC: 0 DP: 2 HBP: 0	WP: 0 PA: 44 CS: 0
PITCHER	IP WLS BF H R ER SO BB IBB HBP BLK WP HR S P ERA WHIP	IP WLS BF H R ER SO BB IBB HBP BLK WP HR S P ERA WHIP	IP WLS BF H R ER SO BB IBB HBP BLK WP HR S P ERA WHIP	IP WLS BF H R ER SO BB IBB HBP BLK WP HR S P ERA WHIP	IP WLS BF H R ER SO BB IBB HBP BLK WP HR S P ERA WHIP	IP WLS BF H R ER SO BB IBB HBP BLK WP HR S P ERA WHIP	IP WLS BF H R ER SO BB IBB HBP BLK WP HR S P ERA WHIP	IP WLS BF H R ER SO BB IBB HBP BLK WP HR S P ERA WHIP	IP WLS BF H R ER SO BB IBB HBP BLK WP HR S P ERA WHIP	IP WLS BF H R ER SO BB IBB HBP BLK WP HR S P ERA WHIP	IP WLS BF H R ER SO BB IBB HBP BLK WP HR S P ERA WHIP	IP WLS BF H R ER SO BB IBB HBP BLK WP HR S P ERA WHIP	IP WLS BF H R ER SO BB IBB HBP BLK WP HR S P ERA WHIP	IP WLS BF H R ER SO BB IBB HBP BLK WP HR S P ERA WHIP	IP WLS BF H R ER SO BB IBB HBP BLK WP HR S P ERA WHIP	IP WLS BF H R ER SO BB IBB HBP BLK WP HR S P ERA WHIP	IP WLS BF H R ER SO BB IBB HBP BLK WP HR S P ERA WHIP	IP WLS BF H R ER SO BB IBB HBP BLK WP HR S P ERA WHIP	IP WLS BF H R ER SO BB IBB HBP BLK WP HR S P ERA WHIP
Mike Fomieses, R ERA: 4.29	2.2	15	6	5	5	2	2	0	0	0	0	0	0	0	0	0	16.88	3.000	
Jack Harshman, L ERA: 3.39	1.1	6	3	0	0	0	0	0	0	0	0	0	0	0	0	0	0.00	2.250	
Virgil Trucks, R ERA: 5.4	5.0	W 22	6	1	1	1	2	0	0	0	0	0	1	22	30	1.80	1.600		
Batter	1	2	3	4	5	6	7	8	9	AB	R	H	RBI	BB	SO	LOB	BOTTOM		
Jim Brideweser, R OBP: 0.429, SLG: 0.571	BB WP	1B		G4-6-3						4	2	3	0	0	0	3	Kansas City Athletics @ Chicago White Sox Comiskey Park, Chicago, IL Sun May 22 1955, 4:38 AM EDT Att: 8,878 - Unknown 		
Chico Carrasquel, R OBP: 0.333, SLG: 0.389	BB BB	2B	1-2 2-3	1B						2	0	2	1	0	0	0			
Nellie Fox, L OBP: 0.347, SLG: 0.397	WP BB	2B BB		F9						3	2	0	0	2	0	5			
Bob Nieman, R OBP: 0.350, SLG: 0.500	F9									5	0	0	0	0	1	8			
Ed McGhee, R OBP: 0.368, SLG: 0.077	F9			G6-4-3						0	0	0	0	0	0	0			
Ron Jackson, R OBP: 0.409, SLG: 0.632	WP 2B	BB		5-3						4	2	2	2	1	0	1			
Vern Stephens, R OBP: 0.433, SLG: 0.731	2B FC3-2	BB		2B 1B						3	2	3	0	2	0	0			
Johnny Groth, R OBP: 0.419, SLG: 0.536	FC3-2	BB		1B 2B						3	1	2	3	0	0	1			
Jim Rivera, L OBP: 0.339, SLG: 0.380	FC3-2	BB		BB 1B						3	0	0	0	2	0	3			
Clint Courtney, L OBP: 0.381, SLG: 0.600	FC3-2			1B BB						4	1	2	2	1	0	3			
Mike Fomieses, R OBP: 0.182, SLG: 0.273	FC5-4			1B BB						1	0	0	0	0	0	3			
Jack Harshman, L OBP: 0.444, SLG: 0.500	FC5-4			1B BB						0	0	0	0	1	0	0			
Willard Marshall, L OBP: 0.423, SLG: 0.176				1B BB						0	0	0	0	1	0	0			
Virgil Trucks, R OBP: 0.059, SLG: 0.059	1-2			1-2 2-3						2	0	1	1	0	0	0			
Inning Stats	R: 3 E: 0 K: 0 S: 5	H: 2 LOB: 3 BB: 4 P: 21	R: 2 E: 0 K: 0 S: 5	H: 2 LOB: 2 BB: 2 P: 13	R: 0 E: 0 K: 0 S: 4	H: 2 LOB: 2 BB: 1 P: 8	R: 2 E: 0 K: 0 S: 5	H: 3 LOB: 2 BB: 2 P: 13	R: 1 E: 0 K: 0 S: 5	H: 2 LOB: 1 BB: 0 P: 5	R: 0 E: 0 K: 0 S: 3	H: 0 LOB: 0 BB: 0 P: 3	R: 0 E: 0 K: 1 S: 6	H: 1 LOB: 1 BB: 0 P: 6	R: 2 E: 0 K: 0 S: 6	H: 3 LOB: 2 BB: 1 P: 10	1B: 10 2B: 4 3B: 0 HR: 1	SF: 1 SAC: 2 DP: 2 HBP: 0	WP: 1 PA: 47 CS: 0
PITCHER	IP WLS BF H R ER SO BB IBB HBP BLK WP HR S P ERA WHIP	IP WLS BF H R ER SO BB IBB HBP BLK WP HR S P ERA WHIP	IP WLS BF H R ER SO BB IBB HBP BLK WP HR S P ERA WHIP	IP WLS BF H R ER SO BB IBB HBP BLK WP HR S P ERA WHIP	IP WLS BF H R ER SO BB IBB HBP BLK WP HR S P ERA WHIP	IP WLS BF H R ER SO BB IBB HBP BLK WP HR S P ERA WHIP	IP WLS BF H R ER SO BB IBB HBP BLK WP HR S P ERA WHIP	IP WLS BF H R ER SO BB IBB HBP BLK WP HR S P ERA WHIP	IP WLS BF H R ER SO BB IBB HBP BLK WP HR S P ERA WHIP	IP WLS BF H R ER SO BB IBB HBP BLK WP HR S P ERA WHIP	IP WLS BF H R ER SO BB IBB HBP BLK WP HR S P ERA WHIP	IP WLS BF H R ER SO BB IBB HBP BLK WP HR S P ERA WHIP	IP WLS BF H R ER SO BB IBB HBP BLK WP HR S P ERA WHIP	IP WLS BF H R ER SO BB IBB HBP BLK WP HR S P ERA WHIP	IP WLS BF H R ER SO BB IBB HBP BLK WP HR S P ERA WHIP	IP WLS BF H R ER SO BB IBB HBP BLK WP HR S P ERA WHIP	IP WLS BF H R ER SO BB IBB HBP BLK WP HR S P ERA WHIP	IP WLS BF H R ER SO BB IBB HBP BLK WP HR S P ERA WHIP	IP WLS BF H R ER SO BB IBB HBP BLK WP HR S P ERA WHIP
Art Ceccarelli, L ERA: 5.6	1.0	11	3	5	5	0	5	0	0	0	0	0	0	0	0	0	45.00	8.000	
Vic Raschi, R ERA: 10.95	1.0	8	3	0	0	0	2	0	0	0	0	0	0	6	14	0.00	5.000		
Lou Sleater, L ERA: 8.31	0.1	1	0	0	0	0	0	0	0	0	0	0	0	1	1	0.00	0.000		
Johnny Sain, R ERA: 6.75	2.2	L 13	5	3	3	0	1	1	0	0	0	1	11	19	10.12	2.250			
Tom Gorman, R ERA: 3.71	2.0	7	1	0	0	1	0	0	0	0	0	0	9	9	0.00	0.500			

Batter	1	2	3	4	5	6	7	8	9	AB	R	H	RBI	BB	SO	LOB	TOP								
Harvey Kuenn, R OBP: 0.407, SLG: 0.490 Reno Bertola, R OBP: 0.333, SLG: 0.333	0-0 BB 1B		0-0 FC1-6			0-0 SH2-3	0-0 F2	0-0 1B		1	0	1	0	0	0	0									
Bill Tuttle, R OBP: 0.375, SLG: 0.323	4-0 1B G3-6-1 BB		0-0 9-6			4-0 HR BB	0-3 K	0-0 F6		3	2	0	0	2	1	5									
Al Kaline, R OBP: 0.436, SLG: 0.620	0-0 G3-6-1 1-3 2-H 1B			0-3 K		0-0 HR	0-0 L6		0-0 L6	5	1	2	4	0	1	2									
Ferris Fain, L OBP: 0.462, SLG: 0.337 Bubba Phillips, R OBP: 0.222, SLG: 0.200 Jack Phillips, R OBP: 0.200, SLG: 0.200	0-0 G3-6-1 1-2 3-H			0-0 4-3		4-0 BB		0-0 FC3-5 2B	4-0 1B BB	3	0	1	0	2	0	1									
Jim Delsing, L OBP: 0.328, SLG: 0.431	0-0 F2			0-0 4-3		0-0 F9		4-0 FC3-5 1B BB	0-0 1-2 1B	4	1	1	0	1	0	2									
Fred Hatfield, L OBP: 0.331, SLG: 0.357		0-0 4-3			0-0 F9	0-0 F2		0-0 FC3-5 1B SF7	0-0 F9	5	1	0	0	0	0	5									
Red Wilson, R OBP: 0.299, SLG: 0.343		0-0 6-3			0-0 6-3		0-0 1B 2B	0-0 1-3 2-H 1B	0-3 K	5	2	2	1	0	1	2									
Harry Malmberg, R OBP: 0.325, SLG: 0.314		0-0 F9			0-0 4-3		0-0 2-3 1B	0-0 3-H SF7		3	0	1	1	0	0	0									
Steve Gromek, S ERA: 5.2 Jody Poytack, R OBP: 0.279, SLG: 0.286 George Zuerlein, L OBP: 0.333, SLG: 0.590 Ben Flowers, R ERA: 13.5 Ray Boone, R OBP: 0.232, SLG: 0.288 Leo Cristante, R ERA: 2.79 Paul Foytack, R ERA: 27.0 Al Aber, L ERA: 1.96			0-0 FC1-6 BB			0-0 SH2-3 HR 1B	0-0 1-2 3-H 1B	0-0 2-H 1B		0	0	0	0	1	0	0									
Inning Stats	R: 2 E: 0 K: 0 S: 4	H: 2 LOB: 1 BB: 1 P: 8	R: 0 E: 0 K: 0 S: 3	H: 0 LOB: 0 BB: 0 P: 3	R: 0 E: 0 K: 0 S: 2	H: 0 LOB: 0 BB: 1 P: 6	R: 0 E: 0 K: 1 S: 5	H: 0 LOB: 0 BB: 0 P: 5	R: 0 E: 0 K: 0 S: 3	H: 0 LOB: 0 BB: 0 P: 3	R: 3 E: 0 K: 0 S: 5	H: 2 LOB: 1 BB: 2 P: 13	R: 1 E: 0 K: 1 S: 8	H: 3 LOB: 3 BB: 0 P: 8	R: 3 E: 0 K: 0 S: 7	H: 4 LOB: 2 BB: 1 P: 11	R: 0 E: 0 K: 1 S: 6	H: 1 LOB: 2 BB: 1 P: 10	1B: 9 2B: 3 3B: 0 HR: 1	SF: 1 SAC: 1 DP: 2 HBP: 0	WP: 0 PB: 0 SB: 0 CS: 0	PA: 43			
PITCHER	IP WLS BF H R ER SO BB IBB HBP BLK WP HR S P ERA WHIP	5.1 L 22 4 5 5 1 4 0 0 0 0 1 20 36 8.44 1.500	0.2 L 4 2 1 1 0 0 0 0 0 0 4 4 13.50 3.000	2.0 L 12 5 3 3 1 1 0 0 0 0 13 17 13.50 3.000	1.0 L 5 1 0 0 1 1 0 0 0 0 6 10 0.00 2.000																				

Detroit Tigers @ Kansas City Athletics
Municipal Stadium, Kansas City, MO
Tue May 24 1955, 4:33 AM EDT
Att: 18,217 - Unknown


AB 35
R 9
H 12
RBI 8
BB 6
SO 3
LOB 20



Batter	1	2	3	4	5	6	7	8	9	AB	R	H	RBI	BB	SO	LOB	BOTTOM							
Vic Power, R OBP: 0.416, SLG: 0.619	0-0 5-3		0-0 L8-4			0-0 F6	0-0 E3 2B	0-0 FC4-2		5	0	0	0	0	0	4								
Enos Slaughter, L OBP: 0.435, SLG: 0.436	0-3 K			0-0 4-3		0-0 F7	0-0 2B	0-0 4-3		5	0	1	0	0	1	3								
Elmer Valo, L OBP: 0.554, SLG: 0.620	4-0 BB			0-0 6-3		4-0 BB 1B BB	4-0 BB BB		0-0 4-3	2	1	0	0	3	0	0								
Bill Wilson, R OBP: 0.320, SLG: 0.486	0-3 K			0-0 5-3		4-0 HR 1B BB	0-3 K		0-0 E5 FC6-4	4	1	0	0	1	2	4								
Jim Fingan, R OBP: 0.333, SLG: 0.457					0-0 F6	0-0 1B FC6-4 1B	0-0 1-2 2-H HR 1B	4-0 BB BB	0-0 F7	4	3	2	1	1	0	1								
Hector Lopez, R OBP: 0.279, SLG: 0.286 Gus Zuerlein, L OBP: 0.333, SLG: 0.590 Pete Suder, R OBP: 0.232, SLG: 0.288 Harry Simpson, L OBP: 0.500, SLG: 0.143 Joe Astroth, R OBP: 0.388, SLG: 0.364 Joe Demaestri, R OBP: 0.217, SLG: 0.225						0-0 FC6-4 1B	0-0 1-1 2-H HR	4-0 1B 1B BB	0-0 FC6-4	2	0	1	0	0	0	0								
Billy Shantz, R OBP: 0.403, SLG: 0.397 Dick Kryhoski, L OBP: 0.268, SLG: 0.222 Bill Renna, R OBP: 0.379, SLG: 0.506 Lou Slesater, L OBP: 0.250, SLG: 0.250						0-0 L9		0-0 FC4-2 1B	0-0 FC6-4	3	0	1	0	0	0	0								
Art Ditmar, R OBP: 0.500, SLG: 0.500 Johnny Sain, R OBP: 0.279, SLG: 0.286 Tom Gorman, R OBP: 0.379, SLG: 0.506 Jack Littrell, R OBP: 0.077, SLG: 0.077						0-0 L8-4 SH1-3 1B		0-0 FC4-2 1B	0-0 F4	2	0	1	0	0	0	0								
Inning Stats	R: 0 E: 0 K: 2 S: 7	H: 0 LOB: 1 BB: 1 P: 11	R: 0 E: 0 K: 0 S: 3	H: 0 LOB: 0 BB: 0 P: 3	R: 0 E: 0 K: 0 S: 3	H: 0 LOB: 0 BB: 0 P: 3	R: 1 E: 0 K: 1 S: 7	H: 2 LOB: 1 BB: 0 P: 7	R: 4 E: 0 K: 0 S: 5	H: 2 LOB: 0 BB: 2 P: 13	R: 0 E: 1 K: 2 S: 9	H: 1 LOB: 3 BB: 1 P: 13	R: 1 E: 0 K: 0 S: 5	H: 2 LOB: 3 BB: 2 P: 13	R: 0 E: 1 K: 0 S: 4	H: 0 LOB: 1 BB: 0 P: 4	1B: 6 2B: 2 3B: 0 HR: 1	SF: 0 SAC: 1 DP: 1 HBP: 0	WP: 0 PB: 0 SB: 0 CS: 0	PA: 42				
PITCHER	IP WLS BF H R ER SO BB IBB HBP BLK WP HR S P ERA WHIP	5.0 L 18 3 1 1 3 1 0 0 0 0 1 4 12 54.00 6.000	0.2 L 6 2 4 4 0 2 0 0 0 0 1 4 12 54.00 6.000	0.1 L 1 0 0 0 0 0 0 0 0 0 1 1 0.00 0.000	0.2 L 4 1 0 0 1 0 0 0 0 0 6 6 0.00 1.500	0.1 L 4 0 1 1 1 3 0 0 0 0 3 15 27.00 9.000																		


Detroit Tigers @ Kansas City Athletics
Municipal Stadium, Kansas City, MO
Tue May 24 1955, 4:33 AM EDT
Att: 18,217 - Unknown

AB 35
R 6
H 8
RBI 6
BB 6
SO 5
LOB 19



Batter	1	2	3	4	5	6	7	8	9	AB	R	H	RBI	BB	SO	LOB	TOP					
Fred Hatfield, L OBP: 0.343, SLG: 0.395 (1, 6)	F5		BB FC3 E 2-3 1B	1B		HR		SH1-3 1-2		4	2	3	1	0	0	0	Detroit Tigers @ Kansas City Athletics Municipal Stadium, Kansas City, MO Wed May 25 1955, 4:33 AM EDT Att: 12,026 - Unknown					
Bill Tuttle, R OBP: 0.382, SLG: 0.351 (1, 8)	4-3 1B BB		FC3 E BB 1-2 1B	1B		5-3		HR		4	2	2	2	1	0	2						
Al Kaline, R OBP: 0.440, SLG: 0.616 (1, 9)	1-2 1B		E 1B BB	K		G4-6-3 1B		L6		4	1	2	1	1	1	2						
Ferris Fain, L OBP: 0.445, SLG: 0.320 (1, 3)	4-3 2-3		E6 1B			G4-6-3 1-2		6-3		5	0	0	1	0	0	5						
Jim Delsing, L OBP: 0.338, SLG: 0.429 (1, 7)		4-3	1B	1B		1B FC1-4 BB		F8		3	1	1	2	2	0	0						
Bubba Phillips, R OBP: 0.304, SLG: 0.350 (1, 5)	5-3		FC6-4 1B	1B		FC1-4 1B		F5		5	0	3	0	0	0	1						
Red Wilson, R OBP: 0.280, SLG: 0.320 (1, 2)	F3		FC6-4 1-2	FC1-4 1B		FC1-4 1B		F9		5	0	0	1	0	0	5						
Harry Malmberg, R OBP: 0.333, SLG: 0.325 (1, 4)			1B SH1-4 BB 1B	6-3		FC4-6 1B		F9		5	1	2	0	0	0	2						
Frank Lary, R OBP: 0.360, SLG: 0.417 (1, 1)			SH1-4 1-2	6-3		FC4-6 1-2		SH1-3 HR 1B		3	1	1	0	0	0	2						
Inning Stats	R: 0 E: 0 K: 0 S: 3	H: 1 LOB: 1 BB: 1 P: 7	R: 0 E: 0 K: 0 S: 3	H: 0 LOB: 0 BB: 0 P: 3	R: 4 E: 1 K: 0 S: 8	H: 4 LOB: 2 BB: 1 P: 12	R: 0 E: 0 K: 1 S: 7	H: 2 LOB: 2 BB: 0 P: 7	R: 1 E: 0 K: 0 S: 5	H: 2 LOB: 2 BB: 1 P: 9	R: 0 E: 0 K: 0 S: 3	H: 0 LOB: 1 BB: 1 P: 7	R: 2 E: 0 K: 0 S: 5	H: 2 LOB: 0 BB: 0 P: 5	R: 0 E: 0 K: 0 S: 4	H: 1 LOB: 1 BB: 0 P: 4	1B: 11 2B: 1 3B: 0 HR: 2	SF: 0 SAC: 2 DP: 1 HBP: 0	WP: 1 PB: 0 SB: 0 CS: 0	PA: 44		
PITCHER	IP WLS BF H R ER SO BB IBB HBP BLK WP HR S P ERA WHIP	6.0 L 31 11 6 5 1 3 0 0 0 0 1 30 42 7.50 2.333	2.0 9 2 2 2 0 1 0 0 0 1 1 8 12 9.00 1.500	1.0 4 1 0 0 0 0 0 0 0 0 0 4 4 0.00 1.000																		

Batter	1	2	3	4	5	6	7	8	9	AB	R	H	RBI	BB	SO	LOB	BOTTOM					
Vic Power, R OBP: 0.403, SLG: 0.598 (1, 3)	L9		L9			FC4-6 1-2		F2		4	0	0	0	0	0	2	Detroit Tigers @ Kansas City Athletics Municipal Stadium, Kansas City, MO Wed May 25 1955, 4:33 AM EDT Att: 12,026 - Unknown					
Enos Slaughter, L OBP: 0.400, SLG: 0.395 (1, 9)	4-3			4-3		L9		G3		4	0	0	0	0	0	2						
Elmer Valo, L OBP: 0.551, SLG: 0.604 (1, 7)	4-3			K				WP 1B 1B		3	1	1	0	1	1	0						
Bill Wilson, R OBP: 0.312, SLG: 0.472 (1, 8)		6-3		K				F7		4	0	0	0	0	1	2						
Jim Finigan, R OBP: 0.344, SLG: 0.493 (1, 5)					F4			F4		4	1	3	2	0	0	0						
Hector Lopez, R OBP: 0.295, SLG: 0.261 (1, 4)					HR			1B		4	0	0	0	0	0	3						
Joe Demaestri, R OBP: 0.211, SLG: 0.218 (1, 6)						F4		L9		4	0	0	0	0	1	4						
Billy Shantz, R OBP: 0.379, SLG: 0.371 (1, 2)						F8		F4		4	0	0	0	0	1	4						
Billy Shantz, R OBP: 0.379, SLG: 0.371 (1, 2)					1-3			L9		4	0	0	0	0	0	2						
Ray Herbert, R OBP: 0.538, SLG: 0.250 (6, PH)					L9					1	0	0	0	0	0	0						
Art Ceccarelli, R OBP: 0.286, SLG: 0.243 (8, PH)						FC4-6 1B				1	0	1	0	0	0	0						
Dick Kryhoski, L OBP: 0.286, SLG: 0.100 (9, 1)								1B		0	0	0	0	0	0	0						
Inning Stats	R: 0 E: 0 K: 0 S: 3	H: 0 LOB: 0 BB: 0 P: 3	R: 1 E: 0 K: 0 S: 4	H: 1 LOB: 0 BB: 0 P: 4	R: 0 E: 0 K: 2 S: 7	H: 0 LOB: 0 BB: 0 P: 7	R: 0 E: 0 K: 0 S: 3	H: 0 LOB: 0 BB: 0 P: 3	R: 0 E: 0 K: 0 S: 4	H: 1 LOB: 1 BB: 0 P: 4	R: 0 E: 0 K: 0 S: 5	H: 2 LOB: 2 BB: 0 P: 5	R: 0 E: 0 K: 0 S: 4	H: 1 LOB: 1 BB: 0 P: 4	R: 1 E: 1 K: 1 S: 7	H: 1 LOB: 2 BB: 1 P: 11	1B: 4 2B: 1 3B: 0 HR: 1	SF: 0 SAC: 0 DP: 0 HBP: 0	WP: 2 PB: 0 SB: 0 CS: 0	PA: 35		
PITCHER	IP WLS BF H R ER SO BB IBB HBP BLK WP HR S P ERA WHIP	9.0 W 35 6 2 2 3 1 0 0 0 2 1 40 44 2.00 0.778																				




Batter	1	2	3	4	5	6	7	8	9	AB	R	H	RBI	BB	SO	LOB	TOP								
Al Smith, R OBP: 0.404, SLG: 0.506 (1, 9)										4	1	1	0	1	0	1	Cleveland Indians @ Kansas City Athletics Municipal Stadium, Kansas City, MO Sat May 28 1955, 4:33 AM EDT Att: 22,756 - Unknown								
Bobby Avila, R OBP: 0.406, SLG: 0.410 (1, 4)										3	1	1	0	2	0	1									
Larry Doby, L OBP: 0.303, SLG: 0.345 (1, 8)										3	1	0	1	1	0	2									
Al Rosen, R OBP: 0.373, SLG: 0.411 (1, 5)										3	1	1	1	1	1	2									
Ralph Kiner, R OBP: 0.405, SLG: 0.483 Dave Philley, S OBP: 0.400, SLG: 0.542 (1, 7) (7, 9)										4	1	3	1	0	0	1									
Vic Wertz, L OBP: 0.366, SLG: 0.436 Dale Mitchell, L OBP: 0.250, SLG: 0.214 (1, 3) (7, 3)										2	1	1	2	2	0	1									
Sam Dente, R OBP: 0.286, SLG: 0.190 (1, 6)										4	0	0	1	0	0	3									
Jim Hegan, R OBP: 0.250, SLG: 0.227 (1, 2)									5	0	1	1	0	0	2										
Early Wynn, S OBP: 0.250, SLG: 0.261 (1, 1)										4	1	2	0	0	0	2									
Inning Stats	R: 3 E: 0 K: 0 S: 4	H: 1 LOB: 2 BB: 4 P: 20	R: 0 E: 0 K: 0 S: 4	H: 1 LOB: 1 BB: 0 P: 4	R: 0 E: 0 K: 0 S: 4	H: 1 LOB: 0 BB: 0 P: 4	R: 1 E: 0 K: 1 S: 7	H: 2 LOB: 2 BB: 1 P: 11	R: 2 E: 0 K: 0 S: 5	H: 2 LOB: 0 BB: 0 P: 5	R: 0 E: 0 K: 0 S: 3	H: 0 LOB: 0 BB: 0 P: 3	R: 1 E: 0 K: 0 S: 5	H: 2 LOB: 2 BB: 1 P: 9	R: 0 E: 0 K: 0 S: 4	H: 1 LOB: 2 BB: 1 P: 8		R: 0 E: 0 K: 0 S: 3	H: 0 LOB: 0 BB: 0 P: 3	1B: 5 2B: 4 3B: 0 HR: 1	SF: 3 SAC: 0 DP: 0 HBP: 0	WP: 0 PB: 0 SB: 0 CS: 0	PA: 44		
PITCHER	IP WLS BF H R ER SO BB IBB HBP BLK WP HR S P ERA WHIP	IP WLS BF H R ER SO BB IBB HBP BLK WP HR S P ERA WHIP	IP WLS BF H R ER SO BB IBB HBP BLK WP HR S P ERA WHIP	IP WLS BF H R ER SO BB IBB HBP BLK WP HR S P ERA WHIP	IP WLS BF H R ER SO BB IBB HBP BLK WP HR S P ERA WHIP	IP WLS BF H R ER SO BB IBB HBP BLK WP HR S P ERA WHIP	IP WLS BF H R ER SO BB IBB HBP BLK WP HR S P ERA WHIP	IP WLS BF H R ER SO BB IBB HBP BLK WP HR S P ERA WHIP	IP WLS BF H R ER SO BB IBB HBP BLK WP HR S P ERA WHIP	IP WLS BF H R ER SO BB IBB HBP BLK WP HR S P ERA WHIP	IP WLS BF H R ER SO BB IBB HBP BLK WP HR S P ERA WHIP	IP WLS BF H R ER SO BB IBB HBP BLK WP HR S P ERA WHIP	IP WLS BF H R ER SO BB IBB HBP BLK WP HR S P ERA WHIP	IP WLS BF H R ER SO BB IBB HBP BLK WP HR S P ERA WHIP	IP WLS BF H R ER SO BB IBB HBP BLK WP HR S P ERA WHIP	IP WLS BF H R ER SO BB IBB HBP BLK WP HR S P ERA WHIP	IP WLS BF H R ER SO BB IBB HBP BLK WP HR S P ERA WHIP	IP WLS BF H R ER SO BB IBB HBP BLK WP HR S P ERA WHIP	IP WLS BF H R ER SO BB IBB HBP BLK WP HR S P ERA WHIP	IP WLS BF H R ER SO BB IBB HBP BLK WP HR S P ERA WHIP	IP WLS BF H R ER SO BB IBB HBP BLK WP HR S P ERA WHIP	IP WLS BF H R ER SO BB IBB HBP BLK WP HR S P ERA WHIP	IP WLS BF H R ER SO BB IBB HBP BLK WP HR S P ERA WHIP	IP WLS BF H R ER SO BB IBB HBP BLK WP HR S P ERA WHIP	IP WLS BF H R ER SO BB IBB HBP BLK WP HR S P ERA WHIP
Alex Kellner, L ERA: 3.52 (1, 1)	4.0 L	7 6 6 1	5 0 0 0	0 1 0 0	0 0 0 0	0 0 0 0	0 0 0 0	0 0 0 0	0 0 0 0	13.50 3.000															
Johnny Sain, R ERA: 6.35 (5, 1)	3.0	2 1 1 0	0 1 0 0	0 0 0 0	0 0 0 0	0 0 0 0	0 0 0 0	0 0 0 0	0 0 0 0	3.00 0.667															
Tom Gorman, R ERA: 4.29 (8, 1)	2.0	8 1 0 0	1 0 0 0	1 0 0 0	0 0 0 0	0 0 0 0	0 0 0 0	0 0 0 0	0 0 0 0	0.00 1.000															

AB	34
R	7
H	10
RBI	7
BB	7
SO	1
LOB	17



Batter	1	2	3	4	5	6	7	8	9	AB	R	H	RBI	BB	SO	LOB	BOTTOM								
Vic Power, R OBP: 0.403, SLG: 0.598 (1, 3)										5	0	2	0	0	0	1	Cleveland Indians @ Kansas City Athletics Municipal Stadium, Kansas City, MO Sat May 28 1955, 4:33 AM EDT Att: 22,756 - Unknown								
Harry Simpson, L OBP: 0.444, SLG: 0.231 (1, 8)										5	0	1	0	0	0	4									
Jim Finigan, R OBP: 0.348, SLG: 0.493 (1, 5)									4	1	2	0	0	0	1										
Gus Zernial, R OBP: 0.331, SLG: 0.579 (1, 7)									4	1	1	0	0	0	2										
Bill Renna, R OBP: 0.374, SLG: 0.489 (1, 9)									3	0	0	0	1	0	3										
Hector Lopez, R OBP: 0.255, SLG: 0.260 (1, 4)								4	0	1	0	0	0	2											
Joe Demaestri, R OBP: 0.219, SLG: 0.221 (1, 6)								3	0	1	2	1	1	0											
Joe Astroth, R OBP: 0.400, SLG: 0.357 Elmer Valo, L OBP: 0.557, SLG: 0.611 (1, 2) (9, PH)								1	0	0	0	2	0	1											
Alex Kellner, R OBP: 0.381, SLG: 0.474 Johnny Sain, R (5, 1)								2	0	0	0	0	0	0											
Dick Kryhoski, L OBP: 0.302, SLG: 0.263 Tom Gorman, R (8, 1)								1	0	1	0	0	0	0											
Enos Slaughter, L OBP: 0.382, SLG: 0.386 (9, PH)								1	0	0	0	0	0	1											
Inning Stats	R: 0 E: 0 K: 0 S: 3	H: 0 LOB: 0 BB: 0 P: 3	R: 0 E: 0 K: 0 S: 3	H: 0 LOB: 0 BB: 0 P: 3	R: 0 E: 0 K: 2 S: 8	H: 1 LOB: 2 BB: 1 P: 12	R: 2 E: 0 K: 0 S: 6	H: 4 LOB: 2 BB: 1 P: 10	R: 0 E: 0 K: 0 S: 4	H: 1 LOB: 1 BB: 0 P: 4	R: 0 E: 0 K: 0 S: 2	H: 0 LOB: 2 BB: 2 P: 10	R: 0 E: 0 K: 0 S: 3	H: 1 LOB: 0 BB: 0 P: 3	R: 0 E: 0 K: 0 S: 4	H: 1 LOB: 1 BB: 0 P: 4	R: 0 E: 0 K: 0 S: 5	H: 2 LOB: 2 BB: 0 P: 5	1B: 9 2B: 1 3B: 0 HR: 0	SF: 0 SAC: 0 DP: 2 HBP: 0	WP: 0 PB: 0 SB: 0 CS: 0	PA: 38			
PITCHER	IP WLS BF H R ER SO BB IBB HBP BLK WP HR S P ERA WHIP	IP WLS BF H R ER SO BB IBB HBP BLK WP HR S P ERA WHIP	IP WLS BF H R ER SO BB IBB HBP BLK WP HR S P ERA WHIP	IP WLS BF H R ER SO BB IBB HBP BLK WP HR S P ERA WHIP	IP WLS BF H R ER SO BB IBB HBP BLK WP HR S P ERA WHIP	IP WLS BF H R ER SO BB IBB HBP BLK WP HR S P ERA WHIP	IP WLS BF H R ER SO BB IBB HBP BLK WP HR S P ERA WHIP	IP WLS BF H R ER SO BB IBB HBP BLK WP HR S P ERA WHIP	IP WLS BF H R ER SO BB IBB HBP BLK WP HR S P ERA WHIP	IP WLS BF H R ER SO BB IBB HBP BLK WP HR S P ERA WHIP	IP WLS BF H R ER SO BB IBB HBP BLK WP HR S P ERA WHIP	IP WLS BF H R ER SO BB IBB HBP BLK WP HR S P ERA WHIP	IP WLS BF H R ER SO BB IBB HBP BLK WP HR S P ERA WHIP	IP WLS BF H R ER SO BB IBB HBP BLK WP HR S P ERA WHIP	IP WLS BF H R ER SO BB IBB HBP BLK WP HR S P ERA WHIP	IP WLS BF H R ER SO BB IBB HBP BLK WP HR S P ERA WHIP	IP WLS BF H R ER SO BB IBB HBP BLK WP HR S P ERA WHIP	IP WLS BF H R ER SO BB IBB HBP BLK WP HR S P ERA WHIP	IP WLS BF H R ER SO BB IBB HBP BLK WP HR S P ERA WHIP	IP WLS BF H R ER SO BB IBB HBP BLK WP HR S P ERA WHIP	IP WLS BF H R ER SO BB IBB HBP BLK WP HR S P ERA WHIP	IP WLS BF H R ER SO BB IBB HBP BLK WP HR S P ERA WHIP	IP WLS BF H R ER SO BB IBB HBP BLK WP HR S P ERA WHIP	IP WLS BF H R ER SO BB IBB HBP BLK WP HR S P ERA WHIP	
Early Wynn, R ERA: 3.14 (1, 1)	9.0 W	10 2 2 2	4 0 0 0	0 0 0 0	0 0 0 0	0 0 0 0	0 0 0 0	0 0 0 0	0 0 0 0	2.00 1.556															




Batter	1	2	3	4	5	6	7	8	9	AB	R	H	RBI	BB	SO	LOB	TOP					
Al Smith, R OBP: 0.404, SLG: 0.516 (1, 9)	F9		3B				F7		F8	5	1	2	0	0	0	0	Cleveland Indians @ Kansas City Athletics Municipal Stadium, Kansas City, MO Sun May 29 1955, 4:33 AM EDT Att: 26,418 - Unknown					
Bobby Avila, R OBP: 0.406, SLG: 0.420 (1, 4)	F4		3B			L4	F1		1B	4	0	1	2	1	0	1						
Larry Doby, L OBP: 0.314, SLG: 0.379 (1, 8)	F6		F4						1B	5	1	3	1	0	0	1						
Al Rosen, R OBP: 0.366, SLG: 0.394 (1, 5)		F7		K			F5		F8	4	0	0	0	1	1	2						
Wally Westlake, R OBP: 0.250, SLG: 0.143 (1, 7)		K					F6		FC6-4	4	0	1	0	0	1	2						
Dale Mitchell, L OBP: 0.250, SLG: 0.222 (1, 3)		F4		FC1-6						4	1	1	0	0	0	1						
Sam Dente, R OBP: 0.321, SLG: 0.244 (1, 6)			2B	3B	1B					3	1	2	1	1	0	0						
Hank Foiles, R OBP: 0.440, SLG: 0.436 (1, 2)			K				F5			0	0	0	0	0	0	0						
Jim Hegan, R OBP: 0.250, SLG: 0.218 (1, 2)			K				F5		F2	3	0	0	0	1	1	1						
Herb Score, L OBP: 0.071, SLG: 0.071 (1, 1)			K				F8		K	4	0	0	0	0	3	3						
Ray Narleski, R OBP: 0.333, SLG: 0.333 (9, 1)			K							0	0	0	0	0	0	0						
Don Mossi, L OBP: 0.250, SLG: 0.218 (9, 1)			K							0	0	0	0	0	0	0						
Inning Stats	R: 0 E: 0 K: 0 S: 3	H: 0 LOB: 0 BB: 0 P: 3	R: 0 E: 0 K: 1 S: 5	H: 0 LOB: 0 BB: 0 P: 5	R: 2 E: 0 K: 2 S: 9	H: 2 LOB: 1 BB: 1 P: 13	R: 0 E: 0 K: 1 S: 6	H: 2 LOB: 2 BB: 0 P: 6	R: 0 E: 0 K: 0 S: 4	H: 1 LOB: 1 BB: 0 P: 4	R: 2 E: 0 K: 1 S: 8	H: 3 LOB: 2 BB: 1 P: 12	R: 0 E: 0 K: 0 S: 4	H: 1 LOB: 2 BB: 1 P: 8	R: 0 E: 0 K: 0 S: 3	H: 0 LOB: 0 BB: 0 P: 3	R: 0 E: 0 K: 1 S: 6	H: 1 LOB: 2 BB: 1 P: 10	1B: 5 2B: 3 3B: 1 HR: 1	SF: 0 SAC: 0 DP: 0 HBP: 0	WP: 0 PB: 0 SB: 0 CS: 0	PA: 40
PITCHER Bobby Shantz, L ERA: 5.86 (1, 1)	IP: 9.0 WLS: L BF: 40 H: 10 R: 4 ER: 4 SO: 6 BB: 3 IBB: 1 HBP: 0 BLK: 0 WP: 0 HR: 1 S: 48 P: 64 ERA: 4.00 WHIP: 1.444															PITCHER						

AB	36
R	4
H	10
RBI	4
BB	4
SO	6
LOB	11



Batter	1	2	3	4	5	6	7	8	9	AB	R	H	RBI	BB	SO	LOB	BOTTOM					
Vic Power, R OBP: 0.396, SLG: 0.583 (1, 3)	F1		K		FC3-6		F9		1B	5	0	1	1	0	1	4	Cleveland Indians @ Kansas City Athletics Municipal Stadium, Kansas City, MO Sun May 29 1955, 4:33 AM EDT Att: 26,418 - Unknown					
Hector Lopez, R OBP: 0.250, SLG: 0.241 (1, 4)	F6		1B		F2		F7		FC1-5	4	0	0	0	1	0	5						
Jim Finigan, R OBP: 0.349, SLG: 0.487 (1, 5)	F8		F6				F9			4	0	1	0	1	0	3						
Gus Zernial, R OBP: 0.340, SLG: 0.600 (1, 7)		2B	1B				F4		K	4	1	2	1	1	1	6						
Bill Renna, R OBP: 0.359, SLG: 0.467 (1, 9)		K			F4				K	4	0	0	0	0	1	2						
Elmer Valo, L OBP: 0.549, SLG: 0.600 (9, PH)							F3		K	1	0	0	0	0	1	3						
Bill Wilson, R OBP: 0.316, SLG: 0.476 (1, 8)		2B			K				F5	3	0	1	0	1	1	1						
Joe Demaestri, R OBP: 0.222, SLG: 0.219 (1, 6)										1	0	0	0	1	0	1						
Jack Littrell, R OBP: 0.067, SLG: 0.067 (5, 6)					F9		K		F5	2	0	0	0	0	1	1						
Billy Shantz, R OBP: 0.400, SLG: 0.394 (1, 2)		2-5					F8		1B	4	1	3	0	0	0	1						
Bobby Shantz, R OBP: 0.176, SLG: 0.125 (1, 1)									1B	3	0	1	0	0	1	2						
Enos Slaughter, L OBP: 0.404, SLG: 0.400 (9, PH)			K		E1				FC1-5	1	0	1	0	0	0	0						
Inning Stats	R: 0 E: 0 K: 0 S: 3	H: 0 LOB: 0 BB: 0 P: 3	R: 0 E: 0 K: 1 S: 5	H: 2 LOB: 1 BB: 1 P: 9	R: 0 E: 0 K: 2 S: 8	H: 1 LOB: 2 BB: 1 P: 12	R: 0 E: 0 K: 1 S: 5	H: 0 LOB: 1 BB: 1 P: 9	R: 0 E: 0 K: 0 S: 4	H: 1 LOB: 3 BB: 1 P: 9	R: 0 E: 0 K: 1 S: 5	H: 0 LOB: 1 BB: 1 P: 9	R: 0 E: 0 K: 0 S: 4	H: 1 LOB: 1 BB: 0 P: 4	R: 1 E: 0 K: 0 S: 4	H: 1 LOB: 3 BB: 0 P: 4	R: 1 E: 0 K: 2 S: 11	H: 4 LOB: 3 BB: 0 P: 11	1B: 8 2B: 1 3B: 0 HR: 1	SF: 0 SAC: 0 DP: 0 HBP: 0	WP: 0 PB: 0 SB: 0 CS: 0	PA: 41
PITCHER Herb Score, L ERA: 2.88 (1, 1)	IP: 8.0 WLS: W BF: 37 H: 8 R: 2 ER: 2 SO: 5 BB: 5 IBB: 0 HBP: 0 BLK: 0 WP: 0 HR: 1 S: 41 P: 61 ERA: 2.25 WHIP: 1.625															PITCHER						
Ray Narleski, R ERA: 5.3 (9, 1)	0.2	4	2	0	0	1	0	0	0	0	0	6	6	0.00	3.000							
Don Mossi, L ERA: 0.61 (9, 1)	0.1	S	1	0	0	0	1	0	0	0	0	3	3	0.00	0.000							



Batter	1	2	3	4	5	6	7	8	9	AB	R	H	RBI	BB	SO	LOB	TOP					
Vic Power, R OBP: 0.403, SLG: 0.606 (1, 3)										5	2	3	1	0	1	1	Kansas City Athletics @ Detroit Tigers Briggs Stadium, Detroit, MI Mon May 30 1955, 4:33 AM EDT Unknown					
Hector Lopez, R OBP: 0.282, SLG: 0.254 (1, 4)										5	1	2	1	0	0	1						
Enos Slaughter, L OBP: 0.421, SLG: 0.396 (1, 9)										3	2	1	0	1	1	2						
Gus Zernial, R OBP: 0.336, SLG: 0.585 (1, 7)										5	1	1	0	0	0	5						
Harry Simpson, L OBP: 0.435, SLG: 0.389 (1, 8)										5	0	2	2	0	0	2						
Jim Finigan, R OBP: 0.351, SLG: 0.487 (1, 5)										4	1	1	0	1	0	2						
Jack Littrell, R OBP: 0.158, SLG: 0.263 (1, 6)										4	1	2	0	0	0	2						
Billy Shantz, R OBP: 0.373, SLG: 0.366 (1, 2)										5	0	0	0	0	0	5						
Art Ditmar, R OBP: 0.467, SLG: 0.467 Johnny Sain, R (6, 1)										3	0	1	1	0	1	2						
										1	0	0	0	0	0	0						
Inning Stats	R: 2 E: 0 K: 0 S: 6	H: 3 LOB: 1 BB: 0 P: 6	R: 4 E: 1 K: 1 S: 9	H: 3 LOB: 1 BB: 0 P: 10	R: 1 E: 0 K: 0 S: 4	H: 1 LOB: 1 BB: 1 P: 8	R: 0 E: 1 K: 1 S: 6	H: 0 LOB: 1 BB: 0 P: 6	R: 0 E: 0 K: 0 S: 4	H: 2 LOB: 1 BB: 0 P: 6	R: 0 E: 0 K: 0 S: 4	H: 1 LOB: 1 BB: 0 P: 4	R: 1 E: 1 K: 0 S: 4	H: 1 LOB: 1 BB: 0 P: 8	R: 0 E: 0 K: 0 S: 4	H: 1 LOB: 1 BB: 0 P: 4	1B: 8 2B: 3 3B: 1 HR: 1	SF: 0 SAC: 1 DP: 2 HBP: 1	WP: 0 PB: 0 SB: 0 CS: 0	PA: 44		
PITCHER	IP WLS BF H R ER SO BB IBB HBP BLK WP HR S P ERA WHIP	IP WLS BF H R ER SO BB IBB HBP BLK WP HR S P ERA WHIP	IP WLS BF H R ER SO BB IBB HBP BLK WP HR S P ERA WHIP	IP WLS BF H R ER SO BB IBB HBP BLK WP HR S P ERA WHIP	IP WLS BF H R ER SO BB IBB HBP BLK WP HR S P ERA WHIP	IP WLS BF H R ER SO BB IBB HBP BLK WP HR S P ERA WHIP	IP WLS BF H R ER SO BB IBB HBP BLK WP HR S P ERA WHIP	IP WLS BF H R ER SO BB IBB HBP BLK WP HR S P ERA WHIP	IP WLS BF H R ER SO BB IBB HBP BLK WP HR S P ERA WHIP	IP WLS BF H R ER SO BB IBB HBP BLK WP HR S P ERA WHIP	IP WLS BF H R ER SO BB IBB HBP BLK WP HR S P ERA WHIP	IP WLS BF H R ER SO BB IBB HBP BLK WP HR S P ERA WHIP	IP WLS BF H R ER SO BB IBB HBP BLK WP HR S P ERA WHIP	IP WLS BF H R ER SO BB IBB HBP BLK WP HR S P ERA WHIP	IP WLS BF H R ER SO BB IBB HBP BLK WP HR S P ERA WHIP	IP WLS BF H R ER SO BB IBB HBP BLK WP HR S P ERA WHIP	IP WLS BF H R ER SO BB IBB HBP BLK WP HR S P ERA WHIP	IP WLS BF H R ER SO BB IBB HBP BLK WP HR S P ERA WHIP	IP WLS BF H R ER SO BB IBB HBP BLK WP HR S P ERA WHIP	IP WLS BF H R ER SO BB IBB HBP BLK WP HR S P ERA WHIP	IP WLS BF H R ER SO BB IBB HBP BLK WP HR S P ERA WHIP	IP WLS BF H R ER SO BB IBB HBP BLK WP HR S P ERA WHIP
Frank Lary, R ERA: 3.19 (1, 1)	2.0	6.0	1.0	2.0	2.0	1.0	2.0	2.0	2.0	2.0	2.0	2.0	2.0	2.0	2.0	2.0	13.50	3.000				
Al Aber, L ERA: 3.2 (3, 1)	6.0	1.0	1.0	2.0	2.0	1.0	2.0	2.0	2.0	2.0	2.0	2.0	2.0	2.0	2.0	2.0	3.00	1.333				
Ned Garver, R ERA: 3.95 (9, 1)	1.0	4.0	4.0	2.0	2.0	1.0	2.0	2.0	2.0	2.0	2.0	2.0	2.0	2.0	2.0	2.0	0.00	1.000				

Batter	1	2	3	4	5	6	7	8	9	AB	R	H	RBI	BB	SO	LOB	BOTTOM						
Fred Hatfield, L OBP: 0.342, SLG: 0.378 (1, 6)										4	1	1	0	1	1	1	Kansas City Athletics @ Detroit Tigers Briggs Stadium, Detroit, MI Mon May 30 1955, 4:33 AM EDT Unknown						
Bill Tuttle, R OBP: 0.377, SLG: 0.378 (1, 8)										5	2	2	0	0	0	1							
Al Kaline, R OBP: 0.435, SLG: 0.589 (1, 9)										5	2	2	0	0	0	2							
Ferris Fain, L OBP: 0.449, SLG: 0.346 (1, 3)										2	1	1	3	2	0	1							
Jim Delsing, L OBP: 0.333, SLG: 0.437 (1, 7)										3	0	1	2	0	0	1							
Frank House, L OBP: 0.286, SLG: 0.360 (1, 2)										3	0	1	1	0	0	1							
Harry Malmberg, R OBP: 0.333, SLG: 0.345 (1, 4)										4	0	1	0	0	0	1							
Reno Bertoia, R OBP: 0.333, SLG: 0.333 (8, PH)										3	0	1	0	0	1	2							
Ray Boone, R OBP: 0.312, SLG: 0.383 (9, 5)										1	0	0	0	0	0	1							
Jack Phillips, R OBP: 0.500, SLG: 0.500 (9, 5)										0	0	0	0	0	0	0							
Frank Lary, R OBP: 0.360, SLG: 0.417 (2, PH)										0	0	0	0	0	0	0							
Bubba Phillips, R OBP: 0.278, SLG: 0.394 Al Aber, L (3, 1)										1	0	0	0	0	0	0							
Harvey Kuenn, R OBP: 0.405, SLG: 0.487 (8, PH)										1	0	0	0	0	1	0							
Ned Garver, R OBP: 0.374, SLG: 0.111 (9, 1)										0	0	0	0	0	0	0							
Inning Stats	R: 3 E: 0 K: 1 S: 8	H: 3 LOB: 2 BB: 2 P: 16	R: 0 E: 0 K: 0 S: 3	H: 0 LOB: 0 BB: 0 P: 3	R: 2 E: 0 K: 0 S: 5	H: 2 LOB: 0 BB: 0 P: 5	R: 0 E: 0 K: 2 S: 7	H: 0 LOB: 0 BB: 0 P: 7	R: 1 E: 0 K: 0 S: 5	H: 2 LOB: 1 BB: 0 P: 5	R: 0 E: 0 K: 0 S: 4	H: 1 LOB: 1 BB: 0 P: 4	R: 0 E: 0 K: 0 S: 3	H: 0 LOB: 0 BB: 1 P: 7	R: 0 E: 0 K: 0 S: 4	H: 1 LOB: 1 BB: 0 P: 4	R: 0 E: 0 K: 0 S: 3	H: 1 LOB: 0 BB: 0 P: 3	1B: 7 2B: 3 3B: 0 HR: 1	SF: 2 SAC: 1 DP: 1 HBP: 0	WP: 0 PB: 0 SB: 1 CS: 0	PA: 39	
PITCHER	IP WLS BF H R ER SO BB IBB HBP BLK WP HR S P ERA WHIP	IP WLS BF H R ER SO BB IBB HBP BLK WP HR S P ERA WHIP	IP WLS BF H R ER SO BB IBB HBP BLK WP HR S P ERA WHIP	IP WLS BF H R ER SO BB IBB HBP BLK WP HR S P ERA WHIP	IP WLS BF H R ER SO BB IBB HBP BLK WP HR S P ERA WHIP	IP WLS BF H R ER SO BB IBB HBP BLK WP HR S P ERA WHIP	IP WLS BF H R ER SO BB IBB HBP BLK WP HR S P ERA WHIP	IP WLS BF H R ER SO BB IBB HBP BLK WP HR S P ERA WHIP	IP WLS BF H R ER SO BB IBB HBP BLK WP HR S P ERA WHIP	IP WLS BF H R ER SO BB IBB HBP BLK WP HR S P ERA WHIP	IP WLS BF H R ER SO BB IBB HBP BLK WP HR S P ERA WHIP	IP WLS BF H R ER SO BB IBB HBP BLK WP HR S P ERA WHIP	IP WLS BF H R ER SO BB IBB HBP BLK WP HR S P ERA WHIP	IP WLS BF H R ER SO BB IBB HBP BLK WP HR S P ERA WHIP	IP WLS BF H R ER SO BB IBB HBP BLK WP HR S P ERA WHIP	IP WLS BF H R ER SO BB IBB HBP BLK WP HR S P ERA WHIP	IP WLS BF H R ER SO BB IBB HBP BLK WP HR S P ERA WHIP	IP WLS BF H R ER SO BB IBB HBP BLK WP HR S P ERA WHIP	IP WLS BF H R ER SO BB IBB HBP BLK WP HR S P ERA WHIP	IP WLS BF H R ER SO BB IBB HBP BLK WP HR S P ERA WHIP	IP WLS BF H R ER SO BB IBB HBP BLK WP HR S P ERA WHIP	IP WLS BF H R ER SO BB IBB HBP BLK WP HR S P ERA WHIP	IP WLS BF H R ER SO BB IBB HBP BLK WP HR S P ERA WHIP
Art Ditmar, R ERA: 5.79 (1, 1)	5.2	3.1	3.1	2.0	2.0	1.0	2.0	2.0	2.0	2.0	2.0	2.0	2.0	2.0	2.0	2.0	9.53	1.765					
Johnny Sain, R ERA: 5.31 (6, 1)	3.1	12.0	12.0	2.0	2.0	0.0	2.0	2.0	2.0	2.0	2.0	2.0	2.0	2.0	2.0	2.0	0.00	0.900					



Batter	1	2	3	4	5	6	7	8	9	AB	R	H	RBI	BB	SO	LOB	TOP		
Hank Bauer, R (1, 9) OBP: 0.364, SLG: 0.457	F7		F3			5-3		F4		4	0	0	0	0	0	1			
Andy Carey, R (1, 5) OBP: 0.314, SLG: 0.363	5-3									3	1	2	0	1	0	0			
Yogi Berra, L (1, 2) OBP: 0.371, SLG: 0.558	G3									4	0	0	0	0	0	3			
Mickey Mantle, S (1, 8) OBP: 0.467, SLG: 0.664										3	1	0	0	1	0	2			
Irv Noren, L (1, 7) OBP: 0.267, SLG: 0.308										4	0	1	1	0	1	2			
Eddie Robinson, L (1, 3) OBP: 0.400, SLG: 0.550										3	0	0	0	1	1	2			
Gil McDougald, R (1, 4) OBP: 0.352, SLG: 0.275										1	0	0	0	1	1	0			
Bill Skowron, R (8, PH) OBP: 0.475, SLG: 0.836										1	1	1	1	0	0	0			
Phil Rizzuto, R (8, 4) OBP: 0.429, SLG: 0.273										1	0	0	0	0	0	3			
Billy Hunter, R (1, 6) OBP: 0.248, SLG: 0.270										4	0	1	1	0	0	1			
Johnny Kucks, R (1, 1) OBP: 0.083, SLG: 0.167										2	0	0	0	0	1	0			
Tommy Byrne, L (9, PH) OBP: 0.143, SLG: 0.083										1	0	0	0	0	0	3			
Tom Morgan, R (9, 1) OBP: 0.167, SLG: 0.167										0	0	0	0	0	0	0			
Inning Stats	R: 0 E: 0 K: 0 S: 3	H: 0 LOB: 0 BB: 0 P: 3	R: 0 E: 0 K: 1 S: 5	H: 0 LOB: 0 BB: 0 P: 5	R: 0 E: 0 K: 0 S: 3	H: 0 LOB: 1 BB: 1 P: 7	R: 0 E: 0 K: 0 S: 2	H: 0 LOB: 0 BB: 0 P: 6	R: 0 E: 0 K: 1 S: 5	H: 0 LOB: 0 BB: 0 P: 5	R: 0 E: 1 K: 1 S: 7	H: 1 LOB: 2 BB: 0 P: 7	R: 1 E: 0 K: 0 S: 4	H: 1 LOB: 0 BB: 0 P: 4	R: 2 E: 0 K: 0 S: 6	H: 3 LOB: 3 BB: 2 P: 14	1B: 4 2B: 0 3B: 0 HR: 1	SF: 0 SAC: 1 DP: 1 HBP: 0	WP: 0 PA: 36 CS: 0
PITCHER Ray Herbert, R (1, 1) ERA: 5.96	IP: 9.0 WLS: L BF: 36 H: 5 R: 3 ER: 3 SO: 4 BB: 2 IBB: 2 HBP: 0 BLK: 0 WP: 0 HR: 1 S: 40 P: 56 ERA: 3.00 WHIP: 0.778																		

New York Yankees @ Kansas City Athletics
Municipal Stadium, Kansas City, MO
Wed Jun 01 1955, 4:33 AM EDT
Att: 16,503 - Sunny

AB	31
R	3
H	5
RBI	3
BB	4
SO	4
LOB	17



Batter	1	2	3	4	5	6	7	8	9	AB	R	H	RBI	BB	SO	LOB	BOTTOM		
Vic Power, R (1, 3) OBP: 0.390, SLG: 0.571	F9									3	0	0	0	1	0	0			
Hector Lopez, R (1, 4) OBP: 0.285, SLG: 0.246	K									3	0	0	0	0	1	2			
Elmer Valo, L (9, PH) OBP: 0.551, SLG: 0.613	K									1	0	0	0	0	0	0			
Bill Renna, R (1, 9) OBP: 0.346, SLG: 0.448	K									4	0	0	0	0	1	0			
Gus Zernial, R (1, 7) OBP: 0.342, SLG: 0.597										3	1	1	1	0	0	0			
Bill Wilson, R (1, 8) OBP: 0.311, SLG: 0.467										3	0	0	0	0	2	0			
Jim Finigan, R (1, 5) OBP: 0.352, SLG: 0.484										3	0	0	0	0	0	0			
Jack Littrell, R (1, 6) OBP: 0.214, SLG: 0.259										3	0	1	0	0	0	0			
Billy Shantz, R (1, 2) OBP: 0.364, SLG: 0.356										2	0	0	0	0	0	0			
Ray Herbert, R (1, 1)										3	0	0	0	0	0	1			
Inning Stats	R: 0 E: 0 K: 2 S: 7	H: 0 LOB: 0 BB: 0 P: 7	R: 0 E: 0 K: 1 S: 5	H: 0 LOB: 0 BB: 0 P: 5	R: 0 E: 0 K: 0 S: 3	H: 0 LOB: 0 BB: 0 P: 3	R: 0 E: 0 K: 0 S: 3	H: 0 LOB: 0 BB: 0 P: 3	R: 0 E: 0 K: 1 S: 5	H: 0 LOB: 0 BB: 0 P: 5	R: 1 E: 0 K: 0 S: 4	H: 1 LOB: 2 BB: 1 P: 8	R: 1 E: 0 K: 0 S: 4	H: 1 LOB: 0 BB: 0 P: 4	R: 0 E: 0 K: 0 S: 3	H: 0 LOB: 0 BB: 0 P: 3	1B: 1 2B: 0 3B: 0 HR: 1	SF: 0 SAC: 1 DP: 0 HBP: 0	WP: 0 PA: 30 CS: 0
PITCHER Johnny Kucks, R (1, 1) ERA: 3.68	IP: 8.0 WLS: W BF: 27 H: 2 R: 1 ER: 1 SO: 4 BB: 0 IBB: 1 HBP: 0 BLK: 0 WP: 0 HR: 1 S: 34 P: 38 ERA: 1.12 WHIP: 0.250																		
Tom Morgan, R (9, 1) ERA: 0.69	IP: 1.0 WLS: S BF: 3 H: 0 R: 0 ER: 0 SO: 0 BB: 0 IBB: 0 HBP: 0 BLK: 0 WP: 0 HR: 0 S: 3 P: 3 ERA: 0.00 WHIP: 0.000																		

New York Yankees @ Kansas City Athletics
Municipal Stadium, Kansas City, MO
Wed Jun 01 1955, 4:33 AM EDT
Att: 16,503 - Sunny

AB	28
R	1
H	2
RBI	1
BB	1
SO	4
LOB	3



Batter	1	2	3	4	5	6	7	8	9	AB	R	H	RBI	BB	SO	LOB	TOP										
Gil McDougald, R OBP: 0.353, SLG: 0.268 (1, 4)	0-3 K		0-0 F7	4-0 HR BB		0-3 K			4-0 BB HBP 1B BB	3	2	0	0	2	2	1											
Andy Carey, R OBP: 0.322, SLG: 0.383 (1, 5)	0-0 G1-4-3 1B		0-3 K	0-0 HR			0-0 F7		1-0 BB HBP 1B	4	2	2	3	0	1	0											
Hank Bauer, R OBP: 0.355, SLG: 0.444 (1, 9)	0-0 G1-4-3		0-0 E1 HBP BB	0-3 K			0-0 L4		0-0 F7	5	0	0	0	0	1	3											
Mickey Mantle, S OBP: 0.470, SLG: 0.656 (1, 8)		4-0 2B BB	4-0 HBP BB		0-0 F8				4-0 1B 2-3 BB	2	1	0	0	3	0	0											
Bill Skowron, R OBP: 0.500, SLG: 0.847 (1, 3)		0-0 2B 1-H	1-0 HBP		0-0 5-3				0-0 FC5-4 1B	4	0	3	3	0	0	0											
Elston Howard, R OBP: 0.433, SLG: 0.552 (9, PH)			0-0 F8		0-0 6-3				0-0 FC5-4 FC6-4 1-2	4	0	1	0	0	0	4											
Irv Noren, L OBP: 0.274, SLG: 0.308 (9, 7)									4-0 1-2 BB	0	0	0	0	1	0	0											
Billy Hunter, R OBP: 0.238, SLG: 0.258 (1, 6)				0-0 6-3		0-0 E3			0-0 FC6-4 1-2	5	0	0	0	0	0	6											
Charles Silveira, R OBP: 0.364, SLG: 0.222 (1, 2)		4-0 G6-4-3 BB		0-0 FC2-4 1B		0-0 F9			0-0 F9	3	0	1	0	1	0	2											
Whitey Ford, L OBP: 0.286, SLG: 0.231 (1, 1)		0-0 G6-4-3 1-2		0-0 FC2-4 HR BB		0-0 F9			0-0 3-1	4	1	0	0	0	0	5											
Inning Stats	R: 0 E: 0 K: 1 S: 5	H: 1 LOB: 0 BB: 0 P: 5	R: 1 E: 0 K: 0 S: 4	H: 2 LOB: 2 BB: 2 P: 12	R: 0 E: 1 K: 1 S: 6	H: 0 LOB: 3 BB: 1 P: 11	R: 3 E: 0 K: 1 S: 7	H: 2 LOB: 0 BB: 1 P: 11	R: 0 E: 0 K: 0 S: 3	H: 0 LOB: 0 BB: 0 P: 3	R: 0 E: 1 K: 1 S: 6	H: 0 LOB: 1 BB: 0 P: 6	R: 0 E: 0 K: 0 S: 3	H: 0 LOB: 0 BB: 0 P: 3	R: 0 E: 0 K: 0 S: 4	H: 1 LOB: 1 BB: 0 P: 4	R: 2 E: 0 K: 0 S: 4	H: 1 LOB: 3 BB: 3 P: 17	1B: 4 2B: 2 3B: 0 HR: 1	SF: 0 SAC: 0 DP: 2 HBP: 2	WP: 0 PB: 0 CS: 1	PA: 43					
PITCHER	IP	WLS	BF	H	R	ER	SO	BB	IBB	HBP	BLK	WP	HR	S	P	ERA	WHIP										
Alex Kellner, L ERA: 3.65 (1, 1)	8.0	L	35	6	4	4	4	4	0	1	0	0	1	38	55	4.50	1.250										
Cloyd Boyer, R ERA: 7.75 (9, 1)	0.2		5	0	2	2	0	2	0	1	0	0	0	2	11	27.00	3.000										
Art Ditmar, R ERA: 5.74 (9, 1)	0.1		3	1	0	0	0	1	0	0	0	0	0	2	6	0.00	6.000										

New York Yankees @ Kansas City Athletics
Municipal Stadium, Kansas City, MO
Wed Jun 01 1955, 4:38 AM EDT
Att: 28,359 - Unknown

AB 34
R 6
H 7
RBI 6
BB 7
SO 4
LOB 21

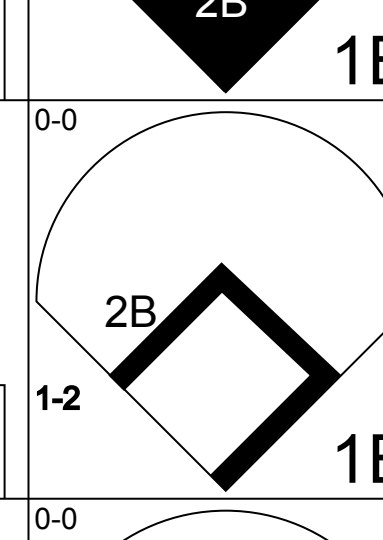


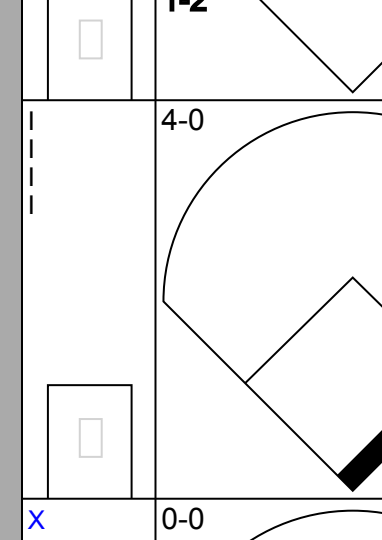

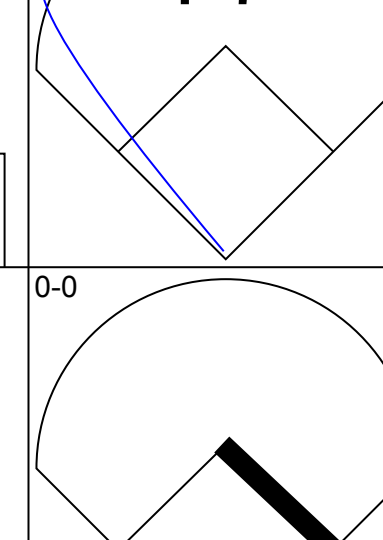
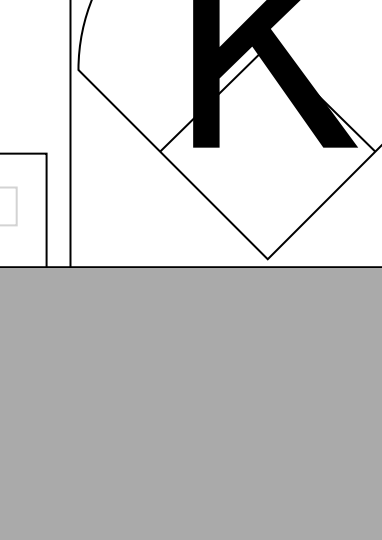
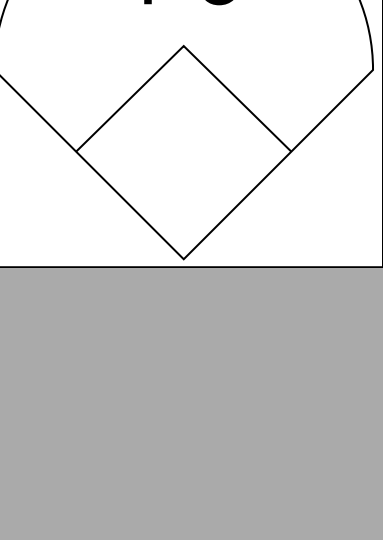
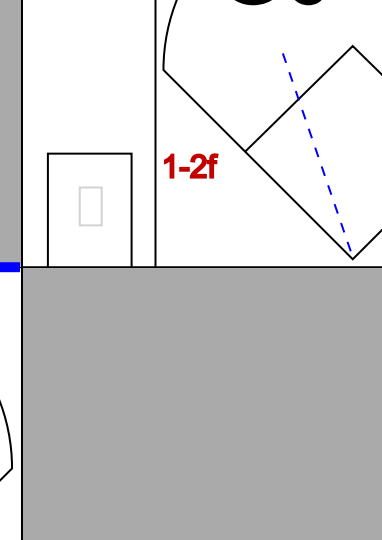
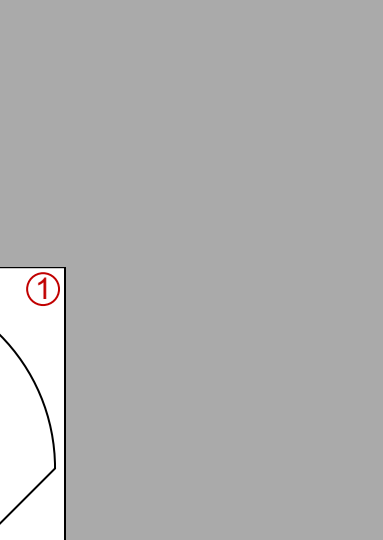
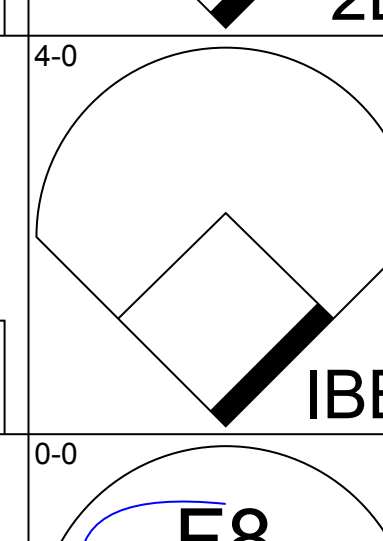



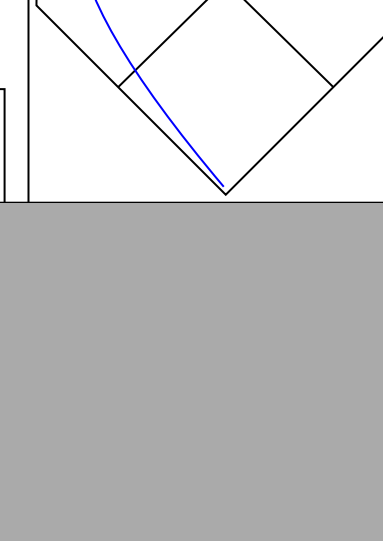



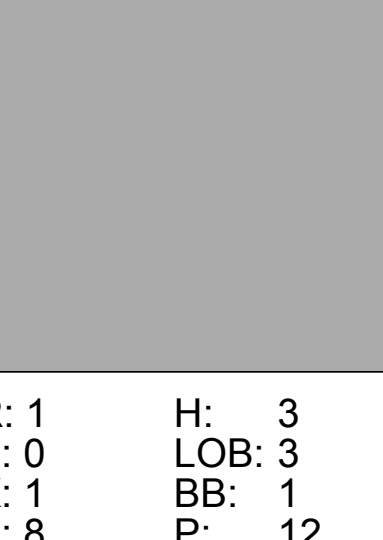
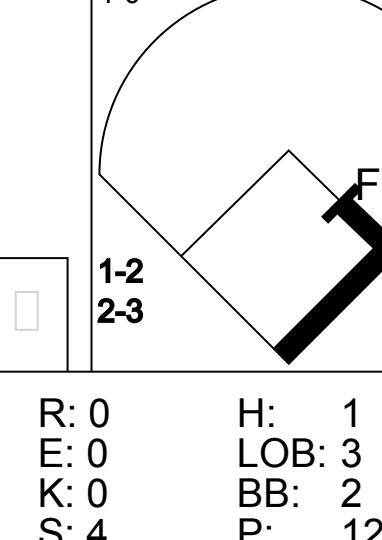
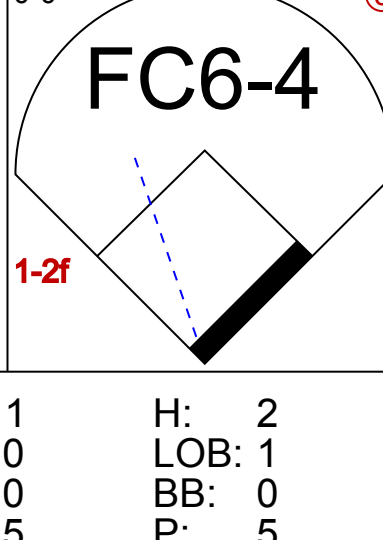
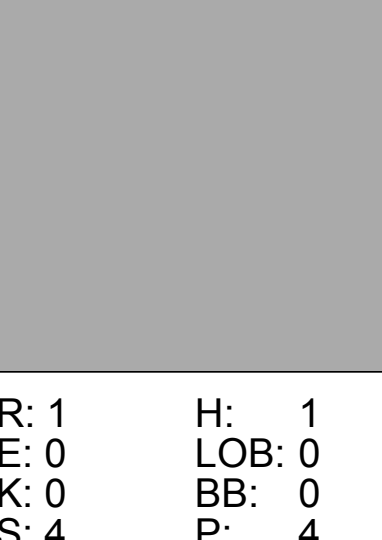




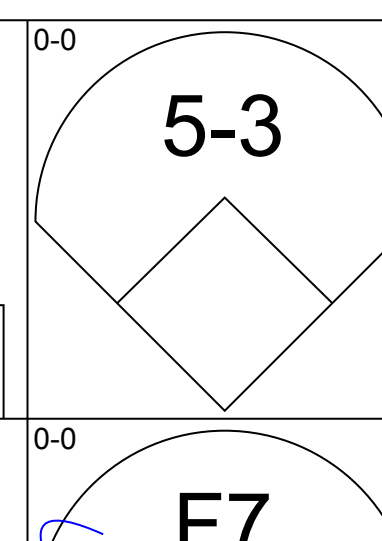








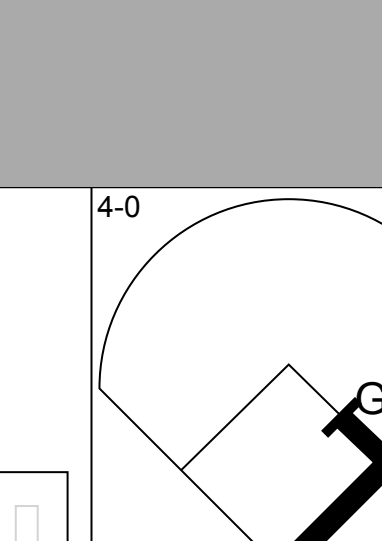
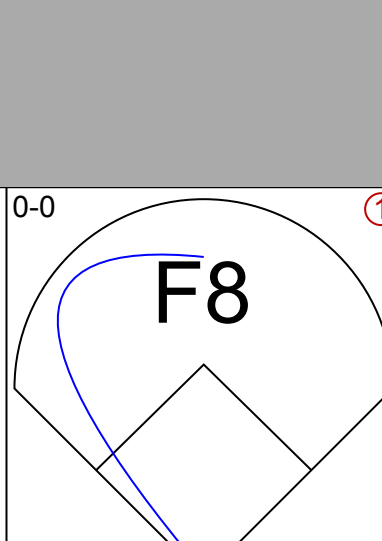
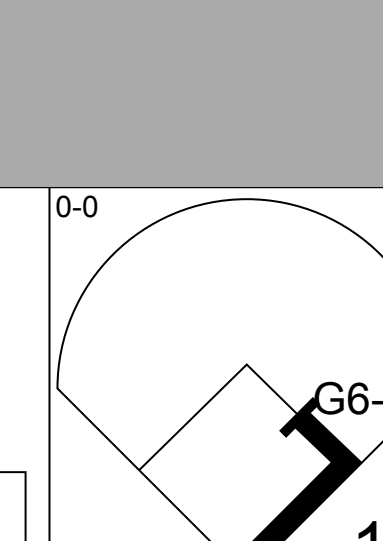


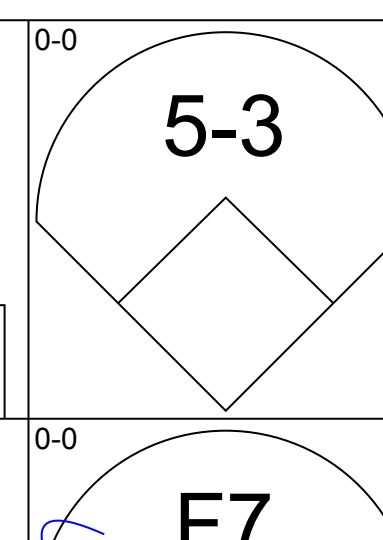
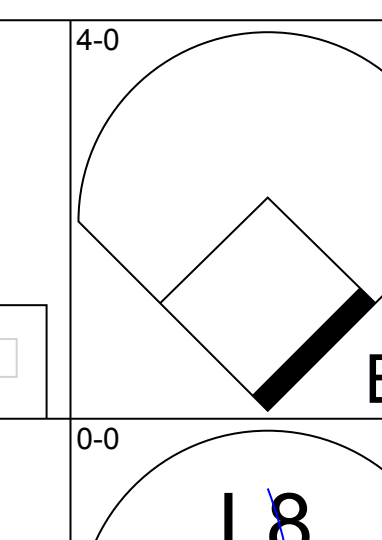
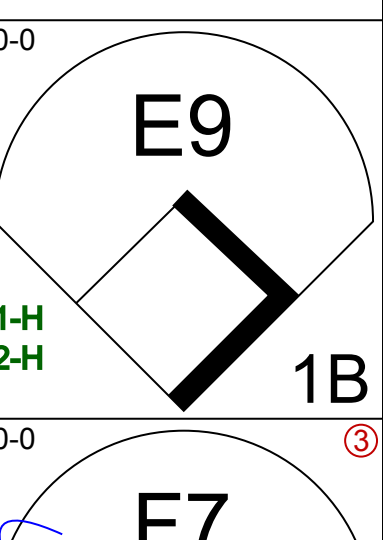
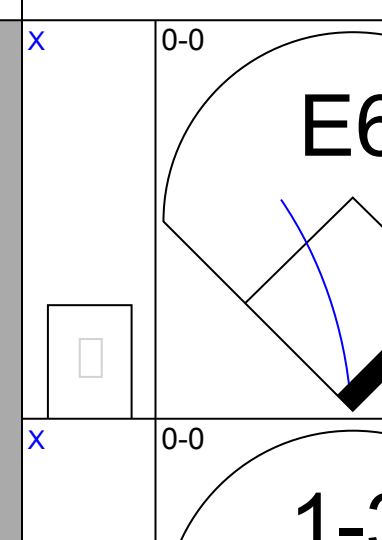
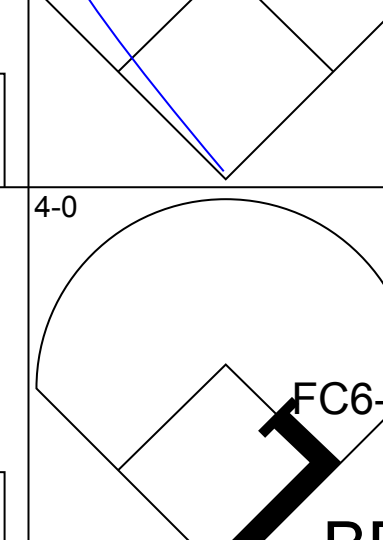
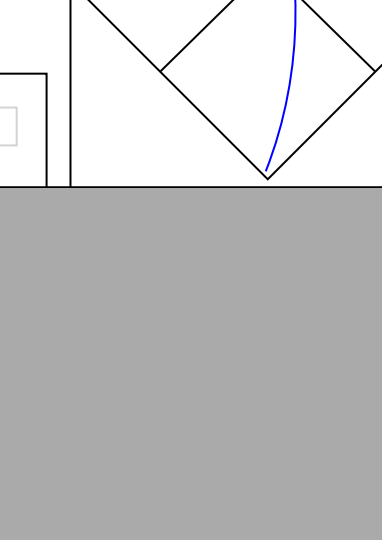
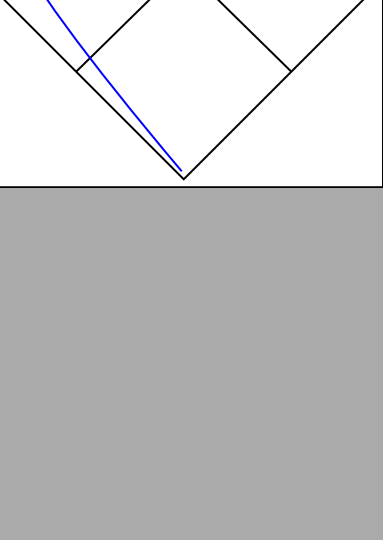
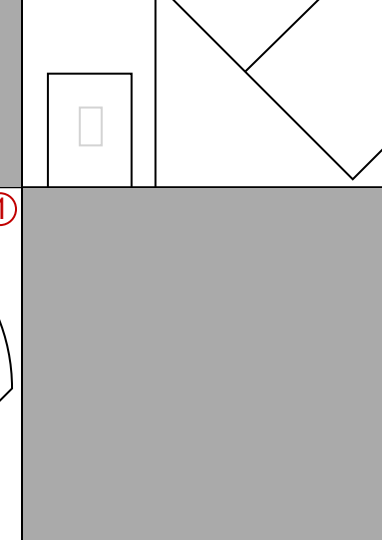
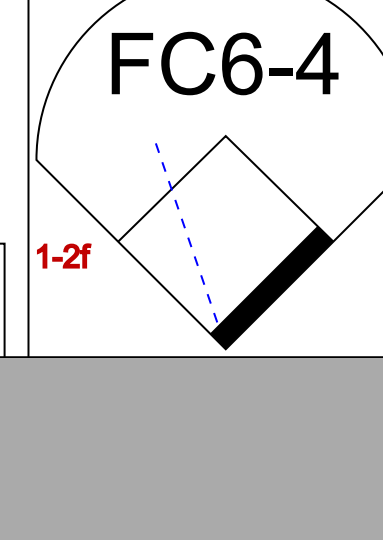
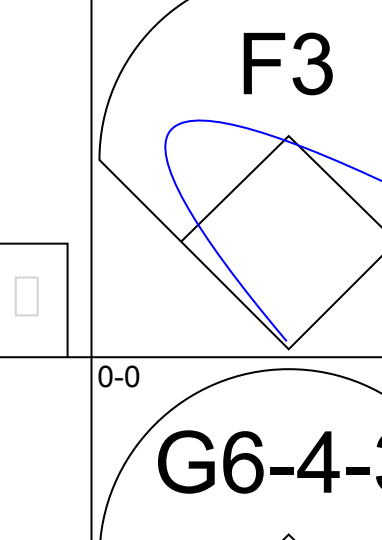
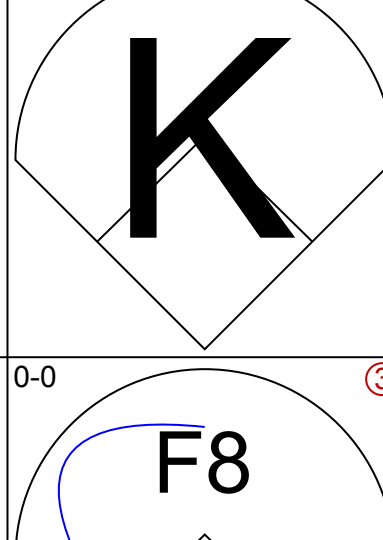
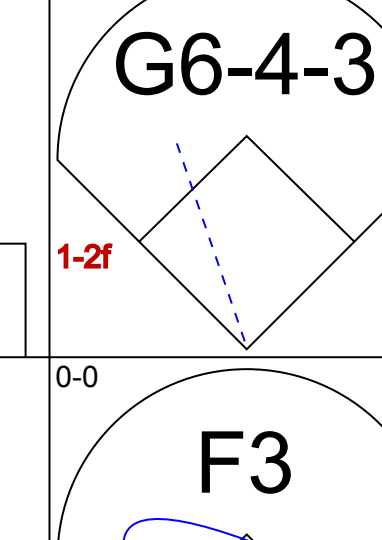

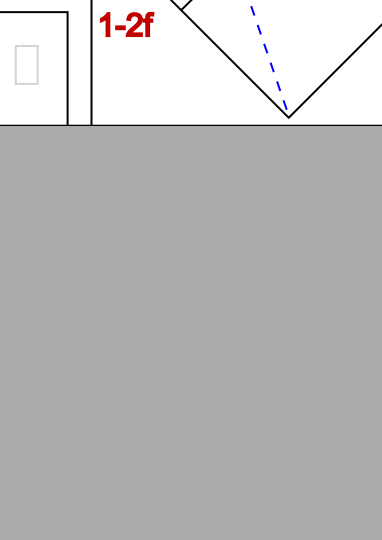
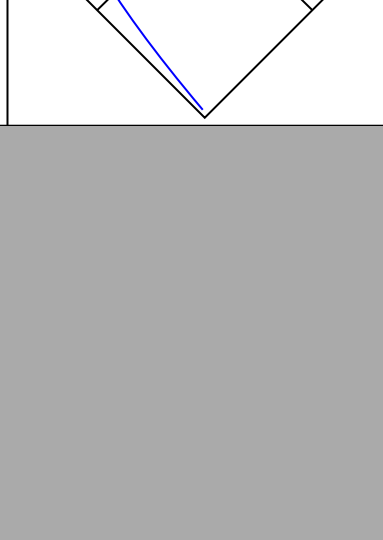
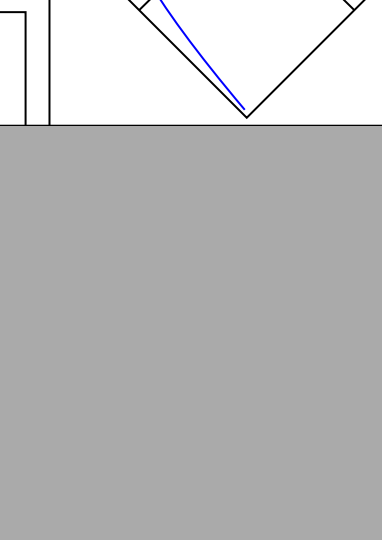
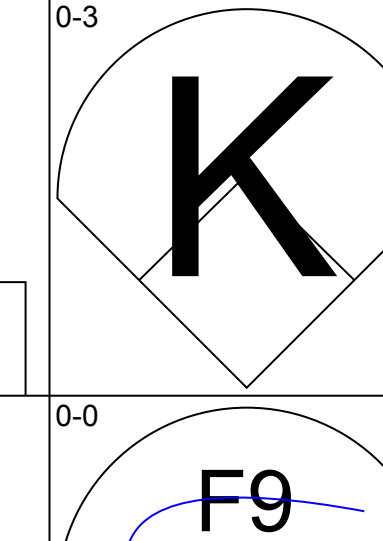
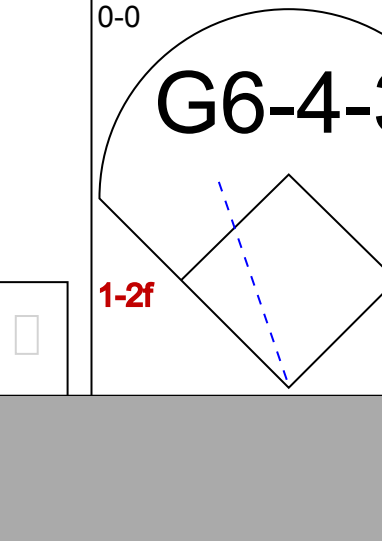
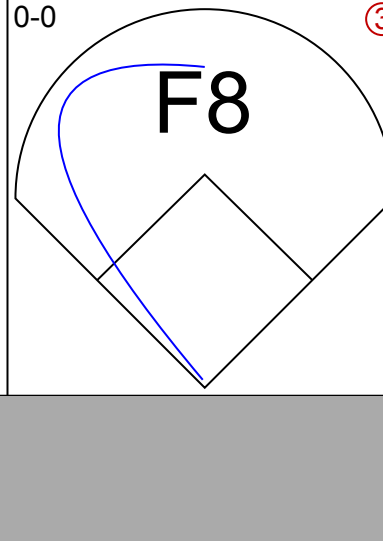
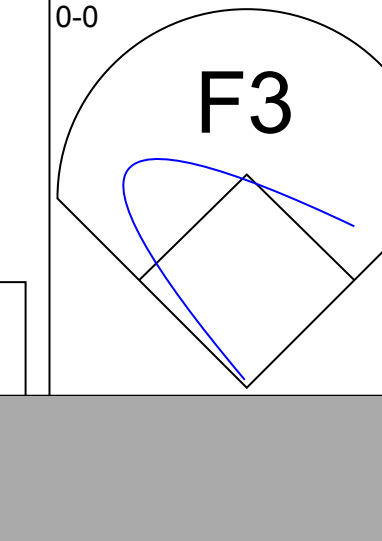
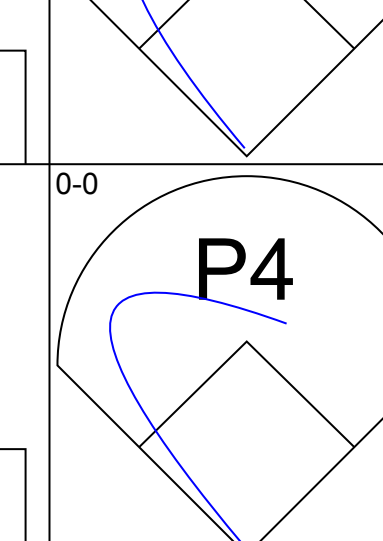
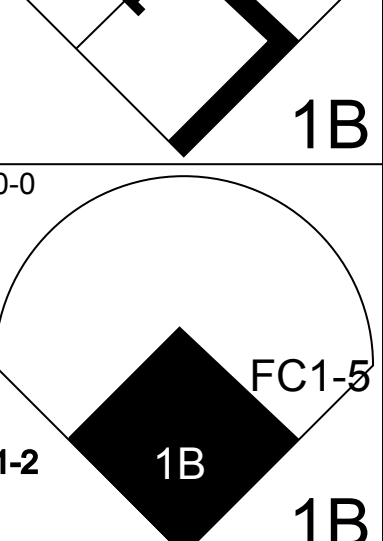
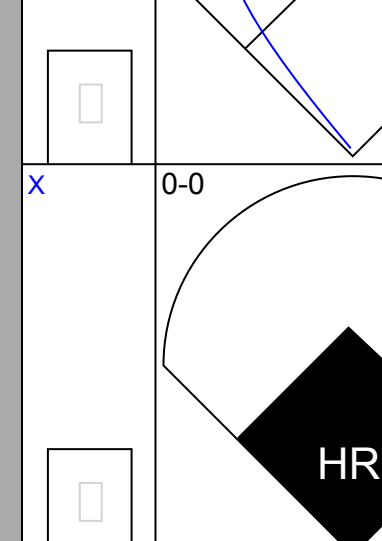

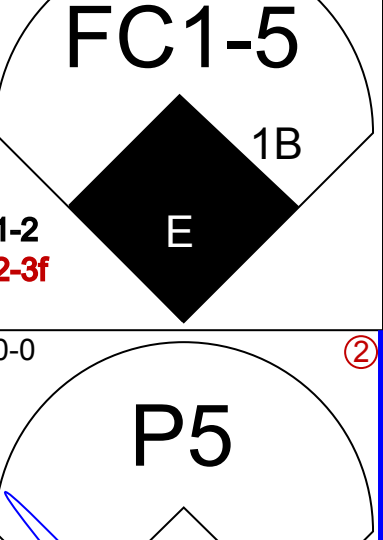
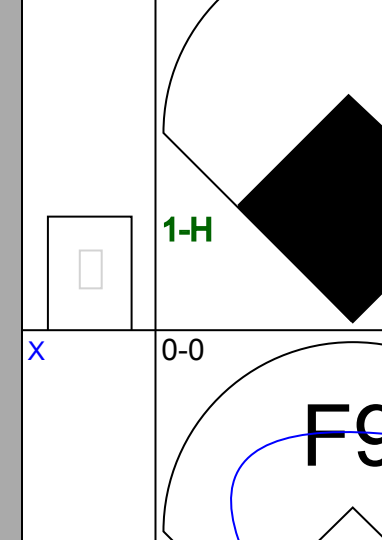
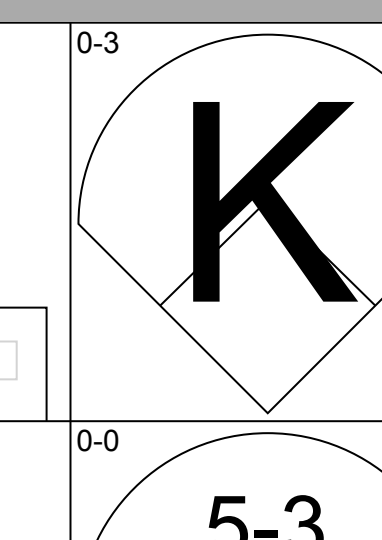
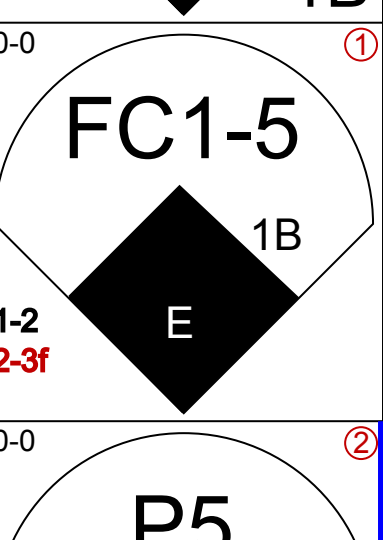
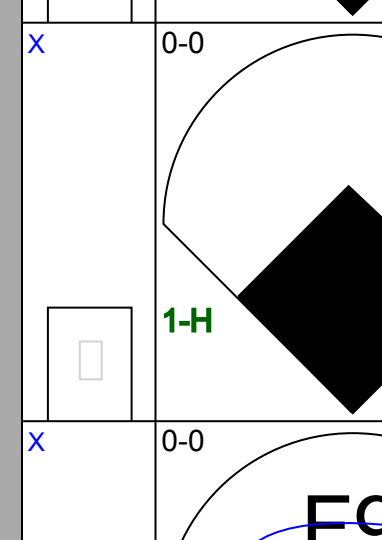
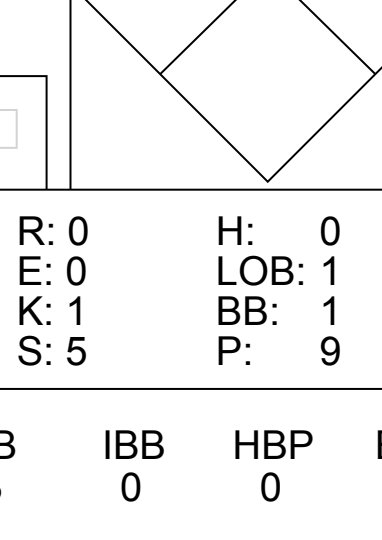
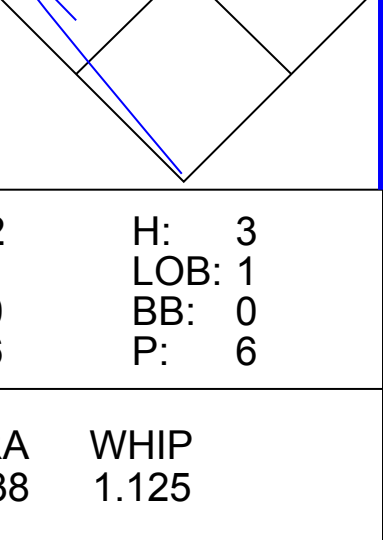
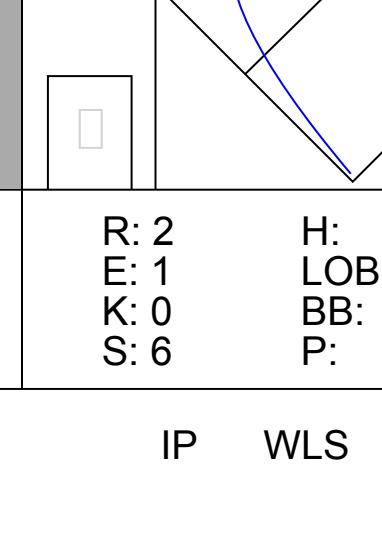
Batter	1	2	3	4	5	6	7	8	9	AB	R	H	RBI	BB	SO	LOB	BOTTOM										
Vic Power, R OBP: 0.387, SLG: 0.567 (1, 3)	0-0 5-3		0-0 3-1		0-0 F8				4-0 G6-4-3 BB	1	0	0	0	0	0	0											
Dick Kryhoski, L OBP: 0.304, SLG: 0.250 (2, 3)										2	0	0	0	1	0	1											
Hector Lopez, R OBP: 0.294, SLG: 0.235 (1, 4)	0-0 B3-1		0-0 6-3			4-0 G5-4-3 BB			0-0 G6-4-3 1-2	3	0	0	0	1	0	1											
Bill Renna, R OBP: 0.342, SLG: 0.440 (1, 9)	0-0 1B		0-0 F8			0-0 F4			0-0 F6	4	0	1	0	0	0	1											
Gus Zernial, R OBP: 0.340, SLG: 0.587 (1, 7)	0-0 F4			0-0 G5-4-3 1B		0-0 G5-4-3 1-2			0-3 K	4	0	1	0	0	1	2											
Bill Wilson, R OBP: 0.309, SLG: 0.461 (1, 8)		0-0 WP 1B 1B		0-0 F9			0-0 F7		0-0 F8	4	1	1	0	0	0	1											
Jim Finigan, R OBP: 0.357, SLG: 0.485 (1, 5)			0-0 CS 1B		0-0 G5-4-3 1-2		4-0 BB			2	0	1	1	1	0	1											
Jack Littrell, R OBP: 0.226, SLG: 0.267 (1, 6)			0-0 L9			0-0 G6-4-3 1B			0-0 F4	3	0	1	0	0	0	2											
Joe Astroth, R OBP: 0.397, SLG: 0.349 (1, 2)			0-0 FC6-4 1B			0-0 G6-4-3 1-2			0-0 F4	3	0	1	0	0	0	2											
Alex Kellner, R OBP: 0.391, SLG: 0.476 (1, 1)			0-0 FC6-4						0-3 K	2	0	1	0	0	0	1											
Billy Shantz, R OBP: 0.359, SLG: 0.351 (8, PH)										1	0	0	0	0	1	0											
Cloyd Boyer, R OBP: 0.182, SLG: 0.100 (9, 1)										0	0	0	0	0	0	0											
Art Ditmar, R OBP: 0.467, SLG: 0.467 (9, 1)										0	0	0	0	0	0	0											
Inning Stats	R: 0 E: 0 K: 0 S: 4	H: 1 LOB: 1 BB: 0 P: 4	R: 1 E: 0 K: 0 S: 5	H: 3 LOB: 1 BB: 0 P: 5	R: 0 E: 0 K: 0 S: 3	H: 0 LOB: 0 BB: 0 P: 3	R: 0 E: 0 K: 0 S: 3	H: 1 LOB: 0 BB: 0 P: 3	R: 0 E: 0 K: 0 S: 4	H: 2 LOB: 1 BB: 0 P: 4	R: 0 E: 0 K: 0 S: 2	H: 0 LOB: 0 BB: 1 P: 6	R: 0 E: 0 K: 0 S: 3	H: 0 LOB: 1 BB: 1 P: 7	R: 0 E: 0 K: 1 S: 4	H: 0 LOB: 0 BB: 1 P: 8	R: 0 E: 0 K: 1 S: 5	H: 0 LOB: 0 BB: 0 P: 5	1B: 7 2B: 0 3B: 0 HR: 0	SF: 0 SAC: 0 DP: 4 HBP: 0	WP: 1 PB: 0 CS: 1	PA: 32					
PITCHER	IP	WLS	BF	H	R	ER	SO	BB	IBB	HBP	BLK	WP	HR	S	P	ERA	WHIP										
Whitey Ford, L ERA: 2.45 (1, 1)	9.0	W	32	7	1	1	2	3	0	0	0	1	0	33	45	1.00	1.111										

New York Yankees @ Kansas City Athletics
Municipal Stadium, Kansas City, MO
Wed Jun 01 1955, 4:38 AM EDT
Att: 28,359 - Unknown

AB 29
R 1
H 7
RBI 1
BB 3
SO 2
LOB 12



Batter	1	2	3	4	5	6	7	8	9	AB	R	H	RBI	BB	SO	LOB	TOP			
Billy Goodman, L OBP: 0.360, SLG: 0.313 (1, 4)										5	0	1	0	0	2	3	Boston Red Sox @ Kansas City Athletics Municipal Stadium, Kansas City, MO Fri Jun 03 1955, 4:33 AM EDT Att: 21,399 - Unknown livebaseballscorecards.com			
Eddie Joost, R OBP: 0.280, SLG: 0.323 (1, 6)										4	1	1	0	0	1	0				
Ted Williams, L OBP: 0.370, SLG: 0.500 (1, 7)										3	0	1	0	1	0	0				
Jackie Jensen, R OBP: 0.312, SLG: 0.489 (1, 9)										4	0	0	0	0	1	4				
Norm Zauchin, R OBP: 0.336, SLG: 0.468 (1, 3)										4	1	3	2	0	0	0				
Sammy White, R OBP: 0.335, SLG: 0.371 (1, 2)										2	0	0	0	2	0	0				
Ted Lepcio, R OBP: 0.327, SLG: 0.484 (1, 5)										4	1	2	1	0	0	5				
Jim Piersall, R OBP: 0.306, SLG: 0.314 (1, 8)										4	0	1	0	0	0	3				
Ike Delock, R OBP: 0.154, SLG: 0.120 Billy Klaus, L OBP: 0.373, SLG: 0.360 (9, PH)										2	0	0	0	1	1	1				
Inning Stats	R: 1 E: 0 K: 1 S: 8	H: 3 LOB: 3 BB: 1 P: 12	R: 0 E: 0 K: 2 S: 7	H: 1 LOB: 0 BB: 0 P: 7	R: 0 E: 0 K: 2 S: 7	H: 0 LOB: 0 BB: 0 P: 7	R: 0 E: 0 K: 0 S: 4	H: 1 LOB: 3 BB: 2 P: 12	R: 0 E: 0 K: 0 S: 3	H: 2 LOB: 1 BB: 0 P: 5	R: 0 E: 0 K: 0 S: 3	H: 1 LOB: 1 BB: 1 P: 7	R: 1 E: 0 K: 0 S: 4	H: 1 LOB: 0 BB: 0 P: 4	R: 0 E: 0 K: 0 S: 3	H: 0 LOB: 0 BB: 0 P: 3		1B: 6 2B: 1 3B: 0 HR: 2	SF: 0 SAC: 1 DP: 1 HBP: 0	WP: 0 PB: 0 SB: 0 CS: 0
PITCHER	IP	WLS	BF	H	R	ER	SO	BB	IBB	HBP	BLK	WP	HR	S	P	ERA	WHIP			
Bobby Shantz, L ERA: 5.5 Johnny Sain, R ERA: 5.0	(1, 1)	5.0	22	5	1	1	5	2	1	0	0	0	0	29	41	1.80	1.400			
(6, 1)	4.0	W	16	4	2	2	0	0	1	0	0	0	2	15	19	4.50	1.000			

Batter	1	2	3	4	5	6	7	8	9	AB	R	H	RBI	BB	SO	LOB	BOTTOM			
Vic Power, R OBP: 0.388, SLG: 0.559 (1, 3)										3	0	1	1	1	0	0	Boston Red Sox @ Kansas City Athletics Municipal Stadium, Kansas City, MO Fri Jun 03 1955, 4:33 AM EDT Att: 21,399 - Unknown livebaseballscorecards.com			
Harry Simpson, L OBP: 0.342, SLG: 0.290 (1, 8)										4	0	0	0	0	0	3				
Elmer Valo, L OBP: 0.540, SLG: 0.574 (1, 9)										2	0	1	0	2	0	0				
Gus Zernial, R OBP: 0.329, SLG: 0.563 (1, 7)										4	0	0	0	0	1	3				
Jim Finigan, R OBP: 0.352, SLG: 0.491 (1, 5)										4	0	0	0	0	1	1				
Hector Lopez, R OBP: 0.283, SLG: 0.237 (1, 4)										3	0	1	0	0	0	0				
Jack Littrell, R OBP: 0.283, SLG: 0.297 (1, 6)										3	2	2	0	0	0	0				
Billy Shantz, R OBP: 0.365, SLG: 0.420 (1, 2)										3	2	1	2	0	1	2				
Bobby Shantz, R OBP: 0.158, SLG: 0.111 Johnny Sain, R (6, 1)										2	0	0	0	0	0	2				
Inning Stats	R: 0 E: 0 K: 0 S: 3	H: 0 LOB: 1 BB: 1 P: 7	R: 0 E: 0 K: 1 S: 5	H: 0 LOB: 0 BB: 0 P: 5	R: 0 E: 0 K: 1 S: 5	H: 0 LOB: 1 BB: 1 P: 9	R: 0 E: 0 K: 0 S: 2	H: 0 LOB: 0 BB: 1 P: 6	R: 2 E: 1 K: 0 S: 6	H: 3 LOB: 1 BB: 0 P: 6	R: 0 E: 0 K: 1 S: 5	H: 0 LOB: 0 BB: 0 P: 5	R: 2 E: 1 K: 0 S: 6	H: 2 LOB: 1 BB: 0 P: 6	R: 0 E: 0 K: 0 S: 3	H: 1 LOB: 0 BB: 0 P: 3		1B: 5 2B: 0 3B: 0 HR: 1	SF: 0 SAC: 0 DP: 2 HBP: 0	WP: 0 PB: 0 SB: 0 CS: 0
PITCHER	IP	WLS	BF	H	R	ER	SO	BB	IBB	HBP	BLK	WP	HR	S	P	ERA	WHIP			
Ike Delock, R ERA: 3.79	(1, 1)	8.0	L	32	6	4	3	3	3	0	0	0	1	35	47	3.38	1.125			

Batter	1	2	3	4	5	6	7	8	9	AB	R	H	RBI	BB	SO	LOB	TOP								
Billy Goodman, L (1,4) OBP: 0.352, SLG: 0.305	3-1		L7		4-3					5	0	0	0	0	0	1									
Eddie Joest, R (1,6) OBP: 0.276, SLG: 0.309	K			1B BB		F7				3	0	0	0	1	1	0									
Ted Williams, L (1,7) OBP: 0.419, SLG: 0.692				F7						4	1	3	1	0	0	1									
Gene Stephens, L (8, PR) OBP: 0.440, SLG: 0.563										0	0	0	0	0	0	0									
Jackie Jensen, R (1,9) OBP: 0.316, SLG: 0.489	6-3			1B						4	1	2	0	0	0	2									
Norm Zauchin, R (1,3)		5-3		F8						4	1	1	2	0	0	3									
Sammy White, R (1,2) OBP: 0.339, SLG: 0.371		6-3		4-3						3	1	1	0	0	0	2									
Grady Hatton, L (1,5) OBP: 0.329, SLG: 0.294		K								3	0	0	0	1	1	2									
Jim Piersall, R (1,8) OBP: 0.311, SLG: 0.348			5-3							4	1	2	2	0	1	1									
Frank Sullivan, R (1,1) OBP: 0.154, SLG: 0.167			L7							3	0	0	0	0	1	1									
Leo Kiely, L (8,1) OBP: 0.273, SLG: 0.200				6-3						1	0	0	0	0	0	0									
Inning Stats	R: 0 E: 0 K: 1 S: 6	H: 1 LOB: 1 BB: 0 P: 6	R: 0 E: 0 K: 1 S: 5	H: 0 LOB: 0 BB: 0 P: 5	R: 0 E: 0 K: 0 S: 3	H: 0 LOB: 0 BB: 0 P: 3	R: 0 E: 0 K: 0 S: 4	H: 1 LOB: 2 BB: 1 P: 8	R: 0 E: 0 K: 0 S: 3	H: 1 LOB: 1 BB: 0 P: 7	R: 3 E: 0 K: 1 S: 8	H: 3 LOB: 1 BB: 0 P: 9	R: 0 E: 0 K: 0 S: 5	H: 0 LOB: 0 BB: 0 P: 5	R: 0 E: 0 K: 0 S: 3	H: 1 LOB: 1 BB: 0 P: 3	R: 2 E: 0 K: 0 S: 5	H: 2 LOB: 0 BB: 0 P: 5	1B: 4 2B: 2 3B: 0 HR: 3	SF: 0 SAC: 0 DP: 1 HBP: 1	WP: 0 PB: 0 SB: 0 CS: 1	PA: 37			
PITCHER	IP	WLS	BF	H	R	ER	SO	BB	IBB	HBP	BLK	WP	HR	S	P	ERA	WHIP								
Art Ditmar, R (1,1) ERA: 5.59	6.0	L	26	6	3	3	3	2	0	1	0	0	2	29	38	4.50	1.333								
Tom Gorman, R (7,1) ERA: 4.93	2.0		6	1	0	0	1	0	0	0	0	0	0	8	8	0.00	0.500								
Johnny Sain, R (9,1) ERA: 5.46	1.0		5	2	2	2	0	0	0	0	0	0	1	5	5	18.00	2.000								

Boston Red Sox @ Kansas City Athletics
Municipal Stadium, Kansas City, MO
Sat Jun 04 1955, 4:33 AM EDT
Att: 14,060 - Unknown

AB 34
R 5
H 9
RBI 5
BB 2
SO 4
LOB 13



Batter	1	2	3	4	5	6	7	8	9	AB	R	H	RBI	BB	SO	LOB	BOTTOM								
Vic Power, R (1,3) OBP: 0.396, SLG: 0.564	P5			1B						4	0	3	0	0	0	0									
Hector Lopez, R (1,4) OBP: 0.282, SLG: 0.238	P6			F2						4	0	1	0	0	0	2									
Elmer Valo, L (1,9) OBP: 0.538, SLG: 0.563	4-3			1B						3	0	1	1	1	0	2									
Gus Zernial, R (1,7) OBP: 0.327, SLG: 0.552				P6						3	0	0	0	1	0	5									
Harry Simpson, L (1,8) OBP: 0.333, SLG: 0.265		G4-6-3		L8						3	0	0	0	1	1	3									
Jim Finigan, R (1,5) OBP: 0.355, SLG: 0.503		5-3								4	0	2	0	0	0	0									
Jack Littrell, R (1,6) OBP: 0.250, SLG: 0.282				F9						2	0	0	0	0	1	1									
Bill Renna, R (7, PH) OBP: 0.345, SLG: 0.461										1	0	0	0	0	0	2									
Joe Demaestri, R (8,6) OBP: 0.227, SLG: 0.224										1	0	1	0	0	0	0									
Billy Shantz, R (1,2) OBP: 0.356, SLG: 0.410				P3						2	0	0	0	0	0	1									
Enos Slaughter, L (8, PH) OBP: 0.400, SLG: 0.373										1	0	0	0	0	0	0									
Joe Astroth, R (9,2) OBP: 0.392, SLG: 0.344										1	0	0	0	0	0	1									
Art Ditmar, R (1,1) OBP: 0.438, SLG: 0.438				6-3						1	0	0	0	0	0	0									
Dick Kryhoski, L (6, PH) OBP: 0.314, SLG: 0.267										1	0	0	0	0	0	0									
Tom Gorman, R (7,1) OBP: 0.313, SLG: 0.461										0	0	0	0	0	0	0									
Bill Wilson, R (8, PH) OBP: 0.313, SLG: 0.461										0	1	0	0	1	0	0									
Johnny Sain, R (9,1)										0	0	0	0	0	0	0									
Inning Stats	R: 0 E: 0 K: 0 S: 3	H: 0 LOB: 0 BB: 0 P: 3	R: 0 E: 0 K: 0 S: 2	H: 0 LOB: 0 BB: 1 P: 6	R: 0 E: 0 K: 0 S: 3	H: 0 LOB: 0 BB: 0 P: 3	R: 0 E: 0 K: 0 S: 5	H: 2 LOB: 2 BB: 0 P: 5	R: 0 E: 0 K: 1 S: 5	H: 1 LOB: 1 BB: 0 P: 5	R: 0 E: 0 K: 0 S: 3	H: 1 LOB: 0 BB: 0 P: 3	R: 0 E: 0 K: 0 S: 3	H: 1 LOB: 2 BB: 2 P: 11	R: 1 E: 0 K: 0 S: 5	H: 2 LOB: 2 BB: 1 P: 9	R: 0 E: 0 K: 1 S: 6	H: 1 LOB: 1 BB: 0 P: 6	1B: 7 2B: 1 3B: 1 HR: 0	SF: 0 SAC: 0 DP: 3 HBP: 0	WP: 0 PB: 0 SB: 0 CS: 0	PA: 35			
PITCHER	IP	WLS	BF	H	R	ER	SO	BB	IBB	HBP	BLK	WP	HR	S	P	ERA	WHIP								
Frank Sullivan, R (1,1) ERA: 3.47	7.1	W	29	7	1	1	1	4	0	0	0	0	0	27	43	1.23	1.500								
Leo Kiely, L (8,1) ERA: 3.03	1.2	S	6	1	0	0	1	0	0	0	0	0	0	8	8	0.00	0.600								


Boston Red Sox @ Kansas City Athletics
Municipal Stadium, Kansas City, MO
Sat Jun 04 1955, 4:33 AM EDT
Att: 14,060 - Unknown

AB 31
R 1
H 8
RBI 1
BB 4
SO 2
LOB 17



Batter	1	2	3	4	5	6	7	8	9	10	AB	R	H	RBI	BB	SO	LOB	TOP							
Billy Klaus, L OBP: 0.391, SLG: 0.394 (1, 6)											5	1	4	1	0	1	2	Boston Red Sox @ Kansas City Athletics Municipal Stadium, Kansas City, MO Sun Jun 05 1955, 4:33 AM EDT Cloudy livebaseballscorecards.com							
Eddie Joost, R OBP: 0.262, SLG: 0.288 (1, 4)											5	0	0	0	0	0	6								
Ted Williams, L OBP: 0.417, SLG: 0.700 (1, 7)											4	1	1	0	1	0	0								
Jackie Jensen, R OBP: 0.318, SLG: 0.497 (1, 9)											5	0	2	1	0	1	2								
Norm Zaichin, R OBP: 0.336, SLG: 0.483 (1, 3)											5	0	2	1	0	0	2								
Sammy White, R OBP: 0.335, SLG: 0.383 (1, 2)												5	1	1	1	0	1		5						
Grady Hatton, L OBP: 0.322, SLG: 0.278 (1, 5)											4	0	0	0	1	1	0								
Jim Piersall, R OBP: 0.308, SLG: 0.342 (1, 8)											5	0	1	0	0	1	1								
Willard Nixon, L OBP: 0.292, SLG: 0.384 (6, 1)											3	1	2	0	0	0	1								
Leo Kieley, L OBP: 0.273, SLG: 0.200 (6, 1)											0	0	0	0	0	0	0								
Tom Hurd, R ERA: 7.29 (6, 1)											2	0	0	0	0	0	1								
Inning Stats	R: 1 E: 0 K: 0 S: 5	H: 2 LOB: 2 BB: 1 P: 9	R: 0 E: 0 K: 2 S: 9	H: 2 LOB: 2 BB: 0 P: 9	R: 0 E: 0 K: 1 S: 5	H: 0 LOB: 0 BB: 0 P: 5	R: 2 E: 0 K: 0 S: 6	H: 3 LOB: 1 BB: 0 P: 6	R: 0 E: 0 K: 1 S: 4	H: 1 LOB: 1 BB: 0 P: 4	R: 0 E: 1 K: 1 S: 6	H: 1 LOB: 2 BB: 0 P: 6	R: 1 E: 0 K: 1 S: 7	H: 2 LOB: 1 BB: 0 P: 7	R: 0 E: 0 K: 0 S: 4	H: 1 LOB: 1 BB: 0 P: 8	R: 0 E: 0 K: 0 S: 4	H: 1 LOB: 0 BB: 0 P: 4	R: 0 E: 0 K: 0 S: 3	H: 0 LOB: 0 BB: 0 P: 3	1B: 9 2B: 2 3B: 2 HR: 1	SF: 0 SAC: 0 DP: 1 HBP: 0	WP: 0 PB: 0 SB: 0 CS: 1	PA: 45	
PITCHER	IP WLS BF H R ER SO BB IBB HBP BLK WP HR S P ERA WHIP	IP WLS BF H R ER SO BB IBB HBP BLK WP HR S P ERA WHIP	IP WLS BF H R ER SO BB IBB HBP BLK WP HR S P ERA WHIP	IP WLS BF H R ER SO BB IBB HBP BLK WP HR S P ERA WHIP	IP WLS BF H R ER SO BB IBB HBP BLK WP HR S P ERA WHIP	IP WLS BF H R ER SO BB IBB HBP BLK WP HR S P ERA WHIP	IP WLS BF H R ER SO BB IBB HBP BLK WP HR S P ERA WHIP	IP WLS BF H R ER SO BB IBB HBP BLK WP HR S P ERA WHIP	IP WLS BF H R ER SO BB IBB HBP BLK WP HR S P ERA WHIP	IP WLS BF H R ER SO BB IBB HBP BLK WP HR S P ERA WHIP	IP WLS BF H R ER SO BB IBB HBP BLK WP HR S P ERA WHIP	IP WLS BF H R ER SO BB IBB HBP BLK WP HR S P ERA WHIP	IP WLS BF H R ER SO BB IBB HBP BLK WP HR S P ERA WHIP	IP WLS BF H R ER SO BB IBB HBP BLK WP HR S P ERA WHIP	IP WLS BF H R ER SO BB IBB HBP BLK WP HR S P ERA WHIP	IP WLS BF H R ER SO BB IBB HBP BLK WP HR S P ERA WHIP	IP WLS BF H R ER SO BB IBB HBP BLK WP HR S P ERA WHIP	IP WLS BF H R ER SO BB IBB HBP BLK WP HR S P ERA WHIP	IP WLS BF H R ER SO BB IBB HBP BLK WP HR S P ERA WHIP	IP WLS BF H R ER SO BB IBB HBP BLK WP HR S P ERA WHIP	IP WLS BF H R ER SO BB IBB HBP BLK WP HR S P ERA WHIP	IP WLS BF H R ER SO BB IBB HBP BLK WP HR S P ERA WHIP	IP WLS BF H R ER SO BB IBB HBP BLK WP HR S P ERA WHIP	IP WLS BF H R ER SO BB IBB HBP BLK WP HR S P ERA WHIP	IP WLS BF H R ER SO BB IBB HBP BLK WP HR S P ERA WHIP
Vic Raschi, R ERA: 7.33 (1, 1)	6.0	2.0	1.0	1.0	1.0	1.0	1.0	1.0	1.0	1.0	6.0	3	3	3	4	BB: 1 IBB: 0 HBP: 0 BLK: 0	WP: 0 HR: 1 S: 35 P: 39	4.50 1.667							
Tom Gorman, R ERA: 4.85 (7, 1)	2.0	1.0	1.0	1.0	1.0	1.0	1.0	1.0	1.0	1.0	2.0	3	1	1	1	BB: 0 IBB: 0 HBP: 0 BLK: 0	WP: 0 HR: 0 S: 11 P: 15	4.50 2.000							
Johnny Sain, R ERA: 5.28 (9, 1)	1.0	1.0	1.0	1.0	1.0	1.0	1.0	1.0	1.0	1.0	1.0	4	1	0	0	BB: 0 IBB: 0 HBP: 0 BLK: 0	WP: 0 HR: 4 S: 4 P: 4	0.00 1.000							
Cloyd Boyer, R ERA: 7.29 (10, 1)	1.0	1.0	1.0	1.0	1.0	1.0	1.0	1.0	1.0	1.0	1.0	3	0	0	0	BB: 0 IBB: 0 HBP: 0 BLK: 0	WP: 0 HR: 3 S: 3 P: 3	0.00 0.000							

Batter	1	2	3	4	5	6	7	8	9	10	AB	R	H	RBI	BB	SO	LOB	BOTTOM									
Vic Power, R OBP: 0.394, SLG: 0.558 (1, 3)											5	1	1	2	1	0	1	Boston Red Sox @ Kansas City Athletics Municipal Stadium, Kansas City, MO Sun Jun 05 1955, 4:33 AM EDT Cloudy livebaseballscorecards.com									
Hector Lopez, R OBP: 0.267, SLG: 0.235 (1, 4)											5	0	1	1	1	2	0										
Elmer Valo, L OBP: 0.531, SLG: 0.547 (1, 9)											4	0	1	1	1	0	0										
Gus Zernial, R OBP: 0.324, SLG: 0.538 (1, 7)											4	0	0	0	1	2	3										
Harry Simpson, L OBP: 0.340, SLG: 0.263 (1, 8)											4	1	1	0	1	1	2										
Jim Finigan, R OBP: 0.361, SLG: 0.511 (1, 5)											5	1	3	0	0	0	4										
Jack Littrell, R OBP: 0.238, SLG: 0.268 (1, 6)											2	0	0	0	0	0	1										
Enos Slaughter, L OBP: 0.410, SLG: 0.385 (6, PH)											1	0	1	0	0	0	0										
Billy Shantz, R OBP: 0.348, SLG: 0.400 (7, 2)											2	1	0	0	0	0	2										
Joe Astroth, R OBP: 0.383, SLG: 0.333 (1, 2)											2	0	0	0	0	1	1										
Dick Kryhoski, L OBP: 0.308, SLG: 0.281 (6, PH)											1	0	0	0	0	1	3										
Joe Demaestri, R OBP: 0.237, SLG: 0.230 (7, 6)											1	1	1	0	1	0	0										
Vic Raschi, R OBP: 0.286, SLG: 0.429 (1, 1)											2	0	1	0	0	0	1										
Bill Renna, R OBP: 0.342, SLG: 0.456 (6, PH)											1	0	0	1	0	2											
Tom Gorman, R (7, 1)											1	0	0	0	0	2											
Johnny Sain, R (9, 1)											0	0	0	0	0	0											
Cloyd Boyer, R OBP: 0.182, SLG: 0.100 (10, 1)											0	0	0	0	0	0											
Inning Stats	R: 0 E: 2 K: 0 S: 5	H: 0 LOB: 2 BB: 0 P: 5	R: 0 E: 0 K: 1 S: 6	H: 1 LOB: 1 BB: 0 P: 6	R: 0 E: 0 K: 1 S: 5	H: 0 LOB: 3 BB: 3 P: 17	R: 0 E: 0 K: 0 S: 4	H: 1 LOB: 1 BB: 0 P: 4	R: 0 E: 0 K: 0 S: 3	H: 0 LOB: 0 BB: 0 P: 3	R: 4 E: 2 K: 2 S: 12	H: 5 LOB: 2 BB: 1 P: 16	R: 0 E: 1 K: 0 S: 4	H: 0 LOB: 2 BB: 1 P: 8	R: 0 E: 0 K: 1 S: 5	H: 0 LOB: 0 BB: 0 P: 5	R: 0 E: 0 K: 2 S: 8	H: 1 LOB: 1 BB: 0 P: 8	R: 0 E: 0 K: 0 S: 3	H: 2 LOB: 2 BB: 1 P: 7	1B: 7 2B: 3 3B: 0 HR: 0	SF: 0 SAC: 1 DP: 0 HBP: 0	WP: 0 PB: 0 SB: 0 CS: 0	PA: 47			
PITCHER	IP WLS BF H R ER SO BB IBB HBP BLK WP HR S P ERA WHIP	IP WLS BF H R ER SO BB IBB HBP BLK WP HR S P ERA WHIP	IP WLS BF H R ER SO BB IBB HBP BLK WP HR S P ERA WHIP	IP WLS BF H R ER SO BB IBB HBP BLK WP HR S P ERA WHIP	IP WLS BF H R ER SO BB IBB HBP BLK WP HR S P ERA WHIP	IP WLS BF H R ER SO BB IBB HBP BLK WP HR S P ERA WHIP	IP WLS BF H R ER SO BB IBB HBP BLK WP HR S P ERA WHIP	IP WLS BF H R ER SO BB IBB HBP BLK WP HR S P ERA WHIP	IP WLS BF H R ER SO BB IBB HBP BLK WP HR S P ERA WHIP	IP WLS BF H R ER SO BB IBB HBP BLK WP HR S P ERA WHIP	IP WLS BF H R ER SO BB IBB HBP BLK WP HR S P ERA WHIP	IP WLS BF H R ER SO BB IBB HBP BLK WP HR S P ERA WHIP	IP WLS BF H R ER SO BB IBB HBP BLK WP HR S P ERA WHIP	IP WLS BF H R ER SO BB IBB HBP BLK WP HR S P ERA WHIP	IP WLS BF H R ER SO BB IBB HBP BLK WP HR S P ERA WHIP	IP WLS BF H R ER SO BB IBB HBP BLK WP HR S P ERA WHIP	IP WLS BF H R ER SO BB IBB HBP BLK WP HR S P ERA WHIP	IP WLS BF H R ER SO BB IBB HBP BLK WP HR S P ERA WHIP	IP WLS BF H R ER SO BB IBB HBP BLK WP HR S P ERA WHIP	IP WLS BF H R ER SO BB IBB HBP BLK WP HR S P ERA WHIP	IP WLS BF H R ER SO BB IBB HBP BLK WP HR S P ERA WHIP	IP WLS BF H R ER SO BB IBB HBP BLK WP HR S P ERA WHIP	IP WLS BF H R ER SO BB IBB HBP BLK WP HR S P ERA WHIP	IP WLS BF H R ER SO BB IBB HBP BLK WP HR S P ERA WHIP	IP WLS BF H R ER SO BB IBB HBP BLK WP HR S P ERA WHIP		
Willard Nixon, R ERA: 4.63 (1, 1)	5.2	0.0	1.0	1.0	1.0	1.0	1.0	1.0	1.0	1.0	5.2	6	4	4	3	BB: 4 IBB: 0 HBP: 0 BLK: 0	WP: 0 HR: 0 S: 31 P: 47	6.35 1.765									
Leo Kieley, L ERA: 3.03 (6, 1)	0.0	1.0	1.0	1.0	1.0	1.0	1.0	1.0	1.0	1.0	0.0	1	0	0	0	0	1	∞									
Tom Hurd, R ERA: 3.0 (6, 1)	3.2	1.0	1.0	1.0	1.0	1.0	1.0	1.0	1.0	1.0	3.2	17	3	1	1	4	0	2	0	0	0	0	0	23	31	2.46 0.818	



Batter	1	2	3	4	5	6	7	8	9	AB	R	H	RBI	BB	SO	LOB	TOP										
Billy Goodman, L (1,4) OBP: 0.355, SLG: 0.314	0-0 4-3 2B		0-0 F5		0-0 L9			0-0 SH3-4 1B		4	2	2	0	0	0	1											
Billy Klaus, L (1,6) OBP: 0.381, SLG: 0.381	0-0 4-3 2-3			0-3 K		0-0 4-3		0-0 SH3-4 1-2		3	0	0	0	0	1	1											
Gene Stephens, L (1,7) OBP: 0.443, SLG: 0.587	0-0 4-3			0-0 L4-6 2B		0-0 2B		0-0 6-3		4	0	2	1	0	0	1											
Jackie Jensen, R (1,9) OBP: 0.317, SLG: 0.492	0-0 6-3			0-0 L4-6 2-3		0-3 K		0-0 1B		4	0	1	1	0	1	2											
Norm Zauchin, R (1,3)		0-0 L5			0-0 HR	4-0 FC5-4 IBB		0-0 P4		3	1	1	1	1	0	1											
Ted Lepcio, R (1,5) OBP: 0.315, SLG: 0.464		0-0 6-3			0-0 5-3	0-0 FC5-4 1-2		0-0 F8		4	0	0	0	0	0	2											
Jim Piersall, R (1,8) OBP: 0.306, SLG: 0.340		0-0 L7			0-0 WP E 1B		0-0 L8		0-3 K	4	1	1	0	0	1	0											
Pete Daley, R (1,2) OBP: 0.150, SLG: 0.150			0-0 F9		0-0 E7 1-H 1B		0-0 1-3		0-0 F5	4	0	1	1	0	0	0											
Tom Brewer, R (1,1) OBP: 0.152, SLG: 0.152			0-0 1-3		0-0 L6		0-0 5-3			3	0	0	0	0	0	1											
Inning Stats	R: 1 E: 0 K: 0 S: 4	H: 1 LOB: 0 BB: 0 P: 4	R: 0 E: 0 K: 0 S: 3	H: 0 LOB: 0 BB: 0 P: 3	R: 0 E: 0 K: 0 S: 3	H: 0 LOB: 0 BB: 0 P: 3	R: 0 E: 0 K: 1 S: 5	H: 1 LOB: 0 BB: 0 P: 5	R: 2 E: 1 K: 0 S: 6	H: 3 LOB: 1 BB: 0 P: 6	R: 0 E: 0 K: 0 S: 6	H: 1 LOB: 2 BB: 1 P: 10	R: 0 E: 0 K: 0 S: 3	H: 0 LOB: 0 BB: 0 P: 3	R: 1 E: 0 K: 0 S: 5	H: 2 LOB: 1 BB: 0 P: 5	R: 0 E: 0 K: 1 S: 5	H: 0 LOB: 0 BB: 0 P: 5	1B: 4 2B: 4 3B: 0 HR: 1	SF: 0 SAC: 1 DP: 1 HBP: 0	WP: 1 PB: 0 SB: 0 CS: 0	PA: 35					
PITCHER	IP	WLS	BF	H	R	ER	SO	BB	IBB	HBP	BLK	WP	HR	S	P	ERA	WHIP										
Ray Herbert, R (1,1) ERA: 5.58	8.0	L	32	8	4	4	2	0	1	0	0	1	1	35	39	4.50	1.000										
Cloyd Boyer, R (9,1) ERA: 7.05	1.0		3	0	0	0	1	0	0	0	0	0	0	5	5	0.00	0.000										

Boston Red Sox @ Kansas City Athletics
Municipal Stadium, Kansas City, MO
Sun Jun 05 1955, 4:38 AM EDT
Att. 26,761 - Cloudy

AB 33
R 4
H 8
RBI 4
BB 1
SO 3
LOB 9



Batter	1	2	3	4	5	6	7	8	9	AB	R	H	RBI	BB	SO	LOB	BOTTOM										
Vic Power, R (1,3) OBP: 0.385, SLG: 0.544	0-0 5-3		0-0 5-3		0-0 5-3			0-0 5-3 1-2		4	0	0	0	0	0	2											
Hector Lopez, R (1,4) OBP: 0.266, SLG: 0.236	0-0 1B SF7		0-0 1-3		0-0 6-3			0-3 K		4	1	1	0	0	1	3											
Elmer Valo, L (1,9) OBP: 0.530, SLG: 0.544	0-0 1-3 1B		0-0 G3		0-3 K			0-0 2-H 1B		4	0	2	1	0	1	0											
Harry Simpson, L (1,7) OBP: 0.333, SLG: 0.293	0-0 SF7			0-0 L7-4 2B		0-0 P3		0-0 6-3		3	0	1	1	0	0	1											
Bill Wilson, R (1,8) OBP: 0.306, SLG: 0.449	0-3 K			0-0 5-3		0-0 F5			0-0 P6	4	0	0	0	0	1	2											
Jim Finigan, R (1,5) OBP: 0.365, SLG: 0.516		0-0 E 2B		4-0 BB		0-0 1-3		4-0 1B BB		2	1	1	0	2	0	0											
Jack Littrell, R (1,6) OBP: 0.227, SLG: 0.256		0-3 K		0-0 L7-4 2-3		0-3 K		0-0 5-3		2	0	0	0	0	1	3											
Gus Zernial, R (7,PH) OBP: 0.322, SLG: 0.535										1	0	0	0	0	1	0											
Joe Demaestri, R (8,6) OBP: 0.236, SLG: 0.228										1	0	0	0	0	0	1											
Billy Shantz, R (1,2) OBP: 0.355, SLG: 0.404		0-0 E4 2-H G6-4-3			0-0 SH1 1B		0-0 6-3		0-0 2-H 1B	4	0	2	0	0	0	0											
Ray Herbert, R (1,1)					0-0 SH1			0-0 E 1B		1	0	0	0	0	0	1											
Enos Slaughter, L (8,PH) OBP: 0.419, SLG: 0.396										1	0	1	0	0	0	0											
Clete Boyer, R (8,PR)										0	1	0	0	0	0	0											
Cloyd Boyer, R (9,1) OBP: 0.182, SLG: 0.100										0	0	0	0	0	0	0											
Inning Stats	R: 1 E: 0 K: 1 S: 7	H: 2 LOB: 1 BB: 0 P: 7	R: 1 E: 1 K: 1 S: 6	H: 1 LOB: 0 BB: 0 P: 6	R: 0 E: 0 K: 0 S: 3	H: 0 LOB: 0 BB: 0 P: 3	R: 0 E: 0 K: 0 S: 3	H: 1 LOB: 1 BB: 1 P: 7	R: 0 E: 0 K: 0 S: 4	H: 1 LOB: 1 BB: 0 P: 4	R: 0 E: 0 K: 0 S: 5	H: 0 LOB: 0 BB: 0 P: 5	R: 0 E: 0 K: 1 S: 5	H: 0 LOB: 0 BB: 0 P: 5	R: 1 E: 1 K: 1 S: 7	H: 2 LOB: 1 BB: 0 P: 7	R: 0 E: 0 K: 0 S: 3	H: 1 LOB: 2 BB: 1 P: 7	1B: 6 2B: 3 3B: 0 HR: 0	SF: 1 SAC: 1 DP: 2 HBP: 0	WP: 0 PB: 0 SB: 0 CS: 0	PA: 35					
PITCHER	IP	WLS	BF	H	R	ER	SO	BB	IBB	HBP	BLK	WP	HR	S	P	ERA	WHIP										
Tom Brewer, R (1,1) ERA: 3.32	9.0	W	35	8	3	1	5	2	0	0	0	0	0	43	51	1.00	1.111										


Boston Red Sox @ Kansas City Athletics
Municipal Stadium, Kansas City, MO
Sun Jun 05 1955, 4:38 AM EDT
Att. 26,761 - Cloudy

AB 31
R 3
H 8
RBI 2
BB 2
SO 5
LOB 13



Batter	1	2	3	4	5	6	7	8	9	AB	R	H	RBI	BB	SO	LOB	TOP																			
Tom Umphlett, R OBP: 0.310, SLG: 0.289 (1, 8)	F3		6-3		F9		F9		E8	5	0	0	0	0	0	3	Washington Senators @ Kansas City Athletics Municipal Stadium, Kansas City, MO Tue Jun 07 1955, 4:33 AM EDT Unknown																			
Ed Fitz Gerald, R OBP: 0.319, SLG: 0.328 (1, 2)	F7		G3 2B		K			6-3	6-3	5	0	1	0	0	1	3																				
Mickey Vernon, L OBP: 0.402, SLG: 0.489 (1, 3)			G3		F3			1-3		4	0	1	0	0	0	2																				
Roy Sievers, R OBP: 0.338, SLG: 0.373 (1, 7)	F6							6-3		3	0	0	0	1	0	1																				
Carlos Paula, R OBP: 0.324, SLG: 0.355 (1, 9)			F8							4	0	1	0	0	0	3																				
Pete Runnels, L OBP: 0.355, SLG: 0.337 (1, 4)					4-3					3	1	1	0	1	0	0																				
Tony Roig, R OBP: 0.283, SLG: 0.283 (9, PH) Eddie Yost, R OBP: 0.371, SLG: 0.299 (9, FR) Pedro Ramos, S (9, FR)					K2-3					3	0	0	0	0	2	2																				
Juan Delis, R OBP: 0.276, SLG: 0.301 (9, 5)										1	0	1	0	0	0	0																				
Bobby Kline, R OBP: 0.324, SLG: 0.303 (1, 6)					L8					3	1	2	2	1	0	0																				
Camilo Pascual, R OBP: 0.267, SLG: 0.267 (9, PH) Bruce Edwards, R OBP: 0.341, SLG: 0.188 Mickey McDermott, L OBP: 0.257, SLG: 0.400 Dean Stone, L (9, 1)										3	0	1	0	0	0	4																				
Inning Stats	R: 0 E: 0 K: 0 S: 4	H: 1 LOB: 1 BB: 0 P: 4	R: 0 E: 1 K: 1 S: 6	H: 2 LOB: 2 BB: 1 P: 10	R: 0 E: 0 K: 0 S: 4	H: 1 LOB: 2 BB: 1 P: 8	R: 0 E: 0 K: 1 S: 5	H: 0 LOB: 0 BB: 0 P: 5	R: 0 E: 0 K: 0 S: 3	H: 0 LOB: 1 BB: 0 P: 3	R: 0 E: 0 K: 0 S: 4	H: 1 LOB: 1 BB: 0 P: 4	R: 0 E: 0 K: 0 S: 3	H: 0 LOB: 0 BB: 0 P: 3	R: 3 E: 1 K: 0 S: 6	H: 2 LOB: 2 BB: 1 P: 10	1B: 6 2B: 4 3B: 0 HR: 0	SF: 0 SAC: 0 DP: 2 HBP: 0	WP: 0 PB: 0 SB: 0 CS: 0	PA: 38																
PITCHER	IP	WLS	BF	H	R	ER	SO	BB	IBB	HBP	BLK	WP	HR	S	P	ERA	WHIP	PITCHER		IP	WLS	BF	H	R	ER	SO	BB	IBB	HBP	BLK	WP	HR	S	P	ERA	WHIP
Alex Kellner, L ERA: 3.47 (1, 1)	8.1	L	35	8	3	2	3	2	1	0	0	0	0	0	38	50	2.16	1.200	Alex Kellner, L ERA: 3.47 (9, 1)		0.2	3	0	0	0	0	0	0	0	0	0	0	3	3	0.00	0.000

AB	35
R	3
H	8
RBI	2
BB	3
SO	3
LOB	20



Batter	1	2	3	4	5	6	7	8	9	AB	R	H	RBI	BB	SO	LOB	BOTTOM																			
Vic Power, R OBP: 0.382, SLG: 0.534 (1, 3)	1-3									3	1	0	0	1	0	0	Washington Senators @ Kansas City Athletics Municipal Stadium, Kansas City, MO Tue Jun 07 1955, 4:33 AM EDT Unknown																			
Hector Lopez, R OBP: 0.278, SLG: 0.233 (1, 4)	F9									1	0	0	0	2	0	0																				
Elmer Valo, L OBP: 0.519, SLG: 0.530 (1, 9)	4-3									5	0	1	1	0	0	2																				
Harry Simpson, L OBP: 0.315, SLG: 0.273 (1, 7) Gus Zernial, R OBP: 0.320, SLG: 0.531 (9, PH)										3	0	0	0	0	2	1																				
Bill Wilson, R OBP: 0.310, SLG: 0.447 (1, 8)										3	1	1	0	0	1	1																				
Jim Finigan, R OBP: 0.367, SLG: 0.511 (1, 5)										4	0	1	0	0	1	1																				
Jack Littrell, R OBP: 0.239, SLG: 0.267 (1, 6) Enos Slaughter, L OBP: 0.429, SLG: 0.396 (7, PH) Ray Herbert, R (7, FR) Joe Demaestri, R OBP: 0.236, SLG: 0.228 (8, 6)										2	0	1	0	0	0	0																				
Joe Demaestri, R OBP: 0.236, SLG: 0.228 (8, 6)										0	0	0	0	1	0	0																				
Joe Demaestri, R OBP: 0.236, SLG: 0.228 (8, 6)										0	0	0	0	0	0	0																				
Joe Demaestri, R OBP: 0.236, SLG: 0.228 (8, 6)										2	0	0	1	1	0	1																				
Alex Kellner, R OBP: 0.346, SLG: 0.417 (1, 1) Johnny Sain, R (9, 1)										3	0	0	0	0	1	3																				
Inning Stats	R: 0 E: 0 K: 0 S: 3	H: 0 LOB: 0 BB: 0 P: 3	R: 0 E: 0 K: 1 S: 5	H: 0 LOB: 0 BB: 0 P: 5	R: 0 E: 0 K: 0 S: 3	H: 1 LOB: 0 BB: 0 P: 3	R: 1 E: 1 K: 1 S: 6	H: 1 LOB: 1 BB: 1 P: 10	R: 0 E: 0 K: 0 S: 2	H: 0 LOB: 0 BB: 1 P: 6	R: 1 E: 0 K: 2 S: 9	H: 2 LOB: 3 BB: 2 P: 17	R: 0 E: 0 K: 0 S: 2	H: 0 LOB: 0 BB: 1 P: 6	R: 0 E: 0 K: 0 S: 2	H: 0 LOB: 0 BB: 0 P: 3	1B: 4 2B: 0 3B: 0 HR: 0	SF: 0 SAC: 1 DP: 3 HBP: 1	WP: 0 PB: 0 SB: 0 CS: 1	PA: 34																
PITCHER	IP	WLS	BF	H	R	ER	SO	BB	IBB	HBP	BLK	WP	HR	S	P	ERA	WHIP	PITCHER		IP	WLS	BF	H	R	ER	SO	BB	IBB	HBP	BLK	WP	HR	S	P	ERA	WHIP
Camilo Pascual, R ERA: 4.35 (1, 1)	8.0	W	31	4	2	2	5	5	0	0	0	0	0	35	55	2.25	1.125	Camilo Pascual, R ERA: 4.35 (9, 1)		1.0	S	3	0	0	0	0	0	0	0	0	2	3	0.00	0.000		



Batter	1	2	3	4	5	6	7	8	9	AB	R	H	RBI	BB	SO	LOB	TOP	
Tom Umphlett, R OBP: 0.305, SLG: 0.294 (1, 8)	F9					5-3	F4										5 0 1 3 0 1 1	
Ed Fitz Gerald, R OBP: 0.322, SLG: 0.353 (1, 2)	F8	6-3							F4								5 2 2 1 0 0 1	
Mickey Vernon, L OBP: 0.408, SLG: 0.486 (1, 3)						HR											1 1 0 0 3 0 0	
Roy Sievers, R OBP: 0.340, SLG: 0.377 (1, 7)	F2																4 1 1 0 1 0 3	
Carlos Paula, R OBP: 0.342, SLG: 0.359 (1, 9)																	2 0 1 1 2 0 0	
Pete Runnels, L OBP: 0.356, SLG: 0.335 (1, 4)	F7																4 0 1 1 1 1 2	
Juan Delis, R OBP: 0.261, SLG: 0.284 (1, 5)																	5 1 0 0 0 0 4	
Bobby Kline, R OBP: 0.321, SLG: 0.301 (1, 6)																	4 1 1 0 0 1 0	
Mickey McDermott, L OBP: 0.317, SLG: 0.395 (1, 1)																	3 1 1 0 1 1 0	
Inning Stats	R: 0 E: 0 K: 0 S: 3	H: 0 LOB: 1 BB: 1 P: 7	R: 3 E: 1 K: 0 S: 6	H: 2 LOB: 1 BB: 1 P: 10	R: 0 E: 0 K: 1 S: 4	H: 0 LOB: 1 BB: 2 P: 12	R: 0 E: 0 K: 1 S: 5	H: 1 LOB: 0 BB: 0 P: 6	R: 1 E: 0 K: 0 S: 5	H: 2 LOB: 2 BB: 1 P: 9	R: 0 E: 0 K: 1 S: 5	H: 0 LOB: 0 BB: 2 P: 5	R: 1 E: 1 K: 0 S: 4	H: 1 LOB: 2 BB: 2 P: 12	1B: 5 2B: 2 3B: 0 HR: 1	SF: 1 SAC: 1 DP: 1 HBP: 0	WP: 0 PB: 0 SB: 1 CS: 0	PA: 43
PITCHER	IP WLS BF H R ER SO BB IBB HBP BLK WP HR S P ERA WHIP																	
Art Ceccarelli, L ERA: 5.44 (1, 1)	7.0 L 34 7 6 3 3 5 1 0 0 0 0 1 34 58 3.86 1.714																	
Bill Harrington, R ERA: 2.7 (8, 1)	2.0 9 1 1 0 1 2 0 0 0 0 0 0 9 17 0.00 1.500																	

Washington Senators @ Kansas City Athletics
Municipal Stadium, Kansas City, MO
Tue Jun 07 1955, 4:38 AM EDT
Att. 15,110 - Unknown

AB 33
R 7
H 8
RBI 6
BB 8
SO 4
LOB 11



Batter	1	2	3	4	5	6	7	8	9	AB	R	H	RBI	BB	SO	LOB	BOTTOM					
Vic Power, R OBP: 0.383, SLG: 0.527 (1, 3)	BB	F8					FC6-4										4 0 1 0 1 0 4					
Hector Lopez, R OBP: 0.241, SLG: 0.245 (1, 4)	F4																4 1 2 0 1 0 1					
Bill Renna, R OBP: 0.336, SLG: 0.439 (1, 9)	FC6-4																4 0 0 0 1 1 4					
Gus Zernial, R OBP: 0.328, SLG: 0.552 (1, 7)	F2																5 1 3 1 0 0 4					
Bill Wilson, R OBP: 0.307, SLG: 0.436 (1, 8)	FC6-4																4 0 0 0 1 1 5					
Jim Finigan, R OBP: 0.374, SLG: 0.516 Clete Boyer, R (8, 5)																	4 0 3 1 0 0 0					
Jack Littrell, R OBP: 0.255, SLG: 0.250 (1, 6)	F9																3 1 0 0 2 0 3					
Billy Shantz, R OBP: 0.367, SLG: 0.415 (1, 2)																	5 0 3 0 0 0 5					
Art Ceccarelli, R (1, 1)																	3 0 0 0 0 1 2					
Joe Demaestri, R OBP: 0.241, SLG: 0.233 (7, PH)	4-3																1 0 1 1 0 0 0					
Bill Harrington, R (8, 1)																	0 0 0 0 0 0 0					
Enos Slaughter, L OBP: 0.422, SLG: 0.389 (8, PH)																	1 0 0 0 0 0 1					
Inning Stats	R: 0 E: 0 K: 0 S: 3	H: 0 LOB: 2 BB: 2 P: 11	R: 0 E: 0 K: 0 S: 5	H: 2 LOB: 2 BB: 0 P: 5	R: 1 E: 0 K: 0 S: 5	H: 2 LOB: 3 BB: 2 P: 13	R: 0 E: 0 K: 2 S: 8	H: 1 LOB: 1 BB: 0 P: 8	R: 1 E: 0 K: 0 S: 4	H: 2 LOB: 1 BB: 1 P: 8	R: 0 E: 0 K: 0 S: 5	H: 2 LOB: 2 BB: 0 P: 5	R: 1 E: 0 K: 0 S: 5	H: 2 LOB: 2 BB: 1 P: 9	R: 0 E: 0 K: 1 S: 6	H: 1 LOB: 1 BB: 0 P: 6	R: 0 E: 0 K: 1 S: 6	H: 1 LOB: 1 BB: 0 P: 6	1B: 12 2B: 0 3B: 0 HR: 1	SF: 0 SAC: 0 DP: 1 HBP: 0	WP: 0 PB: 0 SB: 0 CS: 0	PA: 45
PITCHER	IP WLS BF H R ER SO BB IBB HBP BLK WP HR S P ERA WHIP																					
Mickey McDermott, L ERA: 3.2 (1, 1)	9.0 W 45 13 3 3 4 6 0 0 0 0 0 1 47 71 3.00 2.111																					

Washington Senators @ Kansas City Athletics
Municipal Stadium, Kansas City, MO
Tue Jun 07 1955, 4:38 AM EDT
Att. 15,110 - Unknown

AB 39
R 3
H 13
RBI 3
BB 6
SO 4
LOB 29



Batter	1	2	3	4	5	6	7	8	9	AB	R	H	RBI	BB	SO	LOB	TOP			
Ernie Oravetz, S OBP: 0.384, SLG: 0.325 (1, 9)										4	0	1	0	0	0	1	Washington Senators @ Kansas City Athletics Municipal Stadium, Kansas City, MO Wed Jun 08 1955, 4:33 AM EDT Att: 10,495 - Unknown			
Tom Umhlett, R OBP: 0.295, SLG: 0.285 (1, 7)										4	0	0	0	0	1	2				
Pete Runnels, L OBP: 0.355, SLG: 0.333 (1, 4)										4	0	1	0	0	0	1				
Mickey Vernon, L OBP: 0.415, SLG: 0.492 (1, 3)										2	0	1	0	2	0	1				
Johnny Groth, R OBP: 0.382, SLG: 0.506 (1, 8)										4	0	2	0	0	0	2				
Roy Sievers, R OBP: 0.331, SLG: 0.366 (1, 5)										4	1	0	0	0	1	5				
Clint Courtney, L OBP: 0.449, SLG: 0.585 (1, 2)										4	1	1	2	0	0	3				
Bobby Kline, R OBP: 0.328, SLG: 0.295 (1, 6)										2	0	0	0	1	0	2				
Bob Porterfield, R OBP: 0.200, SLG: 0.273 (1, 1)										3	0	0	0	0	0	1				
Inning Stats	R: 0 E: 0 K: 1 S: 6	H: 1 LOB: 1 BB: 0 P: 6	R: 2 E: 0 K: 0 S: 4	H: 2 LOB: 0 BB: 1 P: 8	R: 0 E: 0 K: 0 S: 3	H: 0 LOB: 0 BB: 0 P: 3	R: 0 E: 0 K: 0 S: 4	H: 1 LOB: 1 BB: 0 P: 4	R: 0 E: 0 K: 1 S: 5	H: 0 LOB: 1 BB: 1 P: 9	R: 0 E: 0 K: 0 S: 3	H: 0 LOB: 1 BB: 0 P: 4	R: 0 E: 0 K: 0 S: 4	H: 1 LOB: 1 BB: 0 P: 4	R: 0 E: 0 K: 0 S: 3	H: 0 LOB: 0 BB: 0 P: 3	1B: 4 2B: 1 3B: 0 HR: 1	SF: 0 SAC: 1 DP: 1 HBP: 1	WP: 0 PB: 0 SB: 0 CS: 0	PA: 36
PITCHER Cloyd Boyer, R ERA: 6.02 (1, 1)	IP: 9.0 WLS: W BF: 36 H: 6 R: 2 ER: 2 SO: 2 BB: 3 IBB: 0 HBP: 1 BLK: 0 WP: 0 HR: 1 S: 36 P: 49 ERA: 2.00 WHIP: 1.000															PITCHER				

Batter	1	2	3	4	5	6	7	8	9	AB	R	H	RBI	BB	SO	LOB	BOTTOM					
Joe Demaestri, R OBP: 0.241, SLG: 0.234 (1, 6)										4	0	1	0	0	1	1	Washington Senators @ Kansas City Athletics Municipal Stadium, Kansas City, MO Wed Jun 08 1955, 4:33 AM EDT Att: 10,495 - Unknown					
Hector Lopez, R OBP: 0.302, SLG: 0.255 (1, 4)										4	1	2	0	0	0	1						
Elmer Valo, L OBP: 0.509, SLG: 0.512 (1, 9)										3	1	0	0	1	0	1						
Gus Zernial, R OBP: 0.326, SLG: 0.542 (1, 7)										3	1	0	0	1	1	2						
Harry Simpson, L OBP: 0.328, SLG: 0.313 (1, 8)										4	0	2	2	0	0	0						
Vic Power, R OBP: 0.385, SLG: 0.524 (1, 3)										3	0	1	0	1	0	1						
Jim Finigan, R OBP: 0.369, SLG: 0.508 (1, 5)										3	0	0	0	0	0	1						
Enos Slaughter, L OBP: 0.431, SLG: 0.400 (0, PH)										1	0	1	1	0	0	0						
Billy Shantz, R OBP: 0.356, SLG: 0.402 (1, 2)										3	0	0	0	0	0	0						
Cloyd Boyer, R OBP: 0.214, SLG: 0.154 (1, 1)										3	0	1	0	0	0	0						
Inning Stats	R: 0 E: 0 K: 0 S: 3	H: 1 LOB: 0 BB: 0 P: 3	R: 0 E: 0 K: 0 S: 3	H: 0 LOB: 0 BB: 0 P: 3	R: 0 E: 0 K: 0 S: 3	H: 0 LOB: 0 BB: 0 P: 3	R: 2 E: 1 K: 0 S: 5	H: 2 LOB: 1 BB: 1 P: 9	R: 0 E: 0 K: 0 S: 3	H: 0 LOB: 0 BB: 0 P: 3	R: 0 E: 0 K: 1 S: 5	H: 1 LOB: 1 BB: 0 P: 5	R: 0 E: 0 K: 0 S: 6	H: 1 LOB: 1 BB: 0 P: 6	R: 0 E: 0 K: 0 S: 4	H: 1 LOB: 1 BB: 0 P: 4	R: 1 E: 0 K: 0 S: 3	H: 2 LOB: 3 BB: 2 P: 11	1B: 7 2B: 1 3B: 0 HR: 0	SF: 0 SAC: 0 DP: 1 HBP: 0	WP: 0 PB: 0 SB: 0 CS: 0	PA: 34
PITCHER Bob Porterfield, R ERA: 4.25 (1, 1)	IP: 8.1 WLS: L BF: 34 H: 8 R: 3 ER: 3 SO: 2 BB: 2 IBB: 1 HBP: 0 BLK: 0 WP: 0 HR: 0 S: 35 P: 47 ERA: 3.24 WHIP: 1.200															PITCHER						


Batter	1	2	3	4	5	6	7	8	9	AB	R	H	RBI	BB	SO	LOB	TOP					
Ernie Oravetz, S OBP: 0.389, SLG: 0.325	4-0 1B FC3-6 BB		0-0 SH1-3 1B	0-0 1-3			0-0 F5			3	2	1	0	1	0	0	Washington Senators @ Kansas City Athletics Municipal Stadium, Kansas City, MO Thu Jun 09 1955, 4:33 AM EDT Att: 8,336 - Unknown					
Tom Umhlett, R OBP: 0.290, SLG: 0.278	0-0 F7		0-0 SH1-3 1-2			0-0 F8				3	0	0	0	0	0	1						
Pete Runnels, L OBP: 0.362, SLG: 0.347	0-0 FC3-6 1-3 1B		0-0 1B 2-H			0-0 F8 2B				4	0	3	1	0	0	0						
Mickey Vernon, L OBP: 0.412, SLG: 0.486	0-0 FC3-6 1-2 3-H		0-0 BB 1-3 1B			0-0 F8 2-3				4	0	1	1	0	0	2						
Johnny Groth, R OBP: 0.376, SLG: 0.518	0-0 2-3		0-0 F4			0-3 K				4	0	1	0	0	1	4						
Roy Sievers, R OBP: 0.329, SLG: 0.358		0-0 F7	4-0 FC6 BB 1-2			0-0 F8				3	0	0	0	1	1	1						
Clint Courtney, L OBP: 0.434, SLG: 0.556		0-0 E7 1B	0-0 FC6 1-2			0-0 5-3				4	0	1	0	0	1	3						
Bobby Kline, R OBP: 0.319, SLG: 0.287		0-3 K		0-0 L5-3						3	0	0	0	0	1	1						
Eddie Yost, R OBP: 0.360, SLG: 0.296				0-0 L1-3						1	0	0	0	0	0	0						
Chuck Stobbs, L OBP: 0.310, SLG: 0.385		0-0 F9		0-0 6-3						3	0	0	0	0	0	1						
Inning Stats	R: 1 E: 0 K: 0 S: 4	H: 1 LOB: 1 BB: 1 P: 8	R: 0 E: 1 K: 1 S: 6	H: 1 LOB: 1 BB: 0 P: 6	R: 1 E: 0 K: 0 S: 6	H: 3 LOB: 3 BB: 1 P: 10	R: 0 E: 0 K: 0 S: 3	H: 0 LOB: 0 BB: 0 P: 3	R: 0 E: 0 K: 1 S: 6	H: 1 LOB: 1 BB: 0 P: 6	R: 0 E: 0 K: 0 S: 3	H: 0 LOB: 0 BB: 0 P: 3	R: 0 E: 0 K: 0 S: 3	H: 0 LOB: 0 BB: 0 P: 3	R: 0 E: 0 K: 1 S: 6	H: 1 LOB: 1 BB: 0 P: 6	R: 0 E: 0 K: 1 S: 5	H: 0 LOB: 0 BB: 0 P: 5	1B: 5 2B: 1 3B: 1 HR: 0	SF: 0 SAC: 1 DP: 0 HBP: 0	WP: 0 PB: 0 SB: 0 CS: 0	PA: 36
PITCHER Art Ditmar, R ERA: 5.02	IP: 9.0 WLS: W BF: 36 H: 7 R: 2 ER: 2 SO: 4 BB: 2 IBB: 0 HBP: 0 BLK: 0 WP: 0 HR: 0 S: 42 P: 50 ERA: 2.00 WHIP: 1.000															PITCHER						

AB	33
R	2
H	7
RBI	2
BB	2
SO	4
LOB	13



Batter	1	2	3	4	5	6	7	8	9	AB	R	H	RBI	BB	SO	LOB	BOTTOM			
Joe Demaestri, R OBP: 0.241, SLG: 0.234	0-0 L6 FC5-4		0-0 F2	0-0 F8			0-0 FC1-6 1B			4	0	1	0	0	0	2	Washington Senators @ Kansas City Athletics Municipal Stadium, Kansas City, MO Thu Jun 09 1955, 4:33 AM EDT Att: 8,336 - Unknown			
Hector Lopez, R OBP: 0.300, SLG: 0.248	0-0 FC5-4 1-2			4-0 BB E BB	0-3 K		0-0 FC1-6 FC5 1B 1-2			3	1	0	0	1	1	2				
Bill Renna, R OBP: 0.333, SLG: 0.427	0-0 F1			4-0 E 1-2 2B BB	0-0 F7		0-0 F8			3	1	0	0	1	0	2				
Gus Zernial, R OBP: 0.325, SLG: 0.535	0-0 F8			0-0 L6 2B 1B 1-3 2-H	0-3 K		0-0 1B 1-2			4	1	1	0	0	1	2				
Harry Simpson, L OBP: 0.306, SLG: 0.288		0-3 K		0-3 K			0-0 F2	0-0 FC5 2-3f		4	0	0	0	0	2	4				
Vic Power, R OBP: 0.382, SLG: 0.523		0-0 F9		0-0 1B 1-3 2B			0-0 F9			4	1	1	1	0	0	0				
Jim Finigan, R OBP: 0.367, SLG: 0.508		0-0 F4		0-0 F5 3-H			0-0 2B			4	0	1	0	0	0	2				
Billy Shantz, R OBP: 0.371, SLG: 0.404			0-0 L6-3	4-0 1B BB			4-0 BB			2	0	1	0	2	0	0				
Art Ditmar, R OBP: 0.400, SLG: 0.400			0-0 L6-3	0-0 1B 1-3 2-H 3-H			0-0 5-3			4	0	1	2	0	0	3				
Inning Stats	R: 0 E: 1 K: 0 S: 4	H: 0 LOB: 1 BB: 0 P: 4	R: 0 E: 0 K: 1 S: 5	H: 0 LOB: 0 BB: 0 P: 5	R: 0 E: 0 K: 0 S: 3	H: 0 LOB: 0 BB: 0 P: 3	R: 4 E: 1 K: 1 S: 8	H: 2 LOB: 2 BB: 3 P: 20	R: 0 E: 0 K: 2 S: 7	H: 0 LOB: 0 BB: 0 P: 7	R: 0 E: 0 K: 0 S: 4	H: 1 LOB: 1 BB: 1 P: 8	R: 0 E: 0 K: 0 S: 5	H: 2 LOB: 2 BB: 0 P: 5	R: 0 E: 0 K: 0 S: 4	H: 1 LOB: 1 BB: 0 P: 4		1B: 4 2B: 2 3B: 0 HR: 0	SF: 0 SAC: 0 DP: 0 HBP: 0	WP: 0 PB: 0 SB: 0 CS: 0
PITCHER Chuck Stobbs, L ERA: 3.59	IP: 8.0 WLS: L BF: 36 H: 6 R: 4 ER: 1 SO: 4 BB: 4 IBB: 0 HBP: 0 BLK: 0 WP: 0 HR: 0 S: 40 P: 56 ERA: 1.12 WHIP: 1.250															PITCHER				

AB	32
R	4
H	6
RBI	3
BB	4
SO	4
LOB	17




Batter	1	2	3	4	5	6	7	8	9	AB	R	H	RBI	BB	SO	LOB	TOP					
Billy Cox, R OBP: 0.276, SLG: 0.316 (1, 5)										5	0	2	0	0	0	0	Baltimore Orioles @ Kansas City Athletics Municipal Stadium, Kansas City, MO Fri Jun 10 1955, 4:33 AM EDT Att: 10,499 - Unknown					
Cal Abrams, L OBP: 0.452, SLG: 0.487 (1, 7)										4	1	0	0	1	1	2						
Hoot Evers, R OBP: 0.349, SLG: 0.477 (1, 9)										2	1	0	0	1	0	1						
Chuck Diering, R OBP: 0.326, SLG: 0.367 (7, 8)										0	0	0	0	0	0	0						
Gene Woodling, L OBP: 0.325, SLG: 0.358 (1, 8)										3	1	2	0	1	0	1						
Hal Smith, R OBP: 0.306, SLG: 0.357 (1, 2)										4	0	2	1	0	0	1						
Gus Triandos, R OBP: 0.308, SLG: 0.375 (1, 3)										2	0	0	2	0	0	2						
Bobby Young, L OBP: 0.229, SLG: 0.192 (1, 4)										3	0	1	0	1	0	2						
Willy Miranda, S OBP: 0.281, SLG: 0.294 (1, 6)										4	0	0	0	0	1	4						
Jim Wilson, R OBP: 0.200, SLG: 0.172 (1, 1)										3	0	0	0	0	1	3						
Ray Moore, R OBP: 0.333, SLG: 0.273 (7, 1)										1	0	0	0	0	0	0						
Inning Stats	R: 0 E: 0 K: 0 S: 3	H: 0 LOB: 1 BB: 1 P: 7	R: 0 E: 0 K: 0 S: 4	H: 1 LOB: 1 BB: 0 P: 4	R: 0 E: 0 K: 1 S: 5	H: 0 LOB: 0 BB: 0 P: 5	R: 1 E: 1 K: 0 S: 5	H: 2 LOB: 3 BB: 2 P: 13	R: 0 E: 0 K: 0 S: 3	H: 1 LOB: 0 BB: 0 P: 3	R: 1 E: 0 K: 0 S: 4	H: 0 LOB: 0 BB: 0 P: 4	R: 0 E: 0 K: 0 S: 7	H: 0 LOB: 0 BB: 0 P: 7	R: 1 E: 1 K: 0 S: 5	H: 1 LOB: 2 BB: 1 P: 9	R: 0 E: 0 K: 0 S: 4	H: 1 LOB: 1 BB: 0 P: 4	1B: 6 2B: 1 3B: 0 HR: 0	SF: 2 SAC: 1 DP: 1 HBP: 0	WP: 0 PB: 0 SB: 0 CS: 0	PA: 38
PITCHER Ray Herbert, R ERA: 4.76 (1, 1)	IP: 9.0 WLS: L BF: 38 H: 7 R: 3 ER: 2 SO: 3 BB: 2 IBB: 2 HBP: 0 BLK: 0 WP: 0 HR: 0 S: 40 P: 56 ERA: 2.00 WHIP: 1.000															PITCHER	IP: 9.0 WLS: L BF: 38 H: 7 R: 3 ER: 2 SO: 3 BB: 2 IBB: 2 HBP: 0 BLK: 0 WP: 0 HR: 0 S: 40 P: 56 ERA: 2.00 WHIP: 1.000					

AB	31
R	3
H	7
RBI	3
BB	4
SO	3
LOB	16



Batter	1	2	3	4	5	6	7	8	9	AB	R	H	RBI	BB	SO	LOB	BOTTOM					
Joe Demaestri, R OBP: 0.243, SLG: 0.236 (1, 6)										3	0	1	0	0	0	0	Baltimore Orioles @ Kansas City Athletics Municipal Stadium, Kansas City, MO Fri Jun 10 1955, 4:33 AM EDT Att: 10,499 - Unknown					
Enos Slaughter, L OBP: 0.339, SLG: 0.400 (7, PH)										2	0	0	0	1	0	2						
Jack Littrell, R OBP: 0.250, SLG: 0.245 (8, 6)										1	0	0	0	0	0	1						
Hector Lopez, R OBP: 0.301, SLG: 0.243 (1, 4)										2	0	0	0	1	0	2						
Dick Kryhoski, L OBP: 0.302, SLG: 0.255 (7, PH)										1	0	0	0	0	1	3						
Clete Boyer, R (8, 5)										0	0	0	0	0	0	0						
Lou Sleater, L OBP: 0.400, SLG: 0.400 (9, PH)										1	0	1	0	0	0	0						
Elmer Valo, L OBP: 0.513, SLG: 0.533 (1, 9)										4	0	2	0	1	1	2						
Gus Zernial, R OBP: 0.323, SLG: 0.526 (1, 7)										3	0	0	0	1	1	4						
Harry Simpson, L OBP: 0.288, SLG: 0.268 (1, 8)										4	0	0	0	0	1	4						
Vic Power, R OBP: 0.379, SLG: 0.517 (1, 3)										4	0	1	0	0	0	1						
Jim Finigan, R OBP: 0.364, SLG: 0.500 (1, 5)										3	0	0	0	1	1	2						
Billy Shantz, R OBP: 0.367, SLG: 0.398 (1, 2)										4	0	1	0	0	0	1						
Ray Herbert, R OBP: 0.200, SLG: 0.300 (1, 1)										3	0	2	0	0	0	0						
Bill Renna, R OBP: 0.331, SLG: 0.423 (9, PH)										1	0	0	0	0	1	1						
Inning Stats	R: 0 E: 0 K: 1 S: 6	H: 1 LOB: 2 BB: 1 P: 10	R: 0 E: 0 K: 0 S: 3	H: 0 LOB: 0 BB: 0 P: 3	R: 0 E: 0 K: 0 S: 3	H: 0 LOB: 0 BB: 0 P: 3	R: 0 E: 0 K: 0 S: 4	H: 1 LOB: 1 BB: 0 P: 4	R: 0 E: 0 K: 0 S: 5	H: 2 LOB: 2 BB: 0 P: 5	R: 0 E: 0 K: 1 S: 4	H: 0 LOB: 0 BB: 1 P: 8	R: 0 E: 0 K: 1 S: 6	H: 1 LOB: 3 BB: 2 P: 14	R: 0 E: 0 K: 2 S: 8	H: 1 LOB: 2 BB: 1 P: 12	R: 0 E: 0 K: 1 S: 7	H: 2 LOB: 2 BB: 0 P: 7	1B: 5 2B: 3 3B: 0 HR: 0	SF: 0 SAC: 0 DP: 1 HBP: 0	WP: 1 PB: 0 SB: 0 CS: 0	PA: 39
PITCHER Jim Wilson, R ERA: 2.83 (1, 1)	IP: 6.2 WLS: W BF: 27 H: 5 R: 0 ER: 0 SO: 2 BB: 3 IBB: 0 HBP: 0 BLK: 0 WP: 0 HR: 0 S: 28 P: 40 ERA: 0.00 WHIP: 1.200															PITCHER	IP: 6.2 WLS: S BF: 12 H: 3 R: 0 ER: 0 SO: 4 BB: 2 IBB: 0 HBP: 0 BLK: 0 WP: 1 HR: 0 S: 18 P: 26 ERA: 0.00 WHIP: 2.143					

AB	34
R	0
H	8
RBI	0
BB	5
SO	6
LOB	21



Batter	1	2	3	4	5	6	7	8	9	AB	R	H	RBI	BB	SO	LOB	TOP			
Billy Cox, R OBP: 0.275, SLG: 0.314 Jim Pyburn, R OBP: 0.289, SLG: 0.259 (3, FR) (3, 5)	F8		SH FC1-2 BB 1-2		6-3		2B 1B			1	0	0	0	0	0	0	1 0 0 0 0 0 0			
Cal Abrams, L OBP: 0.454, SLG: 0.494 (1, 7)	K		FC1-2 BB 1-2 2-3		3-1		2B 1-H			3	0	1	1	1	1	0	3 0 1 1 1 1 1 0			
Hoot Evers, R OBP: 0.347, SLG: 0.466 (1, 9)			F7		F7		L5			3	0	0	0	1	0	4	3 0 0 0 1 0 4			
Gene Woodling, L OBP: 0.323, SLG: 0.355 (1, 8)	K		FC1-2 1-2 2-3 3-H		4-3		G4-6-3 1B			4	0	1	0	0	1	4	4 0 1 0 0 1 4			
Hal Smith, R OBP: 0.305, SLG: 0.354 (1, 2)			F5		K		G4-6-3 1-2			4	0	1	0	0	1	4	4 0 1 0 0 1 4			
Gus Triandos, R OBP: 0.306, SLG: 0.366 (1, 3)	F7				5-3		F7			3	0	0	0	1	0	1	3 0 0 0 1 0 1			
Bobby Young, L OBP: 0.222, SLG: 0.187 (1, 4)	K		E4 FC5-4		F8		6-3			4	0	0	0	0	1	2	4 0 0 0 0 1 2			
Willy Miranda, S OBP: 0.275, SLG: 0.287 (1, 6)	K		FC5-4 1-2		F6		4-3			4	0	0	0	0	1	2	4 0 0 0 0 1 2			
Duane Pilette, R OBP: 0.501, SLG: 0.500 Harry Dorsh, R OBP: 0.333, SLG: 0.333 Wayne Causey, L OBP: 0.275, SLG: 0.275 Jim McDonald, R OBP: 0.301, SLG: 0.273 Ray Moore, R OBP: 0.207, SLG: 0.316 (1, 1) (6, 1) (7, PH) (7, 1) (8, 1) (8, PH)			5-3 BB SH FC1-2 1B		1-3		K			2	0	1	0	0	0	1	2 0 1 0 0 0 0 1 0 0 0 0 0 0 0 0 1 0 1 0 0 0 0 0 1 0			
Inning Stats	R: 0 E: 0 K: 2 S: 7	H: 0 LOB: 1 BB: 1 P: 11	R: 0 E: 0 K: 2 S: 8	H: 1 LOB: 1 BB: 0 P: 8	R: 0 E: 1 K: 0 S: 5	H: 1 LOB: 3 BB: 1 P: 9	R: 0 E: 1 K: 0 S: 4	H: 0 LOB: 1 BB: 0 P: 4	R: 0 E: 0 K: 1 S: 5	H: 0 LOB: 1 BB: 1 P: 9	R: 1 E: 0 K: 0 S: 5	H: 2 LOB: 1 BB: 0 P: 5	R: 0 E: 0 K: 1 S: 3	H: 1 LOB: 0 BB: 0 P: 3	R: 0 E: 0 K: 1 S: 5	H: 0 LOB: 0 BB: 0 P: 5	1B: 4 2B: 1 3B: 0 HR: 0	SF: 0 SAC: 1 DP: 1 HBP: 0	WP: 0 PB: 0 SB: 0 CS: 0	PA: 36
PITCHER Vic Raschi, R ERA: 5.57 (1, 1)	IP: 9.0 WLS: W BF: 36 H: 5 R: 1 ER: 1 SO: 6 BB: 3 IBB: 0 HBP: 0 BLK: 0 WP: 0 HR: 0 S: 45 P: 57 ERA: 1.00 WHIP: 0.889															PITCHER Vic Raschi, R ERA: 5.57 (1, 1)	IP: 9.0 WLS: W BF: 36 H: 5 R: 1 ER: 1 SO: 6 BB: 3 IBB: 0 HBP: 0 BLK: 0 WP: 0 HR: 0 S: 45 P: 57 ERA: 1.00 WHIP: 0.889			

Baltimore Orioles @ Kansas City Athletics
Municipal Stadium, Kansas City, MO
Sat Jun 11 1955, 4:33 AM EDT
Att: 7,852 - Unknown

AB 32
R 1
H 5
RBI 1
BB 3
SO 6
LOB 18



Batter	1	2	3	4	5	6	7	8	9	AB	R	H	RBI	BB	SO	LOB	BOTTOM			
Joe Demaestri, R OBP: 0.249, SLG: 0.248 (1, 6)	BB BB 1B		6-3				F8			4	0	2	2	0	0	0	4 0 2 2 0 0 0			
Hector Lopez, R OBP: 0.299, SLG: 0.243 (1, 4)	F9		L9		4-3		1B			4	0	1	0	0	0	2	4 0 1 0 0 0 2			
Elmer Valo, L OBP: 0.521, SLG: 0.533 (1, 9)	BB 1-2 BB		BB 1B		G4-6-3 BB		F2			2	0	1	0	2	0	1	2 0 1 0 2 0 1			
Gus Zernial, R OBP: 0.322, SLG: 0.517 (1, 7)	K		BB 1-2 BB		F1		F8			3	0	0	0	1	1	4	3 0 0 0 1 1 4			
Harry Simpson, L OBP: 0.286, SLG: 0.254 (1, 8)	FC6-4 BB 1-2 2-3		F8		G4-6-3 1-2		K			3	0	0	0	1	1	3	3 0 0 0 1 1 3			
Vic Power, R OBP: 0.377, SLG: 0.511 (1, 3)	FC6-4 1-2		F8		F5		CS 1B 1B			4	0	1	0	0	0	3	4 0 1 0 0 0 3			
Jim Finigan, R OBP: 0.367, SLG: 0.500 (1, 5)			6-3		1B 2B 1B		F9			4	1	2	0	0	0	0	4 1 2 0 0 0 0			
Billy Shantz, R OBP: 0.372, SLG: 0.402 (1, 2)	F4		2B 1B		FC6-4 1B		F7			4	1	2	0	0	0	2	4 1 2 0 0 0 2			
Vic Raschi, R OBP: 0.200, SLG: 0.300 (1, 1)	F4		K		FC6-4 1-2					3	0	0	0	0	1	3	3 0 0 0 0 1 3			
Inning Stats	R: 0 E: 0 K: 1 S: 6	H: 1 LOB: 3 BB: 2 P: 14	R: 0 E: 0 K: 0 S: 3	H: 0 LOB: 0 BB: 0 P: 3	R: 0 E: 0 K: 0 S: 4	H: 1 LOB: 2 BB: 1 P: 8	R: 2 E: 0 K: 1 S: 8	H: 3 LOB: 1 BB: 0 P: 8	R: 0 E: 0 K: 0 S: 2	H: 0 LOB: 0 BB: 1 P: 6	R: 0 E: 0 K: 0 S: 4	H: 1 LOB: 1 BB: 0 P: 4	R: 0 E: 0 K: 0 S: 4	H: 1 LOB: 1 BB: 0 P: 4	R: 0 E: 0 K: 1 S: 6	H: 2 LOB: 1 BB: 0 P: 6	1B: 8 2B: 1 3B: 0 HR: 0	SF: 0 SAC: 0 DP: 1 HBP: 0	WP: 0 PB: 0 SB: 0 CS: 1	PA: 35
PITCHER Duane Pilette, R ERA: 2.57 Harry Dorsh, R ERA: 1.5 Jim McDonald, R ERA: 5.26 Ray Moore, R ERA: 3.67 (1, 1) (6, 1) (7, 1) (8, 1)	IP: 5.0 WLS: L BF: 23 H: 5 R: 2 ER: 2 SO: 2 BB: 4 IBB: 0 HBP: 0 BLK: 0 WP: 0 HR: 0 S: 23 P: 39 ERA: 3.60 WHIP: 1.800															PITCHER Duane Pilette, R ERA: 2.57 Harry Dorsh, R ERA: 1.5 Jim McDonald, R ERA: 5.26 Ray Moore, R ERA: 3.67 (1, 1) (6, 1) (7, 1) (8, 1)	IP: 5.0 WLS: L BF: 23 H: 5 R: 2 ER: 2 SO: 2 BB: 4 IBB: 0 HBP: 0 BLK: 0 WP: 0 HR: 0 S: 23 P: 39 ERA: 3.60 WHIP: 1.800			

Baltimore Orioles @ Kansas City Athletics
Municipal Stadium, Kansas City, MO
Sat Jun 11 1955, 4:33 AM EDT
Att: 7,852 - Unknown

AB 31
R 2
H 9
RBI 2
BB 4
SO 3
LOB 18




Batter	1	2	3	4	5	6	7	8	9	AB	R	H	RBI	BB	SO	LOB	TOP											
Cal Abrams, L OBP: 0.446, SLG: 0.476 Harry Dorish, R OBP: 0.250, SLG: 0.250	4-0 BB 1B E BB	0-3 K			0-3 K		0-3 K		0-3 K	3	1	0	0	1	3	0	<p>Baltimore Orioles @ Kansas City Athletics</p> <p>Municipal Stadium, Kansas City, MO</p> <p>Sun Jun 12 1955, 4:33 AM EDT</p> <p>Unknown</p>											
Gil Coan, L OBP: 0.370, SLG: 0.364 Hoot Evers, R OBP: 0.340, SLG: 0.456	0-0 E BB 1B		0-0 F4		0-3 K		0-0 F7		0-0 E8 1B	2	0	1	0	0	0	0												
Gene Woodling, L OBP: 0.331, SLG: 0.354	4-0 E BB 1B		0-0 F9		0-0 4-3			4-0 1B BB	0-0 1B HR	3	2	1	0	2	0	0												
Gus Triandos, R OBP: 0.317, SLG: 0.383	0-3 K		0-0 2B			0-0 E8 6-3 1B		0-0 F8	0-0 HR 1B	5	1	3	1	0	1	4												
Hal Smith, R OBP: 0.307, SLG: 0.373	0-0 E5 1-2 2-3 3-H		0-0 6-3			0-0 5-3		0-0 1B 1B	0-0 HR	5	2	2	4	0	0	4												
Wayne Causey, L Jim Pyburn, R OBP: 0.287, SLG: 0.259	0-0 F2			0-3 K		0-0 6-3		0-0 F8	0-0 1B	1	0	0	0	0	0	3												
Bobby Young, L OBP: 0.235, SLG: 0.203	0-0 F2				0-0 2B			4-0 1B BB	0-0 K 1B	4	0	2	1	1	1	4												
Willy Miranda, S OBP: 0.275, SLG: 0.287		0-0 F2		0-0 F8		0-0 F3		0-0 1B 1B		4	0	1	1	0	0	3												
Don Johnson, R Chuck Diering, R OBP: 0.322, SLG: 0.362		0-0 F8		0-0 3-1			0-0 F8	0-0 F6		2	0	0	0	0	0	1												
Inning Stats	R: 1 E: 1 K: 1 S: 7	H: 1 LOB: 3 BB: 2 P: 15	R: 0 E: 0 K: 1 S: 5	H: 0 LOB: 0 BB: 0 P: 5	R: 0 E: 0 K: 0 S: 4	H: 1 LOB: 1 BB: 0 P: 4	R: 0 E: 0 K: 1 S: 6	H: 1 LOB: 1 BB: 0 P: 6	R: 0 E: 0 K: 0 S: 4	H: 0 LOB: 0 BB: 1 P: 8	R: 0 E: 0 K: 1 S: 5	H: 0 LOB: 0 BB: 0 P: 5	R: 2 E: 0 K: 0 S: 6	H: 3 LOB: 2 BB: 1 P: 10	R: 4 E: 1 K: 2 S: 11	H: 4 LOB: 0 BB: 0 P: 11		1B: 8 2B: 2 3B: 0 HR: 1	SF: 0 SAC: 0 DP: 0 HBP: 0	WP: 0 PB: 0 SB: 0 CS: 0	PA: 43							
PITCHER	IP	WLS	BF	H	R	ER	SO	BB	IBB	HBP	BLK	WP	HR	S	P	ERA	WHIP											
Amie Portocarrero, R ERA: 7.4	(1, 1)	3.0		14	2	1	1	2	2	0	0	0	0	0	16	24	3.00	1.333										
Alex Kellner, L ERA: 3.79	(4, 1)	6.0	L	29	9	6	5	6	2	0	0	0	0	1	39	47	7.50	1.833										

AB	39
R	7
H	11
RBI	7
BB	4
SO	8
LOB	24



Batter	1	2	3	4	5	6	7	8	9	AB	R	H	RBI	BB	SO	LOB	BOTTOM											
Joe Demaestri, R OBP: 0.249, SLG: 0.249	0-0 F9		0-0 1-3					0-0 1-3		4	0	1	1	0	0	0	<p>Baltimore Orioles @ Kansas City Athletics</p> <p>Municipal Stadium, Kansas City, MO</p> <p>Sun Jun 12 1955, 4:33 AM EDT</p> <p>Unknown</p>											
Hector Lopez, R OBP: 0.289, SLG: 0.234	0-0 F9		0-0 6-3		0-0 5-3			0-0 6-3		4	0	0	0	0	0	1												
Elmer Valo, L OBP: 0.512, SLG: 0.521	0-0 F9			0-0 FC3-6 1B		0-0 F3		0-0 G3		4	0	1	0	0	0	0												
Gus Zernial, R OBP: 0.315, SLG: 0.505		0-0 5-3		0-3 K		0-3 K			0-0 F8	4	0	0	0	0	2	1												
Harry Simpson, L OBP: 0.270, SLG: 0.238		0-0 F7		0-0 FC3-6 FC4		0-0 4-3			0-3 K	4	0	0	0	0	1	1												
Vic Power, R OBP: 0.379, SLG: 0.511		0-0 1B 1B		0-0 FC4			0-0 F7		0-0 1B	4	1	2	0	0	0	1												
Jim Finigan, R OBP: 0.369, SLG: 0.500		0-0 1B PO 1B			0-0 1-3 SH1-4 1B		0-0 F2		0-0 F9	4	1	2	0	0	0	1												
Joe Astroth, R OBP: 0.395, SLG: 0.343		0-0 1B			0-0 SH1-4		0-0 FC6-4 1B			2	0	2	1	0	0	0												
Amie Portocarrero, R OBP: 0.200, SLG: 0.800 Lou Slesater, L OBP: 0.333, SLG: 0.333 Alex Kellner, R OBP: 0.321, SLG: 0.385	(1, 1) (3, PH) (4, 1)	0-0 PO	0-0 G3		0-0 1-3		0-0 FC6-4			0	0	0	0	0	0	0												
Inning Stats	R: 0 E: 0 K: 0 S: 3	H: 0 LOB: 0 BB: 0 P: 3	R: 0 E: 0 K: 0 S: 5	H: 3 LOB: 1 BB: 0 P: 5	R: 0 E: 0 K: 0 S: 3	H: 0 LOB: 0 BB: 0 P: 3	R: 0 E: 0 K: 1 S: 6	H: 1 LOB: 1 BB: 0 P: 6	R: 1 E: 0 K: 0 S: 5	H: 2 LOB: 1 BB: 0 P: 5	R: 0 E: 0 K: 1 S: 5	H: 0 LOB: 0 BB: 0 P: 5	R: 0 E: 0 K: 0 S: 4	H: 1 LOB: 1 BB: 0 P: 4	R: 0 E: 0 K: 0 S: 3	H: 0 LOB: 0 BB: 0 P: 3		R: 0 E: 0 K: 1 S: 6	H: 1 LOB: 1 BB: 0 P: 6	1B: 8 2B: 0 3B: 0 HR: 0	SF: 0 SAC: 1 DP: 0 HBP: 0	WP: 0 PB: 0 SB: 0 CS: 0	PA: 35					
PITCHER	IP	WLS	BF	H	R	ER	SO	BB	IBB	HBP	BLK	WP	HR	S	P	ERA	WHIP											
Don Johnson, R ERA: 5.03	(1, 1)	6.0		23	6	2	2	2	0	0	0	0	0	0	27	27	3.00	1.000										
Harry Dorish, R ERA: 1.29	(7, 1)	3.0	W	11	2	0	0	1	0	0	0	0	0	13	13	0.00	0.667											



Batter	1	2	3	4	5	6	7	8	9	AB	R	H	RBI	BB	SO	LOB	TOP			
Cal Abrams, L OBP: 0.431, SLG: 0.453 (1, 9)										4	0	0	0	0	1	3	Baltimore Orioles @ Kansas City Athletics Municipal Stadium, Kansas City, MO Sun Jun 12 1955, 4:38 AM EDT Att: 18,110 - Unknown livebaseballscores.com			
Jim Pyburn, R OBP: 0.286, SLG: 0.281 (1, 5)										4	0	1	0	0	0	2				
Hoot Evers, R OBP: 0.331, SLG: 0.443 (1, 7)										4	0	0	0	0	1	4				
Gus Triandos, R OBP: 0.308, SLG: 0.371 (1, 3)										4	0	0	0	0	0	3				
Hal Smith, R OBP: 0.301, SLG: 0.365 (1, 2)										4	0	0	0	0	0	0				
Chuck Diering, R OBP: 0.327, SLG: 0.356 (1, 8)										2	0	0	0	2	1	0				
Bobby Young, L OBP: 0.230, SLG: 0.199 (1, 4)										3	0	0	0	0	0	2				
Willy Miranda, S OBP: 0.281, SLG: 0.293 (1, 6)										3	0	2	0	0	1	1				
Erv Palica, R OBP: 0.240, SLG: 0.208 Art Schallock, L (1, 1)										0	0	0	0	0	0	0				
Eddie Waitkus, L OBP: 0.363, SLG: 0.313 Joe Coleman, R OBP: 1.000, SLG: 1.500 (8, PH) (8, 1)										1	0	0	0	0	0	1				
										1	0	0	0	0	0	0				
										0	0	0	0	0	0	0				
Inning Stats	R: 0 E: 0 K: 1 S: 5	H: 0 LOB: 0 BB: 0 P: 5	R: 0 E: 0 K: 0 S: 3	H: 0 LOB: 1 BB: 1 P: 7	R: 0 E: 2 K: 1 S: 8	H: 1 LOB: 3 BB: 0 P: 8	R: 0 E: 0 K: 1 S: 5	H: 0 LOB: 0 BB: 0 P: 5	R: 0 E: 0 K: 0 S: 3	H: 1 LOB: 0 BB: 0 P: 3	R: 0 E: 0 K: 0 S: 5	H: 0 LOB: 1 BB: 1 P: 9	R: 0 E: 0 K: 0 S: 4	H: 1 LOB: 1 BB: 0 P: 4	R: 0 E: 0 K: 0 S: 3	H: 0 LOB: 0 BB: 0 P: 3	1B: 2 2B: 0 3B: 1 HR: 0	SF: 0 SAC: 1 DP: 1 HBP: 0	WP: 0 PB: 0 SB: 0 CS: 0	PA: 33
PITCHER Art Ceccarelli, L ERA: 4.53 (1, 1)	IP: 9.0 WLS: W BF: 33 H: 3 R: 0 ER: 0 SO: 4 BB: 2 IBB: 0 HBP: 0 BLK: 0 WP: 0 HR: 0 S: 39 P: 47 ERA: 0.00 WHIP: 0.556															PITCHER				

Batter	1	2	3	4	5	6	7	8	9	AB	R	H	RBI	BB	SO	LOB	BOTTOM			
Joe Demaestri, R OBP: 0.249, SLG: 0.249 (1, 6)										4	1	1	0	0	0	0	Baltimore Orioles @ Kansas City Athletics Municipal Stadium, Kansas City, MO Sun Jun 12 1955, 4:38 AM EDT Att: 18,110 - Unknown livebaseballscores.com			
Hector Lopez, R OBP: 0.296, SLG: 0.237 (1, 4)										3	2	1	0	1	0	0				
Elmer Valo, L OBP: 0.520, SLG: 0.520 (1, 7)										2	0	1	1	2	0	0				
Enos Slaughter, L OBP: 0.443, SLG: 0.407 (1, 9)										4	0	2	2	0	0	1				
Harry Simpson, L OBP: 0.282, SLG: 0.242 (1, 8)										3	0	1	0	1	0	2				
Vic Power, R OBP: 0.377, SLG: 0.516 (1, 3)										4	0	1	0	0	0	4				
Jim Finigan, R OBP: 0.367, SLG: 0.493 (1, 5)										3	0	0	0	1	0	2				
Billy Shantz, R OBP: 0.368, SLG: 0.396 (1, 2)										4	0	1	0	0	0	1				
Art Ceccarelli, R (1, 1)										3	0	0	0	0	2	2				
Inning Stats	R: 1 E: 0 K: 0 S: 3	H: 1 LOB: 2 BB: 3 P: 15	R: 0 E: 0 K: 1 S: 5	H: 0 LOB: 0 BB: 0 P: 5	R: 0 E: 0 K: 0 S: 3	H: 0 LOB: 0 BB: 0 P: 3	R: 0 E: 0 K: 0 S: 4	H: 1 LOB: 1 BB: 0 P: 4	R: 2 E: 0 K: 1 S: 9	H: 4 LOB: 2 BB: 0 P: 9	R: 0 E: 0 K: 0 S: 3	H: 1 LOB: 1 BB: 1 P: 7	R: 0 E: 0 K: 0 S: 3	H: 0 LOB: 1 BB: 1 P: 7	R: 0 E: 0 K: 0 S: 4	H: 1 LOB: 1 BB: 0 P: 4		1B: 7 2B: 1 3B: 1 HR: 0	SF: 0 SAC: 0 DP: 2 HBP: 0	WP: 0 PB: 0 SB: 0 CS: 0
PITCHER Erv Palica, R ERA: 4.85 Art Schallock, L ERA: 1.47 Joe Coleman, R ERA: 13.5	IP: 0.1 WLS: L BF: 4 H: 1 R: 1 ER: 2 SO: 2 BB: 3 P: 15															PITCHER				

Batter	1	2	3	4	5	6	7	8	9	AB	R	H	RBI	BB	SO	LOB	TOP					
Vic Power, R (1,3) Harry Simpson, L (8,3)	4-3		F7		1-H HR			HR 2B		4	2	2	2	0	0	0						
Enos Slaughter, L (1,9) Bill Renna, R (5,FR) (5,9)	F8		F8		1B			6-3		3	0	1	0	0	0	0						
Gus Zernial, R (1,7)	E6 1B		K		K			F2		4	0	1	0	0	2	2						
Bill Wilson, R (1,8)	6-3			K		P6		HR 2H		4	1	1	2	0	1	1						
Jim Finigan, R (1,5) Clete Boyer, R (5,5)		6-3		K		G4-3 1B		1B		2	0	0	0	0	1	0						
Hector Lopez, R (1,4)		K		6-3		G4-3 1-2		1B		4	0	0	0	0	1	2						
Joe Demaestri, R (1,6)		1B BB		F7		6-3		4-3		3	0	0	0	1	0	0						
Billy Shantz, R (1,2)		FC6-4 1B		1-3		HR 1B		L8		4	1	2	0	0	0	0						
Art Ditmar, R (1,1) Lou Slesler, L (3,1) Tom Gorman, R (4,1) Elmer Valo, L (9,PH)		FC6-4 1-2		K		K		3-1		1	0	0	0	0	0	2						
Inning Stats	R: 0 E: 1 K: 0 S: 4	H: 1 LOB: 1 BB: 0 P: 4	R: 0 E: 0 K: 1 S: 6	H: 1 LOB: 2 BB: 1 P: 10	R: 0 E: 0 K: 1 S: 5	H: 0 LOB: 0 BB: 0 P: 5	R: 0 E: 0 K: 2 S: 7	H: 0 LOB: 0 BB: 0 P: 7	R: 2 E: 0 K: 1 S: 10	H: 3 LOB: 1 BB: 0 P: 10	R: 0 E: 0 K: 1 S: 3	H: 0 LOB: 0 BB: 0 P: 3	R: 0 E: 0 K: 1 S: 5	H: 0 LOB: 0 BB: 0 P: 5	R: 2 E: 0 K: 0 S: 6	H: 3 LOB: 1 BB: 0 P: 6	R: 0 E: 0 K: 0 S: 3	H: 0 LOB: 0 BB: 0 P: 3	1B: 6 2B: 1 3B: 0 HR: 2	SF: 0 SAC: 0 DP: 1 HBP: 0	WP: 0 PB: 0 SB: 0 CS: 0	PA: 36
PITCHER Frank Sullivan, R (1,1) ERA: 3.42	IP: 9.0 WLS: W BF: 36 H: 9 R: 4 ER: 4 SO: 7 BB: 1 IBB: 0 HBP: 0 BLK: 0 WP: 0 HR: 2 S: 49 P: 53 ERA: 4.00 WHIP: 1.111															PITCHER	IP: 9.0 WLS: W BF: 36 H: 9 R: 4 ER: 4 SO: 7 BB: 1 IBB: 0 HBP: 0 BLK: 0 WP: 0 HR: 2 S: 49 P: 53 ERA: 4.00 WHIP: 1.111					

Kansas City Athletics @ Boston Red Sox
Fenway Park, Boston, MA
Tue Jun 14 1955, 3:33 AM EDT
Att. 4,277 - Unknown

AB 35
R 4
H 9
RBI 4
BB 1
SO 7
LOB 9



Batter	1	2	3	4	5	6	7	8	9	AB	R	H	RBI	BB	SO	LOB	BOTTOM	
Billy Goodman, L (1,4)	BB 1B	G4-6-3	E4 1B 2B	1B 2B BB		F8		F9		5	2	1	0	1	0	5		
Billy Klaus, L (1,6)	1B		HR 1B	2B 1B		F7				5	2	4	2	0	0	0		
Ted Williams, L (1,7) Gene Stephens, L (8,7)	F7		HR BB	1-3 2-H 2B		HR				4	2	3	3	1	0	2		
Jackie Jensen, R (1,9)	FC6 BB		F6 BB	P6		P3				3	0	0	0	2	0	4		
Norm Zauchin, R (1,3)	P5		HR BB	K		G6-4-3 BB				3	1	1	4	2	1	5		
Sammy White, R (1,2)	FC6 1-2		HR 1B L8		P3	G6-4-3 1-2				5	0	1	0	0	0	7		
Grady Hatton, L (1,5)		FC1-5 BB	FC1-2 E BB	HR BB		P6		BB		1	2	0	0	4	0	0		
Jim Piersall, R (1,8)		FC1-5 1B	E FC1-2 1B BB	HR 1-H	K			F9		4	2	2	2	1	1	1		
Frank Sullivan, R (1,1)		FC1-5 G4-6-3	FC1-2 E 1B	K		K		K		5	1	0	0	0	3	6		
Inning Stats	R: 0 E: 0 K: 0 S: 5	H: 2 LOB: 3 BB: 1 P: 9	R: 0 E: 0 K: 0 S: 3	H: 1 LOB: 1 BB: 1 P: 7	R: 3 E: 1 K: 0 S: 9	H: 5 LOB: 3 BB: 5 P: 29	R: 3 E: 0 K: 2 S: 10	H: 3 LOB: 2 BB: 2 P: 18	R: 0 E: 0 K: 1 S: 5	H: 0 LOB: 0 BB: 0 P: 5	R: 1 E: 0 K: 0 S: 3	H: 1 LOB: 0 BB: 1 P: 7	R: 0 E: 0 K: 1 S: 5	H: 0 LOB: 1 BB: 1 P: 9	1B: 7 2B: 2 3B: 0 HR: 3	SF: 0 SAC: 0 DP: 2 HBP: 0	WP: 0 PB: 0 SB: 0 CS: 0	PA: 46
PITCHER Art Ditmar, R (1,1) ERA: 5.25 Lou Slesler, L (3,1) ERA: 12.27 Tom Gorman, R (4,1) ERA: 4.4	IP: 2.2 WLS: L BF: 20 H: 7 R: 8 ER: 3 SO: 0 BB: 5 IBB: 0 HBP: 0 BLK: 0 WP: 0 HR: 1 S: 15 P: 35 ERA: 10.12 WHIP: 4.500															PITCHER	IP: 4.2 WLS: L BF: 16 H: 1 R: 1 ER: 1 SO: 4 BB: 2 IBB: 0 HBP: 0 BLK: 0 WP: 0 HR: 1 S: 22 P: 30 ERA: 1.93 WHIP: 0.643	

Kansas City Athletics @ Boston Red Sox
Fenway Park, Boston, MA
Tue Jun 14 1955, 3:33 AM EDT
Att. 4,277 - Unknown

AB 35
R 12
H 12
RBI 11
BB 11
SO 5
LOB 30



Batter	1	2	3	4	5	6	7	8	9	AB	R	H	RBI	BB	SO	LOB	TOP			
Vic Power, R OBP: 0.380, SLG: 0.531 (1, 3)	F8		L9		F8			BB	BB	4	0	1	1	1	0	1				
Bill Renno, R OBP: 0.326, SLG: 0.440 Elmer Valo, L OBP: 0.520, SLG: 0.515 (9, PH)	6-3			HR	6-3			P6	BB	4	1	1	1	0	0	1				
Gus Zernial, R OBP: 0.316, SLG: 0.518 (1, 7)	HR			2B	F7			F8	L9	5	1	2	1	0	0	3				
Bill Wilson, R OBP: 0.305, SLG: 0.462 (1, 8)	5-3			K	K				HR	4	1	1	1	0	2	1				
Jim Finigan, R OBP: 0.358, SLG: 0.479 (1, 5)		L5		F8				4-3	F7	4	0	0	0	0	0	1				
Hector Lopez, R OBP: 0.286, SLG: 0.230 (1, 4)	K			P4				L8	BB	4	1	1	0	0	1	1				
Joe Demaestri, R OBP: 0.254, SLG: 0.246 (1, 6)		L7			P6				1B	3	1	1	0	1	0	0				
Billy Shantz, R OBP: 0.360, SLG: 0.387 (1, 2)			P6		F2			L1	FC6	4	1	0	0	0	0	2				
Ray Herbert, R OBP: 0.250, SLG: 0.333 Clete Boyer, R OBP: 0.500, SLG: 0.500 Bill Harrington, R OBP: 0.432, SLG: 0.397 (8, PH) (8, 1) (8, PH)			K					K	3-1	2	0	1	0	0	1	0				
Enos Slaughter, L OBP: 0.432, SLG: 0.397 (8, PH)									1B	1	0	0	0	0	0	1				
Inning Stats	R: 1 E: 0 K: 0 S: 4	H: 1 LOB: 0 BB: 0 P: 4	R: 0 E: 0 K: 1 S: 5	H: 0 LOB: 0 BB: 0 P: 5	R: 0 E: 0 K: 1 S: 5	H: 0 LOB: 0 BB: 0 P: 5	R: 1 E: 0 K: 1 S: 7	H: 2 LOB: 1 BB: 0 P: 7	R: 0 E: 0 K: 0 S: 4	H: 1 LOB: 1 BB: 0 P: 4	R: 0 E: 0 K: 0 S: 4	H: 1 LOB: 1 BB: 0 P: 4	R: 0 E: 0 K: 1 S: 5	H: 0 LOB: 1 BB: 1 P: 9	R: 4 E: 1 K: 0 S: 7	H: 3 LOB: 2 BB: 2 P: 15	1B: 4 2B: 1 3B: 0 HR: 3	SF: 0 SAC: 0 DP: 0 HBP: 0	WP: 0 PA: 39 PB: 0 SB: 0 CS: 0	
PITCHER	IP	WLS	BF	H	R	ER	SO	BB	IBB	HBP	BLK	WP	HR	S	P	ERA	WHIP			
Mel Parnell, L ERA: 5.28 Tom Hurd, R ERA: 2.95	(1, 1)	8.2	W	37	8	6	3	5	2	0	0	0	0	3	45	53	3.12	1.154		
(9, 1)	0.1	S	2	0	0	0	0	1	0	0	0	0	0	1	5	0.00	3.000			

Kansas City Athletics @ Boston Red Sox
Fenway Park, Boston, MA
Wed Jun 15 1955, 3:33 AM EDT
Att: 4,939 - Unknown

AB 36
R 6
H 8
RBI 5
BB 3
SO 5
LOB 11



Batter	1	2	3	4	5	6	7	8	9	AB	R	H	RBI	BB	SO	LOB	BOTTOM			
Billy Goodman, L OBP: 0.340, SLG: 0.287 (1, 4)	6-3		4-3			3-1		BB	BB	4	1	2	2	1	0	1				
Billy Klaus, L OBP: 0.399, SLG: 0.402 (1, 6)	4-3	1B			F9			BB	1B	4	0	1	0	1	0	1				
Ted Williams, L OBP: 0.500, SLG: 0.878 Gene Stephens, L OBP: 0.427, SLG: 0.585 (8, PR) (9, 7)	HR	BB		G4-3	3-1			BB	1B	4	1	2	1	1	0	2				
Jackie Jensen, R OBP: 0.331, SLG: 0.484 (1, 9)	HR		G4-3					BB	1B	3	1	1	2	2	1	3				
Norm Zauchin, R OBP: 0.351, SLG: 0.479 (1, 3)	1-4-3		BB		F9			BB		4	1	0	0	1	0	4				
Sammy White, R OBP: 0.326, SLG: 0.368 (1, 2)		SH1-3	1B		P6			5-3		4	2	2	0	0	0	0				
Grady Hatton, L OBP: 0.352, SLG: 0.294 (1, 5)		SH1-3	1B		P6			G3		3	2	1	0	1	0	0				
Jim Piersall, R OBP: 0.317, SLG: 0.376 (1, 8)		SH1-3	1B		K			5-3		3	1	1	2	0	1	0				
Mel Parnell, L ERA: 5.4 Tom Hurd, R ERA: 4.15		3-4		E6		K		6-3		4	0	1	1	0	1	2				
Inning Stats	R: 2 E: 0 K: 0 S: 4	H: 3 LOB: 1 BB: 0 P: 6	R: 4 E: 1 K: 0 S: 6	H: 4 LOB: 1 BB: 2 P: 14	R: 0 E: 0 K: 0 S: 3	H: 0 LOB: 1 BB: 1 P: 7	R: 0 E: 0 K: 1 S: 5	H: 0 LOB: 0 BB: 0 P: 5	R: 0 E: 0 K: 2 S: 8	H: 1 LOB: 2 BB: 1 P: 12	R: 0 E: 0 K: 0 S: 3	H: 0 LOB: 0 BB: 0 P: 3	R: 1 E: 0 K: 0 S: 5	H: 2 LOB: 3 BB: 2 P: 13	1B: 10 2B: 0 3B: 0 HR: 1	SF: 0 SAC: 1 DP: 1 HBP: 0	WP: 0 PA: 41 PB: 0 SB: 0 CS: 0			
PITCHER	IP	WLS	BF	H	R	ER	SO	BB	IBB	HBP	BLK	WP	HR	S	P	ERA	WHIP			
Ray Herbert, R ERA: 5.4 Bill Harrington, R ERA: 4.15	(1, 1)	7.0	L	34	9	8	7	3	5	0	0	0	0	1	35	55	9.00	2.000		
(8, 1)	1.0		7	2	1	1	0	2	0	0	0	0	0	5	13	9.00	4.000			

Kansas City Athletics @ Boston Red Sox
Fenway Park, Boston, MA
Wed Jun 15 1955, 3:33 AM EDT
Att: 4,939 - Unknown

AB 33
R 9
H 11
RBI 8
BB 7
SO 3
LOB 13



Batter	1	2	3	4	5	6	7	8	9	AB	R	H	RBI	BB	SO	LOB	TOP										
Vic Power, R OBP: 0.385, SLG: 0.537 (1, 3)										5	2	3	0	0	0	1											
Elmer Valo, L OBP: 0.508, SLG: 0.500 (1, 9)										5	1	1	1	1	0	2											
Gus Zernial, R OBP: 0.313, SLG: 0.508 (1, 7)										4	1	0	0	1	1	2											
Harry Simpson, L OBP: 0.305, SLG: 0.343 (1, 8)										4	2	3	3	0	0	0											
Jim Finigan, R OBP: 0.356, SLG: 0.473 (1, 5)										3	0	0	0	1	0	2											
Hector Lopez, R OBP: 0.285, SLG: 0.230 (1, 4)										4	0	1	1	0	1	1											
Joe Demaestri, R OBP: 0.254, SLG: 0.246 (1, 6)										4	0	1	0	0	0	2											
Billy Shantz, R OBP: 0.357, SLG: 0.382 (1, 2)										4	0	1	0	0	0	1											
Cloyd Boyer, R OBP: 0.167, SLG: 0.118 Johnny Sain, R (8, 1)										4	0	0	0	0	1	2											
										0	0	0	0	0	0	0											
Inning Stats	R: 2 E: 0 K: 1 S: 8	H: 3 R: 0 ER: 0 LOB: 2 BB: 1 P: 12	H: 1 R: 0 ER: 0 LOB: 1 BB: 0 P: 6	H: 1 R: 0 ER: 0 LOB: 1 BB: 1 P: 7	H: 1 R: 0 ER: 0 LOB: 1 BB: 0 P: 4	H: 0 R: 0 ER: 0 LOB: 0 BB: 0 P: 3	H: 0 R: 0 ER: 0 LOB: 0 BB: 0 P: 3	H: 3 R: 4 ER: 2 LOB: 0 BB: 7 P: 7	H: 1 R: 0 ER: 0 LOB: 1 BB: 0 P: 6	H: 0 R: 0 ER: 0 LOB: 0 BB: 3 P: 3	H: 0 R: 0 ER: 0 LOB: 0 BB: 0 P: 3	H: 1 R: 0 ER: 0 LOB: 1 BB: 0 P: 6	H: 0 R: 0 ER: 0 LOB: 0 BB: 0 P: 3	H: 0 R: 0 ER: 0 LOB: 0 BB: 0 P: 3	H: 0 R: 0 ER: 0 LOB: 0 BB: 0 P: 3	H: 0 R: 0 ER: 0 LOB: 0 BB: 0 P: 3	1B: 7 2B: 1 3B: 1 HR: 1	SF: 0 SAC: 0 DP: 1 HBP: 0	WP: 1 PB: 0 SB: 0 CS: 0	PA: 39							
PITCHER	IP	WLS	BF	H	R	ER	SO	BB	IBB	HBP	BLK	WP	HR	S	P	ERA	WHIP										
Willard Nixon, R ERA: 4.29 (1, 1)	7.0		32	9	6	3	2	2	0	0	0	1	1	34	42	3.86	1.571										
Dick Brodowski, R ERA: 8.0 (8, 1)	1.0		4	1	0	0	1	0	0	0	0	0	0	6	6	0.00	1.000										
Tom Hurd, R ERA: 2.82 (9, 1)	1.0	W	3	0	0	0	0	0	0	0	0	0	0	3	3	0.00	0.000										

Kansas City Athletics @ Boston Red Sox
Fenway Park, Boston, MA
Thu Jun 16 1955, 3:33 AM EDT
Att: 3,983 - Unknown

AB	37
R	6
H	10
RBI	5
BB	2
SO	3
LOB	13



Batter	1	2	3	4	5	6	7	8	9	AB	R	H	RBI	BB	SO	LOB	BOTTOM										
Billy Goodman, L OBP: 0.344, SLG: 0.284 Karl Olson, R OBP: 0.222, SLG: 0.269 (9, FR)										2	1	0	0	3	0	0											
Billy Klaus, L OBP: 0.392, SLG: 0.417 (1, 6)										5	1	1	2	0	0	2											
Ted Williams, L OBP: 0.516, SLG: 0.925 (1, 7)										4	2	3	1	0	0	0											
Jackie Jensen, R OBP: 0.329, SLG: 0.493 (1, 9)										4	1	1	2	0	1	2											
Norm Zauchin, R OBP: 0.349, SLG: 0.493 (1, 3)										4	1	1	1	0	1	0											
Sammy White, R OBP: 0.320, SLG: 0.361 (1, 2)										4	0	0	0	0	1	0											
Grady Hatton, L OBP: 0.376, SLG: 0.333 (1, 5)										2	0	2	0	2	0	0											
Jim Piersall, R OBP: 0.316, SLG: 0.370 (1, 8)										3	0	0	0	1	0	3											
Willard Nixon, L OBP: 0.241, SLG: 0.296 Gene Stephens, L OBP: 0.423, SLG: 0.578 Dick Brodowski, R (8, 1) Faye Throneberry, L OBP: 0.337, SLG: 0.517 Tom Hurd, R (9, 1)										2	0	0	0	0	0	2											
										1	0	0	0	0	0	0											
										0	0	0	0	0	0	0											
										1	0	0	0	0	0	1											
										0	0	0	0	0	0	0											
Inning Stats	R: 0 E: 1 K: 0 S: 4	H: 0 R: 0 ER: 0 LOB: 0 BB: 0 P: 4	H: 1 R: 0 ER: 0 LOB: 0 BB: 0 P: 4	H: 1 R: 1 ER: 1 LOB: 1 BB: 1 P: 10	H: 1 R: 0 ER: 0 LOB: 2 BB: 1 P: 12	H: 1 R: 1 ER: 0 LOB: 0 BB: 1 P: 7	H: 0 R: 0 ER: 0 LOB: 1 BB: 1 P: 7	H: 0 R: 0 ER: 0 LOB: 0 BB: 0 P: 3	H: 3 R: 3 ER: 0 LOB: 1 BB: 1 P: 10	H: 1 R: 2 ER: 0 LOB: 1 BB: 1 P: 5	H: 0 R: 0 ER: 0 LOB: 0 BB: 0 P: 3	H: 0 R: 0 ER: 0 LOB: 0 BB: 0 P: 3	H: 1 R: 0 ER: 0 LOB: 1 BB: 1 P: 6	H: 0 R: 0 ER: 0 LOB: 0 BB: 0 P: 3	H: 0 R: 0 ER: 0 LOB: 0 BB: 0 P: 3	H: 0 R: 0 ER: 0 LOB: 0 BB: 0 P: 3	1B: 3 2B: 1 3B: 1 HR: 4	SF: 0 SAC: 0 DP: 1 HBP: 0	WP: 0 PB: 0 SB: 0 CS: 0	PA: 38							
PITCHER	IP	WLS	BF	H	R	ER	SO	BB	IBB	HBP	BLK	WP	HR	S	P	ERA	WHIP										
Cloyd Boyer, R ERA: 5.86 (1, 1)	7.1		34	7	5	4	3	5	0	0	0	0	1	35	55	4.91	1.636										
Johnny Sain, R ERA: 5.64 (8, 1)	0.2	L	4	1	2	2	0	1	0	0	0	0	1	3	7	27.00	3.000										


Kansas City Athletics @ Boston Red Sox
Fenway Park, Boston, MA
Thu Jun 16 1955, 3:33 AM EDT
Att: 3,983 - Unknown


AB	32
R	7
H	8
RBI	6
BB	6
SO	3
LOB	10




Batter	1	2	3	4	5	6	7	8	9	AB	R	H	RBI	BB	SO	LOB	TOP			
Joe Demaestri, R (1, 6) OBP: 0.254, SLG: 0.246	L6-3			F8	K		1B			4	0	1	1	0	1	1	Kansas City Athletics @ Washington Senators Griffith Stadium, Washington, DC Fri Jun 17 1955, 3:33 AM EDT Att: 3,302 - Unknown livebaseballscorecards.com			
Enos Slaughter, L (1, 9) OBP: 0.436, SLG: 0.403	1B			E3		E4	4-3			4	1	2	0	0	0	1				
Elmer Valo, L (1, 7) OBP: 0.507, SLG: 0.519	L4-6-3			1B		3B				4	1	2	1	0	0	1				
Harry Simpson, L (1, 8) OBP: 0.302, SLG: 0.342		4-3		F7		SF7				3	0	1	1	0	0	2				
Vic Power, R (1, 3) OBP: 0.378, SLG: 0.527	L6			FC6-4		4-3				4	0	0	0	0	0	3				
Jim Finigan, R (1, 4) OBP: 0.355, SLG: 0.473	F7					L6				4	1	1	0	0	0	1				
Hector Lopez, R (1, 5) OBP: 0.284, SLG: 0.231				F7		K				4	1	1	0	0	1	1				
Joe Astroth, R (1, 2) OBP: 0.389, SLG: 0.338				F9		1B				4	0	1	1	0	0	1				
Arnie Portocarrero, R (1, 1) OBP: 0.143, SLG: 0.571				K		K				2	0	0	0	0	2	1				
Bobby Shantz, R (8, 1) OBP: 0.150, SLG: 0.105										1	0	0	0	0	1	0				
Tom Gorman, R (9, 1)										0	0	0	0	0	0	0				
Inning Stats	R: 0 E: 0 K: 0 S: 3	H: 1 LOB: 0 BB: 0 P: 3	R: 0 E: 0 K: 0 S: 3	H: 0 LOB: 0 BB: 0 P: 3	R: 0 E: 0 K: 1 S: 5	H: 0 LOB: 0 BB: 0 P: 5	R: 0 E: 1 K: 0 S: 5	H: 1 LOB: 2 BB: 0 P: 5	R: 1 E: 0 K: 0 S: 5	H: 2 LOB: 1 BB: 0 P: 11	R: 2 E: 1 K: 0 S: 5	H: 2 LOB: 0 BB: 0 P: 5	R: 1 E: 0 K: 0 S: 4	H: 2 LOB: 1 BB: 0 P: 4	R: 0 E: 0 K: 1 S: 5	H: 0 LOB: 0 BB: 0 P: 5	1B: 7 2B: 1 3B: 1 HR: 0	SF: 1 SAC: 1 DP: 1 HBP: 0	WP: 0 PB: 0 SB: 0 CS: 0	PA: 36
PITCHER	IP WLS BF H R ER SO BB IBB HBP BLK WP HR S P ERA WHIP																			
Bob Porterfield, R (1, 1) ERA: 3.93	8.0 L 33 9 4 4 4 0 0 0 0 0 0 0 41 41 4.50 1.125																			
Bob Chakales, R (9, 1) ERA: 2.64	1.0 3 0 0 0 1 0 0 0 0 0 0 0 5 5 0.00 0.000																			

Batter	1	2	3	4	5	6	7	8	9	AB	R	H	RBI	BB	SO	LOB	BOTTOM			
Eddie Yost, R (1, 5) OBP: 0.378, SLG: 0.317	F7			1B		K				3	1	1	0	1	1	0	Kansas City Athletics @ Washington Senators Griffith Stadium, Washington, DC Fri Jun 17 1955, 3:33 AM EDT Att: 3,302 - Unknown livebaseballscorecards.com			
Pete Runnels, L (1, 4) OBP: 0.364, SLG: 0.344	F7			BB		5-3				4	0	1	0	0	1	2				
Mickey Vernon, L (1, 3) OBP: 0.389, SLG: 0.447	1B			1B		F7				4	0	1	0	0	0	3				
Johnny Groth, R (1, 8) OBP: 0.354, SLG: 0.513	CS	6-3		F7		1B				4	1	2	0	0	0	0				
Clint Courtney, L (1, 2) OBP: 0.430, SLG: 0.536		F9				F8				4	0	1	1	0	0	1				
Roy Sievers, R (1, 7) OBP: 0.340, SLG: 0.388	F6					F9				4	0	1	0	0	0	1				
Jerry Schoonmaker, R (1, 9) OBP: 0.290, SLG: 0.143				4-3		1B				3	0	0	0	1	1	3				
Bobby Kline, R (1, 6) OBP: 0.309, SLG: 0.278				K						2	0	1	0	0	1	0				
Juan Delis, R (8, PH) OBP: 0.258, SLG: 0.280										1	0	1	0	0	0	0				
Bob Chakales, R (9, 1)										0	0	0	0	0	0	0				
Ernie Oravetz, S (9, PH) OBP: 0.352, SLG: 0.281										1	0	0	0	0	0	1				
Bob Porterfield, R (1, 1) OBP: 0.175, SLG: 0.237										2	0	0	0	0	0	2				
Carlos Paula, R (8, PH) OBP: 0.338, SLG: 0.353										1	0	0	0	0	0	1				
Tony Roig, R (9, 6) OBP: 0.254, SLG: 0.281										0	0	0	0	0	0	0				
Inning Stats	R: 0 E: 0 K: 0 S: 3	H: 1 LOB: 0 BB: 0 P: 3	R: 0 E: 0 K: 0 S: 3	H: 0 LOB: 0 BB: 0 P: 3	R: 0 E: 0 K: 1 S: 5	H: 0 LOB: 0 BB: 0 P: 5	R: 1 E: 0 K: 0 S: 3	H: 1 LOB: 1 BB: 0 P: 7	R: 0 E: 0 K: 0 S: 4	H: 0 LOB: 0 BB: 0 P: 5	R: 0 E: 0 K: 1 S: 4	H: 2 LOB: 1 BB: 0 P: 4	R: 0 E: 0 K: 1 S: 7	H: 2 LOB: 2 BB: 0 P: 7	R: 1 E: 0 K: 1 S: 7	H: 2 LOB: 1 BB: 0 P: 7	1B: 7 2B: 1 3B: 1 HR: 0	SF: 0 SAC: 0 DP: 2 HBP: 0	WP: 0 PB: 0 SB: 0 CS: 1	PA: 36
PITCHER	IP WLS BF H R ER SO BB IBB HBP BLK WP HR S P ERA WHIP																			
Arnie Portocarrero, R (1, 1) ERA: 5.88	7.0 W 25 9 1 1 2 2 0 0 0 0 0 0 27 35 1.29 1.000																			
Bobby Shantz, L (8, 1) ERA: 5.56	1.0 7 4 1 1 1 0 0 0 0 0 0 0 9 9 9.00 4.000																			
Tom Gorman, R (9, 1) ERA: 4.26	1.0 S 3 0 0 0 1 0 0 0 0 0 0 0 5 5 0.00 0.000																			

Batter	1	2	3	4	5	6	7	8	9	AB	R	H	RBI	BB	SO	LOB	TOP			
Joe Demaestri, R (1,6) OBP: 0.248, SLG: 0.245	0-0 6-3		0-3 K		0-0 F4			0-0 F8		4	0	0	0	0	1	0	<p>Kansas City Athletics @ New York Yankees Yankee Stadium, Bronx, NY Tue Jun 21 1955, 3:33 AM EDT Att: 14,932 - Unknown - 83 F</p> <p>AB 32 R 2 H 6 RBI 2 BB 1 SO 6 LOB 7</p> 			
Bill Renno, R (1,9) OBP: 0.316, SLG: 0.425	0-0 1-3			0-0 G3		0-0 5-3		0-0 F6		4	0	0	0	0	0	0				
Gus Zernial, R (1,7) OBP: 0.312, SLG: 0.503	0-3 K			0-0 1B 1B		0-0 F2			0-3 K	4	1	1	0	0	2	0				
Bill Wilson, R (1,8) OBP: 0.304, SLG: 0.475		0-0 HR		0-3 K		0-0 F4			0-0 F7	4	1	1	1	0	1	1				
Vic Power, R (1,3) OBP: 0.376, SLG: 0.519		0-0 F2		0-0 1B 1B			0-0 F4			4	0	2	0	0	0	0				
Jim Finigan, R (1,4) OBP: 0.365, SLG: 0.500		0-0 CS 1B		0-0 1B 1B		4-0 BB			0-0 F6	3	0	2	1	1	0	1				
Hector Lopez, R (1,5) OBP: 0.284, SLG: 0.235	0-3 K		0-3 K				0-0 F8			3	0	0	0	0	2	4				
Joe Astroth, R (1,2) OBP: 0.371, SLG: 0.313			0-0 F2		0-0 F3		0-0 F8			3	0	0	0	0	0	1				
Alex Kellner, R (1,1) OBP: 0.310, SLG: 0.370			0-0 1-3						0-0 5-3	1	0	0	0	0	0	0				
Ray Herbert, R (4,1) OBP: 0.250, SLG: 0.333					0-0 4-3					0	0	0	0	0	0	0				
Tom Gorman, R (4,1) OBP: 0.400, SLG: 0.400										1	0	0	0	0	0	0				
Clete Boyer, R (8, PH) OBP: 0.400, SLG: 0.400										1	0	0	0	0	0	0				
Art Ceccarelli, R (8,1)										0	0	0	0	0	0	0				
Inning Stats	R: 0 E: 0 K: 1 S: 5	H: 0 LOB: 0 BB: 0 P: 5	R: 1 E: 0 K: 1 S: 6	H: 2 LOB: 1 BB: 0 P: 6	R: 0 E: 0 K: 1 S: 5	H: 0 LOB: 0 BB: 0 P: 5	R: 1 E: 0 K: 2 S: 10	H: 3 LOB: 2 BB: 0 P: 10	R: 0 E: 0 K: 0 S: 3	H: 0 LOB: 0 BB: 0 P: 3	R: 0 E: 0 K: 0 S: 3	H: 0 LOB: 1 BB: 1 P: 7	R: 0 E: 0 K: 0 S: 3	H: 0 LOB: 0 BB: 0 P: 3	R: 0 E: 0 K: 1 S: 6	H: 1 LOB: 1 BB: 0 P: 6	1B: 5 2B: 1 3B: 0 HR: 1	SF: 0 SAC: 0 DP: 1 HBP: 0	WP: 0 PB: 0 SB: 0 CS: 1	PA: 33
PITCHER Tommy Byrne, L (1,1) ERA: 3.48	IP: 9.0 WLS: W BF: 33 H: 6 R: 2 ER: 2 SO: 6 BB: 1 IBB: 0 HBP: 0 BLK: 0 WP: 0 HR: 1 S: 44 P: 48 ERA: 2.00 WHIP: 0.778															PITCHER				

Batter	1	2	3	4	5	6	7	8	9	AB	R	H	RBI	BB	SO	LOB	BOTTOM				
Gil McDougald, R (1,4) OBP: 0.360, SLG: 0.383	0-0 F9	0-0 F8		0-0 1H 2H 3B		0-0 4-3		0-0 SF7		4	0	1	3	0	0	2	<p>Kansas City Athletics @ New York Yankees Yankee Stadium, Bronx, NY Tue Jun 21 1955, 3:33 AM EDT Att: 14,932 - Unknown - 83 F</p> <p>AB 35 R 6 H 12 RBI 6 BB 2 SO 5 LOB 17</p> 				
Hank Bauer, R (1,9) OBP: 0.349, SLG: 0.424	0-0 F3		0-0 L9	0-3 K			0-0 1B	0-0 F3		5	0	1	0	0	1	3					
Mickey Mantle, S (1,8) OBP: 0.430, SLG: 0.609	0-0 HR		0-0 F9	0-0 F2			0-0 F3			4	1	1	1	0	0	2					
Yogi Berra, L (1,2) OBP: 0.350, SLG: 0.483	0-0 1B		0-0 G3		0-0 F5		0-0 L9			4	0	1	0	0	0	1					
Bill Skowron, R (1,3) OBP: 0.447, SLG: 0.747	0-0 F9			0-0 1B 2B			0-0 L8			4	1	2	0	0	0	2					
Elston Howard, R (1,7) OBP: 0.418, SLG: 0.574		0-3 K		0-0 2B 1B		0-3 K		0-0 BB 1B SF7 1B		3	1	1	0	0	2	1					
Irv Noren, L (7,7) OBP: 0.315, SLG: 0.395				1-2 1B 1B						1	1	1	0	0	0	0					
Andy Carey, R (1,5) OBP: 0.298, SLG: 0.362		4-0 BB		0-0 1B FC5-2 2B			0-0 F3			3	0	1	1	1	0	2					
Billy Hunter, R (1,6) OBP: 0.267, SLG: 0.320		0-0 1B		0-0 FC5-2 3B 1B			0-0 L9			4	1	3	1	0	0	0					
Tommy Byrne, L (1,1) OBP: 0.222, SLG: 0.091		0-3 K		0-0 FC5-2 3B		0-3 K		0-0 1-2 2-3 BB		3	1	0	0	1	2	4					
Inning Stats	R: 1 E: 0 K: 0 S: 5	H: 2 LOB: 1 BB: 0 P: 5	R: 0 E: 0 K: 2 S: 8	H: 1 LOB: 2 BB: 1 P: 12	R: 0 E: 0 K: 0 S: 3	H: 0 LOB: 0 BB: 0 P: 3	R: 4 E: 0 K: 1 S: 10	H: 5 LOB: 1 BB: 0 P: 10	R: 0 E: 0 K: 1 S: 6	H: 1 LOB: 1 BB: 0 P: 6	R: 0 E: 0 K: 1 S: 5	H: 0 LOB: 0 BB: 0 P: 5	R: 0 E: 0 K: 0 S: 4	H: 1 LOB: 1 BB: 0 P: 4	R: 1 E: 0 K: 0 S: 5	H: 2 LOB: 2 BB: 1 P: 9		1B: 8 2B: 2 3B: 1 HR: 1	SF: 1 SAC: 0 DP: 0 HBP: 0	WP: 0 PB: 0 SB: 0 CS: 0	PA: 38
PITCHER Alex Kellner, L (1,1) ERA: 4.1	IP: 3.0 WLS: L BF: 16 H: 6 R: 4 ER: 4 SO: 2 BB: 1 IBB: 0 HBP: 0 BLK: 0 WP: 0 HR: 1 S: 19 P: 23 ERA: 12.00 WHIP: 2.333															PITCHER					
Ray Herbert, R (4,1) ERA: 5.55	0.1 3 2 1 1 0 0 0 0 0 0 0 3 3 27.00 6.000																				
Tom Gorman, R (4,1) ERA: 3.68	3.2 13 2 0 0 3 0 0 0 0 0 0 19 19 0.00 0.545																				
Art Ceccarelli, L (8,1) ERA: 4.61	1.0 6 2 1 1 0 1 0 0 0 0 0 5 9 9.00 3.000																				

Batter	1	2	3	4	5	6	7	8	9	AB	R	H	RBI	BB	SO	LOB	TOP					
Joe Demaestri, R (1, 6) OBP: 0.252, SLG: 0.255	0-0 6-3		0-0 1B		0-0 5-3			0-0 1B G5-4-3 2B		4	1	2	0	0	0	2	Kansas City Athletics @ New York Yankees Yankee Stadium, Bronx, NY Wed Jun 22 1955, 3:33 AM EDT Att: 7,693 - Cloudy - 82 F livebaseballscores.com					
Bill Renna, R (1, 9) OBP: 0.321, SLG: 0.418	0-0 F2		0-0 F9			4-0 FC5-4 BB		4-0 G5-4-3 1B BB		2	0	0	0	2	0	1						
Gus Zernial, R (1, 7) OBP: 0.311, SLG: 0.498	0-0 F8			0-0 5-3		0-0 F8		0-0 G5-4-3 1B		4	0	1	0	0	0	1						
Bill Wilson, R (1, 8) OBP: 0.303, SLG: 0.470		0-0 G6-4-3 1B		0-0 5-3		0-0 F8		0-0 G5-4-3		4	0	1	0	0	0	3						
Vic Power, R (1, 3) OBP: 0.370, SLG: 0.509		0-0 G6-4-3 1-2		0-0 5-3		0-0 FC5-4 1-2		0-0 F7		4	0	0	0	0	0	3						
Jim Finigan, R (1, 4) OBP: 0.371, SLG: 0.508					0-0 1B FC1-2-5		0-0 5-3		0-0 6-3 2B		4	0	3	0	0	0						
Hector Lopez, R (1, 5) OBP: 0.283, SLG: 0.236			0-0 F8		0-0 1B FC1-2-5		0-0 F8		0-0 6-3 2B		4	0	1	0	0	2						
Billy Shantz, R (1, 2) OBP: 0.353, SLG: 0.378			0-0 1-3		0-0 FC1-2-5 1-2 3-H		0-0 FC6-4 1B		0-0 L1		4	0	1	0	0	3						
Art Ditmar, R (1, 1) OBP: 0.333, SLG: 0.333			0-0 5-3		0-0 K		0-0 FC6-4 1-2		0-3 K2-3		3	0	0	0	0	1		AB 34 R 1 H 9 RBI 0 BB 2 SO 2 LOB 19 				
Lou Sleater, L (7, 1) OBP: 0.333, SLG: 0.333																						
Johnny Sain, R (7, 1) OBP: 0.333, SLG: 0.333																						
Clete Boyer, R (9, PH) OBP: 0.333, SLG: 0.333																						
Inning Stats	R: 0 E: 0 K: 0 S: 3	H: 0 LOB: 0 BB: 0 P: 3	R: 0 E: 0 K: 0 S: 4	H: 2 LOB: 1 BB: 0 P: 4	R: 0 E: 0 K: 0 S: 4	H: 1 LOB: 1 BB: 0 P: 4	R: 0 E: 0 K: 0 S: 3	H: 0 LOB: 0 BB: 0 P: 3	R: 0 E: 0 K: 1 S: 7	H: 2 LOB: 2 BB: 0 P: 7	R: 0 E: 0 K: 0 S: 3	H: 1 LOB: 1 BB: 1 P: 7	R: 0 E: 0 K: 0 S: 4	H: 1 LOB: 0 BB: 0 P: 4	R: 1 E: 0 K: 0 S: 4	H: 2 LOB: 1 BB: 1 P: 8	R: 0 E: 0 K: 1 S: 6	H: 1 LOB: 1 BB: 0 P: 6	1B: 7 2B: 2 3B: 0 HR: 0	SF: 0 SAC: 0 DP: 2 HBP: 0	WP: 0 PB: 0 SB: 0 CS: 0	PA: 36
PITCHER Whitey Ford, L (1, 1) ERA: 2.5	IP: 9.0 WLS: W BF: 36 H: 9 R: 1 ER: 1 SO: 2 BB: 2 IBB: 0 HBP: 0 BLK: 0 WP: 0 HR: 0 S: 38 P: 46 ERA: 1.00 WHIP: 1.222																					

Batter	1	2	3	4	5	6	7	8	9	AB	R	H	RBI	BB	SO	LOB	BOTTOM			
Gil McDougald, R (1, 4) OBP: 0.365, SLG: 0.390	4-0 4-3 5-3 BB		0-3 K		0-0 FC6-4 1B		0-0 1B 2B	0-0 3-1		4	1	2	0	1	1	1	Kansas City Athletics @ New York Yankees Yankee Stadium, Bronx, NY Wed Jun 22 1955, 3:33 AM EDT Att: 7,693 - Cloudy - 82 F livebaseballscores.com			
Hank Bauer, R (1, 9) OBP: 0.346, SLG: 0.419	0-0 5-3 1-2		0-0 F9		0-0 FC6-4 BB 1-2		0-0 BB 1B	0-0 5-3		5	1	1	0	0	0	3				
Mickey Mantle, S (1, 8) OBP: 0.434, SLG: 0.620	0-0 4-3 2-3		0-0 1-H HR		4-0 G4-6-3 BB		4-0 1B BB			2	2	1	2	2	0	1				
Yogi Berra, L (1, 2) OBP: 0.352, SLG: 0.483	0-0 4-3		0-0 1B		0-0 G4-6-3 1-2		0-0 1B BB			4	0	2	2	0	0	3				
Bill Skowron, R (1, 3) OBP: 0.439, SLG: 0.727		0-0 5-3	0-0 F7		0-0 5-3		0-0 2B 1B			4	1	1	1	0	0	1				
Irv Noren, L (1, 7) OBP: 0.319, SLG: 0.400		0-0 3-1		0-0 1-3		4-0 1B BB		0-0 2B 2B		3	0	1	1	1	0	0				
Andy Carey, R (1, 5) OBP: 0.304, SLG: 0.365		0-0 1B		4-0 BB		0-0 1B		0-0 F9		3	0	2	0	1	0	1				
Billy Hunter, R (1, 6) OBP: 0.261, SLG: 0.313		0-0 F8		0-0 F7		0-0 F2		0-0 6-3		4	0	0	0	0	0	5				
Whitey Ford, L (1, 1) OBP: 0.262, SLG: 0.162			4-0 HR BB		0-0 F8		0-0 1-3		0-0 F7		3	1	0	0	1	0		3		
Inning Stats	R: 0 E: 0 K: 0 S: 3	H: 0 LOB: 1 BB: 1 P: 7	R: 0 E: 0 K: 0 S: 4	H: 1 LOB: 0 BB: 0 P: 4	R: 2 E: 0 K: 1 S: 7	H: 2 LOB: 1 BB: 1 P: 11	R: 0 E: 0 K: 0 S: 3	H: 0 LOB: 1 BB: 1 P: 7	R: 0 E: 0 K: 0 S: 4	H: 1 LOB: 2 BB: 1 P: 8	R: 4 E: 0 K: 0 S: 7	H: 5 LOB: 1 BB: 1 P: 11	R: 0 E: 0 K: 0 S: 3	H: 0 LOB: 0 BB: 0 P: 3	R: 0 E: 0 K: 0 S: 3	H: 0 LOB: 0 BB: 0 P: 3		1B: 7 2B: 2 3B: 0 HR: 1	SF: 0 SAC: 0 DP: 1 HBP: 0	WP: 0 PB: 0 SB: 0 CS: 0
PITCHER Art Ditmar, R (1, 1) ERA: 5.45	IP: 6.0 WLS: L BF: 30 H: 7 R: 5 ER: 5 SO: 5 BB: 6 IBB: 0 HBP: 0 BLK: 0 WP: 0 HR: 1 S: 26 P: 50 ERA: 7.50 WHIP: 2.167																			
Lou Sleater, L (7, 1) ERA: 12.71	0.1 3 3 1 1 0 0 0 0 0 0 0 3 3 27.00 9.000																			
Johnny Sain, R (7, 1) ERA: 5.34	1.2 5 0 0 0 0 0 0 0 0 0 0 5 5 0.00 0.000																			

Batter	1	2	3	4	5	6	7	8	9	AB	R	H	RBI	BB	SO	LOB	TOP			
Joe Demaestri, R (1,6) OBP: 0.252, SLG: 0.255	0-3 K			0-3 K			0-0 L4-3 1B		0-0 F7	4	0	1	0	0	2	1	Kansas City Athletics @ New York Yankees Yankee Stadium, Bronx, NY Thu Jun 23 1955, 3:33 AM EDT Alt. 7,444 - Unknown - 88 F AB 28 R 0 H 3 RBI 0 BB 1 SO 6 LOB 8			
Enos Slaughter, L (1,9) OBP: 0.414, SLG: 0.373	0-3 K			0-0 F8			0-0 F3		0-0 F8	4	0	0	0	0	1	2				
Elmer Valo, L (1,7) OBP: 0.500, SLG: 0.504	0-3 K			0-0 4-3			0-0 L4-3			3	0	0	0	0	1	1				
Harry Simpson, L (1,8) OBP: 0.287, SLG: 0.313		0-3 K			0-0 F8			4-0 FC4-6 BB		2	0	0	0	1	1	0				
Vic Power, R (1,3) OBP: 0.365, SLG: 0.502		0-0 1-3			0-0 5-3			0-0 F4		3	0	0	0	0	0	1				
Jim Finigan, R (1,4) OBP: 0.367, SLG: 0.502		0-0 6-3			0-0 6-3			0-0 FC4-6 FC6-4		3	0	0	0	0	0	1				
Hector Lopez, R (1,5) OBP: 0.284, SLG: 0.238			0-0 F9			0-0 G6-4-3 1B		0-0 FC6-4		3	0	1	0	0	0	1				
Billy Shantz, R (1,2) OBP: 0.348, SLG: 0.372			0-0 6-3			0-0 G6-4-3			0-3 K	2	0	0	0	0	0	1				
Gus Zernial, R (9, PH) OBP: 0.310, SLG: 0.495						0-0 1-2				1	0	0	0	0	1	0				
Bobby Shantz, R (1,1) OBP: 0.136, SLG: 0.095			0-0 F2			0-0 4-3			0-0 1B	2	0	0	0	0	0	0				
Bill Wilson, R (9, PH) OBP: 0.306, SLG: 0.473										1	0	1	0	0	0	0				
Clete Boyer, R (9, PR) OBP: 0.333, SLG: 0.333										0	0	0	0	0	0	0				
Inning Stats	R: 0 E: 0 K: 3 S: 9	H: 0 LOB: 0 BB: 0 P: 9	R: 0 E: 0 K: 1 S: 5	H: 0 LOB: 0 BB: 0 P: 5	R: 0 E: 0 K: 0 S: 3	H: 0 LOB: 0 BB: 0 P: 3	R: 0 E: 0 K: 1 S: 5	H: 0 LOB: 0 BB: 0 P: 3	R: 0 E: 0 K: 0 S: 3	H: 1 LOB: 0 BB: 0 P: 3	R: 0 E: 0 K: 0 S: 3	H: 1 LOB: 0 BB: 0 P: 3	R: 0 E: 0 K: 0 S: 3	H: 0 LOB: 1 BB: 1 P: 7	R: 0 E: 0 K: 1 S: 6	H: 1 LOB: 1 BB: 0 P: 6	1B: 3 2B: 1 3B: 0 HR: 0	SF: 0 SAC: 0 DP: 2 HBP: 0	WP: 0 PB: 0 SB: 0 CS: 0	PA: 29
PITCHER Bob Turley, R (1,1) ERA: 3.32	IP: 9.0 WLS: W BF: 29 H: 3 R: 0 ER: 0 SO: 6 BB: 1 IBB: 0 HBP: 0 BLK: 0 WP: 0 HR: 0 S: 40 P: 44 ERA: 0.00 WHIP: 0.444															PITCHER				

Batter	1	2	3	4	5	6	7	8	9	AB	R	H	RBI	BB	SO	LOB	BOTTOM		
Gil McDougald, R (1,4) OBP: 0.363, SLG: 0.384	0-3 K		4-0 FC1-6 BB	0-0 FC6-4 FC5-4			0-0 5-3			3	0	0	0	1	1	1	Kansas City Athletics @ New York Yankees Yankee Stadium, Bronx, NY Thu Jun 23 1955, 3:33 AM EDT Alt. 7,444 - Unknown - 88 F AB 30 R 4 H 7 RBI 4 BB 4 SO 1 LOB 12		
Hank Bauer, R (1,9) OBP: 0.341, SLG: 0.412	0-0 5-3		0-0 FC1-6 BB 1B	0-0 F6			0-0 F7			4	1	0	0	0	0	2			
Mickey Mantle, S (1,8) OBP: 0.435, SLG: 0.617	0-0 1B		4-0 1B 2B BB	0-0 FC5-4			0-0 F3			3	1	1	0	1	0	1			
Yogi Berra, L (1,2) OBP: 0.355, SLG: 0.487	0-0 F9		0-0 2B SF7 1B		0-0 3-1		0-0 4-3 1B 2B			4	2	2	1	0	0	1			
Bill Skowron, R (1,3) OBP: 0.432, SLG: 0.718		0-0 L5	0-0 1-3 2B	0-0 6-3			0-0 4-3			4	0	1	1	0	0	1			
Elston Howard, R (1,7) OBP: 0.422, SLG: 0.567		0-0 5-3	4-0 3B IBB	0-0 F8			0-0 1B			3	0	1	1	1	0	0			
Andy Carey, R (1,5) OBP: 0.303, SLG: 0.372		0-0 3B	0-0 SF7	0-0 5-3			0-0 F9			3	0	1	1	0	0	1			
Billy Hunter, R (1,6) OBP: 0.261, SLG: 0.307		4-0 FC6-4 IBB	0-0 L7	0-0 L7			0-0 F9			3	0	0	0	1	0	3			
Bob Turley, R (1,1) OBP: 0.222, SLG: 0.200		0-0 FC6-4	0-0 FC6-4	0-0 1-3						3	0	1	0	0	0	2			
Inning Stats	R: 0 E: 0 K: 1 S: 6	H: 1 LOB: 1 BB: 0 P: 6	R: 0 E: 0 K: 0 S: 4	H: 1 LOB: 2 BB: 1 P: 8	R: 3 E: 0 K: 0 S: 5	H: 2 LOB: 3 BB: 3 P: 17	R: 0 E: 0 K: 0 S: 4	H: 1 LOB: 1 BB: 0 P: 4	R: 0 E: 0 K: 0 S: 3	H: 0 LOB: 0 BB: 0 P: 3	R: 0 E: 0 K: 0 S: 3	H: 0 LOB: 0 BB: 0 P: 3	R: 0 E: 0 K: 0 S: 3	R: 1 E: 0 K: 0 S: 5	H: 2 LOB: 1 BB: 0 P: 5	1B: 4 2B: 2 3B: 1 HR: 0		SF: 1 SAC: 0 DP: 0 HBP: 0	WP: 0 PB: 0 SB: 0 CS: 0
PITCHER Bobby Shantz, L (1,1) ERA: 5.43	IP: 8.0 WLS: L BF: 35 H: 7 R: 4 ER: 4 SO: 1 BB: 2 IBB: 2 HBP: 0 BLK: 0 WP: 0 HR: 0 S: 33 P: 49 ERA: 4.50 WHIP: 1.125															PITCHER			

Batter	1	2	3	4	5	6	7	8	9	AB	R	H	RBI	BB	SO	LOB	TOP										
Joe Demaestri, R OBP: 0.257, SLG: 0.260 (1, 6)										4	0	2	0	0	0	0	Kansas City Athletics @ Baltimore Orioles Memorial Stadium, Baltimore, MD Fri Jun 24 1955, 3:33 AM EDT Att: 9,320 - Unknown livebaseballscores.com										
Enos Slaughter, L OBP: 0.395, SLG: 0.354 (1, 9)										4	1	0	1	0	0	2											
Elmer Valo, L OBP: 0.500, SLG: 0.521 (1, 7)										4	0	2	1	0	0	0											
Harry Simpson, L OBP: 0.286, SLG: 0.301 (1, 8)										3	0	0	0	1	0	1											
Vic Power, R OBP: 0.359, SLG: 0.493 (1, 3)										4	0	0	0	0	0	4											
Jim Finigan, R OBP: 0.365, SLG: 0.498 (1, 4)										4	0	1	0	0	0	4											
Hector Lopez, R OBP: 0.283, SLG: 0.238 (1, 5)										4	0	1	0	0	0	1											
Joe Astroth, R OBP: 0.366, SLG: 0.301 (1, 2)										3	1	0	0	1	1	1											
Arnie Portocarrero, R OBP: 0.111, SLG: 0.444 Tom Gorman, R (6, 1)										2	0	0	0	0	1	1											
										2	0	0	0	0	2	0											
Inning Stats	R: 0 E: 0 K: 0 S: 5	H: 2 LOB: 3 BB: 1 P: 9	R: 0 E: 0 K: 0 S: 3	H: 0 LOB: 0 BB: 0 P: 3	R: 0 E: 0 K: 0 S: 3	H: 0 LOB: 0 BB: 0 P: 3	R: 0 E: 0 K: 0 S: 4	H: 2 LOB: 1 BB: 0 P: 4	R: 2 E: 0 K: 1 S: 7	H: 2 LOB: 1 BB: 1 P: 11	R: 0 E: 1 K: 0 S: 6	H: 0 LOB: 1 BB: 0 P: 6	R: 0 E: 0 K: 0 S: 5	H: 0 LOB: 0 BB: 0 P: 5	R: 0 E: 1 K: 0 S: 4	H: 0 LOB: 1 BB: 0 P: 4		R: 0 E: 0 K: 1 S: 5	H: 0 LOB: 0 BB: 0 P: 5	R: 0 E: 0 K: 0 S: 5	H: 0 LOB: 0 BB: 0 P: 5	1B: 5 2B: 0 3B: 1 HR: 0	SF: 0 SAC: 0 DP: 0 HBP: 0	WP: 0 PB: 0 SB: 1 CS: 1	PA: 37		
PITCHER	IP	WLS	BF	H	R	ER	SO	BB	IBB	HBP	BLK	WP	HR	S	P	ERA	WHIP										
Saul Rogovin, R ERA: 3.91 Ray Moore, R ERA: 3.19	(1, 1) (6, 1)	5.0 4.0	L 14	22 0	6 0	2 0	1 3	2 0	0 0	0 0	0 0	0 0	0 0	22 20	30 20	3.60 0.00	1.600 0.000										

Batter	1	2	3	4	5	6	7	8	9	AB	R	H	RBI	BB	SO	LOB	BOTTOM										
Chuck Diering, R OBP: 0.324, SLG: 0.355 (1, 8)										4	0	0	0	0	0	0	Kansas City Athletics @ Baltimore Orioles Memorial Stadium, Baltimore, MD Fri Jun 24 1955, 3:33 AM EDT Att: 9,320 - Unknown livebaseballscores.com										
Bobby Young, L OBP: 0.237, SLG: 0.217 (1, 4)										4	0	1	0	0	0	0											
Wally Westlake, R OBP: 0.406, SLG: 0.280 (1, 9)										2	0	0	0	2	0	0											
Dave Pope, L OBP: 0.349, SLG: 0.451 (1, 7)										3	0	1	0	1	1	3											
Hal Smith, R OBP: 0.282, SLG: 0.332 (1, 2)										3	0	1	0	1	0	3											
Wayne Causey, L OBP: 0.216, SLG: 0.257 (1, 5)										4	0	0	0	0	0	5											
Tex Nelson, L OBP: 0.500, SLG: 0.490 (1, 3)										3	0	1	0	0	0	3											
Willy Miranda, S OBP: 0.279, SLG: 0.286 Gil Coan, L OBP: 0.312, SLG: 0.321 (7, PH) (8, 7)										2	0	0	0	0	0	1											
Saul Rogovin, R OBP: 0.136, SLG: 0.095 Gus Triandos, R OBP: 0.316, SLG: 0.366 Ray Moore, R OBP: 0.308, SLG: 0.250 (1, 1) (5, PH) (6, 1)										1	0	0	0	0	0	0											
										1	0	0	0	0	0	0											
Inning Stats	R: 0 E: 0 K: 1 S: 5	H: 0 LOB: 1 BB: 1 P: 9	R: 0 E: 0 K: 0 S: 4	H: 1 LOB: 1 BB: 0 P: 4	R: 0 E: 0 K: 0 S: 3	H: 0 LOB: 0 BB: 0 P: 3	R: 0 E: 0 K: 0 S: 3	H: 0 LOB: 2 BB: 2 P: 11	R: 0 E: 0 K: 0 S: 4	H: 1 LOB: 2 BB: 1 P: 8	R: 0 E: 0 K: 0 S: 3	H: 1 LOB: 0 BB: 0 P: 3	R: 0 E: 0 K: 0 S: 3	H: 0 LOB: 0 BB: 0 P: 3	R: 0 E: 0 K: 0 S: 3	H: 1 LOB: 0 BB: 0 P: 3		R: 0 E: 0 K: 0 S: 3	H: 1 LOB: 0 BB: 0 P: 3	1B: 4 2B: 0 3B: 0 HR: 0	SF: 0 SAC: 0 DP: 2 HBP: 0	WP: 0 PB: 0 SB: 0 CS: 0	PA: 33				
PITCHER	IP	WLS	BF	H	R	ER	SO	BB	IBB	HBP	BLK	WP	HR	S	P	ERA	WHIP										
Arnie Portocarrero, R ERA: 4.98 Tom Gorman, R ERA: 3.32	(1, 1) (6, 1)	5.0 4.0	W S	21 12	2 2	0 0	0 0	4 0	0 0	0 0	0 0	0 0	0 0	19 12	35 12	0.00 0.00	1.200 0.500										

Batter	1	2	3	4	5	6	7	8	9	AB	R	H	RBI	BB	SO	LOB	TOP								
Joe Demaestri, R (1,6) OBP: 0.259, SLG: 0.263										4	0	0	0	0	0	2									
Enos Slaughter, L (1,9) OBP: 0.356, SLG: 0.315										4	0	0	0	0	0	1									
Gus Zernial, R (1,7) OBP: 0.308, SLG: 0.481										3	0	0	0	0	1	1									
Bill Renna, R (8,7) OBP: 0.319, SLG: 0.415										1	0	0	0	0	0	0									
Harry Simpson, L (1,8) OBP: 0.290, SLG: 0.304										4	0	1	0	0	1	0									
Vic Power, R (1,3) OBP: 0.356, SLG: 0.485										3	0	1	0	0	0	1									
Jim Finigan, R (1,4) OBP: 0.362, SLG: 0.492										3	0	0	0	0	1	2									
Hector Lopez, R (1,5) OBP: 0.281, SLG: 0.247										3	0	0	0	0	1	2									
Joe Astroth, R (1,2) OBP: 0.367, SLG: 0.311										3	1	1	0	0	1	0									
Alex Kellner, R (1,1) OBP: 0.344, SLG: 0.400										3	0	2	1	0	0	0									
Inning Stats	R: 0 E: 0 K: 0 S: 3	H: 0 LOB: 0 BB: 0 P: 3	R: 0 E: 0 K: 1 S: 6	H: 1 LOB: 1 BB: 0 P: 6	R: 0 E: 0 K: 0 S: 3	H: 1 LOB: 0 BB: 0 P: 3	R: 0 E: 0 K: 0 S: 3	H: 0 LOB: 0 BB: 0 P: 3	R: 0 E: 0 K: 1 S: 5	H: 0 LOB: 0 BB: 0 P: 5	R: 1 E: 0 K: 0 S: 7	H: 2 LOB: 1 BB: 0 P: 7	R: 0 E: 0 K: 0 S: 4	H: 1 LOB: 1 BB: 0 P: 4	R: 0 E: 0 K: 1 S: 5	H: 0 LOB: 0 BB: 0 P: 5	R: 0 E: 0 K: 1 S: 5	H: 0 LOB: 0 BB: 0 P: 5	1B: 4 2B: 1 3B: 0 HR: 0	SF: 0 SAC: 0 DP: 1 HBP: 0	WP: 0 PB: 0 SB: 0 CS: 0	PA: 31			
PITCHER Jim Wilson, R (1,1) ERA: 2.61	IP: 9.0 WLS: L BF: 31	H: 5 R: 1 ER: 1 SO: 5	BB: 0 IBB: 0 HBP: 0 BLK: 0	WP: 0 HR: 0 S: 41 P: 41	ERA: 1.00 WHIP: 0.556																				

Kansas City Athletics @ Baltimore Orioles
Memorial Stadium, Baltimore, MD
Sun Jun 26 1955, 3:33 AM EDT
Unknown

AB 31
R 1
H 5
RBI 1
BB 0
SO 5
LOB 9



Batter	1	2	3	4	5	6	7	8	9	AB	R	H	RBI	BB	SO	LOB	BOTTOM								
Chuck Diering, R (1,5) OBP: 0.315, SLG: 0.344										4	0	0	0	0	0	0									
Hoot Evers, R (1,7) OBP: 0.317, SLG: 0.430										4	0	0	0	0	0	0									
Wally Westlake, R (1,9) OBP: 0.390, SLG: 0.303										3	0	0	0	1	1	0									
Gus Triandos, R (1,3) OBP: 0.308, SLG: 0.351										3	0	0	0	0	0	1									
Hal Smith, R (1,2) OBP: 0.282, SLG: 0.335										3	0	1	0	0	0	0									
Dave Pope, L (1,8) OBP: 0.342, SLG: 0.439										2	0	0	0	0	1	0									
Bobby Young, L (1,4) OBP: 0.244, SLG: 0.231										2	0	0	0	0	0	1									
Tom Gastall, R (8, PH) Wayne Causey, L (9, 5) OBP: 0.220, SLG: 0.256										1	0	0	0	0	0	0									
Willy Miranda, S (1,6) OBP: 0.281, SLG: 0.284										2	0	0	0	1	0	1									
Jim Wilson, R (1,1) OBP: 0.158, SLG: 0.135										3	0	0	0	0	0	1									
Inning Stats	R: 0 E: 0 K: 0 S: 3	H: 0 LOB: 1 BB: 1 P: 7	R: 0 E: 0 K: 0 S: 4	H: 1 LOB: 1 BB: 0 P: 4	R: 0 E: 0 K: 0 S: 3	H: 0 LOB: 0 BB: 0 P: 3	R: 0 E: 0 K: 0 S: 3	H: 0 LOB: 0 BB: 0 P: 3	R: 0 E: 0 K: 0 S: 3	H: 0 LOB: 0 BB: 0 P: 3	R: 0 E: 0 K: 1 S: 5	H: 0 LOB: 0 BB: 0 P: 3	R: 0 E: 0 K: 1 S: 5	H: 0 LOB: 1 BB: 1 P: 9	R: 0 E: 0 K: 1 S: 5	H: 0 LOB: 0 BB: 0 P: 5	1B: 1 2B: 0 3B: 0 HR: 0	SF: 0 SAC: 1 DP: 0 HBP: 0	WP: 0 PB: 0 SB: 0 CS: 0	PA: 30					
PITCHER Alex Kellner, L (1,1) ERA: 3.68	IP: 9.0 WLS: W BF: 30	H: 1 R: 0 ER: 0 SO: 2	BB: 2 IBB: 0 HBP: 0 BLK: 0	WP: 0 HR: 0 S: 32 P: 40	ERA: 0.00 WHIP: 0.333																				


Kansas City Athletics @ Baltimore Orioles
Memorial Stadium, Baltimore, MD
Sun Jun 26 1955, 3:33 AM EDT
Unknown

AB 27
R 0
H 1
RBI 0
BB 2
SO 2
LOB 4



Batter	1	2	3	4	5	6	7	8	9	AB	R	H	RBI	BB	SO	LOB	TOP										
Joe Demaestri, R (1, 6) OBP: 0.262, SLG: 0.266										5	0	2	0	0	0	0	Kansas City Athletics @ Baltimore Orioles Memorial Stadium, Baltimore, MD Sun Jun 26 1955, 3:38 AM EDT Att: 16,489 - Unknown livebaseballscorecards.com										
Enos Slaughter, L (1, 9) OBP: 0.352, SLG: 0.312										4	0	1	1	0	0	2											
Gus Zernial, R (1, 7) OBP: 0.307, SLG: 0.491 Bill Renna, R (7, 7) OBP: 0.319, SLG: 0.415										4	1	1	1	0	1	4											
Harry Simpson, L (1, 8) OBP: 0.306, SLG: 0.344										4	0	3	0	0	0	0											
Vic Power, R (1, 3) OBP: 0.350, SLG: 0.477										4	0	0	0	0	0	3											
Jim Finigan, R (1, 4) OBP: 0.357, SLG: 0.484										4	0	0	0	0	2	2											
Hector Lopez, R (1, 5) OBP: 0.298, SLG: 0.280										3	3	3	1	1	0	0											
Billy Shantz, R (1, 2) OBP: 0.341, SLG: 0.364										3	0	0	0	0	0	2											
Ray Herbert, R (1, 1) OBP: 0.313, SLG: 0.357 Tom Gorman, R (9, 1)										2	1	1	2	1	1	1											
Inning Stats	R: 1 E: 0 K: 0 S: 5	H: 2 LOB: 1 BB: 0 P: 5	R: 0 E: 0 K: 2 S: 8	H: 1 LOB: 1 BB: 0 P: 8	R: 0 E: 0 K: 1 S: 5	H: 0 LOB: 0 BB: 0 P: 5	R: 0 E: 1 K: 0 S: 3	H: 1 LOB: 0 BB: 0 P: 3	R: 2 E: 0 K: 0 S: 5	H: 3 LOB: 1 BB: 1 P: 9	R: 0 E: 0 K: 1 S: 5	H: 0 LOB: 0 BB: 0 P: 5	R: 1 E: 0 K: 0 S: 5	H: 2 LOB: 2 BB: 1 P: 9	R: 0 E: 0 K: 0 S: 3	H: 1 LOB: 0 BB: 0 P: 3	R: 1 E: 1 K: 0 S: 4	H: 1 LOB: 0 BB: 0 P: 4	1B: 8 2B: 0 3B: 1 HR: 2	SF: 1 SAC: 1 DP: 2 HBP: 0	WP: 0 PB: 0 SB: 0 CS: 1	PA: 38					
PITCHER	IP	WLS	BF	H	R	ER	SO	BB	IBB	HBP	BLK	WP	HR	S	P	ERA	WHIP										
Don Johnson, R (1, 1) ERA: 4.67	5.0	L	21	7	3	3	3	1	0	0	0	0	2	26	30	5.40	1.600										
Harry Dorish, R (6, 1) ERA: 2.94	2.0	10	3	1	1	1	1	1	0	0	0	0	0	11	15	4.50	2.000										
Jim McDonald, R (8, 1) ERA: 5.59	1.0	2	0	0	0	0	0	0	0	0	0	0	0	2	2	0.00	0.000										
Art Schallack, L (9, 1) ERA: 2.01	1.0	4	1	1	0	0	0	0	0	0	0	0	0	4	4	0.00	1.000										

Batter	1	2	3	4	5	6	7	8	9	AB	R	H	RBI	BB	SO	LOB	BOTTOM										
Bobby Young, L (1, 4) OBP: 0.244, SLG: 0.231										4	0	1	0	0	0	2	Kansas City Athletics @ Baltimore Orioles Memorial Stadium, Baltimore, MD Sun Jun 26 1955, 3:38 AM EDT Att: 16,489 - Unknown livebaseballscorecards.com										
Dave Pope, L (1, 8) OBP: 0.340, SLG: 0.434										4	0	1	0	0	1	1											
Wally Westlake, R (1, 9) OBP: 0.378, SLG: 0.278										3	0	0	0	1	1	1											
Gus Triandos, R (1, 3) OBP: 0.312, SLG: 0.351										3	0	1	0	0	0	1											
Hoot Evers, R (1, 7) OBP: 0.316, SLG: 0.426										4	1	1	0	0	0	4											
Wayne Causey, L (1, 5) OBP: 0.222, SLG: 0.256										4	1	1	0	0	0	2											
Tom Gastall, R (1, 2) OBP: 0.100, SLG: 0.100										4	0	1	0	0	0	4											
Willy Miranda, S (1, 6) OBP: 0.279, SLG: 0.283 Gil Coan, L (5, PH) OBP: 0.315, SLG: 0.333 Chuck Diering, R (6, 6) OBP: 0.313, SLG: 0.341										1	0	0	0	0	0	1											
Don Johnson, R (1, 1) Cal Abrams, L (5, PH) Harry Dorish, R (8, 1) Jim McDonald, R (8, 1) Hal Smith, R (8, PH) Art Schallack, L (9, 1)										0	0	0	0	0	0	0											
Inning Stats	R: 0 E: 0 K: 0 S: 3	H: 1 LOB: 0 BB: 0 P: 3	R: 0 E: 0 K: 0 S: 2	H: 0 LOB: 0 BB: 0 P: 3	R: 0 E: 1 K: 0 S: 4	H: 1 LOB: 1 BB: 0 P: 4	R: 0 E: 0 K: 0 S: 3	H: 0 LOB: 0 BB: 0 P: 3	R: 2 E: 0 K: 0 S: 6	H: 3 LOB: 1 BB: 0 P: 6	R: 0 E: 0 K: 1 S: 6	H: 1 LOB: 1 BB: 0 P: 6	R: 0 E: 0 K: 0 S: 3	H: 0 LOB: 0 BB: 0 P: 3	R: 0 E: 0 K: 1 S: 5	H: 0 LOB: 0 BB: 0 P: 5	R: 0 E: 0 K: 0 S: 4	H: 1 LOB: 2 BB: 1 P: 8	1B: 6 2B: 1 3B: 0 HR: 0	SF: 1 SAC: 0 DP: 1 HBP: 1	WP: 0 PB: 0 SB: 0 CS: 1	PA: 34					
PITCHER	IP	WLS	BF	H	R	ER	SO	BB	IBB	HBP	BLK	WP	HR	S	P	ERA	WHIP										
Ray Herbert, R (1, 1) ERA: 5.07	8.0	W	31	7	2	2	2	1	0	1	0	0	0	33	38	2.25	1.000										
Tom Gorman, R (9, 1) ERA: 3.14	1.0	S	3	0	0	0	0	0	0	0	0	0	0	3	3	0.00	0.000										



Batter	1	2	3	4	5	6	7	8	9	AB	R	H	RBI	BB	SO	LOB	TOP			
Joe Demaestri, R (1,6) OBP: 0.261, SLG: 0.264	F3		F6		F5	K				5	0	1	0	0	1	2	Kansas City Athletics @ Cleveland Indians Cleveland Municipal Stadium, Cleveland, OH Tue Jun 28 1955, 3:33 AM EDT Att: 10,613 - Unknown livebaseballscorecards.com			
Enos Slaughter, L (1,9) OBP: 0.336, SLG: 0.316			K			F7		K		5	1	2	0	0	2	4				
Gus Zernial, R (1,7) OBP: 0.305, SLG: 0.484	F6				K	K		K		5	0	1	0	0	3	6				
Harry Simpson, L (1,8) OBP: 0.310, SLG: 0.376	F5		F6							5	1	2	2	0	0	2				
Vic Power, R (1,3) OBP: 0.347, SLG: 0.471					F8	F8				5	1	1	0	0	0	1				
Jim Fingian, R (1,4) OBP: 0.366, SLG: 0.498										3	1	3	1	2	0	0				
Hector Lopez, R (1,5) OBP: 0.301, SLG: 0.290			F2		F9					5	1	2	1	0	0	4				
Joe Astroth, R (1,2) OBP: 0.366, SLG: 0.312			F6							3	0	1	0	0	0	2				
Billy Shantz, R (6, PR) OBP: 0.336, SLG: 0.361						FC6				1	0	0	0	0	0	2				
Bill Renna, R (9, PH) OBP: 0.317, SLG: 0.411										1	0	0	0	0	1	2				
Art Ditmar, R (1,1) OBP: 0.308, SLG: 0.308			F9							2	0	0	0	0	0	3				
Elmer Valo, L (6, PH) OBP: 0.303, SLG: 0.525										1	0	1	1	0	0	0				
Art Ceccarelli, R (6,1) OBP: 0.305, SLG: 0.470										0	0	0	0	0	0	0				
Bill Wilson, R (8, PH) OBP: 0.305, SLG: 0.470										1	0	0	0	0	0	0				
Johnny Sain, R (8,1)										0	0	0	0	0	0	0				
Inning Stats	R: 0 E: 0 K: 0 S: 4	H: 1 LOB: 1 BB: 0 P: 4	R: 1 E: 0 K: 0 S: 5	H: 2 LOB: 1 BB: 0 P: 5	R: 0 E: 0 K: 1 S: 6	H: 1 LOB: 1 BB: 0 P: 6	R: 0 E: 0 K: 0 S: 4	H: 1 LOB: 2 BB: 1 P: 8	R: 2 E: 0 K: 2 S: 11	H: 3 LOB: 3 BB: 0 P: 11	R: 0 E: 0 K: 0 S: 5	H: 2 LOB: 2 BB: 0 P: 5	R: 0 E: 0 K: 2 S: 8	H: 1 LOB: 1 BB: 0 P: 8	R: 0 E: 0 K: 1 S: 6	H: 1 LOB: 2 BB: 1 P: 10	1B: 10 2B: 3 3B: 0 HR: 1	SF: 0 SAC: 0 DP: 0 HBP: 0	WP: 0 PB: 1 SB: 0 CS: 0	PA: 44
PITCHER	IP WLS BF H R ER SO BB IBB HBP BLK WP HR S P ERA WHIP																			
Mike Garcia, R (1,1) ERA: 3.88	5.0 W 27 10 5 5 2 1 0 0 0 0 1 30 34 9.00 2.200																			
Ray Narleski, R (6,1) ERA: 3.74	4.0 S 17 4 0 0 5 1 0 0 0 0 0 0 26 30 0.00 1.250																			

Batter	1	2	3	4	5	6	7	8	9	AB	R	H	RBI	BB	SO	LOB	BOTTOM			
Gene Woodling, L (1,7) OBP: 0.347, SLG: 0.354	F7					F4				2	1	0	0	2	0	0	Kansas City Athletics @ Cleveland Indians Cleveland Municipal Stadium, Cleveland, OH Tue Jun 28 1955, 3:33 AM EDT Att: 10,613 - Unknown livebaseballscorecards.com			
Bobby Avila, R (1,4) OBP: 0.397, SLG: 0.384	F7					F6				3	1	0	0	1	0	1				
Al Smith, R (1,9) OBP: 0.412, SLG: 0.517										3	2	2	2	1	0	0				
Al Rosen, R (1,5) OBP: 0.365, SLG: 0.390										4	1	2	1	0	0	1				
Larry Doby, L (1,8) OBP: 0.378, SLG: 0.448										4	1	2	4	0	1	0				
Joe Altobelli, L (1,3) OBP: 0.214, SLG: 0.222	F4		F1			F6				4	0	0	0	0	0	2				
George Strickland, R (1,6) OBP: 0.333, SLG: 0.323										4	0	0	0	0	1	0				
Jim Hegan, R (1,2) OBP: 0.266, SLG: 0.272										4	1	1	0	0	1	1				
Mike Garcia, R (1,1) OBP: 0.268, SLG: 0.316										2	0	0	0	0	1	1				
Ray Narleski, R (6,1) OBP: 0.125, SLG: 0.125										1	0	0	0	0	0	0				
Inning Stats	R: 1 E: 0 K: 0 S: 5	H: 2 LOB: 2 BB: 1 P: 9	R: 6 E: 0 K: 2 S: 11	H: 4 LOB: 2 BB: 2 P: 19	R: 0 E: 0 K: 0 S: 3	H: 0 LOB: 0 BB: 0 P: 3	R: 0 E: 0 K: 0 S: 3	H: 1 LOB: 1 BB: 1 P: 7	R: 0 E: 0 K: 1 S: 6	H: 0 LOB: 1 BB: 0 P: 6	R: 0 E: 0 K: 0 S: 3	H: 0 LOB: 0 BB: 0 P: 3	R: 0 E: 0 K: 1 S: 5	H: 0 LOB: 0 BB: 0 P: 5	R: 0 E: 0 K: 0 S: 3	H: 0 LOB: 0 BB: 0 P: 3	1B: 5 2B: 1 3B: 0 HR: 1	SF: 0 SAC: 0 DP: 0 HBP: 0	WP: 0 PB: 0 SB: 0 CS: 1	PA: 35
PITCHER	IP WLS BF H R ER SO BB IBB HBP BLK WP HR S P ERA WHIP																			
Art Ditmar, R (1,1) ERA: 5.96	5.0 L 26 7 7 7 3 3 0 0 0 0 0 0 8 44 12.60 2.000																			
Art Ceccarelli, L (6,1) ERA: 4.45	2.0 6 0 0 0 1 0 0 0 0 0 0 0 8 8 0.00 0.000																			
Johnny Sain, R (8,1) ERA: 5.29	1.0 3 0 0 0 0 0 0 0 0 0 0 0 3 3 0.00 0.000																			

Batter	1	2	3	4	5	6	7	8	9	AB	R	H	RBI	BB	SO	LOB	TOP			
Harvey Kuenn, R OBP: 0.348, SLG: 0.422	0-0 2-3		0-0 F3		0-0 F8		0-0 F2		0-3 K	5	0	0	0	0	1	6				
Bill Tuttle, R OBP: 0.367, SLG: 0.407	0-0 F7		0-0		0-3 K		0-0 L7			4	0	1	1	0	1	2				
Al Kaline, R OBP: 0.444, SLG: 0.595	0-3 K		0-3 K		4-0 1B E BB		4-0 BB			2	1	0	0	2	2	2				
Earl Torgeson, L OBP: 0.393, SLG: 0.338		0-0 F4		0-0 F9		0-0 F4		0-0 F7		4	0	0	0	0	0	2				
Ray Boone, R OBP: 0.324, SLG: 0.425		0-0 L7		0-0 F6		0-0 F5		0-0 F6		4	0	0	0	0	0	2				
Jim Delsing, L OBP: 0.365, SLG: 0.433		0-0 F6		0-0 F8		0-0 E 1B		0-0 F2		4	0	1	0	0	0	1				
Red Wilson, R OBP: 0.322, SLG: 0.333			4-0 1B BB		0-0 BB 1B		0-0 E5		0-0 1B	3	1	2	0	1	0	1	AB 33			
Bubba Phillips, R OBP: 0.299, SLG: 0.356			0-0 1B BB		0-0 F2		0-0 F5		0-0 L4-3 1B	0	0	0	0	0	0	0	R 2			
Fred Hatfield, L OBP: 0.332, SLG: 0.330			0-0 1B 1-2 1B		0-0 F2		0-0 F5		0-0 L4-3 1B	4	0	2	0	0	0	3	H 6			
Babe Birrer, R OBP: 0.258, SLG: 0.500			0-0 F4		4-0 BB		0-0 1-3		0-0 L4-3	0	0	0	0	0	0	0	RBI 1			
Jack Phillips, R OBP: 0.354, SLG: 0.419										1	0	0	0	0	0	2	BB 4			
Leo Cristante, R OBP: 0.359, SLG: 0.356										0	0	0	0	0	0	0	SO 4			
Ferris Fain, L OBP: 0.359, SLG: 0.356										0	0	0	0	0	0	0	LOB 23			
Reno Bertoia, R OBP: 0.299, SLG: 0.240										0	0	0	0	0	0	0				
Al Aber, L OBP: 0.299, SLG: 0.240										1	0	0	0	0	0	0				
Frank House, L OBP: 0.294, SLG: 0.364										1	0	0	0	0	0	2				
Inning Stats	R: 0 E: 0 K: 1 S: 5	H: 0 LOB: 0 BB: 0 P: 5	R: 0 E: 0 K: 0 S: 3	H: 0 LOB: 0 BB: 0 P: 3	R: 1 E: 0 K: 1 S: 7	H: 2 LOB: 2 BB: 1 P: 11	R: 0 E: 0 K: 0 S: 3	H: 0 LOB: 0 BB: 0 P: 3	R: 0 E: 0 K: 1 S: 6	H: 1 LOB: 2 BB: 1 P: 10	R: 1 E: 1 K: 0 S: 5	H: 1 LOB: 2 BB: 1 P: 9	R: 0 E: 0 K: 0 S: 3	H: 0 LOB: 1 BB: 1 P: 7	R: 0 E: 0 K: 1 S: 6	H: 2 LOB: 2 BB: 0 P: 6	1B: 6 2B: 1 3B: 0 HR: 0	SF: 0 SAC: 0 DP: 1 HBP: 0	WP: 0 PB: 0 SB: 0 CS: 0	PA: 37
PITCHER	IP WLS BF H R ER SO BB IBB HBP BLK WP HR S P ERA WHIP																			
Cloyd Boyer, R ERA: 5.28	(1, 1) 7.1 W 31 4 2 1 3 4 0 0 0 0 0 0 33 49 1.23 1.091																			
Tom Gorman, R ERA: 2.79	(8, 1) 1.2 S 6 2 0 0 1 0 0 0 0 0 0 0 8 8 0.00 1.200																			

Detroit Tigers @ Kansas City Athletics
Municipal Stadium, Kansas City, MO
Fri Jul 01 1955, 4:33 AM EDT
Unknown


AB	33
R	2
H	6
RBI	1
BB	4
SO	4
LOB	23



Batter	1	2	3	4	5	6	7	8	9	AB	R	H	RBI	BB	SO	LOB	BOTTOM			
Joe Demaestri, R OBP: 0.255, SLG: 0.258	0-0 F8	0-0 6-3		0-0 2-3			0-0 5-3			4	0	0	0	0	0	0				
Enos Slaughter, L OBP: 0.361, SLG: 0.308	4-0 HR BB		0-0 F7		4-0 CS BB		0-0 4-3			2	1	0	0	2	0	0				
Bill Wilson, R OBP: 0.313, SLG: 0.495	0-0 1-H HR		0-0 1B 2B		0-3 K 1-2		4-0 BB			3	1	2	2	1	1	1				
Harry Simpson, L OBP: 0.336, SLG: 0.440	0-0 3B		0-0 2-3 1B		0-0 1B		0-3 K			4	0	3	0	0	1	1				
Vic Power, R OBP: 0.347, SLG: 0.466	0-0 F7		0-0 F7		0-0 F8		0-0 F8			4	0	0	0	0	0	5				
Jim Finigan, R OBP: 0.364, SLG: 0.494	0-0 4-3		4-0 FC5-4 BB		0-3 K		0-0 4-3			3	0	0	0	1	1	2				
Hector Lopez, R OBP: 0.304, SLG: 0.294		0-0 F4	0-0 FC5-4		0-3 K		0-0 4-3			3	0	0	0	0	1	3	AB 29			
Joe Astroth, R OBP: 0.367, SLG: 0.340		0-0 HR		0-0 F5		0-0 6-3				3	1	1	1	0	0	0	R 3			
Cloyd Boyer, R OBP: 0.143, SLG: 0.100		0-0 F7		0-0 F2			0-0 F8			3	0	0	0	0	0	0	H 6			
Tom Gorman, R ERA: 2.79	(8, 1) 1.2 S 6 2 0 0 1 0 0 0 0 0 0 0 8 8 0.00 1.200																			
Inning Stats	R: 2 E: 0 K: 0 S: 5	H: 2 LOB: 1 BB: 1 P: 9	R: 1 E: 0 K: 0 S: 4	H: 1 LOB: 0 BB: 0 P: 4	R: 0 E: 0 K: 0 S: 5	H: 2 LOB: 3 BB: 1 P: 9	R: 0 E: 0 K: 0 S: 3	H: 0 LOB: 0 BB: 0 P: 3	R: 0 E: 0 K: 1 S: 5	H: 1 LOB: 1 BB: 1 P: 9	R: 0 E: 0 K: 2 S: 7	H: 0 LOB: 0 BB: 0 P: 7	R: 0 E: 0 K: 0 S: 3	H: 0 LOB: 0 BB: 0 P: 3	R: 0 E: 0 K: 1 S: 5	H: 0 LOB: 1 BB: 1 P: 9	1B: 2 2B: 2 3B: 1 HR: 2	SF: 0 SAC: 0 DP: 1 HBP: 0	WP: 0 PB: 0 SB: 0 CS: 1	PA: 33
PITCHER	IP WLS BF H R ER SO BB IBB HBP BLK WP HR S P ERA WHIP																			
Babe Birrer, R ERA: 3.72	(1, 1) 2.0 L 10 3 3 3 0 1 0 0 0 0 0 0 2 9 13.50 2.000																			
Leo Cristante, R ERA: 2.95	(3, 1) 2.0 9 2 0 0 0 1 0 0 0 0 0 0 8 12 0.00 1.500																			
Al Aber, L ERA: 3.19	(5, 1) 4.0 14 1 0 0 4 2 0 0 0 0 0 0 20 28 0.00 0.750																			

Detroit Tigers @ Kansas City Athletics
Municipal Stadium, Kansas City, MO
Fri Jul 01 1955, 4:33 AM EDT
Unknown

AB	29
R	3
H	6
RBI	3
BB	4
SO	4
LOB	12



Batter	1	2	3	4	5	6	7	8	9	AB	R	H	RBI	BB	SO	LOB	TOP										
Harvey Kuenn, R OBP: 0.346, SLG: 0.417	6-3		1B FC6-4		F8		5-3		F7	5	1	1	0	0	0	1											
Bill Tuttle, R OBP: 0.371, SLG: 0.410	1-3		1B FC6-4		G6-4-3		1B 1B		1B 1B	5	1	3	0	0	0	1											
Al Kaline, R OBP: 0.443, SLG: 0.592	1B		FC6-4 G4-6-3		K		1B 1B		L6-3	5	0	2	1	0	1	2											
Earl Torgeson, L OBP: 0.395, SLG: 0.342	1-3		G4-6-3		FC5-4 1B		1B 1B			4	1	2	1	0	0	2											
Ray Boone, R OBP: 0.327, SLG: 0.442		HR			F9		L5			4	1	2	1	0	0	2											
Jim Delsing, L OBP: 0.367, SLG: 0.438		2B 1-3			FC5-4 3B		F8			4	1	2	0	0	0	2											
Frank House, L OBP: 0.299, SLG: 0.383		F9			F2		1B			4	0	2	2	0	0	2											
Fred Hatfield, L OBP: 0.327, SLG: 0.325		1-3			K		3B		F6	4	0	0	0	0	1	4											
Ned Garver, R OBP: 0.267, SLG: 0.237		F2			4-3		F7		K	2	0	0	0	1	0	1											
Billy Hoelt, L OBP: 0.227, SLG: 0.195										0	0	0	0	0	0	0											
Leo Cristante, R OBP: 0.227, SLG: 0.195										0	0	0	0	0	0	0											
Ferns Fain, L OBP: 0.452, SLG: 0.353										1	0	0	0	0	1	1											
Babe Birrer, R OBP: 0.250, SLG: 0.500										0	0	0	0	0	0	0											
Inning Stats	R: 0 E: 0 K: 0 S: 4	H: 1 LOB: 1 BB: 0 P: 4	R: 1 E: 0 K: 0 S: 5	H: 2 LOB: 1 BB: 0 P: 5	R: 1 E: 0 K: 0 S: 4	H: 2 LOB: 0 BB: 0 P: 4	R: 0 E: 0 K: 1 S: 6	H: 1 LOB: 1 BB: 0 P: 6	R: 0 E: 0 K: 0 S: 2	H: 0 LOB: 0 BB: 1 P: 6	R: 2 E: 0 K: 1 S: 8	H: 3 LOB: 2 BB: 0 P: 8	R: 1 E: 0 K: 0 S: 6	H: 3 LOB: 1 BB: 0 P: 6	R: 0 E: 0 K: 1 S: 6	H: 1 LOB: 1 BB: 0 P: 6	R: 0 E: 0 K: 0 S: 3	H: 1 LOB: 0 BB: 0 P: 3	1B: 11 2B: 2 3B: 1 HR: 1	SF: 0 SAC: 0 DP: 3 HBP: 0	WP: 0 PB: 0 SB: 0 CS: 0	PA: 39					
PITCHER	IP	WLS	BF	H	R	ER	SO	BB	IBB	HBP	BLK	WP	HR	S	P	ERA	WHIP										
Ray Herbert, R ERA: 4.98	1.0		4	1	0	0	0	0	0	0	0	0	0	4	4	0.00	1.000										
Art Ceccarelli, L ERA: 4.57	5.0		22	8	4	4	2	1	0	0	0	0	1	25	29	7.20	1.800										
Johnny Sain, R ERA: 5.4	1.0		6	3	1	1	0	0	0	0	0	0	0	6	6	9.00	3.000										
Tom Gorman, R ERA: 2.88	2.0	W	7	2	0	0	1	0	0	0	0	0	0	9	9	0.00	1.000										

Detroit Tigers @ Kansas City Athletics
Municipal Stadium, Kansas City, MO
Fri Jul 01 1955, 4:38 AM EDT
Att: 18,770 - Unknown


AB	38
R	5
H	14
RBI	5
BB	1
SO	3
LOB	18



Batter	1	2	3	4	5	6	7	8	9	AB	R	H	RBI	BB	SO	LOB	BOTTOM										
Joe Demaestri, R OBP: 0.262, SLG: 0.266			F7				BB		F8	5	1	3	1	0	0	0											
Enos Slaughter, L OBP: 0.382, SLG: 0.299			1-3				2B			3	0	0	0	0	0	2											
Johnny Sain, R OBP: 0.382, SLG: 0.299							1B			0	0	0	0	0	0	0											
Elmer Valo, L OBP: 0.507, SLG: 0.525							BB			0	1	0	0	1	0	0											
Tom Gorman, R OBP: 0.507, SLG: 0.525							BB			0	0	0	0	0	0	0											
Bill Wilson, R OBP: 0.317, SLG: 0.497										3	1	1	3	1	0	1											
Harry Simpson, L OBP: 0.341, SLG: 0.442										4	1	2	1	0	0	3											
Vic Power, R OBP: 0.349, SLG: 0.476										3	1	1	1	1	0	3											
Jim Finigan, R OBP: 0.365, SLG: 0.494										4	1	2	1	0	0	1											
Hector Lopez, R OBP: 0.298, SLG: 0.287										4	0	0	0	0	0	3											
Billy Shantz, R OBP: 0.329, SLG: 0.350										4	0	0	0	0	0	1											
Ray Herbert, R OBP: 0.313, SLG: 0.357										0	0	0	0	0	0	0											
Art Ceccarelli, R OBP: 0.313, SLG: 0.357										2	0	0	0	0	0	0											
Bill Renna, R OBP: 0.319, SLG: 0.413										2	1	1	0	0	0	0											
Inning Stats	R: 0 E: 0 K: 0 S: 4	H: 1 LOB: 2 BB: 1 P: 8	R: 0 E: 0 K: 0 S: 3	H: 0 LOB: 0 BB: 0 P: 3	R: 0 E: 0 K: 0 S: 3	H: 0 LOB: 0 BB: 0 P: 3	R: 0 E: 0 K: 0 S: 4	H: 1 LOB: 1 BB: 0 P: 4	R: 0 E: 0 K: 0 S: 3	H: 0 LOB: 0 BB: 0 P: 3	R: 0 E: 0 K: 0 S: 4	H: 1 LOB: 1 BB: 0 P: 4	R: 7 E: 1 K: 0 S: 10	H: 7 LOB: 2 BB: 2 P: 18	R: 0 E: 0 K: 0 S: 3	H: 0 LOB: 0 BB: 0 P: 3	1B: 8 2B: 1 3B: 0 HR: 1	SF: 0 SAC: 0 DP: 0 HBP: 0	WP: 0 PB: 0 SB: 0 CS: 0	PA: 37							
PITCHER	IP	WLS	BF	H	R	ER	SO	BB	IBB	HBP	BLK	WP	HR	S	P	ERA	WHIP										
Ned Garver, R ERA: 3.9	6.2	L	30	8	6	6	0	1	0	0	0	0	0	2	6	8.10	1.500										
Billy Hoelt, L ERA: 3.51	0.0		3	2	1	1	0	1	0	0	0	0	0	2	6	∞	∞										
Leo Cristante, R ERA: 2.89	0.1		1	0	0	0	0	0	0	0	0	0	0	1	1	0.00	0.000										
Babe Birrer, R ERA: 3.54	1.0		3	0	0	0	0	0	0	0	0	0	0	3	3	0.00	0.000										

Detroit Tigers @ Kansas City Athletics
Municipal Stadium, Kansas City, MO
Fri Jul 01 1955, 4:38 AM EDT
Att: 18,770 - Unknown

AB	34
R	7
H	10
RBI	7
BB	3
SO	0
LOB	14




Batter	1	2	3	4	5	6	7	8	9	10	11	12	13	14	AB	R	H	RBI	BB	SO	LOB	TOP
Harvey Kuenn, R OBP: 0.354, SLG: 0.426 (1, 6)															6	3	3	0	1	1	2	
Bill Tuttle, R OBP: 0.362, SLG: 0.409 (1, 8)															7	1	1	2	0	1	3	
Al Kaline, R OBP: 0.453, SLG: 0.631 (1, 9)															6	3	4	3	1	0	1	
Earl Torgeson, L OBP: 0.388, SLG: 0.337 (1, 3)															4	0	2	0	0	0	2	
Jack Phillips, R OBP: 0.365, SLG: 0.400 (9, PH) (9, 3)															2	0	0	0	1	0	2	
Ray Boone, R OBP: 0.326, SLG: 0.450 (1, 5)															6	0	1	2	0	0	6	
Jim Delsing, L OBP: 0.367, SLG: 0.431 (1, 7)															1	0	0	0	1	0	3	
Bubba Phillips, R OBP: 0.308, SLG: 0.345 (4, PH) (4, 7)															4	0	1	0	1	0	1	
Red Wilson, R OBP: 0.321, SLG: 0.331 (1, 2)															7	0	2	0	0	1	3	
Fred Hatfield, L OBP: 0.327, SLG: 0.337 (1, 4)															6	0	1	0	0	1	3	
Harry Malmberg, R OBP: 0.326, SLG: 0.291 (14, PH) (14, 4)															1	0	0	0	0	0	1	
Duke Maas, R OBP: 0.343, SLG: 0.350 (16, PH) (16, 5)															1	0	1	0	0	0	0	
Leo Cristante, R OBP: 0.354, SLG: 0.304 (6, PH) (6, 9)															0	0	0	0	0	0		
Paul Foytack, R OBP: 0.324, SLG: 0.411 (9, 7) (9, 9)															3	1	1	0	0	0	1	
Bill Wilson, R OBP: 0.312, SLG: 0.490 (1, 7) (9, 9)															6	2	1	2	1	2	3	
Harry Simpson, L OBP: 0.352, SLG: 0.464 (1, 8)															7	1	3	1	0	0	0	
Vic Power, R OBP: 0.347, SLG: 0.496 (1, 3)															6	3	3	4	0	1	1	
Jim Finigan, R OBP: 0.364, SLG: 0.484 (1, 4) (1, 4)															5	0	0	0	1	1	1	
Hector Lopez, R OBP: 0.315, SLG: 0.303 (1, 5)															5	0	2	1	1	0	2	
Joe Astroth, R OBP: 0.379, SLG: 0.339 (1, 2)															5	0	1	0	1	0	1	
Vic Raschi, R OBP: 0.360, SLG: 0.316 (8, 1) (8, 1)															3	0	0	0	0	2	4	
Leo Cristante, R OBP: 0.354, SLG: 0.304 (6, PH) (6, 9)															0	0	0	0	0	0		
Paul Foytack, R OBP: 0.324, SLG: 0.411 (9, 7) (9, 9)															3	0	1	1	1	0	0	
Bill Wilson, R OBP: 0.312, SLG: 0.490 (1, 7) (9, 9)															6	2	1	2	1	2	3	
Harry Simpson, L OBP: 0.352, SLG: 0.464 (1, 8)															7	1	3	1	0	0	0	
Vic Power, R OBP: 0.347, SLG: 0.496 (1, 3)															6	3	3	4	0	1	1	
Jim Finigan, R OBP: 0.364, SLG: 0.484 (1, 4) (1, 4)															5	0	0	0	1	1	1	
Hector Lopez, R OBP: 0.315, SLG: 0.303 (1, 5)															5	0	2	1	1	0	2	
Joe Astroth, R OBP: 0.379, SLG: 0.339 (1, 2)															5	0	1	0	1	0	1	
Vic Raschi, R OBP: 0.360, SLG: 0.316 (8, 1) (8, 1)															1	0	0	0	0	0	0	
Leo Cristante, R OBP: 0.354, SLG: 0.304 (6, PH) (6, 9)															0	0	0	0	0	0		
Paul Foytack, R OBP: 0.324, SLG: 0.411 (9, 7) (9, 9)															3	0	1	1	1	0	0	
Bill Wilson, R OBP: 0.312, SLG: 0.490 (1, 7) (9, 9)															6	2	1	2	1	2	3	
Harry Simpson, L OBP: 0.352, SLG: 0.464 (1, 8)															7	1	3	1	0	0	0	
Vic Power, R OBP: 0.347, SLG: 0.496 (1, 3)															6	3	3	4	0	1	1	
Jim Finigan, R OBP: 0.364, SLG: 0.484 (1, 4) (1, 4)															5	0	0	0	1	1	1	
Hector Lopez, R OBP: 0.315, SLG: 0.303 (1, 5)															5	0	2	1	1	0	2	
Joe Astroth, R OBP: 0.379, SLG: 0.339 (1, 2)															5	0	1	0	1	0	1	
Vic Raschi, R OBP: 0.360, SLG: 0.316 (8, 1) (8, 1)															1	0	0	0	0	0	0	
Leo Cristante, R OBP: 0.354, SLG: 0.304 (6, PH) (6, 9)															0	0	0	0	0	0		
Paul Foytack, R OBP: 0.324, SLG: 0.411 (9, 7) (9, 9)															3	0	1	1	1	0	0	
Bill Wilson, R OBP: 0.312, SLG: 0.490 (1, 7) (9, 9)															6	2	1	2	1	2	3	
Harry Simpson, L OBP: 0.352, SLG: 0.464 (1, 8)															7	1	3	1	0	0	0	
Vic Power, R OBP: 0.347, SLG: 0.496 (1, 3)															6	3	3	4	0	1	1	
Jim Finigan, R OBP: 0.364, SLG: 0.484 (1, 4) (1, 4)															5	0	0	0	1	1	1	
Hector Lopez, R OBP: 0.315, SLG: 0.303 (1, 5)															5	0	2	1	1	0	2	
Joe Astroth, R OBP: 0.379, SLG: 0.339 (1, 2)															5	0	1	0	1	0	1	
Vic Raschi, R OBP: 0.360, SLG: 0.316 (8, 1) (8, 1)															1	0	0	0	0	0	0	
Leo Cristante, R OBP: 0.354, SLG: 0.304 (6, PH) (6, 9)															0	0	0	0	0	0		
Paul Foytack, R OBP: 0.324, SLG: 0.411 (9, 7) (9, 9)															3	0	1	1	1	0	0	
Bill Wilson, R OBP: 0.312, SLG: 0.490 (1, 7) (9, 9)																						

Batter	1	2	3	4	5	6	7	8	9	AB	R	H	RBI	BB	SO	LOB	TOP					
Jim Busby, R OBP: 0.285, SLG: 0.374 (1, 8)	0-0 6-3	0-0 6-3		0-0 BB 1B		0-0 F5		0-0 1B 3B		5	1	2	1	0	0	1						
Nellie Fox, L OBP: 0.392, SLG: 0.474 (1, 4)	0-0 1B	0-0 3-1		0-0 SF8		0-0 2B		0-0 1B		4	1	3	2	0	0	1						
George Kell, R OBP: 0.374, SLG: 0.402 (1, 5)	0-3 K		0-0 HR	0-0 G6-4-3 BB		0-0 3B		0-0 F2		4	2	2	2	1	1	2						
Bob Nieman, R OBP: 0.326, SLG: 0.465 (1, 7)	0-0 1B		0-0 F5	0-0 G6-4-3		0-0 3B		0-0 BB		4	0	2	1	1	0	2						
Jim Rivera, L OBP: 0.328, SLG: 0.367 (1, 9)	0-0 G3		0-0 1B	0-0 4-3 BB		0-0 F4		0-0 F3		4	0	1	0	1	0	4						
Sherm Lollar, R OBP: 0.408, SLG: 0.490 (1, 2)		0-3 K	0-0 4-3	0-0 1-2		0-0 4-3		0-0 L6		5	0	0	0	0	1	3						
Walt Dropo, R OBP: 0.325, SLG: 0.436 (1, 3)		0-0 HR	0-0 F3			0-0 F4		0-0 5-3		5	1	2	1	0	0	2						
Chico Carrasquel, R OBP: 0.348, SLG: 0.360 (1, 6)		0-0 2B 6-3 1B		0-0 HR		0-0 BB		0-0 F7		4	2	2	1	1	0	1						
Connie Johnson, R OBP: 0.500, SLG: 0.750 (1, 1)	0-0 6-3 1-3 2B		0-0 1B	0-0 1B SF8		0-0 F3		0-3 K		4	1	2	0	0	1	2						
Inning Stats	R: 0 E: 0 K: 1 S: 7	H: 2 LOB: 2 BB: 0 P: 7	R: 2 E: 0 K: 1 S: 8	H: 3 LOB: 1 BB: 0 P: 8	R: 1 E: 0 K: 0 S: 5	H: 2 LOB: 1 BB: 0 P: 5	R: 2 E: 0 K: 0 S: 5	H: 3 LOB: 1 BB: 1 P: 9	R: 0 E: 0 K: 0 S: 6	H: 0 LOB: 2 BB: 2 P: 11	R: 2 E: 0 K: 0 S: 6	H: 3 LOB: 1 BB: 0 P: 6	R: 0 E: 0 K: 1 S: 5	H: 0 LOB: 0 BB: 0 P: 5	R: 1 E: 0 K: 0 S: 4	H: 2 LOB: 1 BB: 0 P: 8	R: 0 E: 0 K: 0 S: 3	H: 1 LOB: 0 BB: 0 P: 3	1B: 8 2B: 4 3B: 2 HR: 3	SF: 1 SAC: 0 DP: 2 HBP: 0	WP: 0 PB: 0 SB: 0 CS: 1	PA: 44
PITCHER	IP WLS BF H R ER SO BB IBB HBP BLK WP HR S P ERA WHIP	IP WLS BF H R ER SO BB IBB HBP BLK WP HR S P ERA WHIP															IP WLS BF H R ER SO BB IBB HBP BLK WP HR S P ERA WHIP					
Alex Kellner, L ERA: 4.05 (1, 1)	3.0 L	19 10	5 5	5 2	2 0	0 0	0 0	0 0	0 0	0 0	3 23	23 23	15.00 3.333									
Lou Sleater, L ERA: 9.33 (4, 1)	6.0	25 6	3 3	3 1	1 4	0 0	0 0	0 0	0 0	0 0	23 39	39 39	4.50 1.667									

Chicago White Sox @ Kansas City Athletics
Municipal Stadium, Kansas City, MO
Mon Jul 04 1955, 4:33 AM EDT
Unknown

livebaseballscores.com

AB 39
R 8
H 16
RBI 8
BB 4
SO 3
LOB 18





Batter	1	2	3	4	5	6	7	8	9	AB	R	H	RBI	BB	SO	LOB	BOTTOM			
Joe Demaestri, R OBP: 0.267, SLG: 0.284 (1, 6)	0-0 6-3		0-0 G6-4-3		0-0 F8			0-0 5-3		4	0	0	0	0	0	3				
Elmer Valo, L OBP: 0.490, SLG: 0.504 (1, 7)	0-3 K		0-0 4-3				0-0 F6		0-3 K	4	0	0	0	0	2	1				
Bill Wilson, R OBP: 0.306, SLG: 0.480 (1, 9)	0-0 F7			0-3 K			0-0 6-3		0-0 F9	4	0	0	0	0	1	0				
Harry Simpson, L OBP: 0.349, SLG: 0.457 (1, 8)		0-0 F5		0-0 F7			0-0 1B		0-3 K	4	0	1	0	0	1	0				
Vic Power, R OBP: 0.346, SLG: 0.496 (1, 3)		0-0 5-3		0-0 F4			0-0 F8		0-0 1B 2B	4	1	1	0	0	0	1				
Jim Finigan, R OBP: 0.366, SLG: 0.482 (1, 4)		0-3 K			4-0 G4-6-3 1B BB		0-0 FC6-4 1B		0-0 L9	3	1	1	0	1	1	1				
Hector Lopez, R OBP: 0.324, SLG: 0.317 (1, 5)			0-0 BB G6-4-3 2B		0-0 G4-6-3 1B		0-0 F8		0-0 2B 1B	4	1	3	1	0	0	1				
Joe Astroth, R OBP: 0.378, SLG: 0.333 (1, 2)			4-0 G6-4-3 BB		0-0 G4-6-3		0-0 FC6-4		0-0 1B	2	0	0	0	1	0	3				
Enos Slaughter, L OBP: 0.359, SLG: 0.319 (9, PH)			0-0 G6-4-3 BB		0-0 G4-6-3		0-0 FC6-4		0-0 1B	1	0	1	0	0	0	0				
Clete Boyer, R OBP: 0.333, SLG: 0.333 (9, FR)			0-0 G6-4-3 BB		0-0 G4-6-3		0-0 FC6-4		0-0 2B	0	0	0	0	0	0	0				
Alex Kellner, R OBP: 0.364, SLG: 0.400 (1, 1)			4-0 G6-4-3 BB		0-0 E3		0-0 G3		0-0 6-3	0	0	0	0	1	0	0				
Lou Sleater, L OBP: 0.222, SLG: 0.222 (4, 1)			0-0 G6-4-3 BB		0-0 E3		0-0 G3		0-0 6-3	3	0	0	0	0	0	3				
Inning Stats	R: 0 E: 0 K: 1 S: 5	H: 0 LOB: 0 BB: 0 P: 5	R: 0 E: 0 K: 1 S: 5	H: 0 LOB: 0 BB: 0 P: 5	R: 1 E: 0 K: 0 S: 3	H: 1 LOB: 2 BB: 1 P: 11	R: 0 E: 0 K: 1 S: 5	H: 0 LOB: 0 BB: 0 P: 5	R: 0 E: 0 K: 0 S: 4	H: 1 LOB: 1 BB: 0 P: 4	R: 0 E: 0 K: 0 S: 4	H: 1 LOB: 1 BB: 0 P: 4	R: 0 E: 0 K: 1 S: 5	H: 0 LOB: 0 BB: 0 P: 5	R: 1 E: 0 K: 1 S: 8	H: 3 LOB: 2 BB: 0 P: 8	1B: 4 2B: 3 3B: 0 HR: 0	SF: 0 SAC: 0 DP: 2 HBP: 0	WP: 0 PB: 0 SB: 0 CS: 0	PA: 36
PITCHER	IP WLS BF H R ER SO BB IBB HBP BLK WP HR S P ERA WHIP	IP WLS BF H R ER SO BB IBB HBP BLK WP HR S P ERA WHIP															IP WLS BF H R ER SO BB IBB HBP BLK WP HR S P ERA WHIP			
Connie Johnson, R ERA: 2.0 (1, 1)	9.0 W	36 7	3 3	2 2	5 5	3 0	0 0	0 0	0 0	0 0	43 55	55 55	2.00 1.111							


Chicago White Sox @ Kansas City Athletics
Municipal Stadium, Kansas City, MO
Mon Jul 04 1955, 4:33 AM EDT
Unknown


livebaseballscores.com


AB 33
R 3
H 7
RBI 1
BB 3
SO 5
LOB 13



Batter	1	2	3	4	5	6	7	8	9	AB	R	H	RBI	BB	SO	LOB	TOP					
Jim Busby, R (1, 8) OBP: 0.284, SLG: 0.369	F3		SH1-3 1B BB		5-3		1-3		F8	4	1	0	0	1	0	1	Chicago White Sox @ Kansas City Athletics Municipal Stadium, Kansas City, MO Mon Jul 04 1955, 4:38 AM EDT Att: 30,202 - Unknown AB 32 R 3 H 7 RBI 2 BB 4 SO 4 LOB 13 					
Nelle Fox, L (1, 4) OBP: 0.391, SLG: 0.471	F8		SH1-3		FC5-4 1B		F8		F9	4	0	1	0	0	0	1						
George Kell, R (1, 5) OBP: 0.372, SLG: 0.399	4-3				FC5-4 FC6-4 1-2				6-3	4	0	1	2	0	0	1						
Bob Nieman, R (1, 7) OBP: 0.321, SLG: 0.457		F7	6-3		FC6-4 1-2				1B FC5-2 1B	3	0	0	0	0	0	2						
Minnie Minoza, R (6, 7) OBP: 0.343, SLG: 0.327										1	0	1	0	0	0	0						
Jim Rivera, L (1, 9) OBP: 0.335, SLG: 0.371										3	1	2	0	1	0	0						
Walt Dropo, R (1, 3) OBP: 0.321, SLG: 0.429										3	0	0	0	0	2	1						
Sherm Lollar, R (8, PH) OBP: 0.406, SLG: 0.487										1	0	0	0	0	0	2						
Chico Carrasquel, R (1, 6) OBP: 0.347, SLG: 0.357										3	0	0	0	1	0	3						
Les Moss, R (1, 2) OBP: 0.412, SLG: 0.513										3	0	1	0	0	1	1						
Ron Jackson, R (8, 3) OBP: 0.290, SLG: 0.361										0	0	0	0	1	0	0						
Harry Byrd, R (1, 1) OBP: 0.207, SLG: 0.179										2	1	1	0	0	0	1						
Bob Kennedy, R (7, PH) OBP: 0.272, SLG: 0.220										1	0	0	0	0	1	0						
Sandy Consuegra, R (7, 1) OBP: 0.167, SLG: 0.167										0	0	0	0	0	0	0						
Jim Brideweser, R (9, PH) OBP: 0.357, SLG: 0.429										0	0	0	0	0	0	0						
Inning Stats	R: 0 E: 0 K: 0 S: 3	H: 0 LOB: 0 BB: 0 P: 3	R: 0 E: 0 K: 0 S: 3	H: 0 LOB: 1 BB: 1 P: 7	R: 2 E: 0 K: 1 S: 7	H: 2 LOB: 1 BB: 1 P: 11	R: 1 E: 0 K: 1 S: 7	H: 2 LOB: 1 BB: 0 P: 7	R: 0 E: 0 K: 0 S: 4	H: 1 LOB: 0 BB: 0 P: 4	R: 0 E: 0 K: 1 S: 5	H: 0 LOB: 1 BB: 1 P: 9	R: 0 E: 0 K: 1 S: 5	H: 0 LOB: 0 BB: 0 P: 5	R: 0 E: 0 K: 0 S: 5	H: 2 LOB: 2 BB: 0 P: 5	R: 0 E: 0 K: 0 S: 3	H: 0 LOB: 1 BB: 1 P: 7	1B: 7 2B: 0 3B: 0 HR: 0	SF: 0 SAC: 2 DP: 0 HBP: 0	WP: 0 PB: 0 SB: 1 CS: 0	PA: 38
PITCHER	IP WLS BF H R ER SO BB IBB HBP BLK WP HR S P ERA WHIP																					
Art Ditmar, R (1, 1) ERA: 5.7	8.0 W 35 7 3 3 4 4 0 0 0 0 0 0 3 3 3.38 1.375																					
Tom Gorman, R (9, 1) ERA: 3.33	1.0 S 3 0 0 0 0 0 0 0 0 0 0 0 0 3 0.00 0.000																					

Batter	1	2	3	4	5	6	7	8	9	AB	R	H	RBI	BB	SO	LOB	BOTTOM			
Joe Demaestri, R (1, 6) OBP: 0.270, SLG: 0.303	K									4	1	2	1	0	1	0	Chicago White Sox @ Kansas City Athletics Municipal Stadium, Kansas City, MO Mon Jul 04 1955, 4:38 AM EDT Att: 30,202 - Unknown AB 32 R 4 H 8 RBI 4 BB 3 SO 7 LOB 19 			
Elmer Valo, L (1, 7) OBP: 0.503, SLG: 0.523										3	0	3	0	1	0	0				
Bill Wilson, R (9, 7) OBP: 0.306, SLG: 0.480										0	0	0	0	0	0	0				
Bill Renna, R (1, 9) OBP: 0.315, SLG: 0.398										4	0	0	0	0	0	5				
Harry Simpson, L (1, 8) OBP: 0.347, SLG: 0.447										3	0	0	0	1	0	4				
Vic Power, R (1, 3) OBP: 0.345, SLG: 0.493										4	2	1	0	0	0	1				
Jim Finigan, R (1, 4) OBP: 0.363, SLG: 0.477										3	0	0	0	0	2	2				
Hector Lopez, R (1, 5) OBP: 0.332, SLG: 0.339										3	1	2	3	1	0	2				
Billy Shantz, R (1, 2) OBP: 0.320, SLG: 0.340										4	0	0	0	0	2	4				
Art Ditmar, R (1, 1) OBP: 0.267, SLG: 0.267										4	0	0	0	0	2	1				
Tom Gorman, R (9, 1) OBP: 0.071, SLG: 0.143										0	0	0	0	0	0	0				
Inning Stats	R: 0 E: 0 K: 1 S: 5	H: 1 LOB: 0 BB: 0 P: 5	R: 0 E: 1 K: 1 S: 6	H: 0 LOB: 2 BB: 1 P: 10	R: 1 E: 0 K: 0 S: 5	H: 2 LOB: 1 BB: 0 P: 5	R: 0 E: 0 K: 1 S: 5	H: 0 LOB: 1 BB: 1 P: 9	R: 0 E: 0 K: 2 S: 9	H: 2 LOB: 0 BB: 0 P: 9	R: 0 E: 0 K: 0 S: 4	H: 1 LOB: 1 BB: 0 P: 4	R: 1 E: 1 K: 1 S: 7	H: 1 LOB: 1 BB: 0 P: 7	R: 0 E: 0 K: 0 S: 4	H: 0 LOB: 0 BB: 0 P: 4	1B: 4 2B: 3 3B: 0 HR: 2	SF: 0 SAC: 1 DP: 1 HBP: 0	WP: 0 PB: 0 SB: 0 CS: 0	PA: 36
PITCHER	IP WLS BF H R ER SO BB IBB HBP BLK WP HR S P ERA WHIP																			
Harry Byrd, R (1, 1) ERA: 4.34	6.0 L 27 2 1 0 1 0 0 0 0 0 0 0 0 11 4.50 1.500																			
Sandy Consuegra, R (7, 1) ERA: 2.05	2.0 L 9 2 1 0 1 0 0 0 0 0 0 0 0 11 0.00 1.000																			

Batter	1	2	3	4	5	6	7	8	9	AB	R	H	RBI	BB	SO	LOB	TOP										
Al Smith, R OBP: 0.415, SLG: 0.528 (1, 9)	F8			HR		1B 2B		BB 1B		4	2	3	1	0	0	0	Cleveland Indians @ Kansas City Athletics Municipal Stadium, Kansas City, MO Tue Jul 05 1955, 4:33 AM EDT Att: 17,087 - Unknown AB 31 R 3 H 6 RBI 3 BB 2 SO 4 LOB 5 										
Bobby Young, L OBP: 0.295, SLG: 0.250 (1, 4)	G3			F4		G5-4-3 1B		BB		2	0	0	0	0	0	0											
Bobby Avila, R OBP: 0.398, SLG: 0.378 (6, PH) (6, 4)						2H 1B		BB		1	0	1	1	1	0	0											
Al Rosen, R OBP: 0.355, SLG: 0.378 (1, 5)	F6			CS 1B BB		G5-4-3 1-2		F3		3	0	0	0	1	0	3											
Ralph Kiner, R OBP: 0.381, SLG: 0.461 (1, 7)		F9		BB				F9		4	0	1	0	0	0	0											
Larry Doby, L OBP: 0.380, SLG: 0.474 (1, 8)		K		1B				3-1		4	0	0	0	0	3	2											
George Strickland, R OBP: 0.329, SLG: 0.313 Gene Woodling, L OBP: 0.344, SLG: 0.338 (9, PH)		F9						F5		3	0	0	0	0	0	0											
Jim Hegan, R OBP: 0.265, SLG: 0.309 (1, 2)			F6							3	1	1	1	0	1	0											
Joe Altobelli, L OBP: 0.204, SLG: 0.213 (1, 3)			F4					F5		3	0	0	0	0	0	0											
Early Wynn, S OBP: 0.250, SLG: 0.320 (1, 1)			F6					F2		3	0	0	0	0	0	0											
Inning Stats	R: 0 E: 0 K: 0 S: 3	H: 0 LOB: 0 BB: 0 P: 3	R: 0 E: 0 K: 1 S: 5	H: 0 LOB: 0 BB: 0 P: 5	R: 0 E: 0 K: 0 S: 3	H: 0 LOB: 0 BB: 0 P: 3	R: 1 E: 0 K: 1 S: 6	H: 2 LOB: 1 BB: 1 P: 10	R: 0 E: 0 K: 1 S: 5	H: 0 LOB: 0 BB: 0 P: 5	R: 1 E: 0 K: 0 S: 4	H: 2 LOB: 0 BB: 0 P: 4	R: 0 E: 0 K: 0 S: 3	H: 0 LOB: 0 BB: 0 P: 3	R: 1 E: 0 K: 0 S: 5	H: 2 LOB: 2 BB: 1 P: 9	R: 0 E: 0 K: 1 S: 5	H: 0 LOB: 0 BB: 0 P: 5	1B: 3 2B: 1 3B: 0 HR: 2	SF: 0 SAC: 0 DP: 1 HBP: 0	WP: 0 PB: 0 SB: 0 CS: 1	PA: 33					
PITCHER	IP	WLS	BF	H	R	ER	SO	BB	IBB	HBP	BLK	WP	HR	S	P	ERA	WHIP										
Bobby Shantz, L ERA: 5.21 Tom Gorman, R ERA: 3.25	(1, 1)	7.2	29	6	3	3	3	2	0	0	0	0	2	33	41	3.52	1.043										
(8, 1)	1.1	W	4	0	0	0	1	0	0	0	0	0	0	6	6	0.00	0.000										

Batter	1	2	3	4	5	6	7	8	9	AB	R	H	RBI	BB	SO	LOB	BOTTOM											
Joe Demaestri, R OBP: 0.270, SLG: 0.313 (1, 6)	HR	F1		FC6-4 1-2			F5			4	1	1	1	0	0	2	Cleveland Indians @ Kansas City Athletics Municipal Stadium, Kansas City, MO Tue Jul 05 1955, 4:33 AM EDT Att: 17,087 - Unknown AB 31 R 4 H 7 RBI 4 BB 4 SO 4 LOB 14 											
Elmer Valo, L OBP: 0.509, SLG: 0.523 (1, 7)	FC6-4 BB		F2		S 1B BB		FC6-4 1B			2	1	1	0	2	0	0												
Bill Renna, R OBP: 0.399, SLG: 0.390 Enos Slaughter, L OBP: 0.356, SLG: 0.316 (7, PH) (8, 9)	FC6-4 1-2 3B		F5		K		FC6-4 HBP			3	1	0	0	0	1	2												
Harry Simpson, L OBP: 0.364, SLG: 0.470 (1, 8)	1H 3B		1B BB		1B		1-2 HBP			2	0	2	2	1	0	0												
Vic Power, R OBP: 0.343, SLG: 0.489 (1, 3)	F4		FC5-4 1B		K		F9			4	0	1	0	0	1	4												
Jim Finigan, R OBP: 0.356, SLG: 0.471 (1, 4)	K		FC5-4 1-2		F3			K		4	0	0	0	0	2	4												
Hector Lopez, R OBP: 0.330, SLG: 0.352 (1, 5)		F5		F5		F5		HR		4	1	1	1	0	0	0												
Joe Astroth, R OBP: 0.374, SLG: 0.325 (1, 2)		FC4-6 BB		F6		F7		F7		3	0	0	0	1	0	0												
Bobby Shantz, R OBP: 0.214, SLG: 0.185 Tom Gorman, R OBP: 0.067, SLG: 0.133 (8, 1)	FC4-6 1-2			FC6-4 1B		F2		F3		3	0	1	0	0	0	1												
Inning Stats	R: 2 E: 0 K: 1 S: 7	H: 2 LOB: 1 BB: 1 P: 11	R: 0 E: 0 K: 0 S: 3	H: 0 LOB: 1 BB: 1 P: 7	R: 0 E: 0 K: 0 S: 4	H: 1 LOB: 2 BB: 1 P: 8	R: 0 E: 0 K: 0 S: 4	H: 1 LOB: 1 BB: 0 P: 4	R: 1 E: 0 K: 2 S: 8	H: 1 LOB: 1 BB: 1 P: 12	R: 0 E: 0 K: 0 S: 3	H: 0 LOB: 0 BB: 0 P: 3	R: 0 E: 0 K: 0 S: 4	H: 1 LOB: 2 BB: 0 P: 5	R: 1 E: 0 K: 1 S: 6	H: 1 LOB: 0 BB: 0 P: 6		R: 0 E: 0 K: 0 S: 3	H: 0 LOB: 0 BB: 0 P: 6	1B: 4 2B: 0 3B: 1 HR: 2	SF: 0 SAC: 0 DP: 0 HBP: 1	WP: 0 PB: 0 SB: 1 CS: 0	PA: 36					
PITCHER	IP	WLS	BF	H	R	ER	SO	BB	IBB	HBP	BLK	WP	HR	S	P	ERA		WHIP										
Early Wynn, R ERA: 2.37	(1, 1)	8.0	L	36	7	4	4	4	4	0	1	0	2	39	56	4.50		1.375										

Batter	1	2	3	4	5	6	7	8	9	AB	R	H	RBI	BB	SO	LOB	TOP									
Al Smith, R OBP: 0.418, SLG: 0.527 (1, 9)	F7		BB				K	1-2 2B	1-2	4	1	2	1	1	1	0	Cleveland Indians @ Kansas City Athletics Municipal Stadium, Kansas City, MO Wed Jul 06 1955, 4:33 AM EDT Att: 26,937 - Unknown livebaseballscorecards.com									
Bobby Avila, R OBP: 0.401, SLG: 0.383 (1, 4)	F5		F7				1B	HR		4	1	2	2	1	0	1										
Ralph Kiner, R OBP: 0.397, SLG: 0.469 Ray Narleski, R OBP: 0.273, SLG: 0.273 (1, 7) (8, 1)	F4		F8				F4	HR		5	1	1	2	0	0	5										
Al Rosen, R OBP: 0.352, SLG: 0.374 (1, 5) (8, 3)		1B G6-4-3					F2	F5		5	1	1	0	0	0	4										
Larry Doby, L OBP: 0.381, SLG: 0.477 (1, 8)		1B G6-4-3					F4	K		5	1	2	0	0	1	3										
George Strickland, R OBP: 0.333, SLG: 0.311 Gene Woodling, L OBP: 0.340, SLG: 0.340 (1, 6) (8, PH) (8, 7)		1B G6-4-3					F6	1B PB		1	0	0	0	1	0	0										
Hank Foiles, R OBP: 0.231, SLG: 0.364 Dale Mitchell, L OBP: 0.237, SLG: 0.286 Sam Dente, R OBP: 0.287, SLG: 0.238 (1, 2) (8, PH) (8, 6)		1B G6-4-3					K	K		3	0	0	0	0	2	3										
Joe Altobelli, L OBP: 0.231, SLG: 0.224 Hal Naragon, L OBP: 0.353, SLG: 0.366 (1, 3) (8, PH) (8, 2)		1B G6-4-3					SH 1B	1B		2	1	1	0	1	1	1										
Herb Score, L OBP: 0.089, SLG: 0.047 Bobby Young, L OBP: 0.261, SLG: 0.257 (1, 1) (8, PH) (8, 5)							SH 1B	K		2	0	0	0	0	2	1										
Inning Stats	R: 0 E: 0 K: 0 S: 3	H: 0 LOB: 0 BB: 0 P: 3	R: 1 E: 0 K: 1 S: 6	H: 2 LOB: 1 BB: 1 P: 10	R: 0 E: 0 K: 1 S: 5	H: 0 LOB: 1 BB: 1 P: 9	R: 0 E: 0 K: 1 S: 5	H: 0 LOB: 1 BB: 0 P: 6	R: 1 E: 1 K: 1 S: 7	H: 1 LOB: 3 BB: 2 P: 15	R: 0 E: 0 K: 2 S: 8	H: 1 LOB: 1 BB: 0 P: 8	R: 0 E: 0 K: 1 S: 6	H: 1 LOB: 1 BB: 0 P: 6	R: 6 E: 0 K: 0 S: 9	H: 6 LOB: 0 BB: 0 P: 9		R: 0 E: 0 K: 0 S: 5	H: 3 LOB: 3 BB: 0 P: 5	1B: 11 2B: 2 3B: 0 HR: 1	SF: 0 SAC: 1 DP: 1 HBP: 1	WP: 0 PB: 1 CS: 0	PA: 45			
PITCHER	IP	WLS	BF	H	R	ER	SO	BB	IBB	HBP	BLK	WP	HR	S	P	ERA		WHIP								
Alex Kellner, L ERA: 4.07 (1, 1)	4.0		20	3	2	2	3	4	0	0	0	0	0	21	38	4.50		1.750								
Bill Harrington, R ERA: 5.63 (5, 1)	3.1		14	4	2	2	4	0	0	0	0	0	0	22	22	5.40		1.200								
Tom Gorman, R ERA: 3.72 (8, 1)	0.1	L	4	3	2	2	0	0	0	0	0	0	0	4	4	54.00	9.000									
Johnny Sain, R ERA: 4.53 (8, 1)	1.1		8	4	2	2	0	0	0	0	0	0	1	7	7	13.50	3.000									

Batter	1	2	3	4	5	6	7	8	9	AB	R	H	RBI	BB	SO	LOB	BOTTOM								
Joe Demaestri, R OBP: 0.265, SLG: 0.307 (1, 6)	F5		F6				F8		F7	5	0	0	0	0	1	3	Cleveland Indians @ Kansas City Athletics Municipal Stadium, Kansas City, MO Wed Jul 06 1955, 4:33 AM EDT Att: 26,937 - Unknown livebaseballscorecards.com								
Bill Renno, R OBP: 0.310, SLG: 0.388 Enos Slaughter, L OBP: 0.361, SLG: 0.316 (1, 9) (8, PH) (9, 9)							F1	1B		3	0	1	0	0	0	0									
Bill Wilson, R OBP: 0.310, SLG: 0.493 (1, 7)							HR	1B 6-3		3	2	1	1	1	0	2									
Harry Simpson, L OBP: 0.361, SLG: 0.464 (1, 8)							K	1B 6-3		4	0	1	0	0	2	2									
Vic Power, R OBP: 0.339, SLG: 0.482 (1, 3)							F5	F4		4	0	0	1	0	0	2									
Jim Finigan, R OBP: 0.354, SLG: 0.464 (1, 4)							F6	E5 HR		4	1	0	0	0	1	1									
Hector Lopez, R OBP: 0.329, SLG: 0.365 (1, 5)							F3	HR		4	1	1	2	0	0	0									
Joe Astroth, R OBP: 0.371, SLG: 0.322 (1, 2)							K	F6		4	0	1	0	0	1	0									
Alex Kellner, R OBP: 0.353, SLG: 0.387 Bill Harrington, R (1, 1) (5, 1)							F8	K		1	0	0	0	0	0	0									
Tom Gorman, R OBP: 0.067, SLG: 0.133 Johnny Sain, R (8, 1) (8, PH)							F8	K		0	0	0	0	0	0	0									
Elmer Valo, L OBP: 0.512, SLG: 0.523 (8, PH)								BB		0	0	0	0	1	0	0									
Inning Stats	R: 0 E: 0 K: 1 S: 6	H: 1 LOB: 1 BB: 0 P: 6	R: 0 E: 0 K: 0 S: 3	H: 0 LOB: 0 BB: 0 P: 3	R: 0 E: 0 K: 1 S: 5	H: 0 LOB: 0 BB: 0 P: 5	R: 1 E: 0 K: 1 S: 6	H: 1 LOB: 0 BB: 0 P: 6	R: 2 E: 1 K: 2 S: 9	H: 1 LOB: 0 BB: 0 P: 9	R: 1 E: 0 K: 1 S: 6	H: 1 LOB: 1 BB: 1 P: 10	R: 0 E: 0 K: 0 S: 3	H: 0 LOB: 1 BB: 1 P: 7	R: 0 E: 0 K: 0 S: 3	H: 1 LOB: 2 BB: 1 P: 8		1B: 3 2B: 0 3B: 0 HR: 2	SF: 0 SAC: 0 DP: 0 HBP: 0	WP: 0 PB: 0 SB: 0 CS: 0	PA: 37				
PITCHER	IP	WLS	BF	H	R	ER	SO	BB	IBB	HBP	BLK	WP	HR	S	P	ERA		WHIP							
Herb Score, L ERA: 3.08 (1, 1)	7.0		28	4	4	3	6	2	0	0	0	0	0	2	38	3.86	0.857								
Ray Narleski, R ERA: 3.54 (8, 1)	2.0	S	9	1	0	0	0	2	0	0	0	0	0	7	15	0.00	1.500								

Batter	1	2	3	4	5	6	7	8	9	AB	R	H	RBI	BB	SO	LOB	TOP					
Al Smith, R OBP: 0.412, SLG: 0.521 (1, 9)										4	0	0	1	0	0	4	Cleveland Indians @ Kansas City Athletics Municipal Stadium, Kansas City, MO Thu Jul 07 1955, 4:33 AM EDT Att: 13,013 - Unknown livebaseballscorecards.com					
Bobby Avila, R OBP: 0.398, SLG: 0.380 (1, 4)										5	0	1	0	0	0	1						
Ralph Kiner, R OBP: 0.378, SLG: 0.463 (1, 7)										3	1	0	0	2	0	2						
Al Rosen, R OBP: 0.350, SLG: 0.382 (1, 5)										5	1	1	1	0	1	2						
Larry Doby, L OBP: 0.384, SLG: 0.510 (1, 8)										5	3	3	3	0	1	1						
George Strickland, R OBP: 0.336, SLG: 0.332 (9, PH)										4	1	2	0	0	0	0						
Bobby Young, L OBP: 0.285, SLG: 0.281 (9, PR)										1	0	1	1	0	0	0						
Kenny Kuhn, L (9, 6)										0	0	0	0	0	0	0						
Hank Foiles, R OBP: 0.362, SLG: 0.362 (8, PH)										3	1	1	0	0	1	1						
Gene Woodling, L OBP: 0.344, SLG: 0.338 (8, 2)										1	1	0	1	0	0	0						
Jim Hegan, R OBP: 0.263, SLG: 0.307 (8, 2)										1	0	0	0	0	0	1						
Joe Altobelli, L OBP: 0.268, SLG: 0.235 (1, 3)										2	1	1	0	2	0	1						
Mike Garcia, R OBP: 0.302, SLG: 0.333 (8, PH)										1	0	1	1	1	0	0						
Dale Mitchell, L OBP: 0.256, SLG: 0.306 (8, 1)										1	0	1	1	0	0	0						
Don Mossi, L OBP: 0.375, SLG: 0.167 (8, 1)										1	0	0	0	0	0	2						
Inning Stats	R: 0 E: 0 K: 0 S: 3	H: 0 LOB: 0 BB: 0 P: 3	R: 0 E: 0 K: 0 S: 3	H: 0 LOB: 0 BB: 0 P: 3	R: 0 E: 0 K: 1 S: 5	H: 0 LOB: 1 BB: 1 P: 9	R: 0 E: 0 K: 2 S: 7	H: 0 LOB: 1 BB: 1 P: 11	R: 0 E: 0 K: 0 S: 4	H: 1 LOB: 2 BB: 1 P: 8	R: 0 E: 0 K: 0 S: 3	H: 0 LOB: 0 BB: 0 P: 3	R: 3 E: 0 K: 0 S: 7	H: 4 LOB: 2 BB: 1 P: 11	R: 4 E: 0 K: 0 S: 8	H: 4 LOB: 1 BB: 1 P: 8	R: 2 E: 0 K: 0 S: 6	H: 3 LOB: 2 BB: 1 P: 10	1B: 6 2B: 1 3B: 2 HR: 3	SF: 1 SAC: 2 DP: 0 HBP: 0	WP: 0 PB: 1 SB: 0 CS: 0	PA: 45
PITCHER	IP	WLS	BF	H	R	ER	SO	BB	IBB	HBP	BLK	WP	HR	S	P	ERA	WHIP					
Art Ceccarelli, L ERA: 4.96 (1, 1)	7.0	L	33	8	6	6	3	4	0	0	0	0	3	35	51	7.71	1.714					
Johnny Sain, R ERA: 4.53 (8, 1)	1.0		5	1	1	1	0	0	0	0	0	0	0	5	5	9.00	1.000					
Ray Herbert, R ERA: 5.21 (9, 1)	1.0		7	3	2	2	0	1	0	0	0	0	0	6	10	18.00	4.000					

Batter	1	2	3	4	5	6	7	8	9	AB	R	H	RBI	BB	SO	LOB	BOTTOM					
Joe Demaestri, R OBP: 0.261, SLG: 0.303 (1, 6)										4	0	0	0	0	2	1	Cleveland Indians @ Kansas City Athletics Municipal Stadium, Kansas City, MO Thu Jul 07 1955, 4:33 AM EDT Att: 13,013 - Unknown livebaseballscorecards.com					
Elmer Valo, L OBP: 0.512, SLG: 0.519 (1, 9)										3	1	1	0	1	0	1						
Bill Wilson, R OBP: 0.306, SLG: 0.486 (1, 7)										3	0	0	0	0	2	1						
Harry Simpson, L OBP: 0.358, SLG: 0.458 (1, 8)										4	0	1	0	0	0	1						
Vic Power, R OBP: 0.341, SLG: 0.486 (1, 3)										4	0	2	1	0	0	1						
Hector Lopez, R OBP: 0.327, SLG: 0.363 (8, 4)										4	0	1	0	0	1	3						
Jack Littrell, R OBP: 0.241, SLG: 0.235 (1, 4)										2	0	0	0	0	2	1						
Gus Zernial, R OBP: 0.305, SLG: 0.502 (7, PH)										1	0	0	0	0	0	1						
Clete Boyer, R OBP: 0.333, SLG: 0.333 (8, 5)										0	0	0	0	0	0	0						
Joe Astroth, R OBP: 0.370, SLG: 0.322 (1, 2)										3	0	1	0	0	1	0						
Art Ceccarelli, R (8, 1)										2	0	0	0	0	2	0						
Enos Slaughter, L OBP: 0.358, SLG: 0.314 (8, PH)										0	0	0	0	0	0	0						
Ray Herbert, R OBP: 0.313, SLG: 0.357 (9, 1)										1	0	0	0	0	0	1						
Inning Stats	R: 0 E: 0 K: 2 S: 7	H: 1 LOB: 1 BB: 0 P: 7	R: 0 E: 0 K: 1 S: 6	H: 1 LOB: 0 BB: 0 P: 6	R: 0 E: 0 K: 2 S: 7	H: 0 LOB: 0 BB: 0 P: 7	R: 1 E: 0 K: 1 S: 6	H: 1 LOB: 1 BB: 1 P: 10	R: 0 E: 0 K: 2 S: 7	H: 0 LOB: 0 BB: 0 P: 7	R: 0 E: 0 K: 1 S: 5	H: 0 LOB: 0 BB: 0 P: 5	R: 0 E: 0 K: 0 S: 4	H: 1 LOB: 1 BB: 0 P: 4	R: 0 E: 0 K: 1 S: 6	H: 1 LOB: 1 BB: 0 P: 6	R: 0 E: 0 K: 0 S: 4	H: 1 LOB: 1 BB: 0 P: 4	1B: 5 2B: 2 3B: 0 HR: 0	SF: 0 SAC: 1 DP: 1 HBP: 0	WP: 0 PB: 0 SB: 0 CS: 1	PA: 33
PITCHER	IP	WLS	BF	H	R	ER	SO	BB	IBB	HBP	BLK	WP	HR	S	P	ERA	WHIP					
Mike Garcia, R ERA: 4.02 (1, 1)	7.0	W	25	4	1	1	9	1	0	0	0	0	0	42	46	1.29	0.714					
Don Mossi, L ERA: 1.69 (8, 1)	2.0	S	8	2	0	0	1	0	0	0	0	0	0	10	10	0.00	1.000					

Batter	1	2	3	4	5	6	7	8	9	AB	R	H	RBI	BB	SO	LOB	TOP					
Joe Demaestri, R (1.6) OBP: 0.275, SLG: 0.316	0-0 6-3		0-0 1B		0-0 6-3		0-0 G3		0-0 E3	5	0	1	0	0	0	1	Kansas City Athletics @ Detroit Tigers Briggs Stadium, Detroit, MI Sat Jul 09 1955, 4:33 AM EDT Att: 6,487 - Unknown livebaseballscorecards.com					
Enos Slaughter, L (1.9) OBP: 0.357, SLG: 0.315	0-0 1B		0-3 K		0-0 4-3			0-0 G3	0-0 CS	4	0	1	0	0	1	1						
Elmer Valo, L (1.7) OBP: 0.503, SLG: 0.514	0-0 L9		0-0 4-3		0-0 4-3			0-0 G3		4	1	1	0	0	0	2						
Harry Simpson, L (1.8) OBP: 0.363, SLG: 0.464	0-3 K				0-0 CS		0-0 6-3		0-0 G3	4	0	1	0	0	1	2						
Bill Wilson, R (8.8) OBP: 0.305, SLG: 0.481					0-0 1B			0-0 G3	0-0 CS	0	0	0	0	0	0	0						
Vic Power, R (1.3) OBP: 0.341, SLG: 0.492		0-0 1-3		0-0 F8		0-0 6-3		0-0 1B		4	1	1	1	0	0	1						
Jim Finigan, R (1.4) OBP: 0.356, SLG: 0.472		0-0 E		0-0 1B		0-0 G3		0-0 3B		3	0	2	1	1	0	0						
Hector Lopez, R (1.5) OBP: 0.319, SLG: 0.352		0-0 F7		0-0 1B			0-0 L9	0-0 4-3		4	0	1	0	0	0	2						
Joe Astroth, R (1.2) OBP: 0.374, SLG: 0.326		0-0 F8		0-0 FC6-4			0-0 SH1-4		0-0 F8	4	0	2	0	0	0	1						
Art Diltmar, R (1.1) OBP: 0.242, SLG: 0.242			0-0 L9	0-0 FC6-4			0-0 SH1-4		0-3 K	3	0	0	0	0	1	3						
Inning Stats	R: 0 E: 0 K: 1 S: 6	H: 1 LOB: 1 BB: 0 P: 6	R: 0 E: 0 K: 0 S: 4	H: 1 LOB: 1 BB: 0 P: 4	R: 0 E: 0 K: 1 S: 6	H: 1 LOB: 1 BB: 0 P: 6	R: 0 E: 0 K: 0 S: 5	H: 3 LOB: 3 BB: 1 P: 9	R: 0 E: 0 K: 0 S: 3	H: 0 LOB: 0 BB: 0 P: 3	R: 0 E: 0 K: 0 S: 3	H: 0 LOB: 0 BB: 0 P: 3	R: 0 E: 0 K: 0 S: 4	H: 1 LOB: 1 BB: 0 P: 4	R: 2 E: 0 K: 0 S: 6	H: 3 LOB: 1 BB: 0 P: 6	R: 0 E: 1 K: 1 S: 5	H: 0 LOB: 0 BB: 0 P: 5	1B: 8 2B: 1 3B: 1 HR: 0	SF: 0 SAC: 1 DP: 0 HBP: 0	WP: 0 PB: 0 SB: 2 CS: 2	PA: 38
PITCHER Frank Lary, R (1.1) ERA: 3.43	IP: 9.0 WLS: L BF: 37	H: 10 R: 2 ER: 2 SO: 3	BB: 1 IBB: 0 HBP: 0 BLK: 0	WP: 0 HR: 0 S: 42 P: 46	ERA: 2.00 WHIP: 1.222	PITCHER																

Batter	1	2	3	4	5	6	7	8	9	AB	R	H	RBI	BB	SO	LOB	BOTTOM			
Harvey Kuenn, R (1.6) OBP: 0.350, SLG: 0.422	0-0 5-3		0-0 F8		0-0 G3-6-3		0-0 FC5-4			4	0	0	0	0	0	2	Kansas City Athletics @ Detroit Tigers Briggs Stadium, Detroit, MI Sat Jul 09 1955, 4:33 AM EDT Att: 6,487 - Unknown livebaseballscorecards.com			
Bill Tuttle, R (1.8) OBP: 0.349, SLG: 0.396	0-0 4-3		0-0 BB		0-0 F9			0-0 6-3		3	0	0	0	1	0	0				
Al Kaline, R (1.9) OBP: 0.451, SLG: 0.632	0-0 1B		0-3 K		0-0 L5-3		0-0 L8		0-0 F2	4	0	1	0	0	1	1				
Earl Torgeson, L (1.3) OBP: 0.379, SLG: 0.349	0-0 1B	0-0 F8		0-0 3-1		0-0 4-3		0-0 F2		3	0	0	0	1	0	0				
Ray Boone, R (1.5) OBP: 0.335, SLG: 0.448	0-0 F9		0-0 G3		0-0 1B		0-0 K		0-3 K	4	0	1	0	0	2	2				
Jim Delsing, L (1.7) OBP: 0.354, SLG: 0.423		0-0 F8		0-0 3-1		0-0 1B		0-0 HR		4	1	2	1	0	0	0				
Frank House, L (1.2) OBP: 0.269, SLG: 0.357		0-0 F9		0-0 G3		0-0 1B		0-0 F7		4	0	1	0	0	0	2				
Fred Hatfield, L (1.4) OBP: 0.320, SLG: 0.348		0-0 G3		0-0 1-3		0-0 G1-6-3				3	0	0	0	0	0	3				
Frank Lary, R (1.1) OBP: 0.357, SLG: 0.359			0-0 5-3		0-0 G3-6-3		0-0 FC5-4			3	0	2	0	0	0	0				
Inning Stats	R: 0 E: 0 K: 0 S: 4	H: 1 LOB: 2 BB: 1 P: 8	R: 0 E: 0 K: 0 S: 3	H: 0 LOB: 0 BB: 0 P: 3	R: 0 E: 0 K: 1 S: 5	H: 0 LOB: 1 BB: 1 P: 9	R: 0 E: 0 K: 0 S: 5	H: 2 LOB: 2 BB: 0 P: 5	R: 0 E: 0 K: 0 S: 3	H: 1 LOB: 0 BB: 0 P: 3	R: 1 E: 0 K: 0 S: 5	H: 3 LOB: 1 BB: 0 P: 5	R: 0 E: 0 K: 0 S: 3	H: 0 LOB: 0 BB: 0 P: 3	R: 0 E: 0 K: 1 S: 5	H: 0 LOB: 0 BB: 0 P: 5	1B: 6 2B: 0 3B: 0 HR: 1	SF: 0 SAC: 0 DP: 2 HBP: 0	WP: 0 PB: 0 SB: 0 CS: 0	PA: 34
PITCHER Art Diltmar, R (1.1) ERA: 5.22	IP: 9.0 WLS: W BF: 34	H: 7 R: 1 ER: 1 SO: 3	BB: 2 IBB: 0 HBP: 0 BLK: 0	WP: 0 HR: 1 S: 38 P: 46	ERA: 1.00 WHIP: 1.000	PITCHER														

Batter	1	2	3	4	5	6	7	8	9	AB	R	H	RBI	BB	SO	LOB	TOP																			
Joe Demaestri, R OBP: 0.277, SLG: 0.321	6-3	CS	6-3	1B		FC FC3-2		L3		5	0	2	1	0	0	1																				
Enos Slaughter, L OBP: 0.352, SLG: 0.310	HR		4-3	F2		FC F8 FC3-2		F8		5	1	1	0	0	0	4																				
Elmer Valo, L OBP: 0.500, SLG: 0.531	HR		4-3	6-3		FC3-2			G6-3 BB	5	2	2	2	0	0	5																				
Harry Simpson, L OBP: 0.369, SLG: 0.471	3-1			HR	1B			F8	G6-3 BB	4	2	2	0	1	0	2																				
Vic Power, R OBP: 0.345, SLG: 0.503	1B			HR	1B	L1			G6-3	5	2	3	3	0	0	4																				
Jim Finigan, R OBP: 0.356, SLG: 0.475	F5			F6	SH1-3				G6-3 1B	4	1	2	1	0	0	1																				
Hector Lopez, R OBP: 0.325, SLG: 0.358		F4		1B	1B	G6-4-3			G6-4-3 1B	5	1	3	2	0	0	1																				
Joe Astroth, R OBP: 0.381, SLG: 0.331		CS		1B	6-3				K	4	0	2	0	1	1	1																				
Cloyd Boyer, R OBP: 0.167, SLG: 0.091				1B	5-3					2	0	0	0	1	1	2																				
Johnny Sain, R OBP: 0.500, SLG: 0.333		K							L3	0	0	0	0	0	0	0																				
Bill Harrington, R OBP: 0.500, SLG: 0.333				1B					4-3	2	0	1	0	0	0	2																				
Inning Stats	R: 2 E: 0 K: 0 S: 6	H: 3 LOB: 1 BB: 0 P: 6	R: 0 E: 0 K: 1 S: 5	H: 1 LOB: 0 BB: 0 P: 5	R: 0 E: 0 K: 0 S: 3	H: 0 LOB: 0 BB: 0 P: 3	R: 3 E: 0 K: 0 S: 8	H: 5 LOB: 3 BB: 1 P: 12	R: 2 E: 0 K: 0 S: 6	H: 3 LOB: 1 BB: 0 P: 6	R: 0 E: 0 K: 1 S: 5	H: 1 LOB: 0 BB: 0 P: 5	R: 0 E: 0 K: 1 S: 5	H: 1 LOB: 0 BB: 0 P: 5	R: 0 E: 0 K: 0 S: 3	H: 1 LOB: 2 BB: 2 P: 3	1B: 13 2B: 4 3B: 0 HR: 2	SF: 0 SAC: 1 DP: 3 HBP: 0	WP: 1 PB: 0 SB: 0 CS: 1	PA: 46																
PITCHER	IP	WLS	BF	H	R	ER	SO	BB	IBB	HBP	BLK	WP	HR	S	P	ERA	WHIP	PITCHER		IP	WLS	BF	H	R	ER	SO	BB	IBB	HBP	BLK	WP	HR	S	P	ERA	WHIP
Steve Gromek, R ERA: 3.49	3.1	L	17	8	5	4	1	0	0	0	0	0	2	19	19	10.80	2.400	Paul Foytack, R ERA: 7.47		9.1	1.0	7	3	2	2	0	1	1	0	0	1	0	5	13	18.00	4.000
Duke Maas, R ERA: 4.59	0.2		4	1	0	0	0	1	0	0	0	0	0	3	7	0.00	3.000																			
Babe Birrer, R ERA: 5.06	1.0		6	3	2	2	0	0	0	0	0	0	0	6	6	18.00	3.000																			
Joe Coleman, R ERA: 9.95	1.0		5	1	0	0	0	0	0	0	0	0	0	5	5	0.00	1.000																			
Al Aber, L ERA: 2.86	2.0		6	2	0	0	1	0	0	0	0	0	0	8	8	0.00	1.000																			

Kansas City Athletics @ Detroit Tigers
Briggs Stadium, Detroit, MI
Sun Jul 10 1955, 4:33 AM EDT
Unknown

AB 41
R 9
H 18
RBI 9
BB 3
SO 2
LOB 23



Batter	1	2	3	4	5	6	7	8	9	AB	R	H	RBI	BB	SO	LOB	BOTTOM																			
Harvey Kuenn, R OBP: 0.351, SLG: 0.419	5-3		L6-4-3 1B		5-3	FC5				4	0	1	0	1	0	1																				
Bill Tuttle, R OBP: 0.350, SLG: 0.394	L5-3 BB		L6-4-3 1B		K	K		F8		4	0	1	0	1	2	3																				
Al Kaline, R OBP: 0.445, SLG: 0.623	L5-3		L6-4-3		L4	L7			L4-3	5	0	0	0	0	0	5																				
Earl Torgeson, L OBP: 0.380, SLG: 0.363	F9		F9			HR			1B	5	1	2	1	0	1	2																				
Ray Boone, R OBP: 0.336, SLG: 0.445		F2		E G6-4-3	1B	FC5-4 BB		6-3	K	4	1	1	0	1	1	1																				
Jim Delsing, L OBP: 0.361, SLG: 0.429		HBP		E9 G6-4-3	1B	FC5-4 1B			1B	4	1	3	0	1	0	1																				
Red Wilson, R OBP: 0.304, SLG: 0.311		F4		G6-4-3		1B		FC1-6-4	L8	5	1	1	0	0	0	5																				
Fred Hatfield, L OBP: 0.326, SLG: 0.350						1B		F8		2	1	1	1	1	0	0																				
Steve Garmon, S Duke Maas, R Charlie Spillane, L Babe Birrer, R Joe Coleman, R Al Aber, L Frank Howard, L Paul Foytack, R	3-1			3-1		E 1B		3-1		1	0	0	0	0	0	2																				
Inning Stats	R: 0 E: 0 K: 0 S: 3	H: 0 LOB: 1 BB: 1 P: 7	R: 0 E: 0 K: 0 S: 4	H: 1 LOB: 2 BB: 0 P: 5	R: 0 E: 0 K: 0 S: 4	H: 2 LOB: 1 BB: 0 P: 4	R: 1 E: 1 K: 0 S: 4	H: 2 LOB: 1 BB: 1 P: 8	R: 0 E: 0 K: 1 S: 5	H: 0 LOB: 0 BB: 0 P: 5	R: 4 E: 1 K: 1 S: 10	H: 4 LOB: 2 BB: 1 P: 14	R: 0 E: 0 K: 1 S: 5	H: 0 LOB: 1 BB: 1 P: 9	R: 0 E: 0 K: 0 S: 3	H: 0 LOB: 1 BB: 1 P: 7	R: 0 E: 0 K: 1 S: 7	H: 2 LOB: 2 BB: 0 P: 7	1B: 9 2B: 0 3B: 1 HR: 1	SF: 0 SAC: 0 DP: 2 HBP: 1	WP: 0 PB: 0 SB: 0 CS: 0	PA: 43														
PITCHER	IP	WLS	BF	H	R	ER	SO	BB	IBB	HBP	BLK	WP	HR	S	P	ERA	WHIP	PITCHER		IP	WLS	BF	H	R	ER	SO	BB	IBB	HBP	BLK	WP	HR	S	P	ERA	WHIP
Cloyd Boyer, R ERA: 5.14	5.0	W	23	6	3	2	1	3	0	1	0	0	0	21	34	3.60	1.800																			
Johnny Sain, R ERA: 5.32	0.1		4	3	2	2	0	0	0	0	0	0	0	4	4	54.00	9.000																			
Bill Harrington, R ERA: 4.26	3.2	S	16	2	0	0	3	2	0	0	0	0	0	20	28	0.00	1.091																			

Kansas City Athletics @ Detroit Tigers
Briggs Stadium, Detroit, MI
Sun Jul 10 1955, 4:33 AM EDT
Unknown

AB 37
R 5
H 11
RBI 4
BB 5
SO 4
LOB 21



Batter	1	2	3	4	5	6	7	8	9	AB	R	H	RBI	BB	SO	LOB	TOP					
Joe Demaestri, R OBP: 0.274, SLG: 0.316 (1, 6)	0-3 K			0-0 F4		0-0 FC6-4		0-3 K		4	0	0	0	0	2	1						
Bill Wilson, R OBP: 0.300, SLG: 0.472 (1, 9) (5, 8)	0-3 K			0-0 F7		0-0 F7			0-0 L9	4	0	0	0	0	1	1						
Gus Zernial, R OBP: 0.301, SLG: 0.489 (1, 7)	0-3 K			0-0 F6					0-3 K	4	0	1	0	0	2	0						
Harry Simpson, L OBP: 0.365, SLG: 0.465 Bill Renna, R OBP: 0.312, SLG: 0.390 (5, 9)				0-0 F8		0-3 K			0-0 4-3	2	0	0	0	0	1	0						
Vic Power, R OBP: 0.345, SLG: 0.500 (1, 3)				4-0 G5-4-3 BB		0-0 F8			0-0 F5	2	0	0	0	1	0	2						
Jim Finigan, R OBP: 0.356, SLG: 0.484 (1, 4)				0-0 G5-4-3		0-0 HR			0-0 F8	3	1	1	1	0	0	3						
Hector Lopez, R OBP: 0.323, SLG: 0.356 Clete Boyer, R OBP: 0.222, SLG: 0.222 (1, 5) (3, 5)				0-0 5-3		0-0 L6			0-0 F7	1	0	0	0	0	0	0						
Billy Shantz, R OBP: 0.320, SLG: 0.340 (1, 2)				0-0 4-3					0-0 FC6-4 1B	3	0	1	0	0	0	0						
Vic Raschi, R OBP: 0.306, SLG: 0.316 Alex Kellner, R OBP: 0.287, SLG: 0.387 Jack Little, L OBP: 0.226, SLG: 0.273 Arnie Portocarrero, R OBP: 0.293, SLG: 0.324 Lou Sleater, L OBP: 0.162, SLG: 0.162 (1, 1) (2, 1) (3, PH) (3, 1) (6, PH) (6, 1)				0-0 F4					0-0 F3	0	0	0	0	0	0	0						
									0-0 G3	2	0	0	0	0	0	0						
Inning Stats	R: 0 E: 0 K: 3 S: 9	H: 0 LOB: 0 BB: 0 P: 9	R: 0 E: 0 K: 0 S: 2	H: 0 LOB: 0 BB: 1 P: 6	R: 0 E: 0 K: 0 S: 3	H: 0 LOB: 0 BB: 0 P: 3	R: 0 E: 0 K: 0 S: 3	H: 0 LOB: 0 BB: 0 P: 3	R: 1 E: 0 K: 1 S: 6	H: 1 LOB: 0 BB: 0 P: 6	R: 0 E: 0 K: 0 S: 4	H: 1 LOB: 1 BB: 0 P: 4	R: 0 E: 0 K: 0 S: 5	H: 2 LOB: 2 BB: 0 P: 5	R: 0 E: 0 K: 1 S: 5	H: 0 LOB: 0 BB: 0 P: 5	R: 0 E: 0 K: 1 S: 5	H: 0 LOB: 0 BB: 0 P: 5	1B: 3 2B: 0 3B: 0 HR: 1	SF: 0 SAC: 0 DP: 1 HBP: 0	WP: 0 PB: 0 SB: 0 CS: 0	PA: 31
PITCHER Ned Garver, R ERA: 3.66 (1, 1)	IP: 9.0 WLS: W BF: 31 H: 4 R: 1 ER: 1 SO: 6 BB: 1 IBB: 0 HBP: 0 BLK: 0 WP: 0 HR: 1 S: 42 P: 46 ERA: 1.00 WHIP: 0.556																					

Kansas City Athletics @ Detroit Tigers
Briggs Stadium, Detroit, MI
Sun Jul 10 1955, 4:38 AM EDT
Att: 23,751 - Unknown

AB 30
R 1
H 4
RBI 1
BB 1
SO 6
LOB 10



Batter	1	2	3	4	5	6	7	8	9	AB	R	H	RBI	BB	SO	LOB	BOTTOM			
Harvey Kuenn, R OBP: 0.355, SLG: 0.436 (1, 6)	0-0 HR	0-0 1B 2B 1B	0-0 2B		0-0 F7		0-0 F3			5	2	3	3	0	0	0				
Bubba Phillips, R OBP: 0.279, SLG: 0.303 (1, 8) (7, 7)	0-0 5-3	0-0 F9	0-0 1-3		0-0 F7		0-0 F2			5	0	0	0	0	0	3				
Al Kaline, R OBP: 0.447, SLG: 0.620 (1, 9)	0-0 L7	4-0 1B 2B BB		0-0 BB FC3-6 1B		4-0 1B 1B BB		0-0 L8		3	3	1	0	2	0	0				
Earl Torgeson, L OBP: 0.387, SLG: 0.370 (1, 3)	0-0 S 1B	0-0 2B 1B		4-0 FC3-6 BB 1B		0-0 1B 1B		0-3 K		4	2	3	1	1	1	0				
Ray Boone, R OBP: 0.344, SLG: 0.454 (1, 5)	0-0 1-H 1B	0-0 1-H 2-H 3-H 2B		4-0 FC3-6 BB 1B		0-0 1B 1B		0-0 F3		4	0	3	5	1	0	0				
Jim Delsing, L OBP: 0.356, SLG: 0.423 Bill Tuttle, R OBP: 0.349, SLG: 0.393 (1, 7) (6, PH) (7, 8)	0-3 K	0-3 K		0-0 FC3-6		0-0 F9				3	0	0	1	0	2	4				
Frank House, L OBP: 0.278, SLG: 0.360 (1, 2)		0-0 1B 5-3 1B	4-0 SH3-4 2B BB		0-0 F5		0-0 1B 2-H			3	2	2	0	1	0	2				
Harry Malmberg, R OBP: 0.313, SLG: 0.278 (1, 4)		0-0 5-3	0-0 SH3-4		0-0 F8		0-0 F9			3	0	0	0	0	0	5				
Ned Garver, R OBP: 0.231, SLG: 0.200 (1, 1)		0-0 E5 BB 1B	0-0 5-3		0-0 6-3		0-0 F8			4	1	0	0	0	0	2				
Inning Stats	R: 2 E: 0 K: 1 S: 8	H: 3 LOB: 1 BB: 0 P: 8	R: 5 E: 1 K: 1 S: 10	H: 4 LOB: 1 BB: 1 P: 14	R: 1 E: 0 K: 0 S: 4	H: 1 LOB: 1 BB: 1 P: 8	R: 1 E: 0 K: 0 S: 4	H: 1 LOB: 2 BB: 2 P: 12	R: 0 E: 0 K: 0 S: 3	H: 0 LOB: 0 BB: 0 P: 3	R: 1 E: 0 K: 0 S: 5	H: 3 LOB: 2 BB: 1 P: 9	R: 0 E: 0 K: 0 S: 3	H: 0 LOB: 0 BB: 0 P: 3	R: 0 E: 0 K: 1 S: 5	H: 0 LOB: 0 BB: 0 P: 5	1B: 9 2B: 2 3B: 0 HR: 1	SF: 0 SAC: 1 DP: 0 HBP: 0	WP: 0 PB: 0 SB: 1 CS: 0	PA: 41
PITCHER Vic Raschi, R ERA: 5.53 Alex Kellner, L ERA: 4.05 Arnie Portocarrero, R ERA: 5.56 Lou Sleater, L ERA: 7.83 (1, 1) (2, 1) (3, 1) (6, 1)	IP: 1.1 WLS: L BF: 5 H: 2 R: 2 ER: 2 SO: 1 BB: 1 IBB: 0 HBP: 0 BLK: 0 WP: 0 HR: 1 S: 12 P: 12 ERA: 20.25 WHIP: 3.750																			

Kansas City Athletics @ Detroit Tigers
Briggs Stadium, Detroit, MI
Sun Jul 10 1955, 4:38 AM EDT
Att: 23,751 - Unknown

AB 35
R 10
H 12
RBI 10
BB 5
SO 3
LOB 18



Batter	1	2	3	4	5	6	7	8	9	AB	R	H	RBI	BB	SO	LOB	TOP									
Fred Marsh, R OBP: 0.431, SLG: 0.340 (1, 4)	F7		F9			F9		K	F8	5	0	0	0	0	1	2										
Cal Abrams, L OBP: 0.404, SLG: 0.398 (1, 9)	K			K				HR		4	1	2	1	0	2	0										
Dave Philley, S OBP: 0.379, SLG: 0.474 (1, 7)	CS			2B		FC3-6		HR		4	2	3	2	0	0	1										
Gus Triandos, R OBP: 0.331, SLG: 0.429 (8, 3)	CS	6-3		L8		K		3B		4	1	1	0	0	1	2										
Bob Hale, L OBP: 0.364, SLG: 0.524 Chuck Diering, R OBP: 0.323, SLG: 0.332 (8, PR)		F5						1B		4	0	2	2	0	0	0										
Dave Pope, L OBP: 0.342, SLG: 0.413 Erv Palica, R OBP: 0.281, SLG: 0.290 (8, 1)		P5-3		2B				3B		4	0	1	1	0	0	1										
Wayne Causey, L OBP: 0.256, SLG: 0.270 (1, 5)			K2-6-2		L8			K		4	0	1	0	0	1	2										
Willy Miranda, S OBP: 0.295, SLG: 0.310 (1, 6)					F5			4-3	6-3	4	0	1	0	0	0	0										
Ray Moore, R OBP: 0.261, SLG: 0.227 Tex Nelson, L OBP: 0.365, SLG: 0.273 Hal Smith, R OBP: 0.287, SLG: 0.347 (8, PH)			K2-6-2		6-3			1B	K	2	0	0	0	0	1	2										
Inning Stats	R: 0 E: 0 K: 1 S: 5	H: 1 LOB: 0 BB: 0 P: 5	R: 0 E: 0 K: 0 S: 3	H: 0 LOB: 0 BB: 0 P: 3	R: 0 E: 0 K: 1 S: 6	H: 2 LOB: 1 BB: 0 P: 6	R: 1 E: 0 K: 1 S: 7	H: 2 LOB: 1 BB: 0 P: 7	R: 0 E: 0 K: 0 S: 3	H: 0 LOB: 0 BB: 0 P: 3	R: 0 E: 0 K: 1 S: 6	H: 1 LOB: 1 BB: 0 P: 6	R: 0 E: 0 K: 0 S: 3	H: 0 LOB: 0 BB: 0 P: 3	R: 5 E: 0 K: 2 S: 12	H: 5 LOB: 2 BB: 1 P: 16	R: 0 E: 0 K: 1 S: 5	H: 0 LOB: 0 BB: 0 P: 5	1B: 8 2B: 2 3B: 1 HR: 1	SF: 0 SAC: 0 DP: 1 HBP: 0	WP: 0 PB: 1 CS: 0	PA: 38				
PITCHER	IP	WLS	BF	H	R	ER	SO	BB	IBB	HBP	BLK	WP	HR	S	P	ERA	WHIP									
Art Ditmar, R ERA: 5.36 Tom Gorman, R ERA: 3.72	(1, 1)	7.2	L	32	10	6	6	5	1	0	0	0	0	1	41	45	7.04	1.435								
(8, 1)	1.1	5	1	0	0	0	2	0	0	0	0	0	0	9	9	0.00	0.750									

Baltimore Orioles @ Kansas City Athletics
Municipal Stadium, Kansas City, MO
Thu Jul 14 1955, 4:38 AM EDT
Att: 14,842 - Unknown

AB 36
R 6
H 11
RBI 6
BB 1
SO 7
LOB 10



Batter	1	2	3	4	5	6	7	8	9	AB	R	H	RBI	BB	SO	LOB	BOTTOM									
Joe Demaestri, R OBP: 0.273, SLG: 0.312 (1, 6)	E3	4-3			5-3			E5		4	1	0	0	0	0	0										
Jim Finigan, R OBP: 0.357, SLG: 0.476 (1, 4)	1B		6-3		P8			4-3		3	1	0	0	1	0	1										
Gus Zernial, R OBP: 0.303, SLG: 0.488 (1, 7)	1B		K		K			1B		4	0	2	1	0	2	0										
Harry Simpson, L OBP: 0.374, SLG: 0.485 (1, 8)	P8		CS					K		3	0	1	0	1	1	3										
Vic Power, R OBP: 0.347, SLG: 0.511 (1, 3)	1B		CS		HR			F8		4	1	2	2	0	0	2										
Bill Wilson, R OBP: 0.293, SLG: 0.462 (1, 9)	K				F7			F3		4	0	0	0	0	2	4										
Hector Lopez, R OBP: 0.324, SLG: 0.366 (1, 5)	L6							K		4	1	1	1	0	1	3										
Billy Shantz, R OBP: 0.314, SLG: 0.333 Enos Slaughter, L OBP: 0.344, SLG: 0.319 (8, PH)		P8			F7			6-3		3	0	0	0	0	0	0										
Art Ditmar, R OBP: 0.222, SLG: 0.222 Tom Gorman, R OBP: 0.087, SLG: 0.133 Elmer Valo, L OBP: 0.500, SLG: 0.524 (8, PH)		6-3			6-3			K		3	0	0	0	0	0	0										
Inning Stats	R: 2 E: 1 K: 1 S: 8	H: 2 LOB: 2 BB: 1 P: 12	R: 0 E: 0 K: 0 S: 3	H: 0 LOB: 0 BB: 0 P: 3	R: 0 E: 0 K: 1 S: 4	H: 0 LOB: 0 BB: 1 P: 8	R: 2 E: 0 K: 0 S: 5	H: 2 LOB: 0 BB: 0 P: 5	R: 0 E: 0 K: 1 S: 8	H: 1 LOB: 1 BB: 0 P: 8	R: 0 E: 1 K: 0 S: 4	H: 0 LOB: 1 BB: 0 P: 4	R: 0 E: 0 K: 1 S: 6	H: 1 LOB: 1 BB: 0 P: 6	R: 0 E: 0 K: 1 S: 5	H: 0 LOB: 0 BB: 0 P: 5	1B: 4 2B: 0 3B: 0 HR: 2	SF: 0 SAC: 0 DP: 0 HBP: 0	WP: 0 PB: 0 SB: 0 CS: 1	PA: 37						
PITCHER	IP	WLS	BF	H	R	ER	SO	BB	IBB	HBP	BLK	WP	HR	S	P	ERA	WHIP									
Ray Moore, R ERA: 3.43 Erv Palica, R ERA: 4.41	(1, 1)	7.0	W	29	5	4	3	5	2	0	0	0	0	2	37	45	3.86	1.000								
(8, 1)	2.0	S	7	1	0	0	2	0	0	0	0	0	0	11	11	0.00	0.500									

Baltimore Orioles @ Kansas City Athletics
Municipal Stadium, Kansas City, MO
Thu Jul 14 1955, 4:38 AM EDT
Att: 14,842 - Unknown

AB 34
R 4
H 6
RBI 4
BB 2
SO 7
LOB 13



Batter	1	2	3	4	5	6	7	8	9	AB	R	H	RBI	BB	SO	LOB	TOP								
Fred Marsh, R OBP: 0.413, SLG: 0.333 (1, 4)	1-3		FC6-4					L7		4	1	1	1	0	0	1									
Cal Abrams, L OBP: 0.410, SLG: 0.397 Gil Coan, L OBP: 0.313, SLG: 0.331 Wayne Causey, L OBP: 0.256, SLG: 0.270 (1, 9)	K			FC5-4 BB				E8 2B 1B		3	0	1	0	2	1	2									
Dave Phillely, S OBP: 0.380, SLG: 0.486 (1, 7)	5-3			FC5-4 1-2				K		5	1	2	2	0	1	2									
Gus Triandos, R OBP: 0.328, SLG: 0.428 (1, 3)		F5		F8				FC6-2 1B 2B		5	1	1	1	0	0	4									
Hal Smith, R OBP: 0.293, SLG: 0.354 (1, 2)	F3			F5				2B		4	1	2	1	0	0	1									
Dave Pope, L OBP: 0.343, SLG: 0.410 (1, 8)	K							2B		4	1	1	1	1	1	2									
Chuck Diering, R OBP: 0.325, SLG: 0.330 (9, 8)			K					IBB		4	1	1	0	1	2	5									
Willy Miranda, S OBP: 0.294, SLG: 0.308 (1, 6)			F9					K		5	0	1	1	0	0	4									
Jim McDonald, R OBP: 0.333, SLG: 0.200 Bob Hale, L OBP: 0.391, SLG: 0.545 Jim Wilson, R OBP: 0.152, SLG: 0.133 Erv Palica, R OBP: 0.281, SLG: 0.290 (6, PH)								F7		2	1	2	0	0	0	0									
Inning Stats	R: 0 E: 0 K: 1 S: 5	H: 0 LOB: 0 BB: 0 P: 5	R: 0 E: 0 K: 1 S: 5	H: 0 LOB: 0 BB: 0 P: 5	R: 0 E: 0 K: 1 S: 6	H: 1 LOB: 1 BB: 0 P: 6	R: 0 E: 0 K: 0 S: 3	H: 0 LOB: 1 BB: 1 P: 7	R: 0 E: 0 K: 0 S: 2	H: 0 LOB: 0 BB: 1 P: 6	R: 7 E: 0 K: 0 S: 11	H: 8 LOB: 2 BB: 1 P: 15	R: 0 E: 0 K: 0 S: 4	H: 1 LOB: 2 BB: 0 P: 5	R: 0 E: 0 K: 0 S: 3	H: 0 LOB: 0 BB: 0 P: 3	R: 1 E: 1 K: 2 S: 10	H: 3 LOB: 3 BB: 1 P: 14	1B: 9 2B: 5 3B: 0 HR: 0	SF: 1 SAC: 0 DP: 1 HBP: 1	WP: 0 PB: 0 SB: 0 CS: 0	PA: 44			
PITCHER	IP	WLS	BF	H	R	ER	SO	BB	IBB	HBP	BLK	WP	HR	S	P	ERA	WHIP								
Bobby Shantz, L ERA: 5.33 Tom Gorman, R ERA: 4.17 Lou Slaughter, L ERA: 7.61 Arnie Portocarrero, R ERA: 5.32 Johnny Sain, R ERA: 5.76	5.0	L	21	4	4	4	3	3	0	0	0	0	0	24	36	7.20	1.400								

Baltimore Orioles @ Kansas City Athletics
Municipal Stadium, Kansas City, MO
Fri Jul 15 1955, 4:33 AM EDT
Att. 4,946 - Unknown

AB	38
R	8
H	13
RBI	8
BB	4
SO	5
LOB	21



Batter	1	2	3	4	5	6	7	8	9	AB	R	H	RBI	BB	SO	LOB	BOTTOM								
Joe Demaestri, R OBP: 0.275, SLG: 0.311 (1, 6)	6-3		3B BB						1B SF8 1B	4	2	1	0	1	0	0									
Jim Finigan, R OBP: 0.360, SLG: 0.481 (1, 4)			HR 3B						P9	3	1	1	1	2	0	1									
Gus Zernial, R OBP: 0.305, SLG: 0.498 (1, 7)	F4		HR						BB 1B	5	1	2	2	0	1	2									
Harry Simpson, L OBP: 0.375, SLG: 0.491 (1, 8)	5-3		4-3						BB 1B	4	1	1	0	1	0	1									
Vic Power, R OBP: 0.345, SLG: 0.508 (1, 3)		4-3	F9						BB 1B	4	0	1	2	0	0	0									
Bill Renno, R OBP: 0.315, SLG: 0.386 (1, 9)		E7 1B		1-3					K	4	0	1	0	1	1	3									
Hector Lopez, R OBP: 0.319, SLG: 0.359 (1, 5)		F9		F9					BB	4	0	0	0	0	0	4									
Joe Astroth, R OBP: 0.370, SLG: 0.319 Elmer Valo, L OBP: 0.503, SLG: 0.524 Billy Shantz, R OBP: 0.318, SLG: 0.333 (6, PH)		F6		6-3					BB	2	0	0	0	0	0	1									
Bobby Shantz, R OBP: 0.220, SLG: 0.172 Tom Gorman, R OBP: 0.207, SLG: 0.133 Lou Slaughter, L OBP: 0.167, SLG: 0.167 Arnie Portocarrero, R OBP: 0.232, SLG: 0.324 Bill Wilson, R OBP: 0.232, SLG: 0.440 Johnny Sain, R ERA: 5.76 (8, PH)			6-3						FC6-4 BB	2	0	0	0	0	0	0									
Inning Stats	R: 0 E: 0 K: 0 S: 3	H: 0 LOB: 1 BB: 1 P: 7	R: 0 E: 1 K: 0 S: 4	H: 1 LOB: 0 BB: 0 P: 4	R: 3 E: 0 K: 0 S: 5	H: 2 LOB: 0 BB: 1 P: 9	R: 0 E: 0 K: 0 S: 3	H: 0 LOB: 0 BB: 0 P: 3	R: 0 E: 0 K: 1 S: 5	H: 0 LOB: 1 BB: 1 P: 9	R: 0 E: 0 K: 0 S: 4	H: 1 LOB: 3 BB: 2 P: 12	R: 0 E: 0 K: 0 S: 3	H: 0 LOB: 0 BB: 0 P: 3	R: 1 E: 2 K: 0 S: 5	H: 1 LOB: 2 BB: 1 P: 9	R: 1 E: 0 K: 1 S: 7	H: 2 LOB: 2 BB: 1 P: 11	1B: 4 2B: 0 3B: 2 HR: 1	SF: 1 SAC: 0 DP: 0 HBP: 0	WP: 0 PB: 0 SB: 0 CS: 0	PA: 42			
PITCHER	IP	WLS	BF	H	R	ER	SO	BB	IBB	HBP	BLK	WP	HR	S	P	ERA	WHIP								
Jim McDonald, R ERA: 6.7 Jim Wilson, R ERA: 2.53 Erv Palica, R ERA: 4.44	5.0	W	21	3	3	3	1	3	0	0	0	0	0	11	23	3.38	1.875								

Baltimore Orioles @ Kansas City Athletics
Municipal Stadium, Kansas City, MO
Fri Jul 15 1955, 4:33 AM EDT
Att. 4,946 - Unknown

AB	34
R	5
H	7
RBI	5
BB	7
SO	2
LOB	17




Batter	1	2	3	4	5	6	7	8	9	AB	R	H	RBI	BB	SO	LOB	TOP			
Jose Valdivieso, R OBP: 0.295, SLG: 0.345 (1, 6)										4	1	2	0	0	0	0	Washington Senators @ Kansas City Athletics Municipal Stadium, Kansas City, MO Sun Jul 17 1955, 4:33 AM EDT Att: 11,000 - Unknown livebaseballscorecards.com			
Johnny Groth, R OBP: 0.319, SLG: 0.414 (1, 8) (8, 7)										4	2	2	0	0	1	1				
Mickey Vernon, L OBP: 0.375, SLG: 0.438 (1, 3)										3	1	1	0	0	0	0				
Clint Courtney, L OBP: 0.391, SLG: 0.478 (1, 2)										4	0	2	3	0	0	0				
Carlos Paula, R OBP: 0.329, SLG: 0.429 (1, 9)										3	0	2	0	1	0	0				
Roy Sievers, R OBP: 0.357, SLG: 0.441 Tom Umphlett, R OBP: 0.273, SLG: 0.255 (1, 7) (8, 8)										3	0	1	1	1	0	1				
Harmon Killebrew, R OBP: 0.215, SLG: 0.317 (1, 5)										4	0	0	0	0	3	3				
Bobby Kline, R OBP: 0.297, SLG: 0.267 (1, 4)										4	0	0	0	0	2	3				
Spec Shea, R (1, 1)										4	0	0	0	0	3	0				
Inning Stats	R: 2 H: 4 E: 0 K: 1 S: 9	H: 4 LOB: 3 BB: 1 P: 13	R: 0 H: 1 E: 0 K: 2 S: 7	H: 1 LOB: 0 BB: 0 P: 7	R: 0 H: 1 E: 0 K: 0 S: 4	H: 1 LOB: 1 BB: 0 P: 4	R: 0 H: 0 E: 0 K: 2 S: 7	H: 0 LOB: 0 BB: 0 P: 7	R: 0 H: 0 E: 0 K: 0 S: 3	H: 0 LOB: 0 BB: 0 P: 3	R: 0 H: 0 E: 0 K: 2 S: 7	H: 0 LOB: 1 BB: 0 P: 9	R: 0 H: 4 E: 0 K: 2 S: 5	H: 0 LOB: 0 BB: 1 P: 7	R: 0 H: 0 E: 0 K: 2 S: 7	H: 0 LOB: 0 BB: 0 P: 7		1B: 9 2B: 1 3B: 0 HR: 0	SF: 0 SAC: 1 DP: 0 HBP: 0	WP: 0 PB: 0 SB: 0 CS: 1
PITCHER	IP WLS BF H R ER SO BB IBB HBP BLK WP HR S P ERA WHIP	7.1 L 32 9 4 4 7 1 1 0 0 0 0 0 44 52 4.91 1.364	0.2 1 1 0 0 0 0 0 0 0 0 0 0 1 1 0.00 1.500	1.0 3 0 0 0 2 0 0 0 0 0 0 0 7 7 0.00 0.000	PITCHER															


Batter	1	2	3	4	5	6	7	8	9	AB	R	H	RBI	BB	SO	LOB	BOTTOM					
Joe Demaestri, R OBP: 0.275, SLG: 0.306 Harry Simpson, L OBP: 0.374, SLG: 0.488 Jack Littrell, R OBP: 0.232, SLG: 0.226 (1, 6) (9, PH) (9, PR)										3	0	0	0	0	0	1	Washington Senators @ Kansas City Athletics Municipal Stadium, Kansas City, MO Sun Jul 17 1955, 4:33 AM EDT Att: 11,000 - Unknown livebaseballscorecards.com					
Elmer Valo, L OBP: 0.492, SLG: 0.510 (1, 8)									4	0	0	0	0	1	2							
Gus Zernial, R OBP: 0.313, SLG: 0.494 (1, 7)									3	0	0	0	1	0	1							
Enos Slaughter, L OBP: 0.342, SLG: 0.312 (1, 9)									3	0	0	0	1	0	1							
Vic Power, R OBP: 0.348, SLG: 0.508 (1, 3)									4	0	1	0	0	0	2							
Jim Finigan, R OBP: 0.356, SLG: 0.474 (1, 4)									3	0	0	0	0	1	1							
Joe Astroth, R OBP: 0.363, SLG: 0.312 (1, 2)									3	0	0	0	0	1	0							
Clete Boyer, R OBP: 0.333, SLG: 0.400 (1, 5)									3	0	1	0	0	0	0							
Vic Raschi, R OBP: 0.286, SLG: 0.300 Tom Gorman, R OBP: 0.067, SLG: 0.133 Bill Renna, R OBP: 0.319, SLG: 0.385 Art Ceccarelli, R (1, 1) (8, 1) (6, PH) (9, 1)										1	0	0	0	0	0	0						
Inning Stats	R: 0 H: 0 E: 0 K: 0 S: 3	H: 0 LOB: 0 BB: 0 P: 3	R: 0 H: 0 E: 0 K: 1 S: 5	H: 0 LOB: 0 BB: 0 P: 5	R: 0 H: 0 E: 0 K: 1 S: 3	H: 0 LOB: 0 BB: 0 P: 3	R: 0 H: 0 E: 0 K: 1 S: 5	H: 0 LOB: 1 BB: 1 P: 9	R: 0 H: 0 E: 0 K: 1 S: 5	H: 0 LOB: 0 BB: 0 P: 5	R: 0 H: 1 E: 0 K: 0 S: 4	H: 1 LOB: 1 BB: 0 P: 4	R: 0 H: 1 E: 0 K: 0 S: 4	H: 1 LOB: 1 BB: 0 P: 4	R: 0 H: 0 E: 0 K: 0 S: 3	H: 0 LOB: 0 BB: 0 P: 3		R: 0 H: 1 E: 0 K: 0 S: 4	H: 1 LOB: 2 BB: 1 P: 8	1B: 3 2B: 0 3B: 0 HR: 0	SF: 0 SAC: 1 DP: 0 HBP: 0	WP: 0 PB: 0 SB: 0 CS: 0
PITCHER	IP WLS BF H R ER SO BB IBB HBP BLK WP HR S P ERA WHIP	9.0 W 32 3 0 0 3 2 0 0 0 0 0 36 44 0.00 0.556	PITCHER																			


Batter	1	2	3	4	5	6	7	8	9	AB	R	H	RBI	BB	SO	LOB	TOP																			
Jerry Snyder, R OBP: 0.267, SLG: 0.310 (1, 4)	F8		E1 3B		5-3		5-3		F7	5	1	0	0	0	0	1	Washington Senators @ Kansas City Athletics Municipal Stadium, Kansas City, MO Mon Jul 18 1955, 4:33 AM EDT Att. 4,819 - Unknown																			
Johnny Groth, R OBP: 0.313, SLG: 0.406 (1, 8) (8, 7)	6-3		F8		F2		F2			4	0	0	0	0	0	2																				
Mickey Vernon, L OBP: 0.373, SLG: 0.442 (1, 3)	F8		1-H 3B		F7				4-3	4	0	1	1	0	0	0																				
Clint Courtney, L OBP: 0.381, SLG: 0.464 (1, 2)		1-3	K		4-3				F2	4	0	0	0	0	1	1																				
Carlos Paula, R OBP: 0.328, SLG: 0.421 (1, 9)		5-3			F8		K		4-0 HR BB	3	1	0	0	1	1	0																				
Roy Sievers, R OBP: 0.365, SLG: 0.475 Tom Umphlett, R OBP: 0.273, SLG: 0.255 (8, 8)		HR 2B			HR				HR 1-H	3	3	3	3	1	0	0																				
Eddie Yost, R OBP: 0.364, SLG: 0.322 (1, 5)		HR			FC5-4 BB		BB		F9	3	1	1	2	1	0	1																				
Jose Valdivielso, R OBP: 0.304, SLG: 0.345 (1, 6)		2-H HR			FC5-4 BB		FC5-4 1B		4-3	3	0	1	0	1	0	0																				
Ted Abernathy, R OBP: 0.143, SLG: 0.143 Camilo Pascual, R OBP: 0.240, SLG: 0.240 (7, 1)					F7		FC5-4 1-2 2-3		F7	2	0	0	0	0	0	2																				
Inning Stats	R: 0 E: 0 K: 0 S: 3	H: 0 LOB: 0 BB: 0 P: 3	R: 2 E: 0 K: 0 S: 5	H: 2 LOB: 0 BB: 0 P: 5	R: 1 E: 1 K: 1 S: 7	H: 1 LOB: 1 BB: 0 P: 7	R: 1 E: 0 K: 0 S: 3	H: 1 LOB: 1 BB: 2 P: 11	R: 0 E: 0 K: 1 S: 5	H: 0 LOB: 1 BB: 1 P: 9	R: 0 E: 0 K: 0 S: 4	H: 1 LOB: 1 BB: 0 P: 4	R: 2 E: 0 K: 0 S: 4	H: 1 LOB: 0 BB: 1 P: 8	R: 0 E: 0 K: 0 S: 3	H: 0 LOB: 0 BB: 0 P: 3		1B: 1 2B: 1 3B: 1 HR: 3	SF: 0 SAC: 1 DP: 0 HBP: 0	WP: 0 PB: 0 SB: 0 CS: 0	PA: 37															
PITCHER	IP	WLS	BF	H	R	ER	SO	BB	IBB	HBP	BLK	WP	HR	S	P	ERA	WHIP	PITCHER		IP	WLS	BF	H	R	ER	SO	BB	IBB	HBP	BLK	WP	HR	S	P	ERA	WHIP
Cloyd Boyer, R ERA: 4.94 Lou Slesater, L ERA: 7.71 (8, 1)	7.0	L	29	5	4	3	2	3	0	0	0	0	2	30	42	3.86	1.143			2.0	8	1	2	2	0	1	0	0	0	0	1	7	11	9.00	1.000	

AB	32
R	6
H	6
RBI	6
BB	4
SO	2
LOB	7



Batter	1	2	3	4	5	6	7	8	9	AB	R	H	RBI	BB	SO	LOB	BOTTOM																			
Joe Demaestri, R OBP: 0.276, SLG: 0.307 Jack Littrell, R OBP: 0.228, SLG: 0.222 (7, PH) (8, 6)	E6 1B		F8		G4-6-3 1B		G6-4-3 1-2			3	1	1	0	0	0	1	Washington Senators @ Kansas City Athletics Municipal Stadium, Kansas City, MO Mon Jul 18 1955, 4:33 AM EDT Att. 4,819 - Unknown																			
Elmer Valo, L OBP: 0.497, SLG: 0.510 (1, 8)	1B BB		G6-4-3 1B		G4-6-3 1-2				G3 BB	2	0	1	0	2	0	1																				
Gus Zernial, R OBP: 0.312, SLG: 0.490 (1, 7)	G6-4-3 1-3 2-H 1B		G6-4-3 1-2				5-3		K	4	0	1	1	0	1	2																				
Bill Wilson, R OBP: 0.293, SLG: 0.454 Billy Shantz, R OBP: 0.313, SLG: 0.327 (8, 2)	K		K				F8		G3	3	0	0	0	0	2	2																				
Vic Power, R OBP: 0.347, SLG: 0.505 (1, 3)	G6-4-3 1-2				F7				6-3	4	0	1	0	0	0	3																				
Jim Finigan, R OBP: 0.356, SLG: 0.474 (1, 4)		L6			6-3 1B		F7		G5-4-3 1B BLK 1B	4	1	2	0	0	0	1																				
Joe Astroth, R OBP: 0.378, SLG: 0.491 Enos Slaughter, L OBP: 0.344, SLG: 0.315 (7, PH) (8, 9)			1B 2B		6-3 1-2		F8		G5-4-3 1B	2	1	1	0	0	0	1																				
Clete Boyer, R OBP: 0.353, SLG: 0.412 Hector Lopez, R OBP: 0.321, SLG: 0.359 (8, 5)			2B				F4		G5-4-3 1B	2	0	1	1	0	0	1																				
Cloyd Boyer, R OBP: 0.154, SLG: 0.083 Harry Simpson, L OBP: 0.378, SLG: 0.491 Bobby Shantz, R OBP: 0.200, SLG: 0.172 Lou Slesater, L OBP: 0.154, SLG: 0.154 (8, 1)			1B						4-3	1	0	1	0	0	0	0																				
Inning Stats	R: 1 E: 1 K: 1 S: 6	H: 1 LOB: 1 BB: 1 P: 10	R: 1 E: 0 K: 1 S: 7	H: 2 LOB: 1 BB: 0 P: 7	R: 0 E: 0 K: 1 S: 5	H: 1 LOB: 0 BB: 0 P: 5	R: 0 E: 0 K: 0 S: 4	H: 1 LOB: 1 BB: 0 P: 4	R: 0 E: 0 K: 0 S: 3	H: 1 LOB: 2 BB: 1 P: 7	R: 0 E: 0 K: 1 S: 5	H: 0 LOB: 1 BB: 1 P: 9	R: 1 E: 0 K: 0 S: 4	H: 2 LOB: 0 BB: 0 P: 4	R: 0 E: 0 K: 0 S: 3	H: 0 LOB: 0 BB: 0 P: 4		1B: 9 2B: 1 3B: 0 HR: 0	SF: 0 SAC: 0 DP: 5 HBP: 0	WP: 0 PB: 0 SB: 0 CS: 0	PA: 36															
PITCHER	IP	WLS	BF	H	R	ER	SO	BB	IBB	HBP	BLK	WP	HR	S	P	ERA	WHIP	PITCHER		IP	WLS	BF	H	R	ER	SO	BB	IBB	HBP	BLK	WP	HR	S	P	ERA	WHIP
Ted Abernathy, R ERA: 6.67 Camilo Pascual, R ERA: 5.52 (7, 1)	6.1	W	27	8	2	1	4	2	0	0	0	0	0	33	41	1.42	1.579			2.2	S	9	2	1	1	1	1	0	0	1	0	0	10	14	3.38	1.125



Batter	1	2	3	4	5	6	7	8	9	AB	R	H	RBI	BB	SO	LOB	TOP					
Billy Goodman, L (1, 4) OBP: 0.393, SLG: 0.341	0-0 3-1		4-0 FC4-6 BB	4-0 BB BB		0-0 PB E 2B	0-0 FC6-4			3	1	1	0	2	0	1						
Billy Klaus, L (1, 6) OBP: 0.361, SLG: 0.385	0-0 4-3		0-0 FC4-6 1-2	4-0 1-2 2-3 3H		0-0 6-3		0-0 3-1		4	0	0	1	1	0	2						
Ted Williams, L (1, 7) OBP: 0.490, SLG: 0.826	0-0		0-0 FC4-6 1-2	0-0 F8		0-0 E4 HR		0-3 K		5	1	2	1	0	1	4						
Gene Stephens, L (8, 7) OBP: 0.389, SLG: 0.504	2B 1B		0-0 FC4-6 1-2			0-0 3H 1B				0	0	0	0	0	0	0						
Jackie Jensen, R (1, 9) OBP: 0.355, SLG: 0.517	0-0 1-3 2B		0-0 FC6-4 1-2		0-0 HR		0-0 F7		4-0 CS BB	4	1	2	1	1	0	2						
Norm Zaichin, R (1, 3) OBP: 0.343, SLG: 0.494	0-0 5-3			4-0 1B 2B BB	0-0 FC1-6 1B		0-0 2H HR		0-0 CS 1-2	4	2	2	2	1	0	2						
Sammy White, R (1, 2) OBP: 0.322, SLG: 0.386		0-3 K		0-0 P3	0-0 FC1-6 1B 1-2		0-0 F8		0-0 BB E 1B	5	0	1	0	0	1	2						
Grady Hatton, L (1, 5) OBP: 0.357, SLG: 0.305		0-0 F7		0-0 2B BB 1B	0-0 P8			0-0 4-3	0-0 E9 BB 1-2	5	1	1	0	0	0	2						
Jim Piersall, R (1, 8) OBP: 0.349, SLG: 0.421		4-0 BB		0-0 BB 2B 1-3 2H	0-0 1B			0-3 K	4-0 G3-6-3 BB 1-2 2-3	3	0	2	1	2	1	0						
Willard Nixon, L (1, 1) OBP: 0.273, SLG: 0.300		0-0 4-3		0-0 1-3	0-0 P6			0-0 FC6-4 1B	0-0 G3-6-3 1-2	4	0	1	0	0	0	5						
Ellis Kinder, R (8, 1) OBP: 0.286, SLG: 0.167									0-0 1-2	1	0	0	0	0	0	3						
Inning Stats	R: 0 E: 0 K: 0 S: 5	H: 2 LOB: 2 BB: 0 P: 5	R: 0 E: 0 K: 1 S: 5	H: 0 LOB: 1 BB: 1 P: 9	R: 0 E: 0 K: 0 S: 3	H: 0 LOB: 1 BB: 1 P: 7	R: 2 E: 0 K: 0 S: 5	H: 2 LOB: 3 BB: 3 P: 17	R: 1 E: 0 K: 0 S: 6	H: 3 LOB: 2 BB: 0 P: 6	R: 3 E: 1 K: 0 S: 6	H: 3 LOB: 0 BB: 0 P: 6	R: 0 E: 0 K: 1 S: 6	H: 1 LOB: 1 BB: 0 P: 6	R: 0 E: 0 K: 1 S: 4	H: 0 LOB: 0 BB: 1 P: 8	R: 0 E: 1 K: 0 S: 4	H: 1 LOB: 2 BB: 1 P: 8	1B: 7 2B: 3 3B: 0 HR: 2	SF: 0 SAC: 0 DP: 1 HBP: 0	WP: 0 PB: 1 SB: 0 CS: 1	PA: 46
PITCHER	IP WLS BF H R ER SO BB IBB HBP BLK WP HR S P ERA WHIP	IP WLS BF H R ER SO BB IBB HBP BLK WP HR S P ERA WHIP																				
Art Ditmar, R (1, 1) ERA: 5.52	7.0 L 37 11 6 6 2 5 0 0 0 0 2 36 56 7.71 2.286																					
Marion Fricano, R (8, 1) ERA: 1.0	1.0 3 0 0 0 1 1 0 0 0 0 0 4 8 0.00 1.000																					
Bill Harrington, R (9, 1) ERA: 5.4	1.0 5 1 0 0 0 1 0 0 0 0 0 4 8 0.00 2.000																					

Boston Red Sox @ Kansas City Athletics
Municipal Stadium, Kansas City, MO
Tue Jul 19 1955, 4:33 AM EDT
Att: 16,682 - Unknown

AB 38
R 6
H 12
RBI 6
BB 7
SO 3
LOB 23



Batter	1	2	3	4	5	6	7	8	9	AB	R	H	RBI	BB	SO	LOB	BOTTOM					
Vic Power, R (1, 3) OBP: 0.350, SLG: 0.509	0-0 5-3			0-0 F8					0-0 BB 1B	5	1	3	1	0	0	0						
Enos Slaughter, L (1, 9) OBP: 0.382, SLG: 0.327	0-0 2B		0-0 F8 1-2 2H 1B	0-0 F8					4-0 BB 1B	4	0	2	1	1	0	2						
Gus Zernial, R (1, 7) OBP: 0.314, SLG: 0.486	4-0 BB		0-0 1B BB SF7 1B		0-3 K				0-0 2H 1B	4	1	1	0	1	1	3						
Harry Simpson, L (1, 8) OBP: 0.373, SLG: 0.483	0-3 K		0-0 S 1B 1-2 1B		0-0 F7				0-3 K	5	0	1	0	0	2	5						
Jim Finigan, R (1, 4) OBP: 0.357, SLG: 0.468	0-0 L6		0-0 K		0-0 P6				4-0 1B BB	4	0	0	0	1	1	5						
Hector Lopez, R (1, 5) OBP: 0.320, SLG: 0.357			0-0 F9		0-0 S 1B 1-2 2-3				0-0 F8	4	0	1	0	0	0	1						
Joe Astroth, R (1, 2) OBP: 0.368, SLG: 0.329			0-0 1B 1B SF7		0-0 5-3				0-0 FC4-6 1B 1-3	3	1	2	1	0	0	0						
Joe Demaestri, R (1, 6) OBP: 0.276, SLG: 0.307			0-0 1B 1B 3H		0-0 1-3				0-0 FC4-6 1-2	3	0	1	0	0	0	2						
Elmer Valo, L (8, PH) OBP: 0.495, SLG: 0.506			0-0 1B 1B		1-2 2-3				0-0 FC4-6 1-2	1	0	0	0	0	0	2						
Jack Littrell, R (9, 6) OBP: 0.228, SLG: 0.222			0-0 1B 1B		1-2 2-3				0-0 FC4-6 1-2	0	0	0	0	0	0	0						
Art Ditmar, R (1, 1) OBP: 0.211, SLG: 0.211			0-0 F9		0-0 L3				0-0 P3	2	0	0	0	0	0	2						
Clete Boyer, R (7, PH) OBP: 0.333, SLG: 0.389									0-3 K	1	0	0	0	0	0	0						
Marion Fricano, R (8, 1) OBP: 1.000, SLG: 1.000									0-0 K	0	0	0	0	0	0	0						
Bill Wilson, R (8, PH) OBP: 0.292, SLG: 0.452									0-0 K	1	0	0	0	0	1	2						
Bill Harrington, R (9, 1) OBP: 0.329, SLG: 0.333									0-0 K	0	0	0	0	0	0	0						
Inning Stats	R: 0 E: 0 K: 1 S: 6	H: 1 LOB: 2 BB: 1 P: 10	R: 1 E: 0 K: 0 S: 6	H: 3 LOB: 2 BB: 0 P: 6	R: 1 E: 0 K: 1 S: 8	H: 3 LOB: 2 BB: 0 P: 8	R: 0 E: 0 K: 0 S: 3	H: 0 LOB: 0 BB: 0 P: 3	R: 0 E: 0 K: 0 S: 5	H: 0 LOB: 0 BB: 0 P: 5	R: 0 E: 0 K: 0 S: 3	H: 0 LOB: 0 BB: 0 P: 3	R: 0 E: 0 K: 0 S: 4	H: 1 LOB: 2 BB: 1 P: 8	R: 0 E: 0 K: 1 S: 6	H: 1 LOB: 2 BB: 1 P: 10	R: 1 E: 0 K: 1 S: 7	H: 2 LOB: 1 BB: 0 P: 7	1B: 9 2B: 2 3B: 0 HR: 0	SF: 1 SAC: 0 DP: 0 HBP: 0	WP: 0 PB: 0 SB: 2 CS: 0	PA: 41
PITCHER	IP WLS BF H R ER SO BB IBB HBP BLK WP HR S P ERA WHIP	IP WLS BF H R ER SO BB IBB HBP BLK WP HR S P ERA WHIP																				
Willard Nixon, R (1, 1) ERA: 4.1	7.1 W 34 9 2 2 3 3 0 0 0 0 0 0 11 11 5.40 1.636																					
Ellis Kinder, R (8, 1) ERA: 2.27	1.2 S 7 2 1 1 2 0 0 0 0 0 0 11 11 5.40 1.200																					

Boston Red Sox @ Kansas City Athletics
Municipal Stadium, Kansas City, MO
Tue Jul 19 1955, 4:33 AM EDT
Att: 16,682 - Unknown

AB 37
R 3
H 11
RBI 3
BB 3
SO 5
LOB 24



Batter	1	2	3	4	5	6	7	8	9	AB	R	H	RBI	BB	SO	LOB	TOP										
Billy Goodman, L (1.4) OBP: 0.395, SLG: 0.349	0-0 2B	0-0 1B 2B		0-0 6-3		4-0 FC6 BB		0-0 G4-6-3		4	1	2	1	1	0	2											
Billy Klaus, L (1.6) OBP: 0.361, SLG: 0.385	0-0 F9	0-0 BB 1B		0-0 S 1B		0-0 FC6 G4-6-3		0-0 F8		5	0	2	2	0	0	2											
Ted Williams, L (1.7) OBP: 0.481, SLG: 0.800	0-3 K	0-0 BB 1B		0-0 F9		0-0 G4-6-3		0-0 3-1		4	0	0	0	1	1	3											
Gene Stephens, L (9.7) OBP: 0.389, SLG: 0.504		1-2 BB								0	0	0	0	0	0	0											
Jackie Jensen, R (1.9) OBP: 0.351, SLG: 0.510	0-0 P3	0-0 F7		0-3 K			0-0 6-3		0-0 P4	5	0	0	0	0	1	4											
Norm Zauchin, R (1.3) OBP: 0.342, SLG: 0.489		0-0 E5 1B 1B	4-0 3B BB		0-0 P5		0-0 4-3			3	2	0	0	1	0	0											
Sammy White, R (1.2) OBP: 0.321, SLG: 0.384		0-0 1B 2B 1B	0-3 K		0-3 K		0-0 5-3			4	1	1	0	0	2	1											
Grady Hatton, L (1.5) OBP: 0.368, SLG: 0.335		0-0 2B 1B 1B	0-0 SF8 3B		0-0 2B			0-0 1B 1B		4	2	4	2	0	0	0											
Jim Piersall, R (1.8) OBP: 0.347, SLG: 0.418	0-0 F3	0-0 F3	0-0 SF8		4-0 BB			0-0 F9		2	0	0	1	1	0	3											
George Susce, R (1.1) OBP: 0.148, SLG: 0.154	0-3 K	0-3 F8			0-0 F3			0-0 G4-6-3 1B		4	0	1	0	0	1	4											
Inning Stats	R: 0 E: 0 K: 1 S: 6	H: 1 LOB: 1 BB: 0 P: 6	R: 4 E: 1 K: 1 S: 10	H: 4 LOB: 2 BB: 1 P: 14	R: 2 E: 0 K: 1 S: 6	H: 1 LOB: 0 BB: 1 P: 10	R: 0 E: 0 K: 1 S: 6	H: 1 LOB: 2 BB: 1 P: 10	R: 0 E: 0 K: 0 S: 2	H: 0 LOB: 0 BB: 1 P: 6	R: 0 E: 0 K: 0 S: 3	H: 0 LOB: 0 BB: 0 P: 3	R: 0 E: 0 K: 0 S: 4	H: 2 LOB: 1 BB: 0 P: 4	R: 0 E: 0 K: 0 S: 3	H: 0 LOB: 0 BB: 0 P: 3	1B: 6 2B: 3 3B: 1 HR: 0	SF: 1 SAC: 0 DP: 2 HBP: 0	WP: 0 PB: 0 SB: 1 CS: 0	PA: 40							
PITCHER	IP	WLS	BF	H	R	ER	SO	BB	IBB	HBP	BLK	WP	HR	S	P	ERA	WHIP										
Amie Portocarrero, R (1.1) ERA: 5.44	2.1	L	16	6	6	2	3	2	0	0	0	0	0	20	28	7.71	3.429										
Bill Harrington, R (3.1) ERA: 4.56	3.2		14	2	0	0	2	2	0	0	0	0	0	16	24	0.00	1.091										
Marion Fricano, R (7.1) ERA: 0.82	2.0		7	2	0	0	0	0	0	0	0	0	0	7	7	0.00	1.000										
Ray Herbert, R (9.1) ERA: 5.12	1.0		3	0	0	0	0	0	0	0	0	0	0	3	3	0.00	0.000										

Boston Red Sox @ Kansas City Athletics
Municipal Stadium, Kansas City, MO
Wed Jul 20 1955, 4:33 AM EDT
Att: 19,833 - Unknown

livebaseballscorecards.com

AB 35
R 6
H 10
RBI 6
BB 4
SO 5
LOB 19



Batter	1	2	3	4	5	6	7	8	9	AB	R	H	RBI	BB	SO	LOB	BOTTOM										
Vic Power, R (1.3) OBP: 0.349, SLG: 0.506	0-0 1B		0-0 5-3			0-3 K		0-0 F9		4	0	1	0	0	1	1											
Enos Slaughter, L (1.9) OBP: 0.346, SLG: 0.320	0-0 F9			0-0 F7		4-0 BB BB		0-0 FC4-6		3	0	0	0	1	0	2											
Ray Herbert, R (9.1) OBP: 0.313, SLG: 0.357										0	0	0	0	0	0	0											
Gus Zernial, R (1.7) OBP: 0.316, SLG: 0.483	0-3 K			4-0 BB		4-0 BB BB		0-0 P5		2	0	0	0	2	1	1											
Harry Simpson, L (1.8) OBP: 0.366, SLG: 0.473	0-3 K			0-0 F9		0-0 F3		0-0 G3		4	0	0	0	0	1	4											
Jim Finigan, R (1.4) OBP: 0.354, SLG: 0.463		0-3 K		0-0 F8			0-0 P4		0-0 P4	4	0	0	0	0	1	1											
Hector Lopez, R (1.5) OBP: 0.317, SLG: 0.353		0-0 F8			0-0 5-3		0-0 5-3			3	0	0	0	0	0	0											
Billy Shantz, R (1.2) OBP: 0.307, SLG: 0.321		0-0 P6			0-0 1-3		0-0 P3			3	0	0	0	0	0	0											
Joe Demaestri, R (1.6) OBP: 0.274, SLG: 0.304			0-0 4-3		0-0 F5			0-0 F7		3	0	0	0	0	0	0											
Amie Portocarrero, R (1.1) OBP: 0.077, SLG: 0.506						0-3 K		4-0 FC4-6 BB		0	0	0	0	0	0	0											
Bill Harrington, R (3.1) OBP: 0.379, SLG: 0.286										1	0	0	0	0	0	0											
Bill Richards, R (6.99) OBP: 0.317, SLG: 0.333										1	0	0	0	0	1	0											
Marion Fricano, R (7.1) OBP: 0.309, SLG: 1.000										0	0	0	0	0	0	0											
Elmer Valo, L (8.99) OBP: 0.297, SLG: 0.506										0	0	0	0	1	0	0											
Don Piarski, R (9.8)										0	0	0	0	0	0	0											
Inning Stats	R: 0 E: 0 K: 2 S: 8	H: 1 LOB: 1 BB: 0 P: 8	R: 0 E: 0 K: 1 S: 5	H: 0 LOB: 0 BB: 0 P: 5	R: 0 E: 0 K: 0 S: 3	H: 0 LOB: 0 BB: 0 P: 3	R: 0 E: 0 K: 0 S: 3	H: 0 LOB: 1 BB: 1 P: 7	R: 0 E: 0 K: 0 S: 3	H: 0 LOB: 0 BB: 0 P: 3	R: 0 E: 0 K: 2 S: 7	H: 0 LOB: 2 BB: 2 P: 15	R: 0 E: 0 K: 0 S: 3	H: 0 LOB: 0 BB: 0 P: 3	R: 0 E: 0 K: 0 S: 3	H: 0 LOB: 1 BB: 1 P: 7	R: 0 E: 0 K: 0 S: 3	H: 0 LOB: 0 BB: 0 P: 3	1B: 1 2B: 0 3B: 0 HR: 0	SF: 0 SAC: 0 DP: 0 HBP: 0	WP: 0 PB: 0 SB: 0 CS: 0	PA: 32					
PITCHER	IP	WLS	BF	H	R	ER	SO	BB	IBB	HBP	BLK	WP	HR	S	P	ERA	WHIP										
George Susce, R (1.1) ERA: 2.72	9.0	W	32	1	0	0	5	4	0	0	0	0	0	38	54	0.00	0.556										

Boston Red Sox @ Kansas City Athletics
Municipal Stadium, Kansas City, MO
Wed Jul 20 1955, 4:33 AM EDT
Att: 19,833 - Unknown

livebaseballscorecards.com

AB 28
R 0
H 1
RBI 0
BB 4
SO 5
LOB 9



Batter	1	2	3	4	5	6	7	8	9	AB	R	H	RBI	BB	SO	LOB	TOP										
Billy Goodman, L (1,4) OBP: 0.393, SLG: 0.346	0-0 4-3		0-0 2B E 1B	0-3 K		0-0 4-3		0-0 F8	5	1	1	0	0	0	1	1											
Billy Klaus, L (1,6) OBP: 0.365, SLG: 0.391	4-0 WP 1B BB		0-0 F FC6-4 2B	0-3 K		0-0 4-3		0-0 1B	4	1	2	0	1	1	0	0											
Ted Williams, L (1,7) OBP: 0.479, SLG: 0.783 Gene Stephens, L (9,7) OBP: 0.389, SLG: 0.504	0-0 WP 1-2 1B		4-0 FC6-4 E 1B BB	0-0 3-1		0-0 4-3		0-0 G3	4	1	1	0	1	0	1	0											
Jackie Jensen, R (1,9) OBP: 0.350, SLG: 0.507	0-3 K 1-2 2-3		0-0 E5 FC6-4		0-0 L6		0-0 S 1B		4	0	1	1	0	1	0	1	4										
Norm Zauchin, R (1,3) OBP: 0.338, SLG: 0.482	0-0 F2		0-0 FC6-4 1B SF8		0-0 F3		0-3 K		4	1	0	1	0	1	0	1	5										
Sammy White, R (1,2) OBP: 0.321, SLG: 0.383		0-0 E6 1B	0-0 BB 1-3 3-H 1B		0-0 6-3		0-3 K		4	0	1	1	0	1	0	0											
Grady Hatton, L (1,5) OBP: 0.366, SLG: 0.335		0-0 G5-4-3 1B	0-0 SF8		0-0 1-3		0-0 L4		3	0	1	1	0	0	0	0											
Jim Piersall, R (1,8) OBP: 0.346, SLG: 0.414		0-0 F9	4-0 BB 1-2 BB		0-0 L8		0-0 6-3		3	0	0	0	1	0	2												
Frank Sullivan, R (1,1) OBP: 0.161, SLG: 0.170 Ellis Kinder, R (9,1) OBP: 0.286, SLG: 0.167		0-0 G5-4-3	0-3 K		0-0 1B		0-0 L4		4	0	1	0	0	1	4	0											
Inning Stats	R: 0 E: 0 K: 1 S: 6	H: 1 LOB: 2 BB: 1 P: 10	R: 0 E: 1 K: 0 S: 4	H: 1 LOB: 1 BB: 0 P: 4	R: 4 E: 1 K: 1 S: 9	H: 3 LOB: 2 BB: 2 P: 17	R: 0 E: 0 K: 2 S: 7	H: 0 LOB: 0 BB: 0 P: 7	R: 0 E: 0 K: 0 S: 3	H: 0 LOB: 0 BB: 0 P: 3	R: 0 E: 0 K: 0 S: 4	H: 1 LOB: 1 BB: 0 P: 4	R: 0 E: 0 K: 1 S: 6	H: 1 LOB: 1 BB: 0 P: 6	R: 0 E: 0 K: 1 S: 5	H: 0 LOB: 0 BB: 0 P: 5	R: 0 E: 0 K: 0 S: 4	H: 1 LOB: 1 BB: 0 P: 4	1B: 7 2B: 1 3B: 0 HR: 0	SF: 1 SAC: 0 DP: 1 HBP: 0	WP: 1 PB: 0 SB: 1 CS: 0	PA: 39					
PITCHER	IP	WLS	BF	H	R	ER	SO	BB	IBB	HBP	BLK	WP	HR	S	P	ERA	WHIP										
Bobby Shantz, L (1,1) ERA: 5.06	8.0	L	35	7	4	2	6	3	0	0	0	1	0	44	56	2.25	1.250										
Art Ceccarelli, L (9,1) ERA: 4.92	1.0		4	1	0	0	0	0	0	0	0	0	0	4	4	0.00	1.000										

Boston Red Sox @ Kansas City Athletics
Municipal Stadium, Kansas City, MO
Thu Jul 21 1955, 4:33 AM EDT
Att: 9,096 - Unknown

AB	35
R	4
H	8
RBI	4
BB	3
SO	6
LOB	17



Batter	1	2	3	4	5	6	7	8	9	AB	R	H	RBI	BB	SO	LOB	BOTTOM										
Don Plaski, R (1,8) OBP: 0.333, SLG: 0.333 Enos Slaughter, L (8, PH) OBP: 0.353, SLG: 0.331 Art Ceccarelli, R (9,1) OBP: 0.353, SLG: 0.331	0-3 K		0-0 S 1B			0-0 F9		0-0 1B 2B	3	0	1	0	0	1	0	0											
Elmer Valo, L (1,7) OBP: 0.492, SLG: 0.500	0-0 F8		0-0 5-3 1-2			0-0 F8		0-0 6-3 1B	4	0	1	2	0	0	1												
Jim Finigan, R (1,4) OBP: 0.350, SLG: 0.457	0-0 1-3			0-3 K		0-0 E6 L1-3		0-0 6-3	4	0	0	0	0	1	1												
Harry Simpson, L (1,9) OBP: 0.359, SLG: 0.462		0-0 1-3		0-0 G3		0-0 L1-3		0-0 F9	4	0	0	0	0	0	1												
Vic Power, R (1,3) OBP: 0.351, SLG: 0.506		0-0 5-3 1B		0-0 F5		0-0 6-3		0-0 1B	4	0	2	0	0	0	0												
Hector Lopez, R (1,5) OBP: 0.317, SLG: 0.352 Gus Zernial, R (9, PH) OBP: 0.315, SLG: 0.481		0-0 5-3		0-0 G5-4-3 1B		0-0 5-3		0-0 K	3	0	1	0	0	0	1	1											
Joe Demaestri, R (1,6) OBP: 0.271, SLG: 0.301 Bill Wilson, R (9, PH) OBP: 0.291, SLG: 0.450		0-0 6-3		0-0 G5-4-3		0-0 F8		0-0 P5	3	0	0	0	0	0	2												
Joe Astroth, R (1,2) OBP: 0.367, SLG: 0.324			0-0 F5		0-0 5-3		1-0 BB 2B HBP		2	1	0	0	0	0	0												
Bobby Shantz, R (1,1) OBP: 0.188, SLG: 0.161 Bill Renna, R (8, PH) OBP: 0.321, SLG: 0.383			0-3 K		0-0 5-3		4-0 2B 1B BB		2	0	0	0	0	1	0												
Inning Stats	R: 0 E: 0 K: 1 S: 5	H: 0 LOB: 0 BB: 0 P: 5	R: 0 E: 0 K: 0 S: 4	H: 1 LOB: 1 BB: 0 P: 4	R: 0 E: 0 K: 1 S: 6	H: 1 LOB: 1 BB: 0 P: 6	R: 0 E: 0 K: 1 S: 5	H: 0 LOB: 0 BB: 0 P: 5	R: 0 E: 0 K: 0 S: 3	H: 1 LOB: 0 BB: 0 P: 3	R: 0 E: 0 K: 0 S: 3	H: 0 LOB: 0 BB: 0 P: 3	R: 0 E: 1 K: 0 S: 3	H: 0 LOB: 0 BB: 0 P: 3	R: 3 E: 0 K: 0 S: 5	H: 2 LOB: 1 BB: 1 P: 10	R: 0 E: 0 K: 1 S: 6	H: 1 LOB: 1 BB: 0 P: 6	1B: 5 2B: 2 3B: 0 HR: 0	SF: 0 SAC: 0 DP: 2 HBP: 1	WP: 0 PB: 0 SB: 1 CS: 0	PA: 34					
PITCHER	IP	WLS	BF	H	R	ER	SO	BB	IBB	HBP	BLK	WP	HR	S	P	ERA	WHIP										
Frank Sullivan, R (1,1) ERA: 3.1	8.1	W	32	6	3	3	3	1	0	0	0	0	0	36	41	3.24	0.840										
Ellis Kinder, R (9,1) ERA: 2.23	0.2	S	2	0	0	0	1	0	0	0	0	0	0	4	4	0.00	0.000										

Boston Red Sox @ Kansas City Athletics
Municipal Stadium, Kansas City, MO
Thu Jul 21 1955, 4:33 AM EDT
Att: 9,096 - Unknown

AB	32
R	3
H	6
RBI	3
BB	1
SO	4
LOB	8



Batter	1	2	3	4	5	6	7	8	9	AB	R	H	RBI	BB	SO	LOB	TOP					
Gil McDougald, R OBP: 0.370, SLG: 0.400 (1,4)	F9		1B 2B	FC6-4		4-3		F9	F9	5	1	1	0	0	0	2						
Irv Noren, L OBP: 0.320, SLG: 0.391 (1,7)	3-1		2B 1B	L7			G3	4-3	4-3	5	0	1	0	0	0	1						
Mickey Mantle, S OBP: 0.426, SLG: 0.587 (1,8)	1B BB		F6		F8		F4	1B	1B	4	0	1	0	1	0	2						
Yogi Berra, L OBP: 0.356, SLG: 0.468 (1,2)	1-2 1B		F4		F7		1B	3-1	3-1	5	0	2	0	0	0	3						
Bill Skowron, R OBP: 0.379, SLG: 0.570 (1,3)	K		2B		1B		L7			4	0	2	1	0	1	3						
Elston Howard, R OBP: 0.363, SLG: 0.523 (1,9)		F3	IBB		F4			F7		3	0	0	0	1	0	1						
Andy Carey, R OBP: 0.309, SLG: 0.385 (1,5)		F9	F2			CS 1B		2B		4	0	2	0	0	0	3						
Billy Hunter, R OBP: 0.274, SLG: 0.296 (8, PH)		E4						F7		3	0	2	0	0	0	0						
Eddie Robinson, L OBP: 0.352, SLG: 0.524 (8, PH)				FC1-6 1B		SH3-4 1B				1	0	0	0	0	0	1						
Phil Rizzuto, R OBP: 0.359, SLG: 0.291 (8,6)										0	0	0	0	0	0	0						
Tom Sturdivant, L OBP: 0.111, SLG: 0.111 (1,1)				FC1-6		SH3-4				2	0	0	0	0	1	2						
Joe Collins, L OBP: 0.348, SLG: 0.383 (8, PH)										1	0	0	0	0	1	1						
Jim Konstanty, R OBP: 0.250, SLG: 0.143 (8,1)				FC6-4				K		0	0	0	0	0	0	0						
Inning Stats	R: 0 E: 0 K: 1 S: 6	H: 1 LOB: 2 BB: 1 P: 10	R: 0 E: 1 K: 1 S: 6	H: 0 LOB: 1 BB: 0 P: 6	R: 1 E: 0 K: 0 S: 6	H: 3 LOB: 3 BB: 1 P: 10	R: 0 E: 0 K: 0 S: 4	H: 1 LOB: 1 BB: 0 P: 4	R: 0 E: 0 K: 0 S: 4	H: 2 LOB: 1 BB: 0 P: 4	R: 0 E: 0 K: 0 S: 4	H: 1 LOB: 1 BB: 0 P: 4	R: 0 E: 0 K: 1 S: 6	H: 1 LOB: 1 BB: 0 P: 6	R: 0 E: 0 K: 0 S: 4	H: 1 LOB: 1 BB: 0 P: 4	R: 0 E: 0 K: 0 S: 4	H: 1 LOB: 1 BB: 0 P: 4	1B: 9 2B: 2 3B: 0 HR: 0	SF: 0 SAC: 1 DP: 0 HBP: 0	WP: 0 SB: 0 CS: 1	PA: 40
PITCHER	IP	WLS	BF	H	R	ER	SO	BB	IBB	HBP	BLK	WP	HR	S	P	ERA	WHIP					
Vic Raschi, R ERA: 4.98 (1,1)	8.0	W	36	10	1	1	3	1	1	0	0	0	0	40	48	1.12	1.375					
Tom Gorman, R ERA: 4.05 (9,1)	1.0	S	4	1	0	0	0	0	0	0	0	0	0	4	4	0.00	1.000					

New York Yankees @ Kansas City Athletics
Municipal Stadium, Kansas City, MO
Fri Jul 22 1955, 4:33 AM EDT
Att: 31,123 - Unknown

AB 37
R 1
H 11
RBI 1
BB 2
SO 3
LOB 19



Batter	1	2	3	4	5	6	7	8	9	AB	R	H	RBI	BB	SO	LOB	BOTTOM				
Vic Power, R OBP: 0.347, SLG: 0.500 (1,3)	E5		F9			F9		F8		4	0	0	0	0	0	0					
Enos Slaughter, L OBP: 0.382, SLG: 0.338 (1,9)	F8			FC3-6 1B FC4-6 1B		FC4-6 1B		FC4-6 BB		3	1	2	0	1	0	1					
Elmer Valo, L OBP: 0.488, SLG: 0.494 (1,7)	F7			FC3-6 1B		F2		FC4-6 S 1B		4	1	1	0	0	0	3					
Harry Simpson, L OBP: 0.357, SLG: 0.458 (1,8)	1-3			FC3-6 FC4-6		FC4-6		1B		4	0	1	1	0	0	4					
Jim Finigan, R OBP: 0.346, SLG: 0.452 (1,4)		6-3		FC4-6		F3		6-3		4	0	0	1	0	0	2					
Hector Lopez, R OBP: 0.317, SLG: 0.352 (1,5)		L7		F3		1B SH3 1B				3	1	1	0	0	0	1					
Joe Demaestri, R OBP: 0.275, SLG: 0.305 (1,6)		CS 1B			F5		SH3 1B			3	0	2	0	0	0	0					
Joe Astroth, R OBP: 0.363, SLG: 0.320 (1,2)		CS	F5		F9		SH3			2	0	0	1	0	0	0					
Vic Raschi, R OBP: 0.250, SLG: 0.261 (1,1)					F8					3	0	0	0	0	1	1					
Tom Gorman, R OBP: 0.067, SLG: 0.133 (9,1)				K				4-3		0	0	0	0	0	0	0					
Inning Stats	R: 0 E: 1 K: 0 S: 4	H: 0 LOB: 0 BB: 0 P: 4	R: 0 E: 0 K: 0 S: 3	H: 1 LOB: 0 BB: 0 P: 3	R: 0 E: 0 K: 1 S: 5	H: 0 LOB: 0 BB: 0 P: 5	R: 1 E: 0 K: 0 S: 5	H: 2 LOB: 1 BB: 0 P: 5	R: 0 E: 0 K: 0 S: 4	H: 1 LOB: 1 BB: 0 P: 4	R: 1 E: 0 K: 0 S: 5	H: 2 LOB: 1 BB: 0 P: 5	R: 1 E: 0 K: 0 S: 4	H: 1 LOB: 1 BB: 1 P: 8	R: 0 E: 0 K: 0 S: 4	H: 1 LOB: 1 BB: 0 P: 4	1B: 7 2B: 0 3B: 0 HR: 0	SF: 0 SAC: 1 DP: 0 HBP: 0	WP: 0 SB: 0 CS: 1	PA: 33	
PITCHER	IP	WLS	BF	H	R	ER	SO	BB	IBB	HBP	BLK	WP	HR	S	P	ERA	WHIP				
Tom Sturdivant, R ERA: 3.04 (1,1)	7.0	L	27	6	2	2	1	0	0	0	0	0	0	29	29	2.57	0.857				
Jim Konstanty, R ERA: 1.66 (8,1)	1.0		5	1	1	1	0	1	0	0	0	0	0	4	8	9.00	2.000				

New York Yankees @ Kansas City Athletics
Municipal Stadium, Kansas City, MO
Fri Jul 22 1955, 4:33 AM EDT
Att: 31,123 - Unknown

AB 30
R 3
H 7
RBI 3
BB 1
SO 1
LOB 12



Batter	1	2	3	4	5	6	7	8	9	AB	R	H	RBI	BB	SO	LOB	TOP		
Andy Carey, R (1.5) OBP: 0.309, SLG: 0.387	K		4-3 3B	FC6-4 1B 3B		F9			F8	5	2	1	0	0	1	1			
Inv Noren, L (1.7) OBP: 0.320, SLG: 0.398	F2		4-3	3B 1B		F7			L3	5	1	1	1	0	0	0			
Mickey Mantle, S (1.8) OBP: 0.422, SLG: 0.582	3-1		K	1B 3B			B3-1		F3	5	1	1	2	0	1	0			
Yogi Berra, L (1.2) OBP: 0.352, SLG: 0.461		F5	G3	1B			5-3			4	0	1	1	0	0	0			
Bill Skowron, R (1.3) OBP: 0.386, SLG: 0.582		1B BB BB		HR F9			F4			3	1	1	1	1	0	1			
Elston Howard, R (1.9) OBP: 0.356, SLG: 0.528	F8				F3	K		E5 1B F8		4	0	0	0	0	1	1			
Hank Bauer, R (8.9) OBP: 0.338, SLG: 0.396										0	0	0	0	0	0	0			
Gil McDougald, R (1.4) OBP: 0.374, SLG: 0.399		1B BB		WP 2B 1B		6-3		F8 1B		3	1	2	0	1	0	0			
Billy Hunter, R (1.6) OBP: 0.280, SLG: 0.315					F3			F8		4	1	2	1	0	0	2			
Whitey Ford, L (1.1) OBP: 0.250, SLG: 0.151	F8				1B 2B			3-H		4	0	1	1	0	0	4			
Jim Konstanty, R (8.1) OBP: 0.250, SLG: 0.143				FC6-4 1B		B1-3		4-3		0	0	0	0	0	0	0			
Inning Stats	R: 0 E: 0 K: 1 S: 5	H: 0 LOB: 0 BB: 0 P: 5	R: 0 E: 0 K: 0 S: 4	H: 1 LOB: 3 BB: 2 P: 12	R: 1 E: 0 K: 1 S: 6	H: 1 LOB: 0 BB: 0 P: 6	R: 6 E: 0 K: 0 S: 10	H: 7 LOB: 1 BB: 0 P: 10	R: 0 E: 0 K: 1 S: 5	H: 0 LOB: 0 BB: 0 P: 5	R: 0 E: 0 K: 0 S: 3	H: 0 LOB: 0 BB: 0 P: 3	R: 0 E: 1 K: 0 S: 4	H: 1 LOB: 1 BB: 0 P: 4	R: 0 E: 0 K: 0 S: 3	H: 0 LOB: 0 BB: 0 P: 3	1B: 6 2B: 1 3B: 2 HR: 1	SF: 0 SAC: 0 DP: 0 HBP: 0	WP: 1 PA: 39 CS: 0
PITCHER	IP WLS BF H R ER SO BB IBB HBP BLK WP HR S P ERA WHIP	IP WLS BF H R ER SO BB IBB HBP BLK WP HR S P ERA WHIP	IP WLS BF H R ER SO BB IBB HBP BLK WP HR S P ERA WHIP	IP WLS BF H R ER SO BB IBB HBP BLK WP HR S P ERA WHIP	IP WLS BF H R ER SO BB IBB HBP BLK WP HR S P ERA WHIP	IP WLS BF H R ER SO BB IBB HBP BLK WP HR S P ERA WHIP	IP WLS BF H R ER SO BB IBB HBP BLK WP HR S P ERA WHIP	IP WLS BF H R ER SO BB IBB HBP BLK WP HR S P ERA WHIP	IP WLS BF H R ER SO BB IBB HBP BLK WP HR S P ERA WHIP	IP WLS BF H R ER SO BB IBB HBP BLK WP HR S P ERA WHIP	IP WLS BF H R ER SO BB IBB HBP BLK WP HR S P ERA WHIP	IP WLS BF H R ER SO BB IBB HBP BLK WP HR S P ERA WHIP	IP WLS BF H R ER SO BB IBB HBP BLK WP HR S P ERA WHIP	IP WLS BF H R ER SO BB IBB HBP BLK WP HR S P ERA WHIP	IP WLS BF H R ER SO BB IBB HBP BLK WP HR S P ERA WHIP	IP WLS BF H R ER SO BB IBB HBP BLK WP HR S P ERA WHIP	IP WLS BF H R ER SO BB IBB HBP BLK WP HR S P ERA WHIP	IP WLS BF H R ER SO BB IBB HBP BLK WP HR S P ERA WHIP	

New York Yankees @ Kansas City Athletics
Municipal Stadium, Kansas City, MO
Sun Jul 24 1955, 4:33 AM EDT
Unknown

AB	37
R	7
H	10
RBI	7
BB	2
SO	3
LOB	9



Batter	1	2	3	4	5	6	7	8	9	AB	R	H	RBI	BB	SO	LOB	BOTTOM				
Vic Power, R (1.3) OBP: 0.347, SLG: 0.499	F3		F3		FC6-4 1B			WP SF9 2B		4	1	2	0	0	0	0					
Bill Renna, R (1.9) OBP: 0.330, SLG: 0.404	K		HR		FC6-4 1-2			WP BB		3	1	1	1	1	1	1					
Gus Zernial, R (1.7) OBP: 0.316, SLG: 0.494	F7		HR			FC6-4 1B		SF9 1-2 2-H		3	1	2	2	0	0	0					
Jim Finigan, R (1.4) OBP: 0.343, SLG: 0.449		1B 1B		6-3		FC6-4 1-2		F4		4	0	1	0	0	0	2					
Bill Wilson, R (1.8) OBP: 0.290, SLG: 0.444	K				5-3			F7		3	0	0	0	0	2	2					
Harry Simpson, L (8. PH) OBP: 0.352, SLG: 0.449										1	0	0	0	0	0	1					
Don Plarski, R (9.8) OBP: 0.333, SLG: 0.333										0	0	0	0	0	0	0					
Hector Lopez, R (1.5) OBP: 0.318, SLG: 0.355	K				L4				4-3	4	0	0	0	0	2	2					
Joe Demaestri, R (1.6) OBP: 0.277, SLG: 0.306					4-3			G6-4-3 1B		3	0	2	0	0	0	0					
Elmer Valo, L (9. PH) OBP: 0.488, SLG: 0.491		1B						G1-6-3 1B		1	0	1	0	0	0	0					
Joe Astroth, R (1.2) OBP: 0.353, SLG: 0.310		6-3								3	0	0	0	0	0	3					
Enos Slaughter, L (9. PH) OBP: 0.387, SLG: 0.346					L5			G6-4-3 1-2		1	0	0	0	0	0	1					
Art Ditmar, R (1.1) OBP: 0.205, SLG: 0.205					L9					1	0	0	0	0	0	0					
Bill Harrington, R (4.1) OBP: 0.300, SLG: 0.222								K		2	0	0	0	0	1	0					
Inning Stats	R: 0 E: 0 K: 1 S: 5	H: 0 LOB: 0 BB: 0 P: 5	R: 0 E: 0 K: 2 S: 9	H: 2 LOB: 2 BB: 0 P: 9	R: 2 E: 0 K: 0 S: 5	H: 2 LOB: 0 BB: 0 P: 5	R: 0 E: 0 K: 0 S: 3	H: 0 LOB: 0 BB: 0 P: 3	R: 0 E: 0 K: 0 S: 4	H: 1 LOB: 1 BB: 0 P: 4	R: 0 E: 0 K: 2 S: 8	H: 1 LOB: 1 BB: 0 P: 8	R: 0 E: 0 K: 1 S: 5	H: 1 LOB: 0 BB: 0 P: 5	R: 1 E: 0 K: 0 S: 4	H: 1 LOB: 1 BB: 1 P: 8	R: 0 E: 0 K: 0 S: 3	H: 1 LOB: 0 BB: 0 P: 3	1B: 6 2B: 1 3B: 0 HR: 2	SF: 1 SAC: 0 DP: 2 HBP: 0	WP: 1 PA: 35 CS: 0
PITCHER	IP WLS BF H R ER SO BB IBB HBP BLK WP HR S P ERA WHIP	IP WLS BF H R ER SO BB IBB HBP BLK WP HR S P ERA WHIP	IP WLS BF H R ER SO BB IBB HBP BLK WP HR S P ERA WHIP	IP WLS BF H R ER SO BB IBB HBP BLK WP HR S P ERA WHIP	IP WLS BF H R ER SO BB IBB HBP BLK WP HR S P ERA WHIP	IP WLS BF H R ER SO BB IBB HBP BLK WP HR S P ERA WHIP	IP WLS BF H R ER SO BB IBB HBP BLK WP HR S P ERA WHIP	IP WLS BF H R ER SO BB IBB HBP BLK WP HR S P ERA WHIP	IP WLS BF H R ER SO BB IBB HBP BLK WP HR S P ERA WHIP	IP WLS BF H R ER SO BB IBB HBP BLK WP HR S P ERA WHIP	IP WLS BF H R ER SO BB IBB HBP BLK WP HR S P ERA WHIP	IP WLS BF H R ER SO BB IBB HBP BLK WP HR S P ERA WHIP	IP WLS BF H R ER SO BB IBB HBP BLK WP HR S P ERA WHIP	IP WLS BF H R ER SO BB IBB HBP BLK WP HR S P ERA WHIP	IP WLS BF H R ER SO BB IBB HBP BLK WP HR S P ERA WHIP	IP WLS BF H R ER SO BB IBB HBP BLK WP HR S P ERA WHIP	IP WLS BF H R ER SO BB IBB HBP BLK WP HR S P ERA WHIP	IP WLS BF H R ER SO BB IBB HBP BLK WP HR S P ERA WHIP			

New York Yankees @ Kansas City Athletics
Municipal Stadium, Kansas City, MO
Sun Jul 24 1955, 4:33 AM EDT
Unknown

AB	33
R	3
H	9
RBI	3
BB	1
SO	6
LOB	12



Batter	1	2	3	4	5	6	7	8	9	AB	R	H	RBI	BB	SO	LOB	TOP		
Andy Carey, R (1.5) OBP: 0.307, SLG: 0.384	0-0 4-3		0-0 1-3			0-0 6-3		0-0 SH1-3		3	0	0	0	0	0	1			
Joe Collins, L (1.9) OBP: 0.333, SLG: 0.359	0-0 F9		0-3 K			0-0 6-3		0-0 4-3		4	0	0	0	0	1	2			
Mickey Mantle, S (1.8) OBP: 0.425, SLG: 0.586	0-0 1B			0-0 F7		4-0 BB			0-0 HR	3	1	2	0	1	0	0			
Yogi Berra, L (1.2) OBP: 0.351, SLG: 0.468	0-0 F6			0-0 L8		0-0 F7			0-0 HR	4	1	1	2	0	0	2			
Bill Skowron, R (1.3) OBP: 0.383, SLG: 0.574 Hank Bauer, R (9.9) OBP: 0.338, SLG: 0.396		0-0 6-3		0-3 K			0-0 5-3		0-0 HR	4	0	1	0	0	1	0			
Irv Noren, L (1.7) OBP: 0.315, SLG: 0.391	0-0 3-1				0-0 F7		0-0 F5		0-0 6-3	4	0	0	0	0	0	1			
Gil McDougald, R (1.4) OBP: 0.370, SLG: 0.394	0-0 6-3				0-0 F8		0-0 6-3		0-0 6-3	4	0	0	0	0	0	0			
Billy Hunter, R (1.6) OBP: 0.285, SLG: 0.319			0-0 SH1-4		0-0 1B			0-0 6-3		3	0	2	0	0	0	0			
Johnny Kucks, R (1.1) OBP: 0.031, SLG: 0.063			0-0 SH1-4		0-0 6-3			0-0 E1		2	0	0	0	0	0	1			
Inning Stats	R: 0 E: 0 K: 0 S: 4	H: 1 LOB: 1 BB: 0 P: 4	R: 0 E: 0 K: 0 S: 3	H: 0 LOB: 0 BB: 0 P: 3	R: 0 E: 0 K: 1 S: 6	H: 1 LOB: 1 BB: 0 P: 6	R: 0 E: 0 K: 1 S: 5	H: 0 LOB: 0 BB: 0 P: 5	R: 0 E: 0 K: 0 S: 4	H: 1 LOB: 1 BB: 0 P: 4	R: 0 E: 0 K: 0 S: 3	H: 0 LOB: 0 BB: 0 P: 3	R: 0 E: 1 K: 0 S: 4	H: 0 LOB: 1 BB: 0 P: 4	R: 2 E: 0 K: 0 S: 5	H: 3 LOB: 0 BB: 0 P: 5	1B: 4 2B: 1 3B: 0 HR: 1	SF: 0 SAC: 2 DP: 0 HBP: 0	WP: 0 PA: 34 CS: 1
PITCHER	IP WLS BF H R ER SO BB IBB HBP BLK WP HR S P ERA WHIP																		
Amie Portocarrero, R (1.1) ERA: 4.99	8.0 L 32 6 2 2 2 1 0 0 0 0 0 1 35 39 2.25 0.875																		
Tom Gorman, R (9.1) ERA: 3.94	1.0 2 0 0 0 0 0 0 0 0 0 0 0 2 2 0.00 0.000																		

New York Yankees @ Kansas City Athletics
Municipal Stadium, Kansas City, MO
Sun Jul 24 1955, 4:38 AM EDT
Att: 33,585 - Unknown

AB	31
R	2
H	6
RBI	2
BB	1
SO	2
LOB	7



Batter	1	2	3	4	5	6	7	8	9	AB	R	H	RBI	BB	SO	LOB	BOTTOM		
Vic Power, R (1.3) OBP: 0.348, SLG: 0.499	0-0 G6-3		0-0 F8		0-0 F8			0-0 BB		4	0	2	0	0	0	0			
Enos Slaughter, L (1.9) OBP: 0.385, SLG: 0.340	0-0 G6-3		0-0 F8			0-0 L4		4-0 BB		3	0	0	0	1	0	1			
Elmer Valo, L (1.7) OBP: 0.488, SLG: 0.491	0-0 1B		0-0 1B		0-0 1B		0-0 F8		0-0 G3	4	0	2	0	0	0	2			
Harry Simpson, L (1.8) OBP: 0.354, SLG: 0.450	0-0 1B		0-0 F7			0-0 G3			0-0 FC6-4	4	0	2	0	0	0	1			
Jim Finigan, R (1.4) OBP: 0.340, SLG: 0.444	0-0 F9			0-0 F8			0-0 5-3		0-0 L7	4	0	0	0	0	0	3			
Hector Lopez, R (1.5) OBP: 0.313, SLG: 0.350		0-0 F9		0-0 F7		0-0 5-3		0-0 5-3		4	0	0	0	0	0	1			
Joe Demaestri, R (1.6) OBP: 0.274, SLG: 0.303 Gus Zernial, R (9. PH) OBP: 0.315, SLG: 0.492		0-3 K		0-0 F4		0-0 5-3			0-3 K	3	0	0	0	0	1	0			
Billy Shantz, R (1.2) OBP: 0.305, SLG: 0.314		4-0 BB			0-0 F9			0-0 5-3		2	0	0	0	1	0	0			
Amie Portocarrero, R (1.1) OBP: 0.063, SLG: 0.250 Tom Gorman, R (9.1) OBP: 0.063, SLG: 0.125		0-3 K			0-3 K			0-3 K		3	0	0	0	0	3	1			
Inning Stats	R: 0 E: 0 K: 0 S: 5	H: 3 LOB: 2 BB: 0 P: 5	R: 0 E: 0 K: 2 S: 7	H: 0 LOB: 1 BB: 1 P: 11	R: 0 E: 0 K: 0 S: 4	H: 1 LOB: 1 BB: 0 P: 4	R: 0 E: 0 K: 0 S: 3	H: 0 LOB: 0 BB: 0 P: 3	R: 0 E: 0 K: 1 S: 5	H: 0 LOB: 0 BB: 0 P: 5	R: 0 E: 0 K: 0 S: 3	H: 0 LOB: 0 BB: 0 P: 3	R: 0 E: 0 K: 1 S: 6	H: 1 LOB: 2 BB: 1 P: 10	R: 0 E: 0 K: 1 S: 6	H: 1 LOB: 1 BB: 0 P: 6	1B: 6 2B: 0 3B: 0 HR: 0	SF: 0 SAC: 0 DP: 1 HBP: 0	WP: 0 PA: 34 CS: 0
PITCHER	IP WLS BF H R ER SO BB IBB HBP BLK WP HR S P ERA WHIP																		
Johnny Kucks, R (1.1) ERA: 3.53	9.0 W 34 6 0 0 5 2 0 0 0 0 0 0 42 50 0.00 0.889																		

New York Yankees @ Kansas City Athletics
Municipal Stadium, Kansas City, MO
Sun Jul 24 1955, 4:38 AM EDT
Att: 33,585 - Unknown

AB	32
R	0
H	6
RBI	0
BB	2
SO	5
LOB	10



Batter	1	2	3	4	5	6	7	8	9	AB	R	H	RBI	BB	SO	LOB	TOP										
Vic Power, R OBP: 0.348, SLG: 0.497 Jack Littrell, R OBP: 0.220, SLG: 0.214 (6, 3)	F1		6-3			2B 1B	1-3			3	0	1	0	0	0	0	Kansas City Athletics @ Washington Senators Griffith Stadium, Washington, DC Tue Jul 26 1955, 3:33 AM EDT Unknown										
Enos Slaughter, L OBP: 0.382, SLG: 0.344 Bill Harrington, R OBP: 0.300, SLG: 0.222 (1, 9)	F8		G3			1B 1B	F9			4	1	1	0	0	0	1											
Elmer Valo, L OBP: 0.272, SLG: 0.491 Bill Wilson, R OBP: 0.290, SLG: 0.444 (1, 7)	1B		G3			1B 1B	G3			4	1	2	1	0	0	0											
Harry Simpson, L OBP: 0.361, SLG: 0.456 (1, 8)	1B		G4-6-3			1B 1B	E4			4	0	3	1	0	0	0											
Jim Finigan, R OBP: 0.339, SLG: 0.442 (1, 4)	F6		G4-6-3			1B 1B	FC5-4			4	0	1	1	0	0	4											
Hector Lopez, R OBP: 0.312, SLG: 0.352 (1, 5)	F8					F9	F8			4	0	1	0	0	0	3											
Joe Demaestri, R OBP: 0.272, SLG: 0.301 Clete Boyer, R OBP: 0.316, SLG: 0.368 (1, 6)	K					3-1	G6-4-3			3	0	0	0	0	1	3											
Billy Shantz, R OBP: 0.298, SLG: 0.307 (1, 2)	6-3					K	G3			4	0	0	0	0	1	1											
Cloyd Boyer, R OBP: 0.145, SLG: 0.080 Art Caccarelli, R OBP: 0.220, SLG: 0.200 Bill Renna, R OBP: 0.220, SLG: 0.200 Marion Fricano, R OBP: 0.220, SLG: 0.200 Don Piarasi, R OBP: 0.220, SLG: 0.200 (1, 1)	K					F4	E6			1	0	0	0	0	1	0											
Inning Stats	R: 0 E: 0 K: 0 S: 5	H: 2 LOB: 2 BB: 0 P: 5	R: 0 E: 0 K: 1 S: 5	H: 0 LOB: 0 BB: 0 P: 5	R: 0 E: 0 K: 1 S: 5	H: 0 LOB: 0 BB: 0 P: 5	R: 0 E: 0 K: 0 S: 3	H: 1 LOB: 1 BB: 0 P: 3	R: 0 E: 0 K: 1 S: 6	H: 1 LOB: 1 BB: 0 P: 6	R: 3 E: 0 K: 0 S: 7	H: 5 LOB: 2 BB: 0 P: 7	R: 0 E: 1 K: 0 S: 4	H: 0 LOB: 1 BB: 0 P: 4	R: 0 E: 1 K: 0 S: 4	H: 0 LOB: 1 BB: 0 P: 4		R: 0 E: 0 K: 1 S: 5	H: 0 LOB: 0 BB: 0 P: 5	1B: 7 2B: 2 3B: 0 HR: 0	SF: 0 SAC: 0 DP: 2 HBP: 0	WP: 0 PB: 0 CS: 0	PA: 36				
PITCHER	IP	WLS	BF	H	R	ER	SO	BB	IBB	HBP	BLK	WP	HR	S	P	ERA	WHIP										
Bob Porterfield, R ERA: 4.66 Pedro Ramos, R ERA: 3.34 (1, 1)	5.0	W	23	9	3	3	3	0	0	0	0	0	0	29	29	5.40	1.800										
(6, 1)	4.0	S	13	0	0	0	1	0	0	0	0	0	0	15	15	0.00	0.000										

Batter	1	2	3	4	5	6	7	8	9	AB	R	H	RBI	BB	SO	LOB	BOTTOM										
Eddie Yost, R OBP: 0.396, SLG: 0.368 (1, 5)	FC4-6	L1		G3	1B					3	1	2	1	2	0	2	Kansas City Athletics @ Washington Senators Griffith Stadium, Washington, DC Tue Jul 26 1955, 3:33 AM EDT Unknown										
Ernie Oravetz, S OBP: 0.336, SLG: 0.276 (1, 9)	FC4-6			G3	1B		L6			5	1	2	1	0	0	3											
Mickey Vernon, L OBP: 0.370, SLG: 0.445 (1, 3)	1-3			SH5-3	1B		F7			5	1	2	1	0	0	4											
Clint Courtney, L OBP: 0.367, SLG: 0.435 (1, 2)	BB			SH5-3	1B		F8			3	0	0	0	1	0	3											
Roy Sievers, R OBP: 0.366, SLG: 0.478 (1, 7)	F6			SH5-3	1B		6-3			5	1	2	3	0	0	2											
Pete Runnels, L OBP: 0.348, SLG: 0.328 (1, 4)				L8	1B		F8			4	2	2	0	1	0	1											
Tom Umphlett, R OBP: 0.275, SLG: 0.266 (1, 8)	F8			F9	1B		F7			5	0	2	0	0	0	3											
Jose Valdivielso, R OBP: 0.301, SLG: 0.379 (1, 6)	F7			SH3-4	1B		4-3			5	2	3	2	0	0	2											
Bob Porterfield, R OBP: 0.200, SLG: 0.271 Pedro Ramos, S (6, 1)				SH3-4	1B		F4			2	1	2	1	0	0	0											
Inning Stats	R: 0 E: 0 K: 0 S: 3	H: 0 LOB: 2 BB: 2 P: 11	R: 0 E: 0 K: 0 S: 5	H: 2 LOB: 2 BB: 0 P: 5	R: 2 E: 0 K: 0 S: 6	H: 3 LOB: 1 BB: 0 P: 6	R: 2 E: 0 K: 0 S: 6	H: 3 LOB: 1 BB: 0 P: 6	R: 4 E: 0 K: 0 S: 7	H: 4 LOB: 2 BB: 2 P: 15	R: 0 E: 0 K: 0 S: 4	H: 1 LOB: 1 BB: 0 P: 4	R: 0 E: 0 K: 0 S: 4	H: 1 LOB: 1 BB: 0 P: 4	R: 1 E: 0 K: 0 S: 6	H: 3 LOB: 2 BB: 0 P: 6		1B: 12 2B: 3 3B: 1 HR: 1	SF: 0 SAC: 2 DP: 0 HBP: 0	WP: 0 PB: 0 CS: 0	PA: 45						
PITCHER	IP	WLS	BF	H	R	ER	SO	BB	IBB	HBP	BLK	WP	HR	S	P	ERA	WHIP										
Cloyd Boyer, R ERA: 5.21 Art Caccarelli, L ERA: 4.68 Marion Fricano, R ERA: 3.29 Bill Harrington, R ERA: 3.77 (1, 1)	3.1	L	19	7	4	4	0	2	0	0	0	0	0	3	3	0.00	1.500										
(4, 1)	0.2		3	1	0	0	0	0	0	0	0	0	0	3	3	0.00	1.500										
(5, 1)	2.0		13	5	4	4	0	2	0	0	0	0	1	11	19	18.00	3.500										
(7, 1)	2.0		10	4	1	1	0	0	0	0	0	0	0	10	10	4.50	2.000										

Batter	1	2	3	4	5	6	7	8	9	AB	R	H	RBI	BB	SO	LOB	TOP					
Don Plarski, R (1, 8) OBP: 0.091, SLG: 0.091 Harry Simpson, L (7, 8) OBP: 0.352, SLG: 0.443	F8		FC1-6	G3			F8			4	0	0	0	0	0	3						
Vic Power, R (1, 3) OBP: 0.349, SLG: 0.499	1-3		FC4-6		6-3			SF8		4	1	1	0	0	0	1						
Gus Zernial, R (1, 7) OBP: 0.310, SLG: 0.493 Bill Wilson, R (8, 7) OBP: 0.288, SLG: 0.441	K		F9		F8			F3		4	0	0	0	0	1	2						
Jim Finigan, R (1, 4) OBP: 0.341, SLG: 0.439		1B		E6	F2			E6		4	2	1	0	0	0	1						
Bill Renna, R (1, 9) OBP: 0.333, SLG: 0.401 Enos Slaughter, L (8, PH) OBP: 0.381, SLG: 0.369	1B		1B	1B		F6		SF8		2	1	1	0	1	0	0						
Hector Lopez, R (1, 5) OBP: 0.319, SLG: 0.361	K		1B	1B		F9		F7		4	0	2	1	0	1	3						
Joe Demaestri, R (1, 6) OBP: 0.281, SLG: 0.307									F9	4	0	2	2	0	0	1						
Joe Astroth, R (1, 2) OBP: 0.344, SLG: 0.301	G5-4-3			FC5			F6		5-3	4	0	0	0	0	0	4						
Ray Herbert, R (1, 1) OBP: 0.278, SLG: 0.313 Art Ceccarelli, R (1, 1) OBP: 0.042, SLG: 0.042 Bill Harrington, R (4, 1) OBP: 0.250, SLG: 0.182 Tom Gorman, R (9, 1) OBP: 0.063, SLG: 0.125				FC2-5			L6		K	0	0	0	0	0	0	0						
Inning Stats	R: 0 E: 0 K: 1 S: 5	H: 0 LOB: 0 BB: 0 P: 5	R: 1 E: 0 K: 1 S: 7	H: 3 LOB: 1 BB: 0 P: 7	R: 0 E: 0 K: 0 S: 4	H: 1 LOB: 0 BB: 0 P: 4	R: 2 E: 1 K: 0 S: 6	H: 2 LOB: 2 BB: 1 P: 10	R: 0 E: 0 K: 0 S: 3	H: 1 LOB: 0 BB: 0 P: 3	R: 0 E: 0 K: 0 S: 3	H: 0 LOB: 0 BB: 0 P: 3	R: 1 E: 1 K: 0 S: 5	H: 1 LOB: 1 BB: 0 P: 5	R: 0 E: 0 K: 1 S: 5	H: 0 LOB: 0 BB: 0 P: 5	1B: 7 2B: 0 3B: 1 HR: 0	SF: 1 SAC: 0 DP: 1 HBP: 0	WP: 0 PB: 0 SB: 0 CS: 0	PA: 36		
PITCHER	IP	WLS	BF	H	R	ER	SO	BB	IBB	HBP	BLK	WP	HR	S	P	ERA	WHIP					
Johnny Schmitz, L (1, 1) ERA: 3.09 Ted Abernathy, R (8, 1) ERA: 5.47	7.0	L	28	7	3	2	2	1	0	0	0	0	0	0	31	35	2.57	1.143				

Kansas City Athletics @ Washington Senators
Griffith Stadium, Washington, DC
Wed Jul 27 1955, 3:38 AM EDT
Att: 3,144 - Unknown

AB	34
R	4
H	8
RBI	4
BB	1
SO	3
LOB	17



Batter	1	2	3	4	5	6	7	8	9	AB	R	H	RBI	BB	SO	LOB	BOTTOM					
Eddie Yost, R (1, 5) OBP: 0.384, SLG: 0.344	4-3		F8		5-3		F6		G5-4-3	4	1	0	0	1	0	3						
Ernie Oravetz, S (1, 9) OBP: 0.331, SLG: 0.273	4-3		K		5-3			1B		4	0	1	0	0	1	1						
Mickey Vernon, L (1, 3) OBP: 0.368, SLG: 0.439	L5		L6			SH5-3		L9		3	0	0	0	1	0	2						
Clint Courtney, L (1, 2) OBP: 0.379, SLG: 0.443	1B			FC1-4		SH5-3		F7		2	0	1	0	1	0	1						
Roy Sievers, R (1, 7) OBP: 0.361, SLG: 0.479				FC1-4		L8		K2-3		4	0	1	1	0	1	3						
Pete Runnels, L (1, 4) OBP: 0.352, SLG: 0.329	K								E	3	0	2	0	1	1	2						
Tom Umphlett, R (1, 8) OBP: 0.267, SLG: 0.274		K		F3		F4		K		4	0	0	0	0	2	5						
Jose Valdivielso, R (1, 6) OBP: 0.295, SLG: 0.384 Mickey McDermott, L (8, PH) OBP: 0.289, SLG: 0.290		K		F9		G3			E	3	0	0	0	0	1	2						
Johnny Schmitz, R (1, 1) ERA: 5.32 Carlos Paula, R (7, PH) OBP: 0.333, SLG: 0.459 Ted Abernathy, R (8, 1) OBP: 0.167, SLG: 0.167 Johnny Groth, R (8, PH) OBP: 0.301, SLG: 0.394 Pedro Ramos, S (9, PR) ERA: 3.72		4-3							E1	2	0	0	0	0	0	0						
Inning Stats	R: 1 E: 0 K: 1 S: 6	H: 1 LOB: 2 BB: 2 P: 14	R: 0 E: 0 K: 2 S: 7	H: 0 LOB: 0 BB: 0 P: 7	R: 0 E: 0 K: 1 S: 5	H: 0 LOB: 0 BB: 0 P: 5	R: 0 E: 0 K: 0 S: 5	H: 2 LOB: 2 BB: 0 P: 5	R: 0 E: 0 K: 0 S: 3	H: 0 LOB: 0 BB: 0 P: 3	R: 0 E: 0 K: 0 S: 3	H: 0 LOB: 2 BB: 2 P: 11	R: 0 E: 0 K: 1 S: 5	H: 0 LOB: 0 BB: 0 P: 5	R: 0 E: 0 K: 1 S: 6	H: 1 LOB: 1 BB: 0 P: 6	R: 0 E: 1 K: 1 S: 7	H: 2 LOB: 3 BB: 0 P: 7	1B: 6 2B: 0 3B: 0 HR: 0	SF: 0 SAC: 1 DP: 1 HBP: 0	WP: 0 PB: 0 SB: 0 CS: 0	PA: 37
PITCHER	IP	WLS	BF	H	R	ER	SO	BB	IBB	HBP	BLK	WP	HR	S	P	ERA	WHIP					
Ray Herbert, R (1, 1) ERA: 5.32 Art Ceccarelli, L (1, 1) ERA: 4.73 Bill Harrington, R (4, 1) ERA: 3.22 Tom Gorman, R (9, 1) ERA: 3.72	0.2		5	1	0	0	0	2	0	0	0	0	0	0	16	16	0.00	0.429				
	5.1	W	22	4	0	0	3	2	0	0	0	0	0	26	34	0.00	1.125					
	0.2	S	2	0	0	0	0	0	0	0	0	0	0	2	2	0.00	0.000					

Kansas City Athletics @ Washington Senators
Griffith Stadium, Washington, DC
Wed Jul 27 1955, 3:38 AM EDT
Att: 3,144 - Unknown

AB	32
R	1
H	6
RBI	1
BB	4
SO	7
LOB	21



Batter	1	2	3	4	5	6	7	8	9	AB	R	H	RBI	BB	SO	LOB	TOP			
Vic Power, R OBP: 0.346, SLG: 0.493 (1, 3)	0-0 4-3			0-0 E5 3B		0-0 F9		0-0 1-3		4	1	0	0	0	0	0	Kansas City Athletics @ New York Yankees Yankee Stadium, Bronx, NY Fri Jul 29 1955, 3:33 AM EDT Att: 13,675 - Overcast livebaseballscorecards.com			
Bill Renna, R OBP: 0.332, SLG: 0.410 Tom Gorman, R OBP: 0.063, SLG: 0.125 (1, 9) (8, 1)	0-0 1-3			0-0 2H 3B		0-3 K		0-0 F3		4	0	1	1	0	1	0				
Gus Zernial, R OBP: 0.310, SLG: 0.489 Don Plarski, R OBP: 0.091, SLG: 0.091 (1, 7) (9, PR)	0-3 K			0-3 K		0-3 K			0-0 G6-4-3 1B	4	0	1	0	0	3	1				
Jim Finigan, R OBP: 0.337, SLG: 0.434 (1, 4)		0-0 6-3		0-3 K			0-0 F6		0-0 G6-4-3 1B	4	0	0	0	0	1	2				
Bill Wilson, R OBP: 0.288, SLG: 0.437 Billy Shantz, R OBP: 0.299, SLG: 0.303 (1, 8) (8, 2)		0-0 6-3		0-0 F8			4-0 BB		4-0 1B BB	2	0	0	0	1	0	1				
Hector Lopez, R OBP: 0.318, SLG: 0.359 (1, 5)		0-0 5-3			0-3 K		0-0 F7		0-0 1-2 1B	4	0	1	0	0	1	1				
Joe Demaestri, R OBP: 0.281, SLG: 0.305 (1, 6)			0-0 L6		4-0 6-3 1B BB		0-0 F4		0-0 F7	3	0	0	0	1	0	3				
Joe Astroth, R OBP: 0.340, SLG: 0.297 Harry Simpson, L OBP: 0.350, SLG: 0.441 (1, 2) (8, PH) (8, 8)			0-0 F8		0-0 6-3			0-3 K		2	0	0	0	0	0	1				
Vic Raschi, R OBP: 0.269, SLG: 0.280 Enos Slaughter, L OBP: 0.385, SLG: 0.391 (1, 1) (8, PH) (8, 9)			0-0 4-3		1-2 1B			0-0 HR		2	0	1	0	0	0	0				
Inning Stats	R: 0 E: 0 K: 1 S: 5	H: 0 LOB: 0 BB: 0 P: 5	R: 0 E: 0 K: 0 S: 3	H: 0 LOB: 0 BB: 0 P: 3	R: 0 E: 0 K: 0 S: 3	H: 0 LOB: 0 BB: 0 P: 3	R: 1 E: 1 K: 2 S: 9	H: 1 LOB: 1 BB: 0 P: 9	R: 0 E: 0 K: 1 S: 7	H: 0 LOB: 0 BB: 0 P: 7	R: 0 E: 0 K: 0 S: 3	H: 0 LOB: 1 BB: 1 P: 7	R: 1 E: 0 K: 1 S: 6	H: 1 LOB: 0 BB: 0 P: 6	R: 0 E: 0 K: 0 S: 4	H: 2 LOB: 2 BB: 1 P: 8		1B: 3 2B: 0 3B: 1 HR: 1	SF: 0 SAC: 0 DP: 1 HBP: 0	WP: 0 PB: 0 SB: 0 CS: 0
PITCHER Whitey Ford, L ERA: 2.81 (1, 1)	IP: 9.0 WLS: W BF: 34 H: 5 R: 2 ER: 1 SO: 7 BB: 3 IBB: 0 HBP: 0 BLK: 0 WP: 0 HR: 1 S: 45 P: 57 ERA: 1.00 WHIP: 0.889															PITCHER Whitey Ford, L ERA: 2.81 (1, 1)	IP: 9.0 WLS: W BF: 34 H: 5 R: 2 ER: 1 SO: 7 BB: 3 IBB: 0 HBP: 0 BLK: 0 WP: 0 HR: 1 S: 45 P: 57 ERA: 1.00 WHIP: 0.889			

Batter	1	2	3	4	5	6	7	8	9	AB	R	H	RBI	BB	SO	LOB	BOTTOM			
Irv Noren, L OBP: 0.310, SLG: 0.384 (1, 9) (9, 7)	0-0 F7		0-0 F9		0-0 2B		0-0 4-3			4	0	1	0	0	0	0	Kansas City Athletics @ New York Yankees Yankee Stadium, Bronx, NY Fri Jul 29 1955, 3:33 AM EDT Att: 13,675 - Overcast livebaseballscorecards.com			
Gil McDougald, R OBP: 0.358, SLG: 0.389 (1, 4)	0-3 K		0-0 BB 1B		0-0 1-3			0-0 FC3-6 1B		4	0	2	0	0	1	0				
Mickey Mantle, S OBP: 0.421, SLG: 0.584 (1, 8)	0-0 3-1		4-0 1-2 BB		0-0 F9			0-0 FC3-6 1B 1B		3	1	0	0	1	0	1				
Yogi Berra, L OBP: 0.355, SLG: 0.471 (1, 2)		0-0 3-1	0-0 F9			4-0 L4-3 BB		0-0 1-3 1B		3	0	1	0	1	0	2				
Bill Skowron, R OBP: 0.373, SLG: 0.559 Hank Bauer, R OBP: 0.339, SLG: 0.400 (1, 3) (9, 9)		0-0 6-3 1B 2B		0-0 F7		0-0 L4-3		0-3 K		4	1	1	0	0	1	3				
Bob Cerv, R OBP: 0.321, SLG: 0.440 Joe Collins, L OBP: 0.344, SLG: 0.383 (1, 7) (8, PH) (9, 3)		0-0 6-3		4-0 S BB		0-0 6-3		0-0 1-2 1B		2	0	0	0	1	0	1				
Andy Carey, R OBP: 0.307, SLG: 0.379 (1, 5)		0-0 1B		0-0 F8			0-0 1-3	0-0 F8		4	0	1	1	0	0	3				
Jerry Coleman, R OBP: 0.342, SLG: 0.273 (1, 6)		3H L8		4-0 BB			0-0 4-3			2	0	0	0	1	0	1				
Whitey Ford, L OBP: 0.254, SLG: 0.214 (1, 1)			0-3 K		0-0 4-3			0-0 HR		3	1	1	1	0	1	2				
Inning Stats	R: 0 E: 0 K: 1 S: 5	H: 2 LOB: 1 BB: 0 P: 5	R: 1 E: 0 K: 0 S: 5	H: 2 LOB: 1 BB: 0 P: 5	R: 0 E: 0 K: 1 S: 6	H: 1 LOB: 2 BB: 1 P: 10	R: 0 E: 0 K: 0 S: 3	H: 0 LOB: 2 BB: 2 P: 11	R: 0 E: 0 K: 0 S: 2	H: 0 LOB: 0 BB: 1 P: 6	R: 1 E: 0 K: 0 S: 4	H: 1 LOB: 0 BB: 0 P: 4	R: 1 E: 0 K: 1 S: 8	H: 3 LOB: 2 BB: 0 P: 8	R: 0 E: 0 K: 0 S: 4	H: 0 LOB: 0 BB: 0 P: 8		1B: 5 2B: 3 3B: 0 HR: 1	SF: 0 SAC: 0 DP: 1 HBP: 0	WP: 0 PB: 0 SB: 1 CS: 0
PITCHER Vic Raschi, R ERA: 4.76 Tom Gorman, R ERA: 3.6 (1, 1) (8, 1)	IP: 7.0 WLS: L BF: 28 H: 5 R: 2 ER: 2 SO: 2 BB: 4 IBB: 0 HBP: 0 BLK: 0 WP: 0 HR: 1 S: 28 P: 44 ERA: 2.57 WHIP: 1.286															PITCHER Vic Raschi, R ERA: 4.76 Tom Gorman, R ERA: 3.6 (1, 1) (8, 1)	IP: 7.0 WLS: L BF: 28 H: 5 R: 2 ER: 2 SO: 2 BB: 4 IBB: 0 HBP: 0 BLK: 0 WP: 0 HR: 1 S: 28 P: 44 ERA: 2.57 WHIP: 1.286			

Batter	1	2	3	4	5	6	7	8	9	AB	R	H	RBI	BB	SO	LOB	TOP								
Vic Power, R OBP: 0.348, SLG: 0.493 (1, 3)	F6		L5		F8		2B 1B	2B 1B		6	2	3	0	0	0	0	Kansas City Athletics @ New York Yankees Yankee Stadium, Bronx, NY Sat Jul 30 1955, 3:33 AM EDT Att: 27,238 - Unknown livebaseballscorecards.com								
Enos Slaughter, L OBP: 0.390, SLG: 0.393 (8, FR)	2B E		4-3		4-3		2B SF8 1B	2B 1B	4-3	4	2	2	0	1	0	0									
Bill Renna, R OBP: 0.330, SLG: 0.407 (8, 9)										1	1	0	0	0	0	1									
Elmer Valo, L OBP: 0.487, SLG: 0.522 (1, 7)	E9		F6			HR	1B 2B	1B 2B		5	3	4	3	0	0	0									
Harry Simpson, L OBP: 0.351, SLG: 0.444 (1, 8)	FC4-2-5				4-3 2B	L4	SF8	1B 8-2 IBB		3	1	1	1	1	0	1									
Jim Finigan, R OBP: 0.338, SLG: 0.433 (1, 4)	6-3				4-3	K	1B	BB 1B		5	1	2	3	0	1	2									
Hector Lopez, R OBP: 0.329, SLG: 0.377 (1, 5)					2-3	IBB 1B	2H 1B	1-3 2H 3H 4-0		3	2	3	2	1	0	0									
Joe Demaestri, R OBP: 0.307, SLG: 0.307 (1, 6)	SF7				3H 2B	HBP 1B	2H 1B	BB 1B		4	0	2	2	0	0	4									
Jack Littrell, R OBP: 0.220, SLG: 0.214 (8, 6)					G5-4-3 1B	IBB 1B	F8	8-2		0	0	0	0	0	0	0									
Joe Astroth, R OBP: 0.337, SLG: 0.290 (1, 2)	F7				G5-4-3	1-2 IBB	5-3		F9	4	0	0	0	1	0	2									
Arnie Portocarrero, R OBP: 0.048, SLG: 0.190 (1, 1)	K				1-2		6-3	1-3	K	5	0	0	0	0	3	3									
Inning Stats	R: 1 E: 1 K: 0 S: 4	H: 1 LOB: 1 BB: 1 P: 8	R: 1 E: 0 K: 1 S: 6	H: 1 LOB: 0 BB: 0 P: 6	R: 0 E: 0 K: 0 S: 3	H: 0 LOB: 0 BB: 0 P: 3	R: 2 E: 0 K: 0 S: 5	H: 3 LOB: 0 BB: 0 P: 5	R: 0 E: 0 K: 1 S: 5	H: 0 LOB: 0 BB: 0 P: 5	R: 1 E: 0 K: 1 S: 7	H: 2 LOB: 3 BB: 1 P: 12	R: 4 E: 0 K: 0 S: 8	H: 5 LOB: 1 BB: 0 P: 8	R: 3 E: 0 K: 0 S: 6	H: 4 LOB: 2 BB: 2 P: 14	R: 0 E: 0 K: 1 S: 6	H: 1 LOB: 1 BB: 0 P: 6	1B: 10 2B: 6 3B: 1 HR: 1	SF: 2 SAC: 0 DP: 2 HBP: 1	WP: 0 PB: 0 SB: 0 CS: 0	PA: 47			
PITCHER	IP	WLS	BF	H	R	ER	SO	BB	IBB	HBP	BLK	WP	HR	S	P	ERA	WHIP								
Johnny Kucks, R ERA: 3.67 (1, 1)	6.0	L	27	7	5	4	3	1	1	1	0	0	1	30	39	6.00	1.333								
Tom Morgan, R ERA: 3.34 (7, 1)	2.0		16	9	7	7	0	1	1	0	0	0	0	14	22	31.50	5.000								
Tom Sturdivant, R ERA: 3.24 (9, 1)	1.0		4	1	0	0	1	0	0	0	0	0	0	6	6	0.00	1.000								
Batter	1	2	3	4	5	6	7	8	9	AB	R	H	RBI	BB	SO	LOB	BOTTOM								
Irv Noren, L OBP: 0.309, SLG: 0.382 (1, 7)	F4		8-4-3			F9		G4-3 1B		4	0	1	1	0	0	1	Kansas City Athletics @ New York Yankees Yankee Stadium, Bronx, NY Sat Jul 30 1955, 3:33 AM EDT Att: 27,238 - Unknown livebaseballscorecards.com								
Gil McDougald, R OBP: 0.372, SLG: 0.399 (1, 4)	SF7							G4-3 1B		4	1	3	0	0	0	2									
Mickey Mantle, S OBP: 0.417, SLG: 0.579 (1, 8)	SF7					L8			F9	3	0	0	1	0	0	2									
Yogi Berra, L OBP: 0.352, SLG: 0.466 (1, 2)	F4					F7			F9	3	0	0	0	0	0	1									
Elston Howard, R OBP: 0.354, SLG: 0.524 (8, 2)									F9	1	0	0	0	0	0	0									
Bill Skowron, R OBP: 0.367, SLG: 0.548 (1, 3)						F5			F8	4	0	0	0	0	1	1									
Joe Collins, L OBP: 0.339, SLG: 0.375 (1, 9)						F8			4-3	3	0	0	0	0	1	0									
Andy Carey, R OBP: 0.307, SLG: 0.379 (1, 5)						F3			BB 1B	3	1	1	0	0	0	0									
Jerry Coleman, R OBP: 0.325, SLG: 0.257 (1, 6)									BB 1B	2	0	0	0	0	2	0									
Eddie Robinson, L OBP: 0.354, SLG: 0.524 (8, PH)									1B BB	0	0	0	0	1	0	0									
Billy Hunter, R OBP: 0.278, SLG: 0.311 (8, FR)									1B BB	0	0	0	0	0	0	0									
Johnny Kucks, R OBP: 0.061, SLG: 0.091 (1, 1)									F8	1	0	1	0	0	0	0									
Bob Cerv, R OBP: 0.315, SLG: 0.431 (6, PH)										1	0	0	0	0	0	0									
Tom Morgan, R OBP: 0.200, SLG: 0.200 (7, 1)										0	0	0	0	0	0	0									
Tommy Byrne, L OBP: 0.278, SLG: 0.298 (8, PH)										1	0	0	0	0	0	2									
Tom Sturdivant, L OBP: 0.100, SLG: 0.100 (9, 1)										0	0	0	0	0	0	0									
Inning Stats	R: 1 E: 0 K: 0 S: 4	H: 1 LOB: 0 BB: 0 P: 4	R: 0 E: 0 K: 2 S: 7	H: 0 LOB: 0 BB: 0 P: 7	R: 0 E: 0 K: 1 S: 5	H: 1 LOB: 0 BB: 0 P: 5	R: 0 E: 0 K: 0 S: 4	H: 1 LOB: 1 BB: 0 P: 4	R: 0 E: 0 K: 0 S: 3	H: 0 LOB: 0 BB: 0 P: 3	R: 1 E: 0 K: 0 S: 4	H: 2 LOB: 2 BB: 1 P: 8	R: 0 E: 0 K: 0 S: 3	H: 0 LOB: 0 BB: 0 P: 3	1B: 5 2B: 1 3B: 1 HR: 0	SF: 1 SAC: 0 DP: 2 HBP: 0	WP: 0 PB: 0 SB: 0 CS: 0	PA: 32							
PITCHER	IP	WLS	BF	H	R	ER	SO	BB	IBB	HBP	BLK	WP	HR	S	P	ERA	WHIP								
Arnie Portocarrero, R ERA: 4.99 (1, 1)	9.0	W	32	6	2	2	4	1	0	0	0	0	0	39	43	2.00	0.778								

Batter	1	2	3	4	5	6	7	8	9	AB	R	H	RBI	BB	SO	LOB	TOP			
Vic Power, R OBP: 0.347, SLG: 0.490 (1,3)	F4		F8			F7		F8		3	0	0	0	1	0	0	Kansas City Athletics @ New York Yankees Yankee Stadium, Bronx, NY Sun Jul 31 1955, 3:33 AM EDT Unknown - 79 F livebaseballscorecards.com			
Enos Slaughter, L OBP: 0.397, SLG: 0.386 (1,9)	F8		F8			F8		4-3		3	0	0	0	1	0	2				
Elmer Valo, L OBP: 0.478, SLG: 0.511 (1,7)	K				F2	6-3		4-3		4	0	0	0	0	1	1				
Harry Simpson, L OBP: 0.350, SLG: 0.440 (1,8)		6-3			F8			6-3		4	1	1	0	0	0	0				
Jim Finigan, R OBP: 0.337, SLG: 0.430 (1,4)		K			F6			F2		3	0	0	0	1	1	0				
Hector Lopez, R OBP: 0.331, SLG: 0.378 (1,5)								F4		4	0	2	1	0	0	0				
Joe Demaestri, R OBP: 0.283, SLG: 0.316 (1,6)		CS	F8			F4				3	1	1	1	0	0	2				
Joe Astroth, R OBP: 0.338, SLG: 0.288 (7, PH)										1	0	0	0	1	0	0				
Gus Zernial, R OBP: 0.309, SLG: 0.487 (7, PH)										1	0	0	0	0	1	2				
Alex Kellner, R OBP: 0.333, SLG: 0.361 (7, 1)										0	0	0	0	0	0	0				
Cloyd Boyer, R OBP: 0.138, SLG: 0.074 (5, 1)										2	0	0	0	0	1	1				
Bill Harrington, R OBP: 0.250, SLG: 0.182 (7, PH)										0	0	0	0	0	0	0				
Bill Renna, R OBP: 0.328, SLG: 0.405 (7, PH)										1	0	0	0	0	0	2				
Billy Shantz, R OBP: 0.299, SLG: 0.303 (7, 2)										0	0	0	0	0	0	0				
Inning Stats	R: 0 E: 0 K: 1 S: 4	H: 0 LOB: 1 BB: 1 P: 8	R: 0 E: 0 K: 1 S: 5	H: 1 LOB: 0 BB: 0 P: 5	R: 0 E: 0 K: 0 S: 3	H: 0 LOB: 2 BB: 2 P: 11	R: 0 E: 0 K: 0 S: 3	H: 0 LOB: 0 BB: 0 P: 3	R: 1 E: 0 K: 1 S: 6	H: 1 LOB: 0 BB: 0 P: 6	R: 0 E: 0 K: 0 S: 3	H: 0 LOB: 0 BB: 0 P: 3	R: 1 E: 1 K: 1 S: 7	H: 2 LOB: 2 BB: 1 P: 11	R: 0 E: 0 K: 0 S: 3	H: 0 LOB: 0 BB: 0 P: 3	1B: 3 2B: 1 3B: 0 HR: 1	SF: 0 SAC: 0 DP: 1 HBP: 0	WP: 0 PB: 0 SB: 0 CS: 2	PA: 34
PITCHER Don Larsen, R ERA: 3.52 (1, 1)	IP: 9.0 WLS: W BF: 33 H: 4 R: 2 ER: 2 SO: 4 BB: 4 IBB: 0 HBP: 0 BLK: 0 WP: 0 HR: 1 S: 37 P: 53 ERA: 2.00 WHIP: 0.889															PITCHER				

Batter	1	2	3	4	5	6	7	8	9	AB	R	H	RBI	BB	SO	LOB	BOTTOM			
Hank Bauer, R OBP: 0.341, SLG: 0.415 (1,9)	HR	K			BB	F8				4	2	2	1	0	1	1	Kansas City Athletics @ New York Yankees Yankee Stadium, Bronx, NY Sun Jul 31 1955, 3:33 AM EDT Unknown - 79 F livebaseballscorecards.com			
Joe Collins, L OBP: 0.337, SLG: 0.368 (1,3)	L3		G3		BB			K		3	1	0	0	1	1	0				
Mickey Mantle, S OBP: 0.418, SLG: 0.585 (1,8)	HR		K		BB	F5				3	1	1	1	1	1	0				
Yogi Berra, L OBP: 0.354, SLG: 0.476 (1,2)	HR		G2		BB	F8				4	1	2	3	0	0	0				
Irv Noren, L OBP: 0.311, SLG: 0.381 (1,7)	CS				BB			B1-3		3	0	1	0	0	1	2				
Gil McDougald, R OBP: 0.376, SLG: 0.403 (1,4)	K				BB			G6-4-3		4	0	3	0	0	1	1				
Andy Carey, R OBP: 0.306, SLG: 0.376 (1,5)								G6-4-3		3	0	0	0	1	0	4				
Billy Hunter, R OBP: 0.275, SLG: 0.308 (1,6)		2-3								3	0	0	0	0	0	2				
Don Larsen, R (1, 1)										2	0	0	0	1	0	2				
Inning Stats	R: 3 E: 0 K: 1 S: 7	H: 3 LOB: 0 BB: 0 P: 8	R: 0 E: 0 K: 1 S: 4	H: 0 LOB: 2 BB: 2 P: 12	R: 0 E: 0 K: 1 S: 5	H: 0 LOB: 0 BB: 0 P: 5	R: 0 E: 1 K: 0 S: 5	H: 2 LOB: 2 BB: 0 P: 5	R: 2 E: 0 K: 1 S: 7	H: 3 LOB: 2 BB: 2 P: 15	R: 0 E: 0 K: 0 S: 3	H: 0 LOB: 0 BB: 0 P: 3	R: 0 E: 0 K: 1 S: 5	H: 0 LOB: 0 BB: 0 P: 5	R: 0 E: 0 K: 0 S: 3	H: 1 LOB: 0 BB: 0 P: 3		1B: 5 2B: 2 3B: 0 HR: 3	SF: 0 SAC: 0 DP: 2 HBP: 1	WP: 0 PB: 0 SB: 0 CS: 1
PITCHER Cloyd Boyer, R ERA: 5.51 (5, 1)	IP: 4.0 WLS: L BF: 20 H: 6 R: 5 ER: 5 SO: 3 BB: 3 IBB: 0 HBP: 1 BLK: 0 WP: 0 HR: 3 S: 22 P: 35 ERA: 11.25 WHIP: 2.250															PITCHER				
Bill Harrington, R ERA: 3.05 (7, 1)	IP: 2.0 WLS: 0 BF: 8 H: 2 R: 0 ER: 0 SO: 1 BB: 1 IBB: 0 HBP: 0 BLK: 0 WP: 0 HR: 0 S: 9 P: 13 ERA: 0.00 WHIP: 1.500															PITCHER				
Alex Kellner, L ERA: 4.22 (7, 1)	IP: 2.0 WLS: 0 BF: 6 H: 1 R: 0 ER: 0 SO: 1 BB: 0 IBB: 0 HBP: 0 BLK: 0 WP: 0 HR: 0 S: 8 P: 8 ERA: 0.00 WHIP: 0.500															PITCHER				

Batter	1	2	3	4	5	6	7	8	9	AB	R	H	RBI	BB	SO	LOB	TOP				
Vic Power, R OBP: 0.348, SLG: 0.488 (1, 3)										5	1	2	0	0	0	2					
Hector Lopez, R OBP: 0.335, SLG: 0.380 (1, 5)										4	2	2	1	1	0	1					
Bill Renna, R OBP: 0.311, SLG: 0.412 Elmer Valo, L OBP: 0.481, SLG: 0.513 Billy Shantz, R OBP: 0.299, SLG: 0.303 (1, 9)										2	0	1	0	1	1	1					
Gus Zernial, R OBP: 0.311, SLG: 0.496 Harry Simpson, L OBP: 0.352, SLG: 0.443 (1, 7)										3	1	1	2	1	0	2					
Bill Wilson, R OBP: 0.291, SLG: 0.434 (1, 8)										4	0	1	0	1	1	3					
Jim Finigan, R OBP: 0.340, SLG: 0.428 (1, 4)										2	1	0	0	3	0	4					
Joe Demaestri, R OBP: 0.285, SLG: 0.317 (1, 6)										5	0	2	0	0	0	5					
Joe Astroth, R OBP: 0.338, SLG: 0.285 Enos Slaughter, L OBP: 0.350, SLG: 0.350 (1, 2)										2	0	0	0	1	0	4					
Art Ditmar, R OBP: 0.209, SLG: 0.209 Tom Gorman, R OBP: 0.059, SLG: 0.118 (1, 1)										3	0	1	0	0	0	1					
Inning Stats	R: 0 E: 0 K: 0 S: 4	H: 2 LOB: 1 BB: 0 P: 4	R: 0 E: 0 K: 0 S: 4	H: 2 LOB: 1 BB: 0 P: 4	R: 0 E: 0 K: 1 S: 3	H: 0 LOB: 0 BB: 0 P: 3	R: 0 E: 0 K: 1 S: 4	H: 0 LOB: 1 BB: 1 P: 8	R: 0 E: 0 K: 0 S: 2	H: 0 LOB: 1 BB: 2 P: 10	R: 0 E: 0 K: 0 S: 3	H: 0 LOB: 1 BB: 1 P: 7	R: 2 E: 0 K: 1 S: 7	H: 2 LOB: 0 BB: 0 P: 7	R: 5 E: 1 K: 0 S: 9	H: 6 LOB: 3 BB: 2 P: 17	1B: 11 2B: 2 3B: 0 HR: 1	SF: 0 SAC: 1 DP: 6 HBP: 0	WP: 0 PB: 0 SB: 0 CS: 1	PA: 43	
PITCHER	IP WLS BF H R ER SO BB IBB HBP BLK WP HR S P ERA WHIP	8.0 L 33 7 3 3 2 7 0 0 0 0 1 30 58 3.38 1.750	0.1 8 6 4 4 0 1 0 0 0 0 0 7 11 108.00 21.000	0.2 2 0 0 0 0 0 0 0 0 0 0 2 2 0.00 0.000																	

Kansas City Athletics @ New York Yankees
Yankee Stadium, Bronx, NY
Sun Jul 31 1955, 3:38 AM EDT
Att: 21,550 - Unknown - 83 F

AB	34
R	7
H	13
RBI	6
BB	8
SO	2
LOB	24



Batter	1	2	3	4	5	6	7	8	9	AB	R	H	RBI	BB	SO	LOB	BOTTOM					
Hank Bauer, R OBP: 0.339, SLG: 0.413 (1, 9)										4	0	1	1	0	1	3						
Joe Collins, L OBP: 0.333, SLG: 0.358 (1, 3)										4	0	0	0	1	0	5						
Mickey Mantle, S OBP: 0.421, SLG: 0.585 (1, 8)										2	0	1	0	2	1	1						
Elston Howard, R OBP: 0.358, SLG: 0.518 Yogi Berra, L OBP: 0.353, SLG: 0.474 (1, 2)										3	0	2	0	0	0	0						
Irv Noren, L OBP: 0.310, SLG: 0.380 (1, 7)										4	0	1	0	0	0	5						
Gil McDougald, R OBP: 0.374, SLG: 0.400 (1, 4)										3	0	0	0	1	1	2						
Andy Carey, R OBP: 0.356, SLG: 0.376 Bill Skowron, R OBP: 0.365, SLG: 0.545 Billy Hunter, R OBP: 0.275, SLG: 0.308 (1, 5)										3	1	1	0	0	0	1						
Jerry Coleman, R OBP: 0.349, SLG: 0.270 Eddie Robinson, L OBP: 0.352, SLG: 0.520 (1, 6)										2	0	1	0	1	0	0						
Bob Wiesler, S OBP: 0.091, SLG: 0.091 Jim Konstanty, R OBP: 0.250, SLG: 0.143 Tom Sturdivant, L OBP: 0.100, SLG: 0.100 Bob Cerv, R OBP: 0.327, SLG: 0.431 (1, 1)										0	0	0	0	0	0	0						
Inning Stats	R: 0 E: 0 K: 0 S: 5	H: 3 LOB: 2 BB: 0 P: 5	R: 1 E: 0 K: 0 S: 6	H: 2 LOB: 2 BB: 0 P: 6	R: 0 E: 0 K: 1 S: 5	H: 1 LOB: 1 BB: 1 P: 9	R: 0 E: 0 K: 1 S: 5	H: 0 LOB: 0 BB: 0 P: 5	R: 0 E: 0 K: 0 S: 4	H: 0 LOB: 1 BB: 1 P: 8	R: 0 E: 0 K: 0 S: 4	H: 1 LOB: 1 BB: 0 P: 4	R: 0 E: 0 K: 0 S: 3	H: 0 LOB: 2 BB: 1 P: 7	R: 0 E: 0 K: 0 S: 3	H: 0 LOB: 2 BB: 2 P: 11	R: 0 E: 0 K: 1 S: 5	H: 0 LOB: 1 BB: 1 P: 9	1B: 7 2B: 1 3B: 0 HR: 0	SF: 0 SAC: 1 DP: 3 HBP: 0	WP: 1 PB: 0 SB: 0 CS: 1	PA: 38
PITCHER	IP WLS BF H R ER SO BB IBB HBP BLK WP HR S P ERA WHIP	7.0 W 30 7 1 1 3 4 0 0 0 0 0 32 48 1.29 1.571	2.0 S 8 0 0 0 1 2 0 0 0 0 0 8 16 0.00 1.000																			

Kansas City Athletics @ New York Yankees
Yankee Stadium, Bronx, NY
Sun Jul 31 1955, 3:38 AM EDT
Att: 21,550 - Unknown - 83 F

AB	31
R	1
H	7
RBI	1
BB	6
SO	4
LOB	23



Batter	1	2	3	4	5	6	7	8	9	AB	R	H	RBI	BB	SO	LOB	TOP		
Vic Power, R (1, 3) OBP: 0.344, SLG: 0.483	0-0 1-3			0-0 F7		0-3 K		0-0 FC6-4		4	0	0	0	0	1	3			
Hector Lopez, R (1, 5) OBP: 0.331, SLG: 0.375	0-0 1-3			0-0 6-3		0-0 FC6-4			0-0 F2	4	0	0	0	0	0	1			
Bill Renna, R (1, 9) OBP: 0.327, SLG: 0.402	0-3 K			0-0 6-3			0-0 6-3		0-3 K	4	0	0	0	0	2	0			
Gus Zernial, R (1, 7) OBP: 0.310, SLG: 0.493		0-0 F9			0-3 K		0-3 K		0-0 1B	4	0	1	0	0	2	0			
Bill Wilson, R (1, 8) OBP: 0.290, SLG: 0.443		0-3 K			0-0 HR		0-0 1-3		0-3 K	4	1	1	1	0	2	1			
Jim Finigan, R (1, 4) OBP: 0.336, SLG: 0.425		0-0 6-3			0-0 5-3				0-0 6-3	3	0	0	0	0	0	0			
Joe Demaestri, R (1, 6) OBP: 0.282, SLG: 0.314			0-0 F8		0-0 F3				0-0 5-3	3	0	0	0	0	0	0			
Joe Astroth, R (1, 2) OBP: 0.343, SLG: 0.287				0-0 6-3		4-0 FC2-6 BB			0-0 1B	2	0	1	0	1	0	0			
Don Plarski, R (8, PR) OBP: 0.091, SLG: 0.091										0	0	0	0	0	0	0			
Billy Shantz, R (8, 2) OBP: 0.299, SLG: 0.303									0-0 1B	0	0	0	0	0	0	0			
Bobby Shantz, R (1, 1) OBP: 0.184, SLG: 0.162				0-0 5-3		0-0 FC2-6			0-0 1B	2	0	0	0	0	0	1			
Elmer Valo, L (8, PH) OBP: 0.463, SLG: 0.516						0-0 FC6-4			0-0 1B	1	0	1	0	0	0	0			
Marion Fricano, R (8, 1) OBP: 1.000, SLG: 1.000						1-2			1-2 1B	0	0	0	0	0	0	0			
Inning Stats	R: 0 E: 0 K: 1 S: 5	H: 0 LOB: 0 BB: 0 P: 5	R: 0 E: 0 K: 1 S: 5	H: 0 LOB: 0 BB: 0 P: 5	R: 0 E: 0 K: 0 S: 3	H: 0 LOB: 0 BB: 0 P: 3	R: 0 E: 0 K: 0 S: 3	H: 0 LOB: 0 BB: 0 P: 3	R: 1 E: 0 K: 1 S: 6	H: 1 LOB: 1 BB: 0 P: 6	R: 0 E: 0 K: 1 S: 5	H: 0 LOB: 0 BB: 0 P: 5	R: 0 E: 0 K: 0 S: 5	H: 2 LOB: 2 BB: 0 P: 5	R: 0 E: 0 K: 2 S: 8	H: 1 LOB: 1 BB: 0 P: 8	1B: 3 2B: 0 3B: 0 HR: 1	SF: 0 SAC: 0 DP: 0 HBP: 0	WP: 0 PA: 32 PB: 0 SB: 0 CS: 0
PITCHER Bill Wight, L (1, 1) ERA: 2.95	IP: 9.0 WLS: W BF: 32 H: 4 R: 1 ER: 1 SO: 7 BB: 1 IBB: 0 HBP: 0 BLK: 0 WP: 0 HR: 1 S: 45 P: 49 ERA: 1.00 WHIP: 0.556															PITCHER			

Kansas City Athletics @ Baltimore Orioles
Memorial Stadium, Baltimore, MD
Tue Aug 02 1955, 3:33 AM EDT
Att: 8,329 - Unknown

AB 31
R 1
H 4
RBI 1
BB 1
SO 7
LOB 6



Batter	1	2	3	4	5	6	7	8	9	AB	R	H	RBI	BB	SO	LOB	BOTTOM		
Fred Marsh, R (1, 4) OBP: 0.289, SLG: 0.244	0-0 5-3		0-0 L7		0-0 FC6 1B		0-0 F2	0-0 F8		5	0	1	0	0	0	2			
Cal Abrams, L (1, 9) OBP: 0.397, SLG: 0.366	1-0 HBP		0-0 G5-3 1B		0-0 FC6 1-2		0-0 F7			3	0	1	0	0	0	1			
Dave Philley, S (1, 7) OBP: 0.386, SLG: 0.471	0-3 K		0-0 1-2 1B		4-0 E 1B BB		0-3 K			3	1	1	0	1	2	1			
Jim Dyck, R (1, 5) OBP: 0.423, SLG: 0.397	0-0 F7		0-0 G5-3 2-3		0-0 E1 1B SF8			0-0 4-3		4	1	0	0	0	0	4			
Don Leppert, L (9, 4) OBP: 0.297, SLG: 0.083										0	0	0	0	0	0	0			
Hal Smith, R (1, 2) OBP: 0.312, SLG: 0.371		0-0 E6 E 1B		0-0 6-3		0-0 L9		0-0 E 1B 1B		4	2	2	0	0	0	2			
Gus Triandos, R (1, 3) OBP: 0.315, SLG: 0.407		0-0 E8 1B 1B		0-0 6-3		0-0 SF8 1-3 2-H 1B		0-0 E1 1B 2B		4	1	2	1	0	0	1			
Chuck Diering, R (1, 8) OBP: 0.330, SLG: 0.318		0-0 F9		0-0 5-3		4-0 IBB		0-0 2B 1-2 1B		2	0	0	0	1	0	1			
Bob Hale, L (8, PH) OBP: 0.386, SLG: 0.426										1	0	1	1	0	0	0			
Dave Pope, L (9, 9) OBP: 0.335, SLG: 0.394								0-0 2B 1-2 1B		0	0	0	0	0	0	0			
Willy Miranda, S (1, 6) OBP: 0.300, SLG: 0.300		0-0 5-3			0-0 L4	0-0 SF8		0-0 L8		3	0	0	1	0	0	3			
Bill Wight, L (1, 1) OBP: 0.182, SLG: 0.273		0-0 1B		0-0 K	0-3 K	0-3 K		0-0 1-3 2-H 2B		4	0	2	1	0	2	2			
Inning Stats	R: 0 E: 0 K: 1 S: 5	H: 0 LOB: 1 BB: 0 P: 6	R: 1 E: 2 K: 0 S: 5	H: 3 LOB: 2 BB: 0 P: 5	R: 0 E: 0 K: 0 S: 4	H: 2 LOB: 1 BB: 0 P: 4	R: 0 E: 0 K: 0 S: 3	H: 0 LOB: 0 BB: 0 P: 3	R: 0 E: 0 K: 1 S: 6	H: 1 LOB: 1 BB: 0 P: 6	R: 2 E: 1 K: 1 S: 7	H: 1 LOB: 2 BB: 2 P: 15	R: 0 E: 0 K: 1 S: 5	H: 0 LOB: 0 BB: 0 P: 5	R: 2 E: 1 K: 0 S: 7	H: 3 LOB: 2 BB: 0 P: 7	1B: 9 2B: 1 3B: 0 HR: 0	SF: 1 SAC: 0 DP: 1 HBP: 1	WP: 0 PA: 37 PB: 0 SB: 0 CS: 0
PITCHER Bobby Shantz, L (1, 1) ERA: 4.68	IP: 7.0 WLS: L BF: 30 H: 7 R: 3 ER: 3 SO: 4 BB: 1 IBB: 1 HBP: 0 BLK: 0 WP: 0 HR: 0 S: 35 P: 44 ERA: 0.00 WHIP: 1.143															PITCHER			
Marion Fricano, R (8, 1) ERA: 3.07	IP: 1.0 WLS: L BF: 7 H: 3 R: 2 ER: 0 SO: 0 BB: 0 IBB: 0 HBP: 0 BLK: 0 WP: 0 HR: 0 S: 7 P: 7 ERA: 0.00 WHIP: 3.000															PITCHER			

Kansas City Athletics @ Baltimore Orioles
Memorial Stadium, Baltimore, MD
Tue Aug 02 1955, 3:33 AM EDT
Att: 8,329 - Unknown

AB 33
R 5
H 10
RBI 4
BB 2
SO 4
LOB 17



Batter	1	2	3	4	5	6	7	8	9	AB	R	H	RBI	BB	SO	LOB	TOP					
Vic Power, R OBP: 0.344, SLG: 0.482 (1, 3)										3	0	1	0	0	0	0	Kansas City Athletics @ Baltimore Orioles Memorial Stadium, Baltimore, MD Wed Aug 03 1955, 3:33 AM EDT Unknown					
Enos Slaughter, L OBP: 0.383, SLG: 0.381 (1, 9)										4	0	0	0	0	0	3						
Elmer Valo, L OBP: 0.479, SLG: 0.510 (1, 7)										4	1	1	0	0	0	2						
Harry Simpson, L OBP: 0.355, SLG: 0.448 (1, 8)										4	0	2	0	0	0	0						
Hector Lopez, R OBP: 0.327, SLG: 0.370 (1, 5)										4	0	0	0	0	1	2						
Joe Demaestri, R OBP: 0.282, SLG: 0.314 (1, 6)										4	1	1	0	0	0	1						
Jack Littrell, R OBP: 0.226, SLG: 0.220 (7, PR)										3	0	1	0	0	1	1						
Jim Finigan, R OBP: 0.338, SLG: 0.425 (7, 4)										0	0	0	0	0	0	0						
Billy Shantz, R OBP: 0.311, SLG: 0.321 (1, 2)										3	1	3	1	0	0	0						
Art Ceccarelli, R OBP: 0.037, SLG: 0.037 (8, 1)										3	0	0	0	0	0	5						
Tom Gorman, R OBP: 0.059, SLG: 0.118 (8, 1)										0	0	0	0	0	0	0						
Inning Stats	R: 0 E: 0 K: 0 S: 3	H: 1 LOB: 0 BB: 0 P: 3	R: 0 E: 0 K: 1 S: 6	H: 1 LOB: 1 BB: 0 P: 6	R: 1 E: 2 K: 0 S: 5	H: 1 LOB: 1 BB: 0 P: 5	R: 0 E: 0 K: 1 S: 5	H: 0 LOB: 0 BB: 0 P: 5	R: 0 E: 0 K: 0 S: 3	H: 1 LOB: 0 BB: 0 P: 3	R: 1 E: 1 K: 0 S: 5	H: 2 LOB: 1 BB: 0 P: 5	R: 1 E: 0 K: 0 S: 4	H: 3 LOB: 1 BB: 0 P: 4	R: 0 E: 0 K: 0 S: 3	H: 0 LOB: 0 BB: 0 P: 3	1B: 7 2B: 4 3B: 1 HR: 0	SF: 0 SAC: 1 DP: 3 HBP: 0	WP: 0 PB: 0 SB: 0 CS: 0	PA: 33		
PITCHER	IP WLS BF H R ER SO BB IBB HBP BLK WP HR S P ERA WHIP	IP WLS BF H R ER SO BB IBB HBP BLK WP HR S P ERA WHIP	IP WLS BF H R ER SO BB IBB HBP BLK WP HR S P ERA WHIP	IP WLS BF H R ER SO BB IBB HBP BLK WP HR S P ERA WHIP	IP WLS BF H R ER SO BB IBB HBP BLK WP HR S P ERA WHIP	IP WLS BF H R ER SO BB IBB HBP BLK WP HR S P ERA WHIP	IP WLS BF H R ER SO BB IBB HBP BLK WP HR S P ERA WHIP	IP WLS BF H R ER SO BB IBB HBP BLK WP HR S P ERA WHIP	IP WLS BF H R ER SO BB IBB HBP BLK WP HR S P ERA WHIP	IP WLS BF H R ER SO BB IBB HBP BLK WP HR S P ERA WHIP	IP WLS BF H R ER SO BB IBB HBP BLK WP HR S P ERA WHIP	IP WLS BF H R ER SO BB IBB HBP BLK WP HR S P ERA WHIP	IP WLS BF H R ER SO BB IBB HBP BLK WP HR S P ERA WHIP	IP WLS BF H R ER SO BB IBB HBP BLK WP HR S P ERA WHIP	IP WLS BF H R ER SO BB IBB HBP BLK WP HR S P ERA WHIP	IP WLS BF H R ER SO BB IBB HBP BLK WP HR S P ERA WHIP	IP WLS BF H R ER SO BB IBB HBP BLK WP HR S P ERA WHIP	IP WLS BF H R ER SO BB IBB HBP BLK WP HR S P ERA WHIP	IP WLS BF H R ER SO BB IBB HBP BLK WP HR S P ERA WHIP	IP WLS BF H R ER SO BB IBB HBP BLK WP HR S P ERA WHIP	IP WLS BF H R ER SO BB IBB HBP BLK WP HR S P ERA WHIP	IP WLS BF H R ER SO BB IBB HBP BLK WP HR S P ERA WHIP

AB	32
R	3
H	9
RBI	1
BB	0
SO	2
LOB	14



Batter	1	2	3	4	5	6	7	8	9	AB	R	H	RBI	BB	SO	LOB	BOTTOM					
Fred Marsh, R OBP: 0.288, SLG: 0.244 (1, 4)										4	0	1	0	0	1	1	Kansas City Athletics @ Baltimore Orioles Memorial Stadium, Baltimore, MD Wed Aug 03 1955, 3:33 AM EDT Unknown					
Cal Abrams, L OBP: 0.395, SLG: 0.360 (1, 9)										3	1	0	0	1	0	1						
Dave Philley, S OBP: 0.387, SLG: 0.469 (1, 7)										3	0	1	1	1	0	1						
Jim Dyck, R OBP: 0.415, SLG: 0.389 (9, 1)										4	0	1	1	0	0	3						
Ted Gray, S (9, 1)										0	0	0	0	0	0	0						
Hal Smith, R OBP: 0.308, SLG: 0.366 (1, 2)										4	0	0	0	0	0	2						
Gus Triandos, R OBP: 0.317, SLG: 0.409 (9, PR)										4	0	2	0	0	0	0						
Hal Brown, R OBP: 0.250, SLG: 0.143 (9, PR)										0	1	0	0	0	0	0						
Chuck Diering, R OBP: 0.328, SLG: 0.314 (9, 5)										3	1	0	0	1	0	2						
Willy Miranda, S OBP: 0.297, SLG: 0.297 (9, PH)										3	0	0	0	0	1	2						
Bob Hale, L OBP: 0.394, SLG: 0.449 (9, PH)										1	0	1	2	0	0	0						
George Zverink, R (1, 1)										2	0	0	0	0	1	0						
Dave Pope, L OBP: 0.337, SLG: 0.397 (9, 8)										1	1	1	0	0	0	0						
Inning Stats	R: 0 E: 1 K: 0 S: 4	H: 0 LOB: 1 BB: 0 P: 4	R: 0 E: 0 K: 0 S: 3	H: 0 LOB: 1 BB: 1 P: 7	R: 0 E: 0 K: 1 S: 5	H: 0 LOB: 0 BB: 0 P: 5	R: 0 E: 0 K: 0 S: 3	H: 0 LOB: 0 BB: 0 P: 3	R: 0 E: 0 K: 0 S: 3	H: 0 LOB: 0 BB: 0 P: 3	R: 0 E: 0 K: 0 S: 4	H: 1 LOB: 2 BB: 1 P: 8	R: 0 E: 0 K: 1 S: 6	H: 1 LOB: 1 BB: 0 P: 6	R: 2 E: 0 K: 1 S: 7	H: 3 LOB: 1 BB: 1 P: 11	R: 2 E: 1 K: 0 S: 3	H: 2 LOB: 2 BB: 0 P: 3	1B: 6 2B: 1 3B: 0 HR: 0	SF: 0 SAC: 0 DP: 1 HBP: 0	WP: 0 PB: 0 SB: 0 CS: 0	PA: 35
PITCHER	IP WLS BF H R ER SO BB IBB HBP BLK WP HR S P ERA WHIP	IP WLS BF H R ER SO BB IBB HBP BLK WP HR S P ERA WHIP	IP WLS BF H R ER SO BB IBB HBP BLK WP HR S P ERA WHIP	IP WLS BF H R ER SO BB IBB HBP BLK WP HR S P ERA WHIP	IP WLS BF H R ER SO BB IBB HBP BLK WP HR S P ERA WHIP	IP WLS BF H R ER SO BB IBB HBP BLK WP HR S P ERA WHIP	IP WLS BF H R ER SO BB IBB HBP BLK WP HR S P ERA WHIP	IP WLS BF H R ER SO BB IBB HBP BLK WP HR S P ERA WHIP	IP WLS BF H R ER SO BB IBB HBP BLK WP HR S P ERA WHIP	IP WLS BF H R ER SO BB IBB HBP BLK WP HR S P ERA WHIP	IP WLS BF H R ER SO BB IBB HBP BLK WP HR S P ERA WHIP	IP WLS BF H R ER SO BB IBB HBP BLK WP HR S P ERA WHIP	IP WLS BF H R ER SO BB IBB HBP BLK WP HR S P ERA WHIP	IP WLS BF H R ER SO BB IBB HBP BLK WP HR S P ERA WHIP	IP WLS BF H R ER SO BB IBB HBP BLK WP HR S P ERA WHIP	IP WLS BF H R ER SO BB IBB HBP BLK WP HR S P ERA WHIP	IP WLS BF H R ER SO BB IBB HBP BLK WP HR S P ERA WHIP	IP WLS BF H R ER SO BB IBB HBP BLK WP HR S P ERA WHIP	IP WLS BF H R ER SO BB IBB HBP BLK WP HR S P ERA WHIP	IP WLS BF H R ER SO BB IBB HBP BLK WP HR S P ERA WHIP	IP WLS BF H R ER SO BB IBB HBP BLK WP HR S P ERA WHIP	IP WLS BF H R ER SO BB IBB HBP BLK WP HR S P ERA WHIP



Batter	1	2	3	4	5	6	7	8	9	AB	R	H	RBI	BB	SO	LOB	TOP			
Vic Power, R OBP: 0.343, SLG: 0.479 (1, 3)										5	1	1	0	0	0	2				
Hector Lopez, R OBP: 0.325, SLG: 0.377 (1, 5)										5	1	1	1	0	1	2				
Bill Renna, R OBP: 0.328, SLG: 0.399 (1, 9)										4	0	1	0	1	3	1				
Gus Zernial, R OBP: 0.313, SLG: 0.491 (1, 7)										3	1	1	0	1	0	2				
Bill Wilson, R OBP: 0.297, SLG: 0.444 (1, 8)										2	2	1	0	2	0	0				
Joe Demaestri, R OBP: 0.282, SLG: 0.312 (1, 6)										2	0	0	1	1	1	2				
Jim Finigan, R OBP: 0.337, SLG: 0.423 (1, 4)										4	0	1	2	0	0	3				
Joe Astroth, R OBP: 0.346, SLG: 0.288 (1, 2)										3	0	1	1	1	0	2				
Alex Kellner, R OBP: 0.333, SLG: 0.342 (1, 1)										2	0	0	0	1	0	1				
Inning Stats	R: 3 E: 0 K: 1 S: 7	H: 2 LOB: 2 BB: 3 P: 19	R: 1 E: 0 K: 0 S: 4	H: 2 LOB: 1 BB: 1 P: 8	R: 0 E: 0 K: 0 S: 3	H: 0 LOB: 0 BB: 0 P: 3	R: 0 E: 0 K: 0 S: 3	H: 0 LOB: 1 BB: 1 P: 7	R: 0 E: 0 K: 2 S: 9	H: 0 LOB: 2 BB: 0 P: 9	R: 0 E: 0 K: 0 S: 2	H: 0 LOB: 0 BB: 1 P: 6	R: 1 E: 0 K: 0 S: 4	H: 1 LOB: 1 BB: 1 P: 8	R: 0 E: 0 K: 2 S: 7	H: 0 LOB: 0 BB: 0 P: 7	1B: 6 2B: 0 3B: 0 HR: 1	SF: 0 SAC: 2 DP: 2 HBP: 0	WP: 0 PB: 0 SB: 0 CS: 0	PA: 39
PITCHER	IP WLS BF H R ER SO BB IBB HBP BLK WP HR S P ERA WHIP																			
Art Schallack, L ERA: 3.74 (1, 1)	0.0 L 1 1 1 1 0 0 0 0 0 0 0 0 0 1 1 1																			
Harry Dorish, R ERA: 2.95 (3, 1)	2.0 12 3 3 3 1 4 0 0 0 0 0 1 10 26 13.50 3.500																			
Hal Brown, R ERA: 3.9 (8, 1)	5.0 18 2 0 0 2 2 0 0 0 0 0 0 0 20 28 0.00 0.800																			
Ted Gray, L ERA: 8.84 (8, 1)	2.0 8 1 1 1 2 1 0 0 0 0 0 0 0 11 15 4.50 1.000																			

Kansas City Athletics @ Baltimore Orioles
Memorial Stadium, Baltimore, MD
 Wed Aug 03 1955, 3:38 AM EDT
 Att: 10,922 - Unknown

AB	30
R	5
H	7
RBI	5
BB	7
SO	5
LOB	15



Batter	1	2	3	4	5	6	7	8	9	AB	R	H	RBI	BB	SO	LOB	BOTTOM			
Fred Marsh, R OBP: 0.293, SLG: 0.252 (1, 4)										4	0	2	0	0	0	0				
Cal Abrams, L OBP: 0.401, SLG: 0.365 (1, 8)										3	1	2	0	1	0	0				
Dave Philley, S OBP: 0.381, SLG: 0.461 (1, 9)										4	0	0	0	0	1	5				
Jim Dyck, R OBP: 0.407, SLG: 0.395 (1, 7)										4	0	1	1	0	0	4				
Hal Smith, R OBP: 0.311, SLG: 0.363 (1, 2)										2	0	0	0	1	0	1				
Gus Triandos, R OBP: 0.313, SLG: 0.403 (1, 3)										4	0	0	0	0	1	3				
Chuck Diering, R OBP: 0.324, SLG: 0.309 (1, 5)										4	0	0	0	0	0	1				
Willy Miranda, S OBP: 0.299, SLG: 0.299 (1, 6)										4	0	2	0	0	1	1				
Art Schallack, L OBP: 0.235, SLG: 0.133 (1, 1)										0	0	0	0	0	0	0				
Harry Dorish, R OBP: 0.291, SLG: 0.091 (2, PH)										0	0	0	0	0	0	0				
Dave Philley, S OBP: 0.395, SLG: 0.395 (3, 1)										1	0	0	0	0	0	0				
Hal Brown, R OBP: 0.222, SLG: 0.125 (7, PH)										1	0	0	0	0	0	0				
Wayne Causey, L OBP: 0.292, SLG: 0.224 (8, 1)										0	0	0	0	0	0	0				
Ted Gray, L OBP: 0.366, SLG: 0.443 (9, PH)										1	0	0	0	0	0	1				
Inning Stats	R: 1 E: 0 K: 1 S: 7	H: 2 LOB: 2 BB: 1 P: 11	R: 0 E: 0 K: 0 S: 3	H: 1 LOB: 0 BB: 0 P: 3	R: 0 E: 0 K: 1 S: 5	H: 0 LOB: 1 BB: 1 P: 9	R: 0 E: 0 K: 0 S: 3	H: 0 LOB: 1 BB: 0 P: 4	R: 0 E: 0 K: 0 S: 5	H: 2 LOB: 2 BB: 0 P: 5	R: 0 E: 0 K: 0 S: 3	H: 0 LOB: 0 BB: 0 P: 3	R: 0 E: 1 K: 0 S: 4	H: 1 LOB: 1 BB: 0 P: 4	R: 0 E: 0 K: 0 S: 4	H: 1 LOB: 1 BB: 0 P: 4	1B: 6 2B: 1 3B: 0 HR: 0	SF: 0 SAC: 0 DP: 1 HBP: 1	WP: 0 PB: 0 SB: 0 CS: 0	PA: 37
PITCHER	IP WLS BF H R ER SO BB IBB HBP BLK WP HR S P ERA WHIP																			
Alex Kellner, L ERA: 3.98 (1, 1)	9.0 W 36 7 1 1 3 2 0 0 1 0 0 0 0 39 48 1.00 1.000																			

Kansas City Athletics @ Baltimore Orioles
Memorial Stadium, Baltimore, MD
 Wed Aug 03 1955, 3:38 AM EDT
 Att: 10,922 - Unknown

AB	33
R	1
H	7
RBI	1
BB	2
SO	3
LOB	17



Batter	1	2	3	4	5	6	7	8	9	AB	R	H	RBI	BB	SO	LOB	TOP			
Vic Power, R OBP: 0.349, SLG: 0.486 Clete Boyer, R OBP: 0.316, SLG: 0.368	0-0 G1-6-3 1B		0-0 2B 1B			0-0 2B		0-0 1-2 1B		4	0	4	0	0	0	0				
Hector Lopez, R OBP: 0.324, SLG: 0.379	0-0 G1-6-3 1-2		0-0 1-3 2B			0-0 6-3		0-3 K		4	0	1	0	0	1	4				
Bill Renna, R OBP: 0.322, SLG: 0.390	0-0 P9		0-0 F7			0-0 L6		0-3 K		4	0	0	0	0	1	5				
Gus Zernial, R OBP: 0.309, SLG: 0.485		0-0 F7		0-0 F4		0-0 F4			0-0 F9	4	0	0	0	0	0	1				
Bill Wilson, R OBP: 0.292, SLG: 0.437		0-0 1-3		0-0 F2			0-0 3-1		0-0 6-3	4	0	0	0	0	0	0				
Joe Demaestri, R OBP: 0.280, SLG: 0.309 Harry Simpson, L OBP: 0.357, SLG: 0.451		0-0 F8		0-0 F7			0-0 L5		0-0 1B	3	0	0	0	0	0	0				
Jim Finigan, R OBP: 0.334, SLG: 0.419			0-0 6-3		0-0 4-3		0-0 F9		0-0 5-3	4	0	0	0	0	0	1				
Joe Astroth, R OBP: 0.346, SLG: 0.306			0-0 HR		0-0 6-3			0-0 P7		3	1	1	1	0	0	0				
Bill Harrington, R OBP: 0.231, SLG: 0.167 Cloyd Boyer, R OBP: 0.139, SLG: 0.074 Marion Fricano, R OBP: 0.667, SLG: 0.667			0-0 G3		0-0 G3			0-0 1B		1	0	0	0	0	0	0				
								0-0 1B		2	0	1	0	0	0	0				
Inning Stats	R: 0 E: 0 K: 0 S: 3	H: 1 LOB: 0 BB: 0 P: 3	R: 0 E: 0 K: 0 S: 3	H: 0 LOB: 0 BB: 0 P: 3	R: 1 E: 0 K: 0 S: 6	H: 3 LOB: 2 BB: 0 P: 6	R: 0 E: 0 K: 0 S: 3	H: 0 LOB: 0 BB: 0 P: 3	R: 0 E: 0 K: 0 S: 4	H: 1 LOB: 1 BB: 0 P: 4	R: 0 E: 0 K: 0 S: 3	H: 0 LOB: 0 BB: 0 P: 3	R: 0 E: 0 K: 2 S: 9	H: 2 LOB: 2 BB: 0 P: 9	R: 0 E: 0 K: 0 S: 4	H: 1 LOB: 1 BB: 0 P: 4	1B: 5 2B: 2 3B: 0 HR: 1	SF: 0 SAC: 0 DP: 1 HBP: 0	WP: 0 PB: 0 SB: 0 CS: 0	PA: 34
PITCHER Ed Lopat, L ERA: 3.48	IP: 9.0 WLS: W BF: 34 H: 8 R: 1 ER: 1 SO: 2 BB: 0 IBB: 0 HBP: 0 BLK: 0 WP: 0 HR: 1 S: 38 P: 38 ERA: 1.00 WHIP: 0.889																			

Kansas City Athletics @ Baltimore Orioles
 Memorial Stadium, Baltimore, MD
 Thu Aug 04 1955, 3:33 AM EDT
 Att: 3,660 - Unknown

AB	34
R	1
H	8
RBI	1
BB	0
SO	2
LOB	11



Batter	1	2	3	4	5	6	7	8	9	AB	R	H	RBI	BB	SO	LOB	BOTTOM			
Wayne Causey, L OBP: 0.258, SLG: 0.227 Tex Nelson, L OBP: 0.346, SLG: 0.227 Fred Marsh, R OBP: 0.293, SLG: 0.252	0-0 SH1-3 1B		0-0 4-3	0-0 BB G3 BB	0-3 K			0-3 K		3	2	1	0	1	1	1				
Cal Abrams, L OBP: 0.403, SLG: 0.361	4-0 SH1-3 1B		0-0 F8	4-0 G3 BB BB		0-0 3-1				2	2	0	1	2	0	0				
Dave Philley, S OBP: 0.386, SLG: 0.466 Chuck Diering, R OBP: 0.324, SLG: 0.309	0-0 SH1-3		0-0 2B	0-0 G3 1B BB		0-0 CS 1B				2	2	2	1	1	0	0				
Bob Hale, L OBP: 0.382, SLG: 0.432	0-0 1B		0-0 F2	0-0 G3		0-0 L8				4	0	1	3	0	0	4				
Dave Pope, L OBP: 0.342, SLG: 0.405	0-0 1-2 1B		0-0 1-H 2B	0-0 2-H 3-H 1B		0-0 P3-1				4	0	3	3	0	0	0				
Gus Triandos, R OBP: 0.310, SLG: 0.398	0-0 F8		0-0 F6	0-0 FC5-4 1B		0-0 L7				4	0	0	0	0	0	4				
Don Leppert, L OBP: 0.263, SLG: 0.067	0-0 3-1		0-0 F8	0-0 FC6-4 BB		0-0 G3				3	0	0	0	1	0	2				
Willy Miranda, S OBP: 0.299, SLG: 0.299		0-0 F9		0-0 1B BB 1B		0-0 FC6-4 G3		0-0 3-1		4	1	1	0	0	0	1				
Ed Lopat, L OBP: 0.200, SLG: 0.152		0-0 F2		0-0 BB BB 1B		0-0 G3		0-0 F1		4	1	1	0	0	0	1				
Inning Stats	R: 2 E: 0 K: 0 S: 6	H: 3 LOB: 2 BB: 1 P: 10	R: 0 E: 0 K: 0 S: 3	H: 0 LOB: 0 BB: 0 P: 3	R: 1 E: 0 K: 0 S: 5	H: 2 LOB: 1 BB: 0 P: 5	R: 5 E: 0 K: 0 S: 6	H: 3 LOB: 1 BB: 3 P: 18	R: 0 E: 0 K: 1 S: 5	H: 0 LOB: 1 BB: 1 P: 9	R: 0 E: 0 K: 0 S: 3	H: 1 LOB: 0 BB: 0 P: 3	R: 0 E: 0 K: 0 S: 3	H: 0 LOB: 0 BB: 0 P: 3	R: 0 E: 0 K: 1 S: 5	H: 0 LOB: 0 BB: 0 P: 5	1B: 8 2B: 1 3B: 0 HR: 0	SF: 0 SAC: 1 DP: 0 HBP: 0	WP: 0 PB: 0 SB: 0 CS: 1	PA: 37
PITCHER Bill Harrington, R ERA: 3.89 Cloyd Boyer, R ERA: 5.95 Marion Fricano, R ERA: 2.33	IP: 3.1 WLS: L BF: 18 H: 7 R: 5 ER: 5 SO: 0 BB: 1 IBB: 0 HBP: 0 BLK: 0 WP: 0 HR: 0 S: 17 P: 21 ERA: 13.50 WHIP: 2.400																			
PITCHER	IP: 4.2 WLS: L BF: 16 H: 2 R: 3 ER: 3 SO: 2 BB: 1 IBB: 0 HBP: 0 BLK: 0 WP: 0 HR: 0 S: 19 P: 23 ERA: 5.79 WHIP: 0.643																			

Kansas City Athletics @ Baltimore Orioles
 Memorial Stadium, Baltimore, MD
 Thu Aug 04 1955, 3:33 AM EDT
 Att: 3,660 - Unknown

AB	31
R	8
H	9
RBI	8
BB	5
SO	2
LOB	13




Batter	1	2	3	4	5	6	7	8	9	AB	R	H	RBI	BB	SO	LOB	TOP										
Vic Power, R OBP: 0.345, SLG: 0.480 (1, 3)	F7	FC6-4			5-3		F5		F2	5	0	0	0	0	0	1	Kansas City Athletics @ Boston Red Sox Fenway Park, Boston, MA Fri Aug 05 1955, 3:33 AM EDT Att: 22,299 - Unknown livebaseballscorecards.com										
Enos Slaughter, L OBP: 0.383, SLG: 0.387 (1, 9)	F9		6-3		HR				4-3	5	1	2	0	0	0	0											
Gus Zernial, R OBP: 0.314, SLG: 0.512 (1, 7)	2B			HR			F8			4	3	3	3	0	0	1											
Harry Simpson, L OBP: 0.356, SLG: 0.452 (1, 8)	2B		4-3		HR		F8		F5	4	1	1	1	0	0	1											
Hector Lopez, R OBP: 0.326, SLG: 0.383 (1, 5)	1B								5-3	4	0	2	1	0	0	0											
Jim Finigan, R OBP: 0.333, SLG: 0.415 (1, 4)	K		5-3				L7		FC4-6 BB	3	0	0	0	0	1	2											
Joe Demaestri, R OBP: 0.280, SLG: 0.309 (1, 6)		F7		5-3			1B		K	4	0	1	0	0	1	1											
Joe Astroth, R OBP: 0.349, SLG: 0.310 (1, 2)		FC6-4 1B		K			1B		FC4-6	4	0	2	0	0	1	1											
Vic Raschi, R OBP: 0.241, SLG: 0.250 (1, 1)				F6			K			3	0	0	0	0	2	2											
Tom Gorman, R OBP: 0.056, SLG: 0.111 (8, 1)		K							K	1	0	0	0	0	1	0											
Inning Stats	R: 2 E: 0 K: 1 S: 8	H: 3 LOB: 1 BB: 0 P: 8	R: 0 E: 0 K: 1 S: 6	H: 1 LOB: 1 BB: 0 P: 6	R: 1 E: 0 K: 0 S: 5	H: 2 LOB: 1 BB: 0 P: 5	R: 0 E: 0 K: 1 S: 5	H: 0 LOB: 0 BB: 0 P: 5	R: 2 E: 0 K: 0 S: 5	H: 2 LOB: 1 BB: 0 P: 5	R: 0 E: 0 K: 0 S: 4	H: 1 LOB: 1 BB: 0 P: 4	R: 0 E: 0 K: 1 S: 5	H: 0 LOB: 1 BB: 1 P: 9	R: 0 E: 0 K: 1 S: 5	H: 0 LOB: 0 BB: 0 P: 5	1B: 5 2B: 4 3B: 0 HR: 2	SF: 0 SAC: 0 DP: 0 HBP: 0	WP: 0 PB: 0 SB: 0 CS: 0	PA: 38							
PITCHER	IP	WLS	BF	H	R	ER	SO	BB	IBB	HBP	BLK	WP	HR	S	P	ERA	WHIP										
Frank Sullivan, R ERA: 3.15 (1, 1)	5.0	L	23	8	5	5	3	0	0	0	0	0	2	29	29	9.00	1.600										
Ike Delock, R ERA: 4.34 (6, 1)	2.0		8	3	0	0	1	0	0	0	0	0	0	10	10	0.00	1.500										
Dick Brodowski, R ERA: 6.06 (8, 1)	2.0		7	0	0	0	2	1	0	0	0	0	0	10	14	0.00	0.500										
Batter	1	2	3	4	5	6	7	8	9	AB	R	H	RBI	BB	SO	LOB	BOTTOM										
Billy Goodman, L OBP: 0.406, SLG: 0.365 (1, 4)	6-3		F8		2B		L8		6-3	4	0	0	0	1	0	0	Kansas City Athletics @ Boston Red Sox Fenway Park, Boston, MA Fri Aug 05 1955, 3:33 AM EDT Att: 22,299 - Unknown livebaseballscorecards.com										
Billy Klaus, L OBP: 0.364, SLG: 0.398 (1, 6)	4-3		F7		F8		F9		F7	5	0	0	0	0	0	2											
Ted Williams, L OBP: 0.487, SLG: 0.773 (1, 7)	1B			S		F9			1B	3	1	2	0	1	0	2											
Jackie Jensen, R OBP: 0.357, SLG: 0.493 (1, 9)	F8		F8						1B	3	0	1	1	0	0	2											
Norm Zauchin, R OBP: 0.326, SLG: 0.446 (1, 3)		5-3		G5-4-3		F3			1B	3	0	1	0	1	0	2											
Sammy White, R OBP: 0.319, SLG: 0.378 (1, 2)		BB		G5-4-3		6-3			FC5-4	4	0	1	1	0	0	3											
Grady Hatton, L OBP: 0.368, SLG: 0.333 (1, 5)		1B		1B		F7			K	3	0	1	0	1	1	2											
Jim Piersall, R OBP: 0.360, SLG: 0.442 (1, 8)		F9		FC6-4		6-3			FC5-4	4	0	0	0	0	0	5											
Frank Sullivan, R OBP: 0.156, SLG: 0.154 (5, PH)										1	0	0	0	0	1	2											
Gene Stephens, L OBP: 0.288, SLG: 0.496 (8, 1)										1	1	1	0	0	0	0											
Ike Delock, R OBP: 0.152, SLG: 0.097 (7, PH)										0	0	0	0	0	0	0											
Eddie Joost, R OBP: 0.074, SLG: 0.099 (8, 1)										0	0	0	0	0	0	0											
Dick Brodowski, R OBP: 0.020, SLG: 0.020 (8, PH)										0	0	0	0	0	0	0											
Faye Throneberry, L OBP: 0.320, SLG: 0.320 (8, PH)										1	0	0	0	0	0	0											
Inning Stats	R: 0 E: 0 K: 0 S: 4	H: 1 LOB: 2 BB: 0 P: 4	R: 0 E: 0 K: 1 S: 6	H: 1 LOB: 1 BB: 1 P: 10	R: 0 E: 0 K: 0 S: 3	H: 0 LOB: 1 BB: 1 P: 7	R: 0 E: 0 K: 0 S: 3	H: 1 LOB: 1 BB: 1 P: 7	R: 1 E: 0 K: 0 S: 5	H: 2 LOB: 2 BB: 1 P: 9	R: 0 E: 0 K: 0 S: 3	H: 0 LOB: 0 BB: 0 P: 3	R: 0 E: 0 K: 1 S: 5	H: 0 LOB: 0 BB: 0 P: 5	R: 1 E: 0 K: 1 S: 7	H: 2 LOB: 2 BB: 0 P: 8	R: 0 E: 0 K: 0 S: 3	H: 0 LOB: 0 BB: 0 P: 3	1B: 6 2B: 1 3B: 0 HR: 0	SF: 0 SAC: 0 DP: 1 HBP: 1	WP: 0 PB: 0 SB: 1 CS: 0	PA: 38					
PITCHER	IP	WLS	BF	H	R	ER	SO	BB	IBB	HBP	BLK	WP	HR	S	P	ERA	WHIP										
Vic Raschi, R ERA: 4.59 (1, 1)	7.0	W	32	7	2	2	2	4	0	1	0	0	0	31	48	2.57	1.571										
Tom Gorman, R ERA: 3.69 (8, 1)	2.0	S	6	0	0	0	1	0	0	0	0	0	0	8	8	0.00	0.000										




Batter	1	2	3	4	5	6	7	8	9	AB	R	H	RBI	BB	SO	LOB	TOP								
Vic Power, R OBP: 0.350, SLG: 0.494	0-0 1B BB 1B	0-0 5-3							0-0 BB 2B	5	4	4	1	0	0	0	Kansas City Athletics @ Boston Red Sox Fenway Park, Boston, MA Sat Aug 06 1955, 3:33 AM EDT Att: 9,924 - Unknown								
Enos Slaughter, L OBP: 0.397, SLG: 0.394	4-0 1B 1B 1-2 BB		0-0 1B		0-0 2H 1B		4-0 1B BB		4-0 2B 4-3 BB	2	1	2	1	3	0	0									
Gus Zernial, R OBP: 0.310, SLG: 0.505	0-3 K		0-3 K		0-3 K		0-3 K		0-0 4-3 1B 2B	4	0	0	0	0	4	5									
Art Ceccarelli, R OBP: 0.037, SLG: 0.037										0	0	0	0	0	0	0									
Tom Gorman, R OBP: 0.056, SLG: 0.111										0	0	0	0	0	0	0									
Elmer Valo, L OBP: 0.481, SLG: 0.518									1-3 2-3 2-H 1B 2B	1	1	1	1	0	0	0									
Bill Harrington, R OBP: 0.231, SLG: 0.167										0	0	0	0	0	0	0									
Harry Simpson, L OBP: 0.357, SLG: 0.451	0-0 1B 1-2 2-3 3-H 1B		0-0 F7		0-0 F8		0-0 S 1B		0-0 4-3	5	0	2	1	0	0	3									
Hector Lopez, R OBP: 0.327, SLG: 0.382	0-0 1B 1-2 2-3 3-H 1B		0-3 K		0-0 F7		0-3 K		0-0 L6-4 1B BB	4	0	1	1	1	2	4									
Jim Finigan, R OBP: 0.334, SLG: 0.415	0-0 F9			0-0 1B		0-0 F2		0-0 L8	0-0 1-2 3-H 1B	5	0	2	1	0	0	3									
Joe Demaestri, R OBP: 0.277, SLG: 0.305	0-0 F4			0-0 L9		0-0 F7		0-0 L6	0-0 L6-4 2-3	5	0	0	0	0	0	6									
Joe Astroth, R OBP: 0.347, SLG: 0.309		0-0 L7		0-0 L8		0-3 K				4	0	1	0	0	1	1									
Arnie Portocarrero, R OBP: 0.043, SLG: 0.174		0-3 K		0-3 K			0-0 F8		0-3 K	2	0	0	0	0	2	1									
Bill Renna, R OBP: 0.303, SLG: 0.388										1	0	0	0	0	0	0									
Bill Wilson, R OBP: 0.291, SLG: 0.435										1	0	0	0	0	1	1									
Inning Stats	R: 1 E: 0 K: 1 S: 8	H: 3 LOB: 3 BB: 1 P: 12	R: 0 E: 0 K: 1 S: 5	H: 0 LOB: 0 BB: 0 P: 5	R: 0 E: 0 K: 2 S: 8	H: 1 LOB: 1 BB: 0 P: 8	R: 0 E: 0 K: 1 S: 6	H: 1 LOB: 1 BB: 0 P: 6	R: 1 E: 0 K: 1 S: 7	H: 2 LOB: 1 BB: 0 P: 7	R: 0 E: 0 K: 1 S: 5	H: 0 LOB: 0 BB: 0 P: 5	R: 1 E: 0 K: 2 S: 9	H: 2 LOB: 2 BB: 1 P: 13	R: 0 E: 0 K: 1 S: 6	H: 1 LOB: 1 BB: 0 P: 6	R: 3 E: 0 K: 0 S: 5	H: 3 LOB: 1 BB: 2 P: 13	1B: 10 2B: 3 3B: 0 HR: 1	SF: 0 SAC: 0 DP: 1 HBP: 0	WP: 0 PB: 0 SB: 1 CS: 0	PA: 43			
PITCHER	IP	WLS	BF	H	R	ER	SO	BB	IBB	HBP	BLK	WP	HR	S	P	ERA	WHIP								
George Susce, R ERA: 3.18	6.1		29	8	3	3	7	2	0	0	0	0	1	41	49	4.26	1.579								
Ellis Kinder, R ERA: 2.47	1.2		9	3	2	2	3	1	0	0	0	0	0	14	18	10.80	2.400								
Leo Kiely, L ERA: 3.06	0.1	L	2	1	0	0	0	0	0	0	0	0	0	2	2	0.00	3.000								
Tom Hurd, R ERA: 2.51	0.2		3	1	1	1	0	1	0	0	0	0	0	2	6	13.50	3.000								

Batter	1	2	3	4	5	6	7	8	9	AB	R	H	RBI	BB	SO	LOB	BOTTOM								
Billy Goodman, L OBP: 0.402, SLG: 0.360	0-0 5-3	0-0 G4-6-3 1-2		0-0 1-3		0-0 F9		0-0 F8		5	0	0	0	0	0	3	Kansas City Athletics @ Boston Red Sox Fenway Park, Boston, MA Sat Aug 06 1955, 3:33 AM EDT Att: 9,924 - Unknown								
Billy Klaus, L OBP: 0.367, SLG: 0.403	0-0 HBP 2B		0-0 BB 1B		0-0 F5		0-0 1B 1B	0-0 4-3		5	1	3	0	0	0	0									
Ted Williams, L OBP: 0.487, SLG: 0.765	4-0 BB BB		0-0 F3		0-0 L7		0-0 1B 1B	0-0 F6	0-0 F6	3	1	1	0	1	0	1									
Gene Stephens, L OBP: 0.386, SLG: 0.492							1-2 SF8 1B			1	0	0	0	0	0	0									
Jackie Jensen, R OBP: 0.358, SLG: 0.492	0-3 K		0-3 K		0-0 BB 3B 1B		0-0 SF8 1B 1B		0-0 F4	5	2	2	1	0	2	3									
Norm Zauchin, R OBP: 0.332, SLG: 0.446	1-0 HBP		4-0 BB		4-0 3B BB		0-0 FC6-4 1B		0-0 F8	2	1	1	0	2	0	0									
Sammy White, R OBP: 0.318, SLG: 0.382	0-0 F8		0-0 F5		0-0 1H 2H 3B		0-0 SF8			3	0	1	3	0	0	5									
Grady Hatton, L OBP: 0.369, SLG: 0.332		4-0 1B BB		4-0 SH1-4 BB		0-0 F9		0-0 SF8		1	0	0	1	2	0	1									
Jim Piersall, R OBP: 0.359, SLG: 0.440		0-0 F3		0-0 F8		0-0 SH3-5 1B		0-0 FC6-4		4	0	1	0	0	0	3									
George Susce, R OBP: 0.156, SLG: 0.161		0-0 F3		0-0 SH1-4		0-0 SH3-5		0-3 K		1	0	1	0	0	0	0									
Ellis Kinder, R OBP: 0.250, SLG: 0.143										0	0	0	0	0	0	0									
Leo Kiely, L OBP: 0.261, SLG: 0.273										0	0	0	0	0	0	0									
Tom Hurd, R OBP: 0.091, SLG: 0.091		1-2 1B		1-2 1B		1-3 1B				0	0	0	0	0	0	0									
Inning Stats	R: 0 E: 0 K: 1 S: 6	H: 1 LOB: 3 BB: 1 P: 11	R: 0 E: 0 K: 0 S: 3	H: 1 LOB: 1 BB: 1 P: 7	R: 0 E: 0 K: 1 S: 6	H: 1 LOB: 2 BB: 1 P: 10	R: 0 E: 0 K: 0 S: 3	H: 0 LOB: 1 BB: 1 P: 7	R: 2 E: 0 K: 0 S: 5	H: 2 LOB: 1 BB: 1 P: 9	R: 0 E: 0 K: 0 S: 3	H: 1 LOB: 0 BB: 0 P: 3	R: 3 E: 0 K: 0 S: 7	H: 4 LOB: 1 BB: 0 P: 7	R: 0 E: 0 K: 1 S: 5	H: 0 LOB: 0 BB: 0 P: 5	R: 0 E: 0 K: 0 S: 3	H: 0 LOB: 0 BB: 0 P: 3	1B: 8 2B: 2 3B: 1 HR: 0	SF: 2 SAC: 2 DP: 2 HBP: 1	WP: 0 PB: 0 SB: 0 CS: 0	PA: 41			
PITCHER	IP	WLS	BF	H	R	ER	SO	BB	IBB	HBP	BLK	WP	HR	S	P	ERA	WHIP								
Arnie Portocarrero, R ERA: 4.48	6.0		28	6	2	2	2	5	0	1	0	0	0	26	47	3.00	1.833								
Art Ceccarelli, L ERA: 4.75	0.0		2	2	2	2	0	0	0	0	0	0	0	2	2	-	-								
Tom Gorman, R ERA: 3.7	2.0	W	8	2	1	1	1	0	0	0	0	0	0	10	10	4.50	1.000								
Bill Harrington, R ERA: 3.8	1.0	S	3	0	0	0	0	0	0	0	0	0	0	3	3	0.00	0.000								



Batter	1	2	3	4	5	6	7	8	9	AB	R	H	RBI	BB	SO	LOB	TOP										
Minnie Minoso, R (1, 7) OBP: 0.351, SLG: 0.364	F8			5-3			F3			4	0	1	2	1	0	1	Chicago White Sox @ Kansas City Athletics Municipal Stadium, Kansas City, MO Tue Aug 09 1955, 4:33 AM EDT Att: 24,383 - Unknown livebaseballscorecards.com										
Nelle Fox, L (1, 4) OBP: 0.360, SLG: 0.405	1-3	F9					F8		F7	5	0	0	0	0	0	3											
Bob Nieman, R (1, 9) OBP: 0.325, SLG: 0.434				6-3			F9			4	0	1	0	0	1	0											
Jim Rivera, L (8, 9) OBP: 0.350, SLG: 0.379									K	0	0	0	0	0	0	0											
Walt Dropo, R (1, 3) OBP: 0.352, SLG: 0.470									K	4	0	1	0	0	1	1											
Bob Kennedy, R (1, 5) OBP: 0.331, SLG: 0.355										3	0	0	0	1	1	1											
Chico Carrasquel, R (1, 6) OBP: 0.334, SLG: 0.346				1-3						4	1	1	0	0	0	1											
Jim Busby, R (1, 8) OBP: 0.288, SLG: 0.351										3	1	0	0	0	0	1											
Sherm Lollar, R (1, 2) OBP: 0.375, SLG: 0.410										3	1	2	1	1	0	0											
Billy Pierce, L (1, 1) OBP: 0.227, SLG: 0.171										2	1	1	1	0	0	0											
Inning Stats	R: 0 E: 0 K: 0 S: 4	H: 1 LOB: 1 BB: 0 P: 4	R: 3 E: 0 K: 1 S: 9	H: 4 LOB: 1 BB: 0 P: 9	R: 0 E: 0 K: 0 S: 3	H: 0 LOB: 1 BB: 1 P: 7	R: 0 E: 0 K: 0 S: 3	H: 0 LOB: 1 BB: 0 P: 7	R: 0 E: 0 K: 0 S: 4	H: 1 LOB: 1 BB: 0 P: 4	R: 0 E: 0 K: 0 S: 3	H: 0 LOB: 0 BB: 0 P: 3	R: 0 E: 0 K: 0 S: 7	H: 0 LOB: 0 BB: 0 P: 7	R: 1 E: 1 K: 0 S: 5	H: 1 LOB: 2 BB: 1 P: 9	1B: 6 2B: 0 3B: 1 HR: 0	SF: 0 SAC: 3 DP: 0 HBP: 0	WP: 0 PB: 0 CS: 0	PA: 38							
PITCHER	IP	WLS	BF	H	R	ER	SO	BB	IBB	HBP	BLK	WP	HR	S	P	ERA	WHIP										
Bobby Shantz, L (1, 1) ERA: 4.72	5.0	L	23	6	3	3	1	2	0	0	0	0	0	23	31	5.40	1.600										
Art Ditmar, R (6, 1) ERA: 5.65	3.0		9	0	0	0	2	0	0	0	0	0	0	13	13	0.00	0.000										
Bill Harrington, R (9, 1) ERA: 4.5	1.0		6	1	1	0	0	1	0	0	0	0	0	5	9	0.00	2.000										

Batter	1	2	3	4	5	6	7	8	9	AB	R	H	RBI	BB	SO	LOB	BOTTOM										
Vic Power, R (1, 3) OBP: 0.349, SLG: 0.489	F7									4	0	0	0	0	0	2	Chicago White Sox @ Kansas City Athletics Municipal Stadium, Kansas City, MO Tue Aug 09 1955, 4:33 AM EDT Att: 24,383 - Unknown livebaseballscorecards.com										
Hector Lopez, R (1, 5) OBP: 0.321, SLG: 0.372										4	0	0	0	0	2	0											
Bill Renna, R (1, 9) OBP: 0.316, SLG: 0.378										3	0	0	0	1	1	0											
Gus Zernial, R (1, 7) OBP: 0.308, SLG: 0.497										4	0	0	0	0	1	1											
Bill Wilson, R (1, 8) OBP: 0.299, SLG: 0.452										4	1	2	1	0	0	1											
Jim Finigan, R (1, 4) OBP: 0.336, SLG: 0.416										2	0	0	0	2	0	1											
Joe Demaestri, R (1, 6) OBP: 0.278, SLG: 0.310										2	0	0	0	1	0	2											
Billy Shantz, R (1, 2) OBP: 0.309, SLG: 0.316										3	0	0	0	0	0	3											
Bobby Shantz, R (1, 1) OBP: 0.179, SLG: 0.158										1	0	0	0	0	1	0											
Enos Slaughter, L (5, PH) OBP: 0.396, SLG: 0.392										1	0	0	0	0	0	2											
Art Ditmar, R (6, 1) OBP: 0.217, SLG: 0.217										0	0	0	0	0	0	0											
Elmer Valo, L (8, PH) OBP: 0.477, SLG: 0.513										1	0	0	0	0	0	0											
Bill Harrington, R (9, 1) OBP: 0.231, SLG: 0.167										0	0	0	0	0	0	0											
Inning Stats	R: 0 E: 0 K: 2 S: 7	H: 0 LOB: 0 BB: 0 P: 7	R: 0 E: 0 K: 1 S: 6	H: 1 LOB: 1 BB: 0 P: 6	R: 0 E: 0 K: 1 S: 5	H: 0 LOB: 0 BB: 0 P: 5	R: 0 E: 0 K: 0 S: 3	H: 0 LOB: 1 BB: 1 P: 7	R: 0 E: 0 K: 0 S: 3	H: 0 LOB: 2 BB: 2 P: 11	R: 0 E: 0 K: 1 S: 5	H: 0 LOB: 0 BB: 0 P: 5	R: 0 E: 0 K: 0 S: 3	H: 0 LOB: 1 BB: 1 P: 7	R: 0 E: 0 K: 0 S: 3	H: 0 LOB: 0 BB: 0 P: 3	R: 1 E: 0 K: 0 S: 4	H: 1 LOB: 0 BB: 0 P: 4	1B: 1 2B: 0 3B: 0 HR: 1	SF: 0 SAC: 0 DP: 0 HBP: 0	WP: 0 PB: 0 CS: 0	PA: 33					
PITCHER	IP	WLS	BF	H	R	ER	SO	BB	IBB	HBP	BLK	WP	HR	S	P	ERA	WHIP										
Billy Pierce, L (1, 1) ERA: 1.82	9.0	W	33	2	1	1	5	4	0	0	0	0	1	39	55	1.00	0.667										



Batter	1	2	3	4	5	6	7	8	9	AB	R	H	RBI	BB	SO	LOB	TOP					
Minnie Mino , R OBP: 0.391, SLG: 0.376 (1, 7)	F3		E4		1-H HR		1-3 2B	K		5	1	2	2	0	1	3						
Nelle Fox , L OBP: 0.361, SLG: 0.402 (1, 4)	BB		F9		F9		6-3		FC6-4 BB	3	0	0	0	2	0	3						
Bob Nieman , R OBP: 0.326, SLG: 0.445 (1, 9)	F5		5-3			FC6-4 BB		HR	FC6-4 1B	4	1	1	1	1	0	3						
Walt Dropp , R OBP: 0.347, SLG: 0.463 (1, 3)	F8			5-3		F9		6-3	F4	5	0	0	0	0	0	3						
Bob Kennedy , R OBP: 0.327, SLG: 0.349 (1, 5)		5-3		3-1		FC6-4 1-2		F8	FC5-4 1B	5	0	1	0	0	0	1						
Chico Carrasquel , R OBP: 0.333, SLG: 0.345 (1, 6)	F7		F7		F6			S 1B	FC5-4 1-2	5	1	1	0	0	0	3						
Jim Busby , R OBP: 0.353 (8, PH)					L1			FC5-4 1B	BB 1B	3	0	2	0	0	0	0	AB 36					
Jim Rivera , L OBP: 0.352, SLG: 0.379 (8, B)								1-2 BB	BB	0	0	0	0	1	0	0	R 4					
Sherm Lollar , R OBP: 0.377, SLG: 0.409 (8, PR)								FC5-4 2B	BB	3	1	1	1	1	0	2	H 8					
Gil Coan , L OBP: 0.302, SLG: 0.317 (8, 2)	F4				HR BB			1-2 2H	1B	0	0	0	0	0	0	0	RBI 4					
Les Moss , R OBP: 0.364, SLG: 0.433 (8, 2)								1-2 2-3	BB	0	0	0	0	0	0	0	BB 6					
Harry Byrd , R OBP: 0.142, SLG: 0.122 (3, 1)										1	0	0	0	0	0	0	SO 3					
Jack Harshman , L OBP: 0.217, SLG: 0.390 (7, PH)										0	0	0	0	1	1		LOB 20					
George Kell , R OBP: 0.346, SLG: 0.425 (7, 1)										0	0	0	0	0	0	0						
Dixie Howell , R OBP: 0.342, SLG: 0.394 (8, PH)										0	0	0	0	1	0	0						
Bobby Adams , R OBP: 0.342, SLG: 0.380 (8, 1)										0	0	0	0	1	0	0						
Morrie Martin , L OBP: 0.296, SLG: 0.296 (8, 1)										0	0	0	0	0	0	0						
Inning Stats	R: 0 E: 0 K: 0 S: 3	H: 0 LOB: 1 BB: 1 P: 7	R: 0 E: 0 K: 0 S: 4	H: 1 LOB: 1 BB: 0 P: 4	R: 0 E: 1 K: 0 S: 4	H: 0 LOB: 1 BB: 0 P: 4	R: 0 E: 0 K: 0 S: 3	H: 0 LOB: 0 BB: 0 P: 3	R: 2 E: 0 K: 1 S: 6	H: 1 LOB: 0 BB: 1 P: 10	R: 0 E: 0 K: 0 S: 3	H: 0 LOB: 1 BB: 1 P: 7	R: 0 E: 0 K: 1 S: 7	H: 2 LOB: 2 BB: 0 P: 7	R: 2 E: 0 K: 1 S: 8	H: 3 LOB: 3 BB: 2 P: 16	R: 0 E: 0 K: 0 S: 4	H: 1 LOB: 2 BB: 1 P: 8	1B: 5 2B: 1 3B: 0 HR: 2	SF: 0 SAC: 0 DP: 0 HBP: 0	WP: 0 PB: 0 SB: 1 CS: 0	PA: 42
PITCHER	IP	WLS	BF	H	R	ER	SO	BB	IBB	HBP	BLK	WP	HR	S	P	ERA	WHIP					
Alex Kellner , L ERA: 3.9 (1, 1)	7.0	W	29	4	2	2	2	3	0	0	0	0	1	30	42	2.57	1.000					
Tom Gorman , R ERA: 3.64 (8, 1)	2.0	S	13	4	2	2	1	3	0	0	0	0	1	12	24	9.00	3.500					

Chicago White Sox @ Kansas City Athletics
Municipal Stadium, Kansas City, MO
Wed Aug 10 1955, 4:33 AM EDT
Att: 21,473 - Unknown


AB	36
R	4
H	8
RBI	4
BB	6
SO	3
LOB	20



Batter	1	2	3	4	5	6	7	8	9	AB	R	H	RBI	BB	SO	LOB	BOTTOM				
Vic Power , R OBP: 0.346, SLG: 0.492 (1, 3)	3B		F2	5-3			5-3			4	1	1	0	0	0	1					
Enos Slaughter , L OBP: 0.397, SLG: 0.404 (1, 9)	G6-4-3 3B		E 1B		4-3		5-3			4	2	2	1	0	0	0					
Elmer Valo , L OBP: 0.473, SLG: 0.507 (1, 7)	G6-4-3 1B		E8 1B		F8		1-3	1-3		4	1	1	0	0	0	1					
Harry Simpson , L OBP: 0.362, SLG: 0.448 (1, 8)	G6-4-3 1-2		1B IBB		K		F7			3	0	0	0	1	1	1					
Hector Lopez , R OBP: 0.323, SLG: 0.383 (1, 5)	K		G4-6-3 1B		1-2 2H 3H		HR		6-3	4	1	2	3	0	1	0					
Jim Finigan , R OBP: 0.336, SLG: 0.416 (1, 4)		SH1-4 1B	G4-6-3 1-2		6-3		6-3			3	0	1	0	0	0	2					
Joe Demaestri , R OBP: 0.280, SLG: 0.311 (1, 6)		SH1-4 1-2		SH3-4 1B		F7				2	0	1	0	0	0	0	AB 29				
Joe Astroth , R OBP: 0.348, SLG: 0.304 (1, 2)		5-3		SH3-4		5-3				2	0	0	0	0	0	1	R 5				
Alex Kellner , R OBP: 0.318, SLG: 0.325 (1, 1)		6-3								2	0	0	0	0	0	2	H 8				
Gus Zernial , R OBP: 0.307, SLG: 0.495 (7, PH)										1	0	0	0	0	1	0	RBI 4				
Tom Gorman , R OBP: 0.056, SLG: 0.111 (8, 1)							K			0	0	0	0	0	0	0	BB 1				
Inning Stats	R: 2 E: 0 K: 1 S: 7	H: 3 LOB: 0 BB: 0 P: 7	R: 0 E: 0 K: 0 S: 4	H: 1 LOB: 0 BB: 0 P: 4	R: 2 E: 1 K: 0 S: 5	H: 2 LOB: 1 BB: 1 P: 9	R: 0 E: 0 K: 0 S: 4	H: 1 LOB: 0 BB: 0 P: 4	R: 0 E: 0 K: 1 S: 5	H: 0 LOB: 0 BB: 0 P: 5	R: 1 E: 0 K: 0 S: 4	H: 1 LOB: 0 BB: 0 P: 4	R: 0 E: 0 K: 1 S: 5	H: 0 LOB: 0 BB: 0 P: 5	R: 0 E: 0 K: 0 S: 3	H: 0 LOB: 0 BB: 0 P: 3	1B: 5 2B: 0 3B: 2 HR: 1	SF: 0 SAC: 2 DP: 2 HBP: 0	WP: 0 PB: 0 SB: 0 CS: 0	PA: 32	
PITCHER	IP	WLS	BF	H	R	ER	SO	BB	IBB	HBP	BLK	WP	HR	S	P	ERA	WHIP				
Harry Byrd , R ERA: 4.42 (1, 1)	2.1	L	14	6	4	3	1	0	0	0	0	0	1	14	14	2.46	0.545				
Jack Harshman , L ERA: 3.4 (3, 1)	3.2		12	2	1	1	1	0	0	0	0	0	0	5	5	0.00	0.000				
Dixie Howell , R ERA: 3.15 (7, 1)	1.0		3	0	0	0	1	0	0	0	0	0	0	3	3	0.00	0.000				
Morrie Martin , L ERA: 2.72 (8, 1)	1.0		3	0	0	0	0	0	0	0	0	0	0	3	3	0.00	0.000				

Chicago White Sox @ Kansas City Athletics
Municipal Stadium, Kansas City, MO
Wed Aug 10 1955, 4:33 AM EDT
Att: 21,473 - Unknown


AB	29
R	5
H	8
RBI	4
BB	1
SO	3
LOB	8



Batter	1	2	3	4	5	6	7	8	9	AB	R	H	RBI	BB	SO	LOB	TOP							
Minnie Minoso, R OBP: 0.359, SLG: 0.390 (1, 7)										5	3	4	0	1	0	2								
Nelle Fox, L OBP: 0.356, SLG: 0.398 (1, 4)										5	2	0	1	1	0	5								
Jim Rivera, L OBP: 0.360, SLG: 0.400 (1, 8)										4	4	3	5	2	0	1								
George Kell, R OBP: 0.396, SLG: 0.424 Walt Dropo, R OBP: 0.351, SLG: 0.478 (1, 3) (6, 3)										3	0	1	1	0	0	1								
Bob Nieman, R OBP: 0.326, SLG: 0.437 (1, 9)										4	0	0	0	2	1	2								
Bob Kennedy, R OBP: 0.329, SLG: 0.351 Bobby Adams, R OBP: 0.340, SLG: 0.377 (1, 5) (8, PR) (8, 5)										5	0	2	0	0	0	3								
Chico Carrasquel, R Jim Bredweser, R (1, 6) (7, 6)										2	2	2	0	1	0	0								
Sherm Lollar, R OBP: 0.376, SLG: 0.408 Les Moss, R OBP: 0.370, SLG: 0.433 (8, PH) (8, 2)										3	1	1	0	1	0	3								
Connie Johnson, R OBP: 0.130, SLG: 0.182 (1, 1)										4	1	1	2	0	0	4								
Inning Stats	R: 0 E: 0 K: 0 S: 2	H: 0 LOB: 1 BB: 2 P: 10	R: 0 E: 0 K: 1 S: 6	H: 2 LOB: 1 BB: 0 P: 6	R: 0 E: 0 K: 0 S: 4	H: 1 LOB: 1 BB: 0 P: 4	R: 0 E: 0 K: 0 S: 3	H: 0 LOB: 0 BB: 0 P: 3	R: 5 E: 0 K: 0 S: 8	H: 5 LOB: 1 BB: 1 P: 12	R: 4 E: 0 K: 0 S: 6	H: 3 LOB: 1 BB: 0 P: 8	R: 0 E: 0 K: 0 S: 3	H: 1 LOB: 2 BB: 2 P: 11	R: 3 E: 0 K: 0 S: 5	H: 2 LOB: 2 BB: 3 P: 17	R: 2 E: 0 K: 0 S: 5	H: 2 LOB: 1 BB: 1 P: 9	1B: 9 2B: 3 3B: 3 HR: 1	SF: 1 SAC: 0 DP: 2 HBP: 2	WP: 1 PB: 0 SB: 5 CS: 2	PA: 51		
PITCHER	IP	WLS	BF	H	R	ER	SO	BB	IBB	HBP	BLK	WP	HR	S	P	ERA	WHIP					ERA	WHIP	
Vic Raschi, R ERA: 4.86 Cloyd Boyer, R ERA: 6.4	(1, 1)	4.1	L	22	8	5	5	1	2	0	0	0	0	0	22	30	10.38	2.308						
PITCHER	IP	WLS	BF	H	R	ER	SO	BB	IBB	HBP	BLK	WP	HR	S	P	ERA	WHIP					ERA	WHIP	

Chicago White Sox @ Kansas City Athletics
Municipal Stadium, Kansas City, MO
Thu Aug 11 1955, 4:33 AM EDT
Att: 15,569 - Unknown


AB	39
R	14
H	16
RBI	12
BB	9
SO	1
LOB	23



Batter	1	2	3	4	5	6	7	8	9	AB	R	H	RBI	BB	SO	LOB	BOTTOM						
Vic Power, R OBP: 0.349, SLG: 0.492 (1, 3)										4	0	2	0	0	0	1							
Enos Slaughter, L OBP: 0.392, SLG: 0.398 Bill Renna, R OBP: 0.315, SLG: 0.376 (1, 9) (7, 9)										3	0	0	0	0	0	2							
Elmer Valo, L OBP: 0.466, SLG: 0.498 (1, 7)										4	0	0	0	0	0	3							
Harry Simpson, L OBP: 0.364, SLG: 0.447 (1, 8)										3	0	1	1	1	0	1							
Hector Lopez, R OBP: 0.319, SLG: 0.378 (1, 5)										4	0	0	0	0	1	3							
Jim Finigan, R OBP: 0.337, SLG: 0.414 Clete Boyer, R OBP: 0.381, SLG: 0.429 (1, 4) (7, 4)										2	0	0	0	0	0	0							
Joe Demaestri, R OBP: 0.279, SLG: 0.309 (1, 6)										3	0	0	0	1	0	2							
Joe Astroth, R OBP: 0.346, SLG: 0.303 (1, 2)										4	0	1	0	0	1	2							
Vic Raschi, R OBP: 0.233, SLG: 0.241 Cloyd Boyer, R OBP: 0.133, SLG: 0.071 Gus Zernial, R OBP: 0.306, SLG: 0.494 (1, 1) (5, 1) (9, PH)										1	0	0	0	0	0	0							
Inning Stats	R: 0 E: 0 K: 0 S: 3	H: 0 LOB: 0 BB: 0 P: 3	R: 0 E: 0 K: 0 S: 3	H: 0 LOB: 0 BB: 0 P: 3	R: 0 E: 0 K: 0 S: 3	H: 0 LOB: 1 BB: 1 P: 7	R: 0 E: 0 K: 0 S: 3	H: 0 LOB: 0 BB: 1 P: 7	R: 0 E: 0 K: 1 S: 5	H: 0 LOB: 0 BB: 0 P: 5	R: 1 E: 1 K: 1 S: 8	H: 2 LOB: 2 BB: 0 P: 8	R: 0 E: 0 K: 0 S: 4	H: 1 LOB: 1 BB: 0 P: 4	R: 0 E: 0 K: 0 S: 4	H: 1 LOB: 1 BB: 0 P: 4	R: 0 E: 0 K: 1 S: 7	H: 2 LOB: 2 BB: 0 P: 7	1B: 6 2B: 0 3B: 0 HR: 0	SF: 0 SAC: 0 DP: 1 HBP: 0	WP: 0 PB: 0 SB: 0 CS: 0	PA: 36	
PITCHER	IP	WLS	BF	H	R	ER	SO	BB	IBB	HBP	BLK	WP	HR	S	P	ERA	WHIP					ERA	WHIP
Connie Johnson, R ERA: 2.1	(1, 1)	9.0	W	36	6	1	0	3	2	0	0	0	0	40	48	0.00	0.889						

Chicago White Sox @ Kansas City Athletics
Municipal Stadium, Kansas City, MO
Thu Aug 11 1955, 4:33 AM EDT
Att: 15,569 - Unknown

AB	33
R	1
H	6
RBI	1
BB	2
SO	3
LOB	18





Batter	1	2	3	4	5	6	7	8	9	AB	R	H	RBI	BB	SO	LOB	TOP									
Al Smith, R OBP: 0.411, SLG: 0.481 Stu Locklin, L OBP: 0.222, SLG: 0.333										4	2	2	1	0	0	3	Cleveland Indians @ Kansas City Athletics Municipal Stadium, Kansas City, MO Fri Aug 12 1955, 4:33 AM EDT Att: 7,791 - Unknown									
Bobby Avila, R OBP: 0.372, SLG: 0.375										6	3	3	6	0	0	2										
Vic Wertz, L OBP: 0.337, SLG: 0.507 Ferris Fain, L OBP: 0.451, SLG: 0.341										2	3	1	1	2	1	0										
Al Rosen, R OBP: 0.369, SLG: 0.422										5	1	2	1	1	0	1										
Ralph Kiner, R OBP: 0.377, SLG: 0.456										6	0	1	1	0	0	4										
Larry Doby, L OBP: 0.366, SLG: 0.465 Hoot Evers, R OBP: 0.312, SLG: 0.429										4	1	1	1	0	0	3										
George Strickland, R OBP: 0.305, SLG: 0.293 Sam Dente, R OBP: 0.201, SLG: 0.295										3	1	0	0	1	1	0										
Jim Hegan, R OBP: 0.296, SLG: 0.344										4	3	3	5	1	0	0										
Bob Lemon, L OBP: 0.333, SLG: 0.268 Sal Maglie, R OBP: 0.200, SLG: 0.125										2	0	1	0	1	0	0										
Inning Stats	R: 7 E: 0 K: 0 S: 7	H: 4 LOB: 1 BB: 4 P: 23	R: 1 E: 0 K: 0 S: 4	H: 1 LOB: 0 BB: 4 P: 4	R: 1 E: 0 K: 0 S: 4	H: 1 LOB: 1 BB: 1 P: 8	R: 0 E: 0 K: 1 S: 6	H: 1 LOB: 1 BB: 0 P: 6	R: 4 E: 0 K: 1 S: 10	H: 5 LOB: 2 BB: 1 P: 14	R: 0 E: 0 K: 0 S: 3	H: 0 LOB: 0 BB: 0 P: 3	R: 1 E: 1 K: 0 S: 5	H: 1 LOB: 1 BB: 0 P: 5	R: 3 E: 0 K: 0 S: 7	H: 5 LOB: 1 BB: 0 P: 7		R: 0 E: 0 K: 0 S: 3	H: 0 LOB: 0 BB: 0 P: 3	1B: 11 2B: 3 3B: 0 HR: 4	SF: 1 SAC: 1 DP: 0 HBP: 0	WP: 0 PB: 0 SB: 0 CS: 0	PA: 51			
PITCHER	IP	WLS	BF	H	R	ER	SO	BB	IBB	HBP	BLK	WP	HR	S	P	ERA	WHIP									
Arnie Portocarrero, R ERA: 5.18	(1, 1)	0.1	L	7	3	6	6	0	3	0	0	0	0	1	4	16	162.00	18.000								
Bill Harrington, R ERA: 4.82	(1, 1)	2.2		13	3	3	3	0	2	0	0	0	0	2	11	19	10.12	1.875								
Ray Herbert, R ERA: 5.75	(4, 1)	6.0		31	12	8	7	2	1	0	0	0	0	1	34	38	10.50	2.167								


AB 43
R 17
H 18
RBI 17
BB 6
SO 2
LOB 14



Batter	1	2	3	4	5	6	7	8	9	AB	R	H	RBI	BB	SO	LOB	BOTTOM								
Vic Power, R OBP: 0.348, SLG: 0.490										4	0	1	0	0	0	0	Cleveland Indians @ Kansas City Athletics Municipal Stadium, Kansas City, MO Fri Aug 12 1955, 4:33 AM EDT Att: 7,791 - Unknown								
Enos Slaughter, L OBP: 0.390, SLG: 0.395										4	0	1	0	0	0	1									
Elmer Valo, L OBP: 0.466, SLG: 0.495										3	1	1	0	1	1	1									
Harry Simpson, L OBP: 0.366, SLG: 0.448										4	0	2	0	0	0	1									
Hector Lopez, R OBP: 0.319, SLG: 0.377										4	0	1	0	0	0	3									
Jim Finigan, R OBP: 0.335, SLG: 0.412 Clete Boyer, R OBP: 0.348, SLG: 0.391										2	0	0	0	0	0	0									
Joe Demaestri, R OBP: 0.279, SLG: 0.308										4	0	1	0	0	0	4									
Joe Astroth, R OBP: 0.342, SLG: 0.298										3	0	0	0	0	0	1									
Arnie Portocarrero, R OBP: 0.043, SLG: 0.174 Bill Harrington, R OBP: 0.231, SLG: 0.167 Bill Wilson, R OBP: 0.290, SLG: 0.450 Ray Herbert, R OBP: 0.250, SLG: 0.278	(1, 1)	(1, 1)	(3, PH)	(4, 1)						0	0	0	0	0	0	0									
Inning Stats	R: 0 E: 0 K: 0 S: 3	H: 1 LOB: 0 BB: 0 P: 3	R: 0 E: 0 K: 0 S: 3	H: 0 LOB: 0 BB: 0 P: 3	R: 0 E: 0 K: 0 S: 3	H: 1 LOB: 0 BB: 0 P: 3	R: 0 E: 0 K: 1 S: 7	H: 2 LOB: 2 BB: 0 P: 7	R: 0 E: 0 K: 0 S: 3	H: 0 LOB: 0 BB: 0 P: 3	R: 0 E: 0 K: 0 S: 5	H: 0 LOB: 2 BB: 0 P: 5	R: 0 E: 0 K: 1 S: 5	H: 0 LOB: 0 BB: 0 P: 5	R: 1 E: 1 K: 0 S: 5	H: 1 LOB: 2 BB: 1 P: 9		1B: 7 2B: 2 3B: 0 HR: 0	SF: 0 SAC: 0 DP: 2 HBP: 0	WP: 0 PB: 0 SB: 0 CS: 0	PA: 34				
PITCHER	IP	WLS	BF	H	R	ER	SO	BB	IBB	HBP	BLK	WP	HR	S	P	ERA	WHIP								
Bob Lemon, R ERA: 3.83	(1, 1)	6.0	W	20	4	0	0	1	0	0	0	0	0	15	22	0.00	0.667								
Sal Maglie, R ERA: 3.75	(7, 1)	3.0	S	14	3	1	0	1	1	0	0	0	0	15	19	0.00	1.333								



Batter	1	2	3	4	5	6	7	8	9	AB	R	H	RBI	BB	SO	LOB	TOP			
Al Smith, R OBP: 0.408, SLG: 0.483 (1, 9)	4-0 BB		0-0 E5		0-0 1B			0-0 5-3		3	0	1	0	1	0	0	Cleveland Indians @ Kansas City Athletics Municipal Stadium, Kansas City, MO Sun Aug 14 1955, 4:33 AM EDT Att: 27,103 - Unknown AB 32 R 3 H 6 RBI 3 BB 2 SO 6 LOB 12 			
Bobby Avila, R OBP: 0.372, SLG: 0.379 (1, 4)	0-0 L5		0-0 G5-4-3		0-0 F9			0-0 HR		4	1	1	1	0	0	3				
Al Rosen, R OBP: 0.369, SLG: 0.422 (1, 5)	0-0 F3		0-0 1B		0-0 5-3			0-0 F4		4	0	1	0	0	0	2				
Ralph Kiner, R OBP: 0.375, SLG: 0.450 (1, 7)	0-0 F7		0-0 F4			0-3 K		0-0 F6		4	0	0	0	0	1	2				
Vic Wertz, L OBP: 0.330, SLG: 0.487 (1, 3)		0-3 K		0-0 5-3		0-0 F5		0-3 K		4	0	0	0	0	2	0				
Larry Doby, L OBP: 0.388, SLG: 0.462 (1, 8)	4-0 HR BB		0-0 1B		0-0 F6			0-3 K		3	1	1	0	1	1	0				
George Strickland, R OBP: 0.304, SLG: 0.287 (7, PH)		0-0 F8		0-3 K			0-0 G4-6-3 1B		0-0 6-3	2	0	0	0	0	1	2				
Dale Mitchell, L OBP: 0.283, SLG: 0.327 (7, PH)										1	0	1	0	0	0	0				
Sam Dente, R OBP: 0.321, SLG: 0.295 (9, PH)										0	0	0	0	0	0	0				
Ferris Fain, L OBP: 0.453, SLG: 0.351 (9, PH)										1	0	0	0	0	0	0				
Jim Hegan, R OBP: 0.305, SLG: 0.374 (7, PH)		0-0 1-H HR		0-0 F7			0-0 F9			2	1	1	2	0	0	1				
Gene Woodling, L OBP: 0.352, SLG: 0.379 (7, PH)										1	0	0	0	0	0	1				
Don Mossi, L OBP: 0.333, SLG: 0.143 (7, 1)										0	0	0	0	0	0	0				
Mike Garcia, R OBP: 0.276, SLG: 0.321 (3, 1)		0-3 K				0-0 F7				1	0	0	0	0	1	0				
Bob Feller, R OBP: 0.096, SLG: 0.050 (5, PH)										0	0	0	0	0	0	0				
Hank Ford, R OBP: 0.203, SLG: 0.374 (5, 1)										0	0	0	0	0	0	0				
Jose Santiago, R OBP: 0.320, SLG: 0.478 (7, PH)										0	0	0	0	0	0	1				
Hal Naragon, L OBP: 0.402, SLG: 0.478 (7, 2)										1	0	0	0	0	0	1				
Inning Stats	R: 0 E: 0 K: 0 S: 3	H: 0 LOB: 1 BB: 1 P: 7	R: 2 E: 0 K: 2 S: 8	H: 1 LOB: 0 BB: 1 P: 12	R: 0 E: 1 K: 0 S: 4	H: 1 LOB: 1 BB: 0 P: 4	R: 0 E: 0 K: 1 S: 6	H: 1 LOB: 1 BB: 0 P: 6	R: 0 E: 0 K: 0 S: 4	H: 0 LOB: 0 BB: 0 P: 5	R: 0 E: 0 K: 1 S: 5	H: 1 LOB: 0 BB: 0 P: 3	R: 1 E: 0 K: 0 S: 4	H: 1 LOB: 0 BB: 0 P: 4	R: 0 E: 0 K: 2 S: 7	H: 0 LOB: 0 BB: 0 P: 7	1B: 4 2B: 0 3B: 0 HR: 2	SF: 0 SAC: 0 DP: 2 HBP: 0	WP: 0 PB: 0 SB: 0 CS: 0	PA: 34
PITCHER	IP	WLS	BF	H	R	ER	SO	BB	IBB	HBP	BLK	WP	HR	S	P	ERA	WHIP			
Bobby Shantz, L ERA: 4.7	(1, 1)	4.1	19	4	2	2	3	2	0	0	0	0	1	23	31	4.15	1.385			
Art Ditmar, R ERA: 5.57	(5, 1)	4.2	W 15	2	1	1	3	0	0	0	0	0	1	21	21	1.93	0.429			

Batter	1	2	3	4	5	6	7	8	9	AB	R	H	RBI	BB	SO	LOB	BOTTOM				
Vic Power, R OBP: 0.350, SLG: 0.496 (1, 3)	0-0 1B 1B 1B		0-0 G6-3		0-0 F8			0-0 1B		5	1	3	0	0	0	1	Cleveland Indians @ Kansas City Athletics Municipal Stadium, Kansas City, MO Sun Aug 14 1955, 4:33 AM EDT Att: 27,103 - Unknown AB 38 R 7 H 15 RBI 7 BB 1 SO 6 LOB 19 				
Enos Slaughter, L OBP: 0.391, SLG: 0.395 (1, 9)	0-0 1B 1-2	0-0 G6-3		4-0 2B BB		0-0 1B		0-3 K		4	1	2	0	1	1	2					
Elmer Valo, L OBP: 0.469, SLG: 0.507 (1, 7)	0-0 1B 1-2 2-3		0-0 1B HR		0-0 F9		0-0 1-3 1B		0-0 F8	5	2	3	0	0	0	2					
Harry Simpson, L OBP: 0.368, SLG: 0.451 (1, 8)	0-0 1B 1-2 2-H 3-H		0-0 1B HR		0-0 2B		0-0 1-3		0-0 1-3	4	1	3	2	0	0	1					
Hector Lopez, R OBP: 0.320, SLG: 0.386 (1, 5)	0-3 K		0-0 1B HR		0-0 F6		0-3 K			4	1	1	3	0	2	5					
Jim Finigan, R OBP: 0.335, SLG: 0.412 (1, 4)	0-0 F8		0-0 E1		0-0 5-3		0-0 1-3			4	0	0	0	0	0	2					
Joe Demaestri, R OBP: 0.283, SLG: 0.316 (1, 6)	0-0 1B 1-2 2-H		0-0 5-3		0-0 1B 2B		0-0 F9			4	1	2	1	0	0	1					
Billy Shantz, R OBP: 0.299, SLG: 0.305 (1, 2)	0-0 F7		0-0 5-3		0-3 K		0-0 5-3			4	0	0	0	0	1	4					
Bobby Shantz, R OBP: 0.171, SLG: 0.150 (1, 1)		0-3 K		0-0 5-3				0-3 K		2	0	0	0	0	1	1					
Art Ditmar, R OBP: 0.240, SLG: 0.240 (5, 1)					0-0 2-H 1B					2	0	1	1	0	1	0					
Inning Stats	R: 3 E: 0 K: 1 S: 10	H: 5 LOB: 2 BB: 0 P: 10	R: 0 E: 0 K: 1 S: 5	H: 1 LOB: 0 BB: 0 P: 5	R: 3 E: 1 K: 0 S: 7	H: 3 LOB: 1 BB: 0 P: 7	R: 0 E: 0 K: 0 S: 4	H: 1 LOB: 2 BB: 1 P: 8	R: 1 E: 0 K: 1 S: 7	H: 2 LOB: 1 BB: 0 P: 7	R: 0 E: 0 K: 1 S: 6	H: 2 LOB: 1 BB: 0 P: 6	R: 0 E: 0 K: 0 S: 3	H: 0 LOB: 0 BB: 0 P: 3	R: 0 E: 0 K: 2 S: 8	H: 1 LOB: 1 BB: 0 P: 8		1B: 12 2B: 2 3B: 0 HR: 1	SF: 0 SAC: 0 DP: 1 HBP: 0	WP: 0 PB: 0 SB: 0 CS: 0	PA: 39
PITCHER	IP	WLS	BF	H	R	ER	SO	BB	IBB	HBP	BLK	WP	HR	S	P	ERA		WHIP			
Mike Garcia, R ERA: 4.05	(1, 1)	2.0	L 14	9	6	6	2	0	0	0	0	0	0	8	18	4.50		27.00			
Bob Feller, R ERA: 3.29	(3, 1)	2.0	9	1	0	0	0	1	0	0	0	0	0	8	12	0.00	1.000				
Jose Santiago, R ERA: 3.77	(5, 1)	2.0	9	4	1	1	2	0	0	0	0	0	0	13	13	4.50	2.000				
Don Mossi, L ERA: 2.0	(7, 1)	2.0	7	1	0	0	2	0	0	0	0	0	0	11	11	0.00	0.500				

Batter	1	2	3	4	5	6	7	8	9	10	11	AB	R	H	RBI	BB	SO	LOB	TOP								
Vic Power, R OBP: 0.348, SLG: 0.496 (1, 3)	K2-3 0-3 1		6-3 0-0 1		3B 0-0 1		F7 0-0 3		6-3 0-0 3		E6 0-0 2	6	0	1	0	0	1	1									
Enos Slaughter, L OBP: 0.398, SLG: 0.399 (1, 9)	FC6-4 4-0 BB 2		4-3 0-0 2		L3 0-0 1			4-3 0-0 2B 1B		FC1-6 4-0 BB 1		3	1	1	0	3	0	1									
Elmer Valo, L OBP: 0.462, SLG: 0.495 Bill Wilson, R OBP: 0.293, SLG: 0.442 (1, 7)	FC6-4 0-0 2B 1-2		BB 4-0 1B BB		L6 0-0 2			4-3 0-0 2-3		FC1-6 0-0 1B 1-2		3-1 0-0 3	5	2	0	0	1	0	6								
Harry Simpson, L OBP: 0.372, SLG: 0.456 (1, 8)	1-H 0-0 2B		1B 4-0 BB		5-3 0-0 3			1B 0-0 1B 1B		K 0-3 2			4	0	2	2	1	1	2								
Hector Lopez, R OBP: 0.324, SLG: 0.389 (1, 5)	K 0-3 3		1B 4-0 BB		1-2 2-H 1B		6-3 0-0 1		1B 0-0 1B 1B		1B 0-0 1B			5	0	3	1	0	1								
Jim Finigan, R OBP: 0.332, SLG: 0.407 (1, 4)		K 0-3 3	G3 0-0 3			4-3 0-0 2			K 0-3 2		4-3 0-0 3			5	0	0	0	0	2	6							
Joe Demaestri, R OBP: 0.286, SLG: 0.320 (1, 6)			6-3 0-0 1B		F8 0-0 1		K 0-3 3							5	1	3	0	0	1	0							
Joe Astroth, R OBP: 0.339, SLG: 0.289 (1, 2)			6-3 0-0 1-2		K 0-3 2		5-3 0-0 1				K 0-3 1		SH3-4 0-0 1B 1B	4	0	0	0	0	2	1							
Alex Kellner, R OBP: 0.296 Art Ditmar, R OBP: 0.240 Cue Zimmerman, R OBP: 0.495 Tom Gorman, R OBP: 0.315 Art Ceccarelli, L OBP: 0.298 Bill Harrington, R OBP: 0.251, SLG: 0.187 (1, 1)			F7 0-0 3		6-3 0-0 3		6-3 0-0 2				6-3 0-0 2		E 0-0 2-H 1B	4	0	0	0	0	0	1							
Inning Stats	R: 1 E: 0 K: 2 S: 8	H: 1 LOB: 1 BB: 1 P: 12	R: 0 E: 0 K: 1 S: 6	H: 1 LOB: 1 BB: 0 P: 6	R: 1 E: 0 K: 0 S: 4	H: 1 LOB: 2 BB: 2 P: 12	R: 0 E: 0 K: 1 S: 5	H: 0 LOB: 0 BB: 0 P: 5	R: 0 E: 0 K: 0 S: 4	H: 0 LOB: 0 BB: 0 P: 4	R: 0 E: 0 K: 1 S: 5	H: 0 LOB: 0 BB: 0 P: 5	R: 0 E: 0 K: 1 S: 8	H: 4 LOB: 2 BB: 0 P: 8	R: 0 E: 0 K: 1 S: 5	H: 0 LOB: 0 BB: 0 P: 5	R: 0 E: 0 K: 1 S: 6	H: 1 LOB: 2 BB: 1 P: 10	R: 0 E: 1 K: 0 S: 5	H: 2 LOB: 2 BB: 1 P: 9	1B: 8 2B: 2 3B: 1 HR: 0	SF: 0 SAC: 1 DP: 0 HBP: 0	WP: 0 PB: 0 SB: 0 CS: 0	PA: 48			
PITCHER	IP 9.0	WLS 2.21	BF 37	H 8	R 3	ER 3	SO 7	BB 3	IBB 0	HBP 0	BLK 0	WP 0	HR 0	S 48	P 60	ERA 3.00	WHIP 1.222										
Connie Johnson, R ERA: 2.21 (1, 1)																											
Morrie Martin, L ERA: 2.89 (10, 1)	0.2	4	1	0	0	1	1	0	0	0	0	0	0	5	9	0.00	3.000										
Dixie Howell, R ERA: 3.2 (10, 1)	1.1	W 7	2	1	1	0	1	0	0	0	0	0	0	6	10	6.75	2.250										

Kansas City Athletics @ Chicago White Sox
Comiskey Park, Chicago, IL
Tue Aug 16 1955, 4:33 AM EDT
Att: 22,522 - Unknown

AB	42
R	4
H	11
RBI	4
BB	5
SO	8
LOB	19



Batter	1	2	3	4	5	6	7	8	9	10	11	AB	R	H	RBI	BB	SO	LOB	BOTTOM								
Minnie Mino, R OBP: 0.360, SLG: 0.390 (1, 7)	SH5-3 0-0 2B 1B	F7 0-0 2		G5-4-3 0-0 1-2		G1-4-3 0-0 1-2			FC1-6 0-0 1-2		IBB 4-0 1B BB	5	2	1	0	1	0	8									
Jim Rivera, L OBP: 0.366, SLG: 0.414 (1, 8)	F3 0-0 1	F6 0-0 3			4-3 0-0 1			1-3 0-0 1		F8 0-0 2		1B 0-0 IBB 1B	6	0	1	0	0	4									
George Kell, R OBP: 0.390, SLG: 0.416 Jim Busby, R OBP: 0.290, SLG: 0.353 (1, 5)	SH5-3 0-0 1-2		F8 0-0 1		F7 0-0 2		5-3 0-0 1B		5-3 0-0 3		SF7 0-0 0	2	0	0	0	0	0	0									
Walt Dropo, R OBP: 0.352, SLG: 0.474 (1, 3)	2-H 0-0 2B		6-3 0-0 2		FC5-4 4-0 BB		5-3 0-0 2			5-3 0-0 2		F7 0-0 1	4	0	1	1	2	0	1								
Bob Kennedy, R OBP: 0.328, SLG: 0.365 (1, 9)	F9 0-0 3		F2 0-0 3		FC5-4 0-0 1-2		1-3 0-0 3			1-3 0-0 3		1B 0-0 1B	6	0	2	1	0	0	3								
Sherm Lollar, R OBP: 0.388, SLG: 0.419 (1, 2)			5-3 0-0 3		BB 1-0 1B HBP		SH5-3 4-0 1B BB		5-3 0-0 1		1B 0-0 1-2	3	1	1	0	1	0	0									
Chico Carrasquel, R OBP: 0.338, SLG: 0.346 Gil Cian, L OBP: 0.300, SLG: 0.315 Jim Brideweser, R OBP: 0.294, SLG: 0.342 (1, 6)			1B 0-0 E 1B		1-2 0-0 1B		E 0-0 SH5-3 1B		L6 0-0 2		K 0-3 2	4	1	3	0	0	0	0									
Nellie Fox, L OBP: 0.356, SLG: 0.393 (1, 4)			E 0-0 1B		1-3 0-0 1B		SH5-3 4-0 1B		F8 0-0 3		G3 0-0 3	3	0	1	0	1	0	2									
Connie Johnson, R OBP: 0.115, SLG: 0.160 Bob Nieman, R OBP: 0.328, SLG: 0.435 Morrie Martin, L OBP: 0.286, SLG: 0.286 Dixie Howell, L OBP: 0.308, SLG: 0.308 Bobby Adams, R OBP: 0.344, SLG: 0.377 (1, 1)			E4 0-0 1B		L5 0-0 1		E5 0-0 G1-4-3		FC1-6 4-0 BB		1B 4-0 BB SF7 BB	3	0	0	2	0	0	5									
Inning Stats	R: 1 E: 0 K: 0 S: 5	H: 2 LOB: 1 BB: 0 P: 5	R: 1 E: 1 K: 0 S: 6	H: 2 LOB: 2 BB: 0 P: 6	R: 0 E: 0 K: 0 S: 3	H: 0 LOB: 0 BB: 0 P: 3	R: 0 E: 0 K: 0 S: 3	H: 1 LOB: 2 BB: 1 P: 8	R: 0 E: 0 K: 0 S: 4	H: 1 LOB: 1 BB: 1 P: 8	R: 0 E: 0 K: 0 S: 4	H: 1 LOB: 1 BB: 1 P: 4	R: 0 E: 0 K: 0 S: 3	H: 0 LOB: 0 BB: 0 P: 3	R: 0 E: 0 K: 0 S: 3	H: 0 LOB: 1 BB: 1 P: 7	R: 0 E: 0 K: 1 S: 7	H: 2 LOB: 2 BB: 0 P: 7	R: 2 E: 0 K: 0 S: 3	H: 2 LOB: 3 BB: 3 P: 15	1B: 10 2B: 1 3B: 0 HR: 0	SF: 1 SAC: 2 DP: 2 HBP: 1	WP: 0 PB: 0 SB: 0 CS: 0	PA: 50			
PITCHER	IP 8.0	WLS 2.0	BF 36	H 7	R 3	ER 3	SO 0	BB 4	IBB 0	HBP 0	BLK 0	WP 0	HR 0	S 31	P 48	ERA 3.38	WHIP 1.375										
Alex Kellner, L ERA: 3.87 (9, 1)																											
Art Ditmar, R ERA: 5.49 (9, 1)	2.0	8	2	0	0	1	0	0	0	0	0	0	0	10	10	0.00	1.000										
Tom Gorman, R ERA: 4.08 (11, 1)	0.0	L 2	0	2	2	0	2	0	0	0	0	0	0	0	8	∞	∞										
Art Ceccarelli, L ERA: 4.87 (11, 1)	0.0	1	1	0	0	0	0	0	0	0	0	0	0	1	1	∞	∞										
Bill Harrington, R ERA: 4.56 (11, 1)	0.1	3	1	0	0	0	0	1	0	0	0	0	0	2	6	0.00	3.000										

Kansas City Athletics @ Chicago White Sox
Comiskey Park, Chicago, IL
Tue Aug 16 1955, 4:33 AM EDT
Att: 22,522 - Unknown


AB	39
R	5
H	11
RBI	5
BB	7
SO	1
LOB	26



Batter	1	2	3	4	5	6	7	8	9	AB	R	H	RBI	BB	SO	LOB	TOP																						
Vic Power, R OBP: 0.349, SLG: 0.499 (1, 3)										5	1	2	2	0	1	3																							
Hector Lopez, R OBP: 0.322, SLG: 0.386 (1, 5)										4	1	0	0	0	0	1																							
Gus Zernial, R OBP: 0.495, SLG: 0.495 (6, PR)										4	0	1	1	0	1	0																							
Elmer Valo, L OBP: 0.461, SLG: 0.493 (8, 7)										0	0	0	0	0	0	0																							
Harry Simpson, L OBP: 0.369, SLG: 0.450 (1, 8)										4	0	1	0	0	0	1																							
Bill Renna, R OBP: 0.310, SLG: 0.383 (1, 9)										4	1	1	0	0	1	2																							
Jim Finigan, R OBP: 0.326, SLG: 0.402 (1, 4)										4	0	0	0	0	1	2																							
Joe Demaestri, R OBP: 0.288, SLG: 0.325 (1, 6)										4	1	1	1	0	0	1																							
Billy Shantz, R OBP: 0.304, SLG: 0.309 (1, 2)										4	1	2	1	0	0	0																							
Arnie Portocarrero, R OBP: 0.074, SLG: 0.185 (1, 1)										4	0	1	0	0	1	2																							
Inning Stats	R: 0 E: 0 K: 2 S: 7	H: 0 LOB: 0 BB: 0 P: 7	R: 0 E: 0 K: 0 S: 4	H: 1 LOB: 1 BB: 0 P: 4	R: 0 E: 1 K: 0 S: 3	H: 0 LOB: 0 BB: 0 P: 3	R: 0 E: 0 K: 0 S: 3	H: 0 LOB: 0 BB: 0 P: 3	R: 0 E: 0 K: 1 S: 5	H: 0 LOB: 0 BB: 0 P: 5	R: 2 E: 0 K: 1 S: 7	H: 2 LOB: 0 BB: 0 P: 7	R: 2 E: 0 K: 0 S: 6	H: 3 LOB: 1 BB: 0 P: 6	R: 1 E: 0 K: 0 S: 5	H: 2 LOB: 1 BB: 0 P: 5	R: 0 E: 1 K: 1 S: 7	H: 1 LOB: 2 BB: 0 P: 7	1B: 5 2B: 1 3B: 2 HR: 1	SF: 0 SAC: 0 DP: 1 HBP: 0	WP: 0 PB: 0 CS: 0	PA: 37																	
PITCHER	IP	WLS	BF	H	R	ER	SO	BB	IBB	HBP	BLK	WP	HR	S	P	ERA	WHIP	PITCHER					IP	WLS	BF	H	R	ER	SO	BB	IBB	HBP	BLK	WP	HR	S	P	ERA	WHIP
Harry Byrd, R ERA: 4.51 (1, 1)	6.2	L	26	6	4	4	4	0	0	0	0	0	1	34	34	5.40	0.900																						
Jack Harshman, L ERA: 3.51 (7, 1)	1.1		6	2	1	1	0	0	0	0	0	0	0	6	6	6.75	1.500																						
Morrie Martin, L ERA: 2.82 (9, 1)	1.0		5	1	0	0	1	0	0	0	0	0	0	7	7	0.00	1.000																						

Kansas City Athletics @ Chicago White Sox
Comiskey Park, Chicago, IL
Thu Aug 18 1955, 4:38 AM EDT
Att: 15,224 - Unknown

AB	37
R	5
H	9
RBI	5
BB	0
SO	5
LOB	12



Batter	1	2	3	4	5	6	7	8	9	AB	R	H	RBI	BB	SO	LOB	BOTTOM																						
Chico Carrasquel, R OBP: 0.344, SLG: 0.349 (1, 6)										4	1	2	1	1	1	0																							
Nellie Fox, L OBP: 0.354, SLG: 0.389 (1, 4)										4	0	0	0	0	0	3																							
Minnie Minoso, R OBP: 0.364, SLG: 0.395 (1, 7)										4	0	2	0	1	0	1																							
George Kell, R OBP: 0.387, SLG: 0.412 (1, 5)										3	0	0	1	1	0	2																							
Jim Rivera, L OBP: 0.366, SLG: 0.414 (1, 9)										4	0	1	0	0	0	4																							
Walt Dropo, R OBP: 0.350, SLG: 0.468 (1, 3)										4	0	0	0	0	1	1																							
Jim Busby, R OBP: 0.290, SLG: 0.350 (1, 8)										3	1	0	0	1	0	2																							
Sherm Lollar, R OBP: 0.387, SLG: 0.426 (1, 2)										3	1	1	1	0	0	1																							
Gil Coan, L OBP: 0.300, SLG: 0.315 (8, PR)										0	0	0	0	0	0	0																							
Morrie Martin, L OBP: 0.286, SLG: 0.286 (9, 1)										0	0	0	0	0	0	0																							
Harry Byrd, R OBP: 0.130, SLG: 0.111 (1, 1)										3	0	0	0	0	0	1																							
Jack Harshman, L OBP: 0.365, SLG: 0.381 (7, 1)										0	0	0	0	0	0	0																							
Bob Kennedy, R OBP: 0.330, SLG: 0.359 (6, PH)										1	0	0	0	0	0	2																							
Les Moss, R OBP: 0.370, SLG: 0.433 (9, 2)										0	0	0	0	0	0	0																							
Inning Stats	R: 1 E: 1 K: 0 S: 4	H: 0 LOB: 1 BB: 1 P: 8	R: 1 E: 1 K: 0 S: 5	H: 1 LOB: 2 BB: 1 P: 9	R: 0 E: 0 K: 0 S: 3	H: 0 LOB: 0 BB: 0 P: 3	R: 0 E: 0 K: 0 S: 3	H: 0 LOB: 0 BB: 0 P: 3	R: 0 E: 0 K: 0 S: 4	H: 1 LOB: 3 BB: 2 P: 12	R: 1 E: 0 K: 1 S: 6	H: 1 LOB: 0 BB: 0 P: 6	R: 0 E: 0 K: 1 S: 6	H: 1 LOB: 1 BB: 0 P: 6	R: 0 E: 0 K: 0 S: 4	H: 1 LOB: 2 BB: 0 P: 5	R: 0 E: 0 K: 0 S: 4	H: 1 LOB: 1 BB: 0 P: 4	1B: 4 2B: 1 3B: 0 HR: 1	SF: 1 SAC: 1 DP: 1 HBP: 1	WP: 0 PB: 0 CS: 0	PA: 40																	
PITCHER	IP	WLS	BF	H	R	ER	SO	BB	IBB	HBP	BLK	WP	HR	S	P	ERA	WHIP	PITCHER					IP	WLS	BF	H	R	ER	SO	BB	IBB	HBP	BLK	WP	HR	S	P	ERA	WHIP
Arnie Portocarrero, R ERA: 4.71 (1, 1)	9.0	W	40	6	3	1	2	4	0	1	0	0	1	39	56	1.00	1.111																						

Kansas City Athletics @ Chicago White Sox
Comiskey Park, Chicago, IL
Thu Aug 18 1955, 4:38 AM EDT
Att: 15,224 - Unknown


AB	33
R	3
H	6
RBI	3
BB	4
SO	2
LOB	17



Batter	1	2	3	4	5	6	7	8	9	10	11	AB	R	H	RBI	BB	SO	LOB	TOP						
Vic Power, R OBP: 0.345, SLG: 0.494 (1, 3)												5	0	0	0	0	0	2							
Enos Slaughter, L OBP: 0.398, SLG: 0.404 (1, 9)												5	1	3	0	0	0	1							
Elmer Valo, L OBP: 0.463, SLG: 0.496 Bill Wilson, R OBP: 0.296, SLG: 0.444 (1, 7) (10, 7)												5	0	3	0	0	0	3							
Harry Simpson, L OBP: 0.370, SLG: 0.456 (1, 8)												5	0	2	1	0	1	5							
Hector Lopez, R OBP: 0.321, SLG: 0.383 (1, 5)												5	0	1	0	0	1	4							
Jim Finigan, R OBP: 0.327, SLG: 0.400 (1, 4)												5	0	1	0	0	1	5							
Joe Demaestri, R OBP: 0.285, SLG: 0.322 (1, 6)												5	0	0	0	0	1	4							
Billy Shantz, R OBP: 0.301, SLG: 0.306 (1, 2)												5	0	1	0	0	0	2							
Vic Raschi, R OBP: 0.229, SLG: 0.233 Tom Gorman, R OBP: 0.091, SLG: 0.136 (1, 1) (4, 1)												1	0	0	0	0	1	0							
												4	0	1	0	0	1	1							
Inning Stats	R: 0 E: 0 K: 0 S: 4	H: 2 LOB: 1 BB: 0 P: 4	R: 0 E: 0 K: 0 S: 3	H: 0 LOB: 0 BB: 0 P: 3	R: 0 E: 0 K: 1 S: 5	H: 0 LOB: 0 BB: 0 P: 5	R: 1 E: 0 K: 1 S: 8	H: 3 LOB: 2 BB: 0 P: 8	R: 0 E: 0 K: 1 S: 7	H: 1 LOB: 2 BB: 0 P: 7	R: 0 E: 0 K: 0 S: 5	H: 2 LOB: 2 BB: 0 P: 5	R: 0 E: 0 K: 1 S: 6	H: 1 LOB: 1 BB: 0 P: 6	R: 0 E: 0 K: 0 S: 4	H: 1 LOB: 1 BB: 0 P: 4	R: 0 E: 1 K: 2 S: 9	H: 2 LOB: 2 BB: 0 P: 9	R: 0 E: 0 K: 0 S: 3	H: 0 LOB: 0 BB: 0 P: 3	1B: 10 2B: 1 3B: 1 HR: 0	SF: 0 SAC: 0 DP: 1 HBP: 0	WP: 0 PB: 0 SB: 0 CS: 0	PA: 45	
PITCHER	IP 9.0	WLS 39	BF 1	H 12	R 1	ER 0	SO 4	BB 0	IBB 0	HBP 0	BLK 0	WP 0	HR 0	S 47	P 47	ERA 1.00	WHIP 1.333								
Mike Garcia, R ERA: 3.89 (1, 1)																									
Don Mossi, L ERA: 2.38 (10, 1)	0.1	1	0	0	0	1	0	0	0	0	0	0	0	3	3	0.00	0.000								
Ray Narleski, R ERA: 2.84 (10, 1)	1.2	W	5	0	0	0	1	0	0	0	0	0	0	7	7	0.00	0.000								

Kansas City Athletics @ Cleveland Indians
Cleveland Municipal Stadium, Cleveland, OH
Fri Aug 19 1955, 3:33 AM EDT
Att: 14,892 - Unknown

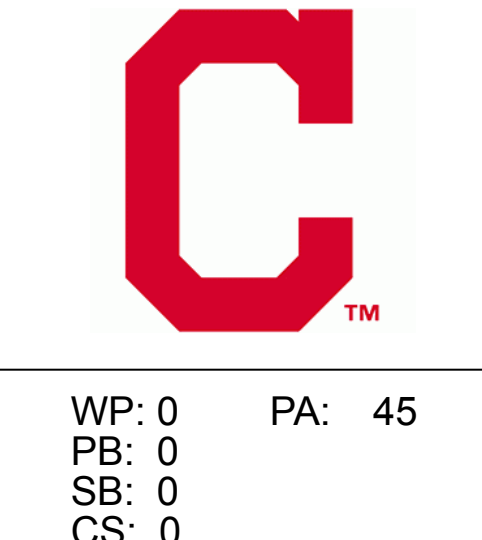
AB 45
R 1
H 12
RBI 1
BB 0
SO 6
LOB 27



Batter	1	2	3	4	5	6	7	8	9	10	11	AB	R	H	RBI	BB	SO	LOB	BOTTOM						
Al Smith, R OBP: 0.404, SLG: 0.473 (1, 5)												5	0	1	0	0	0	0							
Bobby Avila, R OBP: 0.370, SLG: 0.384 (1, 4)												4	0	1	0	1	0	2							
Gene Woodling, L OBP: 0.354, SLG: 0.387 (1, 7)												4	1	1	0	1	1	1							
Vic Wertz, L OBP: 0.325, SLG: 0.477 (1, 9)												5	0	3	0	0	0	2							
Larry Doby, L OBP: 0.366, SLG: 0.463 (1, 8)												5	0	1	1	0	1	3							
Ferris Fain, L OBP: 0.452, SLG: 0.355 (1, 3)												4	0	1	0	1	0	2							
Hal Naragon, L OBP: 0.410, SLG: 0.468 Jim Hegan, R OBP: 0.301, SLG: 0.369 (1, 2) (11, PR)												4	0	1	0	0	0	2							
George Strickland, R OBP: 0.301, SLG: 0.281 Ralph Kiner, R OBP: 0.373, SLG: 0.445 Sam Dentie, R OBP: 0.321, SLG: 0.295 (1, 6) (11, PH) (11, PR)												4	0	0	0	0	2	1							
Mike Garcia, R OBP: 0.279, SLG: 0.321 Don Mossi, L OBP: 0.333, SLG: 0.143 Ray Narleski, R OBP: 0.253, SLG: 0.263 Dale Mitchell, L OBP: 0.309, SLG: 0.353 (1, 1) (10, 1) (10, 1) (11, PH)												3	0	1	0	0	0	1							
Inning Stats	R: 0 E: 0 K: 1 S: 5	H: 0 LOB: 0 BB: 0 P: 5	R: 0 E: 0 K: 1 S: 6	H: 1 LOB: 1 BB: 0 P: 6	R: 0 E: 0 K: 0 S: 4	H: 2 LOB: 1 BB: 0 P: 4	R: 1 E: 0 K: 0 S: 5	H: 3 LOB: 1 BB: 0 P: 5	R: 0 E: 0 K: 0 S: 4	H: 1 LOB: 1 BB: 0 P: 4	R: 0 E: 0 K: 0 S: 5	H: 0 LOB: 0 BB: 0 P: 9	R: 0 E: 0 K: 0 S: 4	H: 1 LOB: 2 BB: 1 P: 8	R: 0 E: 0 K: 1 S: 5	H: 0 LOB: 0 BB: 0 P: 5	R: 0 E: 0 K: 0 S: 4	H: 1 LOB: 2 BB: 1 P: 8	R: 1 E: 0 K: 0 S: 5	H: 3 LOB: 2 BB: 0 P: 5	1B: 10 2B: 3 3B: 0 HR: 0	SF: 0 SAC: 1 DP: 2 HBP: 0	WP: 0 PB: 0 SB: 0 CS: 0	PA: 45	
PITCHER	IP 3.0	WLS L	BF 34	H 9	R 2	ER 2	SO 2	BB 2	IBB 1	HBP 0	BLK 0	WP 0	HR 0	S 35	P 47	ERA 2.35	WHIP 1.435								
Vic Raschi, R ERA: 4.71 (4, 1)																									


Kansas City Athletics @ Cleveland Indians
Cleveland Municipal Stadium, Cleveland, OH
Fri Aug 19 1955, 3:33 AM EDT
Att: 14,892 - Unknown


AB 41
R 2
H 12
RBI 2
BB 3
SO 4
LOB 14



Batter	1	2	3	4	5	6	7	8	9	AB	R	H	RBI	BB	SO	LOB	TOP																	
Vic Power, R OBP: 0.345, SLG: 0.492 (1, 3)										4	0	1	0	0	0	2	Kansas City Athletics @ Cleveland Indians Cleveland Municipal Stadium, Cleveland, OH Sat Aug 20 1955, 3:33 AM EDT Att: 16,693 - Unknown livebaseballscorecards.com																	
Hector Lopez, R OBP: 0.320, SLG: 0.390 (1, 5)										4	1	1	1	0	2	1																		
Gus Zernial, R OBP: 0.299, SLG: 0.489 (1, 7)										4	0	0	0	0	0	1																		
Harry Simpson, L OBP: 0.371, SLG: 0.460 (1, 8)										4	2	2	0	0	1	0																		
Bill Renna, R OBP: 0.317, SLG: 0.384 (1, 9)										2	2	1	1	2	0	0																		
Clete Boyer, R OBP: 0.393, SLG: 0.429 (1, 4)										4	0	2	2	0	0	2																		
Joe Demaestri, R OBP: 0.282, SLG: 0.319 (1, 6)										4	0	0	0	0	2	3																		
Joe Astroth, R OBP: 0.329, SLG: 0.280 (1, 2)										4	0	0	0	0	2	3																		
Art Ceccarelli, R OBP: 0.034, SLG: 0.034 (1, 1)										1	0	0	0	0	1	1																		
Elmer Valo, L OBP: 0.465, SLG: 0.498 (4, PH)										1	0	1	1	0	0	0																		
Cloyd Boyer, R OBP: 0.129, SLG: 0.069 (4, 1)										1	0	0	0	0	0	0																		
Bill Harrington, R OBP: 0.231, SLG: 0.167 (9, PH)										0	0	0	0	0	0	0																		
Enos Slaughter, L OBP: 0.396, SLG: 0.402 (9, PH)										1	0	0	0	0	0	0																		
Inning Stats	R: 0 E: 0 K: 1 S: 5	H: 1 LOB: 0 BB: 0 P: 5	R: 2 E: 0 K: 1 S: 8	H: 3 LOB: 1 BB: 0 P: 8	R: 0 E: 0 K: 0 S: 3	H: 0 LOB: 0 BB: 0 P: 3	R: 2 E: 1 K: 2 S: 10	H: 2 LOB: 2 BB: 1 P: 14	R: 1 E: 0 K: 0 S: 4	H: 2 LOB: 1 BB: 1 P: 8	R: 0 E: 0 K: 2 S: 7	H: 0 LOB: 0 BB: 0 P: 7	R: 0 E: 0 K: 1 S: 5	H: 0 LOB: 0 BB: 0 P: 5	R: 0 E: 0 K: 1 S: 5	H: 0 LOB: 0 BB: 0 P: 5	R: 0 E: 0 K: 0 S: 3	H: 0 LOB: 0 BB: 0 P: 3	1B: 6 2B: 1 3B: 0 HR: 1	SF: 0 SAC: 0 DP: 2 HBP: 0	WP: 0 PB: 0 SB: 0 CS: 0	PA: 36												
PITCHER	IP WLS BF H R ER SO BB IBB HBP BLK WP HR S P ERA WHIP																																	
Early Wynn, R ERA: 2.95 (1, 1)	3.2	W	18	6	4	2	4	1	0	0	0	0	0	0	25	29	4.91	1.909																
Art Houtteman, R ERA: 3.41 (4, 1)	5.1	W	18	2	1	1	4	1	0	0	0	0	0	1	25	29	1.69	0.562																


Batter	1	2	3	4	5	6	7	8	9	AB	R	H	RBI	BB	SO	LOB	BOTTOM																	
Al Smith, R OBP: 0.405, SLG: 0.471 (1, 5)										2	1	0	0	1	0	1	Kansas City Athletics @ Cleveland Indians Cleveland Municipal Stadium, Cleveland, OH Sat Aug 20 1955, 3:33 AM EDT Att: 16,693 - Unknown livebaseballscorecards.com																	
Bobby Avila, R OBP: 0.370, SLG: 0.381 (1, 4)										3	1	0	0	2	0	2																		
Gene Woodling, L OBP: 0.355, SLG: 0.391 (1, 9)										5	2	2	0	0	1	5																		
Ralph Kiner, R OBP: 0.368, SLG: 0.439 (1, 7)										4	1	0	0	0	0	5																		
Ferns Fain, L OBP: 0.450, SLG: 0.353 (8, 3)										1	0	0	0	0	0	2																		
Vic Wertz, L OBP: 0.331, SLG: 0.486 (7, PR)										4	1	3	3	0	0	1																		
Sam Dente, R OBP: 0.321, SLG: 0.295 (8, 5)										0	0	0	0	0	0	0																		
Larry Doby, L OBP: 0.369, SLG: 0.468 (1, 8)										2	1	1	1	2	0	1																		
George Strickland, R OBP: 0.307, SLG: 0.291 (1, 6)										3	0	2	3	1	0	0																		
Jim Hegan, R OBP: 0.297, SLG: 0.362 (1, 2)										4	0	0	0	0	2	6																		
Early Wynn, S OBP: 0.240, SLG: 0.271 (1, 1)										1	0	0	0	0	0	0																		
Art Houtteman, R OBP: 0.194, SLG: 0.121 (4, 1)										2	0	0	0	1	1	0																		
Inning Stats	R: 3 E: 0 K: 2 S: 9	H: 2 LOB: 2 BB: 3 P: 21	R: 0 E: 0 K: 0 S: 3	H: 0 LOB: 0 BB: 0 P: 3	R: 2 E: 0 K: 0 S: 6	H: 3 LOB: 1 BB: 0 P: 6	R: 0 E: 0 K: 0 S: 3	H: 0 LOB: 1 BB: 1 P: 7	R: 0 E: 0 K: 0 S: 3	H: 1 LOB: 0 BB: 0 P: 3	R: 0 E: 0 K: 1 S: 5	H: 0 LOB: 0 BB: 0 P: 5	R: 2 E: 0 K: 0 S: 5	H: 2 LOB: 3 BB: 2 P: 14	R: 0 E: 0 K: 1 S: 5	H: 0 LOB: 2 BB: 1 P: 10	1B: 4 2B: 2 3B: 2 HR: 0	SF: 0 SAC: 0 DP: 1 HBP: 2	WP: 0 PB: 0 SB: 0 CS: 0	PA: 40														
PITCHER	IP WLS BF H R ER SO BB IBB HBP BLK WP HR S P ERA WHIP																																	
Art Ceccarelli, L ERA: 5.18 (1, 1)	3.0	L	17	3	5	5	2	3	0	0	0	0	0	15	28	4.91	1.636																	
Cloyd Boyer, R ERA: 6.39 (4, 1)	3.2	L	17	3	2	2	1	3	0	1	0	0	0	0	15	28	4.91	1.636																
Bill Harrington, R ERA: 4.47 (7, 1)	1.1		6	0	0	0	1	1	0	1	0	0	0	6	11	0.00	0.750																	


Batter	1	2	3	4	5	6	7	8	9	AB	R	H	RBI	BB	SO	LOB	TOP																		
Eddie Yost, R (1, 5) OBP: 0.391, SLG: 0.355											0	0	0	0	0	0	0	Washington Senators @ Kansas City Athletics Municipal Stadium, Kansas City, MO Tue Aug 23 1955, 4:33 AM EDT Att: 15,141 - Unknown livebaseballscorecards.com																	
Jerry Snyder, R (1, 4) OBP: 0.283, SLG: 0.307											0	0	0	0	0	0	0																		
Mickey Vernon, L (1, 3) OBP: 0.373, SLG: 0.448											0	0	0	0	0	0	0																		
Roy Sievers, R (1, 7) OBP: 0.371, SLG: 0.483											0	0	0	0	0	0	0																		
Carlos Paula, R (1, 9) OBP: 0.344, SLG: 0.460											0	0	0	0	0	0	0																		
Ed Fitz Gerald, R (1, 2) OBP: 0.335, SLG: 0.339											0	0	0	0	0	0	0																		
Tom Umphlett, R (1, 8) OBP: 0.257, SLG: 0.253											0	0	0	0	0	0	0																		
Jose Valdivielso, R (1, 6) OBP: 0.267, SLG: 0.347											0	0	0	0	0	0	0																		
Dean Stone, L (1, 1) OBP: 0.119, SLG: 0.051											0	0	0	0	0	0	0																		
Inning Stats											1B: 0	SF: 0	WP: 0	PA: 0	2B: 0	SAC: 0	FB: 0	3B: 0	DP: 0	SB: 0	CS: 0	HR: 0	HBP: 0												
PITCHER Alex Kellner, L (1, 1) ERA: 3.87	IP	WLS	BF	H	R	ER	SO	BB	IBB	HBP	BLK	WP	HR	S	P	ERA	WHIP	PITCHER	IP	WLS	BF	H	R	ER	SO	BB	IBB	HBP	BLK	WP	HR	S	P	ERA	WHIP


Batter	1	2	3	4	5	6	7	8	9	AB	R	H	RBI	BB	SO	LOB	BOTTOM																		
Vic Power, R (1, 3) OBP: 0.345, SLG: 0.493											0	0	0	0	0	0	0	Washington Senators @ Kansas City Athletics Municipal Stadium, Kansas City, MO Tue Aug 23 1955, 4:33 AM EDT Att: 15,141 - Unknown livebaseballscorecards.com																	
Hector Lopez, R (1, 5) OBP: 0.322, SLG: 0.391											0	0	0	0	0	0	0																		
Gus Zernial, R (1, 7) OBP: 0.298, SLG: 0.488											0	0	0	0	0	0	0																		
Harry Simpson, L (1, 8) OBP: 0.370, SLG: 0.456											0	0	0	0	0	0	0																		
Bill Renna, R (1, 9) OBP: 0.316, SLG: 0.382											0	0	0	0	0	0	0																		
Clete Boyer, R (1, 4) OBP: 0.344, SLG: 0.375											0	0	0	0	0	0	0																		
Joe Demaestri, R (1, 6) OBP: 0.282, SLG: 0.318											0	0	0	0	0	0	0																		
Joe Astroth, R (1, 2) OBP: 0.329, SLG: 0.280											0	0	0	0	0	0	0																		
Alex Kellner, R (1, 1) OBP: 0.292, SLG: 0.295											0	0	0	0	0	0	0																		
Inning Stats											1B: 0	SF: 0	WP: 0	PA: 0	2B: 0	SAC: 0	FB: 0	3B: 0	DP: 0	SB: 0	CS: 0	HR: 0	HBP: 0												
PITCHER Dean Stone, L (1, 1) ERA: 4.1	IP	WLS	BF	H	R	ER	SO	BB	IBB	HBP	BLK	WP	HR	S	P	ERA	WHIP	PITCHER	IP	WLS	BF	H	R	ER	SO	BB	IBB	HBP	BLK	WP	HR	S	P	ERA	WHIP


Batter	1	2	3	4	5	6	7	8	9	AB	R	H	RBI	BB	SO	LOB	TOP			
Eddie Yost, R OBP: 0.387, SLG: 0.349 (1, 5) X	0-0 6-3		4-0 BB BB		0-0 6-3 1-2		0-0 F7			3	0	0	0	1	0	1	Washington Senators @ Kansas City Athletics Municipal Stadium, Kansas City, MO Wed Aug 24 1955, 4:33 AM EDT Att: 3,037 - Unknown livebaseballscorecards.com			
Ernie Oravetz, S OBP: 0.356, SLG: 0.325 (1, 8) X	0-0 1B		0-0 F8		0-0 G3			0-0 1-3		4	0	1	0	0	0	3				
Pete Runnels, L OBP: 0.349, SLG: 0.331 (1, 4) X	0-0 1B		4-0 BB		0-0 G6-3		0-3 K		0-0 F8		3	0	1	0	1	0				
Mickey Vernon, L OBP: 0.367, SLG: 0.439 (1, 3) X	0-0 G6-3		0-0 P5		0-0 E4			0-0 F7		4	0	0	0	0	0	5				
Roy Sievers, R OBP: 0.373, SLG: 0.497 (1, 7) X		0-0 F7		0-0 L7		0-0 1B			0-0 5-3		4	0	1	0	0	0				
Carlos Paula, R OBP: 0.345, SLG: 0.482 (1, 9) X		0-0 P6		0-0 F9		0-3 K			0-0 P3		4	0	0	0	0	1		2		
Clint Courtney, L OBP: 0.381, SLG: 0.432 (1, 2) X		0-0 F9		0-0 P4		0-0 F9			0-0 G3		4	0	0	0	0	0		2		
Jose Valdivielso, R OBP: 0.259, SLG: 0.337 (1, 6) X			0-0 E4		0-0 E8		0-0 F8			3	0	0	0	0	0	0				
Ted Abernathy, R OBP: 0.143, SLG: 0.143 Chuck Stobbs, L OBP: 0.253, SLG: 0.167 Harmon Killebrew, R OBP: 0.223, SLG: 0.308 Johnny Schmitz, R OBP: 0.183, SLG: 0.204 (1, 1) X (4, 1) S (7, PH) (7, 1) X			0-0 SH3		0-3 K		0-0 5-3			0	0	0	0	0	0	0				
Inning Stats	R: 0 E: 0 K: 0 S: 4	H: 2 LOB: 1 BB: 0 P: 4	R: 0 E: 0 K: 0 S: 3	H: 0 LOB: 0 BB: 0 P: 3	R: 0 E: 1 K: 0 S: 4	H: 0 LOB: 3 BB: 2 P: 12	R: 0 E: 0 K: 0 S: 3	H: 0 LOB: 0 BB: 0 P: 3	R: 0 E: 1 K: 1 S: 6	H: 1 LOB: 2 BB: 0 P: 9	R: 0 E: 0 K: 0 S: 3	H: 0 LOB: 0 BB: 0 P: 3	R: 0 E: 0 K: 0 S: 3	H: 0 LOB: 0 BB: 0 P: 3	R: 0 E: 0 K: 0 S: 3	H: 0 LOB: 0 BB: 0 P: 3		1B: 3 2B: 0 3B: 0 HR: 0	SF: 0 SAC: 1 DP: 1 HBP: 0	WP: 0 PB: 0 SB: 0 CS: 0
PITCHER Arnie Portocarrero, R ERA: 4.26 (1, 1)	IP: 9.0 WLS: W BF: 34 H: 3 R: 0 ER: 0 SO: 3 BB: 2 IBB: 0 HBP: 0 BLK: 0 WP: 0 HR: 0 S: 38 P: 46 ERA: 0.00 WHIP: 0.556															PITCHER				

Batter	1	2	3	4	5	6	7	8	9	AB	R	H	RBI	BB	SO	LOB	BOTTOM			
Vic Power, R OBP: 0.347, SLG: 0.505 (1, 3) X	0-0 HR	0-0 6-3		0-0 F7		0-0 G6-3				4	1	2	1	0	0	1	Washington Senators @ Kansas City Athletics Municipal Stadium, Kansas City, MO Wed Aug 24 1955, 4:33 AM EDT Att: 3,037 - Unknown livebaseballscorecards.com			
Enos Slaughter, L OBP: 0.386, SLG: 0.392 (1, 9) S	0-3 K		0-0 1B	0-0 P4		0-0 G6-3				4	1	1	0	0	1	2				
Elmer Valo, L OBP: 0.470, SLG: 0.502 (1, 7) X	0-0 1B		0-0 1B	0-0 1B			0-0 4-3			4	2	3	0	0	0	0				
Harry Simpson, L OBP: 0.370, SLG: 0.453 (1, 8) X	0-0 1B		0-0 1B	0-3 K			0-3 K			4	0	2	0	0	2	2				
Hector Lopez, R OBP: 0.331, SLG: 0.405 (1, 5) X	0-0 1B		0-0 1B	0-0 1B		0-0 F8		0-0 FC6-4		4	0	3	3	0	0	0				
Clete Boyer, R OBP: 0.300, SLG: 0.308 (1, 4) S	0-3 K		0-3 K	0-0 K		4-0 BB		0-0 FC6-4		3	0	0	0	1	2	4				
Joe Demaestri, R OBP: 0.279, SLG: 0.315 (1, 6) S	0-3 K		0-0 F7	0-0 F7				0-0 FC6-4		4	0	1	0	0	1	4				
Joe Astroth, R OBP: 0.332, SLG: 0.298 (1, 2) S		0-3 K		0-0 HR		0-0 P6		0-0 FC6-4		4	1	1	1	0	1	2				
Arnie Portocarrero, R ERA: 0.097, SLG: 0.194 (1, 1) S		0-3 K		0-0 1B		0-0 6-3		0-0 F9-2		4	0	1	0	0	1	1				
Inning Stats	R: 2 E: 0 K: 3 S: 13	H: 4 LOB: 2 BB: 0 P: 13	R: 0 E: 0 K: 2 S: 7	H: 0 LOB: 0 BB: 0 P: 7	R: 2 E: 0 K: 1 S: 8	H: 4 LOB: 1 BB: 0 P: 8	R: 1 E: 0 K: 1 S: 8	H: 3 LOB: 2 BB: 0 P: 8	R: 0 E: 0 K: 0 S: 3	H: 1 LOB: 0 BB: 0 P: 3	R: 0 E: 0 K: 1 S: 6	H: 1 LOB: 1 BB: 0 P: 6	R: 0 E: 1 K: 0 S: 3	H: 1 LOB: 0 BB: 0 P: 3	R: 0 E: 1 K: 0 S: 3	H: 1 LOB: 0 BB: 0 P: 3		1B: 12 2B: 1 3B: 0 HR: 2	SF: 0 SAC: 0 DP: 2 HBP: 0	WP: 0 PB: 0 SB: 1 CS: 0
PITCHER Ted Abernathy, R ERA: 6.02 Chuck Stobbs, L ERA: 5.61 Johnny Schmitz, L ERA: 3.45 (1, 1) (4, 1) (7, 1)	IP: 3.0 WLS: L BF: 16 H: 8 R: 4 ER: 4 SO: 6 BB: 1 IBB: 0 HBP: 0 BLK: 0 WP: 0 HR: 1 S: 28 P: 28 ERA: 12.00 WHIP: 2.667															PITCHER				

Batter	1	2	3	4	5	6	7	8	9	AB	R	H	RBI	BB	SO	LOB	TOP				
Fred Marsh, R OBP: 0.286, SLG: 0.246 (1, 4)	G3		5-3			L5-4 BB 1B		F8		4	0	1	0	0	0	0	<p>Baltimore Orioles @ Kansas City Athletics Municipal Stadium, Kansas City, MO Thu Aug 25 1955, 4:33 AM EDT Att: 12,590 - Unknown</p> <p>livebaseballscorecards.com</p> <p>AB 30 R 2 H 4 RBI 2 BB 3 SO 5 LOB 7</p> 				
Cal Abrams, L OBP: 0.423, SLG: 0.397 (1, 8)	K			6-3		4-0 BB 1-2 BB		FC5-4 1B		3	0	1	0	1	1	0					
Dave Philley, S OBP: 0.375, SLG: 0.452 (1, 9)	F9			K		0-0 L5-4 2-3		FC5-4 1-2		4	0	0	0	0	1	3					
Jim Dyck, R OBP: 0.417, SLG: 0.407 (1, 7)		F8		K			L7		F4	4	0	0	0	0	1	0					
Gus Triandos, R OBP: 0.323, SLG: 0.391 (1, 3)		5-3			FC6-4 1B		4-0 HR BB		L7	3	1	1	0	1	0	0					
Hal Smith, R OBP: 0.302, SLG: 0.361 (1, 2)		4-0 BB FC6-4		FC6-4 1-2			0-0 1-H HR		4-3	3	1	1	2	1	0	1					
Chuck Diering, R OBP: 0.324, SLG: 0.300 (1, 5)		FC6-4 1-2		F8			0-0 4-3			3	0	0	0	0	0	2					
Willy Miranda, S OBP: 0.297, SLG: 0.285 (1, 6)			6-3		K		0-0 F8			3	0	0	0	0	1	1					
Hal Brown, R OBP: 0.167, SLG: 0.091 Art Schallock, L OBP: 0.200, SLG: 0.111 Harry Dorish, R OBP: 0.083, SLG: 0.083 Tom Gastall, R OBP: 0.174, SLG: 0.095 Erv Palica, R OBP: 0.341, SLG: 0.300 (1, 1) (6, 1) (6, 1) (8, PH) (8, 1)			5-3		K		0-3 K		6-3	2	0	0	0	0	1	0					
Inning Stats	R: 0 E: 0 K: 1 S: 5	H: 0 LOB: 0 BB: 0 P: 5	R: 0 E: 0 K: 0 S: 3	H: 0 LOB: 1 BB: 1 P: 7	R: 0 E: 0 K: 0 S: 3	H: 0 LOB: 0 BB: 0 P: 3	R: 0 E: 0 K: 2 S: 7	H: 0 LOB: 0 BB: 0 P: 7	R: 0 E: 0 K: 1 S: 6	H: 1 LOB: 1 BB: 0 P: 6	R: 2 E: 0 K: 0 S: 4	H: 1 LOB: 0 BB: 1 P: 8	R: 0 E: 0 K: 0 S: 4	H: 1 LOB: 1 BB: 0 P: 4	R: 0 E: 0 K: 0 S: 3	H: 0 LOB: 0 BB: 0 P: 3		1B: 3 2B: 1 3B: 0 HR: 1	SF: 0 SAC: 0 DP: 1 HBP: 0	WP: 0 PB: 0 SB: 0 CS: 0	PA: 33
PITCHER Art Ceccarelli, L ERA: 4.91 (1, 1)	IP: 9.0 WLS: W BF: 33 H: 4 R: 2 ER: 2 SO: 5 BB: 3 IBB: 0 HBP: 0 BLK: 0 WP: 0 HR: 1 S: 40 P: 52 ERA: 2.00 WHIP: 0.778															PITCHER IP: WLS: BF: H: R: ER: SO: BB: IBB: HBP: BLK: WP: HR: S: P: ERA: WHIP					

Batter	1	2	3	4	5	6	7	8	9	AB	R	H	RBI	BB	SO	LOB	BOTTOM				
Vic Power, R OBP: 0.350, SLG: 0.508 (1, 3)	1B E 1B	F5		1-2 1B		F9	4-3 2B			5	1	3	0	0	0	4	<p>Baltimore Orioles @ Kansas City Athletics Municipal Stadium, Kansas City, MO Thu Aug 25 1955, 4:33 AM EDT Att: 12,590 - Unknown</p> <p>livebaseballscorecards.com</p> <p>AB 36 R 9 H 13 RBI 9 BB 6 SO 3 LOB 20</p> 				
Enos Slaughter, L OBP: 0.386, SLG: 0.390 (1, 9)	E 1-2 6-3 1B	4-3		L9		4-0 1-2 2-3 BB BB	4-3			4	2	1	0	1	0	5					
Elmer Valo, L OBP: 0.465, SLG: 0.494 (1, 7)	F4		L7		6-3	1-2 2-3 3-H 1B BB	L9			4	1	0	1	1	0	3					
Harry Simpson, L OBP: 0.373, SLG: 0.454 (1, 8)	E8 1-3 2-H 1B		K2-3		4-0 1B BB	0-0 1-3 2-H 3-H 1B BB	4-3			4	1	2	3	1	1	0					
Hector Lopez, R OBP: 0.334, SLG: 0.413 (1, 5)	6-3		HR		1-3 1B	4-0 1-2 1B BB	F4			4	2	2	2	1	0	1					
Jim Finigan, R OBP: 0.325, SLG: 0.397 (1, 4)	3-H 5-3		K		L3	1-2 1-2 2-H 3-H 1B	1-3			5	0	1	2	0	1	3					
Joe Demaestri, R OBP: 0.281, SLG: 0.316 (1, 6)		L6		1B 1B		F2				4	0	2	1	0	0	0					
Joe Astroth, R OBP: 0.335, SLG: 0.299 (1, 2)		BB 1B		L7		BB BB	5-3			3	1	1	0	1	0	3					
Art Ceccarelli, R OBP: 0.091, SLG: 0.063 (1, 1)		1-2 BB		K		1-2 BB 1B	5-3			3	1	1	0	1	1	1					
Inning Stats	R: 2 E: 1 K: 0 S: 6	H: 3 LOB: 1 BB: 0 P: 6	R: 0 E: 0 K: 0 S: 4	H: 1 LOB: 2 BB: 1 P: 8	R: 1 E: 0 K: 2 S: 8	H: 1 LOB: 0 BB: 0 P: 8	R: 0 E: 0 K: 1 S: 7	H: 2 LOB: 2 BB: 0 P: 7	R: 0 E: 0 K: 0 S: 3	H: 1 LOB: 1 BB: 1 P: 7	R: 6 E: 0 K: 0 S: 7	H: 4 LOB: 2 BB: 4 P: 23	R: 0 E: 0 K: 0 S: 4	H: 1 LOB: 1 BB: 0 P: 4	R: 0 E: 0 K: 0 S: 3	H: 0 LOB: 0 BB: 0 P: 3		1B: 11 2B: 2 3B: 0 HR: 1	SF: 0 SAC: 0 DP: 1 HBP: 0	WP: 0 PB: 1 SB: 0 CS: 0	PA: 42
PITCHER Hal Brown, R ERA: 4.5 Art Schallock, L ERA: 4.7 Harry Dorish, R ERA: 2.71 Erv Palica, R ERA: 4.3 (1, 1) (6, 1) (6, 1) (8, 1)	IP: 5.2 WLS: L BF: 28 H: 9 R: 5 ER: 4 SO: 3 BB: 3 IBB: 0 HBP: 0 BLK: 0 WP: 0 HR: 1 S: 31 P: 43 ERA: 6.35 WHIP: 2.118															PITCHER IP: WLS: BF: H: R: ER: SO: BB: IBB: HBP: BLK: WP: HR: S: P: ERA: WHIP					

Batter	1	2	3	4	5	6	7	8	9	AB	R	H	RBI	BB	SO	LOB	TOP									
Fred Marsh, R OBP: 0.285, SLG: 0.246 (1, 4)	6-3		K			F5	FC6-4			4	0	1	1	0	1	0	<p>Baltimore Orioles @ Kansas City Athletics Municipal Stadium, Kansas City, MO</p> <p>livebaseballscores.com</p> <p>AB 33 R 2 H 8 RBI 2 BB 2 SO 6 LOB 16</p> 									
Cal Abrams, L OBP: 0.424, SLG: 0.397 (1, 8)	6-3		1B			1B	FC6-4			3	0	1	0	1	0	2										
Dave Philley, S OBP: 0.379, SLG: 0.455 (1, 7)	WP 1B		1-3			1B	G6-4-3			4	0	3	0	0	0	1										
Bob Hale, L OBP: 0.374, SLG: 0.407 (1, 3)	K			4-3		G6-4-3				3	0	0	0	0	1	3										
Dave Pope, L OBP: 0.322, SLG: 0.380 (1, 9)		1B		P6			1B	FC3-5-3		3	1	1	0	1	0	1										
Gus Triandos, R OBP: 0.323, SLG: 0.390 (1, 2)	F9			F4			1B			4	1	1	0	0	0	1										
Wayne Causey, L OBP: 0.272, SLG: 0.221 (1, 5)		L9			L9		K			4	0	0	0	0	1	3										
Willy Miranda, S OBP: 0.295, SLG: 0.284 (7, PH)		F9			F5					2	0	0	0	0	0	1										
Jim Dyck, R OBP: 0.421, SLG: 0.412 Don Leppert, L OBP: 0.167, SLG: 0.063 (7, 4)	F9						1B			1	0	1	1	0	0	0										
Ray Moore, R OBP: 0.200, SLG: 0.176 Hal Smith, R OBP: 0.302, SLG: 0.360 George Zuverink, R OBP: 0.063, SLG: 0.063 Bill Wight, L OBP: 0.174, SLG: 0.182 Chuck Diering, R OBP: 0.323, SLG: 0.299 (8, 1)			K				F3			2	0	0	0	0	2	0										
Inning Stats	R: 0 E: 0 K: 1 S: 6	H: 1 LOB: 1 BB: 0 P: 6	R: 0 E: 0 K: 0 S: 4	H: 1 LOB: 1 BB: 0 P: 4	R: 0 E: 0 K: 2 S: 8	H: 1 LOB: 1 BB: 0 P: 8	R: 0 E: 0 K: 0 S: 3	H: 0 LOB: 0 BB: 0 P: 3	R: 0 E: 0 K: 1 S: 5	H: 0 LOB: 0 BB: 0 P: 5	R: 0 E: 0 K: 0 S: 3	H: 1 LOB: 2 BB: 1 P: 7	R: 2 E: 0 K: 1 S: 8	H: 3 LOB: 2 BB: 1 P: 12	R: 0 E: 0 K: 0 S: 3	H: 1 LOB: 0 BB: 0 P: 3		R: 0 E: 1 K: 1 S: 6	H: 0 LOB: 1 BB: 0 P: 6	1B: 8 2B: 1 3B: 0 HR: 0	SF: 0 SAC: 1 DP: 2 HBP: 0	WP: 1 PB: 0 SB: 0 CS: 0	PA: 36			
PITCHER	IP	WLS	BF	H	R	ER	SO	BB	IBB	HBP	BLK	WP	HR	S	P	ERA		WHIP								
Mike Kume, R ERA: 2.7 Art Ditmar, R ERA: 5.96	(1, 1) (7, 1)	6.2 2.1	28 8	7 1	2 0	2 0	5 1	2 0	0 0	0 0	0 0	1 0	0 0	36 10	44 10	2.70 0.00		1.350 0.429								

Batter	1	2	3	4	5	6	7	8	9	AB	R	H	RBI	BB	SO	LOB	BOTTOM									
Vic Power, R OBP: 0.347, SLG: 0.504 (1, 3)	F7		F6			F8		6-3		4	0	0	0	0	0	1	<p>Baltimore Orioles @ Kansas City Athletics Municipal Stadium, Kansas City, MO</p> <p>livebaseballscores.com</p> <p>AB 26 R 3 H 4 RBI 3 BB 6 SO 2 LOB 12</p> 									
Enos Slaughter, L OBP: 0.390, SLG: 0.402 (1, 9)	6-3			F6		BB	BB	HR		3	1	1	1	1	0	0										
Elmer Valo, L OBP: 0.466, SLG: 0.492 (1, 7)	4-3			G4-6-3		1B	BB	4-3		3	0	1	0	1	0	0										
Harry Simpson, L OBP: 0.372, SLG: 0.451 (1, 8)		4-3		G4-6-3		F7		WP	1B	4	0	1	0	0	0	3										
Hector Lopez, R OBP: 0.333, SLG: 0.410 (1, 5)		PO			L7	F3		L6		3	0	0	0	1	0	3										
Jim Finigan, R OBP: 0.327, SLG: 0.396 (1, 4)		F3			HR	BB				1	1	0	0	2	0	1										
Joe Demaestri, R OBP: 0.282, SLG: 0.323 (1, 6)		PO	6-3			HR		F2		3	1	1	2	0	0	1										
Joe Astroth, R OBP: 0.335, SLG: 0.296 (1, 2)						1-3		F8		2	0	0	0	1	0	1										
Mike Kume, R Art Ditmar, R OBP: 0.241, SLG: 0.226 (7, 1)			K			K		6-3		2	0	0	0	0	2	1										
Inning Stats	R: 0 E: 0 K: 0 S: 3	H: 0 LOB: 0 BB: 0 P: 3	R: 0 E: 0 K: 0 S: 2	H: 0 LOB: 0 BB: 1 P: 6	R: 0 E: 0 K: 1 S: 5	H: 0 LOB: 1 BB: 1 P: 9	R: 0 E: 0 K: 0 S: 3	H: 1 LOB: 0 BB: 0 P: 3	R: 2 E: 0 K: 1 S: 6	H: 1 LOB: 0 BB: 1 P: 10	R: 0 E: 0 K: 0 S: 3	H: 0 LOB: 2 BB: 2 P: 11	R: 0 E: 0 K: 0 S: 3	H: 0 LOB: 1 BB: 1 P: 7	R: 1 E: 0 K: 0 S: 5	H: 2 LOB: 1 BB: 0 P: 5		1B: 2 2B: 0 3B: 0 HR: 2	SF: 0 SAC: 0 DP: 1 HBP: 0	WP: 1 PB: 0 SB: 0 CS: 0	PA: 33					
PITCHER	IP	WLS	BF	H	R	ER	SO	BB	IBB	HBP	BLK	WP	HR	S	P	ERA		WHIP								
Ray Moore, R ERA: 3.9 George Zuverink, R ERA: 4.08 Bill Wight, L ERA: 2.61	(1, 1) (7, 1) (8, 1)	6.0 1.1 0.2	23 6 3	2 1 1	2 1 0	2 1 0	2 0 0	2 1 0	2 0 0	2 0 0	2 0 0	2 0 0	2 0 0	2 1 3	22 9 3	3.00 6.75 0.00		1.167 1.500 1.500								

Batter	1	2	3	4	5	6	7	8	9	AB	R	H	RBI	BB	SO	LOB	TOP							
Billy Goodman, L OBP: 0.396, SLG: 0.352 (1, 3)	4-0 FC6-4 BB	0-0 1B		0-0 P6		0-0 4-3		0-0 6-3	0-0 6-3	5	0	1	0	1	0	1								
Billy Klaus, L OBP: 0.350, SLG: 0.395 (1, 6)	0-0 FC6-4 BB 1B HR	0-0 F8		0-0 F7		0-0 L6		0-0 2B 1B	4-0 BB	5	2	1	0	1	0	2								
Ted Williams, L OBP: 0.495, SLG: 0.755 Gene Stephens, L OBP: 0.390, SLG: 0.489 (1, 7) (8, 7)	0-0 BB HR 1B		0-0 BB E 1B	0-0 HR		0-3 K		0-0 L6-4 1-H 2B	0-0 L3	5	3	4	2	0	1	0								
Jackie Jensen, R OBP: 0.367, SLG: 0.477 Karl Olson, R OBP: 0.237, SLG: 0.294 (1, 9) (9, 9)	4-0 HR BB		4-0 PB HR BB	0-0 F8		0-3 K		0-0 L6-4 2-3 2B		3	2	0	0	2	1	1								
Sammy White, R OBP: 0.321, SLG: 0.395 (1, 2)	0-0		4-0 HR BB		0-0 F7		0-0 F9		4-0 2B BB	3	2	0	0	2	0	3								
Grady Hatton, L OBP: 0.380, SLG: 0.338 Ted Lepcio, R OBP: 0.314, SLG: 0.424 (1, 5) (9, PR) (9, 5)	0-0 HR		0-3 K		0-0 E1 FC6-4 1B		4-0 BB 1B BB		0-0 2B 1-2 HR 1B	4	1	2	4	1	1	2								
Jim Piersall, R OBP: 0.360, SLG: 0.432 (1, 8)	0-0 F7		0-0 L8		0-0 FC6-4 1-2 1B		0-0 BB 1B		0-0 HR 2B	5	1	3	1	0	0	2								
Eddie Joost, R OBP: 0.284, SLG: 0.353 (1, 4)		0-0 6-3	0-0 HR		0-0 FC6-4 FC6 1-2 2-3		4-0 BB 1-2 2-3 BB		0-0 HR	4	2	2	6	1	0	2								
Frank Sullivan, R OBP: 0.163, SLG: 0.158 (1, 1)	0-0 F8		0-3 K		0-0 FC6		0-0 P6		0-0 6-3	5	0	0	0	0	1	6								
Inning Stats	R: 4 E: 0 K: 0 S: 5	H: 2 LOB: 0 BB: 2 P: 13	R: 0 E: 0 K: 0 S: 4	H: 1 LOB: 1 BB: 0 P: 4	R: 4 E: 0 K: 2 S: 9	H: 2 LOB: 0 BB: 2 P: 17	R: 1 E: 0 K: 0 S: 4	H: 1 LOB: 0 BB: 0 P: 4	R: 0 E: 0 K: 1 S: 5	H: 0 LOB: 0 BB: 0 P: 5	R: 0 E: 0 K: 1 S: 6	H: 1 LOB: 3 BB: 2 P: 14	R: 1 E: 0 K: 0 S: 4	H: 2 LOB: 0 BB: 0 P: 4	R: 4 E: 0 K: 0 S: 6	H: 3 LOB: 2 BB: 2 P: 14	1B: 7 2B: 3 3B: 0 HR: 4	SF: 0 SAC: 0 DP: 1 HBP: 0	WP: 0 PB: 2 SB: 0 CS: 0	PA: 48				
PITCHER	IP WLS BF H R ER SO BB IBB HBP BLK WP HR S P ERA WHIP	IP WLS BF H R ER SO BB IBB HBP BLK WP HR S P ERA WHIP																						
Vic Raschi, R ERA: 5.27 (1, 1)	2.0 L 14 4 7 7 0 4 0 0 0 0 1 10 26 31.50 4.000	Ray Herbert, R ERA: 5.74 (3, 1)	2.0 8 2 2 2 2 0 0 0 0 0 0 2 12 12 9.00 1.000	Cloyd Boyer, R ERA: 6.19 (5, 1)	3.0 14 2 0 0 2 2 0 0 0 0 0 0 16 24 0.00 1.333	Bill Harrington, R ERA: 5.16 (8, 1)	2.0 12 5 5 5 0 2 0 0 0 0 1 10 18 22.50 3.500																	
Batter	1	2	3	4	5	6	7	8	9	AB	R	H	RBI	BB	SO	LOB	BOTTOM							
Vic Power, R OBP: 0.346, SLG: 0.501 (1, 3)	0-0 5-3		0-0 6-3		0-0 5-3		0-0 1B		0-0 4-3	5	0	1	0	0	0	2								
Enos Slaughter, L OBP: 0.383, SLG: 0.417 Bill Renna, R OBP: 0.314, SLG: 0.375 (1, 9) (7, 9)	0-3 K		0-0 HR		0-0 1B		0-0 F3			3	1	2	1	0	1	0								
Elmer Valo, L OBP: 0.459, SLG: 0.484 (1, 7)	0-0 1-3		0-3 K		0-0 F7				0-0 6-3	4	0	0	0	0	1	1								
Harry Simpson, L OBP: 0.373, SLG: 0.452 (1, 8)		0-0 1B 1B	0-0 1B		0-0 5-3				0-0 1-3	4	1	2	0	0	0	1								
Hector Lopez, R OBP: 0.330, SLG: 0.406 (1, 5)		0-3 K	0-0 5-3				0-3 K		0-0 F8	4	0	0	0	0	2	2								
Jim Finigan, R OBP: 0.325, SLG: 0.397 (1, 4)		0-3 K		0-0 G5-4-3 E 1B		0-0 6-3			0-0 BB 1B	4	0	2	0	0	1	1								
Joe Demaestri, R OBP: 0.281, SLG: 0.322 (1, 6)		0-0 1B 1B	0-0 E6 G5-4-3		0-0 F2				0-0 L5	4	0	1	1	0	0	2								
Joe Astroth, R OBP: 0.337, SLG: 0.296 (1, 2)		0-0 1B	0-0 G5-4-3		0-0 1-2 2-3		0-0 5-3		4-0 BB	3	0	1	0	1	0	2								
Vic Raschi, R OBP: 0.219, SLG: 0.226 (3, 1) Ray Herbert, R OBP: 0.227, SLG: 0.250 (4, PR) Bill Wilson, R OBP: 0.256, SLG: 0.309 (5, 1) Cloyd Boyer, R OBP: 0.251, SLG: 0.300 (7, PR) Clete Boyer, R OBP: 0.201, SLG: 0.167 Bill Harrington, R OBP: 0.201, SLG: 0.167 Gus Zernial, R OBP: 0.201, SLG: 0.167 (9, PR)	0-0 5-3		0-0 5-3		0-0 5-3		0-3 K		0-3 K	1	0	0	0	0	0	2								
Inning Stats	R: 0 E: 0 K: 1 S: 5	H: 0 LOB: 0 BB: 0 P: 5	R: 1 E: 0 K: 2 S: 10	H: 3 LOB: 2 BB: 0 P: 10	R: 1 E: 0 K: 1 S: 7	H: 2 LOB: 1 BB: 0 P: 7	R: 0 E: 0 K: 0 S: 4	H: 1 LOB: 1 BB: 0 P: 4	R: 0 E: 0 K: 1 S: 5	H: 0 LOB: 0 BB: 0 P: 5	R: 0 E: 0 K: 1 S: 6	H: 1 LOB: 1 BB: 0 P: 6	R: 0 E: 0 K: 0 S: 3	H: 0 LOB: 0 BB: 0 P: 3	R: 0 E: 0 K: 1 S: 6	H: 1 LOB: 2 BB: 1 P: 10	1B: 8 2B: 0 3B: 0 HR: 1	SF: 0 SAC: 0 DP: 1 HBP: 0	WP: 0 PB: 0 SB: 1 CS: 0	PA: 37				
PITCHER	IP WLS BF H R ER SO BB IBB HBP BLK WP HR S P ERA WHIP	IP WLS BF H R ER SO BB IBB HBP BLK WP HR S P ERA WHIP																						
Frank Sullivan, R ERA: 2.84 (1, 1)	9.0 W 37 9 2 2 7 1 0 0 0 0 1 50 54 2.00 1.111																							

Boston Red Sox @ Kansas City Athletics
Municipal Stadium, Kansas City, MO
Sun Aug 28 1955, 4:33 AM EDT
Att: 33,165 - Unknown

AB 40
R 14
H 13
RBI 13
BB 8
SO 4
LOB 21



Boston Red Sox @ Kansas City Athletics
Municipal Stadium, Kansas City, MO
Sun Aug 28 1955, 4:33 AM EDT
Att: 33,165 - Unknown

AB 36
R 2
H 9
RBI 2
BB 1
SO 7
LOB 17



Batter	1	2	3	4	5	6	7	8	9	AB	R	H	RBI	BB	SO	LOB	TOP					
Harvey Kuenn, R OBP: 0.344, SLG: 0.415	6-3	F5		FC3-6 WP BB 1-2	E SF BB	3-1			K	5	1	0	0	1	1	3						
Bill Tuttle, R OBP: 0.352, SLG: 0.403	BB BB			4-3 HBP 1B	WP BB	E5 SF SF8	F9		6-3	4	1	1	1	2	0	2						
Al Kaline, R OBP: 0.429, SLG: 0.566 Jim Small, L (9, PR) (9, 9)	L7			4-3 HBP	L7	SF SF8 1B	L2		2B	4	1	1	1	0	0	3						
Earl Torgeson, L OBP: 0.393, SLG: 0.405	BB BB			4-3			G3		BB	2	1	0	1	3	0	2						
Ray Boone, R OBP: 0.347, SLG: 0.463	F8			F5					L7	5	1	1	1	0	0	6						
Jim Delsing, L OBP: 0.332, SLG: 0.387				6-3					2B BB	4	2	2	1	1	0	3						
Frank House, L OBP: 0.322, SLG: 0.446	F5			1B SF8	1B	2B E 1B	1B		2B	5	3	4	3	0	0	1						
Fred Hatfield, L OBP: 0.341, SLG: 0.355	F9			FC3-6 1B	E SF 2B	K2-3-2 1B			BB	4	1	3	1	1	0	1						
Steve Gromek, S OBP: 0.354, SLG: 0.180 Bubba Phillips, R OBP: 0.294, SLG: 0.321 Al Aber, L (4, 1)	BB BB			SF8	K	K2-3-2 1B			G4-6-3	0	0	0	0	1	0	0						
	1-2 BB			3H		1-1			1-2	3	0	0	0	0	2	5						
Inning Stats	R: 0 E: 0 K: 0 S: 3	H: 0 LOB: 2 BB: 2 P: 11	R: 0 E: 0 K: 0 S: 4	H: 1 LOB: 2 BB: 1 P: 8	R: 0 E: 0 K: 0 S: 4	H: 1 LOB: 2 BB: 0 P: 5	R: 1 E: 0 K: 0 S: 5	H: 2 LOB: 2 BB: 1 P: 9	R: 8 E: 2 K: 1 S: 11	H: 4 LOB: 1 BB: 2 P: 20	R: 1 E: 0 K: 1 S: 6	H: 2 LOB: 0 BB: 0 P: 6	R: 0 E: 0 K: 0 S: 3	H: 0 LOB: 1 BB: 2 P: 3	R: 1 E: 0 K: 0 S: 3	H: 1 LOB: 1 BB: 2 P: 11	R: 0 E: 0 K: 1 S: 6	H: 1 LOB: 2 BB: 1 P: 10	1B: 7 2B: 6 3B: 0 HR: 0	SF: 3 SAC: 0 DP: 2 HBP: 2	WP: 1 PB: 0 SB: 0 CS: 0	PA: 50
PITCHER	IP WLS BF H R ER SO BB IBB HBP BLK WP HR S P ERA WHIP																					
Mike Kume, R ERA: 5.06	(1, 1) 4.0																					
Walt Craddock, L ERA: 27.0	(5, 1) 0.1																					
Bill Harrington, R ERA: 5.09	(5, 1) 0.2																					
Ray Herbert, R ERA: 5.78	(6, 1) 1.0																					
Cloyd Boyer, R ERA: 6.27	(7, 1) 2.0																					

Detroit Tigers @ Kansas City Athletics
 Municipal Stadium, Kansas City, MO
 Sat Sep 03 1955, 4:33 AM EDT
 Att: 20,862 - Unknown

AB	36
R	11
H	12
RBI	10
BB	9
SO	3
LOB	26



Batter	1	2	3	4	5	6	7	8	9	AB	R	H	RBI	BB	SO	LOB	BOTTOM					
Vic Power, R OBP: 0.343, SLG: 0.508	L9	L7		FC5-4 1-2		F5			5-3	5	0	0	0	0	0	4						
Enos Slaughter, L OBP: 0.395, SLG: 0.445				F7		K			F8	5	1	2	1	0	1	0						
Elmer Valo, L OBP: 0.464, SLG: 0.494	F8			HR 1B		1-3			HR	5	1	3	0	0	0	1						
Harry Simpson, L OBP: 0.378, SLG: 0.462	3-1			HR 1B		F5			2B	5	1	2	2	0	0	2						
Hector Lopez, R OBP: 0.330, SLG: 0.418				HR		F5			1B	5	2	2	1	0	0	2						
Jim Finigan, R OBP: 0.332, SLG: 0.398				L9		6-3			F8	5	2	2	1	0	0	2						
Joe Astroth, R OBP: 0.349, SLG: 0.306				2B 1B 1B		HR				4	0	1	0	0	0	1						
Jerry Schypinski, L OBP: 0.250, SLG: 0.375				F3		F6			1-3	4	0	1	0	0	0	1						
Joe Astroth, R OBP: 0.349, SLG: 0.306				1B		1B			3-1	4	1	2	0	0	1	0						
Joe Astroth, R OBP: 0.349, SLG: 0.306				1-3 1B		FC5-4 1B			1-3	3	0	3	2	1	0	0						
Mike Kume, R Walt Craddock, R Bill Harrington, R Ray Herbert, R Gus Zernial, R Cloyd Boyer, R Bill Wilson, R	(1, 1) (5, 1) (5, 1) (6, 1) (6, PH) (7, 1) (8, PH)																					
Inning Stats	R: 0 E: 0 K: 0 S: 4	H: 1 LOB: 1 BB: 0 P: 4	R: 2 E: 0 K: 0 S: 6	H: 3 LOB: 1 BB: 0 P: 6	R: 2 E: 0 K: 0 S: 5	H: 3 LOB: 1 BB: 0 P: 5	R: 0 E: 0 K: 2 S: 8	H: 1 LOB: 1 BB: 0 P: 8	R: 0 E: 0 K: 1 S: 5	H: 0 LOB: 0 BB: 0 P: 5	R: 1 E: 0 K: 0 S: 6	H: 3 LOB: 2 BB: 0 P: 6	R: 0 E: 0 K: 0 S: 4	H: 1 LOB: 1 BB: 0 P: 4	R: 0 E: 0 K: 0 S: 3	H: 0 LOB: 1 BB: 1 P: 7	R: 1 E: 0 K: 0 S: 5	H: 3 LOB: 1 BB: 0 P: 5	1B: 8 2B: 3 3B: 1 HR: 3	SF: 0 SAC: 0 DP: 0 HBP: 0	WP: 0 PB: 0 SB: 0 CS: 0	PA: 41
PITCHER	IP WLS BF H R ER SO BB IBB HBP BLK WP HR S P ERA WHIP																					
Steve Gromek, R ERA: 4.17	(1, 1) 3.0																					
Al Aber, L ERA: 3.3	(4, 1) 6.0																					


Detroit Tigers @ Kansas City Athletics
 Municipal Stadium, Kansas City, MO
 Sat Sep 03 1955, 4:33 AM EDT
 Att: 20,862 - Unknown

AB	40
R	6
H	15
RBI	6
BB	1
SO	3
LOB	15



Batter	1	2	3	4	5	6	7	8	9	AB	R	H	RBI	BB	SO	LOB	TOP					
Vic Power, R OBP: 0.345, SLG: 0.508 (1, 3)										4	0	2	0	1	0	0	Kansas City Athletics @ Cleveland Indians Cleveland Municipal Stadium, Cleveland, OH Mon Sep 05 1955, 3:33 AM EDT Unknown					
Harry Simpson, L OBP: 0.374, SLG: 0.455 (1, 8)										5	3	2	0	0	1	3						
Enos Slaughter, L OBP: 0.397, SLG: 0.445 (1, 9)										5	1	2	2	0	0	2						
Elmer Valo, L OBP: 0.463, SLG: 0.491 (1, 7)										4	0	2	0	1	1	2						
Hector Lopez, R OBP: 0.330, SLG: 0.416 (1, 5)										3	0	2	2	1	1	0						
Jim Finigan, R OBP: 0.335, SLG: 0.401 (1, 4)										4	0	1	0	1	0	5						
Jerry Schypinski, L OBP: 0.287, SLG: 0.286 (7, PH)										2	1	1	0	1	0	1						
Gus Zernial, R OBP: 0.293, SLG: 0.477 (7, PH)										1	0	0	0	0	0	2						
Clete Boyer, R OBP: 0.313, SLG: 0.304 (7, 6)										0	0	0	0	1	0	0						
Billy Shantz, R OBP: 0.296, SLG: 0.297 (1, 2)										4	0	0	0	0	1	5						
Art Diltmar, R OBP: 0.224, SLG: 0.211 (1, 1)										4	0	0	0	0	2	1						
Inning Stats	R: 0 E: 0 K: 1 S: 6	H: 1 LOB: 1 BB: 0 P: 6	R: 0 E: 0 K: 1 S: 6	H: 1 LOB: 1 BB: 0 P: 6	R: 1 E: 0 K: 0 S: 5	H: 2 LOB: 1 BB: 0 P: 5	R: 0 E: 0 K: 1 S: 6	H: 2 LOB: 0 BB: 0 P: 6	R: 2 E: 1 K: 0 S: 6	H: 3 LOB: 2 BB: 1 P: 10	R: 1 E: 1 K: 2 S: 7	H: 0 LOB: 1 BB: 2 P: 15	R: 0 E: 0 K: 0 S: 4	H: 1 LOB: 2 BB: 1 P: 8	R: 0 E: 0 K: 1 S: 5	H: 0 LOB: 0 BB: 0 P: 5	R: 1 E: 0 K: 0 S: 5	H: 2 LOB: 3 BB: 2 P: 13	1B: 9 2B: 3 3B: 0 HR: 0	SF: 1 SAC: 1 DP: 0 HBP: 0	WP: 2 PB: 0 SB: 0 CS: 1	PA: 44
PITCHER	IP WLS BF H R ER SO BB IBB HBP BLK WP HR S P ERA WHIP																					
Bob Feller, R ERA: 3.47 (1, 1)	4.2 23 9 3 3 3 0 1 0 0 0 0 0 28 32 5.79 1.929																					
Art Houtteman, R ERA: 3.74 (5, 1)	1.0 5 0 1 0 1 2 0 0 0 0 0 0 5 13 0.00 2.000																					
Don Mossi, L ERA: 2.63 (6, 1)	2.2 L 12 3 1 1 2 1 0 0 0 0 1 0 15 19 3.38 1.500																					
Jose Santiago, R ERA: 2.45 (9, 1)	0.1 3 0 0 0 0 1 1 0 0 0 1 0 1 9 0.00 3.000																					
Sal Maglie, R ERA: 3.81 (9, 1)	0.1 1 0 0 0 0 0 0 0 0 0 0 0 0 1 0.00 0.000																					
Batter	1	2	3	4	5	6	7	8	9	AB	R	H	RBI	BB	SO	LOB	BOTTOM					
Al Smith, R OBP: 0.412, SLG: 0.491 (1, 9)										4	0	0	0	0	3	0	Kansas City Athletics @ Cleveland Indians Cleveland Municipal Stadium, Cleveland, OH Mon Sep 05 1955, 3:33 AM EDT Unknown					
Bobby Avila, R OBP: 0.370, SLG: 0.383 (1, 4)										2	1	1	0	2	0	0						
Gene Woodling, L OBP: 0.356, SLG: 0.394 (1, 7)										4	1	1	0	0	0	2						
Larry Doby, L OBP: 0.369, SLG: 0.482 (1, 8)										4	1	1	3	0	2	1						
Al Rosen, R OBP: 0.363, SLG: 0.409 (1, 5)										4	0	0	0	0	1	1						
Ferns Fain, L OBP: 0.455, SLG: 0.332 (1, 3)										2	1	0	0	1	0	0						
Sam Dente, R OBP: 0.333, SLG: 0.298 (9, 5)										0	0	0	0	0	0	0						
Ralph Kiner, R OBP: 0.397, SLG: 0.437 (9, PH)										1	0	0	0	0	0	0						
Hal Naragon, L OBP: 0.311, SLG: 0.483 (1, 2)										3	0	2	1	0	0	0						
George Strickland, R OBP: 0.306, SLG: 0.278 (1, 6)										3	0	0	0	0	0	1						
Bob Feller, R OBP: 0.091, SLG: 0.048 (1, 1)										1	0	0	0	0	0	0						
Art Houtteman, R OBP: 0.225, SLG: 0.162 (5, 1)										1	0	1	0	0	0	0						
Don Mossi, L OBP: 0.300, SLG: 0.125 (6, 1)										1	0	0	0	0	0	0						
Jose Santiago, R OBP: 0.500, SLG: 0.500 (9, 1)										0	0	0	0	0	0	0						
Sal Maglie, R OBP: 0.188, SLG: 0.116 (9, 1)										0	0	0	0	0	0	0						
Inning Stats	R: 0 E: 0 K: 1 S: 4	H: 0 LOB: 0 BB: 1 P: 8	R: 1 E: 0 K: 2 S: 7	H: 1 LOB: 1 BB: 1 P: 11	R: 0 E: 0 K: 0 S: 3	H: 0 LOB: 0 BB: 0 P: 3	R: 0 E: 0 K: 0 S: 4	H: 1 LOB: 1 BB: 0 P: 4	R: 0 E: 0 K: 0 S: 4	H: 2 LOB: 2 BB: 0 P: 4	R: 3 E: 0 K: 1 S: 7	H: 2 LOB: 0 BB: 1 P: 11	R: 0 E: 0 K: 0 S: 3	H: 0 LOB: 0 BB: 0 P: 3	R: 0 E: 0 K: 1 S: 5	H: 0 LOB: 0 BB: 0 P: 5	R: 0 E: 0 K: 1 S: 5	H: 0 LOB: 0 BB: 0 P: 5	1B: 3 2B: 3 3B: 0 HR: 1	SF: 0 SAC: 0 DP: 1 HBP: 0	WP: 0 PB: 0 SB: 0 CS: 0	PA: 33
PITCHER	IP WLS BF H R ER SO BB IBB HBP BLK WP HR S P ERA WHIP																					
Art Diltmar, R ERA: 5.47 (1, 1)	9.0 W 33 6 4 4 6 3 0 0 0 0 0 1 42 54 4.00 1.000																					

AB 36
R 5
H 12
RBI 4
BB 6
SO 6
LOB 21



AB 30
R 4
H 6
RBI 4
BB 3
SO 6
LOB 5




Batter	1	2	3	4	5	6	7	8	9	AB	R	H	RBI	BB	SO	LOB	TOP					
Vic Power, R (1,3) OBP: 0.344, SLG: 0.505 Bill Harrington, R (8,1) OBP: 0.214, SLG: 0.154	4-0 CS BB		0-3 K		0-0 E3 FC5-4			0-0 F8		3	0	0	0	1	1	0	Kansas City Athletics @ Cleveland Indians Cleveland Municipal Stadium, Cleveland, OH Mon Sep 05 1955, 3:38 AM EDT Att: 20,945 - Unknown livebaseballscorecards.com					
Harry Simpson, L (1,8) OBP: 0.373, SLG: 0.451	0-3 K		4-0 2B BB		0-0 FC5-4 1-2			0-3 K		3	0	0	0	1	2	2						
Bill Renna, R (1,9) OBP: 0.310, SLG: 0.373	0-3 K 1-2		0-0 2B		0-0 F3			0-0 4-3		4	0	1	0	0	1	1						
Gus Zernial, R (1,7) OBP: 0.293, SLG: 0.474		0-0 E4 1B	0-0 F5		0-0 K			0-0 HR 1B		4	1	1	0	0	1	2						
Hector Lopez, R (1,5) OBP: 0.332, SLG: 0.424		0-0 1-2 1B		0-0 6-3		0-0 F8		0-0 HR		4	1	2	2	0	0	0						
Jim Finigan, R (1,4) OBP: 0.332, SLG: 0.398		0-3 K		0-0 F6			0-0 F8	0-3 K		4	0	0	0	0	2	2						
Clete Boyer, R (1,6) OBP: 0.288, SLG: 0.280		0-3 K		0-0 F9			0-0 F2	0-0 F5		4	0	0	0	0	1	2						
Joe Astroth, R (1,2) OBP: 0.347, SLG: 0.303		0-3 K		0-3 K			0-0 F6			3	0	0	0	0	2	2						
Alex Kellner, R (1,1) OBP: 0.278, SLG: 0.280 Ray Herbert, R (4,1) OBP: 0.217, SLG: 0.238 Jack Littrell, R (8,PH) OBP: 0.222, SLG: 0.217			0-0 F8		0-3 K			0-0 F4		1	0	0	0	0	0	0						
										1	0	0	0	0	1	0						
										1	0	0	0	0	0	0						
Inning Stats	R: 0 E: 0 K: 2 S: 6	H: 0 LOB: 1 BB: 1 P: 10	R: 0 E: 1 K: 3 S: 11	H: 1 LOB: 2 BB: 0 P: 11	R: 0 E: 0 K: 1 S: 6	H: 1 LOB: 2 BB: 1 P: 10	R: 0 E: 0 K: 0 S: 3	H: 0 LOB: 0 BB: 0 P: 3	R: 0 E: 1 K: 2 S: 8	H: 0 LOB: 1 BB: 0 P: 8	R: 0 E: 0 K: 0 S: 5	H: 0 LOB: 0 BB: 0 P: 5	R: 0 E: 0 K: 0 S: 3	H: 0 LOB: 0 BB: 0 P: 3	R: 0 E: 0 K: 1 S: 5	H: 0 LOB: 0 BB: 0 P: 5	R: 2 E: 0 K: 1 S: 7	H: 2 LOB: 0 BB: 0 P: 7	1B: 2 2B: 2 3B: 0 HR: 1	SF: 0 SAC: 0 DP: 1 HBP: 0	WP: 0 PB: 0 SB: 0 CS: 1	PA: 34
PITCHER Herb Score, L (1,1) ERA: 3.06	IP: 9.0 WLS: W BF: 34 H: 4 R: 2 ER: 2 SO: 11 BB: 2 IBB: 0 HBP: 0 BLK: 0 WP: 0 HR: 1 S: 54 P: 62 ERA: 2.00 WHIP: 0.667															PITCHER	IP: WLS: BF: H: R: ER: SO: BB: IBB: HBP: BLK: WP: HR: S: P: ERA: WHIP:					

Batter	1	2	3	4	5	6	7	8	9	AB	R	H	RBI	BB	SO	LOB	BOTTOM			
Bobby Avila, R (1,4) OBP: 0.369, SLG: 0.380 Billy Harrell, R (8,6)	0-0 F7	4-0 1B 1-2 2-3 BB		0-0 E6 1B E		0-0 F3		0-3 K2-3		3	1	0	0	1	0	0	Kansas City Athletics @ Cleveland Indians Cleveland Municipal Stadium, Cleveland, OH Mon Sep 05 1955, 3:38 AM EDT Att: 20,945 - Unknown livebaseballscorecards.com			
Rudy Regalado, R (1,5) OBP: 0.333, SLG: 0.250	0-0 F8	0-0 FC5-4 1-3 2-H 3-H 1B		0-0 FC5-4 1-2 1B		0-0 1-3		0-3 K		5	0	2	2	0	1	0				
Al Smith, R (1,9) OBP: 0.411, SLG: 0.489 Stu Lockitin, L (8,9) OBP: 0.333, SLG: 0.364	0-0 2B 1B	0-0 FC5-4 1-2		0-0 FC5-4 1-2 2-H E		0-0 4-3		0-0 1B		4	1	1	0	0	0	3				
Ralph Kiner, R (1,7) OBP: 0.367, SLG: 0.438	0-0 1-H 2B		0-0 5-3	0-3 K		0-0 HR BB		0-0 F9		4	1	1	1	1	1	2				
Al Rosen, R (1,3) OBP: 0.364, SLG: 0.416	0-3 K		4-0 1-3 1B BB	0-0 F4		0-0 1-H HR		0-0 HR		3	2	1	2	1	1	2				
Larry Doby, L (1,8) OBP: 0.370, SLG: 0.494 Hoot Evers, R (8,8) OBP: 0.314, SLG: 0.438		0-0 L4	0-0 1-3		0-0 SF7 3B		0-0 HR		0-0 HR		4	2	2	1	0	0				
Jim Hegan, R (1,2) OBP: 0.308, SLG: 0.359		4-0 BB 1B BB	0-0 1B	0-0 2-H 1B		0-0 SF7		0-0 4-3		2	1	1	2	1	0	0				
George Strickland, R (1,6) OBP: 0.305, SLG: 0.278 Sam Dente, R (8,4) OBP: 0.333, SLG: 0.298		0-0 F7	0-0 1-2 1B		0-0 F8		0-0 4-3		0-0 4-3		4	0	1	0	0	0				
Herb Score, L (1,1) OBP: 0.150, SLG: 0.141		0-0 BB 1B	0-3 K		0-0 4-3		0-0 4-3			4	1	1	0	0	1	2				
Inning Stats	R: 1 E: 0 K: 1 S: 7	H: 2 LOB: 1 BB: 0 P: 7	R: 2 E: 0 K: 0 S: 5	H: 2 LOB: 2 BB: 2 P: 13	R: 1 E: 0 K: 1 S: 7	H: 2 LOB: 2 BB: 1 P: 11	R: 1 E: 3 K: 1 S: 7	H: 1 LOB: 1 BB: 0 P: 7	R: 1 E: 0 K: 0 S: 4	H: 1 LOB: 0 BB: 0 P: 4	R: 0 E: 0 K: 0 S: 3	H: 0 LOB: 0 BB: 0 P: 3	R: 3 E: 0 K: 0 S: 5	H: 2 LOB: 0 BB: 1 P: 9	R: 0 E: 0 K: 2 S: 8	H: 1 LOB: 1 BB: 0 P: 8		1B: 7 2B: 1 3B: 1 HR: 2	SF: 1 SAC: 0 DP: 0 HBP: 0	WP: 0 PB: 0 SB: 0 CS: 0
PITCHER Alex Kellner, L (1,1) ERA: 3.91 Ray Herbert, R (4,1) ERA: 5.93 Bill Harrington, R (8,1) ERA: 4.79	IP: 3.0 WLS: L BF: 16 H: 3 R: 4 ER: 4 SO: 1 BB: 1 IBB: 0 HBP: 0 BLK: 0 WP: 0 HR: 2 S: 21 P: 33 ERA: 12.00 WHIP: 3.333															PITCHER	IP: WLS: BF: H: R: ER: SO: BB: IBB: HBP: BLK: WP: HR: S: P: ERA: WHIP:			

Batter	1	2	3	4	5	6	7	8	9	AB	R	H	RBI	BB	SO	LOB	TOP		
Vic Power, R OBP: 0.342, SLG: 0.501 (1, 3)										4	0	0	0	0	0	1			
Harry Simpson, L OBP: 0.369, SLG: 0.446 (1, 8)										4	0	0	0	0	1	1			
Bill Renna, R OBP: 0.309, SLG: 0.368 (1, 9)										3	0	0	0	1	0	0			
Gus Zernial, R OBP: 0.290, SLG: 0.469 (1, 7)										4	0	0	0	0	0	1			
Hector Lopez, R OBP: 0.331, SLG: 0.421 (1, 5)										3	1	0	0	1	0	0			
Jim Finigan, R OBP: 0.331, SLG: 0.398 (1, 4)										4	0	1	0	0	1	0			
Jerry Schypinski, L OBP: 0.235, SLG: 0.250 (7, PH)										2	0	0	0	0	1	0	AB 27		
Enos Slaughter, L OBP: 0.399, SLG: 0.445 (7, 6)										0	0	0	0	1	0	0	R 1		
Clete Boyer, R OBP: 0.288, SLG: 0.280 (7, 6)										0	0	0	0	0	0	0	H 1		
Joe Astroth, R OBP: 0.352, SLG: 0.303 (7, PH)										0	0	0	0	2	0	0	RBI 0		
Elmer Valo, L OBP: 0.465, SLG: 0.491 (7, 2)										0	0	0	0	1	0	0	BB 6		
Billy Shantz, R OBP: 0.296, SLG: 0.297 (7, 2)										0	0	0	0	0	0	0	SO 3		
Arnie Portocarrero, R OBP: 0.083, SLG: 0.167 (1, 1)										3	0	0	0	0	0	5	LOB 8		
Inning Stats	R: 0 E: 0 K: 0 S: 3	H: 0 LOB: 0 BB: 0 P: 3	R: 0 E: 0 K: 0 S: 3	H: 0 LOB: 0 BB: 0 P: 3	R: 0 E: 0 K: 1 S: 4	H: 0 LOB: 1 BB: 1 P: 8	R: 0 E: 0 K: 0 S: 3	H: 0 LOB: 0 BB: 0 P: 7	R: 0 E: 0 K: 0 S: 5	H: 0 LOB: 0 BB: 0 P: 9	R: 1 E: 0 K: 0 S: 4	H: 1 LOB: 3 BB: 3 P: 16	R: 0 E: 0 K: 0 S: 3	H: 0 LOB: 0 BB: 0 P: 3	R: 0 E: 0 K: 1 S: 5	H: 0 LOB: 0 BB: 0 P: 5	1B: 0 2B: 1 3B: 0 HR: 0	SF: 0 SAC: 0 DP: 1 HBP: 0	WP: 1 PA: 33 PB: 0 SB: 0 CS: 0
PITCHER Whitey Ford, L ERA: 2.5 (1, 1)	IP: 9.0 WLS: W BF: 33 H: 1 R: 1 ER: 1 SO: 3 BB: 4 IBB: 2 HBP: 0 BLK: 0 WP: 1 HR: 0 S: 33 P: 57 ERA: 1.00 WHIP: 0.556															PITCHER			

Kansas City Athletics @ New York Yankees
 Yankee Stadium, Bronx, NY
 Wed Sep 07 1955, 3:33 AM EDT
 Att: 9,256 - Unknown - 80 F
livebaseballscorecards.com



Batter	1	2	3	4	5	6	7	8	9	AB	R	H	RBI	BB	SO	LOB	BOTTOM		
Phil Rizzuto, R OBP: 0.344, SLG: 0.298 (1, 6)										3	0	1	0	0	0	0			
Bill Skowron, R OBP: 0.371, SLG: 0.534 (8, PH)										1	0	0	0	0	0	2			
Jerry Coleman, R OBP: 0.315, SLG: 0.256 (9, 6)										0	0	0	0	0	0	0			
Gil McDougald, R OBP: 0.354, SLG: 0.405 (1, 5)										4	0	0	0	0	1	1			
Hank Bauer, R OBP: 0.358, SLG: 0.451 (1, 9)										4	1	1	0	0	0	1			
Yogi Berra, L OBP: 0.347, SLG: 0.461 (1, 2)										4	0	1	0	0	0	0			
Mickey Mantle, S OBP: 0.434, SLG: 0.627 (1, 8)										3	0	1	0	1	0	0			
Irv Noren, L OBP: 0.319, SLG: 0.375 (1, 7)										3	1	0	1	1	0	1			
Eddie Robinson, L OBP: 0.353, SLG: 0.497 (8, PR)										2	0	1	0	1	0	0	AB 29		
Joe Collins, L OBP: 0.333, SLG: 0.370 (9, 3)										0	0	0	0	0	0	0	R 2		
Billy Martin, R OBP: 0.238, SLG: 0.222 (1, 4)										2	0	1	1	0	0	0	H 6		
Whitey Ford, L OBP: 0.230, SLG: 0.179 (1, 1)										3	0	0	0	0	0	4	RBI 2		
Inning Stats	R: 0 E: 0 K: 0 S: 3	H: 0 LOB: 0 BB: 0 P: 3	R: 0 E: 0 K: 0 S: 3	H: 0 LOB: 0 BB: 0 P: 3	R: 0 E: 0 K: 1 S: 5	H: 0 LOB: 0 BB: 0 P: 5	R: 1 E: 1 K: 0 S: 5	H: 2 LOB: 2 BB: 1 P: 9	R: 0 E: 0 K: 0 S: 3	H: 1 LOB: 0 BB: 0 P: 3	R: 0 E: 0 K: 0 S: 3	H: 0 LOB: 0 BB: 0 P: 3	R: 0 E: 0 K: 0 S: 4	H: 1 LOB: 2 BB: 0 P: 4	R: 1 E: 0 K: 0 S: 3	H: 2 LOB: 2 BB: 2 P: 11	1B: 4 2B: 2 3B: 0 HR: 0	SF: 0 SAC: 1 DP: 0 HBP: 0	WP: 0 PA: 33 PB: 0 SB: 0 CS: 0
PITCHER Arnie Portocarrero, R ERA: 4.4 (1, 1)	IP: 8.1 WLS: L BF: 33 H: 6 R: 2 ER: 2 SO: 1 BB: 1 IBB: 2 HBP: 0 BLK: 0 WP: 0 HR: 0 S: 32 P: 44 ERA: 2.16 WHIP: 0.840															PITCHER			

Kansas City Athletics @ New York Yankees
 Yankee Stadium, Bronx, NY
 Wed Sep 07 1955, 3:33 AM EDT
 Att: 9,256 - Unknown - 80 F
livebaseballscorecards.com



Batter	1	2	3	4	5	6	7	8	9	AB	R	H	RBI	BB	SO	LOB	TOP			
Vic Power, R OBP: 0.340, SLG: 0.498 Jack Littrell, R OBP: 0.234, SLG: 0.230	0-0 6-3		0-0 L7			0-0 F7		0-0 FC5-4 1B		3	0	0	0	0	0	1				
Harry Simpson, L OBP: 0.386, SLG: 0.442 Bill Stewart, R	0-0 L6		0-3 K			0-3 K		0-0 FC5-4		3	0	0	0	0	2	1				
Enos Slaughter, L OBP: 0.397, SLG: 0.440	0-0 4-3			4-0 G6-4-3 1B BB		0-0 F4		0-0 F7		3	0	0	0	1	0	2				
Elmer Valo, L OBP: 0.465, SLG: 0.489		0-3 K		0-0 G6-4-3 1B					0-0 4-3	3	0	1	0	1	1	0				
Hector Lopez, R OBP: 0.333, SLG: 0.420		0-0 1B		0-0 G6-4-3 1-2 2-3					4-0 G4-6-3 BB	3	0	1	0	1	1	3				
Jim Finigan, R OBP: 0.329, SLG: 0.395		0-0 F8		0-0 F7					0-0 G4-6-3 1-2	4	0	0	0	0	0	4				
Jerry Schypinski, L OBP: 0.260, SLG: 0.211		0-0 1-3			0-0 F4				0-0 F9	3	0	0	0	0	0	2				
Billy Shantz, R OBP: 0.297, SLG: 0.298			0-3 K		0-0 F7				0-0 FC5-4 1B 1B	3	0	1	0	0	1	0				
Art Ceccarelli, R OBP: 0.108, SLG: 0.083 Ray Herbert, R OBP: 0.217, SLG: 0.238 Bill Harrington, R OBP: 0.200, SLG: 0.143 Bill Renna, R OBP: 0.308, SLG: 0.367 Cloyd Boyer, R OBP: 0.129, SLG: 0.069			0-0 1B		0-3 K		0-3 K		0-3 K	1	0	1	0	0	0	0				
Inning Stats	R: 0 E: 0 K: 0 S: 3	H: 0 LOB: 0 BB: 0 P: 3	R: 0 E: 0 K: 1 S: 6	H: 1 LOB: 1 BB: 0 P: 6	R: 0 E: 0 K: 2 S: 8	H: 1 LOB: 1 BB: 0 P: 8	R: 0 E: 0 K: 0 S: 3	H: 1 LOB: 1 BB: 1 P: 7	R: 0 E: 0 K: 1 S: 5	H: 0 LOB: 0 BB: 0 P: 5	R: 0 E: 0 K: 1 S: 5	H: 0 LOB: 1 BB: 1 P: 9	R: 0 E: 0 K: 1 S: 7	H: 2 LOB: 2 BB: 0 P: 7	R: 0 E: 0 K: 0 S: 2	H: 0 LOB: 0 BB: 1 P: 6	1B: 5 2B: 0 3B: 0 HR: 0	SF: 0 SAC: 0 DP: 2 HBP: 0	WP: 0 PB: 0 SB: 0 CS: 0	PA: 33
PITCHER Bob Turley, R ERA: 3.12	IP: 9.0 WLS: W BF: 33 H: 5 R: 0 ER: 0 SO: 7 BB: 3 IBB: 0 HBP: 0 BLK: 0 WP: 0 HR: 0 S: 44 P: 56 ERA: 0.00 WHIP: 0.889											PITCHER	IP: 9.0 WLS: W BF: 33 H: 5 R: 0 ER: 0 SO: 7 BB: 3 IBB: 0 HBP: 0 BLK: 0 WP: 0 HR: 0 S: 44 P: 56 ERA: 0.00 WHIP: 0.889							

Kansas City Athletics @ New York Yankees
Yankee Stadium, Bronx, NY
Thu Sep 08 1955, 3:33 AM EDT
Att: 8,425 - Unknown - 65 F

AB	30
R	0
H	5
RBI	0
BB	3
SO	7
LOB	16



Batter	1	2	3	4	5	6	7	8	9	AB	R	H	RBI	BB	SO	LOB	BOTTOM
Hank Bauer, R OBP: 0.358, SLG: 0.448	0-0 F8		4-0 1B HR BB	4-0 PB 1B BB		0-0 G6-4-3 1-2		0-0 E6 HR		3	2	0	0	2	0	2	
Gil McDougald, R OBP: 0.385, SLG: 0.405	0-0 4-3		0-0 HR 1B	0-0 PB 1B			0-0 F8	0-0 E5 HR		5	2	2	1	0	0	1	
Yogi Berra, L OBP: 0.349, SLG: 0.473	0-0 6-3		0-0 HR 1B	4-0 G4-6-3 BB			0-0 F8	0-0 HR		4	2	2	6	1	0	0	
Mickey Mantle, S OBP: 0.434, SLG: 0.626		0-0 5-3	0-0 1B 2B	0-0 G4-6-3 1-2			4-0 S BB	0-0 3-1		4	1	1	0	1	0	3	
Bill Skowron, R OBP: 0.366, SLG: 0.526 Joe Collins, L OBP: 0.332, SLG: 0.368		0-0 F2	0-3 K		0-0 F8		0-0 6-3	0-0 F9		4	0	0	0	0	1	2	
Elston Howard, R OBP: 0.346, SLG: 0.502 Irv Noren, L OBP: 0.321, SLG: 0.375		0-0 F5		0-0 1B		0-0 F7		4-0 2B 1B BB		3	0	1	1	0	0	0	
Billy Martin, R OBP: 0.240, SLG: 0.227					0-0 F9			0-0 F6		4	0	1	0	0	0	2	
Phil Rizzuto, R OBP: 0.356, SLG: 0.310 Jerry Coleman, R OBP: 0.315, SLG: 0.256			4-0 E BB	4-0 SH1-4 WP BB		0-0 F8		0-0 1B 2B		2	3	1	0	2	0	0	
Bob Turley, R OBP: 0.200, SLG: 0.178			0-0 FC1-5 1B	0-0 SH1-4		0-0 E4		0-0 E		3	2	1	2	0	0	1	
Inning Stats	R: 0 E: 0 K: 0 S: 3	H: 0 LOB: 0 BB: 0 P: 3	R: 6 E: 1 K: 1 S: 10	H: 5 LOB: 1 BB: 2 P: 18	R: 1 E: 0 K: 0 S: 3	H: 1 LOB: 2 BB: 3 P: 15	R: 0 E: 1 K: 0 S: 3	H: 0 LOB: 0 BB: 0 P: 3	R: 0 E: 0 K: 0 S: 3	H: 0 LOB: 1 BB: 1 P: 7	R: 6 E: 2 K: 0 S: 8	H: 3 LOB: 0 BB: 1 P: 12	1B: 5 2B: 2 3B: 0 HR: 2	SF: 0 SAC: 1 DP: 2 HBP: 0	WP: 2 PB: 1 SB: 1 CS: 0	PA: 41	
PITCHER Art Ceccarelli, L ERA: 5.25 Ray Herbert, R ERA: 6.01 Bill Harrington, R ERA: 4.5 Cloyd Boyer, R ERA: 6.4	IP: 3.0 WLS: L BF: 16 H: 3 R: 6 ER: 4 SO: 1 BB: 3 IBB: 0 HBP: 0 BLK: 0 WP: 1 HR: 1 S: 16 P: 24 ERA: 12.00 WHIP: 2.333											PITCHER	IP: 3.0 WLS: L BF: 16 H: 3 R: 6 ER: 4 SO: 1 BB: 3 IBB: 0 HBP: 0 BLK: 0 WP: 1 HR: 1 S: 16 P: 24 ERA: 12.00 WHIP: 2.333				

Kansas City Athletics @ New York Yankees
Yankee Stadium, Bronx, NY
Thu Sep 08 1955, 3:33 AM EDT
Att: 8,425 - Unknown - 65 F

AB	33
R	13
H	9
RBI	10
BB	7
SO	1
LOB	11



Batter	1	2	3	4	5	6	7	8	9	AB	R	H	RBI	BB	SO	LOB	TOP				
Vic Power, R OBP: 0.341, SLG: 0.502 (1, 3)										4	2	2	1	0	1	0	Kansas City Athletics @ Washington Senators Griffith Stadium, Washington, DC Fri Sep 09 1955, 3:33 AM EDT Unknown				
Harry Simpson, L OBP: 0.397, SLG: 0.441 (1, 8)										3	1	1	1	1	0	0					
Bill Renna, R OBP: 0.308, SLG: 0.363 (1, 9)										2	0	0	0	1	0	0					
Gus Zernial, R OBP: 0.289, SLG: 0.466 (1, 7)										4	0	1	2	0	1	1					
Hector Lopez, R OBP: 0.332, SLG: 0.417 (1, 5)										3	0	0	0	1	1	2					
Jim Finigan, R OBP: 0.326, SLG: 0.394 (1, 4)										4	1	1	0	0	0	3					
Clete Boyer, R OBP: 0.264, SLG: 0.264 (8, PH)										3	0	0	0	0	0	2					
Joe Astroth, R OBP: 0.349, SLG: 0.300 (8, PH)										2	0	0	0	0	0	0					
Bill Wilson, R OBP: 0.392, SLG: 0.437 (8, 2)										1	0	0	0	0	0	0					
Billy Shantz, R OBP: 0.295, SLG: 0.298 (8, 1)										1	0	0	0	0	0	0					
Alex Kellner, R OBP: 0.273, SLG: 0.275 (2, 1)										1	0	0	0	0	0	0					
Tom Gorman, R OBP: 0.125, SLG: 0.130 (8, PH)										1	0	0	0	0	1	0					
Elmer Valo, L OBP: 0.467, SLG: 0.489 (8, 1)										0	1	0	0	1	0	0					
Art Ditmar, R OBP: 0.224, SLG: 0.211 (9, PH)										1	0	0	0	0	1	1					
Inning Stats	R: 2 E: 0 K: 1 S: 7	H: 2 LOB: 2 BB: 2 P: 15	R: 0 E: 0 K: 1 S: 5	H: 0 LOB: 0 BB: 0 P: 5	R: 0 E: 0 K: 0 S: 3	H: 0 LOB: 0 BB: 0 P: 3	R: 0 E: 0 K: 0 S: 2	H: 0 LOB: 0 BB: 1 P: 6	R: 0 E: 0 K: 1 S: 5	H: 0 LOB: 0 BB: 0 P: 5	R: 0 E: 0 K: 0 S: 3	H: 0 LOB: 0 BB: 0 P: 3	R: 0 E: 0 K: 0 S: 3	R: 2 E: 0 K: 0 S: 5	H: 2 LOB: 1 BB: 1 P: 9	R: 1 E: 0 K: 1 S: 7	H: 2 LOB: 1 BB: 0 P: 7	1B: 5 2B: 0 3B: 1 HR: 0	SF: 1 SAC: 1 DP: 1 HBP: 0	WP: 0 PB: 0 SB: 0 CS: 0	PA: 36
PITCHER	IP WLS BF H R ER SO BB IBB HBP BLK WP HR S P ERA WHIP																				
Mickey McDermott, L ERA: 3.68 (1, 1)	9.0 W 36 6 5 5 5 4 0 0 0 0 0 0 42 58 5.00 1.111																				

Batter	1	2	3	4	5	6	7	8	9	AB	R	H	RBI	BB	SO	LOB	BOTTOM			
Jerry Snyder, R OBP: 0.268, SLG: 0.274 (1, 4) (9, 6)										4	0	0	0	0	0	2	Kansas City Athletics @ Washington Senators Griffith Stadium, Washington, DC Fri Sep 09 1955, 3:33 AM EDT Unknown			
Tom Umphlett, R OBP: 0.283, SLG: 0.261 (1, 8)										5	1	2	0	0	1	2				
Mickey Vernon, L OBP: 0.375, SLG: 0.456 (1, 3)										3	1	3	1	1	0	0				
Carlos Paula, R OBP: 0.350, SLG: 0.487 (1, 9)										3	0	0	1	1	0	3				
Roy Sievers, R OBP: 0.366, SLG: 0.477 (1, 7)										4	0	1	1	0	0	4				
Harmon Killebrew, R OBP: 0.244, SLG: 0.319 (1, 5)										4	1	2	0	0	2	2				
Ed Fitz Gerald, R OBP: 0.330, SLG: 0.320 (1, 2)										3	1	1	0	0	0	1				
Clint Courtney, L OBP: 0.370, SLG: 0.416 (8, PH) (9, 2)										0	0	0	0	1	0	0				
Jose Valdivielso, R OBP: 0.264, SLG: 0.327 (1, 6)										3	0	0	0	0	0	2				
Pete Runnels, L OBP: 0.353, SLG: 0.343 (8, PH) (9, 4)										1	1	0	0	0	0	2				
Mickey McDermott, L OBP: 0.270, SLG: 0.293 (1, 1)										4	1	3	3	0	1	0				
Inning Stats	R: 2 E: 0 K: 1 S: 8	H: 3 LOB: 1 BB: 0 P: 8	R: 1 E: 0 K: 1 S: 7	H: 2 LOB: 1 BB: 0 P: 7	R: 0 E: 0 K: 1 S: 5	H: 0 LOB: 1 BB: 1 P: 9	R: 0 E: 0 K: 1 S: 5	H: 0 LOB: 0 BB: 0 P: 5	R: 0 E: 0 K: 0 S: 4	H: 1 LOB: 1 BB: 0 P: 4	R: 0 E: 0 K: 0 S: 4	H: 1 LOB: 1 BB: 0 P: 4	R: 1 E: 0 K: 0 S: 5	H: 3 LOB: 2 BB: 1 P: 9	R: 2 E: 0 K: 0 S: 5	H: 2 LOB: 1 BB: 1 P: 9	1B: 10 2B: 2 3B: 0 HR: 0	SF: 0 SAC: 1 DP: 1 HBP: 0	WP: 2 PB: 1 SB: 0 CS: 0	PA: 38
PITCHER	IP WLS BF H R ER SO BB IBB HBP BLK WP HR S P ERA WHIP																			
Alex Kellner, L ERA: 4.05 (1, 1)	1.1 9 5 3 3 1 0 0 0 0 0 0 27 35 1.59 1.059																			
Tom Gorman, R ERA: 3.66 (2, 1)	5.2 23 5 1 1 3 1 1 0 0 0 0 27 35 1.59 1.059																			
Art Ditmar, R ERA: 5.55 (8, 1)	1.0 L 6 2 2 2 0 1 0 0 0 0 1 0 5 9 18.00 3.000																			

Batter	1	2	3	4	5	6	7	8	9	AB	R	H	RBI	BB	SO	LOB	TOP										
Vic Power, R OBP: 0.341, SLG: 0.500 (1, 3)	0-0 6-3	0-0 F8		4-0 BB		0-0 SF9		4-0 FC4-6 BB		2	0	0	1	2	0	1											
Harry Simpson, L OBP: 0.365, SLG: 0.437 (1, 8)	0-0 4-3		0-0 2B E 1B	0-3 K		0-0 F5		0-0 FC4-6 1-2f		5	1	1	0	0	1	4											
Bill Renna, R OBP: 0.313, SLG: 0.364 Elmer Valo, L OBP: 0.466, SLG: 0.487 Bill Harrington, R OBP: 0.250, SLG: 0.143 (1, 9) (6, PH) (6, 1)	0-0 2B 1B		0-3 K		4-0 CS BB	0-0 F7		4-0 G5-4-3 BB		2	1	1	0	1	1	1											
Gus Zernial, R OBP: 0.293, SLG: 0.479 (1, 7)	0-0 1B 2B		0-0 E F6 2B		0-0 F8 1-2		0-0 1B 3B		0-0 G5-4-3 1-2f	5	3	3	1	0	0	2											
Hector Lopez, R OBP: 0.335, SLG: 0.422 (1, 5)	0-0 FC6-4 1B		0-0 FC5 F6		0-0 F7		0-0 G6-4-3 1B		0-0 2B	5	0	3	2	0	0	1											
Jim Finigan, R OBP: 0.329, SLG: 0.392 (1, 4)	0-0 FC6-4 1-2f		0-0 F6 1-2		4-0 BB 1B BB		0-0 G6-4-3 1-2f		4-0 IBB	3	1	0	1	2	0	3											
Clete Boyer, R OBP: 0.267, SLG: 0.259 (1, 6)		0-3 K	0-0 F7		0-0 BB BB SF9 1B		0-0 4-3		0-3 K	5	1	1	0	0	2	3											
Joe Astroth, R OBP: 0.352, SLG: 0.298 (1, 2)		4-0 BB		0-0 5-3		4-0 SF9 BB BB		0-0 1-3		2	0	0	0	2	0	0											
Gus Keriazakos, R Enos Slaughter, L (6, PH) (6, 9)		0-3 K		0-0 1-3		4-0 1-2 2-3 3-H BB		0-0 F6		2	0	0	0	0	1	1											
Inning Stats	R: 2 E: 0 K: 0 S: 6	H: 3 LOB: 1 BB: 0 P: 6	R: 0 E: 0 K: 2 S: 7	H: 0 LOB: 1 BB: 1 P: 11	R: 2 E: 1 K: 1 S: 8	H: 2 LOB: 1 BB: 0 P: 8	R: 0 E: 0 K: 1 S: 5	H: 0 LOB: 1 BB: 1 P: 9	R: 0 E: 0 K: 0 S: 2	H: 0 LOB: 0 BB: 1 P: 6	R: 1 E: 0 K: 0 S: 4	H: 2 LOB: 0 BB: 0 P: 4	R: 0 E: 0 K: 0 S: 3	H: 0 LOB: 1 BB: 1 P: 7	R: 0 E: 0 K: 1 S: 5	H: 1 LOB: 2 BB: 2 P: 13	1B: 5 2B: 3 3B: 1 HR: 0	SF: 1 SAC: 0 DP: 2 HBP: 0	WP: 0 PB: 0 SB: 0 CS: 1	PA: 43							
PITCHER	IP	WLS	BF	H	R	ER	SO	BB	IBB	HBP	BLK	WP	HR	S	P	ERA	WHIP										
Dean Stone, L ERA: 4.15 Camilo Pascual, R ERA: 6.25	(1, 1) (6, 1)	5.0 L	27 16	6 3	6 1	4 1	4 1	6 2	0 1	0 0	0 0	0 0	0 0	29 15	53 27	7.20 2.25	2.400 1.250										

Kansas City Athletics @ Washington Senators
Griffith Stadium, Washington, DC
Fri Sep 09 1955, 3:38 AM EDT
Att: 2,453 - Unknown

AB	33
R	7
H	9
RBI	6
BB	9
SO	5
LOB	18



Batter	1	2	3	4	5	6	7	8	9	AB	R	H	RBI	BB	SO	LOB	BOTTOM										
Eddie Yost, R OBP: 0.399, SLG: 0.363 (1, 5)	4-0 G4-6-3 1B BB		4-0 WP BB 1B BB		4-0 G4-6-3 BB		4-0 FC4 BB			0	1	0	0	4	0	0											
Pete Runnels, L OBP: 0.354, SLG: 0.343 (1, 4)	0-0 G4-6-3 1B		4-0 1-2 1B BB		0-0 G4-6-3 1-2f		0-0 FC4 1-2f			3	1	1	0	1	0	2											
Mickey Vernon, L OBP: 0.375, SLG: 0.453 (1, 3)	0-0 G4-6-3 1-2f 2-3		4-0 1B HR BB		0-0 1-3		0-0 F7			3	1	0	0	1	0	2											
Carlos Paula, R OBP: 0.349, SLG: 0.484 (1, 9)	0-3 K		0-0 HR 1B		0-0 F9		0-0 F2			4	1	1	2	0	1	1											
Roy Sievers, R OBP: 0.367, SLG: 0.491 (1, 7)		0-0 F8	0-0 HR		0-0 HR		0-0 F8			4	2	2	4	0	0	0											
Clint Courtney, L OBP: 0.385, SLG: 0.410 (1, 2)		0-0 F8	0-0 F5		0-0 F7		0-0 F7			4	0	0	0	0	0	0											
Tom Umphlett, R OBP: 0.266, SLG: 0.264 (1, 8)		0-3 K		0-0 5-3		0-0 CS 1B		0-0 1B		4	0	2	0	0	1	0											
Jose Valdivielso, R OBP: 0.265, SLG: 0.327 Ernie Ottavietz, S OBP: 0.336, SLG: 0.306 (1, 6) (9, PH)			0-0 F6	0-0 CS 1B		0-0 CS	0-0 F3		0-0 F7	3	0	1	0	0	0	0											
Dean Stone, L OBP: 0.128, SLG: 0.047 Camilo Pascual, R OBP: 0.239, SLG: 0.233 Harmon Killebrew, R OBP: 0.241, SLG: 0.315 (1, 1) (6, 1) (9, PH)			0-3 K	0-3 K		0-0 4-3		0-0 G2		2	0	0	0	0	2	1											
Inning Stats	R: 0 E: 0 K: 1 S: 5	H: 1 LOB: 1 BB: 1 P: 9	R: 0 E: 0 K: 1 S: 5	H: 0 LOB: 0 BB: 0 P: 5	R: 5 E: 0 K: 1 S: 7	H: 2 LOB: 0 BB: 3 P: 19	R: 0 E: 0 K: 1 S: 5	H: 1 LOB: 0 BB: 0 P: 5	R: 0 E: 0 K: 0 S: 2	H: 0 LOB: 0 BB: 1 P: 6	R: 1 E: 0 K: 0 S: 4	H: 2 LOB: 0 BB: 0 P: 4	R: 0 E: 0 K: 0 S: 3	H: 0 LOB: 0 BB: 1 P: 7	R: 0 E: 0 K: 0 S: 3	H: 0 LOB: 0 BB: 0 P: 3	R: 0 E: 0 K: 0 S: 4	H: 1 LOB: 1 BB: 0 P: 4	1B: 5 2B: 0 3B: 0 HR: 2	SF: 0 SAC: 0 DP: 2 HBP: 0	WP: 1 PB: 0 SB: 0 CS: 2	PA: 37					
PITCHER	IP	WLS	BF	H	R	ER	SO	BB	IBB	HBP	BLK	WP	HR	S	P	ERA	WHIP										
Gus Keriazakos, R ERA: 9.0 Bill Harrington, R ERA: 4.36	(1, 1) (6, 1)	5.0 W	21 15	4 3	5 1	5 1	4 0	5 1	0 0	0 0	0 0	0 0	1 1	24 14	44 18	9.00 2.25	1.800 1.000										

Kansas City Athletics @ Washington Senators
Griffith Stadium, Washington, DC
Fri Sep 09 1955, 3:38 AM EDT
Att: 2,453 - Unknown

AB	30
R	6
H	7
RBI	6
BB	6
SO	4
LOB	8



Batter	1	2	3	4	5	6	7	8	9	AB	R	H	RBI	BB	SO	LOB	TOP								
Vic Power, R OBP: 0.344, SLG: 0.502 (1, 3)										4	1	2	0	1	0	2									
Harry Simpson, L OBP: 0.366, SLG: 0.434 (1, 8)										3	2	0	0	2	1	2									
Bill Rainna, R OBP: 0.254, SLG: 0.367 Jerry Schypinski, L OBP: 0.238, SLG: 0.250 (1, 9) (8, 6)										4	1	1	2	0	0	1									
Gus Zernial, R OBP: 0.297, SLG: 0.496 Bill Wilson, R OBP: 0.292, SLG: 0.437 (1, 7) (9, 7)										4	2	2	4	1	0	1									
Hector Lopez, R OBP: 0.338, SLG: 0.422 (1, 5)										4	0	2	1	1	0	0									
Jim Finigan, R OBP: 0.330, SLG: 0.390 (1, 4)										4	0	1	0	1	0	4									
Clete Boyer, R OBP: 0.246 Enos Slaughter, L OBP: 0.397, SLG: 0.439 (1, 6) (8, PH) (8, 9)										3	0	0	0	0	0	2									
Joe Astroth, R OBP: 0.354, SLG: 0.296 (1, 2)										2	0	0	0	2	0	0									
Johnny Gray, R OBP: 0.267, SLG: 0.250 Ray Herbert, R OBP: 0.217, SLG: 0.226 Bill Stewart, R (8, PH) Elmer Vajo, L OBP: 0.250, SLG: 0.465 Bill Harrington, R OBP: 0.250, SLG: 0.143 Tom Gorman, R OBP: 0.125, SLG: 0.130 (1, 1) (5, 1) (8, PH) (8, 1) (9, 1)										2	0	0	0	0	1	2									
Inning Stats	R: 0 E: 0 K: 0 S: 4	H: 1 LOB: 1 BB: 0 P: 4	R: 0 E: 0 K: 0 S: 2	H: 0 LOB: 0 BB: 1 P: 6	R: 0 E: 0 K: 0 S: 4	H: 1 LOB: 1 BB: 0 P: 4	R: 0 E: 0 K: 0 S: 3	H: 0 LOB: 0 BB: 0 P: 3	R: 0 E: 0 K: 1 S: 6	H: 1 LOB: 2 BB: 1 P: 10	R: 1 E: 0 K: 0 S: 6	H: 1 LOB: 0 BB: 0 P: 6	R: 0 E: 0 K: 0 S: 3	H: 0 LOB: 0 BB: 0 P: 3	R: 4 E: 0 K: 0 S: 5	H: 2 LOB: 2 BB: 5 P: 25	R: 3 E: 0 K: 0 S: 5	H: 3 LOB: 1 BB: 2 P: 13	1B: 5 2B: 3 3B: 0 HR: 2	SF: 1 SAC: 0 DP: 2 HBP: 0	WP: 0 PB: 1 SB: 0 CS: 0	PA: 43			
PITCHER	IP	WLS	BF	H	R	ER	SO	BB	IBB	HBP	BLK	WP	HR	S	P	ERA	WHIP								
Webbo Clarke, L ERA: 4.85 (1, 1)	7.0		29	4	4	4	2	5	0	0	0	0	1	28	48	5.14	1.286								
Chuck Stobbs, L ERA: 4.94 (8, 1)	0.2		6	2	1	1	0	2	0	0	0	0	0	4	12	13.50	6.000								
Pedro Ramos, R ERA: 3.56 (8, 1)	1.1	L	8	3	3	3	0	2	0	0	0	0	1	6	14	20.25	3.750								

Kansas City Athletics @ Washington Senators
Griffith Stadium, Washington, DC
Sat Sep 10 1955, 3:33 AM EDT
Att: 2,551 - Unknown

livebaseballscorecards.com

AB 33
R 8
H 9
RBI 8
BB 9
SO 2
LOB 19



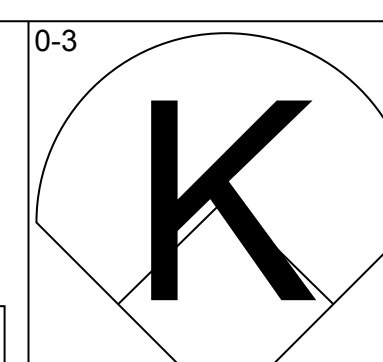
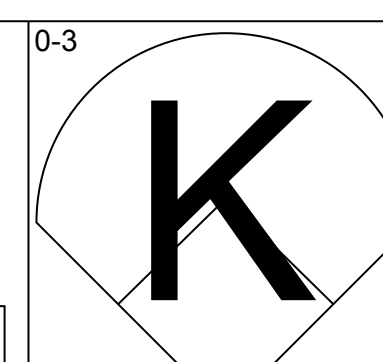
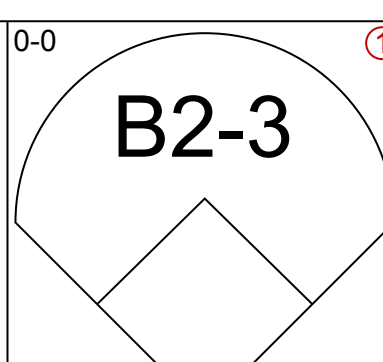
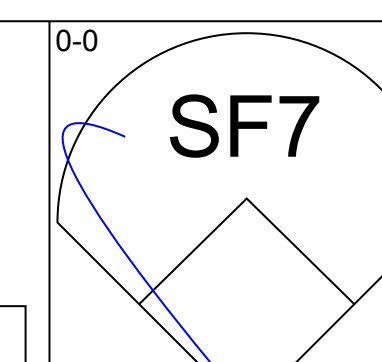
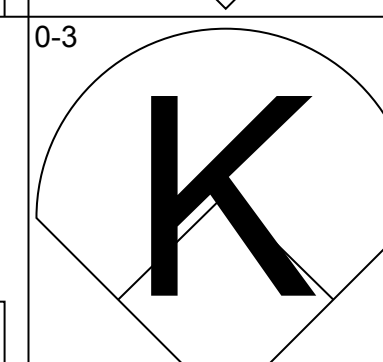
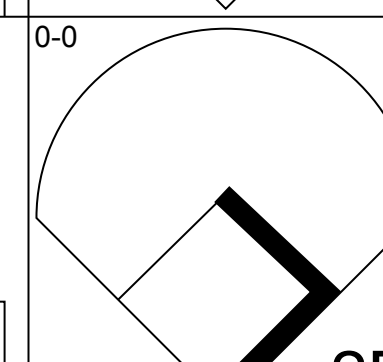
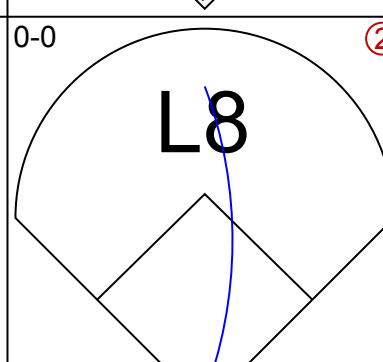
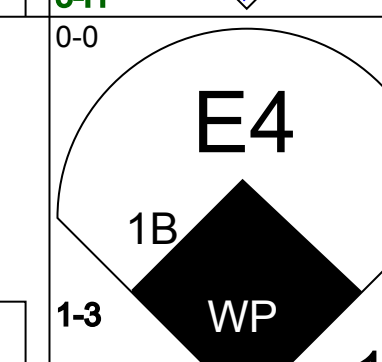
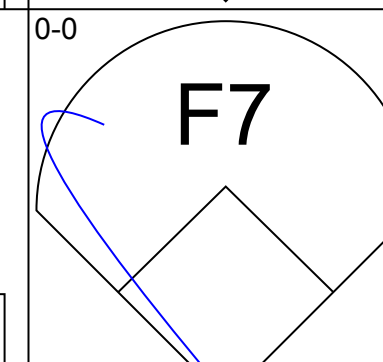
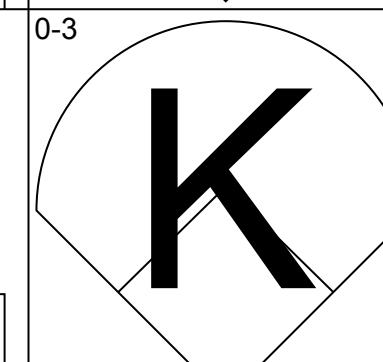
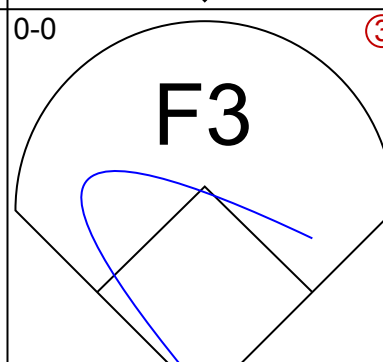
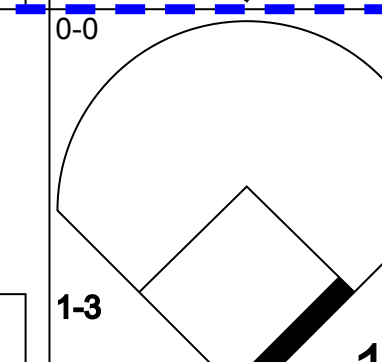

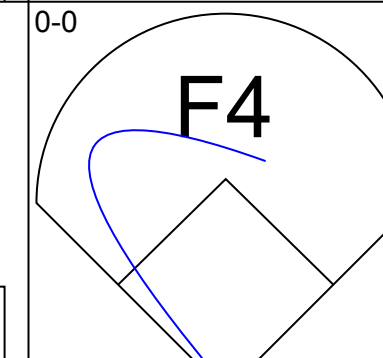

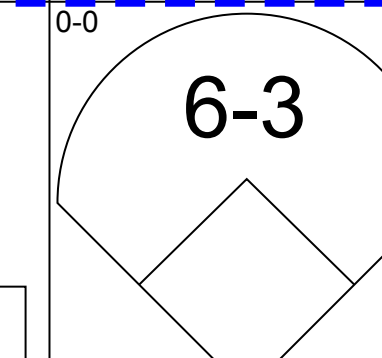
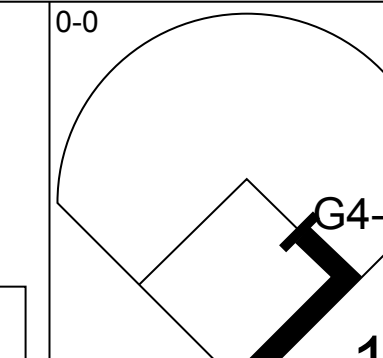
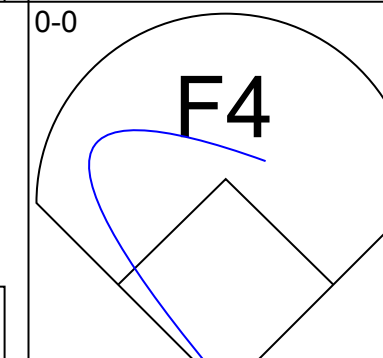

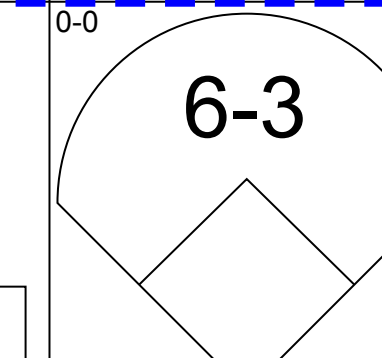

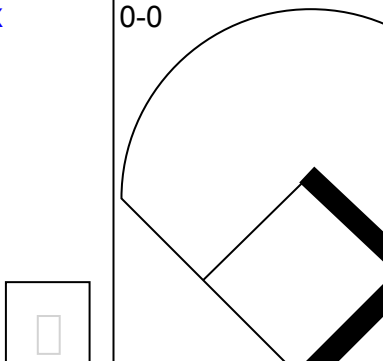
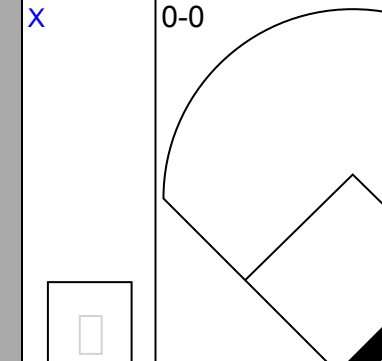

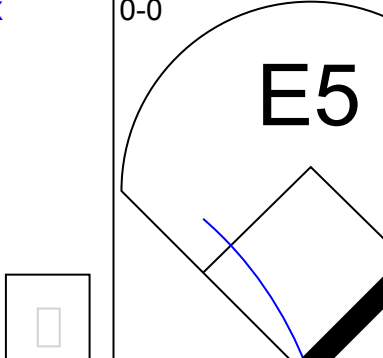
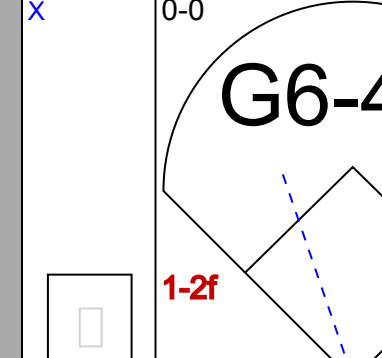
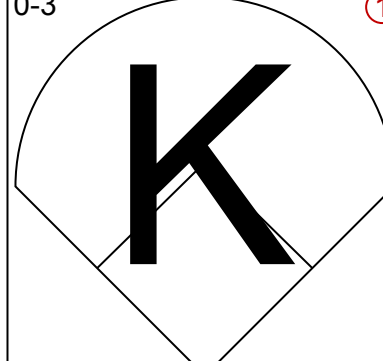
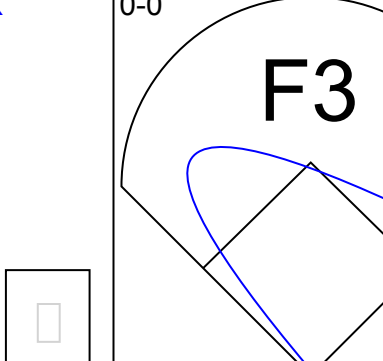
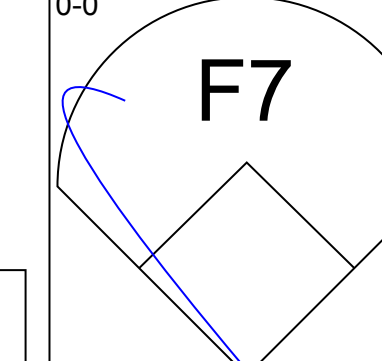
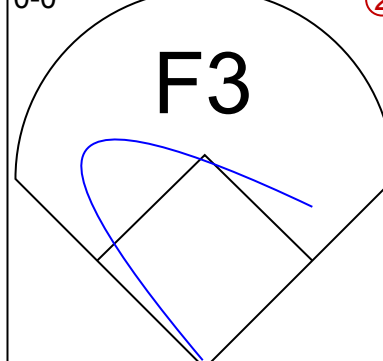
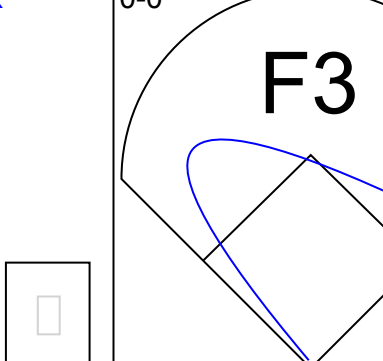
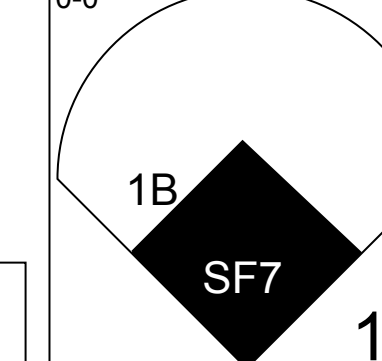
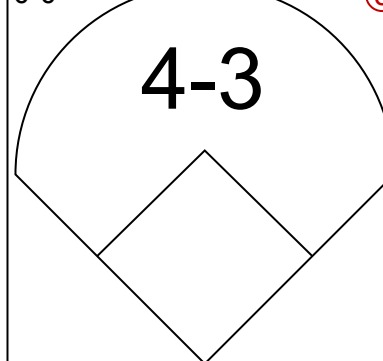
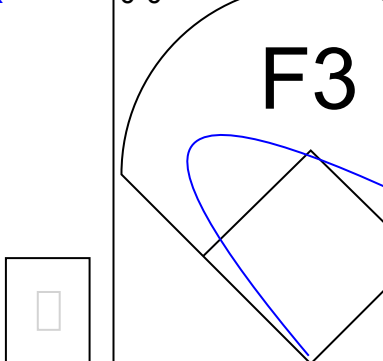
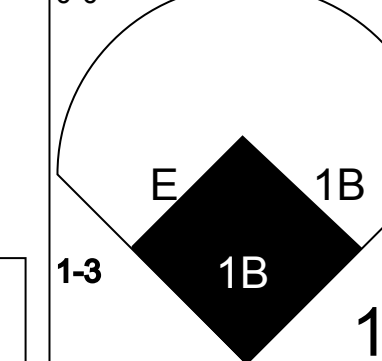
Batter	1	2	3	4	5	6	7	8	9	AB	R	H	RBI	BB	SO	LOB	BOTTOM								
Eddie Yost, R OBP: 0.405, SLG: 0.362 (1, 5)										1	1	0	1	5	1	0									
Ernie Oravetz, S OBP: 0.337, SLG: 0.305 (1, 8)										4	0	1	0	1	0	8									
Pete Runnels, L OBP: 0.355, SLG: 0.348 (1, 4)										5	1	2	0	0	0	6									
Mickey Vernon, L OBP: 0.375, SLG: 0.451 (1, 3)										2	1	0	1	2	0	2									
Carlos Paula, R OBP: 0.346, SLG: 0.479 (1, 9)										5	0	1	1	0	1	6									
Roy Sievers, R OBP: 0.368, SLG: 0.489 (1, 7)										4	2	1	0	1	0	3									
Steve Korcheck, R OBP: 0.143, SLG: 0.143 Clint Courtney, L OBP: 0.364, SLG: 0.409 (1, 2) (8, PH)										4	0	1	0	0	0	2									
Jose Valdivielso, R OBP: 0.268, SLG: 0.324 Mickey McDermott, L OBP: 0.279, SLG: 0.301 (1, 6) (8, PH)										2	1	0	0	2	0	0									
Webbo Clarke, L OBP: 0.200, SLG: 0.200 Chuck Stobbs, L OBP: 0.339, SLG: 0.226 Pedro Ramos, S OBP: 0.143, SLG: 0.091 Harmon Killebrew, R OBP: 0.250, SLG: 0.315 (1, 1) (8, 1) (8, PH) (9, PH)										4	0	1	3	0	1	3									
Inning Stats	R: 0 E: 0 K: 0 S: 3	H: 0 LOB: 3 BB: 3 P: 15	R: 0 E: 0 K: 0 S: 3	H: 0 LOB: 0 BB: 0 P: 3	R: 0 E: 0 K: 2 S: 9	H: 2 LOB: 2 BB: 0 P: 9	R: 1 E: 0 K: 1 S: 6	H: 1 LOB: 3 BB: 3 P: 18	R: 3 E: 1 K: 0 S: 6	H: 2 LOB: 2 BB: 2 P: 14	R: 1 E: 0 K: 0 S: 4	H: 1 LOB: 0 BB: 0 P: 4	R: 0 E: 0 K: 0 S: 3	H: 0 LOB: 0 BB: 0 P: 3	R: 1 E: 0 K: 0 S: 3	H: 1 LOB: 2 BB: 2 P: 11	R: 0 E: 1 K: 0 S: 4	H: 1 LOB: 3 BB: 2 P: 12	1B: 7 2B: 0 3B: 1 HR: 0	SF: 1 SAC: 1 DP: 0 HBP: 0	WP: 0 PB: 0 SB: 2 CS: 0	PA: 47			
PITCHER	IP	WLS	BF	H	R	ER	SO	BB	IBB	HBP	BLK	WP	HR	S	P	ERA	WHIP								
Johnny Gray, R ERA: 8.04 (1, 1)	4.2		27	5	4	1	3	7	0	0	0	0	0	8	12	1.93	2.571								
Ray Herbert, R ERA: 5.92 (5, 1)	2.1		9	1	1	1	0	1	0	0	0	0	0	8	12	3.86	0.857								
Bill Harrington, R ERA: 4.39 (8, 1)	1.2	W	10	2	1	1	0	3	1	0	0	0	0	6	22	5.40	3.000								
Tom Gorman, R ERA: 3.84 (9, 1)	0.1	S	1	0	0	0	0	0	0	0	0	0	0	1	1	0.00	0.000								

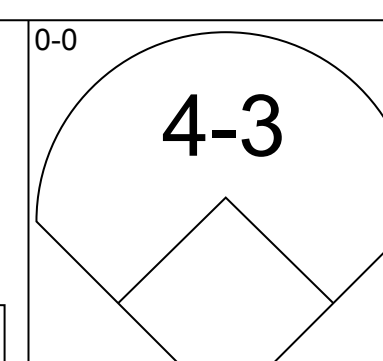
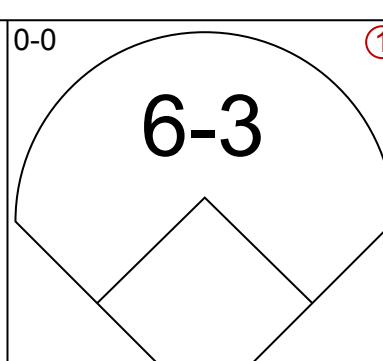
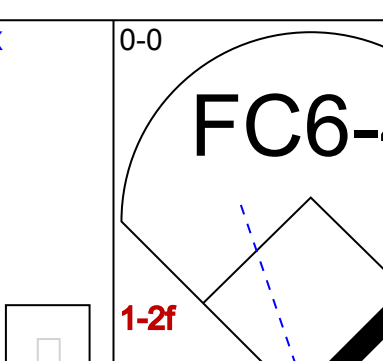
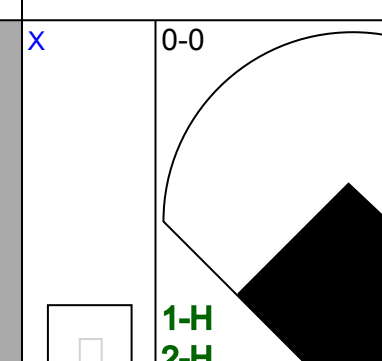
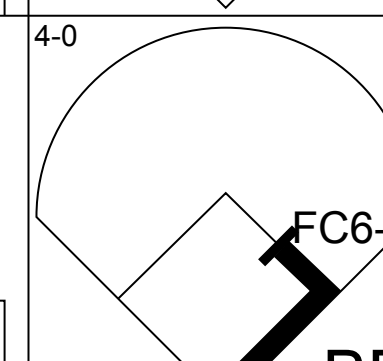
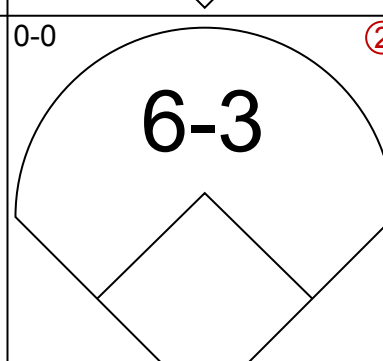
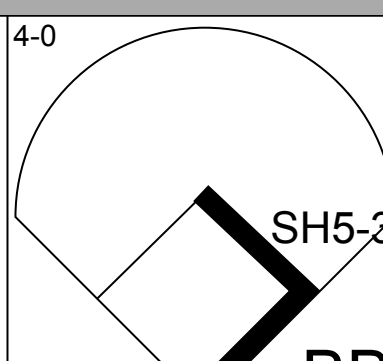
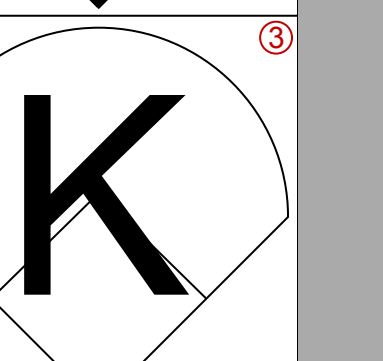
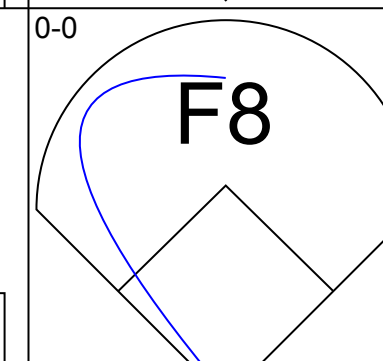
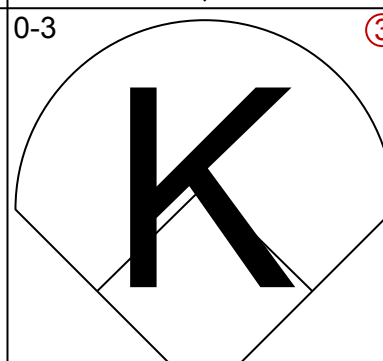
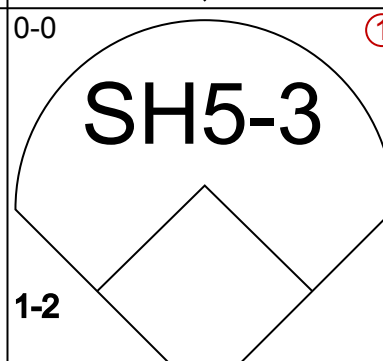
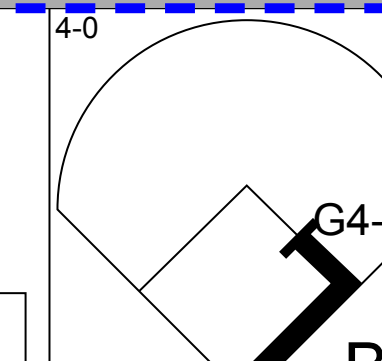
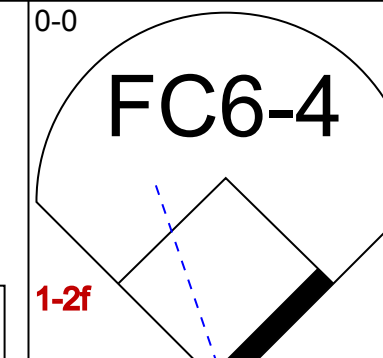
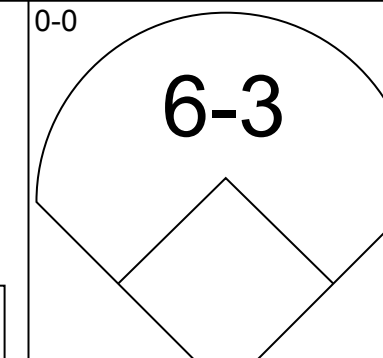
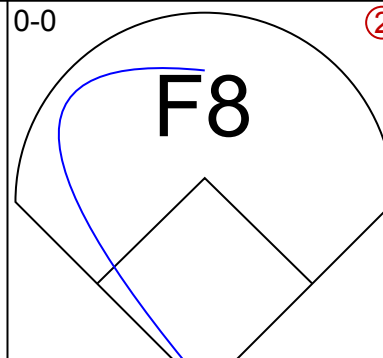
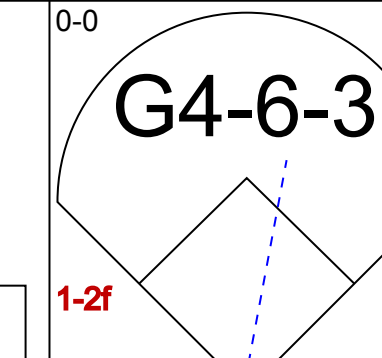
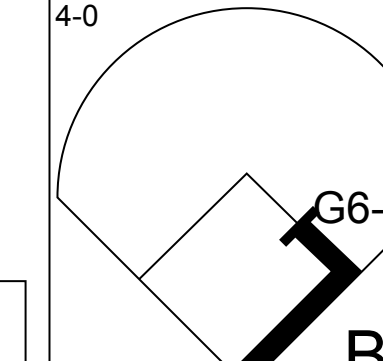
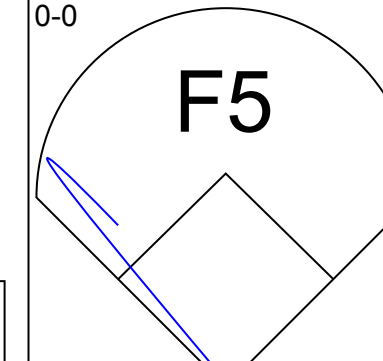
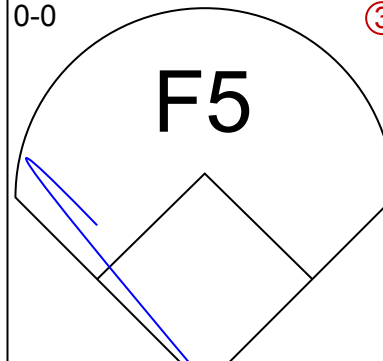
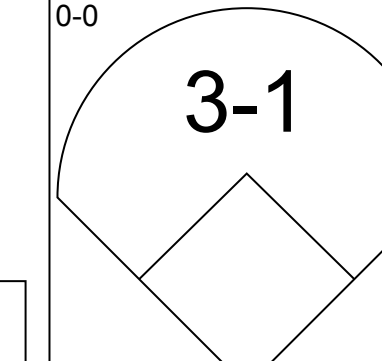
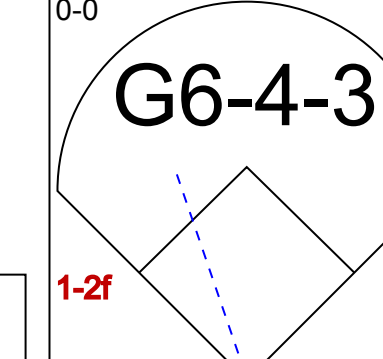
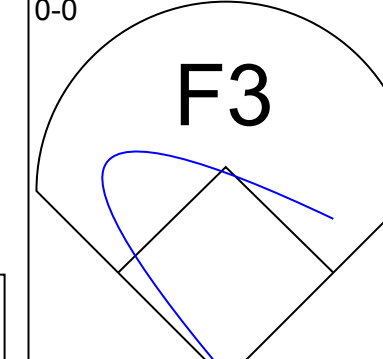
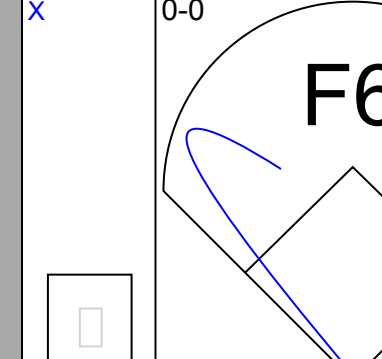
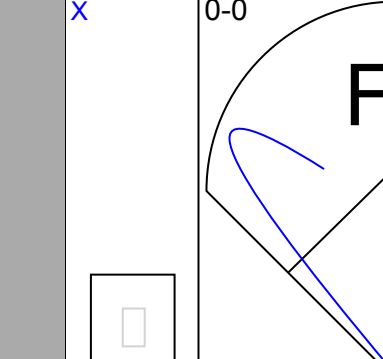
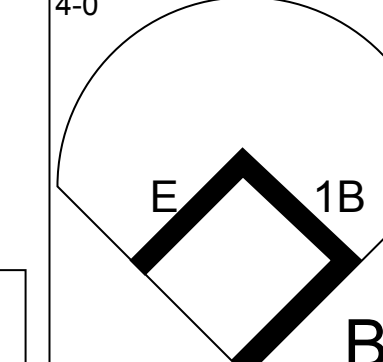
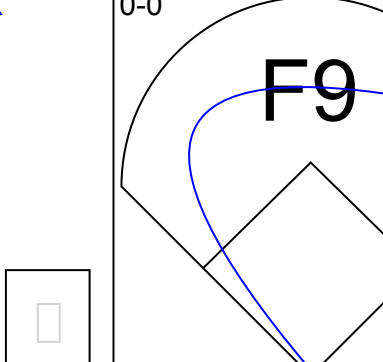
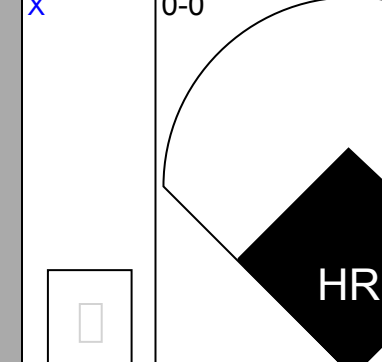
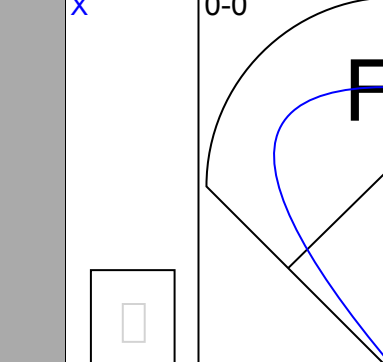
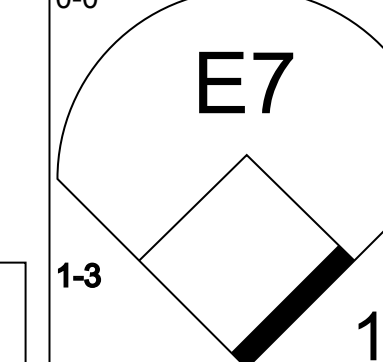
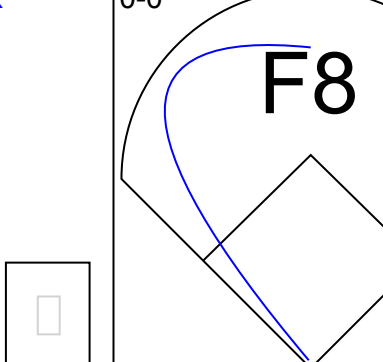
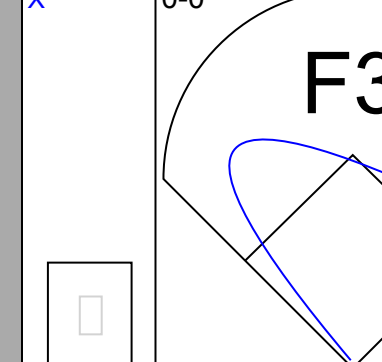
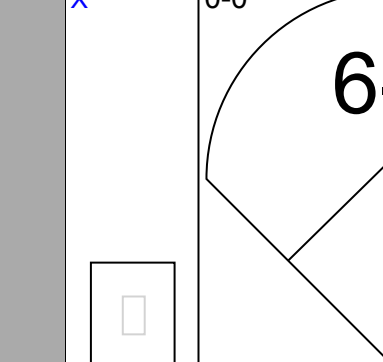

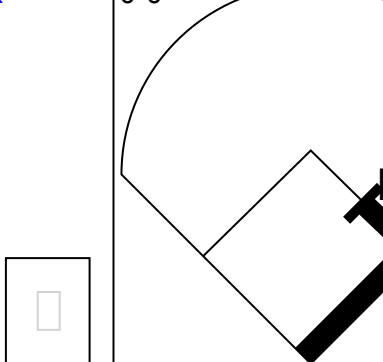
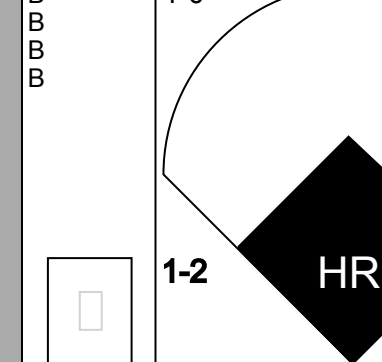
Kansas City Athletics @ Washington Senators
Griffith Stadium, Washington, DC
Sat Sep 10 1955, 3:33 AM EDT
Att: 2,551 - Unknown

livebaseballscorecards.com

AB 33
R 6
H 8
RBI 6
BB 12
SO 3
LOB 30



Batter	1	2	3	4	5	6	7	8	9	AB	R	H	RBI	BB	SO	LOB	TOP				
Clete Boyer, R OBP: 0.242, SLG: 0.234 (1, 5)										3	0	0	0	0	2	0	Kansas City Athletics @ Baltimore Orioles Memorial Stadium, Baltimore, MD Sun Sep 11 1955, 3:33 AM EDT Unknown				
Elmer Valo, L OBP: 0.463, SLG: 0.485 Vic Power, R OBP: 0.344, SLG: 0.502 (8, 3)										4	1	2	0	0	1	0					
Harry Simpson, L OBP: 0.397, SLG: 0.437 (1, 8)										3	0	0	0	0	1	1					
Bill Stewart, R Bill Renna, R OBP: 0.314, SLG: 0.370 Bobby Shantz, R OBP: 0.171, SLG: 0.150 (8, 1)										1	0	1	1	0	0	0					
Gus Zernial, R OBP: 0.297, SLG: 0.493 (1, 7)										4	0	1	0	0	1	2					
Jim Finigan, R OBP: 0.332, SLG: 0.394 Hector Lopez, R OBP: 0.339, SLG: 0.424 (7, 5)										3	0	2	0	0	0	1					
Jerry Schypinski, L OBP: 0.250, SLG: 0.250 (1, 6)										4	0	1	0	0	0	2					
Jack Littrell, R OBP: 0.224, SLG: 0.219 (8, 4)										3	0	0	0	0	1	2					
Billy Shantz, R OBP: 0.294, SLG: 0.297 (1, 2)										4	1	1	1	0	0	3					
Walt Craddock, R Enos Slaughter, L OBP: 0.398, SLG: 0.439 (8, 9)										2	0	0	0	0	0	2					
Inning Stats	R: 0 E: 0 K: 2 S: 7	H: 0 LOB: 0 BB: 0 P: 7	R: 0 E: 0 K: 0 S: 3	H: 1 LOB: 0 BB: 0 P: 3	R: 0 E: 0 K: 1 S: 5	H: 0 LOB: 0 BB: 0 P: 5	R: 0 E: 0 K: 2 S: 8	H: 1 LOB: 1 BB: 0 P: 8	R: 0 E: 1 K: 0 S: 5	H: 1 LOB: 2 BB: 0 P: 5	R: 0 E: 0 K: 1 S: 5	H: 1 LOB: 1 BB: 0 P: 5	R: 0 E: 0 K: 1 S: 5	H: 4 LOB: 1 BB: 0 P: 7	R: 1 E: 0 K: 0 S: 5	H: 2 LOB: 1 BB: 0 P: 5	1B: 8 2B: 2 3B: 0 HR: 0	SF: 1 SAC: 1 DP: 2 HBP: 0	WP: 1 PB: 0 CS: 0	PA: 36	
PITCHER	IP	WLS	BF	H	R	ER	SO	BB	IBB	HBP	BLK	WP	HR	S	P	ERA	WHIP				
George Zuverink, R ERA: 3.74	7.2		29	7	3	3	6	0	0	0	0	0	0	41	41	3.52	0.913				
Harry Dorish, R ERA: 2.94	0.0		1	1	0	0	0	0	0	0	0	0	0	1	1	∞	∞				
Ray Moore, R ERA: 4.09	1.1	L	6	2	1	1	0	0	0	0	0	1	0	6	6	6.75	1.500				

Batter	1	2	3	4	5	6	7	8	9	AB	R	H	RBI	BB	SO	LOB	BOTTOM					
Fred Marsh, R OBP: 0.286, SLG: 0.251 Don Leppert, L OBP: 0.203, SLG: 0.089 (9, 4)										4	1	1	3	0	0	1	Kansas City Athletics @ Baltimore Orioles Memorial Stadium, Baltimore, MD Sun Sep 11 1955, 3:33 AM EDT Unknown					
Cal Abrams, L OBP: 0.419, SLG: 0.374 Wayne Causey, L OBP: 0.265, SLG: 0.220 (7, 5)										1	0	0	0	2	0	0						
Jim Dyck, R OBP: 0.399, SLG: 0.399 (7, 7)										2	0	0	0	1	1	1						
Gus Triandos, R OBP: 0.320, SLG: 0.390 (1, 3)										4	0	0	0	0	0	3						
Dave Philley, S OBP: 0.375, SLG: 0.434 (7, 9)										3	0	0	0	1	0	1						
Hal Smith, R OBP: 0.305, SLG: 0.359 (1, 2)											4	0	0	0	0	1						
Chuck Diering, R OBP: 0.331, SLG: 0.309 (1, 8)											3	1	1	0	1	0						
Willy Miranda, S OBP: 0.300, SLG: 0.295 (1, 6)											4	0	1	0	0	1						
George Zuverink, R OBP: 0.174, SLG: 0.136 Harry Dorish, R OBP: 0.083, SLG: 0.083 Ray Moore, R OBP: 0.194, SLG: 0.171 (8, 1)										2	1	1	0	1	1	2						
Inning Stats	R: 0 E: 0 K: 0 S: 3	H: 0 LOB: 1 BB: 1 P: 7	R: 0 E: 1 K: 1 S: 5	H: 1 LOB: 2 BB: 2 P: 13	R: 0 E: 0 K: 1 S: 5	H: 0 LOB: 0 BB: 0 P: 5	R: 0 E: 0 K: 0 S: 3	H: 0 LOB: 0 BB: 0 P: 3	R: 0 E: 0 K: 1 S: 5	H: 1 LOB: 1 BB: 0 P: 4	R: 0 E: 0 K: 0 S: 3	H: 2 LOB: 1 BB: 1 P: 7	R: 3 E: 0 K: 1 S: 7	H: 2 LOB: 0 BB: 1 P: 11	R: 0 E: 0 K: 0 S: 2	H: 0 LOB: 0 BB: 1 P: 6		R: 0 E: 0 K: 0 S: 3	H: 0 LOB: 0 BB: 0 P: 3	1B: 3 2B: 0 3B: 0 HR: 1	SF: 0 SAC: 1 DP: 2 HBP: 0	WP: 0 PB: 0 CS: 0
PITCHER	IP	WLS	BF	H	R	ER	SO	BB	IBB	HBP	BLK	WP	HR	S	P	ERA	WHIP					
Walt Craddock, L ERA: 11.0	7.0		29	4	3	3	3	5	0	0	0	0	0	30	50	3.86	1.286					
Bobby Shantz, L ERA: 4.82	2.0	W	6	0	0	0	0	1	0	0	0	0	0	5	9	0.00	0.500					




Batter	1	2	3	4	5	6	7	8	9	AB	R	H	RBI	BB	SO	LOB	TOP			
Clete Boyer, R OBP: 0.243, SLG: 0.235 (1,4)	6-3		F7			G6-4-3		1B		4	0	1	0	0	0	3	Kansas City Athletics @ Baltimore Orioles Memorial Stadium, Baltimore, MD Sun Sep 11 1955, 3:38 AM EDT Att: 9,305 - Unknown livebaseballscorecards.com			
Elmer Valo, L OBP: 0.457, SLG: 0.478 (1,8)	F2		F8			P9		P9		4	0	0	0	0	0	3				
Bill Stewart, R OBP: 0.231, SLG: 0.250 (1,9)	F6			F2			G5-4-3	1B		4	1	2	0	0	0	0				
Gus Zernial, R OBP: 0.294, SLG: 0.489 (1,7)		P9		F6					3	0	0	0	0	0	0	1				
Bill Wilson, R OBP: 0.291, SLG: 0.435 (7,7)					F6	G5-4-3		K	1	0	0	0	0	0	1	1				
Hector Lopez, R OBP: 0.338, SLG: 0.421 (1,5)		1-3		F7				F3	3	0	0	0	1	0	1					
Jerry Schvinski, L OBP: 0.214, SLG: 0.222 (1,6)					F4				3	0	0	0	0	0	0	1				
Vic Power, R OBP: 0.345, SLG: 0.503 (9, PH)		P9				F8			1	0	1	1	0	0	0	0				
Jack Littrell, R OBP: 0.239, SLG: 0.239 (1,3)								1B	3	1	2	0	0	1	0	1				
Bill Renna, R OBP: 0.313, SLG: 0.368 (9, PH)					K			1B	1	0	0	0	0	0	0	1				
Joe Astroth, R OBP: 0.357, SLG: 0.300 (1,2)					F7				3	0	2	0	0	0	0	0				
Mike Kume, R OBP: 0.167, SLG: 0.167 (1,1)									1	0	0	0	0	0	1	2				
Jim Finigan, R OBP: 0.333, SLG: 0.395 (6, PH)									1	0	1	0	0	0	0	0				
Alex Kellner, R OBP: 0.288, SLG: 0.269 (6,1)						G6-4-3			1	0	0	0	0	0	1	1				
Inning Stats	R: 0 E: 0 K: 0 S: 3	H: 0 LOB: 0 BB: 0 P: 3	R: 0 E: 0 K: 0 S: 3	H: 0 LOB: 0 BB: 0 P: 3	R: 0 E: 0 K: 1 S: 7	H: 2 LOB: 2 BB: 0 P: 7	R: 0 E: 0 K: 0 S: 3	H: 0 LOB: 0 BB: 0 P: 3	R: 0 E: 0 K: 1 S: 5	H: 1 LOB: 0 BB: 0 P: 5	R: 0 E: 0 K: 0 S: 3	H: 1 LOB: 1 BB: 1 P: 7	R: 0 E: 0 K: 0 S: 5	H: 3 LOB: 1 BB: 0 P: 5	R: 1 E: 0 K: 1 S: 7	H: 2 LOB: 1 BB: 0 P: 7	1B: 8 2B: 1 3B: 0 HR: 0	SF: 0 SAC: 0 DP: 3 HBP: 0	WP: 0 PB: 0 SB: 0 CS: 0	PA: 34
PITCHER	IP WLS BF H R ER SO BB IBB HBP BLK WP HR S P ERA WHIP																			
Ed Lopat, L ERA: 3.56 (1,1)	8.2 W 33 9 2 2 3 1 0 0 0 0 0 0 38 42 2.08 1.154																			
Bill Wright, L ERA: 2.76 (9,1)	0.1 S 1 0 0 0 0 0 0 0 0 0 0 0 1 1 0.00 0.000																			

Batter	1	2	3	4	5	6	7	8	9	AB	R	H	RBI	BB	SO	LOB	BOTTOM			
Wayne Causey, L OBP: 0.265, SLG: 0.233 (1,5)	4-3		F7							4	1	1	0	0	0	1	Kansas City Athletics @ Baltimore Orioles Memorial Stadium, Baltimore, MD Sun Sep 11 1955, 3:38 AM EDT Att: 9,305 - Unknown livebaseballscorecards.com			
Don Lepore, L OBP: 0.212, SLG: 0.088 (1,4)	F8									1	0	0	0	1	0	0				
Dave Philley, S OBP: 0.376, SLG: 0.433 (5, PH)										1	1	0	0	1	1	0				
Dave Pope, L OBP: 0.321, SLG: 0.385 (1,9)	P9		F2							4	1	1	2	0	0	2				
Bob Hale, L OBP: 0.377, SLG: 0.416 (1,3)										3	1	2	1	0	0	0				
Cal Abrams, L OBP: 0.421, SLG: 0.375 (1,8)										2	0	1	0	1	1	0				
Chuck Diering, R OBP: 0.331, SLG: 0.309 (7,8)										0	0	0	0	0	0	0				
Angelo Dagres, L OBP: 0.291, SLG: 0.254 (1,7)										2	0	0	1	0	0	2				
Fred Marsh, R OBP: 0.291, SLG: 0.254 (6,4)										1	0	1	0	0	0	0				
Hal Smith, R OBP: 0.305, SLG: 0.359 (1,2)										3	0	1	0	0	0	3				
Willy Miranda, S OBP: 0.300, SLG: 0.295 (1,6)										4	0	1	0	0	1	5				
Ed Lopat, L OBP: 0.205, SLG: 0.167 (1,1)										2	0	0	0	0	0	1				
Bill Wright, L OBP: 0.138, SLG: 0.143 (9,1)										0	0	0	0	0	0	0				
Inning Stats	R: 0 E: 0 K: 0 S: 3	H: 0 LOB: 0 BB: 0 P: 3	R: 1 E: 0 K: 0 S: 4	H: 2 LOB: 0 BB: 0 P: 4	R: 0 E: 0 K: 0 S: 4	H: 1 LOB: 2 BB: 1 P: 8	R: 0 E: 0 K: 0 S: 4	H: 1 LOB: 2 BB: 1 P: 8	R: 3 E: 0 K: 1 S: 7	H: 2 LOB: 0 BB: 1 P: 11	R: 0 E: 0 K: 1 S: 6	H: 1 LOB: 1 BB: 0 P: 6	R: 0 E: 0 K: 0 S: 5	H: 0 LOB: 0 BB: 0 P: 5	R: 0 E: 0 K: 0 S: 4	H: 1 LOB: 2 BB: 0 P: 5	1B: 6 2B: 1 3B: 2 HR: 0	SF: 1 SAC: 3 DP: 1 HBP: 1	WP: 0 PB: 0 SB: 0 CS: 0	PA: 35
PITCHER	IP WLS BF H R ER SO BB IBB HBP BLK WP HR S P ERA WHIP																			
Mike Kume, R ERA: 6.5 (1,1)	5.0 L 23 6 4 4 1 3 0 0 0 0 0 0 22 34 7.20 1.800																			
Alex Kellner, L ERA: 3.97 (6,1)	3.0 12 2 0 0 2 0 0 1 0 0 0 0 15 16 0.00 0.667																			

Batter	1	2	3	4	5	6	7	8	9	AB	R	H	RBI	BB	SO	LOB	TOP								
Vic Power, R OBP: 0.348, SLG: 0.506 (1, 3)										5	1	3	1	0	0	2									
Harry Simpson, L OBP: 0.362, SLG: 0.429 (1, 8)										5	0	0	0	0	1	5									
Gus Zernial, R OBP: 0.295, SLG: 0.487 (1, 7)										4	1	1	0	1	2	3									
Bobby Shantz, R OBP: 0.167, SLG: 0.146 (9, PR)										0	0	0	0	0	0	0									
Hector Lopez, R OBP: 0.339, SLG: 0.419 (1, 5)											5	1	2	1	0	0	2								
Bill Renna, R OBP: 0.312, SLG: 0.363 (1, 9)											5	0	1	1	0	2	5								
Jim Finigan, R OBP: 0.332, SLG: 0.393 (1, 4)											3	0	0	0	1	0	4								
Jerry Schypinski, L OBP: 0.295, SLG: 0.242 (1, 6)										1	0	0	0	0	0	1									
Bill Wilson, R OBP: 0.288, SLG: 0.432 (4, PH)										0	0	0	1	0	0	0									
Clete Boyer, R OBP: 0.250, SLG: 0.243 (4, 6)										2	1	1	0	0	0	1									
Enos Slaughter, L OBP: 0.359, SLG: 0.440 (9, PH)										0	0	0	0	1	0	0									
Billy Shantz, R OBP: 0.294, SLG: 0.301 (1, 2)										4	1	1	0	0	0	2									
Bill Stewart, R OBP: 0.214, SLG: 0.231 (9, PH)										1	0	0	0	0	0	3									
Arnie Portocarrero, R OBP: 0.132, SLG: 0.189 (1, 1)										1	1	1	0	1	0	0									
Gus Keriazakos, R OBP: 0.459, SLG: 0.480 (8, PH)										1	0	0	0	0	1	1									
Elmer Valo, L OBP: 0.250, SLG: 0.143 (8, 1)										0	0	0	0	0	0	0									
Bill Harrington, R OBP: 0.250, SLG: 0.143 (8, 1)										0	0	0	0	0	0	0									
Inning Stats	R: 0 E: 0 K: 0 S: 3	H: 1 LOB: 0 BB: 0 P: 3	R: 0 E: 0 K: 1 S: 6	H: 1 LOB: 1 BB: 0 P: 6	R: 0 E: 0 K: 1 S: 5	H: 0 LOB: 1 BB: 1 P: 9	R: 1 E: 2 K: 1 S: 8	H: 1 LOB: 2 BB: 0 P: 8	R: 3 E: 1 K: 2 S: 9	H: 4 LOB: 1 BB: 0 P: 9	R: 2 E: 1 K: 2 S: 10	H: 3 LOB: 1 BB: 0 P: 10	R: 0 E: 0 K: 0 S: 3	H: 0 LOB: 1 BB: 0 P: 4	R: 0 E: 0 K: 0 S: 4	H: 1 LOB: 1 BB: 0 P: 4	R: 0 E: 0 K: 0 S: 3	H: 0 LOB: 3 BB: 3 P: 15	1B: 9 2B: 2 3B: 0 HR: 0	SF: 1 SAC: 0 DP: 1 HBP: 1	WP: 0 PB: 0 SB: 0 CS: 0	PA: 44			
PITCHER	IP	WLS	BF	H	R	ER	SO	BB	IBB	HBP	BLK	WP	HR	S	P	ERA	WHIP								
Frank Baumann, L ERA: 5.32 (1, 1)	5.0		26	9	6	3	4	1	0	0	0	0	0	33	37	5.40	2.000								
Tom Brewer, R ERA: 4.22 (6, 1)	3.0	W	12	2	0	0	2	0	0	1	0	0	0	15	16	0.00	0.667								
Dick Brodowski, R ERA: 5.64 (9, 1)	0.2		4	0	0	0	0	2	0	0	0	0	0	2	10	0.00	3.000								
Leo Kiely, L ERA: 2.83 (9, 1)	0.1	S	2	0	0	0	0	1	0	0	0	0	0	1	5	0.00	3.000								

Kansas City Athletics @ Boston Red Sox
Fenway Park, Boston, MA
Tue Sep 13 1955, 3:38 AM EDT
Att: 10,256 - Unknown

AB	38
R	6
H	11
RBI	4
BB	4
SO	6
LOB	29



Batter	1	2	3	4	5	6	7	8	9	AB	R	H	RBI	BB	SO	LOB	BOTTOM								
Billy Goodman, L OBP: 0.399, SLG: 0.356 (1, 4)										5	2	2	1	0	0	2									
Billy Klaus, L OBP: 0.351, SLG: 0.389 (1, 6)										2	0	1	1	1	0	0									
Gene Stephens, L OBP: 0.361, SLG: 0.476 (1, 7)										4	0	1	1	0	3	2									
Faye Throneberry, L OBP: 0.331, SLG: 0.496 (1, 9)										4	1	2	2	0	0	2									
Norm Zauchin, R OBP: 0.328, SLG: 0.435 (1, 3)										4	0	0	0	0	3	2									
Grady Hatton, L OBP: 0.372, SLG: 0.334 (1, 5)										2	1	0	0	2	0	0									
Jim Piersall, R OBP: 0.373, SLG: 0.441 (1, 8)										4	2	2	2	0	0	1									
Pete Daley, R OBP: 0.182, SLG: 0.214 (1, 2)										3	1	1	0	1	0	0									
Frank Baumann, L OBP: 0.300, SLG: 0.300 (1, 1)										2	0	0	0	0	0	2									
Tom Brewer, R OBP: 0.197, SLG: 0.167 (6, 1)										2	0	0	0	0	0	2									
Billy Conzolo, R OBP: 0.500, SLG: 0.900 (9, 1)										0	0	0	0	0	0	0									
Dick Brodowski, R OBP: 0.500, SLG: 0.900 (9, 1)										0	0	0	0	0	0	0									
Leo Kiely, L OBP: 0.222, SLG: 0.231 (9, 1)										0	0	0	0	0	0	0									
Inning Stats	R: 0 E: 0 K: 2 S: 8	H: 1 LOB: 2 BB: 1 P: 12	R: 3 E: 0 K: 0 S: 7	H: 4 LOB: 2 BB: 1 P: 11	R: 0 E: 0 K: 0 S: 3	H: 0 LOB: 0 BB: 0 P: 3	R: 0 E: 0 K: 0 S: 3	H: 0 LOB: 0 BB: 0 P: 3	R: 0 E: 0 K: 1 S: 5	H: 0 LOB: 0 BB: 0 P: 5	R: 2 E: 0 K: 1 S: 6	H: 1 LOB: 1 BB: 1 P: 10	R: 2 E: 0 K: 2 S: 9	H: 2 LOB: 0 BB: 0 P: 9	R: 0 E: 0 K: 0 S: 4	H: 1 LOB: 2 BB: 1 P: 8	1B: 6 2B: 1 3B: 0 HR: 2	SF: 0 SAC: 1 DP: 0 HBP: 0	WP: 0 PB: 0 SB: 0 CS: 0	PA: 37					
PITCHER	IP	WLS	BF	H	R	ER	SO	BB	IBB	HBP	BLK	WP	HR	S	P	ERA	WHIP								
Arnie Portocarrero, R ERA: 4.48 (1, 1)	4.0		19	5	3	3	2	2	0	0	0	0	0	21	29	6.75	1.750								
Gus Keriazakos, R ERA: 10.13 (5, 1)	3.0	L	13	3	4	4	4	1	0	0	0	0	2	20	24	12.00	1.333								
Bill Harrington, R ERA: 4.32 (8, 1)	1.0		5	1	0	0	0	1	0	0	0	0	0	4	8	0.00	2.000								

Kansas City Athletics @ Boston Red Sox
Fenway Park, Boston, MA
Tue Sep 13 1955, 3:38 AM EDT
Att: 10,256 - Unknown

AB	32
R	7
H	9
RBI	7
BB	4
SO	6
LOB	13



Batter	1	2	3	4	5	6	7	8	9	10	AB	R	H	RBI	BB	SO	LOB	TOP						
Chico Carrasquel, R OBP: 0.337, SLG: 0.352	0-0 6-3		0-0 G5-4-3		0-0 F7		0-0 SF9			4-0 SH1-4 1B BB	3	1	0	1	1	0	2							
Nellie Fox, L OBP: 0.358, SLG: 0.395	0-0 F8		0-0 HBP 2B 1B		0-0 4-3		0-0 F8			0-0 BB SH1-4 1B	5	2	2	1	0	0	0							
Minnie Minoso, R OBP: 0.375, SLG: 0.415	0-0 6-3		1-0 2B HBP			4-0 HR BB				0-0 SH1-4	2	2	0	0	1	0	0							
Walt Dropo, R OBP: 0.347, SLG: 0.454		0-0 F7	0-0			0-0 F4				4-0 BB 1B IBB	4	1	2	3	1	0	1							
Bobby Adams, R OBP: 0.345, SLG: 0.386		0-0	1-1 2-3 3-H 2B			0-0				4-0 HR	0	1	0	0	0	0	0							
Ed White, R										4-0 CS 1B	0	0	0	0	0	0	0							
Jim Rivera, L OBP: 0.354, SLG: 0.401		0-3	0-0 F8			0-0				4-0 1B E BB	4	1	2	2	0	1	1							
George Kell, R OBP: 0.385, SLG: 0.423						1-H HR				1-2 2-3 3-H	0	1	0	1	1	0	0							
Bob Kennedy, R OBP: 0.326, SLG: 0.407		0-0 L5				0-0 F9				0-0 E 1B	5	0	1	2	0	1	1							
Sherm Lollar, R OBP: 0.376, SLG: 0.408			0-0			0-0 F3				0-0 E5	5	1	2	1	0	0	1							
Jim Busby, R OBP: 0.291, SLG: 0.341			0-0 1B 1B G5-4-3			0-0 F2				5-3 2B	5	2	2	0	0	0	3							
Bob Keegan, R OBP: 0.368, SLG: 0.333			0-0 1B 1B G5-4-3			0-0				0-0 G4-6-3	0	0	0	0	0	0	0							
Dixie Howell, L OBP: 0.351, SLG: 0.381						0-0				0-0 F9	1	0	1	0	0	0	0							
Jack Harshman, L OBP: 0.299, SLG: 0.321			0-0 1B 1B G5-4-3			0-3 K				0-0 F2	3	0	0	0	0	1	1							
Billy Pierce, L OBP: 0.209, SLG: 0.203			1-2 2-3 1B			2-3 F9				0-0	0	0	0	0	0	0	0							
Inning Stats	R: 0 E: 0 K: 0 S: 3	H: 0 LOB: 0 BB: 0 P: 5	R: 0 E: 0 K: 1 S: 5	H: 0 LOB: 0 BB: 0 P: 5	R: 4 E: 0 K: 0 S: 7	H: 5 LOB: 1 BB: 0 P: 8	R: 0 E: 0 K: 0 S: 3	H: 0 LOB: 0 BB: 0 P: 3	R: 0 E: 0 K: 1 S: 5	H: 0 LOB: 0 BB: 0 P: 5	R: 2 E: 0 K: 0 S: 4	H: 1 LOB: 0 BB: 1 P: 8	R: 1 E: 0 K: 0 S: 4	H: 1 LOB: 0 BB: 0 P: 4	R: 1 E: 0 K: 1 S: 6	H: 2 LOB: 0 BB: 0 P: 6	R: 0 E: 0 K: 0 S: 3	H: 1 LOB: 0 BB: 0 P: 3	R: 4 E: 1 K: 0 S: 5	H: 2 LOB: 2 BB: 3 P: 17	1B: 7 2B: 3 3B: 0 HR: 2	SF: 1 SAC: 1 DP: 2 HBP: 1	WP: 0 PB: 0 SB: 0 CS: 1	PA: 44
PITCHER	IP WLS BF H R ER SO	IP WLS BF H R ER SO	IP WLS BF H R ER SO	IP WLS BF H R ER SO	IP WLS BF H R ER SO	IP WLS BF H R ER SO	IP WLS BF H R ER SO	IP WLS BF H R ER SO	IP WLS BF H R ER SO	IP WLS BF H R ER SO	IP WLS BF H R ER SO	IP WLS BF H R ER SO	IP WLS BF H R ER SO	IP WLS BF H R ER SO	IP WLS BF H R ER SO	IP WLS BF H R ER SO	IP WLS BF H R ER SO	IP WLS BF H R ER SO	IP WLS BF H R ER SO	IP WLS BF H R ER SO	ERA WHIP	ERA WHIP		
Johnny Gray, R ERA: 8.24	2.2	13	5	4	4	1	0	0	0	0	0	0	0	0	0	0	0	1	17	21	6.23	0.692		
Bill Harrington, R ERA: 4.44	4.1	16	2	3	3	1	1	0	0	0	0	0	0	0	0	0	0	1	9	9	4.50	1.500		
Tom Gorman, R ERA: 3.65	2.0	7	3	1	1	1	0	0	0	0	0	0	0	0	0	0	0	0	2	10	81.00	6.000		
Ray Herbert, R ERA: 6.24	0.1	L	4	1	3	0	1	1	0	0	0	0	0	0	0	0	0	0	3	7	13.50	3.000		
Art Ceccarelli, L ERA: 9.29	0.2	4	1	1	1	0	1	0	0	0	0	0	0	0	0	0	0	0	3	7	13.50	3.000		

Chicago White Sox @ Kansas City Athletics
Municipal Stadium, Kansas City, MO
Sat Sep 17 1955, 4:33 AM EDT
Att: 31,587 - Unknown


AB	37
R	12
H	12
RBI	11
BB	4
SO	3
LOB	10



Batter	1	2	3	4	5	6	7	8	9	10	AB	R	H	RBI	BB	SO	LOB	BOTTOM						
Vic Power, R OBP: 0.354, SLG: 0.512	0-0 1B 1B	0-0 1B BB 1B	0-0 6-3		0-3 K		0-0 1B		4-0 CS IBB		5	1	3	1	1	1	1							
Tom Saffell, L OBP: 0.266, SLG: 0.203	0-0 F7	4-0 1B BB		0-0 1B E 1B	0-0 F9		0-0 F6		0-0 FC1-6-4		5	1	1	0	1	0	4							
Gus Zernial, R OBP: 0.305, SLG: 0.505	0-0 1B	0-0 1B		0-0 E 1B 1B		0-3 K		0-0 F3		0-3 K	6	1	3	1	0	2	0							
Hector Lopez, R OBP: 0.341, SLG: 0.425	4-0 BB 1B BB	0-0 F8		0-0 F6		0-0 1B 1B		0-0 F2		0-0 6-3	5	0	1	0	1	0	5							
Harry Simpson, L OBP: 0.362, SLG: 0.422	0-0 1B	0-0 1-3		0-0 E8 1-3 1B 1B		0-0 F7		0-3 K		0-0 F8	6	1	2	2	0	1	4							
Jim Finigan, R OBP: 0.336, SLG: 0.393	4-0 1B BB		0-0 1B 5-3 1B		0-0 1-3		0-0 1B		0-0 4-3		4	1	2	0	1	0	2							
Jerry Schypinski, L OBP: 0.255, SLG: 0.283	0-0 1-3		0-0		0-0		0-0		0-0		4	1	3	2	0	0	3							
Enos Slaughter, L OBP: 0.402, SLG: 0.444			0-0		0-0		0-0		0-0		1	0	1	0	0	0	0							
Clete Boyer, R OBP: 0.250, SLG: 0.243			1-3 1B		0-0 5-3 1B		2-H 3-H 1B		0-0 1B 2B		0	0	0	0	0	0	0							
Joe Astroth, R OBP: 0.363, SLG: 0.323		0-0	0-0		0-0 5-3		0-0 F8		0-0 SH1-4		4	1	2	1	0	0	2							
Bobby Shantz, R OBP: 0.167, SLG: 0.146		0-0	0-0		0-0		0-0		0-0		0	1	0	0	0	0	0							
Billy Shantz, R OBP: 0.294, SLG: 0.301		0-0	0-0		0-0		0-0		0-0		0	0	0	0	0	0	0							
Johnny Gray, R OBP: 0.167, SLG: 0.167		0-3	0-0		0-0		0-0		0-0		1	0	0	0	0	1	1							
Bill Harrington, R OBP: 0.167, SLG: 0.125			0-0		0-0		0-0		0-0		2	0	0	0	0	0	1							
Bill Renfro, R OBP: 0.125, SLG: 0.087			0-0		0-0		0-0		0-0		1	0	0	0	0	0	1							
Tom Gorman, R OBP: 0.125, SLG: 0.130			0-0		0-0		0-0		0-0		0	0	0	0	0	0	0							
Elmer Valo, L OBP: 0.067, SLG: 0.486			0-0		0-0		0-0		0-0		1	0	1	1	0	0	0							
Ray Herbert, R OBP: 0.217, SLG: 0.238			0-0		0-0		0-0		0-0		0	0	0	0	0	0	0							
Art Ceccarelli, L OBP: 0.108, SLG: 0.083			0-0		0-0		0-0		0-0		0	0	0	0	0	0	0							
Inning Stats	R: 1 E: 0 K: 0 S: 5	H: 3 LOB: 3 BB: 2 P: 13	R: 1 E: 0 K: 1 S: 8	H: 3 LOB: 3 BB: 1 P: 12	R: 1 E: 0 K: 0 S: 5	H: 2 LOB: 1 BB: 0 P: 5	R: 3 E: 1 K: 0 S: 7	H: 4 LOB: 1 BB: 0 P: 7	R: 0 E: 0 K: 1 S: 5	H: 0 LOB: 0 BB: 0 P: 5	R: 0 E: 0 K: 1 S: 6	H: 2 LOB: 2 BB: 0 P: 6	R: 1 E: 0 K: 0 S: 5	H: 2 LOB: 1 BB: 0 P: 5	R: 0 E: 0 K: 1 S: 5	H: 0 LOB: 0 BB: 0 P: 5	R: 1 E: 0 K: 0 S: 5	H: 3 LOB: 2 BB: 1 P: 9	R: 0 E: 0 K: 1 S: 5	H: 0 LOB: 0 BB: 0 P: 5	1B: 17 2B: 2 3B: 0 HR: 0	SF: 0 SAC: 1 DP: 0 HBP: 0	WP: 0 PB: 0 SB: 0 CS: 0	PA: 50
PITCHER	IP WLS BF H R ER SO	IP WLS BF H R ER SO	IP WLS BF H R ER SO	IP WLS BF H R ER SO	IP WLS BF H R ER SO	IP WLS BF H R ER SO	IP WLS BF H R ER SO	IP WLS BF H R ER SO	IP WLS BF H R ER SO	IP WLS BF H R ER SO	IP WLS BF H R ER SO	IP WLS BF H R ER SO	IP WLS BF H R ER SO	IP WLS BF H R ER SO	IP WLS BF H R ER SO	IP WLS BF H R ER SO	IP WLS BF H R ER SO	IP WLS BF H R ER SO	IP WLS BF H R ER SO	IP WLS BF H R ER SO	ERA WHIP	ERA WHIP		
Bob Keegan, R ERA: 5.83	0.2	6	1	1	0	0	2	0	0	0	0	0	0	0	0	0	0	4	12	13.50	7.500			
Dixie Howell, R ERA: 2.93	2.2	16	7	4	4	1	1	0	0	0	0	0	0	0	0	0	0	1	21	21	13.50	3.000		
Jack Harshman, L ERA: 3.43	5.1	22	8	3	3	3	0	0	0	0	0	0	0	0	0	0	0	0	28	28	5.06	1.500		
Billy Pierce, L ERA: 2.06	1.1	W	6	1	0	0	1	0	0	0	0	0	0	0	0	0	0	0	7	11	0.00	0.750		

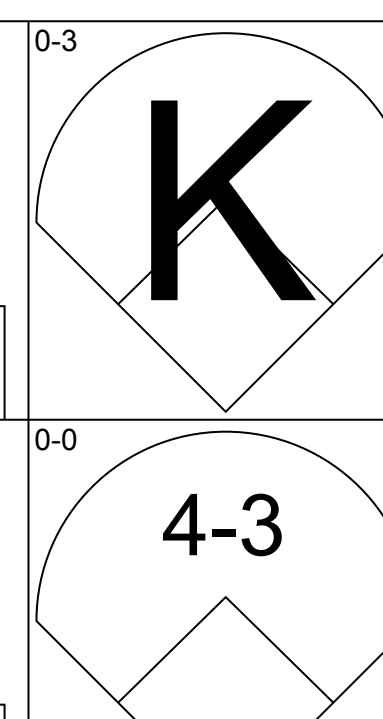
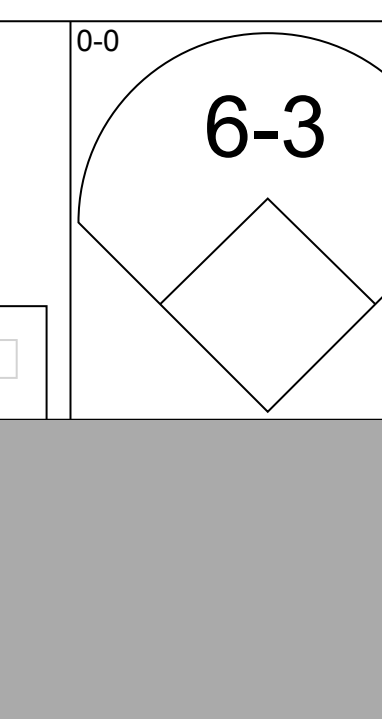
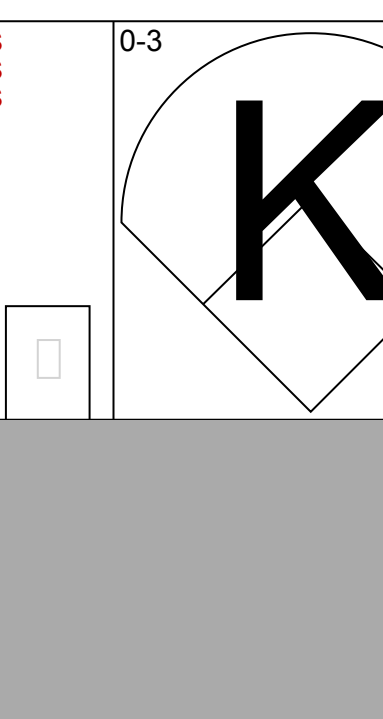
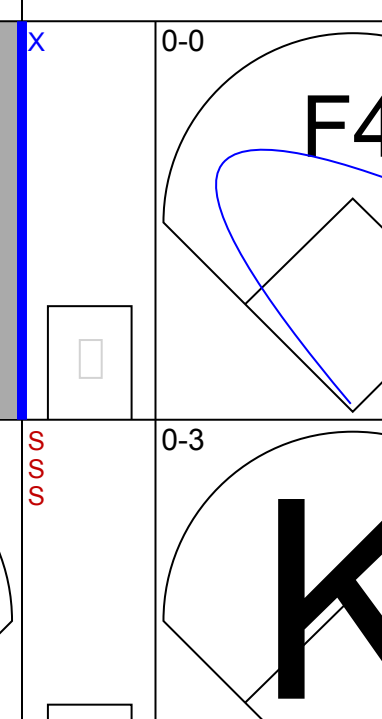
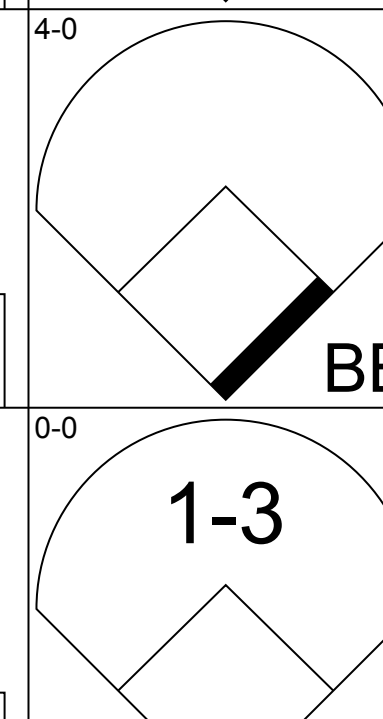
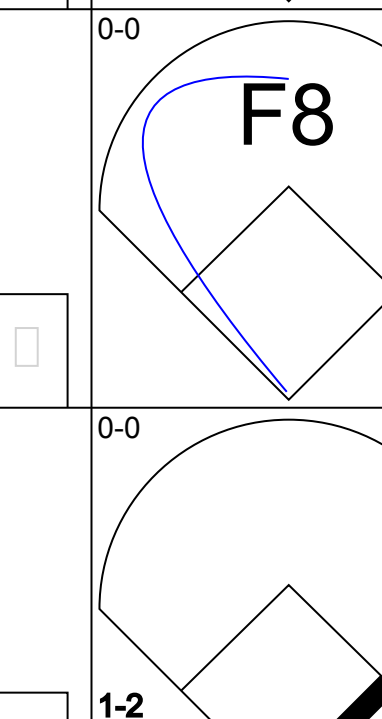
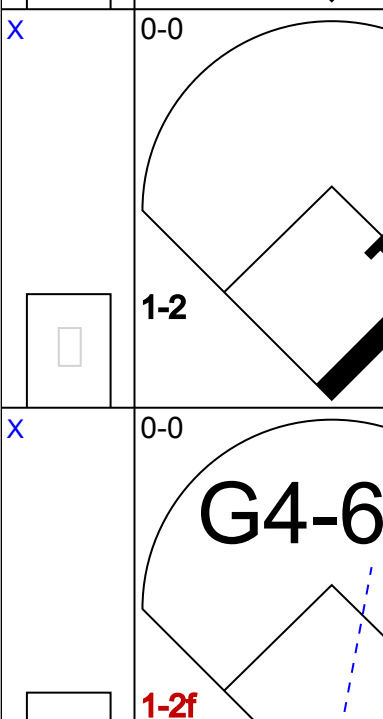

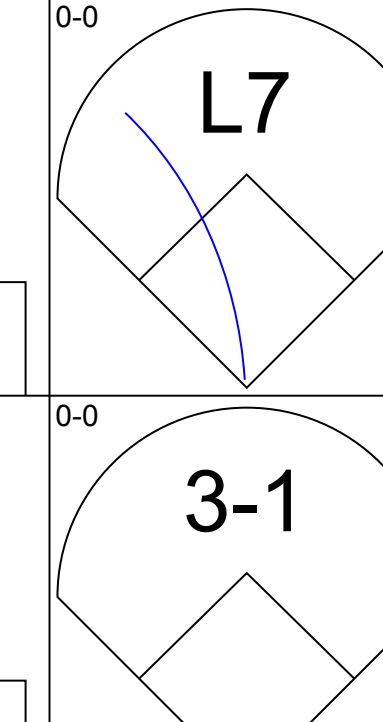
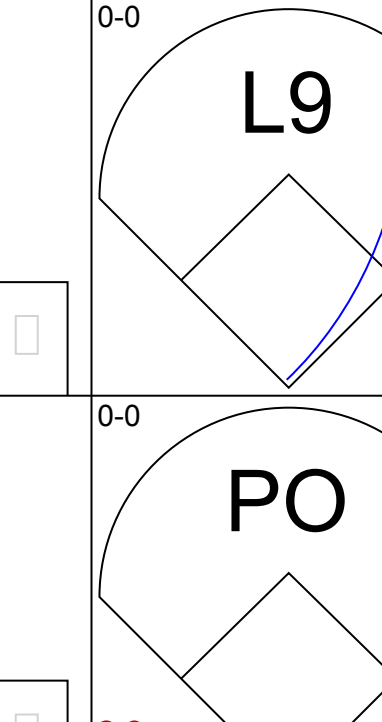
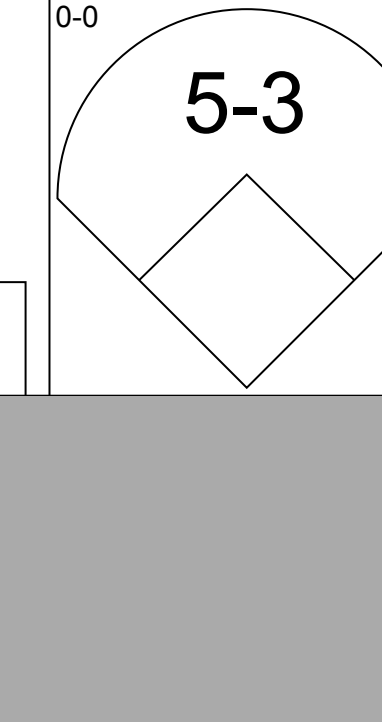
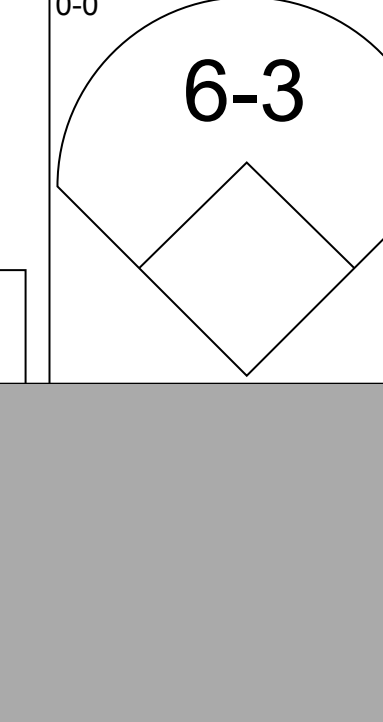

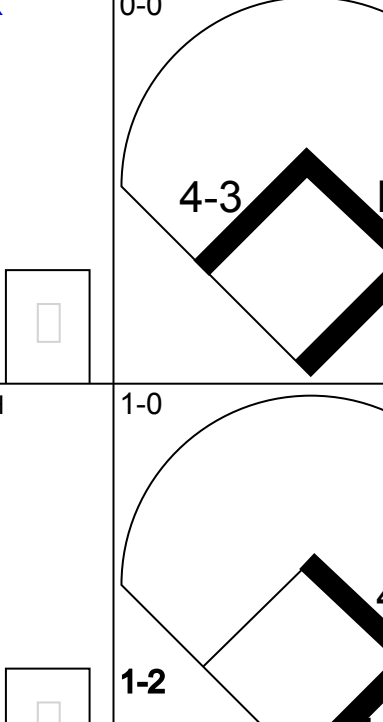

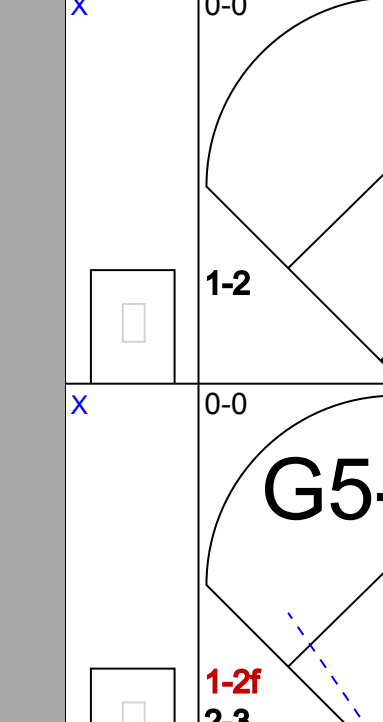

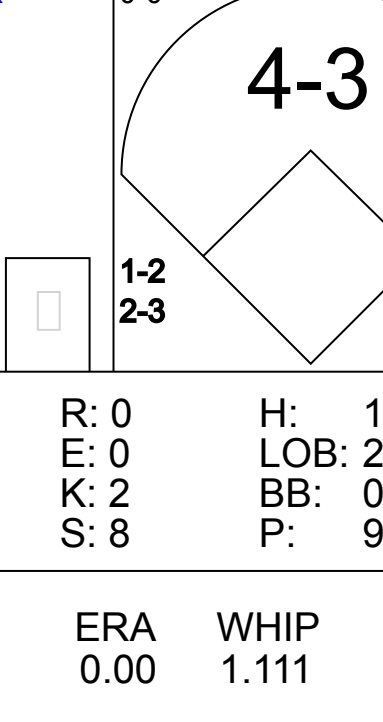
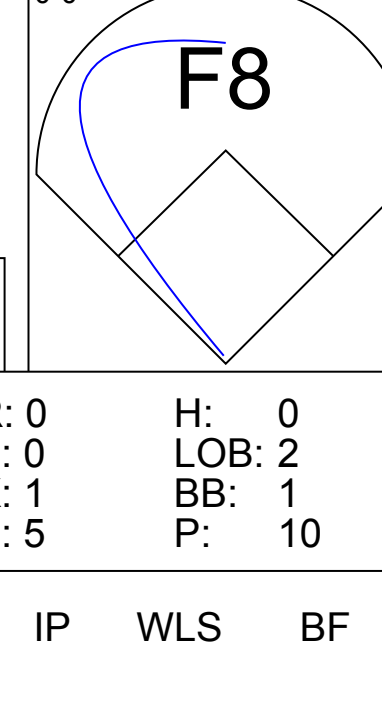
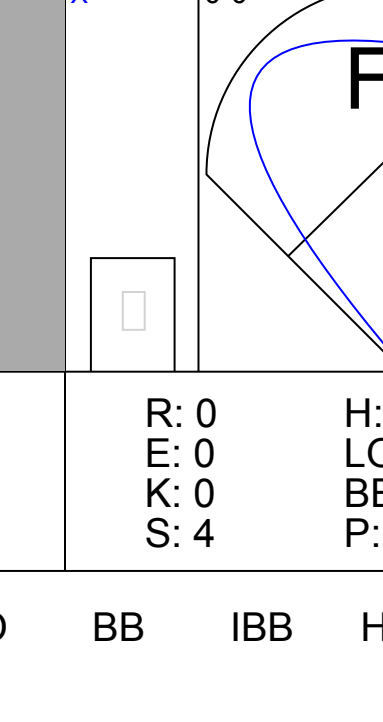
Chicago White Sox @ Kansas City Athletics
Municipal Stadium, Kansas City, MO
Sat Sep 17 1955, 4:33 AM EDT
Att: 31,587 - Unknown

AB	45
R	8
H	19
RBI	8
BB	4
SO	5
LOB	24



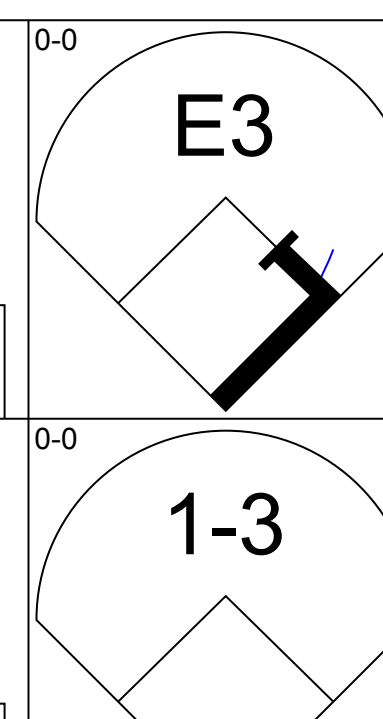
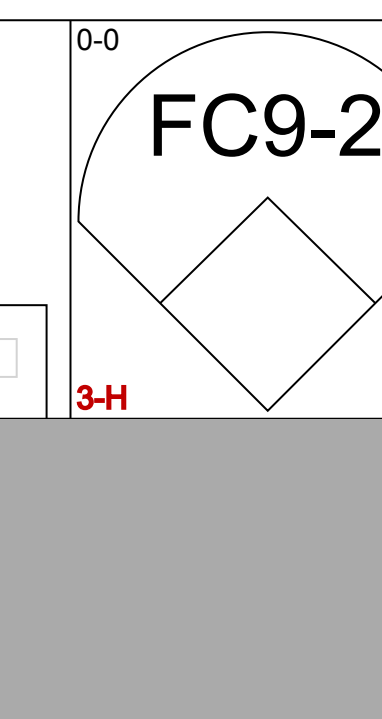
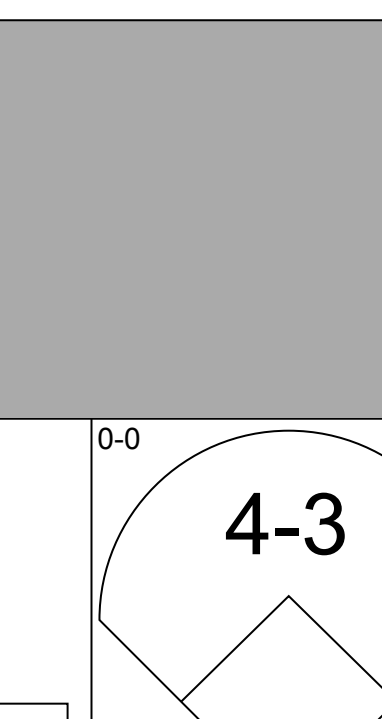
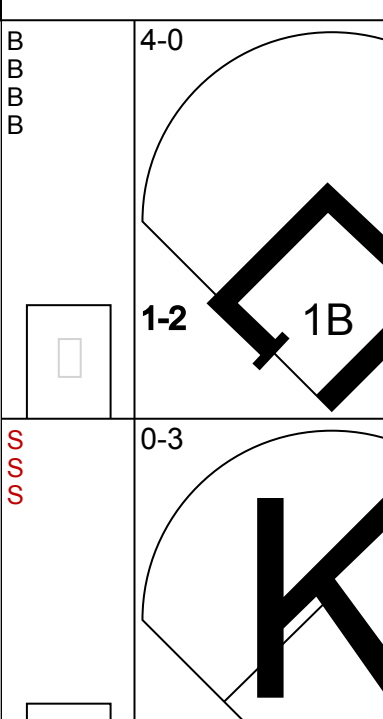
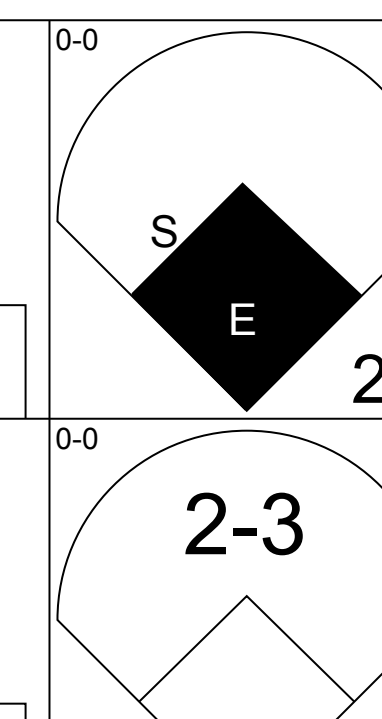
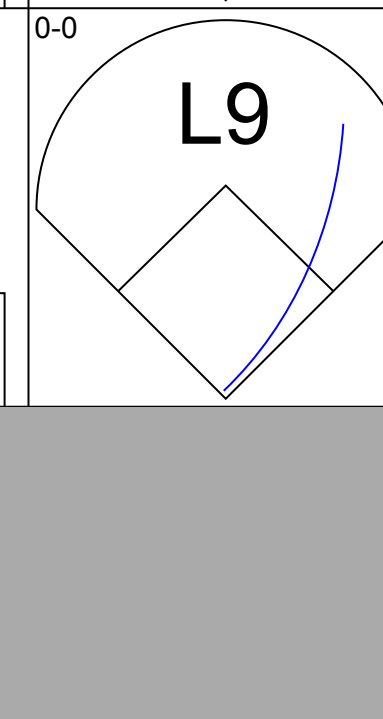
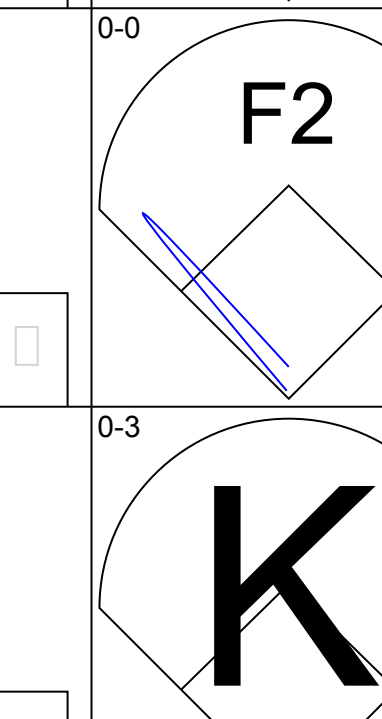
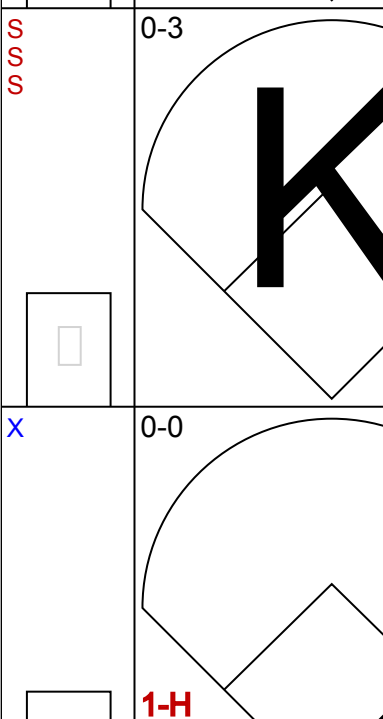
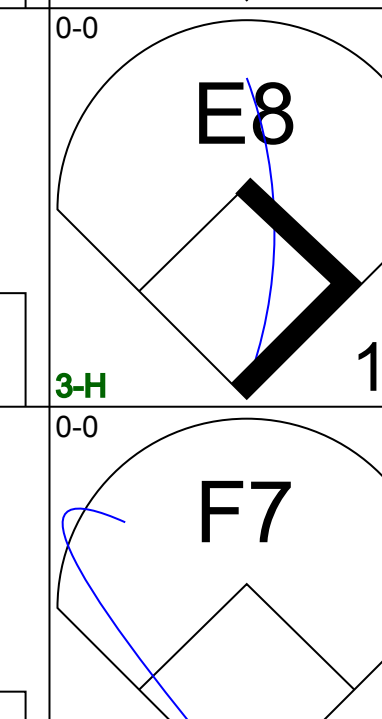
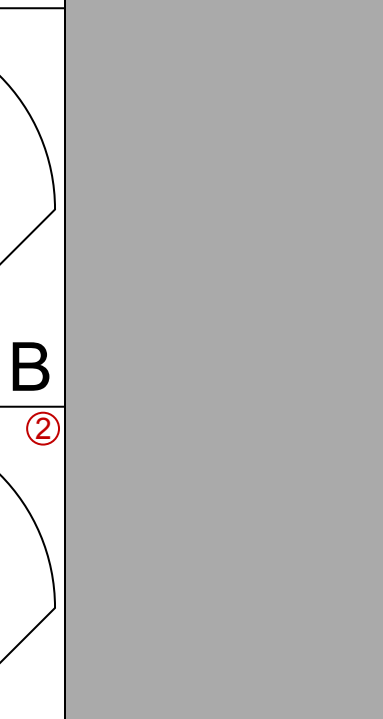

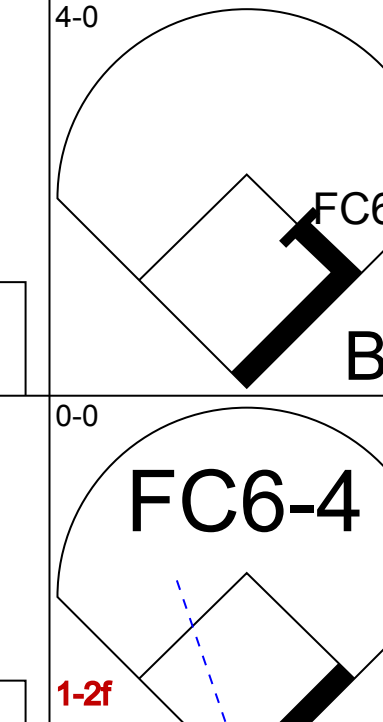

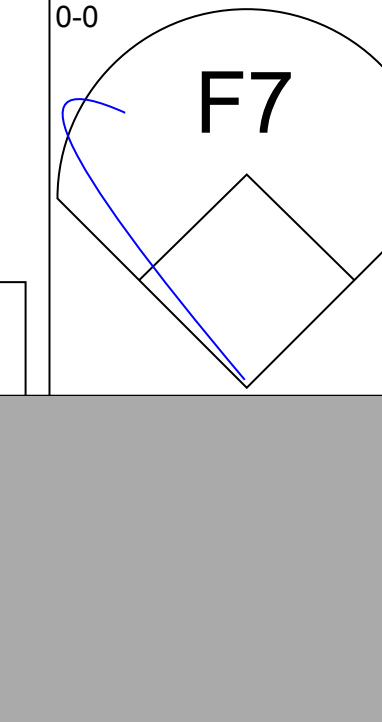

Batter	1	2	3	4	5	6	7	8	9	AB	R	H	RBI	BB	SO	LOB	TOP	
Chico Carrasquel, R OBP: 0.335, SLG: 0.349 (1, 6)	0-0 6-3	0-0 L7			0-3 K		0-0 G5-4-3			4	0	0	0	0	1	4	Chicago White Sox @ Kansas City Athletics Municipal Stadium, Kansas City, MO Sun Sep 18 1955, 4:33 AM EDT Att: 31,034 - Unknown livebaseballscorecards.com	
Nelle Fox, L OBP: 0.357, SLG: 0.394 (1, 4)	0-0 E7 1B		0-0 G3		0-0 F7			0-0 6-3		4	0	1	0	0	0	0		
Minnie Minoso, R OBP: 0.374, SLG: 0.413 (1, 7)	0-0 5-3		4-0 CS BB		0-3 K			0-0 F8		3	0	0	0	1	1			
Walt Dropo, R OBP: 0.345, SLG: 0.451 (8, PH) Ron Jackson, R OBP: 0.291, SLG: 0.343 (8, 3)	0-3 K		0-3 K		0-3 K			0-0 F8		3	0	0	0	0	3	2		
Jim Rivera, L OBP: 0.355, SLG: 0.400 (1, 9)		4-0 SH4-3 FC6-5 1B BB		0-0 4-3		0-0 1B		0-0 4-3		3	1	1	0	1	0	0		
George Kell, R OBP: 0.386, SLG: 0.426 (1, 5)		0-0 FC6-5 SH4-3 1B 1-2		0-0 F8		0-0 F9		0-0 2B		4	0	2	0	0	0	1		
Sherm Lollar, R OBP: 0.377, SLG: 0.409 Earl Battey, R OBP: 0.200, SLG: 0.200 (8, 2)		0-0 SH4-3 1-2 2-3		0-0 1B		0-0 6-3		0-0 F6		2	0	1	0	0	0	0		
Jim Busby, R OBP: 0.291, SLG: 0.340 (1, 8)		0-0 FC6-5 1B 2-3 3-H		0-0 F9		0-0 HBP 1B		0-3 K		4	0	1	1	0	1	3		
Dick Donovan, L OBP: 0.321, SLG: 0.260 Sandy Consuegra, R OBP: 0.115, SLG: 0.115 (7, 1)		0-0 1B 1-2		0-0 1B		1-0 G5-4-3 HBP				2	0	2	0	0	0	0		
										0	0	0	0	0	0	0		
Inning Stats	R: 0 E: 1 K: 1 S: 6	H: 1 LOB: 1 BB: 0 P: 6	R: 1 E: 0 K: 0 S: 5	H: 2 LOB: 2 BB: 1 P: 9	R: 0 E: 0 K: 1 S: 4	H: 0 LOB: 0 BB: 1 P: 8	R: 0 E: 0 K: 0 S: 4	H: 1 LOB: 1 BB: 0 P: 4	R: 0 E: 0 K: 2 S: 8	H: 1 LOB: 0 BB: 0 P: 4	R: 0 E: 0 K: 0 S: 3	H: 0 LOB: 0 BB: 0 P: 3	R: 0 E: 0 K: 1 S: 6	H: 1 LOB: 1 BB: 0 P: 6	1B: 7 2B: 1 3B: 0 HR: 0	SF: 0 SAC: 1 DP: 1 HBP: 1	WP: 0 PB: 0 SB: 0 CS: 1	PA: 35
PITCHER Art Ditmar, R ERA: 5.13 (1, 1)	IP: 9.0 WLS: W BF: 35 H: 8 R: 1 ER: 1 SO: 6 BB: 2 IBB: 0 HBP: 1 BLK: 0 WP: 0 HR: 0 S: 44 P: 53 ERA: 1.00 WHIP: 1.111															PITCHER		

Batter	1	2	3	4	5	6	7	8	9	AB	R	H	RBI	BB	SO	LOB	BOTTOM
Vic Power, R OBP: 0.353, SLG: 0.510 (1, 3)	0-0 F8		0-0 FC6-4 BB HR 1-2 2-3		0-0 1-3		0-0 1B 2-H			4	2	1	0	0	0	3	Chicago White Sox @ Kansas City Athletics Municipal Stadium, Kansas City, MO Sun Sep 18 1955, 4:33 AM EDT Att: 31,034 - Unknown livebaseballscorecards.com
Tom Saffell, L OBP: 0.273, SLG: 0.206 (1, 8)	0-0 B3		4-0 HR BB 1-2		0-3 K		0-0 1B 2-H			3	1	1	1	1	1	1	
Gus Zernial, R OBP: 0.305, SLG: 0.510 (1, 7)	0-0 F4		0-0 HR 1-H 2-H 3-H		0-0 F7		0-0 F6 1-2			4	1	1	4	0	0	1	
Hector Lopez, R OBP: 0.339, SLG: 0.421 (1, 5)		0-3 K	0-3 K		0-0 4-3		0-3 K			4	0	0	0	0	3	1	
Harry Simpson, L OBP: 0.360, SLG: 0.419 Enos Slaughter, L OBP: 0.401, SLG: 0.442 (7, 9)		0-0 6-3		0-0 F8		0-0 F7		0-0 E1 L4-3		3	0	0	0	0	0	0	
Jim Finigan, R OBP: 0.335, SLG: 0.392 (1, 4)		0-0 F2		0-0 1-3		0-0 E4 1B		0-0 L4-3 1-2		4	1	1	0	0	0	1	
Jerry Schypinski, L OBP: 0.260, SLG: 0.286 Alex George, L (8, PH) (9, 6)			0-0 4-3		0-0 F9		0-0 1B SH1-3 2-H		0-3 K2-3	3	1	1	1	0	0	0	
Joe Astroth, R OBP: 0.369, SLG: 0.328 (1, 2)			4-0 FC6-4 HR BB E		0-0 SH2-4 1B		0-0 1B SH1-3 2-3			2	2	2	0	1	0	0	
Art Ditmar, R OBP: 0.222, SLG: 0.210 (1, 1)			0-0 E4 FC6-4 1-2		0-0 SH2-4		0-0 SH1-3 1-2 3-H			1	0	0	1	0	0	1	
										1B: 6 2B: 1 3B: 0 HR: 1	SF: 0 SAC: 2 DP: 1 HBP: 0	WP: 0 PB: 0 SB: 1 CS: 0	PA: 34				
Inning Stats	R: 0 E: 0 K: 0 S: 3	H: 0 LOB: 0 BB: 0 P: 3	R: 0 E: 0 K: 1 S: 5	H: 0 LOB: 0 BB: 0 P: 5	R: 4 E: 1 K: 1 S: 7	H: 1 LOB: 2 BB: 2 P: 15	R: 0 E: 0 K: 0 S: 3	H: 0 LOB: 0 BB: 0 P: 3	R: 0 E: 0 K: 0 S: 3	H: 0 LOB: 0 BB: 0 P: 3	R: 4 E: 1 K: 1 S: 10	H: 5 LOB: 1 BB: 0 P: 10	R: 0 E: 1 K: 1 S: 5	H: 0 LOB: 0 BB: 0 P: 5			
PITCHER Dick Donovan, R ERA: 3.49 Sandy Consuegra, R ERA: 2.53 (7, 1)	IP: 6.1 WLS: L BF: 28 H: 6 R: 8 ER: 3 SO: 3 BB: 2 IBB: 0 HBP: 0 BLK: 0 WP: 0 HR: 1 S: 1 P: 40 ERA: 4.26 WHIP: 1.263															PITCHER	

Batter	1	2	3	4	5	6	7	8	9	AB	R	H	RBI	BB	SO	LOB	TOP						
Alex George, L (1,6) Vic Power, R (7,PH) Gus Keriazakos, R (7,1)										3	0	0	0	0	2	2	Kansas City Athletics @ Detroit Tigers Briggs Stadium, Detroit, MI Mon Sep 19 1955, 4:33 AM EDT Att: 14,255 - Unknown						
Tom Saffell, L (1,8) Gus Zernial, R (1,7) Harry Simpson, L (1,9)										3	0	1	0	1	1	2							
Jack Littrell, R (1,3) Jerry Schypinski, L (1,4) Clete Boyer, R (1,5)										3	0	0	0	1	0	2							
Joe Astroth, R (1,2) Enos Slaughter, L (7,PH) Jim Finigan, R (7,4)										4	0	1	0	0	1	2							
Walt Craddock, R (1,1) Elmer Valo, L (7,PH) Billy Shantz, R (7,2)										3	0	2	0	1	0	0							
Inning Stats	R: 0 E: 0 K: 1 S: 5	H: 0 LOB: 1 BB: 1 P: 9	R: 0 E: 0 K: 0 S: 3	H: 0 LOB: 0 BB: 0 P: 3	R: 0 E: 0 K: 0 S: 3	H: 0 LOB: 0 BB: 0 P: 3	R: 0 E: 0 K: 2 S: 8	H: 1 LOB: 1 BB: 1 P: 7	R: 0 E: 0 K: 2 S: 8	H: 1 LOB: 2 BB: 0 P: 9	R: 0 E: 0 K: 1 S: 4	H: 2 LOB: 2 BB: 1 P: 8	R: 0 E: 0 K: 1 S: 5	H: 0 LOB: 2 BB: 1 P: 10	R: 0 E: 0 K: 0 S: 3	H: 0 LOB: 0 BB: 0 P: 3		R: 0 E: 0 K: 0 S: 4	H: 2 LOB: 1 BB: 0 P: 4	1B: 6 2B: 0 3B: 0 HR: 0	SF: 0 SAC: 0 DP: 2 HBP: 2	WP: 0 PB: 0 SB: 0 CS: 0	PA: 37
PITCHER Bud Black, R (1,1) ERA: 1.26	IP: 9.0 WLS: W BF: 36 H: 6 R: 0 ER: 0 SO: 4 BB: 4 IBB: 0 HBP: 2 BLK: 0 WP: 0 HR: 0 S: 38 P: 56 ERA: 0.00 WHIP: 1.111																						

AB	30
R	0
H	6
RBI	0
BB	4
SO	4
LOB	21



Batter	1	2	3	4	5	6	7	8	9	AB	R	H	RBI	BB	SO	LOB	BOTTOM				
Harvey Kuenn, R (1,6) Earl Torgeson, L (1,3) Al Kaline, R (1,9)										3	1	1	0	1	0	1	Kansas City Athletics @ Detroit Tigers Briggs Stadium, Detroit, MI Mon Sep 19 1955, 4:33 AM EDT Att: 14,255 - Unknown				
Bill Tuttle, R (1,8) Jay Porter, R (1,2) Chick King, R (1,7)										4	0	0	0	0	1	3					
Fred Hatfield, L (1,4) Reno Bertoia, R (1,5) Bud Black, R (1,1)										4	0	1	1	0	1	1					
Inning Stats	R: 0 E: 1 K: 0 S: 3	H: 0 LOB: 0 BB: 0 P: 3	R: 0 E: 0 K: 0 S: 3	H: 0 LOB: 1 BB: 1 P: 7	R: 0 E: 0 K: 0 S: 3	H: 1 LOB: 0 BB: 0 P: 3	R: 0 E: 0 K: 1 S: 5	H: 0 LOB: 0 BB: 0 P: 5	R: 1 E: 0 K: 1 S: 6	H: 2 LOB: 1 BB: 0 P: 6	R: 1 E: 0 K: 2 S: 8	H: 2 LOB: 2 BB: 1 P: 12	R: 1 E: 0 K: 0 S: 5	H: 2 LOB: 1 BB: 0 P: 5	R: 1 E: 1 K: 0 S: 5	H: 2 LOB: 1 BB: 0 P: 5		1B: 6 2B: 5 3B: 0 HR: 0	SF: 1 SAC: 1 DP: 2 HBP: 0	WP: 0 PB: 0 SB: 1 CS: 0	PA: 32
PITCHER Walt Craddock, L (1,1) Gus Keriazakos, R (7,1) ERA: 9.0	IP: 6.0 WLS: L BF: 22 H: 5 R: 2 ER: 2 SO: 2 BB: 2 IBB: 0 HBP: 0 BLK: 0 WP: 0 HR: 0 S: 28 P: 36 ERA: 3.00 WHIP: 1.167																				



Batter	1	2	3	4	5	6	7	8	9	AB	R	H	RBI	BB	SO	LOB	TOP			
Alex George, L (1, 6) OBP: 0.200, SLG: 0.111										4	0	1	0	1	2	3	Kansas City Athletics @ Detroit Tigers Briggs Stadium, Detroit, MI Tue Sep 20 1955, 4:33 AM EDT Att: 2,213 - Unknown			
Tom Saffell, L (1, 8) OBP: 0.276, SLG: 0.209										5	1	1	0	0	0	3				
Gus Zernial, R (1, 7) OBP: 0.304, SLG: 0.505										3	0	0	0	0	1	2				
Bill Stewart, R (5, 7) OBP: 0.188, SLG: 0.200										2	0	0	0	0	0	1				
Harry Simpson, L (1, 3) OBP: 0.359, SLG: 0.417										5	0	2	0	0	0	0				
Elmer Valo, L (1, 9) OBP: 0.464, SLG: 0.489										3	1	2	1	2	0	2				
Jerry Schypinski, L (1, 4) OBP: 0.259, SLG: 0.281										4	1	1	0	0	0	4				
Clete Boyer, R (1, 5) OBP: 0.288, SLG: 0.263										3	0	1	0	1	0	2				
Billy Shantz, R (1, 2) OBP: 0.300, SLG: 0.305										3	0	2	1	1	0	0				
Glenn Cox, R (1, 1) Bobby Shantz, R (2, 1) Enos Slaughter, R (4, PH) Bill Harrington, R (4, 1) Jim Finigan, R (8, PH) Cloyd Boyer, R (8, 1)										1	0	0	0	0	1	3				
Inning Stats	R: 0 E: 0 K: 0 S: 3	H: 1 LOB: 0 BB: 0 P: 3	R: 0 E: 0 K: 1 S: 5	H: 0 LOB: 3 BB: 3 P: 17	R: 0 E: 0 K: 2 S: 7	H: 0 LOB: 0 BB: 0 P: 7	R: 2 E: 0 K: 0 S: 7	H: 4 LOB: 2 BB: 0 P: 7	R: 1 E: 0 K: 0 S: 6	H: 3 LOB: 2 BB: 0 P: 6	R: 0 E: 0 K: 2 S: 8	H: 1 LOB: 1 BB: 1 P: 8	R: 0 E: 0 K: 0 S: 3	H: 0 LOB: 0 BB: 0 P: 3	R: 0 E: 0 K: 0 S: 4	H: 1 LOB: 2 BB: 1 P: 8	1B: 9 2B: 1 3B: 0 HR: 0	SF: 1 SAC: 0 DP: 1 HBP: 0	WP: 0 PB: 0 SB: 0 CS: 0	PA: 41
PITCHER	IP WLS BF H R ER SO BB IBB HBP BLK WP HR S P ERA WHIP	4.1 0 23 8 3 3 3 3 0 0 0 0 0 0 6.23 2.538	4.2 W 18 2 0 0 2 2 0 0 0 0 0 0 20 0.00 0.857																	

AB	35
R	3
H	10
RBI	3
BB	5
SO	5
LOB	21



Batter	1	2	3	4	5	6	7	8	9	AB	R	H	RBI	BB	SO	LOB	BOTTOM				
Harvey Kuenn, R (1, 6) OBP: 0.343, SLG: 0.415										4	0	0	1	0	0	2	Kansas City Athletics @ Detroit Tigers Briggs Stadium, Detroit, MI Tue Sep 20 1955, 4:33 AM EDT Att: 2,213 - Unknown				
Earl Torgeson, L (1, 3) OBP: 0.392, SLG: 0.398										2	2	2	0	2	0	0					
Al Kaline, R (1, 9) OBP: 0.422, SLG: 0.548										4	1	2	0	0	0	3					
Bill Tuttle, R (1, 8) OBP: 0.357, SLG: 0.402										4	1	2	2	0	0	2					
Ray Boone, R (1, 5) OBP: 0.349, SLG: 0.476										4	0	1	2	0	0	3					
Jay Porter, R (1, 2) OBP: 0.345, SLG: 0.294										4	0	0	0	0	2	2					
Chick King, R (1, 7) OBP: 0.182, SLG: 0.182										4	1	1	0	0	1	0					
Reno Bertoia, R (1, 4) OBP: 0.250, SLG: 0.293										4	1	1	0	0	0	1					
Duke Maas, R (1, 1) OBP: 0.194, SLG: 0.233										2	1	1	2	0	0	1					
Jim Bunning, R (5, 1) OBP: 0.200, SLG: 0.200										2	0	1	0	0	0	0					
Inning Stats	R: 2 E: 0 K: 0 S: 6	H: 3 LOB: 1 BB: 0 P: 6	R: 5 E: 0 K: 1 S: 10	H: 5 LOB: 1 BB: 1 P: 14	R: 0 E: 1 K: 0 S: 4	H: 0 LOB: 1 BB: 0 P: 4	R: 0 E: 0 K: 0 S: 4	H: 2 LOB: 1 BB: 0 P: 4	R: 0 E: 0 K: 1 S: 5	H: 0 LOB: 0 BB: 0 P: 5	R: 0 E: 0 K: 0 S: 3	H: 1 LOB: 1 BB: 1 P: 7	R: 0 E: 0 K: 0 S: 3	H: 0 LOB: 0 BB: 0 P: 3	R: 0 E: 0 K: 1 S: 5	H: 0 LOB: 0 BB: 0 P: 5	1B: 8 2B: 3 3B: 1 HR: 0	SF: 0 SAC: 0 DP: 2 HBP: 0	WP: 0 PB: 0 SB: 1 CS: 0	PA: 36	
PITCHER	IP WLS BF H R ER SO BB IBB HBP BLK WP HR S P ERA WHIP	1.1 L 13 8 7 7 0 1 0 0 0 0 0 0 8 47.25 6.750	1.2 6 0 0 0 1 0 0 0 0 0 0 0 8 0.00 0.000	4.0 3 0 0 1 1 0 0 0 0 0 0 15 0.00 1.000	4.2 3 0 0 1 0 0 0 0 0 0 0 5 0.00 0.000																



Batter	1	2	3	4	5	6	7	8	9	AB	R	H	RBI	BB	SO	LOB	TOP						
Vic Power, R OBP: 0.354, SLG: 0.509 (1, 3)	L9		1B			F3		1B		4	0	2	0	0	0	0	Kansas City Athletics @ Detroit Tigers Briggs Stadium, Detroit, MI Wed Sep 21 1955, 4:33 AM EDT Att: 1,880 - Unknown						
Tom Saffell, L OBP: 0.276, SLG: 0.210 (1, 8)	K		K			1B		L4		4	0	1	0	0	2	2							
Gus Zernial, R OBP: 0.304, SLG: 0.504 Elmer Valo, L OBP: 0.463, SLG: 0.488 (1, 7) (7, 7)	K			G6-3 1B		F7		L9		3	0	1	0	0	1	1							
Harry Simpson, L OBP: 0.356, SLG: 0.413 (1, 9)		F5		G6-3 1B		4-3		4-3		4	0	0	0	0	2								
Hector Lopez, R OBP: 0.340, SLG: 0.428 (1, 5)		1B		F7			F7	HR		4	1	2	1	0	0	0							
Jim Finigan, R OBP: 0.333, SLG: 0.388 (1, 4)	K				4-0 BB	1B		L9		3	0	0	0	1	1								
Jerry Schypinski, L OBP: 0.240, SLG: 0.267 (1, 6)	K					L9		G3		3	0	0	0	0	1	2							
Joe Astroth, R OBP: 0.372, SLG: 0.328 (1, 2)				G4-6-3 BB				F8		2	0	1	0	1	0	0							
Mike Kume, R OBP: 0.167, SLG: 0.167 Cloyd Boyer, R OBP: 0.125, SLG: 0.089 Tom Gorman, R OBP: 0.125, SLG: 0.125 Bill Reinhart, R OBP: 0.095, SLG: 0.095 Bobby Shantz, L OBP: 0.145, SLG: 0.145 Clete Boyer, R OBP: 0.200, SLG: 0.200 Gus Kenazakos, R OBP: 0.000, SLG: 0.000 (1, 1) (1, 1) (2, 1) (5, PH) (5, PH) (5, PH) (8, 1)				G4-6-3		G5-4-3		F8		0	0	0	0	0	0	0							
Inning Stats	R: 0 E: 0 K: 2 S: 7	H: 0 LOB: 0 BB: 0 P: 7	R: 0 E: 0 K: 2 S: 8	H: 1 LOB: 1 BB: 0 P: 8	R: 0 E: 0 K: 1 S: 5	H: 1 LOB: 1 BB: 1 P: 9	R: 0 E: 0 K: 0 S: 3	H: 1 LOB: 0 BB: 0 P: 3	R: 0 E: 0 K: 0 S: 4	H: 1 LOB: 1 BB: 0 P: 4	R: 0 E: 0 K: 0 S: 3	H: 0 LOB: 0 BB: 0 P: 3	R: 0 E: 0 K: 0 S: 4	H: 1 LOB: 1 BB: 0 P: 4	R: 1 E: 0 K: 0 S: 4	H: 1 LOB: 0 BB: 0 P: 4		1B: 6 2B: 0 3B: 0 HR: 1	SF: 0 SAC: 0 DP: 3 HBP: 0	WP: 0 PB: 0 SB: 0 CS: 0	PA: 33		
PITCHER Dick Marlowe, R ERA: 1.8 (1, 1)	IP: 9.0 WLS: W BF: 33 H: 7 R: 1 ER: 1 SO: 5 BB: 2 IBB: 0 HBP: 0 BLK: 0 WP: 0 HR: 1 S: 41 P: 49 ERA: 1.00 WHIP: 1.000											PITCHER	IP: 9.0 WLS: W BF: 33 H: 7 R: 1 ER: 1 SO: 5 BB: 2 IBB: 0 HBP: 0 BLK: 0 WP: 0 HR: 1 S: 41 P: 49 ERA: 1.00 WHIP: 1.000										

AB	31
R	1
H	7
RBI	1
BB	2
SO	5
LOB	11



Batter	1	2	3	4	5	6	7	8	9	AB	R	H	RBI	BB	SO	LOB	BOTTOM						
Harvey Kuenn, R OBP: 0.345, SLG: 0.419 (1, 6)	4-3			1B	1B		5-3			3	1	1	2	2	0	0	Kansas City Athletics @ Detroit Tigers Briggs Stadium, Detroit, MI Wed Sep 21 1955, 4:33 AM EDT Att: 1,880 - Unknown						
Earl Torgeson, L OBP: 0.394, SLG: 0.397 (1, 3)	1B			FC1-4 1B	1B		F2			3	1	1	1	2	0	0							
Al Kaline, R OBP: 0.422, SLG: 0.547 (1, 9)	1B	F5		FC3-2-5 FC1-4	1B		L6-3			5	1	2	1	0	2								
Bill Tuttle, R OBP: 0.358, SLG: 0.402 Bubba Phillips, R OBP: 0.299, SLG: 0.309 (1, 8) (6, 8)	HR			FC1-4	F8		F7			4	1	2	1	0	0	5							
Ray Boone, R OBP: 0.350, SLG: 0.482 (1, 5)	HR	K		F8		E6		L6		5	1	2	3	0	1	3							
Chick King, R OBP: 0.287, SLG: 0.214 Jim Small, L (7, 7)	E5	L6			FC5-4 1B		F3			3	1	1	0	1	0	1							
Reno Bertoia, R OBP: 0.250, SLG: 0.323 (1, 4)	SF7			F7	FC5-4 2B		F3			4	2	1	1	0	0	3							
Walt Streuli, R OBP: 0.200, SLG: 0.500 (1, 2)	SF7			F5	BB		F8			3	1	1	1	0	0	1							
Dick Marlowe, R (1, 1)	HR			1-3	5-3		F6			3	1	0	0	1	0	2							
Inning Stats	R: 8 E: 1 K: 0 S: 9	H: 5 LOB: 0 BB: 2 P: 17	R: 0 E: 0 K: 1 S: 6	H: 1 LOB: 0 BB: 0 P: 6	R: 0 E: 0 K: 0 S: 3	H: 0 LOB: 0 BB: 0 P: 3	R: 0 E: 0 K: 0 S: 4	H: 1 LOB: 2 BB: 1 P: 8	R: 2 E: 0 K: 0 S: 6	H: 3 LOB: 3 BB: 2 P: 14	R: 0 E: 1 K: 0 S: 3	H: 1 LOB: 1 BB: 1 P: 7	R: 0 E: 0 K: 0 S: 3	H: 0 LOB: 0 BB: 0 P: 3	R: 0 E: 0 K: 0 S: 3	H: 0 LOB: 0 BB: 0 P: 3		1B: 7 2B: 1 3B: 1 HR: 2	SF: 1 SAC: 0 DP: 0 HBP: 0	WP: 0 PB: 0 SB: 0 CS: 0	PA: 41		
PITCHER Mike Kume, R ERA: 8.35 Cloyd Boyer, R ERA: 6.29 Tom Gorman, R ERA: 3.55 Bobby Shantz, L ERA: 4.54 Gus Kenazakos, R ERA: 9.0 (1, 1) (1, 1) (2, 1) (5, 1) (8, 1)	IP: 0.1 WLS: L BF: 7 H: 4 R: 6 ER: 4 SO: 0 BB: 1 IBB: 0 HBP: 0 BLK: 0 WP: 0 HR: 1 S: 6 P: 10 ERA: 108.00 WHIP: 15.000											PITCHER	IP: 0.1 WLS: L BF: 7 H: 4 R: 6 ER: 4 SO: 0 BB: 1 IBB: 0 HBP: 0 BLK: 0 WP: 0 HR: 1 S: 6 P: 10 ERA: 108.00 WHIP: 15.000										



Batter	1	2	3	4	5	6	7	8	9	AB	R	H	RBI	BB	SO	LOB	TOP			
Vic Power, R OBP: 0.354, SLG: 0.509 (1, 3)	6-3		BB 1B	5-3			FC4-6 1B		F4	5	1	2	0	0	0	1				
Tom Saffell, L OBP: 0.280, SLG: 0.211 (1, 8)	E4		F9			8-4-3 1B	FC4-6 HR		BB	4	1	1	0	1	0	2				
Gus Zernial, R OBP: 0.304, SLG: 0.508 Bill Renna, R OBP: 0.305, SLG: 0.354 (7, 7)	F4		F8		8-4-3		HR		F9	4	1	1	2	0	0	3				
Harry Simpson, L OBP: 0.359, SLG: 0.415 (1, 9)	4-3		1B BB		FC4-6 1B		1B			3	0	2	0	1	0	1				
Hector Lopez, R OBP: 0.341, SLG: 0.429 (1, 5)		4-3 5-3 1B	1-2 2-H 1B		FC4-6 1B		F8			4	1	2	1	0	0	2				
Jim Finigan, R OBP: 0.331, SLG: 0.385 (1, 4)	5-3		4-3				F8		L6	4	0	0	0	0	0	3				
Jerry Schypinski, L OBP: 0.246, SLG: 0.266 (1, 6)	4-3			4-3 3-1 1B			F9		G3	4	0	1	0	0	0	1				
Billy Shantz, R OBP: 0.300, SLG: 0.304 (1, 2)				3-1			6-3		F4	4	0	1	1	0	0	1				
Arnie Portocarrero, R OBP: 0.132, SLG: 0.189 Clete Boyer, R OBP: 0.250, SLG: 0.256 Gus Keriazakos, R OBP: 0.103, SLG: 0.079 Art Ceccarelli, R OBP: 0.461, SLG: 0.486 (9, PH)	FC6-4		4-3				5-3		4-3	0	0	0	0	0	0	0				
Inning Stats	R: 0 E: 1 K: 0 S: 4	H: 0 LOB: 1 BB: 0 P: 4	R: 1 E: 0 K: 0 S: 5	H: 2 LOB: 1 BB: 0 P: 5	R: 1 E: 0 K: 0 S: 5	H: 2 LOB: 2 BB: 1 P: 9	R: 0 E: 0 K: 0 S: 4	H: 1 LOB: 1 BB: 0 P: 4	R: 0 E: 0 K: 0 S: 3	H: 0 LOB: 0 BB: 0 P: 3	R: 2 E: 0 K: 0 S: 6	H: 3 LOB: 1 BB: 0 P: 6	R: 0 E: 0 K: 0 S: 3	H: 0 LOB: 1 BB: 1 P: 7	R: 0 E: 0 K: 0 S: 3	H: 0 LOB: 1 BB: 1 P: 7	1B: 9 2B: 1 3B: 0 HR: 1	SF: 0 SAC: 0 DP: 1 HBP: 0	WP: 0 PB: 0 SB: 0 CS: 0	PA: 39
PITCHER Sandy Consuegra, R ERA: 2.64 (1, 1)	IP: 9.0 WLS: W BF: 39 H: 10 R: 4 ER: 4 SO: 0 BB: 2 IBB: 0 HBP: 0 BLK: 0 WP: 0 HR: 1 S: 37 P: 45 ERA: 4.00 WHIP: 1.333															PITCHER	IP: 9.0 WLS: W BF: 39 H: 10 R: 4 ER: 4 SO: 0 BB: 2 IBB: 0 HBP: 0 BLK: 0 WP: 0 HR: 1 S: 37 P: 45 ERA: 4.00 WHIP: 1.333			

Kansas City Athletics @ Chicago White Sox
Comiskey Park, Chicago, IL
Fri Sep 23 1955, 4:33 AM EDT
Att: 6,944 - Unknown

AB	37
R	4
H	10
RBI	4
BB	2
SO	0
LOB	17



Batter	1	2	3	4	5	6	7	8	9	AB	R	H	RBI	BB	SO	LOB	BOTTOM			
Buddy Peterson, R OBP: 0.500, SLG: 0.429 (1, 6)	F5	F7	F9			F7				4	1	0	0	1	0	1				
Nellie Fox, L OBP: 0.357, SLG: 0.396 (1, 4)	F8		6-3			F9				5	2	2	1	0	0	0				
Minnie Minoso, R OBP: 0.383, SLG: 0.424 (1, 7)	2B BB	4-3 1B		G5-4-3 BB		BB				2	3	2	4	3	0	0				
George Kell, R OBP: 0.389, SLG: 0.430 Walt Dropo, R OBP: 0.343, SLG: 0.448 (9, 3)	E 2B	4-3		G5-4-3		F7		5-3		5	1	1	1	0	0	3				
Bob Nieman, R OBP: 0.368, SLG: 0.463 (1, 9)	1B E BB	HR 1B		F8			G3 1B			4	2	3	1	1	0	0				
Bob Kennedy, R OBP: 0.329, SLG: 0.414 (1, 5)	E7 2B 1B	HR 1B			3-1		G3		5-3	5	2	2	3	0	0	2				
Sherm Lollar, R OBP: 0.378, SLG: 0.412 (1, 2)						FC5-4 1B			F7	4	0	3	1	0	0	1				
Jim Busby, R OBP: 0.290, SLG: 0.339 (1, 8)	G3	F9			FC5-4 1B				5-3	4	0	0	0	0	0	4				
Sandy Consuegra, R OBP: 0.133, SLG: 0.103 (1, 1)		2B 1B BB		G3		1-4-3			F8	3	1	0	0	1	0	1				
Inning Stats	R: 4 E: 1 K: 0 S: 6	H: 3 LOB: 1 BB: 2 P: 14	R: 5 E: 0 K: 0 S: 8	H: 5 LOB: 1 BB: 1 P: 12	R: 0 E: 0 K: 0 S: 3	H: 0 LOB: 0 BB: 0 P: 3	R: 0 E: 0 K: 0 S: 2	H: 0 LOB: 0 BB: 1 P: 6	R: 0 E: 0 K: 0 S: 4	H: 1 LOB: 1 BB: 0 P: 4	R: 0 E: 0 K: 0 S: 3	H: 0 LOB: 1 BB: 1 P: 7	R: 0 E: 0 K: 0 S: 4	H: 1 LOB: 1 BB: 0 P: 4	R: 3 E: 0 K: 0 S: 6	H: 3 LOB: 1 BB: 1 P: 10	1B: 7 2B: 3 3B: 1 HR: 2	SF: 0 SAC: 0 DP: 1 HBP: 0	WP: 0 PB: 0 SB: 0 CS: 0	PA: 42
PITCHER Arnie Portocarrero, R ERA: 4.77 Gus Keriazakos, R ERA: 12.34 Art Ceccarelli, L ERA: 5.24 (2, 1)	IP: 1.0 WLS: L BF: 8 H: 3 R: 4 ER: 4 SO: 0 BB: 2 IBB: 0 HBP: 0 BLK: 0 WP: 0 HR: 0 S: 6 P: 14 ERA: 4.77 WHIP: 5.000															PITCHER	IP: 1.0 WLS: L BF: 8 H: 3 R: 4 ER: 4 SO: 0 BB: 2 IBB: 0 HBP: 0 BLK: 0 WP: 0 HR: 0 S: 6 P: 14 ERA: 4.77 WHIP: 5.000			

Kansas City Athletics @ Chicago White Sox
Comiskey Park, Chicago, IL
Fri Sep 23 1955, 4:33 AM EDT
Att: 6,944 - Unknown

AB	36
R	12
H	13
RBI	11
BB	6
SO	0
LOB	12



Batter	1	2	3	4	5	6	7	8	9	AB	R	H	RBI	BB	SO	LOB	TOP		
Vic Power, R OBP: 0.353, SLG: 0.507 (1, 3)										4	0	1	0	0	0	0			
Tom Saffell, L OBP: 0.279, SLG: 0.212 (1, 8)										4	0	1	0	0	0	1			
Harry Simpson, L OBP: 0.358, SLG: 0.413 (1, 9)										4	0	1	0	0	0	1			
Hector Lopez, R OBP: 0.338, SLG: 0.425 (1, 5)										4	0	0	0	0	0	2			
Bill Renna, R OBP: 0.302, SLG: 0.350 (1, 7)										3	0	0	0	0	0	0			
Jim Finigan, R OBP: 0.333, SLG: 0.386 (1, 4)										2	0	1	0	0	0	0			
Jerry Schypinski, L OBP: 0.235, SLG: 0.254 (1, 6)										3	0	0	0	0	0	2			
Joe Astroth, R OBP: 0.372, SLG: 0.328 (1, 2)										3	0	1	0	0	0	0			
Johnny Gray, R OBP: 0.125, SLG: 0.125 (1, 1)										2	0	0	0	0	1	2			
Elmer Valo, L OBP: 0.460, SLG: 0.484 (8, PH)										1	0	0	0	0	0	0			
Art Ditmar, R OBP: 0.222, SLG: 0.210 (8, 1)										0	0	0	0	0	0	0			
Cloyd Boyer, R OBP: 0.129, SLG: 0.069 (8, 1)										0	0	0	0	0	0	0			
Inning Stats	R: 0 E: 0 K: 0 S: 4	H: 2 LOB: 1 BB: 0 P: 4	R: 0 E: 0 K: 0 S: 2	H: 0 LOB: 0 BB: 0 P: 3	R: 0 E: 0 K: 0 S: 3	H: 0 LOB: 0 BB: 0 P: 3	R: 0 E: 0 K: 0 S: 3	H: 0 LOB: 0 BB: 0 P: 3	R: 0 E: 0 K: 0 S: 7	H: 2 LOB: 2 BB: 0 P: 7	R: 0 E: 0 K: 0 S: 4	H: 1 LOB: 1 BB: 0 P: 4	R: 0 E: 0 K: 0 S: 3	H: 0 LOB: 0 BB: 0 P: 3	R: 0 E: 0 K: 0 S: 3	H: 0 LOB: 0 BB: 0 P: 3	1B: 5 2B: 0 3B: 0 HR: 0	SF: 0 SAC: 0 DP: 2 HBP: 1	WP: 0 PA: 31
PITCHER Dick Donovan, R ERA: 3.32 (1, 1)	IP: 9.0 WLS: W BF: 31 H: 5 R: 0 ER: 0 SO: 1 BB: 0 IBB: 0 HBP: 1 BLK: 0 WP: 0 HR: 0 S: 32 P: 33 ERA: 0.00 WHIP: 0.556															PITCHER			

Kansas City Athletics @ Chicago White Sox
Comiskey Park, Chicago, IL
Sat Sep 24 1955, 4:33 AM EDT
Att: 3,455 - Unknown

AB	30
R	0
H	5
RBI	0
BB	0
SO	1
LOB	8



Batter	1	2	3	4	5	6	7	8	9	AB	R	H	RBI	BB	SO	LOB	BOTTOM		
Buddy Peterson, R OBP: 0.455, SLG: 0.389 (1, 6)										4	2	1	0	0	0	1			
Nellie Fox, L OBP: 0.360, SLG: 0.400 (1, 4)										4	1	4	0	0	0	0			
Minnie Minoso, R OBP: 0.387, SLG: 0.425 (1, 7)										1	0	1	2	2	0	0			
George Kell, R OBP: 0.389, SLG: 0.429 (1, 3)										3	0	1	1	0	0	4			
Bobby Adams, R OBP: 0.345, SLG: 0.386 (8, PR)										0	0	0	0	0	0	0			
Jim Rivera, L OBP: 0.353, SLG: 0.397 (9, 9)										0	0	0	0	0	0	0			
Bob Nieman, R OBP: 0.366, SLG: 0.460 (1, 9)										2	0	0	1	1	1	3			
Walt Dropo, R OBP: 0.343, SLG: 0.448 (9, 3)										0	0	0	0	0	0	0			
Bob Kennedy, R OBP: 0.328, SLG: 0.412 (1, 5)										4	0	1	0	0	0	2			
Sherm Lollar, R OBP: 0.375, SLG: 0.408 (1, 2)										4	0	0	0	0	0	2			
Jim Busby, R OBP: 0.289, SLG: 0.337 (1, 8)										3	0	0	0	0	0	0			
Dick Donovan, L OBP: 0.330, SLG: 0.263 (1, 1)										2	1	0	0	1	1	0			
Inning Stats	R: 0 E: 0 K: 0 S: 3	H: 1 LOB: 1 BB: 1 P: 7	R: 0 E: 0 K: 0 S: 2	H: 0 LOB: 0 BB: 1 P: 6	R: 2 E: 1 K: 0 S: 6	H: 2 LOB: 2 BB: 1 P: 10	R: 0 E: 0 K: 0 S: 3	H: 0 LOB: 0 BB: 0 P: 3	R: 0 E: 0 K: 1 S: 5	H: 1 LOB: 0 BB: 0 P: 3	R: 0 E: 0 K: 1 S: 5	H: 0 LOB: 1 BB: 1 P: 9	R: 0 E: 0 K: 1 S: 5	H: 0 LOB: 0 BB: 0 P: 5	R: 2 E: 0 K: 0 S: 6	H: 4 LOB: 2 BB: 0 P: 7	1B: 8 2B: 0 3B: 0 HR: 0	SF: 1 SAC: 1 DP: 2 HBP: 1	WP: 0 PA: 35
PITCHER Johnny Gray, R ERA: 6.41 (1, 1)	IP: 7.0 WLS: L BF: 27 H: 4 R: 2 ER: 1 SO: 2 BB: 4 IBB: 0 HBP: 0 BLK: 0 WP: 0 HR: 0 S: 27 P: 43 ERA: 1.29 WHIP: 1.143															PITCHER			
Art Ditmar, R ERA: 5.24 (8, 1)	0.0 L 4 3 2 2 0 0 0 0 0 0 0 3 4 ∞ ∞																		
Cloyd Boyer, R ERA: 6.22 (8, 1)	1.0 3 1 0 0 0 0 0 0 0 0 0 3 3 0.00 1.000																		

Kansas City Athletics @ Chicago White Sox
Comiskey Park, Chicago, IL
Sat Sep 24 1955, 4:33 AM EDT
Att: 3,455 - Unknown

AB	27
R	4
H	8
RBI	4
BB	4
SO	2
LOB	12



Batter	1	2	3	4	5	6	7	8	9	AB	R	H	RBI	BB	SO	LOB	TOP			
Vic Power, R OBP: 0.353, SLG: 0.505 (1, 3)										4	0	1	0	0	0	0	Kansas City Athletics @ Chicago White Sox Sun Sep 25 1955, 4:33 AM EDT Att: 6,910 - Unknown livebaseballscorecards.com			
Tom Saffell, L OBP: 0.272, SLG: 0.207 (1, 8)										4	0	0	0	0	2	1				
Bill Renna, R OBP: 0.305, SLG: 0.349 (1, 9)										3	0	1	0	1	1	1				
Hector Lopez, R OBP: 0.337, SLG: 0.422 (1, 5)										3	0	0	0	0	3	2				
Bill Stewart, R OBP: 0.158, SLG: 0.167 (1, 7)										3	0	0	0	0	2	1				
Jim Finigan, R OBP: 0.333, SLG: 0.385 (1, 4)										3	0	1	0	0	0	0				
Jerry Schypinski, L OBP: 0.229, SLG: 0.246 (1, 6)										2	0	0	0	0	1	0				
Alex George, L OBP: 0.182, SLG: 0.100 (7, 6)										1	0	0	0	0	1	0				
Billy Shantz, R OBP: 0.296, SLG: 0.300 (1, 2)										3	0	0	0	0	1	0				
Glenn Cox, R (1, 1)										0	0	0	0	0	0	0				
Mike Kume, R OBP: 0.125, SLG: 0.125 (2, 1)										2	0	0	0	0	1	0				
Bill Harrington, R OBP: 0.211, SLG: 0.118 (7, 1)										0	0	0	0	0	0	0				
Clete Boyer, R OBP: 0.277, SLG: 0.253 (9, PH)										1	0	0	0	0	0	0				
Inning Stats	R: 0 E: 0 K: 1 S: 5	H: 0 LOB: 0 BB: 0 P: 5	R: 0 E: 0 K: 1 S: 5	H: 1 LOB: 0 BB: 0 P: 5	R: 0 E: 0 K: 1 S: 5	H: 0 LOB: 0 BB: 0 P: 5	R: 0 E: 0 K: 2 S: 8	H: 1 LOB: 1 BB: 0 P: 8	R: 0 E: 0 K: 1 S: 7	H: 0 LOB: 0 BB: 0 P: 7	R: 0 E: 0 K: 1 S: 5	H: 0 LOB: 0 BB: 0 P: 5	R: 0 E: 0 K: 3 S: 9	H: 0 LOB: 1 BB: 1 P: 13	R: 0 E: 0 K: 1 S: 5	H: 1 LOB: 1 BB: 0 P: 4	1B: 3 2B: 0 3B: 0 HR: 0	SF: 0 SAC: 0 DP: 0 HBP: 0	WP: 0 PB: 0 CS: 1	PA: 31
PITCHER Billy Pierce, L ERA: 1.97 (1, 1)	IP: 9.0 WLS: W BF: 30 H: 3 R: 0 ER: 0 SO: 12 BB: 1 IBB: 0 HBP: 0 BLK: 0 WP: 0 HR: 0 S: 53 P: 57 ERA: 0.00 WHIP: 0.444															PITCHER				

Batter	1	2	3	4	5	6	7	8	9	AB	R	H	RBI	BB	SO	LOB	BOTTOM			
Buddy Peterson, R OBP: 0.400, SLG: 0.333 (1, 6)										3	0	0	0	0	1	0	Kansas City Athletics @ Chicago White Sox Sun Sep 25 1955, 4:33 AM EDT Att: 6,910 - Unknown livebaseballscorecards.com			
Ron Northey, L OBP: 0.471, SLG: 0.714 (7, PH)										4	2	4	1	0	0	0				
Bobby Adams, R OBP: 0.345, SLG: 0.386 (7, PR)										4	0	1	0	0	1	4				
Chico Carrasquel, R OBP: 0.334, SLG: 0.348 (8, 6)										4	0	1	0	0	1	4				
Nellie Fox, L OBP: 0.364, SLG: 0.406 (1, 4)										3	0	1	2	0	0	0				
Minnie Minoso, R OBP: 0.386, SLG: 0.424 (1, 7)										4	0	0	0	0	1	3				
Jim Rivera, L OBP: 0.352, SLG: 0.401 (1, 8)										3	0	1	2	0	0	0				
Ron Jackson, R OBP: 0.277, SLG: 0.324 (1, 3)										4	0	0	0	0	1	3				
Ed White, R OBP: 0.600, SLG: 0.500 (1, 9)										3	0	2	0	1	0	0				
Earl Batley, R OBP: 0.444, SLG: 0.286 (1, 2)										2	1	1	0	1	0	1				
Sammy Esposito, R (1, 5)										3	1	0	0	1	0	4				
Billy Pierce, L OBP: 0.205, SLG: 0.200 (1, 1)										3	0	0	0	0	0	2				
Inning Stats	R: 1 E: 0 K: 2 S: 9	H: 2 LOB: 1 BB: 0 P: 9	R: 0 E: 0 K: 0 S: 3	H: 1 LOB: 0 BB: 0 P: 3	R: 0 E: 1 K: 0 S: 4	H: 1 LOB: 1 BB: 0 P: 4	R: 0 E: 0 K: 0 S: 5	H: 2 LOB: 2 BB: 0 P: 5	R: 0 E: 0 K: 1 S: 6	H: 1 LOB: 1 BB: 0 P: 6	R: 0 E: 0 K: 0 S: 3	H: 0 LOB: 0 BB: 0 P: 3	R: 4 E: 0 K: 0 S: 6	H: 3 LOB: 2 BB: 1 P: 11	R: 0 E: 0 K: 0 S: 3	H: 0 LOB: 2 BB: 2 P: 11	1B: 7 2B: 2 3B: 1 HR: 0	SF: 1 SAC: 1 DP: 2 HBP: 1	WP: 1 PB: 0 CS: 0	PA: 37
PITCHER Glenn Cox, R ERA: 30.86 (1, 1)	IP: 1.0 WLS: L BF: 6 H: 3 R: 1 ER: 4 SO: 1 BB: 1 IBB: 0 HBP: 0 BLK: 0 WP: 0 HR: 0 S: 10 P: 10 ERA: 9.00 WHIP: 3.000															PITCHER				
Mike Kume, R ERA: 7.59 (2, 1)	IP: 5.1 WLS: L BF: 24 H: 7 R: 4 ER: 4 SO: 1 BB: 1 IBB: 0 HBP: 1 BLK: 0 WP: 1 HR: 0 S: 24 P: 29 ERA: 6.75 WHIP: 1.500															PITCHER				
Bill Harrington, R ERA: 4.11 (7, 1)	IP: 1.2 WLS: L BF: 7 H: 0 R: 0 ER: 0 SO: 0 BB: 0 IBB: 0 HBP: 0 BLK: 0 WP: 0 HR: 0 S: 5 P: 13 ERA: 0.00 WHIP: 1.200															PITCHER				