


**Kansas City Athletics - 1956**

Batter	1	2	3	4	5	6	7	8	9	AB R H RBI BB SO LOB	TOP
Vic Power, R (1, 3) X	0-0 L6		0-3 K			X 0-0 6-3		X 0-0 5-3		4 0 0 0 0 1 2	<b>Kansas City Athletics @ Detroit Tigers</b> Briggs Stadium, Detroit, MI Tue Apr 17 1956, 3:33 AM EST Att. 40,506 - Unknown
Spook Jacobs, R (1, 4) X OBP: 0.250, SLG: 0.250	0-0 4-3		X 0-0 L9			X 0-0 1B		X 0-0 4-3		4 0 1 0 0 0 2	
Enos Slaughter, L (1, 9) S S S	0-3 K			S S S 0-3 K		X 0-0 1-2		X 0-0 4-3		4 0 0 0 0 2 1	
Harry Simpson, L (1, 8)		S S S 0-3 K		X 0-0 4-3		X 0-0 4-3		X 0-0 F7		4 0 0 0 0 1 2	
Elmer Valo, L (1, 7) Dave Melton, R (7, 7) OBP: 1.000, SLG: 1.000		X 0-0 P6		X 0-0 F7		X 0-0 F4		X 0-0 FC6 1B		3 0 0 0 0 0 0 1 0 1 0 0 0 0	
Joe Ginsberg, L (1, 2) Bobby Shantz, R (7, PR) Mike Baxes, R (7, 6)		X 0-0 FC6-4 1B		X 0-0 F7		X 0-0 2B		X 0-0 F8		3 0 2 0 0 0 0 0 1 0 0 0 0 0 1 0 0 0 0 0 1	
Jim Finigan, R (1, 5)		X 0-0 FC6-4 1-2f		X 0-0 6-3		B B B B 4-0 2B BB		X 0-0 FC6 1-2f		3 1 0 0 1 0 2	
Joe Demaestri, R (1, 6) Tim Thompson, L (7, PH) Joe Astroth, R (7, 2)			X 0-0 SH L9 2B		X 0-0 3-1	X 0-0 F8				2 0 1 0 0 0 0 1 0 0 0 0 0 2 0 0 0 0 0 0 0	
Alex Kellner, R (1, 1) Gus Zernial, R (7, PH) Tom Gorman, R (7, 1) Tommy Lasorda, L (9, 1)			X 0-0 SH 2-3		X 0-0 G3	X 0-0 2B 1-H 2-H				1 0 0 0 0 0 0 1 0 1 2 0 0 0 0 0 0 0 0 0 0 0 0 0 0 0 0 0	
<b>Inning Stats</b>	R: 0 H: 0 E: 0 LOB: 0 K: 1 BB: 0 S: 5 P: 5	R: 0 H: 1 E: 0 LOB: 1 K: 1 BB: 0 S: 6 P: 6	R: 0 H: 1 E: 0 LOB: 2 K: 1 BB: 0 S: 6 P: 6	R: 0 H: 0 E: 0 LOB: 0 K: 1 BB: 0 S: 5 P: 5	R: 0 H: 0 E: 0 LOB: 0 K: 0 BB: 0 S: 3 P: 3	R: 0 H: 1 E: 1 LOB: 2 K: 0 BB: 0 S: 5 P: 5	R: 2 H: 2 E: 0 LOB: 1 K: 0 BB: 1 S: 4 P: 8	R: 0 H: 0 E: 0 LOB: 0 K: 0 BB: 0 S: 3 P: 3	R: 0 H: 1 E: 0 LOB: 1 K: 0 BB: 0 S: 4 P: 4	1B: 3 SF: 0 2B: 3 SAC: 1 3B: 0 DP: 0 HR: 0 HBP: 0	
<b>PITCHER</b> Frank Lary, R (1, 1) ERA: 2.0	IP WLS BF H R ER SO BB IBB HBP BLK WP HR S P ERA WHIP										

livebaseballscorecards.com

<b>AB</b>	32
<b>R</b>	2
<b>H</b>	6
<b>RBI</b>	2
<b>BB</b>	1
<b>SO</b>	4
<b>LOB</b>	12



Batter	1	2	3	4	5	6	7	8	9	AB R H RBI BB SO LOB
Harvey Kuenn, R OBP: 0.400, SLG: 0.500 (1, 6) BB	4-0 BB BB		0-0 L1		0-0 2B		0-0 G3		0-0 F9	4 0 1 0 1 0 1
Earl Torgeson, L OBP: 0.400, SLG: 0.250 (1, 3) BB	4-0 FC6-4 1-2 BB		0-0 F8		0-0 F2		0-0 1B		0-0 4-3 2-3	4 0 1 0 1 0 2
Al Kaline, R OBP: 0.500, SLG: 0.333 (1, 9) X	0-0 FC6-4 1-2f		0-0 FC6-4 1B		4-0 IBB		0-0 L5			3 0 1 0 1 0 2
Ray Boone, R (1, 5) S	0-3 K		0-0 FC6-4 1-2f		0-0 L9			0-0 P6		4 0 0 0 0 1 4
Bill Tuttle, R OBP: 0.250, SLG: 0.500 (1, 8)		0-0 5-3		0-0 P6		0-0 1-3 2B		0-0 6-3		4 0 1 0 0 0 0
Chick King, R OBP: 0.333, SLG: 0.333 (1, 7) Jim Delsing, L (8, 7)		0-0 1B 1B		0-0 4-3		0-3 K		4-0 BB		3 0 1 0 0 1 1 0 0 0 0 1 0 0
Frank House, L (1, 2)		0-0 F2		0-0 F3		0-0 1-3 2-3		0-0 4-3		4 0 0 0 0 0 3
Reno Bertoia, R OBP: 0.500, SLG: 0.750 (1, 4)		0-0 1-2 1B		0-3 K		0-0 5-3			0-0 WP 2B	4 0 2 0 0 1 1
Frank Lary, R OBP: 0.333, SLG: 1.333 (1, 1) Buddy Hicks, S (9, PH)		0-3 K		0-0 IHR		0-3 K			0-0 F2	3 1 1 1 0 2 2 1 0 0 0 0 0 1


Inning Stats	R: 0 E: 0 K: 1 S: 4	H: 0 LOB: 1 BB: 2 P: 12	R: 0 E: 0 K: 1 S: 7	H: 2 LOB: 2 BB: 0 P: 7	R: 0 E: 0 K: 0 S: 4	H: 1 LOB: 1 BB: 0 P: 4	R: 0 E: 0 K: 0 S: 3	H: 0 LOB: 0 BB: 0 P: 3	R: 1 E: 0 K: 1 S: 7	H: 2 LOB: 2 BB: 1 P: 11	R: 0 E: 0 K: 1 S: 6	H: 1 LOB: 1 BB: 0 P: 6	R: 0 E: 0 K: 1 S: 6	H: 1 LOB: 1 BB: 0 P: 6	R: 0 E: 0 K: 0 S: 3	H: 0 LOB: 1 BB: 1 P: 7	R: 0 E: 0 K: 0 S: 4	H: 1 LOB: 1 BB: 0 P: 4	1B: 4 2B: 3 3B: 0 HR: 1	SF: 0 SAC: 0 DP: 0 HBP: 0	WP: 1 PB: 0 SB: 0 CS: 0	PA: 38
--------------	------------------------------	----------------------------------	------------------------------	---------------------------------	------------------------------	---------------------------------	------------------------------	---------------------------------	------------------------------	----------------------------------	------------------------------	---------------------------------	------------------------------	---------------------------------	------------------------------	---------------------------------	------------------------------	---------------------------------	----------------------------------	------------------------------------	----------------------------------	--------

PITCHER	IP	WLS	BF	H	R	ER	SO	BB	IBB	HBP	BLK	WP	HR	S	P	ERA	WHIP
Alex Kellner, L ERA: 1.5 (1, 1)	6.0	W	26	6	1	1	4	2	1	0	0	0	0	31	43	1.50	1.333
Tom Gorman, R ERA: (7, 1)	2.2		11	2	0	0	1	1	0	0	0	0	0	12	16	0.00	1.125
Tommy Lasorda, L ERA: (9, 1)	0.1	S	1	0	0	0	0	0	0	0	0	1	0	1	1	0.00	0.000

**BOTTOM**

**Kansas City Athletics @ Detroit Tigers**  
 Briggs Stadium, Detroit, MI  
 Tue Apr 17 1956, 3:33 AM EST  
 Att. 40,506 - Unknown

<b>AB</b>	<b>34</b>
<b>R</b>	<b>1</b>
<b>H</b>	<b>8</b>
<b>RBI</b>	<b>1</b>
<b>BB</b>	<b>4</b>
<b>SO</b>	<b>5</b>
<b>LOB</b>	<b>17</b>




PITCHER	IP	WLS	BF	H	R	ER	SO	BB	IBB	HBP	BLK	WP	HR	S	P	ERA	WHIP
---------	----	-----	----	---	---	----	----	----	-----	-----	-----	----	----	---	---	-----	------

Batter	1	2	3	4	5	6	7	8	9	AB R H RBI BB SO LOB	TOP												
Vic Power, R OBP: 0.222, SLG: 0.222 (1, 3)	0-0 F3		0-0 F9		0-0 1B 1B	0-0 1B			0-0 5-3	5 1 2 0 0 0 0													
Spook Jacobs, R OBP: 0.222, SLG: 0.222 (1, 4)	0-0 5-3		0-0 6-3		0-0 1B 4-3 1B	0-0 F5			0-3 K	5 1 1 1 0 1 2													
Enos Slaughter, L OBP: 0.286, SLG: 0.286 Johnny Groth, R OBP: 0.500, SLG: 0.500 (1, 9) (6, 8)	0-0 1B 1B		0-0 4-3		0-0 1B 4-3 1B			0-0 F7	0-0	3 1 2 1 0 0 0 2 0 1 0 0 0 0													
Harry Simpson, L OBP: 0.111, SLG: 0.111 (1, 8) (6, 9)	0-0 1-2 1B			0-0 4-3	0-0 4-3			0-0 3-1	0-0 F8	5 0 1 1 0 0 2													
Gus Zernial, R OBP: 0.500, SLG: 0.750 Dave Melton, R OBP: 0.500, SLG: 0.500 (1, 7) (6, 7)	0-3 K			0-0 F5	0-0 1B			0-0 6-3		3 0 1 1 0 1 2 1 0 0 0 0 0 0													
Joe Ginsberg, L OBP: 0.429, SLG: 0.571 (1, 2)		0-0 4-3		0-0 1B	0-0 P3			0-0 F5		4 0 1 0 0 0 1													
Jim Finigan, R OBP: 0.250, SLG: 0.286 (1, 5)		0-0 2B		0-0 L9		0-0 P4		0-3 K2-3		4 0 1 0 0 1 1													
Joe Demaestri, R OBP: 0.333, SLG: 0.500 (1, 6)		0-0 P6			0-0 1B SH2-4 1B	0-0 G3		0-0 E6		4 1 1 0 0 0 1													
Bobby Shantz, R (1, 1)		0-0 5-3			0-0 SH2-4 1-2	4-0 1B BB		0-0 6-3		2 0 0 0 1 0 2													
<b>Inning Stats</b>	R: 0 E: 0 K: 1 S: 7	H: 2 LOB: 2 BB: 0 P: 7	R: 0 E: 0 K: 0 S: 4	H: 1 LOB: 1 BB: 0 P: 4	R: 0 E: 0 K: 0 S: 3	H: 0 LOB: 0 BB: 0 P: 3	R: 0 E: 0 K: 0 S: 4	H: 1 LOB: 1 BB: 0 P: 4	R: 4 E: 0 K: 0 S: 8	H: 5 LOB: 1 BB: 0 P: 8	R: 0 E: 0 K: 0 S: 4	H: 1 LOB: 2 BB: 1 P: 8	R: 0 E: 0 K: 0 S: 3	H: 0 LOB: 0 BB: 0 P: 3	R: 0 E: 1 K: 1 S: 6	H: 0 LOB: 1 BB: 0 P: 6	R: 0 E: 0 K: 1 S: 6	H: 1 LOB: 1 BB: 0 P: 6	1B: 10 2B: 1 3B: 0 HR: 0	SF: 0 SAC: 1 DP: 0 HBP: 0	WP: 0 PB: 0 SB: 0 CS: 0	PA: 40	
<b>PITCHER</b>	IP WLS BF H R ER SO BB IBB HBP BLK WP HR S P ERA WHIP																					<b>PITCHER</b>	IP WLS BF H R ER SO BB IBB HBP BLK WP HR S P ERA WHIP
Steve Gromek, R ERA: 7.2 (1, 1)	5.0 L 24 9 4 4 1 0 0 0 0 0 0 0 26 26 7.20 1.800																						
Paul Foytack, R ERA: (6, 1)	1.0 5 1 0 0 0 1 0 0 0 0 0 0 4 8 0.00 2.000																						
Dick Marlowe, R ERA: (7, 1)	2.0 7 0 0 0 1 0 0 0 0 0 0 0 9 9 0.00 0.000																						
Duke Maas, R ERA: (9, 1)	1.0 4 1 0 0 1 0 0 0 0 0 0 0 6 6 0.00 1.000																						

**Kansas City Athletics @ Detroit Tigers**  
 Briggs Stadium, Detroit, MI  
 Thu Apr 19 1956, 3:33 AM EST  
 Att. 4,007 - Unknown

[livebaseballscorecards.com](http://livebaseballscorecards.com)

<b>AB</b>	<b>38</b>
<b>R</b>	<b>4</b>
<b>H</b>	<b>11</b>
<b>RBI</b>	<b>4</b>
<b>BB</b>	<b>1</b>
<b>SO</b>	<b>3</b>
<b>LOB</b>	<b>11</b>



Batter	1	2	3	4	5	6	7	8	9	AB R H RBI BB SO LOB
Harvey Kuenn, R (1, 6) OBP: 0.222, SLG: 0.250	0-0 F8		0-3 K			0-0 1-3		0-0 FC6		4 0 0 0 0 1 1
Earl Torgeson, L (1, 3) OBP: 0.333, SLG: 0.625	0-0 4-3			0-0 1-3		0-0 HR		0-0 P2		4 1 1 1 0 0 0
Al Kaline, R (1, 9) OBP: 0.250, SLG: 0.143	0-0 L4			0-0 L6-3		0-0 L6-3		0-0 L5-3		4 0 0 0 0 0 0
Ray Boone, R (1, 5) OBP: 0.375, SLG: 0.500		0-0 2B		0-0 1B		0-0 L7		0-0 1B		4 0 3 0 0 0 0
Bill Tuttle, R (1, 8) OBP: 0.250, SLG: 0.375		0-0 F7		0-0 P3		0-0 6-3		0-0 1B		4 0 1 0 0 0 2
Jim Delsing, L (1, 7)		0-0 L4		0-3 K		0-0 6-3		0-0 L3		4 0 0 0 0 1 3
Frank House, L (1, 2)		0-0 4-3		0-0 F8		0-0 P4				3 0 0 0 0 0 1
Reno Bertoia, R (1, 4) OBP: 0.286, SLG: 0.429			0-0 F7		0-0 P5		0-0 E6			3 0 0 0 0 0 0
Steve Gromek, S (1, 1) Paul Foytack, R (6, 1) Jack Phillips, R (6, PH) Dick Marlowe, R (7, 1) Buddy Hicks, S (8, PH) Duke Maas, R (9, 1)			0-3 K			0-0 L3		0-0 F9		1 0 0 0 0 0 1 0 0 0 0 0 0 0 0 0 1 0 0 0 0 0 0 0 0 0 0 0 0 0 0 0 1 0 0 0 0 0 0 1 0 0 0 0 0 0 0 0


Inning Stats	R: 0	H: 0	E: 0	K: 0	S: 3	R: 0	H: 1	E: 0	K: 0	S: 4	R: 0	H: 0	E: 0	K: 2	S: 7	R: 0	H: 1	E: 0	K: 0	S: 4	R: 0	H: 0	E: 0	K: 1	S: 5	R: 1	H: 1	E: 0	K: 0	S: 4	R: 0	H: 0	E: 0	K: 0	S: 3	R: 0	H: 2	E: 0	K: 0	S: 5	1B: 3	SF: 0	2B: 1	SAC: 0	3B: 0	DP: 0	HR: 1	HBP: 0	WP: 0	PA: 33
PITCHER Bobby Shantz, L (1, 1) ERA: 1.0	IP	WLS	BF	H	R	ER	SO	BB	IBB	HBP	BLK	WP	HR	S	P	ERA	WHIP													PITCHER	IP	WLS	BF	H	R	ER	SO	BB	IBB	HBP	BLK	WP	HR	S	P	ERA	WHIP			

**BOTTOM**

**Kansas City Athletics @ Detroit Tigers**  
 Briggs Stadium, Detroit, MI  
 Thu Apr 19 1956, 3:33 AM EST  
 Att. 4,007 - Unknown

livebaseballscorecards.com

AB	33
R	1
H	5
RBI	1
BB	0
SO	3
LOB	8



Batter	1	2	3	4	5	6	7	8	9	AB R H RBI BB SO LOB	TOP																
Jim Rivera, L (1, 9) OBP: 0.500, SLG: 0.400	0-3 K	0-0 4-3		0-0 F3			0-0 CS 1B		0-0 FC3-6 1B	5 0 2 0 0 1 1																	
Nellie Fox, L (1, 4)	0-0 4-3		0-0 F9	0-0 4-3			0-0 F9		0-0 FC3-6 BB 1B	5 0 0 0 0 0 3																	
Minnie Minoso, R (1, 7) OBP: 0.462, SLG: 0.400	0-0 1B 2B		0-0 F7		0-0 G3-6-3 1B			0-0 E6 G3-6-3	4-0 BB BB	4 1 2 0 1 0 0																	
Larry Doby, L (1, 8) OBP: 0.333, SLG: 0.125	0-0 1B 1B		4-0 BB BB		0-0 G3-6-3		0-0 G3-6-3	0-0 G3-6-3	4-0 BB BB	3 0 1 2 2 0 2																	
Sherm Lollar, R (1, 2) OBP: 0.583, SLG: 0.556	0-0 1-2 1B		4-0 BB BB		0-0 6-3		0-3 K	0-3 K	0-0 F4	4 0 1 0 1 1 3																	
Bob Kennedy, R (1, 5)	0-0 F4		0-0 1-3			0-3 K		0-0 HR 1B	3 0 0 0 0 1 4																		
Cal Abrams, L (9, PH) OBP: 1.000, SLG: 1.000									1 0 1 0 0 0 0																		
Bubba Phillips, R (9, PR)									0 1 0 0 0 0 0																		
Sammy Esposito, R (9, 5)									0 0 0 0 0 0 0																		
Walt Dropo, R (1, 3) OBP: 0.182, SLG: 0.100		0-3 K		4-0 HR BB		0-0 F8		0-0 B3	3 1 0 0 1 1 1																		
Luis Aparicio, R (1, 6) OBP: 0.222, SLG: 0.222		0-3 K		0-3 K		0-0 F8		0-0 HR	3 0 0 0 0 2 1																		
Ron Northey, L (9, PH) OBP: 1.000, SLG: 4.000									1 1 1 2 0 0 0																		
Jim Brideweser, R (9, 6)									0 0 0 0 0 0 0																		
Dick Donovan, L (1, 1) OBP: 0.667, SLG: 2.000		4-0 BB		0-0 HR			0-3 K		0-0 FC3-6 BB 1B	2 1 1 2 1 1 0																	
Dixie Howell, L (8, 1) OBP: 1.000, SLG: 1.000									1 1 1 0 0 0 0																		
<b>Inning Stats</b>	R: 1 E: 0 K: 1 S: 8	H: 3 LOB: 2 BB: 0 P: 8	R: 0 E: 0 K: 2 S: 7	H: 0 LOB: 1 BB: 1 P: 11	R: 0 E: 0 K: 0 S: 3	H: 0 LOB: 2 BB: 2 P: 11	R: 2 E: 0 K: 1 S: 6	H: 1 LOB: 0 BB: 1 P: 10	R: 0 E: 0 K: 0 S: 3	H: 1 LOB: 0 BB: 0 P: 3	R: 0 E: 0 K: 1 S: 5	H: 0 LOB: 0 BB: 0 P: 5	R: 0 E: 0 K: 1 S: 5	H: 1 LOB: 0 BB: 0 P: 5	R: 0 E: 1 K: 1 S: 5	H: 0 LOB: 0 BB: 0 P: 5	R: 3 E: 0 K: 0 S: 7	H: 4 LOB: 3 BB: 2 P: 15	1B: 7 2B: 1 3B: 0 HR: 2	SF: 0 SAC: 0 DP: 2 HBP: 0	WP: 0 PB: 0 SB: 0 CS: 1	PA: 41					
<b>PITCHER</b>	IP WLS BF H R ER SO BB IBB HBP BLK WP HR S P ERA WHIP																										
Lou Kretlow, R (1, 1) ERA: 3.86	7.0		29	6	3	3	6	4	0	0	0	0	1	37	53	3.86	1.429										
Tom Gorman, R (8, 1) ERA: 6.75	1.1	L	7	3	3	3	1	0	0	0	0	0	1	9	9	20.25	2.250										
Tommy Lasorda, L (9, 1) ERA:	0.1		4	1	0	0	0	2	0	0	0	0	0	2	10	0.00	9.000										
Bill Harrington, R (9, 1) ERA:	0.1		1	0	0	0	0	0	0	0	0	0	0	1	1	0.00	0.000										

Chicago White Sox @ Kansas City Athletics  
Municipal Stadium, Kansas City, MO  
Fri Apr 20 1956, 4:33 AM EST  
Att: 29,792 - Unknown

AB	35
R	6
H	10
RBI	6
BB	6
SO	7
LOB	15




BOTTOM

Chicago White Sox @ Kansas City Athletics  
Municipal Stadium, Kansas City, MO

livebaseballscorecards.com

AB 35  
R 3  
H 9  
RBI 3  
BB 3  
SO 2  
LOB 11



WP: 0 PA: 38  
PB: 0  
SB: 0  
CS: 0

ERA WHIP

Fri Apr 20 1956, 4:33 AM EST  
Att. 29,792 - Unknown

AB R H RBI BB SO LOB

5	0	1	0	0	0	0
5	0	0	0	0	0	1
3	1	1	0	1	0	1
4	0	1	0	0	0	1
4	2	2	1	0	0	3
3	0	2	0	1	0	0
0	0	0	0	0	0	0
0	0	0	0	0	0	0
3	0	2	2	1	0	0
2	0	0	0	0	0	2
1	0	0	0	0	0	1
1	0	0	0	0	0	2
2	0	0	0	0	2	0
1	0	0	0	0	0	0
0	0	0	0	0	0	0
0	0	0	0	0	0	0
0	0	0	0	0	0	0
1	0	0	0	0	0	0

1B: 7 SF: 0  
2B: 1 SAC: 0  
3B: 0 DP: 0  
HR: 1 HBP: 0

WP HR S P ERA WHIP

Batter	1	2	3	4	5	6	7	8	9
Vic Power, R OBP: 0.214, SLG: 0.214 (1, 3)	0-0 F9		0-0 L7		0-0 1B		0-0 1-3		0-0 F9
Spook Jacobs, R OBP: 0.143, SLG: 0.143 (1, 4)	0-0 1-3		0-0 1-3		0-0 F7		0-0 L4		0-0 F8
Enos Slaughter, L OBP: 0.364, SLG: 0.300 (1, 9)	4-0 1B BB			0-0 1B BB 1B		0-0 F7		0-0 F9	
Harry Simpson, L OBP: 0.154, SLG: 0.154 (1, 8)	0-0 FC5-4 1B			0-0 F8		0-0 4-3		0-0 4-3	
Gus Zernial, R OBP: 0.500, SLG: 1.000 (1, 7)	0-0 FC5-4 1-2f			0-0 F4		0-0 1B 1B		0-0 HR	
Joe Ginsberg, L OBP: 0.545, SLG: 0.700 (1, 2)		0-0 4-3		4-0 1B 1-2 BB		0-0 1B 1-2 1B		0-0 2B	
Bobby Shantz, R (8, PR)									
Joe Astroth, R (9, 2)									
Jim Finigan, R OBP: 0.417, SLG: 0.400 (1, 5)		0-0 F8		0-0 1-3 2-H 1B		0-0 1-3 2-H 1B		4-0 IBB	
Joe Demaestri, R OBP: 0.250, SLG: 0.375 (1, 6)		0-0 G3		0-0 L4		0-0 F5		0-0 L6	
Elmer Valo, L (6, PH)									
Mike Baxes, R (7, 6)									
Lou Kretlow, R (1, 1)			0-3 K		0-3 K		0-0 L6		0-0 F8
Hector Lopez, R (7, PH)									
Tom Gorman, R (8, 1)									
Tommy Lasorda, L (9, 1)									
Bill Harrington, R (9, 1)									
Tim Thompson, L (9, PH)									

Inning Stats	R: 0 H: 1 E: 0 K: 0 S: 4	H: 1 LOB: 2 BB: 1 P: 8	R: 0 H: 0 E: 0 K: 0 S: 3	H: 0 LOB: 0 BB: 0 P: 3	R: 0 H: 0 E: 0 K: 1 S: 5	H: 0 LOB: 0 BB: 0 P: 5	R: 1 H: 2 E: 0 K: 0 S: 5	H: 2 LOB: 2 BB: 1 P: 9	R: 0 H: 1 E: 0 K: 1 S: 6	H: 1 LOB: 1 BB: 0 P: 6	R: 1 H: 3 E: 0 K: 0 S: 5	H: 3 LOB: 1 BB: 0 P: 5	R: 0 H: 0 E: 0 K: 0 S: 3	H: 0 LOB: 0 BB: 0 P: 3	R: 1 H: 2 E: 0 K: 0 S: 5	H: 2 LOB: 2 BB: 1 P: 9	R: 0 H: 0 E: 0 K: 0 S: 3	H: 0 LOB: 0 BB: 0 P: 3
--------------	--------------------------	------------------------	--------------------------	------------------------	--------------------------	------------------------	--------------------------	------------------------	--------------------------	------------------------	--------------------------	------------------------	--------------------------	------------------------	--------------------------	------------------------	--------------------------	------------------------

PITCHER	IP	WLS	BF	H	R	ER	SO	BB	IBB	HBP	BLK	WP	HR	S	P	ERA	WHIP
Dick Donovan, R ERA: 3.52 (1, 1)	7.2		33	9	3	3	2	2	0	0	0	0	1	35	43	3.52	1.435
Dixie Howell, R ERA: (8, 1)	1.1	W	5	0	0	0	0	0	1	0	0	0	0	4	8	0.00	0.000

PITCHER	IP	WLS	BF	H	R	ER	SO	BB	IBB	HBP	BLK	WP	HR	S	P	ERA	WHIP
---------	----	-----	----	---	---	----	----	----	-----	-----	-----	----	----	---	---	-----	------

Batter	1	2	3	4	5	6	7	8	9	AB R H RBI BB SO LOB	TOP	
Jim Rivera, L (1, 9) OBP: 0.375, SLG: 0.286	0-0 F7		0-0 F7		0-0 3-1			0-0 G3		4 0 0 0 0 0 1	<b>Chicago White Sox @ Kansas City Athletics</b> Municipal Stadium, Kansas City, MO Sat Apr 21 1956, 4:33 AM EST Att. 15,608 - Unknown	
Nellie Fox, L (1, 4)	0-0 1-3		0-0 F7		0-0 3-1		0-0 G3		4 0 0 0 0 0 1			
Minnie Minoso, R (1, 7) OBP: 0.412, SLG: 0.308	4-0 PB BB		0-0 6-3		0-0 F7		0-3 K2-3		3 0 0 0 1 1 1			
Larry Doby, L (1, 8) OBP: 0.400, SLG: 0.111 Bubba Phillips, R (6, PR) (6, 8)	4-0 1-2 BB		0-0 6-3		4-0 G5-4-3 BB		0-0 6-3		1 0 0 0 2 0 0 1 0 0 0 0 0 0			
Sherm Lollar, R (1, 2) OBP: 0.538, SLG: 0.500 Earl Battey, R (3, 2) OBP: 0.333, SLG: 0.333	0-0 F9		0-0 E E 1B		0-0 G5-4-3 1-2f		0-3 K		1 0 0 0 0 0 2 3 1 1 0 0 1 1			
Bob Kennedy, R (1, 5) Sammy Esposito, R (3, 5)		4-0 G6-4-3 BB		0-0 E4 1-2 FC6-4		0-0 1-3		0-0 F8	0 0 0 0 1 0 0 3 0 0 0 0 0 1			
Walt Dropo, R (1, 3) OBP: 0.214, SLG: 0.083		0-0 G6-4-3 1-2f		0-0 FC6-4 1-2f 2-H		4-0 FC6-4 BB			2 0 0 0 1 0 2			
Luis Aparicio, R (1, 6) OBP: 0.167, SLG: 0.167		0-0 F9		0-3 K		0-0 F7			3 0 0 0 0 1 2			
Sandy Consuegra, R (1, 1) Bill Fischer, R (2, 1) Harry Byrd, R (2, 1) Morrie Martin, L (2, 1) Connie Johnson, R (6, 1)			0-0 E6		0-0 F2		0-0 FC6-4 1-2f		0 2 0 0 0 0 0 0 1 0 0 0 0 0 1			
<b>Inning Stats</b>	R: 0 H: 0 E: 0 LOB: 2 K: 0 BB: 2 S: 3 P: 11	R: 0 H: 0 E: 0 LOB: 0 K: 0 BB: 1 S: 2 P: 6	R: 0 H: 0 E: 1 LOB: 1 K: 0 BB: 0 S: 4 P: 4	R: 1 H: 1 E: 2 LOB: 1 K: 1 BB: 0 S: 7 P: 7	R: 0 H: 0 E: 0 LOB: 0 K: 0 BB: 0 S: 3 P: 3	R: 0 H: 0 E: 0 LOB: 1 K: 0 BB: 1 S: 2 P: 6	R: 0 H: 0 E: 0 LOB: 1 K: 0 BB: 1 S: 3 P: 7	R: 0 H: 0 E: 0 LOB: 0 K: 1 BB: 0 S: 5 P: 5	R: 0 H: 0 E: 0 LOB: 0 K: 1 BB: 0 S: 5 P: 5	1B: 1 SF: 0 2B: 0 SAC: 0 3B: 0 DP: 2 HR: 0 HBP: 0	WP: 0 PA: 33 PB: 1 SB: 0 CS: 0	
<b>PITCHER</b> Art Ditmar, R (1, 1) ERA:	IP WLS BF H R ER SO BB IBB HBP BLK WP HR S P ERA WHIP	9.0 W 33 1 1 0 3 5 0 0 0 0 0 34 54 0.00 0.667										

<b>AB</b>	28
<b>R</b>	1
<b>H</b>	1
<b>RBI</b>	0
<b>BB</b>	5
<b>SO</b>	3
<b>LOB</b>	12





Batter	1	2	3	4	5	6	7	8	9	AB	R	H	RBI	BB	SO	LOB
Vic Power, R (1, 3) Rance Pless, R (7, 3)	0-0 6-3	0-0 1-3	0-0 BB 1B		0-0 SF9		0-0 6-3			4	1	2	4	0	0	2
Spook Jacobs, R (1, 4) Enos Slaughter, L (1, 9) Bill Renna, R (5, 9)	0-0 HBP 1B	0-0 1B 2-3 3-H	4-0 BB BB BB 1-2 BB		0-0 F9		0-0 F8	0-0 6-3		5	2	3	2	1	0	1
Harry Simpson, L (1, 8) Johnny Groth, R (5, 8)	0-0 F4	0-0 2-H 3-H	0-3 K		0-0 F4		0-0 2B	0-0 1-3	0-0 K	2	2	1	1	2	1	2
Gus Zernial, R (1, 7) Dave Melton, R (5, 7)	1-0 HBP FC6-4	4-0 1-2 2-3	0-3 K		0-0 F4		0-0 F4	0-3 K		2	1	1	1	1	1	0
Joe Ginsberg, L (1, 2) Tim Thompson, L (7, 2)	0-0 FC6-4	0-0 1-2 2-H	0-0 1B		0-0 F7		0-0 F7			5	1	2	1	0	0	7
Jim Finigan, R (1, 5) Hector Lopez, R (2, PR) Hector Lopez, R (3, 5)		0-0 2B 1B 3B	0-0 SH3-4 1B		0-0 F7		0-0 F9			1	0	1	0	0	0	0
Joe Demaestri, R (1, 6) Mike Baxes, R (8, 6)		0-0 1B 1-3	0-0 F2		0-0 1B SF9 2B		0-0 F2			5	3	3	1	0	0	1
Art Ditmar, R (1, 1)		0-0 6-3	0-0 SH3-4		0-0 2-3 1B		0-0 F8			0	0	0	0	0	0	0


Inning Stats	R: 0	H: 1	E: 0	LOB: 3	K: 0	BB: 1	S: 4	P: 9	R: 13	H: 13	E: 0	LOB: 3	K: 0	BB: 2	S: 16	P: 24	R: 1	H: 2	E: 0	LOB: 2	K: 1	BB: 1	S: 7	P: 11	R: 0	H: 1	E: 0	LOB: 1	K: 1	BB: 0	S: 6	P: 6	R: 1	H: 2	E: 0	LOB: 1	K: 0	BB: 0	S: 5	P: 5	R: 0	H: 1	E: 0	LOB: 1	K: 0	BB: 0	S: 4	P: 4	R: 0	H: 0	E: 0	LOB: 0	K: 0	BB: 0	S: 3	P: 3	R: 0	H: 0	E: 0	LOB: 0	K: 1	BB: 0	S: 5	P: 5
--------------	------	------	------	--------	------	-------	------	------	-------	-------	------	--------	------	-------	-------	-------	------	------	------	--------	------	-------	------	-------	------	------	------	--------	------	-------	------	------	------	------	------	--------	------	-------	------	------	------	------	------	--------	------	-------	------	------	------	------	------	--------	------	-------	------	------	------	------	------	--------	------	-------	------	------

PITCHER	IP	WLS	BF	H	R	ER	SO	BB	IBB	HBP	BLK	WP	HR	S	P	ERA	WHIP
Sandy Consuegra, R (1, 1) ERA: 32.4	1.2	L	14	6	7	7	0	2	0	0	0	0	0	11	20	37.80	4.800
Bill Fischer, R (2, 1) ERA:	0.0		4	4	1	1	0	0	0	0	0	0	0	4	4	∞	∞
Harry Byrd, R (2, 1) ERA:	0.0		5	4	5	5	0	1	0	0	0	0	0	4	8	∞	∞
Morrie Martin, L (2, 1) ERA: 5.4	3.1		16	5	2	2	2	1	0	0	0	0	0	19	23	5.40	1.800
Connie Johnson, R (6, 1) ERA:	3.0		10	1	0	0	1	0	0	0	0	0	0	12	12	0.00	0.333

**BOTTOM**

**Chicago White Sox @ Kansas City Athletics**  
Municipal Stadium, Kansas City, MO  
Sat Apr 21 1956, 4:33 AM EST  
Att. 15,608 - Unknown

AB	42
R	15
H	20
RBI	15
BB	4
SO	3
LOB	21



WP	PA	ERA	WHIP
0	49		





Batter	1	2	3	4	5	6	7	8	9	AB R H RBI BB SO LOB	TOP									
Bill Tuttle, R (1, 8) OBP: 0.273, SLG: 0.406	4-0 G6-3 BB	0-0 BB 1B		0-0 2-H HR		0-0 F8		0-0 6-3		4 1 2 4 1 0 3										
Earl Torgeson, L (1, 3) OBP: 0.424, SLG: 0.385	0-0 G6-3 1-2f	4-0 BB 1B		0-0 4-3			0-0 4-3		0-0 L6	4 0 0 0 1 0 1										
Al Kaline, R (1, 9) OBP: 0.226, SLG: 0.357	4-0 BB	0-0 L8 BB			0-0 L6-3		0-0 L4-3		0-0 L6-3	4 0 0 0 1 0 2										
Harvey Kuenn, R (1, 6) OBP: 0.258, SLG: 0.370	0-0 L3		0-0 F9		0-3 K		0-0 6-3		0-0 4-3	5 0 0 0 0 1 1										
Ray Boone, R (1, 5) OBP: 0.379, SLG: 0.630		0-0 1B 1B	0-0 L4		0-0 P3			0-0 HR		4 2 2 1 0 0 0										
Frank House, L (1, 2) OBP: 0.240, SLG: 0.348		0-0 P5	0-0 F9			0-0 1-3		0-0 G3		4 0 0 0 0 0 1										
Charlie Maxwell, L (1, 7) OBP: 0.529, SLG: 0.533		0-0 SH1-3 1B 1B		0-0 F9		0-0 FC1-6 1B		0-0 1-3		4 1 2 0 0 0 0										
Reno Bertoia, R (1, 4) OBP: 0.286, SLG: 0.385		0-0 SH1-3 1B 1B		0-0 PB HR 1B		0-0 FC1-6 1B		0-0 HR		4 3 3 2 0 0 1										
Steve Gromek, S (1, 1) OBP: 0.500, SLG: 0.333		0-0 SH1-3		0-0 F7		0-0 1B		4-0 BB		2 0 1 0 1 0 1										
<b>Inning Stats</b>	R: 0 E: 0 K: 0 S: 2	H: 0 LOB: 1 BB: 2 P: 10	R: 3 E: 0 K: 0 S: 7	H: 4 LOB: 2 BB: 1 P: 11	R: 0 E: 0 K: 0 S: 3	H: 0 LOB: 0 BB: 0 P: 3	R: 2 E: 0 K: 0 S: 5	H: 2 LOB: 0 BB: 0 P: 5	R: 0 E: 0 K: 1 S: 5	H: 0 LOB: 0 BB: 0 P: 5	R: 0 E: 0 K: 0 S: 3	H: 0 LOB: 0 BB: 0 P: 3	R: 2 E: 0 K: 0 S: 5	H: 2 LOB: 1 BB: 1 P: 9	R: 0 E: 0 K: 0 S: 3	H: 0 LOB: 0 BB: 0 P: 3	1B: 7 2B: 0 3B: 0 HR: 3	SF: 0 SAC: 1 DP: 1 HBP: 0	WP: 0 PB: 1 SB: 0 CS: 0	PA: 40
<b>PITCHER</b>	IP WLS BF H R ER SO BB IBB HBP BLK WP HR S P ERA WHIP																			
Arnie Portocarrero, R (1, 1) ERA: 11.25	4.0 L 20 6 5 5 0 3 0 0 0 0 0 1 17 29 11.25 2.250																			
Moe Burtch, R (5, 1) ERA:	3.0 11 2 0 0 1 0 0 0 0 0 0 0 13 13 0.00 0.667																			
Bill Bradford, R (8, 1) ERA: 9.0	2.0 9 2 2 2 0 1 0 0 0 0 0 2 8 12 9.00 1.500																			

**Detroit Tigers @ Kansas City Athletics**  
 Municipal Stadium, Kansas City, MO  
 Tue Apr 24 1956, 4:33 AM EST  
 Att. 13,963 - Unknown

[livebaseballscorecards.com](http://livebaseballscorecards.com)

<b>AB</b>	35
<b>R</b>	7
<b>H</b>	10
<b>RBI</b>	7
<b>BB</b>	4
<b>SO</b>	1
<b>LOB</b>	10



Batter	1	2	3	4	5	6	7	8	9	AB	R	H	RBI	BB	SO	LOB
Vic Power, R OBP: 0.321, SLG: 0.481 (1, 3)	0-0 SH1-3 1B		0-0 P3		0-0 F7		0-0 HR		0-0 F7	5	2	2	2	0	0	2
Spook Jacobs, R OBP: 0.320, SLG: 0.261 (1, 4) Rance Pless, R (9, PH)	0-0 SH1-3 1-2		0-0 4-3 1B		0-0 FC6 1-2f		0-0 E4		0-0 L9	3	0	1	0	0	0	1
Enos Slaughter, L OBP: 0.450, SLG: 0.353 (1, 9)	0-0 BB 2-H 1B		0-0 4-3		0-0 L9		0-0 F7			4	0	1	1	0	0	3
Harry Simpson, L OBP: 0.200, SLG: 0.167 (1, 8)	4-0 1-2 BB		0-0 4-3		0-0 F8		0-0 P6			3	0	0	0	1	0	1
Gus Zernial, R OBP: 0.400, SLG: 0.529 (1, 7)	0-0 P5			4-0 FC6-4 BB		0-3 K		0-0 G2		3	0	0	0	1	1	2
Joe Ginsberg, L OBP: 0.400, SLG: 0.474 (1, 2)	0-3 K			0-0 L9		0-0 F2		0-0 F7		4	0	0	0	0	1	3
Hector Lopez, R OBP: 0.417, SLG: 0.700 (1, 5)		0-0 F2		0-3 K		4-0 HR BB		0-0 SF8 3B		3	2	1	0	1	1	1
Joe Demaestri, R OBP: 0.316, SLG: 0.444 (1, 6)		0-0 6-3		0-0 FC6-4 1-2f		0-0 F7		1-0 HBP		3	0	0	0	0	0	2
Arnie Portocarrero, R (1, 1) Moe Burtch, R (5, 1) Tim Thompson, L (7, PH) Bill Bradford, R (8, 1) Elmer Valo, L (9, PH)		0-0 F8			0-0 FC6 1B		0-0 4-3		0-0 SF8 3-H	1	0	0	0	0	0	0

<b>Inning Stats</b>	R: 1 E: 0 K: 1 S: 7	H: 2 LOB: 2 BB: 1 P: 11	R: 0 E: 0 K: 0 S: 3	H: 0 LOB: 0 BB: 0 P: 3	R: 0 E: 0 K: 0 S: 4	H: 1 LOB: 1 BB: 0 P: 4	R: 0 E: 0 K: 1 S: 5	H: 0 LOB: 1 BB: 1 P: 9	R: 0 E: 0 K: 0 S: 4	H: 0 LOB: 0 BB: 0 P: 5	R: 2 E: 1 K: 0 S: 5	H: 1 LOB: 1 BB: 1 P: 9	R: 0 E: 0 K: 0 S: 3	H: 0 LOB: 0 BB: 0 P: 3	R: 1 E: 0 K: 0 S: 4	H: 1 LOB: 1 BB: 0 P: 5	1B: 4 2B: 0 3B: 1 HR: 1	SF: 1 SAC: 1 DP: 0 HBP: 1	WP: 0 PB: 0 SB: 0 CS: 0	PA: 38
<b>PITCHER</b> Steve Gromek, R (1, 1) ERA: 5.14	IP 9.0	WLS W	BF 38	H 6	R 4	ER 4	SO 3	BB 3	IBB 0	HBP 1	BLK 0	WP 0	HR 1	S 40	P 53	ERA 4.00	WHIP 1.000			

**DETROIT TIGERS @ KANSAS CITY ATHLETICS**  
Municipal Stadium, Kansas City, MO  
Tue Apr 24 1956, 4:33 AM EST  
Att. 13,963 - Unknown

AB	32
R	4
H	6
RBI	4
BB	3
SO	3
LOB	17



livebaseballscores.com

Batter	1	2	3	4	5	6	7	8	9	AB R H RBI BB SO LOB	TOP											
<b>Bobby Avila, R</b> (1, 4) OBP: 0.226, SLG: 0.226	0-0 F3		0-0 F8		0-0 F9			0-3 K		4 0 0 0 0 1 0	<b>Cleveland Indians @ Kansas City Athletics</b> Municipal Stadium, Kansas City, MO Wed Apr 25 1956, 4:33 AM EST Att: 18,005 - Unknown <a href="http://livebaseballscorecards.com">livebaseballscorecards.com</a>											
<b>Gene Woodling, L</b> (1, 7) OBP: 0.300, SLG: 0.308	0-0 HR 1B		0-0 F7		0-0 F2			0-0 E1 5-3		4 1 1 0 0 0 0												
<b>Rocky Colavito, R</b> (1, 9) OBP: 0.111, SLG: 0.444	0-0 HR		0-0 6-3					0-0 5-3 1-2		4 1 1 2 0 0 1												
<b>Al Rosen, R</b> (1, 5) OBP: 0.393, SLG: 0.333	0-0 3-1			0-0 HR				0-0 L5 4-3		4 1 1 1 0 0 1												
<b>Vic Wertz, L</b> (1, 3) OBP: 0.571, SLG: 0.762	0-0 2B 2B			0-0 FC6-4 1B				0-0 HR		4 2 4 1 0 0 0												
<b>Jim Busby, R</b> (1, 8) OBP: 0.333, SLG: 0.417	0-0 PO 2B			0-0 F5				0-0 G4-6-3 1B		4 0 2 1 0 0 2												
<b>Chico Carrasquel, R</b> (1, 6) OBP: 0.183, SLG: 0.160	0-0 PO 2-3	0-0 F2		0-0 F8				0-0 G4-6-3 1-2		4 0 0 0 0 0 2												
<b>Earl Averill, R</b> (1, 2) OBP: 0.267, SLG: 0.083		0-0 5-3		0-0 FC6-4 1-2f				0-0 F2		4 0 0 0 0 0 1												
<b>Herb Score, L</b> (1, 1) OBP: 0.267, SLG: 0.083		0-0 4-3			0-0 4-3			0-0 F8		3 0 0 0 0 0 0												
<b>Inning Stats</b>	R: 3 E: 0 K: 0 S: 6	H: 4 LOB: 0 BB: 0 P: 6	R: 0 E: 0 K: 0 S: 3	H: 0 LOB: 0 BB: 0 P: 3	R: 0 E: 0 K: 0 S: 3	H: 0 LOB: 1 BB: 0 P: 5	R: 1 E: 0 K: 0 S: 5	H: 2 LOB: 0 BB: 0 P: 5	R: 0 E: 0 K: 0 S: 3	H: 0 LOB: 0 BB: 0 P: 3	R: 0 E: 0 K: 0 S: 4	H: 1 LOB: 1 BB: 0 P: 4	R: 0 E: 0 K: 0 S: 3	H: 0 LOB: 0 BB: 0 P: 3	R: 0 E: 1 K: 1 S: 6	H: 0 LOB: 1 BB: 0 P: 6	R: 1 E: 0 K: 0 S: 4	H: 2 LOB: 0 BB: 0 P: 4	1B: 4 2B: 2 3B: 0 HR: 3	SF: 0 SAC: 0 DP: 1 HBP: 0	WP: 0 PB: 0 SB: 0 CS: 0	PA: 36
<b>PITCHER</b>	IP WLS BF H R ER SO BB IBB HBP BLK WP HR S P ERA WHIP																					
<b>Bobby Shantz, L</b> (1, 1) ERA: 3.55	3.2 L 16 6 4 4 0 0 0 0 0 0 0 2 16 16 9.82 1.636																					
<b>Bill Harrington, R</b> (4, 1) ERA:	1.1 4 0 0 0 0 0 0 0 0 0 0 0 4 4 0.00 0.000																					
<b>Troy Herriage, R</b> (6, 1) ERA:	2.0 7 1 0 0 0 0 0 0 0 0 0 0 7 7 0.00 0.500																					
<b>Tom Gorman, R</b> (8, 1) ERA: 6.0	2.0 8 2 1 1 1 0 0 0 0 0 0 1 10 10 4.50 1.000																					



Batter	1	2	3	4	5	6	7	8	9	AB	R	H	RBI	BB	SO	LOB
Vic Power, R (1, 3) OBP: 0.273, SLG: 0.406	0-0 F3		0-0 6-3		0-0 F2		0-0 F8		0-0 5-3	5	0	0	0	0	0	4
Spook Jacobs, R (1, 4) OBP: 0.276, SLG: 0.222	0-0 5-3		0-3 K		0-0 F5			0-0 E4		4	0	0	0	0	1	0
Johnny Groth, R (1, 8) OBP: 0.250, SLG: 0.273	4-0 BB			0-0 4-3		0-3 K		0-0 1-6-3		3	0	0	0	1	1	1
Gus Zernial, R (1, 7) OBP: 0.375, SLG: 0.450	0-0 F7		0-3 K		0-3 K		4-0 2B BB	0-0 1-3		3	1	0	0	1	1	2
Bill Renna, R (1, 9) OBP: 0.167, SLG: 0.333		0-3 K		0-3 K		0-0 2B		0-0 6-3		4	0	1	1	0	2	1
Hector Lopez, R (1, 5) OBP: 0.500, SLG: 0.786		0-0 E 2B		0-0 BB 1B		0-3 K		0-0 2B SF7 1B		4	1	3	0	0	1	1
Mike Baxes, R (1, 6) OBP: 0.571, SLG: 0.500		0-3 K		4-0 BB 1B		4-0 BB		0-0 SF7 2B		2	0	1	0	2	1	1
Joe Astroth, R (1, 2) Enos Slaughter, L (5, PH) Joe Ginsberg, L (6, 2) OBP: 0.429, SLG: 0.333 OBP: 0.364, SLG: 0.450	0-0 5-3		0-0 F2		0-0 F2		0-3 K		0-0 SF7	1	0	0	0	0	0	1
Bobby Shantz, R (1, 1) Bill Harrington, R (4, 1) Rance Pless, R (5, PH) Troy Herriage, R (6, 1) Harry Simpson, L (7, PH) Tom Gorman, R (8, 1) Jim Finigan, R (9, PH) OBP: 0.162, SLG: 0.160		0-0 F9		0-0 F9		0-0 F9		0-0 F4		1	0	0	0	0	0	0
										0	0	0	0	0	0	0
										0	0	0	0	0	0	2
										0	0	0	0	0	0	0
										0	0	0	0	0	0	1
										0	0	0	0	0	0	0
										1	0	0	0	0	0	1

Inning Stats	R: 0	H: 0	E: 0	K: 0	S: 3	R: 0	H: 1	E: 1	K: 2	S: 8	R: 0	H: 0	E: 0	K: 1	S: 5	R: 0	H: 0	E: 0	K: 2	S: 7	R: 0	H: 1	E: 0	K: 0	S: 4	R: 1	H: 1	E: 0	K: 2	S: 8	R: 0	H: 0	E: 0	K: 1	S: 5	R: 0	H: 0	E: 1	K: 0	S: 4	R: 1	H: 2	E: 0	K: 0	S: 5	1B: 2	2B: 3	3B: 0	HR: 0	SF: 1	SAC: 0	DP: 0	HBP: 0	WP: 0	PB: 0	SB: 0	CS: 0	PA: 37
--------------	------	------	------	------	------	------	------	------	------	------	------	------	------	------	------	------	------	------	------	------	------	------	------	------	------	------	------	------	------	------	------	------	------	------	------	------	------	------	------	------	------	------	------	------	------	-------	-------	-------	-------	-------	--------	-------	--------	-------	-------	-------	-------	--------

PITCHER	IP	WLS	BF	H	R	ER	SO	BB	IBB	HBP	BLK	WP	HR	S	P	ERA	WHIP
Herb Score, L (1, 1) ERA: 1.59	9.0	W	37	5	2	2	8	4	0	0	0	0	0	49	65	2.00	1.000

BOTTOM

Cleveland Indians @ Kansas City Athletics  
Municipal Stadium, Kansas City, MO  
Wed Apr 25 1956, 4:33 AM EST  
Att. 18,005 - Unknown

livebaseballscorecards.com

AB	32
R	2
H	5
RBI	2
BB	4
SO	8
LOB	18



Batter	1	2	3	4	5	6	7	8	9	AB R H RBI BB SO LOB	TOP											
<b>Bobby Avila, R</b> (1, 4) OBP: 0.243, SLG: 0.324	0-0 6-3		0-0 6-3	0-0 F5	0-0 F8		0-0 BB 1-2 3-H 1B		0-0 HR 2-H 3-H	6 1 2 4 0 0 1												
<b>Gene Woodling, L</b> (1, 7) OBP: 0.389, SLG: 0.379	0-0 G3 1B 2B		4-0 1B 2B BB	0-0 5-3		0-0 BB 1B	4-0 BB 1-2 2-3 BB		1-0 6-4-3 HBP	3 2 2 0 2 0 0												
<b>Rocky Colavito, R</b> (1, 9) OBP: 0.200, SLG: 0.308	0-0 G3 2-3		0-0 F6		4-0 F9 1B 2B BB	4-0 BB 1-2	0-0 G5-4-3 1-2f		0-0 6-4-3	4 1 0 0 2 0 6												
<b>Al Rosen, R</b> (1, 5) OBP: 0.412, SLG: 0.346	4-0 1B BB		0-0 2B HR 1B		0-0 2B BB 1-2	0-3 K		0-0 6-3	0-0 5-3	5 2 2 0 1 1 3												
<b>Vic Wertz, L</b> (1, 3) OBP: 0.545, SLG: 0.731	0-0 FC6-4 1-3 3-H 1B		0-0 HR 2B		0-0 F9 2-3	0-0 F2		0-3 K		5 1 2 2 0 1 4												
<b>Jim Busby, R</b> (1, 8) OBP: 0.344, SLG: 0.370	0-0 FC6-4 1-2f		4-0 HR IBB		4-0 2B BB 1-2	0-3 K		0-0 F8		3 2 0 0 2 1 4												
<b>Chico Carrasquel, R</b> (1, 6) OBP: 0.250, SLG: 0.345		0-0 5-3	0-0 HR 1-H 2-H 3-H		0-0 5-3 1B 2B 1-H 2-H 3-H		0-0 F2		4-0 SH5-3 1B HR BB	4 3 2 7 1 0 0												
<b>Jim Hegan, R</b> (1, 2) OBP: 0.429, SLG: 0.385		0-0 F5	0-3 K		0-0 5-3 2-3		0-0 E6 WP 1B		0-0 SH5-3 1-2 HR 1B	5 2 1 0 0 1 1												
<b>Early Wynn, S</b> (1, 1) OBP: 0.286, SLG: 0.167		0-0 4-3		0-0 1-3	0-0 1B 3-H		4-0 BB 1B 2-3 BB		0-0 SH5-3	3 0 1 1 1 0 0												
<b>Inning Stats</b>	R: 1 E: 0 K: 0 S: 5	H: 2 LOB: 2 BB: 1 P: 9	R: 0 E: 0 K: 0 S: 3	H: 0 LOB: 0 BB: 0 P: 3	R: 5 E: 0 K: 1 S: 8	H: 3 LOB: 0 BB: 2 P: 16	R: 0 E: 0 K: 0 S: 3	H: 0 LOB: 0 BB: 0 P: 3	R: 4 E: 0 K: 0 S: 6	H: 3 LOB: 1 BB: 2 P: 14	R: 0 E: 0 K: 2 S: 8	H: 1 LOB: 2 BB: 1 P: 12	R: 1 E: 1 K: 0 S: 4	H: 1 LOB: 2 BB: 2 P: 12	R: 0 E: 0 K: 1 S: 5	H: 0 LOB: 0 BB: 0 P: 5	R: 3 E: 0 K: 0 S: 5	H: 2 LOB: 1 BB: 1 P: 10	1B: 7 2B: 3 3B: 0 HR: 2	SF: 0 SAC: 1 DP: 1 HBP: 1	WP: 1 PB: 0 SB: 0 CS: 0	PA: 49
<b>PITCHER</b>	IP WLS BF H R ER SO BB IBB HBP BLK WP HR S P ERA WHIP																					
<b>Lou Kretlow, R</b> (1, 1) ERA: 9.53	4.1 L 24 6 9 9 1 4 1 0 0 0 0 1 21 41 18.69 2.308																					
<b>Jack Crimian, R</b> (5, 1) ERA: 13.5	0.2 4 2 1 1 0 0 0 0 0 0 0 0 4 4 13.50 3.000																					
<b>Tommy Lasorda, L</b> (6, 1) ERA:	3.0 14 2 1 0 3 3 0 0 0 1 0 17 29 0.00 1.667																					
<b>Troy Herriage, R</b> (9, 1) ERA: 9.0	1.0 7 2 3 3 0 1 0 1 0 0 1 5 10 27.00 3.000																					

**Cleveland Indians @ Kansas City Athletics**  
**Municipal Stadium, Kansas City, MO**  
 Thu Apr 26 1956, 4:33 AM EST  
 Att. 9,014 - Unknown

<b>AB</b>	<b>38</b>
<b>R</b>	<b>14</b>
<b>H</b>	<b>12</b>
<b>RBI</b>	<b>14</b>
<b>BB</b>	<b>9</b>
<b>SO</b>	<b>4</b>
<b>LOB</b>	<b>19</b>




<b>WP</b>	<b>1</b>
<b>PA</b>	<b>49</b>

<b>ERA</b>	<b>9.53</b>
<b>WHIP</b>	<b>2.308</b>





Batter	1	2	3	4	5	6	7	8	9	AB R H RBI BB SO LOB	TOP	
Vic Power, R OBP: 0.238, SLG: 0.325 (1, 3) X	0-0 F8		0-0 L8	4-0 BB		0-0 F9			0-0 6-3	4 0 0 0 1 0 1	<b>Kansas City Athletics @ Chicago White Sox</b> Comiskey Park, Chicago, IL Fri Apr 27 1956, 4:33 AM EST Att. 3,944 - Unknown <a href="http://livebaseballscorecards.com">livebaseballscorecards.com</a>	
Spook Jacobs, R OBP: 0.263, SLG: 0.200 (1, 4) X	0-0 4-3		0-0 4-3	0-0 FC5			0-0 G1-4-3 1B	0-0 5-3	5 0 1 0 0 0 2			
Jim Finigan, R OBP: 0.400, SLG: 0.313 (1, 5) B B B	4-0 1B BB		0-0 5-3		0-0 5-3		0-0 G1-4-3 1-2f	4-0 HR BB	3 1 0 0 2 0 1			
Harry Simpson, L OBP: 0.314, SLG: 0.559 (1, 9) X	0-0 1-2 1B			0-0 1B HR 1B	0-3 K		0-0 HR	0-0 HR 1-H	5 3 4 3 0 1 0			
Gus Zernial, R OBP: 0.333, SLG: 0.379 (1, 7) S S S	0-3 K			0-0 1-2 HR 1B	0-0 FC6 1B		0-3 K	0-0 6-3	5 1 2 0 0 2 2			
Hector Lopez, R OBP: 0.435, SLG: 0.762 (1, 8) S S S		0-3 K		0-0 1-2 HR	0-0 FC6 1-2f		0-0 5-3		4 1 1 3 0 1 1			
Joe Demaestri, R OBP: 0.391, SLG: 0.500 (1, 6) X		0-0 1-3 S 1B		0-0 FC5 SH3-4 1B		0-0 BLK 1B	0-0 F9		4 0 3 0 0 0 0			
Joe Astroth, R (1, 2) X		0-0 1-3		0-0 SH3-4		0-0 6-3	0-0 5-3		3 0 0 0 0 0 2			
Art Diltmar, R OBP: 0.353, SLG: 0.333 Moe Birtschy, R OBP: 1.000, SLG: 1.000 Rance Pless, R (6, PH) Bill Harrington, R (6, 1) Jack Crimian, R (7, 1) Bill Renna, R (9, PH)		0-0 F9		0-0 F9		0-3 K		0-0 HR	2 0 0 0 0 0 2 0 0 0 0 0 0 0 1 0 0 0 0 1 1 0 0 0 0 0 0 0 0 0 0 0 0 0 0 1 1 1 1 0 0 0			
<b>Inning Stats</b>	R: 0 H: 1 E: 0 LOB: 2 K: 1 BB: 1 S: 6 P: 10	R: 0 H: 1 E: 0 LOB: 1 K: 1 BB: 0 S: 6 P: 6	R: 0 H: 0 E: 0 LOB: 0 K: 0 BB: 0 S: 3 P: 3	R: 3 H: 4 E: 0 LOB: 2 K: 0 BB: 1 S: 7 P: 11	R: 0 H: 1 E: 0 LOB: 1 K: 1 BB: 0 S: 6 P: 6	R: 0 H: 1 E: 0 LOB: 1 K: 1 BB: 0 S: 6 P: 6	R: 1 H: 2 E: 0 LOB: 0 K: 1 BB: 0 S: 6 P: 6	R: 0 H: 0 E: 0 LOB: 0 K: 0 BB: 0 S: 3 P: 3	R: 3 H: 2 E: 0 LOB: 0 K: 0 BB: 1 S: 5 P: 9	1B: 8 SF: 0 2B: 0 SAC: 1 3B: 0 DP: 1 HR: 4 HBP: 0	WP: 0 PA: 41 PB: 0 SB: 1 CS: 0	
<b>PITCHER</b> Billy Pierce, L ERA: 2.67 (1, 1)	IP WLS BF H R ER SO BB IBB HBP BLK WP HR S P ERA WHIP	9.0 W 41 12 7 7 5 3 0 0 1 0 4 48 60 7.00 1.667										



Batter	1	2	3	4	5	6	7	8	9
Jim Rivera, L OBP: 0.429, SLG: 0.444 (1, 9)	0-0 BB 1B	0-0 5-1-5 2-3f		0-0 3B		0-0 F8	4-0 BB 1-2		
Nellie Fox, L OBP: 0.148, SLG: 0.308 (1, 4)	0-0 F8		0-0 E6 1B SF7	0-0 1B 3B		0-0 F8	0-0 6-3		
George Kell, R OBP: 0.750, SLG: 0.667 (1, 5)	4-0 1B 1-2 BB		0-0 1B	0-0 1B			0-0 2B 1B	0-0 5-3	
Larry Doby, L OBP: 0.417, SLG: 0.353 (1, 8)	0-0 F8		0-0 SF7	0-0 G3			0-0 2B 2B	0-0 FC5-4 1B	
Minnie Minoso, R OBP: 0.370, SLG: 0.318 (1, 7)	0-0 1-2 2-H 1B		0-0 F8		0-0 F6		0-0 SH5-3 2B	0-3 K	
Sherm Lollar, R OBP: 0.455, SLG: 0.353 (1, 2)	0-0 F7		0-0 4-3		4-0 WP BB		4-0 SH5-3 1B BB	0-0 FC5-4	
Walt Dropo, R OBP: 0.235, SLG: 0.333 (1, 3)		0-3 K		0-0 HR	0-0 F7		0-0 SH5-3		
Luis Aparicio, R OBP: 0.118, SLG: 0.118 (1, 6)		0-0 E6		0-0 F2	0-0 1-3		0-0 SF7		
Ron Northey, L OBP: 0.500, SLG: 4.000 (7, PH)		5-1-5 1B							
Jim Brideweser, R (8, 6)									
Billy Pierce, L OBP: 0.364, SLG: 0.364 (1, 1)		0-0 1-2 1B		0-0 6-3		0-0 F9	0-0 BB 1B		

AB	R	H	RBI	BB	SO	LOB
4	2	2	0	1	0	2
5	2	1	1	0	0	3
4	1	3	1	1	0	0
4	1	2	1	0	0	3
5	1	2	3	0	1	2
3	1	0	0	2	0	4
3	1	1	1	0	1	1
3	0	0	0	0	0	1
0	0	0	1	0	0	0
0	0	0	0	0	0	0
4	0	2	1	0	0	0


**BOTTOM**

**Kansas City Athletics @ Chicago White Sox**  
Comiskey Park, Chicago, IL

Fri Apr 27 1956, 4:33 AM EST  
Att. 3,944 - Unknown

AB	35
R	9
H	13
RBI	9
BB	4
SO	2
LOB	16

WP: 1 PA: 42  
PB: 0  
SB: 0  
CS: 0



Inning	R	H	E	K	S	R	H	E	K	S	R	H	E	K	S	R	H	E	K	S	R	H	E	K	S
1	1	2	0	5	9	0	1	1	1	6	1	1	1	1	5	3	4	0	7	7	0	0	0	0	0
2	0	1	1	1	9	1	0	0	0	6	0	0	0	0	5	0	1	1	0	7	0	0	0	0	0
3	1	1	1	1	9	1	1	1	0	5	1	1	1	0	5	3	0	0	1	7	0	0	0	0	0
4	0	0	0	0	9	0	0	0	0	7	0	0	0	0	7	0	0	0	3	7	0	0	0	0	0
5	0	0	0	0	9	0	0	0	0	7	0	0	0	0	7	0	0	0	3	7	0	0	0	0	0
6	0	0	0	0	9	0	0	0	0	7	0	0	0	0	7	0	0	0	3	7	0	0	0	0	0
7	4	4	0	0	15	4	2	2	15	15	0	1	1	0	6	0	1	0	6	6	0	1	0	0	0
8	0	1	0	1	6	0	1	0	6	6	0	1	1	0	6	0	1	0	6	6	0	1	0	0	0
9	0	0	0	0	6	0	0	0	6	6	0	0	0	0	6	0	0	0	6	6	0	0	0	0	0


PITCHER	IP	WLS	BF	H	R	ER	SO	BB	IBB	HBP	BLK	WP	HR	S	P	ERA	WHIP
Art Ditmar, R ERA: 2.84 (1, 1)	3.2	L	21	8	5	4	1	1	0	0	0	0	1	22	26	9.82	2.455
Moe Burtzschy, R ERA: (4, 1)	1.1		5	0	0	0	0	1	0	0	0	1	0	4	8	0.00	0.750
Bill Harrington, R ERA: 10.13 (6, 1)	1.0		6	3	3	3	0	0	0	0	0	0	0	6	6	27.00	3.000
Jack Crimian, R ERA: 6.75 (7, 1)	2.0		10	2	1	1	1	2	0	0	0	0	0	10	18	4.50	2.000

PITCHER	IP	WLS	BF	H	R	ER	SO	BB	IBB	HBP	BLK	WP	HR	S	P	ERA	WHIP
Art Ditmar, R ERA: 2.84 (1, 1)	3.2	L	21	8	5	4	1	1	0	0	0	0	1	22	26	9.82	2.455
Moe Burtzschy, R ERA: (4, 1)	1.1		5	0	0	0	0	1	0	0	0	1	0	4	8	0.00	0.750
Bill Harrington, R ERA: 10.13 (6, 1)	1.0		6	3	3	3	0	0	0	0	0	0	0	6	6	27.00	3.000
Jack Crimian, R ERA: 6.75 (7, 1)	2.0		10	2	1	1	1	2	0	0	0	0	0	10	18	4.50	2.000

Batter	1	2	3	4	5	6	7	8	9	AB R H RBI BB SO LOB	TOP									
Vic Power, R (1, 3) OBP: 0.234, SLG: 0.356	0-0 F7		0-0 6-3			0-0 1B 3B	0-0 FC4-6 FC6		0-0 6-3	5 1 1 0 0 0 2										
Hector Lopez, R (1, 8) OBP: 0.357, SLG: 0.615	0-0 F9			0-0 F3		0-0 4-3	0-0 FC6		0-3 K	5 0 0 0 0 1 3										
Gus Zernial, R (1, 7) OBP: 0.378, SLG: 0.387	4-0 BB			0-0 6-3		0-0 BB 1B		4-0 BB 1B		2 0 1 1 2 0 0										
Mike Baxes, R (8, PR) OBP: 0.400, SLG: 0.286										0 1 0 0 0 0 0										
Bill Renna, R (8, 7) OBP: 0.250, SLG: 0.750										0 0 0 0 0 0 0										
Harry Simpson, L (1, 9) OBP: 0.282, SLG: 0.500	0-0 4-3			0-0 4-3		0-0 F8		0-0 G3		4 0 0 0 0 0 3										
Jim Finigan, R (1, 5) OBP: 0.417, SLG: 0.316			0-0 6-3		0-0 F5	4-0 BB 1B		0-0 BB 1B		3 1 1 1 1 0 0										
Johnny Groth, R (8, 8) OBP: 0.250, SLG: 0.273										0 0 0 0 0 0 0										
Joe Ginsberg, L (1, 2) OBP: 0.345, SLG: 0.385			0-0 4-3		0-0 F9	0-0 F6		0-0 1B 1B		4 0 1 0 0 0 2										
Joe Demaestri, R (1, 6) OBP: 0.407, SLG: 0.500			0-0 6-3		0-0 E5 BB		0-0 FC4-6 1B 1B	0-0 BB 1B		4 0 2 1 0 0 0										
Spook Jacobs, R (1, 4) OBP: 0.286, SLG: 0.211			0-0 4-3		4-0 BB BB BB	4-0 BB	0-0 FC4-6 1B	0-0 G6-3		3 0 1 0 1 0 2										
Lou Kretlow, R (1, 1) OBP: 0.286, SLG: 0.211			0-0 4-3		0-0 6-3		0-3 K		0-0 6-3	4 0 0 0 0 1 4										
<b>Inning Stats</b>	R: 0 E: 0 K: 0 S: 3	H: 0 LOB: 1 BB: 1 P: 7	R: 0 E: 0 K: 0 S: 3	H: 0 LOB: 0 BB: 0 P: 3	R: 0 E: 0 K: 0 S: 3	H: 0 LOB: 0 BB: 0 P: 3	R: 0 E: 1 K: 0 S: 4	H: 0 LOB: 2 BB: 1 P: 8	R: 1 E: 0 K: 0 S: 5	H: 2 LOB: 2 BB: 1 P: 9	R: 0 E: 0 K: 1 S: 7	H: 2 LOB: 2 BB: 0 P: 7	R: 2 E: 0 K: 0 S: 5	H: 3 LOB: 2 BB: 1 P: 9	R: 0 E: 0 K: 1 S: 5	H: 0 LOB: 0 BB: 0 P: 5	1B: 6 2B: 0 3B: 1 HR: 0	SF: 0 SAC: 0 DP: 1 HBP: 0	WP: 0 PB: 0 SB: 0 CS: 0	PA: 38
<b>PITCHER</b>	IP WLS BF H R ER SO BB IBB HBP BLK WP HR S P ERA WHIP																			
Bob Porterfield, R (1, 1) ERA: 4.22	7.1 L 33 6 3 3 1 4 0 0 0 0 0 0 31 47 3.68 1.364																			
Dave Sisler, R (8, 1) ERA: 1.17	1.2 5 1 0 0 1 0 0 0 0 0 0 0 7 7 0.00 0.600																			

**Kansas City Athletics @ Boston Red Sox**  
**Fenway Park, Boston, MA**  
 Tue May 01 1956, 3:33 AM EDT  
 Att. 4,224 - Unknown

AB	34
R	3
H	7
RBI	3
BB	4
SO	2
LOB	16



WP: 0	PA: 38
PB: 0	
SB: 0	
CS: 0	

Batter	1	2	3	4	5	6	7	8	9	AB	R	H	RBI	BB	SO	LOB
<b>Billy Goodman, L</b> OBP: 0.333, SLG: 0.410 (1, 4)	0-0 F8	0-0 FC6-4			0-0 3-1		0-0 6-3			4	0	0	0	0	0	3
<b>Frank Malzone, R</b> OBP: 0.235, SLG: 0.294 (1, 5)	0-0 6-3		0-0 3-1		0-0 F9			0-0 1-3		4	0	0	0	0	0	1
<b>Mickey Vernon, L</b> OBP: 0.318, SLG: 0.513 (1, 3)	0-0 4-3		0-0 1-3			0-0 G3		4-0 BB		3	0	0	0	1	0	0
<b>Jackie Jensen, R</b> OBP: 0.364, SLG: 0.378 (1, 9)		0-0 HR	0-0 F8			0-0 BB 1B		0-0 G5-4-3		4	1	2	0	0	0	1
<b>Dick Gernert, R</b> OBP: 0.519, SLG: 0.773 (1, 7)		0-0 HR		0-0 F3		0-0 BB 1B		0-0 F5		4	1	2	2	0	0	0
<b>Jim Piersall, R</b> OBP: 0.488, SLG: 0.500 (1, 8)		0-0 6-3		0-0 6-3		4-0 BB		0-0 4-3		3	0	0	0	1	0	0
<b>Don Buddin, R</b> OBP: 0.395, SLG: 0.265 (1, 6)		4-0 BB		0-3 K		0-0 G6-4-3		0-0 1B		3	0	1	0	1	1	3
<b>Sammy White, R</b> OBP: 0.250, SLG: 0.179 (1, 2)		0-0 F8			0-0 F2		0-0 4-3		0-0 F8	3	0	0	0	0	0	1
<b>Ted Williams, L</b> OBP: 0.571, SLG: 0.636 (9, PH)										1	0	0	0	0	0	1
<b>Bob Porterfield, R</b> OBP: 0.375, SLG: 0.333 (1, 1)		0-0 FC6-4			0-0 3-1					3	0	2	0	0	0	0
<b>Dave Sisler, R</b> (8, 1)										0	0	0	0	0	0	0

<b>Inning Stats</b>	R: 0 E: 0 K: 0 S: 3	H: 0 LOB: 0 BB: 0 P: 3	R: 2 E: 0 K: 0 S: 6	H: 3 LOB: 2 BB: 1 P: 10	R: 0 E: 0 K: 0 S: 3	H: 0 LOB: 0 BB: 0 P: 3	R: 0 E: 0 K: 1 S: 5	H: 0 LOB: 0 BB: 0 P: 5	R: 0 E: 0 K: 0 S: 4	H: 1 LOB: 1 BB: 0 P: 4	R: 0 E: 0 K: 0 S: 4	H: 2 LOB: 2 BB: 1 P: 8	R: 0 E: 0 K: 0 S: 3	H: 0 LOB: 0 BB: 0 P: 3	R: 0 E: 0 K: 0 S: 2	H: 0 LOB: 0 BB: 1 P: 6	R: 0 E: 0 K: 0 S: 4	H: 1 LOB: 1 BB: 0 P: 4	1B: 6 2B: 0 3B: 0 HR: 1	SF: 0 SAC: 0 DP: 2 HBP: 0	WP: 0 PB: 0 SB: 0 CS: 0	PA: 35
---------------------	------------------------------	---------------------------------	------------------------------	----------------------------------	------------------------------	---------------------------------	------------------------------	---------------------------------	------------------------------	---------------------------------	------------------------------	---------------------------------	------------------------------	---------------------------------	------------------------------	---------------------------------	------------------------------	---------------------------------	----------------------------------	------------------------------------	----------------------------------	--------

<b>PITCHER</b> <b>Lou Kretlow, R</b> ERA: 6.2 (1, 1)	IP 9.0	WLS W	BF 35	H 7	R 2	ER 2	SO 1	BB 3	IBB 0	HBP 0	BLK 0	WP 0	HR 1	S 34	P 46	ERA 2.00	WHIP 1.111	<b>PITCHER</b>	IP 9.0	WLS W	BF 35	H 7	R 2	ER 2	SO 1	BB 3	IBB 0	HBP 0	BLK 0	WP 0	HR 1	S 34	P 46	ERA 2.00	WHIP 1.111
--	-----------	----------	----------	--------	--------	---------	---------	---------	----------	----------	----------	---------	---------	---------	---------	-------------	---------------	----------------	-----------	----------	----------	--------	--------	---------	---------	---------	----------	----------	----------	---------	---------	---------	---------	-------------	---------------


**BOTTOM**

**Kansas City Athletics @ Boston Red Sox**  
Fenway Park, Boston, MA  
Tue May 01 1956, 3:33 AM EDT  
Att. 4,224 - Unknown

livebaseballscorecards.com

<b>AB</b>	<b>32</b>
<b>R</b>	<b>2</b>
<b>H</b>	<b>7</b>
<b>RBI</b>	<b>2</b>
<b>BB</b>	<b>3</b>
<b>SO</b>	<b>1</b>
<b>LOB</b>	<b>10</b>




Batter	1	2	3	4	5	6	7	8	9	AB R H RBI BB SO LOB	TOP									
Vic Power, R (1, 3) OBP: 0.255, SLG: 0.340	4-0 BB CS		4-0 BB			0-0 6-3			0-0 1-3	2 0 0 0 2 0 0	<b>Kansas City Athletics @ Boston Red Sox</b> Fenway Park, Boston, MA Wed May 02 1956, 3:33 AM EDT Att. 3,825 - Unknown  <b>livebaseballscorecards.com</b>  <b>AB 29</b> <b>R 0</b> <b>H 3</b> <b>RBI 0</b> <b>BB 2</b> <b>SO 5</b> <b>LOB 6</b>  									
Hector Lopez, R (1, 8) OBP: 0.313, SLG: 0.533	0-3 K 1-2		0-3 K			0-0 L9			0-0 1-3	4 0 0 0 0 2 2										
Gus Zernial, R (1, 7) OBP: 0.390, SLG: 0.400	0-0 1B				0-0 F9				0-0 1B	4 0 2 0 0 0 0										
Harry Simpson, L (1, 9) OBP: 0.256, SLG: 0.452	0-3 K				0-0 1-3				0-0 L8	4 0 0 0 0 1 2										
Jim Finigan, R (1, 5) OBP: 0.370, SLG: 0.273		0-0 E5 G4-6-3			0-0 L9				0-0 6-3	3 0 0 0 0 0 0										
Joe Ginsberg, L (1, 2) OBP: 0.313, SLG: 0.345		0-0 G4-6-3 1-2f				0-0 3-1			0-0 F7	3 0 0 0 0 0 1										
Joe Demaestri, R (1, 6) OBP: 0.367, SLG: 0.448		0-0 5-3			0-3 K				0-0 F9	3 0 0 0 0 1 0										
Spook Jacobs, R (1, 4) OBP: 0.295, SLG: 0.225			0-0 F9		0-0 1B				0-0 5-3	2 0 1 0 0 0 0										
Bill Renna, R (8, PH) OBP: 0.222, SLG: 0.667										1 0 0 0 0 0 0										
Clete Boyer, R (8, 4)										0 0 0 0 0 0 0										
Art Ditmar, R (1, 1) OBP: 0.250, SLG: 0.250			0-3 K		0-0 1-3				0-0 4-3	2 0 0 0 0 1 1										
Enos Slaughter, L (8, PH) OBP: 0.385, SLG: 0.348										1 0 0 0 0 0 0										
Tom Gorman, R (8, 1)										0 0 0 0 0 0 0										
Bill Harrington, R (8, 1)										0 0 0 0 0 0 0										
<b>Inning Stats</b>	R: 0 E: 0 K: 2 S: 7	H: 1 LOB: 1 BB: 1 P: 11	R: 0 E: 1 K: 0 S: 3	H: 0 LOB: 0 BB: 0 P: 3	R: 0 E: 0 K: 2 S: 7	H: 0 LOB: 1 BB: 1 P: 11	R: 0 E: 0 K: 0 S: 3	H: 0 LOB: 0 BB: 0 P: 3	R: 0 E: 0 K: 1 S: 6	H: 1 LOB: 1 BB: 0 P: 6	R: 0 E: 0 K: 0 S: 3	H: 0 LOB: 0 BB: 0 P: 3	R: 0 E: 0 K: 0 S: 3	H: 0 LOB: 0 BB: 0 P: 3	R: 0 E: 0 K: 0 S: 4	H: 1 LOB: 1 BB: 0 P: 4	1B: 3 2B: 0 3B: 0 HR: 0	SF: 0 SAC: 0 DP: 1 HBP: 0	WP: 0 PB: 0 SB: 0 CS: 1	PA: 31
<b>PITCHER</b> Tom Brewer, R (1, 1) ERA: 0.72	IP: 9.0 WLS: W BF: 31 H: 3 R: 0 ER: 0 SO: 5 BB: 2 IBB: 0 HBP: 0 BLK: 0 WP: 0 HR: 0 S: 39 P: 47 ERA: 0.00 WHIP: 0.556																			



Batter	1	2	3	4	5	6	7	8	9	AB R H RBI BB SO LOB	TOP		
Joe Demaestri, R (1, 6) OBP: 0.371, SLG: 0.424	0-0 5-3	0-0 2B 1B		4-0 G1-6-3 BB	0-0 FC6-4			0-0 6-3		4 1 1 1 1 0 3	<b>Kansas City Athletics @ New York Yankees</b> Yankee Stadium, Bronx, NY Thu May 03 1956, 3:33 AM EDT Att. 4,308 - Unknown		
Enos Slaughter, L (1, 9) OBP: 0.387, SLG: 0.429	0-0 4-3	0-0 1-H 2B		0-0 G1-6-3		0-0 F8		0-0 1B SF8 2B	5 1 2 1 0 0 1				
Gus Zernial, R (1, 7) OBP: 0.413, SLG: 0.410 Mike Baxes, R (9, PR) OBP: 0.400, SLG: 0.286 Johnny Groth, R (9, 7) OBP: 0.250, SLG: 0.273	0-0 F7	4-0 1B			0-0 F8	0-0 G4-6-3 1B		0-0 2-3 1B	4 0 2 0 1 0 0 0 0 0 0 0 0 0 0 0 0 0 0 0 0				
Harry Simpson, L (1, 8) OBP: 0.250, SLG: 0.435		1-3 F7			0-0 1B 2B 1B	0-0 G4-6-3		0-0 SF8	4 1 1 1 0 0 3				
Hector Lopez, R (1, 5) OBP: 0.324, SLG: 0.514		0-0 HR 1B	0-3 K		0-0 2B BB 1B		0-0 F9	0-0 F7	5 2 2 0 0 1 1				
Joe Ginsberg, L (1, 2) OBP: 0.297, SLG: 0.412		0-0 1-H HR	0-0 3-1		0-0 F2		0-3 K	0-0 1-3	5 1 1 2 0 1 3				
Vic Power, R (1, 3) OBP: 0.291, SLG: 0.392		0-0 1B 1-3 1B	0-0 1B		0-0 BB 1-3 3-H 2B		0-0 6-3		4 1 3 1 0 0 0				
Spook Jacobs, R (1, 4) OBP: 0.313, SLG: 0.233		0-0 E 1B 1B	0-0 P6		4-0 BB IBB		0-0 4-3		3 1 1 0 1 0 1				
Art Ceccarelli, R (1, 1) Moe Burtchschy, R (5, 1) OBP: 0.500, SLG: 0.500		0-0 1-3 3-H 1B	0-3 K	0-3 K	4-0 FC6-4 BB		0-3 K		2 0 0 2 1 1 1 1 0 0 0 0 1 0				
<b>Inning Stats</b>	R: 0 E: 0 K: 0 S: 3 H: 0 LOB: 0 P: 3	R: 5 E: 1 K: 0 S: 9 H: 6 LOB: 2 BB: 1 P: 13	R: 0 E: 0 K: 1 S: 6 H: 1 LOB: 1 BB: 0 P: 6	R: 0 E: 0 K: 1 S: 4 H: 0 LOB: 0 BB: 1 P: 8	R: 2 E: 0 K: 0 S: 6 H: 3 LOB: 3 BB: 2 P: 14	R: 0 E: 0 K: 0 S: 3 H: 1 LOB: 0 BB: 0 P: 3	R: 0 E: 0 K: 1 S: 5 H: 0 LOB: 0 BB: 0 P: 5	R: 0 E: 0 K: 1 S: 5 H: 0 LOB: 0 BB: 0 P: 5	R: 1 E: 0 K: 0 S: 5 H: 2 LOB: 1 BB: 0 P: 5	1B: 9 2B: 3 3B: 0 HR: 1 SF: 1 SAC: 0 DP: 2 HBP: 0	WP: 0 PB: 0 SB: 0 CS: 0 PA: 42		
<b>PITCHER</b>	IP WLS BF H R ER SO BB IBB HBP BLK WP HR S P ERA WHIP											<b>PITCHER</b>	IP WLS BF H R ER SO BB IBB HBP BLK WP HR S P ERA WHIP
Don Larsen, R (1, 1) ERA: 5.18	1.2												
Tommy Byrne, L (2, 1) ERA: 4.35	3.1												
Tom Morgan, R (6, 1) ERA: 8.59	4.0 L												

livebaseballscorecards.com





Batter	1	2	3	4	5	6	7	8	9	AB	R	H	RBI	BB	SO	LOB
Hank Bauer, R (1, 9) OBP: 0.344, SLG: 0.564	0-0 P6		0-0 5-3		0-0 HR		0-3 K			4	1	1	3	0	1	0
Billy Martin, R (1, 4) OBP: 0.222, SLG: 0.212	0-0 5-3		0-0 F9		0-0 P6		0-0 F7			4	0	0	0	0	0	0
Mickey Mantle, S (1, 8) OBP: 0.475, SLG: 0.868	0-0 1B			0-0 HR	0-0 HR			0-0 G3		4	2	2	1	0	0	0
Yogi Berra, L (1, 2) OBP: 0.452, SLG: 0.692	0-0 F8			0-0 F7	0-0 HR			0-0 FC5-4 1B		4	1	2	2	0	0	1
Bill Skowron, R (1, 3) OBP: 0.414, SLG: 0.423		0-0 6-3		0-0 5-3	0-0 4-3			0-0 F8		4	0	0	0	0	0	1
Gil McDougald, R (1, 6) OBP: 0.293, SLG: 0.297		0-0 1-3		0-0 1-3		0-0 F7		0-0 FC5-4		4	0	0	0	0	0	1
Bob Cerv, R (1, 7) OBP: 0.167, SLG: 0.500 Eddie Robinson, L (9, PH) OBP: 0.286, SLG: 0.167		0-0 P4			0-0 6-3 3B	0-3 K			0-0 G4	3	1	1	0	0	1	0
Andy Carey, R (1, 5) OBP: 0.298, SLG: 0.220 Mickey McDermott, L (9, PH)			0-0 1B 5-3 1B		0-0 6-3	0-0 P6			0-0 P6	3	1	1	1	0	0	0
Don Larsen, R (1, 1) OBP: 0.400, SLG: 0.800 Tommy Byrne, L (2, 1) OBP: 0.250, SLG: 0.250 Elston Howard, R (5, PH) OBP: 0.387, SLG: 0.567 Tom Morgan, R (6, 1) Jerry Lumpe, L (9, PH) OBP: 0.341, SLG: 0.270			0-0 1-3 1B		0-0 HR 1B		0-0 1-3		0-0 4-3	0	0	0	0	0	0	0

Inning Stats	R: 0	H: 1	E: 0	LOB: 1	K: 0	BB: 0	S: 4	P: 4	R: 0	H: 0	E: 0	LOB: 0	K: 0	BB: 0	S: 3	P: 3	R: 1	H: 2	E: 0	LOB: 0	K: 0	BB: 0	S: 4	P: 4	R: 5	H: 4	E: 1	LOB: 0	K: 0	BB: 0	S: 8	P: 8	R: 0	H: 0	E: 0	LOB: 0	K: 1	BB: 0	S: 5	P: 5	R: 0	H: 0	E: 0	LOB: 0	K: 1	BB: 0	S: 5	P: 5	R: 0	H: 1	E: 0	LOB: 1	K: 0	BB: 0	S: 4	P: 4	R: 0	H: 0	E: 0	LOB: 0	K: 0	BB: 0	S: 3	P: 3	1B: 5	SF: 0	2B: 0	SAC: 0	3B: 1	DP: 0	HR: 3	HBP: 0	WP: 0	PA: 36	PB: 0	SB: 0	CS: 0
--------------	------	------	------	--------	------	-------	------	------	------	------	------	--------	------	-------	------	------	------	------	------	--------	------	-------	------	------	------	------	------	--------	------	-------	------	------	------	------	------	--------	------	-------	------	------	------	------	------	--------	------	-------	------	------	------	------	------	--------	------	-------	------	------	------	------	------	--------	------	-------	------	------	-------	-------	-------	--------	-------	-------	-------	--------	-------	--------	-------	-------	-------

PITCHER	IP	WLS	BF	H	R	ER	SO	BB	IBB	HBP	BLK	WP	HR	S	P	ERA	WHIP
Art Ceccarelli, L (1, 1) ERA: 9.64	4.2		22	8	7	5	0	0	0	0	0	0	3	22	22	9.64	1.714
Moe Burtzschy, R (5, 1) ERA:	4.1	W	14	1	0	0	2	0	0	0	0	0	0	18	18	0.00	0.231

**BOTTOM**

**Kansas City Athletics @ New York Yankees**  
**Yankee Stadium, Bronx, NY**  
 Thu May 03 1956, 3:33 AM EDT  
 Att. 4,308 - Unknown

<b>AB</b>	<b>36</b>
<b>R</b>	<b>7</b>
<b>H</b>	<b>9</b>
<b>RBI</b>	<b>7</b>
<b>BB</b>	<b>0</b>
<b>SO</b>	<b>2</b>
<b>LOB</b>	<b>3</b>



PITCHER	IP	WLS	BF	H	R	ER	SO	BB	IBB	HBP	BLK	WP	HR	S	P	ERA	WHIP
---------	----	-----	----	---	---	----	----	----	-----	-----	-----	----	----	---	---	-----	------



Batter	1	2	3	4	5	6	7	8	9	AB	R	H	RBI	BB	SO	LOB
Hank Bauer, R OBP: 0.324, SLG: 0.525 Joe Collins, L OBP: 0.214, SLG: 0.429 (1, 9) (8, PH) (9, 9)	0-0 6-3 X	0-0 F9 X		0-0 G3 X		0-3 K X		0-0 1B 1B X		4	0	0	0	0	1	1
Billy Martin, R OBP: 0.220, SLG: 0.263 (1, 4)	0-0 E 3B X		0-0 F7 X		0-0 6-3 X		0-0 5-3 X	0-0 4-3 X		5	1	1	1	0	0	2
Mickey Mantle, S OBP: 0.500, SLG: 0.857 (1, 8)	4-0 BB E WP BB X		0-0 S 1B X		4-0 1B BB X		0-3 K X	0-0 1B X		3	2	2	2	2	1	0
Yogi Berra, L OBP: 0.448, SLG: 0.719 (1, 2)	0-3 K X		0-0 F9 X		0-0 1B X		0-0 HR X	0-0 P4 X		5	1	2	2	0	1	4
Bill Skowron, R OBP: 0.387, SLG: 0.393 (1, 3)	0-0 E4 WP BB 1-2 3-H X		0-0 F9 X		0-0 6-3 X		0-0 4-3 X			4	0	0	0	0	0	3
Gil McDougald, R OBP: 0.311, SLG: 0.282 (1, 6)	4-0 WP BB 1-2 2-3 X			4-0 3B BB X		0-0 5-3 X		0-0 F7 X		2	1	0	0	2	0	1
Bob Cerv, R OBP: 0.300, SLG: 0.700 (1, 7)	0-0 5-3 1-2 2-3 3-H X			0-0 SF8 3B 1-H X		0-3 K X		0-0 2B 1B 1B X		4	2	2	1	0	1	2
Andy Carey, R OBP: 0.294, SLG: 0.250 (1, 5)		0-0 F7 X		0-0 SF8 3-H X		0-0 B1-3 X		0-0 1B 4-3 2B X		3	1	1	1	0	0	0
Bob Turley, R OBP: 0.250, SLG: 0.250 Bob Griffin, R Eddie Robinson, L OBP: 0.286, SLG: 0.167 Euston Howard, R OBP: 0.469, SLG: 0.567 Tom Carroll, R Jim Konstanty, R (1, 1) (5, 1) (8, PH) (8, PH) (8, PR) (9, 1)		0-0 F8 X		0-3 K X		4-0 BB X		4-0 4-3 1B IBB X		2	0	0	0	0	1	0

Inning Stats	R: 2	H: 1	E: 1	LOB: 2	K: 1	P: 15	R: 0	H: 0	E: 0	LOB: 0	K: 0	P: 3	R: 0	H: 1	E: 0	LOB: 1	K: 0	P: 4	R: 2	H: 1	E: 0	LOB: 0	K: 1	P: 10	R: 1	H: 1	E: 0	LOB: 1	K: 0	P: 8	R: 0	H: 0	E: 0	LOB: 1	K: 2	P: 11	R: 1	H: 1	E: 0	LOB: 0	K: 1	P: 6	R: 4	H: 4	E: 0	LOB: 1	K: 0	P: 11
--------------	------	------	------	--------	------	-------	------	------	------	--------	------	------	------	------	------	--------	------	------	------	------	------	--------	------	-------	------	------	------	--------	------	------	------	------	------	--------	------	-------	------	------	------	--------	------	------	------	------	------	--------	------	-------

PITCHER	IP	WLS	BF	H	R	ER	SO	BB	IBB	HBP	BLK	WP	HR	S	P	ERA	WHIP
Alex Kellner, L ERA: 3.26 (1, 1)	4.1		22	4	5	3	2	4	0	0	0	1	0	22	38	6.23	1.846
Jack Crimian, R ERA: 7.94 (5, 1)	3.0	L	13	3	3	3	3	1	0	0	0	0	1	18	22	9.00	1.333
Tommy Lasorda, L ERA: 2.45 (8, 1)	0.0		1	0	0	0	0	0	1	0	0	0	0	4	4	∞	∞
Tom Gorman, R ERA: 6.14 (8, 1)	0.2		4	2	2	2	0	0	0	0	0	0	0	4	4	27.00	3.000

**BOTTOM**

**Kansas City Athletics @ New York Yankees**  
 Yankee Stadium, Bronx, NY  
 Fri May 04 1956, 3:33 AM EDT  
 Att. 5,318 - Unknown

AB	33
R	10
H	9
RBI	8
BB	6
SO	5
LOB	13



1B	2B	3B	HR	SF	SAC	DP	HBP	WP	HR	S	P	ERA	WHIP
5	1	2	1	1	0	0	0	1	0	0	0	6.23	1.846
1	1	2	1	0	0	0	0	0	0	0	0	9.00	1.333
0	0	0	0	0	0	0	0	0	0	0	0	∞	∞
0	0	0	0	0	0	0	0	0	0	0	0	27.00	3.000

Batter	1	2	3	4	5	6	7	8	9	AB R H RBI BB SO LOB	TOP		
Vic Power, R (1, 3) OBP: 0.311, SLG: 0.404 Rance Pless, R (1, PR) (1, 3)	0-0 BB 1B		0-0 6-3			0-0 FC4 1-2f		0-0 F8		1 0 1 0 0 0 0 3 0 0 0 0 0 1	<b>Kansas City Athletics @ New York Yankees</b> Yankee Stadium, Bronx, NY Sat May 05 1956, 3:33 AM EDT Att: 12,773 - Unknown <a href="http://livebaseballscorecards.com">livebaseballscorecards.com</a>		
Spook Jacobs, R (1, 4) OBP: 0.321, SLG: 0.208	0-3 K			0-0 1-3		4-0 BB		0-0 3-1		3 0 0 0 1 1 1			
Gus Zernial, R (1, 7) OBP: 0.400, SLG: 0.404	4-0 G1-6-3 1-2 BB			0-0 G4-3 1B		0-0 L6		0-0 P3		3 0 1 0 1 0 2			
Harry Simpson, L (1, 9) OBP: 0.263, SLG: 0.407	0-0 G1-6-3 1-2f			0-0 G4-3 1-2f			0-3 K		0-3 K	4 0 0 0 0 2 3			
Hector Lopez, R (1, 8) OBP: 0.326, SLG: 0.465 (7, 5)		0-0 5-3			0-0 5-3		4-0 1B 2B BB		0-0 F8	3 1 0 0 1 0 0			
Jim Finigan, R (1, 5) OBP: 0.367, SLG: 0.280 Joe Ginsberg, L (7, 2) OBP: 0.279, SLG: 0.368		0-0 P4			0-0 5-3		0-0 1-3 2B 1B		0-0 P6	3 1 1 0 0 0 0 1 0 0 0 0 0 0			
Joe Demaestri, R (1, 6) OBP: 0.349, SLG: 0.415		0-0 6-3			0-0 6-3		0-0 1-H 3-H 2B			3 0 1 2 0 0 0			
Joe Astroth, R (1, 2) OBP: 0.125, SLG: 0.125 Bill Renna, R (7, PH) OBP: 0.200, SLG: 0.600 Moe Burtshy, R (7, 1) OBP: 0.500, SLG: 0.500			0-0 F7			0-0 FC4 1B		0-0 5-3		2 0 1 0 0 0 0 1 0 0 0 0 0 1 0 0 0 0 0 0 0			
Lou Kretlow, R (1, 1) Johnny Groth, R (7, PH) OBP: 0.231, SLG: 0.250 (7, 8)		0-3 K			0-3 K		0-0 6-3			2 0 0 0 0 2 1 1 0 0 0 0 0 1			
<b>Inning Stats</b>	R: 0 H: 1 E: 0 LOB: 2 K: 1 BB: 1 S: 5 P: 9	R: 0 H: 0 E: 0 LOB: 0 K: 0 BB: 0 S: 3 P: 3	R: 0 H: 0 E: 0 LOB: 0 K: 1 BB: 0 S: 5 P: 5	R: 0 H: 1 E: 0 LOB: 0 K: 0 BB: 0 S: 3 P: 3	R: 0 H: 0 E: 0 LOB: 0 K: 0 BB: 0 S: 3 P: 3	R: 0 H: 1 E: 1 LOB: 2 K: 1 BB: 1 S: 6 P: 10	R: 2 H: 2 E: 0 LOB: 1 K: 1 BB: 1 S: 7 P: 11	R: 0 H: 0 E: 0 LOB: 0 K: 0 BB: 0 S: 3 P: 3	R: 0 H: 0 E: 0 LOB: 0 K: 1 BB: 0 S: 5 P: 5	1B: 4 SF: 0 2B: 1 SAC: 0 3B: 0 DP: 2 HR: 0 HBP: 0		WP: 0 PA: 33 PB: 0 SB: 0 CS: 0	
<b>PITCHER</b>	IP WLS BF H R ER SO BB IBB HBP BLK WP HR S P ERA WHIP											<b>PITCHER</b>	IP WLS BF H R ER SO BB IBB HBP BLK WP HR S P ERA WHIP
Mickey McDermott, L (1, 1) ERA: 3.21 Don Larsen, R (8, 1) ERA: 4.78	7.0 W 27 5 2 2 4 3 0 0 0 0 0 0 32 44 2.57 1.143												



Batter	1	2	3	4	5	6	7	8	9	AB	R	H	RBI	BB	SO	LOB
Hank Bauer, R OBP: 0.319, SLG: 0.556 (1, 9)	0-0 IHR	0-0 F2		0-0 6-3		0-0 FC6-4				4	1	1	1	0	0	3
Billy Martin, R OBP: 0.244, SLG: 0.250 (1, 4)	4-0 1B BB		4-0 HR BB		0-0 5-3		0-0 F3			2	1	0	0	2	0	0
Mickey Mantle, S OBP: 0.514, SLG: 0.950 (1, 8)	0-0 F7		0-0 1-H HR		0-0 1B 1B		0-0 HR			4	2	3	3	0	0	1
Yogi Berra, L OBP: 0.451, SLG: 0.754 (1, 2)	0-0 P4		0-0 F9		0-0 1B G6-4-3		0-0 HR			4	1	2	1	0	0	1
Bill Skowron, R OBP: 0.379, SLG: 0.383 (1, 3)	0-0 1-3 1B		0-0 1-3		0-0 G6-4-3		0-0 4-3			4	0	1	0	0	0	2
Gil McDougald, R OBP: 0.306, SLG: 0.262 (1, 6)	0-0 1-3		4-0 BB			0-0 F8		0-0 5-3		3	0	0	0	1	0	2
Bob Cerv, R OBP: 0.273, SLG: 0.636 (1, 7)		0-0 E5	0-0 F5			0-0 1B 1B		0-0 5-3		1	0	0	0	0	0	0
Elston Howard, R OBP: 0.400, SLG: 0.545 (3, 7)										3	0	1	0	0	0	1
Andy Carey, R OBP: 0.291, SLG: 0.250 (1, 5)		0-0 G1-6-4-3		0-0 G4-6-3		0-0 F8		0-3 K		4	0	1	0	0	1	2
Mickey McDermott, L OBP: 0.333, SLG: 0.200 (1, 1)		4-0 BB		0-0 G4-6-3		0-0 FC6-4		0-0 5-3		2	0	1	0	1	0	1
Don Larsen, R OBP: 0.364, SLG: 0.727 (8, 1)				0-0 1-2f		1-3 1B				1	0	0	0	0	0	0

Inning Stats		R: 1	H: 2	E: 0	K: 0	S: 5	R: 0	H: 0	E: 1	K: 0	S: 3	R: 2	H: 1	E: 0	K: 0	S: 4	R: 0	H: 1	E: 0	K: 0	S: 3	R: 0	H: 2	E: 0	K: 0	S: 4	R: 0	H: 2	E: 0	K: 0	S: 5	R: 2	H: 2	E: 0	K: 0	S: 5	R: 0	H: 0	E: 0	K: 1	S: 5										
IP	WLS	BF	H	R	ER	SO	BB	IBB	HBP	BLK	WP	HR	S	P	ERA	WHIP	IP	WLS	BF	H	R	ER	SO	BB	IBB	HBP	BLK	WP	HR	S	P	ERA	WHIP	IP	WLS	BF	H	R	ER	SO	BB	IBB	HBP	BLK	WP	HR	S	P	ERA	WHIP	
Lou Kretlow, R ERA: 5.81 (1, 1)	6.0	28	8	3	3	0	4	0	0	0	0	0	1	24	4.50	2.000	2.0	8	2	2	2	1	0	0	0	0	0	0	2	10	10	9.00	1.000																		
Moe Burttschy, R ERA: 1.69 (7, 1)																																																			


**BOTTOM**

**Kansas City Athletics @ New York Yankees**  
 Yankee Stadium, Bronx, NY

Sat May 05 1956, 3:33 AM EDT  
 Att. 12,773 - Unknown

livebaseballscorecards.com

AB	32
R	5
H	10
RBI	5
BB	4
SO	1
LOB	13



WP: 0	PA: 36
PB: 0	
SB: 0	
CS: 0	



Batter	1	2	3	4	5	6	7	8	9	AB	R	H	RBI	BB	SO	LOB
Eddie Yost, R OBP: 0.450, SLG: 0.286 (1, 5)	L7	SH1-3		E				F8	1-3	4	1	1	0	1	0	1
Ernie Oravetz, S OBP: 0.333, SLG: 0.462 (1, 9)	1B	G3		E4	L8			P5		5	1	2	1	0	0	4
Pete Runnels, L OBP: 0.381, SLG: 0.534 (1, 4)	1B			3-1				WP		4	2	2	1	1	0	1
Roy Sievers, R OBP: 0.346, SLG: 0.424 (1, 3)	2B			P5				HR		3	2	1	1	2	0	1
Jim Lemon, R OBP: 0.468, SLG: 0.833 (1, 7)	K	K		F2				HR		4	1	1	2	1	2	6
Clint Courtney, L OBP: 0.415, SLG: 0.474 (1, 2)	2B			1B				F8	F3	5	0	2	0	0	0	1
Karl Olson, R OBP: 0.411, SLG: 0.554 (1, 8)	2B			G6-4-3				F8		5	0	3	2	0	0	0
Jerry Snyder, R OBP: 0.345, SLG: 0.314 (1, 6)	6-3			L4				5-3	F9	5	0	1	0	0	0	5
Pedro Ramos, S OBP: 0.444, SLG: 0.444 (5, PH) Herb Plewys, L OBP: 0.500, SLG: 0.500 (6, 1) Connie Grob, L OBP: 0.500, SLG: 0.500 (7, PH) Harmon Killebrew, R (8, 1) Tex Clevenger, R (9, PH) Whitey Herzog, L OBP: 0.133, SLG: 0.071		G3		G6-4-3				K	K	2	0	1	0	0	0	2

Inning Stats	R: 3	H: 4	E: 0	K: 1	S: 9	LOB: 2	BB: 1	P: 13	R: 0	H: 1	E: 0	K: 1	S: 6	LOB: 3	BB: 2	P: 14	R: 0	H: 2	E: 0	K: 0	S: 4	LOB: 1	BB: 0	P: 4	R: 1	H: 2	E: 1	K: 0	S: 5	LOB: 1	BB: 0	P: 5	R: 0	H: 2	E: 0	K: 0	S: 5	LOB: 3	BB: 1	P: 9	R: 0	H: 0	E: 0	K: 0	S: 3	LOB: 1	BB: 1	P: 7	R: 0	H: 0	E: 0	K: 1	S: 5	LOB: 0	BB: 0	P: 5	R: 3	H: 3	E: 0	K: 0	S: 6	LOB: 0	BB: 0	P: 6	R: 0	H: 1	E: 0	K: 1	S: 6	LOB: 1	BB: 0	P: 6	1B: 10	SF: 0	2B: 2	SAC: 1	3B: 2	DP: 1	HR: 1	HBP: 0	WP: 1	PA: 46
--------------	------	------	------	------	------	--------	-------	-------	------	------	------	------	------	--------	-------	-------	------	------	------	------	------	--------	-------	------	------	------	------	------	------	--------	-------	------	------	------	------	------	------	--------	-------	------	------	------	------	------	------	--------	-------	------	------	------	------	------	------	--------	-------	------	------	------	------	------	------	--------	-------	------	------	------	------	------	------	--------	-------	------	--------	-------	-------	--------	-------	-------	-------	--------	-------	--------

PITCHER	IP	WLS	BF	H	R	ER	SO	BB	IBB	HBP	BLK	WP	HR	S	P	ERA	WHIP
Troy Herrige, R ERA: 10.8 (1, 1)	2.0		16	7	3	3	2	3	0	0	0	0	0	17	29	13.50	5.000
Bill Harrington, R ERA: 6.0 (3, 1)	3.0	W	13	4	1	1	0	1	0	0	0	0	0	12	16	3.00	1.667
Tom Gorman, R ERA: 6.35 (6, 1)	4.0	S	17	4	3	3	2	1	0	0	0	1	1	20	24	6.75	1.250

**BOTTOM**

**Kansas City Athletics @ Washington Senators**  
Griffith Stadium, Washington, DC

Sun May 06 1956, 3:33 AM EDT  
Unknown

[livebaseballscorecards.com](http://livebaseballscorecards.com)

<b>AB</b>	<b>40</b>
<b>R</b>	<b>7</b>
<b>H</b>	<b>15</b>
<b>RBI</b>	<b>7</b>
<b>BB</b>	<b>5</b>
<b>SO</b>	<b>4</b>
<b>LOB</b>	<b>22</b>



Batter	1	2	3	4	5	6	7	8	9	AB R H RBI BB SO LOB	TOP											
Spook Jacobs, R (1, 4) OBP: 0.369, SLG: 0.245	0-0 5-3	0-0 5-3			0-0 WP HR 2B		4-0 HR BB	4-0 BB		3 2 1 0 2 0 0												
Enos Slaughter, L (1, 9) OBP: 0.419, SLG: 0.462	0-0 1B 1B	0-0 F8			0-0 G3		0-0 HR	0-3 K		3 1 1 0 0 0 1												
Johnny Groth, R (5, 8) OBP: 0.294, SLG: 0.500					2-3		1-H HR			2 1 1 2 0 1 1												
Gus Zernial, R (1, 7) OBP: 0.453, SLG: 0.574	0-0 1B 1B		0-0 1-3		0-0 HR		0-0 HR		0-0 HR 1B	4 3 3 3 0 0 0												
Bill Renna, R (7, 7) OBP: 0.273, SLG: 0.636	1-2 1B 1B				3-H HR					1 1 1 0 0 0 0												
Harry Simpson, L (1, 8) OBP: 0.284, SLG: 0.484	0-0 1B 1B		0-0 4-3		0-3 K		0-0 2B 1B		0-3 K	5 2 2 1 0 2 1												
Hector Lopez, R (1, 5) OBP: 0.357, SLG: 0.528	1-3 2-H 2B 1B				0-3 K2-3		0-0 F9		0-0 HR	5 2 3 3 0 1 1												
Tim Thompson, L (1, 2) OBP: 0.333, SLG: 0.455	0-0 SH2-3 2B		0-0 PO		0-0 CS 1B		0-0 F8		0-0 6-3	4 1 3 3 0 0 0												
Joe Astroth, R (7, PR) OBP: 0.111, SLG: 0.111	1-H 2-H		1-2				1-H 2B			1 0 0 0 0 0 0												
Joe Demaestri, R (1, 6) OBP: 0.288, SLG: 0.340	0-0 SH2-3				0-3 K		0-0 F9		0-3 K	4 0 0 1 0 2 2												
Rance Pless, R (1, 3) OBP: 0.188, SLG: 0.250	3-H F9				1-2		0-0 6-3		0-0 F9	4 0 1 0 0 0 0												
Art Ditmar, R (1, 1) OBP: 0.222, SLG: 0.222		0-0 5-3			0-0 K		0-3 K		0-0 6-3	1 0 0 0 0 0 0												
Moe Burtzsch, R (3, 1) OBP: 0.250, SLG: 0.250					0-3 K					2 0 0 0 0 2 1												
Jack Crimian, R (7, 1)										1 0 0 0 0 0 0												
<b>Inning Stats</b>	R: 5 E: 0 K: 0 S: 8	H: 5 LOB: 0 BB: 0 P: 8	R: 0 E: 0 K: 0 S: 3	H: 0 LOB: 0 BB: 0 P: 3	R: 0 E: 0 K: 2 S: 8	H: 1 LOB: 1 BB: 0 P: 8	R: 0 E: 0 K: 2 S: 8	H: 2 LOB: 1 BB: 0 P: 8	R: 2 E: 0 K: 1 S: 9	H: 2 LOB: 0 BB: 0 P: 9	R: 0 E: 0 K: 0 S: 3	H: 0 LOB: 0 BB: 0 P: 3	R: 4 E: 0 K: 1 S: 9	H: 4 LOB: 1 BB: 1 P: 13	R: 0 E: 0 K: 1 S: 5	H: 0 LOB: 1 BB: 1 P: 9	R: 2 E: 0 K: 2 S: 9	H: 2 LOB: 0 BB: 0 P: 9	1B: 9 2B: 3 3B: 0 HR: 4	SF: 0 SAC: 1 DP: 0 HBP: 0	WP: 1 PB: 0 SB: 0 CS: 1	PA: 44
<b>PITCHER</b>	IP WLS BF H R ER SO BB IBB HBP BLK WP HR S P ERA WHIP																					
Dick Brodowski, R (1, 1) ERA: 8.71	0.1 L 6 5 5 5 0 0 0 0 0 0 0 0 6 6 135.00 15.000																					
Bunky Stewart, L (1, 1) ERA:	1.2 5 0 0 0 0 0 0 0 0 0 0 0 5 5 0.00 0.000																					
Bob Wiesler, L (3, 1) ERA: 12.83	4.1 20 8 6 6 5 1 0 0 0 1 3 29 33 12.46 2.077																					
Tex Clevenger, R (7, 1) ERA: 9.53	0.2 3 1 0 0 0 0 0 0 0 0 0 3 3 0.00 1.500																					
Hal Griggs, R (8, 1) ERA: 15.0	2.0 9 2 2 2 3 1 0 0 0 0 1 14 18 9.00 1.500																					

Kansas City Athletics @ Washington Senators  
Griffith Stadium, Washington, DC  
Sun May 06 1956, 3:38 AM EDT  
Att. 10,942 - Unknown

livebaseballscorecards.com

AB	40
R	13
H	16
RBI	13
BB	2
SO	8
LOB	7





BOTTOM

Kansas City Athletics @ Washington Senators  
Griffith Stadium, Washington, DC

livebaseballscorecards.com

AB 31  
R 3  
H 8  
RBI 3  
BB 9  
SO 6  
LOB 22



WP: 0 PA: 41  
PB: 0  
SB: 1  
CS: 0

ERA WHIP

Art Ditmar, R (1, 1) IP 2.1 WLS 0 BF 13 H 3 R 1 ER 1 SO 2 BB 3 IBB 0 HBP 0 BLK 0 WP 0 HR 0 S 14 P 26 ERA 3.86 WHIP 2.571

Moe Burtzsch, R (3, 1) 4.0 W 16 3 1 1 1 4 0 0 0 0 0 14 30 2.25 1.750

Jack Crimian, R (7, 1) 2.2 S 12 2 1 1 3 2 0 0 0 0 1 16 24 3.38 1.500

Sun May 06 1956, 3:38 AM EDT  
Att. 10,942 - Unknown

AB R H RBI BB SO LOB

2 1 1 1 3 0 0

3 0 1 0 2 1 1

2 0 0 1 2 0 2

4 1 1 0 1 0 4

5 0 1 0 0 2 6

4 0 1 0 0 1 2

4 0 2 1 0 0 2

3 1 1 0 1 0 2

0 0 0 0 0 0 0  
0 0 0 0 0 0 0  
1 0 0 0 0 0 2  
1 0 0 0 0 0 0  
0 0 0 0 0 0 0  
1 0 0 0 0 1 1  
0 0 0 0 0 0 0  
1 0 0 0 0 1 0

1B: 6 SF: 1  
2B: 1 SAC: 0  
3B: 0 DP: 3  
HR: 1 HBP: 0

WP HR S P

1B 2B 3B HR

SAC DP HBP

0-0

HR

4-0

BB

4-0

BB

0-0

F9

0-0

F7

0-3

K

0-0

1B

0-0

L5

0-3

K

4-0

BB

4-0

BB

0-0

SF7

0-0

P4

0-0

K

0-3

K

0-0

1B

4-0

BB

0-3

K

4-0

BB

4-0

BB

0-0

1-2

2-3

0-0

3-H

0-0

1B

0-0

P2

0-0

F9

4-0

BB

0-3

K

4-0

BB

0-0

1-2

G4-6-3

0-0

1-2

2-3

0-0

6-3

0-0

1B

0-0

P2

0-0

F9

0-0

G1-4-3

0-0

G3

4-0

BB

0-0

1-2

G4-6-3

0-0

1-2f

0-0

6-3

0-0

1B

0-0

G1-4-3

0-0

F8

0-0

G1-4-3

0-0

G3

4-0

BB

0-0

1-2

G4-6-3

0-0

1-2f

0-0

6-3

0-0

1B

0-0

G1-4-3

0-0

F8

0-0

G1-4-3

0-0

G3

4-0

BB

0-0

1-2

G4-6-3

0-0

1-2f

0-0

6-3

0-0

1B

0-0

G1-4-3

0-0

F8

0-0

G1-4-3

0-0

G3

4-0

BB

0-0

1-2

G4-6-3

0-0

1-2f

0-0

6-3

0-0

1B

0-0

G1-4-3

0-0

F8

0-0

G1-4-3

0-0

G3

4-0

BB

0-0

1-2

G4-6-3

0-0

1-2f

0-0

6-3

0-0

1B

0-0

G1-4-3

0-0

F8

0-0

G1-4-3

0-0

G3

4-0

BB

0-0

1-2

G4-6-3

0-0

1-2f

0-0

6-3

0-0

1B

0-0

G1-4-3

0-0

F8

0-0

G1-4-3

0-0

G3

4-0

BB

0-0

1-2

G4-6-3

0-0

1-2f

0-0

6-3

0-0

1B

0-0

G1-4-3

0-0

F8

0-0

G1-4-3

0-0

G3

4-0

BB

0-0

1-2

G4-6-3

0-0

1-2f

0-0

6-3

0-0

1B

0-0

G1-4-3

0-0

F8

0-0

G1-4-3

0-0

G3

4-0

BB

0-0

1-2

G4-6-3

0-0

1-2f

0-0

6-3

0-0

1B

0-0

G1-4-3

0-0

F8

0-0

G1-4-3

0-0

G3

4-0

BB

0-0

1-2

G4-6-3

0-0

1-2f

0-0

6-3

0-0

1B

0-0

G1-4-3

0-0

F8

0-0

G1-4-3

0-0

G3

4-0

BB

0-0

1-2

G4-6-3

0-0

1-2f

0-0

6-3

0-0

1B

0-0

G1-4-3

0-0

F8

0-0

G1-4-3

0-0

G3

4-0

BB

0-0

1-2

G4-6-3

0-0

1-2f

0-0

6-3

0-0

1B

0-0

G1-4-3

0-0

Batter	1	2	3	4	5	6	7	8	9	AB R H RBI BB SO LOB	TOP											
<b>Spook Jacobs, R</b> (1, 4) OBP: 0.357, SLG: 0.259	0-3 K		0-0 3-1		0-0 E6 SF8 2B		0-0 F3		0-0 G6-4-3	5 1 1 0 0 1 2												
<b>Enos Slaughter, L</b> (1, 9) OBP: 0.404, SLG: 0.452	0-0 1B 1B		0-0 F3		0-0 SF8			0-0 E6 FC6-4		3 0 1 1 0 0 0												
<b>Gus Zernial, R</b> (1, 7) OBP: 0.441, SLG: 0.603	0-0 F4			0-0 HR	0-0 F8			0-3 K		4 1 1 1 0 1 2												
<b>Harry Simpson, L</b> (1, 8) OBP: 0.282, SLG: 0.471	0-0 FC4-6 1-2 1B			0-0 F8		0-0 F2		0-0 F9		4 0 1 0 0 0 1												
<b>Hector Lopez, R</b> (1, 5) OBP: 0.367, SLG: 0.536	0-0 FC4-6 1-2f			0-0 2B		4-0 BB		0-0 FC6-4 1-2f		3 0 1 0 1 0 3												
<b>Tim Thompson, L</b> (1, 2) OBP: 0.313, SLG: 0.400		0-0 F9		0-0 F3		0-0 F8			0-0 2B SF7 1B	4 1 1 0 0 0 2												
<b>Joe Demaestri, R</b> (1, 6) OBP: 0.286, SLG: 0.352		0-0 F4		0-0 4-3		0-0 4-3			0-0 SF7 1-3 2B	4 0 1 0 0 0 2												
<b>Rance Pless, R</b> (1, 3) OBP: 0.158, SLG: 0.211		0-0 F8			0-0 F6		0-0 4-3		4-0 G6-4-3 BB	3 0 0 0 0 0 0 0 0 0 0 1 0 0												
<b>Joe Ginsberg, L</b> (9, PH) OBP: 0.295, SLG: 0.368																						
<b>Art Ceccarelli, R</b> (1, 1) <b>Bill Harrington, R</b> (4, 1) <b>Mike Baxes, R</b> (5, PH) <b>Arnie Portocarrero, R</b> (5, 1) <b>Elmer Valo, L</b> (7, PH) <b>Moore Burtschy, R</b> (7, 1) <b>Tommy Lasorda, L</b> (8, 1) <b>Jim Finigan, R</b> (9, PH)			0-3 K		0-3 K 2B E		0-0 3-1		0-0 SF7	1 0 0 0 0 0 1 0 0 0 0 0 0 0 0 0 1 1 0 0 0 0 0 1 0 0 0 0 0 0 0 0 0 0 1 0 1 0 0 0 0												
<b>Inning Stats</b>	R: 0 E: 0 K: 1 S: 7	H: 2 LOB: 2 BB: 0 P: 7	R: 0 E: 0 K: 0 S: 3	H: 0 LOB: 0 BB: 0 P: 3	R: 0 E: 0 K: 1 S: 5	H: 0 LOB: 0 BB: 0 P: 5	R: 1 E: 0 K: 0 S: 5	H: 2 LOB: 1 BB: 0 P: 5	R: 2 E: 2 K: 1 S: 7	H: 1 LOB: 0 BB: 0 P: 7	R: 0 E: 0 K: 0 S: 3	H: 0 LOB: 1 BB: 1 P: 7	R: 0 E: 0 K: 0 S: 3	H: 0 LOB: 0 BB: 0 P: 3	R: 0 E: 1 K: 1 S: 6	H: 0 LOB: 1 BB: 0 P: 6	R: 1 E: 0 K: 0 S: 4	H: 2 LOB: 1 BB: 1 P: 8	1B: 3 2B: 3 3B: 0 HR: 1	SF: 2 SAC: 0 DP: 1 HBP: 0	WP: 0 PB: 0 SB: 0 CS: 0	PA: 37
<b>PITCHER</b>	IP WLS BF H R ER SO BB IBB HBP BLK WP HR S P ERA WHIP																					
<b>Hal Brown, R</b> (1, 1) ERA: 2.63	8.0 W 34 7 4 2 4 1 0 0 0 0 0 1 41 45 2.25 1.000																					
<b>George Zuverink, R</b> (9, 1) ERA: 1.42	1.0 S 3 0 0 0 0 1 0 0 0 0 0 0 2 6 0.00 1.000																					

**Kansas City Athletics @ Baltimore Orioles**  
**Memorial Stadium, Baltimore, MD**  
 Tue May 08 1956, 3:33 AM EDT  
 Att: 10,241 - Unknown

AB	33
R	4
H	7
RBI	3
BB	2
SO	4
LOB	12



Batter	1	2	3	4	5	6	7	8	9
Bobby Adams, R (1, 5) OBP: 0.384, SLG: 0.255 Bob Hale, L (8, PH) OBP: 0.333, SLG: 0.300 Wayne Causey, L (8, PR) OBP: 0.250, SLG: 0.118 (9, 5)	0-0 E9 1B E	0-0 F2		0-0 SH1-4 1-2		0-0 F7		4-0 WP FC5 BB 1-2 2-3	
Jim Dyck, R (1, 7) OBP: 0.455, SLG: 0.304 Tito Francona, L (7, 9) OBP: 0.210, SLG: 0.232 Jim Pyburn, R (8, PH) OBP: 0.243, SLG: 0.343 (9, 9)	4-0 E 2B BB	0-0 F8		4-0 WP BB			0-0 F8	0-0 FC5 WP 1-2 2-3f 3-H	
Dave Philley, S (1, 9) OBP: 0.304, SLG: 0.321 (7, 7)	0-0 E5 2B 1B 1-3 2-H	0-0 5-3		4-0 G6-3 IBB 1-2 2-3			0-0 1B 1B	0-3 K 1-2 2-3	
Gus Triandos, R (1, 3) OBP: 0.377, SLG: 0.529	0-0 SH1-4 1B 2B 2-H 3-H		0-3 K	0-0 G6-3 1-2f			0-0 1B		
Billy Gardner, R (1, 4) OBP: 0.284, SLG: 0.333 Bob Boyd, L (7, PH) OBP: 0.468, SLG: 0.525 Fred Marsh, R (8, 4) OBP: 0.222, SLG: 0.067	4-0 SH1-4 1B BB		1-0 1B SH3 HBP		0-0 F7		0-3 K		
Hal Smith, R (1, 2) OBP: 0.389, SLG: 0.490	0-0 SH1-4 1-2 2-3		0-0 1B		0-0 L8		0-3 K		
Chuck Diering, R (1, 8) OBP: 0.436, SLG: 0.333	0-0 1-3		0-0 SH3 1-2 3-H		0-0 6-3			0-0 6-3	
Willy Miranda, S (1, 6) OBP: 0.231, SLG: 0.246	0-0 1B 2-H 3-H		0-3 K			0-0 6-3		0-0 BB FC5 BB 1B	
Hal Brown, R (1, 1) OBP: 0.600, SLG: 0.750 George Zuverink, R (9, 1)	0-0 F8			0-0 WP SH1-4 1B		0-0 6-3		4-0 FC5 BB 1-2 BB	

AB	R	H	RBI	BB	SO	LOB
3	1	0	0	0	0	0
0	0	0	0	1	0	0
0	0	0	0	0	0	0
1	1	0	0	2	0	0
1	0	0	0	0	0	0
1	0	0	1	0	0	2
4	1	2	0	1	1	2
4	1	2	2	0	1	3
1	2	0	0	1	0	0
1	0	0	0	0	1	2
0	0	0	0	0	0	0
3	0	1	0	0	1	2
3	0	0	1	0	0	2
4	1	2	2	0	1	1
3	0	1	0	1	0	1
0	0	0	0	0	0	0

AB	R	H	RBI	BB	SO	LOB
29	7	8	6	6	5	15

1B	2B	3B	HR	SF	SAC	DP	HBP	WP	HR	S	P	ERA	WHIP
7	1	0	0	0	3	1	0	2	0	9	37	8.10	2.400

PITCHER	IP	WLS	BF	H	R	ER	SO	BB	IBB	HBP	BLK	WP	HR	S	P	ERA	WHIP
Art Ceccarelli, L (1, 1) ERA: 9.0	3.1	L	21	5	6	3	2	3	3	1	0	1	0	20	37	8.10	2.400
Bill Harrington, R (4, 1) ERA: 5.4	0.2		1	0	0	0	0	0	0	0	0	0	0	1	1	0.00	0.000
Arnie Portocarrero, R (5, 1) ERA: 7.5	2.0		6	0	0	0	0	0	0	0	0	0	0	6	6	0.00	0.000
Moe Birtschy, R (7, 1) ERA: 2.25	1.1		8	3	1	1	2	1	0	0	0	0	0	11	15	6.75	3.000
Tommy Lasorda, L (8, 1) ERA: 2.08	0.2		3	0	0	0	1	1	0	0	0	1	0	4	8	0.00	1.500

**Kansas City Athletics @ Baltimore Orioles**  
**Memorial Stadium, Baltimore, MD**  
 Tue May 08 1956, 3:33 AM EDT  
 Att. 10,241 - Unknown


livebaseballscores.com



Batter	1	2	3	4	5	6	7	8	9	AB R H RBI BB SO LOB	TOP	
Spook Jacobs, R (1, 4) OBP: 0.365, SLG: 0.290	0-0 S 1B		0-0 SF9 1-3 2B	0-0 4-3			0-0 5-3			4 0 2 0 0 0 1		
Hector Lopez, R (1, 8) OBP: 0.344, SLG: 0.508	0-0 F6 1-2		0-0 SF9 2-3 3-H				0-0 6-3			3 0 0 1 0 0 1		
Gus Zernial, R (1, 7) OBP: 0.431, SLG: 0.581 Bill Renna, R (8, PR) OBP: 0.273, SLG: 0.636 (8, 7)	0-0 F8		0-3 K					0-0 WP S 1B		4 0 1 0 0 1 2 0 0 0 0 0 0 0		
Harry Simpson, L (1, 9) OBP: 0.293, SLG: 0.486	0-3 K			0-0 1B 2B				0-3 K 1-3		4 1 2 0 0 2 2		
Jim Finigan, R (1, 5) OBP: 0.343, SLG: 0.276		0-0 5-3		0-0 1B S 1B 2B			0-0 F7	0-0 F8		4 1 1 1 0 0 3		
Joe Ginsberg, L (1, 2) OBP: 0.292, SLG: 0.357		0-0 4-3		0-0 CS 1B 1-3 1B			0-0 L7	0-0 F6		4 0 1 0 0 0 2		
Joe Demaestri, R (1, 6) OBP: 0.283, SLG: 0.345		0-0 F3		0-0 CS 1B 1-2 3-H 1B			0-3 K	0-0 F9		4 1 1 1 0 1 0		
Rance Pless, R (1, 3) OBP: 0.174, SLG: 0.217			0-0 FC1-6 1B	0-0 F2 1-2 2-3			0-3 K	0-0 L3		4 0 1 0 0 1 2		
Art Ditmar, R (1, 1) OBP: 0.231, SLG: 0.231			0-0 FC1-6 2B SF9 1-2	0-0 1B 2-H			0-0 5-3	0-0 6-3		4 1 1 1 0 0 1		
<b>Inning Stats</b>	R: 0 E: 0 K: 1 S: 6 H: 1 LOB: 1 BB: 0 P: 6	R: 0 E: 0 K: 0 S: 3 H: 0 LOB: 0 BB: 0 P: 3	R: 1 E: 0 K: 1 S: 7 H: 2 LOB: 1 BB: 0 P: 7	R: 3 E: 0 K: 0 S: 7 H: 5 LOB: 1 BB: 0 P: 7	R: 0 E: 0 K: 0 S: 4 H: 1 LOB: 1 BB: 0 P: 4	R: 0 E: 0 K: 2 S: 7 H: 0 LOB: 0 BB: 0 P: 7	R: 0 E: 0 K: 0 S: 3 H: 0 LOB: 0 BB: 0 P: 3	R: 0 E: 0 K: 1 S: 6 H: 1 LOB: 2 BB: 0 P: 6	R: 0 E: 0 K: 0 S: 3 H: 0 LOB: 0 BB: 0 P: 3	1B: 8 2B: 2 3B: 0 HR: 0 SF: 1 SAC: 0 DP: 0 HBP: 0	WP: 1 PB: 0 SB: 3 CS: 2 PA: 36	
<b>PITCHER</b> Jim Wilson, R (1, 1) ERA: 4.34 Babe Birrer, R (9, 1) ERA: 5.4	IP WLS BF H R ER SO BB IBB HBP BLK WP HR S P ERA WHIP											
	8.0 L 33 10 4 4 5 0 0 0 0 1 0 43 43 4.50 1.250											
	1.0 3 0 0 0 0 0 0 0 0 0 0 0 3 3 0.00 0.000											

**Kansas City Athletics @ Baltimore Orioles**  
 Memorial Stadium, Baltimore, MD  
 Wed May 09 1956, 3:33 AM EDT  
 Att. 9,493 - Unknown

AB	35
R	4
H	10
RBI	4
BB	0
SO	5
LOB	14



[livebaseballscorecards.com](http://livebaseballscorecards.com)

Batter	1	2	3	4	5	6	7	8	9
<b>Bobby Adams, R</b> OBP: 0.373, SLG: 0.246 <b>Bob Hale, L</b> OBP: 0.357, SLG: 0.417 (1, 5) (6, PH) (7, 3)	0-3 K		0-0 5-3			0-0 2B		0-0 1-3	
<b>Dave Pope, L</b> OBP: 0.200, SLG: 0.158 (1, 9) (7, 7)	0-0 L1-3 1B			0-0 P4-3		0-3 K		0-3 K	
<b>Dave Philley, S</b> OBP: 0.302, SLG: 0.318 (1, 7) (7, 5)	0-0 L1-3 1-2			0-0 4-3		0-0 F2		0-0 1B	
<b>Bob Boyd, L</b> OBP: 0.471, SLG: 0.545 (1, 3) (7, 9)		0-0 G4-6-3 BB 1B		0-0 2B		0-0 6-3		0-0 L9	
<b>Hal Smith, R</b> OBP: 0.379, SLG: 0.462 (1, 2)		4-0 1-2 BB		0-0 F4		0-3 K		0-0 F7	
<b>Billy Gardner, R</b> OBP: 0.250, SLG: 0.314 (1, 4)		0-0 G4-6-3 1-2-3			0-0 F2		0-0 6-3		
<b>Chuck Diering, R</b> OBP: 0.450, SLG: 0.333 <b>Tito Francona, L</b> OBP: 0.203, SLG: 0.224 (1, 8) (5, PH) (6, 8)			4-0 G6-4-3 BB		0-0 6-3		0-0 4-3		
<b>Willy Miranda, S</b> OBP: 0.235, SLG: 0.250 (1, 6)			0-0 G6-4-3 1-2f		0-0 FC5-4 1B		0-0 6-3		
<b>Jim Wilson, R</b> OBP: 0.429, SLG: 0.200 <b>Wayne Causey, L</b> OBP: 0.238, SLG: 0.111 <b>Babe Birrer, R</b> (1, 1) (8, PH) (9, 1)			0-0 1B		0-0 FC5-4 1-2f		0-3 K		

AB	R	H	RBI	BB	SO	LOB
2	0	0	0	0	1	1
2	0	1	0	0	0	0
4	0	1	0	0	2	1
4	0	1	0	0	0	2
4	0	2	0	0	0	2
3	0	0	0	1	1	2
3	0	0	0	0	0	2
0	0	0	0	1	0	0
2	0	0	0	0	0	0
3	0	1	0	0	0	1
2	0	1	0	0	0	1
0	0	0	0	0	0	0

**BOTTOM**

**Kansas City Athletics @ Baltimore Orioles**  
Memorial Stadium, Baltimore, MD

livebaseballscorecards.com

<b>AB</b>	<b>30</b>
<b>R</b>	<b>0</b>
<b>H</b>	<b>7</b>
<b>RBI</b>	<b>0</b>
<b>BB</b>	<b>2</b>
<b>SO</b>	<b>5</b>
<b>LOB</b>	<b>12</b>



WP: 0	PA: 32
PB: 0	
SB: 0	
CS: 0	

Inning Stats	R: 0	H: 1	E: 0	K: 1	S: 5	LOB: 0	BB: 0	P: 5									
<b>Art Ditmar, R</b> ERA: 2.03 (1, 1)	IP: 9.0	WLS: 7	BF: 32	H: 7	R: 0	ER: 0	SO: 5	BB: 2	IBB: 0	HBP: 0	BLK: 0	WP: 0	HR: 0	S: 40	P: 48	ERA: 0.00	WHIP: 1.000

Wed May 09 1956, 3:33 AM EDT  
Att: 9,493 - Unknown



Batter	1	2	3	4	5	6	7	8	9
<b>Jim Busby, R</b> <small>OBP: 0.274, SLG: 0.351</small> (1, 8)	4-0  BB	0-0  HR		0-0  F6					
<b>Bobby Avila, R</b> <small>OBP: 0.311, SLG: 0.369</small> (1, 4)	0-0  BB 1B	0-3  K			0-0  4-3				
<b>Al Rosen, R</b> <small>OBP: 0.416, SLG: 0.476</small> (1, 5)	4-0  BB	0-0  1B			0-3  K				
<b>Vic Wertz, L</b> <small>OBP: 0.415, SLG: 0.594</small> (1, 3)	0-0  SF8	0-3  K			0-0  6-3				
<b>Al Smith, R</b> <small>OBP: 0.333, SLG: 0.526</small> (1, 7)	0-0  F2			0-0  5-3					
<b>Rocky Colavito, R</b> <small>OBP: 0.194, SLG: 0.250</small> (1, 9)	4-0  BB			0-0  6-3					
<b>Chico Carrasquel, R</b> <small>OBP: 0.234, SLG: 0.268</small> (1, 6)	4-0  BB			0-0  F6					
<b>Hal Naragon, L</b> <small>OBP: 0.500, SLG: 0.800</small> (1, 2)	0-0  G3			0-0  G3					
<b>Mike Garcia, R</b> <small>OBP: 0.222, SLG: 0.125</small> (1, 1)		0-0  HR 1B		0-0  F8					

AB	R	H	RBI	BB	SO	LOB
2	2	1	2	1	0	0
3	1	1	0	0	1	0
2	0	1	0	1	1	0
2	0	0	1	0	1	1
2	0	0	0	0	0	2
1	0	0	0	1	0	0
1	0	0	1	1	0	0
2	0	0	0	0	0	3
2	1	1	0	0	0	0

**BOTTOM**

**Kansas City Athletics @ Cleveland Indians**  
 Cleveland Municipal Stadium, Cleveland, OH  
 Fri May 11 1956, 3:33 AM EDT  
 Att. 8,622 - Unknown

AB	17
R	4
H	4
RBI	4
BB	4
SO	3
LOB	6



1B: 3	SF: 1
2B: 1	SAC: 0
3B: 0	DP: 1
HR: 1	HBP: 0

WP: 0	PA: 22
PB: 0	
SB: 0	
CS: 1	

Inning Stats	R	H	E	K	S	R	H	E	K	S	R	H	E	K	S	R	H	E	K	S	ERA	WHIP
	2	1	0	4	20	2	3	0	2	9	0	2	0	2	9	0	2	0	2	9	6.49	2.500
	0	0	0	0	0	0	0	0	0	0	0	0	0	0	0	0	0	0	0	0	0.00	0.000
	0	0	0	0	0	0	0	0	0	0	0	0	0	0	0	0	0	0	0	0	0.00	0.000

PITCHER	IP	WLS	BF	H	R	ER	SO	BB	IBB	HBP	BLK	WP	HR	S	P	ERA	WHIP
<b>Lou Kretlow, R</b> <small>ERA: 6.49</small>	0.0	L	3	1	2	2	0	2	0	0	0	0	0	1	9	∞	∞
<b>Jack Crimian, R</b> <small>ERA: 6.97</small>	2.0		10	3	2	2	2	2	0	0	0	0	1	12	20	9.00	2.500
<b>Art Ceccarelli, L</b> <small>ERA: 7.2</small>	2.0		6	0	0	0	0	0	0	0	0	0	0	6	6	0.00	0.000
<b>Bill Harrington, R</b> <small>ERA: 4.7</small>	1.0		3	0	0	0	1	0	0	0	0	0	0	5	5	0.00	0.000

Batter	1	2	3	4	5	6	7	8	9	AB R H RBI BB SO LOB	TOP
<b>Spook Jacobs, R</b> (1, 4) <small>OBP: 0.392, SLG: 0.318</small> <b>Clete Boyer, R</b> (6, PR) <small>OBP: 0.333, SLG: 0.333</small> (6, 4)	4-0  BB G5-4-3		0-0 4-3			0-0 HR 1B		0-3 K		2 0 1 0 1 0 1 1 1 0 0 0 1 0	<b>Kansas City Athletics @ Cleveland Indians</b> Cleveland Municipal Stadium, Cleveland, OH Sat May 12 1956, 3:33 AM EDT Att. 4,728 - Unknown <a href="http://livebaseballscorecards.com">livebaseballscorecards.com</a>
<b>Hector Lopez, R</b> (1, 8) <small>OBP: 0.329, SLG: 0.523</small>	0-0 G5-4-3 1-2f			0-0 HR		0-0 F6		0-0 F7		4 1 1 1 0 0 2	
<b>Gus Zernial, R</b> (1, 7) <small>OBP: 0.405, SLG: 0.580</small>	0-3 K			0-0 L5		0-0 HR 1-H		0-0 F8		4 1 1 2 0 1 0	
<b>Harry Simpson, L</b> (1, 9) <small>OBP: 0.284, SLG: 0.455</small>		0-0 F6		0-0 F2		0-3 K		0-0 F5		4 0 0 0 0 1 1	
<b>Jim Finigan, R</b> (1, 5) <small>OBP: 0.317, SLG: 0.235</small>		0-0 F8		4-0 BB		0-0 F7		0-0 6-3		3 0 0 0 1 0 1	
<b>Tim Thompson, L</b> (1, 2) <small>OBP: 0.300, SLG: 0.368</small>		0-0 F8		0-0 G3		0-0 F3		0-0 1B		4 0 1 0 0 0 1	
<b>Joe Demaestri, R</b> (1, 6) <small>OBP: 0.313, SLG: 0.371</small> <b>Mike Baxes, R</b> (5, 6) <small>OBP: 0.333, SLG: 0.222</small> <b>Enos Slaughter, L</b> (9, PH) <small>OBP: 0.396, SLG: 0.442</small>			0-0 1B		0-0 F8		0-0 F7	0-3 K		2 0 1 0 0 0 0 1 0 0 0 0 0 0 1 0 0 0 0 1 1	
<b>Rance Pless, R</b> (1, 3) <small>OBP: 0.179, SLG: 0.214</small>			0-0 F9		0-0 F2		0-0 1B			3 0 1 0 0 0 1	
<b>Troy Herriage, R</b> (1, 1) <b>Moe Burtzsch, R</b> (4, 1) <small>OBP: 0.200, SLG: 0.200</small> <b>Elmer Valo, L</b> (7, PH) <small>OBP: 0.111, SLG: 0.125</small> <b>Tom Gorman, R</b> (7, 1)			0-3 K		0-3 K		0-0 F2			1 0 0 0 0 1 1 1 0 0 0 0 1 0 1 0 0 0 0 0 1 0 0 0 0 0 0 0	
<b>Inning Stats</b>	R: 0 H: 0 E: 0 LOB: 0 K: 1 BB: 1 S: 4 P: 8	R: 0 H: 0 E: 0 LOB: 0 K: 0 BB: 0 S: 3 P: 3	R: 0 H: 1 E: 0 LOB: 1 K: 1 BB: 0 S: 6 P: 6	R: 1 H: 1 E: 0 LOB: 1 K: 0 BB: 1 S: 4 P: 8	R: 0 H: 0 E: 0 LOB: 0 K: 1 BB: 0 S: 5 P: 5	R: 2 H: 2 E: 0 LOB: 1 K: 1 BB: 0 S: 7 P: 7	R: 0 H: 1 E: 0 LOB: 1 K: 0 BB: 0 S: 4 P: 4	R: 0 H: 0 E: 0 LOB: 0 K: 1 BB: 0 S: 5 P: 5	R: 0 H: 1 E: 0 LOB: 1 K: 1 BB: 0 S: 6 P: 6	1B: 4 SF: 0 2B: 0 SAC: 0 3B: 0 DP: 1 HR: 2 HBP: 0	
<b>PITCHER</b> <b>Early Wynn, R</b> (1, 1) <small>ERA: 2.3</small>	IP WLS BF H R ER SO BB IBB HBP BLK WP HR S P ERA WHIP 9.0 W 34 6 3 3 6 2 0 0 0 0 0 2 44 52 3.00 0.889										



Batter	1	2	3	4	5	6	7	8	9
Jim Busby, R OBP: 0.261, SLG: 0.333 (1, 8)	F8		F5	G5-4-3		F6			
Bobby Avila, R OBP: 0.319, SLG: 0.375 (1, 4)	6-3			F8 1B BB 1B	G3		FC5-4 1B		
Al Rosen, R OBP: 0.432, SLG: 0.493 (1, 5)	1B			BB F8 1-2 1B	BB BB 1B		FC5-4 1-2f		
Vic Wertz, L OBP: 0.407, SLG: 0.575 (1, 3)		FC6-4 1B		F8 1-2 2-3	F6		F5		
Al Smith, R OBP: 0.343, SLG: 0.508 (1, 7)		F8		BB 1B IBB	BB 1-2 BB		G3		
Rocky Colavito, R OBP: 0.229, SLG: 0.233 (1, 9)		F8		BB BB 1B BB	BB BB 1-2 BB		F3		
Chico Carrasquel, R OBP: 0.235, SLG: 0.267 (1, 6)		FC6-4 1-2f		BB BB 1-2 2-H 3-H 1B 1B	BB BB 1-2f		6-3		
Jim Hegan, R OBP: 0.432, SLG: 0.361 (1, 2)			F7	BB BB 1-2 2-3 1B BB		6-3	S S S S 0-3 K		
Early Wynn, S OBP: 0.353, SLG: 0.267 (1, 1)			F5	BB BB 1-3 2-H 3-H 1B		4-1			

Inning Stats	R: 0	H: 1	E: 0	K: 0	S: 3	R: 0	H: 1	E: 0	K: 0	S: 4	R: 0	H: 0	E: 0	K: 0	S: 3	R: 5	H: 4	E: 0	K: 0	S: 6	R: 0	H: 1	E: 0	K: 0	S: 4	R: 0	H: 0	E: 0	K: 0	S: 3	R: 0	H: 1	E: 0	K: 0	S: 4	R: 0	H: 0	E: 0	K: 1	S: 5	R: 0	H: 0	E: 0	K: 0	S: 5	
	LOB: 1	BB: 0	P: 3	LOB: 1	BB: 0	P: 4	LOB: 0	BB: 0	P: 3	LOB: 1	BB: 0	LOB: 0	BB: 0	P: 3	LOB: 1	BB: 0	LOB: 3	BB: 2	P: 12	LOB: 0	BB: 0	LOB: 1	BB: 0	LOB: 0	BB: 0	LOB: 0	BB: 0	LOB: 0	BB: 0	LOB: 0	BB: 0	LOB: 0	BB: 0	LOB: 0	BB: 0	LOB: 0	BB: 0	LOB: 0	BB: 0	LOB: 0	BB: 0	LOB: 0	BB: 0	LOB: 0	BB: 0	LOB: 0

PITCHER	IP	WLS	BF	H	R	ER	SO	BB	IBB	HBP	BLK	WP	HR	S	P	ERA	WHIP
Troy Herrige, R ERA: 11.88 (1, 1)	3.1	L	18	6	5	5	0	2	1	0	0	0	0	15	27	13.50	2.400
Moe Burtzschy, R ERA: 1.93 (4, 1)	2.2		10	1	0	0	0	2	0	0	0	0	0	8	16	0.00	1.125
Tom Gorman, R ERA: 5.4 (7, 1)	2.0		7	1	0	0	1	0	0	0	0	0	0	9	9	0.00	0.500

AB R H RBI BB SO LOB

4	0	0	0	0	0	2
4	1	2	0	0	0	0
4	1	3	0	0	0	1
4	0	1	0	0	0	4
2	1	0	0	2	0	2
2	1	0	1	2	0	1

4	1	1	2	0	0	4
3	0	0	0	1	1	0
3	0	1	2	0	0	0

1B: 8	SF: 0	WP: 0	PA: 35
2B: 0	SAC: 0	PB: 0	
3B: 0	DP: 1	SB: 0	
HR: 0	HBP: 0	CS: 0	

PITCHER	IP	WLS	BF	H	R	ER	SO	BB	IBB	HBP	BLK	WP	HR	S	P	ERA	WHIP
Troy Herrige, R ERA: 11.88 (1, 1)	3.1	L	18	6	5	5	0	2	1	0	0	0	0	15	27	13.50	2.400
Moe Burtzschy, R ERA: 1.93 (4, 1)	2.2		10	1	0	0	0	2	0	0	0	0	0	8	16	0.00	1.125
Tom Gorman, R ERA: 5.4 (7, 1)	2.0		7	1	0	0	1	0	0	0	0	0	0	9	9	0.00	0.500

**Kansas City Athletics @ Cleveland Indians**  
**Cleveland Municipal Stadium, Cleveland, OH**  
 Sat May 12 1956, 3:33 AM EDT  
 Att. 4,728 - Unknown

livebaseballscorecards.com

AB	30
R	5
H	8
RBI	5
BB	5
SO	1
LOB	14



Batter	1	2	3	4	5	6	7	8	9	AB R H RBI BB SO LOB	TOP											
<b>Spook Jacobs, R</b> (1, 4) OBP: 0.381, SLG: 0.310	0-0 5-3	0-0 4-3		0-0 1B		0-0 F6			0-0 F2	5 0 1 0 0 0 0												
<b>Hector Lopez, R</b> (1, 8) OBP: 0.333, SLG: 0.500	4-0 1B E BB		4-0 1B BB	0-0 6-3		0-0 F8		0-0 F8	0-0 5-3	3 2 0 0 2 0 1												
<b>Enos Slaughter, L</b> (1, 7) OBP: 0.434, SLG: 0.457	0-0 E9 2B 1B		4-0 1B FC5-4 BB	0-0 4-3 1B		0-0 1B PB BB		0-0 1B PB BB	0-0 G3	3 3 2 0 2 0 0												
<b>Harry Simpson, L</b> (1, 9) OBP: 0.306, SLG: 0.481	0-0 2B		0-0 FC5-4 1B	0-0 4-3 1B		0-0 1B		0-0 1B		4 0 3 2 0 0 1												
<b>Jim Finigan, R</b> (1, 5) OBP: 0.289, SLG: 0.211	0-0 F9		0-0 FC5-4 FC4-6	0-0 F8		0-0 F8		0-0 6-3		4 0 0 1 0 0 4												
<b>Joe Ginsberg, L</b> (1, 2) OBP: 0.315, SLG: 0.348	4-0 FC6-4 IBB		0-0 FC4-6	4-0 IBB		0-0 F7		0-0 F7		2 0 0 0 2 0 2												
<b>Joe Demaestri, R</b> (1, 6) OBP: 0.294, SLG: 0.348	0-0 FC6-4		0-0 4-3	0-0 5-3				0-0 F7		4 0 0 0 0 0 5												
<b>Rance Pless, R</b> (1, 3) OBP: 0.188, SLG: 0.250		0-0 F7		0-0 2B		0-0 5-3		0-0 1-3		4 0 1 0 0 0 0												
<b>Art Ditmar, R</b> (1, 1) OBP: 0.176, SLG: 0.176		0-0 F7		0-0 1-3		0-0 1-3		0-0 4-3		4 0 0 0 0 0 0												
<b>Inning Stats</b>	R: 2 E: 1 K: 0 S: 5	H: 2 LOB: 2 BB: 2 P: 13	R: 0 E: 0 K: 0 S: 3	H: 0 LOB: 0 BB: 0 P: 3	R: 2 E: 0 K: 0 S: 4	H: 1 LOB: 1 BB: 2 P: 12	R: 0 E: 0 K: 0 S: 4	H: 2 LOB: 1 BB: 0 P: 4	R: 0 E: 0 K: 0 S: 4	H: 1 LOB: 2 BB: 1 P: 8	R: 0 E: 0 K: 0 S: 3	H: 0 LOB: 0 BB: 0 P: 3	R: 1 E: 0 K: 0 S: 4	H: 1 LOB: 1 BB: 1 P: 8	R: 0 E: 0 K: 0 S: 3	H: 0 LOB: 0 BB: 0 P: 3	R: 0 E: 0 K: 0 S: 3	H: 0 LOB: 0 BB: 0 P: 3	1B: 5 2B: 2 3B: 0 HR: 0	SF: 0 SAC: 0 DP: 0 HBP: 0	WP: 0 PB: 1 SB: 0 CS: 0	PA: 39
<b>PITCHER</b>	IP WLS BF H R ER SO BB IBB HBP BLK WP HR S P ERA WHIP																					
<b>Bob Feller, R</b> (1, 1) ERA: 9.82	2.0 L 13 3 4 4 0 3 1 0 0 0 0 9 25 18.00 3.000																					
<b>Cal McLish, R</b> (3, 1) ERA: 1.13	5.0 20 4 1 1 0 1 1 0 0 0 0 18 26 1.80 1.000																					
<b>Ray Narleski, R</b> (8, 1) ERA: 2.13	2.0 6 0 0 0 0 0 0 0 0 0 0 6 6 0.00 0.000																					

**Kansas City Athletics @ Cleveland Indians**  
**Cleveland Municipal Stadium, Cleveland, OH**  
 Sun May 13 1956, 3:33 AM EDT  
 Unknown

<b>AB</b>	33
<b>R</b>	5
<b>H</b>	7
<b>RBI</b>	3
<b>BB</b>	6
<b>SO</b>	0
<b>LOB</b>	13




WP: 0	PA: 39
-------	--------

ERA	WHIP
-----	------

livebaseballscorecards.com



Batter	1	2	3	4	5	6	7	8	9	AB R H RBI BB SO LOB	TOP																						
<b>Spook Jacobs, R</b> (1, 4) OBP: 0.371, SLG: 0.303	0-0 4-3		0-0 FC1-6 CS 1-2f		0-0 1-2 2-H 1B		0-0 FC6-4 HR 1-2f 2-3		0-0 F9	5 1 1 1 0 0 4	<b>Kansas City Athletics @ Cleveland Indians</b> <b>Cleveland Municipal Stadium, Cleveland, OH</b> Sun May 13 1956, 3:38 AM EDT Att: 11,308 - Unknown <a href="http://livebaseballscorecards.com">livebaseballscorecards.com</a>																						
<b>Hector Lopez, R</b> (1, 8) OBP: 0.342, SLG: 0.542	0-0 F8		0-0 CS 1-2	0-0 BB 1B	0-0 F3		0-0 HR 1-H 3-H			4 1 2 3 0 0 2																							
<b>Gus Zernial, R</b> (1, 7) OBP: 0.398, SLG: 0.556	4-0 S BB			0-3 K S S	0-3 K S S		0-0 F7			3 0 0 0 1 2 3																							
<b>Harry Simpson, L</b> (1, 9) OBP: 0.303, SLG: 0.464	0-3 K 1-2			4-0 FC6-4 BB 1-2		0-0 4-3		0-0 F7		3 0 0 0 1 1 1																							
<b>Jim Finigan, R</b> (1, 5) OBP: 0.265, SLG: 0.190		0-0 F3		0-3 K S S		0-0 5-3		0-0 F2		4 0 0 0 0 1 2																							
<b>Joe Astroth, R</b> (1, 2) OBP: 0.077, SLG: 0.077		0-3 K S S		0-0 FC6-4 1-2f		0-0 5-3		0-0 5-3		4 0 0 0 0 1 2																							
<b>Joe Demaestri, R</b> (1, 6) OBP: 0.306, SLG: 0.348		0-0 F9			4-0 BB 1B BB		0-0 FC6-4 1B HR 1B		0-3 K S S	3 2 1 0 1 1 0																							
<b>Rance Pless, R</b> (1, 3) OBP: 0.250, SLG: 0.286			0-0 FC1-6 1B		4-0 1B 1-2 BB		0-0 FC6-4 1B 1-2		0-0 4-3	3 0 2 0 1 0 0																							
<b>Tommy Lasorda, L</b> (1, 1) <b>Johnny Groth, R</b> (5, PH) <b>Tom Gorman, R</b> (5, 1) <b>Moe Burtch, R</b> (6, 1) <b>Enos Slaughter, L</b> (7, PH) <b>Arnie Portocarrero, R</b> (7, 1) <b>Elmer Valo, L</b> (9, PH)			0-0 F2		0-0 F3		0-3 K S S		4-0 BB	1 0 0 0 0 0 1 1 0 0 0 0 0 2 0 0 0 0 0 0 0 0 0 0 0 0 0 0 1 0 0 0 0 1 2 0 0 0 0 0 0 0 0 0 0 0 1 0 0																							
<b>Inning Stats</b>	R: 0 E: 0 K: 1 S: 5	H: 0 LOB: 1 BB: 1 P: 9	R: 0 E: 0 K: 1 S: 5	H: 0 LOB: 0 BB: 0 P: 5	R: 0 E: 0 K: 0 S: 3	H: 1 LOB: 0 BB: 0 P: 3	R: 0 E: 0 K: 2 S: 8	H: 1 LOB: 2 BB: 1 P: 12	R: 1 E: 0 K: 1 S: 6	H: 1 LOB: 2 BB: 2 P: 14		R: 0 E: 0 K: 0 S: 3	H: 0 LOB: 0 BB: 0 P: 3	R: 3 E: 0 K: 1 S: 8	H: 3 LOB: 0 BB: 0 P: 8	R: 0 E: 0 K: 0 S: 3	H: 0 LOB: 0 BB: 0 P: 3	R: 0 E: 0 K: 1 S: 5	H: 0 LOB: 1 BB: 1 P: 9	1B: 5 2B: 0 3B: 0 HR: 1	SF: 0 SAC: 0 DP: 0 HBP: 0	WP: 0 PB: 0 SB: 1 CS: 1	PA: 38										
<b>PITCHER</b> <b>Herb Score, L</b> (1, 1) ERA: 3.3 <b>Art Houtteman, R</b> (8, 1) ERA: 1.8	IP 7.0	WLS W	BF 30	H 6	R 4	ER 4	SO 6	BB 4	IBB 0	HBP 0	BLK 0	WP 0	HR 1	S 38	P 54	ERA 5.14	WHIP 1.429																
											<b>PITCHER</b>	IP	WLS	BF	H	R	ER	SO	BB	IBB	HBP	BLK	WP	HR	S	P	ERA	WHIP					





Batter	1	2	3	4	5	6	7	8	9	AB R H RBI BB SO LOB	TOP	
<b>Bobby Adams, R</b> (1, 5) OBP: 0.356, SLG: 0.278 <b>Tito Francona, L</b> (4, PH) OBP: 0.280, SLG: 0.254 (4, 9)	0-0 F8		0-0 F7	0-0 SF9		0-0 G6-4-3 1B		0-0 FC6-4 1B		2 0 0 0 0 0 1 2 0 2 1 0 0 0	<b>Baltimore Orioles @ Kansas City Athletics</b> Municipal Stadium, Kansas City, MO Tue May 15 1956, 4:33 AM EDT Att: 11,555 - Unknown <a href="http://livebaseballscorecards.com">livebaseballscorecards.com</a>	
<b>Bob Boyd, L</b> (1, 9) OBP: 0.464, SLG: 0.517 (4, 3)	0-3 K		0-0 1B E	4-0 3-H 1B BB		0-0 F6		0-0 F4		4 2 1 0 1 1 2		
<b>Dave Philley, S</b> (1, 7) OBP: 0.319, SLG: 0.323	4-0 CS BB		0-0 1B E	4-0 1-2 2-3 BB HBP		0-0 G6-4-3 1-2f		0-0 FC6-4 1-2f		3 1 1 1 2 0 2		
<b>Bob Hale, L</b> (1, 3) OBP: 0.368, SLG: 0.438 <b>Fred Marsh, R</b> (4, PR) OBP: 0.250, SLG: 0.143 (4, 5) <b>Wayne Causey, L</b> (9, 5) OBP: 0.200, SLG: 0.091	0-0 CS 1-2	0-0 F9	0-0 E2 1-H 3-H 2B	1-0 BB HBP		0-0 5-3		0-0 F9		2 0 1 3 0 0 0 2 0 0 0 0 0 0 0 0 0 0 0 0 0		
<b>Gus Triandos, R</b> (1, 2) OBP: 0.366, SLG: 0.463		0-3 K	0-0 F8	4-0 1-2 2-3 3-H BB		0-0 1-3		0-0 2B FC2 1B		4 0 1 1 1 1 1		
<b>Chuck Diering, R</b> (1, 8) OBP: 0.500, SLG: 0.442		4-0 BB		6-3 F3		0-0 HR 2B		0-0 FC2 1-3 2B		4 1 2 0 1 0 3		
<b>Billy Gardner, R</b> (1, 4) OBP: 0.231, SLG: 0.315			0-0 F9	0-0 E6 1B 1B	0-0 F6		0-0 HR 2B	0-0 FC2 2-3 3-H		5 2 1 2 0 0 3		
<b>Willy Miranda, S</b> (1, 6) OBP: 0.282, SLG: 0.313			0-0 CS 1B	0-0 1B SF9 1B	0-3 K		0-0 2B	0-0 L9		5 1 3 0 0 1 2		
<b>Jim Wilson, R</b> (1, 1) OBP: 0.471, SLG: 0.385 <b>George Zuerink, R</b> (7, 1)			0-0 1B 1B	0-0 BB BB HBP 1B	0-0 F3		0-3 K			3 2 2 1 0 0 0 1 0 0 0 0 1 0		
<b>Inning Stats</b>	R: 0 E: 0 K: 1 S: 4 H: 0 LOB: 0 BB: 1 P: 8	R: 0 E: 0 K: 1 S: 5 H: 0 LOB: 1 BB: 1 P: 9	R: 3 E: 1 K: 0 S: 7 H: 5 LOB: 1 BB: 0 P: 7	R: 4 E: 1 K: 0 S: 6 H: 2 LOB: 3 BB: 3 P: 19	R: 0 E: 0 K: 1 S: 5 H: 0 LOB: 0 BB: 0 P: 5	R: 0 E: 0 K: 0 S: 3 H: 1 LOB: 0 BB: 0 P: 3	R: 2 E: 0 K: 0 S: 5 H: 3 LOB: 1 BB: 0 P: 5	R: 0 E: 0 K: 1 S: 6 H: 1 LOB: 1 BB: 0 P: 6	R: 0 E: 0 K: 0 S: 5 H: 2 LOB: 2 BB: 0 P: 5	1B: 8 2B: 5 3B: 0 HR: 1 SF: 1 SAC: 0 DP: 1 HBP: 1		WP: 0 PB: 0 SB: 0 CS: 2 PA: 45
<b>PITCHER</b>	IP WLS BF H R ER SO BB IBB HBP BLK WP HR S P ERA WHIP											
<b>Lou Kretlow, R</b> (1, 1) ERA: 6.67 <b>Moe Burtzsch, R</b> (4, 1) ERA: 1.8 <b>Jack Crimian, R</b> (5, 1) ERA: 6.75 <b>Tom Gorman, R</b> (8, 1) ERA: 5.4	3.1 L 18 7 6 3 2 2 0 0 0 0 0 20 28 8.10 2.700											
	0.2 6 0 1 0 0 3 0 1 0 0 0 2 15 0.00 4.500											
	3.0 11 4 2 2 1 0 0 1 13 13 6.00 1.333											
	2.0 9 3 0 0 1 0 0 0 11 11 0.00 1.500											



Batter	1	2	3	4	5	6	7	8	9	AB	R	H	RBI	BB	SO	LOB
Spook Jacobs, R (1, 4) OBP: 0.359, SLG: 0.291 Vic Power, R (7, PH) OBP: 0.302, SLG: 0.390 Tom Gorman, R (8, 1)	0-0 F9		0-0 L4-3		0-0 G1-6-3		0-0 6-3			3	0	0	0	0	0	2
Enos Slaughter, L (1, 9) OBP: 0.414, SLG: 0.451	0-0 2B			0-0 F4		0-0 F9	0-0 4-3			4	0	1	0	0	0	1
Gus Zernial, R (1, 7) OBP: 0.379, SLG: 0.526	0-3 K			0-3 K		0-3 K		0-0 6-3		4	0	0	0	0	3	1
Harry Simpson, L (1, 3) OBP: 0.301, SLG: 0.477	0-3 K			0-0 1B 3B		0-0 F6		0-0 4-3		4	1	1	0	0	1	1
Hector Lopez, R (1, 8) OBP: 0.349, SLG: 0.533		0-3 K		0-0 3B 1B		4-0 1B BB		0-0 F8		3	2	1	1	1	1	0
Jim Finigan, R (1, 5) OBP: 0.283, SLG: 0.261		0-0 4-3		0-0 3B		0-0 1B 1B		0-0 2-3		4	1	2	1	0	0	0
Joe Ginsberg, L (1, 2) OBP: 0.328, SLG: 0.380		0-3 K		0-0 F4		0-0 1B 1B		0-0 2B		4	1	2	1	0	1	1
Joe Demaestri, R (1, 6) OBP: 0.297, SLG: 0.338 Elmer Valo, L (7, PH) OBP: 0.273, SLG: 0.222 Mike Baxes, R (8, 6) OBP: 0.308, SLG: 0.200			0-0 5-3		0-0 F8		0-0 1B 1B		0-3 K	2	0	0	0	0	0	0
Lou Kretlow, R (1, 1) Moe Burtzsch, R (4, 1) OBP: 0.200, SLG: 0.200 Jack Crimian, R (5, 1) Tim Thompson, L (7, PH) OBP: 0.286, SLG: 0.350 Clete Boyer, R (8, 4) OBP: 0.250, SLG: 0.250			4-0 L4-3 BB		4-0 G1-6-3 BB		0-0 6-3		0-0 F7	1	0	0	0	0	0	0


Inning Stats	R: 0	H: 1	E: 0	K: 2	S: 8	LOB: 1	BB: 0	P: 8	R: 0	H: 0	E: 0	K: 2	S: 7	LOB: 0	BB: 0	P: 7	R: 0	H: 0	E: 0	K: 0	S: 2	LOB: 0	BB: 1	P: 6	R: 2	H: 3	E: 0	K: 1	S: 8	LOB: 1	BB: 0	P: 8	R: 0	H: 0	E: 0	K: 0	S: 2	LOB: 0	BB: 1	P: 6	R: 0	H: 0	E: 0	K: 1	S: 5	LOB: 0	BB: 0	P: 5	R: 3	H: 3	E: 0	K: 0	S: 6	LOB: 1	BB: 1	P: 10	R: 0	H: 0	E: 0	K: 0	S: 3	LOB: 0	BB: 0	P: 3	R: 0	H: 1	E: 0	K: 1	S: 6	LOB: 1	BB: 0	P: 6	1B: 4	2B: 3	3B: 2	HR: 0	SF: 0	SAC: 0	DP: 2	HBP: 0	WP: 0	PB: 0	SB: 0	CS: 0	PA: 36
--------------	------	------	------	------	------	--------	-------	------	------	------	------	------	------	--------	-------	------	------	------	------	------	------	--------	-------	------	------	------	------	------	------	--------	-------	------	------	------	------	------	------	--------	-------	------	------	------	------	------	------	--------	-------	------	------	------	------	------	------	--------	-------	-------	------	------	------	------	------	--------	-------	------	------	------	------	------	------	--------	-------	------	-------	-------	-------	-------	-------	--------	-------	--------	-------	-------	-------	-------	--------

PITCHER	IP	WLS	BF	H	R	ER	SO	BB	IBB	HBP	BLK	WP	HR	S	P	ERA	WHIP
Jim Wilson, R (1, 1) ERA: 4.78	6.0	W	26	7	5	5	6	3	0	0	0	0	0	35	47	7.50	1.667
George Zuverink, R (7, 1) ERA: 1.23	3.0	S	10	1	0	0	1	0	0	0	0	0	0	12	12	0.00	0.333

**BOTTOM**

**Baltimore Orioles @ Kansas City Athletics**  
Municipal Stadium, Kansas City, MO  
Tue May 15 1956, 4:33 AM EDT  
Att. 11,555 - Unknown

AB	33
R	5
H	8
RBI	5
BB	3
SO	7
LOB	11



WP	HR	S	P	ERA	WHIP
0	0	0	0	0	0

Batter	1	2	3	4	5	6	7	8	9	AB R H RBI BB SO LOB	TOP											
<b>Bobby Adams, R</b> OBP: 0.347, SLG: 0.276 (1, 5) X	0-0 L5		0-0 F4		0-0 SF8	0-3 K		0-0 FC5-4 1B		4 0 1 1 0 1 0												
<b>Chuck Diering, R</b> OBP: 0.492, SLG: 0.413 (1, 8) X	0-0 F8			0-0 5-3	4-0 E 1B 2B BB		4-0 CS BB	0-0 FC5-4 1-2f		3 1 0 0 2 0 2												
<b>Dave Philley, S</b> OBP: 0.322, SLG: 0.320 (1, 9) X	0-0 5-3			0-0 1-3	0-0 E5 1-3 2B 1B		0-0 F2 1-2		4-0 WP SH1-3 BB	4 1 1 1 1 0 1												
<b>Gus Triandos, R</b> OBP: 0.371, SLG: 0.471 (1, 3) B B B B		4-0 FC6-4 BB		0-3 K2-3	0-0 BB 1-H 3-H 2B		0-0 5-3	0-0 SH1-3 1-2		3 0 1 2 1 1 0												
<b>Jim Pyburn, R</b> OBP: 0.300, SLG: 0.413 (1, 7) X		0-0 FC6-4 1-2f			0-0 HR 1B			0-0 F8 2-3	0-3 K 2-3	4 1 1 0 1 1 2												
<b>Billy Gardner, R</b> OBP: 0.265, SLG: 0.408 (1, 4) X		0-0 F8			0-0 HR			0-0 HR	4-0 BB	3 2 2 3 2 0 1												
<b>Hal Smith, R</b> OBP: 0.366, SLG: 0.492 (1, 2) X		0-0 F9			0-0 1B			0-0 HR	0-3 K	0 2 0 0 0 0 0												
<b>Willy Miranda, S</b> OBP: 0.292, SLG: 0.321 (1, 6) X			0-0 F1		0-0 SF8 1-3 1B 1B	0-0 1-3		0-0 1B 1B		4 1 2 0 0 0 0												
<b>Erv Palica, R</b> OBP: 0.188, SLG: 0.188 (1, 1) X			0-0 6-3		0-3 K 0-0f 0-0f	0-0 F9		0-0 F5		3 0 0 0 0 1 2												
<b>Ray Moore, R</b> OBP: 0.182, SLG: 0.100 (6, 1)										1 0 0 0 0 0 1												
<b>George Zuverink, R</b> (8, 1)										0 0 0 0 0 0 0												
<b>Inning Stats</b>	R: 0 E: 0 K: 0 S: 3	H: 0 LOB: 0 BB: 0 P: 3	R: 0 E: 0 K: 0 S: 3	H: 0 LOB: 1 BB: 1 P: 7	R: 0 E: 0 K: 0 S: 3	H: 0 LOB: 0 BB: 0 P: 3	R: 0 E: 0 K: 1 S: 5	H: 0 LOB: 0 BB: 0 P: 5	R: 6 E: 2 K: 2 S: 13	H: 6 LOB: 3 BB: 3 P: 25	R: 0 E: 0 K: 1 S: 5	H: 0 LOB: 0 BB: 0 P: 5	R: 0 E: 0 K: 0 S: 2	H: 0 LOB: 0 BB: 1 P: 6	R: 2 E: 0 K: 0 S: 7	H: 4 LOB: 2 BB: 0 P: 7	R: 0 E: 0 K: 2 S: 7	H: 0 LOB: 2 BB: 2 P: 15	1B: 6 2B: 1 3B: 0 HR: 3	SF: 1 SAC: 1 DP: 0 HBP: 0	WP: 1 PB: 0 SB: 0 CS: 1	PA: 43
<b>PITCHER</b>	IP WLS BF H R ER SO BB IBB HBP BLK WP HR S P ERA WHIP																					
<b>Tommy Lasorda, L</b> ERA: 4.85 (1, 1)	4.2 L 21 5 6 3 2 2 0 0 0 0 1 23 31 5.79 1.500																					
<b>Tom Gorman, R</b> ERA: 5.0 (5, 1)	1.1 7 1 0 0 2 2 0 0 0 0 0 9 17 0.00 2.250																					
<b>Lou Kretlow, R</b> ERA: 6.82 (7, 1)	2.0 10 4 2 2 0 1 0 0 0 0 2 9 13 9.00 2.500																					
<b>Moe Burtzsch, R</b> ERA: 1.71 (9, 1)	1.0 5 0 0 0 0 2 2 0 0 0 1 0 7 15 0.00 2.000																					

**Baltimore Orioles @ Kansas City Athletics**  
**Municipal Stadium, Kansas City, MO**  
 Wed May 16 1956, 4:33 AM EDT  
 Att. 6,196 - Unknown

AB	29
R	8
H	8
RBI	7
BB	7
SO	4
LOB	9



livebaseballscorecards.com



Batter	1	2	3	4	5	6	7	8	9	AB	R	H	RBI	BB	SO	LOB
Spook Jacobs, R (1, 4) OBP: 0.344, SLG: 0.277 Mike Baxes, R (7, 6) OBP: 0.286, SLG: 0.182	0-0 1-3		0-0 B2	0-0 FC6-4		0-3 K		0-0 G5-4-3		4	0	0	0	0	1	4
Enos Slaughter, L (1, 9) OBP: 0.397, SLG: 0.446	0-0 2B		0-0 L4		0-0 F3		0-0 6-3		0-0 F2	5	0	1	0	0	0	0
Bill Renna, R (1, 7) OBP: 0.250, SLG: 0.500	0-0 F9		0-0 1-3		0-0 FC6-4 1B		0-3 K		0-0 6-3	5	0	1	0	0	1	1
Harry Simpson, L (1, 3) OBP: 0.306, SLG: 0.484	0-0 4-3			0-0 1B 1B	0-0 F5		0-3 K		0-0 1B 2B	5	2	2	0	0	1	2
Hector Lopez, R (1, 8) OBP: 0.375, SLG: 0.557		0-0 1B 2B		0-0 1B 1B	0-0 FC6-4			4-0 1B BB 1B BB	0-0 1B	4	2	3	1	1	0	1
Jim Finigan, R (1, 5) OBP: 0.328, SLG: 0.286		0-0 1B 1B		0-0 1B 1B		4-0 1B BB		4-0 1B BB	0-3 K	3	2	2	2	2	1	1
Tim Thompson, L (1, 2) OBP: 0.400, SLG: 0.458		0-0 1B		0-0 FC6-4 1B		0-0 1B		0-0 1B 1B		4	0	4	1	0	0	0
Joe Demaestri, R (1, 6) OBP: 0.289, SLG: 0.329 Joe Ginsberg, L (6, PH) OBP: 0.322, SLG: 0.373 Clete Boyer, R (7, 4) OBP: 0.200, SLG: 0.200		0-3 K		0-0 FC6-4 1B		0-0 F7		0-3 K		2	0	0	0	0	1	3
Tommy Lasorda, L (1, 1) OBP: 0.333, SLG: 0.333 Tom Gorman, R (5, 1) Gus Zernial, R (6, PH) OBP: 0.375, SLG: 0.519 Lou Kretlow, R (7, 1) Rance Pless, R (8, PH) OBP: 0.270, SLG: 0.306 Moe Burtischy, R (9, 1) OBP: 0.200, SLG: 0.200		0-0 G6-4-3		0-0 FC6-4 1B		0-3 K		0-0 G5-4-3 1B		1	0	0	0	0	0	2

Inning Stats	R: 0	H: 1	E: 0	LOB: 1	K: 0	BB: 0	S: 4	P: 4	R: 1	H: 3	E: 0	LOB: 1	K: 1	BB: 0	S: 7	P: 7	R: 0	H: 0	E: 0	LOB: 0	K: 0	BB: 0	S: 3	P: 3	R: 2	H: 5	E: 0	LOB: 2	K: 0	BB: 0	S: 7	P: 7	R: 0	H: 1	E: 0	LOB: 1	K: 0	BB: 0	S: 4	P: 4	R: 0	H: 1	E: 0	LOB: 2	K: 2	BB: 1	S: 8	P: 12	R: 0	H: 0	E: 0	LOB: 0	K: 2	BB: 0	S: 7	P: 7	R: 2	H: 2	E: 0	LOB: 1	K: 1	BB: 2	S: 6	P: 14	R: 1	H: 2	E: 0	LOB: 1	K: 1	BB: 0	S: 7	P: 7	1B: 12	SF: 0	2B: 3	SAC: 0	3B: 0	DP: 2	HR: 0	HBP: 0	WP: 0	PA: 42
--------------	------	------	------	--------	------	-------	------	------	------	------	------	--------	------	-------	------	------	------	------	------	--------	------	-------	------	------	------	------	------	--------	------	-------	------	------	------	------	------	--------	------	-------	------	------	------	------	------	--------	------	-------	------	-------	------	------	------	--------	------	-------	------	------	------	------	------	--------	------	-------	------	-------	------	------	------	--------	------	-------	------	------	--------	-------	-------	--------	-------	-------	-------	--------	-------	--------


PITCHER	IP	WLS	BF	H	R	ER	SO	BB	IBB	HBP	BLK	WP	HR	S	P	ERA	WHIP
Erv Palica, R (1, 1) ERA: 3.74	5.0		25	11	3	3	1	1	0	0	0	0	0	26	30	5.40	2.400
Ray Moore, R (6, 1) ERA: 7.55	2.0		9	1	2	2	4	2	0	0	0	0	0	15	23	9.00	1.500
George Zuverink, R (8, 1) ERA: 1.44	2.0	S	8	3	1	1	2	0	0	0	0	0	0	12	12	4.50	1.500

**BOTTOM**

**Baltimore Orioles @ Kansas City Athletics**  
Municipal Stadium, Kansas City, MO

Wed May 16 1956, 4:33 AM EDT  
Att. 6,196 - Unknown

<b>AB</b>	<b>39</b>
<b>R</b>	<b>6</b>
<b>H</b>	<b>15</b>
<b>RBI</b>	<b>6</b>
<b>BB</b>	<b>3</b>
<b>SO</b>	<b>7</b>
<b>LOB</b>	<b>23</b>



PITCHER	IP	WLS	BF	H	R	ER	SO	BB	IBB	HBP	BLK	WP	HR	S	P	ERA	WHIP
---------	----	-----	----	---	---	----	----	----	-----	-----	-----	----	----	---	---	-----	------

Batter	1	2	3	4	5	6	7	8	9	AB R H RBI BB SO LOB	TOP											
Billy Goodman, L (1, 4) OBP: 0.394, SLG: 0.475 Billy Consolo, R (9, 4)	0-0 E4 1B HR 1B	0-0 1-6-3			0-0 SF8 1B	0-0 FC5-4 1-2 1B			0-0 4-3 1-2	5 2 3 0 0 0 1 0 0 0 0 0 0 0	<p><b>Boston Red Sox @ Kansas City Athletics</b> Municipal Stadium, Kansas City, MO</p> <p>Thu May 17 1956, 4:33 AM EDT Att. 15,046 - Unknown</p> <p>livebaseballscorecards.com</p>											
Frank Malzone, R (1, 5) OBP: 0.254, SLG: 0.379	0-0 HR 2-3 1B		0-0 PB 1B		0-3 K 1B	0-0 FC5-4 1-2f			0-0 5-3	5 1 2 0 0 1 4												
Mickey Vernon, L (1, 3) OBP: 0.425, SLG: 0.661	0-0 HR 1-H 3-H HR		4-0 BB 1-2 BB		0-0 FC6-4 1-3 1B		0-0 L7	0-0 BB 2-H BB 1B	4 1 3 4 1 0 0													
Dick Gernert, R (1, 7) OBP: 0.414, SLG: 0.697 Gene Stephens, L (9, PR) OBP: 0.500, SLG: 0.333	0-3 K 1		0-3 K 1		0-0 SF8 3-H 1B		0-3 K 2	4-0 BB 1-2 BB	3 0 0 1 1 3 2 0 0 0 0 0 0 0													
Jackie Jensen, R (1, 9) OBP: 0.383, SLG: 0.368	4-0 BB		0-0 L8 1-2f		0-0 FC6-4 1-2f		0-3 K 3	4-0 BB 1-2 2-3 BB	3 0 0 0 2 1 3													
Jim Piersall, R (1, 8) OBP: 0.434, SLG: 0.476	0-0 F8 2		0-0 F7 3			0-0 1B FC6-4 1B		0-0 G5-4-3 1B	0-0 L4 3	5 1 2 0 0 0 6												
Don Buddin, R (1, 6) OBP: 0.373, SLG: 0.305	0-3 K 3			0-0 F7 1		0-0 F6 1		0-0 G5-4-3 1-2f 2	4 0 0 0 0 1 3													
Sammy White, R (1, 2) OBP: 0.322, SLG: 0.338		0-3 K 1		0-0 4-3 2		0-0 FC6-4 1-3 1B		0-3 K 3	4 0 1 0 0 2 0													
Tom Brewer, R (1, 1) OBP: 0.278, SLG: 0.278 Leo Kiely, L (9, 1)		0-3 K 2		0-3 K 3		0-0 FC6-4 1-2f 3-H 1B		0-0 E4 4-3 1B	4 1 0 1 0 2 1 0 0 0 0 0 0 0													
<b>Inning Stats</b>	R: 3 E: 1 K: 2 S: 10	H: 3 LOB: 1 BB: 1 P: 14	R: 0 E: 0 K: 2 S: 7	H: 0 LOB: 0 BB: 0 P: 7	R: 0 E: 0 K: 1 S: 6	H: 1 LOB: 2 BB: 1 P: 10	R: 0 E: 0 K: 1 S: 5	H: 0 LOB: 0 BB: 0 P: 5	R: 1 E: 0 K: 2 S: 7	H: 2 LOB: 1 BB: 0 P: 7	R: 1 E: 0 K: 2 S: 6	H: 3 LOB: 2 BB: 0 P: 6	R: 0 E: 0 K: 2 S: 7	H: 0 LOB: 0 BB: 0 P: 7	R: 0 E: 0 K: 1 S: 5	H: 1 LOB: 0 BB: 0 P: 5	R: 1 E: 1 K: 0 S: 5	H: 1 LOB: 3 BB: 2 P: 13	1B: 10 2B: 0 3B: 0 HR: 1	SF: 1 SAC: 0 DP: 1 HBP: 0	WP: 0 PB: 1 SB: 0 CS: 0	PA: 42
<b>PITCHER</b>	IP WLS BF H R ER SO BB IBB HBP BLK WP HR S P ERA WHIP																					
Troy Herriage, R (1, 1) ERA: 10.29	5.2 L 28 9 5 5 7 2 0 0 0 0 0 1 40 48 7.94 1.941																					
Jack Crimian, R (6, 1) ERA: 5.74	2.1 7 1 0 0 3 0 0 0 0 0 0 0 13 13 0.00 0.429																					
Tom Gorman, R (9, 1) ERA: 4.74	1.0 7 1 1 0 0 2 0 0 0 0 0 0 5 13 0.00 3.000																					





Batter	1	2	3	4	5	6	7	8	9	AB R H RBI BB SO LOB	TOP									
Billy Goodman, L (1, 4) OBP: 0.395, SLG: 0.486 Billy Consolo, R (9, 4)	4-0 3B BB	0-0 F7		0-0 F7			0-0 SF9 3B		0-0 6-3	4 2 1 0 1 0 0 0 0 0 0 0 0 0										
Frank Malzone, R (1, 5) OBP: 0.250, SLG: 0.355	0-0 F2	4-0 BB BB BB		0-0 5-3			0-0 6-3		0-0 5-3	4 0 0 0 1 0 2										
Mickey Vernon, L (1, 3) OBP: 0.429, SLG: 0.688	0-0 3B	4-0 BB BB		0-0 3-1			0-0 SF9			2 1 1 2 1 0 0										
Dick Gernert, R (1, 7) OBP: 0.418, SLG: 0.679 Gene Stephens, L (7, 7) OBP: 0.500, SLG: 0.333	1-0 3B HBP	4-0 BB BB			0-0 F6		0-3 K			2 1 0 0 1 1 0 0 0 0 0 0 0 0										
Jackie Jensen, R (1, 9) OBP: 0.388, SLG: 0.400	0-0 1B 3B	0-3 K			0-0 5-3			0-0 SH1-3 1B		4 1 2 2 0 1 3										
Jim Piersall, R (1, 8) OBP: 0.422, SLG: 0.460	0-0 5-3	0-0 1-3			0-0 F3			0-0 SH1-3		3 0 0 0 0 0 4										
Don Buddin, R (1, 6) OBP: 0.377, SLG: 0.306	4-0 1B BB		0-0 1B			0-0 L6		0-0 6-3		3 0 1 0 1 0 1										
Sammy White, R (1, 2) OBP: 0.319, SLG: 0.333	0-0 1B		0-0 F6			0-0 F8		0-0 6-3		4 0 1 1 0 0 1										
Frank Sullivan, R (1, 1) OBP: 0.222, SLG: 0.250 Tom Hurd, R (9, 1) OBP: 1.000, SLG: 1.000	0-0 4-3		0-0 6-3			0-0 F9		0-3 K		4 0 0 0 0 1 2 0 0 0 0 0 0 0										
<b>Inning Stats</b>	R: 4 E: 0 K: 0 S: 6	H: 3 LOB: 2 BB: 2 P: 15	R: 0 E: 0 K: 1 S: 5	H: 0 LOB: 3 BB: 3 P: 17	R: 0 E: 0 K: 0 S: 3	H: 1 LOB: 0 BB: 0 P: 3	R: 0 E: 0 K: 0 S: 3	H: 0 LOB: 0 BB: 0 P: 3	R: 0 E: 0 K: 0 S: 3	H: 0 LOB: 0 BB: 0 P: 3	R: 1 E: 0 K: 1 S: 6	H: 1 LOB: 0 BB: 0 P: 6	R: 0 E: 0 K: 0 S: 4	H: 1 LOB: 1 BB: 0 P: 4	R: 0 E: 0 K: 1 S: 5	H: 0 LOB: 0 BB: 0 P: 5	1B: 3 2B: 0 3B: 3 HR: 0	SF: 1 SAC: 1 DP: 0 HBP: 1	WP: 0 PB: 0 SB: 0 CS: 0	PA: 38
<b>PITCHER</b> Art Ditmar, R (1, 1) ERA: 2.57	IP: 9.0 WLS: L BF: 38 H: 6 R: 5 ER: 5 SO: 3 BB: 5 IBB: 0 HBP: 1 BLK: 0 WP: 0 HR: 0 S: 38 P: 59 ERA: 5.00 WHIP: 1.222																			

**Boston Red Sox @ Kansas City Athletics**  
Municipal Stadium, Kansas City, MO  
Fri May 18 1956, 4:33 AM EDT  
Att: 16,997 - Unknown

AB	30
R	5
H	6
RBI	5
BB	5
SO	3
LOB	13



[livebaseballscorecards.com](http://livebaseballscorecards.com)

Batter	1	2	3	4	5	6	7	8	9	AB	R	H	RBI	BB	SO	LOB
Spook Jacobs, R (1, 4) OBP: 0.350, SLG: 0.273 Rance Pless, R (9, PH) OBP: 0.263, SLG: 0.297	0-0 5-3		4-0 HR BB	0-0 1-3			0-0 6-3		0-0 F3	3	1	0	0	1	0	1
Hector Lopez, R (1, 8) OBP: 0.381, SLG: 0.575	0-0 E 1B		0-0 HR	0-0 F8			0-0 L6-3 1B		4-0 BB	4	1	3	2	1	0	1
Enos Slaughter, L (1, 9) OBP: 0.375, SLG: 0.446	0-0 E4 G4-6-3		0-0 SF8 3B				0-0 L6-3		0-0 4-3	5	1	2	0	0	0	4
Harry Simpson, L (1, 3) OBP: 0.292, SLG: 0.470	0-0 G4-6-3		0-0 SF8				0-0 F4		0-0 F8	3	0	0	1	0	0	3
Jim Finigan, R (1, 5) OBP: 0.333, SLG: 0.286		0-0 BB 1B	4-0 E BB				0-0 FC6-4		0-3 K	3	0	1	0	1	1	1
Joe Ginsberg, L (1, 2) OBP: 0.313, SLG: 0.345		0-0 F9	0-0 E6				0-0 F9		0-3 K	4	0	0	0	0	1	3
Bill Renna, R (1, 7) OBP: 0.292, SLG: 0.409		4-0 BB 1B	0-0 F3				0-0 6-3		4-0 1B SF7 BB	2	1	0	0	2	0	2
Joe Demaestri, R (1, 6) OBP: 0.289, SLG: 0.325 Tim Thompson, L (9, PH) OBP: 0.367, SLG: 0.414 Mike Baxes, R (9, PR) OBP: 0.286, SLG: 0.182		0-0 FC6-4-3-2					0-0 6-3		0-0 BB 1B	3	0	1	0	0	0	2
Art Ditmar, R (1, 1) OBP: 0.150, SLG: 0.150 Gus Zernial, R (9, PH) OBP: 0.371, SLG: 0.519		1-2 2-H	0-0 6-3				0-3 K		0-0 SF7	3	0	0	0	0	1	1

Inning Stats	R: 0	H: 1	E: 1	LOB: 1	K: 0	BB: 0	S: 4	P: 4	R: 0	H: 1	E: 0	LOB: 1	K: 0	BB: 0	S: 3	P: 7	R: 3	H: 2	E: 1	LOB: 2	K: 0	BB: 2	S: 6	P: 14	R: 0	H: 1	E: 0	LOB: 1	K: 1	BB: 0	S: 6	P: 6	R: 0	H: 1	E: 0	LOB: 1	K: 0	BB: 0	S: 4	P: 4	R: 0	H: 0	E: 0	LOB: 0	K: 0	BB: 0	S: 3	P: 3	R: 0	H: 1	E: 0	LOB: 0	K: 0	BB: 0	S: 3	P: 3	R: 0	H: 0	E: 0	LOB: 0	K: 2	BB: 0	S: 7	P: 7	R: 1	H: 1	E: 0	LOB: 2	K: 0	BB: 2	S: 4	P: 12	1B: 6	SF: 2	2B: 2	SAC: 0	3B: 1	DP: 3	HR: 1	HBP: 0	WP: 0	PA: 39
--------------	------	------	------	--------	------	-------	------	------	------	------	------	--------	------	-------	------	------	------	------	------	--------	------	-------	------	-------	------	------	------	--------	------	-------	------	------	------	------	------	--------	------	-------	------	------	------	------	------	--------	------	-------	------	------	------	------	------	--------	------	-------	------	------	------	------	------	--------	------	-------	------	------	------	------	------	--------	------	-------	------	-------	-------	-------	-------	--------	-------	-------	-------	--------	-------	--------

PITCHER	IP	WLS	BF	H	R	ER	SO	BB	IBB	HBP	BLK	WP	HR	S	P	ERA	WHIP
Frank Sullivan, R (1, 1) ERA: 2.25	8.0	W	34	7	4	4	3	4	0	0	0	0	0	36	52	4.50	1.375
Tom Hurd, R (9, 1) ERA: 3.6	1.0	S	5	1	0	0	0	1	0	0	0	0	0	4	8	0.00	2.000

BOTTOM

**Boston Red Sox @ Kansas City Athletics**  
Municipal Stadium, Kansas City, MO

livebaseballscorecards.com

AB	32
R	4
H	8
RBI	4
BB	5
SO	3
LOB	19



Fri May 18 1956, 4:33 AM EDT  
Att. 16,997 - Unknown

Batter	1	2	3	4	5	6	7	8	9	AB R H RBI BB SO LOB	TOP																		
Billy Goodman, L (1, 4) OBP: 0.395, SLG: 0.482 Billy Consolo, R (9, 4)	0-0 5-3		0-0 F5		0-0 BB 2-H 1B		0-0 E 1-2 3B 1B		0-0 4-3	5 1 2 1 0 0 0 0 0 0 0 0 0 0	<b>Boston Red Sox @ Kansas City Athletics</b> Municipal Stadium, Kansas City, MO Sat May 19 1956, 4:33 AM EDT Att: 16,055 - Unknown <a href="http://livebaseballscorecards.com">livebaseballscorecards.com</a>																		
Frank Malzone, R (1, 5) OBP: 0.260, SLG: 0.348	0-0 F8		0-0 L7		4-0 1-2 BB		0-0 E8 1-3 2-H 3B 1B	0-0 6-3	4 1 1 0 1 0 0																				
Mickey Vernon, L (1, 3) OBP: 0.427, SLG: 0.681	0-0 2B		0-0 6-3		0-0 L9		0-0 F5	0-0 FC5-4 1B	5 0 2 0 0 0 4																				
Dick Gernert, R (1, 7) OBP: 0.411, SLG: 0.659 Bob Porterfield, R (7, 1) OBP: 0.273, SLG: 0.222	0-3 K			0-0 1-3		0-0 1B 1B	0-3 K	0-0 FC5-4 1-2f	4 0 1 0 0 2 3 1 0 0 0 0 0 1																				
Jackie Jensen, R (1, 9) OBP: 0.392, SLG: 0.429		0-0 5-3		0-0 F6		0-0 1-3 1B	0-0 2-H 3-H 3B		4 0 2 2 0 0 0																				
Jim Piersall, R (1, 8) OBP: 0.415, SLG: 0.444		0-3 K		4-0 CS BB		0-3 K	0-0 F3		3 0 0 0 1 2 2																				
Don Buddin, R (1, 6) OBP: 0.382, SLG: 0.299		4-0 1B BB		0-0 CS 1-2	0-3 K	4-0 BB		0-0 F2	2 0 0 0 2 1 0																				
Sammy White, R (1, 2) OBP: 0.316, SLG: 0.330		0-0 1-2 1B		0-0 F8	0-0 F9			0-0 5-3	4 0 1 0 0 0 2																				
George Susce, R (1, 1) OBP: 0.571, SLG: 0.833 Faye Throneberry, L (7, PH) OBP: 0.344, SLG: 0.448 (7, 7)		0-0 F9		0-0 1B 2B		0-0 1B E 1B		0-0 F4	2 1 1 0 0 0 2 2 1 1 0 0 0 0																				
<b>Inning Stats</b>	R: 0 E: 0 K: 1 S: 6	H: 1 LOB: 1 BB: 0 P: 6	R: 0 E: 0 K: 1 S: 6	H: 1 LOB: 2 BB: 1 P: 10	R: 0 E: 0 K: 0 S: 3	H: 0 LOB: 0 BB: 0 P: 3	R: 0 E: 0 K: 0 S: 2	H: 0 LOB: 0 BB: 1 P: 6	R: 1 E: 0 K: 1 S: 7	H: 2 LOB: 2 BB: 1 P: 11		R: 0 E: 0 K: 1 S: 6	H: 2 LOB: 2 BB: 1 P: 10	R: 3 E: 1 K: 1 S: 9	H: 4 LOB: 1 BB: 0 P: 9	R: 0 E: 0 K: 0 S: 3	H: 0 LOB: 0 BB: 0 P: 3	R: 0 E: 0 K: 0 S: 4	H: 1 LOB: 1 BB: 0 P: 4	1B: 8 2B: 2 3B: 1 HR: 0	SF: 0 SAC: 0 DP: 0 HBP: 0	WP: 0 PB: 0 SB: 0 CS: 1	PA: 41						
<b>PITCHER</b>	IP WLS BF H R ER SO BB IBB HBP BLK WP HR S P ERA WHIP																												
Lou Kretlow, R (1, 1) ERA: 6.69	6.0		29	9	4	4	4	4	4	0	0	0	0	0	0	33	49	6.00	2.167										
Moe Burtzschy, R (7, 1) ERA: 1.64	1.0		4	1	0	0	1	0	0	0	0	0	0	0	6	6	0.00	1.000											
Tom Gorman, R (8, 1) ERA: 4.29	2.0	W	7	1	0	0	0	0	0	0	0	0	0	7	7	0.00	0.500												




BOTTOM

Boston Red Sox @ Kansas City Athletics  
Municipal Stadium, Kansas City, MO

Sat May 19 1956, 4:33 AM EDT  
Att. 16,055 - Unknown

livebaseballscorecards.com

AB	33
R	5
H	8
RBI	5
BB	5
SO	5
LOB	15



WP:	0	PA:	38
PB:	0		
SB:	0		
CS:	1		

AB R H RBI BB SO LOB

4	0	0	0	1	0	1
4	1	2	2	1	0	2
3	0	1	0	0	1	2
1	1	0	0	0	0	2
4	0	1	1	0	1	3
3	1	0	0	1	1	0
2	1	1	0	2	0	0
2	0	1	0	0	1	1
2	0	1	2	0	0	0
4	0	0	0	0	0	4
2	0	0	0	0	1	0
0	0	0	0	0	0	0
1	0	1	0	0	0	0
0	0	0	0	0	0	0
1	0	0	0	0	0	0
0	1	0	0	0	0	0

Batter	1	2	3	4	5	6	7	8	9
Joe Demaestri, R (1, 6) OBP: 0.284, SLG: 0.310	0-0 4-3		0-0 F7		0-0 5-3		4-0 5-3 FC1-5 1-2 BB		0-0 F1
Hector Lopez, R (1, 8) OBP: 0.392, SLG: 0.604	4-0 BB		0-0 1B			0-0 6-3	0-0 FC1-5 1-2 2-3f		0-0 1-H HR
Gus Zernial, R (1, 7) OBP: 0.370, SLG: 0.525 Bill Renna, R (6, PR) OBP: 0.280, SLG: 0.391 (7, 7)	0-3 K		0-0 5-3			0-0 1B 2B	0-0 5-3 1-2 2-3		
Harry Simpson, L (1, 3) OBP: 0.291, SLG: 0.462	0-3 K			0-0 F6		0-0 2-H 1B	0-0 F9		
Jim Finigan, R (1, 5) OBP: 0.329, SLG: 0.271		0-3 K		0-0 4-3		4-0 1B BB		0-0 F8	
Joe Ginsberg, L (1, 2) OBP: 0.338, SLG: 0.368		0-0 6-3		4-0 BB		4-0 1B BB		0-0 E7 3-1 2B	
Johnny Groth, R (1, 9) OBP: 0.300, SLG: 0.526 Enos Slaughter, L (6, PH) OBP: 0.378, SLG: 0.448 (7, 9)		0-0 2B		0-3 K		0-0 1-3 2-H 1B		0-0 3-H F9	
Spook Jacobs, R (1, 4) OBP: 0.336, SLG: 0.261		0-0 F7			0-0 1-3	0-0 4-3		0-0 F9	
Lou Kretlow, R (1, 1) Moe Burtch, R (7, 1) Rance Pless, R (7, PH) Tom Gorman, R (8, 1) Tim Thompson, L (9, PH) Mike Baxes, R (9, PR) OBP: 0.286, SLG: 0.182			0-0 F3		0-3 K		0-0 FC1-5 BB 1B		0-0 E6 HR

Inning Stats	R: 0	H: 0	E: 0	K: 2	S: 7	LOB: 1	BB: 1	P: 11
	R: 0	H: 1	E: 0	K: 1	S: 6	LOB: 1	BB: 0	P: 6
	R: 0	H: 1	E: 0	K: 0	S: 4	LOB: 1	BB: 0	P: 4
	R: 0	H: 0	E: 0	K: 1	S: 5	LOB: 1	BB: 1	P: 9
	R: 0	H: 0	E: 0	K: 1	S: 5	LOB: 0	BB: 0	P: 5
	R: 2	H: 3	E: 0	K: 0	S: 5	LOB: 3	BB: 2	P: 13
	R: 0	H: 1	E: 0	K: 0	S: 4	LOB: 2	BB: 1	P: 8
	R: 1	H: 1	E: 1	K: 0	S: 4	LOB: 0	BB: 0	P: 4
	R: 2	H: 1	E: 1	K: 0	S: 3	LOB: 1	BB: 0	P: 3

PITCHER	IP	WLS	BF	H	R	ER	SO	BB	IBB	HBP	BLK	WP	HR	S	P	ERA	WHIP
George Susce, R (1, 1) ERA: 7.71	6.0		26	5	2	2	5	4	0	0	0	0	0	32	48	3.00	1.500
Bob Porterfield, R (7, 1) ERA: 4.66	2.1	L	12	3	3	1	0	1	0	0	0	0	1	11	15	3.86	1.714

1B:	4	SF:	0
2B:	3	SAC:	0
3B:	0	DP:	0
HR:	1	HBP:	0

Batter	1	2	3	4	5	6	7	8	9	AB R H RBI BB SO LOB	TOP											
Hank Bauer, R OBP: 0.302, SLG: 0.446 (1, 9)	0-0 B1-3		0-0 P6			0-0 HR	0-3 K			4 1 1 1 0 1 1												
Billy Martin, R OBP: 0.287, SLG: 0.281 (1, 4)	0-3 K		0-0 F7			0-0 P4		4-0 G6-3 BB		3 0 0 0 1 1 1												
Joe Collins, L OBP: 0.263, SLG: 0.385 (1, 7) (8, 3)	0-0 4-3			0-0 4-3		4-0 1B BB		0-0 G6-3 1-2f		3 0 0 0 1 0 1												
Mickey Mantle, S OBP: 0.482, SLG: 0.847 (1, 8)		0-0 G3		0-0 4-3		0-0 1B		4-0 BB		3 0 1 0 1 0 0												
Eddie Robinson, L OBP: 0.278, SLG: 0.133 Bob Cerv, R OBP: 0.231, SLG: 0.538 (1, 3) (8, 7)		0-0 F9		0-0 F9		0-0 P3		0-0 F8		4 0 0 0 0 0 3 0 0 0 0 0 0 0												
Elston Howard, R OBP: 0.348, SLG: 0.424 (1, 2)		0-0 5-3			0-0 F9		0-0 HR 2B		0-3 K	4 1 1 0 0 1 0												
Gil McDougald, R OBP: 0.345, SLG: 0.337 (1, 6)			4-0 2B BB		0-0 P6		0-0 1-3		0-0 CS 1B	3 1 1 0 1 0 1												
Andy Carey, R OBP: 0.304, SLG: 0.296 (1, 5)			0-0 1-H 2B		0-0 6-3		0-0 2-H HR		4-0 1-2 S BB	3 1 2 3 1 0 0												
Johnny Kucks, R OBP: 0.176, SLG: 0.067 Bob Grim, R (1, 1) (9, 1)			0-0 B1-4			0-0 F8	0-3 K		0-0 1-3 1-2	4 0 0 0 0 1 2 0 0 0 0 0 0 0												
<b>Inning Stats</b>	R: 0 E: 0 K: 1 S: 5	H: 0 LOB: 0 BB: 0 P: 5	R: 0 E: 0 K: 0 S: 3	H: 0 LOB: 0 BB: 0 P: 3	R: 1 E: 0 K: 0 S: 4	H: 1 LOB: 1 BB: 1 P: 8	R: 0 E: 0 K: 0 S: 3	H: 0 LOB: 0 BB: 0 P: 3	R: 0 E: 0 K: 0 S: 3	H: 0 LOB: 0 BB: 0 P: 3	R: 1 E: 0 K: 0 S: 5	H: 2 LOB: 2 BB: 1 P: 9	R: 2 E: 0 K: 2 S: 9	H: 2 LOB: 0 BB: 0 P: 9	R: 0 E: 0 K: 0 S: 2	H: 0 LOB: 1 BB: 2 P: 10	R: 0 E: 0 K: 1 S: 5	H: 1 LOB: 1 BB: 1 P: 9	1B: 2 2B: 2 3B: 0 HR: 2	SF: 0 SAC: 0 DP: 1 HBP: 0	WP: 0 PB: 0 SB: 1 CS: 1	PA: 36
<b>PITCHER</b>	IP WLS BF H R ER SO BB IBB HBP BLK WP HR S P ERA WHIP																					
Jack Crimian, R ERA: 5.32 Moe Burtzschy, R ERA: 1.57	(1, 1) 8.0 L 32 5 4 4 3 4 0 0 0 0 0 2 34 50 4.50 1.125																					
	(9, 1) 1.0 4 1 0 0 1 1 0 0 0 0 0 0 5 9 0.00 2.000																					

**New York Yankees @ Kansas City Athletics**  
Municipal Stadium, Kansas City, MO  
Sun May 20 1956, 4:33 AM EDT  
Att. 32,457 - Unknown

AB	31
R	4
H	6
RBI	4
BB	5
SO	4
LOB	9





Batter	1	2	3	4	5	6	7	8	9	AB	R	H	RBI	BB	SO	LOB
Joe Demaestri, R (1, 6) OBP: 0.293, SLG: 0.310	0-0 5-3		0-0 F9			4-0 FC6-4 BB		0-0 1-2 1B		3	0	1	0	1	0	0
Hector Lopez, R (1, 8) OBP: 0.377, SLG: 0.579	0-0 P4			0-3 K		0-0 F7		0-0 L6		4	0	0	0	0	1	3
Gus Zernial, R (1, 7) OBP: 0.354, SLG: 0.500	0-0 F3			0-0 6-3		0-0 FC6-4 1-2f			0-0 F7	4	0	0	0	0	0	1
Harry Simpson, L (1, 3) OBP: 0.289, SLG: 0.463		0-0 G3 2B		0-0 6-3			0-0 P4		0-0 F8	4	0	1	0	0	0	0
Enos Slaughter, L (1, 9) OBP: 0.372, SLG: 0.437		0-0 G3 2-3			0-0 1-3		0-0 F8		0-0 2B 1B	4	1	1	0	0	0	1
Jim Finigan, R (1, 5) OBP: 0.338, SLG: 0.302		0-0 6-3			0-0 FC3-6 1B		0-0 6-3		0-0 1-3 1B 2B	4	1	2	0	0	0	1
Joe Ginsberg, L (1, 2) OBP: 0.347, SLG: 0.377		0-0 6-3			0-0 FC3-6 1-2f			0-0 1B 1B	0-0 2-H 3-H 1B	4	0	2	2	0	0	2
Spook Jacobs, R (1, 4) OBP: 0.327, SLG: 0.253			0-0 F8		0-0 F7			0-0 P6	0-0 K	3	0	0	0	0	0	2
Rance Pless, R (9, PH) OBP: 0.275, SLG: 0.308										1	0	0	0	0	1	1
Jack Crimian, R (1, 1) OBP: 0.344, SLG: 0.387			0-3 K				0-0 F8			2	0	0	0	0	1	0
Tim Thompson, L (8, PH) OBP: 0.200, SLG: 0.200										1	0	0	0	0	0	1
Moe Burtzsch, R (9, 1) OBP: 0.200, SLG: 0.200										0	0	0	0	0	0	0

Inning Stats	R: 0	H: 0	E: 0	K: 0	S: 3	R: 0	H: 1	E: 0	K: 0	S: 4	R: 0	H: 0	E: 0	K: 1	S: 5	R: 0	H: 0	E: 0	K: 1	S: 5	R: 0	H: 1	E: 0	K: 0	S: 4	R: 0	H: 0	E: 0	K: 0	S: 3	R: 0	H: 2	E: 0	K: 0	S: 5	R: 2	H: 3	E: 0	K: 1	S: 8	1B: 5	SF: 0	3B: 0	HR: 0																			
IP	8.2	WLS	W	BF	34	H	7	R	2	ER	2	SO	2	BB	1	IP	0.1	WLS	S	BF	1	H	0	R	0	ER	0	SO	1	BB	0	IP	8.2	WLS	W	BF	34	H	7	R	2	ER	2	SO	2	BB	1	IP	0.1	WLS	S	BF	1	H	0	R	0	ER	0	SO	1	BB	0
ERA	2.08	WHIP	0.923	ERA	4.0	WHIP	1.59	ERA	0.00	WHIP	0.000	ERA	0.00	WHIP	0.000	ERA	0.00	WHIP	0.000	ERA	0.00	WHIP	0.000	ERA	0.00	WHIP	0.000	ERA	0.00	WHIP	0.000	ERA	0.00	WHIP	0.000	ERA	0.00	WHIP	0.000	ERA	0.00	WHIP	0.000	ERA	0.00	WHIP	0.000	ERA	0.00	WHIP	0.000	ERA	0.00	WHIP	0.000								

BOTTOM

New York Yankees @ Kansas City Athletics  
Municipal Stadium, Kansas City, MO

AB	34
R	2
H	7
RBI	2
BB	1
SO	3
LOB	12



WP: 0	PA: 35
PB: 0	
SB: 0	
CS: 0	

Sun May 20 1956, 4:33 AM EDT  
Att. 32,457 - Unknown

livebaseballscorecards.com

Batter	1	2	3	4	5	6	7	8	9	AB R H RBI BB SO LOB	TOP											
Hank Bauer, R (1, 9) OBP: 0.306, SLG: 0.435	1-0 1B PB HBP	0-3 K		0-3 K			4-0 BB SH1-4 1B BB	0-3 K		3 2 0 0 1 3 0												
Billy Martin, R (1, 4) OBP: 0.276, SLG: 0.269	0-0 F8	0-0 F2			0-0 F7		0-0 SH1-4		0-3 K	4 0 0 0 0 1 1												
Bob Cerv, R (1, 7) Joe Collins, L (7, PH) OBP: 0.313, SLG: 0.533 OBP: 0.254, SLG: 0.370	0-0 PB E 1-3 1B	4-0 2B BB			0-0 6-3		0-0 F9		0-0 P4	2 1 1 0 1 0 0 2 0 0 0 0 0 1												
Mickey Mantle, S (1, 8) OBP: 0.500, SLG: 0.883	4-0 E HR 1-2 3-H BB	0-0 1-H 2B			0-0 HR		4-0 BB 1B IBB		4-0 WP BB	2 3 2 1 3 0 0												
Bill Skowron, R (1, 3) OBP: 0.369, SLG: 0.364	0-0 E3 FC5-4 1-3 2-H		0-0 F8		0-0 1B		4-0 1B BB		0-0 1-3 1-2	4 0 1 0 1 0 2												
Elston Howard, R (1, 2) OBP: 0.344, SLG: 0.416	0-0 FC5-4 HR 1-2f		0-0 F9		0-0 F9		0-0 FC5-4 1B 1-3 2-H 3-H			4 1 1 2 0 0 3												
Gil McDougald, R (1, 6) OBP: 0.350, SLG: 0.366	0-0 HR		1-0 CS HBP			0-0 F9	0-0 FC5-4			3 1 1 3 0 0 2												
Andy Carey, R (1, 5) OBP: 0.302, SLG: 0.286	4-0 BB		0-0 CS	0-0 5-3		0-0 5-3		0-0 P4		3 0 0 0 1 0 0												
Don Larsen, R (1, 1) Tom Sturdivant, L (2, 1) Tom Morgan, R (9, 1) OBP: 0.316, SLG: 0.579 OBP: 0.200, SLG: 0.200 OBP: 0.333, SLG: 0.200	0-3 K			0-3 K		0-0 1-3		0-0 F9		1 0 0 0 0 1 1 3 0 0 0 0 1 0 0 0 0 0 0 0 0												
<b>Inning Stats</b>	R: 5 E: 1 K: 1 S: 8	H: 2 LOB: 1 BB: 2 P: 17	R: 0 E: 0 K: 1 S: 5	H: 1 LOB: 2 BB: 1 P: 9	R: 0 E: 0 K: 0 S: 2	H: 0 LOB: 0 BB: 0 P: 3	R: 0 E: 0 K: 2 S: 7	H: 0 LOB: 0 BB: 0 P: 7	R: 1 E: 0 K: 0 S: 5	H: 2 LOB: 1 BB: 0 P: 5	R: 0 E: 0 K: 0 S: 3	H: 0 LOB: 0 BB: 0 P: 3	R: 2 E: 0 K: 0 S: 4	H: 1 LOB: 2 BB: 3 P: 16	R: 0 E: 0 K: 1 S: 5	H: 0 LOB: 0 BB: 0 P: 5	R: 0 E: 0 K: 1 S: 5	H: 0 LOB: 1 BB: 1 P: 9	1B: 3 2B: 1 3B: 0 HR: 2	SF: 0 SAC: 1 DP: 0 HBP: 2	WP: 1 PB: 1 SB: 0 CS: 1	PA: 42
<b>PITCHER</b>	IP WLS BF H R ER SO BB IBB HBP BLK WP HR S P ERA WHIP																					
Jose Santiago, R (1, 1) ERA: 4.5	2.0 L 13 3 5 1 2 3 0 1 0 0 1 13 26 4.50 3.000																					
Moe Burtzsch, R (3, 1) ERA: 2.25	5.0 21 3 3 3 2 2 1 1 0 0 1 21 34 5.40 1.000																					
Tommy Lasorda, L (8, 1) ERA: 4.2	2.0 7 0 0 0 2 1 0 0 0 1 0 10 14 0.00 0.500																					

**New York Yankees @ Kansas City Athletics**  
Municipal Stadium, Kansas City, MO  
Mon May 21 1956, 4:33 AM EDT  
Att. 13,799 - Unknown

AB	31
R	8
H	6
RBI	6
BB	7
SO	6
LOB	10



WP: 1	PA: 42
-------	--------

ERA	WHIP
-----	------

Batter	1	2	3	4	5	6	7	8	9	AB	R	H	RBI	BB	SO	LOB
Joe Demaestri, R (1, 6) OBP: 0.278, SLG: 0.293	0-3 K	0-0 G5-4-3			0-0 F7		0-0 P2		0-3 K	5	0	0	0	0	2	5
Hector Lopez, R (1, 8) OBP: 0.382, SLG: 0.602	0-3 K		0-0 HR		0-0 5-3		4-0 BB			3	1	1	1	1	1	0
Gus Zernial, R (1, 7) OBP: 0.350, SLG: 0.523	0-0 2-3		0-0 HR		0-0 P6		0-0 4-3			4	1	1	1	0	0	3
Harry Simpson, L (1, 3) OBP: 0.297, SLG: 0.518		0-0 HR	0-0 F8		0-0 4-3		0-0 HR			4	2	2	2	0	0	0
Enos Slaughter, L (1, 9) OBP: 0.354, SLG: 0.413		0-3 K	0-0 6-3		0-0 F9		0-0 G3			4	0	0	0	0	1	0
Jim Finigan, R (1, 4) OBP: 0.346, SLG: 0.303		0-0 BB WP 1B	0-0 P6		0-3 K		4-0 BB			3	1	1	0	1	1	0
Joe Ginsberg, L (1, 2) OBP: 0.342, SLG: 0.359		4-0 1B BB BB		0-0 4-3		0-0 5-3	0-0 G4-6-3 BB			3	0	0	0	1	0	1
Rance Pless, R (1, 5) OBP: 0.318, SLG: 0.317		4-0 1B BB BB		0-0 5-3		0-0 BB 1B 1B	4-0 G4-3 BB			2	0	1	0	2	0	0
Jose Santiago, R (1, 1) Johnny Groth, R (2, PH) Moe Burtischky, R (3, 1) Tim Thompson, L (7, PH) Tommy Lasorda, L (8, 1) Bill Renna, R (9, PH)		0-0 G5-4-3 1B		0-0 F8		0-0 BB 1B	0-0 G4-3 BB			0	0	0	0	0	0	0

Inning Stats	R: 0	H: 0	E: 0	K: 2	S: 7	H: 0	LOB: 0	BB: 0	P: 7	R: 2	H: 3	E: 0	K: 1	S: 7	H: 2	LOB: 2	BB: 2	P: 15	R: 2	H: 2	E: 0	K: 0	S: 5	H: 0	LOB: 0	BB: 0	P: 5	R: 0	H: 0	E: 0	K: 0	S: 3	R: 0	H: 0	E: 0	K: 1	S: 5	H: 2	LOB: 3	BB: 1	P: 9	R: 1	H: 1	E: 0	K: 0	S: 3	H: 1	LOB: 0	BB: 1	P: 7	R: 0	H: 0	E: 0	K: 1	S: 4	H: 0	LOB: 0	BB: 1	P: 8	1B: 4	SF: 0	2B: 0	SAC: 0	3B: 0	DP: 3	HR: 4	HBP: 0	WP: 1	PA: 37
--------------	------	------	------	------	------	------	--------	-------	------	------	------	------	------	------	------	--------	-------	-------	------	------	------	------	------	------	--------	-------	------	------	------	------	------	------	------	------	------	------	------	------	--------	-------	------	------	------	------	------	------	------	--------	-------	------	------	------	------	------	------	------	--------	-------	------	-------	-------	-------	--------	-------	-------	-------	--------	-------	--------

PITCHER	IP	WLS	BF	H	R	ER	SO	BB	IBB	HBP	BLK	WP	HR	S	P	ERA	WHIP
Don Larsen, R (1, 1) ERA: 5.26	1.1		9	3	2	2	3	2	0	0	0	1	1	13	21	13.50	3.750
Tom Sturdivant, R (2, 1) ERA: 3.24	6.2	W	26	5	3	3	1	3	0	0	0	0	3	25	37	4.05	1.200
Tom Morgan, R (9, 1) ERA: 3.2	1.0	S	2	0	0	0	1	0	0	0	0	0	0	4	4	0.00	0.000

BOTTOM

New York Yankees @ Kansas City Athletics  
Municipal Stadium, Kansas City, MO

livebaseballscores.com

AB	32
R	5
H	8
RBI	5
BB	5
SO	5
LOB	10



WP: 1	PA: 37
PB: 0	
SB: 0	
CS: 0	

Mon May 21 1956, 4:33 AM EDT  
Att. 13,799 - Unknown

Batter	1	2	3	4	5	6	7	8	9	AB R H RBI BB SO LOB	TOP											
Eddie Yost, R OBP: 0.453, SLG: 0.333 (1, 5) X	0-0 6-3 ① X	0-0 P4 ③			X 0-0 5-3 ③			B B B B 4-0 BB		3 0 0 0 1 0 1	Washington Senators @ Kansas City Athletics Municipal Stadium, Kansas City, MO Tue May 22 1956, 4:33 AM EDT Att. 9,258 - Unknown <a href="http://livebaseballscorecards.com">livebaseballscorecards.com</a>											
Jerry Snyder, R OBP: 0.370, SLG: 0.384 (1, 6) X	0-0 F9 ②		X 0-0 1-3 ①		X 0-0 BB 1B		X 0-0 F9 ①		4 0 1 0 0 0 1													
Pete Runnels, L OBP: 0.385, SLG: 0.500 (1, 4) X	0-0 E6 BB		X 0-0 1-3 ②		B B B B 4-0 1-2 BB		X 0-0 F8 ②		3 0 0 0 1 0 1													
Carlos Paula, R OBP: 0.192, SLG: 0.200 (1, 7) B B B B	4-0 1-2 BB		S S S 0-3 K ③		S S S 0-3 K ①		X 0-0 F9 ③		3 0 0 0 1 2 3													
Roy Sievers, R OBP: 0.370, SLG: 0.450 (1, 3) S S S	0-3 K ③		X 0-0 F5 ①		S S S 0-3 K ②		S S S 0-3 K ①		4 0 0 0 0 3 4													
Jim Lemon, R OBP: 0.364, SLG: 0.565 (1, 9)		X 0-0 G6-4-3 1B 2B		X 0-0 1-3 ②		X 0-0 F3 ③		S S S 0-3 K ②	4 1 1 0 0 1 2													
Clint Courtney, L OBP: 0.397, SLG: 0.449 (1, 2) B B B B		B B B B 4-0 G6-4-3 BB		X 0-0 F9 ③		X 0-0 F3 ①		B B B B 4-0 BB	2 0 0 0 2 0 0													
Karl Olson, R OBP: 0.336, SLG: 0.427 (1, 8) X		X 0-0 G6-4-3 ① ② 1-2f 2-3		X 0-0 1-3 ①		X 0-0 F8 ②		X 0-0 F2 ③	4 0 0 0 0 0 3													
Bunky Stewart, L OBP: 0.250, SLG: 0.250 (1, 1) Tex Clevenger, R (2, 1) Harmon Killebrew, R (5, PH) Hal Griggs, R (5, 1) Whitey Herzog, L OBP: 0.227, SLG: 0.150 (7, PH) Bob Wiesler, S (7, 1)		X 0-0 3-H 1B		X 0-0 L5 ②		X 0-0 G3 ③			1 0 1 1 0 0 0 0 0 0 0 0 0 0 1 0 0 0 0 0 0 0 0 0 0 0 0 0 1 0 0 0 0 0 0 0 0 0 0 0 0 0													
<b>Inning Stats</b>	R: 0 E: 1 K: 1 S: 6	H: 0 LOB: 2 BB: 1 P: 10	R: 1 E: 0 K: 0 S: 4	H: 2 LOB: 1 BB: 1 P: 8	R: 0 E: 0 K: 1 S: 5	H: 0 LOB: 0 BB: 0 P: 5	R: 0 E: 0 K: 0 S: 3	H: 0 LOB: 0 BB: 0 P: 3	R: 0 E: 0 K: 2 S: 8	H: 1 LOB: 2 BB: 1 P: 12	R: 0 E: 0 K: 0 S: 3	H: 0 LOB: 0 BB: 0 P: 3	R: 0 E: 0 K: 0 S: 3	H: 0 LOB: 1 BB: 1 P: 7	R: 0 E: 0 K: 2 S: 7	H: 0 LOB: 1 BB: 1 P: 11	1B: 2 2B: 1 3B: 0 HR: 0	SF: 0 SAC: 0 DP: 1 HBP: 0	WP: 0 PB: 0 SB: 0 CS: 0	PA: 35		
<b>PITCHER</b> Troy Herriage, R ERA: 6.65 (1, 1)	IP 9.0	WLS W	BF 35	H 3	R 1	ER 1	SO 6	BB 5	IBB 0	HBP 0	BLK 0	WP 0	HR 0	S 42	P 62	ERA 1.00	WHIP 0.889					<b>PITCHER</b> IP WLS BF H R ER SO BB IBB HBP BLK WP HR S P ERA WHIP














Batter	1	2	3	4	5	6	7	8	9	AB	R	H	RBI	BB	SO	LOB
Harvey Kuenn, R (1, 6) OBP: 0.401, SLG: 0.455	0-0 L5		0-0 S E 2B	0-0 F7			0-3 K			4	1	1	0	0	1	2
Earl Torgeson, L (1, 3) OBP: 0.359, SLG: 0.400	4-0 CS BB		0-0 P6					0-0 G3		3	0	0	0	1	0	1
Al Kaline, R (1, 9) OBP: 0.329, SLG: 0.414	0-0 L7		0-0 L9				G5-4-3 1B	0-3 K		4	0	1	0	0	1	1
Bill Tuttle, R (1, 8) OBP: 0.336, SLG: 0.457	0-0 CS	0-0 HR 1B	0-0 1B			G5-4-3 1-2f		0-0 6-3		4	1	2	0	0	0	1
Ray Boone, R (1, 5) OBP: 0.325, SLG: 0.380		0-0 HR	0-0 P4			4-0 BB G6-4-3			0-0 L4	3	1	1	2	1	0	1
Frank House, L (1, 2) OBP: 0.281, SLG: 0.381		4-0 BB		0-0 F7		0-0 G6-4-3 1-2f			0-0 G3	3	0	0	0	1	0	1
Charlie Maxwell, L (1, 7) OBP: 0.420, SLG: 0.614		0-0 F8		0-0 1B 1B		0-0 L9			4-0 FC5-4 BB	3	0	1	0	1	0	1
Jim Brideweser, R (1, 4) OBP: 0.267, SLG: 0.184		0-3 K		0-0 1-3 1B			0-0 1-3		0-0 FC5-4 1-2f	4	0	1	0	0	1	2
Paul Foytack, R (1, 1) OBP: 0.077, SLG: 0.077		0-0 6-3		0-3 K			0-0 P6			2	0	0	0	0	1	3
Wayne Belardi, L (7, PH) OBP: 0.450, SLG: 0.438										1	0	0	0	0	0	0
Steve Gromek, S (8, 1) OBP: 0.400, SLG: 0.250										0	0	0	0	0	0	0

Inning Stats	R: 0	H: 0	E: 0	K: 0	S: 2	R: 2	H: 2	E: 0	K: 1	S: 7	R: 1	H: 2	E: 1	K: 0	S: 5	R: 0	H: 1	E: 0	K: 0	S: 3	R: 0	H: 0	E: 0	K: 0	S: 2	R: 0	H: 0	E: 0	K: 1	S: 5	R: 0	H: 0	E: 0	K: 1	S: 5	R: 0	H: 0	E: 0	K: 0	S: 3	R: 0	H: 0	E: 0	K: 0	S: 3	R: 0	H: 0	E: 0	K: 0	S: 3													
IP	9.0	WLS	W	BF	35	H	7	R	3	ER	3	SO	4	BB	4	IP	9.0	WLS	W	BF	35	H	7	R	3	ER	3	SO	4	BB	4	IP	9.0	WLS	W	BF	35	H	7	R	3	ER	3	SO	4	BB	4	IP	9.0	WLS	W	BF	35	H	7	R	3	ER	3	SO	4	BB	4
ERA	5.98	WHIP	1.222	ERA	5.98	WHIP	1.222	ERA	5.98	WHIP	1.222	ERA	5.98	WHIP	1.222	ERA	5.98	WHIP	1.222	ERA	5.98	WHIP	1.222	ERA	5.98	WHIP	1.222	ERA	5.98	WHIP	1.222	ERA	5.98	WHIP	1.222	ERA	5.98	WHIP	1.222	ERA	5.98	WHIP	1.222	ERA	5.98	WHIP	1.222	ERA	5.98	WHIP	1.222	ERA	5.98	WHIP	1.222								

**BOTTOM**

**Kansas City Athletics @ Detroit Tigers**  
 Briggs Stadium, Detroit, MI  
 Fri May 25 1956, 4:33 AM EDT  
 Att. 20,558 - Unknown

AB	31
R	3
H	7
RBI	2
BB	4
SO	4
LOB	13



WP: 0 PA: 36  
 PB: 0  
 SB: 1  
 CS: 1

1B: 5 SF: 0  
 2B: 1 SAC: 0  
 3B: 0 DP: 2  
 HR: 1 HBP: 0

livebaseballscorecards.com





Batter	1	2	3	4	5	6	7	8	9	AB R H RBI BB SO LOB	TOP
Jim Finigan, R (1, 4) OBP: 0.370, SLG: 0.376	0-0 4-3 2B		0-0 4-3		0-0 G6-4-3 1B		0-0 1-3 G6-4-3 1B			4 0 3 0 0 0 0	<b>Kansas City Athletics @ Detroit Tigers</b> Briggs Stadium, Detroit, MI Sun May 27 1956, 4:33 AM EDT Unknown
Hector Lopez, R (1, 5) OBP: 0.383, SLG: 0.612	0-3 K		0-0 HR		0-0 G6-4-3 1-2f		0-0 G6-4-3 1-2f			4 1 1 1 0 1 4	
Enos Slaughter, L (1, 9) OBP: 0.359, SLG: 0.398	0-0 4-3 2-3		0-3 K		0-0 1B			0-0 4-3		4 0 1 0 0 1 1	
Harry Simpson, L (1, 3) OBP: 0.282, SLG: 0.474	0-3 K		0-0 4-3		0-0 P4			0-0 F8		4 0 0 0 0 1 2	
Gus Zernial, R (1, 7) OBP: 0.339, SLG: 0.486		0-0 L9		0-0 F7		0-0 5-3		0-0 1-3		4 0 0 0 0 0 0	
Joe Ginsberg, L (1, 2) OBP: 0.354, SLG: 0.350		4-0 2B BB		0-0 1B 1B		0-0 F8		0-0 G6-4-3 1B		3 1 2 0 1 0 0	
Johnny Groth, R (1, 8) OBP: 0.350, SLG: 0.583		0-0 4-3 1-H 2B		0-0 1-2 1B		0-3 K		0-0 G6-4-3		4 0 2 1 0 1 1	
Joe Demaestri, R (1, 6) OBP: 0.275, SLG: 0.277		0-0 4-3 2-3		0-3 K			0-3 K	0-0 L9		4 0 0 0 0 2 3	
Troy Herriage, R (1, 1) Tim Thompson, L (7, PH) Jack Crimian, R (7, 1)		0-3 K		0-3 K			4-0 1B BB			2 0 0 0 0 2 3 0 0 0 0 1 0 0 0 0 0 0 0 0 0	
<b>Inning Stats</b>	R: 0 H: 1 E: 0 LOB: 1 K: 2 BB: 0 S: 8 P: 8	R: 1 H: 1 E: 0 LOB: 1 K: 1 BB: 1 S: 6 P: 10	R: 1 H: 1 E: 0 LOB: 0 K: 1 BB: 0 S: 6 P: 6	R: 0 H: 2 E: 0 LOB: 2 K: 2 BB: 0 S: 9 P: 9	R: 0 H: 2 E: 0 LOB: 1 K: 0 BB: 0 S: 4 P: 4	R: 0 H: 0 E: 0 LOB: 0 K: 1 BB: 0 S: 5 P: 5	R: 0 H: 1 E: 0 LOB: 1 K: 1 BB: 1 S: 5 P: 9	R: 0 H: 0 E: 0 LOB: 0 K: 0 BB: 0 S: 3 P: 3	R: 0 H: 1 E: 0 LOB: 0 K: 0 BB: 0 S: 3 P: 3	1B: 6 SF: 0 2B: 2 SAC: 0 3B: 0 DP: 3 HR: 1 HBP: 0	
<b>PITCHER</b> Frank Lary, R (1, 1) ERA: 3.51	IP WLS BF H R ER SO BB IBB HBP BLK WP HR S P ERA WHIP										
	9.0 W 35 9 2 2 8 2 0 0 0 0 0 1 49 57 2.00 1.222										

livebaseballscorecards.com

AB	33
R	2
H	9
RBI	2
BB	2
SO	8
LOB	14



Batter	1	2	3	4	5	6	7	8	9
Harvey Kuenn, R OBP: 0.426, SLG: 0.496 (1, 6) X	0-0 SF8 3B		4-0 HR BB	4-0 BB		0-0 F3		4-0 1B BB	
Earl Torgeson, L OBP: 0.354, SLG: 0.426 (1, 3) X	0-0 SF8 3-H		0-0 L9	0-3 K			0-0 G3	0-0 1B FC6-4	
Al Kaline, R OBP: 0.333, SLG: 0.438 (1, 9) X	0-0 L7		0-0 HR 1-H	0-0 F3			0-0 L3	0-0 FC6-4 1-2f	
Bill Tuttle, R OBP: 0.329, SLG: 0.456 (1, 8) X	0-0 L5		0-0 6-3		0-0 6-3		0-0 F7		
Ray Boone, R OBP: 0.341, SLG: 0.440 (1, 5) X		0-0 HR	0-0 1B		4-0 L3 BB			0-0 L3	
Frank House, L OBP: 0.309, SLG: 0.402 (1, 2) X		0-0 BB 1B	0-0 F9		0-0 L3 1-2			0-0 1B BB 4-3 1B	
Charlie Maxwell, L OBP: 0.435, SLG: 0.645 (1, 7) X		4-0 G6-4-3 BB 1-2		4-0 2B SF8 BB		0-0 HR		0-0 4-3 1-2	
Jim Brideweser, R OBP: 0.288, SLG: 0.209 (1, 4) X		0-0 L3		0-0 2B 1-3		0-0 P6		4-0 BB 1B 1B IBB	
Frank Lary, R OBP: 0.261, SLG: 0.381 (1, 1) X		0-0 G6-4-3 1-2f		0-0 SF8 3-H		0-3 K		0-0 1B BB 1-2 2-3 1B	

Inning Stats	R: 1	H: 1	E: 0	K: 0	S: 4	LOB: 0	BB: 0	P: 4
	R: 1	H: 2	E: 0	K: 0	S: 4	LOB: 1	BB: 1	P: 8
	R: 2	H: 2	E: 0	K: 0	S: 5	LOB: 1	BB: 1	P: 9
	R: 1	H: 1	E: 0	K: 1	S: 6	LOB: 2	BB: 2	P: 14
	R: 0	H: 0	E: 0	K: 0	S: 2	LOB: 0	BB: 1	P: 6
	R: 1	H: 1	E: 0	K: 1	S: 6	LOB: 0	BB: 0	P: 6
	R: 0	H: 0	E: 0	K: 0	S: 3	LOB: 0	BB: 0	P: 3
	R: 2	H: 3	E: 0	K: 0	S: 6	LOB: 3	BB: 2	P: 14

PITCHER	IP	WLS	BF	H	R	ER	SO	BB	IBB	HBP	BLK	WP	HR	S	P	ERA	WHIP
Troy Herriage, R ERA: 7.14 (1, 1)	6.0	L	28	7	6	6	2	5	0	0	0	0	3	27	47	9.00	2.000
Jack Crimian, R ERA: 6.51 (7, 1)	2.0		11	3	2	2	0	1	1	0	0	0	0	9	17	9.00	2.000

**BOTTOM**

**Kansas City Athletics @ Detroit Tigers**  
 Briggs Stadium, Detroit, MI  
 Sun May 27 1956, 4:33 AM EDT  
 Unknown

AB	R	H	RBI	BB	SO	LOB
2	2	1	1	3	0	0
4	0	1	2	0	1	3
5	1	1	2	0	0	5
4	0	0	0	0	0	0
3	1	2	1	1	0	0
4	1	2	0	0	0	2
2	2	1	1	2	0	1
3	1	1	0	1	0	2
3	0	1	1	0	1	2

AB	30
R	8
H	10
RBI	8
BB	7
SO	2
LOB	15

WP: 0 PA: 39  
 PB: 0  
 SB: 0  
 CS: 0




1B	2B	3B	HR	SF	SAC	DP	HBP	WP	HR	S	P	ERA	WHIP
1B: 5	2B: 2	3B: 1	HR: 3	SF: 2	SAC: 0	DP: 2	HBP: 0	WP: 0	HR: 3	S: 27	P: 47	ERA: 9.00	WHIP: 2.000

Batter	1	2	3	4	5	6	7	8	9	AB R H RBI BB SO LOB	TOP											
Jim Finigan, R (1, 4) OBP: 0.362, SLG: 0.367	0-0 F8		0-0 1B		0-0 F2		0-0 6-3		0-0 5-3	5 0 1 0 0 0 0												
Hector Lopez, R (1, 5) OBP: 0.384, SLG: 0.600	0-3 K		0-0 F8		0-0 3B	0-0 1B	0-0 F7		4-0 BB	4 1 1 0 1 1 2												
Enos Slaughter, L (1, 9) OBP: 0.371, SLG: 0.443	0-0 2B		0-0 F7		0-0 2B	0-0 3B	0-0 1B		0-0 F2	5 1 3 1 0 0 2												
Harry Simpson, L (1, 3) OBP: 0.279, SLG: 0.471	0-0 3-1			0-3 K	0-0 2B	0-0 2B	0-0 P6		0-0 L4	5 1 1 1 0 1 3												
Gus Zernial, R (1, 7) OBP: 0.339, SLG: 0.491		0-3 K		0-0 F7	0-0 2B	0-0 1B		0-0 P4		3 0 1 1 0 1 0												
Bill Renna, R (6, PR) OBP: 0.303, SLG: 0.419										1 1 0 0 0 0 0												
Tim Thompson, L (1, 2) OBP: 0.395, SLG: 0.512		0-0 HR		0-0 1B	0-0 F8			0-0 2B		4 1 3 1 0 0 1												
Johnny Groth, R (1, 8) OBP: 0.341, SLG: 0.550		0-3 K		0-0 P4	0-0 1B	L1-6 BB		0-0 P2		4 0 1 1 0 1 2												
Joe Demaestri, R (1, 6) OBP: 0.282, SLG: 0.272		0-0 F5			0-0 F3	4-0 BB		4-0 IBB		2 0 0 0 2 0 0												
Art Ditmar, R (1, 1) OBP: 0.148, SLG: 0.148			0-0 CS		0-0 L9	0-0 L1-6		0-0 P4		4 0 1 0 0 0 4												
<b>Inning Stats</b>	R: 0 E: 0 K: 1 S: 6	H: 1 LOB: 1 BB: 0 P: 6	R: 1 E: 0 K: 2 S: 8	H: 1 LOB: 0 BB: 0 P: 8	R: 0 E: 0 K: 0 S: 4	H: 2 LOB: 1 BB: 0 P: 4	R: 0 E: 0 K: 1 S: 6	H: 1 LOB: 1 BB: 0 P: 6	R: 0 E: 0 K: 0 S: 3	H: 0 LOB: 0 BB: 0 P: 3	R: 4 E: 0 K: 0 S: 7	H: 5 LOB: 2 BB: 1 P: 11	R: 0 E: 0 K: 0 S: 4	H: 1 LOB: 1 BB: 0 P: 4	R: 0 E: 0 K: 0 S: 4	H: 1 LOB: 2 BB: 1 P: 8	R: 0 E: 0 K: 0 S: 3	H: 0 LOB: 1 BB: 1 P: 7	1B: 6 2B: 5 3B: 1 HR: 1	SF: 0 SAC: 0 DP: 1 HBP: 0	WP: 0 PB: 0 SB: 0 CS: 1	PA: 40
<b>PITCHER</b>	IP WLS BF H R ER SO BB IBB HBP BLK WP HR S P ERA WHIP																					
Duke Maas, R (1, 1) ERA: 8.1	5.0 L 22 8 4 4 4 0 0 0 0 0 1 30 30 7.20 1.600																					
Walt Masterson, R (6, 1) ERA: 1.08	1.0 5 2 1 1 0 1 0 0 0 0 0 4 8 9.00 3.000																					
Al Aber, L (7, 1) ERA: 3.54	3.0 13 2 0 0 0 1 1 0 0 0 0 11 19 0.00 1.000																					

**Kansas City Athletics @ Detroit Tigers**  
 Briggs Stadium, Detroit, MI  
 Sun May 27 1956, 4:38 AM EDT  
 Att. 17,543 - Unknown

AB	37
R	5
H	12
RBI	5
BB	3
SO	4
LOB	14



livebaseballscorecards.com

BOTTOM

Kansas City Athletics @ Detroit Tigers  
Briggs Stadium, Detroit, MI  
Sun May 27 1956, 4:38 AM EDT  
Att. 17,543 - Unknown

livebaseballscorecards.com

AB 36  
R 0  
H 10  
RBI 0  
BB 0  
SO 2  
LOB 19



WP: 0 PA: 38  
PB: 0  
SB: 0  
CS: 0

AB R H RBI BB SO LOB

5 0 0 0 0 0 1

5 0 2 0 0 0 1

4 0 2 0 0 0 2

3 0 1 0 0 0 2

4 0 1 0 0 0 3

4 0 1 0 0 0 3

4 0 2 0 0 0 1

2 0 0 0 0 1 2

0 0 0 0 0 0 0

0 0 0 0 0 0 0

1 0 0 0 0 0 0

2 0 0 0 0 1 1

0 0 0 0 0 0 0

1 0 0 0 0 0 3

0 0 0 0 0 0 0

1 0 1 0 0 0 0

1B

1B

1B

1B

1B

1B

1B

1B

1B

1B

1B

1B

1B

FC6

G3

L5

5-3

FC5-4

G4-6-3

4-3

F9

FC6

1B

1B

1B

1B

FC6

G3

L5

5-3

FC5-4

G4-6-3

4-3

F9

FC6

1B

1B

1B

1B

FC6

G3

L5

5-3

FC5-4

G4-6-3

4-3

F9

FC6

1B

1B

1B

1B

FC6

G3

L5

5-3

FC5-4

G4-6-3

4-3

F9

FC6

1B

1B

1B

1B

FC6

G3

L5

5-3

FC5-4

G4-6-3

4-3

F9

FC6

1B

1B

1B

1B

FC6

G3

L5

5-3

FC5-4

G4-6-3

4-3

F9

FC6

1B

1B

1B

1B

FC6

G3

L5

5-3

FC5-4

G4-6-3

4-3

F9

FC6

1B

1B

1B

1B

FC6

G3

L5

5-3

FC5-4

G4-6-3

4-3

F9

FC6

1B

1B

1B

1B

FC6

G3

L5

5-3

FC5-4

G4-6-3

4-3

F9

FC6

1B

1B

1B

1B

FC6

G3

L5

5-3

FC5-4

G4-6-3

4-3

F9

FC6

1B

1B

1B

1B

FC6

G3

L5

5-3

FC5-4

G4-6-3

4-3

F9

FC6

1B

1B

1B

1B

FC6

G3

L5

5-3

FC5-4

G4-6-3

4-3

F9

FC6

1B

1B

1B

1B

FC6

G3

L5

5-3

FC5-4

G4-6-3

4-3

F9

FC6

1B

1B

1B

1B

FC6

G3

L5

5-3

FC5-4

G4-6-3

4-3

F9

FC6

1B

1B

1B

1B

FC6

G3

L5

5-3

FC5-4

G4-6-3

4-3

F9

FC6

1B

1B

1B

1B

FC6

G3

L5

5-3

FC5-4

G4-6-3

4-3

F9

FC6

1B

1B

1B

1B

FC6

G3

L5

5-3

FC5-4

G4-6-3

4-3

F9

FC6

1B

1B

1B

1B

FC6

G3

L5

5-3

FC5-4

G4-6-3

4-3

F9

FC6

1B

1B

1B

1B

FC6

G3

L5

5-3

FC5-4

G4-6-3

4-3

F9

FC6

1B

1B

1B

1B

FC6

G3

L5

5-3

FC5-4

G4-6-3

4-3

F9

FC6

1B

1B

1B

1B

FC6

G3

L5

5-3

FC5-4

G4-6-3

4-3

F9

FC6

1B

1B

1B

1B

FC6

G3

L5

5-3

FC5-4

G4-6-3

4-3

F9

FC6

1B

1B

1B

1B

FC6

G3

L5

5-3

FC5-4

G4-6-3

4-3

F9

FC6

1B







Batter	1	2	3	4	5	6	7	8	9	10	11	12	AB R H RBI BB SO LOB	TOP													
Fred Hatfield, L OBP: 0.379, SLG: 0.280 (1, 5)	0-0 6-3 FC6-4 1B	0-0 FC6-4 1B			0-0 1-3 1-2 1B	0-0 F8			0-3 K		4-0 BB	0-0 1B	6 0 2 1 1 1 2														
Nellie Fox, L OBP: 0.278, SLG: 0.331 (1, 4)	0-0 L5	0-0 FC6-4 1-2f			0-0 1B E 1B		0-0 E7 G6-4-3 1B 1B		0-0 4-3		0-0 4-3 BB	0-0 4-3 1B	7 2 1 0 0 0 5														
Larry Doby, L OBP: 0.404, SLG: 0.309 (1, 8)	4-0 BB 1B BB				0-3 K		0-0 1B		4-0 BB			4-0 SH2-4 E BB	2 1 1 0 4 1 2														
Dave Philley, S OBP: 0.319, SLG: 0.308 (1, 3) (9, 7)	0-0 1B BB				0-0 G3-6-3 1-2f		0-0 G6-4-3 1-2f 2-3		0-0 4-3			0-0 SH2-4	5 0 2 1 0 0 4														
Jim Rivera, L OBP: 0.405, SLG: 0.398 (1, 9)	4-0 1B BB				0-0 L3		0-0 E4 1-3 2-H		0-0 1B			4-0 IBB E BB IBB	4 1 1 1 2 0 1														
Jim Delsing, L OBP: 0.242, SLG: 0.038 Walt Dropo, R OBP: 0.213, SLG: 0.190 (1, 7) (9, 3)	0-0 F8				0-0 6-3		0-3 K		0-3 K		0-0 4-3	0-0 E5 BB IBB 1B	4 0 0 0 0 2 6 2 1 0 0 0 0 1														
Les Moss, R OBP: 0.273, SLG: 0.500 Dick Donovan, L OBP: 0.389, SLG: 0.467 Sherm Lollar, R OBP: 0.417, SLG: 0.490 (1, 2) (12, PH) (12, 2)		0-0 HR			0-0 6-3		0-0 F8		0-0 F8		0-0 1-3	4-0 1B BB IBB	5 1 1 1 0 0 0 0 0 0 0 1 0 0 0 0 0 0 0 0 0														
Luis Aparicio, R OBP: 0.263, SLG: 0.309 Minnie Minoso, R OBP: 0.417, SLG: 0.452 Sammy Esposito, R OBP: 0.357, SLG: 0.286 (1, 6) (11, PH) (11, 6)		0-3 K			0-0 F6		0-0 G3		0-0 5-3		0-0 F7	4-0 1B BB	4 0 0 0 0 1 0 1 0 0 0 0 0 0 0 0 0 1 1 0 0														
Howie Pollet, L OBP: 0.400, SLG: 0.400 Sandy Consuegra, R OBP: 0.391, SLG: 0.316 (1, 1) (9, 1) (9, 1)		0-3 K				0-0 1B BLK 1B		0-0 1B		0-0 4-3		0-0 6-3	4 1 2 0 0 1 0 0 0 0 0 0 0 0 2 0 0 0 0 1 3														
<b>Inning Stats</b>	R: 0 E: 0 K: 0 S: 4	H: 1 LOB: 3 BB: 2 P: 12	R: 1 E: 0 K: 2 S: 9	H: 2 LOB: 1 BB: 0 P: 9	R: 0 E: 0 K: 0 S: 2	H: 0 LOB: 0 BB: 1 P: 6	R: 0 E: 0 K: 0 S: 3	H: 0 LOB: 0 BB: 0 P: 3	R: 2 E: 1 K: 2 S: 11	H: 3 LOB: 2 BB: 0 P: 11	R: 0 E: 0 K: 1 S: 7	H: 1 LOB: 1 BB: 0 P: 7	R: 0 E: 0 K: 0 S: 3	H: 0 LOB: 0 BB: 0 P: 3	R: 0 E: 0 K: 0 S: 3	H: 0 LOB: 0 BB: 0 P: 3	R: 0 E: 0 K: 0 S: 3	H: 0 LOB: 1 BB: 1 P: 7	R: 3 E: 1 K: 1 S: 7	H: 1 LOB: 3 BB: 4 P: 23	1B: 9 2B: 0 3B: 0 HR: 1	SF: 0 SAC: 1 DP: 2 HBP: 0	WP: 0 PB: 0 SB: 0 CS: 0	PA: 56			
<b>PITCHER</b>	IP WLS BF H R ER SO BB IBB HBP BLK WP HR S P ERA WHIP															IP WLS BF H R ER SO BB IBB HBP BLK WP HR S P ERA WHIP											
Tom Gorman, R ERA: 3.16 (1, 1)	8.0																										
Jack Crimian, R ERA: 6.28 (9, 1)	1.0	4	0	0	0	1	1	0	0	0	0	0	0	0	0	0	0	0	0	0	0	0	0	0	0	0	0
Moe Burtshy, R ERA: 3.93 (10, 1)	2.1	L 13	0	3	1	0	3	2	0	0	0	0	0	0	0	0	0	0	0	0	0	0	0	0	0	0	0
Tommy Lasorda, L ERA: 4.07 (12, 1)	0.2	3	1	0	0	1	0	0	0	0	0	0	0	0	0	0	0	0	0	0	0	0	0	0	0	0	0

Chicago White Sox @ Kansas City Athletics  
Municipal Stadium, Kansas City, MO  
Tue May 29 1956, 4:33 AM EDT  
Att: 8,662 - Unknown

AB	46
R	7
H	10
RBI	5
BB	9
SO	7
LOB	24




Batter	1	2	3	4	5	6	7	8	9	10	11	12	AB	R	H	RBI	BB	SO	LOB
Jim Finigan, R OBP: 0.336, SLG: 0.366 (1, 4)	F8		5-3		F5			F5		F9		G5-4-3	6	0	0	0	0	0	1
Hector Lopez, R OBP: 0.372, SLG: 0.574 (1, 5)	1-3		F7		F4			5-3		F8			5	0	0	0	0	0	0
Enos Slaughter, L OBP: 0.383, SLG: 0.500 (1, 9)	4-3				HR			G3-6-3 BB		1B		1-3	4	2	2	1	1	0	0
Harry Simpson, L OBP: 0.288, SLG: 0.476 (1, 3) (10, 8)		L4			F3			G3-6-3 1-2f		1B BB		F7	4	1	0	0	1	0	1
Gus Zernial, R OBP: 0.353, SLG: 0.509 (1, 7)		K			F5			4-3		F4		FC3-6 BB	4	0	0	0	1	1	2
Tim Thompson, L OBP: 0.385, SLG: 0.500 (1, 2)		2B			FC5 BB 1B					F8		FC3-6 1-2f	5	1	2	0	0	0	3
Johnny Groth, R OBP: 0.353, SLG: 0.533 (1, 8)										F7		4-3	2	0	1	1	1	0	0
Vic Power, R OBP: 0.323, SLG: 0.410 (9, PH)										F9			1	0	1	1	0	0	0
Spook Jacobs, R OBP: 0.321, SLG: 0.247 (9, PR)										1B			0	0	0	0	0	0	0
Rance Pless, R OBP: 0.345, SLG: 0.280 (10, 3)		2B			1-2 BB					1-2 2-H 1B			1	0	0	0	0	0	1
Joe Demaestri, R OBP: 0.277, SLG: 0.267 (1, 6)										5-3		1-3	3	0	0	0	0	0	3
Joe Ginsberg, L OBP: 0.361, SLG: 0.358 (9, PH)													1	0	1	1	0	0	0
Moe Burtch, R OBP: 0.125, SLG: 0.125 (10, 1)													0	0	0	0	0	0	0
Tommy Lasorda, L OBP: 0.143, SLG: 0.143 (12, 1)													0	0	0	0	0	0	0
Clete Boyer, R OBP: 0.273, SLG: 0.273 (12, PH)					2-3f					1-2 2-H 1B			1	0	0	0	0	0	0
Tom Gorman, R OBP: 0.294, SLG: 0.406 (8, PH)													2	0	0	0	0	1	0
Bill Renna, R OBP: 0.294, SLG: 0.406 (9, 1)													1	0	0	0	0	0	0
Jack Crimian, R OBP: 0.300, SLG: 0.188 (9, PH) (10, 6)													0	0	0	0	0	0	0
Mike Baxes, R OBP: 0.300, SLG: 0.188 (10, 6)													2	0	1	0	0	0	2

Inning Stats	R: 0	H: 0	E: 0	K: 0	S: 3	R: 1	H: 2	E: 0	K: 1	S: 7	R: 0	H: 0	E: 0	K: 1	S: 5	R: 1	H: 2	E: 0	K: 0	S: 5	R: 0	H: 0	E: 0	K: 0	S: 3	R: 0	H: 0	E: 0	K: 0	S: 2	R: 0	H: 0	E: 0	K: 0	S: 3	R: 2	H: 3	E: 0	K: 0	S: 6	R: 0	H: 0	E: 0	K: 0	S: 3	R: 0	H: 0	E: 0	K: 0	S: 3	R: 0	H: 1	E: 0	K: 0	S: 3	1B: 5	2B: 2	3B: 0	HR: 1	SF: 0	SAC: 0	DP: 2	HBP: 0	WP: 0	PA: 46
--------------	------	------	------	------	------	------	------	------	------	------	------	------	------	------	------	------	------	------	------	------	------	------	------	------	------	------	------	------	------	------	------	------	------	------	------	------	------	------	------	------	------	------	------	------	------	------	------	------	------	------	------	------	------	------	------	-------	-------	-------	-------	-------	--------	-------	--------	-------	--------

PITCHER	IP	WLS	BF	H	R	ER	SO	BB	IBB	HBP	BLK	WP	HR	S	P	ERA	WHIP
Howie Pollet, L ERA: 5.14 (1, 1)	8.0		31	5	4	4	2	3	0	0	0	0	1	32	44	4.50	1.000
Sandy Consuegra, R ERA: 3.86 (9, 1)	0.2		4	2	0	0	0	0	0	0	0	0	0	4	4	0.00	3.000
Jim Wilson, R ERA: 4.53 (9, 1)	3.1	W	11	1	0	0	0	1	0	0	0	0	0	10	14	0.00	0.600

**Chicago White Sox @ Kansas City Athletics**  
Municipal Stadium, Kansas City, MO  
Tue May 29 1956, 4:33 AM EDT  
Att. 8,662 - Unknown

AB	42
R	4
H	8
RBI	4
BB	4
SO	2
LOB	13



Batter	1	2	3	4	5	6	7	8	9	AB R H RBI BB SO LOB
Harvey Kuenn, R (1, 6) OBP: 0.412, SLG: 0.481	0-3 K	0-0 FC6-5 1B		0-0 F9		0-0 L6-4-3 1B		0-0 F9	0-0 2B	6 0 3 1 0 1 1
Earl Torgeson, L (1, 3) OBP: 0.371, SLG: 0.433	4-0 2B BB	0-0 FC6-5 1B		0-0 S 1B		0-0 L6-4-3 1B		0-0 F9	0-3 K	5 1 3 1 1 1 1
Al Kaline, R (1, 9) OBP: 0.337, SLG: 0.436	0-3 K	0-0 FC6-5		0-0 L6		0-0 L6-4-3			0-0 G3 BB 2B	5 1 1 1 0 1 6
Bill Tuttle, R (1, 8) OBP: 0.333, SLG: 0.449	0-0 1-H 2B	0-0 F9		4-0 BB		0-0 5-3			0-3 K	4 0 1 1 1 1 4
Ray Boone, R (1, 5) OBP: 0.351, SLG: 0.461	0-0 6-3		0-0 F7	0-0 F7			0-0 G3-6-3 1B		4-0 BB G3 2B IBB	4 1 1 0 1 0 3
Frank House, L (1, 2) OBP: 0.302, SLG: 0.380		4-0 SH3-4 1B BB		0-0 L9		0-0 F2		0-0 G3-6-3	0-0 G3	4 1 0 0 1 0 3
Charlie Maxwell, L (1, 7) OBP: 0.448, SLG: 0.690		0-0 SH3-4 1B BB	4-0 BB		0-0 E3		0-0 HR		4-0 BB 2B IBB	3 2 2 1 1 0 0 0 1 0 0 1 0 0
Bob Kennedy, R (7, 7) OBP: 0.320, SLG: 0.333		1-2 1B								
Jim Brideweser, R (1, 4) OBP: 0.274, SLG: 0.176		0-0 SH3-4		0-0 F8		0-0 P6		0-3 K	4-0 2B BB	3 1 0 1 1 1 2
Paul Foytack, R (1, 1) OBP: 0.222, SLG: 0.333		0-0 1B FC6-5 1B			0-0 1B 2B		0-0 FC6-4		0-3 K	5 3 3 5 0 1 1

Inning Stats	R: 1 E: 0 K: 2 S: 8	H: 1 LOB: 1 BB: 1 P: 12	R: 3 E: 0 K: 0 S: 7	H: 4 LOB: 2 BB: 1 P: 11	R: 0 E: 0 K: 0 S: 3	H: 0 LOB: 1 BB: 1 P: 7	R: 1 E: 0 K: 0 S: 5	H: 2 LOB: 2 BB: 1 P: 9	R: 0 E: 1 K: 0 S: 4	H: 0 LOB: 1 BB: 0 P: 4	R: 0 E: 0 K: 0 S: 4	H: 2 LOB: 1 BB: 0 P: 4	R: 1 E: 0 K: 1 S: 6	H: 2 LOB: 0 BB: 0 P: 6	R: 0 E: 0 K: 1 S: 5	H: 0 LOB: 0 BB: 0 P: 5	R: 5 E: 0 K: 2 S: 10	H: 3 LOB: 1 BB: 3 P: 22	1B: 8 2B: 5 3B: 0 HR: 1	SF: 0 SAC: 1 DP: 2 HBP: 0	WP: 0 PB: 0 SB: 1 CS: 0	PA: 47
--------------	------------------------------	----------------------------------	------------------------------	----------------------------------	------------------------------	---------------------------------	------------------------------	---------------------------------	------------------------------	---------------------------------	------------------------------	---------------------------------	------------------------------	---------------------------------	------------------------------	---------------------------------	-------------------------------	----------------------------------	----------------------------------	------------------------------------	----------------------------------	--------

PITCHER	IP	WLS	BF	H	R	ER	SO	BB	IBB	HBP	BLK	WP	HR	S	P	ERA	WHIP
Lou Kretlow, R (1, 1) ERA: 6.2	7.0	L	35	11	6	6	3	4	0	0	0	0	1	37	53	7.71	2.143
Bobby Shantz, L (8, 1) ERA: 6.14	2.0		12	3	5	5	3	1	2	0	0	0	0	15	27	22.50	2.000

**TOP**

**Detroit Tigers @ Kansas City Athletics**  
Municipal Stadium, Kansas City, MO

Wed May 30 1956, 4:33 AM EDT  
Att: 13,733 - Unknown

<b>AB</b>	<b>39</b>
<b>R</b>	<b>11</b>
<b>H</b>	<b>14</b>
<b>RBI</b>	<b>11</b>
<b>BB</b>	<b>7</b>
<b>SO</b>	<b>6</b>
<b>LOB</b>	<b>21</b>

Batter	1	2	3	4	5	6	7	8	9	AB R H RBI BB SO LOB
Jim Finigan, R (1, 4) OBP: 0.339, SLG: 0.356	4-0 1B BB		0-0 5-3		4-0 BB		0-0 FC5-4		0-3 K	3 0 0 0 2 1 2
Hector Lopez, R (1, 5) OBP: 0.366, SLG: 0.564	0-0 F3		0-0 BB 1B		0-0 F8		0-0 SF8		0-0 L9	4 0 1 1 0 0 2
Enos Slaughter, L (1, 9) OBP: 0.378, SLG: 0.485	0-0 F8		4-0 1-2 BB		0-0 L9		0-0 4-3			3 0 0 0 1 0 3
Harry Simpson, L (1, 3) OBP: 0.294, SLG: 0.497	0-0 1-3 1B		0-0 1-3		0-0 4-3		0-0 HR			4 1 2 1 0 0 2
Gus Zernial, R (1, 7) OBP: 0.346, SLG: 0.496	0-0 L5		0-0 5-3		0-0 E5		0-0 HR			3 0 0 0 0 0 2
Bill Renna, R (6, PR) OBP: 0.314, SLG: 0.515										1 1 1 1 0 0 0
Joe Ginsberg, L (1, 2) OBP: 0.347, SLG: 0.341		0-0 P6		0-0 F2		0-0 L9		0-0 4-3		4 0 0 0 0 0 1
Johnny Groth, R (1, 8) OBP: 0.345, SLG: 0.500		0-0 L6		4-0 FC5-4 BB		0-3 K		0-0 P3		3 0 0 0 1 1 1
Joe Demaestri, R (1, 6) OBP: 0.276, SLG: 0.266		0-3 K		0-0 FC5-4		0-0 FC5-4 1B SF8 1B		0-0 L8		4 1 1 0 0 1 1
Lou Kretlow, R (1, 1) Rance Pless, R (7, PH) Bobby Shantz, R (8, 1) Tim Thompson, L (9, PH) OBP: 0.377, SLG: 0.490		0-3 K		0-0 6-3		0-0 FC5-4 1B		0-0 3-1		2 0 0 0 0 1 0 1 0 1 0 0 0 0 0 0 0 0 0 0 0 1 0 0 0 0 0 0

<b>Inning Stats</b>	R: 0 H: 1 E: 0 K: 0 S: 4	H: 1 LOB: 2 BB: 1 P: 8	R: 0 H: 0 E: 0 K: 1 S: 5	H: 0 LOB: 0 BB: 0 P: 5	R: 0 H: 1 E: 0 K: 1 S: 6	H: 1 LOB: 2 BB: 1 P: 10	R: 0 H: 0 E: 0 K: 0 S: 3	H: 0 LOB: 1 BB: 1 P: 7	R: 0 H: 0 E: 0 K: 0 S: 3	H: 0 LOB: 1 BB: 1 P: 7	R: 0 H: 0 E: 1 K: 1 S: 6	H: 0 LOB: 1 BB: 0 P: 6	R: 1 H: 2 E: 0 K: 0 S: 5	H: 2 LOB: 1 BB: 0 P: 5	R: 2 H: 2 E: 0 K: 0 S: 5	H: 2 LOB: 0 BB: 0 P: 5	R: 0 H: 0 E: 0 K: 1 S: 5	H: 0 LOB: 0 BB: 0 P: 5	1B: 4 2B: 0 3B: 0 HR: 2	SF: 1 SAC: 0 DP: 0 HBP: 0	WP: 0 PB: 0 SB: 0 CS: 0	PA: 38
<b>PITCHER</b> Paul Foytack, R (1, 1) ERA: 3.19	IP 9.0 WLS W BF 38 H 6 R 3 ER 3 SO 4 BB 4 IBB 0 HBP 0 BLK 0 WP 0 HR 2 S 42 P 58 ERA 3.00 WHIP 1.111																					

**DETROIT TIGERS @ KANSAS CITY ATHLETICS**  
Municipal Stadium, Kansas City, MO  
Wed May 30 1956, 4:33 AM EDT  
Att. 13,733 - Unknown

<b>AB</b>	<b>33</b>
<b>R</b>	<b>3</b>
<b>H</b>	<b>6</b>
<b>RBI</b>	<b>3</b>
<b>BB</b>	<b>4</b>
<b>SO</b>	<b>4</b>
<b>LOB</b>	<b>14</b>



Batter	1	2	3	4	5	6	7	8	9	AB R H RBI BB SO LOB	TOP									
Harvey Kuenn, R (1, 6) OBP: 0.412, SLG: 0.478	0-0 F9		0-0 F9		0-0 S 1B			0-0 F8	0-0	5 0 2 0 0 0 0										
Earl Torgeson, L (1, 3) OBP: 0.372, SLG: 0.426	0-0 4-3		0-0		0-0 3-1			4-0 HR BB	0-0 F9	4 1 1 0 1 0 2										
Al Kaline, R (1, 9) OBP: 0.341, SLG: 0.458	0-0 2B 1B		0-0 L6-3		0-0 L1-3			0-0 1-H HR		4 1 2 2 0 0 1										
Bill Tuttle, R (1, 8) OBP: 0.331, SLG: 0.451	0-0 1-3 2B			0-0 5-3				0-0 F9		4 0 1 0 0 0 0										
Ray Boone, R (1, 5) OBP: 0.349, SLG: 0.455	0-0 6-3			0-3 K				0-0 F8		4 1 1 0 0 1 2										
Charlie Maxwell, L (1, 7) OBP: 0.450, SLG: 0.683		0-0 G1		0-0				0-0 4-3		4 1 2 0 0 0 0										
Bob Kennedy, R (9, 7) OBP: 0.320, SLG: 0.333				0-0 1B					0-0 1B HR	0 0 0 0 0 0 0										
Jim Brideweser, R (1, 4) OBP: 0.262, SLG: 0.167		0-3 K		0-0 P4				0-0 4-3		3 0 0 0 0 1 1										
Wayne Belardi, L (9, PH) OBP: 0.452, SLG: 0.424									0-0 P6	1 0 0 0 0 0 2										
Frank Bolling, R (9, 4)										0 0 0 0 0 0 0										
Red Wilson, R (1, 2) OBP: 0.268, SLG: 0.378		0-3 K2-3						0-3 K		3 0 0 0 0 2 0										
Frank House, L (9, PH) OBP: 0.308, SLG: 0.416									0-0 1-H 3-H HR	1 1 1 3 0 0 0										
Virgil Trucks, R (1, 1) OBP: 0.455, SLG: 0.636			0-0 6-3		0-0 5-3			0-0 F7	0-0 1-3	4 0 0 0 0 0 0										
<b>Inning Stats</b>	R: 0 E: 0 K: 0 S: 5	H: 2 LOB: 2 BB: 0 P: 5	R: 0 E: 0 K: 2 S: 7	H: 0 LOB: 0 BB: 0 P: 7	R: 0 E: 0 K: 1 S: 4	H: 1 LOB: 1 BB: 0 P: 4	R: 0 E: 0 K: 1 S: 6	H: 1 LOB: 1 BB: 0 P: 6	R: 0 E: 0 K: 0 S: 3	H: 0 LOB: 0 BB: 0 P: 3	R: 0 E: 0 K: 1 S: 5	H: 0 LOB: 0 BB: 0 P: 5	R: 2 E: 0 K: 0 S: 4	H: 1 LOB: 0 BB: 1 P: 8	R: 3 E: 0 K: 0 S: 7	H: 4 LOB: 1 BB: 0 P: 7	1B: 7 2B: 1 3B: 0 HR: 2	SF: 0 SAC: 0 DP: 0 HBP: 0	WP: 0 PB: 0 SB: 1 CS: 0	PA: 38
<b>PITCHER</b>	IP WLS BF H R ER SO BB IBB HBP BLK WP HR S P ERA WHIP																			
Art Ditmar, R (1, 1) ERA: 2.52	8.0 L 31 6 2 2 4 1 0 0 0 0 0 1 38 42 2.25 0.875																			
Moe Burttschy, R (9, 1) ERA: 4.54	1.0 7 4 3 3 0 0 0 0 0 0 0 1 7 7 27.00 4.000																			

**Detroit Tigers @ Kansas City Athletics**  
 Municipal Stadium, Kansas City, MO  
 Wed May 30 1956, 4:38 AM EDT  
 Att: 17,888 - Unknown

livebaseballscorecards.com

AB	37
R	5
H	10
RBI	5
BB	1
SO	4
LOB	8




Batter	1	2	3	4	5	6	7	8	9	AB R H RBI BB SO LOB
Vic Power, R OBP: 0.304, SLG: 0.385 (1, 3)	0-0 P6		0-0 1-3			0-0 6-3			0-0 F7	4 0 0 0 0 0 0
Hector Lopez, R OBP: 0.357, SLG: 0.547 (1, 5)	0-0 F7			0-0 6-3			0-3 K		0-0 L6	4 0 0 0 0 1 0
Enos Slaughter, L OBP: 0.374, SLG: 0.471 (1, 7)	4-0 BB			0-0 F7			0-0 4-3		0-3 K	3 0 0 0 1 1 0
Harry Simpson, L OBP: 0.294, SLG: 0.513 (1, 9)	0-0 6-3			0-0 4-3			0-0 HR			3 1 1 1 0 0 1
Jim Finigan, R OBP: 0.331, SLG: 0.346 (1, 4)		0-0 6-3			0-0 5-3			0-0 L9		3 0 0 0 0 0 0
Tim Thompson, L OBP: 0.357, SLG: 0.463 (1, 2)		0-0 F8			0-0 L7			0-0 4-3		3 0 0 0 0 0 0
Johnny Groth, R OBP: 0.362, SLG: 0.510 (1, 8)		0-0 G3			0-0 CS 1B			0-0 PB 1B		3 0 2 0 0 0 0
Joe Demaestri, R OBP: 0.272, SLG: 0.262 (1, 6)			0-0 L9		0-0 CS	0-0 F2		0-0 P4		2 0 0 0 0 0 0
Joe Ginsberg, L OBP: 0.343, SLG: 0.337 (8, PH)					1-2			1-2		1 0 0 0 0 0 1
Mike Baxes, R OBP: 0.300, SLG: 0.188 (9, 6)										0 0 0 0 0 0 0
Art Ditmar, R OBP: 0.138, SLG: 0.138 (1, 1)			0-0 6-3			0-0 4-3		0-0 P2		2 0 0 0 0 0 0
Gus Zernial, R OBP: 0.343, SLG: 0.492 (8, PH)										1 0 0 0 0 0 1
Moe Burtzschy, R OBP: 0.125, SLG: 0.125 (9, 1)										0 0 0 0 0 0 0

Inning Stats	R: 0 E: 0 K: 0 S: 3	H: 0 LOB: 1 BB: 1 P: 7	R: 0 E: 0 K: 0 S: 3	H: 0 LOB: 0 BB: 0 P: 3	R: 0 E: 0 K: 0 S: 3	H: 0 LOB: 0 BB: 0 P: 3	R: 0 E: 0 K: 0 S: 3	H: 1 LOB: 0 BB: 0 P: 3	R: 0 E: 0 K: 0 S: 3	H: 0 LOB: 0 BB: 0 P: 3	R: 1 E: 0 K: 1 S: 6	H: 1 LOB: 0 BB: 0 P: 6	R: 0 E: 0 K: 0 S: 4	H: 1 LOB: 1 BB: 0 P: 4	R: 0 E: 0 K: 1 S: 5	H: 0 LOB: 0 BB: 0 P: 5	1B: 2 2B: 0 3B: 0 HR: 1	SF: 0 SAC: 0 DP: 0 HBP: 0
WP: 0 PB: 1 SB: 0 CS: 1	PA: 31																	

PITCHER	IP	WLS	BF	H	R	ER	SO	BB	IBB	HBP	BLK	WP	HR	S	P	ERA	WHIP
Virgil Trucks, R ERA: 3.81 (1, 1)	9.0	W	30	3	1	1	2	1	0	0	0	0	1	33	37	1.00	0.444

**DETROIT TIGERS @ KANSAS CITY ATHLETICS**  
**Municipal Stadium, Kansas City, MO**  
 Wed May 30 1956, 4:38 AM EDT  
 Att. 17,888 - Unknown

<b>AB</b>	<b>29</b>
<b>R</b>	<b>1</b>
<b>H</b>	<b>3</b>
<b>RBI</b>	<b>1</b>
<b>BB</b>	<b>1</b>
<b>SO</b>	<b>2</b>
<b>LOB</b>	<b>3</b>



Batter	1	2	3	4	5	6	7	8	9	AB R H RBI BB SO LOB	TOP
Vic Power, R OBP: 0.301, SLG: 0.368 (1, 3) X	0-0 F7		0-0 6-3			0-0 L4		4-0 FC6-4 BB		3 0 0 0 1 0 0	
Bill Renna, R OBP: 0.333, SLG: 0.514 (1, 7) X	0-0 1B			0-0 G5-4-3 1B		0-0 F7		0-3 K		4 0 2 0 0 1 1	
Hector Lopez, R OBP: 0.354, SLG: 0.546 (1, 5) S S S	0-3 K			0-0 G5-4-3 1-2f		0-0 2B		0-0 FC6-4 1-2f		4 0 1 0 0 1 3	
Harry Simpson, L OBP: 0.287, SLG: 0.500 (1, 9) S S S	0-3 K			0-0 3-1		0-0 4-3		0-0 F8		4 0 0 0 0 1 3	
Jim Finigan, R OBP: 0.328, SLG: 0.342 (1, 4) X		0-0 F8			0-0 6-3		0-0 BB 1B		0-0 F8	4 0 1 0 0 0 0	
Johnny Groth, R OBP: 0.371, SLG: 0.519 (1, 8) X		0-0 1-3			0-0 2B		0-0 F8		4-0 BB	3 0 1 0 1 0 1	
Mike Baxes, R OBP: 0.292, SLG: 0.158 (1, 6) X		0-0 6-3			4-0 BB		0-0 F3		0-3 K	3 0 0 0 1 1 2	
Joe Ginsberg, L OBP: 0.340, SLG: 0.326 (1, 2) X			0-0 F9		0-0 F7		4-0 1-2 BB		0-0 G3	3 0 0 0 1 0 3	
Troy Herriage, R (1, 1)			0-3 K			0-0 6-3		0-0 F4		2 0 0 0 0 1 2	
Bobby Shantz, R (6, 1)										0 0 0 0 0 0 0	
Gus Zernial, R OBP: 0.341, SLG: 0.487 (7, PH)										1 0 0 0 0 0 2	
Jack Crimian, R (7, 1)										0 0 0 0 0 0 0	
<b>Inning Stats</b>	R: 0 E: 0 K: 2 S: 8 H: 1 LOB: 1 BB: 0 P: 8	R: 0 E: 0 K: 0 S: 3 H: 0 LOB: 0 BB: 0 P: 3	R: 0 E: 0 K: 1 S: 5 H: 0 LOB: 0 BB: 0 P: 5	R: 0 E: 0 K: 0 S: 3 H: 1 LOB: 0 BB: 0 P: 3	R: 0 E: 0 K: 0 S: 4 H: 1 LOB: 2 BB: 1 P: 8	R: 0 E: 0 K: 0 S: 4 H: 1 LOB: 1 BB: 0 P: 4	R: 0 E: 0 K: 0 S: 4 H: 1 LOB: 2 BB: 1 P: 8	R: 0 E: 0 K: 1 S: 5 H: 0 LOB: 1 BB: 1 P: 9	R: 0 E: 0 K: 1 S: 5 H: 0 LOB: 1 BB: 1 P: 9	1B: 3 2B: 2 3B: 0 HR: 0 SF: 0 SAC: 0 DP: 1 HBP: 0	WP: 0 PB: 0 SB: 0 CS: 0 PA: 35
<b>PITCHER</b> Tom Brewer, R ERA: 2.34 (1, 1)	IP: 9.0 WLS: W BF: 35 H: 5 R: 0 ER: 0 SO: 5 BB: 4 IBB: 0 HBP: 0 BLK: 0 WP: 0 HR: 0 S: 41 P: 57 ERA: 0.00 WHIP: 1.000	<b>PITCHER</b> IP WLS BF H R ER SO BB IBB HBP BLK WP HR S P ERA WHIP									

**Kansas City Athletics @ Boston Red Sox**  
 Fenway Park, Boston, MA  
 Fri Jun 01 1956, 3:33 AM EDT  
 Att: 21,856 - Unknown

AB	31
R	0
H	5
RBI	0
BB	4
SO	5
LOB	17





Batter	1	2	3	4	5	6	7	8	9	AB	R	H	RBI	BB	SO	LOB
Billy Goodman, L (1, 4) OBP: 0.390, SLG: 0.459 Ted Lepcio, R (1, PR) OBP: 0.667, SLG: 0.667 (2, 4)	0-0 L9-3 1B		0-0 L8	0-0 1-2 1B		0-0 2B 1B	0-0 1-2 2-H 1B			1	0	1	0	0	0	0
Billy Klaus, L (1, 5) OBP: 0.382, SLG: 0.304	0-0 L9-3 1-2		0-0 L8	0-0 F4		0-0 1-3 2B	0-0 F7			5	0	1	0	0	0	5
Ted Williams, L (1, 7) OBP: 0.500, SLG: 0.469 Gene Stephens, L (8, PR) OBP: 0.250, SLG: 0.143 (9, 7)	4-0 BB		4-0 2B BB		4-0 1B BB	4-0 1B IBB		0-0 G3-6-3 1B		1	0	1	0	4	0	0
Mickey Vernon, L (1, 3) OBP: 0.415, SLG: 0.650	0-0 F8		0-0 1-3 2B		0-3 K	0-3 K		0-0 G3-6-3 1-2f		5	0	1	0	0	2	6
Jackie Jensen, R (1, 9) OBP: 0.389, SLG: 0.460		0-0 1B 1B	4-0 1B IBB		0-0 F3	0-0 L5		0-0 3B 1B		4	2	2	0	1	0	4
Jim Piersall, R (1, 8) OBP: 0.376, SLG: 0.445		0-0 1B 1-2 SF8-2-4 1B	0-0 F7		0-0 1-2 1B		0-0 6-3	0-0 1-H 3B		5	1	3	1	0	0	3
Sammy White, R (1, 2) OBP: 0.343, SLG: 0.384		0-0 1-3 2-H 1B		0-0 F7	0-0 6-3		0-0 L4	0-0 F3		5	0	1	1	0	0	4
Don Buddin, R (1, 6) OBP: 0.373, SLG: 0.292		0-0 SF8-2-4 1-2 3-H	0-0 F4		0-0 SH3-4 1B BB	4-0 SH3-4 1B BB	4-0 1B BB		1	2	0	1	2	0	0	
Tom Brewer, R (1, 1) OBP: 0.345, SLG: 0.429		0-0 F9	0-0 1B		0-0 SH3-4	0-0 SH3-4	0-0 1B		3	0	2	0	0	0	0	

Inning Stats	R: 0	H: 1	E: 0	K: 0	S: 3	R: 2	H: 3	E: 0	K: 0	S: 5	R: 0	H: 1	E: 0	K: 0	S: 4	R: 0	H: 2	E: 0	K: 0	S: 5	R: 0	H: 1	E: 0	K: 1	S: 6	R: 1	H: 2	E: 0	K: 1	S: 7	R: 1	H: 2	E: 0	K: 0	S: 5	R: 1	H: 3	E: 0	K: 0	S: 5
	LOB: 1	BB: 1	P: 7	LOB: 0	BB: 0	P: 5	LOB: 3	BB: 2	P: 12	LOB: 2	BB: 0	P: 5	LOB: 2	BB: 1	P: 10	LOB: 3	BB: 2	P: 15	LOB: 2	BB: 1	P: 9	LOB: 2	BB: 0	P: 5	LOB: 2	BB: 0	P: 5	LOB: 3	SAC: 1	DP: 3	LOB: 2	BB: 0	P: 5	LOB: 2	BB: 0	P: 5	LOB: 2	BB: 0	P: 5	


PITCHER	IP	WLS	BF	H	R	ER	SO	BB	IBB	HBP	BLK	WP	HR	S	P	ERA	WHIP
Troy Herrige, R (1, 1) ERA: 6.82	5.1	L	30	10	3	3	1	4	2	0	0	0	0	26	50	5.06	2.625
Bobby Shantz, L (6, 1) ERA: 5.87	0.2		2	0	0	0	1	0	0	0	0	0	0	4	4	0.00	0.000
Jack Crimian, R (7, 1) ERA: 6.46	2.0		11	5	2	2	0	1	0	0	0	0	0	10	14	9.00	3.000

**BOTTOM**

**Kansas City Athletics @ Boston Red Sox**  
Fenway Park, Boston, MA

Fri Jun 01 1956, 3:33 AM EDT  
Att. 21,856 - Unknown

AB	34
R	5
H	15
RBI	5
BB	7
SO	2
LOB	22




WP	HR	S	P	ERA	WHIP
0	0	0	0	0	0

Batter	1	2	3	4	5	6	7	8	9	AB R H RBI BB SO LOB	TOP		
Vic Power, R (1, 3) OBP: 0.321, SLG: 0.384	0-0 L7	0-0 L5			0-0 G4-6-3 1B		0-0 SH1-3 2B 1B		0-0 BB 1B	5 2 3 0 0 0 1			
Hector Lopez, R (1, 5) OBP: 0.364, SLG: 0.549	0-3 K		0-0 1B		0-0 G4-6-3 1B		0-0 SH1-3		4-0 BB 1B	3 1 2 0 1 1 0			
Bill Renna, R (1, 7) OBP: 0.317, SLG: 0.487 Enos Slaughter, L (5, PH) OBP: 0.381, SLG: 0.481	0-0 5-3		0-0 F3		0-0 G4-6-3 1-2f 2-3		0-0 1-3 2B 2B		4-0 1B 3B BB	2 0 0 0 0 0 1 2 2 1 1 1 0 2			
Harry Simpson, L (1, 9) OBP: 0.285, SLG: 0.491		0-0 E4 1B BLK 1B	0-0 L7		0-0 F5		0-0 1-3		0-0 1-3 3B 1B	5 2 1 2 0 0 3			
Jim Finigan, R (1, 4) OBP: 0.346, SLG: 0.374		0-0 1B 1B	0-0 4-3			0-0 5-3 1B	4-0 2B BB		0-0 1-H G5-4-3 3B	4 3 3 2 1 0 1			
Johnny Groth, R (1, 8) OBP: 0.388, SLG: 0.534		0-0 1B 1B	0-0 4-3		0-0 4-3	0-3 K	0-0 1-H 3-H 2B		4-0 G5-4-3 BB	4 1 2 3 1 1 1			
Mike Baxes, R (1, 6) OBP: 0.289, SLG: 0.143 Joe Demaestri, R (4, 6) OBP: 0.266, SLG: 0.256		0-3 K	0-3 K		0-3 K	0-0 5-3		0-0 6-3	0-0 G5-4-3	2 0 0 0 0 2 2 3 0 0 0 0 0 2			
Tim Thompson, L (1, 2) OBP: 0.410, SLG: 0.509		0-0 2-H 3-H 1B		0-0 2B		4-0 1B		1-0 G4-6-3 HBP	0-0 FC4-6 1B	3 0 3 2 1 0 0			
Tom Gorman, R (1, 1) Bobby Shantz, R (7, 1)		0-3 K	0-0 6-3		0-0 6-3	0-0 F8		0-0 G4-6-3 1-2f	0-0 FC4-6 1-2f	3 0 0 0 0 1 4 2 0 0 0 0 0 2			
<b>Inning Stats</b>	R: 0 H: 0 E: 0 LOB: 0 K: 1 BB: 0 S: 5 P: 5	R: 3 H: 3 E: 1 LOB: 1 K: 2 BB: 0 S: 11 P: 11	R: 0 H: 1 E: 0 LOB: 1 K: 0 BB: 0 S: 4 P: 4	R: 0 H: 1 E: 0 LOB: 1 K: 1 BB: 0 S: 6 P: 6	R: 0 H: 2 E: 0 LOB: 1 K: 0 BB: 0 S: 4 P: 4	R: 0 H: 1 E: 0 LOB: 2 K: 1 BB: 1 S: 6 P: 10	R: 3 H: 3 E: 0 LOB: 1 K: 0 BB: 1 S: 5 P: 9	R: 0 H: 0 E: 0 LOB: 0 K: 0 BB: 0 S: 2 P: 3	R: 5 H: 4 E: 0 LOB: 1 K: 0 BB: 3 S: 6 P: 18	1B: 11 SF: 0 2B: 3 SAC: 1 3B: 1 DP: 3 HR: 0 HBP: 1	WP: 0 PA: 45 PB: 0 SB: 0 CS: 0		
<b>PITCHER</b>	IP WLS BF H R ER SO BB IBB HBP BLK WP HR S P ERA WHIP											<b>PITCHER</b>	IP WLS BF H R ER SO BB IBB HBP BLK WP HR S P ERA WHIP
Frank Sullivan, R (1, 1) ERA: 2.71	7.0 L 33 11 6 5 5 1 1 0 1 0 0 41 49 6.43 1.714												
Tom Hurd, R (8, 1) ERA: 5.66	1.0 6 1 3 3 0 2 0 1 0 0 0 3 12 27.00 3.000												
Leo Kiely, L (9, 1) ERA: 5.66	1.0 6 3 2 2 0 1 0 0 0 0 0 5 9 18.00 4.000												

**Kansas City Athletics @ Boston Red Sox**  
 Fenway Park, Boston, MA  
 Sat Jun 02 1956, 3:33 AM EDT  
 Att. 9,805 - Unknown

[livebaseballscorecards.com](http://livebaseballscorecards.com)

<b>AB</b>	<b>38</b>
<b>R</b>	<b>11</b>
<b>H</b>	<b>15</b>
<b>RBI</b>	<b>10</b>
<b>BB</b>	<b>5</b>
<b>SO</b>	<b>5</b>
<b>LOB</b>	<b>19</b>














Batter	1	2	3	4	5	6	7	8	9	AB R H RBI BB SO LOB	TOP											
Vic Power, R OBP: 0.323, SLG: 0.368 (1, 3) X	0-0 FC4-6 1B		0-0 F9		0-0 4-3 1B	0-0 2-H 3-H 1B		0-0 1B		5 0 4 2 0 0 0	<b>Kansas City Athletics @ New York Yankees</b> Yankee Stadium, Bronx, NY Wed Jun 06 1956, 3:33 AM EDT Att. 8,044 - Unknown <a href="http://livebaseballscorecards.com">livebaseballscorecards.com</a>											
Hector Lopez, R OBP: 0.367, SLG: 0.526 (1, 5) X	0-0 FC4-6 1B 1-2f		0-0 F9		0-0 4-3 1B	0-3 K		0-0 1B		5 0 2 1 0 1 2												
Tim Thompson, L OBP: 0.400, SLG: 0.479 (1, 2) S S S	0-3 K			0-0 2B 1B	0-0 4-3		0-3 K	0-0 F8		5 1 1 0 0 2 5												
Harry Simpson, L OBP: 0.299, SLG: 0.492 (1, 9) X	0-0 1-2 1B			0-3 K	0-3 K		4-0 1B BB		0-3 K	4 0 1 0 1 3 3												
Jim Finigan, R OBP: 0.363, SLG: 0.389 (1, 4) X	0-0 F8			0-0 1-H 2B		0-0 BB 3-1 1B	0-0 1-2 1B		0-0 6-3	5 1 3 1 0 0 2												
Johnny Groth, R OBP: 0.346, SLG: 0.451 (1, 8) X		0-0 P4		0-0 P6		0-3 K	0-0 F7		0-0 F8	5 0 0 0 0 1 4												
Bill Renna, R OBP: 0.326, SLG: 0.465 (1, 7) S S S		0-3 K		0-0 P2		0-0 3-1 BB 1B	0-3 K			4 1 1 0 0 2 3												
Mike Baxes, R OBP: 0.323, SLG: 0.167 (1, 6) X		0-0 6-3			0-0 1B 1B	4-0 1-2 2-3 3-1 BB 1B		0-0 F7		3 2 1 0 1 0 0												
Tommy Lasorda, L OBP: 0.125, SLG: 0.125 (1, 1) S S S			0-3 K		0-3 K	0-0 3-1		0-0 5-3		1 0 0 0 0 1 0 0 0 0 0 0 0 0 1 0 0 0 0 1 1 0 0 0 0 0 0 0 1 0 0 1 0 0 2 0 0 0 0 0 0 0 1 0 0 0 0 0 0 0 0 0 0 0 0 0												
Bill Harrington, R (3, 1)																						
Gus Zernial, R OBP: 0.336, SLG: 0.479 (5, PH)																						
Jack Crimian, R (5, 1)																						
Enos Slaughter, L OBP: 0.389, SLG: 0.478 (6, PH)																						
Moore Burtis, R OBP: 0.125, SLG: 0.125 (6, 1)																						
Rance Pless, R OBP: 0.381, SLG: 0.302 (8, PH)																						
Tom Gorman, R (8, 1)																						
<b>Inning Stats</b>	R: 0 E: 0 K: 1 S: 7	H: 2 LOB: 2 BB: 0 P: 7	R: 0 E: 0 K: 1 S: 5	H: 0 LOB: 0 BB: 0 P: 5	R: 0 E: 0 K: 1 S: 5	H: 0 LOB: 0 BB: 0 P: 5	R: 1 E: 0 K: 1 S: 7	H: 2 LOB: 1 BB: 0 P: 7	R: 1 E: 0 K: 2 S: 10	H: 3 LOB: 2 BB: 0 P: 10	R: 3 E: 0 K: 2 S: 10	H: 3 LOB: 1 BB: 1 P: 14	R: 0 E: 0 K: 2 S: 8	H: 1 LOB: 2 BB: 1 P: 12	R: 0 E: 0 K: 0 S: 5	H: 2 LOB: 2 BB: 0 P: 5	R: 0 E: 0 K: 1 S: 5	H: 0 LOB: 0 BB: 0 P: 5	1B: 12 2B: 1 3B: 0 HR: 0	SF: 0 SAC: 0 DP: 0 HBP: 0	WP: 0 PB: 0 SB: 0 CS: 0	PA: 42
<b>PITCHER</b>	IP WLS BF H R ER SO BB IBB HBP BLK WP HR S P ERA WHIP												<b>PITCHER</b>	IP WLS BF H R ER SO BB IBB HBP BLK WP HR S P ERA WHIP								
Bob Grim, R ERA: 4.32 (1, 1)	6.0 W 29 10 5 5 8 1 0 0 0 0 0 0 44 48 7.50 1.833																					
Tommy Byrne, L ERA: 3.49 (7, 1)	3.0 S 13 3 0 0 3 1 0 0 0 0 0 0 18 22 0.00 1.333																					





Batter	1	2	3	4	5	6	7	8	9	AB R H RBI BB SO LOB	TOP	
Vic Power, R OBP: 0.316, SLG: 0.352 (1, 3) X	0-0 P4		0-0 F7			0-0 1-3	4-0 BB		0-0 1-6-3	4 0 0 0 1 0 1		
Hector Lopez, R OBP: 0.362, SLG: 0.513 (1, 5) X	0-0 F8		0-0 F9			4-0 BB	0-0 F7		0-0 P3	4 0 0 0 1 0 4		
Enos Slaughter, L OBP: 0.391, SLG: 0.474 Bill Renna, R OBP: 0.326, SLG: 0.465 (8, PR) (8, 7) BB	4-0 2B				0-0 F7	4-0 BB		4-0 1B E		1 0 0 0 3 0 0 0 1 0 0 0 0 0		
Harry Simpson, L OBP: 0.304, SLG: 0.497 (1, 9) X	0-0 2B				0-0 F9	0-3 K		0-0 FC5 E		4 0 2 0 0 1 2		
Jim Finigan, R OBP: 0.360, SLG: 0.380 (1, 4) X					4-0 BB	0-0 F8		0-0 L6		3 0 0 0 1 0 4		
Johnny Groth, R OBP: 0.341, SLG: 0.440 (1, 8) SSS					0-0 F9			0-0 E6		4 0 1 1 0 1 2		
Tim Thompson, L OBP: 0.380, SLG: 0.453 (1, 2) X					0-0 F7			0-0 F7		4 0 0 0 0 0 3		
Mike Baxes, R OBP: 0.343, SLG: 0.185 (1, 6) X					0-0 SH3-4			0-0 FC5		3 0 1 0 1 0 2		
Alex Kellner, R OBP: 0.286, SLG: 0.167 Bobby Shantz, R (4, 1) Gus Zernial, R OBP: 0.333, SLG: 0.475 (7, PH) Tommy Lasorda, L OBP: 0.125, SLG: 0.125 (7, 1) Joe Ginsberg, L OBP: 0.336, SLG: 0.322 (9, PH)					0-0 SH3-4			0-0 4-3		0 0 0 0 0 0 0 1 0 0 0 0 0 0 1 0 0 0 0 0 2 0 0 0 0 0 0 0 1 0 0 0 0 0 0		
<b>Inning Stats</b>	R: 0 H: 1 E: 0 LOB: 2 K: 0 BB: 1 S: 3 P: 7	R: 0 H: 0 E: 0 LOB: 0 K: 1 BB: 0 S: 5 P: 5	R: 0 H: 1 E: 0 LOB: 1 K: 0 BB: 0 S: 4 P: 4	R: 0 H: 0 E: 0 LOB: 1 K: 0 BB: 1 S: 3 P: 7	R: 0 H: 0 E: 0 LOB: 0 K: 0 BB: 0 S: 3 P: 3	R: 0 H: 0 E: 0 LOB: 2 K: 1 BB: 2 S: 5 P: 13	R: 0 H: 1 E: 0 LOB: 3 K: 0 BB: 2 S: 4 P: 12	R: 1 H: 1 E: 1 LOB: 2 K: 0 BB: 1 S: 5 P: 9	R: 0 H: 0 E: 0 LOB: 0 K: 0 BB: 0 S: 3 P: 3	1B: 3 SF: 0 2B: 1 SAC: 1 3B: 0 DP: 0 HR: 0 HBP: 0	WP: 0 PA: 38 PB: 0 SB: 0 CS: 0	
<b>PITCHER</b> Bob Turley, R ERA: 4.61 (1, 1)	IP WLS BF H R ER SO BB IBB HBP BLK WP HR S P ERA WHIP											<b>PITCHER</b> IP WLS BF H R ER SO BB IBB HBP BLK WP HR S P ERA WHIP
	9.0 W 38 4 1 1 2 7 0 0 0 0 0 0 35 63 1.00 1.222											

Kansas City Athletics @ New York Yankees  
Yankee Stadium, Bronx, NY

AB	30
R	1
H	4
RBI	1
BB	7
SO	2
LOB	20



Thu Jun 07 1956, 3:33 AM EDT  
Att. 8,001 - Unknown

livebaseballscorecards.com

Batter	1	2	3	4	5	6	7	8	9
<b>Gil McDougald, R</b> OBP: 0.378, SLG: 0.389 (1, 6)	0-0 P5		0-0 CS 2-H 1B		0-0 G1-4-3	0-3 K		0-0 E 2B	
<b>Hank Bauer, R</b> OBP: 0.292, SLG: 0.448 (1, 9)	0-0 P4		0-0 1-3		0-0 HR		0-0 4-3 1B 6-3 1B	0-0 SH2-3	
<b>Mickey Mantle, S</b> OBP: 0.491, SLG: 0.818 (1, 8)	0-0 5-3			0-0 1B 2B	4-0 1B BB		0-0 1-2 1B 4-3 1B	0-3 K	
<b>Yogi Berra, L</b> OBP: 0.433, SLG: 0.757 (1, 2)		0-0 HR		0-0 1B BB	0-0 1B 1B		0-0 4-3	0-0 P6	
<b>Bill Skowron, R</b> OBP: 0.404, SLG: 0.473 (1, 3)		0-0 P6		0-3 K	0-0 1-2 1B 3-H		0-0 6-3	0-0 1-3	
<b>Bob Cerv, R</b> OBP: 0.286, SLG: 0.447 (1, 7)		0-0 5-3		4-0 1B 1-2 BB	0-0 4-3		4-0 1B 1B BB		
<b>Andy Carey, R</b> OBP: 0.293, SLG: 0.304 (1, 5)		0-0 6-3		0-0 G4-3 1-3 2-H 1B		4-0 5-3 SH1-3 BB	0-0 1-2 1B 2-H 1B		
<b>Jerry Coleman, R</b> OBP: 0.300, SLG: 0.222 (1, 4)			0-0 SH3-4 1B	0-0 G4-3		0-0 SH1-3	0-0 1-2 1B 2-3		
<b>Bob Turley, R</b> OBP: 0.273, SLG: 0.200 (1, 1)			0-0 SH3-4		4-0 G1-4-3 BB	0-0 5-3	0-3 K		

AB	R	H	RBI	BB	SO	LOB
5	1	2	1	0	1	2
4	2	2	1	0	0	1
4	3	2	0	1	1	0
5	2	3	2	0	0	3
5	0	1	2	0	1	3
2	0	0	0	2	0	2
3	0	2	2	1	0	0
3	1	2	0	0	0	2
2	0	0	0	1	1	4


**BOTTOM**

**Kansas City Athletics @ New York Yankees**  
Yankee Stadium, Bronx, NY

Thu Jun 07 1956 3:33 AM EDT  
Att. 8,001 - Unknown

<b>AB</b>	<b>33</b>
<b>R</b>	<b>9</b>
<b>H</b>	<b>14</b>
<b>RBI</b>	<b>8</b>
<b>BB</b>	<b>5</b>
<b>SO</b>	<b>4</b>
<b>LOB</b>	<b>17</b>

livebaseballscorecards.com



Inning Stats	R: 0	H: 0	E: 0	K: 0	S: 3	LOB: 0	BB: 0	P: 3
<b>R: 1</b>	<b>H: 1</b>	<b>E: 0</b>	<b>K: 0</b>	<b>S: 4</b>	<b>LOB: 0</b>	<b>BB: 0</b>	<b>P: 4</b>	
<b>R: 1</b>	<b>H: 2</b>	<b>E: 0</b>	<b>K: 0</b>	<b>S: 4</b>	<b>LOB: 0</b>	<b>BB: 0</b>	<b>P: 4</b>	
<b>R: 2</b>	<b>H: 3</b>	<b>E: 0</b>	<b>K: 1</b>	<b>S: 7</b>	<b>LOB: 1</b>	<b>BB: 1</b>	<b>P: 11</b>	
<b>R: 2</b>	<b>H: 3</b>	<b>E: 0</b>	<b>K: 0</b>	<b>S: 5</b>	<b>LOB: 2</b>	<b>BB: 2</b>	<b>P: 13</b>	
<b>R: 0</b>	<b>H: 0</b>	<b>E: 0</b>	<b>K: 1</b>	<b>S: 5</b>	<b>LOB: 1</b>	<b>BB: 1</b>	<b>P: 9</b>	
<b>R: 2</b>	<b>H: 4</b>	<b>E: 0</b>	<b>K: 1</b>	<b>S: 9</b>	<b>LOB: 3</b>	<b>BB: 1</b>	<b>P: 13</b>	
<b>R: 1</b>	<b>H: 1</b>	<b>E: 2</b>	<b>K: 1</b>	<b>S: 7</b>	<b>LOB: 1</b>	<b>BB: 0</b>	<b>P: 7</b>	

PITCHER	IP	WLS	BF	H	R	ER	SO	BB	IBB	HBP	BLK	WP	HR	S	P	ERA	WHIP
<b>Alex Kellner, L</b> ERA: 3.86 (1, 1)	3.1	L	16	6	4	4	1	1	0	0	0	0	1	17	21	10.80	2.100
<b>Bobby Shantz, L</b> ERA: 4.91 (4, 1)	2.2		12	3	2	2	1	3	0	0	0	0	1	11	23	6.75	2.250
<b>Tommy Lasorda, L</b> ERA: 5.72 (7, 1)	2.0		13	5	3	2	2	1	0	0	0	0	0	16	20	9.00	3.000

1B:	2B:	3B:	HR:	SF:	SAC:	DP:	HBP:	WP:	PA:
10	2	0	2	0	3	2	0	0	41



Batter	1	2	3	4	5	6	7	8	9	AB	R	H	RBI	BB	SO	LOB
<b>Bobby Adams, R</b> OBP: 0.359, SLG: 0.287 (1, 4)	0-0 F7	0-0 1B	0-0 1-3			0-0 F7		4-0 4-3 BB		4	1	1	1	1	0	1
<b>Bob Hale, L</b> OBP: 0.321, SLG: 0.307 (1, 3)	0-0 4-3	0-0 1B 2B 1B				0-0 F9		0-0 4-3		5	1	2	2	0	0	2
<b>George Kell, R</b> OBP: 0.369, SLG: 0.393 (1, 5)	0-0 HR	0-0 2B 1B FC6-2				0-0 L4-3 1B		4-0 1B IBB		4	1	3	1	1	0	1
<b>Bob Nieman, R</b> OBP: 0.404, SLG: 0.500 (1, 7)	0-0 1B	0-0 FC6-2 2B				0-0 F8		0-3 K		4	0	2	1	0	0	1
<b>Chuck Diering, R</b> OBP: 0.369, SLG: 0.284 (8, 7)		1-3 3-H								1	0	0	0	0	1	3
<b>Gus Triandos, R</b> OBP: 0.369, SLG: 0.503 (1, 2)	0-3 K	0-0 FC6-2				0-0 1-2 1B		0-0 F8		4	0	1	0	0	1	3
<b>Tito Francona, L</b> OBP: 0.316, SLG: 0.250 (1, 9)		BB 1B				0-0 F3		0-0 1B		4	1	2	0	0	0	4
<b>Jim Pyburn, R</b> OBP: 0.289, SLG: 0.351 (1, 8)		4-0 E FC6-2 BB	0-0 1-6-3			0-3 K		0-0 F7		3	0	0	0	1	1	1
<b>Willy Miranda, S</b> OBP: 0.292, SLG: 0.316 (1, 6)		0-0 E9 FC6-2 1B 1B	0-0 2B			0-0 4-3		0-0 4-3 SH1-4 1B		4	1	3	1	0	0	0
<b>Erv Palica, R</b> OBP: 0.150, SLG: 0.150 (1, 1)		0-0 FC6-2 1B 1B	0-0 5-3			0-0 F6		0-0 SH1-4		1	1	0	0	0	0	2
<b>Hal Brown, R</b> OBP: 0.333, SLG: 0.375 (3, 1)		2-3 3-H						1-2		2	0	0	0	0	0	1

Inning Stats	R: 1	H: 2	E: 0	LOB: 1	K: 1	S: 7	P: 7	R: 5	H: 6	E: 1	LOB: 2	K: 0	S: 9	R: 0	H: 1	E: 0	LOB: 1	K: 0	S: 4	R: 0	H: 2	E: 0	LOB: 2	K: 0	S: 5	R: 0	H: 0	E: 0	LOB: 0	K: 1	S: 5	R: 0	H: 1	E: 0	LOB: 0	K: 0	S: 3	R: 0	H: 1	E: 0	LOB: 1	K: 0	S: 4	R: 0	H: 1	E: 0	LOB: 3	K: 1	S: 6
--------------	------	------	------	--------	------	------	------	------	------	------	--------	------	------	------	------	------	--------	------	------	------	------	------	--------	------	------	------	------	------	--------	------	------	------	------	------	--------	------	------	------	------	------	--------	------	------	------	------	------	--------	------	------

PITCHER	IP	WLS	BF	H	R	ER	SO	BB	IBB	HBP	BLK	WP	HR	S	P	ERA	WHIP
<b>Art Ditmar, R</b> ERA: 3.39 (1, 1)	1.1	L	11	6	6	6	1	1	0	0	0	0	1	12	16	40.50	5.250
<b>Jack Crimian, R</b> ERA: 5.77 (2, 1)	2.2		13	5	0	0	0	0	0	0	0	0	0	13	13	0.00	1.875
<b>Bill Harrington, R</b> ERA: 5.4 (5, 1)	2.0		6	1	0	0	1	0	0	0	0	0	0	8	8	0.00	0.500
<b>Moe Burtzschy, R</b> ERA: 4.01 (7, 1)	2.0		10	2	0	0	1	1	1	0	0	0	0	10	18	0.00	1.500

**BOTTOM**

**Kansas City Athletics @ Baltimore Orioles**  
Memorial Stadium, Baltimore, MD

Fri Jun 08 1956, 3:33 AM EDT  
Att. 8,124 - Unknown

<b>AB</b>	<b>36</b>
<b>R</b>	<b>6</b>
<b>H</b>	<b>14</b>
<b>RBI</b>	<b>6</b>
<b>BB</b>	<b>3</b>
<b>SO</b>	<b>3</b>
<b>LOB</b>	<b>19</b>




1B: 11	SF: 0	WP: 0	PA: 40
2B: 3	SAC: 1	PB: 0	
3B: 0	DP: 1	SB: 0	
HR: 1	HBP: 0	CS: 0	

PITCHER	IP	WLS	BF	H	R	ER	SO	BB	IBB	HBP	BLK	WP	HR	S	P	ERA	WHIP
---------	----	-----	----	---	---	----	----	----	-----	-----	-----	----	----	---	---	-----	------

Batter	1	2	3	4	5	6	7	8	9	AB R H RBI BB SO LOB	TOP																								
Vic Power, R (1, 3) OBP: 0.311, SLG: 0.337	0-0 5-3			x 0-0 BB 1B		x 0-0 F3		x 0-0 G6-4-3 1-2f		4 0 1 0 0 0 2																									
Hector Lopez, R (1, 5) OBP: 0.358, SLG: 0.500	0-0 F7			x 0-0 F7		x 0-0 1B			x 0-0 F7	4 0 1 0 0 0 1																									
Enos Slaughter, L (1, 7) OBP: 0.383, SLG: 0.455	0-0 3-1			x 0-0 F7		x 0-0 F9			x 0-0 BB 2B 1B	4 1 1 0 0 0 2																									
Harry Simpson, L (1, 9) OBP: 0.312, SLG: 0.508		x 0-0 4-3		B B B B x 4-0 1-2 BB		x 0-0 4-3			B B B B x 4-0 2B 1-2 BB	2 0 0 0 2 0 0																									
Joe Ginsberg, L (1, 2) OBP: 0.330, SLG: 0.316		x 0-0 L8		x 0-0 6-3		x 0-0 F9			x 0-0 F5	4 0 0 0 0 0 4																									
Johnny Groth, R (1, 8) OBP: 0.323, SLG: 0.422		x 0-0 F7			x 0-0 1-3		x 0-0 F6		x 0-0 1-3 2-H 2B	4 0 1 1 0 0 0																									
Mike Baxes, R (1, 6) OBP: 0.333, SLG: 0.156			x 0-0 F8		x 0-0 F6			B B B B x 4-0 1B BB	S S S S x 0-3 K	2 0 0 0 1 0 0																									
Bill Renna, R (9, PH) OBP: 0.319, SLG: 0.455										1 0 0 0 0 1 2																									
Clete Boyer, R (1, 4) OBP: 0.231, SLG: 0.231			x 0-0 F8		x 0-0 F8			S S S S x 0-3 K		2 0 0 0 0 0 0																									
Tim Thompson, L (8, PH) OBP: 0.357, SLG: 0.425										1 0 0 0 0 1 1																									
Jim Finigan, R (8, 4) OBP: 0.357, SLG: 0.376										0 0 0 0 0 0 0																									
Troy Herriage, R (1, 1) OBP: 0.111, SLG: 0.111			S S S S x 0-3 K			S S S S x 0-3 K				1 0 0 0 0 1 0																									
Tommy Lasorda, L (5, 1) OBP: 0.111, SLG: 0.111										1 0 0 0 0 1 0																									
Bill Harrington, R (6, 1) OBP: 0.338, SLG: 0.480										0 0 0 0 0 0 0																									
Gus Zernial, R (8, PH) OBP: 0.338, SLG: 0.480										1 0 1 0 0 0 0																									
Moe Burtzsch, R (8, 1) OBP: 0.125, SLG: 0.125								x 0-0 1-2 G6-4-3 1B		0 0 0 0 0 0 0																									
<b>Inning Stats</b>	R: 0 E: 0 K: 0 S: 3	H: 0 LOB: 0 BB: 0 P: 3	R: 0 E: 0 K: 0 S: 3	H: 0 LOB: 0 BB: 0 P: 3	R: 0 E: 0 K: 1 S: 5	H: 0 LOB: 0 BB: 0 P: 5	R: 0 E: 0 K: 0 S: 4	H: 1 LOB: 2 BB: 1 P: 8	R: 0 E: 0 K: 0 S: 3	H: 0 LOB: 0 BB: 0 P: 3	R: 0 E: 0 K: 1 S: 6	H: 1 LOB: 1 BB: 0 P: 6	R: 0 E: 0 K: 0 S: 3	H: 0 LOB: 0 BB: 0 P: 3	R: 0 E: 0 K: 0 S: 5	H: 1 LOB: 1 BB: 1 P: 9	R: 1 E: 0 K: 1 S: 7	H: 2 LOB: 2 BB: 1 P: 11	1B: 4 2B: 1 3B: 0 HR: 0	SF: 0 SAC: 0 DP: 1 HBP: 0	WP: 0 PB: 0 SB: 0 CS: 0	PA: 34													
<b>PITCHER</b> Ray Moore, R (1, 1) ERA: 4.86	IP 9.0	WLS W	BF 34	H 5	R 1	ER 1	SO 4	BB 3	IBB 0	HBP 0	BLK 0	WP 0	HR 0	S 39	P 51	ERA 1.00	WHIP 0.889	<b>PITCHER</b>	IP 9.0	WLS W	BF 34	H 5	R 1	ER 1	SO 4	BB 3	IBB 0	HBP 0	BLK 0	WP 0	HR 0	S 39	P 51	ERA 1.00	WHIP 0.889

**Kansas City Athletics @ Baltimore Orioles**  
**Memorial Stadium, Baltimore, MD**  
 Sat Jun 09 1956, 3:33 AM EDT  
 Unknown

AB	31
R	1
H	5
RBI	1
BB	3
SO	4
LOB	12





Batter	1	2	3	4	5	6	7	8	9	AB R H RBI BB SO LOB	TOP																
Vic Power, R (1, 3) OBP: 0.315, SLG: 0.350	0-0 1-6-3			0-0 1B	0-0 2B		0-0 G4-6-3 1-2f		0-0 F9	5 1 2 0 0 0 2																	
Hector Lopez, R (1, 5) OBP: 0.354, SLG: 0.491	0-0 F7			0-0 F7	0-0 WP S 1B			0-0 5-3	0-0 FC6-4 1-2f	5 0 1 0 0 0 2																	
Gus Zernial, R (1, 7) OBP: 0.336, SLG: 0.480	0-3 K			0-0 F2	0-3 K 1-3			0-0 F8 2B		4 0 1 0 0 2 2																	
Harry Simpson, L (1, 9) OBP: 0.315, SLG: 0.508		0-0 G6-3 1B		0-0 1B BB 1-3 1B	0-0 F6			0-0 F8 2-3		4 1 2 0 0 0 2																	
Jim Finigan, R (1, 4) OBP: 0.361, SLG: 0.370		0-0 G6-3 1-2f		4-0 1B 1-2 BB		0-0 4-3		4-0 BB		2 1 0 0 2 0 1																	
Tim Thompson, L (1, 2) OBP: 0.352, SLG: 0.417		0-0 4-3		0-0 1B 1-2 2-3 3-H 1B		0-0 L6		0-0 G3		4 1 1 1 0 0 2																	
Johnny Groth, R (1, 8) OBP: 0.330, SLG: 0.425			0-3 K	0-0 1B 1-2 2-H 3-H 1B		0-0 F4			0-0 1B FC3-6 1B	4 1 2 2 0 1 0																	
Mike Baxes, R (1, 6) OBP: 0.333, SLG: 0.171			0-0 F9	0-0 1B 1-2 2-H 3-H 1B			0-0 F7		0-0 FC3-6 1-3 1B	3 0 1 1 0 0 0 1 0 1 0 0 0 0																	
Joe Ginsberg, L (9, PH) OBP: 0.336, SLG: 0.323																											
Tom Gorman, R (1, 1)			0-3 K	0-3 K			4-0 G4-6-3 BB		0-0 FC3-6 1-2f 3-H	2 0 0 0 1 2 2 0 0 0 0 0 0 0 1 0 0 1 0 0 1																	
Bobby Shantz, R (7, 1)																											
Enos Slaughter, L (9, PH) OBP: 0.380, SLG: 0.451																											
<b>Inning Stats</b>	R: 0 E: 0 K: 1 S: 5	H: 0 LOB: 0 BB: 0 P: 5	R: 0 E: 0 K: 0 S: 3	H: 1 LOB: 0 BB: 0 P: 3	R: 0 E: 0 K: 2 S: 7	H: 0 LOB: 0 BB: 0 P: 7	R: 4 E: 0 K: 1 S: 10	H: 5 LOB: 2 BB: 1 P: 14	R: 0 E: 0 K: 1 S: 6	H: 2 LOB: 1 BB: 0 P: 6	R: 0 E: 0 K: 0 S: 3	H: 0 LOB: 0 BB: 0 P: 3	R: 0 E: 0 K: 0 S: 2	H: 0 LOB: 0 BB: 1 P: 6	R: 0 E: 0 K: 0 S: 4	H: 1 LOB: 2 BB: 1 P: 8	R: 1 E: 0 K: 0 S: 5	H: 2 LOB: 1 BB: 0 P: 5	1B: 9 2B: 2 3B: 0 HR: 0	SF: 0 SAC: 0 DP: 2 HBP: 0	WP: 1 PB: 0 SB: 1 CS: 0	PA: 38					
<b>PITCHER</b>	IP WLS BF H R ER SO BB IBB HBP BLK WP HR S P ERA WHIP																										
Mike Fomies, R (1, 1) ERA: 5.58	5.0		22	8	4	4	5	1	0	0	0	1	0	31	35	7.20	1.800										
Erv Palica, R (6, 1) ERA: 4.94	2.0	W	6	0	0	0	0	1	0	0	0	0	0	5	9	0.00	0.500										
George Zuverink, R (8, 1) ERA: 2.13	2.0	S	10	3	1	1	0	1	0	0	0	0	0	9	13	4.50	2.000										

**Kansas City Athletics @ Baltimore Orioles**  
 Memorial Stadium, Baltimore, MD  
 Sat Jun 09 1956, 3:38 AM EDT  
 Att. 9,393 - Unknown

AB	35
R	5
H	11
RBI	5
BB	3
SO	5
LOB	14



livebaseballscorecards.com



Batter	1	2	3	4	5	6	7	8	9	AB	R	H	RBI	BB	SO	LOB
Billy Gardner, R OBP: 0.260, SLG: 0.338 (1, 4)	0-0 F8		0-0 E6 1B		0-0 4-3		1-0 FC4-2 2B HBP			3	2	0	1	0	0	0
Bob Hale, L OBP: 0.303, SLG: 0.289 (1, 3)	0-0 5-3		0-0 BB 1B		0-0 F8		0-0 FC4-2 2B			4	1	1	1	0	0	3
George Kell, R OBP: 0.363, SLG: 0.387 (1, 5)	0-0 E3 FC6-4		4-0 BB		0-0 6-3		0-3 K			3	0	0	0	1	1	3
Bob Nieman, R OBP: 0.410, SLG: 0.524 (1, 7)	0-0 FC6-4		0-0 F7		0-0 SF7 3B		0-0 2B			4	2	2	3	0	0	3
Tito Francona, L OBP: 0.333, SLG: 0.277 (1, 8) (8, 9)		0-0 1-3		0-0 G4-6-3 1B		4-0 BB	0-0 2B			3	0	2	1	1	0	0
Tex Nelson, L OBP: 0.235, SLG: 0.200 Jim Pyburn, R OBP: 0.286, SLG: 0.347 (7, PH) (8, 8)		4-0 BB		0-3 K		0-0 SF7	0-3 K			1	0	0	1	1	1	1
Hal Smith, R OBP: 0.339, SLG: 0.425 (1, 2)		0-0 G6-4-3 BB		0-0 G4-6-3		0-0 1-3		0-0 F5		4	0	0	0	0	0	3
Willy Miranda, S OBP: 0.308, SLG: 0.327 (1, 6)			0-0 4-3		0-0 F7		0-0 HBP FC4-2 1B	0-3 K		4	0	1	0	0	1	0
Mike Fornieles, R OBP: 0.222, SLG: 0.444 Wayne Causey, L OBP: 0.289, SLG: 0.250 Ervin Patisca, R OBP: 0.150, SLG: 0.150 Chuck Diering, R OBP: 0.360, SLG: 0.278 Hoot Evers, R OBP: 0.414, SLG: 0.281 George Zuverink, R (8, 1)			0-0 5-3		0-0 4-3 3B		4-0 FC4-2 HBP 2B BB	0-3 K		1	0	0	0	0	0	0

Inning Stats	R: 0	H: 0	E: 1	LOB: 1	K: 0	BB: 0	S: 4	P: 4
	R: 0	H: 0	E: 0	LOB: 0	K: 0	BB: 1	S: 2	P: 6
	R: 1	H: 1	E: 1	LOB: 2	K: 0	BB: 1	S: 5	P: 9
	R: 0	H: 1	E: 0	LOB: 0	K: 1	BB: 0	S: 5	P: 5
	R: 1	H: 1	E: 0	LOB: 0	K: 0	BB: 0	S: 4	P: 4
	R: 1	H: 1	E: 0	LOB: 1	K: 0	BB: 1	S: 4	P: 8
	R: 4	H: 3	E: 0	LOB: 1	K: 2	BB: 1	S: 10	P: 15
	R: 0	H: 0	E: 0	LOB: 0	K: 2	BB: 0	S: 7	P: 7

PITCHER	IP	WLS	BF	H	R	ER	SO	BB	IBB	HBP	BLK	WP	HR	S	P	ERA	WHIP
Tom Gorman, R ERA: 3.6 (1, 1)	6.0	L	27	5	5	4	1	4	0	0	0	0	0	25	41	6.00	1.500
Bobby Shantz, L ERA: 5.25 (7, 1)	2.0		9	2	2	2	4	0	0	1	0	0	0	16	17	9.00	1.000

**BOTTOM**

**Kansas City Athletics @ Baltimore Orioles**  
**Memorial Stadium, Baltimore, MD**  
 Sat Jun 09 1956, 3:38 AM EDT  
 Att. 9,393 - Unknown

AB	30
R	7
H	7
RBI	7
BB	4
SO	5
LOB	14



1B	2B	3B	HR	SF	SAC	DP	HBP	WP	HR	S	P	ERA	WHIP
1B: 3	SF: 1	2B: 2	SAC: 0	3B: 2	DP: 2	HR: 0	HBP: 1	WP: 0	HR: 0	S: 0	P: 36	ERA: 0	WHIP: 0

Batter	1	2	3	4	5	6	7	8	9	AB R H RBI BB SO LOB	TOP										
Vic Power, R OBP: 0.325, SLG: 0.387 (1, 3) X	0-0 3B 1B		0-0 6-3			0-0 SH3-4 1-2		0-0 HR		3 2 2 1 0 0 0											
Hector Lopez, R OBP: 0.351, SLG: 0.486 (1, 5) X	0-0 F7		0-0 5-3			0-0 2B SF7 1B		0-0 6-3		4 1 1 0 0 0 1											
Gus Zernial, R OBP: 0.331, SLG: 0.473 Enos Slaughter, L OBP: 0.382, SLG: 0.460 (1, 7) S S S (6, PH) (6, 7)	0-3 K			0-0 6-3		0-0 1B 2B		0-0 F9		2 0 0 0 0 1 1 2 1 1 1 0 0 0											
Harry Simpson, L OBP: 0.324, SLG: 0.521 (1, 9) X	0-0 PB 3B			0-0 4-3		0-0 1B CS IBB		0-0 1B		3 1 2 1 1 0 0											
Jim Finigan, R OBP: 0.352, SLG: 0.362 (1, 4) S S S	0-3 K 3-H			0-3 K		0-0 SF7		0-0 1-3		3 0 0 1 0 2 1											
Tim Thompson, L OBP: 0.370, SLG: 0.455 (1, 2) X		0-0 F8			0-0 CS 1B	0-0 1-3 2-H 1B		0-0 SF9 3B		4 1 3 1 0 0 0											
Johnny Groth, R OBP: 0.317, SLG: 0.411 (1, 8) S S S		0-3 K			0-0 F9	0-0 CS	0-0 6-3	0-0 SF9		3 0 0 1 0 1 1											
Mike Baxes, R OBP: 0.319, SLG: 0.162 Joe Demaestri, R OBP: 0.257, SLG: 0.248 (1, 6) (5, 6)		0-0 F2			0-3 K 1-2		0-0 6-3	0-0 F5		2 0 0 0 0 1 1 2 0 0 0 0 0 0											
Jose Santiago, R Art Ditmar, R OBP: 0.147, SLG: 0.121 (1, 1) (4, 1)			0-0 6-3			4-0 1B SH3-4 2B BB	0-0 1-3	0-3 K		1 0 0 0 0 0 0 2 1 0 0 1 1 0											
<b>Inning Stats</b>	R: 2 E: 0 K: 2 S: 9	H: 2 LOB: 0 BB: 0 P: 9	R: 0 E: 0 K: 1 S: 5	H: 0 LOB: 0 BB: 0 P: 5	R: 0 E: 0 K: 0 S: 3	H: 0 LOB: 0 BB: 0 P: 3	R: 0 E: 0 K: 1 S: 5	H: 1 LOB: 1 BB: 0 P: 5	R: 3 E: 0 K: 0 S: 5	H: 3 LOB: 1 BB: 2 P: 13	R: 0 E: 0 K: 0 S: 3	H: 0 LOB: 0 BB: 0 P: 3	R: 1 E: 0 K: 0 S: 5	H: 2 LOB: 1 BB: 0 P: 5	R: 1 E: 0 K: 1 S: 6	H: 1 LOB: 0 BB: 0 P: 6	1B: 5 2B: 2 3B: 2 HR: 1	SF: 2 SAC: 1 DP: 1 HBP: 0	WP: 0 PB: 1 SB: 0 CS: 2	PA: 37	
<b>PITCHER</b>	IP WLS BF H R ER SO BB IBB HBP BLK WP HR S P ERA WHIP																			<b>PITCHER</b>	IP WLS BF H R ER SO BB IBB HBP BLK WP HR S P ERA WHIP
Connie Johnson, R ERA: 3.79 (1, 1)	6.0 L 24 6 5 4 5 1 1 0 0 0 0 32 40 6.00 1.167																				
Harry Dorish, R ERA: 4.19 (7, 1)	2.0 8 2 1 1 0 0 0 0 0 0 0 1 8 8 4.50 1.000																				
Billy Loes, R ERA: 27.0 (9, 1)	1.0 4 1 1 1 1 1 0 0 0 0 0 0 6 6 9.00 1.000																				

**Kansas City Athletics @ Baltimore Orioles**  
 Memorial Stadium, Baltimore, MD  
 Sun Jun 10 1956, 3:33 AM EDT  
 Att. 8,913 - Unknown

[livebaseballscorecards.com](http://livebaseballscorecards.com)

<b>AB</b>	<b>31</b>
<b>R</b>	<b>7</b>
<b>H</b>	<b>9</b>
<b>RBI</b>	<b>6</b>
<b>BB</b>	<b>2</b>
<b>SO</b>	<b>6</b>
<b>LOB</b>	<b>5</b>



Batter	1	2	3	4	5	6	7	8	9	AB R H RBI BB SO LOB
<b>Billy Gardner, R</b> OBP: 0.258, SLG: 0.333 (1, 4)	0-0 5-3		0-0 F9	0-0 BB 1B			0-0 F8		0-0 F2	5 0 1 2 0 0 1
<b>Bob Hale, L</b> OBP: 0.323, SLG: 0.314 (1, 3)	0-0 1B 1B		0-0 1-3 2B	4-0 1-2 BB			0-0 F6			3 0 2 0 1 0 0
<b>George Kell, R</b> OBP: 0.366, SLG: 0.386 (1, 5)	0-0 1-2 G5-4-3 1B		4-0 BB	0-3 K			0-0 F3			3 0 1 0 1 1 3
<b>Bob Nieman, R</b> OBP: 0.405, SLG: 0.532 (1, 7)	0-0 G5-4-3 1-2f		0-0 G1-2-3 3-Hf		0-0 F8			0-0 4-3 3B		4 1 1 0 0 0 5
<b>Tito Francona, L</b> OBP: 0.331, SLG: 0.270 (1, 8)		4-0 BB S		0-0 4-3	0-0 6-3			0-0 4-3		3 0 0 1 1 0 0
<b>Gus Triandos, R</b> OBP: 0.357, SLG: 0.480 (1, 2)		0-0 F5 1-2		0-3 K	0-0 F6			0-3 K		4 0 0 0 0 2 1
<b>Hoot Evers, R</b> OBP: 0.424, SLG: 0.240 (1, 9)		0-0 F5		4-0 BB 1B BB		4-0 G4-6-3 BB		0-0 6-3		2 1 0 0 2 0 1
<b>Billy Loes, R</b> (9, 1)										0 0 0 0 0 0 0
<b>Willy Miranda, S</b> OBP: 0.306, SLG: 0.321 (1, 6)		0-0 4-3		4-0 1-2 1B BB		0-0 G4-6-3 1-2f			0-3 K	3 1 0 0 1 1 2
<b>Connie Johnson, R</b> OBP: 0.300, SLG: 0.125 (1, 1)			0-0	4-0		0-0		0-3		1 0 1 0 1 0 0
<b>Wayne Causey, L</b> OBP: 0.250, SLG: 0.241 (6, PH)				1-2 2-3 1B BB		4-3				1 0 0 0 0 0 0
<b>Harry Dorish, R</b> (7, 1)										0 0 0 0 0 0 0
<b>Tex Nelson, L</b> OBP: 0.229, SLG: 0.194 (9, 9)										1 0 0 0 0 1 0

Inning Stats	R: 0	H: 2	E: 0	LOB: 1	K: 0	BB: 0	S: 4	P: 4	R: 0	H: 0	E: 0	LOB: 1	K: 0	BB: 1	S: 3	P: 7	R: 0	H: 2	E: 0	LOB: 2	K: 0	BB: 1	S: 4	P: 8	R: 2	H: 1	E: 0	LOB: 3	K: 2	BB: 4	S: 8	P: 24	R: 0	H: 0	E: 0	LOB: 0	K: 0	BB: 0	S: 3	P: 3	R: 0	H: 0	E: 0	LOB: 0	K: 0	BB: 1	S: 2	P: 6	R: 0	H: 0	E: 0	LOB: 0	K: 0	BB: 0	S: 3	P: 3	R: 1	H: 1	E: 0	LOB: 0	K: 1	BB: 0	S: 6	P: 6	R: 0	H: 0	E: 0	LOB: 0	K: 2	BB: 0	S: 7	P: 7	R: 0	H: 0	E: 0	LOB: 0	K: 2	BB: 0	S: 7	P: 7	1B: 4	SF: 0	2B: 1	SAC: 0	3B: 1	DP: 3	HR: 0	HBP: 0	WP: 0	PA: 37
--------------	------	------	------	--------	------	-------	------	------	------	------	------	--------	------	-------	------	------	------	------	------	--------	------	-------	------	------	------	------	------	--------	------	-------	------	-------	------	------	------	--------	------	-------	------	------	------	------	------	--------	------	-------	------	------	------	------	------	--------	------	-------	------	------	------	------	------	--------	------	-------	------	------	------	------	------	--------	------	-------	------	------	------	------	------	--------	------	-------	------	------	-------	-------	-------	--------	-------	-------	-------	--------	-------	--------

PITCHER	IP	WLS	BF	H	R	ER	SO	BB	IBB	HBP	BLK	WP	HR	S	P	ERA	WHIP
<b>Jose Santiago, R</b> ERA: 4.76 (1, 1)	3.2		20	5	2	2	1	6	0	0	0	0	0	16	40	4.91	3.000
<b>Art Ditmar, R</b> ERA: 3.29 (4, 1)	5.1	W	17	1	1	1	4	1	0	0	0	0	0	24	28	1.69	0.375

**BOTTOM**

**Kansas City Athletics @ Baltimore Orioles**  
Memorial Stadium, Baltimore, MD

livebaseballscorecards.com

<b>AB</b>	<b>30</b>
<b>R</b>	<b>3</b>
<b>H</b>	<b>6</b>
<b>RBI</b>	<b>3</b>
<b>BB</b>	<b>7</b>
<b>SO</b>	<b>5</b>
<b>LOB</b>	<b>13</b>



Sun Jun 10 1956, 3:33 AM EDT  
Att. 8,913 - Unknown



Batter	1	2	3	4	5	6	7	8	9
<b>Eddie Yost, R</b> OBP: 0.478, SLG: 0.366 (1, 5) X	0-0 6-3		4-0 FC3-6 BB		0-0 1-3		0-0 F9		
<b>Whitey Herzog, L</b> OBP: 0.281, SLG: 0.327 (1, 7) X	0-0 1B		0-0 FC3-6 BB 1-2f		0-0 F7			4-0 F9 1B HR BB	
<b>Pete Runnels, L</b> OBP: 0.378, SLG: 0.451 (1, 4) X	0-0 F8		4-0 1-2 BB		0-0 6-3			0-0 1-2 HR 1B	
<b>Roy Sievers, R</b> OBP: 0.383, SLG: 0.539 (1, 3) S S S	0-3 K2-3		0-3 K		4-0 FC3-6 BB			0-0 F9 2-3	
<b>Clint Courtney, L</b> OBP: 0.407, SLG: 0.444 (1, 2)		0-0 6-3		0-0 1B 2B		0-0 F8		0-0 1-H 3-H HR	
<b>Carlos Paula, R</b> OBP: 0.258, SLG: 0.414 (8, PH)									
<b>Lou Berberet, L</b> OBP: 0.381, SLG: 0.423 (9, 2)									
<b>Jim Lemon, R</b> OBP: 0.383, SLG: 0.546 (1, 9) X	0-0 1B		0-0 CS 1B		0-0 FC3-6 1-2f			0-0 3-1	
<b>Karl Olson, R</b> OBP: 0.318, SLG: 0.364 (1, 8) S S S	0-3 K		0-3 K 1-2		0-3 K			0-0 P3	
<b>Lyle Luttrell, R</b> OBP: 0.292, SLG: 0.339 (1, 6) X	0-0 F8		0-0 E6 FC6-4				0-0 F7		
<b>Connie Grob, L</b> OBP: 0.385, SLG: 0.462 (1, 1) X			0-0 4-3		0-0 FC6-4 1-2f		0-0 3-1		
<b>Ernie Oravetz, S</b> OBP: 0.357, SLG: 0.268 (7, PH)									
<b>Pedro Ramos, S</b> OBP: 0.294, SLG: 0.412 (8, 1)									

Inning Stats	R: 0	H: 1	E: 0	LOB: 1	K: 1	BB: 0	S: 6	P: 6
	R: 0	H: 1	E: 0	LOB: 1	K: 1	BB: 0	S: 6	P: 6
	R: 0	H: 0	E: 0	LOB: 2	K: 1	BB: 2	S: 5	P: 13
	R: 1	H: 2	E: 1	LOB: 1	K: 1	BB: 0	S: 7	P: 7
	R: 0	H: 0	E: 0	LOB: 0	K: 0	BB: 0	S: 3	P: 3
	R: 0	H: 0	E: 0	LOB: 1	K: 1	BB: 1	S: 5	P: 9
	R: 0	H: 0	E: 0	LOB: 0	K: 0	BB: 0	S: 3	P: 3
	R: 3	H: 2	E: 0	LOB: 0	K: 0	BB: 1	S: 5	P: 9

PITCHER	IP	WLS	BF	H	R	ER	SO	BB	IBB	HBP	BLK	WP	HR	S	P	ERA	WHIP
<b>Lou Kretlow, R</b> ERA: 5.64 (1, 1)	7.0		29	4	2	2	5	4	0	0	0	0	0	35	51	2.57	1.143
<b>Bobby Shantz, L</b> ERA: 5.76 (8, 1)	1.0	L	5	2	2	2	0	0	0	0	0	0	1	5	5	18.00	2.000

**BOTTOM**

**Kansas City Athletics @ Washington Senators**  
Griffith Stadium, Washington, DC

Mon Jun 11 1956, 3:33 AM EDT  
Unknown

AB	R	H	RBI	BB	SO	LOB
3	0	0	0	1	0	0
3	1	1	0	1	0	1
3	1	1	0	1	0	1
3	0	0	0	1	2	5
3	1	1	0	0	0	1
1	1	1	3	0	0	0
0	0	0	0	0	0	0
4	0	2	1	0	0	1
4	0	0	0	0	3	3
3	0	0	0	0	0	1
2	0	0	0	0	0	1
1	0	0	0	0	0	0
0	0	0	0	0	0	0

AB	30
R	4
H	6
RBI	4
BB	4
SO	5
LOB	14

livebaseballscorecards.com



WP	PA
0	34
PB	0
SB	0
CS	1

Batter	1	2	3	4	5	6	7	8	9	AB R H RBI BB SO LOB	TOP		
Vic Power, R OBP: 0.333, SLG: 0.426 (1, 3) X	0-0 F9	0-0 2B			0-0 1-3		0-0 HR		0-0 1B	5 1 3 3 0 0 0			
Hector Lopez, R OBP: 0.351, SLG: 0.478 (1, 5) X	0-0 L7	0-0 F8			0-0 1B		0-0 3-1		0-0 1B	5 0 2 0 0 0 1			
Gus Zernial, R OBP: 0.325, SLG: 0.462 Bill Renna, R OBP: 0.306, SLG: 0.435 (1, 7) X (6, 7)	0-0 F8			0-0 5-3	0-3 K		0-0 5-3		0-3 K	3 0 0 0 0 1 1 2 0 0 0 0 1 2			
Harry Simpson, L OBP: 0.315, SLG: 0.500 (1, 9)		0-0 F7		0-3 K		0-0 4-3		4-0 BB	0-0 6-3	4 0 0 0 1 1 2			
Jim Finigan, R OBP: 0.343, SLG: 0.347 (1, 4)		1-0 FC3-6 BB E HBP		0-0 5-3		0-0 L7		0-0 F7		3 1 0 0 0 0 1			
Johnny Groth, R OBP: 0.343, SLG: 0.490 (1, 8)		4-0 FC3-6 BB 1-2		0-0 F7		0-0 BB 1B		0-0 G1-6-3 1B		3 0 2 0 1 0 0			
Tim Thompson, L OBP: 0.371, SLG: 0.452 (1, 2)		0-0 FC3-6 BB E 1-2f 2-3		0-0 P6		0-0 BB 1B		0-0 G1-6-3 1B		4 1 1 0 0 0 3			
Mike Baxes, R OBP: 0.346, SLG: 0.250 Joe Demaestri, R OBP: 0.253, SLG: 0.245 (1, 6) (6, 6)		4-0 E 2B BB 1-2		0-0 HR		4-0 BB 1B		0-3 K		1 2 1 1 2 0 0 1 0 0 0 0 1 0			
Alex Kellner, R OBP: 0.273, SLG: 0.200 (1, 1)		0-0 E2 2B 1B 1-3 2-H 3-H		0-3 K		0-3 K		0-3 K		4 1 1 2 0 3 3			
<b>Inning Stats</b>	R: 0 E: 0 K: 0 S: 3 H: 0 LOB: 0 BB: 0 P: 3	R: 4 E: 1 K: 0 S: 5 H: 2 LOB: 1 BB: 2 P: 14	R: 0 E: 0 K: 1 S: 5 H: 0 LOB: 0 BB: 0 P: 5	R: 1 E: 0 K: 1 S: 6 H: 1 LOB: 0 BB: 0 P: 6	R: 0 E: 0 K: 1 S: 5 H: 1 LOB: 0 BB: 0 P: 5	R: 0 E: 0 K: 1 S: 7 H: 2 LOB: 3 BB: 1 P: 11	R: 1 E: 0 K: 0 S: 4 H: 1 LOB: 1 BB: 1 P: 8	R: 0 E: 0 K: 1 S: 5 H: 1 LOB: 0 BB: 0 P: 5	R: 0 E: 0 K: 2 S: 9 H: 2 LOB: 2 BB: 0 P: 9	1B: 7 2B: 1 3B: 0 HR: 2 SF: 0 SAC: 0 DP: 1 HBP: 1	WP: 0 PB: 0 SB: 0 CS: 0 PA: 40		
<b>PITCHER</b>	IP WLS BF H R ER SO BB IBB HBP BLK WP HR S P ERA WHIP											<b>PITCHER</b>	IP WLS BF H R ER SO BB IBB HBP BLK WP HR S P ERA WHIP
Dean Stone, L ERA: 5.98 (1, 1)	2.0 L 11 2 4 3 0 2 0 1 0 0 0 0 8 17 13.50 2.000												
Hal Griggs, R ERA: 4.79 (3, 1)	5.0 21 5 2 2 4 2 0 0 0 0 0 2 27 3.60 1.400												
Camilo Pascual, R ERA: 7.09 (8, 1)	2.0 8 3 0 0 3 0 0 0 0 0 0 0 14 14 0.00 1.500												

Kansas City Athletics @ Washington Senators  
Griffith Stadium, Washington, DC  
Mon Jun 11 1956, 3:38 AM EDT  
Att. 5,870 - Unknown

livebaseballscorecards.com

AB	35
R	6
H	10
RBI	6
BB	4
SO	7
LOB	13



Batter	1	2	3	4	5	6	7	8	9	AB	R	H	RBI	BB	SO	LOB
Eddie Yost, R OBP: 0.474, SLG: 0.363 (1, 5)	0-3 K		0-0 E4		0-0 1B		0-0 P3			4	0	1	0	0	1	1
Pete Runnels, L OBP: 0.376, SLG: 0.446 (1, 4)	0-0 4-3		0-0 6-3		0-0 1B			0-0 1-3		4	0	1	1	0	0	1
Carlos Paula, R OBP: 0.243, SLG: 0.387 (1, 9)	0-0 F8		0-0 F8		0-0 G6-4-3			0-3 K		4	0	0	0	0	1	3
Roy Sievers, R OBP: 0.385, SLG: 0.543 (1, 3)		0-0 FC1-4		0-0 1B		0-0 F8		0-3 K		4	1	2	0	0	1	0
Jim Lemon, R OBP: 0.381, SLG: 0.540 (1, 7)		0-0 FC1-4		0-0 G5-3		0-0 5-3			0-0 6-3	4	0	1	0	0	0	1
Karl Olson, R OBP: 0.321, SLG: 0.364 (1, 8)		0-0 L7		4-0 G5-3		0-3 K			0-0 FC5-4	3	0	1	0	1	1	1
Lyle Luttrell, R OBP: 0.290, SLG: 0.381 (1, 6)		0-0 FC6-4		0-0 G5-3			0-0 HR		0-0 FC5-4	4	1	1	1	0	0	4
Ed Fitz Gerald, R OBP: 0.366, SLG: 0.389 (1, 2)			4-0 E		0-0 P4		0-0 F7		0-0 FC5-4	3	1	0	0	1	0	2
Dean Stone, L (1, 1)			0-3 K			0-0 5-3				0	0	0	0	0	0	0
Hal Griggs, R (3, 1)										2	0	0	0	0	1	1
Harmon Killebrew, R OBP: 0.192, SLG: 0.500 (7, PH)										1	0	0	0	0	1	0
Camilo Pascual, R OBP: 0.300, SLG: 0.316 (8, 1)										0	0	0	0	0	0	0

Inning Stats	R: 0	H: 0	E: 0	K: 1	S: 5	R: 0	H: 1	E: 0	K: 0	S: 4	R: 1	H: 0	E: 1	K: 1	S: 6	R: 1	H: 2	E: 0	K: 0	S: 4	R: 0	H: 2	E: 0	K: 1	S: 4	R: 0	H: 0	E: 0	K: 1	S: 5	R: 1	H: 1	E: 0	K: 1	S: 6	R: 0	H: 0	E: 0	K: 2	S: 7	R: 0	H: 0	E: 0	K: 0	S: 4	R: 0	H: 1	E: 0	K: 0	S: 4	1B: 5	SF: 0	2B: 1	SAC: 0	3B: 0	DP: 2	HR: 1	HBP: 0	WP: 0	PA: 35
PITCHER Alex Kellner, L ERA: 3.38 (1, 1)	IP	WLS	BF	H	R	ER	SO	BB	IBB	HBP	BLK	WP	HR	S	P	ERA	WHIP																																											

**BOTTOM**

Kansas City Athletics @ Washington Senators  
Griffith Stadium, Washington, DC

Mon Jun 11 1956, 3:38 AM EDT  
Att. 5,870 - Unknown

livebaseballscorecards.com

AB	33
R	3
H	7
RBI	2
BB	2
SO	6
LOB	14




Batter	1	2	3	4	5	6	7	8	9	10	11	12	13	14	15	AB R H RBI BB SO LOB	TOP									
Vic Power, R OBP: 0.313, SLG: 0.398 (1,3)	F7		F9-3		F8		E4	F7			F9		FC4-6		E4	8 1 0 0 0 0 10										
Hector Lopez, R OBP: 0.356, SLG: 0.477 (1,5)	4-3			FC3-6 1B		FC1-4 BB	FC6-4 1B		F9		6-3		K		E2 3B	7 1 3 2 1 1 1										
Gus Zernial, R OBP: 0.316, SLG: 0.449 (1,7)	G3			K		FC1-4 E FC1	FC6-4				K			K	3B	4 0 0 0 0 1 5										
Tom Gorman, R OBP: 0.356, SLG: 0.477 (7,1)																3 1 0 0 1 3 0										
Jack Crimian, R OBP: 0.356, SLG: 0.477 (15,1)																0 0 0 0 0 0 0										
Harry Simpson, L OBP: 0.326, SLG: 0.526 (1,9)		1-3		FC3-6 FC5-4		FC1 G4-6-3		BB 1B					HR		SF8 3B	7 3 4 4 1 0 2										
Johnny Groth, R OBP: 0.336, SLG: 0.465 (1,8)		CS BB		FC5-4		G4-6-3		1B BB			K		F9	P4	SF8	5 0 0 1 2 1 5										
Tim Thompson, L OBP: 0.381, SLG: 0.450 (1,2)		1B					K	BB 1B					6-3	F2	L9	7 0 3 1 1 1 1										
Jim Finigan, R OBP: 0.341, SLG: 0.336 (1,4)		F7													6-3	5 0 0 0 2 0 3										
Joe Demaestri, R OBP: 0.257, SLG: 0.248 (1,6)																										
Bill Renna, R OBP: 0.300, SLG: 0.426 (7,PH)																										
Enos Slaughter, L OBP: 0.356, SLG: 0.447 (8,PH)																										
Jose Santiago, R OBP: 0.357, SLG: 0.273 (1,1)																										
Bill Harrington, R OBP: 0.365, SLG: 0.296 (7,PH)																										
Rance Pless, R OBP: 0.357, SLG: 0.273 (7,PR)																										
Mike Baxes, R OBP: 0.357, SLG: 0.273 (7,6)																										
<b>Inning Stats</b>	R:0 H:0 E:0 K:0 S:3	H:0 LOB:0 BB:0 P:3	R:0 H:1 E:0 K:0 S:3	H:1 LOB:1 BB:1 P:7	R:0 H:1 E:0 K:1 S:5	H:1 LOB:0 BB:0 P:5	R:0 H:1 E:0 K:1 S:6	H:1 LOB:2 BB:2 P:11	R:0 H:0 E:0 K:0 S:3	H:0 LOB:1 BB:1 P:7	R:1 H:1 E:2 K:1 S:8	H:1 LOB:3 BB:0 P:9	R:0 H:1 E:0 K:1 S:6	H:1 LOB:1 BB:0 P:4	R:0 H:0 E:0 K:1 S:5	R:1 H:1 E:0 K:1 S:6	R:0 H:1 E:0 K:1 S:6	R:0 H:1 E:0 K:1 S:6	R:6 H:4 E:2 K:0 S:8	H:4 LOB:0 BB:1 P:12	1B:11 2B:2 3B:1 HR:1	SF:1 SAC:0 DP:2 HBP:1	WP:0 PB:0 SB:0 CS:2	PA: 70		
<b>PITCHER</b>	IP WLS BF H R ER SO BB IBB HBP BLK WP HR S P ERA WHIP																									
Bunky Stewart, L ERA: 2.75 (1,1)	7.0																									
Chuck Stobbs, L ERA: 4.3 (8,1)	0.0	2	1	0	0	0	1	0	0	0	0	0	1	5	∞	∞										
Camilo Pascual, R ERA: 6.72 (8,1)	5.0	18	3	1	1	4	1	0	0	0	0	1	25	29	1.80	0.800										
Bob Chakales, R ERA: 3.1 (13,1)	2.1	L	15	6	6	4	2	1	0	0	0	0	18	22	15.43	3.000										
Tex Clevenger, R ERA: 5.28 (15,1)	0.2		2	0	0	0	0	0	0	0	0	0	2	2	0.00	0.000										


Kansas City Athletics @ Washington Senators  
Griffith Stadium, Washington, DC  
Tue Jun 12 1956, 3:33 AM EDT  
Att. 2,883 - Unknown

livebaseballscorecards.com

AB 58  
R 9  
H 14  
RBI 9  
BB 9  
SO 9  
LOB 38





Batter	1	2	3	4	5	6	7	8	9	10	11	12	13	14	15	AB	R	H	RBI	BB	SO	LOB	BOTTOM																
Eddie Yost, R OBP: 0.467, SLG: 0.355 (1, 5)	0-0 G5-3 1B		0-0 P3	0-3 K		0-3 K			0-0 F5		4-0 BB		0-0 5-3		0-0 E6	7	0	1	0	1	2	6	<p>Kansas City Athletics @ Washington Senators Griffith Stadium, Washington, DC</p> <p>Tue Jun 12 1956, 3:33 AM EDT Att. 2,883 - Unknown</p> <p>livebaseballscorecards.com</p> <p>AB 52 R 3 H 11 RBI 3 BB 9 SO 6 LOB 36</p> 																
Whitey Herzog, L OBP: 0.296, SLG: 0.328 (1, 7)	0-0 G3		4-0 BB		4-0 BB		0-0 F8		0-0 BB 1B		0-0 F8-6		0-0 1B		0-0 P6	6	0	2	0	2	0	4																	
Pete Runnels, L OBP: 0.380, SLG: 0.443 (1, 4)	4-0 BB		0-0 F8		0-0 F8		0-0 S 1B		4-0 BB 1B			0-0 SH5-3 BB FC6-4 1B	0-0 4-3		0-0 P6	6	1	2	0	2	0	5																	
Roy Sievers, R OBP: 0.383, SLG: 0.532 Pedro Ramos, S OBP: 0.294, SLG: 0.412 Ernie Oravetz, S OBP: 0.352, SLG: 0.263 (1, 3)	0-0 G5-3			4-0 1-3 BB		0-0 G6-4-3		0-3 K	0-3 K			4-0 FC6-4 SH5-3 BB		0-3 K	4	1	0	0	2	2	6																		
Clint Courtney, L OBP: 0.403, SLG: 0.434 (1, 2)		1-0 HBP		0-0 1-3		0-0 FC1-5 1B		0-0 3-1		0-0 4-3		0-0 SH5-3		0-0 3-1	5	0	1	0	0	0	2																		
Jim Lemon, R OBP: 0.386, SLG: 0.539 (1, 9)		0-0 G6-4-3		0-0 1B HBP 1B		0-0 FC1-5 1B		0-0 F8		0-0 5-3		4-0 FC6-4 IBB		0-0 BB 1B	6	1	3	1	1	0	1																		
Karl Olson, R OBP: 0.313, SLG: 0.354 Carlos Paula, R OBP: 0.250, SLG: 0.381 (1, 8)		0-3 K		0-0 F3		0-0 FC1-5 1B		0-0 6-3		0-0 F8		0-0 FC6-4		4-0 FC6-4 BB	5	0	0	0	0	1	3																		
Lyle Luttrell, R OBP: 0.297, SLG: 0.364 Lou Berberet, L OBP: 0.376, SLG: 0.417 Herb Pilews, L OBP: 0.304, SLG: 0.158 (1, 6)		1-0 HBP		1-0 SH1-4 HBP 1B		0-0 F8		0-0 F7		0-0 E6		0-0 L4		0-0 FC6-4	3	0	0	0	0	0	2																		
Bunky Stewart, L OBP: 0.376, SLG: 0.375 Chuck Stobbs, L OBP: 0.140, SLG: 0.192 Camilo Pascual, R OBP: 0.270, SLG: 0.286 Bob Cervantes, R OBP: 0.116, SLG: 0.118 Tex Clevinger, R OBP: 0.180, SLG: 0.480 (1, 1)		0-0 SH1-4		0-0 1B		0-0 1B		0-0 4-3		0-0 FC3-6		0-0 6-3		0-0 5-3	2	0	2	1	0	0	0																		
Inning Stats	R: 0 E: 0 K: 0 S: 3	H: 1 LOB: 1 BB: 1 P: 7	R: 0 E: 0 K: 1 S: 4	H: 0 LOB: 0 BB: 0 P: 5	R: 0 E: 0 K: 0 S: 3	H: 0 LOB: 2 BB: 1 P: 8	R: 1 E: 0 K: 1 S: 7	H: 2 LOB: 3 BB: 1 P: 12	R: 0 E: 0 K: 0 S: 2	H: 0 LOB: 0 BB: 1 P: 6	R: 1 E: 0 K: 1 S: 8	H: 3 LOB: 2 BB: 0 P: 8	R: 0 E: 0 K: 1 S: 6	H: 1 LOB: 1 BB: 0 P: 6	R: 0 E: 0 K: 0 S: 3	H: 0 LOB: 0 BB: 0 P: 3	R: 0 E: 1 K: 0 S: 3	H: 0 LOB: 1 BB: 1 P: 7	R: 1 E: 0 K: 0 S: 4	H: 1 LOB: 2 BB: 2 P: 12	R: 0 E: 0 K: 0 S: 4	H: 1 LOB: 1 BB: 0 P: 4		R: 0 E: 0 K: 1 S: 6	H: 1 LOB: 2 BB: 1 P: 10	R: 0 E: 0 K: 0 S: 3	H: 0 LOB: 0 BB: 1 P: 7	R: 1 E: 0 K: 0 S: 4	H: 1 LOB: 2 BB: 2 P: 12	R: 0 E: 0 K: 0 S: 4	H: 1 LOB: 1 BB: 0 P: 4	R: 0 E: 0 K: 0 S: 6	H: 1 LOB: 2 BB: 1 P: 10	R: 0 E: 1 K: 0 S: 4	H: 0 LOB: 1 BB: 1 P: 4	1B: 11 2B: 1 3B: 0 HR: 0	SF: 0 SAC: 2 DP: 4 HBP: 3	WP: 0 PB: 0 SB: 1 CS: 0	PA: 66
PITCHER	IP	WLS	BF	H	R	ER	SO	BB	IBB	HBP	BLK	WP	HR	S	P	ERA	WHIP																						
Jose Santiago, R ERA: 3.86 (1, 1)	3.2		18	3	1	1	1	3	0	0	0	0	0	14	29	2.46	1.636																						
Bill Harrington, R ERA: 4.7 (4, 1)	2.1		10	3	1	1	2	1	0	0	0	0	0	13	17	3.86	1.714																						
Tom Gorman, R ERA: 3.26 (7, 1)	8.0	W	34	5	1	1	3	4	1	0	0	0	0	35	55	1.12	1.125																						
Jack Crimian, R ERA: 5.6 (15, 1)	1.0	S	4	0	0	0	0	0	0	0	0	0	0	4	4	0.00	0.000																						

Batter	1	2	3	4	5	6	7	8	9	AB R H RBI BB SO LOB	TOP											
Vic Power, R OBP: 0.336, SLG: 0.434 (1, 3) X	0-0 HR 1B	0-0 2B 1B 1B	0-0 WP 1B 2B		0-0 L4		0-0 FC6-4 1B	0-0 1-3 2-H 2B		6 3 5 2 0 0 0												
Hector Lopez, R OBP: 0.360, SLG: 0.497 (1, 5) X	0-0 HR 1-H	0-0 1B 1B 2B	0-0 L4 WP 1B		0-0 L6		0-0 FC6-4 1-2f	0-0 5-3		6 2 3 4 0 0 4												
Gus Zernial, R OBP: 0.325, SLG: 0.468 Bill Renna, R OBP: 0.314, SLG: 0.458 (1, 7) B (8, 7) B	4-0 4-3 1B BB	1-0 1B 1B HBP	0-0 L4 1-3		0-0 P4			0-0 HR	0-0 3-1 2B 2B	3 2 1 1 1 0 1 1 1 1 0 0 0 0												
Harry Simpson, L OBP: 0.335, SLG: 0.530 (1, 9) X	0-0 4-3 1-2 1B	0-0 1B 1-2 2-3 3-H 1B		0-0 1B FC1-2 1B		0-0 1-3		0-0 2B SF9 1B	0-0 3-1	6 1 4 1 0 0 1												
Tim Thompson, L OBP: 0.405, SLG: 0.491 (1, 2) X	0-0 F2	0-0 1-3 2-H 3-H 1B		0-0 FC1-2 1-3 1B		0-0 FC6-4 1B		0-0 SF9 1B 2B	0-0 2B	6 1 5 3 0 0 2												
Johnny Groth, R OBP: 0.336, SLG: 0.448 (1, 8) X	0-0 4-3 1-2 2-3	4-0 FC4 BB		0-0 P4		0-0 FC6-4 1-2f		4-0 1B 2B BB	0-0 F5	4 1 0 0 2 0 6												
Jim Finigan, R OBP: 0.330, SLG: 0.325 (1, 4) X	0-0 5-3	0-0 F8		0-0 FC1-2 1-2 3-H		0-0 P6		0-0 SF9 2-3 3-H	0-0 5-3	5 0 0 1 0 0 8												
Joe Demaestri, R OBP: 0.268, SLG: 0.262 Mike Baxes, R OBP: 0.357, SLG: 0.273 (1, 6) (8, PR) (8, 6)		0-0 1B 2B FC4		0-0 P3		4-0 SH1-4 1B BB		0-0 2B 1-2 3-H 1B		4 2 2 1 1 0 5 0 0 0 0 0 0 0												
Art Ditmar, R OBP: 0.132, SLG: 0.108 Bill Harrington, R (8, 1)		0-3 K	0-3 K		0-3 K		0-0 SH1-4 1-2	0-3 K		4 0 0 0 0 4 3 0 0 0 0 0 0 0												
<b>Inning Stats</b>	R: 2 E: 0 K: 0 S: 6	H: 3 LOB: 2 BB: 1 P: 10	R: 4 E: 0 K: 1 S: 10	H: 5 LOB: 3 BB: 1 P: 15	R: 1 E: 0 K: 1 S: 6	H: 2 LOB: 0 BB: 0 P: 6	R: 0 E: 0 K: 0 S: 5	H: 2 LOB: 2 BB: 0 P: 5	R: 0 E: 0 K: 1 S: 5	H: 0 LOB: 0 BB: 0 P: 5	R: 0 E: 0 K: 0 S: 4	H: 1 LOB: 1 BB: 0 P: 4	R: 1 E: 0 K: 0 S: 4	H: 1 LOB: 1 BB: 1 P: 8	R: 4 E: 0 K: 1 S: 10	H: 5 LOB: 3 BB: 1 P: 14	R: 1 E: 0 K: 0 S: 5	H: 2 LOB: 1 BB: 0 P: 5	1B: 12 2B: 8 3B: 0 HR: 2	SF: 1 SAC: 1 DP: 1 HBP: 1	WP: 2 PB: 0 SB: 0 CS: 0	PA: 52
<b>PITCHER</b>	IP WLS BF H R ER SO BB IBB HBP BLK WP HR S P ERA WHIP											<b>PITCHER</b>	IP WLS BF H R ER SO BB IBB HBP BLK WP HR S P ERA WHIP									
Pedro Ramos, R ERA: 4.98 (1, 1)	1.1 L 11 6 5 5 1 1 0 0 0 0 1 12 16 33.75 5.250																					
Dean Stone, L ERA: 5.85 (2, 1)	5.2 27 8 3 3 2 2 0 1 0 2 0 28 37 4.76 1.765																					
Connie Grob, R ERA: 5.79 (8, 1)	1.0 9 5 4 4 1 1 0 0 0 0 1 10 14 36.00 6.000																					
Tex Clevenger, R ERA: 5.4 (9, 1)	1.0 5 2 1 1 0 0 0 0 0 0 0 0 5 5 9.00 2.000																					

Kansas City Athletics @ Washington Senators  
Griffith Stadium, Washington, DC  
Wed Jun 13 1956, 3:33 AM EDT  
Att. 1,353 - Unknown

livebaseballscorecards.com

AB	45
R	13
H	21
RBI	13
BB	4
SO	4
LOB	30



**BOTTOM**

Kansas City Athletics @ Washington Senators  
 Griffith Stadium, Washington, DC

Wed Jun 13 1956, 3:33 AM EDT  
 Att. 1,353 - Unknown

livebaseballscorecards.com

<b>AB</b>	<b>36</b>
<b>R</b>	<b>4</b>
<b>H</b>	<b>10</b>
<b>RBI</b>	<b>4</b>
<b>BB</b>	<b>3</b>
<b>SO</b>	<b>9</b>
<b>LOB</b>	<b>18</b>



AB R H RBI BB SO LOB

3	1	1	0	2	0	2
4	0	1	0	1	1	3
5	0	1	1	0	1	5
4	0	0	0	0	1	2
4	0	0	0	0	2	1
4	0	1	0	0	0	0
4	2	2	0	0	2	1
3	1	2	1	0	1	1
1	0	0	0	0	0	1
0	0	0	0	0	0	0
2	0	1	1	0	1	1
1	0	0	0	0	0	1
0	0	0	0	0	0	0
0	0	0	0	0	0	0
1	0	1	1	0	0	0

1B: 7 SF: 0  
 2B: 3 SAC: 0  
 3B: 0 DP: 0  
 HR: 0 HBP: 0

WP: 0 PA: 39  
 PB: 0  
 SB: 0  
 CS: 0

Batter	1	2	3	4	5	6	7	8	9
<b>Eddie Yost, R</b> OBP: 0.470, SLG: 0.354 (1, 5)	0-0 1B 4-3 1B	0-0 F9			4-0 BB		4-0 FC4-6 1-2 BB		0-0 F9
<b>Whitey Herzog, L</b> OBP: 0.299, SLG: 0.325 (1, 7)	0-0 1-3 1B		0-3 K		0-0 L4		0-0 FC4-6 FC6 1-2f 2-3		4-0 1-2 BB
<b>Pete Runnels, L</b> OBP: 0.376, SLG: 0.437 (1, 4)	0-0 4-3		0-0 FC6-4 1B		0-3 K		0-0 FC6 1-2f		0-0 4-3
<b>Roy Sievers, R</b> OBP: 0.377, SLG: 0.522 (1, 3)	0-0 3-H P4		0-0 F9		0-3 K			0-0 3-1	
<b>Jim Lemon, R</b> OBP: 0.380, SLG: 0.529 (1, 9)		0-3 K	0-0 FC6-4 1-2f			0-3 K		0-0 6-3	
<b>Lou Berberet, L</b> OBP: 0.371, SLG: 0.408 (1, 2)		0-0 4-3		0-0 1B		0-0 P6		0-0 F7	
<b>Karl Olson, R</b> OBP: 0.317, SLG: 0.368 (1, 8)		0-0 2B 2B		0-3 K		0-3 K			0-0 1B 2B
<b>Lyle Luttrell, R</b> OBP: 0.312, SLG: 0.391 (1, 6)		0-0 1B 2B		0-3 K			0-0 FC5-4 1B		0-0 F9
<b>Clint Courtney, L</b> OBP: 0.400, SLG: 0.430 (9, PH)		2-H 1B 2B		0-3 K			0-0 FC4-6 BB 1-2f		0-0 BB 1B
<b>Pedro Ramos, S</b> OBP: 0.294, SLG: 0.412 (1, 1)				0-3 K					
<b>Dean Stone, L</b> OBP: 0.250, SLG: 0.077 (2, 1)									
<b>Ernie Oravetz, S</b> OBP: 0.347, SLG: 0.259 (7, PH)									
<b>Connie Grob, L</b> OBP: 0.355, SLG: 0.462 (8, 1)									
<b>Tex Clevenger, R</b> OBP: 0.260, SLG: 0.391 (9, 1)									
<b>Carlos Paula, R</b> OBP: 0.260, SLG: 0.391 (9, PH)		2-H 1B							

Inning Stats	R: 1	H: 2	E: 0	K: 0	S: 4	H: 2	LOB: 0	BB: 0	P: 4	R: 2	H: 3	E: 0	K: 1	S: 8	H: 1	LOB: 1	BB: 0	P: 8	R: 0	H: 1	E: 0	K: 1	S: 6	H: 1	LOB: 1	BB: 0	P: 6	R: 0	H: 0	E: 0	K: 2	S: 7	H: 0	LOB: 0	BB: 0	P: 7	R: 0	H: 1	E: 0	K: 0	S: 4	H: 1	LOB: 2	BB: 1	P: 8	R: 0	H: 0	E: 0	K: 0	S: 3	H: 0	LOB: 0	BB: 0	P: 3	R: 1	H: 2	E: 0	K: 0	S: 5	H: 2	LOB: 2	BB: 1	P: 9	1B: 7	SF: 0	2B: 3	SAC: 0	3B: 0	DP: 0	HR: 0	HBP: 0
--------------	------	------	------	------	------	------	--------	-------	------	------	------	------	------	------	------	--------	-------	------	------	------	------	------	------	------	--------	-------	------	------	------	------	------	------	------	--------	-------	------	------	------	------	------	------	------	--------	-------	------	------	------	------	------	------	------	--------	-------	------	------	------	------	------	------	------	--------	-------	------	-------	-------	-------	--------	-------	-------	-------	--------

PITCHER	IP	WLS	BF	H	R	ER	SO	BB	IBB	HBP	BLK	WP	HR	S	P	ERA	WHIP
<b>Art Ditmar, R</b> ERA: 3.33 (1, 1)	7.0	W	30	8	3	3	9	2	0	0	0	0	0	46	54	3.86	1.429
<b>Bill Harrington, R</b> ERA: 4.67 (8, 1)	2.0	S	9	2	1	1	0	1	0	0	0	0	0	8	12	4.50	1.500

PITCHER	IP	WLS	BF	H	R	ER	SO	BB	IBB	HBP	BLK	WP	HR	S	P	ERA	WHIP
---------	----	-----	----	---	---	----	----	----	-----	-----	-----	----	----	---	---	-----	------

Batter	1	2	3	4	5	6	7	8	9	AB R H RBI BB SO LOB	TOP														
<b>Billy Gardner, R</b> (1, 4) OBP: 0.259, SLG: 0.327	0-0 5-3			0-0 F6		0-0 F8		4-0 FC3-6 BB		3 0 0 0 1 0 1															
<b>Bob Hale, L</b> (1, 3) OBP: 0.314, SLG: 0.309	0-0 4-3			0-0 E1 CS			0-0 4-3	0-0 FC3-6		4 0 0 0 0 0 3															
<b>George Kell, R</b> (1, 5) OBP: 0.370, SLG: 0.381 <b>Chuck Diering, R</b> (9, PR) OBP: 0.347, SLG: 0.263	0-0 6-3			0-3 K 1-2			4-0 BB		4-0 1B BB	2 0 0 0 2 1 1 0 1 0 0 0 0 0															
<b>Bob Nieman, R</b> (1, 7) OBP: 0.394, SLG: 0.532		0-0 F2		0-0 F4			0-3 K		0-3 K	4 0 0 0 0 2 2															
<b>Tito Francona, L</b> (1, 8) OBP: 0.325, SLG: 0.258 <b>Bobby Adams, R</b> (9, 5) OBP: 0.361, SLG: 0.292		0-3 K		0-0 G3			0-3 K		0-0 F8	4 0 0 0 0 2 2 0 0 0 0 0 0 0															
<b>Hoot Evers, R</b> (1, 9) OBP: 0.438, SLG: 0.316		0-0 F6		0-0 F5				0-0 F6	0-0 1B 1-2 1B	4 0 1 0 0 0 0															
<b>Hal Smith, R</b> (1, 2) OBP: 0.315, SLG: 0.390			0-0 F3		0-0 5-3			0-0 F8	0-0 1B	0 0 0 0 0 0 0															
<b>Willy Miranda, S</b> (1, 6) OBP: 0.312, SLG: 0.310			0-0 4-3		0-0 4-1			4-0 BB BB BB	0-0 F5	3 0 0 0 1 0 2															
<b>Ray Moore, R</b> (1, 1) OBP: 0.269, SLG: 0.250 <b>George Zuverink, R</b> (7, 1) <b>Don Ferrarese, R</b> (8, 1) OBP: 0.133, SLG: 0.071			0-3 K		0-0 2B			4-0 BB BB		2 0 1 0 0 1 0 0 0 0 0 1 0 0 0 0 0 0 0 0 0															
<b>Inning Stats</b>	R: 0 E: 0 K: 0 S: 3	H: 0 LOB: 0 BB: 0 P: 3	R: 0 E: 0 K: 1 S: 5	H: 0 LOB: 0 BB: 0 P: 5	R: 0 E: 0 K: 1 S: 5	H: 0 LOB: 0 BB: 0 P: 5	R: 0 E: 1 K: 1 S: 5	H: 0 LOB: 1 BB: 0 P: 5	R: 0 E: 0 K: 0 S: 3	H: 0 LOB: 0 BB: 0 P: 3	R: 0 E: 0 K: 0 S: 4	H: 1 LOB: 1 BB: 0 P: 4	R: 0 E: 0 K: 2 S: 7	H: 0 LOB: 1 BB: 1 P: 11	R: 0 E: 0 K: 0 S: 3	H: 0 LOB: 3 BB: 3 P: 15	R: 1 E: 0 K: 1 S: 7	H: 2 LOB: 2 BB: 1 P: 11	1B: 2 2B: 2 3B: 0 HR: 0	SF: 0 SAC: 0 DP: 1 HBP: 0	WP: 0 PB: 0 SB: 0 CS: 1	PA: 35			
<b>PITCHER</b>	IP	WLS	BF	H	R	ER	SO	BB	IBB	HBP	BLK	WP	HR	S	P	ERA	WHIP								
<b>Lou Kretlow, R</b> (1, 1) ERA: 5.07	7.2		28	1	0	0	5	4	0	0	0	0	0	34	50	0.00	0.652								
<b>Bill Harrington, R</b> (8, 1) ERA: 4.82	1.1	L	7	2	1	1	1	1	0	0	0	0	0	8	12	6.75	2.250								

**Baltimore Orioles @ Kansas City Athletics**  
**Municipal Stadium, Kansas City, MO**  
 Fri Jun 15 1956, 4:33 AM EDT  
 Att. 16,645 - Unknown

<b>AB</b>	26
<b>R</b>	1
<b>H</b>	2
<b>RBI</b>	0
<b>BB</b>	5
<b>SO</b>	6
<b>LOB</b>	11



livebaseballscorecards.com

Batter	1	2	3	4	5	6	7	8	9	AB	R	H	RBI	BB	SO	LOB
Vic Power, R OBP: 0.326, SLG: 0.421 (1, 3)	0-0 6-3		0-0 4-3		0-0 F9		0-0 L4			4	0	0	0	0	0	3
Hector Lopez, R OBP: 0.358, SLG: 0.493 (1, 5)	0-0 F8		0-0 1B			0-0 F2		0-0 4-3		4	0	1	0	0	0	0
Gus Zernial, R OBP: 0.329, SLG: 0.465 (1, 7)	4-0 BB		0-3 K			0-3 K		0-0 1B		3	0	1	0	1	2	1
Bobby Shantz, R (8, PR)										0	0	0	0	0	0	0
Enos Slaughter, L OBP: 0.368, SLG: 0.447 (9, 7)										0	0	0	0	0	0	0
Harry Simpson, L OBP: 0.342, SLG: 0.539 (1, 9)	0-0 F9			0-0 G6-3 1B		0-0 2B		0-0 1B		4	0	3	0	0	0	1
Tim Thompson, L OBP: 0.391, SLG: 0.473 (1, 2)		0-0 F7		0-0 G6-3 1-2f		0-0 L9		0-0 F3		4	0	0	0	0	0	4
Johnny Groth, R OBP: 0.333, SLG: 0.450 (1, 8)		0-0 F8 2B		0-0 1-3			0-0 F8	0-0 4-3		4	0	1	0	0	0	2
Jim Finigan, R OBP: 0.323, SLG: 0.316 (1, 4)		0-0 F8 2-3			0-0 E6		0-0 F2		0-0 F8	4	0	0	0	0	0	1
Mike Baxes, R OBP: 0.356, SLG: 0.277 (1, 6)		0-0 6-3			0-0 F9		0-0 BB 1B		0-0 F3	3	0	1	0	0	0	2
Joe Demaestri, R OBP: 0.266, SLG: 0.260 (8, 6)										1	0	0	0	0	0	0
Lou Kretlow, R OBP: 0.115, SLG: 0.042 (1, 1)			0-0 L7		0-3 K		4-0 BB 1B		0-3 K	2	0	0	0	1	1	1
Bill Harrington, R (8, 1)										0	0	0	0	0	0	0
Rance Pless, R OBP: 0.359, SLG: 0.291 (9, PH)							1-2 BB			1	0	0	0	0	1	0

Inning Stats	R: 0	H: 0	E: 0	K: 0	S: 3	R: 0	H: 1	E: 0	K: 0	S: 4	R: 0	H: 1	E: 0	K: 1	S: 6	R: 0	H: 1	E: 0	K: 0	S: 3	R: 0	H: 0	E: 1	K: 1	S: 6	R: 0	H: 1	E: 0	K: 1	S: 6	R: 0	H: 2	E: 0	K: 0	S: 5	R: 0	H: 0	E: 0	K: 1	S: 5
	LOB: 1	BB: 1	P: 7	LOB: 1	BB: 0	P: 4	LOB: 1	BB: 0	P: 6	LOB: 0	BB: 0	P: 3	LOB: 1	BB: 0	P: 6	LOB: 1	BB: 0	P: 6	LOB: 2	BB: 1	P: 8	LOB: 2	BB: 0	P: 5	LOB: 0	BB: 0	P: 5	LOB: 0	BB: 0	P: 5	1B: 5	SF: 0	2B: 2	SAC: 0	3B: 0	DP: 1	HR: 0	HBP: 0		


PITCHER	IP	WLS	BF	H	R	ER	SO	BB	IBB	HBP	BLK	WP	HR	S	P	ERA	WHIP
Ray Moore, R ERA: 4.43 (1, 1)	6.0		23	4	0	0	3	1	0	0	0	0	0	28	32	0.00	0.833
George Zuverink, R ERA: 2.54 (7, 1)	1.1		7	2	0	0	0	1	0	0	0	0	0	6	10	0.00	2.250
Don Ferrarese, L ERA: 4.05 (8, 1)	1.2	W	6	1	0	0	1	0	0	0	0	0	0	8	8	0.00	0.600

**BOTTOM**

**Baltimore Orioles @ Kansas City Athletics**  
Municipal Stadium, Kansas City, MO

Fri Jun 15 1956, 4:33 AM EDT  
Att. 16,645 - Unknown

<b>AB</b>	<b>34</b>
<b>R</b>	<b>0</b>
<b>H</b>	<b>7</b>
<b>RBI</b>	<b>0</b>
<b>BB</b>	<b>2</b>
<b>SO</b>	<b>4</b>
<b>LOB</b>	<b>15</b>



WP	PA	ERA	WHIP
0	36		









Batter	1	2	3	4	5	6	7	8	9
Joe Demaestri, R OBP: 0.263, SLG: 0.265 (1, 6)	0-0 F8		0-0 1-3		0-0 1B	0-0 F8		0-0 G3	
Eddie Robinson, L OBP: 0.306, SLG: 0.469 (1, 3)	0-0 E9 BB 1B SF7		0-0 3-1		0-0 F9		0-0 FC4-6 SH3-4 1B		
Vic Power, R OBP: 0.329, SLG: 0.413 (1, 7)	0-0 1-2 1B		0-0 6-3		0-0 F5		0-0 SH3-4 1-2		
Harry Simpson, L OBP: 0.341, SLG: 0.524 (1, 9)	4-0 1-2 2-3 1B BB			0-0 WP G1-2-3 1B		0-0 4-3	4-0 FC4-6 IBB		
Tim Thompson, L OBP: 0.390, SLG: 0.479 (1, 2)	0-0 SF7			0-0 WP 1-2 1B		0-0 2B	0-0 FC4-6 FC6-4 1-2f 2-3		
Hector Lopez, R OBP: 0.365, SLG: 0.505 (1, 5)	0-0 1-3 2-H 1B			0-0 5-3 1-2 2-3		0-0 E 1B 2B 2-H	0-0 FC6-4 1-2f		
Johnny Groth, R OBP: 0.319, SLG: 0.417 (1, 8)		0-0 4-3		4-0 IBB		0-0 E6 1B 2-3		0-0 1-3	
Clete Boyer, R OBP: 0.250, SLG: 0.250 (1, 4)					0-0 G1-2-3 3-Hf			0-0 F7	
Enos Slaughter, L OBP: 0.381, SLG: 0.431 (4, PH)									
Jim Finigan, R OBP: 0.325, SLG: 0.325 (5, 4)									
Alex Kellner, R OBP: 0.267, SLG: 0.214 (1, 1)						0-0 5-3		0-0 K 1B	

AB	R	H	RBI	BB	SO	LOB
5	0	1	0	0	0	3
4	1	1	0	0	0	1
3	1	1	0	0	0	1
2	0	1	0	2	0	0
3	1	2	1	0	0	2
4	1	2	2	0	0	4
3	0	0	0	1	0	1
1	0	1	0	0	0	0
1	0	0	0	0	0	3
2	0	1	1	0	0	0
4	0	1	0	0	1	3

**BOTTOM**

Washington Senators @ Kansas City Athletics  
Municipal Stadium, Kansas City, MO  
Mon Jun 18 1956, 4:33 AM EDT  
Att. 8,893 - Unknown

livebaseballscores.com

AB	32
R	4
H	11
RBI	4
BB	3
SO	1
LOB	18



Inning Stats	R	H	E	K	S	P	BB	IBB	HBP	BLK	WP	HR	S	P	ERA	WHIP
	2	2	1	0	9	4	0	0	0	0	0	0	24	32	3.38	1.875
	0	1	0	0	0	0	0	0	0	0	0	0	12	16	0.00	0.750

PITCHER	IP	WLS	BF	H	R	ER	SO	BB	IBB	HBP	BLK	WP	HR	S	P	ERA	WHIP
Hal Griggs, R ERA: 5.11 (1, 1)	5.1	L	26	9	4	2	0	1	1	0	0	1	0	24	32	3.38	1.875
Bud Byerly, R ERA: (6, 1)	2.2		11	2	0	0	1	0	1	0	0	0	0	12	16	0.00	0.750

Batter	1	2	3	4	5	6	7	8	9	AB R H RBI BB SO LOB	TOP									
<b>Eddie Yost, R</b> OBP: 0.445, SLG: 0.341 (1, 5) X	0-0 1B 1B	0-0 1-3 1B 2B	4-0 1B BB		0-0 F8			0-0 P6		4 2 2 0 1 0 0										
<b>Whitey Herzog, L</b> OBP: 0.329, SLG: 0.375 (1, 7) X	0-0 1-2 HR 1B	0-0 P5	0-0 1-2 2-H 3-H 1B			4-0 G4-3 BB		0-0 F7		4 1 2 2 1 0 2										
<b>Pete Runnels, L</b> OBP: 0.362, SLG: 0.422 (1, 4) X	0-0 1-2 2-H HR 1B	0-0 2-H 3-H 1B 1B	0-0 L7			0-0 G4-3 1-2f			0-0 F7	5 2 2 3 0 0 3										
<b>Roy Sievers, R</b> OBP: 0.390, SLG: 0.556 (1, 3) X	0-0 1-H 2-H HR	0-0 G1-4-3 2-H 1B		0-0 HR		4-0 FC5-4 BB			4-0 HBP 1B BB	3 2 3 5 2 0 0										
<b>Jim Lemon, R</b> OBP: 0.376, SLG: 0.521 (1, 9) X	0-0 3B	0-0 G1-4-3 1-2f		0-0 F8		0-0 FC5-4 1-2f			0-0 HBP 1B	5 0 2 0 0 0 2										
<b>Lou Berberet, L</b> OBP: 0.384, SLG: 0.405 (1, 2) X	0-0 G3		4-0 1-3 1B BB		0-0 F9-6-3 1B		0-0 F8		0-0 P5	4 1 1 0 1 0 3										
<b>Karl Olson, R</b> OBP: 0.324, SLG: 0.359 (1, 8) X	0-0 F3		0-0 1-2 1B 1B		0-0 F9-6-3 1-1		0-0 F9		H 1-0 1-2 2-3 HBP	4 1 1 0 0 0 2										
<b>Jose Valdivielso, R</b> OBP: 0.191, SLG: 0.140 (1, 6) X	0-0 L7		0-0 L9		0-0 G1-6-4 1B		0-0 1-3		0-0 F7	5 0 1 0 0 0 6										
<b>Bunky Stewart, L</b> OBP: 0.333, SLG: 0.333 (1, 1) X		0-0 2B 1B	0-0 1-3		0-0 G1-6-4 1-2f			0-0 6-3		4 1 1 0 0 0 3										
<b>Inning Stats</b>	R: 4 E: 0 K: 0 S: 8	H: 5 LOB: 1 BB: 0 P: 8	R: 3 E: 0 K: 0 S: 6	H: 4 LOB: 0 BB: 0 P: 6	R: 2 E: 0 K: 0 S: 5	H: 2 LOB: 2 BB: 2 P: 13	R: 1 E: 0 K: 0 S: 4	H: 2 LOB: 0 BB: 0 P: 4	R: 0 E: 0 K: 0 S: 2	H: 0 LOB: 1 BB: 2 P: 10	R: 0 E: 0 K: 0 S: 3	H: 0 LOB: 0 BB: 0 P: 3	R: 0 E: 0 K: 0 S: 3	H: 0 LOB: 0 BB: 0 P: 3	R: 0 E: 0 K: 0 S: 4	H: 1 LOB: 3 BB: 1 P: 9	1B: 11 2B: 2 3B: 1 HR: 2	SF: 0 SAC: 0 DP: 4 HBP: 1	WP: 0 PB: 0 SB: 0 CS: 0	PA: 44
<b>PITCHER</b>	IP WLS BF H R ER SO BB IBB HBP BLK WP HR S P ERA WHIP																			
<b>Jose Santiago, R</b> ERA: 7.71 (1, 1)	0.0 L 5 5 4 4 0 0 0 0 0 0 0 1 5 5 ∞ ∞																			
<b>Jack Crimian, R</b> ERA: 6.1 (1, 1)	2.0 9 4 3 3 0 0 0 0 0 0 0 0 9 9 13.50 2.000																			
<b>Bill Harrington, R</b> ERA: 5.47 (3, 1)	4.0 18 5 3 3 0 4 0 0 0 0 0 1 14 30 6.75 2.250																			
<b>Tom Gorman, R</b> ERA: 3.23 (7, 1)	3.0 12 1 0 0 0 1 0 1 0 0 0 0 10 15 0.00 0.667																			

Washington Senators @ Kansas City Athletics  
Municipal Stadium, Kansas City, MO  
Tue Jun 19 1956, 4:33 AM EDT  
Att. 8,829 - Unknown

livebaseballscorecards.com

<b>AB</b>	38
<b>R</b>	10
<b>H</b>	15
<b>RBI</b>	10
<b>BB</b>	5
<b>SO</b>	0
<b>LOB</b>	21





Batter	1	2	3	4	5	6	7	8	9	AB R H RBI BB SO LOB	TOP														
<b>Eddie Yost, R</b> (1, 5) OBP: 0.447, SLG: 0.338	0-3 K		0-0 F9		4-0 HR		4-0 BB	1-2 BB	4-0 BB	2 1 0 0 3 1 0															
<b>Whitey Herzog, L</b> (1, 8) OBP: 0.325, SLG: 0.369	0-3 K		0-0 4-3 1B		0-0 F8		0-3 K	0-0 4-3		5 0 1 0 0 2 5															
<b>Pete Runnels, L</b> (1, 4) OBP: 0.363, SLG: 0.435	0-0 1B		0-0 4-3		0-0 HR		0-0 F8		0-0 E5	5 2 2 2 0 0 3															
<b>Roy Sievers, R</b> (1, 3) OBP: 0.386, SLG: 0.546	0-3 K		0-3 K		0-0 F7		0-0 F9		4-0 SF7	4 0 0 0 1 2 4															
<b>Jim Lemon, R</b> (1, 9) OBP: 0.377, SLG: 0.515		0-0 F8		0-0 F9		0-3 K		4-0 FC1-5	4-0 SF7	3 0 0 0 2 1 0															
<b>Clint Courtney, L</b> (1, 2) OBP: 0.406, SLG: 0.425		1-0 1B		0-0 F7		0-0 1B		1-0 FC1-5	0-0 SF7	2 0 1 0 0 0 0															
<b>Herb Plews, L</b> (8, PR) OBP: 0.296, SLG: 0.143		HBP						1-2 1B	1-2 2-3	0 1 0 1 0 0 0															
<b>Karl Olson, R</b> (1, 7) OBP: 0.326, SLG: 0.353		0-0 F9		4-0 BB		0-3 K		0-0 FC1-5	4-0 IBB	3 1 0 0 2 1 4															
<b>Jose Valdivielso, R</b> (1, 6) OBP: 0.200, SLG: 0.152		0-0 1B		0-0 F5		0-0 L9		0-3 K	0-3 K	3 0 1 0 0 0 2															
<b>Carlos Paula, R</b> (8, PH) OBP: 0.250, SLG: 0.341		1-2 1B						1-2 2-3		1 0 0 0 0 1 2															
<b>Bud Byerly, R</b> (8, 1)								2-3 3-H		1 0 0 0 0 1 3															
<b>Bob Wiesler, S</b> (1, 1) OBP: 0.077, SLG: 0.154		0-0 F3		0-0 G3				0-0 1B	0-0 3-1	2 0 0 0 0 0 2															
<b>Ernie Oravetz, S</b> (7, PH) OBP: 0.359, SLG: 0.270								1-3 2-H		0 0 0 0 1 0 0															
<b>Connie Grob, L</b> (7, 1) OBP: 0.467, SLG: 0.500								WP		0 0 0 0 0 0 0															
<b>Lou Berberet, L</b> (8, PH) OBP: 0.386, SLG: 0.407								1B		2 0 1 1 0 0 3															
<b>Inning Stats</b>	R: 0 E: 0 K: 3 S: 10	H: 1 LOB: 1 BB: 0 P: 10	R: 0 E: 0 K: 0 S: 4	H: 1 LOB: 2 BB: 0 P: 5	R: 0 E: 0 K: 1 S: 6	H: 1 LOB: 1 BB: 0 P: 6	R: 0 E: 0 K: 0 S: 3	H: 0 LOB: 1 BB: 1 P: 7	R: 2 E: 0 K: 0 S: 4	H: 1 LOB: 0 BB: 1 P: 8	R: 0 E: 0 K: 2 S: 8	H: 1 LOB: 1 BB: 0 P: 8	R: 0 E: 0 K: 1 S: 5	H: 0 LOB: 2 BB: 2 P: 13	R: 2 E: 0 K: 1 S: 6	H: 1 LOB: 2 BB: 2 P: 15	R: 1 E: 1 K: 1 S: 6	H: 0 LOB: 3 BB: 3 P: 18	1B: 5 2B: 0 3B: 0 HR: 1	SF: 1 SAC: 0 DP: 0 HBP: 2	WP: 1 PB: 0 SB: 1 CS: 0	PA: 45			
<b>PITCHER</b>	IP	WLS	BF	H	R	ER	SO	BB	IBB	HBP	BLK	WP	HR	S	P	ERA	WHIP								
<b>Troy Herriage, R</b> (1, 1) ERA: 6.31	7.0	L	33	5	4	4	7	5	0	2	0	0	1	40	62	5.14	1.429								
<b>Art Ditmar, R</b> (8, 1) ERA: 3.42	1.0		5	1	0	0	1	1	0	0	0	1	0	6	10	0.00	2.000								
<b>Tommy Lasorda, L</b> (9, 1) ERA: 6.06	1.0		7	0	1	0	1	2	1	0	0	0	0	6	18	0.00	2.000								

Washington Senators @ Kansas City Athletics  
Municipal Stadium, Kansas City, MO  
Wed Jun 20 1956, 4:33 AM EDT  
Att. 8,250 - Unknown

AB	33
R	5
H	6
RBI	4
BB	9
SO	9
LOB	28



Batter	1	2	3	4	5	6	7	8	9	AB	R	H	RBI	BB	SO	LOB
Joe Demaestri, R (1, 6) OBP: 0.284, SLG: 0.296 Joe Ginsberg, L (8, PH) OBP: 0.333, SLG: 0.314 Mike Baxes, R (9, 6) OBP: 0.349, SLG: 0.260	0-0 L6-4 WP 1B		0-0 2B 1B		4-0 1B BB 6-3 BB	0-0 1-3 1-2		0-0 G4-6-3 1-2f		3	2	2	0	1	0	1
Hector Lopez, R (1, 5) OBP: 0.372, SLG: 0.514	0-3 K		0-0 F7		4-0 6-3 1B 1-2 BB	0-0 5-3			4-0 DI 3-1 2B BB	3	1	0	0	2	1	3
Gus Zernial, R (1, 7) OBP: 0.341, SLG: 0.473 Bobby Shantz, R (7, PR) Eddie Robinson, L (8, 3) OBP: 0.295, SLG: 0.435	4-0 1-2 BB		0-0 1B 2B		0-0 6-3 1B 1-2 2-3		4-0 1-3 BB		0-0 3-1 1-2	2	0	2	0	2	0	0
Harry Simpson, L (1, 9) OBP: 0.336, SLG: 0.523	0-0 L6-4 2-3		0-0 1B 1B 2-H 3-H		0-3 K		0-0 1-3 1-2		0-0 F7	5	1	1	1	0	1	7
Vic Power, R (1, 3) OBP: 0.340, SLG: 0.444 (8, 7)		0-0 3-1	0-0 1B 2-H		0-0 6-3 1-2 2-3 3-H		0-0 F3		0-0 1B 2B 2-H	5	0	2	3	0	0	4
Johnny Groth, R (1, 8) OBP: 0.320, SLG: 0.402		4-0 1B 1B BB	0-0 1-3		4-0 IBB		0-0 P4		0-0 1B 2-3	3	0	1	0	2	0	3
Tim Thompson, L (1, 2) OBP: 0.386, SLG: 0.460		0-3 K		0-0 G3	0-0 4-3			4-0 SH1-3 BB	0-0 G3	4	0	0	0	1	1	6
Clete Boyer, R (1, 4) OBP: 0.261, SLG: 0.227 Jim Finigan, R (8, PH) OBP: 0.325, SLG: 0.325 (9, 4)		0-0 1B 1-2 1B		0-0 4-3		0-0 F2		0-0 SH1-3 1-2		3	0	1	0	0	0	0
Troy Herriage, R (1, 1) OBP: 0.250, SLG: 0.143 Art Ditmar, R (8, 1) OBP: 0.171, SLG: 0.150 Enos Slaughter, L (8, PH) OBP: 0.365, SLG: 0.431 Tommy Lasorda, L (9, 1) OBP: 0.111, SLG: 0.111		0-0 1B 1-2 2-H		0-3 K		0-0 1-3 1B		4-0 G4-6-3 BB		3	0	2	0	0	1	0

Inning Stats	R: 0	H: 1	E: 0	LOB: 1	K: 1	BB: 1	S: 5	P: 9	R: 0	H: 2	E: 0	LOB: 2	K: 1	BB: 1	S: 6	P: 10	R: 2	H: 4	E: 0	LOB: 1	K: 0	BB: 0	S: 6	P: 6	R: 0	H: 0	E: 0	LOB: 0	K: 1	BB: 0	S: 5	P: 5	R: 1	H: 1	E: 0	LOB: 3	K: 1	BB: 3	S: 6	P: 18	R: 0	H: 1	E: 0	LOB: 1	K: 0	BB: 0	S: 4	P: 4	R: 0	H: 0	E: 0	LOB: 2	K: 0	BB: 1	S: 3	P: 7	R: 0	H: 0	E: 0	LOB: 1	K: 0	BB: 2	S: 2	P: 10	R: 1	H: 2	E: 0	LOB: 2	K: 0	BB: 1	S: 5	P: 9	1B: 9	SF: 0	2B: 3	SAC: 1	3B: 0	DP: 2	HR: 0	HBP: 0	WP: 1	PA: 43
--------------	------	------	------	--------	------	-------	------	------	------	------	------	--------	------	-------	------	-------	------	------	------	--------	------	-------	------	------	------	------	------	--------	------	-------	------	------	------	------	------	--------	------	-------	------	-------	------	------	------	--------	------	-------	------	------	------	------	------	--------	------	-------	------	------	------	------	------	--------	------	-------	------	-------	------	------	------	--------	------	-------	------	------	-------	-------	-------	--------	-------	-------	-------	--------	-------	--------


PITCHER	IP	WLS	BF	H	R	ER	SO	BB	IBB	HBP	BLK	WP	HR	S	P	ERA	WHIP
Bob Wiesler, L (1, 1) ERA: 7.28	6.0		29	9	3	3	4	4	1	0	0	1	0	32	52	4.50	2.167
Connie Grob, R (7, 1) ERA: 6.63	1.0	W	4	0	0	0	0	1	0	0	0	0	0	3	7	0.00	1.000
Bud Byerly, R (8, 1) ERA: 1.35	2.0	S	10	2	1	1	0	3	0	0	0	0	0	7	19	4.50	2.500

**BOTTOM**

Washington Senators @ Kansas City Athletics  
Municipal Stadium, Kansas City, MO

Wed Jun 20 1956, 4:33 AM EDT  
Att. 8,250 - Unknown

AB	33
R	4
H	11
RBI	4
BB	9
SO	4
LOB	27



PITCHER	IP	WLS	BF	H	R	ER	SO	BB	IBB	HBP	BLK	WP	HR	S	P	ERA	WHIP
---------	----	-----	----	---	---	----	----	----	-----	-----	-----	----	----	---	---	-----	------

Batter	1	2	3	4	5	6	7	8	9	AB R H RBI BB SO LOB	TOP											
Eddie Yost, R (1, 5) OBP: 0.443, SLG: 0.333 Pedro Ramos, S (5, 1) OBP: 0.316, SLG: 0.389 Ed Fitz Gerald, R (9, PH) OBP: 0.389, SLG: 0.391	0-0 F9		0-0 F7		0-3 K		0-0 F9		0-0 L4	3 0 0 0 0 1 0 1 0 0 0 0 0 0 1 0 0 0 0 0 0	<p>Washington Senators @ Kansas City Athletics</p> <p>Municipal Stadium, Kansas City, MO</p> <p>Thu Jun 21 1956, 4:33 AM EDT</p> <p>Att. 6,258 - Unknown</p>											
Whitey Herzog, L (1, 8) OBP: 0.333, SLG: 0.372	0-0 L4-3 1B		0-0 3-1			0-0 4-3 1B	4-0 FC4 BB		0-3 K	4 0 2 0 1 1 0												
Pete Runnels, L (1, 4) OBP: 0.357, SLG: 0.427 (6, 3)	0-0 L4-3 1-2			0-0 F7		0-0 4-3 1-2	0-0 F6			4 0 0 0 0 0 3												
Roy Sievers, R (1, 3) OBP: 0.393, SLG: 0.548 Herb Plews, L (6, 4) OBP: 0.286, SLG: 0.136		1-0 PB BB G3 HBP		0-0 FC4-6 1B		4-0 G4-6-3 BB	0-0 FC4 1-2f			1 1 1 0 1 0 0 1 0 0 0 0 0 1												
Jim Lemon, R (1, 9) OBP: 0.379, SLG: 0.510		4-0 G3 PB 1-2 BB		0-0 FC4-6 1-2f		0-0 G4-6-3 1-2f		4-0 G4-6-3 BB		2 0 0 0 2 0 3												
Lou Berberet, L (1, 2) OBP: 0.381, SLG: 0.411		0-0 G3 1-3 2-H		0-0 L6			0-0 1B HR 2B	0-0 G4-6-3 1-2f		4 1 1 1 0 0 3												
Karl Olson, R (1, 7) OBP: 0.333, SLG: 0.376		0-0 F9			0-0 HR		0-0 BB HR 1B			4 2 3 1 0 0 1												
Jose Valdivielso, R (1, 6) OBP: 0.204, SLG: 0.143		0-3 K			0-3 K		4-0 BB HR BB	0-3 K		3 1 0 0 1 3 2												
Dean Stone, L (1, 1) OBP: 0.250, SLG: 0.077 Camilo Pascual, R (2, 1) OBP: 0.261, SLG: 0.273 Harmon Killebrew, R (5, PH) OBP: 0.216, SLG: 0.559 (5, 5)			0-0 6-3		0-0 F7		0-0 1-H 2-H 3-H HR		0-0 F8	0 0 0 0 0 0 0 1 0 0 0 0 0 0 3 1 1 4 0 0 0												
<b>Inning Stats</b>	R: 0 E: 0 K: 0 S: 3	H: 1 LOB: 0 BB: 0 P: 3	R: 1 E: 0 K: 1 S: 5	H: 0 LOB: 1 BB: 1 P: 10	R: 0 E: 0 K: 0 S: 3	H: 0 LOB: 0 BB: 0 P: 3	R: 0 E: 0 K: 0 S: 4	H: 1 LOB: 1 BB: 0 P: 4	R: 1 E: 0 K: 2 S: 8	H: 1 LOB: 0 BB: 0 P: 8		R: 0 E: 0 K: 0 S: 3	H: 1 LOB: 1 BB: 1 P: 7	R: 4 E: 0 K: 0 S: 6	H: 3 LOB: 1 BB: 2 P: 14	R: 0 E: 0 K: 1 S: 5	H: 1 LOB: 1 BB: 1 P: 9	R: 0 E: 0 K: 1 S: 5	H: 0 LOB: 0 BB: 0 P: 5	1B: 5 2B: 2 3B: 0 HR: 2	SF: 0 SAC: 0 DP: 3 HBP: 1	WP: 0 PB: 1 SB: 0 CS: 0
<b>PITCHER</b>	IP WLS BF H R ER SO BB IBB HBP BLK WP HR S P ERA WHIP																					
Jose Santiago, R (1, 1) ERA: 8.04	6.1 W 29 7 6 6 3 4 0 1 0 0 2 30 47 8.53 1.737																					
Bill Harrington, R (7, 1) ERA: 5.13	1.2 6 1 0 0 1 1 0 0 0 0 0 7 11 0.00 1.200																					
Bobby Shantz, L (9, 1) ERA: 5.54	1.0 S 3 0 0 0 1 0 0 0 0 0 0 5 5 0.00 0.000																					

livebaseballscorecards.com

AB	32
R	6
H	8
RBI	6
BB	5
SO	5
LOB	13



Batter	1	2	3	4	5	6	7	8	9
Joe Demaestri, R (1, 6) Mike Baxes, R (8, 6) OBP: 0.287, SLG: 0.313 OBP: 0.349, SLG: 0.260	0-3 K	4-0 1B BB	0-3 K		0-0 HR		0-3 K		
Hector Lopez, R (1, 5) OBP: 0.380, SLG: 0.516	0-0 1B BB	4-0 1B 1B E BB	4-0 FC5-4 BB		0-0 L5		0-0 HR 1B		
Gus Zernial, R (1, 7) OBP: 0.343, SLG: 0.490	4-0 1B BB	0-0 SF7	0-0 FC5-4		0-0 L5		0-0 HR		
Harry Simpson, L (1, 9) Lou Skizas, R (7, 9) OBP: 0.338, SLG: 0.523 OBP: 0.125, SLG: 0.125	0-0 FC4-6 1B WP	0-0 E 1B		0-0 F6		0-0 4-3	0-0 L5		
Vic Power, R (1, 3) OBP: 0.347, SLG: 0.462	0-0 FC4-6 1B	0-0 FC5 E 1B		0-0 WP 3B		0-0 L9		0-0 F7	
Joe Ginsberg, L (1, 2) OBP: 0.336, SLG: 0.312	0-0 FC4-6 WP	0-0 E3		0-0 G6-4-3 1B		0-0 L8		4-0 3B BB	
Johnny Groth, R (1, 8) OBP: 0.322, SLG: 0.424	0-0 F2	0-3 K		0-0 G6-4-3 1B			0-0 SH1-4 1B 2B	0-0 1H 3B	
Clete Boyer, R (1, 4) OBP: 0.321, SLG: 0.269							0-0 SH1-4 1B BB	0-3 K	
Jose Santiago, R (1, 1) Bill Harrington, R (7, 1) Bobby Shantz, R (9, 1) OBP: 0.250, SLG: 0.250		0-0 BB BB SF7 1B	0-0 F4		0-0 SH1-4		0-0 SH1-4	0-0 F3	


Inning Stats	R: 3 E: 0 K: 1 S: 8	H: 3 LOB: 1 BB: 1 P: 12	R: 4 E: 1 K: 1 S: 10	H: 4 LOB: 3 BB: 2 P: 18	R: 0 E: 0 K: 1 S: 5	H: 0 LOB: 1 BB: 1 P: 9	R: 1 E: 0 K: 0 S: 4	H: 2 LOB: 0 BB: 0 P: 4	R: 2 E: 0 K: 0 S: 5	H: 2 LOB: 0 BB: 0 P: 5	R: 0 E: 0 K: 0 S: 3	H: 0 LOB: 0 BB: 0 P: 3	R: 4 E: 0 K: 1 S: 8	H: 3 LOB: 0 BB: 1 P: 12	R: 1 E: 0 K: 1 S: 6	H: 1 LOB: 1 BB: 1 P: 10
--------------	------------------------------	----------------------------------	-------------------------------	----------------------------------	------------------------------	---------------------------------	------------------------------	---------------------------------	------------------------------	---------------------------------	------------------------------	---------------------------------	------------------------------	----------------------------------	------------------------------	----------------------------------

PITCHER	IP	WLS	BF	H	R	ER	SO	BB	IBB	HBP	BLK	WP	HR	S	P	ERA	WHIP
Dean Stone, L (1, 1) ERA: 6.67	1.0	L	11	5	7	7	1	3	0	0	0	1	0	10	22	63.00	8.000
Camilo Pascual, R (2, 1) ERA: 6.87	3.0		14	4	1	1	2	1	0	0	0	1	0	17	21	3.00	1.667
Pedro Ramos, R (5, 1) ERA: 5.86	4.0		20	6	7	7	2	2	0	0	0	0	2	22	30	15.75	2.000

**BOTTOM**

AB	R	H	RBI	BB	SO	LOB
4	2	1	2	1	3	2
0	0	0	0	0	0	0
3	3	2	3	2	0	0
3	2	1	3	1	0	1
4	1	2	2	0	0	0
1	0	0	0	0	0	0
5	1	3	1	0	0	0
4	1	1	1	1	0	4
5	1	2	1	0	1	5
4	3	2	0	1	1	4
2	1	1	0	0	0	0
1	0	0	0	0	0	1
0	0	0	0	0	0	0

**AB 36**  
**R 15**  
**H 15**  
**RBI 13**  
**BB 6**  
**SO 5**  
**LOB 17**



**Washington Senators @ Kansas City Athletics**  
**Municipal Stadium, Kansas City, MO**  
 Thu Jun 21 1956, 4:33 AM EDT  
 Att. 6,258 - Unknown

Batter	1	2	3	4	5	6	7	8	9	AB R H RBI BB SO LOB	TOP	
<b>Jim Piersall, R</b> (1, 8) <small>OBP: 0.375, SLG: 0.444</small> 	4-0  		0-0  		0-0  			0-0  		3 3 2 0 1 0 1	<b>Boston Red Sox @ Kansas City Athletics</b> Municipal Stadium, Kansas City, MO Fri Jun 22 1956, 4:33 AM EDT Att. 13,371 - Unknown <a href="http://livebaseballscorecards.com">livebaseballscorecards.com</a>	
<b>Billy Klaus, L</b> (1, 5) <small>OBP: 0.406, SLG: 0.382</small> 	0-3  		0-0  			0-0  		0-0  		4 0 1 1 0 1 2		
<b>Ted Williams, L</b> (1, 7) <b>Gene Stephens, L</b> (8, 7) <small>OBP: 0.471, SLG: 0.495</small> <small>OBP: 0.313, SLG: 0.214</small> 	0-0  		0-0  			0-0  		0-0  		4 1 2 3 0 0 1 0 0 0 0 0 0 0		
<b>Mickey Vernon, L</b> (1, 3) <small>OBP: 0.411, SLG: 0.586</small> 	0-0  		0-0  			4-0  		0-0  		3 0 0 0 1 0 1		
<b>Jackie Jensen, R</b> (1, 9) <small>OBP: 0.386, SLG: 0.470</small> 	0-0  			0-0  		0-0  		0-0  		4 0 0 0 0 0 1		
<b>Ted Lepcio, R</b> (1, 4) <small>OBP: 0.295, SLG: 0.391</small> 		0-0  		0-3  			0-3  		0-3  	4 0 0 0 0 3 0		
<b>Sammy White, R</b> (1, 2) <small>OBP: 0.339, SLG: 0.386</small> 		0-0  		0-3  			0-0  		0-0  	4 1 1 0 0 1 0		
<b>Don Buddin, R</b> (1, 6) <small>OBP: 0.400, SLG: 0.373</small> 		0-0  			0-0  		0-0  		0-0  	4 1 2 2 0 0 0		
<b>Frank Sullivan, R</b> (1, 1) <small>OBP: 0.150, SLG: 0.158</small> 			0-0  		0-0  		0-0  		0-0  	4 0 1 0 0 0 1		
<b>Inning Stats</b>	R: 2 H: 1 E: 0 LOB: 0 K: 1 BB: 1 S: 6 P: 10	R: 0 H: 0 E: 0 LOB: 0 K: 0 BB: 0 S: 3 P: 3	R: 1 H: 2 E: 0 LOB: 1 K: 0 BB: 0 S: 5 P: 5	R: 0 H: 0 E: 0 LOB: 0 K: 2 BB: 0 S: 7 P: 7	R: 0 H: 1 E: 0 LOB: 0 K: 0 BB: 0 S: 3 P: 3	R: 0 H: 0 E: 0 LOB: 1 K: 0 BB: 1 S: 3 P: 7	R: 0 H: 1 E: 0 LOB: 1 K: 1 BB: 0 S: 6 P: 6	R: 1 H: 2 E: 0 LOB: 0 K: 0 BB: 0 S: 4 P: 4	R: 2 H: 2 E: 0 LOB: 0 K: 1 BB: 0 S: 7 P: 7	1B: 6 SF: 0 2B: 1 SAC: 0 3B: 0 DP: 2 HR: 2 HBP: 0	WP: 0 PA: 36 PB: 0 SB: 1 CS: 0	
<b>PITCHER</b> <b>Art Ditmar, R</b> (1, 1) <small>ERA: 3.63</small>	IP 9.0 WLS L BF 36 H 9 R 6 ER 6 SO 5 BB 2 IBB 0 HBP 0 BLK 0 WP 0 HR 2 S 44 P 52 ERA 6.00 WHIP 1.222											<b>PITCHER</b> IP WLS BF H R ER SO BB IBB HBP BLK WP HR S P ERA WHIP





Batter	1	2	3	4	5	6	7	8	9	AB	R	H	RBI	BB	SO	LOB
Joe Demaestri, R (1, 6) OBP: 0.286, SLG: 0.312	0-0 5-3		0-0 HR 1B		0-0 L7		0-0 5-3			4	1	1	0	0	0	0
Hector Lopez, R (1, 5) OBP: 0.386, SLG: 0.531	0-0 G6-4-3 1B		0-0 1-H HR		4-0 3B BB		0-3 K			3	2	2	2	1	1	0
Gus Zernial, R (1, 7) OBP: 0.341, SLG: 0.484	0-0 G6-4-3 1-2f		0-0 1B 1B		0-0 F9		0-3 K			4	0	1	0	0	1	2
Harry Simpson, L (1, 9) OBP: 0.345, SLG: 0.534		0-0 3-1	0-0 1-2 1B		0-0 1-H 3B			0-0 B2-6-3 1B		4	0	3	1	0	0	0
Vic Power, R (1, 3) OBP: 0.339, SLG: 0.451		0-0 L5	0-0 F3		0-0 F2			0-0 1-2f B2-6-3		4	0	0	0	0	0	4
Joe Ginsberg, L (1, 2) OBP: 0.333, SLG: 0.310		0-0 1B		0-0 F8		0-0 E3 SH1-4		0-0 F5		4	0	1	0	0	0	0
Johnny Groth, R (1, 8) OBP: 0.318, SLG: 0.418 Lou Skizas, R (9, PH) OBP: 0.111, SLG: 0.111		0-0 F2		0-0 F8		0-0 SH1-4			0-0 4-3	2	0	0	0	0	0	1
Clete Boyer, R (1, 4) OBP: 0.323, SLG: 0.345 Eddie Robinson, L (9, PH) OBP: 0.291, SLG: 0.429			0-3 K	0-0 3B	0-0 K	0-3 K			0-0 1-3	3	0	1	0	0	2	1
Art Ditmar, R (1, 1) OBP: 0.159, SLG: 0.140 Enos Slaughter, L (9, PH) OBP: 0.363, SLG: 0.428			0-0 6-3	0-0 4-3	0-0 F4				0-0 L5	1	0	0	0	0	0	0

Inning Stats	R: 0	H: 1	R: 0	H: 1	R: 2	H: 4	R: 0	H: 1	R: 1	H: 1	R: 0	H: 0	R: 0	H: 0	R: 0	H: 1	R: 0	H: 0	R: 0	H: 0	1B: 6	SF: 0	WP: 0	PA: 36
	E: 0	LOB: 0	E: 0	LOB: 1	E: 0	LOB: 2	E: 0	LOB: 1	E: 1	LOB: 1	E: 0	LOB: 1	E: 0	LOB: 0	E: 0	LOB: 0	E: 0	LOB: 0	E: 0	LOB: 0	2B: 0	SAC: 1	PB: 0	
	K: 0	BB: 0	K: 0	BB: 0	K: 1	BB: 0	K: 0	BB: 0	K: 2	BB: 0	K: 1	BB: 0	K: 0	BB: 0	K: 0	BB: 0	K: 0	BB: 0	K: 0	BB: 0	3B: 2	DP: 2	SB: 0	
	S: 3	P: 3	S: 4	P: 4	S: 9	P: 9	S: 4	P: 4	S: 6	P: 6	S: 7	P: 7	S: 3	P: 3	S: 3	P: 3	S: 3	P: 3	S: 3	P: 3	HR: 1	HBP: 0	CS: 0	

PITCHER	IP	WLS	BF	H	R	ER	SO	BB	IBB	HBP	BLK	WP	HR	S	P	ERA	WHIP	PITCHER	IP	WLS	BF	H	R	ER	SO	BB	IBB	HBP	BLK	WP	HR	S	P	ERA	WHIP	
Frank Sullivan, R (1, 1) ERA: 3.16	9.0	W	36	9	3	3	4	1	0	0	0	0	1	43	47	3.00	1.111																			

**BOTTOM**

**Boston Red Sox @ Kansas City Athletics**  
Municipal Stadium, Kansas City, MO

Fri Jun 22 1956, 4:33 AM EDT  
Att. 13,371 - Unknown

livebaseballscorecards.com

<b>AB</b>	<b>34</b>
<b>R</b>	<b>3</b>
<b>H</b>	<b>9</b>
<b>RBI</b>	<b>3</b>
<b>BB</b>	<b>1</b>
<b>SO</b>	<b>4</b>
<b>LOB</b>	<b>10</b>



Batter	1	2	3	4	5	6	7	8	9	AB R H RBI BB SO LOB	TOP	
<b>Jim Piersall, R</b> (1, 8) <small>OBP: 0.375, SLG: 0.447</small>	 0-0		 0-0		 0-0	 0-0			 0-0	5 1 2 0 0 0 1		
<b>Billy Klaus, L</b> (1, 5) <small>OBP: 0.406, SLG: 0.381</small>	 0-3		 0-0		 0-0			 4-0	 0-0	3 1 1 1 1 1 1		
<b>Ted Williams, L</b> (1, 7) <small>OBP: 0.468, SLG: 0.485</small> <b>Gene Stephens, L</b> (9, PR) <small>OBP: 0.313, SLG: 0.214</small>	 0-3		 0-0		 4-0			 0-3	 0-0	4 0 1 0 1 2 3 0 0 0 0 0 0 0		
<b>Mickey Vernon, L</b> (1, 3) <small>OBP: 0.406, SLG: 0.575</small>	 0-0			 0-0	 0-0			 0-0	 0-0	5 0 1 1 0 0 3		
<b>Jackie Jensen, R</b> (1, 9) <small>OBP: 0.384, SLG: 0.466</small>	 0-0			 0-0		 0-0		 0-0		4 1 1 0 0 0 1		
<b>Ted Lepcio, R</b> (1, 4) <small>OBP: 0.303, SLG: 0.440</small>		 0-0		 0-0		 0-3		 0-0		4 1 2 1 0 1 1		
<b>Sammy White, R</b> (1, 2) <small>OBP: 0.337, SLG: 0.400</small>		 0-0		 0-0		 0-0		 0-0		4 1 1 2 0 0 2		
<b>Don Buddin, R</b> (1, 6) <small>OBP: 0.397, SLG: 0.370</small>		 0-0			 0-3	 0-3		 0-0		4 0 1 0 0 2 0		
<b>Mel Parnell, L</b> (1, 1) <small>OBP: 0.417, SLG: 0.500</small> <b>Ike Delock, R</b> (9, 1) <small>OBP: 0.143, SLG: 0.077</small>		 0-0			 0-0	 0-0		 0-3		4 1 2 0 0 1 1 0 0 0 0 0 0 0		
<b>Inning Stats</b>	R: 1 H: 2 E: 0 LOB: 1 K: 2 BB: 0 S: 9 P: 9	R: 1 H: 1 E: 0 LOB: 0 K: 0 BB: 0 S: 4 P: 4	R: 0 H: 1 E: 0 LOB: 0 K: 0 BB: 0 S: 3 P: 3	R: 0 H: 1 E: 0 LOB: 1 K: 0 BB: 0 S: 4 P: 4	R: 1 H: 2 E: 0 LOB: 2 K: 1 BB: 1 S: 7 P: 11	R: 2 H: 3 E: 0 LOB: 1 K: 2 BB: 0 S: 10 P: 10	R: 1 H: 0 E: 1 LOB: 0 K: 1 BB: 1 S: 5 P: 9	R: 0 H: 1 E: 1 LOB: 1 K: 1 BB: 0 S: 6 P: 6	R: 0 H: 1 E: 0 LOB: 1 K: 0 BB: 0 S: 4 P: 4	1B: 7 SF: 1 2B: 3 SAC: 0 3B: 0 DP: 2 HR: 2 HBP: 0	WP: 1 PA: 40 PB: 0 SB: 0 CS: 0	
<b>PITCHER</b> <b>Tom Gorman, R</b> (1, 1) <small>ERA: 3.63</small> <b>Bobby Shantz, L</b> (6, 1) <small>ERA: 4.85</small>	IP WLS BF H R ER SO BB IBB HBP BLK WP HR S P ERA WHIP 5.1 L 25 9 5 5 4 1 0 0 0 0 2 32 36 8.44 1.875											IP WLS BF H R ER SO BB IBB HBP BLK WP HR S P ERA WHIP 3.2 15 3 1 0 3 1 0 0 0 1 0 20 24 0.00 1.091

**Boston Red Sox @ Kansas City Athletics**  
 Municipal Stadium, Kansas City, MO  
 Sat Jun 23 1956, 4:33 AM EDT  
 Att. 16,042 - Unknown

<b>AB</b>	37
<b>R</b>	6
<b>H</b>	12
<b>RBI</b>	5
<b>BB</b>	2
<b>SO</b>	7
<b>LOB</b>	13





Batter	1	2	3	4	5	6	7	8	9	AB R H RBI BB SO LOB	TOP	
<b>Jim Piersall, R</b> (1, 8) <small>OBP: 0.374, SLG: 0.444</small>	0-0 <b>5-3</b> 		0-0 			0-0 <b>6-3</b> 		0-0 <b>F7</b> 		4 0 1 0 0 0 0	<b>Boston Red Sox @ Kansas City Athletics</b> Municipal Stadium, Kansas City, MO <small>Sun Jun 24 1956, 4:33 AM EDT</small> <small>Att: 16,332 - Unknown</small>	
<b>Billy Klaus, L</b> (1, 5) <small>OBP: 0.398, SLG: 0.371</small>	0-0 <b>F8</b> 		0-0 <b>F9</b> 			0-0 <b>6-3</b> 		0-0 <b>1-3</b> 		4 0 0 0 0 0 1		
<b>Ted Williams, L</b> (1, 7) <small>OBP: 0.477, SLG: 0.519</small>	0-0 <b>HR</b> 			4-0 <b>G6-4-3</b> <b>BB</b> 		0-0 <b>FC5-4</b> <b>1B</b> 		0-3 <b>K</b> 	<small>5.5.5.5</small>	3 1 2 1 1 1 0		
<b>Dick Gernert, R</b> (1, 3) <small>OBP: 0.417, SLG: 0.565</small>	0-0 <b>F6</b> 			0-0 <b>G6-4-3</b> <b>1-2f</b> 		0-0 <b>FC5-4</b> <b>1-2f</b> 		0-0 <b>5-3</b> 		4 0 0 0 0 0 2		
<b>Jackie Jensen, R</b> (1, 9) <small>OBP: 0.385, SLG: 0.480</small>		<small>5.5.5.5</small> 0-3 <b>K</b> 		0-0 <b>L7</b> 			0-0 <b>HR</b> 		0-0 <b>FC6-4</b> <b>1B</b> 			4 1 2 1 0 1 0
<b>Ted Lepcio, R</b> (1, 4) <small>OBP: 0.291, SLG: 0.421</small>		0-0 <b>5-3</b> 			0-0 <b>F2</b> 		0-0 <b>F5</b> 		0-0 <b>FC6-4</b> <b>1-2f</b> 			4 0 0 0 0 0 1
<b>Sammy White, R</b> (1, 2) <small>OBP: 0.337, SLG: 0.399</small>		<small>5.5.5.5</small> 0-3 <b>K</b> 			0-0 		0-0 <b>5-3</b> 					3 0 1 0 0 1 0
<b>Don Buddin, R</b> (1, 6) <small>OBP: 0.392, SLG: 0.365</small>			0-0 <b>F8</b> 			0-0 <b>F9</b> 		0-3 <b>K</b> 		3 0 0 0 0 1 1		
<b>Dave Sisler, R</b> (1, 1) <small>OBP: 0.308, SLG: 0.100</small> <b>Milt Bolling, R</b> (8, PH) <small>OBP: 0.222, SLG: 0.500</small> <b>Leo Kiely, L</b> (8, 1) <small>OBP: 0.250, SLG: 0.250</small>		<small>5.5.5.5</small> 0-3 <b>K</b> 			0-3 <b>K</b> 			0-3 <b>K</b> 	<small>5.5.5.5</small>	2 0 0 0 0 2 1 1 0 0 0 0 1 0 0 0 0 0 0 0 0		
<b>Inning Stats</b>	R: 1 H: 1 E: 0 LOB: 0 K: 0 BB: 0 S: 4 P: 4	R: 0 H: 0 E: 0 LOB: 0 K: 2 BB: 0 S: 7 P: 7	R: 0 H: 1 E: 0 LOB: 1 K: 1 BB: 0 S: 6 P: 6	R: 0 H: 0 E: 0 LOB: 0 K: 0 BB: 1 S: 2 P: 6	R: 0 H: 1 E: 0 LOB: 1 K: 1 BB: 0 S: 6 P: 6	R: 0 H: 1 E: 0 LOB: 1 K: 1 BB: 0 S: 4 P: 4	R: 1 H: 1 E: 0 LOB: 0 K: 1 BB: 0 S: 6 P: 6	R: 0 H: 0 E: 0 LOB: 0 K: 1 BB: 0 S: 5 P: 5	R: 0 H: 1 E: 0 LOB: 1 K: 1 BB: 0 S: 6 P: 6	1B: 4 SF: 0 2B: 0 SAC: 0 3B: 0 DP: 1 HR: 2 HBP: 0	WP: 0 PA: 33 PB: 0 SB: 0 CS: 0	
<b>PITCHER</b> <b>Alex Kellner, L</b> (1, 1) <small>ERA: 3.08</small>	IP WLS BF H R ER SO BB IBB HBP BLK WP HR S P ERA WHIP 9.0 W 33 6 2 2 7 1 0 0 0 0 0 2 46 50 2.00 0.778											<b>PITCHER</b> IP WLS BF H R ER SO BB IBB HBP BLK WP HR S P ERA WHIP

Batter	1	2	3	4	5	6	7	8	9	AB	R	H	RBI	BB	SO	LOB
Joe Demaestri, R OBP: 0.280, SLG: 0.303 (1, 6)	0-0 F8	0-0 G5-4-3			0-0 F7		0-0 F5			4	0	0	0	0	0	1
Hector Lopez, R OBP: 0.377, SLG: 0.513 (1, 5)	4-0 BB 3B BB		0-3 K2-3		0-0 F4			0-0 F8		3	1	0	0	1	1	0
Enos Slaughter, L OBP: 0.372, SLG: 0.433 (1, 9)	4-0 1-2 3B BB		0-0 1-3			0-0 G4-6-3 1B		0-0 1B		3	1	2	0	1	0	0
Harry Simpson, L OBP: 0.342, SLG: 0.545 (1, 8)	0-0 1-H 2-H 1B 3B		0-0 HR		0-0 G4-6-3		0-0 F4		0-0 F4	4	2	2	3	0	0	2
Vic Power, R OBP: 0.358, SLG: 0.476 (1, 3)	0-0 3-H 1B		0-0 4-3		0-0 HR		0-0 HR		0-3 K2-3	4	1	2	2	0	1	1
Tim Thompson, L OBP: 0.381, SLG: 0.446 (1, 2)	0-0 F7		0-0 F8		0-0 1B		0-0 1B		0-0 1B	3	0	1	0	0	0	1
Gus Zernial, R OBP: 0.339, SLG: 0.472 (1, 7)	0-0 1-3		0-0 F4		0-0 1B		0-0 1B		0-0 1B	3	0	1	0	0	0	1
Clete Boyer, R OBP: 0.270, SLG: 0.286 (1, 4)		0-3 K	0-0 1-3		0-0 1-3		0-0 F4		0-0 F4	3	0	0	0	0	1	0
Alex Kellner, R OBP: 0.278, SLG: 0.235 (1, 1)		0-0 G5-4-3 1B		0-0 4-3		0-0 6-3		0-0 6-3		3	0	1	0	0	0	0


Inning Stats	R: 3	H: 2	E: 0	K: 0	S: 5	LOB: 1	BB: 2	P: 13	R: 0	H: 1	E: 0	K: 1	S: 5	LOB: 0	BB: 0	P: 5	R: 1	H: 1	E: 0	K: 1	S: 6	LOB: 0	BB: 0	P: 6	R: 0	H: 0	E: 0	K: 0	S: 3	LOB: 0	BB: 0	P: 3	R: 0	H: 4	E: 0	K: 0	S: 5	LOB: 2	BB: 0	P: 5	R: 0	H: 0	E: 0	K: 0	S: 3	LOB: 0	BB: 0	P: 3	R: 0	H: 1	E: 0	K: 1	S: 6	LOB: 1	BB: 0	P: 6
PITCHER	IP	WLS	BF	H	R	ER	SO	BB	IBB	HBP	BLK	WP	HR	S	P	ERA	WHIP																																							
Dave Sisler, R ERA: 3.8 (1, 1)	7.0	L	28	8	5	5	2	2	0	0	0	0	2	30	38	6.43	1.429																																							
Leo Kiely, L ERA: 5.59 (8, 1)	1.0		4	1	0	0	1	0	0	0	0	0	0	6	6	0.00	1.000																																							

**BOTTOM**

**Boston Red Sox @ Kansas City Athletics**  
Municipal Stadium, Kansas City, MO

Sun Jun 24 1956, 4:33 AM EDT  
Att. 16,332 - Unknown

AB	30
R	5
H	9
RBI	5
BB	2
SO	3
LOB	6



WP: 0	PA: 32
PB: 0	CS: 0
SB: 0	
HR: 2	
SF: 0	
SAC: 0	
DP: 2	
HBP: 0	

Batter	1	2	3	4	5	6	7	8	9	AB R H RBI BB SO LOB
<b>Billy Martin, R</b> (1, 4) OBP: 0.308, SLG: 0.370	0-0 5-3 3B 1B	0-0 6-3		0-0 F9		0-0 E 1B 1B		0-0 6-3		5 2 2 0 0 0 1
<b>Hank Bauer, R</b> (1, 9) OBP: 0.282, SLG: 0.444	0-0 5-3 1-2		0-3 K		0-0 HR	0-0 1B 1B		0-0 F3		5 1 2 2 0 1 1
<b>Mickey Mantle, S</b> (1, 8) OBP: 0.471, SLG: 0.781	0-0 SF7 2-H 3B		0-0 1B		0-0 G4-6-3 1B	0-0 1-2 1B		0-0 F7		5 1 4 1 0 0 0
<b>Yogi Berra, L</b> (1, 2) OBP: 0.379, SLG: 0.614	0-0 SF7 3-H		0-0 F4		0-0 G4-6-3 1-2	0-0 G3		0-0 WP 2B		4 0 1 1 0 0 4
<b>Joe Collins, L</b> (1, 3) OBP: 0.280, SLG: 0.387	0-0 E1 HR		0-0 L4		0-0 HR		0-0 F7		4-0 BB BB BB	4 2 1 1 1 0 1
<b>Norm Siebern, L</b> (1, 7) OBP: 0.326, SLG: 0.561	0-0 1-H HR			0-0 HR	0-0 5-3		0-0 4-3		0-0 1-3	5 2 2 3 0 0 2
<b>Andy Carey, R</b> (1, 5) OBP: 0.324, SLG: 0.371	0-0 F5			0-0 L9		0-0 F9	0-0 F8			4 0 0 0 0 0 0
<b>Phil Rizzuto, R</b> (1, 6) OBP: 0.361, SLG: 0.258		0-0 F7		0-0 L7		0-0 E 1B 1B		0-0 F8		4 1 1 0 0 0 0
<b>Johnny Kucks, R</b> (1, 1) OBP: 0.220, SLG: 0.111		0-3 K		0-0 1B		0-3 K		0-0 4-3		4 0 1 0 0 2 1

Inning Stats	R: 4	H: 3	R: 0	H: 0	R: 0	H: 1	R: 1	H: 2	R: 2	H: 3	R: 2	H: 4	R: 0	H: 0	R: 0	H: 0	R: 0	H: 1	1B: 8	SF: 1	WP: 1	PA: 42	
E: 1	LOB: 0	E: 0	LOB: 0	E: 0	LOB: 1	E: 0	LOB: 0	E: 0	LOB: 0	E: 0	LOB: 0	E: 1	LOB: 2	E: 0	LOB: 0	E: 0	LOB: 0	E: 0	LOB: 2	2B: 1	SAC: 0	PB: 0	
K: 0	BB: 0	K: 1	BB: 0	K: 1	BB: 0	K: 0	BB: 0	K: 0	BB: 0	K: 0	BB: 0	K: 1	BB: 0	K: 0	BB: 0	K: 0	BB: 1	K: 0	BB: 1	3B: 1	DP: 1	SB: 0	
S: 7	P: 7	S: 5	P: 5	S: 6	P: 6	S: 5	P: 5	S: 5	P: 5	S: 5	P: 5	S: 9	P: 9	S: 3	P: 3	S: 3	P: 3	S: 4	P: 8	HR: 4	HBP: 0	CS: 0	

PITCHER	IP	WLS	BF	H	R	ER	SO	BB	IBB	HBP	BLK	WP	HR	S	P	ERA	WHIP
<b>Troy Herriage, R</b> (1, 1) ERA: 6.34	4.0	L	19	6	5	3	2	0	0	0	0	0	2	23	23	6.75	1.500
<b>Jose Santiago, R</b> (5, 1) ERA: 8.62	0.0		2	2	2	2	0	0	0	0	0	0	1	2	2	∞	∞
<b>Bobby Shantz, L</b> (5, 1) ERA: 5.4	2.0		10	5	2	2	1	0	0	0	0	0	1	12	12	9.00	2.500
<b>Jack McMahan, L</b> (7, 1) ERA: 4.96	3.0		11	1	0	0	0	1	0	0	0	1	0	10	14	0.00	0.667

**TOP**

**New York Yankees @ Kansas City Athletics**  
Municipal Stadium, Kansas City, MO

Mon Jun 25 1956, 4:33 AM EDT  
Att. 24,642 - Unknown

livebaseballscorecards.com

<b>AB</b>	<b>40</b>
<b>R</b>	<b>9</b>
<b>H</b>	<b>14</b>
<b>RBI</b>	<b>8</b>
<b>BB</b>	<b>1</b>
<b>SO</b>	<b>3</b>
<b>LOB</b>	<b>10</b>



Batter	1	2	3	4	5	6	7	8	9	AB R H RBI BB SO LOB
Joe Demaestri, R OBP: 0.278, SLG: 0.301 (1, 6)	0-0 1B 1B	0-3 K		0-0 FC5-4 1-2f			0-0 6-3		0-0 G5-4-3 1-2f	5 1 1 0 0 1 2
Hector Lopez, R OBP: 0.377, SLG: 0.508 (1, 5)	0-0 F9		4-0 FC4-6 BB		0-0 F8		0-0 BB 1B		0-0 6-3	4 0 1 0 1 0 1
Enos Slaughter, L OBP: 0.375, SLG: 0.431 (1, 9)	0-0 F9 1B 1B		0-0 FC4-6 FC6-4 1-2f		0-0 F9		4-0 G1-6-3 BB			3 1 1 0 1 0 1
Harry Simpson, L OBP: 0.344, SLG: 0.544 (1, 8)	0-0 1B 1B		0-0 F8		0-0 1B		0-0 G1-6-3 1-2f			4 0 2 1 0 0 3
Vic Power, R OBP: 0.350, SLG: 0.465 (1, 3)	0-0 F9 2-3		0-0 FC6-4 1-2f		0-0 F9			0-0 F8		4 0 0 0 0 0 4
Tim Thompson, L OBP: 0.385, SLG: 0.444 (1, 2)	0-0 1B			0-0 F8		0-0 G3		4-0 BB		3 0 1 1 1 0 0
Gus Zernial, R OBP: 0.332, SLG: 0.460 (1, 7)	0-0 F8			0-0 F4		0-0 E5		0-0 F5		4 0 0 0 0 0 3
Clete Boyer, R OBP: 0.268, SLG: 0.308 (1, 4)			0-0 L5		0-0 1B 2B		0-0 L9		0-0 F7	4 1 1 0 0 0 2
Troy Herriage, R OBP: 0.238, SLG: 0.133 (1, 1)				0-0 F7		0-3 K			0-0 G5-4-3 1B	1 0 0 0 0 0 0
Lou Skizas, R OBP: 0.182, SLG: 0.182 (4, PH)										1 0 1 1 0 0 0
Jose Santibano, R OBP: 0.250, SLG: 0.250 (5, 1)										0 0 0 0 0 0 0
Bobby Shantz, R OBP: 0.250, SLG: 0.143 (5, 1)										0 0 0 0 0 0 0
Rance Pless, R OBP: 0.373, SLG: 0.310 (6, PH)										1 0 0 0 0 0 1
Jack McMahan, R OBP: 0.296, SLG: 0.431 (7, 1)										0 0 0 0 0 0 0
Eddie Robinson, L OBP: 0.296, SLG: 0.431 (9, PH)										1 0 1 0 0 0 0

Inning Stats	R: 2	H: 4	E: 0	LOB: 2	K: 0	BB: 0	S: 7	R: 0	H: 0	E: 0	LOB: 0	K: 1	BB: 0	S: 5	R: 0	H: 0	E: 0	LOB: 1	K: 0	BB: 1	S: 3	R: 1	H: 2	E: 0	LOB: 1	K: 0	BB: 0	S: 5	R: 0	H: 1	E: 0	LOB: 1	K: 0	BB: 0	S: 4	R: 0	H: 0	E: 1	LOB: 1	K: 1	BB: 0	S: 6	R: 0	H: 1	E: 0	LOB: 1	K: 0	BB: 1	S: 3	R: 0	H: 0	E: 0	LOB: 1	K: 0	BB: 1	S: 3	R: 0	H: 1	E: 0	LOB: 0	K: 0	BB: 0	S: 3	R: 0	H: 1	E: 0	LOB: 0	K: 0	BB: 0	S: 3	1B: 8	SF: 0	2B: 1	SAC: 0	3B: 0	DP: 2	HR: 0	HBP: 0	WP: 0	PA: 38
--------------	------	------	------	--------	------	-------	------	------	------	------	--------	------	-------	------	------	------	------	--------	------	-------	------	------	------	------	--------	------	-------	------	------	------	------	--------	------	-------	------	------	------	------	--------	------	-------	------	------	------	------	--------	------	-------	------	------	------	------	--------	------	-------	------	------	------	------	--------	------	-------	------	------	------	------	--------	------	-------	------	-------	-------	-------	--------	-------	-------	-------	--------	-------	--------

PITCHER	IP	WLS	BF	H	R	ER	SO	BB	IBB	HBP	BLK	WP	HR	S	P	ERA	WHIP
Johnny Kucks, R ERA: 2.86 (1, 1)	9.0	W	38	9	3	3	2	3	0	0	0	0	0	39	51	3.00	1.333


**BOTTOM**

**New York Yankees @ Kansas City Athletics**  
Municipal Stadium, Kansas City, MO

Mon Jun 25 1956, 4:33 AM EDT  
Att. 24,642 - Unknown

livebaseballscorecards.com

AB	35
R	3
H	9
RBI	3
BB	3
SO	2
LOB	17



Batter	1	2	3	4	5	6	7	8	9	AB R H RBI BB SO LOB	TOP											
<b>Billy Martin, R</b> (1, 4) OBP: 0.310, SLG: 0.386	0-0 5-3		0-0 HR	0-0 F2			0-0 1B 1B	0-0 F8		5 2 2 1 0 0 1	<b>New York Yankees @ Kansas City Athletics</b> Municipal Stadium, Kansas City, MO Tue Jun 26 1956, 4:33 AM EDT Att: 25,070 - Unknown <a href="http://livebaseballscorecards.com">livebaseballscorecards.com</a>											
<b>Joe Collins, L</b> (1, 3) OBP: 0.279, SLG: 0.383	0-3 K		0-0 G3		0-1 CI	0-0 1B 1B	0-0 F8		4 1 1 0 0 1 1													
<b>Mickey Mantle, S</b> (1, 8) OBP: 0.466, SLG: 0.770	0-0 3-1		0-0 E3		0-0 F3	0-0 1-3		0-0 CS 1-3 1B	5 0 1 0 0 0 3													
<b>Yogi Berra, L</b> (1, 2) OBP: 0.379, SLG: 0.621		0-0 HR	0-0 F2		0-0 F8	4-0 1B SF7 IBB		0-0 1-3	4 2 1 1 1 0 3													
<b>Norm Siebern, L</b> (1, 7) OBP: 0.313, SLG: 0.522		0-0 F5	0-0 F6		0-3 K	0-0 SF7 1B		0-0 F6	5 0 1 2 0 1 3													
<b>Hank Bauer, R</b> (1, 9) OBP: 0.286, SLG: 0.443		4-0 1B BB		4-0 E BB		0-0 3-1	0-0 SF7		1 1 0 1 2 0 0													
<b>Andy Carey, R</b> (1, 5) OBP: 0.332, SLG: 0.400		0-0 1-2 1B		0-0 E9 SH1-3 2B		0-0 HR	0-0 F8		4 2 3 2 0 0 1													
<b>Phil Rizzuto, R</b> (1, 6) OBP: 0.359, SLG: 0.265		0-0 F7		0-0 SH1-3		0-0 F8		0-0 S 1B	3 0 1 1 0 0 2													
<b>Whitey Ford, L</b> (1, 1) OBP: 0.293, SLG: 0.250	0-3 K		0-0 F6		0-0 4-3		0-0 F5		4 0 0 0 0 1 3													
<b>Inning Stats</b>	R: 0 E: 0 K: 1 S: 5	H: 0 LOB: 0 BB: 0 P: 5	R: 1 E: 0 K: 1 S: 7	H: 2 LOB: 2 BB: 1 P: 11	R: 1 E: 1 K: 0 S: 5	H: 1 LOB: 1 BB: 1 P: 5	R: 2 E: 1 K: 0 S: 4	H: 1 LOB: 0 BB: 1 P: 8	R: 0 E: 1 K: 1 S: 6	H: 0 LOB: 1 BB: 0 P: 6	R: 1 E: 0 K: 0 S: 4	H: 1 LOB: 0 BB: 0 P: 4	R: 3 E: 0 K: 0 S: 6	H: 3 LOB: 1 BB: 1 P: 10	R: 0 E: 0 K: 0 S: 4	H: 1 LOB: 1 BB: 0 P: 4	R: 0 E: 0 K: 0 S: 3	H: 1 LOB: 0 BB: 0 P: 3	1B: 6 2B: 1 3B: 0 HR: 3	SF: 1 SAC: 1 DP: 0 HBP: 0	WP: 0 PB: 0 SB: 2 CS: 1	PA: 41
<b>PITCHER</b>	IP WLS BF H R ER SO BB IBB HBP BLK WP HR S P ERA WHIP																					
<b>Tom Gorman, R</b> (1, 1) ERA: 4.13	7.0 L 34 8 8 7 3 2 1 0 0 0 0 3 37 49 9.00 1.429																					
<b>Jack Crimian, R</b> (8, 1) ERA: 5.82	2.0 7 2 0 0 0 0 0 0 0 0 0 0 7 7 0.00 1.000																					





Batter	1	2	3	4	5	6	7	8	9	AB	R	H	RBI	BB	SO	LOB
Joe Demaestri, R (1, 6) OBP: 0.282, SLG: 0.305	0-3 K (1) X	0-0 (1-2 2-H 3-H) 1B			0-0 5-3 (2) X			0-0 G6-4-3 1B		4	0	2	2	0	1	0
Hector Lopez, R (1, 5) OBP: 0.372, SLG: 0.500	0-0 F8 (2) X	0-0 FC5 (3)			0-0 L8 (3) X			0-0 F4 (1) X		4	0	0	0	0	0	3
Lou Skizas, R (1, 9) OBP: 0.200, SLG: 0.200	0-0 F1 (3) X				0-0 G1-6-3 1B			0-0 G6-4-3 (2) (3) 1-2f		4	0	1	0	0	0	1
Harry Simpson, L (1, 8) OBP: 0.346, SLG: 0.555		0-0 1-3 (1) X	0-0 G1-6-3 (1) (2) 1-2f			0-0 1B			0-0 HR	4	1	2	1	0	0	1
Vic Power, R (1, 7) OBP: 0.342, SLG: 0.455		0-3 K2-3 (2) X	0-0 6-3 (3)			0-0 F8 (2) X			0-0 4-3 (1) X	4	0	0	0	0	1	1
Eddie Robinson, L (1, 3) OBP: 0.294, SLG: 0.413		4-0 2B 1B BB		0-0 4-3 (1) X		0-0 F4 (3) X			0-0 4-3 (2) X	3	1	0	0	1	0	1
Tim Thompson, L (1, 2) OBP: 0.381, SLG: 0.445		0-0 1B 1B 2B		0-0 1-3 (2) X			0-0 F9 (1) X		0-0 3-1 (3) X	4	1	1	0	0	0	0
Clete Boyer, R (1, 4) OBP: 0.273, SLG: 0.293		4-0 1B 1B IBB		0-0 F9 (3) X			0-0 L7 (2) X			2	1	0	0	1	0	0
Tom Gorman, R (1, 1) OBP: 0.150, SLG: 0.056		0-0 FC5 1B			0-0 1-3 (1) X		0-0 4-3 (3) X			2	0	1	1	0	0	0
Rance Pless, R (7, PH) OBP: 0.368, SLG: 0.305										1	0	0	0	0	0	0
Jack Crimian, R (8, 1)		1-2 2-3 3-H 1B								0	0	0	0	0	0	0

Inning Stats	R: 0	H: 0	E: 0	K: 1	S: 5	P: 5	R: 3	H: 3	E: 0	K: 1	S: 8	P: 16	R: 0	H: 1	E: 0	K: 0	S: 3	R: 0	H: 0	E: 0	K: 0	S: 3	P: 3	R: 0	H: 0	E: 0	K: 0	S: 3	P: 3	R: 0	H: 1	E: 0	K: 0	S: 4	P: 4	R: 0	H: 0	E: 0	K: 0	S: 3	P: 3	R: 0	H: 1	E: 0	K: 0	S: 3	P: 3	R: 1	H: 1	E: 0	K: 0	S: 4	P: 4	1B: 5	SF: 0	2B: 1	SAC: 0	3B: 0	DP: 2	HR: 1	HBP: 0	WP: 0	PA: 34
PITCHER Whitey Ford, L (1, 1) ERA: 2.55	IP	WLS	BF	H	R	ER	SO	BB	IBB	HBP	BLK	WP	HR	S	P	ERA	WHIP	IP	WLS	BF	H	R	ER	SO	BB	IBB	HBP	BLK	WP	HR	S	P	ERA	WHIP	IP	WLS	BF	H	R	ER	SO	BB	IBB	HBP	BLK	WP	HR	S	P	ERA	WHIP												


**BOTTOM**

**New York Yankees @ Kansas City Athletics**  
Municipal Stadium, Kansas City, MO

Tue Jun 26 1956, 4:33 AM EDT  
Att. 25,070 - Unknown

livebaseballscorecards.com

AB	32
R	4
H	7
RBI	4
BB	2
SO	2
LOB	7



Batter	1	2	3	4	5	6	7	8	9	AB R H RBI BB SO LOB	TOP											
<b>Billy Martin, R</b> (1, 4) OBP: 0.312, SLG: 0.393	0-3 <b>K</b>		0-0 <b>1B</b>		0-0 <b>SF9</b>		0-0 <b>1B</b>		0-0 <b>G6-4-3</b>	4 1 2 1 0 1 1	<b>New York Yankees @ Kansas City Athletics</b> <b>Municipal Stadium, Kansas City, MO</b> Wed Jun 27 1956, 4:33 AM EDT Att. 21,183 - Unknown  <b>AB 33</b> <b>R 5</b> <b>H 9</b> <b>RBI 5</b> <b>BB 3</b> <b>SO 8</b> <b>LOB 12</b>											
<b>Joe Collins, L</b> (1, 3) OBP: 0.278, SLG: 0.379	0-0 <b>4-3</b>		0-0 <b>FC3-6</b>		0-0 <b>F7</b>		0-3 <b>K</b>			4 0 1 1 0 1 1												
<b>Mickey Mantle, S</b> (1, 8) OBP: 0.466, SLG: 0.765	0-0 <b>4-3</b>		0-3 <b>K</b>		4-0 <b>FC6</b>			0-0 <b>HR</b>		3 1 1 0 0 1 1												
<b>Yogi Berra, L</b> (1, 2) OBP: 0.373, SLG: 0.610		0-0 <b>G3</b>	0-0 <b>FC3-6</b>		0-0 <b>FC6</b>			0-0 <b>F8</b>		4 0 0 0 0 0 3												
<b>Norm Siebern, L</b> (1, 7) OBP: 0.288, SLG: 0.480		0-3 <b>K</b>	0-0 <b>F2</b>			0-3 <b>K</b>		0-3 <b>K</b>		4 0 0 0 0 3 2												
<b>Hank Bauer, R</b> (1, 9) OBP: 0.293, SLG: 0.458		4-0 <b>E</b>		0-0 <b>F5</b>		0-0 <b>FC4-6</b>		0-0 <b>HR</b>		3 2 2 2 1 0 0												
<b>Andy Carey, R</b> (1, 5) OBP: 0.326, SLG: 0.392		0-0 <b>E5</b>		0-0 <b>F4</b>		0-0 <b>FC4-6</b>		0-0 <b>F3</b>		4 0 0 0 0 0 2												
<b>Phil Rizzuto, R</b> (1, 6) OBP: 0.372, SLG: 0.270		0-0 <b>PO</b>		4-0 <b>PO</b>		0-0 <b>CS</b>	0-3 <b>K</b>		0-3 <b>K</b>	3 0 1 1 1 2 0												
<b>Tom Sturdivant, L</b> (1, 1) OBP: 0.316, SLG: 0.421 <b>Tom Morgan, R</b> (9, 1) OBP: 0.300, SLG: 0.222		0-0 <b>1-3</b>		0-0 <b>PO</b>	0-0 <b>SF9</b>		0-0 <b>6-3</b>		0-0 <b>G6-4-3</b>	4 1 2 0 0 0 2 0 0 0 0 0 0 0												
<b>Inning Stats</b>	R: 0 E: 0 K: 1 S: 5	H: 0 LOB: 0 BB: 0 P: 5	R: 1 E: 1 K: 1 S: 7	H: 1 LOB: 2 BB: 1 P: 11	R: 1 E: 0 K: 1 S: 7	H: 2 LOB: 1 BB: 0 P: 7	R: 0 E: 0 K: 0 S: 2	H: 0 LOB: 0 BB: 1 P: 6	R: 1 E: 0 K: 0 S: 4	H: 1 LOB: 1 BB: 1 P: 8	R: 0 E: 0 K: 1 S: 5	H: 1 LOB: 0 BB: 0 P: 5	R: 0 E: 0 K: 2 S: 8	H: 1 LOB: 1 BB: 0 P: 8	R: 2 E: 0 K: 1 S: 7	H: 2 LOB: 0 BB: 0 P: 7	R: 0 E: 0 K: 1 S: 5	H: 1 LOB: 0 BB: 0 P: 5	1B: 6 2B: 1 3B: 1 HR: 1	SF: 1 SAC: 0 DP: 1 HBP: 0	WP: 0 PB: 0 SB: 0 CS: 1	PA: 39
<b>PITCHER</b> <b>Art Ditmar, R</b> (1, 1) ERA: 3.65	IP 9.0 WLS L BF 37 H 9 R 5 ER 4 SO 8 BB 3 IBB 0 HBP 0 BLK 0 WP 0 HR 1 S 50 P 62 ERA 4.00 WHIP 1.333											<b>PITCHER</b>	IP WLS BF H R ER SO BB IBB HBP BLK WP HR S P ERA WHIP									

livebaseballscorecards.com





Batter	1	2	3	4	5	6	7	8	9	AB R H RBI BB SO LOB	TOP	
Harvey Kuenn, R (1, 6) OBP: 0.415, SLG: 0.514 Buddy Hicks, S (8, 6) OBP: 0.271, SLG: 0.267	0-0 FC3-6 1B		0-0 HR			0-0 4-3		0-0 HR	0-0 FC3-6 1-2f	4 2 3 2 0 0 0 1 0 0 0 0 0 1		
Jim Brideweser, R (1, 4) OBP: 0.297, SLG: 0.233	0-0 FC3-6 1-2f G3		0-0 5-3			0-0 FC4-6 1B		0-0 1B 1B		4 0 2 0 0 0 1		
Charlie Maxwell, L (1, 7) OBP: 0.434, SLG: 0.644	0-0 G3 1-2			0-3 K		0-0 FC4-6 1-2f		0-0 1B FC5-4		4 0 1 0 0 1 2		
Al Kaline, R (1, 9) OBP: 0.329, SLG: 0.426	0-0 F3			0-0 L3 G5-4-3		0-0 L8		0-0 FC5-4 1-2f		4 0 0 0 0 0 4		
Bob Kennedy, R (1, 5) OBP: 0.327, SLG: 0.315		0-0 P4		0-0 G5-4-3 1-2f			0-0 6-3		0-0 F7	4 0 0 0 0 0 1		
Jack Phillips, R (1, 3) OBP: 0.344, SLG: 0.356		0-0 4-3			0-0 6-3		0-0 4-3		0-0 1B 1B	4 1 1 0 0 0 0		
Bill Tuttle, R (1, 8) OBP: 0.310, SLG: 0.370		0-0 4-3			0-0 F9		0-0 F3		0-0 1B 1-2 1B	4 0 1 0 0 0 0		
Red Wilson, R (1, 2) OBP: 0.333, SLG: 0.379			0-3 K		4-0 FC6-4 BB			0-0 P6	0-0 1B 1-3 2-H 1B	3 1 1 1 1 1 0		
Virgil Trucks, R (1, 1) OBP: 0.304, SLG: 0.391			0-0 P4		0-0 FC6-4 1-2f			0-0 4-3	0-0 FC3-6 1-H 3-H 1B	4 0 1 1 0 0 1		
<b>Inning Stats</b>	R: 0 H: 1 E: 0 LOB: 1 K: 0 BB: 0 S: 4 P: 4	R: 0 H: 0 E: 0 LOB: 0 K: 0 BB: 0 S: 3 P: 3	R: 1 H: 1 E: 0 LOB: 0 K: 1 BB: 0 S: 6 P: 6	R: 0 H: 0 E: 1 LOB: 0 K: 1 BB: 0 S: 5 P: 5	R: 0 H: 0 E: 0 LOB: 1 K: 0 BB: 1 S: 3 P: 7	R: 0 H: 1 E: 0 LOB: 1 K: 0 BB: 0 S: 4 P: 4	R: 0 H: 0 E: 0 LOB: 0 K: 0 BB: 0 S: 3 P: 3	R: 1 H: 3 E: 0 LOB: 2 K: 0 BB: 0 S: 6 P: 6	R: 2 H: 4 E: 0 LOB: 1 K: 0 BB: 0 S: 6 P: 6	1B: 8 SF: 0 2B: 0 SAC: 0 3B: 0 DP: 1 HR: 2 HBP: 0	WP: 0 PA: 37 PB: 0 SB: 0 CS: 0	
<b>PITCHER</b> Jack McMahan, L (1, 1) ERA: 4.74 Jack Crimian, R (9, 1) ERA: 5.73	IP WLS BF H R ER SO BB IBB HBP BLK WP HR S P ERA WHIP											<b>PITCHER</b> IP WLS BF H R ER SO BB IBB HBP BLK WP HR S P ERA WHIP

Detroit Tigers @ Kansas City Athletics  
Municipal Stadium, Kansas City, MO  
Thu Jun 28 1956, 4:33 AM EDT  
Att. 9,349 - Unknown

livebaseballscorecards.com

AB	36
R	4
H	10
RBI	4
BB	1
SO	2
LOB	10




Batter	1	2	3	4	5	6	7	8	9	AB	R	H	RBI	BB	SO	LOB
Joe Demaestri, R OBP: 0.284, SLG: 0.306 (1, 6)	0-0 F8		0-0 L7			0-0 1B		0-0 FC4-8 1B		4	0	2	0	0	0	0
Enos Slaughter, L OBP: 0.375, SLG: 0.420 (1, 9)	4-0 BB		0-3 K			0-0 F7		0-0 FC4-6 L4-3		3	0	0	0	1	1	2
Eddie Robinson, L OBP: 0.301, SLG: 0.402 (1, 3)	0-3 K				4-0 G4-6-3 BB		0-0 L9		0-0 L4-3		3	0	0	0	1	1
Harry Simpson, L OBP: 0.340, SLG: 0.542 (1, 8)	0-0 4-3				0-0 G4-6-3		0-0 1B 1B		0-0 3-1		4	0	1	0	0	2
Vic Power, R OBP: 0.344, SLG: 0.445 (1, 7)		0-0 L8			0-0 F8		0-0 1B 1B		0-0 6-3		4	0	1	0	0	0
Joe Ginsberg, L OBP: 0.336, SLG: 0.316 (1, 2)		0-0 2B				0-0 L9		0-0 F5		3	0	1	0	1	0	2
Jim Finigan, R OBP: 0.323, SLG: 0.323 (1, 5) (8, 4)		0-0 L9			0-3 K		0-0 1B 1-2 2-3		0-0 L9		4	0	1	0	0	1
Clete Boyer, R OBP: 0.265, SLG: 0.267 Tim Thompson, L OBP: 0.368, SLG: 0.430 Hector Lopez, R OBP: 0.370, SLG: 0.494 (1, 4) (7, PH) (8, 5)		0-0 P5			0-0 4-3		0-0 F3				2	0	0	0	0	1
Jack McMahan, R Jack Crimian, R (1, 1) (9, 1)			0-0 G3			0-0 1-3		0-0 G3			1	0	0	0	0	3
											0	0	0	0	0	0

Inning Stats	R: 0	H: 0	E: 0	K: 1	S: 5	R: 0	H: 1	E: 0	K: 0	S: 4	R: 0	H: 0	E: 0	K: 1	S: 5	R: 0	H: 0	E: 0	K: 0	S: 2	R: 0	H: 0	E: 0	K: 1	S: 5	R: 0	H: 1	E: 0	K: 0	S: 4	R: 0	H: 3	E: 0	K: 0	S: 6	R: 0	H: 1	E: 0	K: 0	S: 3	R: 0	H: 0	E: 0	K: 0	S: 3	1B: 5	2B: 2	3B: 0	HR: 0	SF: 0	SAC: 0	DP: 2	HBP: 0	WP: 0	PA: 34
PITCHER Virgil Trucks, R ERA: 3.13 (1, 1)	IP	WLS	BF	H	R	ER	SO	BB	IBB	HBP	BLK	WP	HR	S	P	ERA	WHIP													IP	WLS	BF	H	R	ER	SO	BB	IBB	HBP	BLK	WP	HR	S	P	ERA	WHIP									

**DETROIT TIGERS @ KANSAS CITY ATHLETICS**  
Municipal Stadium, Kansas City, MO  
Thu Jun 28 1956, 4:33 AM EDT  
Att. 9,349 - Unknown

AB	31
R	0
H	6
RBI	0
BB	3
SO	3
LOB	18



Batter	1	2	3	4	5	6	7	8	9	AB R H RBI BB SO LOB	TOP	
Harvey Kuenn, R (1, 6) OBP: 0.415, SLG: 0.507 Buddy Hicks, S (9, 6) OBP: 0.271, SLG: 0.267	4-0 FC6-4 BB		0-0 4-3		4-0 BB BB		0-3 K		0-0 F9	3 0 0 0 2 1 1 0 0 0 0 0 0 0		
Jim Brideweser, R (1, 4) OBP: 0.294, SLG: 0.232	0-0 FC6-4 WP BB 1-2f		0-0 E6		0-3 K		0-0 6-3		0-0 HR 1B	5 1 1 0 0 1 3		
Charlie Maxwell, L (1, 7) OBP: 0.443, SLG: 0.680	4-0 WP BB 1-2		0-0 4-3				0-0 HR		0-0 HR 1B	4 2 3 4 1 0 1		
Al Kaline, R (1, 9) OBP: 0.330, SLG: 0.437	0-0 L5 1-2 2-3				0-0 L9		0-0 HR		0-0 F2	5 1 2 1 0 0 2		
Bob Kennedy, R (1, 5) OBP: 0.321, SLG: 0.302	0-0 6-3				4-0 BB 1B		0-0 6-3		0-0 E6 1B 1-2 2-3	4 0 0 0 1 0 4		
Jack Phillips, R (1, 3) OBP: 0.350, SLG: 0.374					0-0 G6-4-3 1B		0-0 2B		0-0 4-3	4 0 2 0 0 0 3		
Bill Tuttle, R (1, 8) OBP: 0.310, SLG: 0.366					0-0 G6-4-3 1-2f		4-0 G5-4-3 BB		0-0 5-3	3 0 0 0 1 1 2		
Red Wilson, R (1, 2) OBP: 0.314, SLG: 0.355							0-0 F7		0-0 G5-4-3 1-2f	4 0 0 0 0 0 2		
Billy Hoelt, L (1, 1) OBP: 0.325, SLG: 0.294					0-3 K		0-0 4-3		0-0 K 1B 6-3	4 1 1 0 0 2 0		
<b>Inning Stats</b>	R: 0 H: 0 E: 0 LOB: 2 K: 0 BB: 2 S: 3 P: 11	R: 0 H: 0 E: 0 LOB: 0 K: 1 BB: 0 S: 5 P: 5	R: 0 H: 0 E: 1 LOB: 1 K: 1 BB: 0 S: 6 P: 6	R: 0 H: 1 E: 0 LOB: 1 K: 0 BB: 1 S: 3 P: 7	R: 0 H: 0 E: 0 LOB: 1 K: 1 BB: 1 S: 5 P: 9	R: 2 H: 3 E: 0 LOB: 1 K: 0 BB: 1 S: 5 P: 9	R: 1 H: 3 E: 1 LOB: 3 K: 1 BB: 0 S: 9 P: 9	R: 0 H: 0 E: 0 LOB: 0 K: 1 BB: 0 S: 5 P: 5	R: 2 H: 2 E: 0 LOB: 0 K: 0 BB: 0 S: 5 P: 5	1B: 5 SF: 0 2B: 1 SAC: 0 3B: 0 DP: 2 HR: 3 HBP: 0	WP: 1 PA: 41 PB: 0 SB: 0 CS: 0	
<b>PITCHER</b>	IP WLS BF H R ER SO BB IBB HBP BLK WP HR S P ERA WHIP											
Tommy Lasorda, L (1, 1) ERA: 5.72	6.2 L 30 6 3 3 4 5 0 0 0 1 2 33 53 4.05 1.650											
Bobby Shantz, L (7, 1) ERA: 5.18	1.1 6 1 0 0 1 0 0 0 0 0 0 8 8 0.00 0.750											
Tom Gorman, R (9, 1) ERA: 4.31	1.0 5 2 2 2 0 0 0 0 0 0 0 1 5 5 18.00 2.000											

**Detroit Tigers @ Kansas City Athletics**  
 Municipal Stadium, Kansas City, MO  
 Fri Jun 29 1956, 4:33 AM EDT  
 Att. 10,102 - Unknown

[livebaseballscorecards.com](http://livebaseballscorecards.com)

AB	36
R	5
H	9
RBI	5
BB	5
SO	5
LOB	18





Batter	1	2	3	4	5	6	7	8	9	AB R H RBI BB SO LOB	TOP
<b>Harvey Kuenn, R</b> (1, 6) OBP: 0.416, SLG: 0.509 <b>Jim Brideweser, R</b> (6, PH) OBP: 0.297, SLG: 0.236 (6, 6)	 0-3 K		 0-0 E FC1-2-4 2B	 4-0 1B 1-2 BB	 0-0 6-3 3 strikes	 0-0 1B 1-H 2-H		 0-0 4-3 3 strikes		3 0 1 0 1 1 0 2 0 1 2 0 0 0	
<b>Frank Bolling, R</b> (1, 4) OBP: 0.390, SLG: 0.485 (1, 4)	 0-0 P2		 0-0 E5 2-3	 0-0 1B 1-2 2-H		 0-0 K		 0-3 K		6 0 1 1 0 2 2	
<b>Charlie Maxwell, L</b> (1, 7) OBP: 0.449, SLG: 0.678 <b>Bob Kennedy, R</b> (6, 7) OBP: 0.325, SLG: 0.299 (6, 7)	 0-0 2B 1B		 4-0 FC1-2-4 BB	 0-0 G3 1-2 2-H 1B		 4-0 3B BB		 0-0 F5		2 1 1 0 2 0 2 1 0 0 0 1 0 0	
<b>Al Kaline, R</b> (1, 9) OBP: 0.337, SLG: 0.467 (1, 9)	 0-0 1-3 2B		 0-0 FC1-2-4 1-2 3-H 2 strikes		 0-0 HR	 0-0 1B 1-H 3B		 0-0 L8		6 2 4 2 0 0 3	
<b>Ray Boone, R</b> (1, 5) OBP: 0.367, SLG: 0.469 (1, 5)	 0-0 L6 3 strikes			 0-0 1B 1B	 4-0 HR BB	 0-0 E5 1B SF8		 0-0 HR		5 4 2 1 1 0 5	
<b>Jack Phillips, R</b> (1, 3) OBP: 0.350, SLG: 0.372 <b>Earl Torgeson, L</b> (6, PH) OBP: 0.362, SLG: 0.420 (6, 3)		 0-0 G2 1 strike		 0-0 1B SF8 1B 1-3	 0-0 F9 1 strike	 4-0 1B BB		 0-0 2B		3 1 1 0 0 0 1 2 1 1 0 1 0 2	
<b>Bill Tuttle, R</b> (1, 8) OBP: 0.314, SLG: 0.370 (1, 8)		 0-0 6-3 2 strikes		 0-0 1B BB 1B 1-3 3-H 1 strike	 0-0 HR 1B	 0-0 WP 1B 1B 1-2 2-3 3-H 2 strikes		 0-0 5-3 3 strikes		5 3 3 2 0 0 1	
<b>Red Wilson, R</b> (1, 2) OBP: 0.307, SLG: 0.400 (1, 2)		 0-0 1-3 3 strikes		 0-0 SF8 3-H 1 strike	 0-0 HR 1-H 2-H 1 strike	 0-0 SF8 3-H 1 strike		 0-0 P6 1 strike		3 1 1 5 0 0 0	
<b>Paul Foytack, R</b> (1, 1) OBP: 0.242, SLG: 0.303 (1, 1)			 0-0 6-3 1 strike	 0-0 F8 2 strikes	 0-3 K 2 strikes	 0-0 WP 1B 1B 1-2 2-H 1 strike		 0-0 3-1 2 strikes		5 1 1 1 0 1 1	
<b>Inning Stats</b>	R: 0 H: 2 E: 0 LOB: 2 K: 1 BB: 0 S: 7 P: 7	R: 0 H: 0 E: 0 LOB: 0 K: 0 BB: 0 S: 3 P: 3	R: 0 H: 1 E: 1 LOB: 2 K: 0 BB: 1 S: 4 P: 8	R: 3 H: 4 E: 0 LOB: 2 K: 0 BB: 1 S: 7 P: 11	R: 4 H: 3 E: 0 LOB: 0 K: 1 BB: 1 S: 8 P: 12	R: 6 H: 4 E: 1 LOB: 1 K: 1 BB: 2 S: 10 P: 18	R: 1 H: 2 E: 0 LOB: 1 K: 0 BB: 0 S: 5 P: 5	R: 0 H: 0 E: 0 LOB: 0 K: 0 BB: 0 S: 3 P: 3	R: 0 H: 1 E: 0 LOB: 2 K: 1 BB: 1 S: 6 P: 10	1B: 9 SF: 2 2B: 4 SAC: 0 3B: 1 DP: 1 HR: 3 HBP: 0	WP: 1 PA: 51 PB: 0 SB: 0 CS: 0
<b>PITCHER</b> <b>Alex Kellner, L</b> (1, 1) ERA: 3.79 <b>Jack Crimian, R</b> (5, 1) ERA: 6.2 <b>Jose Santiago, R</b> (6, 1) ERA: 8.31 <b>Bobby Shantz, L</b> (8, 1) ERA: 4.89	IP WLS BF H R ER SO BB IBB HBP BLK WP HR S P ERA WHIP 4.1 L 25 9 6 6 1 3 0 0 0 0 1 24 36 12.46 2.769 1.0 8 2 5 3 1 2 0 0 0 0 0 8 16 27.00 4.000 1.2 10 5 3 1 1 0 0 0 0 1 1 12 12 5.40 3.000 2.0 8 1 0 0 0 1 1 0 0 0 0 9 13 0.00 1.000		<b>PITCHER</b> IP WLS BF H R ER SO BB IBB HBP BLK WP HR S P ERA WHIP 0 0 0 0 0 0 0 0 0 0 0 0 0 0 0 0 0 0								

**Detroit Tigers @ Kansas City Athletics**  
 Municipal Stadium, Kansas City, MO  
 Sat Jun 30 1956, 4:33 AM EDT  
 Att: 10,953 - Unknown

<b>AB</b>	43
<b>R</b>	14
<b>H</b>	17
<b>RBI</b>	14
<b>BB</b>	6
<b>SO</b>	4
<b>LOB</b>	17



livebaseballscorecards.com









**Kansas City Athletics @ Cleveland Indians**  
**Cleveland Municipal Stadium, Cleveland, OH**

Tue Jul 03 1956, 3:33 AM EDT  
 Att. 6,221 - Unknown

AB	35
R	3
H	9
RBI	3
BB	3
SO	6
LOB	18



AB	R	H	RBI	BB	SO	LOB	
5	1	0	0	0	0	4	
5	0	1	0	0	1	2	
3	0	1	1	1	1	2	
4	0	2	1	0	2	1	
4	0	0	0	0	0	3	
4	1	3	1	0	0	0	
4	0	0	0	0	1	3	
4	1	1	0	0	0	2	
1	0	1	0	1	0	0	
1	0	0	0	0	1	1	
0	0	0	0	0	0	0	
0	0	0	0	1	0	0	
1B:	8	SF:	0	2B:	0	SAC:	0
3B:	0	DP:	2	HR:	1	HBP:	0
WP:	0	PA:	38	PB:	0	CS:	0
SB:	0						
CS:	0						

Batter	1	2	3	4	5	6	7	8	9								
<b>Vic Power, R</b> OBP: 0.333, SLG: 0.427 (1, 3) X	0-0 5-3		0-0 F8		0-0 FC6-4 1B		0-0 F9		0-0 G4-6-3								
<b>Jim Finigan, R</b> OBP: 0.324, SLG: 0.321 (1, 5) X	0-0 F7		0-0 1B		0-3 K		0-0 4-3		0-0 F9								
<b>Lou Skizas, R</b> OBP: 0.250, SLG: 0.200 (1, 7) X	0-0 4-3		0-3 K		0-0 1B		4-0 BB										
<b>Harry Simpson, L</b> OBP: 0.345, SLG: 0.537 (1, 9)		0-3 K		0-0 1B	0-0 1B		0-3 K										
<b>Tim Thompson, L</b> OBP: 0.345, SLG: 0.399 (1, 2) X		0-0 3-1		0-0 L4	0-0 F7		0-0 F9										
<b>Hector Lopez, R</b> OBP: 0.375, SLG: 0.504 (1, 4) X		0-0 HR		0-0 1B	0-0 F6		0-0 1B										
<b>Johnny Groth, R</b> OBP: 0.324, SLG: 0.420 (1, 8) X		0-3 K		0-0 G6-3	0-0 E5		0-0 F9										
<b>Joe Demaestri, R</b> OBP: 0.295, SLG: 0.314 (1, 6) X			0-0 F8		0-0 1B		0-0 FC5-4										
<b>Art Ditmar, R</b> OBP: 0.204, SLG: 0.170 (1, 1) X			0-0 1B		4-0 1B		0-3 K										
<b>Eddie Robinson, L</b> OBP: 0.299, SLG: 0.395 (6, PH)								4-0 BB									
<b>Tom Gorman, R</b> OBP: 0.150, SLG: 0.056 (6, 1)																	
<b>Rance Pless, R</b> OBP: 0.371, SLG: 0.300 (9, PH)																	
<b>Inning Stats</b>	R: 0 E: 0 K: 0 S: 3 H: 0 LOB: 0 BB: 0 P: 3	R: 1 E: 0 K: 2 S: 8 H: 1 LOB: 0 BB: 0 P: 8	R: 0 E: 0 K: 1 S: 7 H: 2 LOB: 2 BB: 0 P: 7	R: 0 E: 0 K: 0 S: 4 H: 2 LOB: 1 BB: 0 P: 4	R: 2 E: 0 K: 1 S: 8 H: 3 LOB: 2 BB: 1 P: 12	R: 0 E: 1 K: 1 S: 6 H: 0 LOB: 1 BB: 0 P: 6	R: 0 E: 0 K: 1 S: 5 H: 0 LOB: 1 BB: 1 P: 9	R: 0 E: 0 K: 0 S: 4 H: 1 LOB: 1 BB: 0 P: 4	R: 0 E: 0 K: 0 S: 2 H: 0 LOB: 0 BB: 1 P: 6	1B: 8 2B: 0 3B: 0 HR: 1 SF: 0 SAC: 0 DP: 2 HBP: 0	WP: 0 PA: 38 PB: 0 SB: 0 CS: 0						
<b>PITCHER</b>	IP	WLS	BF	H	R	ER	SO	BB	IBB	HBP	BLK	WP	HR	S	P	ERA	WHIP
<b>Mike Garcia, R</b> ERA: 4.23 (1, 1)	4.2		22	8	3	3	4	1	0	0	0	0	1	29	33	5.79	1.929
<b>Ray Narleski, R</b> ERA: 1.62 (5, 1)	2.0	W	8	0	0	0	1	1	0	0	0	0	0	9	13	0.00	0.500
<b>Don Mossi, L</b> ERA: 4.66 (7, 1)	2.1	S	8	1	0	0	1	1	0	0	0	0	0	9	13	0.00	0.857

Batter	1	2	3	4	5	6	7	8	9
George Strickland, R (1, 4) OBP: 0.360, SLG: 0.357	0-0 F6	0-0 G4-6-3 1B			0-0 5-3	4-0 BB		0-0 F7	
Gene Woodling, L (1, 7) OBP: 0.453, SLG: 0.453	0-0 HR 2B	0-0 G4-6-3 1-2f			0-0 BB 1B	0-0 3-1		4-0 BB 2B	
Al Smith, R (1, 9) OBP: 0.396, SLG: 0.482	0-3 K		0-0 F5		0-0 BB 1B		0-0 S 1B	4-0 1-2 2-3 BB 2B	
Vic Wertz, L (1, 3) OBP: 0.394, SLG: 0.545	0-0 HR		0-0 4-3		0-3 K		0-0 F7	0-0 1-H 2-H 3-H 2B	
Jim Hegan, R (8, 2) OBP: 0.357, SLG: 0.382									
Al Rosen, R (1, 5) OBP: 0.399, SLG: 0.528	0-0 HR 1B		0-0 HR		4-0 BB 1-2 2-3 BB		0-0 F6		
Jim Busby, R (1, 8) OBP: 0.289, SLG: 0.346	0-0 HR		0-0 F7		0-0 F8		0-0 L5		
Chico Carrasquel, R (1, 6) OBP: 0.351, SLG: 0.355	0-0 5-3				0-0 F8		0-3 K	0-0 F7	
Earl Averill, R (1, 2) OBP: 0.319, SLG: 0.371		0-0 5-3			0-0 3-1		0-0 BB 1B	4-0 BB 2B	
Preston Ward, L (8, 3) OBP: 0.362, SLG: 0.456									
Mike Garcia, R (1, 1) OBP: 0.179, SLG: 0.120		0-0 1B			0-0 6-3		0-3 K	0-0 BB 1-H 2B	
Ray Narleski, R (5, 1) OBP: 0.250, SLG: 0.143									
Don Mossi, L (7, 1) OBP: 0.200, SLG: 0.154									

Inning Stats	R: 4	H: 4	E: 0	K: 1	S: 9	LOB: 0	BB: 0	P: 9	R: 0	H: 2	E: 0	K: 0	S: 4	LOB: 1	BB: 0	P: 4	R: 1	H: 1	E: 0	K: 0	S: 4	LOB: 0	BB: 0	P: 4	R: 0	H: 0	E: 0	K: 0	S: 3	LOB: 0	BB: 0	P: 3	R: 0	H: 2	E: 0	K: 1	S: 7	LOB: 3	BB: 1	P: 11	R: 0	H: 1	E: 0	K: 2	S: 8	LOB: 2	BB: 1	P: 12	R: 0	H: 1	E: 0	K: 0	S: 4	LOB: 1	BB: 0	P: 4	R: 4	H: 2	E: 0	K: 0	S: 4	LOB: 3	BB: 3	P: 16
--------------	------	------	------	------	------	--------	-------	------	------	------	------	------	------	--------	-------	------	------	------	------	------	------	--------	-------	------	------	------	------	------	------	--------	-------	------	------	------	------	------	------	--------	-------	-------	------	------	------	------	------	--------	-------	-------	------	------	------	------	------	--------	-------	------	------	------	------	------	------	--------	-------	-------

PITCHER	IP	WLS	BF	H	R	ER	SO	BB	IBB	HBP	BLK	WP	HR	S	P	ERA	WHIP
Art Ditmar, R (1, 1) ERA: 3.87	5.0	L	24	9	5	5	2	1	0	0	0	0	3	27	31	9.00	2.000
Tom Gorman, R (6, 1) ERA: 4.48	3.0		16	4	4	4	2	4	0	0	0	0	0	16	32	12.00	2.667

**BOTTOM**

**Kansas City Athletics @ Cleveland Indians**  
Cleveland Municipal Stadium, Cleveland, OH

Tue Jul 03 1956, 3:33 AM EDT  
Att. 6,221 - Unknown


AB	R	H	RBI	BB	SO	LOB
4	0	1	0	1	0	1
4	2	2	0	1	0	4
4	1	2	0	1	1	1
4	1	1	2	0	1	3
1	0	1	3	0	0	0
3	2	2	1	1	0	1
4	1	1	2	0	0	4
4	0	0	0	0	1	0
3	0	1	0	0	0	0
0	1	0	0	1	0	0
2	0	1	0	0	0	0
1	0	0	0	0	1	1
1	1	1	1	0	0	0

AB	35
R	9
H	13
RBI	9
BB	5
SO	4
LOB	15

WP: 0 PA: 40  
PB: 0  
SB: 1  
CS: 0



1B	2B	3B	HR	SF	SAC	DP	HBP	WP	HR	S	P	ERA	WHIP
7	3	0	3	0	1	0	0	0	0	0	0	9.00	2.000
7	3	0	3	0	1	0	0	0	0	0	0	12.00	2.667

Batter	1	2	3	4	5	6	7	8	9	AB R H RBI BB SO LOB	TOP	
Vic Power, R (1, 3) OBP: 0.336, SLG: 0.433	0-0 F2		0-0 F7			0-0 1B 2B	0-0 1B			4 1 2 0 0 0 0	<b>Kansas City Athletics @ Chicago White Sox</b> Comiskey Park, Chicago, IL Wed Jul 04 1956, 4:33 AM EDT Unknown	
Jim Finigan, R (1, 5) OBP: 0.323, SLG: 0.324	0-0 2B		0-0 5-3			0-0 F2	0-3 K			4 0 1 0 0 1 2		
Gus Zernial, R (1, 7) OBP: 0.333, SLG: 0.455	0-0 F8			0-3 K		0-0 1B 1B		4-0 G1-6-3 BB		3 1 1 0 0 1 1		
Harry Simpson, L (1, 9) OBP: 0.341, SLG: 0.529	0-0 1-3			0-3 K		0-0 1-3		0-0 G1-6-3		4 0 0 0 0 1 4		
Hector Lopez, R (1, 4) OBP: 0.377, SLG: 0.500		4-0 1-3 BB		0-0 E5		4-0 1B BB		0-3 K		2 0 0 0 0 2 1 0		
Joe Ginsberg, L (1, 2) OBP: 0.331, SLG: 0.311		0-3 K		0-0 5-3		0-0 1B		0-0 F5		2 0 0 0 0 1 2		
Lou Skizas, R (6, PH) OBP: 0.273, SLG: 0.226										1 0 1 2 0 0 0		
Tim Thompson, L (6, 2) OBP: 0.343, SLG: 0.396						1-2 2-H 3-H 1B				1 0 0 0 0 0 0		
Johnny Groth, R (1, 8) OBP: 0.322, SLG: 0.416		0-0 1-3			0-0 F6	0-0 4-3		0-0 1B		4 0 1 0 0 0 3		
Joe Demaestri, R (1, 6) OBP: 0.291, SLG: 0.310		0-0 F8			0-3 K		0-0 F7		0-0 3	3 0 0 0 0 1 1		
Eddie Robinson, L (9, PH) OBP: 0.296, SLG: 0.391									1-2f	1 0 0 0 0 0 1		
Jack McMahan, R (1, 1) Tommy Lasorda, L (1, 1) Rance Pless, R (7, PH) Jack Crimian, R (7, 1)			0-3 K		0-0 1-3		0-3 K			0 0 0 0 0 0 0		
<b>Inning Stats</b>	R: 0 H: 1 E: 0 LOB: 1 K: 0 BB: 0 S: 4 P: 4	R: 0 H: 0 E: 0 LOB: 1 K: 1 BB: 1 S: 5 P: 9	R: 0 H: 0 E: 0 LOB: 0 K: 1 BB: 0 S: 5 P: 5	R: 0 H: 0 E: 1 LOB: 1 K: 2 BB: 0 S: 8 P: 8	R: 0 H: 0 E: 0 LOB: 0 K: 1 BB: 0 S: 5 P: 5	R: 2 H: 3 E: 0 LOB: 2 K: 0 BB: 1 S: 6 P: 10	R: 0 H: 1 E: 0 LOB: 1 K: 2 BB: 0 S: 8 P: 8	R: 0 H: 0 E: 0 LOB: 0 K: 1 BB: 1 S: 4 P: 8	R: 0 H: 1 E: 0 LOB: 0 K: 0 BB: 0 S: 3 P: 3	1B: 4 SF: 0 2B: 3 SAC: 0 3B: 0 DP: 2 HR: 0 HBP: 0		WP: 0 PA: 35 PB: 0 SB: 0 CS: 0
<b>PITCHER</b> Billy Pierce, L (1, 1) ERA: 2.84	IP WLS BF H R ER SO BB IBB HBP BLK WP HR S P ERA WHIP	9.0 W 35 6 2 2 8 3 0 0 0 0 0 0 48 60 2.00 1.000										

livebaseballscorecards.com

AB 32  
R 2  
H 6  
RBI 2  
BB 3  
SO 8  
LOB 14

Batter	1	2	3	4	5	6	7	8	9
<b>Jim Rivera, L</b> <small>OBP: 0.378, SLG: 0.421</small> <small>(1, 9)</small>	4-0  <small>BBB</small>	0-0  <small>2</small>		0-0  <small>BBB</small>		0-0  <small>BBB</small>		0-0  <small>1</small>	
<b>Nellie Fox, L</b> <small>OBP: 0.329, SLG: 0.379</small> <small>(1, 4)</small>	4-0  <small>BBB</small>	0-0  <small>BBB</small>		4-0  <small>BBB</small>		0-0  <small>BBB</small>		0-0  <small>BBB</small>	
<b>Minnie Minoso, R</b> <small>OBP: 0.434, SLG: 0.468</small> <small>(1, 7)</small>	0-0  <small>BBB</small>	0-0  <small>BBB</small>	0-0  <small>BBB</small>	0-0  <small>BBB</small>		4-0  <small>BBB</small>		0-0  <small>BBB</small>	
<b>Sherm Lollar, R</b> <small>OBP: 0.395, SLG: 0.463</small> <small>(1, 2)</small>	0-0  <small>BBB</small>		0-0  <small>BBB</small>		0-0  <small>BBB</small>	4-0  <small>BBB</small>		0-0  <small>BBB</small>	
<b>Larry Doby, L</b> <small>OBP: 0.400, SLG: 0.432</small> <small>(1, 8)</small>	0-0  <small>BBB</small>		4-0  <small>BBB</small>		0-0  <small>BBB</small>	0-0  <small>BBB</small>		4-0  <small>BBB</small>	
<b>Walt Dropo, R</b> <small>OBP: 0.345, SLG: 0.317</small> <small>(1, 3)</small>	0-0  <small>BBB</small>		0-3  <small>BBB</small>		4-0  <small>BBB</small>		0-0  <small>BBB</small>	0-0  <small>BBB</small>	
<b>Sammy Esposito, R</b> <small>OBP: 0.400, SLG: 0.323</small> <small>(1, 5)</small>	0-0  <small>BBB</small>			0-0  <small>BBB</small>	1-0  <small>BBB</small>		0-0  <small>BBB</small>		
<b>Luis Aparicio, R</b> <small>OBP: 0.276, SLG: 0.309</small> <small>(1, 6)</small>	0-0  <small>BBB</small>			0-0  <small>BBB</small>	0-0  <small>BBB</small>		0-0  <small>BBB</small>		
<b>Billy Pierce, L</b> <small>OBP: 0.143, SLG: 0.111</small> <small>(1, 1)</small>		0-3  <small>BBB</small>		0-0  <small>BBB</small>		0-0  <small>BBB</small>	0-0  <small>BBB</small>		

Inning Stats	R: 3	H: 2	LOB: 2	K: 0	P: 14	R: 0	H: 0	LOB: 0	K: 1	P: 5	R: 0	H: 0	LOB: 1	K: 1	P: 9	R: 1	H: 2	LOB: 2	K: 0	P: 9	R: 0	H: 0	LOB: 2	K: 0	P: 8	R: 0	H: 1	LOB: 3	K: 0	P: 12	R: 0	H: 1	LOB: 1	K: 0	P: 4	R: 1	H: 2	LOB: 2	K: 0	P: 9
	S: 6	BB: 2	BB: 2	S: 5		S: 5	BB: 0	BB: 0	S: 5		S: 5	BB: 1	BB: 1	S: 5		S: 3	BB: 2	BB: 2	S: 4		S: 4	BB: 0	BB: 0	S: 4		S: 4	BB: 2	BB: 2	S: 4		S: 4	BB: 0	BB: 0	S: 5		S: 5	BB: 1	BB: 1	S: 5	

PITCHER	IP	WLS	BF	H	R	ER	SO	BB	IBB	HBP	BLK	WP	HR	S	P	ERA	WHIP
<b>Jack McMahan, L</b> <small>ERA: 5.4</small>	(1, 1)	0.1	L	6	2	3	2	0	2	0	0	0	0	4	12	54.00	12.000
<b>Tommy Lasorda, L</b> <small>ERA: 5.2</small>	(1, 1)	5.2		26	3	1	2	5	0	1	0	1	0	24	45	1.59	1.412
<b>Jack Crimian, R</b> <small>ERA: 6.13</small>	(7, 1)	2.0		10	3	1	1	0	1	0	0	0	0	9	13	4.50	2.000

**BOTTOM**

**Kansas City Athletics @ Chicago White Sox**  
 Comiskey Park, Chicago, IL  
 Wed Jul 04 1956, 4:33 AM EDT  
 Unknown

AB	R	H	RBI	BB	SO	LOB
4	1	2	1	1	0	0
2	2	1	0	2	0	0
4	1	0	0	1	0	5
3	0	1	2	1	0	0
3	0	1	1	2	0	3
4	0	2	1	1	1	3
2	0	0	0	0	0	2
4	1	1	0	0	0	5
3	0	0	0	0	1	1

AB	29
R	5
H	8
RBI	5
BB	8
SO	2
LOB	19

WP	PA
1	43
PB	0
SB	0
CS	1

WP	HR	S	P	ERA	WHIP
1	0	9	13	4.50	2.000





Batter	1	2	3	4	5	6	7	8	9	AB	R	H	RBI	BB	SO	LOB
Jim Rivera, L (1, 9) OBP: 0.380, SLG: 0.422	F9		1B			E E 1B	FC6 L3			4	1	2	0	0	0	2
Nellie Fox, L (1, 4) OBP: 0.328, SLG: 0.377	F7		F8			E E 1B 1B	L3			4	1	1	0	0	0	4
Minnie Minoso, R (1, 7) OBP: 0.432, SLG: 0.464	FC5-4 1B			F2		F4		6-3		4	0	1	0	0	0	1
Sherm Lollar, R (1, 2) OBP: 0.401, SLG: 0.465	FC5-4			F4 1B		F4 1B		FC4-6 BB		3	0	2	1	1	0	1
Larry Doby, L (1, 8) OBP: 0.394, SLG: 0.424		K		F4		F7		FC4-6		4	0	0	0	0	1	3
Walt Dropo, R (1, 3) OBP: 0.333, SLG: 0.305		5-3			F8	F8		K		4	0	0	0	0	1	2
Sammy Esposito, R (1, 5) (8, 6) OBP: 0.387, SLG: 0.309		L6				6-3		6-3		4	0	0	0	0	0	0
Luis Aparicio, R (1, 6) Fred Hatfield, L (7, PH) OBP: 0.278, SLG: 0.307 OBP: 0.375, SLG: 0.380			B1-3			FC6 BB 1B		F9		1	0	0	0	1	0	0
Gerry Staley, R (1, 1) Bubba Phillips, R (5, PH) Dixie Howell, L (6, 1) Ron Northey, L (7, PH) Dick Donovan, L (7, PR) Paul LaPalme, L (8, 1) Dave Philley, S (9, PH) OBP: 0.250, SLG: 0.200 OBP: 0.280, SLG: 0.360 OBP: 0.385, SLG: 0.833 OBP: 0.383, SLG: 1.429 OBP: 0.390, SLG: 0.457 OBP: 0.390, SLG: 0.750 OBP: 0.341, SLG: 0.356			K			F8		6-3		2	0	1	0	0	0	0

Inning Stats	R: 0	H: 1	E: 0	LOB: 1	K: 0	BB: 0	S: 4	R: 0	H: 0	E: 0	LOB: 0	K: 1	BB: 0	S: 5	R: 0	H: 1	E: 0	LOB: 1	K: 1	BB: 0	S: 6	R: 0	H: 0	E: 0	LOB: 1	K: 0	BB: 1	S: 3	R: 2	H: 3	E: 2	LOB: 1	K: 0	BB: 0	S: 6	R: 0	H: 1	E: 1	LOB: 3	K: 0	BB: 1	S: 4	R: 0	H: 0	E: 0	LOB: 1	K: 1	BB: 1	S: 5	R: 0	H: 0	E: 0	LOB: 0	K: 0	BB: 0	S: 3	R: 0	H: 0	E: 0	LOB: 0	K: 0	BB: 0	S: 3	R: 0	H: 0	E: 0	LOB: 0	K: 0	BB: 0	S: 3	1B: 7	SF: 0	2B: 1	SAC: 0	3B: 0	DP: 1	HR: 0	HBP: 0	WP: 0	PA: 36
--------------	------	------	------	--------	------	-------	------	------	------	------	--------	------	-------	------	------	------	------	--------	------	-------	------	------	------	------	--------	------	-------	------	------	------	------	--------	------	-------	------	------	------	------	--------	------	-------	------	------	------	------	--------	------	-------	------	------	------	------	--------	------	-------	------	------	------	------	--------	------	-------	------	------	------	------	--------	------	-------	------	-------	-------	-------	--------	-------	-------	-------	--------	-------	--------

PITCHER	IP	WLS	BF	H	R	ER	SO	BB	IBB	HBP	BLK	WP	HR	S	P	ERA	WHIP
Alex Kellner, L (1, 1) ERA: 3.63	5.0		20	5	2	1	2	1	0	0	0	0	0	23	27	1.80	1.200
Art Ditmar, R (6, 1) ERA: 3.83	1.1		7	2	0	0	0	1	0	0	0	0	0	6	10	0.00	2.250
Bobby Shantz, L (7, 1) ERA: 4.2	2.2	S	9	0	0	0	1	1	0	0	0	0	0	10	14	0.00	0.375

**BOTTOM**

**Kansas City Athletics @ Chicago White Sox**  
Comiskey Park, Chicago, IL

Wed Jul 04 1956, 4:38 AM EDT  
Att. 18,682 - Unknown

<b>AB</b>	<b>33</b>
<b>R</b>	<b>2</b>
<b>H</b>	<b>7</b>
<b>RBI</b>	<b>1</b>
<b>BB</b>	<b>3</b>
<b>SO</b>	<b>3</b>
<b>LOB</b>	<b>14</b>



PITCHER	IP	WLS	BF	H	R	ER	SO	BB	IBB	HBP	BLK	WP	HR	S	P	ERA	WHIP
---------	----	-----	----	---	---	----	----	----	-----	-----	-----	----	----	---	---	-----	------

Batter	1	2	3	4	5	6	7	8	9	AB R H RBI BB SO LOB	TOP											
George Strickland, R OBP: 0.348, SLG: 0.310 (1, 4)	0-0 6-3		0-0 6-3		0-0 5-3			0-0 6-3		4 0 0 0 0 0 0	<b>Cleveland Indians @ Kansas City Athletics</b> Municipal Stadium, Kansas City, MO Fri Jul 06 1956, 4:33 AM EDT Att. 16,171 - Unknown <a href="http://livebaseballscorecards.com">livebaseballscorecards.com</a>											
Gene Woodling, L OBP: 0.436, SLG: 0.439 (1, 7)	0-0 4-3			0-0 1B 2B	0-0 4-3			4-0 G5-4-3 BB		3 0 1 0 1 0 0												
Al Smith, R OBP: 0.408, SLG: 0.494 (1, 9)	0-3 K			0-0 BB HR 1B			0-0 1-3	0-0 G5-4-3 1-2f		4 1 1 0 0 1 1												
Vic Wertz, L OBP: 0.390, SLG: 0.537 (1, 3)		0-0 F8		0-0 HR 1B			0-0 F7		0-0 4-3	4 1 1 0 0 0 0												
Al Rosen, R OBP: 0.410, SLG: 0.537 (1, 5)		0-0 E5 1B		4-0 HR BB			4-0 BB		0-0 6-3	2 1 0 0 2 0 0												
Jim Busby, R OBP: 0.290, SLG: 0.366 (1, 8)		0-0 G6-4-3 1B		0-0 HR			0-0 F7		0-0 F8	4 1 2 4 0 0 1												
Chico Carrasquel, R OBP: 0.342, SLG: 0.342 (1, 6)		0-0 G6-4-3 1-2f		4-0 G5-4-3 BB			0-0 5-3			2 0 0 0 1 0 2												
Earl Averill, R OBP: 0.312, SLG: 0.348 (1, 2)			0-3 K		0-0 G5-4-3			0-3 K		3 0 0 0 0 2 1												
Jim Hegan, R OBP: 0.335, SLG: 0.356 (8, 2)					0-0 1-2f					0 0 0 0 0 0 0												
Mike Garcia, R OBP: 0.161, SLG: 0.107 (1, 1)			0-0 F3				0-0 1-3		0-0 5-3	3 0 0 0 0 0 0												
Don Mossi, L OBP: 0.200, SLG: 0.154 (8, 1)										0 0 0 0 0 0 0												
<b>Inning Stats</b>	R: 0 E: 0 K: 1 S: 5	H: 0 LOB: 0 BB: 0 P: 5	R: 0 E: 1 K: 0 S: 4	H: 1 LOB: 1 BB: 0 P: 4	R: 0 E: 0 K: 1 S: 5	H: 0 LOB: 0 BB: 0 P: 5	R: 4 E: 0 K: 0 S: 5	H: 4 LOB: 0 BB: 2 P: 13	R: 0 E: 0 K: 0 S: 3	H: 0 LOB: 0 BB: 0 P: 3	R: 0 E: 0 K: 0 S: 3	H: 0 LOB: 1 BB: 1 P: 7	R: 0 E: 0 K: 1 S: 5	H: 0 LOB: 0 BB: 0 P: 5	R: 0 E: 0 K: 0 S: 2	H: 0 LOB: 0 BB: 1 P: 6	R: 0 E: 0 K: 0 S: 3	H: 0 LOB: 0 BB: 0 P: 3	1B: 3 2B: 1 3B: 0 HR: 1	SF: 0 SAC: 0 DP: 3 HBP: 0	WP: 0 PB: 0 SB: 0 CS: 0	PA: 33
<b>PITCHER</b>	IP WLS BF H R ER SO BB IBB HBP BLK WP HR S P ERA WHIP																					
Troy Herriage, R ERA: 6.63 (1, 1)	3.1 L 16 5 4 4 2 2 0 0 0 0 0 1 18 26 10.80 2.100																					
Bobby Shantz, L ERA: 4.14 (4, 1)	0.2 1 0 0 0 0 0 0 0 0 0 0 0 1 1 0.00 0.000																					
Tom Gorman, R ERA: 4.23 (5, 1)	5.0 16 0 0 0 1 2 0 0 0 0 0 0 16 24 0.00 0.400																					




BOTTOM

Cleveland Indians @ Kansas City Athletics  
Municipal Stadium, Kansas City, MO

livebaseballscorecards.com

AB 35  
R 2  
H 11  
RBI 2  
BB 1  
SO 4  
LOB 15



WP: 0 PA: 37  
PB: 1  
SB: 0  
CS: 0

ERA WHIP

Fri Jul 06 1956, 4:33 AM EDT  
Att. 16,171 - Unknown

AB R H RBI BB SO LOB

5 0 0 0 0 0 1

4 1 2 0 0 0 1

4 0 1 0 0 0 1

4 1 2 1 0 0 1

4 0 2 0 0 0 2

3 0 3 1 1 0 0

3 0 0 0 0 3 5

1 0 0 0 0 0 2

0 0 0 0 0 0 0

1 0 0 0 0 1 1

1 0 0 0 0 0 0

1B

1B

1B

1B

1B

1B

1B

1B

1B

1B

1B

1B

2B

2B

2B

2B

2B

2B

2B

2B

2B

2B

2B

2B

FC4-6

FC4-6

FC4-6

FC4-6

FC4-6

FC4-6

FC4-6

FC4-6

FC4-6

FC4-6

FC4-6

FC4-6

G4-6-3

G4-6-3

G4-6-3

G4-6-3

G4-6-3

G4-6-3

G4-6-3

G4-6-3

G4-6-3

G4-6-3

G4-6-3

G4-6-3

SH4-3

SH4-3

SH4-3

SH4-3

SH4-3

SH4-3

SH4-3

SH4-3

SH4-3

SH4-3

SH4-3

SH4-3

5-3

5-3

5-3

5-3

5-3

5-3

5-3

5-3

5-3

5-3

5-3

5-3

F8

F8

F8

F8

F8

F8

F8

F8

F8

F8

F8

F8

F5

F5

F5

F5

F5

F5

F5

F5

F5

F5

F5

F5

F3

F3

F3

F3

F3

F3

F3

F3

F3

F3

F3

F3

F7

F7

F7

F7

F7

F7

F7

F7

F7

F7

F7

F7

F1

F1

F1

F1

F1

F1

F1

F1

F1

F1

F1

F1

1-2

1-2

1-2

1-2

1-2

1-2

1-2

1-2

1-2

1-2

1-2

1-2

2-3

2-3

2-3

2-3

2-3

2-3

2-3

2-3

2-3

2-3

2-3

2-3

3-4

3-4

3-4

3-4

3-4

3-4

3-4

3-4

3-4

3-4

3-4

3-4

4-5

4-5

4-5

4-5

4-5

4-5

4-5

4-5

4-5

4-5

4-5

4-5

5-6

5-6

5-6

5-6

5-6

5-6

5-6

5-6

5-6

5-6

5-6

5-6

6-7

6-7

6-7

6-7

6-7

6-7

6-7

6-7

6-7

6-7

6-7

6-7

7-8

7-8

7-8

7-8

7-8

7-8

7-8

7-8

7-8

7-8

7-8

7-8

8-9

8-9

8-9

8-9

8-9

8-9

8-9

8-9

8-9

8-9

8-9

8-9

9-10

9-10

9-10

9-10

9-10

9-10

9-10

9-10

9-10

9-10

9-10

9-10

10-11

10-11

10-11

10-11

10-11

10-11

10-11

10-11

10-11

10-11

10-11

10-11

11-12

11-12

11-12

11-12

11-12

11-12

11-12

11-12

11-12

11-12

11-12

11-12

12-13

12-13

12-13

12-13

12-13

12-13

12-13

12-13

12-13

12-13

12-13

12-13

13-14

13-14

13-14

13-14

13-14

13-14

13-14

13-14

13-14

13-14

13-14

13-14

14-15

14-15

14-15

14-15

14-15

14-15

14-15

14-15

14-15

14-15

14-15

14-15

15-16

15-16

15-16

15-16

15-16

15-16

1

Batter	1	2	3	4	5	6	7	8	9	AB R H RBI BB SO LOB	TOP									
George Strickland, R (1, 4) OBP: 0.356, SLG: 0.311	0-3 K		4-0 BB		0-0 F9			0-0 1B		3 0 1 0 1 1 0	<b>Cleveland Indians @ Kansas City Athletics</b> Municipal Stadium, Kansas City, MO Sat Jul 07 1956, 4:33 AM EDT Att. 16,342 - Unknown <a href="http://livebaseballscorecards.com">livebaseballscorecards.com</a>									
Gene Woodling, L (1, 7) OBP: 0.432, SLG: 0.434	0-0 F8		0-3 K			0-0 1B		0-0 F7		4 0 1 0 0 1 2										
Al Smith, R (1, 9) OBP: 0.406, SLG: 0.490	0-0 1B		0-0 F7			0-0 F7		0-0 5-3		4 0 1 0 0 0 3										
Vic Wertz, L (1, 3) OBP: 0.388, SLG: 0.544	0-0 F7		0-0 1-3			0-3 K			0-0 HR	4 1 1 1 0 1 3										
Al Rosen, R (1, 5) OBP: 0.407, SLG: 0.541		0-0 6-3 3B		0-0 5-3		0-0 5-3			0-0 F9	4 1 1 0 0 0 1										
Jim Busby, R (1, 8) OBP: 0.287, SLG: 0.361		0-0 6-3		0-3 K			0-0 4-3		0-0 F8	4 0 0 1 0 1 0										
Chico Carrasquel, R (1, 6) OBP: 0.338, SLG: 0.337		0-0 6-3 3-H		0-0 F7			0-0 F5		0-0 6-3	4 0 0 0 0 0 0										
Jim Hegan, R (1, 2) OBP: 0.335, SLG: 0.356		0-0 1B			0-3 K		0-0 F6			3 0 1 0 0 1 0										
Herb Score, L (1, 1) OBP: 0.256, SLG: 0.184		0-3 K			0-0 3-1			0-0 3-1		1 0 0 0 0 1 1										
Dale Mitchell, L (5, PH) OBP: 0.370, SLG: 0.150										1 0 0 0 0 0 0										
Hank Aguirre, R (5, 1)										0 0 0 0 0 0 0										
Preston Ward, L (8, PH) OBP: 0.349, SLG: 0.436										1 0 0 0 0 0 0										
Bob Feller, R (8, 1)										0 0 0 0 0 0 0										
<b>Inning Stats</b>	R: 0 E: 0 K: 1 S: 6	H: 1 LOB: 1 BB: 0 P: 6	R: 1 E: 0 K: 1 S: 7	H: 2 LOB: 1 BB: 0 P: 7	R: 0 E: 0 K: 1 S: 5	H: 0 LOB: 1 BB: 1 P: 9	R: 0 E: 0 K: 1 S: 5	H: 0 LOB: 0 BB: 0 P: 5	R: 0 E: 0 K: 1 S: 6	H: 1 LOB: 1 BB: 0 P: 6	R: 0 E: 0 K: 0 S: 3	H: 0 LOB: 0 BB: 0 P: 3	R: 0 E: 0 K: 0 S: 4	H: 1 LOB: 1 BB: 0 P: 4	R: 1 E: 0 K: 0 S: 4	H: 1 LOB: 0 BB: 0 P: 4	1B: 4 2B: 0 3B: 1 HR: 1	SF: 0 SAC: 0 DP: 0 HBP: 0	WP: 0 PB: 0 SB: 0 CS: 0	PA: 34
<b>PITCHER</b> Art Ditmar, R (1, 1) ERA: 3.71	IP: 9.0 WLS: W BF: 34 H: 6 R: 2 ER: 2 SO: 6 BB: 1 IBB: 0 HBP: 0 BLK: 0 WP: 0 HR: 1 S: 45 P: 49 ERA: 2.00 WHIP: 0.778																			



Batter	1	2	3	4	5	6	7	8	9	AB	R	H	RBI	BB	SO	LOB
Vic Power, R OBP: 0.333, SLG: 0.426 (1, 3)	0-0 5-3		0-0 1B	0-0 1B		0-0 E6				4	1	2	2	0	0	1
Lou Skizas, R OBP: 0.333, SLG: 0.308 (1, 9)	0-0 5-3		0-0 1B	0-0 1B		0-0 FC5-4				3	0	2	1	1	0	0
Gus Zernial, R OBP: 0.335, SLG: 0.469 (1, 7)	0-0 HR		0-0 F4	0-0 WP				4-0 BB		5	1	2	1	0	0	4
Harry Simpson, L OBP: 0.340, SLG: 0.518 (1, 8)	0-3 K		0-3 K			0-0 F9		0-0 F8		4	0	0	0	0	2	4
Hector Lopez, R OBP: 0.375, SLG: 0.489 (1, 4)		4-0 1B	0-0 F8			0-0 F8		0-0 F7		3	1	0	0	1	0	4
Joe Ginsberg, L OBP: 0.342, SLG: 0.320 (1, 2)		0-0 1B		0-0 6-3		0-0 F9		0-0 F7		4	0	1	0	0	0	1
Jim Finigan, R OBP: 0.317, SLG: 0.316 (1, 5)		0-0 SF7		0-0 1B		0-0 G3			0-0 4-3	3	1	1	1	0	1	0
Mike Baxes, R OBP: 0.342, SLG: 0.270 (1, 6)		0-3 K		0-0 2B		0-0 F4		0-3 K		4	1	1	0	0	2	1
Art Ditmar, R OBP: 0.192, SLG: 0.160 (1, 1)		0-3 K		0-0 F6		0-3 K		0-0 F7		3	0	0	0	0	1	3

Inning Stats	R: 1	H: 1	E: 0	LOB: 0	K: 1	S: 6	P: 6	R: 1	H: 1	E: 0	LOB: 1	K: 2	S: 8	R: 0	H: 2	E: 0	LOB: 2	K: 1	S: 7	R: 3	H: 4	E: 0	LOB: 0	K: 0	S: 6	R: 0	H: 1	E: 0	LOB: 1	K: 0	S: 4	R: 0	H: 0	E: 1	LOB: 1	K: 1	S: 6	R: 0	H: 0	E: 0	LOB: 1	K: 0	S: 3	R: 0	H: 0	E: 0	LOB: 0	K: 1	S: 5	R: 0	H: 0	E: 0	LOB: 0	K: 1	S: 5
--------------	------	------	------	--------	------	------	------	------	------	------	--------	------	------	------	------	------	--------	------	------	------	------	------	--------	------	------	------	------	------	--------	------	------	------	------	------	--------	------	------	------	------	------	--------	------	------	------	------	------	--------	------	------	------	------	------	--------	------	------

PITCHER	IP	WLS	BF	H	R	ER	SO	BB	IBB	HBP	BLK	WP	HR	S	P	ERA	WHIP
Herb Score, L ERA: 2.96 (1, 1)	4.0	L	21	8	5	5	4	1	0	0	0	2	1	27	31	11.25	2.250
Hank Aguirre, L ERA: (5, 1)	3.0		12	1	0	0	1	1	0	0	0	0	0	13	17	0.00	0.667
Bob Feller, R ERA: 3.33 (8, 1)	1.0		3	0	0	0	1	0	0	0	0	0	0	5	5	0.00	0.000

**BOTTOM**

**Cleveland Indians @ Kansas City Athletics**  
Municipal Stadium, Kansas City, MO

Sat Jul 07 1956, 4:33 AM EDT  
Att. 16,342 - Unknown

livebaseballscorecards.com

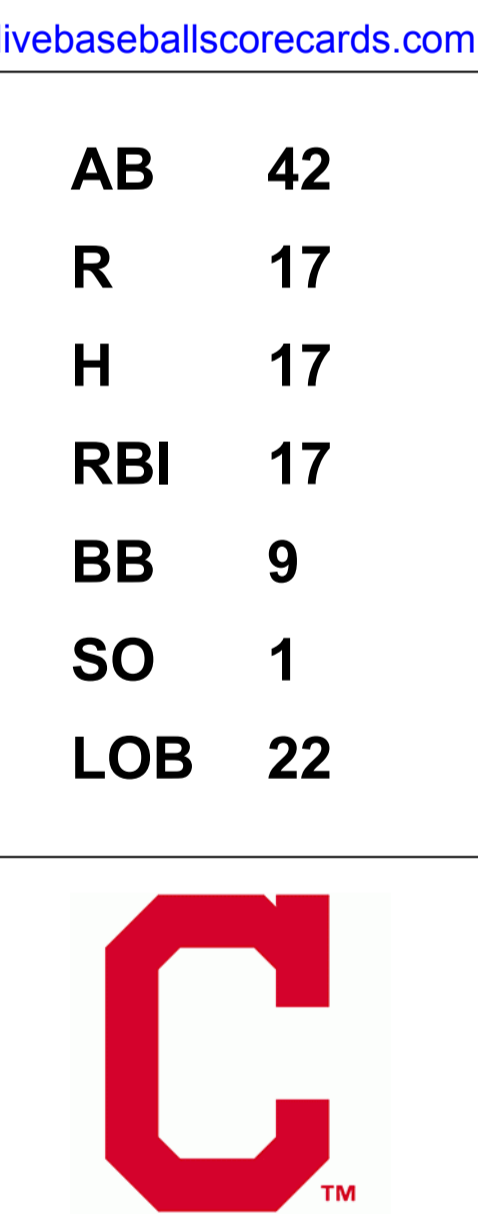
AB	33
R	5
H	9
RBI	5
BB	2
SO	6
LOB	18



1B:	7	SF:	1	WP:	2	PA:	36
2B:	1	SAC:	0	PB:	0	SB:	1
3B:	0	DP:	0	CS:	0		
HR:	1	HBP:	0				

Batter	1	2	3	4	5	6	7	8	9	AB R H RBI BB SO LOB	TOP	
George Strickland, R OBP: 0.367, SLG: 0.318 (1, 4)	0-0 BB BB 1B		0-0 1-3		0-0 F9		0-0 SH1-2 2B 1B	0-0 F8		5 2 2 1 1 0 1		
Gene Woodling, L OBP: 0.443, SLG: 0.439 (1, 7)	4-0 1-2 BB BB		4-0 G4-3-4 BB			0-0 4-1 HR 1B	0-0 SH1-3 1B 2B	0-0 4-3		3 2 2 1 2 0 0		
Al Smith, R OBP: 0.405, SLG: 0.494 (1, 9)	0-0 F7		0-0 G4-3-4 1-2f			0-0 F8	0-0 1B 2B		0-0 F2	6 2 2 4 0 0 4		
Al Rosen, R OBP: 0.415, SLG: 0.540 Kenny Kuhn, L OBP: 0.400, SLG: 0.250 (1, 5) (8, 6)	4-0 1-2 2-3 BB			0-0 6-3		0-0 4-1 HR 1B	0-0 FC6-4 1B BB		0-0 1B 1B	2 3 1 0 3 0 0 1 0 1 0 0 0 0		
Vic Wertz, L OBP: 0.385, SLG: 0.538 Sam Mele, R OBP: 0.371, SLG: 0.462 Preston Ward, L OBP: 0.360, SLG: 0.458 (1, 3) (7, PH) (7, PR) (7, 3)	0-3 K			0-0 F6		0-0 4-1	0-0 FC6-4 1B		0-0 1B 1B	3 0 0 0 0 1 5 1 0 1 1 0 0 0 2 0 2 2 0 0 0		
Jim Busby, R OBP: 0.284, SLG: 0.367 (1, 8)	0-0 L6			0-0 6-3		0-0 HR	0-0 FC6-4 1B BB		0-0 F5	6 2 1 3 0 0 9		
Chico Carrasquel, R OBP: 0.338, SLG: 0.337 (1, 6) (8, 5)		0-0 F9			0-0 F4	0-0 E5 1B 1B	0-0 BB BB 1B 1B	0-0 HR 1B	0-0 1-3	6 3 2 1 0 0 2	AB 42 R 17 H 17 RBI 17 BB 9 SO 1 LOB 22	
Jim Hegan, R OBP: 0.337, SLG: 0.353 (1, 2)		0-0 F2			0-0 F7	0-0 1B 1B	0-0 BB BB 1B BB	0-0 F8		4 1 1 0 1 0 1		
Early Wynn, S OBP: 0.264, SLG: 0.213 Bob Lemon, L OBP: 0.275, SLG: 0.444 (1, 1) (8, PH) (8, 1)		0-0 4-3			4-0 BB	0-0 1B	4-0 1B BB 2B BB	0-0 HR		2 1 1 2 2 0 0 1 1 1 2 0 0 0		
<b>Inning Stats</b>	R: 0 H: 1 E: 0 LOB: 3 K: 1 BB: 2 S: 6 P: 14	R: 0 H: 0 E: 0 LOB: 0 K: 0 BB: 0 S: 3 P: 3	R: 0 H: 0 E: 0 LOB: 0 K: 0 BB: 1 S: 2 P: 6	R: 0 H: 0 E: 0 LOB: 0 K: 0 BB: 0 S: 3 P: 3	R: 0 H: 0 E: 0 LOB: 1 K: 0 BB: 1 S: 3 P: 7	R: 4 H: 5 E: 1 LOB: 2 K: 0 BB: 0 S: 8 P: 8	R: 11 H: 7 E: 0 LOB: 2 K: 0 BB: 5 S: 10 P: 30	R: 2 H: 2 E: 0 LOB: 0 K: 0 BB: 0 S: 5 P: 5	R: 0 H: 2 E: 0 LOB: 2 K: 0 BB: 0 S: 5 P: 5	1B: 12 SF: 0 2B: 3 SAC: 1 3B: 0 DP: 1 HR: 2 HBP: 0	WP: 0 PA: 52 PB: 0 SB: 0 CS: 0	
<b>PITCHER</b>	IP WLS BF H R ER SO BB IBB HBP BLK WP HR S P ERA WHIP											
Jack McMahan, L ERA: 5.74 (1, 1)	6.1 L 30 8 6 5 1 4 0 0 0 0 0 1 28 44 7.11 1.895											
Tommy Lasorda, L ERA: 6.15 (7, 1)	0.1 5 2 1 1 0 2 0 0 0 0 0 0 3 11 27.00 12.000											
Jack Crimian, R ERA: 6.7 (7, 1)	0.0 4 2 6 6 0 2 0 0 0 0 0 0 2 10 ∞ ∞											
Jose Santiago, R ERA: 8.69 (7, 1)	2.1 13 5 4 4 0 1 0 0 0 0 0 1 12 16 15.43 2.571											

**Cleveland Indians @ Kansas City Athletics**  
Municipal Stadium, Kansas City, MO  
Sun Jul 08 1956, 4:33 AM EDT  
Att: 15,958 - Unknown



livebaseballscorecards.com

Batter	1	2	3	4	5	6	7	8	9	AB	R	H	RBI	BB	SO	LOB
Vic Power, R OBP: 0.335, SLG: 0.425 (1, 3)	0-0 2B SF8 1B	0-0 F5			0-0 SH1-3 1B		0-0 F7		0-0 FC5-4	5	1	2	0	0	0	4
Enos Slaughter, L OBP: 0.374, SLG: 0.421 (1, 9)	0-0 F9	0-0 F8			0-0 SH1-3 1-2		0-0 FC6-4		0-3 K	4	0	0	0	0	1	5
Gus Zernial, R OBP: 0.338, SLG: 0.492 (1, 7)	0-0 SF8 1-3 2B		0-0 F7		0-0 F4			0-0 HR		4	1	2	1	0	0	1
Harry Simpson, L OBP: 0.342, SLG: 0.521 (1, 8)	0-0 SF8 2-3 3-H		0-0 2B		0-0 4-3			4-0 1-3 5-3 BB		2	0	1	1	1	0	1
Hector Lopez, R OBP: 0.371, SLG: 0.482 (1, 4)	0-0 F8		0-3 K		0-0 F9			0-0 5-3 1-2		4	0	0	0	0	1	3
Joe Ginsberg, L OBP: 0.340, SLG: 0.326 (1, 2)		0-0 1B 1B 2B	0-0 F7		0-0 F5			0-0 1-3 2-3		4	1	1	0	0	0	2
Jim Finigan, R OBP: 0.316, SLG: 0.315 (1, 5)		0-0 1B 2-3 1B		0-0 F9		0-0 6-3		0-3 K		4	0	1	0	0	1	1
Mike Baxes, R OBP: 0.350, SLG: 0.273 (1, 6)		0-0 1-3 3-H 1B		0-0 5-3		0-3 K		4-0 FC5-4 BB		3	0	1	1	1	1	0
Jack McMahan, R (1, 1)		0-0 F8		0-0 5-3		0-0 FC6-4 1B		0-0 F4		2	0	0	0	0	0	2
Tommy Lasorda, L (7, 1)										0	0	0	0	0	0	0
Jack Crimian, R (7, 1)										0	0	0	0	0	0	0
Jose Santiago, R (7, 1)										1	0	1	0	0	0	0
Eddie Robinson, L (9, PH)										1	0	0	0	0	0	1

Inning Stats	R: 1	H: 2	E: 0	K: 0	S: 5	H: 2	LOB: 1	BB: 0	P: 5	R: 1	H: 3	E: 0	K: 0	S: 6	H: 3	LOB: 2	BB: 0	P: 6	R: 0	H: 1	E: 0	K: 1	S: 6	H: 1	LOB: 1	BB: 0	P: 6	R: 0	H: 0	E: 0	K: 0	S: 3	R: 0	H: 1	E: 0	K: 0	S: 4	R: 0	H: 0	E: 0	K: 0	S: 3	R: 0	H: 1	E: 0	K: 1	S: 6	R: 1	H: 1	E: 0	K: 1	S: 6	R: 0	H: 1	E: 0	K: 1	S: 5	R: 0	H: 0	E: 0	K: 1	S: 5	1B: 5	SF: 1	2B: 3	3B: 0	HR: 1	SAC: 1	DP: 0	HBP: 0	WP: 0	PA: 38
--------------	------	------	------	------	------	------	--------	-------	------	------	------	------	------	------	------	--------	-------	------	------	------	------	------	------	------	--------	-------	------	------	------	------	------	------	------	------	------	------	------	------	------	------	------	------	------	------	------	------	------	------	------	------	------	------	------	------	------	------	------	------	------	------	------	------	-------	-------	-------	-------	-------	--------	-------	--------	-------	--------

PITCHER	IP	WLS	BF	H	R	ER	SO	BB	IBB	HBP	BLK	WP	HR	S	P	ERA	WHIP
Early Wynn, R (1, 1)	7.0	W	29	8	2	2	2	0	0	0	0	0	0	33	33	2.57	1.143
Bob Lemon, R (8, 1)	2.0	S	9	1	1	1	2	2	0	0	0	0	1	11	19	4.50	1.500

BOTTOM

Cleveland Indians @ Kansas City Athletics  
Municipal Stadium, Kansas City, MO

livebaseballscores.com

AB	34
R	3
H	9
RBI	3
BB	2
SO	4
LOB	20



WP: 0	PA: 38
PB: 0	SB: 0
CS: 0	

Sun Jul 08 1956, 4:33 AM EDT  
Att. 15,958 - Unknown

Batter	1	2	3	4	5	6	7	8	9	AB R H RBI BB SO LOB	TOP																						
Vic Power, R OBP: 0.329, SLG: 0.418 (1, 3) X	0-0 6-3		0-0 E3			0-0 4-3		0-0 F7		4 0 0 0 0 0 2																							
Lou Skizas, R OBP: 0.348, SLG: 0.326 (1, 9) X	0-0 F6		0-0 6-3			0-0 1B		0-0 1B		4 0 2 0 0 0 2																							
Gus Zernial, R OBP: 0.332, SLG: 0.481 (1, 7) X	0-0 5-3			0-0 L1		0-3 K		0-0 F7		4 0 0 0 0 1 2																							
Harry Simpson, L OBP: 0.337, SLG: 0.515 (1, 8)		0-0 G3		0-0 4-3		0-0 1-3		0-0 F7		4 0 0 0 0 0 1																							
Hector Lopez, R OBP: 0.366, SLG: 0.475 (1, 5)		0-3 K		0-3 K			0-0 F8		0-0 F9	4 0 0 0 0 2 0																							
Joe Ginsberg, L OBP: 0.338, SLG: 0.324 (1, 2)		0-3 K			0-0 F8 1B		0-3 K		0-0 F8	4 0 1 0 0 2 0																							
Mike Baxes, R OBP: 0.373, SLG: 0.294 (1, 6)			4-0 G3 1B E3 BB		0-0 G6-4-3 1B		0-0 1B			2 0 2 0 1 0 0																							
Jim Finigan, R OBP: 0.316, SLG: 0.315 (1, 4)			0-0 E3 G3 1B		0-0 F8		0-0 6-3			3 0 1 0 0 0 3																							
Art Diltmar, R OBP: 0.192, SLG: 0.160 (3, PH)			0-0 G3		0-0 G6-4-3			0-0 F8		0 0 0 0 0 0 0																							
Eddie Robinson, L OBP: 0.287, SLG: 0.378 (3, 1)										1 0 0 0 0 0 2																							
Troy Herriage, R OBP: 0.227, SLG: 0.125 (5, PH)										0 0 0 0 0 0 0																							
Johnny Groth, R OBP: 0.320, SLG: 0.413 (5, 1)										1 0 0 0 0 0 2																							
Tom Gorman, R OBP: 0.143, SLG: 0.053 (8, PH)										0 0 0 0 0 0 0																							
Joe Demasisti, R OBP: 0.289, SLG: 0.308 (8, 1)										1 0 0 0 0 0 0																							
Bobby Shantz, R OBP: 0.200, SLG: 0.111 (8, 1)										0 0 0 0 0 0 0																							
<b>Inning Stats</b>	R: 0 E: 0 K: 0 S: 3	H: 0 LOB: 0 BB: 0 P: 3	R: 0 E: 0 K: 2 S: 7	H: 0 LOB: 0 BB: 0 P: 7	R: 0 E: 1 K: 0 S: 4	H: 1 LOB: 2 BB: 1 P: 8	R: 0 E: 0 K: 1 S: 5	H: 0 LOB: 0 BB: 0 P: 5	R: 0 E: 0 K: 1 S: 4	H: 2 LOB: 1 BB: 0 P: 4	R: 0 E: 0 K: 1 S: 6	H: 1 LOB: 1 BB: 0 P: 6	R: 0 E: 0 K: 1 S: 6	H: 1 LOB: 1 BB: 0 P: 6	R: 0 E: 0 K: 0 S: 4	H: 1 LOB: 1 BB: 0 P: 4	R: 0 E: 0 K: 0 S: 3	H: 0 LOB: 0 BB: 0 P: 3	1B: 6 2B: 0 3B: 0 HR: 0	SF: 0 SAC: 0 DP: 1 HBP: 0	WP: 0 PB: 0 SB: 0 CS: 0	PA: 33											
<b>PITCHER</b> Bill Wight, L ERA: 4.5 (1, 1)	IP 9.0	WLS W	BF 33	H 6	R 0	ER 0	SO 5	BB 1	IBB 0	HBP 0	BLK 0	WP 0	HR 0	S 42	P 46	ERA 0.00	WHIP 0.778																
											<b>PITCHER</b>	IP	WLS	BF	H	R	ER	SO	BB	IBB	HBP	BLK	WP	HR	S	P	ERA	WHIP					

**Kansas City Athletics @ Baltimore Orioles**  
 Memorial Stadium, Baltimore, MD  
 Thu Jul 12 1956, 3:33 AM EDT  
 Att. 9,487 - Unknown

AB	32
R	0
H	6
RBI	0
BB	1
SO	5
LOB	14



1B	6	SF	0
2B	0	SAC	0
3B	0	DP	1
HR	0	HBP	0





Batter	1	2	3	4	5	6	7	8	9	AB R H RBI BB SO LOB	TOP									
<b>Hector Lopez, R</b> (1, 5) OBP: 0.363, SLG: 0.473	0-0 E 2B	0-0 F2			0-0 F3		0-0 5-3		0-0 F8	5 1 1 0 0 0 1										
<b>Al Pilarcik, L</b> (1, 8) OBP: 0.250, SLG: 0.250	0-0 E3 HR	0-3 K			0-0 1-3 1B		0-0 4-3			4 1 1 0 0 1 1										
<b>Lou Skizas, R</b> (1, 7) OBP: 0.360, SLG: 0.404 <b>Johnny Groth, R</b> (8, 7) OBP: 0.320, SLG: 0.413	0-0 1-H HR				0-0 1-2 1-3 1B		0-0 5-3			4 1 2 2 0 0 0 0 0 0 0 0 0 0										
<b>Harry Simpson, L</b> (1, 9) OBP: 0.333, SLG: 0.508 <b>Enos Slaughter, L</b> (8, 9) OBP: 0.374, SLG: 0.421	0-0 F6				0-0 1-3			0-0 G3		4 0 0 0 0 0 2 0 0 0 0 0 0 0										
<b>Eddie Robinson, L</b> (1, 3) OBP: 0.286, SLG: 0.372	0-0 4-3				0-0 F5			0-0 1B		4 0 1 0 0 0 2										
<b>Tim Thompson, L</b> (1, 2) OBP: 0.335, SLG: 0.382	4-0 BB				0-0 4-3			0-0 F8		3 0 0 0 1 0 1										
<b>Mike Baxes, R</b> (1, 6) OBP: 0.356, SLG: 0.278	0-0 L8				0-0 E5			0-0 5-3		4 0 0 0 0 0 2										
<b>Jim Finigan, R</b> (1, 4) OBP: 0.315, SLG: 0.314					0-0 F7			0-0 1B		4 0 1 0 0 0 1										
<b>Alex Kellner, R</b> (1, 1) OBP: 0.259, SLG: 0.200					0-3 K			0-3 K		4 0 1 0 0 3 2										
<b>Inning Stats</b>	R: 3 E: 1 K: 0 S: 6	H: 2 LOB: 1 BB: 1 P: 10	R: 0 E: 0 K: 1 S: 6	H: 1 LOB: 1 BB: 0 P: 6	R: 0 E: 0 K: 0 S: 3	H: 0 LOB: 0 BB: 0 P: 3	R: 0 E: 1 K: 1 S: 6	H: 0 LOB: 1 BB: 0 P: 6	R: 0 E: 0 K: 1 S: 6	H: 2 LOB: 2 BB: 0 P: 5	R: 0 E: 0 K: 0 S: 3	H: 0 LOB: 0 BB: 0 P: 3	R: 0 E: 0 K: 0 S: 4	H: 1 LOB: 1 BB: 0 P: 4	R: 0 E: 0 K: 1 S: 5	H: 0 LOB: 0 BB: 0 P: 5	1B: 5 2B: 1 3B: 0 HR: 1	SF: 0 SAC: 0 DP: 0 HBP: 0	WP: 0 PB: 0 SB: 0 CS: 0	PA: 37
<b>PITCHER</b>	IP WLS BF H R ER SO BB IBB HBP BLK WP HR S P ERA WHIP																			
<b>Connie Johnson, R</b> (1, 1) ERA: 3.49	7.0 L 30 6 3 2 3 1 0 0 0 0 0 1 35 39 2.57 1.000																			
<b>Billy Loes, R</b> (8, 1) ERA: 5.18	2.0 7 1 0 0 1 0 0 0 0 0 0 0 9 9 0.00 0.500																			

**Kansas City Athletics @ Baltimore Orioles**  
**Memorial Stadium, Baltimore, MD**  
 Fri Jul 13 1956, 3:33 AM EDT  
 Att. 7,471 - Unknown

AB	36
R	3
H	7
RBI	2
BB	1
SO	4
LOB	12



Batter	1	2	3	4	5	6	7	8	9	AB	R	H	RBI	BB	SO	LOB
Dick Williams, R OBP: 0.339, SLG: 0.526 (1, 9) (8, 4)	0-0 HR		0-0 F8		0-0 F6		0-0 5-3		0-0 1-3	5	1	1	1	0	0	6
George Kell, R OBP: 0.393, SLG: 0.474 (1, 5)	0-0 1B		0-0 F9		0-0 1B			0-0 HR		4	1	3	1	0	0	1
Bob Nieman, R OBP: 0.397, SLG: 0.507 (1, 7)	0-0 F6			0-0 6-3	0-0 5-3			0-0 F8		4	0	0	0	0	0	3
Gus Triandos, R OBP: 0.370, SLG: 0.457 (1, 3)	0-0 F7			0-3 K		0-0 F5		0-0 F6		4	0	0	0	0	1	0
Hal Smith, R OBP: 0.323, SLG: 0.386 (1, 2)		0-0 F8		0-0 2B		0-0 F5		0-0 L7		4	0	1	0	0	0	0
Jim Pyburn, R OBP: 0.281, SLG: 0.316 (1, 8)		0-0 4-3		0-0 F5		0-0 F2			0-0 F8	4	0	0	0	0	0	1
Billy Gardner, R OBP: 0.253, SLG: 0.331 Hoot Evers, R OBP: 0.413, SLG: 0.342 (7, PH) (8, 9)		0-0 F2			0-0 F3		0-0 F7		0-0 1B 1B	2	0	0	0	0	0	0
Willy Miranda, S OBP: 0.312, SLG: 0.308 (1, 6)			0-0 F9		0-0 1B BB		0-0 1-3 2B		0-3 K	4	0	2	0	0	1	1
Connie Johnson, R OBP: 0.370, SLG: 0.333 Tom Gastall, R OBP: 0.233, SLG: 0.250 Billy Loes, R OBP: 0.091, SLG: 0.091 Bob Hale, L OBP: 0.302, SLG: 0.307 Tito Francona, L OBP: 0.324, SLG: 0.293 (1, 1) (7, PH) (8, 1) (9, PH) (9, PR)			0-0 1B		4-0 1B BB		0-0 1-3		0-0 1B	1	0	1	0	1	0	0

Inning Stats	R: 1	H: 2	E: 0	K: 0	S: 4	R: 0	H: 0	E: 0	K: 0	S: 3	R: 0	H: 1	E: 0	K: 1	S: 6	R: 0	H: 2	E: 0	K: 0	S: 5	R: 0	H: 0	E: 0	K: 0	S: 3	R: 0	H: 1	E: 0	K: 0	S: 4	R: 1	H: 1	E: 0	K: 0	S: 4	R: 0	H: 2	E: 0	K: 1	S: 7	1B: 6	SF: 0	2B: 2	SAC: 0	3B: 0	DP: 0	HR: 2	HBP: 0	WP: 0	PA: 37
--------------	------	------	------	------	------	------	------	------	------	------	------	------	------	------	------	------	------	------	------	------	------	------	------	------	------	------	------	------	------	------	------	------	------	------	------	------	------	------	------	------	-------	-------	-------	--------	-------	-------	-------	--------	-------	--------

PITCHER	IP	WLS	BF	H	R	ER	SO	BB	IBB	HBP	BLK	WP	HR	S	P	ERA	WHIP
Alex Kellner, L ERA: 3.42 (1, 1)	9.0	W	37	10	2	2	2	1	0	0	0	0	2	40	44	2.00	1.222

**BOTTOM**

**Kansas City Athletics @ Baltimore Orioles**  
**Memorial Stadium, Baltimore, MD**  
 Fri Jul 13 1956, 3:33 AM EDT  
 Att. 7,471 - Unknown

[livebaseballscorecards.com](http://livebaseballscorecards.com)


<b>AB</b>	<b>36</b>
<b>R</b>	<b>2</b>
<b>H</b>	<b>10</b>
<b>RBI</b>	<b>2</b>
<b>BB</b>	<b>1</b>
<b>SO</b>	<b>2</b>
<b>LOB</b>	<b>13</b>



Batter	1	2	3	4	5	6	7	8	9	AB R H RBI BB SO LOB	TOP											
<b>Hector Lopez, R</b> (1, 5) OBP: 0.359, SLG: 0.467	0-0 6-3			0-0 F8		0-0 6-3		0-0 F7		4 0 0 0 0 0 0	<b>Kansas City Athletics @ Baltimore Orioles</b> <b>Memorial Stadium, Baltimore, MD</b> Sat Jul 14 1956, 3:33 AM EDT Att. 6,941 - Unknown <a href="http://livebaseballscorecards.com">livebaseballscorecards.com</a>											
<b>Al Pilarcik, L</b> (1, 8) OBP: 0.250, SLG: 0.250	0-3 K			0-0 1B 1B		0-0 F8		0-0 G3	4 0 1 0 0 1 0													
<b>Enos Slaughter, L</b> (1, 9) OBP: 0.366, SLG: 0.411	0-0 F6			0-0 F7		0-0 F6		0-0 4-3	4 0 0 0 0 0 1													
<b>Eddie Robinson, L</b> (1, 3) OBP: 0.294, SLG: 0.388		0-0 1-3		0-0 BB 1B		0-0 2B		0-0 1-3	4 0 2 0 0 0 0													
<b>Tim Thompson, L</b> (1, 2) OBP: 0.335, SLG: 0.377		0-3 K		4-0 FC6-4 BB		0-0 F3			2 0 0 0 1 1 1													
<b>Johnny Groth, R</b> (1, 7) OBP: 0.315, SLG: 0.405		0-0 1-3		0-0 FC6-4 1-2f		0-3 K			3 0 0 0 0 1 4													
<b>Mike Baxes, R</b> (1, 6) OBP: 0.348, SLG: 0.270			0-0 5-3		0-0 F7		0-0 1-3		2 0 0 0 0 0 0													
<b>Harry Simpson, L</b> (7, PH) OBP: 0.332, SLG: 0.506									1 0 0 0 0 0 1													
<b>Joe Demaestri, R</b> (7, 6) OBP: 0.289, SLG: 0.308									0 0 0 0 0 0 0													
<b>Jim Finigan, R</b> (1, 4) OBP: 0.313, SLG: 0.311		0-3 K			0-0 1-3		0-3 K		2 0 0 0 0 1 0													
<b>Clete Boyer, R</b> (5, 4) OBP: 0.259, SLG: 0.260									1 0 0 0 0 1 0													
<b>Jack McMahan, R</b> (1, 1) OBP: 0.143, SLG: 0.053		0-3 K			0-3 K		0-0 F7		2 0 0 0 0 2 0													
<b>Joe Ginsberg, L</b> (8, PH) OBP: 0.335, SLG: 0.321									1 0 0 0 0 0 0													
<b>Tom Gorman, R</b> (8, 1) OBP: 0.143, SLG: 0.053									0 0 0 0 0 0 0													
<b>Inning Stats</b>	R: 0 E: 0 K: 1 S: 5	H: 0 LOB: 0 BB: 0 P: 5	R: 0 E: 0 K: 1 S: 5	H: 0 LOB: 0 BB: 0 P: 5	R: 0 E: 0 K: 2 S: 7	H: 0 LOB: 0 BB: 0 P: 7	R: 0 E: 0 K: 0 S: 5	H: 2 LOB: 3 BB: 1 P: 9	R: 0 E: 0 K: 1 S: 5	H: 0 LOB: 0 BB: 0 P: 5	R: 0 E: 0 K: 0 S: 3	H: 0 LOB: 0 BB: 0 P: 3	R: 0 E: 0 K: 1 S: 6	H: 1 LOB: 1 BB: 0 P: 6	R: 0 E: 0 K: 1 S: 5	H: 0 LOB: 0 BB: 0 P: 5	R: 0 E: 0 K: 0 S: 3	H: 0 LOB: 0 BB: 0 P: 3	1B: 2 2B: 1 3B: 0 HR: 0	SF: 0 SAC: 0 DP: 0 HBP: 0	WP: 0 PB: 0 SB: 0 CS: 0	PA: 31
<b>PITCHER</b> <b>Mike Fornieles, R</b> (1, 1) ERA: 4.25	IP: 9.0 WLS: W BF: 31 H: 3 R: 0 ER: 0 SO: 7 BB: 1 IBB: 0 HBP: 0 BLK: 0 WP: 0 HR: 0 S: 44 P: 48 ERA: 0.00 WHIP: 0.444											<b>PITCHER</b>	IP: 9.0 WLS: W BF: 31 H: 3 R: 0 ER: 0 SO: 7 BB: 1 IBB: 0 HBP: 0 BLK: 0 WP: 0 HR: 0 S: 44 P: 48 ERA: 0.00 WHIP: 0.444									

**Kansas City Athletics @ Baltimore Orioles**  
**Memorial Stadium, Baltimore, MD**  
 Sat Jul 14 1956, 3:33 AM EDT  
 Att. 6,941 - Unknown

AB	30
R	0
H	3
RBI	0
BB	1
SO	7
LOB	7



Batter	1	2	3	4	5	6	7	8	9	AB	R	H	RBI	BB	SO	LOB
--------	---	---	---	---	---	---	---	---	---	----	---	---	-----	----	----	-----

Dick Williams, R OBP: 0.323, SLG: 0.500 Jim Pyburn, R OBP: 0.281, SLG: 0.316	0-0 F9		0-0 F4		0-0 SH3-4		0-0 F3			3	0	0	0	0	0	0
Hoot Evers, R OBP: 0.411, SLG: 0.333 Joe Frazier, L OBP: 0.358, SLG: 0.458 Hal Brown, R OBP: 0.389, SLG: 0.400 Tito Francona, L OBP: 0.324, SLG: 0.293	4-0 S 1B BB		0-0 F9		0-0 FC6-5-4			4-0 SH2-4 BB		2	1	0	0	1	0	1
George Kell, R OBP: 0.393, SLG: 0.472	0-0 1B 1B		0-0 L5		0-0 F9			0-0 SH2-4		3	0	1	1	0	0	1
Bob Nieman, R OBP: 0.403, SLG: 0.507	0-0 G5-4 1B			0-0 F7		4-0 6-3 5-3 BB		4-0 G6-4-3 IBB		2	0	1	0	2	0	0
Gus Triandos, R OBP: 0.368, SLG: 0.453	0-0 F6			0-0 1B 1B		0-0 5-3		0-0 G6-4-3		4	0	1	0	0	0	5
Hal Smith, R OBP: 0.323, SLG: 0.385	0-0 G5-4			0-0 1B		0-0 6-3				3	0	1	0	0	0	3
Billy Gardner, R OBP: 0.250, SLG: 0.327		0-0 4-3		0-0 F9		0-0 G3				3	0	0	0	0	0	3
Willy Miranda, S OBP: 0.309, SLG: 0.305		0-0 5-3		0-0 6-3			0-0 F8			3	0	0	0	0	0	2
Mike Fornieles, R OBP: 0.188, SLG: 0.313		0-0 5-3			0-0 FC6-5-4 SH3-4 1B		0-0 F3			3	0	1	0	0	0	0

Inning Stats	R: 1	H: 2	E: 0	LOB: 2	K: 0	P: 9	R: 0	H: 0	E: 0	LOB: 0	K: 0	P: 3	R: 0	H: 0	E: 0	LOB: 0	K: 0	P: 3	R: 0	H: 2	E: 0	LOB: 2	K: 0	P: 5	R: 0	H: 1	E: 0	LOB: 1	K: 0	P: 4	R: 0	H: 0	E: 0	LOB: 1	K: 0	P: 7	R: 0	H: 0	E: 0	LOB: 0	K: 0	P: 3	R: 0	H: 0	E: 0	LOB: 2	K: 0	P: 10
--------------	------	------	------	--------	------	------	------	------	------	--------	------	------	------	------	------	--------	------	------	------	------	------	--------	------	------	------	------	------	--------	------	------	------	------	------	--------	------	------	------	------	------	--------	------	------	------	------	------	--------	------	-------

PITCHER	IP	WLS	BF	H	R	ER	SO	BB	IBB	HBP	BLK	WP	HR	S	P	ERA	WHIP
Jack McMahan, L ERA: 4.93	7.0	L	28	5	1	1	0	2	0	0	0	0	0	26	34	1.29	1.000
Tom Gorman, R ERA: 4.04	1.0		4	0	0	0	0	1	1	0	0	0	0	2	10	0.00	1.000

**BOTTOM**

**Kansas City Athletics @ Baltimore Orioles**  
**Memorial Stadium, Baltimore, MD**  
 Sat Jul 14 1956, 3:33 AM EDT  
 Att. 6,941 - Unknown

AB	26
R	1
H	5
RBI	1
BB	4
SO	0
LOB	15




WP	PA	ERA	WHIP
0	32		

Batter	1	2	3	4	5	6	7	8	9	AB R H RBI BB SO LOB	TOP		
<b>Hector Lopez, R</b> (1, 5) OBP: 0.360, SLG: 0.464	0-0 F9		0-0 6-3		0-0 6-3		4-0 1B 2B IBB		0-0 4-3 1B	4 2 1 0 1 0 0	<b>Kansas City Athletics @ Washington Senators</b> <b>Griffith Stadium, Washington, DC</b> Sun Jul 15 1956, 3:33 AM EDT Unknown		
<b>Al Pilarcik, L</b> (1, 8) OBP: 0.231, SLG: 0.231	0-0 F8		0-0 P3		0-0 4-3		0-0 1-3 2-H 2B 1B		0-0 4-3 1-2	5 1 1 1 0 0 1			
<b>Gus Zernial, R</b> (1, 7) OBP: 0.338, SLG: 0.495	0-3 K		0-0 2B		0-0 F7		0-0 1-H 3-H 2B 2B		0-0 G4-6-3 1B 2-H	5 1 3 3 0 1 0			
<b>Eddie Robinson, L</b> (1, 3) OBP: 0.298, SLG: 0.398		0-0 FC3-6 1B	0-0 1-3		0-0 P6		0-0 2-H 2B		0-0 G4-6-3 1B 1-2f	5 0 2 1 0 0 2			
<b>Johnny Groth, R</b> (1, 9) OBP: 0.314, SLG: 0.401		0-3 K		0-0 F8 1B		0-0 F5		0-0 5-3		4 0 1 0 0 1 2			
<b>Tim Thompson, L</b> (1, 2) OBP: 0.328, SLG: 0.368		0-0 FC3-6 1-2f 2B		0-0 F8 1-2		0-0 F8		0-0 4-3		4 1 0 0 0 0 2			
<b>Joe Demaestri, R</b> (1, 6) OBP: 0.302, SLG: 0.340		0-0 1-H 1B 2B		0-0 E PB 1B		0-0 SH3-4 1B 1B		0-0 HR		4 3 4 2 0 0 0			
<b>Clete Boyer, R</b> (1, 4) OBP: 0.259, SLG: 0.259		0-0 2-H 1B		0-0 E6 FC6-4 1-3		0-3 K		0-0 P4		4 0 1 1 0 1 2			
<b>Wally Burnette, R</b> (1, 1) OBP: 0.259, SLG: 0.259		0-0 6-3		0-0 FC6-4 1-2f		0-0 SH3-4 1-2		0-0 6-3		3 0 0 0 0 0 3			
<b>Inning Stats</b>	R: 0 E: 0 K: 1 S: 5 H: 0 LOB: 0 BB: 0 P: 5	R: 2 E: 0 K: 1 S: 8 H: 3 LOB: 1 BB: 0 P: 8	R: 0 E: 0 K: 0 S: 4 H: 1 LOB: 1 BB: 0 P: 4	R: 0 E: 1 K: 0 S: 5 H: 2 LOB: 2 BB: 0 P: 5	R: 0 E: 0 K: 0 S: 3 H: 0 LOB: 0 BB: 0 P: 3	R: 0 E: 0 K: 0 S: 3 H: 0 LOB: 0 BB: 0 P: 3	R: 4 E: 0 K: 1 S: 9 H: 4 LOB: 1 BB: 1 P: 13	R: 1 E: 0 K: 0 S: 4 H: 1 LOB: 0 BB: 0 P: 4	R: 1 E: 0 K: 0 S: 4 H: 2 LOB: 0 BB: 0 P: 4	1B: 8 2B: 4 3B: 0 HR: 1 SF: 0 SAC: 1 DP: 1 HBP: 0	WP: 0 PB: 1 SB: 0 CS: 0 PA: 40		
<b>PITCHER</b>	IP WLS BF H R ER SO BB IBB HBP BLK WP HR S P ERA WHIP											<b>PITCHER</b>	IP WLS BF H R ER SO BB IBB HBP BLK WP HR S P ERA WHIP
<b>Chuck Stobbs, L</b> (1, 1) ERA: 4.3	8.0 L 36 11 7 7 3 0 1 0 0 0 0 1 41 45 7.88 1.375												
<b>Bud Byerly, R</b> (9, 1) ERA: 5.28	1.0 4 2 1 1 0 0 0 0 0 0 0 0 4 4 9.00 2.000												

livebaseballscorecards.com

<b>AB</b>	<b>38</b>
<b>R</b>	<b>8</b>
<b>H</b>	<b>13</b>
<b>RBI</b>	<b>8</b>
<b>BB</b>	<b>1</b>
<b>SO</b>	<b>3</b>
<b>LOB</b>	<b>12</b>



Batter	1	2	3	4	5	6	7	8	9	AB	R	H	RBI	BB	SO	LOB
Eddie Yost, R OBP: 0.442, SLG: 0.353 (1, 5)	0-0 F8		0-0 F2			0-3 K		0-0 1B		4	0	1	0	0	1	0
Whitey Herzog, L OBP: 0.317, SLG: 0.379 (1, 8)	0-0 1-3			0-0 FC6-4 1B		0-0 F9		0-0 F5		4	0	1	0	0	0	1
Jim Lemon, R OBP: 0.374, SLG: 0.511 (1, 9)	0-0 F7			0-0 FC6-4 PB 1-3 1-2f		0-0 F8			0-0 E5	4	0	0	0	0	0	1
Pete Runnels, L OBP: 0.362, SLG: 0.427 (1, 3)		0-3 K		0-0 1-3 1-2			0-0 2B 1B		0-0 P4	4	0	1	0	0	1	2
Roy Sievers, R OBP: 0.383, SLG: 0.500 (1, 7)		0-0 6-3		0-3 K 2-3			0-0 F8		4-0 BB	3	0	0	0	1	1	2
Clint Courtney, L OBP: 0.404, SLG: 0.480 (1, 2)		0-0 2B			0-0 F8		0-0 1-H 2B		0-0 F8	4	0	2	0	0	0	2
Tony Roig, R OBP: 0.352, SLG: 0.267 (1, 4) (9, 6)		0-0 4-3			0-0 1B		0-0 4-3		0-3 K	4	0	1	0	0	1	4
Jose Valdivielso, R OBP: 0.256, SLG: 0.273 Herb Plews, L OBP: 0.310, SLG: 0.176 (8, PH) (9, 4)			0-0 P4		0-0 F8			0-0 F7		2	0	0	0	0	0	1
Chuck Stobbs, L OBP: 0.146, SLG: 0.175 Lou Berberet, L OBP: 0.400, SLG: 0.412 Bud Byerly, R (9, 1)			0-0 4-3		0-0 P6			0-0 F7		1	0	0	0	0	0	0
										2	0	0	0	0	0	1
										1	0	0	0	0	0	0
										0	0	0	0	0	0	0

Inning Stats	R: 0	H: 0	E: 0	K: 0	S: 3	R: 0	H: 1	E: 0	K: 1	S: 6	R: 0	H: 0	E: 0	K: 0	S: 3	R: 0	H: 1	E: 0	K: 1	S: 6	R: 0	H: 1	E: 0	K: 0	S: 4	R: 0	H: 0	E: 0	K: 1	S: 5	R: 0	H: 2	E: 0	K: 0	S: 4	R: 0	H: 1	E: 0	K: 0	S: 4	R: 0	H: 0	E: 1	K: 1	S: 6	1B: 4	SF: 0	2B: 2	SAC: 0	3B: 0	DP: 0	HR: 0	HBP: 0	WP: 0	PA: 34
PITCHER Wally Burnette, R ERA:	IP: 9.0	WLS: W	BF: 34	H: 6	R: 0	ER: 0	SO: 4	BB: 1	IBB: 0	HBP: 0	BLK: 0	WP: 0	HR: 0	S: 41	P: 45	ERA: 0.00	WHIP: 0.778																																						
	PITCHER																		IP: 9.0	WLS: W	BF: 34	H: 6	R: 0	ER: 0	SO: 4	BB: 1	IBB: 0	HBP: 0	BLK: 0	WP: 0	HR: 0	S: 41	P: 45	ERA: 0.00	WHIP: 0.778																				

**BOTTOM**

Kansas City Athletics @ Washington Senators  
Griffith Stadium, Washington, DC

Sun Jul 15 1956, 3:33 AM EDT  
Unknown

livebaseballscorecards.com

**AB 33**  
**R 0**  
**H 6**  
**RBI 0**  
**BB 1**  
**SO 4**  
**LOB 14**



Batter	1	2	3	4	5	6	7	8	9	AB R H RBI BB SO LOB	TOP																
<b>Hector Lopez, R</b> (1, 5) OBP: 0.360, SLG: 0.466	0-0 6-3		0-0 FC6-4-3-2 2B	0-3 K			0-0 1B 1B		0-3 K	5 0 2 1 0 2 3																	
<b>Al Pilarcik, L</b> (1, 8) OBP: 0.222, SLG: 0.176	0-3 K		4-0 FC6-4-3-2 BB			0-3 K	0-0 F7		0-0 G3	4 0 0 0 1 2 1																	
<b>Gus Zernial, R</b> (1, 7) OBP: 0.330, SLG: 0.482	0-0 F9		0-0 FC6-4-3-2 1-2 2-H			0-0 P4	0-3 K		0-3 K	5 0 0 0 0 2 3																	
<b>Eddie Robinson, L</b> (1, 3) OBP: 0.297, SLG: 0.393		0-0 G3		0-0 F9		0-0 P6	0-0 1-3 1B			4 0 1 0 0 0 0																	
<b>Johnny Groth, R</b> (1, 9) OBP: 0.307, SLG: 0.392		0-3 K		0-0 5-3		0-0 F7	0-0 4-3			4 0 0 0 0 1 2																	
<b>Joe Ginsberg, L</b> (1, 2) OBP: 0.340, SLG: 0.326		0-0 1-3		0-0 1B BB 1B		0-0 1B 1B		0-0 F7		4 1 2 0 0 0 0																	
<b>Joe Demaestri, R</b> (1, 6) OBP: 0.309, SLG: 0.358			0-0 HR	4-0 BB 1B BB		0-0 1-2 1B		0-0 P2		3 1 2 1 1 0 0																	
<b>Clete Boyer, R</b> (1, 4) OBP: 0.290, SLG: 0.310			0-0 SH1-4 2B	0-0 BB 1B		0-0 F9		0-0 1B		4 1 3 0 0 0 2																	
<b>Lou Kretlow, R</b> (1, 1) OBP: 0.116, SLG: 0.042			0-0 SH1-4	4-0 BB BB		0-0 4-3		0-0 1-3		0 0 0 0 0 0 0																	
<b>Bobby Shantz, R</b> (2, 1) OBP: 0.273, SLG: 0.111										0 0 0 0 1 1 0 0 0																	
<b>Jack Crisman, R</b> (4, 1)										0 0 0 0 0 0 0 0																	
<b>Harry Simpson, L</b> (6, PH) OBP: 0.331, SLG: 0.505										1 0 0 0 0 0 0 2																	
<b>Jose Santiago, R</b> (6, 1) OBP: 0.400, SLG: 0.400										0 0 0 0 0 0 0 0																	
<b>Enos Slaughter, L</b> (8, PH) OBP: 0.384, SLG: 0.408										1 0 0 0 0 0 0 1																	
<b>Jack McMahan, R</b> (8, 1)										0 0 0 0 0 0 0 0																	
<b>Inning Stats</b>	R: 0 E: 0 K: 1 S: 5	H: 0 LOB: 0 BB: 0 P: 5	R: 0 E: 0 K: 1 S: 5	H: 0 LOB: 0 BB: 0 P: 5	R: 2 E: 0 K: 0 S: 5	H: 3 LOB: 1 BB: 1 P: 9	R: 1 E: 0 K: 1 S: 7	H: 2 LOB: 3 BB: 2 P: 15	R: 0 E: 0 K: 1 S: 5	H: 0 LOB: 0 BB: 0 P: 5	R: 0 E: 0 K: 0 S: 5	H: 2 LOB: 2 BB: 0 P: 5	R: 0 E: 0 K: 1 S: 7	H: 2 LOB: 2 BB: 0 P: 7	R: 0 E: 0 K: 0 S: 4	H: 1 LOB: 1 BB: 0 P: 4	R: 0 E: 0 K: 2 S: 7	H: 0 LOB: 0 BB: 0 P: 7	1B: 7 2B: 3 3B: 0 HR: 1	SF: 0 SAC: 1 DP: 1 HBP: 0	WP: 0 PB: 0 SB: 0 CS: 0	PA: 39					
<b>PITCHER</b>	IP WLS BF H R ER SO BB IBB HBP BLK WP HR S P ERA WHIP																										
<b>Dean Stone, L</b> (1, 1) ERA: 6.25	3.2		18	5	3	3	2	3	0	0	0	0	1	19	31	7.36	2.182										
<b>Pedro Ramos, R</b> (4, 1) ERA: 5.34	4.1	W	18	5	0	0	3	0	0	0	0	0	0	24	24	0.00	1.154										
<b>Camilo Pascual, R</b> (9, 1) ERA: 6.4	1.0	S	3	0	0	0	2	0	0	0	0	0	0	7	7	0.00	0.000										

Kansas City Athletics @ Washington Senators  
Griffith Stadium, Washington, DC  
Sun Jul 15 1956, 3:38 AM EDT  
Att. 5,814 - Unknown

livebaseballscorecards.com

AB	35
R	3
H	10
RBI	3
BB	3
SO	7
LOB	14





Batter	1	2	3	4	5	6	7	8	9
<b>Eddie Yost, R</b> OBP: 0.440, SLG: 0.351 (1, 5)	0-3 K		0-0 1-3	0-0 WP 1B		0-0 G3			
<b>Whitey Herzog, L</b> OBP: 0.316, SLG: 0.374 (1, 8)	0-3 K			3-H 1B BB 4-3		0-3 K			
<b>Jim Lemon, R</b> OBP: 0.370, SLG: 0.505 (1, 9)	0-0 2-3			0-0 F8	0-3 K		0-0 4-3		
<b>Pete Runnels, L</b> OBP: 0.361, SLG: 0.425 (1, 3)		0-0 F9		0-0 1B 1-2 HR 1B	0-0 F7		0-0 6-3		
<b>Roy Sievers, R</b> OBP: 0.387, SLG: 0.502 (1, 7)		0-0 BB 1B		0-0 1-3 2-H HR 1B	4-0 1B BB		0-0 1-3		
<b>Lou Berberet, L</b> OBP: 0.417, SLG: 0.453 (1, 2)		4-0 BB BB BB G4-6-3 1-2 BB		0-0 1-H 3-H HR	0-0 1-3 FC6 1B		0-0 F8 1B		
<b>Tony Roig, R</b> OBP: 0.328, SLG: 0.245 (1, 4)		0-0 G4-6-3 1-2f		0-0 F7	0-0 FC6		0-0 F8 1-2		
<b>Jose Valdivielso, R</b> OBP: 0.272, SLG: 0.310 (1, 6)			0-0 1-3	0-0 3B 1B		0-0 HR	4-0 BB BB BB F8 BB		
<b>Dean Stone, L</b> OBP: 0.238, SLG: 0.167 (1, 1)			0-3 K	0-0 1B 3B		0-0 5-3	0-0 F8		
<b>Pedro Ramos, S</b> OBP: 0.296, SLG: 0.400 (4, 1)									
<b>Ed Fitz Gerald, R</b> OBP: 0.413, SLG: 0.391 (8, PH)									
<b>Camilo Pascual, R</b> OBP: 0.219, SLG: 0.226 (9, 1)									

AB	R	H	RBI	BB	SO	LOB
4	0	1	1	0	1	0
3	1	0	0	1	2	1
4	0	0	0	0	1	1
4	1	1	0	0	0	0
3	1	2	1	1	0	0
3	1	3	3	1	0	0
4	0	0	0	0	0	5
3	2	2	1	1	0	0
1	0	0	0	0	1	0
2	1	1	1	0	0	0
1	0	0	0	0	0	1
0	0	0	0	0	0	0

AB	R	H	RBI	BB	SO	LOB
32	7	10	7	4	5	8


Inning	R	H	E	K	S	P	BB	IBB	HBP	BLK	WP	HR	S	P	ERA	WHIP
1	0	0	0	2	7	0	0	0	0	0	0	0	0	0	0.00	0.750
2	0	1	0	3	7	0	0	0	0	0	0	1	13	10	23.14	3.429
3	0	0	0	5	0	0	0	0	0	0	0	0	0	0	0.00	1.500
4	0	1	0	0	1	1	0	0	0	0	0	1	9	9	4.50	0.500
5	0	0	0	7	0	0	1	0	0	0	0	0	3	7	0.00	2.000

PITCHER	IP	WLS	BF	H	R	ER	SO	BB	IBB	HBP	BLK	WP	HR	S	P	ERA	WHIP
<b>Lou Kretlow, R</b> ERA: 4.98 (1, 1)	1.1		5	1	0	0	2	0	0	0	0	0	0	9	9	0.00	0.750
<b>Bobby Shantz, L</b> ERA: 5.04 (2, 1)	2.1	L	14	6	6	6	1	2	0	0	0	0	1	14	22	23.14	3.429
<b>Jack Crimian, R</b> ERA: 6.52 (4, 1)	1.1		6	1	0	0	1	1	0	0	0	1	0	7	11	0.00	1.500
<b>Jose Santiago, R</b> ERA: 8.31 (6, 1)	2.0		7	1	1	1	1	0	0	0	0	0	1	9	9	4.50	0.500
<b>Jack McMahan, L</b> ERA: 4.81 (8, 1)	1.0		4	1	0	0	0	1	0	0	0	0	0	3	7	0.00	2.000

**Kansas City Athletics @ Washington Senators**  
Griffith Stadium, Washington, DC

Sun Jul 15 1956, 3:38 AM EDT  
Att. 5,814 - Unknown

WP: 1	PA: 36
PB: 0	
SB: 0	
CS: 0	



Batter	1	2	3	4	5	6	7	8	9	AB R H RBI BB SO LOB	TOP
Hector Lopez, R OBP: 0.356, SLG: 0.460 (1, 5)	0-0 1-3		0-0 L8		0-0 6-3			0-0 F9		4 0 0 0 0 0 4	
Al Pilarcik, L OBP: 0.273, SLG: 0.238 (1, 8)	0-3 K		0-3 K			0-0 G5-4-3 1B		0-0 4-3 1B		4 0 2 0 0 2 2	
Gus Zernial, R OBP: 0.324, SLG: 0.472 (1, 7)	0-3 K			0-0 5-3		0-0 G5-4-3 1-2f		0-0 F3		4 0 0 0 0 1 2	
Harry Simpson, L OBP: 0.327, SLG: 0.498 (1, 9)		0-0 1-3		0-3 K		0-0 F8		0-0 4-3 1-2		4 0 0 0 0 1 1	
Eddie Robinson, L OBP: 0.295, SLG: 0.382 (1, 3)		4-0 G4-6-3 BB		0-0 F7			0-0 4-3	0-3 K		3 0 0 0 1 1 1	
Joe Ginsberg, L OBP: 0.339, SLG: 0.322 (1, 2)		0-0 G4-6-3 1-2f			4-0 BB BB		0-0 6-3			2 0 0 0 1 0 1	
Joe Demaestri, R OBP: 0.310, SLG: 0.357 (1, 6)			0-0 1B 1B		0-0 F3		0-3 K			3 0 1 0 0 1 1	
Clete Boyer, R OBP: 0.308, SLG: 0.317 (1, 4)			0-0 1B 1-2		4-0 BB BB			0-0 F4		2 0 1 0 1 0 0	
Art Ditmar, R OBP: 0.185, SLG: 0.154 Jack Crimian, R (7, 1)			0-3 K		0-3 K			0-3 K		2 0 0 0 0 2 4 1 0 0 0 0 1 0	
<b>Inning Stats</b>	R: 0 E: 0 K: 2 S: 7 H: 0 LOB: 0 BB: 0 P: 7	R: 0 E: 0 K: 0 S: 2 H: 0 LOB: 0 BB: 1 P: 6	R: 0 E: 0 K: 2 S: 9 H: 2 LOB: 2 BB: 0 P: 9	R: 0 E: 0 K: 1 S: 5 H: 0 LOB: 0 BB: 0 P: 5	R: 0 E: 0 K: 1 S: 5 H: 0 LOB: 2 BB: 2 P: 13	R: 0 E: 0 K: 0 S: 3 H: 1 LOB: 0 BB: 0 P: 3	R: 0 E: 0 K: 1 S: 5 H: 0 LOB: 0 BB: 0 P: 5	R: 0 E: 0 K: 1 S: 5 H: 0 LOB: 0 BB: 0 P: 5	R: 0 E: 0 K: 1 S: 6 H: 1 LOB: 1 BB: 0 P: 6	1B: 4 2B: 0 3B: 0 HR: 0 SF: 0 SAC: 0 DP: 2 HBP: 0	WP: 0 PB: 0 SB: 0 CS: 0 PA: 32
<b>PITCHER</b> Tom Brewer, R ERA: 2.89 (1, 1)	IP: 9.0 WLS: W BF: 32 H: 4 R: 0 ER: 0 SO: 9 BB: 3 IBB: 0 HBP: 0 BLK: 0 WP: 0 HR: 0 S: 47 P: 59 ERA: 0.00 WHIP: 0.778										

**Kansas City Athletics @ Boston Red Sox**  
 Fenway Park, Boston, MA  
 Tue Jul 17 1956, 3:33 AM EDT  
 Unknown

AB	29
R	0
H	4
RBI	0
BB	3
SO	9
LOB	16



WP: 0	PA: 32
PB: 0	
SB: 0	
CS: 0	

ERA	WHIP
-----	------

Batter	1	2	3	4	5	6	7	8	9	AB	R	H	RBI	BB	SO	LOB
Billy Goodman, L (1, 4) OBP: 0.357, SLG: 0.435 Ted Lepcio, R (7, PR) OBP: 0.296, SLG: 0.406 (8, 4)	0-0 F7	0-0 F9		0-0 4-3		0-0 1B 3B	0-0 2B			5	1	2	2	0	0	2
Billy Klaus, L (1, 5) OBP: 0.382, SLG: 0.401	0-0 G3		0-0 HR		0-0 F8	0-0 2B 1B	0-0 G3			5	2	2	2	0	0	2
Ted Williams, L (1, 7) OBP: 0.486, SLG: 0.537 Gene Stephens, L (7, 7) OBP: 0.310, SLG: 0.200	0-3 K		0-0 SF8 1B		0-0 E3 1B	0-0 4-3	0-3 K			4	1	1	0	0	1	1
Mickey Vernon, L (1, 3) OBP: 0.395, SLG: 0.522 Norm Zauchin, R (6, PR) OBP: 0.300, SLG: 0.333 (7, 3)		0-0 G3	4-0 E BB		0-0 F4	0-0 2B		0-0 F9		3	0	1	1	1	0	1
Jackie Jensen, R (1, 9) OBP: 0.404, SLG: 0.477		0-0 1B 1B	0-0 F8		0-0 1B	0-0 6-3		0-0 5-3		5	1	2	0	0	0	3
Jim Piersall, R (1, 8) OBP: 0.377, SLG: 0.443		0-0 1B 2B 1B	0-0 SF8		0-0 F9		0-0 2B 2B	0-0 1B		4	2	3	1	0	0	2
Sammy White, R (1, 2) OBP: 0.322, SLG: 0.380		0-0 2B 1B	0-0 F8			0-0 6-3	0-0 5-3	0-0 F3		5	0	1	1	0	0	3
Don Buddin, R (1, 6) OBP: 0.388, SLG: 0.385		0-0 2B		0-0 5-3		0-0 HR	0-0 1B 2B			4	2	3	3	0	0	0
Tom Brewer, R (1, 1) OBP: 0.315, SLG: 0.373		0-0 G3		0-0 F8		4-0 3B BB	0-0 2B 1B			3	1	1	0	1	0	2


Inning Stats	R: 0	H: 0	E: 0	K: 1	S: 5	R: 2	H: 4	E: 0	K: 0	S: 7	R: 2	H: 2	E: 1	K: 0	S: 5	R: 0	H: 1	E: 1	K: 0	S: 5	R: 4	H: 4	E: 0	K: 0	S: 7	R: 2	H: 4	E: 0	K: 1	S: 9	R: 0	H: 1	E: 0	K: 0	S: 4				
	LOB: 0	BB: 0	P: 5	ER: 0	LOB: 2	BB: 0	P: 7	LOB: 1	BB: 1	P: 9	LOB: 0	BB: 0	P: 3	LOB: 2	BB: 0	P: 5	LOB: 1	BB: 2	P: 5	LOB: 1	BB: 1	P: 11	LOB: 2	BB: 0	P: 9	LOB: 1	BB: 0	P: 4	LOB: 1	BB: 0	P: 4	1B: 8	SF: 1	2B: 5	SAC: 0	3B: 1	DP: 0	HR: 2	HBP: 0

PITCHER	IP	WLS	BF	H	R	ER	SO	BB	IBB	HBP	BLK	WP	HR	S	P	ERA	WHIP
Art Ditmar, R (1, 1) ERA: 4.3	6.1	L	37	15	10	10	1	2	0	0	0	0	2	37	45	14.21	2.684
Jack Crimian, R (7, 1) ERA: 6.3	1.2		6	1	0	0	1	0	0	0	0	0	0	8	8	0.00	0.600

**BOTTOM**

**Kansas City Athletics @ Boston Red Sox**  
Fenway Park, Boston, MA  
Tue Jul 17 1956, 3:33 AM EDT  
Unknown

AB	40
R	10
H	16
RBI	10
BB	2
SO	2
LOB	18




WP: 0	PA: 43
PB: 0	SB: 0
CS: 0	

livebaseballscorecards.com

Batter	1	2	3	4	5	6	7	8	9	AB R H RBI BB SO LOB	TOP
<b>Hector Lopez, R</b> OBP: 0.358, SLG: 0.460 (1, 5) X	0-0 BB 1B 1B		0-0 ① F9			0-0 ① F6		0-0 L3 1B		4 0 2 0 0 0 0	
<b>Al Pilarcik, L</b> OBP: 0.269, SLG: 0.240 (1, 8) X	0-0 BB 1-2 1B		0-0 ② F8			0-0 ② F8		0-0 ③ L3		4 0 1 0 0 0 2	
<b>Gus Zernial, R</b> OBP: 0.319, SLG: 0.463 (1, 7) X	0-0 ① F2		0-3 ③ K			0-3 ③ K			0-3 ① K	4 0 0 0 0 3 2	
<b>Harry Simpson, L</b> OBP: 0.327, SLG: 0.494 (1, 9) BB (7, 3) BB	4-0 1-2 2-3 BB			0-0 ① F8			0-0 ① 4-3		0-0 ② 4-3	3 0 0 0 1 0 0	
<b>Eddie Robinson, L</b> OBP: 0.296, SLG: 0.389 <b>Johnny Groth, R</b> OBP: 0.305, SLG: 0.389 (1, 3) X (7, PR) (7, 9)	0-0 ② F6			0-0 ② 4-3			0-0 2B		0-0 ③ F8	3 0 1 0 0 0 3 1 0 0 0 0 0 0	
<b>Tim Thompson, L</b> OBP: 0.328, SLG: 0.368 (1, 2) X	0-0 ③ F7			0-0 CS 1B			0-0 ② 5-3			3 0 1 0 0 0 4	
<b>Joe Demaestri, R</b> OBP: 0.310, SLG: 0.357 (1, 6) (8, 4)		X		0-0 ③ CS	X	0-0 ① F8			0-0 ③ 4-3	3 0 1 0 0 0 1	
<b>Clete Boyer, R</b> OBP: 0.299, SLG: 0.306 <b>Lou Skizas, R</b> OBP: 0.353, SLG: 0.396 <b>Mike Baxes, R</b> OBP: 0.348, SLG: 0.270 (1, 4) (8, PH) (8, 6)		X		0-0 ① G6-4-3 1B		0-3 ② K		0-0 ① 5-3		2 0 0 0 0 1 1 1 0 0 0 0 0 0 0 0 0 0 0 0 0	
<b>Tom Gorman, R</b> OBP: 0.130, SLG: 0.048 <b>Bobby Shantz, R</b> OBP: 0.273, SLG: 0.111 <b>Enos Slaughter, L</b> OBP: 0.387, SLG: 0.412 <b>Alex Kellner, R</b> OBP: 0.259, SLG: 0.200 (1, 1) (7, 1) (8, PH) (8, 1)			0-3 ③ K		X	0-0 ③ L4		0-0 1B 1B		2 0 0 0 0 1 0 0 0 0 0 0 0 0 1 0 1 0 0 0 0 0 0 0 0 0 0 0	
<b>Inning Stats</b>	R: 0 H: 2 E: 0 LOB: 3 K: 0 BB: 1 S: 5 P: 9	R: 0 H: 1 E: 0 LOB: 0 K: 1 BB: 0 S: 5 P: 5	R: 0 H: 0 E: 0 LOB: 0 K: 1 BB: 0 S: 5 P: 5	R: 0 H: 1 E: 0 LOB: 0 K: 0 BB: 0 S: 3 P: 3	R: 0 H: 0 E: 0 LOB: 0 K: 1 BB: 0 S: 5 P: 5	R: 0 H: 0 E: 0 LOB: 0 K: 1 BB: 0 S: 5 P: 5	R: 0 H: 1 E: 0 LOB: 1 K: 0 BB: 0 S: 4 P: 4	R: 0 H: 2 E: 0 LOB: 1 K: 0 BB: 0 S: 4 P: 4	R: 0 H: 0 E: 0 LOB: 0 K: 1 BB: 0 S: 5 P: 5	1B: 6 SF: 0 2B: 2 SAC: 0 3B: 0 DP: 2 HR: 0 HBP: 0	WP: 0 PA: 33 PB: 0 SB: 0 CS: 1
<b>PITCHER</b> <b>Bob Porterfield, R</b> ERA: 5.51 (1, 1)	IP WLS BF H R ER SO BB IBB HBP BLK WP HR S P ERA WHIP	9.0 W 32 7 0 0 5 1 0 0 0 0 0 0 41 45 0.00 0.889									

**Kansas City Athletics @ Boston Red Sox**  
 Fenway Park, Boston, MA  
 Tue Jul 17 1956, 3:38 AM EDT  
 Att. 24,441 - Unknown

<b>AB</b>	<b>31</b>
<b>R</b>	<b>0</b>
<b>H</b>	<b>7</b>
<b>RBI</b>	<b>0</b>
<b>BB</b>	<b>1</b>
<b>SO</b>	<b>5</b>
<b>LOB</b>	<b>13</b>



Batter	1	2	3	4	5	6	7	8	9
<b>Billy Goodman, L</b> (1, 4) OBP: 0.359, SLG: 0.440	0-3 <b>K</b>		0-0 <b>1B</b>		0-0 <b>L7</b>		0-0 <b>BB</b>		
<b>Billy Klaus, L</b> (1, 5) OBP: 0.384, SLG: 0.398	4-0 <b>1B</b> <b>BB</b>		0-0 <b>F7</b>		0-0 <b>4-3</b>		4-0 <b>FC5</b> <b>BB</b> <b>BB</b>		
<b>Ted Williams, L</b> (1, 7) OBP: 0.491, SLG: 0.556	0-0 <b>G4-6-3</b> <b>1B</b>		0-0 <b>G3</b>			0-0 <b>HR</b>	4-0 <b>1-2</b> <b>2-3</b> <b>BB</b>		
<b>Mickey Vernon, L</b> (1, 3) OBP: 0.395, SLG: 0.517 <b>Dick Gemert, R</b> (7, PH) OBP: 0.405, SLG: 0.508 (8, 3)	0-0 <b>G4-6-3</b> <b>1-2f</b>			0-3 <b>K</b>		4-0 <b>1B</b> <b>BB</b>	0-0 <b>FC5</b> <b>2-3f</b>		
<b>Jackie Jensen, R</b> (1, 9) OBP: 0.408, SLG: 0.479		0-0 <b>G5-4-3</b> <b>1B</b>		4-0 <b>BB</b>		0-0 <b>1-3</b> <b>1B</b>		0-0 <b>6-3</b>	
<b>Jim Piersall, R</b> (1, 8) OBP: 0.376, SLG: 0.440		0-0 <b>G5-4-3</b> <b>1B</b>		0-0 <b>F8</b>		0-0 <b>F9</b>		0-3 <b>K</b>	
<b>Pete Daley, R</b> (1, 2) OBP: 0.347, SLG: 0.536		0-0 <b>G5-4-3</b> <b>1-2f</b> <b>2-3</b>		0-0 <b>L8</b>		0-0 <b>F8</b>		0-3 <b>K</b>	
<b>Don Buddin, R</b> (1, 6) OBP: 0.384, SLG: 0.380		0-0 <b>F8</b>			0-0 <b>6-3</b>		0-0 <b>F4</b>		
<b>Bob Porterfield, R</b> (1, 1) OBP: 0.387, SLG: 0.464			0-0 <b>6-3</b>		0-0 <b>1B</b>		0-0 <b>L8</b>		

AB R H RBI BB SO LOB

4	0	2	0	0	1	1
2	0	0	0	2	0	2
3	1	2	1	1	0	1
2	0	0	0	1	1	2
1	0	0	0	0	0	3
3	0	2	0	1	0	0
4	0	1	0	0	1	2
4	0	0	0	0	1	4
3	0	0	0	0	0	1
3	0	1	0	0	0	0

**BOTTOM**

**Kansas City Athletics @ Boston Red Sox**  
Fenway Park, Boston, MA  
Tue Jul 17 1956, 3:38 AM EDT  
Att. 24,441 - Unknown

livebaseballscorecards.com

<b>AB</b>	<b>29</b>
<b>R</b>	<b>1</b>
<b>H</b>	<b>8</b>
<b>RBI</b>	<b>1</b>
<b>BB</b>	<b>5</b>
<b>SO</b>	<b>4</b>
<b>LOB</b>	<b>16</b>



1B: 6	SF: 0
2B: 1	SAC: 0
3B: 0	DP: 2
HR: 1	HBP: 0

WP: 0	PA: 34
PB: 0	
SB: 0	
CS: 0	

Inning	R	H	E	K	S	H	LOB	BB	P
1	0	1	0	1	9	2	1	0	4
2	0	2	0	4	9	1	0	0	4
3	0	1	0	0	4	1	0	0	4
4	0	0	0	1	9	0	0	1	9
5	0	1	0	0	4	1	0	0	4
6	1	2	0	1	8	2	1	1	8
7	0	1	0	0	12	3	2	0	12
8	0	0	0	2	7	0	0	0	7
9	0	0	0	0	7	0	0	0	7

PITCHER	IP	WLS	BF	H	R	ER	SO	BB	IBB	HBP	BLK	WP	HR	S	P	ERA	WHIP
<b>Tom Gorman, R</b> (1, 1) ERA: 3.86	6.2	L	29	8	1	1	2	4	0	0	0	0	1	29	45	1.35	1.800
<b>Bobby Shantz, L</b> (7, 1) ERA: 5.0	0.1		2	0	0	0	0	1	0	0	0	0	0	1	5	0.00	3.000
<b>Alex Kellner, L</b> (8, 1) ERA: 3.38	1.0		3	0	0	0	2	0	0	0	0	0	0	7	7	0.00	0.000

Batter	1	2	3	4	5	6	7	8	9	AB R H RBI BB SO LOB	TOP
<b>Hector Lopez, R</b> OBP: 0.359, SLG: 0.459 (1, 5) X	0-0 G5-4-3 1B		0-0 4-3			4-0 FC6-4 1-2 WP BB		0-0 1-3		3 1 1 0 1 0 0	
<b>Al Pilarcik, L</b> OBP: 0.267, SLG: 0.241 (1, 8) X	0-0 G5-4-3 1B			0-0 4-3		0-0 E4 FC6-4		0-3 K		4 0 1 0 0 1 1	
<b>Gus Zernial, R</b> OBP: 0.318, SLG: 0.459 (1, 7) X	0-0 G5-4-3 1-2f 2-3			0-0 F3		0-0 FC6-4 1-2f 2-3 WP			0-0 E6 3-1 5-3 1B	4 1 1 0 0 0 4	
<b>Eddie Robinson, L</b> OBP: 0.287, SLG: 0.376 (1, 3) X	0-0 F6			0-0 4-3		0-3 K 1-2 3-H			0-0 3-1 2-3	4 0 0 0 0 1 3	
<b>Johnny Groth, R</b> OBP: 0.309, SLG: 0.398 (1, 9) X		0-0 G4-6-3 1B			0-0 4-3		0-0 G3 1B 2B		0-0 5-3 3-H	4 1 2 1 0 0 0	
<b>Joe Ginsberg, L</b> OBP: 0.331, SLG: 0.313 (1, 2) X		0-0 G4-6-3 1-2f			0-3 K		0-0 G3 2-3		0-3 K	4 0 0 0 0 2 2	
<b>Joe Demaestri, R</b> OBP: 0.310, SLG: 0.357 (1, 6) X		0-0 5-3			0-0 4-3		0-0 CS 1B			3 0 1 1 0 0 0	
<b>Clete Boyer, R</b> OBP: 0.300, SLG: 0.308 (1, 4) X			0-0 5-3			0-0 BB E 1B		0-0 F8 1-2		3 1 1 0 0 0 1	
<b>Troy Herriage, R</b> OBP: 0.190, SLG: 0.105 (1, 1) X			0-0 5-3			0-0 F9		0-3 K		3 0 0 0 0 1 1	
<b>Jack Crimian, R</b> (8, 1)										0 0 0 0 0 0 0	
<b>Bobby Shantz, R</b> OBP: 0.273, SLG: 0.111 (8, 1)										0 0 0 0 0 0 0	
<b>Inning Stats</b>	R: 0 E: 0 K: 0 S: 4 H: 2 LOB: 1 BB: 0 P: 4	R: 0 E: 0 K: 0 S: 3 H: 1 LOB: 0 BB: 0 P: 3	R: 0 E: 0 K: 0 S: 3 H: 0 LOB: 0 BB: 0 P: 3	R: 0 E: 0 K: 0 S: 3 H: 0 LOB: 0 BB: 0 P: 3	R: 0 E: 0 K: 1 S: 5 H: 0 LOB: 0 BB: 0 P: 5	R: 2 E: 1 K: 1 S: 7 H: 1 LOB: 1 BB: 1 P: 11	R: 1 E: 0 K: 0 S: 4 H: 2 LOB: 0 BB: 0 P: 4	R: 0 E: 0 K: 2 S: 7 H: 0 LOB: 0 BB: 0 P: 7	R: 1 E: 1 K: 1 S: 6 H: 1 LOB: 0 BB: 0 P: 6	1B: 6 2B: 1 3B: 0 HR: 0 SF: 0 SAC: 0 DP: 2 HBP: 0	WP: 1 PB: 0 SB: 0 CS: 1 PA: 33
<b>PITCHER</b> <b>Mel Parnell, L</b> ERA: 2.81 (1, 1)	IP: 9.0 WLS: W BF: 33 H: 7 R: 4 ER: 1 SO: 5 BB: 1 IBB: 0 HBP: 0 BLK: 0 WP: 1 HR: 0 S: 42 P: 46 ERA: 1.00 WHIP: 0.889										

**Kansas City Athletics @ Boston Red Sox**  
**Fenway Park, Boston, MA**  
 Wed Jul 18 1956, 3:33 AM EDT  
 Att. 8,028 - Unknown

[livebaseballscorecards.com](http://livebaseballscorecards.com)

**AB 32**  
**R 4**  
**H 7**  
**RBI 2**  
**BB 1**  
**SO 5**  
**LOB 12**



Batter	1	2	3	4	5	6	7	8	9	AB	R	H	RBI	BB	SO	LOB
<b>Billy Goodman, L</b> (1, 4) OBP: 0.360, SLG: 0.439	0-0 F5		0-0 HR 1B		0-0 FC4-6 1B		0-0 G3	0-0 F8		5	1	2	0	0	0	3
<b>Billy Klaus, L</b> (1, 5) OBP: 0.385, SLG: 0.397	0-0 FC5 BB 1B		0-3 K		0-0 F7			4-0 1B BB 1B BB		3	1	1	0	1	1	3
<b>Ted Williams, L</b> (1, 7) OBP: 0.491, SLG: 0.549 <b>Gene Stephens, L</b> (8, PR) OBP: 0.310, SLG: 0.200 (9, 7)	4-0 1-2 BB		0-0 F9		0-0 FC4-6 1-2f 2-H			4-0 1B BB 1B BB		2	0	0	0	2	0	2
<b>Mickey Vernon, L</b> (1, 3) OBP: 0.396, SLG: 0.530	0-3 K		0-0 1-H HR		0-0 F2			0-0 BB 1B FC1-2 1B		4	1	2	2	0	1	3
<b>Jackie Jensen, R</b> (1, 9) OBP: 0.406, SLG: 0.476	0-0 FC5 2-3f		0-0 5-3				0-0 F9	0-0 FC1-2 BB 1B		4	1	1	1	0	0	2
<b>Jim Piersall, R</b> (1, 8) OBP: 0.380, SLG: 0.442		0-0 L9		0-0 G5-4-3 1B		0-0 G6-4-3 1B		0-0 FC1-2 2B BB		3	1	2	1	1	0	0
<b>Sammy White, R</b> (1, 2) OBP: 0.321, SLG: 0.378		0-0 E S 1B		0-0 G5-4-3 1-2f		0-0 G6-4-3 1-2f		0-0 FC1-2 2B 1-2 2-3 3-H		4	0	1	0	0	0	5
<b>Don Buddin, R</b> (1, 6) OBP: 0.382, SLG: 0.382		0-3 K 1-3		0-0 F7			0-0 5-3	0-0 1-3 2-H 3-H		4	0	1	2	0	1	1
<b>Mel Parnell, L</b> (1, 1) OBP: 0.286, SLG: 0.333		0-0 F9			0-0 FC4-6 1B		0-3 K	0-0 F3		4	1	1	0	0	1	4


Inning Stats	R: 0	H: 1	E: 0	LOB: 2	K: 1	BB: 1	S: 6	R: 0	H: 1	E: 1	LOB: 1	K: 1	BB: 0	S: 6	R: 2	H: 2	E: 0	LOB: 0	K: 1	BB: 0	S: 7	R: 0	H: 1	E: 0	LOB: 0	K: 0	BB: 0	S: 3	R: 1	H: 2	E: 1	LOB: 1	K: 0	BB: 0	S: 5	R: 0	H: 1	E: 0	LOB: 0	K: 0	BB: 0	S: 3	R: 0	H: 0	E: 0	LOB: 0	K: 1	BB: 0	S: 5	R: 4	H: 3	E: 0	LOB: 3	K: 0	BB: 3	S: 6	P: 18
--------------	------	------	------	--------	------	-------	------	------	------	------	--------	------	-------	------	------	------	------	--------	------	-------	------	------	------	------	--------	------	-------	------	------	------	------	--------	------	-------	------	------	------	------	--------	------	-------	------	------	------	------	--------	------	-------	------	------	------	------	--------	------	-------	------	-------

PITCHER	IP	WLS	BF	H	R	ER	SO	BB	IBB	HBP	BLK	WP	HR	S	P	ERA	WHIP
<b>Troy Herriger, R</b> (1, 1) ERA: 6.55	7.0	L	32	10	7	6	4	3	0	0	0	0	1	37	49	7.71	1.857
<b>Jack Crimian, R</b> (8, 1) ERA: 6.26	0.1		3	1	0	0	0	1	0	0	0	0	0	2	6	0.00	6.000
<b>Bobby Shantz, L</b> (8, 1) ERA: 4.93	0.2		2	0	0	0	0	0	0	0	0	0	0	2	2	0.00	0.000

**BOTTOM**

**Kansas City Athletics @ Boston Red Sox**  
 Fenway Park, Boston, MA  
 Wed Jul 18 1956 3:33 AM EDT  
 Att. 8,028 - Unknown

<b>AB</b>	<b>33</b>
<b>R</b>	<b>7</b>
<b>H</b>	<b>11</b>
<b>RBI</b>	<b>6</b>
<b>BB</b>	<b>4</b>
<b>SO</b>	<b>4</b>
<b>LOB</b>	<b>23</b>



<b>1B:</b>	9	<b>SF:</b>	0	<b>WP:</b>	0	<b>PA:</b>	37
<b>2B:</b>	1	<b>SAC:</b>	0	<b>PB:</b>	0		
<b>3B:</b>	0	<b>DP:</b>	2	<b>SB:</b>	1		
<b>HR:</b>	1	<b>HBP:</b>	0	<b>CS:</b>	0		

livebaseballscorecards.com

Batter	1	2	3	4	5	6	7	8	9	AB R H RBI BB SO LOB	TOP											
<b>Hector Lopez, R</b> (1, 5) OBP: 0.360, SLG: 0.461	0-0 5-3		0-0 F8	0-0 1-2 1B			0-0 F9	0-0 2-H 2B		5 0 2 1 0 0 0												
<b>Al Pilarcik, L</b> (1, 8) OBP: 0.257, SLG: 0.212	0-0 F6		4-0 2B 1B BB	0-0 F8			0-0 G3	0-0 F8		4 1 0 0 1 0 3												
<b>Enos Slaughter, L</b> (1, 7) OBP: 0.378, SLG: 0.425	4-0 BB		0-0 1-3 1B 2B			0-0 F7	0-0 BB HR 1B		0-0 HR 1B	4 3 3 0 1 0 0												
<b>Harry Simpson, L</b> (1, 9) OBP: 0.333, SLG: 0.509	0-3 K		0-0 2-H 3-H 1B			0-0 4-3 2B	4-0 1-2 HR BB		0-0 1-H HR	4 2 3 4 1 1 1												
<b>Vic Power, R</b> (1, 3) OBP: 0.331, SLG: 0.435		0-0 2B	0-0 F3			0-0 4-3	0-0 1-H 2-H HR		0-3 K2-3	5 1 2 3 0 1 2												
<b>Tim Thompson, L</b> (1, 2) OBP: 0.325, SLG: 0.360		4-0 BB	0-0 F8			0-0 F9			0-0 3-1	4 0 0 0 1 0 2												
<b>Joe Demaestri, R</b> (1, 6) OBP: 0.304, SLG: 0.349		0-3 K		0-0 E4 1B			0-0 F7		0-3 K 5-3	5 0 0 0 0 2 2												
<b>Clete Boyer, R</b> (1, 4) OBP: 0.297, SLG: 0.294		0-0 F6		0-0 B5			0-0 F4		4-0 SH1-4 2B BB	3 1 0 0 1 0 3												
<b>Wally Burnette, R</b> (1, 1) OBP: 0.297, SLG: 0.294		0-0 4-3		0-0 B2			0-0 4-3		0-0 SH1-4	3 0 0 0 0 0 3												
<b>Inning Stats</b>	R: 0 E: 0 K: 1 S: 5	H: 0 LOB: 1 BB: 1 P: 9	R: 0 E: 0 K: 1 S: 6	H: 1 LOB: 2 BB: 1 P: 10	R: 2 E: 0 K: 0 S: 5	H: 2 LOB: 1 BB: 1 P: 9	R: 0 E: 1 K: 0 S: 5	H: 1 LOB: 2 BB: 0 P: 5	R: 0 E: 0 K: 0 S: 4	H: 1 LOB: 1 BB: 0 P: 4	R: 0 E: 0 K: 0 S: 3	H: 0 LOB: 0 BB: 0 P: 3	R: 3 E: 0 K: 0 S: 5	H: 2 LOB: 0 BB: 1 P: 9	R: 1 E: 0 K: 1 S: 6	H: 1 LOB: 1 BB: 1 P: 10	R: 2 E: 0 K: 1 S: 7	H: 2 LOB: 0 BB: 0 P: 7	1B: 4 2B: 4 3B: 0 HR: 2	SF: 0 SAC: 1 DP: 0 HBP: 0	WP: 0 PB: 0 SB: 0 CS: 0	PA: 43
<b>PITCHER</b>	IP WLS BF H R ER SO BB IBB HBP BLK WP HR S P ERA WHIP																					
<b>Dave Sisler, R</b> (1, 1) ERA: 4.21	7.0 L 33 7 5 5 2 4 0 0 0 0 0 1 33 49 6.43 1.571																					
<b>Ike Delock, R</b> (8, 1) ERA: 4.86	2.0 10 3 3 3 2 1 0 0 0 0 0 1 13 17 13.50 2.000																					

**Kansas City Athletics @ Boston Red Sox**  
**Fenway Park, Boston, MA**  
 Thu Jul 19 1956, 3:33 AM EDT  
 Att. 7,436 - Unknown

AB	37
R	8
H	10
RBI	8
BB	5
SO	4
LOB	16



livebaseballscorecards.com



Batter	1	2	3	4	5	6	7	8	9	AB	R	H	RBI	BB	SO	LOB
<b>Billy Goodman, L</b> (1, 4) OBP: 0.358, SLG: 0.436	0-0 B5-3		0-0 PB BB 1B		0-0 4-3		0-0 F7			4	1	1	0	0	0	0
<b>Billy Klaus, L</b> (1, 5) OBP: 0.384, SLG: 0.392	0-0 E5 BB 1B		4-0 1B PB 1-2 BB		0-0 F7			0-0 F6		3	1	0	0	1	0	0
<b>Ted Williams, L</b> (1, 7) OBP: 0.496, SLG: 0.568	4-0 1B 1-2 BB		0-0 1-3 2-H 1B		0-0 4-3			0-0 HR		3	1	2	2	1	0	0
<b>Mickey Vernon, L</b> (1, 3) OBP: 0.394, SLG: 0.525	0-0 1-3 2-H 1B		0-0 F6		0-0 F7			0-0 6-3		4	0	1	1	0	0	2
<b>Jackie Jensen, R</b> (1, 9) OBP: 0.402, SLG: 0.470	0-0 G6-4-3 1-2f		0-0 L3		0-0 F8			0-3 K		4	0	0	0	0	1	4
<b>Jim Piersall, R</b> (1, 8) OBP: 0.381, SLG: 0.455		0-0 6-3		0-0 6-3		0-0 HR		0-0 2B		4	1	2	1	0	0	0
<b>Sammy White, R</b> (1, 2) OBP: 0.317, SLG: 0.372		0-0 F8		0-0 F8		0-0 4-3		0-0 F8		4	0	0	0	0	0	1
<b>Don Buddin, R</b> (1, 6) OBP: 0.381, SLG: 0.378		0-0 6-3		4-0 BB		0-0 F4		0-0 F7		3	0	0	0	1	0	1
<b>Dave Sisler, R</b> (1, 1) OBP: 0.278, SLG: 0.133			0-0 F8		0-3 K		0-0 4-3		0-0 F5	2	0	0	0	0	1	1
<b>Gene Stephens, L</b> (7, PH) OBP: 0.300, SLG: 0.192										1	0	0	0	0	0	0
<b>Ike Delock, R</b> (8, 1) OBP: 0.150, SLG: 0.158										0	0	0	0	0	0	0
<b>Dick Gemert, R</b> (9, PH) OBP: 0.404, SLG: 0.506										1	0	0	0	0	0	1

Inning Stats	R: 1	H: 1	E: 1	K: 0	S: 4	R: 0	H: 0	E: 0	K: 0	S: 3	R: 0	H: 2	E: 0	K: 0	S: 5	R: 0	H: 0	E: 0	K: 1	S: 5	R: 0	H: 0	E: 0	K: 0	S: 3	R: 1	H: 1	E: 0	K: 0	S: 4	R: 0	H: 0	E: 0	K: 0	S: 3	R: 1	H: 1	E: 0	K: 1	S: 6	R: 0	H: 1	E: 0	K: 0	S: 4	R: 0	H: 1	E: 0	K: 0	S: 4	1B: 3	2B: 1	3B: 0	HR: 2	SF: 0	SAC: 0	DP: 1	HBP: 0	WP: 0	PB: 1	SB: 0	CS: 0	PA: 36
<b>PITCHER</b> <b>Wally Burnette, R</b> (1, 1) ERA: 1.0	IP	WLS	BF	H	R	ER	SO	BB	IBB	HBP	BLK	WP	HR	S	P	ERA	WHIP																			IP	WLS	BF	H	R	ER	SO	BB	IBB	HBP	BLK	WP	HR	S	P	ERA	WHIP											
	9.0	W	36	6	4	2	2	3	0	0	0	0	2	37	49	2.00	1.000																			9.0	W	36	6	4	2	2	3	0	0	0	0	2	37	49	2.00	1.000											


**BOTTOM**

**Kansas City Athletics @ Boston Red Sox**  
Fenway Park, Boston, MA

Thu Jul 19 1956, 3:33 AM EDT  
Att. 7,436 - Unknown

livebaseballscorecards.com

<b>AB</b>	<b>33</b>
<b>R</b>	<b>4</b>
<b>H</b>	<b>6</b>
<b>RBI</b>	<b>4</b>
<b>BB</b>	<b>3</b>
<b>SO</b>	<b>2</b>
<b>LOB</b>	<b>10</b>



Batter	1	2	3	4	5	6	7	8	9	AB R H RBI BB SO LOB	TOP
<b>Hector Lopez, R</b> (1, 5) OBP: 0.359, SLG: 0.459	0-0 5-3			0-3 K		0-0 F4		0-0 2B 7-2 1B		4 0 1 0 0 1 2	<b>Kansas City Athletics @ New York Yankees</b> Yankee Stadium, Bronx, NY Fri Jul 20 1956, 3:33 AM EDT Att. 16,103 - Unknown <a href="http://livebaseballscorecards.com">livebaseballscorecards.com</a>
<b>Al Pilarcik, L</b> (1, 8) OBP: 0.256, SLG: 0.243	0-0 L9			0-3 K		0-0 L9		0-0 2B		4 0 1 2 0 1 2	
<b>Enos Slaughter, L</b> (1, 7) OBP: 0.377, SLG: 0.420 <b>Jack Crimian, R</b> (6, 1)	0-0 G3			1-0 HBP		0-3 K		0-0 7-2		2 0 0 0 0 1 2 0 0 0 0 0 0 0 1 0 0 0 0 0 2 0 0 0 0 0 0 0	
<b>Gus Zernial, R</b> (8, PH) OBP: 0.316, SLG: 0.456 <b>Bobby Shantz, R</b> (8, 1) OBP: 0.273, SLG: 0.111				0-0 HBP				0-0 3-H		4 0 0 0 0 0 2	
<b>Harry Simpson, L</b> (1, 9) OBP: 0.330, SLG: 0.503		0-0 4-3		0-0 F8			0-0 1-3	0-0 F8		3 0 1 0 1 0 0	
<b>Vic Power, R</b> (1, 3) OBP: 0.333, SLG: 0.433		0-0 K 1B			0-0 L5		4-0 BB	0-0 L4		4 0 0 0 0 1 2	
<b>Joe Ginsberg, L</b> (1, 2) OBP: 0.324, SLG: 0.305		0-3 K 1-2			0-0 5-3		0-0 L9	0-0 B2		4 0 1 0 0 2 1	
<b>Joe Demaestri, R</b> (1, 6) OBP: 0.303, SLG: 0.347			0-3 K		0-0 6-3		0-3 K2-3	0-0 1B		4 1 1 0 0 1 1	
<b>Clete Boyer, R</b> (1, 4) OBP: 0.295, SLG: 0.292			0-3 K			0-0 1B 1B		0-0 E6 1B 2B 1B		1 0 0 0 0 1 0 2 1 2 0 0 0 0	
<b>Jack McMahan, R</b> (1, 1) <b>Johnny Groth, R</b> (6, PH) OBP: 0.316, SLG: 0.405 (6, 7)			0-3 K			0-0 1B		0-0 1B 2B 1B			
<b>Inning Stats</b>	R: 0 E: 0 K: 0 S: 3 H: 0 LOB: 0 BB: 0 P: 3	R: 0 E: 0 K: 1 S: 5 H: 1 LOB: 0 BB: 0 P: 5	R: 0 E: 0 K: 3 S: 9 H: 0 LOB: 0 BB: 0 P: 9	R: 0 E: 0 K: 2 S: 7 H: 0 LOB: 1 BB: 0 P: 8	R: 0 E: 0 K: 0 S: 3 H: 0 LOB: 0 BB: 0 P: 3	R: 0 E: 0 K: 1 S: 7 H: 2 LOB: 2 BB: 0 P: 7	R: 0 E: 0 K: 1 S: 5 H: 0 LOB: 1 BB: 1 P: 9	R: 2 E: 1 K: 0 S: 6 H: 3 LOB: 1 BB: 0 P: 6	R: 0 E: 0 K: 0 S: 4 H: 1 LOB: 1 BB: 0 P: 4	1B: 6 2B: 2 3B: 0 HR: 0 SF: 0 SAC: 0 DP: 1 HBP: 1	WP: 0 PB: 0 SB: 0 CS: 0 PA: 35
<b>PITCHER</b> <b>Whitey Ford, L</b> (1, 1) ERA: 2.24	IP: 9.0 WLS: W BF: 35 H: 7 R: 2 ER: 1 SO: 8 BB: 1 IBB: 0 HBP: 1 BLK: 0 WP: 0 HR: 0 S: 49 P: 54 ERA: 1.00 WHIP: 0.889										



Batter	1	2	3	4	5	6	7	8	9	AB	R	H	RBI	BB	SO	LOB
<b>Gil McDougald, R</b> OBP: 0.401, SLG: 0.427 (1, 6)	0-0 6-3	0-0 FC6-2-5		0-0 FC6-4		0-0 SH1-3		0-0 6-3		4	0	0	0	0	0	3
<b>Billy Martin, R</b> OBP: 0.338, SLG: 0.407 (1, 4)	0-0 BB 1B	0-0 F3			0-0 1B 1B	0-0 2B		4-0 BB		4	2	3	0	1	0	2
<b>Hank Bauer, R</b> OBP: 0.317, SLG: 0.475 (1, 9)	4-0 1B BB		0-0 F7		0-0 1B 1B	4-0 FC6 BB		0-3 K		3	1	1	0	2	1	1
<b>Mickey Mantle, S</b> OBP: 0.469, SLG: 0.728 (1, 8)	0-0 1B		0-0 5-3		0-0 1B SF8	0-0 FC6				4	1	2	2	0	0	2
<b>Bill Skowron, R</b> OBP: 0.402, SLG: 0.498 (1, 3)	0-0 F8		4-0 BB		0-0 1B E	0-0 1-3				3	1	1	2	1	0	4
<b>Elston Howard, R</b> OBP: 0.320, SLG: 0.335 (1, 2)	0-0 1-3		0-0 4-3		0-0 SF8		0-0 6-3			3	0	0	1	0	0	3
<b>Bob Cerv, R</b> OBP: 0.345, SLG: 0.387 (1, 7)		4-0 SH3-4 FC6-2-5 BB BB		0-0 F9	0-0 1-3		0-0 F2			3	0	0	0	1	0	0
<b>Andy Carey, R</b> OBP: 0.324, SLG: 0.364 (1, 5)		4-0 SH3-4 BB		0-0 4-3	0-0 6-3		0-0 6-3			3	0	0	0	1	0	0
<b>Whitey Ford, L</b> OBP: 0.321, SLG: 0.261 (1, 1)		0-0 SH3-4		0-0 FC6-4 1B		0-0 2B SH1-3 FC6 1B		0-0 F8		3	1	2	0	0	0	0

Inning Stats	R: 1	H: 2	E: 0	K: 0	S: 5	LOB: 2	BB: 1	P: 9	R: 0	H: 0	E: 0	K: 0	S: 3	LOB: 2	BB: 2	P: 11	R: 0	H: 0	E: 0	K: 0	S: 3	LOB: 1	BB: 1	P: 7	R: 0	H: 1	E: 0	K: 0	S: 4	LOB: 1	BB: 0	P: 4	R: 4	H: 4	E: 1	K: 0	S: 7	LOB: 0	BB: 0	P: 7	R: 1	H: 2	E: 0	K: 0	S: 5	LOB: 2	BB: 1	P: 9	R: 0	H: 0	E: 0	K: 0	S: 3	LOB: 0	BB: 0	P: 3	R: 0	H: 0	E: 0	K: 1	S: 5	LOB: 1	BB: 1	P: 9
--------------	------	------	------	------	------	--------	-------	------	------	------	------	------	------	--------	-------	-------	------	------	------	------	------	--------	-------	------	------	------	------	------	------	--------	-------	------	------	------	------	------	------	--------	-------	------	------	------	------	------	------	--------	-------	------	------	------	------	------	------	--------	-------	------	------	------	------	------	------	--------	-------	------

PITCHER																	1B	2B	3B	HR	SF	SAC	DP	HBP	WP	HR	S	P	ERA	WHIP
<b>Jack McMahan, L</b> ERA: 5.08 (1, 1)	5.0	WLS	BF	H	R	ER	SO	BB	IBB	HBP	BLK	WP	HR	S	P	ERA	WHIP	8	1	0	0	0	0	7.20	2.200					
<b>Jack Crimian, R</b> ERA: 6.19 (6, 1)	2.0	9	2	1	1	0	1	0	0	0	0	0	0	8	12	4.50	1.500													
<b>Bobby Shantz, L</b> ERA: 4.82 (8, 1)	1.0	4	0	0	0	1	1	0	0	0	0	0	0	5	9	0.00	1.000													

**BOTTOM**

**Kansas City Athletics @ New York Yankees**  
Yankee Stadium, Bronx, NY

livebaseballscorecards.com

<b>AB</b>	<b>30</b>
<b>R</b>	<b>6</b>
<b>H</b>	<b>9</b>
<b>RBI</b>	<b>5</b>
<b>BB</b>	<b>6</b>
<b>SO</b>	<b>1</b>
<b>LOB</b>	<b>15</b>



<b>WP:</b> 0	<b>PA:</b> 39
<b>PB:</b> 0	
<b>SB:</b> 0	
<b>CS:</b> 0	


Fri Jul 20 1956, 3:33 AM EDT  
Att. 16,103 - Unknown

Batter	1	2	3	4	5	6	7	8	9	AB R H RBI BB SO LOB	TOP									
<b>Hector Lopez, R</b> (1, 5) OBP: 0.356, SLG: 0.455	0-0 5-3		F6			F8		0-0 1B		5 0 1 0 0 0 2										
<b>Al Pilarcik, L</b> (1, 8) OBP: 0.273, SLG: 0.244	0-0 1-3		0-0 S 1B	0-3 K			4-0 PB S 1B BB	0-0 4-3		4 2 1 0 1 1 2										
<b>Enos Slaughter, L</b> (1, 7) OBP: 0.378, SLG: 0.417	0-0 6-3		4-0 1B 1-2 1B BB	0-0 6-3			0-0 F7 1-3	0-0 FC5-6 1B		4 1 1 0 1 0 1										
<b>Harry Simpson, L</b> (1, 9) OBP: 0.331, SLG: 0.505		0-0 1B FC4-6 2B	0-0 1-3 2-H 1B	0-0 6-3			0-3 K	0-0 FC5-6 1B 1-2f		5 2 2 1 0 1 2										
<b>Vic Power, R</b> (1, 3) OBP: 0.343, SLG: 0.441		0-0 FC4-6 1B	0-0 1-H 3-H 1B		0-0 F6		0-0 1B	0-0 1-2 1B		5 1 4 3 0 0 0										
<b>Tim Thompson, L</b> (1, 2) OBP: 0.332, SLG: 0.363		0-0 FC4-6 HBP 1-2f 3-H	0-0 1-3 E 1B		4-0 F6 CS BB		0-0 F8	0-0 G6-4-3 1B		4 1 2 1 1 0 2										
<b>Joe Demaestri, R</b> (1, 6) OBP: 0.302, SLG: 0.346		0-0 F2	0-0 1-2 3-H 1B		0-3 K		0-3 K	0-0 G6-4-3 1-2f		4 0 1 1 0 2 2										
<b>Lou Skizas, R</b> (9, PH) OBP: 0.346, SLG: 0.388										1 0 0 0 0 0 3										
<b>Mike Baxes, R</b> (9, 6) OBP: 0.348, SLG: 0.270										0 0 0 0 0 0 0										
<b>Clete Boyer, R</b> (1, 4) OBP: 0.305, SLG: 0.293		1-0 HBP	0-3 K			0-0 F7		0-0 CS 1B		3 0 1 0 0 1 1										
<b>Alex Kellner, R</b> (1, 1) OBP: 0.276, SLG: 0.192		0-3 K				0-3 K		0-0 1B		1 0 0 0 1 1 2										
<b>Art Ditmar, R</b> (4, 1) OBP: 0.196, SLG: 0.167								1-2 1B		2 0 1 0 0 1 0										
<b>Inning Stats</b>	R: 0 E: 0 K: 0 S: 3	H: 0 LOB: 0 BB: 0 P: 3	R: 1 E: 0 K: 1 S: 7	H: 2 LOB: 2 BB: 0 P: 8	R: 5 E: 1 K: 1 S: 10	H: 5 LOB: 2 BB: 2 P: 18	R: 0 E: 0 K: 1 S: 5	H: 0 LOB: 0 BB: 0 P: 5	R: 0 E: 0 K: 1 S: 5	H: 0 LOB: 0 BB: 0 P: 5	R: 1 E: 0 K: 1 S: 6	H: 1 LOB: 1 BB: 1 P: 10	R: 0 E: 0 K: 1 S: 7	H: 3 LOB: 2 BB: 0 P: 7	R: 0 E: 0 K: 0 S: 5	H: 3 LOB: 2 BB: 0 P: 5	1B: 13 2B: 1 3B: 0 HR: 0	SF: 0 SAC: 0 DP: 1 HBP: 1	WP: 0 PB: 1 SB: 2 CS: 2	PA: 43
<b>PITCHER</b>	IP WLS BF H R ER SO BB IBB HBP BLK WP HR S P ERA WHIP																			
<b>Johnny Kucks, R</b> (1, 1) ERA: 3.51	2.1 L 15 6 6 5 1 1 0 1 0 0 0 0 15 20 19.29 3.000																			
<b>Don Larsen, R</b> (3, 1) ERA: 4.4	5.1 22 5 1 1 6 3 0 0 0 0 0 0 31 43 1.69 1.500																			
<b>Mickey McDermott, L</b> (8, 1) ERA: 4.93	1.1 6 3 0 0 0 0 0 0 0 0 0 0 6 6 0.00 2.250																			

**Kansas City Athletics @ New York Yankees**  
**Yankee Stadium, Bronx, NY**  
 Sun Jul 22 1956, 3:33 AM EDT  
 Unknown - 81 F

livebaseballscorecards.com

<b>AB</b>	38
<b>R</b>	7
<b>H</b>	14
<b>RBI</b>	6
<b>BB</b>	4
<b>SO</b>	7
<b>LOB</b>	17



Batter	1	2	3	4	5	6	7	8	9	AB R H RBI BB SO LOB
Gil McDougald, R (1, 6) OBP: 0.402, SLG: 0.428 Phil Rizzuto, R (9, 6) OBP: 0.352, SLG: 0.255 Yogi Berra, L (9, PH) OBP: 0.356, SLG: 0.528	0-0 BB 1B		0-3 K		0-3 K	0-0 1-2 2-3 1B			0-0 F2	4 0 2 0 0 2 1 0 0 0 0 0 0 0 1 0 0 0 0 0 0
Billy Martin, R (1, 4) OBP: 0.343, SLG: 0.407	4-0 1-2 BB 1B		0-0 FC6-4 1B		0-0 4-3			4-0 HR BB	0-0 F5	3 1 1 0 2 0 0
Hank Bauer, R (1, 9) OBP: 0.315, SLG: 0.471	0-0 1-2 1B		0-0 FC6-4 BB 1-2f 2-3		0-0 F6			0-3 K	0-0 1-3	5 0 1 0 0 1 3
Mickey Mantle, S (1, 8) OBP: 0.472, SLG: 0.737	0-0 F8		4-0 1-2 BB		0-0 FC5-4 1B			0-0 1-H HR		3 1 2 2 1 0 2
Bill Skowron, R (1, 3) OBP: 0.396, SLG: 0.489	0-0 F3		0-3 K		0-0 FC5-4 HR 1-2f			0-0 F5		4 1 0 0 0 1 6
Elston Howard, R (1, 2) OBP: 0.319, SLG: 0.349		0-0 5-3		0-3 K		0-0 1-H HR		0-0 F6		4 1 1 2 0 1 0
Bob Cerv, R (1, 7) OBP: 0.348, SLG: 0.382 Irv Noren, L (6, PH) OBP: 0.536, SLG: 0.368 (7, 7)		0-0 6-3		4-0 1-3 BB		4-0 1B 5-3 BB		0-0 4-3		1 0 0 0 1 0 0 1 0 0 0 1 0 0
Andy Carey, R (1, 5) OBP: 0.321, SLG: 0.360 Tommy Byrne, L (8, PH) OBP: 0.323, SLG: 0.567 Jerry Coleman, R (9, 5) OBP: 0.322, SLG: 0.284		0-0 F7		0-0 1-3		0-0 5-3		0-0 F3		3 0 0 0 0 0 2 1 0 0 0 0 0 0 0 0 0 0 0 0 0
Johnny Kucks, R (1, 1) OBP: 0.189, SLG: 0.125 Don Larsen, R (3, 1) OBP: 0.326, SLG: 0.488 Mickey McDermott, L (8, 1) OBP: 0.242, SLG: 0.138			4-0 FC6-4 1B BB		0-3 K	4-0 1B BB		0-0 4-3		0 0 0 0 0 0 0 1 0 0 0 2 1 1 1 0 0 0 0 0 0

Inning Stats	R: 0 E: 0 K: 0 S: 4	H: 2 LOB: 2 BB: 1 P: 8	R: 0 E: 0 K: 0 S: 3	H: 0 LOB: 0 BB: 0 P: 3	R: 0 E: 0 K: 2 S: 8	H: 1 LOB: 3 BB: 2 P: 16	R: 0 E: 0 K: 2 S: 7	H: 0 LOB: 1 BB: 1 P: 11	R: 0 E: 0 K: 1 S: 5	H: 0 LOB: 0 BB: 0 P: 5	R: 2 E: 0 K: 0 S: 5	H: 3 LOB: 2 BB: 2 P: 13	R: 2 E: 0 K: 1 S: 6	H: 1 LOB: 0 BB: 1 P: 10	R: 0 E: 0 K: 0 S: 3	H: 0 LOB: 0 BB: 0 P: 3	R: 0 E: 0 K: 0 S: 3	H: 0 LOB: 0 BB: 0 P: 3	1B: 5 2B: 0 3B: 0 HR: 2	SF: 0 SAC: 0 DP: 0 HBP: 0	WP: 0 PB: 0 SB: 0 CS: 0	PA: 39
--------------	------------------------------	---------------------------------	------------------------------	---------------------------------	------------------------------	----------------------------------	------------------------------	----------------------------------	------------------------------	---------------------------------	------------------------------	----------------------------------	------------------------------	----------------------------------	------------------------------	---------------------------------	------------------------------	---------------------------------	----------------------------------	------------------------------------	----------------------------------	--------

PITCHER	IP	WLS	BF	H	R	ER	SO	BB	IBB	HBP	BLK	WP	HR	S	P	ERA	WHIP
Alex Kellner, L (1, 1) ERA: 3.24	3.0		14	3	0	0	2	3	0	0	0	0	0	15	27	0.00	2.000
Art Ditmar, R (4, 1) ERA: 4.37	6.0	W	25	4	4	4	4	4	0	0	0	0	2	29	45	6.00	1.333

**BOTTOM**

**Kansas City Athletics @ New York Yankees**  
 Yankee Stadium, Bronx, NY

Sun Jul 22 1956, 3:33 AM EDT  
 Unknown - 81 F

livebaseballscorecards.com


<b>AB</b>	<b>32</b>
<b>R</b>	<b>4</b>
<b>H</b>	<b>7</b>
<b>RBI</b>	<b>4</b>
<b>BB</b>	<b>7</b>
<b>SO</b>	<b>6</b>
<b>LOB</b>	<b>15</b>



Batter	1	2	3	4	5	6	7	8	9	AB R H RBI BB SO LOB	TOP											
<b>Hector Lopez, R</b> (1, 5) OBP: 0.357, SLG: 0.450	0-0 6-3		4-0 BB		4-0 1B BB		0-0 5-3		0-0 1-3	3 1 0 0 2 0 0	<b>Kansas City Athletics @ New York Yankees</b> <b>Yankee Stadium, Bronx, NY</b> Sun Jul 22 1956, 3:38 AM EDT Att. 26,923 - Unknown - 82 F											
<b>Al Pilarcik, L</b> (1, 8) OBP: 0.286, SLG: 0.244	0-0 3B 1B		0-3 K		4-0 1B 1B BB		0-0 3-1		0-0 4-3	4 1 1 0 1 1 1												
<b>Lou Skizas, R</b> (1, 7) OBP: 0.357, SLG: 0.434	0-0 SF7 3B		0-3 K		0-0 1B 1B		0-0 F9			4 1 2 2 0 1 1												
<b>Harry Simpson, L</b> (1, 9) OBP: 0.330, SLG: 0.501	0-0 SF7		0-3 K		0-0 F8			4-0 BB 1B SF9 BB		2 1 0 1 1 1 3												
<b>Vic Power, R</b> (1, 3) OBP: 0.345, SLG: 0.442	0-0 F8			0-0 F2		0-0 1B		0-0 BB 1B		4 0 2 0 0 0 0												
<b>Joe Ginsberg, L</b> (1, 2) OBP: 0.326, SLG: 0.307		0-0 4-3		0-0 1B		0-0 F9		4-0 BB 1B		2 0 1 0 0 0 0												
<b>Eddie Robinson, L</b> (5, PH) OBP: 0.285, SLG: 0.373								4-0 BB		1 0 0 0 0 0 3												
<b>Tim Thompson, L</b> (5, 2) OBP: 0.335, SLG: 0.363								1-2 2-3 BB		0 0 0 0 1 0 0												
<b>Joe Demaestri, R</b> (1, 6) OBP: 0.302, SLG: 0.346		0-0 1B		0-0 F8		0-0 F8		0-0 SF9		3 0 1 1 0 0 1												
<b>Clete Boyer, R</b> (1, 4) OBP: 0.294, SLG: 0.282		0-0 F9		0-3 K		0-3 K		0-0 G1-6-3		3 0 0 0 0 2 2												
<b>Enos Slaughter, L</b> (8, PH) OBP: 0.376, SLG: 0.414								3-H 1-2f		1 0 0 0 0 0 2												
<b>Mike Baxes, R</b> (8, 6) OBP: 0.348, SLG: 0.270										0 0 0 0 0 0 0												
<b>Tom Gorman, R</b> (1, 1) OBP: 0.130, SLG: 0.048		0-0 F9			0-0 F8		0-0 5-3		0-0 F9	0 0 0 0 0 0 0												
<b>Bobby Shantz, R</b> (1, 1) OBP: 0.231, SLG: 0.091										2 0 0 0 0 0 1												
<b>Gus Zernial, R</b> (6, PH) OBP: 0.315, SLG: 0.454										1 0 0 0 0 0 0												
<b>Jack Crimian, R</b> (6, 1) OBP: 0.150, SLG: 0.105										0 0 0 0 0 0 0												
<b>Troy Herriage, R</b> (8, 1) OBP: 0.150, SLG: 0.105										0 0 0 0 0 0 0												
<b>Johnny Groth, R</b> (9, PH) OBP: 0.315, SLG: 0.402										1 0 0 0 0 0 0												
<b>Inning Stats</b>	R: 2 E: 0 K: 0 S: 5	H: 2 LOB: 0 BB: 0 P: 5	R: 0 E: 0 K: 0 S: 4	H: 1 LOB: 1 BB: 0 P: 4	R: 0 E: 0 K: 3 S: 9	H: 0 LOB: 1 BB: 1 P: 13	R: 0 E: 0 K: 1 S: 6	H: 1 LOB: 1 BB: 0 P: 6	R: 1 E: 0 K: 0 S: 5	H: 2 LOB: 3 BB: 2 P: 13	R: 0 E: 0 K: 1 S: 5	H: 0 LOB: 0 BB: 0 P: 5	R: 0 E: 0 K: 0 S: 3	H: 0 LOB: 0 BB: 0 P: 3	R: 1 E: 0 K: 0 S: 3	H: 1 LOB: 1 BB: 2 P: 11	R: 0 E: 0 K: 0 S: 3	H: 0 LOB: 0 BB: 0 P: 3	1B: 6 2B: 0 3B: 1 HR: 0	SF: 2 SAC: 0 DP: 1 HBP: 0	WP: 0 PB: 0 SB: 0 CS: 0	PA: 38
<b>PITCHER</b>	IP WLS BF H R ER SO BB IBB HBP BLK WP HR S P ERA WHIP												<b>PITCHER</b>	IP WLS BF H R ER SO BB IBB HBP BLK WP HR S P ERA WHIP								
<b>Rip Coleman, L</b> (1, 1) ERA: 2.98	7.0 W 31 6 4 4 5 4 0 0 0 0 0 0 37 53 5.14 1.429																					
<b>Tom Morgan, R</b> (8, 1) ERA: 3.6	2.0 S 7 1 0 0 0 1 0 0 0 0 0 0 6 10 0.00 1.000																					

livebaseballscorecards.com

<b>AB</b>	31
<b>R</b>	4
<b>H</b>	7
<b>RBI</b>	4
<b>BB</b>	5
<b>SO</b>	5
<b>LOB</b>	14



Batter	1	2	3	4	5	6	7	8	9
<b>Gil McDougald, R</b> (1, 6) OBP: 0.402, SLG: 0.425 <b>Phil Rizzuto, R</b> (6, 6) OBP: 0.345, SLG: 0.250	4-0 	0-0 4-3 		0-3 K 			0-0 F6 	0-0 SH1-3 	
<b>Billy Martin, R</b> (1, 4) OBP: 0.341, SLG: 0.402	0-0 E4 	0-0 L4 		0-0 6-3 			0-0 F7 	0-0 	
<b>Mickey Mantle, S</b> (1, 8) OBP: 0.475, SLG: 0.740 <b>Bob Cerv, R</b> (8, 8) OBP: 0.356, SLG: 0.390	0-0 	0-0 F7 			0-0 		4-0 	0-0 	
<b>Yogi Berra, L</b> (1, 2) OBP: 0.356, SLG: 0.526	0-0 		0-0 3-1 		0-0 		0-0 F6 	0-0 L8 	
<b>Joe Collins, L</b> (1, 9) OBP: 0.309, SLG: 0.367 <b>Hank Bauer, R</b> (5, PH) OBP: 0.315, SLG: 0.476 (6, 9)	0-0 		0-0 3-1 		0-0 F6 				
<b>Bill Skowron, R</b> (1, 3) OBP: 0.400, SLG: 0.502	0-0 		0-0 		0-0 G4-6-3 				
<b>Norm Siebern, L</b> (1, 7) OBP: 0.284, SLG: 0.392	0-0 		0-0 			0-0 4-3 		0-0 	
<b>Andy Carey, R</b> (1, 5) OBP: 0.320, SLG: 0.358	0-0 FC4-6 		0-0 			0-0 F9 		0-0 	
<b>Rip Coleman, L</b> (1, 1) OBP: 0.300, SLG: 0.222 (8, 1)	0-3 K 			0-3 K 		0-0 4-3 		0-0 	

Inning Stats	R: 6	H: 5	E: 1	LOB: 0	K: 1	S: 10	P: 14	R: 0	H: 0	E: 0	LOB: 0	K: 0	S: 3	P: 3	R: 2	H: 2	E: 0	LOB: 0	K: 0	S: 5	P: 5	R: 0	H: 0	E: 0	LOB: 0	K: 2	S: 7	P: 7	R: 0	H: 2	E: 0	LOB: 1	K: 0	S: 4	P: 4	R: 0	H: 0	E: 0	LOB: 0	K: 0	S: 3	P: 3	R: 0	H: 0	E: 0	LOB: 1	K: 0	S: 3	P: 7	R: 5	H: 5	E: 1	LOB: 3	K: 0	S: 10	P: 11
--------------	------	------	------	--------	------	-------	-------	------	------	------	--------	------	------	------	------	------	------	--------	------	------	------	------	------	------	--------	------	------	------	------	------	------	--------	------	------	------	------	------	------	--------	------	------	------	------	------	------	--------	------	------	------	------	------	------	--------	------	-------	-------

PITCHER	IP	WLS	BF	H	R	ER	SO	BB	IBB	HBP	BLK	WP	HR	S	P	ERA	WHIP
<b>Tom Gorman, R</b> (1, 1) ERA: 4.22	0.0	L	5	3	5	4	0	1	0	0	0	0	0	4	8	∞	∞
<b>Bobby Shantz, L</b> (1, 1) ERA: 4.88	5.0		19	6	3	3	3	0	0	0	0	0	2	25	25	5.40	1.200
<b>Jack Crimian, R</b> (6, 1) ERA: 6.79	2.0		12	3	5	5	0	1	0	1	0	0	0	10	15	22.50	2.000
<b>Troy Herriage, R</b> (8, 1) ERA: 6.45	1.0		6	2	0	0	0	0	0	0	0	0	0	6	6	0.00	2.000

**BOTTOM**

**Kansas City Athletics @ New York Yankees**  
 Yankee Stadium, Bronx, NY

Sun Jul 22 1956, 3:38 AM EDT  
 Att: 26,923 - Unknown - 82 F

AB	R	H	RBI	BB	SO	LOB
2	1	0	0	1	1	0
1	0	0	1	0	0	0
5	1	1	1	0	0	0
3	1	2	1	1	0	0
1	0	1	1	0	0	0
5	1	2	1	0	0	3
2	1	1	0	0	0	0
3	1	1	0	0	0	4
4	3	2	3	0	0	5
4	2	3	3	0	0	0
4	1	1	1	0	0	1
3	0	0	0	0	2	1
0	1	0	0	0	0	0

AB	37
R	13
H	14
RBI	12
BB	2
SO	3
LOB	14


WP: 0 PA: 42  
 PB: 0  
 SB: 2  
 CS: 1

1B	2B	3B	HR	SF	SAC	DP	HBP
10	1	1	2	0	2	1	1

Batter	1	2	3	4	5	6	7	8	9	AB R H RBI BB SO LOB	TOP		
<b>Hector Lopez, R</b> (1, 5) OBP: 0.358, SLG: 0.448	0-0 F9	0-0 1B		0-3 K			0-0 F9		4-0 1B BB	4 0 1 2 1 1 0			
<b>Al Pilarcik, L</b> (1, 8) OBP: 0.278, SLG: 0.240	0-0 F9	0-0 4-3		0-0 F2			0-0 L3		0-0 1-3 1B	5 0 1 0 0 0 1			
<b>Lou Skizas, R</b> (1, 7) OBP: 0.377, SLG: 0.448	0-0 FC5 BB 1B		0-0 1B 1B		0-0 5-3 4-3 1B		0-0 1-3		0-0 L7	5 1 3 0 0 0 2			
<b>Harry Simpson, L</b> (1, 9) OBP: 0.332, SLG: 0.500	4-0 1-2 BB		0-0 FC1-5 1B 1-3 1B		0-0 4-3		0-0 6-3		0-0 6-3	3 0 1 0 1 0 1			
<b>Vic Power, R</b> (1, 3) OBP: 0.344, SLG: 0.439	0-0 FC5 2-3f		0-0 6-3 FC1-5 1-2 3-H 1B		0-0 5-3		0-0 5-3		0-0 5-3	4 0 1 1 0 0 3			
<b>Tim Thompson, L</b> (1, 2) OBP: 0.333, SLG: 0.366		0-0 E4 1B 1B	0-0 FC1-5 1-2 2-3f 1B		0-0 L9		0-0 2B		0-0 2B	4 1 1 0 0 0 3			
<b>Joe Demaestri, R</b> (1, 6) OBP: 0.301, SLG: 0.344		0-0 1-3 1B 1B	0-0 6-3		0-0 F7		0-3 K		0-3 K	4 1 1 0 0 1 3			
<b>Clete Boyer, R</b> (1, 4) OBP: 0.281, SLG: 0.268		0-0 1-3	0-0 5-3		0-0 F5		0-0 F5		0-0 B5-3	4 0 0 0 0 0 4			
<b>Jack McMahan, R</b> (1, 1) <b>Tom Gorman, R</b> (2, 1) <b>Bobby Shantz, R</b> (9, 1) OBP: 0.231, SLG: 0.091		0-3 K		0-3 K		0-3 K		0-0 F8	0-0 F8	1 0 0 0 0 1 2 3 0 0 0 0 2 0 0 0 0 0 0 0 0			
<b>Inning Stats</b>	R: 0 E: 0 K: 0 S: 4 H: 1 LOB: 2 BB: 1 P: 8	R: 2 E: 1 K: 1 S: 8 H: 2 LOB: 1 BB: 0 P: 8	R: 1 E: 0 K: 0 S: 6 H: 3 LOB: 2 BB: 0 P: 6	R: 0 E: 0 K: 2 S: 7 H: 0 LOB: 0 BB: 0 P: 7	R: 0 E: 0 K: 0 S: 4 H: 1 LOB: 1 BB: 0 P: 4	R: 0 E: 0 K: 1 S: 5 H: 0 LOB: 0 BB: 0 P: 5	R: 0 E: 0 K: 0 S: 3 H: 0 LOB: 0 BB: 0 P: 3	R: 0 E: 0 K: 1 S: 6 H: 1 LOB: 1 BB: 0 P: 6	R: 0 E: 0 K: 0 S: 4 H: 1 LOB: 2 BB: 1 P: 8	1B: 8 2B: 1 3B: 0 HR: 0 SF: 0 SAC: 0 DP: 0 HBP: 0	WP: 0 PB: 0 SB: 0 CS: 0 PA: 39		
<b>PITCHER</b>	IP WLS BF H R ER SO BB IBB HBP BLK WP HR S P ERA WHIP											<b>PITCHER</b>	IP WLS BF H R ER SO BB IBB HBP BLK WP HR S P ERA WHIP
<b>Jim Wilson, R</b> (1, 1) ERA: 3.66	7.0 L 30 7 3 1 4 1 0 0 0 0 0 0 37 41 1.29 1.143												
<b>Paul LaPalme, L</b> (8, 1) ERA: 4.3	2.0 9 2 0 0 1 1 0 0 0 0 0 0 10 14 0.00 1.500												

**Kansas City Athletics @ Chicago White Sox**  
Comiskey Park, Chicago, IL  
Mon Jul 23 1956, 4:33 AM EDT  
Att. 10,664 - Unknown

AB	37
R	3
H	9
RBI	3
BB	2
SO	5
LOB	19





BOTTOM

Kansas City Athletics @ Chicago White Sox  
Comiskey Park, Chicago, IL  
Mon Jul 23 1956, 4:33 AM EDT  
Att. 10,664 - Unknown

livebaseballscorecards.com

AB 34  
R 2  
H 8  
RBI 2  
BB 3  
SO 2  
LOB 21



WP: 0 PA: 38  
PB: 0  
SB: 0  
CS: 0

AB R H RBI BB SO LOB  
3 0 1 0 0 0 2  
0 0 0 0 0 0 0  
1 0 0 0 0 0 1

5 0 0 0 0 0 7

4 0 0 0 0 0 1

3 0 1 0 1 0 0

4 0 1 0 0 1 3

4 1 1 0 0 0 2

2 0 1 0 1 0 0  
0 1 0 0 1 0 0

3 0 0 0 0 0 3  
1 0 1 1 0 0 0  
0 0 0 0 0 0 0


2 0 1 1 0 1 1  
2 0 1 0 0 0 1

1B: 6 SF: 0  
2B: 3 SAC: 0  
3B: 0 DP: 1  
HR: 0 HBP: 1

Batter	1	2	3	4	5	6	7	8	9
Fred Hatfield, L (1, 5) OBP: 0.384, SLG: 0.418 Paul LaPalme, L (8, 1) OBP: 0.500, SLG: 0.750 Sherm Lollar, R (9, PH) OBP: 0.375, SLG: 0.429	0-0 1B 1B	1-0 HBP 1-2		0-0 4-3			0-0 G1		0-0 5-3
Nellie Fox, L (1, 4) OBP: 0.337, SLG: 0.375	0-0 F9	0-0 L3-6			0-0 F8		0-0 F7		0-0 3-1
Minnie Minoso, R (1, 7) OBP: 0.410, SLG: 0.459 (8, 5)	0-0 F5		0-0 F8		0-0 1-3		0-0 6-3		
Dave Philley, S (1, 9) OBP: 0.333, SLG: 0.365 (8, 7)	0-0 1-2 1B		4-0 BB		0-0 1-3		0-0 F7		
Larry Doby, L (1, 8) OBP: 0.391, SLG: 0.398	0-3 K		0-0 F7		0-0 F7		0-0 FC5-4 1B		
Walt Dropo, R (1, 3) OBP: 0.329, SLG: 0.316		0-0 FC1-4 BB 1B 1B	0-0 6-3		0-0 6-3		0-0 FC5-4		
Les Moss, R (1, 2) OBP: 0.323, SLG: 0.491 Jim Delsing, L (9, PH) OBP: 0.277, SLG: 0.056		4-0 FC1-4 BB 1-2		0-0 5-3 1B		0-0 5-3		4-0 2B BB	
Luis Aparicio, R (1, 6) OBP: 0.279, SLG: 0.312 Ron Northey, L (9, PH) OBP: 0.407, SLG: 0.667 Bubba Phillips, R (9, PR) OBP: 0.279, SLG: 0.405		0-0 FC1-4 1B 1-2 2-3		0-0 5-3 1-2		0-0 F7		0-0 5-3 1-H 2B	
Jim Wilson, R (1, 1) OBP: 0.351, SLG: 0.321 Jim Rivera, L (7, PH) OBP: 0.354, SLG: 0.383 (8, 9)		0-0 L3-6 HBP 1-3 3-H 1B		0-3 K		0-0 2B		0-0 1-3	

Inning Stats	R: 0	H: 2	E: 0	K: 1	S: 7	LOB: 2	BB: 0	P: 7	R: 1	H: 2	E: 0	K: 0	S: 4	LOB: 2	BB: 1	P: 9	R: 0	H: 0	E: 0	K: 0	S: 3	LOB: 1	BB: 1	P: 7	R: 0	H: 1	E: 0	K: 1	S: 6	LOB: 1	BB: 0	P: 6	R: 0	H: 0	E: 0	K: 0	S: 3	LOB: 0	BB: 0	P: 3	R: 0	H: 0	E: 0	K: 0	S: 3	LOB: 0	BB: 0	P: 3	R: 0	H: 1	E: 0	K: 0	S: 4	LOB: 1	BB: 0	P: 4	R: 0	H: 1	E: 0	K: 0	S: 4	LOB: 1	BB: 0	P: 4	R: 1	H: 1	E: 0	K: 0	S: 4	LOB: 2	BB: 1	P: 8	1B: 6	SF: 0	2B: 3	SAC: 0	3B: 0	DP: 1	HR: 0	HBP: 1	WP: 0	PA: 38
--------------	------	------	------	------	------	--------	-------	------	------	------	------	------	------	--------	-------	------	------	------	------	------	------	--------	-------	------	------	------	------	------	------	--------	-------	------	------	------	------	------	------	--------	-------	------	------	------	------	------	------	--------	-------	------	------	------	------	------	------	--------	-------	------	------	------	------	------	------	--------	-------	------	------	------	------	------	------	--------	-------	------	-------	-------	-------	--------	-------	-------	-------	--------	-------	--------

PITCHER	IP	WLS	BF	H	R	ER	SO	BB	IBB	HBP	BLK	WP	HR	S	P	ERA	WHIP
Jack McMahan, L (1, 1) ERA: 5.12	1.1		10	4	1	1	1	1	1	0	0	0	0	10	15	6.75	3.750
Tom Gorman, R (2, 1) ERA: 4.04	6.2	W	25	4	1	1	1	2	0	0	0	0	0	25	33	1.35	0.900
Bobby Shantz, L (9, 1) ERA: 4.78	1.0	S	3	0	0	0	0	0	0	0	0	0	0	3	3	0.00	0.000

Batter	1	2	3	4	5	6	7	8	9	AB R H RBI BB SO LOB	TOP												
<a href="#">Billy Goodman, L</a> (1, 4) OBP: 0.360, SLG: 0.432											0 0 0 0 0 0 0 0	<b>Boston Red Sox @ Kansas City Athletics</b> Municipal Stadium, Kansas City, MO Tue Jul 24 1956, 4:33 AM EDT Att. 19,817 - Unknown <a href="http://livebaseballscorecards.com">livebaseballscorecards.com</a>											
<a href="#">Billy Klaus, L</a> (1, 5) OBP: 0.390, SLG: 0.388											0 0 0 0 0 0 0 0												
<a href="#">Ted Williams, L</a> (1, 7) OBP: 0.496, SLG: 0.584											0 0 0 0 0 0 0 0												
<a href="#">Mickey Vernon, L</a> (1, 3) OBP: 0.399, SLG: 0.533											0 0 0 0 0 0 0 0												
<a href="#">Jackie Jensen, R</a> (1, 9) OBP: 0.399, SLG: 0.465											0 0 0 0 0 0 0 0												
<a href="#">Jim Piersall, R</a> (1, 8) OBP: 0.385, SLG: 0.461											0 0 0 0 0 0 0 0												
<a href="#">Sammy White, R</a> (1, 2) OBP: 0.330, SLG: 0.381											0 0 0 0 0 0 0 0		<b>AB</b> 0 <b>R</b> 0 <b>H</b> 0 <b>RBI</b> 0 <b>BB</b> 0 <b>SO</b> 0 <b>LOB</b> 0										
<a href="#">Don Buddin, R</a> (1, 6) OBP: 0.381, SLG: 0.375											0 0 0 0 0 0 0 0												
<a href="#">Mel Parnell, L</a> (1, 1) OBP: 0.286, SLG: 0.333	0 0 0 0 0 0 0 0																						
<b>Inning Stats</b>											1B: 0 SF: 0 2B: 0 SAC: 0 3B: 0 DP: 0 HR: 0 HBP: 0 WP: 0 PA: 0 PB: 0 SB: 0 CS: 0												
<b>PITCHER</b> (1, 1) <a href="#">Wally Burnette, R</a> ERA: 1.0	IP	WLS	BF	H	R	ER	SO	BB	IBB	HBP	BLK	WP	HR	S	P	ERA	WHIP						<b>PITCHER</b> IP WLS BF H R ER SO BB IBB HBP BLK WP HR S P ERA WHIP



Batter	1	2	3	4	5	6	7	8	9	AB R H RBI BB SO LOB	TOP																
<b>Billy Goodman, L</b> (1, 4) OBP: 0.356, SLG: 0.423	0-0 F7		0-0 4-3		0-0 6-3	4-0 BB BB	0-0 1-3 2-H 1B			4 0 1 1 1 0 0	<b>Boston Red Sox @ Kansas City Athletics</b> Municipal Stadium, Kansas City, MO Wed Jul 25 1956, 4:33 AM EDT Att: 13,038 - Unknown <a href="http://livebaseballscorecards.com">livebaseballscorecards.com</a>																
<b>Billy Klaus, L</b> (1, 5) OBP: 0.398, SLG: 0.399	0-0 HBP 1B		0-0 1B 2B 1B		0-0 FC6-4 1B 2B	4-0 1-2 2-3 BB		0-0 F7	4 2 3 0 1 0 0																		
<b>Ted Williams, L</b> (1, 7) OBP: 0.498, SLG: 0.576	1-0 FC5-4 HBP		0-0 1-2 2B 1B		4-0 FC6-4 BB	0-3 K		0-0 5-3	3 1 1 0 0 1 3																		
<b>Mickey Vernon, L</b> (1, 3) OBP: 0.404, SLG: 0.556	0-0 F7		0-0 1-H 2-H 2B		0-0 FC6-4 1B		0-0 F5	4-0 BB	4 0 1 2 1 0 4																		
<b>Jackie Jensen, R</b> (1, 9) OBP: 0.397, SLG: 0.458	0-0 FC5-4 1-2f		4-0 BB		0-0 FC6-4 1-2 3-H 1B		4-0 1B BB 1B BB	0-0 F7	3 1 1 1 2 0 3																		
<b>Jim Piersall, R</b> (1, 8) OBP: 0.379, SLG: 0.450		0-0 F8	0-0 1-3		0-0 FC6-4 1-2f		4-0 1-2 1B BB	0-0 F7	4 1 0 0 1 0 4																		
<b>Pete Daley, R</b> (1, 2) OBP: 0.338, SLG: 0.514		0-3 K		0-0 F2		0-3 K		0-0 F5	5 1 1 0 0 2 0																		
<b>Don Buddin, R</b> (1, 6) OBP: 0.375, SLG: 0.366		0-0 1-3		0-3 K		4-0 BB PB BB		0-0 F3	4 0 0 0 1 1 3																		
<b>Bob Porterfield, R</b> (1, 1) OBP: 0.371, SLG: 0.438			0-0 F6		0-3 K		0-0 6-3		4 0 1 2 0 1 1																		
<b>Leo Kiely, L</b> (7, 1) OBP: 0.167, SLG: 0.167									0 0 0 0 0 0 0																		
<b>Tom Hurd, R</b> (7, 1) OBP: 0.571, SLG: 0.571									0 0 0 0 0 0 0																		
<b>Harry Dorish, R</b> (7, 1)							1-2 2-H 3-H 1B		0 0 0 0 0 0 0																		
<b>Inning Stats</b>	R: 0 E: 0 K: 0 S: 4	H: 1 LOB: 2 BB: 0 P: 5	R: 0 E: 0 K: 1 S: 5	H: 0 LOB: 0 BB: 0 P: 5	R: 2 E: 0 K: 0 S: 6	H: 3 LOB: 2 BB: 1 P: 10	R: 0 E: 0 K: 2 S: 7	H: 0 LOB: 0 BB: 0 P: 7	R: 1 E: 0 K: 0 S: 5	H: 2 LOB: 2 BB: 1 P: 9	R: 0 E: 0 K: 2 S: 7	H: 0 LOB: 3 BB: 3 P: 19	R: 3 E: 0 K: 0 S: 5	H: 3 LOB: 2 BB: 2 P: 13	R: 0 E: 0 K: 0 S: 3	H: 0 LOB: 1 BB: 1 P: 7	R: 0 E: 0 K: 0 S: 3	H: 0 LOB: 0 BB: 0 P: 3	1B: 7 2B: 2 3B: 0 HR: 0	SF: 0 SAC: 0 DP: 0 HBP: 1	WP: 0 PB: 1 SB: 0 CS: 0	PA: 44					
<b>PITCHER</b>	IP WLS BF H R ER SO BB IBB HBP BLK WP HR S P ERA WHIP																										
<b>Art Ditmar, R</b> (1, 1) ERA: 4.38	5.2		28	6	3	3	4	4	0	1	0	0	0	31	48	4.76	1.765										
<b>Bobby Shantz, L</b> (6, 1) ERA: 5.17	1.1		9	3	3	3	1	3	0	0	0	0	0	8	20	20.25	4.500										
<b>Tom Gorman, R</b> (8, 1) ERA: 3.97	2.0	W	7	0	0	0	0	1	0	0	0	0	0	6	10	0.00	0.500										



BOTTOM

Boston Red Sox @ Kansas City Athletics  
Municipal Stadium, Kansas City, MO

livebaseballscorecards.com

AB 30  
R 9  
H 8  
RBI 9  
BB 5  
SO 1  
LOB 11



WP: 0 PA: 37  
PB: 0  
SB: 0  
CS: 0

Wed Jul 25 1956, 4:33 AM EDT  
Att. 13,038 - Unknown

AB R H RBI BB SO LOB

5 0 0 1 0 0 3

4 1 2 1 0 0 0

4 1 2 1 0 0 1

3 2 1 3 1 0 1

3 1 1 0 1 0 1

3 2 1 1 1 0 1

2 0 0 0 0 0 1

1 0 0 0 0 0 1

0 0 0 0 0 0 0

0 0 0 1 1 0 0

0 1 0 0 0 0 0

0 0 0 0 0 0 0

1B: 7 SF: 0  
2B: 0 SAC: 2  
3B: 0 DP: 0  
HR: 1 HBP: 0

WP: 0 PA: 37  
PB: 0  
SB: 0  
CS: 0

1B: 7 SF: 0  
2B: 0 SAC: 2  
3B: 0 DP: 0  
HR: 1 HBP: 0

WP: 0 PA: 37  
PB: 0  
SB: 0  
CS: 0

WP: 0 PA: 37  
PB: 0  
SB: 0  
CS: 0

9

0-0



0-0



0-0



0-0



0-0



0-0



0-0




0-0



0-0



0-0




0-0



8

0-0



0-0



0-0




0-0




0-0




0-0




0-0



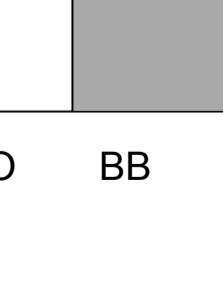
0-0



0-0



0-0

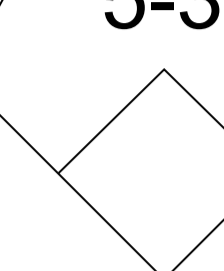


0-0



7

0-0



0-0



0-0



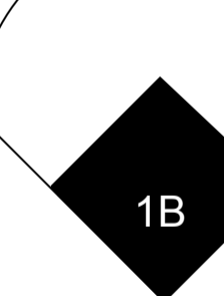
0-0



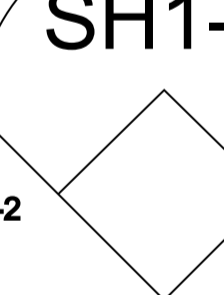
0-0




0-0



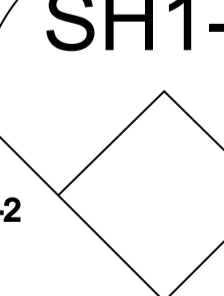
0-0



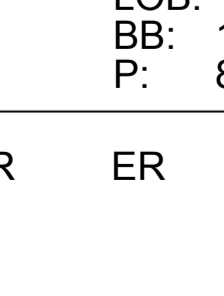
0-0



0-0



0-0

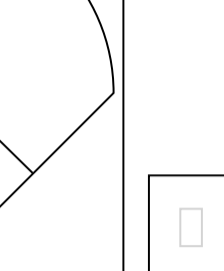


0-0




6


0-0



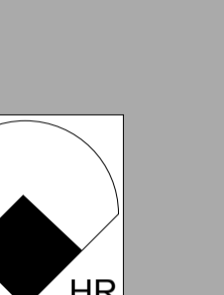
0-0



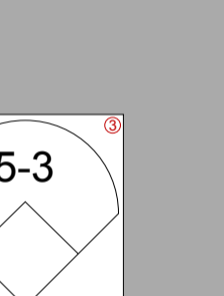
0-0



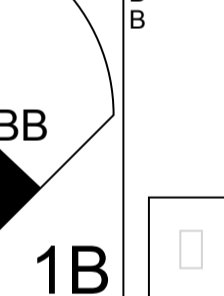
0-0



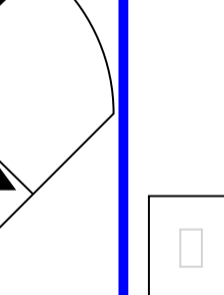
0-0



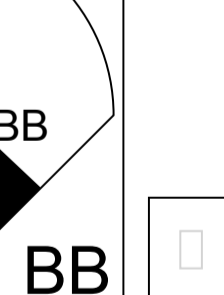
0-0



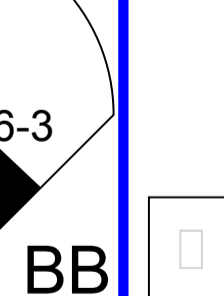
0-0



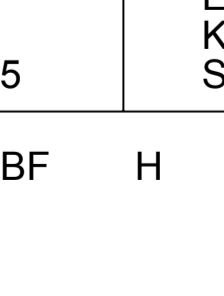
0-0



0-0



0-0

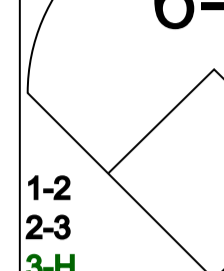


0-0

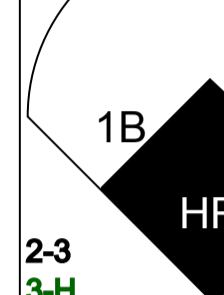


5

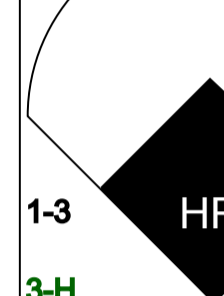
0-0



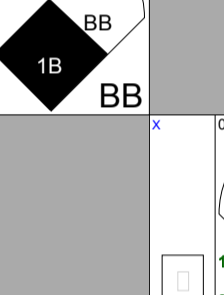
0-0



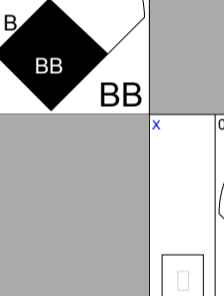
0-0



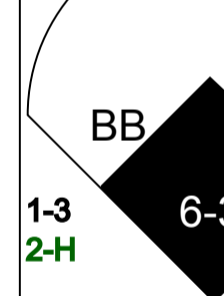
0-0




0-0



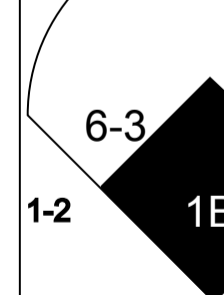
0-0



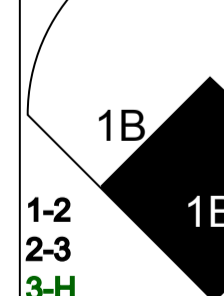
0-0



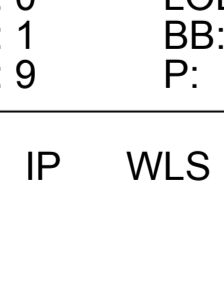
0-0



0-0



0-0

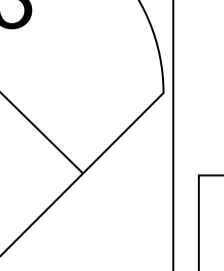


0-0

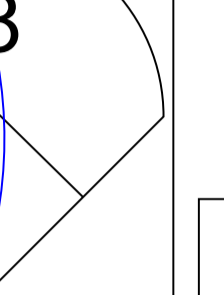


4

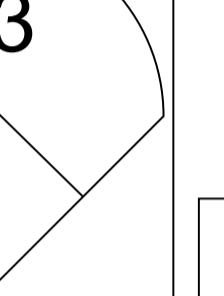
0-0




0-0




0-0




0-0




0-0




0-0




0-0



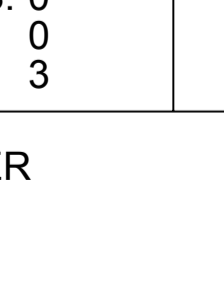
0-0



0-0



0-0

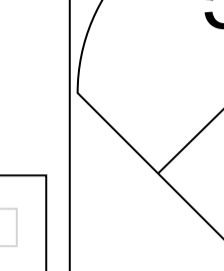


0-0

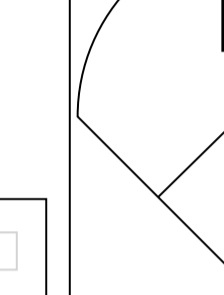


3

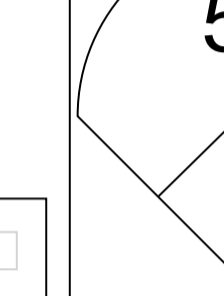
0-0



0-0



0-0



0-0



0-0



0-0



0-0



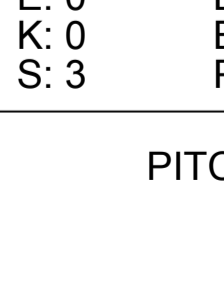
0-0



0-0



0-0



0-0



2

0-0



0-0



0-0



0-0



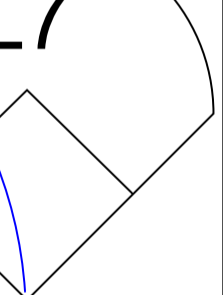
0-0



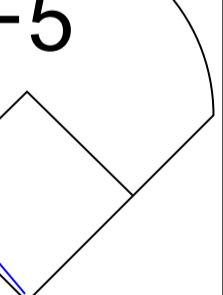
0-0



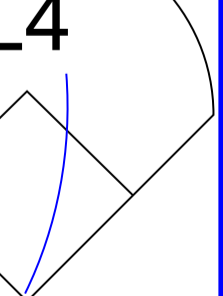
0-0



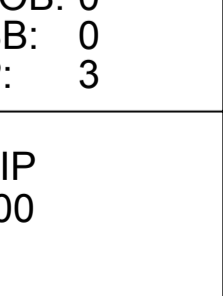
0-0




0-0



0-0



0-0



1

0-0



0-0



0-0



0-0



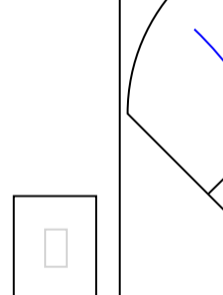
0-0



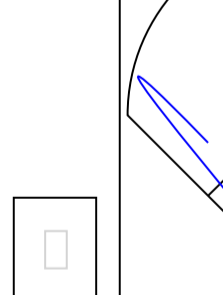
0-0



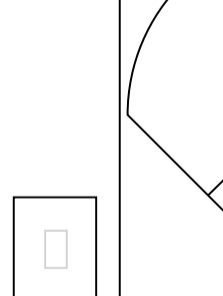
0-0



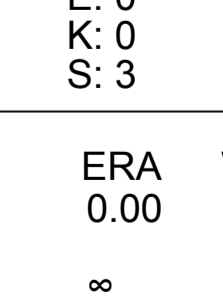
0-0




0-0



0-0



0-0



Batter

(1, 5)



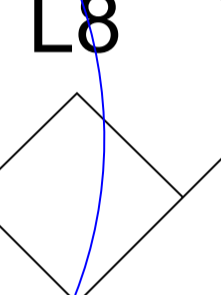
(1, 8)



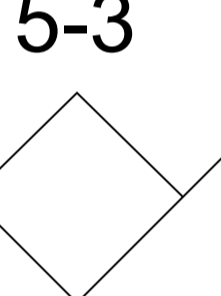
(1, 7)



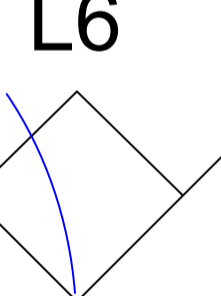
(1, 9)



(1, 3)



(1, 2)



(1, 6)



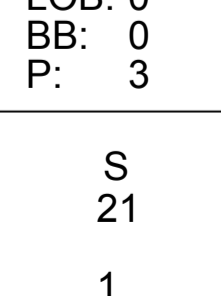
(1, 4)



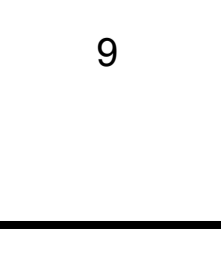
(1, 1)



(6, 1)




(7, PH)




Hector Lopez, R


OBP: 0.354, SLG: 0.443



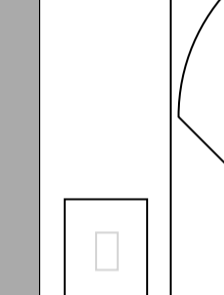
Al Pilarcik, L



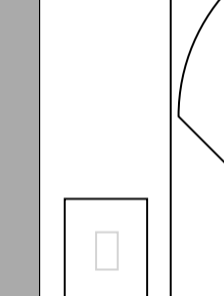
Lou Skizas, R



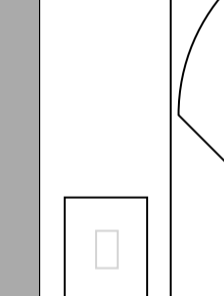
Harry Simpson, L



Vic Power, R



Tim Thompson, L




Joe Demaestri, R



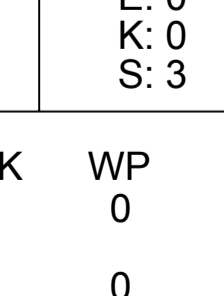
Enos Slaughter, L



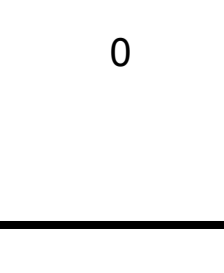
Mike Baxes, R



Clete Boyer, R

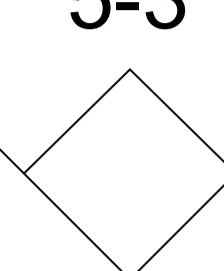


Eddie Robinson, L




Art Ditmar, R

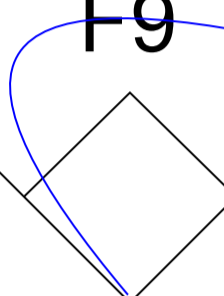
OBP: 0.190, SLG: 0.161



Bobby Shantz, R



Gus Zernial, R



Jack Crimian, R



Tom Gorman, R

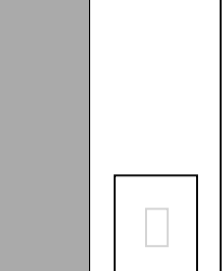


OBP: 0.115, SLG: 0.042

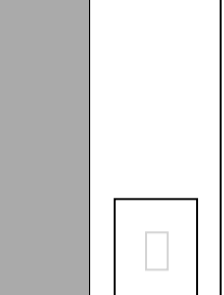


Inning Stats

R: 0 H: 1



E: 1 LOB: 1



K: 0 BB: 0



**BOTTOM**

**Boston Red Sox @ Kansas City Athletics**  
 Municipal Stadium, Kansas City, MO

Thu Jul 26 1956, 4:33 AM EDT  
 Att. 9,511 - Unknown

[livebaseballscorecards.com](http://livebaseballscorecards.com)

<b>AB</b>	<b>37</b>
<b>R</b>	<b>3</b>
<b>H</b>	<b>10</b>
<b>RBI</b>	<b>3</b>
<b>BB</b>	<b>1</b>
<b>SO</b>	<b>6</b>
<b>LOB</b>	<b>11</b>



<b>WP:</b>	0	<b>PA:</b>	39
<b>PB:</b>	0		
<b>SB:</b>	0		
<b>CS:</b>	0		

AB	R	H	RBI	BB	SO	LOB
5	0	0	0	0	1	2

4	2	3	1	1	1	0
---	---	---	---	---	---	---

5	0	0	0	0	0	3
---	---	---	---	---	---	---

4	1	2	1	0	1	0
---	---	---	---	---	---	---

4	0	1	0	0	1	2
---	---	---	---	---	---	---

4	0	2	1	0	0	2
---	---	---	---	---	---	---

4	0	1	0	0	1	1
---	---	---	---	---	---	---

4	0	0	0	0	0	1
---	---	---	---	---	---	---

2	0	1	0	0	0	0
1	0	0	0	0	1	0


1B:	8	SF:	0
2B:	1	SAC:	1
3B:	0	DP:	1
HR:	1	HBP:	0

Batter	1	2	3	4	5	6	7	8	9	10
<b>Hector Lopez, R</b> OBP: 0.350, SLG: 0.437 (1, 5)	F9	6-3			G4-6-3		K			F8
<b>Al Pilarcik, L</b> OBP: 0.343, SLG: 0.361 (1, 8)	1B				1B			FC6-4		K
<b>Lou Skizas, R</b> OBP: 0.338, SLG: 0.394 (1, 7)	F8				F8			FC6-4		F9
<b>Harry Simpson, L</b> OBP: 0.334, SLG: 0.503 (1, 9)	1B				K		3-1	FC5-2		1B
<b>Vic Power, R</b> OBP: 0.339, SLG: 0.428 (1, 3)	1B				G3		K	FC5-2		1B
<b>Tim Thompson, L</b> OBP: 0.343, SLG: 0.371 (1, 2)	1B				F8		1B	1-3		1-3
<b>Joe Demaestri, R</b> OBP: 0.298, SLG: 0.352 (1, 6)					F5		L6			K
<b>Clete Boyer, R</b> OBP: 0.265, SLG: 0.253 (1, 4)		FC1-4			6-3					1-3
<b>Troy Herring, R</b> OBP: 0.217, SLG: 0.143 (1, 1)		SH1-4								K
<b>Bobby Shantz, R</b> OBP: 0.214, SLG: 0.083 (8, 1)		SH1-4			G4-6-3					K

Inning Stats	R: 2	H: 4	E: 0	K: 0	S: 6	R: 0	H: 1	E: 0	K: 0	S: 4	R: 1	H: 1	E: 0	K: 1	S: 6	R: 0	H: 0	E: 0	K: 0	S: 3	R: 0	H: 2	E: 0	K: 0	S: 4	R: 0	H: 1	E: 0	K: 1	S: 6	R: 0	H: 0	E: 0	K: 1	S: 5	R: 0	H: 1	E: 0	K: 0	S: 4	R: 0	H: 0	E: 0	K: 2	S: 7	R: 0	H: 0	E: 0	K: 1	S: 5	1B: 8	2B: 1	3B: 0	HR: 1	SF: 0	SAC: 1	DP: 1	HBP: 0
--------------	------	------	------	------	------	------	------	------	------	------	------	------	------	------	------	------	------	------	------	------	------	------	------	------	------	------	------	------	------	------	------	------	------	------	------	------	------	------	------	------	------	------	------	------	------	------	------	------	------	------	-------	-------	-------	-------	-------	--------	-------	--------

PITCHER	IP	WLS	BF	H	R	ER	SO	BB	IBB	HBP	BLK	WP	HR	S	P	ERA	WHIP
<b>Frank Sullivan, R</b> ERA: 3.35 (1, 1)	6.0		25	9	3	3	2	0	0	0	0	0	1	29	29	4.50	1.500
<b>Ike Delock, R</b> ERA: 4.48 (7, 1)	4.0	W	14	1	0	0	4	1	0	0	0	0	0	21	25	0.00	0.500

PITCHER	IP	WLS	BF	H	R	ER	SO	BB	IBB	HBP	BLK	WP	HR	S	P	ERA	WHIP
<b>Frank Sullivan, R</b> ERA: 3.35 (1, 1)	6.0		25	9	3	3	2	0	0	0	0	0	1	29	29	4.50	1.500
<b>Ike Delock, R</b> ERA: 4.48 (7, 1)	4.0	W	14	1	0	0	4	1	0	0	0	0	0	21	25	0.00	0.500

Batter	1	2	3	4	5	6	7	8	9	10	11	12	13	14	AB R H RBI BB SO LOB	TOP	
<b>Bob Cerv, R</b> (1, 7) OBP: 0.370, SLG: 0.453 <b>Joe Collins, L</b> (8, PH) OBP: 0.306, SLG: 0.362 (8, 7)	0-0 F8		0-0 CS 1B	0-0 5-3		0-0 F8		0-0 F8			0-0 1B 1B		0-0 3-1		4 0 1 0 0 0 2 3 0 1 0 0 0 1		
<b>Billy Martin, R</b> (1, 4) OBP: 0.338, SLG: 0.394	4-0 HR BB		0-0 5-3 1-2		0-3 K	0-0 1B		0-0 1B			0-0 1B 1B		0-0 5-3		6 1 3 1 1 1 1		
<b>Yogi Berra, L</b> (1, 2) OBP: 0.358, SLG: 0.532	0-0 1-H HR		0-0 F3		0-0 1B 3B 1B	0-0 F7		0-3 K 1-2			0-3 K			0-0 F7	7 2 2 2 0 2 4		
<b>Mickey Mantle, S</b> (1, 8) OBP: 0.479, SLG: 0.724	4-0 S BB			0-0 HR 1B	0-0 L7		0-3 K		4-0 BB		0-3 K			4-0 E BB	4 2 1 0 3 2 3		
<b>Bill Skowron, R</b> (1, 3) OBP: 0.401, SLG: 0.529	0-0 6-3 1-2			0-0 1-H HR	0-0 3B 1B		0-0 2B		0-0 F8					0-3 K	7 2 4 2 0 1 3		
<b>Hank Bauer, R</b> (1, 9) OBP: 0.318, SLG: 0.473	0-0 F6			0-0 6-3	0-0 1-H 3-H PB 3B		0-3 K			0-3 K			0-0 B1	0-0 E6 BB CS	7 1 1 2 0 2 3		
<b>Andy Carey, R</b> (1, 5) OBP: 0.322, SLG: 0.361		0-0 F9		0-0 HR	0-0 F8 3-H			4-0 BB		4-0 CS BB			0-0 5-3	4-0 E BB 1-2	4 1 1 1 3 0 1		
<b>Jerry Coleman, R</b> (1, 6) OBP: 0.302, SLG: 0.268		0-3 K		0-0 E7 1B		0-0 SH1-4 1B		0-0 F7		0-0 F5 1-2			0-0 F7	0-0 E6 1-2 2-3 3-H	7 1 2 0 0 1 5		
<b>Johnny Kucks, R</b> (1, 1) OBP: 0.182, SLG: 0.120 <b>Mickey McDermott, L</b> (4, 1) OBP: 0.242, SLG: 0.138 <b>Tom Morgan, R</b> (5, 1) OBP: 0.273, SLG: 0.200 <b>Tommy Byrne, L</b> (9, 1) OBP: 0.314, SLG: 0.529		0-0 1-3		0-0 4-3		0-0 SH1-4 1-2		0-3 K			0-3 K			0-0 3-1	2 0 0 0 0 0 1 0 0 0 0 0 0 0 1 0 0 0 0 1 1 2 0 0 0 0 1 0		
<b>Inning Stats</b>	R: 2 H: 1 E: 0 K: 0 S: 4	H: 0 LOB: 0 E: 0 K: 1 S: 5	H: 1 LOB: 0 E: 0 K: 3 S: 3	H: 4 LOB: 1 E: 1 K: 0 S: 7	H: 3 LOB: 0 E: 0 K: 1 S: 8	H: 2 LOB: 1 E: 0 K: 2 S: 5	H: 1 LOB: 0 E: 0 K: 2 S: 7	H: 0 LOB: 1 E: 0 K: 1 S: 5	H: 1 LOB: 1 E: 0 K: 1 S: 9	H: 0 LOB: 0 E: 0 K: 1 S: 4	H: 2 LOB: 2 E: 0 K: 3 S: 11	H: 1 LOB: 1 E: 0 K: 0 S: 4	H: 0 LOB: 0 E: 0 K: 3 S: 3	H: 0 LOB: 2 E: 2 K: 1 S: 6	1B: 10 2B: 3 3B: 1 HR: 3	SF: 0 SAC: 1 DP: 1 HBP: 0	WP: 0 PA: 63 PB: 1 SB: 1 CS: 4
<b>PITCHER</b>	IP WLS BF H R ER SO BB IBB HBP BLK WP HR S P ERA WHIP																
<b>Jack McMahan, L</b> (1, 1) ERA: 5.62 <b>Tom Gorman, R</b> (5, 1) ERA: 4.14 <b>Jack Crimian, R</b> (7, 1) ERA: 6.55 <b>Wally Burnette, R</b> (9, 1) ERA: 1.36	4.0 19 6 5 5 1 2 0 0 0 0 3 19 27 11.25 2.000																
<div style="text-align: right;">  </div>																	

**New York Yankees @ Kansas City Athletics**  
 Municipal Stadium, Kansas City, MO  
 Fri Jul 27 1956, 4:33 AM EDT  
 Att. 30,034 - Unknown - 101 F

AB	54
R	10
H	16
RBI	8
BB	7
SO	11
LOB	25



Batter	1	2	3	4	5	6	7	8	9	10	11	12	13	14	AB	R	H	RBI	BB	SO	LOB	
Hector Lopez, R (1, 5) OBP: 0.359, SLG: 0.449	0-0 4-3 1B 2B		0-0 G3 HR 2B	0-0 1-2 1B 1B	0-0 1-2 1B		0-0 1B PB SF7 1B		0-0 F8		0-0 SH2-4		4-0 1B BB		6	4	5	0	1	0	1	
Al Pilarcik, L (1, 8) OBP: 0.320, SLG: 0.333	0-0 4-3 2-3		0-0 G3	0-0 1-1 2-H 1B	0-0 F7		0-0 F9		0-0 F7		0-0 3-1		0-3 K		8	0	1	2	0	1	8	
Lou Skizas, R (1, 7) OBP: 0.378, SLG: 0.416	4-0 1B BB		0-3 K	0-0 1-2 BB 1B		0-0 5-3		0-0 1-2 CS 1B		0-0 1-2 1B		4-0 1BB		0-0 1-2 1B		6	0	4	0	2	1	1
Harry Simpson, L (1, 9) OBP: 0.335, SLG: 0.508	0-0 1-2 3-H 1B		0-0 HR	4-0 1-2 2-3 BB		0-0 4-3		0-0 SF7		0-0 4-3		0-0 F6		0-3 K		6	1	2	4	1	1	6
Eddie Robinson, L (1, 3) OBP: 0.304, SLG: 0.392	0-0 FC6-4-5		0-0 2B	0-0 5-3		0-0 1B 1B		0-0 CS		0-0 FC1-5 1B		0-0 F3		0-0 L9		5	1	3	0	0	0	5
Clete Boyer, R (8, PR) OBP: 0.263, SLG: 0.250																1	0	0	0	0	1	0
Johnny Groth, R (12, PH) OBP: 0.312, SLG: 0.398	1-2 2-H															2	0	0	0	0	0	0
Vic Power, R (1, 4) OBP: 0.351, SLG: 0.447		0-0 FC6-4 1B	0-0 6-3		0-0 HR	0-0 1-2 1B 1B		0-0 FC1-5 1B		4-0 BB		0-0 5-3		0-0 G3-6-3 1B		7	2	5	1	1	0	1
Tim Thompson, L (1, 2) OBP: 0.344, SLG: 0.376		0-0 FC6-4 1-2f 1-3		0-0 1B	0-3 K	0-0 1-2 2-H 1B 1B		0-0 FC1-5 G1-6-3		0-0 F5		0-0 2B		0-0 G3-6-3 1-2f		8	0	3	1	0	1	5
Joe Demaestri, R (1, 6) OBP: 0.295, SLG: 0.347		0-0 1-3		0-3 K	0-0 L6	0-0 1-2 2-H 1B		0-0 G1-6-3		0-3 K		0-3 K				3	0	0	0	0	1	2
Enos Slaughter, L (6, PH) OBP: 0.376, SLG: 0.413																1	0	1	1	0	0	0
Jack Crimian, R (7, 1)																0	0	0	0	0	0	0
Joe Ginsberg, L (8, PH) OBP: 0.324, SLG: 0.305																1	0	0	0	0	0	2
Wally Burnette, R (9, 1) OBP: 0.091, SLG: 0.091																2	0	0	0	0	2	2
Jack McMahan, R (1, 1)		0-3 K		0-0 FC5-6-4 1B	4-0 1B BB	0-0 5-3								0-0 L5		1	0	0	0	0	1	1
Gus Zernial, R (4, PH) OBP: 0.315, SLG: 0.450																1	1	0	0	0	0	1
Tom Gorman, R (5, 1) OBP: 0.148, SLG: 0.042																0	0	0	0	1	0	0
Mike Baxes, R (6, PH) OBP: 0.355, SLG: 0.282																4	0	2	0	0	0	2

Inning Stats	R: 1	H: 2	E: 0	LOB: 1	K: 0	S: 4	R: 0	H: 1	E: 1	LOB: 1	K: 1	S: 6	R: 2	H: 3	E: 0	LOB: 1	K: 1	S: 8	R: 2	H: 4	E: 1	LOB: 3	K: 1	S: 9	R: 1	H: 2	E: 0	LOB: 2	K: 0	S: 7	R: 2	H: 4	E: 0	LOB: 2	K: 0	S: 7	R: 0	H: 2	E: 0	LOB: 2	K: 0	S: 4	R: 0	H: 2	E: 0	LOB: 2	K: 0	S: 5	R: 0	H: 0	E: 0	LOB: 1	K: 2	S: 7	R: 0	H: 1	E: 0	LOB: 2	K: 0	S: 4	R: 0	H: 1	E: 0	LOB: 1	K: 1	S: 6	R: 0	H: 1	E: 0	LOB: 2	K: 2	S: 8	R: 0	H: 1	E: 0	LOB: 0	K: 0	S: 3	R: 0	H: 1	E: 0	LOB: 0	K: 0	S: 3	1B: 20	2B: 5	3B: 0	HR: 2	SF: 1	SAC: 1	DP: 3	HBP: 0	WP: 0	PA: 71
--------------	------	------	------	--------	------	------	------	------	------	--------	------	------	------	------	------	--------	------	------	------	------	------	--------	------	------	------	------	------	--------	------	------	------	------	------	--------	------	------	------	------	------	--------	------	------	------	------	------	--------	------	------	------	------	------	--------	------	------	------	------	------	--------	------	------	------	------	------	--------	------	------	------	------	------	--------	------	------	------	------	------	--------	------	------	------	------	------	--------	------	------	--------	-------	-------	-------	-------	--------	-------	--------	-------	--------

PITCHER	IP	WLS	BF	H	R	ER	SO	BB	IBB	HBP	BLK	WP	HR	S	P	ERA	WHIP
Johnny Kucks, R (1, 1) ERA: 3.74	3.2		21	10	5	5	3	1	0	0	0	0	1	6	30	12.27	3.000
Mickey McDermott, L (4, 1) ERA: 5.57	1.0		6	1	1	1	1	2	0	0	0	0	0	6	14	9.00	3.000
Tom Morgan, R (5, 1) ERA: 3.67	4.0		21	11	3	2	0	0	0	0	0	0	0	21	21	4.50	2.750
Tommy Byrne, L (8, 1) ERA: 4.16	5.1	W	22	4	0	0	5	2	1	0	0	0	0	29	41	0.00	1.125


**BOTTOM**

**New York Yankees @ Kansas City Athletics**  
Municipal Stadium, Kansas City, MO

Fri Jul 27 1956, 4:33 AM EDT  
Att: 30,034 - Unknown - 101 F

livebaseballscorecards.com

AB	62
R	9
H	26
RBI	9
BB	6
SO	9
LOB	37



Batter	1	2	3	4	5	6	7	8	9	AB R H RBI BB SO LOB	TOP		
<b>Billy Martin, R</b> (1, 4) OBP: 0.342, SLG: 0.416 <b>Phil Rizzuto, R</b> (7, 6) OBP: 0.339, SLG: 0.245 <b>Billy Hunter, R</b> (9, 6) OBP: 0.500, SLG: 1.000	  			 2B	 6-3		 2B 2-H 3-H		 L7	5 2 3 3 0 1 3 1 0 0 0 0 0 0 0 0 0 0 0 0 0	<b>New York Yankees @ Kansas City Athletics</b> Municipal Stadium, Kansas City, MO Sat Jul 28 1956, 4:33 AM EDT Att: 32,335 - Unknown - 100 F		
<b>Hank Bauer, R</b> (1, 9) OBP: 0.321, SLG: 0.475 <b>Joe Collins, L</b> (9, 9) OBP: 0.306, SLG: 0.362	 2B	 F2		 4-3		 1B BB	 6-3 2-3	 3B 1B	5 3 2 0 1 0 2 0 0 0 0 0 0 0				
<b>Yogi Berra, L</b> (1, 2) OBP: 0.361, SLG: 0.532 <b>Bob Cerv, R</b> (7, 7) OBP: 0.376, SLG: 0.483	 1B 2-H	 G3		 F4		 1B 1-3	 BB BB	 3B 1-H	4 2 2 1 1 0 1 1 0 1 1 0 0 0				
<b>Mickey Mantle, S</b> (1, 8) OBP: 0.479, SLG: 0.719	 1B 1-2 E	 F2		 HR BB		 K 1-2	 BB 1-2	 K	4 2 1 0 2 2 3				
<b>Bill Skowron, R</b> (1, 3) OBP: 0.406, SLG: 0.554	 1B 1-1 2-H		 HR	 HR 1-H 2-H		 1B 2-H 3-H	 1-3	 F9	6 3 4 7 0 0 4				
<b>Elston Howard, R</b> (1, 7) OBP: 0.315, SLG: 0.343	 L6		 1B	 F8		 G6-4-3 1-2f		 F8	5 0 1 0 0 0 2				
<b>Andy Carey, R</b> (1, 5) OBP: 0.323, SLG: 0.360 <b>Tom Carroll, R</b> (8, 5) OBP: 0.429, SLG: 0.429	 1B BB		 F9		 F9		 2B 1B	 4-3	4 1 1 0 1 0 1 0 0 0 0 0 0 0	<b>AB 45</b> <b>R 14</b> <b>H 19</b> <b>RBI 13</b> <b>BB 5</b> <b>SO 4</b> <b>LOB 23</b>			
<b>Jerry Coleman, R</b> (1, 6) OBP: 0.315, SLG: 0.294	 1B 1-3 3-H		 K		 F4		 2B 1-3	 1B	5 1 3 1 0 1 1				
<b>Tom Sturdivant, L</b> (1, 1) OBP: 0.306, SLG: 0.389	 F6		 4-3		 2B		 F9	 G3	5 0 1 0 0 0 6				
<b>Inning Stats</b>	R: 5 H: 6 E: 1 LOB: 2 K: 1 BB: 1 S: 11 P: 15	R: 0 H: 0 E: 0 LOB: 0 K: 0 BB: 0 S: 3 P: 3	R: 1 H: 2 E: 0 LOB: 1 K: 1 BB: 0 S: 7 P: 7	R: 3 H: 2 E: 0 LOB: 0 K: 0 BB: 1 S: 5 P: 9	R: 0 H: 1 E: 0 LOB: 1 K: 0 BB: 0 S: 4 P: 4	R: 2 H: 2 E: 0 LOB: 0 K: 1 BB: 1 S: 6 P: 10	R: 2 H: 3 E: 0 LOB: 3 K: 0 BB: 2 S: 6 P: 14	R: 0 H: 1 E: 0 LOB: 1 K: 0 BB: 0 S: 4 P: 4	R: 1 H: 2 E: 0 LOB: 1 K: 1 BB: 0 S: 7 P: 7	1B: 10 SF: 0 2B: 5 SAC: 0 3B: 1 DP: 1 HR: 3 HBP: 0	WP: 0 PA: 50 PB: 0 SB: 1 CS: 0		
<b>PITCHER</b>	IP WLS BF H R ER SO BB IBB HBP BLK WP HR S P ERA WHIP											<b>PITCHER</b>	IP WLS BF H R ER SO BB IBB HBP BLK WP HR S P ERA WHIP
<b>Alex Kellner, L</b> (1, 1) ERA: 3.72	0.0 L 5 5 5 4 0 0 0 0 0 0 0 0 1 5 5 ∞ ∞												
<b>Jack Crimian, R</b> (1, 1) ERA: 6.71	4.0 19 5 4 4 2 2 0 0 0 0 0 2 21 29 9.00 1.750												
<b>Jack McMahan, L</b> (5, 1) ERA: 5.75	2.0 9 3 2 2 1 1 0 0 0 0 0 0 10 14 9.00 2.000												
<b>Bobby Shantz, L</b> (7, 1) ERA: 5.43	3.0 17 6 3 3 1 2 0 0 0 0 0 0 17 25 9.00 2.667												

livebaseballscorecards.com





Batter	1	2	3	4	5	6	7	8	9	AB R H RBI BB SO LOB	TOP
<b>Billy Martin, R</b> OBP: 0.343, SLG: 0.414 (1, 4) X	0-0 F8		0-0 L7		0-0 E5 4-3 1B		0-0 F6		4-0 1B BB	4 1 1 0 1 0 0	<b>New York Yankees @ Kansas City Athletics</b> Municipal Stadium, Kansas City, MO Sun Jul 29 1956, 4:33 AM EDT Att: 30,357 - Unknown <a href="http://livebaseballscorecards.com">livebaseballscorecards.com</a>
<b>Joe Collins, L</b> OBP: 0.304, SLG: 0.358 (1, 7) X	0-0 1B		0-0 E3 BB		0-0 4-3		0-0 5-3		0-0 F5	5 0 1 0 0 0 2	
<b>Mickey Mantle, S</b> OBP: 0.481, SLG: 0.716 (1, 8) X	0-0 F9		4-0 1-2 BB		0-0 1B		0-0 F6		0-0 1B	4 0 2 1 1 0 1	
<b>Yogi Berra, L</b> OBP: 0.362, SLG: 0.528 (1, 2) X	0-0 F7		0-0 4-3		0-0 1-2 HR 1B			4-0 G6-4-3 BB	0-0 L6	4 1 1 0 1 0 5	
<b>Bill Skowron, R</b> OBP: 0.407, SLG: 0.576 (1, 3) X		0-0 L7		0-0 HR	0-0 1-1 HR			0-0 G6-4-3 1-2f		4 2 2 3 0 0 1	
<b>Hank Bauer, R</b> OBP: 0.323, SLG: 0.482 (1, 9) X		4-0 BB		0-3 K	0-0 6-3			0-0 HR		3 1 1 1 1 1 0	
<b>Andy Carey, R</b> OBP: 0.325, SLG: 0.357 (1, 5) X		0-0 F8		4-0 BB		0-3 K		4-0 E S BB		2 0 0 0 2 1 1	
<b>Jerry Coleman, R</b> OBP: 0.304, SLG: 0.283 (1, 6) X		0-3 K		0-3 K		0-3 K		0-3 K		4 0 0 0 0 4 3	
<b>Bob Turley, R</b> OBP: 0.250, SLG: 0.172 (1, 1) X <b>Rip Coleman, L</b> (9, 1) X			0-3 K	0-0 F2		0-3 K		0-0 6-3		4 0 0 0 0 2 1 0 0 0 0 0 0 0	
<b>Inning Stats</b>	R: 0 H: 1 E: 0 LOB: 1 K: 0 BB: 0 S: 4 P: 4	R: 0 H: 0 E: 0 LOB: 1 K: 1 BB: 1 S: 5 P: 9	R: 0 H: 0 E: 1 LOB: 2 K: 1 BB: 1 S: 6 P: 10	R: 1 H: 1 E: 0 LOB: 1 K: 2 BB: 1 S: 8 P: 12	R: 3 H: 4 E: 1 LOB: 0 K: 0 BB: 0 S: 6 P: 6	R: 0 H: 0 E: 0 LOB: 0 K: 3 BB: 0 S: 9 P: 9	R: 0 H: 0 E: 0 LOB: 0 K: 0 BB: 0 S: 3 P: 3	R: 1 H: 1 E: 0 LOB: 1 K: 1 BB: 2 S: 5 P: 13	R: 0 H: 1 E: 0 LOB: 2 K: 0 BB: 1 S: 4 P: 8	1B: 5 SF: 0 2B: 0 SAC: 0 3B: 0 DP: 1 HR: 3 HBP: 0	WP: 0 PA: 40 PB: 0 SB: 1 CS: 0
<b>PITCHER</b> <b>Art Ditmar, R</b> ERA: 4.42 (1, 1)	IP WLS BF H R ER SO BB IBB HBP BLK WP HR S P ERA WHIP										
	9.0 L 40 8 5 5 8 6 0 0 0 0 3 50 74 5.00 1.556										

**New York Yankees @ Kansas City Athletics**  
Municipal Stadium, Kansas City, MO  
Sun Jul 29 1956, 4:33 AM EDT  
Att: 30,357 - Unknown

AB	34
R	5
H	8
RBI	5
BB	6
SO	8
LOB	14





Batter	1	2	3	4	5	6	7	8	9	10	AB	R	H	RBI	BB	SO	LOB	TOP							
Dick Williams, R (1, 8) OBP: 0.320, SLG: 0.496 Hoot Evers, R (9, 9) OBP: 0.377, SLG: 0.292	0-0 6-3		0-0 CS 1B		0-0 G3 2B		0-0 L5		0-0 FC5 1-2 2-3f		5	0	2	0	0	0	2								
Tito Francona, L (1, 9) OBP: 0.339, SLG: 0.382	0-0 G3		0-0 F8		0-0 G3 2-3		0-0 F6		0-0 1-4-3		5	0	0	0	0	0	4								
George Kell, R (1, 5) OBP: 0.372, SLG: 0.455	0-0 5-3		0-0 CS 1-2	0-0 4-3	0-0 F2		0-3 K			0-0 F7	5	0	0	0	0	1	1								
Bob Nieman, R (1, 7) OBP: 0.422, SLG: 0.516		0-0 1B 1B		4-0 1B BB	4-0 FC6-4 BB			4-0 G6-4-3 BB		0-0 HR	2	2	2	1	3	0	0								
Gus Triandos, R (1, 3) OBP: 0.342, SLG: 0.415		0-3 K		0-0 F8	0-0 FC6-4 1-2f			0-3 K		0-0 1-3	5	0	0	0	0	2	5								
Billy Gardner, R (1, 4) OBP: 0.266, SLG: 0.340		0-0 F4		0-0 1B 1-2 1B		4-0 1-4-3 BB		0-0 G6-4-3 1-2f		0-0 S 1B	4	0	2	0	1	0	2								
Hal Smith, R (1, 2) OBP: 0.321, SLG: 0.371 Jim Pyburn, R (9, PR) OBP: 0.278, SLG: 0.311		0-0 1-3 1B		0-0 1-3 2-H 1B		0-0 1-4-3			0-0 E6	0-3 K 1-2	0	0	0	0	0	0	0								
Willy Miranda, S (1, 6) OBP: 0.304, SLG: 0.298		0-3 K 1-2			4-0 HR BB	0-0 4-3			0-0 FC5 1-2 1B		3	1	1	0	1	1	3								
Ray Moore, R (1, 1) OBP: 0.326, SLG: 0.488 Bill Wight, L (7, 1) OBP: 0.220, SLG: 0.200 George Zuverink, R (8, 1) OBP: 0.118, SLG: 0.063 Bob Hale, L (9, PH) OBP: 0.298, SLG: 0.330 Mike Fornieles, R (9, 1) OBP: 0.188, SLG: 0.313			0-3 K		0-0 HR	0-0 1-3			0-0 F7		3	1	1	2	0	1	1								
											0	0	0	0	0	0	0								
											0	0	0	0	0	0	0								
											1	0	0	0	0	0	2								
											0	0	0	0	0	0	0								
<b>Inning Stats</b>	R: 0 E: 0 K: 0 S: 3	H: 0 LOB: 0 BB: 0 P: 3	R: 0 E: 0 K: 2 S: 9	H: 2 LOB: 2 BB: 0 P: 9	R: 0 E: 0 K: 1 S: 5	H: 1 LOB: 0 BB: 0 P: 5	R: 1 E: 0 K: 0 S: 4	H: 2 LOB: 2 BB: 1 P: 8	R: 2 E: 0 K: 0 S: 5	H: 2 LOB: 2 BB: 2 P: 13	R: 0 E: 0 K: 0 S: 3	H: 0 LOB: 1 BB: 1 P: 7	R: 0 E: 0 K: 1 S: 5	H: 0 LOB: 0 BB: 0 P: 5	R: 0 E: 0 K: 1 S: 4	H: 0 LOB: 0 BB: 1 P: 8	R: 0 E: 1 K: 0 S: 5	H: 1 LOB: 2 BB: 0 P: 5	R: 1 E: 0 K: 1 S: 7	H: 2 LOB: 1 BB: 0 P: 7	1B: 7 2B: 1 3B: 0 HR: 2	SF: 0 SAC: 0 DP: 1 HBP: 0	WP: 0 PB: 0 SB: 2 CS: 1	PA: 44	
<b>PITCHER</b>	IP 5.1	WLS L	BF 25	H 7	R 3	ER 3	SO 3	BB 4	IBB 0	HBP 0	BLK 0	WP 0	HR 1	S 27	P 43	ERA 5.06	WHIP 2.062								
Wally Burnette, R (1, 1) ERA: 1.88																									
Tom Gorman, R (6, 1) ERA: 4.05	4.2		18	3	1	1	3	1	0	0	0	0	1	23	27	1.93	0.857								

AB	34
R	4
H	8
RBI	3
BB	5
SO	6
LOB	21



**BOTTOM**

**Baltimore Orioles @ Kansas City Athletics**  
 Municipal Stadium, Kansas City, MO

Mon Jul 30 1956, 4:33 AM EDT  
 Att. 9,355 - Unknown

[livebaseballscorecards.com](http://livebaseballscorecards.com)

<b>AB</b>	<b>38</b>
<b>R</b>	<b>3</b>
<b>H</b>	<b>9</b>
<b>RBI</b>	<b>3</b>
<b>BB</b>	<b>2</b>
<b>SO</b>	<b>5</b>
<b>LOB</b>	<b>17</b>



<b>WP:</b> 0	<b>PA:</b> 40
<b>PB:</b> 0	
<b>SB:</b> 0	
<b>CS:</b> 0	

AB R H RBI BB SO LOB

4	1	1	0	1	0	0
5	0	1	0	0	1	2
5	1	2	0	0	0	2
5	0	2	1	0	1	4
4	1	2	1	0	0	3
4	0	1	1	0	0	3
3	0	0	0	1	0	1
4	0	0	0	0	0	1
2	0	0	0	0	1	1
2	0	0	0	0	2	0

1B: 5 SF: 0  
 2B: 2 SAC: 0  
 3B: 2 DP: 2  
 HR: 0 HBP: 0

Batter	1	2	3	4	5	6	7	8	9	10
<b>Hector Lopez, R</b> (1.5) OBP: 0.353, SLG: 0.439	0-0 FC1-5 2B		0-0 F8		0-0 F2			4-0 E 1B BB		0-0 6-3
<b>Enos Slaughter, L</b> (1.9) OBP: 0.368, SLG: 0.408	0-0 FC1-5 1B 2-3		0-0 6-3			0-0 6-3		0-3 K		0-0 2B
<b>Lou Skizas, R</b> (1.7) OBP: 0.406, SLG: 0.517	0-0 G4-6-3 1B 1-2		0-0 F3			0-0 1B 3B		0-0 E3 1B 1-3		0-0 F8
<b>Harry Simpson, L</b> (1.8) OBP: 0.336, SLG: 0.503	0-0 G4-6-3 1-2f			0-0 G6-3 1B		0-3 K		0-0 1-2 1B		0-0 L6
<b>Eddie Robinson, L</b> (1.3) OBP: 0.300, SLG: 0.390		0-0 6-3 3B		0-0 G6-3 1-2f		0-0 1B		0-0 F8		
<b>Vic Power, R</b> (1.4) OBP: 0.354, SLG: 0.446		0-0 6-3		0-0 1B		0-0 F4		0-0 F7		
<b>Joe Ginsberg, L</b> (1.2) OBP: 0.330, SLG: 0.305		4-0 3-H FC3-6 BB		0-0 L9			0-0 6-3		0-0 4-3	
<b>Joe Demaestri, R</b> (1.6) OBP: 0.287, SLG: 0.337		0-0 FC3-6 1-2f			0-0 F8		0-0 6-3		0-0 F8	
<b>Wally Burnette, R</b> (1.1) OBP: 0.077, SLG: 0.077		0-0 F8			0-3 K		0-3 K		0-3 K	
<b>Tom Gorman, R</b> (6.1) OBP: 0.138, SLG: 0.038										

Inning Stats	R: 0	H: 2	E: 0	LOB: 1	K: 0	BB: 0	S: 4	P: 4
	R: 1	H: 2	E: 0	LOB: 1	K: 1	BB: 0	S: 7	P: 7
	R: 0	H: 0	E: 0	LOB: 0	K: 1	BB: 0	S: 5	P: 5
	R: 0	H: 2	E: 0	LOB: 1	K: 0	BB: 0	S: 4	P: 4
	R: 0	H: 0	E: 0	LOB: 0	K: 0	BB: 0	S: 3	P: 3
	R: 0	H: 1	E: 0	LOB: 1	K: 0	BB: 0	S: 4	P: 8
	R: 0	H: 0	E: 0	LOB: 0	K: 0	BB: 0	S: 3	P: 3
	R: 0	H: 0	E: 0	LOB: 0	K: 0	BB: 0	S: 4	P: 4
	R: 0	H: 0	E: 0	LOB: 0	K: 1	BB: 0	S: 5	P: 5
	R: 1	H: 2	E: 0	LOB: 1	K: 1	BB: 0	S: 7	P: 7
	R: 0	H: 0	E: 0	LOB: 0	K: 1	BB: 0	S: 5	P: 5
	R: 1	H: 1	E: 1	LOB: 2	K: 1	BB: 1	S: 7	P: 11
	R: 0	H: 0	E: 0	LOB: 0	K: 1	BB: 0	S: 5	P: 5
	R: 0	H: 1	E: 0	LOB: 1	K: 0	BB: 0	S: 4	P: 4

PITCHER	IP	WLS	BF	H	R	ER	SO	BB	IBB	HBP	BLK	WP	HR	S	P	ERA	WHIP
<b>Ray Moore, R</b> (1.1) ERA: 4.63	6.0		24	7	2	2	2	1	0	0	0	0	0	27	31	3.00	1.333
<b>Bill Wight, L</b> (7.1) ERA: 4.55	1.2		8	1	1	0	2	1	0	0	0	0	0	11	15	0.00	1.200
<b>George Zuverink, R</b> (8.1) ERA: 3.74	0.1		1	0	0	0	0	0	0	0	0	0	0	1	1	0.00	0.000
<b>Mike Fornieles, R</b> (9.1) ERA: 4.45	2.0	W	7	1	0	0	1	0	0	0	0	0	0	9	9	0.00	0.500

PITCHER	IP	WLS	BF	H	R	ER	SO	BB	IBB	HBP	BLK	WP	HR	S	P	ERA	WHIP
<b>Ray Moore, R</b> (1.1) ERA: 4.63	6.0		24	7	2	2	2	1	0	0	0	0	0	27	31	3.00	1.333
<b>Bill Wight, L</b> (7.1) ERA: 4.55	1.2		8	1	1	0	2	1	0	0	0	0	0	11	15	0.00	1.200
<b>George Zuverink, R</b> (8.1) ERA: 3.74	0.1		1	0	0	0	0	0	0	0	0	0	0	1	1	0.00	0.000
<b>Mike Fornieles, R</b> (9.1) ERA: 4.45	2.0	W	7	1	0	0	1	0	0	0	0	0	0	9	9	0.00	0.500

Batter	1	2	3	4	5	6	7	8	9	AB R H RBI BB SO LOB	TOP											
Dick Williams, R OBP: 0.325, SLG: 0.503 (1, 8) (9, 7)	0-0 F8			0-0 2B	0-0 1B			0-0 5-3		4 1 2 1 0 0 0	<b>Baltimore Orioles @ Kansas City Athletics</b> Municipal Stadium, Kansas City, MO Tue Jul 31 1956, 4:33 AM EDT Att. 7,882 - Unknown											
Tito Francona, L OBP: 0.338, SLG: 0.383 (1, 9)	0-0 F6			0-0 1-H FC1-4-2 2B	0-0 4-3			0-0 F2		4 0 1 1 0 0 1												
George Kell, R OBP: 0.367, SLG: 0.449 (1, 5)	0-0 F5			0-0 FC1-4-2 5-3 E				0-3 K		4 1 0 0 0 1 1												
Bob Nieman, R OBP: 0.416, SLG: 0.508 Jim Pyburn, R OBP: 0.278, SLG: 0.311 (1, 7) (9, 8)		0-0 5-3		0-0 5-3				0-0 6-3		4 0 0 0 0 0 1 0 0 0 0 0 0 0												
Gus Triandos, R OBP: 0.344, SLG: 0.420 (1, 3)		0-0 F4		0-0 E5				0-0 BB E 1B		4 2 2 0 0 0 0												
Billy Gardner, R OBP: 0.269, SLG: 0.340 (1, 4)		0-3 K		0-0 F7				4-0 BB FC5-4 BB		3 0 1 1 1 1 1												
Tom Gastall, R OBP: 0.256, SLG: 0.229 (1, 2)			0-0 F8		0-0 2B 1B			0-0 FC5-4		4 1 1 0 0 0 1												
Willy Miranda, S OBP: 0.301, SLG: 0.294 (1, 6)			0-0 5-3		0-3 K			0-0 F9		4 0 0 0 0 1 2												
Hal Brown, R OBP: 0.345, SLG: 0.292 George Zuverink, R OBP: 0.118, SLG: 0.063 (1, 1) (9, 1)			0-3 K		0-3 K			0-0 F5		3 0 0 0 0 2 1 0 0 0 0 0 0 0												
<b>Inning Stats</b>	R: 0 E: 0 K: 0 S: 3	H: 0 LOB: 0 BB: 0 P: 3	R: 0 E: 0 K: 1 S: 5	H: 0 LOB: 0 BB: 0 P: 5	R: 0 E: 0 K: 1 S: 5	H: 0 LOB: 0 BB: 0 P: 5	R: 2 E: 1 K: 0 S: 6	H: 2 LOB: 1 BB: 0 P: 6	R: 1 E: 0 K: 2 S: 9	H: 2 LOB: 1 BB: 0 P: 9	R: 1 E: 0 K: 0 S: 4	H: 2 LOB: 1 BB: 0 P: 4	R: 0 E: 0 K: 0 S: 3	H: 0 LOB: 0 BB: 0 P: 3	R: 0 E: 0 K: 1 S: 5	H: 0 LOB: 0 BB: 0 P: 5	R: 1 E: 1 K: 0 S: 4	H: 1 LOB: 1 BB: 1 P: 8	1B: 4 2B: 3 3B: 0 HR: 0	SF: 0 SAC: 0 DP: 0 HBP: 0	WP: 0 PB: 0 SB: 0 CS: 0	PA: 35
<b>PITCHER</b>	IP WLS BF H R ER SO BB IBB HBP BLK WP HR S P ERA WHIP																					
Troy Herriage, R ERA: 6.05 (1, 1)	6.0 L 24 6 4 3 4 0 0 0 0 0 0 0 32 32 4.50 1.000																					
Jack Crimian, R ERA: 6.5 (7, 1)	2.0 6 0 0 0 1 0 0 0 0 0 0 0 8 8 0.00 0.000																					
Jack McMahan, L ERA: 5.64 (9, 1)	1.0 5 1 1 0 0 1 0 0 0 0 0 0 4 8 0.00 2.000																					

livebaseballscorecards.com

AB	34
R	5
H	7
RBI	3
BB	1
SO	5
LOB	8





Batter	1	2	3	4	5	6	7	8	9	AB	R	H	RBI	BB	SO	LOB
Hector Lopez, R OBP: 0.352, SLG: 0.435 (1, 5)	F4		F8			BB		6-3		3	0	0	0	1	0	0
Al Pilarcik, L OBP: 0.301, SLG: 0.312 (1, 8)	F5			F8		F9			F8	4	0	0	0	0	0	1
Lou Skizas, R OBP: 0.410, SLG: 0.516 (1, 7)	F8			G1-6-3 1B		K			1B 1B	4	0	2	0	0	1	1
Harry Simpson, L OBP: 0.340, SLG: 0.512 (1, 9)		HR		G1-6-3 1-2f			4-3 BB		G3-6-1 1B	3	1	2	1	1	0	1
Eddie Robinson, L OBP: 0.292, SLG: 0.379 (1, 3)		F6			F8		4-3		G3-6-1	4	0	0	0	0	0	3
Vic Power, R OBP: 0.350, SLG: 0.441 (1, 4)		F7			F3		5-3			3	0	0	0	0	0	1
Joe Ginsberg, L OBP: 0.335, SLG: 0.317 (1, 2)		PO 1B			2B		6-3			3	0	2	0	0	0	1
Joe Demaestri, R OBP: 0.285, SLG: 0.335 (1, 6)		PO	F8		F5			5-3		2	0	0	0	0	0	1
Gus Zernial, R OBP: 0.313, SLG: 0.445 (8, PH)										1	0	0	0	0	0	0
Mike Baxes, R OBP: 0.355, SLG: 0.282 (9, 6)										0	0	0	0	0	0	0
Troy Herriage, R OBP: 0.208, SLG: 0.136 (1, 1)										1	0	0	0	0	1	0
Jim Finigan, R OBP: 0.314, SLG: 0.310 (6, PH)										1	0	0	0	0	0	0
Jack Crimian, R OBP: 0.222, SLG: 0.125 (7, 1)										0	0	0	0	0	0	0
Enos Slaughter, L OBP: 0.387, SLG: 0.406 (8, PH)										1	0	0	0	0	0	0
Jack McMahan, R (9, 1)										0	0	0	0	0	0	0

Inning Stats	R: 0	H: 0	E: 0	K: 0	S: 3	R: 1	H: 2	E: 0	K: 0	S: 4	R: 0	H: 0	E: 0	K: 1	S: 5	R: 0	H: 1	E: 0	K: 0	S: 3	R: 0	H: 1	E: 0	K: 0	S: 4	R: 0	H: 0	E: 0	K: 1	S: 5	R: 0	H: 0	E: 0	K: 0	S: 3	R: 0	H: 0	E: 0	K: 0	S: 3	R: 0	H: 2	E: 0	K: 0	S: 4	R: 0	H: 1	E: 0	K: 0	S: 4	1B: 4	SF: 0	2B: 1	SAC: 0	3B: 0	DP: 2	HR: 1	HBP: 0	WP: 0	PA: 33
--------------	------	------	------	------	------	------	------	------	------	------	------	------	------	------	------	------	------	------	------	------	------	------	------	------	------	------	------	------	------	------	------	------	------	------	------	------	------	------	------	------	------	------	------	------	------	------	------	------	------	------	-------	-------	-------	--------	-------	-------	-------	--------	-------	--------

PITCHER	IP	WLS	BF	H	R	ER	SO	BB	IBB	HBP	BLK	WP	HR	S	P	ERA	WHIP
Hal Brown, R ERA: 3.18 (1, 1)	8.1	W	31	6	1	1	2	2	0	0	0	0	0	33	41	1.08	0.960
George Zuverink, R ERA: 3.71 (9, 1)	0.2	S	1	0	0	0	0	0	0	0	0	0	0	1	1	0.00	0.000

BOTTOM

Baltimore Orioles @ Kansas City Athletics  
Municipal Stadium, Kansas City, MO

livebaseballscorecards.com

AB	30
R	1
H	6
RBI	1
BB	2
SO	2
LOB	9



WP	HR	S	P	ERA	WHIP
0	0	0	0	0	0

Tue Jul 31 1956, 4:33 AM EDT  
Att. 7,882 - Unknown

Batter	1	2	3	4	5	6	7	8	9	AB R H RBI BB SO LOB	TOP											
Dick Williams, R OBP: 0.333, SLG: 0.507 (1, 3) (8, 9)	0-0 SH5-3 1B		0-0 5-3		0-0 SH3 1-2		0-0 F2			3 0 1 0 0 0 0												
Tito Francona, L OBP: 0.332, SLG: 0.375 (1, 9) (8, 3)	0-0 F5		0-0 1B		0-0 F9			0-3 K2-3		4 0 1 0 0 1 2												
George Kell, R OBP: 0.363, SLG: 0.441 (1, 5)	0-0 SH5-3 1-2		0-0 F6		4-0 BB			0-3 K		2 0 0 0 1 1 1												
Bob Nieman, R OBP: 0.415, SLG: 0.506 (1, 7)	0-0 6-3			0-0 F8	0-0 F3			0-0 FC5-4 1B		4 0 1 0 0 0 3												
Gus Triandos, R OBP: 0.343, SLG: 0.425 (1, 2)		0-3 K		0-0 HR		4-0 G6-4-3 BB		0-0 FC5-4 1-2f		3 1 1 1 1 1 1												
Billy Gardner, R OBP: 0.274, SLG: 0.351 (1, 4)		0-0 F2		4-0 BB		0-0 G6-4-3 1-2f		0-3 K		3 0 0 0 1 1 1												
Jim Pyburn, R OBP: 0.272, SLG: 0.303 Joe Frazier, L OBP: 0.360, SLG: 0.392 (1, 8) (9, PH)		0-3 K		0-0 F8		0-0 F6		0-0 F5		3 0 0 0 0 1 1 1 0 0 0 0 0 0												
Willy Miranda, S OBP: 0.302, SLG: 0.305 (1, 6)			0-0 HR	0-3 K			0-3 K	0-0 F7		4 1 1 1 0 2 1												
Mike Fomiele, R OBP: 0.211, SLG: 0.316 George Zuverink, R OBP: 0.118, SLG: 0.063 Don Ferrarese, R OBP: 0.125, SLG: 0.045 Ray Moore, R OBP: 0.326, SLG: 0.488 (1, 1) (7, 1) (7, 1) (7, 1)			0-0 F8		0-0 SH3 1B		0-0 F3			3 0 1 0												
<b>Inning Stats</b>	R: 0 E: 0 K: 0 S: 4	H: 1 LOB: 1 BB: 0 P: 4	R: 0 E: 0 K: 2 S: 7	H: 0 LOB: 0 BB: 0 P: 7	R: 1 E: 0 K: 0 S: 5	H: 2 LOB: 1 BB: 0 P: 5	R: 1 E: 0 K: 1 S: 6	H: 1 LOB: 1 BB: 1 P: 10	R: 0 E: 0 K: 0 S: 4	H: 1 LOB: 2 BB: 1 P: 8	R: 0 E: 0 K: 0 S: 2	H: 0 LOB: 0 BB: 1 P: 6	R: 0 E: 0 K: 1 S: 5	H: 0 LOB: 0 BB: 0 P: 5	R: 0 E: 0 K: 2 S: 8	H: 1 LOB: 1 BB: 0 P: 8	R: 0 E: 0 K: 1 S: 5	H: 0 LOB: 0 BB: 0 P: 5	1B: 4 2B: 0 3B: 0 HR: 2	SF: 0 SAC: 2 DP: 1 HBP: 0	WP: 0 PB: 0 SB: 0 CS: 0	PA: 35
<b>PITCHER</b>	IP WLS BF H R ER SO BB IBB HBP BLK WP HR S P ERA WHIP																					
Alex Kellner, L ERA: 3.71 Jack Crimian, R ERA: 6.3 Tom Gorman, R ERA: 4.08 (1, 1) (6, 1) (8, 1)	5.0 2.0 2.0	WLS W S	BF 5 7	H 0 1	R 0 0	ER 2 0	SO 3 1 3	BB 3 0 0	IBB 0 0 0	HBP 0 0 0	BLK 0 0 0	WP 0 0 0	HR 2 0 0	S 26 7 13	P 38 7 13	ERA 3.60 0.00 0.00	WHIP 1.600 0.000 0.500					

**Baltimore Orioles @ Kansas City Athletics**  
Municipal Stadium, Kansas City, MO  
Thu Aug 02 1956, 4:33 AM EDT  
Att. 5,486 - Unknown

[livebaseballscorecards.com](http://livebaseballscorecards.com)

<b>AB</b>	30
<b>R</b>	2
<b>H</b>	6
<b>RBI</b>	2
<b>BB</b>	3
<b>SO</b>	7
<b>LOB</b>	10





Batter	1	2	3	4	5	6	7	8	9	10	11	AB R H RBI BB SO LOB	TOP	
Eddie Yost, R OBP: 0.434, SLG: 0.377 (1, 5)	4-3		1B BB		4-0		1-3			1-6-3		3 1 0 0 2 0 1	Washington Senators @ Kansas City Athletics Municipal Stadium, Kansas City, MO Fri Aug 03 1956, 4:33 AM EDT Att. 10,082 - Unknown	
Whitey Herzog, L OBP: 0.314, SLG: 0.378 (1, 8)	G3		K		G4-3-6-1					K		5 0 1 0 0 2 2		
Pete Runnels, L OBP: 0.361, SLG: 0.426 (1, 3)	2B		1B									5 0 3 1 0 0 1		
Roy Sievers, R OBP: 0.373, SLG: 0.471 Pedro Ramos, S OBP: 0.250, SLG: 0.324 Tony Roig, R OBP: 0.307, SLG: 0.253 (1, 7)	K		6-3									5 0 1 0 0 2 4 0 1 0 0 0 0 0 0 0 0 0 0 0 0		
Jim Lemon, R OBP: 0.347, SLG: 0.487 (1, 9)												5 0 1 1 0 2 2		
Herb Plews, L OBP: 0.356, SLG: 0.302 Ed Fitz Gerald, R OBP: 0.417, SLG: 0.446 (11, PH)	G6-4-3											4 0 1 0 0 0 2 1 0 0 0 0 0 2		
Lou Berberet, L OBP: 0.413, SLG: 0.435 Karl Olson, R OBP: 0.309, SLG: 0.339 (11, PH)												3 0 1 0 1 1 1 1 0 0 0 0 0 2		
Jose Valdivielso, R OBP: 0.321, SLG: 0.339 (1, 6)												4 0 1 0 0 1 2		
Camilo Pascual, R OBP: 0.179, SLG: 0.184 (1, 1)												3 0 0 0 0 0 0		
<b>Inning Stats</b>	R: 0 H: 1 E: 0 K: 1 S: 6 LOB: 1 BB: 0 P: 6	R: 0 H: 0 E: 1 K: 1 S: 5 LOB: 1 BB: 1 P: 9	R: 1 H: 1 E: 0 K: 1 S: 6 LOB: 1 BB: 1 P: 10	R: 0 H: 1 E: 0 K: 0 S: 4 LOB: 1 BB: 0 P: 4	R: 0 H: 0 E: 0 K: 0 S: 2 LOB: 0 BB: 1 P: 6	R: 0 H: 1 E: 0 K: 1 S: 6 LOB: 1 BB: 0 P: 6	R: 0 H: 1 E: 0 K: 1 S: 6 LOB: 1 BB: 0 P: 6	R: 0 H: 1 E: 0 K: 2 S: 8 LOB: 1 BB: 0 P: 8	R: 0 H: 1 E: 0 K: 0 S: 3 LOB: 0 BB: 0 P: 3	R: 0 H: 0 E: 0 K: 1 S: 5 LOB: 0 BB: 0 P: 5	R: 1 H: 2 E: 0 K: 0 S: 5 LOB: 2 BB: 0 P: 5	1B: 7 SF: 0 2B: 2 SAC: 1 3B: 1 DP: 3 HR: 0 HBP: 0		WP: 0 PA: 43 PB: 1 SB: 1 CS: 0
<b>PITCHER</b>	IP WLS BF H R ER SO BB IBB HBP BLK WP HR S P ERA WHIP													
Art Ditmar, R ERA: 4.26 Bobby Shantz, L ERA: 5.34 (1, 1)	10.1 L 41 9 2 2 8 3 0 0 0 0 0 0 54 66 1.74 1.161													
	0.2 2 0 0 0 0 0 0 0 0 0 0 0 2 2 0.00 0.000													

livebaseballscorecards.com

AB	39
R	2
H	9
RBI	2
BB	3
SO	8
LOB	19



Batter	1	2	3	4	5	6	7	8	9	10	11	AB R H RBI BB SO LOB	BOTTOM
Vic Power, R OBP: 0.347, SLG: 0.437 (1, 3)	0-0 FC4-6 1B		0-0 L5		0-0 1-3		0-0 SH3-4 1B	0-0 F7			0-0 E5	6 0 2 0 0 0 2	Washington Senators @ Kansas City Athletics Municipal Stadium, Kansas City, MO Fri Aug 03 1956, 4:33 AM EDT Att. 10,082 - Unknown
Al Pilarcik, L OBP: 0.309, SLG: 0.337 (1, 8)	0-0 FC4-6 2B		0-0 1B		4-0 FC1-6 1B BB		0-0 SH3-4 1-2		0-0 F8		0-0 1-3	4 1 1 0 1 0 2	
Lou Skizas, R OBP: 0.404, SLG: 0.509 (1, 7)	0-0 FC5-6+8-2 1-H 2B		0-0 1-2 1B		0-0 FC1-6 1-2 1B		0-0 F9		0-0 1-3			5 0 3 1 0 0 1	
Harry Simpson, L OBP: 0.341, SLG: 0.514 (1, 9)	0-0 FC1-5-6-4-8-2 2-3		0-3 K		0-0 FC1-6 BB 1-2f 2-3		4-0 FC6-4 BB		0-3 K			4 0 0 0 1 2 5	
Hector Lopez, R OBP: 0.355, SLG: 0.435 (1, 5)	0-0 5-3			0-0 E 1B	4-0 1-2 BB		0-0 FC6-4 1-2f			0-0 5-3		4 0 1 0 1 0 3	
Joe Ginsberg, L OBP: 0.340, SLG: 0.331 (1, 2)		0-0 3-1		0-0 F7	0-0 F7			0-0 FC1-6 1B		0-0 P6		5 0 1 0 0 0 4	
Jim Finigan, R OBP: 0.308, SLG: 0.303 (1, 4)		0-0 4-3		0-0 E4 1-2		0-0 4-3		0-0 FC1-6 1B 1-2f		0-0 P5		5 0 0 0 0 0 2	
Joe Demaestri, R OBP: 0.281, SLG: 0.329 (1, 6)		0-0 F9		0-0 L8		0-0 6-3		0-0 1-3 1B			0-3 K	4 0 1 0 0 0 2 1 0 0 0 0 1 0	
Gus Zernial, R OBP: 0.309, SLG: 0.439 (11, PH)													
Art Ditmar, R OBP: 0.169, SLG: 0.143 (1, 1)			0-0 F8		0-0 4-3		0-0 F8		0-3 K		0-0 F8	4 0 0 0 0 0 1 4 0 0 0 0 0 0 0 0 1 0 0 0 0 0 0 0	
Bobby Shantz, R OBP: 0.214, SLG: 0.083 (11, 1)													
Enos Slaughter, L OBP: 0.368, SLG: 0.407 (11, PH)													
<b>Inning Stats</b>	R: 1 H: 2 E: 0 LOB: 1 K: 0 BB: 0 S: 5 P: 5	R: 0 H: 0 E: 0 LOB: 0 K: 0 BB: 0 S: 3 P: 3	R: 0 H: 2 E: 0 LOB: 2 K: 1 BB: 0 S: 7 P: 7	R: 0 H: 1 E: 1 LOB: 2 K: 0 BB: 0 S: 5 P: 5	R: 0 H: 1 E: 0 LOB: 3 K: 0 BB: 2 S: 4 P: 12	R: 0 H: 0 E: 0 LOB: 0 K: 0 BB: 0 S: 3 P: 3	R: 0 H: 1 E: 0 LOB: 2 K: 0 BB: 1 S: 4 P: 8	R: 0 H: 2 E: 0 LOB: 2 K: 1 BB: 0 S: 7 P: 7	R: 0 H: 0 E: 0 LOB: 0 K: 1 BB: 0 S: 5 P: 5	R: 0 H: 0 E: 0 LOB: 0 K: 0 BB: 0 S: 3 P: 3	R: 0 H: 0 E: 1 LOB: 1 K: 1 BB: 0 S: 6 P: 6	1B: 8 SF: 0 2B: 1 SAC: 1 3B: 0 DP: 0 HR: 0 HBP: 0	WP: 0 PA: 47 PB: 0 SB: 0 CS: 0
<b>PITCHER</b> Camilo Pascual, R ERA: 5.84 (1, 1)	IP WLS BF H R ER SO BB IBB HBP BLK WP HR S P ERA WHIP												
	11.0 W 47 9 1 1 4 3 0 0 0 0 0 0 52 64 0.82 1.091												

livebaseballscores.com

AB	43
R	1
H	9
RBI	1
BB	3
SO	4
LOB	25



Batter	1	2	3	4	5	6	7	8	9	AB R H RBI BB SO LOB
<b>Eddie Yost, R</b> OBP: 0.436, SLG: 0.376 (1, 5) X	0-0 4-1 1B		0-3 K2-3 1-2		4-0 FC3-6 BB		4-0 FC1-6 BB	0-0 F8		3 0 1 0 2 1 1
<b>Whitey Herzog, L</b> OBP: 0.312, SLG: 0.375 (1, 8) X	0-0 4-1 1-2		0-0 E9 FC4-6 1B		0-0 FC3-6 1-2f		0-0 FC1-6 1B		0-0 L9	5 2 1 1 0 0 3
<b>Pete Runnels, L</b> OBP: 0.364, SLG: 0.425 (1, 3) X	0-0 F2		4-0 FC4-6 BB		0-0 L3		0-0 BB 1B		4-0 CS BB	3 0 1 0 2 0 2
<b>Clint Courtney, L</b> OBP: 0.396, SLG: 0.474 <b>Ed Fitz Gerald, R</b> OBP: 0.418, SLG: 0.447 (1, 2) X (7, PH) (7, 2)	0-0 F7		0-0 FC4-6 1-2f 3-H				0-0 L7		0-0 BB 1B	3 0 0 1 0 0 2 2 0 1 1 0 0 1
<b>Roy Sievers, R</b> OBP: 0.376, SLG: 0.479 (1, 7)		4-0 BB	0-3 K				0-0 HR		4-0 1-2 2-3 BB	2 1 1 1 2 1 1
<b>Jim Lemon, R</b> OBP: 0.346, SLG: 0.484 (1, 9)		0-0 F8		0-0 5-3		0-0 FC5-4 1B			0-0 P3	4 0 1 0 0 0 4
<b>Herb Plews, L</b> OBP: 0.338, SLG: 0.284 (1, 4)		0-0 F5		0-0 F7		0-0 F8		0-0 F7		4 0 0 0 0 0 5
<b>Jose Valdivielso, R</b> OBP: 0.314, SLG: 0.331 (1, 6)		0-0 4-3		0-0 6-3		0-0 FC5-4 1-2f		0-3 K		4 0 0 0 0 1 2
<b>Pedro Ramos, S</b> OBP: 0.263, SLG: 0.333 <b>Ernie Oravetz, S</b> OBP: 0.349, SLG: 0.289 <b>Dean Stone, L</b> OBP: 0.192, SLG: 0.130 (1, 1) (7, PH) (7, 1)			0-0 WP E 1B		0-3 K		0-0 WP 3B	0-3 K		2 1 1 0 0 1 0 1 1 1 0 0 0 0 1 0 0 0 0 1 0

Inning Stats	R: 0 E: 0 K: 0 S: 4	H: 1 LOB: 1 BB: 0 P: 4	R: 0 E: 0 K: 0 S: 3	H: 0 LOB: 1 BB: 1 P: 7	R: 2 E: 1 K: 2 S: 9	H: 2 LOB: 1 BB: 1 P: 13	R: 0 E: 0 K: 0 S: 3	H: 0 LOB: 0 BB: 0 P: 3	R: 0 E: 0 K: 1 S: 5	H: 0 LOB: 1 BB: 1 P: 9	R: 1 E: 0 K: 0 S: 5	H: 2 LOB: 1 BB: 0 P: 5	R: 2 E: 0 K: 0 S: 6	H: 3 LOB: 3 BB: 2 P: 14	R: 0 E: 0 K: 2 S: 7	H: 0 LOB: 0 BB: 0 P: 7	R: 0 E: 0 K: 0 S: 2	H: 0 LOB: 0 BB: 1 P: 6	1B: 6 2B: 0 3B: 1 HR: 1	SF: 0 SAC: 0 DP: 0 HBP: 0	WP: 2 PB: 0 SB: 0 CS: 1	PA: 40
--------------	------------------------------	---------------------------------	------------------------------	---------------------------------	------------------------------	----------------------------------	------------------------------	---------------------------------	------------------------------	---------------------------------	------------------------------	---------------------------------	------------------------------	----------------------------------	------------------------------	---------------------------------	------------------------------	---------------------------------	----------------------------------	------------------------------------	----------------------------------	--------

PITCHER	IP	WLS	BF	H	R	ER	SO	BB	IBB	HBP	BLK	WP	HR	S	P	ERA	WHIP
<b>Wally Burnette, R</b> ERA: 2.44 (1, 1)	6.0	L	28	6	5	4	3	4	0	0	0	2	1	30	46	6.00	1.667
<b>Bobby Shantz, L</b> ERA: 5.31 (7, 1)	0.1		3	2	0	0	0	0	0	0	0	0	0	3	3	0.00	6.000
<b>Jack Crimian, R</b> ERA: 6.04 (7, 1)	2.2		9	0	0	0	2	2	0	0	0	0	0	11	19	0.00	0.750

**TOP**

**Washington Senators @ Kansas City Athletics**  
**Municipal Stadium, Kansas City, MO**

Sat Aug 04 1956, 4:33 AM EDT  
Att: 11,679 - Unknown

<b>AB</b>	<b>34</b>
<b>R</b>	<b>5</b>
<b>H</b>	<b>8</b>
<b>RBI</b>	<b>4</b>
<b>BB</b>	<b>6</b>
<b>SO</b>	<b>5</b>
<b>LOB</b>	<b>21</b>



Batter	1	2	3	4	5	6	7	8	9	AB	R	H	RBI	BB	SO	LOB
Vic Power, R OBP: 0.345, SLG: 0.436 (1, 3)	0-0 2B		0-0 4-3		0-0 F9		0-0 6-3		0-0 6-3	5	0	1	0	0	0	1
Al Pilarcik, L OBP: 0.327, SLG: 0.374 (1, 8)	0-3 K			0-0 HR	4-0 FC5-4 BB		4-0 G5-4-3 BB			2	1	1	1	2	1	1
Lou Skizas, R OBP: 0.398, SLG: 0.495 (1, 7)	0-3 K			4-0 2B BB	0-0 FC5-4 1-2f		0-0 G5-4-3 1-2f			3	0	0	0	1	1	4
Harry Simpson, L OBP: 0.343, SLG: 0.517 (1, 9)	0-0 4-3			0-0 1-3 2B		0-0 2B 1B		0-0 F7		4	1	2	0	0	0	1
Hector Lopez, R OBP: 0.354, SLG: 0.436 (1, 5)		0-0 F2		0-0 L5		0-0 1B 2B		0-0 F2		4	1	1	0	0	0	2
Tim Thompson, L OBP: 0.342, SLG: 0.373 (1, 2)		0-0 F8		0-0 F2		0-0 P5		0-0 G3		3	0	0	0	0	0	4
Johnny Groth, R OBP: 0.307, SLG: 0.387 (8, PH)										1	0	0	0	0	0	0
Joe Ginsberg, L OBP: 0.340, SLG: 0.331 (9, 2)										0	0	0	0	0	0	0
Jim Finigan, R OBP: 0.306, SLG: 0.300 (1, 4)		0-0 F8		0-0 5-3		0-0 CS 1B		0-0 F8		2	0	0	0	0	0	2
Enos Slaughter, L OBP: 0.371, SLG: 0.410 (6, PH)						2-H 3-H				1	0	1	2	0	0	0
Clete Boyer, R OBP: 0.260, SLG: 0.247 (7, 4)										0	0	0	0	0	0	0
Mike Baxes, R OBP: 0.351, SLG: 0.278 (9, PH)										1	0	0	0	0	0	0
Joe Demaestri, R OBP: 0.288, SLG: 0.343 (1, 6)			0-0 5-3		4-0 SH3-4 BB		0-0 FC4-6 1B		0-0 HR	3	1	2	1	1	0	0
Wally Burnette, R OBP: 0.067, SLG: 0.067 (1, 1)			0-0 1-3		0-0 SH3-4		0-0 FC4-6		0-0 F8	2	0	0	0	0	0	1
Bobby Shantz, R OBP: 0.214, SLG: 0.083 (7, 1)					1-2		1-2f			0	0	0	0	0	0	0
Jack Crimian, R OBP: 0.300, SLG: 0.222 (7, 1)										0	0	0	0	0	0	0
Gus Zernial, R OBP: 0.307, SLG: 0.437 (9, PH)										1	0	0	0	0	0	0

Inning Stats	R: 0	H: 1	E: 0	K: 2	S: 8	LOB: 1	BB: 0	P: 8	R: 0	H: 0	E: 0	K: 0	S: 3	LOB: 0	BB: 0	P: 3	R: 0	H: 0	E: 0	K: 0	S: 3	LOB: 0	BB: 0	P: 3	R: 1	H: 2	E: 0	K: 0	S: 5	LOB: 2	BB: 1	P: 9	R: 0	H: 0	E: 0	K: 0	S: 3	LOB: 2	BB: 2	P: 11	R: 2	H: 4	E: 0	K: 0	S: 6	LOB: 1	BB: 0	P: 6	R: 0	H: 0	E: 0	K: 0	S: 2	LOB: 0	BB: 1	P: 6	R: 0	H: 0	E: 0	K: 0	S: 3	LOB: 0	BB: 0	P: 3	R: 1	H: 1	E: 0	K: 0	S: 4	LOB: 0	BB: 0	P: 4	1B: 3	SF: 0	2B: 3	SAC: 1	3B: 0	DP: 1	HR: 2	HBP: 0	WP: 0	PA: 37
--------------	------	------	------	------	------	--------	-------	------	------	------	------	------	------	--------	-------	------	------	------	------	------	------	--------	-------	------	------	------	------	------	------	--------	-------	------	------	------	------	------	------	--------	-------	-------	------	------	------	------	------	--------	-------	------	------	------	------	------	------	--------	-------	------	------	------	------	------	------	--------	-------	------	------	------	------	------	------	--------	-------	------	-------	-------	-------	--------	-------	-------	-------	--------	-------	--------

PITCHER	IP	WLS	BF	H	R	ER	SO	BB	IBB	HBP	BLK	WP	HR	S	P	ERA	WHIP
Pedro Ramos, R ERA: 4.9 (1, 1)	6.0	W	27	7	3	3	2	3	0	0	0	0	1	28	40	4.50	1.667
Dean Stone, L ERA: 5.8 (7, 1)	3.0	S	10	1	1	1	0	1	0	0	0	0	1	9	13	3.00	0.667

**BOTTOM**

Washington Senators @ Kansas City Athletics  
Municipal Stadium, Kansas City, MO  
Sat Aug 04 1956, 4:33 AM EDT  
Att. 11,679 - Unknown

livebaseballscorecards.com

<b>AB</b>	<b>32</b>
<b>R</b>	<b>4</b>
<b>H</b>	<b>8</b>
<b>RBI</b>	<b>4</b>
<b>BB</b>	<b>4</b>
<b>SO</b>	<b>2</b>
<b>LOB</b>	<b>16</b>



Batter	1	2	3	4	5	6	7	8	9	AB R H RBI BB SO LOB	TOP											
Eddie Yost, R OBP: 0.438, SLG: 0.379 (1, 5) X	0-0 F7		4-0 1B 2B BB		0-0 5-3	4-0 BB		0-0 2-H 2B		3 1 1 1 2 0 0												
Whitey Herzog, L OBP: 0.307, SLG: 0.368 (1, 8) X	0-0 4-3		0-0 F9		0-0 G1	0-3 K		0-0 P6		5 0 0 0 0 1 4												
Pete Runnels, L OBP: 0.371, SLG: 0.431 (1, 3) X	0-0 2B 1B		0-0 1-3 2B 1B		0-0 HBP E 1B		4-0 1B BB		0-0 1B HR 1B	4 4 4 0 1 0 0												
Clint Courtney, L OBP: 0.405, SLG: 0.490 (1, 2) X	0-0 1-H 2B		0-0 1-H 2B 2B		1-0 E 1-2 HBP		0-3 K		0-0 1-2 HR 1B	4 2 3 3 0 1 1												
Roy Sievers, R OBP: 0.379, SLG: 0.492 Karl Olson, R OBP: 0.309, SLG: 0.339 (1, 7) S S S (9, 7)	0-3 K		0-0 2-H 2B		0-0 E4		0-0 2 3 1-3		0-0 1-H 2-H HR	5 1 3 4 0 1 2 0 0 0 0 0 0 0												
Jim Lemon, R OBP: 0.346, SLG: 0.485 (1, 9)		4-0 G3-6-3 BB	0-0 6-3		0-3 K			0-0 1B 2B	0-0 F9	4 1 1 0 1 1 3												
Herb Plews, L OBP: 0.366, SLG: 0.310 (1, 4)		0-0 G3-6-3 1-2f		4-0 G4-6-3 BB		0-0 E1 E 1B		0-0 2-H FC3-6 1B	0-0 E8 1B	4 0 3 1 1 0 1												
Jose Valdivielso, R OBP: 0.306, SLG: 0.322 (1, 6)		0-3 K		0-0 G4-6-3 1-2f		0-0 6-3 2-3		0-0 1-2f FC3-6 SH1 2B	0-0 F8	5 1 0 0 0 1 4												
Chuck Stobbs, L OBP: 0.161, SLG: 0.167 (1, 1)			0-0 F7		0-3 K		0-3 K	0-0 1-2 SH1	0-0 G3	4 0 0 0 0 2 2												
<b>Inning Stats</b>	R: 1 E: 0 K: 1 S: 7	H: 2 LOB: 1 BB: 0 P: 7	R: 0 E: 0 K: 1 S: 4	H: 0 LOB: 0 BB: 1 P: 8	R: 3 E: 0 K: 0 S: 6	H: 3 LOB: 1 BB: 1 P: 10	R: 0 E: 0 K: 1 S: 4	H: 0 LOB: 0 BB: 1 P: 8	R: 1 E: 1 K: 1 S: 7	H: 1 LOB: 2 BB: 0 P: 8	R: 0 E: 2 K: 2 S: 8	H: 1 LOB: 2 BB: 1 P: 12	R: 0 E: 0 K: 1 S: 4	H: 1 LOB: 2 BB: 1 P: 8	R: 2 E: 0 K: 0 S: 6	H: 3 LOB: 1 BB: 0 P: 6	R: 3 E: 1 K: 0 S: 7	H: 4 LOB: 1 BB: 0 P: 7	1B: 9 2B: 5 3B: 0 HR: 1	SF: 0 SAC: 1 DP: 2 HBP: 1	WP: 0 PB: 0 SB: 0 CS: 0	PA: 45
<b>PITCHER</b>	IP WLS BF H R ER SO BB IBB HBP BLK WP HR S P ERA WHIP																					
Troy Herriage, R ERA: 6.29 (1, 1)	2.2 L 14 5 4 4 2 2 0 0 0 0 0 0 16 24 13.50 2.625																					
Jack McMahan, L ERA: 5.4 (3, 1)	2.1 10 1 1 0 2 1 0 1 0 0 0 0 12 17 0.00 0.857																					
Bobby Shantz, L ERA: 5.14 (6, 1)	2.0 8 2 0 0 3 2 0 0 0 0 0 0 12 20 0.00 2.000																					
Tom Gorman, R ERA: 4.41 (8, 1)	1.1 11 7 5 5 0 0 0 0 0 0 1 11 11 33.75 5.250																					
Jack Crimian, R ERA: 5.99 (9, 1)	0.2 2 0 0 0 0 0 0 0 0 0 0 0 2 2 0.00 0.000																					

Washington Senators @ Kansas City Athletics  
Municipal Stadium, Kansas City, MO  
Sun Aug 05 1956, 4:33 AM EDT  
Att. 8,281 - Unknown

livebaseballscorecards.com

AB	38
R	10
H	15
RBI	9
BB	5
SO	7
LOB	17













BOTTOM

Kansas City Athletics @ Chicago White Sox  
Comiskey Park, Chicago, IL  
Tue Aug 07 1956, 4:38 AM EDT  
Att. 5,397 - Unknown

livebaseballscorecards.com

AB 36  
R 4  
H 11  
RBI 4  
BB 12  
SO 2  
LOB 33



WP: 0 PA: 50  
PB: 0  
SB: 1  
CS: 0

Batter	1	2	3	4	5	6	7	8	9	10	AB	R	H	RBI	BB	SO	LOB
Jim Rivera, L OBP: 0.359, SLG: 0.415 (1, 9)			F4		F3	K		FC4-5 1B	L4		5	0	0	0	1	1	5
Nellie Fox, L OBP: 0.354, SLG: 0.382 (1, 4)	F8		1B BB		1B 3B	1B		1B 1B		FC1-5 BB HBP	4	1	3	0	1	0	1
Larry Doby, L OBP: 0.399, SLG: 0.453 (1, 8)	F8		F7		1B SF9 1B	G3		G6-4-3 1B IBB		FC1-5 1B BB	4	2	1	1	2	0	4
Sherm Lollar, R OBP: 0.384, SLG: 0.433 (1, 2)			1B		BB BB 1B			G6-4-3 1B IBB		FC1-5 1B	5	0	3	1	1	0	5
Walt Dropo, R OBP: 0.346, SLG: 0.341 (1, 3)	F8		F7		SF9		FC5-1-5 1B		F3	1B	5	0	1	2	0	0	5
Minnie Minoso, R OBP: 0.408, SLG: 0.452 (1, 7) (10, 5)		F7		4-3 BB	BB BB	1-2 BB	F3		BB FC4-2 2B		3	0	1	0	2	0	1
Fred Hatfield, L OBP: 0.373, SLG: 0.393 (1, 5) (10, 6)		4-3 BB		4-3	1-2 BB	1-2 2-3 BB	1B		FC4-2 BB IBB		2	0	1	0	3	0	1
Luis Aparicio, R OBP: 0.284, SLG: 0.313 (1, 6)			G4-3		F7	L7		F9		FC4-2 BB	3	0	0	0	0	0	5
Ron Northey, L OBP: 0.378, SLG: 0.552 (7, PH)											1	0	0	0	0	0	2
Sammy Esposito, R OBP: 0.365, SLG: 0.275 (8, 6)											0	0	0	0	0	0	0
Dick Donovan, L OBP: 0.333, SLG: 0.407 (9, PH)			1-2f								0	0	0	0	1	0	0
Bubba Phillips, R OBP: 0.245, SLG: 0.354 (10, 7)											0	0	0	0	0	0	0
Jim McDonald, R (1, 1)											2	1	0	0	1	1	1
Jim Wilson, R (7, 1)											0	0	0	0	0	0	0
Jim Delsing, L OBP: 0.304, SLG: 0.140 (8, PH)											1	0	1	0	0	0	0
Ellis Kinder, R (8, 1)											0	0	0	0	0	0	0
Jack Harshman, L OBP: 0.234, SLG: 0.452 (9, PH)			BB 1B		K						1	0	0	0	0	0	3
Paul LaPalme, L OBP: 0.333, SLG: 0.500 (10, 1)											0	0	0	0	0	0	0

Batter	1	2	3	4	5	6	7	8	9	10
Jim Rivera, L OBP: 0.359, SLG: 0.415 (1, 9)	4-0 BB		0-0 F4		0-0 F3	0-3 K		0-0 FC4-5 1B	0-0 L4	
Nellie Fox, L OBP: 0.354, SLG: 0.382 (1, 4)	0-0 F8		4-0 1B BB		0-0 1B 3B	0-0 1B		0-0 1B 1B		1-0 FC1-5 BB HBP
Larry Doby, L OBP: 0.399, SLG: 0.453 (1, 8)	0-0 F8		0-0 F7		0-0 1B SF9 1B	0-0 G3		4-0 1B IBB		4-0 FC1-5 1B BB
Sherm Lollar, R OBP: 0.384, SLG: 0.433 (1, 2)	4-0 BB		0-0 1B		0-0 BB BB 1B		0-0 FC5-1-5 2B	0-0 G6-4-3 1B IBB		0-0 FC1-5 1B
Walt Dropo, R OBP: 0.346, SLG: 0.341 (1, 3)	0-0 F8		0-0 F7		0-0 SF9		0-0 FC5-1-5 1B		0-0 F3	0-0 1B
Minnie Minoso, R OBP: 0.408, SLG: 0.452 (1, 7) (10, 5)		0-0 F7		4-0 4-3 BB	4-0 BB BB	1-2 BB	0-0 F3		0-0 BB FC4-2 2B	
Fred Hatfield, L OBP: 0.373, SLG: 0.393 (1, 5) (10, 6)		4-0 G4-3 BB		0-0 4-3	4-0 1-2 BB	1-2 2-3 BB	0-0 1B		4-0 FC4-2 BB IBB	
Luis Aparicio, R OBP: 0.284, SLG: 0.313 (1, 6)			0-0 G4-3		0-0 F7	0-0 L7		0-0 F9		4-0 FC4-2 BB
Ron Northey, L OBP: 0.378, SLG: 0.552 (7, PH)										
Sammy Esposito, R OBP: 0.365, SLG: 0.275 (8, 6)										
Dick Donovan, L OBP: 0.333, SLG: 0.407 (9, PH)			1-2f							1-2 2-3 BB
Bubba Phillips, R OBP: 0.245, SLG: 0.354 (10, 7)										
Jim McDonald, R (1, 1)										
Jim Wilson, R (7, 1)										
Jim Delsing, L OBP: 0.304, SLG: 0.140 (8, PH)										
Ellis Kinder, R (8, 1)										
Jack Harshman, L OBP: 0.234, SLG: 0.452 (9, PH)			BB 1B		K					
Paul LaPalme, L OBP: 0.333, SLG: 0.500 (10, 1)										1-2 2-3 3-Hf

Inning Stats	R: 0	H: 0	E: 0	K: 0	S: 3	P: 11	R: 0	H: 0	E: 0	K: 0	S: 2	P: 6	R: 1	H: 1	E: 0	K: 0	S: 4	R: 0	H: 0	E: 0	K: 1	S: 5	R: 2	H: 3	E: 0	K: 0	S: 6	R: 0	H: 1	E: 0	K: 1	S: 6	R: 0	H: 2	E: 0	K: 0	S: 5	R: 0	H: 2	E: 0	K: 0	S: 4	R: 0	H: 1	E: 0	K: 0	S: 4	R: 1	H: 1	E: 0	K: 0	S: 2	1B: 7	2B: 3	3B: 1	HR: 0	SF: 1	SAC: 0	DP: 2	HBP: 1	WP: 0	PA: 50
--------------	------	------	------	------	------	-------	------	------	------	------	------	------	------	------	------	------	------	------	------	------	------	------	------	------	------	------	------	------	------	------	------	------	------	------	------	------	------	------	------	------	------	------	------	------	------	------	------	------	------	------	------	------	-------	-------	-------	-------	-------	--------	-------	--------	-------	--------

PITCHER	IP	WLS	BF	H	R	ER	SO	BB	IBB	HBP	BLK	WP	HR	S	P	ERA	WHIP
Lou Kretlow, R ERA: 4.84 (1, 1)	4.2		25	4	3	3	1	8	0	0	0	0	0	19	51	5.79	2.571
Jack Crimian, R ERA: 5.87 (5, 1)	1.1		5	1	0	0	1	0	0	0	0	0	0	7	7	0.00	0.750
Troy Herriage, R ERA: 6.15 (7, 1)	3.1	L	20	6	1	1	0	2	2	1	0	0	0	15	32	2.70	2.400

PITCHER	IP	WLS	BF	H	R	ER	SO	BB	IBB	HBP	BLK	WP	HR	S	P	ERA	WHIP
---------	----	-----	----	---	---	----	----	----	-----	-----	-----	----	----	---	---	-----	------





Batter	1	2	3	4	5	6	7	8	9	AB R H RBI BB SO LOB	TOP									
Vic Power, R (1, 4) OBP: 0.340, SLG: 0.443	0-0 BB HR 1B	0-0 G3		0-0 P6			0-0 L6		0-0 F7	5 1 1 0 0 0 1										
Al Pilarcik, L (1, 8) OBP: 0.336, SLG: 0.387	4-0 BB BB 1-2 HR BB	0-0 1-3		0-0 F8			4-0 BB			2 1 0 0 2 0 0										
Lou Skizas, R (1, 9) OBP: 0.383, SLG: 0.485	0-0 F8		0-0 P6		0-0 6-3		0-0 L7			4 0 0 0 0 0 3										
Harry Simpson, L (1, 3) OBP: 0.345, SLG: 0.512	0-3 K		0-0 6-3		0-0 P6		0-0 1-3			4 0 0 0 0 1 2										
Gus Zernial, R (1, 7) OBP: 0.308, SLG: 0.445	0-0 1-H 2-H HR		4-0 2B BB		0-0 P3		0-0 L5			3 2 1 3 1 0 0										
Johnny Groth, R (8, 7) OBP: 0.309, SLG: 0.388										0 0 0 0 0 0 0										
Tim Thompson, L (1, 2) OBP: 0.340, SLG: 0.372	0-0 1B		0-0 1-H 2B		0-0 F9		0-0 P4			4 0 2 1 0 0 0										
Joe Demaestri, R (1, 6) OBP: 0.282, SLG: 0.337	0-3 K		4-0 IBB		0-0 L9				4-0 4-3 SH5-3 BB	1 0 0 0 0 1 1										
Mike Baxes, R (2, 6) OBP: 0.357, SLG: 0.272										1 0 0 0 2 0 0										
Clete Boyer, R (1, 5) OBP: 0.269, SLG: 0.281		0-0 HR	0-0 F7		0-0 F7				0-0 SH5-3 1-2	3 1 1 1 0 0 2										
Jack McMahan, R (1, 1) OBP: 0.159, SLG: 0.134		0-3 K	0-3 K		0-3 K		0-0 L6		0-0 4-3 2-3	1 0 0 0 0 1 0										
Art Ditmar, R (3, 1) OBP: 0.159, SLG: 0.134										3 0 0 0 0 1 1										
<b>Inning Stats</b>	R: 3 E: 0 K: 2 S: 10	H: 3 LOB: 1 BB: 1 P: 14	R: 1 E: 0 K: 1 S: 6	H: 1 LOB: 0 BB: 0 P: 6	R: 1 E: 0 K: 0 S: 4	H: 1 LOB: 2 BB: 2 P: 12	R: 0 E: 0 K: 1 S: 5	H: 0 LOB: 0 BB: 0 P: 5	R: 0 E: 0 K: 0 S: 3	H: 0 LOB: 0 BB: 0 P: 3	R: 0 E: 0 K: 0 S: 3	H: 0 LOB: 1 BB: 1 P: 7	R: 0 E: 0 K: 0 S: 3	H: 0 LOB: 0 BB: 0 P: 3	R: 0 E: 0 K: 0 S: 3	H: 0 LOB: 1 BB: 1 P: 7	1B: 2 2B: 1 3B: 0 HR: 2	SF: 0 SAC: 1 DP: 0 HBP: 0	WP: 0 PB: 0 SB: 0 CS: 0	PA: 37
<b>PITCHER</b>	IP WLS BF H R ER SO BB IBB HBP BLK WP HR S P ERA WHIP																			IP WLS BF H R ER SO BB IBB HBP BLK WP HR S P ERA WHIP
Virgil Trucks, R (1, 1) ERA: 3.77	3.0 L 17 5 5 5 3 2 1 0 0 0 2 20 32 15.00 2.333																			
Steve Gromek, R (4, 1) ERA: 3.86	5.0 16 0 0 0 1 1 0 0 0 0 0 0 17 21 0.00 0.200																			
Walt Masterson, R (9, 1) ERA: 5.77	1.0 4 0 0 0 0 0 1 0 0 0 0 0 3 7 0.00 1.000																			

**Kansas City Athletics @ Detroit Tigers**  
 Briggs Stadium, Detroit, MI  
 Thu Aug 09 1956, 4:33 AM EDT  
 Att. 4,485 - Unknown

livebaseballscorecards.com

**AB 31**  
**R 5**  
**H 5**  
**RBI 5**  
**BB 5**  
**SO 4**  
**LOB 10**





Batter	1	2	3	4	5	6	7	8	9	AB	R	H	RBI	BB	SO	LOB
Harvey Kuenn, R (1, 6) OBP: 0.387, SLG: 0.480	0-0 FC3-6 1B		0-0 F8		0-0 5-3		0-0 F9			4	0	1	0	0	0	2
Jack Phillips, R (1, 3) Earl Torgeson, L (5, PH) OBP: 0.376, SLG: 0.385 OBP: 0.403, SLG: 0.419	0-0 FC3-6 1B		0-0 1B 1B		0-3 K		0-0 L3			2	1	2	0	0	0	0
Charlie Maxwell, L (1, 7) OBP: 0.424, SLG: 0.573	0-0 FC3-6 BB		0-0 1B 1B		4-0 BB		0-0 L3			3	1	1	0	1	0	2
Al Kaline, R (1, 9) OBP: 0.360, SLG: 0.529	4-0 G5-4-3 BB		0-0 1B		0-3 K		0-0 L5-3			3	0	1	2	1	1	1
Ray Boone, R (1, 5) Steve Gromek, S (4, 1) Wayne Belardi, L (8, PH) Wait Masterson, R (9, 1) OBP: 0.395, SLG: 0.474 OBP: 0.345, SLG: 0.136 OBP: 0.388, SLG: 0.429 OBP: 0.333, SLG: 0.333	0-0 G5-4-3		0-0 1B		0-0 F8		0-0 4-3			2	0	1	1	0	0	3
Bill Tuttle, R (1, 8) OBP: 0.308, SLG: 0.365		0-0 G3	0-0 F8		0-0 2B		0-0 FC6 1B			4	0	2	0	0	0	1
Frank Bolling, R (1, 4) OBP: 0.368, SLG: 0.399		0-0 G6-4-3 1B		4-0 G5-4-3 BB		0-0 F8		0-0 FC6 G6-4-3		3	0	1	0	1	0	2
Red Wilson, R (1, 2) Frank House, L (4, PH) OBP: 0.393, SLG: 0.412 OBP: 0.311, SLG: 0.385		0-0 G6-4-3		0-0 P4		0-0 G3		0-0 G6-4-3		1	0	0	0	0	0	1
Virgil Trucks, R (1, 1) Bob Kennedy, R (3, PH) OBP: 0.243, SLG: 0.297 OBP: 0.329, SLG: 0.347			0-0 1B 1B		0-0 G5-4-3		0-0 L3 1B			3	0	0	0	0	0	0

Inning Stats	R: 0	H: 2	E: 0	LOB: 2	K: 0	BB: 1	S: 4	P: 8	R: 0	H: 1	E: 0	LOB: 0	K: 0	BB: 0	S: 3	P: 3	R: 3	H: 5	E: 0	LOB: 1	K: 0	BB: 0	S: 7	P: 7	R: 0	H: 0	E: 0	LOB: 0	K: 0	BB: 1	S: 2	P: 6	R: 0	H: 1	E: 0	LOB: 1	K: 0	BB: 0	S: 4	P: 4	R: 0	H: 1	E: 0	LOB: 0	K: 0	BB: 0	S: 3	P: 3	R: 0	H: 0	E: 0	LOB: 0	K: 0	BB: 0	S: 3	P: 3	R: 0	H: 1	E: 0	LOB: 0	K: 0	BB: 0	S: 3	P: 3
PITCHER	IP	WLS	BF	H	R	ER	SO	BB	IBB	HBP	BLK	WP	HR	S	P	ERA	WHIP																																															
Jack McMahan, L (1, 1) ERA: 5.62	2.2		13	7	3	3	0	1	0	0	0	0	0	12	16	10.12	3.000																																															
Art Ditmar, R (3, 1) ERA: 4.3	6.1	W	22	4	0	0	2	2	0	0	0	0	0	24	32	0.00	0.947																																															

**BOTTOM**


**Kansas City Athletics @ Detroit Tigers**

Briggs Stadium, Detroit, MI

Thu Aug 09 1956, 4:33 AM EDT  
Att. 4,485 - Unknown

AB	32
R	3
H	11
RBI	3
BB	3
SO	2
LOB	17

[livebaseballscorecards.com](http://livebaseballscorecards.com)



WP: 0 PA: 35  
PB: 0  
SB: 0  
CS: 0

Batter	1	2	3	4	5	6	7	8	9	AB R H RBI BB SO LOB	TOP									
<b>Bobby Avila, R</b> (1, 4) OBP: 0.338, SLG: 0.321	0-0 G4-6-3 1B		4-0 CS BB		0-0 1-3		4-0 1B BB	0-0 WP 2B	0-0 G4-3 1-2f	4 0 2 1 2 0 4										
<b>Gene Woodling, L</b> (1, 7) OBP: 0.407, SLG: 0.416	0-0 G4-6-3 1-2f		0-0 SF8		0-0 F4		0-0 1B	4-0 BB		3 0 1 3 1 0 1										
<b>Al Smith, R</b> (1, 5) OBP: 0.384, SLG: 0.454	0-3 K		0-0 CS 1-2	0-0 6-3		0-0 F8	0-3 K	0-0 F6 2-3		5 0 0 0 0 2 4										
<b>Vic Wertz, L</b> (1, 3) OBP: 0.378, SLG: 0.509 <b>George Strickland, R</b> (8, PR) OBP: 0.345, SLG: 0.336 <b>Preston Ward, L</b> (8, 3) OBP: 0.392, SLG: 0.523		0-0 G3		0-0 G3		0-3 K		4-0 1B HR BB	0-0 HR	3 0 0 0 1 1 0 0 1 0 0 0 0 0 1 1 1 1 0 0 0										
<b>Rocky Colavito, R</b> (1, 9) OBP: 0.396, SLG: 0.545		0-0 HR		0-0 FC5 2B			0-0 HBP E 1B	0-0 1-2 HR 1B	1-0 BB 1B HBP	4 4 4 1 0 0 0										
<b>Jim Busby, R</b> (1, 8) OBP: 0.308, SLG: 0.375		0-0 F8		0-0 FC5 2-3			4-0 K HBP 1B BB	0-0 1-1 HR 2-H	0-0 BB BB 1B	4 2 2 3 1 0 1										
<b>Chico Carrasquel, R</b> (1, 6) OBP: 0.320, SLG: 0.321		0-0 5-3			0-0 F6		1-0 K 1B HBP	1-0 CS SH HBP	4-0 BB BB	2 1 0 0 1 0 0										
<b>Jim Hegan, R</b> (1, 2) OBP: 0.345, SLG: 0.373			0-0 SH1 SF8 2B		4-0 SH1 BB		0-3 K	0-0 SH CS 2B	4-0 G4-3 BB	2 2 1 1 2 1 2										
<b>Bob Lemon, L</b> (1, 1) OBP: 0.278, SLG: 0.394 <b>Kenny Kuhn, L</b> (8, PH) OBP: 0.286, SLG: 0.167 <b>Bob Feller, R</b> (8, 1)			0-0 SH1		0-0 SH1		0-3 K	0-3 K	0-3 K	1 0 0 0 0 1 2 1 0 0 0 0 1 2 1 0 0 0 0 1 3										
<b>Inning Stats</b>	R: 0 E: 0 K: 1 S: 5	H: 1 LOB: 0 BB: 0 P: 5	R: 1 E: 0 K: 0 S: 4	H: 1 LOB: 0 BB: 0 P: 4	R: 1 E: 0 K: 0 S: 3	H: 1 LOB: 0 BB: 1 P: 7	R: 0 E: 0 K: 0 S: 4	H: 1 LOB: 1 BB: 1 P: 4	R: 0 E: 0 K: 1 S: 5	H: 0 LOB: 1 BB: 1 P: 7	R: 3 E: 1 K: 3 S: 11	H: 2 LOB: 2 BB: 2 P: 20	R: 4 E: 1 K: 1 S: 8	H: 3 LOB: 2 BB: 2 P: 17	R: 2 E: 0 K: 1 S: 6	H: 2 LOB: 2 BB: 2 P: 15	1B: 5 2B: 4 3B: 0 HR: 3	SF: 1 SAC: 3 DP: 3 HBP: 3	WP: 1 PA: 47 PB: 0 SB: 0 CS: 3	
<b>PITCHER</b>	IP WLS BF H R ER SO BB IBB HBP BLK WP HR S P ERA WHIP																			
<b>Wally Burnette, R</b> (1, 1) ERA: 3.0	6.2 L 29 6 5 5 4 4 0 1 0 0 0 1 32 49 6.75 1.500																			
<b>Tom Gorman, R</b> (7, 1) ERA: 4.4	0.1 1 0 0 0 1 0 0 0 0 0 0 0 3 3 0.00 0.000																			
<b>Troy Herriage, R</b> (8, 1) ERA: 6.47	1.0 13 5 6 5 1 3 0 2 0 1 2 10 24 45.00 8.000																			
<b>Jack McMahan, L</b> (9, 1) ERA: 5.52	1.0 3 0 0 0 1 1 0 0 0 0 0 0 4 8 0.00 1.000																			

**Cleveland Indians @ Kansas City Athletics**  
Municipal Stadium, Kansas City, MO  
Fri Aug 10 1956, 4:33 AM EDT  
Att: 13,463 - Unknown


AB	31
R	11
H	11
RBI	10
BB	8
SO	7
LOB	19



BOTTOM

Cleveland Indians @ Kansas City Athletics  
Municipal Stadium, Kansas City, MO

AB 34  
R 0  
H 6  
RBI 0  
BB 2  
SO 5  
LOB 14



WP: 0 PA: 36  
PB: 0  
SB: 0  
CS: 0

ERA WHIP

Fri Aug 10 1956, 4:33 AM EDT  
Att. 13,463 - Unknown

AB R H RBI BB SO LOB

3 0 0 0 1 1 1

4 0 1 0 0 0 3

4 0 1 0 0 0 1

4 0 1 0 0 0 1

4 0 0 0 0 2 3

4 0 0 0 0 1 0

2 0 0 0 0 0 0

1 0 0 0 0 0 0

0 0 0 0 0 0 0

1 0 1 0 0 0 0

3 0 1 0 1 0 1

2 0 0 0 0 1 2

0 0 0 0 0 0 0

2 0 1 0 0 0 2

1B: 6 SF: 0  
2B: 0 SAC: 0  
3B: 0 DP: 1  
HR: 0 HBP: 0

Batter	1	2	3	4	5	6	7	8	9
Vic Power, R (1, 4) OBP: 0.339, SLG: 0.439	0-3 K ①		0-0 1-3 ①		0-0 F8 ③		4-0 BB 1-2 2-3		
Al Pilarcik, L (1, 8) OBP: 0.333, SLG: 0.383	0-0 F4 ②		0-0 1-3 ②			0-0 FC5-4 1B	0-0 G3 ③		
Lou Skizas, R (1, 9) OBP: 0.379, SLG: 0.478	0-0 1B 1B		0-0 6-3 ③			0-0 FC5-4 4-3 1-2f	0-0 F7 ①		
Harry Simpson, L (1, 3) OBP: 0.345, SLG: 0.510	0-0 1-2 1B			0-0 6-3 ①		0-0 4-3 1-2	0-0 F5 ②		
Gus Zernial, R (1, 7) OBP: 0.303, SLG: 0.438	0-3 K ③			0-3 K ②		0-0 F2	0-0 F8 ③		
Tim Thompson, L (1, 2) OBP: 0.335, SLG: 0.365		0-0 L4 ①		0-0 F2 ③		0-3 K ①		0-0 4-3 ①	
Mike Baxes, R (1, 6) OBP: 0.350, SLG: 0.265		0-0 F8 ②			0-0 6-3 ①		0-0 G3 ②		0-0 E 1B
Enos Slaughter, L (7, PH) OBP: 0.388, SLG: 0.407									
Troy Herriage, R (8, 1) OBP: 0.192, SLG: 0.125									
Jack McMahan, R (9, 1)									
Eddie Robinson, L (9, PH) OBP: 0.296, SLG: 0.366									
Clete Boyer, R (1, 5) OBP: 0.278, SLG: 0.283		4-0 BB				0-0 2-3 1B	0-0 E5 BB 1B	0-0 E5 G6-4-3 1-2	
Wally Burnette, R (1, 1) OBP: 0.059, SLG: 0.059		0-3 K ③				0-0 2-3 ②	0-0 BB	0-0 G6-4-3 ② ③ 1-2f	
Tom Gorman, R (7, 1) OBP: 0.138, SLG: 0.038						0-0 1-2			
Hector Lopez, R (7, PH) OBP: 0.354, SLG: 0.439									

Inning Stats	R: 0	H: 2	E: 0	LOB: 2	K: 2	BB: 0	S: 9	R: 0	H: 0	E: 0	LOB: 1	K: 1	BB: 1	S: 5	R: 0	H: 0	E: 0	LOB: 0	K: 0	BB: 0	S: 3	R: 0	H: 0	E: 0	LOB: 0	K: 1	BB: 0	S: 5	R: 0	H: 1	E: 0	LOB: 1	K: 0	BB: 0	S: 4	R: 0	H: 1	E: 1	LOB: 3	K: 1	BB: 1	S: 7	R: 0	H: 0	E: 0	LOB: 0	K: 0	BB: 0	S: 3	R: 0	H: 1	E: 1	LOB: 1	K: 0	BB: 0	S: 4	R: 0	H: 0	E: 0	LOB: 0	K: 0	BB: 0	S: 3	R: 0	H: 1	E: 1	LOB: 1	K: 0	BB: 0	S: 4
--------------	------	------	------	--------	------	-------	------	------	------	------	--------	------	-------	------	------	------	------	--------	------	-------	------	------	------	------	--------	------	-------	------	------	------	------	--------	------	-------	------	------	------	------	--------	------	-------	------	------	------	------	--------	------	-------	------	------	------	------	--------	------	-------	------	------	------	------	--------	------	-------	------	------	------	------	--------	------	-------	------

PITCHER	IP	WLS	BF	H	R	ER	SO	BB	IBB	HBP	BLK	WP	HR	S	P	ERA	WHIP
Bob Lemon, R (1, 1) ERA: 3.33	7.0	W	29	5	0	0	5	2	0	0	0	0	0	37	45	0.00	1.000
Bob Feller, R (8, 1) ERA: 4.5	2.0	S	7	1	0	0	0	0	0	0	0	0	0	7	7	0.00	0.500

ERA WHIP

Batter	1	2	3	4	5	6	7	8	9	AB R H RBI BB SO LOB	TOP											
<b>Bobby Avila, R</b> (1, 4) OBP: 0.344, SLG: 0.322	1-0 BB 1B HBP	4-0 HR BB		0-3 K			0-0 S 1B		4-0 4-3 1B BB	2 4 1 0 2 1 0												
<b>Gene Woodling, L</b> (1, 7) OBP: 0.410, SLG: 0.430 <b>George Strickland, R</b> (9, 5) OBP: 0.346, SLG: 0.336	4-0 1B 1-2 BB	0-0 HR				0-0 F8	0-0 BB 1B		0-0 4-3 1-2 2-3	4 1 2 4 1 0 2 0 0 0 0 0 0 0												
<b>Al Smith, R</b> (1, 5) OBP: 0.385, SLG: 0.451	0-0 F7	0-0 F8				0-0 F2	4-0 1-2 BB		0-0 1B	4 0 1 2 1 0 2												
<b>Vic Wertz, L</b> (1, 3) OBP: 0.377, SLG: 0.507 <b>Preston Ward, L</b> (7, 3) OBP: 0.390, SLG: 0.519	0-0 1-3 2-H 1B					0-0 F5	0-0 F2		0-0 2-H 3-H F5	4 0 1 1 0 0 2 1 0 0 0 0 0 1												
<b>Rocky Colavito, R</b> (1, 9) OBP: 0.387, SLG: 0.532	0-0 F3					0-0 F6			0-0 5-3	4 0 0 0 0 0 2												
<b>Jim Busby, R</b> (1, 8) OBP: 0.307, SLG: 0.381	0-0 1-3					0-0 F8			0-0 6-3	4 1 1 1 0 0 2												
<b>Chico Carrasquel, R</b> (1, 6) OBP: 0.319, SLG: 0.318						0-0 F5			0-0 F8	3 1 0 0 1 0 0												
<b>Hal Naragon, L</b> (1, 2) OBP: 0.374, SLG: 0.453 <b>Jim Hegan, R</b> (9, 2) OBP: 0.345, SLG: 0.373						0-0 F8			0-0 4-3	4 0 0 0 0 0 1 0 0 0 0 0 0 0												
<b>Mike Garcia, R</b> (1, 1) OBP: 0.163, SLG: 0.136 <b>Don Mossi, L</b> (6, 1) OBP: 0.188, SLG: 0.143 <b>Early Wynn, S</b> (7, 1) OBP: 0.324, SLG: 0.308						0-0 F8			0-0 6-3	1 0 0 0 0 0 0 1 0 0 0 0 0 0 1 1 1 0 0 0 0												
<b>Inning Stats</b>	R: 1 E: 0 K: 0 S: 4	H: 1 LOB: 2 BB: 1 P: 9	R: 3 E: 0 K: 0 S: 4	H: 1 LOB: 0 BB: 2 P: 12	R: 1 E: 0 K: 0 S: 4	H: 1 LOB: 0 BB: 0 P: 4	R: 0 E: 0 K: 1 S: 5	H: 0 LOB: 0 BB: 0 P: 5	R: 0 E: 0 K: 0 S: 3	H: 0 LOB: 0 BB: 0 P: 3	R: 0 E: 0 K: 0 S: 3	H: 0 LOB: 0 BB: 0 P: 3	R: 1 E: 0 K: 0 S: 5	H: 2 LOB: 2 BB: 1 P: 9	R: 0 E: 0 K: 0 S: 3	H: 0 LOB: 0 BB: 0 P: 3	R: 2 E: 0 K: 0 S: 5	H: 2 LOB: 1 BB: 1 P: 9	1B: 4 2B: 1 3B: 0 HR: 2	SF: 0 SAC: 1 DP: 0 HBP: 1	WP: 0 PB: 0 SB: 1 CS: 0	PA: 40
<b>PITCHER</b>	IP WLS BF H R ER SO BB IBB HBP BLK WP HR S P ERA WHIP																					
<b>Jack Crimian, R</b> (1, 1) ERA: 5.99 <b>Tom Gorman, R</b> (9, 1) ERA: 4.51	8.0 L 34 5 6 6 1 4 0 1 0 0 0 2 31 48 6.75 1.125																					
	1.0 6 2 2 2 0 1 0 0 0 0 0 0 5 9 18.00 3.000																					

**Cleveland Indians @ Kansas City Athletics**  
Municipal Stadium, Kansas City, MO  
Sat Aug 11 1956, 4:33 AM EDT  
Att: 13,594 - Unknown

AB	33
R	8
H	7
RBI	8
BB	5
SO	1
LOB	12



**BOTTOM**

**Cleveland Indians @ Kansas City Athletics**  
**Municipal Stadium, Kansas City, MO**

livebaseballscores.com

<b>AB</b>	<b>34</b>
<b>R</b>	<b>5</b>
<b>H</b>	<b>9</b>
<b>RBI</b>	<b>5</b>
<b>BB</b>	<b>4</b>
<b>SO</b>	<b>4</b>
<b>LOB</b>	<b>15</b>



WP: 0	PA: 39
PB: 0	
SB: 0	
CS: 0	

Sat Aug 11 1956, 4:33 AM EDT  
 Att. 13,594 - Unknown

Batter	1	2	3	4	5	6	7	8	9	AB	R	H	RBI	BB	SO	LOB
<b>Vic Power, R</b> (1, 4) OBP: 0.337, SLG: 0.435	0-0 5-3		0-0 2-3		0-0 1-2 HR 1B		0-0 F8		0-0 6-3	5	1	1	0	0	0	1
<b>Al Pilarcik, L</b> (1, 8) OBP: 0.328, SLG: 0.375	0-0 1B 1-3 1B		0-0 4-3		0-3 K		0-3 K		0-0 3-1-3	5	1	1	0	0	2	3
<b>Lou Skizas, R</b> (1, 9) OBP: 0.389, SLG: 0.482	0-0 1-3 1B			0-0 6-3	4-0 1-2 2-3 HR BB		0-0 1-2 1B		0-0 F3	3	1	2	0	1	0	0
<b>Troy Herriage, R</b> (7, PR) OBP: 0.192, SLG: 0.125										0	0	0	0	0	0	0
<b>Johnny Groth, R</b> (8, 7) OBP: 0.308, SLG: 0.386										1	0	0	0	0	0	0
<b>Harry Simpson, L</b> (1, 3) OBP: 0.348, SLG: 0.517	0-0 1-3			4-0 1B BB	0-0 HR		4-0 1-2 2-3 BB			2	1	1	5	2	0	1
<b>Gus Zernial, R</b> (1, 7) OBP: 0.300, SLG: 0.432	0-0 5-3			0-0 F3	0-3 K		0-0 F6			3	0	0	0	0	1	2
<b>Enos Slaughter, L</b> (7, PH) OBP: 0.387, SLG: 0.405										1	0	0	0	0	0	3
<b>Tim Thompson, L</b> (1, 2) OBP: 0.337, SLG: 0.367		0-0 3-1		0-0 1-2 FC6-4 1B		0-0 L5-4 SH1-4 1B		0-0 F5		4	0	2	0	0	0	0
<b>Mike Baxes, R</b> (1, 6) OBP: 0.350, SLG: 0.267		0-0 F7		0-0 FC6-4 1-2f		0-0 SH1-4		0-0 1B		3	0	1	0	0	0	2
<b>Clete Boyer, R</b> (1, 5) OBP: 0.270, SLG: 0.275			0-0 5-3		0-0 F2		0-0 L5-4		0-0 F8	3	0	0	0	0	0	1
<b>Eddie Robinson, L</b> (8, PH) OBP: 0.294, SLG: 0.364										1	0	0	0	0	0	1
<b>Tom Gorman, R</b> (9, 1) OBP: 0.138, SLG: 0.038										0	0	0	0	0	0	0
<b>Jack Crimian, R</b> (1, 1) OBP: 0.375, SLG: 0.286			0-0 F9		0-0 BB 1B HR 1B		4-0 BB 1B BB		0-3 K	2	1	1	0	1	0	0
<b>Hector Lopez, R</b> (8, PH) OBP: 0.353, SLG: 0.438										1	0	0	0	0	1	1

Inning Stats	R: 1	H: 2	E: 0	K: 0	S: 5	H: 2	LOB: 1	BB: 0	P: 5	R: 0	H: 0	E: 0	K: 0	S: 3	H: 0	LOB: 0	BB: 0	P: 3	R: 0	H: 1	E: 0	K: 0	S: 4	H: 3	LOB: 0	BB: 1	P: 14	R: 0	H: 1	E: 0	K: 0	S: 3	H: 1	LOB: 3	BB: 2	P: 14	R: 0	H: 1	E: 0	K: 1	S: 6	H: 1	LOB: 1	BB: 0	P: 6	R: 0	H: 0	E: 0	K: 0	S: 3	H: 0	LOB: 0	BB: 0	P: 3	1B: 8	SF: 0	2B: 1	SAC: 1	3B: 0	DP: 1	HR: 1	HBP: 0	WP: 0	PA: 39
--------------	------	------	------	------	------	------	--------	-------	------	------	------	------	------	------	------	--------	-------	------	------	------	------	------	------	------	--------	-------	-------	------	------	------	------	------	------	--------	-------	-------	------	------	------	------	------	------	--------	-------	------	------	------	------	------	------	------	--------	-------	------	-------	-------	-------	--------	-------	-------	-------	--------	-------	--------

PITCHER	IP	WLS	BF	H	R	ER	SO	BB	IBB	HBP	BLK	WP	HR	S	P	ERA	WHIP
<b>Mike Garcia, R</b> (1, 1) ERA: 4.08	5.0		23	6	5	5	2	2	0	0	0	0	1	25	33	9.00	1.600
<b>Don Mossi, L</b> (6, 1) ERA: 4.23	1.2	W	6	1	0	0	1	1	0	0	0	0	0	7	11	0.00	1.200
<b>Early Wynn, R</b> (7, 1) ERA: 3.25	2.1	S	10	2	0	0	1	1	0	0	0	0	0	11	15	0.00	1.286

Batter	1	2	3	4	5	6	7	8	9	AB R H RBI BB SO LOB	TOP													
<b>Bobby Avila, R</b> OBP: 0.342, SLG: 0.329 (1, 4) X	0-0 F5		0-3 K		0-0 1-H HR		0-3 K		0-0 5-3	5 1 1 2 0 2 1	<b>Cleveland Indians @ Kansas City Athletics</b> Municipal Stadium, Kansas City, MO Sun Aug 12 1956, 4:33 AM EDT Att: 16,702 - Unknown <a href="http://livebaseballscorecards.com">livebaseballscorecards.com</a>													
<b>Gene Woodling, L</b> OBP: 0.417, SLG: 0.437 (1, 7) X	0-0 1-4-3		0-0 1-2 1B		4-0 BB		4-0 BB		0-0 HR 2B	3 1 2 0 2 0 0														
<b>Al Smith, R</b> OBP: 0.385, SLG: 0.459 (1, 5) X	0-0 1B		0-0 F7		0-0 6-3		0-0 F9		0-0 2-H HR	5 1 2 2 0 0 4														
<b>Vic Wertz, L</b> OBP: 0.375, SLG: 0.501 <b>Preston Ward, L</b> OBP: 0.390, SLG: 0.519 (1, 3) S (9, 3) S	0-3 K		0-0 F7		4-0 FC5-4 BB		0-0 1-3		0-0 1-3	4 0 0 0 1 1 2 0 0 0 0 0 0 0														
<b>Rocky Colavito, R</b> OBP: 0.385, SLG: 0.543 (1, 9) X		0-0 F8		0-0 4-3		0-0 F8		0-0 HR		4 1 1 1 0 0 1														
<b>Jim Busby, R</b> OBP: 0.305, SLG: 0.378 (1, 8) X		0-0 L5		0-0 F7		0-0 FC5-4 1B E		0-0 F6		4 1 0 0 0 0 1														
<b>Chico Carrasquel, R</b> OBP: 0.321, SLG: 0.319 <b>George Strickland, R</b> OBP: 0.344, SLG: 0.333 (1, 6) X (6, 6) X		0-0 F6			4-0 HR BB		0-0 E1 1-H 1B		0-3 K	2 1 1 0 1 0 0 1 0 0 0 0 1 0														
<b>Jim Hegan, R</b> OBP: 0.343, SLG: 0.367 (1, 2) X			0-0 6-3		0-3 K		4-0 IBB		0-0 5-3	3 0 0 0 1 1 1														
<b>Herb Score, L</b> OBP: 0.246, SLG: 0.203 (1, 1) X			0-0 1B 1B		0-3 K		0-0 4-3		0-0 4-3	4 0 1 0 0 1 3														
<b>Inning Stats</b>	R: 0 E: 0 K: 1 S: 6	H: 1 LOB: 1 BB: 0 P: 6	R: 0 E: 0 K: 0 S: 3	H: 0 LOB: 0 BB: 0 P: 3	R: 0 E: 0 K: 1 S: 7	H: 2 LOB: 2 BB: 0 P: 7	R: 0 E: 0 K: 0 S: 3	H: 0 LOB: 0 BB: 0 P: 3	R: 2 E: 0 K: 2 S: 8	H: 1 LOB: 1 BB: 2 P: 16		R: 1 E: 1 K: 0 S: 4	H: 1 LOB: 2 BB: 2 P: 12	R: 0 E: 0 K: 1 S: 5	H: 0 LOB: 1 BB: 1 P: 9	R: 1 E: 0 K: 1 S: 6	H: 1 LOB: 0 BB: 0 P: 6	R: 2 E: 0 K: 0 S: 5	H: 2 LOB: 0 BB: 0 P: 5	1B: 4 2B: 1 3B: 0 HR: 3	SF: 0 SAC: 0 DP: 0 HBP: 0	WP: 0 PB: 0 SB: 0 CS: 0	PA: 40	
<b>PITCHER</b> <b>Lou Kretlow, R</b> ERA: 4.85 (1, 1)	IP 9.0	WLS L	BF 40	H 8	R 6	ER 5	SO 6	BB 4	IBB 1	HBP 0	BLK 0	WP 0	HR 3	S 47	P 67	ERA 5.00	WHIP 1.333						ERA 5.00	WHIP 1.333



Batter	1	2	3	4	5	6	7	8	9	AB R H RBI BB SO LOB
Vic Power, R OBP: 0.338, SLG: 0.433 (1, 4)	4-0 2B BB		0-0 1B WP		0-0 5-3		0-0 F8		0-0 F7	4 2 1 0 1 0 2
Al Pilarcik, L OBP: 0.326, SLG: 0.366 (1, 8)	0-3 K		0-3 K 1-2		4-0 BB		0-0 F5			3 0 0 0 1 2 2
Gus Zernial, R OBP: 0.299, SLG: 0.433 (1, 7)	0-0 2B 1-H		0-3 K		0-0 F8			0-3 K		4 0 1 1 0 2 2
Harry Simpson, L OBP: 0.347, SLG: 0.514 (1, 3)	0-0 F5		0-0 1B 2-H		0-3 K		0-0 F7			4 0 1 1 0 1 1
Johnny Groth, R OBP: 0.311, SLG: 0.390 (1, 9)	4-0 BB		0-3 K		0-0 2B		0-0 F2			3 1 1 0 1 1 1
Joe Ginsberg, L OBP: 0.330, SLG: 0.321 Jim Finigan, R OBP: 0.311, SLG: 0.304 (1, 2) (9, PH)	0-0 F6		0-3 K	0-3 K	0-0 F4	0-0 F4	0-0 4-3	0-0 4-3	3 0 0 0 0 1 3 1 0 0 0 0 0 0	
Mike Baxes, R OBP: 0.343, SLG: 0.261 Hector Lopez, R OBP: 0.356, SLG: 0.443 (1, 6) (6, PH) (7, 6)		0-3 K	0-0 F4	0-0 F4	0-0 2B 2-H	0-0 2B	0-0 2B	0-0 2B 1B	2 0 0 0 0 1 0 2 0 2 1 0 0 0	
Clete Boyer, R OBP: 0.263, SLG: 0.267 Enos Slaughter, L OBP: 0.370, SLG: 0.413 (1, 5) (9, PH)		0-3 K	0-3 K	0-3 K	0-3 K	0-0 5-3	0-0 5-3	0-0 2B 1-3	3 0 0 0 0 2 1 1 0 1 0 0 0 0	
Lou Kretlow, R OBP: 0.097, SLG: 0.034 Eddie Robinson, L OBP: 0.292, SLG: 0.361 (1, 1) (9, PH)		0-3 K	0-3 K	0-3 K	0-3 K		0-3 K	0-3 K	3 0 0 0 0 3 0 1 0 0 0 0 1 2	

Inning Stats	R: 1 E: 0 K: 1 S: 6	H: 1 LOB: 2 BB: 2 P: 14	R: 0 E: 0 K: 3 S: 9	H: 0 LOB: 0 BB: 0 P: 9	R: 1 E: 0 K: 3 S: 11	H: 2 LOB: 1 BB: 0 P: 11	R: 0 E: 0 K: 2 S: 7	H: 0 LOB: 0 BB: 0 P: 7	R: 0 E: 0 K: 1 S: 5	H: 0 LOB: 1 BB: 1 P: 9	R: 1 E: 0 K: 1 S: 7	H: 2 LOB: 1 BB: 0 P: 7	R: 0 E: 0 K: 1 S: 5	H: 0 LOB: 0 BB: 0 P: 5	R: 0 E: 0 K: 1 S: 5	H: 0 LOB: 0 BB: 0 P: 5	R: 0 E: 0 K: 1 S: 7	H: 2 LOB: 2 BB: 0 P: 7	1B: 3 2B: 4 3B: 0 HR: 0	SF: 0 SAC: 0 DP: 0 HBP: 0
--------------	------------------------------	----------------------------------	------------------------------	---------------------------------	-------------------------------	----------------------------------	------------------------------	---------------------------------	------------------------------	---------------------------------	------------------------------	---------------------------------	------------------------------	---------------------------------	------------------------------	---------------------------------	------------------------------	---------------------------------	----------------------------------	------------------------------------

PITCHER	IP	WLS	BF	H	R	ER	SO	BB	IBB	HBP	BLK	WP	HR	S	P	ERA	WHIP
Herb Score, L ERA: 2.72 (1, 1)	9.0	W	37	7	3	3	14	3	0	0	0	1	0	62	74	3.00	1.111

**BOTTOM**

**Cleveland Indians @ Kansas City Athletics**  
Municipal Stadium, Kansas City, MO

Sun Aug 12 1956, 4:33 AM EDT  
Att. 16,702 - Unknown

livebaseballscorecards.com

<b>AB</b>	<b>34</b>
<b>R</b>	<b>3</b>
<b>H</b>	<b>7</b>
<b>RBI</b>	<b>3</b>
<b>BB</b>	<b>3</b>
<b>SO</b>	<b>14</b>
<b>LOB</b>	<b>14</b>



<b>WP:</b> 1	<b>PA:</b> 37
<b>PB:</b> 0	
<b>SB:</b> 0	
<b>CS:</b> 0	

Batter	1	2	3	4	5	6	7	8	9	AB R H RBI BB SO LOB	TOP											
<b>Jim Rivera, L</b> OBP: 0.356, SLG: 0.408 (1, 9)										5 2 3 0 0 1 2												
<b>Nellie Fox, L</b> OBP: 0.350, SLG: 0.382 (1, 4)										4 2 1 0 0 0 3												
<b>Larry Doby, L</b> OBP: 0.400, SLG: 0.449 (1, 8)										5 1 2 4 0 0 0												
<b>Jim Delsing, L</b> OBP: 0.298, SLG: 0.136 (9, 8)										0 0 0 0 0 0 0												
<b>Minnie Minoso, R</b> OBP: 0.410, SLG: 0.448 (1, 7)										5 2 2 1 0 0 1												
<b>Dave Philley, S</b> OBP: 0.332, SLG: 0.357 (1, 3)										3 1 1 0 0 0 0												
<b>Walt Dropo, R</b> OBP: 0.338, SLG: 0.323 (5, 3)										2 0 0 0 0 1 2												
<b>Sherm Lollar, R</b> OBP: 0.390, SLG: 0.453 (1, 2)										4 2 2 1 1 0 0												
<b>Les Moss, R</b> OBP: 0.323, SLG: 0.562 (9, 2)										0 0 0 0 0 0 0												
<b>Fred Hatfield, L</b> OBP: 0.381, SLG: 0.393 (1, 5)										5 1 2 3 0 1 1												
<b>Luis Aparicio, R</b> OBP: 0.291, SLG: 0.319 (1, 6)										3 0 0 0 0 1 2												
<b>Jack Harshman, L</b> OBP: 0.309, SLG: 0.542 (1, 1)										4 1 3 3 0 1 0												
<b>Inning Stats</b>	R: 5 E: 0 K: 2 S: 12	H: 5 LOB: 2 BB: 1 P: 17	R: 2 E: 0 K: 0 S: 5	H: 2 LOB: 0 BB: 0 P: 5	R: 0 E: 0 K: 1 S: 5	H: 0 LOB: 0 BB: 0 P: 5	R: 1 E: 0 K: 0 S: 4	H: 1 LOB: 0 BB: 0 P: 4	R: 0 E: 0 K: 1 S: 5	H: 0 LOB: 0 BB: 0 P: 5	R: 0 E: 0 K: 0 S: 4	H: 2 LOB: 1 BB: 0 P: 4	R: 0 E: 0 K: 0 S: 3	H: 1 LOB: 0 BB: 0 P: 3	R: 3 E: 0 K: 0 S: 6	H: 3 LOB: 0 BB: 0 P: 6	R: 1 E: 0 K: 1 S: 7	H: 2 LOB: 1 BB: 0 P: 7	1B: 10 2B: 4 3B: 0 HR: 2	SF: 0 SAC: 1 DP: 2 HBP: 1	WP: 0 PB: 0 SB: 1 CS: 0	PA: 43
<b>PITCHER</b>	IP WLS BF H R ER SO BB IBB HBP BLK WP HR S P ERA WHIP												<b>PITCHER</b>	IP WLS BF H R ER SO BB IBB HBP BLK WP HR S P ERA WHIP								
<b>Art Ditmar, R</b> ERA: 4.53 (1, 1)	0.1 L 7 4 5 5 0 0 0 1 1 0 0 0 5 10 135.00 12.000																					
<b>Bobby Shantz, L</b> ERA: 4.86 (1, 1)	6.2 25 7 3 3 4 0 0 0 0 0 1 33 33 4.05 1.050																					
<b>Troy Herriage, R</b> ERA: 6.73 (8, 1)	2.0 11 5 4 4 1 0 0 0 0 0 1 13 13 18.00 2.500																					

Chicago White Sox @ Kansas City Athletics  
Municipal Stadium, Kansas City, MO

Tue Aug 14 1956, 4:33 AM EDT  
Att: 10,608 - Unknown

AB	40
R	12
H	16
RBI	12
BB	1
SO	5
LOB	11





Batter	1	2	3	4	5	6	7	8	9	AB	R	H	RBI	BB	SO	LOB
Vic Power, R OBP: 0.334, SLG: 0.428 (1, 4)	0-0 5-3		0-0 6-3		0-0 5-3		0-0 FC3-6 1-2f			4	0	0	0	0	0	2
Al Pilarcik, L OBP: 0.324, SLG: 0.357 (1, 8)	4-0 BB		0-3 K		0-0 1-3 2-3			0-0 4-3		3	0	0	0	1	1	1
Gus Zernial, R OBP: 0.298, SLG: 0.427 (1, 7)	0-3 K		4-0 E WP BB		0-3 K			0-0 F4		3	1	0	0	1	2	2
Harry Simpson, L OBP: 0.344, SLG: 0.510 (1, 3)	0-0 E1 FC6-4 1-2		0-0 E6 WP 1-3		0-0 5-3			0-0 1-3		4	0	0	0	0	0	2
Hector Lopez, R OBP: 0.353, SLG: 0.439 (1, 6)	0-0 FC6-4 1-2f		0-3 K 2-3 3-H		0-0 F6			0-0 F6		4	0	0	0	0	1	3
Johnny Groth, R OBP: 0.310, SLG: 0.387 (1, 9)		0-0 F4		0-3 K		0-0 L6		0-0 1B		4	0	1	0	0	1	0
Tim Thompson, L OBP: 0.337, SLG: 0.367 (1, 2)		0-0 F5		0-3 K		0-3 K		0-0 F6		0	0	0	0	0	0	0
Joe Ginsberg, L OBP: 0.324, SLG: 0.314 (2, PH) (3, 2)		0-0 F5		0-3 K		0-3 K		0-0 F6		4	0	0	0	0	2	1
Clete Boyer, R OBP: 0.271, SLG: 0.284 (1, 5)		0-0 2B		0-3 K		0-0 FC3-6 1B		0-0 F4		4	0	2	0	0	1	1
Art Ditmar, R OBP: 0.159, SLG: 0.134 (1, 1)		0-0 F6				0-0 1-3 2B		0-0 F7		0	0	0	0	0	0	0
Bobby Shantz, R OBP: 0.222, SLG: 0.188 (1, 1)										2	0	1	0	0	0	1
Enos Slaughter, L OBP: 0.368, SLG: 0.411 (7, PH)										1	0	0	0	0	0	1
Troy Herriage, R OBP: 0.192, SLG: 0.125 (8, 1)										0	0	0	0	0	0	0

Inning Stats	R: 0	H: 0	E: 1	K: 1	S: 6	LOB: 2	BB: 1	P: 10
R: 0	H: 1	E: 0	K: 0	S: 4	LOB: 1	BB: 0	P: 4	
R: 1	H: 0	E: 1	K: 2	S: 8	LOB: 1	BB: 1	P: 12	
R: 0	H: 0	E: 0	K: 3	S: 9	LOB: 0	BB: 0	P: 9	
R: 0	H: 1	E: 0	K: 1	S: 6	LOB: 1	BB: 0	P: 6	
R: 0	H: 0	E: 0	K: 0	S: 3	LOB: 0	BB: 0	P: 3	
R: 0	H: 1	E: 0	K: 1	S: 6	LOB: 1	BB: 0	P: 6	
R: 0	H: 0	E: 0	K: 0	S: 3	LOB: 0	BB: 0	P: 3	
R: 0	H: 0	E: 0	K: 0	S: 3	LOB: 0	BB: 0	P: 3	
R: 0	H: 1	E: 0	K: 0	S: 4	LOB: 1	BB: 0	P: 4	
1B: 2	2B: 2	3B: 0	HR: 0	SF: 0	SAC: 0	DP: 0	HBP: 0	

**BOTTOM**

**Chicago White Sox @ Kansas City Athletics**  
Municipal Stadium, Kansas City, MO

Tue Aug 14 1956, 4:33 AM EDT  
Att. 10,608 - Unknown

livebaseballscorecards.com

<b>AB</b>	<b>33</b>
<b>R</b>	<b>1</b>
<b>H</b>	<b>4</b>
<b>RBI</b>	<b>0</b>
<b>BB</b>	<b>2</b>
<b>SO</b>	<b>8</b>
<b>LOB</b>	<b>14</b>



WP: 1	PA: 35
PB: 0	
SB: 0	
CS: 0	

PITCHER	IP	WLS	BF	H	R	ER	SO	BB	IBB	HBP	BLK	WP	HR	S	P	ERA	WHIP
Jack Harshman, L ERA: 3.18 (1, 1)	9.0	W	35	4	1	0	8	2	0	0	0	1	0	49	57	0.00	0.667

Batter	1	2	3	4	5	6	7	8	9	AB R H RBI BB SO LOB	TOP														
Luis Aparicio, R (1, 6) OBP: 0.292, SLG: 0.321	0-0 E 1B 1B	0-0 FC6-2 CS			0-0 4-3 SH5-3 1B		0-3 K	0-0 E6		5 1 2 0 0 1 2															
Nellie Fox, L (1, 4) OBP: 0.351, SLG: 0.383	0-0 E 1B 1B	0-0 CS	0-0 G3		0-0 SH5-3		0-0 1B HR 1B	0-0 4-3		4 2 2 0 0 0 1															
Larry Doby, L (1, 8) OBP: 0.397, SLG: 0.445	0-3 K				0-0 4-3		0-0 1B HR 1B		0-3 K	5 1 1 0 0 2 3															
Jim Delsing, L (9, 8) OBP: 0.298, SLG: 0.136										0 0 0 0 0 0 0															
Minnie Minoso, R (1, 7) OBP: 0.414, SLG: 0.459	0-0 E3 G3 2B 1B				0-0 6-3		0-0 1B HR HBP		0-0 BB 1B	4 3 3 4 0 0 0															
Dave Philley, S (1, 9) OBP: 0.328, SLG: 0.352	0-0 G3				0-0 4-3		0-0 F8		0-3 K	5 0 0 0 0 1 5															
Sherm Lollar, R (1, 2) OBP: 0.393, SLG: 0.466	0-0				0-0 L6		0-0 F7		4-0 HR	4 1 2 3 1 0 0															
Les Moss, R (9, 2) OBP: 0.323, SLG: 0.562	2-H 3-H 2B								1-2 BB	0 0 0 0 0 0 0															
Walt Dropo, R (1, 3) OBP: 0.339, SLG: 0.325	0-0 5-3				0-0 BLK 2B 1B		0-0 5-3		0-0 F8	5 1 2 1 0 0 1															
Fred Hatfield, L (1, 5) OBP: 0.384, SLG: 0.401					0-0		0-0 F6		0-0 F9	1 0 1 0 0 0 0															
Sammy Esposito, R (2, PR) OBP: 0.368, SLG: 0.308					1-H 2B				0-0 HR	4 1 2 2 0 0 2															
Dick Donovan, L (1, 1) OBP: 0.310, SLG: 0.371					0-0 F8		0-0 G3		0-0 F8	4 0 0 0 0 0 2															
<b>Inning Stats</b>	R: 3 E: 1 K: 1 S: 9	H: 4 LOB: 1 BB: 0 P: 9	R: 0 E: 0 K: 0 S: 3	H: 1 LOB: 1 BB: 0 P: 3	R: 0 E: 0 K: 0 S: 3	H: 0 LOB: 0 BB: 0 P: 3	R: 1 E: 0 K: 0 S: 5	H: 2 LOB: 1 BB: 0 P: 5	R: 0 E: 0 K: 0 S: 3	H: 0 LOB: 0 BB: 0 P: 3	R: 3 E: 0 K: 1 S: 8	H: 3 LOB: 0 BB: 0 P: 8	R: 2 E: 1 K: 0 S: 6	H: 2 LOB: 1 BB: 0 P: 6	R: 1 E: 0 K: 2 S: 9	H: 2 LOB: 2 BB: 1 P: 13	1B: 9 2B: 3 3B: 0 HR: 3	SF: 0 SAC: 1 DP: 0 HBP: 1	WP: 0 PB: 0 SB: 1 CS: 1	PA: 45					
<b>PITCHER</b>	IP WLS BF H R ER SO BB IBB HBP BLK WP HR S P ERA WHIP	IP WLS BF H R ER SO BB IBB HBP BLK WP HR S P ERA WHIP	IP WLS BF H R ER SO BB IBB HBP BLK WP HR S P ERA WHIP	IP WLS BF H R ER SO BB IBB HBP BLK WP HR S P ERA WHIP	IP WLS BF H R ER SO BB IBB HBP BLK WP HR S P ERA WHIP	IP WLS BF H R ER SO BB IBB HBP BLK WP HR S P ERA WHIP	IP WLS BF H R ER SO BB IBB HBP BLK WP HR S P ERA WHIP	IP WLS BF H R ER SO BB IBB HBP BLK WP HR S P ERA WHIP	IP WLS BF H R ER SO BB IBB HBP BLK WP HR S P ERA WHIP	IP WLS BF H R ER SO BB IBB HBP BLK WP HR S P ERA WHIP	IP WLS BF H R ER SO BB IBB HBP BLK WP HR S P ERA WHIP	IP WLS BF H R ER SO BB IBB HBP BLK WP HR S P ERA WHIP	IP WLS BF H R ER SO BB IBB HBP BLK WP HR S P ERA WHIP	IP WLS BF H R ER SO BB IBB HBP BLK WP HR S P ERA WHIP	IP WLS BF H R ER SO BB IBB HBP BLK WP HR S P ERA WHIP	IP WLS BF H R ER SO BB IBB HBP BLK WP HR S P ERA WHIP	IP WLS BF H R ER SO BB IBB HBP BLK WP HR S P ERA WHIP	IP WLS BF H R ER SO BB IBB HBP BLK WP HR S P ERA WHIP	IP WLS BF H R ER SO BB IBB HBP BLK WP HR S P ERA WHIP	IP WLS BF H R ER SO BB IBB HBP BLK WP HR S P ERA WHIP	IP WLS BF H R ER SO BB IBB HBP BLK WP HR S P ERA WHIP	IP WLS BF H R ER SO BB IBB HBP BLK WP HR S P ERA WHIP			
Wally Burnette, R (1, 1) ERA: 4.01	7.1 L	35 L	13 0	9 0	9 0	2 0	0 0	0 0	0 0	0 0	0 0	0 0	0 0	3 3	39 3	11.04 0.00	1.773 0.000								
Jack McMahan, L (8, 1) ERA: 5.46	0.2	3	0	0	0	0	0	0	0	0	0	0	0	3	3	0.00	0.000								
Troy Herriage, R (9, 1) ERA: 6.75	1.0	6	2	1	1	2	1	0	0	0	0	0	0	9	13	9.00	3.000								

Chicago White Sox @ Kansas City Athletics  
Municipal Stadium, Kansas City, MO  
Wed Aug 15 1956, 4:33 AM EDT  
Att: 14,241 - Unknown

AB	41
R	10
H	15
RBI	10
BB	1
SO	4
LOB	16



Batter	1	2	3	4	5	6	7	8	9	AB R H RBI BB SO LOB
Vic Power, R (1, 4) OBP: 0.331, SLG: 0.423	0-0 F2		0-0 B1-3			0-0 F8			0-0 1-3	4 0 0 0 0 0 1
Enos Slaughter, L (1, 7) OBP: 0.366, SLG: 0.405	0-0 6-3			0-0 F8		0-0 FC4-6			4-0 BB	3 0 0 0 1 0 1
Eddie Robinson, L (1, 3) OBP: 0.286, SLG: 0.352	0-0 4-3			0-0 L6		0-0 4-3			0-0 F9	4 0 0 0 0 0 2
Harry Simpson, L (1, 9) OBP: 0.341, SLG: 0.505		0-3 K		0-0 E3		0-3 K			0-0 F7	4 0 0 0 0 2 1
Hector Lopez, R (1, 6) (2, 5)		0-3 K		0-0 F9		0-0 F8				3 0 0 0 0 1 1
Tim Thompson, L (1, 2) OBP: 0.337, SLG: 0.364		4-0 BB			0-0 G3		0-0 G3			2 0 0 0 1 0 0
Al Pilarcik, L (1, 8)		0-0 G3			0-0 F9					3 0 1 0 0 0 1
Clete Boyer, R (1, 5) Joe Demaestri, R (2, 6)			0-0 F8		0-3 K				0-0 G6-4-3	0 0 0 0 0 0 0 3 0 0 0 0 1 1
Wally Burnette, R (1, 1) Jack McMahan, R (8, 1)			0-0 6-3			0-0 FC4-6			0-0 6-3	2 0 1 0 0 0 0 0 0 0 0 0 0 0 1 0 0 0 0 0 0 0 0 0 0 0 0 0
Jim Finigan, R (8, PH) Troy Herriage, R (9, 1)										

Inning Stats	R: 0 E: 0 K: 0 S: 3	H: 0 LOB: 0 BB: 0 P: 3	R: 0 E: 0 K: 2 S: 7	H: 0 LOB: 1 BB: 1 P: 11	R: 0 E: 0 K: 0 S: 3	H: 0 LOB: 0 BB: 0 P: 3	R: 0 E: 1 K: 0 S: 4	H: 0 LOB: 1 BB: 0 P: 4	R: 0 E: 0 K: 1 S: 5	H: 0 LOB: 0 BB: 0 P: 5	R: 0 E: 0 K: 0 S: 4	H: 1 LOB: 1 BB: 0 P: 4	R: 0 E: 0 K: 1 S: 5	H: 0 LOB: 0 BB: 0 P: 5	R: 0 E: 0 K: 0 S: 3	H: 1 LOB: 0 BB: 0 P: 3	R: 0 E: 0 K: 0 S: 3	H: 0 LOB: 1 BB: 1 P: 7	1B: 2 2B: 0 3B: 0 HR: 0	SF: 0 SAC: 0 DP: 1 HBP: 0	WP: 0 PB: 0 SB: 0 CS: 0	PA: 31
--------------	------------------------------	---------------------------------	------------------------------	----------------------------------	------------------------------	---------------------------------	------------------------------	---------------------------------	------------------------------	---------------------------------	------------------------------	---------------------------------	------------------------------	---------------------------------	------------------------------	---------------------------------	------------------------------	---------------------------------	----------------------------------	------------------------------------	----------------------------------	--------

PITCHER	IP	WLS	BF	H	R	ER	SO	BB	IBB	HBP	BLK	WP	HR	S	P	ERA	WHIP	PITCHER	IP	WLS	BF	H	R	ER	SO	BB	IBB	HBP	BLK	WP	HR	S	P	ERA	WHIP		
Dick Donovan, R (1, 1) ERA: 4.42	9.0	W	31	2	0	0	4	2	0	0	0	0	0	37	45	0.00	0.444																				

BOTTOM

Chicago White Sox @ Kansas City Athletics  
Municipal Stadium, Kansas City, MO

livebaseballscorecards.com

AB	29
R	0
H	2
RBI	0
BB	2
SO	4
LOB	8



WP: 0	PA: 31
PB: 0	
SB: 0	
CS: 0	

Wed Aug 15 1956, 4:33 AM EDT  
Att. 14,241 - Unknown

Batter	1	2	3	4	5	6	7	8	9	AB R H RBI BB SO LOB
Luis Aparicio, R (1, 6) OBP: 0.291, SLG: 0.319	0-0 G4-3 1B		0-0 5-3		0-0 B3		0-0 1-3		0-0 F7	5 0 1 0 0 0 0
Nellie Fox, L (1, 4) OBP: 0.352, SLG: 0.384	0-0 G4-3 1-2f		0-0 F6		0-0 F9 1B 2B		4-0 3B BB		0-0 4-3	4 2 1 0 1 0 1
Larry Doby, L (1, 8) OBP: 0.397, SLG: 0.453	0-0 HR			0-0 BB 1B 1B	0-0 F9 2-3		0-3 K		0-0 E9	5 2 2 1 0 1 2
Minnie Minoso, R (1, 7) OBP: 0.416, SLG: 0.466	0-0 F5			0-0 BB 1B 1B	0-0 2B 1B		0-0 1-H 3B		0-0 1-3	5 1 3 2 0 0 1
Sherm Lollar, R (1, 2) OBP: 0.394, SLG: 0.468		0-0 F3		4-0 BB BB BB 1B FC4 BB	0-0 1-3 2B		0-0 F8			3 1 1 0 1 0 1
Walt Dropo, R (1, 3) OBP: 0.337, SLG: 0.324		0-0 F3		0-0 1-3 2-H 3-H 1B	0-3 K		0-0 5-3			4 0 1 2 0 1 2
Bubba Phillips, R (1, 9) OBP: 0.259, SLG: 0.358		0-0 1B		0-0 FC4		0-0 F5		0-0 E4		1 0 1 0 0 0 0
Jim Delsing, L (4, PH) OBP: 0.283, SLG: 0.128				1-2f 3-H 0-0 FC4						3 0 0 1 0 0 1
Sammy Esposito, R (1, 5) OBP: 0.360, SLG: 0.300		0-0 1-4-3		0-0 F5		0-0 F2		0-0 FC5-3-5		4 0 0 0 0 0 3
Jim Wilson, R (1, 1) OBP: 0.338, SLG: 0.300			0-0 6-3		0-3 K		0-0 4-3		0-3 K	0 0 0 0 0 0 0
Gerry Staley, R (1, 1) OBP: 0.200, SLG: 0.158										1 0 0 0 0 0 0
Dick Donovan, L (4, PH) OBP: 0.336, SLG: 0.365										1 0 0 0 0 0 1
Jim McDonald, R (4, 1)										0 0 0 0 0 0 0
Paul LaPalme, L (4, 1) OBP: 0.288, SLG: 0.429										1 0 0 0 0 0 0
Ellis Kinder, R (6, 1)										1 0 0 0 0 0 1

Inning Stats	R: 1 E: 0 K: 0 S: 4	H: 2 LOB: 0 BB: 0 P: 4	R: 0 E: 0 K: 0 S: 4	H: 1 LOB: 1 BB: 0 P: 4	R: 0 E: 0 K: 0 S: 3	H: 0 LOB: 0 BB: 0 P: 3	R: 3 E: 1 K: 1 S: 8	H: 3 LOB: 1 BB: 1 P: 12	R: 1 E: 0 K: 1 S: 8	H: 3 LOB: 2 BB: 0 P: 8	R: 0 E: 0 K: 0 S: 3	H: 0 LOB: 0 BB: 0 P: 3	R: 1 E: 0 K: 1 S: 6	H: 1 LOB: 1 BB: 1 P: 10	R: 0 E: 1 K: 1 S: 6	H: 0 LOB: 1 BB: 0 P: 6	R: 0 E: 1 K: 0 S: 4	H: 0 LOB: 1 BB: 0 P: 4	1B: 6 2B: 2 3B: 1 HR: 1	SF: 0 SAC: 0 DP: 1 HBP: 0	WP: 0 PB: 0 SB: 0 CS: 0	PA: 40
--------------	------------------------------	---------------------------------	------------------------------	---------------------------------	------------------------------	---------------------------------	------------------------------	----------------------------------	------------------------------	---------------------------------	------------------------------	---------------------------------	------------------------------	----------------------------------	------------------------------	---------------------------------	------------------------------	---------------------------------	----------------------------------	------------------------------------	----------------------------------	--------

PITCHER	IP	WLS	BF	H	R	ER	SO	BB	IBB	HBP	BLK	WP	HR	S	P	ERA	WHIP
Alex Kellner, L (1, 1) ERA: 4.03	3.0		15	6	4	4	0	1	0	0	0	0	1	14	18	12.00	2.333
Art Ditmar, R (4, 1) ERA: 4.53	4.0	L	17	4	2	2	3	1	0	0	0	0	0	22	26	4.50	1.250
Tom Gorman, R (8, 1) ERA: 4.44	2.0		8	0	0	0	1	0	0	0	0	0	0	10	10	0.00	0.000

**TOP**

**Chicago White Sox @ Kansas City Athletics**  
Municipal Stadium, Kansas City, MO

Thu Aug 16 1956, 4:33 AM EDT  
Att. 5,913 - Unknown

AB	38
R	6
H	10
RBI	6
BB	2
SO	4
LOB	13

Batter	1	2	3	4	5	6	7	8	9	AB	R	H	RBI	BB	SO	LOB
Vic Power, R OBP: 0.333, SLG: 0.425 (1, 4) (9, 3)	0-0 F9 FC4-6 1B 1B	0-0 1-3 2B		4-0 FC3-6 1B BB	0-3 K		0-0 F9		0-0 6-3	5	2	2	0	1	1	1
Enos Slaughter, L OBP: 0.367, SLG: 0.402 (1, 7) (9, 8)	0-0 FC4-6 1-2 1B	4-0 G4-6-3 1BB		0-3 K	0-3 K		0-0 F8			4	0	1	0	1	2	2
Eddie Robinson, L OBP: 0.269, SLG: 0.354 Clete Boyer, R OBP: 0.271, SLG: 0.284 Jim Finigan, R OBP: 0.310, SLG: 0.302 (1, 3) (8, PR) (9, 4)	0-0 F9 2-3	0-0 G4-6-3 1-2f		0-0 FC3-6 1-2 1B		0-0 F3		0-0 1B 1B		5	0	2	0	0	0	5
Harry Simpson, L OBP: 0.342, SLG: 0.503 (1, 9)	0-0 FC4-6 1-2f 3-H		0-0 1B FC3-2 1B	0-0 FC3-6 BB 1B 1-2f 2-3		0-0 4-3		0-0 1-2 1B		5	1	2	1	0	0	3
Hector Lopez, R OBP: 0.354, SLG: 0.435 (1, 5)	4-0 1-2 3B BB		0-3 K	0-0 BB 1-2 1B		4-0 1B BB		0-3 K		3	1	1	1	2	2	3
Tim Thompson, L OBP: 0.347, SLG: 0.379 (1, 2)	0-0 1-H 2-H 3B		0-0 FC3-2 1B 1B	4-0 FC4 1-2 2-3 BB		0-0 1-3 1B		0-0 F6		4	1	3	2	1	0	2
Al Pilarcik, L OBP: 0.318, SLG: 0.348 Johnny Groth, R OBP: 0.313, SLG: 0.387 Lou Skizas, R OBP: 0.387, SLG: 0.479 (1, 8) (6, PH) (7, 8) (8, PH) (9, 7)	0-0 G3		0-0 FC3-2 1B 1B	0-0 FC4 1-2f		4-0 BB BB		0-0 F3		3	0	0	0	0	0	6
Joe Demaestri, R OBP: 0.276, SLG: 0.331 (1, 6)		0-0 F7	0-0 1-3 2-H 1B		0-0 F7		0-0 F9		0-3 K	5	0	1	1	0	1	3
Alex Kellner, R OBP: 0.273, SLG: 0.200 Art Ditmar, R OBP: 0.171, SLG: 0.147 Gus Zernial, R OBP: 0.297, SLG: 0.426 Tom Gorman, R OBP: 0.138, SLG: 0.038 Joe Ginsberg, L OBP: 0.323, SLG: 0.313 (1, 1) (4, 1) (7, PH) (8, 1) (9, PH)		0-0 2B 1B	0-0 F9		0-0 1B		0-0 5-3		0-0 F3	2	0	1	0	0	0	2

Inning Stats	R: 3	H: 3	E: 0	K: 0	S: 6	LOB: 1	BB: 1	P: 10	R: 0	H: 2	E: 0	K: 0	S: 4	LOB: 2	BB: 1	P: 8	R: 1	H: 3	E: 0	K: 1	S: 8	LOB: 2	BB: 0	P: 8	R: 1	H: 2	E: 0	K: 1	S: 7	LOB: 3	BB: 2	P: 15	R: 0	H: 1	E: 0	K: 2	S: 8	LOB: 1	BB: 0	P: 8	R: 0	H: 1	E: 0	K: 0	S: 4	LOB: 3	BB: 2	P: 12	R: 0	H: 0	E: 0	K: 0	S: 3	LOB: 0	BB: 0	P: 3	R: 0	H: 2	E: 0	K: 1	S: 7	LOB: 2	BB: 0	P: 7	R: 0	H: 0	E: 0	K: 1	S: 5	LOB: 0	BB: 0	P: 5	1B: 12	SF: 0	2B: 1	SAC: 0	3B: 1	DP: 1	HR: 0	HBP: 0	WP: 0	PA: 46
--------------	------	------	------	------	------	--------	-------	-------	------	------	------	------	------	--------	-------	------	------	------	------	------	------	--------	-------	------	------	------	------	------	------	--------	-------	-------	------	------	------	------	------	--------	-------	------	------	------	------	------	------	--------	-------	-------	------	------	------	------	------	--------	-------	------	------	------	------	------	------	--------	-------	------	------	------	------	------	------	--------	-------	------	--------	-------	-------	--------	-------	-------	-------	--------	-------	--------

PITCHER	IP	WLS	BF	H	R	ER	SO	BB	IBB	HBP	BLK	WP	HR	S	P	ERA	WHIP
Jim Wilson, R ERA: 4.08 (1, 1)	0.2		6	3	3	3	0	1	0	0	0	0	0	5	9	40.50	6.000
Gerry Staley, R ERA: 4.13 (1, 1)	2.1		12	5	1	1	1	0	1	0	0	0	0	13	17	3.86	2.143
Jim McDonald, R ERA: 8.04 (4, 1)	0.2		5	2	1	1	1	1	0	0	0	0	0	6	10	13.50	4.500
Paul LaPalme, L ERA: 3.48 (4, 1)	2.0		11	2	0	0	2	3	0	0	0	0	0	12	24	0.00	2.500
Ellis Kinder, R ERA: 2.93 (6, 1)	3.1	W	12	2	0	0	2	0	0	0	0	0	0	16	16	0.00	0.600

BOTTOM

Chicago White Sox @ Kansas City Athletics  
Municipal Stadium, Kansas City, MO  
Thu Aug 16 1956, 4:33 AM EDT  
Att. 5,913 - Unknown

livebaseballscores.com

AB	40
R	5
H	14
RBI	5
BB	6
SO	6
LOB	29



Kansas City Athletics @ Cleveland Indians  
 Cleveland Municipal Stadium, Cleveland, OH

Fri Aug 17 1956, 3:33 AM EDT  
 Att. 7,406 - Unknown

AB	39
R	9
H	15
RBI	9
BB	3
SO	3
LOB	12



Batter	1	2	3	4	5	6	7	8	9	AB R H RBI BB SO LOB	TOP		
Vic Power, R (1, 4) OBP: 0.337, SLG: 0.436	0-0 F3	0-0 HR	0-0 6-3			0-0 1B			0-0 3-1 1B	5 2 3 3 0 0 2			
Al Pilarcik, L (1, 8) OBP: 0.320, SLG: 0.350	0-0 F8	0-0 1B			0-0 5-3	0-0 1B			0-0 F2	5 0 2 0 0 0 1			
Lou Skizas, R (1, 9) OBP: 0.384, SLG: 0.475 Enos Slaughter, L (2, PH) OBP: 0.369, SLG: 0.404	0-0 F5	0-0 FC5-4 1B			0-0 F8	0-0 F7			0-0 3-1 1B	1 0 0 0 0 0 0 4 1 2 0 0 0 2			
Harry Simpson, L (1, 3) OBP: 0.338, SLG: 0.498		F8			0-0 6-3				0-0 3-1	5 0 0 0 0 0 4			
Gus Zernial, R (1, 7) OBP: 0.306, SLG: 0.429		4-0 1B BB	0-0 FC3-6 1B			0-0 1B			0-3 K	3 3 2 0 2 1 0			
Hector Lopez, R (1, 5) OBP: 0.356, SLG: 0.438		4-0 1B BB	0-0 FC3-6 1B			0-0 F8			0-0 F8	4 1 2 3 1 0 0			
Tim Thompson, L (1, 2) OBP: 0.344, SLG: 0.376		0-0 1B	0-0 FC3-6 SH1-4 1B			0-0 F4			0-0 4-3	5 0 1 0 0 1 3			
Joe Demaestri, R (1, 6) OBP: 0.281, SLG: 0.333		0-0 1B HR	0-0 SH1-4 1B			0-0 F9			0-0 F9	4 1 2 3 0 0 0			
Jack Crimian, R (1, 1) OBP: 0.389, SLG: 0.313 Clete Boyer, R (8, PH) OBP: 0.269, SLG: 0.282 Tom Gorman, R (8, 1) OBP: 0.138, SLG: 0.038		0-0 1B HR	0-0 SH1-4 1B			0-3 K			0-0 F4	2 1 1 0 0 1 0 1 0 0 0 0 0 0 0 0 0 0 0 0 0			
Inning Stats	R: 0 H: 0 E: 0 LOB: 0 K: 0 BB: 0 S: 3 P: 3	R: 5 H: 6 E: 0 LOB: 2 K: 0 BB: 2 S: 8 P: 16	R: 1 H: 3 E: 0 LOB: 0 K: 0 BB: 0 S: 6 P: 6	R: 0 H: 0 E: 0 LOB: 0 K: 0 BB: 0 S: 3 P: 3	R: 0 H: 1 E: 0 LOB: 0 K: 0 BB: 0 S: 3 P: 3	R: 0 H: 2 E: 0 LOB: 2 K: 1 BB: 0 S: 7 P: 7	R: 0 H: 0 E: 0 LOB: 0 K: 1 BB: 0 S: 5 P: 5	R: 0 H: 0 E: 0 LOB: 0 K: 0 BB: 0 S: 3 P: 3	R: 3 H: 3 E: 0 LOB: 1 K: 1 BB: 1 S: 8 P: 12	1B: 13 SF: 0 2B: 1 SAC: 1 3B: 0 DP: 0 HR: 1 HBP: 0	WP: 0 PA: 43 PB: 0 SB: 0 CS: 0		
PITCHER	IP WLS BF H R ER SO BB IBB HBP BLK WP HR S P ERA WHIP											PITCHER	IP WLS BF H R ER SO BB IBB HBP BLK WP HR S P ERA WHIP
Hank Aguirre, L (1, 1) ERA: 3.82	1.2 L 11 5 5 5 0 2 0 0 0 0 0 1 9 17 27.00 4.200												
Bob Feller, R (2, 1) ERA: 4.23	4.1 19 7 1 1 1 0 0 0 0 0 0 0 21 21 2.08 1.615												
Don Mossi, L (7, 1) ERA: 4.02	2.0 6 0 0 0 1 0 0 0 0 0 0 0 8 8 0.00 0.000												
Cal McLish, R (9, 1) ERA: 5.02	1.0 7 3 3 3 1 0 1 0 0 0 0 0 8 12 27.00 3.000												

livebaseballscorecards.com

Batter	1	2	3	4	5	6	7	8	9	AB R H RBI BB SO LOB
<b>Bobby Avila, R</b> (1, 4) OBP: 0.346, SLG: 0.325	0-0 F7			0-0 F6		0-0 4-3		0-0 F5		4 0 0 0 0 0 1
<b>Gene Woodling, L</b> (1, 7) OBP: 0.418, SLG: 0.441	0-0 4-3			0-0 G6-4-3 1B		0-0 4-3		0-0 F5		4 0 1 0 0 0 1
<b>Al Smith, R</b> (1, 8) OBP: 0.385, SLG: 0.462	0-0 F8			0-0 G6-4-3 1-2f			0-0 1B 2B		0-0 G6-4-3 1B	4 1 2 0 0 0 1
<b>Al Rosen, R</b> (1, 5) OBP: 0.386, SLG: 0.479		0-3 K			0-0 HR 2B		0-0 F3		0-0 G6-4-3 1-2f	4 1 1 0 0 1 2
<b>Preston Ward, L</b> (1, 3) OBP: 0.373, SLG: 0.490		0-0 G3			0-0 F4		0-0 F6		0-0 F9	4 0 0 0 0 0 2
<b>Rocky Colavito, R</b> (1, 9) OBP: 0.379, SLG: 0.559		0-0 1-3			0-0 HR 2-H		0-0 2-H 1B			3 1 2 3 0 0 0
<b>Hal Naragon, L</b> (1, 2) OBP: 0.390, SLG: 0.447			0-0 F5		0-0 4-3		0-0 G3			3 0 0 0 0 0 1
<b>George Strickland, R</b> (1, 6) OBP: 0.336, SLG: 0.325			0-0 F2		0-0 F7			0-0 1B		2 0 0 0 0 0 0
<b>Kenny Kuhn, L</b> (8, PH) OBP: 0.375, SLG: 0.286 (9, 6)										1 0 1 0 0 0 0
<b>Hank Aguirre, R</b> (1, 1) OBP: 0.111, SLG: 0.111			0-3 K				0-0 F7		0-0 F9	0 0 0 0 0 0 0
<b>Bob Feller, R</b> (2, 1)										1 0 0 0 0 0 1
<b>Jim Busby, R</b> (8, PH) OBP: 0.303, SLG: 0.372										1 0 0 0 0 0 0
<b>Don Mossi, L</b> (7, 1) OBP: 0.290, SLG: 0.222										0 0 0 0 0 0 0
<b>Sam Mele, R</b> (8, PH) OBP: 0.443, SLG: 0.429										1 0 0 0 0 0 1
<b>Cal McLish, S</b> (9, 1) OBP: 0.500, SLG: 0.250										0 0 0 0 0 0 0

**BOTTOM**

**Kansas City Athletics @ Cleveland Indians**  
**Cleveland Municipal Stadium, Cleveland, OH**

Fri Aug 17 1956, 3:33 AM EDT  
 Att. 7,406 - Unknown

AB	32
R	3
H	7
RBI	3
BB	0
SO	2
LOB	9



1B	4	SF	0	WP	0	PA	32
2B	2	SAC	0	PB	0		
3B	0	DP	2	SB	0		
HR	1	HBP	0	CS	0		

Inning Stats	R	H	E	K	S	P	IP	WLS	BF	H	R	ER	SO	BB	IBB	HBP	BLK	WP	HR	S	P	ERA	WHIP
<b>Jack Crimian, R</b> (1, 1) ERA: 5.82	0	0	0	0	3	2	7.0	W	25	5	3	3	2	0	0	0	0	0	1	29	29	3.86	0.714
<b>Tom Gorman, R</b> (8, 1) ERA: 4.37	0	0	0	0	0	0	2.0	S	7	2	0	0	0	0	0	0	0	0	0	7	7	0.00	1.000





Batter	1	2	3	4	5	6	7	8	9
<b>Bobby Avila, R</b> OBP: 0.351, SLG: 0.326 (1, 4)	4-0 1B E BB		X 0-0 BB 2B 1B	4-0 1-2 BB		X 4-0 BB BB		X 0-0 5-3	
<b>Gene Woodling, L</b> OBP: 0.419, SLG: 0.440 (1, 7)	0-0 BB E 1B		X 4-0 BB 2B SF8 BB	0-0 F4		X 0-0 F7			
<b>Al Smith, R</b> OBP: 0.383, SLG: 0.463 (1, 8)	0-3 K		X 0-0 SF8 2B	0-0 F4		X 0-0 F8			
<b>Al Rosen, R</b> OBP: 0.388, SLG: 0.478 (1, 5)	4-0 FC3-6 BB		X 0-0 SF8		X 4-0 BB BB		X 0-0 5-3		
<b>Preston Ward, L</b> OBP: 0.371, SLG: 0.480 (1, 3)	0-0 FC3-6		X 0-3 K		X 4-0 HR BB		X 0-3 K		
<b>Rocky Colavito, R</b> OBP: 0.377, SLG: 0.552 (1, 9)	0-0 4-3		X 0-0 F3		X 0-0 F5		X 0-0 FC5-4 1B		
<b>Jim Hegan, R</b> OBP: 0.347, SLG: 0.383 (1, 2)		X 0-0 3-1		X 0-0 E 2B		X 0-0 HR		X 0-0 FC5-4	
<b>George Strickland, R</b> OBP: 0.333, SLG: 0.322 (1, 6)		X 0-3 K		X 0-0 E5 FC4-5 1B		X 0-0 5-3		X 0-0 F9	
<b>Early Wynn, S</b> OBP: 0.299, SLG: 0.282 <b>Hank Aguirre, R</b> OBP: 0.100, SLG: 0.100 (8, 1)		X 0-3 K		X 0-0 FC4-5 BB		X 0-0 F9		X 0-0 4-3	

Inning Stats	R: 2	H: 1	E: 1	LOB: 1	K: 1	P: 14	R: 0	H: 0	E: 0	LOB: 0	K: 2	P: 7	R: 3	H: 2	E: 0	LOB: 0	K: 1	P: 11	R: 1	H: 2	E: 1	LOB: 2	K: 0	P: 9	R: 2	H: 1	E: 0	LOB: 0	K: 0	P: 11	R: 0	H: 0	E: 0	LOB: 1	K: 1	P: 7	R: 0	H: 1	E: 0	LOB: 1	K: 1	P: 6	R: 0	H: 0	E: 0	LOB: 0	K: 0	P: 3		

PITCHER	IP	WLS	BF	H	R	ER	SO	BB	IBB	HBP	BLK	WP	HR	S	P	ERA	WHIP
<b>Lou Kretlow, R</b> ERA: 5.1 (1, 1)	2.1	L	13	3	5	4	3	3	0	0	0	0	0	16	28	15.43	2.571
<b>Bobby Shantz, L</b> ERA: 4.81 (3, 1)	0.2		2	0	0	0	1	0	0	0	0	0	0	4	4	0.00	0.000
<b>Troy Herring, R</b> ERA: 6.73 (4, 1)	3.0		15	3	3	2	0	4	0	0	0	0	1	11	27	6.00	2.333
<b>Jack McMahan, L</b> ERA: 5.28 (7, 1)	2.0		7	1	0	0	1	0	0	0	0	0	0	9	9	0.00	0.500

AB R H RBI BB SO LOB

**BOTTOM**

2	2	1	0	3	0	0
3	2	1	0	1	0	3
4	1	1	1	0	1	5
1	0	0	2	2	0	0
3	1	0	1	1	2	1
4	0	1	0	0	0	2
4	2	2	2	0	0	1
4	0	1	0	0	1	0
3	0	0	0	0	1	1
1	0	0	0	0	0	0

<b>AB</b>	29
<b>R</b>	8
<b>H</b>	7
<b>RBI</b>	6
<b>BB</b>	7
<b>SO</b>	5
<b>LOB</b>	13



WP	HR	S	P	ERA	WHIP
0	0	0	37		

**Kansas City Athletics @ Cleveland Indians**  
Cleveland Municipal Stadium, Cleveland, OH  
Sat Aug 18 1956, 3:33 AM EDT  
Att. 4,355 - Unknown

livebaseballscorecards.com

Batter	1	2	3	4	5	6	7	8	9	AB R H RBI BB SO LOB	TOP							
Vic Power, R (1, 4) OBP: 0.335, SLG: 0.435	0-0 1B 2B		0-0 F9		0-0 5-3			0-0 FC6-4 L4-3		4 1 1 0 0 0 1								
Al Pilarcik, L (1, 8) OBP: 0.323, SLG: 0.343	0-0 4-3 2-3 2-H 1B		0-0 F8			0-3 K		0-0 L4-3		4 0 1 1 0 1 1								
Enos Slaughter, L (1, 7) OBP: 0.364, SLG: 0.397	0-0 2-3 1-2		0-0 G3			0-0 L4			0-0 BB 1B	4 0 1 0 0 0 1								
Harry Simpson, L (1, 3) OBP: 0.337, SLG: 0.492	0-0 4-3 2-3			0-0 G3		0-0 FC6-4 1B			4-0 BB G5-4-3 BB	3 0 1 0 1 0 1								
Lou Skizas, R (1, 9) OBP: 0.377, SLG: 0.466	0-0 6-3			0-0 1-3		0-0 FC6-4			0-0 F7	4 0 0 0 0 0 4								
Hector Lopez, R (1, 5) OBP: 0.357, SLG: 0.442		0-0 HR		4-0 FC6 BB			0-0 F7		0-0 G5-4-3	3 1 1 1 1 0 2								
Tim Thompson, L (1, 2) OBP: 0.338, SLG: 0.373		0-0 4-3		0-0 FC6			0-0 F9			3 0 0 0 0 0 1								
Joe Demaestri, R (1, 6) OBP: 0.278, SLG: 0.329		0-0 F8			0-0 5-3		0-0 F5			3 0 0 0 0 0 0								
Wally Burnette, R (1, 1) OBP: 0.100, SLG: 0.100		0-3 K			0-3 K			4-0 FC6-4 BB		1 0 0 0 0 1 0								
Jack McMahan, R (4, 1)										1 0 0 0 0 1 0								
Eddie Robinson, L (8, PH) OBP: 0.291, SLG: 0.352										0 0 0 0 1 0 0								
Lou Kretlow, R (8, 1) OBP: 0.125, SLG: 0.034										0 0 0 0 0 0 0								
<b>Inning Stats</b>	R: 1 E: 0 K: 0 S: 5	H: 2 LOB: 1 BB: 0 P: 5	R: 1 E: 0 K: 1 S: 6	H: 1 LOB: 0 BB: 0 P: 6	R: 0 E: 0 K: 0 S: 3	H: 0 LOB: 1 BB: 1 P: 7	R: 0 E: 0 K: 1 S: 5	H: 0 LOB: 0 BB: 0 P: 5	R: 0 E: 0 K: 1 S: 6	H: 1 LOB: 1 BB: 0 P: 6	R: 0 E: 0 K: 0 S: 2	H: 0 LOB: 0 BB: 1 P: 6	R: 0 E: 0 K: 0 S: 3	H: 1 LOB: 1 BB: 1 P: 7	1B: 3 2B: 2 3B: 0 HR: 1	SF: 0 SAC: 0 DP: 2 HBP: 0	WP: 0 PB: 0 SB: 0 CS: 0	PA: 33
<b>PITCHER</b> Bob Lemon, R (1, 1) ERA: 3.16	IP: 9.0 WLS: W BF: 33 H: 5 R: 2 ER: 2 SO: 3 BB: 3 IBB: 0 HBP: 0 BLK: 0 WP: 0 HR: 1 S: 36 P: 48 ERA: 2.00 WHIP: 0.889											<b>PITCHER</b>	IP: 9.0 WLS: W BF: 33 H: 5 R: 2 ER: 2 SO: 3 BB: 3 IBB: 0 HBP: 0 BLK: 0 WP: 0 HR: 1 S: 36 P: 48 ERA: 2.00 WHIP: 0.889					

Kansas City Athletics @ Cleveland Indians  
Cleveland Municipal Stadium, Cleveland, OH

AB	30
R	2
H	5
RBI	2
BB	3
SO	3
LOB	11



Sun Aug 19 1956, 3:33 AM EDT  
Unknown

WP: 0	PA: 33
PB: 0	
SB: 0	
CS: 0	

livebaseballscorecards.com

Batter	1	2	3	4	5	6	7	8	9
<b>Bobby Avila, R</b> OBP: 0.352, SLG: 0.327 (1, 4)	0-0 S PB 1B		0-0 F9	0-0 BB 1B		0-0 5-3		0-0 F9	
<b>Gene Woodling, L</b> OBP: 0.422, SLG: 0.438 (1, 7)	0-0 F8		0-0 FC1-6-4 1B	4-0 1-2 BB		4-0 1B BB		0-0 F7	
<b>Al Smith, R</b> OBP: 0.384, SLG: 0.460 (1, 8)	4-0 5-3 BB		0-0 FC1-6-4 1-2f	0-0 F8		0-0 1-2 1B		0-0 F7	
<b>Al Rosen, R</b> OBP: 0.383, SLG: 0.471 (1, 5)	0-0 5-3 1-2			0-0 F8	0-0 E5 SH1-3 1B		0-0 F7		
<b>Preston Ward, L</b> OBP: 0.376, SLG: 0.483 (1, 3)	0-0 G3			0-0 1B 1B	0-0 SH1-3		0-0 E F8 1B		
<b>Rocky Colavito, R</b> OBP: 0.379, SLG: 0.551 (1, 9)		0-0 6-3		0-0 1B 1B	0-0 1B PB 2-H 1B		0-0 F8		
<b>Jim Hegan, R</b> OBP: 0.345, SLG: 0.381 (1, 2)		0-0 F7		0-0 1B 1B	0-0 F4		0-0 E6 G4-3		
<b>George Strickland, R</b> OBP: 0.331, SLG: 0.320 (1, 6)		0-0 F2		0-0 1B 1B	0-0 6-3		0-0 G4-3		
<b>Bob Lemon, L</b> OBP: 0.295, SLG: 0.394 (1, 1)			0-0 F5	0-0 F4		0-3 K		0-0 1B	

AB	R	H	RBI	BB	SO	LOB
5	1	2	1	0	0	1
3	0	1	0	2	0	1
4	0	1	0	1	0	5
4	1	0	0	0	0	3
3	1	2	0	0	0	1
4	1	2	1	0	0	1
4	1	1	1	0	0	2
4	0	1	1	0	0	3
4	0	1	0	0	1	2

**BOTTOM**

**Kansas City Athletics @ Cleveland Indians**  
Cleveland Municipal Stadium, Cleveland, OH

<b>AB</b>	<b>35</b>
<b>R</b>	<b>5</b>
<b>H</b>	<b>11</b>
<b>RBI</b>	<b>4</b>
<b>BB</b>	<b>3</b>
<b>SO</b>	<b>1</b>
<b>LOB</b>	<b>19</b>



WP: 0	PA: 39
PB: 3	
SB: 2	
CS: 0	

PITCHER	IP	WLS	BF	H	R	ER	SO	BB	IBB	HBP	BLK	WP	HR	S	P	ERA	WHIP
<b>Wally Burnette, R</b> ERA: 4.35 (1, 1)	3.2	L	19	7	4	4	0	0	1	0	0	0	0	18	22	9.82	2.182
<b>Jack McMahan, L</b> ERA: 5.15 (4, 1)	3.1		16	3	1	1	1	2	0	0	0	0	0	16	24	2.70	1.500
<b>Lou Kretlow, R</b> ERA: 5.05 (8, 1)	1.0		4	1	0	0	0	0	0	0	0	0	0	4	4	0.00	1.000

Sun Aug 19 1956, 3:33 AM EDT  
Unknown

livebaseballscorecards.com

Batter	1	2	3	4	5	6	7	8	9	AB R H RBI BB SO LOB	TOP		
Vic Power, R (1, 4) OBP: 0.334, SLG: 0.433 Bobby Shantz, R (9, PR) OBP: 0.222, SLG: 0.188	0-0 G3	0-0 FC5-4			0-0 SH		0-0 3-1		0-0	4 0 1 0 0 0 2 0 0 0 0 0 0 0			
Al Pilarcik, L (1, 8) OBP: 0.315, SLG: 0.333	0-0 E4		0-3 K		0-0 SH5-4		0-0 1-3		0-3 K	4 0 0 0 0 2 1			
Lou Skizas, R (1, 9) OBP: 0.384, SLG: 0.470 Clete Boyer, R (9, PR) OBP: 0.269, SLG: 0.282	0-0 F9		0-0		0-0 SF8		4-0		0-0	3 0 2 1 1 0 1 0 0 0 0 0 0 0			
Eddie Robinson, L (1, 3) OBP: 0.290, SLG: 0.345 Jim Finigan, R (9, PH) OBP: 0.309, SLG: 0.301	4-0 BB		0-0 G4-6-3		0-0 F6		0-0 F8		0-3 K	3 0 0 0 1 0 3 1 0 0 0 0 1 2			
Hal Smith, R (1, 2) OBP: 0.312, SLG: 0.363	0-0 4-3			0-0 FC4-5		0-3 K		0-0 6-3	0-0 F3	5 0 1 0 0 1 4			
Gus Zernial, R (1, 7) OBP: 0.306, SLG: 0.422 Johnny Groth, R (6, PR) OBP: 0.317, SLG: 0.391		0-0 E		0-0 FC4-5		4-0 1B		0-0 E		2 0 1 0 1 0 1 1 0 1 0 0 0 0			
Hector Lopez, R (1, 5) OBP: 0.354, SLG: 0.438		0-0 E6		0-0 F7		0-0 F6		0-0 5-3		4 0 0 0 0 0 4			
Joe Demaestri, R (1, 6) OBP: 0.277, SLG: 0.328		0-3 K		0-0 F3		0-0 1B		0-3 K		4 0 1 0 0 2 4			
Art Ditmar, R (1, 1) OBP: 0.176, SLG: 0.153		0-3 K			0-0 SH5-4		0-0 L6		0-0 F5	4 1 1 0 0 1 6			
<b>Inning Stats</b>	R: 0 H: 0 E: 1 LOB: 2 K: 0 BB: 1 S: 4 P: 8	R: 0 H: 1 E: 1 LOB: 2 K: 2 BB: 0 S: 9 P: 9	R: 0 H: 1 E: 0 LOB: 0 K: 1 BB: 0 S: 5 P: 5	R: 0 H: 1 E: 0 LOB: 1 K: 0 BB: 0 S: 4 P: 4	R: 1 H: 1 E: 0 LOB: 1 K: 0 BB: 0 S: 5 P: 5	R: 0 H: 1 E: 0 LOB: 2 K: 1 BB: 1 S: 6 P: 10	R: 0 H: 0 E: 0 LOB: 1 K: 0 BB: 1 S: 3 P: 7	R: 0 H: 1 E: 1 LOB: 2 K: 1 BB: 0 S: 7 P: 7	R: 0 H: 2 E: 0 LOB: 2 K: 2 BB: 0 S: 9 P: 9	1B: 7 SF: 1 2B: 1 SAC: 2 3B: 0 DP: 1 HR: 0 HBP: 0	WP: 0 PA: 41 PB: 0 SB: 2 CS: 0		
<b>PITCHER</b>	IP WLS BF H R ER SO BB IBB HBP BLK WP HR S P ERA WHIP											<b>PITCHER</b>	IP WLS BF H R ER SO BB IBB HBP BLK WP HR S P ERA WHIP
Mike Garcia, R (1, 1) ERA: 3.92	8.1 W 39 8 1 1 6 3 0 0 0 0 0 0 48 60 1.08 1.320												
Don Mossi, L (9, 1) ERA: 3.98	0.2 S 2 0 0 0 1 0 0 0 0 0 0 0 4 4 0.00 0.000												

Kansas City Athletics @ Cleveland Indians  
Cleveland Municipal Stadium, Cleveland, OH

AB	35
R	1
H	8
RBI	1
BB	3
SO	7
LOB	28



Sun Aug 19 1956, 3:38 AM EDT  
Att: 10,319 - Unknown

livebaseballscorecards.com

Batter	1	2	3	4	5	6	7	8	9	AB	R	H	RBI	BB	SO	LOB
<b>Bobby Avila, R</b> OBP: 0.349, SLG: 0.324 (1, 4) S S	0-3 K			0-0 F7	0-0 6-3			0-0 F8		4	0	0	0	0	1	1
<b>Gene Woodling, L</b> OBP: 0.416, SLG: 0.432 (1, 7) X	0-0 4-3			0-0 L6				0-0 3-1		4	0	0	0	0	0	0
<b>Al Smith, R</b> OBP: 0.382, SLG: 0.458 (1, 8) X	0-0 5-3			0-0 1B 1B				0-0 E5 1B 1B		4	1	1	0	0	0	0
<b>Al Rosen, R</b> OBP: 0.385, SLG: 0.471 (1, 5) X		0-0 F2		0-0 1-2 1B				0-0 1B 1-2 1B		4	0	2	0	0	0	0
<b>Preston Ward, L</b> OBP: 0.379, SLG: 0.481 (1, 3) X		0-0 1-3		0-0 G3				0-0 1-3 2-H 1B		3	0	1	1	1	0	2
<b>Rocky Colavito, R</b> OBP: 0.372, SLG: 0.540 (1, 9) S S		0-3 K			0-0 E7 F8 1B			0-0 FC1-6 1B 1-2f		4	1	0	0	0	1	3
<b>Hal Naragon, L</b> OBP: 0.390, SLG: 0.447 (1, 2) <b>Jim Hegan, R</b> OBP: 0.341, SLG: 0.376 (3, 2) X			0-0 5-3		0-0 F8 2-3			0-3 K		0	0	0	0	0	0	0
<b>Chico Carrasquel, R</b> OBP: 0.326, SLG: 0.320 (1, 6) S S			0-3 K		0-0 SH2-5-4 1B 3-H			0-0 FC6-4 1B 1-2		3	0	2	1	0	1	0
<b>Mike Garcia, R</b> OBP: 0.157, SLG: 0.130 (1, 1) <b>Don Mossi, L</b> OBP: 0.200, SLG: 0.222 (9, 1) X			0-0 F8		0-0 SH2-5-4 1-2			0-0 FC6-4 1-2f		2	0	0	0	0	0	2

Inning Stats	R: 0	H: 0	E: 0	K: 1	S: 5	R: 0	H: 0	E: 0	K: 1	S: 5	R: 0	H: 2	E: 0	K: 0	S: 5	R: 1	H: 1	E: 1	K: 0	S: 5	R: 0	H: 0	E: 0	K: 1	S: 3	R: 0	H: 1	E: 0	K: 1	S: 6	R: 1	H: 2	E: 1	K: 0	S: 6	
	0	0	0	1	5	0	0	0	1	5	0	2	0	0	5	1	1	1	0	0	5	0	0	0	0	3	0	1	0	1	10	1	2	1	0	6

PITCHER	IP	WLS	BF	H	R	ER	SO	BB	IBB	HBP	BLK	WP	HR	S	P	ERA	WHIP	PITCHER	IP	WLS	BF	H	R	ER	SO	BB	IBB	HBP	BLK	WP	HR	S	P	ERA	WHIP	
<b>Art Ditmar, R</b> ERA: 4.35 (1, 1)	8.0	L	33	6	2	0	4	1	0	0	0	0	0	40	44	0.00	0.875																			

**BOTTOM**

**Kansas City Athletics @ Cleveland Indians**  
Cleveland Municipal Stadium, Cleveland, OH

Sun Aug 19 1956, 3:38 AM EDT  
Att. 10,319 - Unknown

AB	31
R	2
H	6
RBI	2
BB	1
SO	4
LOB	10



1B: 6	SF: 0	WP: 0	PA: 33
2B: 0	SAC: 1	PB: 0	
3B: 0	DP: 0	SB: 0	
HR: 0	HBP: 0	CS: 0	

Batter	1	2	3	4	5	6	7	8	9	AB R H RBI BB SO LOB	TOP												
Vic Power, R OBP: 0.332, SLG: 0.430 (1, 3) X	0-0 FC5-4 1B	0-0 FC5 2-3f			0-0 F8	0-0 F6			0-0 6-3	5 0 1 0 0 0 5													
Hector Lopez, R OBP: 0.354, SLG: 0.445 (1, 5) X	0-0 FC5-4 2B 1-2f 6-3		0-0 L8		0-3 K			0-0 HR	0-0 1B	5 2 2 1 0 1 1													
Hal Smith, R OBP: 0.310, SLG: 0.364 (1, 2) X	0-0 2B 1-3		0-0 L3		0-0 F9			0-0 F9	0-0 F4 1-2	0 0 0 0 0 0 0													
Lou Skizas, R OBP: 0.375, SLG: 0.458 (1, 9) X	0-0 6-3 2-3 3-H		0-0 6-3			0-0 F9		0-0 F7		4 0 0 1 0 0 1													
Johnny Groth, R OBP: 0.315, SLG: 0.388 (1, 7) S S S	0-3 K			0-0 FC4-6 1B		0-0 E6 FC5-4 1B BB		0-0 L8		4 1 1 0 0 1 1													
Al Pilarcik, L OBP: 0.314, SLG: 0.327 (1, 8) X		0-0 3-1		0-0 FC4-6 1-2f S		4-0 FC5-4 1-2 BB		0-0 4-3		3 0 0 0 1 0 1													
Joe Demaestri, R OBP: 0.277, SLG: 0.327 (1, 6) X		0-0 FC5 1B 1B		0-0 F6 1-2		0-0 FC5-4 1B 1-2f 2-3 BB		0-0 F9		4 0 1 0 0 0 3													
Clete Boyer, R OBP: 0.281, SLG: 0.288 (1, 4) X		0-0 1B		4-0 BB BB BB		4-0 1B 1-2 BB		0-0 5-3		1 0 1 0 1 0 0 0 0 0 0 1 0 0 1 0 0 0 0 0 0													
Gus Zernial, R OBP: 0.308, SLG: 0.422 (6, PH)		0-0 1B																					
Jim Finigan, R OBP: 0.308, SLG: 0.300 (6, 4) X		1-2 1B		0-3 K BB		0-0 K 1-2 2-3 3-H 1B			0-0 6-3	1 0 0 0 0 1 2 1 0 0 0 0 1 2 1 0 1 1 0 0 0 1 0 0 0 0 0 0 0 0 0 0 0 0 0													
Alex Kellner, R OBP: 0.265, SLG: 0.194 (1, 1)																							
Bobby Shantz, R OBP: 0.211, SLG: 0.176 (3, 1)																							
Enos Slaughter, L OBP: 0.387, SLG: 0.400 (6, PH)																							
Tom Gorman, R OBP: 0.133, SLG: 0.037 (6, 1)																							
Art Ditmar, R OBP: 0.176, SLG: 0.153 (9, 1)																							
<b>Inning Stats</b>	R: 1 E: 0 K: 1 S: 7	H: 2 LOB: 1 BB: 0 P: 7	R: 0 E: 0 K: 1 S: 7	H: 2 LOB: 2 BB: 0 P: 7	R: 0 E: 0 K: 0 S: 3	H: 0 LOB: 0 BB: 0 P: 3	R: 0 E: 0 K: 1 S: 6	H: 1 LOB: 2 BB: 1 P: 10	R: 0 E: 0 K: 1 S: 5	H: 0 LOB: 0 BB: 0 P: 5	R: 1 E: 1 K: 0 S: 5	H: 1 LOB: 3 BB: 2 P: 13	R: 1 E: 0 K: 0 S: 4	H: 1 LOB: 0 BB: 0 P: 4	R: 0 E: 0 K: 0 S: 3	H: 0 LOB: 0 BB: 0 P: 3	R: 0 E: 0 K: 0 S: 4	H: 1 LOB: 1 BB: 0 P: 4	1B: 6 2B: 1 3B: 0 HR: 1	SF: 0 SAC: 0 DP: 0 HBP: 0	WP: 0 PB: 0 SB: 2 CS: 0	PA: 39	
<b>PITCHER</b> Bill Wight, L ERA: 4.47 George Zuverink, R ERA: 3.84	IP 7.0 2.0	WLS 32 W	BF 32 7	H 7 1	R 3 0	ER 2 0	SO 4 0	BB 3 0	IBB 0 0	HBP 0 0	BLK 0 0	WP 0 0	HR 1 0	S 37 7	P 49 7	ERA 2.57 0.00	WHIP 1.429 0.500						

**Kansas City Athletics @ Baltimore Orioles**  
 Memorial Stadium, Baltimore, MD  
 Tue Aug 21 1956, 3:33 AM EDT  
 Att. 7,336 - Unknown

livebaseballscorecards.com

**AB** 31  
**R** 3  
**H** 7  
**RBI** 3  
**BB** 3  
**SO** 4  
**LOB** 16



Batter	1	2	3	4	5	6	7	8	9	AB	R	H	RBI	BB	SO	LOB
Dick Williams, R OBP: 0.335, SLG: 0.484 (1, 8)	0-0 F7		0-0 1-3		0-0 2B		0-0 SH1-3		4-0 1B IBB	3	0	1	1	1	0	0
Bob Boyd, L OBP: 0.418, SLG: 0.480 (1, 3)	0-0 1B 3B		0-0 4-3		0-0 6-3		0-0 1B		0-0 1B	5	1	3	2	0	0	1
George Kell, R OBP: 0.363, SLG: 0.433 (1, 5)	0-0 G1-4-3 1B			4-0 FC1-5 1B BB	0-0 4-3		0-0 F2			3	0	1	1	1	0	2
Bob Nieman, R OBP: 0.435, SLG: 0.520 (1, 7)	0-0 G1-4-3			0-0 FC1-5 1B		4-0 1B FC6-2 BB	0-0 L6			3	0	1	0	1	0	2
Gus Triandos, R OBP: 0.352, SLG: 0.429 (1, 2)		0-0 F9		0-0 FC1-5		0-0 FC6-2 1B		4-0 G6-4-3 BB		3	0	1	0	1	0	2
Mike Fornieles, R OBP: 0.160, SLG: 0.240 (8, PR)				1-2 2-3f		1-2 G3-2-3 1B				0	0	0	0	0	0	0
Tom Gastall, R OBP: 0.231, SLG: 0.208 (9, 2)										0	0	0	0	0	0	0
Tito Francona, L OBP: 0.333, SLG: 0.381 (1, 9)		0-0 6-3		0-0 F7		0-0 FC6-2 1B		0-0 F8		4	0	1	0	0	0	3
Billy Gardner, R OBP: 0.287, SLG: 0.348 (1, 4) (7, 6)		4-0 BB		0-0 G1		0-0 FC6-2		0-0 G6-4-3		3	0	0	0	1	0	6
Willy Miranda, S OBP: 0.285, SLG: 0.288 (1, 6)		0-0 F4			0-0 2B 3B		0-0 G3-2-3		4-0 SH3-4 1B BB	2	1	1	0	0	0	1
Joe Frazier, L OBP: 0.343, SLG: 0.368 (6, PH)										1	0	0	0	0	0	3
Grady Hatton, L OBP: 0.319, SLG: 0.250 (7, 4)										0	1	0	0	1	0	0
Bill Wight, L OBP: 0.208, SLG: 0.191 (1, 1)			0-3 K		0-3 K				0-0 SH3-4 1B 1B	2	0	0	0	0	2	1
Wayne Causey, L OBP: 0.234, SLG: 0.241 (7, PH)										1	1	1	0	0	0	0
George Zuverink, R OBP: 0.167, SLG: 0.118 (8, 1)										0	0	0	0	0	0	0
Joe Ginsberg, L OBP: 0.321, SLG: 0.311 (9, PH)										0	0	0	0	0	0	0

Inning Stats	R: 1	H: 2	E: 0	LOB: 0	K: 0	BB: 0	S: 4	P: 4	R: 0	H: 0	E: 0	LOB: 1	K: 0	BB: 1	S: 3	P: 7	R: 0	H: 0	E: 0	LOB: 0	K: 1	BB: 0	S: 5	P: 5	R: 0	H: 1	E: 0	LOB: 2	K: 0	BB: 1	S: 4	P: 8	R: 1	H: 2	E: 0	LOB: 1	K: 1	BB: 0	S: 7	P: 7	R: 0	H: 2	E: 0	LOB: 2	K: 0	BB: 1	S: 4	P: 8	R: 1	H: 2	E: 0	LOB: 1	K: 0	BB: 0	S: 5	P: 5	R: 0	H: 0	E: 0	LOB: 1	K: 0	BB: 1	S: 2	P: 6	R: 1	H: 1	E: 0	LOB: 2	K: 0	BB: 2	S: 2	P: 10	1B: 7	SF: 0	2B: 1	SAC: 2	3B: 2	DP: 3	HR: 0	HBP: 0	WP: 0	PA: 38
PITCHER	IP	WLS	BF	H	R	ER	SO	BB	IBB	HBP	BLK	WP	HR	S	P	ERA	WHIP																																																																	
Alex Kellner, L ERA: 4.04 (1, 1)	2.0		8	2	1	1	0	1	0	0	0	0	0	7	11	4.50	1.500																																																																	
Bobby Shantz, L ERA: 4.74 (3, 1)	3.0		13	3	1	1	2	1	0	0	0	0	0	16	20	3.00	1.333																																																																	
Tom Gorman, R ERA: 4.39 (6, 1)	3.1	L	15	4	2	2	0	3	0	0	0	0	0	12	24	5.40	2.100																																																																	
Art Ditmar, R ERA: 4.35 (9, 1)	0.0		2	1	0	0	0	0	1	0	0	0	0	1	5	∞	∞																																																																	

BOTTOM

Kansas City Athletics @ Baltimore Orioles  
Memorial Stadium, Baltimore, MD  
Tue Aug 21 1956, 3:33 AM EDT  
Att. 7,336 - Unknown

livebaseballscorecards.com


AB	30
R	4
H	10
RBI	4
BB	6
SO	2
LOB	21



Batter	1	2	3	4	5	6	7	8	9	AB R H RBI BB SO LOB	TOP											
Vic Power, R OBP: 0.334, SLG: 0.427 (1, 3) X	0-0 L9 ① X	0-0 F2 ③		0-0 6-3 ③			0-0 6-3 ② X			4 0 0 0 0 0 2	<b>Kansas City Athletics @ Washington Senators</b> <b>Griffith Stadium, Washington, DC</b> Thu Aug 23 1956, 3:33 AM EDT Att: 11,755 - Unknown											
Hector Lopez, R OBP: 0.352, SLG: 0.442 (1, 5) X	0-0 5-3 ②		0-0 FC6-4 E E 1B			0-0 F9 ① X	0-0 F8 ③ X			4 1 1 0 0 0 0												
Lou Skizas, R OBP: 0.364, SLG: 0.448 (1, 7) X	0-0 L1 ③		0-0 E3 FC6-4 1-2			0-0 6-3 ② X		0-0 5-3 ① X		4 0 0 0 0 0 1												
Harry Simpson, L OBP: 0.334, SLG: 0.484 (1, 9)		0-0 1-3 ① X	0-0 FC6-4 1-3 1-2f 2-3 E			0-0 6-3 ③ X		0-0 F8 ② X		4 0 0 0 0 0 2												
Hal Smith, R OBP: 0.311, SLG: 0.360 (1, 2)		0-0 2B 2B 1B	0-0 E4 1-3 1-2 3-H			0-0 6-3 ① X		0-0 F7 ③ X		4 1 1 1 0 0 1												
Al Pilarcik, L OBP: 0.315, SLG: 0.335 (1, 8)		0-0 2B 1-3 2B	0-0 1-3 1-2 2-3			0-0 F6 ② X		0-0 4-3 ① X		4 1 1 0 0 0 2												
Joe Demaestri, R OBP: 0.279, SLG: 0.331 (1, 6)		0-0 SH5-3 2-H 3-H 2B	0-0 F9 ③			0-0 FC5-4 1B		0-3 K ②	SS	4 0 2 2 0 1 2												
Clete Boyer, R OBP: 0.289, SLG: 0.284 Enos Slaughter, L OBP: 0.384, SLG: 0.396 (1, 4) (9, PH)		4-0 SH5-3 BB		0-0 F8 ① X		0-0 FC5-4 1-2f		0-0 1-3 ③ X		2 0 0 0 1 0 1 1 0 0 0 0 0 0												
Jack Crimian, R OBP: 0.368, SLG: 0.294 Johnny Groth, R OBP: 0.316, SLG: 0.402 Bobby Shantz, R OBP: 0.211, SLG: 0.176 (1, 1) (7, PH) (7, 1)		0-0 SH5-3 1-2 2-3		0-3 K ②			0-0 F3 ① X			1 0 0 0 0 1 0 1 0 0 0 0 0 0 0 0 0 0 0 0 0												
<b>Inning Stats</b>	R: 0 E: 0 K: 0 S: 3	H: 0 LOB: 0 BB: 0 P: 3	R: 2 E: 0 K: 0 S: 6	H: 3 LOB: 2 BB: 1 P: 10	R: 1 E: 2 K: 0 S: 6	H: 1 LOB: 2 BB: 0 P: 6	R: 0 E: 0 K: 1 S: 5	H: 0 LOB: 0 BB: 0 P: 5	R: 0 E: 0 K: 0 S: 3	H: 0 LOB: 0 BB: 0 P: 3	R: 0 E: 0 K: 0 S: 4	H: 1 LOB: 1 BB: 0 P: 4	R: 0 E: 0 K: 0 S: 3	H: 0 LOB: 0 BB: 0 P: 3	R: 0 E: 0 K: 1 S: 5	H: 0 LOB: 0 BB: 0 P: 5	1B: 3 2B: 2 3B: 0 HR: 0	SF: 0 SAC: 1 DP: 0 HBP: 0	WP: 0 PB: 0 SB: 0 CS: 0	PA: 35		
<b>PITCHER</b> Chuck Stobbs, L ERA: 3.65 (1, 1)	IP 9.0	WLS W	BF 35	H 5	R 3	ER 2	SO 2	BB 1	IBB 0	HBP 0	BLK 0	WP 0	HR 0	S 38	P 42	ERA 2.00	WHIP 0.667					<b>PITCHER</b> IP WLS BF H R ER SO BB IBB HBP BLK WP HR S P ERA WHIP

livebaseballscorecards.com

<b>AB</b>	<b>33</b>
<b>R</b>	<b>3</b>
<b>H</b>	<b>5</b>
<b>RBI</b>	<b>3</b>
<b>BB</b>	<b>1</b>
<b>SO</b>	<b>2</b>
<b>LOB</b>	<b>11</b>





Batter	1	2	3	4	5	6	7	8	9	AB	R	H	RBI	BB	SO	LOB
--------	---	---	---	---	---	---	---	---	---	----	---	---	-----	----	----	-----

Eddie Yost, R OBP: 0.441, SLG: 0.376 (1, 5)	0-3 K ① X	0-0 G6-4-3 ② ③ 1-2f			0-0 G3 ① 2-3		0-0 F3 ①			4	0	0	0	0	1	3
Whitey Herzog, L OBP: 0.313, SLG: 0.370 (1, 8)	0-0 1B 2B		0-0 G1 ①		0-0 FC2-5-4-3 1B ② 3-H		0-0 F7 ②			4	1	2	1	0	0	0
Pete Runnels, L OBP: 0.371, SLG: 0.422 (1, 3)	0-0 1B 2-H		0-0 F7 ②		0-0 FC2-5-4-3 HR ② 1-3		0-0 4-3 ③			4	1	1	1	0	0	1
Roy Sievers, R OBP: 0.375, SLG: 0.492 (1, 7)	0-0 F2 ②		0-0 1B ③		0-0 HR ③ 2-H			0-0 5-3 ①		4	1	2	2	0	0	1
Jim Lemon, R OBP: 0.354, SLG: 0.505 (1, 9)	0-0 F9 ③		0-0 F3 ③		0-0 F9 ③			0-0 P5 ②		4	0	0	0	0	0	2
Herb Plews, L OBP: 0.368, SLG: 0.354 (1, 4)		0-0 1B BB FC6-4 1B		0-0 E4 G4-6-3		4-0 FC3-6 BB		0-3 K ③		3	1	1	0	1	1	0
Lou Berberet, L OBP: 0.421, SLG: 0.429 (1, 2)		4-0 FC6-4 1B BB 1-2		0-0 F8 ①		0-0 FC3-6 ① 1-2f				2	0	0	0	1	0	2
Jose Valdivielso, R OBP: 0.311, SLG: 0.320 (1, 6)		0-0 FC6-4 1B 1-2 2-3		0-0 G4-6-3 ② ③ 1-2f		0-3 K ② S				3	0	1	0	0	1	2
Chuck Stobbs, L OBP: 0.188, SLG: 0.209 (1, 1)		0-0 FC6-4 ① 1-2f 2-3 3-H			0-0 G3 1B 2B		0-0 L3 ③			3	1	1	1	0	0	3

Inning Stats	R: 1	H: 2	E: 0	K: 1	S: 7	R: 1	H: 2	E: 0	K: 0	S: 4	R: 0	H: 1	E: 0	K: 0	S: 4	R: 0	H: 0	E: 1	K: 0	S: 3	R: 3	H: 3	E: 0	K: 0	S: 6	R: 0	H: 0	E: 0	K: 1	S: 5	R: 0	H: 0	E: 0	K: 0	S: 3	R: 0	H: 0	E: 0	K: 1	S: 5	R: 0	H: 0	E: 0	K: 0	S: 3	1B: 5	SF: 0	2B: 2	SAC: 0	3B: 0	DP: 2	HR: 1	HBP: 0	WP: 0	PA: 33
--------------	------	------	------	------	------	------	------	------	------	------	------	------	------	------	------	------	------	------	------	------	------	------	------	------	------	------	------	------	------	------	------	------	------	------	------	------	------	------	------	------	------	------	------	------	------	-------	-------	-------	--------	-------	-------	-------	--------	-------	--------

PITCHER	IP	WLS	BF	H	R	ER	SO	BB	IBB	HBP	BLK	WP	HR	S	P	ERA	WHIP
Jack Crimian, R ERA: 5.92 (1, 1)	6.0	L	27	8	5	5	2	2	0	0	0	0	1	29	37	7.50	1.667
Bobby Shantz, L ERA: 4.63 (7, 1)	2.0		6	0	0	0	1	0	0	0	0	0	0	8	8	0.00	0.000

**BOTTOM**

**Kansas City Athletics @ Washington Senators**  
**Griffith Stadium, Washington, DC**  
 Thu Aug 23 1956, 3:33 AM EDT  
 Att. 11,755 - Unknown

livebaseballscorecards.com

<b>AB</b>	<b>31</b>
<b>R</b>	<b>5</b>
<b>H</b>	<b>8</b>
<b>RBI</b>	<b>5</b>
<b>BB</b>	<b>2</b>
<b>SO</b>	<b>3</b>
<b>LOB</b>	<b>14</b>



Batter	1	2	3	4	5	6	7	8	9	AB R H RBI BB SO LOB	TOP											
Vic Power, R (1, 3) OBP: 0.337, SLG: 0.432	0-0 HR 1B	0-0 FC5 BB 1B		0-0 F9			0-0 F8		0-0 SH5-4 HR 2B	5 2 3 1 0 0 1												
Hector Lopez, R (1, 5) OBP: 0.353, SLG: 0.440	0-3 K	4-0 3-H 1B			4-0 3B BB		0-3 K		0-0 SH5-4 2-3	2 1 0 0 2 2 1												
Lou Skizas, R (1, 7) OBP: 0.365, SLG: 0.482 Johnny Groth, R (9, 7) OBP: 0.316, SLG: 0.402	0-0 HR	0-0 FC5			0-0 P6		0-0 F7		0-0 HR	5 2 2 4 0 0 3 0 0 0 0 0 0 0												
Harry Simpson, L (1, 9) OBP: 0.337, SLG: 0.497	0-0 1B		0-0 4-3		0-0 SF9 3B			0-0 HR	0-3 K	5 2 3 2 0 1 0												
Hal Smith, R (1, 2) OBP: 0.309, SLG: 0.363	0-0 P6		0-0 P4		0-0 SF9			0-0 2B	0-0 E4	4 0 1 1 0 0 1												
Al Pilarcik, L (1, 8) OBP: 0.306, SLG: 0.325	0-0 1-3		0-0 F9		0-0 4-3			0-0 F2	0-0 F9	5 0 0 0 0 0 3												
Joe Demaestri, R (1, 6) OBP: 0.282, SLG: 0.329		0-0 4-3		4-0 SH5-3 BB		0-0 F5		4-0 FC6-4 BB		2 0 0 0 2 0 0												
Clete Boyer, R (1, 4) OBP: 0.290, SLG: 0.266		0-0 E S 1B		0-0 SH5-3 1-2		0-0 F5		0-0 P5		3 1 1 0 0 0 2												
Lou Kretlow, R (1, 1) OBP: 0.118, SLG: 0.032 Bobby Shantz, R (5, 1) OBP: 0.190, SLG: 0.158		0-3 K		0-3 K		0-0 L4		0-0 FC6-4		2 0 0 0 0 2 2 2 0 0 0 0 0 2												
<b>Inning Stats</b>	R: 2 E: 0 K: 1 S: 8	H: 3 LOB: 1 BB: 0 P: 8	R: 1 E: 0 K: 1 S: 7	H: 2 LOB: 2 BB: 1 P: 11	R: 0 E: 0 K: 0 S: 3	H: 0 LOB: 0 BB: 0 P: 3	R: 0 E: 0 K: 1 S: 5	H: 0 LOB: 1 BB: 1 P: 9	R: 2 E: 0 K: 0 S: 4	H: 1 LOB: 0 BB: 1 P: 8	R: 0 E: 0 K: 0 S: 3	H: 0 LOB: 0 BB: 0 P: 3	R: 0 E: 0 K: 1 S: 5	H: 0 LOB: 0 BB: 0 P: 5	R: 1 E: 0 K: 0 S: 5	H: 2 LOB: 2 BB: 1 P: 9	R: 2 E: 1 K: 1 S: 8	H: 2 LOB: 1 BB: 0 P: 8	1B: 4 2B: 2 3B: 1 HR: 3	SF: 1 SAC: 2 DP: 0 HBP: 0	WP: 0 PB: 0 SB: 1 CS: 0	PA: 42
<b>PITCHER</b>	IP WLS BF H R ER SO BB IBB HBP BLK WP HR S P ERA WHIP												<b>PITCHER</b>	IP WLS BF H R ER SO BB IBB HBP BLK WP HR S P ERA WHIP								
Pedro Ramos, R (1, 1) ERA: 4.7	5.0 L 24 6 5 5 3 3 0 0 0 0 0 1 27 39 9.00 1.800																					
Bud Byerly, R (6, 1) ERA: 3.13	2.0 6 0 0 0 1 0 0 0 0 0 0 0 8 8 0.00 0.000																					
Bunky Stewart, L (8, 1) ERA: 5.2	2.0 12 4 3 3 1 1 0 0 0 0 0 2 13 17 13.50 2.500																					

Kansas City Athletics @ Washington Senators  
Griffith Stadium, Washington, DC  
Fri Aug 24 1956, 3:33 AM EDT  
Att. 2,795 - Unknown

AB	35
R	8
H	10
RBI	8
BB	4
SO	5
LOB	15



WP: 0	PA: 42
PB: 0	
SB: 1	
CS: 0	

ERA	WHIP

BOTTOM

Kansas City Athletics @ Washington Senators  
Griffith Stadium, Washington, DC

AB 35  
R 4  
H 8  
RBI 4  
BB 7  
SO 7  
LOB 24



WP: 0 PA: 43  
PB: 0  
SB: 0  
CS: 0

Fri Aug 24 1956, 3:33 AM EDT  
Att. 2,795 - Unknown


livebaseballscorecards.com

AB	R	H	RBI	BB	SO	LOB
4	0	0	0	1	1	2
4	0	0	0	0	2	5
1	0	1	0	0	0	0
3	1	2	0	2	0	1
4	1	0	0	1	0	4
5	1	2	1	0	0	1
4	0	0	0	1	2	4
5	1	0	0	0	1	4
2	0	2	2	2	0	0
1	0	1	1	0	0	0
1	0	0	0	0	1	1
0	0	0	0	0	0	0
1	0	0	0	0	0	2
0	0	0	0	0	0	0

Batter	1	2	3	4	5	6	7	8	9
Eddie Yost, R OBP: 0.439, SLG: 0.372 (1, 5)	0-0 6-3	0-0 E6		4-0 BB		0-0 F8		0-3 K	
Whitey Herzog, L OBP: 0.310, SLG: 0.365 Karl Olson, R OBP: 0.317, SLG: 0.341 (8, PH) (9, 8)	0-0 F8	0-3 K		0-0 F9		0-3 K		0-0 4-3 2B	
Pete Runnels, L OBP: 0.375, SLG: 0.424 (1, 3)	0-0 1B		4-0 FC3-6 BB		4-0 2B BB	0-0 1B		0-0 4-3 2-3	
Roy Sievers, R OBP: 0.374, SLG: 0.487 (1, 7)	0-0 5-3		0-0 P4		4-0 2B 2B BB	0-0 L7		0-0 6-3	
Clint Courtney, L OBP: 0.383, SLG: 0.460 (1, 2)		0-0 FC4-6 1B	0-0 FC3-6		0-0 2B 2B		0-0 F2	0-0 3-1	
Jim Lemon, R OBP: 0.352, SLG: 0.500 (1, 9)		0-3 K	0-0 F8		0-3 K		4-0 BB BB	0-0 F3	
Herb Plews, L OBP: 0.356, SLG: 0.341 (1, 4)		0-0 FC4-6 1B 1-2f		0-0 F5	0-3 K		0-0 P5	0-0 F9	
Jose Valdivielso, R OBP: 0.323, SLG: 0.332 (1, 6)		0-0 E 1B 1-2		4-0 SH3 BB	0-0 2B		4-0 1-2 BB		
Pedro Ramos, S OBP: 0.250, SLG: 0.310 Lou Berberet, L OBP: 0.419, SLG: 0.426 (5, PH) Bud Byerly, R OBP: 0.143, SLG: 0.143 (6, 1) Ed Fitz Gerald, R OBP: 0.411, SLG: 0.430 (7, PH) Bunky Stewart, L OBP: 0.231, SLG: 0.231 (8, 1)		0-0 E 1B 1-2 2-H		0-0 SH3	0-3 K2-3		0-0 F8		

Inning Stats	R: 0	H: 1	E: 0	LOB: 1	K: 0	BB: 0	S: 4	P: 4
	R: 1	H: 3	E: 1	LOB: 3	K: 2	BB: 0	S: 11	P: 11
	R: 0	H: 0	E: 0	LOB: 1	K: 0	BB: 1	S: 3	P: 7
	R: 0	H: 0	E: 0	LOB: 2	K: 0	BB: 2	S: 3	P: 11
	R: 3	H: 2	E: 0	LOB: 1	K: 3	BB: 2	S: 11	P: 19
	R: 0	H: 1	E: 0	LOB: 1	K: 1	BB: 0	S: 6	P: 6
	R: 0	H: 0	E: 0	LOB: 2	K: 0	BB: 2	S: 3	P: 11
	R: 0	H: 1	E: 0	LOB: 1	K: 1	BB: 0	S: 6	P: 6
	R: 0	H: 0	E: 0	LOB: 0	K: 0	BB: 0	S: 3	P: 3

PITCHER	IP	WLS	BF	H	R	ER	SO	BB	IBB	HBP	BLK	WP	HR	S	P	ERA	WHIP
Lou Kretlow, R ERA: 5.16 (1, 1)	4.2		26	6	4	4	4	5	0	0	0	0	0	29	49	7.71	2.357
Bobby Shantz, L ERA: 4.4 (5, 1)	4.1	W	17	2	0	0	3	2	0	0	0	0	0	21	29	0.00	0.923

Batter	1	2	3	4	5	6	7	8	9	AB R H RBI BB SO LOB	TOP											
Vic Power, R (1, 3) OBP: 0.338, SLG: 0.432	0-0 6-3		0-0 FC6-4		0-0 6-3		0-0 FC1-6		0-0 F8	5 1 2 0 0 0 1	<b>Kansas City Athletics @ Washington Senators</b> <b>Griffith Stadium, Washington, DC</b> Sat Aug 25 1956, 3:33 AM EDT Att. 2,352 - Unknown											
Hector Lopez, R (1, 5) OBP: 0.355, SLG: 0.441	4-0 CS BB		0-0 1-2		0-0 1-2		0-0 1-2		0-0 6-3	4 1 2 0 1 0 1												
Lou Skizas, R (1, 7) OBP: 0.362, SLG: 0.477	0-0 F9		0-0 P4		0-0 6-3		0-0 1-2			4 0 1 0 0 0 4												
Harry Simpson, L (1, 9) OBP: 0.340, SLG: 0.503		0-0 G3 SF8		0-0 2B		0-0 2-H 3-H		0-0 F5		4 2 3 2 0 0 2												
Hal Smith, R (1, 2) OBP: 0.308, SLG: 0.365		0-0 G3		0-0 1-3 2-H		0-3 K		0-0 P3		4 0 1 1 0 1 2												
Al Pilarcik, L (1, 8) OBP: 0.306, SLG: 0.321		4-0 SF8 BB		0-0 1-3		0-3 K		0-3 K		2 0 0 0 1 1 1												
Johnny Groth, R (6, 8) OBP: 0.314, SLG: 0.400				0-0 2-3						1 0 0 0 0 1 0												
Joe Demaestri, R (1, 6) OBP: 0.281, SLG: 0.329		0-0 SF8		0-3 K		0-0 5-3		0-0 1B		3 0 1 1 0 1 1												
Clete Boyer, R (1, 4) OBP: 0.284, SLG: 0.279		0-0 3-H		0-0 P6		0-0 F7		0-0 P5		3 0 0 0 0 0 2												
Enos Slaughter, L (8, PH) OBP: 0.382, SLG: 0.395		0-0 6-3								1 0 0 0 0 0 1												
Jim Finigan, R (8, 4) OBP: 0.308, SLG: 0.300										0 0 0 0 0 0 0												
Art Diltmar, R (1, 1) OBP: 0.187, SLG: 0.164			0-0 FC6-4		0-0 F5		0-0 G3		0-3 K	1 0 1 0 0 0 0												
Gus Zernial, R (5, PH) OBP: 0.307, SLG: 0.420										1 0 0 0 0 0 0												
Troy Herriage, R (5, 1) OBP: 0.193, SLG: 0.125										0 0 0 0 0 0 0												
Eddie Robinson, L (7, PH) OBP: 0.293, SLG: 0.343										1 0 0 0 0 0 0												
Jack McMahan, R (7, 1) OBP: 0.293, SLG: 0.343										0 0 0 0 0 0 0												
Tim Thompson, L (8, PH) OBP: 0.337, SLG: 0.371										1 0 0 0 0 1 0												
<b>Inning Stats</b>	R: 0 E: 0 K: 0 S: 2	H: 0 LOB: 0 BB: 1 P: 6	R: 1 E: 0 K: 0 S: 4	H: 1 LOB: 1 BB: 1 P: 8	R: 0 E: 0 K: 0 S: 4	H: 2 LOB: 1 BB: 0 P: 4	R: 1 E: 0 K: 1 S: 7	H: 2 LOB: 1 BB: 0 P: 7	R: 2 E: 0 K: 1 S: 8	H: 3 LOB: 1 BB: 0 P: 8	R: 0 E: 0 K: 1 S: 5	H: 0 LOB: 0 BB: 0 P: 5	R: 0 E: 0 K: 0 S: 5	H: 2 LOB: 2 BB: 0 P: 5	R: 0 E: 0 K: 1 S: 6	H: 1 LOB: 1 BB: 0 P: 6	R: 0 E: 0 K: 1 S: 5	H: 0 LOB: 0 BB: 0 P: 5	1B: 8 2B: 3 3B: 0 HR: 0	SF: 1 SAC: 0 DP: 0 HBP: 0	WP: 0 PB: 0 SB: 0 CS: 1	PA: 38
<b>PITCHER</b> Camilo Pascual, R (1, 1) ERA: 5.77	IP: 9.0 WLS: W BF: 38 H: 11 R: 4 ER: 4 SO: 5 BB: 2 IBB: 0 HBP: 0 BLK: 0 WP: 0 HR: 0 S: 46 P: 54 ERA: 4.00 WHIP: 1.444											<b>PITCHER</b>	IP: WLS: BF: H: R: ER: SO: BB: IBB: HBP: BLK: WP: HR: S: P: ERA: WHIP:									

livebaseballscorecards.com


<b>AB</b>	35
<b>R</b>	4
<b>H</b>	11
<b>RBI</b>	4
<b>BB</b>	2
<b>SO</b>	5
<b>LOB</b>	15



Batter	1	2	3	4	5	6	7	8	9	AB R H RBI BB SO LOB	TOP																					
Vic Power, R OBP: 0.337, SLG: 0.433 (1, 4)	0-0 F8	0-0 FC6-4			0-0 F3			0-0 2B		4 0 1 0 0 0 2	<b>Kansas City Athletics @ Boston Red Sox</b> Fenway Park, Boston, MA Sun Aug 26 1956, 3:33 AM EDT Unknown <a href="http://livebaseballscorecards.com">livebaseballscorecards.com</a>																					
Hal Smith, R OBP: 0.311, SLG: 0.367 (1, 2)	0-0 1B		0-0 1B		0-3 K2-3			0-0 6-3		4 0 2 0 0 1 1																						
Gus Zernial, R OBP: 0.313, SLG: 0.423 Al Pilarcik, L OBP: 0.306, SLG: 0.321 (1, 7) (8, PR) (8, 8)	0-3 K		0-0 1B		0-0 1B			4-0 BB		3 0 2 0 1 1 1 0 0 0 0 0 0 0																						
Harry Simpson, L OBP: 0.337, SLG: 0.499 (1, 3)	0-0 F9		0-0 1B		0-0 F5			0-0 G4-6-3		4 0 0 0 0 0 6																						
Lou Skizas, R OBP: 0.365, SLG: 0.474 (1, 9)		4-0 BB	0-0 F9		0-0 1B			0-0 L7		3 0 1 0 1 0 1																						
Hector Lopez, R OBP: 0.354, SLG: 0.439 (1, 5)		0-3 K		0-0 5-3		0-0 G1-4-3		0-0 1B		4 0 1 0 0 1 3																						
Johnny Groth, R OBP: 0.314, SLG: 0.399 (1, 8) (8, 7) Eddie Robinson, L OBP: 0.291, SLG: 0.341 (9, PH)		0-0 HBP 1B		0-3 K		0-0 4-3		0-0 F8		3 1 1 0 0 1 0 1 0 0 0 0 0 1																						
Joe Demaestri, R OBP: 0.283, SLG: 0.329 Mike Baxes, R OBP: 0.333, SLG: 0.253 (1, 6) (2, PR) (2, 6)		1-0 1B HBP		0-0 F9		0-0 4-3		0-0 1-3		0 0 0 0 0 0 0 3 0 0 0 0 0 1																						
Tom Gorman, R OBP: 0.152, SLG: 0.067 Bobby Shantz, R OBP: 0.190, SLG: 0.158 (1, 1) (7, 1)		0-0 FC6-4 1B		0-0 4-3		0-3 K				3 0 1 1 0 1 0 0 0 0 0 0 0 0																						
<b>Inning Stats</b>	R: 0 E: 0 K: 1 S: 6	H: 1 LOB: 1 BB: 0 P: 6	R: 1 E: 0 K: 1 S: 6	H: 2 LOB: 2 BB: 1 P: 11	R: 0 E: 0 K: 0 S: 4	H: 2 LOB: 1 BB: 0 P: 4	R: 0 E: 0 K: 1 S: 5	H: 0 LOB: 0 BB: 0 P: 5	R: 0 E: 0 K: 0 S: 4	H: 2 LOB: 1 BB: 0 P: 4		R: 0 E: 0 K: 1 S: 5	H: 0 LOB: 0 BB: 0 P: 5	R: 0 E: 0 K: 0 S: 3	H: 1 LOB: 2 BB: 1 P: 7	R: 0 E: 0 K: 0 S: 4	H: 1 LOB: 1 BB: 0 P: 4	1B: 8 2B: 1 3B: 0 HR: 0	SF: 0 SAC: 0 DP: 3 HBP: 1	WP: 0 PB: 0 SB: 2 CS: 0	PA: 35											
<b>PITCHER</b> Willard Nixon, R ERA: 4.01 (1, 1)	IP 9.0	WLS W	BF 35	H 9	R 1	ER 1	SO 5	BB 2	IBB 0	HBP 1	BLK 0	WP 0	HR 0	S 42	P 51	ERA 1.00	WHIP 1.222															
											<b>PITCHER</b>	IP	WLS	BF	H	R	ER	SO	BB	IBB	HBP	BLK	WP	HR	S	P	ERA	WHIP				

**Kansas City Athletics @ Boston Red Sox**  
 Fenway Park, Boston, MA  
 Sun Aug 26 1956, 3:33 AM EDT  
 Unknown

**AB 32**  
**R 1**  
**H 9**  
**RBI 1**  
**BB 2**  
**SO 5**  
**LOB 16**



Batter	1	2	3	4	5	6	7	8	9	AB	R	H	RBI	BB	SO	LOB
Milt Bolling, R OBP: 0.333, SLG: 0.417 (1, 6)	0-0 1B		0-0 6-3		0-0 BB 1B		0-0 2B			4	0	3	0	0	0	0
Billy Klaus, L OBP: 0.382, SLG: 0.378 (1, 5)	0-0 L4		0-0 1B		4-0 BB 1-2 BB		4-0 BB			2	0	1	0	2	0	1
Ted Williams, L OBP: 0.479, SLG: 0.588 (1, 7) Gene Stephens, L OBP: 0.333, SLG: 0.268 (9, 7)	0-0 F5		0-0 F7		0-0 F9		0-3 K			4	0	0	0	0	1	6
Dick Gernert, R OBP: 0.415, SLG: 0.539 (1, 3)	0-3 K			0-0 6-3		0-0 1B		0-0 HR		4	1	2	1	0	1	1
Jackie Jensen, R OBP: 0.399, SLG: 0.496 (1, 9)		0-0 6-3		0-0 F8		0-0 5-3		4-0 SH1-3 BB		3	0	0	0	1	0	0
Jim Piersall, R OBP: 0.366, SLG: 0.446 (1, 8)		0-0 6-3		0-0 2B		0-0 F8		0-0 SH1-3		3	0	1	0	0	0	0
Ted Lepcio, R OBP: 0.358, SLG: 0.494 (1, 4)		4-0 BB		0-0 5-3			0-0 HR	0-3 K		3	1	1	1	1	1	2
Pete Daley, R OBP: 0.329, SLG: 0.420 (1, 2)		0-0 1-3			0-0 F7		0-0 F5	4-0 IBB		3	0	0	0	1	0	1
Willard Nixon, L OBP: 0.224, SLG: 0.200 (1, 1)			0-0 G3		0-0 F7		0-0 6-3	0-0 L6		4	0	0	0	0	0	2


Inning Stats	R: 0	H: 1	E: 1	LOB: 1	K: 1	P: 6	R: 0	H: 0	E: 0	LOB: 1	K: 0	P: 7	R: 0	H: 1	E: 0	LOB: 1	K: 0	P: 4	R: 0	H: 1	E: 0	LOB: 1	K: 0	P: 4	R: 0	H: 1	E: 0	LOB: 2	K: 0	P: 8	R: 0	H: 1	E: 0	LOB: 0	K: 0	P: 3	R: 1	H: 2	E: 0	LOB: 2	K: 1	P: 11	R: 1	H: 1	E: 0	LOB: 2	K: 1	P: 14										
<b>PITCHER</b>	IP	WLS	BF	H	R	ER	SO	BB	IBB	HBP	BLK	WP	HR	S	P	ERA	WHIP																			IP	WLS	BF	H	R	ER	SO	BB	IBB	HBP	BLK	WP	HR	S	P	ERA	WHIP						
Tom Gorman, R ERA: 4.21 (1, 1)	6.2		28	7	1	1	1	2	2	0	0	0	1	28	36	1.35	1.350																																									
Bobby Shantz, L ERA: 4.43 (7, 1)	1.1	L	8	1	1	1	2	2	1	0	0	0	1	9	21	6.75	2.250																																									

**BOTTOM**

**Kansas City Athletics @ Boston Red Sox**  
 Fenway Park, Boston, MA  
 Sun Aug 26 1956, 3:33 AM EDT  
 Unknown

livebaseballscorecards.com

<b>AB</b>	<b>30</b>
<b>R</b>	<b>2</b>
<b>H</b>	<b>8</b>
<b>RBI</b>	<b>2</b>
<b>BB</b>	<b>5</b>
<b>SO</b>	<b>3</b>
<b>LOB</b>	<b>13</b>



WP: 0	PA: 36
PB: 0	SB: 0
CS: 0	

Batter	1	2	3	4	5	6	7	8	9	10	AB	R	H	RBI	BB	SO	LOB
Vic Power, R OBP: 0.340, SLG: 0.437 (1, 4)	0-0 4-3 1B		0-0 6-3 1B		0-0 1B		0-3 K		0-0 HR 3B	4-0 FC6-4 IBB	5	1	2	0	1	1	2
Hal Smith, R OBP: 0.308, SLG: 0.362 (1, 2)	0-0 F7		0-0 1B		0-0 F9		0-0 F7		0-0 F6	0-3 K	6	0	1	0	0	1	7
Gus Zernial, R OBP: 0.318, SLG: 0.451 Art Ditmar, R OBP: 0.184, SLG: 0.162 (1, 7) (9, 1)	0-0 1B		0-0 F2		0-0 F7		0-0 CS 2-3	0-0 HR	0-0 HR	0-0 FC6-4 1-2f	5	2	3	3	0	0	2
Harry Simpson, L OBP: 0.338, SLG: 0.498 (1, 3)	0-0 F8			0-0 FC6-4 1B		0-0 F2		0-3 K	0-0 1B		5	0	2	0	0	1	1
Lou Skizas, R OBP: 0.366, SLG: 0.489 (1, 9)		0-0 F8		0-0 FC6-4 1B 6-4-3 1-2f		0-0 1B E 1B		0-0 HR	0-0 F5		5	3	2	1	0	0	2
Hector Lopez, R OBP: 0.355, SLG: 0.439 (1, 5)		0-0 FC6-4 1B		0-0 6-4-3 1-2		0-0 E3 1B CS 1B 1-H		0-3 K		0-0 5-3	5	0	2	0	0	1	1
Johnny Groth, R OBP: 0.321, SLG: 0.404 (1, 8) (9, 7)		0-0 F8		0-0 1B 2-H		0-3 K 1-2		0-0 1B		0-0 BB 2B 1B	5	1	3	1	0	1	2
Mike Baxes, R OBP: 0.336, SLG: 0.263 (1, 6)		0-0 FC6-4 1-2f		0-3 K			0-0 CS 2B	0-0 F1		4-0 2B 1-2 BB BB	4	0	1	0	1	1	3
Wally Burnette, R OBP: 0.083, SLG: 0.083 Eddie Robinson, L OBP: 0.299, SLG: 0.341 Bobby Shantz, R OBP: 0.190, SLG: 0.158 Jack Crimian, R OBP: 0.398, SLG: 0.294 Al Pilarcik, L OBP: 0.305, SLG: 0.329 (1, 1) (7, PH) (7, PR) (7, 1) (9, PH) (9, 6)			0-3 K		0-3 K		1-0 HBP		0-0 F8	0-0 1-3 2-H 2B	2	0	0	0	0	2	0

Inning Stats	R: 0	H: 1	R: 0	H: 1	R: 0	H: 1	R: 1	H: 2	R: 0	H: 1	R: 1	H: 2	R: 2	H: 3	R: 2	H: 3	R: 1	H: 2	1B: 11	SF: 0
	E: 0	LOB: 1	E: 0	LOB: 1	E: 0	LOB: 1	E: 0	LOB: 1	E: 0	LOB: 1	E: 1	LOB: 1	E: 0	LOB: 1	E: 0	LOB: 1	E: 0	LOB: 3	2B: 3 <td>SAC: 0</td>	SAC: 0
	K: 0	BB: 0	K: 0	BB: 0	K: 1	BB: 0	K: 1	BB: 0	K: 1	BB: 0	K: 1	BB: 0	K: 2	BB: 0	K: 0	BB: 0	K: 1	BB: 2	3B: 1	DP: 1
	S: 4	P: 4	S: 4	P: 4	S: 6	P: 6	S: 7	P: 7	S: 6	P: 6	S: 6	P: 6	S: 5	P: 6	S: 10	P: 10	S: 6	P: 6	HR: 3	HBP: 1

PITCHER	IP	WLS	BF	H	R	ER	SO	BB	IBB	HBP	BLK	WP	HR	S	P	ERA	WHIP
Frank Sullivan, R ERA: 3.64 (1, 1)	7.1		32	11	4	3	6	0	0	1	0	0	2	43	44	3.68	1.500
George Susce, R ERA: 6.42 (8, 1)	1.2		9	4	2	2	1	0	0	0	0	0	1	11	11	10.80	2.400
Bob Porterfield, R ERA: 5.04 (10, 1)	1.0	L	7	2	1	1	1	1	1	0	0	0	0	7	15	9.00	3.000

**TOP**

**Kansas City Athletics @ Boston Red Sox**  
Fenway Park, Boston, MA

Sun Aug 26 1956, 3:38 AM EDT  
Att. 21,389 - Unknown

[livebaseballscorecards.com](http://livebaseballscorecards.com)

AB	45
R	7
H	17
RBI	6
BB	2
SO	8
LOB	23



WP: 0	PA: 49
PB: 0	
SB: 0	
CS: 2	






Batter	1	2	3	4	5	6	7	8	9	AB R H RBI BB SO LOB	TOP																								
Vic Power, R OBP: 0.342, SLG: 0.438 (1, 4) X	0-0 F9			X 0-0 G1-6-3 1B		B B B B 4-0 1-2 BB				2 0 1 0 1 0 0	<b>Kansas City Athletics @ New York Yankees</b> Yankee Stadium, Bronx, NY Tue Aug 28 1956, 3:33 AM EDT Att. 12,861 - Overcast - 81 F <a href="http://livebaseballscorecards.com">livebaseballscorecards.com</a>																								
Hal Smith, R OBP: 0.304, SLG: 0.358 (1, 2) X	0-0 L9			X 0-0 G1-6-3 1-2f		X 0-0 FC5 2-3f				3 0 0 0 0 0 3																									
Gus Zernial, R OBP: 0.316, SLG: 0.447 (1, 7) X	0-0 5-3			X 0-0 F6						2 0 0 0 0 0 0																									
Harry Simpson, L OBP: 0.337, SLG: 0.496 (1, 3)		X 0-0 4-3			X 0-0 F7					2 0 0 0 0 0 0																									
Lou Skizas, R OBP: 0.362, SLG: 0.484 (1, 9)		X 0-0 F9			X 0-0 5-3					2 0 0 0 0 0 0																									
Al Pilarcik, L OBP: 0.305, SLG: 0.325 (1, 8)		X 0-0 6-3			X 0-0 B5-3					2 0 0 0 0 0 0																									
Hector Lopez, R OBP: 0.355, SLG: 0.439 (1, 5)			X 0-0 F7			X 0-0 G4-6-3 1B				2 0 1 0 0 0 0																									
Mike Baxes, R OBP: 0.330, SLG: 0.258 (1, 6)			X 0-0 F3			X 0-0 G4-6-3 1-2f				2 0 0 0 0 0 1																									
Art Ditmar, R OBP: 0.192, SLG: 0.160 (1, 1)			X 0-0 4-3			B B B B 4-0 FC5 BB BB				1 0 0 0 1 0 0																									
<b>Inning Stats</b>	R: 0 E: 0 K: 0 S: 3	H: 0 LOB: 0 BB: 0 P: 3	R: 0 E: 0 K: 0 S: 3	H: 0 LOB: 0 BB: 0 P: 3	R: 0 E: 0 K: 0 S: 3	H: 1 LOB: 0 BB: 0 P: 3	R: 0 E: 0 K: 0 S: 3	H: 0 LOB: 0 BB: 0 P: 3	R: 0 E: 0 K: 0 S: 3	H: 1 LOB: 2 BB: 2 P: 11	1B: 2 2B: 0 3B: 0 HR: 0	SF: 0 SAC: 0 DP: 2 HBP: 0	WP: 0 PB: 0 SB: 0 CS: 0	PA: 20																					
<b>PITCHER</b> Bob Turley, R ERA: 4.47 (1, 1)	IP 6.0	WLS W	BF 20	H 2	R 0	ER 0	SO 0	BB 2	IBB 0	HBP 0	BLK 0	WP 0	HR 0	S 18	P 26	ERA 0.00	WHIP 0.667	<b>PITCHER</b>	IP 0.0	WLS 0	BF 0	H 0	R 0	ER 0	SO 0	BB 0	IBB 0	HBP 0	BLK 0	WP 0	HR 0	S 0	P 0	ERA 0.00	WHIP 0.000

**Kansas City Athletics @ New York Yankees**  
 Yankee Stadium, Bronx, NY  
 Tue Aug 28 1956, 3:33 AM EDT  
 Att. 12,861 - Overcast - 81 F

AB	18
R	0
H	2
RBI	0
BB	2
SO	0
LOB	4



Batter	1	2	3	4	5	6	7	8	9	AB R H RBI BB SO LOB
--------	---	---	---	---	---	---	---	---	---	----------------------

<b>Enos Slaughter, L</b> <small>(1, 7) OBP: 0.366, SLG: 0.407</small>										3 2 2 0 0 0 0
<b>Gil McDougald, R</b> <small>(1, 4) OBP: 0.407, SLG: 0.446</small>										3 1 1 0 0 1 1
<b>Mickey Mantle, S</b> <small>(1, 8) OBP: 0.473, SLG: 0.729</small>										2 1 1 3 0 1 0
<b>Yogi Berra, L</b> <small>(1, 2) OBP: 0.367, SLG: 0.513</small>										2 0 0 0 1 0 1
<b>Bill Skowron, R</b> <small>(1, 3) OBP: 0.377, SLG: 0.522</small>										3 0 1 0 0 0 1
<b>Billy Martin, R</b> <small>(1, 5) OBP: 0.332, SLG: 0.427</small>										2 0 1 0 0 0 0
<b>Hank Bauer, R</b> <small>(1, 9) OBP: 0.323, SLG: 0.442</small>										2 0 1 0 1 0 1
<b>Billy Hunter, R</b> <small>(1, 6) OBP: 0.371, SLG: 0.529</small>										3 0 0 0 0 1 5
<b>Bob Turley, R</b> <small>(1, 1) OBP: 0.267, SLG: 0.244</small>										2 0 0 0 0 1 0

Inning Stats	R: 1	H: 1	E: 0	LOB: 0	K: 0	P: 4	R: 0	H: 1	E: 0	LOB: 1	K: 0	P: 4	R: 3	H: 3	E: 0	LOB: 0	K: 1	P: 8	R: 0	H: 1	E: 0	LOB: 0	K: 1	P: 5	R: 0	H: 0	E: 0	LOB: 0	K: 1	P: 5	R: 0	H: 1	E: 0	LOB: 3	K: 1	P: 14
	S: 3	BB: 0	S: 4	BB: 0	S: 4	BB: 0	S: 5	BB: 0	S: 5	BB: 0	S: 5	BB: 0	S: 5	BB: 0	S: 5	BB: 0	S: 5	BB: 0	S: 6	BB: 2	S: 6	BB: 2	S: 6	BB: 2	S: 6	BB: 2	S: 6	BB: 2	S: 6	BB: 2	S: 6	BB: 2	S: 6	BB: 2	S: 6	BB: 2

PITCHER	IP	WLS	BF	H	R	ER	SO	BB	IBB	HBP	BLK	WP	HR	S	P	ERA	WHIP
<b>Art Ditmar, R</b> <small>(1, 1) ERA: 4.53</small>	6.0	L	26	7	4	4	4	2	0	1	0	2	1	31	40	6.00	1.500

**BOTTOM**


**Kansas City Athletics @ New York Yankees**  
 Yankee Stadium, Bronx, NY  
 Tue Aug 28 1956, 3:33 AM EDT  
 Att. 12,861 - Overcast - 81 F

<b>AB</b>	<b>22</b>
<b>R</b>	<b>4</b>
<b>H</b>	<b>7</b>
<b>RBI</b>	<b>3</b>
<b>BB</b>	<b>2</b>
<b>SO</b>	<b>4</b>
<b>LOB</b>	<b>9</b>



WP	PA	1B	SF	PB	SAC	SB	DP	CS	HBP
2	26	3	0	0	1	0	0	0	1

Batter	1	2	3	4	5	6	7	8	9	AB R H RBI BB SO LOB	TOP										
Vic Power, R OBP: 0.340, SLG: 0.433 (1, 4) X	0-0 4-3	0-0 1-3			0-0 F7		0-0 6-3		4-0 IBB	4 0 0 0 1 0 0	<b>Kansas City Athletics @ New York Yankees</b> Yankee Stadium, Bronx, NY Wed Aug 29 1956, 3:33 AM EDT Att. 14,081 - Sunny - 88 F <a href="http://livebaseballscorecards.com">livebaseballscorecards.com</a>										
Hal Smith, R OBP: 0.299, SLG: 0.352 (1, 2) X	0-0 F8	0-3 K			0-0 5-3		0-0 F9		0-0 F9	5 0 0 0 0 1 3											
Gus Zernial, R OBP: 0.318, SLG: 0.447 Eddie Robinson, L OBP: 0.301, SLG: 0.360 (1, 7) H (1, PR) (1, 3)	1-0 BB E HBP			0-0 HR	0-0 F9			4-0 BB G1-6-3		0 0 0 0 0 0 0 2 2 1 1 1 0 0											
Harry Simpson, L OBP: 0.336, SLG: 0.493 (1, 3) B (1, 9) B	4-0 E 1-2 BB			0-0 F5		0-0 E4 2B SF9		0-0 G1-6-3 1-2f		3 2 0 0 1 0 1											
Lou Skizas, R OBP: 0.360, SLG: 0.478 (1, 9) X (1, 7)	0-0 E4 BB E 1-3 2-H			0-0 G3-6 1B		0-0 F8		0-0 6-3		4 1 1 0 0 0 2											
Al Pilarcik, L OBP: 0.314, SLG: 0.337 (1, 8) B B B	4-0 E 1-2 BB			0-0 G3-6 1-2f		0-0 1B 2B		0-0 SH 1B G5-2-3 1B		3 1 2 0 1 0 1											
Hector Lopez, R OBP: 0.355, SLG: 0.438 (1, 5) X	0-0 E8 1-H 2-H 3-H			0-0 6-3		0-0 SF9		0-0 G5-2-3 SH 1B 1-2		3 0 1 1 0 0 0											
Mike Baxes, R OBP: 0.331, SLG: 0.260 (1, 6) X	0-0 F8			0-0 5-3		0-0 3-H 2-H 1B		0-0 SH G5-2-3 1-2 2-3		3 0 1 0 0 0 2											
Jack McMahan, R (1, 1) X		0-0 6-3		0-0 L6			0-0 3-1		0-0 G5-2-3 1-2 2-3 3-Hf	2 0 0 0 0 0 0 2 0 0 0 0 0 3 0 0 0 0 0 0 0											
Jack Crimian, R OBP: 0.333, SLG: 0.263 Bobby Shantz, R OBP: 0.190, SLG: 0.158 (5, 1) (9, 1)																					
<b>Inning Stats</b>	R: 4 E: 2 K: 0 S: 5	H: 0 LOB: 2 BB: 2 P: 14	R: 0 E: 0 K: 1 S: 5	H: 0 LOB: 0 BB: 0 P: 5	R: 1 E: 0 K: 0 S: 4	H: 2 LOB: 0 BB: 0 P: 4	R: 0 E: 0 K: 0 S: 3	H: 0 LOB: 0 BB: 0 P: 3	R: 0 E: 0 K: 0 S: 3	H: 0 LOB: 0 BB: 0 P: 3	R: 1 E: 1 K: 0 S: 5	H: 2 LOB: 2 BB: 0 P: 5	R: 0 E: 0 K: 0 S: 2	H: 0 LOB: 0 BB: 1 P: 6	R: 0 E: 1 K: 0 S: 5	H: 2 LOB: 3 BB: 1 P: 9	1B: 4 2B: 1 3B: 0 HR: 1	SF: 1 SAC: 1 DP: 3 HBP: 1	WP: 0 PB: 0 SB: 0 CS: 0	PA: 38	
<b>PITCHER</b>	IP WLS BF H R ER SO BB IBB HBP BLK WP HR S P ERA WHIP																			<b>PITCHER</b>	IP WLS BF H R ER SO BB IBB HBP BLK WP HR S P ERA WHIP
Johnny Kucks, R ERA: 3.8 (1, 1)	6.0 W 26 4 6 1 1 2 0 1 0 0 1 25 34 1.50 1.000																			Tom Morgan, R ERA: 3.06 (7, 1)	3.0 W 12 2 0 0 0 1 1 0 0 0 0 10 18 0.00 1.000



Batter	1	2	3	4	5	6	7	8	9	AB	R	H	RBI	BB	SO	LOB
<b>Enos Slaughter, L</b> (1, 7) OBP: 0.360, SLG: 0.398	0-3 K	0-0 F2			0-0 E3 1B F7 1B		0-0 6-3		0-3 K	5	1	0	0	0	2	2
<b>Gil McDougald, R</b> (1, 4) OBP: 0.405, SLG: 0.443	0-0 4-3		0-3 K		0-0 F7 1-2		0-0 F2		0-0 1B 1B 1B	5	1	1	0	0	1	1
<b>Yogi Berra, L</b> (1, 2) OBP: 0.367, SLG: 0.510	4-0 FC6-4 BB		0-0 F7		0-0 F4		0-0 F3		0-0 1B 1B	4	0	1	1	1	0	1
<b>Mickey Mantle, S</b> (1, 8) OBP: 0.474, SLG: 0.734	0-0 FC6-4 1-2f		0-0 HR		0-0 1B 1B			0-3 K	0-0 1B 1B	5	1	3	2	0	1	1
<b>Bill Skowron, R</b> (1, 3) OBP: 0.378, SLG: 0.521		4-0 3-1 3B BB	0-0 5-3		0-0 1-2 3-H 1B			0-0 F4		3	1	1	1	1	0	0
<b>Hank Bauer, R</b> (1, 9) OBP: 0.323, SLG: 0.441		0-0 1-2 3B 1B		0-0 L6	0-0 F7			0-0 1-3		4	1	1	0	0	0	2
<b>Billy Martin, R</b> (1, 5) OBP: 0.331, SLG: 0.425		0-0 3-1		0-0 L6	0-0 F7		0-0 F9		0-0 6-3	4	0	1	0	0	0	2
<b>Billy Hunter, R</b> (1, 6) OBP: 0.368, SLG: 0.568		0-0 1-2 2-3 3B		0-0 F3	0-0 F4		0-0 F4		0-0 HR	3	0	1	2	0	0	1
<b>Joe Collins, L</b> (9, PH) OBP: 0.300, SLG: 0.363				0-0 F3	0-0 F4		0-0 F4			1	1	1	1	0	0	0
<b>Johnny Kucks, R</b> (1, 1) OBP: 0.233, SLG: 0.179		4-0 2-H 3-H 3B		0-0 F3	0-0 F4		0-0 F4		4-0 HR	1	0	0	0	0	1	0
<b>George Wilson, L</b> (6, PH) OBP: 0.195, SLG: 0.194				0-0 FC6-4 1B	0-0 F7		0-0 F9		4-0 1B BB	1	0	0	0	0	0	0
<b>Tom Morgan, R</b> (7, 1) OBP: 0.214, SLG: 0.154				0-0 FC6-4 1B	0-0 F7		0-0 F9		4-0 1B BB	0	0	0	0	0	0	0
<b>Mickey McDermott, L</b> (9, PH) OBP: 0.250, SLG: 0.217				0-0 FC6-4 1B	0-0 F7		0-0 F9		4-0 1B BB	0	0	0	0	0	0	0
<b>Tom Carroll, R</b> (9, PR) OBP: 0.400, SLG: 0.400				0-0 FC6-4 1B	0-0 F7		0-0 F9		4-0 1B BB	0	0	0	0	0	0	0

Inning Stats	R: 0	H: 0	E: 0	K: 1	S: 5	H: 0	LOB: 1	BB: 1	P: 9	R: 2	H: 2	E: 0	K: 0	S: 4	H: 1	LOB: 1	BB: 2	P: 12	R: 1	H: 1	E: 0	K: 1	S: 6	H: 2	LOB: 0	BB: 0	P: 6	R: 0	H: 1	E: 0	K: 0	S: 4	R: 1	H: 2	E: 1	K: 0	S: 6	R: 0	H: 0	E: 0	K: 0	S: 3	R: 0	H: 0	E: 0	K: 0	S: 3	R: 0	H: 0	E: 0	K: 1	S: 5	R: 3	H: 4	E: 0	K: 1	S: 8	H: 4	LOB: 2	BB: 1	P: 12	1B: 7	2B: 0	3B: 1	SF: 0	SAC: 0	DP: 0	HBP: 0	WP: 0	PB: 0	SB: 0	CS: 0	PA: 40
--------------	------	------	------	------	------	------	--------	-------	------	------	------	------	------	------	------	--------	-------	-------	------	------	------	------	------	------	--------	-------	------	------	------	------	------	------	------	------	------	------	------	------	------	------	------	------	------	------	------	------	------	------	------	------	------	------	------	------	------	------	------	------	--------	-------	-------	-------	-------	-------	-------	--------	-------	--------	-------	-------	-------	-------	--------

PITCHER	IP	WLS	BF	H	R	ER	SO	BB	IBB	HBP	BLK	WP	HR	S	P	ERA	WHIP
<b>Jack McMahan, L</b> (1, 1) ERA: 5.05	4.2		22	5	4	3	2	3	0	0	0	0	1	23	35	5.79	1.714
<b>Jack Crimian, R</b> (5, 1) ERA: 5.86	3.2		14	2	2	2	1	1	0	0	0	0	1	15	19	4.91	0.818
<b>Bobby Shantz, L</b> (9, 1) ERA: 4.52	0.1	L	4	3	1	1	1	0	0	0	0	0	0	6	6	27.00	9.000

**BOTTOM**

**Kansas City Athletics @ New York Yankees**  
 Yankee Stadium, Bronx, NY

Wed Aug 29 1956, 3:33 AM EDT  
 Att. 14,081 - Sunny - 88 F

livebaseballscorecards.com

<b>AB</b>	<b>36</b>
<b>R</b>	<b>7</b>
<b>H</b>	<b>10</b>
<b>RBI</b>	<b>7</b>
<b>BB</b>	<b>4</b>
<b>SO</b>	<b>4</b>
<b>LOB</b>	<b>11</b>




Batter	1	2	3	4	5	6	7	8	9	AB R H RBI BB SO LOB	TOP														
Vic Power, R (1, 4) OBP: 0.337, SLG: 0.429	0-0 F8		0-0 5-3			0-0 F7		0-0 5-3		4 0 0 0 0 0 1															
Al Pilarcik, L (1, 8) OBP: 0.313, SLG: 0.335	0-0 4-3			0-0 4-3		0-0 4-3			0-0 FC3-6 1B	4 0 1 0 0 0 0															
Lou Skizas, R (1, 7) OBP: 0.353, SLG: 0.468	0-0 6-3			0-0 1-3		0-0 F8			0-0 F7	4 0 0 0 0 0 1															
Harry Simpson, L (1, 9) OBP: 0.333, SLG: 0.488		0-3 K		0-3 K			0-3 K		0-0 FC3-6 1-2f	4 0 0 0 0 3 1															
Eddie Robinson, L (1, 3) OBP: 0.299, SLG: 0.354		4-0 PB BLK BB			0-0 G3		0-0 F7		0-0 F9	3 1 0 0 1 0 1															
Hector Lopez, R (1, 5) OBP: 0.353, SLG: 0.435		0-0 4-3 1-2			0-0 6-3		0-0 F8			3 0 0 0 0 0 1															
Hal Smith, R (1, 2) OBP: 0.303, SLG: 0.353		0-0 6-3 2-H			4-0 1B BB			0-0 G3 1B		2 0 1 0 1 0 0															
Joe Demaestri, R (1, 6) OBP: 0.284, SLG: 0.329			0-0 6-3		0-0 1-2 1B			0-3 K		3 0 1 0 0 1 1															
Troy Herriage, R (1, 1) OBP: 0.185, SLG: 0.120			0-3 K		0-3 K			0-0 G3		1 0 0 0 0 1 0															
Gus Zernial, R (5, PH) OBP: 0.317, SLG: 0.445										1 0 0 0 0 1 2															
Jack Crimian, R (5, 1) OBP: 0.333, SLG: 0.263										0 0 0 0 0 0 0															
Tim Thompson, L (8, PH) OBP: 0.336, SLG: 0.370										1 0 0 0 0 0 1															
Tom Gorman, R (8, 1) OBP: 0.152, SLG: 0.067										0 0 0 0 0 0 0															
<b>Inning Stats</b>	R: 0 E: 0 K: 0 S: 3	H: 0 LOB: 0 BB: 0 P: 3	R: 1 E: 0 K: 1 S: 5	H: 0 LOB: 0 BB: 1 P: 9	R: 0 E: 0 K: 1 S: 5	H: 0 LOB: 0 BB: 0 P: 5	R: 0 E: 0 K: 1 S: 6	H: 1 LOB: 2 BB: 1 P: 10	R: 0 E: 0 K: 0 S: 3	H: 0 LOB: 0 BB: 0 P: 3	R: 0 E: 0 K: 1 S: 5	H: 0 LOB: 0 BB: 0 P: 5	R: 0 E: 0 K: 1 S: 6	H: 1 LOB: 1 BB: 0 P: 6	R: 0 E: 0 K: 0 S: 4	H: 1 LOB: 1 BB: 0 P: 4	1B: 3 2B: 0 3B: 0 HR: 0	SF: 0 SAC: 0 DP: 0 HBP: 0	WP: 0 PB: 1 SB: 0 CS: 0	PA: 32					
<b>PITCHER</b> Paul Foytack, R (1, 1) ERA: 3.88	IP 9.0	WLS W	BF 32	H 3	R 1	ER 0	SO 6	BB 2	IBB 0	HBP 0	BLK 1	WP 0	HR 0	S 42	P 50	ERA 0.00	WHIP 0.556								
<b>PITCHER</b>	IP	WLS	BF	H	R	ER	SO	BB	IBB	HBP	BLK	WP	HR	S	P	ERA	WHIP								

**Kansas City Athletics @ Detroit Tigers**  
 Briggs Stadium, Detroit, MI  
 Fri Aug 31 1956, 4:33 AM EDT  
 Att: 26,312 - Unknown

livebaseballscorecards.com

AB	30
R	1
H	3
RBI	0
BB	2
SO	6
LOB	9



Batter	1	2	3	4	5	6	7	8	9
Harvey Kuenn, R OBP: 0.383, SLG: 0.474 (1, 6)	0-0 3B 1B	0-0 FC5-4 1-2f		0-0 5-3			0-0 1B E 1B	0-0 4-3	
Wayne Belardi, L OBP: 0.391, SLG: 0.439 (1, 3)	0-0 F9		4-0 3B BB		0-0 F7		4-0 1B E BB		
Charlie Maxwell, L OBP: 0.412, SLG: 0.536 (1, 7)	0-0 F8		4-0 3B BB		0-0 FC5-4 1B		0-0 E 1B 1B		
Al Kaline, R OBP: 0.375, SLG: 0.540 (1, 9)	0-0 3B 1-H		0-0 3B 1-H 2-H		0-0 FC5-4 1-2f		0-0 E8 SF9 1B		
Ray Boone, R OBP: 0.389, SLG: 0.471 (1, 5)	4-0 BB		0-0 K2-5-2 1B		0-0 L8		0-0 SF9 2-3 3-H		
Bill Tuttle, R OBP: 0.294, SLG: 0.347 (1, 8)	0-3 K		0-0 1B		0-0 5-3		0-0 F3		
Frank Bolling, R OBP: 0.375, SLG: 0.413 (1, 4)		4-0 FC5-4 BB	0-3 K2-5-2		0-0 E5		0-3 K		
Frank House, L OBP: 0.284, SLG: 0.354 (1, 2)		0-0 F8		0-0 G3		0-3 K		0-0 K 2B	
Red Wilson, R OBP: 0.393, SLG: 0.416 (6, 2)									
Paul Foytack, R OBP: 0.147, SLG: 0.173 (1, 1)		0-3 K		0-0 F2		0-3 K		0-3 K 2-3	

Inning Stats	R: 1	H: 2	E: 0	K: 1	S: 7	LOB: 2	BB: 1	P: 11	R: 0	H: 0	E: 0	K: 1	S: 5	LOB: 1	BB: 1	P: 9	R: 2	H: 3	E: 0	K: 1	S: 6	LOB: 2	BB: 2	P: 14	R: 0	H: 0	E: 0	K: 0	S: 3	LOB: 0	BB: 0	P: 3	R: 0	H: 1	E: 0	K: 0	S: 4	LOB: 1	BB: 0	P: 4	R: 0	H: 0	E: 1	K: 2	S: 8	LOB: 1	BB: 0	P: 8	R: 3	H: 3	E: 1	K: 1	S: 8	LOB: 1	BB: 1	P: 12	R: 0	H: 1	E: 0	K: 1	S: 5	LOB: 0	BB: 0	P: 5
1B: 7	SF: 1	2B: 2	SAC: 0	3B: 2	DP: 1	HR: 0	HBP: 0	WP: 0	PA: 37																																																							

PITCHER	IP	WLS	BF	H	R	ER	SO	BB	IBB	HBP	BLK	WP	HR	S	P	ERA	WHIP
Troy Herriage, R ERA: 6.59 (1, 1)	4.0	L	19	5	3	3	3	4	0	0	0	0	0	21	37	6.75	2.250
Jack Crimian, R ERA: 5.86 (5, 1)	3.0		15	4	3	2	3	1	0	0	0	0	0	20	24	6.00	1.667
Tom Gorman, R ERA: 4.18 (8, 1)	1.0		3	1	0	0	1	0	0	0	0	0	0	5	5	0.00	1.000


**BOTTOM**

**Kansas City Athletics @ Detroit Tigers**  
 Briggs Stadium, Detroit, MI  
 Fri Aug 31 1956, 4:33 AM EDT  
 Att. 26,312 - Unknown

AB	31
R	6
H	10
RBI	6
BB	5
SO	7
LOB	16



WP	PA	ERA	WHIP
0	37		

Batter	1	2	3	4	5	6	7	8	9	AB R H RBI BB SO LOB	TOP														
Vic Power, R (1, 4) OBP: 0.339, SLG: 0.430	0-0 G5-4-3 1B		0-0 F7		0-0 1-2 1B			0-0 F7		4 0 2 0 0 0 0	<p><b>Kansas City Athletics @ Detroit Tigers</b>            Briggs Stadium, Detroit, MI            Sat Sep 01 1956, 4:33 AM EDT            Att. 6,380 - Unknown</p> <p>livebaseballscorecards.com</p> <table border="1"> <tr><td>AB</td><td>33</td></tr> <tr><td>R</td><td>1</td></tr> <tr><td>H</td><td>9</td></tr> <tr><td>RBI</td><td>1</td></tr> <tr><td>BB</td><td>0</td></tr> <tr><td>SO</td><td>6</td></tr> <tr><td>LOB</td><td>13</td></tr> </table> 	AB	33	R	1	H	9	RBI	1	BB	0	SO	6	LOB	13
AB	33																								
R	1																								
H	9																								
RBI	1																								
BB	0																								
SO	6																								
LOB	13																								
Al Pilarcik, L (1, 8) OBP: 0.312, SLG: 0.333	0-0 F7		0-0 1B		0-0 4-3			0-0 4-3		4 0 1 0 0 0 3															
Lou Skizas, R (1, 7) OBP: 0.346, SLG: 0.459	0-0 G5-4-3 1-2f		0-0 L7					0-0 6-3		4 0 0 0 0 0 2															
Harry Simpson, L (1, 9) OBP: 0.333, SLG: 0.489		0-0 1B SF9 2B		0-3 K				0-0 L6		4 1 1 0 0 1 0															
Eddie Robinson, L (1, 3) OBP: 0.303, SLG: 0.354		1-0 1B HBP		0-3 K				0-0 L9		3 0 1 0 0 1 0															
Hector Lopez, R (1, 5) OBP: 0.356, SLG: 0.438		0-0 SF9 1-3 2-3 1B		0-3 K				0-0 1-3 4-3 1B		4 0 3 0 0 1 0															
Hal Smith, R (1, 2) OBP: 0.299, SLG: 0.349		0-0 SF9 2-3 3-H						0-0 4-3 1-2		3 0 0 1 0 0 3															
Joe Demaestri, R (1, 6) OBP: 0.281, SLG: 0.326		0-3 K						0-0 F2		4 0 0 0 0 2 4															
Lou Kretlow, R (1, 1) OBP: 0.139, SLG: 0.061			0-0 4-3					0-0 F8		2 0 1 0 0 0 0															
Gus Zernial, R (7, PH) OBP: 0.316, SLG: 0.444								0-0 K2-3		1 0 0 0 0 1 1															
Jack McMahan, R (7, 1)										0 0 0 0 0 0 0															
Jack Crimian, R (7, 1) OBP: 0.333, SLG: 0.263										0 0 0 0 0 0 0															
<b>Inning Stats</b>	R: 0 E: 0 K: 0 S: 3	H: 1 LOB: 0 BB: 0 P: 3	R: 1 E: 0 K: 1 S: 6	H: 2 LOB: 1 BB: 0 P: 7	R: 0 E: 0 K: 0 S: 4	H: 1 LOB: 1 BB: 0 P: 4	R: 0 E: 0 K: 3 S: 9	H: 0 LOB: 0 BB: 0 P: 9	R: 0 E: 0 K: 0 S: 5	H: 2 LOB: 2 BB: 0 P: 5	R: 0 E: 0 K: 1 S: 6	H: 1 LOB: 1 BB: 0 P: 6	R: 0 E: 0 K: 0 S: 3	H: 0 LOB: 0 BB: 0 P: 3	R: 0 E: 0 K: 1 S: 7	H: 2 LOB: 2 BB: 0 P: 7	1B: 8 2B: 1 3B: 0 HR: 0	SF: 1 SAC: 0 DP: 1 HBP: 1	WP: 0 PB: 0 SB: 0 CS: 0	PA: 35					
<b>PITCHER</b> Frank Lary, R (1, 1) ERA: 3.68	IP 9.0 WLS W BF 35 H 9 R 1 ER 1 SO 6 BB 0 IBB 0 HBP 1 BLK 0 WP 0 HR 0 S 46 P 47 ERA 1.00 WHIP 1.000																								



Batter	1	2	3	4	5	6	7	8	9
Harvey Kuenn, R OBP: 0.385, SLG: 0.475 (1, 6)	0-3 K 1B	0-0 1B			0-0 FC6-4 1B	0-0 FC6-4 1B		0-0 1B	
Wayne Belardi, L OBP: 0.384, SLG: 0.429 (1, 3)	0-0 G3	0-0 F8			0-3 K		0-0 SH1 1B	0-0 P5	
Charlie Maxwell, L OBP: 0.412, SLG: 0.537 (1, 7)	0-0 HR 2B		0-0 F9		0-0 F7		0-0 SH1		
Al Kaline, R OBP: 0.378, SLG: 0.545 (1, 9)	0-0 HR		4-0 BB		0-0 FC6-4		4-0 3B BB		
Ray Boone, R OBP: 0.388, SLG: 0.469 (1, 5)	0-0 6-3		0-0 G5-4-3		0-3 K		0-0 3B 1B		
Jim Small, L OBP: 0.353, SLG: 0.458 (1, 8)		0-0 F8		0-0 FC6-5 2B		0-0 4-3	0-0 3B		
Frank Bolling, R OBP: 0.373, SLG: 0.414 (1, 4)		0-0 F8		0-0 FC6-5 FC5-4 2B		0-0 1B 2B	0-0 F7		
Red Wilson, R OBP: 0.396, SLG: 0.411 (1, 2)		4-0 1B BB		0-0 FC5-4 1B		4-0 1B IBB	0-0 6-3		
Frank Lary, R OBP: 0.227, SLG: 0.225 (1, 1)		0-0 1B		0-0 F7		0-0 FC6-4 1B	0-3 K		

Inning Stats	R: 2	H: 2	E: 0	K: 1	S: 7	LOB: 0	BB: 0	P: 7
	R: 1	H: 2	E: 0	K: 0	S: 5	LOB: 2	BB: 1	P: 9
	R: 0	H: 0	E: 0	K: 0	S: 2	LOB: 0	BB: 1	P: 6
	R: 0	H: 1	E: 0	K: 0	S: 4	LOB: 1	BB: 0	P: 4
	R: 0	H: 1	E: 0	K: 1	S: 6	LOB: 1	BB: 0	P: 6
	R: 1	H: 2	E: 0	K: 1	S: 7	LOB: 2	BB: 1	P: 11
	R: 2	H: 3	E: 0	K: 0	S: 5	LOB: 1	BB: 1	P: 9
	R: 0	H: 1	E: 0	K: 1	S: 6	LOB: 1	BB: 0	P: 6

PITCHER	IP	WLS	BF	H	R	ER	SO	BB	IBB	HBP	BLK	WP	HR	S	P	ERA	WHIP
Lou Kretlow, R ERA: 5.21 (1, 1)	6.0	L	28	8	4	4	3	2	1	0	0	0	1	31	43	6.00	1.667
Jack McMahan, L ERA: 5.25 (7, 1)	0.2		5	3	2	2	0	1	0	0	0	0	0	4	8	27.00	6.000
Jack Crimian, R ERA: 5.79 (7, 1)	1.1		5	1	0	0	1	0	0	0	0	0	0	7	7	0.00	0.750

AB R H RBI BB SO LOB

5	0	3	1	0	1	2
5	0	1	0	0	1	4
3	1	1	0	0	0	1
2	2	1	2	2	0	1
4	1	1	0	0	1	1
4	0	2	2	0	0	0
4	1	1	0	0	0	2
2	1	0	0	2	0	1
4	0	2	1	0	1	1

AB	R	H	RBI	BB	SO	LOB
33	6	12	6	4	4	13



**Kansas City Athletics @ Detroit Tigers**  
 Briggs Stadium, Detroit, MI  
 Sat Sep 01 1956, 4:33 AM EDT  
 Att. 6,380 - Unknown

livebaseballscorecards.com

AB	R	H	RBI	BB	SO	LOB
33	6	12	6	4	4	13


WP	PA
0	38

Batter	1	2	3	4	5	6	7	8	9	AB R H RBI BB SO LOB	TOP
Vic Power, R OBP: 0.335, SLG: 0.424 (1, 3) X	0-0 L8 X	0-0 P4 X			X 0-0 6-3 X		X 0-0 F2 X		X 0-0 L9 X	5 0 0 0 0 0 2	
Hal Smith, R OBP: 0.302, SLG: 0.351 (1, 2) X	0-0 5-3 X		X 0-0 F8 X		X 0-0 2B 1B X		X 0-0 2B 1B X			4 0 2 0 0 0 0	
Gus Zernial, R OBP: 0.319, SLG: 0.446 (1, 7) B B B	4-0 BB X		S S S 0-3 K X		X 0-0 1-3 2B X		S S S 0-3 K X			3 0 1 0 1 2 1	
Lou Skizas, R OBP: 0.349, SLG: 0.470 (1, 9) X	0-0 4-3 X		X 0-0 2B X		S S S 0-3 K X		X 0-0 1-3 2B X			4 0 2 0 0 1 3	
Hector Lopez, R OBP: 0.357, SLG: 0.442 (1, 5) X		X 0-0 1B 3B X	X 0-0 L9 X		X 0-0 F8 X		X 0-0 F8 X		X 4-0 IBB X	3 1 1 0 1 0 1	
Johnny Groth, R OBP: 0.319, SLG: 0.401 (1, 8) X		X 0-0 1-3 1B 1B X		X 0-0 F8 X		X 0-0 F8 X		X 0-0 P4 X		4 0 1 1 0 0 3	
Jim Finigan, R OBP: 0.307, SLG: 0.299 (1, 4) X		X 0-0 3-H 1-3 1B X		X 0-0 F5 X		X 0-0 F7 X		X 0-0 L9 X		4 0 1 0 0 0 3	
Joe Demaestri, R OBP: 0.278, SLG: 0.322 (1, 6) X		X 0-0 F8 X		X 0-0 L9 X		X 0-0 F7 X		X 0-0 F8 X		4 0 0 0 0 0 2	
Art Ditmar, R OBP: 0.185, SLG: 0.154 Mike Baxes, R OBP: 0.328, SLG: 0.257 (9, PH)		X 0-0 1-3 X		S S S 0-3 K X		X 0-0 6-3 X		X 0-0 L9 X		3 0 0 0 0 1 2 1 0 0 0 0 0 0	
<b>Inning Stats</b>	R: 0 H: 0 E: 0 LOB: 1 K: 0 BB: 1 S: 3 P: 7	R: 1 H: 3 E: 0 LOB: 2 K: 0 BB: 0 S: 6 P: 6	R: 0 H: 1 E: 0 LOB: 1 K: 1 BB: 0 S: 6 P: 6	R: 0 H: 0 E: 0 LOB: 0 K: 0 BB: 0 S: 3 P: 3	R: 0 H: 2 E: 0 LOB: 2 K: 2 BB: 0 S: 9 P: 9	R: 0 H: 0 E: 0 LOB: 0 K: 0 BB: 0 S: 3 P: 3	R: 0 H: 0 E: 0 LOB: 0 K: 0 BB: 0 S: 3 P: 3	R: 0 H: 2 E: 0 LOB: 3 K: 1 BB: 1 S: 7 P: 11	R: 0 H: 0 E: 0 LOB: 0 K: 0 BB: 0 S: 3 P: 3	1B: 4 SF: 0 2B: 3 SAC: 0 3B: 1 DP: 0 HR: 0 HBP: 0	WP: 0 PA: 37 PB: 0 SB: 0 CS: 0
<b>PITCHER</b> Billy Hoelt, L ERA: 4.14 (1, 1)	IP WLS BF H R ER SO BB IBB HBP BLK WP HR S P ERA WHIP										
	9.0 W 37 8 1 1 4 1 1 0 0 0 0 43 51 1.00 1.000										

**Kansas City Athletics @ Detroit Tigers**  
 Briggs Stadium, Detroit, MI  
 Sun Sep 02 1956, 4:33 AM EDT  
 Att. 3,698 - Unknown

[livebaseballscorecards.com](http://livebaseballscorecards.com)

<b>AB</b>	35
<b>R</b>	1
<b>H</b>	8
<b>RBI</b>	1
<b>BB</b>	2
<b>SO</b>	4
<b>LOB</b>	17



Batter	1	2	3	4	5	6	7	8	9
Harvey Kuenn, R (1, 6) OBP: 0.384, SLG: 0.472	0-0 L5		0-0 6-3			0-0 1-3		4-0 1B BB	
Wayne Belardi, L (1, 3) OBP: 0.380, SLG: 0.418	0-0 G3			0-3 K		0-3 K		4-0 1B BB	
Charlie Maxwell, L (1, 7) OBP: 0.413, SLG: 0.537	0-3 K			0-3 K			0-0 F9 E 1B	0-0 1B 1B	
Al Kaline, R (1, 9) OBP: 0.377, SLG: 0.543		0-0 L6-3		0-0 L3			0-0 L3 1B	0-0 1B	
Ray Boone, R (1, 5) OBP: 0.385, SLG: 0.464		0-0 6-3			0-0 F8		0-0 F9	0-0 P6	
Jim Small, L (1, 8) OBP: 0.345, SLG: 0.442		0-0 F5			0-0 4-3		0-0 1B	0-0 4-3	
Bill Tuttle, R (9, 8) OBP: 0.294, SLG: 0.347							0-0 1B		
Frank Bolling, R (1, 4) OBP: 0.373, SLG: 0.417			0-0 F7		0-0 FC5 2B		0-0 F7		
Red Wilson, R (1, 2) OBP: 0.395, SLG: 0.416			0-0 2B		0-0 FC5		0-0 F7		
Billy Hoefl, L (1, 1) OBP: 0.355, SLG: 0.333			0-0 F9			0-0 L9		0-3 K	

Inning Stats	R: 0	H: 0	E: 0	K: 1	S: 5	LOB: 0	BB: 0	P: 5
	R: 0	H: 0	E: 0	K: 0	S: 3	LOB: 0	BB: 0	P: 3
	R: 0	H: 1	E: 0	K: 0	S: 4	LOB: 1	BB: 0	P: 4
	R: 0	H: 0	E: 0	K: 2	S: 7	LOB: 0	BB: 0	P: 7
	R: 0	H: 1	E: 0	K: 0	S: 4	LOB: 1	BB: 0	P: 4
	R: 0	H: 0	E: 0	K: 1	S: 5	LOB: 0	BB: 0	P: 5
	R: 1	H: 2	E: 1	K: 0	S: 6	LOB: 2	BB: 0	P: 6
	R: 2	H: 2	E: 0	K: 1	S: 7	LOB: 2	BB: 2	P: 15

PITCHER	IP	WLS	BF	H	R	ER	SO	BB	IBB	HBP	BLK	WP	HR	S	P	ERA	WHIP
Art Ditmar, R (1, 1) ERA: 4.44	8.0	L	33	6	3	2	5	2	0	0	0	0	0	41	49	2.25	1.000

AB R H RBI BB SO LOB

3	1	0	0	1	0	1
3	1	0	0	1	2	0
4	1	2	0	0	2	0
4	0	1	2	0	0	1
4	0	0	0	0	0	4
4	0	1	1	0	0	2
0	0	0	0	0	0	0
3	0	1	0	0	0	2
3	0	1	0	0	0	3
3	0	0	0	0	1	1

1B: 4	SF: 0	WP: 0	PA: 33
2B: 2	SAC: 0	PB: 0	
3B: 0	DP: 0	SB: 0	
HR: 0	HBP: 0	CS: 0	

**Kansas City Athletics @ Detroit Tigers**  
 Briggs Stadium, Detroit, MI  
 Sun Sep 02 1956, 4:33 AM EDT  
 Att. 3,698 - Unknown

livebaseballscorecards.com

AB	31
R	3
H	6
RBI	3
BB	2
SO	5
LOB	14



Batter	1	2	3	4	5	6	7	8	9	AB R H RBI BB SO LOB	TOP									
Al Smith, R (1, 7) OBP: 0.370, SLG: 0.436	0-0 F2			0-0 1-3		0-0 1-2 1B		0-0 BB 1B		4 0 2 0 0 0 0	<b>Cleveland Indians @ Kansas City Athletics</b> Municipal Stadium, Kansas City, MO Mon Sep 03 1956, 4:33 AM EDT Att: 13,459 - Unknown <a href="http://livebaseballscorecards.com">livebaseballscorecards.com</a>									
Bobby Avila, R (1, 4) OBP: 0.341, SLG: 0.324	0-0 5-3			0-0 F7		0-0 F8		4-0 BB 1-2 BB		3 0 0 0 1 0 2										
Al Rosen, R (1, 5) OBP: 0.364, SLG: 0.441	0-0 5-3			0-3 K		0-0 F8 2-3		0-0 F8		4 0 0 0 0 1 4										
Rocky Colavito, R (1, 9) OBP: 0.378, SLG: 0.549					4-0 BB HR	0-3 K		0-0 BB 1B 1B		3 1 1 0 1 1 2										
Vic Wertz, L (1, 3) OBP: 0.366, SLG: 0.487					0-0 HR		0-0 3-1		0-0 F3	4 1 1 2 0 0 1										
Jim Busby, R (1, 8) OBP: 0.301, SLG: 0.364					0-0 F5		0-0 F8		0-0 F6	4 0 0 0 0 0 1										
Chico Carrasquel, R (1, 6) OBP: 0.333, SLG: 0.339				0-0 L6		0-0 6-3		0-0 K	0-0 1-2 1B	4 0 1 0 0 1 0										
Hal Naragon, L (1, 2) OBP: 0.388, SLG: 0.418				0-0 G3		0-3 K		0-0 6-3	0-0 4-3	2 0 0 0 0 1 0										
Sam Mele, R (8, PH) OBP: 0.333, SLG: 0.434										1 0 0 0 0 0 0										
Jim Hegan, R (8, 2) OBP: 0.323, SLG: 0.348										1 0 0 0 0 0 2										
Mike Garcia, R (1, 1) OBP: 0.153, SLG: 0.130				0-0 F6		0-0 F8 1B 1B		0-0 F6		2 0 1 0 0 0 0										
Bob Feller, R (6, 1)										0 0 0 0 0 0 0										
Gene Woodling, L (8, PH) OBP: 0.404, SLG: 0.408										1 0 0 0 0 0 0										
Ray Narleski, R (8, 1) OBP: 0.250, SLG: 0.143										0 0 0 0 0 0 0										
<b>Inning Stats</b>	R: 0 E: 0 K: 0 S: 3	H: 0 LOB: 0 BB: 0 P: 3	R: 0 E: 0 K: 0 S: 3	H: 0 LOB: 0 BB: 0 P: 3	R: 0 E: 0 K: 1 S: 5	H: 0 LOB: 0 BB: 0 P: 5	R: 2 E: 0 K: 1 S: 6	H: 1 LOB: 0 BB: 1 P: 10	R: 0 E: 0 K: 1 S: 7	H: 2 LOB: 2 BB: 0 P: 7	R: 0 E: 0 K: 1 S: 5	H: 0 LOB: 0 BB: 0 P: 5	R: 0 E: 0 K: 0 S: 4	H: 1 LOB: 2 BB: 1 P: 8	R: 0 E: 0 K: 0 S: 5	H: 2 LOB: 2 BB: 0 P: 5	1B: 5 2B: 0 3B: 0 HR: 1	SF: 0 SAC: 0 DP: 0 HBP: 0	WP: 0 PB: 0 SB: 0 CS: 0	PA: 35
<b>PITCHER</b>	IP WLS BF H R ER SO BB IBB HBP BLK WP HR S P ERA WHIP																			
Tom Gorman, R (1, 1) ERA: 4.13	6.0 W 22 3 2 2 3 1 0 0 0 0 0 1 27 31 3.00 0.667																			
Bobby Shantz, L (7, 1) ERA: 4.37	3.0 S 13 3 0 0 1 1 0 0 0 0 0 0 14 18 0.00 1.333																			



Batter	1	2	3	4	5	6	7	8	9
<b>Al Pilarcik, L</b> OBP: 0.311, SLG: 0.328 (1, 8) X	0-0 1-3 ①		0-3 K ①		4-0 PO S BB		0-0 G3 ①		
<b>Lou Skizas, R</b> OBP: 0.352, SLG: 0.470 (1, 7) X	0-0 HR 1B		0-0 1B		0-0 E5 1-2		0-0 F7 ②		
<b>Vic Power, R</b> OBP: 0.339, SLG: 0.442 (1, 3) X	0-0 1-H HR		0-0 F7 ②		0-0 PO 2-3	0-0 HR	0-0 2B 1B		
<b>Harry Simpson, L</b> OBP: 0.334, SLG: 0.490 (1, 9) X	0-0 1-3 ②		0-3 K ③		0-0 L4 ①	4-0 BB HBP SF9 BB	0-0 1-H 2B		
<b>Hal Smith, R</b> OBP: 0.298, SLG: 0.346 (1, 2) S S S	0-3 K ③			0-0 F6 ②	0-0 F3 ①	0-0 F6 ③			
<b>Hector Lopez, R</b> OBP: 0.358, SLG: 0.441 (1, 5) X		0-0 E5 G5-4-3		0-0 F6 ②	H 1-0 SF9 BB HBP		0-0 G1-6-3 1B		
<b>Jim Finigan, R</b> OBP: 0.306, SLG: 0.295 (1, 4) X		0-0 G5-4-3 1-2f		0-3 K ③	B B B B	4-0 1-2 2-3 BB	0-0 G1-6-3 ① ②		
<b>Joe Demaestri, R</b> OBP: 0.279, SLG: 0.321 (1, 6) B B B B		4-0 BB		0-3 K ①	0-0 SF9 ②		0-0 1B		
<b>Eddie Robinson, L</b> OBP: 0.302, SLG: 0.354 (6, PH)					2-3 3-H				
<b>Mike Baxes, R</b> OBP: 0.333, SLG: 0.265 (7, 6) S S S		0-3 K ③			0-0 1-3 ②	0-0 F4 ③			
<b>Tom Gorman, R</b> OBP: 0.143, SLG: 0.063 (1, 1) S S S							0-3 K ③		
<b>Tim Thompson, L</b> OBP: 0.335, SLG: 0.368 (6, PH)									
<b>Bobby Shantz, R</b> OBP: 0.182, SLG: 0.150 (7, 1) S S S									

AB	R	H	RBI	BB	SO	LOB
3	0	0	0	1	1	0
4	1	2	0	0	0	1
4	3	3	3	0	0	1
3	1	1	1	1	1	1
4	0	0	0	0	1	2
3	0	1	0	0	0	0
3	0	0	0	1	1	2
1	0	0	0	1	1	0
0	0	0	1	0	0	0
1	0	1	0	0	0	0
2	0	0	0	0	1	1
1	0	0	0	0	0	2
1	0	0	0	0	1	1

WP	HR	S	P	ERA	WHIP
0	0	0	0	0.00	2.000
0	0	0	0	6.75	1.500
0	0	0	0	5.40	1.200
0	0	0	0	1.55	1.550

AB	30
R	5
H	8
RBI	5
BB	4
SO	7
LOB	11



WP	HR	S	P	ERA	WHIP
0	0	0	0	0.00	2.000
0	0	0	0	6.75	1.500
0	0	0	0	5.40	1.200
0	0	0	0	1.55	1.550

**BOTTOM**

**Cleveland Indians @ Kansas City Athletics**  
**Municipal Stadium, Kansas City, MO**

livebaseballscores.com

Mon Sep 03 1956, 4:33 AM EDT  
 Att. 13,459 - Unknown

Inning Stats		R	H	E	K	S	P	IP	WLS	BF	H	R	ER	SO	BB	IBB	HBP	BLK	WP	HR	S	P	ERA	WHIP	
<b>Mike Garcia, R</b> ERA: 3.93 (1, 1)		2	2	0	1	7	4	5.1	L	25	4	4	4	6	4	0	1	0	0	0	2	32	49	6.75	1.500
<b>Bob Feller, R</b> ERA: 4.28 (6, 1)		0	0	1	2	7	2	1.2		7	2	1	1	0	0	0	0	0	0	0	7	7	5.40	1.200	
<b>Ray Narleski, R</b> ERA: 1.55 (8, 1)		0	0	0	2	4	2	1.0		4	2	0	0	1	0	0	0	0	0	0	6	6	0.00	2.000	

Batter	1	2	3	4	5	6	7	8	9	AB R H RBI BB SO LOB	TOP
Al Smith, R (1, 8) OBP: 0.372, SLG: 0.436 BB	4-0 G5-4-3 BB		0-3 K		0-0 F7			0-0 FC1-6 1B	0-0 1-2 1B	4 0 2 0 1 1 1	<b>Cleveland Indians @ Kansas City Athletics</b> Municipal Stadium, Kansas City, MO Mon Sep 03 1956, 4:38 AM EDT Att: 11,837 - Unknown <a href="http://livebaseballscorecards.com">livebaseballscorecards.com</a>
Bobby Avila, R (1, 4) OBP: 0.338, SLG: 0.321	0-0 G5-4-3 1-2f		0-0 F7			0-0 F2		0-0 FC1-6 1-2f S	0-3 K	5 0 0 0 0 1 5	
Vic Wertz, L (1, 3) OBP: 0.363, SLG: 0.482	0-0 G3			0-0 4-3		0-0 3-1		0-0 F7 1-2		4 0 0 0 0 0 1	
Rocky Colavito, R (1, 9) OBP: 0.380, SLG: 0.555		0-3 K		4-0 1B BB		0-0 3B		0-3 K		3 0 1 0 1 2 1	
Al Rosen, R (1, 5) OBP: 0.365, SLG: 0.440 Jim Busby, R (9, PR) OBP: 0.301, SLG: 0.364		0-0 F9		0-0 1-2 1B		0-3 K		4-0 S 2B BB		3 0 1 0 1 1 1 0 1 0 0 0 0 0	
Dave Pope, L (1, 7) OBP: 0.293, SLG: 0.333		0-0 1B		0-3 K		0-0 FC3-6 1B		0-0 P8 1-2		4 0 2 0 0 1 3	
Chico Carrasquel, R (1, 6) OBP: 0.331, SLG: 0.337 Gene Woodling, L (9, PH) OBP: 0.405, SLG: 0.414 Kenny Kuhn, L (9, 6) OBP: 0.375, SLG: 0.286		0-3 K		0-0 F5		0-0 FC3-6 1-2f		0-0 1B 2B		3 0 0 0 0 1 4 1 1 1 1 0 0 0 0 0 0 0 0 0 0	
Jim Hegan, R (1, 2) OBP: 0.319, SLG: 0.343			0-0 E5		0-0 G3		0-3 K	0-3 K		4 0 0 0 0 2 3	
Early Wynn, S (1, 1) OBP: 0.293, SLG: 0.282			0-0 F4		0-0 1-3		0-0 F5	0-0 1B 2-H		4 0 1 1 0 0 2	
<b>Inning Stats</b>	R: 0 H: 0 E: 0 LOB: 0 K: 0 BB: 1 S: 2 P: 6	R: 0 H: 1 E: 0 LOB: 1 K: 2 BB: 0 S: 8 P: 8	R: 0 H: 0 E: 1 LOB: 1 K: 1 BB: 0 S: 6 P: 6	R: 0 H: 1 E: 0 LOB: 2 K: 1 BB: 1 S: 6 P: 10	R: 0 H: 0 E: 0 LOB: 0 K: 0 BB: 0 S: 3 P: 3	R: 0 H: 1 E: 0 LOB: 1 K: 1 BB: 0 S: 6 P: 6	R: 0 H: 1 E: 0 LOB: 1 K: 1 BB: 0 S: 6 P: 6	R: 0 H: 1 E: 0 LOB: 1 K: 1 BB: 0 S: 6 P: 6	R: 2 H: 3 E: 0 LOB: 2 K: 2 BB: 1 S: 10 P: 14	1B: 6 SF: 0 2B: 1 SAC: 0 3B: 1 DP: 1 HR: 0 HBP: 0	
<b>PITCHER</b> Wally Burnette, R (1, 1) ERA: 3.63 Troy Heriage, R (9, 1) ERA: 6.57	IP WLS BF H R ER SO BB IBB HBP BLK WP HR S P ERA WHIP	8.2 L 37 8 2 2 8 3 0 0 0 0 0 0 50 62 2.08 1.269	0.1 1 0 0 0 1 0 0 0 0 0 0 0 3 3 0.00 0.000	<b>PITCHER</b> IP WLS BF H R ER SO BB IBB HBP BLK WP HR S P ERA WHIP							



Batter	1	2	3	4	5	6	7	8	9	AB	R	H	RBI	BB	SO	LOB
<b>Al Pilarcik, L</b> OBP: 0.313, SLG: 0.323 (1, 8)	0-3 <b>K</b>		0-0 <b>P7</b>		4-0 <b>BB</b>		0-0 <b>4-3</b>		4-0 <b>FC6-4</b> <b>BB</b>	3	0	0	0	2	1	0
<b>Lou Skizas, R</b> OBP: 0.345, SLG: 0.461 (1, 7) <b>Johnny Groth, R</b> OBP: 0.318, SLG: 0.399 (9, 7)	0-0 <b>F6</b>		0-3 <b>K</b>		0-3 <b>K</b>			0-3 <b>K</b>	0-0 <b>FC6-4</b>	4	0	0	0	0	3	1
<b>Vic Power, R</b> OBP: 0.340, SLG: 0.441 (1, 3)	4-0 <b>1B</b> <b>BB</b>			0-0 <b>2-3</b>		0-0 <b>1B</b> <b>SF8</b> <b>1B</b>		0-0 <b>P7</b>		3	1	1	0	1	0	0
<b>Harry Simpson, L</b> OBP: 0.339, SLG: 0.494 (1, 9)	0-0 <b>1-2</b> <b>1B</b>			0-0 <b>1B</b> <b>1B</b>		0-0 <b>CS</b> <b>1B</b>		0-0 <b>1-3</b> <b>1B</b>		4	0	4	0	0	0	0
<b>Hal Smith, R</b> OBP: 0.297, SLG: 0.346 (1, 2)	0-3 <b>K</b>			0-0 <b>1-2</b> <b>1B</b>		0-0 <b>SF8</b>		0-0 <b>F8</b>		3	0	1	1	0	1	3
<b>Hector Lopez, R</b> OBP: 0.359, SLG: 0.446 (1, 5)		0-0 <b>F5</b>		0-0 <b>F8</b>		0-0 <b>2B</b>		0-0 <b>BB</b> <b>2B</b>		4	0	2	0	0	0	2
<b>Jim Finigan, R</b> OBP: 0.303, SLG: 0.291 (1, 4) <b>Eddie Robinson, L</b> OBP: 0.305, SLG: 0.354 (9, PH) <b>Clete Boyer, R</b> OBP: 0.284, SLG: 0.279 (9, PR)		0-3 <b>K</b>		0-0 <b>F3</b>		0-0 <b>1-3</b>		4-0 <b>BB</b> <b>BB</b>		3	0	0	0	0	1	3
<b>Joe Demaestri, R</b> OBP: 0.276, SLG: 0.318 (1, 6)		0-3 <b>K</b>		0-0 <b>F2</b>		0-0 <b>F2</b>		0-3 <b>K</b>		4	0	0	0	0	2	2
<b>Wally Burnette, R</b> OBP: 0.074, SLG: 0.074 (1, 1) <b>Troy Herriage, R</b> OBP: 0.185, SLG: 0.120 (9, 1) <b>Tim Thompson, L</b> OBP: 0.333, SLG: 0.367 (9, PH)			0-0 <b>1-3</b>		0-0 <b>F9</b>		0-0 <b>1-3</b>		0-0 <b>F9</b>		3	0	0	0	0	0

BOTTOM	
<b>Cleveland Indians @ Kansas City Athletics</b> Municipal Stadium, Kansas City, MO	
Mon Sep 03 1956, 4:38 AM EDT Att. 11,837 - Unknown	
<b>AB</b> 33	
<b>R</b> 1	
<b>H</b> 8	
<b>RBI</b> 1	
<b>BB</b> 4	
<b>SO</b> 8	
<b>LOB</b> 16	
	
<b>WP:</b> 0 <b>PA:</b> 38	
<b>PB:</b> 0 <b>SB:</b> 0	
<b>CS:</b> 1	

Inning Stats	R: 0	H: 1	E: 0	LOB: 2	K: 2	S: 8	P: 12	R: 0	H: 0	E: 0	LOB: 0	K: 2	S: 7	R: 0	H: 0	E: 0	LOB: 0	K: 1	S: 5	R: 0	H: 2	E: 0	LOB: 2	K: 0	S: 5	R: 0	H: 0	E: 0	LOB: 1	K: 1	S: 5	R: 1	H: 3	E: 0	LOB: 1	K: 0	S: 5	R: 0	H: 0	E: 0	LOB: 0	K: 0	S: 3	R: 0	H: 1	E: 0	LOB: 1	K: 1	S: 6	R: 0	H: 1	E: 0	LOB: 3	K: 1	S: 6	R: 0	H: 1	E: 0	LOB: 3	K: 1	S: 14	1B: 6	SF: 1	2B: 2	SAC: 0	3B: 0	DP: 0	HR: 0	HBP: 0	WP: 0	PA: 38	ERA	WHIP
<b>PITCHER</b> <b>Early Wynn, R</b> ERA: 2.84 (1, 1)	IP	WLS	BF	H	R	ER	SO	BB	IBB	HBP	BLK	WP	HR	S	P	ERA	WHIP	IP	WLS	BF	H	R	ER	SO	BB	IBB	HBP	BLK	WP	HR	S	P	ERA	WHIP	IP	WLS	BF	H	R	ER	SO	BB	IBB	HBP	BLK	WP	HR	S	P	ERA	WHIP																						

Batter	1	2	3	4	5	6	7	8	9	AB R H RBI BB SO LOB	TOP		
Al Smith, R (1, 8) OBP: 0.369, SLG: 0.432	0-0 6-3		0-0 5-3			0-0 6-3		0-3 K		4 0 0 0 0 1 3	<b>Cleveland Indians @ Kansas City Athletics</b> Municipal Stadium, Kansas City, MO Tue Sep 04 1956, 4:33 AM EDT Att. 7,332 - Unknown		
Bobby Avila, R (1, 4) OBP: 0.335, SLG: 0.318	0-0 5-3			0-3 K		0-0 6-3		0-0 FC5-4		4 0 0 1 0 1 2			
Vic Wertz, L (1, 3) OBP: 0.360, SLG: 0.477	0-0 F8			0-0 F4		0-0 F9		0-0 F6		4 0 0 0 0 0 2			
Rocky Colavito, R (1, 9) OBP: 0.375, SLG: 0.546		0-0 1-3		0-0 6-3			0-3 K		0-3 K	4 0 0 0 0 2 0			
Al Rosen, R (1, 5) OBP: 0.362, SLG: 0.435		0-0 F8			0-0 F7		0-0 F5		0-0 6-3	4 0 0 0 0 0 0			
Dave Pope, L (1, 7) OBP: 0.311, SLG: 0.395		0-0 3B			0-0 1B SF8 1B		0-0 P8		0-0 P4-3	4 1 2 0 0 0 0			
Chico Carrasquel, R (1, 6) OBP: 0.333, SLG: 0.338		0-0 F7			0-0 1B			1-0 BB 1B FC5-4 HBP		2 1 1 0 0 0 1			
Hal Naragon, L (1, 2) OBP: 0.367, SLG: 0.420			0-3 K		0-0 SF8			0-0 FC5-4 BB 1B		2 0 1 1 0 1 0			
Herb Score, L (1, 1) OBP: 0.253, SLG: 0.239			0-3 K		0-0 1-3			4-0 BB 1B FC5-4		1 0 0 0 0 1 0			
Cal McLish, S (4, 1) OBP: 0.467, SLG: 0.222								1-2 BB		1 0 0 0 0 0 1			
Don Mossi, L (5, 1) OBP: 0.227, SLG: 0.250										0 0 0 0 0 0 0			
Gene Woodling, L (8, PH) OBP: 0.407, SLG: 0.414										0 0 0 0 1 0 0			
Ray Narleski, R (8, 1) OBP: 0.250, SLG: 0.143										0 0 0 0 0 0 0			
<b>Inning Stats</b>	R: 0 H: 0 E: 0 LOB: 0 K: 0 BB: 0 S: 3 P: 3	R: 0 H: 1 E: 0 LOB: 1 K: 0 BB: 0 S: 4 P: 4	R: 0 H: 0 E: 0 LOB: 0 K: 2 BB: 0 S: 7 P: 7	R: 0 H: 0 E: 0 LOB: 0 K: 1 BB: 0 S: 5 P: 5	R: 1 H: 2 E: 0 LOB: 1 K: 0 BB: 0 S: 5 P: 5	R: 0 H: 0 E: 0 LOB: 0 K: 0 BB: 0 S: 3 P: 3	R: 0 H: 0 E: 0 LOB: 0 K: 1 BB: 0 S: 5 P: 5	R: 1 H: 1 E: 0 LOB: 2 K: 1 BB: 1 S: 6 P: 11	R: 0 H: 0 E: 0 LOB: 0 K: 1 BB: 0 S: 5 P: 5	1B: 3 SF: 1 2B: 0 SAC: 0 3B: 1 DP: 0 HR: 0 HBP: 1	WP: 0 PA: 33 PB: 0 SB: 0 CS: 0		
<b>PITCHER</b>	IP WLS BF H R ER SO BB IBB HBP BLK WP HR S P ERA WHIP											<b>PITCHER</b>	IP WLS BF H R ER SO BB IBB HBP BLK WP HR S P ERA WHIP
Jack Crimian, R (1, 1) ERA: 5.58	7.0 W 27 4 2 2 4 1 0 1 0 0 0 0 33 38 2.57 0.714												
Art Ditmar, R (8, 1) ERA: 4.4	2.0 S 6 0 0 0 2 0 0 0 0 0 0 0 10 10 0.00 0.000												

livebaseballscorecards.com

AB	30
R	2
H	4
RBI	2
BB	1
SO	6
LOB	9





Batter	1	2	3	4	5	6	7	8	9
<b>Johnny Groth, R</b> (1, 8) OBP: 0.320, SLG: 0.400 <b>Al Pilarcik, L</b> (4, PH) OBP: 0.315, SLG: 0.321 (5, 8)	0-0 4-3	0-0 2-H 1B		0-0 3-1		4-0 CS BB			
<b>Lou Skizas, R</b> (1, 7) OBP: 0.344, SLG: 0.457	0-0 1B 1B	0-0 F8		0-0 1-3		0-3 K 1-2			
<b>Vic Power, R</b> (1, 3) OBP: 0.341, SLG: 0.442	0-0 1B 1-2 1B		0-0 SH1-3 1B		0-0 F8	0-0 F8			
<b>Harry Simpson, L</b> (1, 9) OBP: 0.339, SLG: 0.493	0-0 1-3 2-H 1B		0-0 SH1-3		0-3 K		0-0 5-3		
<b>Hal Smith, R</b> (1, 2) OBP: 0.300, SLG: 0.348	0-3 K		0-0 FC4-6 1B		0-0 1B 1B		0-0 F8		
<b>Hector Lopez, R</b> (1, 5) OBP: 0.358, SLG: 0.444	0-0 F4		0-0 F9		0-0 BB 1B		0-0 F9		
<b>Jim Finigan, R</b> (1, 4) OBP: 0.300, SLG: 0.289 <b>Eddie Robinson, L</b> (5, PH) OBP: 0.309, SLG: 0.354 <b>Clete Boyer, R</b> (6, 4) OBP: 0.281, SLG: 0.276		0-0 F9	0-0 FC4-6		4-0 1B BB		0-3 K		
<b>Joe Demaestri, R</b> (1, 6) OBP: 0.281, SLG: 0.320		4-0 SH1-4 1B BB		0-0 SH1-4 1B		0-0 1-2 2-H 3-H 1B		0-0 F4	
<b>Jack Crimian, R</b> (1, 1) OBP: 0.318, SLG: 0.250 <b>Art Ditmar, R</b> (8, 1) OBP: 0.183, SLG: 0.152		0-0 SH1-4		0-0 SH1-4		0-0 F9		0-0 6-3	


Inning Stats	R: 1	H: 3	E: 0	K: 1	S: 8	LOB: 2	BB: 0	P: 8
	R: 1	H: 1	E: 0	K: 0	S: 4	LOB: 1	BB: 1	P: 8
	R: 1	H: 2	E: 0	K: 0	S: 5	LOB: 1	BB: 0	P: 5
	R: 0	H: 1	E: 0	K: 0	S: 4	LOB: 1	BB: 0	P: 4
	R: 2	H: 3	E: 0	K: 1	S: 8	LOB: 2	BB: 1	P: 12
	R: 0	H: 0	E: 0	K: 1	S: 4	LOB: 0	BB: 1	P: 8
	R: 0	H: 0	E: 0	K: 0	S: 3	LOB: 0	BB: 0	P: 3
	R: 0	H: 0	E: 0	K: 1	S: 5	LOB: 0	BB: 0	P: 5

PITCHER	IP	WLS	BF	H	R	ER	SO	BB	IBB	HBP	BLK	WP	HR	S	P	ERA	WHIP
<b>Herb Score, L</b> (1, 1) ERA: 2.82	3.1	L	18	7	3	3	1	1	0	0	0	0	0	19	23	8.10	2.400
<b>Cal McLish, R</b> (4, 1) ERA: 5.04	1.1		6	2	2	2	1	0	0	0	0	0	0	8	8	13.50	1.500
<b>Don Mossi, L</b> (5, 1) ERA: 3.61	2.1		9	1	0	0	1	2	0	0	0	0	0	9	17	0.00	1.286
<b>Ray Narjeski, R</b> (8, 1) ERA: 1.52	1.0		3	0	0	0	1	0	0	0	0	0	0	5	5	0.00	0.000

AB R H RBI BB SO LOB

2	0	1	1	0	0	0
1	0	0	0	1	0	1
4	1	1	0	0	1	3
4	1	2	0	0	0	0
3	0	1	1	0	1	0
4	1	2	1	0	1	2
4	1	1	0	0	0	3
2	0	0	0	0	0	1
0	0	0	0	1	0	0
1	0	0	0	0	1	0
3	1	2	2	1	0	0
1	0	0	0	0	0	2
1	0	0	0	0	0	0

AB	30
R	5
H	10
RBI	5
BB	3
SO	4
LOB	12



WP	PA	ERA	WHIP
0	36		
0			
0			
1			

**Cleveland Indians @ Kansas City Athletics**  
 Municipal Stadium, Kansas City, MO  
 Tue Sep 04 1956, 4:33 AM EDT  
 Att. 7,332 - Unknown

livebaseballscorecards.com

Batter	1	2	3	4	5	6	7	8	9	AB R H RBI BB SO LOB	TOP		
Harvey Kuenn, R OBP: 0.386, SLG: 0.476 (1, 6) X	0-0 FC6-4 1B	0-0 CS 1-2	0-0 1-3 1B	0-0 L7 1B			0-0 FC5-4 1B	0-0 5-3 1B		5 0 2 0 0 0 1			
Jim Small, L OBP: 0.392, SLG: 0.471 (1, 8) X	0-0 FC6-4 1B		0-0 L6-4 1B		0-0 1B		0-0 FC5-4 HR	0-0 L6 1B		5 2 2 0 0 0 2			
Charlie Maxwell, L OBP: 0.413, SLG: 0.536 (1, 7) X	0-0 4-6-3 1-2		4-0 1-2 BB		0-0 F2 1B		0-0 HR	0-0 P4 1B		4 1 1 2 1 0 2			
Al Kaline, R OBP: 0.377, SLG: 0.535 (1, 9) B B B B	4-0 1B BB		0-0 L6-4 2-3		0-0 L6 1B		4-0 1B BB	0-0 L5-3 1B		3 0 0 0 2 0 3			
Ray Boone, R OBP: 0.393, SLG: 0.484 (1, 5) X	0-0 1-2 2-H 1B			0-0 HR		0-0 F7 1B	0-0 1-3 1B			4 1 3 2 0 0 1			
Wayne Belardi, L OBP: 0.360, SLG: 0.407 (1, 3) X	0-0 G3			0-0 F3 1B		0-0 HR	0-0 F2 1B			4 1 1 1 0 0 4			
Frank Bolling, R OBP: 0.363, SLG: 0.413 (1, 4) X		0-0 F9 1B		0-0 F3 1B		0-0 F8 1B	0-0 F7 1B			4 0 0 0 0 0 2			
Red Wilson, R OBP: 0.392, SLG: 0.448 (1, 2) B B B B		4-0 CS BB		0-0 HR		0-3 K		0-0 5-3 1B		3 1 1 1 1 1 0			
Frank Lary, R OBP: 0.228, SLG: 0.217 (1, 1) X		0-0 F5 1B		4-0 BB		0-0 F7 1B		0-0 F8 1B		3 0 0 0 1 0 1			
<b>Inning Stats</b>	R: 1 E: 0 K: 0 S: 5 H: 2 LOB: 2 BB: 1 P: 9	R: 0 E: 0 K: 0 S: 2 H: 0 LOB: 0 BB: 1 P: 6	R: 0 E: 0 K: 0 S: 3 H: 1 LOB: 1 BB: 1 P: 7	R: 2 E: 0 K: 0 S: 5 H: 2 LOB: 1 BB: 1 P: 9	R: 0 E: 0 K: 0 S: 4 H: 1 LOB: 1 BB: 0 P: 4	R: 1 E: 0 K: 1 S: 6 H: 1 LOB: 0 BB: 0 P: 6	R: 2 E: 1 K: 0 S: 6 H: 3 LOB: 2 BB: 1 P: 10	R: 0 E: 0 K: 0 S: 3 H: 0 LOB: 0 BB: 0 P: 3	R: 0 E: 0 K: 0 S: 3 H: 0 LOB: 0 BB: 0 P: 3	1B: 6 2B: 1 3B: 0 HR: 4 SF: 0 SAC: 0 DP: 1 HBP: 0	WP: 0 PB: 0 SB: 0 CS: 1 PA: 41		
<b>PITCHER</b>	IP WLS BF H R ER SO BB IBB HBP BLK WP HR S P ERA WHIP											<b>PITCHER</b>	IP WLS BF H R ER SO BB IBB HBP BLK WP HR S P ERA WHIP
Art Ditmar, R ERA: 4.45 (1, 1)	6.0 L 27 7 4 4 1 4 0 0 0 0 0 3 25 41 6.00 1.833												
Troy Herriage, R ERA: 6.73 (7, 1)	0.1 5 3 2 2 0 1 0 0 0 0 0 1 4 8 54.00 12.000												
Jack Crimian, R ERA: 5.5 (7, 1)	1.2 5 0 0 0 0 0 0 0 0 0 0 0 5 5 0.00 0.000												
Jack McMahan, L ERA: 5.18 (9, 1)	1.0 3 0 0 0 0 0 0 0 0 0 0 0 3 3 0.00 0.000												

**Detroit Tigers @ Kansas City Athletics**  
 Municipal Stadium, Kansas City, MO  
 Thu Sep 06 1956, 4:33 AM EDT  
 Att. 7,644 - Unknown

[livebaseballscorecards.com](http://livebaseballscorecards.com)

AB	35
R	6
H	10
RBI	6
BB	5
SO	1
LOB	16



Batter	1	2	3	4	5	6	7	8	9	AB R H RBI BB SO LOB
Al Pilarcik, L (1, 8) OBP: 0.309, SLG: 0.314	0-0 4-3			0-3 K		0-0 4-3			0-0 F3	4 0 0 0 0 1 1
Lou Skizas, R (1, 7) OBP: 0.338, SLG: 0.449	0-0 6-3			0-0 F7			0-3 K		0-0 F8	4 0 0 0 0 1 0
Vic Power, R (1, 3) OBP: 0.338, SLG: 0.438	0-0 P6			0-0 P4			0-0 F8		0-0 L9	4 0 0 0 0 0 0
Harry Simpson, L (1, 9) OBP: 0.339, SLG: 0.492		0-0 4-3			0-0 FC6-4 1B		0-0 6-3			3 0 1 0 0 0 0
Hal Smith, R (1, 2) OBP: 0.297, SLG: 0.345		0-0 F8			0-0 FC6-4 G6-4-3 1-2f			0-0 L4		3 0 0 0 0 0 1
Hector Lopez, R (1, 5) OBP: 0.358, SLG: 0.444		0-0 6-3			0-0 G6-4-3 1-2f			0-0 E 1B		3 0 1 0 0 0 1
Jim Finigan, R (1, 4) OBP: 0.302, SLG: 0.290			0-0 G5-4-3 1B			0-0 6-3		0-0 E3 1-2		2 0 1 0 0 0 0 1 0 0 0 0 0 1 0 0 0 0 0 0 0
Eddie Robinson, L (8, PH) OBP: 0.307, SLG: 0.352										
Mike Baxes, R (9, 6) OBP: 0.333, SLG: 0.265										
Joe Demaestri, R (1, 6) OBP: 0.279, SLG: 0.319			0-0 G5-4-3			0-3 K		0-0 P4		2 0 0 0 0 1 1 1 0 0 0 0 0 2 0 0 0 0 0 0 0
Tim Thompson, L (8, PH) OBP: 0.332, SLG: 0.365										
Clete Boyer, R (9, 4) OBP: 0.281, SLG: 0.276										
Art Diltmar, R (1, 1) OBP: 0.161, SLG: 0.150			0-3 K2-3			0-0 1B		0-0 1-3		1 0 0 0 0 1 0 1 0 1 0 1 0 0 0 0 0 2 0 0 0 0 0 0 0
Gus Zernial, R (8, PH) OBP: 0.321, SLG: 0.448										
Troy Herridge, R (7, 1) OBP: 0.186, SLG: 0.120										
Jack Crisman, R (7, 1) OBP: 0.219, SLG: 0.250										
Johnny Groth, R (8, PH) OBP: 0.319, SLG: 0.398										
Jack McMahan, R (9, 1) OBP: 0.319, SLG: 0.398										

Inning Stats	R: 0 E: 0 K: 0 S: 3	H: 0 LOB: 0 BB: 0 P: 3	R: 0 E: 0 K: 0 S: 3	H: 0 LOB: 0 BB: 0 P: 3	R: 0 E: 0 K: 1 S: 5	H: 1 LOB: 0 BB: 0 P: 5	R: 0 E: 0 K: 1 S: 5	H: 0 LOB: 0 BB: 0 P: 5	R: 0 E: 0 K: 0 S: 3	H: 1 LOB: 0 BB: 0 P: 3	R: 0 E: 0 K: 1 S: 6	H: 1 LOB: 1 BB: 0 P: 6	R: 0 E: 0 K: 1 S: 5	H: 0 LOB: 0 BB: 0 P: 5	R: 0 E: 1 K: 0 S: 5	H: 1 LOB: 2 BB: 0 P: 5	R: 0 E: 0 K: 0 S: 3	H: 0 LOB: 0 BB: 0 P: 3	1B: 4 2B: 0 3B: 0 HR: 0	SF: 0 SAC: 0 DP: 2 HBP: 0	WP: 0 PB: 0 SB: 0 CS: 0	PA: 30
--------------	------------------------------	---------------------------------	------------------------------	---------------------------------	------------------------------	---------------------------------	------------------------------	---------------------------------	------------------------------	---------------------------------	------------------------------	---------------------------------	------------------------------	---------------------------------	------------------------------	---------------------------------	------------------------------	---------------------------------	----------------------------------	------------------------------------	----------------------------------	--------

PITCHER	IP	WLS	BF	H	R	ER	SO	BB	IBB	HBP	BLK	WP	HR	S	P	ERA	WHIP	PITCHER	IP	WLS	BF	H	R	ER	SO	BB	IBB	HBP	BLK	WP	HR	S	P	ERA	WHIP		
Frank Lary, R (1, 1) ERA: 3.54	9.0	W	30	4	0	0	4	0	0	0	0	0	0	38	38	0.00	0.444																				

**DETROIT TIGERS @ KANSAS CITY ATHLETICS**  
Municipal Stadium, Kansas City, MO

Thu Sep 06 1956, 4:33 AM EDT  
Att. 7,644 - Unknown

<b>AB</b>	<b>30</b>
<b>R</b>	<b>0</b>
<b>H</b>	<b>4</b>
<b>RBI</b>	<b>0</b>
<b>BB</b>	<b>0</b>
<b>SO</b>	<b>4</b>
<b>LOB</b>	<b>9</b>

Batter	1	2	3	4	5	6	7	8	9	AB	R	H	RBI	BB	SO	LOB	TOP
Harvey Kuenn, R (1, 6) OBP: 0.389, SLG: 0.483	0-0 F9	0-0 F7	0-0 1B 3B		4-0 BB		0-0 1B	0-0 1B 2B		5	2	3	4	1	0	1	
Jim Small, L (1, 8) OBP: 0.385, SLG: 0.459 Bill Tuttle, R (7, PH) OBP: 0.294, SLG: 0.347 (7, 8)	0-0 1B	0-0 F8	0-3 K		0-3 K		0-0 F9	0-0 1B		4	1	1	0	0	2	3	
Charlie Maxwell, L (1, 7) OBP: 0.416, SLG: 0.535	4-0 1B BB	4-0 BB	0-0 1B			0-0 FC5-4 1B	0-0 G3	0-0 P5		4	1	2	1	2	0	3	
Al Kaline, R (1, 9) OBP: 0.376, SLG: 0.531	0-0 BB 1B	0-0 L8	0-0 L7			0-0 FC5-4 1B		4-0 1B SF8 BB	0-3 K	5	1	1	1	1	1	4	
Ray Boone, R (1, 5) OBP: 0.395, SLG: 0.483	4-0 BB IBB		0-0 2B SF7 1B	0-0 5-3		0-0 FC3-6 1B		0-0 E5 BB 1B 2B	0-0 5-3	5	2	2	0	1	0	1	
Wayne Belardi, L (1, 3) OBP: 0.365, SLG: 0.414	4-0 FC5-4 BB		0-0 2B	0-0 F2		0-0 FC3-6 FC6-4		0-0 BB 2B 1B	0-0 4-3	5	2	2	1	1	0	2	
Frank Bolling, R (1, 4) OBP: 0.357, SLG: 0.409	0-3 K		0-0 SF7	0-3 K		0-0 FC6-4		0-0 SF8		3	0	0	2	0	2	5	
Red Wilson, R (1, 2) OBP: 0.388, SLG: 0.447	0-0 FC5-4		0-0 3B 2B		0-0 F9		0-0 6-3	0-0 L7		5	1	1	1	0	0	5	
Billy Hoelt, L (1, 1) OBP: 0.363, SLG: 0.324 Walt Masterson, R (7, 1) OBP: 0.250, SLG: 0.250 Earl Torgeson, L (8, PH) OBP: 0.390, SLG: 0.399 Al Aber, L (8, 1) OBP: 0.364, SLG: 0.300		0-0 E4 BB	4-0 3B BB		0-3 K		4-0 1B BB	4-0 2B 1B BB		2	1	0	0	2	1	0	
<b>Inning Stats</b>	R: 2 H: 2 E: 0 K: 1 S: 7	R: 0 H: 0 E: 1 K: 0 S: 4	R: 5 H: 5 E: 0 K: 1 S: 10	R: 0 H: 0 E: 0 K: 1 S: 5	R: 0 H: 0 E: 0 K: 2 S: 7	R: 0 H: 2 E: 0 K: 0 S: 5	R: 0 H: 1 E: 0 K: 0 S: 4	R: 5 H: 3 E: 1 K: 0 S: 7	R: 0 H: 0 E: 0 K: 1 S: 5	1B: 9 SF: 2	2B: 3 SAC: 0	3B: 1 DP: 0	HR: 0 HBP: 0	WP: 0 PA: 51	PB: 0	SB: 0	CS: 0
<b>PITCHER</b>	IP WLS BF H R ER SO BB IBB HBP BLK WP HR S P ERA WHIP																
Lou Kretlow, R (1, 1) ERA: 5.49	2.1 L 17 5 5 5 1 3 1 0 0 0 0 0 15 31 19.29 3.429																
Bobby Shantz, L (3, 1) ERA: 4.39	3.2 17 4 2 2 4 2 0 0 0 0 0 0 23 31 4.91 1.636																
Jack McMahan, L (7, 1) ERA: 5.23	1.0 6 1 1 1 0 2 0 0 0 0 0 0 4 12 9.00 3.000																
Jack Crimian, R (8, 1) ERA: 5.45	1.0 8 3 4 0 0 1 0 0 0 0 0 0 7 11 0.00 4.000																
Troy Herriage, R (9, 1) ERA: 6.66	1.0 3 0 0 0 1 0 0 0 0 0 0 0 5 5 0.00 0.000																

**Detroit Tigers @ Kansas City Athletics**  
 Municipal Stadium, Kansas City, MO  
 Fri Sep 07 1956, 4:33 AM EDT  
 Att. 7,212 - Unknown

[livebaseballscorecards.com](http://livebaseballscorecards.com)

**AB** 40  
**R** 12  
**H** 13  
**RBI** 12  
**BB** 9  
**SO** 6  
**LOB** 26




Batter	1	2	3	4	5	6	7	8	9	AB R H RBI BB SO LOB
Hector Lopez, R OBP: 0.356, SLG: 0.441 (1, 5)	0-0 HBP 1B 3B 1B	0-0 F7		0-0 P5			0-3 K		0-0 E5 1B 1B	5 2 1 0 0 1 1
Lou Skizas, R OBP: 0.339, SLG: 0.447 (1, 7)	0-0 HBP 1B 1-2 3B 1B	0-0 F8			0-3 K		0-0 1B FC6-4 1B		0-0 F8	5 2 2 0 0 1 2
Vic Power, R OBP: 0.341, SLG: 0.439 (1, 3)	0-0 F8	0-0 F7			0-0 G4-6-3 1B		0-0 FC6-4 1-3 1B		0-0 1B 1-2 1B	5 1 3 0 0 0 3
Harry Simpson, L OBP: 0.341, SLG: 0.491 (1, 9)	1-0 1-2 2-3 3B HBP		0-3 K		0-0 G4-6-3 1-2f		4-0 FC6-4 IBB		0-0 1B 1-2 2-H 1B	3 1 1 1 1 1 1
Hal Smith, R OBP: 0.305, SLG: 0.365 (1, 2)	0-0 1-H 2-H 3-H SF8 3B		0-0 1B 1B		0-0 SF9 3B		0-0 FC6-4 1-2f 2-3 3-H		0-0 1B 1-2 2-H 1B	5 2 4 5 0 0 2
Johnny Groth, R OBP: 0.318, SLG: 0.401 (1, 8)	0-0 SF8		0-0 G5-4-3 1B		0-0 SF9 3-H		0-3 K		0-0 P3	1 0 1 2 0 0 0 1 0 0 0 0 1 2 1 0 0 0 0 0 2
Eddie Robinson, L (7, PH) OBP: 0.306, SLG: 0.350 (8, 8)	0-0 3-H FC5-4 1B		0-0 G5-4-3 1-2f		0-0 5-3			0-0 6-3	0-0 F3	5 0 1 0 0 0 4
Al Pilarcik, L OBP: 0.307, SLG: 0.313 (8, 8)										
Jim Finigan, R OBP: 0.300, SLG: 0.289 (1, 4)										
Joe Demaestri, R OBP: 0.279, SLG: 0.321 (1, 6)	0-0 1-2f FC5-4			0-0 6-3		0-0 2B		0-0 F8		4 0 1 0 0 0 1
Lou Kretlow, R OBP: 0.162, SLG: 0.061 (1, 1)		4-0 BB		0-3 K		0-0 F7		0-0 6-3		0 0 0 0 0 1 0 0 1 0 0 0 0 0 1 0 1 0 0 0 0 0 0 1 0 1 0 0 0 0 0 0 0 0 0 0 0 0 0 0 0
Bobby Shantz, R OBP: 0.174, SLG: 0.143 (3, 1)										
Gus Zernial, R OBP: 0.320, SLG: 0.447 (6, PH)										
Jack McMahan, R (7, 1)										
Jack Crimian, R OBP: 0.219, SLG: 0.250 (8, 1)										
Mike Baxes, R OBP: 0.331, SLG: 0.262 (8, PH)										
Troy Herriage, R OBP: 0.185, SLG: 0.120 (9, 1)										

Inning Stats	R: 4 E: 0 K: 0 S: 7	H: 4 LOB: 1 BB: 0 P: 8	R: 0 E: 0 K: 0 S: 3	H: 0 LOB: 1 BB: 1 P: 7	R: 0 E: 0 K: 1 S: 6	H: 2 LOB: 1 BB: 0 P: 6	R: 0 E: 0 K: 1 S: 5	H: 0 LOB: 0 BB: 0 P: 5	R: 0 E: 0 K: 1 S: 5	H: 1 LOB: 0 BB: 0 P: 5	R: 1 E: 0 K: 0 S: 5	H: 2 LOB: 1 BB: 0 P: 5	R: 1 E: 0 K: 2 S: 9	H: 2 LOB: 2 BB: 1 P: 13	R: 0 E: 0 K: 0 S: 3	H: 0 LOB: 0 BB: 0 P: 3	R: 2 E: 1 K: 0 S: 7	H: 3 LOB: 2 BB: 0 P: 7	1B: 11 2B: 1 3B: 2 HR: 0	SF: 2 SAC: 0 DP: 2 HBP: 1	WP: 0 PB: 0 SB: 0 CS: 0	PA: 43
--------------	------------------------------	---------------------------------	------------------------------	---------------------------------	------------------------------	---------------------------------	------------------------------	---------------------------------	------------------------------	---------------------------------	------------------------------	---------------------------------	------------------------------	----------------------------------	------------------------------	---------------------------------	------------------------------	---------------------------------	-----------------------------------	------------------------------------	----------------------------------	--------

PITCHER	IP	WLS	BF	H	R	ER	SO	BB	IBB	HBP	BLK	WP	HR	S	P	ERA	WHIP
Billy Hoelt, L ERA: 4.28 (1, 1)	6.1	W	31	11	6	6	4	1	1	1	0	0	0	36	45	8.53	1.895
Walt Masterson, R ERA: 4.43 (7, 1)	0.2		2	0	0	0	1	0	0	0	0	0	0	4	4	0.00	0.000
Al Aber, L ERA: 3.54 (8, 1)	2.0	S	10	3	2	1	0	0	0	0	0	0	0	10	10	4.50	1.500

**DETROIT TIGERS @ KANSAS CITY ATHLETICS**  
Municipal Stadium, Kansas City, MO  
Fri Sep 07 1956, 4:33 AM EDT  
Att. 7,212 - Unknown

<b>AB</b>	<b>38</b>
<b>R</b>	<b>8</b>
<b>H</b>	<b>14</b>
<b>RBI</b>	<b>8</b>
<b>BB</b>	<b>2</b>
<b>SO</b>	<b>5</b>
<b>LOB</b>	<b>19</b>



Batter	1	2	3	4	5	6	7	8	9	AB R H RBI BB SO LOB	TOP											
Harvey Kuenn, R (1, 6) OBP: 0.387, SLG: 0.480	0-0 6-3		0-0 6-3		0-0 E5			0-0 P4		4 0 0 0 0 0 0												
Jim Small, L (1, 8) OBP: 0.366, SLG: 0.436	0-0 4-3			0-0 6-3	0-0 4-3			0-0 4-3		4 0 0 0 0 0 1												
Bill Tuttle, R (8, 8) OBP: 0.294, SLG: 0.347										0 0 0 0 0 0 0												
Charlie Maxwell, L (1, 7) OBP: 0.415, SLG: 0.540	0-0 G3			0-0 HR		0-0 4-3		0-0 F8		4 1 1 1 0 0 0												
Al Kaline, R (1, 9) OBP: 0.376, SLG: 0.529		0-0 L4		0-0 L1-3		4-0 G5-4-3 BB		0-0 L1-3		3 0 0 0 1 0 0												
Ray Boone, R (1, 5) OBP: 0.393, SLG: 0.481		0-0 1-6-3		0-0 FC3-5 PB 1B		0-0 G5-4-3 1-2f		0-3 K		4 0 1 0 0 1 1												
Earl Torgeson, L (1, 3) OBP: 0.394, SLG: 0.397		4-0 BB		4-0 1-2 BB		0-0 P5		4-0 CS BB		1 0 0 0 3 0 0												
Frank Bolling, R (1, 4) OBP: 0.354, SLG: 0.405		0-0 P2		0-0 FC3-5 2-3f		0-0 P4		0-0 CS		3 0 0 0 0 0 3												
Red Wilson, R (1, 2) OBP: 0.387, SLG: 0.462			0-0 F3		0-0 5-3		0-0 HR			3 1 1 1 0 0 0												
Paul Foytack, R (1, 1) OBP: 0.139, SLG: 0.165			0-0 F9		0-0 1-3		0-0 6-3			3 0 0 0 0 0 0												
<b>Inning Stats</b>	R: 0 E: 0 K: 0 S: 3	H: 0 LOB: 0 BB: 0 P: 3	R: 0 E: 0 K: 0 S: 3	H: 0 LOB: 1 BB: 1 P: 7	R: 0 E: 0 K: 0 S: 3	H: 0 LOB: 0 BB: 0 P: 3	R: 1 E: 0 K: 0 S: 5	H: 2 LOB: 2 BB: 1 P: 9	R: 0 E: 1 K: 0 S: 4	H: 0 LOB: 1 BB: 0 P: 4	R: 0 E: 0 K: 0 S: 2	H: 0 LOB: 0 BB: 1 P: 6	R: 1 E: 0 K: 0 S: 4	H: 1 LOB: 0 BB: 0 P: 4	R: 0 E: 0 K: 1 S: 4	H: 0 LOB: 0 BB: 0 P: 3	R: 0 E: 0 K: 1 S: 4	H: 0 LOB: 0 BB: 1 P: 8	1B: 1 2B: 0 3B: 0 HR: 2	SF: 0 SAC: 0 DP: 1 HBP: 0	WP: 0 PB: 1 SB: 0 CS: 1	PA: 34
<b>PITCHER</b>	IP WLS BF H R ER SO BB IBB HBP BLK WP HR S P ERA WHIP																					
Tom Gorman, R (1, 1) ERA: 4.03	8.0 L 30 3 2 2 0 3 0 0 0 0 0 2 27 39 2.25 0.750																					
Bobby Shantz, L (9, 1) ERA: 4.34	1.0 3 0 0 0 1 1 0 0 0 0 0 0 4 8 0.00 1.000																					

**Detroit Tigers @ Kansas City Athletics**  
 Municipal Stadium, Kansas City, MO  
 Sat Sep 08 1956, 4:33 AM EDT  
 Att. 7,427 - Unknown

[livebaseballscorecards.com](http://livebaseballscorecards.com)

**AB** 29  
**R** 2  
**H** 3  
**RBI** 2  
**BB** 4  
**SO** 1  
**LOB** 5



Batter	1	2	3	4	5	6	7	8	9	AB R H RBI BB SO LOB
Vic Power, R OBP: 0.344, SLG: 0.443 (1, 3)	0-0 2B		0-0 1-3			0-0 1B		0-0 1B	0-0 F7	5 0 3 0 0 0 2
Lou Skizas, R OBP: 0.338, SLG: 0.444 (1, 7)	0-0 6-3			0-0 F8		0-0 G6-4-3		0-0 1B		4 0 1 1 0 0 2
Hector Lopez, R OBP: 0.354, SLG: 0.437 (1, 5)	0-0 L9			0-3 K		0-0 5-3		0-0 FC5-2-1		4 0 0 0 0 1 4
Harry Simpson, L OBP: 0.344, SLG: 0.491 (1, 9)	0-0 1-3			0-0 1B			4-0 1-3	4-0 1-2		2 0 1 0 2 0 1
Hal Smith, R OBP: 0.301, SLG: 0.361 (1, 2)		0-0 L9		0-0 6-3			0-0 1-3	0-0 6-3		4 0 0 0 0 0 5
Al Pilarcik, L OBP: 0.311, SLG: 0.316 (1, 8)		0-0 P5			0-0 4-3		0-3 K		0-0 SH1-4	4 0 2 0 0 1 1
Joe Demaestri, R OBP: 0.278, SLG: 0.319 (1, 6)		0-0 4-3			0-0 4-3		0-3 K		0-0 SH1-4	2 0 0 0 0 0 1
Gus Zernial, R OBP: 0.319, SLG: 0.445 (7, PH)					1-2				1-2	1 0 0 0 0 1 1
Mike Baxes, R OBP: 0.331, SLG: 0.262 (8, 6)										0 0 0 0 0 0 0
Clete Boyer, R OBP: 0.277, SLG: 0.272 (1, 4)			0-0 F5		0-3 K2-3			0-0 1B	0-0 L9	2 0 0 0 0 1 1
Eddie Robinson, L OBP: 0.309, SLG: 0.354 (8, PH)								1B		1 0 1 0 0 0 0
Bobby Shantz, R OBP: 0.174, SLG: 0.143 (8, PR)								1B		0 1 0 0 0 0 0
Johnny Groth, R OBP: 0.317, SLG: 0.399 (9, PH)										1 0 0 0 0 0 1
Tom Gorman, R OBP: 0.135, SLG: 0.059 (1, 1)			0-0 G3		0-3 K			0-0 P6	4-0 BB	2 0 0 0 0 1 1
Tim Thompson, L OBP: 0.331, SLG: 0.364 (8, PH)										1 0 0 0 0 0 1
Jim Finigan, R OBP: 0.302, SLG: 0.289 (9, 4)										0 0 0 0 1 0 0

Inning Stats	R: 0	H: 1	E: 0	LOB: 1	K: 0	BB: 0	S: 4	P: 4	R: 0	H: 0	E: 0	LOB: 0	K: 0	BB: 0	S: 3	P: 3	R: 0	H: 0	E: 0	LOB: 0	K: 0	BB: 0	S: 3	P: 3	R: 0	H: 1	E: 0	LOB: 1	K: 1	BB: 0	S: 6	P: 6	R: 0	H: 1	E: 0	LOB: 1	K: 2	BB: 0	S: 8	P: 8	R: 0	H: 1	E: 0	LOB: 0	K: 0	BB: 0	S: 3	P: 3	R: 0	H: 0	E: 0	LOB: 1	K: 2	BB: 1	S: 7	P: 11	R: 1	H: 3	E: 0	LOB: 3	K: 0	BB: 1	S: 6	P: 10	R: 0	H: 1	E: 0	LOB: 2	K: 0	BB: 1	S: 4	P: 8	1B: 7	SF: 0	2B: 1	SAC: 1	3B: 0	DP: 1	HR: 0	HBP: 0	WP: 0	PA: 37
PITCHER Paul Foytack, R ERA: 3.84 (1, 1)	IP	WLS	BF	H	R	ER	SO	BB	IBB	HBP	BLK	WP	HR	S	P	ERA	WHIP	IP	WLS	BF	H	R	ER	SO	BB	IBB	HBP	BLK	WP	HR	S	P	ERA	WHIP	IP	WLS	BF	H	R	ER	SO	BB	IBB	HBP	BLK	WP	HR	S	P	ERA	WHIP																															

**DETROIT TIGERS @ KANSAS CITY ATHLETICS**  
Municipal Stadium, Kansas City, MO

Sat Sep 08 1956, 4:33 AM EDT  
Att. 7,427 - Unknown

AB	33
R	1
H	8
RBI	1
BB	3
SO	5
LOB	21

Batter	1	2	3	4	5	6	7	8	9	AB R H RBI BB SO LOB
Harvey Kuenn, R (1, 6) OBP: 0.389, SLG: 0.481	0-0 G1-6-3 1B		0-0 6-3		0-0 1-2 1B		0-0 1-2 SH1-4 E 1B	0-0 L5-4 2-3		5 1 3 0 0 0 1
Jim Small, L (1, 8) OBP: 0.353, SLG: 0.420 Jim Bunning, R (7, 1) OBP: 0.286, SLG: 0.357	0-0 G1-6-3 1-2f		0-0 F8		0-0 4-3		0-0 SH1-4 1-2 2-3		0-0 SH 2B 1B	3 0 0 0 0 0 3 1 1 1 0 0 0 0
Charlie Maxwell, L (1, 7) OBP: 0.415, SLG: 0.545	0-0 HR		0-0 F8			4-0 BB BB BB BB	0-0 E4 1B 2-H 3-H		0-0 SH 2B	3 3 1 2 1 0 0
Al Kaline, R (1, 9) OBP: 0.376, SLG: 0.528	0-3 K2-3			0-3 K		4-0 BB BB	0-0 L5		0-0 1B 2B 1-H 2-H	4 1 1 2 1 2 1
Ray Boone, R (1, 5) OBP: 0.394, SLG: 0.478		0-0 F8		0-0 F2		0-0 P4 BB BB	4-0 1B BB		0-0 F9 PB 1B 3-H	4 0 1 1 1 0 2
Earl Torgeson, L (1, 3) OBP: 0.394, SLG: 0.404		0-0 3B		0-0 6-3		0-0 F2 1-2 2-H	0-0 1B		0-0 F9 1-3	5 0 2 1 0 0 3
Frank Bolling, R (1, 4) OBP: 0.352, SLG: 0.399		0-0 F8			0-0 F7	4-0 BB BB BB	0-0 F2 1-2 2-H		0-3 K	4 0 0 0 1 1 4
Red Wilson, R (1, 2) OBP: 0.387, SLG: 0.455		4-0 FC6-4 BB			0-0 F5	0-0 L4		0-3 K	4-0 BB	3 0 0 0 2 1 3
Virgil Trucks, R (1, 1) OBP: 0.244, SLG: 0.289 Bill Tuttle, R (7, PH) OBP: 0.296, SLG: 0.351 (7, 8)		0-0 FC6-4 1-2f			0-0 1B 1B		0-0 SH1-4 E 1B	0-0 L5-4 2B	0-0 5-3	2 0 1 0 0 0 2 3 1 2 0 0 0 2

Inning Stats	R: 1 E: 0 K: 1 S: 6	H: 2 LOB: 0 BB: 0 P: 6	R: 0 E: 0 K: 0 S: 4	H: 1 LOB: 2 BB: 1 P: 8	R: 0 E: 0 K: 0 S: 3	H: 0 LOB: 0 BB: 0 P: 3	R: 0 E: 0 K: 1 S: 5	H: 0 LOB: 0 BB: 0 P: 5	R: 0 E: 0 K: 0 S: 5	H: 2 LOB: 2 BB: 0 P: 5	R: 0 E: 0 K: 0 S: 3	H: 0 LOB: 3 BB: 3 P: 15	R: 3 E: 1 K: 0 S: 7	H: 3 LOB: 2 BB: 1 P: 11	R: 0 E: 0 K: 1 S: 5	H: 1 LOB: 0 BB: 0 P: 5	R: 3 E: 1 K: 1 S: 9	H: 3 LOB: 2 BB: 1 P: 13	1B: 8 2B: 3 3B: 1 HR: 1	SF: 0 SAC: 2 DP: 2 HBP: 0	WP: 0 PB: 1 SB: 0 CS: 0	PA: 45
--------------	------------------------------	---------------------------------	------------------------------	---------------------------------	------------------------------	---------------------------------	------------------------------	---------------------------------	------------------------------	---------------------------------	------------------------------	----------------------------------	------------------------------	----------------------------------	------------------------------	---------------------------------	------------------------------	----------------------------------	----------------------------------	------------------------------------	----------------------------------	--------

PITCHER	IP	WLS	BF	H	R	ER	SO	BB	IBB	HBP	BLK	WP	HR	S	P	ERA	WHIP
Wally Burnette, R (1, 1) ERA: 3.57	6.2	L	33	8	4	2	2	5	0	0	0	0	1	32	52	2.70	1.950
Jack Crimian, R (7, 1) ERA: 5.54	1.1		7	3	3	2	1	0	0	0	0	0	0	9	9	13.50	2.250
Lou Kretlow, R (9, 1) ERA: 5.45	1.0		5	1	0	0	1	1	0	0	0	0	0	6	10	0.00	2.000

**TOP**

**Detroit Tigers @ Kansas City Athletics**  
Municipal Stadium, Kansas City, MO

Sun Sep 09 1956, 4:33 AM EDT  
Att. 8,490 - Unknown

<b>AB</b>	<b>37</b>
<b>R</b>	<b>7</b>
<b>H</b>	<b>12</b>
<b>RBI</b>	<b>6</b>
<b>BB</b>	<b>6</b>
<b>SO</b>	<b>4</b>
<b>LOB</b>	<b>21</b>

livebaseballscorecards.com




Batter	1	2	3	4	5	6	7	8	9	AB	R	H	RBI	BB	SO	LOB
Vic Power, R OBP: 0.342, SLG: 0.441 (1, 3)	0-0 F5		0-0 P6		0-0 F2		0-0 P6		0-0 G6-4-3 1B	5	0	1	0	0	0	0
Lou Skizas, R OBP: 0.339, SLG: 0.441 (1, 7)	4-0 BB BB		0-0 F3		0-0 1B		0-0 P4		0-0 G6-4-3 1-2f 2-3	4	0	1	0	1	0	2
Hector Lopez, R OBP: 0.354, SLG: 0.436 (1, 5)	4-0 1B BB 1-2			0-0 F2	0-0 5-3		0-0 1B		0-3 K	4	0	1	0	1	1	2
Harry Simpson, L OBP: 0.345, SLG: 0.491 (1, 9)	0-0 1-2 1B			0-0 2B 1B		0-0 F7	0-0 P4			4	1	2	0	0	0	1
Hal Smith, R OBP: 0.303, SLG: 0.366 (1, 2)	0-0 F8			0-0 1B 2B		0-0 1B BB 1B		0-3 K		4	2	2	1	0	1	2
Al Pilarcik, L OBP: 0.323, SLG: 0.332 (1, 8)		0-0 L7-4 2B		0-0 1B 1B		4-0 1-2 BB 1B		0-0 1B		3	0	3	1	1	0	0
Joe Demaestri, R OBP: 0.278, SLG: 0.319 (1, 6)		0-3 K		0-0 1B		0-0 L9		0-0 L9		3	0	1	0	0	1	3
Tim Thompson, L OBP: 0.330, SLG: 0.363 (8, PH)				0-0 G6-4-3 1B		0-0 L9		0-0 L9		1	0	0	0	0	0	1
Mike Baxes, R OBP: 0.331, SLG: 0.262 (9, 6)				0-0 1B		0-0 L9		0-0 L9		0	0	0	0	0	0	0
Clete Boyer, R OBP: 0.279, SLG: 0.273 (1, 4)		0-0 L7-4		0-0 G6-4-3		0-0 1B		0-0 L9		3	0	1	1	0	0	3
Eddie Robinson, L OBP: 0.308, SLG: 0.352 (8, PH)				0-0 1-2f		0-0 1B				1	0	0	0	0	0	1
Jim Finigan, R OBP: 0.302, SLG: 0.289 (9, 4)		2-3				1-2 2-H				0	0	0	0	0	0	0
Wally Burnette, R OBP: 0.067, SLG: 0.067 (1, 1)			0-0 2-3		0-0 L9		0-0 F8		4-0 G6-4-3 1B BB	3	0	0	0	0	0	2
Jack Crimian, R OBP: 0.318, SLG: 0.250 (7, 1)										0	0	0	0	0	0	0
Lou Kretlow, R OBP: 0.162, SLG: 0.061 (9, 1)										0	0	0	0	0	0	0
Gus Zernial, R OBP: 0.321, SLG: 0.445 (9, PH)										0	0	0	0	1	0	0

Inning Stats	R: 0	H: 1	E: 0	LOB: 2	K: 0	BB: 2	S: 3	P: 11	R: 0	H: 1	E: 0	LOB: 0	K: 1	BB: 0	S: 5	P: 5	R: 0	H: 0	E: 0	LOB: 0	K: 0	BB: 0	S: 3	P: 3	R: 2	H: 4	E: 0	LOB: 1	K: 0	BB: 0	S: 6	P: 6	R: 0	H: 1	E: 0	LOB: 1	K: 0	BB: 0	S: 4	P: 4	R: 1	H: 2	E: 0	LOB: 2	K: 0	BB: 1	S: 5	P: 9	R: 0	H: 1	E: 0	LOB: 1	K: 0	BB: 0	S: 4	P: 4	R: 0	H: 1	E: 0	LOB: 1	K: 1	BB: 0	S: 6	P: 6	R: 0	H: 1	E: 0	LOB: 1	K: 1	BB: 1	S: 5	P: 9	1B: 10	SF: 0	2B: 3	SAC: 0	3B: 0	DP: 3	HR: 0	HBP: 0	WP: 0	PA: 39
--------------	------	------	------	--------	------	-------	------	-------	------	------	------	--------	------	-------	------	------	------	------	------	--------	------	-------	------	------	------	------	------	--------	------	-------	------	------	------	------	------	--------	------	-------	------	------	------	------	------	--------	------	-------	------	------	------	------	------	--------	------	-------	------	------	------	------	------	--------	------	-------	------	------	------	------	------	--------	------	-------	------	------	--------	-------	-------	--------	-------	-------	-------	--------	-------	--------

PITCHER	IP	WLS	BF	H	R	ER	SO	BB	IBB	HBP	BLK	WP	HR	S	P	ERA	WHIP
Virgil Trucks, R ERA: 3.83 (1, 1)	6.0	W	27	9	3	3	1	3	0	0	0	0	0	26	38	4.50	2.000
Jim Bunning, R ERA: 3.07 (7, 1)	3.0	S	12	3	0	0	2	1	0	0	0	0	0	15	19	0.00	1.333

**DETROIT TIGERS @ KANSAS CITY ATHLETICS**  
Municipal Stadium, Kansas City, MO  
Sun Sep 09 1956, 4:33 AM EDT  
Att. 8,490 - Unknown

AB	35
R	3
H	12
RBI	3
BB	4
SO	3
LOB	17



Batter	1	2	3	4	5	6	7	8	9	AB R H RBI BB SO LOB	TOP		
Hank Bauer, R (1, 9) OBP: 0.324, SLG: 0.465	0-0 HR		0-0 F9		0-0 3B 1B		0-0 5-3		0-0 HR	5 3 3 2 0 0 0			
Enos Slaughter, L (1, 7) OBP: 0.382, SLG: 0.409	0-0 3-1			0-0 4-3	0-0 3B 1-H			0-0 F4	0-0 FC4-6 1B 1B	5 0 2 1 0 0 0			
Mickey Mantle, S (1, 8) OBP: 0.467, SLG: 0.703	0-0 4-3			4-0 HR BB	4-0 BB			4-0 2B BB	0-3 K	2 2 0 0 3 1 1			
Yogi Berra, L (1, 2) OBP: 0.376, SLG: 0.539	0-0 F5			0-0 HR 1-H	0-0 L8			0-0 2B 1B	0-0 FC4-6 1B	5 2 3 2 0 0 2			
Joe Collins, L (1, 3) OBP: 0.307, SLG: 0.366		0-0 F7		4-0 BB		0-3 K		0-0 F5	0-0 FC4-6	4 0 0 0 1 1 4			
Gil McDougald, R (1, 4) OBP: 0.400, SLG: 0.435 (8, 6)		4-0 BB G6-4-3		0-0 F7		0-3 K		0-0 WP E 2B 1-H 2-H	0-3 K	4 1 1 2 1 2 3			
Andy Carey, R (1, 5) OBP: 0.306, SLG: 0.338 Bill Skowron, R (8, PH) OBP: 0.378, SLG: 0.519 Jerry Coleman, R (8, 4) OBP: 0.304, SLG: 0.302		0-0 G6-4-3 1-2f		0-0 F7		0-0 F8		4-0 WP E IBB		3 0 0 0 0 0 2 0 1 0 0 1 0 0 0 0 0 0 0 0 0	AB 36 R 9 H 9 RBI 7 BB 6 SO 5 LOB 13		
Billy Hunter, R (1, 6) OBP: 0.344, SLG: 0.508 George Wilson, L (8, PH) OBP: 0.203, SLG: 0.203 Billy Martin, R (8, PR) OBP: 0.321, SLG: 0.409			0-0 4-3		0-0 6-3		0-0 6-3	0-0 E1		3 0 0 0 0 0 0 1 0 0 0 0 0 0 0 0 0 0 0 0 0			
Johnny Kucks, R (1, 1) OBP: 0.225, SLG: 0.164 Irv Noren, L (7, PH) OBP: 0.563, SLG: 0.381 Tom Morgan, R (7, 1) OBP: 0.214, SLG: 0.154 Norm Siebern, L (8, PH) OBP: 0.273, SLG: 0.343 Tommy Byrne, L (8, 1) OBP: 0.300, SLG: 0.500			0-3 K		0-0 6-3		0-0 L6	0-0 G3		2 0 0 0 0 1 0 1 0 0 0 0 0 0 0 0 0 0 0 0 0 1 0 0 0 0 0 1 0 0 0 0 0 0 0			
<b>Inning Stats</b>	R: 1 H: 1 E: 0 LOB: 0 K: 0 BB: 0 S: 4 P: 4	R: 0 H: 0 E: 0 LOB: 0 K: 0 BB: 1 S: 2 P: 6	R: 0 H: 0 E: 0 LOB: 0 K: 1 BB: 0 S: 5 P: 5	R: 2 H: 1 E: 0 LOB: 1 K: 0 BB: 2 S: 4 P: 12	R: 1 H: 2 E: 0 LOB: 2 K: 0 BB: 1 S: 5 P: 9	R: 0 H: 0 E: 0 LOB: 0 K: 2 BB: 0 S: 7 P: 7	R: 0 H: 0 E: 0 LOB: 0 K: 0 BB: 0 S: 3 P: 3	R: 4 H: 2 E: 1 LOB: 1 K: 2 BB: 2 S: 6 P: 14	R: 1 H: 3 E: 0 LOB: 2 K: 2 BB: 0 S: 10 P: 10	1B: 4 SF: 0 2B: 1 SAC: 0 3B: 1 DP: 1 HR: 3 HBP: 0	WP: 1 PA: 42 PB: 0 SB: 0 CS: 0		
<b>PITCHER</b>	IP WLS BF H R ER SO BB IBB HBP BLK WP HR S P ERA WHIP											<b>PITCHER</b>	IP WLS BF H R ER SO BB IBB HBP BLK WP HR S P ERA WHIP
Art Ditmar, R (1, 1) ERA: 4.53	7.2 L 35 6 8 6 3 5 1 0 0 0 1 2 35 59 7.04 1.435												
Jack Crimian, R (8, 1) ERA: 5.56	1.1 7 3 1 1 2 0 0 0 0 0 0 1 11 11 6.75 2.250												

**New York Yankees @ Kansas City Athletics**  
Municipal Stadium, Kansas City, MO  
Tue Sep 11 1956, 4:33 AM EDT  
Att. 18,892 - Unknown - 92 F

livebaseballscorecards.com



Batter	1	2	3	4	5	6	7	8	9	AB	R	H	RBI	BB	SO	LOB
Vic Power, R OBP: 0.344, SLG: 0.443 (1, 4)	0-0 G6-4-3 BB 1B		0-0 1-3			0-0 E 2B	0-0 F8			4	1	2	0	0	0	0
Al Pilarcik, L OBP: 0.323, SLG: 0.328 Johnny Groth, R OBP: 0.320, SLG: 0.399 (8, PH) (9, 8)	4-0 G6-4-3 BB			0-0 G3		0-0 F4		4-0 BB		2	0	0	0	1	0	1
Lou Skizas, R OBP: 0.337, SLG: 0.437 (1, 7)	0-0 G6-4-3 1-2f 2-3			0-0 6-3		0-0 E2 HR 1B		0-0 F8		4	1	1	0	0	0	3
Harry Simpson, L OBP: 0.347, SLG: 0.496 (1, 9)		0-0 4-3		4-0 FC5-4 BB		0-0 HR		0-0 F2		3	1	1	2	1	0	1
Hal Smith, R OBP: 0.303, SLG: 0.364 (1, 2)		0-0 1B		0-0 FC5-4 1-2f		0-3 K		0-0 F8		4	0	1	0	0	1	2
Eddie Robinson, L OBP: 0.303, SLG: 0.346 Rance Pless, R OBP: 0.356, SLG: 0.286 (9, PH)		0-0 F6			0-0 G3	0-0 L6			0-3 K	3	0	0	0	0	0	1
Hector Lopez, R OBP: 0.354, SLG: 0.440 (1, 5)		0-0 F3			0-0 HR		0-0 F3		0-0 F6	4	1	1	1	0	0	1
Joe Demaestri, R OBP: 0.275, SLG: 0.316 (1, 6)			0-0 4-3		0-0 F8		0-0 1-3		0-0 F8	4	0	0	0	0	0	0
Art Ditmar, R OBP: 0.186, SLG: 0.193 Jack Crimian, R OBP: 0.318, SLG: 0.250 (8, 1)			0-0 F9		0-0 4-3		0-0 HR			3	1	1	1	0	0	0
										0	0	0	0	0	0	0

Inning Stats	R: 0	H: 1	E: 0	LOB: 0	K: 0	BB: 1	S: 2	P: 6	R: 0	H: 1	E: 0	LOB: 1	K: 0	BB: 0	S: 4	P: 4	R: 0	H: 0	E: 0	LOB: 0	K: 0	BB: 0	S: 3	P: 3	R: 0	H: 0	E: 0	LOB: 1	K: 0	BB: 1	S: 3	P: 7	R: 1	H: 1	E: 0	LOB: 0	K: 0	BB: 0	S: 4	P: 4	R: 3	H: 3	E: 1	LOB: 0	K: 1	BB: 0	S: 8	P: 8	R: 1	H: 1	E: 0	LOB: 0	K: 0	BB: 0	S: 4	P: 4	R: 0	H: 0	E: 0	LOB: 1	K: 0	BB: 1	S: 3	P: 7	R: 0	H: 0	E: 0	LOB: 0	K: 1	BB: 0	S: 5	P: 5	1B: 3	SF: 0	2B: 1	SAC: 0	3B: 0	DP: 1	HR: 3	HBP: 0	WP: 0	PA: 35
--------------	------	------	------	--------	------	-------	------	------	------	------	------	--------	------	-------	------	------	------	------	------	--------	------	-------	------	------	------	------	------	--------	------	-------	------	------	------	------	------	--------	------	-------	------	------	------	------	------	--------	------	-------	------	------	------	------	------	--------	------	-------	------	------	------	------	------	--------	------	-------	------	------	------	------	------	--------	------	-------	------	------	-------	-------	-------	--------	-------	-------	-------	--------	-------	--------

PITCHER	IP	WLS	BF	H	R	ER	SO	BB	IBB	HBP	BLK	WP	HR	S	P	ERA	WHIP
Johnny Kucks, R ERA: 3.75 (1, 1)	6.0		24	6	4	3	1	2	0	0	0	0	2	24	32	4.50	1.333
Tom Morgan, R ERA: 3.34 (7, 1)	1.0	W	4	1	1	1	0	0	0	0	0	0	1	4	4	9.00	1.000
Tommy Byrne, L ERA: 3.56 (8, 1)	2.0	S	7	0	0	0	1	1	0	0	0	0	0	8	12	0.00	0.500


**BOTTOM**

**New York Yankees @ Kansas City Athletics**  
Municipal Stadium, Kansas City, MO

Tue Sep 11 1956, 4:33 AM EDT  
Att: 18,892 - Unknown - 92 F

livebaseballscorecards.com

<b>AB</b>	<b>32</b>
<b>R</b>	<b>5</b>
<b>H</b>	<b>7</b>
<b>RBI</b>	<b>4</b>
<b>BB</b>	<b>3</b>
<b>SO</b>	<b>2</b>
<b>LOB</b>	<b>9</b>



# New York Yankees @ Kansas City Athletics

## Municipal Stadium, Kansas City, MO

Wed Sep 12 1956, 4:33 AM EDT  
Att. 18,599 - Unknown

AB	30
R	4
H	5
RBI	4
BB	7
SO	6
LOB	18



AB	R	H	RBI	BB	SO	LOB
4	2	1	1	1	1	2
4	1	0	0	1	0	3
3	1	0	0	1	1	0
3	0	1	1	0	1	0
2	0	1	2	2	0	0
1	0	0	0	1	0	1
1	0	0	0	0	1	2
1	0	0	0	0	0	0
2	0	0	0	0	0	3
2	0	0	0	0	1	2
2	0	0	0	1	1	2
1	0	0	0	0	0	0
1	0	0	0	0	0	2
3	0	2	0	0	0	1
0	0	0	0	0	0	0

Batter	1	2	3	4	5	6	7	8	9
<b>Hank Bauer, R</b> (1, 9) OBP: 0.325, SLG: 0.470	0-0 HR		4-0 WP SF8 BB	0-0 F8		0-0 F2			0-3 K
<b>Enos Slaughter, L</b> (1, 7) OBP: 0.359, SLG: 0.403	0-0 F4		4-0 WP 2B BB	0-0 F4			0-0 G3		0-0 6-3
<b>Mickey Mantle, S</b> (1, 8) OBP: 0.465, SLG: 0.699	0-3 K		4-0 1-2 2-3 2B BB		0-0 B1-3		0-0 F8		
<b>Joe Collins, L</b> (1, 3) OBP: 0.306, SLG: 0.366	0-3 K		0-0 SF8		0-0 BB 1B		0-0 F4		
<b>Gil McDougald, R</b> (1, 4) OBP: 0.403, SLG: 0.438		4-0 S BB BB	0-0 1-H 2-H 2B		4-0 1-2 BB		0-0 L7		
<b>Andy Carey, R</b> (1, 5) OBP: 0.307, SLG: 0.337		4-0 S BB	0-0 F3		0-3 K		0-0 F5		
<b>Irv Noren, L</b> (5, PH) OBP: 0.545, SLG: 0.364		1-2 S BB							
<b>Jerry Coleman, R</b> (5, 5) OBP: 0.302, SLG: 0.300									
<b>Billy Hunter, R</b> (1, 6) OBP: 0.333, SLG: 0.492		0-0 F2	0-0 F8		0-3 K		0-0 F7		
<b>Jerry Lumpe, L</b> (5, PH) OBP: 0.326, SLG: 0.256		1-2 2-3							
<b>Charles Silvera, R</b> (1, 2) OBP: 0.286, SLG: 0.167		0-3 K		0-0 F9		4-0 G6-4-3 BB		0-0 F9	
<b>Bill Skowron, R</b> (9, PH) OBP: 0.377, SLG: 0.518									
<b>Tom Sturdivant, L</b> (1, 1) OBP: 0.298, SLG: 0.357		0-0 F6		0-0 1B		0-0 G6-4-3		0-0 S 1B	
<b>Mickey McDermott, L</b> (2, 1) OBP: 0.273, SLG: 0.245									
<b>Tom Carroll, R</b> (9, PR) OBP: 0.400, SLG: 0.400									

Inning Stats	R: 1	H: 1	E: 0	K: 2	S: 8	P: 8	R: 0	H: 0	E: 0	K: 1	S: 5	P: 13	R: 3	H: 1	E: 0	K: 0	S: 4	P: 16	R: 0	H: 1	E: 0	K: 2	S: 8	P: 12	R: 0	H: 0	E: 0	K: 0	S: 3	P: 3	R: 0	H: 0	E: 0	K: 0	S: 3	P: 3	R: 0	H: 1	E: 0	K: 1	S: 6	P: 6	1B: 3	SF: 1	2B: 1	3B: 0	HR: 1	WP: 1	PA: 38
--------------	------	------	------	------	------	------	------	------	------	------	------	-------	------	------	------	------	------	-------	------	------	------	------	------	-------	------	------	------	------	------	------	------	------	------	------	------	------	------	------	------	------	------	------	-------	-------	-------	-------	-------	-------	--------

PITCHER	IP	WLS	BF	H	R	ER	SO	BB	IBB	HBP	BLK	WP	HR	S	P	ERA	WHIP
<b>Bill Harrington, R</b> (1, 1) ERA: 6.04	2.0		12	1	4	4	3	5	0	0	0	1	1	13	33	18.00	3.000
<b>Wally Burnette, R</b> (3, 1) ERA: 3.32	7.0	W	26	4	0	0	3	2	0	0	0	0	0	30	38	0.00	0.857

Batter	1	2	3	4	5	6	7	8	9	AB	R	H	RBI	BB	SO	LOB					
Vic Power, R OBP: 0.342, SLG: 0.441 (1, 4)	0-3 K	0-0 2B 1B		0-0 F4		0-0 4-3		0-0 L5		5	1	1	0	0	1	0					
Al Pilarcik, L OBP: 0.326, SLG: 0.337 (1, 8)	0-3 K	0-0 2B		0-0 4-3		0-0 1B				4	0	2	2	0	1	0					
Lou Skizas, R OBP: 0.336, SLG: 0.447 (1, 7)	0-0 HR	0-0 F4		0-0 6-3		0-3 K2-3				4	1	1	1	0	1	2					
Harry Simpson, L OBP: 0.348, SLG: 0.495 (1, 9)	0-0 2B 1B	4-0 BB			0-0 4-3			0-0 3-1		3	1	1	0	1	0	0					
Hal Smith, R OBP: 0.308, SLG: 0.372 (1, 2)	0-0 2B 1B	0-0 F9			0-0 HR 1B			0-0 4-3 2B		4	2	3	0	0	0	2					
Eddie Robinson, L OBP: 0.307, SLG: 0.370 (1, 3)	0-0 WP 2B			0-0 F9		0-0 HR		0-0 4-3		4	1	2	4	0	0	1					
Hector Lopez, R OBP: 0.351, SLG: 0.437 (1, 5)	0-0 5-3			0-0 F4		0-0 6-3		0-0 6-3		4	0	0	0	0	0	2					
Joe Demaestri, R OBP: 0.275, SLG: 0.315 (1, 6)		0-3 K 1B 2B		0-0 1B		0-3 K		0-0 L6		4	1	1	0	0	2	0					
Bill Harrington, R (1, 1)		0-0 F5		0-0 6-3		0-0 6-3		0-0 F9		1	0	0	0	0	0	1					
Wally Burnette, R OBP: 0.061, SLG: 0.061 (3, 1)										3	0	0	0	0	0	1					
<b>Inning Stats</b>	R: 3 E: 0 K: 2 S: 11	H: 4 LOB: 1 BB: 0 P: 11	R: 2 E: 1 K: 1 S: 8	H: 2 LOB: 2 BB: 1 P: 12	R: 0 E: 0 K: 0 S: 4	H: 1 LOB: 1 BB: 0 P: 4	R: 0 E: 0 K: 0 S: 3	H: 0 LOB: 0 BB: 0 P: 3	R: 2 E: 0 K: 1 S: 7	H: 2 LOB: 0 BB: 0 P: 7	R: 0 E: 0 K: 1 S: 6	H: 1 LOB: 1 BB: 0 P: 6	R: 0 E: 0 K: 0 S: 4	H: 1 LOB: 1 BB: 0 P: 4	R: 0 E: 0 K: 0 S: 3	H: 0 LOB: 0 BB: 0 P: 3	1B: 6 2B: 3 3B: 0 HR: 2	SF: 0 SAC: 0 DP: 0 HBP: 0	WP: 1 PB: 0 SB: 0 CS: 0	PA: 37	
<b>PITCHER</b>	IP WLS BF H R ER SO BB IBB HBP BLK WP HR S P ERA WHIP	IP WLS BF H R ER SO BB IBB HBP BLK WP HR S P ERA WHIP	IP WLS BF H R ER SO BB IBB HBP BLK WP HR S P ERA WHIP	IP WLS BF H R ER SO BB IBB HBP BLK WP HR S P ERA WHIP	IP WLS BF H R ER SO BB IBB HBP BLK WP HR S P ERA WHIP	IP WLS BF H R ER SO BB IBB HBP BLK WP HR S P ERA WHIP	IP WLS BF H R ER SO BB IBB HBP BLK WP HR S P ERA WHIP	IP WLS BF H R ER SO BB IBB HBP BLK WP HR S P ERA WHIP	IP WLS BF H R ER SO BB IBB HBP BLK WP HR S P ERA WHIP	IP WLS BF H R ER SO BB IBB HBP BLK WP HR S P ERA WHIP	IP WLS BF H R ER SO BB IBB HBP BLK WP HR S P ERA WHIP	IP WLS BF H R ER SO BB IBB HBP BLK WP HR S P ERA WHIP	IP WLS BF H R ER SO BB IBB HBP BLK WP HR S P ERA WHIP	IP WLS BF H R ER SO BB IBB HBP BLK WP HR S P ERA WHIP	IP WLS BF H R ER SO BB IBB HBP BLK WP HR S P ERA WHIP	IP WLS BF H R ER SO BB IBB HBP BLK WP HR S P ERA WHIP	IP WLS BF H R ER SO BB IBB HBP BLK WP HR S P ERA WHIP	IP WLS BF H R ER SO BB IBB HBP BLK WP HR S P ERA WHIP	IP WLS BF H R ER SO BB IBB HBP BLK WP HR S P ERA WHIP	IP WLS BF H R ER SO BB IBB HBP BLK WP HR S P ERA WHIP	IP WLS BF H R ER SO BB IBB HBP BLK WP HR S P ERA WHIP

**BOTTOM**

**New York Yankees @ Kansas City Athletics**  
**Municipal Stadium, Kansas City, MO**  
 Wed Sep 12 1956, 4:33 AM EDT  
 Att. 18,599 - Unknown

<b>AB</b>	<b>36</b>
<b>R</b>	<b>7</b>
<b>H</b>	<b>11</b>
<b>RBI</b>	<b>7</b>
<b>BB</b>	<b>1</b>
<b>SO</b>	<b>5</b>
<b>LOB</b>	<b>9</b>



<b>WP</b>	<b>1</b>	<b>PA</b>	<b>37</b>
<b>PB</b>	<b>0</b>		
<b>SB</b>	<b>0</b>		
<b>CS</b>	<b>0</b>		

Batter	1	2	3	4	5	6	7	8	9	AB R H RBI BB SO LOB	TOP									
Hank Bauer, R OBP: 0.322, SLG: 0.465 (1, 9) X	0-0 6-3	0-0 FC5-4 1-2f			0-0 5-3		0-0 E5 PB		0-3 K	5 0 0 0 0 1 4										
Enos Slaughter, L OBP: 0.381, SLG: 0.404 (1, 7) X	0-0 2B 1B		0-0 6-3		0-0 1B		0-3 K 1-2			4 1 2 0 0 1 1										
Mickey Mantle, S OBP: 0.465, SLG: 0.706 (1, 8) X	0-0 1B 2B		0-0 HR		0-0 F7			0-3 K		4 2 2 1 0 1 1										
Yogi Berra, L OBP: 0.375, SLG: 0.537 (1, 2) X	0-0 G3-6-3 2-H 3-H 1B		0-0 F9		0-0 F4			0-0 F2		4 0 1 2 0 0 1										
Joe Collins, L OBP: 0.301, SLG: 0.360 (1, 3) X	0-0 G3-6-3 1-2f		0-0 4-3		0-0 F8			0-0 F9		4 0 0 0 0 0 1										
Gil McDougald, R OBP: 0.404, SLG: 0.437 (1, 4) (9, 6)		4-0 FC5-4 BB		0-0 1B	0-0 5-3			0-0 E6 1B		3 0 1 0 1 0 0										
Billy Martin, R OBP: 0.318, SLG: 0.405 (1, 5)		0-0 FC5-4 FC8-4 1-2f		0-0 F8	0-0 F9			0-0 F6		4 0 0 0 0 0 3										
Billy Hunter, R OBP: 0.319, SLG: 0.471 (1, 6)		0-0 FC8-4 1B		0-0 F3			0-0 F2		0-0 F9	3 0 0 0 0 0 2										
Bill Skowron, R OBP: 0.376, SLG: 0.517 (9, PH)		0-0 1B		0-0 1-2f						1 0 0 0 0 0 1										
Jerry Coleman, R OBP: 0.302, SLG: 0.300 (9, 4)		0-0 1B		0-0 1-3			0-0 4-3			0 0 0 0 0 0 0										
Whitey Ford, L OBP: 0.300, SLG: 0.239 (1, 1)		0-0 FC5-4 1-2 1B						0-0 1B		4 0 2 0 0 0 1										
<b>Inning Stats</b>	R: 2 E: 0 K: 0 S: 5	H: 3 LOB: 0 BB: 0 P: 5	R: 0 E: 0 K: 0 S: 4	H: 1 LOB: 2 BB: 1 P: 8	R: 1 E: 0 K: 0 S: 4	H: 1 LOB: 1 BB: 0 P: 4	R: 0 E: 0 K: 0 S: 4	H: 1 LOB: 1 BB: 0 P: 4	R: 0 E: 0 K: 0 S: 3	H: 0 LOB: 0 BB: 0 P: 3	R: 0 E: 1 K: 1 S: 6	H: 0 LOB: 1 BB: 0 P: 6	R: 0 E: 0 K: 1 S: 5	H: 0 LOB: 0 BB: 0 P: 5	R: 0 E: 1 K: 1 S: 7	H: 1 LOB: 2 BB: 0 P: 7	1B: 6 2B: 1 3B: 0 HR: 1	SF: 0 SAC: 0 DP: 1 HBP: 0	WP: 0 PB: 1 SB: 0 CS: 0	PA: 37
<b>PITCHER</b>	IP WLS BF H R ER SO BB IBB HBP BLK WP HR S P ERA WHIP																			
Tom Gorman, R ERA: 4.07 (1, 1)	5.0 L 22 7 3 3 0 1 0 0 0 0 0 1 21 25 5.40 1.600																			
Bobby Shantz, L ERA: 4.25 (6, 1)	2.0 7 0 0 0 1 0 0 0 0 0 0 0 9 9 0.00 0.000																			
Jack Crimian, R ERA: 5.46 (8, 1)	2.0 8 1 0 0 2 0 0 0 0 0 0 0 12 12 0.00 0.500																			

**New York Yankees @ Kansas City Athletics**  
Municipal Stadium, Kansas City, MO  
Thu Sep 13 1956, 4:33 AM EDT  
Att. 10,924 - Unknown - 98 F

<b>AB</b>	36
<b>R</b>	3
<b>H</b>	8
<b>RBI</b>	3
<b>BB</b>	1
<b>SO</b>	3
<b>LOB</b>	15



WP: 0	PA: 37
PB: 1	
SB: 0	
CS: 0	



Batter	1	2	3	4	5	6	7	8	9	AB R H RBI BB SO LOB	TOP		
Eddie Yost, R (1, 9) OBP: 0.417, SLG: 0.346 Whitey Herzog, L (9, 9) OBP: 0.304, SLG: 0.343	4-0 G4-3 BB WP BB		4-0 FC4-8 BB		0-0 F3		0-0 HR		0-0 P4	3 2 1 2 2 0 0 0 0 0 0 0 0 0			
Ed Fitz Gerald, R (1, 2) OBP: 0.396, SLG: 0.392	4-0 G4-3 BB		0-0 FC4-6 1B		0-0 F8		4-0 FC5-4 BB		0-0 5-3	3 0 0 0 2 0 1			
Pete Runnels, L (1, 3) OBP: 0.379, SLG: 0.435	0-0 G4-3 1-2f 2-3		0-0 1B				0-0 P5		4-0 BB	4 0 1 0 1 1 3			
Roy Sievers, R (1, 7) OBP: 0.372, SLG: 0.479	4-0 3-H BB		0-0 P3				4-0 BB		0-0 F9	3 0 0 0 2 0 4			
Harmon Killebrew, R (1, 5) OBP: 0.222, SLG: 0.449	0-3 K		0-3 K				0-3 K		0-0 F9 FC4-2 2B	4 0 1 0 0 3 4			
Herb Plews, L (1, 4) OBP: 0.332, SLG: 0.385		0-0 1B		0-0 F7			0-3 K		0-0 F9 2-3	4 0 1 0 0 1 2			
Karl Olson, R (1, 8) OBP: 0.320, SLG: 0.348		0-0 P6		0-0 G2			0-0 SH1-3 1B		0-0 FC4-2 1B	4 1 1 0 0 0 2			
Lyle Luttrell, R (1, 6) OBP: 0.307, SLG: 0.413		0-0 P4		0-0 6-3			0-0 SH1-3		0-0 FC6 1B	3 0 1 0 0 0 1			
Ted Abernathy, R (1, 1) OBP: 0.250, SLG: 0.250		0-3 K		0-3 K			0-0 E4 HR 1B		0-0 FC6 1-2f	4 1 1 1 0 2 3			
<b>Inning Stats</b>	R: 1 H: 0 E: 0 LOB: 1 K: 1 BB: 3 S: 4 P: 16	R: 0 H: 1 E: 0 LOB: 1 K: 1 BB: 0 S: 6 P: 6	R: 0 H: 1 E: 0 LOB: 2 K: 1 BB: 1 S: 6 P: 10	R: 0 H: 0 E: 0 LOB: 0 K: 0 BB: 0 S: 3 P: 3	R: 0 H: 0 E: 0 LOB: 0 K: 1 BB: 0 S: 5 P: 5	R: 0 H: 0 E: 0 LOB: 1 K: 2 BB: 1 S: 7 P: 11	R: 3 H: 3 E: 1 LOB: 1 K: 1 BB: 1 S: 8 P: 12	R: 0 H: 2 E: 0 LOB: 2 K: 0 BB: 0 S: 5 P: 5	R: 0 H: 0 E: 0 LOB: 1 K: 0 BB: 1 S: 3 P: 7	1B: 5 SF: 0 2B: 1 SAC: 1 3B: 0 DP: 1 HR: 1 HBP: 0	WP: 1 PA: 40 PB: 0 SB: 0 CS: 0		
<b>PITCHER</b>	IP WLS BF H R ER SO BB IBB HBP BLK WP HR S P ERA WHIP											<b>PITCHER</b>	IP WLS BF H R ER SO BB IBB HBP BLK WP HR S P ERA WHIP
Walt Craddock, L (1, 1) ERA: 4.7	7.2 L 35 7 4 4 7 6 0 0 0 1 1 43 67 4.70 1.696												
Bill Harrington, R (8, 1) ERA: 5.97	0.1 1 0 0 0 0 0 0 0 0 0 0 1 1 0.00 0.000												
George Brunet, L (9, 1) ERA:	1.0 4 0 0 0 0 1 0 0 0 0 0 3 7 0.00 1.000												

Washington Senators @ Kansas City Athletics  
Municipal Stadium, Kansas City, MO  
Fri Sep 14 1956, 4:33 AM EDT  
Att. 5,884 - Unknown

[livebaseballscorecards.com](http://livebaseballscorecards.com)

AB 32  
R 4  
H 7  
RBI 3  
BB 7  
SO 7  
LOB 20





Batter	1	2	3	4	5	6	7	8	9	AB	R	H	RBI	BB	SO	LOB
--------	---	---	---	---	---	---	---	---	---	----	---	---	-----	----	----	-----

<b>Vic Power, R</b> <small>OBP: 0.341, SLG: 0.438</small> <small>(1, 4)</small>	 <small>0-0</small>		 <small>0-0</small>			 <small>0-0</small>		 <small>0-0</small>		4	0	1	0	0	0	0
<b>Al Pilarcik, L</b> <small>OBP: 0.329, SLG: 0.340</small> <small>(1, 8)</small>	 <small>0-0</small>		 <small>0-0</small>			 <small>0-0</small>		 <small>0-0</small>		4	1	2	0	0	0	1
<b>Lou Skizas, R</b> <small>OBP: 0.337, SLG: 0.446</small> <small>(1, 7)</small>	 <small>0-0</small>			 <small>0-0</small>		 <small>0-0</small>			 <small>0-0</small>	4	0	0	0	0	0	2
<b>Harry Simpson, L</b> <small>OBP: 0.348, SLG: 0.495</small> <small>(1, 9)</small>	 <small>0-0</small>			 <small>0-0</small>		 <small>4-0</small>		 <small>0-0</small>		3	0	1	1	1	0	0
<b>Hal Smith, R</b> <small>OBP: 0.303, SLG: 0.366</small> <small>(1, 2)</small>	 <small>0-0</small>			 <small>0-0</small>		 <small>0-0</small>		 <small>0-0</small>		4	0	0	0	0	0	2
<b>Eddie Robinson, L</b> <small>OBP: 0.306, SLG: 0.361</small> <small>(1, 3)</small>		 <small>0-0</small>			 <small>0-0</small>		 <small>0-3</small>			3	0	0	0	0	1	1
<b>Hector Lopez, R</b> <small>OBP: 0.352, SLG: 0.437</small> <small>(1, 5)</small>		 <small>0-0</small>			 <small>0-0</small>		 <small>0-0</small>			3	0	2	0	0	0	0
<b>Joe Demaestri, R</b> <small>OBP: 0.275, SLG: 0.313</small> <small>(1, 6)</small>		 <small>0-0</small>			 <small>0-3</small>		 <small>0-0</small>			2	0	0	0	0	1	1
<b>Gus Zernial, R</b> <small>OBP: 0.319, SLG: 0.442</small> <small>(7, PH)</small>										1	0	0	0	0	0	2
<b>Mike Baxes, R</b> <small>OBP: 0.333, SLG: 0.276</small> <small>(8, 6)</small>										0	0	0	0	0	0	0
<b>Walt Craddock, R</b> <small>(1, 1)</small>			 <small>0-0</small>			 <small>0-0</small>		 <small>0-3</small>		2	0	0	0	0	0	0
<b>Bill Harrington, R</b> <small>(8, 1)</small>										0	0	0	0	0	0	0
<b>Tim Thompson, L</b> <small>OBP: 0.325, SLG: 0.357</small> <small>(8, PH)</small>										1	0	0	0	0	1	0
<b>George Brunet, R</b> <small>(9, 1)</small>										0	0	0	0	0	0	0


Inning Stats	R: 1 E: 0 K: 0 S: 5	H: 2 LOB: 1 BB: 0 P: 5	R: 0 E: 0 K: 0 S: 3	H: 0 LOB: 0 BB: 0 P: 3	R: 0 E: 0 K: 0 S: 3	H: 1 LOB: 0 BB: 0 P: 3	R: 0 E: 0 K: 1 S: 5	H: 0 LOB: 0 BB: 0 P: 3	R: 0 E: 0 K: 1 S: 5	H: 1 LOB: 1 BB: 0 P: 5	R: 0 E: 0 K: 1 S: 4	H: 1 LOB: 1 BB: 0 P: 4	R: 0 E: 0 K: 1 S: 6	H: 1 LOB: 2 BB: 1 P: 10	R: 0 E: 0 K: 1 S: 5	H: 0 LOB: 0 BB: 0 P: 5	R: 0 E: 0 K: 0 S: 3	H: 0 LOB: 0 BB: 0 P: 3	1B: 5 2B: 1 3B: 1 HR: 0	SF: 0 SAC: 0 DP: 2 HBP: 0	WP: 0 PB: 1 SB: 1 CS: 1	PA: 32
--------------	------------------------------	---------------------------------	------------------------------	---------------------------------	------------------------------	---------------------------------	------------------------------	---------------------------------	------------------------------	---------------------------------	------------------------------	---------------------------------	------------------------------	----------------------------------	------------------------------	---------------------------------	------------------------------	---------------------------------	----------------------------------	------------------------------------	----------------------------------	--------

PITCHER	<b>Ted Abernathy, R</b> <small>ERA: 1.0</small> <small>(1, 1)</small>	IP: 9.0 WLS: W BF: 32 H: 6 R: 1 ER: 1 SO: 3 BB: 1 IBB: 0 HBP: 0 BLK: 0 WP: 0 HR: 0 S: 37 P: 41 ERA: 1.00 WHIP: 0.778
PITCHER		IP: WLS: BF: H: R: ER: SO: BB: IBB: HBP: BLK: WP: HR: S: P: ERA: WHIP:

**BOTTOM**

Washington Senators @ Kansas City Athletics  
Municipal Stadium, Kansas City, MO  
Fri Sep 14 1956, 4:33 AM EDT  
Att. 5,884 - Unknown

AB	31
R	1
H	6
RBI	1
BB	1
SO	3
LOB	9



WP: 0	PA: 32
PB: 1	
SB: 1	
CS: 1	

Batter	1	2	3	4	5	6	7	8	9	AB R H RBI BB SO LOB
--------	---	---	---	---	---	---	---	---	---	----------------------

<b>Eddie Yost, R</b> OBP: 0.418, SLG: 0.347 (1, 9) X	0-0 6-3		0-0 2B 1B		0-0 1B 1B	0-0 F9		4-0 2B BB		4 3 2 0 1 0 2
--	------------	--	-----------------	--	-----------------	-----------	--	-----------------	--	---------------

<b>Ed Fitz Gerald, R</b> OBP: 0.396, SLG: 0.400 (1, 2) X	0-0 5-3		0-3 K		0-0 BB 1B	0-0 1-3		0-0 2B 2B		5 1 2 1 0 1 3
--	------------	--	----------	--	-----------------	------------	--	-----------------	--	---------------

<b>Pete Runnels, L</b> OBP: 0.383, SLG: 0.442 (1, 3) X	0-0 2B 1B		0-0 1-H 2B		0-3 K		0-0 FC6-4 1B	0-0 2B		5 1 4 2 0 1 2
--	-----------------	--	------------------	--	----------	--	--------------------	-----------	--	---------------

<b>Roy Sievers, R</b> OBP: 0.372, SLG: 0.480 (1, 7) X	0-0 1-H 2B		0-0 5-3		0-0 BB 1B	0-0 1-2 2-H	0-0 FC6-4 BB	0-0 F2		5 0 2 2 0 0 3
---	------------------	--	------------	--	-----------------	-------------------	--------------------	-----------	--	---------------

<b>Harmon Killebrew, R</b> OBP: 0.220, SLG: 0.415 (1, 5) X	0-0 F8		0-0 6-3		4-0 1-2 2-3 BB		0-3 K		0-0 5-3	4 0 0 0 1 1 3
--	-----------	--	------------	--	-------------------------	--	----------	--	------------	---------------

<b>Herb Plews, L</b> OBP: 0.333, SLG: 0.383 (1, 4) X		0-0 G6-4-3 1B		0-0 1-6-3	0-0 G3		4-0 1-2 BB		0-3 K	4 0 1 0 1 1 3
--	--	---------------------	--	--------------	-----------	--	------------------	--	----------	---------------

<b>Karl Olson, R</b> OBP: 0.315, SLG: 0.342 (1, 8) X		0-0 G6-4-3 1-2f		0-0 1-3		0-0 6-3	0-3 K		0-0 6-3	5 0 0 0 0 1 3
--	--	-----------------------	--	------------	--	------------	----------	--	------------	---------------

<b>Lyle Luttrell, R</b> OBP: 0.315, SLG: 0.434 (1, 6) X		0-0 3B		0-0 P5		4-0 1B BB		0-0 F7		3 0 1 0 1 0 0
---	--	-----------	--	-----------	--	-----------------	--	-----------	--	---------------

<b>Camilo Pascual, R</b> OBP: 0.175, SLG: 0.218 (1, 1)		0-3 K		0-3 K	0-0 1B		0-0 6-3			1 0 0 0 0 1 1
--	--	----------	--	----------	-----------	--	------------	--	--	---------------

Inning Stats	R: 1	H: 2	R: 0	H: 2	R: 1	H: 2	R: 0	H: 0	R: 1	H: 3	R: 0	H: 1	R: 0	H: 1	R: 2	H: 2	R: 0	H: 0	1B: 8	SF: 0	WP: 0	PA: 43
	E: 0	LOB: 1	E: 0	LOB: 1	E: 0	LOB: 1	E: 0	LOB: 0	E: 0	LOB: 3	E: 0	LOB: 2	E: 0	LOB: 2	E: 0	LOB: 1	E: 0	LOB: 0	2B: 4	SAC: 0	PB: 0	
	K: 0	BB: 0	K: 1	BB: 0	K: 0	BB: 0	K: 0	BB: 0	K: 2	BB: 1	K: 0	BB: 1	K: 2	BB: 1	K: 0	BB: 1	K: 1	BB: 0	3B: 1	DP: 1	SB: 0	
	S: 5	P: 5	S: 6	P: 6	S: 7	P: 7	S: 3	P: 3	S: 10	P: 14	S: 4	P: 8	S: 8	P: 12	S: 5	P: 9	S: 5	P: 5	HR: 0	HBP: 0	CS: 0	

PITCHER	IP	WLS	BF	H	R	ER	SO	BB	IBB	HBP	BLK	WP	HR	S	P	ERA	WHIP
<b>Carl Duser, L</b> ERA: 4.76 (1, 1)	5.2	W	28	10	3	3	4	2	0	0	0	0	0	34	42	4.76	2.118
<b>Bobby Shantz, L</b> ERA: 4.29 (6, 1)	3.1	S	15	3	2	2	3	2	0	0	0	0	0	19	27	5.40	1.500

TOP

Washington Senators @ Kansas City Athletics  
Municipal Stadium, Kansas City, MO  
Sat Sep 15 1956, 4:33 AM EDT  
Att. 5,013 - Unknown

livebaseballscorecards.com

AB	39
R	5
H	13
RBI	5
BB	4
SO	7
LOB	20



Batter	1	2	3	4	5	6	7	8	9
Vic Power, R OBP: 0.345, SLG: 0.446 (1, 4)	0-0 SF7 3B	0-0 1B 1B	0-0 1B 1B	0-0 5-3			0-0 1B 1B		
Al Pilarcik, L OBP: 0.331, SLG: 0.343 (1, 8)	0-0 SF7 3-H	0-0 1B 1B	0-0 1B S		0-3 K		0-0 F7		
Lou Skizas, R OBP: 0.346, SLG: 0.453 (1, 7)	0-0 1B BB	0-0 1B E	0-0 E S		0-0 P6		0-0 1B		
Harry Simpson, L OBP: 0.350, SLG: 0.495 (1, 9)	4-0 1B BB	0-0 E	0-3 K		0-0 1B		0-0 4-3		
Johnny Groth, R OBP: 0.316, SLG: 0.394 (8, 9)	1-2 1B BB	1-3 2-H 3-H	1-3 3-H		0-0 F8		0-0 G3		
Hal Smith, R OBP: 0.305, SLG: 0.365 (1, 2)	0-0 1B 2-H	0-0 E6 G4-6-3	4-0 BB BB		0-0 F8		0-0 G3		
Eddie Robinson, L OBP: 0.304, SLG: 0.354 (1, 3)	0-0 F8	0-0 G4-6-3	4-0 FC5-4 BB		0-0 4-3		0-0 P4		
Hector Lopez, R OBP: 0.352, SLG: 0.438 (1, 5)	0-0 1B 2-H		FC2-5 2B FC5-4		0-0 6-3		0-3 K		
Joe Demaestri, R OBP: 0.275, SLG: 0.310 (1, 6)	0-0 5-3		4-0 1B BB FC2-5		0-3 K		0-3 K		
Carl Duser, L OBP: 0.167, SLG: 0.136 (6, 1)		0-3 K2-3	0-0 FC2-5 1B		0-0 F8		0-0 G3		

Inning Stats	R: 3	H: 4	E: 0	LOB: 2	K: 0	P: 7	R: 3	H: 4	E: 1	LOB: 1	K: 1	P: 9	R: 4	H: 4	E: 0	LOB: 3	K: 1	P: 9	R: 0	H: 0	E: 0	LOB: 0	K: 1	P: 5	R: 0	H: 1	E: 0	LOB: 1	K: 1	P: 6	R: 0	H: 0	E: 0	LOB: 0	K: 1	P: 5	R: 0	H: 2	E: 0	LOB: 2	K: 0	P: 5	R: 0	H: 0	E: 0	LOB: 0	K: 1	P: 5
1B: 13	SF: 1	2B: 1	SAC: 0	3B: 1	DP: 1	HR: 0	HBP: 0	WP: 0	PA: 43																																							

PITCHER	IP	WLS	BF	H	R	ER	SO	BB	IBB	HBP	BLK	WP	HR	S	P	ERA	WHIP
Camilo Pascual, R ERA: 5.96 (1, 1)	1.1	L	12	7	6	6	1	1	0	0	0	0	0	13	17	40.50	6.000
Bunky Stewart, L ERA: 5.57 (2, 1)	1.2		13	5	4	4	1	3	0	0	0	0	0	12	24	21.60	4.800
Dean Stone, L ERA: 6.32 (4, 1)	2.0		7	1	0	0	2	0	0	0	0	0	0	11	11	0.00	0.500
Connie Grob, R ERA: 7.83 (6, 1)	2.0		8	2	0	0	1	0	0	0	0	0	0	10	10	0.00	1.000
Bob Wiesler, L ERA: 6.79 (8, 1)	1.0		3	0	0	0	1	0	0	0	0	0	0	5	5	0.00	0.000

BOTTOM

Washington Senators @ Kansas City Athletics  
Municipal Stadium, Kansas City, MO

AB	38
R	10
H	15
RBI	9
BB	4
SO	6
LOB	17




PITCHER	IP	WLS	BF	H	R	ER	SO	BB	IBB	HBP	BLK	WP	HR	S	P	ERA	WHIP
Camilo Pascual, R ERA: 5.96 (1, 1)	1.1	L	12	7	6	6	1	1	0	0	0	0	0	13	17	40.50	6.000
Bunky Stewart, L ERA: 5.57 (2, 1)	1.2		13	5	4	4	1	3	0	0	0	0	0	12	24	21.60	4.800
Dean Stone, L ERA: 6.32 (4, 1)	2.0		7	1	0	0	2	0	0	0	0	0	0	11	11	0.00	0.500
Connie Grob, R ERA: 7.83 (6, 1)	2.0		8	2	0	0	1	0	0	0	0	0	0	10	10	0.00	1.000
Bob Wiesler, L ERA: 6.79 (8, 1)	1.0		3	0	0	0	1	0	0	0	0	0	0	5	5	0.00	0.000

Sat Sep 15 1956, 4:33 AM EDT  
Att. 5,013 - Unknown

livebaseballscorecards.com

Batter	1	2	3	4	5	6	7	8	9	AB R H RBI BB SO LOB	TOP			
Dick Williams, R (1, 8) OBP: 0.334, SLG: 0.441	0-0 FC3-6 WP 2B		0-0 6-3		0-0 G4-3 1-2f		0-0 FC5-4 1B 1-2f		0-0 2-H 3B	5 1 2 1 0 0 2	<b>Baltimore Orioles @ Kansas City Athletics</b> Municipal Stadium, Kansas City, MO Sun Sep 16 1956, 4:33 AM EDT Unknown <a href="http://livebaseballscorecards.com">livebaseballscorecards.com</a>			
Bob Boyd, L (1, 3) OBP: 0.412, SLG: 0.437	4-0 FC3-6 BB		4-0 G4-6-3 BB			4-0 SH5-3 BB	0-0 1-3 1B		0-0 6-3	2 0 1 0 3 0 1				
George Kell, R (1, 5) OBP: 0.331, SLG: 0.405	0-0 FC3-6 WP BB 1-2f 2-3		0-0 G4-6-3 1-2f			0-0 SH5-3 1-2	0-3 K		0-0 5-3	4 0 0 0 0 1 6				
Bob Nieman, R (1, 7) OBP: 0.435, SLG: 0.507	0-0 F2			4-0 G4-6-3 BB		0-0 F2		0-0 5-3		3 0 0 0 1 0 3				
Tito Francona, L (1, 9) OBP: 0.330, SLG: 0.363	4-0 WP BB 1-2		0-0 G4-6-3 1-2f			4-0 BB		4-0 FC5-4 BB		1 0 0 0 3 0 1				
Gus Triandos, R (1, 2) OBP: 0.340, SLG: 0.438	0-0 F8 1-2 2-3 3-H			0-0 2B		0-0 L5		0-0 F7		4 0 1 0 0 0 5				
Billy Gardner, R (1, 4) OBP: 0.288, SLG: 0.347		0-0 L7		0-0 6-3			0-0 G3 1B 2B	0-0 FC5-4 1-2f		4 1 1 0 0 0 2				
Willy Miranda, S (1, 6) OBP: 0.286, SLG: 0.282		4-0 CS BB			4-0 G4-3 BB		0-0 G3 2-3		4-0 SH1-4 3B BB	1 1 0 0 3 0 1				
Ray Moore, R (1, 1) OBP: 0.300, SLG: 0.403		0-0 F8 1-2			0-0 F8		0-0 FC5-4 1B 3-H		0-0 SH1-4 1-2	3 0 1 1 0 0 2				
<b>Inning Stats</b>	R: 1 H: 1 E: 0 LOB: 2 K: 0 BB: 2 S: 4 P: 12	R: 0 H: 0 E: 0 LOB: 0 K: 0 BB: 1 S: 2 P: 6	R: 0 H: 0 E: 0 LOB: 0 K: 0 BB: 1 S: 2 P: 6	R: 0 H: 1 E: 0 LOB: 1 K: 0 BB: 1 S: 3 P: 7	R: 0 H: 0 E: 0 LOB: 0 K: 0 BB: 1 S: 2 P: 6	R: 0 H: 0 E: 0 LOB: 2 K: 0 BB: 2 S: 3 P: 11	R: 1 H: 3 E: 0 LOB: 2 K: 1 BB: 0 S: 8 P: 8	R: 0 H: 0 E: 0 LOB: 1 K: 0 BB: 1 S: 3 P: 7	R: 1 H: 1 E: 0 LOB: 1 K: 0 BB: 1 S: 4 P: 8	1B: 2 SF: 0 2B: 3 SAC: 2 3B: 1 DP: 3 HR: 0 HBP: 0	WP: 1 PA: 39 PB: 0 SB: 0 CS: 1			
<b>PITCHER</b>	IP WLS BF H R ER SO BB IBB HBP BLK WP HR S P ERA WHIP												<b>PITCHER</b>	IP WLS BF H R ER SO BB IBB HBP BLK WP HR S P ERA WHIP
Glenn Cox, R (1, 1) ERA: 2.25	8.0													
Bill Harrington, R (9, 1) ERA: 6.21	0.1 L													
Wally Burnette, R (9, 1) ERA: 3.3	0.2													

Batter	1	2	3	4	5	6	7	8	9	AB	R	H	RBI	BB	SO	LOB
Vic Power, R (1, 4) OBP: 0.347, SLG: 0.446	0-0 F6		0-0 1B		0-0 F7			0-0 HR 1B		4	1	2	0	0	0	0
Al Pilarcik, L (1, 8) OBP: 0.333, SLG: 0.343	4-0 BB		0-0 F8			0-0 FC2-6 1B		0-3 K		3	0	1	0	1	1	2
Lou Skizas, R (1, 7) OBP: 0.345, SLG: 0.462	0-0 F8		0-0 F9			0-0 FC2-6 1B 1-2f		0-0 HR		4	1	1	2	0	0	3
Harry Simpson, L (1, 9) OBP: 0.351, SLG: 0.495	0-0 G3			0-0 BB 1B		0-0 F7		0-0 1B		4	0	2	0	0	0	2
Eddie Robinson, L (1, 3) OBP: 0.307, SLG: 0.353		0-0 F4		4-0 FC5-4 BB 1-2		0-0 FC2-6 1B 1-3		0-0 4-3		3	0	1	0	1	0	1
Tim Thompson, L (1, 2) OBP: 0.329, SLG: 0.358		4-0 BB BB BB		0-0 FC5-4 BB 1-2f			0-0 G6-4-3 1B		0-3 K	2	0	1	0	1	0	2
Hal Smith, R (9, 2) OBP: 0.304, SLG: 0.364		E S BB		0-0 FC5-4 BB 1-2f						1	0	0	0	0	1	0
Hector Lopez, R (1, 5) OBP: 0.350, SLG: 0.435		0-3 K		0-0 G6-3 1-2f			0-0 G6-4-3 1B		0-0 F8	4	0	0	0	0	1	4
Joe Demaestri, R (1, 6) OBP: 0.273, SLG: 0.308		0-3 K					0-0 G6-4-3 1B		0-0 F8							
Gus Zernial, R (9, PH) OBP: 0.318, SLG: 0.440		0-3 K					0-0 F4		0-0 F7	3	0	0	0	0	1	1
Glenn Cox, R (1, 1) OBP: 0.347, SLG: 0.277			0-3 K				0-0 F8		0-0 F9	1	0	0	0	0	0	0
Rance Pless, R (8, PH) OBP: 0.347, SLG: 0.277																
Bill Harrington, R (9, 1) OBP: 0.061, SLG: 0.061																
Wally Burnette, R (9, 1) OBP: 0.061, SLG: 0.061																

BOTTOM	
<p><b>Baltimore Orioles @ Kansas City Athletics</b>  Municipal Stadium, Kansas City, MO  Sun Sep 16 1956, 4:33 AM EDT  Unknown</p>	
<b>AB</b> 32 <b>R</b> 2 <b>H</b> 8 <b>RBI</b> 2 <b>BB</b> 3 <b>SO</b> 6 <b>LOB</b> 15	

Inning Stats	R: 0	H: 0	E: 0	K: 0	S: 3	R: 0	H: 0	E: 0	K: 2	S: 7	R: 0	H: 1	E: 0	K: 1	S: 6	R: 0	H: 1	E: 0	K: 0	S: 3	R: 0	H: 0	E: 0	K: 1	S: 5	R: 0	H: 2	E: 0	K: 0	S: 4	R: 0	H: 1	E: 0	K: 0	S: 3	R: 2	H: 3	E: 0	K: 1	S: 8	R: 0	H: 0	E: 0	K: 1	S: 5	1B: 7	2B: 0	3B: 0	HR: 1	SF: 0	SAC: 0	DP: 2	HBP: 0	WP: 0	PA: 35
<b>PITCHER</b> Ray Moore, R (1, 1) ERA: 4.03	IP	WLS	BF	H	R	ER	SO	BB	IBB	HBP	BLK	WP	HR	S	P	ERA	WHIP																																						
	9.0	W	35	8	2	2	6	3	0	0	0	0	1	44	56	2.00	1.222																																						

Batter	1	2	3	4	5	6	7	8	9	AB R H RBI BB SO LOB	TOP							
<b>Billy Gardner, R</b> (1, 4) OBP: 0.286, SLG: 0.345	0-0 F6		0-0 F9			0-0 G6-4-3			0-0 F3	4 0 0 0 0 0 2	<b>Baltimore Orioles @ Kansas City Athletics</b> Municipal Stadium, Kansas City, MO Sun Sep 16 1956, 4:38 AM EDT Att: 11,761 - Unknown <a href="http://livebaseballscorecards.com">livebaseballscorecards.com</a>							
<b>Bob Boyd, L</b> (1, 3) OBP: 0.409, SLG: 0.433	0-0 F7			0-0 F7			0-0 4-3	0-0 F3	4 0 1 0 0 0 0									
<b>Dick Williams, R</b> (1, 8) OBP: 0.330, SLG: 0.436	0-0 F3			0-0 B1-3			0-0 F6	0-0 F4	4 0 0 0 0 0 2									
<b>Bob Nieman, R</b> (1, 7) OBP: 0.433, SLG: 0.504		0-0 F5		0-0 6-3			0-3 K		3 0 0 0 0 1 0									
<b>Tito Francona, L</b> (1, 9) OBP: 0.328, SLG: 0.360		0-0 F7			0-0 G3			0-0 6-3	3 0 0 0 0 0 0									
<b>Gus Triandos, R</b> (1, 2) OBP: 0.340, SLG: 0.444		0-0 HR			0-0 6-3			0-0 F6	3 1 1 1 0 0 0									
<b>Brooks Robinson, R</b> (1, 5) OBP: 0.167, SLG: 0.182		0-0 5-3			0-3 K			0-0 6-3	3 0 0 0 0 1 0									
<b>Willy Miranda, S</b> (1, 6) OBP: 0.285, SLG: 0.281			0-3 K			0-0 6-3		0-0 F7	2 0 0 0 0 1 0									
<b>Wayne Causey, L</b> (9, PH) OBP: 0.216, SLG: 0.224									1 0 0 0 0 0 0									
<b>Mike Forniello, R</b> (1, 1) OBP: 0.176, SLG: 0.235			0-0 6-3			0-0 6-3		0-0 F7	2 0 1 0 0 0 0									
<b>Don Ferrarese, R</b> (7, 1) OBP: 0.107, SLG: 0.038								0-0 F7	0 0 0 0 0 0 0									
<b>Ron Moeller, L</b> (8, 1)									0 0 0 0 0 0 0									
<b>Tex Nelson, L</b> (9, PH) OBP: 0.270, SLG: 0.200								0-0 F7	1 0 1 0 0 0 0									
<b>Inning Stats</b>	R: 0 E: 0 K: 0 S: 3	H: 0 LOB: 0 BB: 0 P: 3	R: 1 E: 0 K: 0 S: 4	H: 1 LOB: 0 BB: 0 P: 4	R: 0 E: 0 K: 1 S: 5	H: 0 LOB: 0 BB: 0 P: 5	R: 0 E: 0 K: 0 S: 3	H: 0 LOB: 0 BB: 0 P: 3	R: 0 E: 0 K: 1 S: 5	H: 0 LOB: 0 BB: 0 P: 5	R: 0 E: 0 K: 0 S: 3	H: 0 LOB: 0 BB: 0 P: 3	R: 0 E: 0 K: 0 S: 5	H: 2 LOB: 2 BB: 0 P: 5	1B: 3 2B: 0 3B: 0 HR: 1	SF: 0 SAC: 0 DP: 1 HBP: 0	WP: 0 PB: 0 SB: 0 CS: 0	PA: 30
<b>PITCHER</b> <b>Art Ditmar, R</b> (1, 1) ERA: 4.4	IP: 9.0 WLS: W BF: 30 H: 4 R: 1 ER: 1 SO: 3 BB: 0 IBB: 0 HBP: 0 BLK: 0 WP: 0 HR: 1 S: 36 P: 36 ERA: 1.00 WHIP: 0.444											<b>PITCHER</b> IP: WLS: BF: H: R: ER: SO: BB: IBB: HBP: BLK: WP: HR: S: P: ERA: WHIP						



Batter	1	2	3	4	5	6	7	8	9
Vic Power, R OBP: 0.349, SLG: 0.450 (1, 4)	0-0 F4	0-0 1B		0-0 F2			0-0 SH2-4 1B 2B	0-0 1-2 2B 1B	
Al Pilarcik, L OBP: 0.339, SLG: 0.350 (1, 8)	0-0 F7	0-0 F7			0-0 2B		4-0 SH2-4 1B BB	0-0 1-2 2-3 2B 1B	
Lou Skizas, R OBP: 0.351, SLG: 0.475 (1, 7)	0-0 E6 1B		0-0 4-3 1B 2B		0-0 1B		0-0 SH2-4 1-2 2-3	0-0 G3 1-H 2-H 3-H WP 2B	
Harry Simpson, L OBP: 0.352, SLG: 0.493 (1, 9)	0-0 1-3 1B		0-0 4-3		0-0 F5		4-0 1B FC4-6 IBB	0-0 G3 2-3	
Hal Smith, R OBP: 0.305, SLG: 0.364 (1, 2)	0-0 1-3		0-0		0-0 F7		0-0	0-0 F8	
Eddie Robinson, L OBP: 0.302, SLG: 0.346 (1, 3)		0-0 4-3		0-0 F6		0-0 F9	0-0 FC4-6		
Hector Lopez, R OBP: 0.349, SLG: 0.432 (1, 5)		4-0 1-6-3 1B BB		0-0 E6 PB FC6-2-5-2		0-0 F3	0-0 F4		
Joe Demaestri, R OBP: 0.275, SLG: 0.310 (1, 6)		0-0 E:0 K:1 S:5 1-2 1B 1-6-3 1B		0-0 G3 1-3		0-0 4-3		0-0 1B 2B 1B	
Art Ditmar, R OBP: 0.178, SLG: 0.184 (1, 1)		0-0 1-6-3 1-2 2-3		0-0 FC6-2-5-2 3-H		0-0 1-3		0-3 K	

Inning Stats	R: 0	H: 1	E: 1	K: 0	S: 5	LOB: 2	BB: 0	P: 5
	R: 2	H: 2	E: 0	K: 0	S: 5	LOB: 1	BB: 1	P: 9
	R: 1	H: 2	E: 0	K: 0	S: 4	LOB: 0	BB: 0	P: 4
	R: 0	H: 0	E: 1	K: 0	S: 4	LOB: 1	BB: 0	P: 4
	R: 0	H: 2	E: 0	K: 0	S: 5	LOB: 2	BB: 0	P: 5
	R: 0	H: 0	E: 0	K: 0	S: 3	LOB: 0	BB: 0	P: 3
	R: 3	H: 2	E: 0	K: 0	S: 5	LOB: 1	BB: 2	P: 13
	R: 4	H: 4	E: 0	K: 1	S: 9	LOB: 0	BB: 0	P: 9

PITCHER	IP	WLS	BF	H	R	ER	SO	BB	IBB	HBP	BLK	WP	HR	S	P	ERA	WHIP
Mike Forneles, R ERA: 4.22 (1, 1)	6.1	L	32	9	6	6	0	2	1	0	0	0	0	29	41	8.53	1.737
Don Ferrarese, L ERA: 5.6 (7, 1)	1.0		7	4	4	4	1	0	0	0	0	0	0	9	9	36.00	4.000
Ron Moeller, L ERA: (8, 1)	0.2		2	0	0	0	0	0	0	0	0	1	0	2	2	0.00	0.000

**BOTTOM**

**Baltimore Orioles @ Kansas City Athletics**  
Municipal Stadium, Kansas City, MO


Sun Sep 16 1956, 4:38 AM EDT  
Att. 11,761 - Unknown

AB	R	H	RBI	BB	SO	LOB
5	2	3	2	0	0	1
4	2	2	0	1	0	1
4	2	3	3	0	0	0
4	1	1	0	1	0	4
5	0	2	3	0	0	4
4	0	0	1	0	0	4
3	1	0	0	1	0	1
4	2	2	0	0	0	1
4	0	0	0	0	1	4

AB	R	H	RBI	BB	SO	LOB
37	10	13	9	3	1	20

livebaseballscores.com

WP: 1 PA: 41  
PB: 2 SB: 0  
CS: 0




Batter	1	2	3	4	5	6	7	8	9	AB R H RBI BB SO LOB	TOP							
Milt Bolling, R (1, 5) OBP: 0.282, SLG: 0.330										0 0 0 0 0 0 0 0	<b>Boston Red Sox @ Kansas City Athletics</b> Municipal Stadium, Kansas City, MO Tue Sep 18 1956, 4:33 AM EDT Att. 10,153 - Unknown <a href="http://livebaseballscorecards.com">livebaseballscorecards.com</a>							
Billy Klaus, L (1, 6) OBP: 0.373, SLG: 0.383										0 0 0 0 0 0 0 0								
Ted Williams, L (1, 7) OBP: 0.486, SLG: 0.610										0 0 0 0 0 0 0 0								
Mickey Vernon, L (1, 3) OBP: 0.397, SLG: 0.508										0 0 0 0 0 0 0 0								
Jackie Jensen, R (1, 9) OBP: 0.397, SLG: 0.501										0 0 0 0 0 0 0 0								
Jim Piersall, R (1, 8) OBP: 0.360, SLG: 0.464										0 0 0 0 0 0 0 0								
Ted Lepcio, R (1, 4) OBP: 0.326, SLG: 0.449										0 0 0 0 0 0 0 0								
Sammy White, R (1, 2) OBP: 0.311, SLG: 0.342										0 0 0 0 0 0 0 0								
Tom Brewer, R (1, 1) OBP: 0.347, SLG: 0.367	0 0 0 0 0 0 0 0	<b>AB 0</b> <b>R 0</b> <b>H 0</b> <b>RBI 0</b> <b>BB 0</b> <b>SO 0</b> <b>LOB 0</b>																
<b>Inning Stats</b>										1B: 0 SF: 0 2B: 0 SAC: 0 3B: 0 DP: 0 HR: 0 HBP: 0 WP: 0 PA: 0 PB: 0 SB: 0 CS: 0								
<b>PITCHER</b> (1, 1) Tom Gorman, R ERA: 4.07	IP	WLS	BF	H	R	ER	SO	BB	IBB	HBP	BLK	WP	HR	S	P	ERA	WHIP	<b>PITCHER</b> IP WLS BF H R ER SO BB IBB HBP BLK WP HR S P ERA WHIP








Batter	1	2	3	4	5	6	7	8	9	AB R H RBI BB SO LOB	TOP							
Milt Bolling, R (1, 5) OBP: 0.283, SLG: 0.330											0 0 0 0 0 0 0 0	<b>Boston Red Sox @ Kansas City Athletics</b> Municipal Stadium, Kansas City, MO Wed Sep 19 1956, 4:33 AM EDT Att. 1,942 - Unknown <a href="http://livebaseballscorecards.com">livebaseballscorecards.com</a>						
Billy Klaus, L (1, 6) OBP: 0.373, SLG: 0.380											0 0 0 0 0 0 0 0							
Ted Williams, L (1, 7) OBP: 0.488, SLG: 0.622											0 0 0 0 0 0 0 0							
Mickey Vernon, L (1, 3) OBP: 0.398, SLG: 0.508											0 0 0 0 0 0 0 0							
Jackie Jensen, R (1, 9) OBP: 0.400, SLG: 0.503											0 0 0 0 0 0 0 0							
Jim Piersall, R (1, 8) OBP: 0.360, SLG: 0.463											0 0 0 0 0 0 0 0							
Ted Lepcio, R (1, 4) OBP: 0.329, SLG: 0.448											0 0 0 0 0 0 0 0							
Sammy White, R (1, 2) OBP: 0.308, SLG: 0.339											0 0 0 0 0 0 0 0							
Dave Sisler, R (1, 1) OBP: 0.158, SLG: 0.088	0 0 0 0 0 0 0 0	<b>AB</b> 0 <b>R</b> 0 <b>H</b> 0 <b>RBI</b> 0 <b>BB</b> 0 <b>SO</b> 0 <b>LOB</b> 0 																
<b>Inning Stats</b>											1B: 0 SF: 0 2B: 0 SAC: 0 3B: 0 DP: 0 HR: 0 HBP: 0 WP: 0 PA: 0 PB: 0 SB: 0 CS: 0							
<b>PITCHER</b> Wally Burnette, R (1, 1) ERA: 3.3	IP	WLS	BF	H	R	ER	SO	BB	IBB	HBP	BLK	WP	HR	S	P	ERA	WHIP	<b>PITCHER</b> IP WLS BF H R ER SO BB IBB HBP BLK WP HR S P ERA WHIP



Batter	1	2	3	4	5	6	7	8	9	AB R H RBI BB SO LOB	TOP											
Vic Power, R (1, 4) OBP: 0.350, SLG: 0.454	0-0 F3		0-0 F8			0-0 5-3		0-0 HR		4 1 1 1 0 0 0	<b>Kansas City Athletics @ Chicago White Sox</b> Comiskey Park, Chicago, IL Fri Sep 21 1956, 4:33 AM EDT Unknown											
Hector Lopez, R (1, 5) OBP: 0.354, SLG: 0.443	0-0 CS 1B		4-0 BB			0-0 4-3		0-0 FC4 1B		3 0 2 0 1 0 0												
Lou Skizas, R (1, 7) OBP: 0.338, SLG: 0.466	0-0 F8 1-2		0-0 F9			0-0 5-3		0-0 FC4 1-2f		4 0 0 0 0 0 3												
Harry Simpson, L (1, 3) OBP: 0.348, SLG: 0.492		0-0 F4		0-3 K		0-0 1-3		0-3 K		4 0 0 0 0 2 0												
Hal Smith, R (1, 2) OBP: 0.306, SLG: 0.366		0-0 2B 1B		0-0 G4-3 1B		0-0 F9		0-0 F9		4 1 2 0 0 0 0												
Johnny Groth, R (1, 9) OBP: 0.319, SLG: 0.400		0-0 1-H 2B		0-0 G4-3 1-2f		0-0 WP 1B		0-0 1-3		4 0 2 1 0 0 1												
Jim Pisoni, R (1, 8) OBP: 0.364, SLG: 0.600		0-0 F6		0-3 K		0-0 F4 1-2				3 0 0 0 0 1 2												
Joe Demaestri, R (1, 6) OBP: 0.271, SLG: 0.307		0-0 5-3		0-0 5-3		0-0 5-3		0-0 6-3		3 0 0 0 0 0 1												
Glenn Cox, R (1, 1)			0-0 5-3		0-0 F6		0-3 K			2 0 0 0 0 0 0												
George Brunet, R (7, 1)										0 0 0 0 0 0 0												
Rance Pless, R (8, PH) OBP: 0.342, SLG: 0.273										1 0 0 0 0 1 0												
Lou Kretlow, R (8, 1) OBP: 0.162, SLG: 0.061										0 0 0 0 0 0 0												
<b>Inning Stats</b>	R: 0 E: 0 K: 0 S: 3	H: 1 LOB: 0 BB: 0 P: 3	R: 1 E: 0 K: 0 S: 5	H: 2 LOB: 1 BB: 0 P: 5	R: 0 E: 0 K: 1 S: 5	H: 0 LOB: 0 BB: 1 P: 7	R: 0 E: 0 K: 1 S: 5	H: 1 LOB: 0 BB: 0 P: 5	R: 0 E: 0 K: 1 S: 5	H: 0 LOB: 0 BB: 0 P: 5	R: 0 E: 0 K: 0 S: 3	H: 0 LOB: 0 BB: 0 P: 3	R: 0 E: 0 K: 0 S: 4	H: 1 LOB: 1 BB: 0 P: 4	R: 1 E: 0 K: 1 S: 7	H: 2 LOB: 1 BB: 0 P: 7	R: 0 E: 0 K: 1 S: 5	H: 0 LOB: 0 BB: 0 P: 5	1B: 5 2B: 1 3B: 0 HR: 1	SF: 0 SAC: 0 DP: 1 HBP: 0	WP: 1 PB: 0 SB: 0 CS: 1	PA: 33
<b>PITCHER</b> Jack Harshman, L (1, 1) ERA: 3.03	IP 9.0	WLS W	BF 33	H 7	R 2	ER 2	SO 4	BB 1	IBB 0	HBP 0	BLK 0	WP 1	HR 1	S 40	P 44	ERA 2.00	WHIP 0.889					
<b>PITCHER</b>	IP	WLS	BF	H	R	ER	SO	BB	IBB	HBP	BLK	WP	HR	S	P	ERA	WHIP					

AB	32
R	2
H	7
RBI	2
BB	1
SO	4
LOB	7





Batter	1	2	3	4	5	6	7	8	9	10	AB R H RBI BB SO LOB	TOP									
Vic Power, R OBP: 0.351, SLG: 0.454 (1, 4)	0-0 BB 1B	0-0 6-3			0-0 6-3			0-0 G4-6-3 1B		0-0 F8	5 1 2 0 0 0 3										
Hector Lopez, R OBP: 0.352, SLG: 0.440 (1, 5)	0-0 F6		0-0 F4		0-3 K			0-0 G4-6-3 1-2f			4 0 0 0 0 1 3										
Lou Skizas, R OBP: 0.337, SLG: 0.461 (1, 7)	4-0 1B 1-2 BLK BB		0-0 F8				0-0 F9		0-0 F8		3 1 0 0 1 0 0										
Harry Simpson, L OBP: 0.347, SLG: 0.490 (1, 9)	0-0 BLK 1B		0-0 4-3				0-0 4-3		0-0 6-3		4 0 1 1 0 0 0										
Tim Thompson, L OBP: 0.323, SLG: 0.351 (1, 2)	0-0 F7 1-2 3-H		0-0 4-3				0-0 F2		0-3 K		4 0 0 0 0 1 1										
Eddie Robinson, L OBP: 0.304, SLG: 0.336 (1, 3)	0-3 K		4-0 G6-4-3 BB				0-0 F8		0-0 3-1		3 0 0 0 1 1 1										
Jim Pisoni, R OBP: 0.333, SLG: 0.500 (1, 8)		0-3 K		0-0 G6-4-3 1-2f			0-0 F9		0-0 3B 1B		4 1 1 0 0 1 1										
Joe Demaestri, R OBP: 0.275, SLG: 0.316 (1, 6)		0-0 SH1-4 1B		0-0 6-3 SH1-4 1B			0-3 K		0-0 1-H 3B		4 0 3 1 0 1 0										
Art Ditmar, R OBP: 0.174, SLG: 0.180 (1, 1)		0-0 SH1-4 1-2		0-0 SH1-4 1-2			0-3 K		0-0 B3		2 0 0 0 0 1 1										
<b>Inning Stats</b>	R: 2 E: 0 K: 1 S: 7	H: 2 LOB: 1 BB: 1 P: 11	R: 0 E: 0 K: 1 S: 6	H: 1 LOB: 1 BB: 0 P: 6	R: 0 E: 0 K: 0 S: 3	H: 0 LOB: 0 BB: 0 P: 3	R: 0 E: 0 K: 0 S: 2	H: 0 LOB: 0 BB: 1 P: 6	R: 0 E: 0 K: 1 S: 6	H: 0 LOB: 0 BB: 0 P: 5	R: 0 E: 0 K: 1 S: 5	H: 1 LOB: 0 BB: 0 P: 5	R: 0 E: 0 K: 1 S: 5	H: 0 LOB: 0 BB: 0 P: 5	R: 1 E: 0 K: 0 S: 5	H: 2 LOB: 1 BB: 0 P: 5	1B: 6 2B: 0 3B: 1 HR: 0	SF: 0 SAC: 2 DP: 2 HBP: 0	WP: 0 PB: 0 SB: 0 CS: 0	PA: 37	
<b>PITCHER</b> Dick Donovan, R ERA: 3.67 (1, 1)	IP 10.0	WLS L	BF 37	H 7	R 3	ER 3	SO 6	BB 2	IBB 0	HBP 0	BLK 1	WP 0	HR 0	S 47	P 55	ERA 2.70	WHIP 0.900				

**Kansas City Athletics @ Chicago White Sox**  
Comiskey Park, Chicago, IL  
Fri Sep 21 1956, 4:38 AM EDT  
Att: 8,055 - Unknown

[livebaseballscorecards.com](http://livebaseballscorecards.com)

**AB 33**  
**R 3**  
**H 7**  
**RBI 2**  
**BB 2**  
**SO 6**  
**LOB 10**



Batter	1	2	3	4	5	6	7	8	9	10	AB R H RBI BB SO LOB
Jim Rivera, L OBP: 0.332, SLG: 0.408 (1, 9) X	0-0 F9 ①		X 0-0 F4 ②		0-3 K ②		X 0-0 5-3 ③		0-3 K ③		5 0 0 0 0 2 2
Nellie Fox, L OBP: 0.343, SLG: 0.369 (1, 4) X	0-0 6-3 ②		X 0-0 BB 1B		X 0-0 F9 ③			X 0-0 5-3 ①		X 0-0 F8 ①	5 0 1 0 0 0 1
Larry Doby, L OBP: 0.391, SLG: 0.445 (1, 8) X	0-0 1B 1B		B B B B 4-0 1-2 BB		X 0-0 F8 ①			X 0-0 F8 ②		B B B B 4-0 L8-3 BB	3 1 1 0 2 0 0
Minnie Minoso, R OBP: 0.420, SLG: 0.499 (1, 7) X	0-0 1B 1B		X 0-0 4-3 ③		X 0-0 F6 ②			X 0-0 3B ③		X 0-0 L8-3 ② ③	5 1 2 0 0 0 3
Sherm Lollar, R OBP: 0.371, SLG: 0.421 (1, 2) X	0-0 1B			X 0-0 G5-4-3 1B		X 0-0 1B ①		X 0-0 3B ③			4 0 4 2 0 0 0
Walt Dropo, R OBP: 0.339, SLG: 0.378 (1, 3) X		X 0-0 4-3 ①		X 0-0 G5-4-3 ② ③		X 0-0 1B ③		X 0-0 F3 ③			4 0 1 0 0 0 2
Fred Hatfield, L OBP: 0.358, SLG: 0.370 (1, 5) X		X 0-0 G3 ②		X 0-0 F9 ③		X 0-0 F4 ③			X 0-0 G3 SH5-4 1B		4 0 1 0 0 0 2
Luis Aparicio, R OBP: 0.304, SLG: 0.335 (1, 6) X		X 0-0 6-3 ③			X 0-0 F8 ①		X 0-0 6-3 ①		X 0-0 SH5-4 ①		3 0 0 0 0 0 0
Dick Donovan, L OBP: 0.330, SLG: 0.376 (1, 1) X			X 0-0 F6 ①		X 0-0 1B		S S S 0-3 K ②		X 0-0 G3 ②		4 0 1 0 0 1 1

Inning Stats	R: 1	H: 3	E: 0	LOB: 2	K: 0	BB: 0	S: 5	P: 5	R: 0	H: 0	E: 0	LOB: 0	K: 0	BB: 0	S: 3	P: 3	R: 0	H: 1	E: 0	LOB: 2	K: 0	BB: 1	S: 4	P: 8	R: 0	H: 1	E: 0	LOB: 0	K: 1	BB: 0	S: 6	P: 6	R: 0	H: 2	E: 0	LOB: 2	K: 0	BB: 0	S: 5	P: 5	R: 0	H: 0	E: 0	LOB: 0	K: 1	BB: 0	S: 5	P: 5	R: 1	H: 2	E: 0	LOB: 1	K: 0	BB: 0	S: 5	P: 5	R: 0	H: 1	E: 0	LOB: 1	K: 1	BB: 0	S: 6	P: 6	R: 0	H: 0	E: 0	LOB: 0	K: 0	BB: 1	S: 2	P: 6	R: 0	H: 0	E: 0	LOB: 0	K: 0	BB: 1	S: 2	P: 6	1B: 9	SF: 0	2B: 1	SAC: 1	3B: 2	DP: 2	HR: 0	HBP: 0	WP: 0	PA: 40
--------------	------	------	------	--------	------	-------	------	------	------	------	------	--------	------	-------	------	------	------	------	------	--------	------	-------	------	------	------	------	------	--------	------	-------	------	------	------	------	------	--------	------	-------	------	------	------	------	------	--------	------	-------	------	------	------	------	------	--------	------	-------	------	------	------	------	------	--------	------	-------	------	------	------	------	------	--------	------	-------	------	------	------	------	------	--------	------	-------	------	------	-------	-------	-------	--------	-------	-------	-------	--------	-------	--------

PITCHER	IP	WLS	BF	H	R	ER	SO	BB	IBB	HBP	BLK	WP	HR	S	P	ERA	WHIP
Art Ditmar, R ERA: 4.4 (1, 1)	10.0	W	40	11	2	2	3	2	0	0	0	0	0	44	52	1.80	1.300


**BOTTOM**

**Kansas City Athletics @ Chicago White Sox**  
Comiskey Park, Chicago, IL

Fri Sep 21 1956, 4:38 AM EDT  
Att. 8,055 - Unknown

[livebaseballscorecards.com](http://livebaseballscorecards.com)

AB	37
R	2
H	11
RBI	2
BB	2
SO	3
LOB	11



Batter	1	2	3	4	5	6	7	8	9	AB R H RBI BB SO LOB	TOP	
Vic Power, R (1, 4) OBP: 0.350, SLG: 0.452	0-0 G6-4-3 1B		0-0 5-3		0-0 L5			0-0 F9		4 0 1 0 0 0 1		
Hector Lopez, R (1, 5) OBP: 0.351, SLG: 0.438	0-0 F8			0-0 5-3		0-0 F3		0-0 G5-4-3 1B		4 0 1 0 0 0 1		
Lou Skizas, R (1, 7) OBP: 0.336, SLG: 0.465	0-0 G6-4-3 1-2f			0-0 1B 3B		0-0 F8		0-0 G5-4-3 1-2f		4 1 1 0 0 0 2		
Eddie Robinson, L (1, 3) OBP: 0.307, SLG: 0.336		0-3 K		0-0 G6-4-3 1B		4-0 FC6-4 BB		0-0 F9		3 0 1 1 1 1 0		
Hal Smith, R (1, 2) OBP: 0.306, SLG: 0.374		0-0 HR		0-0 G6-4-3 1-2f		0-0 FC6-4 1-2f		0-0 5-3		4 1 1 1 0 0 2		
Al Pilarcik, L (1, 9) OBP: 0.344, SLG: 0.364		0-0 F8			0-0 SF7 3B		0-0 FC6-4 1B		0-0 4-3	4 1 2 0 0 0 0		
Jim Pisoni, R (1, 8) OBP: 0.278, SLG: 0.438		0-3 K			0-0 SF7		0-0 F2			2 0 0 1 0 1 1		
Joe Demaestri, R (1, 6) OBP: 0.276, SLG: 0.319			0-0 F9		0-0 2B		0-0 F8			3 0 1 0 0 0 1		
Carl Duser, L (1, 1) Jack Crimian, R (1, 1) George Brunet, R (2, 1) Jim Finigan, R (5, PH) Bob Spicer, L (5, 1) Rance Pless, R (7, PH) Bill Harrington, R (7, 1)			0-3 K		0-0 F2		0-0 FC6-4 1-2f			0 0 0 0 0 0 0 0 0 0 0 0 0 0 1 0 0 0 0 1 0 1 0 0 0 0 0 1 0 0 0 0 0 0 0 1 0 0 0 0 0 1 0 0 0 0 0 0 0		
<b>Inning Stats</b>	R: 0 H: 1 E: 0 LOB: 0 K: 0 BB: 0 S: 3 P: 3	R: 1 H: 1 E: 0 LOB: 0 K: 2 BB: 0 S: 8 P: 8	R: 0 H: 0 E: 0 LOB: 0 K: 1 BB: 0 S: 5 P: 5	R: 1 H: 2 E: 0 LOB: 0 K: 0 BB: 0 S: 4 P: 4	R: 1 H: 2 E: 0 LOB: 1 K: 0 BB: 0 S: 5 P: 5	R: 0 H: 0 E: 0 LOB: 1 K: 0 BB: 1 S: 3 P: 7	R: 0 H: 1 E: 0 LOB: 1 K: 0 BB: 0 S: 4 P: 4	R: 0 H: 1 E: 0 LOB: 0 K: 0 BB: 0 S: 3 P: 3	R: 0 H: 0 E: 0 LOB: 0 K: 0 BB: 0 S: 3 P: 3	1B: 4 SF: 1 2B: 1 SAC: 0 3B: 2 DP: 3 HR: 1 HBP: 0	WP: 0 PA: 33 PB: 0 SB: 0 CS: 0	
<b>PITCHER</b> Jim Wilson, R (1, 1) ERA: 4.3	IP WLS BF H R ER SO BB IBB HBP BLK WP HR S P ERA WHIP	9.0 W 33 8 3 3 3 1 0 0 0 0 1 38 42 3.00 1.000										

**Kansas City Athletics @ Chicago White Sox**  
 Comiskey Park, Chicago, IL  
 Sat Sep 22 1956, 4:33 AM EDT  
 Att. 2,514 - Unknown

AB	31
R	3
H	8
RBI	3
BB	1
SO	3
LOB	10



WP: 0	PA: 33
PB: 0	
SB: 0	
CS: 0	



Batter	1	2	3	4	5	6	7	8	9
Luis Aparicio, R OBP: 0.308, SLG: 0.339 (1, 6)	0-0 S 1B 1B	0-0 FC4-6 HR	0-0 F4		0-0 1B 1B		0-0 S WP 4-3 1B	0-0 1B	
Minnie Minoso, R OBP: 0.423, SLG: 0.514 Bubba Phillips, R OBP: 0.307, SLG: 0.383 (1, 7) (8, 7)	0-0 1B S 1B	0-0 HR		0-0 HR	0-0 PO 1B		0-3 K 1-3	0-0 F6	
Larry Doby, L OBP: 0.393, SLG: 0.454 (1, 8)	0-3 K 1-2 2-3	0-0 HR		0-0 2B	0-0 PO 1-2	4-0 FC6-4 BB	0-0 4-3		
Walt Dropo, R OBP: 0.339, SLG: 0.379 (1, 3)	0-0 2B SF8 1B	0-0 2B 1B		0-3 K		0-0 FC6-4 HBP 3B	0-3 K		
Sherm Lollar, R OBP: 0.374, SLG: 0.426 (1, 2)	0-0 2B	0-0 2B		0-0 F3		1-0 3B HBP	0-0 4-3		
Jim Rivera, L OBP: 0.329, SLG: 0.405 (1, 9)	0-0 SF8	0-0 F6		0-0 F9		0-0 F9	0-0 6-3		
Nellie Fox, L OBP: 0.343, SLG: 0.371 (1, 4)	0-0 6-3	0-0 F3			0-0 6-3	0-0 HR 3B	4-0 1B 1B BB		
Sammy Esposito, R OBP: 0.364, SLG: 0.329 (1, 5)		4-0 FC4-6 HR BB	0-0 F6		0-0 F9	0-0 HR	0-0 1B 1B		
Jim Wilson, R OBP: 0.337, SLG: 0.377 (1, 1)		0-0 FC4-6 1B	0-0 2-3		0-0 1B 2B	0-0 F8	0-0 1B		

Inning Stats	R: 3 E: 0 K: 1 S: 9	H: 4 LOB: 1 BB: 0 P: 9	R: 5 E: 0 K: 0 S: 8	H: 5 LOB: 1 BB: 1 P: 12	R: 0 E: 0 K: 0 S: 3	H: 0 LOB: 0 BB: 0 P: 3	R: 1 E: 0 K: 1 S: 7	H: 2 LOB: 1 BB: 0 P: 7	R: 1 E: 0 K: 0 S: 5	H: 3 LOB: 1 BB: 0 P: 5	R: 4 E: 0 K: 2 S: 5	H: 2 LOB: 0 BB: 1 P: 10	R: 1 E: 0 K: 2 S: 8	H: 1 LOB: 0 BB: 0 P: 8	R: 2 E: 0 K: 0 S: 6	H: 3 LOB: 2 BB: 1 P: 10
--------------	------------------------------	---------------------------------	------------------------------	----------------------------------	------------------------------	---------------------------------	------------------------------	---------------------------------	------------------------------	---------------------------------	------------------------------	----------------------------------	------------------------------	---------------------------------	------------------------------	----------------------------------

PITCHER	IP	WLS	BF	H	R	ER	SO	BB	IBB	HBP	BLK	WP	HR	S	P	ERA	WHIP
Carl Duser, L ERA: 9.0 (1, 1)	0.1	L	5	4	3	3	1	0	0	0	0	0	0	7	7	81.00	12.000
Jack Crimian, R ERA: 5.67 (1, 1)	1.0		7	3	4	4	0	1	0	0	0	0	2	6	10	36.00	4.000
George Brunet, L ERA: 3.6 (2, 1)	2.2		12	4	2	2	1	0	0	0	0	0	1	14	14	6.75	1.500
Bob Spicer, R ERA: 19.29 (5, 1)	2.0		12	5	5	5	0	1	0	1	0	0	1	10	15	22.50	3.000
Bill Harrington, R ERA: 6.68 (7, 1)	2.0		11	4	3	3	2	1	0	0	0	1	0	14	18	13.50	2.500

**BOTTOM**

**Kansas City Athletics @ Chicago White Sox**  
Comiskey Park, Chicago, IL

Sat Sep 22 1956, 4:33 AM EDT  
Att. 2,514 - Unknown

AB	R	H	RBI	BB	SO	LOB
6	3	4	2	0	0	2
5	3	4	4	0	1	1
1	0	0	0	0	0	2
4	1	2	2	1	1	2
5	3	2	1	0	2	2
4	1	2	2	0	0	1
4	0	0	1	0	0	4
4	2	1	2	1	0	2
4	3	2	2	1	0	0
5	1	3	1	0	0	0

AB	42
R	17
H	20
RBI	17
BB	3
SO	4
LOB	16

WP: 1 PA: 48  
PB: 0  
SB: 4  
CS: 0



PITCHER	IP	WLS	BF	H	R	ER	SO	BB	IBB	HBP	BLK	WP	HR	S	P	ERA	WHIP
---------	----	-----	----	---	---	----	----	----	-----	-----	-----	----	----	---	---	-----	------

Batter	1	2	3	4	5	6	7	8	9	AB R H RBI BB SO LOB	TOP											
Vic Power, R (1, 4) OBP: 0.349, SLG: 0.450	0-0 6-3		0-0 1B		0-0 1-6-3		0-0 F9			4 0 1 0 0 0 0												
Hector Lopez, R (1, 5) OBP: 0.352, SLG: 0.438	0-3 K		0-0 FC6-4 1B			4-0 2B 1B BB		0-0 4-3		3 1 1 0 1 1 0												
Lou Skizas, R (1, 7) OBP: 0.341, SLG: 0.473	0-0 1B		0-0 L8			0-0 1B 1-3 2B		0-0 1B		4 1 3 0 0 0 2												
Hal Smith, R (1, 2) OBP: 0.305, SLG: 0.372	0-3 K		0-0 FC6-4			0-0 E 1B		0-0 F8		4 1 1 1 0 1 4												
Johnny Groth, R (1, 9) OBP: 0.318, SLG: 0.397		0-0 L5-3 1B		0-0 F8		0-0 1-3		0-0 F4		4 0 1 1 0 0 1												
Rance Pless, R (1, 3) OBP: 0.346, SLG: 0.310		0-0 L5-3		0-0 CS 1B		0-0 3-6 3B			0-3 K	4 0 2 0 0 1 1												
Jim Pisoni, R (1, 8) OBP: 0.300, SLG: 0.444		0-0 1B		0-0 F6		0-0 3-6			0-0 4-3	2 0 1 0 0 0 1												
Al Pilarcik, L (4, 8) OBP: 0.341, SLG: 0.361				0-0 1-2		0-0 3-H				2 0 0 0 0 0 1												
Joe Demaestri, R (1, 6) OBP: 0.273, SLG: 0.316	0-3 K				0-0 F9		0-0 6-3		0-0 F7	4 0 0 0 0 1 1												
Tom Gorman, R (1, 1) OBP: 0.140, SLG: 0.051			0-0 5-3		0-0 F9		0-3 K			3 0 0 0 0 1 0												
<b>Inning Stats</b>	R: 0 E: 0 K: 2 S: 8	H: 1 LOB: 1 BB: 0 P: 8	R: 0 E: 0 K: 1 S: 6	H: 2 LOB: 1 BB: 0 P: 6	R: 0 E: 0 K: 0 S: 5	H: 2 LOB: 2 BB: 0 P: 5	R: 0 E: 0 K: 0 S: 3	H: 1 LOB: 0 BB: 0 P: 3	R: 0 E: 0 K: 0 S: 3	H: 0 LOB: 0 BB: 0 P: 3	R: 3 E: 1 K: 0 S: 5	H: 3 LOB: 0 BB: 1 P: 9	R: 0 E: 0 K: 1 S: 5	H: 0 LOB: 0 BB: 0 P: 5	R: 0 E: 0 K: 0 S: 4	H: 1 LOB: 1 BB: 0 P: 4	R: 0 E: 0 K: 1 S: 5	H: 0 LOB: 0 BB: 0 P: 5	1B: 8 2B: 3 3B: 1 HR: 0	SF: 0 SAC: 0 DP: 2 HBP: 0	WP: 0 PB: 0 SB: 0 CS: 1	PA: 35
<b>PITCHER</b> Billy Pierce, L (1, 1) ERA: 3.2	IP: 9.0 WLS: L BF: 35 H: 10 R: 3 ER: 3 SO: 5 BB: 1 IBB: 0 HBP: 0 BLK: 0 WP: 0 HR: 0 S: 44 P: 48 ERA: 3.00 WHIP: 1.222											<b>PITCHER</b>	IP: 9.0 WLS: L BF: 35 H: 10 R: 3 ER: 3 SO: 5 BB: 1 IBB: 0 HBP: 0 BLK: 0 WP: 0 HR: 0 S: 44 P: 48 ERA: 3.00 WHIP: 1.222									

**Kansas City Athletics @ Chicago White Sox**  
 Comiskey Park, Chicago, IL  
 Sun Sep 23 1956, 4:33 AM EDT  
 Unknown

AB	34
R	3
H	10
RBI	2
BB	1
SO	5
LOB	11



Batter	1	2	3	4	5	6	7	8	9	AB	R	H	RBI	BB	SO	LOB
<b>Fred Hatfield, L</b> (1, 5) OBP: 0.354, SLG: 0.365	0-0 4-3		0-0 4-3		0-0 F7		0-0 F9			4	0	0	0	0	0	3
<b>Jim Rivera, L</b> (1, 9) OBP: 0.326, SLG: 0.401	0-0 4-3		0-0 F4			0-0 F9	0-0 F7			4	0	0	0	0	0	2
<b>Larry Doby, L</b> (1, 8) OBP: 0.390, SLG: 0.450	0-0 4-3			0-0 F8		0-3 K		0-0 F8		4	0	0	0	0	1	0
<b>Minnie Minoza, R</b> (1, 7) OBP: 0.425, SLG: 0.515		0-0 5-3		0-0 1B		0-0 1B		0-0 1B		4	1	3	0	0	0	0
<b>Sherm Lollar, R</b> (1, 2) OBP: 0.375, SLG: 0.426		0-0 6-3		0-0 F9		0-0 1B		4-0 1B		3	0	1	0	1	0	1
<b>Bubba Phillips, R</b> (8, PR) OBP: 0.307, SLG: 0.383								BB BB BB		0	0	0	0	0	0	0
<b>Les Moss, R</b> (9, 2) OBP: 0.333, SLG: 0.520								BB BB BB		0	0	0	0	0	0	0
<b>Nellie Fox, L</b> (1, 4) OBP: 0.343, SLG: 0.370		0-0 F7		0-0 1-3		0-0 1B		0-0 G4-6-3		4	0	1	1	0	0	3
<b>Walt Dropo, R</b> (1, 3) OBP: 0.337, SLG: 0.375			0-0 F8		0-0 5-3	0-0 1-3		BB BB BB	4-0	3	0	0	0	0	0	2
<b>Dave Philley, S</b> (9, PH) OBP: 0.326, SLG: 0.354								BB BB BB	BB	0	0	0	0	1	0	0
<b>Luis Aparicio, R</b> (1, 6) OBP: 0.307, SLG: 0.340			0-0 E		0-0 1-3		0-0 L5		0-0 B1	4	1	1	0	0	0	1
<b>Billy Pierce, L</b> (1, 1) OBP: 0.194, SLG: 0.162			0-0 E1		0-0 1B		0-0 1B		0-0 G4-6-3	3	0	3	0	0	0	0
<b>Ron Northey, L</b> (9, PH) OBP: 0.407, SLG: 0.605			4-3 2-H						1-2f	1	0	0	0	0	0	1


Inning Stats	R: 0	H: 0	R: 0	H: 0	R: 1	H: 2	R: 0	H: 1	R: 0	H: 3	R: 0	H: 1	R: 0	H: 1	R: 0	H: 0	1B: 8	SF: 0	WP: 0	PA: 36
	E: 0	LOB: 0	E: 0	LOB: 0	E: 1	LOB: 1	E: 0	LOB: 1	E: 0	LOB: 2	E: 0	LOB: 1	E: 0	LOB: 2	E: 0	LOB: 0	2B: 1	SAC: 0	PB: 0	
	K: 0	BB: 0	K: 0	BB: 0	K: 0	BB: 0	K: 0	BB: 0	K: 1	BB: 0	K: 0	BB: 0	K: 0	BB: 1	K: 0	BB: 1	3B: 0	DP: 2	SB: 1	
	S: 3	P: 3	S: 3	P: 3	S: 5	P: 5	S: 4	P: 4	S: 8	P: 8	S: 4	P: 4	S: 3	P: 7	S: 2	P: 6	HR: 0	HBP: 0	CS: 0	

PITCHER	IP	WLS	BF	H	R	ER	SO	BB	IBB	HBP	BLK	WP	HR	S	P	ERA	WHIP	PITCHER	IP	WLS	BF	H	R	ER	SO	BB	IBB	HBP	BLK	WP	HR	S	P	ERA	WHIP		
<b>Tom Gorman, R</b> (1, 1) ERA: 3.85	9.0	W	36	9	2	2	1	2	0	0	0	0	0	36	44	2.00	1.222																				

**BOTTOM**

**Kansas City Athletics @ Chicago White Sox**  
Comiskey Park, Chicago, IL  
Sun Sep 23 1956, 4:33 AM EDT  
Unknown


<b>AB</b>	<b>34</b>
<b>R</b>	<b>2</b>
<b>H</b>	<b>9</b>
<b>RBI</b>	<b>1</b>
<b>BB</b>	<b>2</b>
<b>SO</b>	<b>1</b>
<b>LOB</b>	<b>13</b>



Batter	1	2	3	4	5	6	7	8	9	AB R H RBI BB SO LOB	TOP
Vic Power, R (1, 4) OBP: 0.346, SLG: 0.447	0-0 F7			0-0 4-3		0-0 1-3		0-0 F7		4 0 0 0 0 0 1	
Hector Lopez, R (1, 5) OBP: 0.350, SLG: 0.435	0-3 K			0-0 F9		0-0 F7		0-0 F2	4 0 0 0 0 1 0		
Lou Skizas, R (1, 7) OBP: 0.337, SLG: 0.466	0-0 F4			0-0 E6		0-0 5-3		0-0 1-3	4 0 0 0 0 0 0		
Eddie Robinson, L (1, 3) OBP: 0.310, SLG: 0.336		0-0 6-3		0-0 4-3		0-0 L4-3 1B		4-0 1B BB	3 0 1 0 1 0 1		
Tim Thompson, L (1, 2) OBP: 0.322, SLG: 0.350		0-0 F6		0-0 E6 1B		0-0 L4-3 1-2		0-0 1-2 1B	4 1 1 0 0 0 1		
Al Pilarcik, L (1, 8) OBP: 0.336, SLG: 0.355		0-0 F7		0-0 F7		0-0 B4-3		0-0 F9	4 0 0 0 0 0 3		
Johnny Groth, R (1, 9) OBP: 0.318, SLG: 0.397			0-0 G1-4-3 1B		0-0 4-3 1-2		0-0 G3		3 0 1 0 0 0 1		AB 32 R 1 H 5 RBI 1 BB 1 SO 2 LOB 9
Joe Demaestri, R (1, 6) OBP: 0.274, SLG: 0.316			0-0 G1-4-3 1-2f		0-0 2-H 1B		0-0 5-3		3 0 1 1 0 0 1		
Walt Craddock, R (1, 1) Jack Crimian, R (2, 1) Gus Zernial, R (5, PH) Lou Kretlow, R (5, 1) Rance Pless, R (8, PH) Bobby Scheitz, R (8, 1) Bill Harrington, R (8, 1) Jack McMahan, R (8, 1)			0-0 1-3		0-3 K		0-0 1B		0 0 0 0 0 0 0 1 0 0 0 0 0 0 1 0 0 0 0 0 1 1 0 0 0 0 0 0 0 0 1 0 1 0		WP: 0 PA: 33 PB: 0 SB: 0 CS: 0
<b>Inning Stats</b>	R: 0 H: 0 E: 0 LOB: 0 K: 1 BB: 0 S: 5 P: 5	R: 0 H: 0 E: 0 LOB: 0 K: 0 BB: 0 S: 3 P: 3	R: 0 H: 1 E: 0 LOB: 0 K: 0 BB: 0 S: 3 P: 3	R: 0 H: 0 E: 1 LOB: 1 K: 0 BB: 0 S: 4 P: 4	R: 1 H: 1 E: 1 LOB: 1 K: 1 BB: 0 S: 7 P: 7	R: 0 H: 0 E: 0 LOB: 0 K: 0 BB: 0 S: 3 P: 3	R: 0 H: 1 E: 0 LOB: 0 K: 0 BB: 0 S: 3 P: 3	R: 0 H: 1 E: 0 LOB: 1 K: 0 BB: 0 S: 4 P: 4	R: 0 H: 1 E: 0 LOB: 2 K: 0 BB: 1 S: 4 P: 8	1B: 5 SF: 0 2B: 1 SAC: 0 3B: 0 DP: 2 HR: 0 HBP: 0	
<b>PITCHER</b> Gerry Staley, R (1, 1) ERA: 2.98	IP WLS BF H R ER SO BB IBB HBP BLK WP HR S P ERA WHIP	9.0 W 33 5 1 0 2 1 0 0 0 0 0 0 36 40 0.00 0.667									
<b>PITCHER</b>	IP WLS BF H R ER SO BB IBB HBP BLK WP HR S P ERA WHIP										

**Kansas City Athletics @ Chicago White Sox**  
 Comiskey Park, Chicago, IL  
 Sun Sep 23 1956, 4:38 AM EDT  
 Att. 9,819 - Unknown

livebaseballscorecards.com



Batter	1	2	3	4	5	6	7	8	9	AB R H RBI BB SO LOB
Luis Aparicio, R OBP: 0.311, SLG: 0.344 (1, 6)	4-0 FC6-4 BB	0-0 2B			0-0 F6		0-0 G4-3 1B			3 0 2 2 1 0 0
Minnie Minoso, R OBP: 0.425, SLG: 0.518 (1, 7)	0-0 FC6-4 CS 1-2f	4-0 BB			0-0 E6 3B		0-0 G4-3 1-2f			3 1 1 0 1 0 2
Larry Doby, L OBP: 0.369, SLG: 0.448 (1, 8)	0-3 K 1-2	0-3 K			0-0 F5		0-0 FC6-4 1B			4 0 1 0 0 2 4
Walt Dropo, R OBP: 0.336, SLG: 0.377 (1, 3)		0-0 F7	0-0 F6		0-0 1B 2B		0-0 FC6-4 1-2f			4 0 1 0 0 0 1
Sherm Lollar, R OBP: 0.378, SLG: 0.427 (1, 2)		4-0 BB WP 1B BB	0-0 L5		0-0 2-3 1B		0-0 E4 WP 1B			3 2 2 0 1 0 0
Bubba Phillips, R OBP: 0.308, SLG: 0.381 (1, 9)		0-0 WP BB 2B 1B	0-3 K		0-0 F7		4-0 WP 8-6-1-5 BB			3 1 1 0 0 1 2
Ron Northey, L OBP: 0.418, SLG: 0.605 (8, PH)										0 0 0 0 1 0 0
Jim Delsing, L OBP: 0.270, SLG: 0.120 (8, PR)										0 0 0 0 0 0 0
Fred Hatfield, L OBP: 0.354, SLG: 0.365 (9, 5)										0 0 0 0 0 0 0
Sammy Esposito, R OBP: 0.368, SLG: 0.327 (1, 5)		4-0 WP 2B BB		4-0 G3-6-3 BB		0-0 F8	0-0 8-6-1-5			1 1 0 0 2 0 0
Jim Rivera, L OBP: 0.326, SLG: 0.400 (8, PH)										1 0 0 0 0 0 1
Nellie Fox, L OBP: 0.341, SLG: 0.368 (1, 4)		0-0 F3	0-0 G3-6-3		0-0 F5		0-0 4-3			4 0 0 0 0 0 4
Gerry Staley, R OBP: 0.143, SLG: 0.091 (1, 1)		4-0 2B BB	0-0 6-3		0-3 K					2 0 0 0 1 1 0

Inning Stats	R: 0	H: 0	E: 0	K: 1	S: 4	LOB: 1	BB: 1	P: 8	R: 3	H: 2	E: 0	K: 1	S: 7	LOB: 3	BB: 4	P: 23	R: 0	H: 0	E: 0	K: 1	S: 5	LOB: 0	BB: 0	P: 5	R: 0	H: 0	E: 0	K: 0	S: 2	LOB: 0	BB: 1	P: 6	R: 1	H: 3	E: 1	K: 0	S: 6	LOB: 2	BB: 0	P: 6	R: 0	H: 0	E: 0	K: 1	S: 5	LOB: 0	BB: 0	P: 5	R: 0	H: 2	E: 0	K: 0	S: 4	LOB: 1	BB: 0	P: 4	R: 1	H: 1	E: 1	K: 0	S: 3	LOB: 1	BB: 1	P: 7	1B: 5	SF: 0	2B: 4	SAC: 0	3B: 1	DP: 4	HR: 0	HBP: 0	WP: 3	PA: 35
--------------	------	------	------	------	------	--------	-------	------	------	------	------	------	------	--------	-------	-------	------	------	------	------	------	--------	-------	------	------	------	------	------	------	--------	-------	------	------	------	------	------	------	--------	-------	------	------	------	------	------	------	--------	-------	------	------	------	------	------	------	--------	-------	------	------	------	------	------	------	--------	-------	------	-------	-------	-------	--------	-------	-------	-------	--------	-------	--------

PITCHER	IP	WLS	BF	H	R	ER	SO	BB	IBB	HBP	BLK	WP	HR	S	P	ERA	WHIP
Walt Craddock, L ERA: 6.75 (1, 1)	1.2	L	10	2	3	3	1	4	0	0	0	1	0	8	24	16.20	3.600
Jack Crimian, R ERA: 5.56 (2, 1)	2.1		8	0	0	0	2	2	0	0	0	0	0	10	18	0.00	0.857
Lou Kretlow, R ERA: 5.34 (5, 1)	3.0		13	5	1	1	1	0	0	0	0	0	0	15	15	3.00	1.667
Bobby Shantz, L ERA: 4.38 (8, 1)	0.0		1	1	1	1	0	0	0	0	0	0	0	1	1	∞	∞
Bill Harrington, R ERA: 6.68 (8, 1)	0.0		1	0	0	0	0	1	0	0	0	0	0	0	4	∞	∞

**BOTTOM**

**Kansas City Athletics @ Chicago White Sox**  
Comiskey Park, Chicago, IL

Sun Sep 23 1956, 4:38 AM EDT  
Att. 9,819 - Unknown

AB	28
R	5
H	8
RBI	2
BB	7
SO	4
LOB	14



PITCHER	IP	WLS	BF	H	R	ER	SO	BB	IBB	HBP	BLK	WP	HR	S	P	ERA	WHIP
Jack McMahan, L ERA: 5.16 (8, 1)	1.0		2	0	0	0	0	0	0	0	0	1	0	2	2	0.00	0.000

Batter	1	2	3	4	5	6	7	8	9	10	AB R H RBI BB SO LOB	TOP
Vic Power, R OBP: 0.343, SLG: 0.442 (1, 4) X	0-0 F9 ①		0-0 L6 ②			0-0 4-3 ②		0-0 5-3 ②		0-0 F9 ③	5 0 0 0 0 0 2	<b>Kansas City Athletics @ Cleveland Indians</b> Cleveland Municipal Stadium, Cleveland, OH Tue Sep 25 1956 3:33 AM EDT Att: 3,604 - Unknown <a href="http://livebaseballscorecards.com">livebaseballscorecards.com</a>
Hector Lopez, R OBP: 0.347, SLG: 0.431 (1, 5) X	0-0 E6 BB		0-3 K ③			0-3 K		0-0 F7 ③		0-0 F7 ③	4 0 0 0 0 0 2 0	
Lou Skizas, R OBP: 0.332, SLG: 0.460 (1, 7) X	0-0 F6 ②				0-0 6-3 ①	0-0 F7 ③			0-0 F6 ①		4 0 0 0 0 0 2	
Eddie Robinson, L OBP: 0.309, SLG: 0.332 (1, 3) B B B	4-0 1-2 BB				0-0 1-3 ②		0-0 F5 ①		0-0 4-3 ②		3 0 0 0 1 0 0	
Hal Smith, R OBP: 0.302, SLG: 0.368 (1, 2) X	0-0 4-3 ③				0-0 6-3 ③		0-0 F9 ②		0-0 1-3 ③		4 0 0 0 0 0 2	
Al Pilarcik, L OBP: 0.338, SLG: 0.357 (1, 8) X		0-0 F8 ①			0-0	0-0	0-0	0-0	0-0	0-0	4 1 2 0 0 0 0	
Johnny Groth, R OBP: 0.317, SLG: 0.394 (1, 9) X		0-0 3-1 ②			0-0	0-0 F8 ②	0-0	0-0	0-0	0-0	4 0 1 1 0 0 1	
Joe Demaestri, R OBP: 0.273, SLG: 0.315 (1, 6) S S S		0-3 K ③			0-0	0-0 F9 ③	0-0	0-0	0-0	0-0	4 0 1 0 0 1 1	
Wally Burnette, R OBP: 0.075, SLG: 0.051 (1, 1) X			0-0 6-3 ①			0-0 4-3 ①		0-0 F2 ①		0-0	3 0 0 0 0 0 0	
Rance Pless, R OBP: 0.349, SLG: 0.315 (10, PH) X										0-0 F8 ②	1 0 0 0 0 0 2	
Jack Crimian, R OBP: 0.304, SLG: 0.238 (10, 1) X										1-2	0 0 0 0 0 0 0	
Tom Gorman, R OBP: 0.140, SLG: 0.051 (10, 1) X										1-2	0 0 0 0 0 0 0	
<b>Inning Stats</b>	R: 0 H: 0 E: 1 LOB: 2 K: 0 BB: 1 S: 4 P: 8	R: 0 H: 0 E: 0 LOB: 0 K: 1 BB: 0 S: 5 P: 5	R: 0 H: 0 E: 0 LOB: 0 K: 1 BB: 0 S: 5 P: 5	R: 0 H: 0 E: 0 LOB: 0 K: 0 BB: 0 S: 3 P: 3	R: 0 H: 0 E: 0 LOB: 0 K: 0 BB: 0 S: 3 P: 3	R: 0 H: 0 E: 1 LOB: 1 K: 1 BB: 0 S: 6 P: 6	R: 1 H: 2 E: 0 LOB: 1 K: 0 BB: 0 S: 5 P: 5	R: 0 H: 0 E: 0 LOB: 0 K: 0 BB: 0 S: 3 P: 3	R: 0 H: 0 E: 0 LOB: 0 K: 0 BB: 0 S: 3 P: 3	R: 0 H: 2 E: 0 LOB: 2 K: 0 BB: 0 S: 5 P: 5	1B: 4 SF: 0 2B: 0 SAC: 0 3B: 0 DP: 0 HR: 0 HBP: 0	WP: 0 PA: 37 PB: 0 SB: 1 CS: 0
<b>PITCHER</b> Early Wynn, R ERA: 2.69 (1, 1)	IP 10.0 WLS W BF 37 H 4 R 1 ER 1 SO 3 BB 1 IBB 0 HBP 0 BLK 0 WP 0 HR 0 S 42 P 46 ERA 0.90 WHIP 0.500											

AB	36
R	1
H	4
RBI	1
BB	1
SO	3
LOB	10




Batter	1	2	3	4	5	6	7	8	9	10	AB	R	H	RBI	BB	SO	LOB
Joe Caffie, L (1.7) OBP: 0.385, SLG: 0.333	F8		WP S 1B		K		5-3 1B			SH1-3 1B	5	1	3	0	0	1	1
Al Smith, R (1.8) OBP: 0.374, SLG: 0.426	F9		1-3 BB		L4					SH1-3	3	0	0	0	1	0	1
Vic Wertz, L (1.3) OBP: 0.358, SLG: 0.499	4-3		F7		1-3 2B					HR IBB	4	1	1	0	1	0	2
Al Rosen, R (1.5) OBP: 0.361, SLG: 0.438		L5		6-3 1B						F5	3	0	1	0	2	0	2
Rocky Colavito, R (1.9) OBP: 0.375, SLG: 0.544		4-3 1B		F8						L3	5	1	2	3	0	1	5
Bobby Avila, R (1.4) OBP: 0.325, SLG: 0.320		4-3		6-3						F7	3	0	0	0	0	0	2
Gene Woodling, L (9, PH) OBP: 0.396, SLG: 0.392		1-2		1-2						F6	1	0	0	0	0	0	0
Kenny Kuhn, L (10, 4) OBP: 0.333, SLG: 0.364										F7	0	0	0	0	0	0	0
Jim Hegan, R (1.2) OBP: 0.319, SLG: 0.340										P4-3	3	0	1	0	0	0	1
Dave Pope, L (9, PH) OBP: 0.241, SLG: 0.275										F2	1	0	0	0	0	0	0
Earl Averill, R (10, 2) OBP: 0.340, SLG: 0.366										F2	0	0	0	0	0	0	0
George Strickland, R (1.6) OBP: 0.293, SLG: 0.290										F8	3	0	0	0	0	0	2
Preston Ward, L (9, PH) OBP: 0.354, SLG: 0.459										HR	1	1	1	1	0	0	0
Chico Carrasquel, R (10, 6) OBP: 0.326, SLG: 0.324											0	0	0	0	0	0	0
Early Wynn, S (1.1) OBP: 0.278, SLG: 0.307										F2	4	0	1	0	0	0	0

Inning Stats	R: 0	H: 0	E: 0	K: 0	S: 3	P: 3	R: 0	H: 1	E: 0	K: 0	S: 4	P: 4	R: 0	H: 1	E: 0	K: 0	S: 4	P: 8	R: 0	H: 2	E: 0	K: 0	S: 5	P: 5	R: 0	H: 2	E: 0	K: 2	S: 9	P: 13	R: 0	H: 0	E: 0	K: 0	S: 3	P: 3	R: 0	H: 1	E: 0	K: 0	S: 3	P: 3	R: 0	H: 0	E: 0	K: 0	S: 2	P: 6	R: 1	H: 1	E: 0	K: 0	S: 4	P: 4	R: 3	H: 2	E: 0	K: 0	S: 4	P: 8	1B: 7	SF: 0	2B: 2	SAC: 1	3B: 0	DP: 1	HR: 2	HBP: 0	WP: 1	PA: 41
PITCHER	IP	WLS	BF	H	R	ER	SO	BB	IBB	HBP	BLK	WP	HR	S	P	ERA	WHIP																																																					
Wally Burnette, R (1.1) ERA: 2.95	9.0		36	8	1	1	2	2	1	0	0	1	1	37	49	1.00	1.111																																																					
Jack Crimian, R (10.1) ERA: 5.7	0.1	L	3	1	2	2	0	0	1	0	0	0	0	2	6	54.00	3.000																																																					
Tom Gorman, R (10.1) ERA: 3.89	0.1		2	1	1	1	0	0	0	0	0	0	1	2	2	27.00	3.000																																																					

**Kansas City Athletics @ Cleveland Indians**  
Cleveland Municipal Stadium, Cleveland, OH

Tue Sep 25 1956, 3:33 AM EDT  
Att. 3,604 - Unknown

<b>AB</b>	36
<b>R</b>	4
<b>H</b>	10
<b>RBI</b>	4
<b>BB</b>	4
<b>SO</b>	2
<b>LOB</b>	16



Batter	1	2	3	4	5	6	7	8	9	AB R H RBI BB SO LOB	TOP											
Vic Power, R (1, 4) OBP: 0.340, SLG: 0.438	0-3 K	0-0 F8			0-0 6-3		0-0 F8		0-0 F9	5 0 0 0 0 1 2												
Hector Lopez, R (1, 5) OBP: 0.347, SLG: 0.430	0-0 S BB 4-3 1B		0-3 K		0-3 K		0-3 K			4 1 1 0 0 3 0												
Lou Skizas, R (1, 9) OBP: 0.338, SLG: 0.466	4-0 4-3 S 1-2 BB		0-0 F7			0-0 6-3 SF7 2B	0-0 1B			3 1 2 0 1 0 0												
Hal Smith, R (1, 2) OBP: 0.299, SLG: 0.364	0-0 4-3		0-0 4-3		0-0 6-3	0-0 2-3	0-0 F2			4 0 0 1 0 0 3												
Gus Zernial, R (1, 7) OBP: 0.315, SLG: 0.433	0-0 F8			0-3 K		0-0 SF7		0-3 K		3 0 0 1 0 2 1												
Johnny Groth, R (1, 8) OBP: 0.323, SLG: 0.395		4-0 1B BB		4-0 BB		0-0 3-H 2B 1B	0-0 F9			2 1 1 0 2 0 0												
Rance Pless, R (1, 3) OBP: 0.356, SLG: 0.338		0-0 1-2 1B		0-3 K		0-0 1-H 1B 2B	0-0 F9			4 1 2 1 0 1 1												
Joe Demaestri, R (1, 6) OBP: 0.273, SLG: 0.315		0-3 K		0-0 6-3		0-0 2-H 1B		0-0 F3		4 0 1 1 0 1 3												
Art Diltmar, R (1, 1) OBP: 0.172, SLG: 0.178		0-3 K			0-3 K			0-3 K		1 0 0 0 0 0 1 2												
George Brunet, R (3, 1)										1 0 0 0 0 0 1 0												
Troy Herriage, R (5, 1)										0 0 0 0 0 0 0 0												
Jim Finigan, R (6, PH)										1 0 0 0 0 0 1 1												
Bill Harrington, R (6, 1)										0 0 0 0 0 0 0 0												
Jim Pisoni, R (9, PH)										1 0 0 0 0 0 1 0												
<b>Inning Stats</b>	R: 1 E: 0 K: 1 S: 6	H: 1 LOB: 1 BB: 1 P: 10	R: 0 E: 0 K: 2 S: 8	H: 1 LOB: 2 BB: 1 P: 12	R: 0 E: 0 K: 1 S: 5	H: 0 LOB: 0 BB: 0 P: 5	R: 0 E: 0 K: 2 S: 7	H: 0 LOB: 1 BB: 1 P: 11	R: 0 E: 0 K: 2 S: 7	H: 0 LOB: 0 BB: 0 P: 7	R: 3 E: 0 K: 1 S: 9	H: 4 LOB: 1 BB: 0 P: 9	R: 0 E: 0 K: 1 S: 6	H: 1 LOB: 1 BB: 0 P: 6	R: 0 E: 0 K: 1 S: 5	H: 0 LOB: 0 BB: 0 P: 5	R: 0 E: 0 K: 1 S: 5	H: 0 LOB: 0 BB: 0 P: 5	1B: 5 2B: 2 3B: 0 HR: 0	SF: 1 SAC: 0 DP: 0 HBP: 0	WP: 0 PB: 0 SB: 2 CS: 0	PA: 37
<b>PITCHER</b> Herb Score, L (1, 1) ERA: 2.6	IP 9.0 WLS W BF 37 H 7 R 4 ER 4 SO 12 BB 3 IBB 0 HBP 0 BLK 0 WP 0 HR 0 S 58 P 70 ERA 4.00 WHIP 1.111											<b>PITCHER</b>	IP WLS BF H R ER SO BB IBB HBP BLK WP HR S P ERA WHIP									

Kansas City Athletics @ Cleveland Indians  
Cleveland Municipal Stadium, Cleveland, OH  
Wed Sep 26 1956, 3:33 AM EDT  
Att. 3,630 - Unknown

AB	33
R	4
H	7
RBI	4
BB	3
SO	12
LOB	13





Batter	1	2	3	4	5	6	7	8	9	AB	R	H	RBI	BB	SO	LOB
Joe Caffie, L OBP: 0.452, SLG: 0.346 (1, 7)	4-0 E 1B BB	0-0 3-1		4-0 BB 2B BB	4-0 CS BB		0-0 2B 1B			2	3	1	0	3	0	1
Al Smith, R OBP: 0.375, SLG: 0.425 (1, 8)	0-0 F8		0-0 2B 2B 1B	4-0 1-2 2B BB	4-0 1-2 2B BB		0-0 F9			3	3	1	0	2	0	2
Vic Wertz, L OBP: 0.364, SLG: 0.513 (1, 3)	0-0 FC1-6 1-H 1B		0-0 1-3 2B 2B	0-0 1-H 2-H 2B	0-0 1-H 2B		0-0 1-H 2B			5	1	5	5	0	0	0
Al Rosen, R OBP: 0.359, SLG: 0.437 (1, 5)	0-0 FC1-6 1-2f BB		0-0 2-3 3-H PB SF7 2B	0-0 F9	0-3 K		0-0 5-3			5	1	1	1	0	1	4
Rocky Colavito, R OBP: 0.378, SLG: 0.540 (1, 9)	4-0 1-2 BB		4-0 2-3 3-H F3 PB BB	4-0 SH1-3 BB		0-0 F7		0-0 6-3		2	0	0	0	3	0	0
Bobby Avila, R OBP: 0.323, SLG: 0.318 (1, 4)	0-0 4-1		0-0 3-H SF7	0-0 1-2 2-3 SH1-3		0-3 K		0-0 3-1		3	0	0	1	0	1	2
Jim Hegan, R OBP: 0.326, SLG: 0.339 (1, 2)		4-0 6-3 SH1-3 BB	4-0 1-2 IBB	4-0 BB BB		4-0 BB		0-0 6-3		1	0	0	0	4	0	0
George Strickland, R OBP: 0.293, SLG: 0.290 (1, 6)		0-0 SH1-3	0-0 1-2 2-3 F3	0-3 K		0-0 5-3				0	0	0	0	0	0	0
Gene Woodling, L OBP: 0.396, SLG: 0.392 (3, PH)		0-0 1-2 SH1-3	0-0 1-2 2-3 F3	0-3 K		0-0 5-3				0	0	0	0	0	0	0
Jim Busby, R OBP: 0.301, SLG: 0.354 (3, PH)		0-0 1-2 SH1-3	0-0 1-2 2-3 F3	0-3 K		0-0 5-3				1	0	0	0	0	0	2
Chico Carrasquel, R OBP: 0.323, SLG: 0.323 (4, 6)		0-0 1-2 SH1-3	0-0 1-2 2-3 F3	0-3 K		0-0 5-3				2	0	0	0	0	1	4
Herb Score, L OBP: 0.260, SLG: 0.253 (1, 1)		0-0 2-3 6-3	0-0 1-3		4-3		0-0 4-3			4	0	0	0	0	0	3

Inning Stats	R: 1	H: 1	E: 1	K: 0	S: 4	LOB: 2	BB: 2	P: 12	R: 0	H: 0	E: 0	K: 0	S: 3	LOB: 1	BB: 1	P: 7	R: 3	H: 3	E: 0	K: 0	S: 6	LOB: 2	BB: 2	P: 14	R: 2	H: 1	E: 0	K: 1	S: 6	LOB: 3	BB: 4	P: 22	R: 1	H: 1	E: 0	K: 1	S: 5	LOB: 1	BB: 2	P: 13	R: 0	H: 0	E: 0	K: 1	S: 5	LOB: 1	BB: 1	P: 9	R: 1	H: 2	E: 0	K: 0	S: 5	LOB: 1	BB: 0	P: 5	R: 0	H: 0	E: 0	K: 0	S: 3	LOB: 0	BB: 0	P: 3
--------------	------	------	------	------	------	--------	-------	-------	------	------	------	------	------	--------	-------	------	------	------	------	------	------	--------	-------	-------	------	------	------	------	------	--------	-------	-------	------	------	------	------	------	--------	-------	-------	------	------	------	------	------	--------	-------	------	------	------	------	------	------	--------	-------	------	------	------	------	------	------	--------	-------	------

PITCHER	IP	WLS	BF	H	R	ER	SO	BB	IBB	HBP	BLK	WP	HR	S	P	ERA	WHIP
Art Ditmar, R ERA: 4.43 (1, 1)	2.1	L	16	4	4	2	0	4	1	0	0	0	0	11	31	7.71	3.429
George Brunet, L ERA: 6.14 (3, 1)	2.1		14	2	3	3	1	6	0	0	0	0	0	10	34	11.57	3.429
Troy Herring, R ERA: 6.64 (5, 1)	0.1		1	0	0	0	1	0	0	0	0	0	0	3	3	0.00	0.000
Bill Harrington, R ERA: 6.35 (6, 1)	3.0		12	2	1	1	1	1	0	0	0	0	0	13	17	3.00	1.000

**BOTTOM**

**Kansas City Athletics @ Cleveland Indians**  
Cleveland Municipal Stadium, Cleveland, OH

Wed Sep 26 1956, 3:33 AM EDT  
Att. 3,630 - Unknown

livebaseballscorecards.com

<b>AB</b>	<b>28</b>
<b>R</b>	<b>8</b>
<b>H</b>	<b>8</b>
<b>RBI</b>	<b>7</b>
<b>BB</b>	<b>12</b>
<b>SO</b>	<b>3</b>
<b>LOB</b>	<b>18</b>



WP: 0	PA: 43
PB: 2	
SB: 0	
CS: 1	

Batter	1	2	3	4	5	6	7	8	9	AB R H RBI BB SO LOB	TOP																
Luis Aparicio, R (1, 6) OBP: 0.313, SLG: 0.346	0-0 1B 2B		0-0 6-3		0-3 K		0-0 E6 4-3		0-0 FC5 SH1-3 1B	5 1 2 1 0 1 0																	
Nellie Fox, L (1, 4) OBP: 0.343, SLG: 0.375	0-0 HR 1B		0-0 4-3		0-0 HBP 1B		0-0 4-3		0-0 SH1-3	4 1 2 1 0 0 1																	
Minnie Minoso, R (1, 7) OBP: 0.427, SLG: 0.528	0-0 HR		0-0 HR		1-0 HBP		0-0 L5		0-0 FC5	4 2 2 3 0 0 2																	
Larry Doby, L (1, 8) OBP: 0.388, SLG: 0.455	0-3 K		0-0 1B		0-0 4-3			0-0 FC5-6 1B		4 0 2 0 0 1 2																	
Sherm Lollar, R (1, 2) OBP: 0.384, SLG: 0.441	0-0 G4-6-3 1B		0-0 L5		0-0 5-3			0-0 FC5-6 1B		4 0 2 0 0 0 1																	
Walt Dropo, R (1, 3) OBP: 0.334, SLG: 0.374	0-0 G4-6-3			0-3 K		0-0 FC6-4 1B		0-0 FC5-6		4 0 1 0 0 1 3																	
Ron Jackson, R (8, PR) OBP: 0.361, SLG: 0.353	1-2f							1-2f 2-3		0 0 0 0 0 0 0																	
Bubba Phillips, R (1, 9) OBP: 0.317, SLG: 0.394		0-0 5-3		0-0 5-3		0-0 FC6-4 CS		0-0 F2		3 0 0 0 0 0 1																	
Ron Northey, L (8, PH) OBP: 0.414, SLG: 0.587						1-2f				1 0 0 0 0 0 2																	
Jim Delsing, L (8, 9) OBP: 0.270, SLG: 0.120										0 0 0 0 0 0 0																	
Sammy Esposito, R (1, 5) OBP: 0.369, SLG: 0.337		0-0 F7		0-3 K		0-0 CS		0-3 K		4 1 1 0 0 2 2																	
Billy Pierce, L (1, 1) OBP: 0.189, SLG: 0.157		0-3 K				0-0 G3																					
Gerry Staley, R (7, 1) OBP: 0.143, SLG: 0.091																											
Jim Rivera, L (9, PH) OBP: 0.324, SLG: 0.396							0-0 6-3		0-0 F8	3 0 0 0 0 1 1																	
										0 0 0 0 0 0 0																	
										1 0 0 0 0 0 0																	
<b>Inning Stats</b>	R: 3 E: 0 K: 1 S: 8	H: 4 LOB: 0 BB: 0 P: 8	R: 0 E: 0 K: 1 S: 5	H: 0 LOB: 0 BB: 0 P: 5	R: 1 E: 0 K: 2 S: 5	H: 2 LOB: 1 BB: 0 P: 5	R: 0 E: 0 K: 2 S: 7	H: 0 LOB: 0 BB: 0 P: 7	R: 0 E: 0 K: 1 S: 6	H: 1 LOB: 2 BB: 0 P: 7	R: 0 E: 0 K: 0 S: 3	H: 1 LOB: 0 BB: 0 P: 3	R: 1 E: 1 K: 0 S: 5	H: 1 LOB: 1 BB: 0 P: 5	R: 0 E: 0 K: 1 S: 7	H: 2 LOB: 2 BB: 0 P: 7	R: 0 E: 0 K: 0 S: 4	H: 1 LOB: 1 BB: 0 P: 4	1B: 8 2B: 2 3B: 0 HR: 2	SF: 0 SAC: 1 DP: 1 HBP: 1	WP: 0 PB: 1 SB: 0 CS: 1	PA: 40					
<b>PITCHER</b>	IP WLS BF H R ER SO BB IBB HBP BLK WP HR S P ERA WHIP																										
Alex Kellner, L (1, 1) ERA: 4.32	2.2		13	6	4	4	2	0	0	0	0	0	2	17	17	13.50	2.250										
Jack Crimian, R (3, 1) ERA: 5.57	4.1		17	3	1	1	3	0	0	1	0	0	0	22	23	2.08	0.692										
Wally Burnette, R (8, 1) ERA: 2.9	2.0	W	9	3	0	0	1	0	0	0	0	0	0	11	11	0.00	1.500										

Chicago White Sox @ Kansas City Athletics  
Municipal Stadium, Kansas City, MO

AB 37  
R 5  
H 12  
RBI 5  
BB 0  
SO 6  
LOB 15



Fri Sep 28 1956, 4:33 AM EDT  
Att. 8,027 - Unknown

livebaseballscorecards.com



Batter	1	2	3	4	5	6	7	8	9	AB R H RBI BB SO LOB	TOP
Jim Rivera, L (1, 9) OBP: 0.321, SLG: 0.392	0-0 F8	0-0 F7			0-0 G3		0-0 L9		0-0 F8	5 0 0 0 0 0 2	<b>Chicago White Sox @ Kansas City Athletics</b> Municipal Stadium, Kansas City, MO Sat Sep 29 1956, 4:33 AM EDT Att: 12,198 - Unknown <a href="http://livebaseballscorecards.com">livebaseballscorecards.com</a>
Nellie Fox, L (1, 4) OBP: 0.347, SLG: 0.375	4-0 1B BB		0-0 F7			4-0 2B SF8 BB		4-0 1B BB	4-0 HR BB	1 3 0 0 4 0 0	
Larry Doby, L (1, 8) OBP: 0.393, SLG: 0.467	0-0 BB 1B		4-0 G5-4-3 BB			0-0 SF8 2B		0-0 1B 1B	0-0 1-H 2-H HR	4 1 4 3 1 0 0	
Minnie Minoso, R (1, 7) OBP: 0.426, SLG: 0.526	0-3 K		0-0 G5-4-3			0-0 SF8		0-3 K	0-0 1B	4 0 1 1 0 2 5	
Dave Philley, S (1, 3) OBP: 0.325, SLG: 0.351	4-0			0-0 G3		0-0 4-3		0-0	0-3 K	2 0 0 0 1 0 1	
Walt Dropo, R (6, 3) OBP: 0.334, SLG: 0.374								1-3 S		0 0 0 0 0 0 0	
Ron Northey, L (8, PH) OBP: 0.424, SLG: 0.596	1-2 BB							1-3 3-H		1 0 1 1 0 0 0	
Bubba Phillips, R (8, PR) OBP: 0.317, SLG: 0.394										0 0 0 0 0 0 0	
Ron Jackson, R (8, 3) OBP: 0.355, SLG: 0.346										1 0 0 0 0 1 1	
Sherm Lollar, R (1, 2) OBP: 0.383, SLG: 0.438	0-0 F5			0-0 4-3		4-0 BB		0-3 K		3 0 0 0 1 1 5	
Fred Hatfield, L (1, 5) OBP: 0.349, SLG: 0.357		0-0 F7		0-0 F7		0-0 F8		0-0 6-3		4 0 0 0 0 0 5	
Luis Aparicio, R (1, 6) OBP: 0.312, SLG: 0.344		0-3 K			0-0 2-3		0-0 L7		4-0 SH2-4 HR BB	3 1 0 0 1 1 0	
Dick Donovan, L (1, 1) OBP: 0.330, SLG: 0.367		4-0 BB			0-0 G3		0-0 G3		0-0 SH2-4	2 0 0 0 1 0 0	
<b>Inning Stats</b>	R: 0 H: 1 E: 0 LOB: 3 K: 1 BB: 2 S: 6 P: 14	R: 0 H: 0 E: 0 LOB: 1 K: 1 BB: 1 P: 9	R: 0 H: 0 E: 0 LOB: 0 K: 0 BB: 1 P: 6	R: 0 H: 0 E: 0 LOB: 0 K: 0 BB: 0 P: 3	R: 0 H: 0 E: 0 LOB: 0 K: 0 BB: 0 P: 3	R: 1 H: 1 E: 0 LOB: 2 K: 0 BB: 2 S: 4 P: 12	R: 0 H: 0 E: 0 LOB: 0 K: 0 BB: 0 P: 3	R: 1 H: 2 E: 0 LOB: 3 K: 2 BB: 1 S: 9 P: 13	R: 3 H: 2 E: 0 LOB: 1 K: 1 BB: 2 S: 7 P: 15	1B: 4 SF: 1 2B: 1 SAC: 1 3B: 0 DP: 1 HR: 1 HBP: 0	WP: 0 PA: 41 PB: 0 SB: 1 CS: 0
PITCHER Glenn Cox, R (1, 1) ERA: 4.24	IP WLS BF H R ER SO BB IBB HBP BLK WP HR S P ERA WHIP	PITCHER IP WLS BF H R ER SO BB IBB HBP BLK WP HR S P ERA WHIP									







Batter	1	2	3	4	5	6	7	8	9
Vic Power, R (1, 4) OBP: 0.340, SLG: 0.447 Jim Finigan, R (7, 4) OBP: 0.298, SLG: 0.284	0-0 F7	0-0 1B 2B 1B		0-0 F8		0-0 HR		0-0 6-3	
Hector Lopez, R (1, 5) OBP: 0.347, SLG: 0.428 Clete Boyer, R (7, 5) OBP: 0.284, SLG: 0.279	0-0 1B 2B 1B	0-0 1B 2B 1B		4-0 FC6-4 BB		0-0 5-3		0-0 BB 1B 1B	
Lou Skizas, R (1, 7) OBP: 0.343, SLG: 0.479	0-0 2B 1B 1-3	0-0 F4		0-0 FC6-4 1-2f		0-0 HR		0-0 BB 1B 1-2	
Hal Smith, R (1, 2) OBP: 0.303, SLG: 0.380 Tim Thompson, L (6, 2) OBP: 0.319, SLG: 0.347	0-0 1-3 3-H E 2B	0-0 1-H 2-H 2B			0-0 6-3	0-0 G3		0-3 K	
Johnny Groth, R (1, 9) OBP: 0.335, SLG: 0.398	0-0 E5 BLK BB 2-H		4-0 BB BB	G5-4-3 BB		0-0 S 1B		4-0 BB 1-2 2-3 BB	
Rance Pless, R (1, 3) OBP: 0.354, SLG: 0.329	4-0 BLK BB 1-2		0-0 G5-4-3 1-2f		0-3 K 1-2		0-0 G5-4-3 1-2f	0-0 G3	
Jim Pisoni, R (1, 8) OBP: 0.303, SLG: 0.467	4-0 BB 1-2 2-3		0-3 K		0-0 6-3		0-0 HR		
Joe Demaestri, R (1, 6) OBP: 0.277, SLG: 0.316 Mike Baxes, R (7, 6) OBP: 0.339, SLG: 0.302	0-0 L8		4-0 SH2-4 BB		4-0 HR BB		0-0 BB 3B		
George Brunet, R (1, 1) Bill Harrington, R (2, 1) Jack Crimian, R (8, 1) OBP: 0.320, SLG: 0.227		0-0 G3		0-0 SH2-4 1-2		0-3 K		0-0 6-3	

AB	R	H	RBI	BB	SO	LOB
4	2	2	2	0	0	1
1	0	0	0	0	0	0
3	1	2	0	1	0	0
1	0	1	0	0	0	0
5	1	3	1	0	0	4
3	1	2	2	0	0	0
2	0	0	0	0	1	2
2	0	1	0	3	0	0
4	0	0	0	1	1	6
3	1	1	1	1	1	1
1	1	0	0	2	0	3
1	0	1	0	0	0	0
0	0	0	0	0	0	0
3	0	0	0	0	1	2
0	0	0	0	0	0	0

AB	33
R	7
H	13
RBI	6
BB	8
SO	4
LOB	19

WP	PA
0	42
PB	0
SB	1
CS	0

Inning Stats		R	H	E	K	S	LOB		BB		P		ERA		WHIP	
1	2	3	3	1	0	14	3	2	2	5	0	8	7.50	2.500		
2	1	3	3	0	0	5	2	0	0	5	0	11	9.00	3.000		
3	0	0	0	0	1	8	0	1	1	4	0	11	0.00	3.000		
4	0	0	0	0	0	3	2	2	2	4	0	11	9.00	3.000		
5	0	1	1	0	1	6	0	0	0	8	0	11	0.00	3.000		
6	3	2	2	0	1	11	0	0	1	11	0	11	9.00	3.000		
7	1	2	2	0	0	8	1	1	1	11	0	11	0.00	3.000		
8	0	2	3	0	1	11	0	0	1	11	0	11	0.00	3.000		
9	0	0	0	0	0	0	0	0	0	0	0	0	0.00	3.000		

PITCHER		IP	WLS	BF	H	R	ER	SO	BB	IBB	HBP	BLK	WP	HR	S	P	ERA	WHIP
1	Jim Derrington, L (1, 1) ERA: 7.5	6.0	L	31	9	6	5	3	6	0	0	1	0	2	31	55	7.50	2.500
7	Dick Marlowe, R (7, 1) ERA: 6.0	1.0		5	2	1	1	0	1	0	0	0	0	1	4	8	9.00	3.000
8	Jack Harshman, L (8, 1) ERA: 3.1	1.0		6	2	0	0	1	1	0	0	0	0	0	7	11	0.00	3.000

**Chicago White Sox @ Kansas City Athletics**  
Municipal Stadium, Kansas City, MO  
Sun Sep 30 1956, 4:33 AM EDT  
Att. 13,171 - Unknown

