


Kansas City Athletics - 1956

Batter	1	2	3	4	5	6	7	8	9	AB	R	H	RBI	BB	SO	LOB	TOP					
Vic Power, R (1.3)	L6		K			6-3		5-3		4	0	0	0	0	1	2						
Spook Jacobs, R (1.4) OBP: 0.250, SLG: 0.250	4-3		L9					4-3		4	0	1	0	0	0	2						
Enos Slaughter, L (1.9)	K			K			E3	4-3		4	0	0	0	0	2	1						
Harry Simpson, L (1.8)		K		4-3			4-3		F7	4	0	0	0	0	1	2						
Elmer Valo, L (1.7)		P6								3	0	0	0	0	0	0						
Dave Melton, R (7.7) OBP: 1.000, SLG: 1.000				F7				F4	FC6	1	0	1	0	0	0	0						
Joe Ginsberg, L (1.2) OBP: 0.667, SLG: 1.000					F7				F8	3	0	2	0	0	0	0						
Bobby Shantz, R (7. PR)										0	1	0	0	0	0	0						
Mike Baxes, R (7.6)		FC6-4					2B			1	0	0	0	0	0	1						
Jim Finigan, R (1.5)		FC6-4		6-3			2B		FC6	3	1	0	0	1	0	2						
Joe Demaestri, R (1.6) OBP: 0.500, SLG: 1.000					3-1				F8	2	0	1	0	0	0	0						
Tim Thompson, L (7. PH)			SH							1	0	0	0	0	0	2						
Joe Astroth, R (7.2)			L9							0	0	0	0	0	0	0						
Alex Kellner, R (1.1)										1	0	0	0	0	0	0						
Gus Zernial, R (7. PH) OBP: 1.000, SLG: 2.000			SH							1	0	1	2	0	0	0						
Tom Gorman, R (7.1)										0	0	0	0	0	0	0						
Tommy Lasorda, L (9.1)										0	0	0	0	0	0	0						
Inning Stats	R: 0 E: 0 K: 1 S: 5	H: 0 LOB: 0 BB: 0 P: 5	R: 0 E: 0 K: 1 S: 6	H: 1 LOB: 1 BB: 0 P: 6	R: 0 E: 0 K: 1 S: 6	H: 1 LOB: 2 BB: 0 P: 6	R: 0 E: 0 K: 1 S: 5	H: 0 LOB: 0 BB: 0 P: 5	R: 0 E: 0 K: 0 S: 3	H: 0 LOB: 0 BB: 0 P: 3	R: 0 E: 1 K: 0 S: 5	H: 1 LOB: 2 BB: 0 P: 5	R: 2 E: 0 K: 0 S: 4	H: 2 LOB: 1 BB: 1 P: 8	R: 0 E: 0 K: 0 S: 3	H: 0 LOB: 0 BB: 0 P: 3	R: 0 E: 0 K: 0 S: 4	H: 1 LOB: 1 BB: 0 P: 4	1B: 3 2B: 3 3B: 0 HR: 0	SF: 0 SAC: 1 DP: 0 HBP: 0	WP: 0 PB: 0 SB: 0 CS: 0	PA: 34
PITCHER Frank Lary, R (1.1) ERA: 2.0	IP: 9.0 WLS: L BF: 34 H: 6 R: 2 ER: 2 SO: 4 BB: 1 IBB: 0 HBP: 0 BLK: 0 WP: 0 HR: 0 S: 41 P: 45 ERA: 2.00 WHIP: 0.778															PITCHER						

Kansas City Athletics @ Detroit Tigers
Briggs Stadium, Detroit, MI
Tue Apr 17 1956, 3:33 AM EST
Att: 40,506 - Unknown

AB 32
R 2
H 6
RBI 2
BB 1
SO 4
LOB 12



Batter	1	2	3	4	5	6	7	8	9	AB	R	H	RBI	BB	SO	LOB	BOTTOM					
Harvey Kuenn, R (1.6) OBP: 0.400, SLG: 0.500	BB		L1				G3		F9	4	0	1	0	1	0	1						
Earl Torgeson, L (1.3) OBP: 0.400, SLG: 0.250	BB		F8			2B			4-3	4	0	1	0	1	0	2						
Al Kaline, R (1.9) OBP: 0.500, SLG: 0.333	BB		FC6-4				1B		2-3	3	0	1	0	1	0	2						
Ray Boone, R (1.5)		K	FC6-4				L9			4	0	0	0	0	1	4						
Bill Tuttle, R (1.8) OBP: 0.250, SLG: 0.500		5-3								4	0	1	0	0	0	0						
Chick King, R (1.7) OBP: 0.333, SLG: 0.333										3	0	1	0	0	1	1						
Jim Delsing, L (8.7)										0	0	0	0	1	0	0						
Frank House, L (1.2)										4	0	0	0	0	0	3						
Reno Bertoia, R (1.4) OBP: 0.500, SLG: 0.750										4	0	2	0	0	1	1						
Frank Lary, R (1.1) OBP: 0.333, SLG: 1.333										3	1	1	1	0	2	2						
Buddy Hicks, S (9. PH)										1	0	0	0	0	0	1						
Inning Stats	R: 0 E: 0 K: 1 S: 4	H: 0 LOB: 1 BB: 2 P: 12	R: 0 E: 0 K: 1 S: 7	H: 2 LOB: 2 BB: 0 P: 7	R: 0 E: 0 K: 0 S: 4	H: 1 LOB: 1 BB: 0 P: 4	R: 0 E: 0 K: 0 S: 3	H: 0 LOB: 0 BB: 0 P: 3	R: 1 E: 0 K: 1 S: 7	H: 2 LOB: 2 BB: 1 P: 11	R: 0 E: 0 K: 1 S: 6	H: 1 LOB: 1 BB: 0 P: 6	R: 0 E: 0 K: 1 S: 6	H: 1 LOB: 1 BB: 0 P: 6	R: 0 E: 0 K: 0 S: 3	H: 0 LOB: 1 BB: 1 P: 7	R: 0 E: 0 K: 0 S: 4	H: 1 LOB: 1 BB: 0 P: 4	1B: 4 2B: 3 3B: 0 HR: 1	SF: 0 SAC: 0 DP: 0 HBP: 0	WP: 1 PB: 0 SB: 0 CS: 0	PA: 38
PITCHER Alex Kellner, L (1.1) ERA: 1.5	IP: 6.0 WLS: W BF: 26 H: 6 R: 1 ER: 1 SO: 4 BB: 2 IBB: 1 HBP: 0 BLK: 0 WP: 0 HR: 0 S: 31 P: 43 ERA: 1.50 WHIP: 1.333															PITCHER						
Tom Gorman, R (7.1) ERA	2.2 S: 11 H: 2 R: 0 ER: 0 SO: 1 BB: 0 IBB: 0 HBP: 0 BLK: 0 WP: 0 HR: 0 S: 12 P: 16 ERA: 0.00 WHIP: 1.125																					
Tommy Lasorda, L (9.1) ERA	0.1 S: 1 H: 0 R: 0 ER: 0 SO: 0 BB: 0 IBB: 0 HBP: 0 BLK: 0 WP: 1 HR: 0 S: 1 P: 1 ERA: 0.00 WHIP: 0.000																					

Kansas City Athletics @ Detroit Tigers
Briggs Stadium, Detroit, MI
Tue Apr 17 1956, 3:33 AM EST
Att: 40,506 - Unknown

AB 34
R 1
H 8
RBI 1
BB 4
SO 5
LOB 17



Batter	1	2	3	4	5	6	7	8	9	AB	R	H	RBI	BB	SO	LOB	TOP										
Vic Power, R OBP: 0.222, SLG: 0.222 (1, 3)										5	1	2	0	0	0	0											
Spook Jacobs, R OBP: 0.222, SLG: 0.222 (1, 4)										5	1	1	1	0	1	2											
Enos Slaughter, L OBP: 0.286, SLG: 0.286 Johnny Groth, R OBP: 0.500, SLG: 0.500 (6, 8)										3	1	2	1	0	0	0											
Harry Simpson, L OBP: 0.111, SLG: 0.111 (6, 9)										5	0	1	1	0	0	2											
Gus Zernial, R OBP: 0.500, SLG: 0.750 Dave Melton, R OBP: 0.500, SLG: 0.500 (6, 7)										3	0	1	1	0	1	2											
Joe Ginsberg, L OBP: 0.429, SLG: 0.571 (1, 2)										4	0	1	0	0	0	1											
Jim Finigan, R OBP: 0.250, SLG: 0.250 (1, 5)										4	0	1	0	0	1	1											
Joe Demaestri, R OBP: 0.333, SLG: 0.500 (1, 6)										4	1	1	0	0	0	1											
Bobby Shantz, R (1, 1)										2	0	0	0	1	0	2											
Inning Stats	R: 0 E: 0 K: 1 S: 7	H: 2 LOB: 2 BB: 0 P: 7	R: 0 E: 0 K: 0 S: 4	H: 1 LOB: 1 BB: 0 P: 4	R: 0 E: 0 K: 0 S: 3	H: 0 LOB: 0 BB: 0 P: 3	R: 0 E: 0 K: 0 S: 4	H: 1 LOB: 1 BB: 0 P: 4	R: 4 E: 0 K: 0 S: 8	H: 5 LOB: 1 BB: 0 P: 8	R: 0 E: 0 K: 0 S: 3	H: 0 LOB: 0 BB: 0 P: 3	R: 0 E: 1 K: 1 S: 6	H: 0 LOB: 1 BB: 0 P: 6	R: 0 E: 0 K: 1 S: 6	H: 1 LOB: 1 BB: 0 P: 6	1B: 10 2B: 1 3B: 0 HR: 0	SF: 0 SAC: 1 DP: 0 HBP: 0	WP: 0 PB: 0 SB: 0 CS: 0	PA: 40							
PITCHER	IP	WLS	BF	H	R	ER	SO	BB	IBB	HBP	BLK	WP	HR	S	P	ERA	WHIP										
Steve Gromek, R ERA: 7.2 (1, 1)	5.0	L	24	9	4	4	1	0	0	0	0	0	0	26	26	7.20	1.800										
Paul Foytack, R ERA: (6, 1)	1.0		5	1	0	0	0	1	0	0	0	0	0	4	8	0.00	2.000										
Dick Marlowe, R ERA: (7, 1)	2.0		7	0	0	0	1	0	0	0	0	0	0	9	9	0.00	0.000										
Duke Maas, R ERA: (9, 1)	1.0		4	1	0	0	1	0	0	0	0	0	0	6	6	0.00	1.000										

Kansas City Athletics @ Detroit Tigers
 Briggs Stadium, Detroit, MI
 Thu Apr 19 1956, 3:33 AM EST
 Att. 4,007 - Unknown

AB	38
R	4
H	11
RBI	4
BB	1
SO	3
LOB	11

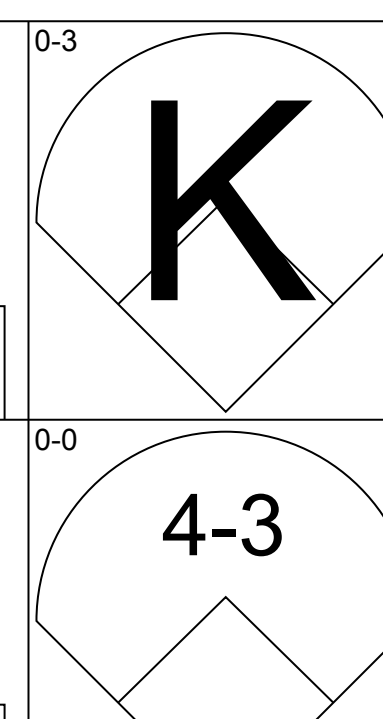
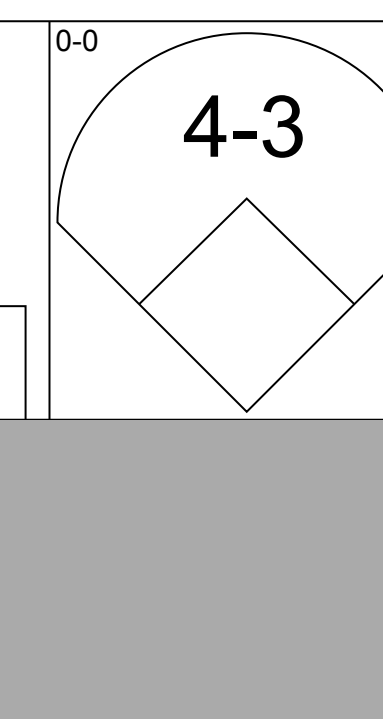
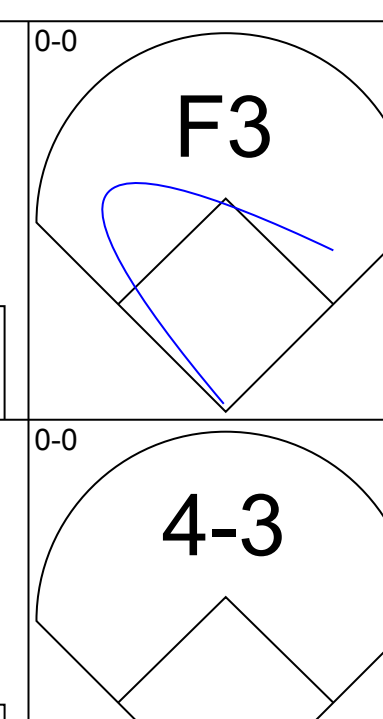
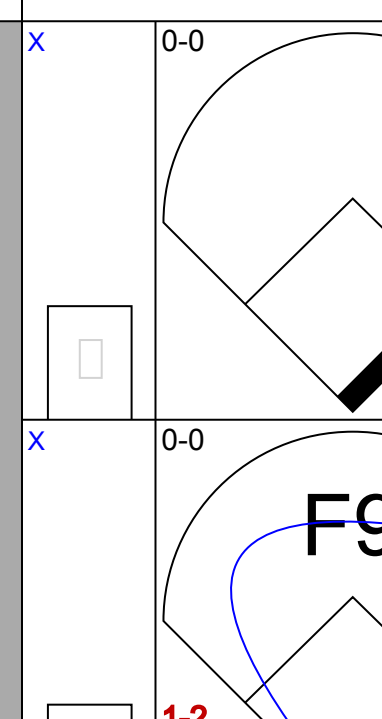
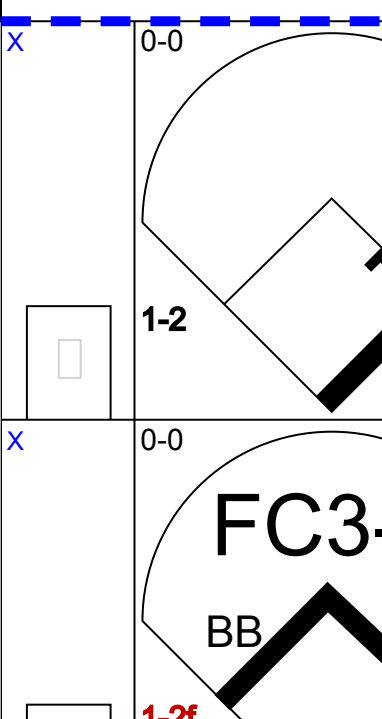
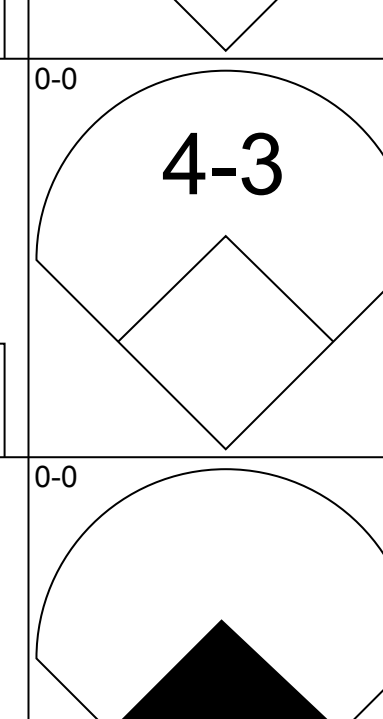
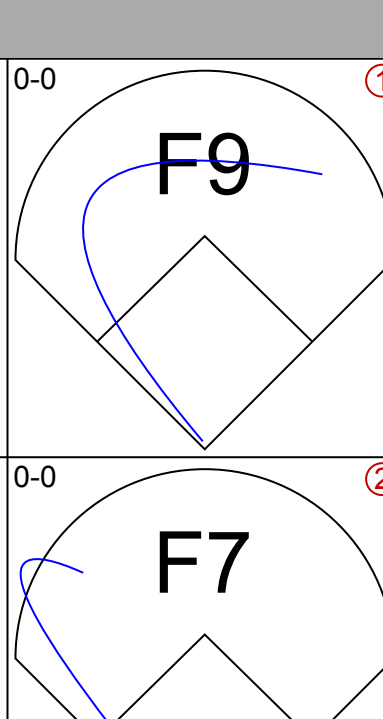
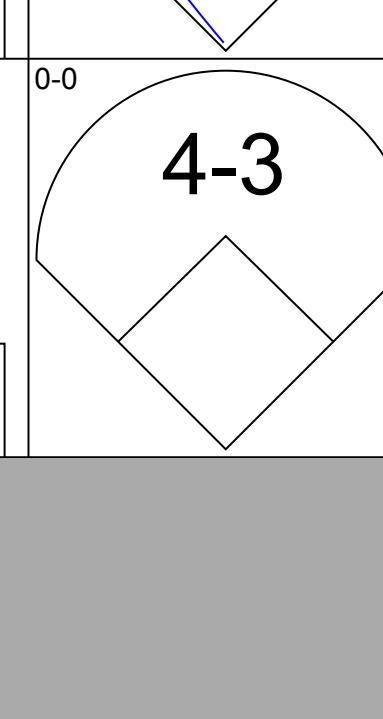
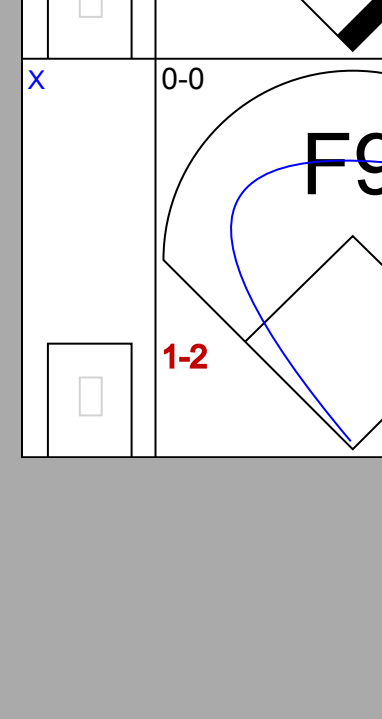
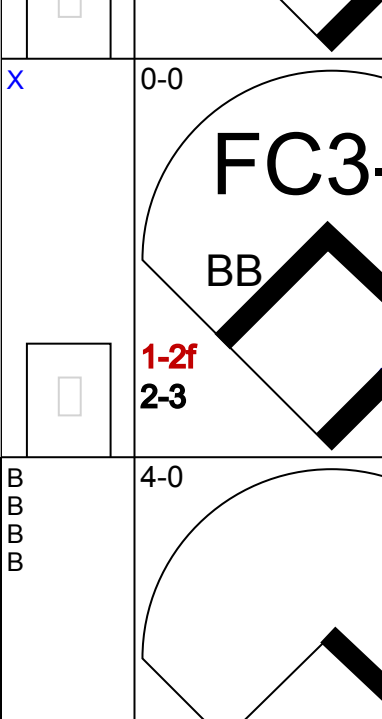
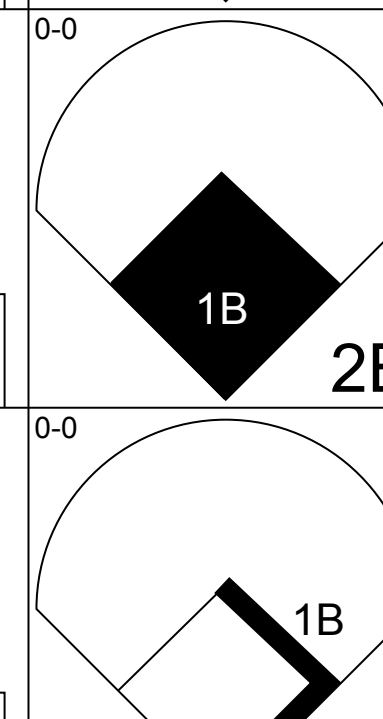
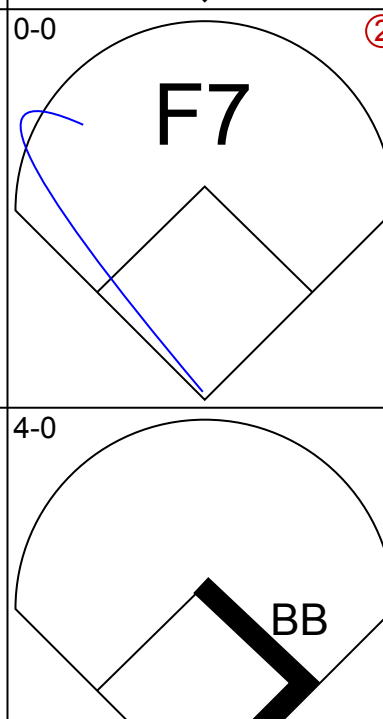
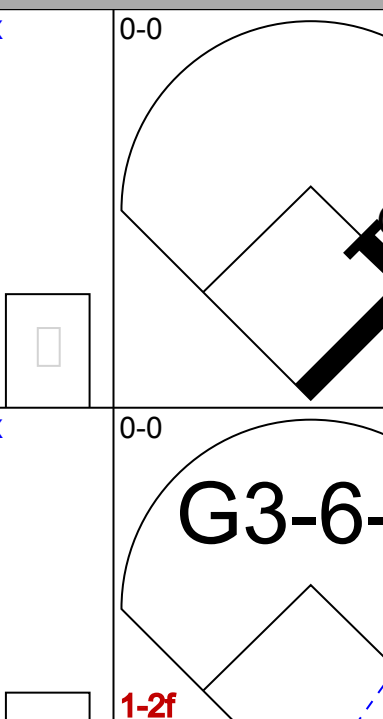
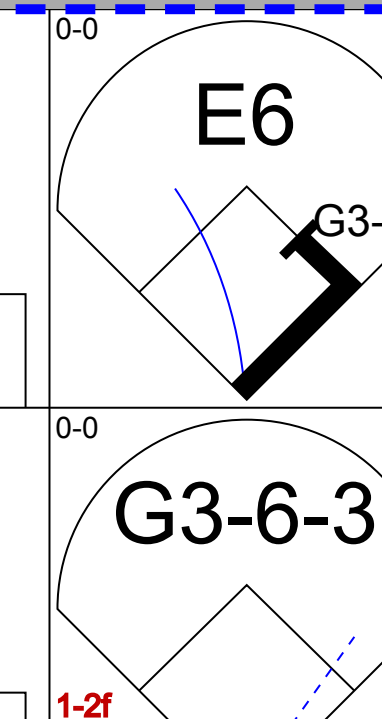
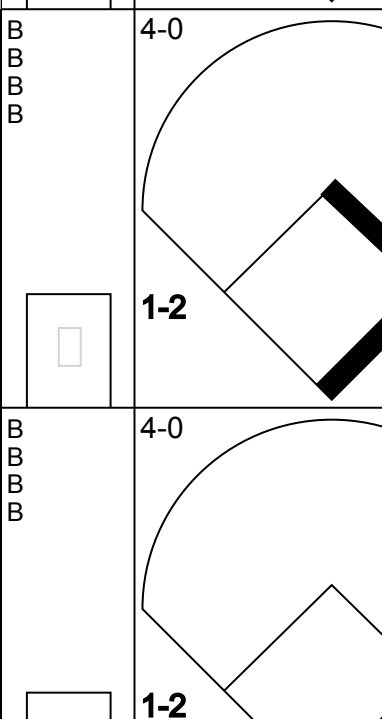
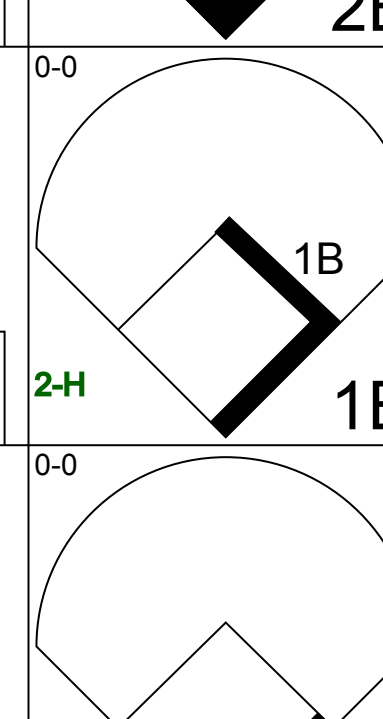
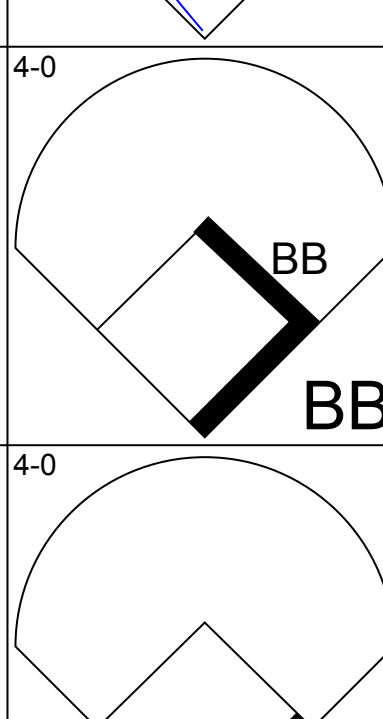

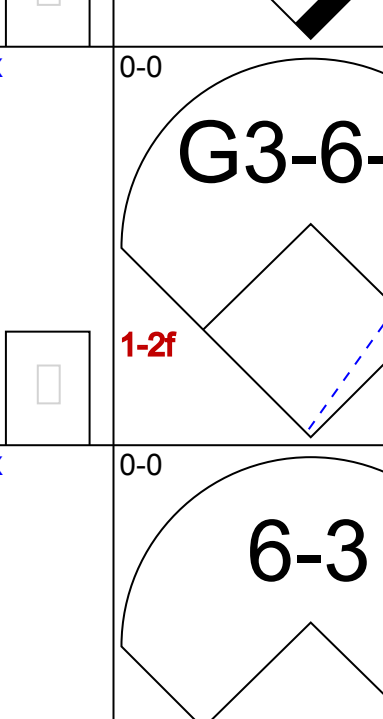
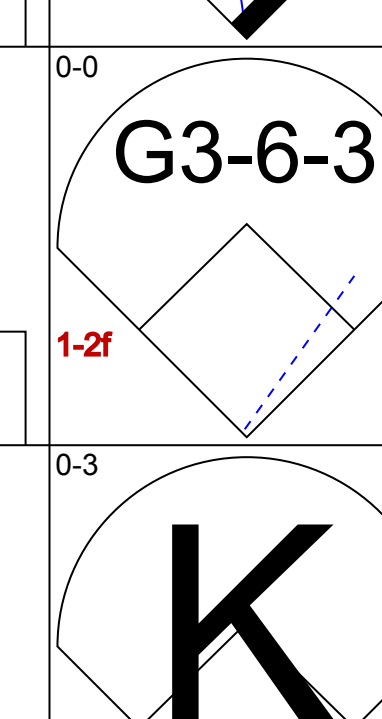
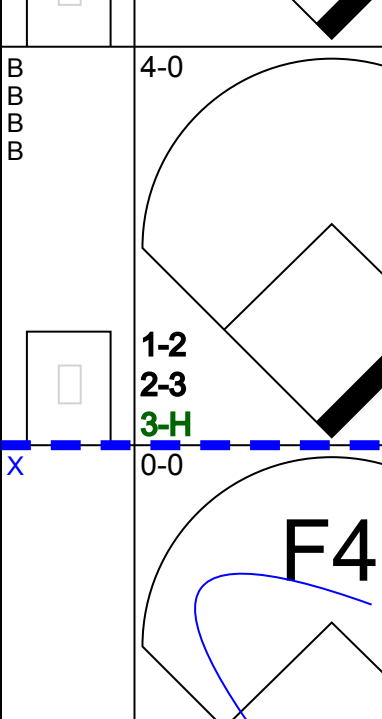
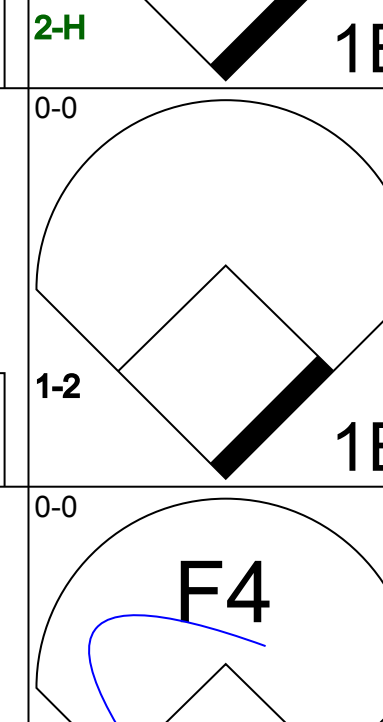
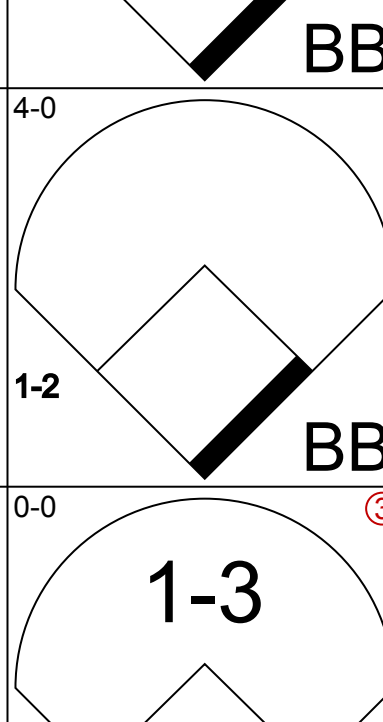

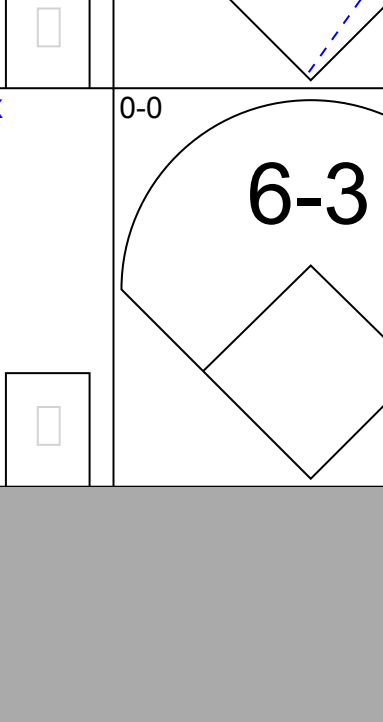
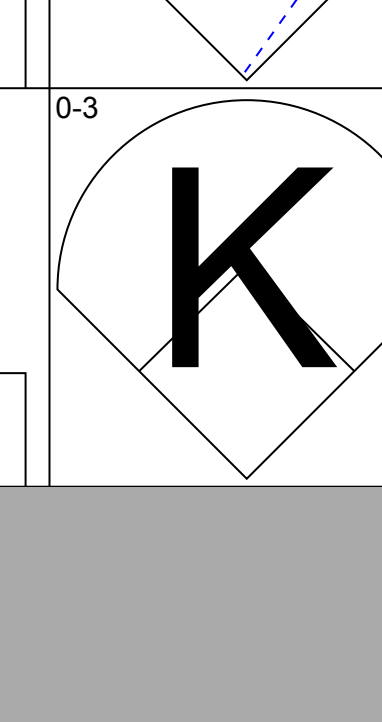
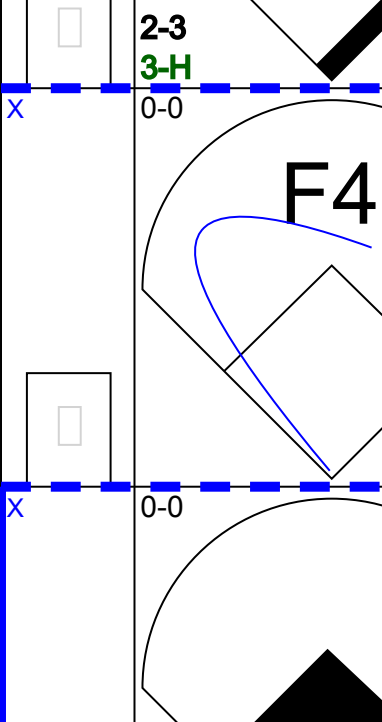
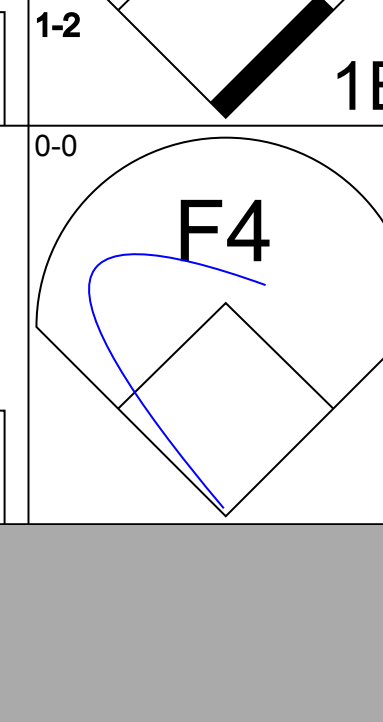
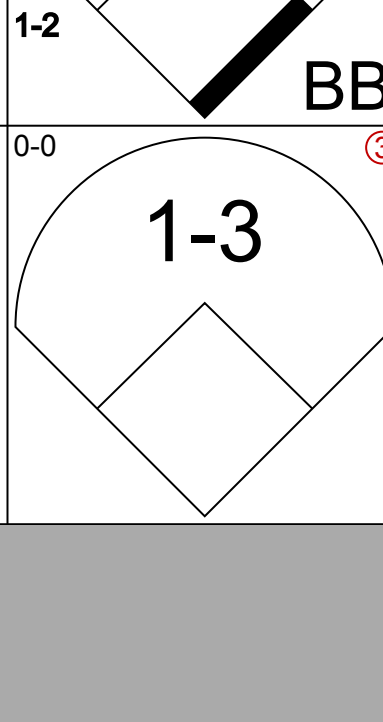
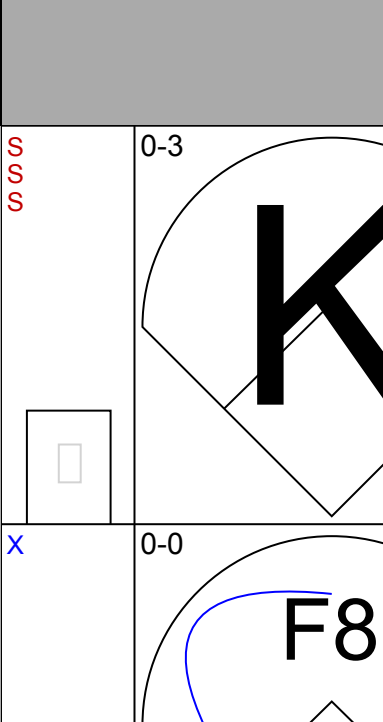
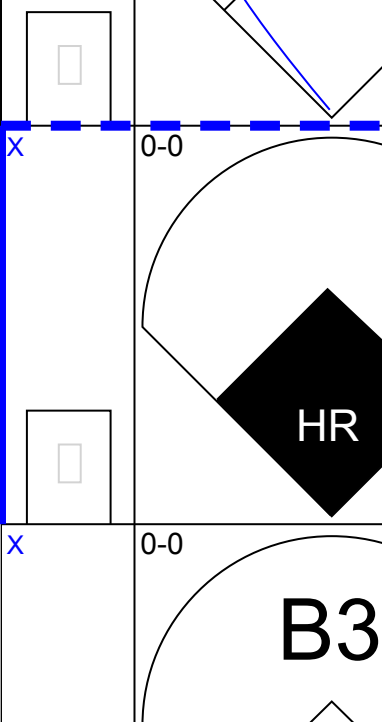
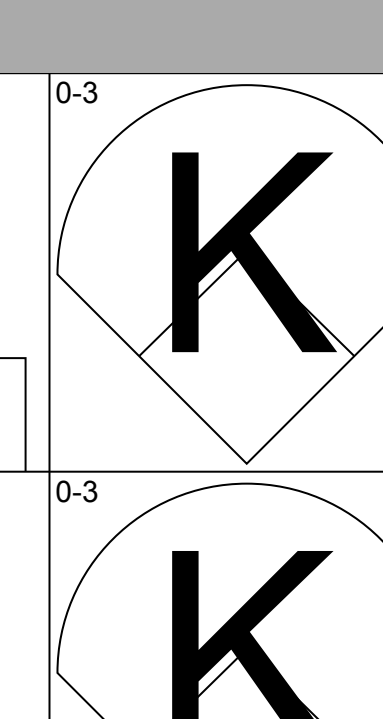
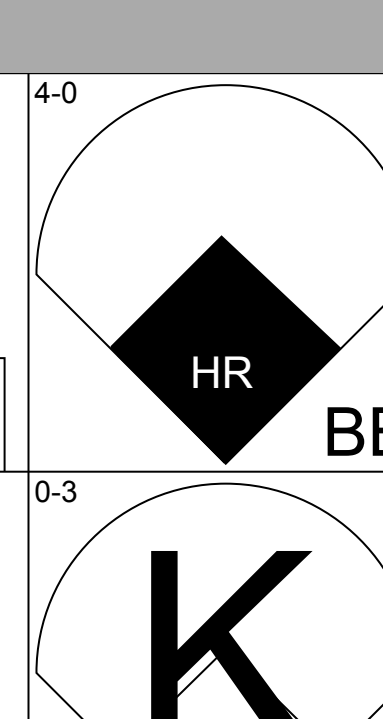
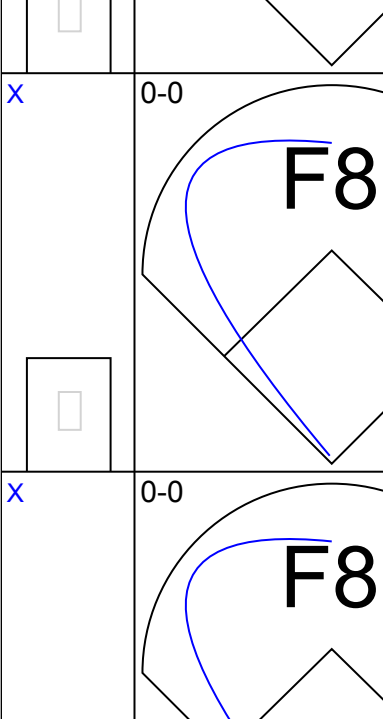
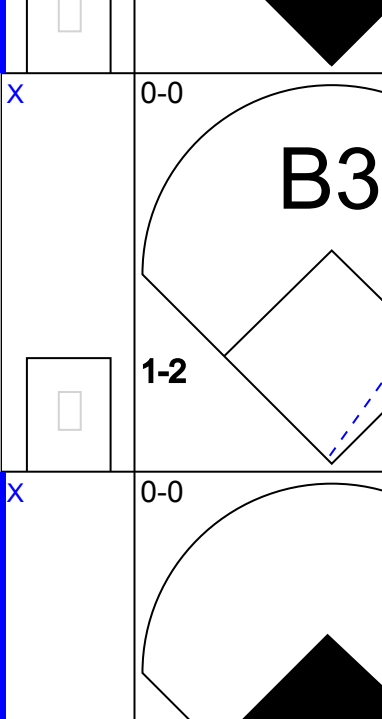
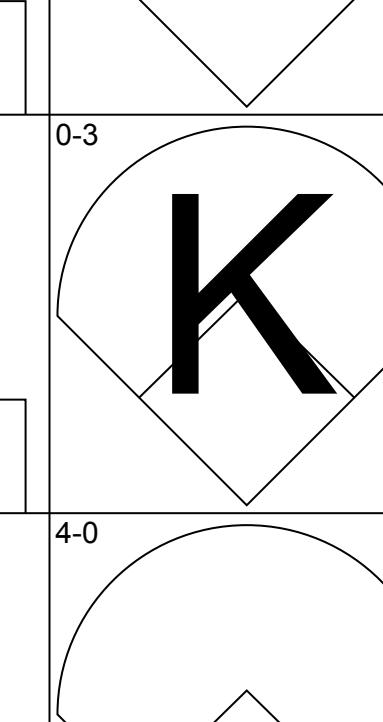
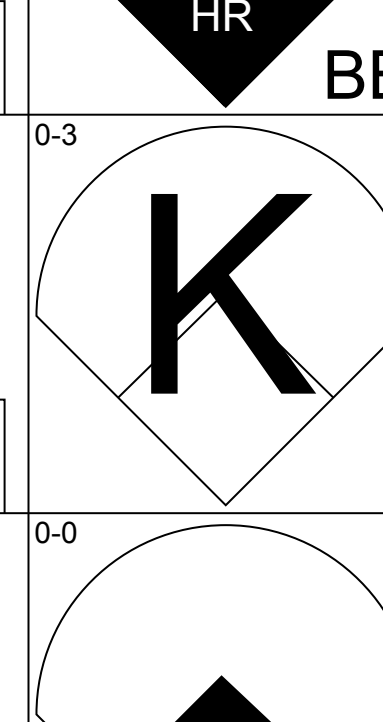
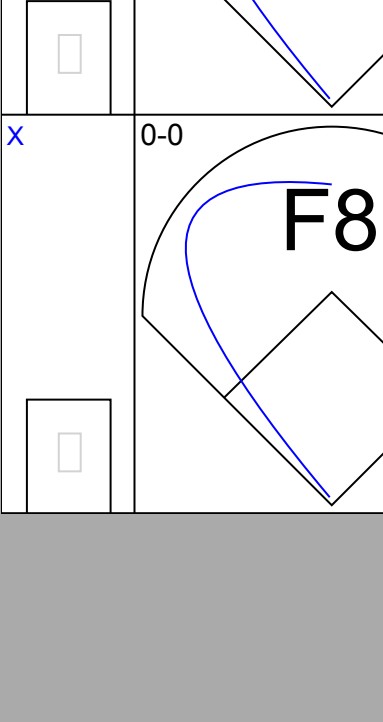
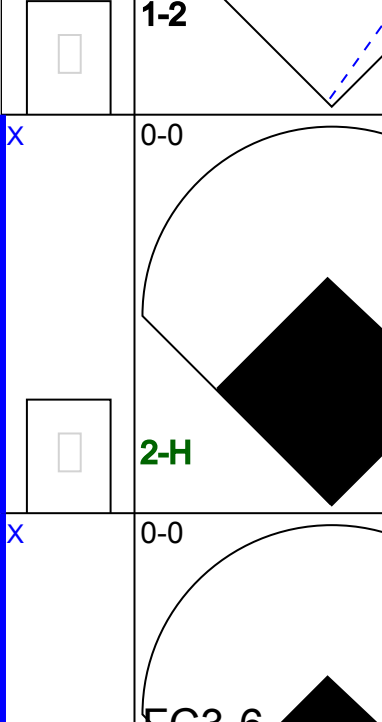
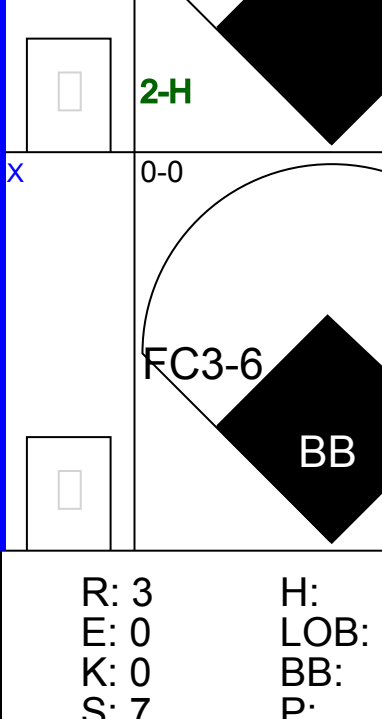
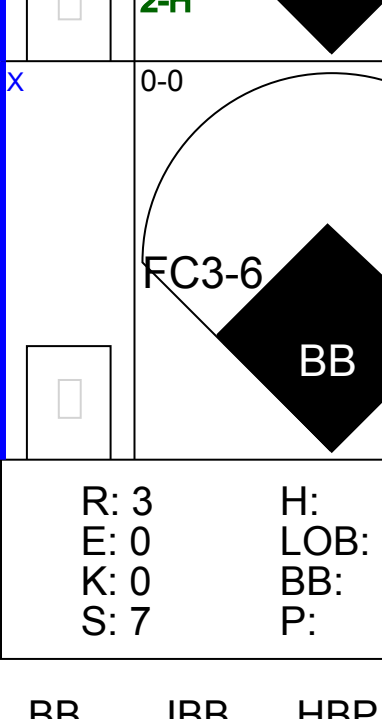
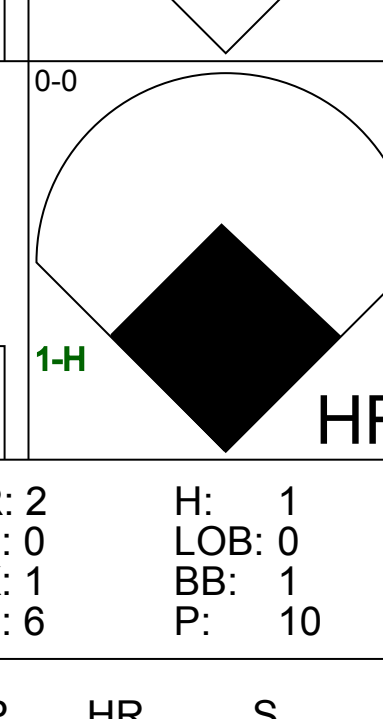
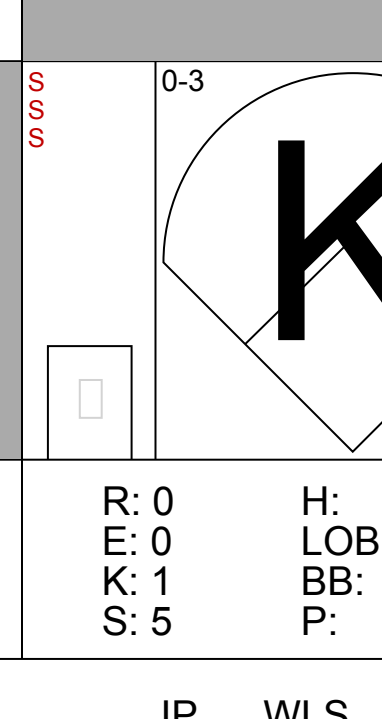
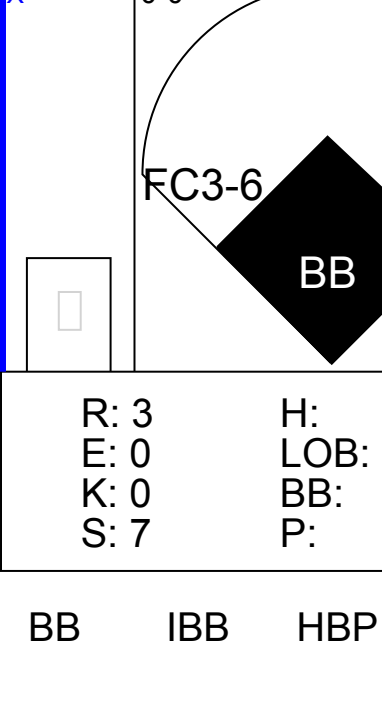


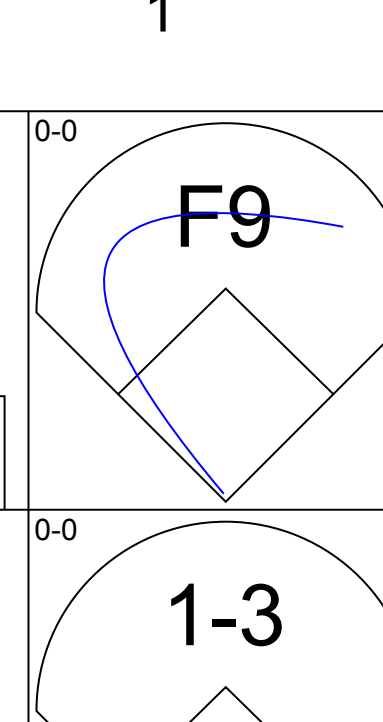
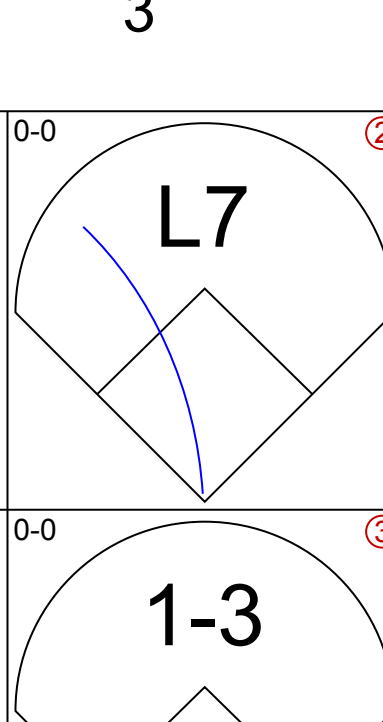
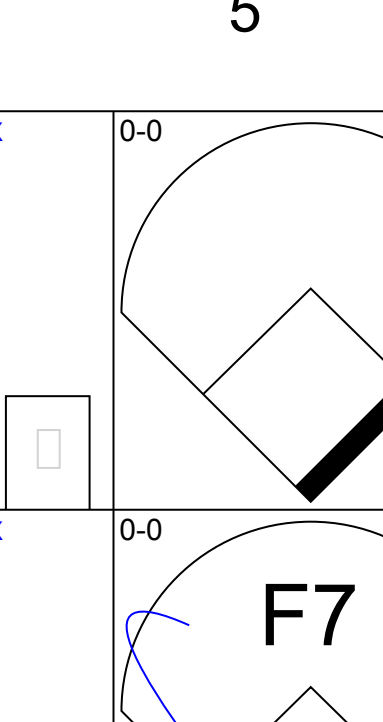
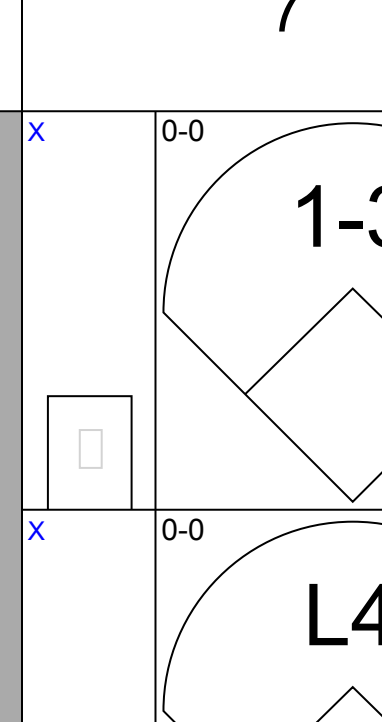
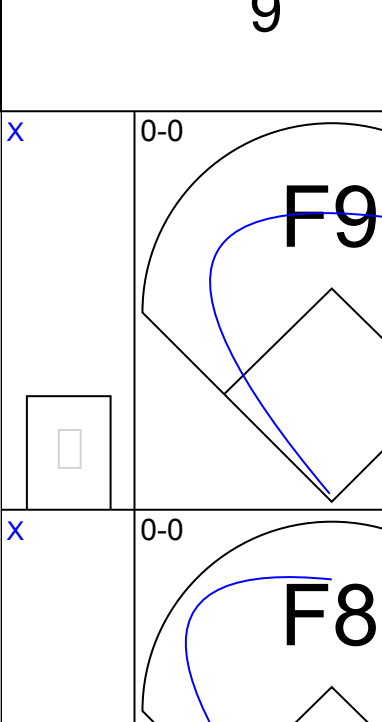
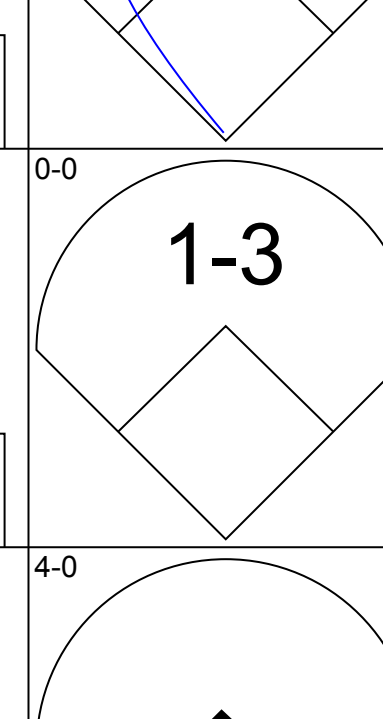
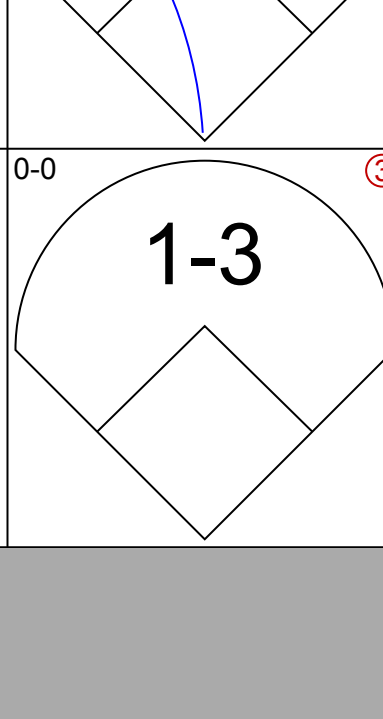
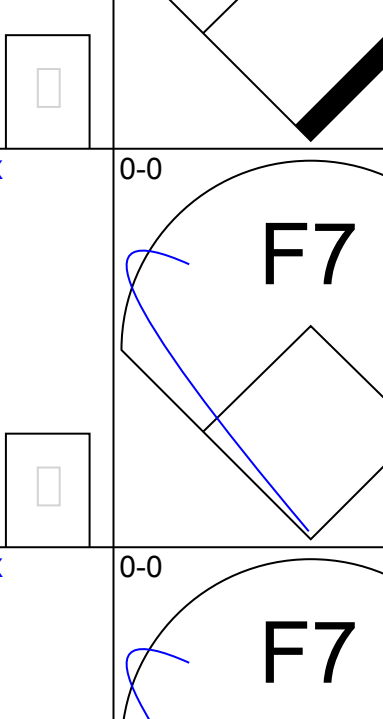
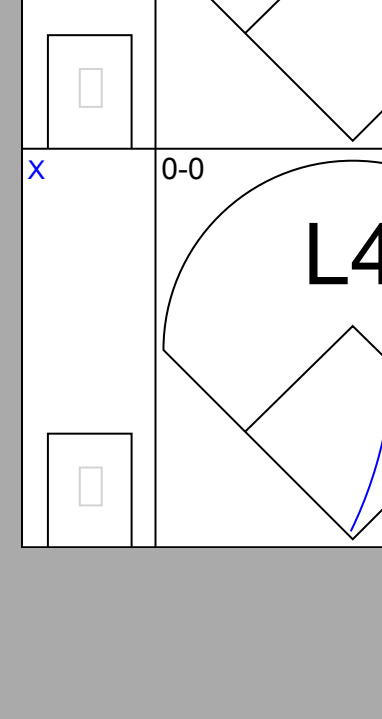
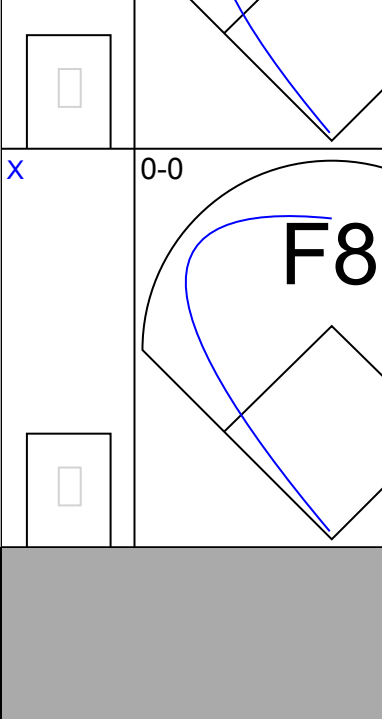
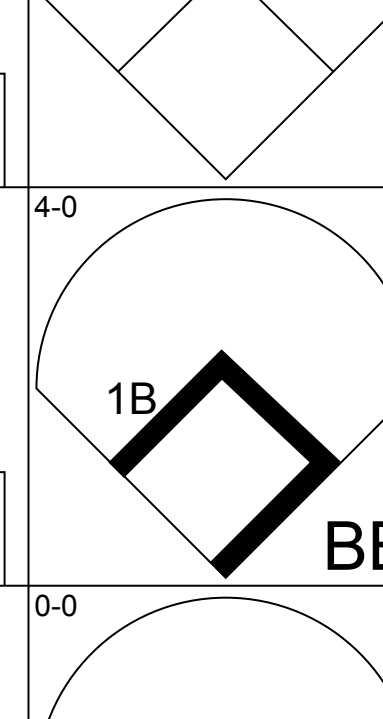
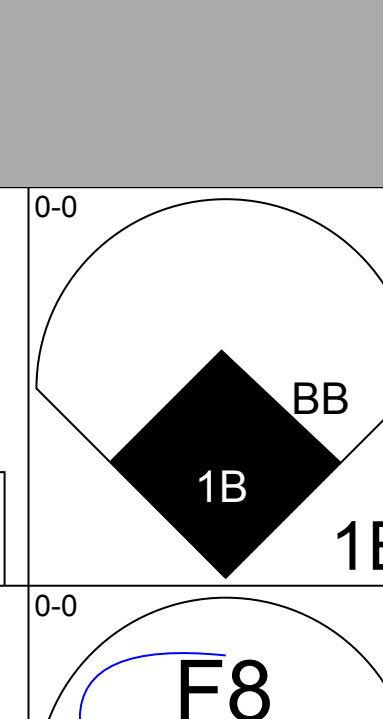
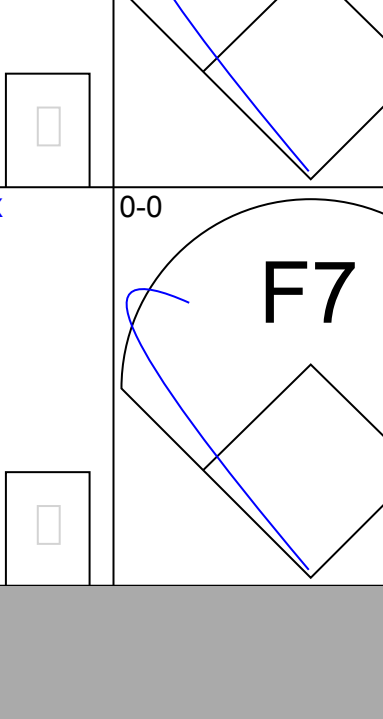
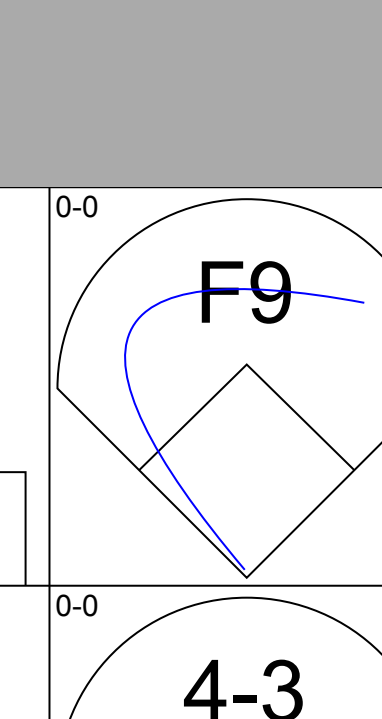
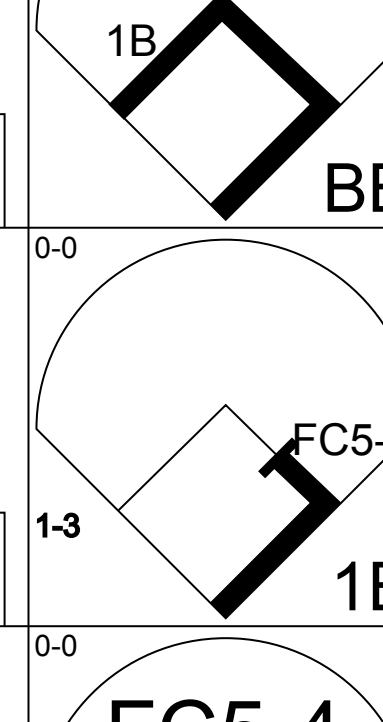
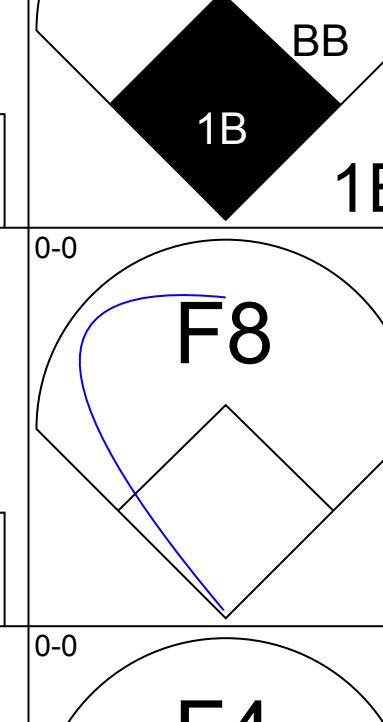
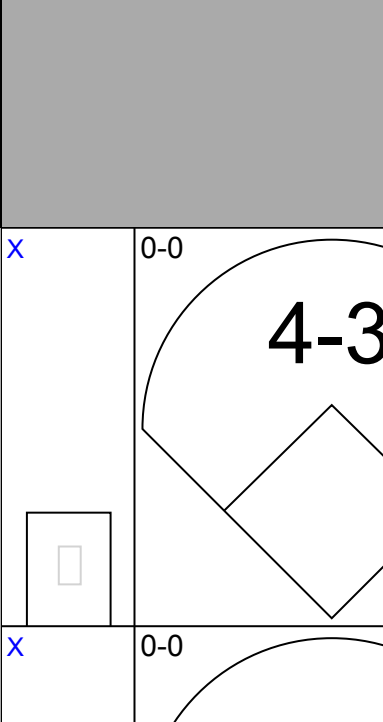
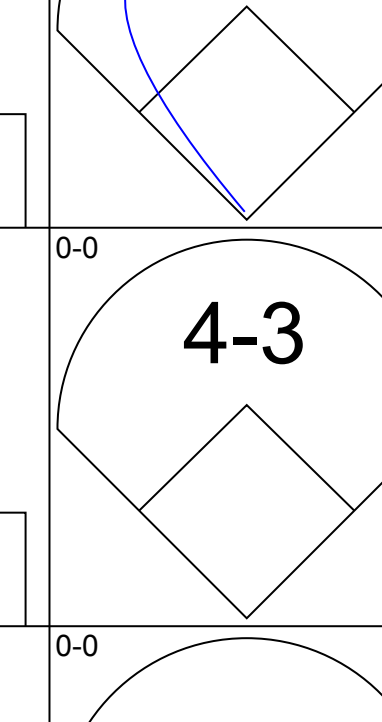
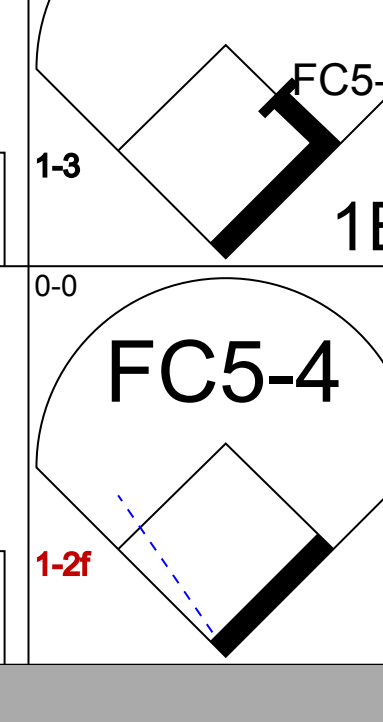
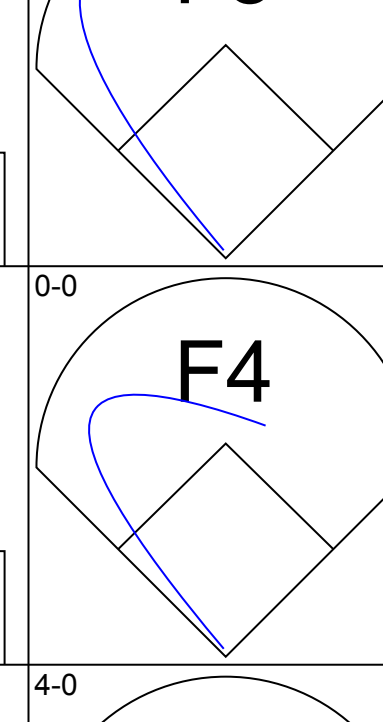
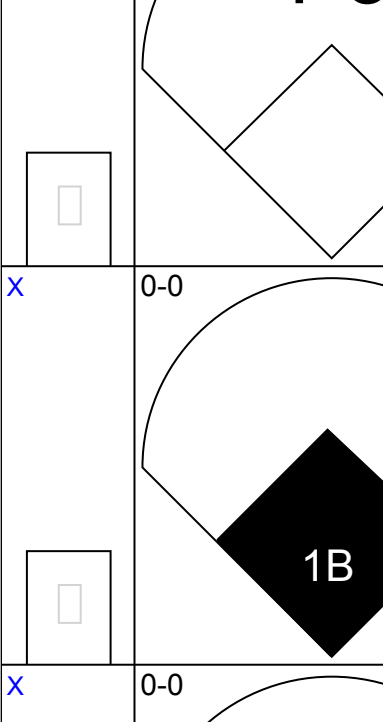
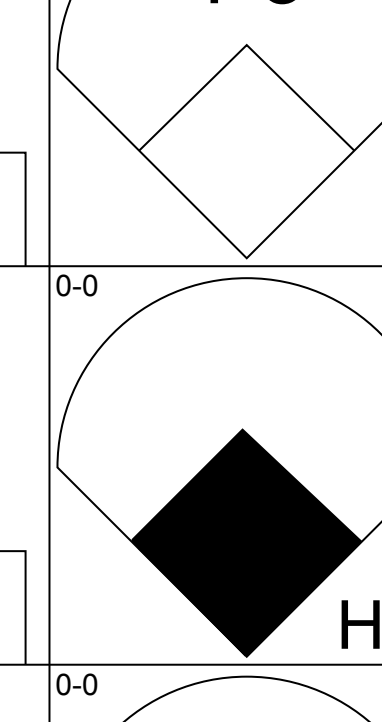
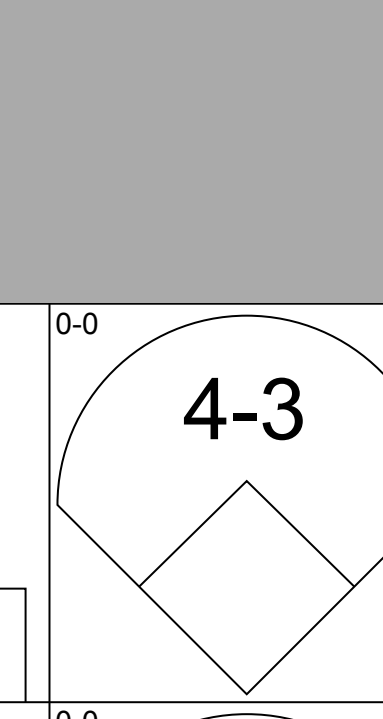
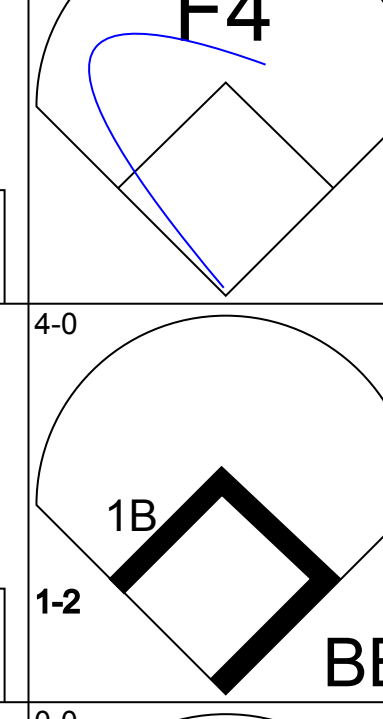
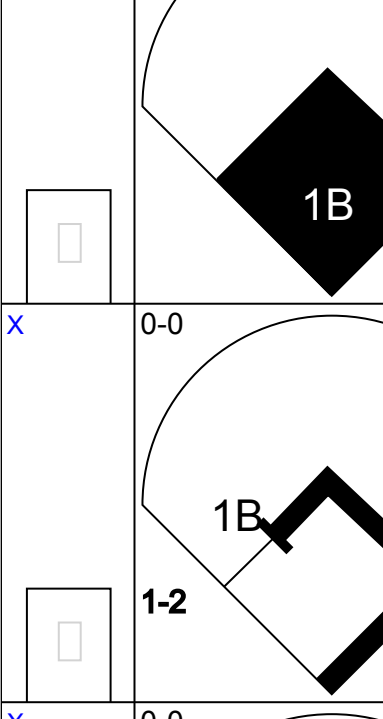
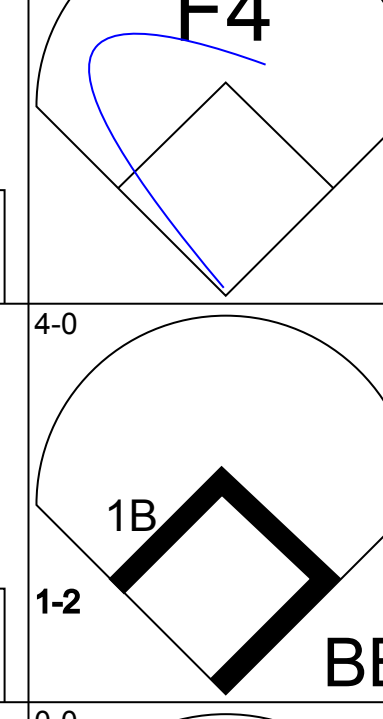
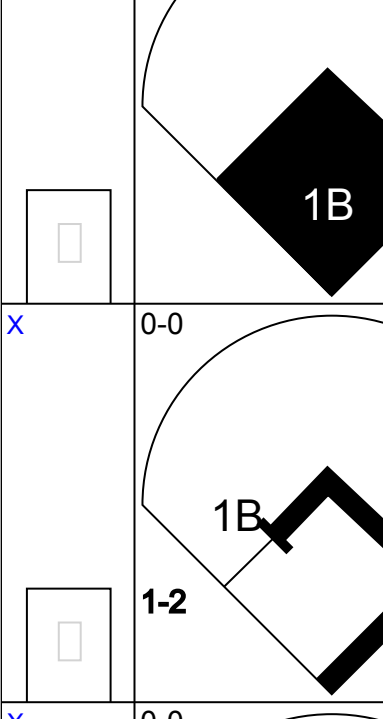
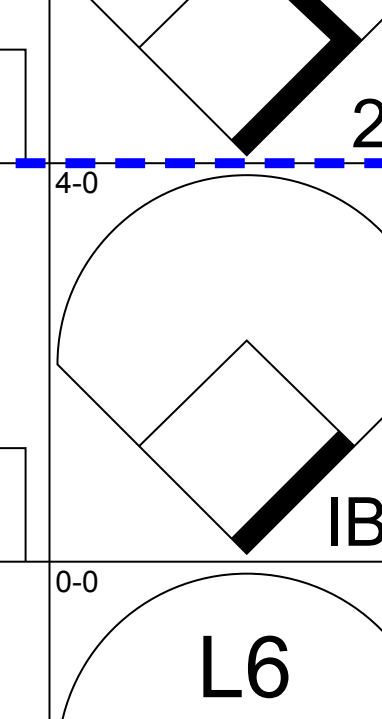
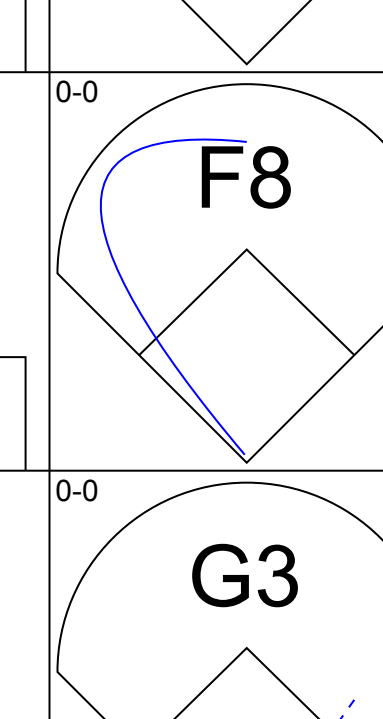
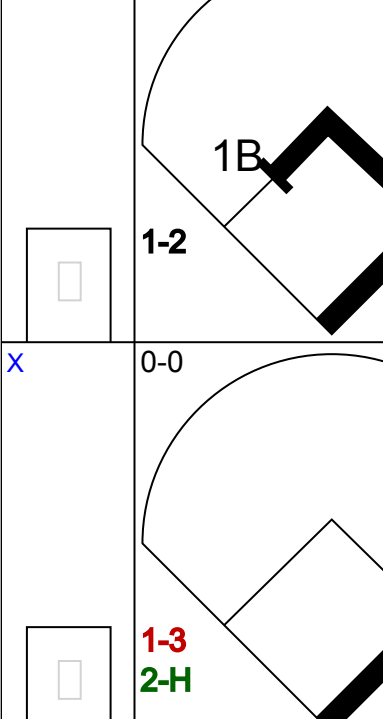
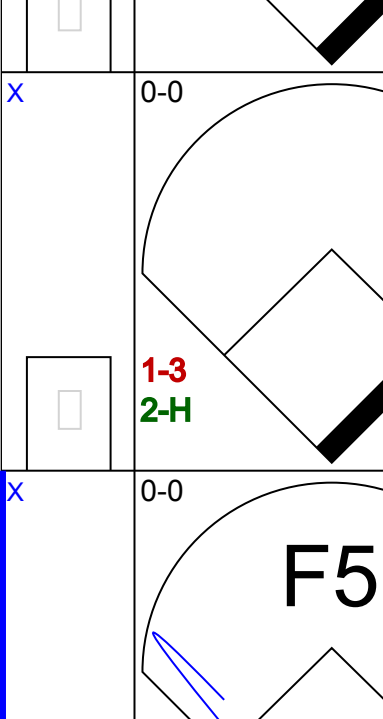
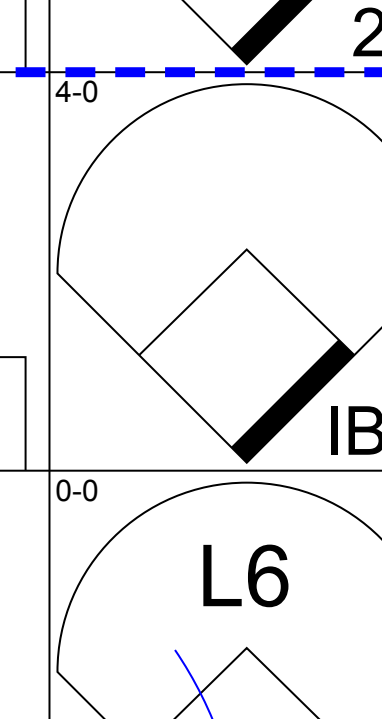
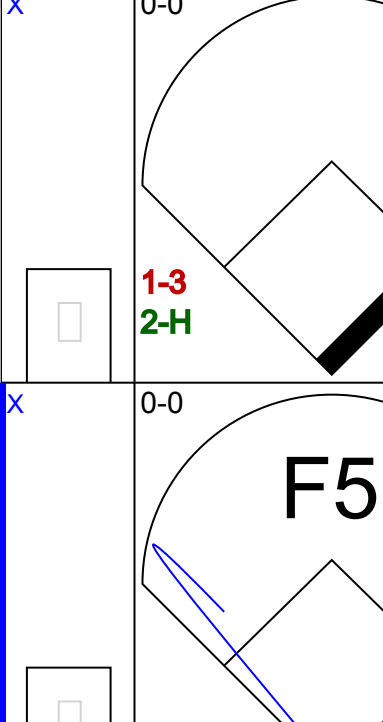
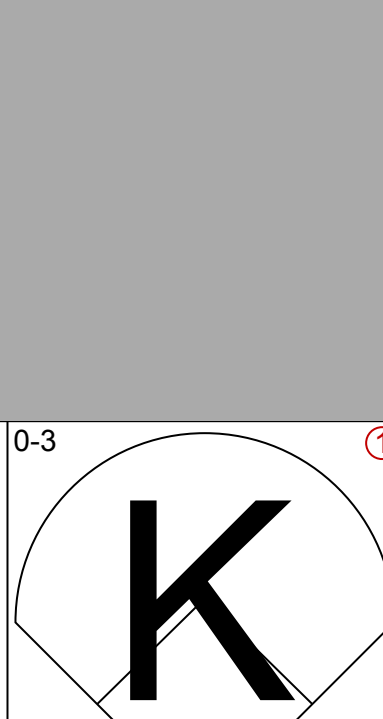
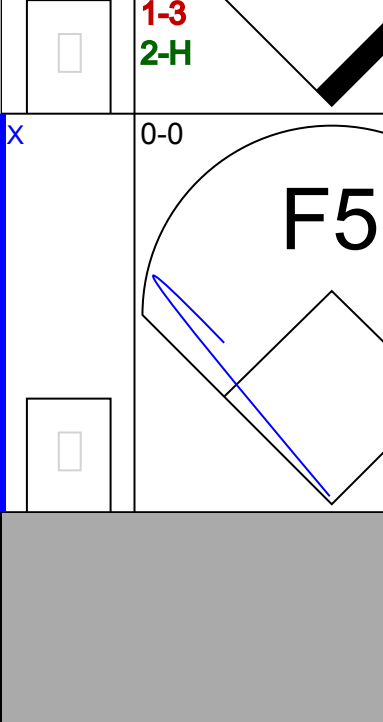
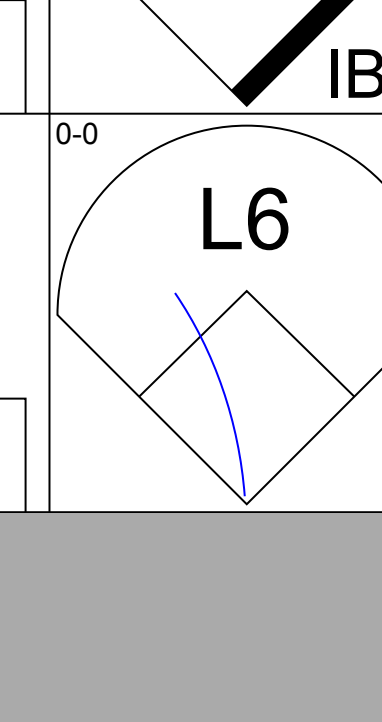
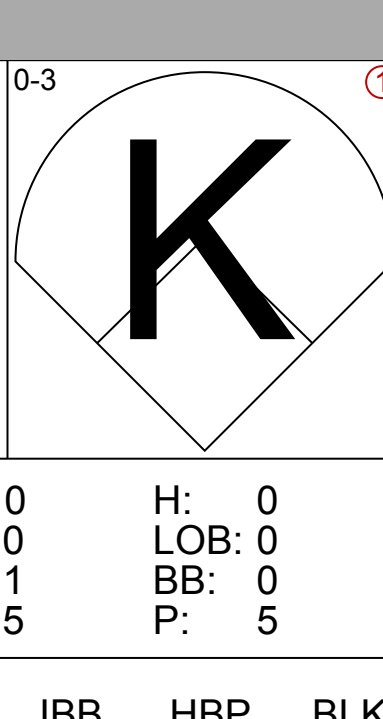
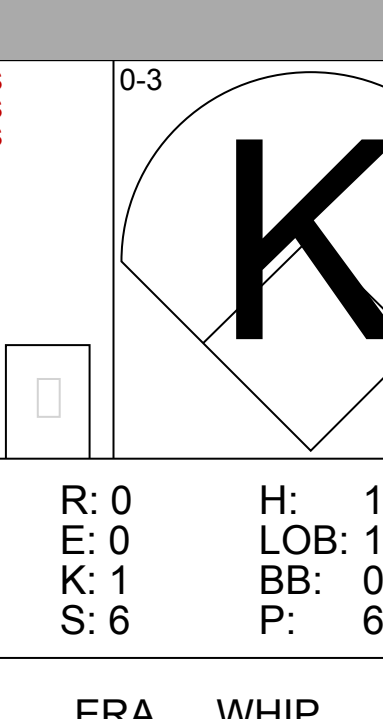
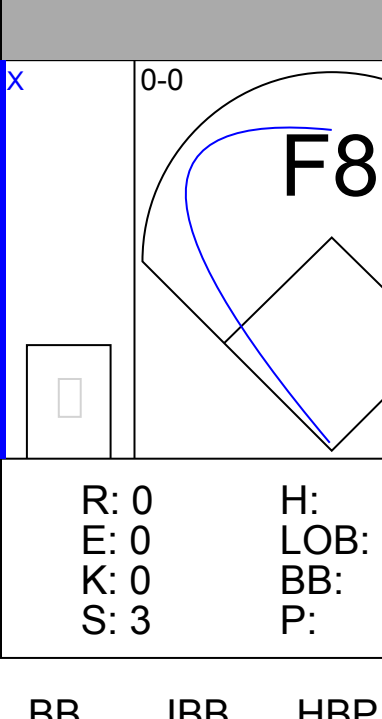
Batter	1	2	3	4	5	6	7	8	9	AB	R	H	RBI	BB	SO	LOB	BOTTOM										
Harvey Kuenn, R OBP: 0.222, SLG: 0.250 (1, 6)										4	0	0	0	0	1	1											
Earl Torgeson, L OBP: 0.333, SLG: 0.625 (1, 3)										4	1	1	1	0	0	0											
Al Kaline, R OBP: 0.250, SLG: 0.143 (1, 9)										4	0	0	0	0	0	0											
Ray Boone, R OBP: 0.375, SLG: 0.500 (1, 5)										4	0	3	0	0	0	0											
Bill Tuttle, R OBP: 0.250, SLG: 0.375 (1, 8)										4	0	1	0	0	0	2											
Jim Delsing, L (1, 7)										4	0	0	0	0	1	3											
Frank House, L (1, 2)										3	0	0	0	0	0	1											
Reno Bertoia, R OBP: 0.286, SLG: 0.429 (1, 4)										3	0	0	0	0	0	0											
Steve Gromek, S Paul Foytack, R Jack Phillips, R Dick Marlowe, R Buddy Hicks, S Duke Maas, R (1, 1) (6, 1) (6, 9) (7, 1) (8, 9) (9, 1)										1	0	0	0	0	1	0											
Inning Stats	R: 0 E: 0 K: 0 S: 3	H: 0 LOB: 0 BB: 0 P: 3	R: 0 E: 0 K: 2 S: 7	H: 1 LOB: 1 BB: 0 P: 4	R: 0 E: 0 K: 0 S: 4	H: 1 LOB: 1 BB: 0 P: 4	R: 0 E: 0 K: 1 S: 5	H: 0 LOB: 0 BB: 0 P: 5	R: 1 E: 0 K: 0 S: 4	H: 1 LOB: 0 BB: 0 P: 4	R: 0 E: 0 K: 0 S: 3	H: 0 LOB: 0 BB: 0 P: 3	R: 0 E: 1 K: 0 S: 4	H: 0 LOB: 1 BB: 0 P: 4	R: 0 E: 0 K: 0 S: 5	H: 2 LOB: 2 BB: 0 P: 5	1B: 3 2B: 1 3B: 0 HR: 1	SF: 0 SAC: 0 DP: 0 HBP: 0	WP: 0 PB: 0 SB: 0 CS: 0	PA: 33							
PITCHER	IP	WLS	BF	H	R	ER	SO	BB	IBB	HBP	BLK	WP	HR	S	P	ERA	WHIP										
Bobby Shantz, L ERA: 1.0 (1, 1)	9.0	W	33	5	1	1	3	0	0	0	0	0	1	39	39	1.00	0.556										

Kansas City Athletics @ Detroit Tigers
 Briggs Stadium, Detroit, MI
 Thu Apr 19 1956, 3:33 AM EST
 Att. 4,007 - Unknown

AB	33
R	1
H	5
RBI	1
BB	0
SO	3
LOB	8




Batter	1	2	3	4	5	6	7	8	9	AB	R	H	RBI	BB	SO	LOB	TOP					
Jim Rivera, L OBP: 0.500, SLG: 0.400 (1, 9)										5	0	2	0	0	1	1	Chicago White Sox @ Kansas City Athletics Municipal Stadium, Kansas City, MO Fri Apr 20 1956, 4:33 AM EST Att: 29,792 - Unknown livebaseballscorecards.com					
Nellie Fox, L (1, 4)										5	0	0	0	0	0	3						
Minnie Minoso, R OBP: 0.462, SLG: 0.400 (1, 7)										4	1	2	0	1	0	0						
Larry Doby, L OBP: 0.333, SLG: 0.125 (1, 8)										3	0	1	2	2	0	2						
Sherm Lollar, R OBP: 0.583, SLG: 0.556 (1, 2)										4	0	1	0	1	1	3						
Bob Kennedy, R (1, 5)										3	0	0	0	0	1	4						
Cal Abrams, L OBP: 1.000, SLG: 1.000 (9, PH)										1	0	1	0	0	0	0						
Bubba Phillips, R (9, PR)										0	1	0	0	0	0	0						
Sammy Esposito, R (9, 5)										0	0	0	0	0	0	0						
Walt Dropo, R OBP: 0.182, SLG: 0.100 (1, 3)										3	1	0	0	1	1							
Luis Aparicio, R OBP: 0.222, SLG: 0.222 (9, PH)										3	0	0	0	0	2	1						
Ron Northey, L OBP: 1.000, SLG: 4.000 (9, PH)										1	1	1	2	0	0	0						
Jim Bredeweser, R (9, 6)										0	0	0	0	0	0	0						
Dick Donovan, L OBP: 0.667, SLG: 2.000 (1, 1)										2	1	1	2	1	1	0						
Dixie Howell, L OBP: 1.000, SLG: 1.000 (8, 1)										1	1	1	0	0	0	0						
Inning Stats	R: 1 E: 0 K: 1 S: 8	H: 3 LOB: 2 BB: 0 P: 8	R: 0 E: 0 K: 2 S: 7	H: 0 LOB: 1 BB: 1 P: 11	R: 0 E: 0 K: 0 S: 3	H: 0 LOB: 2 BB: 2 P: 11	R: 2 E: 0 K: 1 S: 6	H: 1 LOB: 0 BB: 1 P: 10	R: 0 E: 0 K: 0 S: 3	H: 0 LOB: 0 BB: 0 P: 3	R: 0 E: 0 K: 1 S: 5	H: 1 LOB: 0 BB: 0 P: 5	R: 0 E: 1 K: 1 S: 5	H: 0 LOB: 0 BB: 0 P: 5	R: 0 E: 1 K: 0 S: 5	H: 0 LOB: 0 BB: 0 P: 5	R: 3 E: 0 K: 0 S: 7	H: 4 LOB: 3 BB: 2 P: 15	1B: 7 2B: 1 3B: 0 HR: 2	SF: 0 SAC: 0 DP: 2 HBP: 0	WP: 0 PB: 0 CS: 1	PA: 41
PITCHER	IP WLS BF H R ER SO BB IBB HBP BLK WP HR S P ERA WHIP																					
Lou Kretlow, R ERA: 3.86 (1, 1)	7.0		29	6	3	3	6	4	0	0	0	0	0	0	1	37	53	3.86	1.429			
Tom Gorman, R ERA: 8.75 (8, 1)	1.1	L	7	3	3	3	1	0	0	0	0	0	0	1	9	9	20.25	2.250				
Tommy Lasorda, L ERA: (9, 1)	0.1		4	1	0	0	0	2	0	0	0	0	0	2	10	0.00	9.000					
Bill Harrington, R ERA: (9, 1)	0.1		1	0	0	0	0	0	0	0	0	0	0	0	1	1	0.00	0.000				

Batter	1	2	3	4	5	6	7	8	9	AB	R	H	RBI	BB	SO	LOB	BOTTOM					
Vic Power, R OBP: 0.214, SLG: 0.214 (1, 3)										5	0	1	0	0	0	0	Chicago White Sox @ Kansas City Athletics Municipal Stadium, Kansas City, MO Fri Apr 20 1956, 4:33 AM EST Att: 29,792 - Unknown livebaseballscorecards.com					
Spook Jacobs, R OBP: 0.143, SLG: 0.143 (1, 4)										5	0	0	0	0	0	1						
Enos Slaughter, L OBP: 0.364, SLG: 0.300 (1, 9)										3	1	1	0	1	0	1						
Harry Simpson, L OBP: 0.154, SLG: 0.154 (1, 8)										4	0	1	0	0	0	1						
Gus Zernial, R OBP: 0.500, SLG: 1.000 (1, 7)										4	2	2	1	0	0	3						
Joe Ginsberg, L OBP: 0.545, SLG: 0.700 (1, 2)										3	0	2	0	1	0	0						
Bobby Shantz, R (8, PR)										0	0	0	0	0	0	0						
Joe Astroth, R (9, 2)										0	0	0	0	0	0	0						
Jim Finigan, R OBP: 0.417, SLG: 0.400 (1, 5)										3	0	2	2	1	0	0						
Joe Demaestri, R OBP: 0.250, SLG: 0.375 (1, 6)										2	0	0	0	0	0	2						
Elmer Valo, L (6, PH)										1	0	0	0	0	0	1						
Mike Baxes, R (7, 6)										1	0	0	0	0	0	2						
Lou Kretlow, R (1, 1)										2	0	0	0	0	2	0						
Hector Lopez, R (7, PH)										1	0	0	0	0	0	0						
Tom Gorman, R (8, 1)										0	0	0	0	0	0	0						
Tommy Lasorda, L (9, 1)										0	0	0	0	0	0	0						
Bill Harrington, R (9, 1)										0	0	0	0	0	0	0						
Tim Thompson, L (9, PH)										1	0	0	0	0	0	0						
Inning Stats	R: 0 E: 0 K: 0 S: 4	H: 1 LOB: 2 BB: 1 P: 8	R: 0 E: 0 K: 0 S: 3	H: 0 LOB: 0 BB: 0 P: 3	R: 0 E: 0 K: 1 S: 5	H: 0 LOB: 0 BB: 0 P: 5	R: 1 E: 0 K: 0 S: 5	H: 2 LOB: 2 BB: 1 P: 9	R: 0 E: 0 K: 0 S: 6	H: 1 LOB: 1 BB: 0 P: 6	R: 1 E: 0 K: 0 S: 5	H: 3 LOB: 1 BB: 0 P: 5	R: 0 E: 0 K: 0 S: 3	H: 0 LOB: 0 BB: 0 P: 3	R: 1 E: 0 K: 0 S: 5	H: 2 LOB: 2 BB: 1 P: 9	R: 0 E: 0 K: 0 S: 3	H: 0 LOB: 0 BB: 0 P: 3	1B: 7 2B: 1 3B: 0 HR: 1	SF: 0 SAC: 0 DP: 0 HBP: 0	WP: 0 PB: 0 CS: 0	PA: 38
PITCHER	IP WLS BF H R ER SO BB IBB HBP BLK WP HR S P ERA WHIP																					
Dick Donovan, R ERA: 3.52 (1, 1)	7.2		33	9	3	3	2	2	0	0	0	0	0	0	4	8	0.00	0.000				
Dixie Howell, R ERA: (8, 1)	1.1	W	5	0	0	0	0	0	1	0	0	0	0	0	0	0	0.00	0.000				

Batter	1	2	3	4	5	6	7	8	9	AB	R	H	RBI	BB	SO	LOB	TOP			
Bubba Phillips, R OBP: 0.333, SLG: 0.667 (1, 9)	0-3 K		0-0 2B		0-0 1-H 2B			0-0 L9	0-0 FC6-4 1B	5	0	2	0	0	1	1				
Nelle Fox, L OBP: 0.136, SLG: 0.238 (1, 4)	1-0 G4-6-3 HBP		0-0 G3			0-0 4-3		0-0 HR	0-0 FC5-4 1B	4	1	2	1	0	0	1				
Minnie Minoso, R OBP: 0.364, SLG: 0.235 (1, 7)	0-0 G4-6-3 1-2		0-0 6-3			0-0 L8		4-0 1B FC BB	0-0 FC5-4 1-2	4	1	0	0	1	0	4				
Larry Doby, L OBP: 0.421, SLG: 0.231 (1, 8)		0-0 BB 1B		0-0 F5		0-0 4-3		0-0 FC 1B		4	0	2	0	0	0	0				
George Kell, R OBP: 0.667, SLG: 0.500 Jim Briedeweser, R (7, PR) (7, 6)		4-0 FC5 1B BB 1-2		0-0 F7			0-0 SH2-3 1B	0-0 FC G5-4-3 1-2		2	0	1	0	1	0	0				
Sherm Lollar, R OBP: 0.471, SLG: 0.429 (1, 2)		0-0 1B 1-2		0-3 K			0-0 F3	0-0 G5-4-3 1-2		4	0	1	0	0	1	3				
Sammy Esposito, R OBP: 0.167, SLG: 0.333 (1, 5)		0-0 F9		0-0 6-3		0-0 6-3		0-0 SH2-3 1-2	0-0 SH5-3 1B 2B	3	1	1	0	0	0	2				
Luis Aparicio, R OBP: 0.143, SLG: 0.143 Bob Nieman, R (7, PH) Walt Dropo, R OBP: 0.214, SLG: 0.083 (7, 3)		0-0 FC5 2-3		0-0 6-3		0-0 6-3		4-0 IBB	0-0 SH5-3 2-3	2	0	0	0	0	0	2				
Billy Pierce, L OBP: 0.286, SLG: 0.286 (1, 1)			0-0 6-3		0-0 2B 1B		0-0 1-3		0-0 FC6-4 1B 3-H	4	0	2	1	0	0	2				
Inning Stats	R: 0 E: 0 K: 1 S: 4	H: 0 LOB: 0 BB: 0 P: 5	R: 0 E: 0 K: 0 S: 4	H: 2 LOB: 2 BB: 1 P: 8	R: 0 E: 0 K: 0 S: 4	H: 1 LOB: 1 BB: 0 P: 4	R: 0 E: 0 K: 1 S: 5	H: 0 LOB: 0 BB: 0 P: 5	R: 0 E: 0 K: 0 S: 3	H: 2 LOB: 2 BB: 0 P: 4	R: 0 E: 0 K: 0 S: 4	H: 1 LOB: 2 BB: 1 P: 8	R: 2 E: 0 K: 0 S: 5	H: 2 LOB: 1 BB: 1 P: 9	R: 0 E: 0 K: 0 S: 6	H: 3 LOB: 2 BB: 0 P: 6	1B: 7 2B: 3 3B: 0 HR: 1	SF: 0 SAC: 2 DP: 2 HBP: 1	WP: 0 PB: 0 CS: 0	PA: 39
PITCHER Alex Kellner, L ERA: 2.4 (1, 1)	IP: 9.0 WLS: L BF: 39 H: 11 R: 3 ER: 3 SO: 2 BB: 2 IBB: 1 HBP: 1 BLK: 0 WP: 0 HR: 1 S: 39 P: 52 ERA: 3.00 WHIP: 1.444																			

Chicago White Sox @ Kansas City Athletics
Municipal Stadium, Kansas City, MO
Sun Apr 22 1956, 4:33 AM EST
Att: 16,957 - Unknown


AB	33
R	3
H	11
RBI	3
BB	3
SO	2
LOB	16



Batter	1	2	3	4	5	6	7	8	9	AB	R	H	RBI	BB	SO	LOB	BOTTOM					
Vic Power, R OBP: 0.304, SLG: 0.364 (1, 3)	0-0 SH3-4 1B		0-0 F8			0-0 8-4-2-4 BB 1B 2-3		0-0 F2		4	0	2	0	0	0	2						
Spook Jacobs, R OBP: 0.318, SLG: 0.250 Jim Finigan, R OBP: 0.429, SLG: 0.417 Clete Boyer, R (8, PH) (9, 4)	0-0 SH3-4 1-2		0-0 F9			4-0 BB 1B 1-2		0-3 K		1	0	0	0	1	0	0						
Johnny Groth, R OBP: 0.250, SLG: 0.375 (1, 8)	0-3 K		0-0 6-3			0-0 8-4-2-4 2-3		0-0 6-3		4	0	0	0	0	1	3						
Harry Simpson, L OBP: 0.190, SLG: 0.190 (1, 9)	0-3 K		0-0 4-3			0-0 4-3		0-3 K		4	0	0	0	0	2	1						
Gus Zernial, R OBP: 0.438, SLG: 0.643 (1, 7)		0-0 F9		0-3 K		0-0 4-3		0-0 4-3		4	0	0	0	0	1	0						
Hector Lopez, R OBP: 0.375, SLG: 0.571 (1, 5)		0-3 K		4-0 BB		0-3 K				2	0	0	0	1	2	0						
Joe Demaestri, R OBP: 0.333, SLG: 0.533 Mike Baxes, R (8, PH) (9, 6)		0-0 F9		0-0 F6		0-0 F6		4-0 SH1-4 1B BB		2	0	0	0	0	1	0						
Joe Astroth, R OBP: 0.500, SLG: 0.385 Enos Slaughter, L OBP: 0.500, SLG: 0.600 Joe Ginsberg, L OBP: 0.500, SLG: 0.600 (8, PH) (9, 2)		0-0 F9		0-0 F9		0-0 F8		0-0 SH1-4 1B 1-2		2	0	0	0	0	1	0						
Alex Kellner, R (1, 1)			0-0 5-3			0-0 F9		0-0 SH1-4 1-2 2-3		2	0	0	0	0	0	0						
Inning Stats	R: 0 E: 0 K: 2 S: 8	H: 1 LOB: 1 BB: 0 P: 8	R: 0 E: 0 K: 1 S: 5	H: 0 LOB: 0 BB: 0 P: 5	R: 0 E: 0 K: 0 S: 3	H: 0 LOB: 0 BB: 0 P: 3	R: 0 E: 0 K: 0 S: 3	H: 0 LOB: 0 BB: 0 P: 3	R: 0 E: 0 K: 1 S: 5	H: 0 LOB: 1 BB: 1 P: 9	R: 0 E: 0 K: 0 S: 3	H: 1 LOB: 1 BB: 1 P: 7	R: 0 E: 0 K: 1 S: 5	H: 0 LOB: 0 BB: 0 P: 5	R: 0 E: 0 K: 1 S: 6	H: 1 LOB: 2 BB: 1 P: 10	R: 0 E: 0 K: 1 S: 5	H: 0 LOB: 0 BB: 0 P: 5	1B: 3 2B: 1 3B: 0 HR: 0	SF: 0 SAC: 2 DP: 1 HBP: 0	WP: 0 PB: 0 CS: 0	PA: 32
PITCHER Billy Pierce, L ERA: 0.5 (1, 1)	IP: 9.0 WLS: W BF: 32 H: 3 R: 0 ER: 0 SO: 7 BB: 3 IBB: 0 HBP: 0 BLK: 0 WP: 0 HR: 0 S: 43 P: 55 ERA: 0.00 WHIP: 0.667																					


Chicago White Sox @ Kansas City Athletics
Municipal Stadium, Kansas City, MO
Sun Apr 22 1956, 4:33 AM EST
Att: 16,957 - Unknown

AB	27
R	0
H	3
RBI	0
BB	3
SO	7
LOB	10



Batter	1	2	3	4	5	6	7	8	9	AB	R	H	RBI	BB	SO	LOB	TOP				
Bobby Avila, R OBP: 0.226, SLG: 0.226 (1.4)	F3		F8		F9			K		4	0	0	0	0	1	0	Cleveland Indians @ Kansas City Athletics Municipal Stadium, Kansas City, MO Wed Apr 25 1956, 4:33 AM EST Att: 18,005 - Unknown livebaseballscorecards.com				
Gene Woodling, L OBP: 0.300, SLG: 0.308 (1.7)	HR		F7		F2			E1		4	1	1	0	0	0	0					
Rocky Colavito, R OBP: 0.111, SLG: 0.444 (1.9)	HR		6-3					5-3		4	1	1	2	0	0	1					
Al Rosen, R OBP: 0.393, SLG: 0.333 (1.5)	3-1			HR				4-3		4	1	1	1	0	0	1					
Vic Wertz, L OBP: 0.571, SLG: 0.762 (1.3)	2B			FC6-4				HR		4	2	4	1	0	0	0					
Jim Busby, R OBP: 0.333, SLG: 0.417 (1.8)	PO			F5				G4-6-3		4	0	2	1	0	0	2					
Chico Carrasquel, R OBP: 0.185, SLG: 0.160 (1.6)	PO			F8				1B		4	0	0	0	0	0	2					
Earl Averill, R OBP: 0.267, SLG: 0.083 (1.2)				FC6-4				F2		4	0	0	0	0	0	1					
Herb Score, L (1.1)										3	0	0	0	0	0	0					
Inning Stats	R: 3 E: 0 K: 0 S: 6	H: 4 LOB: 0 BB: 0 P: 6	R: 0 E: 0 K: 0 S: 3	H: 0 LOB: 0 BB: 0 P: 3	R: 0 E: 0 K: 0 S: 3	H: 0 LOB: 0 BB: 0 P: 3	R: 1 E: 0 K: 0 S: 5	H: 2 LOB: 1 BB: 0 P: 5	R: 0 E: 0 K: 0 S: 4	H: 1 LOB: 0 BB: 0 P: 4	R: 0 E: 0 K: 0 S: 3	H: 0 LOB: 0 BB: 0 P: 3	R: 0 E: 1 K: 1 S: 6	H: 0 LOB: 1 BB: 0 P: 6	R: 1 E: 0 K: 0 S: 4	H: 2 LOB: 0 BB: 0 P: 4	1B: 4 2B: 2 3B: 0 HR: 3	SF: 0 SAC: 0 DP: 1 HBP: 0	WP: 0 PB: 0 SB: 0 CS: 0	PA: 36	
PITCHER	IP	WLS	BF	H	R	ER	SO	BB	IBB	HBP	BLK	WP	HR	S	P	ERA	WHIP				
Bobby Shantz, L ERA: 3.55 (1.1)	3.2	L	16	6	4	4	0	0	0	0	0	0	2	16	16	9.82	1.636				
Bill Harrington, R ERA: (4.1)	1.1		4	0	0	0	0	0	0	0	0	0	0	4	4	0.00	0.000				
Troy Herrige, R ERA: (6.1)	2.0		7	1	0	0	0	0	0	0	0	0	0	7	7	0.00	0.500				
Tom Gorman, R ERA: 6.0 (8.1)	2.0		8	2	1	1	1	0	0	0	0	0	1	10	10	4.50	1.000				


Batter	1	2	3	4	5	6	7	8	9	AB	R	H	RBI	BB	SO	LOB	BOTTOM					
Vic Power, R OBP: 0.273, SLG: 0.406 (1.3)	F3		6-3		F2				5-3	5	0	0	0	0	0	4	Cleveland Indians @ Kansas City Athletics Municipal Stadium, Kansas City, MO Wed Apr 25 1956, 4:33 AM EST Att: 18,005 - Unknown livebaseballscorecards.com					
Spook Jacobs, R OBP: 0.276, SLG: 0.222 (1.4)	5-3		K					E4		4	0	0	0	0	1	0						
Johnny Groth, R OBP: 0.250, SLG: 0.273 (1.8)	BB			4-3				1-6-3		3	0	0	0	1	1	1						
Gus Zernial, R OBP: 0.375, SLG: 0.450 (1.7)	F7			K				1-3		3	1	0	0	1	1	2						
Bill Renna, R OBP: 0.167, SLG: 0.333 (1.9)				K				6-3		4	0	1	1	0	2	1						
Hector Lopez, R OBP: 0.500, SLG: 0.786 (1.5)					BB			2B		4	1	3	0	0	1	1						
Mike Baxes, R OBP: 0.571, SLG: 0.500 (1.6)					1B			SF7		2	0	1	0	2	1	1						
Joe Astroth, R (1.2)					BB			2B		1	0	0	0	0	0	1						
Enos Slaughter, L OBP: 0.429, SLG: 0.333 (5. PH)	5-3				F2			SF7		1	0	0	0	0	0	2						
Joe Ginsberg, L OBP: 0.364, SLG: 0.450 (6.2)										1	0	0	1	0	1	1						
Bobby Shantz, R (1.1)					F9					1	0	0	0	0	0	0						
Bill Harrington, R (4.1)										0	0	0	0	0	0	0						
Rance Pless, R (5. PH)										1	0	0	0	0	0	2						
Troy Herrige, R (6.1)										0	0	0	0	0	0	0						
Harry Simpson, L OBP: 0.122, SLG: 0.150 (7. PH)										1	0	0	0	0	0	1						
Tom Gorman, R (8.1)										0	0	0	0	0	0	0						
Jim Finigan, R OBP: 0.400, SLG: 0.385 (9. PH)										1	0	0	0	0	0	1						
Inning Stats	R: 0 E: 0 K: 0 S: 3	H: 0 LOB: 1 BB: 1 P: 7	R: 0 E: 1 K: 2 S: 8	H: 1 LOB: 0 BB: 0 P: 8	R: 0 E: 0 K: 1 S: 5	H: 0 LOB: 0 BB: 0 P: 5	R: 0 E: 0 K: 2 S: 7	H: 0 LOB: 0 BB: 0 P: 7	R: 0 E: 0 K: 0 S: 4	H: 1 LOB: 2 BB: 1 P: 8	R: 1 E: 0 K: 2 S: 8	H: 1 LOB: 1 BB: 1 P: 12	R: 0 E: 0 K: 1 S: 5	H: 0 LOB: 1 BB: 1 P: 9	R: 0 E: 1 K: 0 S: 4	H: 0 LOB: 1 BB: 0 P: 4	R: 1 E: 0 K: 0 S: 5	H: 2 LOB: 1 BB: 0 P: 5	1B: 2 2B: 3 3B: 0 HR: 0	SF: 1 SAC: 0 DP: 0 HBP: 0	WP: 0 PB: 0 SB: 0 CS: 0	PA: 37
PITCHER	IP	WLS	BF	H	R	ER	SO	BB	IBB	HBP	BLK	WP	HR	S	P	ERA	WHIP					
Herb Score, L ERA: 1.59 (1.1)	9.0	W	37	5	2	2	8	4	0	0	0	0	0	49	65	2.00	1.000					



Batter	1	2	3	4	5	6	7	8	9	AB	R	H	RBI	BB	SO	LOB	TOP		
Vic Power, R OBP: 0.238, SLG: 0.325 (1, 3)										4	0	0	0	1	0	1			
Spook Jacobs, R OBP: 0.263, SLG: 0.200 (1, 4)										5	0	1	0	0	0	2			
Jim Finigan, R OBP: 0.400, SLG: 0.313 (1, 5)										3	1	0	0	2	0	1			
Harry Simpson, L OBP: 0.314, SLG: 0.559 (1, 9)										5	3	4	3	0	1	0			
Gus Zernial, R OBP: 0.333, SLG: 0.379 (1, 7)										5	1	2	0	0	2	2			
Hector Lopez, R OBP: 0.435, SLG: 0.762 (1, 8)										4	1	1	3	0	1	1			
Joe Demaestri, R OBP: 0.391, SLG: 0.500 (1, 6)										4	0	3	0	0	0	0			
Joe Astroth, R (1, 2)										3	0	0	0	0	0	2			
Art Ditmar, R OBP: 0.333, SLG: 0.333 (1, 1)										2	0	0	0	0	0	2			
Moe Burtzschy, R OBP: 1.000, SLG: 1.000 (4, 1)										0	0	0	0	0	0	0			
Rancho Pless, R (6, PH)										0	0	0	0	0	1	1			
Bill Harrington, R (6, 1)										0	0	0	0	0	0	0			
Jack Crimian, R (7, 1)										0	0	0	0	0	0	0			
Bill Renina, R OBP: 0.200, SLG: 0.700 (9, PH)										1	1	1	1	0	0	0			
Inning Stats	R: 0 E: 0 K: 1 S: 6	H: 1 LOB: 2 BB: 1 P: 10	R: 0 E: 0 K: 1 S: 6	H: 1 LOB: 1 BB: 0 P: 6	R: 0 E: 0 K: 0 S: 3	H: 0 LOB: 0 BB: 0 P: 3	R: 3 E: 0 K: 0 S: 7	H: 4 LOB: 2 BB: 1 P: 11	R: 0 E: 0 K: 1 S: 6	H: 1 LOB: 1 BB: 0 P: 6	R: 1 E: 0 K: 1 S: 6	H: 2 LOB: 0 BB: 0 P: 6	R: 0 E: 0 K: 0 S: 3	H: 0 LOB: 0 BB: 0 P: 3	R: 3 E: 0 K: 0 S: 5	H: 2 LOB: 0 BB: 1 P: 9	1B: 8 2B: 0 3B: 0 HR: 4	SF: 0 SAC: 1 DP: 1 HBP: 0	WP: 0 PA: 41 CS: 1
PITCHER Billy Pierce, L ERA: 2.67 (1, 1)	IP: 9.0 WLS: W BF: 41 H: 12 R: 7 ER: 7 SO: 5 BB: 3 IBB: 0 HBP: 0 BLK: 1 WP: 0 HR: 4 S: 48 P: 60 ERA: 7.00 WHIP: 1.667															PITCHER			

Kansas City Athletics @ Chicago White Sox
Comiskey Park, Chicago, IL
Fri Apr 27 1956, 4:33 AM EST
Att: 3,944 - Unknown

AB	37
R	7
H	12
RBI	7
BB	3
SO	5
LOB	12



Batter	1	2	3	4	5	6	7	8	9	AB	R	H	RBI	BB	SO	LOB	BOTTOM
Jim Rivera, L OBP: 0.429, SLG: 0.444 (1, 9)										4	2	2	0	1	0	2	
Nellie Fox, L OBP: 0.148, SLG: 0.308 (1, 4)										5	2	1	1	0	0	3	
George Kell, R OBP: 0.750, SLG: 0.667 (1, 5)										4	1	3	1	1	0	0	
Larry Doby, L OBP: 0.417, SLG: 0.353 (1, 8)										4	1	2	1	0	0	3	
Minnie Minoso, R OBP: 0.370, SLG: 0.318 (1, 7)										5	1	2	3	0	1	2	
Sherm Lollar, R OBP: 0.455, SLG: 0.353 (1, 2)										3	1	0	0	2	0	4	
Walt Dropo, R OBP: 0.235, SLG: 0.333 (1, 3)										3	1	1	1	0	1	1	
Luis Aparicio, R OBP: 0.118, SLG: 0.118 (1, 6)										3	0	0	0	0	0	1	
Ron Northey, L OBP: 0.500, SLG: 4.000 (7, PH)										0	0	0	1	0	0	0	
Jim Brideweser, R (8, 6)										0	0	0	0	0	0	0	
Billy Pierce, L OBP: 0.364, SLG: 0.364 (1, 1)										4	0	2	1	0	0	0	
Inning Stats	R: 1 E: 0 K: 0 S: 5	H: 2 LOB: 2 BB: 1 P: 9	R: 0 E: 1 K: 1 S: 6	H: 1 LOB: 1 BB: 0 P: 6	R: 1 E: 1 K: 0 S: 5	H: 1 LOB: 1 BB: 0 P: 5	R: 3 E: 0 K: 0 S: 7	H: 4 LOB: 1 BB: 0 P: 7	R: 0 E: 0 K: 0 S: 3	H: 0 LOB: 0 BB: 1 P: 7	R: 0 E: 0 K: 0 S: 3	H: 0 LOB: 0 BB: 2 P: 15	R: 0 E: 0 K: 1 S: 6	H: 1 LOB: 1 BB: 0 P: 6	1B: 8 2B: 3 3B: 2 HR: 1	SF: 2 SAC: 1 DP: 1 HBP: 0	WP: 1 PA: 42 CS: 0
PITCHER Art Ditmar, R ERA: 2.84 (1, 1)	IP: 3.2 WLS: L BF: 21 H: 8 R: 5 ER: 4 SO: 1 BB: 1 IBB: 0 HBP: 0 BLK: 0 WP: 1 HR: 0 S: 22 P: 26 ERA: 9.82 WHIP: 2.455															PITCHER	
PITCHER Moe Burtzschy, R ERA (4, 1)	IP: 1.1 WLS: L BF: 5 H: 0 R: 0 ER: 0 SO: 0 BB: 1 IBB: 0 HBP: 0 BLK: 0 WP: 0 HR: 0 S: 4 P: 8 ERA: 0.00 WHIP: 0.750															PITCHER	
PITCHER Bill Harrington, R ERA: 10.13 (6, 1)	IP: 1.0 WLS: L BF: 6 H: 3 R: 3 ER: 3 SO: 0 BB: 0 IBB: 0 HBP: 0 BLK: 0 WP: 0 HR: 0 S: 6 P: 6 ERA: 27.00 WHIP: 3.000															PITCHER	
PITCHER Jack Crimian, R ERA: 6.75 (7, 1)	IP: 2.0 WLS: L BF: 10 H: 2 R: 1 ER: 1 SO: 1 BB: 2 IBB: 0 HBP: 0 BLK: 0 WP: 0 HR: 0 S: 10 P: 18 ERA: 4.50 WHIP: 2.000															PITCHER	

Kansas City Athletics @ Chicago White Sox
Comiskey Park, Chicago, IL
Fri Apr 27 1956, 4:33 AM EST
Att: 3,944 - Unknown

AB	35
R	9
H	13
RBI	9
BB	4
SO	2
LOB	16



Batter	1	2	3	4	5	6	7	8	9	AB	R	H	RBI	BB	SO	LOB	TOP										
Vic Power, R OBP: 0.234, SLG: 0.356 (1, 3)	F7		6-3				FC4-6		6-3	5	1	1	0	0	0	2											
Hector Lopez, R OBP: 0.357, SLG: 0.615 (1, 8) (8, 5)	F9			F3		4-3	FC6		K	5	0	0	0	0	1	3											
Gus Zernial, R OBP: 0.378, SLG: 0.387 Mike Baxes, R OBP: 0.400, SLG: 0.286 Bill Renna, R OBP: 0.250, SLG: 0.750 (1, 7) (8, PR) (8, 7)	BB			6-3			BB		G3	2	0	1	1	2	0	0											
Harry Simpson, L OBP: 0.282, SLG: 0.500 (1, 9)	4-3			4-3			F8		G3	4	0	0	0	0	0	3											
Jim Finigan, R OBP: 0.417, SLG: 0.316 Johnny Groth, R OBP: 0.250, SLG: 0.273 (1, 5) (8, 8)			6-3			F5			1B	3	1	1	1	1	0	0											
Joe Ginsberg, L OBP: 0.345, SLG: 0.385 (1, 2)	4-3					F9	F6		1B	4	0	1	0	0	0	2											
Joe Demaestri, R OBP: 0.407, SLG: 0.500 (1, 6)			6-3			E5			G6-3	4	0	2	1	0	0	0											
Spook Jacobs, R OBP: 0.286, SLG: 0.211 (1, 4)			4-3						G6-3	3	0	1	0	1	0	2											
Lou Kretlow, R (1, 1)			4-3			6-3			6-3	4	0	0	0	0	1	4											
Inning Stats	R: 0 E: 0 K: 0 S: 3	H: 0 LOB: 1 BB: 1 P: 7	R: 0 E: 0 K: 0 S: 3	H: 0 LOB: 0 BB: 0 P: 3	R: 0 E: 0 K: 0 S: 3	H: 0 LOB: 0 BB: 0 P: 3	R: 0 E: 0 K: 0 S: 4	H: 0 LOB: 2 BB: 1 P: 8	R: 1 E: 0 K: 0 S: 5	H: 2 LOB: 2 BB: 1 P: 9	R: 0 E: 0 K: 1 S: 7	H: 2 LOB: 2 BB: 0 P: 7	R: 2 E: 0 K: 0 S: 5	H: 3 LOB: 2 BB: 1 P: 9	R: 0 E: 0 K: 1 S: 5	H: 0 LOB: 0 BB: 0 P: 5	1B: 6 2B: 0 3B: 1 HR: 0	SF: 0 SAC: 0 DP: 1 HBP: 0	WP: 0 PB: 0 SB: 0 CS: 0	PA: 38							
PITCHER	IP	WLS	BF	H	R	ER	SO	BB	IBB	HBP	BLK	WP	HR	S	P	ERA	WHIP										
Bob Porterfield, R ERA: 4.22 Dave Sisler, R ERA: 1.17 (1, 1) (8, 1)	7.1	L	33	6	3	3	1	4	0	0	0	0	0	31	47	3.68	1.364										

Kansas City Athletics @ Boston Red Sox
Fenway Park, Boston, MA
Tue May 01 1956, 3:33 AM EDT
Att: 4,224 - Unknown

AB 34
R 3
H 7
RBI 3
BB 4
SO 2
LOB 16



Batter	1	2	3	4	5	6	7	8	9	AB	R	H	RBI	BB	SO	LOB	BOTTOM										
Billy Goodman, L OBP: 0.333, SLG: 0.410 (1, 4)	F8	FC6-4					6-3			4	0	0	0	0	0	3											
Frank Malzone, R OBP: 0.235, SLG: 0.294 (1, 5)	6-3		3-1				F9		1-3	4	0	0	0	0	0	1											
Mickey Vernon, L OBP: 0.318, SLG: 0.513 (1, 3)	4-3		1-3				G3		G5-4-3	3	0	0	0	1	0	0											
Jackie Jensen, R OBP: 0.364, SLG: 0.378 (1, 9)		HR	F8				BB		G5-4-3	4	1	2	0	0	0	1											
Dick Gemert, R OBP: 0.519, SLG: 0.773 (1, 7)		HR	F3				BB		F5	4	1	2	2	0	0	0											
Jim Piersall, R OBP: 0.488, SLG: 0.500 (1, 8)		6-3	6-3				G6-4-3		4-3	3	0	0	0	1	0	0											
Don Buddin, R OBP: 0.395, SLG: 0.265 (1, 6)		BB	K				G6-4-3		1B	3	0	1	0	1	1	3											
Sammy White, R OBP: 0.250, SLG: 0.179 Ted Williams, L OBP: 0.571, SLG: 0.636 (1, 2) (9, PH)	F8						F2		F8	3	0	0	0	0	0	1											
Bob Porterfield, R OBP: 0.375, SLG: 0.333 Dave Sisler, R OBP: 0.375, SLG: 0.333 (1, 1) (8, 1)		FC6-4					3-1		6-3	3	0	2	0	0	0	0											
Inning Stats	R: 0 E: 0 K: 0 S: 3	H: 3 LOB: 2 BB: 1 P: 10	R: 0 E: 0 K: 0 S: 3	H: 0 LOB: 0 BB: 0 P: 3	R: 0 E: 0 K: 1 S: 5	H: 0 LOB: 0 BB: 0 P: 5	R: 0 E: 0 K: 0 S: 4	H: 1 LOB: 1 BB: 0 P: 4	R: 0 E: 0 K: 0 S: 4	H: 2 LOB: 2 BB: 1 P: 8	R: 0 E: 0 K: 0 S: 3	H: 0 LOB: 0 BB: 0 P: 3	R: 0 E: 0 K: 0 S: 2	H: 0 LOB: 0 BB: 1 P: 6	R: 0 E: 0 K: 0 S: 4	H: 1 LOB: 1 BB: 0 P: 4	1B: 6 2B: 0 3B: 0 HR: 1	SF: 0 SAC: 0 DP: 2 HBP: 0	WP: 0 PB: 0 SB: 0 CS: 0	PA: 35							
PITCHER	IP	WLS	BF	H	R	ER	SO	BB	IBB	HBP	BLK	WP	HR	S	P	ERA	WHIP										
Lou Kretlow, R ERA: 6.2 (1, 1)	9.0	W	35	7	2	2	1	3	0	0	0	0	1	34	46	2.00	1.111										


Kansas City Athletics @ Boston Red Sox
Fenway Park, Boston, MA
Tue May 01 1956, 3:33 AM EDT
Att: 4,224 - Unknown

AB 32
R 2
H 7
RBI 2
BB 3
SO 1
LOB 10



Batter	1	2	3	4	5	6	7	8	9	AB	R	H	RBI	BB	SO	LOB	TOP
Vic Power, R (1, 3) OBP: 0.255, SLG: 0.340	4-0 CS BB		4-0 BB			0-0 6-3			0-0 1-3	2	0	0	0	2	0	0	Kansas City Athletics @ Boston Red Sox Fenway Park, Boston, MA Wed May 02 1956, 3:33 AM EDT Att: 3,825 - Unknown livebaseballscorecards.com
Hector Lopez, R (1, 8) OBP: 0.313, SLG: 0.533	0-3 K		0-3 K			0-0 L9			0-0 1-3	4	0	0	0	0	2	2	
Gus Zernial, R (1, 7) OBP: 0.390, SLG: 0.400	0-0 1B				0-0 F9				0-0 1B	4	0	2	0	0	0	0	
Harry Simpson, L (1, 9) OBP: 0.256, SLG: 0.452	0-3 K				0-0 1-3				0-0 L7	4	0	0	0	0	1	2	
Jim Finigan, R (1, 5) OBP: 0.370, SLG: 0.273		0-0 E5 G4-6-3			0-0 L9				0-0 6-3	3	0	0	0	0	0	0	
Joe Ginsberg, L (1, 2) OBP: 0.313, SLG: 0.345		0-0 G4-6-3				0-0 3-1			0-0 F7	3	0	0	0	0	0	1	
Joe Demaestri, R (1, 6) OBP: 0.367, SLG: 0.448		0-0 5-3				0-3 K			0-0 F9	3	0	0	0	0	1	0	
Spook Jacobs, R (1, 4) OBP: 0.295, SLG: 0.225					0-0 F9				0-0 5-3	2	0	1	0	0	0	0	
Bill Rennas, R (8, PH) Clete Boyer, R (8, 4)									0-0 1B	1	0	0	0	0	0	0	
Art Ditmar, R (1, 1) Enos Slaughter, L (8, PH) Tom Gorman, R (8, 1) Bill Harrington, R (8, 1)					0-3 K				0-0 1-3	3	0	0	0	0	0	0	
									0-0 4-3	3	0	0	0	0	0	0	
Inning Stats	R: 0 E: 0 K: 2 S: 7	H: 1 LOB: 1 BB: 1 P: 11	R: 0 E: 1 K: 0 S: 3	H: 0 LOB: 0 BB: 0 P: 3	R: 0 E: 0 K: 0 S: 3	H: 0 LOB: 0 BB: 0 P: 3	R: 0 E: 0 K: 1 S: 6	H: 1 LOB: 1 BB: 0 P: 6	R: 0 E: 0 K: 0 S: 3	H: 0 LOB: 0 BB: 0 P: 3	R: 0 E: 0 K: 0 S: 3	H: 0 LOB: 0 BB: 0 P: 3	R: 0 E: 0 K: 0 S: 4	H: 1 LOB: 1 BB: 0 P: 4	1B: 3 2B: 0 3B: 0 HR: 0	SF: 0 SAC: 0 DP: 1 HBP: 0	WP: 0 PA: 31 PB: 0 SB: 0 CS: 1
PITCHER Tom Brewer, R (1, 1) ERA: 0.72	IP: 9.0 WLS: W BF: 31 H: 3 R: 0 ER: 0 SO: 5 BB: 2 IBB: 0 HBP: 0 BLK: 0 WP: 0 HR: 0 S: 39 P: 47 ERA: 0.00 WHIP: 0.556											PITCHER	IP: 9.0 WLS: W BF: 31 H: 3 R: 0 ER: 0 SO: 5 BB: 2 IBB: 0 HBP: 0 BLK: 0 WP: 0 HR: 0 S: 39 P: 47 ERA: 0.00 WHIP: 0.556				

AB	29
R	0
H	3
RBI	0
BB	2
SO	5
LOB	6



Batter	1	2	3	4	5	6	7	8	9	AB	R	H	RBI	BB	SO	LOB	BOTTOM
Billy Goodman, L (1, 4) OBP: 0.348, SLG: 0.419	0-0 F2									4	0	2	0	0	0	0	Kansas City Athletics @ Boston Red Sox Fenway Park, Boston, MA Wed May 02 1956, 3:33 AM EDT Att: 3,825 - Unknown livebaseballscorecards.com
Billy Consolo, R (9, 4)	4-3									0	0	0	0	0	0	0	
Frank Malzone, R (1, 5) OBP: 0.238, SLG: 0.286	0-0 1B				0-0 6-3				0-0 F5	4	1	1	0	0	0	3	
Mickey Vernon, L (1, 3) OBP: 0.354, SLG: 0.581	0-0 1B				0-0 2B				0-0 F8	4	0	3	1	0	0	0	
Jackie Jensen, R (1, 9) OBP: 0.375, SLG: 0.375	0-0 1B				0-0 5-3				0-0 6-3	3	0	1	1	1	0	0	
Dick Gemert, R (1, 7) OBP: 0.483, SLG: 0.708	0-3 K				0-3 K				4-0 BB	2	0	0	0	0	2	2	
Ted Williams, L (5, PH) Gene Stephens, L (6, 7)	0-3 K				0-0 G6-4-3				0-0 BB	1	0	0	0	0	0	3	
Gene Stephens, L (6, 7)	0-3 K				0-0 G6-4-3				0-0 BB	0	0	0	0	0	1	0	
Jim Piersall, R (1, 8) OBP: 0.489, SLG: 0.472	4-0 BB				0-0 F9				4-0 BB	2	0	0	0	2	0	0	
Don Buddin, R (1, 6) OBP: 0.404, SLG: 0.250	0-3 K				4-0 BB				4-0 BB	2	0	0	0	2	1	3	
Sammy White, R (1, 2) OBP: 0.222, SLG: 0.156		0-3 K			0-0 6-3				0-0 F9	4	0	0	0	0	1	4	
Tom Brewer, R (1, 1) OBP: 0.111, SLG: 0.111		0-0 F5			0-0 6-3				0-0 L7	3	1	1	0	0	0	0	
Inning Stats	R: 1 E: 0 K: 2 S: 10	H: 3 LOB: 3 BB: 1 P: 14	R: 0 E: 0 K: 1 S: 5	H: 0 LOB: 0 BB: 0 P: 5	R: 0 E: 0 K: 0 S: 3	H: 1 LOB: 0 BB: 0 P: 3	R: 0 E: 0 K: 1 S: 5	H: 0 LOB: 1 BB: 1 P: 9	R: 1 E: 0 K: 0 S: 5	H: 3 LOB: 2 BB: 1 P: 9	R: 0 E: 0 K: 0 S: 3	H: 0 LOB: 0 BB: 0 P: 3	R: 0 E: 0 K: 0 S: 3	H: 0 LOB: 3 BB: 3 P: 15	1B: 6 2B: 2 3B: 0 HR: 0	SF: 0 SAC: 0 DP: 2 HBP: 0	WP: 0 PA: 35 PB: 0 SB: 1 CS: 0
PITCHER Art Ditmar, R (1, 1) ERA: 2.75	IP: 7.0 WLS: L BF: 29 H: 8 R: 2 ER: 2 SO: 4 BB: 2 IBB: 1 HBP: 0 BLK: 0 WP: 0 HR: 0 S: 34 P: 46 ERA: 2.57 WHIP: 1.429											PITCHER	IP: 7.0 WLS: L BF: 29 H: 8 R: 2 ER: 2 SO: 4 BB: 2 IBB: 1 HBP: 0 BLK: 0 WP: 0 HR: 0 S: 34 P: 46 ERA: 2.57 WHIP: 1.429				
PITCHER Tom Gorman, R (8, 1) ERA: 5.4	0.2 5 0 0 0 0 3 0 0 0 0 0 0 0 2 14 0.00 4.500											PITCHER	0.2 5 0 0 0 0 3 0 0 0 0 0 0 0 2 14 0.00 4.500				
PITCHER Bill Harrington, R (8, 1) ERA: 9.0	0.1 1 0 0 0 0 0 0 0 0 0 0 0 0 1 1 0.00 0.000											PITCHER	0.1 1 0 0 0 0 0 0 0 0 0 0 0 0 1 1 0.00 0.000				



Batter	1	2	3	4	5	6	7	8	9	AB	R	H	RBI	BB	SO	LOB	TOP										
Joe Demaestri, R (1, 6) OBP: 0.371, SLG: 0.424	5-3	2B		G1-6-3 BB	FC6-4			6-3		4	1	1	1	1	0	3											
Enos Slaughter, L (1, 9) OBP: 0.297, SLG: 0.429	4-3	2B		G1-6-3 1-2			F8		1B SF8 2B	5	1	2	1	0	0	1											
Gus Zernial, R (1, 7) OBP: 0.413, SLG: 0.410					F8					4	0	2	0	1	0	0											
Mike Baxes, R (9, PR) OBP: 0.400, SLG: 0.286	F7						G4-6-3 1B			0	0	0	0	0	0	0											
Johnny Groth, R (9, 7) OBP: 0.250, SLG: 0.273									2-3 1B	0	0	0	0	0	0	0											
Harry Simpson, L (1, 8) OBP: 0.250, SLG: 0.435		1-3					G4-6-3 1B 2B		SF8	4	1	1	1	0	0	3											
Hector Lopez, R (1, 5) OBP: 0.324, SLG: 0.514		HR							F7	5	2	2	0	0	1	1											
Joe Ginsberg, L (1, 2) OBP: 0.297, SLG: 0.412		HR		3-1			F2		1-3	5	1	1	2	0	1	3											
Vic Power, R (1, 3) OBP: 0.291, SLG: 0.392		1B 1-3					BB		6-3	4	1	3	1	0	0	0											
Spook Jacobs, R (1, 4) OBP: 0.313, SLG: 0.233		1B			P6		BB		4-3	3	1	1	0	1	0	1											
Art Ceccarelli, R (1, 1) Moe Burtshy, R (5, 1) OBP: 0.500, SLG: 0.500	1-3						1-2 2-3 3-H BB		K	2	0	0	2	1	1	1											
Inning Stats	R: 0 E: 0 K: 0 S: 3	H: 0 LOB: 0 BB: 0 P: 3	R: 5 E: 1 K: 0 S: 9	H: 6 LOB: 2 BB: 1 P: 13	R: 0 E: 0 K: 1 S: 6	H: 1 LOB: 1 BB: 0 P: 6	R: 0 E: 0 K: 1 S: 4	H: 0 LOB: 0 BB: 1 P: 8	R: 2 E: 0 K: 0 S: 6	H: 3 LOB: 3 BB: 2 P: 14	R: 0 E: 0 K: 0 S: 3	H: 1 LOB: 0 BB: 0 P: 3	R: 0 E: 0 K: 1 S: 5	H: 0 LOB: 0 BB: 0 P: 5	R: 0 E: 0 K: 1 S: 5	H: 0 LOB: 0 BB: 0 P: 5	R: 1 E: 0 K: 0 S: 5	H: 2 LOB: 1 BB: 0 P: 5	1B: 9 2B: 3 3B: 0 HR: 1	SF: 1 SAC: 0 DP: 2 HBP: 0	WP: 0 PB: 0 SB: 0 CS: 0	PA: 42					
PITCHER	IP	WLS	BF	H	R	ER	SO	BB	IBB	HBP	BLK	WP	HR	S	P	ERA	WHIP										
Don Larsen, R (1, 1) ERA: 5.18	1.2		11	6	5	5	0	0	0	0	0	0	1	11	11	27.00	3.600										
Tommy Byrne, L (2, 1) ERA: 4.35	3.1		17	4	2	2	2	2	2	0	0	0	0	17	33	5.40	1.800										
Tom Morgan, R (6, 1) ERA: 8.59	4.0	L	14	3	1	1	2	0	0	0	0	0	0	18	18	2.25	0.750										

Kansas City Athletics @ New York Yankees
 Yankee Stadium, Bronx, NY
 Thu May 03 1956, 3:33 AM EDT
 Att: 4,308 - Unknown
livebaseballscorecards.com


AB	37
R	8
H	13
RBI	8
BB	4
SO	4
LOB	13



Batter	1	2	3	4	5	6	7	8	9	AB	R	H	RBI	BB	SO	LOB	BOTTOM										
Hank Bauer, R (1, 9) OBP: 0.344, SLG: 0.564	P6		5-3		HR		K			4	1	1	3	0	1	0											
Billy Martin, R (1, 4) OBP: 0.222, SLG: 0.212	5-3		F9		P6		F7			4	0	0	0	0	0	0											
Mickey Mantle, S (1, 8) OBP: 0.475, SLG: 0.888		1B			HR		E5 HR		G3	4	2	2	1	0	0	0											
Yogi Berra, L (1, 2) OBP: 0.452, SLG: 0.692	F8				F7		HR		FC5-4 1B	4	1	2	2	0	0	1											
Bill Skowron, R (1, 3) OBP: 0.414, SLG: 0.423		6-3		5-3	4-3		F8			4	0	0	0	0	0	1											
Gil McDougald, R (1, 6) OBP: 0.283, SLG: 0.297		1-3		1-3			F7		FC5-4	4	0	0	0	0	0	1											
Bob Cerv, R (1, 7) OBP: 0.167, SLG: 0.500					6-3		K		G4	3	1	1	0	0	1	0											
Eddie Robinson, L (9, PH) OBP: 0.286, SLG: 0.167		P4								1	0	0	0	0	0	0											
Andy Carey, R (1, 5) OBP: 0.288, SLG: 0.220					1B 5-3		6-3		P6	3	1	1	1	0	0	0											
Mickey McDermott, L (9, PH)										1	0	0	0	0	0	0											
Don Larsen, R (1, 1) OBP: 0.400, SLG: 0.800										0	0	0	0	0	0	0											
Tommy Byrne, L (2, 1) OBP: 0.250, SLG: 0.250										1	0	1	0	0	0	0											
Elston Howard, R (5, PH) OBP: 0.387, SLG: 0.567										1	1	1	0	0	0	0											
Tom Morgan, R (6, 1) Jerry Lumpe, L (9, PH) OBP: 0.341, SLG: 0.270					HR		1-3		4-3	1	0	0	0	0	0	0											
Inning Stats	R: 0 E: 0 K: 0 S: 4	H: 1 LOB: 1 BB: 0 P: 4	R: 0 E: 0 K: 0 S: 3	H: 0 LOB: 0 BB: 0 P: 3	R: 1 E: 0 K: 0 S: 4	H: 2 LOB: 0 BB: 0 P: 4	R: 1 E: 0 K: 0 S: 4	H: 1 LOB: 0 BB: 0 P: 4	R: 5 E: 1 K: 0 S: 8	H: 4 LOB: 0 BB: 0 P: 8	R: 0 E: 0 K: 1 S: 5	H: 0 LOB: 0 BB: 0 P: 5	R: 0 E: 0 K: 1 S: 5	H: 0 LOB: 0 BB: 0 P: 5	R: 0 E: 0 K: 0 S: 4	H: 1 LOB: 1 BB: 0 P: 4	R: 0 E: 0 K: 0 S: 3	H: 0 LOB: 0 BB: 0 P: 3	1B: 5 2B: 0 3B: 1 HR: 3	SF: 0 SAC: 0 DP: 0 HBP: 0	WP: 0 PB: 0 SB: 0 CS: 0	PA: 36					
PITCHER	IP	WLS	BF	H	R	ER	SO	BB	IBB	HBP	BLK	WP	HR	S	P	ERA	WHIP										
Art Ceccarelli, L (1, 1) ERA: 9.64	4.2		22	8	7	5	0	0	0	0	0	0	0	18	18	0.00	0.231										
Moe Burtshy, R (5, 1) ERA:	4.1	W	14	1	0	0	2	0	0	0	0	0	0	18	18	0.00	0.231										

Kansas City Athletics @ New York Yankees
 Yankee Stadium, Bronx, NY
 Thu May 03 1956, 3:33 AM EDT
 Att: 4,308 - Unknown
livebaseballscorecards.com

AB	36
R	7
H	9
RBI	7
BB	0
SO	2
LOB	3



Batter	1	2	3	4	5	6	7	8	9	AB	R	H	RBI	BB	SO	LOB	TOP										
Vic Power, R OBP: 0.311, SLG: 0.404 Rance Pless, R (1, 3)	0-0 BB 1B		0-0 6-3			0-0 FC4 1-2f		0-0 F8		1	0	1	0	0	0	0											
Spook Jacobs, R OBP: 0.321, SLG: 0.208 (1, 4)	0-3 K			0-0 1-3		4-0 BB		0-0 3-1		3	0	0	0	1	1	1											
Gus Zernial, R OBP: 0.400, SLG: 0.404 (1, 7)	4-0 G1-6-3 BB			0-0 G4-3 1B		0-0 L6		0-0 P3		3	0	1	0	1	0	2											
Harry Simpson, L OBP: 0.263, SLG: 0.407 (1, 9)	0-0 G1-6-3 1-2f			0-0 G4-3 1-2f			0-3 K		0-3 K	4	0	0	0	0	2	3											
Hector Lopez, R OBP: 0.326, SLG: 0.465 (1, 8) (7, 5)		0-0 5-3			0-0 5-3		4-0 1B 2B BB		0-0 F8	3	1	0	0	1	0	0											
Jim Finigan, R OBP: 0.367, SLG: 0.280 Joe Ginsberg, L OBP: 0.279, SLG: 0.368 (1, 5) (7, 2)		0-0 P4			0-0 5-3		0-0 2B 1B		0-0 P6	3	1	1	0	0	0	0											
Joe Demaestri, R OBP: 0.349, SLG: 0.415 (1, 6)		0-0 6-3			0-0 6-3		0-0 2B			3	0	1	2	0	0	0											
Joe Astroth, R OBP: 0.125, SLG: 0.125 Bill Renns, R OBP: 0.200, SLG: 0.600 Moe Burtshy, R OBP: 0.500, SLG: 0.500 (1, 2) (7, PH) (7, 1)			0-0 F7			0-0 FC4 1B		0-0 5-3		2	0	1	0	0	0	0											
Lou Kretlow, R Johnny Groth, R OBP: 0.231, SLG: 0.250 (1, 1) (7, PH) (7, 8)			0-3 K			0-3 K		0-0 6-3		2	0	0	0	0	2	1											
Inning Stats	R: 0 E: 0 K: 1 S: 5	H: 1 LOB: 2 BB: 1 P: 9	R: 0 E: 0 K: 0 S: 3	H: 0 LOB: 0 BB: 0 P: 3	R: 0 E: 0 K: 1 S: 5	H: 0 LOB: 0 BB: 0 P: 5	R: 0 E: 0 K: 0 S: 3	H: 1 LOB: 0 BB: 0 P: 3	R: 0 E: 1 K: 1 S: 6	H: 1 LOB: 2 BB: 1 P: 10	R: 2 E: 0 K: 1 S: 7	H: 2 LOB: 1 BB: 1 P: 11	R: 0 E: 0 K: 0 S: 3	H: 0 LOB: 0 BB: 0 P: 3	R: 0 E: 0 K: 1 S: 5	H: 0 LOB: 0 BB: 0 P: 5	1B: 4 2B: 1 3B: 0 HR: 0	SF: 0 SAC: 0 DP: 2 HBP: 0	WP: 0 PB: 0 SB: 0 CS: 0	PA: 33							
PITCHER	IP	WLS	BF	H	R	ER	SO	BB	IBB	HBP	BLK	WP	HR	S	P	ERA	WHIP										
Mickey McDermott, L ERA: 3.21 Don Larsen, R ERA: 4.78	(1, 1) (8, 1)	7.0 S	27 6	5 0	2 0	2 0	4 1	3 0	0 0	0 0	0 0	0 0	0 0	32 8	44 8	2.57 0.00	1.143 0.000										

Kansas City Athletics @ New York Yankees
Yankee Stadium, Bronx, NY
Sat May 05 1956, 3:33 AM EDT
Att: 12,773 - Unknown

AB	30
R	2
H	5
RBI	2
BB	3
SO	5
LOB	10



Batter	1	2	3	4	5	6	7	8	9	AB	R	H	RBI	BB	SO	LOB	BOTTOM										
Hank Bauer, R OBP: 0.319, SLG: 0.556 (1, 9)	0-0 IHR	0-0 F2		0-0 6-3		0-0 FC6-4 1-2f				4	1	1	1	0	0	3											
Billy Martin, R OBP: 0.244, SLG: 0.250 (1, 4)	4-0 1B BB		4-0 HR BB		0-0 5-3		0-0 F3			2	1	0	0	2	0	0											
Mickey Mantle, S OBP: 0.514, SLG: 0.950 (1, 8)	0-0 F7		0-0 1H HR		0-0 1B 1B		0-0 HR			4	2	3	3	0	0	1											
Yogi Berra, L OBP: 0.451, SLG: 0.754 (1, 2)	0-0 P4		0-0 F9		0-0 G6-4-3 1B		0-0 HR			4	1	2	1	0	0	1											
Bill Skowron, R OBP: 0.379, SLG: 0.383 (1, 3)	0-0 1-3 1B		0-0 1-3		0-0 G6-4-3 1-2f		0-0 4-3			4	0	1	0	0	0	2											
Gil McDougald, R OBP: 0.306, SLG: 0.262 (1, 6)	0-0 1-3		4-0 BB			0-0 F8		0-0 5-3		3	0	0	0	1	0	2											
Bob Cerv, R OBP: 0.273, SLG: 0.636 Elston Howard, R OBP: 0.400, SLG: 0.545 (1, 7) (3, 7)		0-0 E5		0-0 F5		0-0 1B 1B		0-0 5-3		1	0	0	0	0	0	0											
Andy Carey, R OBP: 0.291, SLG: 0.250 (1, 5)		0-0 G1-6-4-3 1-2f		0-0 G4-6-3 1B		0-0 F8		0-3 K		4	0	1	0	0	1	2											
Mickey McDermott, L OBP: 0.333, SLG: 0.200 Don Larsen, R OBP: 0.364, SLG: 0.727 (1, 1) (8, 1)		4-0 BB		4-0 G4-6-3 1-2f		0-0 FC6-4 1B		0-0 5-3		2	0	1	0	1	0	1											
Inning Stats	R: 1 E: 0 K: 0 S: 5	H: 2 LOB: 2 BB: 1 P: 9	R: 0 E: 1 K: 0 S: 3	H: 0 LOB: 1 BB: 1 P: 7	R: 2 E: 0 K: 0 S: 4	H: 1 LOB: 1 BB: 2 P: 12	R: 0 E: 0 K: 0 S: 3	H: 1 LOB: 0 BB: 0 P: 3	R: 0 E: 0 K: 0 S: 4	H: 2 LOB: 1 BB: 0 P: 4	R: 0 E: 0 K: 0 S: 5	H: 2 LOB: 2 BB: 0 P: 5	R: 2 E: 0 K: 0 S: 5	H: 2 LOB: 0 BB: 0 P: 5	R: 0 E: 0 K: 1 S: 5	H: 0 LOB: 0 BB: 0 P: 5	1B: 6 2B: 0 3B: 0 HR: 4	SF: 0 SAC: 0 DP: 3 HBP: 0	WP: 0 PB: 0 SB: 0 CS: 0	PA: 36							
PITCHER	IP	WLS	BF	H	R	ER	SO	BB	IBB	HBP	BLK	WP	HR	S	P	ERA	WHIP										
Lou Kretlow, R ERA: 5.81 Moe Burtshy, R ERA: 1.69	(1, 1) (7, 1)	6.0 L	28 8	8 2	3 2	3 2	0 1	4 0	0 0	0 0	0 0	0 0	2 2	10 10	10 10	9.00 1.000											


Kansas City Athletics @ New York Yankees
Yankee Stadium, Bronx, NY
Sat May 05 1956, 3:33 AM EDT
Att: 12,773 - Unknown

AB	32
R	5
H	10
RBI	5
BB	4
SO	1
LOB	13



Batter	1	2	3	4	5	6	7	8	9	AB	R	H	RBI	BB	SO	LOB	TOP																									
Spook Jacobs, R OBP: 0.350, SLG: 0.220 (1, 4)	0-0 4-3		0-0 FC4-6 1B		4-0 1B BB	0-0 SH 1B BLK		4-0 E 2B BB		2	3	1	1	2	0	0	Kansas City Athletics @ Washington Senators Griffith Stadium, Washington, DC Sun May 06 1956, 3:33 AM EDT Unknown																									
Enos Slaughter, L OBP: 0.425, SLG: 0.472 Tom Gorman, R (6, 1)	0-0 HR 2B		0-0 FC4-6 1-2f		0-0 F9	0-0 1B		0-3 K		4	1	2	1	0	0	2																										
Gus Zernial, R OBP: 0.433, SLG: 0.440 Bill Renna, R OBP: 0.200, SLG: 0.600 (6, 7)	4-0 HR BB		4-0 FC4-6 BB		0-0 1B 1B	0-0 F7		0-0 3B 2B		3	2	2	2	2	0	0																										
Harry Simpson, L OBP: 0.274, SLG: 0.492 (6, 9)	0-0 HR		0-0 P4		0-0 L9			0-0 3B		5	1	2	4	0	0	4																										
Hector Lopez, R OBP: 0.333, SLG: 0.458 (1, 5)	0-0 F9		0-0 FC4-6 1-2f		0-0 1B		4-0 WP BB 1B	0-0 4-3		5	0	2	1	0	0	3																										
Tim Thompson, L (1, 2)	0-0 F9			0-0 4-3		0-0 F9		0-0 L7		4	0	0	0	1	0	3																										
Joe Demaestri, R OBP: 0.313, SLG: 0.370 (1, 6)		0-0 6-3		0-0 L7		0-3 K		0-0 4-3	0-0 6-3	5	0	0	0	0	1	2																										
Rance Pless, R OBP: 0.167, SLG: 0.250 (1, 3)		0-0 F2		0-0 2B		0-0 1B SH 1B		0-0 F7	0-0 E5 G6-4-3	5	1	2	0	0	0	2																										
Troy Herriage, R (1, 1)		0-3 K		0-0 F8		0-0 1B SH 1B		0-0 E BB 2B 1B	0-0 G6-4-3	1	0	0	0	0	1	0																										
Bill Harrington, R (3, 1)										1	0	0	0	0	0	1																										
Elmer Valo, L OBP: 0.143, SLG: 0.167 Johnny Groth, R OBP: 0.267, SLG: 0.286 (6, 8)										1	1	1	0	0	0	0																										
Inning Stats	R: 3 E: 0 K: 0 S: 5	H: 2 LOB: 0 BB: 1 P: 9	R: 0 E: 0 K: 1 S: 5	H: 0 LOB: 0 BB: 0 P: 5	R: 0 E: 1 K: 0 S: 4	H: 1 LOB: 2 BB: 1 P: 8	R: 0 E: 0 K: 0 S: 4	H: 1 LOB: 1 BB: 0 P: 4	R: 1 E: 0 K: 0 S: 5	H: 2 LOB: 2 BB: 1 P: 9	R: 3 E: 1 K: 1 S: 8	H: 3 LOB: 0 BB: 0 P: 8	R: 0 E: 0 K: 0 S: 4	H: 1 LOB: 2 BB: 1 P: 8	R: 3 E: 1 K: 1 S: 8	H: 3 LOB: 1 BB: 1 P: 12	R: 0 E: 1 K: 0 S: 3	H: 0 LOB: 0 BB: 0 P: 3	1B: 8 2B: 3 3B: 1 HR: 1	SF: 0 SAC: 1 DP: 1 HBP: 0	WP: 1 PB: 0 SB: 0 CS: 0	PA: 45																				
PITCHER	IP	WLS	BF	H	R	ER	SO	BB	IBB	HBP	BLK	WP	HR	S	P	ERA	WHIP	PITCHER								IP	WLS	BF	H	R	ER	SO	BB	IBB	HBP	BLK	WP	HR	S	P	ERA	WHIP
Pedro Ramos, R ERA: 2.88 Connie Grob, R ERA: 4.15 Tex Clevenger, R ERA: 10.8	(1, 1)	5.0	24	6	4	4	1	3	0	0	0	0	0	1	23	35	7.20	1.800																								
	(6, 1)	2.0	L	11	4	3	2	1	1	0	0	1	1	0	12	16	9.00	2.500																								
	(6, 1)	2.0		10	3	3	3	1	1	0	0	0	0	0	11	15	13.50	2.000																								

AB	39
R	10
H	13
RBI	9
BB	5
SO	3
LOB	20



Batter	1	2	3	4	5	6	7	8	9	AB	R	H	RBI	BB	SO	LOB	BOTTOM																									
Eddie Yost, R OBP: 0.450, SLG: 0.286 (1, 5)	0-0 L7	0-0 SH1-3		0-0 E 3B	4-0 1-2 2-3 BB			0-0 F8	0-0 1-3	4	1	1	0	1	0	1	Kansas City Athletics @ Washington Senators Griffith Stadium, Washington, DC Sun May 06 1956, 3:33 AM EDT Unknown																									
Ernie Oravetz, S OBP: 0.333, SLG: 0.462 (1, 9)	0-0 1B 3B	0-0 G3		0-0 E4 3-1 1B	0-0 L8			0-0 P5		5	1	2	1	0	0	4																										
Pete Runnels, L OBP: 0.381, SLG: 0.534 (1, 4)	0-0 1B 2B 1B	4-0 S BB		0-0 3-1				0-0 4-3		4	2	2	1	1	0	1																										
Roy Sievers, R OBP: 0.346, SLG: 0.424 (1, 3)	4-0 1B 2B BB	4-0 BB BB		0-0 P5				0-0 5-3		3	2	1	1	2	0	1																										
Jim Lemon, R OBP: 0.468, SLG: 0.833 (1, 7)	0-3 K	0-3 K		0-0 F2				4-0 BB		4	1	1	2	1	2	6																										
Clint Courtney, L OBP: 0.415, SLG: 0.474 (1, 2)	0-0 2B 1B		0-0 1B		0-0 F8			0-0 F3		5	0	2	0	0	0	1																										
Karl Olson, R OBP: 0.411, SLG: 0.554 (1, 8)	0-0 1-3 2-H 3-H		0-0 G6-4-3 1B		0-0 F8			0-0 5-3		5	0	3	2	0	0	0																										
Jerry Snyder, R OBP: 0.345, SLG: 0.314 (1, 6)	0-0 6-3		0-0 L4		0-0 BB 1B 1B			0-0 5-3		5	0	1	0	0	0	5																										
Pedro Ramos, S OBP: 0.444, SLG: 0.444 Herb Pless, S OBP: 0.200, SLG: 0.500 Connie Grob, R OBP: 0.200, SLG: 0.592 Harmon Killebrew, R OBP: 0.300, SLG: 0.592 Tex Clevenger, R OBP: 0.100, SLG: 0.271 (5, PH) (6, PH) (6, PH) (6, PH) (6, PH)		0-0 G3 SH1-3 1B		0-0 G6-4-3		0-0 1-2 1B		0-3 K		2	0	1	0	0	0	2																										
Inning Stats	R: 3 E: 0 K: 1 S: 9	H: 4 LOB: 2 BB: 1 P: 13	R: 0 E: 0 K: 1 S: 6	H: 1 LOB: 3 BB: 2 P: 14	R: 0 E: 0 K: 0 S: 4	H: 2 LOB: 1 BB: 0 P: 4	R: 1 E: 1 K: 0 S: 5	H: 2 LOB: 1 BB: 0 P: 5	R: 0 E: 0 K: 0 S: 5	H: 2 LOB: 3 BB: 1 P: 9	R: 0 E: 0 K: 0 S: 3	H: 0 LOB: 1 BB: 1 P: 7	R: 0 E: 0 K: 1 S: 5	H: 0 LOB: 0 BB: 0 P: 5	R: 3 E: 0 K: 0 S: 6	H: 3 LOB: 0 BB: 0 P: 6		R: 0 E: 0 K: 1 S: 6	H: 1 LOB: 1 BB: 0 P: 6	1B: 10 2B: 2 3B: 2 HR: 1	SF: 0 SAC: 1 DP: 1 HBP: 0	WP: 1 PB: 0 SB: 1 CS: 0	PA: 46																			
PITCHER	IP	WLS	BF	H	R	ER	SO	BB	IBB	HBP	BLK	WP	HR	S	P	ERA	WHIP	PITCHER								IP	WLS	BF	H	R	ER	SO	BB	IBB	HBP	BLK	WP	HR	S	P	ERA	WHIP
Troy Herriage, R ERA: 10.8 Bill Harrington, R ERA: 6.0 Tom Gorman, R ERA: 6.35	(1, 1)	2.0		16	4	3	3	2	3	0	0	0	0	0	17	29	13.50	5.000																								
	(3, 1)	3.0	W	13	4	1	1	0	1	0	0	0	0	0	12	16	3.00	1.667																								
	(6, 1)	4.0	S	17	4	3	3	2	1	0	0	0	1	1	20	24	6.75	1.250																								



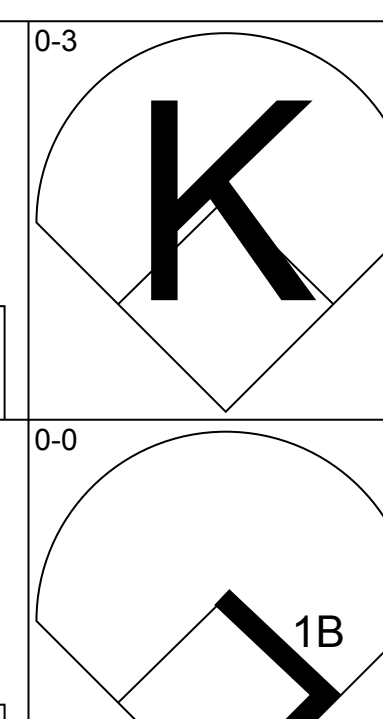
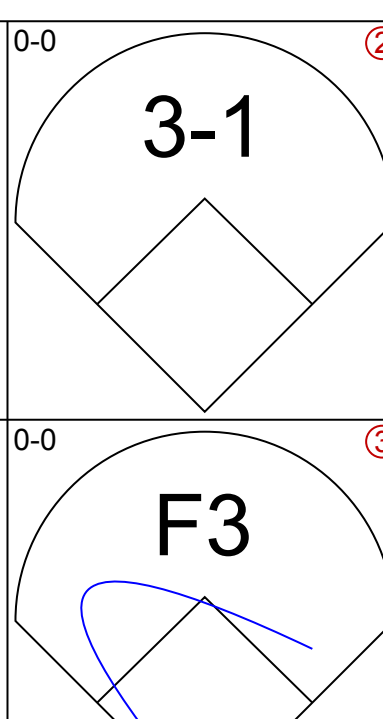
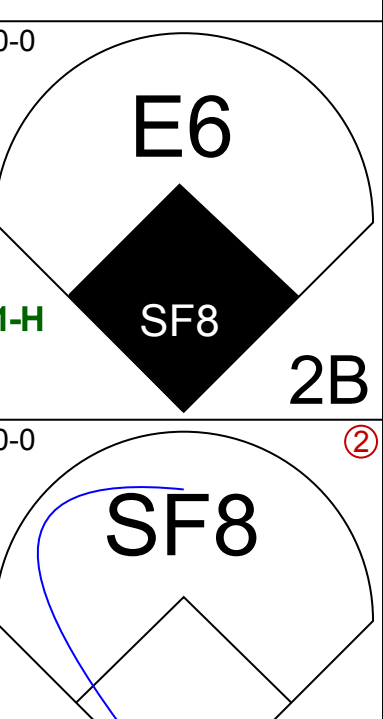
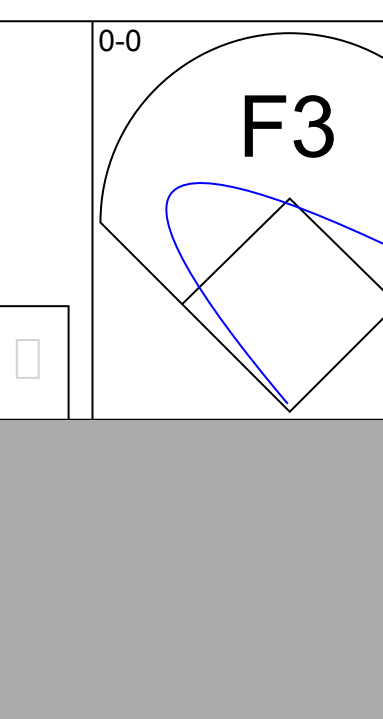
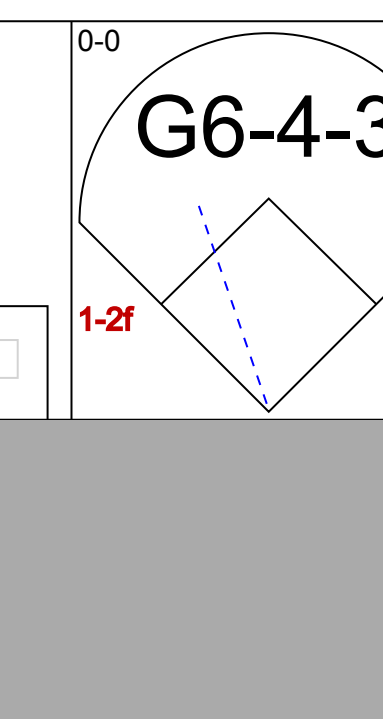
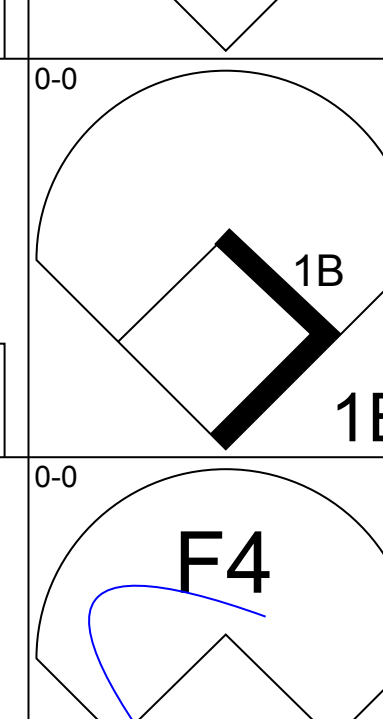

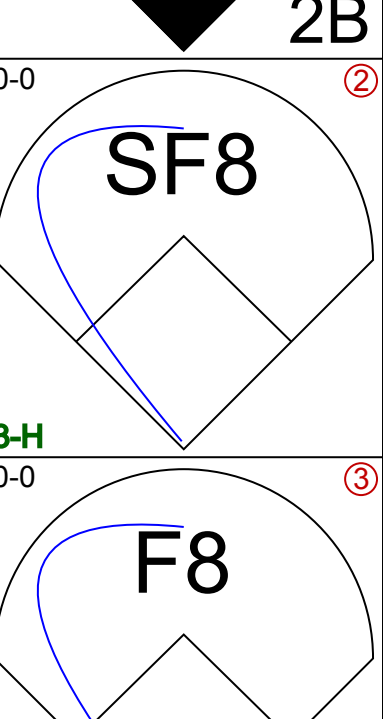
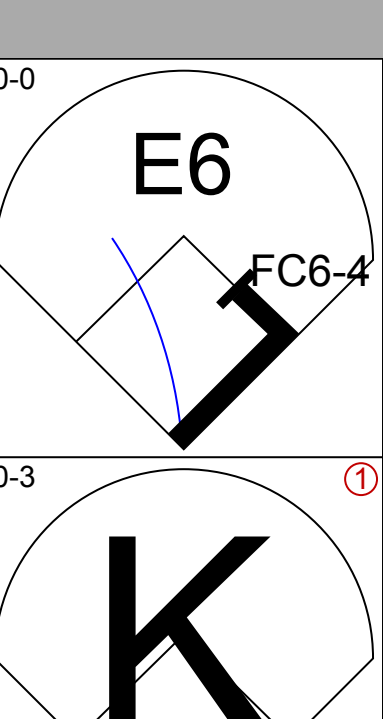
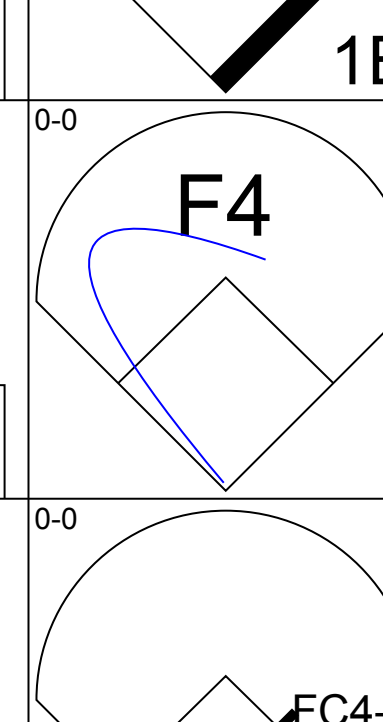
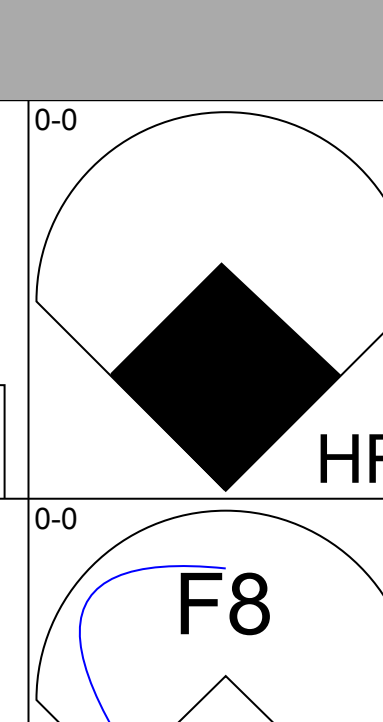
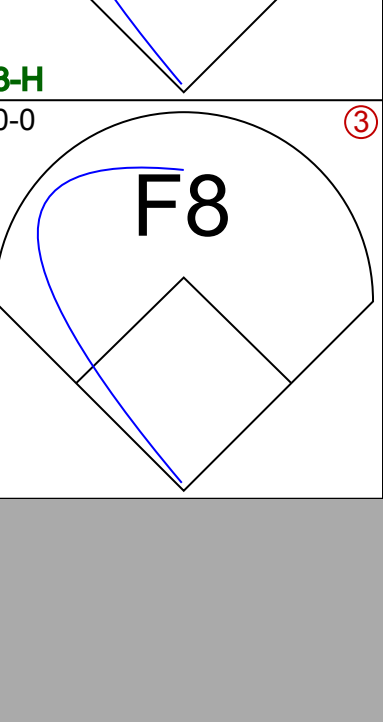
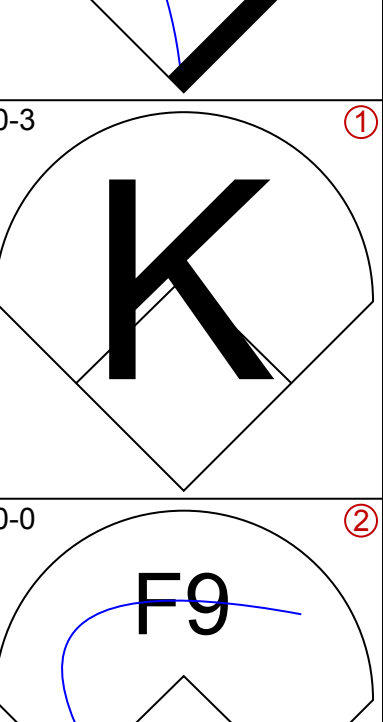
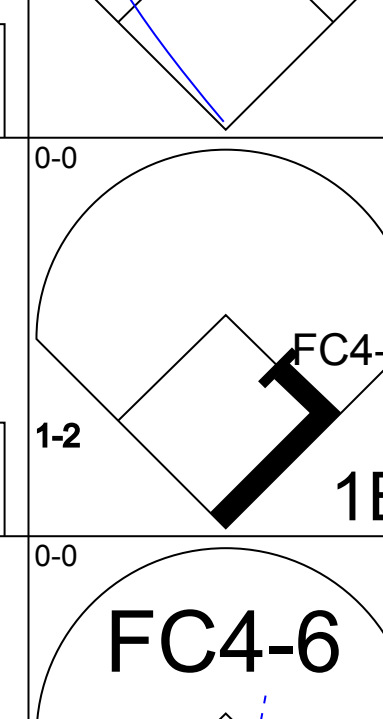
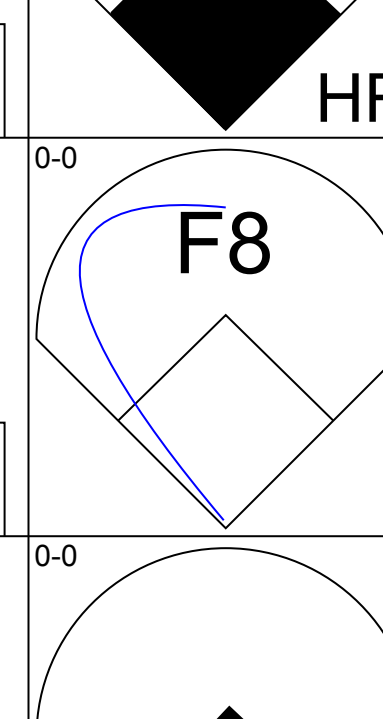
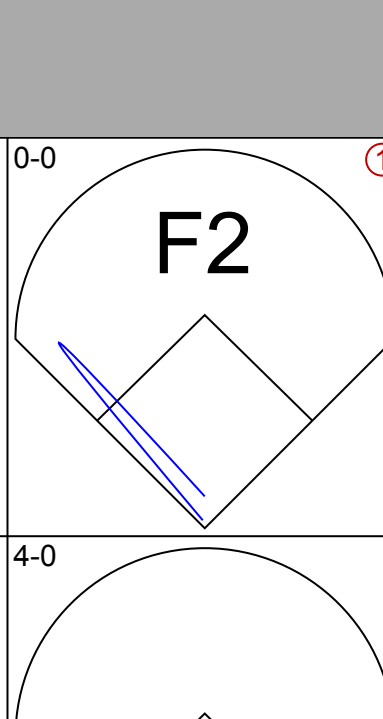
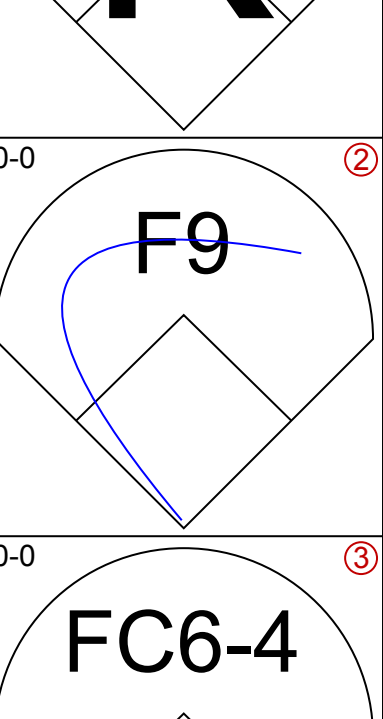
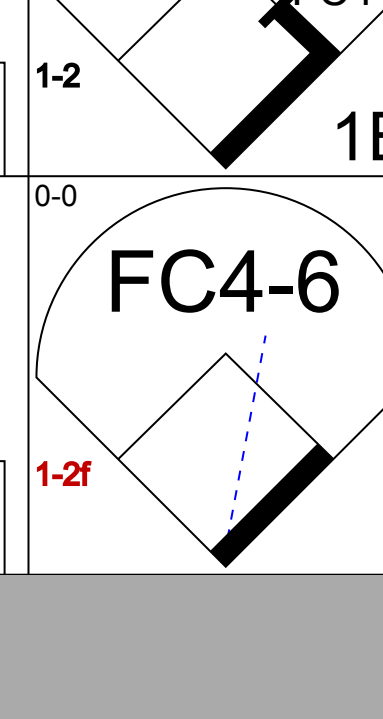
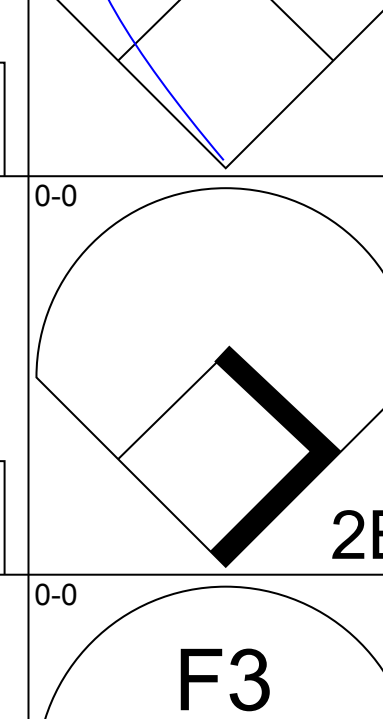
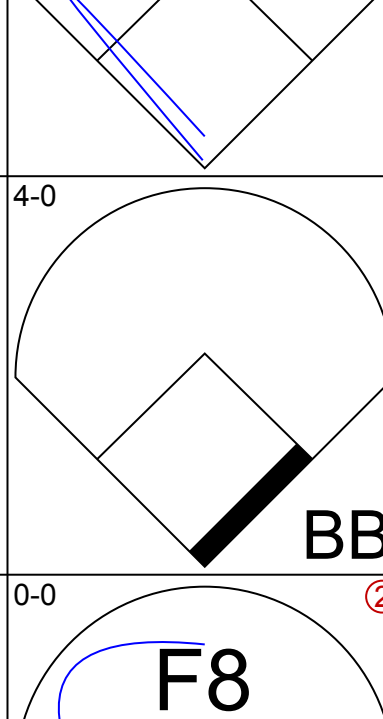
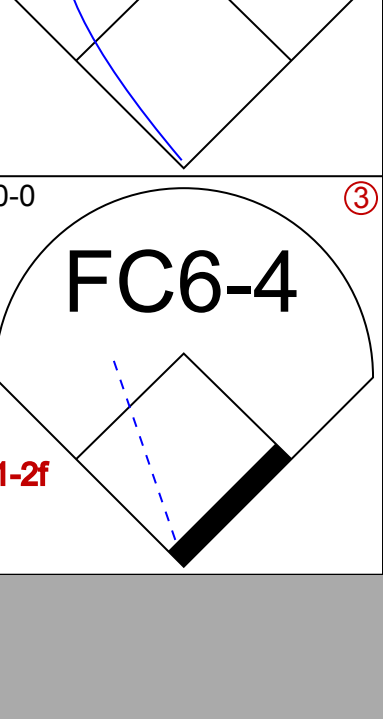
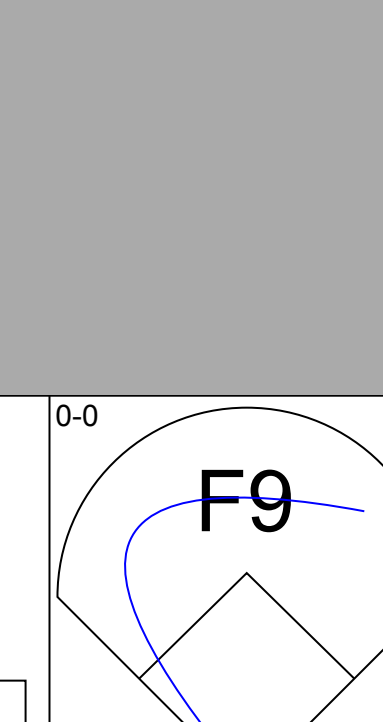
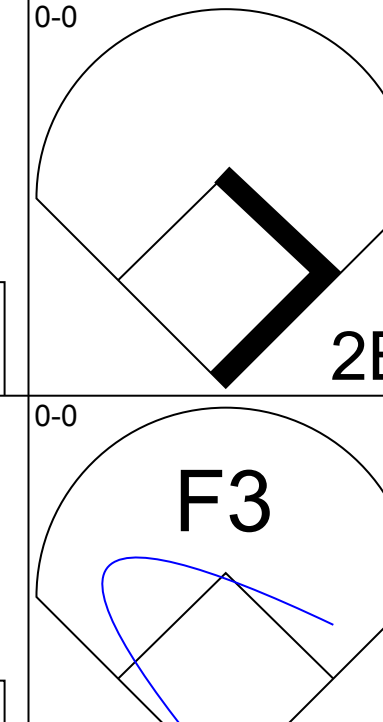
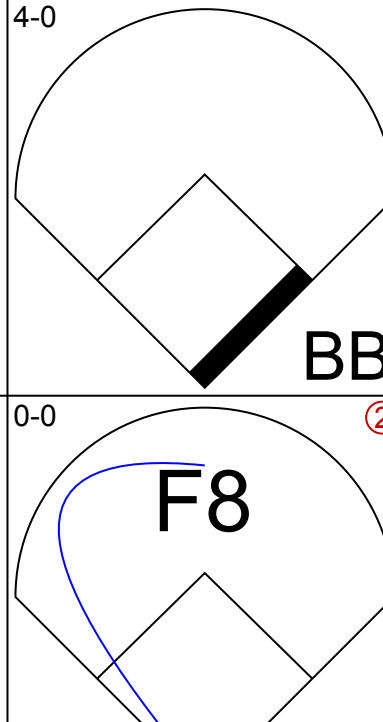
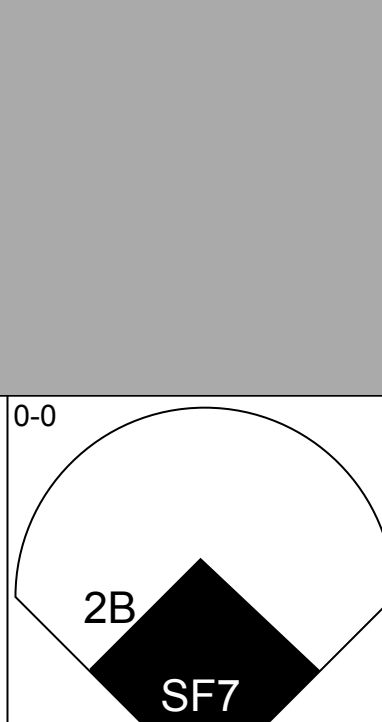
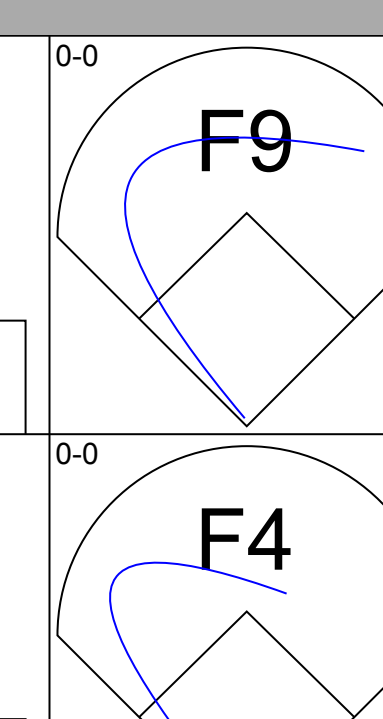
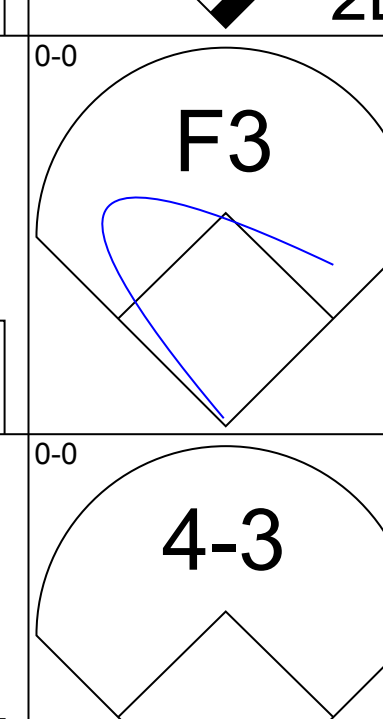
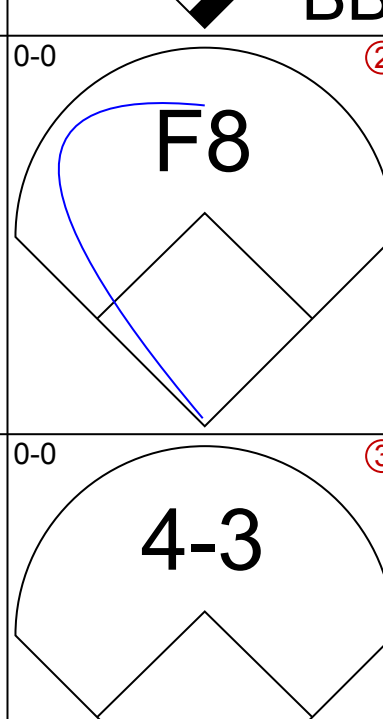
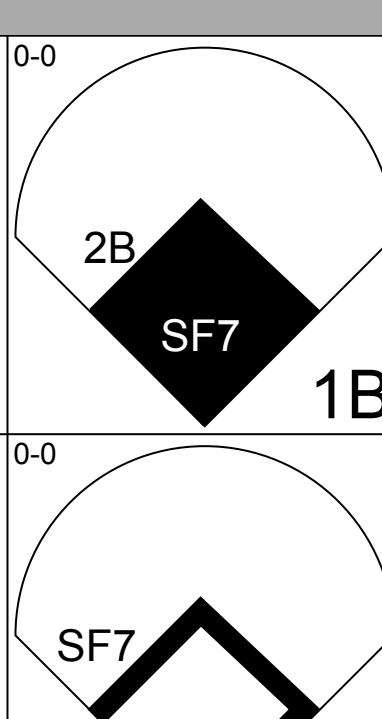
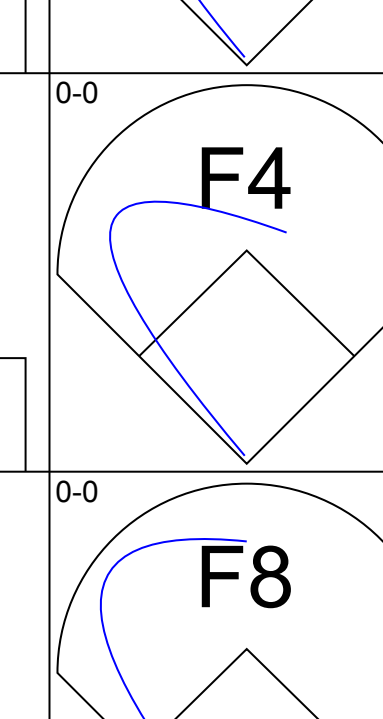
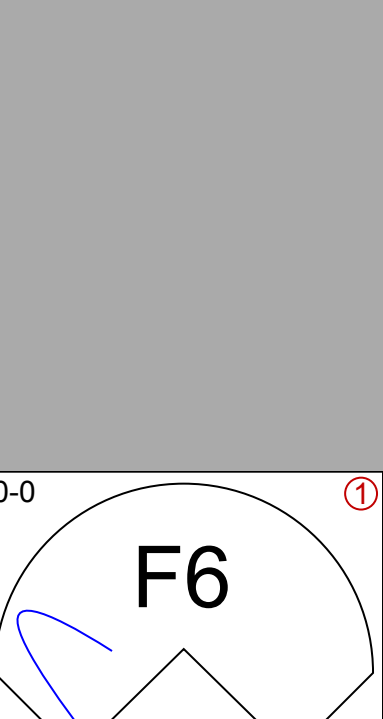

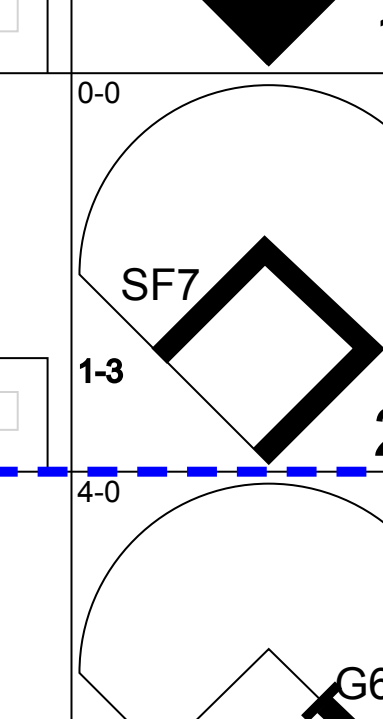
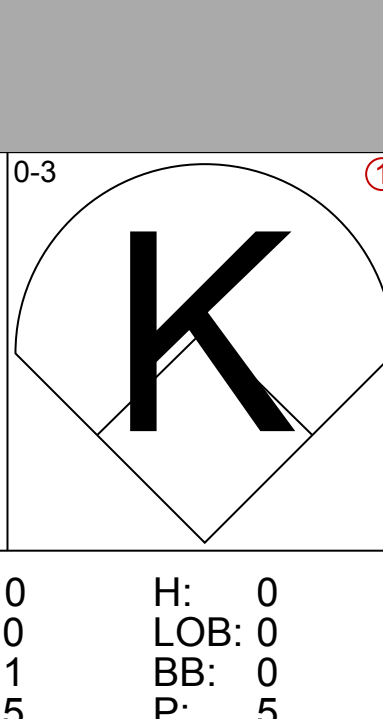
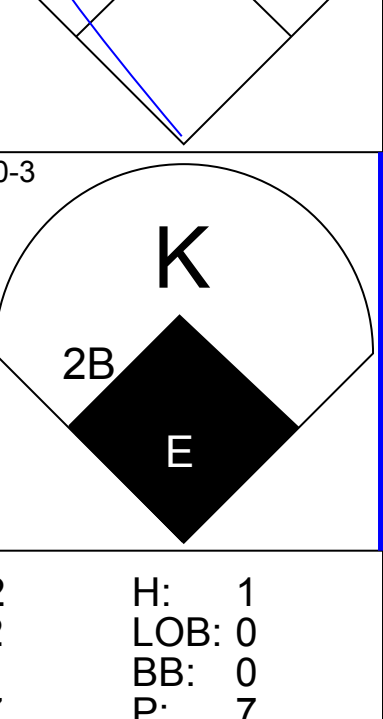
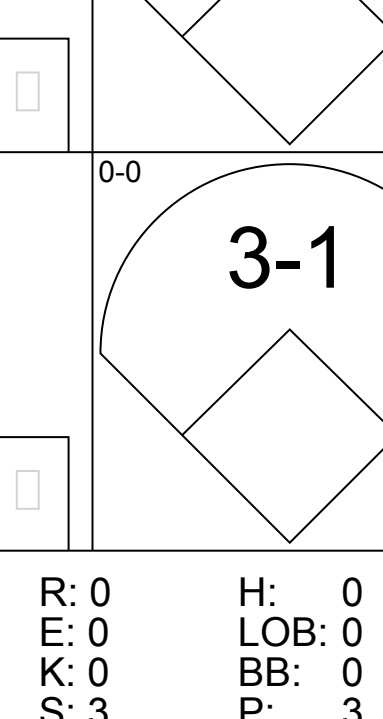
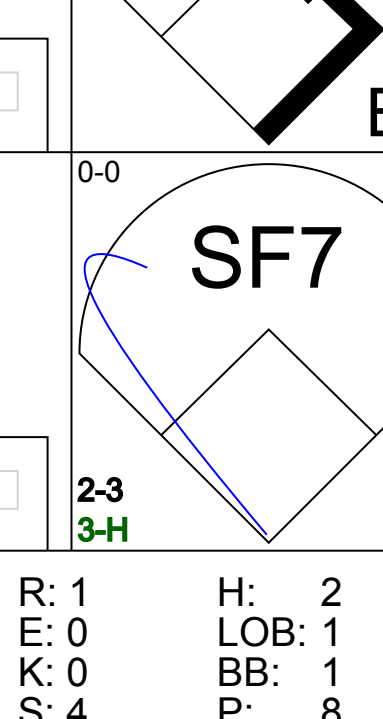
Batter	1	2	3	4	5	6	7	8	9	AB	R	H	RBI	BB	SO	LOB	TOP																						
Spook Jacobs, R OBP: 0.369, SLG: 0.245 (1, 4)	5-3	5-3					WP HR 2B	HR BB		3	2	1	0	2	0	0	Kansas City Athletics @ Washington Senators Griffith Stadium, Washington, DC Sun May 06 1956, 3:38 AM EDT Att: 10,942 - Unknown																						
Enos Slaughter, L OBP: 0.419, SLG: 0.462 Johnny Groth, R OBP: 0.294, SLG: 0.500 (1, 9) (5, 8)	1B 1B	F8			G3		HR	K		3	1	1	0	0	0	1																							
Gus Zernial, R OBP: 0.453, SLG: 0.574 Bill Renna, R OBP: 0.273, SLG: 0.636 (1, 7) (7, 7)	1B 1B		1-3		HR		HR	HR 1B		4	3	3	3	0	0	0																							
Harry Simpson, L OBP: 0.284, SLG: 0.484 (1, 8) (5, 9)	1B 2B 1B		4-3		K		2B 1B	K		5	2	2	1	0	2	1																							
Hector Lopez, R OBP: 0.357, SLG: 0.528 (1, 5)	2B 1B				K2-3		F9	HR		5	2	3	3	0	1	1																							
Tim Thompson, L OBP: 0.333, SLG: 0.455 Joe Astroth, R OBP: 0.111, SLG: 0.111 (1, 2) (7, PR) (7, 2)	SH2-3 2B		PO		CS 1B		F8	6-3		4	1	3	3	0	0	0																							
Joe Demaestri, R OBP: 0.288, SLG: 0.340 (1, 6)	SH2-3				K		F9	L6		4	0	0	1	0	2	2																							
Rance Pless, R OBP: 0.188, SLG: 0.250 (1, 3)	F9				1B		6-3	F9		4	0	1	0	0	0	0																							
Art Diltmar, R OBP: 0.222, SLG: 0.222 Moe Burtis, R OBP: 0.250, SLG: 0.250 Jack Crimian, R (1, 1) (3, 1) (7, 1)		5-3			K		K	6-3		1	0	0	0	0	0	0																							
Inning Stats	R: 5 E: 0 K: 0 S: 8	H: 5 LOB: 0 BB: 0 P: 8	R: 0 E: 0 K: 0 S: 3	H: 0 LOB: 0 BB: 0 P: 3	R: 0 E: 0 K: 0 S: 3	H: 1 LOB: 0 BB: 0 P: 3	R: 0 E: 0 K: 2 S: 8	H: 2 LOB: 1 BB: 0 P: 8	R: 2 E: 0 K: 0 S: 9	H: 2 LOB: 0 BB: 0 P: 9	R: 0 E: 0 K: 0 S: 3	H: 0 LOB: 0 BB: 0 P: 3	R: 4 E: 0 K: 1 S: 9	H: 4 LOB: 1 BB: 1 P: 13	R: 0 E: 0 K: 1 S: 5	H: 0 LOB: 1 BB: 1 P: 9		R: 2 E: 0 K: 2 S: 9	H: 2 LOB: 2 BB: 0 P: 9	1B: 9 2B: 3 3B: 0 HR: 4	SF: 0 SAC: 1 DP: 0 HBP: 0	WP: 1 PB: 0 SB: 0 CS: 1	PA: 44																
PITCHER	IP	WLS	BF	H	R	ER	SO	BB	IBB	HBP	BLK	WP	HR	S	P	ERA	WHIP	PITCHER				IP	WLS	BF	H	R	ER	SO	BB	IBB	HBP	BLK	WP	HR	S	P	ERA	WHIP	
Dick Brodowski, R ERA: 8.71 (1, 1)	0.1	L	6	5	5	5	0	0	0	0	0	0	0	6	6	135.00	15.000																						
Bunky Stewart, L ERA: 12.83 (3, 1)	1.2		5	0	0	0	0	0	0	0	0	0	0	5	5	0.00	0.000																						
Bob Wiesler, L ERA: 9.53 (7, 1)	4.1		20	8	6	6	5	1	0	0	0	0	1	3	29	33	12.46	2.077																					
Tex Clevenger, R ERA: 15.0 (8, 1)	0.2		3	1	0	0	0	0	0	0	0	0	0	3	3	0.00	1.500																						
Hal Griggs, R ERA: 15.0 (1, 5)	1-3																																						
Eddie Yost, R OBP: 0.471, SLG: 0.345 (1, 9)	1-3																																						
Ernie Oravetz, S OBP: 0.400, SLG: 0.438 (1, 4)	F7																																						
Pete Runnels, L OBP: 0.382, SLG: 0.517 (1, 9)	4-3																																						
Roy Sievers, R OBP: 0.349, SLG: 0.429 (1, 3)																																							
Jim Lemon, R OBP: 0.448, SLG: 0.780 (1, 7)																																							
Karl Olson, R OBP: 0.403, SLG: 0.536 (1, 2)																																							
Lou Berberet, L OBP: 0.231, SLG: 0.174 (1, 2)																																							
Jerry Snyder, R OBP: 0.356, SLG: 0.315 (1, 1) (1, 1) (2, PR) (3, 1) (7, 1) (8, 1) (9, PR)																																							
Dick Brodowski, R Bunky Stewart, L Clint Courtney, L Bob Wiesler, S Tex Clevenger, R Herb Pless, R Hal Griggs, R Harmon Killebrew, R (1, 1) (1, 1) (2, PR) (3, 1) (7, 1) (8, 1) (9, PR)																																							
Inning Stats	R: 0 E: 0 K: 0 S: 3	H: 0 LOB: 0 BB: 0 P: 3	R: 1 E: 0 K: 1 S: 8	H: 3 LOB: 2 BB: 0 P: 8	R: 0 E: 0 K: 1 S: 4	H: 0 LOB: 2 BB: 3 P: 16	R: 0 E: 0 K: 0 S: 3	H: 1 LOB: 0 BB: 0 P: 3	R: 0 E: 0 K: 0 S: 3	H: 1 LOB: 0 BB: 1 P: 7	R: 0 E: 0 K: 0 S: 4	H: 1 LOB: 1 BB: 0 P: 4	R: 1 E: 0 K: 1 S: 5	H: 0 LOB: 2 BB: 3 P: 17	R: 0 E: 0 K: 2 S: 8	H: 1 LOB: 1 BB: 0 P: 8	R: 1 E: 0 K: 1 S: 6	H: 1 LOB: 2 BB: 2 P: 14	1B: 6 2B: 1 3B: 0 HR: 1	SF: 1 SAC: 0 DP: 3 HBP: 0	WP: 0 PB: 0 SB: 1 CS: 0	PA: 41																	
PITCHER	IP	WLS	BF	H	R	ER	SO	BB	IBB	HBP	BLK	WP	HR	S	P	ERA	WHIP	PITCHER				IP	WLS	BF	H	R	ER	SO	BB	IBB	HBP	BLK	WP	HR	S	P	ERA	WHIP	
Art Diltmar, R ERA: 2.86 (3, 1)	2.1	W	16	3	1	1	1	4	0	0	0	0	0	14	30	2.25	1.750																						
Moe Burtis, R ERA: 1.84 (7, 1)	4.0	S	12	2	1	1	3	2	0	0	0	0	1	16	24	3.38	1.500																						

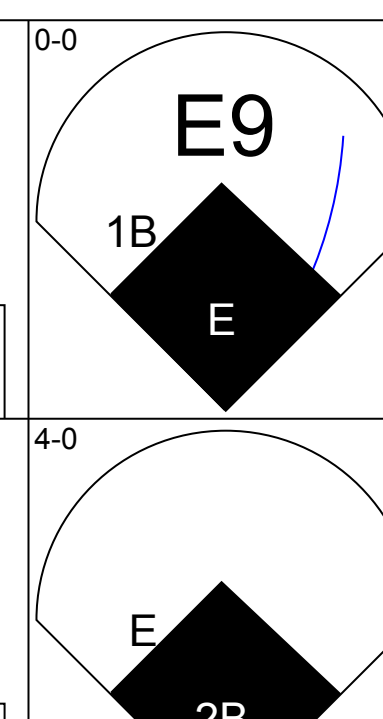
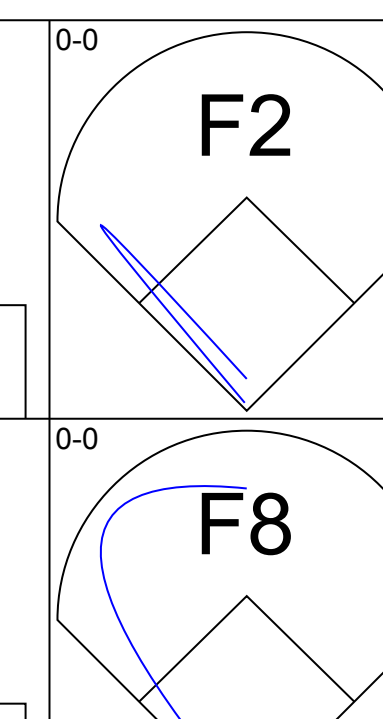
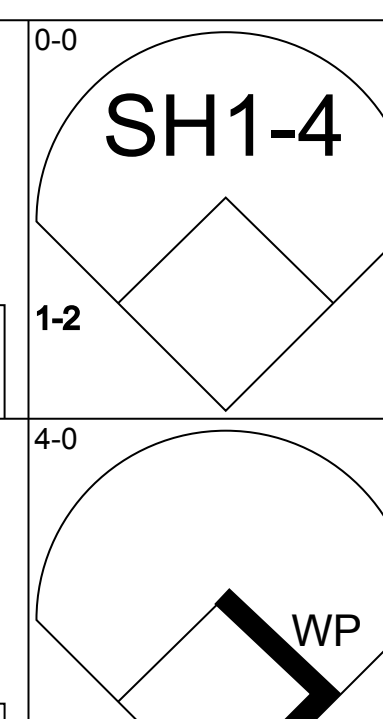
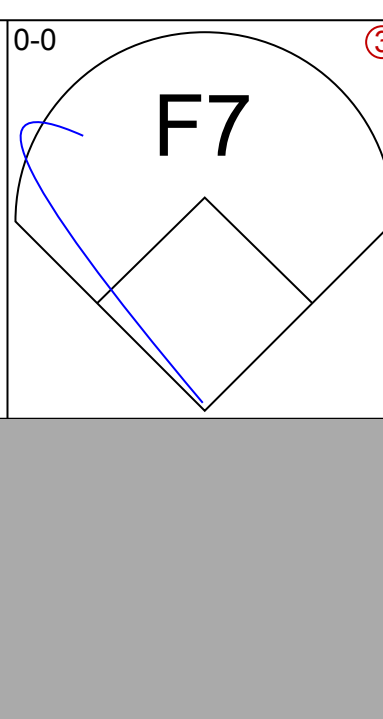
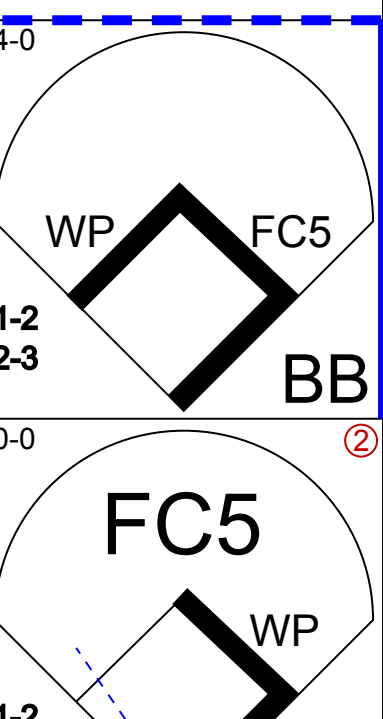
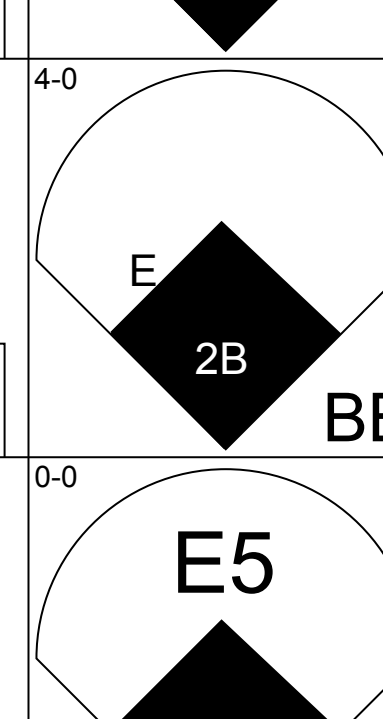
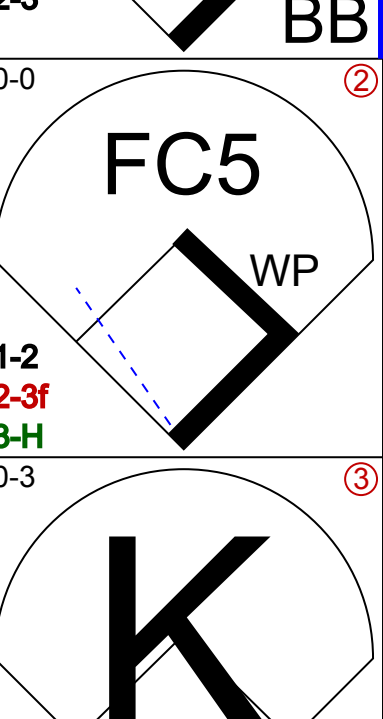
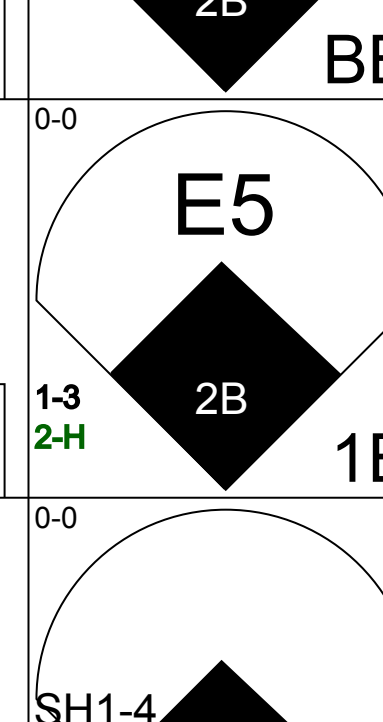
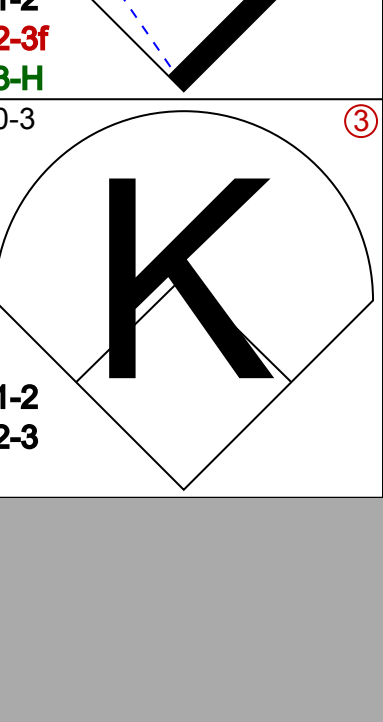
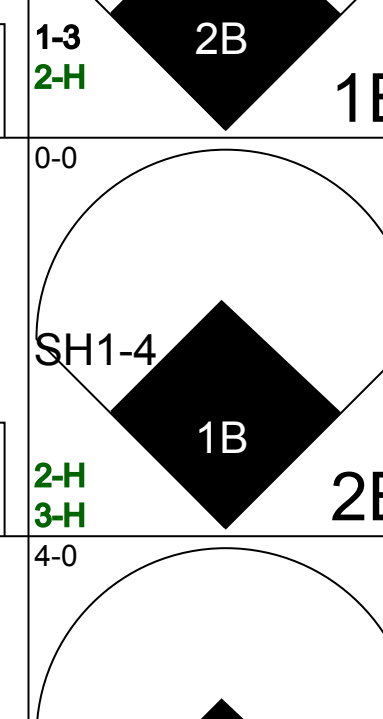

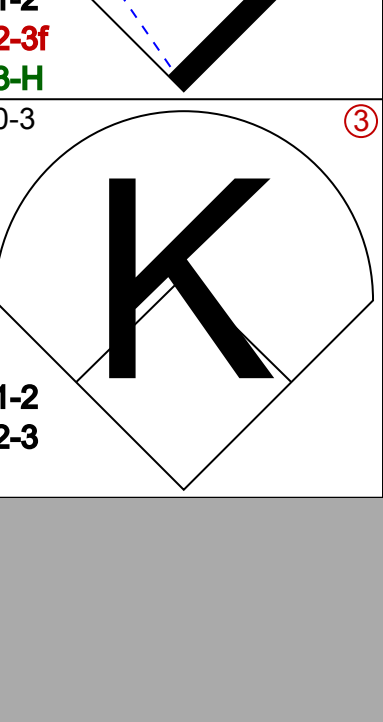





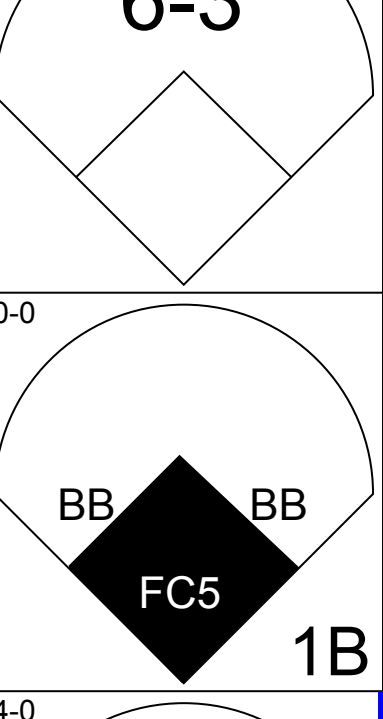

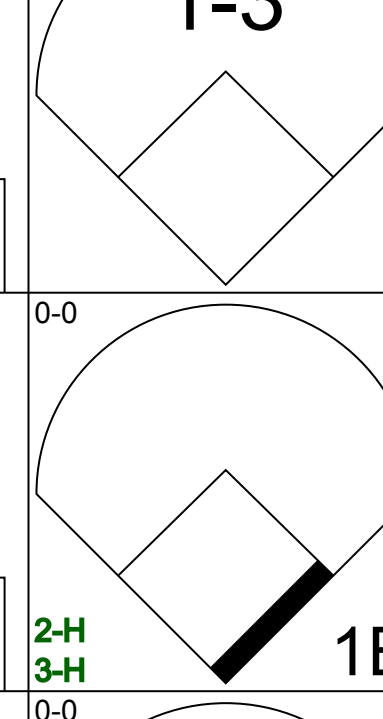

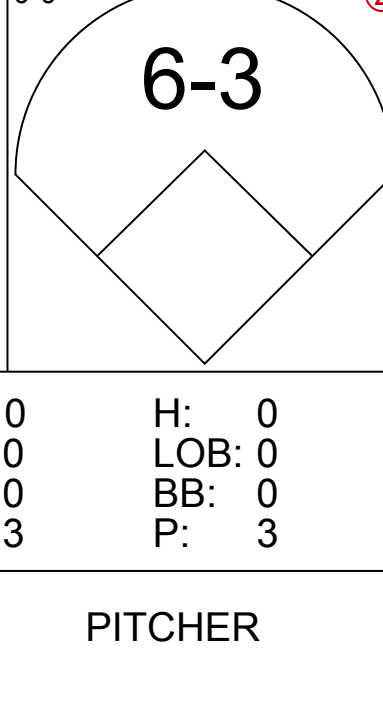
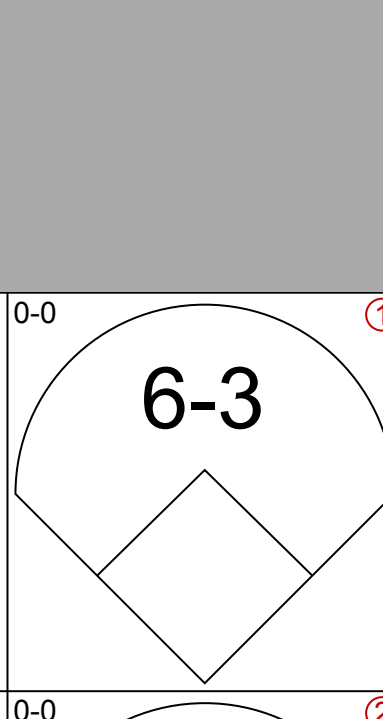
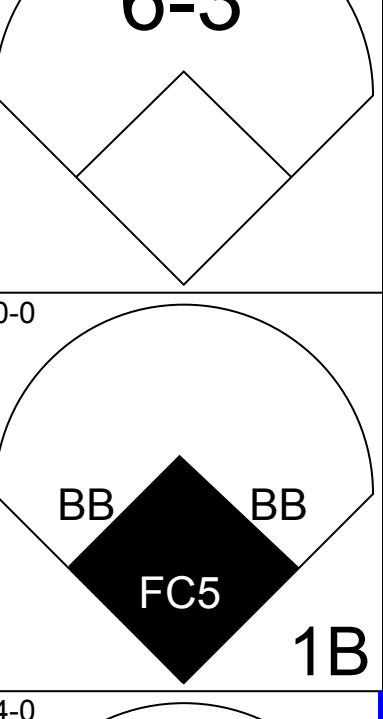
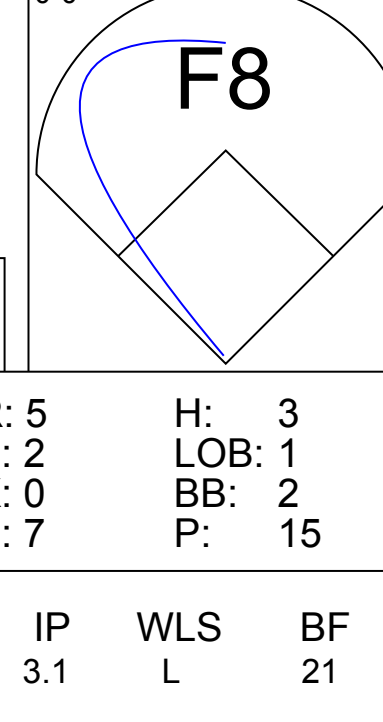


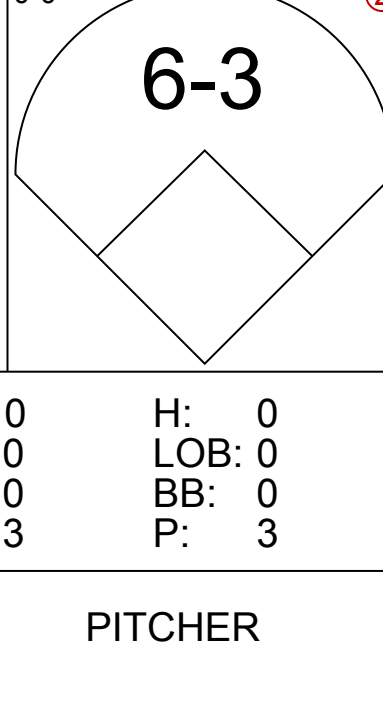

AB	40
R	13
H	16
RBI	13
BB	2
SO	8
LOB	7



AB	31
R	3
H	8
RBI	3
BB	9
SO	6
LOB	22



Batter	1	2	3	4	5	6	7	8	9	AB	R	H	RBI	BB	SO	LOB	TOP			
Spook Jacobs, R OBP: 0.397, SLG: 0.259 (1, 4)					 SF8 2B				 1-2f	5	1	1	0	0	1	2	Kansas City Athletics @ Baltimore Orioles Memorial Stadium, Baltimore, MD Tue May 08 1956, 3:33 AM EDT Att: 10,241 - Unknown AB 33 R 4 H 7 RBI 3 BB 2 SO 4 LOB 12			
Enos Slaughter, L OBP: 0.404, SLG: 0.452 (1, 9)					 3H			 FC6-4		3	0	1	1	0	0	0				
Gus Zernial, R OBP: 0.441, SLG: 0.603 (1, 7)					 6-0					4	1	1	1	0	1	2				
Harry Simpson, L OBP: 0.282, SLG: 0.471 (1, 8)										4	0	1	0	0	0	1				
Hector Lopez, R OBP: 0.367, SLG: 0.536 (1, 5)								 1-2f		3	0	1	0	1	0	3				
Tim Thompson, L OBP: 0.313, SLG: 0.400 (1, 2)									 SF7 1B	4	1	1	0	0	0	2				
Joe Demaestri, R OBP: 0.286, SLG: 0.352 (1, 6)									 1-3	4	0	1	0	0	0	2				
Rance Pless, R OBP: 0.156, SLG: 0.211 (9, PH)									 BB	3	0	0	0	0	0	0				
Joe Ginsberg, L OBP: 0.235, SLG: 0.368 (8, 1)										0	0	0	0	1	0	0				
Art Ceccarelli, R (1, 1)					 2B E				 2-3 3-H	1	0	0	0	0	1	0				
Bill Harrington, R (4, 1)										0	0	0	0	0	0	0				
Mike Baxes, R OBP: 0.346, SLG: 0.220 (5, PH)										0	0	0	0	0	0	0				
Arnie Portocarrero, R (5, 1)										0	0	0	0	0	0	0				
Elmer Valo, L OBP: 0.125, SLG: 0.143 (7, PH)										0	0	0	0	0	0	0				
Moe Birtschky, R OBP: 0.209, SLG: 0.250 (7, 1)										0	0	0	0	0	0	0				
Tommy Lasorda, L (8, 1)										0	0	0	0	0	0	0				
Jim Finigan, R OBP: 0.265, SLG: 0.280 (9, PH)										0	0	0	1	0	0	0				
Inning Stats	R: 0 E: 0 K: 1 S: 7	H: 2 LOB: 2 BB: 0 P: 7	R: 0 E: 0 K: 0 S: 3	H: 0 LOB: 0 BB: 0 P: 3	R: 0 E: 0 K: 1 S: 5	H: 0 LOB: 0 BB: 0 P: 5	R: 1 E: 0 K: 0 S: 5	H: 2 LOB: 1 BB: 0 P: 5	R: 2 E: 2 K: 1 S: 7	H: 1 LOB: 0 BB: 0 P: 7	R: 0 E: 0 K: 0 S: 3	H: 0 LOB: 1 BB: 1 P: 7	R: 0 E: 1 K: 1 S: 6	H: 0 LOB: 0 BB: 0 P: 6	R: 0 E: 1 K: 0 S: 4	H: 2 LOB: 1 BB: 1 P: 8	1B: 3 2B: 3 3B: 0 HR: 1	SF: 2 SAC: 0 DP: 1 HBP: 0	WP: 0 PB: 0 SB: 0 CS: 0	PA: 37
PITCHER	IP WLS BF H R ER SO BB IBB HBP BLK WP HR S P ERA WHIP																			
Hal Brown, R ERA: 2.63 (1, 1)	8.0 W 34 7 4 2 4 1 0 0 0 0 1 41 45 2.25 1.000																			
George Zuverink, R ERA: 1.42 (9, 1)	1.0 S 3 0 0 0 0 1 0 0 0 0 0 2 6 0.00 1.000																			

Batter	1	2	3	4	5	6	7	8	9	AB	R	H	RBI	BB	SO	LOB	BOTTOM	
Bobby Adams, R OBP: 0.384, SLG: 0.255 (1, 5)								 BB		3	1	0	0	0	0	0	Kansas City Athletics @ Baltimore Orioles Memorial Stadium, Baltimore, MD Tue May 08 1956, 3:33 AM EDT Att: 10,241 - Unknown AB 29 R 7 H 8 RBI 6 BB 6 SO 5 LOB 15	
Bob Hale, L OBP: 0.333, SLG: 0.300 (8, PH)								 BB		0	0	0	0	1	0	0		
Wayne Causey, L OBP: 0.250, SLG: 0.118 (8, PR)				 BB				 WP		1	1	0	0	2	0	0		
Jim Dyck, R OBP: 0.455, SLG: 0.304 (1, 7)				 BB				 WP		1	0	0	0	0	0	0		
Tito Francona, L OBP: 0.210, SLG: 0.232 (7, 9)								 WP		1	0	0	1	0	0	2		
Jim Pyburn, R OBP: 0.243, SLG: 0.343 (8, PH)								 1-2 2-3f 3-H		4	1	2	0	1	1	2		
Dave Philley, S OBP: 0.304, SLG: 0.321 (1, 9)				 1B				 1-2 2-3		4	1	2	0	1	1	2		
Gus Triandos, R OBP: 0.377, SLG: 0.529 (1, 3)				 1-2f						4	1	2	2	0	1	3		
Billy Gardner, R OBP: 0.284, SLG: 0.333 (1, 4)										1	2	0	0	1	0	0		
Bob Boyd, L OBP: 0.468, SLG: 0.525 (7, PH)			 HBP							1	0	0	0	0	1	2		
Fred Marsh, R OBP: 0.222, SLG: 0.067 (8, 4)										0	0	0	0	0	0	0		
Hal Smith, R OBP: 0.389, SLG: 0.490 (1, 2)										3	0	1	0	0	1	2		
Chuck Diering, R OBP: 0.436, SLG: 0.333 (1, 8)										3	0	0	1	0	0	2		
Willy Miranda, S OBP: 0.231, SLG: 0.246 (1, 6)								 BB FC5 1B		4	1	2	2	0	1	1		
Hal Brown, R OBP: 0.600, SLG: 0.750 (1, 1)				 SH1-4 1B				 BB 1-2		3	0	1	0	1	0	1		
George Zuverink, R (9, 1)										0	0	0	0	0	0	0		
Inning Stats	R: 5 E: 2 K: 0 S: 7	H: 3 LOB: 1 BB: 2 P: 15	R: 0 E: 0 K: 0 S: 3	H: 0 LOB: 0 BB: 0 P: 3	R: 1 E: 0 K: 2 S: 8	H: 1 LOB: 1 BB: 0 P: 9	R: 0 E: 0 K: 0 S: 3	H: 1 LOB: 2 BB: 2 P: 11	R: 0 E: 0 K: 0 S: 3	H: 0 LOB: 0 BB: 0 P: 3	R: 0 E: 0 K: 2 S: 9	H: 2 LOB: 2 BB: 0 P: 9	R: 1 E: 0 K: 1 S: 6	H: 1 LOB: 3 BB: 2 P: 14	1B: 7 2B: 1 3B: 0 HR: 0	SF: 0 SAC: 3 DP: 1 HBP: 1	WP: 2 PB: 0 SB: 0 CS: 0	PA: 39
PITCHER	IP WLS BF H R ER SO BB IBB HBP BLK WP HR S P ERA WHIP																	
Art Ceccarelli, L ERA: 9.0 (1, 1)	3.1 L 21 5 6 3 2 3 1 0 0 0 0 0 1 1 8.10 2.400																	
Bill Harrington, R ERA: 5.4 (4, 1)	0.2 1 0 0 0 0 0 0 0 0 0 0 0 1 1 0.00 0.000																	
Arnie Portocarrero, R ERA: 7.5 (5, 1)	2.0 6 0 0 0 0 0 0 0 0 0 0 0 6 6 0.00 0.000																	
Moe Birtschky, R ERA: 2.25 (7, 1)	1.1 8 3 1 1 2 1 0 0 0 0 0 0 11 15 6.75 3.000																	
Tommy Lasorda, L ERA: 2.08 (8, 1)	0.2 3 0 0 0 1 1 0 0 0 0 1 0 4 8 0.00 1.500																	

Batter	1	2	3	4	5	6	7	8	9	AB	R	H	RBI	BB	SO	LOB	TOP											
Spook Jacobs, R OBP: 0.365, SLG: 0.290 (1, 4)										4	0	2	0	0	0	1	Kansas City Athletics @ Baltimore Orioles Memorial Stadium, Baltimore, MD Wed May 09 1956, 3:33 AM EDT Att: 9,493 - Unknown livebaseballscorecards.com											
Hector Lopez, R OBP: 0.344, SLG: 0.508 (1, 8)										3	0	0	1	0	0	1												
Gus Zernial, R OBP: 0.431, SLG: 0.581 Bill Renna, R OBP: 0.273, SLG: 0.636 (8, PR) (8, 7)										4	0	1	0	0	1	2												
Harry Simpson, L OBP: 0.293, SLG: 0.486 (1, 9)										4	1	2	0	0	2	2												
Jim Finigan, R OBP: 0.343, SLG: 0.276 (1, 5)										4	1	1	1	0	0	3												
Joe Ginsberg, L OBP: 0.292, SLG: 0.357 (1, 2)										4	0	1	0	0	0	2												
Joe Demaestri, R OBP: 0.283, SLG: 0.345 (1, 6)										4	1	1	1	0	1	0												
Rance Pless, R OBP: 0.174, SLG: 0.217 (1, 3)										4	0	1	0	0	1	2												
Art Ditmar, R OBP: 0.231, SLG: 0.231 (1, 1)										4	1	1	1	0	0	1												
Inning Stats	R: 0 E: 0 K: 1 S: 6	H: 1 LOB: 1 BB: 0 P: 6	R: 0 E: 0 K: 0 S: 3	H: 0 LOB: 0 BB: 0 P: 3	R: 1 E: 0 K: 1 S: 7	H: 2 LOB: 1 BB: 0 P: 7	R: 3 E: 0 K: 0 S: 7	H: 5 LOB: 1 BB: 0 P: 7	R: 0 E: 0 K: 2 S: 4	H: 0 LOB: 0 BB: 0 P: 7	R: 0 E: 0 K: 0 S: 3	H: 0 LOB: 0 BB: 0 P: 3	R: 0 E: 0 K: 1 S: 6	H: 1 LOB: 2 BB: 0 P: 6	R: 0 E: 0 K: 0 S: 3	H: 0 LOB: 0 BB: 0 P: 3		1B: 8 2B: 2 3B: 0 HR: 0	SF: 1 SAC: 0 DP: 0 HBP: 0	WP: 1 PB: 0 SB: 3 CS: 2	PA: 36							
PITCHER	IP	WLS	BF	H	R	ER	SO	BB	IBB	HBP	BLK	WP	HR	S	P	ERA	WHIP											
Jim Wilson, R ERA: 4.34 Babe Birrer, R ERA: 5.4	(1, 1)	8.0	L	33	10	4	4	5	0	0	0	0	0	0	43	43	4.50	1.250										

Batter	1	2	3	4	5	6	7	8	9	AB	R	H	RBI	BB	SO	LOB	BOTTOM										
Bobby Adams, R OBP: 0.373, SLG: 0.246 Bob Hale, L OBP: 0.357, SLG: 0.417 (6, PH) (7, 3)										2	0	0	0	0	1	1	Kansas City Athletics @ Baltimore Orioles Memorial Stadium, Baltimore, MD Wed May 09 1956, 3:33 AM EDT Att: 9,493 - Unknown livebaseballscorecards.com										
Dave Pope, L OBP: 0.200, SLG: 0.158 (1, 9) (7, 7)										4	0	1	0	0	2	1											
Dave Philley, S OBP: 0.302, SLG: 0.318 (1, 7) (7, 5)										4	0	1	0	0	0	2											
Bob Boyd, L OBP: 0.471, SLG: 0.545 (1, 3) (7, 9)										4	0	2	0	0	0	2											
Hal Smith, R OBP: 0.379, SLG: 0.462 (1, 2)										3	0	0	0	1	1	2											
Billy Gardner, R OBP: 0.250, SLG: 0.314 (1, 4)										3	0	0	0	0	0	2											
Chuck Diering, R OBP: 0.450, SLG: 0.333 Tito Francona, L OBP: 0.203, SLG: 0.224 (6, PH) (6, 8)										0	0	0	0	1	0	0											
Willy Miranda, S OBP: 0.235, SLG: 0.250 (1, 6)										3	0	1	0	0	0	1											
Jim Wilson, R OBP: 0.429, SLG: 0.200 Wayne Causey, L OBP: 0.238, SLG: 0.111 Babe Birrer, R (9, 1)										2	0	1	0	0	0	1											
Inning Stats	R: 0 E: 0 K: 1 S: 5	H: 1 LOB: 0 BB: 0 P: 5	R: 0 E: 0 K: 0 S: 2	H: 1 LOB: 0 BB: 1 P: 6	R: 0 E: 0 K: 0 S: 3	H: 1 LOB: 1 BB: 1 P: 7	R: 0 E: 0 K: 0 S: 4	H: 1 LOB: 1 BB: 0 P: 4	R: 0 E: 0 K: 0 S: 4	H: 1 LOB: 1 BB: 0 P: 4	R: 0 E: 0 K: 1 S: 6	H: 0 LOB: 0 BB: 0 P: 6	R: 0 E: 0 K: 1 S: 5	H: 0 LOB: 0 BB: 0 P: 5	R: 0 E: 0 K: 1 S: 5	H: 1 LOB: 1 BB: 0 P: 6		1B: 5 2B: 3 3B: 0 HR: 0	SF: 0 SAC: 0 DP: 3 HBP: 0	WP: 0 PB: 0 SB: 0 CS: 0	PA: 32						
PITCHER	IP	WLS	BF	H	R	ER	SO	BB	IBB	HBP	BLK	WP	HR	S	P	ERA	WHIP										
Art Ditmar, R ERA: 2.03	(1, 1)	9.0	W	32	7	0	0	5	2	0	0	0	0	40	48	0.00	1.000										

Batter	1	2	3	4	5	6	7	8	9	AB	R	H	RBI	BB	SO	LOB	TOP				
Spook Jacobs, R OBP: 0.382, SLG: 0.313	0-0 SH5-3 1B		0-0 FC5-4 1B		0-0 F9					2	0	2	0	0	0	0	Kansas City Athletics @ Cleveland Indians Cleveland Municipal Stadium, Cleveland, OH Fri May 11 1956, 3:33 AM EDT Att: 8,622 - Unknown livebaseballscorecards.com				
Art Ceccarelli, R (3, 1)										0	0	0	0	0	0	0					
Vic Power, R OBP: 0.306, SLG: 0.397	0-0 SH5-3 1-2		0-0 F8 2-3		0-0 F9					2	0	0	0	0	0	2					
Bill Harrington, R (5, 1)										0	0	0	0	0	0	0					
Hector Lopez, R OBP: 0.333, SLG: 0.492	0-0 SH5-3 1-2		0-0 F8 2-3		0-0 F9					2	0	0	0	0	0	2					
Gus Zernial, R OBP: 0.413, SLG: 0.554	0-0 6-3		0-0 FC5-4 BB 1-2 3-H 4-0		0-0 F8					3	0	0	1	0	0	2					
Harry Simpson, L OBP: 0.299, SLG: 0.479	0-3 K		0-0 BB 1-2							1	0	0	0	1	1	1					
Jim Finigan, R OBP: 0.324, SLG: 0.258			0-0 F8		0-0 F7					2	0	0	0	0	0	2					
Joe Ginsberg, L OBP: 0.300, SLG: 0.364			0-0 1-3							2	0	1	0	0	0	0					
Joe Demaestri, R OBP: 0.306, SLG: 0.367					0-0 G6-4-3 1B					2	0	2	0	0	0	0					
Mike Baxes, R OBP: 0.364, SLG: 0.250			0-0 FC5-4 1B		0-0 G6-4-3 1-2 1B					0	0	0	0	0	0	0					
Rance Pless, R OBP: 0.160, SLG: 0.200			0-0 FC5-4 1-2		0-0 G6-4-3 1-2 2-3					2	0	0	0	0	0	3					
Lou Kretlow, R (1, 1)					0-0 F8 FC5-4 1B					0	0	0	0	0	0	0					
Jack Crimian, R (1, 1)										0	0	0	0	0	0	0					
Clete Boyer, R OBP: 0.500, SLG: 0.500			0-0 F8 FC5-4 1B		0-3 K					2	1	1	0	0	1	1					
Inning Stats	R: 0 E: 0 K: 1 S: 6	H: 1 LOB: 1 BB: 0 P: 6	R: 0 E: 0 K: 0 S: 4	H: 1 LOB: 1 BB: 0 P: 4	R: 1 E: 0 K: 0 S: 5	H: 2 LOB: 2 BB: 1 P: 9	R: 0 E: 0 K: 1 S: 6	H: 2 LOB: 1 BB: 0 P: 6	R: 0 E: 0 K: 0 S: 3	H: 0 LOB: 0 BB: 0 P: 3							1B: 6 2B: 0 3B: 0 HR: 0	SF: 0 SAC: 1 DP: 1 HBP: 0	WP: 0 PB: 0 SB: 0 CS: 0	PA: 21	
PITCHER Mike Garcia, R ERA: 3.72	IP: 5.0 WLS: W BF: 21 H: 6 R: 1 ER: 1 SO: 2 BB: 1 IBB: 0 HBP: 0 BLK: 0 WP: 0 HR: 0 S: 24 P: 28 ERA: 1.80 WHIP: 1.400																				

Batter	1	2	3	4	5	6	7	8	9	AB	R	H	RBI	BB	SO	LOB	BOTTOM			
Jim Busby, R OBP: 0.274, SLG: 0.351	4-0 1B SF8 BB	0-0 HR		0-0 F6						2	2	1	2	1	0	0	Kansas City Athletics @ Cleveland Indians Cleveland Municipal Stadium, Cleveland, OH Fri May 11 1956, 3:33 AM EDT Att: 8,622 - Unknown livebaseballscorecards.com			
Bobby Avila, R OBP: 0.311, SLG: 0.369	0-0 BB BB 1-3 1B	0-3 K			0-0 4-3					3	1	1	0	0	1	0				
Al Rosen, R OBP: 0.416, SLG: 0.476	4-0 BB 1-2 BB	0-0 CS 1B			0-3 K					2	0	1	0	1	1	0				
Vic Wertz, L OBP: 0.415, SLG: 0.594	0-0 SF8 3-H	0-3 K 1-2			0-0 6-3					2	0	0	1	0	1	1				
Al Smith, R OBP: 0.333, SLG: 0.526	0-0 F2			0-0 5-3						2	0	0	0	0	0	2				
Rocky Colavito, R OBP: 0.194, SLG: 0.250	4-0 BB 1-2 2-3 BB			0-0 6-3						1	0	0	0	1	0	0				
Chico Carrasquel, R OBP: 0.234, SLG: 0.268	4-0 BB 1-2 2-3 3-H BB			0-0 F6						1	0	0	1	1	0	0				
Hal Naragon, L OBP: 0.500, SLG: 0.800	0-0 G3			0-0 G3						2	0	0	0	0	0	3				
Mike Garcia, R OBP: 0.222, SLG: 0.125		0-0 HR 1B		0-0 F8						2	1	1	0	0	0	0				
Inning Stats	R: 2 E: 0 K: 0 S: 4	H: 1 LOB: 3 BB: 4 P: 20	R: 2 E: 0 K: 2 S: 9	H: 3 LOB: 1 BB: 0 P: 9	R: 0 E: 0 K: 0 S: 3	H: 0 LOB: 0 BB: 0 P: 3	R: 0 E: 0 K: 0 S: 3	H: 0 LOB: 0 BB: 0 P: 3	R: 0 E: 0 K: 1 S: 5	H: 0 LOB: 0 BB: 0 P: 5								1B: 3 2B: 1 3B: 0 HR: 1	SF: 1 SAC: 0 DP: 1 HBP: 0	WP: 0 PB: 0 SB: 0 CS: 1
PITCHER Lou Kretlow, R ERA: 6.49 Jack Crimian, R ERA: 6.97 Art Ceccarelli, L ERA: 7.2 Bill Harrington, R ERA: 4.7	IP: 0.0 WLS: L BF: 3 H: 1 R: 2 ER: 2 SO: 0 BB: 2 IBB: 0 HBP: 0 BLK: 0 WP: 0 HR: 0 S: 1 P: 9 ERA: ∞ WHIP: ∞	IP: 2.0 WLS: L BF: 10 H: 3 R: 2 ER: 2 SO: 2 BB: 2 IBB: 0 HBP: 0 BLK: 0 WP: 0 HR: 1 S: 12 P: 20 ERA: 9.00 WHIP: 2.500	IP: 2.0 WLS: L BF: 6 H: 0 R: 0 ER: 0 SO: 0 BB: 0 IBB: 0 HBP: 0 BLK: 0 WP: 0 HR: 0 S: 6 P: 6 ERA: 0.00 WHIP: 0.000	IP: 1.0 WLS: L BF: 3 H: 0 R: 0 ER: 0 SO: 1 BB: 0 IBB: 0 HBP: 0 BLK: 0 WP: 0 HR: 0 S: 5 P: 5 ERA: 0.00 WHIP: 0.000																

Batter	1	2	3	4	5	6	7	8	9	AB	R	H	RBI	BB	SO	LOB	TOP					
Spook Jacobs, R OBP: 0.392, SLG: 0.318 Clete Boyer, R OBP: 0.333, SLG: 0.333	G5-4-3 BB		4-3			HR 1B		K		2	0	1	0	1	0	1	2 0 1 0 1 0 1					
Hector Lopez, R OBP: 0.329, SLG: 0.523	G5-4-3 1-2			HR		F6		F7		4	1	1	1	0	0	2	4 1 1 1 0 0 2					
Gus Zernial, R OBP: 0.405, SLG: 0.580	K			L5		HR		F8		4	1	1	2	0	1	0	4 1 1 2 0 1 0					
Harry Simpson, L OBP: 0.284, SLG: 0.455		F6		F2		K		F5		4	0	0	0	0	1	1	4 0 0 0 0 1 1					
Jim Finigan, R OBP: 0.317, SLG: 0.235		F8		BB		F7		6-3		3	0	0	0	1	0	1	3 0 0 0 1 0 1					
Tim Thompson, L OBP: 0.300, SLG: 0.368		F8		G3				1B		4	0	1	0	0	0	1	4 0 1 0 0 0 1					
Joe Demaestri, R OBP: 0.313, SLG: 0.371 Mike Baxes, R OBP: 0.333, SLG: 0.222 Enos Slaughter, L OBP: 0.396, SLG: 0.442				1B		F8		F7		2	0	1	0	0	0	0	2 0 1 0 0 0 0					
Rance Pless, R OBP: 0.179, SLG: 0.214				F9		F2		K		3	0	1	0	0	0	1	1 0 0 0 0 0 0					
Troy Herriage, R Moe Burtshy, R OBP: 0.200, SLG: 0.200 Elmer Vato, L OBP: 0.111, SLG: 0.125 Tom Gorman, R				K		K		F2		1	0	0	0	0	1	1	1 0 0 0 0 1 1					
Inning Stats	R: 0 E: 0 K: 1 S: 4	H: 0 LOB: 0 BB: 1 P: 8	R: 0 E: 0 K: 0 S: 3	H: 0 LOB: 0 BB: 0 P: 3	R: 0 E: 0 K: 1 S: 6	H: 1 LOB: 1 BB: 0 P: 6	R: 1 E: 0 K: 0 S: 4	H: 1 LOB: 1 BB: 1 P: 8	R: 0 E: 0 K: 1 S: 5	H: 0 LOB: 0 BB: 0 P: 5	R: 2 E: 0 K: 1 S: 7	H: 2 LOB: 1 BB: 0 P: 7	R: 0 E: 0 K: 0 S: 4	H: 1 LOB: 1 BB: 0 P: 4	R: 0 E: 0 K: 1 S: 5	H: 0 LOB: 0 BB: 0 P: 5	R: 0 E: 0 K: 1 S: 6	H: 1 LOB: 1 BB: 0 P: 6	1B: 4 2B: 0 3B: 0 HR: 2	SF: 0 SAC: 0 DP: 1 HBP: 0	WP: 0 PB: 0 SB: 0 CS: 0	PA: 34
PITCHER Early Wynn, R ERA: 2.3	IP: 9.0 WLS: W BF: 34 H: 6 R: 3 ER: 3 SO: 6 BB: 2 IBB: 0 HBP: 0 BLK: 0 WP: 0 HR: 2 S: 44 P: 52 ERA: 3.00 WHIP: 0.889															PITCHER						

Kansas City Athletics @ Cleveland Indians
Cleveland Municipal Stadium, Cleveland, OH
Sat May 12, 1956, 3:33 AM EDT
Att: 4,728 - Unknown

AB	32
R	3
H	6
RBI	3
BB	2
SO	6
LOB	10



Batter	1	2	3	4	5	6	7	8	9	AB	R	H	RBI	BB	SO	LOB	BOTTOM			
Jim Busby, R OBP: 0.261, SLG: 0.333	F8		F5	G5-4-3 1-2		F6				4	0	0	0	0	0	2	4 0 0 0 0 0 2			
Bobby Avila, R OBP: 0.319, SLG: 0.375	6-3			F8 1B BB	G3			FC5-4 1B		4	1	2	0	0	0	0	4 1 2 0 0 0 0			
Al Rosen, R OBP: 0.432, SLG: 0.493				BB F8 1B	BB BB 1B			FC5-4 1-2		4	1	3	0	0	0	1	4 1 3 0 0 0 1			
Vic Wertz, L OBP: 0.407, SLG: 0.575				F8 1-2 2-3	F6			F5		4	0	1	0	0	0	4	4 0 1 0 0 0 4			
Al Smith, R OBP: 0.343, SLG: 0.508				BB 1B IBB	BB BB			G3		2	1	0	0	2	0	2	2 1 0 0 2 0 2			
Rocky Colavito, R OBP: 0.229, SLG: 0.233				BB 1B BB	BB 1B BB			F3		2	1	0	1	2	0	1	2 1 0 1 2 0 1			
Chico Carrasquel, R OBP: 0.235, SLG: 0.267				BB 1B BB	BB 1B BB			6-3		4	1	1	2	0	0	4	4 1 1 2 0 0 4			
Jim Hegan, R OBP: 0.432, SLG: 0.361				F7 1B BB				K		3	0	0	0	1	1	0	3 0 0 0 1 1 0			
Early Wynn, S OBP: 0.353, SLG: 0.267				F5 G5-4-3 1B				4-1		3	0	1	2	0	0	0	3 0 1 2 0 0 0			
Inning Stats	R: 0 E: 0 K: 0 S: 3	H: 1 LOB: 1 BB: 0 P: 3	R: 0 E: 0 K: 0 S: 4	H: 1 LOB: 0 BB: 0 P: 4	R: 0 E: 0 K: 0 S: 3	H: 0 LOB: 0 BB: 0 P: 3	R: 5 E: 0 K: 0 S: 6	H: 4 LOB: 1 BB: 3 P: 18	R: 0 E: 0 K: 0 S: 4	H: 1 LOB: 3 BB: 2 P: 12	R: 0 E: 0 K: 0 S: 3	H: 0 LOB: 0 BB: 0 P: 3	R: 0 E: 0 K: 0 S: 4	H: 1 LOB: 1 BB: 0 P: 4	R: 0 E: 0 K: 1 S: 5	H: 0 LOB: 0 BB: 0 P: 5	1B: 8 2B: 0 3B: 0 HR: 0	SF: 0 SAC: 0 DP: 1 HBP: 0	WP: 0 PB: 0 SB: 0 CS: 0	PA: 35
PITCHER Troy Herriage, R ERA: 11.88 Moe Burtshy, R ERA: 1.93 Tom Gorman, R ERA: 5.4	IP: 3.1 WLS: L BF: 18 H: 6 R: 5 ER: 5 SO: 0 BB: 2 IBB: 1 HBP: 0 BLK: 0 WP: 0 HR: 0 S: 15 P: 27 ERA: 13.50 WHIP: 2.400															PITCHER				

Kansas City Athletics @ Cleveland Indians
Cleveland Municipal Stadium, Cleveland, OH
Sat May 12, 1956, 3:33 AM EDT
Att: 4,728 - Unknown

AB	30
R	5
H	8
RBI	5
BB	5
SO	1
LOB	14



Batter	1	2	3	4	5	6	7	8	9	AB	R	H	RBI	BB	SO	LOB	TOP					
Spook Jacobs, R OBP: 0.391, SLG: 0.310	5-3	4-3		1B		F6			F2	5	0	1	0	0	0	0						
Hector Lopez, R OBP: 0.333, SLG: 0.500	1B E BB		1B BB	6-3			F8		5-3	3	2	0	0	2	0	1						
Enos Slaughter, L OBP: 0.434, SLG: 0.457	E9 2B 1B		1B FC5-4 BB		4-3 1B		1B PB BB		G3	3	3	2	0	2	0	0						
Harry Simpson, L OBP: 0.306, SLG: 0.481			FC5-4 1B		4-3		1B			4	0	3	2	0	0	1						
Jim Finigan, R OBP: 0.289, SLG: 0.211	F9		FC5-4 FC4-6 1B		F8		6-3			4	0	0	1	0	0	4						
Joe Ginsberg, L OBP: 0.315, SLG: 0.348			FC4-6 1B				F7			2	0	0	0	2	0	2						
Joe Demaestri, R OBP: 0.294, SLG: 0.348	FC6-4 1B		4-3		5-3				F7	4	0	0	0	0	0	5						
Rance Pless, R OBP: 0.188, SLG: 0.250						5-3			1-3	4	0	1	0	0	0	0						
Art Ditmar, R OBP: 0.176, SLG: 0.176						1-3			4-3	4	0	0	0	0	0	0						
Inning Stats	R: 2 E: 1 K: 0 S: 5	H: 2 LOB: 2 BB: 2 P: 13	R: 0 E: 0 K: 0 S: 3	H: 0 LOB: 0 BB: 0 P: 3	R: 2 E: 0 K: 0 S: 4	H: 1 LOB: 1 BB: 2 P: 12	R: 0 E: 0 K: 0 S: 4	H: 2 LOB: 1 BB: 0 P: 4	R: 0 E: 0 K: 0 S: 4	H: 1 LOB: 2 BB: 1 P: 8	R: 0 E: 0 K: 0 S: 3	H: 0 LOB: 0 BB: 0 P: 3	R: 1 E: 0 K: 0 S: 4	H: 1 LOB: 1 BB: 1 P: 8	R: 0 E: 0 K: 0 S: 3	H: 0 LOB: 0 BB: 0 P: 3	R: 0 E: 0 K: 0 S: 3	H: 0 LOB: 0 BB: 0 P: 3	1B: 5 2B: 2 3B: 0 HR: 0	SF: 0 SAC: 0 DP: 0 HBP: 0	WP: 0 PB: 1 SB: 0 CS: 0	PA: 39
PITCHER	IP	WLS	BF	H	R	ER	SO	BB	IBB	HBP	BLK	WP	HR	S	P	ERA	WHIP					
Bob Feller, R ERA: 9.82	2.0	L	13	3	4	4	0	3	1	0	0	0	0	9	25	18.00	3.000					
Cal McLish, R ERA: 1.13	5.0		20	4	1	1	0	1	1	0	0	0	0	18	26	1.80	1.000					
Ray Narleski, R ERA: 2.13	2.0		6	0	0	0	0	0	0	0	0	0	0	6	6	0.00	0.000					

Kansas City Athletics @ Cleveland Indians
Cleveland Municipal Stadium, Cleveland, OH
Sun May 13 1956, 3:33 AM EDT
Unknown

AB 33
R 5
H 7
RBI 3
BB 6
SO 0
LOB 13



Batter	1	2	3	4	5	6	7	8	9	AB	R	H	RBI	BB	SO	LOB	BOTTOM					
Jim Busby, R OBP: 0.261, SLG: 0.341	4-3		1B 2B		FC6-4 FC6-4 1B		F7			4	1	1	0	0	0	3						
Bobby Avila, R OBP: 0.316, SLG: 0.370	6-3		G6-4-3 1B		FC6-4				F2	4	0	1	2	0	0	1						
Al Rosen, R OBP: 0.412, SLG: 0.465	6-3		G6-4-3 1B			K			5-3	4	0	0	0	0	1	1						
Vic Wertz, L OBP: 0.400, SLG: 0.558		SH3-4 BB 1B	4-3			G3			F7	4	0	1	0	0	0	0						
Al Smith, R OBP: 0.351, SLG: 0.492		SH3-4 BB			F7		6-3			2	0	0	0	2	0	0						
Rocky Colavito, R OBP: 0.211, SLG: 0.212		SH3-4			6-3				F7	3	0	0	0	0	0	1						
Chico Carrasquel, R OBP: 0.235, SLG: 0.266		F6			6-3				BB 1B	4	0	1	0	0	1	3						
Hal Naragon, L OBP: 0.338, SLG: 0.615		F7				G3			6-3	3	0	0	0	1	0	3						
Bob Feller, R										0	0	0	0	0	0	0						
Cal McLish, S										0	1	0	0	2	0	0						
Dale Mitchell, L OBP: 0.200, SLG: 0.200			2B 1B BB		FC6-4 BB					1	0	0	0	0	0	2						
Ray Narleski, R										0	0	0	0	0	0	0						
Inning Stats	R: 0 E: 0 K: 0 S: 3	H: 0 LOB: 0 BB: 0 P: 3	R: 0 E: 0 K: 0 S: 4	H: 1 LOB: 2 BB: 1 P: 8	R: 2 E: 0 K: 0 S: 4	H: 2 LOB: 0 BB: 1 P: 8	R: 0 E: 0 K: 0 S: 3	H: 0 LOB: 0 BB: 0 P: 3	R: 0 E: 0 K: 1 S: 5	H: 0 LOB: 0 BB: 0 P: 5	R: 0 E: 0 K: 0 S: 4	H: 1 LOB: 2 BB: 1 P: 8	R: 0 E: 0 K: 0 S: 3	H: 0 LOB: 0 BB: 0 P: 3	R: 0 E: 0 K: 1 S: 5	H: 0 LOB: 1 BB: 1 P: 9	R: 0 E: 0 K: 0 S: 3	H: 0 LOB: 0 BB: 0 P: 3	1B: 3 2B: 1 3B: 0 HR: 0	SF: 0 SAC: 1 DP: 1 HBP: 0	WP: 0 PB: 0 SB: 0 CS: 0	PA: 35
PITCHER	IP	WLS	BF	H	R	ER	SO	BB	IBB	HBP	BLK	WP	HR	S	P	ERA	WHIP					
Art Ditmar, R ERA: 2.03	9.0	W	35	4	2	2	2	5	0	0	0	0	0	34	54	2.00	1.000					

Kansas City Athletics @ Cleveland Indians
Cleveland Municipal Stadium, Cleveland, OH
Sun May 13 1956, 3:33 AM EDT
Unknown

AB 29
R 2
H 4
RBI 2
BB 5
SO 2
LOB 14



Batter	1	2	3	4	5	6	7	8	9	AB	R	H	RBI	BB	SO	LOB	TOP								
Bobby Adams, R (1, 5) OBP: 0.356, SLG: 0.278 Tito Francona, L (4, FH) OBP: 0.280, SLG: 0.254 (4, 9)	F8		F7	SF9		G6-4-3 1B		FC6-4 1B		2	0	0	0	0	0	1	Baltimore Orioles @ Kansas City Athletics Municipal Stadium, Kansas City, MO Tue May 15 1956, 4:33 AM EDT Att: 11,555 - Unknown livebaseballscorecards.com								
Bob Boyd, L (1, 9) OBP: 0.464, SLG: 0.517 (4, 3)	K		1B	HBP BB		F6		F4		4	2	1	0	1	1	2									
Dave Philley, S (1, 7) OBP: 0.319, SLG: 0.323			E	BB HBP		G6-4-3 1-2		FC6-4 1-2		3	1	1	1	2	0	2									
Bob Hale, L (1, 3) OBP: 0.368, SLG: 0.438 Fred Marsh, R (4, PR) OBP: 0.250, SLG: 0.143 Wayne Causey, L (9, 5) OBP: 0.200, SLG: 0.091	CS	F9	E2	BB		5-3		F9		2	0	1	3	0	0	0									
Gus Triandos, R (1, 2) OBP: 0.366, SLG: 0.463		K	F8			1-3		2B FC2 1B		4	0	1	1	1	1	1									
Chuck Diering, R (1, 8) OBP: 0.500, SLG: 0.442						HR		FC2 1-3 2B		4	1	2	0	1	0	3									
Billy Gardner, R (1, 4) OBP: 0.231, SLG: 0.315						HR		FC2 2-3 3-H		5	2	1	2	0	0	3									
Willy Miranda, S (1, 6) OBP: 0.282, SLG: 0.313								L9		5	1	3	0	0	1	2									
Jim Wilson, R (1, 1) OBP: 0.471, SLG: 0.385 George Zuverink, R (7, 1)								K		3	2	2	1	0	0	0									
Inning Stats	R: 0 E: 0 K: 1 S: 4	H: 0 LOB: 0 BB: 1 P: 8	R: 0 E: 0 K: 1 S: 5	H: 0 LOB: 1 BB: 1 P: 9	R: 3 E: 1 K: 0 S: 7	H: 5 LOB: 1 BB: 0 P: 7	R: 4 E: 1 K: 0 S: 6	H: 2 LOB: 3 BB: 3 P: 19	R: 0 E: 0 K: 1 S: 5	H: 0 LOB: 0 BB: 0 P: 5	R: 0 E: 0 K: 0 S: 3	H: 1 LOB: 0 BB: 0 P: 3	R: 2 E: 0 K: 0 S: 5	H: 3 LOB: 0 BB: 0 P: 5	R: 0 E: 0 K: 1 S: 6	H: 1 LOB: 1 BB: 0 P: 6		R: 0 E: 0 K: 0 S: 5	H: 2 LOB: 2 BB: 0 P: 5	1B: 8 2B: 5 3B: 0 HR: 1	SF: 1 SAC: 0 DP: 1 HBP: 1	WP: 0 PB: 0 SB: 0 CS: 2	PA: 45		
PITCHER	IP	WLS	BF	H	R	ER	SO	BB	IBB	HBP	BLK	WP	HR	S	P	ERA	WHIP								
Lou Kretlow, R (1, 1) ERA: 6.67	3.1	L	18	7	6	3	2	2	0	0	0	0	0	20	28	8.10	2.700								
Moe Burtsohy, R (4, 1) ERA: 1.8	0.2		6	0	1	0	0	3	0	1	0	0	0	2	15	0.00	4.500								
Jack Crimian, R (5, 1) ERA: 6.75	3.0		11	4	2	2	1	0	0	0	0	0	1	13	13	6.00	1.333								
Tom Gorman, R (8, 1) ERA: 5.4	2.0		9	3	0	0	1	0	0	0	0	0	0	11	11	0.00	1.500								

Batter	1	2	3	4	5	6	7	8	9	AB	R	H	RBI	BB	SO	LOB	BOTTOM								
Spook Jacobs, R (1, 4) OBP: 0.359, SLG: 0.291 Vic Power, R (7, FH) OBP: 0.302, SLG: 0.390 Tom Gorman, R (8, 1)	F9		L4-3		G1-6-3		6-3			3	0	0	0	0	0	2	Baltimore Orioles @ Kansas City Athletics Municipal Stadium, Kansas City, MO Tue May 15 1956, 4:33 AM EDT Att: 11,555 - Unknown livebaseballscorecards.com								
Enos Slaughter, L (1, 9) OBP: 0.414, SLG: 0.451							4-3			4	0	1	0	0	0	1									
Gus Zernial, R (1, 7) OBP: 0.379, SLG: 0.526										4	0	0	0	0	3	1									
Harry Simpson, L (1, 3) OBP: 0.301, SLG: 0.477										4	1	1	0	0	1	1									
Hector Lopez, R (1, 8) OBP: 0.349, SLG: 0.533										3	2	1	1	1	1	0									
Jim Finigan, R (1, 5) OBP: 0.283, SLG: 0.261										4	1	2	1	0	0	0									
Joe Ginsberg, L (1, 2) OBP: 0.328, SLG: 0.380										4	1	2	1	0	1	1									
Joe Demaestri, R (1, 6) OBP: 0.297, SLG: 0.338 Elmer Veto, L (7, FH) OBP: 0.273, SLG: 0.222 Mike Baxes, R (8, 6) OBP: 0.308, SLG: 0.200										2	0	0	0	0	0	0									
Lou Kretlow, R (1, 1) OBP: 0.200, SLG: 0.200 Jack Crimian, R (5, 1) OBP: 0.286, SLG: 0.350 Clete Boyer, R (8, 4) OBP: 0.250, SLG: 0.250										1	0	1	1	0	0	0									
Inning Stats	R: 0 E: 0 K: 2 S: 8	H: 1 LOB: 1 BB: 0 P: 8	R: 0 E: 0 K: 2 S: 7	H: 0 LOB: 0 BB: 0 P: 7	R: 0 E: 0 K: 0 S: 2	H: 0 LOB: 0 BB: 1 P: 6	R: 2 E: 0 K: 1 S: 8	H: 3 LOB: 1 BB: 0 P: 8	R: 0 E: 0 K: 0 S: 2	H: 0 LOB: 0 BB: 1 P: 6	R: 0 E: 0 K: 1 S: 5	H: 0 LOB: 0 BB: 0 P: 5	R: 3 E: 0 K: 0 S: 6	H: 3 LOB: 1 BB: 1 P: 10	R: 0 E: 0 K: 0 S: 3	H: 0 LOB: 0 BB: 0 P: 3		R: 0 E: 0 K: 1 S: 6	H: 1 LOB: 1 BB: 0 P: 6	1B: 4 2B: 3 3B: 2 HR: 0	SF: 0 SAC: 0 DP: 2 HBP: 0	WP: 0 PB: 0 SB: 0 CS: 0	PA: 36		
PITCHER	IP	WLS	BF	H	R	ER	SO	BB	IBB	HBP	BLK	WP	HR	S	P	ERA	WHIP								
Jim Wilson, R (1, 1) ERA: 4.78	6.0	W	26	7	5	5	6	3	0	0	0	0	0	35	47	7.50	1.667								
George Zuverink, R (7, 1) ERA: 1.23	3.0	S	10	1	0	0	1	0	0	0	0	0	0	12	12	0.00	0.333								


Batter	1	2	3	4	5	6	7	8	9	AB	R	H	RBI	BB	SO	LOB	TOP											
Bobby Adams, R OBP: 0.347, SLG: 0.276 (1, 5)	L5		F4		SF8	K		FC5-4 1B		4	0	1	1	0	1	0	Baltimore Orioles @ Kansas City Athletics Municipal Stadium, Kansas City, MO Wed May 16 1956, 4:33 AM EDT Att: 6,196 - Unknown											
Chuck Diering, R OBP: 0.492, SLG: 0.413 (1, 8)	F8			5-3	F 1B 2B BB		CS BB	FC5-4 1-2		3	1	0	0	2	0	2												
Dave Philley, S OBP: 0.322, SLG: 0.320 (1, 9)	5-3			1-3	E5 2B 1B		F2 1-2	WP SH1-3 BB		4	1	1	1	1	0	1												
Gus Triandos, R OBP: 0.371, SLG: 0.471 (1, 3)		FC6-4 BB		K2-3	BB 1-3 3-H 2B		5-3	SH1-3 1-2		3	0	1	2	1	1	0												
Jim Pyburn, R OBP: 0.300, SLG: 0.413 (1, 7)	FC6-4 1-2				HR 1B BB			F8 2-3	K	4	1	1	0	1	1	2												
Billy Gardner, R OBP: 0.285, SLG: 0.408 (1, 4)	F8				HR BB			HR	BB	3	2	2	3	2	0	1												
Hal Smith, R OBP: 0.366, SLG: 0.492 (1, 2)	F9				1B K			HR	K	0	2	0	0	0	0	0												
Willy Miranda, S OBP: 0.292, SLG: 0.321 (1, 6)			F1		E8 SF8 1B 1B		1-3	1B 1B		4	1	2	0	0	0	0												
Erv Palica, R OBP: 0.188, SLG: 0.188 (1, 1)				6-3				F9		3	0	0	0	0	1	2												
Ray Moore, R OBP: 0.162, SLG: 0.100 George Zuverink, R OBP: 0.162, SLG: 0.100 (6, 1)					K			F9		1	0	0	0	0	0	1												
George Zuverink, R OBP: 0.162, SLG: 0.100 (8, 1)								F5		0	0	0	0	0	0	0												
Inning Stats	R: 0 E: 0 K: 0 S: 3	H: 0 LOB: 0 BB: 0 P: 3	R: 0 E: 0 K: 0 S: 3	H: 0 LOB: 1 BB: 1 P: 7	R: 0 E: 0 K: 0 S: 3	H: 0 LOB: 0 BB: 0 P: 3	R: 0 E: 0 K: 1 S: 5	H: 0 LOB: 0 BB: 0 P: 5	R: 6 E: 2 K: 2 S: 13	H: 6 LOB: 3 BB: 3 P: 25	R: 0 E: 0 K: 1 S: 5	H: 0 LOB: 0 BB: 0 P: 5	R: 0 E: 0 K: 0 S: 2	H: 0 LOB: 0 BB: 1 P: 6	R: 2 E: 0 K: 0 S: 7	H: 4 LOB: 2 BB: 0 P: 7	R: 0 E: 0 K: 2 S: 7	H: 0 LOB: 2 BB: 2 P: 15	1B: 6 2B: 1 3B: 0 HR: 3	SF: 1 SAC: 1 DP: 0 HBP: 0	WP: 1 PB: 0 CS: 0	PA: 43						
PITCHER	IP	WLS	BF	H	R	ER	SO	BB	IBB	HBP	BLK	WP	HR	S	P	ERA	WHIP											
Tommy Lasorda, L ERA: 4.85 (1, 1)	4.2	L	21	5	6	3	2	2	0	0	0	0	0	1	23	31	5.79	1.500										
Tom Gorman, R ERA: 5.0 (5, 1)	1.1		7	1	0	0	2	2	0	0	0	0	0	0	9	17	0.00	2.250										
Lou Kretlow, R ERA: 6.82 (7, 1)	2.0		10	4	2	2	0	1	0	0	0	0	2	9	13	9.00	2.500											
Moe Burtzsch, R ERA: 1.71 (9, 1)	1.0		5	0	0	0	2	2	0	0	0	1	0	7	15	0.00	2.000											

AB	29
R	8
H	8
RBI	7
BB	7
SO	4
LOB	9



Batter	1	2	3	4	5	6	7	8	9	AB	R	H	RBI	BB	SO	LOB	BOTTOM										
Spook Jacobs, R OBP: 0.344, SLG: 0.277 (1, 4)	1-3		B2	FC6-4 1-2		K		G5-4-3 1-2		4	0	0	0	0	1	4	Baltimore Orioles @ Kansas City Athletics Municipal Stadium, Kansas City, MO Wed May 16 1956, 4:33 AM EDT Att: 6,196 - Unknown										
Mike Baxes, R OBP: 0.286, SLG: 0.182 (7, 6)										1	0	0	0	0	0	2											
Enos Slaughter, L OBP: 0.397, SLG: 0.446 (1, 9)			L4		F3		6-3		F2	5	0	1	0	0	0	0											
Bill Renna, R OBP: 0.250, SLG: 0.500 (1, 7)	F9		1-3		FC6-4 1B		K		6-3	5	0	1	0	0	1	1											
Harry Simpson, L OBP: 0.306, SLG: 0.484 (1, 3)	4-3			1B 1B	F5		K		1B 2B	5	2	2	0	0	1	2											
Hector Lopez, R OBP: 0.375, SLG: 0.557 (1, 8)			1B 2B	1B 1B	FC6-4 1-2			1B BB	1B	4	2	3	1	1	0	1											
Jim Finigan, R OBP: 0.326, SLG: 0.286 (1, 5)		1B 2H	1B	1B	1B	1B	BB	1B BB	K	3	2	2	2	2	1	1											
Tim Thompson, L OBP: 0.400, SLG: 0.458 (1, 2)			G6-4-3 1B		FC6-4 1B		1-2	1B		4	0	4	1	0	0	0											
Joe Demaestri, R OBP: 0.289, SLG: 0.329 (6, PH)			K		FC6-4 1B			K		2	0	0	0	0	1	3											
Joe Ginsberg, L OBP: 0.322, SLG: 0.373 Clete Boyer, R OBP: 0.200, SLG: 0.200 (7, 4)										1	0	0	0	0	0	2											
Tommy Lasorda, L OBP: 0.333, SLG: 0.333 (5, 1)										1	0	0	0	0	0	0											
Gus Zernial, R OBP: 0.375, SLG: 0.519 (6, PH)										0	0	0	0	0	0	1											
Lou Kretlow, R OBP: 0.279, SLG: 0.336 (7, 1)										0	0	0	0	0	0	0											
Rance Pless, R OBP: 0.279, SLG: 0.336 (8, PH)										1	0	1	2	0	0	0											
Moe Burtzsch, R OBP: 0.200, SLG: 0.200 (9, 1)										0	0	0	0	0	0	0											
Inning Stats	R: 0 E: 0 K: 0 S: 4	H: 1 LOB: 1 BB: 0 P: 4	R: 1 E: 0 K: 1 S: 7	H: 3 LOB: 1 BB: 0 P: 7	R: 0 E: 0 K: 0 S: 3	H: 0 LOB: 0 BB: 0 P: 3	R: 2 E: 0 K: 0 S: 7	H: 5 LOB: 2 BB: 0 P: 7	R: 0 E: 0 K: 0 S: 4	H: 1 LOB: 1 BB: 0 P: 4	R: 0 E: 0 K: 2 S: 8	H: 1 LOB: 2 BB: 1 P: 12	R: 0 E: 0 K: 2 S: 7	H: 0 LOB: 0 BB: 0 P: 7	R: 2 E: 0 K: 1 S: 6	H: 2 LOB: 1 BB: 2 P: 14	R: 1 E: 0 K: 1 S: 7	H: 2 LOB: 1 BB: 0 P: 7	1B: 12 2B: 3 3B: 0 HR: 0	SF: 0 SAC: 0 DP: 2 HBP: 0	WP: 0 PB: 0 CS: 0	PA: 42					
PITCHER	IP	WLS	BF	H	R	ER	SO	BB	IBB	HBP	BLK	WP	HR	S	P	ERA	WHIP										
Erv Palica, R ERA: 3.74 (1, 1)	5.0	W	25	11	3	3	1	1	0	0	0	0	0	26	30	5.40	2.400										
Ray Moore, R ERA: 7.55 (6, 1)	2.0		9	1	2	2	4	2	0	0	0	0	0	15	23	9.00	1.500										
George Zuverink, R ERA: 1.44 (8, 1)	2.0	S	8	3	1	1	2	0	0	0	0	0	0	12	12	4.50	1.500										

AB	39
R	6
H	15
RBI	6
BB	3
SO	7
LOB	23



Batter	1	2	3	4	5	6	7	8	9	AB	R	H	RBI	BB	SO	LOB	TOP				
Billy Goodman, L (1,4) OBP: 0.394, SLG: 0.475 Billy Consolo, R (9,4)	E4 1B HR	1-6-3				1B SF8	1-2 1B FC5-4		4-3 1-2	5	2	3	0	0	0	1					
Frank Matzone, R (1,5) OBP: 0.254, SLG: 0.379	HR		PB 1B		K	1-2 1B FC5-4			5-3	5	1	2	0	0	1	4					
Mickey Vernon, L (1,3) OBP: 0.425, SLG: 0.661	HR		BB 1-2		1B FC6-4		L7		BB BB 1B	4	1	3	4	1	0	0					
Dick Gemert, R (1,7) OBP: 0.414, SLG: 0.697 Gene Stephens, L (9, PR) OBP: 0.350, SLG: 0.333	K		BB 1-2		K	SF8			BB BB	3	0	0	1	1	3	2					
Jackie Jensen, R (1,9) OBP: 0.383, SLG: 0.368	BB		L8		1B FC6-4		K		BB BB	3	0	0	0	2	1	3					
Jim Piersall, R (1,8) OBP: 0.434, SLG: 0.476	F8		F7		1B FC6-4				L4	5	1	2	0	0	0	6					
Don Buddin, R (1,6) OBP: 0.373, SLG: 0.305	K		F7		F6				G5-4-3 1B	4	0	0	0	0	1	3					
Sammy White, R (1,2) OBP: 0.322, SLG: 0.338		K	4-3		FC6-4 1B				K	4	0	1	0	0	2	0					
Tom Brewer, R (1,1) OBP: 0.278, SLG: 0.278 Leo Kiely, L (9,1)	K	K	K		FC6-4 1B				E4 4-3 1B	4	1	0	1	0	2	1					
Inning Stats	R: 3 E: 1 K: 2 S: 10	H: 3 LOB: 1 BB: 1 P: 14	R: 0 E: 0 K: 2 S: 7	H: 0 LOB: 0 BB: 0 P: 7	R: 0 E: 0 K: 1 S: 6	H: 1 LOB: 2 BB: 1 P: 10	R: 0 E: 0 K: 1 S: 5	H: 0 LOB: 0 BB: 0 P: 5	R: 1 E: 0 K: 1 S: 7	H: 2 LOB: 1 BB: 0 P: 7	R: 0 E: 0 K: 2 S: 7	H: 0 LOB: 0 BB: 0 P: 7	R: 0 E: 0 K: 1 S: 5	H: 1 LOB: 3 BB: 2 P: 13	R: 1 E: 1 K: 0 S: 5	H: 1 LOB: 3 BB: 2 P: 13	1B: 10 2B: 0 3B: 0 HR: 1	SF: 1 SAC: 0 DP: 1 HBP: 0	WP: 0 PB: 1 SB: 0 CS: 0	PA: 42	
PITCHER	IP	WLS	BF	H	R	ER	SO	BB	IBB	HBP	BLK	WP	HR	S	P	ERA	WHIP				
Troy Herriage, R (1,1) ERA: 10.29	5.2	L	28	9	5	5	7	2	0	0	0	0	1	40	48	7.94	1.941				
Jack Crimian, R (6,1) ERA: 5.74	2.1		7	1	0	0	3	0	0	0	0	0	0	13	13	0.00	0.429				
Tom Gorman, R (9,1) ERA: 4.74	1.0		7	1	1	0	0	2	0	0	0	0	0	5	13	0.00	3.000				

Boston Red Sox @ Kansas City Athletics
Municipal Stadium, Kansas City, MO
Thu May 17 1956, 4:33 AM EDT
Att: 15,046 - Unknown

AB 37
R 6
H 11
RBI 6
BB 4
SO 10
LOB 20



Batter	1	2	3	4	5	6	7	8	9	AB	R	H	RBI	BB	SO	LOB	BOTTOM					
Spook Jacobs, R (1,4) OBP: 0.354, SLG: 0.282 Clete Boyer, R (8,4) OBP: 0.333, SLG: 0.333 Tom Gorman, R (9,1)	E 1B		FC4-6 S 1-2			E S BB			1-2 1B G1-4-6-3	2	0	1	0	1	0	1						
Enos Slaughter, L (1,9) OBP: 0.373, SLG: 0.417	L6 1-2		G3 1-2			F4			G1-4-6-3 1-2 2-3	4	0	0	0	0	5							
Hector Lopez, R (1,8) OBP: 0.359, SLG: 0.530	L7				F9				F7	4	0	0	0	0	3							
Harry Simpson, L (1,3) OBP: 0.304, SLG: 0.485	6-3				6-3				F3 1-3	4	1	1	0	0	2							
Jim Finigan, R (1,5) OBP: 0.323, SLG: 0.283		6-3			4-3				FC6-4 1B	4	0	1	0	0	1							
Tim Thompson, L (1,2) OBP: 0.345, SLG: 0.393		3-1			3-1				F7	4	0	0	0	0	2							
Bill Renna, R (1,7) OBP: 0.250, SLG: 0.450					4-3				FC6-4 1-2	4	0	1	1	0	1							
Joe Demaestri, R (1,6) OBP: 0.288, SLG: 0.325					E6 1B				L9	4	0	1	0	0	2							
Troy Herriage, R (1,1) Jack Crimian, R (6,1) Joe Ginsberg, L (6, PH) OBP: 0.333, SLG: 0.373 Mike Baxes, R (9,4) OBP: 0.286, SLG: 0.182			K		K				1B BB	0	0	0	0	0	0							
Inning Stats	R: 0 E: 1 K: 0 S: 4	H: 1 LOB: 1 BB: 0 P: 4	R: 0 E: 0 K: 0 S: 3	H: 0 LOB: 0 BB: 0 P: 3	R: 0 E: 0 K: 1 S: 6	H: 1 LOB: 1 BB: 0 P: 6	R: 0 E: 0 K: 0 S: 3	H: 0 LOB: 0 BB: 0 P: 3	R: 0 E: 0 K: 1 S: 6	H: 0 LOB: 1 BB: 0 P: 6	R: 0 E: 0 K: 0 S: 3	H: 0 LOB: 1 BB: 1 P: 7	R: 0 E: 0 K: 0 S: 4	H: 1 LOB: 1 BB: 0 P: 4	R: 0 E: 0 K: 0 S: 3	H: 1 LOB: 1 BB: 1 P: 7	R: 1 E: 0 K: 0 S: 5	H: 2 LOB: 1 BB: 0 P: 5	1B: 5 2B: 1 3B: 0 HR: 0	SF: 0 SAC: 0 DP: 1 HBP: 0	WP: 0 PB: 0 SB: 0 CS: 0	PA: 35
PITCHER	IP	WLS	BF	H	R	ER	SO	BB	IBB	HBP	BLK	WP	HR	S	P	ERA	WHIP					
Tom Brewer, R (1,1) ERA: 1.66	8.0	W	30	4	0	0	2	2	0	0	0	0	0	32	40	0.00	0.750					
Leo Kiely, L (9,1) ERA: 3.66	1.0	S	5	2	1	1	0	0	0	0	0	0	0	5	5	9.00	2.000					

Boston Red Sox @ Kansas City Athletics
Municipal Stadium, Kansas City, MO
Thu May 17 1956, 4:33 AM EDT
Att: 15,046 - Unknown

AB 33
R 1
H 6
RBI 1
BB 2
SO 2
LOB 19



Batter	1	2	3	4	5	6	7	8	9	AB	R	H	RBI	BB	SO	LOB	TOP			
Billy Goodman, L (1,4) OBP: 0.395, SLG: 0.486 Billy Consolo, R (9,4)	4-0 3B BB	0-0 F7		0-0 F7			0-0 SF9 3B		0-0 6-3	4	2	1	0	1	0	0				
Frank Malzone, R (1,5) OBP: 0.250, SLG: 0.355	0-0 F2	4-0 BB BB BB		0-0 5-3			0-0 6-3		0-0 5-3	4	0	0	0	1	0	2				
Mickey Vernon, L (1,3) OBP: 0.429, SLG: 0.688	0-0 3B 1-H	4-0 BB BB		0-0 3-1			0-0 SF9			2	1	1	2	1	0	0				
Dick Gemert, R (1,7) OBP: 0.418, SLG: 0.679 Gene Stephens, L (7,7) OBP: 0.250, SLG: 0.333	1-0 3B HBP	4-0 BB BB		0-0 F6			0-0 K			2	1	0	0	1	1	0				
Jackie Jensen, R (1,9) OBP: 0.388, SLG: 0.400	0-0 1B 3B 1-H 3-H	0-3 K		0-0 5-3			0-0 SH1-3 1B			4	1	2	2	0	1	3				
Jim Piersall, R (1,8) OBP: 0.422, SLG: 0.460	0-0 5-3	0-0 1-3		0-0 F3			0-0 SH1-3			3	0	0	0	0	0	4				
Don Buddin, R (1,6) OBP: 0.377, SLG: 0.306	4-0 1B BB			0-0 1B			0-0 L6		0-0 6-3	3	0	1	0	1	0	1				
Sammy White, R (1,2) OBP: 0.319, SLG: 0.333	0-0 1-2 3-H 1B			0-0 F6			0-0 F8		0-0 6-3	4	0	1	1	0	0	1				
Frank Sullivan, R (1,1) OBP: 0.222, SLG: 0.250 Tom Hurd, R (9,1) OBP: 1.000, SLG: 1.000	0-0 4-3			0-0 6-3			0-0 F9		0-3 K	4	0	0	0	0	1	2				
Inning Stats	R: 4 E: 0 K: 0 S: 6	H: 3 LOB: 2 BB: 2 P: 15	R: 0 E: 0 K: 1 S: 5	H: 0 LOB: 3 BB: 3 P: 17	R: 0 E: 0 K: 0 S: 3	H: 1 LOB: 0 BB: 0 P: 3	R: 0 E: 0 K: 0 S: 3	H: 0 LOB: 0 BB: 0 P: 3	R: 0 E: 0 K: 0 S: 3	H: 0 LOB: 0 BB: 0 P: 3	R: 1 E: 0 K: 1 S: 6	H: 1 LOB: 0 BB: 0 P: 6	R: 0 E: 0 K: 0 S: 4	H: 1 LOB: 1 BB: 0 P: 4	R: 0 E: 0 K: 1 S: 5	H: 0 LOB: 0 BB: 0 P: 5	1B: 3 2B: 0 3B: 3 HR: 0	SF: 1 SAC: 1 DP: 0 HBP: 1	WP: 0 PB: 0 SB: 0 CS: 0	PA: 38
PITCHER Art Ditmar, R (1,1) ERA: 2.57	IP: 9.0 WLS: L BF: 38	H: 6 R: 5 ER: 5 SO: 3	BB: 5 IBB: 0 HBP: 1 BLK: 0	WP: 0 HR: 0 S: 38 P: 59	ERA: 5.00 WHIP: 1.222	PITCHER														

Boston Red Sox @ Kansas City Athletics
Municipal Stadium, Kansas City, MO
Fri May 18 1956, 4:33 AM EDT
Att: 16,997 - Unknown

AB 30
R 5
H 6
RBI 5
BB 5
SO 3
LOB 13



Batter	1	2	3	4	5	6	7	8	9	AB	R	H	RBI	BB	SO	LOB	BOTTOM			
Spook Jacobs, R (1,4) OBP: 0.350, SLG: 0.273 Rance Pless, R (9, PH) OBP: 0.263, SLG: 0.297	0-0 5-3		4-0 HR BB	0-0 1-3			0-0 6-3		0-0 F3	3	1	0	0	1	0	1				
Hector Lopez, R (1,8) OBP: 0.381, SLG: 0.575	0-0 E 1B		0-0 HR	0-0 F8			0-0 L6-3 1B		4-0 BB	4	1	3	2	1	0	1				
Enos Slaughter, L (1,9) OBP: 0.375, SLG: 0.446	0-0 E4 G4-6-3		0-0 SF8 3B			0-0 FC6-4 1B		0-0 L6-3	0-0 4-3	5	1	2	0	0	0	4				
Harry Simpson, L (1,3) OBP: 0.292, SLG: 0.470	0-0 G4-6-3		0-0 SF8			0-0 F4		0-0 F8		3	0	0	1	0	0	3				
Jim Finigan, R (1,5) OBP: 0.333, SLG: 0.286		0-0 BB 1B	4-0 E BB			0-0 FC6-4		0-3 K		3	0	1	0	1	1	1				
Joe Ginsberg, L (1,2) OBP: 0.313, SLG: 0.345		0-0 F9	0-0 E6			0-0 F9		0-3 K		4	0	0	0	0	1	3				
Bill Renna, R (1,7) OBP: 0.292, SLG: 0.409		4-0 BB BB	0-0 F3			0-0 6-3		4-0 1B SF7 BB		2	1	0	0	2	0	2				
Joe Demaestri, R (1,6) OBP: 0.289, SLG: 0.325 Tim Thompson, L (9, PH) OBP: 0.397, SLG: 0.414 Mike Baxes, R (9, FR) OBP: 0.286, SLG: 0.182		0-0 FC6-4-3-2		0-0 1-3 1B		0-0 6-3		0-0 BB 1B		3	0	1	0	0	0	2				
Art Ditmar, R (1,1) OBP: 0.150, SLG: 0.150 Gus Zernial, R (9, PH) OBP: 0.371, SLG: 0.519			0-0 6-3			0-0 5-3		0-0 SF7		3	0	0	0	0	1	1				
Inning Stats	R: 0 E: 1 K: 0 S: 4	H: 1 LOB: 1 BB: 0 P: 4	R: 0 E: 0 K: 0 S: 3	H: 1 LOB: 1 BB: 1 P: 7	R: 3 E: 1 K: 0 S: 6	H: 2 LOB: 2 BB: 2 P: 14	R: 0 E: 0 K: 1 S: 6	H: 1 LOB: 1 BB: 0 P: 6	R: 0 E: 0 K: 0 S: 4	H: 1 LOB: 1 BB: 0 P: 4	R: 0 E: 0 K: 0 S: 3	H: 0 LOB: 0 BB: 0 P: 3	R: 0 E: 0 K: 2 S: 7	H: 0 LOB: 0 BB: 0 P: 7	R: 1 E: 0 K: 0 S: 4	H: 1 LOB: 2 BB: 2 P: 12	1B: 6 2B: 2 3B: 1 HR: 1	SF: 2 SAC: 0 DP: 3 HBP: 0	WP: 0 PB: 0 SB: 0 CS: 0	PA: 39
PITCHER Frank Sullivan, R (1,1) ERA: 2.25 Tom Hurd, R (9,1) ERA: 3.6	IP: 8.0 WLS: W BF: 34	H: 7 R: 4 ER: 4 SO: 3	BB: 4 IBB: 0 HBP: 0 BLK: 0	WP: 0 HR: 1 S: 36 P: 52	ERA: 4.50 WHIP: 1.375	PITCHER														

Boston Red Sox @ Kansas City Athletics
Municipal Stadium, Kansas City, MO
Fri May 18 1956, 4:33 AM EDT
Att: 16,997 - Unknown

AB 32
R 4
H 8
RBI 4
BB 5
SO 3
LOB 19



Batter	1	2	3	4	5	6	7	8	9	AB	R	H	RBI	BB	SO	LOB	TOP																		
Billy Goodman, L (1,4) OBP: 0.395, SLG: 0.482 Billy Consolo, R (9,4)	5-3		F5						4-3	5	1	2	1	0	0	0	Boston Red Sox @ Kansas City Athletics Municipal Stadium, Kansas City, MO Sat May 19 1956, 4:33 AM EDT Att: 16,055 - Unknown livebaseballscorecards.com																		
Frank Matzone, R (1,5) OBP: 0.262, SLG: 0.348	F8		L7						6-3	4	1	1	0	1	0	0																			
Mickey Vernon, L (1,3) OBP: 0.427, SLG: 0.681			6-3							5	0	2	0	0	0	4																			
Dick Gemert, R (1,7) OBP: 0.411, SLG: 0.659 Bob Porterfield, R (7,1) OBP: 0.273, SLG: 0.222	K								FC5-4	4	0	1	0	0	0	2		3																	
Jackie Jensen, R (1,9) OBP: 0.392, SLG: 0.429		5-3								4	0	2	2	0	0	0																			
Jim Piersall, R (1,8) OBP: 0.415, SLG: 0.444		K								3	0	0	0	1	2	2																			
Don Buddin, R (1,6) OBP: 0.382, SLG: 0.299										2	0	0	0	2	1	0																			
Sammy White, R (1,2) OBP: 0.316, SLG: 0.330										4	0	1	0	0	0	2																			
George Susce, R (1,1) OBP: 0.571, SLG: 0.833 Faye Throneberry, L (7,PH) OBP: 0.344, SLG: 0.448										2	1	1	0	0	0	2																			
										2	1	1	0	0	0	0																			
Inning Stats	R: 0 E: 0 K: 1 S: 6	H: 1 LOB: 1 BB: 0 P: 6	R: 0 E: 0 K: 1 S: 6	H: 1 LOB: 2 BB: 1 P: 10	R: 0 E: 0 K: 0 S: 3	H: 0 LOB: 0 BB: 0 P: 3	R: 0 E: 0 K: 0 S: 2	H: 0 LOB: 0 BB: 1 P: 6	R: 1 E: 0 K: 1 S: 7	H: 2 LOB: 2 BB: 1 P: 11	R: 0 E: 0 K: 1 S: 6	H: 2 LOB: 2 BB: 1 P: 10	R: 3 E: 1 K: 1 S: 9	H: 4 LOB: 1 BB: 0 P: 9	R: 0 E: 0 K: 0 S: 3	H: 0 LOB: 0 BB: 0 P: 3	R: 0 E: 0 K: 0 S: 4	H: 1 LOB: 1 BB: 0 P: 4	1B: 8 2B: 2 3B: 1 HR: 0	SF: 0 SAC: 0 DP: 0 HBP: 0	WP: 0 PB: 0 SB: 0 CS: 1	PA: 41													
PITCHER	IP WLS BF H R ER SO BB IBB HBP BLK WP HR S P ERA WHIP																																		
Lou Kretlow, R (1,1) ERA: 6.69	6.0	29	9	4	4	4	4	4	0	0	0	0	0	0	0	33	49	6.00	2.167																
Moe Burtis, R (7,1) ERA: 1.64	1.0	4	1	0	0	1	0	0	0	0	0	0	0	0	6	6	0.00	1.000																	
Tom Gorman, R (8,1) ERA: 4.29	2.0	W	7	1	0	0	0	0	0	0	0	0	0	0	7	7	0.00	0.500																	


Batter	1	2	3	4	5	6	7	8	9	AB	R	H	RBI	BB	SO	LOB	BOTTOM																	
Joe Demaestri, R (1,6) OBP: 0.284, SLG: 0.310	4-3		F7						F1	4	0	0	0	1	0	1	Boston Red Sox @ Kansas City Athletics Municipal Stadium, Kansas City, MO Sat May 19 1956, 4:33 AM EDT Att: 16,055 - Unknown livebaseballscorecards.com																	
Hector Lopez, R (1,8) OBP: 0.392, SLG: 0.604										4	1	2	2	1	0	2																		
Gus Zernial, R (1,7) OBP: 0.370, SLG: 0.525 Bill Renna, R (6,PR) OBP: 0.280, SLG: 0.391										3	0	1	0	0	1	2																		
										1	1	0	0	0	0	2																		
Harry Simpson, L (1,3) OBP: 0.291, SLG: 0.462										4	0	1	1	0	1	3																		
Jim Finigan, R (1,5) OBP: 0.329, SLG: 0.271										3	1	0	0	1	1	0																		
Joe Ginsberg, L (1,2) OBP: 0.338, SLG: 0.368										2	1	1	0	2	0	0																		
Johnny Groth, R (1,9) OBP: 0.300, SLG: 0.526 Enos Slaughter, L (6,PH) OBP: 0.376, SLG: 0.448										2	0	1	0	0	1	1																		
										2	0	1	2	0	0	0																		
Spook Jacobs, R (1,4) OBP: 0.336, SLG: 0.261										4	0	0	0	0	0	4																		
Lou Kretlow, R (1,1) Moe Burtis, R (7,PH) Rance Price, R (7,PH) Tom Gorman, R (8,1) Tim Thompson, L (9,PH) Mike Baxev, R (9,PH)										2	0	0	0	0	1	0																		
										0	0	0	0	0	0	0																		
										1	0	1	0	0	0	0																		
										0	0	0	0	0	0	0																		
										0	0	0	0	0	0	0																		
										0	1	0	0	0	0	0																		
Inning Stats	R: 0 E: 0 K: 2 S: 7	H: 0 LOB: 1 BB: 1 P: 11	R: 0 E: 0 K: 1 S: 6	H: 1 LOB: 1 BB: 0 P: 6	R: 0 E: 0 K: 0 S: 4	H: 1 LOB: 1 BB: 0 P: 4	R: 0 E: 0 K: 1 S: 5	H: 0 LOB: 1 BB: 1 P: 9	R: 0 E: 0 K: 1 S: 5	H: 0 LOB: 0 BB: 0 P: 5	R: 2 E: 0 K: 0 S: 5	H: 3 LOB: 3 BB: 2 P: 13	R: 0 E: 0 K: 0 S: 4	H: 1 LOB: 2 BB: 1 P: 8	R: 1 E: 1 K: 0 S: 4	H: 1 LOB: 0 BB: 0 P: 4	R: 2 E: 1 K: 0 S: 3	H: 1 LOB: 1 BB: 0 P: 3	1B: 4 2B: 3 3B: 0 HR: 1	SF: 0 SAC: 0 DP: 0 HBP: 0	WP: 0 PB: 0 SB: 0 CS: 1	PA: 38												
PITCHER	IP WLS BF H R ER SO BB IBB HBP BLK WP HR S P ERA WHIP																																	
George Susce, R (1,1) ERA: 7.71	6.0	L	26	5	3	2	5	4	0	0	0	0	0	0	32	48	3.00	1.500																
Bob Porterfield, R (7,1) ERA: 4.66	2.1	L	12	3	3	1	0	1	0	0	0	0	0	1	11	15	3.86	1.714																


Batter	1	2	3	4	5	6	7	8	9	AB	R	H	RBI	BB	SO	LOB	TOP					
Hank Bauer, R (1, 9) OBP: 0.302, SLG: 0.446	B1-3		P6			HR	K			4	1	1	1	0	1	1	New York Yankees @ Kansas City Athletics Municipal Stadium, Kansas City, MO Sun May 20 1956, 4:33 AM EDT Att: 32,457 - Unknown livebaseballscorecards.com					
Billy Martin, R (1, 4) OBP: 0.287, SLG: 0.281	K		F7			P4		G6-3 BB		3	0	0	0	1	1							
Joe Collins, L (1, 7) OBP: 0.263, SLG: 0.385	4-3			4-3		1B BB		G6-3 1-2		3	0	0	0	1	0	1						
Mickey Mantle, S (1, 8) OBP: 0.482, SLG: 0.847		G3		4-3		1B				3	0	1	0	1	0	0						
Eddie Robinson, L (1, 3) OBP: 0.278, SLG: 0.133 Bob Cerv, R (8, 7) OBP: 0.231, SLG: 0.538	F9		F9			P3		F8		4	0	0	0	0	0	3						
Elston Howard, R (1, 2) OBP: 0.348, SLG: 0.424	5-3			F9			HR		K	4	1	1	0	0	1	0						
Gil McDougald, R (1, 6) OBP: 0.348, SLG: 0.337			2B BB	P6		1-3			CS 1B	3	1	1	0	1	0	1						
Andy Carey, R (1, 5) OBP: 0.304, SLG: 0.296			1-H 2B	6-3			HR		S BB	3	1	2	3	1	0	0						
Johnny Kucks, R (1, 1) OBP: 0.176, SLG: 0.067 Bob Grim, R (9, 1)			B1-4			F8			1-3	4	0	0	0	0	1	2						
										0	0	0	0	0	0	0						
Inning Stats	R: 0 E: 0 K: 1 S: 5	H: 0 LOB: 0 BB: 0 P: 5	R: 0 E: 0 K: 0 S: 3	H: 0 LOB: 0 BB: 0 P: 3	R: 1 E: 0 K: 0 S: 4	H: 1 LOB: 1 BB: 1 P: 8	R: 0 E: 0 K: 0 S: 3	H: 0 LOB: 0 BB: 0 P: 3	R: 0 E: 0 K: 0 S: 3	H: 0 LOB: 0 BB: 0 P: 3	R: 1 E: 0 K: 0 S: 5	H: 2 LOB: 2 BB: 1 P: 9	R: 2 E: 0 K: 2 S: 9	H: 2 LOB: 0 BB: 0 P: 9	R: 0 E: 0 K: 0 S: 2	H: 0 LOB: 1 BB: 2 P: 10	R: 0 E: 0 K: 1 S: 5	H: 1 LOB: 1 BB: 1 P: 9	1B: 2 2B: 2 3B: 0 HR: 2	SF: 0 SAC: 0 DP: 1 HBP: 0	WP: 0 PB: 0 CS: 1	PA: 36
PITCHER	IP WLS BF H R ER SO BB IBB HBP BLK WP HR S P ERA WHIP																					
Jack Crimian, R (1, 1) ERA: 5.32	8.0 L 32 5 4 4 3 4 0 0 0 0 2 34 50 4.50 1.125																					
Moe Burtshy, R (9, 1) ERA: 1.57	1.0 4 1 0 0 1 1 0 0 0 0 0 5 9 0.00 2.000																					


Batter	1	2	3	4	5	6	7	8	9	AB	R	H	RBI	BB	SO	LOB	BOTTOM					
Joe Demaestri, R (1, 6) OBP: 0.293, SLG: 0.310	5-3		F9			FC6-4 BB		1-2 1B		3	0	1	0	1	0	0	New York Yankees @ Kansas City Athletics Municipal Stadium, Kansas City, MO Sun May 20 1956, 4:33 AM EDT Att: 32,457 - Unknown livebaseballscorecards.com					
Hector Lopez, R (1, 8) OBP: 0.377, SLG: 0.579	P4			K		F7		L6		4	0	0	0	0	1	3						
Gus Zernial, R (1, 7) OBP: 0.354, SLG: 0.500	F3			6-3		FC6-4 1-2			F7	4	0	0	0	0	0	1						
Harry Simpson, L (1, 3) OBP: 0.289, SLG: 0.463		G3 2B		6-3			P4		F8	4	0	1	0	0	0	0						
Enos Slaughter, L (1, 9) OBP: 0.372, SLG: 0.437		G3 2-3			1-3		F8		2B 1B	4	1	1	0	0	0	1						
Jim Finigan, R (1, 5) OBP: 0.336, SLG: 0.302		6-3				FC3-6 1B		6-3		4	1	2	0	0	0	1						
Joe Ginsberg, L (1, 2) OBP: 0.347, SLG: 0.377		6-3				FC3-6 1-2			1B 1B	4	0	2	2	0	0	2						
Spook Jacobs, R (1, 4) OBP: 0.327, SLG: 0.253 Rance Pless, R (9, PH) OBP: 0.275, SLG: 0.308			F8			F7		P6		3	0	0	0	0	0	2						
Jack Crimian, R (1, 1) Tim Thompson, L (8, PH) Moe Burtshy, R (9, 1) OBP: 0.200, SLG: 0.200			K			F8			F8	1	0	0	0	0	0	1						
										0	0	0	0	0	0	0						
Inning Stats	R: 0 E: 0 K: 0 S: 3	H: 0 LOB: 0 BB: 0 P: 3	R: 0 E: 0 K: 0 S: 4	H: 1 LOB: 1 BB: 0 P: 4	R: 0 E: 0 K: 1 S: 5	H: 0 LOB: 0 BB: 0 P: 5	R: 0 E: 0 K: 1 S: 5	H: 0 LOB: 0 BB: 0 P: 5	R: 0 E: 0 K: 0 S: 4	H: 1 LOB: 1 BB: 0 P: 4	R: 0 E: 0 K: 0 S: 3	H: 0 LOB: 1 BB: 1 P: 7	R: 0 E: 0 K: 0 S: 3	H: 0 LOB: 0 BB: 0 P: 3	R: 0 E: 0 K: 0 S: 5	H: 2 LOB: 2 BB: 0 P: 5	R: 2 E: 0 K: 1 S: 8	H: 3 LOB: 1 BB: 0 P: 8	1B: 5 2B: 2 3B: 0 HR: 0	SF: 0 SAC: 0 DP: 0 HBP: 0	WP: 0 PB: 0 CS: 0	PA: 35
PITCHER	IP WLS BF H R ER SO BB IBB HBP BLK WP HR S P ERA WHIP																					
Johnny Kucks, R (1, 1) ERA: 4.0	8.2 W 34 7 2 2 2 1 0 0 0 0 0 37 41 2.08 0.923																					
Bob Grim, R (9, 1) ERA: 1.59	0.1 S 1 0 0 0 1 0 0 0 0 0 0 3 3 0.00 0.000																					

Batter	1	2	3	4	5	6	7	8	9	AB	R	H	RBI	BB	SO	LOB	TOP			
Hank Bauer, R OBP: 0.306, SLG: 0.435										3	2	0	0	1	3	0	New York Yankees @ Kansas City Athletics Municipal Stadium, Kansas City, MO Mon May 21 1956, 4:33 AM EDT Att: 13,799 - Unknown livebaseballscorecards.com			
Billy Martin, R OBP: 0.276, SLG: 0.269										4	0	0	0	0	1	1				
Bob Cerv, R OBP: 0.313, SLG: 0.533										2	1	1	0	1	0	0				
Joe Collins, L OBP: 0.254, SLG: 0.370										2	0	0	0	0	0	1				
Mickey Mantle, S OBP: 0.500, SLG: 0.883										2	3	2	1	3	0	0				
Bill Skowron, R OBP: 0.369, SLG: 0.364										4	0	1	0	1	0	2				
Elston Howard, R OBP: 0.344, SLG: 0.416										4	1	1	2	0	0	3				
Gil McDougald, R OBP: 0.350, SLG: 0.366										3	1	1	3	0	0	2				
Andy Carey, R OBP: 0.302, SLG: 0.286										3	0	0	0	1	0	0				
Don Larsen, R OBP: 0.316, SLG: 0.579										1	0	0	0	0	1	1				
Tom Sturdivant, L OBP: 0.200, SLG: 0.200										3	0	0	0	0	1	0				
Tom Morgan, R OBP: 0.333, SLG: 0.200										0	0	0	0	0	0	0				
Inning Stats	R: 5 E: 1 K: 1 S: 8	H: 2 LOB: 1 BB: 2 P: 17	R: 0 E: 0 K: 1 S: 5	H: 1 LOB: 2 BB: 1 P: 9	R: 0 E: 0 K: 0 S: 2	H: 0 LOB: 0 BB: 0 P: 3	R: 0 E: 0 K: 2 S: 7	H: 0 LOB: 0 BB: 0 P: 7	R: 1 E: 0 K: 0 S: 5	H: 2 LOB: 1 BB: 0 P: 5	R: 0 E: 0 K: 0 S: 3	H: 0 LOB: 0 BB: 0 P: 3	R: 2 E: 0 K: 0 S: 4	H: 1 LOB: 2 BB: 3 P: 16	R: 0 E: 0 K: 1 S: 5	H: 0 LOB: 1 BB: 0 P: 9	1B: 3 2B: 1 3B: 0 HR: 2	SF: 0 SAC: 1 DP: 0 HBP: 2	WP: 1 PB: 1 CS: 0	PA: 42
PITCHER	IP WLS BF H R ER SO BB IBB HBP BLK WP HR S P ERA WHIP																			
Jose Santiago, R ERA: 4.5	(1, 1) 2.0 L 13 3 5 1 2 3 0 1 0 0 1 13 26 4.50 3.000																			
Moe Burtzsch, R ERA: 2.25	(3, 1) 5.0 21 3 3 3 2 2 1 1 0 0 1 21 34 5.40 1.000																			
Tommy Lasorda, L ERA: 4.2	(8, 1) 2.0 7 0 0 0 2 1 0 0 0 1 0 10 14 0.00 0.500																			

Batter	1	2	3	4	5	6	7	8	9	AB	R	H	RBI	BB	SO	LOB	BOTTOM			
Joe Demaestri, R OBP: 0.278, SLG: 0.293										5	0	0	0	0	2	5	New York Yankees @ Kansas City Athletics Municipal Stadium, Kansas City, MO Mon May 21 1956, 4:33 AM EDT Att: 13,799 - Unknown livebaseballscorecards.com			
Hector Lopez, R OBP: 0.382, SLG: 0.602										3	1	1	1	1	1	0				
Gus Zernial, R OBP: 0.350, SLG: 0.523										4	1	1	1	0	0	3				
Harry Simpson, L OBP: 0.297, SLG: 0.518										4	2	2	2	0	0	0				
Enos Slaughter, L OBP: 0.354, SLG: 0.413										4	0	0	0	0	1	0				
Jim Finigan, R OBP: 0.346, SLG: 0.303										3	1	1	0	1	1	0				
Joe Ginsberg, L OBP: 0.342, SLG: 0.359										3	0	0	0	1	0	1				
Rance Pless, R OBP: 0.318, SLG: 0.317										2	0	1	0	2	0	0				
Jose Santiago, R Johnny Groth, R Moe Burtzsch, R Tim Thompson, L Tommy Lasorda, R Bill Renina, R	(1, 1) (2, PH) (3, 1) (7, PH) (8, 1) (9, PH)									0	0	0	0	0	0	0		1		
Inning Stats	R: 0 E: 0 K: 2 S: 7	H: 0 LOB: 0 BB: 0 P: 7	R: 2 E: 0 K: 1 S: 7	H: 3 LOB: 2 BB: 2 P: 15	R: 2 E: 0 K: 0 S: 5	H: 2 LOB: 0 BB: 0 P: 5	R: 0 E: 0 K: 0 S: 3	H: 0 LOB: 0 BB: 0 P: 3	R: 0 E: 0 K: 1 S: 5	H: 0 LOB: 0 BB: 0 P: 5	R: 0 E: 0 K: 0 S: 5	H: 2 LOB: 3 BB: 1 P: 9	R: 1 E: 0 K: 0 S: 3	H: 1 LOB: 1 BB: 1 P: 7	R: 0 E: 0 K: 1 S: 4	H: 0 LOB: 0 BB: 1 P: 8		1B: 4 2B: 0 3B: 0 HR: 4	SF: 0 SAC: 0 DP: 3 HBP: 0	WP: 1 PB: 0 CS: 0
PITCHER	IP WLS BF H R ER SO BB IBB HBP BLK WP HR S P ERA WHIP																			
Don Larsen, R ERA: 5.26	(1, 1) 1.1 9 3 2 2 3 2 0 0 0 0 1 9 21 13.50 3.750																			
Tom Sturdivant, R ERA: 3.24	(2, 1) 6.2 W 26 5 3 3 1 3 0 0 0 0 3 25 37 4.05 1.200																			
Tom Morgan, R ERA: 3.2	(9, 1) 1.0 S 2 0 0 0 1 0 0 0 0 0 0 4 4 0.00 0.000																			

Batter	1	2	3	4	5	6	7	8	9	AB	R	H	RBI	BB	SO	LOB	TOP			
Eddie Yost, R OBP: 0.453, SLG: 0.333 (1, 5)	6-3	P4			5-3			BB		3	0	0	0	1	0	1	Washington Senators @ Kansas City Athletics Municipal Stadium, Kansas City, MO Tue May 22 1956, 4:33 AM EDT Att: 9,258 - Unknown 			
Jerry Snyder, R OBP: 0.370, SLG: 0.384 (1, 6)	F9		1-3			BB 1B		F9		4	0	1	0	0	0	1				
Pete Runnels, L OBP: 0.385, SLG: 0.500 (1, 4)	E6 BB		1-3			BB 1-2		F8		3	0	0	0	1	0	1				
Carlos Paula, R OBP: 0.192, SLG: 0.200 (1, 7)	1-2 BB		K			K		F9		3	0	0	0	1	2	3				
Roy Sievers, R OBP: 0.370, SLG: 0.450 (1, 3)	K			F5		K			K	4	0	0	0	0	3	4				
Jim Lemon, R OBP: 0.384, SLG: 0.565 (1, 9)		G6-4-3 1B 2B		1-3		F3			K	4	1	1	0	0	1	2				
Clint Courtney, L OBP: 0.397, SLG: 0.449 (1, 2)		G6-4-3 BB		F9			F3			2	0	0	0	2	0	0				
Karl Olson, R OBP: 0.336, SLG: 0.427 (1, 8)		G6-4-3 1-2 2-3			1-3		F8		F2	4	0	0	0	0	0	3				
Bunky Stewart, L OBP: 0.236, SLG: 0.250 (2, 1)					L5			G3		1	0	1	1	0	0	0				
Tex Clevenger, R OBP: 0.356, SLG: 0.516 (5, PH)										0	0	0	0	0	0	0				
Harmon Killebrew, R OBP: 0.377, SLG: 0.584 (5, PH)										1	0	0	0	0	0	0				
Hal Griggs, R OBP: 0.269, SLG: 0.375 (5, PH)										0	0	0	0	0	0	0				
Whitley Herzog, L OBP: 0.227, SLG: 0.150 (7, PH)										1	0	0	0	0	0	0				
Bob Wiesler, S OBP: 0.324, SLG: 0.250 (7, PH)										0	0	0	0	0	0	0				
Inning Stats	R: 0 E: 1 K: 1 S: 6	H: 0 LOB: 2 BB: 1 P: 10	R: 1 E: 0 K: 0 S: 4	H: 2 LOB: 1 BB: 1 P: 8	R: 0 E: 0 K: 1 S: 5	H: 0 LOB: 0 BB: 0 P: 5	R: 0 E: 0 K: 0 S: 3	H: 0 LOB: 0 BB: 0 P: 3	R: 0 E: 0 K: 2 S: 8	H: 1 LOB: 2 BB: 1 P: 12	R: 0 E: 0 K: 0 S: 3	H: 0 LOB: 0 BB: 0 P: 3	R: 0 E: 0 K: 2 S: 6	H: 0 LOB: 1 BB: 1 P: 7	R: 0 E: 0 K: 2 S: 7	H: 0 LOB: 1 BB: 1 P: 11	1B: 2 2B: 1 3B: 0 HR: 0	SF: 0 SAC: 0 DP: 1 HBP: 0	WP: 0 PB: 0 CS: 0	PA: 35
PITCHER Troy Herriage, R ERA: 6.65 (1, 1)	IP: 9.0 WLS: W BF: 35 H: 3 R: 1 ER: 1 SO: 6 BB: 5 IBB: 0 HBP: 0 BLK: 0 WP: 0 HR: 0 S: 42 P: 62 ERA: 1.00 WHIP: 0.889																			

Batter	1	2	3	4	5	6	7	8	9	AB	R	H	RBI	BB	SO	LOB	BOTTOM			
Joe Demaestri, R OBP: 0.275, SLG: 0.281 (1, 6)	6-3	FC5-2 BB 2B		K				G4-6-3		4	1	0	0	0	1	4	Washington Senators @ Kansas City Athletics Municipal Stadium, Kansas City, MO Tue May 22 1956, 4:33 AM EDT Att: 9,258 - Unknown 			
Hector Lopez, R OBP: 0.377, SLG: 0.584 (1, 8)	S BB	K		F8		HBP K				3	0	0	0	1	2	4				
Gus Zernial, R OBP: 0.356, SLG: 0.516 (1, 7)	P5	2B BB			1B			6-3		3	0	1	1	1	0	1				
Bill Renna, R OBP: 0.269, SLG: 0.375 (6, 7)		1-2 2-3 3-H								0	0	0	0	0	0	0				
Harry Simpson, L OBP: 0.295, SLG: 0.517 (1, 3)	K			K				K		4	0	1	2	0	3	2				
Johnny Groth, R OBP: 0.360, SLG: 0.652 (1, 9)		BB 2B			4-3			HR		3	2	1	1	1	0	2				
Jim Finigan, R OBP: 0.366, SLG: 0.324 (7, 5)		BB 2B		F9		BB BB		S BB		2	1	1	0	2	0	0				
Joe Ginsberg, L OBP: 0.350, SLG: 0.348 (1, 2)		BB FC5-2 BB		5-3		G4-6-3 BB		3-1		2	0	0	0	2	0	1				
Rance Pless, R OBP: 0.340, SLG: 0.310 (1, 5)		FC5-2 BB BB						6-3		1	1	0	1	2	0	2				
Spook Jacobs, R OBP: 0.324, SLG: 0.250 (7, 4)		1-2 2-3 3-H								1	0	0	0	0	0	0				
Troy Herriage, R OBP: 0.324, SLG: 0.250 (1, 1)		BB FC5-2 2B BB		F3		K		G4-6-3 BB		2	1	0	1	2	1	1				
Inning Stats	R: 0 E: 0 K: 1 S: 5	H: 0 LOB: 1 BB: 1 P: 9	R: 5 E: 0 K: 1 S: 7	H: 2 LOB: 5 BB: 5 P: 27	R: 0 E: 0 K: 0 S: 3	H: 0 LOB: 1 BB: 1 P: 7	R: 0 E: 0 K: 2 S: 8	H: 1 LOB: 0 BB: 0 P: 8	R: 0 E: 0 K: 0 S: 2	H: 0 LOB: 2 BB: 2 P: 10	R: 0 E: 0 K: 2 S: 6	H: 0 LOB: 1 BB: 0 P: 7	R: 1 E: 0 K: 1 S: 6	H: 1 LOB: 1 BB: 1 P: 10	R: 0 E: 0 K: 0 S: 2	H: 0 LOB: 0 BB: 1 P: 6	1B: 1 2B: 3 3B: 0 HR: 1	SF: 0 SAC: 0 DP: 3 HBP: 1	WP: 0 PB: 0 CS: 1	PA: 37
PITCHER Bunky Stewart, L ERA: 3.77 (1, 1)	IP: 1.0 WLS: L BF: 8 H: 1 R: 4 ER: 4 SO: 4 BB: 4 IBB: 0 HBP: 0 BLK: 0 WP: 0 HR: 0 S: 17 P: 22 ERA: 36.00 WHIP: 5.000																			
Tex Clevenger, R ERA: 3.98 (2, 1)	3.0 WLS: 14 BF: 2 H: 1 R: 1 ER: 1 SO: 3 BB: 3 IBB: 0 HBP: 0 BLK: 0 WP: 0 HR: 0 S: 17 P: 29 ERA: 3.00 WHIP: 1.667																			
Hal Griggs, R ERA: 7.98 (5, 1)	2.0 WLS: 7 BF: 0 H: 0 R: 0 ER: 0 SO: 2 BB: 2 IBB: 0 HBP: 1 BLK: 0 WP: 0 HR: 0 S: 8 P: 17 ERA: 0.00 WHIP: 1.000																			
Bob Wiesler, L ERA: 10.9 (7, 1)	2.0 WLS: 8 BF: 1 H: 1 R: 1 ER: 1 SO: 1 BB: 2 IBB: 0 HBP: 0 BLK: 0 WP: 1 HR: 8 S: 16 P: 4.50 WHIP: 1.500																			

Batter	1	2	3	4	5	6	7	8	9	10	11	12	13	14	15	16	17	AB	R	H	RBI	BB	SO	LOB	TOP									
Herb Plews, L OBP: 0.350, SLG: 0.188 (1.3)	6-3		4-3		6-3		E5		4-3		IBB		IBB			BB		5	0	0	0	3	0	3	Washington Senators @ Kansas City Athletics Municipal Stadium, Kansas City, MO Wed May 23 1956, 4:33 AM EDT Att. 5,251 - Unknown 									
Jerry Snyder, R OBP: 0.346, SLG: 0.355 (1.6)	1-3		5-3		4-3		L7-4		P3		F3		L4			P4		8	0	0	0	0	0	8										
Ernie Oravetz, S OBP: 0.360, SLG: 0.333 (1.7)	HR		6-3		L4				4-3				4-3		F9		G3		7	1	1	0	1	0		1								
Roy Sievers, R OBP: 0.376, SLG: 0.475 (1.3)	HR														F3				7	3	3	2	1	1		1								
Pete Runnels, L OBP: 0.387, SLG: 0.495 (1.4)	HR														F9																			
Jim Lemon, R OBP: 0.349, SLG: 0.539 (17.9)	FC6-4																																	
Karl Olson, R OBP: 0.336, SLG: 0.427 (17.9)	FC6-4																																	
Whitey Herzog, L OBP: 0.233, SLG: 0.290 (1.8)			4-3																															
Lou Berberet, L OBP: 0.392, SLG: 0.297 (1.2)																																		
Pedro Ramos, S OBP: 0.444, SLG: 0.444 (7.7)	F9																																	
Ed Fitz Gerald, R OBP: 0.391, SLG: 0.545 (9.7)																																		
Clint Courtney, L OBP: 0.479, SLG: 0.479 (9.2)																																		
Dean Stone, L OBP: 0.300, SLG: 0.100 (1.1)	6-3																																	
Bob Chakales, R OBP: 0.300, SLG: 0.100 (1.1)																																		
Edgar Sosa, L OBP: 0.300, SLG: 0.100 (1.1)																																		
Camilo Pascual, R OBP: 0.300, SLG: 0.100 (1.1)																																		
Inning Stats	R: 2 E: 0 K: 0 S: 5	H: 2 LOB: 1 BB: 1 P: 9	R: 0 E: 0 K: 0 S: 3	H: 0 LOB: 0 BB: 0 P: 3	R: 0 E: 0 K: 0 S: 3	H: 0 LOB: 0 BB: 0 P: 3	R: 1 E: 0 K: 1 S: 7	H: 2 LOB: 2 BB: 1 P: 11	R: 0 E: 0 K: 0 S: 3	H: 0 LOB: 0 BB: 0 P: 3	R: 0 E: 0 K: 0 S: 4	H: 1 LOB: 1 BB: 0 P: 4	R: 0 E: 1 K: 1 S: 5	H: 0 LOB: 0 BB: 0 P: 5	R: 2 E: 0 K: 0 S: 6	H: 3 LOB: 1 BB: 0 P: 6	R: 0 E: 0 K: 0 S: 6	H: 1 LOB: 1 BB: 0 P: 6	R: 0 E: 0 K: 0 S: 4	H: 1 LOB: 1 BB: 0 P: 8	R: 0 E: 0 K: 0 S: 4	H: 1 LOB: 2 BB: 1 P: 8	R: 0 E: 0 K: 0 S: 3	H: 0 LOB: 0 BB: 0 P: 3	R: 0 E: 0 K: 0 S: 3	H: 0 LOB: 0 BB: 0 P: 3	R: 0 E: 0 K: 0 S: 3	H: 0 LOB: 0 BB: 0 P: 3	R: 1 E: 0 K: 0 S: 5	H: 2 LOB: 2 BB: 1 P: 9	1B: 10 2B: 4 3B: 0 HR: 1	SF: 1 SAC: 4 DP: 1 HBP: 0	WP: 0 CS: 0	PA: 72
PITCHER	Art Ditmar, R ERA: 2.55 (1.1)	9.0	WLS: 38	BF: 3	H: 5	R: 5	ER: 2	SO: 2	BB: 3	IBB: 0	HBP: 0	BLK: 0	WP: 0	HR: 1	S: 1	P: 39	ERA: 5.00	WHIP: 1.222																
Tom Gorman, R ERA: 3.41 (10.1)	8.0	WLS: 34	BF: 6	H: 1	R: 1	ER: 1	SO: 1	BB: 1	IBB: 3	HBP: 0	BLK: 0	WP: 0	HR: 0	S: 0	P: 32	ERA: 1.12	WHIP: 0.875																	
Batter	1	2	3	4	5	6	7	8	9	10	11	12	13	14	15	16	17	AB <td>R <td>H <td>RBI <td>BB <td>SO <td>LOB <td>BOTTOM</td> </td></td></td></td></td></td>	R <td>H <td>RBI <td>BB <td>SO <td>LOB <td>BOTTOM</td> </td></td></td></td></td>	H <td>RBI <td>BB <td>SO <td>LOB <td>BOTTOM</td> </td></td></td></td>	RBI <td>BB <td>SO <td>LOB <td>BOTTOM</td> </td></td></td>	BB <td>SO <td>LOB <td>BOTTOM</td> </td></td>	SO <td>LOB <td>BOTTOM</td> </td>	LOB <td>BOTTOM</td>	BOTTOM									
Joe Demaestri, R OBP: 0.283, SLG: 0.283 (9.7)	BB		5-3																															
Vic Power, R OBP: 0.313, SLG: 0.400 (9.7)	BB																																	
Mike Gavres, R OBP: 0.294, SLG: 0.154 (10.8)	2B																																	
Hector Lopez, R OBP: 0.360, SLG: 0.579 (1.8)	BB		5-3																															
Gus Zernial, R OBP: 0.352, SLG: 0.500 (9.7)	2B																																	
Bill Renna, R OBP: 0.276, SLG: 0.370 (9.7)	BB		5-3		1-3																													
Harry Simpson, L OBP: 0.265, SLG: 0.508 (1.3)	2B																																	
Johnny Groth, R OBP: 0.313, SLG: 0.517 (1.9)	2B																																	
Jim Finigan, R OBP: 0.364, SLG: 0.365 (7.5)	SH1-3																																	
Joe Ginsberg, L OBP: 0.345, SLG: 0.333 (1.2)	IBB																																	
Rance Pless, R OBP: 0.340, SLG: 0.295 (1.5)	G1-2-3																																	
Spook Jacobs, R OBP: 0.324, SLG: 0.250 (7.4)																																		
Ernie Slaughter, L OBP: 0.361, SLG: 0.413 (9.7)																																		
Clete Boyer, R OBP: 0.333, SLG: 0.333 (10.4)	BB																																	
Art Ditmar, R ERA: 5.11 (1.1)	10.0	WLS: 36	BF: 5	H: 2	R: 2	ER: 2	SO: 2	BB: 3	IBB: 2	HBP: 0	BLK: 0	WP: 0	HR: 0	S: 0	P: 14	ERA: 1.80	WHIP: 0.800																	
Bob Chakales, R ERA: 2.03 (11.1)	6.1	WLS: 21	BF: 3	H: 2	R: 2	ER: 1	SO: 0	BB: 0	IBB: 0	HBP: 0	BLK: 0	WP: 0	HR: 1	S: 23	P: 23	ERA: 2.84	WHIP: 0.474																	
Chuck Stobbs, L ERA: 4.38 (17.1)	0.0	WLS: 1	BF: 1	H: 0	R: 0	ER: 0	SO: 0	BB: 0	IBB: 0	HBP: 0	BLK: 0	WP: 0	HR: 0	S: 1	P: 1	ERA: 0.00	WHIP: 0.00																	
Camilo Pascual, R ERA: 6.0 (17.1)	0.0	WLS: 2	BF: 0	H: 0	R: 0	ER: 0	SO: 0	BB: 0	IBB: 0	HBP: 0	BLK: 0	WP: 0	HR: 0	S: 4	P: 4	ERA: 0.00	WHIP: 0.00																	
Inning Stats	R: 3 E: 0 K: 0 S: 4	H: 2 LOB: 2 BB: 4 P: 20	R: 0 E: 0 K: 0 S: 3	H: 0 LOB: 0 BB: 0 P: 3	R: 0 E: 0 K: 0 S: 3	H: 0 LOB: 0 BB: 0 P: 3	R: 0 E: 0 K: 0 S: 3	H: 0 LOB: 1 BB: 0 P: 7	R: 0 E: 0 K: 0 S: 3	H: 0 LOB: 0 BB: 0 P: 3	R: 0 E: 0 K: 0 S: 3	H: 0 LOB: 0 BB: 0 P: 3	R: 0 E: 0 K: 0 S: 3	H: 0 LOB: 0 BB: 0 P: 3	R: 0 E: 0 K: 0 S: 3	H: 0 LOB: 0 BB: 0 P: 3	R: 0 E: 0 K: 0 S: 3	H: 0 LOB: 0 BB: 0 P: 3	R: 0 E: 0 K: 0 S: 3	H: 0 LOB: 0 BB: 0 P: 3	R: 0 E: 0 K: 0 S: 3	H: 0 LOB: 0 BB: 0 P: 3	R: 0 E: 0 K: 0 S: 3	H: 0 LOB: 0 BB: 0 P: 3	R: 2 E: 0 K: 0 S: 4	H: 3 LOB: 3 BB: 1 P: 8	1B: 8 2B: 3 3B: 0 HR: 1	SF: 0 SAC: 1 DP: 3 HBP: 0	WP: 1 CS: 1	PA: 65				
PITCHER	Dean Stone, L ERA: 5.11 (1.1)	10.0	WLS: 36	BF: 5	H: 2	R: 2	ER: 2	SO: 2	BB: 3	IBB: 2	HBP: 0	BLK: 0	WP: 0	HR: 0	S: 0	P: 14	ERA: 1.80	WHIP: 0.800																
Bob Chakales, R ERA: 2.03 (11.1)	6.1	WLS: 21	BF: 3	H: 2	R: 2	ER: 1	SO: 0	BB: 0	IBB: 0	HBP: 0	BLK: 0	WP: 0	HR: 1	S: 23	P: 23	ERA: 2.84	WHIP: 0.474																	
Chuck Stobbs, L ERA: 4.38 (17.1)	0.0	WLS: 1	BF: 1	H: 0	R: 0	ER: 0	SO: 0	BB: 0	IBB: 0	HBP: 0	BLK: 0	WP: 0	HR: 0	S: 1	P: 1	ERA: 0.00	WHIP: 0.00																	
Camilo Pascual, R ERA: 6.0 (17.1)	0.0	WLS: 2	BF: 0	H: 0	R: 0	ER: 0	SO: 0	BB: 0	IBB: 0	HBP: 0	BLK: 0	WP: 0	HR: 0	S: 4	P: 4	ERA: 0.00	WHIP: 0.00																	

Batter	1	2	3	4	5	6	7	8	9	AB	R	H	RBI	BB	SO	LOB	TOP											
Joe Demaestri, R OBP: 0.279, SLG: 0.288 (1, 6)	4-3	FC6-4		F3		4-3				5	0	1	0	0	0	7	Kansas City Athletics @ Detroit Tigers Briggs Stadium, Detroit, MI Fri May 25 1956, 4:33 AM EDT Att: 20,568 - Unknown											
Hector Lopez, R OBP: 0.381, SLG: 0.573 (1, 8)	K		1B	SF9		BLK		F3		3	1	1	2	1	1													
Enos Slaughter, L OBP: 0.364, SLG: 0.495 (1, 9)	E		F8	E3		3H		P5		4	0	1	0	1	0	3												
Harry Simpson, L OBP: 0.291, SLG: 0.496 (1, 3)	F8		CS	K		F7			K	5	0	1	1	0	2	5												
Gus Zernial, R OBP: 0.357, SLG: 0.490 Bill Renna, R OBP: 0.267, SLG: 0.357 (7, PR) (7, 7)		1-3	K		F3		SH1-3		K	2	1	0	0	1	1	1												
Jim Finigan, R OBP: 0.356, SLG: 0.351 (6, 5)		1-3		E5	F3		SH1-3			3	1	0	0	1	0	1												
Joe Ginsberg, L OBP: 0.337, SLG: 0.338 (1, 2)		E5		E9	K			L9		5	1	1	0	0	1	3												
Rance Pless, R OBP: 0.377, SLG: 0.311 Spook Jacobs, R OBP: 0.321, SLG: 0.247 (6, PR) (6, 4)				SH		4-3				1	1	1	0	2	0	0												
Lou Kretlow, R (1, 1)		K		SH		SH3-4		K		2	0	0	0	0	2	2												
Inning Stats	R: 0 E: 0 K: 1 S: 6	H: 1 LOB: 1 BB: 0 P: 6	R: 1 E: 1 K: 1 S: 7	H: 1 LOB: 2 BB: 1 P: 11	R: 1 E: 0 K: 1 S: 5	H: 1 LOB: 0 BB: 1 P: 9	R: 3 E: 4 K: 1 S: 9	H: 1 LOB: 2 BB: 1 P: 13	R: 0 E: 0 K: 1 S: 5	H: 0 LOB: 0 BB: 0 P: 5	R: 1 E: 0 K: 0 S: 4	H: 1 LOB: 2 BB: 0 P: 12	R: 0 E: 0 K: 0 S: 3	H: 0 LOB: 2 BB: 0 P: 4	R: 0 E: 0 K: 1 S: 6	H: 1 LOB: 1 BB: 0 P: 6		R: 0 E: 0 K: 2 S: 7	H: 0 LOB: 1 BB: 1 P: 11	1B: 4 2B: 2 3B: 0 HR: 0	SF: 1 SAC: 3 DP: 0 HBP: 1	WP: 0 PB: 0 SB: 1 CS: 1	PA: 43					
PITCHER	IP	WLS	BF	H	R	ER	SO	BB	IBB	HBP	BLK	WP	HR	S	P	ERA	WHIP											
Paul Foytack, R ERA: 3.22 Steve Gromek, R ERA: 4.22	(1, 1)	7.0	L	35	5	6	3	5	5	0	1	2	0	0	39	60	3.86	1.429										
(8, 1)	2.0		8	1	0	0	3	1	0	0	0	0	0	0	13	17	0.00	1.000										

Batter	1	2	3	4	5	6	7	8	9	AB	R	H	RBI	BB	SO	LOB	BOTTOM											
Harvey Kuenn, R OBP: 0.401, SLG: 0.455 (1, 6)	L5		S	F7				K		4	1	1	0	0	1	2	Kansas City Athletics @ Detroit Tigers Briggs Stadium, Detroit, MI Fri May 25 1956, 4:33 AM EDT Att: 20,568 - Unknown											
Earl Torgeson, L OBP: 0.395, SLG: 0.400 (1, 3)	CS		P6		F9			G3		3	0	0	0	1	0	1												
Al Kaline, R OBP: 0.329, SLG: 0.414 (1, 9)	L7		L9		G5-4-3			K		4	0	1	0	0	1	1												
Bill Tuttle, R OBP: 0.336, SLG: 0.457 (1, 8)	CS				G5-4-3			6-3		4	1	2	0	0	0	1												
Ray Boone, R OBP: 0.325, SLG: 0.380 (1, 5)			P4			G6-4-3		L4		3	1	1	2	1	0	1												
Frank House, L OBP: 0.281, SLG: 0.381 (1, 2)				F7		G6-4-3		G3		3	0	0	0	1	0	1												
Charlie Maxwell, L OBP: 0.420, SLG: 0.614 (1, 7)		F8		1B		L9		FC5-4		3	0	1	0	1	0	1												
Jim Brideweser, R OBP: 0.267, SLG: 0.184 (1, 4)		K						BB		4	0	1	0	0	1	2												
Paul Foytack, R OBP: 0.077, SLG: 0.077 Wayne Belardi, L OBP: 0.450, SLG: 0.438 Steve Gromek, S OBP: 0.400, SLG: 0.250 (8, 1)		6-3						1-3		2	0	0	0	0	1	3												
								P6		1	0	0	0	0	0	0												
Inning Stats	R: 0 E: 0 K: 0 S: 2	H: 0 LOB: 0 BB: 1 P: 6	R: 2 E: 0 K: 1 S: 7	H: 2 LOB: 1 BB: 1 P: 11	R: 1 E: 1 K: 0 S: 5	H: 2 LOB: 1 BB: 0 P: 5	R: 0 E: 0 K: 1 S: 7	H: 2 LOB: 2 BB: 0 P: 7	R: 0 E: 0 K: 0 S: 3	H: 1 LOB: 0 BB: 0 P: 3	R: 0 E: 0 K: 0 S: 2	H: 0 LOB: 0 BB: 1 P: 6	R: 0 E: 0 K: 1 S: 5	H: 0 LOB: 0 BB: 0 P: 5	R: 0 E: 0 K: 1 S: 5	H: 0 LOB: 0 BB: 0 P: 5	R: 0 E: 0 K: 0 S: 3	H: 0 LOB: 1 BB: 1 P: 7	1B: 5 2B: 1 3B: 0 HR: 1	SF: 0 SAC: 0 DP: 2 HBP: 0	WP: 0 PB: 0 SB: 1 CS: 1	PA: 36						
PITCHER	IP	WLS	BF	H	R	ER	SO	BB	IBB	HBP	BLK	WP	HR	S	P	ERA	WHIP											
Lou Kretlow, R ERA: 5.98	(1, 1)	9.0	W	35	7	3	3	4	4	0	0	0	0	1	39	55	3.00	1.222										

AB	32
R	6
H	6
RBI	3
BB	6
SO	8
LOB	25



AB	31
R	3
H	7
RBI	2
BB	4
SO	4
LOB	13



Batter	1	2	3	4	5	6	7	8	9	AB	R	H	RBI	BB	SO	LOB	TOP								
Joe Demaestri, R (1, 6) OBP: 0.284, SLG: 0.287	4-0 HR BB		0-0 P3			0-0 5-3		0-0 5-3	0-0 1B 1B	4	1	1	0	1	0	0									
Hector Lopez, R (1, 8) OBP: 0.388, SLG: 0.598	0-0		0-0 F8			4-0		0-0	0-0 1B 1B	2	1	1	2	1	0	0									
Bill Renna, R (8, PH) OBP: 0.313, SLG: 0.433	1-H HR							HR 2B	1-2 1B	2	1	2	0	0	0	0									
Gus Zernial, R (1, 7) OBP: 0.350, SLG: 0.505	0-3 K					0-3 K		0-0 HR	0-0 F8	5	1	1	2	0	2	3									
Harry Simpson, L (1, 3) OBP: 0.290, SLG: 0.489	0-0 4-3					0-3 K		0-0 3B 1B		4	1	1	0	0	1	1									
Johnny Groth, R (1, 9) OBP: 0.333, SLG: 0.563	0-0 4-3					4-0 BB		0-0 1B 3B		3	1	1	1	1	0	0									
Jim Finigan, R (1, 4) OBP: 0.354, SLG: 0.346		0-0 P4				0-0 L9		0-3 K	0-0 1B 3B	4	0	1	1	0	1	1									
Tim Thompson, L (1, 2) OBP: 0.342, SLG: 0.378		0-3 K				0-0 G3		0-0 1B	0-0 P4	4	0	1	0	0	1	1									
Rance Pless, R (1, 5) OBP: 0.351, SLG: 0.286		0-0 F3				0-0 F8		0-0 5-3	0-0 5-3	4	0	0	0	0	0	1									
Jack Crimian, R (1, 1) OBP: 0.300, SLG: 0.300			0-3 K			0-0 4-3			0-0 F8	0	0	0	0	0	0	0									
Clete Boyer, R (3, PH) OBP: 0.125, SLG: 0.125										1	0	0	0	0	1	0									
Moe Burtch, R (3, 1) OBP: 0.278, SLG: 0.143										2	0	0	0	0	1	0									
Mike Baxes, R (9, PH)										1	0	0	0	0	0	0									
Inning Stats	R: 2 E: 0 K: 1 S: 6	H: 1 LOB: 0 BB: 1 P: 10	R: 0 E: 0 K: 1 S: 5	H: 0 LOB: 0 BB: 0 P: 5	R: 0 E: 0 K: 1 S: 5	H: 0 LOB: 0 BB: 0 P: 5	R: 0 E: 0 K: 0 S: 3	H: 0 LOB: 1 BB: 1 P: 7	R: 0 E: 0 K: 0 S: 3	H: 0 LOB: 0 BB: 0 P: 3	R: 0 E: 0 K: 2 S: 7	H: 1 LOB: 1 BB: 1 P: 11	R: 0 E: 0 K: 1 S: 6	H: 1 LOB: 1 BB: 0 P: 6	R: 4 E: 0 K: 1 S: 10	H: 5 LOB: 1 BB: 0 P: 10	R: 0 E: 0 K: 0 S: 5	H: 2 LOB: 2 BB: 0 P: 5	1B: 5 2B: 1 3B: 1 HR: 2	SF: 0 SAC: 0 DP: 0 HBP: 0	WP: 0 PB: 0 SB: 0 CS: 0	PA: 39			
PITCHER Billy Hoelt, L (1, 1) ERA: 4.78	IP: 9.0 WLS: W BF: 39	H: 9 R: 6 ER: 6 SO: 7	BB: 3 IBB: 0 HBP: 0 BLK: 0	WP: 0 HR: 2 S: 50 P: 62	ERA: 6.00 WHIP: 1.333																				

Kansas City Athletics @ Detroit Tigers
Briggs Stadium, Detroit, MI
Sat May 26 1956, 4:33 AM EDT
Att: 6,508 - Unknown

AB 36
R 6
H 9
RBI 6
BB 3
SO 7
LOB 7



Batter	1	2	3	4	5	6	7	8	9	AB	R	H	RBI	BB	SO	LOB	BOTTOM								
Harvey Kuenn, R (1, 6) OBP: 0.414, SLG: 0.482	0-0 4-3	0-0 2H 1B				0-0 L1-6 2B		0-0 G3-6-3 1B	0-0 HR 2B	5	1	4	3	0	0	0									
Earl Torgeson, L (1, 3) OBP: 0.361, SLG: 0.433	0-0 L5-3 1B		0-0 5-3		0-0 L1-6		0-0 G3-6-3	0-0 HR		5	1	2	2	0	0	3									
Al Kaline, R (1, 9) OBP: 0.338, SLG: 0.424	0-0 L5-3		0-0 4-3 1B		0-0 L7		4-0 E 1B BB	0-0 2B		4	1	2	0	1	0	1									
Bill Tuttle, R (1, 8) OBP: 0.338, SLG: 0.469		0-0 1B 3B	0-0 4-3		0-0 F9		0-0 1B 1B	0-0 5-3		5	2	2	1	0	0	2									
Ray Boone, R (1, 5) OBP: 0.328, SLG: 0.407		0-0 5-3	0-0 6-3		0-0 HR		0-0 1B 1B	0-0 G3		5	1	2	1	0	0	3									
Frank House, L (1, 2) OBP: 0.301, SLG: 0.398		0-0 BB 2B 1B		0-0 CS 1B		0-0 F8		0-0 BB 1B		4	1	3	2	0	0	0									
Charlie Maxwell, L (1, 7) OBP: 0.423, SLG: 0.615		3-H L6		0-3 K		0-0 SH 2B		0-0 BB		3	1	1	0	1	1	2									
Jim Brideweser, R (1, 4) OBP: 0.271, SLG: 0.175		4-0 1-2 2B BB		0-0 F8		0-0 SH 2B		4-0 G3-6-3 1B WP BB		2	2	0	0	1	0	4									
Billy Hoelt, L (1, 1) OBP: 0.474, SLG: 0.429		0-0 1-H 2H 1B 2B		0-0 4-3				0-0 L9		3	2	1	2	1	0	0									
Inning Stats	R: 0 E: 0 K: 0 S: 3	H: 1 LOB: 0 BB: 0 P: 3	R: 4 E: 0 K: 0 S: 6	H: 4 LOB: 1 BB: 1 P: 10	R: 0 E: 0 K: 1 S: 5	H: 1 LOB: 0 BB: 0 P: 5	R: 0 E: 0 K: 0 S: 3	H: 1 LOB: 0 BB: 0 P: 3	R: 1 E: 0 K: 0 S: 4	H: 1 LOB: 0 BB: 0 P: 4	R: 5 E: 0 K: 0 S: 8	H: 5 LOB: 3 BB: 3 P: 20	R: 2 E: 0 K: 0 S: 6	H: 3 LOB: 1 BB: 0 P: 6	1B: 9 2B: 7 3B: 1 HR: 2	SF: 0 SAC: 1 DP: 3 HBP: 0	WP: 1 PB: 0 SB: 0 CS: 1	PA: 41							
PITCHER Jack Crimian, R (1, 1) ERA: 6.31	IP: 2.0 WLS: L BF: 10	H: 5 R: 4 ER: 4 SO: 4	BB: 1 IBB: 0 HBP: 0 BLK: 0	WP: 1 HR: 0 S: 2 P: 13	ERA: 18.00 WHIP: 3.000																				
PITCHER Moe Burtch, R (3, 1) ERA: 3.97	IP: 6.0 WLS: L BF: 31	H: 12 R: 8 ER: 8 SO: 1	BB: 3 IBB: 0 HBP: 0 BLK: 0	WP: 1 HR: 2 S: 30 P: 42	ERA: 12.00 WHIP: 2.500																				

Kansas City Athletics @ Detroit Tigers
Briggs Stadium, Detroit, MI
Sat May 26 1956, 4:33 AM EDT
Att: 6,508 - Unknown

AB 36
R 12
H 17
RBI 11
BB 4
SO 1
LOB 15



Batter	1	2	3	4	5	6	7	8	9	AB	R	H	RBI	BB	SO	LOB	TOP			
Jim Finigan, R OBP: 0.370, SLG: 0.376	0-0 4-3 2B		0-0 4-3		0-0 G6-4-3 1B		0-0 1-3 1B			4	0	3	0	0	0	0	Kansas City Athletics @ Detroit Tigers Briggs Stadium, Detroit, MI Sun May 27 1956, 4:33 AM EDT Unknown			
Hector Lopez, R OBP: 0.383, SLG: 0.612	0-3 K		0-0 HR		0-0 G6-4-3 1-2		0-0 G6-4-3 1-2			4	1	1	1	0	1	4				
Enos Slaughter, L OBP: 0.359, SLG: 0.398	0-0 4-3 2-3		0-3 K		0-0 1B			0-0 4-3		4	0	1	0	0	1	1				
Harry Simpson, L OBP: 0.282, SLG: 0.474	0-3 K		0-0 4-3		0-0 P4			0-0 F8		4	0	0	0	0	1	2				
Gus Zernial, R OBP: 0.339, SLG: 0.486		0-0 L9		0-0 F7		0-0 5-3		0-0 1-3		4	0	0	0	0	0	0				
Joe Ginsberg, L OBP: 0.354, SLG: 0.350		4-0 2B BB		0-0 1B		0-0 F8		0-0 G6-4-3 1B		3	1	2	0	1	0	0				
Johnny Groth, R OBP: 0.350, SLG: 0.583		0-0 4-3 1-H		0-0 1-2 1B		0-3 K		0-0 G6-4-3 1-2		4	0	2	1	0	1	1				
Joe Demaestri, R OBP: 0.275, SLG: 0.277		0-0 4-3 2-3		0-3 K			0-3 K	0-0 L9		4	0	0	0	0	2	3				
Troy Herriage, R OBP: 0.359, SLG: 0.378	0-3 K		0-3 K				4-0 1B BB			2	0	0	0	0	2	3				
Jack Crimian, R OBP: 0.282, SLG: 0.378										0	0	0	0	1	0	0				
Inning Stats	R: 0 E: 0 K: 2 S: 8	H: 1 LOB: 1 BB: 0 P: 8	R: 1 E: 0 K: 1 S: 6	H: 1 LOB: 1 BB: 1 P: 10	R: 1 E: 0 K: 1 S: 6	H: 1 LOB: 0 BB: 0 P: 6	R: 0 E: 0 K: 2 S: 9	H: 2 LOB: 2 BB: 0 P: 9	R: 0 E: 0 K: 1 S: 5	H: 0 LOB: 0 BB: 0 P: 5	R: 0 E: 0 K: 1 S: 5	H: 1 LOB: 1 BB: 1 P: 9	R: 0 E: 0 K: 0 S: 3	H: 0 LOB: 0 BB: 0 P: 3	R: 0 E: 0 K: 0 S: 3	H: 1 LOB: 0 BB: 0 P: 3	1B: 6 2B: 2 3B: 0 HR: 1	SF: 0 SAC: 0 DP: 3 HBP: 0	WP: 0 PB: 0 SB: 0 CS: 0	PA: 35
PITCHER Frank Lary, R ERA: 3.51	IP: 9.0 WLS: W BF: 35	H: 9 R: 2 ER: 2 SO: 8	BB: 2 IBB: 0 HBP: 0 BLK: 0	WP: 0 HR: 1 S: 49 P: 57	ERA: 2.00 WHIP: 1.222	PITCHER											ERA: 2.00 WHIP: 1.222			

Batter	1	2	3	4	5	6	7	8	9	AB	R	H	RBI	BB	SO	LOB	BOTTOM			
Harvey Kuenn, R OBP: 0.426, SLG: 0.496	0-0 SF8 3B		4-0 HR BB	4-0 BB		0-0 F3		4-0 1B BB		2	2	1	1	3	0	0	Kansas City Athletics @ Detroit Tigers Briggs Stadium, Detroit, MI Sun May 27 1956, 4:33 AM EDT Unknown			
Earl Torgeson, L OBP: 0.354, SLG: 0.426	0-0 SF8		0-0 L9	0-3 K			0-0 G3	0-0 FC6-4 1B		4	0	1	2	0	1	3				
Al Kaline, R OBP: 0.333, SLG: 0.438	0-0 L7		0-0 1-H HR	0-0 F3			0-0 L3	0-0 FC6-4 1-2		5	1	1	2	0	0	5				
Bill Tuttle, R OBP: 0.329, SLG: 0.456	0-0 L5		0-0 6-3		0-0 6-3		0-0 F7			4	0	0	0	0	0	0				
Ray Boone, R OBP: 0.341, SLG: 0.440		0-0 HR	0-0 1B		4-0 L3 BB			0-0 L3		3	1	2	1	1	0	0				
Frank House, L OBP: 0.309, SLG: 0.402		0-0 BB 1B	0-0 F9		0-0 L3 1-2			0-0 1B 4-3 BB 1B		4	1	2	0	0	0	2				
Charlie Maxwell, L OBP: 0.435, SLG: 0.645		4-0 G6-4-3 BB		4-0 2B SF8 BB		0-0 HR		0-0 4-3		2	2	1	1	2	0	1				
Jim Brideweser, R OBP: 0.288, SLG: 0.209		0-0 L3		0-0 1-3 2B		0-0 P6		4-0 BB 1B 1B IBB		3	1	1	0	1	0	2				
Frank Lary, R OBP: 0.261, SLG: 0.381		0-0 G6-4-3 1-2		0-0 SF8 3-H		0-3 K		0-0 1B BB 1B		3	0	1	1	0	1	2				
Inning Stats	R: 1 E: 0 K: 0 S: 4	H: 1 LOB: 0 BB: 0 P: 4	R: 1 E: 0 K: 0 S: 4	H: 2 LOB: 1 BB: 1 P: 8	R: 2 E: 0 K: 0 S: 5	H: 2 LOB: 1 BB: 1 P: 9	R: 1 E: 0 K: 1 S: 6	H: 1 LOB: 2 BB: 2 P: 14	R: 0 E: 0 K: 0 S: 2	H: 0 LOB: 0 BB: 1 P: 6	R: 1 E: 0 K: 1 S: 6	H: 1 LOB: 0 BB: 0 P: 6	R: 0 E: 0 K: 0 S: 3	H: 0 LOB: 0 BB: 0 P: 3	R: 2 E: 0 K: 0 S: 6	H: 3 LOB: 3 BB: 2 P: 14		1B: 5 2B: 2 3B: 1 HR: 3	SF: 2 SAC: 0 DP: 2 HBP: 0	WP: 0 PB: 0 SB: 0 CS: 0
PITCHER Troy Herriage, R ERA: 7.14 Jack Crimian, R ERA: 6.51	IP: 6.0 WLS: L BF: 28	H: 7 R: 6 ER: 6 SO: 2	BB: 5 IBB: 0 HBP: 0 BLK: 0	WP: 0 HR: 3 S: 27 P: 47	ERA: 9.00 WHIP: 2.000	PITCHER											ERA: 9.00 WHIP: 2.000			


Batter	1	2	3	4	5	6	7	8	9	AB	R	H	RBI	BB	SO	LOB	TOP										
Sammy Esposito, R OBP: 0.341, SLG: 0.286 (1, 5)	B1		BB		L7			2B BB	E7	3	1	2	2	0	0		Chicago White Sox @ Kansas City Athletics Municipal Stadium, Kansas City, MO Mon May 28 1956, 4:33 AM EDT Att: 15,567 - Unknown livebaseballscorecards.com										
Nelle Fox, L OBP: 0.285, SLG: 0.341 (1, 4)	L3		F9				1-3	FC6-4 1-H	F9	5	0	1	1	0	0	3											
Minnie Minoso, R OBP: 0.420, SLG: 0.456 (1, 7)	F7							FC6-4		3	0	1	0	1	0	1											
Dave Philley, S OBP: 0.317, SLG: 0.304 (9, 3)		G5-4-3 BB			FC5-4 BB			6-3		2	0	0	0	2	0	2											
Larry Doby, L OBP: 0.378, SLG: 0.304 (1, 8)		G5-4-3 BB			G5-4-3 BB				F9	2	0	0	0	2	0	1											
Sherm Lollar, R OBP: 0.417, SLG: 0.490 Fred Hatfield, L OBP: 0.364, SLG: 0.263 (9, 5)	G5-4-3				G5-4-3				FC5-4 BB	3	0	0	0	1	0	4											
Ron Jackson, R OBP: 0.379, SLG: 0.375 Walt Dropo, R OBP: 0.222, SLG: 0.200 Jim Delsing, L OBP: 0.276, SLG: 0.045 Billy Pierce, L OBP: 0.148, SLG: 0.148 (9, 1)	1-3				6-3			K	FC5-4 BB	3	0	0	0	0	1	1											
Luis Aparicio, R OBP: 0.274, SLG: 0.323 Les Moss, R OBP: 0.353, SLG: 0.200 (9, 2)					6-3			K	BB	1	0	0	0	0	0	0											
Dick Donovan, L Dixie Howell, L Sandy Consuegra, R Bubba Phillips, R Jim Rivera, L (9, 9)					K			F2	BB	3	0	0	0	0	1	0											
Inning Stats	R: 0 E: 0 K: 0 S: 3	H: 0 LOB: 0 BB: 0 P: 3	R: 0 E: 0 K: 0 S: 2	H: 0 LOB: 1 BB: 2 P: 10	R: 0 E: 0 K: 1 S: 5	H: 0 LOB: 1 BB: 1 P: 9	R: 0 E: 0 K: 0 S: 3	H: 1 LOB: 1 BB: 1 P: 7	R: 1 E: 0 K: 0 S: 4	H: 1 LOB: 0 BB: 0 P: 4	R: 0 E: 0 K: 2 S: 2	H: 0 LOB: 0 BB: 0 P: 10	R: 0 E: 0 K: 0 S: 7	H: 0 LOB: 0 BB: 0 P: 7	R: 1 E: 0 K: 0 S: 4	H: 1 LOB: 2 BB: 3 P: 8		R: 2 E: 1 K: 0 S: 4	H: 1 LOB: 2 BB: 3 P: 16	1B: 2 2B: 1 3B: 0 HR: 1	SF: 0 SAC: 0 DP: 2 HBP: 0	WP: 0 PB: 0 CS: 0	PA: 38				
PITCHER	IP	WLS	BF	H	R	ER	SO	BB	IBB	HBP	BLK	WP	HR	S	P	ERA	WHIP										
Tommy Lasorda, L ERA: 4.18 Moe Burtshy, R ERA: 3.93 (9, 1)	8.2		35	3	4	4	3	9	0	0	0	0	1	32	68	4.15	1.385										

Batter	1	2	3	4	5	6	7	8	9	AB	R	H	RBI	BB	SO	LOB	BOTTOM										
Jim Finigan, R OBP: 0.355, SLG: 0.389 (1, 4)	6-3		F8		F8			HR	G3	5	1	1	1	0	0	1	Chicago White Sox @ Kansas City Athletics Municipal Stadium, Kansas City, MO Mon May 28 1956, 4:33 AM EDT Att: 15,567 - Unknown livebaseballscorecards.com										
Hector Lopez, R OBP: 0.385, SLG: 0.597 (1, 5)	F4				K			F9 3B	HR	4	2	1	0	1	2	0											
Enos Slaughter, L OBP: 0.373, SLG: 0.467 (1, 9)	F4				6-3			F9	HR	4	1	1	2	1	0	1											
Harry Simpson, L OBP: 0.291, SLG: 0.490 (1, 3)		G4-6-3 1B			BB			G3	HR	3	1	2	1	1	0	1											
Gus Zernial, R OBP: 0.359, SLG: 0.527 Bill Renna, R OBP: 0.303, SLG: 0.419 (9, 7)	G4-6-3 1B				BB			HR	3B	2	1	2	2	2	0	0											
Tim Thompson, L OBP: 0.383, SLG: 0.489 (1, 2)	G4-6-3				BB			HR	1B	0	0	0	0	0	0	0											
Johnny Groth, R OBP: 0.333, SLG: 0.512 (1, 8)	6-3				F5			1B	1B	4	0	1	0	0	0	6											
Joe Demaestri, R OBP: 0.283, SLG: 0.274 (1, 6)					1-3			HR	1B	3	0	0	0	0	0	0											
Tommy Lasorda, L OBP: 0.143, SLG: 0.143 Moe Burtshy, R OBP: 0.125, SLG: 0.125 (9, 1)	K				FC6-5			1-3	4-3	4	0	0	0	0	1	3											
Inning Stats	R: 0 E: 0 K: 0 S: 3	H: 2 LOB: 1 BB: 0 P: 4	R: 0 E: 0 K: 1 S: 5	H: 0 LOB: 0 BB: 0 P: 5	R: 0 E: 0 K: 1 S: 5	H: 0 LOB: 2 BB: 2 P: 13	R: 0 E: 0 K: 1 S: 5	H: 0 LOB: 1 BB: 1 P: 7	R: 0 E: 0 K: 0 S: 3	H: 0 LOB: 0 BB: 0 P: 3	R: 4 E: 0 K: 0 S: 9	H: 6 LOB: 2 BB: 0 P: 9	R: 2 E: 0 K: 0 S: 2	H: 1 LOB: 0 BB: 1 P: 6	1B: 4 2B: 1 3B: 1 HR: 3	SF: 0 SAC: 1 DP: 1 HBP: 0		WP: 0 PB: 0 CS: 0	PA: 39								
PITCHER	IP	WLS	BF	H	R	ER	SO	BB	IBB	HBP	BLK	WP	HR	S	P	ERA	WHIP										
Dick Donovan, R ERA: 5.36 Dixie Howell, R ERA: 2.57 Sandy Consuegra, R ERA: 4.02 Billy Pierce, L ERA: 3.44 (8, 1)	0.1		4	3	1	1	0	0	0	0	0	0	1	4	4	27.00	9.000										

Batter	1	2	3	4	5	6	7	8	9	10	11	12	AB	R	H	RBI	BB	SO	LOB	TOP		
Fred Hatfield, L OBP: 0.379, SLG: 0.280 (1, 5)	6-3	FC6-4 1B			1-3	F8			K					6	0	2	1	1	1	2		
Nellie Fox, L OBP: 0.278, SLG: 0.331 (1, 4)	L5	FC6-4 1-2			1B E 1B				4-3		BB	4-3	7	2	1	0	0	0	5			
Larry Doby, L OBP: 0.404, SLG: 0.309 (1, 8)	BB 1B BB				K								2	1	1	0	4	1	2			
Dave Philley, S OBP: 0.319, SLG: 0.308 (9, 7)	1-2 1B		G3-6-3		E 1B				4-3				5	0	2	1	0	0	4			
Jim Rivera, L OBP: 0.405, SLG: 0.398 (1, 9)	1-2 2-3 BB		L3		E4								4	1	1	1	2	0	1			
Jim Delmonico, L OBP: 0.242, SLG: 0.038 Walt Dropo, R OBP: 0.213, SLG: 0.190 (9, 3)	F8				K								4	0	0	0	0	2	6			
Les Moss, R OBP: 0.273, SLG: 0.500 Dick Donovan, L OBP: 0.389, SLG: 0.467 Sherm Lollar, R OBP: 0.417, SLG: 0.490 (12, 2)		HR			6-3	F8			F8				5	1	1	1	0	0	0			
Luis Aparicio, R OBP: 0.263, SLG: 0.309 Minnie Minoso, R OBP: 0.417, SLG: 0.452 Sammy Esposito, R OBP: 0.357, SLG: 0.286 (11, 0)		K			F6	G3			5-3				4	0	0	0	0	1	0			
Howie Pollet, L OBP: 0.400, SLG: 0.400 Sandy Consuegra, R (9, 1)		K							4-3				4	1	2	0	0	1	0			
Jim Wilson, R OBP: 0.391, SLG: 0.316 (9, 1)					1B BLK 1B								2	0	0	0	0	1	3			
Inning Stats	R: 0 E: 0 K: 0 S: 4	H: 1 LOB: 3 BB: 2 P: 12	R: 1 E: 0 K: 2 S: 9	H: 2 LOB: 1 BB: 0 P: 9	R: 0 E: 0 K: 0 S: 2	H: 0 LOB: 0 BB: 1 P: 6	R: 0 E: 0 K: 0 S: 3	H: 0 LOB: 0 BB: 0 P: 3	R: 0 E: 0 K: 0 S: 4	H: 1 LOB: 1 BB: 0 P: 4	R: 1 E: 1 K: 1 S: 7	H: 2 LOB: 1 BB: 0 P: 7	R: 0 E: 0 K: 0 S: 3	H: 0 LOB: 0 BB: 0 P: 3	R: 0 E: 0 K: 0 S: 3	H: 0 LOB: 1 BB: 1 P: 7	R: 3 E: 1 K: 1 S: 7	H: 1 LOB: 3 BB: 4 P: 23	1B: 9 2B: 0 3B: 0 HR: 1	SF: 0 SAC: 1 DP: 2 HBP: 0	WP: 0 PB: 0 CS: 0	PA: 56
PITCHER	IP WLS BF H R ER SO BB IBB HBP BLK WP HR S P ERA WHIP	Tom Gorman, R ERA: 3.18	Jack Crnman, R ERA: 6.28	Moe Burtischy, R ERA: 3.93	Tommy Lasorda, L ERA: 4.07	PITCHER																

Chicago White Sox @ Kansas City Athletics
Municipal Stadium, Kansas City, MO
Tue May 29 1956, 4:33 AM EDT
Att. 8,662 - Unknown


AB 46
R 7
H 10
RBI 5
BB 9
SO 7
LOB 24



Batter	1	2	3	4	5	6	7	8	9	10	11	12	AB	R	H	RBI	BB	SO	LOB	BOTTOM		
Jim Finigan, R OBP: 0.336, SLG: 0.366 (1, 4)	F8				F5				F5			G5-4-3	6	0	0	0	0	0	1			
Hector Lopez, R OBP: 0.372, SLG: 0.574 (1, 5)	1-3				F7				5-3				5	0	0	0	0	0	0			
Enos Slaughter, L OBP: 0.383, SLG: 0.500 (1, 9)	4-3				HR								4	2	2	1	1	0	0			
Harry Simpson, L OBP: 0.288, SLG: 0.476 (10, 8)		L4			F3				G3-6-3				4	1	0	0	1	0	1			
Gus Zernial, R OBP: 0.353, SLG: 0.509 (1, 7)		K			F5				4-3				4	0	0	0	1	1	2			
Tim Thompson, L OBP: 0.365, SLG: 0.500 (1, 2)		2B 2B			FC5 1B				F8				5	1	2	0	0	0	3			
Johnny Groth, R OBP: 0.353, SLG: 0.533 Vic Power, R OBP: 0.323, SLG: 0.410 Spook Jacobs, R OBP: 0.321, SLG: 0.247 Rance Pless, R OBP: 0.345, SLG: 0.280 (9, PH)									F9				2	0	1	1	1	0	0			
Joe Demaestri, R OBP: 0.277, SLG: 0.267 Joe Ginsberg, L OBP: 0.391, SLG: 0.358 Moe Burtischy, R OBP: 0.125, SLG: 0.125 Tommy Lasorda, L OBP: 0.143, SLG: 0.143 Clete Boyer, R OBP: 0.273, SLG: 0.273 (10, 1)													1	0	1	1	0	0	0			
Tom Gorman, R (1, 1)													2	0	0	0	1	0	0			
Bill Renna, R OBP: 0.294, SLG: 0.406 Jack Crnman, R (9, 1)					K2-3				F2				1	0	0	0	0	0	0			
Mike Baxes, R OBP: 0.300, SLG: 0.188 (9, PH)													2	0	1	0	0	0	2			
Inning Stats	R: 0 E: 0 K: 0 S: 3	H: 0 LOB: 0 BB: 0 P: 3	R: 1 E: 0 K: 1 S: 7	H: 2 LOB: 1 BB: 0 P: 7	R: 0 E: 0 K: 1 S: 5	H: 0 LOB: 0 BB: 1 P: 5	R: 1 E: 0 K: 0 S: 5	H: 2 LOB: 2 BB: 1 P: 9	R: 0 E: 0 K: 0 S: 3	H: 0 LOB: 0 BB: 0 P: 3	R: 0 E: 0 K: 0 S: 3	H: 0 LOB: 0 BB: 0 P: 3	R: 0 E: 0 K: 0 S: 3	H: 0 LOB: 0 BB: 0 P: 3	R: 0 E: 0 K: 0 S: 3	H: 0 LOB: 1 BB: 1 P: 7	R: 0 E: 0 K: 0 S: 3	H: 1 LOB: 0 BB: 0 P: 3	1B: 5 2B: 2 3B: 0 HR: 1	SF: 0 SAC: 0 DP: 2 HBP: 0	WP: 0 PB: 0 CS: 0	PA: 46
PITCHER	IP WLS BF H R ER SO BB IBB HBP BLK WP HR S P ERA WHIP	Howie Pollet, L ERA: 5.14	Sandy Consuegra, R ERA: 3.86	Jim Wilson, R ERA: 4.53	PITCHER																	

Chicago White Sox @ Kansas City Athletics
Municipal Stadium, Kansas City, MO
Tue May 29 1956, 4:33 AM EDT
Att. 8,662 - Unknown

AB 42
R 4
H 8
RBI 4
BB 4
SO 2
LOB 13




Batter	1	2	3	4	5	6	7	8	9	AB	R	H	RBI	BB	SO	LOB	TOP			
Harvey Kuenn, R OBP: 0.412, SLG: 0.478 (1, 6)										5	0	2	0	0	0	0	Detroit Tigers @ Kansas City Athletics Municipal Stadium, Kansas City, MO Wed May 30 1956, 4:38 AM EDT Att: 17,888 - Unknown			
Earl Torgeson, L OBP: 0.372, SLG: 0.426 (1, 3)										4	1	1	0	1	0	2				
Al Kaline, R OBP: 0.341, SLG: 0.458 (1, 9)										4	1	2	2	0	0	1				
Bill Tuttle, R OBP: 0.331, SLG: 0.451 (1, 8)										4	0	1	0	0	0	0				
Ray Boone, R OBP: 0.349, SLG: 0.455 (1, 5)										4	1	1	0	0	1	2				
Charlie Maxwell, L OBP: 0.262, SLG: 0.167 Bob Kennedy, R OBP: 0.320, SLG: 0.333 (1, 7) (9, 7)										4	1	2	0	0	0	0				
Jim Bredweser, R OBP: 0.450, SLG: 0.683 Wayne Belardi, L OBP: 0.452, SLG: 0.424 Frank Bolling, R (9, 4) (9, 4)										3	0	0	0	0	1	1				
Red Wilson, R OBP: 0.268, SLG: 0.378 Frank House, L OBP: 0.308, SLG: 0.416 (9, 2) (9, 2)										3	0	0	0	0	2	0				
Virgil Trucks, R OBP: 0.455, SLG: 0.636 (1, 1)										4	0	0	0	0	0	0				
Inning Stats	R: 0 E: 0 K: 0 S: 5	H: 2 LOB: 2 BB: 0 P: 5	R: 0 E: 0 K: 2 S: 7	H: 0 LOB: 0 BB: 0 P: 7	R: 0 E: 0 K: 1 S: 4	H: 1 LOB: 1 BB: 0 P: 4	R: 0 E: 0 K: 1 S: 6	H: 1 LOB: 1 BB: 0 P: 6	R: 0 E: 0 K: 0 S: 3	H: 0 LOB: 0 BB: 0 P: 3	R: 0 E: 0 K: 1 S: 5	H: 0 LOB: 0 BB: 0 P: 5	R: 2 E: 0 K: 0 S: 4	H: 1 LOB: 0 BB: 1 P: 8	R: 3 E: 0 K: 0 S: 7	H: 4 LOB: 1 BB: 0 P: 7		1B: 7 2B: 1 3B: 0 HR: 2	SF: 0 SAC: 0 DP: 0 HBP: 0	WP: 0 PB: 0 SB: 1 CS: 0
PITCHER	IP WLS BF H R ER SO BB IBB HBP BLK WP HR S P ERA WHIP																			
Art Ditmar, R ERA: 2.52 (1, 1)	8.0 L 31 6 2 2 4 1 0 0 0 0 0 1 38 42 2.25 0.875																			
Moe Burtshy, R ERA: 4.54 (9, 1)	1.0 7 4 3 3 0 0 0 0 0 0 0 1 7 7 27.00 4.000																			

AB	37
R	5
H	10
RBI	5
BB	1
SO	4
LOB	8



Batter	1	2	3	4	5	6	7	8	9	AB	R	H	RBI	BB	SO	LOB	BOTTOM			
Vic Power, R OBP: 0.304, SLG: 0.385 (1, 3)										4	0	0	0	0	0	0	Detroit Tigers @ Kansas City Athletics Municipal Stadium, Kansas City, MO Wed May 30 1956, 4:38 AM EDT Att: 17,888 - Unknown			
Hector Lopez, R OBP: 0.357, SLG: 0.547 (1, 5)										4	0	0	0	0	1	0				
Enos Slaughter, L OBP: 0.374, SLG: 0.471 (1, 7)										3	0	0	0	1	1	0				
Harry Simpson, L OBP: 0.294, SLG: 0.513 (1, 9)										3	1	1	1	0	0	1				
Jim Finigan, R OBP: 0.331, SLG: 0.346 (1, 4)										3	0	0	0	0	0	0				
Tim Thompson, L OBP: 0.357, SLG: 0.463 (1, 2)										3	0	0	0	0	0	0				
Johnny Groth, R OBP: 0.362, SLG: 0.510 (1, 8)										3	0	2	0	0	0	0				
Joe Demaestri, R OBP: 0.272, SLG: 0.262 Joe Ginsberg, L OBP: 0.343, SLG: 0.337 Mike Baxes, R OBP: 0.300, SLG: 0.188 (1, 6) (9, PH) (9, 6)										2	0	0	0	0	0	0				
Art Ditmar, R OBP: 0.138, SLG: 0.138 Gus Zernal, R OBP: 0.343, SLG: 0.492 Moe Burtshy, R OBP: 0.125, SLG: 0.125 (1, 1) (9, PH) (9, 1)										2	0	0	0	0	0	0				
Inning Stats	R: 0 E: 0 K: 0 S: 3	H: 0 LOB: 1 BB: 1 P: 7	R: 0 E: 0 K: 0 S: 3	H: 0 LOB: 0 BB: 0 P: 3	R: 0 E: 0 K: 0 S: 3	H: 0 LOB: 0 BB: 0 P: 3	R: 0 E: 0 K: 0 S: 3	H: 1 LOB: 0 BB: 0 P: 3	R: 0 E: 0 K: 0 S: 3	H: 0 LOB: 0 BB: 0 P: 3	R: 1 E: 0 K: 1 S: 6	H: 1 LOB: 0 BB: 0 P: 6	R: 0 E: 0 K: 0 S: 4	H: 1 LOB: 1 BB: 0 P: 4	R: 0 E: 0 K: 1 S: 5	H: 0 LOB: 0 BB: 0 P: 5		1B: 2 2B: 0 3B: 0 HR: 1	SF: 0 SAC: 0 DP: 0 HBP: 0	WP: 0 PB: 1 SB: 0 CS: 1
PITCHER	IP WLS BF H R ER SO BB IBB HBP BLK WP HR S P ERA WHIP																			
Virgil Trucks, R ERA: 3.81 (1, 1)	9.0 W 30 3 1 1 2 1 0 0 0 0 0 1 33 37 1.00 0.444																			

AB	29
R	1
H	3
RBI	1
BB	1
SO	2
LOB	3



Batter	1	2	3	4	5	6	7	8	9	AB	R	H	RBI	BB	SO	LOB	TOP			
Vic Power, R OBP: 0.301, SLG: 0.368 (1, 3)										3	0	0	0	1	0	0				
Bill Renna, R OBP: 0.333, SLG: 0.514 (1, 7)										4	0	2	0	0	1	1				
Hector Lopez, R OBP: 0.354, SLG: 0.546 (1, 5)										4	0	1	0	0	1	3				
Harry Simpson, L OBP: 0.287, SLG: 0.500 (1, 9)										4	0	0	0	0	1	3				
Jim Finigan, R OBP: 0.328, SLG: 0.342 (1, 4)											4	0	1	0	0	0				
Johnny Groth, R OBP: 0.371, SLG: 0.519 (1, 8)											3	0	1	0	1	0				
Mike Baxes, R OBP: 0.292, SLG: 0.158 (1, 6)											3	0	0	0	1	2				
Joe Ginsberg, L OBP: 0.340, SLG: 0.326 (1, 2)											3	0	0	0	1	0				
Troy Herriage, R (1, 1)											2	0	0	0	0	1				
Bobby Shantz, R (6, 1)											0	0	0	0	0	0				
Gus Zernial, R OBP: 0.341, SLG: 0.487 (7, PH)											1	0	0	0	0	0				
Jack Crimian, R (7, 1)											0	0	0	0	0	0				
Inning Stats	R: 0 E: 0 K: 2 S: 8	H: 1 LOB: 1 BB: 0 P: 8	R: 0 E: 0 K: 0 S: 3	H: 0 LOB: 0 BB: 0 P: 3	R: 0 E: 0 K: 1 S: 5	H: 0 LOB: 0 BB: 0 P: 5	R: 0 E: 0 K: 0 S: 3	H: 1 LOB: 0 BB: 0 P: 3	R: 0 E: 0 K: 0 S: 4	H: 1 LOB: 2 BB: 1 P: 8	R: 0 E: 0 K: 0 S: 4	H: 1 LOB: 2 BB: 1 P: 8	R: 0 E: 0 K: 1 S: 5	H: 0 LOB: 1 BB: 1 P: 9	R: 0 E: 0 K: 1 S: 5	H: 0 LOB: 1 BB: 1 P: 9	1B: 3 2B: 2 3B: 0 HR: 0	SF: 0 SAC: 0 DP: 1 HBP: 0	WP: 0 PB: 0 SB: 0 CS: 0	PA: 35
PITCHER Tom Brewer, R ERA: 2.34 (1, 1)	IP: 9.0 WLS: W BF: 35 H: 5 R: 0 ER: 0 SO: 5 BB: 4 IBB: 0 HBP: 0 BLK: 0 WP: 0 HR: 0 S: 41 P: 57 ERA: 0.00 WHIP: 1.000																	PITCHER Tom Brewer, R ERA: 2.34 (1, 1)	IP: 9.0 WLS: W BF: 35 H: 5 R: 0 ER: 0 SO: 5 BB: 4 IBB: 0 HBP: 0 BLK: 0 WP: 0 HR: 0 S: 41 P: 57 ERA: 0.00 WHIP: 1.000	

Kansas City Athletics @ Boston Red Sox
Fenway Park, Boston, MA
Fri Jun 01 1956, 3:33 AM EDT
Att: 21,856 - Unknown

AB 31
R 0
H 5
RBI 0
BB 4
SO 5
LOB 17





Batter	1	2	3	4	5	6	7	8	9	AB	R	H	RBI	BB	SO	LOB	BOTTOM			
Billy Goodman, L OBP: 0.390, SLG: 0.459 (1, 4)										1	0	1	0	0	0	0				
Ted Lepcio, R OBP: 0.667, SLG: 0.667 (1, PR) (2, 4)										4	0	3	2	0	0	0				
Billy Klaus, L OBP: 0.382, SLG: 0.304 (1, 5)										5	0	1	0	0	0	5				
Ted Williams, L OBP: 0.500, SLG: 0.469 (1, PR) (6, PR) (9, 7)										1	0	1	0	4	0	0				
Gene Stephens, L OBP: 0.250, SLG: 0.143 (6, PR) (9, 7)										0	0	0	0	0	0	0				
Mickey Vernon, L OBP: 0.415, SLG: 0.650 (1, 3)										5	0	1	0	0	2	6				
Jackie Jensen, R OBP: 0.389, SLG: 0.460 (1, 9)										4	2	2	0	1	0	4				
Jim Piersall, R OBP: 0.376, SLG: 0.445 (1, 8)										5	1	3	1	0	0	3				
Sammy White, R OBP: 0.343, SLG: 0.384 (1, 2)										5	0	1	1	0	0	4				
Don Buddin, R OBP: 0.373, SLG: 0.292 (1, 6)										1	2	0	1	2	0	0				
Tom Brewer, R OBP: 0.345, SLG: 0.429 (1, 1)										3	0	2	0	0	0	0				
Inning Stats	R: 0 E: 0 K: 0 S: 3	H: 1 LOB: 1 BB: 1 P: 7	R: 2 E: 0 K: 0 S: 5	H: 3 LOB: 0 BB: 0 P: 5	R: 0 E: 0 K: 0 S: 4	H: 1 LOB: 3 BB: 2 P: 12	R: 0 E: 0 K: 0 S: 5	H: 2 LOB: 2 BB: 0 P: 5	R: 0 E: 0 K: 1 S: 6	H: 1 LOB: 2 BB: 1 P: 10	R: 1 E: 0 K: 0 S: 7	H: 2 LOB: 3 BB: 2 P: 15	R: 1 E: 0 K: 0 S: 5	H: 2 LOB: 2 BB: 1 P: 9	R: 1 E: 0 K: 0 S: 5	H: 3 LOB: 2 BB: 0 P: 5	1B: 12 2B: 4 3B: 1 HR: 0	SF: 1 SAC: 1 DP: 3 HBP: 0	WP: 0 PB: 0 SB: 0 CS: 0	PA: 43
PITCHER Troy Herriage, R ERA: 6.82 (1, 1)	IP: 5.1 WLS: L BF: 30 H: 10 R: 3 ER: 3 SO: 1 BB: 4 IBB: 0 HBP: 0 BLK: 0 WP: 0 HR: 0 S: 26 P: 50 ERA: 5.06 WHIP: 2.625																	PITCHER Troy Herriage, R ERA: 6.82 (1, 1)	IP: 5.1 WLS: L BF: 30 H: 10 R: 3 ER: 3 SO: 1 BB: 4 IBB: 0 HBP: 0 BLK: 0 WP: 0 HR: 0 S: 26 P: 50 ERA: 5.06 WHIP: 2.625	
Bobby Shantz, L ERA: 5.87 (6, 1)	0.2	2	0	0	0	1	0	0	0	0	0	4	4	0.00	0.000					
Jack Crimian, R ERA: 6.46 (7, 1)	2.0	11	5	2	2	0	1	0	0	0	0	10	14	9.00	3.000					

Kansas City Athletics @ Boston Red Sox
Fenway Park, Boston, MA
Fri Jun 01 1956, 3:33 AM EDT
Att: 21,856 - Unknown

AB 34
R 5
H 15
RBI 5
BB 7
SO 2
LOB 22



Batter	1	2	3	4	5	6	7	8	9	AB	R	H	RBI	BB	SO	LOB	TOP		
Vic Power, R OBP: 0.295, SLG: 0.341 (1, 3)	0-0 6-3	0-0 P6			0-0 F9		0-3 K		0-0 F2	5	0	0	0	0	1	0	Kansas City Athletics @ New York Yankees Yankee Stadium, Bronx, NY Tue Jun 05 1956, 3:33 AM EDT Att: 15,053 - Unknown livebaseballscorecards.com		
Hector Lopez, R OBP: 0.366, SLG: 0.530 (1, 5)	1-0 1B HBP	0-0 5-3			0-0 F7		0-0 P4		0-0 6-3	4	1	0	0	0	0	0			
Enos Slaughter, L OBP: 0.383, SLG: 0.482 (1, 7)	0-0 BB 1B E	0-0 F7			4-0 1B BB			0-0 E4 3-1 E		4	2	2	0	1	0	0			
Harry Simpson, L OBP: 0.297, SLG: 0.497 (1, 9)	0-0 E 2H 2H 1B		0-0 6-3		0-0 1B			0-0 3-1	0-3 K	5	1	2	1	0	1	2			
Jim Finigan, R OBP: 0.355, SLG: 0.372 (1, 4)	4-0 E SF8 BB		0-3 K		0-0 F7			0-0 E7 1B		3	2	1	1	1	1	2			
Johnny Groth, R OBP: 0.368, SLG: 0.485 (1, 8)	0-0 E4 1-2 2-3 3H		0-0 6-3		0-0 F7			0-0 1B E5 1B		4	0	1	2	0	0	2			
Tim Thompson, L OBP: 0.414, SLG: 0.500 (1, 2)	0-0 E4 1-2 2-3 3H			0-0 F8		0-0 F2		0-0 E 1-3 1B		4	1	1	1	0	0	2			
Joe Demaestri, R OBP: 0.260, SLG: 0.252 (1, 6)	0-0 SF8 3H		0-0 5-3		0-3 K			0-0 E5 1-H 3H		3	0	0	1	0	1	1			
Lou Kretlow, R Bobby Shantz, R (9, 1)	0-0 G3		0-0 1-3		0-0 4-3		0-0 6-3			4	0	0	0	0	0	3	AB 36 R 7 H 7 RBI 6 BB 2 SO 4 LOB 12 		
Inning Stats	R: 4 E: 2 K: 0 S: 7	H: 2 LOB: 2 BB: 1 P: 12	R: 0 E: 0 K: 0 S: 3	H: 0 LOB: 0 BB: 0 P: 3	R: 0 E: 0 K: 1 S: 5	H: 0 LOB: 0 BB: 0 P: 5	R: 0 E: 0 K: 0 S: 4	H: 1 LOB: 2 BB: 1 P: 8	R: 0 E: 0 K: 1 S: 5	H: 0 LOB: 0 BB: 0 P: 5	R: 0 E: 0 K: 1 S: 5	H: 3 LOB: 1 BB: 0 P: 7	R: 0 E: 0 K: 1 S: 6	H: 1 LOB: 1 BB: 0 P: 6	1B: 6 2B: 0 3B: 1 HR: 0	SF: 1 SAC: 0 DP: 0 HBP: 1		WP: 0 PB: 0 SB: 0 CS: 0	PA: 40
PITCHER	IP WLS BF H R ER SO BB IBB HBP BLK WP HR S P ERA WHIP	8.0 L 36 6 7 3 3 2 0 1 0 0 0 39 48 3.38 1.000	1.0 4 1 0 0 1 0 0 0 0 0 0 6 6 0.00 1.000	PITCHER															


Batter	1	2	3	4	5	6	7	8	9	AB	R	H	RBI	BB	SO	LOB	BOTTOM					
Hank Bauer, R OBP: 0.290, SLG: 0.440 (1, 9)	0-0 P2		0-0 F7			0-0 E1 G3		0-0 HR 1B		4	1	1	0	0	0	1	Kansas City Athletics @ New York Yankees Yankee Stadium, Bronx, NY Tue Jun 05 1956, 3:33 AM EDT Att: 15,053 - Unknown livebaseballscorecards.com					
Billy Martin, R OBP: 0.303, SLG: 0.344 (1, 4)	0-0 F8			0-0 F7		0-0 P4		0-0 F7		4	0	0	0	0	0	3						
Mickey Mantle, S OBP: 0.495, SLG: 0.837 (1, 8)	0-3 K			0-3 K		0-0 G3		0-0 HR		4	1	1	2	0	2	2						
Yogi Berra, L OBP: 0.422, SLG: 0.719 (1, 2)		0-0 F2		0-0 HR		0-0 F7		4-0 CS BB		3	1	1	1	1	0	2						
Eddie Robinson, L OBP: 0.304, SLG: 0.469 Tom Carroll, R (7, PR)		0-0 FC1-6 1B		0-0 F9		0-0 E4 FC4		0-0 CS		3	0	1	0	0	0	0						
Joe Collins, L OBP: 0.290, SLG: 0.407 (8, 3)								1-2 HR		1	1	1	1	0	0	0						
Gil McDougald, R OBP: 0.371, SLG: 0.375 (1, 6)		0-0 FC1-6 1-2		4-0 G6-4-3 BB		0-0 F2		0-3 K		3	0	0	0	1	1	2						
Elston Howard, R OBP: 0.289, SLG: 0.095 Irv Noren, L (7, PH) (8, 7)		0-0 F8		0-0 G6-4-3 1-2		0-0 FC4		0-3 K		2	0	0	0	0	0	2						
Bob Cerv, R OBP: 0.257, SLG: 0.485 (9, PH)						1-2 K				1	0	0	0	0	1	0						
Andy Carey, R OBP: 0.282, SLG: 0.297 (1, 5)			0-0 6-3		0-0 F7		0-0 F7		0-0 1-3	4	0	0	0	0	0	1	AB 32 R 4 H 5 RBI 4 BB 3 SO 5 LOB 14 					
Inning Stats	R: 0 E: 0 K: 1 S: 5	H: 0 LOB: 0 BB: 0 P: 5	R: 0 E: 0 K: 0 S: 4	H: 1 LOB: 0 BB: 0 P: 4	R: 0 E: 0 K: 0 S: 3	H: 0 LOB: 0 BB: 0 P: 3	R: 1 E: 0 K: 1 S: 6	H: 1 LOB: 0 BB: 0 P: 6	R: 0 E: 0 K: 0 S: 2	H: 0 LOB: 0 BB: 1 P: 6	R: 0 E: 1 K: 0 S: 4	H: 0 LOB: 2 BB: 1 P: 8	R: 0 E: 1 K: 0 S: 4	H: 0 LOB: 1 BB: 0 P: 4	R: 2 E: 0 K: 1 S: 6	H: 2 LOB: 0 BB: 1 P: 10		R: 1 E: 0 K: 2 S: 8	H: 1 LOB: 0 BB: 0 P: 8	1B: 2 2B: 0 3B: 0 HR: 3	SF: 0 SAC: 0 DP: 1 HBP: 0	WP: 0 PB: 0 SB: 0 CS: 1
PITCHER	IP WLS BF H R ER SO BB IBB HBP BLK WP HR S P ERA WHIP	8.0 W 32 5 4 4 3 5 4 4 3 0 3 35 47 4.50 1.000	1.0 S 3 0 0 0 2 0 0 0 0 0 7 7 0.00 0.000	PITCHER																		

Batter	1	2	3	4	5	6	7	8	9	AB	R	H	RBI	BB	SO	LOB	TOP					
Vic Power, R OBP: 0.323, SLG: 0.368 (1, 3)										5	0	4	2	0	0	0	Kansas City Athletics @ New York Yankees Yankee Stadium, Bronx, NY Wed Jun 06 1956, 3:33 AM EDT Att: 8,044 - Unknown					
Hector Lopez, R OBP: 0.367, SLG: 0.526 (1, 5)										5	0	2	1	0	1	2						
Tim Thompson, L OBP: 0.400, SLG: 0.479 (1, 2)										5	1	1	0	0	2	5						
Harry Simpson, L OBP: 0.299, SLG: 0.492 (1, 9)										4	0	1	0	1	3	3						
Jim Finigan, R OBP: 0.363, SLG: 0.389 (1, 4)										5	1	3	1	0	0	2						
Johnny Groth, R OBP: 0.346, SLG: 0.451 (1, 8)										5	0	0	0	0	1	4						
Bill Renna, R OBP: 0.326, SLG: 0.465 (1, 7)										4	1	1	0	0	2	3						
Mike Baxes, R OBP: 0.323, SLG: 0.167 (1, 6)										3	2	1	0	1	0	0						
Tommy Lasorda, L OBP: 0.135, SLG: 0.125 (3, 1)										1	0	0	0	0	1	0						
Gus Zernial, R OBP: 0.366, SLG: 0.479 (5, PH)										0	0	0	0	0	0	0						
Jack Crimian, R OBP: 0.366, SLG: 0.479 (5, 1)										0	0	0	0	0	0	0						
Enos Slaughter, R OBP: 0.366, SLG: 0.479 (5, 1)										0	0	0	0	0	0	0						
Moe Burtch, R OBP: 0.125, SLG: 0.125 (5, 1)										0	0	0	0	0	0	0						
Rance Pless, R OBP: 0.363, SLG: 0.302 (5, PH)										0	0	0	0	0	0	0						
Tom Gorman, R OBP: 0.363, SLG: 0.302 (5, 1)										0	0	0	0	0	0	0						
Inning Stats	R: 0 E: 0 K: 1 S: 7	H: 2 LOB: 2 BB: 0 P: 7	R: 0 E: 0 K: 1 S: 5	H: 0 LOB: 0 BB: 0 P: 5	R: 0 E: 0 K: 1 S: 5	H: 0 LOB: 0 BB: 0 P: 5	R: 1 E: 0 K: 1 S: 7	H: 2 LOB: 1 BB: 0 P: 7	R: 1 E: 0 K: 2 S: 10	H: 3 LOB: 2 BB: 1 P: 10	R: 3 E: 0 K: 2 S: 10	H: 3 LOB: 1 BB: 1 P: 14	R: 0 E: 0 K: 2 S: 8	H: 1 LOB: 2 BB: 1 P: 12	R: 0 E: 0 K: 0 S: 5	H: 2 LOB: 2 BB: 0 P: 5	R: 0 E: 0 K: 1 S: 5	H: 0 LOB: 0 BB: 0 P: 5	1B: 12 2B: 1 3B: 0 HR: 0	SF: 0 SAC: 0 DP: 0 HBP: 0	WP: 0 PB: 0 SB: 0 CS: 0	PA: 42
PITCHER	IP WLS BF H R ER SO BB IBB HBP BLK WP HR S P ERA WHIP	6.0 W 29 10 5 5 8 1 0 0 0 0 0 44 48 7.50 1.833	3.0 S 13 3 0 0 3 1 0 0 0 0 0 18 22 0.00 1.333																			
Bob Grim, R ERA: 4.32 (1, 1)																						
Tommy Byrne, L ERA: 3.49 (7, 1)																						

Batter	1	2	3	4	5	6	7	8	9	AB	R	H	RBI	BB	SO	LOB	BOTTOM					
Gil McDougald, R OBP: 0.377, SLG: 0.382 (1, 6)										5	1	3	2	0	2	1	Kansas City Athletics @ New York Yankees Yankee Stadium, Bronx, NY Wed Jun 06 1956, 3:33 AM EDT Att: 8,044 - Unknown					
Hank Bauer, R OBP: 0.288, SLG: 0.431 (1, 9)										4	0	0	0	0	5							
Mickey Mantle, S OBP: 0.488, SLG: 0.819 (1, 8)										5	1	1	0	0	2							
Yogi Berra, L OBP: 0.428, SLG: 0.741 (1, 2)										4	3	2	2	1	0							
Bill Skowron, R OBP: 0.411, SLG: 0.484 (1, 3)										3	2	2	1	1	1							
Bob Cerv, R OBP: 0.283, SLG: 0.472 (1, 7)										3	1	1	2	0	2							
Joe Collins, L OBP: 0.284, SLG: 0.398 (6, PH)										2	0	0	0	0	1							
Andy Carey, R OBP: 0.281, SLG: 0.295 (1, 5)										4	0	1	1	0	2							
Jerry Coleman, R OBP: 0.235, SLG: 0.133 (1, 4)										3	1	1	0	1	2							
Bob Grim, R OBP: 0.300, SLG: 0.125 (1, 1)										2	1	0	1	1	2							
Tommy Byrne, L OBP: 0.364, SLG: 0.636 (7, 1)										1	0	1	0	0	0							
Inning Stats	R: 3 E: 0 K: 0 S: 7	H: 4 LOB: 2 BB: 1 P: 11	R: 0 E: 0 K: 3 S: 9	H: 0 LOB: 1 BB: 0 P: 10	R: 5 E: 1 K: 0 S: 7	H: 3 LOB: 1 BB: 2 P: 15	R: 1 E: 0 K: 1 S: 6	H: 1 LOB: 0 BB: 0 P: 6	R: 0 E: 0 K: 2 S: 8	H: 1 LOB: 1 BB: 0 P: 8	R: 0 E: 0 K: 1 S: 4	H: 0 LOB: 2 BB: 1 P: 9	R: 0 E: 0 K: 0 S: 5	H: 2 LOB: 0 BB: 0 P: 5	R: 1 E: 0 K: 1 S: 6	H: 1 LOB: 0 BB: 0 P: 6	1B: 9 2B: 2 3B: 0 HR: 2	SF: 0 SAC: 0 DP: 1 HBP: 2	WP: 0 PB: 0 SB: 0 CS: 1	PA: 42		
PITCHER	IP WLS BF H R ER SO BB IBB HBP BLK WP HR S P ERA WHIP	2.0 L 15 6 6 5 3 1 0 0 0 0 0 10 10 13.50 2.000	2.0 2 3 3 1 2 0 0 0 0 0 0 8 8 0.00 1.000	2.0 9 2 0 0 1 1 0 1 0 0 0 9 14 0.00 1.500	1.0 4 1 1 1 1 0 0 0 0 0 1 6 6 9.00 1.000																	
Tommy Lasorda, L ERA: 5.47 (3, 1)																						
Bill Harrington, R ERA: 6.52 (5, 1)																						
Jack Crimian, R ERA: 6.25 (6, 1)																						
Moe Burtch, R ERA: 4.2 (8, 1)																						
Tom Gorman, R ERA: 3.27 (8, 1)																						

Batter	1	2	3	4	5	6	7	8	9	AB	R	H	RBI	BB	SO	LOB	TOP			
Vic Power, R OBP: 0.316, SLG: 0.352 (1, 3)										4	0	0	0	1	0	1	Kansas City Athletics @ New York Yankees Yankee Stadium, Bronx, NY Thu Jun 07 1956, 3:33 AM EDT Att: 8,001 - Unknown			
Hector Lopez, R OBP: 0.362, SLG: 0.513 (1, 5)										4	0	0	0	1	0	4				
Enos Slaughter, L Bill Renna, R OBP: 0.391, SLG: 0.474 (6, PR) OBP: 0.326, SLG: 0.465 (8, 7)										1	0	0	0	3	0	0				
Harry Simpson, L OBP: 0.304, SLG: 0.497 (1, 9)										4	0	2	0	0	1	2				
Jim Finigan, R OBP: 0.360, SLG: 0.380 (1, 4)										3	0	0	0	1	0	4				
Johnny Groth, R OBP: 0.341, SLG: 0.440 (1, 8)										4	0	1	1	0	1	2				
Tim Thompson, L OBP: 0.380, SLG: 0.453 (1, 2)										4	0	0	0	0	0	3				
Mike Baxes, R OBP: 0.343, SLG: 0.185 (1, 6)										3	0	1	0	1	0	2				
Alex Kellner, R Bobby Shantz, R Gus Zernial, R Tommy Lasorda, L Joe Ginsberg, L OBP: 0.286, SLG: 0.167 (1, 1) OBP: 0.333, SLG: 0.475 (7, PH) OBP: 0.125, SLG: 0.125 (7, 1) OBP: 0.335, SLG: 0.322 (9, PH)										0	0	0	0	0	0	0				
Inning Stats	R: 0 E: 0 K: 0 S: 3	H: 1 LOB: 2 BB: 1 P: 7	R: 0 E: 0 K: 1 S: 5	H: 0 LOB: 0 BB: 0 P: 5	R: 0 E: 0 K: 0 S: 4	H: 1 LOB: 1 BB: 0 P: 4	R: 0 E: 0 K: 0 S: 3	H: 0 LOB: 0 BB: 1 P: 7	R: 0 E: 0 K: 1 S: 5	H: 0 LOB: 2 BB: 2 P: 13	R: 0 E: 0 K: 0 S: 4	H: 1 LOB: 3 BB: 2 P: 12	R: 1 E: 1 K: 0 S: 5	H: 1 LOB: 2 BB: 1 P: 9	R: 0 E: 0 K: 0 S: 3	H: 0 LOB: 0 BB: 0 P: 3		1B: 3 2B: 1 3B: 0 HR: 0	SF: 0 SAC: 1 DP: 0 HBP: 0	WP: 0 PB: 0 SB: 0 CS: 0
PITCHER Bob Turley, R ERA: 4.61 (1, 1)	IP: 9.0 WLS: W BF: 38 H: 4 R: 1 ER: 1 SO: 2 BB: 7 IBB: 0 HBP: 0 BLK: 0 WP: 0 HR: 0 S: 35 P: 63 ERA: 1.00 WHIP: 1.222															PITCHER				

Batter	1	2	3	4	5	6	7	8	9	AB	R	H	RBI	BB	SO	LOB	BOTTOM			
Gil McDougald, R OBP: 0.376, SLG: 0.389 (1, 6)										5	1	2	1	0	1	2	Kansas City Athletics @ New York Yankees Yankee Stadium, Bronx, NY Thu Jun 07 1956, 3:33 AM EDT Att: 8,001 - Unknown			
Hank Bauer, R OBP: 0.292, SLG: 0.448 (1, 9)										4	2	2	1	0	0	1				
Mickey Mantle, S OBP: 0.491, SLG: 0.818 (1, 8)										4	3	2	0	1	1	0				
Yogi Berra, L OBP: 0.433, SLG: 0.757 (1, 2)										5	2	3	2	0	0	3				
Bill Skowron, R OBP: 0.404, SLG: 0.473 (1, 3)										5	0	1	2	0	1	3				
Bob Cerv, R OBP: 0.286, SLG: 0.447 (1, 7)										2	0	0	0	2	0	2				
Andy Carey, R OBP: 0.293, SLG: 0.304 (1, 5)										3	0	2	2	1	0	0				
Jerry Coleman, R OBP: 0.300, SLG: 0.222 (1, 4)										3	1	2	0	0	0	2				
Bob Turley, R OBP: 0.273, SLG: 0.200 (1, 1)										2	0	0	0	1	1	4				
Inning Stats	R: 0 E: 0 K: 0 S: 3	H: 0 LOB: 0 BB: 0 P: 3	R: 1 E: 0 K: 0 S: 4	H: 1 LOB: 0 BB: 0 P: 4	R: 1 E: 0 K: 0 S: 4	H: 2 LOB: 0 BB: 0 P: 4	R: 2 E: 0 K: 1 S: 7	H: 3 LOB: 1 BB: 1 P: 11	R: 2 E: 0 K: 0 S: 5	H: 3 LOB: 2 BB: 2 P: 13	R: 0 E: 0 K: 1 S: 5	H: 0 LOB: 1 BB: 1 P: 9	R: 2 E: 0 K: 1 S: 9	H: 4 LOB: 3 BB: 1 P: 13	R: 1 E: 2 K: 1 S: 7	H: 1 LOB: 1 BB: 0 P: 7		1B: 10 2B: 2 3B: 0 HR: 2	SF: 0 SAC: 3 DP: 2 HBP: 0	WP: 0 PB: 0 SB: 0 CS: 1
PITCHER Alex Kellner, L Bobby Shantz, L Tommy Lasorda, L ERA: 3.86 ERA: 4.91 ERA: 5.72 (1, 1) (4, 1) (7, 1)	IP: 3.1 WLS: L BF: 16 H: 6 R: 4 ER: 4 SO: 1 BB: 1 IBB: 0 HBP: 0 BLK: 0 WP: 0 HR: 1 S: 17 P: 21 ERA: 10.80 WHIP: 2.100															PITCHER				



Batter	1	2	3	4	5	6	7	8	9	AB	R	H	RBI	BB	SO	LOB	TOP															
Vic Power, R OBP: 0.314, SLG: 0.340 (1, 3)	F7		BB 2B BB		6-3		F8			3	1	0	0	1	0	2																
Hector Lopez, R OBP: 0.360, SLG: 0.506 (1, 5)	5-3		BB 2B 1B		5-3		K			4	1	1	0	0	1	2																
Enos Slaughter, L OBP: 0.387, SLG: 0.462 (1, 7)	F4		BB 2B BB				F6		K	3	1	0	0	1	1	0																
Harry Simpson, L OBP: 0.308, SLG: 0.514 (1, 9)		F7				FC5-2 3B		F2		4	0	2	3	0	0	0																
Jim Finigan, R OBP: 0.357, SLG: 0.376 (1, 4)		S 1B		5-3		FC5-2		F7		4	0	1	0	0	0	2																
Tim Thompson, L OBP: 0.381, SLG: 0.430 (1, 2)		F5			F7		F9			4	0	0	0	0	0	2																
Johnny Groth, R OBP: 0.326, SLG: 0.418 (1, 8)		F8			6-3			F4		4	0	0	0	0	0	1																
Mike Baxes, R OBP: 0.333, SLG: 0.167 (1, 6)			F7		F7		F8 1B BB		F5	3	0	0	0	1	0	0																
Art Dittmar, R OBP: 0.129, SLG: 0.129 (2, 1)										0	0	0	0	0	0	0																
Jack Crimian, R OBP: 0.252, SLG: 0.296 (5, PH)										1	0	0	0	0	0	0																
Rance Pless, R OBP: 0.252, SLG: 0.296 (5, 1)										0	0	0	0	0	0	0																
Bill Harrington, R OBP: 0.309, SLG: 0.393 (5, 1)										0	0	0	0	0	0	0																
Joe Ginsberg, L OBP: 0.343, SLG: 0.330 (7, PH)										1	0	1	0	0	0	0																
Moe Burtzsch, R OBP: 0.125, SLG: 0.125 (7, 1)										0	0	0	0	0	0	0																
Inning Stats	R: 0 E: 0 K: 0 S: 3	H: 0 LOB: 0 BB: 0 P: 3	R: 0 E: 0 K: 0 S: 4	H: 1 LOB: 0 BB: 0 P: 4	R: 3 E: 0 K: 0 S: 5	H: 2 LOB: 1 BB: 2 P: 13	R: 0 E: 0 K: 0 S: 3	H: 0 LOB: 0 BB: 0 P: 3	R: 0 E: 0 K: 0 S: 4	H: 1 LOB: 1 BB: 0 P: 4	R: 0 E: 0 K: 1 S: 6	H: 1 LOB: 2 BB: 1 P: 10	R: 0 E: 0 K: 1 S: 5	H: 0 LOB: 0 BB: 0 P: 5	R: 0 E: 0 K: 0 S: 3	H: 0 LOB: 0 BB: 0 P: 3	1B: 3 2B: 1 3B: 1 HR: 0	SF: 0 SAC: 0 DP: 0 HBP: 0	WP: 0 PA: 35 PB: 0 SB: 1 CS: 0													
PITCHER	IP WLS BF H R ER SO BB IBB HBP BLK WP HR S P ERA WHIP	IP WLS BF H R ER SO BB IBB HBP BLK WP HR S P ERA WHIP																														
Erv Palica, R ERA: 5.1 (1, 1)	2.2	13	3	3	3	0	2	0	0	0	0	0	11	19	10.12	1.875																
Hal Brown, R ERA: 2.31 (3, 1)	6.1	22	2	0	0	2	1	0	0	0	0	0	25	29	0.00	0.474																

Kansas City Athletics @ Baltimore Orioles
Memorial Stadium, Baltimore, MD
Fri Jun 08 1956, 3:33 AM EDT
Att: 8,124 - Unknown

AB	32
R	3
H	5
RBI	3
BB	3
SO	2
LOB	9



Batter	1	2	3	4	5	6	7	8	9	AB	R	H	RBI	BB	SO	LOB	BOTTOM															
Bobby Adams, R OBP: 0.359, SLG: 0.287 (1, 4)	F7		1-3 1B			F7		4-3 BB		4	1	1	1	1	0	1																
Bob Hale, L OBP: 0.321, SLG: 0.307 (1, 3)	4-3		1B 2B 1B		F9		L4-3 1B	4-3		5	1	2	2	0	0	2																
George Kell, R OBP: 0.369, SLG: 0.393 (1, 5)		HR	2B FC6-2 1B			L4-3				4	1	3	1	1	0	1																
Bob Nieman, R OBP: 0.404, SLG: 0.500 (1, 7)			FC6-2 2B		F8		5-3		K	4	0	2	1	0	0	1																
Chuck Diering, R OBP: 0.369, SLG: 0.284 (8, 7)			1B							1	0	0	0	0	1	3																
Gus Triandos, R OBP: 0.369, SLG: 0.503 (1, 2)			K				F8			4	0	1	0	0	1	3																
Tito Francona, L OBP: 0.316, SLG: 0.250 (1, 9)			BB 1B		F3					4	1	2	0	0	0	4																
Jim Pyburn, R OBP: 0.289, SLG: 0.351 (1, 8)			BB FC6-2 BB		1-6-3				F7	3	0	0	0	1	1	1																
Willy Miranda, S OBP: 0.292, SLG: 0.316 (1, 6)			E9 FC6-2 1B 1B						4-3	4	1	3	1	0	0	0																
Erv Palica, R OBP: 0.150, SLG: 0.150 (1, 1)			FC6-2 1B						SH1-4 1B	1	1	0	0	0	0	2																
Hal Brown, R OBP: 0.333, SLG: 0.375 (3, 1)			FC6-2 1B		5-3				F6	2	0	0	0	0	0	1																
Inning Stats	R: 1 E: 0 K: 1 S: 7	H: 2 LOB: 1 BB: 0 P: 7	R: 5 E: 1 K: 0 S: 9	H: 6 LOB: 2 BB: 1 P: 13	R: 0 E: 0 K: 0 S: 4	H: 1 LOB: 1 BB: 0 P: 4	R: 0 E: 0 K: 0 S: 5	H: 2 LOB: 2 BB: 0 P: 5	R: 0 E: 0 K: 1 S: 5	H: 0 LOB: 0 BB: 0 P: 5	R: 0 E: 0 K: 0 S: 3	H: 1 LOB: 0 BB: 0 P: 3	R: 0 E: 0 K: 0 S: 4	H: 1 LOB: 3 BB: 2 P: 14	R: 0 E: 0 K: 1 S: 6	H: 1 LOB: 3 BB: 2 P: 14	1B: 11 2B: 3 3B: 0 HR: 1	SF: 0 SAC: 1 DP: 1 HBP: 0	WP: 0 PA: 40 PB: 0 SB: 0 CS: 0													
PITCHER	IP WLS BF H R ER SO BB IBB HBP BLK WP HR S P ERA WHIP	IP WLS BF H R ER SO BB IBB HBP BLK WP HR S P ERA WHIP																														
Art Dittmar, R ERA: 3.39 (1, 1)	1.1	11	6	6	6	1	1	0	0	0	0	0	12	16	40.50	5.250																
Jack Crimian, R ERA: 5.77 (2, 1)	2.2	13	5	0	0	0	0	0	0	0	0	0	13	13	0.00	1.875																
Bill Harrington, R ERA: 5.4 (5, 1)	2.0	6	1	0	0	1	0	0	0	0	0	0	8	8	0.00	0.500																
Moe Burtzsch, R ERA: 4.01 (7, 1)	2.0	10	2	0	0	1	1	1	0	0	0	0	10	18	0.00	1.500																

Kansas City Athletics @ Baltimore Orioles
Memorial Stadium, Baltimore, MD
Fri Jun 08 1956, 3:33 AM EDT
Att: 8,124 - Unknown

AB	36
R	6
H	14
RBI	6
BB	3
SO	3
LOB	19



Batter	1	2	3	4	5	6	7	8	9	AB	R	H	RBI	BB	SO	LOB	TOP					
Vic Power, R OBP: 0.311, SLG: 0.337 (1, 3)	5-3			BB 1B		F3		G6-4-3 1-2		4	0	1	0	0	0	2						
Hector Lopez, R OBP: 0.358, SLG: 0.500 (1, 5)	F7			F7					F7	4	0	1	0	0	0	1						
Enos Slaughter, L OBP: 0.383, SLG: 0.455 (1, 7)	3-1			F7		F9			BB 2B 1B	4	1	1	0	0	0	2						
Harry Simpson, L OBP: 0.312, SLG: 0.508 (1, 9)		4-3		4-0 1-2 BB					4-0 2B 1-2 BB	2	0	0	0	2	0	0						
Joe Ginsberg, L OBP: 0.330, SLG: 0.316 (1, 2)		L8		6-3					F5	4	0	0	0	0	0	4						
Johnny Groth, R OBP: 0.323, SLG: 0.422 (1, 8)		F7			1-3				F6	4	0	1	1	0	0	0						
Mike Baxes, R OBP: 0.333, SLG: 0.156 Bill Renna, R OBP: 0.319, SLG: 0.455 (9, PH)			F8		F6			4-0 BB 1B	0-3 K	2	0	0	0	1	0	0	AB 31 R 1 H 5 RBI 1 BB 3 SO 4 LOB 12					
Clete Boyer, R OBP: 0.231, SLG: 0.231 Tim Thompson, L OBP: 0.357, SLG: 0.425 Jim Finigan, R OBP: 0.357, SLG: 0.376 (8, PH)			F8		F8			0-3 K		2	0	0	0	0	0	0						
Troy Herriage, R (1, 1) Tommy Lasorda, L OBP: 0.111, SLG: 0.111 Bill Harrington, R (6, 1) Gus Zernial, R OBP: 0.338, SLG: 0.480 Moe Burtshy, R OBP: 0.125, SLG: 0.125 (8, PH)			K			K		0-0 1B		1	0	0	0	0	1	0						
Inning Stats	R: 0 E: 0 K: 0 S: 3	H: 0 LOB: 0 BB: 0 P: 3	R: 0 E: 0 K: 0 S: 3	H: 0 LOB: 0 BB: 0 P: 3	R: 0 E: 0 K: 1 S: 5	H: 0 LOB: 0 BB: 1 P: 5	R: 0 E: 0 K: 0 S: 4	H: 1 LOB: 2 BB: 1 P: 8	R: 0 E: 0 K: 0 S: 3	H: 0 LOB: 0 BB: 0 P: 3	R: 0 E: 0 K: 1 S: 6	H: 1 LOB: 1 BB: 0 P: 6	R: 0 E: 0 K: 0 S: 3	H: 0 LOB: 0 BB: 0 P: 3	R: 0 E: 0 K: 1 S: 5	H: 1 LOB: 1 BB: 1 P: 9	R: 1 E: 0 K: 1 S: 7	H: 2 LOB: 2 BB: 1 P: 11	1B: 4 2B: 1 3B: 0 HR: 0	SF: 0 SAC: 0 DP: 1 HBP: 0	WP: 0 PB: 0 SB: 0 CS: 0	PA: 34
PITCHER Ray Moore, R ERA: 4.86 (1, 1)	IP: 9.0 WLS: W BF: 34 H: 5 R: 1 ER: 1 SO: 4 BB: 3 IBB: 0 HBP: 0 BLK: 0 WP: 0 HR: 0 S: 39 P: 51 ERA: 1.00 WHIP: 0.889											PITCHER	IP: 9.0 WLS: W BF: 34 H: 5 R: 1 ER: 1 SO: 4 BB: 3 IBB: 0 HBP: 0 BLK: 0 WP: 0 HR: 0 S: 39 P: 51 ERA: 1.00 WHIP: 0.889									

Kansas City Athletics @ Baltimore Orioles
Memorial Stadium, Baltimore, MD
Sat Jun 09 1956, 3:33 AM EDT
Unknown

AB 31
R 1
H 5
RBI 1
BB 3
SO 4
LOB 12



Batter	1	2	3	4	5	6	7	8	9	AB	R	H	RBI	BB	SO	LOB	BOTTOM					
Bobby Adams, R OBP: 0.359, SLG: 0.288 Billy Gardner, R OBP: 0.261, SLG: 0.346 (5, PR)	F7		6-3		FC6-4 1-2 2-H 1B					3	0	1	1	0	0	0						
Bob Hale, L OBP: 0.306, SLG: 0.291 (1, 3)	4-3		4-3		F9	L7				4	0	0	0	0	0	5						
George Kell, R OBP: 0.366, SLG: 0.396 (1, 5)	WP 1B 2B		F9		FC6-4 1-2		6-3			4	1	1	0	0	0	2						
Bob Nieman, R OBP: 0.407, SLG: 0.495 Jim Pyburn, R OBP: 0.299, SLG: 0.351 (9, 7)				F9		BB E BB	6-3			3	1	1	1	1	0	0						
Gus Triandos, R OBP: 0.366, SLG: 0.493 (1, 2)	F9			F9		E BB BB	6-3			3	1	0	0	1	0	1						
Tito Francona, L OBP: 0.321, SLG: 0.259 (6, 9)		L3		F7		E9 BB 1-3 2-H 1B		FC1-6 1B		4	0	2	1	0	0	0						
Tex Nelson, L OBP: 0.226, SLG: 0.207 Chuck Diering, R OBP: 0.363, SLG: 0.278 (6, 8)		K			G3	4-3		FC1-6 CS 1-2		2	0	0	0	0	1	0	AB 31 R 4 H 9 RBI 4 BB 4 SO 2 LOB 15					
Willy Miranda, S OBP: 0.309, SLG: 0.329 (1, 6)						1B 1B IBB		CS 1B		3	1	3	0	1	0	0						
Ray Moore, R OBP: 0.250, SLG: 0.182 (1, 1)		F3			F9 1-2 1B	K		CS		3	0	1	0	0	1	4						
Inning Stats	R: 1 E: 0 K: 0 S: 5	H: 2 LOB: 1 BB: 0 P: 5	R: 0 E: 0 K: 1 S: 6	H: 1 LOB: 1 BB: 0 P: 6	R: 0 E: 0 K: 0 S: 3	H: 0 LOB: 0 BB: 0 P: 3	R: 0 E: 0 K: 0 S: 3	H: 0 LOB: 0 BB: 0 P: 3	R: 1 E: 0 K: 0 S: 6	H: 3 LOB: 2 BB: 0 P: 6	R: 2 E: 1 K: 1 S: 6	H: 1 LOB: 3 BB: 4 P: 22	R: 0 E: 0 K: 0 S: 3	H: 0 LOB: 0 BB: 0 P: 3	R: 0 E: 0 K: 0 S: 3	H: 2 LOB: 0 BB: 0 P: 3	R: 1 E: 0 K: 1 S: 7	H: 2 LOB: 2 BB: 1 P: 11	1B: 8 2B: 1 3B: 0 HR: 0	SF: 0 SAC: 0 DP: 0 HBP: 0	WP: 1 PB: 0 SB: 0 CS: 2	PA: 36
PITCHER Troy Herriage, R ERA: 6.52 Tommy Lasorda, L ERA: 6.07 Bill Harrington, R ERA: 4.85 Moe Burtshy, R ERA: 3.92	IP: 1.1 WLS: L BF: 8 H: 1 R: 2 ER: 2 SO: 1 BB: 2 IBB: 1 HBP: 0 BLK: 0 WP: 0 HR: 0 S: 21 P: 21 ERA: 4.15 WHIP: 1.385											PITCHER	IP: 1.1 WLS: L BF: 8 H: 1 R: 2 ER: 2 SO: 1 BB: 2 IBB: 1 HBP: 0 BLK: 0 WP: 0 HR: 0 S: 21 P: 21 ERA: 4.15 WHIP: 1.385									

Kansas City Athletics @ Baltimore Orioles
Memorial Stadium, Baltimore, MD
Sat Jun 09 1956, 3:33 AM EDT
Unknown

AB 31
R 4
H 9
RBI 4
BB 4
SO 2
LOB 15



Batter	1	2	3	4	5	6	7	8	9	AB	R	H	RBI	BB	SO	LOB	TOP										
Vic Power, R (1, 3) OBP: 0.315, SLG: 0.350	1-6-3			1B			G4-6-3		F9	5	1	2	0	0	0	2											
Hector Lopez, R (1, 5) OBP: 0.354, SLG: 0.491	F7			F7	WP			5-3	FC6-4	5	0	1	0	0	0	2											
Gus Zernial, R (1, 7) OBP: 0.336, SLG: 0.480	K			F2	K			F8		4	0	1	0	0	2	2											
Harry Simpson, L (1, 9) OBP: 0.315, SLG: 0.508				1B	1B			F8		4	1	2	0	0	0	2											
Jim Finigan, R (1, 4) OBP: 0.361, SLG: 0.370	G6-3			1B			4-3			2	1	0	0	2	0	1											
Tim Thompson, L (1, 2) OBP: 0.352, SLG: 0.417	4-3			1B			L6		G3	4	1	1	1	0	0	2											
Johnny Groth, R (1, 8) OBP: 0.330, SLG: 0.425			K	1B			F4		1B	4	1	2	2	0	1	0											
Mike Baxes, R (1, 6) OBP: 0.333, SLG: 0.171			F9	1B					FC3-6	3	0	1	1	0	0	0											
Joe Ginsberg, L (9, PH) OBP: 0.336, SLG: 0.323				1B					1B	1	0	1	0	0	0	0											
Tom Gorman, R (1, 1) OBP: 0.380, SLG: 0.451			K	K			G4-6-3		FC3-6	2	0	0	0	1	2	2											
Bobby Shantz, R (7, 1)									FC6-4	0	0	0	0	0	0	0											
Enos Slaughter, L (9, PH)									FC6-4	1	0	0	1	0	0	1											
Inning Stats	R: 0 E: 0 K: 1 S: 5	H: 0 LOB: 0 BB: 0 P: 5	R: 0 E: 0 K: 0 S: 3	H: 1 LOB: 0 BB: 0 P: 3	R: 0 E: 0 K: 2 S: 7	H: 0 LOB: 0 BB: 0 P: 7	R: 4 E: 0 K: 1 S: 10	H: 5 LOB: 2 BB: 1 P: 14	R: 0 E: 0 K: 0 S: 3	H: 0 LOB: 0 BB: 0 P: 3	R: 0 E: 0 K: 0 S: 2	H: 0 LOB: 0 BB: 1 P: 6	R: 0 E: 0 K: 0 S: 4	H: 1 LOB: 2 BB: 1 P: 8	R: 1 E: 0 K: 0 S: 5	H: 2 LOB: 1 BB: 0 P: 5	1B: 9 2B: 2 3B: 0 HR: 0	SF: 0 SAC: 0 DP: 2 HBP: 0	WP: 1 PB: 0 SB: 1 CS: 0	PA: 38							
PITCHER	IP	WLS	BF	H	R	ER	SO	BB	IBB	HBP	BLK	WP	HR	S	P	ERA	WHIP										
Mike Fomieses, R (1, 1) ERA: 5.58	5.0		22	8	4	4	5	1	0	0	0	1	0	31	35	7.20	1.800										
Erv Palica, R (6, 1) ERA: 4.94	2.0	W	6	0	0	0	0	1	0	0	0	0	0	5	9	0.00	0.500										
George Zuverink, R (8, 1) ERA: 2.13	2.0	S	10	3	1	1	0	1	0	0	0	0	0	9	13	4.50	2.000										

Kansas City Athletics @ Baltimore Orioles
Memorial Stadium, Baltimore, MD
Sat Jun 09 1956, 3:38 AM EDT
Att: 9,393 - Unknown

AB 35
R 5
H 11
RBI 5
BB 3
SO 5
LOB 14



Batter	1	2	3	4	5	6	7	8	9	AB	R	H	RBI	BB	SO	LOB	BOTTOM										
Billy Gardner, R (1, 4) OBP: 0.260, SLG: 0.338	F8		E6		4-3		FC4-2			3	2	0	1	0	0	0											
Bob Hale, L (1, 3) OBP: 0.303, SLG: 0.289	5-3		BB		F8		FC4-2			4	1	1	1	0	0	3											
George Kell, R (1, 5) OBP: 0.363, SLG: 0.387	E3		BB		BB		K			3	0	0	0	1	1	3											
Bob Nieman, R (1, 7) OBP: 0.410, SLG: 0.524	FC6-4		F7				2B			4	2	2	3	0	0	3											
Tito Francona, L (1, 8) (8, 9) OBP: 0.333, SLG: 0.277			1-3		G4-6-3		BB			3	0	2	1	1	0	0											
Tex Nelson, L (1, 9) OBP: 0.235, SLG: 0.200			BB		K		SF7			1	0	0	1	1	1	1											
Jim Pyburn, R (7, PH) (8, 8) OBP: 0.286, SLG: 0.347			G6-4-3		K		K			1	0	0	0	0	1	1											
Hal Smith, R (1, 2) OBP: 0.339, SLG: 0.425			G6-4-3		G4-6-3		1-3		F5	4	0	0	0	0	0	3											
Willy Miranda, S (1, 6) OBP: 0.308, SLG: 0.327			4-3		F7		HBP		K	4	0	1	0	0	1	0											
Mike Fomieses, R (1, 1) Wayne Caterbury (5, PH) Erv Palica, R (6, 1) Chuck Dietrich (7, PH) Hoot Evers, R (7, PH) George Zuverink, R (8, 1)			5-3		4-3		FC4-2		K	1	0	0	0	0	0	0											
Inning Stats	R: 0 E: 1 K: 0 S: 4	H: 0 LOB: 1 BB: 0 P: 4	R: 0 E: 0 K: 0 S: 2	H: 0 LOB: 0 BB: 1 P: 6	R: 1 E: 1 K: 0 S: 5	H: 1 LOB: 2 BB: 1 P: 9	R: 0 E: 0 K: 1 S: 5	H: 1 LOB: 0 BB: 0 P: 5	R: 1 E: 0 K: 0 S: 4	H: 1 LOB: 0 BB: 0 P: 4	R: 1 E: 0 K: 0 S: 4	H: 1 LOB: 1 BB: 1 P: 8	R: 4 E: 0 K: 2 S: 10	H: 3 LOB: 1 BB: 1 P: 15	R: 0 E: 0 K: 2 S: 7	H: 0 LOB: 0 BB: 0 P: 7	1B: 3 2B: 2 3B: 2 HR: 0	SF: 1 SAC: 0 DP: 2 HBP: 1	WP: 0 PB: 0 SB: 1 CS: 0	PA: 36							
PITCHER	IP	WLS	BF	H	R	ER	SO	BB	IBB	HBP	BLK	WP	HR	S	P	ERA	WHIP										
Tom Gorman, R (1, 1) ERA: 3.6	6.0	L	27	5	5	4	1	4	0	0	0	0	0	25	41	6.00	1.500										
Bobby Shantz, L (7, 1) ERA: 5.25	2.0		9	2	2	2	4	0	0	1	0	0	0	16	17	9.00	1.000										

Kansas City Athletics @ Baltimore Orioles
Memorial Stadium, Baltimore, MD
Sat Jun 09 1956, 3:38 AM EDT
Att: 9,393 - Unknown

AB 30
R 7
H 7
RBI 7
BB 4
SO 5
LOB 14




Batter	1	2	3	4	5	6	7	8	9	AB	R	H	RBI	BB	SO	LOB	TOP										
Vic Power, R OBP: 0.325, SLG: 0.387										3	2	1	0	0	0		Kansas City Athletics @ Baltimore Orioles Memorial Stadium, Baltimore, MD Sun Jun 10 1956, 3:33 AM EDT Att: 8,913 - Unknown livebaseballscorecards.com										
Hector Lopez, R OBP: 0.351, SLG: 0.486										4	1	1	0	0	0	1											
Gus Zernial, R OBP: 0.331, SLG: 0.473 Enos Slaughter, L OBP: 0.382, SLG: 0.460										2	0	0	0	0	1	1											
Harry Simpson, L OBP: 0.324, SLG: 0.521										3	1	2	1	1	0	0											
Jim Finigan, R OBP: 0.352, SLG: 0.362										3	0	0	1	0	2	1											
Tim Thompson, L OBP: 0.370, SLG: 0.455										4	1	3	1	0	0	0											
Johnny Groth, R OBP: 0.317, SLG: 0.411										3	0	0	1	0	1	1											
Mike Baxes, R OBP: 0.319, SLG: 0.162 Joe Demaestri, R OBP: 0.237, SLG: 0.248										2	0	0	0	0	1	1											
Jose Santiago, R OBP: 0.147, SLG: 0.121										1	0	0	0	0	0	0											
Art Ditmar, R OBP: 0.147, SLG: 0.121										2	1	0	0	1	1	0											
Inning Stats	R: 2 E: 0 K: 2 S: 9	H: 2 LOB: 0 BB: 0 P: 9	R: 0 E: 0 K: 1 S: 5	H: 0 LOB: 0 BB: 0 P: 5	R: 0 E: 0 K: 0 S: 3	H: 0 LOB: 0 BB: 0 P: 3	R: 0 E: 0 K: 1 S: 5	H: 0 LOB: 1 BB: 0 P: 5	R: 0 E: 0 K: 0 S: 5	H: 1 LOB: 1 BB: 0 P: 5	R: 3 E: 0 K: 0 S: 5	H: 3 LOB: 1 BB: 2 P: 13	R: 0 E: 0 K: 0 S: 3	H: 0 LOB: 0 BB: 0 P: 3	R: 1 E: 0 K: 0 S: 5	H: 2 LOB: 1 BB: 0 P: 5	R: 1 E: 0 K: 1 S: 6	H: 1 LOB: 0 BB: 0 P: 6	1B: 5 2B: 2 3B: 2 HR: 1	SF: 2 SAC: 1 DP: 1 HBP: 0	WP: 0 PB: 1 SB: 0 CS: 2	PA: 37					
PITCHER	IP WLS BF H R ER SO BB IBB HBP BLK WP HR S P ERA WHIP	6.0 L 24 6 5 4 5 1 1 0 0 0 0 32 40 6.00 1.167	2.0 8 2 1 1 0 0 0 0 0 0 1 8 8 4.50 1.000	1.0 4 1 1 1 1 0 0 0 0 0 0 6 6 9.00 1.000											IP WLS BF H R ER SO BB IBB HBP BLK WP HR S P ERA WHIP												
Connie Johnson, R ERA: 3.79											6.0	L	24	6	5	4	5	1	1	0	0	0	0	32	40	6.00	1.167
Harry Dorish, R ERA: 4.19											2.0		8	2	1	1	0	0	0	0	0	0	1	8	8	4.50	1.000
Billy Loes, R ERA: 27.0											1.0		4	1	1	1	1	0	0	0	0	0	0	6	6	9.00	1.000

Batter	1	2	3	4	5	6	7	8	9	AB	R	H	RBI	BB	SO	LOB	BOTTOM										
Billy Gardner, R OBP: 0.258, SLG: 0.333										5	0	1	2	0	0	1	Kansas City Athletics @ Baltimore Orioles Memorial Stadium, Baltimore, MD Sun Jun 10 1956, 3:33 AM EDT Att: 8,913 - Unknown livebaseballscorecards.com										
Bob Hale, L OBP: 0.323, SLG: 0.314										3	0	2	0	1	0	0											
George Kell, R OBP: 0.366, SLG: 0.386										3	0	1	0	1	1	3											
Bob Nieman, R OBP: 0.405, SLG: 0.532										4	1	1	0	0	0	5											
Tito Francona, L OBP: 0.331, SLG: 0.270										3	0	0	1	1	0	0											
Gus Triandos, R OBP: 0.357, SLG: 0.480										4	0	0	0	0	2	1											
Hoot Evers, R OBP: 0.244, SLG: 0.240 Billy Loes, R										2	1	0	0	2	0	1											
Willy Miranda, S OBP: 0.306, SLG: 0.321										3	1	0	0	1	1	2											
Connie Johnson, R OBP: 0.300, SLG: 0.125 Wayne Causey, L OBP: 0.250, SLG: 0.241 Harry Dorish, R OBP: 0.229, SLG: 0.194										1	0	1	0	1	0	0											
Tex Nelson, L OBP: 0.229, SLG: 0.194										1	0	0	0	0	0	0											
Inning Stats	R: 0 E: 0 K: 0 S: 4	H: 2 LOB: 1 BB: 0 P: 4	R: 0 E: 0 K: 0 S: 3	H: 0 LOB: 1 BB: 1 P: 7	R: 0 E: 0 K: 0 S: 4	H: 2 LOB: 2 BB: 1 P: 8	R: 2 E: 0 K: 2 S: 8	H: 1 LOB: 3 BB: 4 P: 24	R: 0 E: 0 K: 0 S: 3	H: 0 LOB: 0 BB: 0 P: 3	R: 0 E: 0 K: 0 S: 2	H: 0 LOB: 0 BB: 1 P: 6	R: 0 E: 0 K: 0 S: 3	H: 0 LOB: 0 BB: 0 P: 3	R: 1 E: 0 K: 1 S: 6	H: 1 LOB: 0 BB: 0 P: 6	R: 0 E: 0 K: 2 S: 7	H: 0 LOB: 0 BB: 0 P: 7	1B: 4 2B: 1 3B: 1 HR: 0	SF: 0 SAC: 0 DP: 3 HBP: 0	WP: 0 PB: 1 SB: 1 CS: 0	PA: 37					
PITCHER	IP WLS BF H R ER SO BB IBB HBP BLK WP HR S P ERA WHIP	3.2 20 5 2 2 1 6 0 0 0 0 0 16 40 4.91 3.000	5.1 W 17 1 1 1 4 1 0 0 0 0 0 24 28 1.69 0.375											IP WLS BF H R ER SO BB IBB HBP BLK WP HR S P ERA WHIP													
Jose Santiago, R ERA: 4.76											3.2		20	5	2	2	1	6	0	0	0	0	0	16	40	4.91	3.000
Art Ditmar, R ERA: 3.29											5.1	W	17	1	1	1	4	1	0	0	0	0	0	24	28	1.69	0.375



Batter	1	2	3	4	5	6	7	8	9	AB	R	H	RBI	BB	SO	LOB	TOP																					
Vic Power, R OBP: 0.322, SLG: 0.382 (1, 3)	6-3			FC6-4	FC6-4			F5		4	0	1	0	0	0	1	Kansas City Athletics @ Washington Senators Griffith Stadium, Washington, DC Mon Jun 11 1956, 3:33 AM EDT Unknown																					
Hector Lopez, R OBP: 0.350, SLG: 0.481 (1, 5)	5-3			K				5-3		4	0	1	0	0	1	1																						
Enos Slaughter, L OBP: 0.372, SLG: 0.445 (1, 7)	F8			4-3				F8		4	0	0	0	0	2	2																						
Harry Simpson, L OBP: 0.318, SLG: 0.510 (1, 9)		F9		4-3				G3-6-3		4	0	0	0	0	2	2																						
Jim Finigan, R OBP: 0.345, SLG: 0.355 Tim Thompson, L (9, PH) OBP: 0.376, SLG: 0.461 (1, 4)	3-1			5-3				6-3		3	0	0	0	0	0	0																						
Joe Ginsberg, L OBP: 0.333, SLG: 0.313 (1, 2)	F9			HR				3-1		3	1	0	0	1	0	1																						
Johnny Groth, R OBP: 0.327, SLG: 0.484 (1, 8)			K	HR				HR		3	2	2	3	0	1	0																						
Mike Baxes, R OBP: 0.306, SLG: 0.154 Joe Demaestri, R OBP: 0.255, SLG: 0.246 (1, 6)	F7			6-3				K2-3		2	0	0	0	0	0	0																						
Lou Kretlow, R OBP: 0.087, SLG: 0.045 Bobby Shantz, R (8, 1)	K			FC6-4				K		3	0	1	0	0	2	0																						
										0	0	0	0	0	0	0																						
Inning Stats	R: 0 E: 0 K: 0 S: 3	H: 0 LOB: 0 BB: 0 P: 3	R: 0 E: 0 K: 0 S: 3	H: 0 LOB: 0 BB: 0 P: 3	R: 0 E: 0 K: 2 S: 7	H: 0 LOB: 0 BB: 0 P: 7	R: 0 E: 0 K: 1 S: 6	H: 1 LOB: 1 BB: 0 P: 6	R: 2 E: 0 K: 0 S: 5	H: 2 LOB: 1 BB: 1 P: 9	R: 0 E: 0 K: 0 S: 3	H: 1 LOB: 0 BB: 0 P: 3	R: 1 E: 0 K: 1 S: 6	H: 1 LOB: 0 BB: 0 P: 6	R: 0 E: 0 K: 1 S: 5	H: 0 LOB: 0 BB: 0 P: 5	R: 0 E: 0 K: 0 S: 4	H: 1 LOB: 1 BB: 0 P: 4	1B: 4 2B: 0 3B: 0 HR: 2	SF: 0 SAC: 0 DP: 1 HBP: 0	WP: 0 PB: 0 SB: 1 CS: 0	PA: 33																
PITCHER	IP	WLS	BF	H	R	ER	SO	BB	IBB	HBP	BLK	WP	HR	S	P	ERA	WHIP	PITCHER				IP	WLS	BF	H	R	ER	SO	BB	IBB	HBP	BLK	WP	HR	S	P	ERA	WHIP
Connie Grob, R ERA: 5.19 Pedro Ramos, R ERA: 4.28	(1, 1)	7.0	26	5	3	3	4	1	0	0	0	0	2	33	37	3.86	0.857					(8, 1)	2.0	W	7	1	0	0	1	0	0	0	0	0	9	9	0.00	0.500

AB	32
R	3
H	6
RBI	3
BB	1
SO	5
LOB	7



Batter	1	2	3	4	5	6	7	8	9	AB	R	H	RBI	BB	SO	LOB	BOTTOM																					
Eddie Yost, R OBP: 0.478, SLG: 0.366 (1, 5)	6-3		FC3-6		1-3			F9		3	0	0	0	1	0	0	Kansas City Athletics @ Washington Senators Griffith Stadium, Washington, DC Mon Jun 11 1956, 3:33 AM EDT Unknown																					
Whitey Herzog, L OBP: 0.281, SLG: 0.327 (1, 7)			FC3-6		F7			F9		3	1	1	0	1	0	1																						
Pete Runnels, L OBP: 0.378, SLG: 0.451 (1, 4)	1B				6-3			HR		3	1	1	0	1	0	1																						
Roy Sievers, R OBP: 0.383, SLG: 0.539 (1, 3)	K2-3		K					F9		3	0	0	0	1	2	5																						
Clint Courtney, L OBP: 0.407, SLG: 0.444 Carlos Paula, R (8, PH) OBP: 0.258, SLG: 0.414 Lou Berberet, L OBP: 0.381, SLG: 0.423 (1, 2)	6-3			1B				F8		3	1	1	0	0	0	1																						
Jim Lemon, R OBP: 0.383, SLG: 0.546 (1, 9)				2B				HR		1	1	1	3	0	0	0																						
Karl Olson, R OBP: 0.318, SLG: 0.364 (1, 8)	K			1B				FC3-6		4	0	2	1	0	0	1																						
Lyle Luttrell, R OBP: 0.292, SLG: 0.339 (1, 6)	F8			1B				3-1		4	0	2	1	0	0	1																						
Connie Grob, L OBP: 0.385, SLG: 0.462 Ernie Oravetz, S (7, PH) OBP: 0.357, SLG: 0.268 Pedro Ramos, S OBP: 0.294, SLG: 0.412 (1, 1)	4-3			K				P3		4	0	0	0	0	3	3																						
										3	0	0	0	0	0	1																						
Inning Stats	R: 0 E: 0 K: 1 S: 6	H: 1 LOB: 1 BB: 0 P: 6	R: 0 E: 0 K: 1 S: 6	H: 1 LOB: 0 BB: 0 P: 6	R: 0 E: 0 K: 1 S: 5	H: 0 LOB: 2 BB: 2 P: 13	R: 1 E: 1 K: 1 S: 7	H: 2 LOB: 1 BB: 0 P: 7	R: 0 E: 0 K: 0 S: 3	H: 0 LOB: 0 BB: 0 P: 3	R: 0 E: 0 K: 1 S: 5	H: 0 LOB: 1 BB: 1 P: 9	R: 0 E: 0 K: 0 S: 3	H: 0 LOB: 0 BB: 0 P: 3	R: 3 E: 0 K: 0 S: 5	H: 2 LOB: 0 BB: 1 P: 9	1B: 4 2B: 2 3B: 0 HR: 1	SF: 0 SAC: 0 DP: 1 HBP: 0	WP: 0 PB: 0 SB: 0 CS: 1	PA: 34																		
PITCHER	IP	WLS	BF	H	R	ER	SO	BB	IBB	HBP	BLK	WP	HR	S	P	ERA	WHIP	PITCHER				IP	WLS	BF	H	R	ER	SO	BB	IBB	HBP	BLK	WP	HR	S	P	ERA	WHIP
Lou Kretlow, R ERA: 5.64 Bobby Shantz, L ERA: 5.76	(1, 1)	7.0	29	4	2	2	5	4	0	0	0	0	0	35	51	2.57	1.143					(8, 1)	1.0	L	5	2	2	2	0	0	0	0	0	1	5	5	18.00	2.000

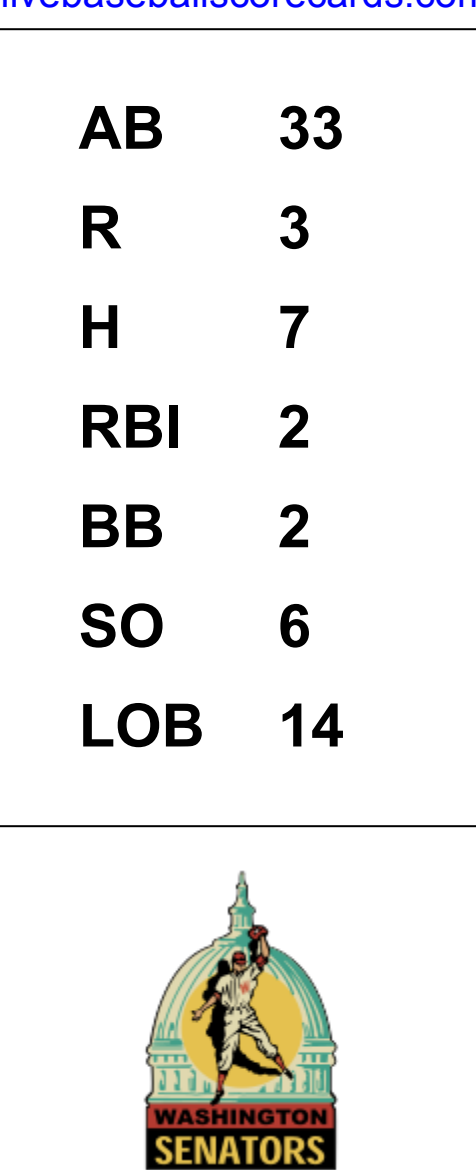
AB	30
R	4
H	6
RBI	4
BB	4
SO	5
LOB	14



Batter	1	2	3	4	5	6	7	8	9	AB	R	H	RBI	BB	SO	LOB	TOP						
Vic Power, R OBP: 0.333, SLG: 0.426 (1, 3)	F9				1-3		HR		1B	5	1	3	3	0	0	0	Kansas City Athletics @ Washington Senators Griffith Stadium, Washington, DC Mon Jun 11 1956, 3:38 AM EDT Att: 5,870 - Unknown						
Hector Lopez, R OBP: 0.351, SLG: 0.478 (1, 5)	L7	F8			1B		3-1		1B	5	0	2	0	0	0	1							
Gus Zernial, R OBP: 0.325, SLG: 0.462 Bill Renna, R OBP: 0.306, SLG: 0.435 (1, 7) (6, 7)	F8		5-3		K		5-3		K	3	0	0	0	0	1	1							
Harry Simpson, L OBP: 0.315, SLG: 0.500 (1, 9)		F7	K			4-3			6-3	4	0	0	0	1	1	2							
Jim Finigan, R OBP: 0.343, SLG: 0.347 (1, 4)		FC3-6 BB E HBP	5-3			L7	F7			3	1	0	0	0	0	1							
Johnny Groth, R OBP: 0.343, SLG: 0.490 (1, 8)		FC3-6 BB 1-2			F7	BB 1B			G1-6-3 1B	3	0	2	0	1	0	0							
Tim Thompson, L OBP: 0.371, SLG: 0.452 (1, 2)		FC3-6 BB 1-2 2-3			P6	BB 1B			G1-6-3 1-2	4	1	1	0	0	0	3							
Mike Baxes, R OBP: 0.346, SLG: 0.250 Joe Demaestri, R OBP: 0.253, SLG: 0.245 (1, 6) (6, 6)		E 2B BB 1-2							K	1	2	1	1	2	0	0							
Alex Kellner, R OBP: 0.273, SLG: 0.200 (1, 1)		E2 2B 1B 1-3 2-H 3-H			K				K	4	1	1	2	0	3	3							
Inning Stats	R: 0 E: 0 K: 0 S: 3	H: 0 LOB: 0 BB: 0 P: 3	R: 4 E: 1 K: 0 S: 5	H: 2 LOB: 1 BB: 2 P: 14	R: 0 E: 0 K: 1 S: 5	H: 0 LOB: 0 BB: 0 P: 5	R: 1 E: 0 K: 1 S: 6	H: 1 LOB: 0 BB: 0 P: 6	R: 0 E: 0 K: 1 S: 5	H: 1 LOB: 0 BB: 0 P: 5	R: 0 E: 0 K: 1 S: 7	H: 2 LOB: 3 BB: 1 P: 11	R: 1 E: 0 K: 0 S: 4	H: 1 LOB: 1 BB: 1 P: 8	R: 0 E: 0 K: 1 S: 5	H: 1 LOB: 2 BB: 0 P: 5	R: 0 E: 0 K: 2 S: 9	H: 2 LOB: 2 BB: 0 P: 9	1B: 7 2B: 1 3B: 0 HR: 2	SF: 0 SAC: 0 DP: 1 HBP: 1	WP: 0 PB: 0 SB: 0 CS: 0	PA: 40	
PITCHER	IP WLS BF H R ER SO BB IBB HBP BLK WP HR S P ERA WHIP	IP WLS BF H R ER SO BB IBB HBP BLK WP HR S P ERA WHIP																					
Dean Stone, L ERA: 5.98 (1, 1)	2.0	L	11	2	4	3	0	2	0	0	0	0	0	0	0	0	0	0	0	8	17	13.50	2.000
Hal Griggs, R ERA: 4.79 (3, 1)	5.0		21	5	2	2	4	2	0	0	0	0	0	0	2	27	35	3.60	1.400				
Camilo Pascual, R ERA: 7.09 (8, 1)	2.0		8	3	0	0	3	0	0	0	0	0	0	0	0	14	14	0.00	1.500				

Batter	1	2	3	4	5	6	7	8	9	AB	R	H	RBI	BB	SO	LOB	BOTTOM					
Eddie Yost, R OBP: 0.474, SLG: 0.363 (1, 5)	K		E4		1B		P3			4	0	1	0	0	1	1	Kansas City Athletics @ Washington Senators Griffith Stadium, Washington, DC Mon Jun 11 1956, 3:38 AM EDT Att: 5,870 - Unknown					
Pete Runnels, L OBP: 0.376, SLG: 0.446 (1, 4)	4-3		6-3		1B		G6-4-3 1B		1-3	4	0	1	1	0	0	1						
Carlos Paula, R OBP: 0.243, SLG: 0.387 (1, 9)	F8		F8		G6-4-3 1-2				K	4	0	0	0	0	1	3						
Roy Sievers, R OBP: 0.385, SLG: 0.543 (1, 3)		FC1-4 1B		1B G5-3	2B		F8		K	4	1	2	0	0	1	0						
Jim Lemon, R OBP: 0.381, SLG: 0.540 (1, 7)		FC1-4 FC6-4 1-2		G5-3 BB 2-3	1B		5-3		6-3	4	0	1	0	0	0	1						
Karl Olson, R OBP: 0.321, SLG: 0.364 (1, 8)		L7		G5-3 BB 1-2			K		FC5-4 1B	3	0	1	0	1	1	1						
Lyle Luttrell, R OBP: 0.290, SLG: 0.381 (1, 6)		FC6-4 1-2		G5-3 1-2 2-3 3-H			HR		FC5-4 FC5-4 1-2	4	1	1	1	0	0	4						
Ed Fitz Gerald, R OBP: 0.366, SLG: 0.389 (1, 2)			E 6-3 BB		P4		F7		FC5-4 1-2	3	1	0	0	1	0	2						
Dean Stone, L (1, 1)					5-3					0	0	0	0	0	0	0						
Hal Griggs, R (3, 1)										2	0	0	0	0	1	1						
Harmon Killebrew, R OBP: 0.192, SLG: 0.500 (7, PH)										1	0	0	0	0	1	0						
Camilo Pascual, R OBP: 0.300, SLG: 0.316 (8, 1)										0	0	0	0	0	0	0						
Inning Stats	R: 0 E: 0 K: 1 S: 5	H: 0 LOB: 0 BB: 0 P: 5	R: 0 E: 0 K: 0 S: 4	H: 1 LOB: 1 BB: 0 P: 4	R: 1 E: 1 K: 1 S: 6	H: 0 LOB: 1 BB: 1 P: 10	R: 1 E: 0 K: 0 S: 4	H: 2 LOB: 1 BB: 1 P: 8	R: 0 E: 0 K: 0 S: 4	H: 2 LOB: 1 BB: 0 P: 4	R: 0 E: 0 K: 1 S: 5	H: 0 LOB: 0 BB: 0 P: 5	R: 1 E: 0 K: 1 S: 6	H: 1 LOB: 0 BB: 0 P: 6	R: 0 E: 0 K: 2 S: 7	H: 0 LOB: 0 BB: 0 P: 7	R: 0 E: 0 K: 0 S: 4	H: 1 LOB: 1 BB: 0 P: 4	1B: 5 2B: 1 3B: 0 HR: 1	SF: 0 SAC: 0 DP: 2 HBP: 0	WP: 0 PB: 0 SB: 0 CS: 0	PA: 35
PITCHER	IP WLS BF H R ER SO BB IBB HBP BLK WP HR S P ERA WHIP	IP WLS BF H R ER SO BB IBB HBP BLK WP HR S P ERA WHIP																				
Alex Kellner, L ERA: 3.38 (1, 1)	9.0	W	35	7	3	2	6	2	0	0	0	0	0	0	1	45	53	2.00	1.000			

AB	35
R	6
H	10
RBI	6
BB	4
SO	7
LOB	13



Batter	1	2	3	4	5	6	7	8	9	10	11	12	13	14	15	AB	R	H	RBI	BB	SO	LOB	TOP								
Vic Power, R OBP: 0.313, SLG: 0.398 (1, 3)	F7		F9-3		F8		E4	F7			F9		FC4-6		E4	8	1	0	0	0	0	10									
Hector Lopez, R OBP: 0.356, SLG: 0.477 (1, 9)	4-3								F9		6-3		K		E2	7	1	3	2	1	1	1									
Gus Zernial, R OBP: 0.376, SLG: 0.449 (1, 7)																															
Tom Gorman, R (7, 1)	G3																														
Jack Crimian, R (15, 1)																															
Harry Simpson, L OBP: 0.326, SLG: 0.526 (1, 9)		1-3																													
Johnny Groth, R OBP: 0.336, SLG: 0.465 (1, 8)																															
Tim Thompson, L OBP: 0.381, SLG: 0.450 (1, 2)																															
Jim Finigan, R OBP: 0.341, SLG: 0.335 (1, 4)																															
Joe Demasari, R OBP: 0.257, SLG: 0.248 (7, PH)																															
Bill Renna, R OBP: 0.300, SLG: 0.425 (7, 7)																															
Enos Slaughter, L OBP: 0.358, SLG: 0.447 (8, PH)																															
Jose Santiago, R (1, 1)																															
Bill Harrington, R (4, 1)																															
Rance Pless, R OBP: 0.365, SLG: 0.296 (7, PH)																															
Mike Baxes, R OBP: 0.357, SLG: 0.273 (7, 6)																															
Inning Stats	R: 0 E: 0 K: 0 S: 3	H: 0 LOB: 0 BB: 0 P: 3	R: 0 E: 0 K: 0 S: 3	H: 1 LOB: 1 BB: 1 P: 7	R: 0 E: 0 K: 1 S: 5	H: 1 LOB: 0 BB: 0 P: 5	R: 0 E: 0 K: 1 S: 6	H: 1 LOB: 1 BB: 0 P: 6	R: 0 E: 0 K: 0 S: 3	H: 0 LOB: 2 BB: 2 P: 11	R: 0 E: 1 K: 0 S: 3	H: 0 LOB: 1 BB: 1 P: 7	R: 1 E: 2 K: 1 S: 8	H: 1 LOB: 3 BB: 3 P: 9	R: 1 E: 0 K: 1 S: 6	H: 1 LOB: 3 BB: 3 P: 18	R: 0 E: 0 K: 0 S: 4	H: 0 LOB: 0 BB: 0 P: 5	R: 1 E: 0 K: 0 S: 3	H: 1 LOB: 0 BB: 1 P: 7	R: 0 E: 0 K: 1 S: 6	H: 1 LOB: 1 BB: 0 P: 6	R: 0 E: 0 K: 1 S: 6	H: 1 LOB: 1 BB: 0 P: 6	R: 6 E: 2 K: 0 S: 8	H: 4 LOB: 0 BB: 1 P: 12	1B: 11 2B: 2 3B: 1 HR: 1	SF: 1 SAC: 0 DP: 2 HBP: 1	WP: 0 PB: 0 CS: 0	PA: 70	AB 58 R 9 H 14 RBI 9 BB 9 SO 9 LOB 38

PITCHER	IP	WLS	BF	H	R	ER	SO	BB	IBB	HBP	BLK	WP	HR	S	P	ERA	WHIP
Bunkey Stewart, L ERA: 2.75	7.0		32	4	2	1	3	0	0	0	0	0	0	1	5	1.29	1.429
Chuck Stobbs, L ERA: 4.3	0.0		2	1	0	0	0	1	0	0	0	0	0	1	5	∞	∞
Camilo Pascual, R ERA: 6.72	5.0		18	3	1	1	4	1	0	0	0	0	1	25	29	1.80	0.800
Bob Chakales, R ERA: 3.1	2.1	L	15	6	6	4	2	1	0	0	0	0	0	18	22	15.43	3.000
Tex Clevenger, R ERA: 5.28	0.2		2	0	0	0	0	0	0	0	0	0	0	2	2	0.00	0.000

Batter	1	2	3	4	5	6	7	8	9	10	11	12	13	14	15	AB	R	H	RBI	BB	SO	LOB	BOTTOM										
Eddie Yost, R OBP: 0.467, SLG: 0.355 (1, 5)	G5-3		P3								F5				E6	7	0	1	0	1	2	6											
Whitey Herzog, L OBP: 0.295, SLG: 0.328 (1, 7)	G3																																
Pete Runnels, L OBP: 0.380, SLG: 0.443 (1, 4)																																	
Roy Sievers, R OBP: 0.363, SLG: 0.532 (12, PH)																																	
Pedro Ramos, S OBP: 0.294, SLG: 0.412 (13, 8)																																	
Ernie Oravetz, S OBP: 0.352, SLG: 0.263 (1, 3)	G5-3																																
Clint Courtney, L OBP: 0.403, SLG: 0.434 (1, 2)																																	
Jim Lemon, R OBP: 0.386, SLG: 0.539 (1, 9)																																	
Karl Olson, R OBP: 0.373, SLG: 0.354 (12, PH)																																	
Carlos Paula, R OBP: 0.250, SLG: 0.381 (13, 9)																																	
Lyle Luttrell, R OBP: 0.287, SLG: 0.364 (12, PH)																																	
Lou Barberet, L OBP: 0.376, SLG: 0.417 (13, 4)																																	
Herb Plews, L OBP: 0.304, SLG: 0.158 (15, 1)																																	
Bunkey Stewart, L OBP: 0.373, SLG: 0.354 (12, PH)																																	
Camilo Pascual, R OBP: 0.294, SLG: 0.412 (13, 8)																																	
Bob Chakales, R OBP: 0.311, SLG: 0.215 (15, 1)																																	
Tex Clevenger, R OBP: 0.357, SLG: 0.273 (7, 6)																																	
Harmon Killebrew, R OBP: 0.495, SLG: 0.648 (15, PH)																																	
Inning Stats	R: 0 E: 0 K: 0 S: 3	H: 1 LOB: 1 BB: 1 P: 7	R: 0 E: 0 K: 0 S: 4	H: 0 LOB: 0 BB: 0 P: 5	R: 0 E: 0 K: 0 S: 3	H: 2 LOB: 2 BB: 1 P: 8	R: 0 E: 0 K: 1 S: 7	H: 2 LOB: 3 BB: 1 P: 12	R: 0 E: 0 K: 0 S: 2	H: 0 LOB: 0 BB: 1 P: 6	R: 1 E: 0 K: 1 S: 8	H: 3 LOB: 2 BB: 0 P: 8	R: 0 E: 0 K: 0 S: 6	H: 1 LOB: 1 BB: 0 P: 6	R: 0 E: 0 K: 0 S: 3	H: 0 LOB: 0 BB: 0 P: 3	R: 0 E: 1 K: 0 S: 3	H: 0 LOB: 0 BB: 0 P: 5	R: 1 E: 0 K: 0 S: 4	H: 1 LOB: 2 BB: 2 P: 12	R: 0 E: 0 K: 1 S: 4	H: 1 LOB: 1 BB: 0 P: 4	R: 0 E: 0 K: 1 S: 6	H: 1 LOB: 2 BB: 0 P: 10	R: 0 E: 0 K: 0 S: 4	H: 1 LOB: 1 BB: 1 P: 4	R: 0 E: 0 K: 0 S: 6	H: 1 LOB: 2 BB: 1 P: 10	1B: 11 2B: 1 3B: 0 HR: 0	SF: 0 SAC: 2 DP: 4 HBP: 3	WP: 0 PB: 0 CS: 0	PA: 66	AB 52 R 3 H 11 RBI 3 BB 9 SO 6 LOB 36

PITCHER	IP	WLS	BF	H	R	ER	SO	BB	IBB	HBP	BLK	WP	HR	S	P	ERA	WHIP
Jose Santiago, R ERA: 3.86	3.2		16	3	1	1	1	0	0	0	0	0	0	13	17	3.86	1.714
Bill Harrington, R ERA: 4.7	2.1		10	3	1	1	2	1	0	0	0	0	0	35	55	1.12	1.125
Tom Gorman, R ERA: 3.26	8.0	W	34	5	1	1	3	4	1	0	0	0	0	4	4	0.00	0.000
Jack Crimian, R ERA: 5.6	1.0	S	4	0	0	0	0	0	0	0	0	0	0	4	4	0.00	0.000

Kansas City Athletics @ Washington Senators
Griffith Stadium, Washington, DC
Tue Jun 12 1956, 3:33 AM EDT
Att: 2,883 - Unknown



Batter	1	2	3	4	5	6	7	8	9	AB	R	H	RBI	BB	SO	LOB	TOP			
Vic Power, R OBP: 0.336, SLG: 0.434 (1, 3)										6	3	5	2	0	0	0	Kansas City Athletics @ Washington Senators Griffith Stadium, Washington, DC Wed Jun 13 1956, 3:33 AM EDT Att: 1,353 - Unknown			
Hector Lopez, R OBP: 0.360, SLG: 0.497 (1, 5)										6	2	3	4	0	0	4				
Gus Zernial, R OBP: 0.325, SLG: 0.468 Bill Renna, R OBP: 0.314, SLG: 0.458 (6, 7)										3	2	1	1	1	0	1				
Harry Simpson, L OBP: 0.335, SLG: 0.530 (1, 9)										6	1	4	1	0	0	1				
Tim Thompson, L OBP: 0.405, SLG: 0.491 (1, 2)										6	1	5	3	0	0	2				
Johnny Groth, R OBP: 0.336, SLG: 0.448 (1, 8)										4	1	0	0	2	0	6				
Jim Finigan, R OBP: 0.330, SLG: 0.325 (1, 4)										5	0	0	1	0	0	8				
Joe Demaestri, R OBP: 0.268, SLG: 0.262 (8, PR) Mike Baxes, R OBP: 0.357, SLG: 0.273 (8, 6)										4	2	2	1	1	0	5				
Art Diltmar, R OBP: 0.132, SLG: 0.108 Bill Harrington, R (8, 1)										4	0	0	0	0	4	3				
Inning Stats	R: 2 E: 0 K: 0 S: 6	H: 3 LOB: 2 BB: 1 P: 10	R: 4 E: 0 K: 1 S: 10	H: 5 LOB: 3 BB: 1 P: 15	R: 1 E: 0 K: 1 S: 6	H: 2 LOB: 0 BB: 0 P: 6	R: 0 E: 0 K: 0 S: 5	H: 2 LOB: 2 BB: 0 P: 5	R: 0 E: 0 K: 1 S: 4	H: 1 LOB: 1 BB: 0 P: 4	R: 1 E: 0 K: 0 S: 4	H: 1 LOB: 1 BB: 1 P: 8	R: 4 E: 0 K: 1 S: 10	H: 5 LOB: 3 BB: 1 P: 14	R: 1 E: 0 K: 0 S: 5	H: 2 LOB: 1 BB: 0 P: 5		1B: 12 2B: 8 3B: 0 HR: 2	SF: 1 SAC: 1 DP: 1 HBP: 1	WP: 2 PB: 0 SB: 0 CS: 0
PITCHER	IP WLS BF H R ER SO BB IBB HBP BLK WP HR S P ERA WHIP																ERA WHIP			
Pedro Ramos, R ERA: 4.98 (1, 1)	1.1 L 11 6 5 5 1 1 0 0 0 0 1 12 16 33.75 5.250																			
Dean Stone, L ERA: 5.85 (2, 1)	5.2 27 8 3 3 2 2 0 1 0 2 20 28 37 4.76 1.765																			
Connie Grob, R ERA: 5.79 (8, 1)	1.0 9 5 4 4 1 1 0 0 0 0 1 10 14 36.00 6.000																			
Tex Clevenger, R ERA: 5.4 (9, 1)	1.0 5 2 1 1 0 0 0 0 0 0 0 5 5 9.00 2.000																			
Batter	1	2	3	4	5	6	7	8	9	AB	R	H	RBI	BB	SO	LOB	BOTTOM			
Eddie Yost, R OBP: 0.470, SLG: 0.354 (1, 5)											3	1	1	0	2	0	2			
Whitey Herzog, L OBP: 0.299, SLG: 0.325 (1, 7)											4	0	1	0	1	1	3			
Pete Runnels, L OBP: 0.376, SLG: 0.437 (1, 4)											5	0	1	1	0	1	5			
Roy Sievers, R OBP: 0.377, SLG: 0.522 (1, 3)											4	0	0	0	1	2				
Jim Lemon, R OBP: 0.380, SLG: 0.529 (1, 9)											4	0	0	0	2	1				
Lou Berberet, L OBP: 0.371, SLG: 0.408 (1, 2)										4	0	1	0	0	0	0				
Karl Olson, R OBP: 0.317, SLG: 0.368 (1, 8)										4	2	2	0	0	2	1				
Lyle Luttrell, R OBP: 0.312, SLG: 0.391 (1, 6) Clint Courtney, L OBP: 0.400, SLG: 0.430 (9, PH)										3	1	2	1	0	1	1				
Pedro Ramos, S ERA: 2.04, SLG: 0.412 (2, 1) Dean Stone, L ERA: 2.20, SLG: 0.877 (7, PH) Ernie Cervantes, R OBP: 0.347, SLG: 0.259 (8, 1) Connie Grob, R OBP: 0.388, SLG: 0.482 (9, 1) Tex Clevenger, R ERA: 5.4 (9, PH) Carlos Paula, R OBP: 0.200, SLG: 0.391 (9, PH)										0	0	0	0	0	0	0				
Inning Stats	R: 1 E: 0 K: 0 S: 4	H: 2 LOB: 0 BB: 0 P: 4	R: 2 E: 0 K: 1 S: 8	H: 3 LOB: 1 BB: 0 P: 8	R: 0 E: 0 K: 1 S: 6	H: 1 LOB: 1 BB: 0 P: 6	R: 0 E: 0 K: 3 S: 10	H: 1 LOB: 1 BB: 0 P: 10	R: 0 E: 0 K: 2 S: 7	H: 0 LOB: 0 BB: 1 P: 11	R: 0 E: 0 K: 2 S: 7	H: 0 LOB: 2 BB: 1 P: 8	R: 0 E: 0 K: 0 S: 3	H: 0 LOB: 0 BB: 0 P: 3	R: 1 E: 0 K: 0 S: 5	H: 2 LOB: 2 BB: 1 P: 9	1B: 7 2B: 3 3B: 0 HR: 0	SF: 0 SAC: 0 DP: 0 HBP: 0	WP: 0 PB: 0 SB: 0 CS: 0	PA: 39
PITCHER	IP WLS BF H R ER SO BB IBB HBP BLK WP HR S P ERA WHIP																ERA WHIP			
Art Diltmar, R ERA: 3.33 (1, 1)	7.0 W 30 8 3 3 9 2 0 0 0 0 0 46 54 3.86 1.429																			
Bill Harrington, R ERA: 4.67 (8, 1)	2.0 S 9 2 1 1 0 1 0 0 0 0 0 8 12 4.50 1.500																			

Batter	1	2	3	4	5	6	7	8	9	AB	R	H	RBI	BB	SO	LOB	TOP			
Billy Gardner, R OBP: 0.259, SLG: 0.327 (1, 4)	5-3			F6		F8		FC3-6 BB		3	0	0	0	1	0	1				
Bob Hale, L OBP: 0.314, SLG: 0.309 (1, 3)	4-3			E1 CS			4-3	FC3-6 BB		4	0	0	0	0	0	3				
George Kell, R OBP: 0.370, SLG: 0.381 (1, 5) Chuck Diering, R OBP: 0.347, SLG: 0.263 (9, PR) (9, 8)	6-3			K 1-2					1B BB	2	0	0	0	2	1	1				
Bob Nieman, R OBP: 0.394, SLG: 0.532 (1, 7)		F2			F4				K BB	4	0	0	0	0	2	2				
Tito Francona, L OBP: 0.325, SLG: 0.258 (1, 8) Bobby Adams, R OBP: 0.361, SLG: 0.292 (9, 5)		K			G3				F8	4	0	0	0	0	2	2				
Hoot Evers, R OBP: 0.438, SLG: 0.316 (1, 9)		F6				F5			1B 1-2	4	0	1	0	0	0	0				
Hal Smith, R OBP: 0.315, SLG: 0.390 (1, 2)			F3			5-3			F8 1-3 2-H	0	0	0	0	0	0	0				
Willy Miranda, S OBP: 0.312, SLG: 0.310 (1, 6)			4-3			4-1			F5	3	0	0	0	1	0	2				
Ray Moore, R OBP: 0.269, SLG: 0.250 (1, 1) George Zuverink, R OBP: 0.313, SLG: 0.071 (7, 1) Don Ferrarese, R OBP: 0.133, SLG: 0.071 (8, 1)			K						BB BB 1-2 BB	2	0	1	0	0	1	0				
Inning Stats	R: 0 E: 0 K: 0 S: 3	H: 0 LOB: 0 BB: 0 P: 3	R: 0 E: 0 K: 1 S: 5	H: 0 LOB: 0 BB: 0 P: 5	R: 0 E: 0 K: 1 S: 5	H: 0 LOB: 1 BB: 0 P: 5	R: 0 E: 1 K: 1 S: 5	H: 0 LOB: 1 BB: 0 P: 5	R: 0 E: 0 K: 0 S: 4	H: 1 LOB: 1 BB: 0 P: 4	R: 0 E: 0 K: 2 S: 7	H: 0 LOB: 1 BB: 1 P: 11	R: 0 E: 0 K: 0 S: 3	H: 0 LOB: 3 BB: 3 P: 15	R: 1 E: 0 K: 1 S: 7	H: 2 LOB: 2 BB: 1 P: 11	1B: 2 2B: 2 3B: 0 HR: 0	SF: 0 SAC: 0 DP: 1 HBP: 0	WP: 0 PB: 0 SB: 0 CS: 1	PA: 35
PITCHER	IP	WLS	BF	H	R	ER	SO	BB	IBB	HBP	BLK	WP	HR	S	P	ERA	WHIP			
Lou Kretlow, R ERA: 5.07 (1, 1)	7.2		28	1	0	0	5	4	0	0	0	0	0	34	50	0.00	0.652			
Bill Harrington, R ERA: 4.82 (8, 1)	1.1	L	7	2	1	1	1	1	0	0	0	0	0	8	12	6.75	2.250			

Baltimore Orioles @ Kansas City Athletics
Municipal Stadium, Kansas City, MO
Fri Jun 15 1956, 4:33 AM EDT
Att: 16,645 - Unknown

livebaseballscorecards.com

AB 26
R 1
H 2
RBI 0
BB 5
SO 6
LOB 11



Batter	1	2	3	4	5	6	7	8	9	AB	R	H	RBI	BB	SO	LOB	BOTTOM			
Vic Power, R OBP: 0.326, SLG: 0.421 (1, 3)	6-3		4-3		F9		L4			4	0	0	0	0	0	3				
Hector Lopez, R OBP: 0.358, SLG: 0.493 (1, 5)	F8					F2		4-3		4	0	1	0	0	0	0				
Gus Zernial, R OBP: 0.329, SLG: 0.465 (1, 7) Bobby Shantz, R OBP: 0.368, SLG: 0.447 (8, PR) (9, 7)			K 1B			K		1B 1B		3	0	1	0	1	2	1				
Harry Simpson, L OBP: 0.342, SLG: 0.539 (1, 9)	F9							1B 1-2		4	0	3	0	0	0	1				
Tim Thompson, L OBP: 0.391, SLG: 0.473 (1, 2)		F7		G6-3 1-2		L9		F3		4	0	0	0	0	0	4				
Johnny Groth, R OBP: 0.333, SLG: 0.450 (1, 8)		F8 2B		1-3				F8 4-3		4	0	1	0	0	0	2				
Jim Finigan, R OBP: 0.323, SLG: 0.316 (1, 4)		F8 2-3				E6		F2		4	0	0	0	0	0	1				
Mike Baxes, R OBP: 0.356, SLG: 0.277 (1, 6) Joe Demaestri, R OBP: 0.256, SLG: 0.260 (8, 6)		6-3				F9		BB 1B		3	0	1	0	0	0	2				
Lou Kretlow, R OBP: 0.115, SLG: 0.042 (1, 1) Bill Harrington, R OBP: 0.359, SLG: 0.291 (9, PH) (8, 1)				L7		K		K		2	0	0	0	1	1	1				
Rance Pless, R OBP: 0.359, SLG: 0.291 (9, PH) (8, 1)								1-2 BB		1	0	0	0	0	1	0				
Inning Stats	R: 0 E: 0 K: 0 S: 3	H: 0 LOB: 1 BB: 1 P: 7	R: 0 E: 0 K: 0 S: 4	H: 1 LOB: 1 BB: 0 P: 4	R: 0 E: 0 K: 1 S: 6	H: 1 LOB: 1 BB: 0 P: 6	R: 0 E: 0 K: 0 S: 3	H: 1 LOB: 0 BB: 0 P: 3	R: 0 E: 0 K: 1 S: 6	H: 0 LOB: 1 BB: 0 P: 6	R: 0 E: 0 K: 1 S: 6	H: 1 LOB: 2 BB: 1 P: 8	R: 0 E: 0 K: 0 S: 5	H: 2 LOB: 2 BB: 0 P: 5	R: 0 E: 0 K: 1 S: 5	H: 0 LOB: 0 BB: 0 P: 5	1B: 5 2B: 2 3B: 0 HR: 0	SF: 0 SAC: 0 DP: 1 HBP: 0	WP: 0 PB: 0 SB: 0 CS: 0	PA: 36
PITCHER	IP	WLS	BF	H	R	ER	SO	BB	IBB	HBP	BLK	WP	HR	S	P	ERA	WHIP			
Ray Moore, R ERA: 4.43 (1, 1)	6.0		23	4	0	0	3	1	0	0	0	0	0	28	32	0.00	0.833			
George Zuverink, R ERA: 2.54 (7, 1)	1.1		7	2	0	0	0	1	0	0	0	0	0	6	10	0.00	2.250			
Don Ferrarese, L ERA: 4.05 (8, 1)	1.2	W	6	1	0	0	1	0	0	0	0	0	0	8	8	0.00	0.600			

Baltimore Orioles @ Kansas City Athletics
Municipal Stadium, Kansas City, MO
Fri Jun 15 1956, 4:33 AM EDT
Att: 16,645 - Unknown

livebaseballscorecards.com

AB 34
R 0
H 7
RBI 0
BB 2
SO 4
LOB 15



Batter	1	2	3	4	5	6	7	8	9	AB	R	H	RBI	BB	SO	LOB	TOP					
Billy Gardner, R OBP: 0.257, SLG: 0.323 (1, 4)										5	0	1	0	0	1	2						
Bob Hale, L OBP: 0.309, SLG: 0.304 (1, 3)										5	0	1	0	0	0	3						
Tito Francona, L OBP: 0.325, SLG: 0.258 (9, FR)										0	0	0	0	0	0	0						
George Kell, R OBP: 0.371, SLG: 0.377 (1, 5)										4	1	1	0	1	0	1						
Bob Nieman, R OBP: 0.397, SLG: 0.555 (8, FR)										4	1	2	2	0	0	0						
Jim Pyburn, R OBP: 0.297, SLG: 0.346 (8, 9)										1	1	0	0	0	0	2						
Hoot Evers, R OBP: 0.442, SLG: 0.405 (1, 8)										4	1	2	1	0	1	1						
Tex Nelson, L OBP: 0.256, SLG: 0.182 (8, 8)										2	1	0	0	2	0	1						
Chuck Diering, R OBP: 0.347, SLG: 0.263 (8, 8)										0	0	0	0	0	0	0						
Hal Smith, R OBP: 0.321, SLG: 0.402 (1, 2)										0	1	0	0	0	0	0						
Willy Miranda, S OBP: 0.311, SLG: 0.305 (1, 6)										3	0	0	0	1	0	1						
Connie Johnson, R OBP: 0.429, SLG: 0.333 (1, 1)										4	0	3	2	0	0	0						
Inning Stats	R: 0 E: 0 K: 0 S: 3	H: 1 LOB: 0 BB: 0 P: 3	R: 0 E: 0 K: 1 S: 5	H: 0 LOB: 1 BB: 1 P: 9	R: 0 E: 0 K: 0 S: 3	H: 0 LOB: 0 BB: 0 P: 3	R: 3 E: 0 K: 0 S: 6	H: 3 LOB: 0 BB: 0 P: 6	R: 0 E: 0 K: 1 S: 6	H: 1 LOB: 1 BB: 0 P: 6	R: 0 E: 0 K: 0 S: 4	H: 1 LOB: 1 BB: 0 P: 4	R: 1 E: 0 K: 0 S: 5	H: 2 LOB: 1 BB: 0 P: 5	R: 2 E: 0 K: 0 S: 5	H: 3 LOB: 2 BB: 2 P: 13	R: 0 E: 0 K: 0 S: 3	H: 1 LOB: 2 BB: 1 P: 7	1B: 9 2B: 1 3B: 0 HR: 2	SF: 0 SAC: 0 DP: 1 HBP: 0	WP: 0 PB: 0 SB: 0 CS: 1	PA: 41
PITCHER	IP WLS BF H R ER SO BB IBB HBP BLK WP HR S P ERA WHIP																					
Jack Crimian, R ERA: 5.72 (1, 1)	4.0 L 16 4 3 3 1 1 0 0 0 0 2 17 21 6.75 1.250																					
Tom Gorman, R ERA: 3.25 (5, 1)	3.0 13 4 1 1 1 0 0 0 0 0 0 15 15 3.00 1.333																					
Bill Harrington, R ERA: 5.23 (8, 1)	2.0 11 4 2 2 0 2 1 0 0 0 0 8 20 9.00 3.000																					

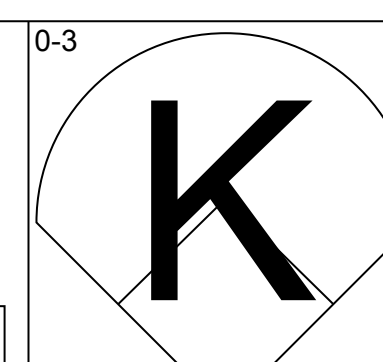
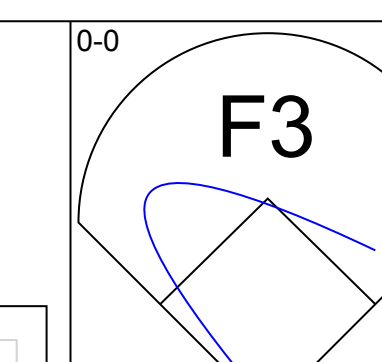
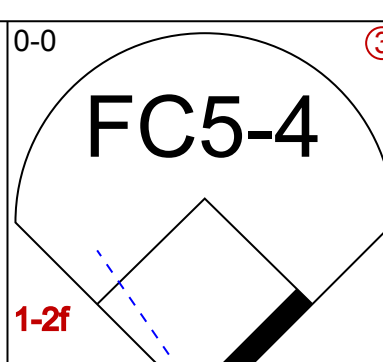
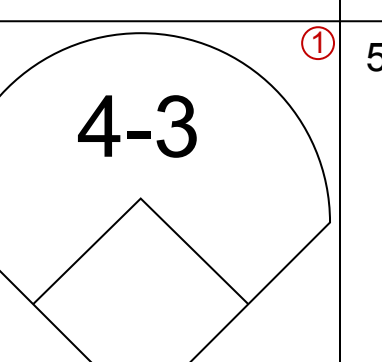
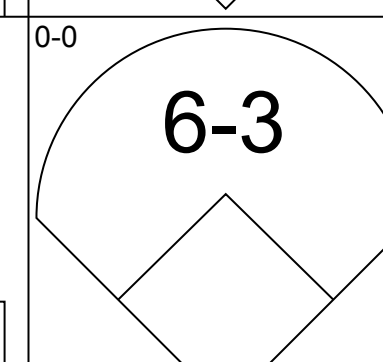
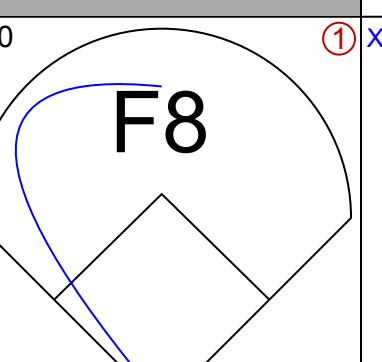
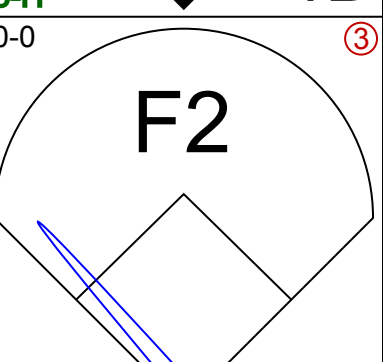
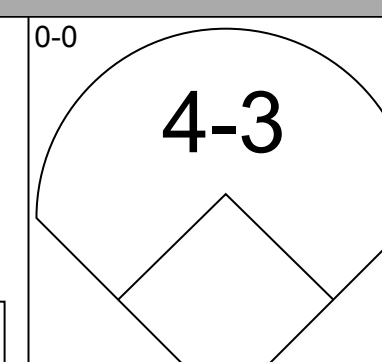
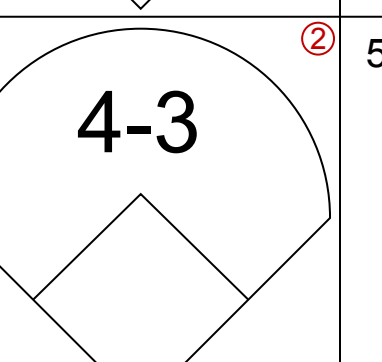
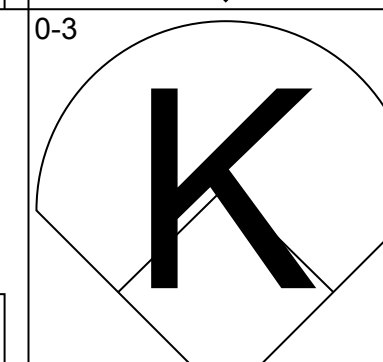
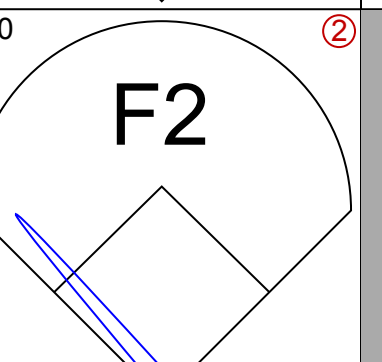
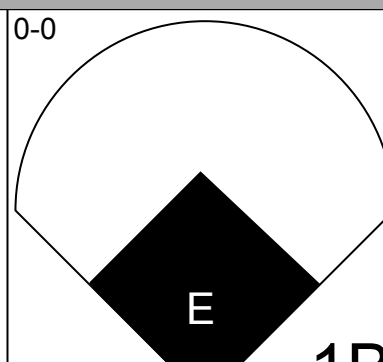
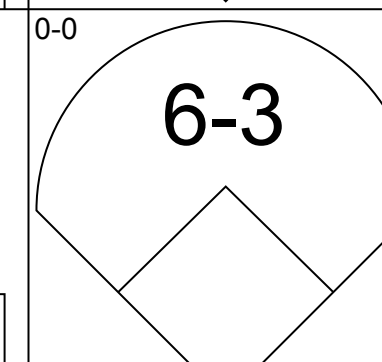
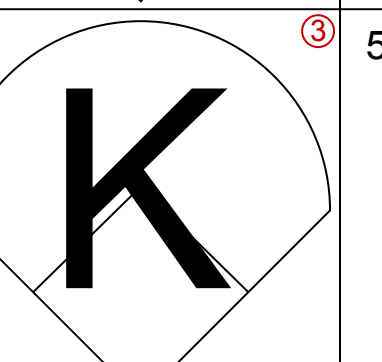
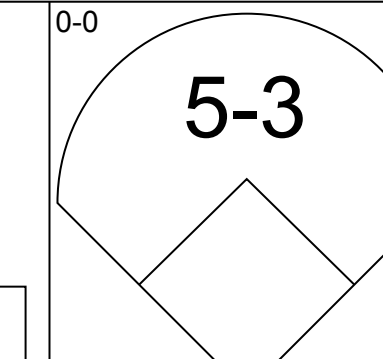
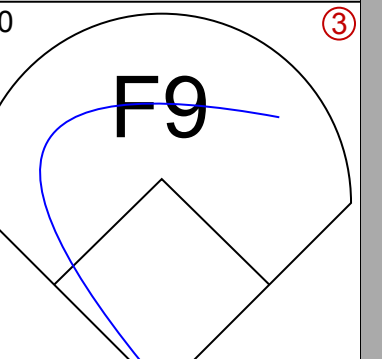
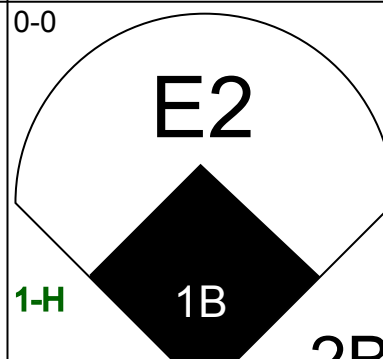
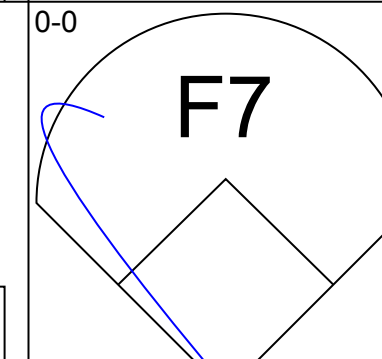
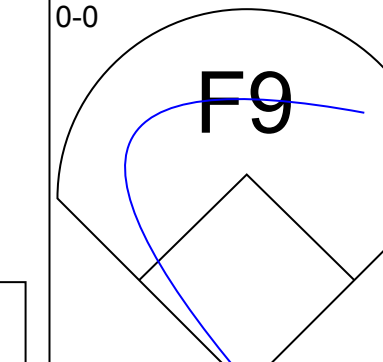
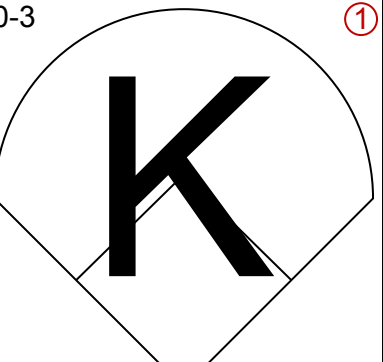
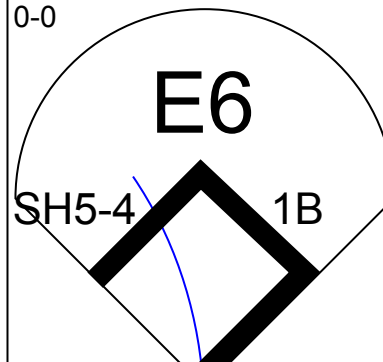
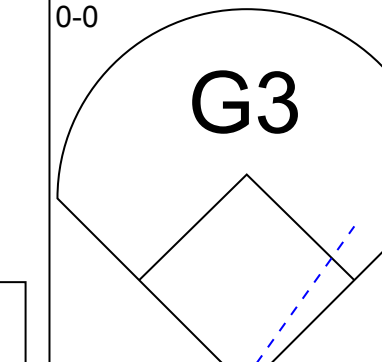
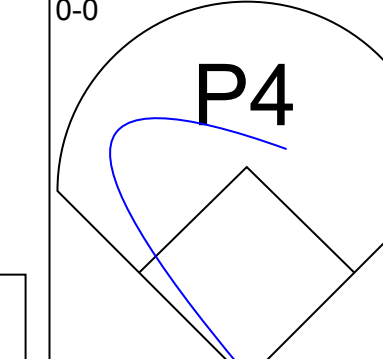
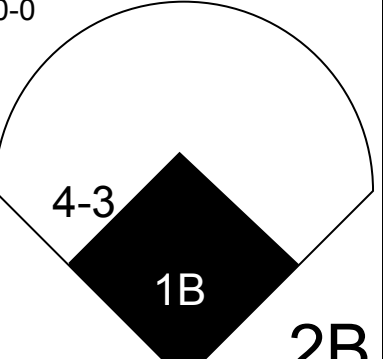
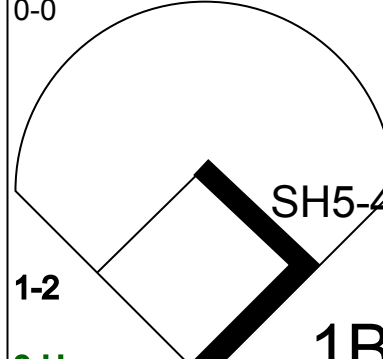
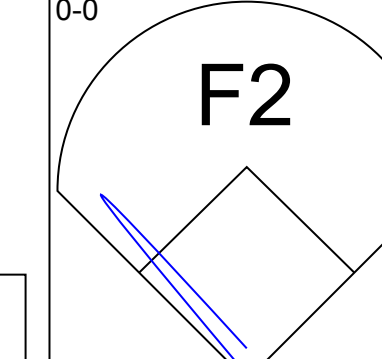
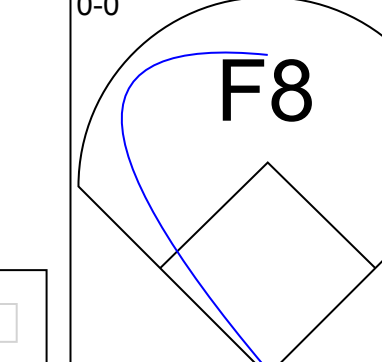
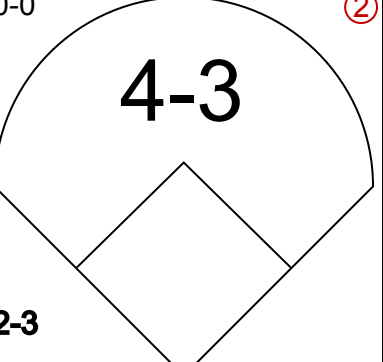
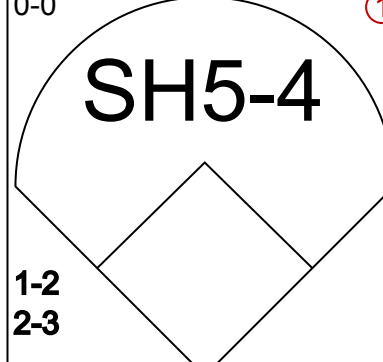
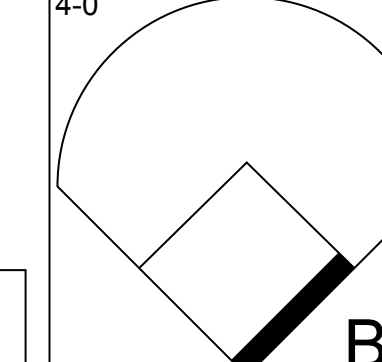
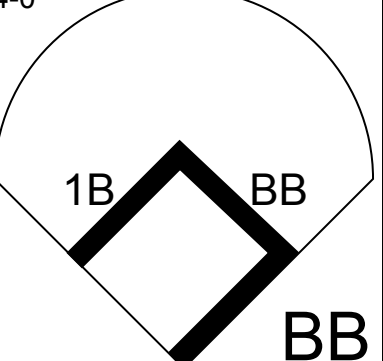
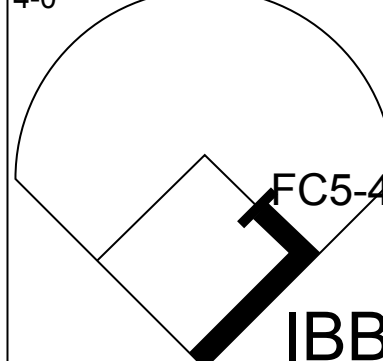
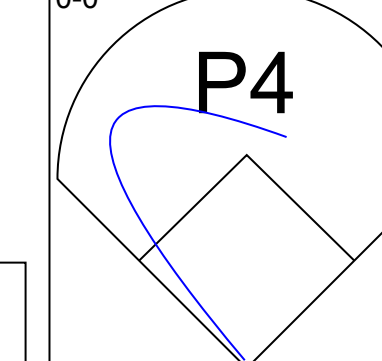
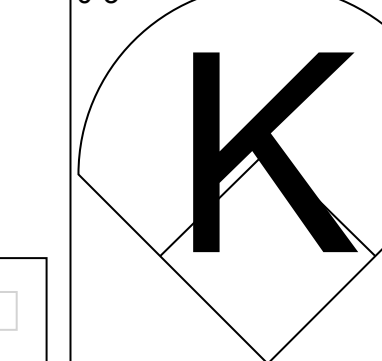
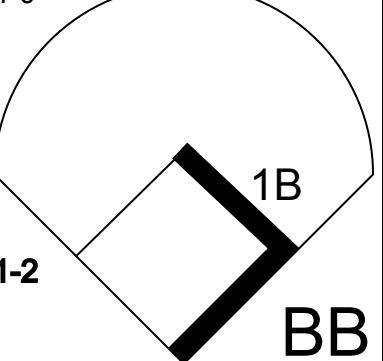

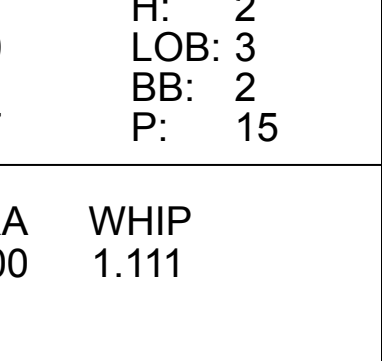
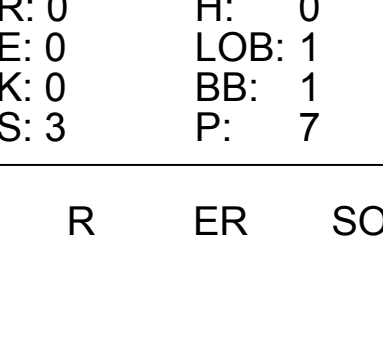
Baltimore Orioles @ Kansas City Athletics
Municipal Stadium, Kansas City, MO
Sat Jun 16 1956, 4:33 AM EDT
Att: 12,487 - Unknown

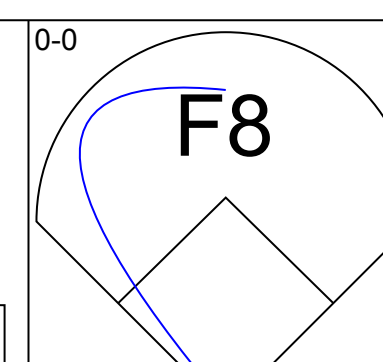
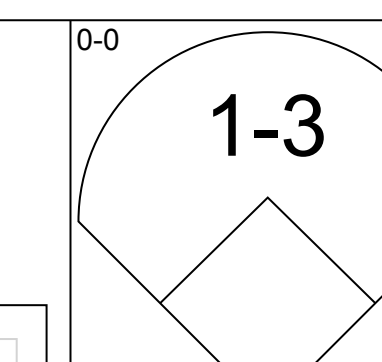
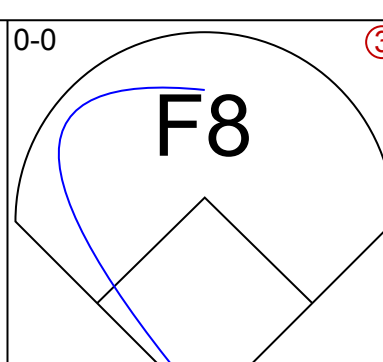
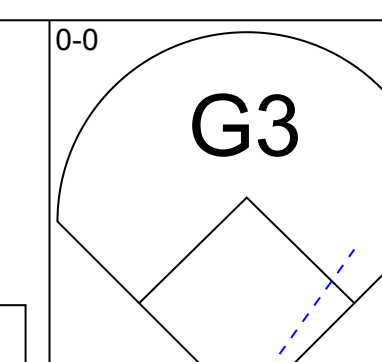
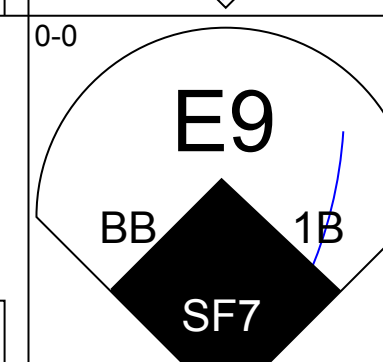
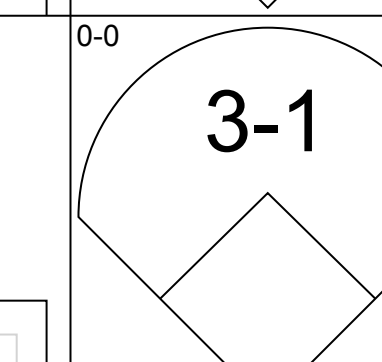
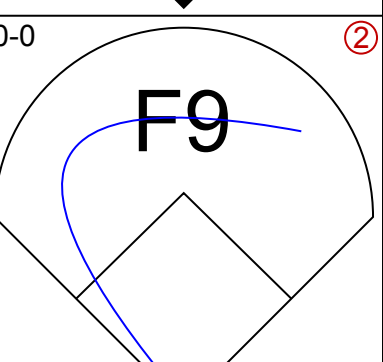
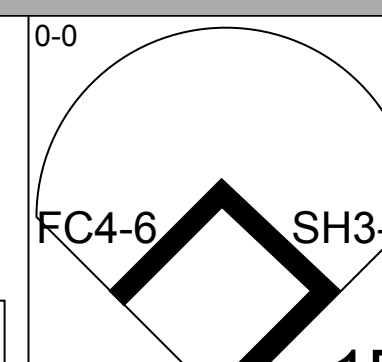

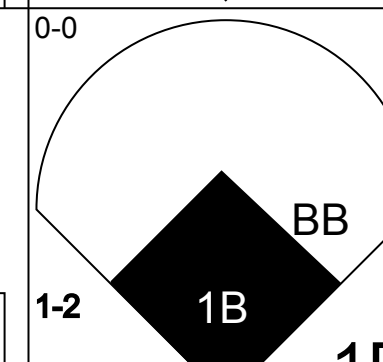
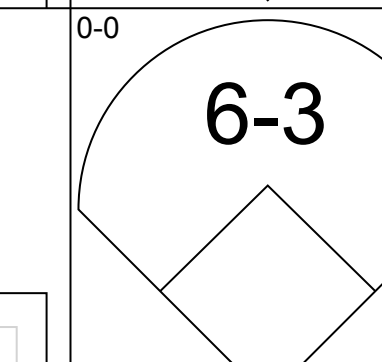
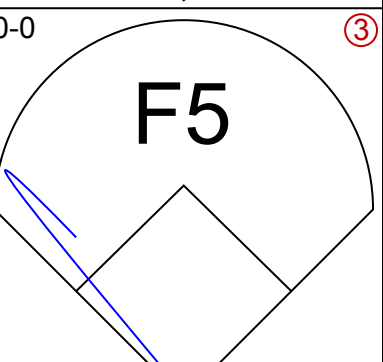
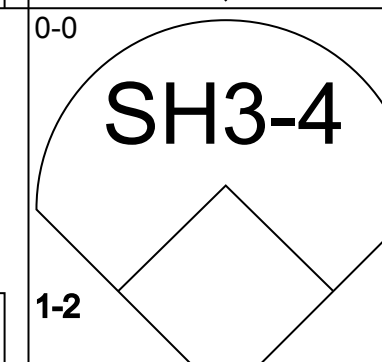
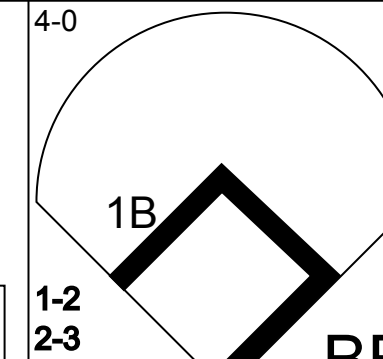
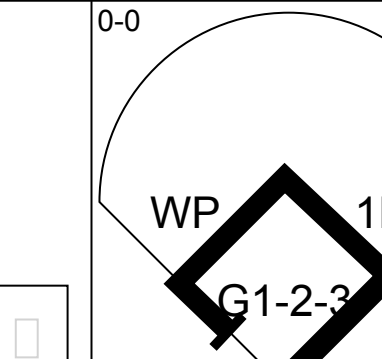

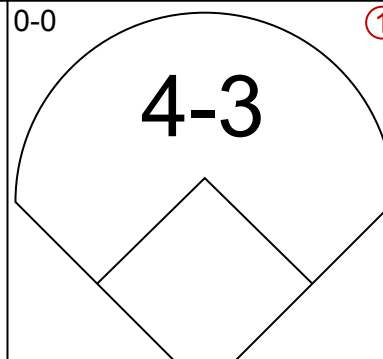
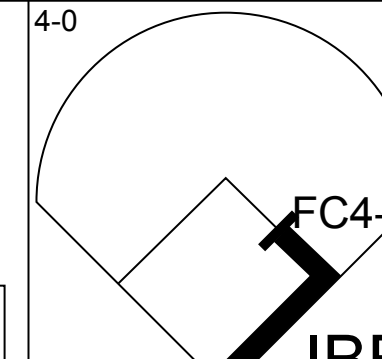

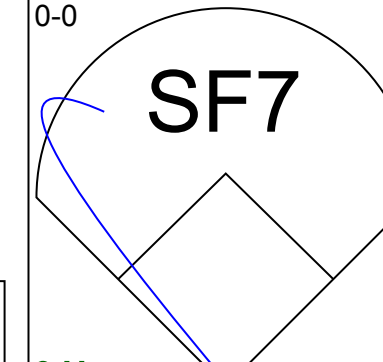
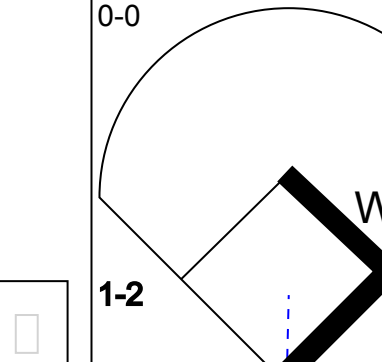

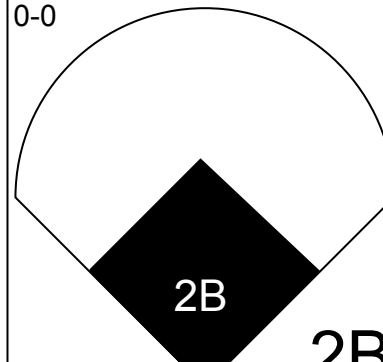
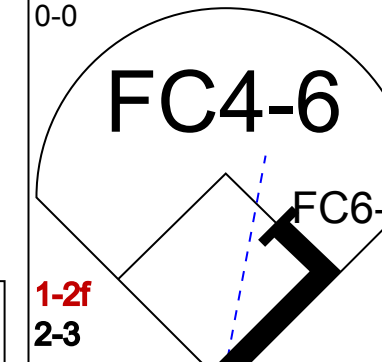

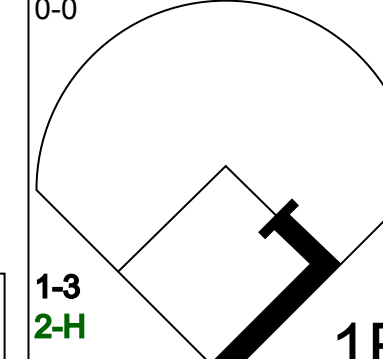
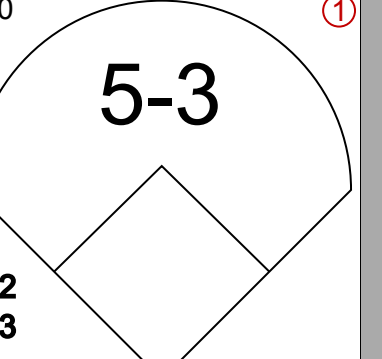

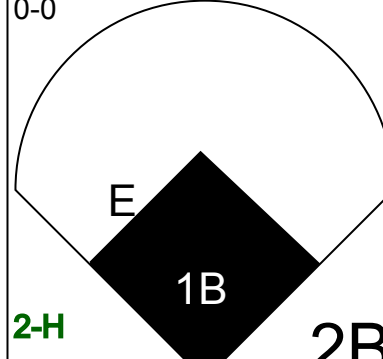
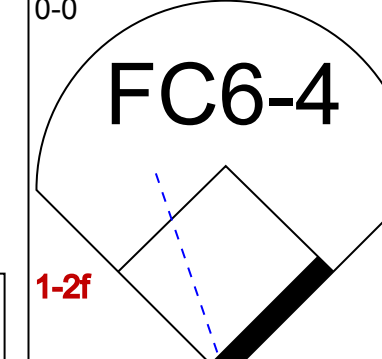
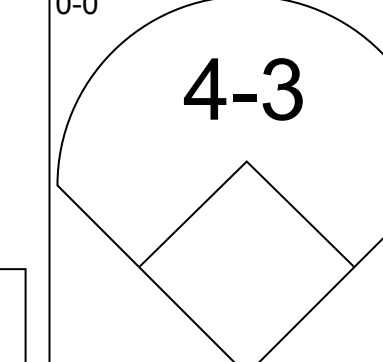

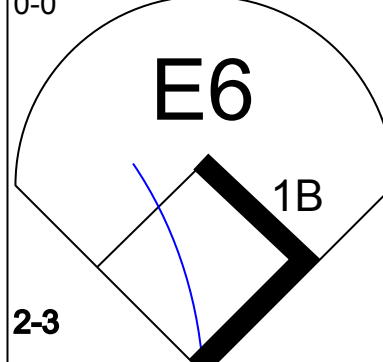
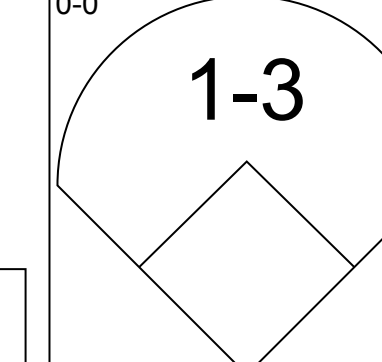
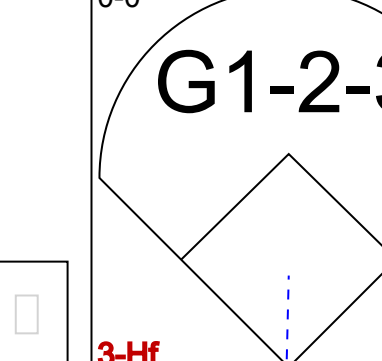
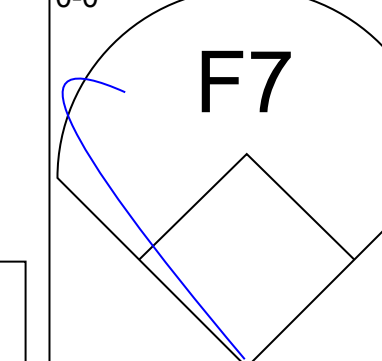
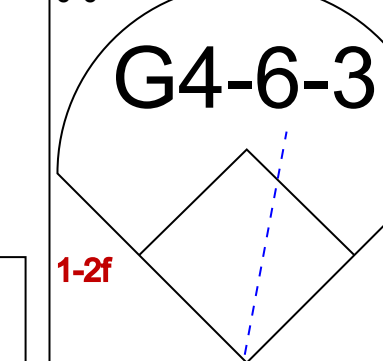
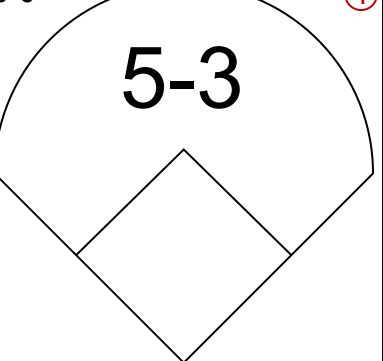

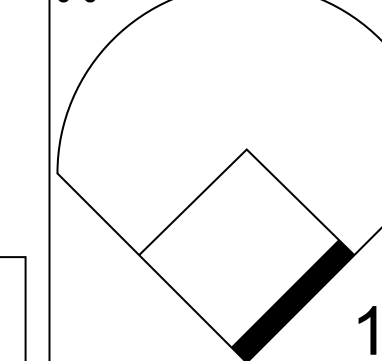
AB 32
R 6
H 10
RBI 5
BB 4
SO 2
LOB 11

Batter	1	2	3	4	5	6	7	8	9	AB	R	H	RBI	BB	SO	LOB	BOTTOM					
Vic Power, R OBP: 0.331, SLG: 0.423 (1, 3)										4	0	2	1	0	0	0						
Hector Lopez, R OBP: 0.356, SLG: 0.493 (1, 5)										4	1	1	0	0	0	3						
Enos Slaughter, L OBP: 0.365, SLG: 0.437 (1, 7)										3	0	0	0	1	0	1						
Harry Simpson, L OBP: 0.340, SLG: 0.534 (1, 9)										4	0	1	0	0	0	2						
Tim Thompson, L OBP: 0.387, SLG: 0.465 (1, 2)										4	0	1	1	0	1	3						
Johnny Groth, R OBP: 0.331, SLG: 0.442 (1, 8)										4	0	1	0	0	0	3						
Jim Finigan, R OBP: 0.324, SLG: 0.325 (1, 4)										2	1	1	0	0	0	1						
Eddie Robinson, L OBP: 0.313, SLG: 0.500 (6, PH)										2	0	0	0	0	1	2						
Mike Baxes, R OBP: 0.349, SLG: 0.260 (1, 6)										3	0	0	0	1	0	0						
Jack Crimian, R (1, 1)										1	0	0	0	0	0	0						
Tom Gorman, R (5, 1)										1	0	0	0	0	1	2						
Gus Zernial, R OBP: 0.327, SLG: 0.462 (7, PH)										1	0	0	0	0	1	0						
Bill Harrington, R (8, 1)										0	0	0	0	0	0	0						
Joe Ginsberg, L OBP: 0.331, SLG: 0.310 (9, PH)										1	0	0	0	0	0	0						
Inning Stats	R: 0 E: 0 K: 0 S: 3	H: 0 LOB: 0 BB: 0 P: 3	R: 0 E: 1 K: 0 S: 4	H: 0 LOB: 1 BB: 0 P: 4	R: 0 E: 0 K: 0 S: 3	H: 0 LOB: 0 BB: 0 P: 3	R: 1 E: 0 K: 0 S: 5	H: 2 LOB: 1 BB: 0 P: 5	R: 1 E: 0 K: 1 S: 6	H: 2 LOB: 1 BB: 1 P: 10	R: 0 E: 0 K: 0 S: 4	H: 1 LOB: 2 BB: 1 P: 8	R: 0 E: 0 K: 1 S: 6	H: 1 LOB: 1 BB: 0 P: 6	R: 0 E: 0 K: 1 S: 6	H: 1 LOB: 1 BB: 0 P: 6	R: 0 E: 0 K: 1 S: 5	H: 0 LOB: 0 BB: 0 P: 5	1B: 5 2B: 2 3B: 0 HR: 0	SF: 0 SAC: 0 DP: 1 HBP: 0	WP: 0 PB: 0 SB: 0 CS: 0	PA: 36
PITCHER	IP WLS BF H R ER SO BB IBB HBP BLK WP HR S P ERA WHIP																					
Connie Johnson, R ERA: 3.47 (1, 1)	9.0 W 36 7 2 2 4 2 0 0 0 0 0 42 50 2.00 1.000																					

Baltimore Orioles @ Kansas City Athletics
Municipal Stadium, Kansas City, MO
Sat Jun 16 1956, 4:33 AM EDT
Att: 12,487 - Unknown

AB 34
R 2
H 7
RBI 2
BB 2
SO 4
LOB 17


Batter	1	2	3	4	5	6	7	8	9	AB	R	H	RBI	BB	SO	LOB	TOP		
Eddie Yost, R OBP: 0.442, SLG: 0.333 (1, 5)										5	0	1	1	0	1	5	<p>Washington Senators @ Kansas City Athletics Municipal Stadium, Kansas City, MO</p> <p>Mon Jun 18 1956, 4:33 AM EDT Att: 8,893 - Unknown</p>		
Pete Runnels, L OBP: 0.361, SLG: 0.423 (1, 4)										5	0	0	0	0	0	5			
Carlos Paula, R OBP: 0.253, SLG: 0.346 (1, 9)										5	1	1	0	0	2	2			
Roy Sievers, R OBP: 0.378, SLG: 0.523 (1, 3)										4	1	1	1	0	0	0			
Jim Lemon, R OBP: 0.376, SLG: 0.515 (1, 7)										4	0	0	0	0	1	1			
Ed Fitz Gerald, R OBP: 0.396, SLG: 0.400 (1, 2)										4	1	2	1	0	0	0			
Karl Olson, R OBP: 0.323, SLG: 0.361 (1, 8)										2	0	0	0	1	0	1			
Jose Valdivielso, R OBP: 0.190, SLG: 0.132 (1, 6)										2	0	1	0	2	0	1			
Hal Griggs, R (1, 1)										2	0	0	0	1	2	4			
Bud Byerly, R (6, 1)										0	0	0	0	0	0	0			
Harmon Killebrew, R OBP: 0.290, SLG: 0.484 (9, PH)										1	0	1	0	0	0	0			
Pedro Ramos, S OBP: 0.333, SLG: 0.412 (9, PR)										0	0	0	0	0	0	0			
Inning Stats	R: 0 E: 0 K: 2 S: 7	H: 0 LOB: 0 BB: 0 P: 7	R: 0 E: 0 K: 0 S: 3	H: 0 LOB: 0 BB: 0 P: 3	R: 0 E: 0 K: 1 S: 6	H: 1 LOB: 1 BB: 0 P: 6	R: 0 E: 0 K: 0 S: 3	H: 0 LOB: 0 BB: 0 P: 3	R: 1 E: 0 K: 1 S: 7	H: 2 LOB: 3 BB: 1 P: 15	R: 2 E: 2 K: 1 S: 9	H: 3 LOB: 3 BB: 1 P: 13	R: 0 E: 0 K: 0 S: 3	H: 0 LOB: 1 BB: 1 P: 7	R: 0 E: 0 K: 1 S: 6	H: 1 LOB: 2 BB: 0 P: 6	1B: 4 2B: 3 3B: 0 HR: 0	SF: 0 SAC: 1 DP: 0 HBP: 0	WP: 0 PA: 39 PB: 0 SB: 0 CS: 0
PITCHER Alex Kellner, L ERA: 3.3 (1, 1)	IP: 9.0 WLS: W BF: 39 H: 7 R: 3 ER: 3 SO: 6 BB: 3 IBB: 1 HBP: 0 BLK: 0 WP: 0 HR: 0 S: 47 P: 63 ERA: 3.00 WHIP: 1.111															PITCHER IP: WLS: BF: H: R: ER: SO: BB: IBB: HBP: BLK: WP: HR: S: P: ERA: WHIP:			

Batter	1	2	3	4	5	6	7	8	9	AB	R	H	RBI	BB	SO	LOB	BOTTOM		
Joe Demaestri, R OBP: 0.263, SLG: 0.265 (1, 6)										5	0	1	0	0	0	3	<p>Washington Senators @ Kansas City Athletics Municipal Stadium, Kansas City, MO</p> <p>Mon Jun 18 1956, 4:33 AM EDT Att: 8,893 - Unknown</p>		
Eddie Robinson, L OBP: 0.306, SLG: 0.469 (1, 3)										4	1	1	0	0	0	1			
Vic Power, R OBP: 0.329, SLG: 0.413 (1, 7)										3	1	1	0	0	0	1			
Harry Simpson, L OBP: 0.341, SLG: 0.524 (1, 9)										2	0	1	0	2	0	0			
Tim Thompson, L OBP: 0.390, SLG: 0.479 (1, 2)										3	1	2	1	0	0	2			
Hector Lopez, R OBP: 0.365, SLG: 0.505 (1, 5)										4	1	2	2	0	0	4			
Johnny Groth, R OBP: 0.319, SLG: 0.417 (1, 8)										3	0	0	0	1	0	1			
Clete Boyer, R OBP: 0.250, SLG: 0.250 (1, 4)										1	0	1	0	0	0	0			
Enos Slaughter, L OBP: 0.361, SLG: 0.431 (4, PH)										1	0	0	0	0	0	3			
Jim Finigan, R OBP: 0.325, SLG: 0.325 (5, 4)										2	0	1	1	0	0	0			
Alex Kellner, R OBP: 0.267, SLG: 0.214 (1, 1)										4	0	1	0	0	1	3			
Inning Stats	R: 2 E: 1 K: 0 S: 5	H: 2 LOB: 2 BB: 1 P: 9	R: 0 E: 0 K: 0 S: 3	H: 1 LOB: 0 BB: 0 P: 3	R: 0 E: 0 K: 0 S: 4	H: 2 LOB: 2 BB: 1 P: 8	R: 0 E: 0 K: 0 S: 4	H: 1 LOB: 1 BB: 0 P: 4	R: 2 E: 1 K: 1 S: 9	H: 3 LOB: 2 BB: 0 P: 9	R: 0 E: 0 K: 0 S: 4	H: 1 LOB: 2 BB: 1 P: 8	R: 0 E: 0 K: 0 S: 4	H: 1 LOB: 1 BB: 0 P: 4	R: 0 E: 0 K: 1 S: 6	H: 1 LOB: 2 BB: 0 P: 6	1B: 9 2B: 2 3B: 0 HR: 0	SF: 1 SAC: 1 DP: 2 HBP: 0	WP: 1 PA: 37 PB: 0 SB: 0 CS: 0
PITCHER Hal Griggs, R ERA: 5.11 (1, 1)	IP: 5.1 WLS: L BF: 26 H: 9 R: 4 ER: 2 SO: 4 BB: 1 IBB: 0 HBP: 0 BLK: 0 WP: 1 HR: 0 S: 24 P: 32 ERA: 3.38 WHIP: 1.875															PITCHER IP: WLS: BF: H: R: ER: SO: BB: IBB: HBP: BLK: WP: HR: S: P: ERA: WHIP:			

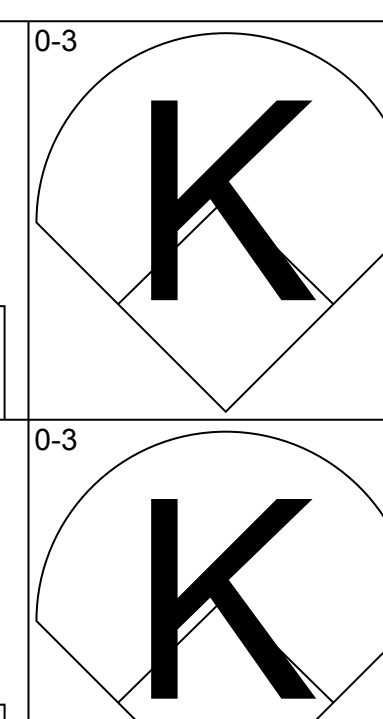
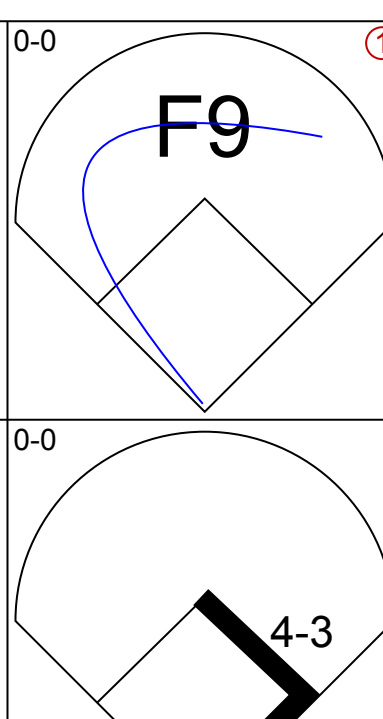
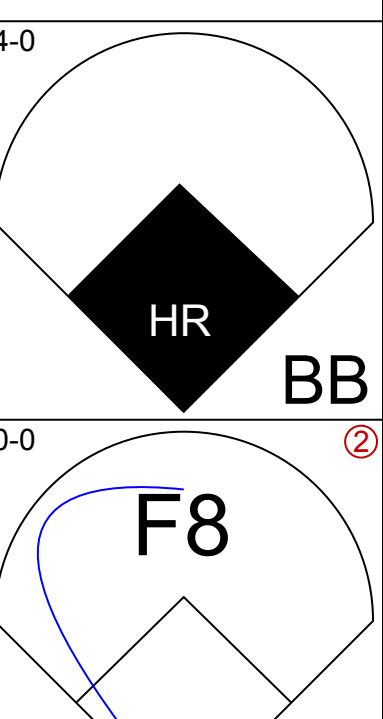
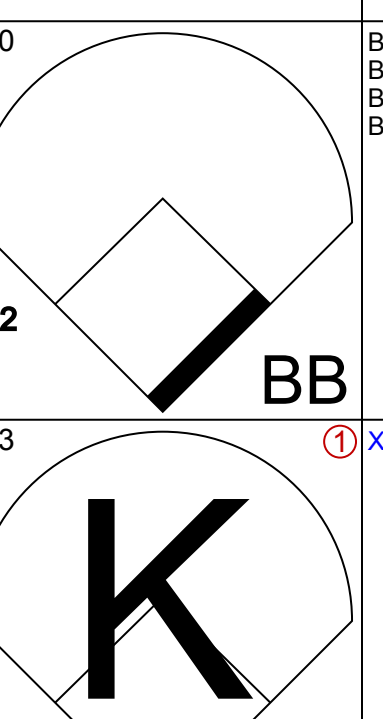

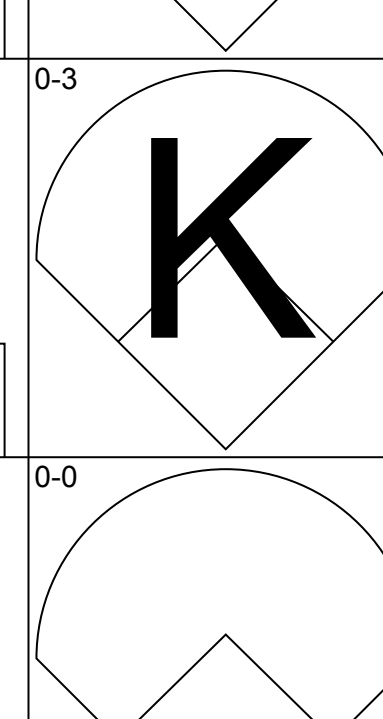
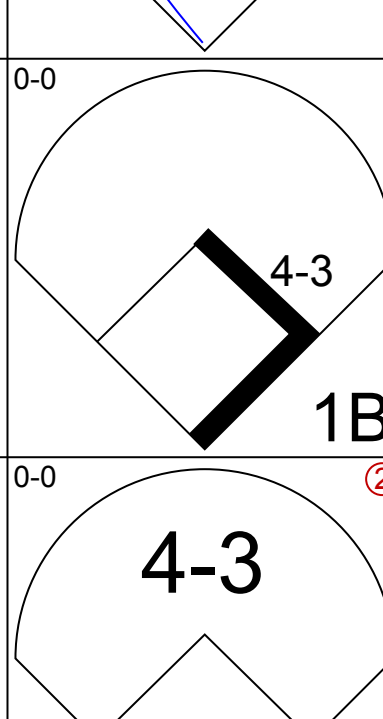
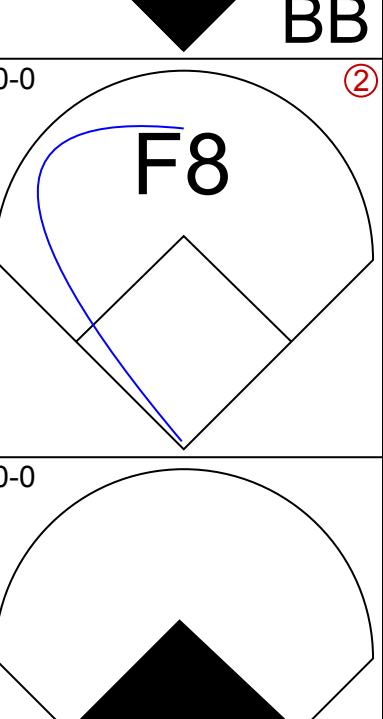
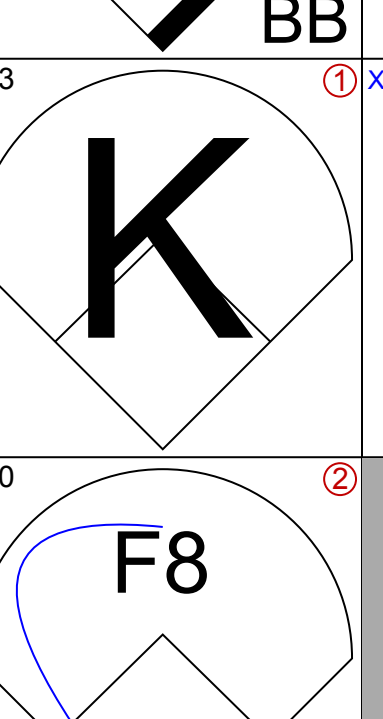
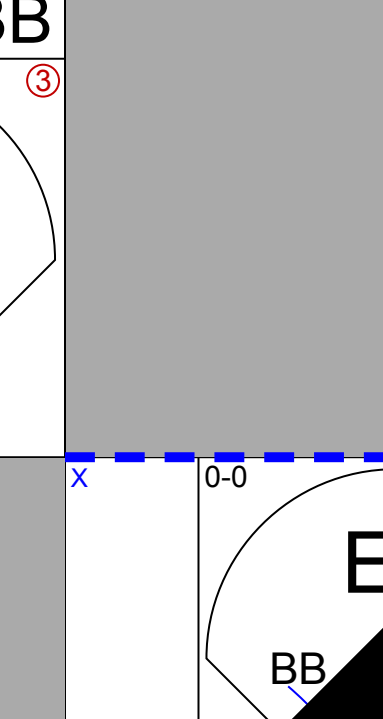
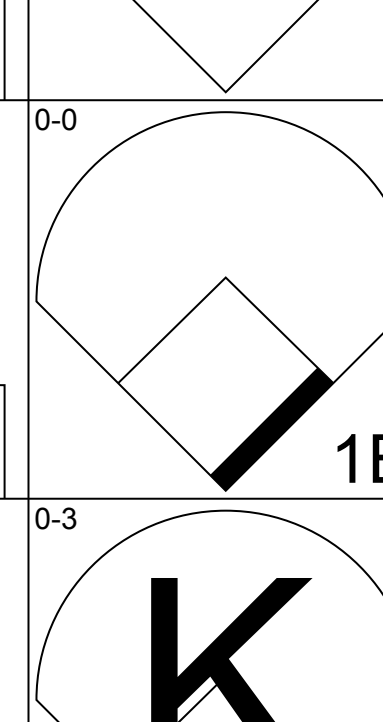
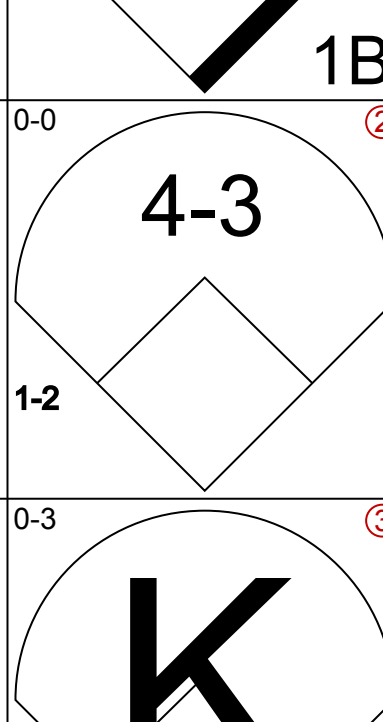
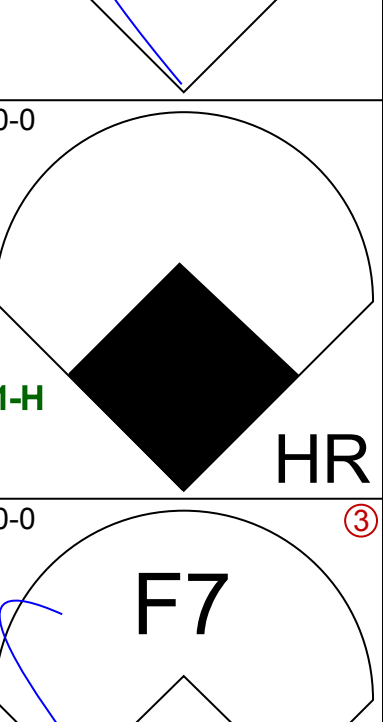
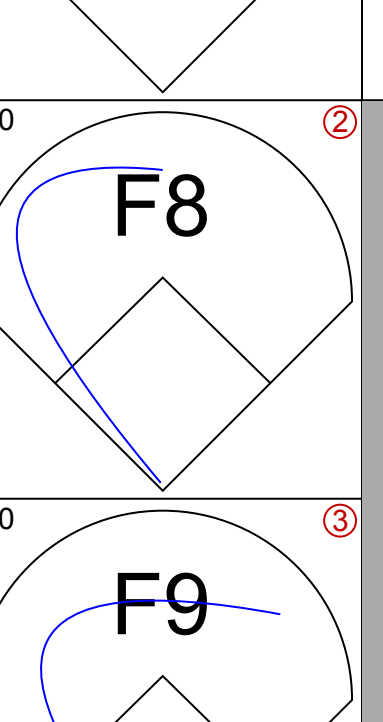
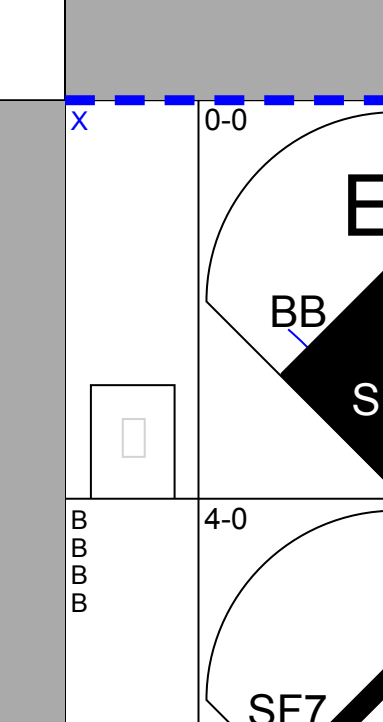
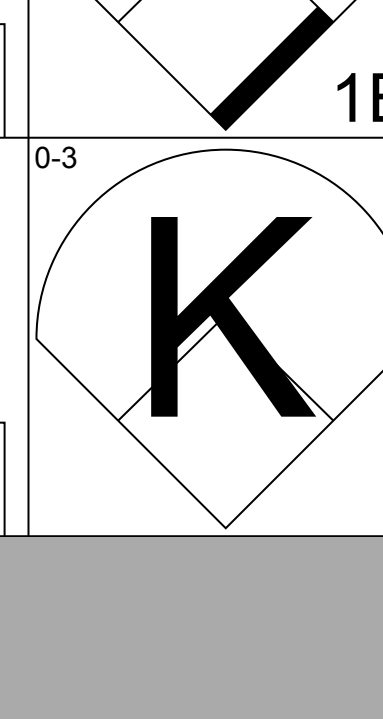

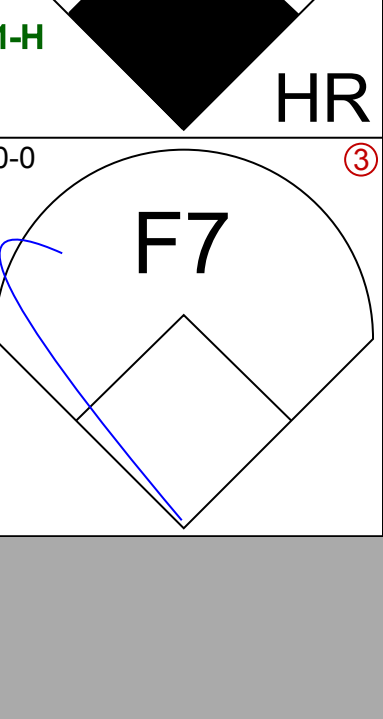
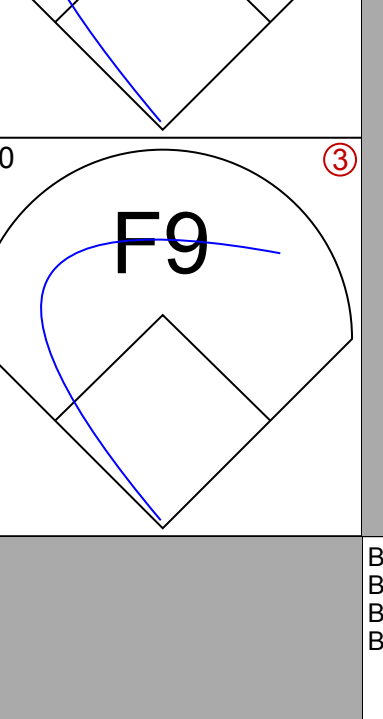
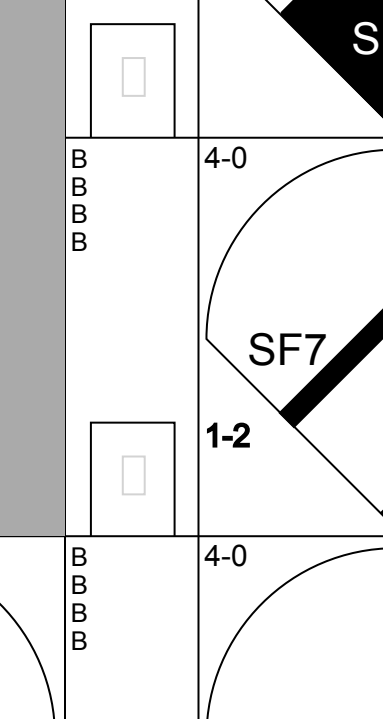
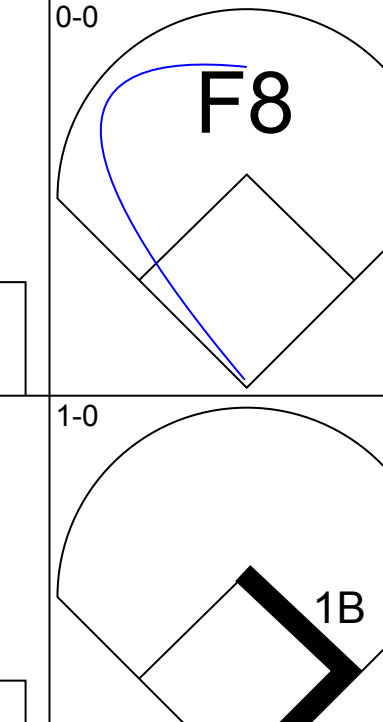
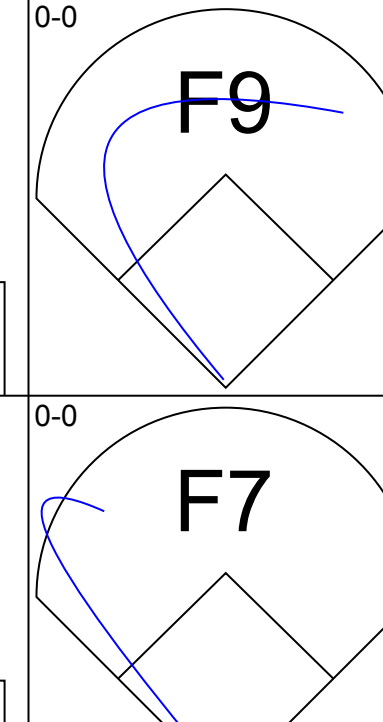
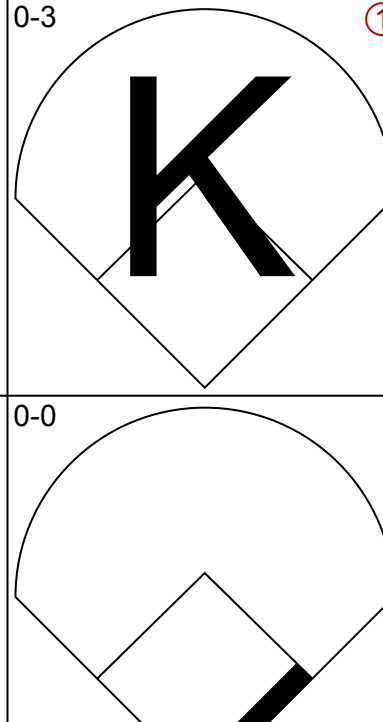
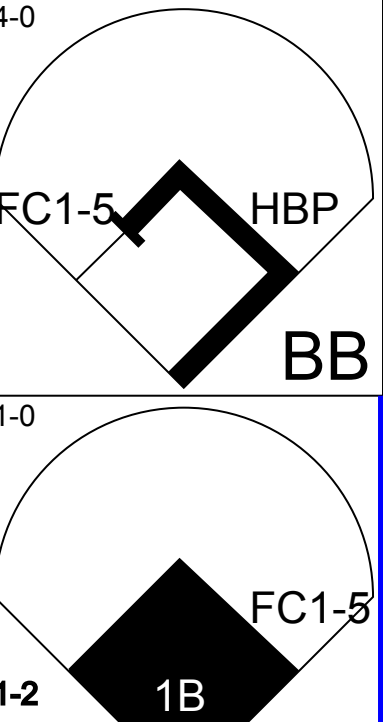
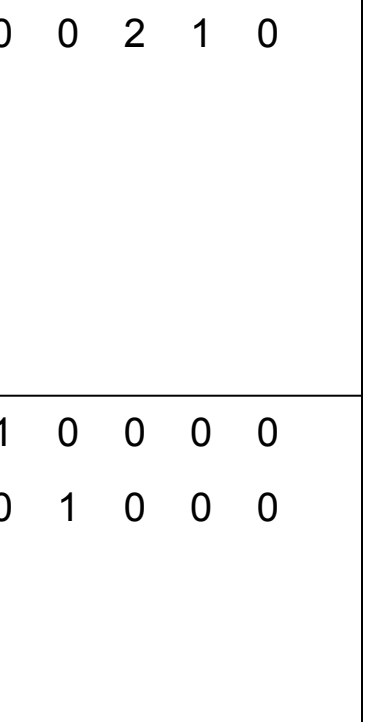
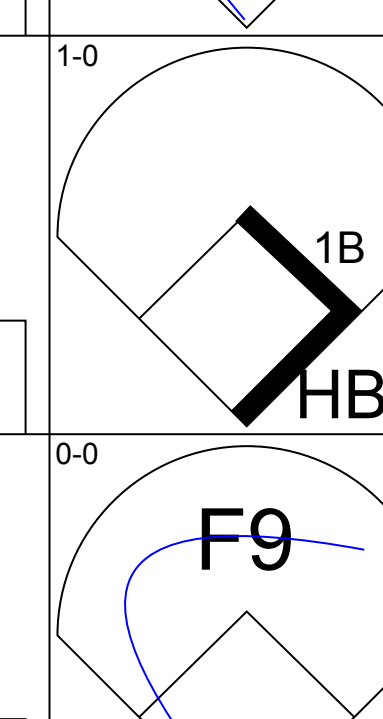
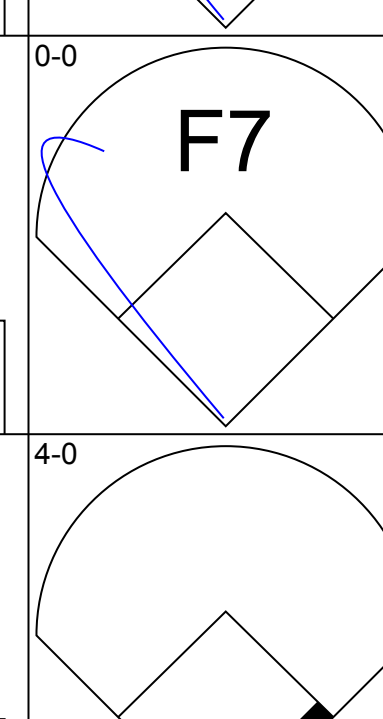
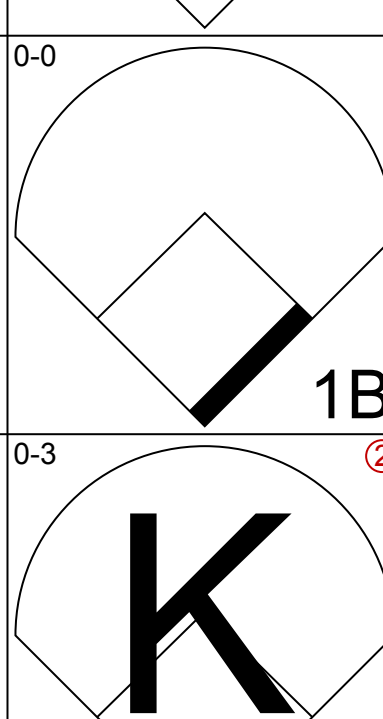
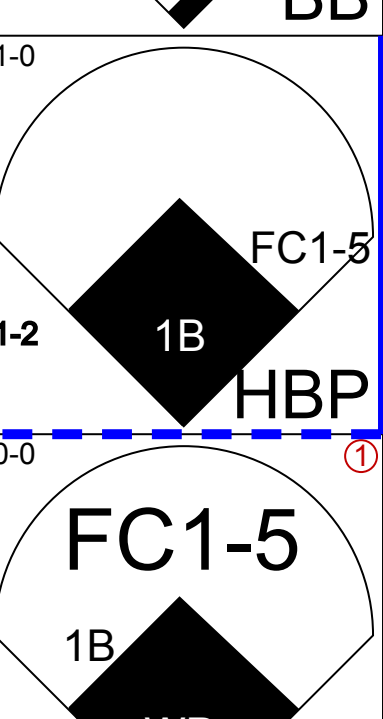
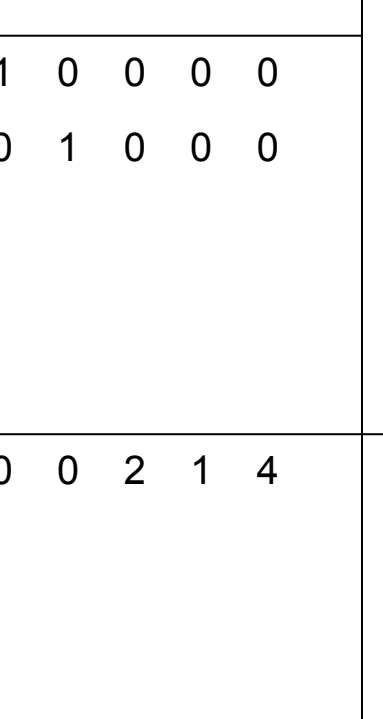
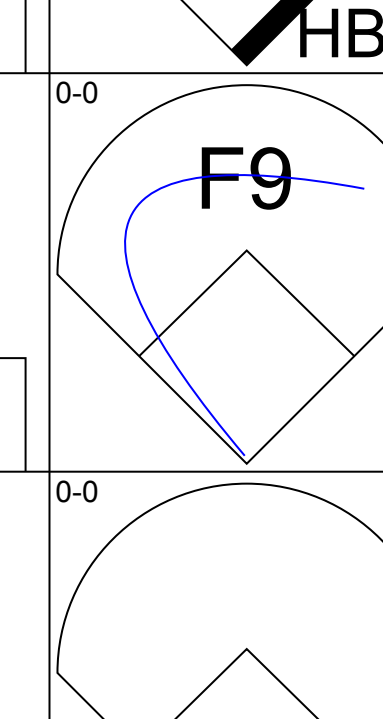
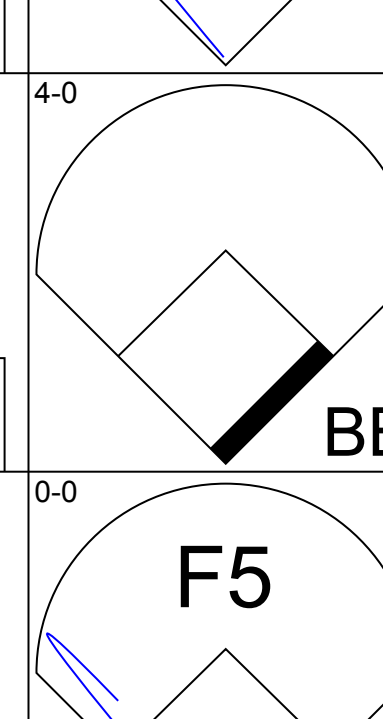
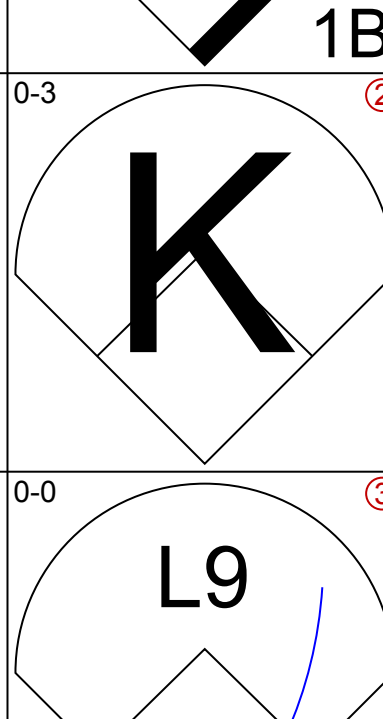
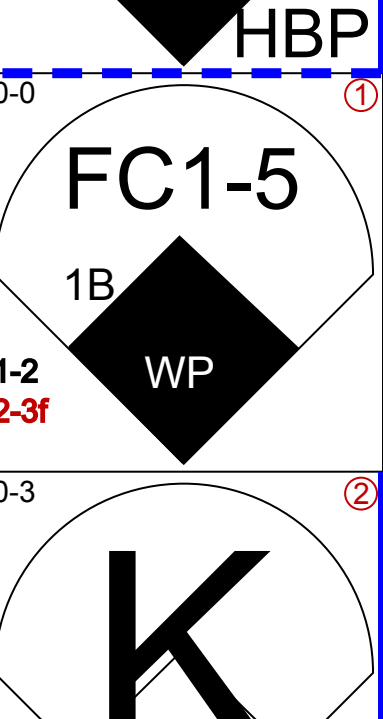
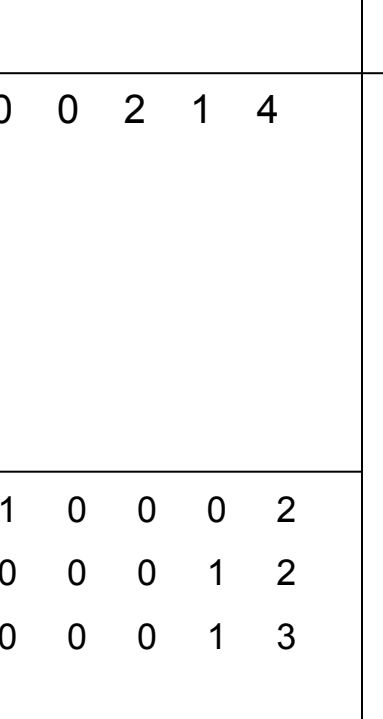
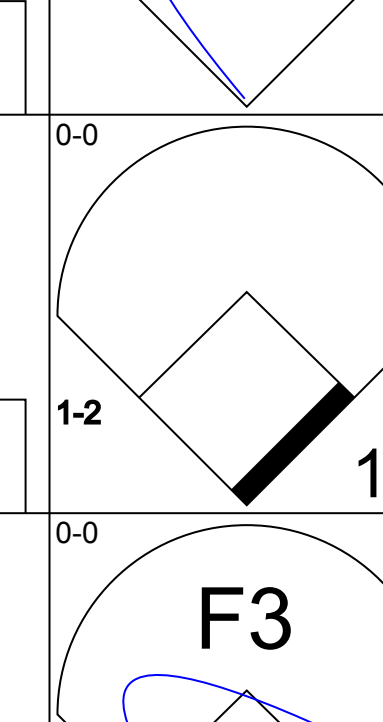
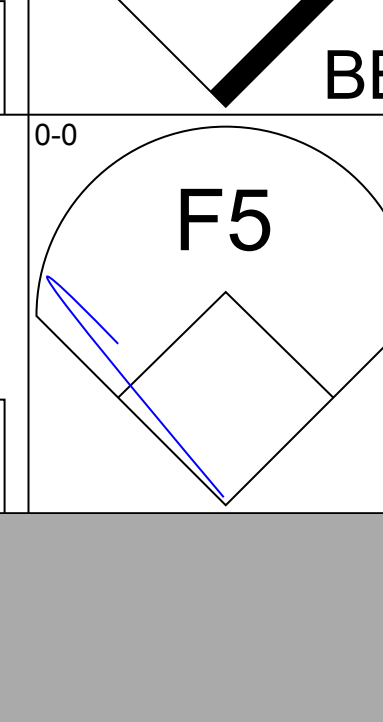
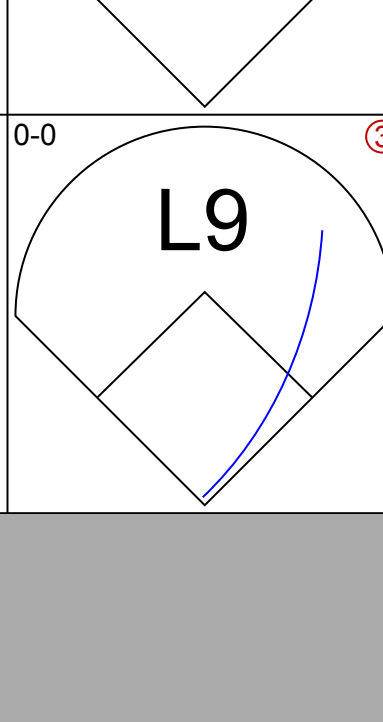
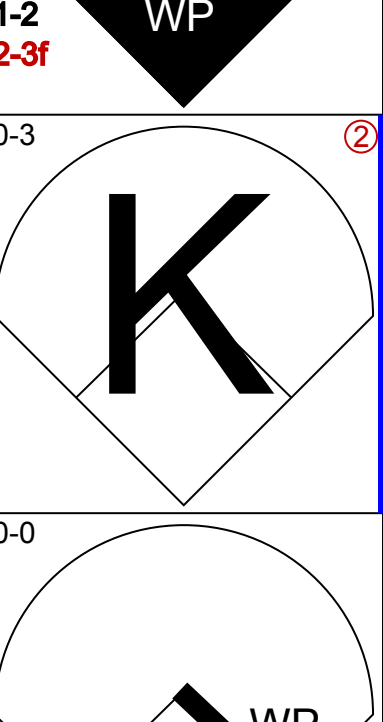

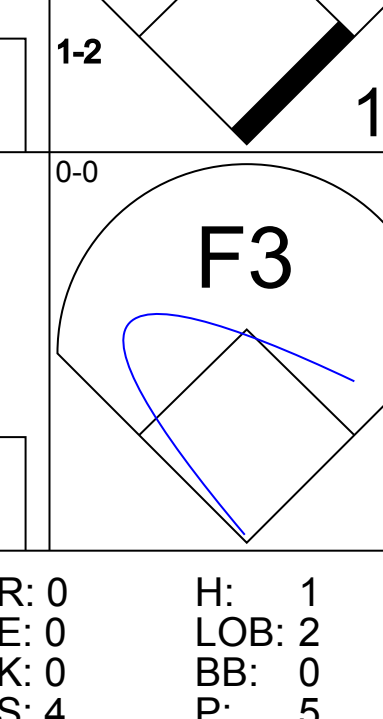
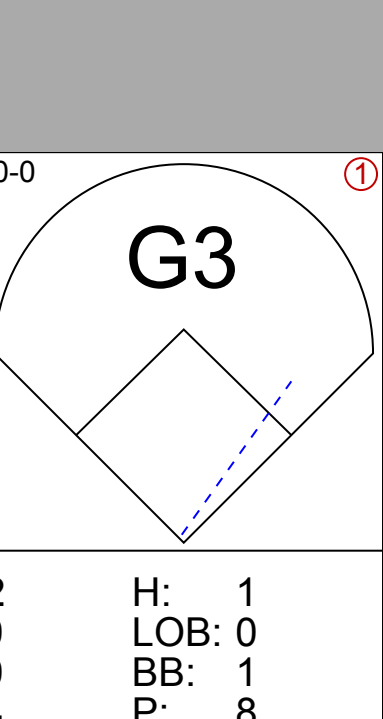
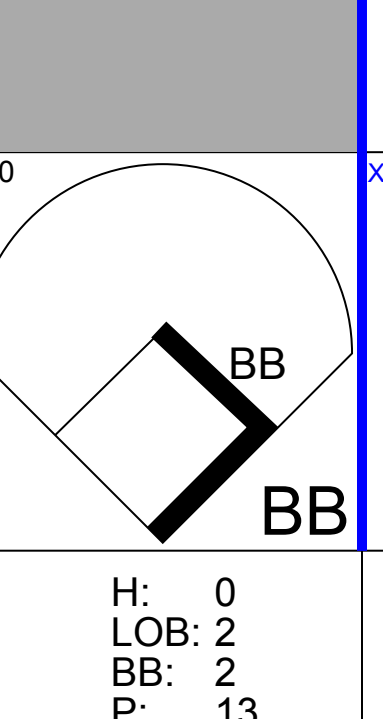
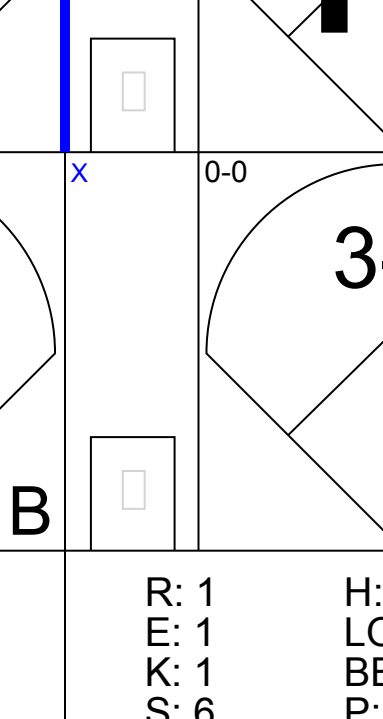
AB 34
R 3
H 7
RBI 3
BB 4
SO 6
LOB 19

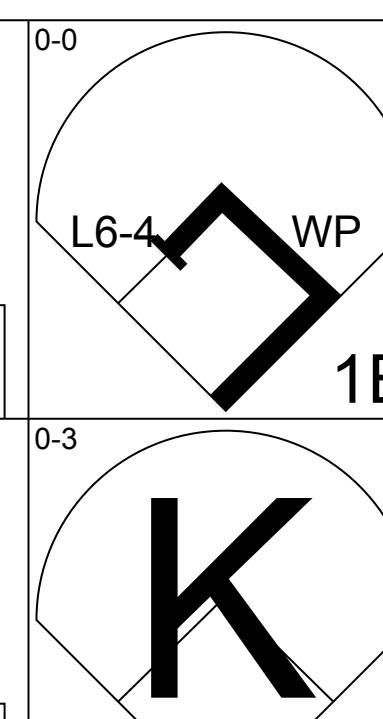
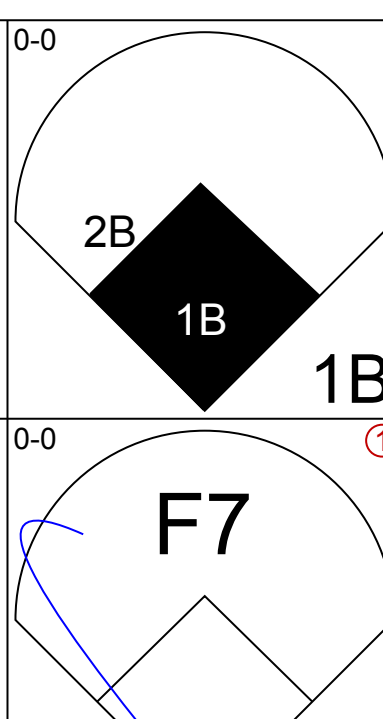
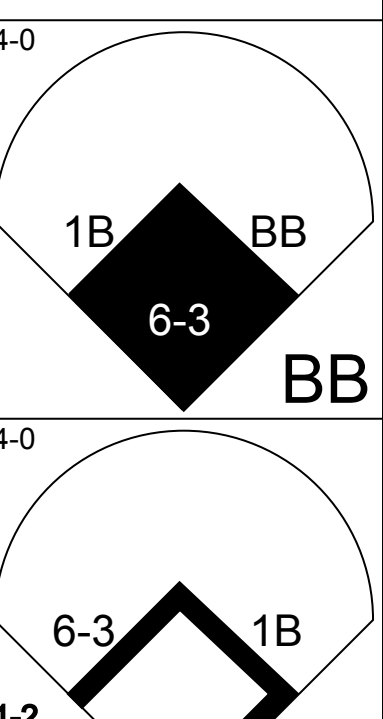

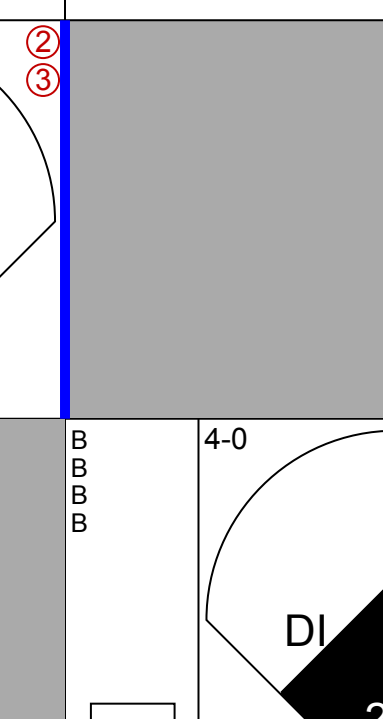
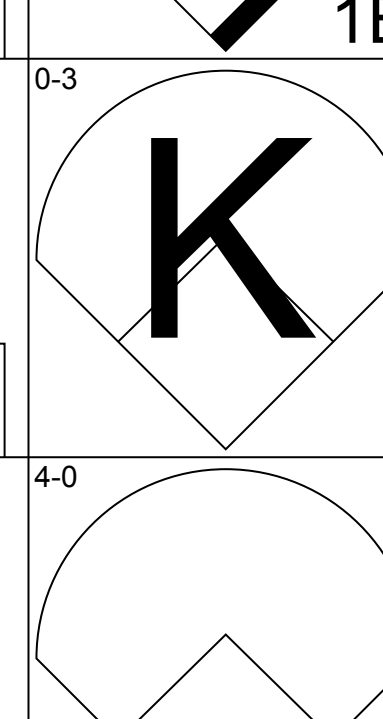
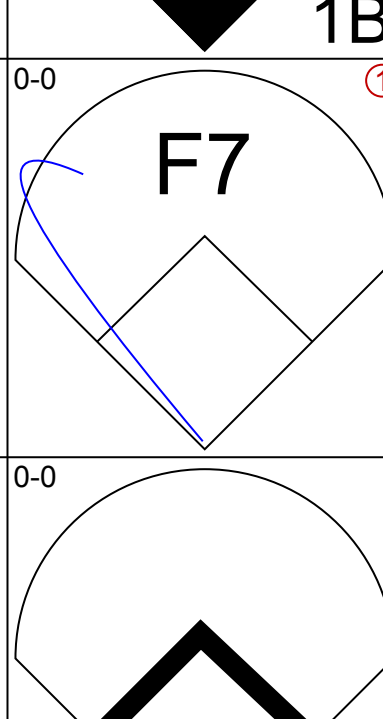
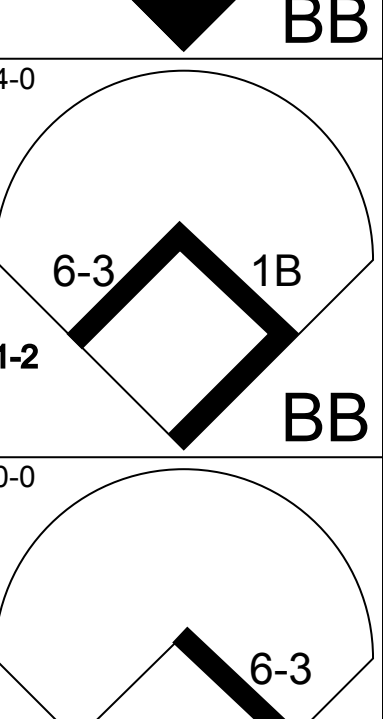
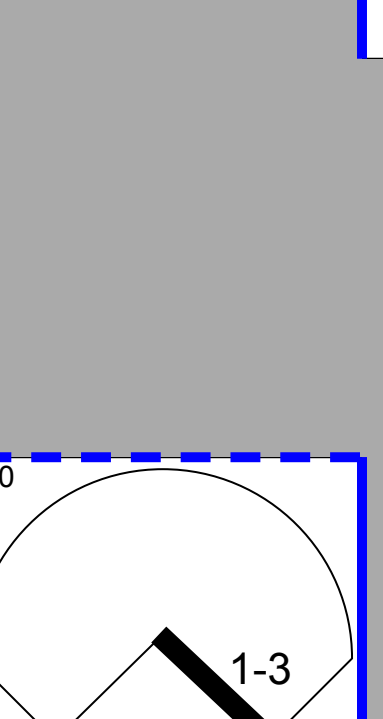
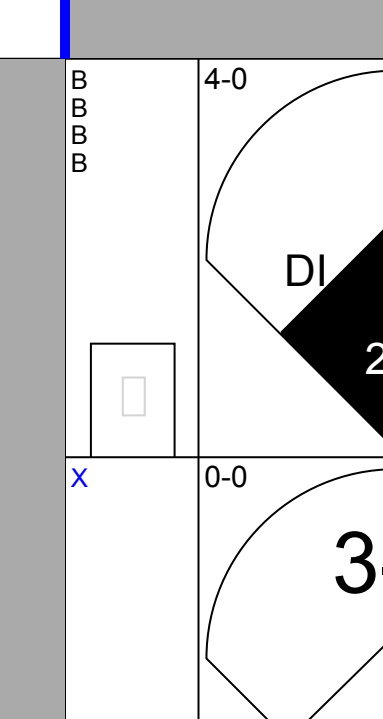
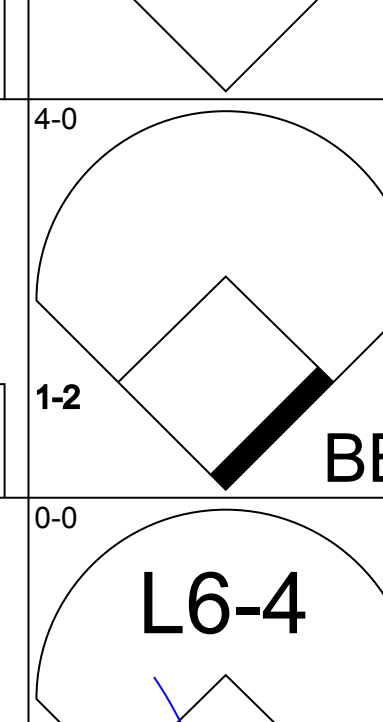
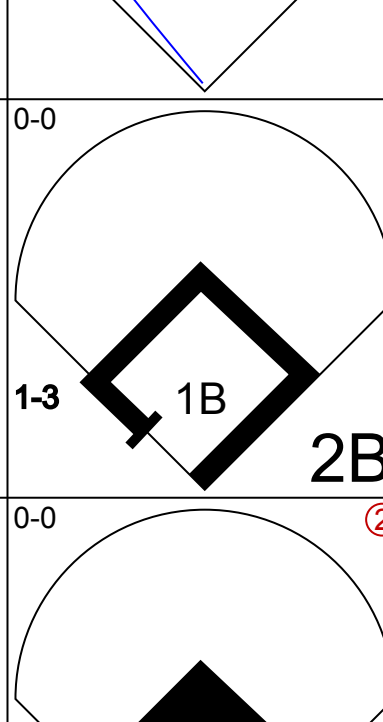
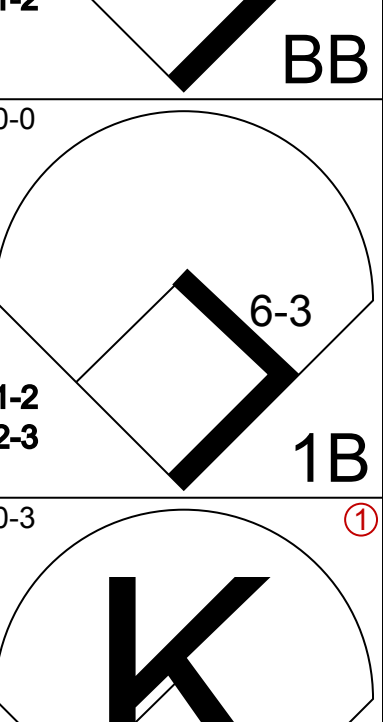
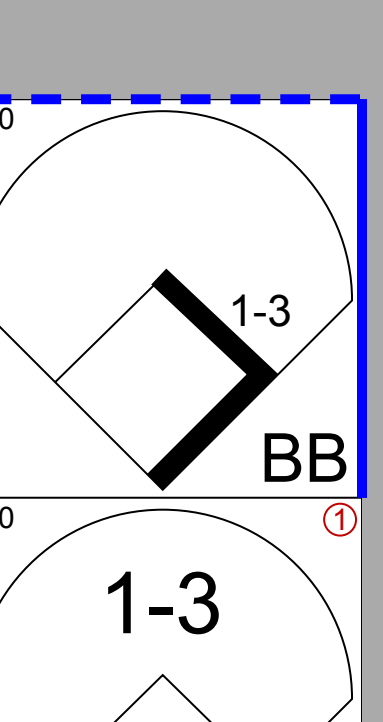
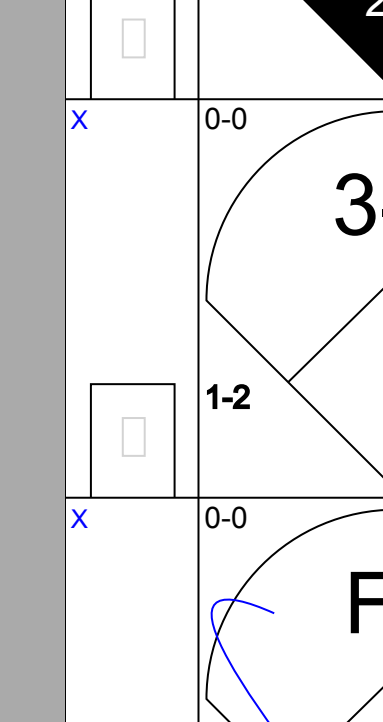
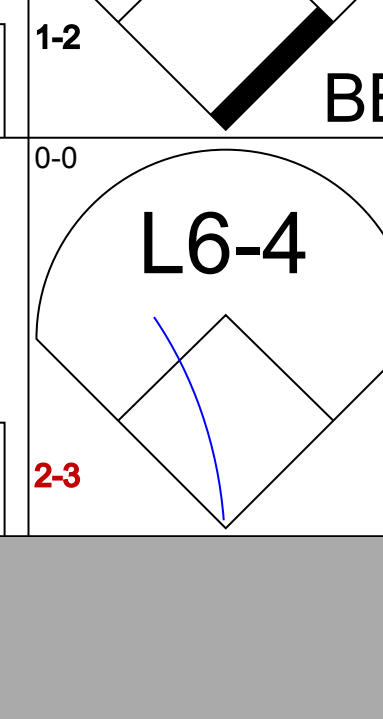
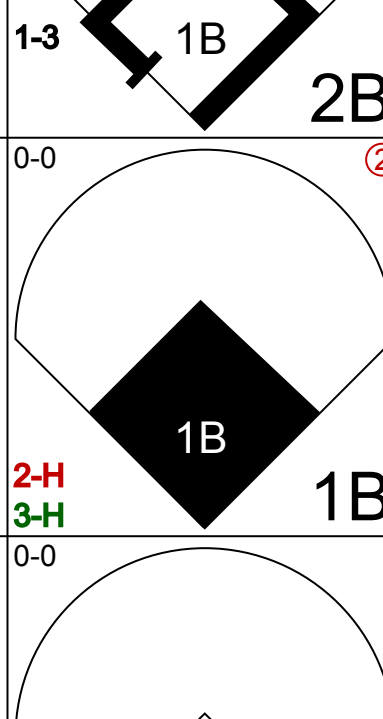
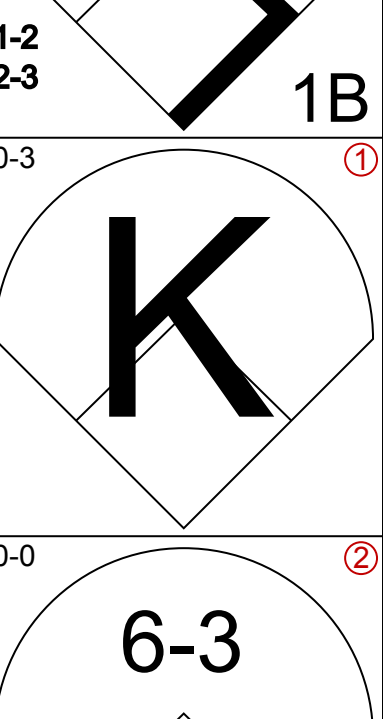
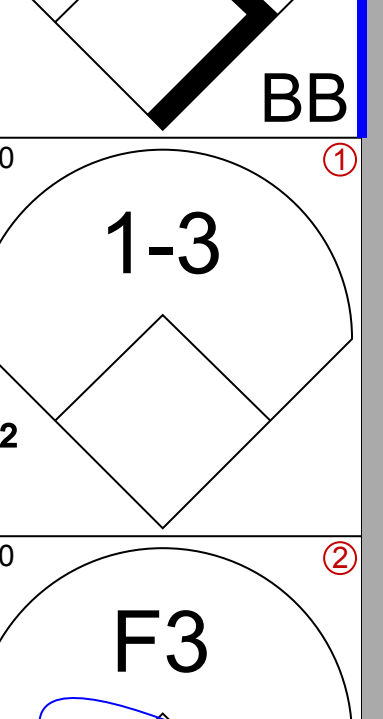
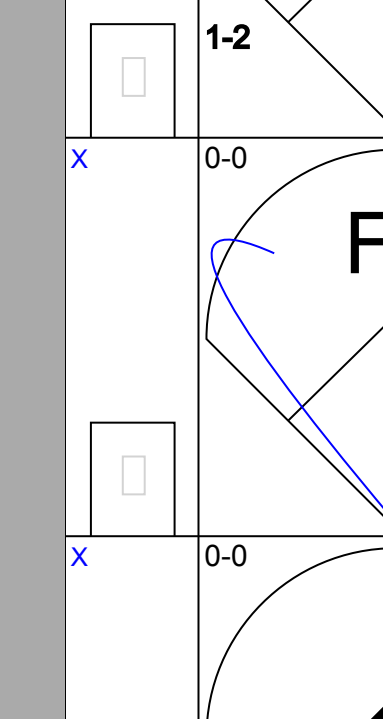
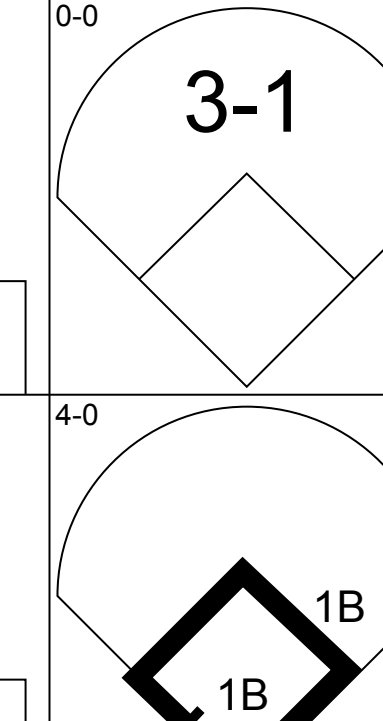



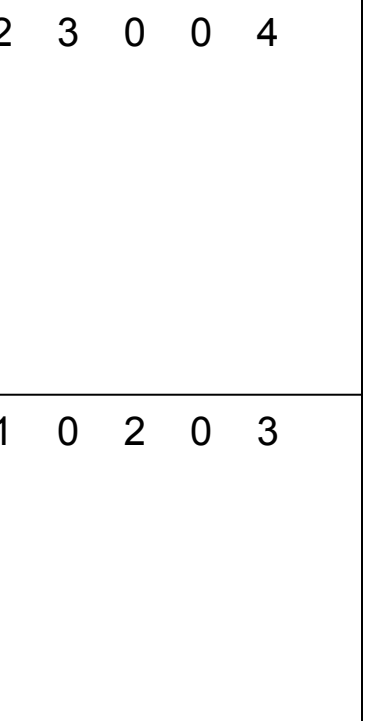
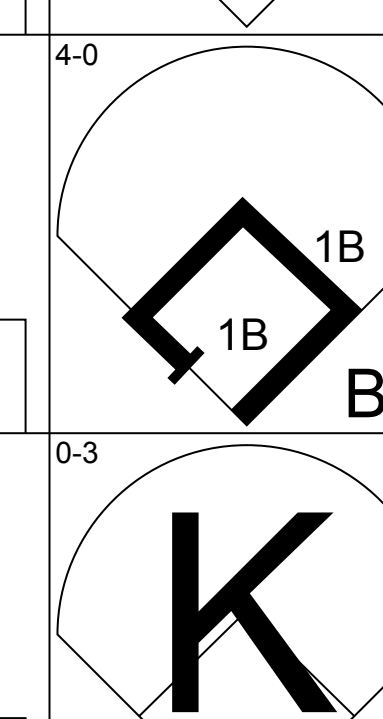
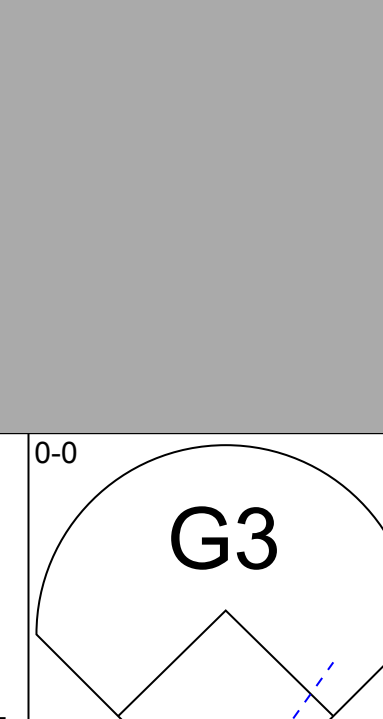

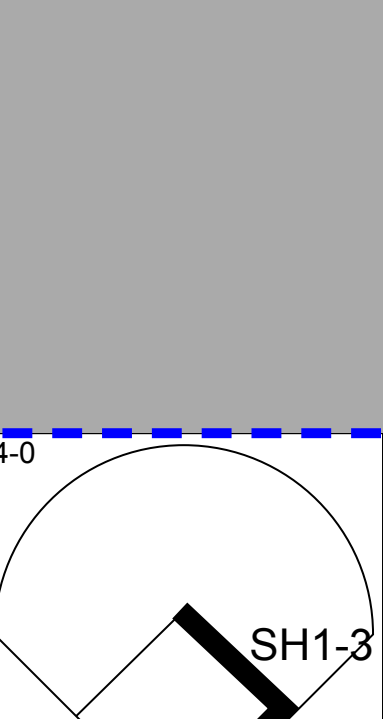
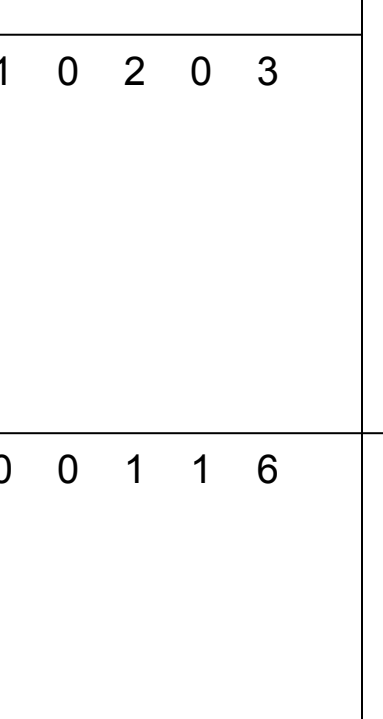

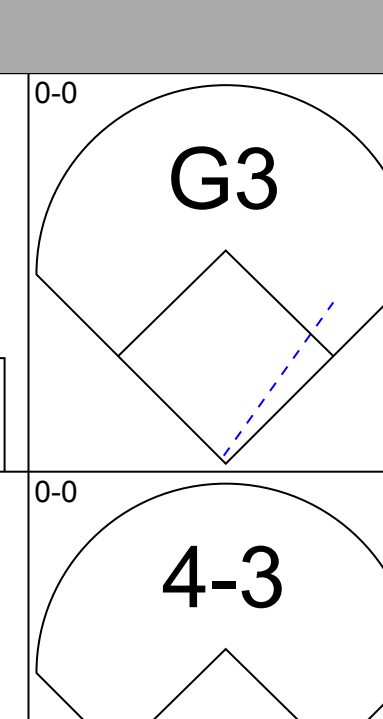
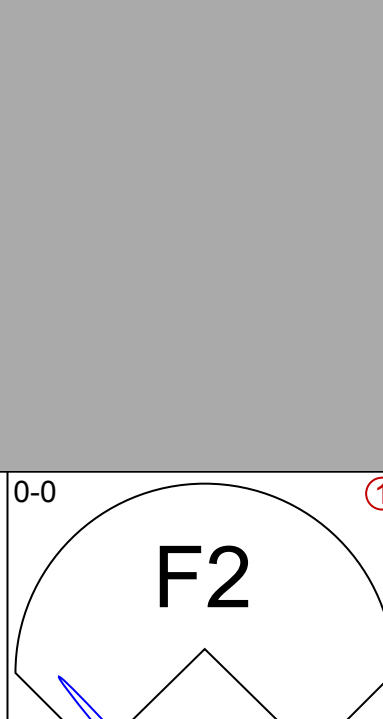
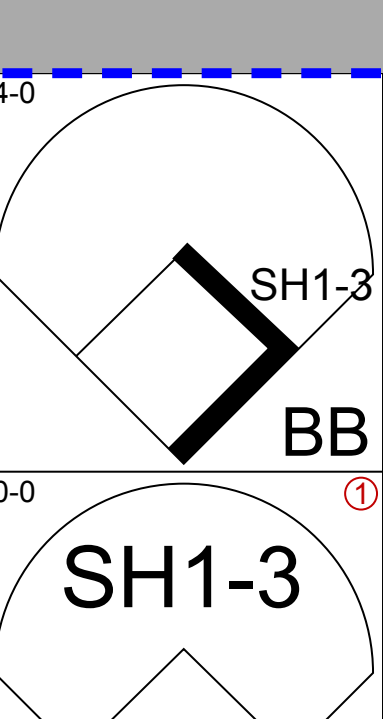
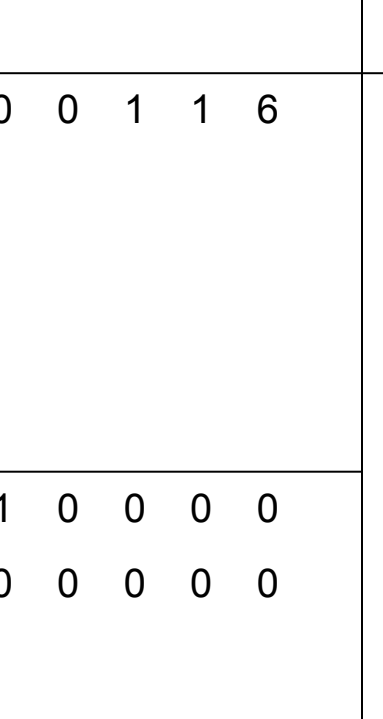
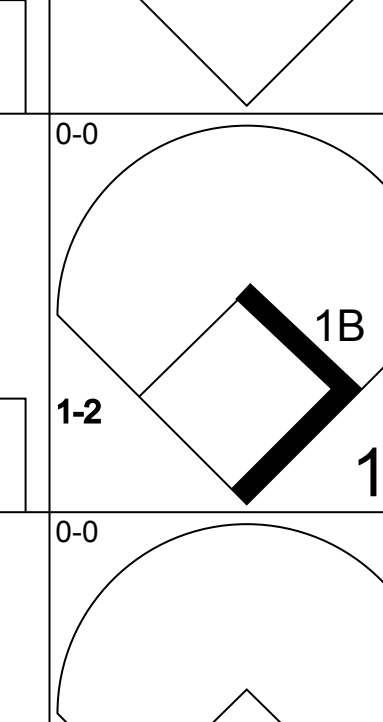
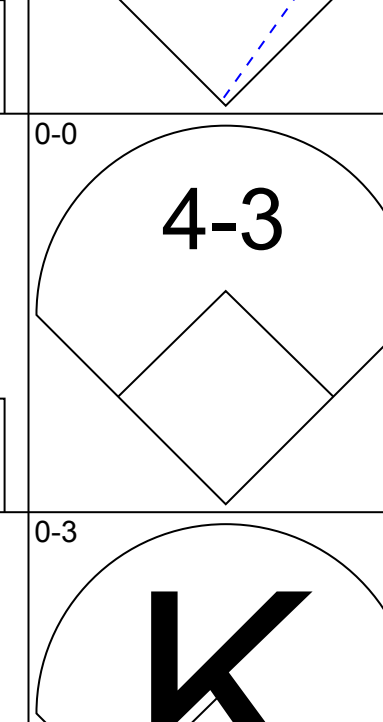
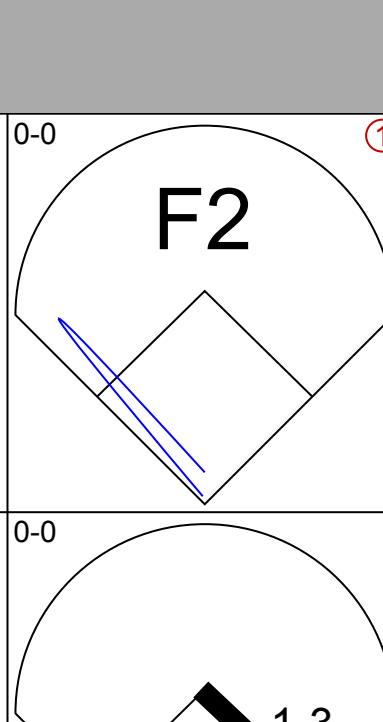
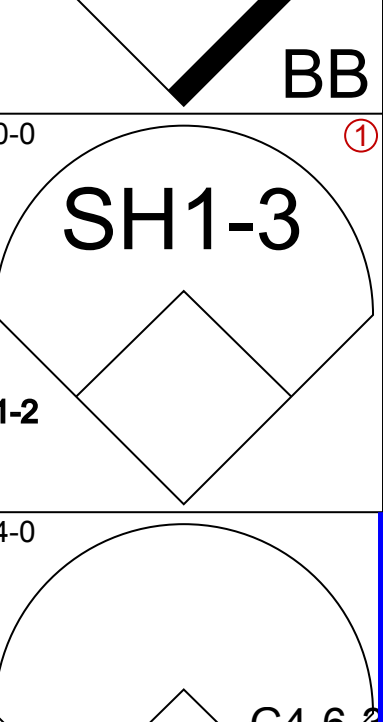
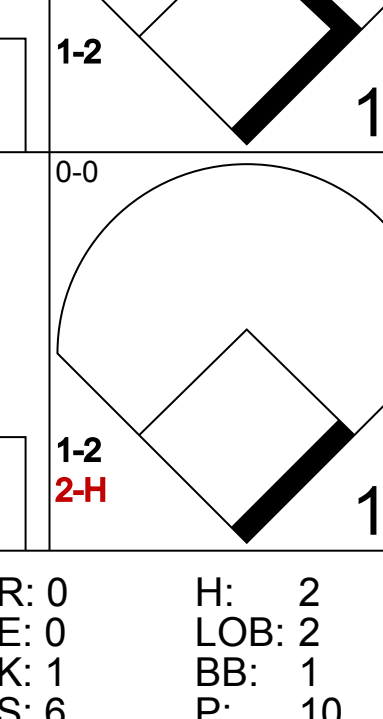
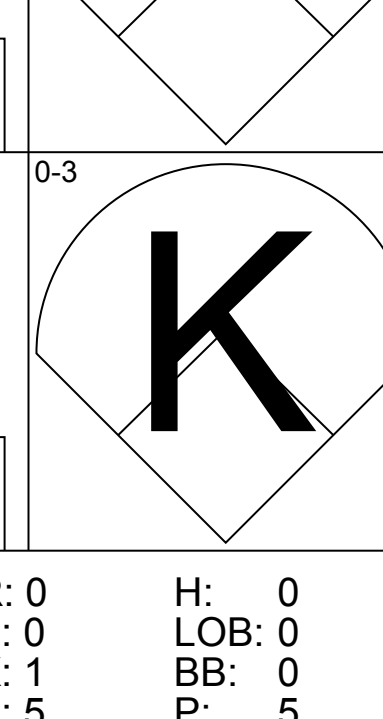
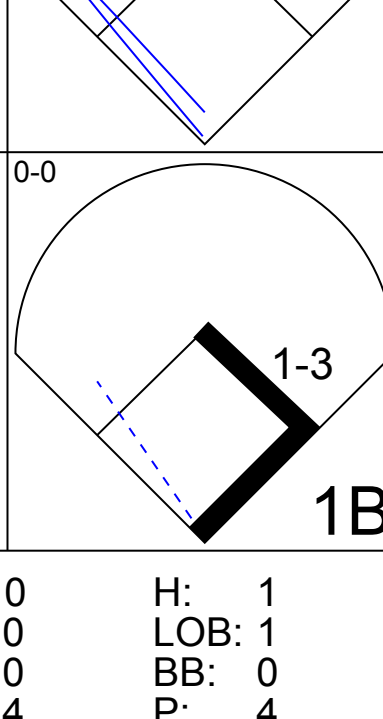
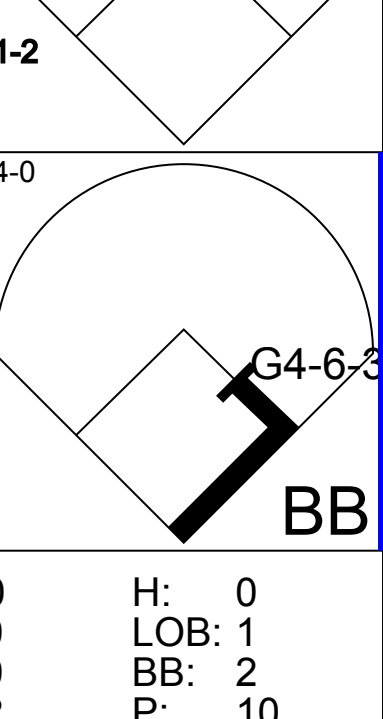


AB 32
R 4
H 11
RBI 4
BB 3
SO 1
LOB 18



Batter	1	2	3	4	5	6	7	8	9	AB	R	H	RBI	BB	SO	LOB	TOP										
Eddie Yost, R OBP: 0.445, SLG: 0.341 (1, 5)										4	2	2	0	1	0	0	Washington Senators @ Kansas City Athletics Municipal Stadium, Kansas City, MO Tue Jun 19 1956, 4:33 AM EDT Att: 8,829 - Unknown										
Whitey Herzog, L OBP: 0.329, SLG: 0.375 (1, 7)										4	1	2	2	1	0	2											
Pete Runnels, L OBP: 0.362, SLG: 0.422 (1, 4)										5	2	2	3	0	0	3											
Roy Sievers, R OBP: 0.390, SLG: 0.556 (1, 3)										3	2	3	5	2	0	0											
Jim Lemon, R OBP: 0.376, SLG: 0.521 (1, 9)										5	0	2	0	0	0	2											
Lou Berberet, L OBP: 0.384, SLG: 0.405 (1, 2)										4	1	1	0	1	0	3											
Karl Olson, R OBP: 0.324, SLG: 0.359 (1, 8)										4	1	1	0	0	0	2											
Jose Valdivielso, R OBP: 0.191, SLG: 0.140 (1, 6)										5	0	1	0	0	0	6											
Bunky Stewart, L OBP: 0.333, SLG: 0.333 (1, 1)										4	1	1	0	0	0	3											
Inning Stats	R: 4 E: 0 K: 0 S: 8	H: 5 LOB: 1 BB: 0 P: 8	R: 3 E: 0 K: 0 S: 6	H: 4 LOB: 0 BB: 0 P: 6	R: 2 E: 0 K: 0 S: 5	H: 2 LOB: 2 BB: 2 P: 13	R: 1 E: 0 K: 0 S: 4	H: 2 LOB: 0 BB: 0 P: 4	R: 0 E: 0 K: 0 S: 3	H: 1 LOB: 0 BB: 0 P: 3	R: 0 E: 0 K: 0 S: 2	H: 0 LOB: 1 BB: 2 P: 10	R: 0 E: 0 K: 0 S: 3	H: 0 LOB: 0 BB: 0 P: 3	R: 0 E: 0 K: 0 S: 3	H: 0 LOB: 0 BB: 0 P: 3	R: 0 E: 0 K: 0 S: 4	H: 1 LOB: 3 BB: 1 P: 9	1B: 11 2B: 2 3B: 1 HR: 2	SF: 0 SAC: 0 DP: 4 HBP: 1	WP: 0 PB: 0 SB: 0 CS: 0	PA: 44					
PITCHER	IP	WLS	BF	H	R	ER	SO	BB	IBB	HBP	BLK	WP	HR	S	P	ERA	WHIP										
Jose Santiago, R ERA: 7.71 (1, 1)	0.0	L	5	5	4	4	0	0	0	0	0	0	1	5	5	∞	∞										
Jack Crimian, R ERA: 8.1 (1, 1)	2.0		9	4	3	3	0	0	0	0	0	0	0	9	9	13.50	2.000										
Bill Harrington, R ERA: 5.47 (3, 1)	4.0		18	5	3	3	0	4	0	0	0	0	1	14	30	6.75	2.250										
Tom Gorman, R ERA: 3.23 (7, 1)	3.0		12	1	0	0	0	1	0	1	0	0	0	10	15	0.00	0.667										
Batter	1	2	3	4	5	6	7	8	9	AB	R	H	RBI	BB	SO	LOB	BOTTOM										
Joe Demaestri, R OBP: 0.273, SLG: 0.289 (1, 6)										4	1	2	1	1	1	2	Washington Senators @ Kansas City Athletics Municipal Stadium, Kansas City, MO Tue Jun 19 1956, 4:33 AM EDT Att: 8,829 - Unknown										
Eddie Robinson, L OBP: 0.299, SLG: 0.441 (1, 3)										4	0	0	0	1	1	2											
Vic Power, R OBP: 0.338, SLG: 0.439 (1, 7)										5	1	3	0	0	0	3											
Harry Simpson, L OBP: 0.339, SLG: 0.530 (1, 9)										5	1	1	2	0	1	5											
Johnny Groth, R OBP: 0.310, SLG: 0.403 (1, 8)										4	0	0	0	0	0	3											
Hector Lopez, R OBP: 0.371, SLG: 0.521 (1, 5)										3	1	2	1	1	0	0											
Tim Thompson, L OBP: 0.394, SLG: 0.475 (1, 2)										3	1	1	0	1	1	2											
Clete Boyer, R OBP: 0.250, SLG: 0.211 (1, 4)										3	0	0	0	1	1	3											
Jose Santiago, R (1, 1)										0	0	0	0	0	0	0											
Jack Crimian, R (1, 1)										0	0	0	0	0	0	0											
Rance Pless, R OBP: 0.366, SLG: 0.304 (2, PH)										1	0	1	0	0	0	0											
Bill Harrington, R (3, 1)										1	0	0	0	0	0	0											
Lou Skizas, R OBP: 0.141, SLG: 0.143 (5, PH)										1	0	0	0	0	0	1											
Tom Gorman, R (7, 1)										0	0	0	0	0	0	0											
Gus Zernial, R OBP: 0.325, SLG: 0.458 (9, PH)										1	0	0	0	0	0	0											
Inning Stats	R: 0 E: 0 K: 1 S: 6	H: 1 LOB: 2 BB: 1 P: 10	R: 2 E: 0 K: 0 S: 5	H: 3 LOB: 1 BB: 1 P: 9	R: 2 E: 0 K: 1 S: 7	H: 2 LOB: 1 BB: 1 P: 11	R: 0 E: 0 K: 1 S: 5	H: 0 LOB: 0 BB: 0 P: 5	R: 0 E: 0 K: 0 S: 3	H: 1 LOB: 0 BB: 0 P: 3	R: 0 E: 0 K: 0 S: 3	H: 0 LOB: 1 BB: 1 P: 7	R: 0 E: 0 K: 1 S: 5	H: 0 LOB: 1 BB: 1 P: 9	R: 0 E: 0 K: 1 S: 6	H: 1 LOB: 1 BB: 0 P: 6	R: 1 E: 0 K: 0 S: 5	H: 2 LOB: 1 BB: 0 P: 5	1B: 5 2B: 2 3B: 1 HR: 3	SF: 0 SAC: 0 DP: 2 HBP: 0	WP: 0 PB: 1 SB: 0 CS: 0	PA: 40					
PITCHER	IP	WLS	BF	H	R	ER	SO	BB	IBB	HBP	BLK	WP	HR	S	P	ERA	WHIP										
Bunky Stewart, L ERA: 4.2 (1, 1)	9.0	W	40	10	5	5	5	5	0	0	0	0	3	45	65	5.00	1.667										

Batter	1	2	3	4	5	6	7	8	9	AB	R	H	RBI	BB	SO	LOB	TOP				
Eddie Yost, R OBP: 0.447, SLG: 0.338 (1, 5)					 BB		 1-2	 1-2 3-H		2	1	0	0	3	1	0	Washington Senators @ Kansas City Athletics Municipal Stadium, Kansas City, MO Wed Jun 20 1956, 4:33 AM EDT Att: 8,250 - Unknown				
Whitey Herzog, L OBP: 0.325, SLG: 0.369 (1, 8)			 1B							5	0	1	0	0	2	5					
Pete Runnels, L OBP: 0.363, SLG: 0.435 (1, 4) (8, 6)					 1-H				 BB SF7	5	2	2	2	0	0	3					
Roy Sievers, R OBP: 0.386, SLG: 0.546 (1, 3)									 BB 1-2	4	0	0	0	1	2	4					
Jim Lemon, R OBP: 0.377, SLG: 0.515 (1, 9)								 HBP BB	 BB 1-2 2-3	3	0	0	0	2	1	0					
Clint Courtney, L OBP: 0.406, SLG: 0.425 (1, 2) Herb Plews, L OBP: 0.296, SLG: 0.143 (8, 4)		 HBP						 1B HBP		2	0	1	0	0	0	0					
Karl Olson, R OBP: 0.326, SLG: 0.353 (1, 7)								 1B WP 1-2 2-3		3	1	0	0	2	1	4					
Jose Valdivielso, R OBP: 0.200, SLG: 0.152 (8, PH) Carlos Paula, R OBP: 0.250, SLG: 0.341 (8, 1) Bud Byerly, R (8, 1)		 1-2								3	0	1	0	0	0	2					
Bob Wiesler, S OBP: 0.077, SLG: 0.154 (1, 1) Ernie Oravetz, S OBP: 0.359, SLG: 0.270 (7, PH) Connie Grob, L OBP: 0.467, SLG: 0.500 (7, 1) Lou Berberet, L OBP: 0.386, SLG: 0.407 (8, 2)								 1-3 2-H		2	0	0	0	0	0	2					
Inning Stats	R: 0 E: 0 K: 3 S: 10	H: 1 LOB: 1 BB: 0 P: 10	R: 0 E: 0 K: 0 S: 4	H: 1 LOB: 2 BB: 0 P: 5	R: 0 E: 0 K: 1 S: 6	H: 1 LOB: 0 BB: 0 P: 6	R: 2 E: 0 K: 0 S: 4	H: 1 LOB: 0 BB: 1 P: 8	R: 0 E: 0 K: 2 S: 8	H: 1 LOB: 1 BB: 0 P: 8	R: 0 E: 0 K: 1 S: 5	H: 0 LOB: 2 BB: 2 P: 13	R: 2 E: 0 K: 1 S: 6	H: 1 LOB: 2 BB: 2 P: 15	R: 1 E: 1 K: 1 S: 6	H: 0 LOB: 3 BB: 3 P: 18		1B: 5 2B: 0 3B: 0 HR: 1	SF: 1 SAC: 0 DP: 0 HBP: 2	WP: 1 PB: 0 SB: 1 CS: 0	PA: 45
PITCHER	IP	WLS	BF	H	R	ER	SO	BB	IBB	HBP	BLK	WP	HR	S	P	ERA		WHIP			
Troy Herriage, R ERA: 6.31 (1, 1)	7.0	L	33	5	4	4	7	5	0	2	0	0	1	40	62	5.14		1.429			
Art Diltmar, R ERA: 3.42 (8, 1)	1.0		5	1	0	0	1	1	0	0	0	1	0	6	10	0.00		2.000			
Tommy Lasorda, L ERA: 6.06 (9, 1)	1.0		7	0	1	0	1	2	1	0	0	0	0	6	18	0.00		2.000			

Batter	1	2	3	4	5	6	7	8	9	AB	R	H	RBI	BB	SO	LOB	BOTTOM						
Joe Demaestri, R OBP: 0.284, SLG: 0.296 (1, 6) Joe Ginsberg, L OBP: 0.333, SLG: 0.314 (8, PH) Mike Baxes, R OBP: 0.349, SLG: 0.260 (8, 6)	 WP 1B		 1B		 BB 6-3			 1-2		3	2	2	0	1	0	1	Washington Senators @ Kansas City Athletics Municipal Stadium, Kansas City, MO Wed Jun 20 1956, 4:33 AM EDT Att: 8,250 - Unknown						
Hector Lopez, R OBP: 0.372, SLG: 0.514 (1, 5)					 1B 1-2				 3-1 2B	3	1	0	0	2	1	3							
Gus Zernial, R OBP: 0.341, SLG: 0.473 (1, 7) Bobby Shantz, R (7, PR) Eddie Robinson, L OBP: 0.295, SLG: 0.435 (8, 3)	 1-2		 1-3 2B		 1B 1-2 2-3		 BB			2	0	2	0	2	0	0							
Harry Simpson, L OBP: 0.336, SLG: 0.523 (1, 9)	 2-3		 2-H 3-H							5	1	1	1	0	1	7							
Vic Power, R OBP: 0.340, SLG: 0.444 (1, 3) (8, 7)				 2-H		 1-2 2-3 3-H			 2-H	5	0	2	3	0	0	4							
Johnny Groth, R OBP: 0.320, SLG: 0.402 (1, 8)		 BB							 2-3	3	0	1	0	2	0	3							
Tim Thompson, L OBP: 0.386, SLG: 0.460 (1, 2)								 BB		4	0	0	0	1	1	6							
Clete Boyer, R OBP: 0.261, SLG: 0.227 (1, 4) Jim Finigan, R OBP: 0.325, SLG: 0.325 (9, 4)		 1-2						 1-2		3	0	1	0	0	0	0							
Troy Herriage, R OBP: 0.250, SLG: 0.143 (1, 1) Art Diltmar, R OBP: 0.171, SLG: 0.150 (8, 1) Enos Slaughter, L OBP: 0.385, SLG: 0.431 (8, PH) Tommy Lasorda, L OBP: 0.111, SLG: 0.111 (9, 1)		 1-2					 1B	 BB		3	0	2	0	0	1	0							
Inning Stats	R: 0 E: 0 K: 1 S: 5	H: 1 LOB: 1 BB: 1 P: 9	R: 0 E: 0 K: 1 S: 6	H: 2 LOB: 2 BB: 1 P: 10	R: 2 E: 0 K: 0 S: 6	H: 4 LOB: 1 BB: 0 P: 6	R: 0 E: 0 K: 1 S: 5	H: 0 LOB: 0 BB: 0 P: 5	R: 1 E: 0 K: 0 S: 6	H: 1 LOB: 3 BB: 3 P: 18	R: 0 E: 0 K: 0 S: 4	H: 1 LOB: 1 BB: 0 P: 4	R: 0 E: 0 K: 0 S: 3	H: 0 LOB: 2 BB: 1 P: 7	R: 0 E: 0 K: 0 S: 2	H: 0 LOB: 1 BB: 2 P: 10		R: 1 E: 0 K: 0 S: 5	H: 2 LOB: 2 BB: 1 P: 9	1B: 9 2B: 3 3B: 0 HR: 0	SF: 0 SAC: 1 DP: 2 HBP: 0	WP: 1 PB: 0 SB: 0 CS: 0	PA: 43
PITCHER	IP	WLS	BF	H	R	ER	SO	BB	IBB	HBP	BLK	WP	HR	S	P	ERA		WHIP					
Bob Wiesler, L ERA: 7.28 (1, 1)	6.0		29	9	3	3	4	4	1	0	0	0	0	3	7	0.00		1.000					
Connie Grob, R ERA: 6.63 (7, 1)	1.0	W	4	0	0	0	0	1	0	0	0	0	0	3	7	0.00		1.000					
Bud Byerly, R ERA: 1.35 (8, 1)	2.0	S	10	2	1	1	0	3	0	0	0	0	0	7	19	4.50		2.500					

Batter	1	2	3	4	5	6	7	8	9	AB	R	H	RBI	BB	SO	LOB	TOP									
Eddie Yost, R OBP: 0.443, SLG: 0.333 Pedro Ramos, S OBP: 0.316, SLG: 0.389 Ed Fitz Gerald, R OBP: 0.389, SLG: 0.391	0-0 F9		0-0 F7		0-3 K		0-0 F9		0-0 L4	3	0	0	0	0	1	0	Washington Senators @ Kansas City Athletics Municipal Stadium, Kansas City, MO Thu Jun 21 1956, 4:33 AM EDT Att: 6,258 - Unknown									
Whitey Herzog, L OBP: 0.333, SLG: 0.372	0-0 L4-3 1B		0-0 3-1			0-0 4-3 1B	4-0 FC4 BB		0-3 K	4	0	2	0	1	1	0										
Pete Runnels, L OBP: 0.357, SLG: 0.427	0-0 L4-3			0-0 F7		0-0 4-3 1B	0-0 F6			4	0	0	0	0	0	3										
Roy Sievers, R OBP: 0.393, SLG: 0.548 Herb Plews, L OBP: 0.296, SLG: 0.136		1-0 PB BB G3 HBP		0-0 FC4-6 1B		4-0 G4-6-3 BB	0-0 FC4 1-2			1	1	1	0	1	0	0										
Jim Lemon, R OBP: 0.379, SLG: 0.510		4-0 G3 PB BB		0-0 FC4-6 1-2		0-0 G4-6-3	4-0 G4-6-3 BB			2	0	0	0	2	0	3										
Lou Berberet, L OBP: 0.381, SLG: 0.411		0-0 G3		0-0 L6			0-0 1B HR 2B	0-0 G4-6-3		4	1	1	1	0	0	3										
Karl Olson, R OBP: 0.333, SLG: 0.376		0-0 F9			0-0 HR		0-0 2-3 HR 1B	0-0 1B		4	2	3	1	0	0	1										
Jose Valdivielso, R OBP: 0.204, SLG: 0.143		0-3 K			0-3 K		4-0 1-2 HR BB	0-3 K		3	1	0	0	1	3	2										
Dean Stone, L OBP: 0.250, SLG: 0.077 Camilo Pascual, R OBP: 0.251, SLG: 0.273 Harmon Killebrew, R OBP: 0.216, SLG: 0.559			0-0 6-3		0-0 F7		0-0 1-1 2-H 3-H HR	0-0 F8		0	0	0	0	0	0	0										
Inning Stats	R: 0 E: 0 K: 0 S: 3	H: 1 LOB: 0 BB: 0 P: 3	R: 1 E: 0 K: 1 S: 5	H: 0 LOB: 1 BB: 1 P: 10	R: 0 E: 0 K: 0 S: 3	H: 0 LOB: 0 BB: 0 P: 3	R: 0 E: 0 K: 0 S: 4	H: 1 LOB: 1 BB: 0 P: 4	R: 1 E: 0 K: 2 S: 8	H: 1 LOB: 0 BB: 0 P: 8	R: 0 E: 0 K: 0 S: 3	H: 1 LOB: 1 BB: 1 P: 7	R: 4 E: 0 K: 0 S: 6	H: 3 LOB: 1 BB: 2 P: 14	R: 0 E: 0 K: 1 S: 5	H: 1 LOB: 1 BB: 1 P: 9		R: 0 E: 0 K: 1 S: 5	H: 0 LOB: 0 BB: 0 P: 5	1B: 5 2B: 2 3B: 0 HR: 2	SF: 0 SAC: 0 DP: 3 HBP: 1	WP: 0 PB: 1 SB: 0 CS: 0	PA: 38			
PITCHER	IP	WLS	BF	H	R	ER	SO	BB	IBB	HBP	BLK	WP	HR	S	P	ERA	WHIP									
Jose Santiago, R ERA: 8.04	(1, 1)	6.1	W	29	7	6	6	3	4	0	1	0	0	2	30	47	8.53	1.737								
Bill Harrington, R ERA: 5.13	(7, 1)	1.2		6	1	0	0	1	1	0	0	0	0	0	7	11	0.00	1.200								
Bobby Shantz, L ERA: 5.54	(9, 1)	1.0	S	3	0	0	0	1	0	0	0	0	0	0	5	5	0.00	0.000								

Batter	1	2	3	4	5	6	7	8	9	AB	R	H	RBI	BB	SO	LOB	BOTTOM									
Joe Demaestri, R OBP: 0.287, SLG: 0.313 Mike Baxes, R OBP: 0.349, SLG: 0.260	0-3 K	4-0 BB 1B BB	0-3 K		0-0 HR		0-3 K			4	2	1	2	1	3	2	Washington Senators @ Kansas City Athletics Municipal Stadium, Kansas City, MO Thu Jun 21 1956, 4:33 AM EDT Att: 6,258 - Unknown									
Hector Lopez, R OBP: 0.380, SLG: 0.516	0-0 1B	4-0 1B E BB	4-0 FC5-4 BB		0-0 L5		0-0 HR 1B			3	3	2	3	2	0	0										
Gus Zernial, R OBP: 0.343, SLG: 0.490	4-0 1B BB	0-0 SF7	0-0 FC5-4		0-0 L5		0-0 HR			3	2	1	3	1	0	1										
Harry Simpson, L OBP: 0.338, SLG: 0.523 Lou Skizas, R OBP: 0.125, SLG: 0.125	0-0 FC4-6 1B WP	0-0 E 1B		0-0 F6		0-0 4-3	0-0 L5			4	1	2	2	0	0	0										
Vic Power, R OBP: 0.347, SLG: 0.462	0-0 FC4-6 1B	0-0 FC5 E 1B		0-0 WP 3B		0-0 L9		0-0 F7		5	1	3	1	0	0	0										
Joe Ginsberg, L OBP: 0.336, SLG: 0.312	0-0 FC4-6 1B	0-0 E3		0-0 L8		0-0 L8		4-0 3B BB		4	1	1	1	1	0	4										
Johnny Groth, R OBP: 0.322, SLG: 0.424	0-0 F2	0-0 K		0-0 G6-4-3 1B			0-0 SH1-4 1B 2B	0-0 3B BB		5	1	2	1	0	1	5										
Clete Boyer, R OBP: 0.321, SLG: 0.269		0-0 BB 1B FC5		0-0 SH1-4 HR 1B		4-0 SH1-4 1B BB	0-3 K			4	3	2	0	1	1	4										
Jose Santiago, R OBP: 0.250, SLG: 0.250 Bill Harrington, R Bobby Shantz, R	(1, 1)	(7, 1)	(9, 1)	0-0 F4		0-0 SH1-4	0-0 SH1-4	0-0 F3		2	1	1	0	0	0	0										
Inning Stats	R: 3 E: 0 K: 1 S: 8	H: 3 LOB: 1 BB: 1 P: 12	R: 4 E: 1 K: 1 S: 10	H: 4 LOB: 3 BB: 2 P: 18	R: 0 E: 0 K: 1 S: 5	H: 0 LOB: 1 BB: 1 P: 9	R: 1 E: 0 K: 0 S: 4	H: 2 LOB: 0 BB: 0 P: 4	R: 2 E: 0 K: 0 S: 5	H: 2 LOB: 0 BB: 0 P: 5	R: 0 E: 0 K: 0 S: 3	H: 0 LOB: 0 BB: 0 P: 3	R: 4 E: 0 K: 1 S: 8	H: 3 LOB: 0 BB: 1 P: 12	R: 1 E: 0 K: 1 S: 6	H: 1 LOB: 1 BB: 1 P: 10		1B: 10 2B: 1 3B: 2 HR: 2	SF: 1 SAC: 2 DP: 1 HBP: 0	WP: 2 PB: 0 SB: 0 CS: 0	PA: 45					
PITCHER	IP	WLS	BF	H	R	ER	SO	BB	IBB	HBP	BLK	WP	HR	S	P	ERA	WHIP									
Dean Stone, L ERA: 6.67	(1, 1)	1.0	L	11	5	7	7	1	0	0	0	0	0	10	22	63.00	8.000									
Camilo Pascual, R ERA: 6.87	(2, 1)	3.0		14	4	1	1	2	1	0	0	0	1	0	17	21	3.00	1.667								
Pedro Ramos, R ERA: 5.86	(5, 1)	4.0		20	6	7	7	2	2	0	0	0	0	2	22	30	15.75	2.000								

Batter	1	2	3	4	5	6	7	8	9	AB	R	H	RBI	BB	SO	LOB	TOP			
Jim Piersall, R (1, 8) OBP: 0.375, SLG: 0.444	4-0 HR BB		0-0 1B		0-0 1-2			0-0 1B 2B		3	3	2	0	1	0	1	Boston Red Sox @ Kansas City Athletics Municipal Stadium, Kansas City, MO Fri Jun 22 1956, 4:33 AM EDT Att: 13,371 - Unknown livebaseballscorecards.com			
Billy Klaus, L (1, 5) OBP: 0.406, SLG: 0.382	0-3 K		0-0 4-3				0-0 L7	0-0 1B		4	0	1	1	0	1	2				
Ted Williams, L (1, 7) Gene Stephens, L (8, 7) OBP: 0.471, SLG: 0.495 OBP: 0.313, SLG: 0.214	0-0 2-H HR		0-0 1B				0-0 L7	0-0 G3-6-3 1B		4	1	2	3	0	0	1				
Mickey Vernon, L (1, 3) OBP: 0.411, SLG: 0.586	0-0 4-3		0-0 L9				4-0 FC5-4 BB	0-0 F5		3	0	0	0	1	0	1				
Jackie Jensen, R (1, 9) OBP: 0.386, SLG: 0.470	0-0 6-3			0-0 5-3			0-0 FC5-4 1-2	0-0 6-3		4	0	0	0	0	0	1				
Ted Lepcio, R (1, 4) OBP: 0.295, SLG: 0.391		0-0 5-3		0-3 K			0-3 K	0-3 K		4	0	0	0	0	3	0				
Sammy White, R (1, 2) OBP: 0.339, SLG: 0.386		0-0 F6		0-3 K			0-0 5-3	0-0 HR 1B		4	1	1	0	0	1	0				
Don Buddin, R (1, 6) OBP: 0.400, SLG: 0.373		0-0 F7			0-0 F5		0-0 1B	0-0 HR		4	1	2	2	0	0	0				
Frank Sullivan, R (1, 1) OBP: 0.150, SLG: 0.158			0-0 4-3		0-0 1B		0-0 F6	0-0 L6		4	0	1	0	0	0	1				
Inning Stats	R: 2 E: 0 K: 1 S: 6	H: 1 LOB: 0 BB: 1 P: 10	R: 0 E: 0 K: 0 S: 3	H: 0 LOB: 0 BB: 0 P: 3	R: 1 E: 0 K: 0 S: 5	H: 2 LOB: 1 BB: 0 P: 5	R: 0 E: 0 K: 2 S: 7	H: 0 LOB: 0 BB: 0 P: 7	R: 0 E: 0 K: 0 S: 3	H: 1 LOB: 1 BB: 1 P: 7	R: 0 E: 0 K: 1 S: 6	H: 1 LOB: 0 BB: 0 P: 6	R: 1 E: 0 K: 0 S: 4	H: 2 LOB: 0 BB: 0 P: 4	R: 2 E: 0 K: 1 S: 7	H: 2 LOB: 0 BB: 0 P: 7	1B: 6 2B: 1 3B: 0 HR: 2	SF: 0 SAC: 0 DP: 2 HBP: 0	WP: 0 PB: 0 SB: 1 CS: 0	PA: 36
PITCHER Art Ditmar, R (1, 1) ERA: 3.63	IP: 9.0 WLS: L BF: 36	H: 9 R: 6 ER: 6 SO: 5	BB: 2 IBB: 0 HBP: 0 BLK: 0	WP: 0 HR: 2 S: 44 P: 52	ERA: 6.00 WHIP: 1.222	PITCHER										IP: 9.0 WLS: L BF: 36	H: 9 R: 6 ER: 6 SO: 5	BB: 2 IBB: 0 HBP: 0 BLK: 0	WP: 0 HR: 2 S: 44 P: 52	ERA: 6.00 WHIP: 1.222

Batter	1	2	3	4	5	6	7	8	9	AB	R	H	RBI	BB	SO	LOB	BOTTOM					
Joe Demaestri, R (1, 6) OBP: 0.286, SLG: 0.312	0-0 5-3		0-0 HR 1B		0-0 L7		0-0 5-3			4	1	1	0	0	0	0	Boston Red Sox @ Kansas City Athletics Municipal Stadium, Kansas City, MO Fri Jun 22 1956, 4:33 AM EDT Att: 13,371 - Unknown livebaseballscorecards.com					
Hector Lopez, R (1, 5) OBP: 0.386, SLG: 0.531	0-0 G6-4-3 1B		0-0 1-H HR		4-0 3B BB		0-3 K			3	2	2	2	1	1	0						
Gus Zernial, R (1, 7) OBP: 0.341, SLG: 0.484	0-0 G6-4-3 1-2		0-0 1B		0-0 F9		0-3 K			4	0	1	0	0	1	2						
Harry Simpson, L (1, 9) OBP: 0.345, SLG: 0.534		0-0 3-1	0-0 1-2 1B		0-0 1-H 3B		0-0 B2-6-3 1B			4	0	3	1	0	0	0						
Vic Power, R (1, 3) OBP: 0.339, SLG: 0.451		0-0 L5	0-0 F3		0-0 F2		0-0 B2-6-3 1-2			4	0	0	0	0	0	4						
Joe Ginsberg, L (1, 2) OBP: 0.333, SLG: 0.310		0-0 1B		0-0 F8		0-0 E3 SH1-4		0-0 F5		4	0	1	0	0	0	0						
Johnny Groth, R (1, 8) Lou Skizas, R (9, PH) OBP: 0.318, SLG: 0.418 OBP: 0.111, SLG: 0.111		0-0 F2		0-0 F8		0-0 SH1-4 1-2		0-0 4-3		2	0	0	0	0	0	1						
Clete Boyer, R (1, 4) Eddie Robinson, L (9, PH) OBP: 0.323, SLG: 0.345 OBP: 0.291, SLG: 0.429			0-3 K		0-0 3B		0-3 K		0-0 1-3	3	0	1	0	0	2	1						
Art Ditmar, R (1, 1) Enos Slaughter, L (9, PH) OBP: 0.159, SLG: 0.140 OBP: 0.363, SLG: 0.428		0-0 6-3		0-0 4-3		0-0 F4		0-0 L5		3	0	0	0	0	0	2						
Inning Stats	R: 0 E: 0 K: 0 S: 3	H: 1 LOB: 0 BB: 0 P: 3	R: 0 E: 0 K: 0 S: 4	H: 1 LOB: 1 BB: 0 P: 4	R: 2 E: 0 K: 1 S: 9	H: 4 LOB: 2 BB: 0 P: 9	R: 0 E: 0 K: 0 S: 4	H: 1 LOB: 1 BB: 0 P: 4	R: 1 E: 0 K: 0 S: 4	H: 1 LOB: 1 BB: 1 P: 8	R: 0 E: 1 K: 1 S: 6	H: 0 LOB: 0 BB: 0 P: 6	R: 0 E: 0 K: 2 S: 7	H: 0 LOB: 0 BB: 0 P: 7	R: 0 E: 0 K: 0 S: 3	H: 1 LOB: 0 BB: 0 P: 3	R: 0 E: 0 K: 0 S: 3	H: 0 LOB: 0 BB: 0 P: 3	1B: 6 2B: 0 3B: 2 HR: 1	SF: 0 SAC: 1 DP: 2 HBP: 0	WP: 0 PB: 0 SB: 0 CS: 0	PA: 36
PITCHER Frank Sullivan, R (1, 1) ERA: 3.16	IP: 9.0 WLS: W BF: 36	H: 9 R: 3 ER: 3 SO: 4	BB: 1 IBB: 0 HBP: 0 BLK: 0	WP: 0 HR: 1 S: 43 P: 47	ERA: 3.00 WHIP: 1.111	PITCHER										IP: 9.0 WLS: W BF: 36	H: 9 R: 3 ER: 3 SO: 4	BB: 1 IBB: 0 HBP: 0 BLK: 0	WP: 0 HR: 1 S: 43 P: 47	ERA: 3.00 WHIP: 1.111		

Batter	1	2	3	4	5	6	7	8	9	AB	R	H	RBI	BB	SO	LOB	TOP									
Jim Piersall, R (1, 8) OBP: 0.375, SLG: 0.447	0-0 1B 2B		0-0 F4		0-0 BB 1B	0-0 FC5-4		0-0 F4	5 1 2 0 0 0 1								Boston Red Sox @ Kansas City Athletics Municipal Stadium, Kansas City, MO Sat Jun 23 1956, 4:33 AM EDT Att: 16,042 - Unknown livebaseballscores.com									
Billy Klaus, L (1, 5) OBP: 0.406, SLG: 0.381	0-3 K		0-0 G3-6-3 1B		0-0 SF8		4-0 WP E BB	0-0 4-3	3 1 1 1 1 1 1																	
Ted Williams, L (1, 7) Gene Stephens, L (9, PR) OBP: 0.468, SLG: 0.485 OBP: 0.313, SLG: 0.214	0-3 K		0-0 G3-6-3 1-2		0-0 BB 1-2		0-3 K	0-0 1B	4 0 1 0 1 2 3 0 0 0 0 0 0 0																	
Mickey Vernon, L (1, 3) OBP: 0.406, SLG: 0.575	0-0 FC5-4 2H 1B			0-0 4-3	0-0 G3		0-0 G3	0-0 L3	5 0 1 1 0 0 3																	
Jackie Jensen, R (1, 9) OBP: 0.384, SLG: 0.466	0-0 FC5-4 1-2			0-0 6-3		0-0 HR 1B	0-0 G3		4 1 1 0 0 0 1																	
Ted Lepcio, R (1, 4) OBP: 0.303, SLG: 0.440		0-0 HR		0-0 2B		0-3 K		0-0 E5 G4-6-3	4 1 2 1 0 1 1																	
Sammy White, R (1, 2) OBP: 0.337, SLG: 0.400		0-0 F4		0-0 6-3		0-0 HR		0-0 G4-6-3 1-2	4 1 1 2 0 0 2																	
Don Buddin, R (1, 6) OBP: 0.397, SLG: 0.370		0-0 F5			0-3 K	0-3 K		0-0 1B	4 0 1 0 0 2 0																	
Mel Parnell, L (1, 1) Ike Delock, R (9, 1) OBP: 0.417, SLG: 0.500 OBP: 0.143, SLG: 0.077		0-0 G3			0-0 1B SF8 2B	0-0 FC5-4 1B		0-3 K	4 1 2 0 0 1 1 0 0 0 0 0 0 0																	
Inning Stats	R: 1 E: 0 K: 2 S: 9	H: 2 LOB: 1 BB: 0 P: 9	R: 1 E: 0 K: 0 S: 4	H: 1 LOB: 0 BB: 0 P: 4	R: 0 E: 0 K: 0 S: 3	H: 1 LOB: 1 BB: 0 P: 3	R: 0 E: 0 K: 0 S: 4	H: 1 LOB: 1 BB: 0 P: 4	R: 1 E: 0 K: 1 S: 7	H: 2 LOB: 2 BB: 1 P: 11	R: 2 E: 0 K: 2 S: 10	H: 3 LOB: 1 BB: 0 P: 10	R: 1 E: 1 K: 1 S: 5	H: 0 LOB: 0 BB: 1 P: 9	R: 0 E: 1 K: 1 S: 6	H: 1 LOB: 1 BB: 0 P: 6	R: 0 E: 0 K: 0 S: 4	H: 1 LOB: 1 BB: 0 P: 4	1B: 7 2B: 3 3B: 0 HR: 2	SF: 1 SAC: 0 DP: 2 HBP: 0	WP: 1 PB: 0 SB: 0 CS: 0	PA: 40				
PITCHER	IP WLS BF H R ER SO BB IBB HBP BLK WP HR S P ERA WHIP	5.1 L 25 9 5 5 4 1 0 0 0 0 2 32 36 8.44 1.875	3.2 15 3 1 0 3 1 0 0 0 1 0 20 24 0.00 1.091																							



Batter	1	2	3	4	5	6	7	8	9	AB	R	H	RBI	BB	SO	LOB	BOTTOM								
Joe Demaestri, R (1, 6) Eddie Robinson, L (9, PH) OBP: 0.286, SLG: 0.310 OBP: 0.288, SLG: 0.423	0-0 1B 6-3 BB 1B	0-0 4-3		0-0 4-3		0-0 FC6-4 1-2		0-3 K	4 1 1 0 0 0 1 1 0 0 0 0 1 2								Boston Red Sox @ Kansas City Athletics Municipal Stadium, Kansas City, MO Sat Jun 23 1956, 4:33 AM EDT Att: 16,042 - Unknown livebaseballscores.com								
Hector Lopez, R (1, 5) OBP: 0.379, SLG: 0.519	0-0 6-3 1-2		0-0 L5		0-0 5-3		0-0 F8	0-0 F9	5 0 0 0 0 0 3																
Gus Zernial, R (1, 7) OBP: 0.339, SLG: 0.474	4-0 BB 1B BB		0-0 F8		0-0 F4		0-0 F9		3 0 0 0 1 0 0																
Harry Simpson, L (1, 9) OBP: 0.340, SLG: 0.526	0-3 K		0-0 4-3		0-0 5-3		0-0 4-3		4 0 0 0 0 1 2																
Vic Power, R (1, 3) OBP: 0.354, SLG: 0.457	0-0 BB 1-2 2-3 1B			4-0 F9-4-6 BB		0-0 1B		4-0 E 1B BB	2 1 2 0 2 0 0																
Tim Thompson, L (1, 2) OBP: 0.382, SLG: 0.449	4-0 BB 1-2 2-3 3H BB			0-0 F9-4-6 1-2		0-0 B1-3		0-0 F4	3 0 0 1 1 0 3																
Johnny Groth, R (1, 8) OBP: 0.323, SLG: 0.428	0-0 F6			0-0 2B		0-0 F4		0-0 E 1B 1B	4 1 2 0 0 0 3																
Clete Boyer, R (1, 4) Lou Skizas, R (9, PH) OBP: 0.294, SLG: 0.313 OBP: 0.100, SLG: 0.100		0-3 K		0-0 F8		0-0 F3		0-0 E4 1B	3 0 0 0 0 1 1 1 0 0 0 0 0 2																
Tom Gorman, R (1, 1) Bobby Shantz, R (6, 1) Rance Pless, R (9, PH) OBP: 0.379, SLG: 0.316		0-0 1-3			0-3 K		0-0 FC6-4 1B	1-2 2H 1B	2 0 0 0 0 1 0 1 0 1 0 0 0 0 1 0 1 2 0 0 0																
Inning Stats	R: 1 E: 0 K: 1 S: 7	H: 2 LOB: 3 BB: 2 P: 15	R: 0 E: 0 K: 1 S: 5	H: 0 LOB: 0 BB: 0 P: 5	R: 0 E: 0 K: 0 S: 3	H: 0 LOB: 0 BB: 0 P: 3	R: 0 E: 0 K: 0 S: 3	H: 1 LOB: 1 BB: 1 P: 7	R: 0 E: 0 K: 1 S: 5	H: 0 LOB: 0 BB: 0 P: 5	R: 0 E: 0 K: 0 S: 4	H: 1 LOB: 1 BB: 0 P: 4	R: 0 E: 0 K: 0 S: 4	H: 1 LOB: 1 BB: 0 P: 4	R: 0 E: 0 K: 0 S: 3	R: 2 E: 1 K: 1 S: 8	H: 2 LOB: 2 BB: 1 P: 12	1B: 6 2B: 2 3B: 0 HR: 0	SF: 0 SAC: 0 DP: 1 HBP: 0	WP: 0 PB: 0 SB: 0 CS: 0	PA: 38				
PITCHER	IP WLS BF H R ER SO BB IBB HBP BLK WP HR S P ERA WHIP	8.1 W 36 7 3 3 3 4 0 0 0 0 0 38 54 3.24 1.320	0.2 S 2 0 0 0 1 0 0 0 0 0 0 4 4 0.00 0.000																						




Batter	1	2	3	4	5	6	7	8	9	AB	R	H	RBI	BB	SO	LOB	TOP			
Jim Piersall, R OBP: 0.374, SLG: 0.444 (1, 8)	5-3		1B			6-3		F7		4	0	1	0	0	0	0	Boston Red Sox @ Kansas City Athletics Municipal Stadium, Kansas City, MO Sun Jun 24 1956, 4:33 AM EDT Att: 16,332 - Unknown			
Billy Klaus, L OBP: 0.385, SLG: 0.371 (1, 5)	F8		F9			6-3		1-3		4	0	0	0	0	0	1				
Ted Williams, L OBP: 0.477, SLG: 0.519 (1, 7)	HR			G6-4-3 BB		FC5-4 1B			K	3	1	2	1	1	1	0				
Dick Gernert, R OBP: 0.417, SLG: 0.565 (1, 3)	F6			G6-4-3 1-2		FC5-4 1-2		5-3		4	0	0	0	0	0	2				
Jackie Jensen, R OBP: 0.385, SLG: 0.480 (1, 9)		K		L7			HR	FC6-4 1B		4	1	2	1	0	1	0				
Ted Lepcio, R OBP: 0.291, SLG: 0.421 (1, 4)	5-3				F2		F5	FC6-4 1-2		4	0	0	0	0	0	1				
Sammy White, R OBP: 0.337, SLG: 0.399 (1, 2)		K					5-3			3	0	1	0	0	1	0				
Don Buddin, R OBP: 0.392, SLG: 0.365 (1, 6)				F8		F9		K		3	0	0	0	0	1	1				
Dave Sisler, R OBP: 0.308, SLG: 0.100 (8, PH)										2	0	0	0	0	2	1				
Milt Bolling, R OBP: 0.222, SLG: 0.500 (8, 1)										1	0	0	0	0	1	0				
Leo Kiely, L OBP: 0.250, SLG: 0.250 (8, 1)										0	0	0	0	0	0	0				
Inning Stats	R: 1 E: 0 K: 0 S: 4	H: 1 LOB: 0 BB: 0 P: 4	R: 0 E: 0 K: 2 S: 7	H: 0 LOB: 0 BB: 0 P: 7	R: 0 E: 0 K: 1 S: 6	H: 1 LOB: 1 BB: 0 P: 6	R: 0 E: 0 K: 0 S: 2	H: 0 LOB: 0 BB: 1 P: 6	R: 0 E: 0 K: 1 S: 6	H: 1 LOB: 1 BB: 0 P: 4	R: 1 E: 0 K: 1 S: 6	H: 1 LOB: 0 BB: 0 P: 6	R: 0 E: 0 K: 1 S: 5	H: 0 LOB: 0 BB: 0 P: 5	R: 0 E: 0 K: 1 S: 6	H: 1 LOB: 1 BB: 0 P: 6	1B: 4 2B: 0 3B: 0 HR: 2	SF: 0 SAC: 0 DP: 1 HBP: 0	WP: 0 PB: 0 SB: 0 CS: 0	PA: 33
PITCHER Alex Kellner, L ERA: 3.08 (1, 1)	IP: 9.0 WLS: W BF: 33 H: 6 R: 2 ER: 2 SO: 7 BB: 1 IBB: 0 HBP: 0 BLK: 0 WP: 0 HR: 2 S: 46 P: 50 ERA: 2.00 WHIP: 0.778															PITCHER				

AB	32
R	2
H	6
RBI	2
BB	1
SO	7
LOB	6



Batter	1	2	3	4	5	6	7	8	9	AB	R	H	RBI	BB	SO	LOB	BOTTOM			
Joe Demaestri, R OBP: 0.280, SLG: 0.303 (1, 6)	F8	G5-4-3			F7		F5			4	0	0	0	0	0	1	Boston Red Sox @ Kansas City Athletics Municipal Stadium, Kansas City, MO Sun Jun 24 1956, 4:33 AM EDT Att: 16,332 - Unknown			
Hector Lopez, R OBP: 0.377, SLG: 0.513 (1, 5)	BB 3B		K2-3		F4		F8			3	1	0	0	1	1	0				
Enos Slaughter, L OBP: 0.372, SLG: 0.433 (1, 9)	BB 1-2		1-3			G4-6-3 1B				3	1	2	0	1	0	0				
Harry Simpson, L OBP: 0.342, SLG: 0.545 (1, 8)	1B 3B		HR		G4-6-3 1-2		F4			4	2	2	3	0	0	2				
Vic Power, R OBP: 0.358, SLG: 0.476 (1, 3)			4-3			HR		K2-3		4	1	2	2	0	1	1				
Tim Thompson, L OBP: 0.381, SLG: 0.446 (1, 2)	F7				F8		1B			3	0	1	0	0	0	1				
Gus Zernial, R OBP: 0.339, SLG: 0.472 (1, 7)	1-3				F4					3	0	1	0	0	0	1				
Clete Boyer, R OBP: 0.270, SLG: 0.286 (1, 4)					1-3			F4		3	0	0	0	0	1	0				
Alex Kellner, R OBP: 0.278, SLG: 0.235 (1, 1)					4-3			6-3		3	0	1	0	0	0	0				
Inning Stats	R: 3 E: 0 K: 0 S: 5	H: 2 LOB: 1 BB: 2 P: 13	R: 0 E: 0 K: 1 S: 5	H: 1 LOB: 0 BB: 0 P: 5	R: 1 E: 0 K: 1 S: 6	H: 1 LOB: 0 BB: 0 P: 6	R: 0 E: 0 K: 0 S: 3	H: 0 LOB: 0 BB: 0 P: 3	R: 0 E: 0 K: 0 S: 5	H: 4 LOB: 2 BB: 0 P: 5	R: 0 E: 0 K: 0 S: 3	H: 0 LOB: 0 BB: 0 P: 3	R: 0 E: 0 K: 1 S: 6	H: 1 LOB: 1 BB: 0 P: 6	R: 0 E: 0 K: 1 S: 6	H: 1 LOB: 1 BB: 0 P: 6		1B: 6 2B: 0 3B: 1 HR: 2	SF: 0 SAC: 0 DP: 2 HBP: 0	WP: 0 PB: 0 SB: 0 CS: 0
PITCHER Dave Sisler, R ERA: 3.8 (1, 1)	IP: 7.0 WLS: L BF: 28 H: 8 R: 5 ER: 5 SO: 2 BB: 2 IBB: 0 HBP: 0 BLK: 0 WP: 0 HR: 2 S: 30 P: 38 ERA: 6.43 WHIP: 1.429															PITCHER				
Leo Kiely, L ERA: 5.99 (8, 1)	IP: 1.0 WLS: L BF: 4 H: 1 R: 0 ER: 0 SO: 1 BB: 0 IBB: 0 HBP: 0 BLK: 0 WP: 0 HR: 0 S: 6 P: 6 ERA: 0.00 WHIP: 1.000															PITCHER				

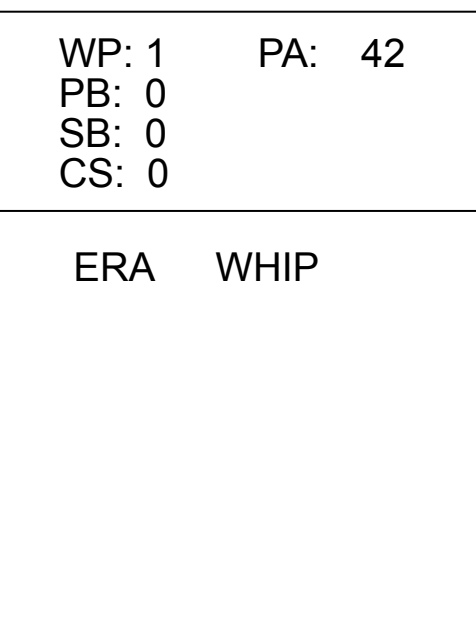
AB	30
R	5
H	9
RBI	5
BB	2
SO	3
LOB	6



Batter	1	2	3	4	5	6	7	8	9	AB	R	H	RBI	BB	SO	LOB	TOP																					
Billy Martin, R OBP: 0.308, SLG: 0.370 (1, 4)										5	2	2	0	0	0	1																						
Hank Bauer, R OBP: 0.282, SLG: 0.444 (1, 9)										5	1	2	2	0	1	1																						
Mickey Mantle, S OBP: 0.471, SLG: 0.781 (1, 8)										5	1	4	1	0	0	0																						
Yogi Berra, L OBP: 0.379, SLG: 0.614 (1, 2)										4	0	1	1	0	0	4																						
Joe Collins, L OBP: 0.280, SLG: 0.387 (1, 3)										4	2	1	1	1	0	1																						
Norm Siebern, L OBP: 0.326, SLG: 0.561 (1, 7)										5	2	2	3	0	0	2																						
Andy Carey, R OBP: 0.324, SLG: 0.371 (1, 5)										4	0	0	0	0	0	0																						
Phil Rizzuto, R OBP: 0.361, SLG: 0.258 (1, 6)										4	1	1	0	0	0	0																						
Johnny Kucks, R OBP: 0.220, SLG: 0.111 (1, 1)										4	0	1	0	0	2	1																						
Inning Stats	R: 4 E: 1 K: 0 S: 7	H: 3 LOB: 0 BB: 0 P: 7	R: 0 E: 0 K: 1 S: 5	H: 0 LOB: 0 BB: 0 P: 5	R: 0 E: 0 K: 1 S: 6	H: 1 LOB: 1 BB: 0 P: 6	R: 1 E: 0 K: 0 S: 5	H: 2 LOB: 1 BB: 0 P: 5	R: 2 E: 0 K: 0 S: 5	H: 3 LOB: 0 BB: 0 P: 5	R: 2 E: 1 K: 1 S: 9	H: 4 LOB: 2 BB: 0 P: 9	R: 0 E: 0 K: 0 S: 3	H: 0 LOB: 0 BB: 0 P: 3	R: 0 E: 0 K: 0 S: 3	H: 0 LOB: 0 BB: 0 P: 3	R: 0 E: 0 K: 0 S: 4	H: 1 LOB: 2 BB: 1 P: 8	1B: 8 2B: 1 3B: 1 HR: 4	SF: 1 SAC: 0 DP: 1 HBP: 0	WP: 1 PA: 42																	
PITCHER	IP	WLS	BF	H	R	ER	SO	BB	IBB	HBP	BLK	WP	HR	S	P	ERA	WHIP	PITCHER				IP	WLS	BF	H	R	ER	SO	BB	IBB	HBP	BLK	WP	HR	S	P	ERA	WHIP
Troy Herriage, R ERA: 6.34 (1, 1)	4.0	L	19	6	5	3	2	0	0	0	0	0	2	23	23	6.75	1.500																					
Jose Santiago, R ERA: 8.52 (5, 1)	0.0		2	2	2	2	0	0	0	0	0	0	1	2	2	∞	∞																					
Bobby Shantz, L ERA: 5.4 (5, 1)	2.0		10	5	2	2	1	0	0	0	0	0	1	12	12	9.00	2.500																					
Jack McMahan, L ERA: 4.96 (7, 1)	3.0		11	1	0	0	0	1	0	0	0	1	0	10	14	0.00	0.667																					
Batter	1	2	3	4	5	6	7	8	9	AB	R	H	RBI	BB	SO	LOB	BOTTOM																					
Joe Demaestri, R OBP: 0.278, SLG: 0.301 (1, 6)										5	1	1	0	0	1	2																						
Hector Lopez, R OBP: 0.377, SLG: 0.508 (1, 5)										4	0	1	0	1	0	1																						
Enos Slaughter, L OBP: 0.375, SLG: 0.431 (1, 9)										3	1	1	0	1	0	1																						
Harry Simpson, L OBP: 0.344, SLG: 0.544 (1, 8)										4	0	2	1	0	0	3																						
Vic Power, R OBP: 0.350, SLG: 0.465 (1, 3)										4	0	0	0	0	0	4																						
Tim Thompson, L OBP: 0.385, SLG: 0.444 (1, 2)										3	0	1	1	1	0	0																						
Gus Zernial, R OBP: 0.332, SLG: 0.460 (1, 7)										4	0	0	0	0	0	3																						
Clete Boyer, R OBP: 0.268, SLG: 0.308 (1, 4)										4	1	1	0	0	0	2																						
Troy Herriage, R OBP: 0.228, SLG: 0.133 (4, PH)										1	0	0	0	0	0	0																						
Lou Sicks, S OBP: 0.180, SLG: 0.182 (4, PH)										1	0	1	0	0	0	0																						
Jose Santiago, R OBP: 0.267, SLG: 0.290 (5, 1)										0	0	0	0	0	0	0																						
Bobby Shantz, R OBP: 0.220, SLG: 0.111 (5, 1)										0	0	0	0	0	0	0																						
Rance Pless, R OBP: 0.371, SLG: 0.370 (5, PH)										1	0	0	0	0	0	1																						
Jack McMahan, R OBP: 0.220, SLG: 0.111 (7, 1)										0	0	0	0	0	0	0																						
Eddie Robinson, L OBP: 0.268, SLG: 0.308 (9, PH)										1	0	1	0	0	0	0																						
Inning Stats	R: 2 E: 0 K: 0 S: 7	H: 4 LOB: 2 BB: 0 P: 7	R: 0 E: 0 K: 1 S: 5	H: 0 LOB: 0 BB: 0 P: 5	R: 0 E: 0 K: 0 S: 3	H: 0 LOB: 1 BB: 1 P: 7	R: 1 E: 0 K: 0 S: 5	H: 2 LOB: 1 BB: 0 P: 5	R: 0 E: 0 K: 1 S: 4	H: 1 LOB: 1 BB: 0 P: 4	R: 0 E: 1 K: 1 S: 6	H: 0 LOB: 1 BB: 0 P: 6	R: 0 E: 0 K: 0 S: 3	H: 1 LOB: 1 BB: 1 P: 7	R: 0 E: 0 K: 0 S: 3	H: 0 LOB: 1 BB: 1 P: 7	R: 0 E: 0 K: 0 S: 3	H: 1 LOB: 0 BB: 0 P: 3	1B: 8 2B: 1 3B: 0 HR: 0	SF: 0 SAC: 0 DP: 2 HBP: 0	WP: 0 PA: 38																	
PITCHER	IP	WLS	BF	H	R	ER	SO	BB	IBB	HBP	BLK	WP	HR	S	P	ERA	WHIP	PITCHER				IP	WLS	BF	H	R	ER	SO	BB	IBB	HBP	BLK	WP	HR	S	P	ERA	WHIP
Johnny Kucks, R ERA: 2.86 (1, 1)	9.0	W	38	9	3	3	2	3	0	0	0	0	0	39	51	3.00	1.333																					

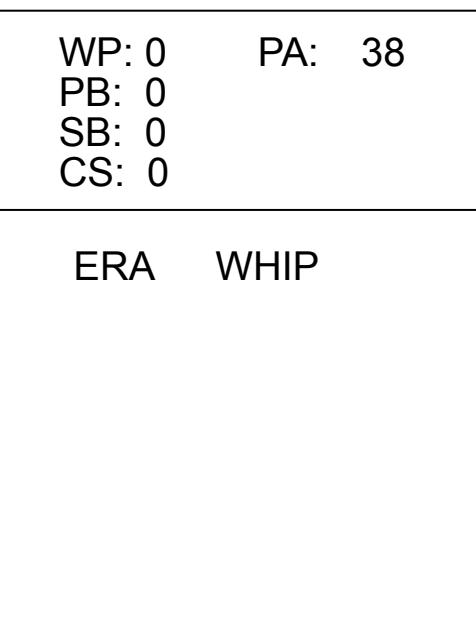
New York Yankees @ Kansas City Athletics
Municipal Stadium, Kansas City, MO
Mon Jun 25 1956, 4:33 AM EDT
Att: 24,642 - Unknown

AB 40
R 9
H 14
RBI 8
BB 1
SO 3
LOB 10



New York Yankees @ Kansas City Athletics
Municipal Stadium, Kansas City, MO
Mon Jun 25 1956, 4:33 AM EDT
Att: 24,642 - Unknown

AB 35
R 3
H 9
RBI 3
BB 3
SO 2
LOB 17



Batter	1	2	3	4	5	6	7	8	9	AB	R	H	RBI	BB	SO	LOB	TOP					
Billy Martin, R OBP: 0.310, SLG: 0.386 (1, 4)	5-3		HR	F2			1B	F8		5	2	1	0	0	1		New York Yankees @ Kansas City Athletics Municipal Stadium, Kansas City, MO Tue Jun 26 1956, 4:33 AM EDT Att: 25,070 - Unknown livebaseballscorecards.com					
Joe Collins, L OBP: 0.279, SLG: 0.383 (1, 3)	K		G3		CI		1B	F8		4	1	1	0	0	1							
Mickey Mantle, S OBP: 0.466, SLG: 0.770 (1, 8)	3-1		E3		F3		1-3			5	0	1	0	0	0	3						
Yogi Berra, L OBP: 0.379, SLG: 0.621 (1, 2)		HR	F2		F8		1B	1-3		4	2	1	1	1	0	3						
Norm Siebern, L OBP: 0.313, SLG: 0.522 (1, 7)	F5		F6		K		SF7	F6		5	0	1	2	0	1	3						
Hank Bauer, R OBP: 0.286, SLG: 0.443 (1, 9)		1B		E		3-1	SF7			1	1	0	1	2	0	0						
Andy Carey, R OBP: 0.332, SLG: 0.400 (1, 5)			E9	SH1-3			F8			4	2	3	2	0	0	1						
Phil Rizzuto, R OBP: 0.359, SLG: 0.265 (1, 6)	F7		SH1-3		F8			S		3	0	1	1	0	0	2						
Whitey Ford, L OBP: 0.293, SLG: 0.250 (1, 1)	K		F6		4-3			F5		4	0	0	0	0	1	3						
Inning Stats	R: 0 E: 0 K: 1 S: 5	H: 0 LOB: 0 BB: 0 P: 5	R: 1 E: 0 K: 0 S: 7	H: 2 LOB: 2 BB: 1 P: 11	R: 1 E: 1 K: 0 S: 5	H: 1 LOB: 1 BB: 0 P: 5	R: 2 E: 1 K: 0 S: 4	H: 1 LOB: 0 BB: 1 P: 8	R: 0 E: 1 K: 0 S: 6	H: 0 LOB: 1 BB: 0 P: 6	R: 1 E: 0 K: 0 S: 4	H: 1 LOB: 0 BB: 0 P: 4	R: 3 E: 0 K: 0 S: 6	H: 3 LOB: 1 BB: 1 P: 10	R: 0 E: 0 K: 0 S: 4	H: 1 LOB: 1 BB: 0 P: 4	R: 0 E: 0 K: 0 S: 3	H: 1 LOB: 0 BB: 0 P: 3	1B: 6 2B: 1 3B: 0 HR: 3	SF: 1 SAC: 1 DP: 0 HBP: 0	WP: 0 SB: 0 CS: 1	PA: 41
PITCHER	IP	WLS	BF	H	R	ER	SO	BB	IBB	HBP	BLK	WP	HR	S	P	ERA	WHIP					
Tom Gorman, R ERA: 4.13 (1, 1)	7.0	L	34	8	8	7	3	2	1	0	0	0	3	37	49	9.00	1.429					
Jack Crimian, R ERA: 5.62 (8, 1)	2.0		7	2	0	0	0	0	0	0	0	0	0	7	7	0.00	1.000					

Batter	1	2	3	4	5	6	7	8	9	AB	R	H	RBI	BB	SO	LOB	BOTTOM				
Joe Demaestri, R OBP: 0.282, SLG: 0.305 (1, 6)	K				5-3			G6-4-3		4	0	2	2	0	1	0	New York Yankees @ Kansas City Athletics Municipal Stadium, Kansas City, MO Tue Jun 26 1956, 4:33 AM EDT Att: 25,070 - Unknown livebaseballscorecards.com				
Hector Lopez, R OBP: 0.372, SLG: 0.500 (1, 5)	F8	1B			L8			F4		4	0	0	0	0	0	3					
Lou Skizas, R OBP: 0.200, SLG: 0.200 (1, 9)	F1				G1-6-3			G6-4-3		4	0	1	0	0	0	1					
Harry Simpson, L OBP: 0.346, SLG: 0.555 (1, 8)		1-3		G1-6-3						4	1	2	1	0	0	1					
Vic Power, R OBP: 0.342, SLG: 0.455 (1, 7)		K2-3		6-3				4-3		4	0	0	0	0	1	1					
Eddie Robinson, L OBP: 0.294, SLG: 0.413 (1, 3)		2B			4-3			4-3		3	1	0	0	1	0	1					
Tim Thompson, L OBP: 0.381, SLG: 0.445 (1, 2)		1B			1-3			F9		4	1	1	0	0	0	0					
Clete Boyer, R OBP: 0.273, SLG: 0.293 (1, 4)		1B			F9			L7		2	1	0	0	1	0	0					
Tom Gorman, R OBP: 0.150, SLG: 0.056 (1, 1)					1-3			4-3		2	0	1	1	0	0	0					
Rance Pless, R OBP: 0.366, SLG: 0.305 (7, PH)										1	0	0	0	0	0	0					
Jack Crimian, R (8, 1)										0	0	0	0	0	0	0					
Inning Stats	R: 0 E: 0 K: 1 S: 5	H: 0 LOB: 0 BB: 0 P: 5	R: 3 E: 0 K: 1 S: 8	H: 3 LOB: 2 BB: 2 P: 16	R: 0 E: 0 K: 0 S: 3	H: 1 LOB: 0 BB: 0 P: 3	R: 0 E: 0 K: 0 S: 3	H: 0 LOB: 0 BB: 0 P: 3	R: 0 E: 0 K: 0 S: 4	H: 1 LOB: 1 BB: 0 P: 4	R: 0 E: 0 K: 0 S: 3	H: 0 LOB: 0 BB: 0 P: 3	R: 0 E: 0 K: 0 S: 3	H: 1 LOB: 0 BB: 0 P: 3	R: 1 E: 0 K: 0 S: 4	H: 1 LOB: 0 BB: 0 P: 4	1B: 5 2B: 1 3B: 0 HR: 1	SF: 0 SAC: 0 DP: 2 HBP: 0	WP: 0 SB: 0 CS: 0	PA: 34	
PITCHER	IP	WLS	BF	H	R	ER	SO	BB	IBB	HBP	BLK	WP	HR	S	P	ERA	WHIP				
Whitey Ford, L ERA: 2.55 (1, 1)	9.0	W	34	7	4	4	2	1	1	0	0	0	1	36	44	4.00	0.889				

Batter	1	2	3	4	5	6	7	8	9	AB	R	H	RBI	BB	SO	LOB	TOP					
Billy Martin, R OBP: 0.312, SLG: 0.393 (1, 4)										4	1	2	1	0	1	1	New York Yankees @ Kansas City Athletics Municipal Stadium, Kansas City, MO Wed Jun 27 1956, 4:33 AM EDT Att: 21,183 - Unknown livebaseballscorecards.com					
Joe Collins, L OBP: 0.278, SLG: 0.379 (1, 3)										4	0	1	1	0	1	1						
Mickey Mantle, S OBP: 0.466, SLG: 0.765 (1, 8)										3	1	1	0	1	1	1						
Yogi Berra, L OBP: 0.373, SLG: 0.610 (1, 2)										4	0	0	0	0	0	3						
Norm Siebern, L OBP: 0.288, SLG: 0.480 (1, 7)										4	0	0	0	0	3	2						
Hank Bauer, R OBP: 0.293, SLG: 0.458 (1, 9)										3	2	2	2	1	0	0						
Andy Carey, R OBP: 0.326, SLG: 0.392 (1, 5)										4	0	0	0	0	0	2						
Phil Rizzuto, R OBP: 0.372, SLG: 0.270 (1, 6)										3	0	1	1	1	2	0						
Tom Sturdivant, L OBP: 0.316, SLG: 0.421 (1, 1)										4	1	2	0	0	0	2						
Tom Morgan, R OBP: 0.300, SLG: 0.222 (9, 1)										0	0	0	0	0	0	0						
Inning Stats	R: 0 E: 0 K: 1 S: 5	H: 0 LOB: 0 BB: 0 P: 5	R: 1 E: 1 K: 1 S: 7	H: 1 LOB: 2 BB: 1 P: 11	R: 1 E: 0 K: 1 S: 7	H: 2 LOB: 1 BB: 0 P: 7	R: 0 E: 0 K: 0 S: 2	H: 0 LOB: 0 BB: 1 P: 6	R: 1 E: 0 K: 0 S: 4	H: 1 LOB: 0 BB: 1 P: 8	R: 0 E: 0 K: 1 S: 5	H: 1 LOB: 0 BB: 0 P: 5	R: 0 E: 0 K: 2 S: 8	H: 1 LOB: 0 BB: 0 P: 8	R: 2 E: 0 K: 1 S: 7	H: 2 LOB: 2 BB: 0 P: 7	R: 0 E: 0 K: 1 S: 5	H: 1 LOB: 0 BB: 0 P: 5	1B: 6 2B: 1 3B: 1 HR: 1	SF: 1 SAC: 0 DP: 1 HBP: 0	WP: 0 PB: 0 CS: 1	PA: 39
PITCHER Art Ditmar, R ERA: 3.65 (1, 1)	IP: 9.0 WLS: L BF: 37	H: 9 R: 5 ER: 4 SO: 8	BB: 3 IBB: 0 HBP: 0 BLK: 0	WP: 0 HR: 1 S: 50 P: 62	ERA: 4.00 WHIP: 1.333	PITCHER																

Batter	1	2	3	4	5	6	7	8	9	AB	R	H	RBI	BB	SO	LOB	BOTTOM								
Joe Demaestri, R OBP: 0.280, SLG: 0.302 (1, 6)										5	0	1	0	0	0	4	New York Yankees @ Kansas City Athletics Municipal Stadium, Kansas City, MO Wed Jun 27 1956, 4:33 AM EDT Att: 21,183 - Unknown livebaseballscorecards.com								
Hector Lopez, R OBP: 0.370, SLG: 0.494 (1, 5)										3	1	0	0	1	1	1									
Enos Slaughter, L OBP: 0.376, SLG: 0.429 (1, 9)										3	0	1	0	1	0	1									
Harry Simpson, L OBP: 0.342, SLG: 0.547 (1, 8)										4	0	0	0	0	2	4									
Vic Power, R OBP: 0.346, SLG: 0.449 (1, 7)										2	1	0	0	2	0	3									
Eddie Robinson, L OBP: 0.303, SLG: 0.418 (1, 3)										4	0	2	1	0	0	2									
Tim Thompson, L OBP: 0.371, SLG: 0.433 (1, 2)										4	0	0	0	0	1	4									
Clete Boyer, R OBP: 0.277, SLG: 0.279 (1, 4)										2	0	0	0	1	0	1									
Lou Skizas, R OBP: 0.250, SLG: 0.200 (9, PH)										0	0	0	0	1	0	0									
Art Ditmar, R OBP: 0.170, SLG: 0.152 (1, 1)										3	0	1	1	0	2	2									
Joe Ginsberg, L OBP: 0.331, SLG: 0.307 (9, PH)										1	0	0	0	0	0	1									
Inning Stats	R: 0 E: 0 K: 1 S: 6	H: 1 LOB: 1 BB: 0 P: 6	R: 1 E: 0 K: 1 S: 6	H: 1 LOB: 2 BB: 2 P: 14	R: 1 E: 0 K: 1 S: 7	H: 2 LOB: 1 BB: 1 P: 11	R: 0 E: 0 K: 1 S: 5	H: 0 LOB: 0 BB: 0 P: 5	R: 0 E: 0 K: 1 S: 6	H: 0 LOB: 1 BB: 0 P: 6	R: 0 E: 0 K: 0 S: 3	H: 0 LOB: 0 BB: 0 P: 3	R: 0 E: 0 K: 0 S: 2	H: 0 LOB: 0 BB: 1 P: 6	R: 0 E: 0 K: 0 S: 3	H: 0 LOB: 1 BB: 1 P: 7	1B: 5 2B: 2 3B: 0 HR: 0	SF: 0 SAC: 0 DP: 2 HBP: 0	WP: 0 PB: 0 CS: 0	PA: 37					
PITCHER Tom Sturdivant, R ERA: 2.17 (1, 1)	IP: 8.1 WLS: W BF: 35	H: 8 R: 1 ER: 2 SO: 6	BB: 6 IBB: 0 HBP: 0 BLK: 0	WP: 0 HR: 0 S: 41 P: 65	ERA: 2.16 WHIP: 1.320	PITCHER																			
Tom Morgan, R ERA: 4.5 (9, 1)	0.2 S: 2	0 P: 2	0 P: 0	0 P: 0	0 P: 0	0 P: 0	0 P: 0	0 P: 2	0 P: 2	0.00 ERA	0.000 WHIP														

Batter	1	2	3	4	5	6	7	8	9	AB	R	H	RBI	BB	SO	LOB	TOP										
Harvey Kuenn, R (1,6) OBP: 0.415, SLG: 0.514 Buddy Hicks, S (8,6) OBP: 0.271, SLG: 0.267	FC3-6 1B		HR			4-3		HR	FC3-6	4	2	3	2	0	0	0											
Jim Brideweser, R (1,4) OBP: 0.297, SLG: 0.233	FC3-6 G3		5-3			FC4-6 1B		1B		4	0	2	0	0	0	1											
Charlie Maxwell, L (1,7) OBP: 0.434, SLG: 0.644	G3					FC4-6 1-2		1B		4	0	1	0	0	1	2											
Al Kaline, R (1,9) OBP: 0.329, SLG: 0.426	F3					L3 G5-4-3		FC5-4 1-2		4	0	0	0	0	0	4											
Bob Kennedy, R (1,5) OBP: 0.327, SLG: 0.315		P4				G5-4-3 1-2				4	0	0	0	0	0	1											
Jack Phillips, R (1,3) OBP: 0.344, SLG: 0.356	4-3					6-3				4	1	1	0	0	0	0											
Bill Tuttle, R (1,8) OBP: 0.310, SLG: 0.370	4-3					F9		F3		4	0	1	0	0	0	0											
Red Wilson, R (1,2) OBP: 0.333, SLG: 0.379			K			FC6-4 BB		P6		3	1	1	1	1	1	0											
Virgil Trucks, R (1,1) OBP: 0.304, SLG: 0.391	P4		P4			FC6-4 1-2		4-3		4	0	1	1	0	0	1											
Inning Stats	R: 0 E: 0 K: 0 S: 4	H: 1 LOB: 1 BB: 0 P: 4	R: 0 E: 0 K: 0 S: 3	H: 0 LOB: 0 BB: 0 P: 3	R: 1 E: 0 K: 1 S: 6	H: 1 LOB: 0 BB: 0 P: 6	R: 0 E: 1 K: 1 S: 5	H: 0 LOB: 0 BB: 1 P: 5	R: 0 E: 0 K: 0 S: 3	H: 0 LOB: 1 BB: 1 P: 7	R: 0 E: 0 K: 0 S: 4	H: 1 LOB: 1 BB: 0 P: 4	R: 0 E: 0 K: 0 S: 3	H: 0 LOB: 0 BB: 0 P: 3	R: 1 E: 0 K: 0 S: 6	H: 3 LOB: 2 BB: 0 P: 6	R: 2 E: 0 K: 0 S: 6	H: 4 LOB: 1 BB: 0 P: 6	1B: 8 2B: 0 3B: 0 HR: 2	SF: 0 SAC: 0 DP: 1 HBP: 0	WP: 0 PB: 0 SB: 0 CS: 0	PA: 37					
PITCHER	IP	WLS	BF	H	R	ER	SO	BB	IBB	HBP	BLK	WP	HR	S	P	ERA	WHIP										
Jack McMahan, L (1,1) ERA: 4.74	8.1	L	35	9	4	4	2	1	0	0	0	0	2	38	42	4.32	1.200										
Jack Crimian, R (9,1) ERA: 5.73	0.2		2	1	0	0	0	0	0	0	0	0	0	2	2	0.00	1.500										

Detroit Tigers @ Kansas City Athletics
Municipal Stadium, Kansas City, MO
Thu Jun 28 1956, 4:33 AM EDT
Att: 9,349 - Unknown

livebaseballscores.com

AB 36
R 4
H 10
RBI 4
BB 1
SO 2
LOB 10



Batter	1	2	3	4	5	6	7	8	9	AB	R	H	RBI	BB	SO	LOB	BOTTOM										
Joe Demaestri, R (1,6) OBP: 0.284, SLG: 0.306	F8		L7			1B		FC4-6 1B		4	0	2	0	0	0	0											
Enos Slaughter, L (1,9) OBP: 0.375, SLG: 0.420	BB		K			F7		FC4-6 L4-3		3	0	0	0	1	1	2											
Eddie Robinson, L (1,3) OBP: 0.301, SLG: 0.402	K					L9		L4-3		3	0	0	0	1	1	3											
Harry Simpson, L (1,8) OBP: 0.340, SLG: 0.542	4-3					G4-6-3 BB		1B 1B		4	0	1	0	0	0	2											
Vic Power, R (1,7) OBP: 0.344, SLG: 0.445		L8				F8		1B 1-2		4	0	1	0	0	0	0											
Joe Ginsberg, L (1,2) OBP: 0.336, SLG: 0.316						L9		F5		3	0	1	0	1	0	2											
Jim Finigan, R (1,5) OBP: 0.323, SLG: 0.323						K		1B		4	0	1	0	0	1	2											
Clete Boyer, R (1,4) OBP: 0.265, SLG: 0.267 Tim Thompson, L (7, PH) OBP: 0.268, SLG: 0.430 Hector Lopez, R (8,5) OBP: 0.370, SLG: 0.494						4-3		F3		2	0	0	0	0	0	1											
Jack McMahan, R (1,1) Jack Crimian, R (9,1)						G3		1-3 G3		3	0	0	0	0	0	3											
Inning Stats	R: 0 E: 0 K: 1 S: 5	H: 0 LOB: 1 BB: 1 P: 9	R: 0 E: 0 K: 0 S: 4	H: 1 LOB: 0 BB: 0 P: 4	R: 0 E: 0 K: 1 S: 5	H: 0 LOB: 0 BB: 0 P: 5	R: 0 E: 0 K: 0 S: 2	H: 0 LOB: 0 BB: 1 P: 6	R: 0 E: 0 K: 1 S: 5	H: 0 LOB: 0 BB: 0 P: 5	R: 0 E: 0 K: 0 S: 4	H: 1 LOB: 1 BB: 0 P: 4	R: 0 E: 0 K: 0 S: 6	H: 3 LOB: 3 BB: 0 P: 6	R: 0 E: 0 K: 0 S: 3	H: 1 LOB: 0 BB: 0 P: 3	R: 0 E: 0 K: 0 S: 3	H: 0 LOB: 1 BB: 1 P: 7	1B: 5 2B: 2 3B: 0 HR: 0	SF: 0 SAC: 0 DP: 2 HBP: 0	WP: 0 PB: 0 SB: 0 CS: 0	PA: 34					
PITCHER	IP	WLS	BF	H	R	ER	SO	BB	IBB	HBP	BLK	WP	HR	S	P	ERA	WHIP										
Virgil Trucks, R (1,1) ERA: 3.13	9.0	W	34	6	0	0	3	3	0	0	0	0	0	37	49	0.00	1.000										

Detroit Tigers @ Kansas City Athletics
Municipal Stadium, Kansas City, MO
Thu Jun 28 1956, 4:33 AM EDT
Att: 9,349 - Unknown

livebaseballscores.com


AB 31
R 0
H 6
RBI 0
BB 3
SO 3
LOB 18



Batter	1	2	3	4	5	6	7	8	9	AB	R	H	RBI	BB	SO	LOB	TOP								
Harvey Kuenn, R (1, 6) OBP: 0.415, SLG: 0.507 Buddy Hicks, S (9, 6) OBP: 0.271, SLG: 0.267	4-0 FC6-4 BB		4-3		4-0 BB		0-3 K		0-0 F9	3	0	0	0	2	1	1									
Jim Brideweser, R (1, 4) OBP: 0.232, SLG: 0.232	0-0 FC6-4 WP BB 1-2		E6		0-3 K		6-3		0-0 HR 1B	5	1	1	0	0	1	3									
Charlie Maxwell, L (1, 7) OBP: 0.443, SLG: 0.680	4-0 WP BB 1-2		4-3		0-0 HR		E 1B 2H 1B		0-0 HR 1B	4	2	3	4	1	0	1									
Al Kaline, R (1, 9) OBP: 0.330, SLG: 0.437	0-0 L5 1-2 2-3				0-0 L9		HR		0-0 F2	5	1	2	1	0	0	2									
Bob Kennedy, R (1, 5) OBP: 0.321, SLG: 0.302	0-0 6-3				4-0 1B BB		6-3		0-0 E6	4	0	0	0	1	0	4									
Jack Phillips, R (1, 3) OBP: 0.314, SLG: 0.374					0-0 G6-4-3 1B				0-0 4-3	4	0	2	0	0	0	3									
Bill Tuttle, R (1, 8) OBP: 0.310, SLG: 0.366					0-0 G6-4-3 1B				0-0 5-3	3	0	0	0	1	1	2									
Red Wilson, R (1, 2) OBP: 0.314, SLG: 0.355									0-0 F9	4	0	0	0	0	0	2									
Billy Hoelt, L (1, 1) OBP: 0.325, SLG: 0.294					0-3 K				0-3 K	4	1	1	0	0	2	0									
Inning Stats	R: 0 E: 0 K: 0 S: 3	H: 0 LOB: 2 BB: 2 P: 11	R: 0 E: 0 K: 1 S: 5	H: 0 LOB: 0 BB: 0 P: 5	R: 0 E: 1 K: 1 S: 6	H: 0 LOB: 1 BB: 0 P: 6	R: 0 E: 0 K: 0 S: 3	H: 1 LOB: 1 BB: 1 P: 7	R: 0 E: 0 K: 1 S: 5	H: 0 LOB: 1 BB: 1 P: 9	R: 2 E: 0 K: 0 S: 5	H: 3 LOB: 3 BB: 0 P: 9	R: 1 E: 1 K: 1 S: 9	H: 3 LOB: 3 BB: 0 P: 9	R: 0 E: 0 K: 1 S: 5	H: 0 LOB: 0 BB: 0 P: 5	R: 2 E: 0 K: 0 S: 5	H: 2 LOB: 2 BB: 0 P: 5	1B: 5 2B: 1 3B: 0 HR: 3	SF: 0 SAC: 0 DP: 2 HBP: 0	WP: 1 PB: 0 SB: 0 CS: 0	PA: 41			
PITCHER	IP	WLS	BF	H	R	ER	SO	BB	IBB	HBP	BLK	WP	HR	S	P	ERA	WHIP								
Tommy Lasorda, L (1, 1) ERA: 5.72	6.2	L	30	6	3	3	4	5	0	0	0	1	2	33	53	4.05	1.650								
Bobby Shantz, L (7, 1) ERA: 5.18	1.1		6	1	0	0	1	0	0	0	0	0	0	8	8	0.00	0.750								
Tom Gorman, R (9, 1) ERA: 4.31	1.0		5	2	2	2	0	0	0	0	0	0	1	5	5	18.00	2.000								

Detroit Tigers @ Kansas City Athletics
Municipal Stadium, Kansas City, MO
Fri Jun 29 1956, 4:33 AM EDT
Att: 10,102 - Unknown


AB	36
R	5
H	9
RBI	5
BB	5
SO	5
LOB	18



Batter	1	2	3	4	5	6	7	8	9	AB	R	H	RBI	BB	SO	LOB	BOTTOM								
Vic Power, R (1, 3) OBP: 0.337, SLG: 0.435	0-0 4-3				0-0 L9				0-0 F8	4	0	0	0	0	0	0									
Jim Finigan, R (1, 5) OBP: 0.327, SLG: 0.327	0-0 4-3				0-0 G5-4-3 1B				0-0 L9	4	0	2	0	0	0	0									
Lou Skizas, R (1, 7) OBP: 0.200, SLG: 0.158	0-3 K				0-0 G5-4-3				0-0 G6-4-3 1B	4	0	0	0	0	1	2									
Harry Simpson, L (1, 9) OBP: 0.342, SLG: 0.540					0-0 F3				0-0 FC5-6 BB	3	0	1	0	1	0	0									
Tim Thompson, L (1, 2) OBP: 0.365, SLG: 0.425					0-0 P4				0-0 FC5-6 BB 1-2	4	0	1	0	0	1	2									
Johnny Groth, R (1, 8) OBP: 0.329, SLG: 0.429					0-0 4-3				0-0 BB 1B	2	0	1	0	1	0	0									
Joe Demaestri, R (1, 6) OBP: 0.282, SLG: 0.303 Gus Zernial, R (7, PH) OBP: 0.330, SLG: 0.143 Mike Baxes, R (8, 6) OBP: 0.349, SLG: 0.260					0-0 L9				0-0 P4	2	0	0	0	0	0	2									
Clete Boyer, R (1, 4) OBP: 0.250, SLG: 0.250					0-3 K				0-0 F8	3	0	0	0	0	1	2									
Tommy Lasorda, L (1, 1) OBP: 0.091, SLG: 0.091 Bobby Shantz, R (7, 1) OBP: 0.250, SLG: 0.143 Hector Lopez, R (6, PH) OBP: 0.369, SLG: 0.492 Tom Gorman, R (9, 1) OBP: 0.150, SLG: 0.056					0-0 4-3				0-0 L9	2	0	0	0	0	0	0									
Inning Stats	R: 0 E: 0 K: 1 S: 5	H: 0 LOB: 0 BB: 0 P: 5	R: 0 E: 0 K: 0 S: 3	H: 0 LOB: 0 BB: 0 P: 3	R: 0 E: 0 K: 1 S: 5	H: 0 LOB: 0 BB: 0 P: 5	R: 0 E: 0 K: 0 S: 3	H: 1 LOB: 0 BB: 0 P: 3	R: 0 E: 0 K: 0 S: 3	H: 0 LOB: 0 BB: 2 P: 11	R: 0 E: 0 K: 0 S: 3	H: 0 LOB: 0 BB: 0 P: 3	R: 0 E: 0 K: 1 S: 7	H: 2 LOB: 2 BB: 0 P: 7	R: 0 E: 0 K: 1 S: 5	H: 0 LOB: 0 BB: 0 P: 5	R: 0 E: 0 K: 1 S: 6	H: 2 LOB: 1 BB: 0 P: 6	1B: 5 2B: 0 3B: 0 HR: 0	SF: 0 SAC: 0 DP: 2 HBP: 0	WP: 0 PB: 0 SB: 0 CS: 0	PA: 32			
PITCHER	IP	WLS	BF	H	R	ER	SO	BB	IBB	HBP	BLK	WP	HR	S	P	ERA	WHIP								
Billy Hoelt, L (1, 1) ERA: 3.58	9.0	W	32	5	0	0	5	2	0	0	0	0	0	40	48	0.00	0.778								

Detroit Tigers @ Kansas City Athletics
Municipal Stadium, Kansas City, MO
Fri Jun 29 1956, 4:33 AM EDT
Att: 10,102 - Unknown

AB	30
R	0
H	5
RBI	0
BB	2
SO	5
LOB	10



Batter	1	2	3	4	5	6	7	8	9	AB	R	H	RBI	BB	SO	LOB	TOP				
Harvey Kuenn, R (1,6) OBP: 0.416, SLG: 0.509 Jim Briedeweser, R (6, FH) OBP: 0.297, SLG: 0.236	K		E FC1-2-4 2B	1B BB	6-3	1B 1-H 2-H		4-3		3	0	1	0	1	1	0					
Frank Bolling, R (1,4) OBP: 0.390, SLG: 0.485	P2		E5	1B 1-2 2-3		P2			K	6	0	1	1	0	2	2					
Charlie Maxwell, L (1,7) OBP: 0.449, SLG: 0.678 Bob Kennedy, R (6,7) OBP: 0.325, SLG: 0.299	2B 1B		FC1-2-4 BB	G3		3B BB	F5	2B FC5-2 BB		2	1	1	0	2	0	2					
Al Kaline, R (1,9) OBP: 0.337, SLG: 0.467	1-3 2B		FC1-2-4 1-2 3-H		HR	1B 1-H	L8	FC5-2 1-3 2B		6	2	4	2	0	0	3					
Ray Boone, R (1,5)	L6			1B 1B	HR	1B BB	E5 1B BB SF8		FC5-2	5	4	2	1	1	0	5					
Jack Phillips, R (1,3) Earl Torgeson, L (6, FH) OBP: 0.382, SLG: 0.420		G2		1B 1-3 SF8	1B	F9	1B 1-2 BB		F3	3	1	1	0	0	0	1					
Bill Tuttle, R (1,8) OBP: 0.314, SLG: 0.370		6-3		1B 1-3 3-H	1B	HR	1B	WP 1B		5	3	3	2	0	0	1					
Red Wilson, R (1,2) OBP: 0.307, SLG: 0.400		1-3		SF8		HR	SF8		P6	3	1	1	5	0	0	0					
Paul Foytack, R (1,1) OBP: 0.242, SLG: 0.303			6-3	F8	K	1-2 2-H	1B WP		3-1	5	1	1	1	0	1	1					
Inning Stats	R: 0 E: 0 K: 1 S: 7	H: 2 LOB: 2 BB: 0 P: 7	R: 0 E: 0 K: 0 S: 3	H: 0 LOB: 0 BB: 0 P: 3	R: 0 E: 1 K: 0 S: 4	H: 1 LOB: 2 BB: 1 P: 8	R: 3 E: 0 K: 0 S: 7	H: 4 LOB: 2 BB: 1 P: 11	R: 4 E: 0 K: 1 S: 8	H: 3 LOB: 0 BB: 1 P: 12	R: 6 E: 1 K: 0 S: 10	H: 4 LOB: 1 BB: 2 P: 18	R: 1 E: 0 K: 0 S: 5	H: 2 LOB: 1 BB: 0 P: 5	R: 0 E: 0 K: 0 S: 3	H: 0 LOB: 0 BB: 0 P: 3	R: 0 E: 0 K: 1 S: 6	H: 1 LOB: 2 BB: 1 P: 10	1B: 9 2B: 4 3B: 1 HR: 3	SF: 2 SAC: 0 DP: 1 HBP: 0	WP: 1 PA: 51 PB: 0 SB: 0 CS: 0
PITCHER	IP WLS BF H R ER SO BB IBB HBP BLK WP HR S P ERA WHIP																				
Alex Kellner, L (1,1) ERA: 3.79	4.1 L 25 9 6 6 1 3 0 0 0 0 1 24 36 12.46 2.769																				
Jack Crimian, R (5,1) ERA: 8.2	1.0 8 2 5 3 1 2 0 0 0 0 0 1 8 16 27.00 4.000																				
Jose Santiago, R (6,1) ERA: 8.31	1.2 10 5 3 1 1 0 0 0 0 0 1 1 12 12 5.40 3.000																				
Bobby Shantz, L (8,1) ERA: 4.89	2.0 8 1 0 0 1 1 0 0 0 0 0 0 9 13 0.00 1.000																				

Detroit Tigers @ Kansas City Athletics
 Municipal Stadium, Kansas City, MO
 Sat Jun 30 1956, 4:33 AM EDT
 Att: 10,953 - Unknown


AB	43
R	14
H	17
RBI	14
BB	6
SO	4
LOB	17



Batter	1	2	3	4	5	6	7	8	9	AB	R	H	RBI	BB	SO	LOB	BOTTOM				
Vic Power, R (1,3) OBP: 0.335, SLG: 0.437 Bobby Shantz, R (8,1) OBP: 0.250, SLG: 0.143 Rance Pless, R (9, FH) OBP: 0.362, SLG: 0.300	2B		L9	L9			L5		K	4	0	1	0	0	0	4					
Jim Finigan, R (1,5) OBP: 0.320, SLG: 0.320	FC1-6-5-4-6-5 2-3		K		F8			4-3		4	0	0	0	0	1	1					
Lou Skizas, R (1,7) OBP: 0.250, SLG: 0.217	1B			1-3 BLK 1B	F2			4-3		4	1	2	0	0	0	0					
Harry Simpson, L (1,9) OBP: 0.338, SLG: 0.532	K			1-3	1-3			F7		4	0	0	0	0	1	2					
Tim Thompson, L (1,2) OBP: 0.363, SLG: 0.420		1B		K		G3		P5		4	0	1	0	0	1	1					
Hector Lopez, R (1,4) OBP: 0.368, SLG: 0.490 Clete Boyer, R (7,4) OBP: 0.264, SLG: 0.265		F8		3B 1B		5-3		1B E 1B		3	1	1	1	0	0	1					
Johnny Groth, R (1,8) OBP: 0.327, SLG: 0.438		K		1-H 3B		L3		E5 1B		4	0	1	1	0	1	2					
Joe Demaestri, R (1,6) OBP: 0.287, SLG: 0.302 Mike Baxes, R (7, PR) OBP: 0.344, SLG: 0.255		F3		BB		BB		K		1	0	0	0	0	1	2					
Alex Kellner, R (1,1) OBP: 0.300, SLG: 0.222 Jack Crimian, R (5,1)			5-3			G4-6-3				1	0	0	0	1	0	0					
Jose Santiago, R (6,1) OBP: 0.250, SLG: 0.250 Eddie Robinson, L (7, FH) OBP: 0.305, SLG: 0.405				1-2 BB		G4-6-3				0	0	0	0	0	0	0					
Inning Stats	R: 0 E: 0 K: 1 S: 6	H: 2 LOB: 1 BB: 0 P: 6	R: 0 E: 0 K: 1 S: 6	H: 1 LOB: 0 BB: 0 P: 6	R: 0 E: 0 K: 1 S: 5	H: 0 LOB: 0 BB: 0 P: 5	R: 2 E: 0 K: 1 S: 8	H: 3 LOB: 2 BB: 2 P: 16	R: 0 E: 0 K: 0 S: 3	H: 0 LOB: 0 BB: 0 P: 3	R: 0 E: 0 K: 0 S: 3	H: 0 LOB: 0 BB: 0 P: 3	R: 0 E: 0 K: 0 S: 3	H: 0 LOB: 1 BB: 1 P: 6	R: 0 E: 1 K: 2 S: 10	H: 0 LOB: 0 BB: 0 P: 3	R: 0 E: 1 K: 2 S: 10	H: 2 LOB: 3 BB: 0 P: 10	1B: 6 2B: 2 3B: 1 HR: 0	SF: 0 SAC: 0 DP: 2 HBP: 0	WP: 0 PA: 37 PB: 0 SB: 0 CS: 0
PITCHER	IP WLS BF H R ER SO BB IBB HBP BLK WP HR S P ERA WHIP																				
Paul Foytack, R (1,1) ERA: 3.53	9.0 W 37 8 2 2 6 3 0 0 0 0 0 46 58 2.00 1.222																				

Detroit Tigers @ Kansas City Athletics
 Municipal Stadium, Kansas City, MO
 Sat Jun 30 1956, 4:33 AM EDT
 Att: 10,953 - Unknown


AB	34
R	2
H	8
RBI	2
BB	3
SO	6
LOB	18



Batter	1	2	3	4	5	6	7	8	9	AB	R	H	RBI	BB	SO	LOB	TOP																					
Harvey Kuenn, R OBP: 0.412, SLG: 0.502	F9	2B		L8		G4-6-3		FC4		5	0	1	1	0	0	4																						
Frank Bolling, R OBP: 0.378, SLG: 0.479	P4	2B		F8				F9	F8	5	0	1	1	0	0	0																						
Charlie Maxwell, L OBP: 0.443, SLG: 0.681	HR	K		4-3				F9	K	5	1	1	1	0	2	2																						
Al Kaline, R OBP: 0.334, SLG: 0.460	BB			L5-3		L5-3		L8	K	4	0	0	0	1	1	0																						
Ray Boone, R OBP: 0.365, SLG: 0.462	K			K		P4		2B		3	0	0	0	0	1	2	1																					
Jim Small, L OBP: 0.200, SLG: 0.200								BB		0	0	0	0	0	0	0	0																					
Al Aber, L OBP: 0.400, SLG: 0.250								BB		0	0	0	0	0	0	0	0																					
Earl Torgeson, L OBP: 0.395, SLG: 0.431		FC5-4	2B					1-3	2B	1	0	1	0	3	0	0																						
Bill Tuttle, R OBP: 0.314, SLG: 0.372		FC5-4	1B			2-3		F3		4	1	1	0	0	0	4																						
Red Wilson, R OBP: 0.329, SLG: 0.403		1B	2B			6-3		FC4	IBB	2	1	1	0	2	0	0																						
Frank Lary, R OBP: 0.190, SLG: 0.250		1B	1B					K		3	0	0	0	0	0	5																						
Steve Gromek, S OBP: 0.435, SLG: 0.188	P6			F5		E6				0	0	0	0	0	0	0																						
Bob Kennedy, R OBP: 0.322, SLG: 0.296						G4-6-3				1	0	0	0	0	1	3																						
Inning Stats	R: 1 E: 0 K: 1 S: 6	H: 1 LOB: 1 BB: 1 P: 10	R: 2 E: 0 K: 1 S: 8	H: 3 LOB: 2 BB: 1 P: 12	R: 0 E: 0 K: 1 S: 6	H: 1 LOB: 3 BB: 2 P: 14	R: 0 E: 0 K: 0 S: 3	H: 0 LOB: 0 BB: 0 P: 3	R: 0 E: 0 K: 0 S: 3	H: 0 LOB: 1 BB: 1 P: 7	R: 0 E: 1 K: 0 S: 3	H: 0 LOB: 0 BB: 0 P: 3	R: 0 E: 0 K: 0 S: 3	H: 0 LOB: 0 BB: 0 P: 3	R: 0 E: 0 K: 1 S: 6	H: 1 LOB: 3 BB: 2 P: 14	R: 0 E: 0 K: 2 S: 7	H: 0 LOB: 0 BB: 0 P: 7	1B: 2 2B: 3 3B: 0 HR: 1	SF: 0 SAC: 0 DP: 1 HBP: 0	WP: 0 PB: 0 SB: 0 CS: 0	PA: 40																
PITCHER	IP	WLS	BF	H	R	ER	SO	BB	IBB	HBP	BLK	WP	HR	S	P	ERA	WHIP	PITCHER				IP	WLS	BF	H	R	ER	SO	BB	IBB	HBP	BLK	WP	HR	S	P	ERA	WHIP
Troy Heritage, R ERA: 6.37	4.0		21	5	3	3	3	3	1	0	0	0	1	23	39	6.75	2.000																					
Tom Gorman, R ERA: 4.2	2.0	W	7	0	0	0	0	1	0	0	0	0	0	6	10	0.00	0.500																					
Bobby Shantz, L ERA: 4.5	3.0	S	12	1	0	0	3	1	1	0	0	0	0	16	24	0.00	0.667																					

Detroit Tigers @ Kansas City Athletics
Municipal Stadium, Kansas City, MO
Sun Jul 01 1956, 4:33 AM EDT
Att: 9,555 - Unknown


AB 33
R 3
H 6
RBI 3
BB 7
SO 6
LOB 19



Batter	1	2	3	4	5	6	7	8	9	AB	R	H	RBI	BB	SO	LOB	BOTTOM																					
Vic Power, R OBP: 0.341, SLG: 0.438	1B				P4	BB		L9		4	1	2	2	1	0	1																						
Jim Finigan, R OBP: 0.302, SLG: 0.324	L9-2		F7		G5-4-3	1B		F2		4	0	2	0	1	0	2																						
Lou Skizas, R OBP: 0.214, SLG: 0.185	L9		L9		G5-4-3	F7				4	0	0	0	0	0	7																						
Harry Simpson, L OBP: 0.343, SLG: 0.537	1B			FC4-6		BB	4-3			3	1	2	1	1	0	0																						
Tim Thompson, L OBP: 0.354, SLG: 0.409	L9-2		FC4-6	1B		F7	L9			4	0	0	0	0	0	4																						
Hector Lopez, R OBP: 0.370, SLG: 0.488		K		K		1B	BB			3	1	1	0	0	2	1																						
Johnny Groth, R OBP: 0.331, SLG: 0.432		F4		1B		1B	BB			2	1	0	0	2	1	1																						
Joe Demaestri, R OBP: 0.295, SLG: 0.315		F7				BB	1B			4	0	3	1	0	0	0																						
Troy Heritage, R OBP: 0.222, SLG: 0.125						BB	1B			1	0	0	0	0	1	0																						
Eddie Robinson, L OBP: 0.302, SLG: 0.400			K		L9					1	0	0	0	0	0	3																						
Tom Gorman, R OBP: 0.150, SLG: 0.056										0	0	0	0	0	0	0																						
Enos Slaughter, L OBP: 0.373, SLG: 0.417										1	0	0	0	0	1	3																						
Bobby Shantz, R OBP: 0.322, SLG: 0.125										1	0	0	0	0	1	1																						
Inning Stats	R: 1 E: 0 K: 0 S: 5	H: 3 LOB: 1 BB: 0 P: 5	R: 0 E: 0 K: 1 S: 5	H: 0 LOB: 0 BB: 0 P: 5	R: 0 E: 0 K: 1 S: 5	H: 0 LOB: 1 BB: 1 P: 9	R: 0 E: 0 K: 1 S: 6	H: 1 LOB: 3 BB: 2 P: 14	R: 0 E: 0 K: 0 S: 3	H: 1 LOB: 0 BB: 0 P: 3	R: 3 E: 0 K: 1 S: 8	H: 3 LOB: 3 BB: 2 P: 17	R: 0 E: 0 K: 1 S: 6	H: 1 LOB: 1 BB: 0 P: 6	R: 0 E: 0 K: 0 S: 4	H: 1 LOB: 1 BB: 0 P: 4	1B: 8 2B: 3 3B: 0 HR: 0	SF: 0 SAC: 0 DP: 2 HBP: 1	WP: 0 PB: 0 SB: 0 CS: 0	PA: 38																		
PITCHER	IP	WLS	BF	H	R	ER	SO	BB	IBB	HBP	BLK	WP	HR	S	P	ERA	WHIP	PITCHER				IP	WLS	BF	H	R	ER	SO	BB	IBB	HBP	BLK	WP	HR	S	P	ERA	WHIP
Frank Lary, R ERA: 3.99	5.2	L	28	8	4	4	4	4	0	1	0	0	0	7	11	0.00	1.500																					
Steve Gromek, R ERA: 3.57	1.1		6	1	0	0	1	1	0	0	0	0	0	7	11	0.00	1.500																					
Al Aber, L ERA: 4.55	1.0		4	1	0	0	0	0	0	0	0	0	0	4	4	0.00	1.000																					

Detroit Tigers @ Kansas City Athletics
Municipal Stadium, Kansas City, MO
Sun Jul 01 1956, 4:33 AM EDT
Att: 9,555 - Unknown

AB 32
R 4
H 10
RBI 4
BB 5
SO 5
LOB 23



Batter	1	2	3	4	5	6	7	8	9	AB	R	H	RBI	BB	SO	LOB	TOP					
Vic Power, R OBP: 0.336, SLG: 0.433 (1, 3)	F2		F7			1B 2B	1B			4	1	2	0	0	0	0	Kansas City Athletics @ Chicago White Sox Comiskey Park, Chicago, IL Wed Jul 04 1956, 4:33 AM EDT Unknown livebaseballscorecards.com					
Jim Finigan, R OBP: 0.323, SLG: 0.324 (1, 5)	2B		5-3			F2	K			4	0	1	0	0	1	2						
Gus Zernial, R OBP: 0.333, SLG: 0.455 (1, 7)	F8			K		1-3 1B		G1-6-3 BB		3	1	1	0	1	1	1						
Harry Simpson, L OBP: 0.341, SLG: 0.529 (1, 9)	1-3			K		1-3		G1-6-3		4	0	0	0	0	1	4						
Hector Lopez, R OBP: 0.377, SLG: 0.500 (1, 4)		1-3 BB		E5		1B BB		K		2	0	0	0	2	1	0						
Joe Ginsberg, L OBP: 0.331, SLG: 0.311 (1, 2)								F5		2	0	0	0	0	1	2						
Lou Skizas, R OBP: 0.273, SLG: 0.226 (6, PH)	K									1	0	1	2	0	0	0						
Tim Thompson, L OBP: 0.343, SLG: 0.396 (6, 2)										1	0	0	0	0	0	0						
Johnny Groth, R OBP: 0.322, SLG: 0.416 (1, 8)										4	0	1	0	0	0	3						
Joe Demaestri, R OBP: 0.291, SLG: 0.310 (9, PH)										3	0	0	0	0	1	1						
Eddie Robinson, L OBP: 0.296, SLG: 0.391 (9, PH)	F8							3		1	0	0	0	0	0	1						
Jack McMahan, R (1, 1)										0	0	0	0	0	0	0						
Tommy Lasorda, L OBP: 0.077, SLG: 0.077 (7, PH)										2	0	0	0	0	1	0						
Rance Pless, R OBP: 0.366, SLG: 0.295 (7, 1)										1	0	0	0	0	1	0						
Jack Crimian, R (7, 1)										0	0	0	0	0	0	0						
Inning Stats	R: 0 E: 0 K: 0 S: 4	H: 1 LOB: 1 BB: 0 P: 4	R: 0 E: 0 K: 1 S: 5	H: 0 LOB: 1 BB: 1 P: 9	R: 0 E: 0 K: 1 S: 5	H: 0 LOB: 0 BB: 0 P: 5	R: 0 E: 1 K: 2 S: 8	H: 0 LOB: 0 BB: 0 P: 8	R: 0 E: 0 K: 1 S: 5	H: 0 LOB: 0 BB: 0 P: 5	R: 2 E: 0 K: 0 S: 6	H: 3 LOB: 2 BB: 1 P: 10	R: 0 E: 0 K: 2 S: 8	H: 1 LOB: 1 BB: 0 P: 8	R: 0 E: 0 K: 1 S: 4	H: 0 LOB: 0 BB: 1 P: 8	R: 0 E: 0 K: 0 S: 3	H: 1 LOB: 0 BB: 0 P: 3	1B: 4 2B: 3 3B: 0 HR: 0	SF: 0 SAC: 0 DP: 2 HBP: 0	WP: 0 PB: 0 CS: 0	PA: 35
PITCHER Billy Pierce, L ERA: 2.84 (1, 1)	IP: 9.0 WLS: W BF: 35 H: 6 R: 2 ER: 2 SO: 8 BB: 3 IBB: 0 HBP: 0 BLK: 0 WP: 0 HR: 0 S: 48 P: 60 ERA: 2.00 WHIP: 1.000															PITCHER	IP: 9.0 WLS: W BF: 35 H: 6 R: 2 ER: 2 SO: 8 BB: 3 IBB: 0 HBP: 0 BLK: 0 WP: 0 HR: 0 S: 48 P: 60 ERA: 2.00 WHIP: 1.000					

Batter	1	2	3	4	5	6	7	8	9	AB	R	H	RBI	BB	SO	LOB	BOTTOM				
Jim Rivera, L OBP: 0.378, SLG: 0.421 (1, 9)	F8					BB SH1-3 1B		4-3		4	1	2	1	1	0	0	Kansas City Athletics @ Chicago White Sox Comiskey Park, Chicago, IL Wed Jul 04 1956, 4:33 AM EDT Unknown livebaseballscorecards.com				
Nellie Fox, L OBP: 0.329, SLG: 0.379 (1, 4)	E BB SF9 BB					2H 1B				2	2	1	0	2	0	0					
Minnie Minoso, R OBP: 0.434, SLG: 0.468 (1, 7)	E6 1B 1-2 2-3	CS		6-3		L8		F7		4	1	0	0	1	0	5					
Sherm Lollar, R OBP: 0.395, SLG: 0.463 (1, 2)	SF9					1-3				3	0	1	2	1	0	0					
Larry Doby, L OBP: 0.400, SLG: 0.432 (1, 8)	1B					4-3				3	0	1	1	2	0	3					
Walt Dropo, R OBP: 0.345, SLG: 0.317 (1, 3)	1-2 2H 1B					K		F6		4	0	2	1	1	1	3					
Sammy Esposito, R OBP: 0.400, SLG: 0.523 (1, 5)	F4					F8		SH1-4		2	0	0	0	0	0	2					
Luis Aparicio, R OBP: 0.276, SLG: 0.309 (1, 6)	F3					SH5-3 1B		F7		4	1	1	0	0	0	5					
Billy Pierce, L OBP: 0.143, SLG: 0.111 (1, 1)						SH5-3 1-2		3-1		3	0	0	0	0	1	1					
Inning Stats	R: 3 E: 1 K: 0 S: 6	H: 2 LOB: 2 BB: 2 P: 14	R: 0 E: 1 K: 1 S: 5	H: 0 LOB: 0 BB: 0 P: 5	R: 0 E: 0 K: 1 S: 5	H: 0 LOB: 1 BB: 1 P: 9	R: 1 E: 0 K: 0 S: 5	H: 2 LOB: 2 BB: 1 P: 9	R: 0 E: 0 K: 0 S: 3	H: 0 LOB: 2 BB: 1 P: 8	R: 0 E: 0 K: 0 S: 4	H: 1 LOB: 3 BB: 2 P: 12	R: 0 E: 0 K: 0 S: 4	H: 1 LOB: 1 BB: 0 P: 4	R: 1 E: 0 K: 0 S: 5	H: 2 LOB: 2 BB: 1 P: 9		1B: 7 2B: 1 3B: 0 HR: 0	SF: 1 SAC: 3 DP: 0 HBP: 1	WP: 1 PB: 0 CS: 1	PA: 43
PITCHER Jack McMahan, L ERA: 5.4 (1, 1)	IP: 0.1 WLS: L BF: 6 H: 2 R: 3 ER: 2 SO: 0 BB: 2 IBB: 0 HBP: 0 BLK: 0 WP: 0 HR: 0 S: 4 P: 12 ERA: 54.00 WHIP: 12.000															PITCHER		IP: 0.1 WLS: L BF: 6 H: 2 R: 3 ER: 2 SO: 0 BB: 2 IBB: 0 HBP: 0 BLK: 0 WP: 0 HR: 0 S: 4 P: 12 ERA: 54.00 WHIP: 12.000			
PITCHER Tommy Lasorda, L ERA: 5.2 (1, 1)	IP: 5.2 WLS: 26 BF: 3 H: 1 R: 1 ER: 1 SO: 2 BB: 5 IBB: 0 HBP: 1 BLK: 0 WP: 1 HR: 0 S: 24 P: 45 ERA: 1.59 WHIP: 1.412															PITCHER		IP: 5.2 WLS: 26 BF: 3 H: 1 R: 1 ER: 1 SO: 2 BB: 5 IBB: 0 HBP: 1 BLK: 0 WP: 1 HR: 0 S: 24 P: 45 ERA: 1.59 WHIP: 1.412			
PITCHER Jack Crimian, R ERA: 6.13 (7, 1)	IP: 2.0 WLS: 10 BF: 3 H: 1 R: 1 ER: 1 SO: 0 BB: 1 IBB: 0 HBP: 0 BLK: 0 WP: 0 HR: 0 S: 9 P: 13 ERA: 4.50 WHIP: 2.000															PITCHER	IP: 2.0 WLS: 10 BF: 3 H: 1 R: 1 ER: 1 SO: 0 BB: 1 IBB: 0 HBP: 0 BLK: 0 WP: 0 HR: 0 S: 9 P: 13 ERA: 4.50 WHIP: 2.000				

Batter	1	2	3	4	5	6	7	8	9	AB	R	H	RBI	BB	SO	LOB	TOP										
Vic Power, R OBP: 0.338, SLG: 0.430 Clete Boyer, R OBP: 0.264, SLG: 0.265 Eddie Robinson, L OBP: 0.296, SLG: 0.391	0-0 E6 1B	0-0			0-0 F8	0-0 F8			4-0 SH1-4 1B BB	4	1	1	0	1	0	2	Kansas City Athletics @ Chicago White Sox Comiskey Park, Chicago, IL Wed Jul 04 1956, 4:38 AM EDT Att: 18,682 - Unknown										
Enos Slaughter, L OBP: 0.375, SLG: 0.423	0-0 1B	0-0 1-3			0-0 F5			0-0 SH1-4 1B	5	1	3	0	0	0	1												
Lou Skizas, R OBP: 0.297, SLG: 0.286	0-0 1B		0-0 F9		0-0 2B		0-0 F7	0-0 SH1-4	4	1	2	1	0	0	1												
Harry Simpson, L OBP: 0.342, SLG: 0.526	0-0 1B		0-0 4-3		4-0 IBB		0-3 K	0-0 F6	4	0	1	1	1	1	4												
Tim Thompson, L OBP: 0.337, SLG: 0.389 Joe Ginsberg, L OBP: 0.326, SLG: 0.306	0-3 K		0-0 F9		0-0 F7		0-0 F6	0-0 F7	3	0	0	0	0	1	4												
Hector Lopez, R OBP: 0.375, SLG: 0.494	0-0 5-3		0-3 K2-3		0-3 K		4-0 SH1-4 BB		3	0	0	1	1	2	1												
Jim Finigan, R OBP: 0.323, SLG: 0.321	0-0 5-3		0-0 5-3		4-0 1B BB		0-0 SH1-4	0-0 1-2	2	0	0	0	1	0	1												
Mike Baxes, R OBP: 0.353, SLG: 0.273		0-0 5-3		0-0 1B		0-0 1-2 1B		0-0 6-3	4	0	2	0	0	0	1												
Alex Kellner, R OBP: 0.261, SLG: 0.190 Art Ditmar, R OBP: 0.204, SLG: 0.170 Bobby Shantz, R OBP: 0.200, SLG: 0.111		0-0 4-3		0-0 2-3		0-3 K		0-0 6-3	3	0	0	0	0	1	3												
Inning Stats	R: 3 E: 1 K: 1 S: 9	H: 3 LOB: 1 BB: 0 P: 9	R: 0 E: 0 K: 0 S: 4	H: 1 LOB: 1 BB: 0 P: 4	R: 0 E: 0 K: 0 S: 3	H: 0 LOB: 0 BB: 0 P: 3	R: 0 E: 0 K: 1 S: 6	H: 1 LOB: 1 BB: 0 P: 6	R: 0 E: 0 K: 0 S: 4	H: 1 LOB: 2 BB: 1 P: 8	R: 0 E: 0 K: 1 S: 6	H: 1 LOB: 1 BB: 0 P: 6	R: 0 E: 0 K: 0 S: 3	H: 0 LOB: 1 BB: 1 P: 7	R: 0 E: 0 K: 0 S: 4	H: 1 LOB: 3 BB: 1 P: 8		1B: 8 2B: 1 3B: 0 HR: 0	SF: 0 SAC: 2 DP: 0 HBP: 0	WP: 0 PB: 0 SB: 0 CS: 0	PA: 41						
PITCHER	IP	WLS	BF	H	R	ER	SO	BB	IBB	HBP	BLK	WP	HR	S	P	ERA	WHIP										
Gerry Staley, R ERA: 4.03	(1, 1)	5.0	L	23	6	3	1	2	0	1	0	0	0	26	30	1.80	1.200										
Dixie Howell, R ERA: 4.58	(6, 1)	2.0		9	2	0	0	3	1	0	0	0	0	14	18	0.00	1.500										
Paul LaPalme, L ERA: 5.45	(8, 1)	2.0		9	1	0	0	0	2	0	0	0	0	7	15	0.00	1.500										

AB	35
R	3
H	9
RBI	3
BB	4
SO	5
LOB	23



Batter	1	2	3	4	5	6	7	8	9	AB	R	H	RBI	BB	SO	LOB	BOTTOM											
Jim Rivera, L OBP: 0.380, SLG: 0.422	0-0 F9		0-0 1B			0-0 E 1B	0-0 FC6 L3		4	1	2	0	0	0	2	Kansas City Athletics @ Chicago White Sox Comiskey Park, Chicago, IL Wed Jul 04 1956, 4:38 AM EDT Att: 18,682 - Unknown												
Nellie Fox, L OBP: 0.326, SLG: 0.377	0-0 F7		0-0 F8		0-0 E 1B	0-0 L3		4	1	1	0	0	0	4														
Minnie Minoso, R OBP: 0.432, SLG: 0.464	0-0 FC5-4 1B			0-0 F2		0-0 F4		0-0 6-3	4	0	1	0	0	0	1													
Sherm Lollar, R OBP: 0.401, SLG: 0.465	0-0 FC5-4			0-0 F4 1B		0-0 1B		4-0 FC4-6 BB	3	0	2	1	1	0	1													
Larry Doby, L OBP: 0.394, SLG: 0.424		0-3 K		0-0 F4		0-0 F7		0-0 FC4-6	4	0	0	0	0	1	3													
Walt Dropo, R OBP: 0.333, SLG: 0.305		0-0 5-3			0-0 F8	0-0 F8		0-3 K	4	0	0	0	0	1	2													
Sammy Esposito, R OBP: 0.387, SLG: 0.309		0-0 L6			0-0 6-3		0-0 6-3		0-0 1-3	4	0	0	0	0	0													
Luis Aparicio, R OBP: 0.278, SLG: 0.307 Fred Hatfield, L OBP: 0.375, SLG: 0.380			0-0 B1-3		4-0 BB		4-0 FC6 BB 1B		0-0 F9	1	0	0	0	1	0													
Gerry Staley, R ERA: 4.03 Bubba Phillips, L ERA: 2.85 Dixie Howell, R ERA: 4.58 Ron Northey, L ERA: 4.29 Dick Donovan, L ERA: 4.52 Paul LaPalme, L ERA: 5.45 Dave Philley, S ERA: 3.56	(1, 1)	(5, PH)	(8, 1)	(7, PH)	(8, 5)	(1, 1)	(5, PH)	(8, 1)	(8, 1)	(8, 1)	(8, 1)	(8, 1)	(8, 1)	(8, 1)	(8, 1)		(8, 1)	Kansas City Athletics @ Chicago White Sox Comiskey Park, Chicago, IL Wed Jul 04 1956, 4:38 AM EDT Att: 18,682 - Unknown										
Inning Stats	R: 0 E: 0 K: 0 S: 4	H: 1 LOB: 0 BB: 0 P: 4	R: 0 E: 0 K: 1 S: 5	H: 0 LOB: 0 BB: 0 P: 5	R: 0 E: 0 K: 1 S: 6	H: 1 LOB: 0 BB: 0 P: 6	R: 0 E: 0 K: 0 S: 3	H: 1 LOB: 0 BB: 0 P: 3	R: 0 E: 0 K: 0 S: 3	H: 0 LOB: 0 BB: 0 P: 7	R: 2 E: 2 K: 0 S: 6	H: 3 LOB: 1 BB: 0 P: 6	R: 0 E: 1 K: 0 S: 4	H: 1 LOB: 3 BB: 1 P: 8	R: 0 E: 0 K: 1 S: 5		H: 0 LOB: 1 BB: 1 P: 9		R: 0 E: 0 K: 0 S: 3	H: 0 LOB: 0 BB: 0 P: 3	1B: 7 2B: 1 3B: 0 HR: 0	SF: 0 SAC: 0 DP: 1 HBP: 0	WP: 0 PB: 0 SB: 0 CS: 0	PA: 36				
PITCHER	IP	WLS	BF	H	R	ER	SO	BB	IBB	HBP	BLK	WP	HR	S	P	ERA	WHIP											
Alex Kellner, L ERA: 3.63	(1, 1)	5.0	W	20	5	2	1	2	1	0	0	0	0	6	10	0.00	2.250											
Art Ditmar, R ERA: 3.63	(6, 1)	1.1		7	2	0	0	0	1	0	0	0	0	6	10	0.00	2.250											
Bobby Shantz, L ERA: 4.2	(7, 1)	2.2	S	9	0	0	0	1	1	0	0	0	0	10	14	0.00	0.375											

AB	33
R	2
H	7
RBI	1
BB	3
SO	3
LOB	14



Batter	1	2	3	4	5	6	7	8	9	AB	R	H	RBI	BB	SO	LOB	TOP							
George Strickland, R OBP: 0.367, SLG: 0.318 (1, 4)										5	2	2	1	1	0	1	Cleveland Indians @ Kansas City Athletics Municipal Stadium, Kansas City, MO Sun Jul 08 1956, 4:33 AM EDT Att: 15,958 - Unknown							
Gene Woodling, L OBP: 0.443, SLG: 0.439 (1, 7)										3	2	2	1	2	0	0								
Al Smith, R OBP: 0.405, SLG: 0.494 (1, 9)										6	2	2	4	0	0	4								
Al Rosen, R OBP: 0.415, SLG: 0.540 Kenny Kuhn, L OBP: 0.400, SLG: 0.250 (8, 6)										2	3	1	0	3	0	0								
Vic Wertz, L OBP: 0.385, SLG: 0.538 Sam Mele, R OBP: 0.371, SLG: 0.462 Preston Ward, L OBP: 0.360, SLG: 0.458 (7, 3)										3	0	0	0	0	1	5								
Jim Busby, R OBP: 0.284, SLG: 0.367 (1, 8)										6	2	1	3	0	0	9								
Chico Carrasquel, R OBP: 0.339, SLG: 0.337 (8, 5)										6	3	2	1	0	0	2								
Jim Hegan, R OBP: 0.337, SLG: 0.353 (1, 2)										4	1	1	0	1	0	1								
Early Wynn, S OBP: 0.264, SLG: 0.213 Bob Lemon, L OBP: 0.275, SLG: 0.444 (8, 1)										2	1	1	2	2	0	0								
Inning Stats	R: 0 E: 0 K: 1 S: 6	H: 1 LOB: 3 BB: 2 P: 14	R: 0 E: 0 K: 0 S: 3	H: 0 LOB: 0 BB: 0 P: 3	R: 0 E: 0 K: 0 S: 2	H: 0 LOB: 0 BB: 1 P: 6	R: 0 E: 0 K: 0 S: 3	H: 0 LOB: 1 BB: 0 P: 3	R: 0 E: 0 K: 0 S: 3	H: 0 LOB: 1 BB: 1 P: 7	R: 4 E: 1 K: 0 S: 8	H: 5 LOB: 2 BB: 0 P: 8	R: 11 E: 0 K: 0 S: 10	H: 7 LOB: 2 BB: 5 P: 30	R: 2 E: 0 K: 0 S: 5	H: 2 LOB: 0 BB: 0 P: 5		R: 0 E: 0 K: 0 S: 5	H: 2 LOB: 2 BB: 0 P: 5	1B: 12 2B: 3 3B: 0 HR: 2	SF: 0 SAC: 1 DP: 1 HBP: 0	WP: 0 PB: 0 SB: 0 CS: 0	PA: 52	
PITCHER	IP WLS BF H R ER SO BB IBB HBP BLK WP HR S P ERA WHIP	6.1 L 30 8 6 5 1 4 0 0 0 0 1 28 44 7.11 1.895	7.1 L 30 8 6 5 1 2 0 0 0 0 0 3 11 27.00 12.000	7.1 L 30 8 6 5 1 2 0 0 0 0 0 2 10 ∞ ∞	7.1 L 30 8 6 5 1 1 0 0 0 0 0 1 12 16 15.43 2.571																			

AB	42
R	17
H	17
RBI	17
BB	9
SO	1
LOB	22



Batter	1	2	3	4	5	6	7	8	9	AB	R	H	RBI	BB	SO	LOB	BOTTOM					
Vic Power, R OBP: 0.335, SLG: 0.425 (1, 3)										5	1	2	0	0	0	4	Cleveland Indians @ Kansas City Athletics Municipal Stadium, Kansas City, MO Sun Jul 08 1956, 4:33 AM EDT Att: 15,958 - Unknown					
Enos Slaughter, L OBP: 0.374, SLG: 0.421 (1, 9)										4	0	0	0	0	1	5						
Gus Zernial, R OBP: 0.338, SLG: 0.492 (1, 7)										4	1	2	1	0	0	1						
Harry Simpson, L OBP: 0.342, SLG: 0.521 (1, 8)										2	0	1	1	1	0	1						
Hector Lopez, R OBP: 0.371, SLG: 0.482 (1, 4)										4	0	0	0	0	1	3						
Joe Ginsberg, L OBP: 0.340, SLG: 0.326 (1, 2)										4	1	1	0	0	0	2						
Jim Finigan, R OBP: 0.316, SLG: 0.315 (1, 5)										4	0	1	0	0	1	1						
Mike Baxes, R OBP: 0.350, SLG: 0.273 (1, 6)										3	0	1	1	1	1	0						
Jack McMahan, R OBP: 0.077, SLG: 0.077 Jack Crimian, R OBP: 0.400, SLG: 0.400 Eddie Robinson, L OBP: 0.290, SLG: 0.382 (9, PH)										2	0	0	0	0	0	2						
Inning Stats	R: 1 E: 0 K: 0 S: 5	H: 2 LOB: 1 BB: 0 P: 5	R: 1 E: 0 K: 0 S: 6	H: 3 LOB: 2 BB: 0 P: 6	R: 0 E: 0 K: 1 S: 6	H: 1 LOB: 1 BB: 0 P: 6	R: 0 E: 0 K: 0 S: 3	H: 0 LOB: 0 BB: 0 P: 3	R: 0 E: 0 K: 1 S: 6	H: 1 LOB: 1 BB: 0 P: 6	R: 1 E: 0 K: 1 S: 6	H: 1 LOB: 1 BB: 1 P: 10	R: 0 E: 0 K: 1 S: 5	H: 0 LOB: 1 BB: 1 P: 9	1B: 5 2B: 3 3B: 0 HR: 1	SF: 1 SAC: 1 DP: 0 HBP: 0		WP: 0 PB: 0 SB: 0 CS: 0	PA: 38			
PITCHER	IP WLS BF H R ER SO BB IBB HBP BLK WP HR S P ERA WHIP	7.0 W 29 8 2 2 2 0 0 0 0 0 1 11 19 4.50 1.500	7.1 L 30 8 6 5 1 2 0 0 0 0 0 3 11 27.00 12.000	7.1 L 30 8 6 5 1 1 0 0 0 0 0 2 10 ∞ ∞	7.1 L 30 8 6 5 1 1 0 0 0 0 0 1 12 16 15.43 2.571																	

AB	34
R	3
H	9
RBI	3
BB	2
SO	4
LOB	20



Batter	1	2	3	4	5	6	7	8	9	AB	R	H	RBI	BB	SO	LOB	TOP					
Vic Power, R OBP: 0.329, SLG: 0.418 (1, 3)	0-0 6-3		0-0 E3			0-0 4-3		0-0 F7		4	0	0	0	0	0	2	Kansas City Athletics @ Baltimore Orioles Memorial Stadium, Baltimore, MD Thu Jul 12 1956, 3:33 AM EDT Att: 9,487 - Unknown livebaseballscorecards.com					
Lou Skizas, R OBP: 0.348, SLG: 0.326 (1, 9)	0-0 F6		2-3 3-H 0-0 6-3			0-0 1B		0-0 1B		4	0	2	0	0	0	2						
Gus Zernial, R OBP: 0.332, SLG: 0.481 (1, 7)	0-0 5-3			0-0 L1		0-3 K		0-0 F7		4	0	0	0	0	1	2						
Harry Simpson, L OBP: 0.337, SLG: 0.515 (1, 8)		0-0 G3		0-0 4-3		0-0 1-3			0-0 F7	4	0	0	0	0	0	1						
Hector Lopez, R OBP: 0.366, SLG: 0.475 (1, 5)		0-3 K		0-3 K			0-0 F8		0-0 F9	4	0	0	0	0	2	0						
Joe Ginsberg, L OBP: 0.338, SLG: 0.324 (1, 2)		0-3 K			0-0 F8 1B		0-3 K		0-0 F8	4	0	1	0	0	2	0						
Mike Baxes, R OBP: 0.373, SLG: 0.294 (1, 6)			4-0 G3 1B E3 BB		0-0 1-2 1B					2	0	2	0	1	0	0						
Jim Finigan, R OBP: 0.316, SLG: 0.315 (1, 4)			0-0 E3 G3 1-2 1B		0-0 F8		0-0 6-3			3	0	1	0	0	0	3						
Art Ditmar, R Eddie Robinson, L Troy Herring, R Johnny Gromm, R Tom Gorman, R Joe Demasesti, R Bobby Shantz, L OBP: 0.192, SLG: 0.160 OBP: 0.287, SLG: 0.376 OBP: 0.222, SLG: 0.125 OBP: 0.143, SLG: 0.413 OBP: 0.143, SLG: 0.053 OBP: 0.298, SLG: 0.308 OBP: 0.200, SLG: 0.111 (1, 1) (3, PH) (3, 1) (5, PH) (5, 1) (5, PH) (8, PH) (8, 1)			0-0 G3		0-0 G6-4-3		0-0 F8		0-0 F8	0	0	0	0	0	0	0						
Inning Stats	R: 0 E: 0 K: 0 S: 3	H: 0 LOB: 0 BB: 0 P: 3	R: 0 E: 0 K: 2 S: 7	H: 0 LOB: 0 BB: 0 P: 7	R: 0 E: 1 K: 0 S: 4	H: 1 LOB: 2 BB: 1 P: 8	R: 0 E: 0 K: 1 S: 5	H: 0 LOB: 0 BB: 0 P: 5	R: 0 E: 0 K: 0 S: 4	H: 2 LOB: 1 BB: 0 P: 4	R: 0 E: 0 K: 1 S: 6	H: 1 LOB: 1 BB: 0 P: 6	R: 0 E: 0 K: 1 S: 6	H: 1 LOB: 1 BB: 0 P: 6	R: 0 E: 0 K: 0 S: 4	H: 1 LOB: 1 BB: 0 P: 4		R: 0 E: 0 K: 0 S: 3	H: 0 LOB: 0 BB: 0 P: 3	1B: 6 2B: 0 3B: 0 HR: 0	SF: 0 SAC: 0 DP: 1 HBP: 0	WP: 0 PB: 0 SB: 0 CS: 0
PITCHER Bill Wight, L ERA: 4.5 (1, 1)	IP: 9.0 WLS: W BF: 33 H: 6 R: 0 ER: 0 SO: 5 BB: 1 IBB: 0 HBP: 0 BLK: 0 WP: 0 HR: 0 S: 42 P: 46 ERA: 0.00 WHIP: 0.778																					

Batter	1	2	3	4	5	6	7	8	9	AB	R	H	RBI	BB	SO	LOB	BOTTOM					
Dick Williams, R OBP: 0.351, SLG: 0.500 (1, 9)	0-0 5-3			0-0 6-3			0-0 F2			4	0	0	0	0	0	1	Kansas City Athletics @ Baltimore Orioles Memorial Stadium, Baltimore, MD Thu Jul 12 1956, 3:33 AM EDT Att: 9,487 - Unknown livebaseballscorecards.com					
Tito Francona, L OBP: 0.324, SLG: 0.293 (1, 3)	4-0 E HR	0-0 BB 1B		0-0 F6		0-0 1-3				3	1	1	0	1	0	0						
George Kell, R OBP: 0.387, SLG: 0.455 (1, 5)	0-0 E8 1-3 HR	4-0 FC5-4 BB		0-0 F8		0-0 F9		0-0 2B		3	1	1	0	1	0	1						
Bob Nieman, R OBP: 0.404, SLG: 0.517 (1, 7)	0-0 HR	0-0 FC5-4		0-0 F3		0-0 F9		0-0 F9		4	1	1	3	0	0	4						
Gus Triandos, R OBP: 0.377, SLG: 0.466 (1, 2)	0-0 F8		0-0 F9		0-0 F5		0-0 5-3			4	0	0	0	0	0	1						
Jim Pylvan, R OBP: 0.290, SLG: 0.327 (1, 8)	0-0 F9		0-0 1B		0-0 F3		0-0 F9			4	0	1	0	0	0	1						
Billy Gardner, R OBP: 0.255, SLG: 0.333 (1, 4)		0-0 1B 2B		0-0 F4		0-0 F4				3	0	1	0	0	0	1						
Willy Miranda, S OBP: 0.309, SLG: 0.301 (1, 6)		0-0 FC3-2-5-3 1B		0-0 K		0-0 F8				3	1	2	0	0	0	0						
Bill Wight, L OBP: 0.235, SLG: 0.212 (1, 1)		0-0 FC3-2-5-3 FC6-5 1-H 3-H		0-3 K						3	0	0	0	0	1	1						
Inning Stats	R: 3 E: 1 K: 0 S: 5	H: 1 LOB: 0 BB: 1 P: 9	R: 1 E: 0 K: 0 S: 6	H: 3 LOB: 3 BB: 1 P: 10	R: 0 E: 0 K: 0 S: 4	H: 2 LOB: 2 BB: 0 P: 4	R: 0 E: 0 K: 1 S: 5	H: 0 LOB: 0 BB: 0 P: 5	R: 0 E: 0 K: 0 S: 3	H: 0 LOB: 0 BB: 0 P: 3	R: 0 E: 0 K: 0 S: 3	H: 0 LOB: 0 BB: 0 P: 3	R: 0 E: 0 K: 0 S: 4	H: 1 LOB: 1 BB: 0 P: 4	R: 0 E: 0 K: 0 S: 3	H: 0 LOB: 0 BB: 0 P: 3		R: 0 E: 0 K: 0 S: 4	H: 1 LOB: 1 BB: 0 P: 4	1B: 4 2B: 2 3B: 0 HR: 1	SF: 0 SAC: 0 DP: 0 HBP: 0	WP: 0 PB: 0 SB: 0 CS: 0
PITCHER Art Ditmar, R ERA: 3.85 Troy Herring, R ERA: 6.41 Tom Gorman, R ERA: 4.08 Bobby Shantz, L ERA: 4.04 (1, 1) (3, 1) (5, 1) (8, 1)	IP: 2.0 WLS: L BF: 13 H: 4 R: 4 ER: 3 SO: 3 BB: 2 IBB: 0 HBP: 0 BLK: 0 WP: 0 HR: 1 S: 11 P: 19 ERA: 13.50 WHIP: 3.000																					

Batter	1	2	3	4	5	6	7	8	9	AB	R	H	RBI	BB	SO	LOB	TOP										
Hector Lopez, R OBP: 0.363, SLG: 0.473 (1, 5)										5	1	1	0	0	0	1											
Al Pizarro, L OBP: 0.250, SLG: 0.250 (1, 8)										4	1	1	0	0	0	1											
Lou Skizas, R OBP: 0.333, SLG: 0.404 Johnny Groth, R OBP: 0.320, SLG: 0.413 (1, 7) (8, 7)										4	1	2	2	0	0	0											
Harry Simpson, L OBP: 0.333, SLG: 0.508 Enos Slaughter, L OBP: 0.374, SLG: 0.421 (1, 9) (8, 9)										4	0	0	0	0	0	2											
Eddie Robinson, L OBP: 0.286, SLG: 0.372 (1, 3)										4	0	1	0	0	0	2											
Tim Thompson, L OBP: 0.335, SLG: 0.382 (1, 2)										3	0	0	0	1	0	1											
Mike Baxes, R OBP: 0.356, SLG: 0.278 (1, 6)										4	0	0	0	0	0	2											
Jim Finigan, R OBP: 0.315, SLG: 0.314 (1, 4)										4	0	1	0	0	0	1											
Alex Kellner, R OBP: 0.259, SLG: 0.200 (1, 1)										4	0	1	0	0	3	2											
Inning Stats	R: 3 E: 1 K: 0 S: 6	H: 2 LOB: 1 BB: 1 P: 10	R: 0 E: 0 K: 1 S: 6	H: 1 LOB: 1 BB: 0 P: 6	R: 0 E: 0 K: 0 S: 3	H: 0 LOB: 0 BB: 0 P: 3	R: 0 E: 1 K: 1 S: 6	H: 0 LOB: 1 BB: 0 P: 6	R: 0 E: 0 K: 0 S: 5	H: 2 LOB: 2 BB: 0 P: 5	R: 0 E: 0 K: 0 S: 3	H: 0 LOB: 0 BB: 0 P: 3	R: 0 E: 0 K: 0 S: 4	H: 1 LOB: 1 BB: 0 P: 4	R: 0 E: 0 K: 1 S: 5	H: 0 LOB: 0 BB: 0 P: 5	1B: 5 2B: 1 3B: 0 HR: 1	SF: 0 SAC: 0 DP: 0 HBP: 0	WP: 0 PB: 0 SB: 0 CS: 0	PA: 37							
PITCHER	IP	WLS	BF	H	R	ER	SO	BB	IBB	HBP	BLK	WP	HR	S	P	ERA	WHIP										
Connie Johnson, R ERA: 3.49 (1, 1)	7.0	L	30	6	3	2	3	1	0	0	0	0	1	35	39	2.57	1.000										
Billy Loes, R ERA: 5.18 (8, 1)	2.0		7	1	0	0	1	0	0	0	0	0	0	9	9	0.00	0.500										

Kansas City Athletics @ Baltimore Orioles
Memorial Stadium, Baltimore, MD
Fri Jul 13, 1956, 3:33 AM EDT
Att: 7,471 - Unknown

AB	36
R	3
H	7
RBI	2
BB	1
SO	4
LOB	12



Batter	1	2	3	4	5	6	7	8	9	AB	R	H	RBI	BB	SO	LOB	BOTTOM										
Dick Williams, R OBP: 0.339, SLG: 0.526 (1, 9) (8, 4)										5	1	1	1	0	0	6											
George Kell, R OBP: 0.393, SLG: 0.474 (1, 5)										4	1	3	1	0	0	1											
Bob Nieman, R OBP: 0.397, SLG: 0.507 (1, 7)										4	0	0	0	0	0	3											
Gus Triandos, R OBP: 0.370, SLG: 0.457 (1, 3)										4	0	0	0	0	1	0											
Hal Smith, R OBP: 0.323, SLG: 0.386 (1, 2)										4	0	1	0	0	0	0											
Jim Puyburn, R OBP: 0.281, SLG: 0.316 (1, 8)										4	0	0	0	0	0	1											
Billy Gardner, R OBP: 0.253, SLG: 0.331 Hoot Evers, R OBP: 0.413, SLG: 0.342 (1, 4) (7, PH) (8, 9)										2	0	0	0	0	0	0											
Willy Miranda, S OBP: 0.312, SLG: 0.308 (1, 6)										4	0	2	0	0	1	1											
Connie Johnson, R OBP: 0.370, SLG: 0.333 Tom Gastall, R OBP: 0.233, SLG: 0.250 Billy Loes, R OBP: 0.091, SLG: 0.091 Bob Hale, L OBP: 0.302, SLG: 0.307 Tito Francona, L OBP: 0.324, SLG: 0.293 (1, 1) (7, PH) (8, 1) (8, PH) (8, PR)										1	0	1	0	1	0	0											
Inning Stats	R: 1 E: 0 K: 0 S: 4	H: 2 LOB: 0 BB: 0 P: 4	R: 0 E: 0 K: 0 S: 3	H: 0 LOB: 0 BB: 0 P: 3	R: 0 E: 0 K: 1 S: 6	H: 1 LOB: 1 BB: 0 P: 6	R: 0 E: 0 K: 0 S: 5	H: 2 LOB: 3 BB: 1 P: 9	R: 0 E: 0 K: 0 S: 3	H: 0 LOB: 0 BB: 0 P: 3	R: 0 E: 0 K: 0 S: 4	H: 1 LOB: 1 BB: 0 P: 4	R: 1 E: 0 K: 0 S: 4	H: 1 LOB: 0 BB: 0 P: 4	R: 0 E: 0 K: 1 S: 7	H: 2 LOB: 2 BB: 0 P: 7	1B: 6 2B: 2 3B: 0 HR: 2	SF: 0 SAC: 0 DP: 0 HBP: 0	WP: 0 PB: 0 SB: 0 CS: 0	PA: 37							
PITCHER	IP	WLS	BF	H	R	ER	SO	BB	IBB	HBP	BLK	WP	HR	S	P	ERA	WHIP										
Alex Kellner, L ERA: 3.42 (1, 1)	9.0	W	37	10	2	2	2	1	0	0	0	0	2	40	44	2.00	1.222										

Kansas City Athletics @ Baltimore Orioles
Memorial Stadium, Baltimore, MD
Fri Jul 13, 1956, 3:33 AM EDT
Att: 7,471 - Unknown

AB	36
R	2
H	10
RBI	2
BB	1
SO	2
LOB	13



Batter	1	2	3	4	5	6	7	8	9	AB	R	H	RBI	BB	SO	LOB	TOP			
Hector Lopez, R OBP: 0.359, SLG: 0.467 (1, 5)	6-3			F8		6-3		F7		4	0	0	0	0	0	0				
Al Pilarcik, L OBP: 0.250, SLG: 0.250 (1, 8)	K			1B		F8			G3	4	0	1	0	0	1	0				
Enos Slaughter, L OBP: 0.366, SLG: 0.411 (1, 9)	F6			F7		F6			4-3	4	0	0	0	0	0	1				
Eddie Robinson, L OBP: 0.294, SLG: 0.388 (1, 3)		1-3		BB					1-3	4	0	2	0	0	0	0				
Tim Thompson, L OBP: 0.335, SLG: 0.377 (1, 2)	K			1B		F3				2	0	0	0	1	1	1				
Johnny Groth, R OBP: 0.315, SLG: 0.405 (1, 7)	1-3			BB						3	0	0	0	0	1	4				
Mike Baxes, R OBP: 0.348, SLG: 0.270 Harry Simpson, L OBP: 0.332, SLG: 0.506 Joe Demaestri, R OBP: 0.289, SLG: 0.308 (7, PH) (7, 6)			5-3			F7		1-3		2	0	0	0	0	0	0	AB 30			
Jim Finigan, R OBP: 0.313, SLG: 0.311 Clete Boyer, R OBP: 0.259, SLG: 0.260 (1, 4) (5, 4)	K		K			1-3		K		2	0	0	0	0	1	0	R 0			
Jack McMahan, R Joe Ginsberg, L Tom Gorman, R (8, PH) (8, 1)	K		K			K		F7		2	0	0	0	0	2	0	H 3			
										1	0	0	0	0	0	0	RBI 0			
										0	0	0	0	0	0	0	BB 1			
										2	0	0	0	0	2	0	SO 7			
										1	0	0	0	0	0	0	LOB 7			
										0	0	0	0	0	0	0				
Inning Stats	R: 0 E: 0 K: 1 S: 5	H: 0 LOB: 0 BB: 0 P: 5	R: 0 E: 0 K: 1 S: 5	H: 0 LOB: 0 BB: 0 P: 5	R: 0 E: 0 K: 2 S: 7	H: 0 LOB: 0 BB: 0 P: 7	R: 0 E: 0 K: 0 S: 5	H: 2 LOB: 3 BB: 1 P: 9	R: 0 E: 0 K: 0 S: 3	H: 0 LOB: 0 BB: 0 P: 3	R: 0 E: 0 K: 1 S: 6	H: 1 LOB: 1 BB: 0 P: 6	R: 0 E: 0 K: 1 S: 5	H: 0 LOB: 0 BB: 0 P: 5	R: 0 E: 0 K: 0 S: 3	H: 0 LOB: 0 BB: 0 P: 3	1B: 2 2B: 1 3B: 0 HR: 0	SF: 0 SAC: 0 DP: 0 HBP: 0	WP: 0 PB: 0 CS: 0	PA: 31
PITCHER Mike Fomies, R ERA: 4.25 (1, 1)	IP: 9.0 WLS: W BF: 31 H: 3 R: 0 ER: 0 SO: 7 BB: 1 IBB: 0 HBP: 0 BLK: 0 WP: 0 HR: 0 S: 44 P: 48 ERA: 0.00 WHIP: 0.444															PITCHER				

Kansas City Athletics @ Baltimore Orioles
Memorial Stadium, Baltimore, MD
Sat Jul 14 1956, 3:33 AM EDT
Att: 6,941 - Unknown

AB	30
R	0
H	3
RBI	0
BB	1
SO	7
LOB	7



Batter	1	2	3	4	5	6	7	8	9	AB	R	H	RBI	BB	SO	LOB	BOTTOM			
Dick Williams, R OBP: 0.323, SLG: 0.500 Jim Pyburn, R OBP: 0.281, SLG: 0.316 (1, 8) (8, 8)	F9		F4		SH3-4		F3			3	0	0	0	0	0	0				
Hoot Evers, R OBP: 0.411, SLG: 0.333 Joe Frazier, L OBP: 0.358, SLG: 0.458 Hal Brown, R OBP: 0.389, SLG: 0.400 Tito Francona, L OBP: 0.324, SLG: 0.293 (1, 9) (8, PH) (8, PR) (9, 9)	4-0		F9		FC6-5-4			SH2-4		2	1	0	0	1	0	1				
George Kell, R OBP: 0.393, SLG: 0.472 (1, 5)	1B		L5		F9		SH2-4			3	0	1	1	0	0	1				
Bob Nieman, R OBP: 0.403, SLG: 0.507 (1, 7)	1B			F7		6-3	5-3	SH2-4		2	0	1	0	2	0	0				
Gus Triandos, R OBP: 0.368, SLG: 0.453 (1, 3)	F6		1B		1B		5-3	G6-4-3		4	0	1	0	0	0	5				
Hal Smith, R OBP: 0.323, SLG: 0.385 (1, 2)	G5-4			1B		6-3				3	0	1	0	0	0	3				
Billy Gardner, R OBP: 0.250, SLG: 0.327 (1, 4)		4-3		F9		G3				3	0	0	0	0	3		AB 26			
Willy Miranda, S OBP: 0.309, SLG: 0.305 (1, 6)		5-3		6-3			F8			3	0	0	0	0	2		R 1			
Mike Fomies, R OBP: 0.188, SLG: 0.313 (1, 1)		5-3		FC6-5	SH3-4		F3			3	0	1	0	0	0		H 5			
										1	0	0	0	0	0		RBI 1			
										0	0	0	0	0	0		BB 4			
										3	0	0	0	0	0		SO 0			
										1	0	0	0	0	0		LOB 15			
Inning Stats	R: 1 E: 0 K: 0 S: 5	H: 2 LOB: 2 BB: 1 P: 9	R: 0 E: 0 K: 0 S: 3	H: 0 LOB: 0 BB: 0 P: 3	R: 0 E: 0 K: 0 S: 3	H: 0 LOB: 0 BB: 0 P: 3	R: 0 E: 0 K: 0 S: 5	H: 2 LOB: 2 BB: 0 P: 5	R: 0 E: 0 K: 0 S: 4	H: 1 LOB: 1 BB: 0 P: 4	R: 0 E: 0 K: 0 S: 3	H: 0 LOB: 1 BB: 1 P: 7	R: 0 E: 0 K: 0 S: 3	H: 0 LOB: 0 BB: 0 P: 3	R: 0 E: 0 K: 0 S: 2	H: 0 LOB: 2 BB: 2 P: 10	1B: 5 2B: 0 3B: 0 HR: 0	SF: 0 SAC: 2 DP: 1 HBP: 0	WP: 0 PB: 0 CS: 0	PA: 32
PITCHER Jack McMahan, L ERA: 4.93 Tom Gorman, R ERA: 4.04 (1, 1) (8, 1)	IP: 7.0 WLS: L BF: 28 H: 5 R: 1 ER: 1 SO: 1 BB: 1 IBB: 0 HBP: 0 BLK: 0 WP: 0 HR: 0 S: 26 P: 34 ERA: 1.29 WHIP: 1.000															PITCHER				


Kansas City Athletics @ Baltimore Orioles
Memorial Stadium, Baltimore, MD
Sat Jul 14 1956, 3:33 AM EDT
Att: 6,941 - Unknown

AB	26
R	1
H	5
RBI	1
BB	4
SO	0
LOB	15



Batter	1	2	3	4	5	6	7	8	9	AB	R	H	RBI	BB	SO	LOB	TOP																				
Hector Lopez, R OBP: 0.360, SLG: 0.464 (1, 5)	F9		6-3		6-3		1B 2B IBB		4-3 1B	4	2	1	0	1	0	0	Kansas City Athletics @ Washington Senators Griffith Stadium, Washington, DC Sun Jul 15 1956, 3:33 AM EDT Unknown																				
Al Pilarcik, L OBP: 0.231, SLG: 0.231 (1, 8)	F8		P3		4-3		1-3 2-H 2B 1B		4-3	5	1	1	1	0	0	1																					
Gus Zernial, R OBP: 0.338, SLG: 0.495 (1, 7)	K				F7		1-H 3-H 2B 2B		G4-6-3 1B	5	1	3	3	0	1	0																					
Eddie Robinson, L OBP: 0.298, SLG: 0.398 (1, 3)			1-3				P6 2-H 2B		G4-6-3 1B	5	0	2	1	0	0	2																					
Johnny Groth, R OBP: 0.314, SLG: 0.401 (1, 9)					F8 1B		F5 5-3			4	0	1	0	0	1	2																					
Tim Thompson, L OBP: 0.328, SLG: 0.368 (1, 2)					F8 1-2 2B		F8		4-3	4	1	0	0	0	2																						
Joe Demaestri, R OBP: 0.302, SLG: 0.340 (1, 6)					E PB 1B		SH3-4 1B		HR	4	3	4	2	0	0	0																					
Clete Boyer, R OBP: 0.259, SLG: 0.259 (1, 4)					E6 FC6-4 1B		K		P4	4	0	1	1	0	1	2																					
Wally Burnette, R (1, 1)					6-3 FC6-4 1-2		SH3-4 1-2		6-3	3	0	0	0	0	0	3																					
Inning Stats	R: 0 E: 0 K: 1 S: 5	H: 0 LOB: 0 BB: 0 P: 5	R: 2 E: 0 K: 1 S: 8	H: 3 LOB: 1 BB: 0 P: 8	R: 0 E: 0 K: 0 S: 4	H: 1 LOB: 1 BB: 0 P: 4	R: 0 E: 1 K: 0 S: 5	H: 2 LOB: 2 BB: 0 P: 5	R: 0 E: 0 K: 0 S: 3	H: 0 LOB: 0 BB: 0 P: 3	R: 0 E: 0 K: 0 S: 3	H: 0 LOB: 0 BB: 0 P: 3	R: 4 E: 0 K: 1 S: 9	H: 4 LOB: 1 BB: 1 P: 13	R: 1 E: 0 K: 0 S: 4	H: 1 LOB: 0 BB: 0 P: 4	R: 1 E: 0 K: 0 S: 4	H: 2 LOB: 0 BB: 0 P: 4	1B: 8 2B: 4 3B: 0 HR: 1	SF: 0 SAC: 1 DP: 1 HBP: 0	WP: 0 PB: 1 SB: 0 CS: 0	PA: 40															
PITCHER	IP	WLS	BF	H	R	ER	SO	BB	IBB	HBP	BLK	WP	HR	S	P	ERA	WHIP	PITCHER		IP	WLS	BF	H	R	ER	SO	BB	IBB	HBP	BLK	WP	HR	S	P	ERA	WHIP	
Chuck Stobbs, L ERA: 4.3 (1, 1)	8.0	L	36	11	7	7	3	0	1	0	0	0	1	41	45	7.88	1.375			8.0	W	34	6	0	0	0	4	1	0	0	0	0	0	0	0.00	0.778	
Bud Byerly, R ERA: 5.28 (9, 1)	1.0		4	2	1	1	0	0	0	0	0	0	0	4	4	9.00	2.000			1.0		4	2	1	1	0	0	0	0	0	0	0	0	0	0	0	0


AB	38
R	8
H	13
RBI	8
BB	1
SO	3
LOB	12




Batter	1	2	3	4	5	6	7	8	9	AB	R	H	RBI	BB	SO	LOB	BOTTOM																					
Eddie Yost, R OBP: 0.442, SLG: 0.353 (1, 5)	F8		F2				K			4	0	1	0	0	1	0	Kansas City Athletics @ Washington Senators Griffith Stadium, Washington, DC Sun Jul 15 1956, 3:33 AM EDT Unknown																					
Whitey Herzog, L OBP: 0.317, SLG: 0.379 (1, 8)	1-3				FC6-4 1B		F9		F5	4	0	1	0	0	0	1																						
Jim Lemon, R OBP: 0.374, SLG: 0.511 (1, 9)	F7				FC6-4 PB 1-3 1-2		F8		E5	4	0	0	0	0	0	1																						
Pete Runnels, L OBP: 0.362, SLG: 0.427 (1, 3)					1-3		2B 1B		P4	4	0	1	0	0	1	2																						
Roy Sievers, R OBP: 0.383, SLG: 0.500 (1, 7)					K		F8		BB	3	0	0	0	1	1	2																						
Clint Courtney, L OBP: 0.404, SLG: 0.480 (1, 2)							F8 1-H 2B		F8	4	0	2	0	0	0	2																						
Tony Roig, R OBP: 0.352, SLG: 0.267 (1, 4) (9, 6)					4-3		4-3		K	4	0	1	0	0	1	4																						
Jose Valdivielso, R OBP: 0.256, SLG: 0.273 Herb Pless, L OBP: 0.310, SLG: 0.176 (1, 6) (8, PH) (9, 4)					P4		F8		F7	2	0	0	0	0	0	1																						
Chuck Stobbs, L OBP: 0.146, SLG: 0.175 Lou Berberet, L OBP: 0.400, SLG: 0.412 Bud Byerly, R (9, 1)					4-3		P6		F7	1	0	0	0	0	0	0																						
Inning Stats	R: 0 E: 0 K: 0 S: 3	H: 0 LOB: 0 BB: 0 P: 3	R: 0 E: 0 K: 1 S: 6	H: 1 LOB: 0 BB: 0 P: 6	R: 0 E: 0 K: 1 S: 6	H: 0 LOB: 0 BB: 0 P: 3	R: 0 E: 0 K: 1 S: 6	H: 1 LOB: 1 BB: 0 P: 6	R: 0 E: 0 K: 0 S: 4	H: 1 LOB: 1 BB: 0 P: 4	R: 0 E: 0 K: 1 S: 5	H: 0 LOB: 0 BB: 0 P: 5	R: 0 E: 0 K: 0 S: 4	H: 2 LOB: 1 BB: 0 P: 4	R: 0 E: 0 K: 0 S: 4	H: 1 LOB: 2 BB: 0 P: 4	R: 0 E: 1 K: 1 S: 6	H: 0 LOB: 2 BB: 1 P: 10	1B: 4 2B: 2 3B: 0 HR: 0	SF: 0 SAC: 0 DP: 0 HBP: 0	WP: 0 PB: 1 SB: 0 CS: 0	PA: 34																
PITCHER	IP	WLS	BF	H	R	ER	SO	BB	IBB	HBP	BLK	WP	HR	S	P	ERA	WHIP	PITCHER		IP	WLS	BF	H	R	ER	SO	BB	IBB	HBP	BLK	WP	HR	S	P	ERA	WHIP		
Wally Burnette, R ERA: (1, 1)	9.0	W	34	6	0	0	4	1	0	0	0	0	0	41	45	0.00	0.778			9.0	W	34	6	0	0	0	4	1	0	0	0	0	0	0	0	0	0	0

AB	33
R	0
H	6
RBI	0
BB	1
SO	4
LOB	14



Batter	1	2	3	4	5	6	7	8	9	AB	R	H	RBI	BB	SO	LOB	TOP								
Hector Lopez, R OBP: 0.360, SLG: 0.466	6-3		FO6-4-3-2 2B	K			1B		K	5	0	2	1	0	2	3	<p>Kansas City Athletics @ Washington Senators Griffith Stadium, Washington, DC</p> <p>Sun Jul 15 1956, 3:38 AM EDT Att: 5,814 - Unknown</p> <p>livebaseballscores.com</p> <p>AB 35 R 3 H 10 RBI 3 BB 3 SO 7 LOB 14</p> 								
Al Pilarcik, L OBP: 0.222, SLG: 0.176	K		FO6-4-3-2 BB		K		F7		G3	4	0	0	0	1	2	1									
Gus Zernial, R OBP: 0.330, SLG: 0.482	F9		FC6-4-3-2 1-2 2-H		P4		K		K	5	0	0	0	0	2	3									
Eddie Robinson, L OBP: 0.297, SLG: 0.393		G3		F9	P6		1B			4	0	1	0	0	0	0									
Johnny Groth, R OBP: 0.307, SLG: 0.392	K			5-3			F7		4-3	4	0	0	0	0	1	2									
Joe Ginsberg, L OBP: 0.340, SLG: 0.326	1-3			1B BB 1B		1B	1B		F7	4	1	2	0	0	0	0									
Joe Demaestri, R OBP: 0.309, SLG: 0.358				HR 1-2 BB		1B	1B		P2	3	1	2	1	1	0	0									
Clete Boyer, R OBP: 0.290, SLG: 0.310			SH1-4 2B	1-2 2-3 1B			F9		1B	4	1	3	0	0	0	2									
Lou Kretlow, R OBP: 0.115, SLG: 0.042			SH1-4	1-2 2-3 1B		4-3			1-3	0	0	0	0	0	0	0									
Bobby Shantz, L OBP: 0.270, SLG: 0.111				1-2 2-3 1B						0	0	0	0	1	1	0									
Jack Crimian, R OBP: 0.270, SLG: 0.111										0	0	0	0	0	0	0									
Harry Simpson, L OBP: 0.270, SLG: 0.111										0	0	0	0	0	0	0									
Jose Santiago, R OBP: 0.270, SLG: 0.111										0	0	0	0	0	0	0									
Enos Slaughter, R OBP: 0.270, SLG: 0.111										0	0	0	0	0	0	0									
Jack McMahan, R OBP: 0.270, SLG: 0.111										0	0	0	0	0	0	0									
Inning Stats	R: 0 E: 0 K: 1 S: 5	H: 0 LOB: 0 BB: 0 P: 5	R: 0 E: 0 K: 1 S: 5	H: 0 LOB: 0 BB: 0 P: 5	R: 2 E: 0 K: 0 S: 5	H: 3 LOB: 1 BB: 1 P: 9	R: 1 E: 0 K: 1 S: 7	H: 2 LOB: 2 BB: 2 P: 15	R: 0 E: 0 K: 1 S: 5	H: 0 LOB: 0 BB: 0 P: 5	R: 0 E: 0 K: 0 S: 5	H: 2 LOB: 2 BB: 0 P: 5	R: 0 E: 0 K: 1 S: 7	H: 2 LOB: 2 BB: 0 P: 7	R: 0 E: 0 K: 0 S: 4	H: 1 LOB: 1 BB: 0 P: 4	R: 0 E: 0 K: 2 S: 7	H: 0 LOB: 0 BB: 0 P: 7	1B: 7 2B: 3 3B: 0 HR: 1	SF: 0 SAC: 1 DP: 1 HBP: 0	WP: 0 PB: 0 CS: 0	PA: 39			
PITCHER	IP WLS BF H R ER SO BB IBB HBP BLK WP HR S P ERA WHIP																								
Dean Stone, L ERA: 6.25	3.2		18	5	3	3	2	3	0	0	0	0	0	0	1	19	31	7.36	2.182						
Pedro Ramos, R ERA: 5.34	4.1	W	18	5	0	0	3	0	0	0	0	0	0	0	0	24	24	0.00	1.154						
Camilo Pascual, R ERA: 6.4	9.1	S	3	0	0	0	2	0	0	0	0	0	0	0	0	7	7	0.00	0.000						

Batter	1	2	3	4	5	6	7	8	9	AB	R	H	RBI	BB	SO	LOB	BOTTOM							
Eddie Yost, R OBP: 0.440, SLG: 0.351	K		1-3	WP 1B		G3				4	0	1	1	0	1	0	<p>Kansas City Athletics @ Washington Senators Griffith Stadium, Washington, DC</p> <p>Sun Jul 15 1956, 3:38 AM EDT Att: 5,814 - Unknown</p> <p>livebaseballscores.com</p> <p>AB 32 R 7 H 10 RBI 7 BB 4 SO 5 LOB 8</p> 							
Whitey Herzog, L OBP: 0.316, SLG: 0.374	K			3-H BB	4-3	K				3	1	0	0	1	2	1								
Jim Lemon, R OBP: 0.370, SLG: 0.505	2-3			F8	K		4-3			4	0	0	0	0	1	1								
Pete Runnels, L OBP: 0.361, SLG: 0.425		F9		1B HR 1B		F7			6-3	4	1	1	0	0	0	0								
Roy Sievers, R OBP: 0.387, SLG: 0.502				BB 1B	1-3 2-H 1B	1B	BB		1-3	3	1	2	1	1	0	0								
Lou Berberet, L OBP: 0.417, SLG: 0.453		G4-6-3 BB		1-H HR	1-3 1B	FC6			F8 1B	3	1	3	3	1	0	0								
Tony Roig, R OBP: 0.328, SLG: 0.245		G4-6-3 1-2		3-H F7	FC6	1-2			F8	4	0	0	0	0	0	5								
Jose Valdivielso, R OBP: 0.272, SLG: 0.310			1-3		3B 1B		HR		BB	3	2	2	1	1	0	0								
Dean Stone, L OBP: 0.238, SLG: 0.167				K		5-3			F8	1	0	0	0	0	1	0								
Pedro Ramos, S OBP: 0.296, SLG: 0.400										2	1	1	1	0	0	0								
Ed Fitz Gerald, R OBP: 0.413, SLG: 0.391										1	0	0	0	0	0	1								
Camilo Pascual, R OBP: 0.219, SLG: 0.226				1-H 1B	3B					0	0	0	0	0	0	0								
Inning Stats	R: 0 E: 0 K: 2 S: 7	H: 0 LOB: 0 BB: 0 P: 7	R: 0 E: 0 K: 0 S: 3	H: 1 LOB: 1 BB: 1 P: 7	R: 0 E: 0 K: 1 S: 5	H: 0 LOB: 0 BB: 0 P: 5	R: 6 E: 0 K: 0 S: 9	H: 6 LOB: 1 BB: 1 P: 13	R: 0 E: 0 K: 1 S: 6	H: 1 LOB: 2 BB: 1 P: 10	R: 1 E: 0 K: 1 S: 6	H: 1 LOB: 0 BB: 0 P: 6	R: 0 E: 0 K: 0 S: 3	H: 0 LOB: 0 BB: 0 P: 3	R: 0 E: 0 K: 0 S: 3	H: 1 LOB: 1 BB: 1 P: 7	R: 0 E: 0 K: 2 S: 7	H: 1 LOB: 1 BB: 1 P: 7	1B: 7 2B: 0 3B: 1 HR: 2	SF: 0 SAC: 0 DP: 1 HBP: 0	WP: 1 PB: 0 CS: 0	PA: 36		
PITCHER	IP WLS BF H R ER SO BB IBB HBP BLK WP HR S P ERA WHIP																							
Lou Kretlow, R ERA: 4.98	1.1		14	6	6	6	1	2	0	0	0	0	0	1	14	22	23.14	3.429						
Bobby Shantz, L ERA: 5.04	2.1	L	14	6	6	6	1	2	0	0	0	0	0	1	14	22	23.14	3.429						
Jack Crimian, R ERA: 6.52	1.1		0	0	0	1	1	0	0	0	0	1	0	7	11	0.00	1.500							
Jose Santiago, R ERA: 8.31	2.0		1	1	1	1	1	0	0	0	0	0	1	9	9	4.50	0.500							
Jack McMahan, L ERA: 4.81	1.0		0	0	0	0	1	0	0	0	0	0	0	3	7	0.00	2.000							

Batter	1	2	3	4	5	6	7	8	9	AB	R	H	RBI	BB	SO	LOB	TOP			
Hector Lopez, R OBP: 0.356, SLG: 0.460 (1.5)	0-0 1-3		0-0 L8		0-0 6-3			0-0 F9		4	0	0	0	0	0	4				
Al Pilarcik, L OBP: 0.273, SLG: 0.238 (1.8)	0-3 K		0-3 K			0-0 G5-4-3 1B			0-0 4-3 1B	4	0	2	0	0	2	2				
Gus Zernial, R OBP: 0.324, SLG: 0.472 (1.7)	0-3 K			0-0 5-3		0-0 G5-4-3 1-2			0-0 F3	4	0	0	0	0	1	2				
Harry Simpson, L OBP: 0.327, SLG: 0.498 (1.9)		0-0 1-3		0-3 K		0-0 F8			0-0 4-3	4	0	0	0	0	1	1				
Eddie Robinson, L OBP: 0.295, SLG: 0.382 (1.3)		4-0 G4-6-3 BB		0-0 F7					0-3 K	3	0	0	0	1	1	1				
Joe Ginsberg, L OBP: 0.339, SLG: 0.322 (1.2)		0-0 G4-6-3 1-2			4-0 BB BB				0-0 6-3	2	0	0	0	1	0	1				
Joe Demaestri, R OBP: 0.310, SLG: 0.357 (1.6)			0-0 1B 1B		0-0 F3				0-3 K	3	0	1	0	0	1	1				
Clete Boyer, R OBP: 0.308, SLG: 0.317 (1.4)			0-0 1-2 1B		4-0 BB BB			0-0 F4		2	0	1	0	1	0	0				
Art Ditmar, R OBP: 0.185, SLG: 0.154 (1.1)			0-3 K		0-3 K				0-3 K	2	0	0	0	0	2	4				
Jack Crimian, R (7.1)										1	0	0	0	0	1	0				
Inning Stats	R: 0 E: 0 K: 2 S: 7	H: 0 LOB: 0 BB: 0 P: 7	R: 0 E: 0 K: 0 S: 2	H: 0 LOB: 0 BB: 1 P: 6	R: 0 E: 0 K: 2 S: 9	H: 2 LOB: 2 BB: 0 P: 9	R: 0 E: 0 K: 1 S: 5	H: 0 LOB: 0 BB: 0 P: 5	R: 0 E: 0 K: 1 S: 5	H: 0 LOB: 2 BB: 2 P: 13	R: 0 E: 0 K: 0 S: 3	H: 1 LOB: 0 BB: 0 P: 3	R: 0 E: 0 K: 1 S: 5	H: 0 LOB: 0 BB: 0 P: 5	R: 0 E: 0 K: 1 S: 6	H: 1 LOB: 1 BB: 0 P: 6	1B: 4 2B: 0 3B: 0 HR: 0	SF: 0 SAC: 0 DP: 2 HBP: 0	WP: 0 PB: 0 SB: 0 CS: 0	PA: 32
PITCHER Tom Brewer, R ERA: 2.89 (1.1)	IP: 9.0 WLS: W BF: 32 H: 4 R: 0 ER: 0 SO: 9 BB: 3 IBB: 0 HBP: 0 BLK: 0 WP: 0 HR: 0 S: 47 P: 59 ERA: 0.00 WHIP: 0.778																			

Kansas City Athletics @ Boston Red Sox
Fenway Park, Boston, MA
Tue Jul 17 1956, 3:33 AM EDT
Unknown

AB	29
R	0
H	4
RBI	0
BB	3
SO	9
LOB	16



Batter	1	2	3	4	5	6	7	8	9	AB	R	H	RBI	BB	SO	LOB	BOTTOM			
Billy Goodman, L OBP: 0.357, SLG: 0.435 (1.4)	0-0 F7			0-0 4-3		0-0 1B 3B		0-0 1-3 2B		5	1	2	2	0	0	2				
Ted Lepcio, R OBP: 0.296, SLG: 0.406 (7. PR) (8.4)		0-0 F9						0-0 G3		0	0	0	0	0	0	0				
Billy Klaus, L OBP: 0.382, SLG: 0.401 (1.5)	0-0 G3		0-0 HR		0-0 F8	0-0 2B 4-3 1B		0-0 G3		5	2	2	2	0	0	2				
Ted Williams, L OBP: 0.486, SLG: 0.537 (1.7)			0-0 F8 BB SF8 1B		0-0 E3 1B	0-0 4-3 1-2		0-3 K		4	1	1	0	0	1	1				
Gene Stephens, L OBP: 0.310, SLG: 0.200 (7.7)	0-3 K									1	0	0	0	0	1	2				
Mickey Vernon, L OBP: 0.395, SLG: 0.522 (1.3)		0-0 G3		4-0 E BB		0-0 F4		0-0 F9		3	0	1	1	1	0	1				
Norm Zauchin, R OBP: 0.300, SLG: 0.333 (6. PR) (7.3)			1-2 BB		0-0 F4	0-0 2B		0-0 F9		1	0	0	0	0	0	0				
Jackie Jensen, R OBP: 0.404, SLG: 0.477 (1.9)		0-0 1B 1B		0-0 F8		0-0 6-3		0-0 5-3		5	1	2	0	0	0	3				
Jim Piersall, R OBP: 0.377, SLG: 0.443 (1.8)		0-0 1B 2B 1B		0-0 SF8		0-0 F9		0-0 2B 2B		4	2	3	1	0	0	2				
Sammy White, R OBP: 0.322, SLG: 0.380 (1.2)		0-0 2B 1B		0-0 F8		0-0 6-3		0-0 5-3		5	0	1	1	0	0	3				
Don Buddin, R OBP: 0.388, SLG: 0.385 (1.6)		0-0 1-2 2H		0-0 5-3		0-0 HR		0-0 1B 2B 2B		4	2	3	3	0	0	0				
Tom Brewer, R OBP: 0.315, SLG: 0.373 (1.1)		0-0 G3		0-0 F8		4-0 3B BB		0-0 2B 1B		3	1	1	0	1	0	2				
Inning Stats	R: 0 E: 0 K: 1 S: 5	H: 0 LOB: 0 BB: 0 P: 5	R: 2 E: 0 K: 0 S: 7	H: 4 LOB: 2 BB: 0 P: 7	R: 2 E: 1 K: 0 S: 5	H: 2 LOB: 1 BB: 1 P: 9	R: 0 E: 0 K: 0 S: 3	H: 0 LOB: 0 BB: 0 P: 3	R: 0 E: 1 K: 0 S: 5	H: 1 LOB: 2 BB: 0 P: 5	R: 4 E: 0 K: 0 S: 7	H: 4 LOB: 1 BB: 1 P: 11	R: 2 E: 0 K: 1 S: 9	H: 4 LOB: 2 BB: 0 P: 9	R: 0 E: 0 K: 0 S: 4	H: 1 LOB: 1 BB: 0 P: 4	1B: 8 2B: 5 3B: 1 HR: 2	SF: 1 SAC: 0 DP: 0 HBP: 0	WP: 0 PB: 0 SB: 0 CS: 0	PA: 43
PITCHER Art Ditmar, R ERA: 4.3 (1.1)	IP: 6.1 WLS: L BF: 37 H: 15 R: 10 ER: 10 SO: 10 BB: 2 IBB: 0 HBP: 0 BLK: 0 WP: 0 HR: 2 S: 37 P: 45 ERA: 14.21 WHIP: 2.684																			
Jack Crimian, R ERA: 6.3 (7.1)	IP: 1.2 WLS: L BF: 6 H: 1 R: 0 ER: 0 SO: 1 BB: 0 IBB: 0 HBP: 0 BLK: 0 WP: 0 HR: 0 S: 8 P: 8 ERA: 0.00 WHIP: 0.600																			

Kansas City Athletics @ Boston Red Sox
Fenway Park, Boston, MA
Tue Jul 17 1956, 3:33 AM EDT
Unknown

AB	40
R	10
H	16
RBI	10
BB	2
SO	2
LOB	18



Batter	1	2	3	4	5	6	7	8	9	AB	R	H	RBI	BB	SO	LOB	TOP			
Hector Lopez, R (1.5) OBP: 0.358, SLG: 0.460										4	0	2	0	0	0	0	Kansas City Athletics @ Boston Red Sox Fenway Park, Boston, MA Tue Jul 17 1956, 3:38 AM EDT Att: 24,441 - Unknown livebaseballscorecards.com			
Al Pilarcik, L (1.8) OBP: 0.269, SLG: 0.240										4	0	1	0	0	0	2				
Gus Zernial, R (1.7) OBP: 0.319, SLG: 0.463										4	0	0	0	0	3	2				
Harry Simpson, L (1.9) OBP: 0.327, SLG: 0.494										3	0	0	0	1	0	0				
Eddie Robinson, L (1.3) OBP: 0.296, SLG: 0.389										3	0	1	0	0	0	3				
Johnny Groth, R (7, PR) OBP: 0.305, SLG: 0.389										1	0	0	0	0	0	0				
Tim Thompson, L (1.2) OBP: 0.328, SLG: 0.368										3	0	1	0	0	0	4				
Joe Demaestri, R (1.6) OBP: 0.310, SLG: 0.357										3	0	1	0	0	0	1				
Clete Boyer, R (1.4) OBP: 0.299, SLG: 0.306										2	0	0	0	0	1	1				
Lou Skizas, R (8, PH) OBP: 0.353, SLG: 0.396										1	0	0	0	0	0	0				
Mike Baxes, R (8.6) OBP: 0.348, SLG: 0.270										0	0	0	0	0	0	0				
Tom Gorman, R (1.1) OBP: 0.130, SLG: 0.048										2	0	0	0	0	1	0				
Bobby Shantz, R (7.1) OBP: 0.273, SLG: 0.111										0	0	0	0	0	0	0				
Enos Slaughter, L (8, PH) OBP: 0.367, SLG: 0.412										1	0	1	0	0	0	0				
Alex Kellner, R (8.1) OBP: 0.259, SLG: 0.200										0	0	0	0	0	0	0				
Inning Stats	R: 0 E: 0 K: 0 S: 5	H: 2 LOB: 3 BB: 1 P: 9	R: 0 E: 0 K: 1 S: 5	H: 1 LOB: 0 BB: 0 P: 5	R: 0 E: 0 K: 1 S: 5	H: 0 LOB: 0 BB: 0 P: 5	R: 0 E: 0 K: 0 S: 3	H: 1 LOB: 0 BB: 0 P: 3	R: 0 E: 0 K: 1 S: 5	H: 0 LOB: 0 BB: 0 P: 5	R: 0 E: 0 K: 0 S: 4	H: 1 LOB: 1 BB: 0 P: 4	R: 0 E: 0 K: 0 S: 4	H: 2 LOB: 1 BB: 0 P: 4	R: 0 E: 0 K: 1 S: 5	H: 0 LOB: 0 BB: 0 P: 5	1B: 6 2B: 2 3B: 0 HR: 0	SF: 0 SAC: 0 DP: 2 HBP: 0	WP: 0 PB: 0 SB: 0 CS: 1	PA: 33
PITCHER Bob Porterfield, R (1.1) ERA: 5.51	IP: 9.0 WLS: W BF: 32	H: 7 R: 0 ER: 0 SO: 5	BB: 1 IBB: 0 HBP: 0 BLK: 0	WP: 0 HR: 0 S: 41 P: 45	ERA: 0.00 WHIP: 0.889	PITCHER										IP: 9.0 WLS: W BF: 32	H: 7 R: 0 ER: 0 SO: 5	BB: 1 IBB: 0 HBP: 0 BLK: 0	WP: 0 HR: 0 S: 41 P: 45	ERA: 0.00 WHIP: 0.889

Batter	1	2	3	4	5	6	7	8	9	AB	R	H	RBI	BB	SO	LOB	BOTTOM								
Billy Goodman, L (1.4) OBP: 0.359, SLG: 0.440										4	0	2	0	0	1	1	Kansas City Athletics @ Boston Red Sox Fenway Park, Boston, MA Tue Jul 17 1956, 3:38 AM EDT Att: 24,441 - Unknown livebaseballscorecards.com								
Billy Klaus, L (1.5) OBP: 0.384, SLG: 0.398										2	0	0	0	2	0	2									
Ted Williams, L (1.7) OBP: 0.491, SLG: 0.556										3	1	2	1	1	0	1									
Mickey Vernon, L (1.3) OBP: 0.395, SLG: 0.517										2	0	0	0	1	1	2									
Dick Gemert, R (7, PH) OBP: 0.405, SLG: 0.508										1	0	0	0	0	0	3									
Jackie Jensen, R (1.9) OBP: 0.408, SLG: 0.479										3	0	2	0	1	0	0									
Jim Piersall, R (1.8) OBP: 0.376, SLG: 0.440										4	0	1	0	0	1	2									
Pete Daley, R (1.2) OBP: 0.347, SLG: 0.536										4	0	0	0	0	1	4									
Don Buddin, R (1.6) OBP: 0.384, SLG: 0.380										3	0	0	0	0	0	1									
Bob Porterfield, R (1.1) OBP: 0.387, SLG: 0.464										3	0	1	0	0	0	0									
Inning Stats	R: 0 E: 0 K: 1 S: 5	H: 1 LOB: 1 BB: 1 P: 9	R: 0 E: 0 K: 0 S: 4	H: 2 LOB: 1 BB: 0 P: 4	R: 0 E: 0 K: 0 S: 4	H: 1 LOB: 1 BB: 0 P: 4	R: 0 E: 0 K: 1 S: 5	H: 0 LOB: 1 BB: 1 P: 9	R: 0 E: 0 K: 0 S: 4	H: 1 LOB: 1 BB: 0 P: 4	R: 1 E: 0 K: 0 S: 4	H: 2 LOB: 1 BB: 1 P: 8	R: 0 E: 0 K: 0 S: 4	H: 1 LOB: 3 BB: 2 P: 12	R: 0 E: 0 K: 2 S: 7	H: 0 LOB: 0 BB: 0 P: 7	1B: 6 2B: 1 3B: 0 HR: 1	SF: 0 SAC: 0 DP: 2 HBP: 0	WP: 0 PB: 0 SB: 0 CS: 0	PA: 34					
PITCHER Tom Gorman, R (1.1) ERA: 3.86	IP: 6.2 WLS: L BF: 29	H: 8 R: 1 ER: 1 SO: 2	BB: 4 IBB: 0 HBP: 0 BLK: 0	WP: 0 HR: 1 S: 29 P: 45	ERA: 1.35 WHIP: 1.800	PITCHER										IP: 6.2 WLS: L BF: 29	H: 8 R: 1 ER: 1 SO: 2	BB: 4 IBB: 0 HBP: 0 BLK: 0	WP: 0 HR: 1 S: 29 P: 45	ERA: 1.35 WHIP: 1.800					
Bobby Shantz, L (7.1) ERA: 5.0	0.1	2	0	0	0	0	1	0	0	0	0	1	5	0.00	3.000										
Alex Kellner, L (8.1) ERA: 3.38	1.0	3	0	0	0	2	0	0	0	0	0	7	7	0.00	0.000										

Batter	1	2	3	4	5	6	7	8	9	AB	R	H	RBI	BB	SO	LOB	TOP			
Hector Lopez, R OBP: 0.359, SLG: 0.459										3	1	1	0	1	0	0	Kansas City Athletics @ Boston Red Sox Fenway Park, Boston, MA Wed Jul 18 1956, 3:33 AM EDT Att: 8,028 - Unknown			
Al Pilarcik, L OBP: 0.267, SLG: 0.241										4	0	1	0	0	1	1				
Gus Zernial, R OBP: 0.318, SLG: 0.459										4	1	1	0	0	4					
Eddie Robinson, L OBP: 0.287, SLG: 0.376										4	0	0	0	1	3					
Johnny Groth, R OBP: 0.309, SLG: 0.398										4	1	2	1	0	0	0				
Joe Ginsberg, L OBP: 0.331, SLG: 0.313										4	0	0	0	0	2	2				
Joe Demaestri, R OBP: 0.310, SLG: 0.357										3	0	1	1	0	0	0				
Clete Boyer, R OBP: 0.300, SLG: 0.308										3	1	1	0	0	0	1				
Troy Herriage, R OBP: 0.190, SLG: 0.105										3	0	0	0	0	1	1				
Jack Crimian, R OBP: 0.273, SLG: 0.111										0	0	0	0	0	0	0				
Inning Stats	R: 0 E: 0 K: 1 S: 4	H: 2 LOB: 1 BB: 0 P: 4	R: 0 E: 0 K: 0 S: 3	H: 1 LOB: 0 BB: 0 P: 3	R: 0 E: 0 K: 0 S: 3	H: 0 LOB: 0 BB: 0 P: 3	R: 0 E: 0 K: 1 S: 5	H: 0 LOB: 0 BB: 0 P: 5	R: 2 E: 1 K: 1 S: 7	H: 1 LOB: 1 BB: 1 P: 11	R: 1 E: 0 K: 0 S: 4	H: 2 LOB: 0 BB: 0 P: 4	R: 0 E: 0 K: 2 S: 7	H: 0 LOB: 0 BB: 0 P: 7	R: 1 E: 1 K: 1 S: 6	H: 1 LOB: 0 BB: 0 P: 6	1B: 6 2B: 1 3B: 0 HR: 0	SF: 0 SAC: 0 DP: 2 HBP: 0	WP: 1 PB: 0 SB: 0 CS: 1	PA: 33
PITCHER Mel Parnell, L ERA: 2.81	IP: 9.0 WLS: W BF: 33 H: 7 R: 4 ER: 1 SO: 5 BB: 1 IBB: 0 HBP: 0 BLK: 0 WP: 1 HR: 0 S: 42 P: 46 ERA: 1.00 WHIP: 0.889															PITCHER				

Batter	1	2	3	4	5	6	7	8	9	AB	R	H	RBI	BB	SO	LOB	BOTTOM			
Billy Goodman, L OBP: 0.360, SLG: 0.439										5	1	2	0	0	0	3	Kansas City Athletics @ Boston Red Sox Fenway Park, Boston, MA Wed Jul 18 1956, 3:33 AM EDT Att: 8,028 - Unknown			
Billy Klaus, L OBP: 0.385, SLG: 0.397										3	1	1	0	1	1	3				
Ted Williams, L OBP: 0.491, SLG: 0.549										2	0	0	0	2	2					
Gene Stephens, L OBP: 0.310, SLG: 0.200										0	1	0	0	0	0	0				
Mickey Vernon, L OBP: 0.396, SLG: 0.530										4	1	2	2	0	1	3				
Jackie Jensen, R OBP: 0.406, SLG: 0.476										4	1	1	1	0	0	2				
Jim Piersall, R OBP: 0.380, SLG: 0.442										3	1	2	1	1	0	0				
Sammy White, R OBP: 0.321, SLG: 0.378										4	0	1	0	0	0	5				
Don Buddin, R OBP: 0.382, SLG: 0.382										4	0	1	2	0	1	1				
Mel Parnell, L OBP: 0.286, SLG: 0.333										4	1	1	0	0	1	4				
Inning Stats	R: 0 E: 0 K: 1 S: 6	H: 1 LOB: 2 BB: 1 P: 10	R: 0 E: 1 K: 1 S: 6	H: 1 LOB: 1 BB: 0 P: 6	R: 2 E: 0 K: 1 S: 7	H: 2 LOB: 0 BB: 0 P: 7	R: 0 E: 0 K: 0 S: 3	H: 1 LOB: 0 BB: 0 P: 3	R: 1 E: 1 K: 0 S: 5	H: 2 LOB: 1 BB: 0 P: 5	R: 0 E: 0 K: 1 S: 5	H: 0 LOB: 0 BB: 0 P: 5	R: 4 E: 0 K: 0 S: 6	H: 3 LOB: 3 BB: 3 P: 18	R: 1 E: 1 K: 1 S: 6	H: 0 LOB: 0 BB: 0 P: 6	1B: 9 2B: 1 3B: 0 HR: 1	SF: 0 SAC: 0 DP: 2 HBP: 0	WP: 0 PB: 1 SB: 1 CS: 0	PA: 37
PITCHER Troy Herriage, R ERA: 6.55	IP: 7.0 WLS: L BF: 32 H: 10 R: 7 ER: 6 SO: 4 BB: 3 IBB: 0 HBP: 0 BLK: 0 WP: 0 HR: 1 S: 37 P: 49 ERA: 7.71 WHIP: 1.857															PITCHER				
Jack Crimian, R ERA: 6.29	0.1	3	1	0	0	0	1	0	0	0	0	0	2	6	0.00	6.000				
Bobby Shantz, L ERA: 4.93	0.2	2	0	0	0	0	0	0	0	0	0	0	2	2	0.00	0.000				



Batter	1	2	3	4	5	6	7	8	9	AB	R	H	RBI	BB	SO	LOB	TOP
Hector Lopez, R OBP: 0.360, SLG: 0.461 (1, 5)	5-3		F8				F9			5	0	2	1	0	0	0	Kansas City Athletics @ Boston Red Sox Fenway Park, Boston, MA Thu Jul 19 1956, 3:33 AM EDT Att: 7,436 - Unknown livebaseballscorecards.com
Al Pilarcik, L OBP: 0.257, SLG: 0.212 (1, 8)	F6		F8				G3	F8		4	1	0	0	1	0	3	
Enos Slaughter, L OBP: 0.376, SLG: 0.425 (1, 7)										4	3	3	0	1	0	0	
Harry Simpson, L OBP: 0.333, SLG: 0.509 (1, 9)	K									4	2	3	4	1	1	1	
Vic Power, R OBP: 0.331, SLG: 0.435 (1, 3)										5	1	2	3	0	1	2	
Tim Thompson, L OBP: 0.325, SLG: 0.360 (1, 2)										4	0	0	0	1	0	2	
Joe Demaestri, R OBP: 0.304, SLG: 0.349 (1, 6)										5	0	0	0	0	2	2	
Clete Boyer, R OBP: 0.297, SLG: 0.294 (1, 4)										3	1	0	0	1	0	3	
Wally Burnette, R (1, 1)										3	0	0	0	0	0	3	
Inning Stats	R: 0 E: 0 K: 1 S: 5	H: 0 LOB: 1 BB: 1 P: 9	R: 2 E: 0 K: 0 S: 5	H: 2 LOB: 1 BB: 1 P: 9	R: 0 E: 1 K: 0 S: 5	H: 1 LOB: 2 BB: 0 P: 5	R: 0 E: 0 K: 0 S: 4	H: 0 LOB: 0 BB: 1 P: 3	R: 3 E: 0 K: 0 S: 5	H: 2 LOB: 0 BB: 1 P: 9	R: 1 E: 0 K: 1 S: 6	H: 1 LOB: 1 BB: 1 P: 10	R: 2 E: 0 K: 1 S: 7	H: 2 LOB: 0 BB: 0 P: 7	1B: 4 2B: 4 3B: 0 HR: 2	SF: 0 SAC: 1 DP: 0 HBP: 0	WP: 0 PA: 43 PB: 0 CS: 0
PITCHER	IP	WLS	BF	H	R	ER	SO	BB	IBB	HBP	BLK	WP	HR	S	P	ERA	WHIP
Dave Sisler, R ERA: 4.21 (1, 1)	7.0	L	33	7	5	5	2	4	0	0	0	0	1	33	49	6.43	1.571
Ike Delock, R ERA: 4.95 (8, 1)	2.0		10	3	3	3	2	1	0	0	0	0	1	13	17	13.50	2.000


Batter	1	2	3	4	5	6	7	8	9	AB	R	H	RBI	BB	SO	LOB	BOTTOM		
Billy Goodman, L OBP: 0.358, SLG: 0.436 (1, 4)	B5-3									4	1	1	0	0	0	0	Kansas City Athletics @ Boston Red Sox Fenway Park, Boston, MA Thu Jul 19 1956, 3:33 AM EDT Att: 7,436 - Unknown livebaseballscorecards.com		
Billy Klaus, L OBP: 0.384, SLG: 0.392 (1, 5)	E5									3	1	0	0	1	0	0			
Ted Williams, L OBP: 0.496, SLG: 0.568 (1, 7)										3	1	2	2	1	0	0			
Mickey Vernon, L OBP: 0.394, SLG: 0.525 (1, 3)										4	0	1	1	0	0	2			
Jackie Jensen, R OBP: 0.402, SLG: 0.470 (1, 9)										4	0	0	0	0	1	4			
Jim Piersall, R OBP: 0.381, SLG: 0.455 (1, 8)										4	1	2	1	0	0	0			
Sammy White, R OBP: 0.317, SLG: 0.372 (1, 2)										4	0	0	0	0	0	1			
Don Buddin, R OBP: 0.381, SLG: 0.378 (1, 6)										3	0	0	0	1	0	1			
Dave Sisler, R OBP: 0.278, SLG: 0.133 (1, 1)										2	0	0	0	0	1	1			
Gene Stephens, L OBP: 0.300, SLG: 0.192 (7, PH)										1	0	0	0	0	0	0			
Ike Delock, R OBP: 0.150, SLG: 0.158 (8, 1)										0	0	0	0	0	0	0			
Dick Gemert, R OBP: 0.404, SLG: 0.506 (8, PH)										1	0	0	0	0	0	1			
Inning Stats	R: 1 E: 1 K: 0 S: 4	H: 1 LOB: 1 BB: 1 P: 8	R: 0 E: 0 K: 0 S: 3	H: 0 LOB: 0 BB: 0 P: 3	R: 1 E: 0 K: 0 S: 5	H: 2 LOB: 2 BB: 1 P: 9	R: 0 E: 0 K: 1 S: 5	H: 0 LOB: 1 BB: 1 P: 9	R: 0 E: 0 K: 0 S: 3	H: 0 LOB: 0 BB: 0 P: 3	R: 1 E: 0 K: 0 S: 4	H: 1 LOB: 0 BB: 0 P: 4	R: 0 E: 0 K: 0 S: 6	H: 1 LOB: 0 BB: 0 P: 6	R: 0 E: 0 K: 0 S: 4	H: 1 LOB: 1 BB: 0 P: 4	1B: 3 2B: 1 3B: 0 HR: 2	SF: 0 SAC: 0 DP: 1 HBP: 0	WP: 0 PA: 36 PB: 1 CS: 0
PITCHER	IP	WLS	BF	H	R	ER	SO	BB	IBB	HBP	BLK	WP	HR	S	P	ERA	WHIP		
Wally Burnette, R ERA: 1.0 (1, 1)	9.0	W	36	6	4	2	2	3	0	0	0	0	2	37	49	2.00	1.000		


Batter	1	2	3	4	5	6	7	8	9	AB	R	H	RBI	BB	SO	LOB	TOP			
Hector Lopez, R OBP: 0.359, SLG: 0.459 (1, 5)	5-3			K		F4		2B 7-2 1B		4	0	1	0	0	1	2	Kansas City Athletics @ New York Yankees Yankee Stadium, Bronx, NY Fri Jul 20 1956, 3:33 AM EDT Att: 16,103 - Unknown livebaseballscorecards.com			
Al Pilarcik, L OBP: 0.256, SLG: 0.243 (1, 8)	L9			K		L9		1-3 2-3 2B		4	0	1	2	0	1	2				
Enos Slaughter, L OBP: 0.377, SLG: 0.420 (1, 7)										2	0	0	0	0	1	2				
Jack Crimian, R OBP: 0.316, SLG: 0.456 (8, FH)	G3									0	0	0	0	0	0	0				
Gus Zernial, R OBP: 0.273, SLG: 0.111 (8, 1)				HBP		K				1	0	0	0	0	0	2				
Bobby Shantz, R OBP: 0.273, SLG: 0.111 (8, 1)										0	0	0	0	0	0	0				
Harry Simpson, L OBP: 0.330, SLG: 0.503 (1, 9)		4-3								4	0	0	0	0	0	2				
Vic Power, R OBP: 0.333, SLG: 0.433 (1, 3)						L5				3	0	1	0	1	0	0				
Joe Ginsberg, L OBP: 0.324, SLG: 0.305 (1, 2)						5-3				4	0	0	0	0	1	2				
Joe Demaestri, R OBP: 0.303, SLG: 0.347 (1, 6)				K		6-3				4	0	1	0	0	2	1				
Clete Boyer, R OBP: 0.295, SLG: 0.292 (1, 4)				K						4	1	1	0	0	1	1				
Jack McMahan, R OBP: 0.316, SLG: 0.405 (6, PH)				K						1	0	0	0	0	1	0				
Johnny Groth, R OBP: 0.316, SLG: 0.405 (6, 7)										2	1	2	0	0	0	0				
Inning Stats	R: 0 E: 0 K: 0 S: 3	H: 0 LOB: 0 BB: 0 P: 3	R: 0 E: 0 K: 1 S: 5	H: 1 LOB: 0 BB: 0 P: 5	R: 0 E: 0 K: 3 S: 9	H: 0 LOB: 0 BB: 0 P: 9	R: 0 E: 0 K: 2 S: 7	H: 0 LOB: 1 BB: 0 P: 8	R: 0 E: 0 K: 1 S: 7	H: 2 LOB: 2 BB: 0 P: 7	R: 0 E: 0 K: 1 S: 5	H: 0 LOB: 1 BB: 1 P: 9	R: 2 E: 1 K: 0 S: 6	H: 3 LOB: 1 BB: 0 P: 6	R: 0 E: 0 K: 0 S: 4	H: 1 LOB: 1 BB: 0 P: 4	1B: 6 2B: 2 3B: 0 HR: 0	SF: 0 SAC: 0 DP: 1 HBP: 1	WP: 0 PB: 0 SB: 0 CS: 0	PA: 35
PITCHER Whitey Ford, L ERA: 2.24 (1, 1)	IP: 9.0 WLS: W BF: 35 H: 7 R: 2 ER: 1 SO: 8 BB: 1 IBB: 0 HBP: 1 BLK: 0 WP: 0 HR: 0 S: 49 P: 54 ERA: 1.00 WHIP: 0.889															PITCHER				

Batter	1	2	3	4	5	6	7	8	9	AB	R	H	RBI	BB	SO	LOB	BOTTOM			
Gil McDougald, R OBP: 0.401, SLG: 0.427 (1, 6)	6-3	FC6-2-5		FC6-4		SH1-3		6-3		4	0	0	0	0	0	3	Kansas City Athletics @ New York Yankees Yankee Stadium, Bronx, NY Fri Jul 20 1956, 3:33 AM EDT Att: 16,103 - Unknown livebaseballscorecards.com			
Billy Martin, R OBP: 0.338, SLG: 0.407 (1, 4)		3-H F3				1B 1B 1B		2B BB		4	2	3	0	1	0	2				
Hank Bauer, R OBP: 0.317, SLG: 0.475 (1, 9)	4-0 1-2 BB			F7		1B 1B 1B		FC6 BB		3	1	1	0	2	1	1				
Mickey Mantle, S OBP: 0.469, SLG: 0.728 (1, 8)	0-0 1-2 2-H 1B			5-3		1B SF8 1B		FC6 1-2 2-3 3-H 1B		4	1	2	2	0	0	2				
Bill Skowron, R OBP: 0.402, SLG: 0.498 (1, 3)	F8					1-3 2-H 3-H 1B		1-3 1B		3	1	1	2	1	0	4				
Elston Howard, R OBP: 0.320, SLG: 0.335 (1, 2)	1-3			4-3		SF8 2-H 3-H 1B		6-3		3	0	0	1	0	0	3				
Bob Cerv, R OBP: 0.346, SLG: 0.387 (1, 7)						F9		1-3		3	0	0	0	1	0	0				
Andy Carey, R OBP: 0.324, SLG: 0.364 (1, 5)						4-3		6-3		3	0	0	0	1	0	0				
Whitey Ford, L OBP: 0.321, SLG: 0.261 (1, 1)						FC6-4 1B		2B SH1-3 FC6 1B		3	1	2	0	0	0	0				
Inning Stats	R: 1 E: 0 K: 0 S: 5	H: 2 LOB: 2 BB: 1 P: 9	R: 0 E: 0 K: 0 S: 3	H: 0 LOB: 2 BB: 2 P: 11	R: 0 E: 0 K: 0 S: 3	H: 0 LOB: 1 BB: 1 P: 7	R: 0 E: 0 K: 0 S: 4	H: 1 LOB: 0 BB: 0 P: 4	R: 4 E: 1 K: 0 S: 7	H: 4 LOB: 0 BB: 0 P: 7	R: 1 E: 0 K: 0 S: 5	H: 2 LOB: 2 BB: 1 P: 9	R: 0 E: 0 K: 0 S: 3	H: 0 LOB: 1 BB: 1 P: 9	R: 0 E: 0 K: 1 S: 5	H: 0 LOB: 1 BB: 1 P: 9		1B: 8 2B: 1 3B: 0 HR: 0	SF: 1 SAC: 2 DP: 0 HBP: 0	WP: 0 PB: 0 SB: 0 CS: 0
PITCHER Jack McMahan, L ERA: 5.08 (1, 1)	IP: 5.0 WLS: L BF: 26 H: 7 R: 5 ER: 4 SO: 0 BB: 4 IBB: 0 HBP: 0 BLK: 0 WP: 0 HR: 0 S: 22 P: 38 ERA: 7.20 WHIP: 2.200															PITCHER				
Jack Crimian, R ERA: 6.19 (6, 1)	2.0 9 2 1 1 0 1 0 0 0 0 0 8 12 4.50 1.500																			
Bobby Shantz, L ERA: 4.82 (8, 1)	1.0 4 0 0 0 0 1 1 0 0 0 0 5 9 0.00 1.000																			

Batter	1	2	3	4	5	6	7	8	9	AB	R	H	RBI	BB	SO	LOB	TOP								
Hector Lopez, R OBP: 0.356, SLG: 0.455 (1, 5)	5-3		F6			F8				5	0	1	0	0	0	2	Kansas City Athletics @ New York Yankees Yankee Stadium, Bronx, NY Sun Jul 22 1956, 3:33 AM EDT Unknown - 81 F livebaseballscorecards.com								
Al Pilarcik, L OBP: 0.273, SLG: 0.244 (1, 8)	1-3		S	K			PB	4-3		4	2	1	0	1	1	2									
Enos Slaughter, L OBP: 0.376, SLG: 0.417 (1, 7)	6-3		1B	6-3			F7			4	1	1	0	1	0	1									
Harry Simpson, L OBP: 0.331, SLG: 0.505 (1, 9)		1B	1B	6-3			K			5	2	2	1	0	1	2									
Vic Power, R OBP: 0.343, SLG: 0.441 (1, 3)		FC4-6	1B		F6					5	1	4	3	0	0	0									
Tim Thompson, L OBP: 0.332, SLG: 0.363 (1, 2)	FC4-6	1B	1B			F8				4	1	2	1	1	0	2									
Joe Demaestri, R OBP: 0.302, SLG: 0.346 (9, PH)																									
Lou Skizas, R OBP: 0.346, SLG: 0.388 (9, 6)																									
Mike Baxes, R OBP: 0.348, SLG: 0.270 (9, 6)																									
Clete Boyer, R OBP: 0.305, SLG: 0.293 (1, 4)																									
Alex Kellner, R OBP: 0.276, SLG: 0.192 (4, 1)																									
Art Ditmar, R OBP: 0.196, SLG: 0.167 (4, 1)																									
Inning Stats	R: 0 E: 0 K: 0 S: 3	H: 0 LOB: 0 BB: 0 P: 3	R: 1 E: 0 K: 1 S: 7	H: 2 LOB: 2 BB: 0 P: 8	R: 5 E: 1 K: 1 S: 10	H: 5 LOB: 2 BB: 2 P: 18	R: 0 E: 0 K: 1 S: 5	H: 0 LOB: 0 BB: 1 P: 5	R: 0 E: 0 K: 1 S: 4	H: 0 LOB: 0 BB: 1 P: 8	R: 0 E: 0 K: 1 S: 5	H: 0 LOB: 0 BB: 0 P: 5	R: 1 E: 0 K: 1 S: 6	H: 1 LOB: 1 BB: 1 P: 10	R: 0 E: 0 K: 1 S: 7	H: 3 LOB: 2 BB: 0 P: 7	R: 0 E: 0 K: 0 S: 5	H: 3 LOB: 2 BB: 0 P: 5	1B: 13 2B: 1 3B: 0 HR: 0	SF: 0 SAC: 0 DP: 1 HBP: 1	WP: 0 PB: 1 SB: 2 CS: 2	PA: 43			
PITCHER	IP	WLS	BF	H	R	ER	SO	BB	IBB	HBP	BLK	WP	HR	S	P	ERA	WHIP								
Johnny Kucks, R ERA: 3.51 (1, 1)	2.1	L	15	6	6	5	1	1	0	1	0	0	0	15	20	19.29	3.000								
Don Larsen, R ERA: 4.4 (3, 1)	5.1		22	5	1	1	6	3	0	0	0	0	0	31	43	1.69	1.500								
Mickey McDermott, L ERA: 4.93 (8, 1)	1.1		6	3	0	0	0	0	0	0	0	0	0	6	6	0.00	2.250								


Batter	1	2	3	4	5	6	7	8	9	AB	R	H	RBI	BB	SO	LOB	BOTTOM								
Gil McDougald, R OBP: 0.402, SLG: 0.428 (1, 6)										4	0	2	0	0	2	1	Kansas City Athletics @ New York Yankees Yankee Stadium, Bronx, NY Sun Jul 22 1956, 3:33 AM EDT Unknown - 81 F livebaseballscorecards.com								
Phil Rizzuto, R OBP: 0.352, SLG: 0.255 (9, PH)										0	0	0	0	0	0	0									
Yogi Berra, L OBP: 0.356, SLG: 0.528 (9, PH)										1	0	0	0	0	0	0									
Billy Martin, R OBP: 0.343, SLG: 0.407 (1, 4)	1B									3	1	1	0	2	0	0									
Hank Bauer, R OBP: 0.315, SLG: 0.471 (1, 9)										5	0	1	0	0	1	3									
Mickey Mantle, S OBP: 0.472, SLG: 0.737 (1, 8)										3	1	2	2	1	0	2									
Bill Skowron, R OBP: 0.396, SLG: 0.489 (1, 3)										4	1	0	0	0	1	6									
Elston Howard, R OBP: 0.318, SLG: 0.349 (1, 2)										4	1	1	2	0	1	0									
Bob Cerv, R OBP: 0.189, SLG: 0.125 (1, 7)										1	0	0	0	1	0	0									
Irv Noren, L OBP: 0.536, SLG: 0.368 (6, PH) (7, 7)										1	0	0	0	1	0	0									
Andy Carey, R OBP: 0.321, SLG: 0.360 (8, PH)										3	0	0	0	0	0	2									
Tommy Byrne, L OBP: 0.323, SLG: 0.567 (9, 5)										1	0	0	0	0	0	0									
Jerry Coleman, R OBP: 0.322, SLG: 0.284 (9, 5)										0	0	0	0	0	0	0									
Johnny Kucks, R OBP: 0.189, SLG: 0.125 (3, 1)										0	0	0	0	0	0	0									
Don Larsen, R OBP: 0.336, SLG: 0.488 (8, 1)										1	0	0	0	2	1	1									
Mickey McDermott, L OBP: 0.242, SLG: 0.138 (8, 1)										1	0	0	0	0	0	0									
Inning Stats	R: 0 E: 0 K: 0 S: 4	H: 2 LOB: 2 BB: 1 P: 8	R: 0 E: 0 K: 0 S: 3	H: 0 LOB: 0 BB: 0 P: 3	R: 0 E: 0 K: 2 S: 8	H: 1 LOB: 3 BB: 2 P: 16	R: 0 E: 0 K: 2 S: 7	H: 0 LOB: 1 BB: 1 P: 11	R: 0 E: 0 K: 1 S: 5	H: 0 LOB: 0 BB: 0 P: 5	R: 2 E: 0 K: 0 S: 5	H: 3 LOB: 2 BB: 2 P: 13	R: 2 E: 0 K: 1 S: 6	H: 1 LOB: 0 BB: 1 P: 10	R: 0 E: 0 K: 0 S: 3	H: 0 LOB: 0 BB: 0 P: 3	R: 0 E: 0 K: 0 S: 3	H: 0 LOB: 0 BB: 0 P: 3	1B: 5 2B: 0 3B: 0 HR: 2	SF: 0 SAC: 0 DP: 0 HBP: 0	WP: 0 PB: 0 SB: 0 CS: 0	PA: 39			
PITCHER	IP	WLS	BF	H	R	ER	SO	BB	IBB	HBP	BLK	WP	HR	S	P	ERA	WHIP								
Alex Kellner, L ERA: 3.24 (1, 1)	3.0		14	4	4	4	4	4	0	0	0	0	2	15	27	0.00	2.000								
Art Ditmar, R ERA: 4.37 (4, 1)	6.0	W	25	4	4	4	4	4	0	0	0	0	2	29	45	6.00	1.333								


Batter	1	2	3	4	5	6	7	8	9	AB	R	H	RBI	BB	SO	LOB	TOP									
Hector Lopez, R OBP: 0.357, SLG: 0.450	6-3						5-3		1-3	3	1	0	0	2	0	0	Kansas City Athletics @ New York Yankees Yankee Stadium, Bronx, NY Sun Jul 22 1956, 3:38 AM EDT Att: 26,923 - Unknown - 82 F AB 31 R 4 H 7 RBI 4 BB 5 SO 5 LOB 14 									
Al Pilarcik, L OBP: 0.286, SLG: 0.244	3B						3-1		4-3	4	1	1	0	1	1	1										
Lou Skizas, R OBP: 0.357, SLG: 0.434	SF7						F9			4	1	2	2	0	1	1										
Harry Simpson, L OBP: 0.330, SLG: 0.501	SF7						F8			2	1	0	1	1	1	3										
Vic Power, R OBP: 0.345, SLG: 0.442	F8						F2			4	0	2	0	0	0	0										
Joe Ginsberg, L OBP: 0.326, SLG: 0.307							F9			2	0	1	0	0	0	0										
Eddie Robinson, L OBP: 0.285, SLG: 0.373							F9			1	0	0	0	0	0	3										
Tim Thompson, L OBP: 0.335, SLG: 0.363							F9			0	0	0	0	1	0	0										
Joe Demaestri, R OBP: 0.302, SLG: 0.346							F8			3	0	1	1	0	0	1										
Clete Boyer, R OBP: 0.294, SLG: 0.282							F9			3	0	0	0	0	2	2										
Enos Slaughter, L OBP: 0.376, SLG: 0.414							K			1	0	0	0	0	0	2										
Mike Baxes, R OBP: 0.348, SLG: 0.270							K			0	0	0	0	0	0	0										
Tom Gorman, R OBP: 0.331, SLG: 0.548							F8			0	0	0	0	0	0	0										
Bobby Shantz, L OBP: 0.231, SLG: 0.091							F8			2	0	0	0	0	0	1										
Gus Gettelfinger, R OBP: 0.334, SLG: 0.454							F8			1	0	0	0	0	0	0										
Jack Crimian, R OBP: 0.282, SLG: 0.105							5-3			0	0	0	0	0	0	0										
Troy Herriague, R OBP: 0.198, SLG: 0.105							5-3			1	0	0	0	0	0	0										
Johnny Croft, R OBP: 0.310, SLG: 0.402							5-3			0	0	0	0	0	0	0										
Inning Stats	R: 2 E: 0 K: 0 S: 5	H: 2 LOB: 0 BB: 0 P: 5	R: 0 E: 0 K: 0 S: 4	H: 1 LOB: 1 BB: 0 P: 4	R: 0 E: 0 K: 3 S: 9	H: 0 LOB: 1 BB: 1 P: 13	R: 0 E: 0 K: 1 S: 6	H: 1 LOB: 0 BB: 0 P: 6	R: 1 E: 0 K: 0 S: 5	H: 2 LOB: 3 BB: 2 P: 13	R: 0 E: 0 K: 1 S: 5	H: 0 LOB: 0 BB: 0 P: 5	R: 0 E: 0 K: 0 S: 3	H: 0 LOB: 0 BB: 0 P: 3	R: 1 E: 0 K: 0 S: 3	H: 1 LOB: 1 BB: 1 P: 11	R: 0 E: 0 K: 0 S: 3	H: 0 LOB: 0 BB: 0 P: 3	1B: 6 2B: 0 3B: 1 HR: 0	SF: 2 SAC: 0 DP: 1 HBP: 0	WP: 0 PB: 0 SB: 0 CS: 0	PA: 38				
PITCHER	IP	WLS	BF	H	R	ER	SO	BB	IBB	HBP	BLK	WP	HR	S	P	ERA	WHIP									
Rip Coleman, L ERA: 2.98	(1, 1)	7.0	W	31	6	4	4	5	4	0	0	0	0	0	37	53	5.14	1.429								
Tom Morgan, R ERA: 3.6	(8, 1)	2.0	S	7	1	0	0	0	1	0	0	0	0	6	10	0.00	1.000									


Batter	1	2	3	4	5	6	7	8	9	AB	R	H	RBI	BB	SO	LOB	BOTTOM									
Gil McDougald, R OBP: 0.402, SLG: 0.425	E						F6		SH1-3	2	1	0	0	1	1	0	Kansas City Athletics @ New York Yankees Yankee Stadium, Bronx, NY Sun Jul 22 1956, 3:38 AM EDT Att: 26,923 - Unknown - 82 F AB 37 R 13 H 14 RBI 12 BB 2 SO 3 LOB 14 									
Phil Rizzuto, R OBP: 0.345, SLG: 0.250	BB						F7		E	5	1	1	1	0	0	0										
Billy Martin, R OBP: 0.341, SLG: 0.402	E4						F7		E	3	1	2	1	1	0	0										
Mickey Mantle, S OBP: 0.475, SLG: 0.740	2B						F7		E	1	0	1	1	0	0	0										
Bob Cerv, R OBP: 0.356, SLG: 0.390	1B						F7		E	1	0	1	1	0	0	0										
Yogi Berra, L OBP: 0.356, SLG: 0.526	2B						1B		E	3	1	2	1	0	0	3										
Joe Collins, L OBP: 0.309, SLG: 0.367	1B						1B		E	2	1	1	0	0	0	0										
Hank Bauer, R OBP: 0.315, SLG: 0.476	1B						F6		E5	3	1	1	0	0	0	4										
Bill Skowron, R OBP: 0.400, SLG: 0.502	HR						G4-6-3		L3	4	3	2	3	0	0	5										
Norm Siebern, L OBP: 0.284, SLG: 0.392	1B						4-3		SH	4	2	3	3	0	0	0										
Andy Carey, R OBP: 0.320, SLG: 0.358	FC4-6						F9		SH	4	1	1	1	0	0	1										
Rip Coleman, L OBP: 0.300, SLG: 0.222	K						4-3		SH	3	0	0	0	0	2	1										
Inning Stats	R: 6 E: 1 K: 1 S: 10	H: 5 LOB: 1 BB: 1 P: 14	R: 0 E: 0 K: 0 S: 3	H: 0 LOB: 0 BB: 0 P: 3	R: 2 E: 0 K: 0 S: 5	H: 2 LOB: 0 BB: 0 P: 5	R: 0 E: 0 K: 2 S: 7	H: 0 LOB: 0 BB: 0 P: 7	R: 0 E: 0 K: 0 S: 4	H: 2 LOB: 1 BB: 0 P: 4	R: 0 E: 0 K: 0 S: 3	H: 0 LOB: 0 BB: 0 P: 3	R: 0 E: 0 K: 0 S: 3	H: 0 LOB: 1 BB: 1 P: 7	R: 5 E: 1 K: 0 S: 10	H: 5 LOB: 3 BB: 0 P: 11	R: 0 E: 0 K: 0 S: 10	H: 0 LOB: 0 BB: 0 P: 11	1B: 10 2B: 1 3B: 1 HR: 2	SF: 0 SAC: 2 DP: 1 HBP: 1	WP: 0 PB: 0 SB: 2 CS: 1	PA: 42				
PITCHER	IP	WLS	BF	H	R	ER	SO	BB	IBB	HBP	BLK	WP	HR	S	P	ERA	WHIP									
Tom Gorman, R ERA: 4.22	(1, 1)	0.0	L	5	3	5	4	0	0	0	0	0	0	2	25	25	5.40	1.200								
Bobby Shantz, L ERA: 4.88	(1, 1)	5.0		19	6	3	3	3	0	0	0	0	0	2	25	25	5.40	1.200								
Jack Crimian, R ERA: 6.79	(6, 1)	2.0		12	3	5	5	0	1	0	1	0	0	0	10	15	22.50	2.000								
Troy Herriague, R ERA: 6.45	(8, 1)	1.0		6	2	0	0	0	0	0	0	0	0	6	6	0.00	2.000									


Batter	1	2	3	4	5	6	7	8	9	AB	R	H	RBI	BB	SO	LOB	TOP				
Hector Lopez, R OBP: 0.358, SLG: 0.448 (1, 5)	F9			K			F9		1B	4	0	1	2	1	1	0	Kansas City Athletics @ Chicago White Sox Comiskey Park, Chicago, IL Mon Jul 23 1956, 4:33 AM EDT Att: 10,664 - Unknown livebaseballscorecards.com				
Al Pilarcik, L OBP: 0.276, SLG: 0.240 (1, 8)	F9	4-3		F2			L3		1B	5	0	1	0	0	0	1					
Lou Skizas, R OBP: 0.377, SLG: 0.448 (1, 7)	FC5	1B		1B			1-3		L7	5	1	3	0	0	0	2					
Harry Simpson, L OBP: 0.332, SLG: 0.500 (1, 9)	1-2	BB		FC1-5			4-3		6-3	3	0	1	0	1	0	1					
Vic Power, R OBP: 0.344, SLG: 0.439 (1, 3)	FC5			6-3			5-3		5-3	4	0	1	1	0	0	3					
Tim Thompson, L OBP: 0.333, SLG: 0.366 (1, 2)		E4		FC1-5			L9		2B	4	1	1	0	0	0	3					
Joe Demaestri, R OBP: 0.301, SLG: 0.344 (1, 6)		1-3		6-3			F7		K	4	1	1	0	0	1	3					
Clete Boyer, R OBP: 0.281, SLG: 0.268 (1, 4)		1-3		5-3			F5		B5-3	4	0	0	0	0	0	4					
Jack McMahan, R (1, 1)							K		F8	1	0	0	0	0	1	2					
Tom Gorman, R OBP: 0.115, SLG: 0.042 Bobby Shantz, R OBP: 0.231, SLG: 0.091 (2, 1) (9, 1)		K		K			K			3	0	0	0	0	2	0					
Inning Stats	R: 0 E: 0 K: 0 S: 4	H: 1 LOB: 2 BB: 1 P: 8	R: 2 E: 1 K: 1 S: 8	H: 2 LOB: 1 BB: 0 P: 8	R: 1 E: 0 K: 0 S: 6	H: 3 LOB: 2 BB: 0 P: 6	R: 0 E: 0 K: 2 S: 7	H: 0 LOB: 0 BB: 0 P: 7	R: 0 E: 0 K: 0 S: 4	H: 1 LOB: 1 BB: 0 P: 4	R: 0 E: 0 K: 1 S: 5	H: 0 LOB: 0 BB: 0 P: 5	R: 0 E: 0 K: 0 S: 3	H: 0 LOB: 0 BB: 0 P: 3	R: 0 E: 0 K: 1 S: 6	H: 1 LOB: 1 BB: 0 P: 6	R: 0 E: 0 K: 0 S: 4	H: 1 LOB: 2 BB: 1 P: 8	1B: 8 2B: 1 3B: 0 HR: 0	SF: 0 SAC: 0 DP: 0 HBP: 0	WP: 0 PA: 39 CS: 0
PITCHER	IP	WLS	BF	H	R	ER	SO	BB	IBB	HBP	BLK	WP	HR	S	P	ERA	WHIP				
Jim Wilson, R ERA: 3.66 Paul LaPalme, L ERA: 4.3	(1, 1) (8, 1)	7.0 2.0	L 9	30 2	7 0	3 0	1 0	4 1	1 0	0 0	0 0	0 0	0 0	10 14	41 14	1.29 0.00	1.143 1.500				

Batter	1	2	3	4	5	6	7	8	9	AB	R	H	RBI	BB	SO	LOB	BOTTOM					
Fred Hatfield, L OBP: 0.384, SLG: 0.418 (1, 5)	1B			4-3			G1		5-3	3	0	1	0	0	0	2	Kansas City Athletics @ Chicago White Sox Comiskey Park, Chicago, IL Mon Jul 23 1956, 4:33 AM EDT Att: 10,664 - Unknown livebaseballscorecards.com					
Paul LaPalme, L OBP: 0.500, SLG: 0.750 Sherm Lollar, R OBP: 0.375, SLG: 0.429 (8, 1) (9, PH)	1B	HBP							2-3	0	0	0	0	0	0	0						
Nellie Fox, L OBP: 0.337, SLG: 0.375 (1, 4)	F9	L3-6					F7		3-1	5	0	0	0	0	0	7						
Minnie Minoso, R OBP: 0.410, SLG: 0.459 (1, 7) (8, 5)	F5			F8			1-3		6-3	4	0	0	0	0	0	1						
Dave Philley, S OBP: 0.333, SLG: 0.365 (1, 9) (8, 7)	1-2	1B		1-3			1-3		F7	3	0	1	0	1	0	0						
Larry Doby, L OBP: 0.391, SLG: 0.398 (1, 8)	K			F7			F7		FC5-4	4	0	1	0	0	1	3						
Walt Dropo, R OBP: 0.328, SLG: 0.316 (1, 3)		FC1-4		6-3			6-3		FC5-4	4	1	1	0	0	0	2						
Les Moss, R OBP: 0.323, SLG: 0.491 Jim Delsing, L OBP: 0.277, SLG: 0.056 (1, 2) (9, PH)		FC1-4		5-3			5-3		2B	2	0	1	0	1	0	0						
Luis Aparicio, R OBP: 0.279, SLG: 0.312 Ron Northey, L OBP: 0.407, SLG: 0.667 Bubba Phillips, R OBP: 0.279, SLG: 0.405 (1, 6) (9, PH) (9, FR)		FC1-4		5-3			F7		5-3	3	0	0	0	0	0	3						
Jim Wilson, R OBP: 0.351, SLG: 0.321 Jim Rivera, L OBP: 0.354, SLG: 0.383 (1, 1) (7, PH) (8, 9)		L3-6		K			2B		1-3	2	0	1	1	0	1	1						
Inning Stats	R: 0 E: 0 K: 1 S: 7	H: 2 LOB: 2 BB: 0 P: 7	R: 1 E: 0 K: 0 S: 4	H: 2 LOB: 1 BB: 1 P: 9	R: 0 E: 0 K: 1 S: 3	H: 0 LOB: 1 BB: 1 P: 7	R: 0 E: 0 K: 1 S: 6	H: 1 LOB: 1 BB: 0 P: 6	R: 0 E: 0 K: 0 S: 3	H: 0 LOB: 0 BB: 0 P: 3	R: 0 E: 0 K: 0 S: 4	H: 1 LOB: 1 BB: 0 P: 4	R: 0 E: 0 K: 0 S: 4	H: 1 LOB: 1 BB: 0 P: 4	R: 0 E: 0 K: 0 S: 4	H: 1 LOB: 2 BB: 1 P: 8	1B: 6 2B: 3 3B: 0 HR: 0	SF: 0 SAC: 0 DP: 1 HBP: 1	WP: 0 PA: 38 CS: 0			
PITCHER	IP	WLS	BF	H	R	ER	SO	BB	IBB	HBP	BLK	WP	HR	S	P	ERA	WHIP					
Jack McMahan, L ERA: 5.12 Tom Gorman, R ERA: 4.04 Bobby Shantz, L ERA: 4.78	(1, 1) (2, 1) (9, 1)	1.1 6.2 1.0	WLS W S	BF 25 3	H 4	R 1	ER 1	SO 1	BB 2	IBB 0	HBP 0	BLK 0	WP 0	HR 0	S 25	P 33	1.35 1.35	0.900 0.000				

Batter	1	2	3	4	5	6	7	8	9	AB	R	H	RBI	BB	SO	LOB	TOP																		
Billy Goodman, L (1, 4) OBP: 0.360, SLG: 0.432											0	0	0	0	0	0	0	Boston Red Sox @ Kansas City Athletics Municipal Stadium, Kansas City, MO Tue Jul 24 1956, 4:33 AM EDT Att: 19,817 - Unknown livebaseballscorecards.com																	
Billy Klaus, L (1, 5) OBP: 0.390, SLG: 0.388											0	0	0	0	0	0	0																		
Ted Williams, L (1, 7) OBP: 0.496, SLG: 0.584											0	0	0	0	0	0	0																		
Mickey Vernon, L (1, 3) OBP: 0.399, SLG: 0.533											0	0	0	0	0	0	0																		
Jackie Jensen, R (1, 9) OBP: 0.399, SLG: 0.465											0	0	0	0	0	0	0																		
Jim Piersall, R (1, 8) OBP: 0.385, SLG: 0.461											0	0	0	0	0	0	0																		
Sammy White, R (1, 2) OBP: 0.330, SLG: 0.381											0	0	0	0	0	0	0																		
Don Buddin, R (1, 6) OBP: 0.381, SLG: 0.375											0	0	0	0	0	0	0																		
Mel Parnell, L (1, 1) OBP: 0.286, SLG: 0.333											0	0	0	0	0	0	0																		
Inning Stats											1B: 0	SF: 0	WP: 0	PA: 0	2B: 0	SAC: 0	FB: 0		3B: 0	DP: 0	SB: 0	CS: 0	HR: 0	HBP: 0											
PITCHER Wally Burnette, R (1, 1) ERA: 1.0	IP	WLS	BF	H	R	ER	SO	BB	IBB	HBP	BLK	WP	HR	S	P	ERA	WHIP	PITCHER	IP	WLS	BF	H	R	ER	SO	BB	IBB	HBP	BLK	WP	HR	S	P	ERA	WHIP

Batter	1	2	3	4	5	6	7	8	9	AB	R	H	RBI	BB	SO	LOB	BOTTOM																		
Hector Lopez, R (1, 5) OBP: 0.358, SLG: 0.448											0	0	0	0	0	0	0	Boston Red Sox @ Kansas City Athletics Municipal Stadium, Kansas City, MO Tue Jul 24 1956, 4:33 AM EDT Att: 19,817 - Unknown livebaseballscorecards.com																	
Al Pilarcik, L (1, 8) OBP: 0.276, SLG: 0.240											0	0	0	0	0	0	0																		
Lou Skizas, R (1, 7) OBP: 0.377, SLG: 0.448											0	0	0	0	0	0	0																		
Harry Simpson, L (1, 9) OBP: 0.332, SLG: 0.500											0	0	0	0	0	0	0																		
Vic Power, R (1, 3) OBP: 0.344, SLG: 0.439											0	0	0	0	0	0	0																		
Tim Thompson, L (1, 2) OBP: 0.333, SLG: 0.366											0	0	0	0	0	0	0																		
Joe Demaestri, R (1, 6) OBP: 0.301, SLG: 0.344											0	0	0	0	0	0	0																		
Clete Boyer, R (1, 4) OBP: 0.281, SLG: 0.268											0	0	0	0	0	0	0																		
Wally Burnette, R (1, 1)											0	0	0	0	0	0	0																		
Inning Stats											1B: 0	SF: 0	WP: 0	PA: 0	2B: 0	SAC: 0	FB: 0		3B: 0	DP: 0	SB: 0	CS: 0	HR: 0	HBP: 0											
PITCHER Mel Parnell, L (1, 1) ERA: 2.81	IP	WLS	BF	H	R	ER	SO	BB	IBB	HBP	BLK	WP	HR	S	P	ERA	WHIP	PITCHER	IP	WLS	BF	H	R	ER	SO	BB	IBB	HBP	BLK	WP	HR	S	P	ERA	WHIP

Batter	1	2	3	4	5	6	7	8	9	AB	R	H	RBI	BB	SO	LOB	TOP								
Billy Goodman, L (1, 4) OBP: 0.356, SLG: 0.423	F7		4-3		6-3	BB BB	1-3 2-H 1B			4	0	1	1	1	0	0	Boston Red Sox @ Kansas City Athletics Municipal Stadium, Kansas City, MO Wed Jul 25 1956, 4:33 AM EDT Att: 13,038 - Unknown AB 35 R 6 H 9 RBI 6 BB 8 SO 5 LOB 18 								
Billy Klaus, L (1, 5) OBP: 0.395, SLG: 0.399	HBP 1B		1B 2B 1B		FC6-4 1B 2B	1-2 2-3 BB		F7	4	2	3	0	1	0	0										
Ted Williams, L (1, 7) OBP: 0.498, SLG: 0.576	FC5-4 HBP		1-2 2B 1B		FC6-4 BB	K		5-3	3	1	1	0	1	1	3										
Mickey Vernon, L (1, 3) OBP: 0.404, SLG: 0.556	F7		1-2 2B		FC6-4 1B		F5	4	0	1	2	1	0	4											
Jackie Jensen, R (1, 9) OBP: 0.397, SLG: 0.458	FC5-4 1-2		BB		1-2 3-H 1B	1B BB	1B BB	F7	3	1	1	1	2	0	3										
Jim Piersall, R (1, 8) OBP: 0.375, SLG: 0.450		F8	1-3		FC6-4 1-2	1B BB	1B BB	F7	4	1	0	0	1	0	4										
Pete Daley, R (1, 2) OBP: 0.338, SLG: 0.514	K			F2		K	1-2 2-3 1B 1B	F5	5	1	1	0	0	2	0										
Don Buddin, R (1, 6) OBP: 0.375, SLG: 0.366	1-3			K		BB PB BB	F3	F3	4	0	0	0	1	1	3										
Bob Porterfield, R (1, 1) OBP: 0.371, SLG: 0.438			F6		K		6-3	1B 1-2 2-H 3-H 1B	4	0	1	2	0	1	1										
Leo Kiely, L (7, 1) OBP: 0.167, SLG: 0.167									0	0	0	0	0	0	0										
Tom Hurd, R (7, 1) OBP: 0.571, SLG: 0.571									0	0	0	0	0	0	0										
Harry Dorish, R (7, 1) OBP: 0.375, SLG: 0.366									0	0	0	0	0	0	0										
Inning Stats	R: 0 E: 0 K: 0 S: 4	H: 1 LOB: 2 BB: 0 P: 5	R: 0 E: 0 K: 1 S: 5	H: 0 LOB: 0 BB: 0 P: 5	R: 2 E: 0 K: 0 S: 6	H: 3 LOB: 2 BB: 1 P: 10	R: 0 E: 0 K: 2 S: 7	H: 0 LOB: 0 BB: 0 P: 7	R: 1 E: 0 K: 0 S: 5	H: 2 LOB: 2 BB: 1 P: 9	R: 0 E: 0 K: 2 S: 7	H: 0 LOB: 3 BB: 3 P: 19	R: 3 E: 0 K: 0 S: 5	H: 3 LOB: 2 BB: 2 P: 13	R: 0 E: 0 K: 0 S: 3	H: 0 LOB: 1 BB: 1 P: 7	R: 0 E: 0 K: 0 S: 3	H: 0 LOB: 0 BB: 0 P: 3	1B: 7 2B: 2 3B: 0 HR: 0	SF: 0 SAC: 0 DP: 0 HBP: 1	WP: 0 PB: 1 SB: 0 CS: 0	PA: 44			
PITCHER	IP	WLS	BF	H	R	ER	SO	BB	IBB	HBP	BLK	WP	HR	S	P	ERA	WHIP								
Art Ditmar, R (1, 1) ERA: 4.38	5.2		28	6	3	3	4	4	0	1	0	0	0	31	48	4.76	1.765								
Bobby Shantz, L (6, 1) ERA: 5.17	1.1		9	3	3	3	1	3	0	0	0	0	0	8	20	20.25	4.500								
Tom Gorman, R (8, 1) ERA: 3.97	2.0	W	7	0	0	0	0	1	0	0	0	0	0	6	10	0.00	0.500								

Batter	1	2	3	4	5	6	7	8	9	AB	R	H	RBI	BB	SO	LOB	BOTTOM								
Hector Lopez, R (1, 5) OBP: 0.354, SLG: 0.443	F3		5-3			5-3	6-3	5-3		5	0	0	1	0	0	3	Boston Red Sox @ Kansas City Athletics Municipal Stadium, Kansas City, MO Wed Jul 25 1956, 4:33 AM EDT Att: 13,038 - Unknown AB 30 R 9 H 8 RBI 9 BB 5 SO 1 LOB 11 								
Al Pilarcik, L (1, 8) OBP: 0.305, SLG: 0.263	L9		1B			L8	1B HR	1B	4	1	2	1	0	0	0										
Lou Skizas, R (1, 7) OBP: 0.362, SLG: 0.424	E5 1B		F9			5-3	1-3 3-H 1B	1B	4	1	2	1	0	0	1										
Harry Simpson, L (1, 9) OBP: 0.332, SLG: 0.503	L8			L8			1B BB	HR	3	2	1	3	1	0	1										
Vic Power, R (1, 3) OBP: 0.341, SLG: 0.431		6-3 1B		5-3			1B BB	5-3	3	1	1	0	1	0	1										
Tim Thompson, L (1, 2) OBP: 0.340, SLG: 0.368	F8			L6			BB BB	SH1-4 1B BB	3	2	1	1	1	0	1										
Joe Demaestri, R (1, 6) OBP: 0.299, SLG: 0.353	6-3				L7		1-3 2-H 1B	1B BB	2	0	0	0	0	0	1										
Enos Slaughter, L (7, PH) OBP: 0.373, SLG: 0.410								SH1-4	1	0	0	0	0	1	2										
Mike Baxes, R (8, 6) OBP: 0.348, SLG: 0.270									0	0	0	0	0	0	0										
Clete Boyer, R (1, 4) OBP: 0.277, SLG: 0.264	F7						6-3 1B BB	SH1-4 1B	2	0	0	0	0	0	1										
Eddie Robinson, L (7, PH) OBP: 0.293, SLG: 0.375							1-2 2-H 1B BB		1	1	1	1	1	0	0										
Art Ditmar, R (1, 1) OBP: 0.190, SLG: 0.161									2	0	0	0	0	0	0										
Bobby Shantz, R (6, 1) OBP: 0.231, SLG: 0.091									0	0	0	0	0	0	0										
Gus Zernial, R (7, PH) OBP: 0.316, SLG: 0.452									0	0	0	1	1	0	0										
Jack Crimian, R (7, FR)									0	1	0	0	0	0	0										
Tom Gorman, R (8, 1) OBP: 0.315, SLG: 0.042									0	0	0	0	0	0	0										
Inning Stats	R: 0 E: 1 K: 0 S: 4	H: 1 LOB: 1 BB: 0 P: 4	R: 0 E: 0 K: 0 S: 4	H: 1 LOB: 1 BB: 0 P: 4	R: 0 E: 0 K: 0 S: 4	H: 1 LOB: 1 BB: 0 P: 4	R: 0 E: 0 K: 0 S: 3	H: 0 LOB: 0 BB: 0 P: 3	R: 0 E: 0 K: 0 S: 3	H: 0 LOB: 0 BB: 0 P: 3	R: 0 E: 0 K: 0 S: 3	H: 0 LOB: 0 BB: 0 P: 3	R: 8 E: 0 K: 1 S: 9	H: 4 LOB: 1 BB: 4 P: 25	R: 1 E: 0 K: 0 S: 4	H: 1 LOB: 1 BB: 1 P: 8	1B: 7 2B: 0 3B: 0 HR: 1	SF: 0 SAC: 2 DP: 0 HBP: 0	WP: 0 PB: 0 SB: 0 CS: 0	PA: 37					
PITCHER	IP	WLS	BF	H	R	ER	SO	BB	IBB	HBP	BLK	WP	HR	S	P	ERA	WHIP								
Bob Porterfield, R (1, 1) ERA: 5.13	6.0		21	3	0	0	0	0	0	0	0	0	0	21	21	0.00	0.500								
Leo Kiely, L (7, 1) ERA: 5.4	0.0		3	1	3	3	0	2	0	0	0	0	0	1	9	∞	∞								
Tom Hurd, R (7, 1) ERA: 5.51	0.1		3	0	0	0	1	2	0	0	0	0	0	3	11	0.00	6.000								
Harry Dorish, R (7, 1) ERA: 4.83	1.2	L	10	4	6	6	0	1	0	0	0	0	1	9	13	32.40	3.000								

Batter	1	2	3	4	5	6	7	8	9	10	AB	R	H	RBI	BB	SO	LOB	TOP				
Billy Goodman, L OBP: 0.357, SLG: 0.420 (1, 4)	4-3		BB 1B		1B BB		K		F8		4	1	1	0	1	1	0					
Billy Klaus, L OBP: 0.399, SLG: 0.399 (1, 5)	F5		BB 1B		1B BB		F7			HR BB	3	0	1	0	1	0	0					
Ted Lepcio, R OBP: 0.314, SLG: 0.409 (10, PH) (10, 5)			BB 1B		1B BB						0	1	0	0	1	0	0					
Ted Williams, L OBP: 0.496, SLG: 0.587 (1, 7)	4-3		F8		1B				L3		5	1	2	3	0	0	3					
Dick Gernert, R OBP: 0.404, SLG: 0.500 (10, 7)					1B					HR	0	0	0	0	0	0	0					
Mickey Vernon, L OBP: 0.408, SLG: 0.553 (1, 3)			G5-4-3 1B		1B BB		F9		1B 2B BB		3	1	1	0	2	1	2					
Jackie Jensen, R OBP: 0.397, SLG: 0.457 (1, 9)			G5-4-3 1-2		1B		F8		2B 1B		5	1	2	0	0	0	3					
Jim Piersall, R OBP: 0.377, SLG: 0.450 (1, 8)			F4		F9		F8		1B 2B		5	0	1	2	0	1	2					
Pete Daley, R OBP: 0.321, SLG: 0.487 (1, 2)					5-3		K		F7		4	0	0	0	0	1	2					
Don Buddin, R OBP: 0.371, SLG: 0.361 (1, 6)					F7		F7		F3		4	0	0	0	0	0	2					
Frank Sullivan, R OBP: 0.175, SLG: 0.167 (7, PH)											2	0	1	0	0	0	0					
Gene Stephens, L OBP: 0.313, SLG: 0.214 (7, 1)							6-3		K		1	0	0	0	0	1	0					
Ike Delock, R OBP: 0.143, SLG: 0.150 (7, 1)			BB 1B		1B				K		1	0	0	0	0	1	0					
Inning Stats	R: 0 E: 0 K: 0 S: 3	H: 0 LOB: 0 BB: 0 P: 3	R: 0 E: 0 K: 0 S: 3	H: 1 LOB: 0 BB: 0 P: 3	R: 0 E: 0 K: 1 S: 6	H: 2 LOB: 3 BB: 1 P: 9	R: 0 E: 0 K: 0 S: 5	H: 1 LOB: 2 BB: 1 P: 10	R: 1 E: 0 K: 0 S: 5	H: 2 LOB: 2 BB: 1 P: 9	R: 0 E: 0 K: 2 S: 7	H: 0 LOB: 0 BB: 0 P: 7	R: 0 E: 0 K: 0 S: 4	H: 2 LOB: 0 BB: 1 P: 8	R: 0 E: 0 K: 1 S: 5	H: 0 LOB: 0 BB: 0 P: 5	R: 2 E: 0 K: 2 S: 8	H: 1 LOB: 0 BB: 1 P: 12	1B: 7 2B: 1 3B: 0 HR: 1	SF: 0 SAC: 0 DP: 1 HBP: 0	WP: 0 PB: 0 SB: 0 CS: 0	PA: 42
PITCHER	IP	WLS	BF	H	R	ER	SO	BB	IBB	HBP	BLK	WP	HR	S	P	ERA	WHIP					
Troy Herrige, R ERA: 6.17 (1, 1)	7.1		32	7	3	3	3	4	0	0	0	0	0	34	50	3.68	1.500					
Bobby Shantz, L ERA: 5.24 (8, 1)	2.2	L	10	2	2	2	3	1	0	0	0	0	1	15	19	6.75	1.125					

Boston Red Sox @ Kansas City Athletics
Municipal Stadium, Kansas City, MO
Thu Jul 26 1956, 4:33 AM EDT
Att: 9,511 - Unknown

AB	37
R	5
H	9
RBI	5
BB	5
SO	6
LOB	14



Batter	1	2	3	4	5	6	7	8	9	10	AB	R	H	RBI	BB	SO	LOB	BOTTOM				
Hector Lopez, R OBP: 0.350, SLG: 0.437 (1, 5)	F9	6-3			G4-6-3 1-2		K			F8	5	0	0	0	0	1	2					
Al Pilarcik, L OBP: 0.343, SLG: 0.361 (1, 8)	1B 2B				HR		1B		FC6-4 BB		4	2	3	1	1	1	0					
Lou Skizas, R OBP: 0.338, SLG: 0.394 (1, 7)	F8				F7		F8		FC6-4 1B FC5-2		5	0	0	0	0	0	3					
Harry Simpson, L OBP: 0.334, SLG: 0.503 (1, 9)	1B 1B				K		3-1		FC5-2 1B		4	1	2	1	0	1	0					
Vic Power, R OBP: 0.339, SLG: 0.426 (1, 3)	1B 1B				G3		K		FC5-2		4	0	1	0	0	1	2					
Tim Thompson, L OBP: 0.343, SLG: 0.371 (1, 2)	1B				F8		1B		1-3		4	0	2	1	0	0	2					
Joe Demaestri, R OBP: 0.298, SLG: 0.352 (1, 6)					F5		L6		K		4	0	1	0	0	1	1					
Clete Boyer, R OBP: 0.265, SLG: 0.253 (1, 4)	FC1-4 SH1-4				6-3				F7		4	0	0	0	0	0	1					
Troy Herrige, R OBP: 0.217, SLG: 0.143 (1, 1)					SH1-4				F4		2	0	1	0	0	0	0					
Bobby Shantz, R OBP: 0.214, SLG: 0.083 (8, 1)					G4-6-3 1B				K		1	0	0	0	0	1	0					
Inning Stats	R: 2 E: 0 K: 0 S: 6	H: 4 LOB: 2 BB: 0 P: 6	R: 0 E: 0 K: 0 S: 4	H: 1 LOB: 1 BB: 0 P: 4	R: 1 E: 0 K: 1 S: 6	H: 1 LOB: 0 BB: 0 P: 6	R: 0 E: 0 K: 0 S: 3	H: 0 LOB: 0 BB: 0 P: 3	R: 0 E: 0 K: 0 S: 5	H: 2 LOB: 1 BB: 0 P: 4	R: 0 E: 0 K: 1 S: 6	H: 1 LOB: 0 BB: 0 P: 6	R: 0 E: 0 K: 0 S: 4	H: 1 LOB: 2 BB: 1 P: 8	R: 0 E: 0 K: 2 S: 7	H: 0 LOB: 0 BB: 0 P: 7	R: 0 E: 0 K: 1 S: 5	H: 0 LOB: 0 BB: 0 P: 5	1B: 8 2B: 1 3B: 0 HR: 1	SF: 0 SAC: 1 DP: 1 HBP: 0	WP: 0 PB: 0 SB: 0 CS: 0	PA: 39
PITCHER	IP	WLS	BF	H	R	ER	SO	BB	IBB	HBP	BLK	WP	HR	S	P	ERA	WHIP					
Frank Sullivan, R ERA: 3.35 (1, 1)	6.0		25	9	3	3	2	0	0	0	0	0	0	29	29	4.50	1.500					
Ike Delock, R ERA: 4.48 (7, 1)	4.0	W	14	1	0	0	4	1	0	0	0	0	0	21	25	0.00	0.500					

Boston Red Sox @ Kansas City Athletics
Municipal Stadium, Kansas City, MO
Thu Jul 26 1956, 4:33 AM EDT
Att: 9,511 - Unknown

AB	37
R	3
H	10
RBI	3
BB	1
SO	6
LOB	11



Batter	1	2	3	4	5	6	7	8	9	10	11	12	13	14	AB	R	H	RBI	BB	SO	LOB	TOP						
Bob Cerv, R OBP: 0.370, SLG: 0.453 (8, PH) Joe Collins, L OBP: 0.308, SLG: 0.362 (8, 7)	F8		CS 1B	5-3		F8		F8			1B 1B		3-1		4	0	1	0	0	0	2	3						
Billy Martin, R OBP: 0.338, SLG: 0.394 (1, 4)	HR BB		5-3		K					CS 1B			5-3		6	1	3	1	1	1	1	6						
Yogi Berra, L OBP: 0.358, SLG: 0.532 (1, 2)	HR		F3		1B 3B 1B					K					7	2	2	2	0	2	4	7						
Mickey Mantle, S OBP: 0.479, SLG: 0.724 (1, 8)	S BB				L7					K					4	2	1	0	3	2	3	4						
Bill Skowron, R OBP: 0.401, SLG: 0.529 (1, 3)	6-3				HR 1B					BB					7	2	4	2	0	1	3	7						
Hank Bauer, R OBP: 0.318, SLG: 0.473 (1, 9)	F6				6-3					K					7	1	1	2	0	2	3	7						
Andy Carey, R OBP: 0.322, SLG: 0.361 (1, 5)			F9		HR					CS BB			5-3		4	1	1	1	3	0	1	4						
Jerry Coleman, R OBP: 0.302, SLG: 0.288 (1, 6)			K		E7 1B					F7			F7		7	1	2	0	0	1	5	7						
Johnny Kucks, R OBP: 0.192, SLG: 0.130 Mickey McDermott, L OBP: 0.342, SLG: 0.135 Tom Morgan, R OBP: 0.373, SLG: 0.200 Tommy Byrne, L OBP: 0.314, SLG: 0.529 (9, 1)			1-3		4-3			SH1-4 1B 1B		K				3-1		2	0	0	0	0	0	1	2					
Inning Stats	R: 2 E: 0 K: 0 S: 4	H: 1 LOB: 1 BB: 2 P: 12	R: 0 E: 0 K: 1 S: 5	H: 0 LOB: 0 BB: 0 P: 5	R: 0 E: 0 K: 0 S: 3	H: 1 LOB: 0 BB: 0 P: 3	R: 3 E: 1 K: 0 S: 7	H: 4 LOB: 1 BB: 0 P: 7	R: 3 E: 0 K: 1 S: 8	H: 3 LOB: 0 BB: 0 P: 8	R: 1 E: 0 K: 0 S: 5	H: 2 LOB: 1 BB: 0 P: 5	R: 0 E: 0 K: 2 S: 7	H: 1 LOB: 0 BB: 0 P: 7	R: 0 E: 0 K: 1 S: 5	H: 1 LOB: 1 BB: 1 P: 9	R: 0 E: 0 K: 1 S: 4	H: 2 LOB: 2 BB: 0 P: 11	R: 0 E: 0 K: 0 S: 3	H: 1 LOB: 1 BB: 0 P: 4	R: 0 E: 0 K: 0 S: 3	H: 0 LOB: 0 BB: 0 P: 3	R: 1 E: 2 K: 1 S: 6	H: 0 LOB: 2 BB: 2 P: 14	1B: 10 2B: 3 3B: 1 HR: 3	SF: 0 SAC: 1 DP: 1 HBP: 0	WP: 0 PB: 1 SB: 1 CS: 4	PA: 63
PITCHER	IP	WLS	BF	H	R	ER	SO	BB	IBB	HBP	BLK	WP	HR	S	P	ERA	WHIP											
Jack McMahan, L ERA: 5.82 Tom Gorman, R ERA: 4.14 Jack Crimian, R ERA: 6.85 Wally Burnette, R ERA: 1.36	(1, 1)	4.0	19	6	5	5	1	0	0	0	0	0	0	13	13	11.25	2.000											
	(5, 1)	2.0	11	5	4	3	1	0	0	0	0	0	0	13	13	13.50	2.500											
	(7, 1)	2.0	7	1	0	0	3	1	0	0	0	0	0	12	16	0.00	1.000											
	(9, 1)	6.0	L	25	4	1	0	6	4	0	0	0	0	33	49	0.00	1.333											

New York Yankees @ Kansas City Athletics
Municipal Stadium, Kansas City, MO
Fri Jul 27 1956, 4:33 AM EDT
Att: 30,034 - Unknown - 101 F


AB 54
R 10
H 16
RBI 8
BB 7
SO 11
LOB 25



Batter	1	2	3	4	5	6	7	8	9	10	11	12	13	14	AB	R	H	RBI	BB	SO	LOB	BOTTOM						
 Hector Lopez, R OBP: 0.350, SLG: 0.449 (1, 5)	4-3 1B 2B		G3 HR	E 1B 1B			1B PB SF7 1B			F8			SH2-4		6	4	5	0	1	0	1	6						
 Al Pilarcik, L OBP: 0.320, SLG: 0.333 (1, 8)	4-3		G3	BB 1B 1B			F9			F7			3-1		8	0	1	2	0	1	8	8						
 Lou Skizas, R OBP: 0.378, SLG: 0.416 (1, 7)	1B BB		K	BB 1B 1B			5-3			CS 1B					6	0	4	0	2	1	1	6						
 Harry Simpson, L OBP: 0.335, SLG: 0.508 (1, 9) (13, 3)	1B		HR	BB 1B 1B			4-3			SF7			F6		6	1	2	4	1	1	6	6						
 Eddie Robinson, L OBP: 0.304, SLG: 0.392 Clete Boyer, R OBP: 0.283, SLG: 0.250 (8, PH) (9, 4) Johnny Groth, R OBP: 0.312, SLG: 0.398 (13, 9)	FC6-4-5		5-3				1B 1B			CS					5	1	3	0	0	0	5	5						
 Vic Power, R OBP: 0.351, SLG: 0.447 (1, 4) (9, 3) (13, 4)			6-3				1B 1B			FC1-5 1B			F3		7	2	5	1	1	0	1	7						
 Tim Thompson, L OBP: 0.344, SLG: 0.376 (1, 2)	FC6-4 E 1-3						HR 1B 1B			FC1-5 1B			5-3		8	0	3	1	0	1	5	8						
 Joe Demaestri, R OBP: 0.295, SLG: 0.347 Enos Slaughter, L OBP: 0.376, SLG: 0.413 Jack Crimian, R (7, 1) Joe Ginsberg, L OBP: 0.324, SLG: 0.305 Wally Burnette, R OBP: 0.091, SLG: 0.091 (8, PH) (9, 1) Jack McMahan, R (1, 1)	1-3		K	L6			1B 1B			G1-6-3			K		3	0	0	0	0	1	2	3						
 Gus Zernial, R OBP: 0.315, SLG: 0.450 Tom Gorman, R OBP: 0.148, SLG: 0.042 Mike Baxes, R OBP: 0.355, SLG: 0.282 (6, PH) (7, 6)	K		FC5-6-4 E 1B 1B				5-3			1B 1B			L5		1	0	0	0	0	1	1	1						
Inning Stats	R: 1 E: 0 K: 0 S: 4	H: 2 LOB: 1 BB: 1 P: 8	R: 0 E: 1 K: 1 S: 6	H: 1 LOB: 1 BB: 0 P: 6	R: 2 E: 0 K: 1 S: 8	H: 3 LOB: 1 BB: 0 P: 8	R: 2 E: 0 K: 1 S: 9	H: 4 LOB: 3 BB: 1 P: 13	R: 1 E: 0 K: 1 S: 7	H: 2 LOB: 2 BB: 1 P: 11	R: 2 E: 0 K: 0 S: 7	H: 4 LOB: 2 BB: 0 P: 7	R: 1 E: 0 K: 0 S: 4	H: 2 LOB: 0 BB: 0 P: 4	R: 0 E: 0 K: 2 S: 7	H: 0 LOB: 1 BB: 1 P: 11	R: 0 E: 0 K: 0 S: 4	H: 1 LOB: 2 BB: 1 P: 8	R: 0 E: 0 K: 1 S: 6	H: 1 LOB: 1 BB: 0 P: 6	R: 0 E: 0 K: 2 S: 8	H: 1 LOB: 2 BB: 1 P: 12	R: 0 E: 0 K: 0 S: 3	H: 1 LOB: 0 BB: 0 P: 3	1B: 20 2B: 5 3B: 0 HR: 2	SF: 1 SAC: 3 DP: 1 HBP: 0	WP: 0 PB: 1 SB: 0 CS: 1	PA: 71
PITCHER	IP	WLS	BF	H	R	ER	SO	BB	IBB	HBP	BLK	WP	HR	S	P	ERA	WHIP											
 Johnny Kucks, R ERA: 3.74 Mickey McDermott, L ERA: 5.57 Tom Morgan, R ERA: 3.97 Tommy Byrne, L ERA: 4.16	(1, 1)	3.2	21	10	5	3	1	1	0	0	0	0	1	6	14	12.27	3.000											
	(4, 1)	1.0	6	1	1	1	2	0	0	0	0	0	1	6	14	9.00	3.000											
	(5, 1)	4.0	21	11	3	2	0	0	0	0	0	0	0	21	21	4.50	2.750											
	(9, 1)	5.1	W	22	4	0	5	2	1	0	0	0	0	29	41	0.00	1.125											

New York Yankees @ Kansas City Athletics
Municipal Stadium, Kansas City, MO
Fri Jul 27 1956, 4:33 AM EDT
Att: 30,034 - Unknown - 101 F

AB 62
R 9
H 26
RBI 9
BB 6
SO 9
LOB 37



Batter	1	2	3	4	5	6	7	8	9	AB	R	H	RBI	BB	SO	LOB	TOP					
Billy Martin, R OBP: 0.342, SLG: 0.416 (1.4)										5	2	3	3	0	1	3	New York Yankees @ Kansas City Athletics Municipal Stadium, Kansas City, MO Sat Jul 28 1956, 4:33 AM EDT Att: 32,335 - Unknown - 100 F livebaseballscorecards.com					
Phil Rizzuto, R OBP: 0.339, SLG: 0.245 (7.6)										1	0	0	0	0	0	0						
Billy Hunter, R OBP: 0.500, SLG: 1.000 (9.6)										0	0	0	0	0	0	0						
Hank Bauer, R OBP: 0.321, SLG: 0.475 (1.9)										5	3	2	0	1	0	2						
Joe Collins, L OBP: 0.306, SLG: 0.362 (9.9)										0	0	0	0	0	0	0						
Yogi Berra, L OBP: 0.361, SLG: 0.532 (1.2)										4	2	2	1	1	0	1						
Bob Cerv, R OBP: 0.376, SLG: 0.483 (7.7)										1	0	1	1	0	0	0						
Mickey Mantle, S OBP: 0.479, SLG: 0.719 (1.8)										4	2	1	0	2	2	3						
Bill Skowron, R OBP: 0.406, SLG: 0.554 (1.3)										6	3	4	7	0	0	4						
Elston Howard, R OBP: 0.315, SLG: 0.343 (7.2)										5	0	1	0	0	0	2						
Andy Carey, R OBP: 0.360, SLG: 0.360 (8.5)										4	1	1	0	1	0	1						
Tom Carroll, R OBP: 0.429, SLG: 0.429 (8.5)										0	0	0	0	0	0	0						
Jerry Coleman, R OBP: 0.315, SLG: 0.294 (7.4)										5	1	3	1	0	1	1						
Tom Sturdivant, L OBP: 0.306, SLG: 0.389 (1.1)										5	0	1	0	0	0	6						
Inning Stats	R: 5 E: 1 K: 1 S: 11	H: 6 LOB: 2 BB: 1 P: 15	R: 0 E: 0 K: 0 S: 3	H: 0 LOB: 0 BB: 0 P: 3	R: 1 E: 0 K: 1 S: 7	H: 2 LOB: 1 BB: 0 P: 7	R: 3 E: 0 K: 0 S: 5	H: 2 LOB: 0 BB: 1 P: 9	R: 0 E: 0 K: 0 S: 4	H: 1 LOB: 1 BB: 0 P: 4	R: 2 E: 0 K: 1 S: 6	H: 2 LOB: 0 BB: 1 P: 10	R: 2 E: 0 K: 0 S: 6	H: 3 LOB: 3 BB: 2 P: 14	R: 0 E: 0 K: 0 S: 4	H: 1 LOB: 1 BB: 0 P: 4	R: 1 E: 0 K: 1 S: 7	H: 2 LOB: 1 BB: 0 P: 7	1B: 10 2B: 5 3B: 1 HR: 3	SF: 0 SAC: 0 DP: 1 HBP: 0	WP: 0 PB: 0 CS: 1	PA: 50
PITCHER	IP WLS BF H R ER SO BB IBB HBP BLK WP HR S P ERA WHIP																					
Alex Kellner, L ERA: 3.72 (1.1)	0.0 L 5 5 5 4 0 0 0 0 0 0 0 1 5 5																					
Jack Crimian, R ERA: 5.71 (5.1)	4.0 19 5 4 4 2 2 0 0 0 0 2 21 29																					
Jack McMahan, L ERA: 5.75 (7.1)	2.0 9 3 2 2 1 1 0 0 0 0 0 10 14																					
Bobby Shantz, L ERA: 5.43 (7.1)	3.0 17 6 3 3 1 2 0 0 0 0 0 17 25																					

Batter	1	2	3	4	5	6	7	8	9	AB	R	H	RBI	BB	SO	LOB	BOTTOM					
Hector Lopez, R OBP: 0.354, SLG: 0.443 (1.5)										5	0	0	0	0	0	2	New York Yankees @ Kansas City Athletics Municipal Stadium, Kansas City, MO Sat Jul 28 1956, 4:33 AM EDT Att: 32,335 - Unknown - 100 F livebaseballscorecards.com					
Al Pilarcik, L OBP: 0.321, SLG: 0.333 (1.8)										3	1	1	0	0	0	1						
Johnny Groth, R OBP: 0.310, SLG: 0.395 (5.8)										1	0	0	0	0	0	0						
Lou Skizas, R OBP: 0.384, SLG: 0.450 (1.7)										3	2	1	2	1	0	1						
Harry Simpson, L OBP: 0.334, SLG: 0.508 (1.9)										4	0	1	1	0	1	0						
Eddie Robinson, L OBP: 0.303, SLG: 0.383 (1.3)										3	0	0	0	1	1	0						
Vic Power, R OBP: 0.353, SLG: 0.448 (1.4)										4	0	2	0	0	1	2						
Joe Ginsberg, L OBP: 0.328, SLG: 0.310 (1.2)										4	0	2	0	0	0	1						
Joe Demaestri, R OBP: 0.291, SLG: 0.342 (1.6)										4	0	0	0	0	2	3						
Alex Kellner, R OBP: 0.276, SLG: 0.192 (1.1)										0	0	0	0	0	0	0						
Jack Crimian, R OBP: 0.222, SLG: 0.125 (4.9)										1	0	1	0	0	0	0						
Jim Fregosi, R OBP: 0.315, SLG: 0.311 (4.9)										0	0	0	0	0	0	0						
Troy Hieroglyph, R OBP: 0.276, SLG: 0.192 (5.1)										0	0	0	0	0	0	0						
Jack McMahan, R OBP: 0.315, SLG: 0.311 (5.1)										0	0	0	0	0	0	0						
Gus Zernial, R OBP: 0.315, SLG: 0.311 (5.1)										1	0	0	0	0	1	0						
Bobby Shantz, R OBP: 0.276, SLG: 0.192 (7.1)										0	0	0	0	0	0	0						
Ernie Slaughter, R OBP: 0.276, SLG: 0.192 (9.9)										1	0	0	0	0	0	0						
Inning Stats	R: 1 E: 0 K: 1 S: 6	H: 1 LOB: 2 BB: 0 P: 14	R: 0 E: 0 K: 1 S: 6	H: 1 LOB: 0 BB: 0 P: 6	R: 2 E: 0 K: 1 S: 9	H: 4 LOB: 2 BB: 0 P: 9	R: 0 E: 0 K: 0 S: 3	H: 0 LOB: 1 BB: 1 P: 7	R: 0 E: 0 K: 2 S: 7	H: 0 LOB: 0 BB: 0 P: 7	R: 0 E: 0 K: 1 S: 5	H: 1 LOB: 0 BB: 0 P: 5	R: 0 E: 0 K: 0 S: 3	H: 0 LOB: 0 BB: 0 P: 3	R: 0 E: 0 K: 0 S: 4	H: 1 LOB: 1 BB: 0 P: 4	R: 0 E: 0 K: 0 S: 3	H: 0 LOB: 0 BB: 0 P: 3	1B: 6 2B: 1 3B: 0 HR: 1	SF: 0 SAC: 0 DP: 1 HBP: 0	WP: 0 PB: 0 CS: 0	PA: 37
PITCHER	IP WLS BF H R ER SO BB IBB HBP BLK WP HR S P ERA WHIP																					
Tom Sturdivant, R ERA: 3.23 (1.1)	9.0 W 37 8 3 3 6 3 0 0 0 0 1 46 58																					


Batter	1	2	3	4	5	6	7	8	9	AB	R	H	RBI	BB	SO	LOB	TOP				
Billy Martin, R OBP: 0.343, SLG: 0.414 (1, 4)					 4-3 1B				 BB	4	1	1	0	1	0	0	New York Yankees @ Kansas City Athletics Municipal Stadium, Kansas City, MO Sun Jul 29 1956, 4:33 AM EDT Att: 30,357 - Unknown livebaseballscorecards.com				
Joe Collins, L OBP: 0.304, SLG: 0.358 (1, 7)			 BB							5	0	1	0	0	0	2					
Mickey Mantle, S OBP: 0.481, SLG: 0.716 (1, 8)			 BB							4	0	2	1	1	0	1					
Yogi Berra, L OBP: 0.362, SLG: 0.528 (1, 2)					 1B				 BB	4	1	1	0	1	0	5					
Bill Skowron, R OBP: 0.407, SLG: 0.576 (1, 3)					 1-H				 1-2	4	2	2	3	0	0	1					
Hank Bauer, R OBP: 0.323, SLG: 0.482 (1, 9)										3	1	1	1	1	1	0					
Andy Carey, R OBP: 0.325, SLG: 0.357 (1, 5)									 S BB	2	0	0	0	2	1	1					
Jerry Coleman, R OBP: 0.304, SLG: 0.283 (1, 6)										4	0	0	0	0	4	3					
Bob Turley, R OBP: 0.250, SLG: 0.172 (1, 1)										4	0	0	0	0	2	1					
Rip Coleman, L (9, 1)										0	0	0	0	0	0	0					
Inning Stats	R: 0 E: 0 K: 0 S: 4	H: 1 LOB: 1 BB: 0 P: 4	R: 0 E: 0 K: 1 S: 5	H: 0 LOB: 1 BB: 1 P: 9	R: 0 E: 1 K: 1 S: 6	H: 0 LOB: 2 BB: 1 P: 10	R: 1 E: 0 K: 2 S: 8	H: 1 LOB: 1 BB: 1 P: 12	R: 3 E: 1 K: 0 S: 6	H: 4 LOB: 0 BB: 0 P: 6	R: 0 E: 0 K: 3 S: 9	H: 0 LOB: 0 BB: 0 P: 9	R: 0 E: 0 K: 0 S: 3	H: 0 LOB: 0 BB: 0 P: 3	R: 1 E: 0 K: 1 S: 5	H: 1 LOB: 1 BB: 2 P: 13	R: 0 E: 0 K: 0 S: 4	H: 1 LOB: 2 BB: 1 P: 8	1B: 5 2B: 0 3B: 0 HR: 3	SF: 0 SAC: 0 DP: 1 HBP: 0	WP: 0 PA: 40 SB: 0 CS: 1
PITCHER Art Ditmar, R ERA: 4.42 (1, 1)	IP: 9.0 WLS: L BF: 40 H: 8 R: 5 ER: 5 SO: 8 BB: 6 IBB: 0 HBP: 0 BLK: 0 WP: 0 HR: 3 S: 50 P: 74 ERA: 5.00 WHIP: 1.556															PITCHER					

Batter	1	2	3	4	5	6	7	8	9	AB	R	H	RBI	BB	SO	LOB	BOTTOM				
Hector Lopez, R OBP: 0.352, SLG: 0.438 (1, 5)	 BB								 1B	4	1	0	0	1	0	3	New York Yankees @ Kansas City Athletics Municipal Stadium, Kansas City, MO Sun Jul 29 1956, 4:33 AM EDT Att: 30,357 - Unknown livebaseballscorecards.com				
Johnny Groth, R OBP: 0.309, SLG: 0.389 (1, 8)			 BB							3	0	0	0	1	0	1					
Enos Slaughter, L OBP: 0.372, SLG: 0.409 (9, PH)										1	0	0	0	0	1	1					
Lou Skizas, R OBP: 0.407, SLG: 0.500 (1, 7)			 1B							4	1	3	2	1	0	0					
Harry Simpson, L OBP: 0.335, SLG: 0.504 (1, 9)			 1-2							3	0	0	0	2	1	4					
Eddie Robinson, L OBP: 0.295, SLG: 0.371 (1, 3)										4	0	0	0	0	1	3					
Vic Power, R OBP: 0.355, SLG: 0.449 (1, 4)					 1B		 1B			4	1	2	0	0	1	1					
Joe Ginsberg, L OBP: 0.332, SLG: 0.311 (1, 2)				 1-2 1B		 BB			3	0	1	0	1	0	0	0					
Joe Demaestri, R OBP: 0.291, SLG: 0.342 (1, 6)				 1-2 1B					3	0	1	1	0	1	2						
Al Pilarcik, L OBP: 0.316, SLG: 0.329 (9, PH)					 2H 1B					1	0	0	0	0	1	0					
Mike Baxes, R OBP: 0.355, SLG: 0.282 (9, 6)										0	0	0	0	0	0	0					
Art Ditmar, R OBP: 0.180, SLG: 0.153 (1, 1)									 1B	3	0	0	0	0	3	4					
Tim Thompson, L OBP: 0.347, SLG: 0.379 (9, PH)										1	0	1	0	0	0	0					
Clete Boyer, R OBP: 0.283, SLG: 0.250 (9, PR)										0	0	0	0	0	0	0					
Inning Stats	R: 2 E: 0 K: 2 S: 8	H: 1 LOB: 2 BB: 2 P: 16	R: 0 E: 0 K: 1 S: 5	H: 0 LOB: 0 BB: 0 P: 5	R: 0 E: 0 K: 0 S: 3	H: 1 LOB: 1 BB: 1 P: 7	R: 1 E: 0 K: 1 S: 8	H: 3 LOB: 2 BB: 0 P: 8	R: 0 E: 0 K: 1 S: 5	H: 0 LOB: 0 BB: 0 P: 5	R: 0 E: 0 K: 2 S: 8	H: 1 LOB: 2 BB: 1 P: 12	R: 0 E: 0 K: 0 S: 3	H: 0 LOB: 2 BB: 2 P: 11	R: 0 E: 0 K: 1 S: 5	H: 0 LOB: 0 BB: 0 P: 5	R: 0 E: 0 K: 1 S: 7	H: 2 LOB: 2 BB: 0 P: 7	1B: 7 2B: 0 3B: 0 HR: 1	SF: 0 SAC: 0 DP: 1 HBP: 0	WP: 1 PA: 40 SB: 0 CS: 0
PITCHER Bob Turley, R ERA: 5.25 (1, 1)	IP: 8.2 WLS: W BF: 39 H: 8 R: 3 ER: 3 SO: 9 BB: 6 IBB: 0 HBP: 0 BLK: 0 WP: 1 HR: 1 S: 51 P: 75 ERA: 3.12 WHIP: 1.615															PITCHER					
Rip Coleman, L ERA: 2.97 (9, 1)	IP: 0.1 WLS: S BF: 1 H: 0 R: 0 ER: 0 SO: 0 BB: 0 IBB: 0 HBP: 0 BLK: 0 WP: 0 HR: 0 S: 1 P: 1 ERA: 0.00 WHIP: 0.000															PITCHER					

Batter	1	2	3	4	5	6	7	8	9	10	AB	R	H	RBI	BB	SO	LOB								
Dick Williams, R OBP: 0.320, SLG: 0.496 Hoot Evers, R OBP: 0.377, SLG: 0.292	6-3		CS		G3		L5		FC5		5	0	2	0	0	0	2								
Tito Francona, L OBP: 0.339, SLG: 0.382	G3		F8		G3		F6		1-4-3		5	0	0	0	0	0	4								
George Kell, R OBP: 0.372, SLG: 0.455	5-3		CS	4-3	F2		K			F7	5	0	0	0	0	1	1								
Bob Nieman, R OBP: 0.422, SLG: 0.516		1B		1B	FC6-4		G6-4-3			HR	2	2	2	1	3	0	0								
Gus Triandos, R OBP: 0.342, SLG: 0.415	K		F8		FC6-4		K			1-3	5	0	0	0	0	2	5								
Billy Gardner, R OBP: 0.266, SLG: 0.340	F4			1B			G6-4-3			S	4	0	2	0	1	0	2								
Hal Smith, R OBP: 0.321, SLG: 0.371 Jim Pyburn, R OBP: 0.278, SLG: 0.311				1B			1-4-3		E6	K	0	0	0	0	0	0	0								
Willy Miranda, S OBP: 0.304, SLG: 0.298	K				HR		4-3		FC5	1B	3	1	1	0	1	1	3								
Ray Moore, R OBP: 0.326, SLG: 0.488 Bill Wight, L OBP: 0.220, SLG: 0.200 George Zuverink, R OBP: 0.118, SLG: 0.063 Bob Hale, L OBP: 0.298, SLG: 0.330 Mike Fornieles, R OBP: 0.188, SLG: 0.313			K		HR		1-3		F7		3	1	1	2	0	1	1								
Inning Stats	R: 0 E: 0 K: 0 S: 3	H: 0 LOB: 0 BB: 0 P: 3	R: 0 E: 0 K: 2 S: 9	H: 2 LOB: 2 BB: 0 P: 9	R: 0 E: 0 K: 1 S: 5	H: 1 LOB: 0 BB: 0 P: 5	R: 1 E: 0 K: 0 S: 4	H: 2 LOB: 2 BB: 1 P: 8	R: 2 E: 0 K: 1 S: 5	H: 2 LOB: 2 BB: 2 P: 13	R: 0 E: 0 K: 0 S: 3	H: 0 LOB: 1 BB: 1 P: 7	R: 0 E: 0 K: 1 S: 5	H: 0 LOB: 0 BB: 0 P: 5	R: 0 E: 0 K: 1 S: 4	H: 0 LOB: 0 BB: 1 P: 8	R: 0 E: 1 K: 0 S: 5	H: 1 LOB: 2 BB: 0 P: 5	R: 1 E: 0 K: 1 S: 7	H: 2 LOB: 1 BB: 0 P: 7	1B: 7 2B: 1 3B: 0 HR: 2	SF: 0 SAC: 0 DP: 1 HBP: 0	WP: 0 PB: 0 SB: 2 CS: 1	PA: 44	
PITCHER	IP	WLS	BF	H	R	ER	SO	BB	IBB	HBP	BLK	WP	HR	S	P	ERA	WHIP								
Wally Burnette, R ERA: 1.88	(1.1)	5.1	25	7	3	3	3	4	0	0	0	0	1	27	43	5.06	2.062								
Tom Gorman, R ERA: 4.05	(6.1)	4.2	18	3	1	1	3	1	0	0	0	0	1	23	27	1.93	0.857								

Baltimore Orioles @ Kansas City Athletics
Municipal Stadium, Kansas City, MO
Mon Jul 30 1956, 4:33 AM EDT
Att: 9,355 - Unknown


AB 34
R 4
H 8
RBI 3
BB 5
SO 6
LOB 21



Batter	1	2	3	4	5	6	7	8	9	10	AB	R	H	RBI	BB	SO	LOB								
Hector Lopez, R OBP: 0.353, SLG: 0.439	FC1-5		F8		F2			E		6-3	4	1	1	0	1	0	0								
Enos Slaughter, L OBP: 0.368, SLG: 0.408	FC1-5		6-3				6-3	K			5	0	1	0	0	1	2								
Lou Skizas, R OBP: 0.406, SLG: 0.517	G4-6-3		F3				1B	3B			5	1	2	0	0	0	2								
Harry Simpson, L OBP: 0.336, SLG: 0.503	G4-6-3				G6-3		K			L6	5	0	2	1	0	1	4								
Eddie Robinson, L OBP: 0.300, SLG: 0.390		6-3		G6-3				F8			4	1	2	1	0	0	3								
Vic Power, R OBP: 0.354, SLG: 0.446		6-3						F4		F7	4	0	1	1	0	0	3								
Joe Ginsberg, L OBP: 0.330, SLG: 0.305				L9			6-3			4-3	3	0	0	0	1	0	1								
Joe Demaestri, R OBP: 0.287, SLG: 0.337		FC3-6			F8		6-3		F8		4	0	0	0	0	0	1								
Wally Burnette, R OBP: 0.077, SLG: 0.077 Tom Gorman, R OBP: 0.138, SLG: 0.038		F8			K		K		K		2	0	0	0	0	1	1								
Inning Stats	R: 0 E: 0 K: 0 S: 4	H: 2 LOB: 1 BB: 0 P: 4	R: 1 E: 0 K: 0 S: 4	H: 1 LOB: 1 BB: 1 P: 8	R: 0 E: 0 K: 0 S: 3	H: 0 LOB: 0 BB: 0 P: 3	R: 0 E: 0 K: 0 S: 4	H: 2 LOB: 1 BB: 0 P: 4	R: 0 E: 0 K: 1 S: 5	H: 0 LOB: 0 BB: 0 P: 5	R: 1 E: 1 K: 1 S: 7	H: 1 LOB: 2 BB: 1 P: 11	R: 0 E: 0 K: 1 S: 5	H: 0 LOB: 0 BB: 0 P: 5	R: 0 E: 0 K: 0 S: 4	H: 1 LOB: 1 BB: 0 P: 4	1B: 5 2B: 2 3B: 2 HR: 0	SF: 0 SAC: 0 DP: 2 HBP: 0	WP: 0 PB: 0 SB: 0 CS: 0	PA: 40					
PITCHER	IP	WLS	BF	H	R	ER	SO	BB	IBB	HBP	BLK	WP	HR	S	P	ERA	WHIP								
Ray Moore, R ERA: 4.63	(1.1)	6.0	24	7	2	2	2	1	0	0	0	0	0	27	31	3.00	1.333								
Bill Wight, L ERA: 4.55	(7.1)	1.2	8	1	1	0	2	1	0	0	0	0	0	11	15	0.00	1.200								
George Zuverink, R ERA: 3.74	(8.1)	0.1	1	0	0	0	0	0	0	0	0	0	0	1	1	0.00	0.000								
Mike Fornieles, R ERA: 4.45	(9.1)	2.0	W	7	1	0	1	0	0	0	0	0	0	9	9	0.00	0.500								

Baltimore Orioles @ Kansas City Athletics
Municipal Stadium, Kansas City, MO
Mon Jul 30 1956, 4:33 AM EDT
Att: 9,355 - Unknown

AB 38
R 3
H 9
RBI 3
BB 2
SO 5
LOB 17



Batter	1	2	3	4	5	6	7	8	9	AB	R	H	RBI	BB	SO	LOB	TOP			
Dick Williams, R OBP: 0.325, SLG: 0.503 (1, 8)										4	1	2	1	0	0	0	Baltimore Orioles @ Kansas City Athletics Municipal Stadium, Kansas City, MO Tue Jul 31 1956, 4:33 AM EDT Att: 7,882 - Unknown AB 34 R 5 H 7 RBI 3 BB 1 SO 5 LOB 8 			
Tito Francona, L OBP: 0.338, SLG: 0.383 (1, 9)										4	0	1	1	0	0	1				
George Kell, R OBP: 0.367, SLG: 0.449 (1, 5)										4	1	0	0	0	1	1				
Bob Nieman, R OBP: 0.416, SLG: 0.508 Jim Pyburn, R OBP: 0.276, SLG: 0.311 (1, 7) (9, 8)										4	0	0	0	0	0	1				
Gus Triandos, R OBP: 0.344, SLG: 0.420 (1, 3)										4	2	2	0	0	0	0				
Billy Gardner, R OBP: 0.269, SLG: 0.340 (1, 4)										3	0	1	1	1	1	1				
Tom Gastall, R OBP: 0.256, SLG: 0.229 (1, 2)										4	1	1	0	0	0	1				
Willy Miranda, S OBP: 0.301, SLG: 0.294 (1, 6)										4	0	0	0	0	1	2				
Hal Brown, R OBP: 0.345, SLG: 0.292 George Zuverink, R OBP: 0.116, SLG: 0.063 (1, 1) (9, 1)										3	0	0	0	0	2	1				
Inning Stats	R: 0 E: 0 K: 0 S: 3	H: 0 LOB: 0 BB: 0 P: 3	R: 0 E: 0 K: 1 S: 5	H: 0 LOB: 0 BB: 0 P: 5	R: 0 E: 0 K: 1 S: 5	H: 0 LOB: 0 BB: 0 P: 5	R: 2 E: 1 K: 0 S: 6	H: 2 LOB: 1 BB: 0 P: 6	R: 1 E: 0 K: 2 S: 9	H: 2 LOB: 1 BB: 0 P: 9	R: 0 E: 0 K: 0 S: 3	H: 0 LOB: 0 BB: 0 P: 3	R: 0 E: 0 K: 1 S: 5	H: 0 LOB: 0 BB: 0 P: 5	R: 1 E: 1 K: 0 S: 4	H: 1 LOB: 1 BB: 1 P: 8		1B: 4 2B: 3 3B: 0 HR: 0	SF: 0 SAC: 0 DP: 0 HBP: 0	WP: 0 PB: 0 SB: 0 CS: 0
PITCHER	IP WLS BF H R ER SO BB IBB HBP BLK WP HR S P ERA WHIP																			
Troy Herriage, R ERA: 6.05 Jack Crimian, R ERA: 6.5 Jack McMahan, L ERA: 5.64 (1, 1) (7, 1) (9, 1)	6.0 L 24 6 4 3 4 0 0 0 0 0 0 0 0 0 0 0 4.50 1.000																			

Batter	1	2	3	4	5	6	7	8	9	AB	R	H	RBI	BB	SO	LOB	BOTTOM					
Hector Lopez, R OBP: 0.352, SLG: 0.435 (1, 5)										3	0	0	0	1	0	0	Baltimore Orioles @ Kansas City Athletics Municipal Stadium, Kansas City, MO Tue Jul 31 1956, 4:33 AM EDT Att: 7,882 - Unknown AB 30 R 1 H 6 RBI 1 BB 2 SO 2 LOB 9 					
Al Pilarcik, L OBP: 0.301, SLG: 0.312 (1, 8)										4	0	0	0	0	0	1						
Lou Skizas, R OBP: 0.410, SLG: 0.516 (1, 7)										4	0	2	0	0	1	1						
Harry Simpson, L OBP: 0.340, SLG: 0.512 (1, 9)										3	1	2	1	1	0	1						
Eddie Robinson, L OBP: 0.292, SLG: 0.379 (1, 3)										4	0	0	0	0	0	3						
Vic Power, R OBP: 0.350, SLG: 0.441 (1, 4)										3	0	0	0	0	0	1						
Joe Ginsberg, L OBP: 0.335, SLG: 0.317 (1, 2)										3	0	2	0	0	0	1						
Joe Demaestri, R OBP: 0.285, SLG: 0.335 Gus Zentgraf, R OBP: 0.314, SLG: 0.310 Mike Baxes, R OBP: 0.355, SLG: 0.282 (1, 6) (8, PH) (9, 6)										2	0	0	0	0	0	1						
Troy Herriage, R OBP: 0.208, SLG: 0.136 Jim Finigan, R OBP: 0.314, SLG: 0.310 Jack Crimian, R OBP: 0.222, SLG: 0.125 Enos Slaughter, L OBP: 0.367, SLG: 0.406 Jack McMahan, R (1, 1) (6, PH) (7, 1) (8, PH) (9, 1)										1	0	0	0	0	1	0						
Inning Stats	R: 0 E: 0 K: 0 S: 3	H: 0 LOB: 0 BB: 0 P: 3	R: 1 E: 0 K: 0 S: 4	H: 2 LOB: 0 BB: 0 P: 4	R: 0 E: 0 K: 1 S: 5	H: 0 LOB: 0 BB: 0 P: 5	R: 0 E: 0 K: 0 S: 3	H: 1 LOB: 0 BB: 0 P: 3	R: 0 E: 0 K: 0 S: 4	H: 1 LOB: 1 BB: 0 P: 4	R: 0 E: 0 K: 1 S: 5	H: 0 LOB: 1 BB: 1 P: 9	R: 0 E: 0 K: 0 S: 3	H: 0 LOB: 0 BB: 1 P: 7	R: 0 E: 0 K: 0 S: 3	H: 0 LOB: 0 BB: 0 P: 3		R: 0 E: 0 K: 0 S: 4	H: 2 LOB: 1 BB: 0 P: 4	1B: 4 2B: 1 3B: 0 HR: 1	SF: 0 SAC: 0 DP: 2 HBP: 0	WP: 0 PB: 0 SB: 0 CS: 0
PITCHER	IP WLS BF H R ER SO BB IBB HBP BLK WP HR S P ERA WHIP																					
Hal Brown, R ERA: 3.18 George Zuverink, R ERA: 3.71 (1, 1) (9, 1)	8.1 W 31 6 1 1 2 0 0 0 0 0 0 0 0 0 0 0 1.08 0.960																					

Batter	1	2	3	4	5	6	7	8	9	AB	R	H	RBI	BB	SO	LOB	TOP				
Dick Williams, R OBP: 0.333, SLG: 0.507 (1, 3)	SH5-3 1B		5-3		SH3		F2			3	0	1	0	0	0	0	Baltimore Orioles @ Kansas City Athletics Municipal Stadium, Kansas City, MO Thu Aug 02 1956, 4:33 AM EDT Att: 5,486 - Unknown livebaseballscorecards.com				
Tito Francona, L OBP: 0.332, SLG: 0.375 (1, 9)	F5				F9			K2-3		4	0	1	0	0	1	2					
George Kell, R OBP: 0.363, SLG: 0.441 (1, 5)	SH5-3		F6					K		2	0	0	0	1	1						
Bob Nieman, R OBP: 0.415, SLG: 0.506 (1, 7)	6-3			F8	F3			FC5-4 1B		4	0	1	0	0	0	3					
Gus Triandos, R OBP: 0.343, SLG: 0.425 (1, 2)		K				G6-4-3 BB		FC5-4 1B		3	1	1	1	1	1						
Billy Gardner, R OBP: 0.274, SLG: 0.351 (1, 4)	F2				BB	G6-4-3		K		3	0	0	0	1	1						
Jim Pyburn, R OBP: 0.272, SLG: 0.303 (9, PH)									F5	3	0	0	0	0	1	1					
Joe Frazier, L OBP: 0.360, SLG: 0.392 (9, PH)	K				F8					1	0	0	0	0	0	0					
Willy Miranda, S OBP: 0.302, SLG: 0.305 (1, 6)									F7	4	1	1	1	0	2	1					
Mike Fomieles, R OBP: 0.211, SLG: 0.316 (7, 1)										3	0	1	0	0	0	0					
George Zuverink, R OBP: 0.118, SLG: 0.063 (7, 1)										0	0	0	0	0	0	0					
Don Ferrarese, R OBP: 0.125, SLG: 0.045 (7, 1)										0	0	0	0	0	0	0					
Ray Moore, R OBP: 0.326, SLG: 0.488 (7, 1)										0	0	0	0	0	0	0					
Inning Stats	R: 0 E: 0 K: 0 S: 4	H: 1 LOB: 1 BB: 0 P: 4	R: 0 E: 0 K: 2 S: 7	H: 0 LOB: 0 BB: 0 P: 7	R: 1 E: 0 K: 0 S: 5	H: 2 LOB: 1 BB: 0 P: 5	R: 1 E: 0 K: 1 S: 6	H: 1 LOB: 1 BB: 1 P: 10	R: 0 E: 0 K: 0 S: 4	H: 1 LOB: 2 BB: 1 P: 8	R: 0 E: 0 K: 1 S: 5	H: 0 LOB: 0 BB: 0 P: 5	R: 0 E: 0 K: 2 S: 8	H: 1 LOB: 1 BB: 0 P: 8	R: 0 E: 0 K: 1 S: 5	H: 0 LOB: 0 BB: 0 P: 5	1B: 4 2B: 0 3B: 0 HR: 2	SF: 0 SAC: 2 DP: 1 HBP: 0	WP: 0 PB: 0 SB: 0 CS: 0	PA: 35	
PITCHER	IP WLS BF H R ER SO BB IBB HBP BLK WP HR S P ERA WHIP	IP WLS BF H R ER SO BB IBB HBP BLK WP HR S P ERA WHIP	IP WLS BF H R ER SO BB IBB HBP BLK WP HR S P ERA WHIP	IP WLS BF H R ER SO BB IBB HBP BLK WP HR S P ERA WHIP	IP WLS BF H R ER SO BB IBB HBP BLK WP HR S P ERA WHIP	IP WLS BF H R ER SO BB IBB HBP BLK WP HR S P ERA WHIP	IP WLS BF H R ER SO BB IBB HBP BLK WP HR S P ERA WHIP	IP WLS BF H R ER SO BB IBB HBP BLK WP HR S P ERA WHIP	IP WLS BF H R ER SO BB IBB HBP BLK WP HR S P ERA WHIP	IP WLS BF H R ER SO BB IBB HBP BLK WP HR S P ERA WHIP	IP WLS BF H R ER SO BB IBB HBP BLK WP HR S P ERA WHIP	IP WLS BF H R ER SO BB IBB HBP BLK WP HR S P ERA WHIP	IP WLS BF H R ER SO BB IBB HBP BLK WP HR S P ERA WHIP	IP WLS BF H R ER SO BB IBB HBP BLK WP HR S P ERA WHIP	IP WLS BF H R ER SO BB IBB HBP BLK WP HR S P ERA WHIP	IP WLS BF H R ER SO BB IBB HBP BLK WP HR S P ERA WHIP	IP WLS BF H R ER SO BB IBB HBP BLK WP HR S P ERA WHIP	IP WLS BF H R ER SO BB IBB HBP BLK WP HR S P ERA WHIP	IP WLS BF H R ER SO BB IBB HBP BLK WP HR S P ERA WHIP	IP WLS BF H R ER SO BB IBB HBP BLK WP HR S P ERA WHIP	IP WLS BF H R ER SO BB IBB HBP BLK WP HR S P ERA WHIP
Alex Kellner, L ERA: 3.71 (1, 1)	5.0	23	5	2	2	3	3	0	0	0	0	0	0	0	0	0	3.60	1.600			
Jack Crimian, R ERA: 6.3 (6, 1)	2.0	5	0	0	0	1	0	0	0	0	0	0	0	0	0	0	0.00	0.000			
Tom Gorman, R ERA: 4.08 (8, 1)	2.0	7	1	0	0	3	0	0	0	0	0	0	0	0	0	0	0.00	0.500			
Batter	1	2	3	4	5	6	7	8	9	AB	R	H	RBI	BB	SO	LOB	BOTTOM				
Vic Power, R OBP: 0.348, SLG: 0.439 (1, 3)	K					G5-4-3		F4		4	0	1	0	0	1	1	Baltimore Orioles @ Kansas City Athletics Municipal Stadium, Kansas City, MO Thu Aug 02 1956, 4:33 AM EDT Att: 5,486 - Unknown livebaseballscorecards.com				
Al Pilarcik, L OBP: 0.304, SLG: 0.341 (1, 8)	1-3				F4			1B BB		3	0	0	0	1	0	1					
Lou Skizas, R OBP: 0.394, SLG: 0.495 (1, 7)	F3									4	1	2	0	0	0	0					
Harry Simpson, L OBP: 0.343, SLG: 0.520 (1, 9)		1-3								4	1	1	2	0	1	4					
Hector Lopez, R OBP: 0.355, SLG: 0.438 (1, 5)		6-3								3	1	1	0	0	0	2					
Joe Ginsberg, L OBP: 0.343, SLG: 0.335 (1, 2)		4-3								3	0	1	0	0	0	0					
Jim Finigan, R OBP: 0.314, SLG: 0.310 (1, 4)										2	0	0	0	0	1	0					
Enos Slaughter, L OBP: 0.369, SLG: 0.409 (7, PH)										1	0	1	1	0	0	0					
Clete Boyer, R OBP: 0.260, SLG: 0.247 (8, 4)										0	0	0	0	0	0	0					
Joe Demaestri, R OBP: 0.282, SLG: 0.330 (1, 6)										3	0	0	0	0	1	2					
Alex Kellner, R OBP: 0.267, SLG: 0.185 (1, 1)										1	0	0	0	0	0	0					
Jack Crimian, R OBP: 0.300, SLG: 0.222 (6, 1)										1	0	1	0	0	0	0					
Gus Zernial, R OBP: 0.310, SLG: 0.441 (7, PH)										1	0	0	0	0	1	1					
Tom Gorman, R OBP: 0.138, SLG: 0.038 (8, 1)										0	0	0	0	0	0	0					
Inning Stats	R: 0 E: 0 K: 1 S: 5	H: 0 LOB: 0 BB: 0 P: 5	R: 0 E: 0 K: 0 S: 3	H: 0 LOB: 0 BB: 0 P: 3	R: 0 E: 0 K: 1 S: 5	H: 0 LOB: 0 BB: 0 P: 5	R: 0 E: 0 K: 1 S: 7	H: 2 LOB: 2 BB: 0 P: 7	R: 0 E: 0 K: 1 S: 5	H: 0 LOB: 0 BB: 0 P: 5	R: 0 E: 0 K: 0 S: 3	H: 1 LOB: 0 BB: 0 P: 3	R: 3 E: 1 K: 1 S: 9	H: 4 LOB: 1 BB: 0 P: 9	R: 0 E: 0 K: 0 S: 3	H: 1 LOB: 1 BB: 1 P: 7	1B: 7 2B: 1 3B: 0 HR: 1	SF: 0 SAC: 0 DP: 2 HBP: 0	WP: 0 PB: 0 SB: 0 CS: 0	PA: 31	
PITCHER	IP WLS BF H R ER SO BB IBB HBP BLK WP HR S P ERA WHIP	IP WLS BF H R ER SO BB IBB HBP BLK WP HR S P ERA WHIP	IP WLS BF H R ER SO BB IBB HBP BLK WP HR S P ERA WHIP	IP WLS BF H R ER SO BB IBB HBP BLK WP HR S P ERA WHIP	IP WLS BF H R ER SO BB IBB HBP BLK WP HR S P ERA WHIP	IP WLS BF H R ER SO BB IBB HBP BLK WP HR S P ERA WHIP	IP WLS BF H R ER SO BB IBB HBP BLK WP HR S P ERA WHIP	IP WLS BF H R ER SO BB IBB HBP BLK WP HR S P ERA WHIP	IP WLS BF H R ER SO BB IBB HBP BLK WP HR S P ERA WHIP	IP WLS BF H R ER SO BB IBB HBP BLK WP HR S P ERA WHIP	IP WLS BF H R ER SO BB IBB HBP BLK WP HR S P ERA WHIP	IP WLS BF H R ER SO BB IBB HBP BLK WP HR S P ERA WHIP	IP WLS BF H R ER SO BB IBB HBP BLK WP HR S P ERA WHIP	IP WLS BF H R ER SO BB IBB HBP BLK WP HR S P ERA WHIP	IP WLS BF H R ER SO BB IBB HBP BLK WP HR S P ERA WHIP	IP WLS BF H R ER SO BB IBB HBP BLK WP HR S P ERA WHIP	IP WLS BF H R ER SO BB IBB HBP BLK WP HR S P ERA WHIP	IP WLS BF H R ER SO BB IBB HBP BLK WP HR S P ERA WHIP	IP WLS BF H R ER SO BB IBB HBP BLK WP HR S P ERA WHIP	IP WLS BF H R ER SO BB IBB HBP BLK WP HR S P ERA WHIP	IP WLS BF H R ER SO BB IBB HBP BLK WP HR S P ERA WHIP
Mike Fomieles, R ERA: 4.33 (7, 1)	0.0	1	1	0	0	0	0	0	0	0	0	1	1	0	0	0	3.00	0.833			
George Zuverink, R ERA: 3.71 (7, 1)	0.2	2	1	0	0	0	0	0	0	0	0	2	2	0	0	0	0.00	1.500			
Don Ferrarese, L ERA: 4.68 (7, 1)	1.1	5	1	0	0	1	1	0	0	0	0	6	10	0	0	0	0.00	1.500			

Batter	1	2	3	4	5	6	7	8	9	10	11	AB	R	H	RBI	BB	SO	LOB	TOP			
Eddie Yost, R OBP: 0.434, SLG: 0.377 (1, 5)	4-3 1B		4-0 BB		4-0 BB		1-3			1-6-3		3	1	0	0	2	0	1				
Whitey Herzog, L OBP: 0.314, SLG: 0.378 (1, 8)	G3		0-3 K		G4-3-6-1 1-3f			4-3 PB 1B		K		5	0	1	0	0	2	2				
Pete Runnels, L OBP: 0.381, SLG: 0.426 (1, 3)	2B		1B					4-3			P6	5	0	3	1	0	0	1				
Roy Sievers, R OBP: 0.373, SLG: 0.471 (1, 7)	K		6-3				P4				3B 1B	5	0	1	0	0	2	4				
Pedro Ramos, S OBP: 0.250, SLG: 0.324 (11, PR)								K				0	1	0	0	0	0	0				
Tony Rolig, R OBP: 0.307, SLG: 0.253 (11, 4)								K				0	0	0	0	0	0	0				
Jim Lemon, R OBP: 0.347, SLG: 0.487 (1, 9)			E6 G6-4-3		5-3			K			3B 1B	5	0	1	1	0	2	2				
Herb Plawe, L OBP: 0.358, SLG: 0.302 (1, 4)			G6-4-3 1-2f		F9			4-3			F9	4	0	1	0	0	0	2				
Ed Fitz Gerald, R OBP: 0.417, SLG: 0.446 (11, PH)										G4-6-3 1B		1	0	0	0	0	0	2				
Lou Berberet, L OBP: 0.413, SLG: 0.435 (11, PH)			BB					K		G4-6-3 1-2f		3	0	1	0	1	1	1				
Karl Olson, R OBP: 0.309, SLG: 0.339 (11, 7)					1B						F3	1	0	0	0	0	0	2				
Jose Valdivielso, R OBP: 0.321, SLG: 0.339 (1, 6)			K2-3		L7			SH5-4 1B			P3	4	0	1	0	0	1	2				
Camilo Pascual, R OBP: 0.179, SLG: 0.184 (1, 1)			4-3		4-3			SH5-4 1-2			6-3	3	0	0	0	0	0	0				
Inning Stats	R: 0 E: 0 K: 1 S: 6	H: 1 LOB: 1 BB: 0 P: 6	R: 0 E: 1 K: 1 S: 5	H: 0 LOB: 1 BB: 1 P: 9	R: 1 E: 0 K: 1 S: 6	H: 1 LOB: 1 BB: 1 P: 10	R: 0 E: 0 K: 0 S: 4	H: 1 LOB: 1 BB: 0 P: 4	R: 0 E: 0 K: 1 S: 6	H: 1 LOB: 1 BB: 0 P: 6	R: 0 E: 0 K: 2 S: 8	H: 1 LOB: 1 BB: 0 P: 8	R: 0 E: 0 K: 0 S: 3	H: 1 LOB: 0 BB: 0 P: 3	R: 0 E: 0 K: 1 S: 5	H: 0 LOB: 0 BB: 0 P: 5	R: 1 E: 0 K: 0 S: 5	H: 2 LOB: 2 BB: 0 P: 5	1B: 7 2B: 2 3B: 1 HR: 0	SF: 0 SAC: 1 DP: 3 HBP: 0	WP: 0 PB: 1 SB: 1 CS: 0	PA: 43
PITCHER	IP 10.1	WLS L	BF 41	H 9	R 2	ER 0	SO 8	BB 3	IBB 0	HBP 0	BLK 0	WP 0	HR 0	S 54	P 66	ERA 1.74	WHIP 1.161					
Art Diltmar, R ERA: 4.26 (1, 1)																						
Bobby Shantz, L ERA: 5.34 (11, 1)	0.2	2	0	0	0	0	0	0	0	0	0	0	0	2	2	0.00	0.000					

Washington Senators @ Kansas City Athletics
Municipal Stadium, Kansas City, MO
Fri Aug 03 1956, 4:33 AM EDT
Att: 10,082 - Unknown


AB 39
R 2
H 9
RBI 2
BB 3
SO 8
LOB 19



Batter	1	2	3	4	5	6	7	8	9	10	11	AB	R	H	RBI	BB	SO	LOB	BOTTOM			
Vic Power, R OBP: 0.347, SLG: 0.437 (1, 3)	FC4-6 1B		L5		1-3			SH3-4 1B		F7		E5	6	0	2	0	0	2				
Al Pilarcik, L OBP: 0.309, SLG: 0.337 (1, 8)	FC4-6 2B		1B		FC1-6 1B BB		SH3-4 1-2			F8		1-3	4	1	1	0	1	0	2			
Lou Skizas, R OBP: 0.404, SLG: 0.509 (1, 7)	1H 2B		1B		FC1-6 1B		F9			1-3			5	0	3	1	0	0	1			
Harry Simpson, L OBP: 0.341, SLG: 0.514 (1, 9)	FC1-5-6-4-8-2 2-3		K		FC1-6 BB		FC6-4 BB			K			4	0	0	0	1	2	5			
Hector Lopez, R OBP: 0.355, SLG: 0.435 (1, 5)	5-3				E 1B		FC6-4 1-2f			5-3			4	0	1	0	1	0	3			
Joe Ginsberg, L OBP: 0.340, SLG: 0.331 (1, 2)			3-1		F7		F7			FC1-6 1B		P6	5	0	1	0	0	4				
Jim Finigan, R OBP: 0.308, SLG: 0.303 (1, 4)			4-3		E4		4-3			FC1-6 1B		P5	5	0	0	0	0	2				
Joe Demaestri, R OBP: 0.281, SLG: 0.329 (11, PH)			F9		L8		6-3			1B		K	4	0	1	0	0	2				
Gus Zernial, R OBP: 0.309, SLG: 0.439 (11, PH)													1	0	0	0	1	0				
Art Diltmar, R OBP: 0.169, SLG: 0.143 (1, 1)			F8		4-3		F8			K		F8	4	0	0	0	0	1	4			
Bobby Shantz, R OBP: 0.214, SLG: 0.083 (11, 1)													0	0	0	0	0	0	0			
Enos Slaughter, L OBP: 0.368, SLG: 0.407 (11, PH)													1	0	0	0	0	0	0			
Inning Stats	R: 1 E: 0 K: 0 S: 5	H: 2 LOB: 1 BB: 0 P: 5	R: 0 E: 0 K: 0 S: 3	H: 0 LOB: 0 BB: 0 P: 3	R: 0 E: 0 K: 1 S: 7	H: 2 LOB: 2 BB: 0 P: 7	R: 0 E: 1 K: 0 S: 5	H: 1 LOB: 2 BB: 0 P: 5	R: 0 E: 0 K: 0 S: 3	H: 0 LOB: 0 BB: 0 P: 3	R: 0 E: 0 K: 1 S: 7	H: 2 LOB: 2 BB: 0 P: 7	R: 0 E: 0 K: 1 S: 5	H: 0 LOB: 0 BB: 0 P: 5	R: 0 E: 0 K: 0 S: 3	H: 0 LOB: 0 BB: 0 P: 3	R: 0 E: 1 K: 1 S: 6	H: 0 LOB: 1 BB: 0 P: 6	1B: 8 2B: 1 3B: 0 HR: 0	SF: 0 SAC: 1 DP: 0 HBP: 0	WP: 0 PB: 0 SB: 0 CS: 0	PA: 47
PITCHER	IP 11.0	WLS W	BF 47	H 9	R 1	ER 1	SO 4	BB 3	IBB 0	HBP 0	BLK 0	WP 0	HR 0	S 52	P 64	ERA 0.82	WHIP 1.091					
Camilo Pascual, R ERA: 5.84 (1, 1)																						

Washington Senators @ Kansas City Athletics
Municipal Stadium, Kansas City, MO
Fri Aug 03 1956, 4:33 AM EDT
Att: 10,082 - Unknown

AB 43
R 1
H 9
RBI 1
BB 3
SO 4
LOB 25



Batter	1	2	3	4	5	6	7	8	9	AB	R	H	RBI	BB	SO	LOB	TOP								
Eddie Yost, R OBP: 0.438, SLG: 0.379 (1, 5)	F7		1B 2B BB		5-3	BB		2H 2B		3	1	1	1	2	0	0	Washington Senators @ Kansas City Athletics Municipal Stadium, Kansas City, MO Sun Aug 05 1956, 4:33 AM EDT Att: 8,281 - Unknown livebaseballscorecards.com								
Whitey Herzog, L OBP: 0.307, SLG: 0.368 (1, 8)	4-3		F9		G1	K		P6		5	0	0	0	0	1	4									
Pete Runnels, L OBP: 0.371, SLG: 0.431 (1, 3)	2B 1B		2B 1B		HBP E 1B		1B BB		1B 1B	4	4	4	0	1	0	0									
Clint Courtney, L OBP: 0.405, SLG: 0.490 (1, 2)	1H 2B		2B 2B		E HBP		K		HR 1B	4	2	3	3	0	1	1									
Roy Sievers, R OBP: 0.379, SLG: 0.492 Karl Olson, R OBP: 0.309, SLG: 0.339 (1, 7) (9, 7)	K		2B		E4		1B		HR	5	1	3	4	0	1	2									
Jim Lemon, R OBP: 0.346, SLG: 0.485 (1, 9)			2B		1-3 2H		1B		HR	0	0	0	0	0	0	0									
Herb Plews, L OBP: 0.366, SLG: 0.310 (1, 4)			6-3		K				F9	4	1	1	0	1	1	3									
Jose Valdivielso, R OBP: 0.306, SLG: 0.322 (1, 6)			G3-6-3 BB		K				1B 2B	4	0	3	1	1	0	1									
Chuck Stobbs, L OBP: 0.161, SLG: 0.167 (1, 1)			K		G4-6-3 BB				E8	5	1	0	0	0	1	4									
Inning Stats	R: 1 E: 0 K: 1 S: 7	H: 2 LOB: 1 BB: 7	R: 0 E: 0 K: 1 S: 4	H: 0 LOB: 0 BB: 1 P: 8	R: 3 E: 0 K: 0 S: 6	H: 3 LOB: 1 BB: 1 P: 10	R: 0 E: 0 K: 1 S: 4	H: 0 LOB: 0 BB: 1 P: 8	R: 1 E: 1 K: 1 S: 7	H: 1 LOB: 2 BB: 0 P: 8	R: 0 E: 0 K: 1 S: 4	H: 1 LOB: 2 BB: 1 P: 8	R: 0 E: 0 K: 1 S: 4	H: 1 LOB: 2 BB: 1 P: 8	R: 2 E: 0 K: 0 S: 6	H: 3 LOB: 1 BB: 0 P: 6	R: 3 E: 1 K: 0 S: 7	H: 4 LOB: 1 BB: 0 P: 7	1B: 9 2B: 5 3B: 0 HR: 1	SF: 0 SAC: 1 DP: 2 HBP: 1	WP: 0 PB: 0 SB: 0 CS: 0	PA: 45			
PITCHER	IP	WLS	BF	H	R	ER	SO	BB	IBB	HBP	BLK	WP	HR	S	P	ERA	WHIP								
Troy Heritage, R ERA: 6.29 (1, 1)	2.2	L	14	5	4	4	2	2	0	0	0	0	0	16	24	13.50	2.625								
Jack McMahan, L ERA: 5.4 (3, 1)	2.1		10	1	1	0	2	1	0	1	0	0	0	12	17	0.00	0.857								
Bobby Shantz, L ERA: 5.14 (6, 1)	2.0		8	2	0	0	3	2	0	0	0	0	0	12	20	0.00	2.000								
Tom Gorman, R ERA: 4.41 (8, 1)	1.1		11	7	5	5	0	0	0	0	0	0	1	11	11	33.75	5.250								
Jack Crimian, R ERA: 5.99 (9, 1)	0.2		2	0	0	0	0	0	0	0	0	0	0	2	2	0.00	0.000								
Batter	1	2	3	4	5	6	7	8	9	AB	R	H	RBI	BB	SO	LOB	BOTTOM								
Vic Power, R OBP: 0.343, SLG: 0.442 (1, 3)	6-3		L7		F5		L8		HR	5	1	1	2	0	0	1	Washington Senators @ Kansas City Athletics Municipal Stadium, Kansas City, MO Sun Aug 05 1956, 4:33 AM EDT Att: 8,281 - Unknown livebaseballscorecards.com								
Al Pilarcik, L OBP: 0.321, SLG: 0.365 (1, 8)	G3		L8		P1-3		4-3		1B 1B	5	0	1	0	0	0	1									
Lou Skizas, R OBP: 0.407, SLG: 0.500 (1, 7)	1B		F8		1B 1B		F7		1B 1B	5	1	3	0	0	0	0									
Harry Simpson, L OBP: 0.344, SLG: 0.514 (1, 9)	K		BB BB		K		1B 1B		F8	4	0	1	0	1	2	4									
Hector Lopez, R OBP: 0.358, SLG: 0.447 (1, 5)			F8		1B 1B		1B 1B		G6-4-3	4	1	3	1	0	0	1									
Tim Thompson, L OBP: 0.338, SLG: 0.370 Gus Zernial, R OBP: 0.306, SLG: 0.435 Joe Ginsberg, L OBP: 0.336, SLG: 0.330 (1, 2) (6, FH) (7, 2)			6-3		P4		F9		G6-4-3	2	0	0	0	0	0	1									
Jim Finigan, R OBP: 0.313, SLG: 0.305 (1, 4)			P4		FC6-4 BB		FC4 1B		HR 1B	1	0	0	0	0	0	2									
Joe Demaestri, R OBP: 0.287, SLG: 0.345 (1, 6)			2B		FC6-4		FC4		F3	4	0	1	0	0	0	5									
Inning Stats	R: 0 E: 0 K: 1 S: 6	H: 1 LOB: 1 BB: 0 P: 6	R: 1 E: 0 K: 1 S: 7	H: 2 LOB: 1 BB: 0 P: 7	R: 0 E: 0 K: 0 S: 3	H: 0 LOB: 0 BB: 0 P: 3	R: 0 E: 0 K: 0 S: 3	H: 0 LOB: 2 BB: 2 P: 11	R: 0 E: 0 K: 1 S: 3	H: 1 LOB: 0 BB: 0 P: 3	R: 1 E: 0 K: 1 S: 8	H: 3 LOB: 2 BB: 0 P: 8	R: 0 E: 0 K: 1 S: 5	H: 0 LOB: 0 BB: 0 P: 5	R: 0 E: 0 K: 0 S: 4	H: 2 LOB: 1 BB: 0 P: 4	R: 2 E: 0 K: 1 S: 9	H: 4 LOB: 2 BB: 0 P: 9	1B: 10 2B: 2 3B: 0 HR: 2	SF: 0 SAC: 0 DP: 2 HBP: 0	WP: 0 PB: 0 SB: 0 CS: 0	PA: 40			
PITCHER	IP	WLS	BF	H	R	ER	SO	BB	IBB	HBP	BLK	WP	HR	S	P	ERA	WHIP								
Chuck Stobbs, L ERA: 3.83 (1, 1)	9.0	W	40	13	4	4	5	2	0	0	0	0	2	48	56	4.00	1.667								

Batter	1	2	3	4	5	6	7	8	9	10	AB	R	H	RBI	BB	SO	LOB																				
Vic Power, R OBP: 0.337, SLG: 0.435 (1.4)	F8		F7		5-3		6-3			F8	5	0	0	0	0	0	0																				
Al Pilarcik, L OBP: 0.324, SLG: 0.376 (1.8)	1B		3-1		F8			F9			5	1	2	0	0	0	0																				
Lou Skizas, R OBP: 0.402, SLG: 0.517 Johnny Groth, R OBP: 0.309, SLG: 0.388 (1.7)	F7				6-3			F6		F8	4	1	1	1	0	0	1																				
Harry Simpson, L OBP: 0.347, SLG: 0.522 (1.9)				HR				F4			4	2	3	1	0	0	0																				
Eddie Robinson, L OBP: 0.294, SLG: 0.372 Clete Boyer, R OBP: 0.267, SLG: 0.247 (1.3)	L8			1B	1-3			1-3		FC5	3	0	1	0	0	0	1																				
Hector Lopez, R OBP: 0.328, SLG: 0.446 (1.5)		1-3		1B	FC5-2			F6		SH1-4	3	0	1	1	0	0	0																				
Tim Thompson, L OBP: 0.338, SLG: 0.364 (1.2)	F8			1B	FC5-2			F9		F8	3	0	0	0	0	0	1																				
Joe Demaestri, R OBP: 0.283, SLG: 0.340 (1.6)	5-3			FC5-2	FC5-2			5-3		FC5	4	0	0	0	0	0	4																				
Alex Kellner, R OBP: 0.258, SLG: 0.179 Enos Slaughter, L OBP: 0.359, SLG: 0.408 Bobby Shantz, R OBP: 0.188, SLG: 0.071 (1.1)			6-3		G4-6-3			5-3			1	0	0	0	0	0	0																				
										F6	1	0	0	0	0	0	3																				
											2	0	0	0	0	0	0																				
Inning Stats	R: 1 E: 0 K: 0 S: 5	H: 2 LOB: 1 BB: 0 P: 5	R: 0 E: 0 K: 0 S: 3	H: 0 LOB: 0 BB: 0 P: 3	R: 0 E: 0 K: 0 S: 3	H: 0 LOB: 0 BB: 0 P: 3	R: 2 E: 0 K: 0 S: 6	H: 4 LOB: 2 BB: 0 P: 7	R: 0 E: 0 K: 0 S: 3	H: 0 LOB: 0 BB: 0 P: 3	R: 1 E: 0 K: 0 S: 4	H: 1 LOB: 0 BB: 0 P: 4	R: 0 E: 0 K: 0 S: 3	H: 0 LOB: 0 BB: 0 P: 3	R: 0 E: 0 K: 0 S: 3	H: 0 LOB: 1 BB: 1 P: 7	R: 0 E: 0 K: 0 S: 4	H: 1 LOB: 1 BB: 0 P: 4	1B: 5 2B: 1 3B: 1 HR: 1	SF: 0 SAC: 1 DP: 1 HBP: 1	WP: 1 PB: 0 SB: 1 CS: 0	PA: 39															
PITCHER	IP WLS BF H R ER SO BB IBB HBP BLK WP HR S P ERA WHIP																																				
Bob Keegan, R ERA: 3.76 Gerry Staley, R ERA: 4.56 Paul LaPalme, L ERA: 3.9 Ellis Kinder, R ERA: 3.2	(1.1)	3.0	16	6	3	3	0	0	0	0	0	0	1	0	15	16	9.00	2.000																			

TOP

Kansas City Athletics @ Chicago White Sox
Comiskey Park, Chicago, IL
Tue Aug 07 1956, 4:33 AM EDT
Unknown

AB 36
R 4
H 8
RBI 3
BB 1
SO 0
LOB 11




Batter	1	2	3	4	5	6	7	8	9	10	AB	R	H	RBI	BB	SO	LOB															
Luis Aparicio, R OBP: 0.287, SLG: 0.315 Ron Northey, L OBP: 0.268, SLG: 0.571 Bubba Phillips, R OBP: 0.245, SLG: 0.354 Ellis Kinder, R (1.6)	6-3		3B		4-3		G3		1B		4	1	2	0	0	0	0															
Nellie Fox, L OBP: 0.348, SLG: 0.374 (1.4)	BB		3B		4-3		G3		BB		3	1	1	1	1	0	1															
Larry Doby, L OBP: 0.398, SLG: 0.456 (1.8)	F9		3B		K		F9		4-3		5	0	1	2	0	1	5															
Minnie Minoso, R OBP: 0.406, SLG: 0.450 (1.7)	F6		F6				6-3		F9		5	0	0	0	0	0	2															
Walt Dropo, R OBP: 0.351, SLG: 0.345 (1.3)		K		FC1-6			5-3		6-3		4	1	1	0	0	1	0															
Jim Rivera, L OBP: 0.362, SLG: 0.421 (1.9)		CS		FC1-6			1-3		1-3		5	1	3	1	0	0	1															
Les Moss, R OBP: 0.337, SLG: 0.588 (1.2)	F8			1B			E				4	0	2	0	0	1	1															
Fred Hatfield, L OBP: 0.363, SLG: 0.392 Sammy Esposito, R OBP: 0.365, SLG: 0.275 (1.5)			K		F2		5-3		F9		2	0	0	0	0	1	2															
Bob Keegan, R ERA: 3.76 Gerry Staley, R ERA: 4.56 Paul LaPalme, L ERA: 3.9 Ellis Kinder, R ERA: 3.2 (1.1)			F2		6-3						1	0	0	0	0	0	0															
											1	0	0	0	0	0	2															
											1	0	0	0	0	1	0															
											0	0	0	0	0	0	0															
											0	0	0	0	0	0	0															
											0	0	0	0	0	1	0															
											0	1	0	0	0	0	0															
Inning Stats	R: 0 E: 0 K: 0 S: 3	H: 0 LOB: 1 BB: 1 P: 7	R: 0 E: 0 K: 1 S: 5	H: 1 LOB: 0 BB: 0 P: 5	R: 2 E: 0 K: 1 S: 7	H: 2 LOB: 1 BB: 0 P: 8	R: 0 E: 0 K: 0 S: 4	H: 1 LOB: 2 BB: 0 P: 5	R: 0 E: 0 K: 1 S: 5	H: 0 LOB: 0 BB: 0 P: 5	R: 1 E: 1 K: 0 S: 5	H: 2 LOB: 1 BB: 0 P: 5	R: 0 E: 0 K: 0 S: 3	H: 0 LOB: 0 BB: 0 P: 3	R: 1 E: 0 K: 1 S: 6	H: 1 LOB: 3 BB: 2 P: 14	R: 1 E: 0 K: 0 S: 3	H: 2 LOB: 1 BB: 0 P: 3	1B: 6 2B: 2 3B: 2 HR: 0	SF: 0 SAC: 0 DP: 0 HBP: 2	WP: 0 PB: 0 SB: 0 CS: 1	PA: 42										
PITCHER	IP WLS BF H R ER SO BB IBB HBP BLK WP HR S P ERA WHIP																															
Alex Kellner, L ERA: 3.8 Bobby Shantz, L ERA: 4.93	(1.1)	3.0	13	3	2	2	2	1	0	15	20	6.00	1.333																			

BOTTOM

Kansas City Athletics @ Chicago White Sox
Comiskey Park, Chicago, IL
Tue Aug 07 1956, 4:33 AM EDT
Unknown

AB 37
R 5
H 10
RBI 4
BB 3
SO 5
LOB 15



Batter	1	2	3	4	5	6	7	8	9	AB	R	H	RBI	BB	SO	LOB	TOP			
Vic Power, R (1.4)										5	2	3	1	0	0	0	Kansas City Athletics @ Detroit Tigers Briggs Stadium, Detroit, MI Wed Aug 08 1956, 4:33 AM EDT Att: 6,133 - Unknown			
Al Pilarcik, L (1.8)										4	2	2	2	1	0	3				
Lou Skizas, R (1.7)										5	0	2	3	0	1	2				
Harry Simpson, L (1.9)										4	0	1	1	1	1	3				
Hector Lopez, R (1.5) Gus Zernial, R (9, PH) (9, PH)										3	0	0	0	1	0	3				
Eddie Robinson, L (1.3)										5	1	1	0	0	0	1				
Joe Ginsberg, L (1.2)										4	1	1	0	0	1	1				
Joe Demaestri, R (1.6)										4	0	1	0	0	0	2				
Art Ditmar, R (1.1) Jack Crimian, R (3, 1) Troy Herrige, R (6, 1) Enos Slaughter, L (8, PH) Alex Kellner, R (8, 1)										1	0	0	0	0	0	2				
Inning Stats	R: 1 E: 0 K: 0 S: 5	H: 2 LOB: 1 BB: 0 P: 5	R: 4 E: 0 K: 1 S: 10	H: 5 LOB: 1 BB: 0 P: 10	R: 0 E: 0 K: 1 S: 5	H: 0 LOB: 0 BB: 0 P: 5	R: 1 E: 0 K: 0 S: 6	H: 3 LOB: 2 BB: 1 P: 6	R: 0 E: 0 K: 0 S: 4	H: 1 LOB: 2 BB: 1 P: 8	R: 0 E: 0 K: 0 S: 3	H: 0 LOB: 0 BB: 0 P: 3	R: 1 E: 0 K: 2 S: 8	H: 1 LOB: 0 BB: 0 P: 8	R: 0 E: 0 K: 0 S: 3	H: 0 LOB: 0 BB: 0 P: 3		1B: 11 2B: 0 3B: 0 HR: 1	SF: 0 SAC: 0 DP: 0 HBP: 0	WP: 0 PB: 1 SB: 0 CS: 0
PITCHER	IP WLS BF H R ER SO BB IBB HBP BLK WP HR S P ERA WHIP																			
Billy Hoelt, L (1.1) Jim Bunning, R (3, 1) Al Aber, L (9, 1)	2.0 W S	13 26 3	7 5 0	5 2 0	5 2 0	1 3 0	0 2 0	0 1 0	0 0 0	0 0 0	0 1 0	15 29 3	15 41 3	22.50 3.00 0.00	3.500 1.167 0.000					


Batter	1	2	3	4	5	6	7	8	9	AB	R	H	RBI	BB	SO	LOB	BOTTOM			
Harvey Kuenn, R (1.6)										5	1	1	0	0	0	2	Kansas City Athletics @ Detroit Tigers Briggs Stadium, Detroit, MI Wed Aug 08 1956, 4:33 AM EDT Att: 6,133 - Unknown			
Earl Torgeson, L (1.3)										3	2	1	0	2	0	1				
Charlie Maxwell, L (1.7)										4	2	3	1	1	1	1				
Al Kaline, R (1.9)										4	1	3	3	0	0	2				
Ray Boone, R (1.5)										5	0	1	1	0	1	6				
Frank House, L (1.2)										3	1	1	1	2	0	1				
Bill Tuttle, R (1.8)										3	0	0	1	1	1	3				
Frank Bolling, R (1.4)										3	1	1	0	1	0	3				
Billy Hoelt, L (1.1) Wayne Belardi, L (2, PH) Jim Bunning, R (3, 1) Al Aber, L (9, 1)										0	0	0	0	0	0	0				
Inning Stats	R: 2 E: 0 K: 1 S: 7	H: 2 LOB: 0 BB: 0 P: 7	R: 1 E: 0 K: 0 S: 3	H: 1 LOB: 1 BB: 1 P: 7	R: 2 E: 0 K: 0 S: 6	H: 3 LOB: 3 BB: 2 P: 14	R: 0 E: 0 K: 0 S: 3	H: 1 LOB: 3 BB: 2 P: 12	R: 0 E: 0 K: 1 S: 5	H: 0 LOB: 0 BB: 0 P: 5	R: 2 E: 0 K: 0 S: 6	H: 3 LOB: 3 BB: 2 P: 14	R: 1 E: 1 K: 1 S: 7	H: 1 LOB: 1 BB: 0 P: 7	R: 0 E: 0 K: 0 S: 3	H: 1 LOB: 0 BB: 0 P: 3		1B: 8 2B: 3 3B: 0 HR: 2	SF: 0 SAC: 1 DP: 3 HBP: 1	WP: 0 PB: 0 SB: 0 CS: 0
PITCHER	IP WLS BF H R ER SO BB IBB HBP BLK WP HR S P ERA WHIP																			
Art Ditmar, R (1.1) Jack Crimian, R (3, 1) Troy Herrige, R (6, 1) Alex Kellner, L (8, 1)	2.2 L	15	4	2	2	1	3	0	1	0	0	0	0	13	26	6.75 2.625				


Batter	1	2	3	4	5	6	7	8	9	AB	R	H	RBI	BB	SO	LOB	TOP			
Vic Power, R OBP: 0.340, SLG: 0.443 (1, 4)										5	1	1	0	0	0	1	Kansas City Athletics @ Detroit Tigers Briggs Stadium, Detroit, MI Thu Aug 09 1956, 4:33 AM EDT Att: 4,485 - Unknown			
Al Pilarcik, L OBP: 0.336, SLG: 0.387 (1, 8)										2	1	0	0	2	0	0				
Lou Skizas, R OBP: 0.383, SLG: 0.485 (1, 9)										4	0	0	0	0	0	3				
Harry Simpson, L OBP: 0.345, SLG: 0.512 (1, 3)										4	0	0	0	0	1	2				
Gus Zernial, R OBP: 0.308, SLG: 0.445 Johnny Groth, R OBP: 0.309, SLG: 0.388 (1, 7) (8, 7)										3	2	1	3	1	0	0				
Tim Thompson, L OBP: 0.340, SLG: 0.372 (1, 2)										4	0	2	1	0	0	0				
Joe Demaestri, R OBP: 0.337, SLG: 0.337 Mike Baxes, R OBP: 0.357, SLG: 0.272 (1, 6) (2, 6)										1	0	0	0	0	1	1				
Clete Boyer, R OBP: 0.269, SLG: 0.281 (1, 5)										3	1	1	1	0	0	2				
Jack McMahan, R OBP: 0.159, SLG: 0.134 Art Ditmar, R OBP: 0.159, SLG: 0.134 (1, 1) (3, 1)										1	0	0	0	0	1	0				
Inning Stats	R: 3 E: 0 K: 2 S: 10	H: 3 LOB: 1 BB: 1 P: 14	R: 1 E: 0 K: 1 S: 6	H: 1 LOB: 0 BB: 0 P: 6	R: 1 E: 0 K: 0 S: 4	H: 1 LOB: 2 BB: 2 P: 12	R: 0 E: 0 K: 1 S: 5	H: 0 LOB: 0 BB: 0 P: 5	R: 0 E: 0 K: 0 S: 3	H: 0 LOB: 0 BB: 0 P: 3	R: 0 E: 0 K: 0 S: 3	H: 0 LOB: 0 BB: 1 P: 7	R: 0 E: 0 K: 0 S: 3	H: 0 LOB: 0 BB: 0 P: 3	R: 0 E: 0 K: 0 S: 3	H: 0 LOB: 1 BB: 1 P: 7		1B: 2 2B: 1 3B: 0 HR: 2	SF: 0 SAC: 1 DP: 0 HBP: 0	WP: 0 PB: 0 SB: 0 CS: 0
PITCHER	IP WLS BF H R ER SO BB IBB HBP BLK WP HR S P ERA WHIP	IP WLS BF H R ER SO BB IBB HBP BLK WP HR S P ERA WHIP																		
Virgil Trucks, R ERA: 3.77 (1, 1)	3.0 L 17 5 5 5 3 2 1 0 0 0 2 20 32 15.00 2.333																			
Steve Gromek, R ERA: 3.99 (4, 1)	5.0 16 0 0 0 1 1 0 0 0 0 0 17 21 0.00 0.200																			
Walt Masterson, R ERA: 5.77 (9, 1)	1.0 4 0 0 0 0 1 0 0 0 0 0 3 7 0.00 1.000																			


Batter	1	2	3	4	5	6	7	8	9	AB	R	H	RBI	BB	SO	LOB	BOTTOM			
Harvey Kuenn, R OBP: 0.397, SLG: 0.480 (1, 6)										4	0	1	0	0	0	2	Kansas City Athletics @ Detroit Tigers Briggs Stadium, Detroit, MI Thu Aug 09 1956, 4:33 AM EDT Att: 4,485 - Unknown			
Jack Phillips, R OBP: 0.376, SLG: 0.385 Earl Torgeson, L OBP: 0.403, SLG: 0.419 (1, 3) (5, PH) (6, 3)										2	1	2	0	0	0	0				
Charlie Maxwell, L OBP: 0.424, SLG: 0.573 (1, 7)										3	1	1	0	1	0	2				
Al Kaline, R OBP: 0.360, SLG: 0.529 (1, 9)										3	0	1	2	1	1	1				
Ray Boone, R OBP: 0.395, SLG: 0.474 Steve Gromek, S OBP: 0.345, SLG: 0.136 Wayne Belardi, L OBP: 0.388, SLG: 0.429 Walt Masterson, R OBP: 0.333, SLG: 0.333 (1, 5) (4, 1) (6, PH) (9, 1)										2	0	1	1	0	0	3				
Bill Tuttle, R OBP: 0.308, SLG: 0.365 (1, 8)										4	0	2	0	0	0	1				
Frank Bolling, R OBP: 0.368, SLG: 0.399 (1, 4)										3	0	1	0	1	0	2				
Red Wilson, R OBP: 0.393, SLG: 0.412 Frank House, L OBP: 0.311, SLG: 0.385 (1, 2) (4, PH) (5, 2)										1	0	0	0	0	0	1				
Virgil Trucks, R OBP: 0.243, SLG: 0.297 Bob Kennedy, R OBP: 0.329, SLG: 0.347 (1, 1) (3, PH) (4, 5)										0	0	0	0	0	0	0				
Inning Stats	R: 0 E: 0 K: 0 S: 4	H: 2 LOB: 2 BB: 1 P: 8	R: 0 E: 0 K: 0 S: 3	H: 1 LOB: 0 BB: 0 P: 3	R: 3 E: 0 K: 0 S: 7	H: 5 LOB: 1 BB: 0 P: 7	R: 0 E: 0 K: 0 S: 2	H: 0 LOB: 0 BB: 1 P: 6	R: 0 E: 0 K: 2 S: 7	H: 0 LOB: 1 BB: 1 P: 11	R: 0 E: 0 K: 0 S: 4	H: 1 LOB: 1 BB: 0 P: 4	R: 0 E: 0 K: 0 S: 3	H: 1 LOB: 0 BB: 0 P: 3	R: 0 E: 0 K: 0 S: 3	H: 1 LOB: 0 BB: 0 P: 3		1B: 10 2B: 2 3B: 0 HR: 0	SF: 0 SAC: 0 DP: 5 HBP: 0	WP: 0 PB: 0 SB: 0 CS: 0
PITCHER	IP WLS BF H R ER SO BB IBB HBP BLK WP HR S P ERA WHIP	IP WLS BF H R ER SO BB IBB HBP BLK WP HR S P ERA WHIP																		
Jack McMahan, L ERA: 5.62 (1, 1)	2.2 W 13 7 3 3 0 1 0 0 0 0 0 24 32 0.00 0.947																			
Art Ditmar, R ERA: 4.3 (3, 1)	6.1 W 22 4 0 0 2 2 0 0 0 0 0 24 32 0.00 0.947																			

Batter	1	2	3	4	5	6	7	8	9	AB	R	H	RBI	BB	SO	LOB	TOP					
Bobby Avila, R OBP: 0.338, SLG: 0.321 (1, 4)										4	0	2	1	2	0	4	Cleveland Indians @ Kansas City Athletics Municipal Stadium, Kansas City, MO Fri Aug 10 1956, 4:33 AM EDT Att: 13,463 - Unknown					
Gene Woodling, L OBP: 0.407, SLG: 0.416 (1, 7)										3	0	1	3	1	0	1						
Al Smith, R OBP: 0.384, SLG: 0.454 (1, 5)										5	0	0	0	0	2	4						
Vic Wertz, L OBP: 0.378, SLG: 0.509 George Strickland, R OBP: 0.346, SLG: 0.336 Preston Ward, L OBP: 0.352, SLG: 0.523 (8, PR)										3	0	0	0	1	1	0						
Rocky Colavito, R OBP: 0.396, SLG: 0.545 (1, 9)										4	4	4	1	0	0	0						
Jim Busby, R OBP: 0.308, SLG: 0.375 (1, 8)										4	2	2	3	1	0	1						
Chico Carrasquel, R OBP: 0.320, SLG: 0.321 (1, 6)										2	1	0	0	1	0	0						
Jim Hegan, R OBP: 0.345, SLG: 0.373 (1, 2)										2	2	1	1	2	1	2						
Bob Lemon, L OBP: 0.278, SLG: 0.394 Kenny Kuhn, L OBP: 0.286, SLG: 0.167 Bob Feller, R (8, PH)										1	0	0	0	0	1	2						
										1	0	0	0	0	1	2						
										1	0	0	0	0	1	3						
Inning Stats	R: 0 E: 0 K: 1 S: 5	H: 1 LOB: 0 BB: 0 P: 5	R: 1 E: 0 K: 0 S: 4	H: 1 LOB: 0 BB: 0 P: 4	R: 1 E: 0 K: 0 S: 3	H: 1 LOB: 0 BB: 1 P: 7	R: 0 E: 0 K: 0 S: 4	H: 1 LOB: 1 BB: 0 P: 4	R: 0 E: 0 K: 0 S: 3	H: 0 LOB: 1 BB: 1 P: 7	R: 0 E: 0 K: 1 S: 5	H: 0 LOB: 0 BB: 0 P: 5	R: 3 E: 1 K: 3 S: 11	H: 2 LOB: 2 BB: 2 P: 20	R: 4 E: 1 K: 1 S: 8	H: 3 LOB: 2 BB: 2 P: 17	R: 2 E: 0 K: 1 S: 6	H: 2 LOB: 2 BB: 2 P: 15	1B: 5 2B: 4 3B: 0 HR: 3	SF: 1 SAC: 3 DP: 3 HBP: 3	WP: 1 PB: 0 SB: 0 CS: 3	PA: 47
PITCHER	IP WLS BF H R ER SO BB IBB HBP BLK WP HR S P ERA WHIP																					
Wally Burnette, R ERA: 3.0 Tom Gorman, R ERA: 4.4 Troy Herrige, R ERA: 6.47 Jack McMahan, L ERA: 5.52	(1, 1)	(7, 1)	(8, 1)	(9, 1)																		

Batter	1	2	3	4	5	6	7	8	9	AB	R	H	RBI	BB	SO	LOB	BOTTOM					
Vic Power, R OBP: 0.339, SLG: 0.439 (1, 4)										3	0	0	0	1	1	1	Cleveland Indians @ Kansas City Athletics Municipal Stadium, Kansas City, MO Fri Aug 10 1956, 4:33 AM EDT Att: 13,463 - Unknown					
Al Pilarcik, L OBP: 0.333, SLG: 0.383 (1, 8)										4	0	1	0	0	0	3						
Lou Skizas, R OBP: 0.379, SLG: 0.478 (1, 9)										4	0	1	0	0	0	1						
Harry Simpson, L OBP: 0.345, SLG: 0.510 (1, 3)										4	0	1	0	0	0	1						
Gus Zernial, R OBP: 0.303, SLG: 0.438 (1, 7)										4	0	0	0	0	2	3						
Tim Thompson, L OBP: 0.335, SLG: 0.365 (1, 2)										4	0	0	0	0	1	0						
Mike Baxes, R OBP: 0.350, SLG: 0.265 Enos Slaughter, L OBP: 0.388, SLG: 0.407 Troy Herrige, R OBP: 0.192, SLG: 0.125 Jack McMahan, L OBP: 0.296, SLG: 0.366 Eddie Robinson, L OBP: 0.278, SLG: 0.283 (9, PH)										2	0	0	0	0	0	0						
Clete Boyer, R OBP: 0.278, SLG: 0.283 (1, 5)										3	0	1	0	1	0	1						
Wally Burnette, R OBP: 0.059, SLG: 0.059 Tom Gorman, R OBP: 0.138, SLG: 0.038 Hector Lopez, R OBP: 0.354, SLG: 0.439 (7, PH)										2	0	0	0	0	1	2						
										2	0	1	0	0	0	2						
Inning Stats	R: 0 E: 0 K: 2 S: 9	H: 2 LOB: 2 BB: 0 P: 9	R: 0 E: 0 K: 1 S: 5	H: 0 LOB: 1 BB: 1 P: 9	R: 0 E: 0 K: 0 S: 3	H: 0 LOB: 0 BB: 0 P: 3	R: 0 E: 0 K: 1 S: 5	H: 0 LOB: 0 BB: 0 P: 5	R: 0 E: 0 K: 0 S: 4	H: 1 LOB: 1 BB: 0 P: 4	R: 0 E: 0 K: 0 S: 4	H: 1 LOB: 0 BB: 0 P: 4	R: 0 E: 0 K: 1 S: 7	H: 1 LOB: 3 BB: 1 P: 11	R: 0 E: 0 K: 0 S: 3	H: 0 LOB: 0 BB: 0 P: 3	R: 0 E: 1 K: 0 S: 4	H: 1 LOB: 1 BB: 0 P: 4	1B: 6 2B: 0 3B: 0 HR: 0	SF: 0 SAC: 0 DP: 1 HBP: 0	WP: 0 PB: 0 SB: 0 CS: 0	PA: 36
PITCHER	IP WLS BF H R ER SO BB IBB HBP BLK WP HR S P ERA WHIP																					
Bob Lemon, R ERA: 3.33 Bob Feller, R ERA: 4.5	(1, 1)	(8, 1)																				



Batter	1	2	3	4	5	6	7	8	9	AB R H RBI BB SO LOB	TOP										
Bobby Avila, R OBP: 0.342, SLG: 0.329 (1, 4)	F5		K				K		5-3	5 1 1 2 0 2 1	Cleveland Indians @ Kansas City Athletics Municipal Stadium, Kansas City, MO Sun Aug 12 1956, 4:33 AM EDT Att: 16,702 - Unknown AB 35 R 6 H 8 RBI 5 BB 5 SO 6 LOB 13 										
Gene Woodling, L OBP: 0.417, SLG: 0.437 (1, 7)	1-4-3								HR	3 1 2 0 2 0 0											
Al Smith, R OBP: 0.385, SLG: 0.459 (1, 5)			F7		6-3		F9		HR	5 1 2 2 0 0 4											
Vic Wertz, L OBP: 0.375, SLG: 0.501 Preston Ward, L OBP: 0.390, SLG: 0.519 (1, 3) (9, 3)	K			F7		FC5-4 BB	1-3		HR	4 0 0 0 1 1 2 0 0 0 0 0 0 0											
Rocky Colavito, R OBP: 0.385, SLG: 0.543 (1, 9)		F8		4-3			F8		HR	4 1 1 1 0 0 1											
Jim Busby, R OBP: 0.305, SLG: 0.378 (1, 8)		L5		F7		FC5-4 1B E	F6			4 1 0 0 0 0 1											
Chico Carrasquel, R OBP: 0.321, SLG: 0.319 George Strickland, R OBP: 0.344, SLG: 0.333 (1, 6) (6, 6)		F6			HR BB		E1 1B		K	2 1 1 0 1 0 0 1 0 0 0 0 1 0											
Jim Hegan, R OBP: 0.343, SLG: 0.367 (1, 2)			6-3		K			5-3		3 0 0 0 1 1 1											
Herb Score, L OBP: 0.246, SLG: 0.203 (1, 1)					K		4-3		4-3	4 0 1 0 0 1 3											
Inning Stats	R: 0 E: 0 K: 1 S: 6	H: 1 LOB: 1 BB: 0 P: 6	R: 0 E: 0 K: 0 S: 3	H: 0 LOB: 0 BB: 0 P: 3	R: 0 E: 0 K: 1 S: 7	H: 2 LOB: 2 BB: 0 P: 7	R: 0 E: 0 K: 0 S: 3	H: 0 LOB: 0 BB: 0 P: 3	R: 2 E: 0 K: 2 S: 8	H: 1 LOB: 1 BB: 2 P: 16		R: 1 E: 1 K: 0 S: 4	H: 1 LOB: 2 BB: 2 P: 12	R: 0 E: 0 K: 1 S: 5	H: 0 LOB: 0 BB: 1 P: 9	R: 1 E: 0 K: 1 S: 6	H: 1 LOB: 0 BB: 0 P: 6	R: 2 E: 0 K: 0 S: 5	H: 2 LOB: 0 BB: 0 P: 5	1B: 4 2B: 1 3B: 0 HR: 3	SF: 0 SAC: 0 DP: 0 HBP: 0
PITCHER Lou Kretlow, R ERA: 4.85 (1, 1)	IP: 9.0 WLS: L BF: 40 H: 8 R: 6 ER: 5 SO: 6 BB: 4 IBB: 1 HBP: 0 BLK: 0 WP: 0 HR: 3 S: 47 P: 67 ERA: 5.00 WHIP: 1.333											PITCHER Lou Kretlow, R ERA: 4.85 (1, 1)	IP: 9.0 WLS: W BF: 37 H: 7 R: 3 ER: 3 SO: 14 BB: 3 IBB: 0 HBP: 0 BLK: 0 WP: 1 HR: 0 S: 62 P: 74 ERA: 3.00 WHIP: 1.111								

Batter	1	2	3	4	5	6	7	8	9	AB R H RBI BB SO LOB	BOTTOM								
Vic Power, R OBP: 0.338, SLG: 0.433 (1, 4)	2B BB		1B WP		5-3		F8		F7	4 2 1 0 1 0 2	Cleveland Indians @ Kansas City Athletics Municipal Stadium, Kansas City, MO Sun Aug 12 1956, 4:33 AM EDT Att: 16,702 - Unknown AB 34 R 3 H 7 RBI 3 BB 3 SO 14 LOB 14 								
Al Pilarcik, L OBP: 0.326, SLG: 0.366 (1, 8)	K		K				F5			3 0 0 0 1 2 2									
Gus Zernial, R OBP: 0.299, SLG: 0.433 (1, 7)			K		F8				K	4 0 1 1 0 2 2									
Harry Simpson, L OBP: 0.347, SLG: 0.514 (1, 3)	F5						K		F7	4 0 1 1 0 1 1									
Johnny Groth, R OBP: 0.311, SLG: 0.390 (1, 9)			K					2B	F2	3 1 1 0 1 1 1									
Joe Ginsberg, L OBP: 0.330, SLG: 0.321 Jim Finigan, R OBP: 0.311, SLG: 0.304 (1, 2) (9, PH)	F6			K			F4		4-3	3 0 0 0 0 1 3 1 0 0 0 0 0 0									
Mike Baxes, R OBP: 0.343, SLG: 0.261 Hector Lopez, R OBP: 0.356, SLG: 0.443 (1, 6) (6, PH) (7, 6)		K		F4					2B	2 0 0 0 0 1 0 2 0 2 1 0 0 0									
Clete Boyer, R OBP: 0.263, SLG: 0.267 Enos Slaughter, L OBP: 0.370, SLG: 0.413 (1, 5) (9, PH)		K							2B	3 0 0 0 0 2 1 1 0 1 0 0 0 0									
Lou Kretlow, R OBP: 0.097, SLG: 0.034 Eddie Robinson, L OBP: 0.292, SLG: 0.361 (1, 1) (9, PH)		K			K				K	3 0 0 0 0 3 0 1 0 0 0 0 1 2									
Inning Stats	R: 1 E: 0 K: 1 S: 6	H: 1 LOB: 2 BB: 2 P: 14	R: 0 E: 0 K: 3 S: 9	H: 0 LOB: 0 BB: 0 P: 9	R: 1 E: 0 K: 3 S: 11	H: 2 LOB: 1 BB: 0 P: 11	R: 0 E: 0 K: 2 S: 7	H: 0 LOB: 0 BB: 0 P: 7	R: 0 E: 0 K: 1 S: 5	H: 2 LOB: 1 BB: 0 P: 7		R: 0 E: 0 K: 1 S: 5	H: 0 LOB: 0 BB: 0 P: 5	R: 0 E: 0 K: 1 S: 5	H: 0 LOB: 0 BB: 0 P: 5	R: 0 E: 0 K: 1 S: 7	H: 2 LOB: 2 BB: 0 P: 7	1B: 3 2B: 4 3B: 0 HR: 0	SF: 0 SAC: 0 DP: 0 HBP: 0
PITCHER Herb Score, L ERA: 2.72 (1, 1)	IP: 9.0 WLS: W BF: 37 H: 7 R: 3 ER: 3 SO: 14 BB: 3 IBB: 0 HBP: 0 BLK: 0 WP: 1 HR: 0 S: 62 P: 74 ERA: 3.00 WHIP: 1.111											PITCHER Herb Score, L ERA: 2.72 (1, 1)	IP: 9.0 WLS: W BF: 37 H: 7 R: 3 ER: 3 SO: 14 BB: 3 IBB: 0 HBP: 0 BLK: 0 WP: 1 HR: 0 S: 62 P: 74 ERA: 3.00 WHIP: 1.111						

Batter	1	2	3	4	5	6	7	8	9	AB	R	H	RBI	BB	SO	LOB	TOP					
Jim Rivera, L (1, 9) OBP: 0.356, SLG: 0.408										5	2	3	0	0	1	2	Chicago White Sox @ Kansas City Athletics Municipal Stadium, Kansas City, MO Tue Aug 14 1956, 4:33 AM EDT Att: 10,608 - Unknown livebaseballscorecards.com					
Nelle Fox, L (1, 4) OBP: 0.350, SLG: 0.382										4	2	1	0	0	0	3						
Larry Doby, L (1, 8) OBP: 0.460, SLG: 0.449										5	1	2	4	0	0	0						
Jim Delsing, L (9, 8) OBP: 0.298, SLG: 0.136										0	0	0	0	0	0	0						
Minnie Minoso, R (1, 7) OBP: 0.410, SLG: 0.448										5	2	2	1	0	0	1						
Dave Philley, S (1, 3) OBP: 0.332, SLG: 0.357										3	1	1	0	0	0	0						
Walt Dropo, R (5, 3) OBP: 0.338, SLG: 0.323										2	0	0	0	0	1	2						
Sherm Lollar, R (1, 2) OBP: 0.390, SLG: 0.453										4	2	2	1	1	0	0						
Les Moss, R (9, 2) OBP: 0.323, SLG: 0.562										0	0	0	0	0	0	0						
Fred Hatfield, L (1, 5) OBP: 0.381, SLG: 0.393										5	1	2	3	0	1	1						
Luis Aparicio, R (1, 6) OBP: 0.291, SLG: 0.319										3	0	0	0	0	1	2						
Jack Harshman, L (1, 1) OBP: 0.309, SLG: 0.542										4	1	3	3	0	1	0						
Inning Stats	R: 5 E: 0 K: 2 S: 12	H: 5 LOB: 2 BB: 1 P: 17	R: 2 E: 0 K: 0 S: 5	H: 2 LOB: 0 BB: 0 P: 5	R: 0 E: 0 K: 1 S: 5	H: 0 LOB: 0 BB: 0 P: 5	R: 1 E: 0 K: 0 S: 4	H: 1 LOB: 0 BB: 0 P: 4	R: 0 E: 0 K: 1 S: 5	H: 0 LOB: 0 BB: 0 P: 5	R: 0 E: 0 K: 0 S: 4	H: 2 LOB: 1 BB: 0 P: 4	R: 0 E: 0 K: 0 S: 3	H: 1 LOB: 0 BB: 0 P: 3	R: 3 E: 0 K: 0 S: 6	H: 3 LOB: 0 BB: 0 P: 6	R: 1 E: 0 K: 1 S: 7	H: 2 LOB: 1 BB: 0 P: 7	1B: 10 2B: 4 HR: 2	SF: 0 SAC: 1 DP: 2 HBP: 1	WP: 0 PB: 0 SB: 1 CS: 0	PA: 43
PITCHER	IP WLS BF H R ER SO BB IBB HBP BLK WP HR S P ERA WHIP																					
Art Ditmar, R (1, 1) ERA: 4.53	0.1 L 7 4 5 5 0 0 1 1 0 0 0 5 10 135.00 12.000																					
Bobby Shantz, L (1, 1) ERA: 4.95	6.2 25 7 3 3 4 0 0 0 0 0 1 33 33 4.05 1.050																					
Troy Herrige, R (8, 1) ERA: 6.73	2.0 11 5 4 4 1 0 0 0 0 0 0 1 13 13 18.00 2.500																					
Batter	1	2	3	4	5	6	7	8	9	AB	R	H	RBI	BB	SO	LOB	BOTTOM					
Vic Power, R (1, 4) OBP: 0.334, SLG: 0.428										4	0	0	0	0	0	2	Chicago White Sox @ Kansas City Athletics Municipal Stadium, Kansas City, MO Tue Aug 14 1956, 4:33 AM EDT Att: 10,608 - Unknown livebaseballscorecards.com					
Al Pilarcik, L (1, 8) OBP: 0.324, SLG: 0.357										3	0	0	0	1	1							
Gus Zernial, R (1, 7) OBP: 0.298, SLG: 0.427										3	1	0	0	1	2							
Harry Simpson, L (1, 3) OBP: 0.344, SLG: 0.510										4	0	0	0	0	2							
Hector Lopez, R (1, 6) OBP: 0.353, SLG: 0.439										4	0	0	0	0	1							
Johnny Groth, R (1, 9) OBP: 0.310, SLG: 0.387										4	0	1	0	0	1							
Tim Thompson, L (1, 2) OBP: 0.337, SLG: 0.367										0	0	0	0	0	0							
Joe Ginsberg, L (2, PH) OBP: 0.324, SLG: 0.314										4	0	0	0	0	2							
Clete Boyer, R (1, 5) OBP: 0.271, SLG: 0.284										4	0	2	0	0	1							
Art Ditmar, R (1, 1) OBP: 0.159, SLG: 0.134										0	0	0	0	0	0							
Bobby Shantz, R (1, 1) OBP: 0.222, SLG: 0.188										2	0	1	0	0	0							
Enos Slaughter, L (7, PH) OBP: 0.388, SLG: 0.411										1	0	0	0	0	0							
Troy Herrige, R (8, 1) OBP: 0.192, SLG: 0.125										0	0	0	0	0	0							
Inning Stats	R: 0 E: 1 K: 1 S: 6	H: 0 LOB: 2 BB: 1 P: 10	R: 0 E: 0 K: 0 S: 4	H: 1 LOB: 1 BB: 0 P: 4	R: 1 E: 1 K: 2 S: 8	H: 0 LOB: 1 BB: 1 P: 12	R: 0 E: 0 K: 3 S: 9	H: 0 LOB: 0 BB: 0 P: 9	R: 0 E: 0 K: 1 S: 6	H: 1 LOB: 1 BB: 0 P: 6	R: 0 E: 0 K: 0 S: 3	H: 0 LOB: 0 BB: 0 P: 3	R: 0 E: 0 K: 1 S: 6	H: 1 LOB: 1 BB: 0 P: 6	R: 0 E: 0 K: 0 S: 3	H: 0 LOB: 0 BB: 0 P: 3	R: 0 E: 0 K: 0 S: 4	H: 1 LOB: 1 BB: 0 P: 4	1B: 2 2B: 2 3B: 0 HR: 0	SF: 0 SAC: 0 DP: 0 HBP: 0	WP: 1 PB: 0 SB: 0 CS: 0	PA: 35
PITCHER	IP WLS BF H R ER SO BB IBB HBP BLK WP HR S P ERA WHIP																					
Jack Harshman, L (1, 1) ERA: 3.18	9.0 W 35 4 1 0 8 2 0 0 0 1 0 49 57 0.00 0.667																					

Batter	1	2	3	4	5	6	7	8	9	AB	R	H	RBI	BB	SO	LOB	TOP			
Luis Aparicio, R (1,6) OBP: 0.292, SLG: 0.321										5	1	2	0	0	1	2				
Nellie Fox, L (1,4) OBP: 0.351, SLG: 0.383										4	2	2	0	0	0	1				
Larry Doby, L (1,8) OBP: 0.397, SLG: 0.445										5	1	1	0	0	2	3				
Jim Delsing, L (9,8) OBP: 0.298, SLG: 0.136										0	0	0	0	0	0	0				
Minnie Minoso, R (1,7) OBP: 0.414, SLG: 0.459										4	3	3	4	0	0	0				
Dave Philley, S (1,9) OBP: 0.328, SLG: 0.352										5	0	0	0	0	1	5				
Sherm Lollar, R (1,2) OBP: 0.393, SLG: 0.466										4	1	2	3	1	0	0				
Les Moss, R (9,2) OBP: 0.323, SLG: 0.562										0	0	0	0	0	0	0				
Walt Dropo, R (1,3) OBP: 0.339, SLG: 0.325										5	1	2	1	0	0	1				
Fred Hatfield, L (1,5) OBP: 0.384, SLG: 0.401										1	0	1	0	0	0	0				
Sammy Esposito, R (2, PR) OBP: 0.368, SLG: 0.398										4	1	2	2	0	0	2				
Dick Donovan, L (1,1) OBP: 0.310, SLG: 0.371										4	0	0	0	0	0	2				
Inning Stats	R: 3 E: 1 K: 1 S: 9	H: 4 LOB: 1 BB: 0 P: 9	R: 0 E: 0 K: 0 S: 3	H: 1 LOB: 1 BB: 0 P: 3	R: 0 E: 0 K: 0 S: 3	H: 0 LOB: 0 BB: 0 P: 3	R: 1 E: 0 K: 0 S: 5	H: 2 LOB: 1 BB: 0 P: 5	R: 0 E: 0 K: 0 S: 4	H: 0 LOB: 0 BB: 0 P: 3	R: 3 E: 0 K: 1 S: 8	H: 3 LOB: 0 BB: 0 P: 8	R: 2 E: 1 K: 0 S: 6	H: 2 LOB: 1 BB: 0 P: 6	R: 1 E: 0 K: 2 S: 9	H: 2 LOB: 2 BB: 1 P: 13	1B: 9 2B: 3 3B: 0 HR: 3	SF: 0 SAC: 1 DP: 0 HBP: 1	WP: 0 PB: 0 SB: 1 CS: 1	PA: 45
PITCHER	IP WLS BF H R ER SO BB IBB HBP BLK WP HR S P ERA WHIP																			
Wally Burnette, R (1,1) ERA: 4.01	7.1 L 35 13 9 9 2 0 0 0 1 1 0 3 38 39 11.04 1.773																			
Jack McMahan, L (8,1) ERA: 5.49	0.2 3 0 0 0 0 0 0 0 0 0 0 0 3 3 0.00 0.000																			
Troy Herriage, R (9,1) ERA: 6.75	1.0 6 2 1 1 2 1 0 0 0 0 0 0 9 13 9.00 3.000																			

Chicago White Sox @ Kansas City Athletics
Municipal Stadium, Kansas City, MO
Wed Aug 15 1956, 4:33 AM EDT
Att: 14,241 - Unknown

livebaseballscorecards.com

AB 41
R 10
H 15
RBI 10
BB 1
SO 4
LOB 16

Batter	1	2	3	4	5	6	7	8	9	AB	R	H	RBI	BB	SO	LOB	BOTTOM					
Vic Power, R (1,4) OBP: 0.331, SLG: 0.423										4	0	0	0	0	0	1						
Enos Slaughter, L (1,7) OBP: 0.396, SLG: 0.405										3	0	0	0	1	0	1						
Eddie Robinson, L (1,3) OBP: 0.286, SLG: 0.352										4	0	0	0	0	0	2						
Harry Simpson, L (1,9) OBP: 0.341, SLG: 0.505										4	0	0	0	0	2	1						
Hector Lopez, R (1,6) OBP: 0.351, SLG: 0.435										3	0	0	0	0	1	1						
Tim Thompson, L (1,2) OBP: 0.337, SLG: 0.364										2	0	0	0	1	0	0						
Al Pilarcik, L (1,8) OBP: 0.324, SLG: 0.357										3	0	1	0	0	0	1						
Clete Boyer, R (1,5) OBP: 0.271, SLG: 0.284										0	0	0	0	0	0	0						
Joe Denaestri, R (2,6) OBP: 0.279, SLG: 0.333										3	0	0	0	0	1	1						
Wally Burnette, R (1,1) OBP: 0.105, SLG: 0.105										2	0	1	0	0	0	0						
Jack McMahan, R (8,1)										0	0	0	0	0	0	0						
Jim Finigan, R (6, PH) OBP: 0.310, SLG: 0.302										1	0	0	0	0	0	0						
Troy Herriage, R (9,1) OBP: 0.192, SLG: 0.125										0	0	0	0	0	0	0						
Inning Stats	R: 0 E: 0 K: 0 S: 3	H: 0 LOB: 0 BB: 0 P: 3	R: 0 E: 0 K: 2 S: 7	H: 0 LOB: 1 BB: 1 P: 11	R: 0 E: 0 K: 0 S: 3	H: 0 LOB: 0 BB: 0 P: 3	R: 0 E: 1 K: 0 S: 4	H: 0 LOB: 1 BB: 0 P: 4	R: 0 E: 0 K: 0 S: 5	H: 0 LOB: 0 BB: 0 P: 5	R: 0 E: 0 K: 0 S: 4	H: 1 LOB: 1 BB: 0 P: 4	R: 0 E: 0 K: 1 S: 5	H: 0 LOB: 0 BB: 0 P: 5	R: 0 E: 0 K: 0 S: 3	H: 1 LOB: 1 BB: 0 P: 3	R: 0 E: 0 K: 0 S: 3	H: 0 LOB: 1 BB: 1 P: 7	1B: 2 2B: 0 3B: 0 HR: 0	SF: 0 SAC: 0 DP: 1 HBP: 0	WP: 0 PB: 0 SB: 0 CS: 0	PA: 31
PITCHER	IP WLS BF H R ER SO BB IBB HBP BLK WP HR S P ERA WHIP																					
Dick Donovan, R (1,1) ERA: 4.42	9.0 W 31 2 0 0 4 2 0 0 0 0 0 0 37 45 0.00 0.444																					

Chicago White Sox @ Kansas City Athletics
Municipal Stadium, Kansas City, MO
Wed Aug 15 1956, 4:33 AM EDT
Att: 14,241 - Unknown

livebaseballscorecards.com

AB 29
R 0
H 2
RBI 0
BB 2
SO 4
LOB 8

Batter	1	2	3	4	5	6	7	8	9	AB	R	H	RBI	BB	SO	LOB	TOP								
Vic Power, R OBP: 0.337, SLG: 0.436 (1,4)	F3	1-H 3-H HR	6-3			1B			3-1 2B 1B	5	2	3	3	0	0	2									
Al Pilarcik, L OBP: 0.320, SLG: 0.350 (1,8)	F8	1B		5-3		1B			F2	5	0	2	0	0	0	1									
Lou Skizas, R OBP: 0.384, SLG: 0.475 (1,9)	F5	FC5-4 1B		F8		F7			3-1 2B 1B	1	0	0	0	0	0	0									
Enos Slaughter, L OBP: 0.369, SLG: 0.404 (2,9)									3-1 2B 1B	4	1	2	0	0	0	2									
Harry Simpson, L OBP: 0.338, SLG: 0.498 (1,3)		F8 FC5-4		6-3					3-1	5	0	0	0	0	0	4									
Gus Zernial, R OBP: 0.306, SLG: 0.429 (1,7)		1B BB 1B	FC3-6 1B			1B			2B	3	3	2	0	2	1	0									
Hector Lopez, R OBP: 0.356, SLG: 0.438 (1,5)		1B BB	FC3-6 1B			F8			2B	4	1	2	3	1	0	0									
Tim Thompson, L OBP: 0.344, SLG: 0.376 (1,2)		1B 2-3	FC3-6 SH1-4 1B			F4			K	5	0	1	0	0	1	3									
Joe Demaestri, R OBP: 0.281, SLG: 0.333 (1,6)		1B HR 1B	SH1-4 1B			F9			F9	4	1	2	3	0	0	0									
Jack Crimian, R OBP: 0.389, SLG: 0.313 (1,1)		1-H 2-H 3-H	SH1-4 1B			K			F4	2	1	1	0	0	1	0									
Clete Boyer, R OBP: 0.269, SLG: 0.282 (8, PH)		2-3 HR 1B	SH1-4							1	0	0	0	0	0	0									
Tom Gorman, R OBP: 0.138, SLG: 0.038 (8,1)		2-3 HR 1B	SH1-4							0	0	0	0	0	0	0									
Inning Stats	R: 0 E: 0 K: 0 S: 3	H: 0 LOB: 0 BB: 0 P: 3	R: 5 E: 0 K: 0 S: 8	H: 6 LOB: 2 BB: 2 P: 16	R: 1 E: 0 K: 0 S: 6	H: 3 LOB: 2 BB: 0 P: 6	R: 0 E: 0 K: 0 S: 3	H: 0 LOB: 0 BB: 0 P: 3	R: 0 E: 0 K: 1 S: 7	H: 1 LOB: 0 BB: 0 P: 3	R: 0 E: 0 K: 1 S: 5	H: 2 LOB: 2 BB: 0 P: 7	R: 0 E: 0 K: 1 S: 5	H: 0 LOB: 0 BB: 0 P: 5	R: 0 E: 0 K: 0 S: 3	H: 0 LOB: 1 BB: 1 P: 3	R: 3 E: 0 K: 1 S: 8	H: 3 LOB: 1 BB: 1 P: 12	1B: 13 2B: 1 3B: 0 HR: 1	SF: 0 SAC: 1 DP: 0 HBP: 0	WP: 0 PB: 0 SB: 0 CS: 0	PA: 43			
PITCHER	IP	WLS	BF	H	R	ER	SO	BB	IBB	HBP	BLK	WP	HR	S	P	ERA	WHIP								
Hank Aguirre, L ERA: 3.82 (1,1)	1.2	L	11	5	5	5	0	2	0	0	0	0	1	9	17	27.00	4.200								
Bob Feller, R ERA: 4.23 (2,1)	4.1		19	7	1	1	1	0	0	0	0	0	0	21	21	2.08	1.615								
Don Mossi, L ERA: 4.02 (7,1)	2.0		6	0	0	0	1	0	0	0	0	0	0	8	8	0.00	0.000								
Cal McLish, R ERA: 5.02 (9,1)	1.0		7	3	3	3	1	0	1	0	0	0	0	8	12	27.00	3.000								

Kansas City Athletics @ Cleveland Indians
Cleveland Municipal Stadium, Cleveland, OH
Fri Aug 17 1956, 3:33 AM EDT
Att: 7,406 - Unknown

AB 39
R 9
H 15
RBI 9
BB 3
SO 3
LOB 12



Batter	1	2	3	4	5	6	7	8	9	AB	R	H	RBI	BB	SO	LOB	BOTTOM								
Bobby Avila, R OBP: 0.346, SLG: 0.325 (1,4)	F7			F6		4-3		F5		4	0	0	0	0	0	1									
Gene Woodling, L OBP: 0.418, SLG: 0.441 (1,7)	4-3			G6-4-3 1B		4-3		F5		4	0	1	0	0	0	1									
Al Smith, R OBP: 0.385, SLG: 0.462 (1,8)	F8			G6-4-3 1-2					G6-4-3 1B	4	1	2	0	0	0	1									
Al Rosen, R OBP: 0.386, SLG: 0.479 (1,5)		K				HR 2B		F3	G6-4-3 1-2	4	1	1	0	0	1	2									
Preston Ward, L OBP: 0.373, SLG: 0.490 (1,3)		G3				F4		F6	F9	4	0	0	0	0	0	2									
Rocky Colavito, R OBP: 0.379, SLG: 0.559 (1,9)		1-3				HR				3	1	2	3	0	0	0									
Hal Naragon, L OBP: 0.390, SLG: 0.447 (1,2)				F5		4-3		G3		3	0	0	0	0	0	1									
George Strickland, R OBP: 0.336, SLG: 0.325 (1,6)				F2		F7				2	0	0	0	0	0	0									
Kenny Kuhn, L OBP: 0.375, SLG: 0.286 (8, PH)										1	0	1	0	0	0	0									
Hank Aguirre, R OBP: 0.115, SLG: 0.111 (1,1)										0	0	0	0	0	0	0									
Bob Feller, R OBP: 0.372, SLG: 0.372 (2,1)										1	0	0	0	0	0	0									
Jim Busby, R OBP: 0.316, SLG: 0.322 (8, PH)										1	0	0	0	0	0	0									
Don Mossi, L OBP: 0.316, SLG: 0.322 (7,1)										0	0	0	0	0	0	0									
Sam Mele, R OBP: 0.343, SLG: 0.429 (8, PH)										1	0	0	0	0	0	1									
Cal McLish, R OBP: 0.250, SLG: 0.250 (9,1)										0	0	0	0	0	0	0									
Inning Stats	R: 0 E: 0 K: 0 S: 3	H: 0 LOB: 0 BB: 0 P: 3	R: 0 E: 0 K: 1 S: 5	H: 0 LOB: 0 BB: 0 P: 5	R: 0 E: 0 K: 1 S: 5	H: 0 LOB: 0 BB: 0 P: 5	R: 0 E: 0 K: 0 S: 3	H: 1 LOB: 0 BB: 0 P: 3	R: 2 E: 0 K: 0 S: 5	H: 2 LOB: 0 BB: 0 P: 5	R: 0 E: 0 K: 0 S: 3	H: 0 LOB: 0 BB: 0 P: 3	R: 1 E: 0 K: 0 S: 5	H: 2 LOB: 1 BB: 0 P: 5	R: 0 E: 0 K: 0 S: 4	H: 1 LOB: 1 BB: 0 P: 4	R: 0 E: 0 K: 0 S: 3	H: 1 LOB: 0 BB: 0 P: 3	1B: 4 2B: 2 3B: 0 HR: 1	SF: 0 SAC: 0 DP: 2 HBP: 0	WP: 0 PB: 0 SB: 0 CS: 0	PA: 32			
PITCHER	IP	WLS	BF	H	R	ER	SO	BB	IBB	HBP	BLK	WP	HR	S	P	ERA	WHIP								
Jack Crimian, R ERA: 5.82 (1,1)	7.0	W	25	5	3	3	2	0	0	0	0	0	1	29	29	3.86	0.714								
Tom Gorman, R ERA: 4.37 (8,1)	2.0	S	7	2	0	0	0	0	0	0	0	0	0	7	7	0.00	1.000								

Kansas City Athletics @ Cleveland Indians
Cleveland Municipal Stadium, Cleveland, OH
Fri Aug 17 1956, 3:33 AM EDT
Att: 7,406 - Unknown

AB 32
R 3
H 7
RBI 3
BB 0
SO 2
LOB 9



Batter	1	2	3	4	5	6	7	8	9	AB	R	H	RBI	BB	SO	LOB	TOP			
Vic Power, R OBP: 0.336, SLG: 0.434 (1, 4)	0-0 6-3		0-0 SF7 BB 1-2 1B		0-3 K		0-0 L4			4	0	1	0	0	1	1				
Al Pilarcik, L OBP: 0.325, SLG: 0.345 (1, 8)	0-0 F8		4-0 1-2 2-3 BB		0-0 3-1		4-0 1-2 BB			2	0	0	0	2	0	0				
Lou Skizas, R OBP: 0.387, SLG: 0.479 Jack McMahan, R (7, 1)	0-0 1B		0-0 SF7 2-3 3-H		0-0 1B		0-0 F6			3	0	2	1	0	0	2				
Harry Simpson, L OBP: 0.335, SLG: 0.493 (1, 3)	0-0 4-3		0-0 F2		0-0 G3			0-3 K		4	0	0	0	0	1	4				
Gus Zernial, R OBP: 0.302, SLG: 0.421 (1, 7)		0-0 F4		0-0 F5		0-0 5-3		0-0 F8		4	0	0	0	0	0	0				
Hector Lopez, R OBP: 0.355, SLG: 0.436 (1, 5)		0-0 F8		0-0 2B 1B		0-0 E6 L6-4		0-0 F8		4	0	1	0	0	0	0				
Tim Thompson, L OBP: 0.342, SLG: 0.378 (1, 2)		0-0 4-3		0-0 1-3 2B		0-0 L6-4 2-3			0-0 4-3	4	0	1	0	0	0	1				
Joe Demaestri, R OBP: 0.280, SLG: 0.332 (1, 6)			0-3 K	0-3 K				0-0 BB 1B		4	0	1	0	0	2	2				
Lou Kretlow, R OBP: 0.125, SLG: 0.034 Bobby Shantz, L OBP: 0.222, SLG: 0.186 Eddie Robinson, L OBP: 0.247, SLG: 0.352 Troy Herring, R OBP: 0.125, SLG: 0.125 Enos Slaughter, L OBP: 0.356, SLG: 0.600 (1, 1) (3, 1) (4, PH) (4, 1) (7, PH) (7, 9)			4-0 BB SF7 BB	0-0 3-1				0-0 F6		0	1	0	0	1	0	0				
Inning Stats	R: 0 E: 0 K: 0 S: 4	H: 1 LOB: 1 BB: 0 P: 4	R: 0 E: 0 K: 0 S: 3	H: 0 LOB: 0 BB: 0 P: 3	R: 1 E: 0 K: 1 S: 6	H: 1 LOB: 2 BB: 2 P: 14	R: 0 E: 0 K: 1 S: 7	H: 2 LOB: 2 BB: 0 P: 7	R: 0 E: 1 K: 0 S: 3	H: 0 LOB: 0 BB: 0 P: 3	R: 0 E: 0 K: 0 S: 4	H: 1 LOB: 2 BB: 1 P: 8	R: 0 E: 0 K: 1 S: 5	H: 0 LOB: 0 BB: 0 P: 5	R: 0 E: 0 K: 0 S: 3	H: 0 LOB: 0 BB: 0 P: 3	1B: 5 2B: 2 3B: 0 HR: 0	SF: 1 SAC: 0 DP: 1 HBP: 0	WP: 0 PB: 0 SB: 0 CS: 0	PA: 36
PITCHER	IP WLS BF H R ER SO BB IBB HBP BLK WP HR S P ERA WHIP	IP WLS BF H R ER SO BB IBB HBP BLK WP HR S P ERA WHIP																		
Early Wynn, R ERA: 3.17 (1, 1)	7.0 W 30 6 1 1 3 3 0 0 0 0 0 0 33 45 1.29 1.286	2.0 S 6 0 0 0 1 0 0 0 0 0 0 0 8 8 0.00 0.000																		
Hank Aguirre, L ERA: 3.99 (8, 1)																				

Kansas City Athletics @ Cleveland Indians
Cleveland Municipal Stadium, Cleveland, OH
Sat Aug 18 1956, 3:33 AM EDT
Att. 4,355 - Unknown

AB 32
R 1
H 6
RBI 1
BB 3
SO 4
LOB 13



Batter	1	2	3	4	5	6	7	8	9	AB	R	H	RBI	BB	SO	LOB	BOTTOM				
Bobby Avila, R OBP: 0.351, SLG: 0.326 (1, 4)	4-0 1B E BB		0-0 2B BB 1B	4-0 1-2 BB		4-0 BB		0-0 5-3		2	2	1	0	3	0	0					
Gene Woodling, L OBP: 0.419, SLG: 0.440 (1, 7)	0-0 BB E 1B		4-0 2B 1-2 SF8 BB	0-0 F4		0-0 F7				3	2	1	0	1	0	3					
Al Smith, R OBP: 0.383, SLG: 0.463 (1, 8)	0-3 K		0-0 1-3 2-H SF8 2B	0-0 F4		0-0 F8				4	1	1	1	0	1	5					
Al Rosen, R OBP: 0.388, SLG: 0.478 (1, 5)	4-0 FC3-6 BB		0-0 SF8 2-H 3-H		4-0 BB BB		0-0 5-3			1	0	0	2	2	0	0					
Preston Ward, L OBP: 0.371, SLG: 0.480 (1, 3)	0-0 FC3-6 1-2 2-H 3-H		0-0 K		4-0 1-2 HR BB		0-3 K			3	1	0	1	1	2	1					
Rocky Colavito, R OBP: 0.377, SLG: 0.552 (1, 9)	0-0 4-3		0-0 F3		0-0 F5		0-0 FC5-4 1B			4	0	1	0	0	0	2					
Jim Hegan, R OBP: 0.347, SLG: 0.383 (1, 2)		0-0 3-1		0-0 E 2B	0-0 1-H HR		0-0 FC5-4 1-2			4	2	2	2	0	0	1					
George Strickland, R OBP: 0.333, SLG: 0.322 (1, 6)		0-3 K		0-0 E5 FC4-5 2-H 1B	0-0 5-3		0-0 F9			4	0	1	0	0	1	0					
Early Wynn, S OBP: 0.299, SLG: 0.282 Hank Aguirre, R OBP: 0.100, SLG: 0.100 (1, 1) (8, 1)		0-3 K		0-0 FC4-5 BB		0-0 F9		0-0 4-3		3	0	0	0	0	1	1					
Inning Stats	R: 2 E: 1 K: 1 S: 6	H: 1 LOB: 1 BB: 2 P: 14	R: 0 E: 0 K: 2 S: 7	H: 0 LOB: 0 BB: 0 P: 7	R: 3 E: 0 K: 1 S: 7	H: 2 LOB: 1 BB: 1 P: 11	R: 1 E: 1 K: 0 S: 5	H: 2 LOB: 2 BB: 1 P: 9	R: 2 E: 0 K: 0 S: 3	H: 1 LOB: 1 BB: 1 P: 7	R: 0 E: 0 K: 1 S: 6	H: 1 LOB: 1 BB: 0 P: 6	R: 0 E: 0 K: 0 S: 3	H: 0 LOB: 0 BB: 0 P: 3	R: 0 E: 0 K: 0 S: 3	H: 0 LOB: 0 BB: 0 P: 3	1B: 4 2B: 2 3B: 0 HR: 1	SF: 1 SAC: 0 DP: 0 HBP: 0	WP: 0 PB: 0 SB: 0 CS: 0	PA: 37	
PITCHER	IP WLS BF H R ER SO BB IBB HBP BLK WP HR S P ERA WHIP	IP WLS BF H R ER SO BB IBB HBP BLK WP HR S P ERA WHIP																			
Lou Kretlow, R ERA: 5.1 (1, 1)	2.1 L 13 3 5 4 3 3 0 0 0 0 0 0 16 28 15.43 2.571	0.2 2 0 0 0 1 0 0 0 0 0 0 0 4 4 0.00 0.000	3.0 15 3 3 2 0 4 0 0 0 0 1 11 27 6.00 2.333	2.0 7 1 0 0 1 0 0 0 0 0 0 0 9 9 0.00 0.500																	
Bobby Shantz, L ERA: 4.81 (3, 1)																					
Troy Herring, R ERA: 6.73 (4, 1)																					
Jack McMahan, L ERA: 5.28 (7, 1)																					

Kansas City Athletics @ Cleveland Indians
Cleveland Municipal Stadium, Cleveland, OH
Sat Aug 18 1956, 3:33 AM EDT
Att. 4,355 - Unknown

AB 29
R 8
H 7
RBI 6
BB 7
SO 5
LOB 13



Batter	1	2	3	4	5	6	7	8	9	AB	R	H	RBI	BB	SO	LOB	TOP			
Vic Power, R OBP: 0.335, SLG: 0.435 (1,4)										4	1	1	0	0	0	1	Kansas City Athletics @ Cleveland Indians Cleveland Municipal Stadium, Cleveland, OH Sun Aug 19 1956, 3:33 AM EDT Unknown			
Al Pilarcik, L OBP: 0.323, SLG: 0.343 (1,8)										4	0	1	1	0	1	1				
Enos Slaughter, L OBP: 0.364, SLG: 0.397 (1,7)										4	0	1	0	0	0	1				
Harry Simpson, L OBP: 0.337, SLG: 0.492 (1,3)										3	0	1	0	1	0	1				
Lou Skizas, R OBP: 0.377, SLG: 0.466 (1,9)										4	0	0	0	0	0	4				
Hector Lopez, R OBP: 0.357, SLG: 0.442 (1,5)										3	1	1	1	1	0	2				
Tim Thompson, L OBP: 0.338, SLG: 0.373 (1,2)										3	0	0	0	0	0	1				
Joe Demaestri, R OBP: 0.278, SLG: 0.329 (1,6)										3	0	0	0	0	0	0				
Wally Burnette, R OBP: 0.100, SLG: 0.100 (1,1)										1	0	0	0	0	1	0				
Jack McMahan, L Eddie Robinson, L (8, PH) Lou Kretlow, R (8, 1) OBP: 0.291, SLG: 0.352 OBP: 0.125, SLG: 0.034										1	0	0	0	0	1	0				
Inning Stats	R: 1 E: 0 K: 0 S: 5	H: 2 LOB: 1 BB: 0 P: 5	R: 1 E: 0 K: 1 S: 6	H: 1 LOB: 0 BB: 0 P: 6	R: 0 E: 0 K: 0 S: 3	H: 0 LOB: 0 BB: 0 P: 3	R: 0 E: 0 K: 0 S: 3	H: 0 LOB: 1 BB: 1 P: 7	R: 0 E: 0 K: 1 S: 5	H: 0 LOB: 0 BB: 0 P: 5	R: 0 E: 0 K: 0 S: 3	H: 0 LOB: 0 BB: 0 P: 3	R: 0 E: 0 K: 0 S: 2	H: 0 LOB: 0 BB: 1 P: 6	R: 0 E: 0 K: 0 S: 3	H: 1 LOB: 1 BB: 1 P: 7	1B: 3 2B: 2 3B: 0 HR: 1	SF: 0 SAC: 0 DP: 2 HBP: 0	WP: 0 PB: 0 CS: 0	PA: 33
PITCHER Bob Lemon, R ERA: 3.16 (1,1)	IP: 9.0 WLS: W BF: 33	H: 5 R: 2 ER: 2 SO: 3	BB: 3 IBB: 0 HBP: 0 BLK: 0	WP: 0 HR: 1 S: 36 P: 48	ERA: 2.00 WHIP: 0.889	PITCHER										IP: 9.0 WLS: W BF: 33	H: 5 R: 2 ER: 2 SO: 3	BB: 3 IBB: 0 HBP: 0 BLK: 0	WP: 0 HR: 1 S: 36 P: 48	ERA: 2.00 WHIP: 0.889

Batter	1	2	3	4	5	6	7	8	9	AB	R	H	RBI	BB	SO	LOB	BOTTOM			
Bobby Avila, R OBP: 0.352, SLG: 0.327 (1,4)										5	1	2	1	0	0	1	Kansas City Athletics @ Cleveland Indians Cleveland Municipal Stadium, Cleveland, OH Sun Aug 19 1956, 3:33 AM EDT Unknown			
Gene Woodling, L OBP: 0.422, SLG: 0.438 (1,7)										3	0	1	0	2	0	1				
Al Smith, R OBP: 0.384, SLG: 0.460 (1,8)										4	0	1	0	1	0	5				
Al Rosen, R OBP: 0.383, SLG: 0.471 (1,5)										4	1	0	0	0	0	3				
Preston Ward, L OBP: 0.376, SLG: 0.483 (1,3)										3	1	2	0	0	0	1				
Rocky Colavito, R OBP: 0.379, SLG: 0.551 (1,9)										4	1	2	1	0	0	1				
Jim Hegan, R OBP: 0.345, SLG: 0.381 (1,2)										4	1	1	1	0	0	2				
George Strickland, R OBP: 0.331, SLG: 0.320 (1,6)										4	0	1	1	0	0	3				
Bob Lemon, L OBP: 0.295, SLG: 0.394 (1,1)										4	0	1	0	0	1	2				
Inning Stats	R: 1 E: 0 K: 0 S: 4	H: 1 LOB: 1 BB: 1 P: 8	R: 0 E: 0 K: 0 S: 3	H: 0 LOB: 0 BB: 0 P: 3	R: 0 E: 0 K: 0 S: 4	H: 1 LOB: 1 BB: 0 P: 4	R: 3 E: 0 K: 0 S: 8	H: 5 LOB: 3 BB: 1 P: 12	R: 1 E: 0 K: 0 S: 5	H: 1 LOB: 1 BB: 0 P: 5	R: 0 E: 0 K: 1 S: 6	H: 1 LOB: 2 BB: 1 P: 10	R: 0 E: 1 K: 0 S: 4	H: 1 LOB: 1 BB: 0 P: 4	R: 0 E: 0 K: 0 S: 4	H: 1 LOB: 1 BB: 0 P: 4		1B: 11 2B: 0 3B: 0 HR: 0	SF: 0 SAC: 1 DP: 1 HBP: 0	WP: 0 PB: 3 SB: 2 CS: 0
PITCHER Wally Burnette, R ERA: 4.35 Jack McMahan, L ERA: 5.15 Lou Kretlow, R ERA: 5.05	IP: 3.2 WLS: L BF: 19	H: 7 R: 4 ER: 4 SO: 4	BB: 1 IBB: 0 HBP: 0 BLK: 0	WP: 0 HR: 0 S: 18 P: 22	ERA: 9.82 WHIP: 2.182	PITCHER										IP: 3.1 WLS: L BF: 16	H: 3 R: 1 ER: 1 SO: 1	BB: 2 IBB: 0 HBP: 0 BLK: 0	WP: 0 HR: 0 S: 16 P: 24	ERA: 2.70 WHIP: 1.500

Batter	1	2	3	4	5	6	7	8	9	AB	R	H	RBI	BB	SO	LOB	TOP								
Vic Power, R OBP: 0.334, SLG: 0.433 Bobby Shantz, R OBP: 0.222, SLG: 0.188	G3	FC5-4			SH		3-1		1B	4	0	1	0	0	0	2	Kansas City Athletics @ Cleveland Indians Cleveland Municipal Stadium, Cleveland, OH Sun Aug 19 1956, 3:38 AM EDT Att: 10,319 - Unknown livebaseballscorecards.com								
Al Pilarcik, L OBP: 0.315, SLG: 0.333	E4		K		SH5-4		1-3		K	4	0	0	0	0	2	1									
Lou Skizas, R Clete Boyer, R OBP: 0.269, SLG: 0.282	F9				SF8				1B	3	0	2	1	1	0	1									
Eddie Robinson, L Jim Finigan, R OBP: 0.309, SLG: 0.301			G4-6-3		F6		F8		K	3	0	0	0	1	0	3									
Hal Smith, R OBP: 0.312, SLG: 0.363	4-3								F3	5	0	1	0	0	1	4									
Gus Zernial, R Johnny Groth, R OBP: 0.317, SLG: 0.391					FC4-5					2	0	1	0	1	0	1									
Hector Lopez, R OBP: 0.354, SLG: 0.438	E6				F7				1B	4	0	0	0	0	0	4									
Joe Demaestri, R OBP: 0.277, SLG: 0.328					F3				K	4	0	1	0	0	2	4									
Art Ditmar, R OBP: 0.176, SLG: 0.153									F5	4	1	1	0	0	1	6									
					SH5-4				1B																
Inning Stats	R: 0 E: 1 K: 0 S: 4	H: 0 LOB: 2 BB: 1 P: 8	R: 0 E: 1 K: 2 S: 9	H: 1 LOB: 2 BB: 0 P: 9	R: 0 E: 0 K: 1 S: 5	H: 1 LOB: 0 BB: 0 P: 5	R: 0 E: 0 K: 0 S: 4	H: 1 LOB: 1 BB: 0 P: 4	R: 1 E: 0 K: 0 S: 5	H: 1 LOB: 1 BB: 0 P: 5	R: 0 E: 0 K: 1 S: 6	H: 1 LOB: 2 BB: 1 P: 10	R: 0 E: 0 K: 0 S: 3	H: 0 LOB: 1 BB: 1 P: 7	R: 0 E: 1 K: 1 S: 7	H: 1 LOB: 2 BB: 0 P: 7	R: 0 E: 0 K: 2 S: 9	H: 2 LOB: 2 BB: 0 P: 9	1B: 7 2B: 1 3B: 0 HR: 0	SF: 1 SAC: 2 DP: 1 HBP: 0	WP: 0 PB: 0 SB: 2 CS: 0	PA: 41			
PITCHER	IP	WLS	BF	H	R	ER	SO	BB	IBB	HBP	BLK	WP	HR	S	P	ERA	WHIP								
Mike Garcia, R ERA: 3.92	8.1	W	39	8	1	1	6	3	0	0	0	0	0	48	60	1.08	1.320								
Don Mossi, L ERA: 3.98	0.2	S	2	0	0	0	1	0	0	0	0	0	0	4	4	0.00	0.000								

Batter	1	2	3	4	5	6	7	8	9	AB	R	H	RBI	BB	SO	LOB	BOTTOM								
Bobby Avila, R OBP: 0.349, SLG: 0.324	K				F7		6-3		F8	4	0	0	0	0	1	1	Kansas City Athletics @ Cleveland Indians Cleveland Municipal Stadium, Cleveland, OH Sun Aug 19 1956, 3:38 AM EDT Att: 10,319 - Unknown livebaseballscorecards.com								
Gene Woodling, L OBP: 0.416, SLG: 0.432	4-3				L6				3-1	4	0	0	0	0	0	0									
Al Smith, R OBP: 0.382, SLG: 0.458	5-3				1B				F6	4	1	1	0	0	0	0									
Al Rosen, R OBP: 0.385, SLG: 0.471					F2				5-3	4	0	2	0	0	0	0									
Preston Ward, L OBP: 0.379, SLG: 0.481					1-3				1B	3	0	1	1	1	0	2									
Rocky Colavito, R OBP: 0.372, SLG: 0.540					G3				FC1-6	4	1	0	0	0	1	3									
					K				1B																
Hal Naragon, L OBP: 0.390, SLG: 0.447									E7																
Jim Hegan, R OBP: 0.341, SLG: 0.376					5-3				F8	0	0	0	0	0	0	0									
									K	3	0	0	0	0	1	2									
Chico Carrasquel, R OBP: 0.326, SLG: 0.320					K					3	0	2	1	0	1	0									
Mike Garcia, R OBP: 0.157, SLG: 0.130									F8	2	0	0	0	0	0	2									
Don Mossi, L OBP: 0.200, SLG: 0.222					F8				SH2-5-4	0	0	0	0	0	0	0									
									1B																
Inning Stats	R: 0 E: 0 K: 1 S: 5	H: 0 LOB: 0 BB: 0 P: 5	R: 0 E: 0 K: 1 S: 5	H: 0 LOB: 0 BB: 0 P: 5	R: 0 E: 0 K: 1 S: 5	H: 0 LOB: 0 BB: 0 P: 5	R: 0 E: 0 K: 0 S: 5	H: 2 LOB: 2 BB: 0 P: 5	R: 1 E: 1 K: 0 S: 5	H: 1 LOB: 1 BB: 0 P: 5	R: 0 E: 0 K: 0 S: 3	H: 0 LOB: 0 BB: 0 P: 3	R: 0 E: 0 K: 1 S: 6	H: 1 LOB: 2 BB: 1 P: 10	R: 1 E: 1 K: 0 S: 6	H: 2 LOB: 2 BB: 0 P: 6	R: 0 E: 0 K: 0 S: 5	H: 0 LOB: 0 BB: 0 P: 5	1B: 6 2B: 0 3B: 0 HR: 0	SF: 0 SAC: 1 DP: 0 HBP: 0	WP: 0 PB: 0 SB: 0 CS: 0	PA: 33			
PITCHER	IP	WLS	BF	H	R	ER	SO	BB	IBB	HBP	BLK	WP	HR	S	P	ERA	WHIP								
Art Ditmar, R ERA: 4.35	8.0	L	33	6	2	0	4	1	0	0	0	0	0	40	44	0.00	0.875								

Batter	1	2	3	4	5	6	7	8	9	AB	R	H	RBI	BB	SO	LOB	TOP					
Vic Power, R OBP: 0.332, SLG: 0.430 (1, 3)										5	0	1	0	0	0	5	Kansas City Athletics @ Baltimore Orioles Memorial Stadium, Baltimore, MD Tue Aug 21 1956, 3:33 AM EDT Att: 7,336 - Unknown livebaseballscorecards.com					
Hector Lopez, R OBP: 0.354, SLG: 0.445 (1, 5)										5	2	2	1	0	1	1						
Hal Smith, R OBP: 0.310, SLG: 0.364 (1, 2)										0	0	0	0	0	0	0						
Lou Skizas, R OBP: 0.375, SLG: 0.458 (1, 9)										4	0	0	1	0	0	1						
Johnny Groth, R OBP: 0.315, SLG: 0.388 (1, 7)										4	1	1	0	0	1	1						
Al Pilarcik, L OBP: 0.314, SLG: 0.327 (1, 8)										3	0	0	0	1	0	1						
Joe Demaestri, R OBP: 0.277, SLG: 0.327 (1, 6)										4	0	1	0	0	0	3						
Clete Boyer, R OBP: 0.281, SLG: 0.288 (6, PH)										1	0	1	0	1	0	0						
Gus Zernial, R OBP: 0.308, SLG: 0.422 (6, PH)										0	0	0	0	1	0	0						
Jim Finigan, R OBP: 0.308, SLG: 0.300 (6, 4)										1	0	0	0	0	0	0						
Alex Kellner, R OBP: 0.265, SLG: 0.194 (1, 1)										1	0	0	0	0	1	2						
Bobby Shantz, R OBP: 0.211, SLG: 0.176 (3, 1)										1	0	0	0	0	1	2						
Enos Slaughter, L OBP: 0.367, SLG: 0.400 (6, PH)										1	0	1	1	0	0	0						
Tom Gorman, R OBP: 0.133, SLG: 0.037 (6, 1)										1	0	0	0	0	0	0						
Art Ditmar, R OBP: 0.176, SLG: 0.153 (9, 1)										0	0	0	0	0	0	0						
Inning Stats	R: 1 E: 0 K: 1 S: 7	H: 2 LOB: 1 BB: 0 P: 7	R: 0 E: 0 K: 1 S: 7	H: 2 LOB: 2 BB: 0 P: 7	R: 0 E: 0 K: 0 S: 3	H: 0 LOB: 0 BB: 0 P: 3	R: 0 E: 0 K: 1 S: 6	H: 1 LOB: 2 BB: 1 P: 10	R: 0 E: 0 K: 1 S: 5	H: 0 LOB: 0 BB: 0 P: 5	R: 1 E: 1 K: 0 S: 5	H: 1 LOB: 3 BB: 2 P: 13	R: 1 E: 0 K: 0 S: 4	H: 1 LOB: 0 BB: 0 P: 4	R: 0 E: 0 K: 0 S: 3	H: 0 LOB: 0 BB: 0 P: 3	R: 0 E: 0 K: 0 S: 4	H: 1 LOB: 1 BB: 0 P: 4	1B: 6 2B: 1 3B: 0 HR: 1	SF: 0 SAC: 0 DP: 0 HBP: 0	WP: 0 PB: 0 SB: 2 CS: 0	PA: 39
PITCHER	IP WLS BF H R ER SO BB IBB HBP BLK WP HR S P ERA WHIP	7.0 32 7 3 2 4 3 0 0 0 0 1 37 49 2.57 1.429	2.0 W 7 1 0 0 0 0 0 0 0 0 0 0 7 7 0.00 0.500																			

Batter	1	2	3	4	5	6	7	8	9	AB	R	H	RBI	BB	SO	LOB	BOTTOM					
Dick Williams, R OBP: 0.335, SLG: 0.484 (1, 8)										3	0	1	1	1	0	0	Kansas City Athletics @ Baltimore Orioles Memorial Stadium, Baltimore, MD Tue Aug 21 1956, 3:33 AM EDT Att: 7,336 - Unknown livebaseballscorecards.com					
Bob Boyd, L OBP: 0.418, SLG: 0.480 (1, 3)										5	1	3	2	0	1	0						
George Kell, R OBP: 0.363, SLG: 0.433 (1, 5)										3	0	1	1	1	0	2						
Bob Nieman, R OBP: 0.435, SLG: 0.520 (1, 7)										3	0	1	0	1	0	2						
Gus Triandos, R OBP: 0.352, SLG: 0.429 (8, PR)										3	0	1	0	1	0	2						
Mike Fomiele, R OBP: 0.190, SLG: 0.240 (8, PR)										0	0	0	0	0	0	0						
Tom Gastall, R OBP: 0.231, SLG: 0.208 (9, 2)										0	0	0	0	0	0	0						
Tito Francona, L OBP: 0.333, SLG: 0.381 (1, 9)										4	0	1	0	0	0	3						
Billy Gardner, R OBP: 0.287, SLG: 0.348 (7, 6)										3	0	0	0	1	0	6						
Willy Miranda, S OBP: 0.285, SLG: 0.288 (6, PH)										2	1	1	0	0	0	1						
Joe Frazier, L OBP: 0.343, SLG: 0.368 (7, 4)										1	0	0	0	0	0	3						
Grady Hatton, L OBP: 0.319, SLG: 0.250 (7, 4)										0	1	0	0	1	0	0						
Bill Wight, L OBP: 0.208, SLG: 0.191 (1, 1)										2	0	0	0	0	2	1						
Wayne Causey, L OBP: 0.234, SLG: 0.241 (7, PH)										1	1	1	0	0	0	0						
George Zuverink, R OBP: 0.167, SLG: 0.118 (8, 1)										0	0	0	0	0	0	0						
Joe Ginsberg, L OBP: 0.321, SLG: 0.311 (9, PH)										0	0	0	0	0	0	0						
Inning Stats	R: 1 E: 0 K: 0 S: 4	H: 2 LOB: 0 BB: 0 P: 4	R: 0 E: 0 K: 0 S: 3	H: 0 LOB: 1 BB: 1 P: 7	R: 0 E: 0 K: 1 S: 5	H: 0 LOB: 0 BB: 0 P: 5	R: 0 E: 0 K: 0 S: 4	H: 1 LOB: 2 BB: 1 P: 8	R: 1 E: 0 K: 0 S: 7	H: 2 LOB: 1 BB: 0 P: 7	R: 0 E: 0 K: 0 S: 4	H: 2 LOB: 2 BB: 1 P: 8	R: 1 E: 0 K: 0 S: 5	H: 2 LOB: 1 BB: 0 P: 5	R: 0 E: 0 K: 0 S: 2	H: 0 LOB: 1 BB: 1 P: 6	R: 1 E: 0 K: 0 S: 2	H: 1 LOB: 2 BB: 2 P: 10	1B: 7 2B: 1 3B: 2 HR: 0	SF: 0 SAC: 2 DP: 3 HBP: 0	WP: 0 PB: 0 SB: 0 CS: 0	PA: 38
PITCHER	IP WLS BF H R ER SO BB IBB HBP BLK WP HR S P ERA WHIP	2.0 8 2 1 1 2 1 0 0 0 0 0 16 20 3.00 1.333	3.1 L 15 4 2 2 0 3 0 0 0 0 0 0 12 24 5.40 2.100	0.0 2 1 0 0 0 0 0 1 0 0 0 0 1 5 ∞ ∞																		

Batter	1	2	3	4	5	6	7	8	9	AB	R	H	RBI	BB	SO	LOB	TOP			
Vic Power, R OBP: 0.334, SLG: 0.427	L9	F2		6-3			6-3			4	0	0	0	0	0	2				
Hector Lopez, R OBP: 0.352, SLG: 0.442	5-3		FC6-4 E		F9		F8			4	1	1	0	0	0	0				
Lou Skizas, R OBP: 0.364, SLG: 0.448	L1		E3 FC6-4		6-3			5-3		4	0	0	0	0	0	1				
Harry Simpson, L OBP: 0.334, SLG: 0.484		1-3	FC6-4 1-3 E		6-3			F8		4	0	0	0	0	2					
Hal Smith, R OBP: 0.311, SLG: 0.360		2B 2B 1B	E4 1-3		6-3			F7		4	1	1	1	0	0	1				
Al Pilarcik, L OBP: 0.315, SLG: 0.335		2B 2B	1-3 1-3		F6			4-3		4	1	1	0	0	2					
Joe Demaestri, R OBP: 0.279, SLG: 0.331		SH5-3 2B	F9			FC5-4 1B		K		4	0	2	2	0	1	2				
Clete Boyer, R OBP: 0.289, SLG: 0.284		SH5-3 BB		F8		FC5-4 1-2		1-3		2	0	0	0	1	0	1				
Enos Slaughter, L OBP: 0.354, SLG: 0.396										1	0	0	0	0	0	0				
Jack Crimian, R OBP: 0.368, SLG: 0.294		SH5-3					F3			1	0	0	0	0	1	0				
Johnny Groth, R OBP: 0.316, SLG: 0.402										1	0	0	0	0	0	0				
Bobby Shantz, R OBP: 0.211, SLG: 0.176		1-2 2-3								0	0	0	0	0	0	0				
Inning Stats	R: 0 E: 0 K: 0 S: 3	H: 0 LOB: 0 BB: 0 P: 3	R: 2 E: 0 K: 0 S: 6	H: 3 LOB: 2 BB: 1 P: 10	R: 1 E: 2 K: 0 S: 6	H: 1 LOB: 2 BB: 0 P: 6	R: 0 E: 0 K: 1 S: 5	H: 0 LOB: 0 BB: 0 P: 5	R: 0 E: 0 K: 0 S: 3	H: 1 LOB: 1 BB: 0 P: 4	R: 0 E: 0 K: 0 S: 3	H: 0 LOB: 0 BB: 0 P: 3	R: 0 E: 0 K: 1 S: 5	H: 0 LOB: 0 BB: 0 P: 5	R: 0 E: 0 K: 0 S: 5	H: 0 LOB: 0 BB: 0 P: 5	1B: 3 2B: 2 3B: 0 HR: 0	SF: 0 SAC: 1 DP: 0 HBP: 0	WP: 0 PB: 0 SB: 0 CS: 0	PA: 35
PITCHER Chuck Stobbs, L ERA: 3.85	IP: 9.0 WLS: W BF: 35 H: 5 R: 3 ER: 2 SO: 2 BB: 1 IBB: 0 HBP: 0 BLK: 0 WP: 0 HR: 0 S: 38 P: 42 ERA: 2.00 WHIP: 0.667																			

Kansas City Athletics @ Washington Senators
Griffith Stadium, Washington, DC
Thu Aug 23 1956, 3:33 AM EDT
Att: 11,755 - Unknown

AB 33
R 3
H 5
RBI 3
BB 1
SO 2
LOB 11



Batter	1	2	3	4	5	6	7	8	9	AB	R	H	RBI	BB	SO	LOB	BOTTOM			
Eddie Yost, R OBP: 0.441, SLG: 0.376	K	G6-4-3			G3		F3			4	0	0	0	0	1	3				
Whitey Herzog, L OBP: 0.313, SLG: 0.370	1B 2B		G1		FC2-5-4 S 1B		F7			4	1	2	1	0	0	0				
Pete Runnels, L OBP: 0.371, SLG: 0.422	2H 1B		F7		FC2-5-4-3 HR		4-3			4	1	1	1	0	0	1				
Roy Sievers, R OBP: 0.375, SLG: 0.492	F2				HR		5-3			4	1	2	2	0	0	1				
Jim Lemon, R OBP: 0.354, SLG: 0.505	F9		F3		F9		P5			4	0	0	0	0	2					
Herb Plews, L OBP: 0.368, SLG: 0.354		1B FC6-4 1B		E4 G4-6-3		FC3-6 BB		K		3	1	1	0	1	1	0				
Lou Berberet, L OBP: 0.421, SLG: 0.429		FC6-4 1B BB		F8		FC3-6 1-2				2	0	0	0	1	0	2				
Jose Valdivielso, R OBP: 0.311, SLG: 0.320		FC6-4 1B		G4-6-3		K				3	0	1	0	0	1	2				
Chuck Stobbs, L OBP: 0.188, SLG: 0.209		FC6-4 G6-4-3			G3 1B 2B		L3			3	1	1	1	0	0	3				
Inning Stats	R: 1 E: 0 K: 1 S: 7	H: 2 LOB: 1 BB: 0 P: 7	R: 3 E: 0 K: 0 S: 4	H: 2 LOB: 1 BB: 1 P: 8	R: 0 E: 0 K: 0 S: 4	H: 1 LOB: 0 BB: 0 P: 4	R: 0 E: 1 K: 0 S: 3	H: 0 LOB: 0 BB: 0 P: 3	R: 3 E: 0 K: 0 S: 6	H: 3 LOB: 0 BB: 0 P: 6	R: 0 E: 0 K: 1 S: 5	H: 0 LOB: 1 BB: 1 P: 9	R: 0 E: 0 K: 0 S: 3	H: 0 LOB: 0 BB: 0 P: 3	R: 0 E: 0 K: 1 S: 5	H: 0 LOB: 0 BB: 0 P: 5	1B: 5 2B: 2 3B: 0 HR: 1	SF: 0 SAC: 0 DP: 2 HBP: 0	WP: 0 PB: 0 SB: 1 CS: 0	PA: 33
PITCHER Jack Crimian, R ERA: 5.92 Bobby Shantz, L ERA: 4.63	IP: 6.0 WLS: L BF: 27 H: 8 R: 5 ER: 5 SO: 2 BB: 2 IBB: 0 HBP: 0 BLK: 0 WP: 0 HR: 1 S: 29 P: 37 ERA: 7.50 WHIP: 1.667																			

Kansas City Athletics @ Washington Senators
Griffith Stadium, Washington, DC
Thu Aug 23 1956, 3:33 AM EDT
Att: 11,755 - Unknown

AB 31
R 5
H 8
RBI 5
BB 2
SO 3
LOB 14



Batter	1	2	3	4	5	6	7	8	9	AB	R	H	RBI	BB	SO	LOB	TOP										
Vic Power, R OBP: 0.337, SLG: 0.432	0-0 HR 1B	0-0 FC5 BB 1B		0-0 F9			0-0 F8		0-0 SH5-4 HR 2B	5	2	3	1	0	0	1											
Hector Lopez, R OBP: 0.353, SLG: 0.440	0-3 K	4-0 BB 1-2 BB			4-0 3B BB		0-3 K		0-0 SH5-4 2-3	2	1	0	0	0	2	2	1										
Lou Skizas, R OBP: 0.365, SLG: 0.482 Johnny Groth, R OBP: 0.316, SLG: 0.402	0-0 HR	0-0 FC5 2-3f			0-0 P6		0-0 F7		0-0 HR	5	2	2	4	0	0	3											
Harry Simpson, L OBP: 0.337, SLG: 0.497	0-0 1B		0-0 4-3		0-0 SF9 3B			0-0 HR	0-3 K	5	2	3	2	0	1	0											
Hal Smith, R OBP: 0.309, SLG: 0.363	0-0 P6		0-0 P4		0-0 SF9			0-0 2B	0-0 E4	4	0	1	1	0	0	1											
Al Pilarcik, L OBP: 0.306, SLG: 0.325	0-0 1-3		0-0 F9		0-0 4-3			0-0 F2	0-0 F9	5	0	0	0	0	0	3											
Joe Demaestri, R OBP: 0.282, SLG: 0.329		0-0 4-3		4-0 SH5-3 BB		0-0 F5		4-0 FC6-4 BB		2	0	0	0	2	0	0											
Clete Boyer, R OBP: 0.290, SLG: 0.286		0-0 E S 1B 1B		0-0 SH5-3 1-2		0-0 F5		0-0 P5		3	1	1	0	0	0	2											
Lou Kretlow, R OBP: 0.118, SLG: 0.032 Bobby Shantz, R OBP: 0.190, SLG: 0.158	0-3 K	0-3 K		0-3 K		0-0 L4		0-0 FC6-4 1-2f		2	0	0	0	0	2	2											
Inning Stats	R: 2 E: 0 K: 1 S: 8	H: 3 LOB: 1 BB: 0 P: 8	R: 1 E: 0 K: 1 S: 7	H: 2 LOB: 2 BB: 1 P: 11	R: 0 E: 0 K: 0 S: 3	H: 0 LOB: 0 BB: 0 P: 3	R: 0 E: 0 K: 1 S: 5	H: 0 LOB: 1 BB: 1 P: 9	R: 2 E: 0 K: 0 S: 4	H: 1 LOB: 0 BB: 1 P: 8	R: 0 E: 0 K: 0 S: 3	H: 0 LOB: 0 BB: 0 P: 3	R: 0 E: 0 K: 1 S: 5	H: 0 LOB: 0 BB: 0 P: 5	R: 1 E: 0 K: 0 S: 5	H: 2 LOB: 2 BB: 1 P: 9	R: 2 E: 1 K: 1 S: 8	H: 2 LOB: 1 BB: 0 P: 8	1B: 4 2B: 2 3B: 1 HR: 3	SF: 1 SAC: 2 DP: 0 HBP: 0	WP: 0 PB: 0 SB: 1 CS: 0	PA: 42					
PITCHER	IP	WLS	BF	H	R	ER	SO	BB	IBB	HBP	BLK	WP	HR	S	P	ERA	WHIP										
Pedro Ramos, R ERA: 4.7	5.0	L	24	6	5	5	3	3	0	0	0	0	1	27	39	9.00	1.800										
Bud Byerly, R ERA: 3.13	2.0		6	0	0	0	1	0	0	0	0	0	0	8	8	0.00	0.000										
Bunky Stewart, L ERA: 5.2	2.0		12	4	3	3	1	1	0	0	0	0	2	13	17	13.50	2.500										

Kansas City Athletics @ Washington Senators
Griffith Stadium, Washington, DC
Fri Aug 24 1956, 3:33 AM EDT
Att: 2,795 - Unknown

AB	35
R	8
H	10
RBI	8
BB	4
SO	5
LOB	15





Batter	1	2	3	4	5	6	7	8	9	AB	R	H	RBI	BB	SO	LOB	BOTTOM										
Eddie Yost, R OBP: 0.439, SLG: 0.372	0-0 6-3	0-0 E6 1-2 2-3		4-0 BB		0-0 F8		0-3 K		4	0	0	0	1	1	2											
Whitey Herzog, L OBP: 0.310, SLG: 0.365 Karl Olson, R OBP: 0.317, SLG: 0.341	0-0 F8	0-3 K		0-0 F9		0-3 K		0-0 4-3 2B		4	0	0	0	0	2	5											
Pete Runnels, L OBP: 0.375, SLG: 0.424	0-0 1B		4-0 FC3-6 BB		4-0 2B BB		0-0 1B		0-0 4-3	3	1	2	0	2	0	1											
Roy Sievers, R OBP: 0.374, SLG: 0.487	0-0 5-3		0-0 P4		4-0 2B 2B BB		0-0 L7		0-0 6-3	4	1	0	0	1	0	4											
Clint Courtney, L OBP: 0.383, SLG: 0.460		0-0 FC4-6 1B	0-0 FC3-6 1-2f		0-0 2B 2B		0-0 F2		0-0 3-1	5	1	2	1	0	0	1											
Jim Lemon, R OBP: 0.352, SLG: 0.500	0-3 K		0-0 F8		0-3 K		4-0 BB BB		0-0 F3	4	0	0	0	1	2	4											
Herb Plews, L OBP: 0.356, SLG: 0.341	0-0 FC4-6 1B 1-2f		0-0 F5		0-3 K		0-0 P5		0-0 F9	5	1	0	0	0	1	4											
Jose Valdivielso, R OBP: 0.323, SLG: 0.332	0-0 E 1B 1-2		4-0 SH3 BB		4-0 2B 2B		4-0 BB BB		4-0 BB	2	0	2	2	2	0	0											
Pedro Ramos, S OBP: 0.250, SLG: 0.310 Lou Berberet, L OBP: 0.419, SLG: 0.426 Bud Byerly, R OBP: 0.143, SLG: 0.143 Ed Fitz Gerald, R OBP: 0.411, SLG: 0.430 Bunky Stewart, L OBP: 0.231, SLG: 0.231	0-0 E 1B 1-2	0-0 SH3 BB	0-0 SH3	0-0 K2-3	0-0 K2-3	0-0 F8				1	0	1	1	0	0	0											
Inning Stats	R: 0 E: 0 K: 0 S: 4	H: 1 LOB: 1 BB: 0 P: 4	R: 1 E: 1 K: 2 S: 11	H: 3 LOB: 3 BB: 0 P: 11	R: 0 E: 0 K: 0 S: 3	H: 0 LOB: 2 BB: 1 P: 7	R: 0 E: 0 K: 0 S: 3	H: 0 LOB: 2 BB: 2 P: 11	R: 3 E: 0 K: 3 S: 11	H: 2 LOB: 1 BB: 2 P: 19	R: 0 E: 0 K: 1 S: 6	H: 1 LOB: 1 BB: 0 P: 6	R: 0 E: 0 K: 0 S: 3	H: 0 LOB: 2 BB: 2 P: 11	R: 0 E: 0 K: 1 S: 6	H: 1 LOB: 1 BB: 0 P: 6	R: 0 E: 0 K: 0 S: 3	H: 0 LOB: 0 BB: 0 P: 3	1B: 5 2B: 3 3B: 0 HR: 0	SF: 0 SAC: 1 DP: 0 HBP: 0	WP: 0 PB: 0 SB: 0 CS: 0	PA: 43					
PITCHER	IP	WLS	BF	H	R	ER	SO	BB	IBB	HBP	BLK	WP	HR	S	P	ERA	WHIP										
Lou Kretlow, R ERA: 5.16	4.2		26	6	4	4	4	5	0	0	0	0	0	29	49	7.71	2.357										
Bobby Shantz, L ERA: 4.4	4.1	W	17	2	0	0	3	2	0	0	0	0	0	21	29	0.00	0.923										

Kansas City Athletics @ Washington Senators
Griffith Stadium, Washington, DC
Fri Aug 24 1956, 3:33 AM EDT
Att: 2,795 - Unknown

AB	35
R	4
H	8
RBI	4
BB	7
SO	7
LOB	24




Batter	1	2	3	4	5	6	7	8	9	AB	R	H	RBI	BB	SO	LOB	TOP						
Vic Power, R OBP: 0.338, SLG: 0.432 (1, 3)	6-3		FC6-4 1B				FC1-6 1B		F8	5	1	2	0	0	0	1	<p>Kansas City Athletics @ Washington Senators Griffith Stadium, Washington, DC</p> <p>Sat Aug 25 1956, 3:33 AM EDT Att: 2,352 - Unknown</p> <p>livebaseballscorecards.com</p> <p>AB 35 R 4 H 11 RBI 4 BB 2 SO 5 LOB 15</p> 						
Hector Lopez, R OBP: 0.355, SLG: 0.441 (1, 5)							FC1-6 1B		6-3	4	1	2	0	1	0	1							
Lou Skizas, R OBP: 0.362, SLG: 0.477 (1, 7)	F9		P4							4	0	1	0	0	0	4							
Harry Simpson, L OBP: 0.340, SLG: 0.503 (1, 9)		G3 SF8 2B								4	2	3	2	0	0	2							
Hal Smith, R OBP: 0.308, SLG: 0.365 (1, 2)		G3							P3	4	0	1	1	0	1	2							
Al Pilarcik, L OBP: 0.306, SLG: 0.321 (1, 8)										2	0	0	0	1	1								
Johnny Groth, R OBP: 0.314, SLG: 0.400 (6, 8)										1	0	0	0	0	1	0							
Joe Demaestri, R OBP: 0.281, SLG: 0.329 (1, 6)		SF8								3	0	1	1	0	1								
Clete Boyer, R OBP: 0.284, SLG: 0.279 (8, PH)										3	0	0	0	0	0	2							
Enos Slaughter, L OBP: 0.362, SLG: 0.395 (7, PH)										1	0	0	0	0	0	1							
Jim Finigan, R OBP: 0.308, SLG: 0.300 (8, 4)										0	0	0	0	0	0	0							
Art Ditmar, R OBP: 0.187, SLG: 0.154 (5, PH)										1	0	1	0	0	0	0							
Guillemot, R OBP: 0.307, SLG: 0.420 (5, 1)										0	0	0	0	0	0	0							
Troy Herritage, R OBP: 0.128, SLG: 0.125 (7, PH)										1	0	0	0	0	0	0							
Eddie Romashko, L OBP: 0.202, SLG: 0.244 (7, 1)										0	0	0	0	0	0	0							
Jack McMahan, R OBP: 0.337, SLG: 0.371 (5, PH)										1	0	0	0	0	1	0							
Inning Stats	R: 0 E: 0 K: 0 S: 2	H: 0 LOB: 0 BB: 1 P: 6	R: 1 E: 0 K: 0 S: 4	H: 1 LOB: 1 BB: 1 P: 8	R: 0 E: 0 K: 0 S: 4	H: 2 LOB: 1 BB: 0 P: 4	R: 1 E: 0 K: 1 S: 7	H: 2 LOB: 1 BB: 0 P: 7	R: 2 E: 0 K: 1 S: 8	H: 3 LOB: 1 BB: 0 P: 8	R: 0 E: 0 K: 1 S: 5	H: 0 LOB: 0 BB: 0 P: 5	R: 0 E: 0 K: 0 S: 5	H: 2 LOB: 2 BB: 0 P: 5	R: 0 E: 0 K: 1 S: 6	H: 1 LOB: 1 BB: 0 P: 6	R: 0 E: 0 K: 1 S: 5	H: 0 LOB: 0 BB: 0 P: 5	1B: 8 2B: 3 3B: 0 HR: 0	SF: 1 SAC: 0 DP: 0 HBP: 0	WP: 0 PB: 0 SB: 0 CS: 1	PA: 38	
PITCHER Camilo Pascual, R ERA: 5.77 (1, 1)	IP: 9.0 WLS: W BF: 38 H: 11 R: 4 ER: 4 SO: 5 BB: 2 IBB: 0 HBP: 0 BLK: 0 WP: 0 HR: 0 S: 46 P: 54 ERA: 4.00 WHIP: 1.444											PITCHER	IP: 9.0 WLS: W BF: 38 H: 11 R: 4 ER: 4 SO: 5 BB: 2 IBB: 0 HBP: 0 BLK: 0 WP: 0 HR: 0 S: 46 P: 54 ERA: 4.00 WHIP: 1.444										

Batter	1	2	3	4	5	6	7	8	9	AB	R	H	RBI	BB	SO	LOB	BOTTOM						
Eddie Yost, R OBP: 0.442, SLG: 0.371 (1, 5)									6-3	1	2	0	0	4	0	1	<p>Kansas City Athletics @ Washington Senators Griffith Stadium, Washington, DC</p> <p>Sat Aug 25 1956, 3:33 AM EDT Att: 2,352 - Unknown</p> <p>livebaseballscorecards.com</p> <p>AB 33 R 8 H 9 RBI 6 BB 6 SO 1 LOB 19</p> 						
Whitey Herzog, L OBP: 0.305, SLG: 0.360 (1, 8)										5	0	0	0	0	0	7							
Herb Plews, L OBP: 0.351, SLG: 0.343 (1, 4)										5	0	1	1	0	0	3							
Roy Sievers, R OBP: 0.374, SLG: 0.492 (1, 3)										4	2	1	2	1	1	1							
Jim Lemon, R OBP: 0.352, SLG: 0.504 (1, 9)										4	2	1	2	0	0	1							
Ernie Oravetz, S OBP: 0.364, SLG: 0.314 (1, 7)										4	1	3	0	0	0	0							
Lou Berberet, L OBP: 0.416, SLG: 0.422 (1, 2)										4	1	1	1	0	0	2							
Jose Valdivielso, R OBP: 0.330, SLG: 0.337 (1, 6)										3	0	2	0	1	0	1							
Camilo Pascual, R OBP: 0.188, SLG: 0.217 (1, 1)										3	0	0	0	0	0	3							
Inning Stats	R: 1 E: 0 K: 0 S: 4	H: 1 LOB: 1 BB: 1 P: 8	R: 0 E: 0 K: 0 S: 3	H: 1 LOB: 1 BB: 1 P: 7	R: 5 E: 3 K: 0 S: 9	H: 3 LOB: 3 BB: 2 P: 17	R: 2 E: 0 K: 0 S: 4	H: 2 LOB: 0 BB: 1 P: 8	R: 0 E: 0 K: 1 S: 5	H: 0 LOB: 0 BB: 0 P: 5	R: 0 E: 0 K: 0 S: 4	H: 1 LOB: 1 BB: 0 P: 4	R: 0 E: 0 K: 0 S: 3	H: 0 LOB: 0 BB: 0 P: 3	1B: 6 2B: 2 3B: 0 HR: 2	SF: 0 SAC: 1 DP: 1 HBP: 0		WP: 0 PB: 0 SB: 1 CS: 0	PA: 40				
PITCHER Art Ditmar, R ERA: 4.49 (1, 1)	IP: 4.0 WLS: L BF: 25 H: 7 R: 8 ER: 5 SO: 0 BB: 5 IBB: 0 HBP: 0 BLK: 0 WP: 0 HR: 2 S: 20 P: 40 ERA: 11.25 WHIP: 3.000											PITCHER	IP: 4.0 WLS: L BF: 25 H: 7 R: 8 ER: 5 SO: 0 BB: 5 IBB: 0 HBP: 0 BLK: 0 WP: 0 HR: 2 S: 20 P: 40 ERA: 11.25 WHIP: 3.000										
Troy Herritage, R ERA: 6.59 (5, 1)	2.0 8 1 0 0 1 1 0 0 0 0 0 9 13 0.00 1.000											Troy Herritage, R ERA: 6.59 (5, 1)	2.0 8 1 0 0 1 1 0 0 0 0 0 9 13 0.00 1.000										
Jack McMahan, L ERA: 5.0 (7, 1)	2.0 7 1 0 0 0 0 0 0 0 0 0 7 7 0.00 0.500											Jack McMahan, L ERA: 5.0 (7, 1)	2.0 7 1 0 0 0 0 0 0 0 0 7 7 0.00 0.500										

Batter	1	2	3	4	5	6	7	8	9	AB	R	H	RBI	BB	SO	LOB	TOP			
Vic Power, R OBP: 0.337, SLG: 0.433 (1, 4)										4	0	1	0	0	0	2	Kansas City Athletics @ Boston Red Sox Fenway Park, Boston, MA Sun Aug 26 1956, 3:33 AM EDT Unknown			
Hal Smith, R OBP: 0.311, SLG: 0.367 (1, 2)										4	0	2	0	0	1	1				
Gus Zernial, R OBP: 0.313, SLG: 0.423 (6, PR) Al Pilarcik, L OBP: 0.306, SLG: 0.321 (8, 8)										3	0	2	0	1	1	1				
Harry Simpson, L OBP: 0.337, SLG: 0.499 (1, 3)										4	0	0	0	0	0	6				
Lou Skizas, R OBP: 0.365, SLG: 0.474 (1, 9)										3	0	1	0	1	0	1				
Hector Lopez, R OBP: 0.354, SLG: 0.439 (1, 5)										4	0	1	0	0	1	3				
Johnny Groth, R OBP: 0.314, SLG: 0.399 (8, 7)										3	1	1	0	0	1	0				
Eddie Robinson, L OBP: 0.291, SLG: 0.341 (9, PH)										1	0	0	0	0	0	1				
Joe Demaestri, R OBP: 0.283, SLG: 0.329 (2, PR) Mike Baxes, R OBP: 0.333, SLG: 0.253 (2, 6)										0	0	0	0	0	0	0				
Tom Gorman, R OBP: 0.152, SLG: 0.067 Bobby Shantz, R OBP: 0.190, SLG: 0.158 (7, 1)										3	0	1	1	0	1	0				
Inning Stats	R: 0 E: 0 K: 1 S: 6	H: 1 LOB: 1 BB: 0 P: 6	R: 1 E: 0 K: 0 S: 6	H: 2 LOB: 2 BB: 1 P: 11	R: 0 E: 0 K: 0 S: 4	H: 2 LOB: 1 BB: 0 P: 4	R: 0 E: 0 K: 1 S: 5	H: 0 LOB: 0 BB: 0 P: 5	R: 0 E: 0 K: 0 S: 4	H: 2 LOB: 1 BB: 0 P: 4	R: 0 E: 0 K: 1 S: 5	H: 0 LOB: 0 BB: 0 P: 5	R: 0 E: 0 K: 0 S: 3	H: 1 LOB: 2 BB: 1 P: 7	R: 0 E: 0 K: 0 S: 4	H: 1 LOB: 1 BB: 0 P: 4	1B: 8 2B: 1 3B: 0 HR: 0	SF: 0 SAC: 0 DP: 3 HBP: 1	WP: 0 PB: 0 SB: 2 CS: 0	PA: 35
PITCHER Willard Nixon, R ERA: 4.01 (1, 1)	IP: 9.0 WLS: W BF: 35 H: 9 R: 1 ER: 1 SO: 5 BB: 2 IBB: 0 HBP: 1 BLK: 0 WP: 0 HR: 0 S: 42 P: 51 ERA: 1.00 WHIP: 1.222															PITCHER Willard Nixon, R ERA: 4.01 (1, 1)	IP: 9.0 WLS: W BF: 35 H: 9 R: 1 ER: 1 SO: 5 BB: 2 IBB: 0 HBP: 1 BLK: 0 WP: 0 HR: 0 S: 42 P: 51 ERA: 1.00 WHIP: 1.222			

AB	32
R	1
H	9
RBI	1
BB	2
SO	5
LOB	16



Batter	1	2	3	4	5	6	7	8	9	AB	R	H	RBI	BB	SO	LOB	BOTTOM			
Mitt Bolling, R OBP: 0.333, SLG: 0.417 (1, 6)										4	0	3	0	0	0	0	Kansas City Athletics @ Boston Red Sox Fenway Park, Boston, MA Sun Aug 26 1956, 3:33 AM EDT Unknown			
Billy Klaus, L OBP: 0.382, SLG: 0.378 (1, 5)										2	0	1	0	2	0	1				
Ted Williams, L OBP: 0.479, SLG: 0.588 (1, 7) Gene Stephens, L OBP: 0.333, SLG: 0.268 (9, 7)										4	0	0	0	0	1	6				
Dick Gemert, R OBP: 0.415, SLG: 0.539 (1, 3)										4	1	2	1	0	1	1				
Jackie Jensen, R OBP: 0.399, SLG: 0.496 (1, 9)										3	0	0	0	1	0	0				
Jim Piersall, R OBP: 0.366, SLG: 0.446 (1, 8)										3	0	1	0	0	0	0				
Ted Lepcio, R OBP: 0.358, SLG: 0.494 (1, 4)										3	1	1	1	1	1	2				
Pete Daley, R OBP: 0.329, SLG: 0.420 (1, 2)										3	0	0	0	1	0	1				
Willard Nixon, L OBP: 0.224, SLG: 0.200 (1, 1)										4	0	0	0	0	0	2				
Inning Stats	R: 0 E: 1 K: 1 S: 6	H: 1 LOB: 1 BB: 0 P: 6	R: 0 E: 0 K: 0 S: 3	H: 0 LOB: 1 BB: 1 P: 7	R: 0 E: 0 K: 0 S: 4	H: 1 LOB: 1 BB: 0 P: 4	R: 0 E: 0 K: 0 S: 4	H: 1 LOB: 0 BB: 0 P: 4	R: 0 E: 0 K: 0 S: 3	H: 1 LOB: 0 BB: 0 P: 3	R: 1 E: 0 K: 1 S: 7	H: 2 LOB: 2 BB: 1 P: 11	R: 1 E: 0 K: 1 S: 6	H: 1 LOB: 2 BB: 2 P: 14	R: 0 E: 0 K: 0 S: 3	H: 1 LOB: 2 BB: 0 P: 14		1B: 4 2B: 2 3B: 0 HR: 2	SF: 0 SAC: 1 DP: 0 HBP: 0	WP: 0 PB: 0 SB: 0 CS: 0
PITCHER Tom Gorman, R ERA: 4.21 (1, 1) Bobby Shantz, L ERA: 4.43 (7, 1)	IP: 6.2 WLS: L BF: 28 H: 7 R: 1 ER: 1 SO: 2 BB: 2 IBB: 0 HBP: 0 BLK: 0 WP: 0 HR: 1 S: 28 P: 36 ERA: 1.35 WHIP: 1.350															PITCHER Tom Gorman, R ERA: 4.21 (1, 1) Bobby Shantz, L ERA: 4.43 (7, 1)	IP: 6.2 WLS: L BF: 28 H: 7 R: 1 ER: 1 SO: 2 BB: 2 IBB: 0 HBP: 0 BLK: 0 WP: 0 HR: 1 S: 28 P: 36 ERA: 1.35 WHIP: 1.350			

AB	30
R	2
H	8
RBI	2
BB	5
SO	3
LOB	13



Batter	1	2	3	4	5	6	7	8	9	AB	R	H	RBI	BB	SO	LOB	TOP
Vic Power, R OBP: 0.342, SLG: 0.438 (1, 4)										2	0	1	0	1	0	0	
Hal Smith, R OBP: 0.304, SLG: 0.358 (1, 2)										3	0	0	0	0	0	3	
Gus Zernial, R OBP: 0.316, SLG: 0.447 (1, 7)										2	0	0	0	0	0	0	
Harry Simpson, L OBP: 0.337, SLG: 0.496 (1, 3)										2	0	0	0	0	0	0	
Lou Skizas, R OBP: 0.362, SLG: 0.484 (1, 9)										2	0	0	0	0	0	0	
Al Pilarcik, L OBP: 0.305, SLG: 0.325 (1, 8)										2	0	0	0	0	0	0	
Hector Lopez, R OBP: 0.355, SLG: 0.439 (1, 5)										2	0	1	0	0	0	0	
Mike Baxes, R OBP: 0.330, SLG: 0.258 (1, 6)										2	0	0	0	0	0	1	
Art Ditmar, R OBP: 0.192, SLG: 0.160 (1, 1)										1	0	0	0	1	0	0	
Inning Stats	R: 0 E: 0 K: 0 S: 3	H: 0 LOB: 0 BB: 0 P: 3	R: 0 E: 0 K: 0 S: 3	H: 0 LOB: 0 BB: 0 P: 3	R: 0 E: 0 K: 0 S: 3	H: 1 LOB: 0 BB: 0 P: 3	R: 0 E: 0 K: 0 S: 3	H: 0 LOB: 0 BB: 0 P: 3	R: 0 E: 0 K: 0 S: 3	H: 1 LOB: 2 BB: 2 P: 11	1B: 2 2B: 0 3B: 0 HR: 0	SF: 0 SAC: 0 DP: 2 HBP: 0	WP: 0 PA: 20 SB: 0 CS: 0				
PITCHER Bob Turley, R ERA: 4.47 (1, 1)	IP: 6.0 WLS: W BF: 20 H: 2 R: 0 ER: 0 SO: 0 BB: 2 IBB: 0 HBP: 0 BLK: 0 WP: 0 HR: 0 S: 18 P: 26 ERA: 0.00 WHIP: 0.667																

Kansas City Athletics @ New York Yankees
Yankee Stadium, Bronx, NY
Tue Aug 28 1956, 3:33 AM EDT
Att: 12,861 - Overcast - 81 F

AB	18
R	0
H	2
RBI	0
BB	2
SO	0
LOB	4



Batter	1	2	3	4	5	6	7	8	9	AB	R	H	RBI	BB	SO	LOB	BOTTOM
Enos Slaughter, L OBP: 0.366, SLG: 0.407 (1, 7)										3	2	2	0	0	0	0	
Gil McDougald, R OBP: 0.407, SLG: 0.446 (1, 4)										3	1	1	0	0	1	1	
Mickey Mantle, S OBP: 0.473, SLG: 0.729 (1, 8)										2	1	1	3	0	1	0	
Yogi Berra, L OBP: 0.367, SLG: 0.513 (1, 2)										2	0	0	0	1	0	1	
Bill Skowron, R OBP: 0.377, SLG: 0.522 (1, 3)										3	0	1	0	0	0	1	
Billy Martin, R OBP: 0.332, SLG: 0.427 (1, 5)										2	0	1	0	0	0	0	
Hank Bauer, R OBP: 0.323, SLG: 0.442 (1, 9)										2	0	1	0	1	0	1	
Billy Hunter, R OBP: 0.371, SLG: 0.529 (1, 6)										3	0	0	0	0	1	5	
Bob Turley, R OBP: 0.267, SLG: 0.244 (1, 1)										2	0	0	0	0	1	0	
Inning Stats	R: 1 E: 0 K: 0 S: 3	H: 1 LOB: 1 BB: 0 P: 4	R: 0 E: 0 K: 0 S: 4	H: 1 LOB: 1 BB: 0 P: 4	R: 3 E: 0 K: 1 S: 8	H: 3 LOB: 0 BB: 0 P: 8	R: 0 E: 0 K: 1 S: 5	H: 1 LOB: 0 BB: 0 P: 5	R: 0 E: 0 K: 1 S: 5	H: 0 LOB: 3 BB: 2 P: 5	1B: 3 2B: 2 3B: 1 HR: 1	SF: 0 SAC: 1 DP: 0 HBP: 1	WP: 2 PA: 26 SB: 0 CS: 2				
PITCHER Art Ditmar, R ERA: 4.53 (1, 1)	IP: 6.0 WLS: L BF: 26 H: 7 R: 4 ER: 4 SO: 4 BB: 2 IBB: 0 HBP: 1 BLK: 0 WP: 2 HR: 1 S: 31 P: 40 ERA: 6.00 WHIP: 1.500																

Kansas City Athletics @ New York Yankees
Yankee Stadium, Bronx, NY
Tue Aug 28 1956, 3:33 AM EDT
Att: 12,861 - Overcast - 81 F

AB	22
R	4
H	7
RBI	3
BB	2
SO	4
LOB	9



Batter	1	2	3	4	5	6	7	8	9	AB	R	H	RBI	BB	SO	LOB	TOP	
Vic Power, R OBP: 0.340, SLG: 0.433 (1, 4)	4-3	1-3			F7		6-3		4-0 IBB	4	0	0	0	1	0	0	Kansas City Athletics @ New York Yankees Yankee Stadium, Bronx, NY Wed Aug 29 1956, 3:33 AM EDT Att: 14,081 - Sunny - 88 F	
Hal Smith, R OBP: 0.299, SLG: 0.352 (1, 2)	F8	K			5-3		F9		0-0 F9	5	0	0	0	0	1	3		
Gus Zernial, R OBP: 0.318, SLG: 0.447 Eddie Robinson, L OBP: 0.301, SLG: 0.360 (1, PR) (1, 3)	BB E HBP				F9				4-0 G1-6-3 BB	0	0	0	0	0	0	0		
Harry Simpson, L OBP: 0.336, SLG: 0.493 (1, 3) (1, 9)	4-0 E 1-2 BB				F5				0-0 E4 2B SF9	3	2	0	0	1	0	1		
Lou Skizas, R OBP: 0.360, SLG: 0.478 (1, 7) (1, 7)	0-0 E4 BB 1-3 2-H				F8				0-0 F8 6-3	4	1	1	0	0	0	2		
Al Pilarcik, L OBP: 0.314, SLG: 0.337 (1, 8) (1, 8)	4-0 E 1-2 BB				G3-6				0-0 SH 1B G5-2-3	3	1	2	0	1	0	1		
Hector Lopez, R OBP: 0.355, SLG: 0.438 (1, 5) (1, 5)	0-0 E8 1-H 2-H 3-H				6-3				0-0 SF9	3	0	1	1	0	0	0		
Mike Baxes, R OBP: 0.331, SLG: 0.260 (1, 6) (1, 6)	F8				5-3				0-0 SH 1B G5-2-3	3	0	1	0	0	0	2		
Jack McMahan, R (1, 1) Jack Crimian, R OBP: 0.333, SLG: 0.263 Bobby Shantz, R OBP: 0.190, SLG: 0.158 (9, 1)		6-3			L6				0-0 G5-2-3 1-2 2-3 3-H	2	0	0	0	0	0	0		
Inning Stats	R: 4 E: 2 K: 0 S: 5	H: 0 LOB: 2 BB: 2 P: 14	R: 0 E: 0 K: 1 S: 5	H: 0 LOB: 0 BB: 0 P: 5	R: 1 E: 0 K: 0 S: 4	H: 2 LOB: 0 BB: 0 P: 4	R: 0 E: 0 K: 0 S: 3	H: 0 LOB: 0 BB: 0 P: 3	R: 0 E: 0 K: 0 S: 3	H: 0 LOB: 0 BB: 0 P: 3	R: 0 E: 0 K: 0 S: 2	H: 0 LOB: 0 BB: 1 P: 6	R: 0 E: 1 K: 0 S: 5	H: 2 LOB: 2 BB: 1 P: 9	1B: 4 2B: 1 3B: 0 HR: 1	SF: 1 SAC: 1 DP: 3 HBP: 1		WP: 0 PA: 38 PB: 0 SB: 0 CS: 0
PITCHER	IP	WLS	BF	H	R	ER	SO	BB	IBB	HBP	BLK	WP	HR	S	P	ERA	WHIP	
Johnny Kucks, R ERA: 3.8 (1, 1)	6.0		26	4	6	1	1	2	0	1	0	0	1	25	34	1.50	1.000	
Tom Morgan, R ERA: 3.06 (7, 1)	3.0	W	12	2	0	0	0	1	1	0	0	0	0	10	18	0.00	1.000	

Batter	1	2	3	4	5	6	7	8	9	AB	R	H	RBI	BB	SO	LOB	BOTTOM		
Enos Slaughter, L OBP: 0.360, SLG: 0.398 (1, 7)	K	F2			E3 1B F7 1B		6-3		0-3 K	5	1	0	0	0	2	2	Kansas City Athletics @ New York Yankees Yankee Stadium, Bronx, NY Wed Aug 29 1956, 3:33 AM EDT Att: 14,081 - Sunny - 88 F		
Gil McDougald, R OBP: 0.405, SLG: 0.443 (1, 4)	4-3				F7		F2		0-0 1B 1B	5	1	1	0	0	1	1			
Yogi Berra, L OBP: 0.367, SLG: 0.510 (1, 2)	4-0 FC6-4 BB				F7		F4		0-0 1B 1B	4	0	1	1	1	0	1			
Mickey Mantle, S OBP: 0.474, SLG: 0.734 (1, 8)	FC6-4 1-2				HR		1B		0-0 K 1B	5	1	3	2	0	1	1			
Bill Skowron, R OBP: 0.378, SLG: 0.521 (1, 3)		3-1 1B 3B BB			5-3		1B		0-0 F4 1B	3	1	1	1	1	0	0			
Hank Bauer, R OBP: 0.323, SLG: 0.441 (1, 9)		3-1 1B 3B			L6		F7		0-0 1-3 2-H	4	1	1	0	0	0	2			
Billy Martin, R OBP: 0.331, SLG: 0.425 (1, 5)		3-1			FC6-4 1B		F9		0-0 6-3	4	0	1	0	0	0	2			
Billy Hunter, R OBP: 0.368, SLG: 0.568 Joe Collins, L OBP: 0.300, SLG: 0.363 (9, PH)		3B			F3		F4		0-0 HR	3	0	1	2	0	0	1			
Johnny Kucks, R OBP: 0.233, SLG: 0.179 George Wilson, L OBP: 0.156, SLG: 0.194 Tom Morgan, R OBP: 0.214, SLG: 0.154 Mickey McDermott, L OBP: 0.250, SLG: 0.217 Tom Carroll, R OBP: 0.400, SLG: 0.400 (9, PR)		3B			FC6-4		4-3		4-0 1B BB	1	0	0	0	1	0	1			
Inning Stats	R: 0 E: 0 K: 1 S: 5	H: 0 LOB: 1 BB: 1 P: 9	R: 2 E: 0 K: 0 S: 4	H: 2 LOB: 1 BB: 2 P: 12	R: 1 E: 0 K: 1 S: 6	H: 1 LOB: 0 BB: 0 P: 6	R: 0 E: 0 K: 0 S: 4	H: 1 LOB: 1 BB: 0 P: 4	R: 1 E: 1 K: 0 S: 6	H: 2 LOB: 2 BB: 0 P: 6	R: 0 E: 0 K: 0 S: 3	H: 0 LOB: 0 BB: 0 P: 3	R: 0 E: 0 K: 1 S: 5	H: 0 LOB: 0 BB: 0 P: 5	R: 3 E: 0 K: 1 S: 8	H: 4 LOB: 2 BB: 1 P: 12		1B: 7 2B: 0 3B: 1 HR: 2	SF: 0 SAC: 0 DP: 0 HBP: 0
PITCHER	IP	WLS	BF	H	R	ER	SO	BB	IBB	HBP	BLK	WP	HR	S	P	ERA	WHIP		
Jack McMahan, L ERA: 5.05 (1, 1)	4.2		22	5	4	3	2	3	0	0	0	0	1	23	35	5.79	1.714		
Jack Crimian, R ERA: 5.69 (5, 1)	3.2	L	14	2	2	2	1	1	0	0	0	0	1	15	19	4.91	0.818		
Bobby Shantz, L ERA: 4.52 (9, 1)	0.1	L	4	3	1	1	1	0	0	0	0	0	0	6	6	27.00	9.000		

Batter	1	2	3	4	5	6	7	8	9	AB	R	H	RBI	BB	SO	LOB	TOP			
Vic Power, R OBP: 0.337, SLG: 0.429 (1,4)										4	0	0	0	0	0	1				
Al Pilarcik, L OBP: 0.313, SLG: 0.335 (1,8)										4	0	1	0	0	0	0				
Lou Skizas, R OBP: 0.353, SLG: 0.468 (1,7)										4	0	0	0	0	0	1				
Harry Simpson, L OBP: 0.333, SLG: 0.488 (1,9)										4	0	0	0	0	3	1				
Eddie Robinson, L OBP: 0.299, SLG: 0.354 (1,3)										3	1	0	0	1	0	1				
Hector Lopez, R OBP: 0.353, SLG: 0.435 (1,5)										3	0	0	0	0	0	1				
Hal Smith, R OBP: 0.303, SLG: 0.353 (1,2)										2	0	1	0	1	0	0				
Joe Demaestri, R OBP: 0.284, SLG: 0.329 (1,6)										3	0	1	0	0	1	1				
Troy Heritage, R OBP: 0.185, SLG: 0.120 (5, PH)										1	0	0	0	0	1	0				
Gus Zernial, R OBP: 0.317, SLG: 0.445 (5, PH)										1	0	0	0	0	1	2				
Jack Crimian, R OBP: 0.333, SLG: 0.263 (5, 1)										0	0	0	0	0	0	0				
Tim Thompson, L OBP: 0.336, SLG: 0.370 (8, PH)										1	0	0	0	0	0	1				
Tom Gorman, R OBP: 0.152, SLG: 0.067 (8, 1)										0	0	0	0	0	0	0				
Inning Stats	R: 0 E: 0 K: 0 S: 3	H: 0 LOB: 0 BB: 0 P: 3	R: 1 E: 0 K: 1 S: 5	H: 0 LOB: 0 BB: 1 P: 9	R: 0 E: 0 K: 1 S: 5	H: 0 LOB: 0 BB: 0 P: 5	R: 0 E: 0 K: 1 S: 5	H: 1 LOB: 2 BB: 0 P: 5	R: 0 E: 0 K: 0 S: 3	H: 0 LOB: 0 BB: 0 P: 3	R: 0 E: 0 K: 1 S: 5	H: 0 LOB: 0 BB: 0 P: 5	R: 0 E: 0 K: 1 S: 6	H: 1 LOB: 1 BB: 0 P: 6	R: 0 E: 0 K: 0 S: 4	H: 1 LOB: 1 BB: 0 P: 4	1B: 3 2B: 0 3B: 0 HR: 0	SF: 0 SAC: 0 DP: 0 HBP: 0	WP: 0 PB: 1 SB: 0 CS: 0	PA: 32
PITCHER Paul Foytack, R ERA: 3.88 (1,1)	IP: 9.0 WLS: W BF: 32 H: 3 R: 1 ER: 0 SO: 6 BB: 2 IBB: 0 HBP: 0 BLK: 1 WP: 0 HR: 0 S: 42 P: 50 ERA: 0.00 WHIP: 0.556																			

Kansas City Athletics @ Detroit Tigers
Briggs Stadium, Detroit, MI
Fri Aug 31 1956, 4:33 AM EDT
Att: 26,312 - Unknown

AB	30
R	1
H	3
RBI	0
BB	2
SO	6
LOB	9



Batter	1	2	3	4	5	6	7	8	9	AB	R	H	RBI	BB	SO	LOB	BOTTOM															
Harvey Kuenn, R OBP: 0.383, SLG: 0.474 (1,6)										5	2	2	0	0	0	1																
Wayne Belardi, L OBP: 0.391, SLG: 0.439 (1,3)										2	2	0	0	2	0	1																
Charlie Maxwell, L OBP: 0.412, SLG: 0.536 (1,7)										3	2	2	0	1	0	1																
Al Kaline, R OBP: 0.375, SLG: 0.540 (1,9)										4	0	3	5	0	0	1																
Ray Boone, R OBP: 0.389, SLG: 0.471 (1,5)										2	0	1	1	1	0	1																
Bill Tuttle, R OBP: 0.294, SLG: 0.347 (1,8)										4	0	1	0	0	1	3																
Frank Bolling, R OBP: 0.375, SLG: 0.413 (1,4)										3	0	0	0	1	2	3																
Frank House, L OBP: 0.284, SLG: 0.354 (1,2)										2	0	0	0	0	0	1																
Red Wilson, R OBP: 0.353, SLG: 0.416 (6,2)										2	0	1	0	0	1	1																
Paul Foytack, R OBP: 0.147, SLG: 0.173 (1,1)										4	0	0	0	0	3	3																
Inning Stats	R: 1 E: 0 K: 1 S: 7	H: 2 LOB: 2 BB: 1 P: 11	R: 0 E: 0 K: 1 S: 5	H: 0 LOB: 1 BB: 1 P: 9	R: 2 E: 0 K: 1 S: 6	H: 3 LOB: 2 BB: 2 P: 14	R: 0 E: 0 K: 0 S: 3	H: 0 LOB: 0 BB: 0 P: 3	R: 0 E: 0 K: 0 S: 4	H: 1 LOB: 1 BB: 0 P: 4	R: 0 E: 1 K: 2 S: 8	H: 0 LOB: 1 BB: 0 P: 8	R: 3 E: 1 K: 1 S: 8	H: 3 LOB: 1 BB: 1 P: 12	R: 0 E: 0 K: 1 S: 5	H: 1 LOB: 0 BB: 0 P: 5	1B: 7 2B: 2 3B: 2 HR: 0	SF: 1 SAC: 0 DP: 1 HBP: 0	WP: 0 PB: 0 SB: 0 CS: 0	PA: 37												
PITCHER Troy Heritage, R ERA: 6.59 (1,1)	IP: 4.0 WLS: L BF: 19 H: 5 R: 3 ER: 3 SO: 3 BB: 4 IBB: 0 HBP: 0 BLK: 0 WP: 0 HR: 0 S: 21 P: 37 ERA: 6.75 WHIP: 2.250																															
Jack Crimian, R ERA: 5.89 (5,1)	3.0	15	4	3	2	3	1	0	0	0	0	0	20	24	6.00	1.667																
Tom Gorman, R ERA: 4.18 (8,1)	1.0	3	1	0	0	1	0	0	0	0	0	0	5	5	0.00	1.000																

Kansas City Athletics @ Detroit Tigers
Briggs Stadium, Detroit, MI
Fri Aug 31 1956, 4:33 AM EDT
Att: 26,312 - Unknown

AB	31
R	6
H	10
RBI	6
BB	5
SO	7
LOB	16



Batter	1	2	3	4	5	6	7	8	9	AB	R	H	RBI	BB	SO	LOB	TOP			
Vic Power, R OBP: 0.339, SLG: 0.430 (1,4)										4	0	2	0	0	0	0	Kansas City Athletics @ Detroit Tigers Briggs Stadium, Detroit, MI Sat Sep 01 1956, 4:33 AM EDT Att: 6,380 - Unknown			
Al Pilarcik, L OBP: 0.312, SLG: 0.333 (1,8)										4	0	1	0	0	0	3				
Lou Skizas, R OBP: 0.346, SLG: 0.459 (1,7)										4	0	0	0	0	0	2				
Harry Simpson, L OBP: 0.333, SLG: 0.489 (1,9)										4	1	1	0	0	1	0				
Eddie Robinson, L OBP: 0.303, SLG: 0.354 (1,3)										3	0	1	0	0	1	0				
Hector Lopez, R OBP: 0.356, SLG: 0.438 (1,5)										4	0	3	0	0	1	0				
Hal Smith, R OBP: 0.299, SLG: 0.349 (1,2)										3	0	0	1	0	0	3				
Joe Demaestri, R OBP: 0.281, SLG: 0.326 (1,6)										4	0	0	0	0	2	4				
Lou Kretlow, R OBP: 0.139, SLG: 0.061 (7, PH)										2	0	1	0	0	0	0				
Gus Zernial, R OBP: 0.316, SLG: 0.444 (7, PH)										1	0	0	0	0	1	1				
Jack McMahan, R OBP: 0.333, SLG: 0.263 (7, 1)										0	0	0	0	0	0	0				
Jack Crimian, R OBP: 0.333, SLG: 0.263 (7, 1)										0	0	0	0	0	0	0				
Inning Stats	R: 0 E: 0 K: 0 S: 3	H: 1 LOB: 0 BB: 0 P: 3	R: 1 E: 0 K: 1 S: 6	H: 2 LOB: 1 BB: 0 P: 7	R: 0 E: 0 K: 0 S: 4	H: 1 LOB: 1 BB: 0 P: 4	R: 0 E: 0 K: 3 S: 9	H: 0 LOB: 0 BB: 0 P: 9	R: 0 E: 0 K: 0 S: 5	H: 2 LOB: 2 BB: 0 P: 5	R: 0 E: 0 K: 0 S: 3	H: 0 LOB: 0 BB: 0 P: 3	R: 0 E: 0 K: 1 S: 6	H: 1 LOB: 1 BB: 0 P: 6	R: 0 E: 0 K: 0 S: 3	H: 0 LOB: 2 BB: 0 P: 7	1B: 8 2B: 1 3B: 0 HR: 0	SF: 1 SAC: 0 DP: 1 HBP: 1	WP: 0 PB: 0 SB: 0 CS: 0	PA: 35
PITCHER Frank Lary, R ERA: 3.68 (1, 1)	IP: 9.0 WLS: W BF: 35 H: 9 R: 1 ER: 1 SO: 6 BB: 0 IBB: 0 HBP: 1 BLK: 0 WP: 0 HR: 0 S: 46 P: 47 ERA: 1.00 WHIP: 1.000															PITCHER				

AB	33
R	1
H	9
RBI	1
BB	0
SO	6
LOB	13



Batter	1	2	3	4	5	6	7	8	9	AB	R	H	RBI	BB	SO	LOB	BOTTOM			
Harvey Kuenn, R OBP: 0.385, SLG: 0.475 (1,6)										5	0	3	1	0	1	2	Kansas City Athletics @ Detroit Tigers Briggs Stadium, Detroit, MI Sat Sep 01 1956, 4:33 AM EDT Att: 6,380 - Unknown			
Wayne Belardi, L OBP: 0.384, SLG: 0.429 (1,3)										5	0	1	0	0	1	4				
Charlie Maxwell, L OBP: 0.412, SLG: 0.537 (1,7)										3	1	1	0	0	0	1				
Al Kaline, R OBP: 0.378, SLG: 0.545 (1,9)										2	2	1	2	2	0	1				
Ray Boone, R OBP: 0.388, SLG: 0.469 (1,5)										4	1	1	0	0	1	1				
Jim Small, L OBP: 0.353, SLG: 0.458 (1,8)										4	0	2	2	0	0	0				
Frank Bolling, R OBP: 0.373, SLG: 0.414 (1,4)										4	1	1	0	0	0	2				
Red Wilson, R OBP: 0.396, SLG: 0.411 (1,2)										2	1	0	0	2	0	1				
Frank Lary, R OBP: 0.227, SLG: 0.225 (1, 1)										4	0	2	1	0	1	1				
Inning Stats	R: 2 E: 0 K: 1 S: 7	H: 2 LOB: 0 BB: 0 P: 7	R: 1 E: 0 K: 0 S: 5	H: 2 LOB: 2 BB: 1 P: 9	R: 0 E: 0 K: 0 S: 2	H: 0 LOB: 0 BB: 1 P: 6	R: 0 E: 0 K: 0 S: 4	H: 1 LOB: 1 BB: 0 P: 4	R: 0 E: 0 K: 1 S: 6	H: 1 LOB: 1 BB: 0 P: 6	R: 1 E: 0 K: 1 S: 7	H: 2 LOB: 2 BB: 1 P: 11	R: 2 E: 0 K: 0 S: 5	H: 3 LOB: 1 BB: 1 P: 9	R: 0 E: 0 K: 1 S: 6	H: 1 LOB: 1 BB: 0 P: 6		1B: 7 2B: 3 3B: 1 HR: 1	SF: 0 SAC: 1 DP: 1 HBP: 0	WP: 0 PB: 0 SB: 0 CS: 0
PITCHER Lou Kretlow, R ERA: 5.21 (7, 1)	IP: 6.0 WLS: L BF: 28 H: 8 R: 4 ER: 4 SO: 3 BB: 2 IBB: 1 HBP: 0 BLK: 0 WP: 0 HR: 1 S: 31 P: 43 ERA: 6.00 WHIP: 1.667															PITCHER				
Jack McMahan, L ERA: 5.25 (7, 1)	0.2	5	3	2	2	0	1	0	0	0	0	0	4	8	27.00	6.000				
Jack Crimian, R ERA: 5.79 (7, 1)	1.1	5	1	0	0	1	0	0	0	0	0	0	7	7	0.00	0.750				

AB	33
R	6
H	12
RBI	6
BB	4
SO	4
LOB	13



Batter	1	2	3	4	5	6	7	8	9	AB	R	H	RBI	BB	SO	LOB	TOP		
Vic Power, R OBP: 0.335, SLG: 0.424 (1,3)	L8	P4			6-3		F2		L9	5	0	0	0	0	0	2			
Hal Smith, R OBP: 0.302, SLG: 0.351 (1,2)	5-3		F8		2B			2B	1B	4	0	2	0	0	0	0			
Gus Zernial, R OBP: 0.319, SLG: 0.446 (1,7)	BB		K		1-3			K		3	0	1	0	1	2	1			
Lou Skizas, R OBP: 0.349, SLG: 0.470 (1,9)	4-3				2B				2B	4	0	2	0	0	1	3			
Hector Lopez, R OBP: 0.357, SLG: 0.442 (1,5)		1B	L9				F8		IBB	3	1	1	0	1	0	1			
Johnny Groth, R OBP: 0.319, SLG: 0.401 (1,8)		1-3	1B		F8		F8		P4	4	0	1	1	0	0	3			
Jim Finigan, R OBP: 0.307, SLG: 0.299 (1,4)		1-2	1B		F5		F7		L9	4	0	1	0	0	0	3			
Joe Demaestri, R OBP: 0.278, SLG: 0.322 (1,6)		F8			L9			F7	F8	4	0	0	0	0	0	2			
Art Ditmar, R OBP: 0.185, SLG: 0.154 (1,1)									L9	3	0	0	0	0	1	2			
Mike Baxes, R OBP: 0.328, SLG: 0.257 (9, PH)	1-3				K		6-3			1	0	0	0	0	0	0			
Inning Stats	R: 0 E: 0 K: 0 S: 3	H: 0 LOB: 1 BB: 1 P: 7	R: 1 E: 0 K: 0 S: 6	H: 3 LOB: 2 BB: 0 P: 6	R: 0 E: 0 K: 1 S: 6	H: 1 LOB: 1 BB: 0 P: 6	R: 0 E: 0 K: 0 S: 3	H: 0 LOB: 0 BB: 0 P: 3	R: 0 E: 0 K: 2 S: 9	H: 2 LOB: 2 BB: 0 P: 9	R: 0 E: 0 K: 0 S: 3	H: 0 LOB: 0 BB: 0 P: 3	R: 0 E: 0 K: 1 S: 7	H: 2 LOB: 3 BB: 1 P: 11	R: 0 E: 0 K: 0 S: 3	H: 0 LOB: 0 BB: 0 P: 3	1B: 4 2B: 3 3B: 1 HR: 0	SF: 0 SAC: 0 DP: 0 HBP: 0	WP: 0 PA: 37 PB: 0 SB: 0 CS: 0
PITCHER Billy Hoelt, L ERA: 4.14 (1,1)	IP: 9.0 WLS: W BF: 37 H: 8 R: 1 ER: 1 SO: 4 BB: 1 IBB: 1 HBP: 0 BLK: 0 WP: 0 HR: 0 S: 43 P: 51 ERA: 1.00 WHIP: 1.000																		

Kansas City Athletics @ Detroit Tigers
Briggs Stadium, Detroit, MI
Sun Sep 02 1956, 4:33 AM EDT
Att: 3,698 - Unknown

AB 35
R 1
H 8
RBI 1
BB 2
SO 4
LOB 17



Batter	1	2	3	4	5	6	7	8	9	AB	R	H	RBI	BB	SO	LOB	BOTTOM		
Harvey Kuenn, R OBP: 0.384, SLG: 0.472 (1,6)	L5		6-3			1-3		1B	BB	3	1	0	0	1	0	1			
Wayne Belardi, L OBP: 0.380, SLG: 0.418 (1,3)	G3			K		K		1B	BB	3	1	0	0	1	2	0			
Charlie Maxwell, L OBP: 0.413, SLG: 0.537 (1,7)	K			K			F9	1B	1B	4	1	2	0	0	2	0			
Al Kaline, R OBP: 0.377, SLG: 0.543 (1,9)		L6-3		L3			L3	1B	1B	4	0	1	2	0	0	1			
Ray Boone, R OBP: 0.385, SLG: 0.464 (1,5)		6-3			F8		F9	P6		4	0	0	0	0	0	4			
Jim Small, L OBP: 0.345, SLG: 0.442 (1,8)					4-3					4	0	1	1	0	0	2			
Bill Tuttle, R OBP: 0.294, SLG: 0.347 (9,8)		F5						4-3		0	0	0	0	0	0	0			
Frank Bolling, R OBP: 0.373, SLG: 0.417 (1,4)			F7		FC5		F7			3	0	1	0	0	0	2			
Red Wilson, R OBP: 0.395, SLG: 0.416 (1,2)					FC5		F7			3	0	1	0	0	0	3			
Billy Hoelt, L OBP: 0.355, SLG: 0.333 (1,1)			F9			L9		K		3	0	0	0	0	1	1			
Inning Stats	R: 0 E: 0 K: 1 S: 5	H: 0 LOB: 0 BB: 0 P: 5	R: 0 E: 0 K: 0 S: 3	H: 0 LOB: 0 BB: 0 P: 3	R: 0 E: 0 K: 0 S: 4	H: 1 LOB: 1 BB: 0 P: 4	R: 0 E: 0 K: 2 S: 7	H: 0 LOB: 0 BB: 0 P: 7	R: 0 E: 0 K: 0 S: 4	H: 1 LOB: 1 BB: 0 P: 4	R: 0 E: 0 K: 1 S: 5	H: 0 LOB: 0 BB: 0 P: 5	R: 1 E: 1 K: 0 S: 6	H: 2 LOB: 2 BB: 0 P: 6	R: 2 E: 0 K: 1 S: 7	H: 2 LOB: 2 BB: 2 P: 15	1B: 4 2B: 2 3B: 0 HR: 0	SF: 0 SAC: 0 DP: 0 HBP: 0	WP: 0 PA: 33 PB: 0 SB: 0 CS: 0
PITCHER Art Ditmar, R ERA: 4.44 (1,1)	IP: 8.0 WLS: L BF: 33 H: 6 R: 3 ER: 2 SO: 5 BB: 2 IBB: 0 HBP: 0 BLK: 0 WP: 0 HR: 0 S: 41 P: 49 ERA: 2.25 WHIP: 1.000																		

Kansas City Athletics @ Detroit Tigers
Briggs Stadium, Detroit, MI
Sun Sep 02 1956, 4:33 AM EDT
Att: 3,698 - Unknown

AB 31
R 3
H 6
RBI 3
BB 2
SO 5
LOB 14




Batter	1	2	3	4	5	6	7	8	9	AB	R	H	RBI	BB	SO	LOB	TOP					
Al Smith, R OBP: 0.369, SLG: 0.432 (1,8)	0-0 6-3		0-0 5-3			0-0 6-3		0-3 K		4	0	0	0	0	1	3	Cleveland Indians @ Kansas City Athletics Municipal Stadium, Kansas City, MO Tue Sep 04 1956, 4:33 AM EDT Att: 7,332 - Unknown livebaseballscorecards.com					
Bobby Avila, R OBP: 0.335, SLG: 0.318 (1,4)	0-0 5-3			0-3 K		0-0 6-3		0-0 FC5-4		4	0	0	1	0	1	2						
Vic Wertz, L OBP: 0.360, SLG: 0.477 (1,3)	0-0 F8			0-0 F4		0-0 F9		0-0 F6		4	0	0	0	0	0	2						
Rocky Colavito, R OBP: 0.375, SLG: 0.546 (1,9)		0-0 1-3		0-0 6-3			0-3 K		0-3 K	4	0	0	0	0	2	0						
Al Rosen, R OBP: 0.362, SLG: 0.435 (1,5)	0-0 F8				0-0 F7		0-0 F5		0-0 6-3	4	0	0	0	0	0	0						
Dave Pope, L OBP: 0.311, SLG: 0.395 (1,7)	0-0 3B				0-0 1B SF8		0-0 P8		0-0 P4-3	4	1	2	0	0	0	0						
Chico Carrasquel, R OBP: 0.333, SLG: 0.338 (1,6)	0-0 F7				0-0 1B			1-0 BB 1B FC5-4 HBP		2	1	1	0	0	0	1						
Hal Naragon, L OBP: 0.367, SLG: 0.420 (1,2)			0-3 K		0-0 SF8			0-0 FC5-4 BB 1B		2	0	1	1	0	1	0						
Herb Score, L OBP: 0.253, SLG: 0.239 (1,1)			0-3 K		0-0 1-3			4-0 FC5-4 BB		1	0	0	0	0	1	0						
Cal McLish, S OBP: 0.467, SLG: 0.222 (4,1)								1-2 2-3 3-H		1	0	0	0	0	0	1						
Don Mossi, L OBP: 0.227, SLG: 0.250 (5,1)								1-2 2-3		0	0	0	0	0	0	0						
Gene Woodling, L (8, PH) OBP: 0.407, SLG: 0.414 (8, PH)										0	0	0	0	1	0	0						
Ray Narleski, R OBP: 0.250, SLG: 0.143 (8,1)										0	0	0	0	0	0	0						
Inning Stats	R: 0 E: 0 K: 0 S: 3	H: 0 LOB: 0 BB: 0 P: 3	R: 0 E: 0 K: 0 S: 4	H: 1 LOB: 1 BB: 0 P: 4	R: 0 E: 0 K: 2 S: 7	H: 0 LOB: 0 BB: 0 P: 7	R: 0 E: 0 K: 1 S: 5	H: 0 LOB: 0 BB: 0 P: 5	R: 1 E: 0 K: 0 S: 5	H: 2 LOB: 1 BB: 0 P: 5	R: 0 E: 0 K: 0 S: 3	H: 0 LOB: 0 BB: 0 P: 3	R: 0 E: 0 K: 1 S: 5	H: 0 LOB: 0 BB: 0 P: 5	R: 1 E: 0 K: 1 S: 6	H: 1 LOB: 2 BB: 1 P: 11	R: 0 E: 0 K: 1 S: 5	H: 0 LOB: 0 BB: 0 P: 5	1B: 3 2B: 0 3B: 1 HR: 0	SF: 1 SAC: 0 DP: 0 HBP: 1	WP: 0 PB: 0 SB: 0 CS: 0	PA: 33
PITCHER	IP WLS BF H R ER SO BB IBB HBP BLK WP HR S P ERA WHIP																					
Jack Crimian, R ERA: 5.58 (1,1)	7.0 W 27 4 2 2 4 1 0 1 0 0 0 0 33 38 2.57 0.714																					
Art Ditmar, R ERA: 4.4 (8,1)	2.0 S 6 0 0 0 2 0 0 0 0 0 0 0 10 10 0.00 0.000																					

Batter	1	2	3	4	5	6	7	8	9	AB	R	H	RBI	BB	SO	LOB	BOTTOM			
Johnny Groth, R OBP: 0.320, SLG: 0.400 (1,8)	0-0 4-3			0-0 3-1		4-0 CS BB				2	0	1	1	0	0	0	Cleveland Indians @ Kansas City Athletics Municipal Stadium, Kansas City, MO Tue Sep 04 1956, 4:33 AM EDT Att: 7,332 - Unknown livebaseballscorecards.com			
Al Pilarcik, L (4, PH) OBP: 0.315, SLG: 0.321 (5,8)		2-H 1B				0-3 BB				4	1	1	0	0	1	3				
Lou Skizas, R OBP: 0.344, SLG: 0.457 (1,7)	0-0 1B		0-0 F8		0-0 1-3		0-3 K		1-2 K	4	1	1	0	0	1	3				
Vic Power, R OBP: 0.341, SLG: 0.442 (1,3)	0-0 1B		0-0 SH1-3 1B		0-0 F8		0-0 F8			4	1	2	0	0	0	0				
Harry Simpson, L OBP: 0.339, SLG: 0.493 (1,9)	0-0 1B		0-0 SH1-3		0-3 K		0-0 5-3			3	0	1	1	0	1	0				
Hal Smith, R OBP: 0.300, SLG: 0.348 (1,2)	0-3 K		0-0 FC4-6 1B		0-0 1B 1B		0-0 F8		0-0 F8	4	1	2	1	0	1	2				
Hector Lopez, R OBP: 0.358, SLG: 0.444 (1,5)	0-0 F4		0-0 F9		0-0 1B 1B		0-0 F9			4	1	1	0	0	0	3				
Jim Finigan, R OBP: 0.300, SLG: 0.289 (1,4)			0-0 F9		4-0 1B BB		0-3 K			2	0	0	0	0	1	0				
Eddie Robinson, L (5, PH) OBP: 0.309, SLG: 0.354 (6,4)			0-0 FC4-6		1-2 BB					0	0	0	0	1	0	0				
Clete Boyer, R OBP: 0.281, SLG: 0.276 (6,4)			1-2 1B							1	0	0	0	0	1	0				
Joe Demaestri, R OBP: 0.281, SLG: 0.320 (1,6)		4-0 SH1-4 1B BB		0-0 SH1-4 1B		0-0 1B 1B		0-0 F4		3	1	2	2	1	0	0				
Jack Crimian, R OBP: 0.318, SLG: 0.250 (1,1)			0-0 SH1-4		0-0 SH1-4 1B		0-0 F9			1	0	0	0	0	0	2				
Art Ditmar, R OBP: 0.183, SLG: 0.152 (8,1)			1-2 SH1-4		1-2 SH1-4		0-0 F9		0-0 6-3	1	0	0	0	0	0	0				
Inning Stats	R: 1 E: 0 K: 1 S: 8	H: 3 LOB: 2 BB: 0 P: 8	R: 1 E: 0 K: 0 S: 4	H: 1 LOB: 1 BB: 1 P: 8	R: 1 E: 0 K: 0 S: 5	H: 2 LOB: 1 BB: 0 P: 5	R: 0 E: 0 K: 0 S: 4	H: 1 LOB: 1 BB: 0 P: 4	R: 2 E: 0 K: 1 S: 8	H: 3 LOB: 2 BB: 1 P: 12	R: 0 E: 0 K: 1 S: 4	H: 0 LOB: 0 BB: 1 P: 8	R: 0 E: 0 K: 0 S: 3	H: 0 LOB: 0 BB: 0 P: 3	R: 0 E: 0 K: 1 S: 5	H: 0 LOB: 0 BB: 0 P: 5	1B: 10 2B: 0 3B: 0 HR: 0	SF: 0 SAC: 3 DP: 0 HBP: 0	WP: 0 PB: 0 SB: 0 CS: 1	PA: 36
PITCHER	IP WLS BF H R ER SO BB IBB HBP BLK WP HR S P ERA WHIP																			
Herb Score, L ERA: 2.82 (1,1)	3.1 L 18 7 3 3 1 0 0 0 0 0 0 0 8 8 8.10 2.400																			
Cal McLish, R ERA: 5.04 (4,1)	1.1 6 2 2 2 1 0 0 0 0 0 0 0 8 8 13.50 1.500																			
Don Mossi, L ERA: 3.61 (5,1)	2.1 9 1 0 0 1 2 0 0 0 0 0 0 9 17 0.00 1.286																			
Ray Narleski, R ERA: 1.52 (8,1)	1.0 3 0 0 0 1 0 0 0 0 0 0 0 5 5 0.00 0.000																			

Batter	1	2	3	4	5	6	7	8	9	AB	R	H	RBI	BB	SO	LOB	TOP										
Harvey Kuenn, R OBP: 0.396, SLG: 0.476	0-0 FC6-4 1B	0-0 CS	0-0 1-3	0-0 L7			0-0 FC5-4 1B	0-0 5-3		5	0	2	0	0	0	1											
Jim Small, L OBP: 0.392, SLG: 0.471	0-0 FC6-4 1B		0-0 L6-4 BB 1B		0-0 1B		0-0 FC5-4 HR		0-0 L6	5	2	2	0	0	0	2											
Charlie Maxwell, L OBP: 0.413, SLG: 0.536	0-0 4-6-3		4-0 BB 1B		0-0 F2		0-0 HR		0-0 P4	4	1	1	2	1	0	2											
Al Kaline, R OBP: 0.377, SLG: 0.535	4-0 1B BB		0-0 L6-4		0-0 L6		4-0 1B BB		0-0 L5-3	3	0	0	0	2	0	3											
Ray Boone, R OBP: 0.393, SLG: 0.484	0-0 1B			0-0 HR		0-0 F7		0-0 1B		4	1	3	2	0	0	1											
Wayne Belardi, L OBP: 0.360, SLG: 0.407	0-0 G3			0-0 F3		0-0 HR		0-0 F2		4	1	1	1	0	0	4											
Frank Bolling, R OBP: 0.363, SLG: 0.413			0-0 F9		0-0 F3		0-0 F8		0-0 F7	4	0	0	0	0	0	2											
Red Wilson, R OBP: 0.392, SLG: 0.448		4-0 CS BB		0-0 HR		0-3 K		0-0 5-3		3	1	1	1	1	1	0											
Frank Lary, R OBP: 0.228, SLG: 0.217			0-0 F5		4-0 BB		0-0 F7		0-0 F8	3	0	0	0	1	0	1											
Inning Stats	R: 1 E: 0 K: 0 S: 5	H: 2 LOB: 2 BB: 1 P: 9	R: 0 E: 0 K: 0 S: 2	H: 0 LOB: 0 BB: 1 P: 6	R: 0 E: 0 K: 0 S: 3	H: 1 LOB: 1 BB: 1 P: 7	R: 2 E: 0 K: 0 S: 5	H: 2 LOB: 1 BB: 1 P: 9	R: 0 E: 0 K: 0 S: 4	H: 1 LOB: 1 BB: 0 P: 4	R: 1 E: 0 K: 1 S: 6	H: 1 LOB: 0 BB: 0 P: 6	R: 2 E: 1 K: 0 S: 6	H: 3 LOB: 2 BB: 1 P: 10	R: 0 E: 0 K: 0 S: 3	H: 0 LOB: 0 BB: 0 P: 3	R: 0 E: 0 K: 0 S: 3	H: 0 LOB: 0 BB: 0 P: 3	1B: 6 2B: 1 3B: 0 HR: 4	SF: 0 SAC: 0 DP: 1 HBP: 0	WP: 0 PB: 0 SB: 0 CS: 1	PA: 41					
PITCHER	IP	WLS	BF	H	R	ER	SO	BB	IBB	HBP	BLK	WP	HR	S	P	ERA	WHIP										
Art Ditmar, R ERA: 4.45	6.0	L	27	7	4	4	1	4	0	0	0	0	3	25	41	6.00	1.833										
Troy Heritage, R ERA: 5.73	0.1		5	3	2	2	0	1	0	0	0	0	1	4	8	54.00	12.000										
Jack Crimian, R ERA: 5.5	1.2		5	0	0	0	0	0	0	0	0	0	0	5	5	0.00	0.000										
Jack McMahan, L ERA: 5.18	1.0		3	0	0	0	0	0	0	0	0	0	0	3	3	0.00	0.000										

Detroit Tigers @ Kansas City Athletics
 Municipal Stadium, Kansas City, MO
 Thu Sep 06 1956, 4:33 AM EDT
 Att: 7,644 - Unknown


AB	35
R	6
H	10
RBI	6
BB	5
SO	1
LOB	16



Batter	1	2	3	4	5	6	7	8	9	AB	R	H	RBI	BB	SO	LOB	BOTTOM										
Al Pilarcik, L OBP: 0.309, SLG: 0.314	0-0 4-3			0-3 K		0-0 4-3			0-0 F3	4	0	0	0	0	1	1											
Lou Skizas, R OBP: 0.338, SLG: 0.449	0-0 6-3			0-0 F7		0-3 K			0-0 F8	4	0	0	0	0	1	0											
Vic Power, R OBP: 0.338, SLG: 0.438	0-0 P6			0-0 P4		0-0 F8			0-0 L9	4	0	0	0	0	0	0											
Harry Simpson, L OBP: 0.339, SLG: 0.492		0-0 4-3			0-0 FC6-4 1B		0-0 6-3			3	0	1	0	0	0	0											
Hal Smith, R OBP: 0.297, SLG: 0.345		0-0 F8			0-0 FC6-4 G6-4-3			0-0 L4		3	0	0	0	0	0	1											
Hector Lopez, R OBP: 0.358, SLG: 0.444		0-0 6-3			0-0 G6-4-3			0-0 E 1B		3	0	1	0	0	0	1											
Jim Finigan, R OBP: 0.279, SLG: 0.290			0-0 G5-4-3 1B			0-0 6-3		0-0 E3		2	0	1	0	0	0	0											
Eddie Robinson, L OBP: 0.307, SLG: 0.352								1-2 1B		1	0	0	0	0	0	1											
Mike Baxes, R OBP: 0.333, SLG: 0.265										0	0	0	0	0	0	0											
Joe Demaestri, R OBP: 0.279, SLG: 0.319			0-0 G5-4-3			0-3 K		0-0 P4		2	0	0	0	0	1	1											
Tim Thompson, L OBP: 0.332, SLG: 0.365			0-0 G5-4-3					0-0 P4		1	0	0	0	0	0	2											
Clete Boyer, R OBP: 0.281, SLG: 0.276			1-2							0	0	0	0	0	0	0											
Art Ditmar, R OBP: 0.181, SLG: 0.150			0-3 K2-3					0-0 1-3		1	0	0	0	0	1	0											
Guilford, R OBP: 0.321, SLG: 0.448										1	0	0	0	0	0	0											
Troy Heritage, R OBP: 0.318, SLG: 0.295										0	0	0	0	0	0	0											
Jack Crimian, R OBP: 0.188, SLG: 0.120										0	0	0	0	0	0	0											
Johnny Groth, R OBP: 0.318, SLG: 0.295										1	0	0	0	0	0	2											
Jack McMahan, R OBP: 0.318, SLG: 0.295										0	0	0	0	0	0	0											
Inning Stats	R: 0 E: 0 K: 0 S: 3	H: 0 LOB: 0 BB: 0 P: 3	R: 0 E: 0 K: 0 S: 3	H: 0 LOB: 0 BB: 0 P: 3	R: 0 E: 0 K: 1 S: 5	H: 1 LOB: 0 BB: 0 P: 5	R: 0 E: 0 K: 1 S: 5	H: 0 LOB: 0 BB: 0 P: 5	R: 0 E: 0 K: 1 S: 6	H: 1 LOB: 1 BB: 0 P: 6	R: 0 E: 0 K: 1 S: 5	H: 0 LOB: 0 BB: 0 P: 5	R: 0 E: 0 K: 0 S: 5	H: 1 LOB: 2 BB: 0 P: 5	R: 0 E: 0 K: 0 S: 3	H: 0 LOB: 0 BB: 0 P: 3	1B: 4 2B: 0 3B: 0 HR: 0	SF: 0 SAC: 0 DP: 2 HBP: 0	WP: 0 PB: 0 SB: 0 CS: 0	PA: 30							
PITCHER	IP	WLS	BF	H	R	ER	SO	BB	IBB	HBP	BLK	WP	HR	S	P	ERA	WHIP										
Frank Lary, R ERA: 3.54	9.0	W	30	4	0	0	4	0	0	0	0	0	0	38	38	0.00	0.444										

Detroit Tigers @ Kansas City Athletics
 Municipal Stadium, Kansas City, MO
 Thu Sep 06 1956, 4:33 AM EDT
 Att: 7,644 - Unknown

AB	30
R	0
H	4
RBI	0
BB	0
SO	4
LOB	9



Batter	1	2	3	4	5	6	7	8	9	AB	R	H	RBI	BB	SO	LOB	TOP			
Harvey Kuenn, R (1, 6) OBP: 0.387, SLG: 0.480	0-0 6-3		0-0 6-3		0-0 E5			0-0 P4		4	0	0	0	0	0	0				
Jim Small, L (1, 8) OBP: 0.366, SLG: 0.436 Bill Tuttle, R (8, 8) OBP: 0.294, SLG: 0.347	0-0 4-3			0-0 6-3	0-0 4-3			0-0 4-3		4	0	0	0	0	0	1				
Charlie Maxwell, L (1, 7) OBP: 0.415, SLG: 0.540	0-0 G3			0-0 HR		0-0 4-3		0-0 F8		4	1	1	1	0	0	0				
Al Kaline, R (1, 9) OBP: 0.376, SLG: 0.529		0-0 L4		0-0 L1-3		4-0 G5-4-3 BB		0-0 L1-3		3	0	0	0	1	0	0				
Ray Boone, R (1, 5) OBP: 0.393, SLG: 0.481		0-0 1-6-3		0-0 FC3-5 PB 1B		0-0 G5-4-3 1-2		0-3 K		4	0	1	0	0	1	1				
Earl Torgeson, L (1, 3) OBP: 0.394, SLG: 0.397	4-0 BB		4-0 BB		0-0 P5			4-0 CS BB		1	0	0	0	3	0	0				
Frank Bolling, R (1, 4) OBP: 0.354, SLG: 0.405	0-0 P2		0-0 FC3-5 2-3		0-0 P4			0-0 CS		3	0	0	0	0	0	3				
Red Wilson, R (1, 2) OBP: 0.387, SLG: 0.462			0-0 F3		0-0 5-3			0-0 HR		3	1	1	1	0	0	0				
Paul Foytack, R (1, 1) OBP: 0.139, SLG: 0.165			0-0 F9		0-0 1-3			0-0 6-3		3	0	0	0	0	0	0				
Inning Stats	R: 0 E: 0 K: 0 S: 3	H: 0 LOB: 0 BB: 0 P: 3	R: 0 E: 0 K: 0 S: 3	H: 0 LOB: 1 BB: 1 P: 7	R: 0 E: 0 K: 0 S: 3	H: 0 LOB: 0 BB: 0 P: 3	R: 1 E: 0 K: 0 S: 5	H: 2 LOB: 2 BB: 1 P: 9	R: 0 E: 1 K: 0 S: 4	H: 0 LOB: 1 BB: 0 P: 4	R: 1 E: 0 K: 0 S: 4	H: 1 LOB: 0 BB: 0 P: 4	R: 0 E: 0 K: 0 S: 3	H: 0 LOB: 0 BB: 0 P: 3	R: 0 E: 0 K: 1 S: 4	H: 0 LOB: 0 BB: 1 P: 8	1B: 1 2B: 0 3B: 0 HR: 2	SF: 0 SAC: 0 DP: 1 HBP: 0	WP: 0 PB: 1 SB: 0 CS: 1	PA: 34
PITCHER	IP	WLS	BF	H	R	ER	SO	BB	IBB	HBP	BLK	WP	HR	S	P	ERA	WHIP			
Tom Gorman, R (1, 1) ERA: 4.03	8.0	L	30	3	2	2	0	3	0	0	0	0	2	27	39	2.25	0.750			
Bobby Shantz, L (9, 1) ERA: 4.34	1.0		3	0	0	0	1	1	0	0	0	0	0	4	8	0.00	1.000			

Detroit Tigers @ Kansas City Athletics
 Municipal Stadium, Kansas City, MO
 Sat Sep 08 1956, 4:33 AM EDT
 Att: 7,427 - Unknown


AB	29
R	2
H	3
RBI	2
BB	4
SO	1
LOB	5



Batter	1	2	3	4	5	6	7	8	9	AB	R	H	RBI	BB	SO	LOB	BOTTOM			
Vic Power, R (1, 3) OBP: 0.344, SLG: 0.443	0-0 2B		0-0 1-3			0-0 G6-4-3 1B		0-0 1B 1-2 FC5-2-1 1B	0-0 F7	5	0	3	0	0	0	2				
Lou Skizas, R (1, 7) OBP: 0.338, SLG: 0.444	0-0 6-3			0-0 F8		0-0 G6-4-3 1-2		0-0 1B 1-3 2-H 1B		4	0	1	1	0	0	2				
Hector Lopez, R (1, 5) OBP: 0.354, SLG: 0.437	0-0 L9			0-3 K		0-0 5-3		0-0 FC5-2-1 1B		4	0	0	0	0	1	4				
Harry Simpson, L (1, 9) OBP: 0.344, SLG: 0.491	0-0 1-3			0-0 1B		4-0 1-3 BB		4-0 1-2 1B		2	0	1	0	2	0	1				
Hal Smith, R (1, 2) OBP: 0.301, SLG: 0.361		0-0 L9		0-0 6-3		0-0 1-3 BB		0-0 6-3		4	0	0	0	0	0	5				
Al Pilarcik, L (1, 8) OBP: 0.311, SLG: 0.316		0-0 P5			0-0 4-3 1B		0-3 K		0-0 SH1-4 1B	4	0	2	0	0	1	1				
Joe Demaestri, R (1, 6) OBP: 0.278, SLG: 0.319 Gus Zernial, R (7, PH) OBP: 0.319, SLG: 0.445 Mike Baxes, R (8, 6) OBP: 0.331, SLG: 0.262		0-0 4-3			0-0 4-3 1-2		0-3 K		0-0 SH1-4	2	0	0	0	0	0	1				
Clete Boyer, R (1, 4) OBP: 0.277, SLG: 0.272 Eddie Robinson, L (8, PH) OBP: 0.309, SLG: 0.354 Bobby Shantz, R (8, FR) OBP: 0.174, SLG: 0.143			0-0 F5		0-3 K2-3		0-0 1B 1B		0-0 L9	2	0	0	0	0	1	1				
Johnny Groth, R (9, PH) OBP: 0.317, SLG: 0.399								0-0 1B 1B		1	0	0	0	0	0	1				
Tom Gorman, R (1, 1) OBP: 0.135, SLG: 0.059 Tim Thompson, L (8, PH) OBP: 0.331, SLG: 0.364 Jim Finigan, R (9, 4) OBP: 0.302, SLG: 0.289		0-0 G3			0-3 K		0-0 P6		4-0 BB	2	0	0	0	0	1	1				
Inning Stats	R: 0 E: 0 K: 0 S: 4	H: 1 LOB: 1 BB: 0 P: 4	R: 0 E: 0 K: 0 S: 3	H: 0 LOB: 0 BB: 0 P: 3	R: 0 E: 0 K: 1 S: 6	H: 1 LOB: 1 BB: 0 P: 6	R: 0 E: 0 K: 2 S: 8	H: 1 LOB: 1 BB: 0 P: 8	R: 0 E: 0 K: 0 S: 3	H: 1 LOB: 0 BB: 0 P: 3	R: 0 E: 0 K: 2 S: 7	H: 0 LOB: 1 BB: 1 P: 11	R: 1 E: 0 K: 0 S: 6	H: 3 LOB: 3 BB: 1 P: 10	R: 0 E: 0 K: 0 S: 4	H: 1 LOB: 2 BB: 1 P: 8	1B: 7 2B: 1 3B: 0 HR: 0	SF: 0 SAC: 1 DP: 1 HBP: 0	WP: 0 PB: 0 SB: 0 CS: 0	PA: 37
PITCHER	IP	WLS	BF	H	R	ER	SO	BB	IBB	HBP	BLK	WP	HR	S	P	ERA	WHIP			
Paul Foytack, R (1, 1) ERA: 3.84	9.0	W	37	8	1	1	5	2	1	0	0	0	0	44	56	1.00	1.111			

Detroit Tigers @ Kansas City Athletics
 Municipal Stadium, Kansas City, MO
 Sat Sep 08 1956, 4:33 AM EDT
 Att: 7,427 - Unknown


AB	33
R	1
H	8
RBI	1
BB	3
SO	5
LOB	21



Batter	1	2	3	4	5	6	7	8	9	AB	R	H	RBI	BB	SO	LOB	TOP				
Harvey Kuenn, R OBP: 0.389, SLG: 0.481 (1, 6)											5	1	3	0	0	0	1				
Jim Small, L OBP: 0.353, SLG: 0.420 Jim Bunning, R OBP: 0.286, SLG: 0.357 (1, 8)										3	0	0	0	0	0	3					
Charlie Maxwell, L OBP: 0.415, SLG: 0.545 (1, 7)										3	3	1	2	1	0	0					
Al Kaline, R OBP: 0.376, SLG: 0.528 (1, 9)										4	1	1	2	1	2	1					
Ray Boone, R OBP: 0.394, SLG: 0.478 (1, 5)										4	0	1	1	1	0	2					
Earl Torgeson, L OBP: 0.394, SLG: 0.404 (1, 3)										5	0	2	1	0	0	3					
Frank Bolling, R OBP: 0.352, SLG: 0.399 (1, 4)										4	0	0	0	1	1	4					
Red Wilson, R OBP: 0.387, SLG: 0.455 (1, 2)										3	0	0	0	2	1	3					
Virgil Trucks, R OBP: 0.244, SLG: 0.289 Bill Tuttle, R OBP: 0.296, SLG: 0.351 (7, PH)										2	0	1	0	0	0	2					
Inning Stats	R: 1 E: 0 K: 1 S: 6	H: 2 LOB: 0 BB: 0 P: 6	R: 0 E: 0 K: 0 S: 4	H: 1 LOB: 2 BB: 1 P: 8	R: 0 E: 0 K: 0 S: 3	H: 0 LOB: 0 BB: 0 P: 3	R: 0 E: 0 K: 1 S: 5	H: 2 LOB: 3 BB: 0 P: 5	R: 0 E: 0 K: 0 S: 3	H: 0 LOB: 3 BB: 3 P: 15	R: 3 E: 1 K: 0 S: 7	H: 3 LOB: 2 BB: 1 P: 11	R: 0 E: 0 K: 1 S: 5	H: 1 LOB: 0 BB: 0 P: 5	R: 3 E: 1 K: 1 S: 9	H: 3 LOB: 2 BB: 1 P: 13	1B: 8 2B: 3 3B: 1 HR: 1	SF: 0 SAC: 2 DP: 2 HBP: 0	WP: 0 PB: 1 SB: 0 CS: 0	PA: 45	
PITCHER	IP WLS BF H R ER SO BB IBB HBP BLK WP HR S P ERA WHIP	IP WLS BF H R ER SO BB IBB HBP BLK WP HR S P ERA WHIP	IP WLS BF H R ER SO BB IBB HBP BLK WP HR S P ERA WHIP	IP WLS BF H R ER SO BB IBB HBP BLK WP HR S P ERA WHIP	IP WLS BF H R ER SO BB IBB HBP BLK WP HR S P ERA WHIP	IP WLS BF H R ER SO BB IBB HBP BLK WP HR S P ERA WHIP	IP WLS BF H R ER SO BB IBB HBP BLK WP HR S P ERA WHIP	IP WLS BF H R ER SO BB IBB HBP BLK WP HR S P ERA WHIP	IP WLS BF H R ER SO BB IBB HBP BLK WP HR S P ERA WHIP	IP WLS BF H R ER SO BB IBB HBP BLK WP HR S P ERA WHIP	IP WLS BF H R ER SO BB IBB HBP BLK WP HR S P ERA WHIP	IP WLS BF H R ER SO BB IBB HBP BLK WP HR S P ERA WHIP	IP WLS BF H R ER SO BB IBB HBP BLK WP HR S P ERA WHIP	IP WLS BF H R ER SO BB IBB HBP BLK WP HR S P ERA WHIP	IP WLS BF H R ER SO BB IBB HBP BLK WP HR S P ERA WHIP	IP WLS BF H R ER SO BB IBB HBP BLK WP HR S P ERA WHIP	IP WLS BF H R ER SO BB IBB HBP BLK WP HR S P ERA WHIP	IP WLS BF H R ER SO BB IBB HBP BLK WP HR S P ERA WHIP	IP WLS BF H R ER SO BB IBB HBP BLK WP HR S P ERA WHIP	IP WLS BF H R ER SO BB IBB HBP BLK WP HR S P ERA WHIP	IP WLS BF H R ER SO BB IBB HBP BLK WP HR S P ERA WHIP

Detroit Tigers @ Kansas City Athletics
Municipal Stadium, Kansas City, MO
Sun Sep 09 1956, 4:33 AM EDT
Att: 8,490 - Unknown

AB 37
R 7
H 12
RBI 6
BB 6
SO 4
LOB 21



Detroit Tigers @ Kansas City Athletics
Municipal Stadium, Kansas City, MO
Sun Sep 09 1956, 4:33 AM EDT
Att: 8,490 - Unknown

Batter	1	2	3	4	5	6	7	8	9	AB	R	H	RBI	BB	SO	LOB	BOTTOM				
Vic Power, R OBP: 0.342, SLG: 0.441 (1, 3)										5	0	1	0	0	0	0					
Lou Skizas, R OBP: 0.339, SLG: 0.441 (1, 7)										4	0	1	0	1	0	2					
Hector Lopez, R OBP: 0.354, SLG: 0.436 (1, 5)										4	0	1	0	1	1	2					
Harry Simpson, L OBP: 0.345, SLG: 0.491 (1, 9)										4	1	2	0	0	0	1					
Hal Smith, R OBP: 0.303, SLG: 0.366 (1, 2)									4	2	2	1	0	1	2						
Al Pilarcik, L OBP: 0.323, SLG: 0.332 (1, 8)									3	0	3	1	1	0	0						
Joe Demaestri, R OBP: 0.278, SLG: 0.319 Tim Thompson, L OBP: 0.330, SLG: 0.363 Mike Baxes, R OBP: 0.331, SLG: 0.262 (9, 6)									3	0	1	0	0	1	3						
Clete Boyer, R OBP: 0.279, SLG: 0.273 Eddie Robinson, L OBP: 0.308, SLG: 0.352 Jim Finigan, R OBP: 0.302, SLG: 0.289 (9, 4)									3	0	1	1	0	0	3						
Wally Burnette, R OBP: 0.067, SLG: 0.067 Jack Crimian, R OBP: 0.318, SLG: 0.250 Lou Kretlow, R OBP: 0.162, SLG: 0.061 Gus Zernial, R OBP: 0.321, SLG: 0.445 (9, PH)									3	0	0	0	0	0	2						
Inning Stats	R: 0 E: 0 K: 0 S: 3	H: 1 LOB: 2 BB: 2 P: 11	R: 0 E: 0 K: 1 S: 5	H: 1 LOB: 0 BB: 0 P: 5	R: 0 E: 0 K: 0 S: 3	H: 0 LOB: 0 BB: 0 P: 3	R: 2 E: 0 K: 0 S: 6	H: 4 LOB: 1 BB: 0 P: 6	R: 0 E: 0 K: 0 S: 4	H: 1 LOB: 1 BB: 0 P: 4	R: 1 E: 0 K: 0 S: 5	H: 2 LOB: 2 BB: 1 P: 9	R: 0 E: 0 K: 1 S: 6	H: 1 LOB: 1 BB: 0 P: 6	R: 0 E: 0 K: 1 S: 5	H: 1 LOB: 1 BB: 1 P: 9	1B: 10 2B: 3 3B: 0 HR: 0	SF: 0 SAC: 0 DP: 3 HBP: 0	WP: 0 PB: 0 SB: 0 CS: 0	PA: 39	
PITCHER	IP WLS BF H R ER SO BB IBB HBP BLK WP HR S P ERA WHIP	IP WLS BF H R ER SO BB IBB HBP BLK WP HR S P ERA WHIP	IP WLS BF H R ER SO BB IBB HBP BLK WP HR S P ERA WHIP	IP WLS BF H R ER SO BB IBB HBP BLK WP HR S P ERA WHIP	IP WLS BF H R ER SO BB IBB HBP BLK WP HR S P ERA WHIP	IP WLS BF H R ER SO BB IBB HBP BLK WP HR S P ERA WHIP	IP WLS BF H R ER SO BB IBB HBP BLK WP HR S P ERA WHIP	IP WLS BF H R ER SO BB IBB HBP BLK WP HR S P ERA WHIP	IP WLS BF H R ER SO BB IBB HBP BLK WP HR S P ERA WHIP	IP WLS BF H R ER SO BB IBB HBP BLK WP HR S P ERA WHIP	IP WLS BF H R ER SO BB IBB HBP BLK WP HR S P ERA WHIP	IP WLS BF H R ER SO BB IBB HBP BLK WP HR S P ERA WHIP	IP WLS BF H R ER SO BB IBB HBP BLK WP HR S P ERA WHIP	IP WLS BF H R ER SO BB IBB HBP BLK WP HR S P ERA WHIP	IP WLS BF H R ER SO BB IBB HBP BLK WP HR S P ERA WHIP	IP WLS BF H R ER SO BB IBB HBP BLK WP HR S P ERA WHIP	IP WLS BF H R ER SO BB IBB HBP BLK WP HR S P ERA WHIP	IP WLS BF H R ER SO BB IBB HBP BLK WP HR S P ERA WHIP	IP WLS BF H R ER SO BB IBB HBP BLK WP HR S P ERA WHIP	IP WLS BF H R ER SO BB IBB HBP BLK WP HR S P ERA WHIP	IP WLS BF H R ER SO BB IBB HBP BLK WP HR S P ERA WHIP


AB 35
R 3
H 12
RBI 3
BB 4
SO 3
LOB 17



Batter	1	2	3	4	5	6	7	8	9	AB	R	H	RBI	BB	SO	LOB	TOP				
Hank Bauer, R (1.9) OBP: 0.324, SLG: 0.465										5	3	3	2	0	0	0					
Enos Slaughter, L (1.7) OBP: 0.362, SLG: 0.409										5	0	2	1	0	0	0					
Mickey Mantle, S (1.8) OBP: 0.467, SLG: 0.703										2	2	0	0	3	1	1					
Yogi Berra, L (1.2) OBP: 0.376, SLG: 0.539										5	2	3	2	0	0	2					
Joe Collins, L (1.3) OBP: 0.307, SLG: 0.366										4	0	0	0	1	1	4					
Gil McDougald, R (1.4) OBP: 0.400, SLG: 0.435										4	1	1	2	1	2	3					
Andy Carey, R (1.5) OBP: 0.344, SLG: 0.338										3	0	0	0	0	0	2					
Bill Skowron, R (8, PH) OBP: 0.378, SLG: 0.519										0	1	0	0	1	0	0					
Jerry Coleman, R (8, 4) OBP: 0.304, SLG: 0.302										0	0	0	0	0	0	0					
Billy Hunter, R (1, 6) OBP: 0.344, SLG: 0.508										3	0	0	0	0	0	0					
George Wilson, L (8, PH) OBP: 0.293, SLG: 0.203										1	0	0	0	0	0	0					
Billy Martin, R (8, 5) OBP: 0.321, SLG: 0.409										0	0	0	0	0	0	0					
Johnny Kucks, R (1, 1) OBP: 0.225, SLG: 0.164										2	0	0	0	0	1	0					
Irv Noren, L (7, PH) OBP: 0.363, SLG: 0.381										1	0	0	0	0	0	0					
Tom Morgan, R (7, 1) OBP: 0.214, SLG: 0.154										0	0	0	0	0	0	0					
Norm Siebern, L (8, PH) OBP: 0.273, SLG: 0.343										1	0	0	0	0	0	1					
Tommy Byrne, L (8, 1) OBP: 0.300, SLG: 0.500										0	0	0	0	0	0	0					
Inning Stats	R: 1 E: 0 K: 0 S: 4	H: 1 LOB: 0 BB: 0 P: 4	R: 0 E: 0 K: 0 S: 2	H: 0 LOB: 0 BB: 1 P: 6	R: 0 E: 0 K: 1 S: 5	H: 0 LOB: 0 BB: 0 P: 5	R: 2 E: 0 K: 0 S: 4	H: 1 LOB: 1 BB: 2 P: 12	R: 1 E: 0 K: 0 S: 5	H: 2 LOB: 2 BB: 1 P: 9	R: 0 E: 0 K: 2 S: 7	H: 0 LOB: 0 BB: 0 P: 7	R: 0 E: 0 K: 0 S: 3	H: 0 LOB: 0 BB: 0 P: 3	R: 4 E: 1 K: 0 S: 6	H: 2 LOB: 1 BB: 2 P: 14	R: 1 E: 0 K: 2 S: 10	H: 3 LOB: 2 BB: 0 P: 10	1B: 4 2B: 1 3B: 1 HR: 3	SF: 0 SAC: 0 DP: 1 HBP: 0	WP: 1 PA: 42
PITCHER	IP WLS BF H R ER SO BB IBB HBP BLK WP HR S P ERA WHIP																				
Art Ditmar, R (1, 1) ERA: 4.53	7.2 L 35 6 8 6 3 5 1 0 0 0 1 2 35 59 7.04 1.435																				
Jack Crimian, R (8, 1) ERA: 5.56	1.1 7 3 1 1 2 0 0 0 0 0 0 1 11 11 6.75 2.250																				

New York Yankees @ Kansas City Athletics
Municipal Stadium, Kansas City, MO
Tue Sep 11 1956, 4:33 AM EDT
Att: 18,892 - Unknown - 92 F

AB 36
R 9
H 9
RBI 7
BB 6
SO 5
LOB 13



Batter	1	2	3	4	5	6	7	8	9	AB	R	H	RBI	BB	SO	LOB	BOTTOM				
Vic Power, R (1, 4) OBP: 0.344, SLG: 0.443										4	1	2	0	0	0	0					
Al Pilarcik, L (1, 8) OBP: 0.323, SLG: 0.328										2	0	0	0	1	0	1					
Johnny Groth, R (8, PH) OBP: 0.320, SLG: 0.399										0	0	0	0	1	0	0					
Lou Skizas, R (1, 7) OBP: 0.337, SLG: 0.437										4	1	1	0	0	0	3					
Harry Simpson, L (1, 9) OBP: 0.347, SLG: 0.496										3	1	1	2	1	0	1					
Hal Smith, R (1, 2) OBP: 0.303, SLG: 0.364										4	0	1	0	0	1	2					
Eddie Robinson, L (1, 3) OBP: 0.303, SLG: 0.346										3	0	0	0	0	0	1					
Rance Pless, R (8, PH) OBP: 0.356, SLG: 0.286										1	0	0	0	0	1	0					
Hector Lopez, R (1, 5) OBP: 0.354, SLG: 0.440										4	1	1	1	0	0	1					
Joe Demaestri, R (1, 6) OBP: 0.275, SLG: 0.316										4	0	0	0	0	0	0					
Art Ditmar, R (1, 1) OBP: 0.186, SLG: 0.193										3	1	1	1	0	0	0					
Jack Crimian, R (8, 1) OBP: 0.318, SLG: 0.250										0	0	0	0	0	0	0					
Inning Stats	R: 0 E: 0 K: 0 S: 2	H: 1 LOB: 1 BB: 0 P: 4	R: 0 E: 0 K: 0 S: 4	H: 1 LOB: 0 BB: 0 P: 4	R: 0 E: 0 K: 0 S: 3	H: 0 LOB: 0 BB: 0 P: 3	R: 0 E: 0 K: 0 S: 3	H: 0 LOB: 1 BB: 1 P: 7	R: 1 E: 0 K: 0 S: 4	H: 1 LOB: 0 BB: 0 P: 4	R: 3 E: 1 K: 1 S: 8	H: 3 LOB: 0 BB: 0 P: 8	R: 1 E: 0 K: 0 S: 4	H: 1 LOB: 0 BB: 0 P: 4	R: 0 E: 0 K: 0 S: 3	H: 0 LOB: 1 BB: 1 P: 7	R: 0 E: 0 K: 1 S: 5	H: 0 LOB: 0 BB: 0 P: 5	1B: 3 2B: 1 3B: 0 HR: 3	SF: 0 SAC: 0 DP: 1 HBP: 0	WP: 0 PA: 35
PITCHER	IP WLS BF H R ER SO BB IBB HBP BLK WP HR S P ERA WHIP																				
Johnny Kucks, R (1, 1) ERA: 3.75	6.0 24 6 4 3 1 0 0 0 0 0 0 1 4 4 9.00 1.000																				
Tom Morgan, R (7, 1) ERA: 3.34	1.0 W 4 1 1 1 0 0 0 0 0 0 0 1 4 4 9.00 1.000																				
Tommy Byrne, L (8, 1) ERA: 3.56	2.0 S 7 0 0 0 0 1 1 0 0 0 0 0 8 12 0.00 0.500																				

New York Yankees @ Kansas City Athletics
Municipal Stadium, Kansas City, MO
Tue Sep 11 1956, 4:33 AM EDT
Att: 18,892 - Unknown - 92 F

AB 32
R 5
H 7
RBI 4
BB 3
SO 2
LOB 9



Batter	1	2	3	4	5	6	7	8	9	AB	R	H	RBI	BB	SO	LOB	TOP		
Hank Bauer, R OBP: 0.325, SLG: 0.470 (1, 9)	0-0 HR		4-0 WP SF8 BB	0-0 F8		0-0 F2		0-3 K	4 2 1 1 1 1 2										
Enos Slaughter, L OBP: 0.359, SLG: 0.403 (1, 7)	0-0 F4		4-0 WP 2B BB	0-0 F4			0-0 G3	0-0 6-3	4 1 0 0 1 0 3										
Mickey Mantle, S OBP: 0.465, SLG: 0.699 (1, 8)	0-3 K		4-0 1-2 2-3 2B BB	0-0 B1-3			0-0 F8		3 1 0 0 1 1 0										
Joe Collins, L OBP: 0.306, SLG: 0.366 (1, 3)	0-3 K		0-0 SF8	0-0 BB			0-0 F4		3 0 1 1 0 1 0										
Gil McDougald, R OBP: 0.403, SLG: 0.438 (1, 4)		4-0 S BB BB	0-0 3-H 1-H 2-H 2B	0-0 BB			0-0 L7		2 0 1 2 2 0 0										
Andy Carey, R OBP: 0.307, SLG: 0.337 (5, PH)		4-0 S BB	0-0 F3	0-3 K			0-0 F5		1 0 0 0 1 0 1										
Irv Noren, L OBP: 0.545, SLG: 0.364 (5, PH)		1-2 S BB	0-0 F2	0-0 F8			0-0 F7		1 0 0 0 0 1 2										
Jerry Coleman, R OBP: 0.302, SLG: 0.300 (5, 6)		0-0 F2	0-0 F8	0-3 K					2 0 0 0 0 0 3										
Billy Hunter, R OBP: 0.286, SLG: 0.492 (5, PH)		0-3 K		0-0 F9			4-0 G6-4-3 BB	0-0 F9	2 0 0 0 1 1 2										
Charles Silveira, R OBP: 0.286, SLG: 0.167 (9, PH)		0-0 F6		0-0 G6-4-3				0-0 S	1 0 0 0 0 0 0										
Tom Sturdivant, L OBP: 0.298, SLG: 0.357 (2, 1)		0-0 F6		0-0 1B				0-0 1B	1 0 0 0 0 0 2										
Mickey McDermott, L OBP: 0.273, SLG: 0.245 (9, PR)									3 0 2 0 0 0 1										
Tom Carroll, R OBP: 0.400, SLG: 0.400 (9, PR)									0 0 0 0 0 0 0										
Inning Stats	R: 1 E: 0 K: 2 S: 8	H: 1 LOB: 0 BB: 0 P: 8	R: 0 E: 1 K: 1 S: 5	H: 0 LOB: 2 BB: 2 P: 13	R: 3 E: 0 K: 0 S: 4	H: 1 LOB: 1 BB: 3 P: 16	R: 0 E: 0 K: 0 S: 4	H: 1 LOB: 0 BB: 0 P: 4	R: 0 E: 0 K: 2 S: 8	H: 0 LOB: 2 BB: 1 P: 12	R: 0 E: 0 K: 0 S: 3	H: 0 LOB: 0 BB: 0 P: 3	R: 0 E: 0 K: 0 S: 3	H: 0 LOB: 0 BB: 0 P: 3	R: 0 E: 0 K: 1 S: 6	H: 1 LOB: 2 BB: 0 P: 6	1B: 3 2B: 1 3B: 0 HR: 1	SF: 1 SAC: 0 DP: 1 HBP: 0	WP: 1 PA: 38 CS: 3
PITCHER	IP WLS BF H R ER SO BB IBB HBP BLK WP HR S P ERA WHIP																		
Bill Harrington, R ERA: 6.04 (1, 1)	2.0	12	1	4	4	3	5	0	0	0	0	1	1	13	33	18.00	3.000		
Wally Burnette, R ERA: 3.32 (3, 1)	7.0	W 26	4	0	0	3	2	0	0	0	0	0	0	30	38	0.00	0.857		

New York Yankees @ Kansas City Athletics
Municipal Stadium, Kansas City, MO
Wed Sep 12 1956, 4:33 AM EDT
Att: 18,599 - Unknown

AB 30
R 4
H 5
RBI 4
BB 7
SO 6
LOB 18



Batter	1	2	3	4	5	6	7	8	9	AB	R	H	RBI	BB	SO	LOB	BOTTOM		
Vic Power, R OBP: 0.342, SLG: 0.441 (1, 4)	0-3 K	0-0 2B 1B		0-0 F4		0-0 4-3		0-0 L5	5 1 1 0 0 1 0										
Al Pilarcik, L OBP: 0.326, SLG: 0.337 (1, 8)	0-3 K	0-0 1B		0-0 4-3		0-0 1B			4 0 2 2 0 1 0										
Lou Skizas, R OBP: 0.336, SLG: 0.447 (1, 7)	0-0 HR	0-0 F4		0-0 6-3		0-3 K2-3			4 1 1 1 0 1 2										
Harry Simpson, L OBP: 0.348, SLG: 0.495 (1, 9)	0-0 2B 1B	4-0 BB		0-0 4-3			0-0 3-1		3 1 1 0 1 0 0										
Hal Smith, R OBP: 0.308, SLG: 0.372 (1, 2)	0-0 2B 1B	0-0 F9		0-0 HR 1B			0-0 4-3 2B		4 2 3 0 0 0 2										
Eddie Robinson, L OBP: 0.307, SLG: 0.370 (1, 3)	0-0 WP 2B		0-0 F9	0-0 HR			0-0 4-3		4 1 2 4 0 0 1										
Hector Lopez, R OBP: 0.351, SLG: 0.437 (1, 5)	0-0 5-3		0-0 F4	0-0 6-3			0-0 6-3		4 0 0 0 0 0 2										
Joe Demaestri, R OBP: 0.275, SLG: 0.315 (1, 6)		0-3 K 1B 2B		0-0 K			0-0 L6		4 1 1 0 0 2 0										
Bill Harrington, R ERA: 3.17 (1, 1)		0-0 F5		0-0 6-3			0-0 F9		1 0 0 0 0 0 1										
Wally Burnette, R OBP: 0.061, SLG: 0.061 (3, 1)									3 0 0 0 0 0 1										
Inning Stats	R: 3 E: 0 K: 2 S: 11	H: 4 LOB: 1 BB: 0 P: 11	R: 2 E: 1 K: 1 S: 8	H: 2 LOB: 2 BB: 1 P: 12	R: 0 E: 0 K: 0 S: 4	H: 1 LOB: 1 BB: 0 P: 4	R: 0 E: 0 K: 0 S: 3	H: 0 LOB: 0 BB: 0 P: 3	R: 2 E: 0 K: 1 S: 7	H: 2 LOB: 0 BB: 0 P: 7	R: 0 E: 0 K: 1 S: 6	H: 1 LOB: 1 BB: 0 P: 6	R: 0 E: 0 K: 0 S: 4	H: 1 LOB: 1 BB: 0 P: 4	R: 0 E: 0 K: 0 S: 3	H: 0 LOB: 0 BB: 0 P: 3	1B: 6 2B: 3 3B: 0 HR: 2	SF: 0 SAC: 0 DP: 0 HBP: 0	WP: 1 PA: 37 CS: 0
PITCHER	IP WLS BF H R ER SO BB IBB HBP BLK WP HR S P ERA WHIP																		
Tom Sturdivant, R ERA: 3.17 (1, 1)	1.1	L 11	6	5	4	3	0	0	0	0	0	1	1	17	17	27.00	4.500		
Mickey McDermott, L ERA: 4.44 (2, 1)	6.2	26	5	2	2	2	1	0	0	0	0	0	1	29	33	2.70	0.900		

New York Yankees @ Kansas City Athletics
Municipal Stadium, Kansas City, MO
Wed Sep 12 1956, 4:33 AM EDT
Att: 18,599 - Unknown

AB 36
R 7
H 11
RBI 7
BB 1
SO 5
LOB 9



Batter	1	2	3	4	5	6	7	8	9	AB	R	H	RBI	BB	SO	LOB	TOP
Hank Bauer, R (1, 9) OBP: 0.322, SLG: 0.465	0-0 6-3	0-0 FC5-4			0-0 5-3		0-0 E5	0-3 K	0-0 K	5	0	0	0	0	1	4	New York Yankees @ Kansas City Athletics Municipal Stadium, Kansas City, MO Thu Sep 13 1956, 4:33 AM EDT Att: 10,924 - Unknown - 98 F livebaseballscores.com
Enos Slaughter, L (1, 7) OBP: 0.361, SLG: 0.404	0-0 2B 1B		0-0 6-3		0-0 1B		0-3 K		0-3 K	4	1	2	0	0	1	1	
Mickey Mantle, S (1, 8) OBP: 0.465, SLG: 0.706	0-0 1B 2B		0-0 HR		0-0 F7			0-3 K		4	2	2	1	0	1	1	
Yogi Berra, L (1, 2) OBP: 0.375, SLG: 0.537	0-0 G3-6-3 2H 3-H 1B		0-0 F9		0-0 F4			0-0 F2		4	0	1	2	0	0	1	
Joe Collins, L (1, 3) OBP: 0.301, SLG: 0.360	0-0 G3-6-3 1-2		0-0 4-3		0-0 F8			0-0 F9		4	0	0	0	0	0	1	
Gil McDougald, R (1, 4) OBP: 0.404, SLG: 0.437		4-0 FC5-4 BB		0-0 1B		0-0 5-3			0-0 E6 1B	3	0	1	0	1	0	0	
Billy Martin, R (1, 5) OBP: 0.318, SLG: 0.405		0-0 FC5-4 FC8-4 1-2		0-0 F8		0-0 F9			0-0 F6	4	0	0	0	0	0	3	
Billy Hunter, R (1, 6) OBP: 0.319, SLG: 0.471		0-0 FC8-4 1B 1-2		0-0 F3			0-0 F2		0-0 F9	3	0	0	0	0	0	2	
Bill Skowron, R (9, PH) OBP: 0.376, SLG: 0.517										1	0	0	0	0	0	1	
Jerry Coleman, R (9, 4) OBP: 0.302, SLG: 0.300										0	0	0	0	0	0	0	
Whitey Ford, L (1, 1) OBP: 0.300, SLG: 0.239		0-0 FC5-4 1-2 1B		0-0 1-3			0-0 4-3		0-0 1B	4	0	2	0	0	0	1	
Inning Stats	R: 2 E: 0 K: 0 S: 5	H: 3 LOB: 0 BB: 0 P: 5	R: 0 E: 0 K: 0 S: 4	H: 1 LOB: 2 BB: 1 P: 8	R: 1 E: 0 K: 0 S: 4	H: 1 LOB: 0 BB: 0 P: 4	R: 0 E: 0 K: 0 S: 4	H: 0 LOB: 1 BB: 0 P: 3	R: 0 E: 1 K: 1 S: 6	H: 0 LOB: 1 BB: 0 P: 6	R: 0 E: 0 K: 1 S: 5	H: 0 LOB: 0 BB: 0 P: 5	R: 0 E: 1 K: 1 S: 7	H: 1 LOB: 2 BB: 0 P: 7	1B: 6 2B: 1 3B: 0 HR: 1	SF: 0 SAC: 0 DP: 1 HBP: 0	WP: 0 PA: 37 SB: 1 CS: 0
PITCHER	IP WLS BF H R ER SO BB IBB HBP BLK WP HR S P ERA WHIP																
Tom Gorman, R (1, 1) ERA: 4.07	5.0 L 22 7 3 3 0 1 0 0 0 0 0 1 21 25 5.40 1.600																
Bobby Shantz, L (6, 1) ERA: 4.25	2.0 7 0 0 0 1 0 0 0 0 0 0 0 9 9 0.00 0.000																
Jack Crimian, R (8, 1) ERA: 5.46	2.0 8 1 0 0 2 0 0 0 0 0 0 0 12 12 0.00 0.500																

Batter	1	2	3	4	5	6	7	8	9	AB	R	H	RBI	BB	SO	LOB	BOTTOM				
Vic Power, R (1, 4) OBP: 0.342, SLG: 0.439	0-0 5-3			0-0 6-3		0-0 1B G4-6-3 1B	0-0 1-3			4	1	1	0	0	0	1	New York Yankees @ Kansas City Athletics Municipal Stadium, Kansas City, MO Thu Sep 13 1956, 4:33 AM EDT Att: 10,924 - Unknown - 98 F livebaseballscores.com				
Hector Lopez, R (1, 5) OBP: 0.350, SLG: 0.435	0-0 4-3			0-0 F9		0-0 G4-6-3 1-3 1B		0-0 5-3		4	0	1	0	0	0	0					
Lou Skizas, R (1, 7) OBP: 0.343, SLG: 0.454	0-0 5-3			0-0 2B		4-0 G4-6-3 1-2 BB		0-0 1B		3	0	2	0	1	0	0					
Harry Simpson, L (1, 9) OBP: 0.347, SLG: 0.492		0-3 K		4-0 BB		0-0 G4-6-3 1-2 2-3 3-H		0-0 F5		3	0	0	0	1	1	3					
Hal Smith, R (1, 2) OBP: 0.307, SLG: 0.371		0-0 3-1		0-0 4-3		0-3 K		0-0 1-3		1	0	0	0	0	0	0					
Tim Thompson, L (4, 2) OBP: 0.326, SLG: 0.358									0-0 1-3	3	0	0	0	0	1	4					
Eddie Robinson, L (1, 3) OBP: 0.311, SLG: 0.366		0-0 5-3				0-3 K			4-0 SH2-3 BB	2	1	0	0	2	1	0					
Al Pilarcik, L (9, FR) OBP: 0.326, SLG: 0.337									0-0 SH2-3 BB	0	0	0	0	0	0	0					
Johnny Groth, R (1, 8) OBP: 0.316, SLG: 0.394			0-0 L6		0-0 6-3		0-0 F9		0-0 SH2-3	3	0	0	0	0	0	1					
Joe Demaestri, R (1, 6) OBP: 0.276, SLG: 0.314			0-3 K		4-0 BB		0-0 2-3		0-0 F3	1	0	0	0	1	1	0					
Rance Pless, R (7, PH) OBP: 0.551, SLG: 0.281									0-0 F3	1	0	0	0	0	0	1					
Jack Crimian, R (8, 1) OBP: 0.318, SLG: 0.250									0-0 F3	0	0	0	0	0	0	0					
Jim Finigan, R (9, PH) OBP: 0.301, SLG: 0.287									0-0 F3	1	0	0	0	0	0	2					
Tom Gorman, R (1, 1) OBP: 0.132, SLG: 0.057			0-3 K		0-3 BB		0-0 2B		0-0 F3	1	0	0	0	0	1	0					
Gus Zernal, R (5, PH) OBP: 0.320, SLG: 0.443									0-0 F3	1	0	0	0	0	1	1					
Bobby Shantz, R (6, 1) OBP: 0.174, SLG: 0.143									0-0 F3	0	0	0	0	0	0	0					
Mike Baxes, R (7, PH) OBP: 0.333, SLG: 0.276									0-0 2B	2	0	1	1	0	0	2					
Inning Stats	R: 0 E: 0 K: 0 S: 3	H: 0 LOB: 0 BB: 0 P: 3	R: 0 E: 0 K: 1 S: 5	H: 0 LOB: 0 BB: 0 P: 5	R: 0 E: 0 K: 2 S: 7	H: 0 LOB: 0 BB: 0 P: 7	R: 0 E: 0 K: 0 S: 4	H: 1 LOB: 2 BB: 1 P: 8	R: 0 E: 0 K: 2 S: 7	H: 0 LOB: 1 BB: 1 P: 11	R: 1 E: 0 K: 1 S: 6	H: 2 LOB: 1 BB: 1 P: 10	R: 1 E: 0 K: 0 S: 4	H: 1 LOB: 1 BB: 1 P: 8	R: 0 E: 0 K: 0 S: 4	H: 1 LOB: 0 BB: 0 P: 4	R: 0 E: 0 K: 0 S: 3	H: 0 LOB: 2 BB: 1 P: 7	1B: 3 2B: 2 3B: 0 HR: 0	SF: 0 SAC: 1 DP: 1 HBP: 0	WP: 0 PA: 36 SB: 0 CS: 0
PITCHER	IP WLS BF H R ER SO BB IBB HBP BLK WP HR S P ERA WHIP																				
Whitey Ford, L (1, 1) ERA: 2.56	9.0 W 36 5 2 2 6 5 0 0 0 0 0 0 43 63 2.00 1.111																				

Batter	1	2	3	4	5	6	7	8	9	AB	R	H	RBI	BB	SO	LOB	TOP					
Eddie Yost, R OBP: 0.418, SLG: 0.347 (1, 9)	6-3		2B 1B		1B 1B	F9		2B BB		4	3	2	0	1	0	2	Washington Senators @ Kansas City Athletics Municipal Stadium, Kansas City, MO Sat Sep 15 1956, 4:33 AM EDT Att: 5,013 - Unknown					
Ed Fitz Gerald, R OBP: 0.396, SLG: 0.400 (1, 2)	5-3		K		BB 1B	1-3		2B 1-H		5	1	2	1	0	1	3						
Pete Runnels, L OBP: 0.383, SLG: 0.442 (1, 3)	2B 1B		1-H 2B		K		FC6-4 1B	2B 2-H		5	1	4	2	0	1	2						
Roy Sievers, R OBP: 0.372, SLG: 0.480 (1, 7)	1-H 2B		5-3		BB 1B		FC6-4 BB	F2		5	0	2	2	0	0	3						
Harmon Killebrew, R OBP: 0.220, SLG: 0.415 (1, 5)	F8		6-3		1-2 2-3 BB		K		5-3	4	0	0	0	1	1	3						
Herb Plews, L OBP: 0.333, SLG: 0.383 (1, 4)		G6-4-3 1B		1-6-3	G3		1-2 BB		K	4	0	1	0	1	1	3						
Karl Olson, R OBP: 0.315, SLG: 0.342 (1, 8)	G6-4-3 1-2		1-3			6-3		K	6-3	5	0	0	0	0	1	3						
Lyle Luttrell, R OBP: 0.315, SLG: 0.434 (1, 6)			P5 3B			1B BB		F7		3	0	1	0	1	0	0						
Camilo Pascual, R OBP: 0.176, SLG: 0.218 (2, 1)			K			K		6-3		1	0	0	0	0	1	1						
Bunkey Stewart, L OBP: 0.296, SLG: 0.250 (4, 1)										0	0	0	0	0	0	0						
Dean Stone, L OBP: 0.322, SLG: 0.119 (6, PH)										1	0	0	0	0	0	0						
Tony Rice, R OBP: 0.349, SLG: 0.299 (6, PH)										1	0	1	0	0	0	0						
Connie Grob, L OBP: 0.349, SLG: 0.389 (6, PH)										0	0	0	0	0	0	0						
Jim Lemon, R OBP: 0.343, SLG: 0.499 (6, PH)										1	0	0	0	0	0	0						
Bob Wiesler, S OBP: 0.056, SLG: 0.103 (8, 1)						1-2 1B				0	0	0	0	0	0	0						
Inning Stats	R: 1 E: 0 K: 0 S: 5	H: 2 LOB: 1 BB: 0 P: 5	R: 0 E: 0 K: 1 S: 6	H: 2 LOB: 1 BB: 0 P: 6	R: 1 E: 0 K: 1 S: 7	H: 2 LOB: 1 BB: 0 P: 7	R: 0 E: 0 K: 0 S: 3	H: 0 LOB: 0 BB: 0 P: 3	R: 1 E: 0 K: 2 S: 10	H: 3 LOB: 3 BB: 1 P: 14	R: 0 E: 0 K: 0 S: 4	H: 1 LOB: 2 BB: 1 P: 8	R: 0 E: 0 K: 2 S: 8	H: 1 LOB: 2 BB: 1 P: 12	R: 2 E: 0 K: 0 S: 5	H: 2 LOB: 1 BB: 1 P: 9	R: 0 E: 0 K: 1 S: 5	H: 0 LOB: 0 BB: 0 P: 5	1B: 8 2B: 4 3B: 1 HR: 0	SF: 0 SAC: 0 DP: 1 HBP: 0	WP: 0 PB: 0 SB: 0 CS: 0	PA: 43
PITCHER	IP WLS BF H R ER SO BB IBB HBP BLK WP HR S P ERA WHIP																					
Carl Duser, L ERA: 4.76	(1, 1) 5.2 W 28 10 3 3 4 2 0 0 0 0 0 34 42 4.76 2.118																					
Bobby Shantz, L ERA: 4.29	(6, 1) 3.1 S 15 3 2 2 3 2 0 0 0 0 0 19 27 5.40 1.500																					

Batter	1	2	3	4	5	6	7	8	9	AB	R	H	RBI	BB	SO	LOB	BOTTOM			
Vic Power, R OBP: 0.345, SLG: 0.446 (1, 4)	SF7 3B	1B 1B 1B	1B 1B	5-3			1B			5	3	4	0	0	0	0	Washington Senators @ Kansas City Athletics Municipal Stadium, Kansas City, MO Sat Sep 15 1956, 4:33 AM EDT Att: 5,013 - Unknown			
Al Pilarcik, L OBP: 0.331, SLG: 0.343 (1, 8)	SF7 3-H	1B 1B	1B S 1B		K		F7			4	2	2	3	0	1	1				
Lou Skizas, R OBP: 0.346, SLG: 0.453 (1, 7)	BB 1B	1B E 1B	E S 1B		P6		1B			5	2	4	1	0	0	0				
Harry Simpson, L OBP: 0.350, SLG: 0.495 (1, 9)	1B BB	1B E 1B	K				4-3			4	1	2	2	1	1	3				
Johnny Groth, R OBP: 0.316, SLG: 0.394 (8, 9)	1B BB	1B E 1B	K				1B			0	0	0	0	0	0	0				
Hal Smith, R OBP: 0.305, SLG: 0.365 (1, 2)	1B 1-2 2-H	E6 1B	BB		F8			G3		4	0	1	2	1	0	2				
Eddie Robinson, L OBP: 0.304, SLG: 0.354 (1, 3)	F8	G4-6-3 1-2	BB			4-3		P4		4	0	0	0	1	0	4				
Hector Lopez, R OBP: 0.352, SLG: 0.438 (1, 5)			FC5-4 2B			6-3		K		5	0	2	1	0	1	3				
Joe Demaestri, R OBP: 0.275, SLG: 0.310 (1, 6)	5-3		1B FC2-5 1B BB		K		K			3	1	0	0	1	2	2				
Carl Duser, L ERA: 5.96	(1, 1) 1.1 L 12 7 6 6 1 3 0 0 0 0 0 13 17 40.50 6.000																			
Bunkey Stewart, L ERA: 5.97	(2, 1) 1.2 13 5 4 4 1 3 0 0 0 0 0 12 24 21.60 4.800																			
Dean Stone, L ERA: 6.32	(4, 1) 2.0 7 1 0 0 2 0 0 0 0 0 0 11 11 0.00 0.500																			
Connie Grob, R ERA: 7.83	(6, 1) 2.0 8 2 0 0 1 0 0 0 0 0 0 10 10 0.00 1.000																			
Bob Wiesler, L ERA: 6.79	(8, 1) 1.0 3 0 0 0 1 0 0 0 0 0 0 5 5 0.00 0.000																			
Inning Stats	R: 3 E: 0 K: 0 S: 7	H: 4 LOB: 2 BB: 1 P: 11	R: 3 E: 1 K: 1 S: 9	H: 4 LOB: 1 BB: 0 P: 9	R: 4 E: 0 K: 1 S: 9	H: 4 LOB: 3 BB: 3 P: 21	R: 0 E: 0 K: 1 S: 5	H: 0 LOB: 0 BB: 0 P: 5	R: 0 E: 0 K: 1 S: 6	H: 1 LOB: 1 BB: 0 P: 6	R: 0 E: 0 K: 1 S: 5	H: 0 LOB: 0 BB: 0 P: 5	R: 0 E: 0 K: 1 S: 5	H: 2 LOB: 2 BB: 0 P: 5	R: 0 E: 0 K: 1 S: 5	H: 0 LOB: 0 BB: 0 P: 5	1B: 13 2B: 1 3B: 1 HR: 0	SF: 1 SAC: 0 DP: 1 HBP: 0	WP: 0 PB: 0 SB: 0 CS: 0	PA: 43
PITCHER	IP WLS BF H R ER SO BB IBB HBP BLK WP HR S P ERA WHIP																			

Batter	1	2	3	4	5	6	7	8	9	AB	R	H	RBI	BB	SO	LOB	TOP																		
Dick Williams, R OBP: 0.334, SLG: 0.441	0-0 FC3-6 WP 2B		0-0 6-3		0-0 G4-3		0-0 FC5-4 1B		0-0 3B	5	1	2	1	0	0	2	Baltimore Orioles @ Kansas City Athletics Municipal Stadium, Kansas City, MO Sun Sep 16 1956, 4:33 AM EDT Unknown livebaseballscorecards.com																		
Bob Boyd, L OBP: 0.412, SLG: 0.437	4-0 FC3-6 BB		4-0 G4-6-3 BB		4-0 SH5-3 BB		1-3 1B		0-0 6-3	2	0	1	0	3	0	1																			
George Kell, R OBP: 0.331, SLG: 0.405	0-0 FC3-6 WP 1-2 2-3		0-0 G4-6-3 1-2		0-0 SH5-3 1-2		0-3 K		0-0 5-3	4	0	0	0	0	1	6																			
Bob Nieman, R OBP: 0.435, SLG: 0.507	0-0 F2			4-0 G4-6-3 BB		0-0 F2		0-0 5-3		3	0	0	0	1	0	3																			
Tito Francona, L OBP: 0.330, SLG: 0.363	4-0 WP 1-2 BB		0-0 G4-6-3 1-2		4-0 BB		4-0 FC5-4 BB			1	0	0	0	3	0	1																			
Gus Triandos, R OBP: 0.340, SLG: 0.438	0-0 F8 1-2 2-3 3-H		0-0 2B		0-0 L5		0-0 F7			4	0	1	0	0	0	5																			
Billy Gardner, R OBP: 0.288, SLG: 0.347		0-0 L7		0-0 6-3		0-0 G3 1B 2B		0-0 FC5-4 1-2		4	1	1	0	0	0	2																			
Willy Miranda, S OBP: 0.286, SLG: 0.282		4-0 CS BB		4-0 G4-3 BB		0-0 G3 2-3		4-0 SH1-4 3B BB		1	1	0	0	3	0	1																			
Ray Moore, R OBP: 0.300, SLG: 0.403		0-0 F8 1-2		0-0 F8		0-0 F8		0-0 SH1-4 1-2		3	0	1	1	0	0	2																			
Inning Stats	R: 1 E: 0 K: 0 S: 4	H: 1 LOB: 2 BB: 2 P: 12	R: 0 E: 0 K: 0 S: 2	H: 0 LOB: 0 BB: 1 P: 6	R: 0 E: 0 K: 0 S: 2	H: 1 LOB: 1 BB: 1 P: 7	R: 0 E: 0 K: 0 S: 2	H: 0 LOB: 0 BB: 1 P: 6	R: 0 E: 0 K: 0 S: 3	H: 0 LOB: 2 BB: 2 P: 11	R: 1 E: 0 K: 1 S: 8	H: 3 LOB: 2 BB: 0 P: 8	R: 0 E: 0 K: 0 S: 3	H: 0 LOB: 1 BB: 1 P: 7	R: 1 E: 0 K: 0 S: 4	H: 1 LOB: 1 BB: 1 P: 8	1B: 2 2B: 3 3B: 1 HR: 0	SF: 0 SAC: 2 DP: 3 HBP: 0	WP: 1 PB: 0 SB: 0 CS: 0	PA: 39															
PITCHER	IP WLS BF H R ER SO BB IBB HBP BLK WP HR S P ERA WHIP	IP WLS BF H R ER SO BB IBB HBP BLK WP HR S P ERA WHIP																																	
Glenn Cox, R ERA: 2.25	(1, 1)	8.0	34	5	2	2	1	9	0	0	0	0	1	0	27	63	2.25	1.750																	
Bill Harrington, R ERA: 6.21	(9, 1)	0.1	L	2	0	1	1	0	1	0	0	0	0	0	1	5	27.00	3.000																	
Wally Burnette, R ERA: 3.3	(9, 1)	0.2		3	1	0	0	0	0	0	0	0	0	0	3	3	0.00	1.500																	

Batter	1	2	3	4	5	6	7	8	9	AB	R	H	RBI	BB	SO	LOB	BOTTOM																			
Vic Power, R OBP: 0.347, SLG: 0.446	0-0 F6		0-0 1B		0-0 F7			0-0 HR 1B		4	1	2	0	0	0	0	Baltimore Orioles @ Kansas City Athletics Municipal Stadium, Kansas City, MO Sun Sep 16 1956, 4:33 AM EDT Unknown livebaseballscorecards.com																			
Al Pilarcik, L OBP: 0.333, SLG: 0.343	4-0 BB		0-0 F8		0-0 FC2-6 1B		0-3 K		0-3 K	3	0	1	0	1	1	2																				
Lou Skizas, R OBP: 0.345, SLG: 0.462	0-0 F8		0-0 F9		0-0 FC2-6 1B 1-2		0-0 HR		0-0 HR	4	1	1	2	0	0	3																				
Harry Simpson, L OBP: 0.351, SLG: 0.495	0-0 G3			0-0 BB 1B		0-0 F7		0-0 1B		4	0	2	0	0	0	2																				
Eddie Robinson, L OBP: 0.307, SLG: 0.353		0-0 F4		4-0 FC5-4 BB		0-0 1B		0-0 4-3		3	0	1	0	1	0	1																				
Tim Thompson, L OBP: 0.328, SLG: 0.358		4-0 E S BB		0-0 FC5-4 G6-3 1-2		0-0 1B		0-3 K		2	0	1	0	1	0	2																				
Hal Smith, R OBP: 0.304, SLG: 0.364			0-0 K		0-0 G6-4-3 1-2		0-0 1B		0-0 K	1	0	0	0	0	1	0																				
Hector Lopez, R OBP: 0.350, SLG: 0.435		0-3 K		0-0 G6-3 1-2		0-0 G6-4-3 1-2		0-0 F8		4	0	0	0	0	1	4																				
Joe Demaestri, R OBP: 0.273, SLG: 0.308		0-3 K			0-0 F4		0-0 F8		0-0 F7	3	0	0	0	0	1	1																				
Gus Zernial, R OBP: 0.318, SLG: 0.440					0-0 F4		0-0 F8		0-0 F7	1	0	0	0	0	0	0																				
Glenn Cox, R	(1, 1)			0-3 K		0-3 K		0-0 F9		2	0	0	0	0	2	0																				
Rance Pless, R OBP: 0.347, SLG: 0.277	(8, PH)									1	0	0	0	0	0	0																				
Bill Harrington, R	(9, 1)									0	0	0	0	0	0	0																				
Wally Burnette, R OBP: 0.061, SLG: 0.061	(9, 1)									0	0	0	0	0	0	0																				
Inning Stats	R: 0 E: 0 K: 0 S: 3	H: 0 LOB: 1 BB: 1 P: 7	R: 0 E: 0 K: 2 S: 7	H: 0 LOB: 1 BB: 1 P: 11	R: 0 E: 0 K: 1 S: 6	H: 1 LOB: 1 BB: 0 P: 6	R: 0 E: 0 K: 0 S: 3	H: 1 LOB: 1 BB: 1 P: 7	R: 0 E: 0 K: 1 S: 5	H: 0 LOB: 0 BB: 0 P: 5	R: 0 E: 0 K: 0 S: 4	H: 2 LOB: 2 BB: 0 P: 4	R: 0 E: 0 K: 0 S: 3	H: 1 LOB: 0 BB: 0 P: 3	R: 2 E: 0 K: 1 S: 8	H: 3 LOB: 1 BB: 0 P: 8		R: 0 E: 0 K: 1 S: 5	H: 0 LOB: 0 BB: 0 P: 5	1B: 7 2B: 0 3B: 0 HR: 1	SF: 0 SAC: 0 DP: 2 HBP: 0	WP: 0 PB: 0 SB: 1 CS: 0	PA: 35													
PITCHER	IP WLS BF H R ER SO BB IBB HBP BLK WP HR S P ERA WHIP	IP WLS BF H R ER SO BB IBB HBP BLK WP HR S P ERA WHIP																																		
Ray Moore, R ERA: 4.03	(1, 1)	9.0	W	35	8	2	2	6	3	0	0	0	0	0	1	44	56	2.00	1.222																	

Batter	1	2	3	4	5	6	7	8	9	AB	R	H	RBI	BB	SO	LOB	TOP										
Billy Gardner, R (1,4) OBP: 0.286, SLG: 0.345	F6		F9			G6-4-3			F3	4	0	0	0	0	0	2											
Bob Boyd, L (1,3) OBP: 0.409, SLG: 0.433	F7			F7			4-3		1B	4	0	1	0	0	0	0											
Dick Williams, R (1,8) OBP: 0.330, SLG: 0.436	F3			B1-3			F6		F4	4	0	0	0	0	0	2											
Bob Nieman, R (1,7) OBP: 0.433, SLG: 0.504		F5		6-3			K			3	0	0	0	0	1	0											
Tito Francona, L (1,9) OBP: 0.328, SLG: 0.360		F7				G3			6-3	3	0	0	0	0	0	0											
Gus Triandos, R (1,2) OBP: 0.340, SLG: 0.444		HR				6-3			F6	3	1	1	1	0	0	0											
Brooks Robinson, R (1,5) OBP: 0.167, SLG: 0.182		5-3				K			6-3	3	0	0	0	0	1	0											
Willy Miranda, S (1,6) OBP: 0.285, SLG: 0.281				K						2	0	0	0	0	1	0											
Wayne Causey, L (9, FH) OBP: 0.216, SLG: 0.224				K					F7	1	0	0	0	0	0	0											
Mike Fomieles, R (1,1) OBP: 0.176, SLG: 0.235				6-3						2	0	1	0	0	0	0											
Don Ferrarese, R (7,1) OBP: 0.107, SLG: 0.038										0	0	0	0	0	0	0											
Ron Moeller, L (8,1) OBP: 0.270, SLG: 0.200									1B	0	0	0	0	0	0	0											
Tex Nelson, L (9, FH) OBP: 0.270, SLG: 0.200									1B	1	0	1	0	0	0	0											
Inning Stats	R: 0 E: 0 K: 0 S: 3	H: 0 LOB: 0 BB: 0 P: 3	R: 1 E: 0 K: 0 S: 4	H: 1 LOB: 0 BB: 0 P: 4	R: 0 E: 0 K: 1 S: 5	H: 0 LOB: 0 BB: 0 P: 5	R: 0 E: 0 K: 0 S: 3	H: 1 LOB: 0 BB: 0 P: 3	R: 0 E: 0 K: 1 S: 5	H: 0 LOB: 0 BB: 0 P: 5	R: 0 E: 0 K: 0 S: 3	H: 0 LOB: 0 BB: 0 P: 3	R: 0 E: 0 K: 0 S: 3	H: 2 LOB: 2 BB: 0 P: 5	R: 0 E: 0 K: 0 S: 5	H: 2 LOB: 2 BB: 0 P: 5	1B: 3 2B: 0 3B: 0 HR: 1	SF: 0 SAC: 0 DP: 1 HBP: 0	WP: 0 PB: 0 SB: 0 CS: 0	PA: 30							
PITCHER	IP	WLS	BF	H	R	ER	SO	BB	IBB	HBP	BLK	WP	HR	S	P	ERA	WHIP										
Art Ditmar, R (1,1) ERA: 4.4	9.0	W	30	4	1	1	3	0	0	0	0	0	1	36	36	1.00	0.444										

Baltimore Orioles @ Kansas City Athletics
Municipal Stadium, Kansas City, MO
Sun Sep 16 1956, 4:38 AM EDT
Att: 11,761 - Unknown

AB 30
R 1
H 4
RBI 1
BB 0
SO 3
LOB 4



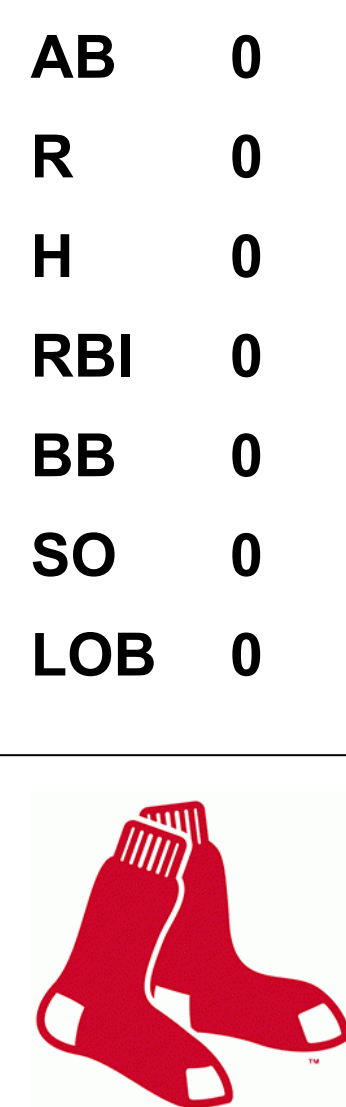
Batter	1	2	3	4	5	6	7	8	9	AB	R	H	RBI	BB	SO	LOB	BOTTOM										
Vic Power, R (1,4) OBP: 0.349, SLG: 0.450	F4			F2						5	2	3	2	0	0	1											
Al Pilarcik, L (1,8) OBP: 0.339, SLG: 0.350	F7									4	2	2	0	1	0	1											
Lou Skizas, R (1,7) OBP: 0.351, SLG: 0.475	E6									4	2	3	3	0	0	0											
Harry Simpson, L (1,9) OBP: 0.352, SLG: 0.493				4-3						4	1	1	0	1	0	4											
Hal Smith, R (1,2) OBP: 0.305, SLG: 0.364	1-3									5	0	2	3	0	0	4											
Eddie Robinson, L (1,3) OBP: 0.302, SLG: 0.346										4	0	0	1	0	0	4											
Hector Lopez, R (1,5) OBP: 0.349, SLG: 0.432										3	1	0	0	1	0	1											
Joe Demaestri, R (1,6) OBP: 0.275, SLG: 0.310										4	2	2	0	0	0	1											
Art Ditmar, R (1,1) OBP: 0.178, SLG: 0.184										4	0	0	0	0	1	4											
Inning Stats	R: 0 E: 1 K: 0 S: 5	H: 1 LOB: 2 BB: 0 P: 5	R: 2 E: 0 K: 0 S: 5	H: 2 LOB: 1 BB: 1 P: 9	R: 1 E: 0 K: 0 S: 4	H: 2 LOB: 0 BB: 0 P: 4	R: 0 E: 1 K: 0 S: 4	H: 0 LOB: 1 BB: 0 P: 4	R: 0 E: 0 K: 0 S: 3	H: 0 LOB: 0 BB: 0 P: 3	R: 3 E: 0 K: 0 S: 5	H: 2 LOB: 1 BB: 2 P: 13	R: 4 E: 0 K: 1 S: 9	H: 4 LOB: 0 BB: 0 P: 9	1B: 9 2B: 4 3B: 0 HR: 0	SF: 0 SAC: 1 DP: 0 HBP: 0	WP: 1 PB: 2 SB: 0 CS: 0	PA: 41									
PITCHER	IP	WLS	BF	H	R	ER	SO	BB	IBB	HBP	BLK	WP	HR	S	P	ERA	WHIP										
Mike Fomieles, R (1,1) ERA: 4.22	6.1	L	32	9	6	6	0	2	1	0	0	0	0	29	41	8.53	1.737										
Don Ferrarese, L (7,1) ERA: 5.6	1.0		7	4	4	4	1	0	0	0	0	0	0	9	9	36.00	4.000										
Ron Moeller, L (8,1) ERA:	0.2		2	0	0	0	0	0	0	0	0	1	0	2	2	0.00	0.000										

Baltimore Orioles @ Kansas City Athletics
Municipal Stadium, Kansas City, MO
Sun Sep 16 1956, 4:38 AM EDT
Att: 11,761 - Unknown


AB 37
R 10
H 13
RBI 9
BB 3
SO 1
LOB 20





Batter	1	2	3	4	5	6	7	8	9	AB	R	H	RBI	BB	SO	LOB	TOP																		
Mitt Bolling, R (1, 5) OBP: 0.282, SLG: 0.330											0	0	0	0	0	0	0	Boston Red Sox @ Kansas City Athletics Municipal Stadium, Kansas City, MO Tue Sep 18 1956, 4:33 AM EDT Att: 10,153 - Unknown livebaseballscorecards.com																	
Billy Klaus, L (1, 6) OBP: 0.373, SLG: 0.383											0	0	0	0	0	0	0																		
Ted Williams, L (1, 7) OBP: 0.486, SLG: 0.610											0	0	0	0	0	0	0																		
Mickey Vernon, L (1, 3) OBP: 0.397, SLG: 0.508											0	0	0	0	0	0	0																		
Jackie Jensen, R (1, 9) OBP: 0.397, SLG: 0.501											0	0	0	0	0	0	0																		
Jim Piersall, R (1, 8) OBP: 0.360, SLG: 0.464											0	0	0	0	0	0	0																		
Ted Lepcio, R (1, 4) OBP: 0.326, SLG: 0.449											0	0	0	0	0	0	0																		
Sammy White, R (1, 2) OBP: 0.311, SLG: 0.342											0	0	0	0	0	0	0																		
Tom Brewer, R (1, 1) OBP: 0.347, SLG: 0.367											0	0	0	0	0	0	0																		
Inning Stats											1B: 0	SF: 0	WP: 0	PA: 0	2B: 0	SAC: 0	FB: 0		3B: 0	DP: 0	SB: 0	CS: 0	HR: 0	HBP: 0											
PITCHER Tom Gorman, R (1, 1) ERA: 4.07	IP	WLS	BF	H	R	ER	SO	BB	IBB	HBP	BLK	WP	HR	S	P	ERA	WHIP	PITCHER	IP	WLS	BF	H	R	ER	SO	BB	IBB	HBP	BLK	WP	HR	S	P	ERA	WHIP



Batter	1	2	3	4	5	6	7	8	9	AB	R	H	RBI	BB	SO	LOB	BOTTOM																		
Vic Power, R (1, 4) OBP: 0.349, SLG: 0.450											0	0	0	0	0	0	0	Boston Red Sox @ Kansas City Athletics Municipal Stadium, Kansas City, MO Tue Sep 18 1956, 4:33 AM EDT Att: 10,153 - Unknown livebaseballscorecards.com																	
Hector Lopez, R (1, 5) OBP: 0.349, SLG: 0.432											0	0	0	0	0	0	0																		
Lou Skizas, R (1, 7) OBP: 0.351, SLG: 0.475											0	0	0	0	0	0	0																		
Harry Simpson, L (1, 9) OBP: 0.352, SLG: 0.493											0	0	0	0	0	0	0																		
Hal Smith, R (1, 2) OBP: 0.305, SLG: 0.364											0	0	0	0	0	0	0																		
Eddie Robinson, L (1, 3) OBP: 0.302, SLG: 0.346											0	0	0	0	0	0	0																		
Jim Pisoni, R (1, 8)											0	0	0	0	0	0	0																		
Joe Demaestri, R (1, 6) OBP: 0.275, SLG: 0.310											0	0	0	0	0	0	0																		
Tom Gorman, R (1, 1) OBP: 0.132, SLG: 0.057											0	0	0	0	0	0	0																		
Inning Stats											1B: 0	SF: 0	WP: 0	PA: 0	2B: 0	SAC: 0	FB: 0		3B: 0	DP: 0	SB: 0	CS: 0	HR: 0	HBP: 0											
PITCHER Tom Brewer, R (1, 1) ERA: 3.34	IP	WLS	BF	H	R	ER	SO	BB	IBB	HBP	BLK	WP	HR	S	P	ERA	WHIP	PITCHER	IP	WLS	BF	H	R	ER	SO	BB	IBB	HBP	BLK	WP	HR	S	P	ERA	WHIP



Batter	1	2	3	4	5	6	7	8	9	AB	R	H	RBI	BB	SO	LOB	TOP	
Mitt Bolling, R <small>OBP: 0.283, SLG: 0.330</small>										0	0	0	0	0	0	0	Boston Red Sox @ Kansas City Athletics Municipal Stadium, Kansas City, MO Wed Sep 19 1956, 4:33 AM EDT Att: 1,942 - Unknown livebaseballscorecards.com	
Billy Klaus, L <small>OBP: 0.373, SLG: 0.380</small>										0	0	0	0	0	0	0		
Ted Williams, L <small>OBP: 0.488, SLG: 0.622</small>										0	0	0	0	0	0	0		
Mickey Vernon, L <small>OBP: 0.398, SLG: 0.508</small>										0	0	0	0	0	0	0		
Jackie Jensen, R <small>OBP: 0.400, SLG: 0.503</small>										0	0	0	0	0	0	0		
Jim Piersall, R <small>OBP: 0.360, SLG: 0.463</small>										0	0	0	0	0	0	0		
Ted Lepcio, R <small>OBP: 0.329, SLG: 0.448</small>										0	0	0	0	0	0	0		
Sammy White, R <small>OBP: 0.308, SLG: 0.339</small>										0	0	0	0	0	0	0		
Dave Sisler, R <small>OBP: 0.158, SLG: 0.088</small>										0	0	0	0	0	0	0		
Inning Stats																		
PITCHER Wally Burnette, R <small>ERA: 3.3</small>	IP	WLS	BF	H	R	ER	SO	BB	IBB	HBP	BLK	WP	HR	S	P	ERA	WHIP	PITCHER IP WLS BF H R ER SO BB IBB HBP BLK WP HR S P ERA WHIP

Batter	1	2	3	4	5	6	7	8	9	AB	R	H	RBI	BB	SO	LOB	BOTTOM	
Vic Power, R <small>OBP: 0.350, SLG: 0.449</small>										0	0	0	0	0	0	0	Boston Red Sox @ Kansas City Athletics Municipal Stadium, Kansas City, MO Wed Sep 19 1956, 4:33 AM EDT Att: 1,942 - Unknown livebaseballscorecards.com	
Hector Lopez, R <small>OBP: 0.350, SLG: 0.440</small>										0	0	0	0	0	0	0		
Lou Skizas, R <small>OBP: 0.348, SLG: 0.481</small>										0	0	0	0	0	0	0		
Harry Simpson, L <small>OBP: 0.351, SLG: 0.492</small>										0	0	0	0	0	0	0		
Hal Smith, R <small>OBP: 0.302, SLG: 0.360</small>										0	0	0	0	0	0	0		
Eddie Robinson, L <small>OBP: 0.310, SLG: 0.348</small>										0	0	0	0	0	0	0		
Jim Pisoni, R <small>OBP: 0.750, SLG: 0.667</small>										0	0	0	0	0	0	0		
Joe Demaestri, R <small>OBP: 0.273, SLG: 0.307</small>										0	0	0	0	0	0	0		
Wally Burnette, R <small>OBP: 0.061, SLG: 0.061</small>										0	0	0	0	0	0	0		
Inning Stats																		
PITCHER Dave Sisler, R <small>ERA: 4.69</small>	IP	WLS	BF	H	R	ER	SO	BB	IBB	HBP	BLK	WP	HR	S	P	ERA	WHIP	PITCHER IP WLS BF H R ER SO BB IBB HBP BLK WP HR S P ERA WHIP

Batter	1	2	3	4	5	6	7	8	9	AB	R	H	RBI	BB	SO	LOB	TOP										
Vic Power, R (1.4)	F3		F8			5-3		HR		4	1	1	1	0	0	0	Kansas City Athletics @ Chicago White Sox Comiskey Park, Chicago, IL Fri Sep 21 1956, 4:33 AM EDT Unknown										
Hector Lopez, R (1.5)	CS 1B		BB			4-3		FC4 1B		3	0	2	0	1	0	0											
Lou Skizas, R (1.7)	F8 1-2		F9			5-3		FC4 1-2		4	0	0	0	0	0	3											
Harry Simpson, L (1.3)		F4		K					1-3	4	0	0	0	0	2	0											
Hal Smith, R (1.2)		2B 1B		G4-3 1B					F9	4	1	2	0	0	0	0											
Johnny Groth, R (1.9)		1-H 2B		G4-3 1-2					1-3	4	0	2	1	0	0	1											
Jim Pisoni, R (1.8)		F6				K			F4 1-2	3	0	0	0	0	1	2											
Joe Demaestri, R (1.6)		5-3				5-3			6-3	3	0	0	0	0	0	1											
Glenn Cox, R (1.1)				5-3					K	2	0	0	0	0	0	0											
George Brunet, R (7.1)										0	0	0	0	0	0	0											
Rance Pless, R (8. PH)										1	0	0	0	0	1	0											
Lou Kretlow, R (8.1)										0	0	0	0	0	0	0											
Inning Stats	R: 0 E: 0 K: 0 S: 3	H: 1 LOB: 0 BB: 0 P: 3	R: 1 E: 0 K: 0 S: 5	H: 2 LOB: 1 BB: 0 P: 5	R: 0 E: 0 K: 1 S: 3	H: 0 LOB: 1 BB: 1 P: 7	R: 0 E: 0 K: 1 S: 5	H: 1 LOB: 0 BB: 0 P: 5	R: 0 E: 0 K: 1 S: 5	H: 0 LOB: 0 BB: 0 P: 5	R: 0 E: 0 K: 0 S: 3	H: 0 LOB: 0 BB: 0 P: 3	R: 0 E: 0 K: 0 S: 4	H: 1 LOB: 1 BB: 0 P: 4	R: 1 E: 0 K: 1 S: 7	H: 2 LOB: 1 BB: 0 P: 7	R: 0 E: 0 K: 1 S: 5	H: 0 LOB: 0 BB: 0 P: 5	1B: 5 2B: 1 3B: 0 HR: 1	SF: 0 SAC: 0 DP: 1 HBP: 0	WP: 1 PB: 0 CS: 1	PA: 33					
PITCHER	IP	WLS	BF	H	R	ER	SO	BB	IBB	HBP	BLK	WP	HR	S	P	ERA	WHIP										
Jack Harshman, L (1.1)	9.0	W	33	7	2	2	4	1	0	0	0	1	1	40	44	2.00	0.889										


Batter	1	2	3	4	5	6	7	8	9	AB	R	H	RBI	BB	SO	LOB	BOTTOM										
Jim Rivera, L (1.9)	CS WP 1B		F7			SH3-4		E 1B		3	0	2	1	0	0	1	Kansas City Athletics @ Chicago White Sox Comiskey Park, Chicago, IL Fri Sep 21 1956, 4:33 AM EDT Unknown										
Nellie Fox, L (1.4)	F8 1-3		6-3			F8		F9 1-2		4	0	0	0	0	0	4											
Larry Doby, L (1.8)	4-0 FC5-4 BB					F8		G3		3	1	1	0	1	0	1											
Minnie Minoso, R (1.7)	FC5-4 1-2					2B HR 1B		6-3		4	1	1	0	0	0	1											
Sherm Lollar, R (1.2)			5-3			5-3		6-3		4	0	1	0	0	0	2											
Walt Dropo, R (1.3)			F3			5-3		FC6-4 1B		4	1	1	3	0	0	1											
Fred Hatfield, L (1.5)			4-3			2H 3H HR		FC6-4 1-2		2	1	0	0	1	0	0											
Luis Aparicio, R (1.6)			F6			5-3		G3 SH3-4 1B BB		2	0	0	0	0	0	0											
Jack Harshman, L (1.1)						SH3-4 BB		G3 2-3		1	0	0	0	2	0	1											
Inning Stats	R: 0 E: 0 K: 0 S: 3	H: 1 LOB: 1 BB: 1 P: 7	R: 0 E: 0 K: 0 S: 3	H: 0 LOB: 0 BB: 0 P: 3	R: 0 E: 0 K: 0 S: 3	H: 0 LOB: 1 BB: 1 P: 7	R: 3 E: 0 K: 0 S: 6	H: 3 LOB: 0 BB: 0 P: 6	R: 0 E: 0 K: 0 S: 3	H: 0 LOB: 1 BB: 1 P: 7	R: 0 E: 0 K: 0 S: 3	H: 0 LOB: 0 BB: 0 P: 3	R: 1 E: 1 K: 0 S: 4	H: 1 LOB: 1 BB: 1 P: 8	R: 0 E: 0 K: 0 S: 4	H: 1 LOB: 1 BB: 0 P: 4	R: 0 E: 0 K: 0 S: 4	H: 1 LOB: 1 BB: 0 P: 4	1B: 4 2B: 1 3B: 0 HR: 1	SF: 0 SAC: 2 DP: 0 HBP: 0	WP: 1 PB: 0 CS: 1	PA: 33					
PITCHER	IP	WLS	BF	H	R	ER	SO	BB	IBB	HBP	BLK	WP	HR	S	P	ERA	WHIP										
Glenn Cox, R (1.1)	6.1	L	26	4	4	4	0	4	0	0	0	0	0	3	3	0.00	1.263										
George Brunet, L (7.1)	0.2		3	1	0	0	0	0	0	0	0	0	0	3	3	0.00	1.500										
Lou Kretlow, R (8.1)	1.0		4	1	0	0	0	0	0	0	0	0	0	4	4	0.00	1.000										

Batter	1	2	3	4	5	6	7	8	9	10	AB	R	H	RBI	BB	SO	LOB	
Vic Power, R OBP: 0.351, SLG: 0.454 (1, 4)											5	1	2	0	0	0	3	
Hector Lopez, R OBP: 0.352, SLG: 0.440 (1, 5)											4	0	0	0	0	1	3	
Lou Skizas, R OBP: 0.337, SLG: 0.461 (1, 7)											3	1	0	0	1	0	0	
Harry Simpson, L OBP: 0.347, SLG: 0.490 (1, 9)											4	0	1	1	0	0	0	
Tim Thompson, L OBP: 0.323, SLG: 0.351 (1, 2)											4	0	0	0	0	1	1	
Eddie Robinson, L OBP: 0.304, SLG: 0.336 (1, 3)											3	0	0	0	1	1	1	
Jim Pisoni, R OBP: 0.333, SLG: 0.500 (1, 8)											4	1	1	0	0	1	1	
Joe Demaestri, R OBP: 0.275, SLG: 0.316 (1, 6)											4	0	3	1	0	1	0	
Art Dittmar, R OBP: 0.174, SLG: 0.180 (1, 1)											2	0	0	0	0	1	1	
Inning Stats	R: 2 E: 0 K: 1 S: 7	H: 2 LOB: 1 BB: 1 P: 11	R: 0 E: 0 K: 1 S: 6	H: 1 LOB: 1 BB: 0 P: 6	R: 0 E: 0 K: 0 S: 3	H: 0 LOB: 0 BB: 0 P: 3	R: 0 E: 0 K: 1 S: 6	H: 1 LOB: 1 BB: 0 P: 6	R: 0 E: 0 K: 0 S: 3	H: 0 LOB: 0 BB: 0 P: 5	R: 0 E: 0 K: 1 S: 5	H: 1 LOB: 0 BB: 0 P: 5	R: 0 E: 0 K: 1 S: 5	H: 0 LOB: 0 BB: 0 P: 5	R: 1 E: 0 K: 0 S: 5	H: 2 LOB: 1 BB: 0 P: 5	1B: 6 2B: 0 3B: 1 HR: 0	SF: 0 SAC: 2 DP: 2 HBP: 0
PITCHER Dick Donovan, R ERA: 3.67 (1, 1)	IP: 10.0 WLS: L BF: 37 H: 7 R: 3 ER: 3 SO: 6 BB: 2 IBB: 0 HBP: 0 BLK: 1 WP: 0 HR: 0 S: 47 P: 55 ERA: 2.70 WHIP: 0.900																	

Kansas City Athletics @ Chicago White Sox
Comiskey Park, Chicago, IL
Fri Sep 21 1956, 4:38 AM EDT
Att: 8,055 - Unknown

AB	33
R	3
H	7
RBI	2
BB	2
SO	6
LOB	10

WP: 0 PA: 37
PB: 0
SB: 0
CS: 0




Batter	1	2	3	4	5	6	7	8	9	10	AB	R	H	RBI	BB	SO	LOB			
Jim Rivera, L OBP: 0.332, SLG: 0.408 (1, 9)											5	0	0	0	0	2	2			
Nellie Fox, L OBP: 0.343, SLG: 0.369 (1, 4)											5	0	1	0	0	0	1			
Larry Doby, L OBP: 0.391, SLG: 0.445 (1, 8)											3	1	1	0	2	0	0			
Minnie Minoso, R OBP: 0.420, SLG: 0.499 (1, 7)											5	1	2	0	0	0	3			
Sherm Lollar, R OBP: 0.371, SLG: 0.421 (1, 2)											4	0	4	2	0	0	0			
Walt Dropo, R OBP: 0.339, SLG: 0.378 (1, 3)											4	0	1	0	0	0	2			
Fred Hatfield, L OBP: 0.358, SLG: 0.370 (1, 5)											4	0	1	0	0	0	2			
Luis Aparicio, R OBP: 0.304, SLG: 0.335 (1, 6)											3	0	0	0	0	0	0			
Dick Donovan, L OBP: 0.330, SLG: 0.376 (1, 1)											4	0	1	0	0	1	1			
Inning Stats	R: 1 E: 0 K: 0 S: 5	H: 3 LOB: 2 BB: 0 P: 5	R: 0 E: 0 K: 0 S: 3	H: 0 LOB: 0 BB: 0 P: 3	R: 0 E: 0 K: 0 S: 4	H: 1 LOB: 2 BB: 1 P: 8	R: 0 E: 0 K: 0 S: 3	H: 1 LOB: 0 BB: 0 P: 3	R: 0 E: 0 K: 1 S: 6	H: 1 LOB: 1 BB: 0 P: 6	R: 0 E: 0 K: 0 S: 5	H: 2 LOB: 2 BB: 0 P: 5	R: 0 E: 0 K: 0 S: 5	H: 0 LOB: 0 BB: 0 P: 5	R: 1 E: 0 K: 0 S: 5	H: 2 LOB: 1 BB: 0 P: 5	R: 0 E: 0 K: 1 S: 6	H: 1 LOB: 1 BB: 0 P: 6	1B: 9 2B: 1 3B: 2 HR: 0	SF: 0 SAC: 1 DP: 2 HBP: 0
PITCHER Art Dittmar, R ERA: 4.4 (1, 1)	IP: 10.0 WLS: W BF: 40 H: 11 R: 2 ER: 2 SO: 3 BB: 2 IBB: 4 HBP: 0 BLK: 0 WP: 0 HR: 0 S: 44 P: 52 ERA: 1.80 WHIP: 1.300																			

Kansas City Athletics @ Chicago White Sox
Comiskey Park, Chicago, IL
Fri Sep 21 1956, 4:38 AM EDT
Att: 8,055 - Unknown

AB	37
R	2
H	11
RBI	2
BB	2
SO	3
LOB	11

WP: 0 PA: 40
PB: 0
SB: 0
CS: 0



Batter	1	2	3	4	5	6	7	8	9	AB	R	H	RBI	BB	SO	LOB	TOP						
Vic Power, R OBP: 0.350, SLG: 0.452 (1.4)										4	0	1	0	0	0	1							
Hector Lopez, R OBP: 0.351, SLG: 0.438 (1.5)										4	0	1	0	0	0	1							
Lou Skizas, R OBP: 0.336, SLG: 0.465 (1.7)										4	1	1	0	0	0	2							
Eddie Robinson, L OBP: 0.307, SLG: 0.336 (1.3)										3	0	1	1	1	1	0							
Hal Smith, R OBP: 0.306, SLG: 0.374 (1.2)										4	1	1	1	0	0	2							
Al Pilarcik, L OBP: 0.344, SLG: 0.364 (1.9)										4	1	2	0	0	0	0							
Jim Pisoni, R OBP: 0.278, SLG: 0.438 (1.8)										2	0	0	1	0	1	1							
Joe Demaestri, R OBP: 0.276, SLG: 0.319 (1.6)										3	0	1	0	0	0	1							
Carl Duser, L (1.1) Jack Crimian, R (1.1) George Brunet, L (2.1) Jim Finigan, R (5. PH) Bob Spicer, L (5.1) Rance Pless, R (7. PH) Bill Harrington, R (7.1)										0	0	0	0	0	0	0							
Inning Stats	R: 0 E: 0 K: 0 S: 3	H: 1 LOB: 0 BB: 0 P: 3	R: 1 E: 0 K: 2 S: 8	H: 1 LOB: 0 BB: 0 P: 8	R: 0 E: 0 K: 1 S: 5	H: 0 LOB: 0 BB: 0 P: 5	R: 1 E: 0 K: 0 S: 4	H: 2 LOB: 1 BB: 0 P: 4	R: 1 E: 0 K: 0 S: 5	H: 2 LOB: 1 BB: 0 P: 5	R: 0 E: 0 K: 0 S: 3	H: 0 LOB: 1 BB: 1 P: 7	R: 0 E: 0 K: 2 S: 4	H: 1 LOB: 0 BB: 0 P: 4	R: 0 E: 0 K: 0 S: 3	H: 1 LOB: 0 BB: 0 P: 3	R: 0 E: 0 K: 0 S: 3	H: 0 LOB: 0 BB: 0 P: 3	1B: 4 2B: 1 3B: 2 HR: 1	SF: 1 SAC: 0 DP: 3 HBP: 0	WP: 0 PB: 0 SB: 0 CS: 0	PA: 33	
PITCHER Jim Wilson, R ERA: 4.3 (1.1)	IP: 9.0 WLS: W BF: 33 H: 8 R: 3 ER: 3 SO: 3 BB: 1 IBB: 0 HBP: 0 BLK: 0 WP: 0 HR: 1 S: 38 P: 42 ERA: 3.00 WHIP: 1.000											PITCHER	IP: 9.0 WLS: W BF: 33 H: 8 R: 3 ER: 3 SO: 3 BB: 1 IBB: 0 HBP: 0 BLK: 0 WP: 0 HR: 1 S: 38 P: 42 ERA: 3.00 WHIP: 1.000										

Kansas City Athletics @ Chicago White Sox
Comiskey Park, Chicago, IL
Sat Sep 22 1956, 4:33 AM EDT
Att: 2,514 - Unknown

AB	31
R	3
H	8
RBI	3
BB	1
SO	3
LOB	10



Batter	1	2	3	4	5	6	7	8	9	AB	R	H	RBI	BB	SO	LOB	BOTTOM						
Luis Aparicio, R OBP: 0.308, SLG: 0.339 (1.6)										6	3	4	2	0	0	2							
Minnie Minoso, R OBP: 0.423, SLG: 0.514 (1.7) Bubba Phillips, R OBP: 0.307, SLG: 0.383 (8.7)										5	3	4	4	0	1	1							
Larry Doby, L OBP: 0.393, SLG: 0.454 (1.8)										4	1	2	2	1	1	2							
Walt Dropo, R OBP: 0.339, SLG: 0.379 (1.3)										5	3	2	1	0	2	2							
Sherm Lollar, R OBP: 0.374, SLG: 0.426 (1.2)										4	1	2	2	0	0	1							
Jim Rivera, L OBP: 0.329, SLG: 0.405 (1.9)										4	0	0	1	0	0	4							
Nellie Fox, L OBP: 0.343, SLG: 0.371 (1.4)										4	2	1	2	1	0	2							
Sammy Esposito, R OBP: 0.364, SLG: 0.329 (1.5)										4	3	2	2	1	0	0							
Jim Wilson, R OBP: 0.337, SLG: 0.377 (1.1)										5	1	3	1	0	0	0							
Inning Stats	R: 3 E: 0 K: 1 S: 9	H: 4 LOB: 1 BB: 0 P: 9	R: 5 E: 0 K: 0 S: 8	H: 5 LOB: 1 BB: 1 P: 12	R: 0 E: 0 K: 0 S: 3	H: 0 LOB: 0 BB: 0 P: 3	R: 1 E: 0 K: 1 S: 7	H: 2 LOB: 1 BB: 0 P: 7	R: 1 E: 0 K: 0 S: 5	H: 3 LOB: 1 BB: 0 P: 5	R: 4 E: 0 K: 0 S: 5	H: 2 LOB: 0 BB: 1 P: 10	R: 1 E: 0 K: 2 S: 8	H: 1 LOB: 0 BB: 0 P: 8	R: 2 E: 0 K: 0 S: 6	H: 3 LOB: 2 BB: 1 P: 10	R: 2 E: 0 K: 0 S: 6	H: 3 LOB: 2 BB: 1 P: 10	1B: 11 2B: 4 3B: 1 HR: 4	SF: 1 SAC: 0 DP: 0 HBP: 1	WP: 1 PB: 0 SB: 4 CS: 0	PA: 48	
PITCHER Carl Duser, L (1.1) Jack Crimian, R (1.1) George Brunet, L (2.1) Bob Spicer, R (5.1) Bill Harrington, R (7.1)	IP: 9.0 WLS: L BF: 4 H: 4 R: 3 ER: 3 SO: 3 BB: 0 IBB: 0 HBP: 0 BLK: 0 WP: 0 HR: 0 S: 7 P: 7 ERA: 81.00 WHIP: 12.000											PITCHER	IP: 9.0 WLS: L BF: 4 H: 4 R: 3 ER: 3 SO: 3 BB: 0 IBB: 0 HBP: 0 BLK: 0 WP: 0 HR: 0 S: 7 P: 7 ERA: 81.00 WHIP: 12.000										

Kansas City Athletics @ Chicago White Sox
Comiskey Park, Chicago, IL
Sat Sep 22 1956, 4:33 AM EDT
Att: 2,514 - Unknown

AB	42
R	17
H	20
RBI	17
BB	3
SO	4
LOB	16



Batter	1	2	3	4	5	6	7	8	9	AB	R	H	RBI	BB	SO	LOB	TOP					
Vic Power, R OBP: 0.349, SLG: 0.450 (1,4)	0-0 6-3		0-0 1B		0-0 1-6-3		0-0 F9			4	0	1	0	0	0	0						
Hector Lopez, R OBP: 0.352, SLG: 0.438 (1,5)	0-3 K		0-0 FC6-4 1B			4-0 2B 1B BB		0-0 4-3		3	1	1	0	1	1	0						
Lou Skizas, R OBP: 0.341, SLG: 0.473 (1,7)	0-0 1B		0-0 L8			0-0 1B 1-3 2B		0-0 1B		4	1	3	0	0	0	2						
Hal Smith, R OBP: 0.305, SLG: 0.372 (1,2)	0-3 K		0-0 FC6-4 1-2			0-0 E 1B		0-0 F8		4	1	1	1	0	1	4						
Johnny Groth, R OBP: 0.318, SLG: 0.397 (1,9)		0-0 L5-3 1B		0-0 F8		0-0 1-3		0-0 F4		4	0	1	1	0	0	1						
Rance Pless, R OBP: 0.346, SLG: 0.310 (1,3)		0-0 L5-3 1-2		0-0 CS 1B		0-0 3-6 3B			0-3 K	4	0	2	0	0	1	1						
Jim Pisoni, R OBP: 0.300, SLG: 0.444 (1,8)			0-0 1B		0-0 F6 1-2		0-0 3-6 3B		0-0 4-3	2	0	1	0	0	0	1						
Al Pilarcik, L OBP: 0.341, SLG: 0.361 (4,8)										2	0	0	0	0	0	1						
Joe Demaestri, R OBP: 0.273, SLG: 0.316 (1,6)		0-3 K							0-0 F7	4	0	0	0	0	1	1						
Tom Gorman, R OBP: 0.140, SLG: 0.051 (1,1)			0-0 5-3						0-3 K	3	0	0	0	0	1	0						
Inning Stats	R: 0 E: 0 K: 2 S: 8	H: 1 LOB: 1 BB: 0 P: 8	R: 0 E: 0 K: 1 S: 6	H: 2 LOB: 1 BB: 0 P: 6	R: 0 E: 0 K: 0 S: 5	H: 2 LOB: 2 BB: 0 P: 5	R: 0 E: 0 K: 0 S: 3	H: 1 LOB: 0 BB: 0 P: 3	R: 0 E: 0 K: 0 S: 3	H: 0 LOB: 0 BB: 0 P: 3	R: 3 E: 1 K: 0 S: 5	H: 3 LOB: 0 BB: 1 P: 9	R: 0 E: 0 K: 1 S: 5	H: 0 LOB: 0 BB: 0 P: 5	R: 0 E: 0 K: 0 S: 4	H: 1 LOB: 1 BB: 0 P: 4	R: 0 E: 0 K: 1 S: 5	H: 0 LOB: 0 BB: 0 P: 5	1B: 8 2B: 3 3B: 1 HR: 0	SF: 0 SAC: 0 DP: 2 HBP: 0	WP: 0 PB: 0 CS: 1	PA: 35
PITCHER Billy Pierce, L ERA: 3.2 (1,1)	IP: 9.0 WLS: L BF: 35 H: 10 R: 3 ER: 3 SO: 5 BB: 1 IBB: 0 HBP: 0 BLK: 0 WP: 0 HR: 0 S: 44 P: 48 ERA: 3.00 WHIP: 1.222															PITCHER						

Kansas City Athletics @ Chicago White Sox
Comiskey Park, Chicago, IL
Sun Sep 23 1956, 4:33 AM EDT
Unknown

AB 34
R 3
H 10
RBI 2
BB 1
SO 5
LOB 11



Batter	1	2	3	4	5	6	7	8	9	AB	R	H	RBI	BB	SO	LOB	BOTTOM					
Fred Hatfield, L OBP: 0.354, SLG: 0.365 (1,5)	0-0 4-3		0-0 4-3		0-0 F7		0-0 F9			4	0	0	0	0	0	3						
Jim Rivera, L OBP: 0.326, SLG: 0.401 (1,9)	0-0 4-3		0-0 F4			0-0 F9		0-0 F7		4	0	0	0	0	0	2						
Larry Doby, L OBP: 0.390, SLG: 0.450 (1,8)	0-0 4-3			0-0 F8		0-3 K		0-0 F8		4	0	0	0	0	1	0						
Minnie Minoso, R OBP: 0.425, SLG: 0.515 (1,7)		0-0 5-3		0-0 1B		0-0 1B 1B		0-0 S 1B		4	1	3	0	0	0	0						
Sherm Lollar, R OBP: 0.375, SLG: 0.426 (8, PR)		0-0 6-3		0-0 F9		0-0 1B 1-2 1B		4-0 G4-6-3 BB		3	0	1	0	1	0	1						
Bubba Phillips, R OBP: 0.307, SLG: 0.383 (8, PR)										0	0	0	0	0	0	0						
Les Moss, R OBP: 0.333, SLG: 0.520 (9, 2)										0	0	0	0	0	0	0						
Nellie Fox, L OBP: 0.343, SLG: 0.370 (1,4)		0-0 F7		0-0 1-3		0-0 1-3 2-H 1B		0-0 G4-6-3		4	0	1	1	0	0	3						
Walt Dropo, R OBP: 0.337, SLG: 0.375 (1,3)			0-0 F8		0-0 5-3		0-0 1-3		4-0 G4-6-3 BB	3	0	0	0	0	0	2						
Dave Philley, S OBP: 0.326, SLG: 0.354 (9, PH)										0	0	0	0	0	1	0						
Luis Aparicio, R OBP: 0.307, SLG: 0.340 (1,6)			0-0 E 2B		0-0 1-3			0-0 L5		4	1	1	0	0	0	1						
Billy Pierce, L OBP: 0.194, SLG: 0.162 (1,1)			0-0 E1 4-3 2-H 1B		0-0 1B			0-0 1B		3	0	3	0	0	0	0						
Ron Northey, L OBP: 0.407, SLG: 0.605 (9, PH)									0-0 G4-6-3	1	0	0	0	0	0	1						
Inning Stats	R: 0 E: 0 K: 0 S: 3	H: 0 LOB: 0 BB: 0 P: 3	R: 0 E: 0 K: 0 S: 3	H: 0 LOB: 0 BB: 0 P: 3	R: 1 E: 1 K: 0 S: 5	H: 2 LOB: 1 BB: 0 P: 5	R: 0 E: 0 K: 0 S: 4	H: 1 LOB: 1 BB: 0 P: 4	R: 0 E: 0 K: 0 S: 4	H: 1 LOB: 2 BB: 0 P: 4	R: 1 E: 0 K: 1 S: 8	H: 3 LOB: 2 BB: 0 P: 8	R: 0 E: 0 K: 0 S: 4	H: 1 LOB: 1 BB: 0 P: 4	R: 0 E: 0 K: 0 S: 3	H: 1 LOB: 2 BB: 1 P: 7	R: 0 E: 0 K: 0 S: 2	H: 0 LOB: 0 BB: 1 P: 6	1B: 8 2B: 1 3B: 0 HR: 0	SF: 0 SAC: 0 DP: 2 HBP: 0	WP: 0 PB: 0 CS: 0	PA: 36
PITCHER Tom Gorman, R ERA: 3.85 (1,1)	IP: 9.0 WLS: W BF: 36 H: 9 R: 2 ER: 2 SO: 1 BB: 2 IBB: 0 HBP: 0 BLK: 0 WP: 0 HR: 0 S: 36 P: 44 ERA: 2.00 WHIP: 1.222															PITCHER						

Kansas City Athletics @ Chicago White Sox
Comiskey Park, Chicago, IL
Sun Sep 23 1956, 4:33 AM EDT
Unknown

AB 34
R 2
H 9
RBI 1
BB 2
SO 1
LOB 13



Batter	1	2	3	4	5	6	7	8	9	10	AB	R	H	RBI	BB	SO	LOB					
Vic Power, R OBP: 0.343, SLG: 0.442 (1,4)	F9		L6			4-3		5-3		F9	5	0	0	0	0	0	2					
Hector Lopez, R OBP: 0.347, SLG: 0.431 (1,5)	E6		K			K		F7			4	0	0	0	0	0	2					
Lou Skizas, R OBP: 0.332, SLG: 0.460 (1,7)	F6				6-3	F7			F6		4	0	0	0	0	0	2					
Eddie Robinson, L OBP: 0.309, SLG: 0.332 (1,3)					1-3			F5			3	0	0	0	1	0	0					
Hal Smith, R OBP: 0.302, SLG: 0.366 (1,2)	4-3				6-3			F9			4	0	0	0	0	0	2					
Al Pilarcik, L OBP: 0.338, SLG: 0.357 (1,8)			F8								4	1	2	0	0	0	0					
Johnny Groth, R OBP: 0.317, SLG: 0.394 (1,9)			3-1			F8					4	0	1	1	0	0	1					
Joe Demaestri, R OBP: 0.273, SLG: 0.315 (1,6)			K			F9					4	0	1	0	0	1	1					
Wally Burnette, R OBP: 0.075, SLG: 0.051 (1,1)					6-3						3	0	0	0	0	0	0					
Rance Pless, R OBP: 0.349, SLG: 0.315 (10, PH)						4-3					1	0	0	0	0	0	2					
Jack Crimian, R OBP: 0.304, SLG: 0.238 (10, 1)								F2			0	0	0	0	0	0	0					
Tom Gorman, R OBP: 0.140, SLG: 0.051 (10, 1)											0	0	0	0	0	0	0					
Inning Stats	R: 0 E: 1 K: 0 S: 4	H: 0 LOB: 2 BB: 1 P: 8	R: 0 E: 0 K: 1 S: 5	H: 0 LOB: 0 BB: 0 P: 5	R: 0 E: 0 K: 1 S: 5	H: 0 LOB: 0 BB: 0 P: 5	R: 0 E: 0 K: 0 S: 3	H: 0 LOB: 0 BB: 0 P: 3	R: 0 E: 0 K: 1 S: 6	H: 0 LOB: 1 BB: 0 P: 6	R: 1 E: 0 K: 0 S: 5	H: 2 LOB: 1 BB: 0 P: 5	R: 0 E: 0 K: 0 S: 3	H: 0 LOB: 0 BB: 0 P: 3	R: 0 E: 0 K: 0 S: 3	H: 0 LOB: 0 BB: 0 P: 3	R: 0 E: 0 K: 0 S: 5	H: 2 LOB: 2 BB: 0 P: 5	1B: 4 2B: 0 3B: 0 HR: 0	SF: 0 SAC: 0 DP: 0 HBP: 0	WP: 0 PB: 0 SB: 1 CS: 0	PA: 37
PITCHER Early Wynn, R ERA: 2.69 (1,1)	IP: 10.0 WLS: 7 BF: 37 H: 4 R: 1 ER: 1 SO: 3 BB: 1 IBB: 0 HBP: 0 BLK: 0 WP: 0 HR: 0 S: 42 P: 46 ERA: 0.90 WHIP: 0.500																					

TOP

Kansas City Athletics @ Cleveland Indians
Cleveland Municipal Stadium, Cleveland, OH

Tue Sep 25 1956, 3:33 AM EDT
Att: 3,604 - Unknown

AB	36
R	1
H	4
RBI	1
BB	1
SO	3
LOB	10




Batter	1	2	3	4	5	6	7	8	9	10	AB	R	H	RBI	BB	SO	LOB					
Joe Caffie, L OBP: 0.385, SLG: 0.333 (1,7)	F8		WP S 1B		K						5	1	3	0	0	1	1					
Al Smith, R OBP: 0.374, SLG: 0.426 (1,8)	F9				L4						3	0	0	0	1	0	1					
Vic Wertz, L OBP: 0.358, SLG: 0.499 (1,3)	4-3				F7						4	1	1	0	1	0	2					
Al Rosen, R OBP: 0.361, SLG: 0.438 (1,5)			L5								3	0	1	0	2	0	2					
Rocky Colavito, R OBP: 0.375, SLG: 0.544 (1,9)					F8						5	1	2	3	0	1	5					
Bobby Avila, R OBP: 0.325, SLG: 0.320 (1,4)					4-3						3	0	0	0	0	0	2					
Gene Woodling, L OBP: 0.396, SLG: 0.392 (9, PH)					4-3						1	0	0	0	0	0	0					
Kenny Kuhn, L OBP: 0.333, SLG: 0.364 (10, 4)											0	0	0	0	0	0	0					
Jim Hegan, R OBP: 0.319, SLG: 0.340 (1,2)											3	0	1	0	0	0	1					
Dave Pope, L OBP: 0.241, SLG: 0.275 (9, PH)											1	0	0	0	0	0	0					
Earl Averill, R OBP: 0.340, SLG: 0.366 (10, 2)											0	0	0	0	0	0	0					
George Strickland, R OBP: 0.293, SLG: 0.290 (1,6)											3	0	0	0	0	0	2					
Preston Ward, L OBP: 0.354, SLG: 0.459 (9, PH)											1	1	1	1	0	0	0					
Chico Carrasquel, R OBP: 0.325, SLG: 0.324 (10, 6)											0	0	0	0	0	0	0					
Early Wynn, S OBP: 0.278, SLG: 0.307 (1,1)					F5						4	0	1	0	0	0	0					
Inning Stats	R: 0 E: 0 K: 0 S: 3	H: 0 LOB: 0 BB: 0 P: 3	R: 0 E: 0 K: 0 S: 4	H: 1 LOB: 1 BB: 0 P: 4	R: 0 E: 0 K: 0 S: 4	H: 1 LOB: 2 BB: 1 P: 8	R: 0 E: 0 K: 0 S: 5	H: 2 LOB: 2 BB: 0 P: 5	R: 0 E: 0 K: 2 S: 9	H: 2 LOB: 3 BB: 1 P: 13	R: 0 E: 0 K: 0 S: 3	H: 0 LOB: 0 BB: 0 P: 3	R: 0 E: 0 K: 0 S: 2	H: 0 LOB: 0 BB: 1 P: 6	R: 1 E: 0 K: 0 S: 4	H: 1 LOB: 0 BB: 0 P: 4	R: 3 E: 0 K: 0 S: 4	H: 2 LOB: 0 BB: 1 P: 8	1B: 7 2B: 2 3B: 0 HR: 2	SF: 0 SAC: 1 DP: 1 HBP: 0	WP: 1 PB: 0 SB: 1 CS: 0	PA: 41
PITCHER Wally Burnette, R ERA: 2.95 (1,1)	IP: 9.0 WLS: 8 BF: 36 H: 8 R: 1 ER: 2 SO: 2 BB: 2 IBB: 1 HBP: 0 BLK: 0 WP: 1 HR: 1 S: 37 P: 49 ERA: 1.00 WHIP: 1.111																					
Jack Crimian, R ERA: 5.7 (10, 1)	0.1 L 3 1 2 2 0 0 0 0 0 0 1 2 6 54.00 3.000																					
Tom Gorman, R ERA: 3.89 (10, 1)	0.1 2 1 1 1 0 0 0 0 0 0 0 1 2 27.00 3.000																					

BOTTOM

Kansas City Athletics @ Cleveland Indians
Cleveland Municipal Stadium, Cleveland, OH

Tue Sep 25 1956, 3:33 AM EDT
Att: 3,604 - Unknown

AB	36
R	4
H	10
RBI	4
BB	4
SO	2
LOB	16



Batter	1	2	3	4	5	6	7	8	9	AB	R	H	RBI	BB	SO	LOB	TOP					
Vic Power, R OBP: 0.340, SLG: 0.438 (1,4)										5	0	0	0	0	1	2						
Hector Lopez, R OBP: 0.347, SLG: 0.430 (1,5)										4	1	1	0	0	3	0						
Lou Skizas, R OBP: 0.338, SLG: 0.466 (1,9)										3	1	2	0	1	0	0						
Hal Smith, R OBP: 0.299, SLG: 0.364 (1,2)										4	0	0	1	0	0	3						
Gus Zernial, R OBP: 0.315, SLG: 0.433 (1,7)										3	0	0	1	0	2	1						
Johnny Groth, R OBP: 0.323, SLG: 0.395 (1,8)										2	1	1	0	2	0	0						
Rance Pless, R OBP: 0.356, SLG: 0.338 (1,3)										4	1	2	1	0	1	1						
Joe Demaestri, R OBP: 0.273, SLG: 0.315 (1,6)										4	0	1	1	0	1	3						
Art Diltmar, R OBP: 0.172, SLG: 0.179 (3,1)										1	0	0	0	0	1	2						
George Brunet, R OBP: 0.148, SLG: 0.120 (5,1)										1	0	0	0	0	1	0						
Troy Herring, R OBP: 0.242, SLG: 0.285 (6,1)										0	0	0	0	0	0	0						
Jim Fungo, R OBP: 0.242, SLG: 0.285 (6,1)										1	0	0	0	0	1	1						
Bill Harrington, R OBP: 0.206, SLG: 0.421 (6,1)										0	0	0	0	0	0	0						
Jim Pisoni, R OBP: 0.206, SLG: 0.421 (6,1)										1	0	0	0	0	1	0						
Inning Stats	R: 1 E: 0 K: 1 S: 6	H: 1 LOB: 1 BB: 1 P: 10	R: 0 E: 0 K: 2 S: 8	H: 1 LOB: 2 BB: 1 P: 12	R: 0 E: 0 K: 1 S: 5	H: 0 LOB: 0 BB: 0 P: 5	R: 0 E: 0 K: 2 S: 7	H: 0 LOB: 1 BB: 1 P: 11	R: 0 E: 0 K: 1 S: 7	H: 0 LOB: 0 BB: 0 P: 7	R: 3 E: 0 K: 1 S: 9	H: 4 LOB: 1 BB: 0 P: 9	R: 0 E: 0 K: 1 S: 6	H: 1 LOB: 1 BB: 0 P: 6	R: 0 E: 0 K: 1 S: 5	H: 0 LOB: 0 BB: 0 P: 5	R: 0 E: 0 K: 1 S: 5	H: 0 LOB: 0 BB: 0 P: 5	1B: 5 2B: 2 3B: 0 HR: 0	SF: 1 SAC: 0 DP: 0 HBP: 0	WP: 0 PB: 0 SB: 2 CS: 0	PA: 37
PITCHER Herb Score, L ERA: 2.6 (1,1)	IP: 9.0 WLS: W BF: 37 H: 7 R: 4 ER: 4 SO: 12 BB: 3 IBB: 0 HBP: 0 BLK: 0 WP: 0 HR: 0 S: 58 P: 70 ERA: 4.00 WHIP: 1.111															PITCHER	IP: WLS: BF: H: R: ER: SO: BB: IBB: HBP: BLK: WP: HR: S: P: ERA: WHIP:					

Kansas City Athletics @ Cleveland Indians
Cleveland Municipal Stadium, Cleveland, OH
Wed Sep 26 1956, 3:33 AM EDT
Att: 3,630 - Unknown

AB 33
R 4
H 7
RBI 4
BB 3
SO 12
LOB 13



Batter	1	2	3	4	5	6	7	8	9	AB	R	H	RBI	BB	SO	LOB	BOTTOM			
Joe Caffie, L OBP: 0.452, SLG: 0.346 (1,7)										2	3	1	0	3	0	1				
Al Smith, R OBP: 0.375, SLG: 0.425 (1,8)										3	3	1	0	2	0	2				
Vic Wertz, L OBP: 0.364, SLG: 0.513 (1,3)										5	1	5	5	0	0	0				
Al Rosen, R OBP: 0.359, SLG: 0.437 (1,5)										5	1	1	1	0	1	4				
Rocky Colavito, R OBP: 0.378, SLG: 0.540 (1,9)										2	0	0	0	3	0	0				
Bobby Avila, R OBP: 0.323, SLG: 0.318 (1,4)										3	0	0	1	0	1	2				
Jim Hegan, R OBP: 0.326, SLG: 0.339 (1,2)										1	0	0	0	4	0	0				
George Strickland, R OBP: 0.293, SLG: 0.290 (1,6)										0	0	0	0	0	0	0				
Gene Woodling, L OBP: 0.396, SLG: 0.392 (3, PH)										0	0	0	0	0	0	0				
Jim Busby, R OBP: 0.351, SLG: 0.354 (3, PH)										1	0	0	0	0	0	2				
Chico Carrasquel, R OBP: 0.323, SLG: 0.323 (4,6)										2	0	0	0	0	1	4				
Inning Stats	R: 1 E: 1 K: 0 S: 4	H: 1 LOB: 2 BB: 2 P: 12	R: 0 E: 0 K: 0 S: 3	H: 0 LOB: 1 BB: 1 P: 7	R: 3 E: 0 K: 0 S: 6	H: 3 LOB: 2 BB: 2 P: 14	R: 2 E: 0 K: 1 S: 6	H: 1 LOB: 3 BB: 4 P: 22	R: 1 E: 0 K: 1 S: 5	H: 1 LOB: 1 BB: 2 P: 13	R: 0 E: 0 K: 1 S: 5	H: 0 LOB: 1 BB: 1 P: 9	R: 1 E: 0 K: 0 S: 5	H: 2 LOB: 1 BB: 0 P: 5	R: 0 E: 0 K: 0 S: 3	H: 0 LOB: 0 BB: 0 P: 3	1B: 3 2B: 5 3B: 0 HR: 0	SF: 1 SAC: 2 DP: 0 HBP: 0	WP: 0 PB: 2 SB: 0 CS: 1	PA: 43
PITCHER Art Diltmar, R ERA: 4.43 (1,1)	IP: 2.1 WLS: L BF: 16 H: 4 R: 4 ER: 4 SO: 2 BB: 4 IBB: 0 HBP: 0 BLK: 0 WP: 0 HR: 0 S: 11 P: 31 ERA: 7.71 WHIP: 3.429															PITCHER	IP: WLS: BF: H: R: ER: SO: BB: IBB: HBP: BLK: WP: HR: S: P: ERA: WHIP:			
George Brunet, L ERA: 6.14 (3,1)	2.1	14	2	3	3	1	6	0	0	0	0	0	10	34	11.57	3.429				
Troy Herring, R ERA: 6.64 (5,1)	0.1	1	0	0	0	1	0	0	0	0	0	0	3	3	0.00	0.000				
Bill Harrington, R ERA: 6.35 (6,1)	3.0	12	2	1	1	1	1	0	0	0	0	0	13	17	3.00	1.000				

Kansas City Athletics @ Cleveland Indians
Cleveland Municipal Stadium, Cleveland, OH
Wed Sep 26 1956, 3:33 AM EDT
Att: 3,630 - Unknown


AB 28
R 8
H 8
RBI 7
BB 12
SO 3
LOB 18



Batter	1	2	3	4	5	6	7	8	9	AB	R	H	RBI	BB	SO	LOB	TOP								
Jim Rivera, L OBP: 0.321, SLG: 0.392	F8	F7			G3		L9		F8	5	0	0	0	0	0	2									
Nellie Fox, L OBP: 0.347, SLG: 0.375	1B		F7			2B		1B	HR	1	3	0	0	4	0	0									
Larry Doby, L OBP: 0.393, SLG: 0.467				G5-4-3		SF8		1B	HR	4	1	4	3	1	0	0									
Minnie Minoso, R OBP: 0.426, SLG: 0.526	K		G5-4-3			SF8		K		4	0	1	1	0	2	5									
Dave Philley, S OBP: 0.325, SLG: 0.351					G3					2	0	0	0	1	0	1									
Walt Dropo, R OBP: 0.334, SLG: 0.374						4-3				0	0	0	0	0	0	0									
Ron Northey, L OBP: 0.424, SLG: 0.596								S		1	0	1	1	0	0	0									
Bubba Phillips, R OBP: 0.317, SLG: 0.394	1-2							1B		0	0	0	0	0	0	0									
Ron Jackson, R OBP: 0.355, SLG: 0.346										1	0	0	0	0	1	1									
Sherm Lollar, R OBP: 0.383, SLG: 0.438	F5				4-3			K		3	0	0	0	1	1	5									
Fred Hatfield, L OBP: 0.349, SLG: 0.357			F7		F7					4	0	0	0	0	0	5									
Luis Aparicio, R OBP: 0.312, SLG: 0.344		K				2-3		L7		3	1	0	0	1	1	0									
Dick Donovan, L OBP: 0.330, SLG: 0.367					G3			G3		2	0	0	0	1	0	0									
Inning Stats	R: 0 E: 0 K: 1 S: 6	H: 1 LOB: 3 BB: 2 P: 14	R: 0 E: 0 K: 1 S: 5	H: 0 LOB: 1 BB: 1 P: 9	R: 0 E: 0 K: 0 S: 2	H: 0 LOB: 0 BB: 1 P: 6	R: 0 E: 0 K: 0 S: 3	H: 0 LOB: 0 BB: 0 P: 3	R: 0 E: 0 K: 0 S: 3	H: 0 LOB: 0 BB: 0 P: 3	R: 1 E: 0 K: 0 S: 4	H: 1 LOB: 2 BB: 2 P: 12	R: 0 E: 0 K: 0 S: 3	H: 0 LOB: 0 BB: 0 P: 3	R: 1 E: 0 K: 2 S: 9	H: 2 LOB: 3 BB: 1 P: 13	R: 3 E: 0 K: 1 S: 7	H: 2 LOB: 1 BB: 2 P: 15	1B: 4 2B: 1 3B: 0 HR: 1	SF: 1 SAC: 1 DP: 1 HBP: 0	WP: 0 PB: 0 SB: 1 CS: 0	PA: 41			
PITCHER Glenn Cox, R ERA: 4.24	IP: 9.0 WLS: L BF: 41	H: 6 R: 5 ER: 5 SO: 5	BB: 9 IBB: 0 HBP: 0 BLK: 0	WP: 0 HR: 1 S: 42 P: 78	ERA: 5.00 WHIP: 1.667																				

Chicago White Sox @ Kansas City Athletics
Municipal Stadium, Kansas City, MO
Sat Sep 29 1956, 4:33 AM EDT
Att: 12,198 - Unknown


AB	30
R	5
H	6
RBI	5
BB	9
SO	5
LOB	19





Batter	1	2	3	4	5	6	7	8	9	AB	R	H	RBI	BB	SO	LOB	BOTTOM								
Vic Power, R OBP: 0.339, SLG: 0.441	6-3		B1-3			F8		G3	SH3	4	0	1	0	0	0	0									
Hector Lopez, R OBP: 0.344, SLG: 0.427	F8			K		1B		SH3		3	1	1	0	0	1	0									
Lou Skizas, R OBP: 0.339, SLG: 0.466	5-3			F9		1B		G3		4	0	1	0	0	0	1									
Hal Smith, R OBP: 0.300, SLG: 0.372		5-3		1-3		1B		F3		4	0	1	1	0	0	1									
Eddie Robinson, L OBP: 0.312, SLG: 0.332					E3	K				3	0	1	0	1	1	1									
Al Pilarcik, L OBP: 0.333, SLG: 0.351					FC3-6					4	0	0	0	0	0	3									
Jim Pisoni, R OBP: 0.276, SLG: 0.370					6-3					4	0	1	0	0	1	3									
Joe Demaestri, R OBP: 0.275, SLG: 0.316					4-3					3	0	1	0	1	0	1									
Glenn Cox, R ERA: 3.84										3	0	0	0	0	2	4									
Inning Stats	R: 0 E: 0 K: 0 S: 3	H: 0 LOB: 0 BB: 0 P: 3	R: 0 E: 0 K: 0 S: 4	H: 1 LOB: 1 BB: 0 P: 4	R: 0 E: 0 K: 1 S: 5	H: 0 LOB: 0 BB: 0 P: 5	R: 0 E: 0 K: 1 S: 5	H: 0 LOB: 0 BB: 0 P: 5	R: 0 E: 0 K: 1 S: 6	H: 0 LOB: 2 BB: 1 P: 10	R: 1 E: 0 K: 1 S: 7	H: 3 LOB: 1 BB: 0 P: 7	R: 0 E: 0 K: 0 S: 4	H: 2 LOB: 1 BB: 0 P: 4	R: 0 E: 0 K: 0 S: 4	H: 1 LOB: 1 BB: 0 P: 4	R: 0 E: 0 K: 1 S: 5	H: 0 LOB: 1 BB: 1 P: 9	1B: 7 2B: 0 3B: 0 HR: 0	SF: 0 SAC: 1 DP: 1 HBP: 0	WP: 0 PB: 0 SB: 0 CS: 0	PA: 35			
PITCHER Dick Donovan, R	IP: 9.0 WLS: W BF: 35	H: 7 R: 1 ER: 1 SO: 5	BB: 1 IBB: 1 HBP: 0 BLK: 0	WP: 0 HR: 0 S: 43 P: 51	ERA: 1.00 WHIP: 0.889																				

Chicago White Sox @ Kansas City Athletics
Municipal Stadium, Kansas City, MO
Sat Sep 29 1956, 4:33 AM EDT
Att: 12,198 - Unknown

AB	32
R	1
H	7
RBI	1
BB	2
SO	5
LOB	14



Batter	1	2	3	4	5	6	7	8	9	AB	R	H	RBI	BB	SO	LOB	TOP								
Luis Aparicio, R OBP: 0.311, SLG: 0.341	4-3	PO BB BB		F6			FC5-2 2B		6-3	4	1	0	1	1	0	3	<p>Chicago White Sox @ Kansas City Athletics Municipal Stadium, Kansas City, MO</p> <p>Sun Sep 30 1956, 4:33 AM EDT Att: 13,171 - Unknown</p> <p>livebaseballscorecards.com</p> <p>AB 33 R 6 H 8 RBI 5 BB 7 SO 4 LOB 18</p> 								
Nelle Fox, L OBP: 0.347, SLG: 0.376 Fred Hatfield, L OBP: 0.351, SLG: 0.357	F8				L7		2B			3	0	1	2	1	0	0									
Bubba Phillips, R OBP: 0.321, SLG: 0.394		PO			F7		4-3		F2	5	0	2	0	0	2										
Ron Jackson, R OBP: 0.333, SLG: 0.321 Minnie Minoso, R OBP: 0.425, SLG: 0.525	K				L8				F2	4	0	0	0	0	2										
Jim Rivera, L OBP: 0.322, SLG: 0.395									F8	1	0	0	0	0	1										
Les Moss, R OBP: 0.338, SLG: 0.512 Sherm Lollar, R OBP: 0.383, SLG: 0.438					F3				E8	2	2	0	0	2	0										
Sammy Esposito, R OBP: 0.371, SLG: 0.342									2B	0	0	0	0	0	0										
Jim Delsing, L OBP: 0.284, SLG: 0.151					4-3				2B	3	1	1	2	1	0										
Jim Derrington, L OBP: 0.500, SLG: 0.500 Larry Doby, L OBP: 0.392, SLG: 0.466 Dick Marlowe, R OBP: 0.417, SLG: 0.583 Jack Harshman, L OBP: 0.277, SLG: 0.437	K								F2	3	0	1	0	1	1										
									FC5-2 2B	2	0	1	0	0	1										
									G3	1	0	0	0	0	1										
									4-3	0	0	0	0	0	0										
										1	0	0	0	0	1										
										0	0	0	0	0	0										
										1	0	0	0	0	1										
										0	0	0	0	0	0										
										0	0	0	0	0	0										
Inning Stats	R: 0 E: 0 K: 1 S: 6	H: 1 LOB: 1 BB: 0 P: 6	R: 3 E: 1 K: 2 S: 7	H: 1 LOB: 1 BB: 4 P: 23	R: 0 E: 0 K: 1 S: 5	H: 1 LOB: 0 BB: 1 P: 5	R: 0 E: 0 K: 0 S: 4	H: 1 LOB: 2 BB: 1 P: 8	R: 0 E: 0 K: 0 S: 3	H: 0 LOB: 0 BB: 0 P: 3	R: 0 E: 0 K: 0 S: 3	H: 0 LOB: 0 BB: 0 P: 3	R: 1 E: 0 K: 0 S: 5	H: 2 LOB: 1 BB: 0 P: 5	R: 2 E: 1 K: 0 S: 5	H: 2 LOB: 1 BB: 1 P: 9	R: 0 E: 0 K: 0 S: 3	H: 0 LOB: 1 BB: 1 P: 7	1B: 4 2B: 4 3B: 0 HR: 0	SF: 0 SAC: 0 DP: 1 HBP: 0	WP: 0 PB: 0 SB: 1 CS: 1	PA: 41			
PITCHER	IP	WLS	BF	H	R	ER	SO	BB	IBB	HBP	BLK	WP	HR	S	P	ERA	WHIP								
George Brunet, L ERA: 7.0	1.2		11	2	3	2	3	4	0	0	0	0	0	13	29	10.80	3.600								
Bill Harrington, R ERA: 8.13	5.2	W	23	6	3	3	1	2	0	0	0	0	0	23	31	4.76	1.412								
Jack Crimian, R ERA: 5.5	1.2	S	6	0	0	0	0	1	0	0	0	0	0	5	9	0.00	0.600								

Batter	1	2	3	4	5	6	7	8	9	AB	R	H	RBI	BB	SO	LOB	BOTTOM								
Vic Power, R OBP: 0.340, SLG: 0.447 Jim Finigan, R OBP: 0.298, SLG: 0.284	F7	1B 2B 1B		F8				6-3		4	2	2	2	0	0	1	<p>Chicago White Sox @ Kansas City Athletics Municipal Stadium, Kansas City, MO</p> <p>Sun Sep 30 1956, 4:33 AM EDT Att: 13,171 - Unknown</p> <p>livebaseballscorecards.com</p> <p>AB 33 R 7 H 13 RBI 6 BB 8 SO 4 LOB 19</p> 								
Hector Lopez, R OBP: 0.347, SLG: 0.428 Clete Boyer, R OBP: 0.284, SLG: 0.279										3	1	2	0	1	0	0									
Lou Skizas, R OBP: 0.343, SLG: 0.479										5	1	3	1	0	0	4									
Hal Smith, R OBP: 0.303, SLG: 0.380 Tim Thompson, L OBP: 0.319, SLG: 0.347										3	1	2	2	0	0	0									
Johnny Groth, R OBP: 0.335, SLG: 0.398										2	0	0	0	0	1	2									
Rance Pless, R OBP: 0.354, SLG: 0.329										2	0	1	0	3	0	0									
Jim Pisoni, R OBP: 0.303, SLG: 0.467										4	0	0	0	1	1	6									
Joe Demaestri, R OBP: 0.277, SLG: 0.316 Mike Baxes, R OBP: 0.339, SLG: 0.302										3	1	1	1	1	1	1									
George Brunet, R ERA: 7.5 Dick Marlowe, R ERA: 6.0 Jack Harshman, L ERA: 3.1										1	1	0	0	2	0	3									
										1	0	1	0	0	0	0									
										0	0	0	0	0	0	0									
										3	0	0	0	0	1	2									
										0	0	0	0	0	0	0									
										0	0	0	0	0	0	0									
										1	0	0	0	0	0	0									
										0	0	0	0	0	0	0									
										0	0	0	0	0	0	0									
										0	0	0	0	0	0	0									
Inning Stats	R: 2 E: 1 K: 0 S: 6	H: 3 LOB: 3 BB: 2 P: 14	R: 1 E: 0 K: 0 S: 5	H: 3 LOB: 2 BB: 0 P: 5	R: 0 E: 0 K: 1 S: 4	H: 0 LOB: 0 BB: 1 P: 8	R: 0 E: 0 K: 0 S: 3	H: 0 LOB: 2 BB: 2 P: 11	R: 0 E: 0 K: 1 S: 6	H: 1 LOB: 1 BB: 0 P: 6	R: 3 E: 0 K: 1 S: 7	H: 2 LOB: 0 BB: 1 P: 11	R: 1 E: 0 K: 0 S: 4	H: 2 LOB: 1 BB: 1 P: 8	R: 0 E: 0 K: 1 S: 7	H: 2 LOB: 3 BB: 1 P: 11	1B: 7 2B: 2 3B: 1 HR: 3	SF: 0 SAC: 1 DP: 2 HBP: 0	WP: 0 PB: 0 SB: 1 CS: 0	PA: 42					
PITCHER	IP	WLS	BF	H	R	ER	SO	BB	IBB	HBP	BLK	WP	HR	S	P	ERA	WHIP								
Jim Derrington, L ERA: 7.5	6.0	L	31	9	6	5	3	6	0	0	1	0	2	31	55	7.50	2.500								
Dick Marlowe, R ERA: 6.0	1.0		5	2	1	1	0	1	0	0	0	0	1	4	8	9.00	3.000								
Jack Harshman, L ERA: 3.1	1.0		6	2	0	0	1	1	0	0	0	0	0	7	11	0.00	3.000								