

**Kansas City Athletics - 1957**



Batter	1	2	3	4	5	6	7	8	9	AB R H RBI BB SO LOB	TOP									
Frank Bolling, R (1, 4) X	0-0 6-3 1 X	0-0 P2 3 X			0-3 K 2		0-0 F2 3 X			4 0 0 0 0 1 4										
Jim Finigan, R (1, 5) B B B	4-0 FC5-4 BB		0-0 F9 1 X		0-3 K 3			0-0 L3 1 X		2 0 0 0 1 1 1 1 0 0 0 0 0 0 0 0 0 0 0 0 0										
Earl Torgeson, L (8, PH)																				
Reno Bertoia, R (8, 5)																				
Harvey Kuenn, R (1, 6) X OBP: 0.250, SLG: 0.250	0-0 FC5-4 BB 1-2f		0-0 F2 2 X			0-0 F7 1 X		0-0 FC4-6 1B		4 0 1 0 0 0 1										
Al Kaline, R (1, 9) B B B	4-0 1-2 BB		0-0 F8 3 X			0-0 F7 2 X		0-0 FC4-6 3B 1-2f		3 1 0 0 1 0 1										
Charlie Maxwell, L (1, 7) X OBP: 0.500, SLG: 1.000	0-0 4-3 3 X			0-0 F5 1 X		H 1-0 FC5-4 HBP		0-0 3B 1-H		3 0 1 1 0 0 2										
Ray Boone, R (1, 3) X OBP: 0.250, SLG: 0.250		0-0 5-3 1B		0-0 6-3 2 X		0-0 FC5-4 1-2f		0-0 F8 3 X		4 0 1 0 0 0 2										
Bill Tuttle, R (1, 8)			0-0 5-3 1 X		0-0 L1 3 X		0-0 F8 1 X		S 0-3 K 1 X	3 0 0 0 0 0 1 1 0 0 0 0 1 0	AB 30 R 1 H 4 RBI 1 BB 4 SO 3 LOB 15									
Jim Small, L (9, PH)			1-2																	
Red Wilson, R (1, 2) X OBP: 0.750, SLG: 1.000		4-0 SH1-4 BB			4-0 SH1-4 BB		0-0 2B		0-0 F7 2 X	2 0 1 0 2 0 0										
Frank Lary, R (1, 1)																				
Eddie Robinson, L (9, PH)			0-0 F9 2 X		0-0 SH1-4 1-2		0-0 L7 2 X		0-0 1-3 3 X	2 0 0 0 0 0 3 1 0 0 0 0 0 0										
Inning Stats	R: 0 H: 0 E: 0 K: 0 S: 3	H: 0 LOB: 2 BB: 2 P: 11	R: 0 H: 1 E: 0 K: 0 S: 4	H: 1 LOB: 2 BB: 1 P: 8	R: 0 H: 0 E: 0 K: 0 S: 3	H: 0 LOB: 0 BB: 0 P: 3	R: 0 H: 0 E: 0 K: 0 S: 3	H: 0 LOB: 0 BB: 0 P: 3	R: 0 H: 0 E: 0 K: 0 S: 7	H: 0 LOB: 1 BB: 1 P: 11	R: 0 H: 0 E: 0 K: 0 S: 3	H: 0 LOB: 1 BB: 0 P: 4	R: 0 H: 1 E: 0 K: 0 S: 4	H: 1 LOB: 1 BB: 0 P: 4	R: 1 H: 2 E: 0 K: 1 S: 5	H: 2 LOB: 1 BB: 0 P: 5	R: 0 H: 0 E: 0 K: 1 S: 5	H: 0 LOB: 0 BB: 0 P: 5	1B: 2 SF: 0 2B: 1 SAC: 1 3B: 1 DP: 0 HR: 0 HBP: 1	WP: 0 PA: 36 PB: 0 SB: 0 CS: 0
PITCHER Tom Morgan, R (1, 1) ERA: 1.0	IP 9.0 WLS W BF 36 H 4 R 1 ER 1 SO 3 BB 4 IBB 0 HBP 1 BLK 0 WP 0 HR 0 S 37 P 54 ERA 1.00 WHIP 0.889																			

Detroit Tigers @ Kansas City Athletics  
 Municipal Stadium, Kansas City, MO  
 Tue Apr 16 1957, 4:33 AM EST  
 Att: 24,457 - Unknown  
[livebaseballscorecards.com](http://livebaseballscorecards.com)



Batter	1	2	3	4	5	6	7	8	9	AB	R	H	RBI	BB	SO	LOB
Milt Graff, L (1, 4)	0-0 F7		0-3 K		0-0 4-3		0-0 F9			4	0	0	0	0	1	1
Hector Lopez, R (1, 5) OBP: 0.250, SLG: 0.250	0-0 1B		0-3 K		0-0 F3		0-0 G3			4	0	1	0	0	1	1
Gus Zernial, R (1, 7) OBP: 0.667, SLG: 1.667	0-3 K		0-0 1B			0-0 HR		0-0 2-3		3	1	2	1	0	1	1
Johnny Groth, R (8, PH) (9, 9)										1	0	0	0	0	0	0
Harry Simpson, L (1, 3)	0-0 F7		0-0 F7			0-0 F8		0-0 6-3		4	0	0	0	0	0	2
Lou Skizas, R (1, 9) (9, 7)		4-0 SH3 1B BB			0-0 F8		0-0 6-3		0-0 P6	3	0	0	0	1	0	0
Hal Smith, R (1, 2)		0-0 P4			0-0 L6		0-0 6-3			3	0	0	0	0	0	1
Bob Cerv, R (1, 8) OBP: 1.000, SLG: 1.000		0-0 SH3 1B			0-0 1B			0-0 SH3-4 1B 1B		2	0	2	0	0	0	0
Jim Pisoni, R (7, PH) OBP: 1.000, SLG: 1.000		1-2 SH3 1B			0-0 1B					1	1	1	0	0	0	0
Tom Morgan, R (1, 1)		0-0 SH3			0-0 F9		0-0 SH3-4			1	0	0	0	0	0	1
Joe Demaestri, R (1, 6) OBP: 0.333, SLG: 0.333		0-3 K			0-0 F8		0-0 1B			3	0	1	1	0	1	2
<b>Inning Stats</b>	R: 0 E: 0 K: 1 S: 6	H: 1 LOB: 1 BB: 0 P: 6	R: 0 E: 0 K: 1 S: 6	H: 1 LOB: 2 BB: 1 P: 10	R: 0 E: 0 K: 2 S: 8	H: 1 LOB: 1 BB: 0 P: 8	R: 0 E: 0 K: 0 S: 4	H: 1 LOB: 1 BB: 0 P: 4	R: 0 E: 0 K: 0 S: 3	H: 0 LOB: 0 BB: 0 P: 3	R: 1 E: 0 K: 0 S: 4	H: 1 LOB: 0 BB: 0 P: 4	R: 1 E: 0 K: 0 S: 5	H: 2 LOB: 1 BB: 0 P: 5	R: 0 E: 0 K: 0 S: 3	H: 0 LOB: 0 BB: 0 P: 3

**BOTTOM**

**Detroit Tigers @ Kansas City Athletics**  
Municipal Stadium, Kansas City, MO  
Tue Apr 16 1957, 4:33 AM EST  
Att. 24,457 - Unknown

[livebaseballscorecards.com](http://livebaseballscorecards.com)

<b>AB</b>	<b>29</b>
<b>R</b>	<b>2</b>
<b>H</b>	<b>7</b>
<b>RBI</b>	<b>2</b>
<b>BB</b>	<b>1</b>
<b>SO</b>	<b>4</b>
<b>LOB</b>	<b>9</b>



PITCHER	IP	WLS	BF	H	R	ER	SO	BB	IBB	HBP	BLK	WP	HR	S	P	ERA	WHIP
Frank Lary, R (1, 1) ERA: 2.25	8.0	L	32	7	2	2	4	1	0	0	0	0	1	39	43	2.25	1.000

WP: 0	PA: 32
PB: 0	
SB: 0	
CS: 0	



Batter	1	2	3	4	5	6	7	8	9	AB R H RBI BB SO LOB	TOP					
Frank Bolling, R (1, 4) OBP: 0.333, SLG: 0.286	0-0 6-3	0-0 2B		4-0 1-2 BB			0-0 P4		4-0 G3-6-3 BB	3 0 1 0 2 0 0						
Jim Finigan, R (1, 5) Eddie Robinson, L (9, PH)	1-0 F9 2B HBP	0-3 K		0-0 L9			0-0 F9		0-0 G3-6-3 1-2f	3 1 0 0 0 1 3 1 0 0 0 0 0 1						
Harvey Kuenn, R (1, 6) OBP: 0.375, SLG: 0.286	4-0 1-2 2B BB						0-0 2-3			3 1 1 0 1 0 0						
Al Kaline, R (1, 9)	0-0 F9						0-0 L1-3			4 0 0 0 0 1 3						
Charlie Maxwell, L (1, 7) OBP: 0.375, SLG: 0.500	4-0 1-2 2B BB						0-0 P6			3 1 0 0 1 1 0						
Ray Boone, R (1, 3) OBP: 0.625, SLG: 0.714	0-0 2B						0-0 F9 G2 1B			3 1 3 3 1 0 0						
Bill Tuttle, R (1, 8)	0-0 6-3						0-0 G2			4 0 0 0 0 0 4						
Red Wilson, R (1, 2) OBP: 0.500, SLG: 0.400							0-0 F9			3 0 0 0 1 0 2						
Jim Bunning, R (1, 1) Duke Maas, R (1, 1) Jack Crisman, R (5, 1) Earl Torgeson, L (6, PH) Steve Gromek, S (6, 1) Mel Clark, R (9, PH)							0-0 G4-6-3 BB			0 0 0 0 0 0 0 2 0 1 1 0 0 0 0 0 0 0 0 0 0 1 0 0 0 0 0 2 0 0 0 0 0 0 0 1 0 0 0 0 0 1 0						
<b>Inning Stats</b>	R: 3 H: 1 E: 0 LOB: 1 K: 0 BB: 2 S: 4 P: 13	R: 0 H: 1 E: 0 LOB: 1 K: 1 BB: 0 S: 6 P: 6	R: 0 H: 0 E: 0 LOB: 0 K: 1 BB: 0 S: 5 P: 5	R: 1 H: 2 E: 0 LOB: 2 K: 0 BB: 1 S: 5 P: 9	R: 0 H: 0 E: 0 LOB: 0 K: 1 BB: 0 S: 5 P: 5	R: 0 H: 1 E: 0 LOB: 1 K: 0 BB: 1 S: 3 P: 7	R: 0 H: 1 E: 0 LOB: 1 K: 0 BB: 0 S: 4 P: 4	R: 0 H: 0 E: 0 LOB: 1 K: 0 BB: 1 S: 3 P: 7	R: 0 H: 0 E: 0 LOB: 0 K: 1 BB: 1 S: 4 P: 8	1B: 4 SF: 0 2B: 2 SAC: 0 3B: 0 DP: 2 HR: 0 HBP: 1	WP: 0 PA: 38 PB: 0 SB: 0 CS: 0					
<b>PITCHER</b>	IP WLS BF H R ER SO BB IBB HBP BLK WP HR S P ERA WHIP															
Ned Garver, R (1, 1) ERA: 9.82	3.2	19	4	4	4	2	3	0	1	0	0	0	19	32	9.82	1.909
Wally Burnette, R (4, 1) ERA:	5.1	19	2	0	0	2	3	0	0	0	0	0	20	32	0.00	0.938

**Detroit Tigers @ Kansas City Athletics**  
 Municipal Stadium, Kansas City, MO  
 Wed Apr 17 1957, 4:33 AM EST  
 Att. 5,960 - Unknown

[livebaseballscorecards.com](http://livebaseballscorecards.com)

AB	31
R	4
H	6
RBI	4
BB	6
SO	4
LOB	15




Batter	1	2	3	4	5	6	7	8	9	AB	R	H	RBI	BB	SO	LOB
Milt Graff, L OBP: 0.125, SLG: 0.125 (1, 4)	0-0 1-3 	0-0 CS 	0-0 4-3 	0-0 1B 			0-0 1-3 			4	0	1	0	0	0	0
Hector Lopez, R OBP: 0.375, SLG: 0.750 (1, 5)	0-0 1B 		0-0 HR 	0-0 FC5 			0-3 K 			4	2	2	1	0	1	2
Gus Zernial, R OBP: 0.500, SLG: 1.000 (1, 7)	0-0 1B 		0-0 P4 				0-0 L7 			3	0	1	0	0	0	0
Jim Pisoni, R OBP: 0.500, SLG: 0.500 (8, PH) (9, 8)	0-0 1B 							0-0 F3 		1	0	0	0	0	0	0
Harry Simpson, L OBP: 0.250, SLG: 0.625 (1, 3)	0-0 1B 		0-0 HR 				0-0 4-3 			4	2	2	2	0	0	0
Lou Skizas, R OBP: 0.250, SLG: 0.143 (1, 9) (9, 7)	0-0 1B 		0-0 6-3 				0-0 F2 			4	0	1	1	0	0	0
Hal Smith, R (1, 2)	0-0 6-3 			0-0 P3 			0-0 F5 			3	0	0	0	0	0	1
Bob Cerv, R OBP: 0.600, SLG: 1.000 (1, 8)		0-0 6-3 		0-0 1B 			0-0 F2 			3	1	1	0	0	0	0
Johnny Groth, R (9, 9)				0-0 3B 			0-3 K 			0	0	0	0	0	0	0
Ned Garver, R (1, 1)		0-0 6-3 		0-0 6-3 						1	0	0	0	0	0	0
Wally Burnette, R (4, 1)										2	0	0	0	0	1	1
Joe Demaestri, R OBP: 0.500, SLG: 0.500 (1, 6)		0-0 CS 		0-0 FC5 			0-0 5-3 			3	0	2	1	0	0	0

Inning Stats	R: 2	H: 4	E: 0	LOB: 1	K: 0	P: 6	R: 0	H: 1	E: 0	LOB: 0	K: 0	P: 3	R: 2	H: 2	E: 0	LOB: 0	K: 0	P: 5	R: 1	H: 3	E: 0	LOB: 2	K: 0	P: 6	R: 0	H: 0	E: 0	LOB: 0	K: 0	P: 3	R: 0	H: 0	E: 0	LOB: 0	K: 1	P: 5	R: 0	H: 0	E: 0	LOB: 0	K: 1	P: 5	R: 0	H: 0	E: 0	LOB: 0	K: 0	P: 3
	S: 6	BB: 0	S: 3	BB: 0	S: 5	S: 6	S: 3	S: 5	S: 3	S: 5	S: 5	S: 3	S: 5	S: 5	S: 3	S: 5	S: 3	S: 5	S: 5	S: 5	S: 3	S: 5	S: 3	S: 5	S: 5	S: 3	S: 5	S: 3	S: 5	S: 3	S: 5	S: 3	S: 5	S: 3	S: 5	S: 3	S: 5	S: 3	S: 5	S: 3	S: 5	S: 3	S: 5	S: 3	S: 5	S: 3	S: 5	

PITCHER	IP	WLS	BF	H	R	ER	SO	BB	IBB	HBP	BLK	WP	HR	S	P	ERA	WHIP
Jim Bunning, R ERA: 27.0 (1, 1)	0.2		5	4	2	2	0	0	0	0	0	0	0	5	5	27.00	6.000
Duke Maas, R ERA: 8.1 (1, 1)	3.1	L	15	6	3	3	0	0	0	0	0	0	2	15	15	8.10	1.800
Jack Crimian, R ERA: (5, 1)	1.0		3	0	0	0	0	0	0	0	0	0	0	3	3	0.00	0.000
Steve Gromek, R ERA: (6, 1)	3.0		9	0	0	0	2	0	0	0	0	0	0	13	13	0.00	0.000

**DETROIT TIGERS @ KANSAS CITY ATHLETICS**  
**Municipal Stadium, Kansas City, MO**  
 Wed Apr 17 1957, 4:33 AM EST  
 Att. 5,960 - Unknown

<b>AB</b>	<b>32</b>
<b>R</b>	<b>5</b>
<b>H</b>	<b>10</b>
<b>RBI</b>	<b>5</b>
<b>BB</b>	<b>0</b>
<b>SO</b>	<b>2</b>
<b>LOB</b>	<b>4</b>



WP	PA	3B	HR	S	P	ERA	WHIP
0	33	0	2	0	0	0.00	0.000



Batter	1	2	3	4	5	6	7	8	9	AB R H RBI BB SO LOB	TOP	
Milt Graff, L (1, 4) OBP: 0.182, SLG: 0.100	0-0 1-3		0-0 F2			0-0 SH4-3		4-0 BB		2 0 0 0 1 0 0	<b>Kansas City Athletics @ Chicago White Sox</b> Comiskey Park, Chicago, IL Thu Apr 18 1957, 4:33 AM EST Att: 10,814 - Unknown <a href="http://livebaseballscorecards.com">livebaseballscorecards.com</a>	
Hector Lopez, R (1, 5) OBP: 0.333, SLG: 0.545	4-0 BB BB			0-0 F7		0-0 F9		0-0 F7		3 0 0 0 1 0 2		
Gus Zernial, R (1, 7) OBP: 0.444, SLG: 0.750 Johnny Groth, R (6, 9)	4-0 BB BB BB			0-0 F5		0-0 F7		0-0 F9		2 0 0 0 1 0 1 1 0 0 0 0 0 1		
Harry Simpson, L (1, 3) OBP: 0.167, SLG: 0.417	0-0 G4-6-3 1-2f			0-3 K			0-0 F2		0-0 F7	4 0 0 0 0 1 2		
Lou Skizas, R (1, 9) OBP: 0.333, SLG: 0.364		0-0 F7			0-0 P6		0-0 FC6-5 2B		0-0 G1-4-3 1B	4 0 2 0 0 0 0		
Bob Cerv, R (1, 8) OBP: 0.333, SLG: 0.556		0-0 5-3			0-3 K		0-0 FC6-5 FC6-4 2-3		0-0 G1-4-3 1-2f	4 0 0 0 0 1 2		
Hal Smith, R (1, 2)		0-0 6-3			0-0 6-3		0-0 FC6-4 1-2f			3 0 0 0 0 0 1		
Alex Kellner, R (1, 1) OBP: 0.500, SLG: 2.000 Tom Gorman, R (6, 1)			0-0 6-3			0-0 HR		0-0 L3		2 1 1 1 0 0 0 0 0 0 0 0 0 0 0 0 0 0 0 0 0 1 0 0 0 0 0 0 0 0 0 0 0 0 0		
Virgil Trucks, R (7, 1) Billy Hunter, R (8, PH) Ed Blake, R (8, 1)										0 0 0 0 0 0 0		
Joe Demaestri, R (1, 6) OBP: 0.556, SLG: 0.875			0-0 F8			4-0 SH4-3 BB		0-0 HR		2 1 1 1 1 0 0		
<b>Inning Stats</b>	R: 0 E: 0 K: 0 S: 2 H: 0 LOB: 1 BB: 2 P: 10	R: 0 E: 0 K: 0 S: 3 H: 0 LOB: 0 BB: 0 P: 3	R: 0 E: 0 K: 0 S: 3 H: 0 LOB: 0 BB: 0 P: 3	R: 0 E: 0 K: 1 S: 5 H: 0 LOB: 0 BB: 0 P: 5	R: 0 E: 0 K: 1 S: 5 H: 0 LOB: 0 BB: 0 P: 5	R: 1 E: 0 K: 0 S: 4 H: 1 LOB: 1 BB: 1 P: 8	R: 0 E: 0 K: 0 S: 4 H: 1 LOB: 1 BB: 0 P: 4	R: 1 E: 0 K: 0 S: 4 H: 1 LOB: 1 BB: 1 P: 8	R: 0 E: 0 K: 0 S: 3 H: 1 LOB: 0 BB: 0 P: 3	1B: 1 2B: 1 3B: 0 HR: 2 SF: 0 SAC: 1 DP: 2 HBP: 0	WP: 0 PB: 0 SB: 0 CS: 0 PA: 33	
<b>PITCHER</b> Jack Harshman, L (1, 1) ERA: 2.0	IP WLS BF H R ER SO BB IBB HBP BLK WP HR S P ERA WHIP											<b>PITCHER</b> IP WLS BF H R ER SO BB IBB HBP BLK WP HR S P ERA WHIP

Batter	1	2	3	4	5	6	7	8	9
Luis Aparicio, R OBP: 0.455, SLG: 0.250 (1, 6)	0-0 F3		0-0 1B		0-0 1B		0-3 K	0-0 5-3	
Nellie Fox, L OBP: 0.333, SLG: 0.333 (1, 4)	0-0 G3		0-0 4-3		0-0 6-3		0-0 HR 1B		
Minnie Minoso, R OBP: 0.400, SLG: 0.667 (1, 7)	0-0 5-3			0-0 5-3		0-0 PB 1B	0-0 1-H HR		
Sherm Lollar, R OBP: 0.300, SLG: 0.500 (1, 2)		0-0 F8		0-0 F7		0-3 K 1-2	0-0 HR		
Larry Doby, L OBP: 0.500, SLG: 0.556 (1, 8)		4-0 BB		0-0 1B 1B		0-0 2-H 1B 1B	0-3 K		
Jim Landis, R OBP: 0.375, SLG: 0.286 (1, 9)		0-3 K		0-0 1-2 1B		0-0 1-2 1B 1B	0-0 6-3		
Jim Rivera, L OBP: 0.444, SLG: 0.429 (1, 3)		0-0 F4		0-0 G3		0-0 1-3 2-H S 1B	0-0 E8 S 7-2		
Bubba Phillips, R (1, 5) Ron Northey, L (6, PH) Fred Hatfield, L (7, 5)			0-0 E5 1-3		0-0 F8	0-3 K 1-2	0-0 7-2		
Jack Harshman, L (1, 1)			0-0 1-3		0-0 3-1	0-3 K	0-0 HR		

Inning Stats	R: 0 E: 0 K: 0 S: 3	H: 0 LOB: 0 BB: 0 P: 3	R: 0 E: 0 K: 1 S: 5	H: 0 LOB: 1 BB: 1 P: 9	R: 0 E: 1 K: 0 S: 4	H: 1 LOB: 1 BB: 0 P: 4	R: 0 E: 0 K: 0 S: 5	H: 2 LOB: 2 BB: 0 P: 5	R: 0 E: 0 K: 0 S: 4	H: 1 LOB: 1 BB: 0 P: 4	R: 2 E: 0 K: 3 S: 13	H: 4 LOB: 2 BB: 0 P: 13	R: 3 E: 0 K: 2 S: 10	H: 3 LOB: 0 BB: 0 P: 10	R: 1 E: 1 K: 0 S: 4	H: 1 LOB: 0 BB: 0 P: 4
1B: 9 2B: 1 3B: 0 HR: 3	SF: 0 SAC: 0 DP: 1 HBP: 0	WP: 0 PA: 37														

PITCHER	IP	WLS	BF	H	R	ER	SO	BB	IBB	HBP	BLK	WP	HR	S	P	ERA	WHIP
Alex Kellner, L (1, 1) ERA: 3.38	5.1	L	25	8	2	2	2	1	0	0	0	0	0	28	32	3.38	1.688
Tom Gorman, R (6, 1) ERA: 27.0	1.0		6	3	3	3	3	0	0	0	0	0	2	12	12	27.00	3.000
Virgil Trucks, R (7, 1) ERA:	0.2		2	0	0	0	1	0	0	0	0	0	0	4	4	0.00	0.000
Ed Blake, R (8, 1) ERA: 9.0	1.0		4	1	1	1	0	0	0	0	0	0	1	4	4	9.00	1.000

**BOTTOM**

**Kansas City Athletics @ Chicago White Sox**  
Comiskey Park, Chicago, IL

Thu Apr 18 1957, 4:33 AM EST  
Att. 10,814 - Unknown

AB	36
R	6
H	12
RBI	6
BB	1
SO	6
LOB	13



WP	HR	S	P	ERA	WHIP
0	0	0	0	0	0



Batter	1	2	3	4	5	6	7	8	9	AB R H RBI BB SO LOB	TOP																									
Milt Graff, L (1, 4) OBP: 0.200, SLG: 0.077	0-0 1-3	0-0 SH SH2-4 2B		0-0 FC4		0-0 5-3			4-0 G5-4-3 BB	3 1 0 0 1 0 2																										
Hector Lopez, R (1, 5) OBP: 0.313, SLG: 0.467	0-0 1B 1B	0-0 SH2-4		0-3 K		0-0 F2			0-0 G5-4-3	4 1 1 0 0 1 3																										
Gus Zernial, R (1, 7) OBP: 0.429, SLG: 0.750 Johnny Groth, R (9, PR)	0-0 1B 2B 1B	0-0 SF7		0-0 1-3			0-3 K		0-0 2B	4 1 2 1 0 1 1 0 0 0 0 0 0 0																										
Harry Simpson, L (1, 3) OBP: 0.235, SLG: 0.471	0-0 2B 1B	0-0 FC5 2B		0-0 4-3			0-0 4-3		0-0 1-3	5 1 2 2 0 0 1																										
Lou Skizas, R (1, 9) OBP: 0.375, SLG: 0.667	0-0 1B 2B	0-0 FC5		0-0 HR			0-0 5-3			4 2 2 2 0 0 1																										
Bob Cerv, R (1, 8) OBP: 0.385, SLG: 0.538 Arnie Portocarrero, R (8, 1)	0-0 5-3 1B		0-3 K		0-0 5-3			0-0 FC6-4 1B		4 0 2 2 0 1 0 0 0 0 0 0 0 0																										
Hal Smith, R (1, 2) OBP: 0.083, SLG: 0.083 Tim Thompson, L (7, 2)	0-0 5-3 1-2		0-0 CS 1B		0-0 5-3			0-0 F9		3 0 1 0 0 0 1 1 0 0 0 0 0 1																										
Gene Host, S (1, 1) Virgil Trucks, R (3, 1) Tom Gorman, R (6, 1) Ryne Duren, R (6, 1) Mickey McDermott, L (8, PH) Jim Pisoni, R (8, 8) OBP: 0.500, SLG: 0.500	0-0 G1		0-3 K		0-0 FC5-6 1B			0-0 FC6-4 1-2f		2 0 0 0 0 0 1 2 1 0 1 0 1 0 0 0 0 0 0 1 0 0 0 0 0 0 0 0																										
Joe Demaestri, R (1, 6) OBP: 0.636, SLG: 0.889 Billy Hunter, R (4, 6)		0-0 SH2-4 SH SF7 1B		4-0 FC4 BB		0-0 FC5-6 5-3		0-0 F9		1 1 1 0 1 0 0 2 0 0 0 0 0 2																										
<b>Inning Stats</b>	R: 4 E: 0 K: 0 S: 8	H: 5 LOB: 1 BB: 0 P: 8	R: 2 E: 1 K: 0 S: 6	H: 2 LOB: 1 BB: 0 P: 6	R: 0 E: 0 K: 2 S: 7	H: 1 LOB: 0 BB: 0 P: 7	R: 0 E: 1 K: 1 S: 5	H: 0 LOB: 1 BB: 1 P: 9	R: 1 E: 0 K: 0 S: 4	H: 1 LOB: 0 BB: 0 P: 4	R: 0 E: 0 K: 0 S: 4	H: 1 LOB: 1 BB: 0 P: 4	R: 0 E: 0 K: 1 S: 5	H: 0 LOB: 0 BB: 0 P: 5	R: 0 E: 0 K: 0 S: 4	H: 1 LOB: 1 BB: 0 P: 4	R: 0 E: 0 K: 0 S: 3	H: 1 LOB: 1 BB: 1 P: 7	1B: 8 2B: 3 3B: 0 HR: 1	SF: 1 SAC: 2 DP: 1 HBP: 0	WP: 0 PB: 0 SB: 0 CS: 1	PA: 40														
<b>PITCHER</b>	IP WLS BF H R ER SO BB IBB HBP BLK WP HR S P ERA WHIP																																			
Dick Donovan, R (1, 1) ERA: 108.0	0.1		6	5	4	4	0	0	0	0	0	0	0	6	6	108.00	15.000																			
Jim McDonald, R (1, 1) ERA:	1.2		8	2	2	0	0	0	0	0	0	0	0	8	8	0.00	1.200																			
Gerry Staley, R (3, 1) ERA: 3.0	3.0		11	2	1	1	3	1	0	0	0	0	1	16	20	3.00	1.000																			
Dixie Howell, R (6, 1) ERA:	4.0	W	15	3	0	0	1	1	0	0	0	0	0	16	20	0.00	1.000																			

**Kansas City Athletics @ Chicago White Sox**  
 Comiskey Park, Chicago, IL  
 Sat Apr 20 1957, 4:33 AM EST  
 Att. 7,795 - Unknown

AB	35
R	7
H	12
RBI	7
BB	2
SO	4
LOB	15



WP: 0	PA: 40
PB: 0	
SB: 0	
CS: 1	

ERA	WHIP
-----	------

Batter	1	2	3	4	5	6	7	8	9	AB	R	H	RBI	BB	SO	LOB
Luis Aparicio, R OBP: 0.500, SLG: 0.333 (1, 6)	0-0 6-3	0-0 1B 1-2 2-H 1B		0-0 6-3		0-0 2B WP 1B	4-0 S 1B BB			4	1	2	1	1	0	1
Nellie Fox, L OBP: 0.500, SLG: 0.538 (1, 4)	0-0 PB 1B	0-0 FC5-4 1-3 2-H 1B		0-0 P6		0-0 2B 1-3 2B	4-0 1B 1-2 SF7 BB			4	2	3	1	1	0	1
Minnie Minoso, R OBP: 0.467, SLG: 0.692 (1, 7)	0-0 5-3 1-2	0-0 FC5-4 1-2f		0-0 HR 2B 3-H		4-0 2B BB	0-0 WP 1B 1-3 2-H			4	2	2	2	1	0	3
Sherm Lollar, R OBP: 0.400, SLG: 0.909 (1, 2)	0-0 F8			0-0 HR 2B 2-H		0-0 1B 2B 1-H 2-H	0-0 SF7 3-H			3	2	2	5	1	0	1
Larry Doby, L OBP: 0.400, SLG: 0.429 (1, 8)		0-3 K		0-0 G4-6-3 1-2f		0-0 E 1B 2-H	0-0 P5 1-2			5	0	1	1	0	2	2
Jim Landis, R OBP: 0.538, SLG: 0.600 (1, 9)		0-0 1B 1B		0-0 3B		4-0 G3 BB	0-0 E6 1-2 G1-6-3 BB			3	1	2	0	2	0	1
Jim Rivera, L OBP: 0.429, SLG: 0.364 (1, 3)		0-0 1B 1-2 1B		4-0 BB		0-0 G3	0-3 K			4	1	1	0	1	1	4
Bubba Phillips, R (1, 5) Fred Hatfield, L (6, PH) (7, 5)		0-0 P3		0-0 F2		0-3 K	0-3 K			3	0	0	0	0	1	5
Dick Donovan, L (1, 1) Jim McDonald, R (1, 1) Walt Dropo, R (2, PH) (2, PR) Bob Powell, R (2, PR) Gerry Staley, R (3, 1) Ron Northey, L (5, PH) Dixie Howell, L (6, 1)		0-0 1B 1-2 2-H 1B		4-0 6-3 WP 2B BB		0-0 4-3	0-0 F8			2	0	0	0	0	0	0

Inning Stats	R: 0	H: 1	E: 0	LOB: 1	K: 0	BB: 0	S: 4	R: 3	H: 5	E: 0	LOB: 2	K: 1	BB: 0	S: 10	R: 0	H: 1	E: 0	LOB: 2	K: 0	BB: 2	S: 3	R: 3	H: 2	E: 0	LOB: 0	K: 1	BB: 1	S: 7	R: 0	H: 0	E: 0	LOB: 1	K: 1	BB: 1	S: 5	R: 3	H: 4	E: 1	LOB: 2	K: 2	BB: 1	S: 11	R: 2	H: 1	E: 0	LOB: 1	K: 0	BB: 2	S: 4	R: 0	H: 0	E: 0	LOB: 0	K: 0	BB: 1	S: 2	R: 0	H: 0	E: 0	LOB: 0	K: 0	BB: 1	S: 6
--------------	------	------	------	--------	------	-------	------	------	------	------	--------	------	-------	-------	------	------	------	--------	------	-------	------	------	------	------	--------	------	-------	------	------	------	------	--------	------	-------	------	------	------	------	--------	------	-------	-------	------	------	------	--------	------	-------	------	------	------	------	--------	------	-------	------	------	------	------	--------	------	-------	------

PITCHER	IP	WLS	BF	H	R	ER	SO	BB	IBB	HBP	BLK	WP	HR	S	P	ERA	WHIP
Gene Host, L (1, 1) ERA: 13.5	2.0		13	6	3	3	1	1	0	0	0	0	0	14	18	13.50	3.500
Virgil Trucks, R (3, 1) ERA: 9.0	3.1		16	5	4	4	2	3	0	0	0	2	1	17	29	10.80	2.400
Tom Gorman, R (6, 1) ERA: 45.0	0.0	L	4	2	2	2	0	1	0	0	0	0	0	3	7	∞	∞
Ryne Duren, R (6, 1) ERA: 10.8	1.2		8	1	2	2	2	2	0	0	0	1	0	10	18	10.80	1.800
Arnie Portocarrero, R (8, 1) ERA:	1.0		3	0	0	0	0	1	0	0	0	0	0	2	6	0.00	1.000

**BOTTOM**

**Kansas City Athletics @ Chicago White Sox**  
Comiskey Park, Chicago, IL

Sat Apr 20 1957, 4:33 AM EST  
Att. 7,795 - Unknown

AB	35
R	11
H	14
RBI	11
BB	8
SO	5
LOB	22



WP	HR	S	P	ERA	WHIP
3	1	12	12		



Batter	1	2	3	4	5	6	7	8	9	10	AB R H RBI BB SO LOB	TOP								
Milt Graff, L OBP: 0.158, SLG: 0.059 (1, 4) X	0-0 4-3			0-0 F9			0-0 F8		0-0 F7		4 0 0 0 0 0 0	<b>Kansas City Athletics @ Chicago White Sox</b> Comiskey Park, Chicago, IL Sun Apr 21 1957, 4:33 AM EST Att: 8,009 - Unknown								
Hector Lopez, R OBP: 0.300, SLG: 0.421 (1, 5) X	0-0 5-3			0-0 F7			0-3 K		0-0 CS 1B		4 0 1 0 0 1 0									
Gus Zernial, R OBP: 0.389, SLG: 0.600 Johnny Groth, R (9, 9)	0-3 K			0-3 K			4-0 BB		0-0 P4		3 0 0 0 1 2 1 0 0 0 0 0 0 0									
Harry Simpson, L OBP: 0.238, SLG: 0.429 (1, 3)		0-3 K			0-0 F5		0-0 F2		0-0 1B		4 0 1 0 0 1 1									
Lou Skizas, R OBP: 0.300, SLG: 0.526 (9, 7)		0-0 6-3			0-0 F8			0-0 E3 SH1-4	0-0 CS	0-0 P6	4 0 0 0 0 0 0									
Tim Thompson, L OBP: 0.250, SLG: 0.250 (1, 2)		0-0 P6			0-0 P5			0-0 SH1-4 1-2		0-0 1B	3 0 1 0 0 0 0									
Jim Pisoni, R OBP: 0.167, SLG: 0.167 (1, 8)			0-3 K			0-0 1-3		0-3 K		0-0 F9	4 0 0 0 0 2 2									
Tom Morgan, R (1, 1)			0-3 K			0-0 L5		4-0 BB		0-0 F9	3 0 0 0 1 1 1									
Billy Hunter, R (1, 6)			0-0 F6			0-3 K		0-0 5-3			3 0 0 0 0 1 2									
<b>Inning Stats</b>	R: 0 E: 0 K: 1 S: 5	H: 0 LOB: 0 BB: 0 P: 5	R: 0 E: 0 K: 1 S: 5	H: 0 LOB: 0 BB: 0 P: 5	R: 0 E: 0 K: 2 S: 7	H: 0 LOB: 0 BB: 0 P: 7	R: 0 E: 0 K: 1 S: 5	H: 0 LOB: 0 BB: 0 P: 5	R: 0 E: 0 K: 1 S: 5	H: 0 LOB: 1 BB: 1 P: 9	R: 0 E: 1 K: 1 S: 6		H: 2 LOB: 2 BB: 1 P: 10	R: 0 E: 0 K: 0 S: 4	H: 1 LOB: 1 BB: 0 P: 4	R: 0 E: 0 K: 0 S: 4	H: 1 LOB: 1 BB: 0 P: 4	1B: 3 2B: 0 3B: 0 HR: 0	SF: 0 SAC: 1 DP: 0 HBP: 0	WP: 0 PB: 0 SB: 0 CS: 1
<b>PITCHER</b> Jim Wilson, R ERA:	(1, 1)	IP 10.0 WLS W BF 35 H 3 R 0 ER 0 SO 8 BB 2 IBB 0 HBP 0 BLK 0 WP 0 HR 0 S 49 P 57 ERA 0.00 WHIP 0.500											<b>PITCHER</b>	IP 10.0 WLS W BF 35 H 3 R 0 ER 0 SO 8 BB 2 IBB 0 HBP 0 BLK 0 WP 0 HR 0 S 49 P 57 ERA 0.00 WHIP 0.500						

AB	32
R	0
H	3
RBI	0
BB	2
SO	8
LOB	7



Batter	1	2	3	4	5	6	7	8	9	10	AB	R	H	RBI	BB	SO	LOB
Luis Aparicio, R OBP: 0.450, SLG: 0.267 (1, 6)	4-0 G4-6-3 BB			X 0-0 5-3		X 0-0 F7		X 0-0 1-3			3	0	0	0	1	0	0
Nellie Fox, L OBP: 0.444, SLG: 0.471 (1, 4)	0-0 G4-6-3 1-2f			X 0-0 BB 1B		X 0-0 L3		X 0-0 4-3			4	0	1	0	0	0	1
Minnie Minoso, R OBP: 0.474, SLG: 0.600 (1, 7)	0-0 6-3			BB BB BB 1-2 BB		X 0-0 F5		BB BB BB 4-0 G6-3 BB			2	0	0	0	2	0	0
Larry Doby, L OBP: 0.368, SLG: 0.353 (1, 8)		X 0-0 F2		BB BB BB 0-3 K		BB BB BB 4-0 FC1-6 BB		X 0-0 G6-3 1-2f			3	0	0	0	1	1	3
Jim Rivera, L OBP: 0.389, SLG: 0.400 (1, 3)		X 0-0 4-1		X 0-0 G3		X 0-0 FC1-6 FC5-4 1-2f			X 0-0 1B FC4-2 2B		4	0	1	0	0	0	3
Jim Landis, R OBP: 0.471, SLG: 0.462 (1, 9)		X 0-0 P3		X 0-0 5-3		X 0-0 FC5-4 1-2f			4-0 FC4-2 1B SF8 IBB		3	1	0	0	1	0	1
Earl Battey, R (1, 2) Fred Hatfield, L (10, PH) Sammy Esposito, R (10, PR)		X 0-0 P5		SS SS SS 0-3 K		SS SS SS 0-3 K			X 0-0 FC4-2 1B		3	0	0	0	0	2	1
Bubba Phillips, R (1, 5) Ron Northey, L (10, PH) Bob Kennedy, R (10, PR)		BB BB BB 4-0 G5-4-3 BB		BB BB BB 4-0 FC5-4 BB		X 0-0 L5		X 0-0 FC4-2 1B			1	0	0	0	2	0	0
Jim Wilson, R (1, 1) Sherm Lollar, R (10, PH)		X 0-0 G5-4-3 1-2f		X 0-0 FC5-4 1-2f		X 0-0 P6		X 0-0 SF8 3-H			3	0	0	0	0	0	2

Inning Stats	R: 0	H: 0	R: 0	H: 0	R: 0	H: 0	R: 0	H: 0	R: 0	H: 0	R: 0	H: 0	R: 0	H: 0	R: 0	H: 0	R: 0	H: 2	1B: 2	SF: 1	WP: 0	PA: 36
E: 0	LOB: 0	E: 0	LOB: 0	E: 0	LOB: 1	E: 0	LOB: 1	E: 0	LOB: 0	E: 0	LOB: 1	E: 0	LOB: 0	E: 0	LOB: 0	E: 0	LOB: 0	E: 0	LOB: 2	2B: 1	SAC: 0	PB: 0
K: 0	BB: 1	K: 0	BB: 0	K: 1	BB: 1	K: 0	BB: 0	K: 1	BB: 1	K: 0	BB: 0	K: 0	BB: 0	K: 0	BB: 1	K: 0	BB: 1	K: 0	BB: 1	3B: 0	DP: 3	SB: 1
S: 2	P: 6	S: 3	P: 3	S: 2	P: 6	S: 6	P: 10	S: 5	P: 9	S: 3	P: 3	S: 5	P: 9	S: 3	P: 3	S: 2	P: 6	S: 4	P: 8	HR: 0	HBP: 0	CS: 0

PITCHER	IP	WLS	BF	H	R	ER	SO	BB	IBB	HBP	BLK	WP	HR	S	P	ERA	WHIP
Tom Morgan, R ERA: 0.96 (1, 1)	9.2	L	36	3	1	1	3	6	1	0	0	0	0	35	63	0.93	0.931

PITCHER	IP	WLS	BF	H	R	ER	SO	BB	IBB	HBP	BLK	WP	HR	S	P	ERA	WHIP

BOTTOM

Kansas City Athletics @ Chicago White Sox  
Comiskey Park, Chicago, IL  
Sun Apr 21 1957, 4:33 AM EST  
Att. 8,009 - Unknown

AB	28
R	1
H	3
RBI	1
BB	7
SO	3
LOB	14





Batter	1	2	3	4	5	6	7	8	9	AB	R	H	RBI	BB	SO	LOB	TOP								
Milt Graff, L (1, 4) OBP: 0.200, SLG: 0.136	0-0 1-3	0-0 2B		4-0 1B BB		0-0 E1		0-0 F9	0-0 E6	5	0	1	1	1	0	2									
Tim Thompson, L (1, 2) OBP: 0.200, SLG: 0.200	0-0 G3	0-0 F9		1-2 1B		0-0 F8		0-0 4-3	0-0 F9	6	0	1	0	0	0	5									
Gus Zernial, R (1, 7) OBP: 0.435, SLG: 0.650 Johnny Groth, R (9, PR) (9, 9)	0-0 1B		0-0 HR 2B	0-0 G3			0-0 F5		0-0 SH5-3 2B 1B	5	1	3	0	0	0	2									
Harry Simpson, L (1, 3) OBP: 0.240, SLG: 0.520	0-0 G3		0-0 HR	0-0 G3			0-0 1-3		0-0 SH5-3	4	1	1	2	0	0	1									
Lou Skizas, R (1, 9) OBP: 0.400, SLG: 0.682 (9, 7)		0-0 HR	1-0 CS HBP		0-0 P6		0-0 1B		4-0 2B SF7 IBB	3	2	2	1	1	0	0									
Hector Lopez, R (1, 5) OBP: 0.320, SLG: 0.500		0-0 1B SF9 2B	0-3 K		0-3 K		0-0 F8		0-0 BB E 2B	5	2	2	1	0	2	2									
Jim Pisoni, R (1, 8) OBP: 0.273, SLG: 0.300		0-0 2B 1B	0-3 K		0-0 P4			0-0 2B 1B	0-0 SF7	4	2	2	1	0	1	1									
Mickey McDermott, L (1, 1) Tom Gorman, R (3, 1) Joe Demaestri, R (8, PH) (8, 6)		0-3 K		0-0 4-3		0-3 K		0-0 F8	4-0 BB E BB	1	0	0	0	0	1	2									
Billy Hunter, R (1, 6) OBP: 0.111, SLG: 0.125 Irv Noren, L (8, PH) OBP: 1.000, SLG: 2.000 Clete Boyer, R (8, PR) Arnie Portocarrero, R (8, 1)		0-0 SF9		0-0 6-3		0-0 E 1B		0-0 1B 2B	4-0 E BB	2	1	1	1	0	0	0									
<b>Inning Stats</b>	R: 0 E: 0 K: 0 S: 4	H: 1 LOB: 1 BB: 0 P: 4	R: 3 E: 0 K: 1 S: 9	H: 4 LOB: 1 BB: 0 P: 9	R: 2 E: 0 K: 2 S: 8	H: 2 LOB: 1 BB: 0 P: 9	R: 0 E: 0 K: 0 S: 4	H: 1 LOB: 2 BB: 1 P: 8	R: 0 E: 0 K: 1 S: 5	H: 0 LOB: 0 BB: 0 P: 5	R: 1 E: 1 K: 1 S: 7	H: 1 LOB: 1 BB: 0 P: 7	R: 0 E: 0 K: 0 S: 4	H: 1 LOB: 1 BB: 0 P: 4	R: 1 E: 0 K: 0 S: 5	H: 2 LOB: 1 BB: 0 P: 5	R: 4 E: 1 K: 0 S: 6	H: 2 LOB: 2 BB: 3 P: 18	1B: 7 2B: 6 3B: 0 HR: 2	SF: 2 SAC: 1 DP: 1 HBP: 1	WP: 0 PB: 0 SB: 0 CS: 1	PA: 47			
<b>PITCHER</b>	IP	WLS	BF	H	R	ER	SO	BB	IBB	HBP	BLK	WP	HR	S	P	ERA	WHIP								
Paul Foytack, R (1, 1) ERA: 5.4	1.2		10	5	3	3	1	0	0	0	0	0	1	12	12	16.20	3.000								
Duke Maas, R (2, 1) ERA: 6.0	5.2		26	7	4	3	4	1	0	1	0	0	1	32	37	4.76	1.412								
Jim Bunning, R (8, 1) ERA: 3.86	1.1	L	8	2	4	2	0	1	1	0	0	0	0	6	14	13.50	2.250								
Pete Wojey, R (9, 1) ERA:	0.1		3	0	0	0	0	1	0	0	0	0	0	2	6	0.00	3.000								

**Kansas City Athletics @ Detroit Tigers**  
 Briggs Stadium, Detroit, MI  
 Mon Apr 22 1957, 3:33 AM EST  
 Att. 7,133 - Unknown

[livebaseballscorecards.com](http://livebaseballscorecards.com)

<b>AB</b>	39
<b>R</b>	11
<b>H</b>	14
<b>RBI</b>	8
<b>BB</b>	4
<b>SO</b>	5
<b>LOB</b>	16



Batter	1	2	3	4	5	6	7	8	9	AB	R	H	RBI	BB	SO	LOB
Harvey Kuenn, R (1, 6) OBP: 0.310, SLG: 0.269	4-0 BB 1B BB	0-0 FC6-4 1-2f	0-3 K		0-0 F7		0-0 L8			4	1	0	0	1	1	4
Frank Bolling, R (1, 4) OBP: 0.452, SLG: 0.577	4-0 1B BB		0-0 L9	0-0 2B SF7 1B		0-0 SH3-4 SF7 2B		0-0 5-3		4	2	2	0	1	0	0
Mel Clark, R (1, 7) Jim Small, L (4, PH) (5, 7) OBP: 0.500, SLG: 0.667	0-3 K		0-0 F9	0-0 SF7 1-3 2B		4-0 SF7 SH3-4 BB		0-0 4-3		2	0	0	0	0	1	2
Al Kaline, R (1, 9) OBP: 0.308, SLG: 0.227	0-0 G6-4-3 1B		4-0 1B HR BB	0-0 L5-3		0-0 SH3-4		0-0 L5		3	1	1	1	1	0	2
Ray Boone, R (1, 3) OBP: 0.481, SLG: 0.455	0-0 G6-4-3 1-2f		0-0 HR 1B	4-0 SF7 IBB		4-0 SF7 IBB		0-0 5-3		3	1	1	0	2	0	2
Bill Tuttle, R (1, 8) OBP: 0.333, SLG: 0.478		0-0 5-3	0-0 HR	0-0 SF7		0-0 SF7		0-0 G3		3	1	1	5	0	0	0
Red Wilson, R (1, 2) Eddie Robinson, L (9, PH) OBP: 0.429, SLG: 0.455		0-0 F2	0-0 2B	0-0 4-3		0-0 P6		0-0 F7		4	1	1	0	0	0	4
Reno Bertoia, R (1, 5) OBP: 0.455, SLG: 0.500		4-0 E BB	0-0 2B		0-0 6-3		0-3 K			3	0	1	1	1	1	0
Paul Foytack, R (1, 1) Duke Maas, R (2, 1) Jim Bunning, R (8, 1) Pete Wojey, R (9, 1) OBP: 0.333, SLG: 0.200		0-0 E6 FC6-4 1-2	4-0 BB		0-0 4-3		0-0 F8			0	0	0	0	0	0	0

Inning Stats	R: 1	H: 1	E: 0	K: 1	S: 5	LOB: 1	BB: 2	P: 13	R: 0	H: 0	E: 1	K: 0	S: 4	LOB: 2	BB: 1	P: 8	R: 4	H: 4	E: 0	K: 1	S: 9	LOB: 2	BB: 2	P: 17	R: 1	H: 2	E: 0	K: 0	S: 5	LOB: 2	BB: 1	P: 9	R: 0	H: 0	E: 0	K: 0	S: 3	LOB: 0	BB: 0	P: 3	R: 1	H: 1	E: 0	K: 1	S: 4	LOB: 2	BB: 2	P: 12	R: 0	H: 0	E: 0	K: 1	S: 5	LOB: 0	BB: 0	P: 5	R: 0	H: 0	E: 0	K: 0	S: 3	LOB: 0	BB: 0	P: 3	R: 0	H: 0	E: 0	K: 0	S: 3	LOB: 0	BB: 0	P: 3
--------------	------	------	------	------	------	--------	-------	-------	------	------	------	------	------	--------	-------	------	------	------	------	------	------	--------	-------	-------	------	------	------	------	------	--------	-------	------	------	------	------	------	------	--------	-------	------	------	------	------	------	------	--------	-------	-------	------	------	------	------	------	--------	-------	------	------	------	------	------	------	--------	-------	------	------	------	------	------	------	--------	-------	------

PITCHER	IP	WLS	BF	H	R	ER	SO	BB	IBB	HBP	BLK	WP	HR	S	P	ERA	WHIP
Mickey McDermott, L (1, 1) ERA: 16.88	2.2		18	5	5	5	1	5	0	0	0	0	1	15	35	16.88	3.750
Tom Gorman, R (3, 1) ERA: 11.81	4.1		19	3	2	2	2	1	2	0	0	0	0	20	32	4.15	0.923
Arnie Portocarrero, R (8, 1) ERA:	2.0	W	6	0	0	0	0	0	0	0	0	0	0	6	6	0.00	0.000

**BOTTOM**

**Kansas City Athletics @ Detroit Tigers**  
 Briggs Stadium, Detroit, MI  
 Mon Apr 22 1957, 3:33 AM EST  
 Att. 7,133 - Unknown

AB	32
R	7
H	8
RBI	7
BB	8
SO	3
LOB	15



WP: 0	PA: 43
PB: 0	
SB: 0	
CS: 0	

PITCHER	IP	WLS	BF	H	R	ER	SO	BB	IBB	HBP	BLK	WP	HR	S	P	ERA	WHIP
---------	----	-----	----	---	---	----	----	----	-----	-----	-----	----	----	---	---	-----	------




Batter	1	2	3	4	5	6	7	8	9	AB R H RBI BB SO LOB	TOP											
Milt Graff, L (1, 4) OBP: 0.167, SLG: 0.111	0-0 6-3			0-0 B1-3	0-0 E3			0-0 L8	0-0 P6	5 0 0 0 0 0 4												
Tim Thompson, L (1, 2) OBP: 0.200, SLG: 0.200	0-0 F7			0-0 HR 1B	0-0 F9			0-0 G3	0-0 G3	5 1 1 0 0 0 5												
Gus Zernial, R (1, 7) OBP: 0.407, SLG: 0.565 Johnny Groth, R (9, 9)	0-3 K			0-0 P6				4-0 BB		3 0 0 0 1 1 1 0 0 0 0 0 0 0												
Harry Simpson, L (1, 3) OBP: 0.241, SLG: 0.586		0-0 F7		0-0 HR 1-H				0-0 P3		4 1 1 2 0 1 1												
Lou Skizas, R (1, 9) OBP: 0.379, SLG: 0.731 (9, 7)		0-0 6-3		0-0 P6					0-0 HR	4 1 1 1 0 0 0												
Hector Lopez, R (1, 5) OBP: 0.310, SLG: 0.500		0-0 6-3			0-0 F8				0-0 BB 2B	4 0 1 0 0 0 0												
Jim Pisoni, R (1, 8) OBP: 0.267, SLG: 0.357			0-0 F7		0-0 1B 2B				0-0 2-4	4 1 1 0 0 0 1												
Rip Coleman, L (1, 1) Bob Cerv, R (7, PH) Virgil Trucks, R (7, 1) Irv Noren, L (9, PH) Clete Boyer, R (9, PR) Tom Gorman, R (9, 1)			0-3 K		0-3 K			0-0 HR	4-0 BB IBB	2 0 0 0 0 0 2 1 1 1 1 1 0 0 0 0 0 0 0 0 0 0 0 0 0 0 0 0 1 0 0 0 0 0 0 0 0 0 0 0												
Billy Hunter, R (1, 6) OBP: 0.167, SLG: 0.182 Mickey McDermott, L (9, PH) Joe Demaestri, R (9, 6) OBP: 0.615, SLG: 0.800			0-3 K		0-0 E 2-H 1B			0-0 5-3	4-0 BB 1-2 2-3	3 0 1 1 0 1 0 0 0 0 0 1 0 0 0 0 0 0 0 0 0 0												
<b>Inning Stats</b>	R: 0 E: 0 K: 1 S: 5	H: 0 LOB: 0 BB: 0 P: 5	R: 0 E: 0 K: 0 S: 3	H: 0 LOB: 0 BB: 0 P: 3	R: 0 E: 0 K: 2 S: 7	H: 0 LOB: 0 BB: 0 P: 7	R: 2 E: 0 K: 0 S: 5	H: 2 LOB: 0 BB: 0 P: 5	R: 1 E: 1 K: 1 S: 8	H: 2 LOB: 2 BB: 0 P: 8	R: 0 E: 0 K: 1 S: 5	H: 0 LOB: 0 BB: 0 P: 5	R: 1 E: 0 K: 0 S: 4	H: 1 LOB: 0 BB: 0 P: 4	R: 0 E: 0 K: 0 S: 3	H: 0 LOB: 1 BB: 1 P: 7	R: 1 E: 0 K: 0 S: 5	H: 2 LOB: 3 BB: 2 P: 13	1B: 2 2B: 2 3B: 0 HR: 3	SF: 0 SAC: 0 DP: 0 HBP: 0	WP: 0 PB: 0 SB: 0 CS: 0	PA: 38
<b>PITCHER</b>	IP WLS BF H R ER SO BB IBB HBP BLK WP HR S P ERA WHIP																					
Don Lee, R (1, 1) ERA: 5.63	8.0 L 33 7 5 5 5 1 0 0 0 0 0 3 42 46 5.62 1.000																					
Paul Foytack, R (9, 1) ERA: 4.5	1.0 5 0 0 0 0 1 1 0 0 0 0 3 11 0.00 1.000																					

**Kansas City Athletics @ Detroit Tigers**  
 Briggs Stadium, Detroit, MI  
 Tue Apr 23 1957, 3:33 AM EST  
 Att. 6,946 - Unknown

[livebaseballscorecards.com](http://livebaseballscorecards.com)

AB	35
R	5
H	7
RBI	5
BB	3
SO	5
LOB	13













Batter	1	2	3	4	5	6	7	8	9	AB R H RBI BB SO LOB	TOP		
Larry Raines, R (1, 6) OBP: 0.200, SLG: 0.143 Gene Woodling, L (7, PH) OBP: 0.800, SLG: 0.667 Chico Carrasquel, R (7, 6) OBP: 0.267, SLG: 0.250	0-0 P4		0-3 K		0-0 F8		4-0 1B 2B BB	0-0 SF9		3 0 0 0 0 1 0 0 1 0 0 1 0 0 0 0 0 1 0 0 0	<b>Cleveland Indians @ Kansas City Athletics</b> Municipal Stadium, Kansas City, MO Thu Apr 25 1957, 4:33 AM EST Att. 8,135 - Unknown <a href="http://livebaseballscorecards.com">livebaseballscorecards.com</a>		
Al Smith, R (1, 8) OBP: 0.273, SLG: 0.286	4-0 CS BB		0-3 K		0-0 5-3		0-0 2B 1B	0-0 5-3		4 1 1 1 1 1 1			
Roger Maris, L (1, 7) OBP: 0.371, SLG: 0.636	0-3 K		0-0 1B				0-0 F8	0-0 P3	0-0 1-3	5 0 1 0 0 1 3			
Vic Wertz, L (1, 3) OBP: 0.515, SLG: 0.440 Joe Altobelli, L (9, 3)		4-0 1B 2B BB	0-0 F8				4-0 1B BB	0-0 2B	0-3 K	3 1 1 2 2 1 1 0 0 0 0 0 0 0			
Rocky Colavito, R (1, 9) OBP: 0.300, SLG: 0.250		0-0 F2		0-0 F8		0-0 F8	4-0 BB	0-0 P6	0-0	4 0 0 0 1 0 2			
Bobby Avila, R (1, 5) OBP: 0.250, SLG: 0.231		0-0 F8		0-3 K		0-0 1B	0-0 F8			4 0 1 0 0 1 3			
George Strickland, R (1, 4) OBP: 0.467, SLG: 0.435		0-0 2B 1B		4-0 BB		0-0 F9		4-0 B5-4 SF9 BB		2 1 1 0 2 0 2			
Jim Hegan, R (1, 2) OBP: 0.294, SLG: 0.214		0-0 2B		0-0 5-3			4-0 5-3 1B BB	4-0 SF9 B5-4 BB		2 1 1 1 2 0 1			
Early Wynn, S (1, 1) Ray Narleski, R (8, 1)	0-0 5-3				0-0 1-3		0-0 5-3 1B BB	0-0 B5-4		4 0 0 0 0 0 5 0 0 0 0 0 0 0			
<b>Inning Stats</b>	R: 0 H: 0 E: 0 LOB: 1 K: 1 BB: 1 S: 4 P: 8	R: 1 H: 2 E: 0 LOB: 2 K: 0 BB: 1 S: 5 P: 9	R: 0 H: 1 E: 0 LOB: 1 K: 2 BB: 0 S: 8 P: 8	R: 0 H: 0 E: 0 LOB: 1 K: 1 BB: 1 S: 5 P: 9	R: 0 H: 0 E: 0 LOB: 0 K: 0 BB: 0 S: 3 P: 3	R: 0 H: 1 E: 0 LOB: 2 K: 0 BB: 1 S: 4 P: 8	R: 3 H: 2 E: 0 LOB: 2 K: 0 BB: 3 S: 5 P: 17	R: 1 H: 0 E: 0 LOB: 1 K: 0 BB: 2 S: 3 P: 11	R: 0 H: 0 E: 0 LOB: 0 K: 1 BB: 0 S: 5 P: 5	1B: 4 SF: 1 2B: 3 SAC: 0 3B: 0 DP: 1 HR: 0 HBP: 0	WP: 0 PA: 41 PB: 0 SB: 0 CS: 1		
<b>PITCHER</b>	IP WLS BF H R ER SO BB IBB HBP BLK WP HR S P ERA WHIP											<b>PITCHER</b>	IP WLS BF H R ER SO BB IBB HBP BLK WP HR S P ERA WHIP
Wally Burnette, R (1, 1) ERA: 3.0	6.2 L 31 6 4 4 4 6 0 0 0 0 0 0 33 57 5.40 1.800												
Tom Gorman, R (7, 1) ERA: 9.45	0.1 2 0 0 0 0 1 0 0 0 0 0 0 1 5 0.00 3.000												
Gene Host, L (8, 1) ERA: 9.0	2.0 8 0 1 1 1 2 0 0 0 0 0 0 8 16 4.50 1.000												



Batter	1	2	3	4	5	6	7	8	9	AB R H RBI BB SO LOB
Milt Graff, L (1, 4) Vic Power, R (9, PH) Billy Hunter, R (9, PR)	0-0 F7		0-0 P4		0-0 2-3			0-3 K	0-0 FC6-4 1B	4 0 0 0 0 1 1 1 0 1 0 0 0 0 0 0 0 0 0 0 0
Hector Lopez, R (1, 5)	0-0 F8			0-0 P4		0-0 F9		0-0 HR 1B	0-0 FC6-4 1B	5 1 1 0 0 0 2
Gus Zernial, R (1, 7)	0-3 K			0-0 1B 1B		0-3 K		0-0 HR 1B		4 2 2 2 0 2 0
Harry Simpson, L (1, 3)		4-0 FC5-4 BB		0-0 FC5 1B 1-3 1B		0-0 F7		0-0 E 2B		3 0 2 0 1 0 0
Lou Skizas, R (1, 9)		0-0 FC5-4 7-4-3 1-2f		0-0 P3		0-0 F2		0-0 E6 2-3		4 0 0 0 0 0 4
Hal Smith, R (1, 2)		0-0 7-4-3 1-2f		0-0 1B 1-2 3-H		0-0 1-3		0-3 K		4 0 1 1 0 1 3
Jim Pisoni, R (1, 8) Tim Thompson, L (9, PH)			0-0 4-3	0-0 FC5 2-3f		4-0 BB		0-0 4-3		2 0 0 0 1 0 2 1 0 0 0 0 0 0
Wally Burnette, R (1, 1) Tom Gorman, R (7, PH) Gene Host, S (8, 1) Irv Noren, L (9, PH) Clete Boyer, R (9, PR)			0-0 1B		0-3 K		0-0 G2	4-0 FC4-6 BB		2 0 1 0 0 1 0 0 0 0 0 0 0 0 1 0 0 0 0 0 1 0 0 0 0 0 0 0 0 0 0 0 1 0 0 0 0 0 0 0 0 0
Joe Demaestri, R (1, 6) Bob Cerv, R (9, PH)			0-0 P4		0-0 F8			0-0 F7	0-0 FC4-6 1B 1-2f	3 0 0 0 0 0 1 1 0 0 0 0 0 1

Inning Stats	R: 0 E: 0 K: 1 S: 5	H: 0 LOB: 0 BB: 0 P: 5	R: 0 E: 0 K: 0 S: 2	H: 0 LOB: 0 BB: 1 P: 6	R: 0 E: 0 K: 0 S: 4	H: 1 LOB: 1 BB: 0 P: 4	R: 1 E: 0 K: 0 S: 6	H: 3 LOB: 2 BB: 0 P: 6	R: 0 E: 0 K: 1 S: 5	H: 0 LOB: 0 BB: 0 P: 5	R: 0 E: 0 K: 0 S: 3	H: 0 LOB: 1 BB: 1 P: 7	R: 2 E: 1 K: 2 S: 11	H: 3 LOB: 2 BB: 0 P: 11	R: 0 E: 0 K: 0 S: 4	H: 1 LOB: 2 BB: 1 P: 8	1B: 6 2B: 2 3B: 0 HR: 1	SF: 0 SAC: 0 DP: 1 HBP: 0	WP: 0 PB: 0 SB: 0 CS: 0	PA: 38
PITCHER	IP	WLS	BF	H	R	ER	SO	BB	IBB	HBP	BLK	WP	HR	S	P	ERA	WHIP			
Early Wynn, R (1, 1) ERA: 5.91	7.2	W	31	7	3	3	4	2	0	0	0	0	1	37	45	3.52	1.174			
Ray Narleski, R (8, 1) ERA:	1.1	S	7	1	0	0	1	1	0	0	0	0	0	8	12	0.00	1.500			

BOTTOM

Cleveland Indians @ Kansas City Athletics  
Municipal Stadium, Kansas City, MO  
Thu Apr 25 1957, 4:33 AM EST  
Att. 8,135 - Unknown

livebaseballscorecards.com

AB	35
R	3
H	8
RBI	3
BB	3
SO	5
LOB	15





Batter	1	2	3	4	5	6	7	8	9	AB R H RBI BB SO LOB	TOP		
Luis Aparicio, R (1, 6) OBP: 0.371, SLG: 0.276	4-0 1B 5-3 BB		X 0-0 FC3-6 1B		0-3 K		X 0-0 2B		X 0-0 P4	4 1 2 0 1 1 0	<b>Chicago White Sox @ Kansas City Athletics</b> Municipal Stadium, Kansas City, MO Fri Apr 26 1957, 7:05 PM EST Att. 15,627 - Unknown <a href="http://livebaseballscorecards.com">livebaseballscorecards.com</a>		
Nellie Fox, L (1, 4) OBP: 0.419, SLG: 0.533	X 0-0 5-3 1B		X 0-0 FC3-6 1B		X 0-0 F9		X 0-0 F2			4 0 1 1 0 0 2			
Minnie Minoso, R (1, 7) OBP: 0.469, SLG: 0.519	X 0-0 F8		X 0-0 1B		X 0-0 F8			X 0-0 5-3		4 0 1 0 0 0 2			
Sherm Lollar, R (1, 2) OBP: 0.310, SLG: 0.696	X 0-0 5-3		X 0-0 F8			X 0-0 HR		X 0-0 5-3		4 1 1 2 0 0 3			
Larry Doby, L (1, 8) OBP: 0.355, SLG: 0.357	X 0-0 3-1		X 0-0 4-3		X 0-0 F8			X 0-0 BB 1B		4 0 1 0 0 0 3			
Jim Landis, R (1, 9) OBP: 0.393, SLG: 0.286 Dave Philley, S (7, 9)		BB 4-0 G1-6-3 BB		X 0-0 5-3		X 0-0 F2		BB 4-0 1-2 BB		2 0 0 0 1 0 0 0 0 0 0 1 0 0			
Jim Rivera, L (1, 3) OBP: 0.367, SLG: 0.519		X 0-0 G1-6-3		X 0-0 HR		X 0-0 F3		X 0-0 P4		4 1 1 1 0 0 3			
Bubba Phillips, R (1, 5) OBP: 0.381, SLG: 0.294 Ron Northey, L (9, PH) OBP: 0.200, SLG: 0.200 Fred Hatfield, L (9, 5) OBP: 0.400, SLG: 0.250		X 0-0 F9		X 0-0 P5			X 0-0 2-3	X 0-0 F8		3 0 0 0 0 0 0 1 0 0 0 0 0 0 0 0 0 0 0 0 0			
Billy Pierce, L (1, 1) OBP: 0.250, SLG: 0.375 Bob Keegan, R (7, 1) Paul LaPalme, L (8, 1)			X 0-0 1B FC3-6 1B		X 0-0 4-3		X 0-0 1-3	X 0-3 K		3 1 1 0 0 0 0 0 0 0 0 0 0 0 1 0 0 0 0 1 0			
<b>Inning Stats</b>	R: 1 H: 1 E: 0 LOB: 1 K: 0 BB: 1 S: 4 P: 8	R: 0 H: 0 E: 0 LOB: 0 K: 0 BB: 1 S: 2 P: 6	R: 1 H: 3 E: 0 LOB: 2 K: 0 BB: 0 S: 6 P: 6	R: 1 H: 1 E: 0 LOB: 0 K: 0 BB: 0 S: 4 P: 4	R: 0 H: 0 E: 0 LOB: 0 K: 1 BB: 0 S: 5 P: 5	R: 1 H: 1 E: 0 LOB: 0 K: 0 BB: 0 S: 4 P: 4	R: 0 H: 1 E: 0 LOB: 1 K: 0 BB: 0 S: 4 P: 4	R: 0 H: 1 E: 0 LOB: 2 K: 0 BB: 1 S: 4 P: 8	R: 0 H: 0 E: 0 LOB: 0 K: 1 BB: 0 S: 5 P: 5	1B: 5 SF: 0 2B: 1 SAC: 0 3B: 0 DP: 1 HR: 2 HBP: 0		WP: 0 PA: 37 PB: 0 SB: 0 CS: 0	
<b>PITCHER</b>	IP WLS BF H R ER SO BB IBB HBP BLK WP HR S P ERA WHIP											<b>PITCHER</b>	IP WLS BF H R ER SO BB IBB HBP BLK WP HR S P ERA WHIP
Tom Morgan, R (1, 1) ERA: 2.1	7.0 L 29 7 4 4 1 2 0 0 0 0 0 2 29 37 5.14 1.286												
Tom Gorman, R (8, 1) ERA: 7.27	2.0 8 1 0 0 1 1 0 0 0 0 0 0 9 13 0.00 1.000												



Batter	1	2	3	4	5	6	7	8	9
Milt Graff, L OBP: 0.186, SLG: 0.200 (1, 4)	0-0 1-3		0-0 F2			0-0 F9		0-0 1-3	
Hector Lopez, R OBP: 0.349, SLG: 0.683 (1, 5)	0-0 F3			0-0 F9		0-0 1B 3B		0-0 WP 1B	
Gus Zernial, R OBP: 0.368, SLG: 0.576 (1, 7)	0-0 F2			0-0 F8		0-0 1B 1B		0-0 F8	
Harry Simpson, L OBP: 0.366, SLG: 0.700 (1, 3)		0-0 1B		0-0 3-1		0-0 1B FC6-4		0-3 K	
Lou Skizas, R OBP: 0.333, SLG: 0.711 (1, 9)		0-3 K			0-0 HR	0-0 FC6-4		0-0 5-3	
Hal Smith, R OBP: 0.240, SLG: 0.333 (1, 2)		0-0 F7			0-3 K		0-0 1B	0-0 6-3	
Jim Pisoni, R OBP: 0.259, SLG: 0.333 (1, 8)		0-3 K			0-0 F9		0-0 4-3 3B	0-3 K	
Tom Morgan, R (1, 1)			0-3 K				0-0 4-3		
Bob Cerv, R (7, PH)					0-3 K				
Tom Gorman, R (8, 1)							0-0 3-H		
Joe Demaestri, R (1, 6)			0-0 1-3			0-0 5-3		0-0 1-3	
Mickey McDermott, L (7, PH)									
Billy Hunter, R (8, 6)									


AB	R	H	RBI	BB	SO	LOB
4	0	0	0	0	0	0
4	1	2	0	0	0	0
4	0	1	1	0	0	1
4	0	2	0	0	1	1
4	1	1	1	0	1	3
4	0	1	0	0	1	1
4	1	1	0	0	2	1
2	0	0	0	0	2	0
1	0	0	1	0	0	0
0	0	0	0	0	0	0
2	0	0	0	0	0	0
1	0	0	0	0	0	0
0	0	0	0	0	0	0

**BOTTOM**

**Chicago White Sox @ Kansas City Athletics**  
Municipal Stadium, Kansas City, MO

Fri Apr 26 1957, 7:05 PM EST  
Att. 15,627 - Unknown

AB	34
R	3
H	8
RBI	3
BB	0
SO	7
LOB	7



Inning Stats	R	H	E	K	S	P	IP	WLS	BF	H	R	ER	SO	BB	IBB	HBP	BLK	WP	HR	S	P	ERA	WHIP
	0	0	0	0	3	3	6.1		25	7	3	3	5	0	0	0	0	0	1	35	35	4.26	1.105
	0	1	0	2	8	8	1.1		5	1	0	0	0	0	0	0	0	0	5	5	0.00	0.750	
	0	0	0	3	8	8	1.1	S	4	0	0	0	2	0	0	0	0	1	8	8	0.00	0.000	

PITCHER	IP	WLS	BF	H	R	ER	SO	BB	IBB	HBP	BLK	WP	HR	S	P	ERA	WHIP
Billy Pierce, L (1, 1)	6.1	W	25	7	3	3	5	0	0	0	0	0	1	35	35	4.26	1.105
Bob Keegan, R (7, 1)	1.1		5	1	0	0	0	0	0	0	0	0	5	5	0.00	0.750	
Paul LaPalme, L (8, 1)	1.1	S	4	0	0	0	2	0	0	0	0	1	8	8	0.00	0.000	



Batter	1	2	3	4	5	6	7	8	9	AB R H RBI BB SO LOB	TOP										
Luis Aparicio, R (1, 6) OBP: 0.359, SLG: 0.273	0-0 F5			0-0 5-3		0-0 F3		0-0 2-H 1B		4 0 1 1 0 0 0	<b>Chicago White Sox @ Kansas City Athletics</b> Municipal Stadium, Kansas City, MO Sat Apr 27 1957, 7:05 PM EST Att. 13,074 - Unknown <a href="http://livebaseballscorecards.com">livebaseballscorecards.com</a>										
Nellie Fox, L (1, 4) OBP: 0.429, SLG: 0.588	0-0 G4-6-3 1B			0-0 3B		0-0 F9		0-0 P4		4 0 2 0 0 0 1											
Minnie Minoso, R (1, 7) OBP: 0.417, SLG: 0.452	0-0 G4-6-3 1-2f			0-0 F3		0-0 P5		0-0 1-3		4 0 0 0 0 0 2											
Sherm Lollar, R (1, 2) OBP: 0.303, SLG: 0.741		0-0 F7		0-0 P4		0-0 HR		0-0 6-3		4 1 1 1 0 0 1											
Larry Doby, L (1, 8) OBP: 0.314, SLG: 0.313		0-3 K		0-0 4-3		0-0 4-3		0-0 G3		4 0 0 0 0 1 0											
Walt Dropo, R (1, 3) OBP: 0.333, SLG: 0.333		0-0 F8		0-0 1B		0-3 K				3 0 1 0 0 1 0											
Jim Rivera, L (1, 9) OBP: 0.333, SLG: 0.467			0-0 4-3		0-3 K		0-0 4-3			3 0 0 0 0 1 1											
Bubba Phillips, R (1, 5) OBP: 0.375, SLG: 0.300			0-0 5-3		0-3 K		0-0 S 1B 1B			3 1 1 0 0 1 1											
Dick Donovan, L (1, 1) Dixie Howell, L (9, 1)			0-0 F7		0-0 1-3		0-3 K 1-2			3 0 0 0 0 1 1 0 0 0 0 0 0 0											
<b>Inning Stats</b>	R: 0 E: 0 K: 0 S: 3	H: 1 LOB: 0 BB: 0 P: 3	R: 0 E: 0 K: 1 S: 5	H: 0 LOB: 0 BB: 0 P: 5	R: 0 E: 0 K: 0 S: 3	H: 0 LOB: 0 BB: 0 P: 3	R: 0 E: 0 K: 2 S: 4	H: 1 LOB: 1 BB: 0 P: 4	R: 0 E: 0 K: 0 S: 8	H: 1 LOB: 1 BB: 0 P: 8	R: 1 E: 0 K: 1 S: 6	H: 1 LOB: 0 BB: 0 P: 6	R: 1 E: 0 K: 1 S: 7	H: 2 LOB: 1 BB: 0 P: 7	R: 0 E: 0 K: 0 S: 3	H: 0 LOB: 0 BB: 0 P: 3	1B: 4 2B: 0 3B: 1 HR: 1	SF: 0 SAC: 0 DP: 1 HBP: 0	WP: 0 PB: 0 SB: 1 CS: 0	PA: 32	
<b>PITCHER</b>	IP WLS BF H R ER SO BB IBB HBP BLK WP HR S P ERA WHIP																				
Alex Kellner, L (1, 1) ERA: 2.19	7.0	24	4	1	1	4	0	0	0	0	0	1	32	32	1.29	0.571					
Virgil Trucks, R (8, 1) ERA: 5.4	2.0	W	8	2	1	1	1	0	0	0	0	0	10	10	4.50	1.000					



Batter	1	2	3	4	5	6	7	8	9	AB	R	H	RBI	BB	SO	LOB
Milt Graff, L OBP: 0.191, SLG: 0.186 (1, 4)	0-0 P6		4-0 BB			0-0 1-3		0-0 4-3		3	0	0	0	1	0	0
Hector Lopez, R OBP: 0.340, SLG: 0.644 (1, 5)	0-0 G5-4-3 1B		0-3 K			0-3 K		0-0 P4		4	0	1	0	0	2	1
Gus Zernial, R OBP: 0.333, SLG: 0.514 (1, 7)	0-0 G5-4-3 1-2f				0-0 P4			0-0 F5		4	0	0	0	0	0	1
Harry Simpson, L OBP: 0.378, SLG: 0.705 (1, 3)		0-0 4-3			0-3 K			0-0 WP 1B 2B		4	2	2	0	0	1	0
Lou Skizas, R OBP: 0.333, SLG: 0.683 (1, 9)		0-0 E6 1-3			0-0 S 1B			0-0 F7		3	0	1	0	0	0	1
Hal Smith, R OBP: 0.276, SLG: 0.357 (1, 2)		0-0 1-3			0-0 1-3			0-0 FC5 BB 1B		4	1	2	2	0	0	2
Jim Pisoni, R OBP: 0.290, SLG: 0.333 (1, 8)		0-0 F9			0-3 K			4-0 FC5 BB 1B		3	0	1	1	1	1	1
Alex Kellner, R OBP: 0.250, SLG: 1.000 (1, 1)			0-0 4-3		0-3 K			0-0 FC5		2	0	0	0	0	1	0
Irv Noren, L OBP: 0.750, SLG: 1.000 (7, PH)								0-0 FC5		1	0	0	0	0	0	2
Virgil Trucks, R OBP: 1.000, SLG: 1.000 (8, 1)								1-2 2-3f		0	0	0	0	0	0	0
Joe Demaestri, R OBP: 0.440, SLG: 0.450 (1, 6)			0-0 6-3		0-3 K			0-0 F8		3	0	0	0	0	1	2

Inning Stats	R: 0	H: 1	E: 0	K: 0	S: 3	LOB: 0	BB: 0	P: 3	R: 0	H: 0	E: 1	K: 0	S: 4	LOB: 1	BB: 0	P: 4	R: 0	H: 0	E: 0	K: 1	S: 5	LOB: 1	BB: 1	P: 9	R: 0	H: 1	E: 0	K: 1	S: 6	LOB: 1	BB: 0	P: 6	R: 0	H: 0	E: 0	K: 3	S: 9	LOB: 0	BB: 0	P: 9	R: 1	H: 2	E: 0	K: 0	S: 5	LOB: 2	BB: 1	P: 9	R: 0	H: 0	E: 0	K: 0	S: 3	LOB: 0	BB: 0	P: 3	R: 2	H: 3	E: 0	K: 0	S: 4	LOB: 1	BB: 0	P: 4	1B: 6	SF: 0	2B: 1	SAC: 1	3B: 0	DP: 1	HR: 0	HBP: 0	WP: 1	PA: 34
--------------	------	------	------	------	------	--------	-------	------	------	------	------	------	------	--------	-------	------	------	------	------	------	------	--------	-------	------	------	------	------	------	------	--------	-------	------	------	------	------	------	------	--------	-------	------	------	------	------	------	------	--------	-------	------	------	------	------	------	------	--------	-------	------	------	------	------	------	------	--------	-------	------	-------	-------	-------	--------	-------	-------	-------	--------	-------	--------


PITCHER	IP	WLS	BF	H	R	ER	SO	BB	IBB	HBP	BLK	WP	HR	S	P	ERA	WHIP
Dick Donovan, R ERA: 6.23 (1, 1)	8.1		32	5	2	2	6	2	0	0	0	1	0	42	50	2.16	0.840
Dixie Howell, R ERA: 1.29 (9, 1)	0.0	L	2	2	1	1	0	0	0	0	0	0	0	2	2	∞	∞

**BOTTOM**

**Chicago White Sox @ Kansas City Athletics**  
Municipal Stadium, Kansas City, MO

Sat Apr 27 1957, 7:05 PM EST  
Att. 13,074 - Unknown

<b>AB</b>	<b>31</b>
<b>R</b>	<b>3</b>
<b>H</b>	<b>7</b>
<b>RBI</b>	<b>3</b>
<b>BB</b>	<b>2</b>
<b>SO</b>	<b>6</b>
<b>LOB</b>	<b>10</b>



PITCHER	IP	WLS	BF	H	R	ER	SO	BB	IBB	HBP	BLK	WP	HR	S	P	ERA	WHIP
---------	----	-----	----	---	---	----	----	----	-----	-----	-----	----	----	---	---	-----	------





Batter	1	2	3	4	5	6	7	8	9	AB	R	H	RBI	BB	SO	LOB
Milt Graff, L (1, 4) OBP: 0.196, SLG: 0.174	0-0 F7			0-0 6-3		4-0 G5-3 BB		0-0 F9		3	0	0	0	1	0	0
Hector Lopez, R (1, 5) OBP: 0.353, SLG: 0.625	0-0 G6-4-3 1B			0-3 K		4-0 1-2 BB		0-0 F8		3	0	1	0	1	1	0
Gus Zernial, R (1, 7) OBP: 0.326, SLG: 0.561	0-0 G6-4-3 1-2f			0-0 HR		0-0 G5-3 2-3f			0-0 3-1	4	1	1	1	0	0	3
Harry Simpson, L (1, 3) OBP: 0.367, SLG: 0.667		0-0 4-3		0-0 F9			0-0 F7		0-0 1B	4	0	1	0	0	0	0
Lou Skizas, R (1, 9) OBP: 0.306, SLG: 0.622		0-0 F7			0-0 6-3		0-0 5-3		0-0 L7	4	0	0	0	0	0	1
Hal Smith, R (1, 2) OBP: 0.273, SLG: 0.438		0-0 F5			0-0 F8		0-0 HR		0-0 F8	4	1	1	1	0	0	1
Jim Pisoni, R (1, 8) OBP: 0.324, SLG: 0.448			0-3 K		0-0 HR		4-0 FC6-4 BB			2	1	1	1	1	1	0
Rip Coleman, L (1, 1)			0-0 3-1		0-0 P6		0-0 FC6-4 1-2f			2	0	0	0	0	0	0
Gene Host, S (6, 1)										0	0	0	0	0	0	0
Bob Cerv, R (7, PH) OBP: 0.353, SLG: 0.647										1	0	0	0	0	0	1
Ed Blake, R (8, 1)										0	0	0	0	0	0	0
Tom Gorman, R (8, 1)										0	0	0	0	0	0	0
Joe Demaestri, R (1, 6) OBP: 0.407, SLG: 0.409			0-0 1-3				0-0 5-3		0-0 1-3	2	0	0	0	0	0	0
Vic Power, R (8, PH) OBP: 0.333, SLG: 0.333										1	0	0	0	0	0	0
Billy Hunter, R (9, 6) OBP: 0.167, SLG: 0.182										0	0	0	0	0	0	0

Inning Stats	R: 0	H: 1	E: 0	LOB: 0	K: 0	BB: 0	S: 3	P: 3	R: 0	H: 0	E: 0	LOB: 0	K: 0	BB: 0	S: 3	P: 3	R: 0	H: 0	E: 0	LOB: 0	K: 1	BB: 0	S: 5	P: 5	R: 1	H: 1	E: 0	LOB: 0	K: 1	BB: 0	S: 6	P: 6	R: 1	H: 1	E: 0	LOB: 0	K: 0	BB: 0	S: 4	P: 4	R: 0	H: 0	E: 0	LOB: 1	K: 0	BB: 2	S: 2	P: 10	R: 1	H: 1	E: 0	LOB: 1	K: 0	BB: 1	S: 4	P: 8	R: 0	H: 0	E: 0	LOB: 0	K: 0	BB: 0	S: 3	P: 3	R: 0	H: 1	E: 0	LOB: 1	K: 0	BB: 0	S: 4	P: 4
1B: 2	SF: 0	2B: 0	SAC: 0	3B: 0	DP: 2	HR: 3	HBP: 0	WP: 0	PA: 33																																																															

PITCHER	IP	WLS	BF	H	R	ER	SO	BB	IBB	HBP	BLK	WP	HR	S	P	ERA	WHIP
Jim Wilson, R (1, 1) ERA: 1.62	6.2	W	25	4	3	3	2	3	0	0	0	0	3	26	38	4.05	1.050
Gerry Staley, R (7, 1) ERA: 1.69	2.1	S	8	1	0	0	0	0	0	0	0	0	0	8	8	0.00	0.429

BOTTOM

Chicago White Sox @ Kansas City Athletics  
Municipal Stadium, Kansas City, MO

livebaseballscorecards.com

AB	30
R	3
H	5
RBI	3
BB	3
SO	2
LOB	6



WP	PA	ERA	WHIP
0	33		

Sun Apr 28 1957, 4:33 AM EDT  
Att. 17,254 - Unknown



Batter	1	2	3	4	5	6	7	8	9	AB R H RBI BB SO LOB	TOP							
Frank Malzone, R (1, 5) OBP: 0.222, SLG: 0.288											0 0 0 0 0 0 0 0	<b>Boston Red Sox @ Kansas City Athletics</b> Municipal Stadium, Kansas City, MO Tue Apr 30 1957, 4:33 AM EDT Att. 15,368 - Unknown <a href="http://livebaseballscorecards.com">livebaseballscorecards.com</a>						
Billy Klaus, L (1, 6) OBP: 0.434, SLG: 0.194											0 0 0 0 0 0 0 0							
Ted Williams, L (1, 7) OBP: 0.509, SLG: 0.674											0 0 0 0 0 0 0 0							
Dick Gernert, R (1, 3) OBP: 0.377, SLG: 0.500											0 0 0 0 0 0 0 0							
Jackie Jensen, R (1, 9) OBP: 0.414, SLG: 0.440											0 0 0 0 0 0 0 0							
Jim Piersall, R (1, 8) OBP: 0.265, SLG: 0.256											0 0 0 0 0 0 0 0							
Gene Mauch, R (1, 4) OBP: 0.362, SLG: 0.467											0 0 0 0 0 0 0 0							
Sammy White, R (1, 2) OBP: 0.333, SLG: 0.265											0 0 0 0 0 0 0 0							
Willard Nixon, L (1, 1) OBP: 0.333, SLG: 0.333	0 0 0 0 0 0 0 0	<b>AB 0</b> <b>R 0</b> <b>H 0</b> <b>RBI 0</b> <b>BB 0</b> <b>SO 0</b> <b>LOB 0</b>																
<b>Inning Stats</b>											1B: 0 SF: 0 2B: 0 SAC: 0 3B: 0 DP: 0 HR: 0 HBP: 0 WP: 0 PA: 0 PB: 0 SB: 0 CS: 0							
<b>PITCHER</b> Ned Garver, R (1, 1) ERA: 7.3	IP	WLS	BF	H	R	ER	SO	BB	IBB	HBP	BLK	WP	HR	S	P	ERA	WHIP	<b>PITCHER</b> IP WLS BF H R ER SO BB IBB HBP BLK WP HR S P ERA WHIP





Batter	1	2	3	4	5	6	7	8	9	AB R H RBI BB SO LOB	TOP																	
Frank Malzone, R (1, 5) OBP: 0.238, SLG: 0.295	0-0 1-3	0-0 FC6-4 1B	0-0 FC6-4			0-0 6-3			0-0 BB 1B	5 0 2 1 0 0 3																		
Billy Klaus, L (1, 6) OBP: 0.371, SLG: 0.156	0-3 K	0-0 FC6-4 BB			0-3 K	0-0 F7			0-0 F2	5 0 0 1 0 2 2																		
Ted Williams, L (1, 7) Gene Stephens, L (9, PR) OBP: 0.532, SLG: 0.800 OBP: 0.348, SLG: 0.381	0-0 HR	4-0 1-2 BB			0-0 6-3			0-0 F8	4-0 1-2 BB	3 1 1 1 2 0 0 0 0 0 0 0 0 0																		
Dick Gernert, R (1, 3) OBP: 0.355, SLG: 0.472	0-3 K	0-0 L5			0-0 2B			0-0 2-3	0-3 K	5 0 1 0 0 2 4																		
Jackie Jensen, R (1, 9) OBP: 0.432, SLG: 0.531		0-0 1B BB 1B	4-0 FC1-4 BB		0-0 F8			0-0 4-3		3 1 1 0 1 0 1																		
Jim Piersall, R (1, 8) OBP: 0.246, SLG: 0.220		4-0 1B BB 1B	0-0 FC1-4 2B		0-0 F8			0-0 F3		3 1 0 0 1 0 1																		
Gene Mauch, R (1, 4) OBP: 0.345, SLG: 0.453		0-0 FC1-5 1B	0-0 1-3 2B		0-0 F9			0-0 6-3		4 0 2 0 0 0 0																		
Sammy White, R (1, 2) OBP: 0.348, SLG: 0.275		0-0 FC1-5 1B	4-0 FC6-4 IBB		0-0 4-3			0-0 L9		3 1 1 2 1 0 0																		
Dave Sister, R (1, 1) Norm Zaichin, R (3, PH) Bob Porterfield, R (3, 1) Billy Goodman, L (6, PH) Bob Chakales, R (6, 1) Mickey Vernon, L (9, PH)		0-0 FC1-5 1B	0-0 F7			0-0 F5			0-0 F7	1 1 0 0 0 0 2 1 0 0 0 0 0 3 0 0 0 0 0 0 0 1 0 0 0 0 0 0 0 0 0 0 0 0 0 1 0 0 0 0 0 0																		
<b>Inning Stats</b>	R: 1 E: 0 K: 2 S: 8	H: 1 LOB: 0 BB: 0 P: 8	R: 4 E: 0 K: 0 S: 7	H: 4 LOB: 2 BB: 2 P: 15	R: 0 E: 0 K: 0 S: 4	H: 1 LOB: 3 BB: 2 P: 12	R: 0 E: 0 K: 1 S: 6	H: 1 LOB: 1 BB: 0 P: 6	R: 0 E: 0 K: 0 S: 3	H: 0 LOB: 0 BB: 0 P: 3	R: 0 E: 0 K: 0 S: 3	H: 0 LOB: 0 BB: 0 P: 3	R: 0 E: 0 K: 0 S: 3	H: 0 LOB: 0 BB: 0 P: 3	R: 0 E: 0 K: 1 S: 6	H: 1 LOB: 2 BB: 1 P: 10	1B: 5 2B: 2 3B: 0 HR: 1	SF: 0 SAC: 0 DP: 0 HBP: 0	WP: 0 PB: 0 SB: 0 CS: 0	PA: 40								
<b>PITCHER</b>	IP WLS BF H R ER SO BB IBB HBP BLK WP HR S P ERA WHIP																											
Tom Morgan, R (1, 1) ERA: 3.67	1.1		10	5	5	5	2	1	0	0	0	0	1	13	17	33.75	4.500											
Alex Kellner, L (2, 1) ERA: 2.03	1.0		7	1	0	0	0	2	1	0	0	0	0	4	16	0.00	3.000											
Virgil Trucks, R (3, 1) ERA: 3.0	6.2	W	23	2	0	0	2	1	0	0	0	0	0	26	30	0.00	0.450											

**Boston Red Sox @ Kansas City Athletics**  
**Municipal Stadium, Kansas City, MO**  
 Wed May 01 1957, 4:33 AM EDT  
 Att. 7,225 - Unknown

livebaseballscorecards.com

<b>AB</b>	<b>35</b>
<b>R</b>	<b>5</b>
<b>H</b>	<b>8</b>
<b>RBI</b>	<b>5</b>
<b>BB</b>	<b>5</b>
<b>SO</b>	<b>4</b>
<b>LOB</b>	<b>16</b>





Batter	1	2	3	4	5	6	7	8	9
Vic Power, R (1, 4) Milt Graff, L (7, 4) OBP: 0.364, SLG: 0.364 OBP: 0.196, SLG: 0.174	0-0 G3 HR 1B	0-0 5-3		0-0 FC6-4 E 1B		0-0 L6			
Tim Thompson, L (1, 2) OBP: 0.200, SLG: 0.250	0-0 G3 1-2	0-0 1B 2B		0-0 E3 FC6-4 1-2		0-0 L9			
Gus Zernial, R (1, 7) OBP: 0.321, SLG: 0.583	0-0 2-H HR	0-0 2-H HR 1B		0-0 FC6-4 G4-6-3 1-2f 2-3		0-3 K			
Harry Simpson, L (1, 3) OBP: 0.375, SLG: 0.727	0-0 1B 1B	0-0 1-H HR		0-0 G4-6-3 1-2f		0-3 K			
Lou Skizas, R (1, 9) Johnny Groth, R (2, PR) (3, 9) OBP: 0.333, SLG: 0.625 OBP: 0.167, SLG: 0.167	0-0 1-2 1B	1-0 HBP		0-0 3-1		0-0 6-3			
Hector Lopez, R (1, 5) OBP: 0.322, SLG: 0.545	0-3 K	0-3 K		4-0 1B 1B BB		0-3 K			
Jim Pisoni, R (1, 8) OBP: 0.293, SLG: 0.389	0-0 6-3		0-0 F7		0-0 1B 1B		0-0 5-3		
Tom Morgan, R (1, 1) Alex Kellner, R (2, 1) Virgil Trucks, R (3, 1) OBP: 0.400, SLG: 1.200 OBP: 0.500, SLG: 0.500		0-0 2B 2B	0-0 5-3		0-0 1-H 3-H 1B		0-0 F8		
Billy Hunter, R (1, 6) OBP: 0.125, SLG: 0.133		0-0 F3	0-3 K		0-0 L4		0-0 5-3		

Inning Stats	R: 2	H: 4	E: 0	LOB: 2	K: 1	BB: 0	S: 9	P: 9	R: 4	H: 4	E: 0	LOB: 1	K: 1	BB: 0	S: 9	P: 10	R: 0	H: 0	E: 0	LOB: 0	K: 1	BB: 0	S: 5	P: 5	R: 0	H: 1	E: 1	LOB: 1	K: 0	BB: 0	S: 4	P: 4	R: 1	H: 2	E: 0	LOB: 1	K: 0	BB: 1	S: 4	P: 8	R: 0	H: 0	E: 0	LOB: 0	K: 1	BB: 0	S: 5	P: 5	R: 0	H: 0	E: 0	LOB: 0	K: 2	BB: 0	S: 7	P: 7	R: 0	H: 0	E: 0	LOB: 0	K: 0	BB: 0	S: 3	P: 3
--------------	------	------	------	--------	------	-------	------	------	------	------	------	--------	------	-------	------	-------	------	------	------	--------	------	-------	------	------	------	------	------	--------	------	-------	------	------	------	------	------	--------	------	-------	------	------	------	------	------	--------	------	-------	------	------	------	------	------	--------	------	-------	------	------	------	------	------	--------	------	-------	------	------

PITCHER	IP	WLS	BF	H	R	ER	SO	BB	IBB	HBP	BLK	WP	HR	S	P	ERA	WHIP
Dave Sisler, R (1, 1) ERA: 5.4	2.0	L	15	8	6	6	2	0	0	1	0	0	2	18	19	27.00	4.000
Bob Porterfield, R (3, 1) ERA: 3.27	3.0		12	3	1	1	1	1	0	0	0	0	0	13	17	3.00	1.333
Bob Chakales, R (6, 1) ERA: 4.64	3.0		9	0	0	0	3	0	0	0	0	0	0	15	15	0.00	0.000

**BOTTOM**

**Boston Red Sox @ Kansas City Athletics**  
Municipal Stadium, Kansas City, MO

Wed May 01 1957, 4:33 AM EDT  
Att. 7,225 - Unknown

AB	R	H	RBI	BB	SO	LOB
4	1	2	0	0	0	1
0	0	0	0	0	0	0
4	1	1	1	0	0	2
4	2	2	3	0	1	2
4	1	2	2	0	1	2
1	0	1	0	0	0	0
2	0	0	0	0	0	0
3	0	0	0	1	3	3
4	1	1	0	0	0	2
0	0	0	0	0	0	0
1	1	1	0	0	0	0
3	0	1	1	0	0	0
4	0	0	0	0	1	2

AB	34
R	7
H	11
RBI	7
BB	1
SO	6
LOB	14



WP: 0	PA: 36
PB: 0	
SB: 0	
CS: 0	

PITCHER	IP	WLS	BF	H	R	ER	SO	BB	IBB	HBP	BLK	WP	HR	S	P	ERA	WHIP
---------	----	-----	----	---	---	----	----	----	-----	-----	-----	----	----	---	---	-----	------

Batter	1	2	3	4	5	6	7	8	9	AB R H RBI BB SO LOB	TOP											
Tony Kubek, L (1, 7) OBP: 0.381, SLG: 0.579	0-0 5-3		0-0 SF8 3B	0-0 4-3			0-0 6-3		0-0 SH1-3 1B	5 1 2 0 0 0 1												
Gil McDougald, R (1, 6) OBP: 0.400, SLG: 0.531	0-0 E7 1B		0-3 K			0-3 K	0-3 K		0-0 SH1-3 1-2	4 1 1 0 0 3 1												
Mickey Mantle, S (1, 8) OBP: 0.517, SLG: 0.548	0-0 2-H 1B		4-0 S 1B BB			0-3 K	4-0 BB		0-0 6-3	3 1 1 1 2 1 1												
Yogi Berra, L (1, 2) OBP: 0.246, SLG: 0.375	0-3 K		0-0 SF8 1-2 3-H			0-0 3-1	0-0 L7		0-0 3-1	4 0 0 1 0 1 3												
Bill Skowron, R (1, 3) OBP: 0.339, SLG: 0.549	0-0 P6		0-0 2-H 1B			0-0 5-3			0-0 FC8-4 FC1-2-5 1B 1B	4 0 2 1 0 0 1												
Hank Bauer, R (1, 9) OBP: 0.367, SLG: 0.538		0-3 K	0-0 P3			4-0 1B BB			0-0 1-2 FC8-4 1B	3 0 1 0 1 1 1												
Billy Martin, R (1, 4) OBP: 0.276, SLG: 0.385		0-0 1-3		0-0 FC1-4-5 2B		0-0 1-3 1B			0-0 FC8-4 FC1-2-5 1-2 2-3	4 0 2 0 0 0 2												
Andy Carey, R (1, 5) OBP: 0.524, SLG: 0.286		1-0 WP HBP		0-0 1-3 2B		0-3 K			0-0 FC1-2-5 1-2 3-H	3 0 0 0 0 1 5												
Tom Sturdivant, L (1, 1) OBP: 0.250, SLG: 0.250		0-3 K 1-2		0-0 FC1-4-5-4 2-3		0-0 F7			0-0 F7	4 0 0 0 0 1 6												
<b>Inning Stats</b>	R: 1 E: 1 K: 1 S: 7	H: 2 LOB: 1 BB: 0 P: 7	R: 0 E: 0 K: 2 S: 7	H: 0 LOB: 1 BB: 0 P: 8	R: 2 E: 0 K: 1 S: 7	H: 2 LOB: 1 BB: 1 P: 11	R: 0 E: 0 K: 0 S: 4	H: 1 LOB: 1 BB: 0 P: 4	R: 0 E: 0 K: 2 S: 7	H: 0 LOB: 0 BB: 0 P: 7	R: 0 E: 0 K: 1 S: 6	H: 1 LOB: 2 BB: 1 P: 10	R: 0 E: 0 K: 1 S: 5	H: 0 LOB: 1 BB: 1 P: 9	R: 0 E: 0 K: 0 S: 5	H: 2 LOB: 2 BB: 0 P: 5	R: 0 E: 0 K: 0 S: 4	H: 1 LOB: 1 BB: 0 P: 4	1B: 7 2B: 1 3B: 1 HR: 0	SF: 1 SAC: 1 DP: 0 HBP: 1	WP: 1 PB: 0 SB: 1 CS: 0	PA: 40
<b>PITCHER</b>	IP WLS BF H R ER SO BB IBB HBP BLK WP HR S P ERA WHIP												<b>PITCHER</b>	IP WLS BF H R ER SO BB IBB HBP BLK WP HR S P ERA WHIP								
Ryne Duren, R (1, 1) ERA: 4.15	7.0 L 31 6 3 2 8 3 0 1 0 43 56 2.57 1.286																					
Mickey McDermott, L (8, 1) ERA: 9.64	2.0 9 3 0 0 0 0 0 0 0 0 0 0.00 1.500																					

**New York Yankees @ Kansas City Athletics**  
Municipal Stadium, Kansas City, MO  
Thu May 02 1957, 8:05 PM EDT  
Att. 27,347 - Unknown - 60 F

AB	34
R	3
H	9
RBI	3
BB	3
SO	8
LOB	21





Batter	1	2	3	4	5	6	7	8	9	AB	R	H	RBI	BB	SO	LOB
Vic Power, R OBP: 0.400, SLG: 0.357 (1, 4)	4-0 1B BB	0-0 F8			0-0 G4-6-3 1-2f			0-0 4-3 1B		3	0	1	0	1	0	3
Tim Thompson, L OBP: 0.167, SLG: 0.208 (1, 2)	0-0 L9		0-3 K		0-0 P4			0-0 P6		4	0	0	0	0	1	2
Gus Zernial, R OBP: 0.333, SLG: 0.569 (1, 7)	0-0 1-3 1B		0-0 F8			4-0 4-3 BB		0-0 4-3		3	0	1	0	1	0	1
Harry Simpson, L OBP: 0.367, SLG: 0.712 (1, 3)	0-0 3-1		0-0 2B			0-0 F9		0-0 1-3		4	0	1	0	0	0	3
Irv Noren, L OBP: 0.333, SLG: 0.266 (1, 9)		0-0 1B 1B	0-0 F7			0-0 4-3			0-0 1-3	4	1	0	0	0	0	2
Hector Lopez, R OBP: 0.302, SLG: 0.508 (1, 5)		0-3 K		0-0 F7		0-0 P4			0-0 F7	4	0	0	0	0	1	2
Jim Pisoni, R OBP: 0.318, SLG: 0.395 (1, 8)		0-0 1B		4-0 G1-6-3 BB			0-0 1-3		0-0 1B	2	0	1	0	1	0	0
Milt Graff, L OBP: 0.212, SLG: 0.191 (9, PH)		1-3 1B								1	0	1	0	0	0	0
Ryne Duren, R OBP: 0.500, SLG: 0.500 (1, 1)		0-0 1B		0-0 G1-6-3 1-2f			0-0 L8		0-3 K	2	0	1	1	0	0	1
Mickey McDermott, L (7, PH)		1-2 3-H 1B								1	0	0	0	0	0	0
Bob Cerv, R OBP: 0.316, SLG: 0.579 (9, PH)										1	0	0	0	0	1	1
Joe Demaestri, R OBP: 0.375, SLG: 0.370 (1, 6)		0-0 L8			0-0 G4-6-3 1B			0-0 P4		3	0	1	0	0	0	2

<b>Inning Stats</b>	R: 0 E: 0 K: 0 S: 3	H: 1 LOB: 1 BB: 1 P: 7	R: 1 E: 1 K: 1 S: 8	H: 2 LOB: 2 BB: 0 P: 8	R: 0 E: 0 K: 1 S: 6	H: 1 LOB: 1 BB: 0 P: 6	R: 0 E: 0 K: 0 S: 2	H: 0 LOB: 0 BB: 1 P: 6	R: 0 E: 0 K: 0 S: 3	H: 1 LOB: 0 BB: 0 P: 3	R: 0 E: 0 K: 0 S: 3	H: 0 LOB: 1 BB: 1 P: 7	R: 0 E: 0 K: 0 S: 3	H: 0 LOB: 0 BB: 0 P: 3	R: 0 E: 0 K: 0 S: 4	H: 1 LOB: 1 BB: 0 P: 4	R: 0 E: 0 K: 1 S: 6	H: 1 LOB: 1 BB: 0 P: 6	1B: 6 2B: 1 3B: 0 HR: 0	SF: 0 SAC: 0 DP: 2 HBP: 0	WP: 0 PB: 0 SB: 0 CS: 0	PA: 35												
<b>PITCHER</b> Tom Sturdivant, R ERA: 2.05 (1, 1)	IP 9.0	WLS W	BF 35	H 7	R 1	ER 0	SO 3	BB 3	IBB 0	HBP 0	BLK 0	WP 0	HR 0	S 38	P 50	ERA 0.00	WHIP 1.111																	
																	<b>PITCHER</b>	IP	WLS	BF	H	R	ER	SO	BB	IBB	HBP	BLK	WP	HR	S	P	ERA	WHIP


**BOTTOM**

**New York Yankees @ Kansas City Athletics**  
Municipal Stadium, Kansas City, MO

Thu May 02 1957, 8:05 PM EDT  
Att: 27,347 - Unknown - 60 F

livebaseballscorecards.com

<b>AB</b>	<b>32</b>
<b>R</b>	<b>1</b>
<b>H</b>	<b>7</b>
<b>RBI</b>	<b>1</b>
<b>BB</b>	<b>3</b>
<b>SO</b>	<b>3</b>
<b>LOB</b>	<b>17</b>











Batter	1	2	3	4	5	6	7	8	9	AB R H RBI BB SO LOB	TOP																										
Jerry Snyder, R OBP: 0.237, SLG: 0.278 (1, 4) (8, 6)	0-0 F9	0-0 F9			0-0 6-3		0-0 F3		0-0 F7	5 0 0 0 0 0 1																											
Pete Runnels, L OBP: 0.388, SLG: 0.324 (1, 3) (8, 4)	0-0 5-3	4-0 BB			4-0 F8 BB		0-3 K		0-0 1B	3 0 1 0 2 1 0																											
Eddie Yost, R OBP: 0.459, SLG: 0.302 (1, 5)	0-0 WP 1B	0-0 F8			4-0 1-2 BB		0-0 6-3		0-0 G3	4 0 1 0 1 0 3																											
Roy Sievers, R OBP: 0.368, SLG: 0.566 (1, 7)	4-0 1-2 BB		0-3 K		0-0 F8		0-0 2-3		0-0 2B	3 0 1 0 1 1 2																											
Jim Lemon, R OBP: 0.345, SLG: 0.373 (1, 9)	0-0 F3		0-0 6-3		0-3 K		0-0 BB		4-0 BB	3 0 0 0 1 1 4																											
Faye Throneberry, L OBP: 0.130, SLG: 0.048 (1, 8)		0-0 P6	0-0 3-1			0-0 4-3		0-0 P4		4 0 0 0 0 0 2																											
Ed Fitz Gerald, R OBP: 0.296, SLG: 0.320 (1, 2)		0-0 2B		0-0 F9		0-0 FC5-4 1B		0-0 F8		4 1 2 0 0 0 2																											
Lyle Luttrell, R OBP: 0.262, SLG: 0.282 (1, 6)		0-0 1B		0-0 G6-4-3 1B		0-0 FC5-4		0-0 F2		3 1 2 1 0 0 1																											
Julio Becquer, L OBP: 0.500, SLG: 0.545 (8, PH) (8, 3)		2-H 2B				1-2f				1 0 0 0 0 0 2																											
Ted Abernathy, R OBP: 0.375, SLG: 0.167 (1, 1)		0-0 1B		0-0 G6-4-3		0-0 F8		0-0 F7		2 0 1 1 0 0 1																											
Tex Clevenger, R OBP: 1.000, SLG: 1.000 (4, 1)										0 0 0 0 0 0 0																											
Neil Christley, L OBP: 0.400, SLG: 0.375 (6, PH)		BB								1 0 0 0 0 0 1																											
Bud Byerly, R (6, 1)										0 0 0 0 0 0 0																											
Herb Plews, L OBP: 0.190, SLG: 0.220 (9, PH)		2-H 1B								1 0 0 0 0 0 0																											
<b>Inning Stats</b>	R: 0 E: 0 K: 0 S: 4	H: 1 LOB: 2 BB: 1 P: 8	R: 2 E: 0 K: 0 S: 6	H: 3 LOB: 2 BB: 1 P: 10	R: 0 E: 0 K: 1 S: 5	H: 0 LOB: 0 BB: 0 P: 5	R: 0 E: 0 K: 0 S: 3	H: 1 LOB: 0 BB: 0 P: 3	R: 0 E: 0 K: 1 S: 5	H: 0 LOB: 2 BB: 2 P: 13	R: 0 E: 0 K: 0 S: 4	H: 1 LOB: 1 BB: 0 P: 4	R: 0 E: 0 K: 1 S: 5	H: 0 LOB: 0 BB: 0 P: 5	R: 0 E: 0 K: 0 S: 4	H: 1 LOB: 2 BB: 1 P: 8	R: 0 E: 0 K: 0 S: 4	H: 1 LOB: 1 BB: 0 P: 4	1B: 5 2B: 3 3B: 0 HR: 0	SF: 0 SAC: 0 DP: 1 HBP: 0	WP: 1 PB: 0 SB: 0 CS: 0	PA: 39															
<b>PITCHER</b>	IP WLS BF H R ER SO BB IBB HBP BLK WP HR S P ERA WHIP																																				
Arnie Portocarrero, R ERA: 3.86 (1, 1)	1.2		11	4	2	2	0	2	0	0	0	1	0	9	17	10.80	3.600																				
Wally Burnette, R ERA: 3.2 (2, 1)	7.1	W	28	4	0	0	3	3	0	0	0	0	0	31	43	0.00	0.955																				

Washington Senators @ Kansas City Athletics  
Municipal Stadium, Kansas City, MO  
Sat May 04 1957, 8:05 PM EDT  
Att. 8,658 - Unknown

[livebaseballscorecards.com](http://livebaseballscorecards.com)

AB	34
R	2
H	8
RBI	2
BB	5
SO	3
LOB	19



Batter	1	2	3	4	5	6	7	8	9
Vic Power, R OBP: 0.348, SLG: 0.300 (1, 3)	0-0 F9	0-0 SF7		0-0 4-3			0-0 SH1-3 1B	0-0 1-3	
Milt Graf, L OBP: 0.228, SLG: 0.250 (1, 4)	0-0 4-3	0-0 3B		0-0 1B			0-0 SH1-3 1-2	0-0 F8	
Gus Zernial, R OBP: 0.318, SLG: 0.500 (1, 7)	4-0 BB BB	4-0 3B BB		0-0 G6-4-3 1-2f			0-0 F7		
Harry Simpson, L OBP: 0.397, SLG: 0.723 (1, 9)	4-0 1-2 BB	0-0 1-H 3B			0-0 4-3		0-0 2B 1B		
Hal Smith, R OBP: 0.295, SLG: 0.429 (1, 2)	4-0 1-2 2-3 BB	0-0 4-3			0-0 F7		0-0 1-H 1B 2B		
Hector Lopez, R OBP: 0.278, SLG: 0.463 (1, 5)	0-3 K		0-0 F9		0-0 F9		0-0 2-H 1B		
Jim Pisoni, R OBP: 0.288, SLG: 0.333 (1, 8)		1-0 1B SF7 HBP	0-3 K			0-0 G3	0-0 F2		
Arnie Portocarrero, R (1, 1) Wally Burnette, R (2, 1) OBP: 0.125, SLG: 0.125		0-3 K	0-0 L5			0-0 6-3		0-0 2-3	
Joe Demaestri, R OBP: 0.450, SLG: 0.514 (1, 6)		0-0 3B 1B		0-0 4-3 1B 2B		0-3 K		0-0 1-3 1B	

Inning Stats	R: 0	H: 0	E: 0	K: 1	S: 5	LOB: 3	BB: 3	P: 17
	R: 4	H: 3	E: 0	K: 1	S: 8 <td>LOB: 1</td> <td>BB: 1</td> <td>P: 13</td>	LOB: 1	BB: 1	P: 13
	R: 0	H: 0	E: 0	K: 1	S: 5 <td>LOB: 0</td> <td>BB: 0</td> <td>P: 5</td>	LOB: 0	BB: 0	P: 5
	R: 1	H: 2	E: 0	K: 0	S: 4 <td>LOB: 0</td> <td>BB: 0</td> <td>P: 4</td>	LOB: 0	BB: 0	P: 4
	R: 0	H: 0	E: 0	K: 0	S: 3 <td>LOB: 0</td> <td>BB: 0</td> <td>P: 3</td>	LOB: 0	BB: 0	P: 3
	R: 0	H: 0	E: 0	K: 1	S: 5 <td>LOB: 0</td> <td>BB: 0</td> <td>P: 5</td>	LOB: 0	BB: 0	P: 5
	R: 3	H: 4	E: 0	K: 0	S: 7 <td>LOB: 1</td> <td>BB: 0</td> <td>P: 7</td>	LOB: 1	BB: 0	P: 7
	R: 0	H: 1	E: 0	K: 0	S: 4 <td>LOB: 1</td> <td>BB: 0</td> <td>P: 4</td>	LOB: 1	BB: 0	P: 4

PITCHER	IP	WLS	BF	H	R	ER	SO	BB	IBB	HBP	BLK	WP	HR	S	P	ERA	WHIP
Ted Abernathy, R (1, 1) ERA: 4.76	3.1	L	20	5	5	5	3	4	0	1	0	0	0	21	38	13.50	2.700
Tex Clevenger, R (4, 1) ERA: 1.0	1.2		4	0	0	0	0	0	0	0	0	0	0	4	4	0.00	0.000
Bud Byerly, R (6, 1) ERA: 4.26	3.0		14	5	3	3	1	0	0	0	0	0	0	16	16	9.00	1.667

AB R H RBI BB SO LOB

4	1	1	1	0	0	2
4	1	2	2	0	0	1
2	1	0	0	2	0	2
3	1	2	3	1	0	0
3	1	1	1	1	0	1
4	0	1	1	0	1	3
3	1	0	0	0	1	1
0	0	0	0	0	0	0
4	0	0	0	0	1	1
4	2	3	0	0	1	0

1B: 6	SF: 1	WP: 0	PA: 38
2B: 2	SAC: 1	PB: 0	
3B: 2	DP: 1	SB: 0	
HR: 0	HBP: 1	CS: 0	

ERA	WHIP


Washington Senators @ Kansas City Athletics  
Municipal Stadium, Kansas City, MO  
Sat May 04 1957, 8:05 PM EDT  
Att. 8,658 - Unknown

livebaseballscorecards.com

AB	31
R	8
H	10
RBI	8
BB	4
SO	4
LOB	11





Batter	1	2	3	4	5	6	7	8	9	AB R H RBI BB SO LOB	TOP																												
Herb Plews, L OBP: 0.224, SLG: 0.258 (1, 4) (8, 6)	0-0 L7 1B		0-0 2B			0-0 G1-4-3 1B		4-0 E 1B BB		3 0 2 0 1 0 0	<p>Washington Senators @ Kansas City Athletics Municipal Stadium, Kansas City, MO</p> <p>Sun May 05 1957, 4:33 AM EDT Att. 11,462 - Unknown</p> <p>livebaseballscorecards.com</p> <table border="1"> <tr><td>AB</td><td>33</td></tr> <tr><td>R</td><td>2</td></tr> <tr><td>H</td><td>10</td></tr> <tr><td>RBI</td><td>2</td></tr> <tr><td>BB</td><td>3</td></tr> <tr><td>SO</td><td>1</td></tr> <tr><td>LOB</td><td>18</td></tr> </table> 	AB	33	R	2	H	10	RBI	2	BB	3	SO	1	LOB	18														
AB	33																																						
R	2																																						
H	10																																						
RBI	2																																						
BB	3																																						
SO	1																																						
LOB	18																																						
Pete Runnels, L OBP: 0.393, SLG: 0.333 (1, 3) (8, 4)	0-0 G1-4-3 1B		0-0 F7			0-0 F9		0-0 E9 1B		4 0 2 0 0 0 2																													
Eddie Yost, R OBP: 0.449, SLG: 0.288 (1, 5)	0-0 G1-4-3 1-2f			4-0 G5-4-3 BB		0-0 G1-4-3 1-2f		0-0 5-3		3 0 0 0 1 0 4																													
Roy Sievers, R OBP: 0.385, SLG: 0.600 (1, 7)		0-0 1B		0-0 G5-4-3 1-2f			0-0 2B		0-0 1B 2B	4 1 3 0 0 0 1																													
Neil Chrisley, L OBP: 0.375, SLG: 0.350 (1, 9)		0-0 L7		0-0 1B		0-0 F8		0-0 F5		4 0 1 0 0 0 3																													
Faye Throneberry, L OBP: 0.111, SLG: 0.040 (1, 8)		0-0 F7		0-0 5-3		0-0 6-3		0-0 F8		4 0 0 0 0 0 4																													
Lou Berberet, L OBP: 0.389, SLG: 0.355 (1, 2)		0-0 P4			4-0 G4-6-3 BB		0-0 4-3		0-0 2B 1B	3 1 1 1 1 0 2																													
Lyle Luttrell, R OBP: 0.250, SLG: 0.268 (8, PH) Julio Becquer, L OBP: 0.500, SLG: 0.615 (8, 3)			0-0 5-3		0-0 G4-6-3 1-2f			0-0 P6	0-0 1-H 2B	2 0 0 0 0 0 1 2 0 1 1 0 0 0																													
Camilo Pascual, R OBP: 0.125, SLG: 0.125 Whitey Herzog, L OBP: 0.333, SLG: 0.194 Evelio Hernandez, R (8, 1) Dick Tettelbach, R OBP: 0.375, SLG: 0.182 (9, PH)			0-0 P3		0-0 F8			0-0 F7	0-3 K	2 0 0 0 0 0 0 1 0 0 0 0 0 0 0 0 0 0 0 0 0 1 0 0 0 0 1 1																													
Inning Stats	R: 0 E: 0 K: 0 S: 3	H: 1 LOB: 0 BB: 0 P: 3	R: 0 E: 0 K: 0 S: 4	H: 1 LOB: 1 BB: 0 P: 4	R: 0 E: 0 K: 0 S: 4	H: 1 LOB: 1 BB: 1 P: 4	R: 0 E: 0 K: 0 S: 2	H: 0 LOB: 0 BB: 1 P: 6	R: 0 E: 0 K: 0 S: 3	H: 1 LOB: 0 BB: 0 P: 3	R: 0 E: 0 K: 0 S: 4	H: 1 LOB: 1 BB: 0 P: 4	R: 0 E: 1 K: 0 S: 4	H: 1 LOB: 2 BB: 1 P: 8	R: 2 E: 0 K: 1 S: 8	H: 3 LOB: 1 BB: 0 P: 8	1B: 6 2B: 4 3B: 0 HR: 0	SF: 0 SAC: 0 DP: 4 HBP: 0	WP: 0 PB: 0 SB: 0 CS: 0	PA: 36																			
PITCHER Tom Morgan, R ERA: 3.25 (1, 1)	IP 9.0	WLS W	BF 36	H 10	R 2	ER 2	SO 1	BB 3	IBB 0	HBP 0	BLK 0	WP 0	HR 0	S 35	P 47	ERA 2.00	WHIP 1.444					PITCHER	IP	WLS	BF	H	R	ER	SO	BB	IBB	HBP	BLK	WP	HR	S	P	ERA	WHIP





Batter	1	2	3	4	5	6	7	8	9	AB R H RBI BB SO LOB	TOP																					
<b>Eddie Yost, R</b> OBP: 0.441, SLG: 0.286 (1, 5) X	0-0 G6-4-3 1B		0-0 F9			0-0 6-3		0-0 3-1		4 0 1 0 0 0 1																						
<b>Pete Runnels, L</b> OBP: 0.376, SLG: 0.316 (1, 3) X (8, 4)	0-0 F8			0-0 F5		0-0 F8		0-0 F7		4 0 0 0 0 0 1																						
<b>Herb Plews, L</b> OBP: 0.254, SLG: 0.277 (1, 4) X (8, 6)	0-0 G6-4-3 1-2f			0-0 2B 1B		4-0 BB		0-0 3B 1B		3 2 2 0 1 0 1																						
<b>Roy Sievers, R</b> OBP: 0.389, SLG: 0.602 (1, 7)		4-0 FC4-6 BB		0-0 1-H 2B		0-0 3-1		0-0 P4		3 0 1 1 1 0 2																						
<b>Neil Chrisley, L</b> OBP: 0.357, SLG: 0.417 (1, 9)		0-0 FC4-6 P3 1-2f		0-3 K		0-3 K		0-0 3B		4 0 1 1 0 2 2																						
<b>Faye Throneberry, L</b> OBP: 0.097, SLG: 0.034 (1, 8)		0-0 P3 1-2		0-0 P4		0-0 G3		0-0 4-3		4 0 0 0 0 0 3																						
<b>Ed Fitz Gerald, R</b> OBP: 0.267, SLG: 0.286 (1, 2)		0-0 P5			0-0 F7		0-0 F2			3 0 0 0 0 0 1																						
<b>Lyle Luttrell, R</b> OBP: 0.239, SLG: 0.256 (1, 6)			0-0 6-3		0-0 6-3			0-0 G4-6-3 1B		2 0 0 0 0 0 0																						
<b>Lou Berberet, L</b> OBP: 0.405, SLG: 0.375 (8, PH)										1 0 1 0 0 0 0																						
<b>Camilo Pascual, R</b> OBP: 0.125, SLG: 0.125 (8, PR)										0 0 0 0 0 0 0																						
<b>Garland Shiffett, R</b> (8, 1)										0 0 0 0 0 0 0																						
<b>Chuck Stobbs, L</b> OBP: 0.333, SLG: 0.250 (1, 1)			0-0 5-3		0-0 6-3			0-0 G4-6-3 1-2f		0 0 0 0 0 0 0																						
<b>Pedro Ramos, S</b> OBP: 0.200, SLG: 0.200 (2, 1)										2 0 0 0 0 0 0																						
<b>Julio Becquer, L</b> OBP: 0.467, SLG: 0.571 (8, PH) (8, 3)										1 0 0 0 0 0 1																						
<b>Inning Stats</b>	R: 0 E: 0 K: 0 S: 3	H: 1 LOB: 0 BB: 0 P: 3	R: 0 E: 0 K: 0 S: 3	H: 0 LOB: 1 BB: 1 P: 7	R: 0 E: 0 K: 0 S: 3	H: 0 LOB: 0 BB: 0 P: 3	R: 1 E: 0 K: 1 S: 7	H: 2 LOB: 1 BB: 0 P: 7	R: 0 E: 0 K: 0 S: 3	H: 0 LOB: 0 BB: 0 P: 3	R: 0 E: 0 K: 1 S: 5	H: 0 LOB: 0 BB: 0 P: 5	R: 0 E: 0 K: 0 S: 3	H: 1 LOB: 1 BB: 0 P: 3	R: 1 E: 0 K: 0 S: 5	H: 2 LOB: 1 BB: 0 P: 5	1B: 4 2B: 1 3B: 1 HR: 0	SF: 0 SAC: 0 DP: 2 HBP: 0	WP: 0 PB: 0 SB: 0 CS: 0	PA: 33												
<b>PITCHER</b> <b>Ned Garver, R</b> ERA: 4.6 (1, 1)	IP 9.0	WLS W	BF 33	H 6	R 2	ER 2	SO 2	BB 2	IBB 0	HBP 0	BLK 0	WP 0	HR 0	S 35	P 43	ERA 2.00	WHIP 0.889															
											<b>PITCHER</b>	IP	WLS	BF	H	R	ER	SO	BB	IBB	HBP	BLK	WP	HR	S	P	ERA	WHIP				

Washington Senators @ Kansas City Athletics  
Municipal Stadium, Kansas City, MO  
Mon May 06 1957, 4:33 AM EDT  
Att. 5,416 - Unknown

livebaseballscorecards.com

AB	31
R	2
H	6
RBI	2
BB	2
SO	2
LOB	12



Batter	1	2	3	4	5	6	7	8	9
Vic Power, R OBP: 0.344, SLG: 0.345 (1, 3)									
Milt Graf, L OBP: 0.215, SLG: 0.250 (1, 4)									
Gus Zernial, R OBP: 0.351, SLG: 0.538 (1, 7)									
Harry Simpson, L OBP: 0.408, SLG: 0.712 Johnny Groth, R OBP: 0.167, SLG: 0.167 (1, 9) (8, 9)									
Hal Smith, R OBP: 0.288, SLG: 0.400 (1, 2)									
Hector Lopez, R OBP: 0.288, SLG: 0.452 (1, 5)									
Jim Pisoni, R OBP: 0.283, SLG: 0.365 (1, 8)									
Ned Garver, R OBP: 0.182, SLG: 0.100 (1, 1)									
Joe Demaestri, R OBP: 0.458, SLG: 0.512 (1, 6)									


Inning Stats	R: 6	H: 6	E: 0	LOB: 1	K: 9	S: 13	R: 0	H: 0	E: 0	LOB: 0	K: 1	S: 5	R: 2	H: 2	E: 1	LOB: 1	K: 0	S: 5	R: 0	H: 0	E: 0	LOB: 0	K: 1	S: 5	R: 0	H: 1	E: 0	LOB: 1	K: 1	S: 6	R: 0	H: 1	E: 0	LOB: 1	K: 0	S: 4	R: 0	H: 0	E: 0	LOB: 1	K: 0	S: 3								

PITCHER	IP	WLS	BF	H	R	ER	SO	BB	IBB	HBP	BLK	WP	HR	S	P	ERA	WHIP
Chuck Stobbs, L ERA: 6.83 (1, 1)	1.0	L	10	6	6	6	0	0	1	0	0	0	1	9	13	54.00	6.000
Pedro Ramos, R ERA: 3.18 (2, 1)	6.0		23	4	2	1	3	1	0	0	0	0	0	28	32	1.50	0.833
Garland Shifflett, R ERA: 9.0 (8, 1)	1.0		4	0	0	0	0	1	0	0	0	0	0	3	7	0.00	1.000

**BOTTOM**

AB	R	H	RBI	BB	SO	LOB
5	1	1	0	0	0	4
4	1	1	0	0	0	1
4	1	2	2	0	2	0
4	1	1	0	0	0	1
0	0	0	0	0	0	0
4	0	0	0	0	0	3
2	2	0	0	2	0	1
3	1	1	4	1	0	1
3	1	1	0	0	1	0
4	0	3	1	0	0	1

<b>AB</b>	<b>33</b>
<b>R</b>	<b>8</b>
<b>H</b>	<b>10</b>
<b>RBI</b>	<b>7</b>
<b>BB</b>	<b>3</b>
<b>SO</b>	<b>3</b>
<b>LOB</b>	<b>12</b>



WP	HR	S	P	ERA	WHIP
0	0	0	0	0	0

Washington Senators @ Kansas City Athletics  
Municipal Stadium, Kansas City, MO  
Mon May 06 1957, 4:33 AM EDT  
Att. 5,416 - Unknown

livebaseballscorecards.com



Batter	1	2	3	4	5	6	7	8	9	10	AB R H RBI BB SO LOB
<b>Billy Gardner, R</b> OBP: 0.322, SLG: 0.361 (1, 4) X	0-0 F9	0-0 F3			X 0-0 6-3	0-0 4-3			X 0-0 F6		5 0 0 0 0 0 3
<b>Bob Boyd, L</b> OBP: 0.353, SLG: 0.400 (1, 3) S	0-3 K		B 4-0 G5-4-3 BB		X 0-0 L3			X 0-0 F7		X 0-0 L9	4 0 0 0 1 1 0
<b>Al Pilarcik, L</b> OBP: 0.308, SLG: 0.318 (1, 8) X	0-0 BB 1B		B 4-0 G5-4-3 BB		B 4-0 S BB			X 0-0 4-3		X 0-0 F7	3 0 1 0 2 0 0
<b>Bob Nieman, R</b> OBP: 0.364, SLG: 0.431 (1, 7) B	4-0 1-2 BB		X 0-0 G5-4-3 BB		S 0-3 K			S 0-3 K		S 0-3 K	4 0 0 0 1 3 3
<b>Gus Triandos, R</b> OBP: 0.375, SLG: 0.483 (1, 2) X	0-0 F4		X 0-0 F8					S 0-3 K			4 0 0 0 0 2 3
<b>Tito Francona, L</b> OBP: 0.200, SLG: 0.500 (1, 9) S		0-3 K		S 0-3 K				X 0-0 HR		X 0-0 6-3	4 1 1 1 0 2 0
<b>Dick Williams, R</b> OBP: 0.316, SLG: 0.356 (1, 5) B		4-0 1B SF8 BB		X 0-0 F2				X 0-0 5-3		X 0-0 F7	3 1 0 0 1 0 0
<b>Willy Miranda, S</b> OBP: 0.351, SLG: 0.260 (1, 6) X		0-0 SF8 1B		B 4-0				B 4-0 1B BB		X 0-0 F8	1 0 1 0 0 0 0
<b>Jim Brideweser, R</b> OBP: 0.462, SLG: 0.333 (2, 6) B		1-3 SF8 1B		B 4-0 BB				B 4-0 BB			1 0 0 0 2 0 0
<b>Hal Brown, R</b> OBP: 0.300, SLG: 0.375 (1, 1) X		0-0 SF8 3-H		X 0-0 L8				X 0-0 1B		X 0-0 F3	3 0 1 1 0 0 1

Inning Stats	R: 0	H: 1	E: 0	K: 1	S: 6	R: 1	H: 1	E: 0	K: 1	S: 6	R: 0	H: 0	E: 0	K: 0	S: 2	R: 0	H: 0	E: 0	K: 1	S: 5	R: 1	H: 2	E: 0	K: 1	S: 7	R: 0	H: 0	E: 0	K: 1	S: 5	R: 0	H: 0	E: 0	K: 1	S: 5	R: 0	H: 0	E: 0	K: 0	S: 3	R: 0	H: 0	E: 0	K: 1	S: 5	R: 0	H: 0	E: 0	K: 1	S: 5	1B: 3	2B: 0	3B: 0	HR: 1	SF: 1	SAC: 0	DP: 1	HBP: 0	WP: 0	PB: 0	SB: 1	CS: 0	PA: 40
--------------	------	------	------	------	------	------	------	------	------	------	------	------	------	------	------	------	------	------	------	------	------	------	------	------	------	------	------	------	------	------	------	------	------	------	------	------	------	------	------	------	------	------	------	------	------	------	------	------	------	------	-------	-------	-------	-------	-------	--------	-------	--------	-------	-------	-------	-------	--------

PITCHER	IP	WLS	BF	H	R	ER	SO	BB	IBB	HBP	BLK	WP	HR	S	P	ERA	WHIP
<b>Ryne Duren, R</b> ERA: 3.45 (1, 1)	7.0		31	4	2	2	6	7	0	0	0	0	1	36	64	2.57	1.571
<b>Virgil Trucks, R</b> ERA: 2.5 (8, 1)	3.0	W	9	0	0	0	2	0	0	0	0	0	0	13	13	0.00	0.000


**TOP**

**Baltimore Orioles @ Kansas City Athletics**  
Municipal Stadium, Kansas City, MO

Tue May 07 1957, 4:33 AM EDT  
Att. 13,159 - Unknown

[livebaseballscorecards.com](http://livebaseballscorecards.com)

<b>AB</b>	<b>32</b>
<b>R</b>	<b>2</b>
<b>H</b>	<b>4</b>
<b>RBI</b>	<b>2</b>
<b>BB</b>	<b>7</b>
<b>SO</b>	<b>8</b>
<b>LOB</b>	<b>10</b>



Batter	1	2	3	4	5	6	7	8	9	10	AB	R	H	RBI	BB	SO	LOB
Vic Power, R OBP: 0.378, SLG: 0.559 (1, 3)	0-0 HR	0-0 F5			0-0 FC6-5 1B			0-0 F6		0-0 HR	5	2	3	2	0	0	1
Milt Graff, L OBP: 0.217, SLG: 0.250 (1, 4)	0-0 G4-6-3 1B		0-0 4-3		0-0 FC6-5 L4-6-3 1B			0-0 F7			4	0	1	0	0	0	2
Bob Cery, R OBP: 0.375, SLG: 0.625 (1, 7)	0-0 G4-6-3 1B		0-0 F3		0-0 L4-6-3			0-0 2B 1B			4	0	2	0	0	0	2
Billy Hunter, R OBP: 0.125, SLG: 0.133 (8, PR)	1-2 G4-6-3 1B				1-2 2-3f						0	1	0	0	0	0	0
Johnny Groth, R OBP: 0.167, SLG: 0.167 (9, 7)					1-2						0	0	0	0	0	0	0
Harry Simpson, L OBP: 0.400, SLG: 0.701 (1, 9)	0-0 G4-6-3 1-2f 2-3		0-0 F7			0-3 K		0-0 2B			4	0	1	1	0	1	2
Hal Smith, R OBP: 0.286, SLG: 0.377 (1, 2)	4-0 FC5-4 BB			0-0 F7		0-3 K		0-0 F5			3	0	0	0	1	1	2
Hector Lopez, R OBP: 0.274, SLG: 0.429 (1, 5)	0-0 FC5-4 1-2f		0-0 F7			0-0 5-3			0-0 F3		4	0	0	0	0	0	2
Jim Pisoni, R OBP: 0.281, SLG: 0.357 (1, 8)		0-0 5-3		0-0 1B			0-3 K		0-0 6-3		4	0	1	0	0	1	0
Ryne Duren, R OBP: 0.250, SLG: 0.250 (1, 1)		0-0 L4		0-0 6-3			0-0 1-3		0-0 F8		2	0	0	0	0	0	1
Lou Skizas, R OBP: 0.327, SLG: 0.612 (7, PH)											1	0	0	0	0	0	0
Virgil Trucks, R OBP: 0.400, SLG: 0.400 (8, 1)											1	0	0	0	0	0	0
Joe Demaestri, R OBP: 0.462, SLG: 0.500 (1, 6)		4-0 BB			0-0 FC6-5 1B			0-0 4-3		0-3 K	3	0	1	0	1	1	0

Inning Stats	R: 1	H: 3	E: 0	K: 0	S: 5	H: 3	LOB: 2	BB: 1	P: 9	R: 0	H: 0	E: 0	K: 0	S: 3	H: 0	LOB: 1	BB: 1	P: 7	R: 0	H: 0	E: 0	K: 0	S: 3	H: 0	LOB: 0	BB: 0	P: 3	R: 0	H: 1	E: 0	K: 0	S: 4	H: 1	LOB: 1	BB: 0	P: 4	R: 0	H: 2	E: 0	K: 2	S: 7	H: 0	LOB: 0	BB: 0	P: 7	R: 0	H: 0	E: 0	K: 1	S: 5	H: 0	LOB: 0	BB: 0	P: 5	R: 1	H: 2	E: 0	K: 0	S: 5	H: 2	LOB: 2	BB: 0	P: 5	R: 0	H: 0	E: 0	K: 0	S: 3	H: 0	LOB: 0	BB: 0	P: 3	R: 1	H: 1	E: 0	K: 1	S: 4	H: 1	LOB: 0	BB: 0	P: 4	1B: 6	SF: 0	2B: 2	SAC: 0	3B: 0	DP: 2	HR: 2	HBP: 0	WP: 0	PA: 37
--------------	------	------	------	------	------	------	--------	-------	------	------	------	------	------	------	------	--------	-------	------	------	------	------	------	------	------	--------	-------	------	------	------	------	------	------	------	--------	-------	------	------	------	------	------	------	------	--------	-------	------	------	------	------	------	------	------	--------	-------	------	------	------	------	------	------	------	--------	-------	------	------	------	------	------	------	------	--------	-------	------	------	------	------	------	------	------	--------	-------	------	-------	-------	-------	--------	-------	-------	-------	--------	-------	--------

PITCHER	IP	WLS	BF	H	R	ER	SO	BB	IBB	HBP	BLK	WP	HR	S	P	ERA	WHIP
Hal Brown, R ERA: 4.05 (1, 1)	9.1	L	37	9	3	3	4	2	0	0	0	0	2	43	51	2.89	1.179


**BOTTOM**

**Baltimore Orioles @ Kansas City Athletics**  
Municipal Stadium, Kansas City, MO

Tue May 07 1957, 4:33 AM EDT  
Att: 13,159 - Unknown

livebaseballscorecards.com

<b>AB</b>	<b>35</b>
<b>R</b>	<b>3</b>
<b>H</b>	<b>9</b>
<b>RBI</b>	<b>3</b>
<b>BB</b>	<b>2</b>
<b>SO</b>	<b>4</b>
<b>LOB</b>	<b>12</b>





Batter	1	2	3	4	5	6	7	8	9	AB R H RBI BB SO LOB	TOP		
<b>Billy Gardner, R</b> (1, 4) OBP: 0.326, SLG: 0.398	0-0 HR	0-0 FC6-4 2-H 1B		0-3 K				0-0 F2	0-0 F3	5 1 2 2 0 1 2			
<b>Bob Boyd, L</b> (1, 3) OBP: 0.384, SLG: 0.422	0-0 PB SH1-3 SF 1B	0-0 FC6-4 1-2f			0-0 WP 3B 1B			4-0 E 1B BB	0-0 E2 2B 1B	4 4 3 0 1 0 1			
<b>Dick Williams, R</b> (1, 5) OBP: 0.325, SLG: 0.377	0-0 SH1-3 1-2		0-0 F7		0-0 5-3 1-2			0-0 E HR 1B	0-0 1-H 2B	4 1 2 1 0 0 1			
<b>Bob Nieman, R</b> (1, 7) OBP: 0.354, SLG: 0.449	0-0 SF 2-H		0-0 F3		0-0 SF8 3B			0-0 E4 HR	0-3 K	4 2 1 2 0 1 2			
<b>Gus Triandos, R</b> (1, 2) OBP: 0.378, SLG: 0.563	0-0 L6		4-0 BB		0-0 SF8 3-H			0-0 1-H 2-H HR	0-3 K	3 1 1 4 1 1 1			
<b>Tito Francona, L</b> (1, 9) OBP: 0.133, SLG: 0.308	0-0 F8		0-0 G3		0-3 K			0-0 F6	0-0 4-3	5 0 0 0 0 1 2			
<b>Al Pilarcik, L</b> (1, 8) OBP: 0.298, SLG: 0.306		0-0 G3		0-0 1-3		0-0 6-3	0-0 3-1		0-0 1B	5 0 1 0 0 0 0			
<b>Jim Brideweser, R</b> (1, 6) OBP: 0.500, SLG: 0.500		0-0 E 1B 1B		0-0 SH1-4 1B		0-0 1-3		0-0 E 2B	0-3 K	5 2 3 0 0 1 1			
<b>Billy Loes, R</b> (1, 1)		0-3 K		0-0 SH1-4		0-0 1-3		0-3 K		3 0 0 0 0 2 2			
<b>Inning Stats</b>	R: 2 E: 1 K: 0 S: 6 H: 2 LOB: 1 BB: 0 P: 6	R: 1 E: 1 K: 1 S: 7 H: 2 LOB: 1 BB: 0 P: 7	R: 0 E: 0 K: 0 S: 3 H: 0 LOB: 1 BB: 1 P: 7	R: 0 E: 0 K: 1 S: 6 H: 1 LOB: 1 BB: 0 P: 6	R: 2 E: 0 K: 1 S: 7 H: 2 LOB: 0 BB: 0 P: 7	R: 0 E: 0 K: 0 S: 3 H: 0 LOB: 0 BB: 0 P: 3	R: 4 E: 1 K: 0 S: 6 H: 2 LOB: 0 BB: 1 P: 10	R: 2 E: 1 K: 2 S: 10 H: 3 LOB: 1 BB: 0 P: 10	R: 0 E: 0 K: 2 S: 8 H: 1 LOB: 1 BB: 0 P: 8	1B: 8 2B: 2 3B: 1 HR: 2 SF: 2 SAC: 2 DP: 0 HBP: 0	WP: 1 PB: 1 SB: 0 CS: 0 PA: 44		
<b>PITCHER</b>	IP WLS BF H R ER SO BB IBB HBP BLK WP HR S P ERA WHIP											<b>PITCHER</b>	IP WLS BF H R ER SO BB IBB HBP BLK WP HR S P ERA WHIP
<b>Alex Kellner, L</b> (1, 1) ERA: 2.35	2.0 L 11 4 3 1 1 0 0 0 0 0 0 1 13 13 4.50 2.000												
<b>Mickey McDermott, L</b> (3, 1) ERA: 9.31	5.0 23 5 6 5 2 2 0 0 0 0 1 1 25 33 9.00 1.400												
<b>Tom Gorman, R</b> (8, 1) ERA: 5.54	2.0 10 4 2 0 4 0 0 0 0 0 0 0 18 18 0.00 2.000												

**Baltimore Orioles @ Kansas City Athletics**  
Municipal Stadium, Kansas City, MO  
Wed May 08 1957, 4:33 AM EDT  
Att: 13,000 - Unknown

<b>AB</b>	38
<b>R</b>	11
<b>H</b>	13
<b>RBI</b>	9
<b>BB</b>	2
<b>SO</b>	7
<b>LOB</b>	12



livebaseballscorecards.com

Batter	1	2	3	4	5	6	7	8	9	AB R H RBI BB SO LOB
Vic Power, R OBP: 0.429, SLG: 0.579 (1, 3)	0-0 WP 1B		4-0 BB		0-0 1B		0-0 F3		0-0 2-H 1B	4 0 3 1 1 0 2
Milt Graf, L OBP: 0.208, SLG: 0.239 (1, 4)	0-0 F7		0-3 K		0-0 F7		0-0 FC5		0-0 F3	3 0 0 0 0 1 3
Lou Skizas, R OBP: 0.321, SLG: 0.600 (7, PH)	1-2						2-3f			1 0 0 0 0 0 2
Tom Gorman, R (8, 1)										0 0 0 0 0 0 0
Tim Thompson, L OBP: 0.154, SLG: 0.192 (9, PH)										1 0 0 0 0 0 1
Bob Cerv, R OBP: 0.321, SLG: 0.536 (1, 7)	0-0 F7			0-0 4-3	0-0 6-3			0-0 1-3		4 0 0 0 0 0 2
Harry Simpson, L OBP: 0.393, SLG: 0.675 (1, 9)	0-0 4-3			0-0 1B 1B BB		0-3 K		0-0 G3		3 1 0 0 1 1 1
Hal Smith, R OBP: 0.300, SLG: 0.404 (1, 2)		0-0 4-3		0-0 1B 1-2 1B		0-0 F4		0-0 2B		4 0 2 0 0 0 0
Hector Lopez, R OBP: 0.261, SLG: 0.407 (1, 5)		0-0 6-3		0-0 F4		0-0 F9		0-0 F9		4 0 0 0 0 0 3
Jim Pisoni, R OBP: 0.294, SLG: 0.356 (1, 8)		0-0 F9		0-0 1-2 2-H 1B		0-0 FC5 1B BB		0-0 6-3		3 0 1 1 1 0 0
Alex Kellner, R OBP: 0.400, SLG: 1.200 (1, 1)			0-0 3-1	0-0 4-3		0-3 K		0-0 1B 2B		0 0 0 0 0 0 0
Mickey McDermott, L (3, 1)										3 0 0 0 0 1 3
Billy Hunter, R OBP: 0.176, SLG: 0.250 (8, 4)										1 1 1 0 0 0 0
Joe Demaestri, R OBP: 0.446, SLG: 0.480 (1, 6)			0-0 6-3		0-0 F9		0-0 1-2 1B		0-0 F8	4 0 1 0 0 0 1

Inning Stats	R: 0	H: 1	E: 0	K: 0	S: 4	LOB: 1	BB: 0	P: 4	R: 0	H: 0	E: 0	K: 1	S: 5	LOB: 0	BB: 0	P: 3	R: 0	H: 0	E: 0	K: 1	S: 5	LOB: 1	BB: 1	P: 9	R: 1	H: 2	E: 0	K: 0	S: 5	LOB: 2	BB: 1	P: 9	R: 0	H: 1	E: 0	K: 0	S: 4	LOB: 1	BB: 0	P: 4	R: 0	H: 0	E: 0	K: 1	S: 5	LOB: 0	BB: 0	P: 5	R: 0	H: 1	E: 0	K: 1	S: 6	LOB: 2	BB: 1	P: 10	R: 0	H: 1	E: 0	K: 0	S: 4	LOB: 1	BB: 0	P: 4	R: 1	H: 2	E: 0	K: 0	S: 5	LOB: 1	BB: 0	P: 5	1B: 6	2B: 2	3B: 0	HR: 0	SF: 0	SAC: 0	DP: 0	HBP: 0	WP: 1	PA: 38
PITCHER Billy Loes, R ERA: 4.26 (1, 1)	IP	WLS	BF	H	R	ER	SO	BB	IBB	HBP	BLK	WP	HR	S	P	ERA	WHIP	IP	WLS	BF	H	R	ER	SO	BB	IBB	HBP	BLK	WP	HR	S	P	ERA	WHIP																																																

**BOTTOM**

**Baltimore Orioles @ Kansas City Athletics**  
Municipal Stadium, Kansas City, MO

Wed May 08 1957, 4:33 AM EDT  
Att. 13,000 - Unknown

AB	35
R	2
H	8
RBI	2
BB	3
SO	3
LOB	18



WP: 1	PA: 38
PB: 0	SB: 0
CS: 0	


livebaseballscores.com



Batter	1	2	3	4	5	6	7	8	9	AB R H RBI BB SO LOB	TOP							
Vic Power, R (1, 3) OBP: 0.413, SLG: 0.548	0-0 5-3			0-0 F7		0-0 6-3			0-0 FC6-4 1B	4 0 1 0 0 0 0	<b>Kansas City Athletics @ Cleveland Indians</b> <b>Cleveland Municipal Stadium, Cleveland, OH</b> Fri May 10 1957, 7:05 PM EDT Att. 5,457 - Unknown							
Milt Graff, L (1, 4) OBP: 0.197, SLG: 0.225	0-0 5-3			0-0 F8		0-0 3-1		0-0 FC6-4 1B	4 1 0 0 0 0 1									
Gus Zernial, R (1, 7) OBP: 0.346, SLG: 0.522	0-3 K			0-0 F7			0-0 6-3	0-0 1B	4 0 1 0 0 1 0									
Harry Simpson, L (1, 9) OBP: 0.398, SLG: 0.679		0-3 K			0-0 2B		0-0 F2	0-0 1B	4 0 2 1 0 1 0									
Lou Skizas, R (1, 5) OBP: 0.317, SLG: 0.574		0-0 G5-4-3 1B			0-0 5-3		0-0 5-3	0-3 K	4 0 1 0 0 1 3									
Hal Smith, R (1, 2) OBP: 0.286, SLG: 0.383		0-0 G5-4-3			0-0 5-3		0-0 P4	0-0 P4	3 0 0 0 0 0 2									
Tim Thompson, L (9, PH) OBP: 0.148, SLG: 0.185		1-2f							1 0 0 0 0 0 2									
Jim Pisoni, R (1, 8) OBP: 0.296, SLG: 0.344				0-0 F7	4-0 BB		0-0 F3		2 0 0 0 1 0 0									
Gene Host, S (1, 1) Alex Kellner, R (2, 1) Bob Cerv, R (5, PH) Tom Gorman, R (5, 1) Mickey McDermott, L (8, PH) Rip Coleman, L (8, 1)				0-0 P4	0-3 K		4-0 FC5-4 BB		0 0 0 0 0 0 0 1 0 0 0 0 0 0 1 0 0 0 0 0 1 2 0 0 0 0 0 0 0 0 0 0 0 1 0 0 0 0 0 0 0 0 0									
Joe Demaestri, R (1, 6) OBP: 0.424, SLG: 0.453				0-0 5-3		0-0 5-3		0-0 FC5-4	3 0 0 0 0 0 1									
<b>Inning Stats</b>	R: 0 E: 0 K: 1 S: 5	H: 0 LOB: 0 BB: 0 P: 5	R: 0 E: 0 K: 1 S: 5	H: 1 LOB: 0 BB: 0 P: 5	R: 0 E: 0 K: 0 S: 3	H: 0 LOB: 0 BB: 0 P: 3	R: 0 E: 0 K: 0 S: 3	H: 0 LOB: 0 BB: 0 P: 3	R: 0 E: 0 K: 0 S: 3	H: 0 LOB: 0 BB: 0 P: 3	R: 0 E: 0 K: 0 S: 3	H: 0 LOB: 1 BB: 1 P: 7	R: 1 E: 0 K: 1 S: 8	H: 3 LOB: 2 BB: 0 P: 8	1B: 4 2B: 1 3B: 0 HR: 0	SF: 0 SAC: 0 DP: 1 HBP: 0	WP: 0 PB: 0 SB: 0 CS: 0	PA: 33
<b>PITCHER</b>	IP WLS BF H R ER SO BB IBB HBP BLK WP HR S P ERA WHIP												<b>PITCHER</b>	IP WLS BF H R ER SO BB IBB HBP BLK WP HR S P ERA WHIP				
Mike Garcia, R (1, 1) ERA: 2.76	8.1 W 31 5 1 1 3 2 0 0 0 0 0 0 35 43 1.08 0.840																	
Ray Narleski, R (9, 1) ERA: 0.66	0.2 S 2 0 0 0 1 0 0 0 0 0 0 0 4 4 0.00 0.000																	

livebaseballscorecards.com

AB	31
R	1
H	5
RBI	1
BB	2
SO	4
LOB	11



Batter	1	2	3	4	5	6	7	8	9
George Strickland, R (1, 4) OBP: 0.321, SLG: 0.311	0-0 F9	4-0 BB		0-0 F7		0-0 F8		0-3 K	
Gene Woodling, L (1, 7) OBP: 0.500, SLG: 0.649	0-0 F9	4-0 BB		0-3 K		0-0 FC4-6			
Al Smith, R (1, 5) OBP: 0.366, SLG: 0.352	0-0 5-3	0-0 5-3			0-0 4-3	0-0 FC4-6			
Vic Wertz, L (1, 3) OBP: 0.446, SLG: 0.409		4-0 HR	0-3 K		0-0 4-3		0-0 CS		
Joe Altobelli, L (7, PR) OBP: 0.266, SLG: 0.333		BB			2-3		1B		
Roger Maris, L (1, 8) OBP: 0.370, SLG: 0.575		0-0 HR	0-0 E1		0-0 6-3		0-3 K		
Jim Busby, R (5, PH) OBP: 0.250, SLG: 0.450		1-H	E				1-2		
Rocky Colavito, R (1, 9) OBP: 0.322, SLG: 0.388		0-0 2B	0-0 E5		0-0 F5		0-0 E5		
Chico Carrasquel, R (1, 6) OBP: 0.283, SLG: 0.239		0-0 BB	0-0 G3-6-1			0-0 1-3	0-0 FC5-4		
Jim Hegan, R (1, 2) OBP: 0.325, SLG: 0.235		0-0 F2		0-3 K		0-0 F8		0-0 6-3	
Mike Garcia, R (1, 1) OBP: 0.273, SLG: 0.200		0-3 K			0-0 E8	0-0 BB		0-0 F9	
Ray Narleski, R (9, 1)					0-0 1B	1B			

Inning Stats	R: 0	H: 0	E: 0	K: 0	S: 3	LOB: 0	BB: 0	P: 3	R: 3	H: 3	E: 0	K: 1	S: 8	LOB: 3	BB: 3	P: 20	R: 0	H: 0	E: 2	K: 1	S: 6	LOB: 1	BB: 0	P: 6	R: 0	H: 1	E: 0	K: 0	S: 4	LOB: 1	BB: 0	P: 4	R: 1	H: 2	E: 0	K: 0	S: 5	LOB: 2	BB: 1	P: 9	R: 0	H: 1	E: 1	K: 1	S: 6	LOB: 1	BB: 0	P: 6	R: 0	H: 0	E: 0	K: 1	S: 5	LOB: 0	BB: 0	P: 5
--------------	------	------	------	------	------	--------	-------	------	------	------	------	------	------	--------	-------	-------	------	------	------	------	------	--------	-------	------	------	------	------	------	------	--------	-------	------	------	------	------	------	------	--------	-------	------	------	------	------	------	------	--------	-------	------	------	------	------	------	------	--------	-------	------

PITCHER	IP	WLS	BF	H	R	ER	SO	BB	IBB	HBP	BLK	WP	HR	S	P	ERA	WHIP
Gene Host, L (1, 1) ERA: 5.54	1.2	L	11	3	3	3	1	3	0	0	0	0	1	10	22	16.20	3.600
Alex Kellner, L (2, 1) ERA: 2.04	2.1		9	1	0	0	3	0	0	0	0	0	0	15	15	0.00	0.429
Tom Gorman, R (5, 1) ERA: 5.06	3.0		14	4	1	1	1	1	0	0	0	0	0	15	19	3.00	1.667
Rip Coleman, L (8, 1) ERA: 4.11	1.0		3	0	0	0	1	0	0	0	0	0	0	5	5	0.00	0.000

AB R H RBI BB SO LOB

4	0	0	0	1	1	3
3	0	1	1	1	1	1
4	0	1	0	0	0	5
3	1	1	0	1	1	1
0	0	0	0	0	0	0
2	1	1	2	0	0	0
2	0	0	0	0	1	2
4	1	1	0	0	0	3
4	0	1	1	0	0	3
4	1	1	0	0	1	1
3	0	1	0	1	1	1
0	0	0	0	0	0	0

AB	33
R	4
H	8
RBI	4
BB	4
SO	6
LOB	20



WP	PA	ERA	WHIP
0	37		

**Kansas City Athletics @ Cleveland Indians**  
**Cleveland Municipal Stadium, Cleveland, OH**  
 Fri May 10 1957, 7:05 PM EDT  
 Att. 5,457 - Unknown


livebaseballscorecards.com



Batter	1	2	3	4	5	6	7	8	9	AB R H RBI BB SO LOB	TOP																						
Vic Power, R OBP: 0.420, SLG: 0.543 (1, 3) X	0-0 F7		0-0 G1-6-3 1B		0-0 1B		0-0 1-3			4 0 2 0 0 0 1	<b>Kansas City Athletics @ Cleveland Indians</b> <b>Cleveland Municipal Stadium, Cleveland, OH</b> Sat May 11 1957, 3:33 AM EDT Att. 2,874 - Unknown																						
Milt Graff, L OBP: 0.188, SLG: 0.213 (1, 4) X	0-0 3-1		0-0 G1-6-3 1-2f		0-0 3-1			0-0 4-3		4 0 0 0 0 0 3																							
Gus Zernial, R OBP: 0.341, SLG: 0.521 (1, 7) X	0-0 F9			0-0 FC4-6 2B		0-0 F8		0-0 F8		4 0 1 0 0 0 0																							
Harry Simpson, L OBP: 0.391, SLG: 0.659 (1, 9)		0-0 F9		0-0 P5		0-0 F5		0-0 1B		4 0 1 0 0 0 1																							
Lou Skizas, R OBP: 0.317, SLG: 0.554 Hector Lopez, R OBP: 0.258, SLG: 0.402 (1, 5) (7, 5)		0-0 F8		4-0 FC4-6 BB		0-0 5-3		0-0 1-3		2 0 0 0 1 0 0 1 0 0 0 0 0 1																							
Tim Thompson, L OBP: 0.161, SLG: 0.194 (1, 2)		0-0 1B		0-0 FC4-6 1-2f 2-3		0-0 F3		0-0 P5		4 0 1 0 0 0 2																							
Jim Pisoni, R OBP: 0.297, SLG: 0.344 Bob Cery, R OBP: 0.333, SLG: 0.533 Clete Boyer, R (9, PH) (9, PR)		0-0 F8		0-0 5-3		0-0 SH1-4 1B		0-0 FC6-4 1B		3 1 1 0 0 0 3 1 0 1 0 0 0 0 0 0 0 0 0 0 0																							
Tom Morgan, R OBP: 0.154, SLG: 0.083 Mickey McDermott, L Johnny Groth, R OBP: 0.143, SLG: 0.143 (1, 1) (9, PH) (9, PH)			0-3 K		0-3 K		0-0 SH1-4		0-3 K	2 0 0 0 0 2 0 0 0 0 0 0 0 0 1 0 0 0 0 1 1																							
Joe Demaestri, R OBP: 0.426, SLG: 0.444 Irv Noren, L OBP: 0.429, SLG: 0.364 Billy Hunter, R OBP: 0.167, SLG: 0.235 (1, 6) (7, PH) (7, PR) (7, 6)			4-0 1B BB		0-3 K		0-0 2-H 1B		0-0 FC6-4	1 0 0 0 1 1 0 1 0 1 1 0 0 0 1 0 0 0 0 0 1																							
<b>Inning Stats</b>	R: 0 E: 0 K: 0 S: 3	H: 0 LOB: 0 BB: 0 P: 3	R: 0 E: 0 K: 1 S: 4	H: 1 LOB: 1 BB: 0 P: 4	R: 0 E: 0 K: 1 S: 5	H: 1 LOB: 1 BB: 1 P: 9	R: 0 E: 0 K: 0 S: 4	H: 1 LOB: 2 BB: 1 P: 8	R: 0 E: 0 K: 2 S: 8	H: 1 LOB: 1 BB: 0 P: 8		R: 0 E: 0 K: 0 S: 3	H: 0 LOB: 0 BB: 0 P: 3	R: 1 E: 0 K: 0 S: 5	H: 2 LOB: 1 BB: 0 P: 5	R: 0 E: 0 K: 0 S: 4	H: 1 LOB: 1 BB: 0 P: 4	R: 0 E: 0 K: 1 S: 6	H: 1 LOB: 1 BB: 0 P: 6	1B: 7 2B: 1 3B: 0 HR: 0	SF: 0 SAC: 1 DP: 1 HBP: 0	WP: 0 PB: 0 SB: 0 CS: 0	PA: 36										
<b>PITCHER</b> Bob Lemon, R ERA: 3.6 Don Mossi, L ERA: 1.35 (1, 1) (9, 1)	IP 8.1	WLS W	BF 34	H 8	R 1	ER 1	SO 3	BB 2	IBB 0	HBP 0	BLK 0	WP 0	HR 0	S 38	P 46	ERA 1.08	WHIP 1.200																
											<b>PITCHER</b>	IP	WLS	BF	H	R	ER	SO	BB	IBB	HBP	BLK	WP	HR	S	P	ERA	WHIP					

livebaseballscorecards.com

AB	33
R	1
H	8
RBI	1
BB	2
SO	4
LOB	13








**Kansas City Athletics @ Cleveland Indians**  
**Cleveland Municipal Stadium, Cleveland, OH**

Sun May 12 1957, 3:33 AM EDT  
 Unknown

AB	38
R	9
H	15
RBI	9
BB	4
SO	6
LOB	18



Batter	1	2	3	4	5	6	7	8	9	AB	R	H	RBI	BB	SO	LOB	TOP										
Vic Power, R (1, 3) OBP: 0.436, SLG: 0.569	0-0 5-3		0-0 1B	0-0 F5			0-0 SH5-3 HR 2B	0-0 L1-3 1B		5	1	3	0	0	0	2											
Milt Graff, L (1, 4) OBP: 0.200, SLG: 0.241	0-0 3B		0-0 4-3		0-0 F7		4-0 SH5-3 HR BB	0-0 L1-3		4	1	1	0	1	0	4											
Gus Zernial, R (1, 7) OBP: 0.337, SLG: 0.545	0-3 K			0-0 HR	0-3 K		0-0 SH5-3	0-0 F7		4	1	1	1	0	2	3											
Harry Simpson, L (1, 9) OBP: 0.392, SLG: 0.641 Johnny Groth, R (9, PR) OBP: 0.143, SLG: 0.143	0-0 F8			0-0 F2	0-0 F8		4-0 HR IBB		0-0 FC5 1B 1B	4	1	1	0	1	0	1											
Hal Smith, R (1, 2) OBP: 0.294, SLG: 0.431		0-3 K		0-0 1B		0-0 F3	0-0 HR		0-0 F8	5	2	2	4	0	1	1											
Hector Lopez, R (1, 5) OBP: 0.287, SLG: 0.419		0-0 1B		4-0 1B	4-0 FC3-6 BB	0-0 3B	0-0 5-3		0-0 1B	4	2	3	0	1	0	0											
Jim Pisoni, R (1, 8) OBP: 0.304, SLG: 0.377		0-3 K		0-0 1B	0-0 FC3-6 1B	0-0 SH2-4 3B	0-0 6-3		0-3 K	5	1	2	2	0	2	3											
Mickey McDermott, L (1, 1) Wally Burnette, R (4, 1) Virgil Trucks, R (6, 1) OBP: 0.429, SLG: 0.429		0-3 K		4-0 FC3-6 IBB		0-0 SH2-4		0-0 1B 1B 1B	0-0 FC5	1	0	0	0	1	1	0											
Joe Demaestri, R (1, 6) OBP: 0.419, SLG: 0.436 Irv Noren, L (4, PH) OBP: 0.400, SLG: 0.333 Billy Hunter, R (4, 6) OBP: 0.200, SLG: 0.263		0-0 F7		0-0 FC3-6		0-0 6-3		0-0 1B 1B		1	0	0	0	0	0	0											
<b>Inning Stats</b>	R: 0 E: 0 K: 1 S: 6	H: 1 LOB: 1 BB: 0 P: 6	R: 0 E: 0 K: 2 S: 7	H: 1 LOB: 0 BB: 0 P: 7	R: 0 E: 0 K: 1 S: 6	H: 1 LOB: 1 BB: 0 P: 6	R: 3 E: 0 K: 0 S: 6	H: 3 LOB: 2 BB: 2 P: 14	R: 0 E: 0 K: 1 S: 5	H: 0 LOB: 0 BB: 0 P: 5	R: 2 E: 0 K: 0 S: 5	H: 2 LOB: 0 BB: 0 P: 5	R: 4 E: 0 K: 0 S: 5	H: 2 LOB: 0 BB: 2 P: 13	R: 0 E: 0 K: 0 S: 5	H: 3 LOB: 2 BB: 0 P: 5	R: 0 E: 0 K: 1 S: 7	H: 2 LOB: 2 BB: 0 P: 7	1B: 10 2B: 2 3B: 2 HR: 2	SF: 0 SAC: 2 DP: 1 HBP: 0	WP: 0 PB: 0 SB: 1 CS: 1	PA: 44					
<b>PITCHER</b>	IP	WLS	BF	H	R	ER	SO	BB	IBB	HBP	BLK	WP	HR	S	P	ERA	WHIP										
Early Wynn, R (1, 1) ERA: 3.79	4.0	L	19	6	3	3	4	1	1	0	0	0	1	25	33	6.75	1.750										
Dick Tomaneck, L (5, 1) ERA: 9.39	2.0		8	2	2	2	1	0	0	0	0	0	0	10	10	9.00	1.000										
Stan Pitula, R (7, 1) ERA: 13.5	1.0		10	5	4	4	0	1	1	0	0	0	1	8	16	36.00	6.000										
Cal McLish, R (8, 1) ERA: 2.45	1.0		2	0	0	0	0	0	0	0	0	0	0	2	2	0.00	0.000										
Art Houtteman, R (9, 1) ERA: 6.75	1.0		5	2	0	0	1	0	0	0	0	0	0	7	7	0.00	2.000										

livebaseballscorecards.com

Batter	1	2	3	4	5	6	7	8	9	AB	R	H	RBI	BB	SO	LOB
George Strickland, R (1, 4) OBP: 0.344, SLG: 0.346 Billy Harrell, R (8, PH) OBP: 0.071, SLG: 0.071	0-0 BB 1B		0-0 2B		0-3 K	4-0 4-3 BB		0-0 1-3		3	0	2	0	1	1	0
Gene Woodling, L (1, 7) OBP: 0.480, SLG: 0.605	4-0 G4-6-3 1-2 BB		0-3 K		0-0 F8	0-0 4-3 1-1f 3-H		0-0 F9		4	0	0	0	1	1	3
Al Smith, R (1, 5) OBP: 0.374, SLG: 0.400	0-0 F3			0-0 4-3 1B	0-0 1B		0-0 1B		0-3 K	5	1	3	0	0	1	2
Vic Wertz, L (1, 3) OBP: 0.457, SLG: 0.411	0-0 G4-6-3 1-2f			0-0 4-3	0-0 BB 1B		0-0 F5		0-0 3-1	5	0	1	0	0	0	4
Rocky Colavito, R (1, 9) OBP: 0.343, SLG: 0.382		0-0 F2		4-0 BB 1B BB	4-0 1-2 BB		0-0 1B			2	0	1	0	2	0	0
Jim Busby, R (1, 8) OBP: 0.231, SLG: 0.385 Bobby Avila, R (5, PH) OBP: 0.250, SLG: 0.275 Bob Usher, R (6, 8) OBP: 0.200, SLG: 0.111		0-0 F3		0-0 P3	0-3 K		0-0 F8			2	0	0	0	0	0	2
Chico Carrasquel, R (1, 6) OBP: 0.317, SLG: 0.283		0-0 F8		0-0 BB 1B 1-2 2-H		0-0 1B 4-3 1B		0-0 F8		4	1	2	1	0	0	2
Hal Naragon, L (1, 2) OBP: 0.278, SLG: 0.188			0-0 F2	4-0 1-2 2-3 BB		0-0 1B		0-0 1-3		3	0	1	0	1	0	0
Early Wynn, S (1, 1) OBP: 0.250, SLG: 0.077 Preston Ward, L (4, PH) OBP: 0.111, SLG: 0.222 Dick Tomaneck, L (5, 1) OBP: 0.231, SLG: 0.231 Kenny Kuhn, L (6, PH) OBP: 0.231, SLG: 0.231 Stan Pitula, R (7, 1) OBP: 0.231, SLG: 0.231 Cal McLish, S (8, 1) OBP: 0.250, SLG: 0.288 Joe Altobelli, L (8, PH) OBP: 0.250, SLG: 0.288 Art Houtteman, R (9, 1)			0-0 4-3	0-0 3-1		0-3 K		0-3 K		1	0	0	0	0	0	0

Inning Stats	R: 0	H: 1	E: 0	LOB: 1	K: 0	S: 3	R: 0	H: 0	E: 0	LOB: 0	K: 0	S: 3	R: 0	H: 1	E: 0	LOB: 1	K: 1	S: 6	R: 1	H: 2	E: 0	LOB: 3	K: 0	S: 5	R: 0	H: 2	E: 0	LOB: 3	K: 2	S: 9	R: 1	H: 2	E: 0	LOB: 1	K: 1	S: 6	R: 0	H: 2	E: 0	LOB: 2	K: 0	S: 5	R: 0	H: 0	E: 0	LOB: 0	K: 1	S: 5	R: 0	H: 0	E: 0	LOB: 0	K: 1	S: 5	R: 0	H: 0	E: 0	LOB: 0	K: 1	S: 5	1B: 9	SF: 0	2B: 2	SAC: 0	3B: 0	DP: 2	HR: 0	HBP: 0	WP: 0	PA: 40
--------------	------	------	------	--------	------	------	------	------	------	--------	------	------	------	------	------	--------	------	------	------	------	------	--------	------	------	------	------	------	--------	------	------	------	------	------	--------	------	------	------	------	------	--------	------	------	------	------	------	--------	------	------	------	------	------	--------	------	------	------	------	------	--------	------	------	-------	-------	-------	--------	-------	-------	-------	--------	-------	--------

PITCHER	IP	WLS	BF	H	R	ER	SO	BB	IBB	HBP	BLK	WP	HR	S	P	ERA	WHIP
Mickey McDermott, L (1, 1) ERA: 7.43	3.2		17	4	1	1	1	3	0	0	0	0	0	16	28	2.46	1.909
Wally Burnette, R (4, 1) ERA: 3.38	1.2		11	4	1	1	3	2	0	0	0	0	0	15	23	5.40	3.600
Virgil Trucks, R (6, 1) ERA: 2.08	3.2	W	12	2	0	0	2	0	0	0	0	0	0	16	16	0.00	0.545

**BOTTOM**

**Kansas City Athletics @ Cleveland Indians**  
Cleveland Municipal Stadium, Cleveland, OH

Sun May 12 1957, 3:33 AM EDT  
Unknown

AB	35
R	2
H	10
RBI	1
BB	5
SO	6
LOB	23



WP: 0	PA: 40
PB: 0	
SB: 0	
CS: 0	

livebaseballscorecards.com



Batter	1	2	3	4	5	6	7	8	9	AB R H RBI BB SO LOB	TOP														
Vic Power, R OBP: 0.433, SLG: 0.554 (1, 3)	0-0 5-3	0-0 F3			0-0 1B 1B		0-0 4-3		0-0 2B 1B	5 1 2 0 0 0 3															
Milt Graff, L OBP: 0.207, SLG: 0.238 (1, 4)	4-0 BB		0-0 F7		0-0 F9		0-0 F9		0-0 8-6 2B	1 0 0 0 1 0 0															
Bob Cerv, R OBP: 0.323, SLG: 0.516 (5, PH)									1-H 2B	1 0 0 0 0 0 2															
Billy Hunter, R OBP: 0.227, SLG: 0.333 (5, 4)									2-3f	2 0 1 1 0 0 1															
Clete Boyer, R (9, PR)										0 0 0 0 0 0 0															
Lou Skizas, R OBP: 0.338, SLG: 0.557 (1, 7)	0-0 F9		0-0 1B 1B		0-0 1B 1B		0-0 1B		0-0 8-6	5 0 3 2 0 0 2															
Harry Simpson, L OBP: 0.386, SLG: 0.625 (1, 9)	0-3 K		0-0 1B G5-4-3		0-3 K		0-0 P6			4 0 1 0 0 2 4															
Hector Lopez, R OBP: 0.286, SLG: 0.411 (1, 5)		0-0 5-3	0-0 G5-4-3		0-0 F8			0-0 1B		4 0 1 0 0 0 4															
Jim Pisoni, R OBP: 0.289, SLG: 0.356 (1, 8)		0-0 6-3		0-0 F3		0-0 F5		0-0 F8		4 0 0 0 0 0 1															
Tim Thompson, L OBP: 0.176, SLG: 0.206 (1, 2)		0-0 E 2B 1B		0-0 4-3		0-3 K		0-0 F8		3 1 1 0 0 1 0															
Hal Smith, R OBP: 0.290, SLG: 0.424 (8, 2)										1 0 0 0 0 0 1															
Ryne Duren, R OBP: 0.250, SLG: 0.250 (1, 1)		0-0 E3		0-3 K		0-3 K		0-0 F9		0 0 0 0 0 0 0															
Rip Coleman, L (1, 1)		1-2 2B								2 0 0 0 0 1 1															
Johnny Groth, R OBP: 0.125, SLG: 0.125 (6, PH)										1 0 0 0 0 1 0															
Arnie Portocarrero, R (6, 1)										0 0 0 0 0 0 0															
Gus Zernial, R OBP: 0.333, SLG: 0.538 (8, PH)										1 0 0 0 0 0 1															
Mickey McDermott, L (8, 1)										0 0 0 0 0 0 0															
Joe Demaestri, R OBP: 0.439, SLG: 0.475 (1, 6)		1-3 2-H 2B		0-0 1B 1B		0-0 1B 1B		0-0 4-3 1B	0-0 5-3	4 2 3 1 0 0 0															
<b>Inning Stats</b>	R: 0 E: 0 K: 1 S: 5	H: 0 LOB: 1 BB: 1 P: 9	R: 1 E: 1 K: 0 S: 6	H: 2 LOB: 2 BB: 0 P: 6	R: 0 E: 0 K: 0 S: 4	H: 2 LOB: 1 BB: 0 P: 4	R: 0 E: 0 K: 1 S: 5	H: 0 LOB: 0 BB: 0 P: 5	R: 1 E: 0 K: 1 S: 8	H: 3 LOB: 2 BB: 0 P: 8	R: 0 E: 0 K: 2 S: 7	H: 0 LOB: 0 BB: 0 P: 7	R: 1 E: 0 K: 0 S: 5	H: 2 LOB: 1 BB: 0 P: 5	R: 0 E: 0 K: 0 S: 4	H: 1 LOB: 1 BB: 0 P: 4	R: 1 E: 0 K: 0 S: 4	H: 2 LOB: 1 BB: 0 P: 4	1B: 10 2B: 3 3B: 0 HR: 0	SF: 0 SAC: 0 DP: 2 HBP: 0	WP: 0 PB: 0 SB: 0 CS: 0	PA: 39			
<b>PITCHER</b>	IP WLS BF H R ER SO BB IBB HBP BLK WP HR S P ERA WHIP																								
Bud Daley, L ERA: 2.08 (1, 1)	4.1		21	7	2	1	2	1	0	0	0	0	0	24	28	2.08	1.846								
Don Mossi, L ERA: 2.53 (5, 1)	4.0	W	17	5	2	2	3	0	0	0	0	0	0	23	23	4.50	1.250								
Ray Narleski, R ERA: 0.63 (9, 1)	0.2	S	1	0	0	0	0	0	0	0	0	0	0	1	1	0.00	0.000								

**Kansas City Athletics @ Cleveland Indians**  
**Cleveland Municipal Stadium, Cleveland, OH**

AB	38
R	4
H	12
RBI	4
BB	1
SO	5
LOB	20



Sun May 12 1957, 3:38 AM EDT  
 Att. 9,923 - Unknown

livebaseballscorecards.com

Batter	1	2	3	4	5	6	7	8	9
George Strickland, R (1, 4) OBP: 0.338, SLG: 0.339	0-0 BB 1B	0-0 F8		0-0 6-3		0-0 6-3			
Gene Woodling, L (1, 7) OBP: 0.481, SLG: 0.578	4-0 1B BB	4-0 5-3 BB		0-0 4-3		0-0 F9			
Al Smith, R (1, 5) OBP: 0.379, SLG: 0.398	4-0 1B HR BB	0-0 5-3			0-0 1B 1B		0-0 F3		
Vic Wertz, L (1, 3) OBP: 0.458, SLG: 0.416	0-0 HR 1B	0-3 K			0-0 F9 1B		0-0 F9		
Rocky Colavito, R (1, 9) OBP: 0.366, SLG: 0.458	0-0 HR		0-0 G4-6-3 1B		0-0 1B 1B		0-0 E6		
Russ Nixon, L (1, 2) OBP: 0.227, SLG: 0.318	0-0 3B		0-0 G4-6-3 1-2f		0-0 F9 2-3		0-0 1-3		
Chico Carrasquel, R (1, 6) OBP: 0.344, SLG: 0.304	0-0 5-3		4-0 FC6-4 BB		0-0 G4-6-3 1B		0-0 L5-4 SH3 1B		
Jim Busby, R (1, 8) OBP: 0.207, SLG: 0.345	0-0 6-3		0-0 FC6-4 1-2f		0-0 G4-6-3 1-2f		0-0 SH3 1-2		
Bud Daley, L (1, 1) Don Mossi, L (5, 1) Ray Narleski, R (9, 1)	0-0 6-3		0-3 K		0-3 K		0-0 L5-4 2-3		

AB	R	H	RBI	BB	SO	LOB
4	1	1	0	0	0	0
2	1	0	0	2	0	0
3	2	1	0	1	0	1
4	2	2	2	0	1	1
4	1	3	4	0	0	0
4	0	1	0	0	0	4
3	0	2	1	1	0	1
3	0	0	0	0	0	4
2	0	0	0	0	1	1
2	0	0	0	0	1	1
0	0	0	0	0	0	0

AB	R	H	RBI	BB	SO	LOB
31	7	10	7	4	3	13

Inning	1	2	3	4	5	6	7	8	9
R: 5	R: 0	R: 0	R: 0	R: 2	R: 0	R: 0	R: 0	R: 0	R: 0
E: 0	E: 0	E: 0	E: 0	E: 0	E: 0	E: 0	E: 1	E: 0	E: 0
K: 0	K: 1	K: 0	K: 1	K: 0	K: 0	K: 1	K: 0	K: 0	K: 0
S: 7	S: 5	S: 5	S: 3	S: 5	S: 6	S: 5	S: 4	S: 3	S: 3
H: 4	H: 0	H: 1	H: 0	H: 4	H: 0	H: 0	H: 0	H: 1	H: 0
LOB: 1	LOB: 1	LOB: 1	LOB: 0	LOB: 1	LOB: 0	LOB: 0	LOB: 1	LOB: 0	LOB: 0
BB: 2	BB: 1	BB: 1	BB: 0	BB: 0	BB: 0	BB: 0	BB: 0	BB: 0	BB: 0
P: 15	P: 9	P: 7	P: 5	P: 6	P: 5	P: 5	P: 4	P: 3	P: 3

PITCHER	IP	WLS	BF	H	R	ER	SO	BB	IBB	HBP	BLK	WP	HR	S	P	ERA	WHIP
Ryne Duren, R (1, 1) ERA: 5.74	0.0	L	4	2	4	4	0	2	0	0	0	0	0	2	10	∞	∞
Rip Coleman, L (1, 1) ERA: 4.43	5.0		22	7	3	3	2	2	0	0	0	0	1	24	32	5.40	1.800
Arnie Portocarrero, R (6, 1) ERA: 2.7	2.0		7	0	0	0	1	0	0	0	0	0	0	9	9	0.00	0.000
Mickey McDermott, L (8, 1) ERA: 6.91	1.0		3	1	0	0	0	0	0	0	0	0	0	3	3	0.00	1.000

PITCHER	IP	WLS	BF	H	R	ER	SO	BB	IBB	HBP	BLK	WP	HR	S	P	ERA	WHIP

**Kansas City Athletics @ Cleveland Indians**  
**Cleveland Municipal Stadium, Cleveland, OH**  
 Sun May 12 1957, 3:38 AM EDT  
 Att. 9,923 - Unknown

livebaseballscorecards.com

AB	31
R	7
H	10
RBI	7
BB	4
SO	3
LOB	13



1B: 8	SF: 0	WP: 0	PA: 36
2B: 1	SAC: 1	PB: 0	
3B: 1	DP: 3	SB: 0	
HR: 1	HBP: 0	CS: 0	



Batter	1	2	3	4	5	6	7	8	9	AB R H RBI BB SO LOB	TOP
Vic Power, R (1, 3) OBP: 0.406, SLG: 0.517	0-0 P8		0-3 K2-3		0-0 P5			0-0 1-3		4 0 0 0 0 1 3	<b>Kansas City Athletics @ New York Yankees</b> Yankee Stadium, Bronx, NY Wed May 15 1957, 3:33 AM EDT Att. 7,038 - Unknown
Milt Graff, L (1, 4) OBP: 0.220, SLG: 0.250	0-0 F7			0-0 1B		0-0 1B		0-0 F7		4 0 2 0 0 0 0	
Gus Zernial, R (1, 7) OBP: 0.319, SLG: 0.512	0-0 P3			0-0 F7		0-0 G5-4-3		0-0 F7		4 0 0 0 0 0 2	
Harry Simpson, L (1, 9) OBP: 0.371, SLG: 0.600		0-0 F7		0-0 F7		0-0 F7		0-0 F7		4 0 0 0 0 0 1	
Hal Smith, R (1, 2) OBP: 0.288, SLG: 0.429		0-0 5-3		0-0 F8			0-0 2B	0-0 F9		4 0 1 0 0 0 1	
Hector Lopez, R (1, 5) OBP: 0.277, SLG: 0.398		0-3 K2-3			0-0 P4		0-0 5-3			3 0 0 0 0 1 1	
Jim Pisoni, R (1, 8) OBP: 0.294, SLG: 0.360			0-0 5-3		0-0 1B		0-0 F2			2 0 1 0 0 0 0	
Irv Noren, L (7, PH) OBP: 0.375, SLG: 0.308					0-0 1B					1 0 0 0 0 0 1	
Johnny Groth, R (7, 8) OBP: 0.125, SLG: 0.125										0 0 0 0 0 0 0	
Ned Garver, R (1, 1) OBP: 0.154, SLG: 0.083					0-0 F9		0-0 F8			2 0 0 0 0 0 1	
Mickey McDermott, L (7, PH)										1 0 0 0 0 0 1	
Rip Coleman, L (7, 1)										0 0 0 0 0 0 0	
Joe Demaestri, R (1, 6) OBP: 0.449, SLG: 0.475			4-0 BB		0-0 1B			0-3 K		2 0 1 0 1 1 0	
<b>Inning Stats</b>	R: 0 H: 0 E: 0 LOB: 0 K: 0 BB: 0 S: 3 P: 3	R: 0 H: 0 E: 0 LOB: 0 K: 1 BB: 0 S: 5 P: 5	R: 0 H: 0 E: 0 LOB: 1 K: 1 BB: 1 S: 5 P: 9	R: 0 H: 1 E: 0 LOB: 1 K: 0 BB: 0 S: 4 P: 4	R: 0 H: 2 E: 0 LOB: 2 K: 0 BB: 0 S: 5 P: 5	R: 0 H: 1 E: 0 LOB: 0 K: 0 BB: 0 S: 3 P: 3	R: 0 H: 1 E: 0 LOB: 1 K: 0 BB: 0 S: 4 P: 4	R: 0 H: 0 E: 0 LOB: 0 K: 1 BB: 0 S: 5 P: 5	R: 0 H: 0 E: 0 LOB: 0 K: 0 BB: 0 S: 3 P: 3	1B: 4 SF: 0 2B: 1 SAC: 0 3B: 0 DP: 1 HR: 0 HBP: 0	WP: 0 PA: 32 PB: 0 SB: 0 CS: 0
<b>PITCHER</b> Tom Sturdivant, R (1, 1) ERA: 1.15	IP WLS BF H R ER SO BB IBB HBP BLK WP HR S P ERA WHIP										

livebaseballscorecards.com

AB	31
R	0
H	5
RBI	0
BB	1
SO	3
LOB	11








Batter	1	2	3	4	5	6	7	8	9	AB R H RBI BB SO LOB	TOP									
Vic Power, R (1, 3) OBP: 0.397, SLG: 0.500	0-0 1-3		0-0 F8			0-0 1B 1B	0-3 K			4 0 1 0 0 1 2	<b>Kansas City Athletics @ New York Yankees</b> Yankee Stadium, Bronx, NY Thu May 16 1957, 7:05 PM EDT Att. 11,081 - Unknown - 60 F									
Milt Graff, L (1, 4) OBP: 0.232, SLG: 0.244	4-0 1B BB		1-0 CS HBP			0-0 P4		0-0 4-3		2 0 0 0 1 0 1										
Gus Zernial, R (1, 7) OBP: 0.316, SLG: 0.500	0-0 1-2 1B		0-0 CS 1-2	0-0 F7		0-3 K		0-0 6-3		4 0 1 0 0 1 1										
Harry Simpson, L (1, 9) OBP: 0.367, SLG: 0.587	0-3 K			0-0 P6		0-0 1-2 1B		0-0 4-1		4 0 1 0 0 1 2										
Tim Thompson, L (1, 2) OBP: 0.158, SLG: 0.184	0-3 K			0-0 G3		0-3 K		0-3 K		4 0 0 0 0 3 4										
Hector Lopez, R (1, 5) OBP: 0.276, SLG: 0.385		4-0 B1-6-4 BB BB			0-0 6-3		0-0 3-1		0-0 F7	3 0 0 0 1 0 0										
Jim Pisoni, R (1, 8) OBP: 0.295, SLG: 0.351		4-0 B1-6-4 BB BB			0-0 3-1		0-3 K		0-0 F7	2 0 0 0 1 1 0										
Irv Noren, L (9, PH) OBP: 0.353, SLG: 0.286		1-2 BB								1 0 0 0 0 0 0										
Alex Kellner, R (1, 1) OBP: 0.286, SLG: 0.857		0-0 B1-6-4 1-2f 2-3f			4-0 BB		0-0 2B			1 0 0 0 0 0 2										
Mickey McDermott, L (4, 1) OBP: 0.375, SLG: 0.182										1 0 1 0 1 0 0										
Joe Demaestri, R (1, 6) OBP: 0.444, SLG: 0.460			0-3 K		0-0 4-3		0-0 BB			2 0 0 0 1 1 1										
<b>Inning Stats</b>	R: 0 E: 0 K: 2 S: 8	H: 1 LOB: 2 BB: 1 P: 12	R: 0 E: 0 K: 0 S: 1	H: 0 LOB: 0 BB: 2 P: 9	R: 0 E: 0 K: 1 S: 4	H: 0 LOB: 0 BB: 0 P: 5	R: 0 E: 0 K: 0 S: 3	H: 0 LOB: 0 BB: 0 P: 3	R: 0 E: 0 K: 0 S: 3	H: 2 LOB: 2 BB: 0 P: 9	R: 0 E: 0 K: 2 S: 8	H: 1 LOB: 2 BB: 1 P: 12	R: 0 E: 0 K: 0 S: 3	H: 0 LOB: 0 BB: 0 P: 3	R: 0 E: 0 K: 1 S: 5	H: 0 LOB: 0 BB: 0 P: 5	1B: 3 2B: 1 3B: 1 HR: 0	SF: 0 SAC: 0 DP: 0 HBP: 1	WP: 0 PB: 0 SB: 0 CS: 1	PA: 35
<b>PITCHER</b> Bob Turley, R (1, 1) ERA: 2.29	IP: 9.0 WLS: W BF: 34 H: 4 R: 0 ER: 0 SO: 8 BB: 5 IBB: 0 HBP: 1 BLK: 0 WP: 0 HR: 0 S: 44 P: 65 ERA: 0.00 WHIP: 1.000											<b>PITCHER</b>	IP: 9.0 WLS: W BF: 34 H: 4 R: 0 ER: 0 SO: 8 BB: 5 IBB: 0 HBP: 1 BLK: 0 WP: 0 HR: 0 S: 44 P: 65 ERA: 0.00 WHIP: 1.000							

livebaseballscorecards.com

AB	28
R	0
H	4
RBI	0
BB	5
SO	8
LOB	13



Batter	1	2	3	4	5	6	7	8	9	AB	R	H	RBI	BB	SO	LOB
Bobby Richardson, R OBP: 0.385, SLG: 0.440 (1, 4)	0-0 F2 ①		0-0 CS 1B ①	0-0 6-3 ③		0-0 1-3 ③				4	0	1	0	0	0	3
Gil McDougald, R OBP: 0.360, SLG: 0.462 (1, 6)	0-0 5-3 ②		0-0 P4 1-2 ① ②		0-0 L8 ①		0-0 5-3 ①			4	0	0	0	0	0	1
Mickey Mantle, S OBP: 0.529, SLG: 0.662 (1, 8)	4-0 BB BB BB BB		0-0 HR ③		0-0 BB 1B		4-0 SH1-3 BB			2	1	2	1	2	0	0
Enos Slaughter, L OBP: 0.385, SLG: 0.296 (1, 7)	4-0 1-2 BB		0-0 F5 ③		4-0 G4-6-3 BB 1-2		0-0 SH1-3 ②			1	0	0	0	2	0	0
Bill Skowron, R OBP: 0.303, SLG: 0.462 (1, 3)	0-0 F7 ③			0-0 1B 3B		0-0 G4-6-3 1-2f ② ③		4-0 IBB		3	1	1	0	1	0	4
Elston Howard, R OBP: 0.289, SLG: 0.432 (1, 2)		0-0 1B		0-0 2B 1B 3-H		0-0 F8 ①		0-0 F8 ③		4	0	2	1	0	0	2
Jerry Coleman, R OBP: 0.435, SLG: 0.421 (1, 5)		0-0 F9 ①		0-0 1-3 2B		4-0 WP 1B BB		0-0 G6-4-3 1B		3	1	2	0	1	0	1
Hank Bauer, R OBP: 0.313, SLG: 0.373 (1, 9)		0-0 P4 ②		0-0 6-3 ①		0-0 WP 1B 1-H		0-0 G6-4-3 ① ②		4	0	1	1	0	0	4
Bob Turley, R (1, 1)		0-3 K ③		0-0 1-3 ②		0-3 K 1-2 ②		0-3 K ③		4	0	0	0	0	3	4

Inning Stats	R: 0	H: 0	E: 0	K: 0	S: 3	R: 0	H: 1	E: 0	K: 1	S: 6	R: 1	H: 2	E: 0	K: 0	S: 4	R: 1	H: 3	E: 0	K: 0	S: 6	R: 0	H: 1	E: 0	K: 0	S: 3	R: 1	H: 1	E: 0	K: 1	S: 6	R: 0	H: 0	E: 0	K: 0	S: 3	R: 0	H: 1	E: 0	K: 1	S: 5
	LOB: 2	BB: 2	P: 11	LOB: 1	BB: 0	P: 6	LOB: 0	BB: 0	P: 4	LOB: 2	BB: 0	P: 6	LOB: 1	BB: 1	P: 7	LOB: 1	BB: 1	P: 10	LOB: 2	BB: 2	P: 11	LOB: 0	BB: 0	P: 5	LOB: 0	BB: 0	P: 5	LOB: 0	BB: 0	P: 5	LOB: 0	BB: 0	P: 5	LOB: 0	BB: 0	P: 5	LOB: 0	BB: 0	P: 5	

PITCHER	IP	WLS	BF	H	R	ER	SO	BB	IBB	HBP	BLK	WP	HR	S	P	ERA	WHIP
Alex Kellner, L ERA: 2.61 (1, 1)	3.0	L	16	6	2	2	1	2	0	0	0	0	1	16	24	6.00	2.667
Mickey McDermott, L ERA: 5.59 (4, 1)	5.0		20	3	1	1	2	3	1	0	0	2	0	20	36	1.80	1.200

**BOTTOM**

**Kansas City Athletics @ New York Yankees**  
 Yankee Stadium, Bronx, NY

Thu May 16 1957, 7:05 PM EDT  
 Att: 11,081 - Unknown - 60 F

livebaseballscorecards.com

AB	29
R	3
H	9
RBI	3
BB	6
SO	3
LOB	19



WP	PA	1B	SF	2B	SAC	3B	DP	HR	HBP
2	36	6	0	1	1	1	2	1	0




Batter	1	2	3	4	5	6	7	8	9	AB R H RBI BB SO LOB	TOP																					
<b>Billy Hunter, R</b> (1, 4) OBP: 0.231, SLG: 0.360	0-0 G3		0-0 FC5-4		0-0 1B 2B		0-0 6-3			4 1 1 0 0 0 1																						
<b>Bob Cerv, R</b> (1, 8) OBP: 0.353, SLG: 0.529	0-0		0-0 4-3		0-0 PB 1B			0-0 G4-3 1B		3 0 2 1 0 0 1																						
<b>Jim Pisoni, R</b> (5, 8) OBP: 0.303, SLG: 0.359	FC5-4 1B				2-H 1B					1 0 1 0 0 0 0																						
<b>Gus Zernial, R</b> (1, 7) OBP: 0.303, SLG: 0.478	0-3 K			0-0 5-3	0-0 5-3			0-0 G4-3		4 0 0 0 0 1 3																						
<b>Lou Skizas, R</b> (1, 9) OBP: 0.319, SLG: 0.523	0-0 FC5-4			0-0 1-3		0-0 6-3		0-0 5-3		4 0 0 0 0 0 1																						
<b>Hal Smith, R</b> (1, 2) OBP: 0.299, SLG: 0.432		0-3 K		0-0 HR 1B		0-0 1B		0-0 6-3		4 1 2 0 0 1 0																						
<b>Vic Power, R</b> (1, 3) OBP: 0.389, SLG: 0.529		0-0 5-3		0-0 HR		0-0 F2		0-0 1-3		4 1 1 2 0 0 1																						
<b>Hector Lopez, R</b> (1, 5) OBP: 0.266, SLG: 0.370		0-0 5-3		0-0 L7		0-0 F7		0-0 6-3		4 0 0 0 0 0 1																						
<b>Ryne Duren, R</b> (1, 1) OBP: 0.167, SLG: 0.167			0-0 E1		0-3 K		0-0 1-3			2 0 0 0 0 1 0																						
<b>Harry Simpson, L</b> (7, PH) OBP: 0.364, SLG: 0.581			FC5-4							1 0 0 0 0 0 0																						
<b>Wally Burnette, R</b> (7, 1) OBP: 0.125, SLG: 0.125										0 0 0 0 0 0 0																						
<b>Rip Coleman, L</b> (8, 1)										0 0 0 0 0 0 0																						
<b>Joe Demaestri, R</b> (1, 6) OBP: 0.427, SLG: 0.439			0-0 L9		0-0 6-3		0-0 6-3			3 0 0 0 0 0 1																						
<b>Inning Stats</b>	R: 0 E: 0 K: 1 S: 6	H: 1 LOB: 1 BB: 0 P: 6	R: 0 E: 0 K: 1 S: 5	H: 0 LOB: 0 BB: 0 P: 5	R: 0 E: 1 K: 0 S: 4	H: 0 LOB: 1 BB: 0 P: 4	R: 2 E: 0 K: 0 S: 5	H: 2 LOB: 0 BB: 0 P: 5	R: 1 E: 0 K: 1 S: 7	H: 2 LOB: 1 BB: 0 P: 7	R: 0 E: 0 K: 0 S: 4	H: 1 LOB: 1 BB: 0 P: 4	R: 0 E: 0 K: 0 S: 3	H: 0 LOB: 0 BB: 0 P: 3	R: 0 E: 0 K: 0 S: 3	H: 1 LOB: 0 BB: 0 P: 3	R: 0 E: 0 K: 0 S: 3	H: 0 LOB: 0 BB: 0 P: 3	R: 0 E: 0 K: 0 S: 3	H: 0 LOB: 0 BB: 0 P: 3	1B: 5 2B: 1 3B: 0 HR: 1	SF: 0 SAC: 0 DP: 1 HBP: 0	WP: 0 PB: 1 SB: 0 CS: 0	PA: 34								
<b>PITCHER</b> <b>Tom Brewer, R</b> (1, 1) ERA: 2.55	IP 9.0	WLS W	BF 34	H 7	R 3	ER 3	SO 3	BB 0	IBB 0	HBP 0	BLK 0	WP 0	HR 1	S 40	P 40	ERA 3.00	WHIP 0.778															
										<b>PITCHER</b>	IP	WLS	BF	H	R	ER	SO	BB	IBB	HBP	BLK	WP	HR	S	P	ERA	WHIP					

**Kansas City Athletics @ Boston Red Sox**  
**Fenway Park, Boston, MA**  
 Fri May 17 1957, 7:05 PM EDT  
 Att. 20,438 - Cloudy - 61 F

livebaseballscorecards.com

<b>AB</b>	<b>34</b>
<b>R</b>	<b>3</b>
<b>H</b>	<b>7</b>
<b>RBI</b>	<b>3</b>
<b>BB</b>	<b>0</b>
<b>SO</b>	<b>3</b>
<b>LOB</b>	<b>9</b>



Batter	1	2	3	4	5	6	7	8	9	AB R H RBI BB SO LOB
Jim Piersall, R OBP: 0.317, SLG: 0.299 (1, 8)	0-3 K		0-0 1-3		0-0 1-3			4-0 BB FC1-2 BB	0-0 2B	4 0 1 1 1 1 1
Billy Klaus, L OBP: 0.323, SLG: 0.241 (1, 6)	0-0 L9		0-0 F7			0-0 P4		4-0 FC1-2 BB BB		3 1 0 0 1 0 0
Ted Williams, L OBP: 0.505, SLG: 0.759 (1, 7)	0-0 1B		0-0 3-1			0-0 WP HR 1B		4-0 FC1-2 BB		3 1 2 0 1 0 0
Mickey Vernon, L OBP: 0.348, SLG: 0.263 (1, 3)	0-0 P6			0-0 G5-4-3 1B		0-0 F9		0-0 FC1-2 E5		4 0 1 0 0 0 5
Jackie Jensen, R OBP: 0.396, SLG: 0.551 (1, 9)		4-0 1B 6-3 BB		0-0 G5-4-3 1-2f		0-0 1-H HR		0-0 E5		3 1 1 2 1 0 3
Frank Malzone, R OBP: 0.280, SLG: 0.336 (1, 5)		0-0 6-3		0-3 K		0-0 1-3		0-0 4-3		4 0 0 0 0 1 3
Gene Mauch, R OBP: 0.338, SLG: 0.419 (1, 4)		0-0 S 1B			0-0 FC4-6 1B		0-0 F2		4-0 FC1-5 1B BB	3 0 2 0 1 0 0
Sammy White, R OBP: 0.299, SLG: 0.231 (1, 2)		0-3 K			0-0 FC4-6 1-2f		0-0 F9		0-0 FC1-5 2B 1B	2 0 0 0 0 1 3
Gene Stephens, L OBP: 0.333, SLG: 0.395 (7, PH)										1 0 0 0 0 0 0
Pete Daley, R OBP: 0.308, SLG: 0.182 (8, 2)										1 1 1 0 0 0 0
Tom Brewer, R OBP: 0.136, SLG: 0.136 (1, 1)		0-3 K			0-3 K		0-0 6-3		0-0 FC1-5 2B	4 0 0 0 0 2 5

Inning Stats	R: 0 E: 0 K: 1 S: 6	H: 1 LOB: 1 BB: 0 P: 6	R: 0 E: 0 K: 2 S: 8	H: 1 LOB: 2 BB: 1 P: 12	R: 0 E: 0 K: 0 S: 3	H: 0 LOB: 0 BB: 0 P: 3	R: 0 E: 0 K: 1 S: 5	H: 1 LOB: 0 BB: 0 P: 5	R: 0 E: 0 K: 1 S: 6	H: 1 LOB: 1 BB: 0 P: 6	R: 2 E: 0 K: 0 S: 5	H: 2 LOB: 0 BB: 0 P: 5	R: 0 E: 0 K: 0 S: 3	H: 0 LOB: 0 BB: 0 P: 3	R: 1 E: 1 K: 0 S: 3	H: 0 LOB: 2 BB: 3 P: 15	R: 1 E: 0 K: 0 S: 3	H: 2 LOB: 2 BB: 1 P: 7	1B: 6 2B: 1 3B: 0 HR: 1	SF: 0 SAC: 0 DP: 1 HBP: 0	WP: 1 PB: 0 SB: 1 CS: 0	PA: 37
--------------	------------------------------	---------------------------------	------------------------------	----------------------------------	------------------------------	---------------------------------	------------------------------	---------------------------------	------------------------------	---------------------------------	------------------------------	---------------------------------	------------------------------	---------------------------------	------------------------------	----------------------------------	------------------------------	---------------------------------	----------------------------------	------------------------------------	----------------------------------	--------

PITCHER	IP	WLS	BF	H	R	ER	SO	BB	IBB	HBP	BLK	WP	HR	S	P	ERA	WHIP
Ryne Duren, R ERA: 4.98 (1, 1)	6.0		24	6	2	2	5	1	0	0	0	1	1	33	37	3.00	1.167
Wally Burnette, R ERA: 3.22 (7, 1)	1.0		5	0	1	0	0	2	0	0	0	0	0	3	11	0.00	2.000
Rip Coleman, L ERA: 4.18 (8, 1)	1.1	L	8	2	1	1	0	2	0	0	0	0	0	6	14	6.75	3.000

**BOTTOM**

**Kansas City Athletics @ Boston Red Sox**  
 Fenway Park, Boston, MA  
 Fri May 17 1957, 7:05 PM EDT  
 Att. 20,438 - Cloudy - 61 F

livebaseballscorecards.com

<b>AB</b>	<b>32</b>
<b>R</b>	<b>4</b>
<b>H</b>	<b>8</b>
<b>RBI</b>	<b>3</b>
<b>BB</b>	<b>5</b>
<b>SO</b>	<b>5</b>
<b>LOB</b>	<b>20</b>







Batter	1	2	3	4	5	6	7	8	9	AB R H RBI BB SO LOB
Jim Piersall, R OBP: 0.320, SLG: 0.297 (1, 8)	0-0 6-3	0-0 P3			0-0 F9		0-0 2B 1B		4-0 G4-6-3 BB	4 1 1 0 1 0 1
Billy Klaus, L OBP: 0.311, SLG: 0.230 (1, 6)	0-3 K		0-0 6-3		0-0 6-3		0-0 F7		0-0 G4-6-3 1-2f 2-3	5 0 0 0 0 1 3
Ted Williams, L OBP: 0.509, SLG: 0.769 (1, 7)	0-0 2B		0-0 3-1			0-0 F8	0-0 1-H 2B		4-0 BB 1B BB	4 0 2 1 1 0 0
Dick Gernert, R OBP: 0.389, SLG: 0.506 (1, 3)	4-0 FC5-4 BB		0-0 E8			0-0 WP 1B 1B	0-3 K		0-0 BB 1B 1-2 3-H	4 1 2 1 1 1 1
Jackie Jensen, R OBP: 0.396, SLG: 0.538 (1, 9)	0-0 FC5-4 1-2f		0-0 F8			0-0 WP 1B 1B		0-0 1-3	4-0 FC6-4 BB 1-2 2-3	4 1 1 0 1 0 3
Frank Malzone, R OBP: 0.276, SLG: 0.331 (1, 5)		0-0 E4 1B SF9		0-0 F8		0-0 BB 1B 1-H 2-H		0-0 1B	0-0 FC6-4 1-2f	2 1 0 0 0 0 0 3 0 2 2 0 0 3
Billy Consolo, R OBP: 0.667, SLG: 0.667 (6, 5)										
Gene Mauch, R OBP: 0.348, SLG: 0.415 (1, 4)		0-0 SF9 1B 1-3		0-0 F9		4-0 G4-6-3 BB 1-2		0-3 K		3 0 1 0 1 1 1
Sammy White, R OBP: 0.289, SLG: 0.225 (1, 2)			0-0 SF9		0-3 K		0-0 G4-6-3 1-2f		0-0 F9	2 0 0 1 0 1 2 1 0 0 0 0 0 1 0 0 0 0 0 0 0
Gene Stephens, L OBP: 0.327, SLG: 0.386 (8, PH)										
Pete Daley, R OBP: 0.308, SLG: 0.182 (9, 2)										
Willard Nixon, L OBP: 0.187, SLG: 0.091 (1, 1)		0-0 P5			0-0 1-3		0-0 6-3		0-0 G4-6-3 1B 2B	0 0 0 0 0 0 0 1 0 0 0 0 0 1 0 0 0 0 0 0 0 1 0 0 0 0 0 0 0 0 0 0 0 0 0 1 0 0 0 0 0 0 1 1 1 0 0 0 0
Billy Goodman, L OBP: 0.222, SLG: 0.250 (2, PH)										
Bob Chalkies, R OBP: 0.125, SLG: 0.375 (3, 1)										
Ted Lepore, R OBP: 0.253, SLG: 0.268 (5, PH)										
Rudy Minarcin, R OBP: 0.200, SLG: 0.200 (7, 1)										
George Susce, R OBP: 0.362, SLG: 0.308 (9, PH)										

**BOTTOM**

**Kansas City Athletics @ Boston Red Sox**  
 Fenway Park, Boston, MA  
 Sat May 18 1957, 3:33 AM EDT  
 Att: 11,982 - Unknown - 51 F

livebaseballscorecards.com

<b>AB</b>	<b>36</b>
<b>R</b>	<b>5</b>
<b>H</b>	<b>10</b>
<b>RBI</b>	<b>5</b>
<b>BB</b>	<b>5</b>
<b>SO</b>	<b>4</b>
<b>LOB</b>	<b>16</b>



Inning Stats	R: 0	H: 1	E: 0	K: 1	S: 6	LOB: 2	BB: 1	P: 10	R: 1	H: 1	E: 1	K: 0	S: 5	LOB: 1	BB: 0	P: 5	R: 0	H: 0	E: 1	K: 0	S: 4	LOB: 0	BB: 0	P: 4	R: 0	H: 0	E: 0	K: 1	S: 5	LOB: 0	BB: 0	P: 3	R: 2	H: 3	E: 0	K: 0	S: 5	LOB: 1	BB: 1	P: 9	R: 1	H: 2	E: 0	K: 1	S: 7	LOB: 1	BB: 0	P: 7	R: 0	H: 1	E: 0	K: 1	S: 6	LOB: 1	BB: 0	P: 6	R: 1	H: 2	E: 0	K: 0	S: 4	LOB: 3	BB: 3	P: 16	1B: 7	2B: 3	3B: 0	HR: 0	SF: 1	SAC: 0	DP: 2	HBP: 0	WP: 1	PB: 0	SB: 0	CS: 0	PA: 42
--------------	------	------	------	------	------	--------	-------	-------	------	------	------	------	------	--------	-------	------	------	------	------	------	------	--------	-------	------	------	------	------	------	------	--------	-------	------	------	------	------	------	------	--------	-------	------	------	------	------	------	------	--------	-------	------	------	------	------	------	------	--------	-------	------	------	------	------	------	------	--------	-------	-------	-------	-------	-------	-------	-------	--------	-------	--------	-------	-------	-------	-------	--------

PITCHER	IP	WLS	BF	H	R	ER	SO	BB	IBB	HBP	BLK	WP	HR	S	P	ERA	WHIP
Wally Burnette, R ERA: 3.25 (1, 1)	5.1	W	24	5	3	2	2	1	0	0	0	1	0	27	31	3.38	1.125
Virgil Trucks, R ERA: 2.49 (6, 1)	3.2	S	18	5	2	2	2	4	0	0	0	0	0	18	34	4.91	2.455



Batter	1	2	3	4	5	6	7	8	9	AB R H RBI BB SO LOB	TOP												
<b>Billy Hunter, R</b> OBP: 0.200, SLG: 0.353 (1, 4) (2, 5)	0-0 1B 3B		0-0 F7		0-3 K		0-3 K		0-0 1-3	5 1 1 0 0 2 0													
<b>Bob Cerv, R</b> OBP: 0.395, SLG: 0.581 (1, 8)	0-0 1B		0-3 K		0-0 2B			0-0 F9		4 0 2 1 0 1 0													
<b>Gus Zernial, R</b> OBP: 0.324, SLG: 0.531 (1, 7)	0-3 K			0-0 F7	0-0 5-3			0-0 FC5 1B		4 0 1 0 0 1 2													
<b>Harry Simpson, L</b> OBP: 0.377, SLG: 0.602 (1, 3)	0-3 K			0-0 5-3 3B		4-0 SH5-3 BB		0-0 1B FC5 1B		3 1 2 0 1 1 1													
<b>Lou Skizas, R</b> OBP: 0.313, SLG: 0.486 (1, 9)	0-0 F8			0-0 5-3		0-0 SH5-3		0-0 FC5 1B		3 0 0 1 0 0 3													
<b>Hal Smith, R</b> OBP: 0.302, SLG: 0.415 (1, 2)		0-0 F8		0-0 1B 1B		0-0 F7		0-0 1B 1B		4 0 2 0 0 0 1													
<b>Hector Lopez, R</b> OBP: 0.287, SLG: 0.390 <b>Milt Graff, L</b> OBP: 0.235, SLG: 0.247 (1, 5) (2, 4)		0-0 G1-6-4 1B		0-0 1-2 1B		0-0 4-3		0-0 F8		1 0 1 0 0 0 0 3 0 1 0 0 0 4													
<b>Tom Morgan, R</b> OBP: 0.133, SLG: 0.071 <b>Irv Noren, L</b> OBP: 0.333, SLG: 0.267 <b>Hal Raether, R</b> (7, PH) <b>Mickey McDermott, L</b> OBP: 0.353, SLG: 0.167 (9, PH)		0-0 G1-6-4		0-0 L3			0-0 F7		0-0 F7	2 0 0 0 0 0 3 1 0 0 0 0 0 0 0 0 0 0 0 0 0 1 0 0 0 0 0 0													
<b>Joe Demaestri, R</b> OBP: 0.422, SLG: 0.486 (1, 6)			0-0 4-3		0-3 K		0-0 F9		0-3 K	4 0 0 0 0 2 0													
<b>Inning Stats</b>	R: 1 E: 0 K: 2 S: 9	H: 2 LOB: 1 BB: 0 P: 9	R: 0 E: 0 K: 0 S: 3	H: 1 LOB: 0 BB: 0 P: 3	R: 0 E: 0 K: 1 S: 5	H: 0 LOB: 0 BB: 0 P: 5	R: 1 E: 0 K: 0 S: 6	H: 3 LOB: 2 BB: 0 P: 6	R: 0 E: 0 K: 0 S: 8	H: 1 LOB: 1 BB: 0 P: 8	R: 0 E: 0 K: 0 S: 3	H: 0 LOB: 1 BB: 1 P: 7	R: 0 E: 0 K: 1 S: 5	H: 0 LOB: 0 BB: 0 P: 5	R: 0 E: 0 K: 0 S: 6	H: 3 LOB: 3 BB: 0 P: 6	R: 0 E: 0 K: 1 S: 5	H: 0 LOB: 0 BB: 0 P: 5	1B: 7 2B: 1 3B: 2 HR: 0	SF: 0 SAC: 1 DP: 1 HBP: 0	WP: 0 PB: 0 SB: 0 CS: 0	PA: 37	
<b>PITCHER</b> <b>Billy Loes, R</b> ERA: 3.72 (1, 1)	IP 9.0	WLS W	BF 37	H 10	R 2	ER 2	SO 7	BB 1	IBB 0	HBP 0	BLK 0	WP 0	HR 0	S 50	P 54	ERA 2.00	WHIP 1.222						<b>PITCHER</b> IP WLS BF H R ER SO BB IBB HBP BLK WP HR S P ERA WHIP

**Kansas City Athletics @ Baltimore Orioles**  
**Memorial Stadium, Baltimore, MD**  
 Sun May 19 1957, 3:33 AM EDT  
 Unknown

AB	35
R	2
H	10
RBI	2
BB	1
SO	7
LOB	14



Batter	1	2	3	4	5	6	7	8	9	AB	R	H	RBI	BB	SO	LOB
Billy Gardner, R OBP: 0.282, SLG: 0.352 (1, 4)	0-0 L6		0-3 K		0-0 4-3	0-0 HR 2B	0-0 F5			5	1	1	3	0	1	0
Bob Boyd, L OBP: 0.367, SLG: 0.365 (1, 3)	4-0 FC6-4 BB		0-0 F7		0-0 1B 1B	4-0 HR BB		0-0 F8		3	2	1	0	2	0	0
Tito Francona, L OBP: 0.315, SLG: 0.600 (1, 9)	0-0 FC6-4		0-0 HR		0-0 1B	0-0 HR		0-0 F5		5	2	3	5	0	0	1
Bob Nieman, R OBP: 0.322, SLG: 0.375 (1, 7)	0-0 5-3		0-3 K		0-0 L9	4-0 BB		0-0 6-3		4	0	0	0	1	1	2
Jim Pyburn, R OBP: 0.400, SLG: 0.308 (9, 8)	1-3									0	0	0	0	0	0	0
Gus Triandos, R OBP: 0.382, SLG: 0.515 (1, 2)		1-0 G4-6-3 HBP		0-0 F3		SH1-4 2B BB	0-0 F4			2	1	0	0	1	0	1
Al Pilarcik, L OBP: 0.337, SLG: 0.377 (1, 8) (9, 7)		0-0 G4-6-3		0-0 4-3		0-0 SH 2B	0-0 HR 3B			3	2	1	0	0	0	1
George Kell, R OBP: 0.395, SLG: 0.458 (1, 5)		4-0 S BB		4-0 BB		0-0 SH1-4	0-0 HR			1	1	1	2	2	0	0
Wayne Causey, L OBP: 0.538, SLG: 0.143 (9, 5)		4-0 S BB		4-0 BB		1-2 2-3	3-H HR			0	0	0	0	0	0	0
Jim Brideweser, R OBP: 0.525, SLG: 0.464 (1, 6)		4-0 1-2 BB		0-0 5-3		4-0 2B IBB	0-0 F5			2	1	0	0	2	0	1
Billy Loes, R (1, 1)		0-0 1-3		0-0 1-3		0-0 F9	0-0 4-3			4	0	0	0	0	0	5

Inning Stats	R: 0	H: 0	E: 0	K: 0	S: 3	LOB: 1	BB: 1	P: 7	R: 0	H: 0	E: 0	K: 0	S: 2	LOB: 2	BB: 2	P: 11	R: 1	H: 1	E: 0	K: 2	S: 8	LOB: 0	BB: 0	P: 8	R: 0	H: 0	E: 0	K: 0	S: 3	LOB: 1	BB: 1	P: 7	R: 1	H: 2	E: 0	K: 0	S: 5	LOB: 1	BB: 0	P: 5	R: 6	H: 2	E: 0	K: 0	S: 6	LOB: 1	BB: 4	P: 22	R: 2	H: 2	E: 0	K: 0	S: 5	LOB: 0	BB: 0	P: 5	R: 0	H: 0	E: 0	K: 0	S: 3	LOB: 0	BB: 0	P: 3
PITCHER	IP	WLS	BF	H	R	ER	SO	BB	IBB	HBP	BLK	WP	HR	S	P	ERA	WHIP																																															
Tom Morgan, R ERA: 4.14 (1, 1)	6.0	L	32	5	8	8	2	7	1	1	0	0	2	27	60	12.00	2.000																																															
Hal Raether, R ERA: 9.0 (7, 1)	2.0		8	2	2	2	0	0	0	0	0	0	1	8	8	9.00	1.000																																															

**BOTTOM**

**Kansas City Athletics @ Baltimore Orioles**  
**Memorial Stadium, Baltimore, MD**  
 Sun May 19 1957, 3:33 AM EDT  
 Unknown

livebaseballscorecards.com

<b>AB</b>	<b>29</b>
<b>R</b>	<b>10</b>
<b>H</b>	<b>7</b>
<b>RBI</b>	<b>10</b>
<b>BB</b>	<b>8</b>
<b>SO</b>	<b>2</b>
<b>LOB</b>	<b>11</b>



WP: 0	PA: 40
PB: 0	
SB: 2	
CS: 0	



Batter	1	2	3	4	5	6	7	8	9	AB R H RBI BB SO LOB	TOP				
Milt Graff, L (1, 4) OBP: 0.228, SLG: 0.239	0-0 4-3		0-0 6-3			0-3 K				3 0 0 0 0 1 0	<b>Kansas City Athletics @ Baltimore Orioles</b> Memorial Stadium, Baltimore, MD Sun May 19 1957, 3:38 AM EDT Att. 7,674 - Unknown				
Bob Cerv, R (1, 7) OBP: 0.400, SLG: 0.578	0-0 P3			0-0 CS 1B						2 0 1 0 0 0 0					
Harry Simpson, L (1, 3) OBP: 0.371, SLG: 0.591	0-0 F8			0-3 K 1-2						2 0 0 0 0 1 1					
Lou Skizas, R (1, 9) OBP: 0.305, SLG: 0.473		0-0 5-3		0-0 F8						2 0 0 0 0 0 0					
Tim Thompson, L (1, 2) OBP: 0.150, SLG: 0.175		0-0 P6			0-0 4-3					2 0 0 0 0 0 0					
Jim Pisoni, R (1, 8) OBP: 0.308, SLG: 0.363		0-0 1B			0-0 6-3					2 0 1 0 0 0 0					
Billy Hunter, R (1, 5) OBP: 0.189, SLG: 0.333		0-0 P4			0-0 L6					2 0 0 0 0 0 1					
Rip Coleman, L (1, 1)			0-0 P4			0-3 K				2 0 0 0 0 1 0					
Joe Demaestri, R (1, 6) OBP: 0.412, SLG: 0.474			0-0 5-3			0-0 L7				2 0 0 0 0 0 0					
<b>Inning Stats</b>	R: 0 E: 0 K: 0 S: 3	H: 0 LOB: 0 BB: 0 P: 3	R: 0 E: 0 K: 0 S: 4	H: 1 LOB: 1 BB: 0 P: 4	R: 0 E: 0 K: 0 S: 3	H: 0 LOB: 0 BB: 0 P: 3	R: 0 E: 0 K: 1 S: 5	H: 1 LOB: 0 BB: 0 P: 5	R: 0 E: 0 K: 0 S: 3	H: 0 LOB: 0 BB: 0 P: 3	R: 0 E: 0 K: 2 S: 7	H: 0 LOB: 0 BB: 0 P: 7	1B: 2 2B: 1 3B: 0 HR: 0	SF: 0 SAC: 0 DP: 1 HBP: 0	WP: 0 PA: 19 PB: 0 SB: 0 CS: 1
<b>PITCHER</b> Hal Brown, R (1, 1) ERA: 3.46	IP: 6.0 WLS: 19 BF: 2 H: 0 R: 0 ER: 0 SO: 3 BB: 0 IBB: 0 HBP: 0 BLK: 0 WP: 0 HR: 0 S: 25 P: 25 ERA: 0.00 WHIP: 0.333	<b>PITCHER</b>										IP: 6.0 WLS: 19 BF: 2 H: 0 R: 0 ER: 0 SO: 3 BB: 0 IBB: 0 HBP: 0 BLK: 0 WP: 0 HR: 0 S: 25 P: 25 ERA: 0.00 WHIP: 0.333			

<b>AB</b>	19
<b>R</b>	0
<b>H</b>	2
<b>RBI</b>	0
<b>BB</b>	0
<b>SO</b>	3
<b>LOB</b>	2



Batter	1	2	3	4	5	6	7	8	9
<b>Billy Gardner, R</b> OBP: 0.299, SLG: 0.362 (1, 4) X	0-0 G6-4-3 1B		0-0 1B		4-0 FC6-4 BB				
<b>George Kell, R</b> OBP: 0.381, SLG: 0.440 (1, 5) X	0-0 G6-4-3 1-2f		0-0 6-3		0-0 FC6-4 1-2f				
<b>Tito Francona, L</b> OBP: 0.321, SLG: 0.588 (1, 9) X	0-0 4-3			4-0 5-3 BB					
<b>Bob Nieman, R</b> OBP: 0.317, SLG: 0.368 (1, 7) X		0-0 6-3		0-0 5-3 1-2					
<b>Gus Triandos, R</b> OBP: 0.385, SLG: 0.507 (1, 2) X		4-0 1B BB		0-0 5-3 2-3					
<b>Dick Williams, R</b> OBP: 0.339, SLG: 0.400 (1, 3) X		0-0 G1-6-3 1-3 1B			0-0 SH1-4 BB 1B				
<b>Jim Pyburn, R</b> OBP: 0.412, SLG: 0.286 (1, 8) X		0-0 G1-6-3 1-2f			4-0 SH1-4 BB				
<b>Jim Brideweser, R</b> OBP: 0.512, SLG: 0.448 (1, 6) X			0-0 6-3		0-0 SH1-4 1-2 2-3				
<b>Hal Brown, R</b> OBP: 0.214, SLG: 0.250 (1, 1) X			0-0 L8		0-0 F8				

Inning Stats	R: 0 E: 0 K: 0 S: 3	H: 1 LOB: 0 BB: 0 P: 3	R: 0 E: 0 K: 0 S: 3	H: 1 LOB: 1 BB: 1 P: 7	R: 0 E: 0 K: 0 S: 4	H: 1 LOB: 1 BB: 0 P: 4	R: 0 E: 0 K: 0 S: 2	H: 0 LOB: 0 BB: 1 P: 6	R: 0 E: 0 K: 0 S: 4	H: 1 LOB: 3 BB: 2 P: 12
	1B: 4 2B: 0 3B: 0 HR: 0	SF: 0 SAC: 1 DP: 2 HBP: 0	WP: 0 PA: 20 PB: 0 SB: 0 CS: 0							

PITCHER	IP	WLS	BF	H	R	ER	SO	BB	IBB	HBP	BLK	WP	HR	S	P	ERA	WHIP
<b>Rip Coleman, L</b> ERA: 3.45 (1, 1)	5.0		20	4	0	0	0	4	0	0	0	0	0	16	32	0.00	1.600


**BOTTOM**

**Kansas City Athletics @ Baltimore Orioles**  
Memorial Stadium, Baltimore, MD

Sun May 19 1957, 3:38 AM EDT  
Att. 7,674 - Unknown

livebaseballscorecards.com

**AB 15**  
**R 0**  
**H 4**  
**RBI 0**  
**BB 4**  
**SO 0**  
**LOB 11**





Batter	1	2	3	4	5	6	7	8	9	AB R H RBI BB SO LOB	TOP	
Vic Power, R (1, 3) OBP: 0.358, SLG: 0.480	0-0 F4			x 0-0 F7		x 0-0 F8		x 0-0 5-3	4 0 0 0 0 0 2			
Milt Graff, L (1, 4) OBP: 0.221, SLG: 0.232 Irv Noren, L (9, PH) OBP: 0.316, SLG: 0.250	0-3 K		x 0-0 F5	x 0-0 F5		x 0-0 F5		x 0-0 F7	3 0 0 0 0 1 2 1 0 0 0 0 0 0			
Gus Zernial, R (1, 7) OBP: 0.315, SLG: 0.515	0-3 K		x 0-0 F7				x 0-0 F8		3 0 0 0 0 1 0			
Harry Simpson, L (1, 9) OBP: 0.370, SLG: 0.584		x 0-0 CS 1B		x 0-0 F5		x 0-0 3-1		x 0-0 3-1	3 0 1 0 0 0 0			
Bob Cerv, R (1, 8) OBP: 0.375, SLG: 0.542		x 0-0 F8 1-2		x 0-3 K		x 0-0 L7		x 0-0 L7	3 0 0 0 0 1 1			
Hal Smith, R (1, 2) OBP: 0.295, SLG: 0.405 Lou Skizas, R (8, PH) OBP: 0.301, SLG: 0.467 Virgil Trucks, R (8, 1) OBP: 0.375, SLG: 0.375		x 0-0 F8		x 0-0 4-3			x 0-0 L5		2 0 0 0 0 0 0 1 0 0 0 0 0 0 0 0 0 0 0 0 0			
Billy Hunter, R (1, 5) OBP: 0.200, SLG: 0.359			x 0-0 L7			x 0-0 2B		x 0-3 K	3 0 1 0 0 1 0			
Ned Garver, R (1, 1) OBP: 0.133, SLG: 0.071 Tim Thompson, L (8, PH) OBP: 0.146, SLG: 0.171			x 0-0 F4			x 0-0 1-3		x 0-0 L9	2 0 0 0 0 0 1 1 0 0 0 0 0 0			
Joe Demaestri, R (1, 6) OBP: 0.409, SLG: 0.462			x 0-0 6-3			x 4-0 BB		x 0-0 6-3	2 0 0 0 1 0 0			
Inning Stats	R: 0 E: 0 K: 2 S: 7 H: 0 LOB: 0 BB: 0 P: 7	R: 0 E: 0 K: 0 S: 3 H: 1 LOB: 0 BB: 0 P: 3	R: 0 E: 0 K: 0 S: 3 H: 0 LOB: 0 BB: 0 P: 3	R: 0 E: 0 K: 0 S: 3 H: 0 LOB: 0 BB: 0 P: 3	R: 0 E: 0 K: 1 S: 5 H: 0 LOB: 0 BB: 0 P: 5	R: 0 E: 0 K: 0 S: 4 H: 1 LOB: 2 BB: 1 P: 8	R: 0 E: 0 K: 0 S: 3 H: 0 LOB: 0 BB: 0 P: 3	R: 0 E: 0 K: 1 S: 5 H: 0 LOB: 0 BB: 0 P: 5	R: 0 E: 0 K: 0 S: 3 H: 0 LOB: 0 BB: 0 P: 3	1B: 1 2B: 1 3B: 0 HR: 0 SF: 0 SAC: 0 DP: 0 HBP: 0	WP: 0 PB: 0 SB: 0 CS: 1 PA: 29	
PITCHER Connie Johnson, R (1, 1) ERA: 2.68	IP WLS BF H R ER SO BB IBB HBP BLK WP HR S P ERA WHIP											PITCHER IP WLS BF H R ER SO BB IBB HBP BLK WP HR S P ERA WHIP

**Kansas City Athletics @ Baltimore Orioles**  
 Memorial Stadium, Baltimore, MD  
 Mon May 20 1957, 3:33 AM EDT  
 Att. 3,913 - Unknown

AB	28
R	0
H	2
RBI	0
BB	1
SO	4
LOB	6



Batter	1	2	3	4	5	6	7	8	9
<b>Billy Gardner, R</b> OBP: 0.290, SLG: 0.351 (1, 4)	0-0 5-3		0-3 K		0-0 FC5-4			0-0 F4	
<b>Bob Boyd, L</b> OBP: 0.381, SLG: 0.367 (1, 3)	0-0 CS 1B			4-0 BB		0-0 F5		4-0 WP 1B BB	
<b>Tito Francona, L</b> OBP: 0.317, SLG: 0.564 (1, 9)	0-0 F6 1-2			0-3 K		0-3 K		0-0 1-H 1B	
<b>Bob Nieman, R</b> OBP: 0.323, SLG: 0.376 (1, 7)		4-0 FC1-5 1B BB		0-3 K		0-0 1B 2B		0-3 K	
<b>Jim Pyburn, R</b> OBP: 0.412, SLG: 0.286 (9, 7)								1-2	
<b>Gus Triandos, R</b> OBP: 0.390, SLG: 0.507 (1, 2)		0-0 4-3-2-5 FC1-5 1B 1-2		0-0 6-3		0-0 FC6-4 1B		0-0 F3	
<b>Al Pilarcik, L</b> OBP: 0.326, SLG: 0.363 (1, 8)		0-0 FC1-5			0-0 F9	0-0 FC6-4			
<b>George Kell, R</b> OBP: 0.379, SLG: 0.436 (1, 5)		0-0 4-3-2-5			0-0 1B		0-0 5-3		
<b>Jim Brideweser, R</b> OBP: 0.500, SLG: 0.438 (1, 6)			0-0 F9		0-0 1B 1B		0-0 5-3		
<b>Connie Johnson, R</b> OBP: 0.158, SLG: 0.158 (1, 1)			0-3 K		0-0 FC5-4 1B		0-0 F5		

Inning Stats	R: 0	H: 1	E: 0	LOB: 0	K: 0	S: 3	P: 3	R: 0	H: 1	E: 0	LOB: 1	K: 0	S: 3	P: 7	R: 0	H: 0	E: 0	LOB: 0	K: 2	S: 7	R: 0	H: 0	E: 0	LOB: 1	K: 2	S: 7	P: 11	R: 0	H: 3	E: 0	LOB: 2	K: 0	S: 5	R: 1	H: 2	E: 0	LOB: 1	K: 1	S: 7	R: 0	H: 0	E: 0	LOB: 0	K: 0	S: 3	R: 1	H: 1	E: 0	LOB: 1	K: 1	S: 6
--------------	------	------	------	--------	------	------	------	------	------	------	--------	------	------	------	------	------	------	--------	------	------	------	------	------	--------	------	------	-------	------	------	------	--------	------	------	------	------	------	--------	------	------	------	------	------	--------	------	------	------	------	------	--------	------	------

PITCHER	IP	WLS	BF	H	R	ER	SO	BB	IBB	HBP	BLK	WP	HR	S	P	ERA	WHIP
<b>Ned Garver, R</b> ERA: 3.61 (1, 1)	7.0	L	27	7	1	1	5	2	0	0	0	0	0	35	43	1.29	1.286
<b>Virgil Trucks, R</b> ERA: 2.73 (8, 1)	1.0		5	1	1	1	1	1	0	0	0	1	0	6	10	9.00	2.000

AB R H RBI BB SO LOB

4	0	0	0	0	1	2
2	1	1	0	2	0	0
4	0	1	1	0	2	2
3	1	1	0	1	2	2
0	0	0	0	0	0	0
4	0	2	1	0	0	2
3	0	0	0	0	0	3
3	0	1	0	0	0	2
3	0	1	0	0	0	0
3	0	1	0	0	1	0

AB	29
R	2
H	8
RBI	2
BB	3
SO	6
LOB	13

WP	1	PA	32
PB	0		
SB	1		
CS	1		

**Kansas City Athletics @ Baltimore Orioles**  
**Memorial Stadium, Baltimore, MD**  
 Mon May 20 1957, 3:33 AM EDT  
 Att. 3,913 - Unknown

livebaseballscorecards.com






Batter	1	2	3	4	5	6	7	8	9	AB R H RBI BB SO LOB	TOP	
Vic Power, R (1, 3) OBP: 0.365, SLG: 0.474	4-0 FC6-4 BB		0-0 1B		0-3 K		0-0 F8			3 0 1 0 1 1 1		
Joe Demaestri, R (1, 6) OBP: 0.402, SLG: 0.451	0-0 FC6-4 G6-4-3 1-2f		0-0 4-3		0-0 1B		0-3 K			4 0 1 0 0 1 2		
Gus Zernial, R (1, 7) OBP: 0.313, SLG: 0.500	0-0 G6-4-3 1-2f			4-0 BB BB BB	0-3 K			0-0 6-3		3 0 0 0 1 1 2		
Harry Simpson, L (1, 9) OBP: 0.382, SLG: 0.583		0-0 F9		4-0 BB 1-2		4-0 G6-4-3 BB		0-0 G6-4-3 1B		2 0 1 0 2 0 0		
Bob Cerv, R (1, 8) OBP: 0.365, SLG: 0.538		0-0 2B		0-0 F7		0-0 G6-4-3 1-2f		0-0 G6-4-3 1-2f		4 0 1 0 0 0 4		
Hal Smith, R (1, 2) OBP: 0.304, SLG: 0.420		0-3 K		0-3 K		0-0 2B			0-0 FC5-4 1B	4 0 2 0 0 2 3		
Billy Hunter, R (1, 5) OBP: 0.233, SLG: 0.350		0-0 6-3		4-0 1-2 2-3 BB		4-0 IBB		0-0 FC5-4 1-2f		1 0 0 0 2 0 1		
Irv Noren, L (9, PH) OBP: 0.300, SLG: 0.235										1 0 0 0 0 0 1		
Clete Boyer, R (9, PR)										0 0 0 0 0 0 0		
Ryne Duren, R (1, 1) OBP: 0.111, SLG: 0.111			0-3 K	0-3 K		0-0 4-3		0-0 F7		3 0 0 0 0 2 5		
Virgil Trucks, R (7, 1) OBP: 0.375, SLG: 0.375										0 0 0 0 0 0 0		
Lou Skizas, R (9, PH) OBP: 0.298, SLG: 0.461										1 0 0 0 0 0 1		
Milt Graff, L (1, 4) OBP: 0.224, SLG: 0.235			0-0 1-3		0-0 CS 1B		0-0 F7		0-3 K2-3	3 0 1 0 0 0 0		
Tim Thompson, L (9, PH) OBP: 0.143, SLG: 0.167										1 0 0 0 0 1 1		
<b>Inning Stats</b>	R: 0 E: 0 K: 0 S: 2 H: 0 LOB: 0 BB: 1 P: 6	R: 0 E: 0 K: 1 S: 6 H: 1 LOB: 1 BB: 0 P: 6	R: 0 E: 0 K: 1 S: 6 H: 1 LOB: 1 BB: 0 P: 6	R: 0 E: 0 K: 2 S: 7 H: 0 LOB: 3 BB: 3 P: 19	R: 0 E: 0 K: 2 S: 8 H: 2 LOB: 1 BB: 0 P: 8	R: 0 E: 0 K: 0 S: 3 H: 1 LOB: 2 BB: 2 P: 11	R: 0 E: 0 K: 1 S: 5 H: 0 LOB: 0 BB: 0 P: 5	R: 0 E: 0 K: 0 S: 3 H: 1 LOB: 0 BB: 0 P: 3	R: 0 E: 0 K: 1 S: 6 H: 1 LOB: 1 BB: 0 P: 6	1B: 5 2B: 3 3B: 0 HR: 0 SF: 0 SAC: 0 DP: 4 HBP: 0	WP: 0 PB: 0 SB: 0 CS: 1 PA: 36	
<b>PITCHER</b> Camilo Pascual, R (1, 1) ERA: 4.17	IP: 9.0 WLS: W BF: 36 H: 7 R: 0 ER: 0 SO: 8 BB: 5 IBB: 1 HBP: 0 BLK: 0 WP: 0 HR: 0 S: 46 P: 70 ERA: 0.00 WHIP: 1.333											<b>PITCHER</b>

Kansas City Athletics @ Washington Senators  
Griffith Stadium, Washington, DC  
Tue May 21 1957, 7:05 PM EDT  
Att. 2,066 - Unknown

livebaseballscorecards.com

AB 30  
R 0  
H 7  
RBI 0  
BB 6  
SO 8  
LOB 21









BOTTOM

Kansas City Athletics @ Washington Senators  
Griffith Stadium, Washington, DC

livebaseballscorecards.com

AB	38
R	6
H	13
RBI	5
BB	1
SO	4
LOB	16



WP:	0	PA:	39
PB:	0		
SB:	0		
CS:	0		

Wed May 22 1957, 3:33 AM EDT  
Att. 1,087 - Unknown

Batter	1	2	3	4	5	6	7	8	9	AB	R	H	RBI	BB	SO	LOB
Eddie Yost, R OBP: 0.420, SLG: 0.323 (1, 5)	0-0 P3 1B		0-0 P4 1B		0-0 5-3		0-0 1B 3B		0-0 G4-6-3 1B	5	1	2	1	0	0	0
Bob Usher, R OBP: 0.179, SLG: 0.148 (1, 8)	0-0 1B		0-0 E5 6-3 1B		0-0 6-3		0-0 1B		0-0 G4-6-3 1-2f 2-3 3-H	5	0	2	1	0	0	2
Pete Runnels, L OBP: 0.362, SLG: 0.288 (1, 3)	0-3 K 1-2		0-0 6-3 2-3		0-0 L4		0-0 4-3		0-0 4-3	5	0	0	0	0	1	5
Roy Sievers, R OBP: 0.390, SLG: 0.579 (1, 7)		4-0 HR BB	0-0 F8		0-0 HR		0-0 F2			3	2	1	1	1	0	1
Jim Lemon, R OBP: 0.376, SLG: 0.443 (1, 9)		0-0 HR 1-H		0-3 K		0-0 G6-4-3 1B		0-0 F8		4	1	2	2	0	1	0
Ed Fitz Gerald, R OBP: 0.319, SLG: 0.302 (1, 2)		0-0 1B		0-0 6-3		0-0 G6-4-3 1-2f		0-0 E5		4	0	1	0	0	0	1
Herb Plews, L OBP: 0.326, SLG: 0.387 (1, 4)		0-3 K		0-0 1B		0-0 G5-4-3 1B 3B 1B		0-0 F6		4	1	2	0	0	1	2
Rocky Bridges, R OBP: 0.500, SLG: 0.400 (1, 6)		0-0 F9		0-0 F8		0-0 G5-4-3 1B		0-0 F6		3	0	1	0	0	0	2
Lou Berberet, L OBP: 0.333, SLG: 0.338 (9, PH)		0-0 F9		0-0 F8		0-0 G5-4-3 1B		0-0 G4-6-3 1B		1	0	1	0	0	0	0
Milt Bolling, R OBP: 0.143, SLG: 0.192 (9, PR)		0-0 F9		0-0 F8		0-0 G5-4-3 1B		0-0 G4-6-3 1B		0	1	0	0	0	0	0
Ted Abernathy, R OBP: 0.336, SLG: 0.192 (2, PH)		0-0 5-3		0-3 K		0-0 G5-4-3 1B		0-0 G4-6-3 1B		0	0	0	0	0	0	0
Jerry Schoonmaker, R (3, 1)		0-0 5-3		0-3 K		0-0 G5-4-3 1B		0-0 G4-6-3 1B		1	0	0	0	0	0	1
Russ Kemmerer, R (5, 1)		0-0 5-3		0-3 K		0-0 G5-4-3 1B		0-0 G4-6-3 1B		0	0	0	0	0	0	0
Tex Clevenger, R OBP: 0.500, SLG: 0.500 (7, PH)		0-0 5-3		0-3 K		0-0 G5-4-3 1B		0-0 G4-6-3 1B		1	0	0	0	0	0	2
Jerry Snyder, R OBP: 0.194, SLG: 0.191 (8, 1)		0-0 5-3		0-3 K		0-0 G5-4-3 1B		0-0 G4-6-3 1B		0	0	0	0	0	0	0
Bud Byerly, R (9, PH)		0-0 5-3		0-3 K		0-0 G5-4-3 1B		0-0 G4-6-3 1B		1	0	1	0	0	0	0
Julio Becquer, L OBP: 0.400, SLG: 0.500 (9, PH)		0-0 5-3		0-3 K		0-0 G5-4-3 1B		0-0 G4-6-3 1B		0	0	0	0	0	0	0

Inning Stats	R: 0	H: 1	E: 0	K: 1	S: 5	LOB: 0	BB: 0	P: 5	R: 2	H: 2	E: 0	K: 1	S: 7	LOB: 1	BB: 1	P: 11	R: 0	H: 0	E: 1	K: 0	S: 4	LOB: 1	BB: 0	P: 4	R: 0	H: 1	E: 0	K: 1	S: 6	LOB: 0	BB: 0	P: 5	R: 1	H: 2	E: 0	K: 0	S: 4	LOB: 0	BB: 0	P: 4	R: 2	H: 4	E: 0	K: 0	S: 6	LOB: 1	BB: 0	P: 6	R: 0	H: 0	E: 1	K: 0	S: 4	LOB: 1	BB: 0	P: 4	R: 1	H: 3	E: 0	K: 0	S: 5	LOB: 2	BB: 0	P: 5	1B: 10	2B: 0	3B: 1	HR: 2	SF: 0	SAC: 0	DP: 3	HBP: 0	WP: 0	PB: 0	SB: 0	CS: 0	PA: 39
--------------	------	------	------	------	------	--------	-------	------	------	------	------	------	------	--------	-------	-------	------	------	------	------	------	--------	-------	------	------	------	------	------	------	--------	-------	------	------	------	------	------	------	--------	-------	------	------	------	------	------	------	--------	-------	------	------	------	------	------	------	--------	-------	------	------	------	------	------	------	--------	-------	------	--------	-------	-------	-------	-------	--------	-------	--------	-------	-------	-------	-------	--------

PITCHER	IP	WLS	BF	H	R	ER	SO	BB	IBB	HBP	BLK	WP	HR	S	P	ERA	WHIP
Alex Kellner, L ERA: 3.62 (1, 1)	6.2	W	28	9	5	5	4	1	0	0	0	0	2	35	39	6.75	1.500
Wally Burnette, R ERA: 3.41 (7, 1)	1.1		8	3	1	1	0	0	0	0	0	0	0	8	8	6.75	2.250
Virgil Trucks, R ERA: 2.79 (9, 1)	1.0	S	3	1	0	0	0	0	0	0	0	0	0	3	3	0.00	1.000



Batter	1	2	3	4	5	6	7	8	9	AB R H RBI BB SO LOB	TOP									
Harvey Kuenn, R (1, 6) OBP: 0.345, SLG: 0.402	0-0 F8		0-0 G5-4-3			0-0 F8			0-0 5-3	4 0 0 0 0 0 2	<b>Detroit Tigers @ Kansas City Athletics</b> Municipal Stadium, Kansas City, MO Sat May 25 1957, 8:05 PM EDT Att. 14,745 - Unknown <a href="http://livebaseballscorecards.com">livebaseballscorecards.com</a>									
Jack Dittmer, L (1, 5) OBP: 0.364, SLG: 0.455	0-0 1-3			0-0 4-3		0-0 G3			0-0 BB BB 2B	4 1 1 0 0 0 1										
Ray Boone, R (1, 3) OBP: 0.376, SLG: 0.373	0-0 F8			0-0 5-3			0-0 P3		0-0 BB BB BB 1B	4 1 1 0 0 0 0										
Charlie Maxwell, L (1, 7) OBP: 0.400, SLG: 0.500		0-0 HR		0-0 P4			0-0 1B		4-0 BB BB BB BB 1-2 2-3 BB	3 1 2 1 1 0 0										
Al Kaline, R (1, 9) OBP: 0.311, SLG: 0.412		0-0 L5-3		0-0 L1-3		0-0 F7			0-0 L5	4 0 0 0 0 0 4										
Frank Bolling, R (1, 4) OBP: 0.325, SLG: 0.414		0-0 1-3		0-0 P4		0-0 4-3			4-0 BB BB 1-2 2-3 3-H BB	3 0 0 1 1 0 1										
Bill Tuttle, R (1, 8) OBP: 0.310, SLG: 0.352		0-0 1-3		0-0 4-3				0-0 L9	4-0 BB BB BB 1-2 2-3 3-H BB	3 0 0 1 1 0 0										
Red Wilson, R (1, 2) OBP: 0.324, SLG: 0.424 Earl Torgeson, L (9, PH) OBP: 0.400, SLG: 0.313			0-0 F8			0-0 F2		0-0 5-3	0-0 1-3	3 0 0 0 0 0 0 1 0 0 0 0 0 3										
Paul Foytack, R (1, 1) OBP: 0.500, SLG: 0.462			0-0 G5-4-3 1B			0-0 1B		0-0 F3		3 0 2 0 0 0 0										
<b>Inning Stats</b>	R: 0 E: 0 K: 0 S: 3	H: 0 LOB: 0 BB: 0 P: 3	R: 1 E: 0 K: 0 S: 4	H: 1 LOB: 0 BB: 0 P: 4	R: 0 E: 0 K: 0 S: 3	H: 0 LOB: 0 BB: 0 P: 3	R: 0 E: 0 K: 0 S: 3	H: 0 LOB: 0 BB: 0 P: 3	R: 0 E: 0 K: 0 S: 4	H: 1 LOB: 1 BB: 0 P: 4		R: 0 E: 0 K: 0 S: 4	H: 1 LOB: 1 BB: 0 P: 4	R: 0 E: 0 K: 0 S: 3	H: 0 LOB: 0 BB: 0 P: 3	R: 2 E: 0 K: 0 S: 5	H: 2 LOB: 3 BB: 3 P: 17	1B: 4 2B: 1 3B: 0 HR: 1	SF: 0 SAC: 0 DP: 1 HBP: 0	WP: 0 PB: 0 SB: 0 CS: 0
<b>PITCHER</b>	IP WLS BF H R ER SO BB IBB HBP BLK WP HR S P ERA WHIP																			
Tom Morgan, R (1, 1) ERA: 4.01	8.1 W 30 6 3 3 0 0 0 0 0 0 0 1 30 30 3.24 0.720																			
Virgil Trucks, R (9, 1) ERA: 2.76	0.1 3 0 0 0 0 2 0 0 0 0 0 0 1 9 0.00 6.000																			
Ryne Duren, R (9, 1) ERA: 4.45	0.1 S 2 0 0 0 0 1 0 0 0 0 0 0 1 5 0.00 3.000																			



Batter	1	2	3	4	5	6	7	8	9
Vic Power, R OBP: 0.362, SLG: 0.494 (1, 3)	0-0 5-3		0-0 L4			0-0 HR 1B		0-0 P3	
Bob Cerv, R OBP: 0.361, SLG: 0.567 (1, 8) Jim Pisoni, R OBP: 0.308, SLG: 0.363 (9, 8)	0-0 BB 1B		0-0 L9			0-0 SF7		0-0 HR	
Gus Zernial, R OBP: 0.323, SLG: 0.545 (1, 7)	0-0 L5			0-0 6-3		4-0 HR BB		0-0 L7	
Harry Simpson, L OBP: 0.379, SLG: 0.574 (1, 9) Johnny Groth, R OBP: 0.125, SLG: 0.125 (8, PR) (9, 9)	4-0 1-2 BB			0-3 K		0-0 P6		4-0 BB	
Lou Skizas, R OBP: 0.299, SLG: 0.494 (1, 5) Milt Graff, L OBP: 0.232, SLG: 0.228 (8, 4)	0-0 F7			0-0 F7		0-0 HR		0-0 F7	
Hal Smith, R OBP: 0.303, SLG: 0.421 (1, 2)		0-0 F7			0-0 F2	0-0 P3			
Billy Hunter, R OBP: 0.220, SLG: 0.319 (1, 4) (8, 5)		0-3 K			0-0 P5		0-0 5-3		
Tom Morgan, R OBP: 0.111, SLG: 0.059 (1, 1) Virgil Trucks, R OBP: 0.375, SLG: 0.375 (9, 1) Ryne Duren, R OBP: 0.111, SLG: 0.111 (9, 1)		0-0 P3			0-0 1-3		0-0 F9		
Joe Demaestri, R OBP: 0.390, SLG: 0.456 (1, 6)			0-0 F8			0-0 1B SF7 1B		0-0 F8	

AB	R	H	RBI	BB	SO	LOB
4	1	1	0	0	0	0
3	1	2	2	0	0	0
0	0	0	0	0	0	0
3	1	0	0	1	0	1
2	0	0	0	2	1	2
0	0	0	0	0	0	0
3	1	1	3	0	0	2
1	0	0	0	0	0	1
3	0	0	0	0	0	0
3	0	0	0	0	1	0
3	0	0	0	0	0	0
0	0	0	0	0	0	0
0	0	0	0	0	0	0
3	1	1	0	0	0	0

**BOTTOM**

**Detroit Tigers @ Kansas City Athletics**  
Municipal Stadium, Kansas City, MO  
Sat May 25 1957, 8:05 PM EDT  
Att. 14,745 - Unknown

[livebaseballscorecards.com](http://livebaseballscorecards.com)

<b>AB</b>	<b>28</b>
<b>R</b>	<b>5</b>
<b>H</b>	<b>5</b>
<b>RBI</b>	<b>5</b>
<b>BB</b>	<b>3</b>
<b>SO</b>	<b>2</b>
<b>LOB</b>	<b>6</b>



Inning Stats	R: 0	H: 1	E: 0	LOB: 2	K: 0	P: 8	R: 0	H: 0	E: 0	LOB: 0	K: 1	P: 5	R: 0	H: 0	E: 0	LOB: 0	K: 0	P: 3	R: 0	H: 0	E: 0	LOB: 0	K: 0	P: 3	R: 4	H: 3	E: 0	LOB: 0	K: 0	P: 10	R: 0	H: 0	E: 0	LOB: 0	K: 0	P: 3	R: 1	H: 1	E: 0	LOB: 1	K: 0	P: 8						
<b>PITCHER</b> Paul Foytack, R ERA: 2.83 (1, 1)	IP	WLS	BF	H	R	ER	SO	BB	IBB	HBP	BLK	WP	HR	S	P	ERA	WHIP													<b>PITCHER</b>	IP	WLS	BF	H	R	ER	SO	BB	IBB	HBP	BLK	WP	HR	S	P	ERA	WHIP	
	8.0	L	32	5	5	5	2	3	0	0	0	0	2	33	45	5.62	1.000																															

WP: 0	PA: 32
PB: 0	SB: 0
CS: 0	



Batter	1	2	3	4	5	6	7	8	9	AB R H RBI BB SO LOB	TOP
Harvey Kuenn, R (1, 6) OBP: 0.336, SLG: 0.389	0-0 4-3		0-0 P6		0-0 F3			0-0 FC5-4		4 0 0 0 0 0 3	
Jack Dittmer, L (1, 5) OBP: 0.267, SLG: 0.333	0-0 4-3			0-0 F7		0-0 F9		0-0 E4		4 0 0 0 0 0 1	
Frank Bolling, R (1, 4) OBP: 0.323, SLG: 0.409	0-0 1B			0-0 F9		0-0 6-3		0-3 K		4 0 1 0 0 1 2	
Charlie Maxwell, L (1, 7) OBP: 0.387, SLG: 0.481	0-0 P6			0-3 K		0-0 F8			0-3 K	4 0 0 0 0 2 1	
Ray Boone, R (1, 3) OBP: 0.372, SLG: 0.377		0-0 P3			0-0 1B 2B		0-0 F5		0-0 F3	4 1 1 0 0 0 0	
Frank House, L (1, 2) OBP: 0.358, SLG: 0.413		0-0 P5			0-0 P4		0-0 4-3		4-0 BB	3 0 0 0 1 0 1	
Ron Samford, R (9, PR) OBP: 0.071, SLG: 0.071										0 0 0 0 0 0 0	
Bill Tuttle, R (1, 8) OBP: 0.301, SLG: 0.341		0-0 6-3			0-0 5-3		0-0 G1-6-3		0-0 P6	4 0 0 0 0 0 2	
Jay Porter, R (1, 9) OBP: 0.563, SLG: 0.667			0-0 8-6-3		4-0 1B IBB			4-0 FC3-6 BB		1 0 0 0 2 0 0	
Duke Maas, R (1, 1) OBP: 0.192, SLG: 0.200			0-0 F2		0-0 1B			0-0 FC3-6 FC5-4		3 0 1 1 0 0 1	
<b>Inning Stats</b>	R: 0 H: 1 E: 0 LOB: 1 K: 0 BB: 0 S: 4 P: 4	R: 0 H: 0 E: 0 LOB: 0 K: 0 BB: 0 S: 3 P: 3	R: 0 H: 0 E: 0 LOB: 0 K: 0 BB: 0 S: 3 P: 3	R: 0 H: 0 E: 0 LOB: 0 K: 1 BB: 0 S: 5 P: 5	R: 1 H: 2 E: 0 LOB: 2 K: 0 BB: 1 S: 5 P: 9	R: 0 H: 0 E: 0 LOB: 0 K: 0 BB: 0 S: 3 P: 3	R: 0 H: 0 E: 0 LOB: 0 K: 0 BB: 0 S: 3 P: 3	R: 0 H: 0 E: 1 LOB: 2 K: 0 BB: 1 S: 6 P: 10	R: 0 H: 0 E: 0 LOB: 1 K: 1 BB: 1 S: 5 P: 9	1B: 2 SF: 0 2B: 1 SAC: 0 3B: 0 DP: 0 HR: 0 HBP: 0	WP: 0 PA: 34 PB: 0 SB: 0 CS: 0
<b>PITCHER</b> Ned Garver, R (1, 1) ERA: 3.16	IP WLS BF H R ER SO BB IBB HBP BLK WP HR S P ERA WHIP										
	9.0 W 34 3 1 1 3 2 1 0 0 0 0 0 37 49 1.00 0.556										
<b>PITCHER</b>	IP WLS BF H R ER SO BB IBB HBP BLK WP HR S P ERA WHIP										

Detroit Tigers @ Kansas City Athletics  
Municipal Stadium, Kansas City, MO  
Sun May 26 1957, 4:33 AM EDT  
Att. 14,093 - Unknown

livebaseballscorecards.com

AB 31  
R 1  
H 3  
RBI 1  
BB 3  
SO 3  
LOB 11



Batter	1	2	3	4	5	6	7	8	9	AB	R	H	RBI	BB	SO	LOB					
Vic Power, R OBP: 0.347, SLG: 0.472 (1, 3)	0-0 F7		0-0 4-3		0-0 F7			0-0 E3 BB		4	0	0	0	0	0	2					
Bob Cerv, R OBP: 0.344, SLG: 0.540 (1, 8) Milt Graf, L OBP: 0.230, SLG: 0.228 (7, 4)	0-0 F7		0-0 5-3			0-0 F9		0-0 SF7		3	0	0	0	0	0	1					
Gus Zernial, R OBP: 0.336, SLG: 0.583 (1, 7)	0-0 2B			0-0 F9		0-0 HR		4-0 G4-6-3 BB		3	1	2	1	1	0	0					
Harry Simpson, L OBP: 0.388, SLG: 0.556 (1, 9) Johnny Groth, R OBP: 0.125, SLG: 0.125 (9, 9)	0-0 4-3			0-3 K		0-0 P6		0-0 G4-6-3		4	0	0	0	0	1	3					
Lou Skizas, R OBP: 0.300, SLG: 0.488 (1, 5) Jim Pisoni, R OBP: 0.308, SLG: 0.363 (7, 8)		0-0 6-3		0-0 2B		0-0 F8				3	1	1	0	0	0	0					
Hal Smith, R OBP: 0.304, SLG: 0.429 (1, 2)		0-0 4-3		0-0 2B		0-0 F8				3	0	1	1	0	0	0					
Billy Hunter, R OBP: 0.208, SLG: 0.300 (1, 4) (7, 5)		0-0 F9		0-0 F8			0-0 L8			3	0	0	0	0	0	1					
Ned Garver, R OBP: 0.111, SLG: 0.059 (1, 1)			0-3 K		0-0 F7		0-3 K			3	0	0	0	0	2	0					
Joe Demaestri, R OBP: 0.398, SLG: 0.467 (1, 6)			4-0 BB		0-0 P5		0-0 E		0-0 SF7	2	1	1	0	1	0	0					
<b>Inning Stats</b>	R: 0 E: 0 K: 0 S: 4	H: 1 LOB: 1 BB: 0 P: 4	R: 0 E: 0 K: 0 S: 3	H: 0 LOB: 0 BB: 0 P: 3	R: 0 E: 0 K: 1 S: 5	H: 0 LOB: 1 BB: 1 P: 9	R: 1 E: 0 K: 1 S: 7	H: 2 LOB: 1 BB: 0 P: 7	R: 0 E: 0 K: 0 S: 3	H: 0 LOB: 0 BB: 0 P: 3	R: 1 E: 0 K: 1 S: 4	H: 1 LOB: 0 BB: 0 P: 4	R: 0 E: 0 K: 1 S: 5	H: 0 LOB: 0 BB: 0 P: 5	R: 1 E: 1 K: 0 S: 4	H: 1 LOB: 1 BB: 1 P: 8	1B: 1 2B: 3 3B: 0 HR: 1	SF: 1 SAC: 0 DP: 1 HBP: 0	WP: 0 PB: 0 SB: 0 CS: 0	PA: 31	
<b>PITCHER</b> Duke Maas, R ERA: 1.94 (1, 1)	IP 8.0	WLS L	BF 31	H 5	R 3	ER 3	SO 3	BB 2	IBB 0	HBP 0	BLK 0	WP 0	HR 1	S 35	P 43	ERA 3.38	WHIP 0.875				

**BOTTOM**

**Detroit Tigers @ Kansas City Athletics**  
**Municipal Stadium, Kansas City, MO**  
 Sun May 26 1957, 4:33 AM EDT  
 Att. 14,093 - Unknown

[livebaseballscorecards.com](http://livebaseballscorecards.com)

<b>AB</b>	<b>28</b>
<b>R</b>	<b>3</b>
<b>H</b>	<b>5</b>
<b>RBI</b>	<b>3</b>
<b>BB</b>	<b>2</b>
<b>SO</b>	<b>3</b>
<b>LOB</b>	<b>7</b>





Batter	1	2	3	4	5	6	7	8	9	AB R H RBI BB SO LOB	TOP											
Vic Power, R (1, 3) OBP: 0.350, SLG: 0.462	0-3 K2-3		1-0 FC6-4 HBP		0-0 L5	0-0 1B			0-0 F8	4 0 1 2 0 1 3												
Joe Demaestri, R (1, 6) OBP: 0.393, SLG: 0.458	0-3 K		0-0 FC6-4		0-0 FC6-4 1B				0-0 F9	4 0 1 1 0 1 1												
Gus Zernial, R (1, 7) OBP: 0.333, SLG: 0.571	0-0 F7			0-0 SF8 1B	0-0 FC6-4				0-0 L7	4 1 1 0 0 0 1												
Harry Simpson, L (1, 9) OBP: 0.357, SLG: 0.538		0-0 F7		0-0 E6 SF8 1-3		0-3 K			0-0 4-3	4 0 0 0 0 1 1												
Lou Skizas, R (1, 5) OBP: 0.312, SLG: 0.536		0-0 HR		0-0 SF8		0-0 2B BB 1B			0-0 G1-4-3 1B	2 1 2 2 0 0 0 1 1 1 0 0 0 0												
Milt Graf, L (6, PR) OBP: 0.237, SLG: 0.235				1-2 3-H																		
Hal Smith, R (1, 2) OBP: 0.302, SLG: 0.431		0-0 6-3		0-3 K		0-0 BB SH1-3 2B			0-0 G1-4-3	4 1 1 0 0 1 2												
Jim Pisoni, R (1, 8) OBP: 0.305, SLG: 0.349		0-0 F8		0-0 4-3		4-0 SH1-3 BB 1B IBB			0-0 4-3	3 1 0 0 1 0 1												
Alex Kellner, R (1, 1) OBP: 0.357, SLG: 0.615			0-3 K		0-0 E5 SH1-4 1B	4-0 SH1-3 1B BB			0-0 F8 1B 1B	3 2 1 1 1 1 0												
Billy Hunter, R (1, 4) OBP: 0.218, SLG: 0.308			0-0 F3		0-0 SH1-4	0-0 SH1-3			0-0 CS 1B	2 0 1 1 0 0 0												
<b>Inning Stats</b>	R: 0 E: 0 K: 2 S: 7	H: 0 LOB: 0 BB: 0 P: 7	R: 1 E: 0 K: 0 S: 4	H: 1 LOB: 0 BB: 0 P: 4	R: 0 E: 0 K: 1 S: 5	H: 0 LOB: 1 BB: 0 P: 6	R: 1 E: 1 K: 1 S: 7	H: 1 LOB: 1 BB: 0 P: 7	R: 1 E: 1 K: 0 S: 5	H: 1 LOB: 1 BB: 0 P: 5	R: 4 E: 0 K: 1 S: 7	H: 3 LOB: 1 BB: 2 P: 15	R: 0 E: 0 K: 0 S: 3	H: 0 LOB: 0 BB: 0 P: 3	R: 0 E: 0 K: 0 S: 3	H: 1 LOB: 0 BB: 0 P: 3	R: 0 E: 0 K: 0 S: 3	H: 2 LOB: 0 BB: 0 P: 3	1B: 7 2B: 1 3B: 0 HR: 1	SF: 1 SAC: 2 DP: 1 HBP: 1	WP: 0 PB: 0 SB: 0 CS: 1	PA: 37
<b>PITCHER</b>	IP WLS BF H R ER SO BB IBB HBP BLK WP HR S P ERA WHIP																					
Jim Wilson, R (1, 1) ERA: 2.18	6.0 L 28 6 7 5 5 1 1 1 0 0 1 35 44 7.50 1.167																					
Gerry Staley, R (7, 1) ERA: 1.4	1.0 3 0 0 0 0 0 0 0 0 0 0 3 3 0.00 0.000																					
Paul LaPalme, L (8, 1) ERA: 0.75	2.0 6 3 0 0 0 0 0 0 0 0 0 6 6 0.00 1.500																					

**Kansas City Athletics @ Chicago White Sox**  
Comiskey Park, Chicago, IL  
Mon May 27 1957, 8:05 PM EDT  
Att. 16,788 - Unknown

AB	31
R	7
H	9
RBI	7
BB	2
SO	5
LOB	9



Batter	1	2	3	4	5	6	7	8	9	AB	R	H	RBI	BB	SO	LOB
Luis Aparicio, R OBP: 0.260, SLG: 0.246 (1, 6)	0-0 F8		0-3 K		0-0 FC4-6		0-0 F7			4	0	1	0	0	1	2
Nellie Fox, L OBP: 0.418, SLG: 0.508 (1, 4)	0-0 F7		0-0 G3		0-0 FC4-6			0-0 4-3		4	0	0	0	0	0	3
Minnie Minoso, R OBP: 0.386, SLG: 0.432 (1, 7)	0-0 P3			0-0 F8		0-0 F3		0-0 2B		4	0	1	0	0	0	0
Sherm Lollar, R OBP: 0.250, SLG: 0.345 (1, 2)		0-0 1B		0-0 1-3		0-0 F8		0-0 F2		4	0	1	0	0	0	1
Larry Doby, L OBP: 0.353, SLG: 0.425 (1, 8)		0-3 K		0-0 2B		0-3 K		0-0 1-3		4	0	1	0	0	2	2
Jim Landis, R OBP: 0.382, SLG: 0.340 (1, 9)		0-0 F9		0-3 K			0-0 F9		0-0 5-3	4	0	0	0	0	1	2
Jim Rivera, L OBP: 0.326, SLG: 0.384 (1, 3)		0-3 K			0-0 F8		0-0 1B 3B		0-0 4-3	4	1	1	0	0	1	1
Bubba Phillips, R OBP: 0.319, SLG: 0.407 (1, 5)			4-0 SH1-3 BB		0-0 1B 2B		0-0 3-H 1B		0-0 L5	3	0	2	1	1	0	0
Jim Wilson, R OBP: 0.143, SLG: 0.053 (1, 1)			0-0 SH1-3		0-0 6-3		0-0 FC6-4			1	0	0	0	0	0	1
Gerry Staley, R OBP: 0.400, SLG: 0.250 (7, 1)										0	0	0	0	0	0	0
Walt Dropo, R OBP: 0.217, SLG: 0.467 (7, PH)										1	0	0	0	0	0	1
Fred Hatfield, L OBP: 0.261, SLG: 0.150 (7, PR)										0	0	0	0	0	0	0
Paul LaPalme, L (8, 1)										0	0	0	0	0	0	0

Inning Stats	R: 0	H: 0	E: 0	K: 0	S: 3	R: 0	H: 1	E: 0	K: 2	S: 8	R: 0	H: 0	E: 0	K: 1	S: 5	R: 0	H: 1	E: 0	K: 1	S: 6	R: 0	H: 2	E: 0	K: 0	S: 5	R: 0	H: 0	E: 0	K: 1	S: 5	R: 1	H: 2	E: 0	K: 0	S: 5	R: 0	H: 1	E: 0	K: 0	S: 4	R: 0	H: 0	E: 0	K: 0	S: 3	1B: 3	2B: 3	3B: 1	HR: 0	SF: 0	SAC: 1	DP: 0	HBP: 0	WP: 0	PA: 35
--------------	------	------	------	------	------	------	------	------	------	------	------	------	------	------	------	------	------	------	------	------	------	------	------	------	------	------	------	------	------	------	------	------	------	------	------	------	------	------	------	------	------	------	------	------	------	-------	-------	-------	-------	-------	--------	-------	--------	-------	--------

PITCHER	IP	WLS	BF	H	R	ER	SO	BB	IBB	HBP	BLK	WP	HR	S	P	ERA	WHIP	PITCHER	IP	WLS	BF	H	R	ER	SO	BB	IBB	HBP	BLK	WP	HR	S	P	ERA	WHIP																
Alex Kellner, L ERA: 2.97 (1, 1)	9.0	W	35	7	1	1	5	1	0	0	0	0	0	44	48	1.00	0.889																																		

**BOTTOM**

**Kansas City Athletics @ Chicago White Sox**  
**Comiskey Park, Chicago, IL**  
 Mon May 27 1957, 8:05 PM EDT  
 Att. 16,788 - Unknown

[livebaseballscorecards.com](http://livebaseballscorecards.com)

<b>AB</b>	<b>33</b>
<b>R</b>	<b>1</b>
<b>H</b>	<b>7</b>
<b>RBI</b>	<b>1</b>
<b>BB</b>	<b>1</b>
<b>SO</b>	<b>5</b>
<b>LOB</b>	<b>13</b>





Batter	1	2	3	4	5	6	7	8	9	AB R H RBI BB SO LOB	TOP
<b>Vic Power, R</b> (1, 3) OBP: 0.364, SLG: 0.479 BB	4-0 P4 BB		0-0 6-3 2B		0-0 G5-4-3 1B			0-0 F5		3 0 2 0 1 0 0	<b>Kansas City Athletics @ Chicago White Sox</b> Comiskey Park, Chicago, IL Tue May 28 1957, 4:33 AM EDT Att. 3,647 - Unknown
<b>Joe Demaestri, R</b> (1, 6) OBP: 0.387, SLG: 0.450 SS	0-3 K		0-0 6-3 2-3		0-0 G5-4-3 1-2f			0-0 1B		4 0 1 0 0 1 3	
<b>Gus Zernial, R</b> (1, 7) OBP: 0.324, SLG: 0.553 X	0-0 P4 1-2		0-3 K		0-3 K			0-0 P4		4 0 0 0 0 2 3	
<b>Harry Simpson, L</b> (1, 9) OBP: 0.352, SLG: 0.530 <b>Johnny Groth, R</b> (5, 9) OBP: 0.111, SLG: 0.111 <b>Bob Cerv, R</b> (8, PH) OBP: 0.338, SLG: 0.531 (8, 8) X	0-0 G3		0-0 F9		0-0 6-3			0-0 F7		2 0 0 0 0 0 2 1 0 0 0 0 0 0 1 0 0 0 0 0 1	
<b>Lou Skizas, R</b> (1, 5) OBP: 0.299, SLG: 0.511 X		0-0 6-3		0-0 P6		0-0 F8		0-0 6-3		4 0 0 0 0 0 0	
<b>Hal Smith, R</b> (1, 2) OBP: 0.309, SLG: 0.472 X		0-0 1B 2B		0-0 HR		0-0 F9		0-0 F8		4 1 2 1 0 0 0	
<b>Jim Pisoni, R</b> (1, 8) OBP: 0.306, SLG: 0.341 (8, 9) <b>Irv Noren, L</b> (9, PH) OBP: 0.286, SLG: 0.222 X		0-0 F3		1-0 HBP		0-0 2-3		0-0 F7		2 0 0 0 0 0 1 1 0 0 0 0 0 0	
<b>Rip Coleman, L</b> (1, 1) <b>Wally Burnette, R</b> (1, 1) OBP: 0.231, SLG: 0.231 <b>Mickey McDermott, L</b> (7, PH) OBP: 0.333, SLG: 0.154 (7, 1) X		0-0 2-3 1B		0-3 K		0-0 F8		0-0 F8		0 0 0 0 0 0 0 2 0 1 0 0 1 1 1 0 0 0 0 0 0	
<b>Billy Hunter, R</b> (1, 4) OBP: 0.207, SLG: 0.291 X		0-0 P6		0-0 F8		0-0 F7		0-0 F7		3 0 0 0 0 0 3	
<b>Inning Stats</b>	R: 0 H: 0 E: 0 LOB: 1 K: 1 BB: 1 S: 5 P: 9	R: 0 H: 2 E: 0 LOB: 2 K: 0 BB: 0 S: 5 P: 5	R: 0 H: 1 E: 0 LOB: 1 K: 1 BB: 0 S: 6 P: 6	R: 1 H: 1 E: 0 LOB: 1 K: 1 BB: 0 S: 6 P: 7	R: 0 H: 1 E: 0 LOB: 0 K: 1 BB: 0 S: 5 P: 5	R: 0 H: 0 E: 0 LOB: 0 K: 0 BB: 0 S: 3 P: 3	R: 0 H: 0 E: 0 LOB: 0 K: 0 BB: 0 S: 3 P: 3	R: 0 H: 1 E: 0 LOB: 1 K: 0 BB: 0 S: 4 P: 4	R: 0 H: 0 E: 0 LOB: 0 K: 0 BB: 0 S: 3 P: 3	1B: 3 SF: 0 2B: 2 SAC: 0 3B: 0 DP: 1 HR: 1 HBP: 1	
<b>PITCHER</b> <b>Bill Fischer, R</b> (1, 1) ERA: 1.76	IP WLS BF H R ER SO BB IBB HBP BLK WP HR S P ERA WHIP										

<b>AB</b>	32
<b>R</b>	1
<b>H</b>	6
<b>RBI</b>	1
<b>BB</b>	1
<b>SO</b>	4
<b>LOB</b>	14



livebaseballscores.com

Batter	1	2	3	4	5	6	7	8	9	AB	R	H	RBI	BB	SO	LOB
Bubba Phillips, R OBP: 0.316, SLG: 0.400 (1, 5)	0-0 FC5-4 1B	0-0 5-3		0-0 L6			0-3 K			4	0	1	0	0	1	2
Nellie Fox, L OBP: 0.416, SLG: 0.504 (1, 4)	0-0 FC5-4 E 1B 1-2f		0-0 G1-6-3 1B		0-0 4-3		0-0 F2			3	1	1	0	0	0	1
Sammy Esposito, R OBP: 0.083, SLG: 0.083 (6, 4)										1	0	0	0	0	0	0
Minnie Minoso, R OBP: 0.389, SLG: 0.434 (1, 7)	0-0 E7 S 1B WP 1-3		0-0 G1-6-3 1-2f		0-0 F9			0-0 1B		4	1	2	0	0	0	1
Sherm Lollar, R OBP: 0.266, SLG: 0.360 (1, 2)	0-0 WP S 1B 1-2		0-0 1B		0-0 FC6-4 1B			0-0 P6		4	0	3	1	0	0	1
Jim Landis, R OBP: 0.370, SLG: 0.327 (1, 8)	0-0 K 1-3 2-H		0-0 F7		0-0 FC6-4 1-2f			0-0 F8		4	0	0	0	0	1	4
Dave Philley, S OBP: 0.400, SLG: 0.444 (1, 9)	0-0 6-3			0-0 4-3 SF9 2B		0-0 3-1		0-0 F9		4	1	1	0	0	0	2
Jim Rivera, L OBP: 0.327, SLG: 0.382 (1, 3)		0-0 S 1B		0-0 4-3		0-0 F9		0-0 F9		3	0	1	0	0	0	1
Luis Aparicio, R OBP: 0.261, SLG: 0.243 (1, 6)		0-0 F7 1-2		4-0 BB BB		0-0 F3				2	0	0	0	1	0	1
Bill Fischer, R OBP: 0.182, SLG: 0.200 (1, 1)		0-0 P6		0-0 SF9 3-H			0-0 F9			2	0	0	1	0	0	1

Inning Stats	R: 2	H: 3	E: 1	K: 1	S: 8	LOB: 1	BB: 0	P: 8	R: 0	H: 1	E: 0	K: 0	S: 4	LOB: 1	BB: 0	P: 4	R: 0	H: 2	E: 0	K: 0	S: 4	LOB: 1	BB: 0	P: 4	R: 1	H: 1	E: 0	K: 0	S: 4	LOB: 1	BB: 1	P: 8	R: 0	H: 1	E: 0	K: 0	S: 4	LOB: 1	BB: 0	P: 4	R: 0	H: 0	E: 0	K: 0	S: 3	LOB: 0	BB: 0	P: 3	R: 0	H: 0	E: 0	K: 1	S: 5	LOB: 0	BB: 0	P: 5	R: 0	H: 1	E: 0	K: 0	S: 4	LOB: 1	BB: 0	P: 4
--------------	------	------	------	------	------	--------	-------	------	------	------	------	------	------	--------	-------	------	------	------	------	------	------	--------	-------	------	------	------	------	------	------	--------	-------	------	------	------	------	------	------	--------	-------	------	------	------	------	------	------	--------	-------	------	------	------	------	------	------	--------	-------	------	------	------	------	------	------	--------	-------	------

1B	2B	3B	HR	SF	SAC	DP	HBP	WP	HR	S	P	ERA	WHIP
8	1	0	0	1	0	1	0	1	0	0	0	54.00	9.000
0	0	0	0	0	0	0	0	1	0	23	27	1.59	1.059
0	0	0	0	0	0	0	0	0	0	9	9	0.00	0.500


**BOTTOM**

**Kansas City Athletics @ Chicago White Sox**

Comiskey Park, Chicago, IL

Tue May 28 1957, 4:33 AM EDT  
Att. 3,647 - Unknown

AB	31
R	3
H	9
RBI	2
BB	1
SO	2
LOB	14



WP	1	PA	33
PB	0	SB	3
CS	0		

PITCHER	IP	WLS	BF	H	R	ER	SO	BB	IBB	HBP	BLK	WP	HR	S	P	ERA	WHIP
Rip Coleman, L ERA: 4.03 (1, 1)	0.1	L	4	3	2	2	0	0	0	0	0	0	0	4	4	54.00	9.000
Wally Burnette, R ERA: 3.12 (1, 1)	5.2		22	5	1	1	1	1	0	0	0	1	0	23	27	1.59	1.059
Mickey McDermott, L ERA: 5.06 (7, 1)	2.0		7	1	0	0	1	0	0	0	0	0	0	9	9	0.00	0.500




Batter	1	2	3	4	5	6	7	8	9	AB R H RBI BB SO LOB	TOP
Vic Power, R OBP: 0.360, SLG: 0.470 (1, 9) (8, 3)	0-0 F9		0-0 F9			0-0 SH5-4 1B	0-0 F7			4 0 1 0 0 0 1	
Bob Cerv, R OBP: 0.338, SLG: 0.567 (1, 8)	0-0 F8			0-0 F8		0-0 SH5-4		0-0 HR		3 1 1 1 0 0 0	
Gus Zernial, R OBP: 0.314, SLG: 0.535 (1, 7)	0-0 P2			0-0 5-3		0-3 K		0-0 F5		4 0 0 0 0 1 2	
Irv Noren, L OBP: 0.280, SLG: 0.190 Johnny Groth, R OBP: 0.111, SLG: 0.111 (1, 3) (8, 9)		0-0 P4		0-3 K		1-0 BB HBP		0-0 F8		3 0 0 0 0 1 0 0 0 0 0 0 0 0	
Lou Skizas, R OBP: 0.297, SLG: 0.495 (1, 5)		0-0 L8			0-0 5-3	4-0 BB		0-0 L6		3 0 0 1 1 0 0	
Hal Smith, R OBP: 0.325, SLG: 0.505 (1, 2)		0-0 HR			1-0 5-3 HBP	0-0 6-3		0-0 SH3-4 1B		3 1 2 1 0 0 3	
Joe Demaestri, R OBP: 0.374, SLG: 0.433 (1, 6)		0-3 K			0-0 5-3		0-0 6-3		0-0 F9	4 0 0 0 0 1 2	
Ryne Duren, R OBP: 0.083, SLG: 0.083 Virgil Trucks, R OBP: 0.375, SLG: 0.375 Rip Coleman, L (7, 1) (7, 1)			0-3 K		0-3 K		0-3 K		0-0 SH3-4	3 0 0 0 0 3 1 0 0 0 0 0 0 0 0 0 0 0 0 0 0	
Billy Hunter, R OBP: 0.226, SLG: 0.293 (1, 4)			0-0 P2			1-0 SH5-4 1B BB HBP	0-0 1B		0-0 L8	3 1 1 0 0 0 1	
<b>Inning Stats</b>	R: 0 E: 0 K: 0 S: 3 H: 0 LOB: 0 BB: 0 P: 3	R: 1 E: 0 K: 1 S: 6 H: 1 LOB: 0 BB: 0 P: 6	R: 0 E: 0 K: 1 S: 5 H: 0 LOB: 0 BB: 0 P: 5	R: 0 E: 0 K: 1 S: 5 H: 0 LOB: 0 BB: 0 P: 5	R: 0 E: 0 K: 1 S: 5 H: 0 LOB: 1 BB: 0 P: 6	R: 1 E: 0 K: 1 S: 6 H: 1 LOB: 3 BB: 1 P: 12	R: 0 E: 0 K: 1 S: 6 H: 1 LOB: 1 BB: 0 P: 6	R: 1 E: 0 K: 0 S: 4 H: 1 LOB: 0 BB: 0 P: 4	R: 0 E: 0 K: 0 S: 4 H: 1 LOB: 1 BB: 0 P: 4	1B: 3 2B: 0 3B: 0 HR: 2 SF: 0 SAC: 2 DP: 0 HBP: 3	WP: 0 PB: 0 SB: 0 CS: 0 PA: 36
<b>PITCHER</b> Jim Bunning, R ERA: 1.65 (1, 1)	IP 9.0 WLS W BF 36 H 5 R 3 ER 3 SO 6 BB 1 IBB 0 HBP 3 BLK 0 WP 0 HR 2 S 44 P 51 ERA 3.00 WHIP 0.667	<b>PITCHER</b> IP WLS BF H R ER SO BB IBB HBP BLK WP HR S P ERA WHIP									

**Kansas City Athletics @ Detroit Tigers**  
 Briggs Stadium, Detroit, MI  
 Wed May 29 1957, 4:33 AM EDT  
 Att. 3,784 - Unknown

[livebaseballscorecards.com](http://livebaseballscorecards.com)

**AB** 30  
**R** 3  
**H** 5  
**RBI** 3  
**BB** 1  
**SO** 6  
**LOB** 10



Batter	1	2	3	4	5	6	7	8	9	AB R H RBI BB SO LOB
Harvey Kuenn, R (1, 6) OBP: 0.325, SLG: 0.371	0-0 G3		0-0 L8		0-0 F9		0-0 BB 2B 1B		0-0 FC6-4 2B	5 2 1 1 0 0 4
Earl Torgeson, L (1, 3) OBP: 0.394, SLG: 0.280 Jay Porter, R (9, PH) OBP: 0.588, SLG: 0.769	4-0 CS BB		4-0 BB			4-0 FC6-4 BB	4-0 2B BB		0-0 2B	0 0 0 0 4 0 0 1 0 1 1 0 0 0
Frank Bolling, R (1, 4) OBP: 0.318, SLG: 0.400	0-0 F8		0-0 F9			0-0 FC6-4 1B	0-0 2B			4 0 1 2 0 0 5
Al Kaline, R (1, 9) OBP: 0.317, SLG: 0.407		0-3 K		0-0 F9		0-0 L6	4-0 L3 IBB			3 0 0 0 1 1 1
Charlie Maxwell, L (1, 7) OBP: 0.387, SLG: 0.491		0-0 F7		0-3 K		0-0 1B	0-0 L3			4 0 1 0 0 1 3
Frank House, L (1, 2) OBP: 0.351, SLG: 0.394		0-0 P6		0-0 4-3		0-0 L7		0-0 P5		4 0 0 0 0 0 2
Bill Tuttle, R (1, 8) OBP: 0.304, SLG: 0.357			0-0 F7		0-3 K		0-0 FC2-5 1B 1B	0-0 4-3		4 0 1 0 0 1 0
Jim Finigan, R (1, 5) OBP: 0.250, SLG: 0.100			4-0 BB BB BB		0-0 F3		0-0 FC2-5 1B 1B	0-0 5-3		3 1 1 0 1 0 0
Jim Bunning, R (1, 1) OBP: 0.333, SLG: 0.353			4-0 BB BB		0-0 1B		0-0 FC2-5 BB 1B 2B	0-0 FC6-4 1B		3 1 2 0 1 0 2

Inning Stats	R: 0 E: 0 K: 0 S: 2	H: 0 LOB: 0 BB: 1 P: 6	R: 0 E: 0 K: 1 S: 5	H: 0 LOB: 0 BB: 0 P: 5	R: 0 E: 0 K: 0 S: 3	H: 0 LOB: 3 BB: 3 P: 15	R: 0 E: 0 K: 1 S: 5	H: 0 LOB: 0 BB: 0 P: 5	R: 0 E: 0 K: 1 S: 6	H: 1 LOB: 1 BB: 0 P: 6	R: 0 E: 0 K: 0 S: 4	H: 1 LOB: 2 BB: 1 P: 8	R: 3 E: 0 K: 0 S: 6	H: 4 LOB: 2 BB: 2 P: 14	R: 0 E: 0 K: 0 S: 3	H: 0 LOB: 0 BB: 0 P: 3	R: 1 E: 0 K: 0 S: 3	H: 2 LOB: 1 BB: 0 P: 3	1B: 6 2B: 3 3B: 0 HR: 0	SF: 0 SAC: 0 DP: 1 HBP: 0
--------------	------------------------------	---------------------------------	------------------------------	---------------------------------	------------------------------	----------------------------------	------------------------------	---------------------------------	------------------------------	---------------------------------	------------------------------	---------------------------------	------------------------------	----------------------------------	------------------------------	---------------------------------	------------------------------	---------------------------------	----------------------------------	------------------------------------

PITCHER	IP	WLS	BF	H	R	ER	SO	BB	IBB	HBP	BLK	WP	HR	S	P	ERA	WHIP
Ryne Duren, R (1, 1) ERA: 4.41	6.1		28	5	3	3	3	5	0	0	0	0	0	29	49	4.26	1.579
Virgil Trucks, R (7, 1) ERA: 2.76	0.0		3	1	0	0	0	1	1	0	0	0	0	1	9	∞	∞
Rip Coleman, L (7, 1) ERA: 4.06	2.0	L	7	2	1	1	0	0	0	0	0	0	0	7	7	4.50	1.000

BOTTOM

Kansas City Athletics @ Detroit Tigers  
Briggs Stadium, Detroit, MI  
Wed May 29 1957, 4:33 AM EDT  
Att. 3,784 - Unknown

AB	31
R	4
H	8
RBI	4
BB	7
SO	3
LOB	17



WP: 0	PA: 38
PB: 0	
SB: 0	
CS: 1	
ERA	WHIP

livebaseballscores.com



Batter	1	2	3	4	5	6	7	8	9	10	AB R H RBI BB SO LOB	TOP									
Vic Power, R OBP: 0.353, SLG: 0.467 (1, 9) (8, 3)	0-0 L1		0-0 5-3		0-0 F7		0-0 4-3 2B		0-0 5-3		5 0 1 0 0 0 0	<b>Kansas City Athletics @ Detroit Tigers</b> Briggs Stadium, Detroit, MI Thu May 30 1957, 4:33 AM EDT Unknown									
Bob Cery, R OBP: 0.342, SLG: 0.556 (1, 8) (8, 7)	0-0 6-3		0-0 1B		0-0 HR 1B		0-0 4-3		0-3 K		5 1 2 0 0 1 1										
Gus Zernial, R OBP: 0.313, SLG: 0.550 Jim Pisoni, R OBP: 0.313, SLG: 0.349 (1, 7) (8, 8)	0-0 F9		0-0 P3		0-0 HR		0-0 5-3		0-0 SH3 1B		4 1 1 2 0 0 2 1 0 1 0 0 0 0										
Irv Noren, L OBP: 0.345, SLG: 0.280 Johnny Groth, R OBP: 0.111, SLG: 0.111 (1, 3) (8, 9)		0-0 1B SF8 1B		0-0 1B G4-3 1B	0-0 FC5-4 1B			0-3 K		0-0 SH3	4 2 3 0 0 1 0 0 0 0 0 0 0 0										
Lou Skizas, R OBP: 0.314, SLG: 0.516 Milt Graff, L OBP: 0.237, SLG: 0.235 (1, 5) (8, PR) (8, 4)		0-0 1B		0-0 1B G4-3 1B	0-0 FC5-4			0-0 2B		4-0 G1-4-3 IBB	4 0 3 0 0 0 1 0 0 0 0 0 0 0 0 0 0 0 1 0 0 0 0 0 0 0 0 0										
Hector Lopez, R OBP: 0.293, SLG: 0.390 Clete Boyer, R (10, PH) (10, PR) (10, 4)		0-0 1B		0-0 1B	0-0 1-2f																
Hal Smith, R OBP: 0.311, SLG: 0.487 (1, 2)	0-0 SF8		0-0 G4-3		0-0 6-3		0-0 4-3		0-0 G1-4-3		4 0 0 1 0 0 4										
Joe Demaestri, R OBP: 0.370, SLG: 0.426 (1, 6)	0-3 K		0-0 1B		0-3 K		0-0 F9				4 0 1 0 0 2 2										
Tom Morgan, R OBP: 0.100, SLG: 0.053 Mickey McDermott, L OBP: 0.350, SLG: 0.400 Wally Burnette, R OBP: 0.231, SLG: 0.231 (1, 1) (5, 1) (9, 1)	0-3 K		0-0 F7		0-3 K			0-0 HR			2 0 0 0 0 1 2 2 1 1 1 0 1 0 0 0 0 0 0 0 0										
Billy Hunter, R OBP: 0.212, SLG: 0.274 (1, 4) (8, 5)			0-3 K		0-0 1-3		0-0 L7		0-0 F7		4 0 0 0 0 1 0										
<b>Inning Stats</b>	R: 0 E: 0 K: 0 S: 3	H: 0 LOB: 0 BB: 0 P: 3	R: 1 E: 0 K: 2 S: 9	H: 2 LOB: 1 BB: 0 P: 9	R: 0 E: 0 K: 1 S: 6	H: 1 LOB: 1 BB: 0 P: 6	R: 1 E: 0 K: 0 S: 5	H: 3 LOB: 1 BB: 0 P: 5	R: 2 E: 0 K: 2 S: 7	H: 0 LOB: 0 BB: 0 P: 7	R: 0 E: 0 K: 1 S: 6	H: 1 LOB: 1 BB: 0 P: 6	R: 1 E: 0 K: 1 S: 6	H: 1 LOB: 0 BB: 0 P: 6	R: 0 E: 0 K: 0 S: 3	H: 1 LOB: 2 BB: 1 P: 7	1B: 9 2B: 2 3B: 0 HR: 2	SF: 1 SAC: 1 DP: 2 HBP: 0	WP: 0 PB: 0 SB: 0 CS: 0	PA: 42	
<b>PITCHER</b>	IP WLS BF H R ER SO BB IBB HBP BLK WP HR S P ERA WHIP	IP WLS BF H R ER SO BB IBB HBP BLK WP HR S P ERA WHIP	IP WLS BF H R ER SO BB IBB HBP BLK WP HR S P ERA WHIP	IP WLS BF H R ER SO BB IBB HBP BLK WP HR S P ERA WHIP	IP WLS BF H R ER SO BB IBB HBP BLK WP HR S P ERA WHIP	IP WLS BF H R ER SO BB IBB HBP BLK WP HR S P ERA WHIP	IP WLS BF H R ER SO BB IBB HBP BLK WP HR S P ERA WHIP	IP WLS BF H R ER SO BB IBB HBP BLK WP HR S P ERA WHIP	IP WLS BF H R ER SO BB IBB HBP BLK WP HR S P ERA WHIP	IP WLS BF H R ER SO BB IBB HBP BLK WP HR S P ERA WHIP	IP WLS BF H R ER SO BB IBB HBP BLK WP HR S P ERA WHIP	IP WLS BF H R ER SO BB IBB HBP BLK WP HR S P ERA WHIP	IP WLS BF H R ER SO BB IBB HBP BLK WP HR S P ERA WHIP	IP WLS BF H R ER SO BB IBB HBP BLK WP HR S P ERA WHIP	IP WLS BF H R ER SO BB IBB HBP BLK WP HR S P ERA WHIP	IP WLS BF H R ER SO BB IBB HBP BLK WP HR S P ERA WHIP	IP WLS BF H R ER SO BB IBB HBP BLK WP HR S P ERA WHIP	IP WLS BF H R ER SO BB IBB HBP BLK WP HR S P ERA WHIP	IP WLS BF H R ER SO BB IBB HBP BLK WP HR S P ERA WHIP	IP WLS BF H R ER SO BB IBB HBP BLK WP HR S P ERA WHIP	IP WLS BF H R ER SO BB IBB HBP BLK WP HR S P ERA WHIP
Duke Maas, R ERA: 2.22 (1, 1)	8.0																				
Steve Gromek, R ERA: 7.36 (9, 1)	1.0	W	5	2	1	1	1	0	0	0	0										
Lou Sleater, L ERA: 3.38 (10, 1)	1.0		3	0	0	0	0	0	1	0	0										

livebaseballscorecards.com

AB 39  
R 5  
H 13  
RBI 4  
BB 1  
SO 7  
LOB 12







Batter	1	2	3	4	5	6	7	8	9	AB R H RBI BB SO LOB	TOP													
Vic Power, R (1, 9) OBP: 0.339, SLG: 0.445	0-0 1-3		0-0 F8		0-3 K			0-0 P2	0-0 FC5-4	5 0 0 0 0 1 2														
Bob Cerv, R (1, 8) Jim Pisoni, R (8, PR) OBP: 0.313, SLG: 0.349	0-0 BB 1B		0-0 4-3			0-0 F8 2B		0-0 1B		4 0 3 0 0 0 0 0 0 0 0 0 0 0														
Gus Zernial, R (1, 7) OBP: 0.304, SLG: 0.533	0-0 F9		0-0 F7			0-0 F8 2-3		0-0 F3		4 0 0 0 0 0 3														
Irv Noren, L (1, 3) Clete Boyer, R (9, PR)	4-0 FC6-4 BB 1-2			0-0 2B		0-0 P5			4-0 2B FC1-5 BB	2 0 1 0 2 0 1 0 0 0 0 0 0 0														
Lou Skizas, R (1, 5) OBP: 0.312, SLG: 0.515	0-0 FC6-4 1-2f			0-0 F8		0-0 L7			0-0 WP 1-3 1B 2B	4 1 1 0 0 0 4														
Tim Thompson, L (1, 2) OBP: 0.174, SLG: 0.178		0-0 SH5-4 1B		4-0 G1-6-3 IBB			0-0 F8		0-0 FC1-5 WP 1B	3 1 1 0 1 0 3														
Joe Demaestri, R (1, 6) Mickey McDermott, L (9, PH)		0-0 F9		0-0 G1-6-3 1-2f			0-0 B2-3 1B		4-0 3-H 1-2 2-3 1B BB	3 0 1 0 0 0 3 0 0 0 0 1 0 0														
Arnie Portocarrero, R (1, 1) Virgil Trucks, R (8, 1) Hal Smith, R (9, PH)		0-0 SH5-4 1-2			0-3 K		0-0 B2-3 1-2f		0-0 F5	2 0 0 0 0 1 1 0 0 0 0 0 0 0 1 0 0 0 0 0 3														
Billy Hunter, R (1, 4) OBP: 0.214, SLG: 0.273		0-0 F8			0-0 6-3			0-0 L9	0-0 FC5-4 1-2 2-H 3-H 1B	4 0 1 2 0 0 1														
<b>Inning Stats</b>	R: 0 E: 0 K: 0 S: 4	H: 1 LOB: 2 BB: 1 P: 8	R: 0 E: 0 K: 0 S: 4	H: 1 LOB: 1 BB: 0 P: 4	R: 0 E: 0 K: 0 S: 3	H: 0 LOB: 0 BB: 1 P: 3	R: 0 E: 0 K: 0 S: 3	H: 1 LOB: 1 BB: 0 P: 7	R: 0 E: 0 K: 2 S: 7	H: 0 LOB: 0 BB: 0 P: 7	R: 0 E: 0 K: 0 S: 4	H: 1 LOB: 1 BB: 0 P: 4	R: 0 E: 0 K: 0 S: 3	H: 1 LOB: 0 BB: 0 P: 3	R: 0 E: 0 K: 0 S: 4	H: 1 LOB: 1 BB: 0 P: 4	R: 2 E: 0 K: 0 S: 5	H: 2 LOB: 2 BB: 2 P: 13	1B: 5 2B: 4 3B: 0 HR: 0	SF: 0 SAC: 1 DP: 2 HBP: 0	WP: 1 PB: 0 SB: 0 CS: 0	PA: 37		
<b>PITCHER</b> Paul Foytack, R (1, 1) ERA: 2.62	IP 9.0	WLS W	BF 37	H 8	R 2	ER 2	SO 2	BB 3	IBB 1	HBP 0	BLK 0	WP 1	HR 0	S 37	P 53	ERA 2.00	WHIP 1.222							

**Kansas City Athletics @ Detroit Tigers**  
 Briggs Stadium, Detroit, MI  
 Thu May 30 1957, 4:38 AM EDT  
 Att: 40,944 - Unknown

AB	32
R	2
H	8
RBI	2
BB	4
SO	2
LOB	21



WP: 1	PA: 37
PB: 0	
SB: 0	
CS: 0	





Batter	1	2	3	4	5	6	7	8	9	AB R H RBI BB SO LOB	TOP									
Larry Raines, R (1, 5) OBP: 0.390, SLG: 0.472	0-0 1-3		0-0 1-H 1B			0-0 5-3			0-0 6-3	4 0 1 1 0 0 0	<b>Cleveland Indians @ Kansas City Athletics</b> Municipal Stadium, Kansas City, MO Fri May 31 1957, 8:05 PM EDT Att: 12,819 - Unknown <a href="http://livebaseballscorecards.com">livebaseballscorecards.com</a>									
Jim Busby, R (1, 8) OBP: 0.191, SLG: 0.313 Al Smith, R (9, PH) OBP: 0.345, SLG: 0.305	0-0 P5		0-0 P3			0-0 F5			0-0 P3	3 0 0 0 0 0 1 1 0 0 0 0 0 0										
Vic Wertz, L (1, 3) OBP: 0.448, SLG: 0.481	0-0 F9								0-0 L4	4 0 0 0 0 0 0										
Rocky Colavito, R (1, 9) OBP: 0.432, SLG: 0.453		0-0 6-3								3 0 1 0 0 0 0										
Roger Maris, L (1, 7) OBP: 0.318, SLG: 0.464		0-0 G3								3 0 0 0 0 0 1										
Chico Carrasquel, R (1, 6) OBP: 0.319, SLG: 0.311		0-0 F7								3 0 1 0 0 0 0										
Hal Naragon, L (1, 2) OBP: 0.324, SLG: 0.276 Kenny Kuhn, L (8, PR) OBP: 0.174, SLG: 0.174 Bobby Avila, R (8, 4) OBP: 0.269, SLG: 0.274			0-3 K							3 0 1 0 0 1 0 0 0 0 0 0 0 0 0 0 0 0 0 0 0										
George Strickland, R (1, 4) OBP: 0.299, SLG: 0.317 Gene Woodling, L (8, PH) OBP: 0.426, SLG: 0.427 Don Mossi, L (8, 1) OBP: 0.500, SLG: 0.500			0-3 K							2 0 0 0 0 1 0 1 0 0 0 0 0 2 0 0 0 0 0 0 0										
Cal McLish, S (1, 1) Dick Tomanek, L (3, 1) OBP: 0.333, SLG: 0.667 Eddie Robinson, L (8, PH) OBP: 0.333, SLG: 0.375 Jim Hegan, R (8, 2) OBP: 0.239, SLG: 0.175			4-0 E 1B BB							0 1 0 0 1 0 0 1 0 0 0 0 0 0 1 0 0 0 0 0 2 0 0 0 0 0 0 0										
<b>Inning Stats</b>	R: 0 E: 0 K: 0 S: 3	H: 0 LOB: 0 BB: 0 P: 3	R: 0 E: 0 K: 0 S: 3	H: 0 LOB: 0 BB: 0 P: 3	R: 1 E: 1 K: 2 S: 8	H: 1 LOB: 1 BB: 1 P: 12	R: 0 E: 0 K: 0 S: 3	H: 1 LOB: 0 BB: 0 P: 3	R: 0 E: 0 K: 0 S: 3	H: 0 LOB: 0 BB: 0 P: 3		R: 0 E: 0 K: 0 S: 4	H: 2 LOB: 2 BB: 0 P: 4	R: 0 E: 0 K: 0 S: 3	H: 0 LOB: 0 BB: 0 P: 3	1B: 4 2B: 0 3B: 0 HR: 0	SF: 0 SAC: 0 DP: 2 HBP: 0	WP: 0 PB: 0 SB: 0 CS: 0	PA: 30	
<b>PITCHER</b> Ned Garver, R (1, 1) ERA: 2.69	IP 9.0	WLS W	BF 30	H 4	R 1	ER 0	SO 2	BB 1	IBB 0	HBP 0		BLK 0	WP 0	HR 0	S 33	P 37	ERA 0.00	WHIP 0.556		
<b>PITCHER</b>	IP	WLS	BF	H	R	ER	SO	BB	IBB	HBP		BLK	WP	HR	S	P	ERA	WHIP		

AB	29
R	1
H	4
RBI	1
BB	1
SO	2
LOB	6



Batter	1	2	3	4	5	6	7	8	9
<b>Vic Power, R</b> OBP: 0.328, SLG: 0.430 (1, 9) (7, 3)	0-0 5-3		0-0 6-3	0-0 1-3			0-0 E5 1B		
<b>Bob Cerv, R</b> OBP: 0.383, SLG: 0.595 (1, 8) BB	4-0 BB		0-0 E PB 2B			0-0 6-3	0-0 1-2 1B		
<b>Gus Zernial, R</b> OBP: 0.296, SLG: 0.518 (1, 7) SS	0-3 K		0-0 E5 PB 2-3			0-3 K	0-0 F9		
<b>Irv Noren, L</b> OBP: 0.361, SLG: 0.300 <b>Johnny Groth, R</b> OBP: 0.100, SLG: 0.100 (1, 3) (7, 9)	0-0 F7		0-0 P5 1-2 3-H			0-0 6-3	0-0 F8		
<b>Lou Skizas, R</b> OBP: 0.310, SLG: 0.505 (1, 5)		0-0 G6-4-3 1B	0-0 5-3			0-0 P6	0-0 5-3		
<b>Hal Smith, R</b> OBP: 0.306, SLG: 0.475 (1, 2)		0-0 F8		0-3 K		0-0 G6-3 1B	0-0 5-3		
<b>Joe Demaestri, R</b> OBP: 0.368, SLG: 0.421 (1, 6)		0-0 G6-4-3 1-2f		0-0 BB 1B		0-0 G6-3 1-2f			
<b>Ned Garver, R</b> OBP: 0.236, SLG: 0.167 (1, 1)			0-0 HR 2B	4-0 1-2 BB		4-0 L1-3 BB			
<b>Billy Hunter, R</b> OBP: 0.219, SLG: 0.319 (1, 4)			0-0 HR	0-3 K		0-0 L1-3 1-2			

AB	R	H	RBI	BB	SO	LOB
4	0	0	0	0	0	2
3	1	2	0	1	0	0
4	0	0	0	0	2	4
3	0	0	0	0	0	2
1	0	0	0	0	0	0
4	0	1	0	0	0	1
4	0	1	0	0	1	1
3	0	1	0	0	0	2
1	1	1	0	2	0	0
3	1	1	2	0	1	3

**BOTTOM**

**Cleveland Indians @ Kansas City Athletics**  
Municipal Stadium, Kansas City, MO  
Fri May 31 1957, 8:05 PM EDT  
Att. 12,819 - Unknown

[livebaseballscorecards.com](http://livebaseballscorecards.com)

<b>AB</b>	<b>30</b>
<b>R</b>	<b>3</b>
<b>H</b>	<b>7</b>
<b>RBI</b>	<b>2</b>
<b>BB</b>	<b>3</b>
<b>SO</b>	<b>4</b>
<b>LOB</b>	<b>15</b>



Inning	R	H	E	K	S	H	LOB	BB	P
1	0	0	0	1	9	1	0	0	3
2	0	1	0	0	3	1	0	0	3
3	3	3	1	0	7	3	1	0	7
4	0	1	0	2	8	2	1	0	12
5	0	0	0	1	5	0	0	0	5
6	0	1	0	0	3	1	0	0	3
7	0	1	1	0	8	1	1	0	8
8	0	0	0	0	3	0	0	0	3
9	0	0	0	0	3	0	0	0	3

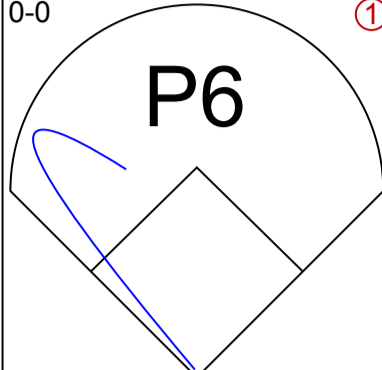
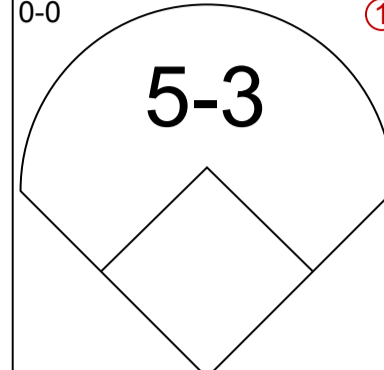
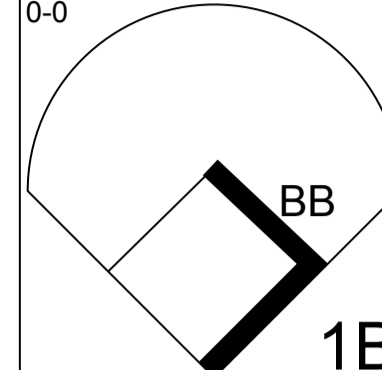
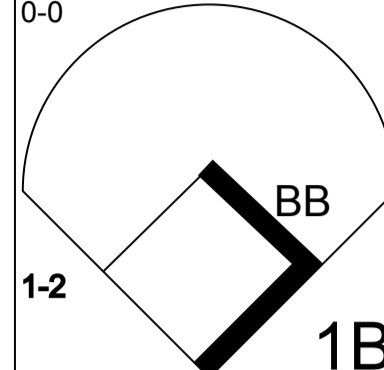
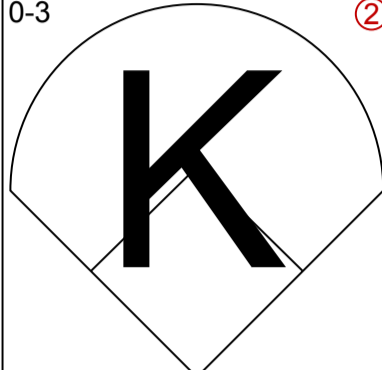
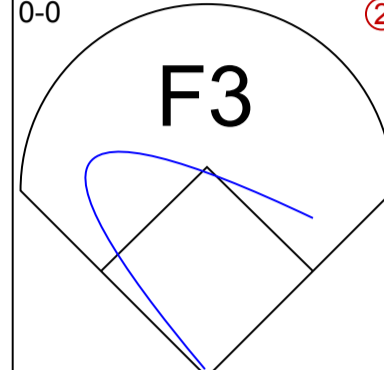
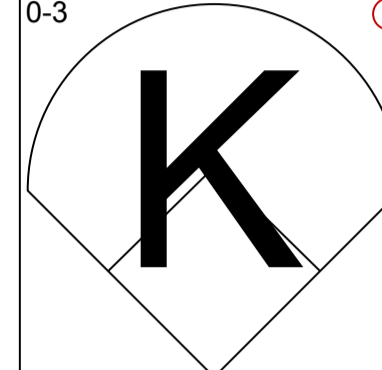
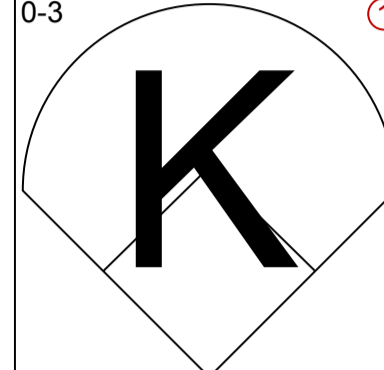
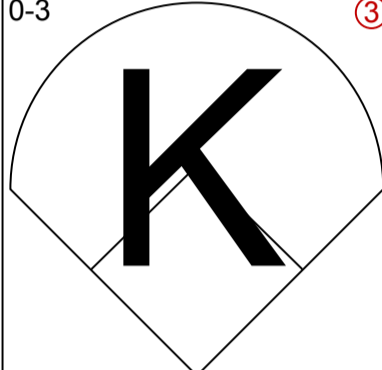
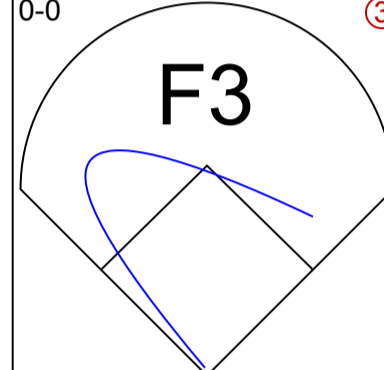
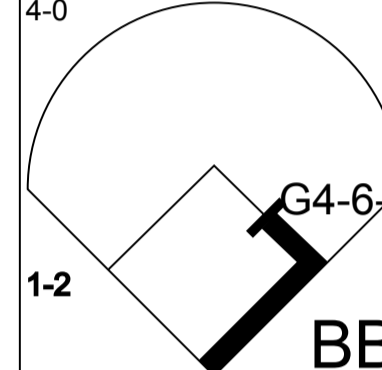
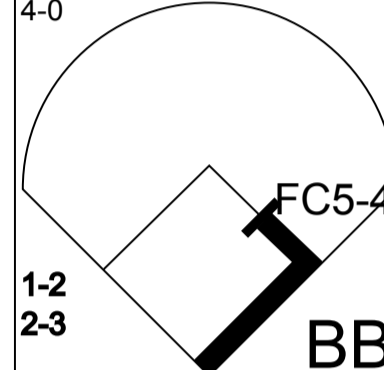
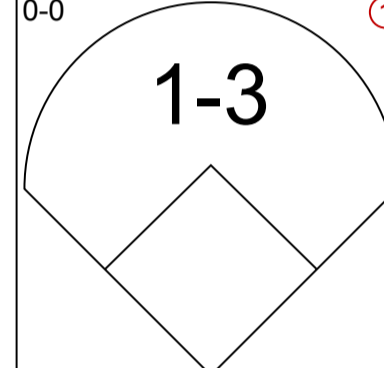
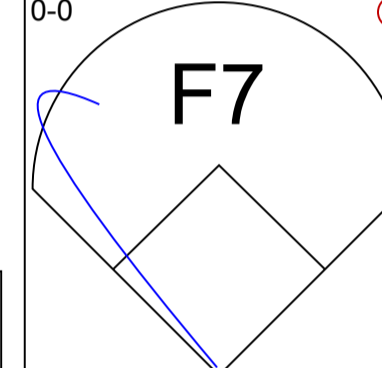
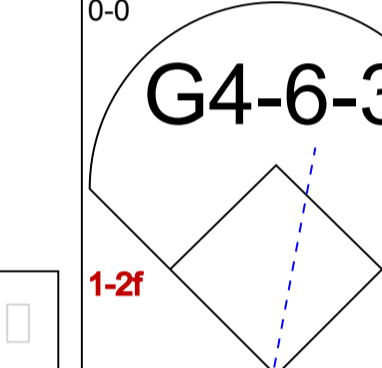
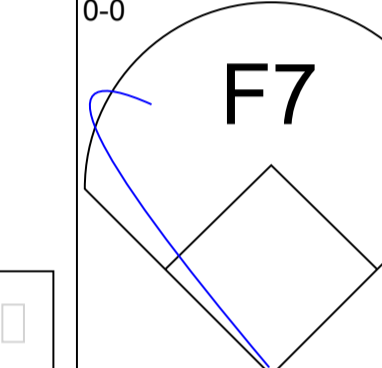
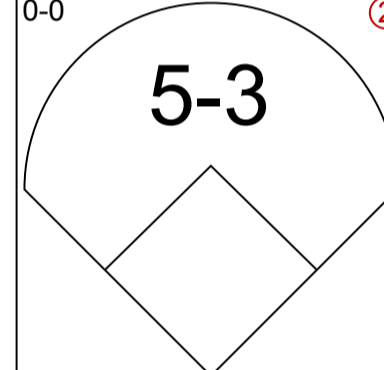
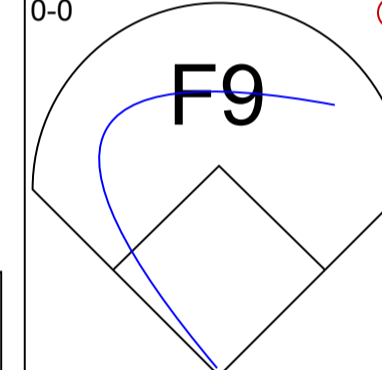
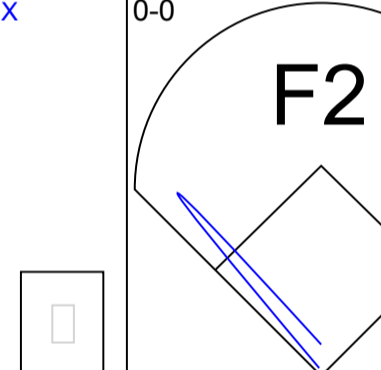
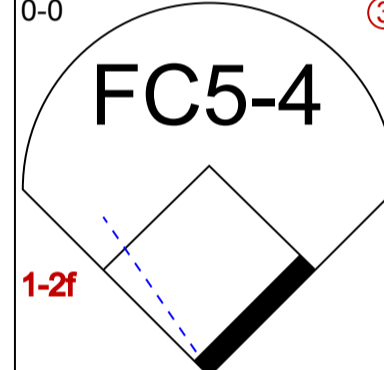
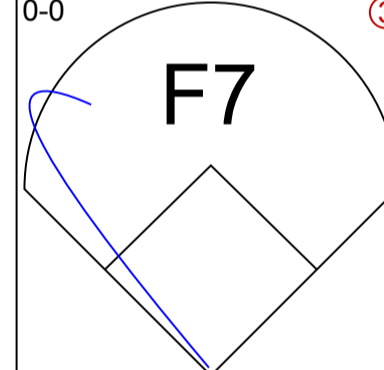
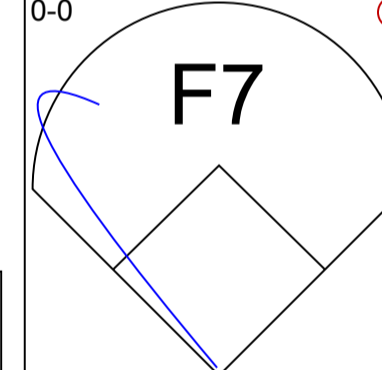
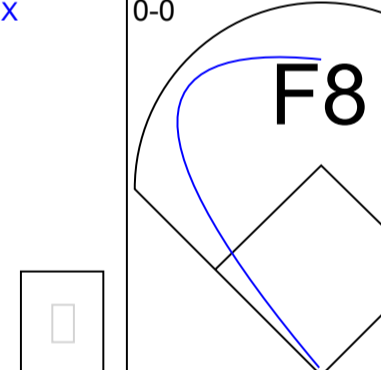
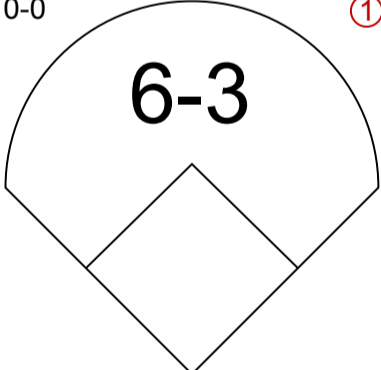
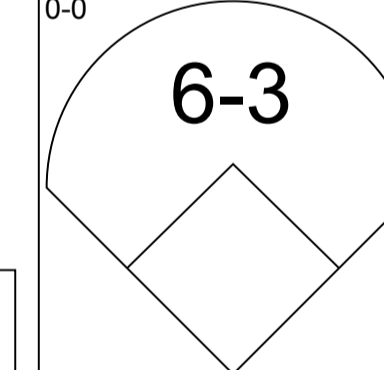
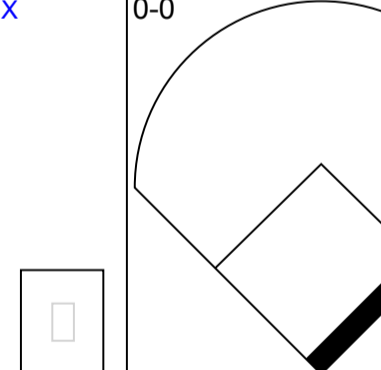
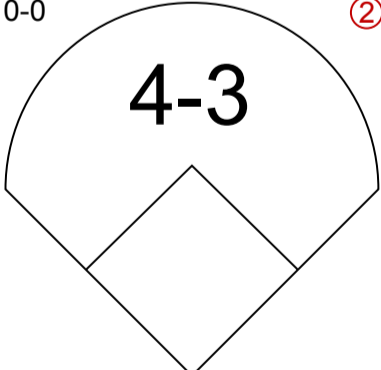
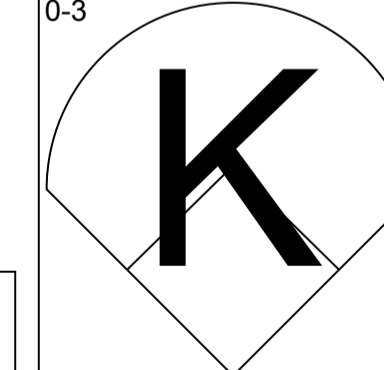
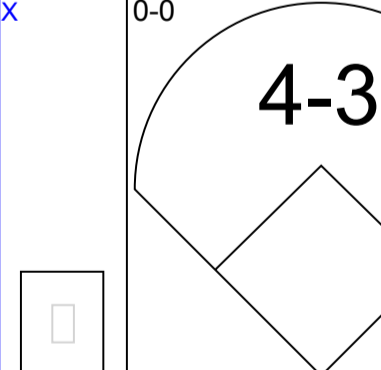
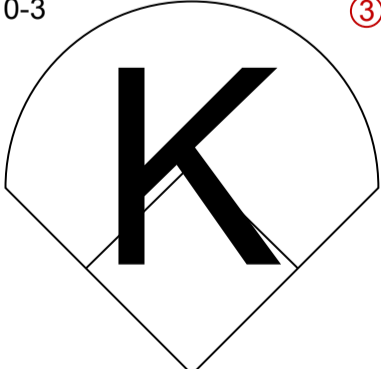
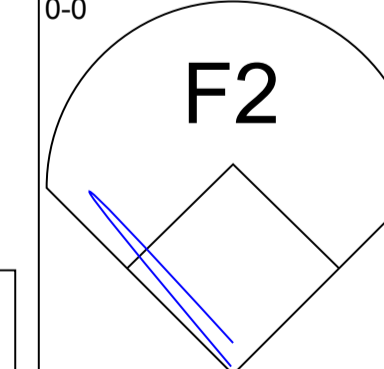
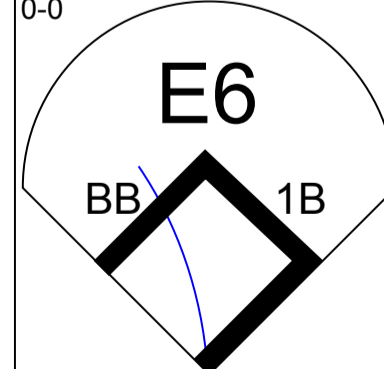
PITCHER	IP	WLS	BF	H	R	ER	SO	BB	IBB	HBP	BLK	WP	HR	S	P	ERA	WHIP
<b>Cal McLish, R</b> ERA: 3.29 (1, 1)	2.1	L	12	4	3	2	1	1	0	0	0	0	1	13	17	7.71	2.143
<b>Dick Tomanek, L</b> ERA: 4.43 (3, 1)	4.2		18	3	0	0	3	2	0	0	0	0	0	22	30	0.00	1.071
<b>Don Mossi, L</b> ERA: 3.74 (8, 1)	1.0		3	0	0	0	0	0	0	0	0	0	0	3	3	0.00	0.000

WP	PA	ERA	WHIP
0	33		
1			
0			
0			



Batter	1	2	3	4	5	6	7	8	9	AB R H RBI BB SO LOB	TOP											
Larry Raines, R (1, 5) OBP: 0.375, SLG: 0.439	0-3 K		0-0 5-3			0-0 F8	4-0 BB		0-3 K	4 0 0 0 1 2 0	<b>Cleveland Indians @ Kansas City Athletics</b> Municipal Stadium, Kansas City, MO Sat Jun 01 1957, 8:05 PM EDT Att. 14,414 - Unknown <a href="http://livebaseballscorecards.com">livebaseballscorecards.com</a>											
Roger Maris, L (1, 7) OBP: 0.324, SLG: 0.485	0-0 2B 1B		0-0 L4			0-0 SF7 3B	0-0 P4			4 2 2 0 0 0 3												
Vic Wertz, L (1, 3) OBP: 0.437, SLG: 0.470	0-0 F9				0-0 6-3	0-0 SF7	0-0 1-3			3 0 0 1 0 0 4												
Rocky Colavito, R (1, 9) OBP: 0.441, SLG: 0.479	0-0 1-H 2B				0-0 2B	0-0 1B		0-3 K		4 1 3 1 0 1 0												
Al Smith, R (1, 8) OBP: 0.355, SLG: 0.319	0-0 F9				0-0 3-1-2 2B	0-0 1B		4-0 WP 4-3 BB		3 0 2 1 1 0 1												
Hal Naragon, L (1, 2) OBP: 0.269, SLG: 0.242		0-0 F7			0-0 3-1-2 2B	0-0 F9		0-0 4-3		4 0 0 0 0 0 4												
Chico Carrasquel, R (1, 6) OBP: 0.317, SLG: 0.308		0-3 K			0-0 1-3		0-0 E7 1B	0-3 K		4 0 1 0 0 2 1												
George Strickland, R (1, 4) OBP: 0.289, SLG: 0.306		0-3 K			0-3 K		0-0 F2		0-3 K	4 0 0 0 0 3 1												
Early Wynn, S (1, 1) OBP: 0.152, SLG: 0.036			0-3 K			0-0 5-3			0-0 4-3	3 0 0 0 1 1 0	<b>C</b>											
Ray Narleski, R (9, 1)										0 0 0 0 0 0 0												
<b>Inning Stats</b>	R: 1 E: 0 K: 1 S: 7	H: 2 LOB: 1 BB: 0 P: 7	R: 0 E: 0 K: 2 S: 7	H: 0 LOB: 0 BB: 0 P: 7	R: 0 E: 0 K: 1 S: 5	H: 0 LOB: 0 BB: 0 P: 5	R: 1 E: 0 K: 0 S: 4	H: 2 LOB: 0 BB: 0 P: 4	R: 0 E: 0 K: 1 S: 5	H: 0 LOB: 0 BB: 0 P: 5	R: 1 E: 0 K: 0 S: 6	H: 3 LOB: 2 BB: 0 P: 6	R: 0 E: 1 K: 0 S: 4	H: 1 LOB: 3 BB: 2 P: 12	R: 0 E: 0 K: 2 S: 7	H: 0 LOB: 1 BB: 1 P: 11	R: 0 E: 0 K: 2 S: 7	H: 0 LOB: 0 BB: 0 P: 7	1B: 4 2B: 4 3B: 1 HR: 0	SF: 1 SAC: 0 DP: 1 HBP: 0	WP: 1 PB: 0 SB: 0 CS: 0	PA: 37
<b>PITCHER</b>	IP WLS BF H R ER SO BB IBB HBP BLK WP HR S P ERA WHIP																					
Wally Burnette, R (1, 1) ERA: 3.51	5.2 L 23 7 3 3 5 0 0 0 0 0 0 0 33 33 4.76 1.235																					
Ryne Duren, R (6, 1) ERA: 4.33	0.2 5 1 0 0 0 2 0 0 0 0 0 0 3 11 0.00 4.500																					
Virgil Trucks, R (7, 1) ERA: 2.56	1.2 6 0 0 0 0 2 1 0 0 0 1 0 9 13 0.00 0.600																					
Rip Coleman, L (9, 1) ERA: 3.94	1.0 3 0 0 0 0 2 0 0 0 0 0 0 7 7 0.00 0.000																					

Batter	1	2	3	4	5	6	7	8	9	AB R H RBI BB SO LOB	BOTTOM
--------	---	---	---	---	---	---	---	---	---	----------------------	--------

<b>Vic Power, R</b> (1, 9) <small>OBP: 0.333, SLG: 0.432</small>	0-0 			0-0 			0-0 		0-0 	4 0 2 0 0 0 0	<b>Cleveland Indians @ Kansas City Athletics</b> Municipal Stadium, Kansas City, MO Sat Jun 01 1957, 8:05 PM EDT Att. 14,414 - Unknown
<b>Bob Cerv, R</b> (1, 8) <small>OBP: 0.365, SLG: 0.566</small>	0-3 			0-0 		0-3 		0-3 	4 0 0 0 0 3 3		
<b>Gus Zernial, R</b> (1, 7) <small>OBP: 0.297, SLG: 0.511</small> <b>Clete Boyer, R</b> (7, PR) <b>Hector Lopez, R</b> (8, 5) <small>OBP: 0.299, SLG: 0.390</small> <b>Milt Graf, L</b> (9, PR) <small>OBP: 0.237, SLG: 0.235</small>	0-3 			0-0 		4-0 		4-0 	2 0 0 0 1 1 0 0 0 0 0 0 0 0 0 0 0 0 1 0 0 0 0 0 0 0 0 0		
<b>Irv Noren, L</b> (1, 3) <small>OBP: 0.325, SLG: 0.265</small>		0-0 		0-0 		0-0 		0-0 	4 0 0 0 0 0 5		
<b>Lou Skizas, R</b> (1, 5) <small>OBP: 0.299, SLG: 0.486</small> (8, 7)		0-0 		0-0 			0-0 	0-0 	4 0 0 0 0 0 3		
<b>Hal Smith, R</b> (1, 2) <small>OBP: 0.299, SLG: 0.463</small>		0-0 		0-0 			0-0 		3 0 0 0 0 0 0		
<b>Joe Demaestri, R</b> (1, 6) <small>OBP: 0.367, SLG: 0.419</small>			0-0 		0-0 		0-0 		3 0 1 0 0 0 0		
<b>Wally Burnette, R</b> (1, 1) <small>OBP: 0.214, SLG: 0.214</small> <b>Ryne Duren, R</b> (6, 1) <small>OBP: 0.077, SLG: 0.077</small> <b>Virgil Trucks, R</b> (7, 1) <small>OBP: 0.375, SLG: 0.375</small> <b>Mickey McDermott, L</b> (8, PH) <small>OBP: 0.364, SLG: 0.375</small> <b>Rip Coleman, L</b> (9, 1)			0-0 		0-3 		0-0 		1 0 0 0 0 0 0 1 0 0 0 0 1 0 0 0 0 0 0 0 0 1 0 0 0 0 0 1 0 0 0 0 0 0 0		
<b>Billy Hunter, R</b> (1, 4) <small>OBP: 0.211, SLG: 0.306</small>			0-3 		0-0 			0-0 	3 0 0 0 0 1 0		

Inning Stats	R: 0	H: 0	E: 0	K: 2	S: 7	LOB: 0	BB: 0	P: 7	R: 0	H: 0	E: 0	K: 1	S: 3	LOB: 0	BB: 0	P: 3	R: 0	H: 0	E: 0	K: 0	S: 3	LOB: 0	BB: 0	P: 3	R: 0	H: 1	E: 0	K: 1	S: 5	LOB: 2	BB: 1	P: 9	R: 0	H: 1	E: 0	K: 0	S: 4	LOB: 1	BB: 0	P: 4	R: 0	H: 1	E: 1	K: 1	S: 7	LOB: 3	BB: 1	P: 11	1B: 3	SF: 0	2B: 0	3B: 0	HR: 0	SAC: 0	DP: 1	HBP: 0	WP: 0	PB: 0	SB: 0	CS: 0	PA: 32
--------------	------	------	------	------	------	--------	-------	------	------	------	------	------	------	--------	-------	------	------	------	------	------	------	--------	-------	------	------	------	------	------	------	--------	-------	------	------	------	------	------	------	--------	-------	------	------	------	------	------	------	--------	-------	-------	-------	-------	-------	-------	-------	--------	-------	--------	-------	-------	-------	-------	--------

PITCHER	IP	WLS	BF	H	R	ER	SO	BB	IBB	HBP	BLK	WP	HR	S	P	ERA	WHIP
<b>Early Wynn, R</b> (1, 1) <small>ERA: 3.7</small>	8.1	W	30	3	0	0	6	2	0	0	0	0	0	40	48	0.00	0.600
<b>Ray Narleski, R</b> (9, 1) <small>ERA: 0.29</small>	0.2	S	2	0	0	0	0	0	0	0	0	0	0	2	2	0.00	0.000

livebaseballscorecards.com

<b>AB</b>	<b>30</b>
<b>R</b>	<b>0</b>
<b>H</b>	<b>3</b>
<b>RBI</b>	<b>0</b>
<b>BB</b>	<b>2</b>
<b>SO</b>	<b>6</b>
<b>LOB</b>	<b>12</b>





Batter	1	2	3	4	5	6	7	8	9	AB R H RBI BB SO LOB	TOP														
Larry Raines, R (1, 5) OBP: 0.368, SLG: 0.426	0-0 G3-6 1B		0-0 5-3			0-0 6-3		0-0 F9		4 0 1 0 0 0 2															
Roger Maris, L (1, 7) OBP: 0.322, SLG: 0.476	0-0 F9			0-0 F8 1B		0-3 K		0-3 K		4 0 1 0 0 2 1															
Vic Wertz, L (1, 3) OBP: 0.427, SLG: 0.457	0-0 G3-6 1-2f			0-0 F8 1-2		0-0 F8		0-0 L1		4 0 0 0 0 0 2															
Rocky Colavito, R (1, 9) OBP: 0.442, SLG: 0.512		0-0 HR		0-0 F8		0-0 5-3		0-0 2B		4 1 2 1 0 0 0															
Al Smith, R (1, 8) OBP: 0.352, SLG: 0.313		0-0 P6		0-0 6-3		0-0 6-3		4-0 2B SF9 BB	0-0 L1	3 1 0 0 1 0 1															
Chico Carrasquel, R (1, 6) OBP: 0.317, SLG: 0.318		0-0 6-3		0-0 F7		0-0 F7		0-0 FC6-4 1-3 2B		3 0 1 0 0 0 0															
Hal Naragon, L (1, 2) OBP: 0.268, SLG: 0.229		0-0 4-3		0-0 P6		0-0 P6		0-0 SF9		2 0 0 1 0 0 0															
George Strickland, R (1, 4) OBP: 0.290, SLG: 0.300			0-0 5-3		0-3 K		0-0 FC6-4 IBB			2 0 0 0 1 1 0															
Mike Garcia, R (1, 1) OBP: 0.211, SLG: 0.118			0-3 K		0-0 P3		0-0 FC6-4			2 0 0 0 0 1 0															
Bobby Avila, R (8, PH) OBP: 0.267, SLG: 0.271										1 0 0 0 0 0 2															
Ray Narleski, R (8, 1)										0 0 0 0 0 0 0															
Don Mossi, L (8, 1) OBP: 0.500, SLG: 0.500										0 0 0 0 0 0 0															
<b>Inning Stats</b>	R: 0 E: 0 K: 0 S: 3	H: 1 LOB: 0 BB: 0 P: 3	R: 1 E: 0 K: 0 S: 4	H: 1 LOB: 0 BB: 0 P: 4	R: 0 E: 0 K: 1 S: 5	H: 0 LOB: 0 BB: 0 P: 5	R: 0 E: 0 K: 0 S: 3	H: 1 LOB: 0 BB: 0 P: 3	R: 0 E: 0 K: 0 S: 3	H: 0 LOB: 0 BB: 0 P: 3	R: 0 E: 0 K: 1 S: 5	H: 0 LOB: 0 BB: 0 P: 5	R: 0 E: 0 K: 1 S: 5	H: 0 LOB: 0 BB: 0 P: 5	R: 1 E: 0 K: 0 S: 4	H: 1 LOB: 2 BB: 2 P: 12	R: 0 E: 0 K: 1 S: 6	H: 1 LOB: 1 BB: 0 P: 6	1B: 2 2B: 2 3B: 0 HR: 1	SF: 1 SAC: 0 DP: 1 HBP: 0	WP: 0 PB: 0 SB: 0 CS: 0	PA: 32			
<b>PITCHER</b>	IP WLS BF H R ER SO BB IBB HBP BLK WP HR S P ERA WHIP																								
Alex Kellner, L (1, 1) ERA: 2.91	7.0		24	4	2	2	3	1	0	0	0	0	1	29	33	2.57	0.714								
Mickey McDermott, L (8, 1) ERA: 4.67	2.0	W	8	1	0	0	1	0	1	0	0	0	0	9	13	0.00	0.500								

Cleveland Indians @ Kansas City Athletics  
Municipal Stadium, Kansas City, MO  
Sun Jun 02 1957, 4:33 AM EDT  
Att. 12,774 - Unknown

AB	29
R	2
H	5
RBI	2
BB	2
SO	4
LOB	8



livebaseballscorecards.com

Batter	1	2	3	4	5	6	7	8	9
Joe Demaestri, R OBP: 0.368, SLG: 0.418 (1, 6)	0-0 G6-4-3 1B		0-3 K		0-0 F7		0-0 F9	0-0 3B 1B	
Vic Power, R OBP: 0.343, SLG: 0.459 (1, 3)	0-0 G6-4-3 1-2f		0-0 FC6-4 1-2f			0-0 HR	0-0 FC6-4 1B	4-0 3B IBB	
Bob Cerv, R OBP: 0.367, SLG: 0.580 (1, 7) (7, 8)	0-3 K			0-3 K		0-0 1B 1B	0-0 FC6-4 1-2f	0-0 1-H 2-H 3-H 3B	
Lou Skizas, R OBP: 0.303, SLG: 0.482 (1, 5) (7, 7)		0-0 FC6-4 1B		0-0 F8		0-0 P6		SH3-4 1B 1B 6-3	
Hal Smith, R OBP: 0.300, SLG: 0.460 (1, 2)		0-0 P6		0-0 BB 1B		0-0 F8		0-0 SH3-4 1-2	
Johnny Groth, R OBP: 0.286, SLG: 0.231 (1, 9)		0-0 F7		4-0 1-2 BB		0-0 1-2 1B		0-0 1B 1B 2-H	
Jim Pisoni, R OBP: 0.307, SLG: 0.341 (1, 8)		0-0 FC6-4 1-2f		0-0 1-3		0-0 4-3		0-0 1B 1B 1-2 1B 1B	
Harry Simpson, L OBP: 0.350, SLG: 0.526 (6, PH)									
Hector Lopez, R OBP: 0.305, SLG: 0.396 (7, 5)									
Alex Kellner, R OBP: 0.353, SLG: 0.625 (1, 1)			0-0 1-3		0-0 6-3		0-0 1-3 1B 2B	0-3 K	
Mickey McDermott, L OBP: 0.348, SLG: 0.353 (8, 1)									
Billy Hunter, R OBP: 0.225, SLG: 0.316 (1, 4)			0-0 FC6-4 1B		0-0 F8		0-0 1-3 2-3	0-0 1B 3B 1B 1-2 2-H	

AB	R	H	RBI	BB	SO	LOB
5	1	2	1	0	1	2
4	2	2	2	1	0	2
5	0	2	3	0	2	1
5	1	2	0	0	0	2
3	0	1	0	0	0	2
3	1	2	1	1	0	1
2	0	0	0	0	0	3
1	0	0	0	0	0	2
1	1	1	0	0	0	0
3	1	1	0	0	0	0
1	0	0	0	0	1	2
4	1	2	1	0	0	1

BOTTOM	
<b>AB</b>	<b>37</b>
<b>R</b>	<b>8</b>
<b>H</b>	<b>15</b>
<b>RBI</b>	<b>8</b>
<b>BB</b>	<b>2</b>
<b>SO</b>	<b>4</b>
<b>LOB</b>	<b>18</b>

Inning Stats		R	H	E	K	S	H	LOB	BB	P	R	H	E	K	S	H	LOB	BB	P	R	H	E	K	S	H	LOB	BB	P
		0	1	0	1	5	1	0	0	5	0	0	0	1	0	0	0	0	0	0	0	0	0	0	0	0	0	0
		0	1	0	0	4	1	1	0	4	0	0	0	0	0	0	0	0	0	0	0	0	0	0	0	0	0	
		0	1	0	1	6	1	1	0	6	0	0	0	1	0	0	0	0	0	0	0	0	0	0	0	0	0	
		0	0	0	0	3	0	0	0	3	0	0	0	0	0	0	0	0	0	0	0	0	0	0	0	0	0	
		0	0	0	0	10	0	2	1	10	0	0	0	0	0	0	0	0	0	0	0	0	0	0	0	0	0	
		0	0	0	0	3	0	0	0	3	0	0	0	0	0	0	0	0	0	0	0	0	0	0	0	0	0	
		1	3	0	0	6	0	2	0	6	0	0	0	0	0	0	0	0	0	0	0	0	0	0	0	0	0	
		1	2	0	0	5	0	1	0	5	0	0	0	0	0	0	0	0	0	0	0	0	0	0	0	0	0	
		6	6	0	1	15	0	1	0	15	0	0	0	0	0	0	0	0	0	0	0	0	0	0	0	0	0	

PITCHER	IP	WLS	BF	H	R	ER	SO	BB	IBB	HBP	BLK	WP	HR	S	P	ERA	WHIP
Mike Garcia, R ERA: 3.22 (1, 1)	7.0		30	9	2	2	3	1	0	0	0	0	1	35	39	2.57	1.429
Ray Narleski, R ERA: 2.01 (8, 1)	0.2	L	9	6	6	6	1	0	1	0	0	0	0	10	14	81.00	9.000
Don Mossi, L ERA: 3.68 (8, 1)	0.1		1	0	0	0	0	0	0	0	0	0	0	1	1	0.00	0.000

PITCHER	IP	WLS	BF	H	R	ER	SO	BB	IBB	HBP	BLK	WP	HR	S	P	ERA	WHIP

**Cleveland Indians @ Kansas City Athletics**  
**Municipal Stadium, Kansas City, MO**  
 Sun Jun 02 1957, 4:33 AM EDT  
 Att. 12,774 - Unknown

livebaseballscorecards.com





Batter	1	2	3	4	5	6	7	8	9	AB	R	H	RBI	BB	SO	LOB	TOP										
Billy Gardner, R (1, 4) OBP: 0.330, SLG: 0.394	4-0 BB	0-0 F6		0-0 1-3		0-0 G6-4-3		0-0 1B WP 1B	0-0 1B	5	0	1	0	1	0	7											
George Kell, R (1, 5) OBP: 0.349, SLG: 0.430	0-0 4-3		0-0 5-3		0-0 5-3	0-0 HR		0-0 WP BB 1B	0-0 E4 1B	6	1	3	4	0	0	1											
Dick Williams, R (1, 3) OBP: 0.308, SLG: 0.350	0-0 L1		0-0 1B		0-0 F9	4-0 1B BB		0-3 K	0-0 1B	5	1	1	0	0	1	5											
Bob Nieman, R (1, 9) OBP: 0.350, SLG: 0.365 Jim Pyburn, R (8, 7) OBP: 0.444, SLG: 0.250	4-0 BB		0-0 L4		4-0 BB	4-0 1B BB		4-0 WP BB	0-0 F4	1	0	0	0	4	0	1											
Gus Triandos, R (1, 2) OBP: 0.374, SLG: 0.508	0-0 F8		0-0 L7		0-0 5-3	0-0 1B		0-0 WP		6	0	1	1	0	1	7											
Tito Francona, L (1, 7) (8, 9) OBP: 0.338, SLG: 0.430		0-0 1B SF8 1B		0-0 3-1 2B		0-0 1B 1B		0-0 F8	0-3 K	5	3	4	0	0	0	0											
Al Pilarcik, L (1, 8) OBP: 0.381, SLG: 0.429		0-0 1B		0-0 F8		0-0 1B 1B		0-0 F8	0-0 1B BB 1B	4	2	2	0	1	0	1											
Jim Brideweser, R (1, 6) OBP: 0.440, SLG: 0.425 Joe Ginsberg, L (6, PH) OBP: 0.368, SLG: 0.397 Willy Miranda, S (6, PR) (6, 6) OBP: 0.339, SLG: 0.250		0-3 K		4-0 3-1 BB		0-0 G6-4-3 1B		0-0 F8	4-0 E 1B BB	1	0	0	0	1	1	2											
Billy Loes, R (1, 1) Bob Boyd, L (2, PH) Mike Fornieles, R (2, 1) Tex Nelson, L (4, PH) Billy O'Dell, S (4, 1) Bob Hale, L (6, PH) George Zuverink, R (6, 1) OBP: 0.269, SLG: 0.261 OBP: 0.167, SLG: 0.167		0-0 SF8		0-0 3-1		0-0 G6-4-3 1B		0-0 4-3	0-0 F8	0	0	0	0	0	0	0											
<b>Inning Stats</b>	R: 0 E: 0 K: 0 S: 3	H: 0 LOB: 2 BB: 2 P: 11	R: 1 E: 0 K: 1 S: 7	H: 2 LOB: 1 BB: 0 P: 7	R: 0 E: 0 K: 0 S: 4	H: 1 LOB: 1 BB: 0 P: 4	R: 0 E: 0 K: 0 S: 4	H: 1 LOB: 2 BB: 1 P: 8	R: 0 E: 0 K: 0 S: 3	H: 0 LOB: 1 BB: 1 P: 7	R: 5 E: 0 K: 0 S: 7	H: 6 LOB: 2 BB: 2 P: 15	R: 0 E: 0 K: 0 S: 3	H: 0 LOB: 0 BB: 0 P: 3	R: 0 E: 1 K: 1 S: 6	H: 2 LOB: 2 BB: 1 P: 10	R: 3 E: 1 K: 1 S: 9	H: 3 LOB: 2 BB: 1 P: 13	1B: 13 2B: 1 3B: 0 HR: 1	SF: 1 SAC: 0 DP: 1 HBP: 0	WP: 1 PB: 0 SB: 1 CS: 0	PA: 49					
<b>PITCHER</b>	IP	WLS	BF	H	R	ER	SO	BB	IBB	HBP	BLK	WP	HR	S	P	ERA	WHIP										
Tom Morgan, R (1, 1) ERA: 4.24	5.0		27	8	5	5	1	4	0	0	0	0	0	25	41	9.00	2.400										
Ryne Duren, R (6, 1) ERA: 4.75	0.2		4	1	0	0	0	2	0	0	0	0	1	2	10	0.00	4.500										
Virgil Trucks, R (6, 1) ERA: 2.38	2.1		10	3	1	1	1	1	0	0	0	1	0	10	14	3.86	1.714										
Mickey McDermott, L (9, 1) ERA: 4.5	1.0	L	8	3	3	0	1	1	0	0	0	0	0	9	13	0.00	4.000										

Baltimore Orioles @ Kansas City Athletics  
Municipal Stadium, Kansas City, MO  
Tue Jun 04 1957, 4:33 AM EDT  
Att: 10,833 - Unknown

AB	40
R	9
H	15
RBI	7
BB	8
SO	3
LOB	28



WP	1	PA	49
PB	0		
SB	1		
CS	0		

ERA	WHIP

Batter	1	2	3	4	5	6	7	8	9	AB	R	H	RBI	BB	SO	LOB
Vic Power, R OBP: 0.348, SLG: 0.463 Johnny Groth, R OBP: 0.333, SLG: 0.294 (1, 9) (1, PR) (2, 9)	0-0 F8 1B	0-0 5-3		0-0 FC6-4 1B			0-0 L4-3 1B		0-0 4-3	1	0	1	0	0	0	0
Joe Demaestri, R OBP: 0.362, SLG: 0.413 (1, 6)	0-0 F8 1-2	0-0 G6-4-3 1B		0-0 FC6-4 1-2f			0-0 F3		0-0 SF7	4	0	1	1	0	0	3
Bob Cerv, R OBP: 0.358, SLG: 0.570 (1, 7) (9, 8)	0-0 1B 2-3	0-0 G6-4-3 1-2f		0-0 F9			0-0 L4-3 1-2		0-0 5-3	5	1	1	0	0	0	4
Harry Simpson, L OBP: 0.361, SLG: 0.537 (1, 3)	4-0 1B IBB		0-0 HR 2B		0-3 K			0-0 SH3 1B		3	2	2	0	1	1	0
Hal Smith, R OBP: 0.308, SLG: 0.488 (1, 2)	0-0 1B FC6-4 1-2 2-3 3-H		0-0 HR		0-0 F9			0-0 SH3 1-2		3	2	2	3	0	0	0
Hector Lopez, R OBP: 0.311, SLG: 0.394 (1, 5)	0-0 FC6-4 1B 1-3 2-H 3-H		0-0 F4		0-0 6-3			4-0 IBB		3	0	1	2	1	0	0
Jim Pisoni, R OBP: 0.308, SLG: 0.341 Irv Noren, L OBP: 0.317, SLG: 0.257 Mickey McDermott, L OBP: 0.348, SLG: 0.353 (1, 8) (8, PH) (9, 1)	0-0 FC6-4 1B 1-2f 3-H		0-3 K		0-0 B3-6-4 1B		0-0 L7		0-0 L7	3	0	1	1	0	1	1
Tom Morgan, R OBP: 0.136, SLG: 0.095 Ryne Duren, R OBP: 0.077, SLG: 0.077 Virgil Trucks, R OBP: 0.333, SLG: 0.333 Lou Skizas, R OBP: 0.301, SLG: 0.478 (1, 1) (6, 1) (6, 1) (8, PH) (9, 7)	0-0 1B		0-0 L6		0-0 B3-6-4 1-2f		0-0 4-3		0-0 4-3	2	0	1	0	0	0	0
Billy Hunter, R OBP: 0.217, SLG: 0.304 Tim Thompson, L OBP: 0.191, SLG: 0.196 Milt Graff, L OBP: 0.237, SLG: 0.235 (1, 4) (9, PH) (9, PR)	0-0 1-3		0-3 K		0-0 F7			0-0 4-3 PB SF7 1B		3	0	0	0	0	1	2

Inning Stats	R: 4	H: 5	E: 0	K: 8	LOB: 2	BB: 1	P: 12	R: 0	H: 1	E: 0	K: 3	LOB: 0	BB: 3	P: 3	R: 2	H: 2	E: 0	K: 1	LOB: 0	BB: 0	P: 7	R: 0	H: 1	E: 0	K: 1	LOB: 1	BB: 0	P: 6	R: 0	H: 0	E: 0	K: 1	LOB: 0	BB: 0	P: 5	R: 0	H: 1	E: 0	K: 0	LOB: 0	BB: 0	P: 3	R: 0	H: 1	E: 0	K: 0	LOB: 0	BB: 1	P: 8	R: 0	H: 1	E: 0	K: 0	LOB: 2	BB: 1	P: 8	R: 1	H: 1	E: 0	K: 0	LOB: 1	BB: 0	P: 4	1B: 10	2B: 3	3B: 0	HR: 1	SF: 1	SAC: 1	DP: 3	HBP: 0	WP: 0	PB: 1	SB: 0	CS: 0	PA: 39
--------------	------	------	------	------	--------	-------	-------	------	------	------	------	--------	-------	------	------	------	------	------	--------	-------	------	------	------	------	------	--------	-------	------	------	------	------	------	--------	-------	------	------	------	------	------	--------	-------	------	------	------	------	------	--------	-------	------	------	------	------	------	--------	-------	------	------	------	------	------	--------	-------	------	--------	-------	-------	-------	-------	--------	-------	--------	-------	-------	-------	-------	--------


PITCHER	IP	WLS	BF	H	R	ER	SO	BB	IBB	HBP	BLK	WP	HR	S	P	ERA	WHIP
Billy Loes, R ERA: 3.29 (1, 1)	1.0		9	5	4	4	0	0	0	0	0	0	0	8	12	36.00	5.000
Mike Fornieles, R ERA: 4.5 (2, 1)	2.0		8	3	2	2	1	0	0	0	0	0	1	10	10	9.00	1.500
Billy O'Dell, L ERA: 2.63 (4, 1)	2.0		7	1	0	0	2	0	0	0	0	0	0	11	11	0.00	0.500
George Zuverink, R ERA: 1.59 (6, 1)	4.0	W	15	4	1	0	0	0	1	0	0	0	0	14	18	0.00	1.000

**BOTTOM**

**Baltimore Orioles @ Kansas City Athletics**  
Municipal Stadium, Kansas City, MO

Tue Jun 04 1957, 4:33 AM EDT  
Att. 10,833 - Unknown

AB	35
R	7
H	13
RBI	7
BB	2
SO	3
LOB	16



PITCHER	IP	WLS	BF	H	R	ER	SO	BB	IBB	HBP	BLK	WP	HR	S	P	ERA	WHIP
---------	----	-----	----	---	---	----	----	----	-----	-----	-----	----	----	---	---	-----	------



Batter	1	2	3	4	5	6	7	8	9	AB R H RBI BB SO LOB	TOP											
<b>Billy Gardner, R</b> (1, 4) OBP: 0.333, SLG: 0.393	0-0 F9		4-0 CS BB			0-0 F7		0-0 1B		3 0 1 0 1 0 0	<b>Baltimore Orioles @ Kansas City Athletics</b> <b>Municipal Stadium, Kansas City, MO</b> Wed Jun 05 1957, 4:33 AM EDT Att. 8,322 - Unknown <a href="http://livebaseballscorecards.com">livebaseballscorecards.com</a>											
<b>George Kell, R</b> (1, 5) OBP: 0.340, SLG: 0.417	0-0 5-3		0-0 F7 1-2			0-0 5-3		0-0 F5		4 0 0 0 0 0 2												
<b>Tito Francona, L</b> (1, 7) OBP: 0.336, SLG: 0.419	4-0 2B BB			0-0 L4		0-0 F7		0-0 3-1		3 1 0 0 1 0 1												
<b>Bob Nieman, R</b> (1, 9) OBP: 0.359, SLG: 0.401	0-0 1-H 2B			0-0 1B			0-0 HR		0-0 6-3	4 1 3 2 0 0 0												
<b>Gus Triandos, R</b> (1, 2) OBP: 0.364, SLG: 0.492	0-0 F6			0-0 F3		0-3 K		0-0 F2		4 0 0 0 0 1 2												
<b>Al Pilarcik, L</b> (1, 8) OBP: 0.377, SLG: 0.423		0-0 1-3		0-0 F7		0-0 1B 1B		0-3 K		4 0 1 0 0 1 1												
<b>Bob Hale, L</b> (1, 3) OBP: 0.276, SLG: 0.269		0-0 F8			0-0 5-3		0-0 G3-6-3 1-3 1B			3 0 1 0 0 0 0												
<b>Hal Brown, R</b> (7, PR) OBP: 0.250, SLG: 0.231										0 0 0 0 0 0 0												
<b>Willy Miranda, S</b> (7, 6) OBP: 0.339, SLG: 0.250										0 0 0 0 0 0 0												
<b>Jim Brideweser, R</b> (1, 6) OBP: 0.431, SLG: 0.415		0-0 F3			0-0 L9		0-0 G3-6-3 1-2f			2 0 0 0 0 0 0												
<b>Bob Boyd, L</b> (7, PH) OBP: 0.386, SLG: 0.370										1 0 0 0 0 0 2												
<b>Ray Moore, R</b> (1, 1) OBP: 0.219, SLG: 0.500			0-0 F5			0-0 2-3		0-0 F5		3 0 0 0 0 0 0												
<b>Inning Stats</b>	R: 1 E: 0 K: 0 S: 4	H: 1 LOB: 1 BB: 1 P: 8	R: 0 E: 0 K: 0 S: 3	H: 0 LOB: 0 BB: 0 P: 3	R: 0 E: 0 K: 0 S: 2	H: 0 LOB: 0 BB: 1 P: 6	R: 0 E: 0 K: 0 S: 4	H: 1 LOB: 1 BB: 0 P: 4	R: 0 E: 0 K: 0 S: 3	H: 0 LOB: 0 BB: 0 P: 3	R: 0 E: 0 K: 1 S: 7	H: 0 LOB: 0 BB: 0 P: 3	R: 1 E: 0 K: 1 S: 7	H: 3 LOB: 2 BB: 0 P: 7	R: 0 E: 0 K: 0 S: 4	H: 1 LOB: 1 BB: 0 P: 4	R: 0 E: 0 K: 1 S: 5	H: 0 LOB: 0 BB: 0 P: 5	1B: 4 2B: 1 3B: 0 HR: 1	SF: 0 SAC: 0 DP: 1 HBP: 0	WP: 0 PB: 0 SB: 0 CS: 1	PA: 33
<b>PITCHER</b>	IP WLS BF H R ER SO BB IBB HBP BLK WP HR S P ERA WHIP																					
<b>Arnie Portocarrero, R</b> (1, 1) ERA: 2.57	7.0 W 26 5 2 2 1 2 0 0 0 0 0 1 26 34 2.57 1.000																					
<b>Tom Morgan, R</b> (8, 1) ERA: 4.11	2.0 S 7 1 0 0 1 0 0 0 0 0 0 0 9 9 0.00 0.500																					



Batter	1	2	3	4	5	6	7	8	9	AB	R	H	RBI	BB	SO	LOB
Joe Demaestri, R OBP: 0.366, SLG: 0.411 (1, 6)	0-0 F3 ①		4-0 BB BBB		0-0 1B 1B		0-0 L9 ①			3	0	1	0	1	0	0
Bob Cerv, R OBP: 0.343, SLG: 0.546 (1, 8) (8, 7)	0-0 5-3 ②		0-0 F6 ①		0-0 F4 ①		0-0 F8 ②			4	0	0	0	0	0	2
Gus Zernial, R OBP: 0.296, SLG: 0.524 Tom Morgan, R OBP: 0.136, SLG: 0.095 (1, 7) (8, 1)	0-0 HR		0-3 K ②		0-0 F3 ②		0-3 K ③			4	1	1	1	0	2	2
Harry Simpson, L OBP: 0.358, SLG: 0.529 (1, 3)	0-0 F8 ③		0-3 K ③		0-0 1B 1-3			0-0 6-3 ①		4	0	1	0	0	1	1
Lou Skizas, R OBP: 0.307, SLG: 0.504 (1, 5)		0-0 4-3 S 1B ①		0-0 HR	0-0 F5 ③			0-0 F9 ②		4	2	2	1	0	0	2
Hal Smith, R OBP: 0.299, SLG: 0.473 (1, 2)		0-0 4-3 ①		0-3 K ①		0-0 F7 ①		0-0 F8 ③		4	0	0	0	0	1	1
Johnny Groth, R OBP: 0.333, SLG: 0.300 (1, 9)		0-0 1B ①		0-0 6-3 ②		0-3 K ②				3	0	1	1	0	1	0
Arnie Portocarrero, R OBP: 0.500, SLG: 0.400 Jim Pisoni, R OBP: 0.308, SLG: 0.341 (1, 1) (8, 8)		0-0 F8 ②		0-0 1B ①		0-0 1B ①				3	0	2	0	0	0	1
Billy Hunter, R OBP: 0.212, SLG: 0.296 Vic Power, R OBP: 0.346, SLG: 0.460 Milt Graff, L OBP: 0.237, SLG: 0.235 (1, 4) (6, PH) (7, 4)		0-0 F4 ③		0-3 K ③		0-0 F7 ③				0	0	0	0	0	1	2

<b>Inning Stats</b>	R: 1 E: 0 K: 0 S: 4	H: 1 LOB: 0 BB: 0 P: 4	R: 1 E: 0 K: 0 S: 5	H: 2 LOB: 1 BB: 0 P: 5	R: 0 E: 0 K: 2 S: 7	H: 0 LOB: 1 BB: 1 P: 11	R: 1 E: 0 K: 2 S: 9	H: 2 LOB: 1 BB: 0 P: 9	R: 0 E: 0 K: 0 S: 5	H: 2 LOB: 2 BB: 0 P: 5	R: 0 E: 0 K: 1 S: 6	H: 1 LOB: 1 BB: 0 P: 6	R: 0 E: 0 K: 1 S: 5	H: 0 LOB: 0 BB: 0 P: 5	R: 0 E: 0 K: 0 S: 3	H: 0 LOB: 0 BB: 0 P: 3	1B: 6 2B: 0 3B: 0 HR: 2	SF: 0 SAC: 0 DP: 0 HBP: 0	WP: 0 PB: 0 SB: 1 CS: 0	PA: 33
---------------------	------------------------------	---------------------------------	------------------------------	---------------------------------	------------------------------	----------------------------------	------------------------------	---------------------------------	------------------------------	---------------------------------	------------------------------	---------------------------------	------------------------------	---------------------------------	------------------------------	---------------------------------	----------------------------------	------------------------------------	----------------------------------	--------

<b>PITCHER</b> Ray Moore, R ERA: 4.25 (1, 1)	IP 8.0	WLS L	BF 33	H 8	R 3	ER 3	SO 6	BB 1	IBB 0	HBP 0	BLK 0	WP 0	HR 2	S 44	P 48	ERA 3.38	WHIP 1.125	<b>PITCHER</b>	IP 9.0	WLS L	BF 33	H 8	R 3	ER 3	SO 6	BB 1	IBB 0	HBP 0	BLK 0	WP 0	HR 2	S 44	P 48	ERA 3.38	WHIP 1.125
---	-----------	----------	----------	--------	--------	---------	---------	---------	----------	----------	----------	---------	---------	---------	---------	-------------	---------------	----------------	-----------	----------	----------	--------	--------	---------	---------	---------	----------	----------	----------	---------	---------	---------	---------	-------------	---------------

**BOTTOM**

**Baltimore Orioles @ Kansas City Athletics**  
Municipal Stadium, Kansas City, MO

Wed Jun 05 1957, 4:33 AM EDT  
Att. 8,322 - Unknown

<b>AB</b>	<b>32</b>
<b>R</b>	<b>3</b>
<b>H</b>	<b>8</b>
<b>RBI</b>	<b>3</b>
<b>BB</b>	<b>1</b>
<b>SO</b>	<b>6</b>
<b>LOB</b>	<b>12</b>





Batter	1	2	3	4	5	6	7	8	9	AB	R	H	RBI	BB	SO	LOB	TOP										
<b>Billy Gardner, R</b> (1, 4) OBP: 0.335, SLG: 0.410	0-0 G1-6-3 1B		0-3 K			0-0 HR	0-0 F9	0-0 SF8		4	1	2	2	0	1	0											
<b>Bob Hale, L</b> (1, 3) OBP: 0.281, SLG: 0.276 <b>Dick Williams, R</b> (6, PR) OBP: 0.304, SLG: 0.345	0-0 G1-6-3 1-2f		0-0 3-1			0-0 BB SF8 1B	0-0 4-3	0-0 F4		3	0	1	0	0	0	1											
<b>Tito Francona, L</b> (1, 7) OBP: 0.331, SLG: 0.418	0-0 1B 2B				0-0 F7	0-0 F7	0-0 6-3		0-0 4-3	5	1	1	0	0	0	1											
<b>Bob Nieman, R</b> (1, 9) OBP: 0.371, SLG: 0.426 <b>Bob Boyd, L</b> (9, 3) OBP: 0.386, SLG: 0.370	0-0 2-H 1B				0-0 HR	4-0 BB 1B BB		4-0 SH3-4 WP 1B BB	0-3 K	3	3	2	2	2	1	0											
<b>Gus Triandos, R</b> (1, 2) OBP: 0.361, SLG: 0.481 <b>Joe Ginsberg, L</b> (9, 2) OBP: 0.368, SLG: 0.397	0-3 K				0-0 F5	4-0 BB 1B BB		0-0 SH3-4	0-0 F8	3	0	0	0	1	1	1											
<b>Al Pilarcik, L</b> (1, 8) OBP: 0.374, SLG: 0.421		0-3 K2-3			0-0 F7	0-0 SF8		0-0 BB 1B		3	1	1	2	0	1	0											
<b>George Kell, R</b> (1, 5) OBP: 0.344, SLG: 0.415		0-3 K				0-0 L5		4-0 BB 1B SF8 BB		3	1	1	1	1	1	0											
<b>Jim Brideweser, R</b> (1, 6) OBP: 0.434, SLG: 0.412		0-0 F2				0-0 F9		0-0 BB 1B		3	0	1	1	1	0	0											
<b>Connie Johnson, R</b> (1, 1) OBP: 0.111, SLG: 0.111 <b>George Zuverink, R</b> (7, 1) OBP: 0.286, SLG: 0.167			0-0 F2			0-0 6-3		0-3 K BB		3	0	0	0	0	1	3											
<b>Inning Stats</b>	R: 1 E: 0 K: 1 S: 7	H: 3 LOB: 1 BB: 0 P: 7	R: 0 E: 0 K: 2 S: 7	H: 0 LOB: 0 BB: 0 P: 7	R: 0 E: 0 K: 1 S: 5	H: 0 LOB: 0 BB: 0 P: 5	R: 1 E: 0 K: 0 S: 4	H: 1 LOB: 0 BB: 0 P: 4	R: 0 E: 0 K: 0 S: 3	H: 0 LOB: 0 BB: 0 P: 3	R: 3 E: 0 K: 1 S: 8	H: 3 LOB: 3 BB: 3 P: 20	R: 0 E: 0 K: 0 S: 3	H: 0 LOB: 0 BB: 0 P: 3	R: 3 E: 0 K: 0 S: 5	H: 2 LOB: 2 BB: 3 P: 17	R: 0 E: 0 K: 1 S: 5	H: 0 LOB: 0 BB: 0 P: 5	1B: 6 2B: 1 3B: 0 HR: 2	SF: 2 SAC: 1 DP: 1 HBP: 0	WP: 1 PB: 0 SB: 0 CS: 0	PA: 41					
<b>PITCHER</b>	IP	WLS	BF	H	R	ER	SO	BB	IBB	HBP	BLK	WP	HR	S	P	ERA	WHIP										
<b>Ned Garver, R</b> (1, 1) ERA: 3.15	5.1	L	23	6	5	5	4	2	0	0	0	0	2	29	37	8.44	1.500										
<b>Rip Coleman, L</b> (6, 1) ERA: 3.74	1.2		7	1	0	0	1	1	0	0	0	0	0	8	12	0.00	1.200										
<b>Ryne Duren, R</b> (8, 1) ERA: 5.45	0.1		4	1	3	3	0	2	0	0	0	1	0	2	10	81.00	9.000										
<b>Virgil Trucks, R</b> (8, 1) ERA: 2.38	0.0		1	1	0	0	0	0	0	0	0	0	0	1	1	∞	∞										
<b>Alex Kellner, L</b> (8, 1) ERA: 2.8	1.2		6	0	0	0	1	1	0	0	0	0	0	7	11	0.00	0.600										

**Baltimore Orioles @ Kansas City Athletics**  
**Municipal Stadium, Kansas City, MO**  
 Thu Jun 06 1957, 4:33 AM EDT  
 Att. 9,796 - Unknown

<b>AB</b>	<b>32</b>
<b>R</b>	<b>8</b>
<b>H</b>	<b>9</b>
<b>RBI</b>	<b>8</b>
<b>BB</b>	<b>6</b>
<b>SO</b>	<b>6</b>
<b>LOB</b>	<b>8</b>



WP: 1	PA: 41
PB: 0	
SB: 0	
CS: 0	

PITCHER	IP	WLS	BF	H	R	ER	SO	BB	IBB	HBP	BLK	WP	HR	S	P	ERA	WHIP
<b>Ned Garver, R</b>	5.1	L	23	6	5	5	4	2	0	0	0	0	2	29	37	8.44	1.500
<b>Rip Coleman, L</b>	1.2		7	1	0	0	1	1	0	0	0	0	0	8	12	0.00	1.200
<b>Ryne Duren, R</b>	0.1		4	1	3	3	0	2	0	0	0	1	0	2	10	81.00	9.000
<b>Virgil Trucks, R</b>	0.0		1	1	0	0	0	0	0	0	0	0	0	1	1	∞	∞
<b>Alex Kellner, L</b>	1.2		6	0	0	0	1	1	0	0	0	0	0	7	11	0.00	0.600

Batter	1	2	3	4	5	6	7	8	9	AB R H RBI BB SO LOB
Joe Demaestri, R (1, 6) OBP: 0.374, SLG: 0.425	0-0 6-3 ①		0-0 1B		0-0 6-3 ③		0-0 2B		0-0 1B 1B	5 0 3 1 0 0 0
Bob Cerv, R (1, 8) OBP: 0.356, SLG: 0.578	0-0 1B		0-0 F9 ②			0-0 HR	0-0 F9 ②		0-0 1B 1B	5 1 3 1 0 0 2
Gus Zernial, R (1, 7) OBP: 0.293, SLG: 0.510	0-0 F6 ②		0-3 K ③			0-0 5-3 ①	4-0 BB		0-0 F3 ③	4 0 0 0 1 1 4
Harry Simpson, L (1, 3) OBP: 0.361, SLG: 0.549	0-3 K ③			0-0 SF8 3B		0-0 2B	0-0 4-3 ③			4 1 2 0 0 1 3
Lou Skizas, R (1, 5) OBP: 0.305, SLG: 0.492 (7, 9)		0-0 F2 ①		0-0 F2 ①		4-0 BB		0-0 F7 ①		3 0 0 0 1 0 1
Hal Smith, R (1, 2) OBP: 0.291, SLG: 0.463		0-0 6-3 ②		0-0 SF8 ②		0-0 F7 ②		0-0 L7 ②		3 0 0 1 0 0 2
Johnny Groth, R (1, 9) OBP: 0.348, SLG: 0.318		0-0		0-0 F8 ③		0-0 F7 ③		0-0 1-3 ③		2 0 1 0 0 0 0
Vic Power, R (6, PH) OBP: 0.343, SLG: 0.456		0-0 1B								1 0 0 0 0 0 2
Milt Graff, L (7, 4) OBP: 0.235, SLG: 0.233		0-0								1 0 0 0 0 0 0
Ned Garver, R (1, 1) OBP: 0.217, SLG: 0.150		0-0 F8 ③			0-0 B5-3 ①		0-3 K ①		0-3 K ①	2 0 0 0 0 0 1
Rip Coleman, L (6, 1) OBP: 0.333, SLG: 0.333										0 0 0 0 0 0 0
Mickey McDermott, L (7, PH) OBP: 0.077, SLG: 0.077										1 0 0 0 0 0 1
Ryne Duren, R (8, 1) OBP: 0.333, SLG: 0.333										0 0 0 0 0 0 0
Virgil Trucks, R (8, 1) OBP: 0.353, SLG: 0.625										0 0 0 0 0 0 0
Alex Kellner, R (8, 1) OBP: 0.310, SLG: 0.250										0 0 0 0 0 0 0
Irv Noren, L (9, PH)										1 0 0 0 0 1 0
Billy Hunter, R (1, 4) OBP: 0.213, SLG: 0.306 (7, 5)			0-0 F8 ①		0-0 F7 ②		0-0 2B 2B		0-3 K ②	4 1 1 0 0 1 0

Inning Stats	R: 0	H: 1	E: 0	LOB: 1	K: 1	P: 6	R: 0	H: 1	E: 0	LOB: 1	K: 0	P: 4	R: 0	H: 1	E: 0	LOB: 1	K: 1	P: 6	R: 1	H: 1	E: 0	LOB: 0	K: 0	P: 4	R: 0	H: 0	E: 0	LOB: 0	K: 0	P: 3	R: 1	H: 2	E: 0	LOB: 2	K: 1	P: 9	R: 1	H: 2	E: 0	LOB: 2	K: 1	P: 11	R: 0	H: 0	E: 0	LOB: 0	K: 0	P: 3	R: 0	H: 2	E: 0	LOB: 2	K: 2	P: 9	1B: 5	SF: 1	2B: 3	SAC: 0	3B: 1	DP: 0	HR: 1	HBP: 0	WP: 0	PA: 39
--------------	------	------	------	--------	------	------	------	------	------	--------	------	------	------	------	------	--------	------	------	------	------	------	--------	------	------	------	------	------	--------	------	------	------	------	------	--------	------	------	------	------	------	--------	------	-------	------	------	------	--------	------	------	------	------	------	--------	------	------	-------	-------	-------	--------	-------	-------	-------	--------	-------	--------

PITCHER	IP	WLS	BF	H	R	ER	SO	BB	IBB	HBP	BLK	WP	HR	S	P	ERA	WHIP
Connie Johnson, R (1, 1) ERA: 3.8	6.1	W	28	8	3	3	3	1	0	0	0	0	1	33	37	4.26	1.421
George Zuverink, R (7, 1) ERA: 1.47	2.2	S	11	2	0	0	2	1	0	0	0	0	0	14	18	0.00	1.125

BOTTOM

Baltimore Orioles @ Kansas City Athletics  
Municipal Stadium, Kansas City, MO

livebaseballscores.com

AB	36
R	3
H	10
RBI	3
BB	2
SO	5
LOB	15



Thu Jun 06 1957, 4:33 AM EDT  
Att. 9,796 - Unknown



Batter	1	2	3	4	5	6	7	8	9	AB R H RBI BB SO LOB	TOP							
<b>Jim Piersall, R</b> (1, 8) <small>OBP: 0.338, SLG: 0.333</small>										0 0 0 0 0 0 0 0	<b>Boston Red Sox @ Kansas City Athletics</b> Municipal Stadium, Kansas City, MO Fri Jun 07 1957, 8:05 PM EDT Att. 14,876 - Unknown <a href="http://livebaseballscorecards.com">livebaseballscorecards.com</a>							
<b>Billy Klaus, L</b> (1, 6) <small>OBP: 0.345, SLG: 0.299</small>										0 0 0 0 0 0 0 0								
<b>Ted Williams, L</b> (1, 7) <small>OBP: 0.524, SLG: 0.717</small>										0 0 0 0 0 0 0 0								
<b>Mickey Vernon, L</b> (1, 3) <small>OBP: 0.357, SLG: 0.432</small>										0 0 0 0 0 0 0 0								
<b>Jackie Jensen, R</b> (1, 9) <small>OBP: 0.364, SLG: 0.476</small>										0 0 0 0 0 0 0 0								
<b>Frank Malzone, R</b> (1, 5) <small>OBP: 0.310, SLG: 0.356</small>										0 0 0 0 0 0 0 0								
<b>Ted Lepcio, R</b> (1, 4) <small>OBP: 0.364, SLG: 0.318</small>										0 0 0 0 0 0 0 0								
<b>Sammy White, R</b> (1, 2) <small>OBP: 0.264, SLG: 0.228</small>										0 0 0 0 0 0 0 0								
<b>Willard Nixon, L</b> (1, 1) <small>OBP: 0.222, SLG: 0.125</small>	0 0 0 0 0 0 0 0	<b>AB</b> 0 <b>R</b> 0 <b>H</b> 0 <b>RBI</b> 0 <b>BB</b> 0 <b>SO</b> 0 <b>LOB</b> 0																
<b>Inning Stats</b>										1B: 0 SF: 0 2B: 0 SAC: 0 3B: 0 DP: 0 HR: 0 HBP: 0 WP: 0 PA: 0 PB: 0 SB: 0 CS: 0								
<b>PITCHER</b> <b>Wally Burnette, R</b> (1, 1) <small>ERA: 3.51</small>	IP	WLS	BF	H	R	ER	SO	BB	IBB	HBP	BLK	WP	HR	S	P	ERA	WHIP	<b>PITCHER</b> IP WLS BF H R ER SO BB IBB HBP BLK WP HR S P ERA WHIP
	0.0	W	0	0	0	0	0	0	0	0	0	0	0	0	0	∞	∞	







Batter	1	2	3	4	5	6	7	8	9	AB R H RBI BB SO LOB	TOP	
<b>Jim Piersall, R</b> (1, 8) <small>OBP: 0.341, SLG: 0.350</small>	0-0 	0-0 5-3		0-0 F7		4-0 		0-0 	4 2 2 1 1 0 1			
<b>Billy Klaus, L</b> (1, 6) <small>OBP: 0.350, SLG: 0.298</small>	0-0 		0-0 5-3		4-0 	0-0 1-3		0-0 1-3	4 2 1 0 1 0 1			
<b>Ted Williams, L</b> (1, 7) <small>OBP: 0.521, SLG: 0.722</small> <b>Gene Stephens, L</b> (9, 7) <small>OBP: 0.291, SLG: 0.289</small>	0-0 		4-0 		0-0 		0-0 5-3	0-0 	3 2 2 2 1 0 0 0 0 0 0 0 0 0			
<b>Mickey Vernon, L</b> (1, 3) <small>OBP: 0.366, SLG: 0.458</small>	0-0 		0-0 		0-0 		0-0 4-3	0-0 F7	5 0 3 2 0 0 0			
<b>Jackie Jensen, R</b> (1, 9) <small>OBP: 0.357, SLG: 0.459</small>	0-0 		0-0 		0-0 5-3		0-3 K	4-0 	4 1 0 0 1 1 5			
<b>Frank Malzone, R</b> (1, 5) <small>OBP: 0.316, SLG: 0.365</small>	0-0 		0-0 1-3		0-0 P3		0-0 6-3	0-0 	5 0 2 1 0 0 3			
<b>Ted Lepcio, R</b> (1, 4) <small>OBP: 0.359, SLG: 0.377</small>	0-3 K		0-0 5-3		0-0 5-3		0-0 	0-0 	5 1 2 2 0 1 3			
<b>Sammy White, R</b> (1, 2) <small>OBP: 0.265, SLG: 0.231</small>		0-0 		0-0 		0-0 6-3		0-0 	0-0 	5 0 1 0 0 0 2		
<b>Frank Sullivan, R</b> (1, 1)		0-3 K		0-0 		0-3 K		0-3 K	3 0 0 0 0 3 0			
<b>Inning Stats</b>	R: 2 H: 4 E: 0 LOB: 2 K: 1 BB: 0 S: 9 P: 9	R: 0 H: 0 E: 0 LOB: 0 K: 1 BB: 0 S: 5 P: 5	R: 0 H: 1 E: 0 LOB: 2 K: 0 BB: 1 S: 4 P: 8	R: 0 H: 1 E: 0 LOB: 1 K: 0 BB: 0 S: 4 P: 4	R: 2 H: 2 E: 0 LOB: 1 K: 0 BB: 1 S: 5 P: 9	R: 0 H: 0 E: 0 LOB: 1 K: 1 BB: 1 S: 5 P: 9	R: 0 H: 0 E: 0 LOB: 0 K: 1 BB: 0 S: 5 P: 5	R: 1 H: 1 E: 0 LOB: 0 K: 1 BB: 0 S: 6 P: 6	R: 3 H: 4 E: 0 LOB: 2 K: 0 BB: 1 S: 7 P: 11	1B: 9 SF: 1 2B: 1 SAC: 1 3B: 0 DP: 0 HR: 3 HBP: 0	WP: 0 PA: 44 PB: 0 SB: 0 CS: 0	
<b>PITCHER</b> <b>Tom Morgan, R</b> (1, 1) <small>ERA: 4.38</small> <b>Gene Host, L</b> (5, 1) <small>ERA: 6.0</small>	IP WLS BF H R ER SO BB IBB HBP BLK WP HR S P ERA WHIP 4.0 0 22 8 4 4 2 2 0 0 0 0 0 24 32 9.00 2.500											<b>PITCHER</b> IP WLS BF H R ER SO BB IBB HBP BLK WP HR S P ERA WHIP 5.0 L 22 5 4 4 3 2 0 0 0 0 0 3 26 34 7.20 1.400

**Boston Red Sox @ Kansas City Athletics**  
 Municipal Stadium, Kansas City, MO  
 Sun Jun 09 1957, 4:33 AM EDT  
 Unknown

AB	38
R	8
H	13
RBI	8
BB	4
SO	5
LOB	15







Batter	1	2	3	4	5	6	7	8	9	AB R H RBI BB SO LOB
Jim Piersall, R (1, 8) OBP: 0.343, SLG: 0.368	0-0 6-3		0-0 1-3		0-0 HR		0-0 F8	0-0 1B		5 1 2 1 0 0 0
Billy Klaus, L (1, 6) OBP: 0.356, SLG: 0.329	0-0 4-3		0-0 2B		0-0 HR		4-0 HR BB	0-0 P2		4 2 2 1 1 0 1
Dick Gernert, R (1, 7) OBP: 0.358, SLG: 0.470 Gene Stephens, L (9, 7) OBP: 0.291, SLG: 0.289	0-0 F3		0-0 F7		0-0 5-3		0-0 1-H HR		0-3 K	5 1 1 2 0 1 1 0 0 0 0 0 0 0
Norm Zauchin, R (1, 3) OBP: 0.421, SLG: 0.467		0-0 P4		4-0 FC1-4 BB		0-0 F6	0-3 K		4-0 BB BB	3 1 0 0 2 1 0
Jackie Jensen, R (1, 9) OBP: 0.358, SLG: 0.455		0-0 5-3		0-0 FC1-4 FC1-4 1-2f		0-0 F7	0-0 BB 1B		4-0 WP 1B 1-2 6-3 BB	4 1 1 0 1 0 1
Frank Malzone, R (1, 5) OBP: 0.327, SLG: 0.369		0-0 WP 1B		0-0 FC1-4 1-2f		4-0 WP HR BB	4-0 1-2 BB		0-0 6-3 WP 1-2 2-H 2B 1B	3 2 2 1 2 0 1
Ted Lepcio, R (1, 4) OBP: 0.362, SLG: 0.421		4-0 1-2 BB		0-0 F8		0-0 1-H HR	0-0 F5		0-0 6-3 1-3 2-H	4 1 1 3 1 0 4
Pete Daley, R (1, 2) OBP: 0.308, SLG: 0.273		0-0 4-3			0-0 F7				0-0 F5	5 0 2 1 0 0 2
George Susce, R (1, 1) OBP: 0.200, SLG: 0.143 Ike Delock, R (8, 1) Bob Porterfield, R (8, 1) OBP: 0.100, SLG: 0.111			0-0 4-3		0-3 K	0-3 K			0-0 F9	4 0 0 0 0 2 1 0 0 0 0 0 0 0 1 0 0 0 0 0 1

Inning Stats	R: 0 E: 0 K: 0 S: 3	H: 0 LOB: 0 BB: 0 P: 3	R: 0 E: 0 K: 0 S: 4	H: 1 LOB: 2 BB: 1 P: 8	R: 0 E: 0 K: 0 S: 4	H: 1 LOB: 1 BB: 0 P: 4	R: 0 E: 0 K: 0 S: 3	H: 0 LOB: 1 BB: 1 P: 7	R: 2 E: 0 K: 1 S: 7	H: 2 LOB: 0 BB: 0 P: 7	R: 2 E: 0 K: 1 S: 7	H: 2 LOB: 1 BB: 1 P: 11	R: 2 E: 0 K: 1 S: 7	H: 2 LOB: 2 BB: 2 P: 15	R: 0 E: 0 K: 0 S: 4	H: 1 LOB: 1 BB: 0 P: 4	R: 3 E: 0 K: 1 S: 7	H: 2 LOB: 1 BB: 2 P: 15	1B: 4 2B: 3 3B: 0 HR: 4	SF: 0 SAC: 0 DP: 0 HBP: 0	WP: 3 PB: 0 SB: 0 CS: 0	PA: 45
--------------	------------------------------	---------------------------------	------------------------------	---------------------------------	------------------------------	---------------------------------	------------------------------	---------------------------------	------------------------------	---------------------------------	------------------------------	----------------------------------	------------------------------	----------------------------------	------------------------------	---------------------------------	------------------------------	----------------------------------	----------------------------------	------------------------------------	----------------------------------	--------


PITCHER	IP	WLS	BF	H	R	ER	SO	BB	IBB	HBP	BLK	WP	HR	S	P	ERA	WHIP
Mickey McDermott, L (1, 1) ERA: 5.19	6.2	L	33	8	6	6	3	5	0	0	0	2	4	34	54	8.10	1.950
Ryne Duren, R (7, 1) ERA: 5.4	0.1		1	0	0	0	0	0	0	0	0	0	0	1	1	0.00	0.000
Tom Gorman, R (8, 1) ERA: 4.76	1.0		4	1	0	0	0	0	0	0	0	0	0	4	4	0.00	1.000
Rip Coleman, L (9, 1) ERA: 4.41	1.0		7	2	3	3	1	2	0	0	0	1	0	7	15	27.00	4.000

**TOP**

**Boston Red Sox @ Kansas City Athletics**  
Municipal Stadium, Kansas City, MO

Sun Jun 09 1957, 4:38 AM EDT  
Att. 18,837 - Unknown

<b>AB</b> 38	
<b>R</b> 9	
<b>H</b> 11	
<b>RBI</b> 9	
<b>BB</b> 7	
<b>SO</b> 4	
<b>LOB</b> 12	



Batter	1	2	3	4	5	6	7	8	9	AB	R	H	RBI	BB	SO	LOB
Joe Demaestri, R OBP: 0.369, SLG: 0.411 (1, 6)	0-0 F9 ①		0-0 E6 BB 2B		0-0 G4-6-3 1-2 1B		0-0 F7 ③	4-0 1-2 2-3 BB		4	1	1	0	1	0	0
Bob Cerv, R OBP: 0.359, SLG: 0.575 (1, 7) (7, 8)	0-0 F8 ②		4-0 2B 1-2 BB		0-0 G4-6-3 1-2f ② ③			HR F6		4	1	1	1	1	0	5
Lou Skizas, R OBP: 0.313, SLG: 0.504 (1, 5) (7, 9)	0-0 F8 ③		0-0 1-3 2-H 2B			0-0 6-3 ①		0-0 F7 ①	4-0 G4-6-3 BB	4	0	1	1	1	0	0
Harry Simpson, L OBP: 0.363, SLG: 0.532 (1, 3)		4-0 1B BB	0-0 F7 ③			0-0 BB 1B 1B		0-0 HR 1B	0-3 K ①	4	1	2	0	1	1	3
Tim Thompson, L OBP: 0.231, SLG: 0.294 (1, 2)		0-0 G4-6-3 1-2 1B		0-0 P3 ①		0-0 BB 1B		0-0 HR 1B	0-0 G4-6-3 1-2f ② ③	5	1	3	2	0	0	1
Jim Pisoni, R OBP: 0.302, SLG: 0.333 (1, 8)		0-3 K ①		0-0 P3 ②		4-0 1-2 2-3 BB		0-0 2B 1B		2	0	0	0	0	1	2
Gus Zernial, R OBP: 0.316, SLG: 0.535 (6, PH) (7, 7)				0-0 P3 ②		0-0 G4-6-3 1-2f ② ③		0-0 F8 ②		1	1	1	0	1	0	0
Johnny Groth, R OBP: 0.333, SLG: 0.267 (1, 9)		0-0 G4-6-3 1-2f ② ③		0-0 6-3 ③				0-0 F8 ②		2	0	0	0	0	0	2
Irv Noren, L OBP: 0.295, SLG: 0.237 (6, PH)								0-0 F6 ①	0-0 BB 2B 1-H	1	0	0	0	0	0	3
Billy Hunter, R OBP: 0.213, SLG: 0.306 (7, 5)								0-0 BB 2B		0	0	0	0	0	0	0
Hal Smith, R OBP: 0.300, SLG: 0.497 (8, PH)										1	0	0	0	0	0	1
Rip Coleman, L (9, 1)										0	0	0	0	0	0	0
Mickey McDermott, L OBP: 0.306, SLG: 0.300 (1, 1)			0-3 K ①		0-3 K ①			0-0 F6 ①	0-0 BB 2B	2	0	0	0	0	2	0
Ryne Duren, R OBP: 0.077, SLG: 0.077 (7, PH)										0	0	0	0	0	0	0
Vic Power, R OBP: 0.341, SLG: 0.452 (8, PH)										1	0	0	0	0	0	0
Tom Gorman, R (8, PH)										0	0	0	0	0	0	0
Hector Lopez, R OBP: 0.317, SLG: 0.409 (8, PH)										1	0	1	1	0	0	0
Milt Graff, L OBP: 0.246, SLG: 0.232 (1, 4)			0-0 4-3 ②		4-0 1B BB			0-3 K ②	4-0 BB BB	2	0	0	0	2	1	0

Inning Stats	R: 0	H: 0	E: 0	K: 0	S: 3	H: 0	LOB: 0	BB: 0	P: 3	R: 0	H: 1	E: 0	K: 1	S: 5	H: 1	LOB: 1	BB: 1	P: 9	R: 1	H: 1	E: 1	K: 1	S: 7	H: 0	LOB: 0	BB: 0	P: 3	R: 0	H: 1	E: 0	K: 1	S: 5	H: 2	LOB: 2	BB: 1	P: 8	R: 0	H: 0	E: 0	K: 1	S: 5	H: 0	LOB: 0	BB: 0	P: 5	R: 4	H: 5	E: 0	K: 0	S: 8	H: 0	LOB: 3	BB: 2	P: 16	R: 0	H: 0	E: 0	K: 1	S: 4	H: 0	LOB: 0	BB: 1	P: 8	R: 0	H: 0	E: 0	K: 1	S: 4	H: 0	LOB: 0	BB: 1	P: 8	1B: 6	SF: 0	2B: 2	SAC: 0	3B: 0	DP: 4	HR: 2	HBP: 0	WP: 0	PA: 41
--------------	------	------	------	------	------	------	--------	-------	------	------	------	------	------	------	------	--------	-------	------	------	------	------	------	------	------	--------	-------	------	------	------	------	------	------	------	--------	-------	------	------	------	------	------	------	------	--------	-------	------	------	------	------	------	------	------	--------	-------	-------	------	------	------	------	------	------	--------	-------	------	------	------	------	------	------	------	--------	-------	------	-------	-------	-------	--------	-------	-------	-------	--------	-------	--------

PITCHER	IP	WLS	BF	H	R	ER	SO	BB	IBB	HBP	BLK	WP	HR	S	P	ERA	WHIP
George Susce, R ERA: 2.87 (1, 1)	7.1	W	33	9	5	4	4	4	4	0	0	0	2	37	53	4.91	1.773
Ike Delock, R ERA: 3.76 (8, 1)	0.1		3	1	0	0	0	1	0	0	0	0	0	2	6	0.00	6.000
Bob Porterfield, R ERA: 4.05 (8, 1)	1.1	S	5	0	0	0	1	2	0	0	0	0	0	5	13	0.00	1.500

**BOTTOM**

**Boston Red Sox @ Kansas City Athletics**  
Municipal Stadium, Kansas City, MO

Sun Jun 09 1957, 4:38 AM EDT  
Att. 18,837 - Unknown

AB	34
R	5
H	10
RBI	5
BB	7
SO	5
LOB	17



livebaseballscorecards.com



Batter	1	2	3	4	5	6	7	8	9	AB	R	H	RBI	BB	SO	LOB	TOP	
<b>Jim Piersall, R</b> (1, 8) <small>OBP: 0.340, SLG: 0.369</small>	0-0 		0-0 6-3 	0-3 K 	0-0 F8 		0-0 L6 			5	0	1	0	0	1	3		
<b>Billy Klaus, L</b> (1, 6) <small>OBP: 0.363, SLG: 0.344</small>	0-0 G3 		0-0 HR 	0-0 2B 		0-0 F8 		0-0 BB 		5	2	3	1	0	0	1		
<b>Ted Williams, L</b> (1, 7) <small>OBP: 0.513, SLG: 0.703</small> <b>Gene Stephens, L</b> (8, 7) <small>OBP: 0.291, SLG: 0.289</small>	0-0 FC6-2 HR 		0-0 L9 	4-0 2B 1B IBB 		0-0 3-1 		0-0 F7 		4	2	0	0	1	0	3		
<b>Dick Gernert, R</b> (1, 3) <small>OBP: 0.380, SLG: 0.542</small>	0-0 		0-0 HR 	0-0 1B 2B 		1-0 WP HBP 		4-0 G6-4-3 BB 		3	3	3	6	1	0	0		
<b>Jackie Jensen, R</b> (1, 9) <small>OBP: 0.364, SLG: 0.453</small>	4-0 BB 		0-0 F8 	0-0 1B 		4-0 BB 		0-0 G6-4-3 		3	0	1	2	2	0	2		
<b>Frank Malzone, R</b> (1, 5) <small>OBP: 0.324, SLG: 0.365</small>	0-0 F8 			0-0 WP 1B 		0-0 F9 		0-0 F7 		5	1	1	0	0	0	4		
<b>Ted Lepcio, R</b> (1, 4) <small>OBP: 0.351, SLG: 0.403</small>		0-0 E2 G6-4-3 		0-0 2B 1B 		0-0 6-3 		0-0 4-3 		5	1	1	1	0	1	1		
<b>Pete Daley, R</b> (1, 2) <small>OBP: 0.295, SLG: 0.289</small>		0-0 G6-4-3 		0-0 1B 2B 	0-0 P6 		0-0 P4 		0-0 5-3 		5	1	1	0	0	0	1	
<b>Willard Nixon, L</b> (1, 1) <small>OBP: 0.261, SLG: 0.238</small>		0-3 K 		0-0 2B 1B 	0-3 K 		0-0 2B 			4	1	2	1	0	2	0		
<b>Inning Stats</b>	R: 2 E: 0 K: 0 S: 5 H: 2 LOB: 1 BB: 1 P: 9	R: 0 E: 1 K: 1 S: 5 H: 0 LOB: 0 BB: 0 P: 5	R: 2 E: 0 K: 0 S: 5 H: 2 LOB: 0 BB: 0 P: 5	R: 7 E: 0 K: 2 S: 14 H: 7 LOB: 1 BB: 1 P: 18	R: 0 E: 0 K: 1 S: 5 H: 0 LOB: 0 BB: 0 P: 5	R: 0 E: 0 K: 0 S: 3 H: 0 LOB: 2 BB: 1 P: 8	R: 0 E: 0 K: 0 S: 4 H: 1 LOB: 1 BB: 0 P: 4	R: 0 E: 0 K: 0 S: 3 H: 1 LOB: 1 BB: 1 P: 7	R: 0 E: 0 K: 0 S: 3 H: 0 LOB: 0 BB: 0 P: 3	1B: 6 2B: 5 3B: 0 HR: 2 SF: 0 SAC: 0 DP: 2 HBP: 1	WP: 2 PB: 0 SB: 0 CS: 0 PA: 44							
<b>PITCHER</b> <b>Alex Kellner, L</b> (1, 1) <small>ERA: 4.13</small> <b>Ryne Duren, R</b> (4, 1) <small>ERA: 5.53</small> <b>Gene Host, L</b> (8, 1) <small>ERA: 5.4</small>	IP WLS BF H R ER SO BB IBB HBP BLK WP HR S P ERA WHIP	IP WLS BF H R ER SO BB IBB HBP BLK WP HR S P ERA WHIP	IP WLS BF H R ER SO BB IBB HBP BLK WP HR S P ERA WHIP	IP WLS BF H R ER SO BB IBB HBP BLK WP HR S P ERA WHIP														

**Boston Red Sox @ Kansas City Athletics**  
**Municipal Stadium, Kansas City, MO**  
 Mon Jun 10 1957, 4:33 AM EDT  
 Att. 5,301 - Unknown

<b>AB</b>	<b>39</b>
<b>R</b>	<b>11</b>
<b>H</b>	<b>13</b>
<b>RBI</b>	<b>11</b>
<b>BB</b>	<b>4</b>
<b>SO</b>	<b>4</b>
<b>LOB</b>	<b>15</b>



WP: 2	PA: 44
PB: 0	
SB: 0	
CS: 0	

ERA: 24.00	WHIP: 3.000
ERA: 6.75	WHIP: 1.250
ERA: 0.00	WHIP: 1.000

Batter	1	2	3	4	5	6	7	8	9	AB R H RBI BB SO LOB
Joe Demaestri, R (1, 6) OBP: 0.364, SLG: 0.405 Billy Hunter, R (5, 6) OBP: 0.217, SLG: 0.299	0-3 K		0-0 6-3		0-0 P4		0-0 F9		4-0 BB G5-4-3	2 0 0 0 0 1 0 2 0 0 0 1 0 1
Bob Cerv, R (1, 8) OBP: 0.361, SLG: 0.573	4-0 2B 1B BB		0-0 6-3		0-0 2B		0-0 L1		0-0 G5-4-3 1-2f	4 1 1 0 1 0 3
Gus Zernial, R (1, 7) OBP: 0.320, SLG: 0.547	0-0 1B 1-3 2B		0-0 F9		0-0 F8			0-0 2B 2B		4 2 2 0 0 0 1
Harry Simpson, L (1, 3) OBP: 0.360, SLG: 0.525	0-0 1B 2-3 3-H 1B		0-0 3-1		0-0 F8			0-0 F7		4 0 1 1 0 0 1
Lou Skizas, R (1, 9) OBP: 0.318, SLG: 0.511	0-0 1-2 3-H 1B		0-0 6-3		0-0 F7			0-0 2-H 2B		4 0 2 2 0 0 0
Hal Smith, R (1, 2) OBP: 0.305, SLG: 0.517	0-0 G1-6-3 1-2f		0-0 HR		0-0 FC5-4 1B			0-0 F8		4 1 2 1 0 0 3
Hector Lopez, R (1, 5) OBP: 0.315, SLG: 0.398		0-0 E6 G1-6-3		4-0 FC4-3 BB		0-0 FC5-4 1-2f		0-0 F9		3 0 0 0 1 0 2
Alex Kellner, R (1, 1) OBP: 0.333, SLG: 0.588 Ryne Duren, R (4, 1) OBP: 0.071, SLG: 0.071 Vic Power, R (7, PH) OBP: 0.338, SLG: 0.449 Gene Host, S (8, 1) Irv Noren, L (9, PH) OBP: 0.311, SLG: 0.256 Milt Graff, L (1, 4) OBP: 0.246, SLG: 0.233		0-0 G1-6-3		0-0 FC4-3 1-2f		0-0 6-3		0-0 WP 4-3 1B		1 0 0 0 0 0 1 1 0 0 0 0 0 1 1 0 0 0 0 0 0 0 0 0 0 0 0 0 1 0 1 0 0 0 0
		0-0 4-3		0-0 3-1		0-0 1B		0-0 4-3		4 0 1 0 0 0 1


Inning Stats	R: 2	H: 3	E: 0	LOB: 1	K: 1	P: 11	R: 0	H: 0	E: 1	LOB: 0	K: 0	P: 3	R: 0	H: 0	E: 0	LOB: 0	K: 0	P: 3	R: 1	H: 1	E: 0	LOB: 1	K: 0	P: 8	R: 0	H: 1	E: 0	LOB: 1	K: 0	P: 4	R: 0	H: 1	E: 0	LOB: 1	K: 0	P: 4	R: 0	H: 2	E: 0	LOB: 1	K: 0	P: 5	R: 1	H: 1	E: 0	LOB: 1	K: 0	P: 7	1B: 5	SF: 0	2B: 4	SAC: 0	3B: 0	DP: 3	HR: 1	HBP: 0
Willard Nixon, R (1, 1) ERA: 4.8	IP	WLS	BF	H	R	ER	SO	BB	IBB	HBP	BLK	WP	HR	S	P	ERA	WHIP	IP	WLS	BF	H	R	ER	SO	BB	IBB	HBP	BLK	WP	HR	S	P	ERA	WHIP	IP	WLS	BF	H	R	ER	SO	BB	IBB	HBP	BLK	WP	HR	S	P	ERA	WHIP					

**BOTTOM**

**Boston Red Sox @ Kansas City Athletics**  
Municipal Stadium, Kansas City, MO

Mon Jun 10 1957, 4:33 AM EDT  
Att. 5,301 - Unknown

AB	35
R	4
H	10
RBI	4
BB	3
SO	1
LOB	14



WP: 1 PA: 38  
PB: 0  
SB: 0  
CS: 0

livebaseballscorecards.com



Batter	1	2	3	4	5	6	7	8	9	AB R H RBI BB SO LOB	TOP											
Eddie Yost, R OBP: 0.422, SLG: 0.367 (1, 5) X	0-0 FC5-4 1B			X 0-0 P6		X 0-0 2B 2B 1B	X 0-0 F5			4 1 2 0 0 0 1												
Herb Plews, L OBP: 0.313, SLG: 0.359 (1, 4) X	0-0 FC5-4 G4-6-3 1-2f			X 0-0 F7		X 0-0 2B 2B		X 0-0 4-3		4 1 1 0 0 0 1												
Clint Courtney, L OBP: 0.358, SLG: 0.511 (1, 2) X	0-0 G4-6-3 1-2f			H 1-0 HBP		X 0-0 2B 2H 3-H		X 0-0 F5		3 0 1 2 0 0 1												
Roy Sievers, R OBP: 0.390, SLG: 0.557 (1, 3)		0-3 K		X 0-0 P6		X 0-0 F2		X 0-0 E7 1B		4 0 1 0 0 1 2												
Jim Lemon, R OBP: 0.375, SLG: 0.492 (1, 9)		0-0 P6			X 0-0 6-3	X 0-0 F8		X 0-0 F9		4 0 0 0 0 0 2												
Faye Throneberry, L OBP: 0.143, SLG: 0.069 (1, 7)		0-3 K			X 0-0 E 1B	X 0-0 F8		X 0-0 4-3		4 1 1 0 0 1 1												
Bob Usher, R OBP: 0.300, SLG: 0.353 (1, 8)			X 0-0 1-3		X 0-0 L5		X 0-0 L5		X 0-0 1-3	3 0 0 0 0 0 1 1 0 0 0 0 0 0	AB 33 R 3 H 8 RBI 3 BB 0 SO 2 LOB 10											
Lou Berberet, L OBP: 0.377, SLG: 0.385 (9, PH)																						
Rocky Bridges, R OBP: 0.346, SLG: 0.389 (1, 6)			X 0-0 F5		X 0-0 1B		X 0-0 SH3-4 1B		X 0-0 3-1	3 0 2 1 0 0 0 1 0 0 0 0 0 0												
Julio Becquer, L OBP: 0.302, SLG: 0.357 (9, PH)																						
Camilo Pascual, R OBP: 0.091, SLG: 0.048 (1, 1)			X 0-0 P6		X 0-0 F2		X 0-0 SH3-4			2 0 0 0 0 0 1												
Inning Stats	R: 0 E: 0 K: 0 S: 3	H: 1 LOB: 0 BB: 0 P: 3	R: 0 E: 0 K: 2 S: 7	H: 0 LOB: 0 BB: 0 P: 7	R: 0 E: 0 K: 0 S: 3	H: 0 LOB: 1 BB: 0 P: 3	R: 0 E: 0 K: 0 S: 3	H: 0 LOB: 1 BB: 0 P: 4	R: 1 E: 1 K: 0 S: 5	H: 2 LOB: 1 BB: 0 P: 5	R: 2 E: 0 K: 0 S: 6	H: 3 LOB: 1 BB: 0 P: 6	R: 0 E: 0 K: 0 S: 4	H: 1 LOB: 1 BB: 0 P: 4	R: 0 E: 1 K: 0 S: 4	H: 1 LOB: 1 BB: 0 P: 4	R: 0 E: 0 K: 0 S: 3	H: 0 LOB: 0 BB: 0 P: 3	1B: 6 2B: 2 3B: 0 HR: 0	SF: 0 SAC: 1 DP: 1 HBP: 1	WP: 0 PB: 0 SB: 0 CS: 0	PA: 35
PITCHER	IP WLS BF H R ER SO BB IBB HBP BLK WP HR S P ERA WHIP																					
Arnie Portocarrero, R ERA: 2.57 (1, 1)	7.0 W 28 7 3 2 2 0 0 1 0 0 0 0 31 32 2.57 1.000																					
Virgil Trucks, R ERA: 2.25 (8, 1)	2.0 S 7 1 0 0 0 0 0 0 0 0 0 0 7 7 0.00 0.500																					

Washington Senators @ Kansas City Athletics  
Municipal Stadium, Kansas City, MO  
Wed Jun 12 1957, 4:33 AM EDT  
Unknown

livebaseballscorecards.com



Batter	1	2	3	4	5	6	7	8	9
Joe Demaestri, R OBP: 0.361, SLG: 0.401 (1, 6)	0-0 6-3		0-3 K			0-0 HR 1B	0-0 6-3		
Bob Cerv, R OBP: 0.365, SLG: 0.575 (1, 8) (8, 7)	4-0 BB		0-0 1-3			0-0 F2		0-0 SH1-3 SF8 2B	
Gus Zernial, R OBP: 0.326, SLG: 0.564 Jim Pisoni, R OBP: 0.302, SLG: 0.333 (1, 7) (8, 8)	0-0 F5			4-0 BB G5-6-3		0-0 HR 1-H		0-0 SH1-3 2-3	
Harry Simpson, L OBP: 0.352, SLG: 0.515 (1, 3)	0-0 F8			0-0 G5-6-3 1-2f		0-3 K		0-0 SF8 3-H	
Lou Skizas, R OBP: 0.318, SLG: 0.529 Johnny Groth, R OBP: 0.324, SLG: 0.258 (1, 9) (8, 9)		0-0 HR		0-0 1-3		0-3 K		0-0 4-3	
Hal Smith, R OBP: 0.306, SLG: 0.533 (1, 2)		0-0 6-3			0-3 K		0-0 HR		
Hector Lopez, R OBP: 0.323, SLG: 0.400 (1, 5)		0-3 K			4-0 BB		0-0 SH5-4 1B		
Arnie Portocarrero, R OBP: 0.375, SLG: 0.286 Virgil Trucks, R OBP: 0.333, SLG: 0.333 (1, 1) (8, 1)		0-3 K			0-3 K		0-0 SH5-4 1-2		
Milt Graff, L OBP: 0.241, SLG: 0.227 (1, 4)			0-0 1-3			0-0 L8		0-3 K	


Inning Stats	R: 0	H: 0	E: 0	K: 0	S: 3	R: 1	H: 1	E: 0	K: 2	S: 8	R: 0	H: 0	E: 0	K: 1	S: 5	R: 0	H: 0	E: 0	K: 0	S: 2	R: 0	H: 0	E: 0	K: 2	S: 7	R: 2	H: 2	E: 0	K: 2	S: 9	R: 1	H: 2	E: 0	K: 1	S: 7	R: 1	H: 1	E: 0	K: 0	S: 4	
	0	0	0	0	3	1	1	0	2	8	0	0	0	1	5	0	0	0	0	1	6	0	0	0	1	11	0	0	0	0	9	1	2	0	1	7	1	1	0	0	4

PITCHER	IP	WLS	BF	H	R	ER	SO	BB	IBB	HBP	BLK	WP	HR	S	P	ERA	WHIP	PITCHER	IP	WLS	BF	H	R	ER	SO	BB	IBB	HBP	BLK	WP	HR	S	P	ERA	WHIP						
Camilo Pascual, R ERA: 5.02 (1, 1)	8.0	L	32	6	5	5	8	3	0	0	0	0	3	45	57	5.62	1.125																								

**BOTTOM**

AB	R	H	RBI	BB	SO	LOB
4	1	1	0	0	1	1
3	1	1	0	1	0	1
2	1	1	2	1	0	1
0	0	0	0	0	0	0
3	0	0	1	0	1	2
3	1	1	1	0	1	0
1	0	0	0	0	0	0
3	1	1	1	0	1	0
2	0	1	0	1	1	0
2	0	0	0	0	2	1
0	0	0	0	0	0	0
3	0	0	0	0	1	2

<b>AB</b>	<b>26</b>
<b>R</b>	<b>5</b>
<b>H</b>	<b>6</b>
<b>RBI</b>	<b>5</b>
<b>BB</b>	<b>3</b>
<b>SO</b>	<b>8</b>
<b>LOB</b>	<b>8</b>



WP: 0	PA: 32
PB: 0	
SB: 0	
CS: 0	

Washington Senators @ Kansas City Athletics  
Municipal Stadium, Kansas City, MO  
Wed Jun 12 1957, 4:33 AM EDT  
Unknown

[livebaseballscorecards.com](http://livebaseballscorecards.com)



Batter	1	2	3	4	5	6	7	8	9	AB R H RBI BB SO LOB	TOP	
Eddie Yost, R OBP: 0.418, SLG: 0.360 (1, 5) X	0-0 5-3		0-0 1-3			4-0 BB		0-0 F9	0-0 5-3	4 0 0 0 1 0 4		
Herb Plews, L OBP: 0.307, SLG: 0.351 (1, 4) X	0-0 P6			0-0 F7		0-0 F8		0-0 L7		4 0 0 0 0 0 1		
Julio Becquer, L OBP: 0.277, SLG: 0.326 (1, 3) S S S	0-3 K2-3			0-0 P4		0-0 4-3		0-0 F8		4 0 0 0 0 1 1		
Roy Sievers, R OBP: 0.391, SLG: 0.571 (1, 7)		0-3 K2-3		0-0 5-3			0-0 HR		0-0 BB 1-4-3 SF7 1B	4 2 2 1 0 1 0		
Jim Lemon, R OBP: 0.373, SLG: 0.498 (1, 9)		0-0 P6			0-0 1B 3B		0-3 K 5-3		0-0 1-4-3 1-2	4 1 1 0 0 1 1		
Clint Courtney, L OBP: 0.351, SLG: 0.480 (1, 2)		0-3 K2-3			0-0 F5		0-0 F9		4-0 SF7 BB IBB	3 0 0 0 1 1 2		
Bob Usher, R OBP: 0.319, SLG: 0.375 (1, 8)			0-0 3-1 2B		0-0 G4-6-3 1B		0-0 5-3 1-2		4-0 SF7 BB BBB	3 0 2 1 1 0 1		
Rocky Bridges, R OBP: 0.341, SLG: 0.378 (1, 6)			0-0 3-1		0-0 G4-6-3 1-2f		4-0 IBB		0-0 SF7 1-2 2-3 3-H	2 0 0 1 1 0 2		
Ted Abernathy, R OBP: 0.263, SLG: 0.235 Tex Clevenger, R OBP: 0.455, SLG: 0.500 (1, 1) (7, 1)			0-0 4-3			0-0 6-3	0-0 F8		4-0 BB	3 0 0 0 0 0 3 0 0 0 0 1 0 0		
<b>Inning Stats</b>	R: 0 E: 0 K: 1 S: 5 H: 0 LOB: 0 BB: 0 P: 5	R: 0 E: 0 K: 2 S: 7 H: 0 LOB: 0 BB: 0 P: 7	R: 0 E: 0 K: 0 S: 4 H: 1 LOB: 1 BB: 0 P: 4	R: 0 E: 0 K: 0 S: 3 H: 0 LOB: 0 BB: 0 P: 3	R: 1 E: 0 K: 0 S: 4 H: 2 LOB: 0 BB: 0 P: 4	R: 0 E: 0 K: 0 S: 3 H: 0 LOB: 1 BB: 1 P: 7	R: 1 E: 0 K: 1 S: 7 H: 1 LOB: 2 BB: 1 P: 11	R: 0 E: 0 K: 0 S: 3 H: 0 LOB: 0 BB: 0 P: 3	R: 1 E: 0 K: 0 S: 4 H: 1 LOB: 3 BB: 3 P: 16	1B: 2 2B: 1 3B: 1 HR: 1 SF: 1 SAC: 0 DP: 1 HBP: 0	WP: 0 PB: 1 SB: 0 CS: 0 PA: 37	
<b>PITCHER</b>	IP WLS BF H R ER SO BB IBB HBP BLK WP HR S P ERA WHIP											
Ned Garver, R ERA: 3.15 (1, 1)	8.2 L 36 5 3 3 4 3 2 0 0 0 1 39 59 3.12 0.923											
Virgil Trucks, R ERA: 2.23 (9, 1)	0.1 1 0 0 0 0 0 0 0 0 0 0 0 1 1 0.00 0.000											

Washington Senators @ Kansas City Athletics  
Municipal Stadium, Kansas City, MO  
Wed Jun 12 1957, 8:05 PM EDT  
Att. 7,881 - Unknown

livebaseballscorecards.com

AB	31
R	3
H	5
RBI	3
BB	5
SO	4
LOB	15



Batter	1	2	3	4	5	6	7	8	9
Joe Demaestri, R (1, 6) OBP: 0.355, SLG: 0.394	0-0 1-3 ①		0-0 6-3 ②			0-0 SH1-4 ①		0-0 6-3 ①	
Irv Noren, L (1, 9) OBP: 0.347, SLG: 0.326 Johnny Groth, R (8, PR) OBP: 0.324, SLG: 0.258 (9, 9)	0-0 FC5 BLK 1B			0-0 1-3 ①		0-0 BB 1B 2-H		0-0 2B	
Gus Zernial, R (1, 7) OBP: 0.335, SLG: 0.561	0-3 K ②			4-0 G1-6-3 BB		4-0 G1-6-3 BB 1-2		4-0 G1-6-3 BB	
Harry Simpson, L (1, 3) OBP: 0.344, SLG: 0.503	0-0 FC5 ③			0-0 G1-6-3 ② ③		0-0 G1-6-3 ② ③		0-0 G1-6-3 ② ③	
Hal Smith, R (1, 2) OBP: 0.304, SLG: 0.523 Billy Hunter, R (9, PR) OBP: 0.217, SLG: 0.299		0-0 G3 ①			0-3 K ①		0-0 P4 ①		4-0 BB
Hector Lopez, R (1, 5) OBP: 0.321, SLG: 0.390 Tim Thompson, L (9, PH) OBP: 0.231, SLG: 0.294		0-3 K ②			0-3 K ②		4-0 2B SF8 BB		0-3 K ①
Jim Pisoni, R (1, 8) OBP: 0.312, SLG: 0.354 Lou Skizas, R (9, PH) OBP: 0.316, SLG: 0.525		0-0 P4 ③			0-0 1B		0-0 1B 2B		0-0 P4 ②
Ned Garver, R (1, 1) OBP: 0.192, SLG: 0.136 Virgil Trucks, R (9, 1) OBP: 0.333, SLG: 0.333 Bob Cerv, R (9, PH) OBP: 0.362, SLG: 0.570			0-0 6-3 ①		0-0 1-3 ③		0-0 SF8 ②		0-0 P3 ③
Milt Graff, L (1, 4) OBP: 0.257, SLG: 0.240			1-0 CS HBP			0-0 SH1-4 1B		0-0 1B 2-H	

Inning Stats	R: 0	H: 1	E: 0	K: 1	S: 6	LOB: 1	BB: 0	P: 6	R: 0	H: 0	E: 0	K: 1	S: 5	LOB: 0	BB: 0	P: 5	R: 0	H: 0	E: 0	K: 0	S: 2	LOB: 0	BB: 0	P: 3	R: 0	H: 0	E: 0	K: 0	S: 2	LOB: 0	BB: 1	P: 6	R: 0	H: 1	E: 0	K: 2	S: 8	LOB: 1	BB: 0	P: 8	R: 1	H: 2	E: 0	K: 0	S: 4	LOB: 1	BB: 1	P: 8	R: 1	H: 2	E: 0	K: 0	S: 4	LOB: 2	BB: 1	P: 8	R: 0	H: 1	E: 0	K: 0	S: 3	LOB: 1	BB: 1	P: 7	R: 0	H: 0	E: 0	K: 1	S: 5	LOB: 1	BB: 1	P: 9	1B: 5	SF: 1	2B: 2	3B: 0	HR: 0
--------------	------	------	------	------	------	--------	-------	------	------	------	------	------	------	--------	-------	------	------	------	------	------	------	--------	-------	------	------	------	------	------	------	--------	-------	------	------	------	------	------	------	--------	-------	------	------	------	------	------	------	--------	-------	------	------	------	------	------	------	--------	-------	------	------	------	------	------	------	--------	-------	------	------	------	------	------	------	--------	-------	------	-------	-------	-------	-------	-------

PITCHER	IP	WLS	BF	H	R	ER	SO	BB	IBB	HBP	BLK	WP	HR	S	P	ERA	WHIP
Ted Abernathy, R (1, 1) ERA: 6.79	6.1		25	5	2	2	4	3	0	1	1	0	0	29	42	2.84	1.263
Tex Clevenger, R (7, 1) ERA: 2.32	2.2	W	10	2	0	0	1	2	0	0	0	0	0	10	18	0.00	1.500


**BOTTOM**

Washington Senators @ Kansas City Athletics  
Municipal Stadium, Kansas City, MO

Wed Jun 12 1957, 8:05 PM EDT  
Att. 7,881 - Unknown

AB	27
R	2
H	7
RBI	2
BB	5
SO	5
LOB	12

WP: 0 PA: 35  
PB: 0  
SB: 0  
CS: 1



PITCHER	IP	WLS	BF	H	R	ER	SO	BB	IBB	HBP	BLK	WP	HR	S	P	ERA	WHIP
---------	----	-----	----	---	---	----	----	----	-----	-----	-----	----	----	---	---	-----	------



Batter	1	2	3	4	5	6	7	8	9	AB R H RBI BB SO LOB	TOP
Eddie Yost, R OBP: 0.415, SLG: 0.358 (1, 5) X	0-0 FC4-6 1B	0-0 F9		0-3 K			0-0 5-3			4 0 1 0 0 1 3	
Herb Plews, L OBP: 0.301, SLG: 0.344 (1, 4) X	0-0 FC4-6 2B		0-0 3-1			0-0 F7	0-0 F8			4 1 0 0 0 0 1	
Clint Courtney, L OBP: 0.344, SLG: 0.481 (1, 2) X	0-0 FC5 2B		0-0 P4			0-0 4-3	0-0 1-3			4 0 1 1 0 0 0	
Roy Sievers, R OBP: 0.389, SLG: 0.563 (1, 7) B B B B	4-0 1B FC5 BB		0-0 1-3			0-0 4-3	0-3 K			3 0 0 0 1 1 0	
Jim Lemon, R OBP: 0.371, SLG: 0.507 (1, 9) X	0-0 FC5 1B			0-0 5-3		0-0 HR	0-0 5-3			4 1 1 1 0 0 2	
Pete Runnels, L OBP: 0.332, SLG: 0.269 (1, 3) X	0-0 1-2 2-3 1B		4-0 BB 1B BB			0-0 P6	0-0 F8			3 0 1 0 1 0 0	
Bob Usher, R OBP: 0.306, SLG: 0.359 (1, 8) X	0-0 P5		0-0 F8			0-0 5-3		0-0 P6		4 0 0 0 0 0 4	
Rocky Bridges, R OBP: 0.349, SLG: 0.377 (1, 6) X		0-0 5-3		0-0 BB 1-2 1B		4-0 PB BB		0-3 K		3 0 1 0 1 1 0	
Pedro Ramos, S OBP: 0.152, SLG: 0.125 Dick Hyde, R (4, 1) Julio Becquer, L OBP: 0.271, SLG: 0.319 (6, PH) Bud Byerly, R (6, 1) Lou Berberet, L OBP: 0.374, SLG: 0.381 (9, PH)		0-0 F8		4-0 BB 1-2 2-3 BB		0-3 K		0-0 4-3		1 0 0 0 1 0 0 0 0 0 0 0 0 0 1 0 0 0 0 1 1 0 0 0 0 0 0 0 1 0 0 0 0 0 0	
<b>Inning Stats</b>	R: 1 H: 3 E: 0 LOB: 3 K: 0 BB: 1 S: 6 P: 10	R: 0 H: 0 E: 0 LOB: 0 K: 0 BB: 0 S: 3 P: 3	R: 0 H: 0 E: 0 LOB: 0 K: 0 BB: 0 S: 3 P: 3	R: 0 H: 1 E: 0 LOB: 3 K: 1 BB: 2 S: 6 P: 14	R: 0 H: 0 E: 0 LOB: 0 K: 0 BB: 0 S: 3 P: 3	R: 1 H: 1 E: 0 LOB: 1 K: 1 BB: 1 S: 6 P: 10	R: 0 H: 0 E: 0 LOB: 0 K: 0 BB: 0 S: 3 P: 3	R: 0 H: 0 E: 0 LOB: 0 K: 1 BB: 0 S: 5 P: 5	R: 0 H: 0 E: 0 LOB: 0 K: 1 BB: 0 S: 5 P: 5	1B: 3 SF: 0 2B: 1 SAC: 0 3B: 0 DP: 0 HR: 1 HBP: 0	WP: 0 PA: 36 PB: 1 SB: 0 CS: 0
<b>PITCHER</b> Jack Urban, R ERA: 2.0 (1, 1)	IP WLS BF H R ER SO BB IBB HBP BLK WP HR S P ERA WHIP										
	9.0 W 36 5 2 2 4 4 0 0 0 0 0 1 40 56 2.00 1.000										

Washington Senators @ Kansas City Athletics  
Municipal Stadium, Kansas City, MO  
Thu Jun 13 1957, 8:05 PM EDT  
Att. 6,597 - Unknown

livebaseballscorecards.com

AB 32  
R 2  
H 5  
RBI 2  
BB 4  
SO 4  
LOB 11



Batter	1	2	3	4	5	6	7	8	9	AB	R	H	RBI	BB	SO	LOB
Vic Power, R OBP: 0.336, SLG: 0.438 (1, 3)	1-0 F8 1B HBP	0-0 CS	0-0 6-3	0-0 P6			0-3 K			3	1	0	0	0	1	0
Bob Cerv, R OBP: 0.366, SLG: 0.592 (1, 8) (8, 7)	0-0 1B 1B		0-0 HR			0-0 4-3	0-0 F8			4	1	2	1	0	0	0
Gus Zernial, R OBP: 0.328, SLG: 0.548 (1, 7) Jim Pisoni, R OBP: 0.312, SLG: 0.354 (8, 8)	0-3 K		0-0 F7			0-0 4-3	0-0 6-3			4	0	0	0	0	1	2
Harry Simpson, L OBP: 0.348, SLG: 0.532 (1, 9)	0-0 F8		0-0 HR			0-0 4-3		0-0 1B 3B		4	2	2	1	0	0	2
Hal Smith, R OBP: 0.303, SLG: 0.516 (1, 2)	0-0 1-3 1B		0-0 F5			0-0 F9		0-0 E6 1B		4	0	1	1	0	0	1
Hector Lopez, R OBP: 0.333, SLG: 0.426 (1, 5)	0-0 F8			0-0 HR		0-0 FC5-4 1B		0-0 1B 1B		4	1	3	2	0	0	2
Joe Demaestri, R OBP: 0.353, SLG: 0.409 (1, 6)		0-0 6-3		0-0 HR		0-0 FC5-4 1B		0-3 K		4	1	1	1	0	1	3
Jack Urban, R OBP: 0.250, SLG: 0.250 (1, 1)		0-0 1-3		0-3 K		0-0 1B		0-0 1-3		4	0	1	0	0	1	2
Milt Graff, L OBP: 0.257, SLG: 0.234 (1, 4)		4-0 CS BB		0-0 F8		0-0 F9		0-0 5-3		3	0	0	0	1	0	4

Inning Stats	R: 1	H: 2	E: 0	K: 1	S: 7	L: 2	LOB: 2	BB: 0	P: 8	R: 0	H: 0	E: 0	K: 0	S: 2	R: 2	H: 2	E: 0	K: 0	S: 5	R: 0	H: 0	E: 0	K: 0	S: 3	R: 0	H: 2	E: 0	K: 0	S: 5	R: 0	H: 0	E: 0	K: 1	S: 5	R: 1	H: 2	E: 1	K: 1	S: 8	H: 2	LOB: 2	BB: 0	P: 8	1B: 5	2B: 0	3B: 1	SF: 0	SAC: 0	DP: 0	HBP: 1	WP: 0	PB: 0	SB: 2	CS: 1	PA: 37
--------------	------	------	------	------	------	------	--------	-------	------	------	------	------	------	------	------	------	------	------	------	------	------	------	------	------	------	------	------	------	------	------	------	------	------	------	------	------	------	------	------	------	--------	-------	------	-------	-------	-------	-------	--------	-------	--------	-------	-------	-------	-------	--------


PITCHER	IP	WLS	BF	H	R	ER	SO	BB	IBB	HBP	BLK	WP	HR	S	P	ERA	WHIP
Pedro Ramos, R ERA: 4.58 (1, 1)	3.0	L	16	6	5	5	1	1	0	0	0	0	4	16	21	15.00	2.333
Dick Hyde, R ERA: 5.6 (4, 1)	2.0		6	0	0	0	1	0	0	0	0	0	0	8	8	0.00	0.000
Bud Byerly, R ERA: 2.22 (6, 1)	3.0		14	4	1	1	2	0	0	0	0	0	0	18	18	3.00	1.333

**BOTTOM**

**Washington Senators @ Kansas City Athletics**  
**Municipal Stadium, Kansas City, MO**

Thu Jun 13 1957, 8:05 PM EDT  
Att. 6,597 - Unknown

<b>AB</b>	<b>34</b>
<b>R</b>	<b>6</b>
<b>H</b>	<b>10</b>
<b>RBI</b>	<b>6</b>
<b>BB</b>	<b>1</b>
<b>SO</b>	<b>4</b>
<b>LOB</b>	<b>16</b>





Batter	1	2	3	4	5	6	7	8	9	AB	R	H	RBI	BB	SO	LOB	TOP										
<b>Bobby Richardson, R</b> OBP: 0.360, SLG: 0.396 (1, 4)	0-0 6-3		0-0 F2		0-0 SH1-3 1B	0-0 F9		0-0 HR 1B	0-0 1B	6	2	3	1	0	0	0											
<b>Gil McDougald, R</b> OBP: 0.370, SLG: 0.445 (1, 6)	4-0 PB BB BB		0-3 K		0-0 SH1-3 1-2	0-0 F9		0-0 1-3 1-2	0-0 F9	4	0	0	0	1	1	3											
<b>Mickey Mantle, S</b> OBP: 0.527, SLG: 0.771 (1, 8)	4-0 PB 1-2 BB			0-3 K	4-0 BB 1B BB		4-0 K2-4 BB	0-0 HR 2-H	0-3 K	3	2	1	2	3	2	2											
<b>Yogi Berra, L</b> OBP: 0.298, SLG: 0.369 (1, 7)	0-3 K 1-2 2-3			4-0 PB 1B BB	4-0 1B BB		4-0 K2-4 BB	0-0 2B 1B		2	2	1	0	3	1	2											
<b>Hank Bauer, R</b> OBP: 0.366, SLG: 0.500 (1, 9)	0-0 P6			0-0 FC6-4 1B 1-H	0-0 1B 1B		0-3 K2-4 1-2 2-3	0-0 2B 1-H		5	1	3	3	0	1	4											
<b>Bill Skowron, R</b> OBP: 0.365, SLG: 0.558 (1, 3)		0-0 4-6 2B		4-0 FC6-4 1B 1-2	0-0 1B 1B		4-0 FC5 BB		0-0 4-3 PB 1B	3	2	3	1	2	0	0											
<b>Billy Martin, R</b> OBP: 0.257, SLG: 0.324 (1, 5)		0-0 4-6 2-3f		0-0 FC6-4 1-2f 2-3	0-0 1B		4-0 BB		0-0 4-3	4	0	1	2	1	0	4											
<b>Darrell Johnson, R</b> OBP: 0.143, SLG: 0.143 (1, 2)		0-3 K		0-0 L7	0-0 F7		0-0 FC5 2-3f		0-0 1B 1B	5	1	1	1	0	1	6											
<b>Tom Sturdivant, L</b> OBP: 0.259, SLG: 0.259 (1, 1)			0-0 L4		0-0 6-3	0-3 K		0-0 P4	0-0 1B 1B	5	0	1	0	0	1	0											
<b>Inning Stats</b>	R: 0 E: 0 K: 1 S: 5	H: 0 LOB: 2 BB: 2 P: 13	R: 0 E: 0 K: 1 S: 5	H: 1 LOB: 0 BB: 0 P: 5	R: 0 E: 0 K: 1 S: 5	H: 0 LOB: 0 BB: 0 P: 5	R: 1 E: 0 K: 1 S: 6	H: 1 LOB: 2 BB: 2 P: 14	R: 5 E: 0 K: 0 S: 7	H: 4 LOB: 1 BB: 2 P: 15	R: 0 E: 0 K: 1 S: 5	H: 0 LOB: 0 BB: 0 P: 5	R: 0 E: 0 K: 1 S: 4	H: 0 LOB: 3 BB: 4 P: 20	R: 2 E: 0 K: 0 S: 6	H: 4 LOB: 2 BB: 0 P: 6	R: 2 E: 0 K: 1 S: 9	H: 4 LOB: 2 BB: 0 P: 9	1B: 11 2B: 4 3B: 0 HR: 1	SF: 0 SAC: 1 DP: 2 HBP: 0	WP: 0 PB: 3 SB: 0 CS: 0	PA: 48					
<b>PITCHER</b>	IP	WLS	BF	H	R	ER	SO	BB	IBB	HBP	BLK	WP	HR	S	P	ERA	WHIP										
<b>Wally Burnette, R</b> ERA: 4.12 (1, 1)	4.2	L	24	5	6	6	4	6	0	0	0	0	0	26	50	11.57	2.357										
<b>Tom Gorman, R</b> ERA: 4.67 (5, 1)	0.1		2	1	0	0	0	0	0	0	0	0	0	2	2	0.00	3.000										
<b>Mickey McDermott, L</b> ERA: 5.06 (6, 1)	2.2		12	1	1	1	2	4	0	0	0	0	0	12	28	3.38	1.875										
<b>Gene Host, L</b> ERA: 6.33 (8, 1)	1.1		10	7	3	3	1	0	0	0	0	0	1	12	12	20.25	5.250										

**New York Yankees @ Kansas City Athletics**  
Municipal Stadium, Kansas City, MO  
Fri Jun 14 1957, 8:05 PM EDT  
Att. 24,369 - Unknown

AB	37
R	10
H	14
RBI	10
BB	10
SO	7
LOB	21



[livebaseballscorecards.com](http://livebaseballscorecards.com)

Batter	1	2	3	4	5	6	7	8	9	AB R H RBI BB SO LOB
Vic Power, R OBP: 0.347, SLG: 0.448 (1, 3)	0-0 FC3-4-5 1B 1B		0-0 PB 1B 1B		0-0 1B			0-0 F8		4 0 3 0 0 0 0
Bob Cerv, R OBP: 0.370, SLG: 0.589 (1, 8)	0-0 FC3-4-5 1-2 1B		0-0 PB 1-2 1B		0-0 4-3			0-3 K		4 0 2 0 0 1 1
Gus Zernial, R OBP: 0.326, SLG: 0.541 (1, 7)	0-0 FC3-4-5 1-2 2-3		0-3 K 1-2 2-3				0-0 G1-4-6-3 1B	0-0 P3		4 0 1 0 0 1 4
Harry Simpson, L OBP: 0.346, SLG: 0.526 (1, 9)	0-3 K		0-0 4-3				0-0 F8	0-0 HBP 1B		4 0 1 0 0 1 4
Hal Smith, R OBP: 0.296, SLG: 0.503 (1, 2)		0-0 6-3		0-3 K			0-0 G1-4-6-3 1-2f	0-0 F8		4 0 0 0 0 1 2
Hector Lopez, R OBP: 0.331, SLG: 0.416 (1, 5)		0-0 F9		0-0 6-3			4-0 1B G4-6-3 BB	0-0 F8		3 1 0 0 1 0 1
Joe Demaestri, R OBP: 0.362, SLG: 0.410 (1, 6)		4-0 BB		0-0 5-3			0-0 G4-6-3 1-3 1B	1-0 HBP		2 0 1 0 1 0 0
Billy Hunter, R OBP: 0.217, SLG: 0.299 (9, PR)								1-2 HBP		0 0 0 0 0 0 0
Wally Burnette, R OBP: 0.211, SLG: 0.211 (1, 1)		0-3 K					0-0 F9	0-0 G4-6-3		1 0 0 0 0 1 1
Tom Gorman, R OBP: 0.211, SLG: 0.211 (5, 1)										0 0 0 0 0 0 0
Lou Skizas, R OBP: 0.314, SLG: 0.521 (5, PH)										1 0 0 0 0 0 0
Mickey McDermott, L OBP: 0.296, SLG: 0.296 (8, 1)										0 0 0 0 0 0 0
Gene Host, S OBP: 0.296, SLG: 0.296 (8, 1)										0 0 0 0 0 0 0
Irv Noren, L OBP: 0.340, SLG: 0.318 (9, PH)										1 0 0 0 0 0 2
Milt Graff, L OBP: 0.252, SLG: 0.228 (1, 4)			0-0 F5				0-0 4-3	0-0 F8		3 0 0 0 0 0 0

Inning Stats	R: 0	H: 2	E: 0	LOB: 1	K: 1	BB: 0	S: 6	P: 6	R: 0	H: 0	E: 0	LOB: 1	K: 1	BB: 1	S: 5	P: 9	R: 0	H: 2	E: 0	LOB: 2	K: 1	BB: 0	S: 7	P: 7	R: 0	H: 0	E: 0	LOB: 0	K: 1	BB: 0	S: 5	P: 5	R: 0	H: 1	E: 0	LOB: 1	K: 0	BB: 0	S: 4	P: 4	R: 0	H: 1	E: 0	LOB: 0	K: 0	BB: 0	S: 3	P: 3	R: 1	H: 1	E: 0	LOB: 0	K: 0	BB: 1	S: 3	P: 7	R: 0	H: 0	E: 0	LOB: 0	K: 1	BB: 0	S: 5	P: 5	R: 0	H: 1	E: 0	LOB: 2	K: 0	BB: 0	S: 4	P: 5	1B: 8	SF: 0	2B: 1	SAC: 0	3B: 0	DP: 3	HR: 0	HBP: 1	WP: 0	PA: 35
PITCHER Tom Sturdivant, R ERA: 2.55 (1, 1)	IP	WLS	BF	H	R	ER	SO	BB	IBB	HBP	BLK	WP	HR	S	P	ERA	WHIP	IP	WLS	BF	H	R	ER	SO	BB	IBB	HBP	BLK	WP	HR	S	P	ERA	WHIP	IP	WLS	BF	H	R	ER	SO	BB	IBB	HBP	BLK	WP	HR	S	P	ERA	WHIP																															

BOTTOM

New York Yankees @ Kansas City Athletics  
Municipal Stadium, Kansas City, MO

livebaseballscores.com

AB	32
R	1
H	8
RBI	0
BB	2
SO	5
LOB	16



Fri Jun 14 1957, 8:05 PM EDT  
Att. 24,369 - Unknown



Batter	1	2	3	4	5	6	7	8	9	AB R H RBI BB SO LOB	TOP		
<b>Bobby Richardson, R</b> (1, 4) OBP: 0.352, SLG: 0.386	0-0 BB 1B		0-0 E5 BB E	0-0 F5		0-0 6-3		0-0 6-3		5 1 1 0 0 0 1			
<b>Gil McDougald, R</b> (1, 6) OBP: 0.376, SLG: 0.452	0-0 BB 1B		4-0 E 3B BB	0-0 6-3		0-0 FC6-5 2B		0-0 5-3		4 1 2 0 1 0 1			
<b>Mickey Mantle, S</b> (1, 8) OBP: 0.531, SLG: 0.773 <b>Tony Kubek, L</b> (8, 8) OBP: 0.294, SLG: 0.351	4-0 G4-6-3 1-2 2-3 BB		4-0 E 3B BB		0-0 SH5-3 FC4-6 2B	0-0 FC6-5-4 2-3		0-0 4-3		2 2 1 0 2 0 1 1 0 0 0 0 0 0			
<b>Yogi Berra, L</b> (1, 7) OBP: 0.301, SLG: 0.366	0-0 G4-6-3 1-2f		0-0 F7		4-0 FC4-6 SH5-3 HR BB	0-0 F8		0-0 1B		4 1 1 0 1 0 6			
<b>Hank Bauer, R</b> (1, 9) OBP: 0.360, SLG: 0.490		0-3 K	0-0 E5 3B		0-0 SH5-3		0-0 1-3		0-3 K	4 1 0 0 0 2 3			
<b>Bill Skowron, R</b> (1, 3) OBP: 0.377, SLG: 0.588		0-0 HR	0-0 1-2 2-3 3-H		4-0 FC4-6 IBB		4-0 6-3 BB			2 1 2 4 2 0 0			
<b>Andy Carey, R</b> (1, 5) OBP: 0.276, SLG: 0.362 <b>Joe Collins, L</b> (5, PH) OBP: 0.286, SLG: 0.288 <b>Jerry Coleman, R</b> (5, 5) OBP: 0.375, SLG: 0.357		0-0 2-3	0-0 L8		0-0 FC4-6 HR		0-0 6-3			2 0 0 0 0 0 1 1 1 0 1 0 0 2 1 0 0 0 0 0 1			
<b>Darrell Johnson, R</b> (1, 2) OBP: 0.273, SLG: 0.545		0-0 P5		0-0 SH1-4 1B		0-0 1-H 3-H HR		0-0 P2		4 1 2 3 0 0 0			
<b>Bob Turley, R</b> (1, 1)			0-0 F2		0-0 SH1-4 1-2		0-0 5-3		0-0 4-3	3 0 0 0 0 0 0			
<b>Inning Stats</b>	R: 0 E: 0 K: 0 S: 3 H: 2 LOB: 1 BB: 1 P: 7	R: 1 E: 0 K: 1 S: 6 H: 1 LOB: 0 BB: 0 P: 6	R: 4 E: 2 K: 0 S: 6 H: 1 LOB: 1 BB: 2 P: 14	R: 0 E: 0 K: 0 S: 4 H: 1 LOB: 1 BB: 0 P: 4	R: 4 E: 0 K: 0 S: 5 H: 2 LOB: 0 BB: 2 P: 13	R: 0 E: 0 K: 0 S: 4 H: 1 LOB: 1 BB: 0 P: 4	R: 0 E: 0 K: 0 S: 2 H: 0 LOB: 0 BB: 1 P: 6	R: 0 E: 0 K: 0 S: 3 H: 0 LOB: 0 BB: 0 P: 3	R: 0 E: 0 K: 1 S: 6 H: 1 LOB: 1 BB: 0 P: 6	1B: 4 2B: 2 3B: 1 HR: 2 SF: 0 SAC: 2 DP: 1 HBP: 0	WP: 0 PB: 0 SB: 0 CS: 0 PA: 41		
<b>PITCHER</b>	IP WLS BF H R ER SO BB IBB HBP BLK WP HR S P ERA WHIP											<b>PITCHER</b>	IP WLS BF H R ER SO BB IBB HBP BLK WP HR S P ERA WHIP
<b>Virgil Trucks, R</b> (1, 1) ERA: 3.05	5.0 L 27 7 9 5 1 4 1 0 0 0 2 24 44 9.00 2.200												
<b>Alex Kellner, L</b> (6, 1) ERA: 3.96	2.0 7 1 0 0 0 1 0 0 0 0 0 6 10 0.00 1.000												
<b>Ryne Duren, R</b> (8, 1) ERA: 5.27	2.0 7 1 0 0 0 1 0 0 0 0 0 9 9 0.00 0.500												

**New York Yankees @ Kansas City Athletics**  
Municipal Stadium, Kansas City, MO  
Sat Jun 15 1957, 8:05 PM EDT  
Att. 27,610 - Unknown

AB	33
R	9
H	9
RBI	8
BB	6
SO	2
LOB	16



Batter	1	2	3	4	5	6	7	8	9
Vic Power, R OBP: 0.338, SLG: 0.435 (1, 3)	0-0 5-3		0-0 F9		0-0 4-3			0-0 5-3	
Bob Cerv, R OBP: 0.370, SLG: 0.583 (1, 8)	0-3 K		0-3 K			0-0 FC6-4 1B		0-0 HR	
Jim Pisoni, R OBP: 0.318, SLG: 0.392 (7, 8)									
Lou Skizas, R OBP: 0.318, SLG: 0.517 (1, 7)	0-0 1B			0-0 6-3		0-0 FC6-4 1-2f		4-0 BB	
Harry Simpson, L OBP: 0.339, SLG: 0.514 (1, 9)	0-3 K			0-0 4-3		0-0 F9		0-0 F8	
Hal Smith, R OBP: 0.295, SLG: 0.515 (1, 2)		0-3 K		0-0 HR		0-0 G3		0-0 F8	
Hector Lopez, R OBP: 0.336, SLG: 0.434 (1, 5)		0-0 1B		0-0 F9		0-0 6-3		0-0 3B	
Joe Demaestri, R OBP: 0.354, SLG: 0.400 (1, 6)		0-3 K			0-0 P4	0-0 4-3		0-0 F8	
Virgil Trucks, R OBP: 0.300, SLG: 0.300 (1, 1)		0-3 K			0-3 K	0-0 4-3		4-0 BB	
Gus Zernial, R OBP: 0.325, SLG: 0.538 (5, PH)									
Alex Kellner, R OBP: 0.333, SLG: 0.588 (6, 1)									
Johnny Groth, R OBP: 0.314, SLG: 0.250 (7, PH)									
Ryne Duren, R OBP: 0.071, SLG: 0.071 (8, 1)									
Irv Noren, L OBP: 0.353, SLG: 0.318 (9, PH)									
Milt Graff, L OBP: 0.252, SLG: 0.223 (1, 4)			0-0 F8			4-0 BB		0-0 F9	0-3 K

AB	R	H	RBI	BB	SO	LOB
4	0	0	0	0	0	1
3	0	1	0	0	2	0
1	1	1	1	0	0	0
3	0	1	0	1	0	1
4	0	0	0	0	1	3
4	1	1	1	0	1	1
4	0	2	0	0	0	0
4	0	0	0	0	1	2
1	0	0	0	0	1	1
1	0	0	0	0	1	0
0	0	0	0	0	0	0
1	0	0	0	0	0	0
0	0	0	0	0	0	0
0	0	0	0	1	0	0
3	0	0	0	1	1	2

AB	R	H	RBI	BB	SO	LOB
33	2	6	2	3	8	11

Inning Stats	R: 0	H: 1	E: 0	LOB: 1	K: 2	P: 8	R: 0	H: 1	E: 0	LOB: 1	K: 3	P: 10	R: 0	H: 0	E: 0	LOB: 0	K: 1	P: 5	R: 1	H: 1	E: 0	LOB: 0	K: 0	P: 4	R: 0	H: 0	E: 0	LOB: 1	K: 1	P: 9	R: 0	H: 1	E: 0	LOB: 1	K: 0	P: 4	R: 0	H: 0	E: 0	LOB: 0	K: 0	P: 3	R: 1	H: 1	E: 0	LOB: 1	K: 0	P: 8	R: 0	H: 1	E: 0	LOB: 2	K: 1	P: 10
WP: 0	HR: 0	S: 0	P: 61	ERA: 2.00	WHIP: 1.000	WP: 0	HR: 2	S: 49	P: 61	ERA: 2.00	WHIP: 1.000	WP: 0	HR: 0	S: 4	P: 4	WP: 0	HR: 0	S: 4	P: 4	WP: 0	HR: 0	S: 4	P: 3	WP: 0	HR: 0	S: 4	P: 8	WP: 0	HR: 0	S: 6	P: 10	WP: 0	HR: 0	S: 6	P: 10	WP: 0	HR: 0	S: 6	P: 10	WP: 0	HR: 0	S: 6	P: 10											

**NEW YORK YANKEES @ KANSAS CITY ATHLETICS**  
Municipal Stadium, Kansas City, MO  
Sat Jun 15 1957, 8:05 PM EDT  
Att. 27,610 - Unknown

livebaseballscorecards.com






Batter	1	2	3	4	5	6	7	8	9	10	AB	R	H	RBI	BB	SO	LOB	TOP						
<b>Bobby Richardson, R</b> OBP: 0.333, SLG: 0.364 (1, 4)	0-0 P6		0-0 L1			0-0 1-3	0-0 F2		0-0 G3	0-0 F7	6	0	0	0	0	0	4	<b>New York Yankees @ Kansas City Athletics</b> Municipal Stadium, Kansas City, MO Sun Jun 16 1957, 4:33 AM EDT Att. 30,419 - Unknown <a href="http://livebaseballscorecards.com">livebaseballscorecards.com</a>						
<b>Gil McDougald, R</b> OBP: 0.372, SLG: 0.461 (1, 6) (7, 5)	0-0 F3		0-0 F7			0-0 HR		0-0 5-3	0-3 K		5	1	1	1	0	1	1							
<b>Mickey Mantle, S</b> OBP: 0.537, SLG: 0.769 (1, 8) BB	4-0 BB			0-0 P6		4-0 HR		4-0 BB		4-0 1B	1	2	0	0	4	0	0							
<b>Yogi Berra, L</b> OBP: 0.298, SLG: 0.380 (1, 7) (9, 2)	0-0 F8			0-0 L3-1		0-0 HR		0-0 F4		0-0 F9	5	1	1	2	0	0	3							
<b>Hank Bauer, R</b> OBP: 0.357, SLG: 0.485 <b>Harry Simpson, L</b> OBP: 0.338, SLG: 0.511 (6, PH) (6, 9) <b>Art Ditmar, R</b> OBP: 0.100, SLG: 0.100 (10, 1)		0-3 K		0-0 E5		0-0 F5		0-0 4-3		0-0 3-1	2	0	0	0	0	1	0							
<b>Bill Skowron, R</b> OBP: 0.373, SLG: 0.578 (1, 3)		0-0 P4		0-0 F5		0-0 3-1			0-0 E7	0-0 E5	5	2	1	1	0	0	2							
<b>Andy Carey, R</b> OBP: 0.288, SLG: 0.371 <b>Tony Kubek, L</b> OBP: 0.295, SLG: 0.351 (7, PH) (7, 6)		0-0 1B			0-0 1B		0-3 K		0-0 2B	0-0 3-1	2	0	2	0	0	0	0							
<b>Darrell Johnson, R</b> OBP: 0.357, SLG: 0.500 <b>Enos Slaughter, L</b> OBP: 0.440, SLG: 0.435 (9, PH) (9, 7) (10, 9)		0-0 5-3			4-0 CS		1-0 HBP		0-0 G3	4-0 1B	1	0	0	0	1	0	1							
<b>Johnny Kucks, R</b> OBP: 0.172, SLG: 0.040 <b>Joe Collins, L</b> OBP: 0.281, SLG: 0.283 <b>Bob Grim, R</b> (9, 1) <b>Elston Howard, R</b> OBP: 0.317, SLG: 0.427 (10, PH) (10, 7)			0-0 3-1		0-0 B1		0-0 F7		0-3 K	0-0 1B	3	0	0	0	0	0	2							
<b>Inning Stats</b>	R: 0 E: 0 K: 0 S: 3	H: 0 LOB: 1 BB: 1 P: 7	R: 0 E: 0 K: 1 S: 6	H: 1 LOB: 1 BB: 0 P: 6	R: 0 E: 0 K: 0 S: 3	H: 0 LOB: 0 BB: 0 P: 3	R: 0 E: 1 K: 0 S: 4	H: 0 LOB: 1 BB: 0 P: 4	R: 0 E: 0 K: 0 S: 2	H: 1 LOB: 0 BB: 1 P: 6	R: 3 E: 0 K: 0 S: 5	H: 2 LOB: 0 BB: 1 P: 9	R: 0 E: 0 K: 0 S: 3	H: 0 LOB: 1 BB: 1 P: 7	R: 2 E: 1 K: 2 S: 10	H: 3 LOB: 1 BB: 0 P: 10	R: 3 E: 1 K: 0 S: 6		H: 2 LOB: 2 BB: 2 P: 14	1B: 6 2B: 1 3B: 0 HR: 2	SF: 0 SAC: 0 DP: 0 HBP: 1	WP: 0 PB: 0 SB: 1 CS: 1	PA: 46	
<b>PITCHER</b> <b>Tom Morgan, R</b> ERA: 4.5 <b>Tom Gorman, R</b> ERA: 4.66	IP 8.0	WLS L	BF 35	H 7	R 5	ER 5	SO 2	BB 4	IBB 0	HBP 1	BLK 0	WP 0	HR 2	S 34	P 51	ERA 5.62	WHIP 1.375							
	IP 2.0	WLS L	BF 11	H 2	R 3	ER 1	SO 2	BB 1	IBB 1	HBP 0	BLK 0	WP 0	HR 0	S 13	P 21	ERA 4.50	WHIP 1.500							

AB	39
R	8
H	9
RBI	8
BB	6
SO	4
LOB	17







Batter	1	2	3	4	5	6	7	8	9	AB R H RBI BB SO LOB	TOP									
<b>Billy Martin, R</b> (1, 4) OBP: 0.253, SLG: 0.335	0-0 L1		0-0 4-3			0-0 F8	0-0 F7		0-0 F2	5 0 0 0 0 0 3	<b>Kansas City Athletics @ Washington Senators</b> <b>Griffith Stadium, Washington, DC</b> Tue Jun 18 1957, 7:05 PM EDT Att. 4,442 - Unknown									
<b>Bob Martyn, L</b> (1, 9) OBP: 0.400, SLG: 0.250	0-0 F9			0-0 4-3		0-0 1B		0-0 F2	4-0 FC6-4 IBB	4 0 1 0 1 0 0										
<b>Bob Cerv, R</b> (1, 7) OBP: 0.370, SLG: 0.571	0-3 K			0-3 K		0-0 1B		0-0 5-3	0-0 FC6-4	4 0 1 0 0 2 0										
<b>Johnny Groth, R</b> (8, 7) OBP: 0.306, SLG: 0.242						1-2 1B			1-2f	1 0 0 0 0 0 2										
<b>Lou Skizas, R</b> (1, 5) OBP: 0.319, SLG: 0.530		0-0 HR		4-0 S BB		0-0 F9		0-0 E6 2B		3 1 1 1 1 0 2										
<b>Tim Thompson, L</b> (1, 2) OBP: 0.232, SLG: 0.309		0-0 P6		0-3 K		0-0 F9		0-0 1-3 2B		4 0 1 0 0 1 3										
<b>Woodie Held, R</b> (1, 8) OBP: 0.400, SLG: 0.400							0-0 5-3	0-0 P4		4 0 2 0 0 0 2										
<b>Vic Power, R</b> (1, 3) OBP: 0.338, SLG: 0.445										4 0 2 0 0 0 2										
<b>Joe Demaestri, R</b> (1, 6) OBP: 0.354, SLG: 0.401										4 0 2 0 0 0 2										
<b>Ralph Terry, R</b> (1, 1) OBP: 0.250, SLG: 0.143										3 1 1 1 1 0 2	<b>AB 35</b> <b>R 2</b> <b>H 10</b> <b>RBI 2</b> <b>BB 3</b> <b>SO 4</b> <b>LOB 17</b>									
<b>Virgil Trucks, R</b> (9, 1) OBP: 0.300, SLG: 0.300										3 1 1 1 1 0 2										
<b>Joe Demaestri, R</b> (1, 6) OBP: 0.354, SLG: 0.401			0-0 6-3		0-0 1B		0-0 1B		0-0 SH2-4 1B	4 0 3 0 0 0 0										
<b>Ralph Terry, R</b> (1, 1) OBP: 0.250, SLG: 0.143			0-0 P3		0-0 F8		0-3 K		0-0 SH2-4	3 0 0 0 0 1 3										
<b>Virgil Trucks, R</b> (9, 1) OBP: 0.300, SLG: 0.300										0 0 0 0 0 0 0										
<b>Inning Stats</b>	R: 0 E: 0 K: 1 S: 5	H: 0 LOB: 0 BB: 0 P: 5	R: 1 E: 0 K: 0 S: 4	H: 2 LOB: 0 BB: 0 P: 4	R: 0 E: 0 K: 0 S: 3	H: 0 LOB: 0 BB: 0 P: 3	R: 0 E: 0 K: 2 S: 7	H: 0 LOB: 1 BB: 1 P: 11	R: 0 E: 0 K: 0 S: 4	H: 2 LOB: 1 BB: 0 P: 4	R: 0 E: 0 K: 1 S: 6	H: 1 LOB: 2 BB: 1 P: 10	R: 0 E: 1 K: 0 S: 5	H: 1 LOB: 2 BB: 0 P: 5	R: 1 E: 0 K: 0 S: 5	H: 2 LOB: 2 BB: 1 P: 9	1B: 7 2B: 1 3B: 0 HR: 2	SF: 0 SAC: 1 DP: 2 HBP: 0	WP: 0 PB: 0 SB: 1 CS: 0	PA: 39
<b>PITCHER</b>	IP WLS BF H R ER SO BB IBB HBP BLK WP HR S P ERA WHIP																			
<b>Ted Abernathy, R</b> (1, 1) ERA: 6.18	7.0 L 28 7 1 1 4 2 0 0 0 0 0 1 34 42 1.29 1.286																			
<b>Tex Clevenger, R</b> (8, 1) ERA: 2.63	1.0 5 1 0 0 0 0 0 0 0 0 0 0 5 5 0.00 1.000																			
<b>Bud Byerly, R</b> (9, 1) ERA: 3.66	1.0 6 2 1 1 0 0 0 1 0 0 0 1 5 9 9.00 2.000																			

livebaseballscorecards.com

Batter	1	2	3	4	5	6	7	8	9	AB	R	H	RBI	BB	SO	LOB
--------	---	---	---	---	---	---	---	---	---	----	---	---	-----	----	----	-----

**BOTTOM**

<b>Rocky Bridges, R</b> (1, 6) <small>OBP: 0.327, SLG: 0.333</small> <b>Clint Courtney, L</b> (8, PH) <small>OBP: 0.356, SLG: 0.483</small> <b>Bud Byerly, R</b> (9, 1)	0-0 <b>F3</b> 		0-0 <b>P4</b> 			0-0 <b>1B</b> 		0-0 <b>G3-6-3</b> 		3	0	1	0	0	0	0
<b>Herb Plews, L</b> (1, 4) <small>OBP: 0.308, SLG: 0.351</small>	0-0 <b>F7</b> 			0-0 <b>6-3</b> 		0-0 <b>F9</b> 			0-0 <b>F8</b> 	4	0	0	0	0	0	1
<b>Pete Runnels, L</b> (1, 5) <small>OBP: 0.339, SLG: 0.284</small>	0-0 <b>6-3</b> 			0-3 <b>K</b> 			0-0 <b>WP 5-3 1B</b> 		0-0 <b>4-3</b> 	4	0	1	0	0	1	0
<b>Roy Sievers, R</b> (1, 3) <small>OBP: 0.400, SLG: 0.582</small>		0-0 <b>5-3</b> 		0-0 <b>L6</b> 		0-0 <b>5-3</b> 		0-0 <b>5-3</b> 	0-0 <b>1B 2B</b> 	4	0	1	0	0	0	1
<b>Jim Lemon, R</b> (1, 9) <small>OBP: 0.374, SLG: 0.511</small>		4-0 			0-0 <b>5-3</b> 		0-0 <b>F8</b> 		4-0 	2	0	0	0	2	0	1
<b>Lou Berberet, L</b> (1, 2) <small>OBP: 0.369, SLG: 0.367</small> <b>Pedro Ramos, S</b> (9, PR) <small>OBP: 0.147, SLG: 0.121</small>		0-3 <b>K</b> 			0-0 <b>1-3</b> 		4-0 		0-0 	3	0	1	0	1	1	1
<b>Art Schult, R</b> (1, 7) <small>OBP: 0.289, SLG: 0.326</small>		0-0 <b>F9</b> 			0-0 <b>6-3</b> 		0-0 <b>F8</b> 		0-3 <b>K</b> 	4	0	0	0	0	1	6
<b>Bob Usher, R</b> (1, 8) <small>OBP: 0.294, SLG: 0.366</small>			0-0 <b>F9</b> 			0-3 <b>K</b> 		0-0 <b>P5</b> 		3	0	0	0	0	1	0
<b>Ted Abernathy, R</b> (1, 1) <small>OBP: 0.238, SLG: 0.211</small> <b>Tex Clevenger, R</b> (8, 1) <small>OBP: 0.429, SLG: 0.417</small> <b>Julio Becquer, L</b> (8, PH) <small>OBP: 0.275, SLG: 0.320</small> <b>Milt Bolling, R</b> (9, 6) <small>OBP: 0.208, SLG: 0.295</small>			0-3 <b>K</b> 			0-0 <b>5-3</b> 		0-0 <b>G3-6-3 1B</b> 		2	0	0	0	0	1	0

Kansas City Athletics @ Washington Senators  
 Griffith Stadium, Washington, DC  
 Tue Jun 18 1957, 7:05 PM EDT  
 Att. 4,442 - Unknown

livebaseballscorecards.com

<b>AB</b>	<b>31</b>
<b>R</b>	<b>0</b>
<b>H</b>	<b>5</b>
<b>RBI</b>	<b>0</b>
<b>BB</b>	<b>3</b>
<b>SO</b>	<b>5</b>
<b>LOB</b>	<b>11</b>



Inning Stats	R: 0	H: 0	E: 0	LOB: 0	K: 0	S: 3	R: 0	H: 0	E: 0	LOB: 1	K: 1	S: 5	R: 0	H: 0	E: 0	LOB: 0	K: 1	S: 5	R: 0	H: 0	E: 0	LOB: 0	K: 1	S: 5	R: 0	H: 0	E: 0	LOB: 0	K: 0	S: 3	R: 0	H: 1	E: 0	LOB: 1	K: 1	S: 6	R: 0	H: 1	E: 0	LOB: 2	K: 0	S: 4	R: 0	H: 1	E: 0	LOB: 0	K: 0	S: 3	R: 0	H: 2	E: 0	LOB: 3	K: 1	S: 7	1B: 4	SF: 0	2B: 1	SAC: 0	3B: 0	DP: 1	HR: 0	HBP: 0	WP: 1	PA: 34
--------------	------	------	------	--------	------	------	------	------	------	--------	------	------	------	------	------	--------	------	------	------	------	------	--------	------	------	------	------	------	--------	------	------	------	------	------	--------	------	------	------	------	------	--------	------	------	------	------	------	--------	------	------	------	------	------	--------	------	------	-------	-------	-------	--------	-------	-------	-------	--------	-------	--------

PITCHER	IP	WLS	BF	H	R	ER	SO	BB	IBB	HBP	BLK	WP	HR	S	P	ERA	WHIP
<b>Ralph Terry, R</b> (1, 1) <small>ERA: 2.15</small>	8.2	W	33	5	0	0	4	3	0	0	0	1	0	38	50	0.00	0.923
<b>Virgil Trucks, R</b> (9, 1) <small>ERA: 3.02</small>	0.1	S	1	0	0	0	1	0	0	0	0	0	0	3	3	0.00	0.000



Batter	1	2	3	4	5	6	7	8	9	AB R H RBI BB SO LOB	TOP												
<b>Billy Martin, R</b> (1, 4) OBP: 0.263, SLG: 0.369	0-0 F9		0-0 F8		0-0 4-3 2B		0-0 1B		0-0 1-H HR	5 1 3 2 0 0 0	<b>Kansas City Athletics @ Washington Senators</b> <b>Griffith Stadium, Washington, DC</b> Wed Jun 19 1957, 7:05 PM EDT Att. 2,811 - Unknown												
<b>Bob Martyn, L</b> (1, 9) OBP: 0.300, SLG: 0.222	0-0 1B		0-0 F7		0-0 4-3 2-3		0-0 G3		0-0 4-3	5 0 1 0 0 0 2													
<b>Bob Cerv, R</b> (1, 7) OBP: 0.364, SLG: 0.559	0-0 1B		0-0 4-3		0-3 K			0-0 6-3	0-0 6-3	5 0 1 0 0 1 1													
<b>Lou Skizas, R</b> (1, 5) OBP: 0.318, SLG: 0.523	0-0 G6-4-3 1-2f			0-0 5-3	0-0 F9			0-0 1B		4 0 1 0 0 0 3													
<b>Hal Smith, R</b> (1, 2) OBP: 0.315, SLG: 0.561		0-0 1B		0-0 HR		0-0 G3		0-0 F2		4 2 2 1 0 0 1													
<b>Woodie Held, R</b> (1, 8) OBP: 0.444, SLG: 0.375		0-0 1B		1-0 1B HBP		0-0 F8		0-3 K		3 1 1 0 0 1 1													
<b>Vic Power, R</b> (1, 3) OBP: 0.348, SLG: 0.453		0-0 1B		0-0 1B HBP		0-3 K			0-0 SH1-4 1B	4 1 3 1 0 1 0													
<b>Joe Demaestri, R</b> (1, 6) OBP: 0.349, SLG: 0.394		0-0 G5-4-3 1-2f		0-3 K			0-3 K		0-0 SH1-4 1-2	3 0 0 0 0 2 3													
<b>Ned Garver, R</b> (1, 1) OBP: 0.179, SLG: 0.125		0-0 5-3		0-0 FC6-4 1-2f			0-3 K		0-0 HR 1B	2 0 0 0 0 0 2													
<b>Tom Gorman, R</b> (5, 1)										0 0 0 0 0 0 0													
<b>Gus Zernial, R</b> (7, PH) OBP: 0.327, SLG: 0.537										1 0 0 0 0 1 0													
<b>Virgil Trucks, R</b> (7, 1) OBP: 0.364, SLG: 0.364										1 1 1 1 0 0 0													
<b>Tom Morgan, R</b> (9, 1) OBP: 0.111, SLG: 0.077										0 0 0 0 0 0 0													
<b>Inning Stats</b>	R: 0 E: 0 K: 0 S: 4	H: 2 LOB: 1 BB: 0 P: 4	R: 2 E: 0 K: 0 S: 5	H: 3 LOB: 0 BB: 0 P: 5	R: 0 E: 0 K: 0 S: 3	H: 0 LOB: 0 BB: 0 P: 3	R: 1 E: 0 K: 1 S: 7	H: 2 LOB: 2 BB: 0 P: 8	R: 0 E: 0 K: 1 S: 6	H: 1 LOB: 1 BB: 0 P: 6	R: 0 E: 0 K: 2 S: 8	H: 1 LOB: 1 BB: 0 P: 8	R: 0 E: 0 K: 1 S: 6	H: 1 LOB: 1 BB: 0 P: 6	R: 3 E: 0 K: 0 S: 6	H: 3 LOB: 0 BB: 0 P: 6	1B: 10 2B: 1 3B: 0 HR: 2	SF: 0 SAC: 1 DP: 2 HBP: 1	WP: 0 PB: 0 SB: 0 CS: 0	PA: 39			
<b>PITCHER</b> <b>Russ Kemmerer, R</b> (1, 1) ERA: 5.49	IP 9.0	WLS L	BF 39	H 13	R 6	ER 6	SO 6	BB 0	IBB 0	HBP 1	BLK 0	WP 0	HR 2	S 50	P 51	ERA 6.00	WHIP 1.444					ERA 6.00	WHIP 1.444

livebaseballscorecards.com

<b>AB</b>	37
<b>R</b>	6
<b>H</b>	13
<b>RBI</b>	5
<b>BB</b>	0
<b>SO</b>	6
<b>LOB</b>	13



BOTTOM

Kansas City Athletics @ Washington Senators  
Griffith Stadium, Washington, DC

livebaseballscorecards.com

AB 32  
R 3  
H 7  
RBI 3  
BB 7  
SO 3  
LOB 21



WP: 0 PA: 40  
PB: 1  
SB: 0  
CS: 0

ERA WHIP

Wed Jun 19 1957, 7:05 PM EDT  
Att. 2,811 - Unknown

AB R H RBI BB SO LOB

3	1	1	0	2	0	1
3	1	1	0	2	0	3
4	0	1	1	1	0	3
5	1	2	1	0	1	5
3	0	1	1	0	0	2
1	0	0	0	0	0	0
3	0	0	0	1	0	4
4	0	0	0	0	1	1
3	0	1	0	1	0	1
2	0	0	0	0	1	1
1	0	0	0	0	0	0

Batter	1	2	3	4	5	6	7	8	9
Herb Plews, L OBP: 0.314, SLG: 0.351 (1, 4)	0-0 PB 5-3 1B	4-0 BB			0-0 L5	0-0 F7			4-0 FC6-4 BB
Pete Runnels, L OBP: 0.344, SLG: 0.294 (1, 5)	0-0 5-3 1-2	0-0 F9			0-0 1B 3B		4-0 G4-6-3 BB	4-0 FC6-4 BB	4-0 FC6-4 BB
Roy Sievers, R OBP: 0.400, SLG: 0.576 (1, 3)	4-0 FC5 2-3 1B BB		0-0 F8		0-0 1B 1B		0-0 P3	0-0 FC6-4	0-0 FC6-4 1-2f 2-3
Jim Lemon, R OBP: 0.375, SLG: 0.522 (1, 9)	0-3 K		0-0 HR		0-0 1-2 1B		0-0 G4-6-3 1-2f	0-0 P4	
Lou Berberet, L OBP: 0.368, SLG: 0.366 Clint Courtney, L OBP: 0.353, SLG: 0.475 (1, 2) (8, 2)	0-0 1-2 3-H 1B		0-0 F7		0-0 F8			0-0 4-3	
Art Schult, R OBP: 0.286, SLG: 0.304 (1, 7)	0-0 FC5 2-3f		0-0 5-3		0-0 5-3			4-0 FC4-6 BB	
Bob Usher, R OBP: 0.285, SLG: 0.353 (1, 8)		0-0 F8		0-0 5-3		0-3 K		0-0 P4	
Rocky Bridges, R OBP: 0.333, SLG: 0.333 (1, 6)		4-0 SH1-4 BB		0-0 6-3		0-0 1B		0-0 FC4-6 1-2f	
Russ Kemmerer, R Julio Becquer, L OBP: 0.269, SLG: 0.314 (1, 1) (9, PH)		0-0 SH1-4 1-2		0-0 5-3		0-3 K		0-0 F7	

Inning Stats	R: 1	H: 2	E: 0	K: 1	S: 7	H: 2	LOB: 2	BB: 1	P: 11	R: 0	H: 0	E: 0	K: 0	S: 3	H: 0	LOB: 2	BB: 2	P: 11	R: 1	H: 1	E: 0	K: 0	S: 4	R: 0	H: 0	E: 0	K: 0	S: 3	R: 1	H: 3	E: 0	K: 0	S: 6	R: 0	H: 1	E: 0	K: 2	S: 8	R: 0	H: 0	E: 0	K: 0	S: 2	R: 0	H: 0	E: 0	K: 0	S: 3	R: 0	H: 0	E: 0	K: 0	S: 3	R: 0	H: 0	E: 0	K: 0	S: 3	R: 0	H: 0	E: 0	K: 0	S: 3
--------------	------	------	------	------	------	------	--------	-------	-------	------	------	------	------	------	------	--------	-------	-------	------	------	------	------	------	------	------	------	------	------	------	------	------	------	------	------	------	------	------	------	------	------	------	------	------	------	------	------	------	------	------	------	------	------	------	------	------	------	------	------	------	------	------	------	------

PITCHER	IP	WLS	BF	H	R	ER	SO	BB	IBB	HBP	BLK	WP	HR	S	P	ERA	WHIP
Ned Garver, R ERA: 3.32 (1, 1)	4.1		22	6	3	3	1	3	0	0	0	0	1	21	33	6.23	2.077
Tom Gorman, R ERA: 4.29 (5, 1)	1.2		6	1	0	0	2	0	0	0	0	0	0	10	10	0.00	0.600
Virgil Trucks, R ERA: 2.86 (7, 1)	2.1	W	10	0	0	0	0	4	0	0	0	0	0	6	22	0.00	1.714
Tom Morgan, R ERA: 4.46 (9, 1)	0.2	S	2	0	0	0	0	0	0	0	0	0	0	2	2	0.00	0.000

PITCHER	IP	WLS	BF	H	R	ER	SO	BB	IBB	HBP	BLK	WP	HR	S	P	ERA	WHIP
---------	----	-----	----	---	---	----	----	----	-----	-----	-----	----	----	---	---	-----	------




Batter	1	2	3	4	5	6	7	8	9	AB R H RBI BB SO LOB	TOP											
<b>Billy Martin, R</b> (1, 4) OBP: 0.262, SLG: 0.370	0-3 K		0-0 1B 2B		0-0 F7		0-0 F5		0-0 5-3	5 1 1 0 0 1 0												
<b>Bob Martyn, L</b> (1, 9) OBP: 0.357, SLG: 0.308	0-0 4-3		0-0 FC6-5 PB 2-H 1B			0-0 2B 1B	0-0 F8			4 1 2 1 0 0 0												
<b>Bob Cerv, R</b> (1, 7) OBP: 0.361, SLG: 0.550	0-0 E BB 1B		0-0 FC6-5 G4-6-3 1-3			0-0 F9	0-0 6-3			4 0 1 0 0 0 2												
<b>Lou Skizas, R</b> (1, 5) OBP: 0.316, SLG: 0.513	4-0 1-2 E BB		0-0 G4-6-3 1-2f			0-0 F8		0-0 6-3		3 0 0 0 1 0 2												
<b>Hal Smith, R</b> (1, 2) OBP: 0.314, SLG: 0.559	0-0 1-2 2-3 E5			0-0 6-3		0-0 1B 2B		0-0 F5		4 1 1 0 0 0 2												
<b>Woodie Held, R</b> (1, 8) OBP: 0.462, SLG: 0.364	0-0 4-3			0-0 6-3		0-0 E 1B 2-H 3-H		4-0 BB		3 0 1 2 1 0 3												
<b>Vic Power, R</b> (1, 3) OBP: 0.339, SLG: 0.442		0-0 P4		0-0 6-3		0-0 E6		0-0 F9		4 0 0 0 0 0 2												
<b>Joe Demaestri, R</b> (1, 6) OBP: 0.344, SLG: 0.388		0-0 P4			0-0 P3	0-3 K			0-0 F7	3 0 0 0 0 1 2												
<b>Gus Zernial, R</b> (9, PH) OBP: 0.325, SLG: 0.534										1 0 0 0 0 0 0												
<b>Jack Urban, R</b> (1, 1) OBP: 0.167, SLG: 0.167		0-0 4-3			0-3 K				0-0 4-3	2 0 0 0 0 1 0												
<b>Mickey McDermott, L</b> (6, 1) OBP: 0.321, SLG: 0.455										1 1 1 1 0 0 0												
<b>Virgil Trucks, R</b> (7, 1) OBP: 0.364, SLG: 0.364										0 0 0 0 0 0 0												
<b>Gene Host, S</b> (8, 1)										0 0 0 0 0 0 0												
<b>Irv Noren, L</b> (9, PH) OBP: 0.316, SLG: 0.280										1 0 0 0 0 0 0												
<b>Inning Stats</b>	R: 0 E: 1 K: 1 S: 7	H: 1 LOB: 3 BB: 1 P: 11	R: 0 E: 0 K: 0 S: 3	H: 0 LOB: 0 BB: 0 P: 3	R: 1 E: 0 K: 0 S: 4	H: 2 LOB: 0 BB: 0 P: 4	R: 0 E: 0 K: 0 S: 3	H: 0 LOB: 0 BB: 0 P: 3	R: 0 E: 0 K: 1 S: 5	H: 0 LOB: 0 BB: 0 P: 5	R: 2 E: 1 K: 1 S: 9	H: 3 LOB: 2 BB: 0 P: 9	R: 1 E: 0 K: 0 S: 4	H: 1 LOB: 0 BB: 0 P: 4	R: 0 E: 0 K: 0 S: 3	H: 0 LOB: 1 BB: 1 P: 7	R: 0 E: 0 K: 0 S: 3	H: 0 LOB: 0 BB: 0 P: 3	1B: 4 2B: 2 3B: 0 HR: 1	SF: 0 SAC: 0 DP: 1 HBP: 0	WP: 0 PB: 1 SB: 0 CS: 0	PA: 37
<b>PITCHER</b>	IP WLS BF H R ER SO BB IBB HBP BLK WP HR S P ERA WHIP																					
<b>Pedro Ramos, R</b> (1, 1) ERA: 4.71	7.0 W 30 7 4 4 3 1 0 0 0 0 0 1 35 39 5.14 1.143																					
<b>Tex Clevenger, R</b> (8, 1) ERA: 2.52	2.0 S 7 0 0 0 0 1 0 0 0 0 0 0 6 10 0.00 0.500																					

**Kansas City Athletics @ Washington Senators**  
**Griffith Stadium, Washington, DC**  
 Thu Jun 20 1957, 3:33 AM EDT  
 Att. 1,214 - Unknown

[livebaseballscorecards.com](http://livebaseballscorecards.com)

<b>AB</b>	35
<b>R</b>	4
<b>H</b>	7
<b>RBI</b>	4
<b>BB</b>	2
<b>SO</b>	3
<b>LOB</b>	13



BOTTOM

Kansas City Athletics @ Washington Senators  
Griffith Stadium, Washington, DC  
Thu Jun 20 1957, 3:33 AM EDT  
Att. 1,214 - Unknown

livebaseballscorecards.com

AB 32  
R 9  
H 12  
RBI 8  
BB 2  
SO 3  
LOB 5



WP: 0 PA: 35  
PB: 1  
SB: 0  
CS: 1

Batter	1	2	3	4	5	6	7	8	9	AB	R	H	RBI	BB	SO	LOB											
Herb Plews, L OBP: 0.318, SLG: 0.360 (1, 4)	0-0 F8		0-0 3-1		0-0 3B		4-0 1B 3-1 IBB			3	1	1	0	1	0	0											
Pete Runnels, L OBP: 0.343, SLG: 0.293 (1, 5)	0-0 4-3		0-0 F9			0-0 F7	0-0 3-1 1B	1-3 2-H 3-H		4	0	1	2	0	0	0											
Roy Sievers, R OBP: 0.394, SLG: 0.567 (1, 3)	0-3 K			0-0 F8		0-0 L7	0-0 3-1	2-3 3-H		4	0	0	1	0	1	1											
Jim Lemon, R OBP: 0.373, SLG: 0.517 (1, 9)		0-3 K		0-0 CS 1B		0-0 5-3	0-0 F9			4	0	1	0	0	1	1											
Clint Courtney, L OBP: 0.347, SLG: 0.477 (1, 2)		0-0 P3		0-0 F8			0-0 4-3	0-0 SH3 1B 2B		4	1	1	0	0	0	1											
Faye Throneberry, L OBP: 0.182, SLG: 0.131 (1, 7)		0-0 E 2B			0-0 1B 2B 1B		0-0 PB 1B 2B 1B	0-0 SH3	2-3	3	3	3	0	0	0	0											
Bob Usher, R OBP: 0.299, SLG: 0.367 (1, 8)		0-0 E5			0-0 2B 1B		0-0 PB 2B 1B	0-0 G6-3 1B		4	2	3	1	0	0	0											
Rocky Bridges, R OBP: 0.339, SLG: 0.343 (1, 6)		0-0 P6			0-0 2B		0-0 2B 1B BB	0-0 G6-3	1-2f	3	1	1	2	1	0	2											
Pedro Ramos, S OBP: 0.139, SLG: 0.114 (1, 1)			0-3 K			0-0 6-3				2	0	0	0	0	1	0											
Art Schult, R OBP: 0.300, SLG: 0.340 (7, PH)										1	1	1	2	0	0	0											
Tex Clevenger, R OBP: 0.428, SLG: 0.417 (8, 1)										0	0	0	0	0	0	0											
Inning Stats	R: 0 E: 0 K: 1 S: 5	H: 0 LOB: 0 BB: 0 P: 5	R: 1 E: 1 K: 1 S: 7	H: 1 LOB: 1 BB: 0 P: 7	R: 0 E: 0 K: 1 S: 5	H: 0 LOB: 0 BB: 0 P: 5	R: 0 E: 0 K: 0 S: 3	H: 1 LOB: 0 BB: 0 P: 3	R: 2 E: 0 K: 0 S: 5	H: 4 LOB: 1 BB: 0 P: 5	R: 0 E: 0 K: 0 S: 3	H: 0 LOB: 0 BB: 0 P: 3	R: 5 E: 0 K: 0 S: 7	H: 4 LOB: 1 BB: 2 P: 15	R: 1 E: 0 K: 0 S: 4	H: 2 LOB: 0 BB: 0 P: 4	1B: 7 2B: 4 3B: 1 HR: 0	SF: 0 SAC: 1 DP: 1 HBP: 0	WP: 0 PB: 1 SB: 0 CS: 1	PA: 35							
PITCHER	IP	WLS	BF	H	R	ER	SO	BB	IBB	HBP	BLK	WP	HR	S	P	ERA	WHIP										
Jack Urban, R ERA: 2.57 (1, 1)	5.0		19	6	3	2	3	0	0	0	0	0	0	25	25	3.60	1.200										
Mickey McDermott, L ERA: 6.05 (6, 1)	1.1	L	10	4	5	5	0	1	1	0	0	0	0	8	16	33.75	3.750										
Virgil Trucks, R ERA: 2.82 (7, 1)	0.2		2	0	0	0	0	0	0	0	0	0	0	2	2	0.00	0.000										
Gene Host, L ERA: 6.45 (8, 1)	1.0		4	2	1	1	0	0	0	0	0	0	0	4	4	9.00	2.000										



Batter	1	2	3	4	5	6	7	8	9	AB	R	H	RBI	BB	SO	LOB	TOP																								
<a href="#">Billy Martin, R</a> (1, 4) OBP: 0.262, SLG: 0.370											0	0	0	0	0	0	0																								
<a href="#">Gus Zernial, R</a> (1, 7) OBP: 0.325, SLG: 0.534											0	0	0	0	0	0	0	0																							
<a href="#">Bob Cerv, R</a> (1, 9) OBP: 0.361, SLG: 0.550											0	0	0	0	0	0	0	0																							
<a href="#">Lou Skizas, R</a> (1, 5) OBP: 0.316, SLG: 0.513											0	0	0	0	0	0	0	0																							
<a href="#">Hal Smith, R</a> (1, 2) OBP: 0.314, SLG: 0.559											0	0	0	0	0	0	0	0																							
<a href="#">Woodie Held, R</a> (1, 8) OBP: 0.462, SLG: 0.364											0	0	0	0	0	0	0	0																							
<a href="#">Vic Power, R</a> (1, 3) OBP: 0.339, SLG: 0.442											0	0	0	0	0	0	0	0																							
<a href="#">Joe Demaestri, R</a> (1, 6) OBP: 0.344, SLG: 0.388											0	0	0	0	0	0	0	0																							
<a href="#">Tom Morgan, R</a> (1, 1) OBP: 0.111, SLG: 0.077	0	0	0	0	0	0	0	0																																	
<b>Inning Stats</b>											1B: 0	SF: 0	WP: 0	PA: 0																											
<b>PITCHER</b>	IP	WLS	BF	H	R	ER	SO	BB	IBB	HBP	BLK	WP	HR	S	P	ERA	WHIP	<b>PITCHER</b>	IP	WLS	BF	H	R	ER	SO	BB	IBB	HBP	BLK	WP	HR	S	P	ERA	WHIP						
<a href="#">Willard Nixon, R</a> (1, 1) ERA: 4.62	0.0	W	0	0	0	0	0	0	0	0	0	0	0	0	0	∞	∞																								

**Kansas City Athletics @ Boston Red Sox**  
**Fenway Park, Boston, MA**  
 Fri Jun 21 1957, 3:33 AM EDT  
 Att. 22,230 - Unknown

**AB 0**  
**R 0**  
**H 0**  
**RBI 0**  
**BB 0**  
**SO 0**  
**LOB 0**



WP: 0 PA: 0  
 PB: 0  
 SB: 0  
 CS: 0

[livebaseballscorecards.com](http://livebaseballscorecards.com)





Batter	1	2	3	4	5	6	7	8	9	AB R H RBI BB SO LOB	TOP											
<b>Billy Martin, R</b> (1, 4) OBP: 0.261, SLG: 0.382	0-3 <b>K</b>		0-0 <b>6-3</b>			0-0 <b>HR</b>		0-0 <b>1B</b>		4 1 2 1 0 1 0	<b>Kansas City Athletics @ Boston Red Sox</b> Fenway Park, Boston, MA Sat Jun 22 1957, 3:33 AM EDT Att: 10,760 - Unknown											
<b>Gus Zernial, R</b> (1, 7) OBP: 0.322, SLG: 0.538	0-0 <b>F8</b>		0-0 <b>E6</b> G6-4-3			0-3 <b>K</b>		0-0 <b>F3</b>		4 0 0 0 0 1 1												
<b>Bob Cerv, R</b> (1, 9) OBP: 0.356, SLG: 0.554	0-3 <b>K</b>		0-0 <b>G6-4-3</b> 1-2f			0-0 <b>F9</b>		0-0 <b>1B</b> <b>1B</b>		4 0 1 0 0 1 1												
<b>Lou Skizas, R</b> (1, 5) OBP: 0.319, SLG: 0.506		0-0 <b>E6</b> 1-4-3		0-0 <b>FC6-4</b> <b>1B</b>		0-0 <b>6-3</b>		0-0 <b>1B</b> <b>1B</b> G6-4-3		4 0 2 0 0 0 0												
<b>Hal Smith, R</b> (1, 2) OBP: 0.302, SLG: 0.538		0-0 <b>1-4-3</b> 1-2		0-0 <b>FC6-4</b> 1-2f		0-0 <b>F8</b>		0-0 <b>F8</b>		4 0 0 0 0 0 4												
<b>Woodie Held, R</b> (1, 8) OBP: 0.350, SLG: 0.278		0-0 <b>F8</b>		0-0 <b>L6</b>		0-0 <b>5-3</b>		0-0 <b>G6-4-3</b> 1-2f		4 0 0 0 0 0 3												
<b>Vic Power, R</b> (1, 3) OBP: 0.328, SLG: 0.425		0-0 <b>F7</b>		0-0 <b>F7</b>		0-0 <b>5-3</b>				3 0 0 0 0 0 1												
<b>Billy Hunter, R</b> (1, 6) OBP: 0.223, SLG: 0.303			0-0 <b>P4</b>		0-0 <b>S</b> <b>1B</b>		0-0 <b>5-3</b>			2 0 1 0 0 0 0												
<b>Irv Noren, L</b> (8, PH) OBP: 0.305, SLG: 0.269										1 0 0 0 0 0 0												
<b>Joe Demaestri, R</b> (8, 6) OBP: 0.338, SLG: 0.381										0 0 0 0 0 0 0												
<b>Arnie Portocarrero, R</b> (1, 1) OBP: 0.333, SLG: 0.250			0-3 <b>K</b>		0-3 <b>K</b> 1-2			0-3 <b>K</b>		1 0 0 0 0 1 0												
<b>Tom Gorman, R</b> (3, 1)										1 0 0 0 0 1 1												
<b>Bob Martyn, L</b> (8, PH) OBP: 0.333, SLG: 0.286										1 0 0 0 0 1 0												
<b>Alex Kellner, R</b> (8, 1) OBP: 0.333, SLG: 0.588										0 0 0 0 0 0 0												
<b>Inning Stats</b>	R: 0 E: 0 K: 2 S: 7	H: 0 LOB: 0 BB: 0 P: 7	R: 0 E: 1 K: 0 S: 4	H: 0 LOB: 1 BB: 0 P: 4	R: 0 E: 0 K: 1 S: 5	H: 0 LOB: 0 BB: 0 P: 5	R: 0 E: 1 K: 0 S: 4	H: 1 LOB: 1 BB: 0 P: 4	R: 0 E: 0 K: 1 S: 6	H: 1 LOB: 1 BB: 0 P: 6	R: 1 E: 0 K: 1 S: 6	H: 1 LOB: 0 BB: 0 P: 6	R: 0 E: 0 K: 0 S: 3	H: 0 LOB: 0 BB: 0 P: 3	R: 0 E: 0 K: 1 S: 6	H: 1 LOB: 1 BB: 0 P: 6	R: 0 E: 0 K: 0 S: 4	H: 2 LOB: 1 BB: 0 P: 4	1B: 5 2B: 0 3B: 0 HR: 1	SF: 0 SAC: 0 DP: 2 HBP: 0	WP: 0 PB: 0 SB: 1 CS: 0	PA: 33
<b>PITCHER</b> <b>Mike Fornieles, R</b> (1, 1) ERA: 3.35	IP: 9.0 WLS: W BF: 33 H: 6 R: 1 ER: 1 SO: 6 BB: 0 IBB: 0 HBP: 0 BLK: 0 WP: 0 HR: 1 S: 45 P: 45 ERA: 1.00 WHIP: 0.667											<b>PITCHER</b>	IP: WLS: BF: H: R: ER: SO: BB: IBB: HBP: BLK: WP: HR: S: P: ERA: WHIP:									


livebaseballscores.com

<b>AB</b>	<b>33</b>
<b>R</b>	<b>1</b>
<b>H</b>	<b>6</b>
<b>RBI</b>	<b>1</b>
<b>BB</b>	<b>0</b>
<b>SO</b>	<b>6</b>
<b>LOB</b>	<b>11</b>







Batter	1	2	3	4	5	6	7	8	9	AB R H RBI BB SO LOB	TOP											
Bob Martyn, L (1, 9) OBP: 0.263, SLG: 0.222	0-0 F7		0-0 F7			0-3 K		0-0 G3		4 0 0 0 0 1 1	<b>Kansas City Athletics @ Boston Red Sox</b> Fenway Park, Boston, MA Sun Jun 23 1957, 3:33 AM EDT Unknown  livebaseballscorecards.com  <b>AB 35</b> <b>R 6</b> <b>H 8</b> <b>RBI 6</b> <b>BB 1</b> <b>SO 5</b> <b>LOB 6</b>  											
Billy Martin, R (1, 4) OBP: 0.261, SLG: 0.375	0-0 F8			0-0 P5		0-0 6-3		4-0 BB		3 0 0 0 1 0 0												
Gus Zernial, R (1, 7) OBP: 0.321, SLG: 0.548	0-0 5-3			0-0 L7			0-0 HR	0-0 P6		4 1 1 1 0 0 1												
Hal Smith, R (1, 2) OBP: 0.301, SLG: 0.532		0-0 F9		0-0 1-3			0-0 HR	0-0 L7		4 1 1 0 0 0 0												
Vic Power, R (1, 3) OBP: 0.331, SLG: 0.445		0-0 5-3			0-0 F7		0-0 HR	0-0 2B	0-0 HR	4 2 2 2 0 0 0												
Hector Lopez, R (1, 5) OBP: 0.338, SLG: 0.445		0-3 K			0-0 2B		0-0 4-3	0-0 HR	0-0 2B	4 1 2 0 0 1 0												
Woodie Held, R (1, 8) OBP: 0.375, SLG: 0.455			0-0 FC4-6 1B		0-3 K		0-3 K	0-0 HR		4 1 2 3 0 2 1												
Billy Hunter, R (1, 6) OBP: 0.216, SLG: 0.293			0-0 FC4-6		0-0 L8		0-0 L3	0-0 4-3		3 0 0 0 0 0 2												
Bob Cerv, R (9, PH) OBP: 0.354, SLG: 0.551			1-2f							1 0 0 0 0 0 0												
Ned Garver, R Mickey McDermott, L Gene Host, S Arnie Portocarrero, R Lou Skizas, R Alex Kottner, R Irv Noren, L Tom Gorman, R Tim Thompson, L			0-3 K			0-0 5-3		0-0 1-3	0-0 F9	0 0 0 0 0 0 0 0 0 0 0 0 0 0 1 0 0 0 0 0 1 1 0 0 0 0 0 0 0 0 1 0 0 0 0 0 0 0 0 0 0 0 0 0 0 0 1 0 0 0 0 0 0 0 1 0 0 0 0 0 0 0												
<b>Inning Stats</b>	R: 0 E: 0 K: 0 S: 3	H: 0 LOB: 0 BB: 0 P: 3	R: 0 E: 0 K: 1 S: 5	H: 0 LOB: 0 BB: 0 P: 5	R: 0 E: 0 K: 1 S: 6	H: 1 LOB: 1 BB: 0 P: 6	R: 0 E: 0 K: 0 S: 3	H: 0 LOB: 0 BB: 0 P: 3	R: 0 E: 0 K: 1 S: 6	H: 1 LOB: 1 BB: 0 P: 6	R: 0 E: 0 K: 1 S: 5	H: 0 LOB: 0 BB: 0 P: 5	R: 3 E: 0 K: 1 S: 8	H: 3 LOB: 0 BB: 0 P: 8	R: 0 E: 0 K: 0 S: 3	H: 0 LOB: 1 BB: 1 P: 7	R: 3 E: 0 K: 0 S: 6	H: 3 LOB: 0 BB: 0 P: 6	1B: 3 2B: 2 3B: 0 HR: 3	SF: 0 SAC: 0 DP: 0 HBP: 0	WP: 0 PB: 0 SB: 0 CS: 0	PA: 36
<b>PITCHER</b> Tom Brewer, R (1, 1) ERA: 3.2	IP 9.0 WLS W BF 36 H 8 R 6 ER 6 SO 5 BB 1 IBB 0 HBP 0 BLK 0 WP 0 HR 3 S 45 P 49 ERA 6.00 WHIP 1.000											<b>PITCHER</b>	IP WLS BF H R ER SO BB IBB HBP BLK WP HR S P ERA WHIP									





Batter	1	2	3	4	5	6	7	8	9	AB R H RBI BB SO LOB	TOP																								
<b>Hector Lopez, R</b> (1, 5) OBP: 0.335, SLG: 0.440	0-0 4-3			0-0 G3		0-0 2B 2-H 1B		0-0 G6-4-3 1-2f		4 0 1 1 0 0 2																									
<b>Billy Martin, R</b> (1, 4) OBP: 0.261, SLG: 0.378	0-0 6-3			0-0 6-3		0-0 1-3 2B			0-0 F9	4 0 1 0 0 0 0																									
<b>Gus Zernial, R</b> (1, 7) OBP: 0.315, SLG: 0.536	0-3 K			0-3 K		0-0 F8			0-0 G1	4 0 0 0 0 2 2																									
<b>Bob Cerv, R</b> (1, 9) OBP: 0.345, SLG: 0.537		0-0 F7			0-0 P6			0-3 K	0-3 K	4 0 0 0 0 2 0																									
<b>Tim Thompson, L</b> (1, 2) OBP: 0.217, SLG: 0.288		0-0 F8			0-0 F9			0-0 F8		3 0 0 0 0 0 0																									
<b>Vic Power, R</b> (1, 3) OBP: 0.326, SLG: 0.437		0-0 P4			0-3 K			0-0 F7		3 0 0 0 0 1 0																									
<b>Woodie Held, R</b> (1, 8) OBP: 0.370, SLG: 0.440			0-0 P5			0-0 F7			0-0 1B 1B	3 0 1 0 0 0 0																									
<b>Joe Demaestri, R</b> (1, 6) OBP: 0.338, SLG: 0.386			0-0 F8			0-0 1B 2B			0-0 F8	3 1 1 0 0 0 1																									
<b>Ralph Terry, R</b> (1, 1) OBP: 0.222, SLG: 0.125			0-0 1-3			0-0 P3			0-0 G6-4-3 1-2 1B	1 0 0 0 0 0 0																									
<b>Lou Skizas, R</b> (6, PH) OBP: 0.315, SLG: 0.500										1 0 0 0 0 0 1																									
<b>Virgil Trucks, R</b> (6, 1) OBP: 0.364, SLG: 0.364										0 0 0 0 0 0 0																									
<b>Irv Noren, L</b> (8, PH) OBP: 0.311, SLG: 0.278										1 0 1 0 0 0 0																									
<b>Tom Morgan, R</b> (8, 1) OBP: 0.103, SLG: 0.071										0 0 0 0 0 0 0																									
<b>Inning Stats</b>	R: 0 E: 0 K: 1 S: 5	H: 0 LOB: 0 BB: 0 P: 5	R: 0 E: 0 K: 0 S: 3	H: 0 LOB: 0 BB: 0 P: 3	R: 0 E: 0 K: 0 S: 3	H: 0 LOB: 0 BB: 0 P: 3	R: 0 E: 0 K: 1 S: 5	H: 0 LOB: 0 BB: 0 P: 5	R: 0 E: 0 K: 1 S: 5	H: 0 LOB: 0 BB: 0 P: 5	R: 0 E: 0 K: 1 S: 5	H: 0 LOB: 0 BB: 0 P: 5	R: 0 E: 0 K: 1 S: 5	H: 0 LOB: 0 BB: 0 P: 5	R: 0 E: 0 K: 1 S: 5	H: 2 LOB: 1 BB: 0 P: 4	R: 0 E: 0 K: 1 S: 5	H: 0 LOB: 0 BB: 0 P: 5	R: 0 E: 0 K: 1 S: 5	H: 0 LOB: 0 BB: 0 P: 5	1B: 3 2B: 2 3B: 0 HR: 0	SF: 0 SAC: 0 DP: 1 HBP: 0	WP: 0 PB: 0 SB: 0 CS: 0	PA: 31											
<b>PITCHER</b> <b>Frank Sullivan, R</b> (1, 1) ERA: 2.72	IP 9.0	WLS W	BF 31	H 5	R 1	ER 1	SO 5	BB 0	IBB 0	HBP 0	BLK 0	WP 0	HR 0	S 41	P 41	ERA 1.00	WHIP 0.556	<b>PITCHER</b>	IP	WLS	BF	H	R	ER	SO	BB	IBB	HBP	BLK	WP	HR	S	P	ERA	WHIP

**Kansas City Athletics @ Boston Red Sox**  
**Fenway Park, Boston, MA**  
 Sun Jun 23 1957, 3:38 AM EDT  
 Att. 21,337 - Unknown

<b>AB</b>	<b>31</b>
<b>R</b>	<b>1</b>
<b>H</b>	<b>5</b>
<b>RBI</b>	<b>1</b>
<b>BB</b>	<b>0</b>
<b>SO</b>	<b>5</b>
<b>LOB</b>	<b>6</b>







Batter	1	2	3	4	5	6	7	8	9	AB R H RBI BB SO LOB	TOP									
<b>Billy Hunter, R</b> (1, 5) OBP: 0.208, SLG: 0.281	0-0 F8			0-0 F7			0-3 K		0-0 F2	4 0 0 0 0 1 1	<b>Kansas City Athletics @ Baltimore Orioles</b> Memorial Stadium, Baltimore, MD Tue Jun 25 1957, 3:33 AM EDT Att. 9,703 - Unknown <a href="http://livebaseballscorecards.com">livebaseballscorecards.com</a>									
<b>Bob Martyn, L</b> (1, 7) OBP: 0.217, SLG: 0.182	0-0 4-3			0-0 F8			0-3 K		0-0 4-3	4 0 0 0 0 1 1										
<b>Billy Martin, R</b> (1, 4) OBP: 0.257, SLG: 0.372	0-0 F5			0-3 K			0-0 F3			3 0 0 0 0 1 0										
<b>Hal Smith, R</b> (1, 2) OBP: 0.302, SLG: 0.529		0-0 L8			0-0 6-3			0-0 1B		3 0 1 0 0 0 0										
<b>Vic Power, R</b> (1, 3) OBP: 0.321, SLG: 0.429		0-0 F7			0-0 L4			0-0 F8		3 0 0 0 0 0 1										
<b>Woodie Held, R</b> (1, 8) OBP: 0.333, SLG: 0.393		0-0 6-3			0-3 K			0-0 F8		3 0 0 0 0 1 1										
<b>Johnny Groth, R</b> (1, 9) OBP: 0.282, SLG: 0.222				0-3 K		0-0 5-3		0-0 5-3		3 0 0 0 0 1 1										
<b>Joe Demaestri, R</b> (1, 6) OBP: 0.338, SLG: 0.385				0-0 L6		0-0 G6-3 1B		0-0 F4		3 0 1 0 0 0 0										
<b>Jack Urban, R</b> (1, 1) OBP: 0.143, SLG: 0.143 <b>Mickey McDermott, L</b> (6, PH) OBP: 0.310, SLG: 0.435 <b>Tom Gorman, R</b> (6, 1) <b>Irv Noren, L</b> (9, PH) OBP: 0.323, SLG: 0.291				0-3 K		0-0 G6-3 1-2f		0-0 1B		1 0 0 0 0 1 0 1 0 0 0 0 0 1 0 0 0 0 0 0 0 1 0 1 0 0 0 0										
<b>Inning Stats</b>	R: 0 E: 0 K: 0 S: 3	H: 0 LOB: 0 BB: 0 P: 3	R: 0 E: 0 K: 0 S: 3	H: 0 LOB: 0 BB: 0 P: 3	R: 0 E: 0 K: 2 S: 7	H: 0 LOB: 0 BB: 0 P: 7	R: 0 E: 0 K: 1 S: 5	H: 0 LOB: 0 BB: 0 P: 5	R: 0 E: 0 K: 1 S: 5	H: 1 LOB: 0 BB: 0 P: 3	R: 0 E: 0 K: 2 S: 7	H: 0 LOB: 0 BB: 0 P: 7	R: 0 E: 0 K: 0 S: 4	H: 1 LOB: 1 BB: 0 P: 4	R: 0 E: 0 K: 0 S: 4	H: 1 LOB: 1 BB: 0 P: 4	1B: 3 2B: 0 3B: 0 HR: 0	SF: 0 SAC: 0 DP: 1 HBP: 0	WP: 0 PB: 0 SB: 0 CS: 0	PA: 29
<b>PITCHER</b> <b>Billy Loes, R</b> (1, 1) ERA: 2.63	IP: 9.0 WLS: W BF: 29 H: 3 R: 0 ER: 0 SO: 6 BB: 0 IBB: 0 HBP: 0 BLK: 0 WP: 0 HR: 0 S: 41 P: 41 ERA: 0.00 WHIP: 0.333											<b>PITCHER</b> IP: WLS: BF: H: R: ER: SO: BB: IBB: HBP: BLK: WP: HR: S: P: ERA: WHIP:								



Batter	1	2	3	4	5	6	7	8	9
<b>Billy Gardner, R</b> OBP: 0.329, SLG: 0.370 (1, 4) X	0-0 1B SF8 1B	0-3 K			4-0 1B SH2-3 1B BB	0-0 3B 2B		0-0 F6	
<b>Bob Boyd, L</b> OBP: 0.417, SLG: 0.458 (1, 3) X	0-0 1B SF8 1B		0-0 G3		0-0 SH2-3	0-0 3B 2-H		0-0 1B	
<b>Billy Goodman, L</b> OBP: 0.288, SLG: 0.426 (1, 5) X	0-0 SF8		0-0 G3		4-0 1B 1B SF9 IBB	0-0 4-3		0-0 L3	
<b>Al Pilarcik, L</b> OBP: 0.382, SLG: 0.373 (1, 9) X	0-0 S 1B		0-3 K		0-0 1B 1-2 2-3		4-0 1B BB		
<b>Jim Busby, R</b> OBP: 0.276, SLG: 0.388 (1, 8) S	0-3 K			0-0 F8	0-0 1B 1-2 2-3 3-H		0-0 1B 1B		
<b>Joe Durham, R</b> OBP: 0.255, SLG: 0.204 (1, 7) S	0-3 K			0-0 6-3	0-0 SF9		0-3 K		
<b>Gus Triandos, R</b> OBP: 0.338, SLG: 0.418 (1, 2) S		0-3 K		4-0 1B BB	0-0 1-3		0-0 1B 1-3 2-H		
<b>Willy Miranda, S</b> OBP: 0.268, SLG: 0.233 (1, 6) X		0-0 F8		0-0 FC6 1B		0-3 K	0-3 K		
<b>Billy Loes, R</b> OBP: 0.161, SLG: 0.107 (1, 1) X		0-0 1B		0-0 FC6 1-2f		0-0 G3		0-0 1-3	

Inning Stats	R: 1	H: 3	E: 0	K: 2	S: 10	LOB: 2	BB: 0	P: 10	R: 0	H: 1	E: 0	K: 2	S: 8	LOB: 1	BB: 0	P: 8	R: 0	H: 0	E: 0	K: 1	S: 5	LOB: 0	BB: 0	P: 5	R: 0	H: 1	E: 0	K: 0	S: 4	LOB: 2	BB: 1	P: 8	R: 2	H: 2	E: 0	K: 0	S: 5	LOB: 2	BB: 2	P: 13	R: 1	H: 2	E: 0	K: 1	S: 7	LOB: 1	BB: 0	P: 7	R: 1	H: 2	E: 0	K: 2	S: 8	LOB: 1	BB: 1	P: 12	R: 0	H: 1	E: 0	K: 0	S: 4	LOB: 1	BB: 0	P: 4
--------------	------	------	------	------	-------	--------	-------	-------	------	------	------	------	------	--------	-------	------	------	------	------	------	------	--------	-------	------	------	------	------	------	------	--------	-------	------	------	------	------	------	------	--------	-------	-------	------	------	------	------	------	--------	-------	------	------	------	------	------	------	--------	-------	-------	------	------	------	------	------	--------	-------	------

PITCHER		IP	WLS	BF	H	R	ER	SO	BB	IBB	HBP	BLK	WP	HR	S	P	ERA	WHIP
<b>Jack Urban, R</b> ERA: 3.32 (1, 1)		5.0	L	25	7	3	3	5	2	1	0	0	0	0	32	44	5.40	1.800
<b>Tom Gorman, R</b> ERA: 3.68 (6, 1)		3.0		14	5	2	2	3	1	0	0	0	0	19	23	6.00	2.000	

**BOTTOM**


**Kansas City Athletics @ Baltimore Orioles**  
Memorial Stadium, Baltimore, MD

Tue Jun 25 1957, 3:33 AM EDT  
Att. 9,703 - Unknown

AB	R	H	RBI	BB	SO	LOB
4	3	2	0	1	1	1
4	0	3	1	0	0	0
3	1	0	1	1	0	2
3	1	2	0	1	1	0
4	0	2	1	0	1	2
3	0	0	1	0	2	4
3	0	1	1	1	1	2
4	0	1	0	0	2	1
4	0	1	0	0	0	2

AB	32
R	5
H	12
RBI	5
BB	4
SO	8
LOB	14

WP: 0 PA: 39  
PB: 0 SB: 1  
CS: 0



PITCHER		IP	WLS	BF	H	R	ER	SO	BB	IBB	HBP	BLK	WP	HR	S	P	ERA	WHIP
---------	--	----	-----	----	---	---	----	----	----	-----	-----	-----	----	----	---	---	-----	------



Batter	1	2	3	4	5	6	7	8	9	AB R H RBI BB SO LOB	TOP																					
<b>Hector Lopez, R</b> (1, 5) OBP: 0.333, SLG: 0.434	0-0 F6		0-0 G6-4-3			0-0 1B			0-0 6-3	4 0 1 0 0 0 1																						
<b>Bob Martyn, L</b> (1, 7) OBP: 0.192, SLG: 0.160 <b>Tim Thompson, L</b> (9, PH) OBP: 0.213, SLG: 0.283	0-0 4-3			0-0 1-3		0-3 K			0-3 K	3 0 0 0 0 1 1 1 0 0 0 0 1 0																						
<b>Billy Martin, R</b> (1, 4) OBP: 0.253, SLG: 0.366	0-0 1-3			0-0 5-3					0-0 6-3	3 0 0 0 0 0 0																						
<b>Hal Smith, R</b> (1, 2) OBP: 0.302, SLG: 0.526		0-0 1B		0-0 1-3					0-0 G3	3 0 1 0 0 0 0																						
<b>Vic Power, R</b> (1, 3) OBP: 0.316, SLG: 0.422		0-0 F8			0-0 F8				0-0 F5	3 0 0 0 0 0 1																						
<b>Woodie Held, R</b> (1, 8) OBP: 0.313, SLG: 0.367 <b>Bob Cerv, R</b> (8, PH) OBP: 0.343, SLG: 0.534 (8, 8)		0-0 F2			0-0 5-3				0-0 F9	2 0 0 0 0 0 1 1 0 0 0 0 0 0																						
<b>Johnny Groth, R</b> (1, 9) OBP: 0.288, SLG: 0.211 <b>Lou Skizas, R</b> (8, PH) OBP: 0.314, SLG: 0.497 (8, 9)		0-0 F4			0-0 4-3				0-0 1-3	2 0 0 0 0 0 1 1 0 0 0 0 0 0																						
<b>Joe Demaestri, R</b> (1, 6) OBP: 0.335, SLG: 0.381 <b>Gus Zernial, R</b> (8, PH) OBP: 0.313, SLG: 0.534 (8, 6) <b>Billy Hunter, R</b> (8, 6) OBP: 0.208, SLG: 0.281			0-0 6-3			0-0 F8			0-0 G3	2 0 0 0 0 0 0 1 0 0 0 0 0 0 0 0 0 0 0 0 0																						
<b>Arnie Portocarrero, R</b> (1, 1) OBP: 0.364, SLG: 0.300 <b>Irv Noren, L</b> (9, PH) OBP: 0.317, SLG: 0.286			0-0 G6-4-3 1B			0-3 K			0-3 K	2 0 1 0 0 1 0 1 0 0 0 0 1 0																						
<b>Inning Stats</b>	R: 0 E: 0 K: 0 S: 3	H: 0 LOB: 0 BB: 0 P: 3	R: 0 E: 0 K: 0 S: 4	H: 1 LOB: 1 BB: 0 P: 4	R: 0 E: 0 K: 0 S: 3	H: 1 LOB: 0 BB: 0 P: 3	R: 0 E: 0 K: 0 S: 3	H: 0 LOB: 0 BB: 0 P: 3	R: 0 E: 0 K: 2 S: 8	H: 1 LOB: 1 BB: 0 P: 8	R: 0 E: 0 K: 0 S: 3	H: 0 LOB: 0 BB: 0 P: 3	R: 0 E: 0 K: 0 S: 3	H: 0 LOB: 0 BB: 0 P: 3	R: 0 E: 0 K: 2 S: 7	H: 0 LOB: 0 BB: 0 P: 7	1B: 3 2B: 0 3B: 0 HR: 0	SF: 0 SAC: 0 DP: 1 HBP: 0	WP: 0 PB: 0 SB: 0 CS: 0	PA: 29												
<b>PITCHER</b> <b>Connie Johnson, R</b> (1, 1) ERA: 3.38	IP 9.0	WLS W	BF 29	H 3	R 0	ER 0	SO 4	BB 0	IBB 0	HBP 0	BLK 0	WP 0	HR 0	S 37	P 37	ERA 0.00	WHIP 0.333															
											<b>PITCHER</b>	IP	WLS	BF	H	R	ER	SO	BB	IBB	HBP	BLK	WP	HR	S	P	ERA	WHIP				

**Kansas City Athletics @ Baltimore Orioles**  
**Memorial Stadium, Baltimore, MD**  
 Wed Jun 26 1957, 3:33 AM EDT  
 Att. 13,471 - Unknown

AB	29
R	0
H	3
RBI	0
BB	0
SO	4
LOB	5



Batter	1	2	3	4	5	6	7	8	9
<b>Billy Gardner, R</b> OBP: 0.329, SLG: 0.367 (1, 4) X	0-0 F9 ①		0-0 4-3 ③			4-0 BB BB BB			
<b>Bob Boyd, L</b> OBP: 0.412, SLG: 0.451 (1, 3) X	0-0 F7 ②			0-0 4-3 ①		0-0 F8 ①			
<b>Billy Goodman, L</b> OBP: 0.274, SLG: 0.404 (1, 5) X	0-0 F6 ③			0-0 F8 ②		0-0 G3-6-3 ② ③			
<b>Al Pilarcik, L</b> OBP: 0.377, SLG: 0.367 (1, 9) X		0-0 5-3 ①		0-0 F8 ③			0-0 1-3 ①		
<b>Jim Busby, R</b> OBP: 0.277, SLG: 0.411 (1, 8) X		0-3 K ②			0-0 HR		0-0 5-3 ②		
<b>Joe Durham, R</b> OBP: 0.259, SLG: 0.212 (1, 7) X		0-0 5-3 ③			0-0 CS 1B		0-0 F8 ③		
<b>Gus Triandos, R</b> OBP: 0.338, SLG: 0.417 (1, 2) X			0-0 5-3 1B		0-0 F4 ① ②			0-0 F7 ①	
<b>Willy Miranda, S</b> OBP: 0.270, SLG: 0.229 (1, 6) X			0-0 F9 ①		4-0 BB BB BB			0-0 F4 ②	
<b>Connie Johnson, R</b> OBP: 0.108, SLG: 0.108 (1, 1) X			0-0 5-3 ②		0-0 F8 ③			0-0 5-3 ③	

AB	R	H	RBI	BB	SO	LOB
2	0	0	0	1	0	1
3	0	0	0	0	0	1
3	0	0	0	0	0	1
3	0	0	0	0	0	0
3	1	1	1	0	1	0
3	0	1	0	0	0	0
3	0	1	0	0	0	1
2	0	0	0	1	0	1
3	0	0	0	0	0	2

**BOTTOM**

**Kansas City Athletics @ Baltimore Orioles**  
**Memorial Stadium, Baltimore, MD**  
 Wed Jun 26 1957, 3:33 AM EDT  
 Att. 13,471 - Unknown

[livebaseballscorecards.com](http://livebaseballscorecards.com)

<b>AB</b>	<b>25</b>
<b>R</b>	<b>1</b>
<b>H</b>	<b>3</b>
<b>RBI</b>	<b>1</b>
<b>BB</b>	<b>2</b>
<b>SO</b>	<b>1</b>
<b>LOB</b>	<b>7</b>



1B: 2	SF: 0
2B: 0	SAC: 0
3B: 0	DP: 1
HR: 1	HBP: 0

WP: 0	PA: 27
PB: 0	
SB: 0	
CS: 1	

Inning Stats		R	H	E	K	S	R	H	E	K	S	R	H	E	K	S	R	H	E	K	S	
Pitcher		0	0	0	0	3	0	0	0	0	3	0	0	0	0	3	0	0	0	0	0	3
Arnie Portocarrero, R (1, 1) ERA: 3.1		8.0	L	27	3	1	1	1	1	2	0	0	0	0	0	1	27	35	1.12	0.625		

Inning Stats		R	H	E	K	S	R	H	E	K	S	R	H	E	K	S	R	H	E	K	S	
Pitcher		0	0	0	0	3	0	0	0	0	3	0	0	0	0	3	0	0	0	0	0	3



Batter	1	2	3	4	5	6	7	8	9	AB R H RBI BB SO LOB	TOP																								
<b>Hector Lopez, R</b> (1, 5) OBP: 0.343, SLG: 0.459	0-0 CS 1B		0-3 K			4-0 SH1-3 BB		0-0 1-H HR		3 1 2 2 1 1 0	<b>Kansas City Athletics @ New York Yankees</b> Yankee Stadium, Bronx, NY Fri Jun 28 1957, 7:05 PM EDT Att. 19,084 - Overcast - 73 F																								
<b>Bob Martyn, L</b> (1, 9) OBP: 0.207, SLG: 0.179	0-3 K 1-2		0-3 K			0-0 SH1-3		0-0 FC6-4 1B		3 0 1 0 0 2 1																									
<b>Billy Martin, R</b> (1, 4) OBP: 0.247, SLG: 0.358	0-0 F7				0-0 6-3	0-0 P5		0-3 K		4 0 0 0 0 1 2																									
<b>Bob Cerv, R</b> (1, 7) OBP: 0.335, SLG: 0.521		0-3 K			0-0 6-3		0-0 L8	0-0 FC6-4 1-2f		4 0 0 0 0 1 1																									
<b>Hal Smith, R</b> (1, 2) OBP: 0.306, SLG: 0.523		4-0 HR BB			0-3 K		0-3 K		0-0 G6-3 1B	3 1 1 0 1 2 0																									
<b>Vic Power, R</b> (1, 3) OBP: 0.314, SLG: 0.418		0-0 F2			0-0 P3		0-0 1B		0-0 G6-3 1-2f	4 0 1 0 0 0 2																									
<b>Woodie Held, R</b> (1, 8) OBP: 0.306, SLG: 0.441		0-0 HR			0-3 K		0-0 4-3		0-3 K	4 1 1 2 0 2 1																									
<b>Joe Demaestri, R</b> (1, 6) OBP: 0.337, SLG: 0.393		0-0 3B			0-0 6-3			0-0 P6		2 0 1 0 0 0 0																									
<b>Tim Thompson, L</b> (8, PH) OBP: 0.210, SLG: 0.279										1 0 0 0 0 0 0																									
<b>Wally Burnette, R</b> (8, 1) OBP: 0.211, SLG: 0.211										0 0 0 0 0 0 0																									
<b>Virgil Trucks, R</b> (1, 1) OBP: 0.308, SLG: 0.308			0-0 3-1			0-0 L7		0-0 HR 1B		2 0 0 0 0 0 0																									
<b>Irv Noren, L</b> (8, PH) OBP: 0.328, SLG: 0.298										1 0 1 0 0 0 0																									
<b>Billy Hunter, R</b> (8, PR) OBP: 0.208, SLG: 0.281										0 1 0 0 0 0 0																									
<b>Inning Stats</b>	R: 0 E: 0 K: 1 S: 5	H: 1 LOB: 0 BB: 0 P: 5	R: 2 E: 0 K: 1 S: 6	H: 2 LOB: 1 BB: 1 P: 10	R: 0 E: 0 K: 2 S: 7	H: 0 LOB: 0 BB: 0 P: 7	R: 0 E: 0 K: 1 S: 5	H: 0 LOB: 0 BB: 0 P: 5	R: 0 E: 0 K: 1 S: 5	H: 0 LOB: 1 BB: 1 P: 7	R: 0 E: 0 K: 1 S: 6	H: 1 LOB: 1 BB: 0 P: 6	R: 2 E: 0 K: 1 S: 8	H: 3 LOB: 1 BB: 0 P: 8	R: 0 E: 0 K: 1 S: 5	H: 1 LOB: 0 BB: 0 P: 5	1B: 5 2B: 0 3B: 1 HR: 2	SF: 0 SAC: 1 DP: 1 HBP: 0	WP: 0 PB: 0 SB: 0 CS: 1	PA: 34															
<b>PITCHER</b>	IP WLS BF H R ER SO BB IBB HBP BLK WP HR S P ERA WHIP																																		
<b>Bob Turley, R</b> (1, 1) ERA: 3.09	7.1	29	7	4	4	7	2	0	0	0	0	2	41	49	4.91	1.227																			
<b>Bob Grim, R</b> (8, 1) ERA: 2.7	1.2	5	1	0	0	2	0	0	0	0	0	0	9	9	0.00	0.600																			

livebaseballscorecards.com

<b>AB</b>	31
<b>R</b>	4
<b>H</b>	8
<b>RBI</b>	4
<b>BB</b>	2
<b>SO</b>	9
<b>LOB</b>	7



Batter	1	2	3	4	5	6	7	8	9	AB	R	H	RBI	BB	SO	LOB
Bobby Richardson, R (1, 4) OBP: 0.333, SLG: 0.366	0-0 G5-4-3 1B		0-3 K		0-0 F8		0-0 5-3			4	0	1	0	0	1	1
Gil McDougald, R (1, 6) OBP: 0.369, SLG: 0.476	0-0 G5-4-3 1-2f		0-0 2B 1-2 2B 1B		0-0 1B 1B 2B		0-0 L6			4	2	2	0	0	0	1
Mickey Mantle, S (1, 8) OBP: 0.529, SLG: 0.751	4-0 E BB		0-0 1-3 2-H 2B 2B		0-0 2-3 1B 1B		0-0 F8			3	1	2	1	1	0	0
Bill Skowron, R (1, 3) OBP: 0.362, SLG: 0.552	0-0 E5 1-2		0-3 K		0-0 1-2 1B			0-3 K		4	0	1	1	0	2	3
Yogi Berra, L (1, 2) OBP: 0.294, SLG: 0.378	0-0 F8		0-0 2-H 3-H 2B		0-0 3-H 1B			0-0 G3		4	0	1	2	0	0	4
Hank Bauer, R (1, 9) OBP: 0.344, SLG: 0.467		0-3 K	0-0 P5		0-0 P4			0-0 E5 1B 1B		4	1	0	0	0	1	3
Tony Kubek, L (1, 7) OBP: 0.288, SLG: 0.340		0-0 6-3		0-0 6-3		0-0 1-3		0-0 1B 1B		4	0	1	0	0	0	0
Andy Carey, R (1, 5) OBP: 0.311, SLG: 0.406		0-0 6-3		0-0 5-3		0-0 F9		0-0 FC6-4 1B		3	0	0	0	0	0	0
Enos Slaughter, L (8, PH) OBP: 0.425, SLG: 0.432		0-0 6-3						1-2 3-H 1B		1	0	1	1	0	0	0
Jerry Coleman, R (9, 5) OBP: 0.375, SLG: 0.357								0-0 FC6-4		0	0	0	0	0	0	0
Bob Turley, R (1, 1) OBP: 0.200, SLG: 0.158			0-0 1B 2B 1B		0-3 K		0-0 4-3		0-0 1-2f	3	1	1	0	0	1	0
Bob Grim, R (8, 1)										1	0	0	0	0	0	2

Inning Stats		R: 0	H: 1	E: 1	K: 0	S: 4	P: 8	R: 0	H: 0	E: 0	K: 1	S: 5	R: 3	H: 4	E: 0	K: 2	S: 11	R: 0	H: 0	E: 0	K: 1	S: 5	R: 1	H: 3	E: 0	K: 0	S: 6	R: 0	H: 0	E: 0	K: 0	S: 3	R: 0	H: 0	E: 0	K: 0	S: 3	R: 1	H: 2	E: 1	K: 1	S: 8		
PITCHER		IP	WLS	BF	H	R	ER	SO	BB	IBB	HBP	BLK	WP	HR	S	P	ERA	WHIP	PITCHER		IP	WLS	BF	H	R	ER	SO	BB	IBB	HBP	BLK	WP	HR	S	P	ERA	WHIP	WP: 0		PA: 36				
Virgil Trucks, R (1, 1) ERA: 3.35	7.0			30	8	4	4	4	1	0	0	0	0	0	37	41	5.14	1.286																										
Wally Burnette, R (8, 1) ERA: 4.04	1.0	L		6	2	1	0	1	0	0	0	0	0	0	8	8	0.00	2.000																										

**BOTTOM**

**Kansas City Athletics @ New York Yankees**  
 Yankee Stadium, Bronx, NY  
 Fri Jun 28 1957, 7:05 PM EDT  
 Att: 19,084 - Overcast - 73 F

[livebaseballscorecards.com](http://livebaseballscorecards.com)

<b>AB</b>	<b>35</b>
<b>R</b>	<b>5</b>
<b>H</b>	<b>10</b>
<b>RBI</b>	<b>5</b>
<b>BB</b>	<b>1</b>
<b>SO</b>	<b>5</b>
<b>LOB</b>	<b>14</b>





Batter	1	2	3	4	5	6	7	8	9	10	AB	R	H	RBI	BB	SO	LOB	TOP				
Vic Power, R OBP: 0.311, SLG: 0.429 (1, 3)	0-0 P5		0-0 HR	0-3 K		0-0 F7			0-0 5-3		5	1	1	1	0	1	2					
Billy Martin, R OBP: 0.261, SLG: 0.376 (1, 4)	0-0 3B		0-0 F8	0-0 FC6-4 1B			4-0 FC3-6 BB		0-0 1B		4	0	3	1	1	0	0					
Bob Cerv, R OBP: 0.328, SLG: 0.509 Johnny Groth, R OBP: 0.262, SLG: 0.205 (1, 7) (8, 7)	0-0 F2-3-1		0-0 1-3	0-0 FC6-4			0-0 FC3-6		0-3 K		4	0	0	0	0	0	4					
Lou Skizas, R OBP: 0.316, SLG: 0.497 Bob Martyn, L OBP: 0.188, SLG: 0.161 (1, 9) (4, 9)	0-0 P6			0-0 1B 1B	0-3 K		0-0 F8		0-0 5-3		2	1	1	0	0	0	1					
Hal Smith, R OBP: 0.303, SLG: 0.515 (1, 2)		0-0 1-3		0-0 1B E 1B	0-0 P6		0-0 L8		0-0 6-3		5	1	1	0	0	0	1					
Hector Lopez, R OBP: 0.351, SLG: 0.461 (1, 5)		0-0 F9		0-0 E 1B 1B	0-0 1B		4-0 SH1-4 BB		0-0 6-3		4	1	2	1	1	0	0					
Woodie Held, R OBP: 0.325, SLG: 0.526 (1, 8)		0-0 HR		0-0 E4 1B 1B	0-0 5-3		0-0 SH1-4		0-3 K		4	2	2	2	0	1	1					
Joe Demaestri, R OBP: 0.335, SLG: 0.390 (1, 6)		0-3 K		0-0 1B S 1B		0-0 5-3		0-0 F8			4	0	1	1	0	1	1					
Alex Kellner, R OBP: 0.286, SLG: 0.500 Tom Gorman, R (1, 1) (6, 1)			0-3 K	0-0 5-3		0-0 F8		0-0 4-3			3	0	0	0	0	1	2					
Irv Noren, L OBP: 0.323, SLG: 0.293 Ned Garver, R OBP: 0.179, SLG: 0.125 Wally Burnette, R OBP: 0.211, SLG: 0.211 (8, PH) (8, 1) (9, 1)											0	0	0	0	0	0	0					
<b>Inning Stats</b>	R: 0 E: 0 K: 0 S: 4	H: 1 LOB: 1 BB: 0 P: 4	R: 1 E: 0 K: 1 S: 6	H: 1 LOB: 0 BB: 0 P: 6	R: 1 E: 0 K: 1 S: 6	H: 1 LOB: 0 BB: 0 P: 6	R: 4 E: 1 K: 1 S: 11	H: 6 LOB: 2 BB: 0 P: 11	R: 0 E: 0 K: 0 S: 3	H: 0 LOB: 0 BB: 0 P: 3	R: 0 E: 0 K: 0 S: 3	H: 0 LOB: 1 BB: 1 P: 7	R: 0 E: 0 K: 0 S: 3	H: 0 LOB: 1 BB: 1 P: 7	R: 0 E: 0 K: 1 S: 6	H: 1 LOB: 0 BB: 0 P: 6	R: 0 E: 0 K: 1 S: 5	H: 0 LOB: 0 BB: 0 P: 5	1B: 8 2B: 0 3B: 1 HR: 2	SF: 0 SAC: 1 DP: 0 HBP: 0	WP: 0 PB: 0 SB: 1 CS: 0	PA: 43
<b>PITCHER</b>	IP WLS BF H R ER SO BB IBB HBP BLK WP HR S P ERA WHIP																					
Bobby Shantz, L ERA: 2.3 (1, 1)	3.1																					
Art Ditmar, R ERA: 2.79 (4, 1)	2.2																					
Al Cicotte, R ERA: 4.83 (7, 1)	4.0	W	15	1	0	0	2	2	0	0	0	0	0	0	0	0	0					

**Kansas City Athletics @ New York Yankees**  
 Yankee Stadium, Bronx, NY  
 Sat Jun 29 1957, 3:33 AM EDT  
 Att. 12,861 - Unknown

livebaseballscorecards.com

AB 40  
 R 6  
 H 11  
 RBI 6  
 BB 2  
 SO 6  
 LOB 16



Kansas City Athletics @ New York Yankees

Yankee Stadium, Bronx, NY

Sat Jun 29 1957, 3:33 AM EDT

Att: 12,861 - Unknown

livebaseballscores.com

AB	35
R	7
H	12
RBI	7
BB	6
SO	3
LOB	11



WP:	0	PA:	43
PB:	0		
SB:	0		
CS:	0		

BOTTOM

AB R H RBI BB SO LOB

5 0 0 0 0 0 1

5 2 3 1 0 0 0

4 0 2 1 1 1 0

4 0 1 1 1 1 2

3 1 2 0 0 0 2

2 0 0 0 0 0 2

1 0 0 0 0 0 0

1 1 1 0 0 0 0

1 0 0 0 0 0 0

1 0 0 0 0 0 0

1 0 0 0 0 0 2

1B: 8 SF: 2

2B: 2 SAC: 0

3B: 0 DP: 2

HR: 2 HBP: 0

Batter	1	2	3	4	5	6	7	8	9	10
Bobby Richardson, R OBP: 0.323, SLG: 0.354 (1, 4)	P3		1-3		F8		5-3		P4	
Gil McDougald, R OBP: 0.373, SLG: 0.492 (1, 6)	3-1		L7		1B 1-3 1B		HR		BB 1B 1B	
Mickey Mantle, S OBP: 0.530, SLG: 0.747 (1, 8)	BB 1B		F7		1B 1-3 3-H 1B		K		G5-3 1B 1-2 BB	
Bill Skowron, R OBP: 0.362, SLG: 0.547 (1, 3)	1-2 BB		F8		2-3		K		1-2 2-H 1B	
Hank Bauer, R OBP: 0.347, SLG: 0.470 Al Cicotte, R OBP: 0.200, SLG: 0.300 (1, 9) (7, 1)	F8		BB 1B		2B SF8 1B		P6		G5-3 2-3f	
Yogi Berra, L OBP: 0.304, SLG: 0.401 (1, 2)	HR		G5-4-3 BB		SF8 1-3 SF8 2B		F8		2B BB	
Elston Howard, R OBP: 0.311, SLG: 0.423 Joe Collins, L OBP: 0.314, SLG: 0.295 (1, 7) (6, PH) (7, 9)	L8		G5-4-3 1-2f		SF8		BB BB		2B	
Andy Carey, R OBP: 0.308, SLG: 0.401 Enos Slaughter, L OBP: 0.426, SLG: 0.432 (1, 5) (6, PH) (7, 7)	P3		K		SF8		BB BB		BB	
Bobby Shantz, R OBP: 0.229, SLG: 0.189 Art Ditmar, R OBP: 0.136, SLG: 0.136 Harry Simpson, L OBP: 0.333, SLG: 0.482 Jerry Coleman, R OBP: 0.375, SLG: 0.357 Tony Kubek, L OBP: 0.288, SLG: 0.337 (1, 1) (4, 1) (6, PH) (7, 5) (8, PH) (9, 5)	5-3		1B 1B		6-3		P4			

Inning Stats	R: 0	H: 1	E: 0	K: 0	S: 4	P: 8	R: 1	H: 1	E: 0	K: 0	S: 4	P: 4	R: 0	H: 0	E: 0	K: 0	S: 3	R: 0	H: 1	E: 0	K: 0	S: 3	P: 7	R: 1	H: 3	E: 0	K: 1	S: 8	P: 8	R: 2	H: 2	E: 0	K: 0	S: 5	R: 1	H: 1	E: 0	K: 2	S: 8	P: 8	R: 0	H: 0	E: 0	K: 0	S: 3	R: 1	H: 2	E: 0	K: 0	S: 4	R: 1	H: 2	E: 0	K: 0	S: 1	R: 1	H: 1	E: 0	K: 0	S: 1	P: 5	1B: 8	SF: 2	2B: 2	SAC: 0	3B: 0	DP: 2	HR: 2	HBP: 0	WP: 0	PA: 43
--------------	------	------	------	------	------	------	------	------	------	------	------	------	------	------	------	------	------	------	------	------	------	------	------	------	------	------	------	------	------	------	------	------	------	------	------	------	------	------	------	------	------	------	------	------	------	------	------	------	------	------	------	------	------	------	------	------	------	------	------	------	------	-------	-------	-------	--------	-------	-------	-------	--------	-------	--------

PITCHER	IP	WLS	BF	H	R	ER	SO	BB	IBB	HBP	BLK	WP	HR	S	P	ERA	WHIP
Alex Kellner, L ERA: 4.03 (1, 1)	5.0		24	8	4	4	1	2	0	0	0	0	1	24	32	7.20	2.000
Tom Gorman, R ERA: 3.73 (6, 1)	2.0		7	1	1	1	2	0	0	0	0	0	1	11	11	4.50	0.500
Ned Garver, R ERA: 3.87 (8, 1)	1.1		9	2	1	1	0	3	0	0	0	0	0	6	18	6.75	3.750
Wally Burnette, R ERA: 4.15 (9, 1)	0.2	L	3	1	1	1	0	1	0	0	0	0	0	2	6	13.50	3.000



Batter	1	2	3	4	5	6	7	8	9	AB R H RBI BB SO LOB	TOP
Vic Power, R (1, 3) OBP: 0.313, SLG: 0.428	0-0 6-3		0-0 6-3		0-0 E2 1B		0-0 1B		0-0 6-3	5 0 2 0 0 0 0	<b>Kansas City Athletics @ New York Yankees</b> Yankee Stadium, Bronx, NY Sun Jun 30 1957, 3:33 AM EDT Unknown - 79 F
Billy Martin, R (1, 4) OBP: 0.261, SLG: 0.374	0-0 BB 1B		0-0 2-3		0-0 F3		0-0 F5			4 0 1 0 0 0 3	
Gus Zernial, R (1, 7) OBP: 0.312, SLG: 0.528 Bob Martyn, L (8, 7) OBP: 0.188, SLG: 0.161	0-0 F8			0-0 E 1B 1B	0-0 F9		0-0 5-3			4 1 1 0 0 0 4 0 0 0 0 0 0 0	
Lou Skizas, R (1, 9) OBP: 0.319, SLG: 0.494 Johnny Groth, R (8, 9) OBP: 0.262, SLG: 0.205	4-0 BB 1-2 BB			0-0 E8 WP 1-H FC5-2 1B	0-0 5-3			0-0 F7		3 0 1 0 1 0 2 0 0 0 0 0 0 0	
Tim Thompson, L (1, 2) OBP: 0.197, SLG: 0.262	0-0 4-3			0-3 K 2-3		0-0 F8		0-0 F8		4 0 0 0 0 1 3	
Hector Lopez, R (1, 5) OBP: 0.360, SLG: 0.471		0-3 K		4-0 FC5-2 BB 1B		0-0 CS BB 1B		0-0 2B		3 0 2 0 1 1 0	
Woodie Held, R (1, 8) OBP: 0.318, SLG: 0.488		0-3 K		0-0 FC5-2 1-2 3-H		4-0 BB 1B		0-0 P4		3 0 0 0 1 1 3	
Joe Demaestri, R (1, 6) OBP: 0.330, SLG: 0.384 Bob Cerv, R (9, PH) OBP: 0.326, SLG: 0.506		0-0 5-3		0-3 K		0-3 K			0-3 K	3 0 0 0 0 2 4 1 0 0 0 0 1 0	
Ralph Terry, R (1, 1) OBP: 0.250, SLG: 0.182 Irv Noren, L (9, PH) OBP: 0.318, SLG: 0.288			0-3 K		0-0 E PB 1B	0-0 CS	0-0 L3		0-0 F8	3 0 1 0 0 1 0 1 0 0 0 0 0 0	
<b>Inning Stats</b>	R: 0 H: 1 E: 0 LOB: 2 K: 0 BB: 1 S: 4 P: 8	R: 0 H: 0 E: 0 LOB: 0 K: 2 BB: 0 S: 7 P: 7	R: 0 H: 0 E: 0 LOB: 0 K: 1 BB: 0 S: 5 P: 5	R: 1 H: 2 E: 1 LOB: 2 K: 2 BB: 1 S: 9 P: 13	R: 0 H: 2 E: 1 LOB: 2 K: 0 BB: 0 S: 5 P: 5	R: 0 H: 1 E: 0 LOB: 1 K: 1 BB: 1 S: 5 P: 9	R: 0 H: 1 E: 0 LOB: 1 K: 0 BB: 0 S: 4 P: 4	R: 0 H: 1 E: 0 LOB: 1 K: 0 BB: 0 S: 4 P: 4	R: 0 H: 0 E: 0 LOB: 0 K: 1 BB: 0 S: 5 P: 5	1B: 7 SF: 0 2B: 1 SAC: 0 3B: 0 DP: 0 HR: 0 HBP: 0	WP: 1 PA: 38 PB: 1 SB: 0 CS: 1
<b>PITCHER</b> Tom Sturdivant, R (1, 1) ERA: 2.59 Bob Grim, R (9, 1) ERA: 2.62	IP WLS BF H R ER SO BB IBB HBP BLK WP HR S P ERA WHIP	8.0 W 34 8 1 1 6 3 0 0 0 1 0 43 55 1.12 1.375	1.0 S 3 0 0 0 1 0 0 0 0 0 0 5 5 0.00 0.000	<b>PITCHER</b> IP WLS BF H R ER SO BB IBB HBP BLK WP HR S P ERA WHIP							

livebaseballscorecards.com

<b>AB</b>	34
<b>R</b>	1
<b>H</b>	8
<b>RBI</b>	0
<b>BB</b>	3
<b>SO</b>	7
<b>LOB</b>	19



Batter	1	2	3	4	5	6	7	8	9
Tony Kubek, L (1, 5) OBP: 0.276, SLG: 0.324	0-3 K		0-0 F5			0-0 4-3		0-0 L7	
Enos Slaughter, L (1, 7) OBP: 0.414, SLG: 0.417	0-0 4-3			0-0 3-1			0-0 4-3		
Mickey Mantle, S (1, 8) OBP: 0.528, SLG: 0.740	4-0 BB			0-0 3-1			0-3 K		
Yogi Berra, L (1, 2) OBP: 0.300, SLG: 0.395	0-0 F9			0-0 4-3			0-0 4-3		
Bill Skowron, R (1, 3) OBP: 0.358, SLG: 0.540		0-3 K			0-3 K			0-0 5-3	
Gil McDougald, R (1, 6) OBP: 0.373, SLG: 0.494		0-0 1-3			0-0 P4			0-0 2B	
Hank Bauer, R (1, 9) OBP: 0.343, SLG: 0.464		0-0 6-3			0-0 L7			0-0 F7	
Bobby Richardson, R (1, 4) OBP: 0.319, SLG: 0.350			0-3 K			0-0 5-3		4-0 2B	
Joe Collins, L (8, PH) OBP: 0.324, SLG: 0.295								BB	
Jerry Coleman, R (9, 4) OBP: 0.375, SLG: 0.357								BB	
Tom Sturdivant, L (1, 1) OBP: 0.235, SLG: 0.212			0-3 K			0-0 P4		0-0 2B	
Harry Simpson, L (8, PH) OBP: 0.336, SLG: 0.490								1-H 2-H	
Bob Grim, R (9, 1) OBP: 0.375, SLG: 0.357								2B	

AB	R	H	RBI	BB	SO	LOB
4	0	0	0	0	1	1
3	0	0	0	0	0	0
2	0	0	0	1	1	0
3	0	0	0	0	0	1
3	0	0	0	0	2	0
3	1	1	0	0	0	0
3	0	0	0	0	0	1
2	0	0	0	0	1	0
0	1	0	0	1	0	0
0	0	0	0	0	0	0
2	0	0	0	0	1	0
1	0	1	2	0	0	0
0	0	0	0	0	0	0
1B: 0	SF: 0	2B: 2	SAC: 0	3B: 0	DP: 0	HR: 0


**BOTTOM**

**Kansas City Athletics @ New York Yankees**  
 Yankee Stadium, Bronx, NY

Sun Jun 30 1957, 3:33 AM EDT  
 Unknown - 79 F

livebaseballscorecards.com

<b>AB</b>	<b>26</b>
<b>R</b>	<b>2</b>
<b>H</b>	<b>2</b>
<b>RBI</b>	<b>2</b>
<b>BB</b>	<b>2</b>
<b>SO</b>	<b>6</b>
<b>LOB</b>	<b>3</b>



WP: 0	PA: 28
PB: 0	SB: 0
CS: 0	

Inning Stats	R: 0	H: 0	E: 0	LOB: 1	K: 1	BB: 1	S: 5	R: 0	H: 0	E: 0	LOB: 0	K: 1	BB: 0	S: 5	R: 0	H: 0	E: 0	LOB: 0	K: 2	BB: 0	S: 7	R: 0	H: 0	E: 0	LOB: 0	K: 0	BB: 0	S: 3	R: 0	H: 0	E: 0	LOB: 0	K: 1	BB: 0	S: 5	R: 0	H: 0	E: 0	LOB: 0	K: 0	BB: 0	S: 3	R: 0	H: 0	E: 0	LOB: 0	K: 1	BB: 0	S: 5	R: 2	H: 2	E: 0	LOB: 1	K: 0	BB: 1	S: 5
<b>PITCHER</b> Ralph Terry, R (1, 1) ERA: 3.19	IP: 8.0	WLS: L	BF: 28	H: 2	R: 2	ER: 2	SO: 6	BB: 2	IBB: 0	HBP: 0	BLK: 0	WP: 0	HR: 0	S: 38	P: 46	ERA: 2.25	WHIP: 0.500																			<b>PITCHER</b>	IP: 8.0	WLS: L	BF: 28	H: 2	R: 2	ER: 2	SO: 6	BB: 2	IBB: 0	HBP: 0	BLK: 0	WP: 0	HR: 0	S: 38	P: 46	ERA: 2.25	WHIP: 0.500			



Batter	1	2	3	4	5	6	7	8	9	AB R H RBI BB SO LOB	TOP
Vic Power, R OBP: 0.307, SLG: 0.419 (1, 3) X	0-0 P6 			X 0-0 F7 		X 0-0 P4 		X 0-0 FC5-4 		4 0 0 0 0 0 2	<b>Kansas City Athletics @ New York Yankees</b> Yankee Stadium, Bronx, NY Sun Jun 30 1957, 3:38 AM EDT Att. 26,941 - Unknown - 75 F <a href="http://livebaseballscorecards.com">livebaseballscorecards.com</a>
Billy Martin, R OBP: 0.261, SLG: 0.381 (1, 4) S S S	0-3 K 			X 0-0 3B		X 0-0 1-3 		X 0-0 6-3 		4 0 1 0 0 1 0	
Gus Zernial, R OBP: 0.306, SLG: 0.517 (1, 7) X	0-0 P4 			S S S 0-3 K 		X 0-0 F9 		S S S 0-3 K 		4 0 0 0 0 2 1	
Lou Skizas, R OBP: 0.313, SLG: 0.483 (1, 9) X		X 0-0 P6 		X 0-0 6-3 		X 0-0 1-3 		X 0-0 F3 		4 0 0 0 0 0 1	
Hal Smith, R OBP: 0.299, SLG: 0.507 (1, 2) S S		S S 0-3 K 		X 0-0 3-1 		S S 0-3 K 				3 0 0 0 0 2 0	
Hector Lopez, R OBP: 0.360, SLG: 0.487 (1, 5) X		X 0-0 4-3 		X 0-0 F9 		X 0-0 HR 				3 1 1 1 0 0 0	
Woodie Held, R OBP: 0.319, SLG: 0.477 (1, 8) X			X 0-0 E4 		X 0-0 5-3 		X 0-0 1B 			3 0 1 0 0 0 0	
Joe Demaestri, R OBP: 0.327, SLG: 0.380 (1, 6) S S S			S S S 0-3 K 		X 0-0 F8 		X 0-0 FC5-4 			2 0 0 0 0 1 1	
Irv Noren, L OBP: 0.328, SLG: 0.300 (8, PH)										1 0 1 0 0 0 0	
Billy Hunter, R OBP: 0.208, SLG: 0.281 (8, 6)										0 0 0 0 0 0 0	
Jack Urban, R OBP: 0.111, SLG: 0.111 (1, 1)			X 0-0 G6-4-3 							2 0 0 0 0 1 1	
Mickey McDermott, L OBP: 0.310, SLG: 0.435 (7, 1)										0 0 0 0 0 0 0	
Glenn Cox, R (7, 1)										1 0 0 0 0 1 2	
<b>Inning Stats</b>	R: 0 H: 0 E: 0 LOB: 0 K: 1 BB: 0 S: 5 P: 5	R: 0 H: 0 E: 0 LOB: 0 K: 1 BB: 0 S: 5 P: 5	R: 0 H: 0 E: 1 LOB: 0 K: 1 BB: 0 S: 5 P: 5	R: 0 H: 1 E: 0 LOB: 1 K: 1 BB: 0 S: 6 P: 6	R: 0 H: 0 E: 0 LOB: 0 K: 0 BB: 0 S: 3 P: 3	R: 0 H: 0 E: 0 LOB: 0 K: 1 BB: 0 S: 5 P: 5	R: 0 H: 0 E: 0 LOB: 0 K: 0 BB: 0 S: 3 P: 3	R: 1 H: 3 E: 0 LOB: 2 K: 2 BB: 0 S: 10 P: 10	R: 0 H: 0 E: 0 LOB: 0 K: 1 BB: 0 S: 5 P: 5	1B: 2 SF: 0 2B: 0 SAC: 0 3B: 1 DP: 1 HR: 1 HBP: 0	WP: 0 PA: 31 PB: 0 SB: 0 CS: 0
<b>PITCHER</b> Don Larsen, R ERA: 4.61 (1, 1)	IP WLS BF H R ER SO BB IBB HBP BLK WP HR S P ERA WHIP										
	9.0 W 31 4 1 1 8 0 0 0 0 0 0 1 47 47 1.00 0.444										



Batter	1	2	3	4	5	6	7	8	9
Tony Kubek, L OBP: 0.277, SLG: 0.324 (1, 5)	0-0 G3 1B	0-3 K			0-0 SH2-3		0-0 SH1-3	0-3 K	
Joe Collins, L OBP: 0.307, SLG: 0.277 (1, 3)	0-0 G3 1-2		0-0 F9		0-0 F7		0-0 F8		
Mickey Mantle, S OBP: 0.528, SLG: 0.735 (1, 8)	0-0 WP BB 2-H 1B		0-3 K		0-3 K		4-0 PB BB 1B IBB		
Yogi Berra, L OBP: 0.308, SLG: 0.410 (1, 2)	4-0 WP BB 1-2		0-0 6-3		0-0 HR		4-0 1B PB BB 1-2 2-3		
Gil McDougald, R OBP: 0.371, SLG: 0.490 (1, 6)	0-0 P5 1-2 2-3		0-0 F9		0-0 P4		0-0 1-3 2-H 3-H 1B		
Hank Bauer, R OBP: 0.346, SLG: 0.477 (1, 9)	0-0 5-3		0-0 3B		0-0 1B 2B		0-0 F8		
Elston Howard, R OBP: 0.310, SLG: 0.419 (1, 7)		0-0 F8		0-0 6-3		0-0 G4-6-3 1B 2-H		0-0 5-3	
Bobby Richardson, R OBP: 0.312, SLG: 0.341 (1, 4)		0-0 F9		0-0 6-3		0-0 G4-6-3 1-2f		0-0 6-3	
Don Larsen, R OBP: 0.320, SLG: 0.286 (1, 1)		0-0 2B			4-0 SH2-3 BB		0-0 BB SH1-3 PB 1B	0-0 1B	

Inning Stats	R: 1	H: 2	E: 0	K: 0	S: 5	LOB: 2	BB: 1	P: 9
	R: 0	H: 1	E: 0	K: 1	S: 6	LOB: 1	BB: 0	P: 6
	R: 0	H: 0	E: 0	K: 1	S: 5	LOB: 0	BB: 0	P: 5
	R: 0	H: 1	E: 0	K: 0	S: 4	LOB: 1	BB: 0	P: 4
	R: 0	H: 0	E: 0	K: 1	S: 5	LOB: 1	BB: 1	P: 9
	R: 2	H: 3	E: 0	K: 0	S: 5	LOB: 0	BB: 0	P: 5
	R: 2	H: 2	E: 0	K: 0	S: 5	LOB: 2	BB: 2	P: 13
	R: 0	H: 1	E: 0	K: 1	S: 6	LOB: 1	BB: 0	P: 6

PITCHER															PITCHER																				
IP	WLS	BF	H	R	ER	SO	BB	IBB	HBP	BLK	WP	HR	S	P	ERA	WHIP	IP	WLS	BF	H	R	ER	SO	BB	IBB	HBP	BLK	WP	HR	S	P	ERA	WHIP		
Jack Urban, R (1, 1)	6.2	L	30	8	5	4	3	2	1	0	0	1	1	33	45	5.40	1.500																		
Mickey McDermott, L (7, 1)	0.0		1	0	0	0	0	1	0	0	0	0	0	0	4	∞	∞																		
Glenn Cox, R (7, 1)	1.1		6	2	0	0	1	0	0	0	0	0	0	8	8	0.00	1.500																		

**BOTTOM**


**Kansas City Athletics @ New York Yankees**  
 Yankee Stadium, Bronx, NY

Sun Jun 30 1957, 3:38 AM EDT  
 Att: 26,941 - Unknown - 75 F

AB	R	H	RBI	BB	SO	LOB
3	1	1	0	0	2	2
4	0	0	0	0	0	3
3	1	1	1	1	2	1
2	1	1	1	2	0	0
4	0	1	1	0	0	2
4	1	2	0	0	0	4
4	0	1	1	0	0	1
4	0	0	0	0	0	2
3	1	3	0	1	0	0

AB	31
R	5
H	10
RBI	4
BB	4
SO	4
LOB	15

livebaseballscores.com



WP	PA
1	37
1	37
0	37
0	37



Batter	1	2	3	4	5	6	7	8	9	AB R H RBI BB SO LOB	TOP														
Hector Lopez, R OBP: 0.372, SLG: 0.500 (1, 5) X	0-0 2B 2B	0-0 E8 WP 1B 1B		0-0 P4		4-0 IBB		0-0 1B 1B		4 3 3 0 1 0 0	<b>Kansas City Athletics @ Cleveland Indians</b> <b>Cleveland Municipal Stadium, Cleveland, OH</b> Mon Jul 01 1957, 7:05 PM EDT Att: 10,682 - Unknown <a href="http://livebaseballscorecards.com">livebaseballscorecards.com</a>														
Billy Martin, R OBP: 0.264, SLG: 0.386 (1, 4) X	0-0 1B 2B 2-H	0-0 3-1		0-0 G3		0-0 F8		0-0 1B PB 1B 1-2		5 2 2 1 0 0 3															
Gus Zernial, R OBP: 0.300, SLG: 0.505 Bob Martyn, L OBP: 0.188, SLG: 0.161 (1, 7) S S S (8, 7) S S S	0-3 K	0-3 K 1B 2-3		0-0 F9		0-3 K		0-0 P6		5 0 0 0 0 3 6 0 0 0 0 0 0 0															
Irv Noren, L OBP: 0.343, SLG: 0.317 Vic Power, R OBP: 0.314, SLG: 0.425 (1, 3) X (5, 3) X	0-0 HR 1B 2-H	0-0 1B 1-2 3-H			0-3 K		0-0 FC5-6 PB 1B 1B	0-0 PB 1B 1-3 2-H		3 1 2 2 0 1 0 2 1 2 1 0 0 0															
Lou Skizas, R OBP: 0.320, SLG: 0.481 Johnny Groth, R OBP: 0.262, SLG: 0.205 (1, 9) B B B B (8, 9) B B B B	4-0 HR BB 1-2	0-0 F7			4-0 1B BB		0-0 FC5-6 1B 1-2	0-0 FC6-5-4 1-3 3-H		3 1 1 0 2 0 3 0 0 0 0 0 0 0															
Tim Thompson, L OBP: 0.211, SLG: 0.314 (1, 2) X	0-0 HR 1-H 2-H	0-0 F5			0-0 G5-4-3 1B 1-2		0-0 FC5-6 IBB E 1-2f 2-3	0-0 G3		5 2 2 3 0 0 5															
Woodie Held, R OBP: 0.288, SLG: 0.429 (1, 8) S S S S	0-3 K		0-3 K		0-0 G5-4-3 1-2f		0-3 K		0-0 F8	5 0 0 0 0 3 4															
Billy Hunter, R OBP: 0.226, SLG: 0.283 (1, 6) B B B B	4-0 BB		0-0 4-3			0-0 F8 SH1-4 1B	4-0 PB IBB 1-2	0-0 4-3		3 0 1 0 2 0 0															
Arnie Portocarrero, R OBP: 0.308, SLG: 0.250 Tom Gorman, R (5, 1) S S S S	0-3 K		0-0 5-3			0-0 SH1-4 1-2	0-3 K 1-2 2-H 3-H	0-0 P4		2 0 0 0 0 1 1 2 0 0 0 0 1 1															
<b>Inning Stats</b>	R: 5 E: 0 K: 3 S: 13	H: 4 LOB: 1 BB: 2 P: 21	R: 1 E: 1 K: 1 S: 8	H: 2 LOB: 2 BB: 0 P: 8	R: 0 E: 0 K: 1 S: 5	H: 0 LOB: 0 BB: 0 P: 5	R: 0 E: 0 K: 0 S: 3	H: 0 LOB: 0 BB: 0 P: 3	R: 0 E: 0 K: 1 S: 5	H: 1 LOB: 1 BB: 1 P: 9	R: 0 E: 0 K: 1 S: 6	H: 1 LOB: 2 BB: 1 P: 10	R: 2 E: 0 K: 2 S: 9	H: 2 LOB: 1 BB: 1 P: 13	R: 2 E: 0 K: 0 S: 6	H: 3 LOB: 1 BB: 0 P: 6	R: 0 E: 0 K: 0 S: 3	H: 0 LOB: 0 BB: 0 P: 3	1B: 10 2B: 2 3B: 0 HR: 1	SF: 0 SAC: 1 DP: 1 HBP: 0	WP: 1 PB: 3 SB: 0 CS: 0	PA: 45			
<b>PITCHER</b>	IP WLS BF H R ER SO BB IBB HBP BLK WP HR S P ERA WHIP	IP WLS BF H R ER SO BB IBB HBP BLK WP HR S P ERA WHIP	IP WLS BF H R ER SO BB IBB HBP BLK WP HR S P ERA WHIP	IP WLS BF H R ER SO BB IBB HBP BLK WP HR S P ERA WHIP	IP WLS BF H R ER SO BB IBB HBP BLK WP HR S P ERA WHIP	IP WLS BF H R ER SO BB IBB HBP BLK WP HR S P ERA WHIP	IP WLS BF H R ER SO BB IBB HBP BLK WP HR S P ERA WHIP	IP WLS BF H R ER SO BB IBB HBP BLK WP HR S P ERA WHIP	IP WLS BF H R ER SO BB IBB HBP BLK WP HR S P ERA WHIP	IP WLS BF H R ER SO BB IBB HBP BLK WP HR S P ERA WHIP	IP WLS BF H R ER SO BB IBB HBP BLK WP HR S P ERA WHIP	IP WLS BF H R ER SO BB IBB HBP BLK WP HR S P ERA WHIP	IP WLS BF H R ER SO BB IBB HBP BLK WP HR S P ERA WHIP	IP WLS BF H R ER SO BB IBB HBP BLK WP HR S P ERA WHIP	IP WLS BF H R ER SO BB IBB HBP BLK WP HR S P ERA WHIP	IP WLS BF H R ER SO BB IBB HBP BLK WP HR S P ERA WHIP	IP WLS BF H R ER SO BB IBB HBP BLK WP HR S P ERA WHIP	IP WLS BF H R ER SO BB IBB HBP BLK WP HR S P ERA WHIP	IP WLS BF H R ER SO BB IBB HBP BLK WP HR S P ERA WHIP	IP WLS BF H R ER SO BB IBB HBP BLK WP HR S P ERA WHIP	IP WLS BF H R ER SO BB IBB HBP BLK WP HR S P ERA WHIP	IP WLS BF H R ER SO BB IBB HBP BLK WP HR S P ERA WHIP	IP WLS BF H R ER SO BB IBB HBP BLK WP HR S P ERA WHIP	IP WLS BF H R ER SO BB IBB HBP BLK WP HR S P ERA WHIP	IP WLS BF H R ER SO BB IBB HBP BLK WP HR S P ERA WHIP
Early Wynn, R ERA: 4.42 (1, 1)	0.1 L	6 4 5 5 1	1 0 0 0	0 1 7 11	135.00 15.000	Dick Tomaneck, L ERA: 4.86 (1, 1)	1.0 7 2 1 1 3	1 0 0 0	1 0 12 16	9.00 3.000	Cal McLish, R ERA: 3.23 (2, 1)	4.2 17 2 0 0 3	1 1 0 0	1 1 21 29	0.00 0.643	Mike Garcia, R ERA: 4.24 (7, 1)	3.0 15 5 4 2 2	0 1 0 0	0 0 18 22	6.00 1.667					

**Kansas City Athletics @ Cleveland Indians**  
**Cleveland Municipal Stadium, Cleveland, OH**

Mon Jul 01 1957, 7:05 PM EDT  
 Att: 10,682 - Unknown







Batter	1	2	3	4	5	6	7	8	9	AB R H RBI BB SO LOB	TOP
<b>Jim Landis, R</b> (1, 9) <small>B B B</small> OBP: 0.345, SLG: 0.277 <b>Jim Rivera, L</b> (6, PH) <small>B</small> OBP: 0.327, SLG: 0.462 (6, 9)	4-0  BB	0-0  F9		0-0  1-2 1B		0-0  G1-2-3 3-Hf		0-0  F7	2 0 1 0 1 0 2 2 0 0 0 0 0 3	<b>Chicago White Sox @ Kansas City Athletics</b> Municipal Stadium, Kansas City, MO Wed Jul 03 1957, 4:33 AM EDT Att. 7,299 - Unknown <a href="http://livebaseballscorecards.com">livebaseballscorecards.com</a>	
<b>Nellie Fox, L</b> (1, 4) OBP: 0.396, SLG: 0.439	0-0  4-3 1-2		0-0  P6	0-0  4-3		0-0  4-3		0-0  P5	5 0 0 0 0 0 3		
<b>Minnie Minoso, R</b> (1, 7) OBP: 0.374, SLG: 0.460	1-0  HBP		0-0  BB 1B		0-0  6-3		0-3  K	0-0  5-3	4 0 1 0 0 1 0		
<b>Larry Doby, L</b> (1, 8) OBP: 0.365, SLG: 0.479	0-0  F7		4-0  FC5-4 BB		0-0  4-3		0-0  6-3		3 0 0 0 1 0 2		
<b>Walt Dropo, R</b> (1, 3) <small>S S</small> <b>Fred Hatfield, L</b> (6, 5) <small>S S</small> OBP: 0.283, SLG: 0.440 OBP: 0.344, SLG: 0.231	0-3  K		0-0  F8		0-0  P5		0-3  K		3 0 0 0 0 1 4 1 0 0 0 0 1 0		
<b>Les Moss, R</b> (1, 2) OBP: 0.429, SLG: 0.439		4-0  BB BB	0-0  FC5-4 1-2f		0-0  2B G1-2-3 1B		4-0  2B BB		2 0 1 0 2 0 2		
<b>Bubba Phillips, R</b> (1, 5) OBP: 0.310, SLG: 0.373 <b>Earl Torgeson, L</b> (6, PH) <small>S S</small> OBP: 0.389, SLG: 0.341 (6, 3)		0-3  K		0-0  F5		0-3  K		0-0  F8	2 0 0 0 0 1 1 2 0 0 0 0 1 2		
<b>Luis Aparicio, R</b> (1, 6) OBP: 0.292, SLG: 0.289		4-0  BB BB		0-0  P6		0-0  1-3 2B		0-0  1-3 2B	3 0 2 0 1 0 0		
<b>Dick Donovan, L</b> (1, 1) <small>S S</small> OBP: 0.195, SLG: 0.179 <b>Ron Northey, L</b> (6, PH) <small>S S</small> OBP: 0.382, SLG: 0.130 <b>Billy Pierce, L</b> (6, PR) <small>S S</small> OBP: 0.150, SLG: 0.190 <b>Gerry Staley, R</b> (6, 1) <small>S S</small> OBP: 0.222, SLG: 0.125 <b>Dixie Howell, L</b> (8, PH) <small>S S</small> OBP: 0.188, SLG: 0.625 <b>Paul LaPalme, L</b> (8, 1)		0-3  K		4-0  BB BB		4-0  BB		0-0  4-3	1 0 0 0 0 1 1 2 0 0 0 0 0 1 0 0 0 0 0 0 0 0 0 0 0 0 0 0 0 0 0 0 1 0 0 0 0 0 0 2 0 0 0 0 0 0 0 0		
<b>Inning Stats</b>	R: 0 H: 0 E: 0 LOB: 2 K: 1 BB: 1 S: 5 P: 10	R: 0 H: 0 E: 0 LOB: 2 K: 2 BB: 2 S: 7 P: 15	R: 0 H: 1 E: 0 LOB: 2 K: 0 BB: 1 S: 4 P: 8	R: 0 H: 1 E: 0 LOB: 2 K: 0 BB: 1 S: 4 P: 8	R: 0 H: 0 E: 0 LOB: 0 K: 0 BB: 0 S: 3 P: 3	R: 0 H: 2 E: 0 LOB: 2 K: 1 BB: 1 S: 6 P: 10	R: 0 H: 0 E: 0 LOB: 0 K: 1 BB: 0 S: 5 P: 5	R: 0 H: 1 E: 0 LOB: 2 K: 1 BB: 1 S: 6 P: 10	R: 0 H: 0 E: 0 LOB: 0 K: 0 BB: 0 S: 3 P: 3		1B: 3 SF: 0 2B: 2 SAC: 0 3B: 0 DP: 1 HR: 0 HBP: 1
<b>PITCHER</b> <b>Virgil Trucks, R</b> (1, 1) ERA: 3.05 <b>Tom Morgan, R</b> (6, 1) ERA: 4.34	IP WLS BF H R ER SO BB IBB HBP BLK WP HR S P ERA WHIP 5.1 W 26 4 0 0 4 5 0 1 0 0 0 0 28 49 0.00 1.688 3.2 S 13 1 0 0 2 2 0 0 0 0 0 0 15 23 0.00 0.818										



Batter	1	2	3	4	5	6	7	8	9	AB	R	H	RBI	BB	SO	LOB
<b>Hector Lopez, R</b> OBP: 0.380, SLG: 0.509 (1, 5) BB	4-0 HBP BB		X 0-0 1B 2B		X 0-0 1B 1B		0-3 K			3	2	2	0	1	1	0
<b>Billy Martin, R</b> OBP: 0.267, SLG: 0.386 (1, 4) <b>Joe Demaestri, R</b> OBP: 0.327, SLG: 0.379 (1, PR) (2, 6) H	1-0 FC6-4 HBP		X 0-0 F9		X 0-0 E8 1B 1B		0-3 K			0	0	0	0	0	0	0
<b>Gus Zernial, R</b> OBP: 0.300, SLG: 0.502 (1, 7) <b>Vic Power, R</b> OBP: 0.313, SLG: 0.423 (6, 3) S	0-3 K		X 0-0 5-3		X 0-0 G4-6-3 1B			X 0-0 4-3		3	0	1	2	0	1	3
<b>Irv Noren, L</b> OBP: 0.342, SLG: 0.318 (1, 3) <b>Bob Martyn, L</b> OBP: 0.212, SLG: 0.188 (6, 7) X	0-0 F6		X 0-0 1B		X 0-0 G4-6-3 1-2f			X 0-0 G5-4-3 1B		3	0	1	1	0	0	3
<b>Lou Skizas, R</b> OBP: 0.320, SLG: 0.495 (1, 9) <b>Johnny Groth, R</b> OBP: 0.256, SLG: 0.200 (7, 9) X	0-0 FC6-4 1-2f		X 0-0 P5		X 0-0 HR			X 0-0 G5-4-3 1-2f		3	1	1	1	0	0	3
<b>Tim Thompson, L</b> OBP: 0.203, SLG: 0.301 (1, 2) X		X 0-0 F3		X 0-0 F9		X 0-0 F8				3	0	0	0	0	0	0
<b>Woodie Held, R</b> OBP: 0.273, SLG: 0.404 (1, 8) S		0-3 K		X 0-0 F8		X 0-0 6-3				3	0	0	0	0	1	0
<b>Billy Hunter, R</b> OBP: 0.229, SLG: 0.314 (1, 6) (2, 4) X		0-0 HR		X 0-0 G3		0-3 K				3	1	1	1	0	1	0
<b>Virgil Trucks, R</b> OBP: 0.267, SLG: 0.267 (1, 1) <b>Tom Morgan, R</b> OBP: 0.100, SLG: 0.069 (6, 1) S		0-3 K		0-3 K				0-3 K		2	0	0	0	0	2	0
										1	0	0	0	0	1	0

Inning Stats	R: 0	H: 0	E: 0	K: 1	S: 5	LOB: 2	BB: 1	P: 10	R: 1	H: 1	E: 0	K: 2	S: 8	LOB: 0	BB: 0	P: 8	R: 1	H: 2	E: 0	K: 0	S: 5	LOB: 1	BB: 0	P: 5	R: 0	H: 0	E: 0	K: 0	S: 3	LOB: 0	BB: 0	P: 3	R: 2	H: 3	E: 1	K: 1	S: 7	LOB: 0	BB: 0	P: 7	R: 1	H: 1	E: 0	K: 1	S: 6	LOB: 0	BB: 0	P: 6	R: 0	H: 0	E: 0	K: 3	S: 9	LOB: 0	BB: 0	P: 9	R: 0	H: 1	E: 0	K: 0	S: 3	LOB: 0	BB: 0	P: 3
<b>PITCHER</b>	IP	WLS	BF	H	R	ER	SO	BB	IBB	HBP	BLK	WP	HR	S	P	ERA	WHIP																																															
<b>Dick Donovan, R</b> ERA: 3.0 (1, 1)	5.0	L	22	6	4	3	4	1	0	1	0	0	0	28	33	5.40	1.400																																															
<b>Gerry Staley, R</b> ERA: 2.51 (6, 1)	2.0		7	1	1	1	4	0	0	0	0	0	0	15	15	4.50	0.500																																															
<b>Paul LaPalme, L</b> ERA: 1.24 (8, 1)	1.0		3	1	0	0	0	0	0	0	0	0	0	3	3	0.00	1.000																																															


**BOTTOM**

**Chicago White Sox @ Kansas City Athletics**  
Municipal Stadium, Kansas City, MO

Wed Jul 03 1957, 4:33 AM EDT  
Att. 7,299 - Unknown

livebaseballscorecards.com

<b>AB</b>	<b>30</b>
<b>R</b>	<b>5</b>
<b>H</b>	<b>8</b>
<b>RBI</b>	<b>5</b>
<b>BB</b>	<b>1</b>
<b>SO</b>	<b>8</b>
<b>LOB</b>	<b>11</b>



<b>WP: 0</b>	<b>PA: 32</b>
<b>PB: 0</b>	
<b>SB: 0</b>	
<b>CS: 0</b>	



Batter	1	2	3	4	5	6	7	8	9	AB R H RBI BB SO LOB	TOP																	
<b>Jim Landis, R</b> (1, 9) <small>OBP: 0.346, SLG: 0.276</small> 										4 0 1 0 1 1 2	<b>Chicago White Sox @ Kansas City Athletics</b> Municipal Stadium, Kansas City, MO Thu Jul 04 1957, 4:33 AM EDT Att. 15,241 - Unknown <a href="http://livebaseballscorecards.com">livebaseballscorecards.com</a>																	
<b>Nellie Fox, L</b> (1, 4) <small>OBP: 0.398, SLG: 0.439</small> 									4 0 2 1 0 0 2																			
<b>Minnie Minoso, R</b> (1, 7) <small>OBP: 0.369, SLG: 0.453</small> 									4 0 0 0 0 1 4																			
<b>Walt Dropo, R</b> (1, 3) <small>OBP: 0.282, SLG: 0.431</small> 									3 0 0 0 1 1 0																			
<b>Larry Doby, L</b> (1, 8) <small>OBP: 0.367, SLG: 0.477</small> 									3 1 1 0 0 0 1																			
<b>Les Moss, R</b> (1, 2) <small>OBP: 0.423, SLG: 0.432</small> 									3 1 1 0 0 0 1																			
<b>Luis Aparicio, R</b> (1, 6) <small>OBP: 0.285, SLG: 0.292</small> 									4 1 2 1 0 1 2																			
<b>Sammy Esposito, R</b> (1, 5) <small>OBP: 0.316, SLG: 0.208</small> 									2 1 1 0 1 1 0																			
<b>Jack Harshman, L</b> (1, 1) <small>OBP: 0.405, SLG: 0.464</small> <b>Paul LaPalme, L</b> (7, 1) <small>OBP: 0.600, SLG: 0.333</small> <b>Dixie Howell, L</b> (9, 1) <small>OBP: 0.188, SLG: 0.625</small> 									2 0 0 1 0 1 1																			
<b>Inning Stats</b>	R: 0 H: 0 E: 0 LOB: 0 K: 0 BB: 1 S: 2 P: 6	R: 0 H: 0 E: 1 LOB: 1 K: 1 BB: 1 S: 5 P: 9	R: 0 H: 0 E: 0 LOB: 0 K: 3 BB: 0 S: 9 P: 9	R: 0 H: 1 E: 0 LOB: 0 K: 1 BB: 0 S: 5 P: 5	R: 3 H: 4 E: 0 LOB: 2 K: 1 BB: 0 S: 9 P: 10	R: 0 H: 1 E: 0 LOB: 1 K: 0 BB: 0 S: 4 P: 4	R: 0 H: 0 E: 0 LOB: 1 K: 0 BB: 1 S: 3 P: 7	R: 0 H: 0 E: 0 LOB: 0 K: 0 BB: 0 S: 3 P: 3	R: 1 H: 3 E: 0 LOB: 1 K: 0 BB: 0 S: 5 P: 5	1B: 9 SF: 1 2B: 0 SAC: 2 3B: 0 DP: 3 HR: 0 HBP: 1	WP: 0 PA: 37 PB: 0 SB: 0 CS: 0																	
<b>PITCHER</b>	IP WLS BF H R ER SO BB IBB HBP BLK WP HR S P ERA WHIP											<b>PITCHER</b>	IP WLS BF H R ER SO BB IBB HBP BLK WP HR S P ERA WHIP															
<b>Alex Kellner, L</b> (1, 1) <small>ERA: 4.16</small>	4.2		20	5	3	3	5	2	0	1	0	0	0	27	36	5.79	1.500											
<b>Glenn Cox, R</b> (5, 1) <small>ERA:</small>	0.1		1	0	0	0	1	0	0	0	0	0	0	3	3	0.00	0.000											
<b>Jack Urban, R</b> (6, 1) <small>ERA: 3.58</small>	2.0		8	1	0	0	0	1	0	0	0	0	0	7	11	0.00	1.000											
<b>Wally Burnette, R</b> (8, 1) <small>ERA: 4.17</small>	2.0	W	8	3	1	1	0	0	0	0	0	0	0	8	8	4.50	1.500											







Batter	1	2	3	4	5	6	7	8	9	AB	R	H	RBI	BB	SO	LOB	TOP								
Luis Aparicio, R (1, 6) OBP: 0.300, SLG: 0.301	0-0 6-3		0-0 1B 2B		0-0 1B WP SF7 1B	0-0 1B	0-0 L4			5	2	3	0	0	0	3									
Nellie Fox, L (1, 4) OBP: 0.401, SLG: 0.440	0-0 L6		0-0 1B 2-H		0-0 1B SF7 BB	4-0 1B BB G1-6-3		0-0 F8		4	1	2	2	1	0	0									
Earl Torgeson, L (1, 3) OBP: 0.398, SLG: 0.341	4-0 BB			0-0 1B HBP SF9	4-0 1B 6-3 BB	0-0 1B BB G1-6-3		0-0 F8		3	2	1	0	2	0	2									
Larry Doby, L (1, 8) OBP: 0.368, SLG: 0.475	0-0 G3			4-0 1B HBP BB	0-0 SF7		0-0 1-3	0-0 1B		3	1	1	1	1	0	1									
Minnie Minoso, R (1, 7) OBP: 0.377, SLG: 0.459		0-0 1B G3-6-3		1-0 1B HBP K2-4-2	0-0 1B 6-3		0-0 1B 1B	0-0 1B		3	0	3	1	0	0	0									
Jim Landis, R (7, PR) OBP: 0.350, SLG: 0.281				1-2 2-3 HBP	1-3 1B		0-0 1B 1B	1-3 1B		1	1	1	0	0	0	0									
Jim Rivera, L (1, 9) OBP: 0.320, SLG: 0.453		0-0 G3-6-3		0-0 SF9	0-0 6-3		0-0 F8		0-3 K	4	0	0	2	0	1	3									
Sammy Esposito, R (1, 5) OBP: 0.310, SLG: 0.204		0-0 1-3		0-0 1B	4-0 BB		0-0 HBP 1B 1B		0-0 F7	1	0	0	0	0	0	0									
Ron Northey, L (4, PH) OBP: 0.400, SLG: 0.167				1-3 2-H 1B			1-3 1B 1B			1	0	1	1	0	0	0									
Bubba Phillips, R (4, PR) OBP: 0.315, SLG: 0.374										2	0	1	0	1	0	0									
Earl Battey, R (1, 2) OBP: 0.213, SLG: 0.281			0-3 K	0-3 K2-4-2	0-3 K		0-0 HBP 1B		0-0 F8	5	0	1	1	0	3	4									
Bob Keegan, R (1, 1) OBP: 0.105, SLG: 0.056			0-0 F9		0-0 1B WP 1B 1B		0-0 F8			3	1	1	0	0	0	0									
<b>Inning Stats</b>	R: 0 E: 0 K: 0 S: 3	H: 0 LOB: 1 BB: 1 P: 7	R: 0 E: 0 K: 0 S: 3	H: 1 LOB: 0 BB: 0 P: 3	R: 1 E: 0 K: 1 S: 6	H: 2 LOB: 1 BB: 0 P: 6	R: 2 E: 0 K: 1 S: 6	H: 2 LOB: 2 BB: 1 P: 11	R: 4 E: 0 K: 1 S: 9	H: 4 LOB: 2 BB: 2 P: 17	R: 0 E: 0 K: 0 S: 3	H: 1 LOB: 1 BB: 1 P: 7	R: 1 E: 0 K: 0 S: 6	H: 3 LOB: 3 BB: 0 P: 7	R: 0 E: 0 K: 0 S: 4	H: 2 LOB: 2 BB: 0 P: 4	R: 0 E: 0 K: 1 S: 5	H: 0 LOB: 0 BB: 0 P: 5	1B: 14 2B: 2 3B: 0 HR: 0	SF: 2 SAC: 0 DP: 3 HBP: 2	WP: 1 PB: 0 SB: 1 CS: 0	PA: 44			
<b>PITCHER</b>	IP	WLS	BF	H	R	ER	SO	BB	IBB	HBP	BLK	WP	HR	S	P	ERA	WHIP								
Ned Garver, R (1, 1) ERA: 4.04	3.1	L	16	5	3	3	1	2	0	1	0	0	0	15	24	8.10	2.100								
Glenn Cox, R (4, 1) ERA: 15.43	0.2		5	3	4	4	1	1	0	0	0	1	0	6	10	54.00	6.000								
Jack Urban, R (5, 1) ERA: 3.45	1.0		5	1	0	0	1	1	0	0	0	0	0	6	10	0.00	2.000								
Wally Burnette, R (6, 1) ERA: 4.18	2.0		11	4	1	1	0	1	0	1	0	0	0	9	14	4.50	2.500								
Mickey McDermott, L (8, 1) ERA: 6.15	2.0		7	2	0	0	1	0	0	0	0	0	0	9	9	0.00	1.000								

Chicago White Sox @ Kansas City Athletics  
Municipal Stadium, Kansas City, MO

Thu Jul 04 1957, 4:38 AM EDT  
Att: 11,996 - Unknown

AB	35
R	8
H	15
RBI	8
BB	5
SO	4
LOB	13



Batter	1	2	3	4	5	6	7	8	9	AB	R	H	RBI	BB	SO	LOB
Hector Lopez, R OBP: 0.376, SLG: 0.494 (1, 5)	0-0 1-3		0-0 F9		0-0 1B		0-0 E5		0-0 FC6-4	5	0	1	1	0	0	3
Joe Demaestri, R OBP: 0.330, SLG: 0.380 (1, 6)	0-0 F8			0-0 1B	0-0 1B		0-0 6-3		0-0 1B	5	0	3	0	0	0	2
Gus Zernial, R OBP: 0.308, SLG: 0.502 (1, 7)	0-0 5-3			0-0 1B	0-0 F8			0-0 2B	0-0 F8	5	0	2	0	0	0	4
Irv Noren, L OBP: 0.321, SLG: 0.296 (1, 3)		0-0 4-3		0-0 L8		0-0 F8		0-0 4-3		4	0	0	0	0	0	3
Lou Skizas, R OBP: 0.313, SLG: 0.479 (1, 9)		0-0 F8		0-0 G6-4-3		0-0 F7		0-0 L5		4	0	0	0	0	0	3
Tim Thompson, L OBP: 0.205, SLG: 0.312 (1, 2)		0-0 4-3			0-0 2B		0-0 4-3		0-0 G3	4	1	1	0	0	0	1
Woodie Held, R OBP: 0.317, SLG: 0.474 (1, 8)			0-3 K		0-0 1B		4-0 E		0-0 HR	3	2	2	2	1	1	0
Billy Hunter, R OBP: 0.241, SLG: 0.308 (1, 4)			0-0 SH5-3		0-0 5-3		0-0 F8		0-0 4-3	3	0	1	0	0	0	2
Hal Smith, R OBP: 0.306, SLG: 0.510 (9, PH)			0-0 SH5-3		0-0 K		0-0 K		0-0 FC6-4	1	0	0	0	0	0	0
Ned Carver, R OBP: 0.179, SLG: 0.125 (1, 1)			0-0 SH5-3		0-3 K		0-3 K		0-0 1B	0	0	0	0	0	0	0
Glenn Cox, R OBP: 0.111, SLG: 0.111 (4, 1)										0	0	0	0	0	0	0
Jack Urban, R OBP: 0.322, SLG: 0.500 (5, PH)										0	0	0	0	0	0	0
Bob Cerv, R OBP: 0.211, SLG: 0.211 (5, PH)										1	0	0	0	0	1	1
Wally Burnette, R OBP: 0.226, SLG: 0.182 (6, 1)										0	0	0	0	0	0	0
Bob Martyn, L OBP: 0.319, SLG: 0.435 (7, PH)										1	0	0	0	0	1	1
Mickey McDermott, L OBP: 0.310, SLG: 0.435 (8, 1)										0	0	0	0	0	0	0
Vic Power, R OBP: 0.310, SLG: 0.417 (9, PH)										1	0	1	0	0	0	0

Inning Stats	R: 0	H: 0	E: 0	LOB: 0	K: 0	BB: 0	S: 3	P: 3	R: 0	H: 0	E: 0	LOB: 0	K: 0	BB: 0	S: 3	P: 3	R: 0	H: 1	E: 0	LOB: 1	K: 1	BB: 0	S: 6	P: 6	R: 0	H: 2	E: 0	LOB: 1	K: 0	BB: 0	S: 4	P: 4	R: 2	H: 4	E: 0	LOB: 2	K: 1	BB: 0	S: 9	P: 9	R: 0	H: 0	E: 0	LOB: 0	K: 0	BB: 0	S: 3	P: 3	R: 0	H: 0	E: 1	LOB: 2	K: 1	BB: 1	S: 6	P: 10	R: 0	H: 1	E: 0	LOB: 1	K: 0	BB: 0	S: 4	P: 4	R: 1	H: 3	E: 0	LOB: 2	K: 0	BB: 0	S: 6	P: 6	1B: 7	SF: 0	2B: 3	SAC: 1	3B: 0	DP: 1	HR: 1	HBP: 0	WP: 0	PA: 39
PITCHER Bob Keegan, R ERA: 3.75 (1, 1)	IP	WLS	BF	H	R	ER	SO	BB	IBB	HBP	BLK	WP	HR	S	P	ERA	WHIP	IP	WLS	BF	H	R	ER	SO	BB	IBB	HBP	BLK	WP	HR	S	P	ERA	WHIP	IP	WLS	BF	H	R	ER	SO	BB	IBB	HBP	BLK	WP	HR	S	P	ERA	WHIP																															

**Chicago White Sox @ Kansas City Athletics**  
Municipal Stadium, Kansas City, MO  
Thu Jul 04 1957, 4:38 AM EDT  
Att. 11,996 - Unknown

AB	37
R	3
H	11
RBI	3
BB	1
SO	3
LOB	20





Batter	1	2	3	4	5	6	7	8	9	AB R H RBI BB SO LOB	TOP													
<b>Hector Lopez, R</b> (1, 5) OBP: 0.373, SLG: 0.506	0-3 K			0-0 HR		0-0 5-3		0-3 K		4 1 1 1 0 2 2	<b>Kansas City Athletics @ Detroit Tigers</b> Briggs Stadium, Detroit, MI Fri Jul 05 1957, 7:05 PM EDT Att. 24,240 - Unknown													
<b>Joe Demaestri, R</b> (1, 6) OBP: 0.325, SLG: 0.373	0-0 F8			0-3 K		0-0 L7		0-0 1-3		4 0 0 0 0 1 2														
<b>Gus Zernial, R</b> (1, 7) OBP: 0.307, SLG: 0.511	0-0 5-3			0-0 HR		0-3 K		0-0 F3		4 1 1 1 0 1 0														
<b>Irv Noren, L</b> (1, 3) OBP: 0.305, SLG: 0.280		0-0 L9		0-0 F7		0-0 F7		0-0 F7		4 0 0 0 0 0 0														
<b>Lou Skizas, R</b> (1, 9) OBP: 0.312, SLG: 0.474		0-0 F7		0-0 5-3		0-0 5-3		0-0 1B 1B		4 1 1 0 0 0 0														
<b>Tim Thompson, L</b> (1, 2) OBP: 0.213, SLG: 0.354		0-3 K			0-0 HR		0-0 F9	0-0 1B 1-2		2 1 1 1 0 1 0														
<b>Hal Smith, R</b> (6, 2) OBP: 0.308, SLG: 0.509								1-2 1B 1B		2 0 1 0 0 0 0														
<b>Woodie Held, R</b> (1, 8) OBP: 0.313, SLG: 0.459			0-0 F7		0-0 6-3			0-3 K 1-2 2-H		4 0 1 1 0 1 0														
<b>Billy Hunter, R</b> (1, 4) OBP: 0.244, SLG: 0.309			0-0 P4		0-0 P4			0-0 E5 1B 1B		3 0 1 0 0 0 0														
<b>Vic Power, R</b> (9, PH) OBP: 0.308, SLG: 0.415								0-0 F9		1 0 0 0 0 0 2														
<b>Tom Gorman, R</b> (1, 1) OBP: 0.250, SLG: 0.250			0-3 K		0-0 F7			0-0 1B 2-3 1B		1 0 0 0 0 1 0														
<b>Virgil Trucks, R</b> (4, 1) OBP: 0.328, SLG: 0.503										1 0 0 0 0 0 0														
<b>Bob Cerv, R</b> (8, PH) OBP: 0.310, SLG: 0.435										1 0 1 0 0 0 0														
<b>Mickey McDermott, L</b> (8, PR) OBP: 0.310, SLG: 0.435										0 0 0 0 0 0 0														
<b>Glenn Cox, R</b> (8, 1)										0 0 0 0 0 0 0														
<b>Inning Stats</b>	R: 0 E: 0 K: 1 S: 5	H: 0 LOB: 0 BB: 0 P: 5	R: 0 E: 0 K: 1 S: 5	H: 0 LOB: 0 BB: 0 P: 5	R: 0 E: 0 K: 1 S: 5	H: 0 LOB: 0 BB: 0 P: 5	R: 2 E: 0 K: 1 S: 7	H: 2 LOB: 0 BB: 0 P: 7	R: 1 E: 0 K: 0 S: 4	H: 1 LOB: 0 BB: 0 P: 4	R: 0 E: 0 K: 1 S: 5	H: 0 LOB: 0 BB: 0 P: 5	R: 0 E: 0 K: 0 S: 3	H: 0 LOB: 0 BB: 0 P: 3	R: 0 E: 1 K: 2 S: 9	H: 2 LOB: 2 BB: 0 P: 9	R: 1 E: 0 K: 0 S: 6	H: 3 LOB: 2 BB: 0 P: 6	1B: 5 2B: 0 3B: 0 HR: 3	SF: 0 SAC: 0 DP: 0 HBP: 0	WP: 0 PB: 0 SB: 0 CS: 0	PA: 35		
<b>PITCHER</b> <b>Jim Bunning, R</b> (1, 1) ERA: 2.03	IP 9.0	WLS W	BF 35	H 8	R 4	ER 4	SO 7	BB 0	IBB 0	HBP 0	BLK 0	WP 0	HR 3	S 49	P 49	ERA 4.00	WHIP 0.889						ERA 4.00	WHIP 0.889

livebaseballscorecards.com

<b>AB</b>	35
<b>R</b>	4
<b>H</b>	8
<b>RBI</b>	4
<b>BB</b>	0
<b>SO</b>	7
<b>LOB</b>	6



Batter	1	2	3	4	5	6	7	8	9
Harvey Kuenn, R (1, 5) OBP: 0.327, SLG: 0.372	0-0 4-3 ①		4-0 HR BB		0-0 BB 1B	0-0 F8		0-0 2B	
Frank Bolling, R (1, 4) OBP: 0.311, SLG: 0.433	0-0 P6		0-0 HR 1-H		4-0 L3 BB		0-3 K	0-0 F9	
Al Kaline, R (1, 9) OBP: 0.333, SLG: 0.417	0-3 K		0-0 F5		0-0 L3		0-0 F8 1B		
Charlie Maxwell, L (1, 7) OBP: 0.376, SLG: 0.549		0-0 HR		4-0 CS BB		0-0 SH3-4 1B	0-0 F8		
Ray Boone, R (1, 3) OBP: 0.339, SLG: 0.367		0-0 5-3		0-3 K		0-0 E6 SH3-4 1B		0-0 1B	
Frank House, L (1, 2) OBP: 0.341, SLG: 0.364		0-0 F7		0-0 1B		0-0 SH3-4	0-3 K		
Bill Tuttle, R (1, 8) OBP: 0.288, SLG: 0.314		0-3 K		0-0 F8		4-0 1B FC5-2 IBB		0-0 1-3	
Ron Samford, R (1, 6) OBP: 0.316, SLG: 0.346			0-0 5-3		0-0 1B 3B	0-0 FC5-2 1B		4-0 SH1-3 2B BB	
Jim Bunning, R (1, 1) OBP: 0.267, SLG: 0.238			0-0 3-1		0-3 K	0-0 FC5-2		0-0 SH1-3	

Inning Stats	R: 0 E: 0 K: 1 S: 5	H: 0 LOB: 0 BB: 0 P: 5	R: 1 E: 0 K: 1 S: 6	H: 1 LOB: 0 BB: 0 P: 6	R: 2 E: 0 K: 0 S: 4	H: 1 LOB: 0 BB: 1 P: 8	R: 0 E: 0 K: 1 S: 5	H: 1 LOB: 1 BB: 1 P: 9	R: 1 E: 0 K: 1 S: 6	H: 2 LOB: 1 BB: 1 P: 10	R: 2 E: 1 K: 0 S: 6	H: 2 LOB: 2 BB: 1 P: 10	R: 1 E: 0 K: 2 S: 9	H: 2 LOB: 1 BB: 0 P: 9	R: 1 E: 0 K: 0 S: 4	H: 1 LOB: 1 BB: 1 P: 8
--------------	------------------------------	---------------------------------	------------------------------	---------------------------------	------------------------------	---------------------------------	------------------------------	---------------------------------	------------------------------	----------------------------------	------------------------------	----------------------------------	------------------------------	---------------------------------	------------------------------	---------------------------------

PITCHER	IP	WLS	BF	H	R	ER	SO	BB	IBB	HBP	BLK	WP	HR	S	P	ERA	WHIP
Tom Gorman, R (1, 1) ERA: 3.92	3.0		12	2	3	3	2	1	0	0	0	0	2	15	19	9.00	1.000
Virgil Trucks, R (4, 1) ERA: 3.29	4.0	L	21	7	4	3	4	2	1	0	0	0	0	26	38	6.75	2.250
Glenn Cox, R (8, 1) ERA: 13.5	1.0		5	1	1	1	0	1	0	0	0	0	0	4	8	9.00	2.000

AB R H RBI BB SO LOB

4	1	2	2	1	0	2
4	1	1	2	1	1	1
4	1	1	0	0	1	2
3	2	2	1	1	0	1
4	1	1	1	0	1	2
3	0	1	0	0	1	1
3	0	0	0	1	1	1
3	2	2	2	1	0	0
3	0	0	0	0	1	3

1B: 4	SF: 0	WP: 0	PA: 38
2B: 4	SAC: 2	PB: 0	
3B: 1	DP: 1	SB: 0	
HR: 2	HBP: 0	CS: 1	
WP: 0	PA: 38	ERA: 9.00	WHIP: 1.000

**Kansas City Athletics @ Detroit Tigers**  
 Briggs Stadium, Detroit, MI  
 Fri Jul 05 1957, 7:05 PM EDT  
 Att. 24,240 - Unknown

livebaseballscorecards.com

AB	31
R	8
H	10
RBI	8
BB	5
SO	6
LOB	13





Batter	1	2	3	4	5	6	7	8	9	10	11	12	AB R H RBI BB SO LOB	TOP																						
Vic Power, R OBP: 0.305, SLG: 0.408 (1, 3)	0-0 4-3		0-0 L7			0-0 6-3		0-0 F7		0-0 5-3		0-0 1B	6 0 1 1 0 0 1	<b>Kansas City Athletics @ Detroit Tigers</b> Briggs Stadium, Detroit, MI Sat Jul 06 1957, 7:05 PM EDT Att. 23,628 - Unknown																						
Hector Lopez, R OBP: 0.382, SLG: 0.505 (1, 5) (7, 4)	0-0 6-3			0-3 K2-3		4-0 FC5-4 HBP BB		0-0 1B		4-0 FC5 BLK BB		0-0 1B	4 0 2 1 2 1 0																							
Gus Zernial, R OBP: 0.304, SLG: 0.500 (1, 7)	0-3 K			0-0 F7		1-0 FC5-4 HBP		0-3 K		0-0 F7		0-0 P6	5 0 0 0 0 2 4																							
Lou Skizas, R OBP: 0.308, SLG: 0.470 (1, 9) (7, 5)		0-0 F8		0-0 E 2B		0-0 FC5-4 1-2f 2-3				0-0 1-3		0-0 F8	6 0 1 0 0 0 5																							
Tim Thompson, L OBP: 0.235, SLG: 0.398 (1, 2)	0-0 G4-6-3 1B			0-0 E3			0-0 P6			0-0 HR		4-0 IBB	4 1 2 1 1 0 1																							
Woodie Held, R OBP: 0.319, SLG: 0.446 (1, 8)	0-0 G4-6-3 1-2f			0-3 K			4-0 1B BB			0-0 G1-6-3 1B		0-0 FC5 2-3f	4 0 1 0 1 1 5																							
Joe Demaestri, R OBP: 0.331, SLG: 0.378 (1, 6)			0-0 S 1B				0-0 6-3			0-0 G1-6-3 1-2f		0-0 FC1-5 1B	5 0 3 0 0 0 1																							
Billy Hunter, R OBP: 0.240, SLG: 0.304 (1, 4)			0-0 6-3				0-0 F3			0-0 6-3		0-0 FC1-5 1B	2 0 0 0 0 0 1																							
Irv Noren, L OBP: 0.301, SLG: 0.276 (7, PH)			1-2 6-3				0-0 G6-4-3 1-2f					1-2 1B	1 0 0 0 0 0 2																							
Johnny Groth, R OBP: 0.283, SLG: 0.214 (7, 9)			0-0 1-3				0-0 F9			0-0 4-3		0-0 FC1-5 1B	2 1 1 0 0 0 0																							
Ralph Terry, R OBP: 0.176, SLG: 0.125 (1, 1)								0-3 K				1-2 2-3f	5 1 0 0 0 1 3																							
Tom Morgan, R OBP: 0.100, SLG: 0.069 (12, 1)													0 0 0 0 0 0 0																							
<b>Inning Stats</b>	R: 0 E: 0 K: 1 S: 5	H: 0 LOB: 0 BB: 0 P: 5	R: 0 E: 0 K: 0 S: 3	H: 1 LOB: 0 BB: 0 P: 3	R: 0 E: 1 K: 2 S: 9	H: 1 LOB: 2 BB: 0 P: 9	R: 0 E: 0 K: 0 S: 3	H: 0 LOB: 0 BB: 0 P: 3	R: 0 E: 0 K: 0 S: 2	H: 0 LOB: 1 BB: 1 P: 7	R: 0 E: 0 K: 0 S: 3	H: 1 LOB: 1 BB: 1 P: 7	R: 0 E: 0 K: 0 S: 4	H: 2 LOB: 0 BB: 0 P: 8	R: 0 E: 0 K: 0 S: 3	H: 0 LOB: 2 BB: 2 P: 11	R: 2 E: 0 K: 0 S: 7	H: 4 LOB: 2 BB: 0 P: 7	1B: 9 2B: 1 3B: 0 HR: 1	SF: 0 SAC: 0 DP: 3 HBP: 1	WP: 0 PB: 0 SB: 1 CS: 0	PA: 49														
<b>PITCHER</b>	IP WLS BF H R ER SO BB IBB HBP BLK WP HR S P ERA WHIP																																			
Frank Lary, R ERA: 3.84 (1, 1)	11.1	47	11	3	3	5	3	1	1	1	1	0	0	0	0	2.38	1.235																			
Harry Byrd, R ERA: (12, 1)	0.2	2	0	0	0	0	0	0	0	0	0	0	0	0	0.00	0.000																				

AB	44
R	3
H	11
RBI	3
BB	4
SO	5
LOB	23



livebaseballscorecards.com

Batter	1	2	3	4	5	6	7	8	9	10	11	12	AB	R	H	RBI	BB	SO	LOB
Harvey Kuenn, R OBP: 0.328, SLG: 0.370 (1, 5) X	0-0 CS 1B		0-0 P4-3 1-2f		0-0 6-3			4-0 1B BB		0-3 K			4	0	1	0	1	1	1
Frank Bolling, R OBP: 0.313, SLG: 0.432 (1, 4) X	0-0 1-2 1B		0-3 K			0-0 5-3		0-0 1-2 1B		0-0 F6			5	0	2	0	0	1	0
Al Kaline, R OBP: 0.328, SLG: 0.410 (1, 9) X	0-0 L6			0-0 L4-3		0-0 F7		0-0 L8		0-3 K			5	0	0	0	0	1	3
Charlie Maxwell, L OBP: 0.373, SLG: 0.541 (1, 7) X	0-3 K			4-0 1B 1B BB		0-0 3-1		0-0 F7		0-0 F7			4	1	0	0	1	1	3
Ray Boone, R OBP: 0.340, SLG: 0.367 (1, 3) X		0-0 L7		0-0 1B 1-3 9-2 1B		0-0 P6			0-0 5-3			0-0 FC6-4 1B	5	0	2	0	0	0	0
Frank House, L OBP: 0.338, SLG: 0.360 (1, 2) X		0-0 F9		0-0 1-3 3-H 1B		0-0 4-3			0-3 K			0-0 F5	5	0	1	1	0	1	1
Bill Tuttle, R OBP: 0.291, SLG: 0.311 (1, 8) X		4-0 BB		0-0 9-2 3-H		4-0 4-3			0-0 5-3			0-0 L8	2	0	0	0	2	0	2
Bobo Osborne, L OBP: 0.286, SLG: 0.263 (12, PH) X													1	0	0	0	0	0	1
Ron Samford, R OBP: 0.295, SLG: 0.321 (1, 6) X		0-0 1-3				0-0 6-3			0-0 4-3			0-0 FC6-4	4	0	0	0	0	1	2
Jay Porter, R OBP: 0.388, SLG: 0.479 (12, PH) X										0-3 K		0-0 1-2f	1	0	0	0	0	0	1
Frank Lary, R OBP: 0.220, SLG: 0.231 (1, 1) X			0-0 P4-3 1B			0-0 F8		0-3 K		0-0 F7			4	0	1	0	0	1	0
Harry Byrd, R (12, 1) X													0	0	0	0	0	0	0

Inning Stats	R: 0	H: 2	E: 0	K: 1	S: 6	H: 0	LOB: 1	BB: 0	P: 6	R: 0	H: 0	E: 0	K: 0	S: 3	H: 0	LOB: 1	BB: 1	P: 7	R: 0	H: 1	E: 0	K: 1	S: 5	R: 1	H: 2	E: 0	K: 0	S: 4	R: 0	H: 0	E: 0	K: 0	S: 3	R: 0	H: 0	E: 0	K: 0	S: 3	R: 0	H: 1	E: 0	K: 1	S: 6	R: 0	H: 0	E: 0	K: 1	S: 5	R: 0	H: 0	E: 0	K: 1	S: 7	R: 0	H: 0	E: 0	K: 2	S: 7	R: 0	H: 0	E: 0	K: 1	S: 5	R: 0	H: 0	E: 0	K: 1	S: 5	R: 0	H: 1	E: 0	K: 0	S: 4	R: 0	H: 1	E: 0	K: 0	S: 4	1B: 7	2B: 2	3B: 0	HR: 0	SF: 0	SAC: 0	DP: 2	HBP: 0	WP: 0	PB: 0	SB: 0	CS: 1	PA: 44
--------------	------	------	------	------	------	------	--------	-------	------	------	------	------	------	------	------	--------	-------	------	------	------	------	------	------	------	------	------	------	------	------	------	------	------	------	------	------	------	------	------	------	------	------	------	------	------	------	------	------	------	------	------	------	------	------	------	------	------	------	------	------	------	------	------	------	------	------	------	------	------	------	------	------	------	------	------	------	------	------	------	-------	-------	-------	-------	-------	--------	-------	--------	-------	-------	-------	-------	--------


PITCHER	IP	WLS	BF	H	R	ER	SO	BB	IBB	HBP	BLK	WP	HR	S	P	ERA	WHIP
Ralph Terry, R ERA: 2.7 (1, 1)	11.0	W	41	7	1	1	7	4	0	0	0	0	0	51	67	0.82	1.000
Tom Morgan, R ERA: 4.3 (12, 1)	1.0	S	3	0	0	0	0	0	0	0	0	0	0	3	3	0.00	0.000

**BOTTOM**

**Kansas City Athletics @ Detroit Tigers**  
 Briggs Stadium, Detroit, MI  
 Sat Jul 06 1957, 7:05 PM EDT  
 Att: 23,628 - Unknown

livebaseballscorecards.com

AB	40
R	1
H	7
RBI	1
BB	4
SO	7
LOB	14






Batter	1	2	3	4	5	6	7	8	9	AB R H RBI BB SO LOB	TOP																					
Vic Power, R OBP: 0.304, SLG: 0.405 (1, 3) X	0-0 L5			X 0-0 F9		X 0-0 1B		X 0-0 F8		4 0 1 0 0 0 1																						
Hector Lopez, R OBP: 0.384, SLG: 0.508 (1, 5) X (8, 4)	0-0 6-3			X 0-0 2B		X 0-0 F9		B B B B 4-0 BB		3 0 1 0 1 0 1																						
Gus Zernial, R OBP: 0.299, SLG: 0.491 (1, 7) X	0-0 F8			X 0-0 F8		X 0-0 F8		X 0-0 F9		4 0 0 0 0 0 4																						
Lou Skizas, R OBP: 0.311, SLG: 0.468 (1, 9) X (8, 5)		0-3 K		X 0-0 L8			B B B B 4-0 BB		X 0-0 HR 1B	3 1 1 0 1 1 1																						
Tim Thompson, L OBP: 0.236, SLG: 0.425 (1, 2) X		0-0 F9			X 0-0 6-3		X 0-0 F9		X 0-0 HR 1-H	4 1 1 2 0 0 1																						
Woodie Held, R OBP: 0.316, SLG: 0.435 (1, 8) X		0-0 F7			X 0-0 FC5-4 1B		X 0-0 F8		X 0-0 F3	4 0 1 0 0 0 1																						
Joe Demaestri, R OBP: 0.329, SLG: 0.376 (1, 6) X			X 0-0 G4-6-3 1B		X 0-0 FC5-4 1-2f		X 0-0 F4		X 0-0 6-3	4 0 1 0 0 0 2																						
Billy Hunter, R OBP: 0.236, SLG: 0.298 (1, 4) X Bob Cerv, R OBP: 0.324, SLG: 0.500 (8, PH) Johnny Groth, R OBP: 0.277, SLG: 0.209 (8, 9)			X 0-0 G4-6-3 1-2f		X 0-0 L7			X 0-0 L6	X 0-0 6-3	2 0 0 0 0 0 2 1 0 0 0 0 0 0 1 0 0 0 0 0 0																						
Amie Portocarrero, R OBP: 0.286, SLG: 0.231 Mickey McDermott, L OBP: 0.310, SLG: 0.435 Tom Gorman, R OBP: 0.290, SLG: 0.176 Bob Martyn, L OBP: 0.190, SLG: 0.069 Tom Morgan, R OBP: 0.310, SLG: 0.299 Irv Noren, L OBP: 0.310, SLG: 0.299 Jack Urban, R OBP: 0.111, SLG: 0.111			X 0-0 F8			X 0-3 K		X 0-0 2B		1 0 1 0 0 0 0 0 1 0 0 0 0 0 0 0 0 0 0 0 0 0 0 0 0 0 1 0 1 0 0 0 0 0 0 0 0 0 0 0 0 0																						
<b>Inning Stats</b>	R: 0 E: 0 K: 0 S: 3	H: 0 LOB: 0 BB: 0 P: 3	R: 0 E: 0 K: 1 S: 5	H: 0 LOB: 0 BB: 0 P: 5	R: 0 E: 0 K: 0 S: 3	H: 1 LOB: 0 BB: 0 P: 3	R: 0 E: 0 K: 0 S: 4	H: 1 LOB: 1 BB: 0 P: 4	R: 0 E: 0 K: 1 S: 6	H: 0 LOB: 1 BB: 1 P: 6	R: 0 E: 0 K: 0 S: 3	H: 0 LOB: 1 BB: 1 P: 7	R: 0 E: 0 K: 0 S: 4	H: 1 LOB: 2 BB: 1 P: 8	R: 2 E: 0 K: 0 S: 5	H: 2 LOB: 0 BB: 0 P: 5	1B: 4 2B: 2 3B: 0 HR: 1	SF: 0 SAC: 0 DP: 1 HBP: 0	WP: 0 PB: 0 SB: 0 CS: 0	PA: 35												
<b>PITCHER</b> Paul Foytack, R ERA: 3.25 (1, 1)	IP 9.0	WLS W	BF 35	H 7	R 2	ER 2	SO 2	BB 2	IBB 0	HBP 0	BLK 0	WP 0	HR 1	S 37	P 45	ERA 2.00	WHIP 1.000															
											<b>PITCHER</b>	IP	WLS	BF	H	R	ER	SO	BB	IBB	HBP	BLK	WP	HR	S	P	ERA	WHIP				

**Kansas City Athletics @ Detroit Tigers**  
 Briggs Stadium, Detroit, MI  
 Sun Jul 07 1957, 4:33 AM EDT  
 Att: 11,004 - Unknown

livebaseballscorecards.com

AB	33
R	2
H	7
RBI	2
BB	2
SO	2
LOB	13







Batter	1	2	3	4	5	6	7	8	9	10	11	AB R H RBI BB SO LOB	TOP
Tony Kubek, L (1, 5) OBP: 0.329, SLG: 0.380 Andy Carey, R (1, PR) OBP: 0.303, SLG: 0.386	1-0 BB 1B HBP		x 0-0 F8			x 0-0 F7		x 0-0 FC1-6 G6-4-3		x 0-0 F3		0 0 0 0 0 0 0 4 0 0 0 0 0 1	
Gil McDougald, R (1, 6) OBP: 0.382, SLG: 0.491	x 0-0 BB 1-2 1B		x 0-0 G4-6-3 1B			x 0-0 4-3		x 0-0 G6-4-3			x 0-0 F9	5 0 2 0 0 0 1	
Mickey Mantle, S (1, 8) OBP: 0.531, SLG: 0.712	x 0-0 F5		x 0-0 G4-6-3 1-2f			x 0-0 4-3				x 0-0 1B 1B		5 2 2 1 0 0 3	
Yogi Berra, L (1, 2) OBP: 0.311, SLG: 0.426	0-3 K			x 0-0 F2			x 0-0 HR			x 0-0 F9		5 1 1 1 0 1 3	
Bill Skowron, R (1, 3) OBP: 0.376, SLG: 0.544 Hank Bauer, R (9, PR) OBP: 0.334, SLG: 0.455	4-0 BB 1-2 2-3 BB			x 0-0 F8			x 0-0 FC4-6 1B			x 0-0 1B 1-3 1B		3 0 2 0 1 0 0 1 0 0 0 0 0 0	
Harry Simpson, L (1, 9) OBP: 0.332, SLG: 0.478	x 0-0 4-3			x 0-0 1-3			x 0-0 FC4-6 1-2f			x 0-0 1-2 3-H G4-6-3 1B		4 0 1 1 0 0 4	
Elston Howard, R (1, 7) OBP: 0.288, SLG: 0.396		x 0-0 2-3			x 0-0 F5			x 0-0 F7		x 0-0 G4-6-3 1-2f		4 0 0 0 0 0 3	
Bobby Richardson, R (1, 4) OBP: 0.279, SLG: 0.313 Enos Slaughter, L (7, PH) OBP: 0.400, SLG: 0.385 Jerry Coleman, R (7, 4) OBP: 0.343, SLG: 0.323		x 0-0 6-3			x 0-0 F8			x 0-0 G3			x 0-0 G3	2 0 0 0 0 0 0 1 0 0 0 0 0 1 1 0 0 0 0 0 0	
Bob Turley, R (1, 1) OBP: 0.222, SLG: 0.125 Art Ditmar, R (8, 1) OBP: 0.130, SLG: 0.130		x 0-0 6-3			x 0-0 4-3			x 4-0 FC1-6 BB		x 0-0 F2		2 0 0 0 1 0 0 1 0 0 0 0 0 0	
<b>Inning Stats</b>	R: 0 H: 1 E: 0 LOB: 3 K: 1 BB: 1 S: 6 P: 11	R: 0 H: 0 E: 0 LOB: 0 K: 0 BB: 0 S: 3 P: 3	R: 0 H: 1 E: 0 LOB: 0 K: 0 BB: 0 S: 3 P: 3	R: 0 H: 0 E: 0 LOB: 0 K: 0 BB: 0 S: 3 P: 3	R: 0 H: 0 E: 0 LOB: 0 K: 0 BB: 0 S: 3 P: 3	R: 0 H: 0 E: 0 LOB: 0 K: 0 BB: 0 S: 3 P: 3	R: 1 H: 2 E: 0 LOB: 1 K: 0 BB: 0 S: 5 P: 5	R: 0 H: 0 E: 0 LOB: 0 K: 0 BB: 1 S: 2 P: 6	R: 1 H: 3 E: 0 LOB: 2 K: 0 BB: 0 S: 5 P: 5	R: 0 H: 0 E: 0 LOB: 0 K: 0 BB: 0 S: 3 P: 3	R: 1 H: 1 E: 0 LOB: 0 K: 0 BB: 0 S: 4 P: 4	1B: 6 SF: 0 2B: 0 SAC: 0 3B: 0 DP: 3 HR: 2 HBP: 1	WP: 0 PA: 41 PB: 0 SB: 0 CS: 0
<b>PITCHER</b>	IP WLS BF H R ER SO BB IBB HBP BLK WP HR S P ERA WHIP												
Virgil Trucks, R (1, 1) ERA: 3.07	7.1 28 4 1 1 1 2 0 0 0 0 0 1 27 36 1.23 0.818												
Tom Morgan, R (8, 1) ERA: 4.32	3.2 L 13 4 2 2 0 0 0 0 0 0 0 1 13 13 4.91 1.091												

**New York Yankees @ Kansas City Athletics**  
Municipal Stadium, Kansas City, MO  
Thu Jul 11 1957, 8:05 PM EDT  
Att. 20,115 - Unknown

livebaseballscores.com

**AB 38**  
**R 3**  
**H 8**  
**RBI 3**  
**BB 2**  
**SO 1**  
**LOB 16**







Batter	1	2	3	4	5	6	7	8	9	AB R H RBI BB SO LOB	TOP											
Enos Slaughter, L (1, 7) OBP: 0.385, SLG: 0.366	0-0 6-3		0-0 6-3		0-0 3-1		0-0 3-1		0-0 F9	5 0 0 0 0 0 3												
Gil McDougald, R (1, 6) OBP: 0.385, SLG: 0.491	0-0 6-3		0-0 1B		0-0 4-3		0-0 4-3	4-0 HR BB	0-0 G3 1B	4 1 2 0 1 0 0												
Mickey Mantle, S (1, 8) OBP: 0.530, SLG: 0.716	0-0 HR		0-0 L8		0-3 K		0-3 K	4-0 HR BB	0-0 G3	4 2 1 1 1 1 2												
Yogi Berra, L (1, 2) OBP: 0.313, SLG: 0.424	4-0 BB		0-0 F9		0-0 1B		0-0 1B	0-0 F2	0-0 F9	4 0 1 0 1 0 3												
Harry Simpson, L (1, 3) OBP: 0.330, SLG: 0.488	0-3 K		0-3 K		0-3 K		0-0 F7	0-0 HR		4 1 1 3 0 2 2												
Hank Bauer, R (1, 9) OBP: 0.333, SLG: 0.450		0-3 K		0-3 K		0-0 L6		1-0 1B HBP		3 0 0 0 0 2 0												
Don Larsen, R (1, 1) OBP: 0.344, SLG: 0.370		0-0 F7		0-0 L3-6 2B		0-0 F7		0-0 1B		3 0 1 0 0 0 0												
Tony Kubek, L (8, PH) OBP: 0.333, SLG: 0.385								1-2 1B		1 0 1 0 0 0 0												
Johnny Kucks, R (8, 1) OBP: 0.200, SLG: 0.111										0 0 0 0 0 0 0												
Tommy Byrne, L (9, 1) OBP: 0.200, SLG: 0.263										0 0 0 0 0 0 0												
Al Cicotte, R (9, 1) OBP: 0.200, SLG: 0.300										0 0 0 0 0 0 0												
Andy Carey, R (1, 5) OBP: 0.302, SLG: 0.380		0-0 4-3		0-0 L3-6 2B		1-0 1B HBP		0-0 L8		3 0 0 0 0 0 3												
Bobby Richardson, R (1, 4) OBP: 0.283, SLG: 0.322			0-0 F8		0-0 2B		0-0 1B	0-0 4-3		4 0 2 0 0 0 2												
<b>Inning Stats</b>	R: 1 E: 0 K: 1 S: 6	H: 1 LOB: 1 BB: 1 P: 10	R: 0 E: 0 K: 1 S: 5	H: 0 LOB: 0 BB: 0 P: 5	R: 0 E: 0 K: 0 S: 4	H: 1 LOB: 1 BB: 0 P: 4	R: 0 E: 0 K: 2 S: 7	H: 0 LOB: 0 BB: 0 P: 7	R: 0 E: 0 K: 0 S: 4	H: 2 LOB: 1 BB: 0 P: 4	R: 0 E: 0 K: 1 S: 6	H: 1 LOB: 1 BB: 0 P: 6	R: 0 E: 0 K: 0 S: 4	H: 1 LOB: 2 BB: 0 P: 5	R: 3 E: 0 K: 0 S: 5	H: 2 LOB: 2 BB: 2 P: 14	R: 0 E: 0 K: 0 S: 4	H: 1 LOB: 1 BB: 0 P: 4	1B: 5 2B: 3 3B: 0 HR: 2	SF: 0 SAC: 0 DP: 1 HBP: 2	WP: 0 PB: 0 SB: 0 CS: 0	PA: 40
<b>PITCHER</b>	IP WLS BF H R ER SO BB IBB HBP BLK WP HR S P ERA WHIP																					
Ralph Terry, R (1, 1) ERA: 2.97	7.1 L 33 7 4 4 5 3 0 2 0 0 2 38 52 4.91 1.364																					
Jack Urban, R (8, 1) ERA: 3.16	1.2 7 2 0 0 0 0 0 0 0 0 0 7 7 0.00 1.200																					

**New York Yankees @ Kansas City Athletics**  
Municipal Stadium, Kansas City, MO  
Fri Jul 12 1957, 8:05 PM EDT  
Att. 23,721 - Unknown - 93 F

AB	35
R	4
H	9
RBI	4
BB	3
SO	5
LOB	15



Batter	1	2	3	4	5	6	7	8	9	AB	R	H	RBI	BB	SO	LOB
Vic Power, R OBP: 0.299, SLG: 0.406 (1, 3)	0-0 5-3			0-0 F2		0-0 HR		0-0 L8	0-0 F3	5	1	1	1	0	0	1
Hector Lopez, R OBP: 0.386, SLG: 0.503 (1, 5)	0-0 5-3			0-0 E5 BB		0-0 6-3		0-0 1B		4	0	1	0	0	0	0
Gus Zernial, R OBP: 0.302, SLG: 0.483 (1, 7)	0-3 K			4-0 1-2 BB		4-0 1B BB		0-0 1-2 1B		2	0	1	0	2	1	0
Lou Skizas, R OBP: 0.313, SLG: 0.479 (1, 9)		0-0 5-3		0-0 F8		0-0 1-3 1B		0-0 FC4-6 1-2f		4	0	1	0	0	0	4
Tim Thompson, L OBP: 0.247, SLG: 0.415 (1, 2)		0-0 G5-4-3 1B		0-0 6-3		0-3 K		0-0 FC4-6 1-2f		3	0	1	0	0	1	4
Bob Cerv, R OBP: 0.321, SLG: 0.494 (8, PH)										1	0	0	0	0	0	2
Hal Smith, R OBP: 0.308, SLG: 0.509 (9, 2)										0	0	0	0	0	0	0
Woodie Held, R OBP: 0.318, SLG: 0.455 (1, 8)		0-0 G5-4-3 1-2f		0-0 1-3		0-0 F7		0-0 HR		4	1	1	1	0	0	1
Joe Demaestri, R OBP: 0.329, SLG: 0.374 (1, 6)			0-0 B1-6-4 1B		0-0 F7		0-0 S 1B		0-0 E6 FC5-4	4	0	2	0	0	0	0
Billy Hunter, R OBP: 0.252, SLG: 0.300 (1, 4)			0-0 F8		0-0 E6 CS		4-0 B1-6-4 BB		0-0 FC5-4 1-2f	3	0	0	0	1	0	2
Ralph Terry, R OBP: 0.150, SLG: 0.105 (1, 1)			0-0 B1-6-4		0-0 CS		0-3 K		0-3 K	3	0	0	0	0	1	3
Jack Urban, R OBP: 0.111, SLG: 0.111 (8, 1)										0	0	0	0	0	0	0
Irv Noren, L OBP: 0.302, SLG: 0.291 (9, PH)										1	0	0	0	0	1	1

Inning Stats	R: 0	H: 0	E: 0	K: 1	S: 5	LOB: 0	BB: 0	P: 5	R: 0	H: 1	E: 0	K: 0	S: 3	LOB: 0	BB: 0	P: 3	R: 0	H: 0	E: 1	K: 0	S: 4	LOB: 2	BB: 1	P: 8	R: 0	H: 0	E: 1	K: 0	S: 3	LOB: 0	BB: 0	P: 3	R: 1	H: 2	E: 0	K: 2	S: 9	LOB: 2	BB: 1	P: 13	R: 0	H: 1	E: 0	K: 0	S: 3	LOB: 1	BB: 1	P: 7	R: 0	H: 2	E: 0	K: 0	S: 5	LOB: 2	BB: 0	P: 5	R: 1	H: 1	E: 1	K: 1	S: 7	LOB: 1	BB: 0	P: 7	1B: 6	2B: 0	3B: 0	HR: 2	SF: 0	SAC: 0	DP: 3	HBP: 0	WP: 0	PB: 0	SB: 1	CS: 1	PA: 38
--------------	------	------	------	------	------	--------	-------	------	------	------	------	------	------	--------	-------	------	------	------	------	------	------	--------	-------	------	------	------	------	------	------	--------	-------	------	------	------	------	------	------	--------	-------	-------	------	------	------	------	------	--------	-------	------	------	------	------	------	------	--------	-------	------	------	------	------	------	------	--------	-------	------	-------	-------	-------	-------	-------	--------	-------	--------	-------	-------	-------	-------	--------


PITCHER	IP	WLS	BF	H	R	ER	SO	BB	IBB	HBP	BLK	WP	HR	S	P	ERA	WHIP
Don Larsen, R ERA: 3.8 (1, 1)	7.0	W	27	5	1	1	3	3	0	0	0	0	1	30	42	1.29	1.143
Johnny Kucks, R ERA: 3.49 (8, 1)	1.1		8	3	1	1	0	0	0	0	0	0	1	8	8	6.75	2.250
Tommy Byrne, L ERA: 3.99 (9, 1)	0.1		1	0	0	0	1	0	0	0	0	0	0	3	3	0.00	0.000
Al Cicotte, R ERA: 4.68 (9, 1)	0.1	S	1	0	0	0	0	0	0	0	0	0	0	1	1	0.00	0.000

**BOTTOM**

**New York Yankees @ Kansas City Athletics**  
Municipal Stadium, Kansas City, MO

Fri Jul 12 1957, 8:05 PM EDT  
Att: 23,721 - Unknown - 93 F

<b>AB</b>	<b>34</b>
<b>R</b>	<b>2</b>
<b>H</b>	<b>8</b>
<b>RBI</b>	<b>2</b>
<b>BB</b>	<b>3</b>
<b>SO</b>	<b>4</b>
<b>LOB</b>	<b>18</b>



PITCHER	IP	WLS	BF	H	R	ER	SO	BB	IBB	HBP	BLK	WP	HR	S	P	ERA	WHIP
Don Larsen, R ERA: 3.8 (1, 1)	7.0	W	27	5	1	1	3	3	0	0	0	0	1	30	42	1.29	1.143
Johnny Kucks, R ERA: 3.49 (8, 1)	1.1		8	3	1	1	0	0	0	0	0	0	1	8	8	6.75	2.250
Tommy Byrne, L ERA: 3.99 (9, 1)	0.1		1	0	0	0	1	0	0	0	0	0	0	3	3	0.00	0.000
Al Cicotte, R ERA: 4.68 (9, 1)	0.1	S	1	0	0	0	0	0	0	0	0	0	0	1	1	0.00	0.000



Batter	1	2	3	4	5	6	7	8	9	AB R H RBI BB SO LOB	TOP																	
Tony Kubek, L (1, 5) OBP: 0.338, SLG: 0.395	0-0 FC5-4 1B		0-3 K			0-0 SH3 1B 2B	0-3 K			4 1 2 0 0 2 0	<b>New York Yankees @ Kansas City Athletics</b> Municipal Stadium, Kansas City, MO Sat Jul 13 1957, 4:33 AM EDT Att. 17,031 - Unknown - 99 F <a href="http://livebaseballscorecards.com">livebaseballscorecards.com</a>																	
Gil McDougald, R (1, 6) OBP: 0.385, SLG: 0.488	0-0 FC5-4 1-2f			4-0 F9 1B 4-3 BB		0-0 SH3		0-0 F8	2 1 0 0 1 0 1																			
Mickey Mantle, S (1, 8) OBP: 0.532, SLG: 0.716	0-0 P6			0-0 4-3 1-2 S 1B		0-0 HR 1B		4-0 WP BB	3 1 2 1 1 0 1																			
Yogi Berra, L (1, 2) OBP: 0.312, SLG: 0.432	0-0 F7			0-0 F9 2-3		0-0 HR 1-H		0-0 F9 1-3	4 1 1 2 0 0 4																			
Harry Simpson, L (1, 3) OBP: 0.333, SLG: 0.486		0-0 4-3		0-0 4-3 1-3		0-0 1B		4-0 BB	3 0 1 1 1 0 1																			
Hank Bauer, R (1, 9) OBP: 0.330, SLG: 0.445		0-0 6-3		0-0 2-3		0-0 F2		0-0 4-3	3 0 0 0 0 0 2 1 0 0 0 0 0 2																			
Enos Slaughter, L (8, PH) OBP: 0.382, SLG: 0.363 (8, 9)																												
Elston Howard, R (1, 7) OBP: 0.282, SLG: 0.387		0-0 F9			0-0 3-1	0-0 P6		0-0 4-3	4 0 0 0 0 0 1																			
Bobby Richardson, R (1, 4) OBP: 0.279, SLG: 0.317			0-0 1-3		0-0 P3		0-3 K	0-0 6-3	3 0 0 0 0 1 0 1 0 0 0 0 0 0																			
Joe Collins, L (9, PH) OBP: 0.306, SLG: 0.270																												
Tom Sturdivant, L (1, 1) OBP: 0.205, SLG: 0.184			0-3 K		0-0 P5		0-0 F7	0-0 P6	3 0 0 0 0 1 0 0 0 0 0 0 0 0 1 0 0 0 0 0 0																			
Al Cicotte, R (7, 1) OBP: 0.200, SLG: 0.300																												
Bill Skowron, R (9, PH) OBP: 0.375, SLG: 0.542																												
<b>Inning Stats</b>	R: 0 E: 0 K: 0 S: 4	H: 1 LOB: 1 BB: 0 P: 4	R: 0 E: 0 K: 0 S: 3	H: 0 LOB: 0 BB: 0 P: 3	R: 0 E: 0 K: 2 S: 7	H: 0 LOB: 0 BB: 0 P: 7	R: 1 E: 0 K: 0 S: 4	H: 1 LOB: 1 BB: 1 P: 8	R: 0 E: 0 K: 0 S: 3	H: 0 LOB: 0 BB: 0 P: 3	R: 3 E: 0 K: 0 S: 7	H: 4 LOB: 1 BB: 0 P: 7	R: 0 E: 0 K: 2 S: 7	H: 0 LOB: 0 BB: 0 P: 7	R: 0 E: 0 K: 0 S: 3	H: 0 LOB: 2 BB: 2 P: 11	R: 0 E: 0 K: 0 S: 3	H: 0 LOB: 0 BB: 0 P: 3	1B: 4 2B: 1 3B: 0 HR: 1	SF: 0 SAC: 1 DP: 0 HBP: 0	WP: 2 PB: 0 SB: 1 CS: 0	PA: 36						
<b>PITCHER</b>	IP WLS BF H R ER SO BB IBB HBP BLK WP HR S P ERA WHIP																											
Arnie Portocarrero, R (1, 1) ERA: 3.96	5.1		22	5	4	4	2	1	0	0	0	0	1	25	29	6.75	1.125											
Glenn Cox, R ERA: 7.94	(6, 1)	2.1	W	10	1	0	0	2	2	0	0	0	1	0	12	20	0.00	1.286										
Tom Morgan, R ERA: 4.27	(8, 1)	1.1	S	4	0	0	0	0	0	0	0	0	0	0	4	4	0.00	0.000										

**New York Yankees @ Kansas City Athletics**  
Municipal Stadium, Kansas City, MO  
Sat Jul 13 1957, 4:33 AM EDT  
Att. 17,031 - Unknown - 99 F

AB	32
R	4
H	6
RBI	4
BB	3
SO	4
LOB	12



Batter	1	2	3	4	5	6	7	8	9
Joe Demaestri, R (1, 6) OBP: 0.332, SLG: 0.374	0-0 SH3 S SF7 1B		0-0 P6		0-3 K		4-0 1B 1-2 2-3 BB		
Hector Lopez, R (1, 5) OBP: 0.390, SLG: 0.513	0-0 SH3 1-3		0-0 PB 2B			0-0 HR 1B	0-0 SF9		
Gus Zernial, R (1, 7) OBP: 0.298, SLG: 0.479	0-0 SF7		0-3 K			0-0 F7	0-0 3-H 1-3 2-H 1B		
Irv Noren, L (7, PH) OBP: 0.310, SLG: 0.300									
Bob Martyn, L (8, 7) OBP: 0.194, SLG: 0.171									
Lou Skizas, R (1, 9) OBP: 0.312, SLG: 0.488	0-0 6-3			0-0 P6		0-0 1-H HR		0-0 E6 SH3-4	
Billy Martin, R (8, PR) OBP: 0.267, SLG: 0.386									
Johnny Groth, R (9, 9) OBP: 0.292, SLG: 0.227									
Hal Smith, R (1, 2) OBP: 0.304, SLG: 0.502		0-0 F9		0-0 5-3		0-3 K2-3		0-0 SH3-4 1-2	
Woodie Held, R (1, 8) OBP: 0.303, SLG: 0.432		0-0 E5		0-3 K		0-0 F8		0-0 P4	
Vic Power, R (1, 3) OBP: 0.294, SLG: 0.399		0-0 F9			0-0 5-3		0-0 4-3	0-0 F7	
Billy Hunter, R (1, 4) OBP: 0.261, SLG: 0.328		0-0 F8				0-0 HR	4-0 BB SF9 BB		
Arnie Portocarrero, R (1, 1) OBP: 0.250, SLG: 0.200			0-0 P4			0-0 F8	4-0 BB 1B BB		
Glenn Cox, R (6, 1)									
Tom Morgan, R (8, 1) OBP: 0.100, SLG: 0.069									

Inning Stats	R: 1	H: 1	E: 0	K: 0	S: 4	LOB: 0	BB: 0	P: 4
	R: 0	H: 0	E: 1	K: 0	S: 4	LOB: 1	BB: 0	P: 4
	R: 0	H: 1	E: 0	K: 1	S: 6	LOB: 1	BB: 0	P: 6
	R: 0	H: 0	E: 0	K: 1	S: 5	LOB: 0	BB: 0	P: 5
	R: 1	H: 1	E: 0	K: 1	S: 6	LOB: 0	BB: 0	P: 6
	R: 2	H: 2	E: 0	K: 1	S: 7	LOB: 0	BB: 0	P: 7
	R: 2	H: 1	E: 0	K: 0	S: 3	LOB: 2	BB: 3	P: 15
	R: 0	H: 0	E: 1	K: 0	S: 4	LOB: 2	BB: 0	P: 4

PITCHER	IP	WLS	BF	H	R	ER	SO	BB	IBB	HBP	BLK	WP	HR	S	P	ERA	WHIP
Tom Sturdivant, R (1, 1) ERA: 2.95	6.1	L	27	5	6	6	4	2	0	0	0	0	2	33	41	8.53	1.105
Al Cicotte, R (7, 1) ERA: 4.46	1.2		7	1	0	0	0	1	0	0	0	0	0	6	10	0.00	1.200

1B	2B	3B	HR	SF	SAC	DP	HBP
3	1	0	2	2	0	0	0
0	1	0	0	1	0	0	0
0	0	0	0	0	0	0	0

WP	PA	ERA	WHIP
0	34		
1			
1			

**BOTTOM**

**New York Yankees @ Kansas City Athletics**  
Municipal Stadium, Kansas City, MO  
Sat Jul 13 1957, 4:33 AM EDT  
Att: 17,031 - Unknown - 99 F

livebaseballscorecards.com

<b>AB</b>	<b>27</b>
<b>R</b>	<b>6</b>
<b>H</b>	<b>6</b>
<b>RBI</b>	<b>6</b>
<b>BB</b>	<b>3</b>
<b>SO</b>	<b>4</b>
<b>LOB</b>	<b>8</b>





Batter	1	2	3	4	5	6	7	8	9	AB R H RBI BB SO LOB	TOP											
<b>Herb Plews, L</b> (1, 5) OBP: 0.338, SLG: 0.384	0-0 P4	0-0 F7			0-0 BB 1B 1-2 1B		0-0 F9		4-0 WP BB	4 1 1 0 1 0 2												
<b>Pete Runnels, L</b> (1, 4) OBP: 0.320, SLG: 0.279	0-0 F7		0-0 P3		0-0 BB 1-2 2-3 1B		0-0 P6		0-3 K	5 1 1 0 0 1 1												
<b>Jim Lemon, R</b> (1, 9) OBP: 0.376, SLG: 0.500	4-0 2B BB		0-3 K		4-0 1B 1-2 2-3 3-H BB		0-3 K			2 1 0 1 2 2 0												
<b>Roy Sievers, R</b> (1, 7) OBP: 0.384, SLG: 0.563	0-0 1-H 2B		0-0 5-3		0-0 L8			0-0 SH1-3 1B		4 0 2 1 0 0 3												
<b>Julio Becquer, L</b> (1, 3) OBP: 0.316, SLG: 0.426	0-0 4-3			0-0 F9	0-0 1B 1-2 2-H 3-H			0-0 SH1-3		3 0 1 2 0 0 1												
<b>Lou Berberet, L</b> (1, 2) OBP: 0.333, SLG: 0.336		0-0 FC6-4 1B		0-3 K	0-0 4-3			0-0 F8		4 0 1 0 0 1 3												
<b>Faye Throneberry, L</b> (1, 8) OBP: 0.224, SLG: 0.222		0-0 FC6-4 1B		0-0 F8		0-0 P5		0-0 P4		3 0 1 0 0 0 0												
<b>Bob Usher, R</b> (8, PH) OBP: 0.309, SLG: 0.344		1-2 1B								1 0 0 0 0 0 1	<b>AB 32</b>											
<b>Rocky Bridges, R</b> (1, 6) OBP: 0.303, SLG: 0.311		0-0 FC6-4			0-0 P6	0-0 6-3		4-0 CS BB		3 0 0 0 1 0 2	<b>R 4</b>											
<b>Camilo Pascual, R</b> (1, 1) OBP: 0.133, SLG: 0.071		0-0 F2			4-0 1B 1B BB	0-0 4-3		0-0 6-3		1 1 0 0 1 0 2	<b>H 7</b>											
<b>Jerry Schoonmaker, R</b> (6, PH) OBP: 0.100, SLG: 0.300										1 0 0 0 0 0 0	<b>RBI 4</b>											
<b>Bud Byerly, R</b> (6, 1)										1 0 0 0 0 0 1	<b>BB 5</b>											
<b>Inning Stats</b>	R: 1 E: 0 K: 0 S: 4	H: 1 LOB: 1 BB: 1 P: 8	R: 0 E: 0 K: 0 S: 5	H: 2 LOB: 2 BB: 0 P: 5	R: 0 E: 0 K: 1 S: 5	H: 0 LOB: 0 BB: 0 P: 5	R: 0 E: 0 K: 1 S: 5	H: 0 LOB: 0 BB: 0 P: 5	R: 3 E: 0 K: 0 S: 6	H: 3 LOB: 2 BB: 2 P: 14	R: 0 E: 0 K: 0 S: 3	H: 0 LOB: 0 BB: 0 P: 3	R: 0 E: 0 K: 1 S: 5	H: 0 LOB: 0 BB: 0 P: 5	R: 0 E: 0 K: 0 S: 4	H: 1 LOB: 1 BB: 0 P: 4	R: 0 E: 0 K: 1 S: 4	H: 0 LOB: 1 BB: 2 P: 12	1B: 6 2B: 1 3B: 0 HR: 0	SF: 0 SAC: 1 DP: 0 HBP: 0	WP: 1 PB: 0 SB: 0 CS: 1	PA: 38
<b>PITCHER</b>	IP WLS BF H R ER SO BB IBB HBP BLK WP HR S P ERA WHIP																					
<b>Ned Garver, R</b> (1, 1) ERA: 4.25	4.1 L 21 5 4 4 2 3 0 0 0 0 0 0 22 34 8.31 1.846																					
<b>Jack Urban, R</b> (5, 1) ERA: 2.91	2.2 9 1 0 0 1 0 0 0 0 0 0 0 11 11 0.00 0.375																					
<b>Alex Kellner, L</b> (8, 1) ERA: 4.04	2.0 8 1 0 0 1 2 0 0 0 1 0 8 16 0.00 1.500																					

Washington Senators @ Kansas City Athletics  
Municipal Stadium, Kansas City, MO  
Sun Jul 14 1957, 4:33 AM EDT  
Unknown

livebaseballscorecards.com

**AB 32**  
**R 4**  
**H 7**  
**RBI 4**  
**BB 5**  
**SO 4**  
**LOB 16**



Batter	1	2	3	4	5	6	7	8	9	AB	R	H	RBI	BB	SO	LOB
--------	---	---	---	---	---	---	---	---	---	----	---	---	-----	----	----	-----

Joe Demaestri, R OBP: 0.331, SLG: 0.380 (1, 6) X	0-0 6-3 ①		0-0 6-3 ②		0-3 K ②		0-0 3B ③			4	0	1	0	0	1	0
Hector Lopez, R OBP: 0.392, SLG: 0.513 (1, 5) X	0-0 2B 1B		0-0 F8 ③		0-0 1B		0-0 6-3 ③			4	0	2	0	0	0	1
Gus Zernial, R OBP: 0.297, SLG: 0.479 (1, 7) X	0-0 5-3 1-3 2B			0-3 K ①	0-3 K ③			0-0 F9 ①		4	0	1	0	0	2	1
Lou Skizas, R OBP: 0.311, SLG: 0.484 (1, 9) X	0-0 5-3 ② ③ 2-3f			0-0 BB 1B		0-0 F8 ①		0-0 6-3 ②		4	0	1	0	0	0	2
Hal Smith, R OBP: 0.316, SLG: 0.516 (1, 2)		0-0 5-3 2B		4-0 1-2 BB		0-0 2B		4-0 FC6-4 BB		2	0	2	0	2	0	0
Woodie Held, R OBP: 0.290, SLG: 0.412 (1, 8)		0-0 6-3 ①		0-3 K ②		0-3 K ②		0-0 FC6-4 ③ 1-2f		4	0	0	0	0	2	5
Vic Power, R OBP: 0.290, SLG: 0.394 (1, 3)		0-0 5-3 ②		0-0 F3 ③		0-0 L6 ③			0-0 F7 ①	3	0	0	0	0	0	4
Irv Noren, L OBP: 0.307, SLG: 0.296 (9, PH)		2-3								1	0	0	0	0	0	0
Billy Hunter, R OBP: 0.261, SLG: 0.349 (1, 4)		0-0 6-3 ③				0-0 HR		0-0 F8 ①		4	1	1	1	0	0	1
Ned Garver, R OBP: 0.172, SLG: 0.120 (1, 1)			0-0 1-3 ①			0-0 6-3 ①		0-0 4-3 ②		1	0	0	0	0	0	0
Jack Urban, R OBP: 0.100, SLG: 0.100 (5, 1)									0-0 6-3 ③	1	0	0	0	0	0	0
Bob Martyn, L OBP: 0.189, SLG: 0.167 (7, PH)										1	0	0	0	0	0	0
Alex Kellner, R OBP: 0.273, SLG: 0.476 (8, 1)										0	0	0	0	0	0	0
Bob Cerv, R OBP: 0.319, SLG: 0.492 (9, PH)										1	0	0	0	0	0	0

Inning Stats	R: 0	H: 2	E: 0	LOB: 1	K: 0	P: 4	R: 0	H: 1	E: 0	LOB: 1	K: 0	P: 4	R: 0	H: 0	E: 0	LOB: 0	K: 0	P: 3	R: 0	H: 1	E: 0	LOB: 2	K: 2	P: 12	R: 1	H: 2	E: 0	LOB: 1	K: 2	P: 9	R: 0	H: 1	E: 0	LOB: 1	K: 1	P: 6	R: 0	H: 1	E: 0	LOB: 1	K: 0	P: 4	R: 0	H: 0	E: 0	LOB: 1	K: 0	P: 7	R: 0	H: 0	E: 0	LOB: 0	K: 0	P: 3	1B: 3	SF: 0	2B: 4	SAC: 0	3B: 1	DP: 1	HR: 1	HBP: 0	WP: 0	PA: 36
--------------	------	------	------	--------	------	------	------	------	------	--------	------	------	------	------	------	--------	------	------	------	------	------	--------	------	-------	------	------	------	--------	------	------	------	------	------	--------	------	------	------	------	------	--------	------	------	------	------	------	--------	------	------	------	------	------	--------	------	------	-------	-------	-------	--------	-------	-------	-------	--------	-------	--------

PITCHER	IP	WLS	BF	H	R	ER	SO	BB	IBB	HBP	BLK	WP	HR	S	P	ERA	WHIP
Camilo Pascual, R ERA: 5.05 (1, 1)	5.0	W	21	6	1	1	4	1	0	0	0	0	1	28	32	1.80	1.400
Bud Byerly, R ERA: 3.91 (6, 1)	4.0	S	15	2	0	0	1	1	0	0	0	0	0	16	20	0.00	0.750

**BOTTOM**

Washington Senators @ Kansas City Athletics  
Municipal Stadium, Kansas City, MO  
Sun Jul 14 1957, 4:33 AM EDT  
Unknown

livebaseballscorecards.com

<b>AB</b>	<b>34</b>
<b>R</b>	<b>1</b>
<b>H</b>	<b>8</b>
<b>RBI</b>	<b>1</b>
<b>BB</b>	<b>2</b>
<b>SO</b>	<b>5</b>
<b>LOB</b>	<b>14</b>





Batter	1	2	3	4	5	6	7	8	9	AB R H RBI BB SO LOB	TOP											
Herb Plews, L (1, 5) OBP: 0.333, SLG: 0.378	0-0 6-3		0-0 L5		0-0 G6-4-3		0-0 L7			4 0 0 0 0 0 1												
Pete Runnels, L (1, 4) OBP: 0.320, SLG: 0.278	0-0 1B 1B		0-0 F7		0-0 F8			0-0 L7		4 0 1 0 0 0 0												
Roy Sievers, R (1, 7) Jerry Schoonmaker, R (8, 7) OBP: 0.383, SLG: 0.558	0-0 F9		0-0 F9		4-0 FC6-4 BB			0-0 6-3		3 0 0 0 1 0 1 0 0 0 0 0 0 0												
Clint Courtney, L (1, 2) OBP: 0.347, SLG: 0.418	0-0 FC6-4 1-2 1B			0-0 4-3		0-0 FC6-4 1-2f 1B		0-0 P6		4 0 1 0 0 0 1												
Jim Lemon, R (1, 9) Bob Usher, R (8, 8) OBP: 0.373, SLG: 0.495 OBP: 0.307, SLG: 0.342	0-0 FC6-4 1-2f			0-0 F9		0-0 F8			0-0 6-3	3 0 0 0 0 0 3 1 0 0 0 0 0 0												
Julio Becquer, L (1, 3) Art Schult, R (7, 3) OBP: 0.317, SLG: 0.423 OBP: 0.354, SLG: 0.409		0-0 F8		0-0 4-3		0-0 1-2 1B			0-0 6-3	3 0 1 0 0 0 0 1 0 0 0 0 0 0												
Faye Throneberry, L (1, 8) OBP: 0.234, SLG: 0.235 (8, 9)		0-0 F7			4-0 E BB	0-0 F5			0-0 2B 2B	3 2 1 0 1 0 2												
Rocky Bridges, R (1, 6) Milt Bolling, R (8, 6) OBP: 0.308, SLG: 0.322 OBP: 0.287, SLG: 0.375		0-0 1B			0-0 E9 1B 2B		0-0 1-3		0-0 2B 2B	3 1 2 0 0 0 0 1 0 1 1 0 0 0												
Pedro Ramos, S (1, 1) Tex Clevenger, R (5, 1) Jim Heise, R (6, 1) Jerry Snyder, R (9, PH) OBP: 0.208, SLG: 0.191 OBP: 0.368, SLG: 0.313 OBP: 0.198, SLG: 0.195		0-3 K			0-0 G6-4-3 1B		0-0 6-3		0-0 1-3	2 0 1 1 0 1 1 0 0 0 0 0 0 0 1 0 0 0 0 0 0 1 0 0 0 0 0 1												
<b>Inning Stats</b>	R: 0 E: 0 K: 0 S: 5	H: 2 LOB: 2 BB: 0 P: 5	R: 0 E: 0 K: 1 S: 6	H: 1 LOB: 1 BB: 0 P: 6	R: 0 E: 0 K: 0 S: 3	H: 0 LOB: 0 BB: 0 P: 3	R: 0 E: 0 K: 0 S: 3	H: 0 LOB: 0 BB: 0 P: 3	R: 0 E: 1 K: 0 S: 4	H: 2 LOB: 0 BB: 1 P: 8	R: 0 E: 0 K: 0 S: 4	H: 1 LOB: 2 BB: 1 P: 8	R: 0 E: 0 K: 0 S: 3	H: 0 LOB: 0 BB: 0 P: 3	R: 0 E: 0 K: 0 S: 3	H: 0 LOB: 0 BB: 0 P: 3	R: 1 E: 0 K: 0 S: 5	H: 2 LOB: 1 BB: 0 P: 5	1B: 5 2B: 3 3B: 0 HR: 0	SF: 0 SAC: 0 DP: 1 HBP: 0	WP: 0 PB: 0 SB: 0 CS: 0	PA: 36
<b>PITCHER</b>	IP WLS BF H R ER SO BB IBB HBP BLK WP HR S P ERA WHIP																					
Tom Gorman, R (1, 1) ERA: 3.86	6.0 W 25 6 2 2 1 2 0 0 0 0 0 0 25 33 3.00 1.333																					
Tom Morgan, R (7, 1) ERA: 4.23	3.0 S 11 2 1 1 0 0 0 0 0 0 0 0 0 11 11 3.00 0.667																					

Washington Senators @ Kansas City Athletics  
Municipal Stadium, Kansas City, MO  
Sun Jul 14 1957, 4:38 AM EDT  
Att: 10,032 - Unknown

livebaseballscorecards.com

AB	34
R	3
H	8
RBI	2
BB	2
SO	1
LOB	10







Batter	1	2	3	4	5	6	7	8	9	AB R H RBI BB SO LOB	TOP
Herb Plews, L (1, 5) OBP: 0.331, SLG: 0.382	0-0 F7	0-0 F5			0-0 4-3	0-0 F9		0-0 3B		5 0 1 1 0 0 1	
Pete Runnels, L (1, 4) OBP: 0.315, SLG: 0.274	0-3 K		0-3 K		0-0 6-3	0-0 4-3		0-0 F7		5 0 0 0 0 2 1	
Julio Becquer, L (1, 3) OBP: 0.311, SLG: 0.412	0-0 P5		0-3 K		0-0 1B		0-0 6-3	0-0 G1		5 0 1 0 0 1 1	
Roy Sievers, R (1, 7) Jerry Schoonmaker, R (9, 7)		0-0 HR 3B	0-0 F8		0-0 F7		4-0 2B BB		0-0 F3	4 2 1 0 1 0 1 0 0 0 0 0 0 0	
Art Schult, R (1, 9) OBP: 0.356, SLG: 0.419		0-0 6-3		0-0 P3		0-0 2B BB 1B	0-0 2B		0-0 F6	5 1 2 1 0 0 1	
Lou Berberet, L (1, 2) OBP: 0.341, SLG: 0.361		0-0 HR		0-0 3B 1B		4-0 2B BB 1-2	0-3 K		0-0 6-3	4 3 2 2 1 1 1	
Faye Throneberry, L (1, 8) OBP: 0.243, SLG: 0.292		0-0 HR		0-0 3B		0-0 F8	0-3 K			4 1 2 2 0 1 3	
Rocky Bridges, R (1, 6) OBP: 0.317, SLG: 0.330		4-0 SH3 BB		0-0 L6		0-0 E2 HR 2B		4-0 SH1-4 3B BB		2 2 1 1 2 0 1	
Russ Kemmerer, R (1, 1) OBP: 0.091, SLG: 0.190		0-0 SH3		0-0 L8		0-0 HR		0-0 SH1-4		2 1 1 2 0 0 1	
<b>Inning Stats</b>	R: 0 H: 0 E: 0 LOB: 0 K: 1 BB: 0 S: 5 P: 5	R: 3 H: 3 E: 0 LOB: 1 K: 0 BB: 1 S: 6 P: 10	R: 0 H: 0 E: 0 LOB: 0 K: 2 BB: 0 S: 7 P: 7	R: 1 H: 2 E: 0 LOB: 1 K: 0 BB: 0 S: 5 P: 5	R: 0 H: 1 E: 0 LOB: 1 K: 0 BB: 0 S: 4 P: 4	R: 4 H: 3 E: 1 LOB: 0 K: 0 BB: 1 S: 6 P: 10	R: 1 H: 1 E: 0 LOB: 1 K: 2 BB: 1 S: 8 P: 12	R: 1 H: 1 E: 0 LOB: 1 K: 0 BB: 1 S: 4 P: 8	R: 0 H: 0 E: 0 LOB: 0 K: 0 BB: 0 S: 3 P: 3	1B: 3 SF: 0 2B: 2 SAC: 2 3B: 3 DP: 0 HR: 3 HBP: 0	WP: 0 PA: 42 PB: 0 SB: 0 CS: 0
<b>PITCHER</b>	IP WLS BF H R ER SO BB IBB HBP BLK WP HR S P ERA WHIP										
Wally Burnette, R (1, 1) ERA: 4.52	3.1 L 16 5 4 4 3 1 0 0 0 0 2 21 25 10.80 1.800										
Glenn Cox, R (4, 1) ERA: 9.39	2.0 11 4 4 3 0 1 0 0 0 0 1 10 14 13.50 2.500										
Mickey McDermott, L (6, 1) ERA: 5.87	3.2 15 2 2 2 2 2 0 0 0 0 0 17 25 4.91 1.091										

Washington Senators @ Kansas City Athletics  
Municipal Stadium, Kansas City, MO  
Mon Jul 15 1957, 4:33 AM EDT  
Att. 3,450 - Unknown

livebaseballscorecards.com

AB 36  
R 10  
H 11  
RBI 9  
BB 4  
SO 5  
LOB 11



Batter	1	2	3	4	5	6	7	8	9	AB R H RBI BB SO LOB
Joe Demaestri, R (1, 6) OBP: 0.323, SLG: 0.371 Gus Zernial, R (9, PH) OBP: 0.300, SLG: 0.481	0-0 6-3		0-0 E5 1B	0-0 P6		0-0 5-3			0-0 1B 1B	4 1 0 0 0 0 3 1 0 1 0 0 0 0
Hector Lopez, R (1, 5) OBP: 0.392, SLG: 0.514	0-0 2B		0-0 1B 1-2 1B	0-0 F9			0-0 1-3		0-0 1-2 1B	5 0 3 0 0 0 2
Bob Cerv, R (1, 7) OBP: 0.330, SLG: 0.486	4-0 G6-4-3 BB		0-0 F8		0-0 G4-6-3 1B		0-3 K		0-0 F9	4 0 1 0 1 1 4
Irv Noren, L (1, 3) OBP: 0.313, SLG: 0.371	0-0 G6-4-3 1-2f		0-0 F7		0-0 G4-6-3 1-2f		0-0 1-3			4 0 0 0 0 0 5
Tim Thompson, L (1, 2) OBP: 0.264, SLG: 0.456		0-0 HR	0-0 1-3 2-H 1B		0-0 4-3			0-0 P6		4 1 2 2 0 0 0
Woodie Held, R (1, 8) OBP: 0.314, SLG: 0.462		4-0 1B 1-3 BB	0-0 P4			0-0 1B 2B		0-0 6-3		3 1 1 0 1 0 2
Bob Martyn, L (1, 9) OBP: 0.217, SLG: 0.244		0-0 1-3		0-0 6-3 2B		0-0 F7		0-0 F5		4 0 1 0 0 0 2
Billy Hunter, R (1, 4) OBP: 0.272, SLG: 0.351		0-3 K		0-0 6-3 2-3 2B		0-0 F8		0-0 G6-4-3 1B		4 0 1 0 0 1 3
Wally Burnette, R (1, 1) OBP: 0.250, SLG: 0.250 Glenn Cox, R (4, 1) Mickey McDermott, L (6, 1) OBP: 0.333, SLG: 0.458 Lou Skizas, R (9, PH) OBP: 0.310, SLG: 0.482		0-0 2-3 1B		4-0 BB		0-0 2-H 1B			0-0 G6-4-3 1-2f	1 0 1 0 0 0 0 0 0 0 0 1 0 0 1 0 1 1 0 0 0 1 0 0 0 0 0 1

Inning Stats	R: 0	H: 1	E: 0	K: 0	S: 3	R: 1	H: 2	E: 0	K: 1	S: 6	R: 1	H: 2	E: 1	K: 0	S: 6	R: 0	H: 1	E: 0	K: 0	S: 4	R: 0	H: 1	E: 0	K: 0	S: 3	R: 1	H: 2	E: 0	K: 0	S: 5	R: 0	H: 0	E: 0	K: 1	S: 5	R: 0	H: 0	E: 0	K: 0	S: 3	R: 0	H: 3	E: 0	K: 0	S: 5	R: 0	H: 0	E: 0	K: 0	S: 3	1B: 8	2B: 3	3B: 0	HR: 1	SF: 0	SAC: 0	DP: 3	HBP: 0	WP: 0	PA: 39
PITCHER Russ Kemmerer, R (1, 1) ERA: 5.26	IP	WLS	BF	H	R	ER	SO	BB	IBB	HBP	BLK	WP	HR	S	P	ERA	WHIP																			IP	WLS	BF	H	R	ER	SO	BB	IBB	HBP	BLK	WP	HR	S	P	ERA	WHIP								

**BOTTOM**

Washington Senators @ Kansas City Athletics  
Municipal Stadium, Kansas City, MO

Mon Jul 15 1957, 4:33 AM EDT  
Att. 3,450 - Unknown

livebaseballscorecards.com

**AB 36**  
**R 3**  
**H 12**  
**RBI 3**  
**BB 3**  
**SO 2**  
**LOB 22**





Batter	1	2	3	4	5	6	7	8	9	AB R H RBI BB SO LOB	TOP	
<b>Jim Piersall, R</b> (1, 8) <small>OBP: 0.331, SLG: 0.391</small>	0-0 		0-0 		0-0 			0-0 		4 1 1 0 0 0 1		
<b>Billy Klaus, L</b> (1, 6) <small>OBP: 0.332, SLG: 0.393</small>	0-0 		0-0 			0-0 		0-0 		4 0 0 0 0 0 1		
<b>Ted Williams, L</b> (1, 7) <small>OBP: 0.494, SLG: 0.720</small>	4-0 		4-0 			0-0 		0-0 		2 1 1 1 2 0 0		
<b>Mickey Vernon, L</b> (1, 3) <small>OBP: 0.394, SLG: 0.463</small>	0-0 		0-0 			0-0 		4-0 		3 1 0 0 1 0 3		
<b>Jackie Jensen, R</b> (1, 9) <small>OBP: 0.390, SLG: 0.479</small>	0-0 			0-0 			0-3 	0-0 		4 1 2 3 0 1 0		
<b>Frank Malzone, R</b> (1, 5) <small>OBP: 0.354, SLG: 0.442</small>	0-0 			0-0 			0-0 	0-0 		4 0 1 0 0 0 2		
<b>Billy Conzolo, R</b> (1, 4) <small>OBP: 0.378, SLG: 0.455</small>		0-0 		0-0 			0-3 	0-3 		4 0 1 0 0 2 1		
<b>Sammy White, R</b> (1, 2) <small>OBP: 0.287, SLG: 0.283</small>		0-0 			0-0 		0-0 	0-0 		4 0 0 0 0 0 2		
<b>Mike Fornieles, R</b> (1, 1) <small>OBP: 0.270, SLG: 0.250</small> <b>Gene Stephens, L</b> (8, PH) <small>OBP: 0.292, SLG: 0.325</small> <b>Ike Delock, R</b> (8, 1) <small>OBP: 0.286, SLG: 0.091</small>		0-0 			0-0 		0-0 			2 0 1 0 0 0 0 1 0 0 0 0 0 0 0 0 0 0 0 0 0		
<b>Inning Stats</b>	R: 1 H: 2 E: 0 LOB: 2 K: 0 BB: 1 S: 5 P: 9	R: 0 H: 1 E: 0 LOB: 0 K: 0 BB: 0 S: 3 P: 3	R: 0 H: 0 E: 0 LOB: 1 K: 0 BB: 1 S: 3 P: 7	R: 0 H: 0 E: 0 LOB: 0 K: 0 BB: 0 S: 3 P: 3	R: 0 H: 1 E: 0 LOB: 0 K: 0 BB: 0 S: 3 P: 3	R: 0 H: 0 E: 0 LOB: 0 K: 0 BB: 0 S: 3 P: 3	R: 0 H: 0 E: 0 LOB: 0 K: 2 BB: 0 S: 7 P: 7	R: 0 H: 0 E: 0 LOB: 0 K: 1 BB: 1 S: 8 P: 12	1B: 5 SF: 0 2B: 0 SAC: 0 3B: 0 DP: 2 HR: 2 HBP: 0	WP: 0 PA: 35 PB: 0 SB: 1 CS: 0		
<b>PITCHER</b> <b>Virgil Trucks, R</b> (1, 1) <small>ERA: 3.2</small> <b>Tom Morgan, R</b> (9, 1) <small>ERA: 4.21</small>	IP WLS BF H R ER SO BB IBB HBP BLK WP HR S P ERA WHIP 8.1 L 33 7 4 4 2 3 0 0 0 0 0 2 34 46 4.32 1.200 0.2 2 0 0 0 1 0 0 0 0 0 0 0 4 4 0.00 0.000											<b>PITCHER</b> IP WLS BF H R ER SO BB IBB HBP BLK WP HR S P ERA WHIP

**Boston Red Sox @ Kansas City Athletics**  
 Municipal Stadium, Kansas City, MO  
 Tue Jul 16 1957, 8:05 PM EDT  
 Att. 11,324 - Unknown - 90 F

<b>AB</b>	<b>32</b>
<b>R</b>	<b>4</b>
<b>H</b>	<b>7</b>
<b>RBI</b>	<b>4</b>
<b>BB</b>	<b>3</b>
<b>SO</b>	<b>3</b>
<b>LOB</b>	<b>10</b>

Batter	1	2	3	4	5	6	7	8	9	AB	R	H	RBI	BB	SO	LOB
Hector Lopez, R OBP: 0.388, SLG: 0.505 (1, 5)	0-0 F8		0-0 F8		0-0 4-3			4-0 FC3-8 BB	0-0 FC6-4	4	0	0	0	1	0	2
Billy Martin, R OBP: 0.276, SLG: 0.390 (1, 4)	0-0 S 1B		4-0 BB BB		0-0 WP 1B			0-0 FC3-6		3	1	2	0	1	0	1
Gus Zernial, R OBP: 0.300, SLG: 0.478 (1, 7)	0-0 F8		4-0 BB		0-0 P5			0-0 F9		2	0	0	0	1	0	2
Bob Cerv, R OBP: 0.328, SLG: 0.484 (8, 7)	0-0 F8		1-2 BB		1-3			0-0 F8		1	0	0	0	0	0	1
Irv Noren, L OBP: 0.310, SLG: 0.366 (1, 3)	0-0 FC6-4 1B		0-0 F7		0-0 E1			0-0 F8		4	0	1	1	0	0	3
Vic Power, R OBP: 0.289, SLG: 0.392 (9, 3)	1-H				G6-4-3					0	0	0	0	0	0	0
Lou Skizas, R OBP: 0.306, SLG: 0.476 (1, 9)	0-0 FC6-4		0-0 F8		0-0 G6-4-3					3	0	0	0	0	0	2
Johnny Groth, R OBP: 0.306, SLG: 0.227 (7, 9)	1-2f				1-2f					0	0	0	0	0	0	0
Tim Thompson, L OBP: 0.262, SLG: 0.452 (9, PH)										1	0	0	0	0	1	0
Hal Smith, R OBP: 0.310, SLG: 0.507 (1, 2)		0-0 5-3		0-0 P6		0-0 F8			0-0 5-3	4	0	0	0	0	0	0
Woodie Held, R OBP: 0.321, SLG: 0.526 (1, 8)		0-0 6-3		0-0 HR				0-3 K		4	2	2	2	0	1	0
Joe Demaestri, R OBP: 0.322, SLG: 0.366 (1, 6)		0-0 5-3		0-0 F8				0-0 F8		3	0	0	0	1	0	0
Virgil Trucks, R OBP: 0.190, SLG: 0.190 (1, 1)			0-0 F8		0-0 5-3			0-3 K		3	0	0	0	0	1	0
Tom Morgan, R OBP: 0.129, SLG: 0.100 (9, 1)										0	0	0	0	0	0	0
Mickey McDermott, L OBP: 0.355, SLG: 0.480 (9, PH)									1-2 FC6-4 1B	1	0	1	0	0	0	0

Inning Stats	R: 1	H: 2	E: 0	K: 0	S: 5	LOB: 1	BB: 0	P: 5	R: 0	H: 0	E: 0	K: 0	S: 3	LOB: 0	BB: 0	P: 3	R: 0	H: 0	E: 0	K: 0	S: 3	LOB: 2	BB: 2	P: 11	R: 1	H: 1	E: 0	K: 0	S: 4	LOB: 0	BB: 0	P: 4	R: 0	H: 1	E: 0	K: 0	S: 4	LOB: 1	BB: 0	P: 4	R: 0	H: 0	E: 1	K: 0	S: 3	LOB: 0	BB: 0	P: 3	R: 0	H: 0	E: 0	K: 2	S: 7	LOB: 0	BB: 0	P: 7	R: 0	H: 0	E: 0	K: 0	S: 3	LOB: 1	BB: 1	P: 7	R: 1	H: 2	E: 0	K: 1	S: 7	LOB: 2	BB: 1	P: 11	1B: 4	2B: 0	3B: 0	HR: 2	SF: 0	SAC: 0	DP: 1	HBP: 0	WP: 2	PB: 0	SB: 1	CS: 0	PA: 37
PITCHER	IP	WLS	BF	H	R	ER	SO	BB	IBB	HBP	BLK	WP	HR	S	P	ERA	WHIP																																																																				
Mike Forniello, R ERA: 3.39 (1, 1)	7.0		27	4	2	2	2	2	0	0	0	1	1	29	37	2.57	0.857																																																																				
Ike Delock, R ERA: 4.08 (8, 1)	2.0	W	10	2	1	1	1	2	0	0	0	0	1	10	18	4.50	2.000																																																																				

BOTTOM

Boston Red Sox @ Kansas City Athletics  
Municipal Stadium, Kansas City, MO


Tue Jul 16 1957, 8:05 PM EDT  
Att. 11,324 - Unknown - 90 F

livebaseballscorecards.com

AB	33
R	3
H	6
RBI	3
BB	4
SO	3
LOB	11





Batter	1	2	3	4	5	6	7	8	9	10	11	12	AB R H RBI BB SO LOB	TOP														
Jim Piersall, R (1, 8) OBP: 0.331, SLG: 0.390	0-0 4-3		0-0 F8		0-0 F7			0-0 1B		0-0 1B		0-0 P1	6 0 2 0 0 0 2	<p><b>Boston Red Sox @ Kansas City Athletics</b> Municipal Stadium, Kansas City, MO</p> <p>Wed Jul 17 1957, 8:05 PM EDT Att. 10,681 - Unknown</p> <p>livebaseballscores.com</p> <table border="1"> <tr><td>AB</td><td>44</td></tr> <tr><td>R</td><td>3</td></tr> <tr><td>H</td><td>11</td></tr> <tr><td>RBI</td><td>3</td></tr> <tr><td>BB</td><td>7</td></tr> <tr><td>SO</td><td>9</td></tr> <tr><td>LOB</td><td>23</td></tr> </table> 	AB	44	R	3	H	11	RBI	3	BB	7	SO	9	LOB	23
AB	44																											
R	3																											
H	11																											
RBI	3																											
BB	7																											
SO	9																											
LOB	23																											
Billy Klaus, L (1, 6) OBP: 0.332, SLG: 0.395	0-0 4-3			0-0 6-3		0-0 4-3		0-0 1B		0-0 P9		0-0 1-3 2B	6 0 2 1 0 0 1															
Ted Williams, L (1, 7) OBP: 0.503, SLG: 0.723	0-0 1B			0-0 HR 1B		4-0 BB		4-0 G1-6-3 IBB		0-0 1-2 1B		4-0 1-3 IBB	3 1 3 0 3 0 0															
Mickey Vernon, L (1, 3) OBP: 0.393, SLG: 0.448	0-0 1-3			0-0 P3		0-0 P4		0-0 G1-6-3 1-2f		0-0 P6		0-0 1-2 2-3 1-3	6 0 0 0 0 0 9															
Jackie Jensen, R (1, 9) OBP: 0.392, SLG: 0.488		0-0 5-3		0-0 1-H HR		0-0 F8			0-0 BB 1B		0-0 F8	4-0 IBB	5 1 2 2 1 0 1															
Frank Malzone, R (1, 5) OBP: 0.349, SLG: 0.434		0-0 F9		0-3 K		0-0 F8			0-0 P1		0-3 K	0-3 K	6 0 0 0 0 3 4															
Billy Consolo, R (1, 4) OBP: 0.392, SLG: 0.464		0-0 6-3			0-0 2B		0-3 K		4-0 1-2 L4-3 BB		4-0 BB		3 0 1 0 2 1 0															
Sammy White, R (1, 2) OBP: 0.288, SLG: 0.280			0-3 K		0-0 5-3		4-0 BB		0-0 L4-3 1-2		0-0 6-3		2 0 0 0 1 1 1															
Gene Stephens, L (9, PH) OBP: 0.290, SLG: 0.322													1 0 0 0 0 0 2															
Pete Daley, R (9, 2) OBP: 0.261, SLG: 0.241													1 0 0 0 0 0 1															
Frank Sullivan, R (1, 1) OBP: 0.022, SLG: 0.022			0-3 K		0-3 K		0-3 K					0-3 K	4 0 0 0 0 4 2															
Dick Gemert, R (12, PH) OBP: 0.383, SLG: 0.533													1 1 1 0 0 0 0															
Bob Chakales, R (12, 1) OBP: 0.300, SLG: 0.500													0 0 0 0 0 0 0															
<b>Inning Stats</b>	R: 0 E: 0 K: 0 S: 4	H: 1 LOB: 1 BB: 0 P: 4	R: 0 E: 0 K: 0 S: 3	H: 0 LOB: 0 BB: 0 P: 3	R: 0 E: 0 K: 2 S: 7	H: 0 LOB: 0 BB: 0 P: 7	R: 2 E: 0 K: 1 S: 7	H: 2 LOB: 0 BB: 0 P: 7	R: 0 E: 0 K: 1 S: 6	H: 1 LOB: 1 BB: 0 P: 6	R: 0 E: 0 K: 0 S: 3	H: 0 LOB: 1 BB: 1 P: 11	R: 0 E: 0 K: 0 S: 3	H: 2 LOB: 1 BB: 1 P: 7	R: 0 E: 0 K: 0 S: 3	H: 1 LOB: 1 BB: 1 P: 7	R: 0 E: 0 K: 1 S: 5	H: 0 LOB: 1 BB: 1 P: 9	R: 1 E: 0 K: 1 S: 7	H: 2 LOB: 3 BB: 2 P: 15	1B: 7 2B: 4 3B: 0 HR: 1	SF: 0 SAC: 0 DP: 2 HBP: 0	WP: 0 PB: 0 SB: 0 CS: 0	PA: 51				
<b>PITCHER</b>	IP WLS BF H R ER SO BB IBB HBP BLK WP HR S P ERA WHIP																											
Ralph Terry, R (1, 1) ERA: 2.75	11.0	44	9	2	2	8	4	1	0	0	0	0	0	0	75	1.64	1.182											
Tom Morgan, R (12, 1) ERA: 4.25	1.0	7	2	1	1	1	0	2	0	0	0	0	0	0	15	9.00	2.000											

Batter	1	2	3	4	5	6	7	8	9	10	11	12	AB	R	H	RBI	BB	SO	LOB
Hector Lopez, R OBP: 0.379, SLG: 0.491 (1, 5)	F7	FC6-4			5-3			6-3	F3		K		6	0	0	0	0	1	4
Billy Martin, R OBP: 0.273, SLG: 0.384 (1, 4)	4-3		6-3		5-3			F9		E5		BB	6	1	1	0	0	0	0
Bob Cerv, R OBP: 0.333, SLG: 0.497 (1, 7)	1B		K			5-3		HR		5-3		1B	5	2	2	1	1	1	1
Irv Noren, L OBP: 0.321, SLG: 0.378 (1, 3)	K		L3		F7			2B		FC6-4		1B	5	0	2	1	1	1	1
Tim Thompson, L OBP: 0.274, SLG: 0.459 (1, 2)		SF8		6-3	F8			IBB		F9		1B	5	1	2	1	1	0	2
Woodie Held, R OBP: 0.315, SLG: 0.520 (1, 8)	F9			2B			K	FC6-4		FC6-4		1B	5	0	1	0	0	1	5
Joe Demaestri, R OBP: 0.317, SLG: 0.360 (1, 6)	SF8		K		1-3					5-3		F8	4	0	0	1	0	1	1
Bob Martyn, L OBP: 0.235, SLG: 0.260 (1, 9)	1B		K					1B		P6		L6	5	0	2	0	0	1	1
Ralph Terry, R OBP: 0.208, SLG: 0.174 (1, 1)					F2							BB	4	0	2	0	0	0	1
Gus Zernial, R OBP: 0.303, SLG: 0.478 (11, PH)													0	0	0	0	1	0	0
Jack Urban, R OBP: 0.100, SLG: 0.100 (11, PR)													0	0	0	0	0	0	0
Tom Morgan, R OBP: 0.129, SLG: 0.100 (12, 1)													0	0	0	0	0	0	0

Inning Stats	R: 0	H: 1	E: 0	K: 1	S: 6	R: 1	H: 3	E: 0	K: 0	S: 6	R: 0	H: 0	E: 0	K: 1	S: 5	R: 0	H: 1	E: 0	K: 2	S: 8	R: 0	H: 0	E: 0	K: 0	S: 3	R: 0	H: 0	E: 0	K: 0	S: 3	R: 1	H: 2	E: 0	K: 0	S: 5	R: 0	H: 1	E: 0	K: 0	S: 4	R: 0	H: 0	E: 1	K: 0	S: 4	R: 0	H: 0	E: 0	K: 1	S: 5	R: 2	H: 3	E: 0	K: 0	S: 3	1B: 8	2B: 3	3B: 0	HR: 1	SF: 1	SAC: 0	DP: 0	HBP: 0	WP: 0	PA: 50
--------------	------	------	------	------	------	------	------	------	------	------	------	------	------	------	------	------	------	------	------	------	------	------	------	------	------	------	------	------	------	------	------	------	------	------	------	------	------	------	------	------	------	------	------	------	------	------	------	------	------	------	------	------	------	------	------	-------	-------	-------	-------	-------	--------	-------	--------	-------	--------

PITCHER	IP	WLS	BF	H	R	ER	SO	BB	IBB	HBP	BLK	WP	HR	S	P	ERA	WHIP
Frank Sullivan, R ERA: 2.72 (1, 1)	11.0		46	9	2	2	6	1	2	0	0	0	1	55	67	1.64	0.909
Bob Chakales, R ERA: 6.89 (12, 1)	0.0	L	4	3	2	2	0	1	0	0	0	0	0	3	7	∞	∞

**BOTTOM**

**Boston Red Sox @ Kansas City Athletics**  
Municipal Stadium, Kansas City, MO

Wed Jul 17 1957, 8:05 PM EDT  
Att: 10,681 - Unknown

livebaseballscorecards.com

AB	45
R	4
H	12
RBI	4
BB	4
SO	6
LOB	16





Batter	1	2	3	4	5	6	7	8	9	AB R H RBI BB SO LOB	TOP	
<b>Jim Piersall, R</b> (1, 8) <small>OBP: 0.327, SLG: 0.385</small>	0-0 <b>E5</b> 1B G4-6-3		0-0 <b>5-3</b>		0-0 <b>6-3</b>		0-0 <b>P4</b>			4 1 0 0 0 0 0		
<b>Billy Klaus, L</b> (1, 6) <small>OBP: 0.337, SLG: 0.403</small>	0-0 G4-6-3 1-3 <b>1B</b>		0-0 <b>3B</b> 1B		0-0 <b>2B</b>			0-3 <b>K</b>		4 1 3 0 0 1 0		
<b>Ted Williams, L</b> (1, 7) <small>OBP: 0.503, SLG: 0.726</small> <b>Gene Stephens, L</b> (9, 7) <small>OBP: 0.290, SLG: 0.322</small>	0-0 <b>G4-6-3</b> 1-2f 3-H		0-0 <b>3B</b> 1-H		4-0 <b>IBB</b>		0-0 <b>F8</b>	0-0 <b>F8</b>		3 0 1 1 1 0 1 0 0 0 0 0 0 0		
<b>Dick Gernert, R</b> (1, 3) <small>OBP: 0.375, SLG: 0.519</small>	0-0 <b>P4</b>		0-0 <b>F8</b>		0-3 <b>K</b>			0-3 <b>K</b>		4 0 0 0 0 2 3		
<b>Jackie Jensen, R</b> (1, 9) <small>OBP: 0.391, SLG: 0.485</small>		0-3 <b>K</b>		0-0 <b>F8</b>		0-0 <b>5-3</b>		0-0 <b>E5</b> <b>1B</b> 1B		4 1 1 0 0 1 0		
<b>Frank Malzone, R</b> (1, 5) <small>OBP: 0.348, SLG: 0.432</small>		0-0 <b>WP</b> <b>1B</b>		0-0 <b>P8</b>		0-0 <b>F8</b>		0-0 <b>6-3</b>		4 0 1 0 0 0 1		
<b>Billy Consolo, R</b> (1, 4) <small>OBP: 0.398, SLG: 0.466</small>		0-0 <b>6-3</b> 1-2		0-0 <b>FC6-4</b> <b>1B</b>		0-0 <b>L6</b>		0-0 <b>1B</b> 2-H		4 0 2 1 0 0 1		
<b>Sammy White, R</b> (1, 2) <small>OBP: 0.283, SLG: 0.275</small>		0-0 <b>4-3</b>		0-0 <b>FC6-4</b> 1-2f			0-0 <b>P3</b>	0-0 <b>P3</b>		4 0 0 0 0 0 3		
<b>Tom Brewer, R</b> (1, 1) <small>OBP: 0.183, SLG: 0.186</small>			0-0 <b>5-3</b>		0-0 <b>F8</b>		0-0 <b>1-3</b>	0-0 <b>L1</b>		4 0 0 0 0 0 1		
<b>Inning Stats</b>	R: 1 H: 1 E: 1 LOB: 0 K: 0 BB: 0 S: 4 P: 4	R: 0 H: 1 E: 0 LOB: 1 K: 1 BB: 0 S: 6 P: 6	R: 1 H: 2 E: 0 LOB: 1 K: 0 BB: 0 S: 5 P: 5	R: 0 H: 1 E: 0 LOB: 1 K: 0 BB: 0 S: 4 P: 4	R: 0 H: 1 E: 0 LOB: 2 K: 1 BB: 1 S: 6 P: 10	R: 0 H: 0 E: 0 LOB: 0 K: 0 BB: 0 S: 3 P: 3	R: 0 H: 0 E: 0 LOB: 0 K: 0 BB: 0 S: 3 P: 3	R: 0 H: 0 E: 0 LOB: 0 K: 2 BB: 0 S: 7 P: 7	R: 1 H: 2 E: 1 LOB: 1 K: 0 BB: 0 S: 5 P: 5	R: 1 H: 2 E: 0 LOB: 0 K: 0 BB: 0 S: 5 P: 5	1B: 6 SF: 0 2B: 1 SAC: 0 3B: 1 DP: 1 HR: 0 HBP: 0	WP: 1 PA: 36 PB: 0 SB: 0 CS: 0
<b>PITCHER</b> <b>Tom Gorman, R</b> (1, 1) <small>ERA: 3.5</small> <b>Tom Morgan, R</b> (8, 1) <small>ERA: 4.19</small>	IP WLS BF H R ER SO BB IBB HBP BLK WP HR S P ERA WHIP 7.1 L 29 6 2 1 3 0 1 0 0 0 1 0 34 38 1.23 0.818											<b>PITCHER</b> IP WLS BF H R ER SO BB IBB HBP BLK WP HR S P ERA WHIP 1.2 7 2 1 0 1 0 0 0 0 0 0 0 9 9 0.00 1.200

**Boston Red Sox @ Kansas City Athletics**  
 Municipal Stadium, Kansas City, MO  
 Thu Jul 18 1957, 4:33 AM EDT  
 Att. 6,596 - Unknown

<b>AB</b>	<b>35</b>
<b>R</b>	<b>3</b>
<b>H</b>	<b>8</b>
<b>RBI</b>	<b>2</b>
<b>BB</b>	<b>1</b>
<b>SO</b>	<b>4</b>
<b>LOB</b>	<b>10</b>



[livebaseballscorecards.com](http://livebaseballscorecards.com)





Batter	1	2	3	4	5	6	7	8	9	AB R H RBI BB SO LOB	TOP	
<b>Billy Gardner, R</b> (1, 4) OBP: 0.347, SLG: 0.373	0-0 F9		0-0 F2			0-0 L6		0-3 K		4 0 0 0 0 1 1		
<b>Bob Boyd, L</b> (1, 3) OBP: 0.401, SLG: 0.423	4-0 BB G4-6-3			0-3 K		0-0 4-3		0-0 1B 2B		3 1 1 0 1 1 1		
<b>Billy Goodman, L</b> (1, 5) OBP: 0.329, SLG: 0.405	0-0 G4-6-3 1-2f			0-0 F2		0-0 1B		0-0 1B		4 0 2 2 0 0 1		
<b>Bob Nieman, R</b> (1, 7) OBP: 0.368, SLG: 0.447		0-0 L5		0-0 L7		0-0 F4		0-0 F8		4 0 0 0 0 0 2		
<b>Joe Ginsberg, L</b> (9, 2) OBP: 0.381, SLG: 0.422										0 0 0 0 0 0 0		
<b>Gus Triandos, R</b> (1, 2) OBP: 0.342, SLG: 0.451		0-3 K			0-0 F9		0-3 K		4-0 BLK SH1-4 SF8 BB	3 0 0 0 1 2 0		
<b>Joe Durham, R</b> (9, PR) OBP: 0.263, SLG: 0.197										0 1 0 0 0 0 0		
<b>Jim Busby, R</b> (1, 8) OBP: 0.274, SLG: 0.358		0-0 5-3			0-0 2B		0-3 K		0-0 SH1-4 1-2	3 0 1 0 0 1 0		
<b>Al Pilarcik, L</b> (1, 9) OBP: 0.389, SLG: 0.372			0-0 1B G1-4-6-3		0-0 F9		0-0 FC3-6 1B		0-0 SF8 2-H	3 1 2 1 0 0 1		
<b>Willy Miranda, S</b> (1, 6) OBP: 0.234, SLG: 0.201			0-0 1B G1-4-6-3		0-0 L8		0-0 FC3-6 1-2f		0-0 F9	4 0 1 0 0 0 3		
<b>Billy Loes, R</b> (1, 1) OBP: 0.136, SLG: 0.098			0-0 G1-4-6-3 1-2f 3-H			0-0 1B E		0-0 F3		3 1 1 0 0 0 1		
<b>Inning Stats</b>	R: 0 E: 0 K: 0 S: 2 H: 0 LOB: 0 BB: 1 P: 6	R: 0 E: 0 K: 1 S: 5 H: 0 LOB: 0 BB: 0 P: 5	R: 1 E: 0 K: 0 S: 4 H: 2 LOB: 0 BB: 0 P: 4	R: 0 E: 0 K: 1 S: 5 H: 0 LOB: 0 BB: 0 P: 5	R: 0 E: 0 K: 0 S: 4 H: 1 LOB: 1 BB: 0 P: 4	R: 1 E: 1 K: 0 S: 5 H: 2 LOB: 1 BB: 0 P: 5	R: 0 E: 0 K: 2 S: 8 H: 1 LOB: 1 BB: 0 P: 8	R: 1 E: 0 K: 1 S: 7 H: 2 LOB: 1 BB: 0 P: 7	R: 1 E: 0 K: 0 S: 3 H: 0 LOB: 1 BB: 1 P: 7	1B: 6 2B: 2 3B: 0 HR: 0 SF: 1 SAC: 1 DP: 2 HBP: 0	WP: 0 PB: 0 SB: 0 CS: 0	PA: 35
<b>PITCHER</b>	IP WLS BF H R ER SO BB IBB HBP BLK WP HR S P ERA WHIP											
<b>Ned Garver, R</b> (1, 1) ERA: 4.08	8.0 L 31 8 3 2 5 1 0 0 0 0 0 0 40 44 2.25 1.125											
<b>Jack Urban, R</b> (9, 1) ERA: 3.09	1.0 4 0 1 1 0 1 0 0 0 1 0 0 3 7 9.00 1.000											

**Baltimore Orioles @ Kansas City Athletics**  
**Municipal Stadium, Kansas City, MO**  
 Fri Jul 19 1957, 4:33 AM EDT  
 Att. 9,069 - Unknown

AB	31
R	4
H	8
RBI	3
BB	2
SO	5
LOB	10



Batter	1	2	3	4	5	6	7	8	9	AB R H RBI BB SO LOB
Billy Hunter, R (1, 5) OBP: 0.267, SLG: 0.343 Tim Thompson, L (8, PH) OBP: 0.280, SLG: 0.451 Jack Urban, R (9, 1) OBP: 0.100, SLG: 0.100	0-0 F6			0-0 F7		0-3 K		0-0 F8		3 0 0 0 0 1 0 1 0 0 0 0 0 1 0 0 0 0 0 0 0
Billy Martin, R (1, 4) OBP: 0.272, SLG: 0.397	0-0 F4			0-0 2B		0-0 5-3		0-0 FC6-4		4 0 1 0 0 0 1
Bob Cerv, R (1, 7) OBP: 0.325, SLG: 0.482	0-0 F9			0-0 L9			0-0 1B		0-0 F8	4 0 1 0 0 0 1
Hal Smith, R (1, 2) OBP: 0.305, SLG: 0.498		0-0 1-3		0-3 K			0-0 F8		0-0 5-3	4 0 0 0 0 1 2
Woodie Held, R (1, 8) OBP: 0.319, SLG: 0.536		0-0 4-3			0-0 4-3		0-0 2B		0-0 HR	4 2 2 1 0 0 0
Vic Power, R (1, 3) OBP: 0.289, SLG: 0.394		0-0 F8			0-0 F7		0-0 2B		0-0 F7	4 0 1 1 0 0 0
Joe Demaestri, R (1, 6) OBP: 0.320, SLG: 0.365					4-0 BB		0-0 F9			2 0 1 0 1 0 1
Bob Martyn, L (1, 9) OBP: 0.250, SLG: 0.245 Lou Skizas, R (8, PH) OBP: 0.308, SLG: 0.480				0-0 G4-3		0-0 1-3		0-0 2B		2 0 0 0 0 0 2 1 0 1 0 0 0 0
Ned Garver, R (1, 1) OBP: 0.161, SLG: 0.111 Irv Noren, L (8, PH) OBP: 0.306, SLG: 0.359 Hector Lopez, R (9, 5) OBP: 0.373, SLG: 0.482				0-3 K		0-3 K		0-0 FC6-5-6		2 0 0 0 0 2 0 1 0 0 0 0 0 1 0 0 0 0 0 0 0

Inning Stats	R: 0 E: 0 K: 0 S: 3	H: 0 LOB: 0 BB: 0 P: 3	R: 0 E: 0 K: 0 S: 3	H: 0 LOB: 0 BB: 0 P: 3	R: 0 E: 0 K: 1 S: 5	H: 1 LOB: 0 BB: 0 P: 5	R: 0 E: 0 K: 1 S: 6	H: 1 LOB: 1 BB: 0 P: 6	R: 0 E: 0 K: 0 S: 3	H: 0 LOB: 1 BB: 1 P: 7	R: 0 E: 0 K: 2 S: 7	H: 0 LOB: 0 BB: 0 P: 7	R: 1 E: 0 K: 0 S: 5	H: 3 LOB: 1 BB: 0 P: 5	R: 0 E: 0 K: 0 S: 4	H: 1 LOB: 1 BB: 0 P: 4	R: 1 E: 0 K: 0 S: 4	H: 1 LOB: 0 BB: 0 P: 4	1B: 3 2B: 3 3B: 0 HR: 1	SF: 0 SAC: 0 DP: 1 HBP: 0	WP: 0 PB: 0 SB: 0 CS: 0	PA: 33
PITCHER Billy Loes, R (1, 1) ERA: 3.0	IP 9.0 WLS W BF 33 H 7 R 2 ER 2 SO 4 BB 1 IBB 0 HBP 0 BLK 0 WP 0 HR 1 S 40 P 44 ERA 2.00 WHIP 0.889																					


**BOTTOM**

**Baltimore Orioles @ Kansas City Athletics**  
Municipal Stadium, Kansas City, MO

Fri Jul 19 1957, 4:33 AM EDT  
Att. 9,069 - Unknown

livebaseballscorecards.com

AB	32
R	2
H	7
RBI	2
BB	1
SO	4
LOB	9





Batter	1	2	3	4	5	6	7	8	9	AB R H RBI BB SO LOB	TOP																									
<b>Billy Gardner, R</b> (1, 4) OBP: 0.348, SLG: 0.373	0-0 G3		0-0 BB 1B		0-3 K		0-0 G3 SH5-3 1B		0-0 F9	5 1 2 0 0 1 1																										
<b>Bob Boyd, L</b> (1, 3) OBP: 0.408, SLG: 0.435	0-0 L3 1B		0-0 BB 1B		0-0 E6 2B		0-0 SH5-3		0-0 1B 1B	4 0 4 0 0 0 0																										
<b>Billy Goodman, L</b> (1, 5) OBP: 0.331, SLG: 0.400	0-0 L3		4-0 BB		0-0 L8		0-0 G3		0-0 1B	4 0 1 0 1 0 3																										
<b>Bob Nieman, R</b> (1, 7) OBP: 0.370, SLG: 0.446 <b>Joe Durham, R</b> (8, 7) OBP: 0.263, SLG: 0.197 <b>Tito Francona, L</b> (9, PH) OBP: 0.299, SLG: 0.368		4-0 FC6-4 1B SF9 BB	0-0 F7		0-0 F5		0-0 1B		0-0 SF7	3 1 1 1 1 0 3 0 0 0 0 0 0 0 0 0 0 1 0 0 0																										
<b>Gus Triandos, R</b> (1, 2) OBP: 0.343, SLG: 0.448		0-0 FC6-4 1B	0-3 K		4-0 BB 1B BB		0-0 F7		0-0 5-3	4 1 1 0 1 1 6																										
<b>Jim Busby, R</b> (1, 8) OBP: 0.274, SLG: 0.353		0-0 FC6-4 FC4-6	0-3 K		4-0 1B SF8 BB		0-0 F7			3 1 0 0 1 1 2																										
<b>Al Pilarcik, L</b> (1, 9) OBP: 0.387, SLG: 0.371		0-0 SF9	0-0 F2		0-0 1B		0-0 G3			3 0 1 2 0 0 0																										
<b>Willy Miranda, S</b> (1, 6) OBP: 0.229, SLG: 0.198 <b>Jim Brideweser, R</b> (9, 6) OBP: 0.394, SLG: 0.388		0-0 FC4-6	0-0 4-3		0-0 SF8		0-0 L4			3 0 0 1 0 0 1 0 0 0 0 0 0 0																										
<b>Connie Johnson, R</b> (1, 1) OBP: 0.125, SLG: 0.125 <b>George Zuverink, R</b> (9, 1) OBP: 0.133, SLG: 0.071			0-0 F7		0-0 F7		0-0 F3		0-0 1B 1B SF7 1B	4 1 1 0 0 0 1 0 0 0 0 0 0 0																										
<b>Inning Stats</b>	R: 0 E: 0 K: 0 S: 3	H: 1 LOB: 0 BB: 0 P: 3	R: 1 E: 0 K: 0 S: 4	H: 1 LOB: 1 BB: 1 P: 8	R: 0 E: 0 K: 1 S: 7	H: 2 LOB: 3 BB: 1 P: 11	R: 0 E: 0 K: 1 S: 5	H: 0 LOB: 0 BB: 0 P: 5	R: 0 E: 1 K: 1 S: 6	H: 1 LOB: 1 BB: 0 P: 6	R: 2 E: 0 K: 0 S: 4	H: 1 LOB: 1 BB: 2 P: 12	R: 1 E: 0 K: 0 S: 5	H: 2 LOB: 1 BB: 0 P: 5	R: 0 E: 0 K: 0 S: 3	H: 0 LOB: 0 BB: 0 P: 3	R: 1 E: 0 K: 0 S: 6	H: 3 LOB: 2 BB: 0 P: 6	1B: 10 2B: 2 3B: 0 HR: 0	SF: 3 SAC: 1 DP: 1 HBP: 0	WP: 0 PB: 0 SB: 0 CS: 0	PA: 41														
<b>PITCHER</b>	IP WLS BF H R ER SO BB IBB HBP BLK WP HR S P ERA WHIP																																			
<b>Arnie Portocarrero, R</b> (1, 1) ERA: 4.06	5.1		24	5	3	3	3	4	0	0	0	0	0	26	42	5.06	1.688																			
<b>Glenn Cox, R</b> (6, 1) ERA: 9.39	0.0		1	1	0	0	0	0	0	0	0	0	0	1	1	∞	∞																			
<b>Jack Urban, R</b> (6, 1) ERA: 3.11	2.2		10	2	1	1	0	0	0	0	0	0	0	10	10	3.38	0.750																			
<b>Tom Morgan, R</b> (9, 1) ERA: 4.23	1.0	W	6	3	1	1	0	0	0	0	0	0	0	6	6	9.00	3.000																			

**Baltimore Orioles @ Kansas City Athletics**  
Municipal Stadium, Kansas City, MO

livebaseballscorecards.com

AB	33
R	5
H	11
RBI	5
BB	4
SO	3
LOB	17



Sat Jul 20 1957, 4:33 AM EDT  
Att. 5,995 - Unknown

Batter	1	2	3	4	5	6	7	8	9	AB	R	H	RBI	BB	SO	LOB
Billy Hunter, R (1, 5) OBP: 0.268, SLG: 0.338 Tim Thompson, L (8, PH) OBP: 0.277, SLG: 0.447 Tom Morgan, R (9, 1) OBP: 0.129, SLG: 0.100	0-0 5-3		4-0 BB			0-0 F6		0-3 K		2	0	0	0	1	0	1
Billy Martin, R (1, 4) OBP: 0.268, SLG: 0.390	0-0 F8		0-3 K			0-0 F8		0-0 F2		4	0	0	0	0	1	2
Bob Martyn, L (1, 7) OBP: 0.241, SLG: 0.236 Bob Cerv, R (6, PH) OBP: 0.327, SLG: 0.483 (7, 7)	0-0 4-3					0-0 E6		0-3 K		2	0	0	0	0	0	0
Hal Smith, R (1, 2) OBP: 0.308, SLG: 0.502		0-0 6-3				0-3 K		0-0 1B		4	2	2	0	0	1	1
Woodie Held, R (1, 8) OBP: 0.309, SLG: 0.518		0-0 F8				0-3 K		0-0 5-3		4	0	0	0	0	1	3
Vic Power, R (1, 3) OBP: 0.288, SLG: 0.391		0-0 F8				0-0 F4		0-0 1B		4	1	1	2	0	0	1
Joe Demaestri, R (1, 6) OBP: 0.317, SLG: 0.361 Gus Zernial, R (9, PH) OBP: 0.305, SLG: 0.492			0-0 F7			0-0 L9		0-3 K		3	0	0	0	0	1	1
Johnny Groth, R (1, 9) OBP: 0.314, SLG: 0.222 Lou Skizas, R (7, PH) OBP: 0.306, SLG: 0.478 (8, 9)			4-0 SH2-4 WP BB			0-0 6-3		0-0 F4		1	1	0	0	1	0	0
Arnie Portocarrero, R (1, 1) OBP: 0.250, SLG: 0.200 Glenn Cox, R (6, 1) Jack Urban, R (6, 1) OBP: 0.182, SLG: 0.273 Irv Noren, L (8, PH) OBP: 0.304, SLG: 0.356 Hector Lopez, R (9, 5) OBP: 0.373, SLG: 0.482			0-0 SH2-4			0-0 2B		0-0 6-3		0	0	0	0	0	0	0


Inning Stats	R: 0	H: 0	E: 0	LOB: 0	K: 0	BB: 0	S: 3	P: 3	R: 0	H: 0	E: 0	LOB: 0	K: 0	BB: 0	S: 3	P: 3	R: 0	H: 0	E: 0	LOB: 0	K: 0	BB: 0	S: 3	P: 3	R: 0	H: 1	E: 0	LOB: 1	K: 1	BB: 0	S: 6	P: 6	R: 1	H: 2	E: 0	LOB: 1	K: 1	BB: 0	S: 7	P: 7	R: 0	H: 0	E: 0	LOB: 0	K: 1	BB: 0	S: 5	P: 5	R: 4	H: 3	E: 1	LOB: 0	K: 0	BB: 0	S: 5	P: 5	1B: 3	SF: 0	2B: 2	SAC: 1	3B: 0	DP: 0	HR: 1	HBP: 0
--------------	------	------	------	--------	------	-------	------	------	------	------	------	--------	------	-------	------	------	------	------	------	--------	------	-------	------	------	------	------	------	--------	------	-------	------	------	------	------	------	--------	------	-------	------	------	------	------	------	--------	------	-------	------	------	------	------	------	--------	------	-------	------	------	-------	-------	-------	--------	-------	-------	-------	--------

PITCHER	IP	WLS	BF	H	R	ER	SO	BB	IBB	HBP	BLK	WP	HR	S	P	ERA	WHIP
Connie Johnson, R (1, 1) ERA: 3.72	8.0		31	5	4	3	6	2	0	0	0	1	0	41	49	3.38	0.875
George Zuverink, R (9, 1) ERA: 2.25	0.1	L	3	1	2	1	0	0	0	0	0	0	1	3	3	27.00	3.000

**BOTTOM**

**Baltimore Orioles @ Kansas City Athletics**  
Municipal Stadium, Kansas City, MO

AB	31
R	6
H	6
RBI	5
BB	2
SO	6
LOB	11



WP	HR	S	P	ERA	WHIP
2	0	34			

Sat Jul 20 1957, 4:33 AM EDT  
Att. 5,995 - Unknown

livebaseballscorecards.com



Batter	1	2	3	4	5	6	7	8	9	AB R H RBI BB SO LOB	TOP											
<b>Billy Gardner, R</b> (1, 6) OBP: 0.346, SLG: 0.371	0-0 6-3		0-0 L8		0-0 4-3 BB 1B		0-0 6-3	0-0 FC6-4 1-2f		5 1 1 0 0 0 2												
<b>Bob Boyd, L</b> (1, 3) OBP: 0.405, SLG: 0.431	0-0 3-1			0-0 G3	0-0 4-3 1B		0-0 4-3		0-0 6-3	5 0 1 0 0 0 0												
<b>Billy Goodman, L</b> (1, 4) OBP: 0.333, SLG: 0.396	0-0 L5			0-0 E 1B	4-0 4-3 BB		0-0 4-3		0-0 F8	4 1 1 0 1 0 0												
<b>Tito Francona, L</b> (1, 7) OBP: 0.308, SLG: 0.400		0-0 HR		0-0 E4 FC 2B	0-0 4-3			0-0 2B 1B	0-0 G3	5 3 3 3 0 0 2												
<b>Al Pilarcik, L</b> (1, 9) OBP: 0.385, SLG: 0.373		0-0 F8		0-0 FC BLK	0-0 4-3			0-0 2B 2B		4 1 1 1 0 0 2												
<b>George Kell, R</b> (1, 5) OBP: 0.339, SLG: 0.388		0-0 F6		0-0 F3		0-0 L5		4-0 2B FC6-2 BB		3 0 0 0 1 0 1												
<b>Jim Busby, R</b> (1, 8) OBP: 0.274, SLG: 0.355		0-0 1-3		0-0 5-3		0-0 6-3		0-0 FC6-2 2B		4 0 1 2 0 0 1												
<b>Joe Ginsberg, L</b> (1, 2) OBP: 0.389, SLG: 0.462			0-0 G3		0-0 HR	0-0 FC5-4 1B		0-0 F3		3 1 2 1 0 0 0												
<b>Gus Triandos, R</b> (8, PH) OBP: 0.341, SLG: 0.446								0-0 FC6-2 FC6-4		1 0 0 0 0 0 2												
<b>Hal Brown, R</b> (1, 1) OBP: 0.207, SLG: 0.192			0-0 6-3		0-3 K	0-0 FC5-4		0-0 FC6-2		4 0 0 0 0 1 3												
<b>Inning Stats</b>	R: 0 E: 0 K: 0 S: 3	H: 0 LOB: 0 BB: 0 P: 3	R: 1 E: 0 K: 0 S: 4	H: 1 LOB: 0 BB: 0 P: 4	R: 0 E: 0 K: 0 S: 3	H: 0 LOB: 0 BB: 0 P: 3	R: 2 E: 1 K: 0 S: 6	H: 2 LOB: 1 BB: 0 P: 6	R: 2 E: 0 K: 1 S: 8	H: 3 LOB: 2 BB: 1 P: 12	R: 0 E: 0 K: 0 S: 4	H: 1 LOB: 1 BB: 0 P: 4	R: 0 E: 0 K: 0 S: 3	H: 0 LOB: 0 BB: 0 P: 3	R: 2 E: 0 K: 0 S: 6	H: 3 LOB: 2 BB: 1 P: 10	R: 0 E: 0 K: 0 S: 3	H: 0 LOB: 0 BB: 0 P: 3	1B: 5 2B: 3 3B: 0 HR: 2	SF: 0 SAC: 0 DP: 0 HBP: 0	WP: 0 PB: 0 SB: 0 CS: 0	PA: 40
<b>PITCHER</b>	IP WLS BF H R ER SO BB IBB HBP BLK WP HR S P ERA WHIP																					
<b>Wally Burnette, R</b> (1, 1) ERA: 4.76	4.1 L 19 5 5 4 1 0 0 0 0 1 0 2 21 21 8.31 1.154																					
<b>Glenn Cox, R</b> (5, 1) ERA: 8.64	0.2 4 1 0 0 0 1 0 0 0 0 0 0 3 7 0.00 3.000																					
<b>Jack Urban, R</b> (6, 1) ERA: 3.4	2.0 11 4 2 2 0 1 0 0 0 0 0 0 10 14 9.00 2.500																					
<b>Mickey McDermott, L</b> (8, 1) ERA: 5.63	2.0 6 0 0 0 0 0 0 0 0 0 0 0 6 6 0.00 0.000																					

**Baltimore Orioles @ Kansas City Athletics**  
Municipal Stadium, Kansas City, MO

AB 38  
R 7  
H 10  
RBI 7  
BB 2  
SO 1  
LOB 13



Sun Jul 21 1957, 4:33 AM EDT  
Unknown

livebaseballscorecards.com





Batter	1	2	3	4	5	6	7	8	9	AB R H RBI BB SO LOB	TOP									
<b>Billy Gardner, R</b> (1, 6) OBP: 0.348, SLG: 0.375	0-3 K		0-0 2B		0-0 L7			0-0 BB 1B		4 0 2 0 0 1 1	<b>Baltimore Orioles @ Kansas City Athletics</b> Municipal Stadium, Kansas City, MO Sun Jul 21 1957, 4:38 AM EDT Att: 11,442 - Unknown <a href="http://livebaseballscorecards.com">livebaseballscorecards.com</a>									
<b>Tito Francona, L</b> (1, 9) OBP: 0.306, SLG: 0.393	0-0 4-3		0-3 K			0-3 K		4-0 BB FC4-6		3 0 0 0 1 2 1										
<b>George Kell, R</b> (1, 5) OBP: 0.338, SLG: 0.400	0-0 HR		0-0 F8			0-0 F7		0-0 FC4-6		4 1 1 1 0 0 3										
<b>Bob Nieman, R</b> (1, 7) OBP: 0.368, SLG: 0.454	0-0 F6			0-3 K		0-0 G3			0-0 HR	4 1 1 1 0 1 0										
<b>Gus Triandos, R</b> (1, 2) OBP: 0.337, SLG: 0.439		0-0 L8		0-0 F8			0-0 F8		0-0 4-3	4 0 0 0 0 0 0										
<b>Billy Goodman, L</b> (1, 4) OBP: 0.325, SLG: 0.385		0-0 5-3		0-0 F6			0-0 F8		0-0 6-3	4 0 0 0 0 0 0										
<b>Jim Busby, R</b> (1, 8) OBP: 0.274, SLG: 0.355		0-0 WP 1B			0-0 1-3		0-0 F8		0-0 4-3	3 0 1 0 0 0 0										
<b>Al Pilarcik, L</b> (9, PH) OBP: 0.384, SLG: 0.372										1 0 0 0 0 0 0										
<b>Bob Boyd, L</b> (1, 3) OBP: 0.404, SLG: 0.430		0-0 1-3			0-0 PB 1B			0-0 G3		3 0 1 0 0 0 1										
<b>Ray Moore, R</b> (1, 1) OBP: 0.250, SLG: 0.433			0-3 K			0-3 K		0-0 F3		2 0 0 0 0 2 1										
<b>Joe Durham, R</b> (8, PH) OBP: 0.259, SLG: 0.194										1 0 0 0 0 0 0										
<b>Ken Lehman, L</b> (8, 1) OBP: 0.364, SLG: 0.300										0 0 0 0 0 0 0										
<b>Inning Stats</b>	R: 1 E: 0 K: 1 S: 6	H: 1 LOB: 0 BB: 0 P: 6	R: 0 E: 0 K: 0 S: 4	H: 1 LOB: 1 BB: 0 P: 4	R: 0 E: 0 K: 2 S: 8	H: 1 LOB: 1 BB: 0 P: 8	R: 0 E: 0 K: 1 S: 5	H: 0 LOB: 0 BB: 0 P: 5	R: 0 E: 0 K: 1 S: 6	H: 1 LOB: 1 BB: 0 P: 6	R: 0 E: 0 K: 0 S: 3	H: 0 LOB: 0 BB: 0 P: 3	R: 0 E: 0 K: 0 S: 4	H: 1 LOB: 2 BB: 1 P: 8	R: 1 E: 0 K: 0 S: 4	H: 1 LOB: 0 BB: 0 P: 4	1B: 3 2B: 1 3B: 0 HR: 2	SF: 0 SAC: 0 DP: 0 HBP: 0	WP: 1 PB: 1 SB: 0 CS: 0	PA: 34
<b>PITCHER</b>	IP WLS BF H R ER SO BB IBB HBP BLK WP HR S P ERA WHIP																			
<b>Alex Kellner, L</b> (1, 1) ERA: 3.73	7.2 W 29 5 1 1 6 1 0 0 0 1 1 40 44 1.17 0.783																			
<b>Tom Gorman, R</b> (8, 1) ERA: 3.58	1.1 S 5 1 1 1 0 0 0 0 0 0 0 1 5 5 6.75 0.750																			



Batter	1	2	3	4	5	6	7	8	9	AB	R	H	RBI	BB	SO	LOB
Hector Lopez, R OBP: 0.370, SLG: 0.476 (1, 5)	0-0 5-3		0-0 6-3		0-0 F8		0-0 5-3			4	0	0	0	0	0	0
Billy Martin, R OBP: 0.275, SLG: 0.394 (1, 4)	0-0 1B		0-0 FC6 1B		0-0 5-3		0-0 1B			4	1	3	0	0	0	0
Lou Skizas, R OBP: 0.310, SLG: 0.478 (1, 7)	0-0 1B		0-0 FC6 1B		0-0 L5		0-0 F4			4	0	2	0	0	0	1
Irv Noren, L OBP: 0.293, SLG: 0.343 (1, 3)	0-3 K		0-0 FC6 BB		0-0 4-3		0-0 F7			3	0	0	0	0	1	4
Vic Power, R OBP: 0.282, SLG: 0.383 (8, 3)			1-2f 2-3							1	0	0	0	0	0	0
Tim Thompson, L OBP: 0.290, SLG: 0.444 (1, 2)	0-0 1B		4-0 BB		0-3 K		4-0 BB			2	0	1	1	2	1	0
Woodie Held, R OBP: 0.298, SLG: 0.492 (1, 8)	0-3 K		0-0 F8		0-0 F8		0-0 G6-4-3			4	0	0	0	0	1	6
Joe Demaestri, R OBP: 0.321, SLG: 0.368 (1, 6)		0-3 K		0-0 G6-3 1B		0-0 HR 2B				3	1	2	0	0	1	0
Johnny Groth, R OBP: 0.302, SLG: 0.213 (1, 9)		0-0 4-3		0-0 F4		0-0 HR				2	0	0	0	0	0	1
Bob Cerv, R OBP: 0.326, SLG: 0.493 (7, PH)										1	1	1	2	0	0	0
Alex Kellner, R OBP: 0.240, SLG: 0.417 (1, 1)		0-0 F8		0-0 G6-3		0-0 F5				3	0	0	0	0	0	1
Tom Gorman, R OBP: 0.154, SLG: 0.154 (8, 1)										0	0	0	0	0	0	0
<b>Inning Stats</b>	R: 1 E: 0 K: 2 S: 10	H: 3 LOB: 2 BB: 0 P: 10	R: 0 E: 0 K: 1 S: 5	H: 0 LOB: 0 BB: 0 P: 5	R: 0 E: 0 K: 0 S: 5	H: 2 LOB: 3 BB: 1 P: 9	R: 0 E: 0 K: 0 S: 3	H: 1 LOB: 0 BB: 0 P: 3	R: 0 E: 0 K: 1 S: 5	H: 0 LOB: 0 BB: 0 P: 3	R: 0 E: 0 K: 0 S: 6	H: 3 LOB: 1 BB: 0 P: 6	R: 0 E: 0 K: 0 S: 2	H: 0 LOB: 0 BB: 1 P: 6	1B: 7 2B: 1 3B: 0 HR: 1	SF: 0 SAC: 0 DP: 2 HBP: 0
<b>PITCHER</b>	IP WLS L	BF 30	H 9	R 3	ER 3	SO 4	BB 1	IBB 0	HBP 0	BLK 0	WP 0	HR 1	S 37	P 41	ERA 3.86	WHIP 1.429
<b>PITCHER</b>	IP WLS L	BF 3	H 0	R 0	ER 0	SO 0	BB 1	IBB 0	HBP 0	BLK 0	WP 0	HR 0	S 2	P 6	ERA 0.00	WHIP 1.000

**BOTTOM**

**Baltimore Orioles @ Kansas City Athletics**  
Municipal Stadium, Kansas City, MO

AB	31
R	3
H	9
RBI	3
BB	2
SO	4
LOB	13



WP: 0	PA: 33
PB: 0	SB: 0
CS: 0	

Sun Jul 21 1957, 4:38 AM EDT  
Att. 11,442 - Unknown

[livebaseballscorecards.com](http://livebaseballscorecards.com)




Batter	1	2	3	4	5	6	7	8	9	AB	R	H	RBI	BB	SO	LOB	TOP																	
<b>Hector Lopez, R</b> (1, 5) OBP: 0.370, SLG: 0.476																	0	0	0	0	0	0	0	0	0	0	0	0	<b>Kansas City Athletics @ Boston Red Sox</b> Fenway Park, Boston, MA Tue Jul 23 1957, 7:05 PM EDT Att. 16,324 - Unknown  <a href="http://livebaseballscorecards.com">livebaseballscorecards.com</a>					
<b>Bob Cerv, R</b> (1, 7) OBP: 0.326, SLG: 0.493																	0	0	0	0	0	0	0	0	0	0	0	0		0	0	0	0	
<b>Irv Noren, L</b> (1, 3) OBP: 0.293, SLG: 0.343																	0	0	0	0	0	0	0	0	0	0	0	0		0	0	0	0	
<b>Lou Skizas, R</b> (1, 9) OBP: 0.310, SLG: 0.478																	0	0	0	0	0	0	0	0	0	0	0	0		0	0	0	0	
<b>Tim Thompson, L</b> (1, 2) OBP: 0.290, SLG: 0.444																	0	0	0	0	0	0	0	0	0	0	0	0		0	0	0	0	
<b>Billy Martin, R</b> (1, 4) OBP: 0.275, SLG: 0.394																	0	0	0	0	0	0	0	0	0	0	0	0		0	0	0	0	0
<b>Woodie Held, R</b> (1, 8) OBP: 0.298, SLG: 0.492																	0	0	0	0	0	0	0	0	0	0	0	0		0	0	0	0	0
<b>Joe Demaestri, R</b> (1, 6) OBP: 0.321, SLG: 0.368																	0	0	0	0	0	0	0	0	0	0	0	0		0	0	0	0	0
<b>Virgil Trucks, R</b> (1, 1) OBP: 0.190, SLG: 0.190	0	0	0	0	0	0	0	0	0	0	0	0	0	0	0	0	0																	
<b>Inning Stats</b>																	1B: 0    SF: 0 2B: 0    SAC: 0 3B: 0    DP: 0 HR: 0    HBP: 0	WP: 0    PA: 0 PB: 0 SB: 0 CS: 0																
<b>PITCHER</b> <b>Frank Sullivan, R</b> (1, 1) ERA: 2.72	IP	WLS	BF	H	R	ER	SO	BB	IBB	HBP	BLK	WP	HR	S	P	ERA	WHIP	<b>PITCHER</b> IP    WLS    BF    H    R    ER    SO    BB    IBB    HBP    BLK    WP    HR    S    P    ERA    WHIP																
	0.0	W	0	0	0	0	0	0	0	0	0	0	0	0	0	∞	∞																	








Batter	1	2	3	4	5	6	7	8	9	AB R H RBI BB SO LOB	TOP													
<b>Hector Lopez, R</b> (1, 5) OBP: 0.366, SLG: 0.468	0-0 G4-6-3 1B		0-0 6-3		0-0 4-3		0-0 1-3			4 0 1 0 0 0 0	<b>Kansas City Athletics @ Boston Red Sox</b> Fenway Park, Boston, MA Wed Jul 24 1957, 3:33 AM EDT Att. 8,485 - Unknown <a href="http://livebaseballscorecards.com">livebaseballscorecards.com</a>													
<b>Bob Cerv, R</b> (1, 7) OBP: 0.323, SLG: 0.488	0-0 G4-6-3 1-2f		0-0 2B 1B		0-0 2B		0-0 F8			4 1 2 0 0 0 1														
<b>Irv Noren, L</b> (1, 3) OBP: 0.282, SLG: 0.328	0-3 K		0-0 F8		0-0 F7			0-0 3-1		4 0 0 0 0 1 2														
<b>Lou Skizas, R</b> (1, 9) OBP: 0.308, SLG: 0.475		0-0 L5	0-0 2B		0-0 5-3			0-0 1-3		4 0 1 1 0 0 0														
<b>Tim Thompson, L</b> (1, 2) OBP: 0.288, SLG: 0.432		0-3 K	0-0 6-3		0-0 3-1			0-0 4-3		4 0 0 0 0 1 1														
<b>Billy Martin, R</b> (1, 4) OBP: 0.290, SLG: 0.412		0-0 E S 1B		0-0 F9		0-0 HR 1B		0-0 F8		4 2 2 0 0 0 0														
<b>Woodie Held, R</b> (1, 8) OBP: 0.302, SLG: 0.504		4-0 S 1B BB		0-0 5-3		0-0 1-H HR		0-3 K		3 2 1 2 1 1 0														
<b>Joe Demaestri, R</b> (1, 6) OBP: 0.319, SLG: 0.364		0-0 1-H 3-H 1B		0-0 6-3		0-0 P4		0-0 4-3		4 0 1 2 0 0 0														
<b>Ralph Terry, R</b> (1, 1) OBP: 0.200, SLG: 0.167		0-0 5-3		0-0 6-3			0-3 K			1 0 0 0 0 0 1														
<b>Jack Urban, R</b> (4, 1) OBP: 0.167, SLG: 0.250										1 0 0 0 0 0 0														
<b>Gus Zernial, R</b> (7, PH) OBP: 0.307, SLG: 0.496										1 0 0 0 0 1 0														
<b>Glenn Cox, R</b> (7, 1)										0 0 0 0 0 0 0														
<b>Inning Stats</b>	R: 0 E: 0 K: 1 S: 5	H: 1 LOB: 0 BB: 0 P: 5	R: 2 E: 0 K: 1 S: 7	H: 2 LOB: 1 BB: 1 P: 11	R: 1 E: 0 K: 0 S: 5	H: 2 LOB: 1 BB: 0 P: 5	R: 0 E: 0 K: 0 S: 3	H: 0 LOB: 0 BB: 0 P: 3	R: 0 E: 0 K: 0 S: 4	H: 1 LOB: 1 BB: 0 P: 4	R: 2 E: 0 K: 0 S: 5	H: 2 LOB: 0 BB: 0 P: 5	R: 0 E: 0 K: 1 S: 5	H: 0 LOB: 0 BB: 0 P: 5	R: 0 E: 0 K: 0 S: 3	H: 0 LOB: 0 BB: 0 P: 3	R: 0 E: 0 K: 1 S: 5	H: 0 LOB: 0 BB: 0 P: 5	R: 0 E: 0 K: 1 S: 5	H: 0 LOB: 0 BB: 0 P: 5	1B: 5 2B: 2 3B: 0 HR: 1	SF: 0 SAC: 0 DP: 1 HBP: 0	WP: 0 PB: 0 SB: 2 CS: 0	PA: 35
<b>PITCHER</b> <b>Tom Brewer, R</b> (1, 1) ERA: 3.44	IP: 9.0 WLS: W BF: 35 H: 8 R: 5 ER: 4 SO: 4 BB: 1 IBB: 0 HBP: 0 BLK: 0 WP: 0 HR: 1 S: 42 P: 46 ERA: 4.00 WHIP: 1.000											<b>PITCHER</b>	IP: WLS: BF: H: R: ER: SO: BB: IBB: HBP: BLK: WP: HR: S: P: ERA: WHIP:											







Batter	1	2	3	4	5	6	7	8	9	AB	R	H	RBI	BB	SO	LOB	TOP																		
Vic Power, R (1, 3) OBP: 0.282, SLG: 0.383											0	0	0	0	0	0	0	<b>Kansas City Athletics @ Boston Red Sox</b> Fenway Park, Boston, MA Thu Jul 25 1957, 3:33 AM EDT Att. 6,159 - Unknown  <a href="http://livebaseballscorecards.com">livebaseballscorecards.com</a>																	
Hector Lopez, R (1, 5) OBP: 0.366, SLG: 0.468											0	0	0	0	0	0	0		0																
Bob Cerv, R (1, 7) OBP: 0.323, SLG: 0.488											0	0	0	0	0	0	0		0																
Lou Skizas, R (1, 9) OBP: 0.308, SLG: 0.475											0	0	0	0	0	0	0		0																
Hal Smith, R (1, 2) OBP: 0.302, SLG: 0.491											0	0	0	0	0	0	0		0																
Billy Martin, R (1, 4) OBP: 0.290, SLG: 0.412											0	0	0	0	0	0	0		0																
Woodie Held, R (1, 8) OBP: 0.302, SLG: 0.504											0	0	0	0	0	0	0		0																
Joe Demaestri, R (1, 6) OBP: 0.319, SLG: 0.364											0	0	0	0	0	0	0		0																
Tom Gorman, R (1, 1) OBP: 0.154, SLG: 0.154	0	0	0	0	0	0	0	0	0	0	0	0	0	0	0																				
<b>Inning Stats</b>	1B: 0	SF: 0	WP: 0	PA: 0																															
	2B: 0	SAC: 0	PB: 0																																
	3B: 0	DP: 0	SB: 0																																
	HR: 0	HBP: 0	CS: 0																																
<b>PITCHER</b> Bob Porterfield, R (1, 1) ERA: 3.64	IP	WLS	BF	H	R	ER	SO	BB	IBB	HBP	BLK	WP	HR	S	P	ERA	WHIP	<b>PITCHER</b>	IP	WLS	BF	H	R	ER	SO	BB	IBB	HBP	BLK	WP	HR	S	P	ERA	WHIP






Batter	1	2	3	4	5	6	7	8	9	AB R H RBI BB SO LOB	TOP																					
<b>Hector Lopez, R</b> OBP: 0.366, SLG: 0.465 (1, 5) X	0-0 P6		0-0 F9 1B		0-0 FC6-4 1-2f			0-0 1-3 1B		4 0 2 0 0 0 2																						
<b>Tim Thompson, L</b> OBP: 0.279, SLG: 0.419 (1, 2) SSS	0-3 K		0-0 F9 1-2			0-0 F9		0-0 1-3		4 0 0 0 0 1 3																						
<b>Irv Noren, L</b> OBP: 0.281, SLG: 0.333 (1, 3) X	0-0 2B			0-0 F5		0-0 F8		0-0 4-3		4 0 1 0 0 0 2																						
<b>Lou Skizas, R</b> OBP: 0.302, SLG: 0.476 (1, 9) SSS	0-3 K			0-0 F8		0-0 4-3			0-0 4-3	4 0 0 0 0 1 1																						
<b>Billy Martin, R</b> OBP: 0.293, SLG: 0.410 (1, 4) X		0-0 1B		0-0 P6			0-0 F8		0-0 2B 1B	4 1 2 0 0 0 0																						
<b>Bob Cerv, R</b> OBP: 0.316, SLG: 0.473 (1, 7) SSS		0-3 K			0-0 4-3		0-0 6-3		0-3 K	4 0 0 0 0 2 2																						
<b>Woodie Held, R</b> OBP: 0.306, SLG: 0.518 (1, 8) SSS		0-3 K 1-2			0-3 K		0-0 F6		0-0 1B 2B	4 1 1 1 0 2 1																						
<b>Joe Demaestri, R</b> OBP: 0.316, SLG: 0.358 (1, 6) X	0-0 1-3				4-0 BB BB			0-0 6-3	0-0 1B	2 0 0 0 1 0 1																						
<b>Gus Zernial, R</b> OBP: 0.308, SLG: 0.496 (9, PH)									2-H 1B	1 0 1 1 0 0 0																						
<b>Billy Hunter, R</b> OBP: 0.265, SLG: 0.333 (9, PR)									2-H 1B	0 0 0 0 0 0 0																						
<b>Arnie Portocarrero, R</b> OBP: 0.278, SLG: 0.188 (1, 1) X			0-0 F7		4-0 FC6-4 BB			0-0 1-3 1B	0-0 P6	1 0 0 0 1 0 0																						
<b>Tom Morgan, R</b> OBP: 0.129, SLG: 0.100 (6, 1)										0 0 0 0 0 0 0																						
<b>Mickey McDermott, L</b> OBP: 0.364, SLG: 0.481 (8, PH)										1 0 1 0 0 0 0																						
<b>Jack Urban, R</b> OBP: 0.167, SLG: 0.250 (8, 1)										0 0 0 0 0 0 0																						
<b>Vic Power, R</b> OBP: 0.277, SLG: 0.376 (9, PH)										1 0 0 0 0 0 1																						
<b>Inning Stats</b>	R: 0 E: 0 K: 2 S: 8	H: 1 LOB: 1 BB: 0 P: 8	R: 0 E: 0 K: 2 S: 8	H: 1 LOB: 1 BB: 0 P: 8	R: 0 E: 0 K: 0 S: 3	H: 1 LOB: 0 BB: 0 P: 3	R: 0 E: 0 K: 0 S: 3	H: 0 LOB: 0 BB: 0 P: 3	R: 0 E: 0 K: 1 S: 5	H: 0 LOB: 2 BB: 2 P: 13	R: 0 E: 0 K: 0 S: 3	H: 0 LOB: 0 BB: 0 P: 3	R: 0 E: 0 K: 0 S: 5	H: 2 LOB: 2 BB: 0 P: 5	R: 2 E: 0 K: 1 S: 8	H: 3 LOB: 1 BB: 0 P: 8	1B: 6 2B: 2 3B: 0 HR: 0	SF: 0 SAC: 0 DP: 0 HBP: 0	WP: 0 PB: 0 SB: 1 CS: 0	PA: 36												
<b>PITCHER</b> <b>Pedro Ramos, R</b> ERA: 4.7 (1, 1)	IP 9.0	WLS W	BF 36	H 8	R 2	ER 2	SO 6	BB 2	IBB 0	HBP 0	BLK 0	WP 0	HR 0	S 46	P 54	ERA 2.00	WHIP 1.111															
											<b>PITCHER</b>	IP	WLS	BF	H	R	ER	SO	BB	IBB	HBP	BLK	WP	HR	S	P	ERA	WHIP				

Kansas City Athletics @ Washington Senators  
Griffith Stadium, Washington, DC  
Fri Jul 26 1957, 7:05 PM EDT  
Att. 4,097 - Unknown

livebaseballscorecards.com

AB	34
R	2
H	8
RBI	2
BB	2
SO	6
LOB	13



Batter	1	2	3	4	5	6	7	8	9	AB	R	H	RBI	BB	SO	LOB
Milt Bolling, R OBP: 0.311, SLG: 0.361 (1, 4)	4-0 FC5-4 BB		0-3 K		0-3 K		0-0 F9			3	0	0	0	1	2	1
Pete Runnels, L OBP: 0.318, SLG: 0.287 (1, 5)	0-3 K		0-3 K			4-0 2B BB	0-0 1B			3	1	1	0	1	2	1
Jim Lemon, R OBP: 0.367, SLG: 0.508 (1, 9)	0-0 FC5-4 BB 1-2f			0-3 K		0-0 F5	0-0 P4			4	0	0	0	0	1	3
Roy Sievers, R OBP: 0.388, SLG: 0.567 (1, 7)	4-0 FC6-4 BB 1-2			0-0 F3		0-0 BB SF8 2B 1-H		4-0 BB G5-4-3 BB		2	1	1	1	2	0	0
Lou Berberet, L OBP: 0.342, SLG: 0.392 (1, 2)	0-0 FC6-4 BB 1-2f			0-0 F8		4-0 BB IBB		0-0 BB G5-4-3 1-2f		3	0	0	0	1	0	3
Art Schult, R OBP: 0.333, SLG: 0.369 (1, 3)		0-0 P5			0-0 3B 1B	4-0 1-2 2-3 BB		0-0 3-1		3	1	1	0	1	0	0
Bob Usher, R OBP: 0.301, SLG: 0.337 (1, 8)		0-0 F7			0-0 3B	0-0 SF8				2	0	1	2	0	0	0
Rocky Bridges, R OBP: 0.305, SLG: 0.311 (1, 6)		0-0 6-3			0-0 P3	0-0 1-3				3	0	0	0	0	0	3
Pedro Ramos, S OBP: 0.212, SLG: 0.180 (1, 1)			0-0 5-3		0-0 6-3		0-0 L4			3	0	0	0	0	0	1

Inning Stats		R: 0	H: 0	R: 0	H: 0	R: 0	H: 0	R: 0	H: 0	R: 1	H: 2	R: 2	H: 1	R: 0	H: 1	R: 0	H: 0		
E: 0		LOB: 2		E: 0		LOB: 0		E: 0		LOB: 1		E: 0		LOB: 2		E: 0		LOB: 0	
K: 1		BB: 2		K: 0		BB: 0		K: 1		BB: 0		K: 0		BB: 3		K: 0		BB: 1	
S: 5		P: 13		S: 3		P: 3		S: 7		P: 7		S: 4		P: 16		S: 2		P: 6	

PITCHER										PITCHER																								
IP	WLS	BF	H	R	ER	SO	BB	IBB	HBP	BLK	WP	HR	S	P	ERA	WHIP	IP	WLS	BF	H	R	ER	SO	BB	IBB	HBP	BLK	WP	HR	S	P	ERA	WHIP	
Amie Portocarrero, R (1, 1)	5.0	L	19	2	1	1	5	2	0	0	0	0	27	35	1.80	0.800																		
Tom Morgan, R (6, 1)	2.0		11	2	2	2	0	2	1	0	0	0	8	20	9.00	2.000																		
Jack Urban, R (8, 1)	1.0		3	0	0	0	0	1	0	0	0	0	2	6	0.00	1.000																		


**BOTTOM**

Kansas City Athletics @ Washington Senators  
Griffith Stadium, Washington, DC

Fri Jul 26 1957, 7:05 PM EDT  
Att. 4,097 - Unknown

livebaseballscorecards.com

AB	26
R	3
H	4
RBI	3
BB	6
SO	5
LOB	12



WP: 0	PA: 33
PB: 0	SB: 0
CS: 0	



Batter	1	2	3	4	5	6	7	8	9	AB R H RBI BB SO LOB																							
Joe Demaestri, R (1, 6) OBP: 0.321, SLG: 0.376	0-0 HR		0-0 1B 1-3 2B	0-0 1B 1-2 2-H		0-0 G6-4-3 1-2f			0-3 K	5 1 3 2 0 1 1																							
Bob Martyn, L (1, 9) OBP: 0.242, SLG: 0.226 Gus Zernial, R (9, PH) OBP: 0.307, SLG: 0.494	0-3 K		0-0 4-3	0-0 4-3			4-0 SH3-4 BB		0-0 4-3	3 0 0 1 1 1 3 1 0 0 0 0 0 0																							
Hector Lopez, R (1, 5) OBP: 0.365, SLG: 0.462	0-0 1-3		0-0 2-3 1B		0-0 6-3		0-0 SH3-4 1-2		0-0 6-3	4 0 1 0 0 0 0																							
Irv Noren, L (1, 3) OBP: 0.273, SLG: 0.323 Tom Gorman, R (7, 1) OBP: 0.154, SLG: 0.154	0-0 F7		0-3 K		0-0 4-3		0-0 F7		0-0 F7	4 0 0 0 0 1 3 0 0 0 0 0 0 0																							
Billy Martin, R (1, 4) OBP: 0.288, SLG: 0.404		0-3 K	0-0 F7		0-0 5-3		0-0 P4			4 0 0 0 0 1 3																							
Hal Smith, R (1, 2) OBP: 0.300, SLG: 0.488		0-0 F8		0-0 F8		0-0 SH3-4 1B 2B		0-3 K		4 1 1 0 0 1 0																							
Woodie Held, R (1, 8) OBP: 0.305, SLG: 0.507		0-0 E5		0-3 K		4-0 SH3-4 1B BB		0-0 F8		3 1 0 0 1 1 0																							
Johnny Groth, R (1, 7) OBP: 0.321, SLG: 0.240		0-0 5-3		0-0 1B 1B		0-0 SH3-4 1-2 2-3		0-0 1B		3 1 2 0 0 0 1																							
Ned Garver, R (1, 1) OBP: 0.235, SLG: 0.172 Vic Power, R (7, 3) OBP: 0.276, SLG: 0.374			4-0 2B 4-3 BB	0-0 1B 1-2		0-0 G6-4-3 1B 2-H 3-H		0-0 F3		2 1 2 2 1 0 0 1 0 0 0 0 0 1																							
<b>Inning Stats</b>	R: 1 E: 0 K: 1 S: 6	H: 1 LOB: 0 BB: 0 P: 6	R: 0 E: 1 K: 1 S: 6	H: 0 LOB: 1 BB: 0 P: 6	R: 1 E: 0 K: 1 S: 7	H: 2 LOB: 2 BB: 1 P: 11	R: 1 E: 0 K: 1 S: 8	H: 3 LOB: 2 BB: 0 P: 8	R: 0 E: 0 K: 0 S: 3	H: 0 LOB: 0 BB: 0 P: 3	R: 2 E: 0 K: 0 S: 4	H: 2 LOB: 0 BB: 1 P: 8	R: 0 E: 0 K: 0 S: 3	H: 0 LOB: 1 BB: 1 P: 7	R: 0 E: 0 K: 1 S: 6	H: 1 LOB: 1 BB: 0 P: 6	R: 0 E: 0 K: 1 S: 5	H: 0 LOB: 0 BB: 0 P: 5	1B: 6 2B: 2 3B: 0 HR: 1	SF: 0 SAC: 2 DP: 1 HBP: 0	WP: 0 PB: 0 SB: 0 CS: 0	PA: 39											
<b>PITCHER</b> Tex Clevenger, R (1, 1) ERA: 4.41 Dick Hyde, R (6, 1) ERA: 3.86	IP 5.1	WLS 27	H 8	R 5	ER 5	SO 4	BB 2	IBB 0	HBP 0	BLK 0	WP 0	HR 1	S 33	P 41	ERA 8.44	WHIP 1.875																	
											<b>PITCHER</b>	IP	WLS	BF	H	R	ER	SO	BB	IBB	HBP	BLK	WP	HR	S	P	ERA	WHIP					

Kansas City Athletics @ Washington Senators  
Griffith Stadium, Washington, DC  
Sat Jul 27 1957, 3:33 AM EDT  
Att. 3,204 - Unknown

livebaseballscorecards.com

AB	34
R	5
H	9
RBI	5
BB	3
SO	6
LOB	12



Batter	1	2	3	4	5	6	7	8	9	AB	R	H	RBI	BB	SO	LOB
Milt Bolling, R OBP: 0.303, SLG: 0.351 (1, 4)	0-0 F8	0-0 P6		0-0 FC6-4			0-3 K			4	0	0	0	0	1	3
Pete Runnels, L OBP: 0.316, SLG: 0.284 Herb Plews, L OBP: 0.324, SLG: 0.374 (1, 5) (6, 5)	0-0 4-3		0-0 4-3		0-0 F7		0-0 4-3			3	0	0	0	0	0	0
Jim Lemon, R OBP: 0.368, SLG: 0.507 (1, 9)	4-0 BB		0-0 6-3		0-0 F8			0-0 HR		3	1	1	0	1	0	0
Roy Sievers, R OBP: 0.387, SLG: 0.572 (1, 7)	0-0 P4		0-0 6-3		0-0 6-3			0-0 HR		4	1	1	2	0	0	1
Clint Courtney, L OBP: 0.366, SLG: 0.465 (1, 2)		0-0 FC6-4 1B		4-0 FC5-4 BB		0-0 HR		0-0 F9		3	1	2	1	1	0	0
Art Schult, R OBP: 0.324, SLG: 0.358 (1, 3)		0-0 FC6-4 FC1 FC6-4		0-0 FC5-4 BB 1B		0-0 F7		0-0 6-3		4	2	0	0	0	0	2
Bob Usher, R OBP: 0.299, SLG: 0.331 (1, 8)		0-0 FC1 FC6-4 E 1-2		4-0 1B SF8 BB		0-0 F2		0-0 P4		3	1	0	0	1	0	1
Rocky Bridges, R OBP: 0.306, SLG: 0.312 (1, 6)		0-0 E5 FC6-4 1-2 2-3		0-0 FC6-4 1B 1-3 2-H		0-0 F8				3	0	1	1	0	0	2
Tex Clevenger, R OBP: 0.304, SLG: 0.263 Dick Hyde, R OBP: 0.143, SLG: 0.143 (1, 1) (6, 1)		0-0 FC6-4 1-2f 2-3 3-H		0-0 SF8 3-H			0-3 K			1	0	0	2	0	0	2
										1	0	0	0	0	1	0

Inning Stats	R: 0	H: 0	E: 0	K: 0	S: 3	LOB: 1	BB: 1	P: 7
	R: 1	H: 1	E: 1	K: 0	S: 6	LOB: 2	BB: 0	P: 6
	R: 0	H: 0	E: 0	K: 0	S: 3	LOB: 0	BB: 0	P: 3
	R: 2	H: 1	E: 0	K: 0	S: 4	LOB: 1	BB: 2	P: 12
	R: 0	H: 0	E: 0	K: 0	S: 3	LOB: 0	BB: 0	P: 3
	R: 1	H: 1	E: 0	K: 0	S: 4	LOB: 0	BB: 0	P: 4
	R: 0	H: 0	E: 0	K: 2	S: 7	LOB: 0	BB: 0	P: 7
	R: 2	H: 2	E: 0	K: 0	S: 5	LOB: 0	BB: 0	P: 5


**BOTTOM**

Kansas City Athletics @ Washington Senators  
Griffith Stadium, Washington, DC

Sat Jul 27 1957, 3:33 AM EDT  
Att. 3,204 - Unknown

livebaseballscorecards.com

AB	30
R	6
H	5
RBI	6
BB	3
SO	2
LOB	11



WP: 0	PA: 34
PB: 0	SB: 0
CS: 0	

PITCHER	IP	WLS	BF	H	R	ER	SO	BB	IBB	HBP	BLK	WP	HR	S	P	ERA	WHIP
Ned Garver, R ERA: 4.11 (1, 1)	6.0		26	3	4	3	0	3	0	0	0	0	1	23	35	4.50	1.000
Tom Gorman, R ERA: 4.14 (7, 1)	2.0	L	8	2	2	2	2	0	0	0	0	0	1	12	12	9.00	1.000



Batter	1	2	3	4	5	6	7	8	9	AB R H RBI BB SO LOB	TOP
Joe Demaestri, R (1, 6) OBP: 0.319, SLG: 0.373	0-0 F7		0-0 5-3		0-0 1B		0-0 E5		0-0 5-3	5 0 1 0 0 0 0	<b>Kansas City Athletics @ Washington Senators</b> <b>Griffith Stadium, Washington, DC</b> Sun Jul 28 1957, 3:33 AM EDT Unknown <a href="http://livebaseballscorecards.com">livebaseballscorecards.com</a>
Hector Lopez, R (1, 5) OBP: 0.358, SLG: 0.452	0-3 K		0-0 5-3		0-0 F7		0-0 L6		0-0 6-3	5 0 0 0 0 1 2	
Lou Skizas, R (1, 9) OBP: 0.304, SLG: 0.478	0-0 1B			0-3 K		0-0 F7		0-0 SH 2B	0-0 P4	5 1 2 0 0 1 0	
Hal Smith, R (1, 2) OBP: 0.301, SLG: 0.486	0-3 K			0-0 4-3		0-0 1B		0-0 SH SH3 1B 2-H		3 1 1 0 0 1 1	
Billy Martin, R (1, 4) OBP: 0.289, SLG: 0.403		0-0 5-3		0-0 1B		0-0 P4		0-0 SH3		3 0 1 0 0 0 1	
Vic Power, R (1, 3) OBP: 0.275, SLG: 0.372		0-0 4-3		0-0 F8		0-0 F8		0-0 F9 BB S 1B 3-H		4 1 1 1 0 0 2	
Woodie Held, R (1, 8) OBP: 0.316, SLG: 0.531		0-0 5-3			0-0 1B G5-4-3 2B		0-0 SF8 3B	0-0 S BB 1-2		3 2 2 0 1 0 0	
Johnny Groth, R (1, 7) OBP: 0.328, SLG: 0.250 Bob Cerv, R (7, PH) OBP: 0.313, SLG: 0.471			0-0 P4		0-0 1B G5-4-3 2-3		0-0 SF8	0-0 F9 2-3		2 0 1 0 0 0 0 1 0 0 1 0 0 2	
Alex Kellner, R (1, 1) OBP: 0.241, SLG: 0.500			0-0 HR		0-0 G5-4-3 1-2f 3-H		0-3 K	0-0 6-3 1-2 3-H		4 1 1 1 0 1 2	
<b>Inning Stats</b>	R: 0 H: 1 E: 0 LOB: 1 K: 2 BB: 0 S: 8 P: 8	R: 0 H: 0 E: 0 LOB: 0 K: 0 BB: 0 S: 3 P: 3	R: 1 H: 1 E: 0 LOB: 0 K: 0 BB: 0 S: 4 P: 4	R: 0 H: 1 E: 0 LOB: 1 K: 1 BB: 0 S: 6 P: 6	R: 1 H: 3 E: 0 LOB: 1 K: 0 BB: 0 S: 5 P: 5	R: 0 H: 1 E: 0 LOB: 1 K: 0 BB: 0 S: 4 P: 4	R: 1 H: 1 E: 1 LOB: 1 K: 1 BB: 0 S: 7 P: 7	R: 3 H: 2 E: 1 LOB: 1 K: 0 BB: 1 S: 6 P: 10	R: 0 H: 0 E: 0 LOB: 0 K: 0 BB: 0 S: 3 P: 3	1B: 6 SF: 1 2B: 2 SAC: 2 3B: 1 DP: 1 HR: 1 HBP: 0	WP: 0 PA: 39 PB: 0 SB: 2 CS: 0
<b>PITCHER</b> Chuck Stobbs, L (1, 1) ERA: 6.71 Dick Hyde, R (8, 1) ERA: 3.76	IP WLS BF H R ER SO BB IBB HBP BLK WP HR S P ERA WHIP										
	7.1 L 34 10 6 4 4 1 0 0 0 0 0 1 41 45 4.91 1.500										
	1.2 5 0 0 0 0 0 0 0 0 0 0 0 5 5 0.00 0.000										



Batter	1	2	3	4	5	6	7	8	9	AB	R	H	RBI	BB	SO	LOB
Milt Bolling, R OBP: 0.302, SLG: 0.355 (1, 4)	0-0 FC3 SF9 2B	0-0 P3			0-0 F9			0-0 F8		4	1	1	0	0	0	1
Jerry Snyder, R OBP: 0.189, SLG: 0.186 (1, 5)	0-0 FC3 SF9 1B 2-3		0-0 F9		0-0 F9			0-0 5-3		4	1	0	0	0	0	1
Jim Lemon, R OBP: 0.365, SLG: 0.503 (1, 9)	0-0 SF9 1-2 3-H		0-0 6-3			0-0 F9		0-0 P4		3	0	0	1	0	0	0
Roy Sievers, R OBP: 0.383, SLG: 0.566 (1, 7)	0-0 F8		0-0 F8			0-0 6-3			0-0 F8	4	0	0	0	0	0	1
Art Schult, R OBP: 0.322, SLG: 0.355 (1, 3)	0-0 FC5-4 1B 2-H		0-0 6-3			0-3 K			0-0 P6	4	0	1	1	0	1	0
Ed Fitz Gerald, R OBP: 0.343, SLG: 0.326 (1, 2)	0-0 FC5-4 1-2f		0-0 FC5-4 1B				0-0 P3		0-0 3-1	4	0	1	0	0	0	1
Bob Usher, R OBP: 0.305, SLG: 0.333 (1, 8)		4-0 G5-4-3 BB		0-0 F8			0-0 BB 1B			2	0	1	0	1	0	1
Rocky Bridges, R OBP: 0.306, SLG: 0.309 (1, 6)		0-0 G5-4-3 1-2f		0-0 FC5-4 1-2f			4-0 G4-6-3 BB			2	0	0	0	1	0	2
Chuck Stobbs, L OBP: 0.255, SLG: 0.304 (1, 1)		0-0 2B			0-0 P5			0-0 G4-6-3 1-2f		3	0	1	0	0	0	2
Dick Hyde, R OBP: 0.143, SLG: 0.143 (8, 1)										0	0	0	0	0	0	0

Inning Stats	R: 2	H: 2	E: 0	K: 0	S: 6	LOB: 1	BB: 0	P: 6	R: 0	H: 1	E: 0	K: 0	S: 3	LOB: 1	BB: 1	P: 7	R: 0	H: 0	E: 0	K: 0	S: 3	LOB: 0	BB: 0	P: 3	R: 0	H: 1	E: 0	K: 0	S: 4	LOB: 1	BB: 0	P: 4	R: 0	H: 0	E: 0	K: 1	S: 3	LOB: 0	BB: 0	P: 3	R: 0	H: 0	E: 0	K: 0	S: 5	LOB: 0	BB: 0	P: 5	R: 0	H: 1	E: 0	K: 0	S: 3	LOB: 1	BB: 1	P: 7	R: 0	H: 0	E: 0	K: 0	S: 3	LOB: 0	BB: 0	P: 3	1B: 3	2B: 2	3B: 0	HR: 0	SF: 1	SAC: 0	DP: 2	HBP: 0	WP: 0	PB: 0	SB: 0	CS: 0	PA: 33	ERA	WHIP
PITCHER Alex Kellner, L ERA: 3.54 (1, 1)	IP	WLS	BF	H	R	ER	SO	BB	IBB	HBP	BLK	WP	HR	S	P	ERA	WHIP	IP	WLS	BF	H	R	ER	SO	BB	IBB	HBP	BLK	WP	HR	S	P	ERA	WHIP																																													

**BOTTOM**

Kansas City Athletics @ Washington Senators  
Griffith Stadium, Washington, DC

Sun Jul 28 1957, 3:33 AM EDT  
Unknown

AB	30
R	2
H	5
RBI	2
BB	2
SO	1
LOB	9



WP	PB	SB	CS	ERA	WHIP
0	0	0	0	2.00	0.778










Batter	1	2	3	4	5	6	7	8	9	AB R H RBI BB SO LOB	TOP											
Joe Demaestri, R (1, 6) OBP: 0.312, SLG: 0.370	0-3 K	0-0 G6-4-3			0-0 5-3		0-3 K		0-0 F8	5 0 0 0 0 2 4	<b>Kansas City Athletics @ New York Yankees</b> Yankee Stadium, Bronx, NY Tue Jul 30 1957, 3:33 AM EDT Att. 9,968 - Unknown - 89 F <a href="http://livebaseballscorecards.com">livebaseballscorecards.com</a>											
Hector Lopez, R (1, 5) OBP: 0.361, SLG: 0.460	0-0 1B		0-0 1B		0-0 F8		0-0 G6-4-3			4 2 2 0 0 0 2												
Lou Skizas, R (1, 9) OBP: 0.306, SLG: 0.473	0-0 FC5		0-0 FC1-4		0-0 5-3			0-0 P6		4 0 2 1 0 0 0												
Tim Thompson, L (1, 2) OBP: 0.271, SLG: 0.406	0-3 K		0-0 F8		0-3 K			0-0 G3		4 0 0 0 0 2 3												
Billy Martin, R (1, 4) OBP: 0.287, SLG: 0.408	0-0 1B		0-0 FC1-4		0-0 F8			0-0 HR		4 1 2 2 0 0 1												
Vic Power, R (1, 3) OBP: 0.279, SLG: 0.374	0-0 FC5		0-0 1B		0-0 1B			0-0 5-3		4 0 2 0 0 0 2												
Woodie Held, R (1, 8) OBP: 0.331, SLG: 0.533		0-0 1B		0-3 K		0-0 F9		0-0 G3		4 1 2 0 0 1 1												
Johnny Groth, R (1, 7) OBP: 0.344, SLG: 0.263		0-0 1B		4-0 BB			0-0 1B	0-0 G3		3 0 2 0 1 0 1												
Rip Coleman, L (1, 1) Tom Morgan, R (2, 1) Mickey McDermott, L (6, 1) Bob Cerv, R (7, PH) Jack Urban, R (7, 1) Billy Hunter, R (9, PH)		4-0 BB		0-0 G5-4-3			0-0 1B	0-0 F7		0 0 0 0 1 0 0 1 0 0 0 0 0 1 0 0 0 0 0 0 0 1 0 1 0 0 0 0 0 0 0 0 0 0 0 1 0 0 0 0 0 1												
<b>Inning Stats</b>	R: 1 E: 0 K: 2 S: 10	H: 3 LOB: 2 BB: 0 P: 10	R: 1 E: 0 K: 0 S: 3	H: 2 LOB: 0 BB: 1 P: 7	R: 1 E: 0 K: 0 S: 5	H: 3 LOB: 2 BB: 0 P: 5	R: 0 E: 0 K: 1 S: 4	H: 0 LOB: 0 BB: 1 P: 8	R: 0 E: 0 K: 1 S: 3	H: 0 LOB: 0 BB: 0 P: 3	R: 0 E: 0 K: 1 S: 6	H: 1 LOB: 1 BB: 0 P: 6	R: 0 E: 0 K: 1 S: 6	H: 2 LOB: 1 BB: 0 P: 6	R: 1 E: 0 K: 0 S: 4	H: 1 LOB: 0 BB: 0 P: 4	R: 0 E: 0 K: 0 S: 4	H: 1 LOB: 1 BB: 0 P: 4	1B: 11 2B: 0 3B: 1 HR: 1	SF: 0 SAC: 0 DP: 3 HBP: 0	WP: 0 PB: 0 SB: 0 CS: 0	PA: 37
<b>PITCHER</b> Whitey Ford, L (1, 1) ERA: 2.37	IP 9.0 WLS W BF 37 H 13 R 4 ER 4 SO 5 BB 2 IBB 0 HBP 0 BLK 1 WP 0 HR 1 S 45 P 53 ERA 4.00 WHIP 1.667											<b>PITCHER</b> IP WLS BF H R ER SO BB IBB HBP BLK WP HR S P ERA WHIP										



Batter	1	2	3	4	5	6	7	8	9	AB	R	H	RBI	BB	SO	LOB
Tony Kubek, L OBP: 0.339, SLG: 0.408 (1, 5)	0-0 F8	0-0 FC6-4 1B		0-0 P6	0-0 F9		0-0 G3-6-3			5	0	1	2	0	0	2
Gil McDougald, R OBP: 0.374, SLG: 0.469 (1, 6)	0-0 5-3	0-0 FC6-4 SF7		0-0 1B 1B		4-0 BB 1B BB	0-0 WP 3B			4	3	2	0	1	0	2
Mickey Mantle, S OBP: 0.518, SLG: 0.681 (1, 8)	4-0 S 1B BB	0-0 SF7		0-0 1B 1B		0-0 BB 1B	4-0 BB			2	2	2	1	2	0	0
Bill Skowron, R OBP: 0.369, SLG: 0.533 (1, 3)	0-0 S 1B 1B	0-0 F2		0-0 P6		4-0 1B BB	0-0 1-3			4	1	1	0	1	0	4
Yogi Berra, L OBP: 0.311, SLG: 0.430 (1, 2)	0-0 FC6-4 1B		0-0 HR	0-0 1B		0-0 P4		0-0 FC1-6 1B		5	1	4	4	0	0	3
Elston Howard, R OBP: 0.268, SLG: 0.372 (1, 7)	0-0 FC6-4		0-0 6-3	0-0 F3		0-0 1B	0-0 FC1-6 G6-4-3			5	0	1	2	0	0	4
Hank Bauer, R OBP: 0.322, SLG: 0.420 (1, 9)		0-0 1B 1B	0-0 1-3		0-3 K	0-3 K	0-0 G6-4-3			5	1	1	0	0	2	3
Bobby Richardson, R OBP: 0.273, SLG: 0.303 (1, 4)		0-0 BB 1B	0-0 1B		0-0 2-3	0-0 F7				4	1	2	0	0	0	2
Whitey Ford, L OBP: 0.208, SLG: 0.174 (1, 1)		4-0 FC6-4 SF7 BB	0-0 4-3		0-0 1B		0-0 G3-6-3 1B			3	1	2	0	1	0	1

Inning Stats	R: 2	H: 2	E: 0	K: 0	S: 5	L: 10	BF: 10	BB: 1	P: 9	R: 3	H: 3	E: 0	K: 0	S: 6	ER: 5	LOB: 1	BB: 1	P: 10	R: 1	H: 2	E: 0	K: 0	S: 5	ER: 0	LOB: 1	BB: 0	P: 5	R: 1	H: 3	E: 0	K: 0	S: 6	ER: 0	LOB: 2	BB: 0	P: 6	R: 0	H: 1	E: 0	K: 1	S: 6	ER: 0	LOB: 1	BB: 0	P: 6	R: 2	H: 2	E: 0	K: 1	S: 7	ER: 0	LOB: 2	BB: 2	P: 15	R: 1	H: 2	E: 0	K: 0	S: 4	ER: 0	LOB: 1	BB: 1	P: 8	R: 0	H: 1	E: 0	K: 0	S: 3	ER: 0	LOB: 0	BB: 0	P: 3
--------------	------	------	------	------	------	-------	--------	-------	------	------	------	------	------	------	-------	--------	-------	-------	------	------	------	------	------	-------	--------	-------	------	------	------	------	------	------	-------	--------	-------	------	------	------	------	------	------	-------	--------	-------	------	------	------	------	------	------	-------	--------	-------	-------	------	------	------	------	------	-------	--------	-------	------	------	------	------	------	------	-------	--------	-------	------

PITCHER	IP	WLS	BF	H	R	ER	SO	BB	IBB	HBP	BLK	WP	HR	S	P	ERA	WHIP
Rip Coleman, L ERA: 5.55 (1, 1)	1.0	L	10	5	5	5	0	2	0	0	0	0	0	8	16	45.00	7.000
Tom Morgan, R ERA: 4.44 (2, 1)	4.0		21	7	4	4	1	2	0	0	0	0	1	21	29	9.00	2.250
Mickey McDermott, L ERA: 5.51 (6, 1)	1.0		4	1	0	0	1	0	0	0	0	0	0	6	6	0.00	1.000
Jack Urban, R ERA: 3.04 (7, 1)	2.0		8	3	1	1	0	1	0	0	0	1	0	7	11	4.50	2.000

**BOTTOM**

**Kansas City Athletics @ New York Yankees**  
 Yankee Stadium, Bronx, NY

Tue Jul 30 1957, 3:33 AM EDT  
 Att. 9,968 - Unknown - 89 F

livebaseballscorecards.com

AB	37
R	10
H	16
RBI	9
BB	5
SO	2
LOB	21



WP	HR	S	P	ERA	WHIP
1	0	2	3	0.00	1.000
1	0	0	3	4.50	2.000
0	0	0	8	45.00	7.000



Batter	1	2	3	4	5	6	7	8	9	AB R H RBI BB SO LOB	TOP									
Joe Demaestri, R (1, 6) OBP: 0.309, SLG: 0.367 Billy Hunter, R (7, 6) OBP: 0.261, SLG: 0.329	0-0 6-3		0-0 L7		0-0 6-3			0-0 F2		3 0 0 0 0 0 0 1 0 0 0 0 0 0	<b>Kansas City Athletics @ New York Yankees</b> Yankee Stadium, Bronx, NY Wed Jul 31 1957, 3:33 AM EDT Unknown - 81 F									
Hector Lopez, R (1, 5) OBP: 0.359, SLG: 0.455	4-0 BB		0-0 L7			0-0 4-3		0-0 F7		3 0 0 0 1 0 0										
Lou Skizas, R (1, 9) OBP: 0.305, SLG: 0.470 Bob Martyn, L (8, 9) OBP: 0.242, SLG: 0.226	0-0 F8		0-0 5-3			0-0 G6-4-3 1B		0-0 6-3		4 0 1 0 0 0 1 0 0 0 0 0 0 0										
Irv Noren, L (1, 3) OBP: 0.272, SLG: 0.328	0-0 1-3			0-0 2B		0-0 G6-4-3 1-2f			0-0 5-3	4 0 1 0 0 0 2										
Billy Martin, R (1, 4) OBP: 0.293, SLG: 0.417		0-0 BB 1B		0-0 F7			0-0 FC1-6 1B		0-0 2B	4 0 3 0 0 0 1										
Tim Thompson, L (1, 2) OBP: 0.264, SLG: 0.394		0-3 K		0-0 F5			0-0 FC1-6 HBP 1-2f		0-0 F8	4 0 0 0 0 1 4										
Woodie Held, R (1, 8) OBP: 0.335, SLG: 0.526		4-0 1-2 BB		0-0 F3			1-0 1-2 HBP		0-3 K	2 0 0 0 1 1 2										
Johnny Groth, R (1, 7) OBP: 0.333, SLG: 0.254 Mickey McDermott, L (7, PH) OBP: 0.353, SLG: 0.464 Wally Burnette, R (7, 1) OBP: 0.227, SLG: 0.227		0-3 K			0-0 4-3		0-3 K			2 0 0 0 0 1 2 1 0 0 0 0 1 2 0 0 0 0 0 0 0										
Virgil Trucks, R (1, 1) OBP: 0.154, SLG: 0.154 Bob Cerv, R (7, PH) OBP: 0.312, SLG: 0.467		0-3 K			0-3 K		0-3 K			2 0 0 0 0 2 2 1 0 0 0 0 1 2										
<b>Inning Stats</b>	R: 0 E: 0 K: 0 S: 3	H: 0 LOB: 1 BB: 1 P: 7	R: 0 E: 0 K: 3 S: 10	H: 1 LOB: 2 BB: 1 P: 14	R: 0 E: 0 K: 0 S: 3	H: 0 LOB: 0 BB: 0 P: 3	R: 0 E: 0 K: 0 S: 4	H: 1 LOB: 1 BB: 0 P: 4	R: 0 E: 0 K: 1 S: 5	H: 0 LOB: 0 BB: 0 P: 5	R: 0 E: 0 K: 2 S: 8	H: 1 LOB: 2 BB: 0 P: 9	R: 0 E: 0 K: 2 S: 3	H: 0 LOB: 0 BB: 0 P: 3	R: 0 E: 0 K: 1 S: 6	H: 1 LOB: 1 BB: 0 P: 6	1B: 3 2B: 2 3B: 0 HR: 0	SF: 0 SAC: 0 DP: 1 HBP: 1	WP: 0 PB: 0 SB: 0 CS: 0	PA: 34
<b>PITCHER</b> Bob Turley, R (1, 1) ERA: 2.27	IP 9.0 WLS W BF 34 H 5 R 0 ER 0 SO 7 BB 2 IBB 0 HBP 1 BLK 0 WP 0 HR 0 S 45 P 54 ERA 0.00 WHIP 0.778																			

livebaseballscores.com

<b>AB</b>	31
<b>R</b>	0
<b>H</b>	5
<b>RBI</b>	0
<b>BB</b>	2
<b>SO</b>	7
<b>LOB</b>	18



Batter	1	2	3	4	5	6	7	8	9	AB	R	H	RBI	BB	SO	LOB
Tony Kubek, L (1, 5) OBP: 0.338, SLG: 0.403	0-0 4-3		4-0 1B BB		0-0 3-1	0-0 F3				3	0	0	0	1	0	3
Gil McDougald, R (1, 6) OBP: 0.372, SLG: 0.466	0-0 F2		0-0 1-3 BB 1B		0-0 1-3		0-0 1-3			4	0	1	0	0	0	0
Mickey Mantle, S (1, 8) OBP: 0.520, SLG: 0.689	4-0 BB		4-0 1-2 BB G6-4-3		0-0 G3		0-0 HR			2	1	1	1	2	0	0
Bill Skowron, R (1, 3) OBP: 0.370, SLG: 0.531	0-0 P6		0-0 G6-4-3 1-2f			0-0 SH5-3 WP 1B	4-0 G1-6-3 BB			3	1	1	0	1	0	4
Yogi Berra, L (1, 2) OBP: 0.313, SLG: 0.427		0-0 P4		4-0 WP BB BB		4-0 WP SH5-3 BB	0-0 G1-6-3			2	0	0	0	2	0	1
Harry Simpson, L (1, 9) OBP: 0.331, SLG: 0.373		0-0 6-3		4-0 WP BB		0-0 SH5-3		0-3 K		2	0	0	0	1	1	0
Hank Bauer, R (9, 9) OBP: 0.322, SLG: 0.420				1-2 BB		1-2 2-3		0-0 K		0	0	0	0	0	0	0
Elston Howard, R (1, 7) OBP: 0.270, SLG: 0.373		0-0		0-0 P4 1-2 2-3		4-0 WP IBB		0-0 PB 1B		2	0	1	0	0	0	2
Enos Slaughter, L (6, PH) OBP: 0.383, SLG: 0.350				1-2 2-3				0-0 K		1	0	1	0	1	0	0
Bobby Richardson, R (1, 4) OBP: 0.271, SLG: 0.300		0-3 K		0-0 F9		4-0 1-2 2-3 3-H IBB		0-3 K		2	0	0	0	0	1	3
Joe Collins, L (6, PH) OBP: 0.309, SLG: 0.262								1-2 K		0	0	0	0	1	0	0
Jerry Coleman, R (6, PR) OBP: 0.400, SLG: 0.479								1-2 K		1	0	0	0	0	1	1
Bob Turley, R (1, 1) OBP: 0.243, SLG: 0.097				0-3 K		0-3 K		0-3 K		4	0	0	0	0	4	6

Inning Stats	R: 0	H: 0	E: 0	K: 0	S: 3	R: 0	H: 1	E: 0	K: 1	S: 6	R: 0	H: 1	E: 0	K: 1	S: 5	R: 0	H: 0	E: 0	K: 1	S: 5	R: 0	H: 0	E: 0	K: 0	S: 3	R: 1	H: 1	E: 0	K: 1	S: 6	R: 1	H: 1	E: 0	K: 0	S: 3	R: 0	H: 1	E: 0	K: 3	S: 10
	LOB: 1	BB: 1	P: 7	LOB: 1	BB: 0	P: 6	LOB: 2	BB: 2	P: 13	LOB: 2	BB: 2	P: 13	LOB: 0	BB: 0	P: 3	LOB: 3	BB: 3	P: 18	LOB: 0	BB: 1	P: 7	LOB: 1	BB: 0	P: 10	LOB: 0	BB: 0	P: 10	LOB: 1	BB: 0	P: 10	LOB: 0	BB: 1	P: 10	LOB: 0	BB: 0	P: 10	LOB: 1	BB: 0	P: 10	

PITCHER	IP	WLS	BF	H	R	ER	SO	BB	IBB	HBP	BLK	WP	HR	S	P	ERA	WHIP
Virgil Trucks, R (1, 1) ERA: 2.85	6.0	L	28	3	1	1	4	6	2	0	0	2	0	28	60	1.50	1.500
Wally Burnette, R (7, 1) ERA: 4.4	2.0		8	2	1	1	3	1	0	0	0	0	1	13	17	4.50	1.500

**BOTTOM**

**Kansas City Athletics @ New York Yankees**  
 Yankee Stadium, Bronx, NY

Wed Jul 31 1957, 3:33 AM EDT  
 Unknown - 81 F

AB	26
R	2
H	5
RBI	1
BB	9
SO	7
LOB	20

livebaseballscorecards.com



WP	PA
2	36
PB	1
SB	0
CS	0





Batter	1	2	3	4	5	6	7	8	9	AB	R	H	RBI	BB	SO	LOB
Tony Kubek, L (1, 5) OBP: 0.332, SLG: 0.396	0-0 F8		0-0 F8		0-0 2-3		0-0 4-3			4	0	0	0	0	0	0
Gil McDougald, R (1, 6) OBP: 0.376, SLG: 0.481	0-0 F8			0-0 SF8	0-0 HR			0-0 1B		4	3	3	1	0	0	0
Mickey Mantle, S (1, 8) OBP: 0.520, SLG: 0.687	0-0 F7			0-0 SF8	0-0 F7			0-0 SH1-3		4	1	2	0	0	0	0
Bill Skowron, R (1, 3) OBP: 0.372, SLG: 0.533		0-0 6-3		0-0 SF8		0-0 CS		0-0 SH1-3		3	0	2	2	0	0	0
Harry Simpson, L (1, 9) OBP: 0.331, SLG: 0.466		0-0 6-3		0-0 3-H		0-3 K		0-0 SH1-3		3	1	1	1	0	1	1
Hank Bauer, R (9, 9) OBP: 0.322, SLG: 0.420				0-0 1B		0-0 1-2		0-0 1-2		0	0	0	0	0	0	0
Elston Howard, R (1, 7) OBP: 0.281, SLG: 0.381		0-0 1B		0-0 3-H		0-0 1B		0-0 G4-6-3		3	0	3	1	1	0	0
Don Larsen, R (1, 1) OBP: 0.300, SLG: 0.294		0-0 F8		0-0 3-H		0-3 K		0-0 G4-6-3		3	0	0	0	0	1	3
Enos Slaughter, L (8, PH) OBP: 0.380, SLG: 0.347					0-0 B1			0-0 1-2		1	0	0	0	0	0	3
Art Ditmar, R (9, 1) OBP: 0.192, SLG: 0.192								0-0 1-2		0	0	0	0	0	0	0
Darrell Johnson, R (1, 2) OBP: 0.233, SLG: 0.333			0-0 G3		0-0 F7			0-0 L9		2	0	0	0	0	0	1
Yogi Berra, L (7, PH) OBP: 0.313, SLG: 0.426										1	0	0	0	0	0	0
Bobby Richardson, R (1, 4) OBP: 0.268, SLG: 0.297			0-0 F8		0-0 5-3			0-0 F7		3	0	0	0	0	0	0

Inning Stats	R: 0	H: 0	E: 0	K: 0	S: 3	P: 3	R: 0	H: 1	E: 0	K: 0	S: 4	R: 0	H: 0	E: 0	K: 0	S: 3	R: 3	H: 4	E: 0	K: 0	S: 7	R: 1	H: 1	E: 0	K: 0	S: 4	R: 0	H: 2	E: 0	K: 2	S: 8	R: 0	H: 0	E: 0	K: 0	S: 3	R: 1	H: 3	E: 0	K: 0	S: 5
	0	0	0	0	3	3	0	1	0	0	4	0	0	0	0	3	3	1	4	0	0	7	1	1	0	0	4	0	2	0	8	0	0	0	3	1	3	0	0	9	

PITCHER	IP	WLS	BF	H	R	ER	SO	BB	IBB	HBP	BLK	WP	HR	S	P	ERA	WHIP
Amie Portocarrero, R (1, 1) ERA: 4.09	3.1		15	5	3	3	0	0	0	0	0	0	0	15	15	8.10	1.500
Tom Gorman, R (4, 1) ERA: 4.19	3.2	L	15	5	2	2	2	0	0	0	0	0	1	19	19	4.91	1.364
Tom Morgan, R (8, 1) ERA: 4.4	1.0		4	1	0	0	0	0	1	0	0	0	0	3	7	0.00	1.000

**BOTTOM**

**Kansas City Athletics @ New York Yankees**  
 Yankee Stadium, Bronx, NY

Wed Jul 31 1957, 3:38 AM EDT  
 Att: 15,709 - Unknown - 84 F

AB	31
R	5
H	11
RBI	5
BB	1
SO	2
LOB	8

livebaseballscorecards.com



WP	PA	1B	2B	3B	HR	SF	SAC	DP	HBP
0	34	8	2	1	1	1	2	2	0




Batter	1	2	3	4	5	6	7	8	9	10	11	12	13	AB R H RBI BB SO LOB	TOP	
Hector Lopez, R OBP: 0.361, SLG: 0.462 (1, 5)	0-0 G3 1B 1B	4-0 BB			0-0 HR		0-3 K		0-0 F9			0-0 F9		5 2 2 1 1 1 2		
Mickey McDermott, L OBP: 0.371, SLG: 0.483 Vic Power, R OBP: 0.278, SLG: 0.370 (1, 3) (1, 3)	0-0 G3 1B 1-2 1B	0-0 F7			0-0 1B		0-0 F7		0-0 F3			0-0 F7		1 1 1 0 0 0 0 5 0 1 0 0 0 1		
Gus Zernial, R OBP: 0.302, SLG: 0.484 Bob Martyn, L OBP: 0.250, SLG: 0.234 (1, 7) (8, 7)	0-0 G3 1-2 2-3		0-0 F8		0-0 F9		0-0 L7		0-0 1B			0-0 4-3		4 0 0 0 0 0 3 2 0 1 0 0 0 0		
Lou Skizas, R OBP: 0.302, SLG: 0.458 (1, 9)	0-0 5-3		0-0 F8		0-0 F8		0-0 F4		0-0 1B				4-0 FC5-4 BB	5 0 1 0 1 0 3		
Billy Martin, R OBP: 0.294, SLG: 0.409 (1, 4)	0-0 BB 2-H 3-H 1B		0-3 K				0-0 F5		0-0 E1				0-3 K	6 0 1 2 0 3 2		
Woodie Held, R OBP: 0.333, SLG: 0.525 (1, 8)	4-0 BB 1-2 BB			0-0 F5			0-0 HR		0-3 K			0-0 F8		5 1 1 1 1 1 3		
Tim Thompson, L OBP: 0.252, SLG: 0.375 Hal Smith, R OBP: 0.307, SLG: 0.494 (1, 2) (9, PH) (9, 2)	0-0 F2			0-0 F9			0-3 K		0-0 E3 SH3-4				0-0 FC5-4	3 0 0 0 0 1 2 3 0 1 0 0 0 2		
Billy Hunter, R OBP: 0.253, SLG: 0.311 (1, 6)		0-0 6-3		0-0 F8			0-3 K		0-0 SH3-4			0-0 FC1-5-6-5-8		5 0 0 0 0 1 3		
Alex Kellner, R OBP: 0.233, SLG: 0.483 Rip Coleman, L (4, 1) Joe Demaestri, R OBP: 0.308, SLG: 0.366 Jack Urban, R OBP: 0.154, SLG: 0.231 Bob Coory, R OBP: 0.314, SLG: 0.463 Tom Coorman, R OBP: 0.133, SLG: 0.133 (1, 1) (5, PH) (5, 1) (8, PH) (9, 1)		0-0 4-3			0-0 5-3		0-0 F8		4-0 IBB			0-0 1-3		1 0 0 0 0 0 0 0 0 0 0 0 0 0 1 0 0 0 0 0 0 1 0 0 0 0 0 0 0 0 0 0 1 0 0 1 0 0 0 0 0 0		
<b>Inning Stats</b>	R: 2 H: 3 E: 0 K: 0 S: 6 LOB: 2 BB: 1 P: 10	R: 0 H: 0 E: 0 K: 0 S: 3 LOB: 1 BB: 1 P: 7	R: 0 H: 0 E: 0 K: 1 S: 5 LOB: 0 BB: 0 P: 5	R: 0 H: 0 E: 0 K: 0 S: 3 LOB: 0 BB: 0 P: 3	R: 1 H: 2 E: 0 K: 0 S: 5 LOB: 1 BB: 0 P: 5	R: 1 H: 1 E: 0 K: 3 S: 10 LOB: 0 BB: 0 P: 10	R: 0 H: 0 E: 0 K: 1 S: 5 LOB: 0 BB: 0 P: 5	R: 0 H: 0 E: 0 K: 0 S: 3 LOB: 0 BB: 0 P: 3	R: 0 H: 0 E: 1 K: 1 S: 6 LOB: 2 BB: 1 P: 10	R: 0 H: 2 E: 1 K: 0 S: 5 LOB: 2 BB: 0 P: 5	R: 0 H: 1 E: 0 K: 0 S: 3 LOB: 0 BB: 0 P: 3	R: 0 H: 0 E: 1 K: 1 S: 6 LOB: 0 BB: 1 P: 3	R: 0 H: 0 E: 1 K: 1 S: 6 LOB: 2 BB: 1 P: 10	1B: 6 SF: 0 2B: 2 SAC: 1 3B: 0 DP: 1 HR: 2 HBP: 0	WP: 0 PA: 53 PB: 0 SB: 0 CS: 0	
<b>PITCHER</b>	IP WLS BF H R ER SO BB IBB HBP BLK WP HR S P ERA WHIP															
Jerry Walker, R ERA: 15.43 (1, 1)	0.2															
Billy O'Dell, L ERA: 2.67 (1, 1)	11.2	45	6	2	2	7	2	1	0	0	0	2	56	68	1.54	0.686
George Zuverink, R ERA: 2.06 (13, 1)	0.2	W	2	0	0	0	0	0	0	0	0	2	2	0.00	0.000	

Kansas City Athletics @ Baltimore Orioles  
Memorial Stadium, Baltimore, MD  
Fri Aug 02 1957, 3:33 AM EDT  
Unknown

livebaseballscorecards.com

AB	48
R	4
H	9
RBI	4
BB	4
SO	7
LOB	21













Batter	1	2	3	4	5	6	7	8	9	AB R H RBI BB SO LOB	TOP											
<b>Hector Lopez, R</b> (1, 5) OBP: 0.363, SLG: 0.455	4-0 WP SF7 1-3 BB		0-0 F3		4-0 1-2 BB		0-0 6-3		0-0 1-3 1B 2-3 3-H	3 1 1 1 2 0 1												
<b>Billy Martin, R</b> (1, 4) OBP: 0.295, SLG: 0.406	0-0 1-3 1-2		0-3 K		0-0 4-3			0-0 1B	0-0 1-3 1B 1-2 3-H	5 0 2 1 0 1 4												
<b>Gus Zernial, R</b> (1, 7) OBP: 0.296, SLG: 0.473	0-0 SF7 2-H		0-0 F3			0-0 F8		0-0 F9	0-0 1-3 1-2 2-3	4 0 0 1 0 0 4												
<b>Irv Noren, L</b> (1, 3) OBP: 0.281, SLG: 0.319	0-0 F7			0-0 4-3		0-0 BLK 1B		0-0 F8	0-3 K	5 0 1 0 0 1 3												
<b>Hal Smith, R</b> (1, 2) OBP: 0.301, SLG: 0.484		0-0 6-3		0-0 5-3		0-3 K 1-2		0-0 F8		4 0 0 0 0 1 2												
<b>Lou Skizas, R</b> (1, 9) OBP: 0.304, SLG: 0.456		0-0 F3		0-0 F8		0-0 F7			0-0 1B 2B 1B	4 1 1 0 0 0 1												
<b>Woodie Held, R</b> (1, 8) OBP: 0.330, SLG: 0.518		0-0 F9			0-3 K		0-0 F8 1-3 2B		0-3 K	4 1 1 0 0 2 1												
<b>Billy Hunter, R</b> (1, 6) OBP: 0.259, SLG: 0.340			0-0 HR		0-0 F9		0-0 F8 2-3		0-0 2B 1B 1B	4 2 2 1 0 0 1												
<b>Ralph Terry, R</b> (1, 1) OBP: 0.185, SLG: 0.154			0-0		0-0		0-0		0-0	0 0 0 0 0 0 0												
<b>Jack Urban, R</b> (1, 1) OBP: 0.267, SLG: 0.333			0-0		0-0		1-3		0-0	2 0 2 0 0 0 0												
<b>Mickey McDermott, L</b> (7, PH) OBP: 0.359, SLG: 0.455			0-0		0-0		1-3		1-3 2-H	1 0 0 1 0 0 0												
<b>Rip Coleman, L</b> (7, 1)										0 0 0 0 0 0 0												
<b>Bob Cerv, R</b> (9, PH) OBP: 0.316, SLG: 0.468										1 1 1 1 0 0 0												
<b>Inning Stats</b>	R: 1 E: 0 K: 0 S: 3	H: 0 LOB: 0 BB: 1 P: 7	R: 0 E: 0 K: 0 S: 3	H: 0 LOB: 0 BB: 0 P: 3	R: 1 E: 0 K: 1 S: 7	H: 2 LOB: 1 BB: 0 P: 7	R: 0 E: 0 K: 0 S: 3	H: 0 LOB: 0 BB: 0 P: 3	R: 0 E: 0 K: 1 S: 6	H: 1 LOB: 2 BB: 1 P: 10	R: 0 E: 0 K: 1 S: 6	H: 1 LOB: 1 BB: 0 P: 6	R: 1 E: 0 K: 0 S: 4	H: 1 LOB: 0 BB: 0 P: 4	R: 0 E: 0 K: 0 S: 4	H: 1 LOB: 1 BB: 0 P: 4	R: 3 E: 0 K: 2 S: 12	H: 5 LOB: 2 BB: 0 P: 12	1B: 8 2B: 2 3B: 0 HR: 1	SF: 1 SAC: 0 DP: 0 HBP: 0	WP: 1 PB: 0 SB: 1 CS: 0	PA: 40
<b>PITCHER</b>	IP WLS BF H R ER SO BB IBB HBP BLK WP HR S P ERA WHIP																					
<b>Hal Brown, R</b> (1, 1) ERA: 4.23	8.1 W 36 9 6 6 4 2 0 0 0 1 1 1 42 50 6.48 1.320																					
<b>George Zuverink, R</b> (9, 1) ERA: 2.06	0.0 2 2 0 0 0 0 0 0 0 0 0 0 2 2 ∞ ∞																					
<b>Ken Lehman, L</b> (9, 1) ERA: 1.69	0.2 S 2 0 0 0 1 0 0 0 0 0 0 0 4 4 0.00 0.000																					

**Kansas City Athletics @ Baltimore Orioles**  
**Memorial Stadium, Baltimore, MD**  
 Sat Aug 03 1957, 3:33 AM EDT  
 Att. 8,648 - Unknown

[livebaseballscorecards.com](http://livebaseballscorecards.com)

<b>AB</b>	37
<b>R</b>	6
<b>H</b>	11
<b>RBI</b>	6
<b>BB</b>	2
<b>SO</b>	5
<b>LOB</b>	17



Batter	1	2	3	4	5	6	7	8	9
<b>Billy Gardner, R</b> OBP: 0.345, SLG: 0.375 (1, 4)	0-0 3B	0-0 F8		0-0 F9			0-0 1B SH2-3	0-3 K	
<b>Bob Boyd, L</b> OBP: 0.401, SLG: 0.438 (1, 3)	0-0 E	0-0 1-3			0-3 K2-3		0-0 SH2-3		
<b>Al Pilarcik, L</b> OBP: 0.368, SLG: 0.362 (1, 9)	0-0 E4		0-0 F7		0-0 5-3		0-0 FC6-4		
<b>Tito Francona, L</b> OBP: 0.304, SLG: 0.370 (1, 7)	0-0 2B		0-0 F2		4-0 E		0-3 K		
<b>Joe Ginsberg, L</b> OBP: 0.379, SLG: 0.435 (1, 2)	0-0 1-3		0-0 F8		0-0 E8		0-0 FC6-4		
<b>Gus Triandos, R</b> OBP: 0.328, SLG: 0.433 (7, PH) (8, 2)	0-0 1-2				1-H 1B				
<b>George Kell, R</b> OBP: 0.335, SLG: 0.399 (1, 5)	0-0 2B			0-0 5-3	0-0 6-3			0-0 F7	
<b>Jim Busby, R</b> OBP: 0.280, SLG: 0.343 (1, 8)	0-0 F8			0-0 SH1-3		0-0 F7		0-0 L3	
<b>Willy Miranda, S</b> OBP: 0.233, SLG: 0.196 (1, 6)	0-0 F7			4-0 PB		0-0 1-3		4-0 3B	
<b>Hal Brown, R</b> OBP: 0.212, SLG: 0.267 (1, 1)			0-0 F7		0-0 SH1-3		0-0 L6		
<b>George Zuverink, R</b> OBP: 0.125, SLG: 0.067 (9, 1)				1-2 2-3				1-H 3B	
<b>Ken Lehman, L</b> OBP: 0.313, SLG: 0.231 (9, 1)									

AB	R	H	RBI	BB	SO	LOB
5	1	2	0	0	1	2
3	1	1	1	0	1	0
4	1	1	1	0	0	0
3	2	1	1	1	1	2
3	0	1	0	0	0	1
1	0	0	0	0	0	2
4	0	1	1	0	0	1
4	1	1	0	0	0	1
2	1	0	0	2	0	1
3	0	1	1	0	0	0
0	0	0	0	0	0	0
0	0	0	0	0	0	0

**BOTTOM**

**Kansas City Athletics @ Baltimore Orioles**  
Memorial Stadium, Baltimore, MD

Sat Aug 03 1957, 3:33 AM EDT  
Att. 8,648 - Unknown

AB	32
R	7
H	9
RBI	5
BB	3
SO	3
LOB	10



Inning Stats	R: 4	H: 4	LOB: 1	K: 1	S: 8	P: 8	R: 0	H: 0	LOB: 0	K: 0	S: 3	R: 0	H: 0	LOB: 0	K: 0	S: 3	R: 1	H: 1	LOB: 1	K: 1	S: 4	R: 1	H: 1	LOB: 1	K: 1	S: 6	R: 0	H: 2	LOB: 2	K: 1	S: 7	R: 1	H: 1	LOB: 1	K: 1	S: 6
--------------	------	------	--------	------	------	------	------	------	--------	------	------	------	------	--------	------	------	------	------	--------	------	------	------	------	--------	------	------	------	------	--------	------	------	------	------	--------	------	------


PITCHER	IP	WLS	BF	H	R	ER	SO	BB	IBB	HBP	BLK	WP	HR	S	P	ERA	WHIP
<b>Ralph Terry, R</b> ERA: 3.43 (1, 1)	0.1	L	6	4	4	3	0	0	0	0	0	0	0	6	6	81.00	12.000
<b>Jack Urban, R</b> ERA: 2.44 (1, 1)	5.2		21	2	2	0	1	2	0	0	0	0	0	21	29	0.00	0.706
<b>Rip Coleman, L</b> ERA: 5.4 (7, 1)	2.0		10	3	1	1	2	1	0	0	0	0	0	13	17	4.50	2.000

WP	PA
0	37

1B	2B	3B	HR	SF	SAC	DP	HBP
4	2	3	0	0	2	0	0



Batter	1	2	3	4	5	6	7	8	9	AB R H RBI BB SO LOB	TOP											
<b>Hector Lopez, R</b> (1, 5) OBP: 0.362, SLG: 0.456	0-3 K		0-3 K			0-3 K			0-0 2B	4 0 1 0 0 3 1	<b>Kansas City Athletics @ Baltimore Orioles</b> <b>Memorial Stadium, Baltimore, MD</b> Sun Aug 04 1957, 3:33 AM EDT Att. 5,381 - Unknown <a href="http://livebaseballscorecards.com">livebaseballscorecards.com</a>											
<b>Billy Martin, R</b> (1, 4) OBP: 0.297, SLG: 0.411	0-0 2B			0-0 1B		0-0 F2			0-0 F9	4 0 2 0 0 0 2												
<b>Bob Cerv, R</b> (1, 7) OBP: 0.310, SLG: 0.460	0-0 F4			0-0 G5-4-3			0-0 6-3		0-0 6-3	4 0 0 0 0 0 3												
<b>Irv Noren, L</b> (1, 3) OBP: 0.273, SLG: 0.309	0-0 4-3			0-0 F8			0-3 K		0-0 F7	4 0 0 0 0 1 2												
<b>Hal Smith, R</b> (1, 2) OBP: 0.301, SLG: 0.487		0-0 4-3			0-0 1-3		0-0 2B			3 0 1 0 0 0 0												
<b>Lou Skizas, R</b> (1, 9) OBP: 0.301, SLG: 0.451		0-3 K			0-0 5-3		0-0 F2			3 0 0 0 0 1 1												
<b>Woodie Held, R</b> (1, 8) OBP: 0.324, SLG: 0.509		0-0 L7			0-3 K			0-0 5-3		3 0 0 0 0 1 0												
<b>Billy Hunter, R</b> (1, 6) OBP: 0.254, SLG: 0.333			0-0 6-3			0-0 F8		0-0 F5		3 0 0 0 0 0 0												
<b>Arnie Portocarrero, R</b> (1, 1) OBP: 0.238, SLG: 0.158 <b>Ralph Terry, R</b> (3, 1) OBP: 0.185, SLG: 0.154 <b>Mickey McDermott, L</b> (6, PH) OBP: 0.366, SLG: 0.457			0-3 K			0-0 1B		0-3 K		1 0 0 0 0 1 0 0 0 0 0 0 0 0 2 0 1 0 0 1 0												
<b>Inning Stats</b>	R: 0 E: 0 K: 1 S: 6	H: 1 LOB: 1 BB: 0 P: 6	R: 0 E: 0 K: 1 S: 5	H: 0 LOB: 0 BB: 0 P: 5	R: 0 E: 0 K: 2 S: 7	H: 0 LOB: 0 BB: 0 P: 7	R: 0 E: 0 K: 0 S: 3	H: 1 LOB: 0 BB: 0 P: 3	R: 0 E: 0 K: 1 S: 5	H: 0 LOB: 0 BB: 0 P: 5	R: 0 E: 0 K: 1 S: 6	H: 1 LOB: 1 BB: 0 P: 6	R: 0 E: 0 K: 1 S: 6	H: 1 LOB: 1 BB: 0 P: 6	R: 0 E: 0 K: 1 S: 5	H: 0 LOB: 0 BB: 0 P: 5	R: 0 E: 0 K: 0 S: 4	H: 1 LOB: 1 BB: 0 P: 4	1B: 2 2B: 3 3B: 0 HR: 0	SF: 0 SAC: 0 DP: 1 HBP: 0	WP: 0 PB: 0 SB: 0 CS: 0	PA: 31
<b>PITCHER</b> <b>Billy Loes, R</b> (1, 1) ERA: 3.12	IP: 9.0 WLS: W BF: 31 H: 5 R: 0 ER: 0 SO: 8 BB: 0 IBB: 0 HBP: 0 BLK: 0 WP: 0 HR: 0 S: 47 P: 47 ERA: 0.00 WHIP: 0.556											<b>PITCHER</b> IP: WLS: BF: H: R: ER: SO: BB: IBB: HBP: BLK: WP: HR: S: P: ERA: WHIP:										







Batter	1	2	3	4	5	6	7	8	9	AB R H RBI BB SO LOB	TOP		
Billy Hunter, R OBP: 0.249, SLG: 0.325 (1, 5) X	0-0 P4		0-0 6-3		0-3 K			0-0 1-3		4 0 0 0 0 1 0			
Billy Martin, R OBP: 0.300, SLG: 0.422 (1, 4) X	0-0 1B			0-0 HR	0-0 2-3			0-0 F7		4 1 2 1 0 0 0			
Gus Zernial, R OBP: 0.295, SLG: 0.470 (1, 7) X Bob Martyn, L OBP: 0.250, SLG: 0.234 (9, 7) X	0-0 G6-4-3 1B			0-0 1B SF9			0-0 P4		0-3 K	4 1 1 0 0 1 1 0 0 0 0 0 0 0			
Irv Noren, L OBP: 0.275, SLG: 0.310 (1, 3) X Vic Power, R OBP: 0.276, SLG: 0.367 (6, 3) X		0-0 L1		0-0 SF9 F9 1B			0-0 F2		0-0 E6 1B	3 0 1 0 0 0 0 1 0 0 0 0 0 0			
Bob Cerv, R OBP: 0.310, SLG: 0.456 (1, 9) X		0-0 4-3		0-0 F9			0-0 5-3		0-0 1B	4 0 1 0 0 0 2			
Woodie Held, R OBP: 0.323, SLG: 0.523 (1, 8) X		0-0 HR		0-0 SF9			0-0 F2		0-3 K	3 1 1 2 0 1 2			
Tim Thompson, L OBP: 0.247, SLG: 0.360 (1, 2) X		0-0 F8		0-0 BB			0-0 F9		0-0 4-3	3 0 0 0 1 0 2			
Joe Demaestri, R OBP: 0.305, SLG: 0.362 (1, 6) X			0-0 6-3		0-0 F9			0-3 K		3 0 0 0 0 1 2			
Alex Kellner, R OBP: 0.212, SLG: 0.438 (1, 1) X Virgil Trucks, R OBP: 0.154, SLG: 0.154 (9, 1) X			0-0 2-3		0-0 4-3			0-0 5-3		3 0 0 0 0 0 0 0 0 0 0 0 0 0			
<b>Inning Stats</b>	R: 0 H: 1 E: 0 LOB: 0 K: 0 BB: 0 S: 3 P: 3	R: 1 H: 1 E: 0 LOB: 0 K: 0 BB: 0 S: 4 P: 4	R: 0 H: 0 E: 0 LOB: 0 K: 0 BB: 0 S: 3 P: 3	R: 2 H: 3 E: 0 LOB: 2 K: 0 BB: 1 S: 6 P: 10	R: 0 H: 0 E: 0 LOB: 0 K: 1 BB: 0 S: 5 P: 5	R: 0 H: 0 E: 0 LOB: 0 K: 0 BB: 0 S: 3 P: 3	R: 0 H: 0 E: 0 LOB: 0 K: 1 BB: 0 S: 5 P: 5	R: 0 H: 0 E: 0 LOB: 0 K: 0 BB: 0 S: 3 P: 3	R: 0 H: 1 E: 1 LOB: 2 K: 2 BB: 0 S: 9 P: 9	1B: 4 SF: 1 2B: 0 SAC: 0 3B: 0 DP: 1 HR: 2 HBP: 0	WP: 0 PA: 34 PB: 0 SB: 0 CS: 0		
<b>PITCHER</b>	IP WLS BF H R ER SO BB IBB HBP BLK WP HR S P ERA WHIP											<b>PITCHER</b>	IP WLS BF H R ER SO BB IBB HBP BLK WP HR S P ERA WHIP
Bob Keegan, R ERA: 3.63 (1, 1)	3.2 L 15 5 3 3 0 0 0 0 0 0 0 2 15 15 7.36 1.364												
Jack Harshman, L ERA: 4.66 (4, 1)	3.1 11 0 0 0 2 1 0 0 0 0 0 0 14 18 0.00 0.300												
Gerry Staley, R ERA: 2.24 (8, 1)	2.0 8 1 0 0 2 0 0 0 0 0 0 0 0 12 12 0.00 0.500												

**Kansas City Athletics @ Chicago White Sox**  
 Comiskey Park, Chicago, IL  
 Tue Aug 06 1957, 8:05 PM EDT  
 Att: 22,572 - Unknown

AB	32
R	3
H	6
RBI	3
BB	1
SO	4
LOB	9



Batter	1	2	3	4	5	6	7	8	9	AB	R	H	RBI	BB	SO	LOB
Luis Aparicio, R OBP: 0.301, SLG: 0.311 (1, 6)	0-0 F6		0-0 F8		0-0 1B		0-0 FC5-4		0-0 L4	5	0	1	0	0	0	2
Nellie Fox, L OBP: 0.406, SLG: 0.415 (1, 4)	0-0 2B		0-0 G1-6-3 1B		0-0 F5		0-0 P4			4	1	2	0	0	0	2
Earl Torgeson, L OBP: 0.420, SLG: 0.435 (1, 3)	0-0 F7		0-0 G1-6-3		0-0 1B			4-0 G4-6-3 BB		3	0	1	0	1	0	2
Minnie Minoso, R OBP: 0.391, SLG: 0.457 (1, 7)	0-0 2B			4-0 L6-3 BB	0-3 K			0-0 P4		3	0	1	1	1	1	3
Larry Doby, L OBP: 0.380, SLG: 0.489 (1, 8)	0-3 K			0-0 L6-3		0-0 F8		0-0 G4-6-3		4	0	0	0	0	1	3
Sherm Lollar, R OBP: 0.307, SLG: 0.383 (1, 2)		0-0 1B		0-0 1B		0-0 P6			0-0 P4	4	0	2	0	0	0	0
Jim Rivera, L OBP: 0.347, SLG: 0.481 (1, 9)		0-0 P6		0-0 1B		0-0 F9			0-0 1B	3	0	1	0	0	0	1
Jim Landis, R OBP: 0.362, SLG: 0.308 (9, PH)				1-2 1B					0-0 2B	1	1	1	0	0	0	0
Bubba Phillips, R OBP: 0.313, SLG: 0.365 (1, 5)		0-0 F5		0-0 F7			4-0 FC5-4 BB		0-0 1B	3	0	1	1	1	0	3
Bob Keegan, R OBP: 0.179, SLG: 0.080 (1, 1)		0-0 P4			0-3 K		0-3 K		0-3 K	1	0	0	0	0	0	1
Jack Harshman, L OBP: 0.360, SLG: 0.400 (4, 1)										1	0	0	0	0	1	0
Sammy Esposito, R OBP: 0.329, SLG: 0.248 (7, PH)										1	0	0	0	0	1	1
Gerry Staley, R OBP: 0.182, SLG: 0.100 (8, 1)										0	0	0	0	0	0	0
Walt Dropo, R OBP: 0.280, SLG: 0.414 (9, PH)										1	0	0	0	0	1	1

Inning Stats	R: 1	H: 2	E: 0	K: 1	S: 7	R: 0	H: 1	E: 0	K: 0	S: 4	R: 0	H: 1	E: 0	K: 0	S: 3	R: 0	H: 2	E: 0	K: 0	S: 4	R: 0	H: 2	E: 0	K: 2	S: 9	R: 0	H: 0	E: 0	K: 0	S: 3	R: 0	H: 0	E: 0	K: 1	S: 5	R: 0	H: 0	E: 0	K: 0	S: 2	R: 1	H: 2	E: 0	K: 1	S: 7	1B: 7	2B: 4	3B: 0	HR: 0	SF: 0	SAC: 0	DP: 3	HBP: 0	WP: 0	PB: 0	SB: 0	CS: 0	PA: 37
--------------	------	------	------	------	------	------	------	------	------	------	------	------	------	------	------	------	------	------	------	------	------	------	------	------	------	------	------	------	------	------	------	------	------	------	------	------	------	------	------	------	------	------	------	------	------	-------	-------	-------	-------	-------	--------	-------	--------	-------	-------	-------	-------	--------

PITCHER	IP	WLS	BF	H	R	ER	SO	BB	IBB	HBP	BLK	WP	HR	S	P	ERA	WHIP
Alex Kellner, L ERA: 3.66 (1, 1)	8.1	W	35	10	2	2	4	3	0	0	0	0	0	40	52	2.16	1.560
Virgil Trucks, R ERA: 2.83 (9, 1)	0.2	S	2	0	0	0	1	0	0	0	0	0	0	4	4	0.00	0.000


**BOTTOM**

**Kansas City Athletics @ Chicago White Sox**  
Comiskey Park, Chicago, IL

Tue Aug 06 1957, 8:05 PM EDT  
Att. 22,572 - Unknown

livebaseballscorecards.com

AB	34
R	2
H	10
RBI	2
BB	3
SO	5
LOB	19





Batter	1	2	3	4	5	6	7	8	9	AB R H RBI BB SO LOB	TOP							
<b>Billy Hunter, R</b> OBP: 0.254, SLG: 0.331 (1, 5) (6, 4)	0-0 2B		4-0 BB			0-0 G6-4-3 1-2f			0-3 K	3 0 1 0 1 1 1								
<b>Billy Martin, R</b> OBP: 0.297, SLG: 0.418 (1, 4) <b>Tom Gorman, R</b> OBP: 0.133, SLG: 0.133 (6, 1) <b>Hector Lopez, R</b> OBP: 0.364, SLG: 0.456 (9, PH)	0-0 P6		0-0 F8			0-0 F7			4-0 BB	3 0 0 0 0 0 2 0 0 0 0 0 0 0 0 0 0 0 1 0 0								
<b>Gus Zernial, R</b> OBP: 0.291, SLG: 0.463 (1, 7)	0-3 K			0-0 5-3			0-0 1-3		0-0 F8	4 0 0 0 0 1 2								
<b>Irv Noren, L</b> OBP: 0.276, SLG: 0.310 (1, 3)	0-0 F2			0-0 G4-3 1B			0-0 F7			3 0 1 0 0 0 1								
<b>Bob Cerv, R</b> OBP: 0.306, SLG: 0.450 (1, 9)		0-3 K		0-0 G4-3 1-2f			0-0 F9			3 0 0 0 0 1 1								
<b>Woodie Held, R</b> OBP: 0.323, SLG: 0.517 (1, 8)		0-0 5-3			4-0 G6-4-3 BB			0-0 F8		2 0 0 0 1 0 0								
<b>Tim Thompson, L</b> OBP: 0.242, SLG: 0.353 (1, 2)		0-0 4-3			0-0 F9			0-0 P6		3 0 0 0 0 0 1								
<b>Joe Demaestri, R</b> OBP: 0.303, SLG: 0.359 (1, 6)			0-3 K		0-0 G6-4-3 1-2f			0-0 F5		3 0 0 0 0 1 1								
<b>Mickey McDermott, L</b> OBP: 0.357, SLG: 0.444 (1, 1) <b>Wally Burnette, R</b> OBP: 0.227, SLG: 0.227 (3, 1) <b>Arnie Portocarrero, R</b> OBP: 0.238, SLG: 0.158 (3, 1) <b>Lou Skizas, R</b> OBP: 0.302, SLG: 0.449 (6, PH) (6, 5)			0-3 K			4-0 G6-4-3 BB			0-0 L5	1 0 0 0 0 1 0 0 0 0 0 0 0 0 0 0 0 0 0 0 0 1 0 0 0 1 0 0								
<b>Inning Stats</b>	R: 0 E: 0 K: 1 S: 6 H: 1 LOB: 1 BB: 0 P: 6	R: 0 E: 0 K: 1 S: 5 H: 0 LOB: 0 BB: 0 P: 5	R: 0 E: 0 K: 2 S: 7 H: 0 LOB: 1 BB: 1 P: 11	R: 0 E: 0 K: 0 S: 3 H: 1 LOB: 0 BB: 0 P: 3	R: 0 E: 0 K: 0 S: 2 H: 0 LOB: 0 BB: 1 P: 6	R: 0 E: 0 K: 0 S: 2 H: 0 LOB: 0 BB: 1 P: 6	R: 0 E: 0 K: 0 S: 3 H: 0 LOB: 0 BB: 0 P: 3	R: 0 E: 0 K: 0 S: 3 H: 0 LOB: 0 BB: 0 P: 3	R: 0 E: 0 K: 1 S: 5 H: 0 LOB: 1 BB: 1 P: 9	1B: 1 2B: 1 3B: 0 HR: 0 SF: 0 SAC: 0 DP: 3 HBP: 0	WP: 0 PB: 0 SB: 0 CS: 0 PA: 30							
<b>PITCHER</b> <b>Jim Wilson, R</b> ERA: 3.07 (1, 1)	IP 9.0	WLS W	BF 30	H 2	R 0	ER 0	SO 5	BB 4	IBB 0	HBP 0	BLK 0	WP 0	HR 0	S 36	P 52	ERA 0.00	WHIP 0.667	<b>PITCHER</b> IP WLS BF H R ER SO BB IBB HBP BLK WP HR S P ERA WHIP

**Kansas City Athletics @ Chicago White Sox**  
Comiskey Park, Chicago, IL  
Wed Aug 07 1957, 4:33 AM EDT  
Att. 6,712 - Unknown

AB	26
R	0
H	2
RBI	0
BB	4
SO	5
LOB	9



Batter	1	2	3	4	5	6	7	8	9	AB	R	H	RBI	BB	SO	LOB
Luis Aparicio, R OBP: 0.302, SLG: 0.311 (1, 6)	4-0 FC6-4 BB		0-0 1B BB	0-0 F2		0-0 5-3				3	1	1	0	1	0	0
Nellie Fox, L OBP: 0.405, SLG: 0.412 (1, 4)	0-0 FC6-4 2B		4-0 1B BB	0-3 K		0-0 F8				3	2	0	0	1	1	1
Earl Torgeson, L OBP: 0.422, SLG: 0.436 (1, 3)	0-0 F9		0-0 HBP 1B	0-0 1B		0-0 4-3				4	1	2	2	0	0	1
Minnie Minoso, R OBP: 0.395, SLG: 0.461 (1, 7)	0-0 2B		4-0 HBP 1B BB	0-0 1B		0-0 1-3				3	1	2	1	1	0	0
Larry Doby, L OBP: 0.378, SLG: 0.484 (1, 8)	0-0 F2		4-0 HBP 1B BB	0-0 L4		0-0 4-3				3	1	0	1	1	0	3
Sherm Lollar, R OBP: 0.306, SLG: 0.377 (1, 2)		0-0 5-3	1-0 HBP		0-0 F9		0-0 P4			3	0	0	1	0	0	0
Jim Rivera, L OBP: 0.346, SLG: 0.478 (1, 9)		0-3 K	0-0 HBP 1B		0-0 1-3		0-0 4-3			4	0	1	2	0	1	0
Bubba Phillips, R OBP: 0.313, SLG: 0.363 (1, 5)		0-0 6-3	0-0 FC6-4 1B		0-0 FC6-4 1B		0-3 K			4	0	1	0	0	1	1
Jim Wilson, R OBP: 0.226, SLG: 0.193 (1, 1)			0-0 BB 1B		0-0 FC6-4		0-0 6-3			3	1	0	0	1	0	2

Inning Stats	R: 1	H: 1	E: 0	K: 0	S: 4	LOB: 1	BB: 1	P: 8	R: 0	H: 0	E: 0	K: 1	S: 5	LOB: 0	BB: 0	P: 5	R: 6	H: 3	E: 0	K: 0	S: 5	LOB: 1	BB: 4	P: 22	R: 0	H: 2	E: 0	K: 1	S: 7	LOB: 2	BB: 0	P: 7	R: 0	H: 1	E: 0	K: 0	S: 4	LOB: 1	BB: 0	P: 4	R: 0	H: 0	E: 0	K: 0	S: 3	LOB: 0	BB: 0	P: 3	R: 0	H: 0	E: 0	K: 0	S: 3	LOB: 0	BB: 0	P: 3	R: 0	H: 0	E: 0	K: 1	S: 5	LOB: 0	BB: 0	P: 5
--------------	------	------	------	------	------	--------	-------	------	------	------	------	------	------	--------	-------	------	------	------	------	------	------	--------	-------	-------	------	------	------	------	------	--------	-------	------	------	------	------	------	------	--------	-------	------	------	------	------	------	------	--------	-------	------	------	------	------	------	------	--------	-------	------	------	------	------	------	------	--------	-------	------

PITCHER	IP	WLS	BF	H	R	ER	SO	BB	IBB	HBP	BLK	WP	HR	S	P	ERA	WHIP
Mickey McDermott, L ERA: 5.67 (1, 1)	2.0	L	11	2	4	4	1	3	0	0	0	0	0	10	22	18.00	2.500
Wally Burnette, R ERA: 5.11 (3, 1)	0.0		3	1	0	0	0	2	0	0	0	0	0	1	9	∞	∞
Arnie Portocarrero, R ERA: 4.16 (3, 1)	3.0		13	4	3	3	1	0	0	1	0	0	0	14	15	9.00	1.333
Tom Gorman, R ERA: 3.89 (6, 1)	3.0		9	0	0	0	1	0	0	0	0	0	0	11	11	0.00	0.000

**BOTTOM**

**Kansas City Athletics @ Chicago White Sox**  
Comiskey Park, Chicago, IL

Wed Aug 07 1957, 4:33 AM EDT  
Att. 6,712 - Unknown

AB	30
R	7
H	7
RBI	7
BB	5
SO	3
LOB	8



WP	HR	S	P	ERA	WHIP
0	0	0	0	0	0



Batter	1	2	3	4	5	6	7	8	9	AB R H RBI BB SO LOB	TOP											
<b>Billy Hunter, R</b> (1, 4) OBP: 0.263, SLG: 0.331	0-3 K		4-0 HR BB	4-0 BB			0-0 F8		0-0 1B 1B	3 1 1 0 2 1 0												
<b>Vic Power, R</b> (1, 3) OBP: 0.275, SLG: 0.368	0-0 1-3		0-0 F8	0-0 F2			0-0 3-1 2B		0-0 P5	5 0 1 0 0 0 6												
<b>Gus Zernial, R</b> (1, 7) OBP: 0.256, SLG: 0.478 <b>Wally Burnett, R</b> (4, 1) OBP: 0.217, SLG: 0.217 <b>Tim Thompson, L</b> (7, PH) OBP: 0.241, SLG: 0.351 <b>Mickey McDermott, L</b> (7, 1) OBP: 0.397, SLG: 0.444 <b>Irv Noren, L</b> (9, PH) OBP: 0.280, SLG: 0.315 <b>Jack Urban, R</b> (9, PR) OBP: 0.267, SLG: 0.333	0-0 1B		0-0 1-H 2-H HR			0-0 1-3	0-0 3-1 2-3		0-0 FC6-4 1B	2 1 2 3 0 0 0 1 0 0 0 0 0 0 1 0 0 0 0 0 0 0 0 0 0 0 0 0 1 0 1 0 0 0 0 0 0 0 0 0 0 0												
<b>Lou Skizas, R</b> (1, 9) OBP: 0.297, SLG: 0.441	0-0 F9		0-3 K			0-0 P3	0-0 P6		0-0 FC6-4 1-2f	5 0 0 0 0 1 4												
<b>Billy Martin, R</b> (1, 5) OBP: 0.293, SLG: 0.413		0-0 5-3		0-3 K		0-0 6-3		0-0 6-3		4 0 0 0 0 1 0												
<b>Woodie Held, R</b> (1, 8) OBP: 0.327, SLG: 0.514		4-0 G5-4-3 BB		0-0 F9		0-0 5-3		0-0 FC6-4 1B		3 0 1 0 1 0 0												
<b>Hal Smith, R</b> (1, 2) OBP: 0.301, SLG: 0.483		0-0 G5-4-3 1-2f		0-0 E8 1B		0-0 FC4-6 1B		0-0 F2		4 1 1 0 0 0 2												
<b>Joe Demaestri, R</b> (1, 6) OBP: 0.305, SLG: 0.361			0-0 FC1-6 1B	0-0 BB 1B		0-0 FC4-6 FC6-4 1-2f		0-0 FC6-4 1-2f		4 0 2 0 0 0 2												
<b>Rip Coleman, L</b> (1, 1) <b>Tom Morgan, R</b> (3, 1) OBP: 0.125, SLG: 0.097 <b>Bob Cerv, R</b> (4, PH) OBP: 0.306, SLG: 0.449 (4, 7)			0-0 FC1-6 1-2f HR	0-0 BB 1-2 2-H 1B		0-0 FC6-4 1-2f		0-0 1-3		1 1 0 0 0 0 1 0 0 0 0 0 0 0 3 0 1 1 0 0 1												
<b>Inning Stats</b>	R: 0 E: 0 K: 1 S: 6	H: 1 LOB: 1 BB: 0 P: 6	R: 0 E: 0 K: 0 S: 2	H: 0 LOB: 0 BB: 1 P: 6	R: 3 E: 0 K: 1 S: 7	H: 2 LOB: 0 BB: 1 P: 11	R: 1 E: 1 K: 1 S: 8	H: 2 LOB: 3 BB: 1 P: 12	R: 0 E: 0 K: 0 S: 3	H: 0 LOB: 0 BB: 0 P: 3	R: 0 E: 0 K: 0 S: 4	H: 1 LOB: 1 BB: 0 P: 4	R: 0 E: 0 K: 0 S: 4	H: 1 LOB: 1 BB: 0 P: 4	R: 0 E: 0 K: 0 S: 4	H: 1 LOB: 1 BB: 0 P: 4	R: 0 E: 0 K: 0 S: 5	H: 2 LOB: 2 BB: 0 P: 5	1B: 8 2B: 1 3B: 0 HR: 1	SF: 0 SAC: 0 DP: 1 HBP: 0	WP: 0 PB: 0 SB: 0 CS: 0	PA: 40
<b>PITCHER</b>	IP WLS BF H R ER SO BB IBB HBP BLK WP HR S P ERA WHIP																			<b>PITCHER</b>	IP WLS BF H R ER SO BB IBB HBP BLK WP HR S P ERA WHIP	
<b>Billy Pierce, L</b> (1, 1) ERA: 2.61 <b>Gerry Staley, R</b> (4, 1) ERA: 2.06	3.2 W 18 5 4 3 3 2 0 0 0 0 1 22 30 7.36 1.909																					

**Kansas City Athletics @ Chicago White Sox**  
Comiskey Park, Chicago, IL  
Thu Aug 08 1957, 4:33 AM EDT  
Att. 6,006 - Unknown

AB	37
R	4
H	10
RBI	4
BB	3
SO	3
LOB	17



livebaseballscorecards.com

Batter	1	2	3	4	5	6	7	8	9
Luis Aparicio, R OBP: 0.304, SLG: 0.312 (1, 6)	0-0 S FC6 1B		0-0 BB HR 1B	0-3 K		0-0 F7		0-0 4-3	
Nellie Fox, L OBP: 0.403, SLG: 0.409 (1, 4)	0-0 F2 1-3		4-0 1-2 HR BB	0-0 5-3		0-0 F7			
Earl Torgeson, L OBP: 0.427, SLG: 0.481 (1, 3)	0-0 FC6 6-3 3-H		0-0 1-H 2-H HR	0-0 2B		0-0 HR			
Minnie Minoso, R OBP: 0.393, SLG: 0.459 (1, 7)	0-0 6-3 1-3		0-0 2B 1B	0-3 K		0-0 3-1			
Larry Doby, L OBP: 0.380, SLG: 0.486 (1, 8)	0-0 4-3		0-0 1B 2B		4-0 1B BB		0-0 3-1		
Sherm Lollar, R OBP: 0.305, SLG: 0.372 (1, 2)		0-0 L7	0-0 F9		0-0 F9		4-0 FC6-4 BB		
Jim Rivera, L OBP: 0.348, SLG: 0.476 (1, 9)		0-0 F8	4-0 FC5 1B IBB		0-0 G6-4-3 1B		0-0 FC6-4 1-2f		
Bubba Phillips, R OBP: 0.312, SLG: 0.361 (1, 5)		0-0 F7	0-0 1-2 2-H 3-H 1B		0-0 G6-4-3 1-2f		0-0 5-3		
Billy Pierce, L OBP: 0.151, SLG: 0.153 (1, 1)			0-0 4-3			0-0 6-3		0-0 F2	
Gerry Staley, R OBP: 0.154, SLG: 0.083 (4, 1)			0-0 FC5						

Inning Stats	R: 1	H: 1	E: 0	K: 5	LOB: 1	BB: 0	P: 5	R: 0	H: 0	E: 0	K: 3	LOB: 0	BB: 0	P: 3	R: 5	H: 5	E: 0	K: 8	LOB: 2	BB: 2	P: 16	R: 0	H: 1	E: 0	K: 2	LOB: 1	BB: 0	P: 8	R: 0	H: 1	E: 0	K: 3	LOB: 1	BB: 1	P: 7	R: 0	H: 0	E: 0	K: 3	LOB: 0	BB: 0	P: 3	R: 1	H: 1	E: 0	K: 0	LOB: 1	BB: 1	P: 8	R: 0	H: 0	E: 0	K: 3	LOB: 0	BB: 0	P: 3	R: 0	H: 0	E: 0	K: 3	LOB: 0	BB: 0	P: 3
--------------	------	------	------	------	--------	-------	------	------	------	------	------	--------	-------	------	------	------	------	------	--------	-------	-------	------	------	------	------	--------	-------	------	------	------	------	------	--------	-------	------	------	------	------	------	--------	-------	------	------	------	------	------	--------	-------	------	------	------	------	------	--------	-------	------	------	------	------	------	--------	-------	------

PITCHER	IP	WLS	BF	H	R	ER	SO	BB	IBB	HBP	BLK	WP	HR	S	P	ERA	WHIP
Rip Coleman, L ERA: 5.98 (1, 1)	2.1	L	12	3	4	4	0	1	0	0	0	0	1	11	15	15.43	1.714
Tom Morgan, R ERA: 4.65 (3, 1)	0.2		6	3	2	2	0	0	1	0	0	0	0	5	9	27.00	4.500
Wally Burnette, R ERA: 4.92 (4, 1)	3.0		11	2	0	0	2	1	0	0	0	0	0	14	18	0.00	1.000
Mickey McDermott, L ERA: 5.63 (7, 1)	2.0		8	1	1	1	0	1	0	0	0	0	1	7	11	4.50	1.000

**BOTTOM**

**Kansas City Athletics @ Chicago White Sox**  
Comiskey Park, Chicago, IL

Thu Aug 08 1957, 4:33 AM EDT  
Att. 6,006 - Unknown

AB	R	H	RBI	BB	SO	LOB
5	2	2	0	0	1	0
3	1	0	0	1	0	1
4	2	3	5	0	0	0
4	1	1	0	0	1	2
3	1	1	0	1	0	1
3	0	0	0	1	0	3
3	0	1	0	1	0	1
4	0	1	2	0	0	2
2	0	0	0	0	0	2
2	0	0	0	0	0	0

AB	33
R	7
H	9
RBI	7
BB	4
SO	2
LOB	12

livebaseballscorecards.com

WP	PA
0	37











Batter	1	2	3	4	5	6	7	8	9	AB R H RBI BB SO LOB	TOP																		
Vic Power, R (1, 3) OBP: 0.288, SLG: 0.376	0-0 S 1B	4-0 FC5-2 BB			0-0 F7		0-0 SH3-4 1B	0-0 5-3		4 1 2 0 1 0 0																			
Billy Hunter, R (1, 4) OBP: 0.255, SLG: 0.330	0-3 K	0-0 FC5-2			0-0 3B		0-0 SH3-4	0-0 5-3		4 0 1 0 0 1 4																			
Bob Cerv, R (1, 7) OBP: 0.316, SLG: 0.449	0-0 F8	0-0 1-3			0-0 P6		0-0 2-H 1B	0-0 BB E 1B		5 2 2 1 0 0 5																			
Lou Skizas, R (1, 9) OBP: 0.296, SLG: 0.437	0-0 F3				0-0 F8		0-0 2-H 1B	0-0 F9		5 0 1 1 0 0 3																			
Billy Martin, R (1, 5) OBP: 0.296, SLG: 0.410		0-0 FC3 SF7 2B			0-0 P4		0-0 4-3	4-0 BB E BB		3 2 1 0 2 0 0																			
Hector Lopez, R (9, 5) OBP: 0.364, SLG: 0.456								1-2 BB		0 0 0 0 0 0 0																			
Woodie Held, R (1, 8) OBP: 0.324, SLG: 0.513		4-0 FC3 1B BB			0-3 K		0-0 FC3-6 1B	0-0 P6		4 2 1 0 1 1 2																			
Tim Thompson, L (1, 2) OBP: 0.235, SLG: 0.335		0-0 FC3 BB 1B FC5-2			0-0 5-3		0-0 FC3-6	0-3 K		3 0 0 0 0 0 3																			
Hal Smith, R (7, PH) OBP: 0.302, SLG: 0.483		1-2 2-3					1-2			2 0 1 1 0 1 2																			
Joe Demaestri, R (1, 6) OBP: 0.299, SLG: 0.357		0-0 SF7			0-0 5-3		0-3 K	0-0 F7		4 0 0 1 0 1 2																			
Jack Urban, R (1, 1) OBP: 0.294, SLG: 0.353		0-0 3-H			0-0 6-3		0-0 5-6	0-3 K		2 0 1 1 0 0 0																			
Wally Burnette, R (4, 1) OBP: 0.217, SLG: 0.217										0 0 0 0 0 0 0																			
Mickey McDermott, L (7, PH) OBP: 0.364, SLG: 0.526		FC5-2 BB								2 1 1 1 0 1 0																			
Tom Morgan, R (8, 1) OBP: 0.125, SLG: 0.097		1-2 2-H 1B								0 0 0 0 0 0 0																			
<b>Inning Stats</b>	R: 0 E: 0 K: 1 S: 6	H: 1 LOB: 1 BB: 0 P: 6	R: 2 E: 0 K: 0 S: 6	H: 2 LOB: 3 BB: 2 P: 14	R: 0 E: 0 K: 1 S: 5	H: 0 LOB: 0 BB: 0 P: 5	R: 0 E: 0 K: 0 S: 3	H: 0 LOB: 0 BB: 0 P: 3	R: 0 E: 0 K: 1 S: 4	H: 1 LOB: 1 BB: 0 P: 4	R: 0 E: 0 K: 1 S: 6	H: 1 LOB: 1 BB: 0 P: 6	R: 3 E: 0 K: 1 S: 9	H: 4 LOB: 2 BB: 1 P: 13	R: 0 E: 0 K: 1 S: 5	H: 0 LOB: 0 BB: 0 P: 5	R: 3 E: 1 K: 0 S: 6	H: 2 LOB: 1 BB: 1 P: 10	1B: 8 2B: 1 3B: 1 HR: 1	SF: 1 SAC: 1 DP: 0 HBP: 0	WP: 0 PB: 0 SB: 1 CS: 0	PA: 44							
<b>PITCHER</b>	IP WLS BF H R ER SO BB IBB HBP BLK WP HR S P ERA WHIP																												
Mike Garcia, R (1, 1) ERA: 4.61	6.1		32	9	5	5	3	3	0	0	0	0	0	1	35	47	7.11	1.895											
Dick Tomanek, L (7, 1) ERA: 5.75	1.2		5	0	0	0	2	0	0	0	0	0	0	0	9	9	0.00	0.000											
Johnny Gray, R (9, 1) ERA: 2.25	0.2	L	4	1	2	0	0	1	0	0	0	0	0	0	3	7	0.00	3.000											
Ray Narleski, R (9, 1) ERA: 2.24	0.1		3	1	1	0	0	0	0	0	0	0	0	0	3	3	0.00	3.000											

**Kansas City Athletics @ Cleveland Indians**  
 Cleveland Municipal Stadium, Cleveland, OH  
 Sat Aug 10 1957, 3:33 AM EDT  
 Att. 4,125 - Unknown

AB	38
R	8
H	11
RBI	6
BB	4
SO	5
LOB	21



BOTTOM

Kansas City Athletics @ Cleveland Indians  
Cleveland Municipal Stadium, Cleveland, OH

Sat Aug 10 1957, 3:33 AM EDT  
Att. 4,125 - Unknown

livebaseballscorecards.com

AB	33
R	5
H	8
RBI	4
BB	8
SO	7
LOB	16



WP	1	PA	41
PB	0		
SB	1		
CS	0		

AB R H RBI BB SO LOB

4	0	0	0	1	0	2
4	0	1	0	1	0	1
5	0	0	0	0	1	4
2	0	0	0	3	2	0
4	0	0	0	1	2	3
4	1	1	0	0	2	3
4	2	3	0	0	0	0
2	2	1	0	2	0	1
3	0	1	3	0	0	2
0	0	0	0	0	0	0
1	0	1	1	0	0	0
0	0	0	0	0	0	0
0	0	0	0	0	0	0

1B	7	SF	0
2B	1	SAC	0
3B	0	DP	1
HR	0	HBP	0

WP	HR	S	P	ERA	WHIP
1	0	10	22	10.80	3.000
1	0	6	10	0.00	0.750

Batter	1	2	3	4	5	6	7	8	9
Al Smith, R OBP: 0.347, SLG: 0.359 (1, 5)	4-0 WP S BB	0-0 F9		0-0 P5			0-0 4-3	0-0 F8	
Bobby Avila, R OBP: 0.330, SLG: 0.360 (1, 4)	0-0 F7		0-0 F9	0-0 1B			4-0 BB BB	0-0 6-3	
Gene Woodling, L OBP: 0.410, SLG: 0.503 (1, 7)	0-0 F5		0-0 P6	0-3 K			0-0 P6	0-0 F5	
Vic Wertz, L OBP: 0.395, SLG: 0.508 (1, 3)	4-0 WP BB		0-3 K		0-3 K		4-0 1-2 BB	4-0 BB	
Roger Maris, L OBP: 0.350, SLG: 0.434 (1, 8)	4-0 1-2 2-3 BB		0-0 G3	0-0 F9			0-3 K	0-3 K	
Rocky Colavito, R OBP: 0.351, SLG: 0.466 (1, 9)	0-0 1-3		0-0 1B 2B 1B	0-3 K			0-3 K	0-3 K	
Hal Naragon, L OBP: 0.330, SLG: 0.271 (1, 2)		0-0 F7		0-0 BB 2B 1B			0-0 FC1-6 1B	0-0 BB 1B 1B	
George Strickland, R OBP: 0.310, SLG: 0.314 (1, 6)		0-0 1B		4-0 BB 2B BB			0-0 FC1-6 G3-6-3 1-2f	4-0 1B BB	
Mike Garcia, R OBP: 0.213, SLG: 0.182 (1, 1)		0-0 F8		0-0 1B 2B			0-0 G3-6-3 1-2f	0-0 E4 1B	
Dick Tomanek, L OBP: 0.300, SLG: 0.400 (7, 1)				1-H 2-H 3-H					
Dick Williams, R OBP: 0.307, SLG: 0.370 (8, PH)									
Johnny Gray, R (9, 1)									
Ray Narleski, R OBP: 0.125, SLG: 0.250 (9, 1)									

Inning Stats	R: 0	H: 0	E: 0	K: 0	S: 3	H: 0	LOB: 3	BB: 3	P: 15	R: 0	H: 1	E: 0	K: 0	S: 4	H: 1	LOB: 1	BB: 0	P: 4	R: 0	H: 0	E: 0	K: 1	S: 5	H: 0	LOB: 0	BB: 0	P: 5	R: 3	H: 4	E: 0	K: 1	S: 9	H: 4	LOB: 2	BB: 1	P: 13	R: 0	H: 0	E: 0	K: 2	S: 7	H: 0	LOB: 0	BB: 0	P: 7	R: 0	H: 1	E: 0	K: 0	S: 3	H: 1	LOB: 0	BB: 0	P: 3	R: 0	H: 0	E: 0	K: 1	S: 5	H: 0	LOB: 2	BB: 2	P: 13	R: 2	H: 2	E: 1	K: 1	S: 6	H: 2	LOB: 0	BB: 1	P: 10	R: 0	H: 0	E: 0	K: 1	S: 5	H: 0	LOB: 1	BB: 1	P: 9	1B: 7	SF: 0	2B: 1	SAC: 0	3B: 0	DP: 1	HR: 0	HBP: 0
--------------	------	------	------	------	------	------	--------	-------	-------	------	------	------	------	------	------	--------	-------	------	------	------	------	------	------	------	--------	-------	------	------	------	------	------	------	------	--------	-------	-------	------	------	------	------	------	------	--------	-------	------	------	------	------	------	------	------	--------	-------	------	------	------	------	------	------	------	--------	-------	-------	------	------	------	------	------	------	--------	-------	-------	------	------	------	------	------	------	--------	-------	------	-------	-------	-------	--------	-------	-------	-------	--------

PITCHER	IP	WLS	BF	H	R	ER	SO	BB	IBB	HBP	BLK	WP	HR	S	P	ERA	WHIP
Jack Urban, R ERA: 2.74 (1, 1)	3.1		18	4	3	3	1	4	0	0	0	1	0	16	32	8.10	2.400
Wally Burnette, R ERA: 4.76 (4, 1)	2.2		9	2	0	0	3	0	0	0	0	0	0	15	15	0.00	0.750
Mickey McDermott, L ERA: 5.77 (7, 1)	1.2		9	2	2	2	2	3	0	0	0	0	0	10	22	10.80	3.000
Tom Morgan, R ERA: 4.6 (8, 1)	1.1	W	5	0	0	0	1	1	0	0	0	0	0	6	10	0.00	0.750





Batter	1	2	3	4	5	6	7	8	9	AB	R	H	RBI	BB	SO	LOB
<b>Al Smith, R</b> OBP: 0.346, SLG: 0.357 (1, 5)	0-0 F8		0-0 6-3			0-0 6-3		1-0 HBP		3	0	0	0	0	0	1
<b>Bobby Avila, R</b> OBP: 0.329, SLG: 0.357 (1, 4)	0-0 F7			4-0 FC4-6 BB		0-0 F7		0-0 P4		3	0	0	0	1	0	2
<b>Gene Woodling, L</b> OBP: 0.405, SLG: 0.497 (1, 7)	0-3 K			0-0 F8			0-0 F7		0-0 F9	4	0	0	0	0	1	1
<b>Vic Wertz, L</b> OBP: 0.392, SLG: 0.503 (1, 3)		0-3 K		0-0 FC4-6			0-0 F8		0-3 K	4	0	0	0	0	2	1
<b>Roger Maris, L</b> OBP: 0.352, SLG: 0.432 (1, 8)		4-0 G5-4-3 BB		0-0 F7			0-0 FC5-4 1B		0-3 K	3	0	1	0	1	1	1
<b>Rocky Colavito, R</b> OBP: 0.348, SLG: 0.462 (1, 9)		0-0 G5-4-3			0-0 6-3		0-0 FC5-4			3	0	0	0	0	0	2
<b>Russ Nixon, L</b> OBP: 0.318, SLG: 0.340 (1, 2)			0-0 4-3		0-0 P6			0-0 2B		1	0	0	0	0	0	0
<b>Hal Naragon, L</b> OBP: 0.333, SLG: 0.286 (4, 2)					0-0 P5					2	0	1	0	0	0	0
<b>George Strickland, R</b> OBP: 0.305, SLG: 0.308 (1, 6)			0-0 F8		0-0 P5			0-0 5-3		3	0	0	0	0	0	1
<b>Bud Daley, L</b> OBP: 0.286, SLG: 0.231 (1, 1)			0-0 E6		0-3 K			0-3 K		1	0	0	0	0	0	0
<b>Johnny Gray, R</b> (4, 1)										0	0	0	0	0	0	0
<b>Joe Caffie, L</b> OBP: 0.100, SLG: 0.100 (6, PH)										1	0	0	0	0	1	0
<b>Dick Tomaneck, L</b> OBP: 0.273, SLG: 0.364 (7, 1)										1	0	0	0	0	1	1

Inning Stats	R: 0	H: 0	E: 0	LOB: 0	K: 1	BB: 0	S: 5	P: 5	R: 0	H: 0	E: 0	LOB: 0	K: 1	BB: 0	S: 4	P: 8	R: 0	H: 0	E: 1	LOB: 1	K: 0	BB: 0	S: 4	P: 4	R: 0	H: 0	E: 0	LOB: 1	K: 0	BB: 1	S: 3	P: 7	R: 0	H: 0	E: 0	LOB: 0	K: 0	BB: 0	S: 3	P: 3	R: 0	H: 0	E: 0	LOB: 0	K: 1	BB: 0	S: 5	P: 5	R: 0	H: 1	E: 0	LOB: 1	K: 0	BB: 0	S: 4	P: 4	R: 0	H: 1	E: 0	LOB: 2	K: 1	BB: 0	S: 6	P: 7	R: 0	H: 0	E: 0	LOB: 0	K: 2	BB: 0	S: 7	P: 7	1B: 1	SF: 0	2B: 1	SAC: 0	3B: 0	DP: 1	HR: 0	HBP: 1	WP: 0	PA: 32
<b>PITCHER</b> <b>Ned Garver, R</b> ERA: 3.85 (1, 1)	IP	WLS	BF	H	R	ER	SO	BB	IBB	HBP	BLK	WP	HR	S	P	ERA	WHIP																																																																	
	9.0	W	32	2	0	0	6	2	0	1	1	0	0	41	50	0.00	0.444																																																																	


**BOTTOM**

**Kansas City Athletics @ Cleveland Indians**  
Cleveland Municipal Stadium, Cleveland, OH

Sun Aug 11 1957, 3:33 AM EDT  
Unknown

livebaseballscorecards.com

<b>AB</b>	<b>29</b>
<b>R</b>	<b>0</b>
<b>H</b>	<b>2</b>
<b>RBI</b>	<b>0</b>
<b>BB</b>	<b>2</b>
<b>SO</b>	<b>6</b>
<b>LOB</b>	<b>10</b>





**Kansas City Athletics @ Cleveland Indians**  
**Cleveland Municipal Stadium, Cleveland, OH**

Sun Aug 11 1957, 3:38 AM EDT  
 Att. 9,617 - Unknown

AB	34
R	9
H	11
RBI	9
BB	5
SO	4
LOB	10



WP:	0	PA:	41
PB:	0		
SB:	0		
CS:	1		

Batter	1	2	3	4	5	6	7	8	9	AB	R	H	RBI	BB	SO	LOB
Vic Power, R OBP: 0.295, SLG: 0.392 (1, 3) BBB	4-0 HR BB	0-0 F8			0-0 1B 2B	0-0 F8 SH3-4 CS 1B		0-3 K		4	2	2	0	1	1	0
Billy Hunter, R OBP: 0.254, SLG: 0.325 (1, 4) (5, 6)	0-0 F2	0-0 F7			0-0 5-3 HR 1B 2-H	0-0 SH3-4		0-0 F8		4	1	1	1	0	0	1
Gus Zernial, R OBP: 0.301, SLG: 0.496 Bob Martyn, L OBP: 0.250, SLG: 0.234 (1, 7) (9, 7)	0-0 HR 1-H		0-0 HR		4-0 5-3 HR BB 1-2	4-0 BB BB		0-0 6-3		3	3	2	3	2	0	0
Lou Skizas, R OBP: 0.297, SLG: 0.442 (1, 9)	0-0 HR		0-0 HR G1-6-3 1B		0-0 5-3 1-2 2-3	0-0 F8 2-3		0-3 K		5	1	2	1	0	1	4
Billy Martin, R OBP: 0.296, SLG: 0.407 (1, 5) (5, 4)	0-0 F2		0-0 G1-6-3 1-2f		4-0 HR BB	0-0 CS 3-H	0-0 F7			3	1	0	0	1	0	1
Woodie Held, R OBP: 0.330, SLG: 0.521 (1, 8) BBB	4-0 FC5 1B BB		0-0 6-3		0-0 HR 1-H 2-H 3-H		0-0 F8			3	1	1	4	1	0	0
Hal Smith, R OBP: 0.308, SLG: 0.491 (1, 2)	0-0 1-2 1B			0-0 9-5 2B	0-3 K		0-0 6-3			4	0	2	0	0	1	0
Joe Demaestri, R OBP: 0.302, SLG: 0.358 Hector Lopez, R OBP: 0.360, SLG: 0.451 (1, 6) (5, 5)	0-0 FC5 2-3f			0-0 9-5 2-3f	0-0 FC6-4 1B		0-0 F3			3	0	1	0	0	0	3
Alex Kellner, R OBP: 0.200, SLG: 0.412 Jack Urban, R OBP: 0.278, SLG: 0.333 Tom Morgan, R OBP: 0.121, SLG: 0.094 (1, 1) (4, 1) (6, 1)		0-3 K		0-0 1-6-3	0-0 FC6-4 1-2f		0-0 5-3			2	0	0	0	0	1	0
										1	0	0	0	0	0	1
										1	0	0	0	0	0	0

Batter	1	2	3	4	5	6	7	8	9
Vic Power, R OBP: 0.295, SLG: 0.392 (1, 3) BBB	4-0 HR BB	0-0 F8			0-0 1B 2B	0-0 F8 SH3-4 CS 1B		0-3 K	
Billy Hunter, R OBP: 0.254, SLG: 0.325 (1, 4) (5, 6)	0-0 F2	0-0 F7			0-0 5-3 HR 1B 2-H	0-0 SH3-4		0-0 F8	
Gus Zernial, R OBP: 0.301, SLG: 0.496 Bob Martyn, L OBP: 0.250, SLG: 0.234 (1, 7) (9, 7)	0-0 HR 1-H		0-0 HR		4-0 5-3 HR BB 1-2	4-0 BB BB		0-0 6-3	
Lou Skizas, R OBP: 0.297, SLG: 0.442 (1, 9)	0-0 HR		0-0 HR G1-6-3 1B		0-0 5-3 1-2 2-3	0-0 F8 2-3		0-3 K	
Billy Martin, R OBP: 0.296, SLG: 0.407 (1, 5) (5, 4)	0-0 F2		0-0 G1-6-3 1-2f		4-0 HR BB	0-0 CS 3-H	0-0 F7		
Woodie Held, R OBP: 0.330, SLG: 0.521 (1, 8) BBB	4-0 FC5 1B BB		0-0 6-3		0-0 HR 1-H 2-H 3-H		0-0 F8		
Hal Smith, R OBP: 0.308, SLG: 0.491 (1, 2)	0-0 1-2 1B			0-0 9-5 2B	0-3 K		0-0 6-3		
Joe Demaestri, R OBP: 0.302, SLG: 0.358 Hector Lopez, R OBP: 0.360, SLG: 0.451 (1, 6) (5, 5)	0-0 FC5 2-3f			0-0 9-5 2-3f	0-0 FC6-4 1B		0-0 F3		
Alex Kellner, R OBP: 0.200, SLG: 0.412 Jack Urban, R OBP: 0.278, SLG: 0.333 Tom Morgan, R OBP: 0.121, SLG: 0.094 (1, 1) (4, 1) (6, 1)		0-3 K		0-0 1-6-3	0-0 FC6-4 1-2f		0-0 5-3		

Inning Stats	R: 3	H: 3	E: 0	K: 0	S: 6	P: 14	R: 0	H: 0	E: 0	K: 1	S: 5	P: 5	R: 1	H: 2	E: 0	K: 0	S: 4	P: 4	R: 0	H: 1	E: 0	K: 0	S: 3	P: 3	R: 5	H: 4	E: 0	K: 1	S: 9	P: 17	R: 0	H: 1	E: 0	K: 0	S: 3	P: 7	R: 0	H: 0	E: 0	K: 0	S: 3	P: 3	R: 0	H: 0	E: 0	K: 1	S: 5	P: 5	R: 0	H: 0	E: 0	K: 1	S: 5	P: 5	R: 0	H: 0	E: 0	K: 1	S: 5	P: 5	1B: 5	2B: 3	3B: 0	HR: 4	SF: 0	SAC: 1	DP: 2	HBP: 0	WP: 0	PB: 0	SB: 0	CS: 1	PA: 41
--------------	------	------	------	------	------	-------	------	------	------	------	------	------	------	------	------	------	------	------	------	------	------	------	------	------	------	------	------	------	------	-------	------	------	------	------	------	------	------	------	------	------	------	------	------	------	------	------	------	------	------	------	------	------	------	------	------	------	------	------	------	------	-------	-------	-------	-------	-------	--------	-------	--------	-------	-------	-------	-------	--------

PITCHER	IP	WLS	BF	H	R	ER	SO	BB	IBB	HBP	BLK	WP	HR	S	P	ERA	WHIP
Don Mossi, L ERA: 4.01 (1, 1)	2.0		13	5	4	4	1	2	0	0	0	0	3	13	21	18.00	3.500
Bob Lemon, R ERA: 4.6 (3, 1)	3.0	L	14	5	5	5	1	2	0	0	0	0	1	14	22	15.00	2.333
Mike Garcia, R ERA: 4.51 (6, 1)	3.0		10	1	0	0	1	1	0	0	0	0	0	11	15	0.00	0.667
Early Wynn, R ERA: 4.03 (9, 1)	1.0		3	0	0	0	1	0	0	0	0	0	0	5	5	0.00	0.000

BOTTOM

Kansas City Athletics @ Cleveland Indians  
Cleveland Municipal Stadium, Cleveland, OH

Sun Aug 11 1957, 3:38 AM EDT  
Att. 9,617 - Unknown

livebaseballscores.com

AB	37
R	8
H	11
RBI	8
BB	2
SO	3
LOB	9



WP:	0	PA:	39
PB:	0		
SB:	0		
CS:	0		

AB	R	H	RBI	BB	SO	LOB
5	1	2	0	0	0	0
5	2	2	1	0	0	1
5	1	2	2	0	0	2
3	1	0	0	1	0	1
3	2	1	3	1	0	0
4	1	2	0	0	2	0
2	0	1	2	0	0	0
2	0	0	0	0	0	1
2	0	0	0	0	0	0
2	0	1	0	0	0	0
1	0	0	0	0	0	1
1	0	0	0	0	0	1
1	0	0	0	0	0	0
1	0	0	0	0	0	2
0	0	0	0	0	0	0

Batter	1	2	3	4	5	6	7	8	9
Al Smith, R OBP: 0.346, SLG: 0.357 (1, 5)	0-0 E3 E 1B		0-0 L3 1B		0-0 F7		0-0 F9		0-0 4-3
Bobby Avila, R OBP: 0.330, SLG: 0.358 (1, 4)	0-0 E7 HR 1B		0-0 F7		0-0 BB HR 1B		0-0 6-3		0-0 5-3
Gene Woodling, L OBP: 0.405, SLG: 0.508 (1, 7)	0-0 2-H HR		0-0 L3		0-0 F3		0-0 2B		0-0 F7
Vic Wertz, L OBP: 0.390, SLG: 0.499 (1, 3)	0-0 F7			0-0 4-3	4-0 1-2 HR BB		0-0 F8		
Rocky Colavito, R OBP: 0.350, SLG: 0.469 (1, 9)	0-0 6-3			4-0 2B 1B BB	0-0 1-H 2-H HR		0-0 5-3		
Roger Maris, L OBP: 0.354, SLG: 0.437 (1, 8)	0-3 K			0-0 1-3 1B 2B	0-3 K		0-0 1B 1B		
George Strickland, R OBP: 0.307, SLG: 0.310 (1, 6)		0-0 6-3		0-0 FC3-6 1B		0-0 5-3		0-0 F3	
Larry Raines, R OBP: 0.317, SLG: 0.353 (6, PH) (7, 6)				2-H 3-H					
Jim Hegan, R OBP: 0.271, SLG: 0.292 (1, 2)		0-0 F7		0-0 FC3-6		0-0 3-1		0-0 1B	
Hal Naragon, L OBP: 0.336, SLG: 0.290 (6, PH) (7, 2)				1-2f				1-3	
Don Mossi, L OBP: 0.239, SLG: 0.238 (1, 1)		0-3 K		0-0 F2		0-0 P3		0-0 4-3	
Bob Lemon, L OBP: 0.065, SLG: 0.152 (3, 1)									
Mike Garcia, R OBP: 0.208, SLG: 0.178 (6, 1)									
Russ Nixon, L OBP: 0.316, SLG: 0.338 (8, PH)									
Early Wynn, S OBP: 0.197, SLG: 0.118 (9, 1)									

Inning Stats	R: 3	H: 3	E: 2	K: 1	S: 8	LOB: 0	BB: 0	P: 8
	R: 0	H: 0	E: 0	K: 1	S: 5	LOB: 0	BB: 0	P: 5
	R: 0	H: 1	E: 0	K: 0	S: 3	LOB: 0	BB: 0	P: 3
	R: 2	H: 2	E: 0	K: 0	S: 5	LOB: 1	BB: 1	P: 9
	R: 3	H: 2	E: 0	K: 1	S: 7	LOB: 0	BB: 1	P: 11
	R: 0	H: 0	E: 0	K: 0	S: 3	LOB: 0	BB: 0	P: 3
	R: 0	H: 1	E: 0	K: 0	S: 4	LOB: 1	BB: 0	P: 4
	R: 0	H: 2	E: 0	K: 0	S: 5	LOB: 2	BB: 0	P: 5
	R: 0	H: 0	E: 0	K: 0	S: 3	LOB: 0	BB: 0	P: 3

PITCHER	IP	WLS	BF	H	R	ER	SO	BB	IBB	HBP	BLK	WP	HR	S	P	ERA	WHIP
Alex Kellner, L ERA: 4.0 (1, 1)	3.1		16	6	5	5	2	1	0	0	0	0	1	19	23	13.50	2.100
Jack Urban, R ERA: 3.09 (4, 1)	1.2		8	2	3	3	1	1	0	0	0	0	1	9	13	16.20	1.800
Tom Morgan, R ERA: 4.45 (6, 1)	4.0	W	15	3	0	0	0	0	0	0	0	0	0	15	15	0.00	0.750



Batter	1	2	3	4	5	6	7	8	9	AB R H RBI BB SO LOB	TOP											
Bill Tuttle, R (1, 8) OBP: 0.322, SLG: 0.348	0-3 K		0-0 F9		0-0 F7		0-0 5-3		0-0 6-3	5 0 0 0 0 1 1												
Harvey Kuenn, R (1, 6) OBP: 0.321, SLG: 0.359	0-0 F9		0-0 1B		0-0 G6-4-3 1B		0-0 1B			4 0 3 1 0 0 0												
Ray Boone, R (1, 3) OBP: 0.349, SLG: 0.410	4-0 BB		0-3 K		0-0 G6-4-3 1-2f		0-0 F8			3 0 0 0 1 1 3												
Charlie Maxwell, L (1, 7) OBP: 0.381, SLG: 0.507	0-0 G3		0-0 P4			0-0 L3		0-0 2B		4 0 1 0 0 0 2												
Al Kaline, R (1, 9) OBP: 0.341, SLG: 0.457		0-0 HR		4-0 1B BB		0-0 HR		0-0 L1-3		3 2 2 2 1 0 1												
Reno Bertoia, R (1, 5) OBP: 0.320, SLG: 0.387		0-0 P6		0-0 F9		0-0 P2		0-0 5-3		4 0 0 0 0 0 2												
Frank House, L (1, 2) OBP: 0.329, SLG: 0.347		0-0 F9		0-0 P5		0-0 3-1		0-0 F5		4 0 0 0 0 0 2												
Frank Bolling, R (1, 4) OBP: 0.328, SLG: 0.402		4-0 BB		0-0 1B		4-0 5-3 1B BB		0-0 F8		2 1 1 0 2 0 0												
Paul Foytack, R (1, 1) OBP: 0.298, SLG: 0.245		0-0 F8		0-0 F9		0-3 K		0-0 6-3		3 0 0 0 0 1 4												
Harry Byrd, R (8, 1)										1 0 0 0 0 0 0												
<b>Inning Stats</b>	R: 0 E: 0 K: 1 S: 5	H: 0 LOB: 1 BB: 1 P: 9	R: 1 E: 0 K: 0 S: 4	H: 1 LOB: 1 BB: 1 P: 8	R: 0 E: 0 K: 1 S: 6	H: 1 LOB: 1 BB: 0 P: 6	R: 0 E: 0 K: 0 S: 4	H: 1 LOB: 2 BB: 1 P: 8	R: 0 E: 0 K: 0 S: 3	H: 1 LOB: 0 BB: 0 P: 3	R: 1 E: 0 K: 0 S: 4	H: 1 LOB: 0 BB: 0 P: 4	R: 1 E: 0 K: 1 S: 6	H: 1 LOB: 1 BB: 1 P: 10	R: 0 E: 0 K: 0 S: 4	H: 1 LOB: 1 BB: 0 P: 4	R: 0 E: 0 K: 0 S: 3	H: 0 LOB: 0 BB: 0 P: 3	1B: 4 2B: 1 3B: 0 HR: 2	SF: 0 SAC: 0 DP: 1 HBP: 0	WP: 0 PB: 0 SB: 0 CS: 0	PA: 37
<b>PITCHER</b>	IP WLS BF H R ER SO BB IBB HBP BLK WP HR S P ERA WHIP																					
Arnie Portocarrero, R (1, 1) ERA: 4.14	7.0 L 30 6 3 3 3 4 0 0 0 0 2 32 48 3.86 1.429																					
Virgil Trucks, R (8, 1) ERA: 2.71	2.0 7 1 0 0 0 0 0 0 0 0 0 7 7 0.00 0.500																					

**Detroit Tigers @ Kansas City Athletics**  
 Municipal Stadium, Kansas City, MO  
 Tue Aug 13 1957, 4:33 AM EDT  
 Att: 6,216 - Unknown - 95 F

[livebaseballscorecards.com](http://livebaseballscorecards.com)

<b>AB</b>	<b>33</b>
<b>R</b>	<b>3</b>
<b>H</b>	<b>7</b>
<b>RBI</b>	<b>3</b>
<b>BB</b>	<b>4</b>
<b>SO</b>	<b>3</b>
<b>LOB</b>	<b>15</b>







Batter	1	2	3	4	5	6	7	8	9	10	11	12	13	14	AB	R	H	RBI	BB	SO	LOB	TOP				
<b>Bill Tuttle, R</b> (1, 8) OBP: 0.320, SLG: 0.346 <b>Jim Small, L</b> (13, PR) OBP: 0.250, SLG: 0.265 <b>Johnny Groth, R</b> (13, 8) OBP: 0.325, SLG: 0.286	0-0 6-3		0-3 K		0-0 SF9		0-3 K			0-0 F3			0-0 1B SH3-4 L8-2 1B		5	0	1	1	0	2	2					
<b>Harvey Kuenn, R</b> (1, 6) OBP: 0.318, SLG: 0.355	0-0 1-4-3		0-0 F8		0-0 5-3			0-0 F2		0-0 5-3			0-0 SH3-4		5	0	0	0	0	0	3					
<b>Ray Boone, R</b> (1, 3) OBP: 0.346, SLG: 0.405	0-0 6-3			0-0 6-3		0-3 K		0-0 F9		0-0 F8			0-0 2-3 1B		6	0	1	0	0	1	0					
<b>Charlie Maxwell, L</b> (1, 7) OBP: 0.377, SLG: 0.500		0-3 K		0-0 F9		0-0 F5		4-0 BB		0-3 K			0-0 L8-2		5	0	0	0	1	2	2					
<b>Al Kaline, R</b> (1, 9) OBP: 0.343, SLG: 0.465	0-0 L4-3		0-0 HR		0-0 BB 1B		0-0 F5			0-0 L5-3			0-0 SH1-4 1B		6	1	3	1	0	0	1					
<b>Reno Bertoia, R</b> (1, 5) OBP: 0.318, SLG: 0.380	0-0 F9		0-0 6-3		4-0 BB		0-0 6-3			0-0 5-3			0-0 SH1-4		4	0	0	0	1	0	0					
<b>Red Wilson, R</b> (1, 2) OBP: 0.365, SLG: 0.326		0-0 E1 FC3-5 1B		0-0 SH3-4 1B SF9 1B		0-0 F7		0-0 L8		0-3 K			0-0 P3		6	1	1	0	0	1	3					
<b>Frank Bolling, R</b> (1, 4) OBP: 0.333, SLG: 0.403		0-0 FC3-5 1B		0-0 SH3-4 1B		0-0 F7		4-0 BB		0-0 F7			4-0 IBB		4	0	2	0	2	0	0					
<b>Duke Maas, R</b> (1, 1) OBP: 0.131, SLG: 0.175 <b>Harry Byrd, R</b> (13, 1) <b>Dave Philley, S</b> (14, PH) OBP: 0.321, SLG: 0.357 <b>Bob Shaw, R</b> (14, 1) <b>Jim Bunning, R</b> (14, 1) OBP: 0.254, SLG: 0.222		0-0 FC3-5 1B		0-0 SH3-4		0-0 P3		0-0 P6		0-0 F8			0-0 3-1		4	0	0	0	0	0	3					
<b>Inning Stats</b>	R: 0 E: 0 K: 3	H: 0 LOB: 0 BB: 0 P: 3	R: 0 E: 0 K: 5	H: 0 LOB: 0 BB: 0 P: 5	R: 0 E: 1 K: 7	H: 1 LOB: 2 BB: 0 P: 7	R: 1 E: 0 K: 4	H: 1 LOB: 0 BB: 0 P: 4	R: 1 E: 0 K: 5	H: 2 LOB: 1 BB: 0 P: 5	R: 0 E: 0 K: 6	H: 1 LOB: 2 BB: 1 P: 10	R: 0 E: 0 K: 3	H: 0 LOB: 1 BB: 1 P: 7	R: 0 E: 0 K: 3	H: 0 LOB: 0 BB: 0 P: 3	R: 0 E: 0 K: 5	H: 0 LOB: 0 BB: 0 P: 5	R: 0 E: 0 K: 4	H: 2 LOB: 1 BB: 0 P: 4	R: 0 E: 0 K: 4	H: 1 LOB: 2 BB: 1 P: 8	1B: 7 2B: 1 3B: 0 HR: 1	SF: 1 SAC: 3 DP: 1 HBP: 0	WP: 0 PB: 0 SB: 0 CS: 0	PA: 54
<b>PITCHER</b>	IP	WLS	BF	H	R	ER	SO	BB	IBB	HBP	BLK	WP	HR	S	P	ERA	WHIP									
<b>Tom Gorman, R</b> (1, 1) ERA: 3.63	10.0		39	5	2	2	4	3	0	0	0	0	1	44	56	1.80	0.800									
<b>Virgil Trucks, R</b> (11, 1) ERA: 2.65	2.0		6	0	0	0	2	0	0	0	0	0	0	10	10	0.00	0.000									
<b>Tom Morgan, R</b> (13, 1) ERA: 4.38	2.0	W	9	3	0	0	0	0	1	0	0	0	0	8	12	0.00	1.500									

**Detroit Tigers @ Kansas City Athletics**  
 Municipal Stadium, Kansas City, MO  
 Tue Aug 13 1957, 8:05 PM EDT  
 Att: 11,016 - Unknown

livebaseballscorecards.com

AB	46
R	2
H	8
RBI	2
BB	4
SO	6
LOB	16




Batter	1	2	3	4	5	6	7	8	9	10	11	12	13	14	AB	R	H	RBI	BB	SO	LOB
Vic Power, R (1, 3) OBP: 0.294, SLG: 0.398	0-0 HR	0-0 4-3			0-0 F2			0-0 1-3		0-0 G6-4-3 1B		0-0 F8			6	1	2	1	0	0	4
Billy Martin, R (1, 4) OBP: 0.251, SLG: 0.398	0-0 6-3		0-0 6-3		0-0 F7			0-0 F9		0-0 G6-4-3 1-2f			0-0 L6-4 1B		6	0	1	0	0	0	2
Gus Zernial, R (1, 7) OBP: 0.301, SLG: 0.488	0-0 F2		0-0 6-3			0-0 F3		0-0 L7			0-0 1-3		0-0 F3		6	0	0	0	0	0	1
Lou Skizas, R (1, 5) OBP: 0.303, SLG: 0.461	0-0 HR		0-0 P4			0-0 6-3			4-0 SH3-4 BB		0-0 1B		0-0 1-2 1B		5	1	3	1	1	0	0
Bob Cerv, R (1, 9) OBP: 0.313, SLG: 0.442	0-0 F9			0-0 6-3		0-0 6-3		0-0 SH3-4		0-0 1-2	0-3 K		0-0 L6-4		5	0	0	0	0	1	3
Woodie Held, R (1, 8) OBP: 0.329, SLG: 0.510		0-0 G3 2B		0-0 6-3			0-0 5-3		4-0 IBB		0-3 K			4-0 BB 1B BB	4	1	1	0	2	1	1
Hal Smith, R (1, 2) OBP: 0.307, SLG: 0.486		0-0 G3 2-3		0-0 L7			0-0 L5		0-0 F9			0-0 6-3		4-0 1-2 BB 1B BB	5	0	0	0	1	0	3
Billy Hunter, R (1, 6) OBP: 0.251, SLG: 0.312		4-0 BB			0-0 P4		4-0 BB		0-0 F8			0-0 L7		0-0 P2	4	0	0	0	2	0	4
Tom Gorman, R (1, 11) OBP: 0.197, SLG: 0.167 Irv Noren, L (10, PH) OBP: 0.251, SLG: 0.311 Virgil Trucks, R (11, 11) OBP: 0.195, SLG: 0.154 Mickey McDermott, L (12, PH) OBP: 0.391, SLG: 0.526 Jack Urbani, R (12, PH) OBP: 0.276, SLG: 0.333 Tom Morgan, R (13, 11) OBP: 0.221, SLG: 0.094 Hector Lopez, R (14, PH) OBP: 0.361, SLG: 0.448		0-3 K			0-0 P6		0-0 K		0-3 K			4-0 BB		0-0 1-2 2-H 1B	3	0	1	0	0	1	3

Inning Stats	R: 2	H: 2	E: 0	LOB: 0	K: 0	S: 5	P: 5	R: 0	H: 1	E: 0	LOB: 2	K: 1	S: 6	P: 10	R: 0	H: 0	E: 0	LOB: 0	K: 0	S: 3	R: 0	H: 0	E: 0	LOB: 0	K: 0	S: 3	R: 0	H: 0	E: 0	LOB: 0	K: 0	S: 3	R: 0	H: 1	E: 0	LOB: 1	K: 0	S: 4	R: 0	H: 0	E: 0	LOB: 0	K: 0	S: 3	R: 0	H: 0	E: 0	LOB: 2	K: 0	S: 3	R: 0	H: 0	E: 0	LOB: 0	K: 1	S: 5	R: 0	H: 1	E: 0	LOB: 0	K: 2	S: 8	R: 0	H: 0	E: 0	LOB: 1	K: 0	S: 3	R: 0	H: 2	E: 0	LOB: 1	K: 0	S: 4	R: 1	H: 1	E: 0	LOB: 2	K: 0	S: 2	R: 0	H: 0	E: 0	LOB: 0	K: 0	S: 2	R: 0	H: 1	E: 0	LOB: 2	K: 0	S: 2	1B: 6	SF: 0	2B: 2	SAC: 1	3B: 0	DP: 2	HR: 2	HBP: 0	WP: 0	PA: 54
PITCHER	IP	WLS	BF	H	R	ER	SO	BB	IBB	HBP	BLK	WP	HR	S	P	ERA	WHIP													PITCHER												IP	WLS	BF	H	R	ER	SO	BB	IBB	HBP	BLK	WP	HR	S	P	ERA	WHIP																																												
Duke Maas, R (1, 1) ERA: 3.01	12.0		46	6	2	2	4	4	1	0	0	0	2	49	69	1.50	0.833																																																																																					
Harry Byrd, R (13, 1) ERA: 2.7	1.0		4	2	0	0	0	0	0	0	0	0	0	4	4	0.00	2.000																																																																																					
Bob Shaw, R (14, 1) ERA: 15.0	0.0	L	2	0	1	1	0	2	0	0	0	0	0	0	8	∞	∞																																																																																					
Jim Bunning, R (14, 1) ERA: 2.5	0.1		2	1	0	0	0	0	0	0	0	0	0	2	2	0.00	3.000																																																																																					

**DETROIT TIGERS @ KANSAS CITY ATHLETICS**  
Municipal Stadium, Kansas City, MO  
Tue Aug 13 1957, 8:05 PM EDT  
Att. 11,016 - Unknown

AB	46
R	3
H	9
RBI	3
BB	7
SO	4
LOB	21



WP: 0	PA: 54
PB: 0	SB: 0
CS: 0	



Batter	1	2	3	4	5	6	7	8	9	AB R H RBI BB SO LOB	TOP		
Johnny Groth, R OBP: 0.317, SLG: 0.280 (1, 8) X	0-0 P3		0-3 K	0-0 FC1-6		0-0 5-3		0-0 G5-3 E 1B		5 0 1 1 0 1 2			
Harvey Kuenn, R OBP: 0.318, SLG: 0.358 Ron Samford, R OBP: 0.276, SLG: 0.275 (8, PR) (8, 6)	0-0 1-3		0-0 FC4-6 E 1B	0-0 4-3		0-0 1B 2B		0-0 E1		5 2 2 1 0 0 2 0 0 0 0 0 0 0			
Ray Boone, R OBP: 0.350, SLG: 0.407 (1, 3) B B B	4-0 S 2B BB		0-0 FC4-6 1B	0-0 F5		0-0 1B		0-0 G5-3		4 1 2 1 1 0 3			
Charlie Maxwell, L OBP: 0.378, SLG: 0.500 (1, 7) X	0-0 1-H 2B		0-0 FC4-6 E 1B		0-3 K	0-0 6-3			4-0 6-3 E BB	4 1 1 1 1 1 3			
Al Kaline, R OBP: 0.344, SLG: 0.472 (1, 9) X	0-0 L6-3		0-0 L6 1B		0-0 HR		0-0 G3-6-3 1B		0-0 L5 6-3	5 1 2 1 0 0 3			
Frank House, L OBP: 0.327, SLG: 0.345 (1, 2)		0-0 F7	0-0 HBP 1B		0-0 P3		0-0 G3-6-3 1-2f		0-3 K	5 0 1 1 0 1 3			
Reno Bertoia, R OBP: 0.316, SLG: 0.374 Jim Finigan, R OBP: 0.278, SLG: 0.200 (1, 5) (9, 5)		0-0 6-3	1-0 1-2 HBP		0-0 5-3		0-0 P3		0-0 6-3 1-2 2-3	4 0 0 0 0 0 2 0 0 0 0 0 0 0			
Frank Bolling, R OBP: 0.333, SLG: 0.406 (1, 4)		0-0 E5	0-0 F8			0-0 2B 2B		0-0 E7 SH1-4 1B 1B	0-0 F8	5 2 2 0 0 0 5			
Frank Lary, R OBP: 0.200, SLG: 0.192 (1, 1)		0-3 K		0-0 FC1-6 1B		0-3 K		0-0 SH1-4		3 0 1 0 0 2 2			
<b>Inning Stats</b>	R: 1 H: 1 E: 0 LOB: 1 K: 0 BB: 1 S: 4 P: 8	R: 0 H: 0 E: 1 LOB: 1 K: 1 BB: 0 S: 6 P: 6	R: 2 H: 3 E: 1 LOB: 3 K: 1 BB: 0 S: 9 P: 10	R: 0 H: 1 E: 0 LOB: 1 K: 0 BB: 0 S: 4 P: 4	R: 1 H: 1 E: 0 LOB: 0 K: 1 BB: 0 S: 6 P: 6	R: 2 H: 3 E: 0 LOB: 1 K: 1 BB: 0 S: 8 P: 8	R: 0 H: 1 E: 0 LOB: 0 K: 0 BB: 0 S: 3 P: 3	R: 1 H: 2 E: 2 LOB: 1 K: 0 BB: 0 S: 5 P: 5	R: 0 H: 0 E: 1 LOB: 2 K: 1 BB: 1 S: 6 P: 10	1B: 8 SF: 0 2B: 3 SAC: 1 3B: 0 DP: 2 HR: 1 HBP: 1	WP: 0 PA: 44 PB: 0 SB: 1 CS: 0		
<b>PITCHER</b>	IP WLS BF H R ER SO BB IBB HBP BLK WP HR S P ERA WHIP											<b>PITCHER</b>	IP WLS BF H R ER SO BB IBB HBP BLK WP HR S P ERA WHIP
Ralph Terry, R ERA: 3.4 (1, 1)	5.2 L 29 8 6 4 4 1 0 1 0 0 0 1 35 40 6.35 1.588												
Wally Burnette, R ERA: 4.68 (6, 1)	1.1 5 2 0 0 0 0 0 0 0 0 0 0 5 5 0.00 1.500												
Mickey McDermott, L ERA: 5.58 (8, 1)	2.0 10 2 1 0 1 1 0 0 0 0 0 0 11 15 0.00 1.500												

**Detroit Tigers @ Kansas City Athletics**  
 Municipal Stadium, Kansas City, MO  
 Wed Aug 14 1957, 8:05 PM EDT  
 Att: 10,262 - Unknown

livebaseballscorecards.com

<b>AB</b>	<b>40</b>
<b>R</b>	<b>7</b>
<b>H</b>	<b>12</b>
<b>RBI</b>	<b>6</b>
<b>BB</b>	<b>2</b>
<b>SO</b>	<b>5</b>
<b>LOB</b>	<b>25</b>







Batter	1	2	3	4	5	6	7	8	9	AB R H RBI BB SO LOB	TOP		
Johnny Groth, R (1, 8) OBP: 0.322, SLG: 0.313	0-0 6-3 2B		0-0 F8		0-0 FC5-6-4 1B		0-0 1B		0-0 P6	5 1 2 1 0 0 4	<b>Detroit Tigers @ Kansas City Athletics</b> Municipal Stadium, Kansas City, MO Thu Aug 15 1957, 4:33 AM EDT Att. 4,882 - Unknown - 100 F <a href="http://livebaseballscorecards.com">livebaseballscorecards.com</a>		
Harvey Kuenn, R (1, 6) OBP: 0.319, SLG: 0.358	0-0 6-3 2B		0-0 G4-6-3 1B		0-0 1B		0-0 6-3		0-0 6-3	5 0 2 0 0 0 4			
Ray Boone, R (1, 3) OBP: 0.349, SLG: 0.405	0-0 6-3 3-H		0-0 G4-6-3 1-2f		0-0 L8			0-0 1B		4 0 1 1 0 0 4			
Charlie Maxwell, L (1, 7) OBP: 0.374, SLG: 0.494	0-0 P4			0-0 E1 FC6-4		0-0 F5		0-0 F7		4 0 0 0 0 0 1			
Al Kaline, R (1, 9) OBP: 0.343, SLG: 0.470		0-0 F3		0-0 FC6-4 1-2f		0-0 F8		0-0 F8 1B		4 0 1 0 0 0 1			
Frank House, L (1, 2) OBP: 0.326, SLG: 0.343		0-0 1B		0-0 L8		0-0 L3		0-3 K		4 0 1 0 0 1 2			
Reno Bertoia, R (1, 5) OBP: 0.312, SLG: 0.369 Jay Porter, R (9, PH) OBP: 0.362, SLG: 0.417		0-3 K		0-3 K			0-3 K		0-0 2B 1B	3 0 0 0 0 3 2 1 0 1 0 0 0 0			
Frank Bolling, R (1, 4) OBP: 0.333, SLG: 0.407		0-0 F7			0-0 6-3		0-0 F9		0-0 1B 2B	4 0 1 0 0 0 1			
Jim Bunning, R (1, 1) OBP: 0.265, SLG: 0.222 Jim Small, L (5, PH) OBP: 0.270, SLG: 0.286 Bob Shaw, R (5, 1) Dave Philley, S (7, PH) OBP: 0.320, SLG: 0.355 Lou Sleater, L (7, 1) OBP: 0.250, SLG: 0.400 Bill Tuttle, R (9, PH) OBP: 0.319, SLG: 0.345			4-0 1B BB		0-0 FC5-6-4 1B		0-0 E6 2B		0-0 P8	0 0 0 0 1 0 0 1 0 1 0 0 0 0 0 0 0 0 0 0 0 1 1 0 0 0 0 0 0 0 0 0 0 0 0 1 0 0 0 0 0 2			
<b>Inning Stats</b>	R: 1 H: 1 E: 0 LOB: 0 K: 0 BB: 0 S: 4 P: 4	R: 0 H: 1 E: 0 LOB: 1 K: 1 BB: 0 S: 6 P: 6	R: 0 H: 1 E: 0 LOB: 1 K: 0 BB: 1 S: 3 P: 7	R: 0 H: 0 E: 1 LOB: 1 K: 1 BB: 0 S: 6 P: 6	R: 0 H: 2 E: 0 LOB: 2 K: 0 BB: 0 S: 5 P: 5	R: 0 H: 0 E: 0 LOB: 0 K: 0 BB: 0 S: 3 P: 3	R: 1 H: 1 E: 1 LOB: 1 K: 1 BB: 0 S: 7 P: 7	R: 0 H: 2 E: 0 LOB: 1 K: 1 BB: 0 S: 6 P: 6	R: 0 H: 2 E: 0 LOB: 2 K: 0 BB: 0 S: 5 P: 5	1B: 7 SF: 0 2B: 3 SAC: 0 3B: 0 DP: 1 HR: 0 HBP: 0		WP: 0 PA: 38 PB: 0 SB: 0 CS: 0	
<b>PITCHER</b>	IP WLS BF H R ER SO BB IBB HBP BLK WP HR S P ERA WHIP											<b>PITCHER</b>	IP WLS BF H R ER SO BB IBB HBP BLK WP HR S P ERA WHIP
Jack Urban, R (1, 1) ERA: 2.88	8.0 W 35 10 2 1 4 1 0 0 0 0 0 0 42 46 1.12 1.375												
Tom Morgan, R (9, 1) ERA: 4.35	1.0 S 3 0 0 0 0 0 0 0 0 0 0 0 3 3 0.00 0.000												

Batter	1	2	3	4	5	6	7	8	9
Vic Power, R OBP: 0.295, SLG: 0.397 (1, 3)	4-0 3B BB	0-0 6-3		0-0 2B		0-0 F7		0-0 1B	
Billy Hunter, R OBP: 0.254, SLG: 0.327 (1, 6)	0-0 6-3 1-H 3B	0-0 FC6-4 1B		0-0 2B 2-H		0-0 P4		0-0 5-3	
Gus Zernial, R OBP: 0.303, SLG: 0.483 Bob Martyn, L OBP: 0.250, SLG: 0.234 (1, 7) (8, 7)	0-0 F7	0-0 FC6-4 1-2f		0-0 F8			0-0 F7		
Bob Cerv, R OBP: 0.311, SLG: 0.437 (1, 9)	0-0 6-3 3-H		0-0 1B		0-0 G3		0-0 6-3		
Billy Martin, R OBP: 0.290, SLG: 0.403 (1, 4)	0-0 HR 1B		0-0 F9		0-0 F7		0-0 HR		
Woodie Held, R OBP: 0.331, SLG: 0.517 (1, 8)	0-0 HR 1-H		0-0 F5		4-0 1B BB BB BB		0-0 F7		
Hal Smith, R OBP: 0.313, SLG: 0.485 (1, 2)	4-0 BB		0-0 P3		0-0 1-3 1B		0-0 5-3		
Hector Lopez, R OBP: 0.359, SLG: 0.455 (1, 5)	0-0 F2		0-0 3-1		0-0 F9		0-0 HR		
Jack Urban, R OBP: 0.227, SLG: 0.273 Tom Morgan, R OBP: 0.121, SLG: 0.094 (1, 1) (9, 1)		0-0 F7		0-3 K		0-0 F9		0-3 K	

AB	R	H	RBI	BB	SO	LOB
4	2	2	0	1	0	0
5	1	3	2	0	0	1
4	0	0	0	0	0	3
0	0	0	0	0	0	0
4	0	1	1	0	0	0
4	2	2	1	0	0	1
3	1	1	2	1	0	1
3	0	1	0	1	0	1
4	1	1	1	0	0	3
4	0	0	0	0	2	0
0	0	0	0	0	0	0

AB	R	H	RBI	BB	SO	LOB
35	7	11	7	3	2	10

Inning Stats	R	H	E	K	S	LOB	BB	P							
R: 4 E: 0 K: 0 S: 6	H: 3 LOB: 1 BB: 2 P: 14	R: 0 E: 0 K: 0 S: 4	H: 1 LOB: 1 BB: 0 P: 4	R: 0 E: 0 K: 0 S: 4	H: 1 LOB: 1 BB: 0 P: 4	R: 1 E: 0 K: 1 S: 7	H: 2 LOB: 1 BB: 0 P: 7	R: 0 E: 0 K: 0 S: 4	H: 1 LOB: 2 BB: 1 P: 8	R: 0 E: 0 K: 0 S: 3	H: 0 LOB: 0 BB: 0 P: 3	R: 1 E: 0 K: 0 S: 4	H: 1 LOB: 0 BB: 0 P: 4	R: 1 E: 0 K: 1 S: 7	H: 2 LOB: 1 BB: 0 P: 7


WP	HR	S	P	ERA	WHIP
0	0	0	0	0.00	1.000
0	2	11	11	9.00	1.500

PITCHER	IP	WLS	BF	H	R	ER	SO	BB	IBB	HBP	BLK	WP	HR	S	P	ERA	WHIP
Jim Bunning, R ERA: 2.69	(1, 1)	4.0	21	7	5	5	1	2	0	0	0	0	1	21	29	11.25	2.250
Bob Shaw, R ERA: 9.0	(5, 1)	2.0	8	1	0	0	0	1	0	0	0	0	0	7	11	0.00	1.000
Lou Slesater, L ERA: 3.48	(7, 1)	2.0	9	3	2	2	1	0	0	0	0	0	2	11	11	9.00	1.500

**DETROIT TIGERS @ KANSAS CITY ATHLETICS**  
**Municipal Stadium, Kansas City, MO**  
 Thu Aug 15 1957, 4:33 AM EDT  
 Att: 4,882 - Unknown - 100 F

livebaseballscorecards.com

1B: 5	SF: 0	WP: 0	PA: 38
2B: 2	SAC: 0	PB: 0	
3B: 1	DP: 0	SB: 0	
HR: 3	HBP: 0	CS: 0	





Batter	1	2	3	4	5	6	7	8	9	AB R H RBI BB SO LOB	TOP		
<b>Al Smith, R</b> (1, 5) OBP: 0.341, SLG: 0.350	0-0 5-3	0-0 1-2 2-H 1B			0-0 F7		0-3 K		0-0 L4	5 0 1 1 0 1 0	<b>Cleveland Indians @ Kansas City Athletics</b> Municipal Stadium, Kansas City, MO Fri Aug 16 1957, 8:05 PM EDT Att: 10,097 - Unknown <a href="http://livebaseballscorecards.com">livebaseballscorecards.com</a>		
<b>Gene Woodling, L</b> (1, 7) OBP: 0.405, SLG: 0.498	4-0 HR BB	0-0 6-3			0-0 F3		0-0 G3-6-3 1B			3 0 1 0 1 0 2			
<b>Dick Williams, R</b> (1, 8) OBP: 0.311, SLG: 0.381	0-0 1-2 HR				0-0 5-3		0-0 G3-6-3 1-2f			4 1 1 1 0 1 1			
<b>Vic Wertz, L</b> (1, 3) OBP: 0.388, SLG: 0.491	0-0 FC6-4 1B				0-0 E3		0-3 K		0-0 6-3	4 0 1 0 0 1 0			
<b>Bobby Avila, R</b> (1, 4) OBP: 0.330, SLG: 0.358	0-0 FC6-4 1-2f				0-0 F8		0-0 HR 1B		0-0 3-1	4 1 1 0 0 0 1			
<b>Rocky Colavito, R</b> (1, 9) OBP: 0.353, SLG: 0.471		4-0 1B FC5-2 BB			4-0 CS BB		0-0 1-H HR		0-0 1B 2B	2 1 2 2 2 0 0			
<b>Chico Carrasquel, R</b> (1, 6) OBP: 0.350, SLG: 0.378		0-0 1-3 1B FC5-2 1B			0-0 1-2 1B FC5-4 1B		0-0 6-3		0-0 2-H 1B	4 1 3 0 0 0 0			
<b>Jim Hegan, R</b> (1, 2) OBP: 0.262, SLG: 0.281		0-0 P3			0-0 F8		0-0 1B		0-3 K	4 0 1 0 0 1 3			
<b>Mike Garcia, R</b> (1, 1) OBP: 0.192, SLG: 0.163		0-0 FC5-2 1B 1-2 3-H			0-0 FC5-4 1-2f		0-3 K		0-0 1-3	4 0 0 0 0 1 4			
<b>Inning Stats</b>	R: 1 E: 0 K: 0 S: 4 H: 2 LOB: 1 BB: 1 P: 8	R: 1 E: 0 K: 0 S: 5 H: 2 LOB: 2 BB: 1 P: 9	R: 0 E: 1 K: 1 S: 5 H: 0 LOB: 0 BB: 0 P: 5	R: 0 E: 0 K: 0 S: 3 H: 1 LOB: 1 BB: 1 P: 7	R: 0 E: 0 K: 0 S: 3 H: 0 LOB: 0 BB: 0 P: 3	R: 2 E: 0 K: 2 S: 10 H: 3 LOB: 1 BB: 0 P: 10	R: 0 E: 0 K: 1 S: 5 H: 1 LOB: 0 BB: 0 P: 5	R: 0 E: 0 K: 0 S: 4 H: 2 LOB: 2 BB: 0 P: 4	R: 0 E: 0 K: 1 S: 5 H: 0 LOB: 0 BB: 0 P: 5	1B: 8 2B: 1 3B: 0 HR: 2 SF: 0 SAC: 0 DP: 1 HBP: 0	WP: 0 PB: 0 SB: 0 CS: 1 PA: 37		
<b>PITCHER</b>	IP WLS BF H R ER SO BB IBB HBP BLK WP HR S P ERA WHIP											<b>PITCHER</b>	IP WLS BF H R ER SO BB IBB HBP BLK WP HR S P ERA WHIP
<b>Alex Kellner, L</b> (1, 1) ERA: 4.08	7.0 L 30 9 4 4 4 3 0 0 0 0 0 2 35 47 5.14 1.714												
<b>Wally Burnette, R</b> (8, 1) ERA: 4.57	2.0 7 2 0 0 1 0 0 0 0 0 0 0 9 9 0.00 1.000												



Batter	1	2	3	4	5	6	7	8	9	AB	R	H	RBI	BB	SO	LOB
Vic Power, R OBP: 0.295, SLG: 0.395 (1, 3)	0-0 1-3		0-0 L6-3 1B	0-0 F8			0-0 P4			4	0	1	0	0	0	2
Billy Hunter, R OBP: 0.254, SLG: 0.325 (1, 6)	0-0 1B		0-0 P2		0-0 F7		0-0 3-1			4	0	1	0	0	0	1
Gus Zernial, R OBP: 0.302, SLG: 0.480 (1, 7)	0-0 1-3 1B		0-0 L6-3 1-2		0-0 F7			0-0 E5		4	0	1	0	0	0	1
Bob Cerv, R OBP: 0.314, SLG: 0.435 (1, 9)	0-3 K			4-0 HBP 1B BB	0-0 1B			0-3 K		3	1	1	0	1	2	3
Billy Martin, R OBP: 0.287, SLG: 0.398 (1, 4)	0-0 L4			0-0 F7	0-0 F9			0-3 K		4	0	0	0	0	1	5
Woodie Held, R OBP: 0.338, SLG: 0.517 (1, 8)		0-0 FC6-4 1B		1-0 1B 1-2 HBP		4-0 BB BB BB	4-0 G6-3 BB			2	1	1	0	1	1	1
Hal Smith, R OBP: 0.309, SLG: 0.480 (1, 2)		0-0 FC6-4		0-0 F8			0-0 G6-3		0-0 5-3	3	0	0	0	0	0	4
Lou Skizas, R OBP: 0.301, SLG: 0.458 (9, PH)		1-2f		1-2f			1-2f			1	0	0	0	0	0	0
Hector Lopez, R OBP: 0.358, SLG: 0.452 (1, 5)		0-0 F9		0-0 1B 1-2 2-H		0-3 K		0-3 K		4	0	1	1	0	2	1
Alex Kellner, R OBP: 0.216, SLG: 0.417 (1, 1)		0-0 6-3		0-0 1B					0-0 F7	2	0	1	1	0	0	1
Mickey McDermott, L OBP: 0.396, SLG: 0.600 (7, PH)				1-3 2-H						1	0	0	0	0	0	0
Wally Burnette, R OBP: 0.217, SLG: 0.217 (8, 1)										0	0	0	0	0	0	0
Irv Noren, L OBP: 0.280, SLG: 0.309 (9, PH)										1	0	0	0	0	0	0

Inning Stats	R: 0	H: 2	E: 0	K: 1	S: 7	R: 0	H: 1	E: 0	K: 0	S: 4	R: 0	H: 1	E: 0	K: 0	S: 3	R: 2	H: 2	E: 0	K: 0	S: 5	R: 0	H: 1	E: 0	K: 0	S: 4	R: 0	H: 0	E: 0	K: 1	S: 4	R: 0	H: 0	E: 1	K: 3	S: 10	R: 0	H: 0	E: 0	K: 1	S: 5	1B: 7	2B: 1	3B: 0	HR: 0	SF: 0	SAC: 0	DP: 2	HBP: 1	WP: 0	PB: 0	SB: 0	CS: 0	PA: 36
PITCHER Mike Garcia, R ERA: 4.36 (1, 1)	IP	WLS	BF	H	R	ER	SO	BB	IBB	HBP	BLK	WP	HR	S	P	ERA	WHIP																																				
	9.0	W	36	7	2	2	6	2	0	1	0	0	0	45	54	2.00	1.000																																				
	PITCHER																		IP	WLS	BF	H	R	ER	SO	BB	IBB	HBP	BLK	WP	HR	S	P	ERA	WHIP																		


**BOTTOM**

**Cleveland Indians @ Kansas City Athletics**  
Municipal Stadium, Kansas City, MO

Fri Aug 16 1957, 8:05 PM EDT  
Att. 10,097 - Unknown

livebaseballscorecards.com

AB	33
R	2
H	7
RBI	2
BB	2
SO	6
LOB	19





Batter	1	2	3	4	5	6	7	8	9	AB R H RBI BB SO LOB	TOP																										
<b>Al Smith, R</b> (1, 5) OBP: 0.341, SLG: 0.351	4-0 FC6-4 BB	0-0 FC5-4 1-2f			0-0 5-3		0-0 SF7 1-3 3-H 2B		0-0 FC6-4 1-2f	4 1 1 1 1 0 3	<b>Cleveland Indians @ Kansas City Athletics</b> Municipal Stadium, Kansas City, MO Sat Aug 17 1957, 8:05 PM EDT Att: 13,957 - Unknown <a href="http://livebaseballscorecards.com">livebaseballscorecards.com</a>																										
<b>Gene Woodling, L</b> (1, 7) OBP: 0.403, SLG: 0.495	4-0 FC6-4 BB		0-0 F7		0-0 6-3		0-0 SF7			2 0 0 1 1 0 0																											
<b>Dick Williams, R</b> (1, 8) OBP: 0.307, SLG: 0.376	0-0 FC6-4 F8 1-2f		0-0 5-3		0-0 1-3		0-0 F6			4 0 0 1 0 0 2 0 0 0 0 0 0 0																											
<b>Roger Maris, L</b> (9, 8) OBP: 0.348, SLG: 0.426																																					
<b>Vic Wertz, L</b> (1, 3) OBP: 0.384, SLG: 0.486	0-0 F8		0-0 F1			0-0 F5		0-0 F8		4 0 0 0 0 0 1																											
<b>Bobby Avila, R</b> (1, 4) OBP: 0.332, SLG: 0.360	0-0 5-3			0-0 2B 1B		0-0 F3		0-0 G1-4-3 1B		4 0 2 0 0 0 1																											
<b>Rocky Colavito, R</b> (1, 9) OBP: 0.352, SLG: 0.467		4-0 FC5-4 BB		0-0 L6		0-0 5-3		0-0 G1-4-3 1B 1-2f		3 0 0 0 1 0 2																											
<b>Chico Carrasquel, R</b> (1, 6) OBP: 0.351, SLG: 0.383		0-0 FC5-4 F8 1B 1-2f		0-0 2B			0-0 FC4-6 2B 1B		0-0 5-3	4 1 2 0 0 0 1																											
<b>Jim Hegan, R</b> (1, 2) OBP: 0.277, SLG: 0.291		0-0 FC5-4 1B 1-2		0-0 F2			4-0 FC4-6 BB		0-0 FC4-6 1B	3 0 2 0 1 0 2																											
<b>Early Wynn, S</b> (1, 1) OBP: 0.188, SLG: 0.111		0-0 F8 2-3		0-0 4-3			0-0 FC4-6 2B SF7 1-2f 2-3		0-0 FC4-6 FC6-4 1-2f	4 1 0 0 0 0 7																											
<b>Inning Stats</b>	R: 1 E: 1 K: 0 S: 3	H: 0 LOB: 1 BB: 2 P: 11	R: 0 E: 0 K: 0 S: 4	H: 1 LOB: 2 BB: 1 P: 8	R: 0 E: 0 K: 0 S: 3	H: 0 LOB: 0 BB: 0 P: 3	R: 0 E: 0 K: 0 S: 5	H: 2 LOB: 2 BB: 0 P: 5	R: 0 E: 0 K: 0 S: 3	H: 0 LOB: 0 BB: 0 P: 3	R: 2 E: 0 K: 0 S: 5	H: 2 LOB: 1 BB: 1 P: 9	R: 0 E: 0 K: 0 S: 3	H: 1 LOB: 0 BB: 0 P: 3	R: 0 E: 0 K: 0 S: 4	H: 1 LOB: 1 BB: 0 P: 4	1B: 5 2B: 2 3B: 0 HR: 0	SF: 1 SAC: 0 DP: 1 HBP: 0	WP: 0 PB: 0 SB: 1 CS: 0	PA: 37																	
<b>PITCHER</b>	IP WLS BF H R ER SO BB IBB HBP BLK WP HR S P ERA WHIP																																				
<b>Ned Garver, R</b> (1, 1) ERA: 3.77	7.0		30	5	3	2	0	4	0	0	0	0	0	0	26	42	2.57	1.286																			
<b>Tom Morgan, R</b> (8, 1) ERA: 4.28	2.0	W	7	2	0	0	0	0	0	0	0	0	0	7	7	0.00	1.000																				



Batter	1	2	3	4	5	6	7	8	9	AB R H RBI BB SO LOB
Vic Power, R OBP: 0.296, SLG: 0.394 (1, 3)	0-0 F6		0-0 BB 1B 1-2		0-0 4-3		0-0 F4		4-0 1B IBB	4 0 1 0 1 0 0
Billy Hunter, R OBP: 0.266, SLG: 0.361 (1, 6)	4-0 1B BB		0-0 F5		0-0 HR		0-0 HR		0-0 1-2 2-3 3-H 1B	4 3 3 3 1 0 2
Gus Zernial, R OBP: 0.305, SLG: 0.480 (1, 7)	0-0 1B 1-2 1B		0-0 BB 1-2 2-H 1B		0-0 F8		0-0 F4			4 0 2 0 0 0 0
Bob Cerv, R OBP: 0.316, SLG: 0.434 (1, 9)	0-0 FC6-4 1-3 2-H 1B		4-0 BB 1-2 2-3 BB		0-0 F3			0-0 4-3		3 0 1 1 1 0 0
Billy Martin, R OBP: 0.286, SLG: 0.397 (1, 4)	0-0 FC6-4 1-2f		0-0 F8			0-0 S 1B		0-0 6-3		4 0 1 0 0 0 4
Woodie Held, R OBP: 0.332, SLG: 0.507 (1, 8)		0-0 F9		0-0 F7		0-3 K 1-2		0-3 K		4 0 0 0 0 2 1
Hal Smith, R OBP: 0.312, SLG: 0.483 (1, 2)		0-0 L4		0-0 2B		0-0 F9			0-0 FC3-6 1B	4 0 2 0 0 0 1 0 0 0 0 0 0 0
Jack Urban, R OBP: 0.227, SLG: 0.273 (9, PR)										
Hector Lopez, R OBP: 0.354, SLG: 0.446 (1, 5)		0-3 K		0-0 6-3		0-0 4-3			0-0 FC3-6 2B 1-2f 1B	4 1 0 0 0 1 3
Ned Garver, R OBP: 0.262, SLG: 0.216 (1, 1)			0-0 1B 1B		0-0 6-3		0-0 F7		0-0 1B 1-3 2B	2 0 1 0 0 0 1 1 0 0 0 0 0 0 0 0 0 0 0 0 0 1 0 1 0 0 0 0
Mickey McDermott, L OBP: 0.385, SLG: 0.585 (7, PH)										
Tom Morgan, R OBP: 0.121, SLG: 0.094 (8, 1)										
Irv Noren, L OBP: 0.284, SLG: 0.320 (9, PH)										

**BOTTOM**

**Cleveland Indians @ Kansas City Athletics**  
Municipal Stadium, Kansas City, MO  
Sat Aug 17 1957, 8:05 PM EDT  
Att. 13,957 - Unknown

livebaseballscorecards.com

<b>AB</b>	<b>35</b>
<b>R</b>	<b>4</b>
<b>H</b>	<b>12</b>
<b>RBI</b>	<b>4</b>
<b>BB</b>	<b>3</b>
<b>SO</b>	<b>3</b>
<b>LOB</b>	<b>12</b>



Inning Stats	R: 1	H: 2	E: 0	K: 0	S: 4	H: 0	LOB: 1	BB: 1	P: 8	R: 0	H: 0	E: 0	K: 1	S: 5	R: 0	H: 3	E: 0	K: 0	S: 5	R: 0	H: 1	E: 0	K: 0	S: 4	R: 1	H: 1	E: 0	K: 0	S: 4	R: 0	H: 1	E: 0	K: 1	S: 6	R: 1	H: 1	E: 0	K: 0	S: 4	R: 0	H: 0	E: 0	K: 1	S: 5	R: 1	H: 3	E: 0	K: 0	S: 4	1B: 8	2B: 2	3B: 0	HR: 2	SF: 0	SAC: 0	DP: 0	HBP: 0	WP: 0	PB: 0	SB: 1	CS: 0	PA: 38
--------------	------	------	------	------	------	------	--------	-------	------	------	------	------	------	------	------	------	------	------	------	------	------	------	------	------	------	------	------	------	------	------	------	------	------	------	------	------	------	------	------	------	------	------	------	------	------	------	------	------	------	-------	-------	-------	-------	-------	--------	-------	--------	-------	-------	-------	-------	--------

PITCHER	IP	WLS	BF	H	R	ER	SO	BB	IBB	HBP	BLK	WP	HR	S	P	ERA	WHIP
Early Wynn, R ERA: 4.2 (1, 1)	8.1	L	38	12	4	4	3	2	1	0	0	0	2	41	53	4.32	1.680



Batter	1	2	3	4	5	6	7	8	9	AB R H RBI BB SO LOB	TOP									
Al Smith, R (1, 5) OBP: 0.344, SLG: 0.355	0-0 L6	0-0 SF7		0-0 SH2-3 SF9 1B	0-0 1B			0-0 G3 1B 1B		4 2 3 1 0 0 0	<b>Cleveland Indians @ Kansas City Athletics</b> Municipal Stadium, Kansas City, MO Sun Aug 18 1957, 4:33 AM EDT Att: 13,202 - Unknown									
Roger Maris, L (1, 8) OBP: 0.347, SLG: 0.423	0-3 K	0-0 BB 1B		0-0 SH2-3	0-0 L9			0-0 G3		4 0 1 1 0 1 3										
Gene Woodling, L (1, 7) OBP: 0.403, SLG: 0.495	0-0 F6	0-3 K		0-0 SF9				0-0 G6-4-3 1B		4 1 2 3 0 1 2										
Rocky Colavito, R (1, 9) OBP: 0.357, SLG: 0.470		BB 1B		4-0 1B BB				0-0 G6-4-3 1-2f		2 1 1 1 3 0 1										
Bobby Avila, R (1, 4) OBP: 0.332, SLG: 0.359		BB 1B		0-0 1B				0-0 F2		4 1 1 0 1 0 4										
Joe Altobelli, L (1, 3) OBP: 0.233, SLG: 0.255		0-0 1B E 1B		0-0 F7				0-0 G3		5 1 1 1 0 0 2										
Chico Carrasquel, R (1, 6) OBP: 0.349, SLG: 0.380		0-0 1B E SF7 1B		0-0 5-3				0-3 K		5 1 1 1 0 2 0										
Russ Nixon, L (1, 2) OBP: 0.306, SLG: 0.327		0-0 FC 1B 1B		0-3 K2-3				0-0 6-3		5 1 0 0 0 1 1										
Cal McLish, S (1, 1) OBP: 0.290, SLG: 0.269		0-0 BB 1B 1B		4-0 SH2-3 SF9 BB				0-0 4-3		3 1 1 0 1 0 0										
<b>Inning Stats</b>	R: 0 E: 0 K: 1 S: 5	H: 0 LOB: 0 BB: 0 P: 5	R: 5 E: 1 K: 1 S: 10	H: 4 LOB: 3 BB: 3 P: 22	R: 0 E: 0 K: 1 S: 5	H: 0 LOB: 0 BB: 0 P: 5	R: 2 E: 0 K: 0 S: 5	H: 2 LOB: 2 BB: 2 P: 13	R: 0 E: 1 K: 0 S: 5	H: 1 LOB: 2 BB: 0 P: 5	R: 0 E: 0 K: 1 S: 5	H: 0 LOB: 0 BB: 0 P: 5	R: 2 E: 0 K: 0 S: 6	H: 3 LOB: 1 BB: 0 P: 6	R: 0 E: 0 K: 1 S: 5	H: 0 LOB: 0 BB: 0 P: 5	1B: 10 2B: 1 3B: 0 HR: 0	SF: 2 SAC: 1 DP: 1 HBP: 0	WP: 0 PB: 0 SB: 0 CS: 0	PA: 44
<b>PITCHER</b>	IP WLS BF H R ER SO BB IBB HBP BLK WP HR S P ERA WHIP																			
Arnie Portocarrero, R (1, 1) ERA: 4.54	1.0 L 8 2 5 4 1 2 0 0 0 0 0 0 8 16 36.00 4.000																			
Rip Coleman, L (2, 1) ERA: 5.93	0.1 3 2 0 0 0 0 0 0 0 0 0 0 3 3 0.00 6.000																			
Mickey McDermott, L (2, 1) ERA: 5.46	4.2 21 4 2 2 2 3 0 0 0 0 0 0 22 34 3.86 1.500																			
Wally Burnette, R (7, 1) ERA: 4.52	1.0 3 0 0 0 1 0 0 0 0 0 0 0 5 5 0.00 0.000																			
Jack Urban, R (8, 1) ERA: 3.04	2.0 9 3 2 2 1 0 0 0 0 0 0 0 11 11 9.00 1.500																			

AB	36
R	9
H	11
RBI	8
BB	5
SO	5
LOB	13







Batter	1	2	3	4	5	6	7	8	9	AB R H RBI BB SO LOB	TOP											
<b>Al Smith, R</b> (1, 5) OBP: 0.345, SLG: 0.355 BB	4-0 S BB		0-0 F6		0-0 CS 1B			0-0 F8		3 0 1 0 1 0 1												
<b>Roger Maris, L</b> (1, 8) OBP: 0.346, SLG: 0.419 SS	0-3 K 1-2		4-0 CS BB		0-0 CS 1-2	0-0 1-3		0-0 F9		3 0 0 0 1 1 2												
<b>Gene Woodling, L</b> (1, 7) OBP: 0.404, SLG: 0.497 X	0-0 1-3		0-0 CS 1-2	0-0 1-3 FC3-2 2B		4-0 FC5-4 BB		0-0 F7		3 0 1 0 1 0 2												
<b>Rocky Colavito, R</b> (1, 9) OBP: 0.354, SLG: 0.465 X	0-0 F7			0-0 1-3 2-3	0-0 1-3 FC5-4 1-2f				0-3 K	4 0 0 0 0 1 3												
<b>Bobby Avila, R</b> (1, 4) OBP: 0.330, SLG: 0.356 <b>Vic Wertz, L</b> (9, PH) OBP: 0.384, SLG: 0.485		0-0 F5		0-0 FC3-2 1B 3-H		0-0 F7		0-3 K	0-3 K	3 0 0 0 0 0 2 1 0 0 0 0 1 0												
<b>Joe Altobelli, L</b> (1, 3) OBP: 0.250, SLG: 0.259 BB		4-0 S BB		0-0 1-3 1B		0-0 G3		0-0 F5		3 0 1 0 1 0 0												
<b>Chico Carrasquel, R</b> (1, 6) OBP: 0.348, SLG: 0.376 X		0-0 F6 1-2		0-0 L7		0-0 F3				3 0 0 0 0 0 3												
<b>Russ Nixon, L</b> (1, 2) OBP: 0.300, SLG: 0.320 X		0-0 G3			0-0 3-1		0-0 F6			3 0 0 0 0 0 1												
<b>Ray Narleski, R</b> (1, 1) OBP: 0.179, SLG: 0.259 X			0-0 5-3		0-0 4-3			0-0 1B		3 0 1 0 0 0 0												
<b>Inning Stats</b>	R: 0 E: 0 K: 1 S: 5	H: 0 LOB: 1 BB: 1 P: 9	R: 0 E: 0 K: 0 S: 3	H: 0 LOB: 1 BB: 1 P: 7	R: 0 E: 0 K: 0 S: 2	H: 0 LOB: 0 BB: 1 P: 6	R: 0 E: 0 K: 0 S: 5	H: 2 LOB: 2 BB: 0 P: 5	R: 0 E: 0 K: 0 S: 3	H: 1 LOB: 0 BB: 0 P: 3	R: 0 E: 0 K: 0 S: 3	H: 0 LOB: 1 BB: 1 P: 7	R: 0 E: 0 K: 0 S: 3	H: 0 LOB: 0 BB: 0 P: 3	R: 0 E: 0 K: 0 S: 4	H: 1 LOB: 1 BB: 0 P: 4	R: 0 E: 0 K: 2 S: 7	H: 0 LOB: 0 BB: 0 P: 7	1B: 3 2B: 1 3B: 0 HR: 0	SF: 0 SAC: 0 DP: 0 HBP: 0	WP: 0 PB: 0 SB: 2 CS: 2	PA: 35
<b>PITCHER Tom Gorman, R</b> (1, 1) ERA: 3.26	IP: 9.0 WLS: W BF: 33 H: 4 R: 0 ER: 0 SO: 3 BB: 4 IBB: 0 HBP: 0 BLK: 0 WP: 0 HR: 0 S: 35 P: 51 ERA: 0.00 WHIP: 0.889											<b>PITCHER</b>	IP: 9.0 WLS: W BF: 33 H: 4 R: 0 ER: 0 SO: 3 BB: 4 IBB: 0 HBP: 0 BLK: 0 WP: 0 HR: 0 S: 35 P: 51 ERA: 0.00 WHIP: 0.889									

**Cleveland Indians @ Kansas City Athletics**  
Municipal Stadium, Kansas City, MO  
Mon Aug 19 1957, 4:33 AM EDT  
Att. 5,179 - Unknown

AB	29
R	0
H	4
RBI	0
BB	4
SO	3
LOB	14



livebaseballscorecards.com





Batter	1	2	3	4	5	6	7	8	9	AB R H RBI BB SO LOB	TOP	
Hank Bauer, R (1, 9) OBP: 0.320, SLG: 0.444	0-0 SH2-3 2B		0-0 F9 4-3 1B		0-3 K			0-0 L4		4 0 2 0 0 1 0	<b>New York Yankees @ Kansas City Athletics</b> Municipal Stadium, Kansas City, MO Tue Aug 20 1957, 8:05 PM EDT Att: 23,737 - Unknown <a href="http://livebaseballscorecards.com">livebaseballscorecards.com</a>	
Tony Kubek, L (1, 5) OBP: 0.345, SLG: 0.398	0-0 SH2-3 2-3		0-0 4-3 1-2		0-0		0-0 F2		3 0 1 0 0 0 1			
Mickey Mantle, S (1, 8) OBP: 0.531, SLG: 0.702	0-3 K		0-0 F9 2-3		0-0 G3		0-0 E9		4 0 0 0 0 1 3			
Yogi Berra, L (1, 2) OBP: 0.318, SLG: 0.423	0-0 L8		0-0 F8		0-0 F8		0-0 F7		4 0 0 0 0 0 3			
Gil McDougald, R (1, 6) OBP: 0.377, SLG: 0.480		0-0 HBP BB 1B		0-3 K		0-0 F8		0-0 L8	4 0 1 0 0 1 0			
Harry Simpson, L (1, 7) OBP: 0.307, SLG: 0.422		0-3 K		0-0 G3		0-0 F8		0-0 1-3	4 0 0 0 0 1 1			
Bill Skowron, R (1, 3) OBP: 0.350, SLG: 0.481		1-0 WP HBP		0-0		0-0 F9		0-0	3 0 2 0 0 0 0			
Jerry Lumpe, L (9, PR) OBP: 0.316, SLG: 0.316		1-2 HBP		1B				1B	0 0 0 0 0 0 0			
Jerry Coleman, R (1, 4) OBP: 0.371, SLG: 0.389		4-0 BB		0-0 1-3		0-0 P4		0-0 L4-3	2 0 0 0 1 0 1			
Enos Slaughter, L (9, PH) OBP: 0.382, SLG: 0.401		1-3 2-H BB							1 0 0 0 0 0 1			
Bob Turley, R (1, 1) OBP: 0.212, SLG: 0.068		0-3 K			0-3 K		0-3 K		3 0 0 0 0 3 2			
<b>Inning Stats</b>	R: 0 H: 1 E: 0 LOB: 1 K: 1 BB: 0 S: 6 P: 6	R: 0 H: 1 E: 0 LOB: 2 K: 2 BB: 1 S: 7 P: 12	R: 0 H: 1 E: 0 LOB: 1 K: 0 BB: 0 S: 4 P: 4	R: 0 H: 1 E: 0 LOB: 1 K: 1 BB: 0 S: 6 P: 6	R: 0 H: 1 E: 0 LOB: 1 K: 2 BB: 0 S: 8 P: 8	R: 0 H: 0 E: 0 LOB: 0 K: 0 BB: 0 S: 3 P: 3	R: 0 H: 0 E: 0 LOB: 0 K: 1 BB: 0 S: 5 P: 5	R: 0 H: 0 E: 1 LOB: 1 K: 0 BB: 0 S: 4 P: 4	R: 0 H: 1 E: 0 LOB: 1 K: 0 BB: 0 S: 4 P: 4	1B: 5 SF: 0 2B: 1 SAC: 1 3B: 0 DP: 0 HR: 0 HBP: 1	WP: 2 PA: 35 PB: 0 SB: 0 CS: 0	
<b>PITCHER</b> Ralph Terry, R (1, 1) ERA: 3.12	IP WLS BF H R ER SO BB IBB HBP BLK WP HR S P ERA WHIP											
	9.0 W 35 6 0 0 7 1 0 1 0 1 0 47 52 0.00 0.778											

**New York Yankees @ Kansas City Athletics**  
Municipal Stadium, Kansas City, MO  
Tue Aug 20 1957, 8:05 PM EDT  
Att: 23,737 - Unknown

<b>AB</b>	32
<b>R</b>	0
<b>H</b>	6
<b>RBI</b>	0
<b>BB</b>	1
<b>SO</b>	7
<b>LOB</b>	12







Batter	1	2	3	4	5	6	7	8	9	AB R H RBI BB SO LOB	TOP
Hank Bauer, R OBP: 0.319, SLG: 0.442 (1, 9) X	0-0 BB 1B		0-0 1-3		0-0 F8		0-0 6-3		0-0 SF8	4 0 1 1 0 0 2	<b>New York Yankees @ Kansas City Athletics</b> Municipal Stadium, Kansas City, MO Wed Aug 21 1957, 8:05 PM EDT Att: 24,740 - Unknown <a href="http://livebaseballscorecards.com">livebaseballscorecards.com</a>
Gil McDougald, R OBP: 0.373, SLG: 0.474 (1, 6) X (6, 4)	0-0 F8		0-0 F8		0-0 P3		0-3 K		0-3 K	5 0 0 0 0 2 4	
Mickey Mantle, S OBP: 0.529, SLG: 0.697 (1, 8) B B B	4-0 1-2 BB			0-0 F7	0-0 4-3			0-3 K		3 0 0 0 1 1 2	
Yogi Berra, L OBP: 0.317, SLG: 0.419 (1, 2) S S	0-3 K			4-0 1B 1B BB		0-0 P6		0-0 F8		3 1 0 0 1 1 2	
Harry Simpson, L OBP: 0.312, SLG: 0.434 (1, 7) X	0-0 4-3			0-0 1B 1-3 9-2 1B		0-0 HR		4-0 BB		3 1 2 1 1 0 2	
Bill Skowron, R OBP: 0.351, SLG: 0.481 (1, 3)		0-3 K		0-0 1B 1-3 3-H		0-0 FC4-6 1B		0-0 F8		4 0 2 1 0 1 1	
Tony Kubek, L OBP: 0.344, SLG: 0.394 (1, 5) X (6, 6)		0-0 F7		0-0 9-2		0-0 FC4-6			4-0 2B SF8 BB	3 1 0 0 1 0 3	
Jerry Coleman, R OBP: 0.373, SLG: 0.391 (1, 4) Jerry Lumpe, L OBP: 0.333, SLG: 0.381 (6, PH) (6, 5)		0-0 6-3			0-0 1B 1B		0-0 5-3		0-0 1-3 2B	2 0 1 0 0 0 0 2 0 1 0 0 0 1	
Johnny Kucks, R OBP: 0.190, SLG: 0.113 (1, 1) Art Ditmar, R OBP: 0.194, SLG: 0.194 (1, 1) Enos Slaughter, L OBP: 0.385, SLG: 0.405 (5, PH) Al Cicotte, R OBP: 0.231, SLG: 0.308 (5, 1) Joe Collins, L OBP: 0.330, SLG: 0.265 (9, PH)			0-0 F9		0-0 1-2 1B		0-0 6-3		0-0 F2	0 0 0 0 0 0 0 1 0 0 0 0 0 0 1 0 1 0 0 0 0 1 0 0 0 0 0 0 1 0 0 0 0 0 2	
<b>Inning Stats</b>	R: 0 H: 1 E: 0 LOB: 2 K: 1 BB: 1 S: 6 P: 10	R: 0 H: 0 E: 0 LOB: 0 K: 1 BB: 0 S: 5 P: 5	R: 0 H: 0 E: 0 LOB: 0 K: 0 BB: 0 S: 3 P: 3	R: 1 H: 2 E: 0 LOB: 1 K: 0 BB: 1 S: 4 P: 8	R: 0 H: 2 E: 0 LOB: 2 K: 0 BB: 0 S: 5 P: 5	R: 1 H: 2 E: 0 LOB: 1 K: 0 BB: 0 S: 5 P: 5	R: 0 H: 0 E: 0 LOB: 0 K: 1 BB: 0 S: 5 P: 5	R: 0 H: 0 E: 0 LOB: 1 K: 1 BB: 1 S: 5 P: 9	R: 1 H: 1 E: 0 LOB: 1 K: 1 BB: 1 S: 6 P: 10	1B: 6 SF: 1 2B: 2 SAC: 0 3B: 0 DP: 1 HR: 1 HBP: 0	
<b>PITCHER</b> Jack Urban, R ERA: 3.07 (1, 1) Virgil Trucks, R ERA: 2.63 (9, 1)	IP WLS BF H R ER SO BB IBB HBP BLK WP HR S P ERA WHIP	8.0 W 35 8 3 3 4 4 0 0 0 0 0 1 39 55 3.38 1.500	1.0 S 3 0 0 0 1 0 0 0 0 0 0 0 5 5 0.00 0.000	<b>PITCHER</b> IP WLS BF H R ER SO BB IBB HBP BLK WP HR S P ERA WHIP							

**New York Yankees @ Kansas City Athletics**  
Municipal Stadium, Kansas City, MO  
Wed Aug 21 1957, 8:05 PM EDT  
Att: 24,740 - Unknown

AB	33
R	3
H	8
RBI	3
BB	4
SO	5
LOB	19







Batter	1	2	3	4	5	6	7	8	9	AB R H RBI BB SO LOB	TOP											
Hank Bauer, R OBP: 0.317, SLG: 0.438 (1, 9) X	0-0 P4		0-0 FC3-2 BB HR 1B 1-2 2-H 3-H	0-3 K		0-0 F9		0-0 F8	0-0 F8	6 1 1 2 0 1 4												
Joe Collins, L OBP: 0.325, SLG: 0.262 (1, 3) X	0-0 P6		0-0 L7	0-0 F8			0-0 4-3	0-0 1B		5 0 1 0 0 0 3												
Mickey Mantle, S OBP: 0.528, SLG: 0.692 (1, 8) X	0-0 4-3		4-0 FC3-2 HR BB 1-2 2-3		0-3 K		0-0 HR 1B	0-0 L3		4 2 1 0 1 1 2												
Yogi Berra, L OBP: 0.318, SLG: 0.427 (1, 2)		0-0 4-3	0-0 FC3-2 HR 1-2 2-3 3-H		0-0 6-3		0-0 HR 1B	0-0 SH1-3 1B		5 3 2 2 0 0 3												
Harry Simpson, L OBP: 0.320, SLG: 0.447 (1, 7)		0-0 P6	0-0 HR 1-H 2-H 3-H		0-0 1B		4-0 BB	0-0 SH1-3 1B		4 2 3 4 1 0 0												
Gil McDougald, R OBP: 0.372, SLG: 0.477 (1, 4)		0-0 6-3	0-0 3B		0-0 F9		0-0 F5	0-0 SH1-3		4 0 1 0 0 0 2												
Tony Kubek, L OBP: 0.345, SLG: 0.394 (1, 6)			BB 1B 1B			0-0 F7	0-0 F8	0-0 1B 1B		5 2 2 2 0 0 2												
Jerry Lumpe, L OBP: 0.423, SLG: 0.480 (1, 5)			0-0 BB 1B 1B 1-2	0-0 2B		0-0 F6		4-0 1B SH3 BB	0-0 SH3-4 1B	4 1 3 1 1 0 0												
Don Larsen, R OBP: 0.346, SLG: 0.378 (1, 1)			4-0 BB 1B BB	0-3 K		4-0 BB		0-0 SH3	0-0 SH3-4	1 0 0 0 1 1 1												
Art Ditmar, R OBP: 0.194, SLG: 0.194 (5, 1)			1-2 2-3 FC3-2 BB					1-2		0 0 0 0 0 0 0												
Enos Slaughter, L OBP: 0.388, SLG: 0.405 (6, PH)										0 0 0 0 1 0 0												
Johnny Kucks, R OBP: 0.190, SLG: 0.113 (6, 1)										0 0 0 0 0 0 0												
<b>Inning Stats</b>	R: 0 E: 0 K: 0 S: 3	H: 0 LOB: 0 BB: 0 P: 3	R: 0 E: 0 K: 0 S: 3	H: 0 LOB: 0 BB: 0 P: 3	R: 6 E: 0 K: 0 S: 8	H: 5 LOB: 1 BB: 2 P: 16	R: 0 E: 0 K: 2 S: 8	H: 1 LOB: 1 BB: 0 P: 8	R: 0 E: 0 K: 1 S: 6	H: 1 LOB: 1 BB: 0 P: 6	R: 0 E: 0 K: 0 S: 3	H: 0 LOB: 1 BB: 1 P: 7	R: 2 E: 0 K: 0 S: 5	H: 2 LOB: 1 BB: 1 P: 9	R: 0 E: 0 K: 0 S: 4	H: 1 LOB: 2 BB: 1 P: 8	R: 3 E: 0 K: 0 S: 7	H: 4 LOB: 1 BB: 0 P: 7	1B: 10 2B: 1 3B: 1 HR: 2	SF: 0 SAC: 3 DP: 0 HBP: 0	WP: 0 PB: 0 SB: 0 CS: 0	PA: 46
<b>PITCHER</b>	IP WLS BF H R ER SO BB IBB HBP BLK WP HR S P ERA WHIP																					
Wally Burnette, R ERA: 4.91 (1, 1)	2.1 L 12 3 5 5 0 2 0 0 0 0 0 0 10 18 19.29 2.143																					
Mickey McDermott, L ERA: 5.57 (3, 1)	0.1 3 2 1 1 0 0 0 0 0 0 0 0 1 3 27.00 6.000																					
Arnie Portocarrero, R ERA: 4.41 (3, 1)	2.1 9 2 0 0 3 0 0 0 0 0 0 0 0 15 0.00 0.857																					
Dave Hill, L ERA: 9.0 (6, 1)	2.0 10 2 2 2 0 2 0 0 0 0 0 1 8 16 9.00 2.000																					
Tom Morgan, R ERA: 4.42 (8, 1)	2.0 12 5 3 3 0 1 0 0 0 0 0 0 0 11 13.50 3.000																					

**New York Yankees @ Kansas City Athletics**  
Municipal Stadium, Kansas City, MO  
Thu Aug 22 1957, 4:33 AM EDT  
Att: 19,202 - Unknown

AB	38
R	11
H	14
RBI	11
BB	5
SO	3
LOB	17



WP: 0	PA: 46
-------	--------

BOTTOM

New York Yankees @ Kansas City Athletics  
Municipal Stadium, Kansas City, MO

AB 30  
R 4  
H 5  
RBI 4  
BB 3  
SO 6  
LOB 6



WP: 0 PA: 33  
PB: 0  
SB: 0  
CS: 0

Thu Aug 22 1957, 4:33 AM EDT  
Att. 19,202 - Unknown

AB R H RBI BB SO LOB

4 1 1 0 0 0 0

4 1 2 0 0 1 0

4 0 0 0 0 2 3

2 0 0 0 2 0 0

4 0 1 2 0 0 1

4 0 0 0 0 2 2

2 1 0 0 1 0 0

3 1 1 2 0 1 0

1 0 0 0 0 0 0  
0 0 0 0 0 0 0  
0 0 0 0 0 0 0  
1 0 0 0 0 0 0  
0 0 0 0 0 0 0  
1 0 0 0 0 0 0  
0 0 0 0 0 0 0

1B: 4 SF: 0  
2B: 1 SAC: 0  
3B: 0 DP: 2  
HR: 1 HBP: 0

Batter	1	2	3	4	5	6	7	8	9
Vic Power, R OBP: 0.292, SLG: 0.383 (1, 3)	0-0 E 1B		0-0 P6		0-0 F9			0-0 L8	
Billy Hunter, R OBP: 0.266, SLG: 0.352 (1, 4)	0-0 E5 1-3 1B		0-3 K		0-0 FC5-4 1B			0-0 P6	
Gus Zernial, R OBP: 0.297, SLG: 0.460 (1, 7)	0-3 K2-3		0-3 K		0-0 FC5-4 1-2f			0-0 5-3	
Bob Cerv, R OBP: 0.316, SLG: 0.424 (1, 9)	4-0 1B BB		0-0 1-3		4-0 G6-4-3 BB			0-0 G3	
Billy Martin, R OBP: 0.282, SLG: 0.383 (1, 5)	0-0 K2-4-2 1-3 2-H 3-H 1B		0-0 F2		0-0 G6-4-3 1-2f			0-0 1-3	
Woodie Held, R OBP: 0.338, SLG: 0.493 (1, 8)	0-3 K2-4-2 1-2f		0-0 F2		0-0 P4			0-3 K	
Tim Thompson, L OBP: 0.250, SLG: 0.331 (1, 2)		0-0 G3		4-0 HR BB				0-0 L8	
Joe Demaestri, R OBP: 0.298, SLG: 0.359 (1, 6)		0-3 K		0-0 HR				0-0 6-3	
Wally Burnette, R OBP: 0.298, SLG: 0.298 (1, 1) Mickey McDermott, L OBP: 0.373, SLG: 0.558 (3, 1) Arnie Portocarrero, R OBP: 0.261, SLG: 0.150 (3, 1) Lou Skizas, R OBP: 0.351, SLG: 0.456 (5, PH) Dave Hill, R OBP: 0.246, SLG: 0.231 (7, PH) Tom Morgan, R OBP: 0.121, SLG: 0.094 (8, 1)		0-0 5-3		0-0 5-3				0-0 6-3	

Inning Stats	R: 2	H: 3	E: 1	K: 2	S: 9	LOB: 2	BB: 1	P: 13	R: 0	H: 0	E: 0	K: 1	S: 5	LOB: 0	BB: 0	P: 5	R: 0	H: 0	E: 0	K: 2	S: 7	LOB: 0	BB: 0	P: 7	R: 0	H: 0	E: 0	K: 0	S: 3	LOB: 0	BB: 0	P: 3	R: 2	H: 2	E: 0	K: 0	S: 5	LOB: 1	BB: 1	P: 9	R: 0	H: 0	E: 0	K: 0	S: 2	LOB: 0	BB: 1	P: 6	R: 0	H: 0	E: 0	K: 0	S: 3	LOB: 0	BB: 0	P: 3	R: 0	H: 0	E: 0	K: 0	S: 3	LOB: 0	BB: 0	P: 3	R: 0	H: 0	E: 0	K: 1	S: 5	LOB: 0	BB: 0	P: 5
--------------	------	------	------	------	------	--------	-------	-------	------	------	------	------	------	--------	-------	------	------	------	------	------	------	--------	-------	------	------	------	------	------	------	--------	-------	------	------	------	------	------	------	--------	-------	------	------	------	------	------	------	--------	-------	------	------	------	------	------	------	--------	-------	------	------	------	------	------	------	--------	-------	------	------	------	------	------	------	--------	-------	------

PITCHER	IP	WLS	BF	H	R	ER	SO	BB	IBB	HBP	BLK	WP	HR	S	P	ERA	WHIP
Don Larsen, R ERA: 3.95 (1, 1)	4.2		20	5	4	4	5	2	0	0	0	0	1	28	36	7.71	1.500
Art Ditmar, R ERA: 2.89 (5, 1)	0.1		1	0	0	0	0	0	0	0	0	0	0	1	1	0.00	0.000
Johnny Kucks, R ERA: 3.5 (6, 1)	4.0	W	12	0	0	0	1	1	0	0	0	0	0	13	17	0.00	0.250



Batter	1	2	3	4	5	6	7	8	9	10	11	12	AB	R	H	RBI	BB	SO	LOB	TOP				
<b>Billy Gardner, R</b> OBP: 0.342, SLG: 0.373 (1, 4)	0-0 G4-6-3 1B		0-0 F5			0-0 F8		0-0 5-3			0-0 F3		5	0	1	0	0	0	1					
<b>George Kell, R</b> OBP: 0.330, SLG: 0.391 (1, 3)	0-0 G4-6-3		0-0 1-3			0-3 K				0-0 G3		2	0	0	0	0	0	1						
<b>Bob Boyd, L</b> OBP: 0.386, SLG: 0.411 (6, PH) (6, 3)	1-2f										4-0 BB		2	0	0	0	1	1	0					
<b>Bob Nieman, R</b> OBP: 0.354, SLG: 0.447 (1, 7)	0-0 HR		0-0 F7			0-0 F9				0-0 6-3		5	1	1	1	0	0	2						
<b>Gus Triandos, R</b> OBP: 0.312, SLG: 0.413 (1, 2)	0-0					0-0 F9				0-0 E4		3	0	2	0	0	0	0						
<b>Jim Busby, R</b> OBP: 0.275, SLG: 0.335 (7, PR)	0-0											0	0	0	0	0	0	0						
<b>Joe Ginsberg, L</b> OBP: 0.346, SLG: 0.387 (7, 2)	0-0 2B											2	1	1	0	0	0	0						
<b>Joe Durham, R</b> OBP: 0.273, SLG: 0.336 (1, 9)	0-0 2-3					0-0 1-3				0-0 CS		2	0	0	0	0	0	1						
<b>Billy Goodman, L</b> OBP: 0.324, SLG: 0.379 (7, PH) (7, 5)								0-3 K2-3		0-0 4-3		3	0	1	0	0	1	1						
<b>Brooks Robinson, R</b> OBP: 0.227, SLG: 0.275 (1, 5)		0-0 FC3-6 1B				0-0 F7						2	0	1	0	0	0	0						
<b>Tito Francona, L</b> OBP: 0.318, SLG: 0.375 (7, PH) (7, 9)								0-3 K		0-0 F7		3	0	0	0	0	2	3						
<b>Al Pilarcik, L</b> OBP: 0.356, SLG: 0.358 (1, 8)		0-0 FC3-6 BB				0-0 1-3				0-0 G3		5	0	0	0	0	0	4						
<b>Willy Miranda, S</b> OBP: 0.255, SLG: 0.216 (1, 6)		4-0 1-2 BB				0-0 F7				0-0 L7		4	0	2	1	1	0	0						
<b>Connie Johnson, R</b> OBP: 0.134, SLG: 0.134 (1, 1)		0-0 G1-6-4-3 BB				0-0 3-1				0-0 6-3		4	0	0	0	0	0	4						
<b>Inning Stats</b>	R: 1 E: 0 K: 5	H: 3 LOB: 1 BB: 0 P: 5	R: 0 E: 0 K: 3	H: 1 LOB: 1 BB: 1 P: 7	R: 0 E: 0 K: 3	H: 0 LOB: 0 BB: 0 P: 3	R: 0 E: 0 K: 3	H: 0 LOB: 0 BB: 0 P: 3	R: 0 E: 0 K: 1	H: 1 LOB: 1 BB: 0 P: 8	R: 0 E: 0 K: 3	H: 0 LOB: 0 BB: 0 P: 3	R: 0 E: 1 K: 3	H: 0 LOB: 0 BB: 0 P: 3	R: 0 E: 0 K: 3	H: 0 LOB: 0 BB: 0 P: 3	R: 0 E: 0 K: 4	H: 1 LOB: 2 BB: 1 P: 8	R: 1 E: 0 K: 1	H: 3 LOB: 2 BB: 0 P: 8	1B: 6 2B: 2 3B: 0 HR: 1	SF: 0 SAC: 1 DP: 2 HBP: 0	WP: 0 PB: 0 SB: 0 CS: 1	PA: 46
<b>PITCHER</b>	IP	WLS	BF	H	R	ER	SO	BB	IBB	HBP	BLK	WP	HR	S	P	ERA	WHIP							
<b>Alex Kellner, L</b> ERA: 4.09 (1, 1)	2.0		9	4	1	1	0	1	0	0	0	0	1	8	12	4.50	2.500							
<b>Wally Burnette, R</b> ERA: 4.5 (3, 1)	10.0	L	36	5	1	1	4	1	0	0	0	0	0	43	47	0.90	0.600							

**Baltimore Orioles @ Kansas City Athletics**  
Municipal Stadium, Kansas City, MO  
Fri Aug 23 1957, 4:33 AM EDT  
Att: 9,540 - Unknown

livebaseballscorecards.com

AB	42
R	2
H	9
RBI	2
BB	2
SO	4
LOB	17







Batter	1	2	3	4	5	6	7	8	9	AB R H RBI BB SO LOB	TOP							
<b>Billy Gardner, R</b> OBP: 0.342, SLG: 0.372 (1, 4) X	0-0 F7	0-0 E7			0-0 6-3			0-0 F9		4 0 1 1 0 0 0								
<b>Bob Boyd, L</b> OBP: 0.387, SLG: 0.412 (1, 3) X	0-0 FC6-4 1B	0-0 F4			0-0 F8			0-0 FC4-6 1B		4 0 2 0 0 0 1								
<b>Billy Goodman, L</b> OBP: 0.318, SLG: 0.371 (1, 5) X	0-0 FC6-4 BB 2B				0-0 F8			0-0 F8		4 1 0 0 0 0 2								
<b>Tito Francona, L</b> OBP: 0.317, SLG: 0.370 (1, 9) (9, 7) B B B B	4-0 2B BB				0-0 F7			0-0 FC4-6 1-2f		3 1 0 0 1 0 1								
<b>Bob Nieman, R</b> OBP: 0.356, SLG: 0.451 (1, 7) X	0-0 2B				0-0 CS 1B			0-0 L8		4 0 2 2 0 0 0								
<b>Jim Busby, R</b> OBP: 0.275, SLG: 0.335 (9, 8) X	0-0 2B				0-0 F2			0-0 L8		0 0 0 0 0 0 0								
<b>Al Pilarcik, L</b> OBP: 0.355, SLG: 0.365 (1, 8) (9, 9) X	0-0 4-3				0-0 F5			0-0 HR		4 1 1 1 0 0 1								
<b>Gus Triandos, R</b> OBP: 0.314, SLG: 0.414 (1, 2) X		0-0 SH1-4 E 1B			0-0 F9			0-0 5-3		4 1 2 0 0 0 0								
<b>Willy Miranda, S</b> OBP: 0.252, SLG: 0.213 (1, 6) X		0-0 SH1-4			0-0 F7			0-0 F7		3 0 0 0 0 0 1								
<b>Ken Lehman, L</b> OBP: 0.250, SLG: 0.176 (1, 1) X		0-3 K			0-0 F3			0-3 K		2 0 0 0 0 1 1								
<b>Hal Brown, R</b> OBP: 0.231, SLG: 0.278 (6, 1) X										1 0 0 0 0 1 1								
<b>Inning Stats</b>	R: 2 E: 0 K: 0 S: 5	H: 2 LOB: 1 BB: 1 P: 9	R: 1 E: 1 K: 1 S: 7	H: 2 LOB: 1 BB: 0 P: 7	R: 0 E: 0 K: 0 S: 3	H: 0 LOB: 0 BB: 0 P: 3	R: 0 E: 0 K: 0 S: 3	H: 0 LOB: 0 BB: 0 P: 3	R: 0 E: 0 K: 1 S: 6	H: 1 LOB: 1 BB: 0 P: 6	R: 0 E: 0 K: 0 S: 4	H: 1 LOB: 1 BB: 0 P: 4	R: 1 E: 0 K: 0 S: 4	H: 1 LOB: 0 BB: 0 P: 4	1B: 6 2B: 1 3B: 0 HR: 1	SF: 0 SAC: 1 DP: 0 HBP: 0	WP: 0 PB: 0 SB: 0 CS: 1	PA: 36
<b>PITCHER</b>	IP WLS BF H R ER SO BB IBB HBP BLK WP HR S P ERA WHIP																	
<b>Ned Garver, R</b> ERA: 3.94 (1, 1)	1.2 L 10 4 3 3 1 1 0 0 0 0 0 0 11 15 16.20 3.000																	
<b>Arnie Portocarrero, R</b> ERA: 4.19 (2, 1)	4.1 13 1 0 0 0 0 0 0 0 0 0 0 13 13 0.00 0.231																	
<b>Tom Morgan, R</b> ERA: 4.39 (7, 1)	3.0 12 3 1 1 1 0 0 0 0 0 0 1 14 14 3.00 1.000																	

**Baltimore Orioles @ Kansas City Athletics**  
**Municipal Stadium, Kansas City, MO**  
 Sat Aug 24 1957, 4:33 AM EDT  
 Att. 7,561 - Unknown

<b>AB</b>	33
<b>R</b>	4
<b>H</b>	8
<b>RBI</b>	4
<b>BB</b>	1
<b>SO</b>	2
<b>LOB</b>	8







Batter	1	2	3	4	5	6	7	8	9	AB	R	H	RBI	BB	SO	LOB	TOP											
<b>Jim Piersall, R</b> (1, 8) <small>OBP: 0.330, SLG: 0.394</small>																	0	0	0	0	0	0	0	0	0	0	0	0
<b>Billy Klaus, L</b> (1, 6) <small>OBP: 0.343, SLG: 0.403</small>																	0	0	0	0	0	0	0	0	0	0	0	0
<b>Ted Williams, L</b> (1, 7) <small>OBP: 0.509, SLG: 0.701</small>																	0	0	0	0	0	0	0	0	0	0	0	0
<b>Frank Malzone, R</b> (1, 5) <small>OBP: 0.330, SLG: 0.410</small>																	0	0	0	0	0	0	0	0	0	0	0	0
<b>Jackie Jensen, R</b> (1, 9) <small>OBP: 0.370, SLG: 0.454</small>																	0	0	0	0	0	0	0	0	0	0	0	0
<b>Norm Zauchin, R</b> (1, 3) <small>OBP: 0.337, SLG: 0.367</small>																	0	0	0	0	0	0	0	0	0	0	0	0
<b>Ted Lepcio, R</b> (1, 4) <small>OBP: 0.333, SLG: 0.411</small>																	0	0	0	0	0	0	0	0	0	0	0	0
<b>Pete Daley, R</b> (1, 2) <small>OBP: 0.265, SLG: 0.243</small>																	0	0	0	0	0	0	0	0	0	0	0	0
<b>Tom Brewer, R</b> (1, 1) <small>OBP: 0.208, SLG: 0.211</small>	0	0	0	0	0	0	0	0	0	0	0	0																
<b>Inning Stats</b>																	1B: 0    SF: 0 2B: 0    SAC: 0 3B: 0    DP: 0 HR: 0    HBP: 0	WP: 0    PA: 0 PB: 0 SB: 0 CS: 0										
<b>PITCHER</b> <b>Tom Gorman, R</b> (1, 1) <small>ERA: 3.26</small>	IP	WLS	BF	H	R	ER	SO	BB	IBB	HBP	BLK	WP	HR	S	P	ERA	WHIP	0.0 W 0 0 0 0 0 0 0 0 0 0 0 0 0 0 ∞ ∞	<b>PITCHER</b> IP    WLS    BF    H    R    ER    SO    BB    IBB    HBP    BLK    WP    HR    S    P    ERA    WHIP									

**Boston Red Sox @ Kansas City Athletics**  
**Municipal Stadium, Kansas City, MO**  
Sun Aug 25 1957, 4:33 AM EDT  
Att. 17,828 - Unknown


**AB**    0  
**R**      0  
**H**      0  
**RBI**   0  
**BB**    0  
**SO**    0  
**LOB**   0



WP: 0    PA: 0  
PB: 0  
SB: 0  
CS: 0






Batter	1	2	3	4	5	6	7	8	9	AB R H RBI BB SO LOB	TOP							
<b>Jim Piersall, R</b> (1, 8) <small>OBP: 0.328, SLG: 0.391</small>											0 0 0 0 0 0 0 0	<b>Boston Red Sox @ Kansas City Athletics</b> <b>Municipal Stadium, Kansas City, MO</b> Mon Aug 26 1957, 4:33 AM EDT Att. 7,730 - Unknown  <a href="http://livebaseballscorecards.com">livebaseballscorecards.com</a>						
<b>Billy Klaus, L</b> (1, 6) <small>OBP: 0.344, SLG: 0.403</small>											0 0 0 0 0 0 0 0							
<b>Ted Williams, L</b> (1, 7) <small>OBP: 0.507, SLG: 0.696</small>											0 0 0 0 0 0 0 0							
<b>Frank Malzone, R</b> (1, 5) <small>OBP: 0.327, SLG: 0.407</small>											0 0 0 0 0 0 0 0							
<b>Jackie Jensen, R</b> (1, 9) <small>OBP: 0.369, SLG: 0.451</small>											0 0 0 0 0 0 0 0							
<b>Norm Zauchin, R</b> (1, 3) <small>OBP: 0.344, SLG: 0.373</small>											0 0 0 0 0 0 0 0							
<b>Ted Lepcio, R</b> (1, 4) <small>OBP: 0.332, SLG: 0.408</small>											0 0 0 0 0 0 0 0		<b>AB</b> 0 <b>R</b> 0 <b>H</b> 0 <b>RBI</b> 0 <b>BB</b> 0 <b>SO</b> 0 <b>LOB</b> 0					
<b>Pete Daley, R</b> (1, 2) <small>OBP: 0.274, SLG: 0.290</small>											0 0 0 0 0 0 0 0							
<b>Willard Nixon, L</b> (1, 1) <small>OBP: 0.382, SLG: 0.340</small>	0 0 0 0 0 0 0 0																	
<b>Inning Stats</b>											1B: 0 SF: 0 2B: 0 SAC: 0 3B: 0 DP: 0 HR: 0 HBP: 0 WP: 0 PA: 0 PB: 0 SB: 0 CS: 0							
<b>PITCHER</b> <b>Ralph Terry, R</b> (1, 1) <small>ERA: 3.12</small>	IP	WLS	BF	H	R	ER	SO	BB	IBB	HBP	BLK	WP	HR	S	P	ERA	WHIP	<b>PITCHER</b> IP WLS BF H R ER SO BB IBB HBP BLK WP HR S P ERA WHIP
	0.0	L	0	0	0	0	0	0	0	0	0	0	0	0	0	∞	∞	





Batter	1	2	3	4	5	6	7	8	9	AB	R	H	RBI	BB	SO	LOB	TOP		
Eddie Yost, R (1, 5) OBP: 0.394, SLG: 0.403											0	0	0	0	0	0	0	Washington Senators @ Kansas City Athletics Municipal Stadium, Kansas City, MO Tue Aug 27 1957, 8:05 PM EDT Att. 7,336 - Unknown  <a href="http://livebaseballscorecards.com">livebaseballscorecards.com</a>	
Bob Usher, R (1, 8) OBP: 0.330, SLG: 0.367											0	0	0	0	0	0	0		0
Jim Lemon, R (1, 9) OBP: 0.349, SLG: 0.464											0	0	0	0	0	0	0		0
Roy Sievers, R (1, 7) OBP: 0.390, SLG: 0.584											0	0	0	0	0	0	0		0
Lou Berberet, L (1, 2) OBP: 0.354, SLG: 0.406											0	0	0	0	0	0	0		0
Pete Runnels, L (1, 3) OBP: 0.306, SLG: 0.288											0	0	0	0	0	0	0		0
Milt Bolling, R (1, 4) OBP: 0.301, SLG: 0.356											0	0	0	0	0	0	0		0
Rocky Bridges, R (1, 6) OBP: 0.299, SLG: 0.296											0	0	0	0	0	0	0		0
Camilo Pascual, R (1, 1) OBP: 0.163, SLG: 0.122	0	0	0	0	0	0	0	0	0	0	0	0	0	0	0				
<b>Inning Stats</b>											1B: 0	SF: 0	WP: 0	PA: 0					
											2B: 0	SAC: 0	PB: 0						
											3B: 0	DP: 0	SB: 0						
											HR: 0	HBP: 0	CS: 0						
<b>PITCHER</b> Jack Urban, R (1, 1) ERA: 3.07	IP	WLS	BF	H	R	ER	SO	BB	IBB	HBP	BLK	WP	HR	S	P	ERA	WHIP	<b>PITCHER</b> IP WLS BF H R ER SO BB IBB HBP BLK WP HR S P ERA WHIP	
	0.0	W	0	0	0	0	0	0	0	0	0	0	0	0	0	∞	∞		





Batter	1	2	3	4	5	6	7	8	9	AB	R	H	RBI	BB	SO	LOB	TOP		
<b>Eddie Yost, R</b> (1, 5) OBP: 0.393, SLG: 0.399											0	0	0	0	0	0	0		
<b>Bob Usher, R</b> (1, 8) OBP: 0.328, SLG: 0.362											0	0	0	0	0	0	0	0	
<b>Roy Sievers, R</b> (1, 7) OBP: 0.389, SLG: 0.580											0	0	0	0	0	0	0	0	
<b>Clint Courtney, L</b> (1, 2) OBP: 0.362, SLG: 0.457											0	0	0	0	0	0	0	0	
<b>Julio Becquer, L</b> (1, 3) OBP: 0.283, SLG: 0.353											0	0	0	0	0	0	0	0	
<b>Jim Lemon, R</b> (1, 9) OBP: 0.348, SLG: 0.462											0	0	0	0	0	0	0	0	
<b>Milt Bolling, R</b> (1, 4) OBP: 0.298, SLG: 0.351											0	0	0	0	0	0	0	0	
<b>Rocky Bridges, R</b> (1, 6) OBP: 0.296, SLG: 0.293											0	0	0	0	0	0	0	0	
<b>Pedro Ramos, S</b> (1, 1) OBP: 0.194, SLG: 0.215	0	0	0	0	0	0	0	0											
<b>Inning Stats</b>											1B: 0	SF: 0			WP: 0	PA: 0			
											2B: 0	SAC: 0			PB: 0				
											3B: 0	DP: 0			SB: 0				
											HR: 0	HBP: 0			CS: 0				
<b>PITCHER</b> <b>Ralph Terry, R</b> (1, 1) ERA: 3.39	IP	WLS	BF	H	R	ER	SO	BB	IBB	HBP	BLK	WP	HR	S	P	ERA	WHIP		
	0.0	L	0	0	0	0	0	0	0	0	0	0	0	0	0	∞	∞		
<b>PITCHER</b>	IP	WLS	BF	H	R	ER	SO	BB	IBB	HBP	BLK	WP	HR	S	P	ERA	WHIP		

**Washington Senators @ Kansas City Athletics**  
**Municipal Stadium, Kansas City, MO**  
 Wed Aug 28 1957, 8:05 PM EDT  
 Att. 7,809 - Unknown

<b>AB</b>	<b>0</b>
<b>R</b>	<b>0</b>
<b>H</b>	<b>0</b>
<b>RBI</b>	<b>0</b>
<b>BB</b>	<b>0</b>
<b>SO</b>	<b>0</b>
<b>LOB</b>	<b>0</b>







Batter	1	2	3	4	5	6	7	8	9	AB R H RBI BB SO LOB	TOP	
Luis Aparicio, R (1, 6) OBP: 0.308, SLG: 0.304	0-0 1-3		0-0 E5		0-0 1B		0-0 1B		0-0 F8	5 0 2 0 0 0 2	<b>Chicago White Sox @ Kansas City Athletics</b> Municipal Stadium, Kansas City, MO Fri Aug 30 1957, 8:05 PM EDT Att. 12,207 - Unknown <a href="http://livebaseballscorecards.com">livebaseballscorecards.com</a>	
Nellie Fox, L (1, 4) OBP: 0.408, SLG: 0.413	0-0 F9		0-0 4-3		0-0 F8		0-0 F8			4 0 0 0 0 0 4		
Minnie Minoso, R (1, 7) OBP: 0.397, SLG: 0.445	0-3 K			0-3 K		0-0 B3		0-3 K		4 0 0 0 0 3 0		
Sherm Lollar, R (1, 2) OBP: 0.340, SLG: 0.396		0-0 P4		4-0 1B SF8 BB		0-0 6-3		0-0 5-3		3 1 0 0 1 0 0		
Larry Doby, L (1, 8) OBP: 0.386, SLG: 0.479		0-0 1B		0-0 FC6-5 SF8 1B		0-0 E7		0-3 K		4 0 2 0 0 1 0		
Walt Dropo, R (1, 3) OBP: 0.292, SLG: 0.430		0-0 F7		0-0 SF8		0-0 L5		0-0 F5		3 0 0 1 0 0 2		
Bubba Phillips, R (1, 9) OBP: 0.326, SLG: 0.375		0-3 K		0-0 FC6-5		0-0 5-3		0-0 1B 1B		4 0 1 0 0 1 2		
Sammy Esposito, R (1, 5) OBP: 0.335, SLG: 0.241			0-3 K		0-0 F9		4-0 1B BB		0-0 F3	3 0 0 0 1 1 1		
Bob Keegan, R (1, 1) OBP: 0.189, SLG: 0.118 Les Moss, R (9, PH) OBP: 0.375, SLG: 0.348 Ted Beard, L (9, PR) OBP: 0.233, SLG: 0.083			0-3 K		0-0 5-3		0-3 K		0-0 1B	3 0 0 0 0 2 1 1 0 1 0 0 0 0 0 0 0 0 0 0 0		
<b>Inning Stats</b>	R: 0 H: 0 E: 0 LOB: 0 K: 1 BB: 0 S: 5 P: 5	R: 0 H: 1 E: 0 LOB: 1 K: 1 BB: 0 S: 6 P: 6	R: 0 H: 0 E: 1 LOB: 1 K: 2 BB: 0 S: 8 P: 8	R: 1 H: 1 E: 0 LOB: 1 K: 1 BB: 1 S: 6 P: 10	R: 0 H: 1 E: 0 LOB: 1 K: 0 BB: 0 S: 4 P: 4	R: 0 H: 0 E: 1 LOB: 1 K: 0 BB: 0 S: 4 P: 4	R: 0 H: 1 E: 0 LOB: 2 K: 1 BB: 1 S: 6 P: 10	R: 0 H: 0 E: 0 LOB: 0 K: 2 BB: 0 S: 7 P: 7	R: 0 H: 2 E: 0 LOB: 2 K: 0 BB: 0 S: 5 P: 5	1B: 6 SF: 1 2B: 0 SAC: 0 3B: 0 DP: 0 HR: 0 HBP: 0	WP: 0 PA: 37 PB: 0 SB: 0 CS: 0	
<b>PITCHER</b> Alex Kellner, L (1, 1) ERA: 3.85	IP WLS BF H R ER SO BB IBB HBP BLK WP HR S P ERA WHIP	9.0 W 37 6 1 1 8 2 0 0 0 0 0 0 51 59 1.00 0.889										



Batter	1	2	3	4	5	6	7	8	9	AB	R	H	RBI	BB	SO	LOB
Vic Power, R OBP: 0.285, SLG: 0.383 (1, 3)	0-0 L4		0-0 1B 2B		0-0 1-2 1B		0-0 1-2 2-3 E6			4	1	2	1	0	0	2
Joe Demaestri, R OBP: 0.290, SLG: 0.357 (1, 6)	0-0 F7		0-0 6-3		0-0 P6		0-3 K			4	0	0	0	0	1	6
Gus Zernial, R OBP: 0.299, SLG: 0.460 (1, 7)	0-0 FC6-4 1B		0-0 2-H 1B		0-0 P5		0-0 2-3f FC5			4	0	2	1	0	0	5
Bob Cerv, R OBP: 0.312, SLG: 0.411 (1, 9) Bob Martyn, L OBP: 0.243, SLG: 0.227 (9, 9)	0-0 FC6-4 1-2f		0-3 K		0-0 F9		0-0 P6			4	0	0	0	0	1	2
Billy Martin, R OBP: 0.285, SLG: 0.383 (1, 4)		4-0 BB		0-0 6-3		0-0 4-3		0-0 2B SF8 1B		3	1	1	0	1	0	0
Woodie Held, R OBP: 0.325, SLG: 0.476 (1, 8)		0-0 1-2 6-3		0-0 L5		0-0 6-3		0-0 1-3 2B		4	0	1	0	0	0	1
Hector Lopez, R OBP: 0.360, SLG: 0.461 (1, 5)		0-0 5-3		0-0 6-3			0-0 E 2B	4-0 FC6-4 IBB		3	0	1	0	1	0	0
Hal Smith, R OBP: 0.319, SLG: 0.481 (1, 2)			4-0 PB 2B BB		0-0 6-3		4-0 FC5 E BB	0-0 SF8		1	1	0	1	2	0	0
Alex Kellner, R OBP: 0.220, SLG: 0.400 (1, 1)			0-3 K		0-0 1B		0-3 K	0-0 FC6-4 1-2f		4	0	1	0	0	2	5

<b>Inning Stats</b>	R: 0 E: 0 K: 0 S: 4	H: 1 LOB: 1 BB: 0 P: 4	R: 0 E: 0 K: 0 S: 2	H: 0 LOB: 0 BB: 1 P: 6	R: 2 E: 0 K: 2 S: 9	H: 2 LOB: 1 BB: 1 P: 13	R: 0 E: 0 K: 0 S: 3	H: 0 LOB: 0 BB: 0 P: 3	R: 0 E: 0 K: 0 S: 5	H: 2 LOB: 2 BB: 0 P: 5	R: 0 E: 0 K: 0 S: 3	H: 0 LOB: 0 BB: 0 P: 3	R: 0 E: 1 K: 2 S: 9	H: 1 LOB: 3 BB: 1 P: 13	R: 1 E: 0 K: 0 S: 5	H: 2 LOB: 2 BB: 1 P: 9	1B: 5 2B: 3 3B: 0 HR: 0	SF: 1 SAC: 0 DP: 0 HBP: 0
<b>PITCHER</b> Bob Keegan, R ERA: 3.33 (1, 1)	IP: 8.0 WLS: L BF: 36 H: 8 R: 3 ER: 3 SO: 4	BB: 3 IBB: 1 HBP: 0 BLK: 0	WP: 0 HR: 0 S: 40 P: 56	ERA: 3.38 WHIP: 1.375	<b>PITCHER</b>	IP: 8.0 WLS: L BF: 36 H: 8 R: 3 ER: 3 SO: 4	BB: 3 IBB: 1 HBP: 0 BLK: 0	WP: 0 HR: 0 S: 40 P: 56	ERA: 3.38 WHIP: 1.375									

**BOTTOM**

**Chicago White Sox @ Kansas City Athletics**  
Municipal Stadium, Kansas City, MO

Fri Aug 30 1957, 8:05 PM EDT  
Att. 12,207 - Unknown

<b>AB</b>	<b>31</b>
<b>R</b>	<b>3</b>
<b>H</b>	<b>8</b>
<b>RBI</b>	<b>3</b>
<b>BB</b>	<b>4</b>
<b>SO</b>	<b>4</b>
<b>LOB</b>	<b>21</b>



WP: 0	PA: 36
PB: 1	SB: 0
CS: 0	



Batter	1	2	3	4	5	6	7	8	9	AB R H RBI BB SO LOB	TOP											
Luis Aparicio, R (1, 6) OBP: 0.307, SLG: 0.303	0-3 K	0-0 2B 1B		0-0 5-3		0-0 5-3		0-0 P6		5 1 1 1 0 1 1												
Nellie Fox, L (1, 4) OBP: 0.410, SLG: 0.420	0-0 4-3 1B	0-0 2B		0-0 F7		0-0 1B 3B		0-0 4-3		5 1 3 2 0 0 1												
Earl Torgeson, L (1, 3) OBP: 0.408, SLG: 0.446	0-0 4-3 1-2 1B	0-0 4-1			0-0 HR 2B	0-0 4-3 1B		4-0 PO BB		4 1 2 1 1 0 2												
Larry Doby, L (1, 8) OBP: 0.386, SLG: 0.485	0-0 4-3		0-0 F9		0-0 HR	0-0 4-3		0-0 PO	0-0 G4-6-3 1B	5 1 2 2 0 0 2												
Minnie Minoso, R (1, 7) OBP: 0.397, SLG: 0.446		1-0 FC3-6 HBP	0-0 G3 2B		0-0 L6		0-0 F8		0-0 F9	4 0 1 0 0 0 1												
Jim Rivera, L (1, 9) OBP: 0.334, SLG: 0.455		0-0 FC3-6 1B	0-0 G3	0-0 2B	0-0 1B 2B		0-0 BB 1B		0-0 G4-6-3	5 2 2 0 0 0 3												
Sherm Lollar, R (1, 2) OBP: 0.342, SLG: 0.396		0-3 K	0-0 F8		0-0 1B		4-0 BB			3 0 1 1 1 1 2												
Fred Hatfield, L (1, 5) OBP: 0.333, SLG: 0.229		0-0 BB 1B		0-0 1-3	0-3 K		0-0 F9			4 1 1 1 0 1 3												
Sammy Esposito, R (7, 5) OBP: 0.335, SLG: 0.241		2-H 1B 1B		0-0 1-3	0-3 K		0-0 F9			0 0 0 0 0 0 0												
Jim Wilson, R (1, 1) OBP: 0.235, SLG: 0.180		4-0 1B BB		4-0 WP BB	0-0 F7		0-0 P6			0 1 0 0 2 0 0												
Dixie Howell, L (4, 1) OBP: 0.200, SLG: 0.435		1-2 2B BB								2 0 0 0 0 0 3												
<b>Inning Stats</b>	R: 0 E: 0 K: 1 S: 6	H: 1 LOB: 1 BB: 0 P: 6	R: 4 E: 0 K: 1 S: 8	H: 3 LOB: 1 BB: 1 P: 13	R: 0 E: 0 K: 0 S: 4	H: 1 LOB: 1 BB: 0 P: 4	R: 0 E: 0 K: 0 S: 3	H: 0 LOB: 1 BB: 1 P: 7	R: 3 E: 0 K: 1 S: 9	H: 4 LOB: 1 BB: 0 P: 9	R: 1 E: 0 K: 0 S: 4	H: 2 LOB: 0 BB: 0 P: 4	R: 0 E: 0 K: 0 S: 4	H: 1 LOB: 2 BB: 1 P: 8	R: 0 E: 0 K: 0 S: 2	H: 0 LOB: 0 BB: 1 P: 6	R: 0 E: 0 K: 0 S: 3	H: 1 LOB: 0 BB: 0 P: 3	1B: 7 2B: 4 3B: 1 HR: 1	SF: 0 SAC: 0 DP: 1 HBP: 1	WP: 1 PB: 0 SB: 2 CS: 0	PA: 43
<b>PITCHER</b>	IP WLS BF H R ER SO BB IBB HBP BLK WP HR S P ERA WHIP																					
Tom Gorman, R (1, 1) ERA: 3.45	1.2 L 11 4 4 4 2 1 0 1 0 0 0 0 13 18 21.60 3.000																					
Al Aber, L (2, 1) ERA: 7.03	2.2 13 4 3 3 0 1 0 0 0 1 1 12 16 10.12 1.875																					
Arnie Portocarrero, R (5, 1) ERA: 3.98	2.2 12 4 1 1 1 1 0 0 0 0 0 13 17 3.38 1.875																					
Mickey McDermott, L (8, 1) ERA: 5.48	2.0 6 1 0 0 0 1 0 0 0 0 0 5 9 0.00 1.000																					

Chicago White Sox @ Kansas City Athletics  
Municipal Stadium, Kansas City, MO  
Sat Aug 31 1957, 4:33 AM EDT  
Att: 13,756 - Unknown

AB	37
R	8
H	13
RBI	8
BB	4
SO	3
LOB	18




livebaseballscorecards.com

**BOTTOM**

**Chicago White Sox @ Kansas City Athletics**  
 Municipal Stadium, Kansas City, MO

Sat Aug 31 1957, 4:33 AM EDT  
 Att. 13,756 - Unknown

<b>AB</b>	<b>31</b>
<b>R</b>	<b>3</b>
<b>H</b>	<b>6</b>
<b>RBI</b>	<b>3</b>
<b>BB</b>	<b>2</b>
<b>SO</b>	<b>6</b>
<b>LOB</b>	<b>9</b>



WP: 0	PA: 34
PB: 0	SB: 0
CS: 0	

AB R H RBI BB SO LOB

4	0	0	0	0	0	1
4	1	1	0	0	0	0
3	1	1	0	1	1	0
4	0	1	1	0	0	1
2	0	0	0	1	0	1
1	0	0	0	0	0	0
4	0	0	0	0	3	3
3	1	1	2	0	1	0
3	0	1	0	0	1	2
0	0	0	0	0	0	0
1	0	1	0	0	0	0
1	0	0	0	0	0	0
1	0	0	0	0	0	1

Batter	1	2	3	4	5	6	7	8	9
Vic Power, R OBP: 0.282, SLG: 0.379 (1, 3)	0-0 F3 ①		0-0 L4-3 ②		0-0 6-3 ②			0-0 F8 ①	
Joe Demaestri, R OBP: 0.289, SLG: 0.355 (1, 6)	0-0 5-3 ②			0-0 BB 1B 1B	0-0 6-3 ③			0-0 5-3 ②	
Gus Zernial, R OBP: 0.301, SLG: 0.459 (1, 7)	0-0 5-3 ③			4-0 BB 1B SF9 BB		0-3 K ①		0-0 1B	
Bob Cerv, R OBP: 0.311, SLG: 0.408 (1, 9)		0-0 E6 G6-4-3		0-0 SF9 BB 1B		0-0 5-3 ②		0-0 F9 ③	
Billy Martin, R OBP: 0.285, SLG: 0.381 (1, 4)		0-0 G6-4-3 ①		4-0 1-2 2-3 BB		0-0 6-3 ③		0-0 1-3 ①	
Billy Hunter, R OBP: 0.264, SLG: 0.340 (7, 4)		1-2f		1-2 2-3 BB					
Woodie Held, R OBP: 0.321, SLG: 0.469 (1, 8)		0-0 L4 ③		0-3 K ①		0-3 K ①		0-3 K ②	
Hector Lopez, R OBP: 0.359, SLG: 0.469 (1, 5)			0-0 HR	0-0 SF9 2-3 3-H		0-0 5-3 ②		0-3 K ③	
Hal Smith, R OBP: 0.319, SLG: 0.479 (1, 2)			0-0 F7 ①	0-3 K ③		0-0 FC6-4 1B			
Tom Gorman, R OBP: 0.125, SLG: 0.125 (1, 1)			0-0 L4-3 1B		0-0 F9 ①		0-0 FC6-4 ③		
Al Aber, L OBP: 0.300, SLG: 0.222 (2, 1)									
Arnie Portocarrero, R OBP: 0.222, SLG: 0.125 (5, 1)									
Mickey McDermott, L OBP: 0.364, SLG: 0.532 (7, PH) (8, 1)									

Inning Stats	R: 0	H: 0	LOB: 0	E: 0	K: 0	S: 3	P: 3	R: 0	H: 0	LOB: 0	E: 1	K: 0	S: 3	P: 3	R: 0	H: 2	LOB: 0	E: 0	K: 0	S: 4	P: 4	R: 2	H: 2	LOB: 2	E: 0	K: 2	S: 9	P: 17	R: 0	H: 0	LOB: 0	E: 0	K: 0	S: 3	P: 3	R: 0	H: 0	LOB: 0	E: 0	K: 1	S: 5	P: 5	R: 0	H: 1	LOB: 1	E: 0	K: 1	S: 6	P: 6	R: 0	H: 1	LOB: 1	E: 0	K: 0	S: 4	P: 4	R: 0	H: 0	LOB: 0	E: 0	K: 2	S: 7	P: 7	1B: 5	SF: 1	2B: 1	SAC: 0	3B: 0	DP: 2	HR: 1	HBP: 0	WP: 0	PA: 34
--------------	------	------	--------	------	------	------	------	------	------	--------	------	------	------	------	------	------	--------	------	------	------	------	------	------	--------	------	------	------	-------	------	------	--------	------	------	------	------	------	------	--------	------	------	------	------	------	------	--------	------	------	------	------	------	------	--------	------	------	------	------	------	------	--------	------	------	------	------	-------	-------	-------	--------	-------	-------	-------	--------	-------	--------

PITCHER	IP	WLS	BF	H	R	ER	SO	BB	IBB	HBP	BLK	WP	HR	S	P	ERA	WHIP
Jim Wilson, R ERA: 3.62 (1, 1)	3.0		14	4	3	3	0	2	0	0	0	0	1	12	20	9.00	2.000
Dixie Howell, R ERA: 3.38 (4, 1)	6.0	W	20	2	0	0	6	0	0	0	0	0	0	32	32	0.00	0.333

WP: 0 PA: 34

PB: 0	SB: 0	CS: 0
-------	-------	-------






Batter	1	2	3	4	5	6	7	8	9	AB	R	H	RBI	BB	SO	LOB
Vic Power, R OBP: 0.285, SLG: 0.380 (1, 3)	0-0 G4-6-3 1B		0-0 1-3		0-0 G4-6-3 1B			0-0 5-3		4	0	2	0	0	0	0
Joe Demaestri, R OBP: 0.286, SLG: 0.352 Virgil Trucks, R OBP: 0.185, SLG: 0.154 (1, 6) (9, 1)	0-0 G4-6-3 1-2f		0-3 K		0-0 G4-6-3 1-2f			0-3 K		4	0	0	0	0	2	3
Gus Zernial, R OBP: 0.298, SLG: 0.454 (1, 7)	0-0 E3			0-0 F7				0-0 L7		4	0	0	0	0	0	0
Lou Skizas, R OBP: 0.297, SLG: 0.438 (1, 9) (9, 5)	0-0 6-3			0-0 1B 1B				0-0 F9		4	0	1	0	0	0	1
Hector Lopez, R OBP: 0.360, SLG: 0.470 (1, 5) (9, 4)		0-0 5-3		0-0 1-2 1B				0-0 1B		4	0	2	0	0	1	0
Woodie Held, R OBP: 0.320, SLG: 0.466 (1, 8)		0-0 4-3 1B		0-0 F5				0-0 L6		4	0	1	0	0	0	3
Tim Thompson, L OBP: 0.246, SLG: 0.326 (1, 2)		0-0 4-3 1-2		0-0 4-3				0-0 F8		3	0	0	0	0	0	3
Billy Hunter, R OBP: 0.265, SLG: 0.337 (1, 4) (9, 6)		0-3 K			4-0 FC5-4 BB			0-0 F8		2	0	0	0	1	1	1
Jack Urban, R OBP: 0.241, SLG: 0.250 Bob Cerv, R OBP: 0.310, SLG: 0.407 (1, 1) (8, PH) (9, 9)			0-0 5-3		0-0 FC5-4 1B 1-2f			0-0 P4		2	0	0	0	0	0	1
										1	0	0	0	0	0	0

<b>Inning Stats</b>	R: 0 E: 1 K: 0 S: 4	H: 1 LOB: 1 BB: 0 P: 4	R: 0 E: 0 K: 1 S: 6	H: 1 LOB: 1 BB: 0 P: 6	R: 0 E: 0 K: 1 S: 5	H: 0 LOB: 0 BB: 0 P: 5	R: 0 E: 0 K: 0 S: 5	H: 2 LOB: 2 BB: 0 P: 5	R: 0 E: 0 K: 0 S: 3	H: 1 LOB: 1 BB: 1 P: 7	R: 0 E: 0 K: 1 S: 5	H: 0 LOB: 0 BB: 0 P: 5	R: 0 E: 0 K: 0 S: 3	H: 0 LOB: 0 BB: 0 P: 3	R: 0 E: 0 K: 1 S: 5	H: 0 LOB: 0 BB: 0 P: 5	R: 0 E: 0 K: 0 S: 4	H: 1 LOB: 1 BB: 0 P: 4	1B: 6 2B: 0 3B: 0 HR: 0	SF: 0 SAC: 0 DP: 2 HBP: 0
<b>PITCHER</b> Bill Fischer, R ERA: 3.88 (1, 1)	IP 9.0	WLS W	BF 33	H 6	R 0	ER 0	SO 4	BB 1	IBB 0	HBP 0	BLK 0	WP 0	HR 0	S 40	P 44	ERA 0.00	WHIP 0.778			
<b>PITCHER</b>	IP	WLS	BF	H	R	ER	SO	BB	IBB	HBP	BLK	WP	HR	S	P	ERA	WHIP			

**BOTTOM**

**Chicago White Sox @ Kansas City Athletics**  
Municipal Stadium, Kansas City, MO

<b>AB</b>	<b>32</b>
<b>R</b>	<b>0</b>
<b>H</b>	<b>6</b>
<b>RBI</b>	<b>0</b>
<b>BB</b>	<b>1</b>
<b>SO</b>	<b>4</b>
<b>LOB</b>	<b>12</b>



WP: 0	PA: 33
PB: 0	SB: 0
CS: 0	

Sun Sep 01 1957, 4:33 AM EDT  
Att. 14,082 - Unknown

livebaseballscorecards.com



Batter	1	2	3	4	5	6	7	8	9	AB R H RBI BB SO LOB	TOP																								
Vic Power, R OBP: 0.282, SLG: 0.376 (1, 3) X	0-0 5-3 ①		0-0 F8 ③			0-0 F7 ②			0-0 E5 ✓	4 0 0 0 0 0 0	<b>Kansas City Athletics @ Cleveland Indians</b> Cleveland Municipal Stadium, Cleveland, OH Mon Sep 02 1957, 3:33 AM EDT Unknown																								
Joe Demaestri, R OBP: 0.284, SLG: 0.348 (1, 6) X	0-0 F7			0-0 5-3 ①		0-3 K ③			0-0 P4 ②	4 0 0 0 0 1 1																									
Gus Zernial, R OBP: 0.295, SLG: 0.449 (1, 7) X	0-0 F3			0-0 6-3 ②			0-0 6-3 ①		0-0 5-3 ③	4 0 0 0 0 0 1																									
Lou Skizas, R OBP: 0.297, SLG: 0.437 (1, 9)		0-0 P5 ①		0-0 F7 ③			0-0 L5-3 1B			3 0 1 0 0 0 0																									
Hector Lopez, R OBP: 0.360, SLG: 0.468 (1, 5)		0-0 F8 ②			0-0 1B 1B		0-0 L5-3 ② ③			3 0 1 0 0 0 1																									
Woodie Held, R OBP: 0.327, SLG: 0.472 (1, 8)		0-0 1B			0-0 1B 1B			0-0 G4-6-3 1B		3 0 3 0 0 0 0																									
Tim Thompson, L OBP: 0.243, SLG: 0.321 (1, 2)		0-0 P6 ③			0-0 F2 ①			0-0 G4-6-3 ① ②		3 0 0 0 0 0 4																									
Billy Hunter, R OBP: 0.262, SLG: 0.333 (1, 4)			0-0 F8 ①		0-0 G1-6-3 ② ③			0-0 P5 ③		3 0 0 0 0 0 2																									
Ned Garver, R OBP: 0.262, SLG: 0.216 (1, 1)			0-0 6-3 ②			0-0 F8 ①			0-3 K ①	0 0 0 0 0 0 0																									
Wally Burnette, R OBP: 0.207, SLG: 0.179 (2, 1)										1 0 0 0 0 0 0																									
Billy Martin, R OBP: 0.284, SLG: 0.380 (6, PH)										1 0 0 0 0 0 0																									
Arnie Portocarrero, R OBP: 0.222, SLG: 0.125 (6, 1)										0 0 0 0 0 0 0																									
Bob Cerv, R OBP: 0.309, SLG: 0.406 (9, PH)										1 0 0 0 0 0 1																									
<b>Inning Stats</b>	R: 0 E: 0 K: 0 S: 3	H: 0 LOB: 0 BB: 0 P: 3	R: 0 E: 0 K: 0 S: 4	H: 1 LOB: 1 BB: 0 P: 4	R: 0 E: 0 K: 0 S: 3	H: 0 LOB: 0 BB: 0 P: 3	R: 0 E: 0 K: 0 S: 3	H: 0 LOB: 0 BB: 0 P: 3	R: 0 E: 0 K: 0 S: 4	H: 2 LOB: 1 BB: 0 P: 4	R: 0 E: 0 K: 1 S: 5	H: 0 LOB: 0 BB: 0 P: 5	R: 0 E: 0 K: 0 S: 3	H: 1 LOB: 0 BB: 0 P: 3	R: 0 E: 0 K: 0 S: 3	H: 1 LOB: 0 BB: 0 P: 3	R: 0 E: 1 K: 1 S: 6	H: 0 LOB: 1 BB: 0 P: 6	1B: 5 2B: 1 3B: 0 HR: 0	SF: 0 SAC: 0 DP: 3 HBP: 0	WP: 0 PB: 0 SB: 0 CS: 0	PA: 30													
<b>PITCHER</b> Mike Garcia, R ERA: 3.88 (1, 1)	IP 9.0	WLS W	BF 30	H 5	R 0	ER 0	SO 2	BB 0	IBB 0	HBP 0	BLK 0	WP 0	HR 0	S 34	P 34	ERA 0.00	WHIP 0.556	<b>PITCHER</b>	IP 9.0	WLS W	BF 30	H 5	R 0	ER 0	SO 2	BB 0	IBB 0	HBP 0	BLK 0	WP 0	HR 0	S 34	P 34	ERA 0.00	WHIP 0.556

AB	30
R	0
H	5
RBI	0
BB	0
SO	2
LOB	9



livebaseballscorecards.com






Batter	1	2	3	4	5	6	7	8	9	AB R H RBI BB SO LOB	TOP		
Vic Power, R (1, 3) OBP: 0.283, SLG: 0.377 Gus Zernial, R (2, 3) OBP: 0.293, SLG: 0.445	0-0 G6-4-3 1B	0-3 K			0-0 5-3		0-0 FC1-6 BB 1-2f		0-3 K	2 0 1 0 0 1 1 3 0 0 0 0 1 1	<b>Kansas City Athletics @ Cleveland Indians</b> <b>Cleveland Municipal Stadium, Cleveland, OH</b> Mon Sep 02 1957, 3:38 AM EDT Att. 7,665 - Unknown		
Hector Lopez, R (1, 4) OBP: 0.363, SLG: 0.469	0-0 G6-4-3 1-2f		0-0 F7		0-0 1B		4-0 FC5-4 BB 1-2	0-0 FC6-4 1B	4 0 2 0 1 0 1				
Lou Skizas, R (1, 5) OBP: 0.296, SLG: 0.434	0-0 L6		0-0 1B		0-0 F7		0-0 FC5-4 1-2f	0-0 FC6-4 1-2f	5 0 1 0 0 0 4				
Woodie Held, R (1, 8) OBP: 0.326, SLG: 0.472		0-0 1B 1B 2B	0-0 F7		0-0 1-3		0-3 K		4 1 1 0 0 1 2				
Bob Cerv, R (1, 7) OBP: 0.308, SLG: 0.404		0-0 1B E 1B	0-0 L6		0-0 4-3		0-0 5-3		4 1 1 0 0 0 1				
Bob Martyn, L (1, 9) OBP: 0.243, SLG: 0.229		0-0 E9 1B 1B		0-0 3-1		0-0 6-3		0-0 E6 BB	4 1 1 1 0 0 0				
Hal Smith, R (1, 2) OBP: 0.324, SLG: 0.481		0-0 1B		0-0 FC1-6 1B		0-0 6-3		4-0 1-2 BB	3 0 2 1 1 0 0				
Joe Demaestri, R (1, 6) OBP: 0.286, SLG: 0.350		0-0 1B		0-0 FC1-6 FC6-4 1-2f		0-0 FC1-6 1B		0-3 K	4 0 2 0 0 1 3				
Ralph Terry, R (1, 1) OBP: 0.150, SLG: 0.128 Billy Hunter, R (7, PH) OBP: 0.261, SLG: 0.332 Virgil Trucks, R (7, 1) OBP: 0.185, SLG: 0.154 Tim Thompson, L (9, PH) OBP: 0.241, SLG: 0.319	0-3 K		0-0 FC6-4 1-2f		0-0 F7			0-0 3-1	2 0 0 0 0 1 2 1 0 0 0 0 0 1 0 0 0 0 0 0 0 1 0 0 0 0 0 0				
<b>Inning Stats</b>	R: 0 H: 1 E: 0 LOB: 0 K: 0 BB: 0 S: 3 P: 3	R: 3 H: 5 E: 1 LOB: 1 K: 2 BB: 0 S: 11 P: 11	R: 0 H: 1 E: 0 LOB: 1 K: 0 BB: 0 S: 4 P: 4	R: 0 H: 1 E: 0 LOB: 1 K: 0 BB: 0 S: 4 P: 4	R: 0 H: 1 E: 0 LOB: 1 K: 0 BB: 0 S: 4 P: 4	R: 0 H: 0 E: 0 LOB: 0 K: 0 BB: 0 S: 3 P: 3	R: 0 H: 1 E: 0 LOB: 2 K: 0 BB: 1 S: 4 P: 8	R: 0 H: 0 E: 1 LOB: 2 K: 2 BB: 1 S: 8 P: 12	R: 0 H: 1 E: 0 LOB: 1 K: 1 BB: 0 S: 6 P: 6	1B: 10 SF: 0 2B: 1 SAC: 0 3B: 0 DP: 1 HR: 0 HBP: 0		WP: 0 PA: 39 PB: 0 SB: 0 CS: 0	
<b>PITCHER</b>	IP WLS BF H R ER SO BB IBB HBP BLK WP HR S P ERA WHIP											<b>PITCHER</b>	IP WLS BF H R ER SO BB IBB HBP BLK WP HR S P ERA WHIP
Vito Valentineti, R (1, 1) ERA: 4.15 Cal McLish, R (2, 1) ERA: 2.79	1.1 8 6 3 3 0 0 0 0 0 0 0 0 8 8 20.25 4.500												

livebaseballscorecards.com

AB	37
R	3
H	11
RBI	2
BB	2
SO	5
LOB	16



Batter	1	2	3	4	5	6	7	8	9
Larry Raines, R OBP: 0.327, SLG: 0.354 (1, 5)	0-0 L4 2B		0-0 FC3-6 1-2 1B	0-3 K			0-0 6-3	0-0 1-2 1B	
Bobby Avila, R OBP: 0.334, SLG: 0.365 (1, 4)	0-0 F3		4-0 FC3-6 1-2 2-3 BB		0-0 F8		0-0 1B 1B	0-0 F8	
Gene Woodling, L OBP: 0.417, SLG: 0.537 (1, 7)	0-0 L4 2-3		0-0 FC3-6 1-2f 2-3 3-H		0-0 6-3		0-0 F8		
Vic Wertz, L OBP: 0.378, SLG: 0.484 (1, 3)		0-0 HR	0-0 P5		4-0 BB		0-0 1-3 FC6-4 1B		
Rocky Colavito, R OBP: 0.345, SLG: 0.462 (1, 9)		0-0 1-3		0-0 F7	0-3 K		0-0 1-2f FC6-4		
Roger Maris, L OBP: 0.341, SLG: 0.399 (1, 8)		0-0 F9		0-0 L3	0-3 K		0-0 1B FC6-4 1B		
Chico Carrasquel, R OBP: 0.349, SLG: 0.376 (1, 6)		0-3 K		0-0 E5 BB HR	0-0 P5		0-0 1-3 FC6-4 1B		
Hal Naragon, L OBP: 0.333, SLG: 0.287 (1, 2)			0-0 F9	4-0 1-2 HR BB	0-0 1B		0-0 F8		
Vito Valentineti, R OBP: 0.500, SLG: 0.333 (1, 1)			0-0 E3 BB FC3-6 1B	0-0 1-H 2-H HR	0-3 K		0-0 1-2f 3-H FC6-4 1B		
Cal McLish, S OBP: 0.293, SLG: 0.343 (2, 1)									

Inning Stats	R: 0	H: 1	E: 0	LOB: 0	K: 0	S: 3	P: 3	R: 1	H: 1	E: 0	LOB: 0	K: 1	S: 6	R: 1	H: 1	E: 1	LOB: 2	K: 0	S: 5	R: 3	H: 1	E: 1	LOB: 0	K: 1	S: 7	R: 0	H: 0	E: 0	LOB: 1	K: 1	S: 5	R: 0	H: 1	E: 0	LOB: 1	K: 2	S: 8	R: 0	H: 2	E: 0	LOB: 2	K: 0	S: 5	R: 1	H: 3	E: 0	LOB: 2	K: 0	S: 6	


PITCHER	IP	WLS	BF	H	R	ER	SO	BB	IBB	HBP	BLK	WP	HR	S	P	ERA	WHIP
Ralph Terry, R ERA: 3.22 (1, 1)	6.0	L	27	5	5	1	5	3	0	0	0	0	2	34	46	1.50	1.333
Virgil Trucks, R ERA: 2.7 (7, 1)	2.0		11	5	1	1	0	0	0	0	0	0	0	11	11	4.50	2.500

**BOTTOM**

**Kansas City Athletics @ Cleveland Indians**  
Cleveland Municipal Stadium, Cleveland, OH

Mon Sep 02 1957, 3:38 AM EDT  
Att. 7,665 - Unknown


AB	35
R	6
H	10
RBI	6
BB	3
SO	5
LOB	16



1B	2B	3B	HR	SF	SAC	DP	HBP	WP	HR	S	P	ERA	WHIP
7	2	0	2	0	0	1	0	0	0	0	0	0	0

1B	2B	3B	HR	SF	SAC	DP	HBP	WP	HR	S	P	ERA	WHIP
7	2	0	2	0	0	1	0	0	0	0	0	0	0



Batter	1	2	3	4	5	6	7	8	9	AB R H RBI BB SO LOB	TOP																
Vic Power, R (1, 3) OBP: 0.279, SLG: 0.372	0-3 K		0-0 F5		0-0 F9		0-0 F8		0-0 L1	5 0 0 0 0 1 4																	
Joe Demaestri, R (1, 6) OBP: 0.290, SLG: 0.364	0-0 F8			0-0 L5 3B		0-0 6-3 1B		0-0 3B		4 0 3 0 0 0 0																	
Gus Zernial, R (1, 7) OBP: 0.292, SLG: 0.443	0-0 F8			0-0 L5		0-0 6-3 1B		0-3 K		4 0 1 0 0 1 2																	
Lou Skizas, R (1, 9) OBP: 0.296, SLG: 0.434		0-0 CS 2B		0-0 6-3		0-0 P5		0-0 L5		4 0 1 0 0 0 3																	
Billy Martin, R (1, 5) OBP: 0.281, SLG: 0.376 (9, 4)		0-0 6-3			0-0 1-3	0-0 6-3		0-0 5-3		4 0 0 0 0 0 4																	
Woodie Held, R (1, 8) OBP: 0.328, SLG: 0.484		0-0 HR			0-0 2B 1B	0-0 6-3		0-0 1-3		4 2 2 1 0 0 2																	
Hal Smith, R (1, 2) OBP: 0.326, SLG: 0.484		0-0 P6			0-3 K		0-0 SH1-4 1B		0-0 5-3 2B	4 0 2 0 0 1 1	AB 35 R 3 H 11 RBI 3 BB 1 SO 4 LOB 19																
Billy Hunter, R (1, 4) OBP: 0.262, SLG: 0.336 Mickey McDermott, L (9, PH) OBP: 0.375, SLG: 0.532 Hector Lopez, R (9, 5) OBP: 0.363, SLG: 0.469			0-0 5-3		0-0 1B 2B		0-0 F9		4-0 5-3 IBB	3 1 1 1 0 0 1 0 0 0 0 1 0 0 0 0 0 0 0 0 0																	
Alex Kellner, R (1, 1) OBP: 0.233, SLG: 0.405 Virgil Trucks, R (8, 1) OBP: 0.185, SLG: 0.154 Tim Thompson, L (9, PH) OBP: 0.240, SLG: 0.318 Wally Burnette, R (9, 1) OBP: 0.207, SLG: 0.179			0-3 K		0-0 1B		0-0 SH1-4		0-0 5-3	2 0 1 1 0 1 0 0 0 0 0 0 0 0 1 0 0 0 0 0 2 0 0 0 0 0 0 0																	
<b>Inning Stats</b>	R: 0 E: 0 K: 1 S: 5	H: 0 LOB: 0 BB: 0 P: 5	R: 1 E: 0 K: 0 S: 4	H: 2 LOB: 0 BB: 0 P: 4	R: 0 E: 0 K: 1 S: 5	H: 0 LOB: 0 BB: 0 P: 5	R: 0 E: 0 K: 0 S: 3	H: 1 LOB: 0 BB: 0 P: 3	R: 2 E: 0 K: 1 S: 8	H: 3 LOB: 1 BB: 0 P: 8	R: 0 E: 0 K: 0 S: 5	H: 2 LOB: 2 BB: 0 P: 5	R: 0 E: 0 K: 0 S: 4	H: 1 LOB: 1 BB: 0 P: 4	R: 0 E: 0 K: 1 S: 6	H: 1 LOB: 1 BB: 0 P: 6	R: 0 E: 0 K: 0 S: 4	H: 1 LOB: 2 BB: 1 P: 8	1B: 5 2B: 4 3B: 2 HR: 1	SF: 0 SAC: 1 DP: 1 HBP: 0	WP: 0 PB: 0 SB: 1 CS: 1	PA: 37					
<b>PITCHER</b>	IP WLS BF H R ER SO BB IBB HBP BLK WP HR S P ERA WHIP																										
Jim Wilson, R (1, 1) ERA: 3.67	5.0		19	6	3	3	3	0	0	0	0	0	1	25	25	5.40	1.200										
Bill Fischer, R (6, 1) ERA: 3.8	2.0		9	3	0	0	0	0	0	0	0	0	0	9	9	0.00	1.500										
Dixie Howell, R (8, 1) ERA: 3.26	2.0	W	9	2	0	0	1	0	1	0	0	0	0	10	14	0.00	1.000										

**Kansas City Athletics @ Chicago White Sox**  
 Comiskey Park, Chicago, IL  
 Fri Sep 06 1957, 8:05 PM EDT  
 Att. 11,216 - Unknown

livebaseballscores.com

BOTTOM

Kansas City Athletics @ Chicago White Sox  
Comiskey Park, Chicago, IL

livebaseballscorecards.com

AB	33
R	4
H	10
RBI	4
BB	3
SO	6
LOB	20



WP:	1	PA:	36
PB:	0		
SB:	0		
CS:	0		

Fri Sep 06 1957, 8:05 PM EDT  
Att. 11,216 - Unknown

AB R H RBI BB SO LOB

4	1	1	0	0	0	1
3	2	3	0	1	0	0
4	0	0	0	0	2	5
3	0	2	2	1	1	1
4	0	1	0	0	0	4
4	0	1	1	0	0	2
3	0	0	0	1	1	3
0	0	0	0	0	0	0
4	0	1	0	0	0	2
1	0	0	0	0	1	0
1	0	0	0	0	0	1
0	0	0	0	0	0	0
1	0	0	0	0	1	1
1	1	1	1	0	0	0

Batter	1	2	3	4	5	6	7	8	9
Luis Aparicio, R OBP: 0.306, SLG: 0.305 (1, 6)	0-0 F2		0-0 F8		0-0 FC6-4			0-0 1B 1B	
Nellie Fox, L OBP: 0.412, SLG: 0.428 (1, 4)	0-0 4-3 1B		0-0 3B			4-0 1B BB		0-0 FC4-6 1B 1B	
Earl Torgeson, L OBP: 0.403, SLG: 0.436 (1, 3)	0-0 4-3 1-2		0-3 K			0-0 4-1		0-3 K	
Minnie Minoso, R OBP: 0.399, SLG: 0.445 (1, 7)	0-3 K			4-0 BB BB	4-0 G5-4-3 BB	0-0 G4-6-3 1B		0-0 FC4-6 1B	
Larry Doby, L OBP: 0.383, SLG: 0.484 (1, 8)		0-0 FC6-4 1B		0-0 F5		0-0 G4-6-3		0-0 FC4-6 1B	
Sherm Lollar, R OBP: 0.343, SLG: 0.401 (1, 2)		0-0 L5		0-0 G5-4-3			0-0 F7	0-0 1B	
Jim Rivera, L OBP: 0.328, SLG: 0.449 (1, 9)		0-0 F2			4-0 FC6-4 BB		0-3 K	0-0 F9	
Fred Hatfield, L OBP: 0.327, SLG: 0.234 Bubba Phillips, R OBP: 0.323, SLG: 0.374 (1, 5)		0-0 FC6-4			0-0 FC6-4		0-0 WP 2B		0-0 P6
Jim Wilson, R OBP: 0.232, SLG: 0.177 Sammy Esposito, R OBP: 0.322, SLG: 0.229 Bill Fischer, R OBP: 0.167, SLG: 0.172 Walt Dropo, R OBP: 0.288, SLG: 0.433 Dixie Howell, L OBP: 0.231, SLG: 0.583 (1, 1)			0-3 K		0-0 F7		0-3 K		0-0 HR

Inning Stats	R: 0	H: 1	E: 0	K: 1	S: 6	LOB: 1	BB: 0	P: 6
	R: 0	H: 1	E: 0	K: 0	S: 4	LOB: 1	BB: 0	P: 4
	R: 0	H: 1	E: 0	K: 2	S: 8	LOB: 1	BB: 0	P: 8
	R: 0	H: 0	E: 0	K: 0	S: 2	LOB: 0	BB: 1	P: 6
	R: 0	H: 0	E: 0	K: 0	S: 3	LOB: 1	BB: 1	P: 7
	R: 1	H: 1	E: 0	K: 0	S: 3	LOB: 0	BB: 1	P: 7
	R: 0	H: 1	E: 0	K: 2	S: 8	LOB: 1	BB: 0	P: 8
	R: 2	H: 4	E: 0	K: 1	S: 9	LOB: 2	BB: 0	P: 9
	R: 1	H: 1	E: 0	K: 0	S: 2	LOB: 0	BB: 0	P: 2

PITCHER	IP	WLS	BF	H	R	ER	SO	BB	IBB	HBP	BLK	WP	HR	S	P	ERA	WHIP
Alex Kellner, L ERA: 3.85 (1, 1)	7.0		29	7	3	3	5	3	0	0	0	1	0	36	48	3.86	1.429
Virgil Trucks, R ERA: 2.67 (8, 1)	1.0		5	2	0	0	1	0	0	0	0	0	0	7	7	0.00	2.000
Wally Burnette, R ERA: 4.51 (9, 1)	0.1	L	2	1	1	1	0	0	0	0	0	0	1	2	2	27.00	3.000



Batter	1	2	3	4	5	6	7	8	9	AB R H RBI BB SO LOB	TOP	
Vic Power, R (1, 3) OBP: 0.281, SLG: 0.376	0-0 1B E 1B		0-0 2B		0-0 F9		0-0 6-3			4 1 2 0 0 0 0		
Joe Demaestri, R (1, 6) OBP: 0.290, SLG: 0.363	0-3 K		0-0 P6		0-3 K			0-0 1B 1B		4 0 1 0 0 2 2		
Bob Cerv, R (1, 7) OBP: 0.311, SLG: 0.405	0-3 K		0-0 P4			0-0 1B		0-0 1B 1-2 1B		4 0 2 0 0 1 2		
Lou Skizas, R (1, 9) OBP: 0.295, SLG: 0.432	0-0 1-3 E 1B		0-0 F7		0-3 K		0-0 P6			4 0 1 0 0 1 4		
Billy Martin, R (1, 5) Hector Lopez, R (6, PH) OBP: 0.280, SLG: 0.374 OBP: 0.361, SLG: 0.466	0-0 1-2 3-H E6			0-0 F9		0-0 F7		0-0 F3		2 0 0 0 0 0 1 2 0 0 0 0 0 3		
Woodie Held, R (1, 8) OBP: 0.324, SLG: 0.477	0-3 K			0-3 K		0-0 F8		0-3 K		4 0 0 0 0 3 5		
Hal Smith, R (1, 2) OBP: 0.328, SLG: 0.497		0-0 F9		0-0 2B			0-0 HR		0-0 5-3	4 1 2 1 0 0 0		
Billy Hunter, R (1, 4) OBP: 0.259, SLG: 0.331		0-0 1-3		0-0 P4			0-0 F8		0-0 5-3	4 0 0 0 0 0 1		
Arnie Portocarrero, R (1, 1) Al Aber, L (4, 1) Bob Martyn, L (5, PH) Tom Gorman, R (5, 1) Gus Zernial, R (7, PH) Tom Morgan, R (7, 1) Mickey McDermott, L (9, PH) OBP: 0.214, SLG: 0.120 OBP: 0.300, SLG: 0.222 OBP: 0.240, SLG: 0.225 OBP: 0.125, SLG: 0.125 OBP: 0.291, SLG: 0.442 OBP: 0.121, SLG: 0.094 OBP: 0.368, SLG: 0.521		0-0 5-3			0-0 P5		0-3 K		0-3 K	1 0 0 0 0 0 0 0 0 0 0 0 0 0 1 0 0 0 0 0 0 0 0 0 0 0 0 0 1 0 0 0 0 1 0 0 0 0 0 0 0 0 1 0 0 0 0 1 0		
<b>Inning Stats</b>	R: 1 H: 2 E: 1 LOB: 2 K: 3 BB: 0 S: 12 P: 12	R: 0 H: 0 E: 0 LOB: 0 K: 0 BB: 0 S: 3 P: 3	R: 0 H: 1 E: 0 LOB: 1 K: 0 BB: 0 S: 4 P: 4	R: 0 H: 1 E: 0 LOB: 1 K: 1 BB: 0 S: 6 P: 6	R: 0 H: 0 E: 0 LOB: 0 K: 1 BB: 0 S: 5 P: 5	R: 0 H: 1 E: 0 LOB: 1 K: 1 BB: 0 S: 6 P: 6	R: 1 H: 1 E: 0 LOB: 0 K: 1 BB: 0 S: 6 P: 6	R: 0 H: 2 E: 0 LOB: 2 K: 1 BB: 0 S: 7 P: 7	R: 0 H: 0 E: 0 LOB: 0 K: 1 BB: 0 S: 5 P: 5	1B: 5 SF: 0 2B: 2 SAC: 0 3B: 0 DP: 0 HR: 1 HBP: 0	WP: 0 PA: 36 PB: 0 SB: 0 CS: 0	
<b>PITCHER</b> Billy Pierce, L (1, 1) ERA: 2.96	IP WLS BF H R ER SO BB IBB HBP BLK WP HR S P ERA WHIP	9.0 W 36 8 2 1 9 0 0 0 0 0 1 54 54 1.00 0.889										

**Kansas City Athletics @ Chicago White Sox**  
 Comiskey Park, Chicago, IL  
 Sat Sep 07 1957, 4:33 AM EDT  
 Att. 6,475 - Unknown

AB	36
R	2
H	8
RBI	1
BB	0
SO	9
LOB	18



Batter	1	2	3	4	5	6	7	8	9
Luis Aparicio, R OBP: 0.309, SLG: 0.319 (1, 6)	0-0 HR		0-0 1B	0-0 HR		0-0 FC6-4		0-0 6-3	
Nellie Fox, L OBP: 0.410, SLG: 0.425 (1, 4)	0-0 F2		0-0 L3	0-0 4-3			0-0 L4		
Earl Torgeson, L OBP: 0.404, SLG: 0.437 (1, 3)	0-0 1-3			0-0 1B	0-0 L6		0-0 BB		
Minnie Minoso, R OBP: 0.403, SLG: 0.449 (1, 7)	0-0 1B			0-0 1B	4-0 G3		0-0 WP		
Larry Doby, L OBP: 0.380, SLG: 0.479 (1, 8)	0-0 P5			0-0 F5	0-0 G3		0-0 F7		
Sherm Lollar, R OBP: 0.345, SLG: 0.400 (1, 2)		0-0 L7		0-0 1B	0-0 F5		4-0 WP		
Jim Rivera, L OBP: 0.327, SLG: 0.447 (1, 9)		0-0 P6		0-0 1B		0-0 3-1	0-0 F9		
Fred Hatfield, L OBP: 0.316, SLG: 0.224 (1, 5)		0-0 F2		0-0 F2		0-0 L4		0-0 F9	
Billy Pierce, L OBP: 0.183, SLG: 0.176 (1, 1)			0-0 4-3	0-0 HR		0-0 FC6-4		0-0 5-3	

AB	R	H	RBI	BB	SO	LOB
5	2	3	4	0	0	1
4	0	0	0	0	0	1
4	2	2	0	0	0	0
3	1	3	0	1	0	0
4	0	0	0	0	0	6
3	1	1	2	1	0	1
4	1	1	0	0	0	2
4	0	0	0	0	0	2
4	1	2	1	0	0	0

**BOTTOM**

**Kansas City Athletics @ Chicago White Sox**  
 Comiskey Park, Chicago, IL  
 Sat Sep 07 1957, 4:33 AM EDT  
 Att. 6,475 - Unknown

[livebaseballscorecards.com](http://livebaseballscorecards.com)

<b>AB</b>	<b>35</b>
<b>R</b>	<b>8</b>
<b>H</b>	<b>12</b>
<b>RBI</b>	<b>7</b>
<b>BB</b>	<b>2</b>
<b>SO</b>	<b>0</b>
<b>LOB</b>	<b>13</b>



1B: 10	SF: 0
2B: 1	SAC: 0
3B: 0	DP: 1
HR: 2	HBP: 0


WP: 1	PA: 37
PB: 0	
SB: 0	
CS: 0	

Inning	1	2	3	4	5	6	7	8	9
R	1	0	0	6	0	0	1	0	0
E	0	0	0	0	0	0	0	0	0
K	0	0	0	0	0	0	0	0	0
S	5	3	3	9	3	4	5	3	3
H	2	0	1	6	0	1	2	0	0
LOB	1	0	0	0	1	1	2	0	0
BB	0	0	0	0	0	0	1	0	0
P	5	3	3	9	7	4	9	3	3

PITCHER	IP	WLS	BF	H	R	ER	SO	BB	IBB	HBP	BLK	WP	HR	S	P	ERA	WHIP
Amie Portocarrero, R ERA: 4.26 (1, 1)	3.2	L	18	8	6	6	0	0	0	0	0	0	1	18	18	14.73	2.182
Al Aber, L ERA: 7.2 (4, 1)	0.1		2	1	1	1	0	0	0	0	0	0	1	2	2	27.00	3.000
Tom Gorman, R ERA: 3.39 (5, 1)	2.0		8	1	0	0	0	1	0	0	0	0	0	7	11	0.00	1.000
Tom Morgan, R ERA: 4.71 (7, 1)	2.0		9	2	1	1	0	1	0	0	0	1	0	8	12	4.50	1.500



Batter	1	2	3	4	5	6	7	8	9	10	11	12	13	AB R H RBI BB SO LOB	TOP															
Vic Power, R OBP: 0.285, SLG: 0.376 (1, 3)	4-0 BB		0-0 1B		0-0 F9		0-0 F9			0-0 F2		0-0 1B		5 0 2 0 1 0 2	<b>Kansas City Athletics @ Chicago White Sox</b> Comiskey Park, Chicago, IL Sun Sep 08 1957, 4:33 AM EDT Att. 10,958 - Unknown <a href="http://livebaseballscorecards.com">livebaseballscorecards.com</a>															
Joe Demaestri, R OBP: 0.288, SLG: 0.360 (1, 6)	0-3 K		0-0 P4			0-0 FC6 SH1-3 1B		0-0 F7		0-3 K		0-0 F8		6 0 1 0 0 2 5																
Gus Zernial, R OBP: 0.286, SLG: 0.436 (1, 7)	0-3 K			0-0 4-3		0-0 SH1-3 1-2		0-0 4-3			0-3 K		0-0 5-3	5 0 0 0 0 2 1																
Lou Skizas, R OBP: 0.298, SLG: 0.440 (1, 9)	0-0 F8			0-0 HR		0-0 FC6 2-3		0-0 5-3			0-0 4-3 1B		4-0 1B SF9 BB	5 2 2 1 1 0 2																
Hector Lopez, R OBP: 0.362, SLG: 0.466 (1, 5)		0-0 6-3		0-0 1B		0-0 P4		0-0 1B		0-0 1B		0-0 4-3	0-0 SF9 1-3 1B	2 0 1 0 0 0 0 4 0 2 0 0 0 2																
Billy Martin, R OBP: 0.282, SLG: 0.375 (4, PR) (4, 5)																														
Woodie Held, R OBP: 0.318, SLG: 0.468 (1, 8)		0-0 6-3		0-0 F9		0-0 P4		0-0 6-3		0-0 6-3		0-0 6-3	0-0 SF9 1-2 3-H	5 0 0 1 0 0 2																
Tim Thompson, L OBP: 0.238, SLG: 0.310 (1, 2)		0-0 L3		0-0 F9		0-0 F9		0-0 3-1				0-0 P4	4-0 IBB	5 0 0 0 1 0 1																
Billy Hunter, R OBP: 0.257, SLG: 0.327 (1, 4)			0-0 P4		0-0 P6		0-0 1B 1B			0-3 K		0-0 F8	0-0 F9	6 1 1 0 0 1 2																
Jack Urban, R OBP: 0.294, SLG: 0.303 (1, 1)			0-0 F7		0-0 P4		0-0 1B 1-H			0-0 1B		0-0 1B		5 0 3 1 0 0 0																
<b>Inning Stats</b>	R: 0 E: 0 K: 2 S: 7	H: 0 LOB: 1 BB: 1 P: 11	R: 0 E: 0 K: 0 S: 3	H: 0 LOB: 0 BB: 0 P: 3	R: 0 E: 0 K: 0 S: 4	H: 1 LOB: 1 BB: 0 P: 4	R: 1 E: 0 K: 0 S: 5	H: 2 LOB: 1 BB: 0 P: 5	R: 0 E: 0 K: 0 S: 3	H: 1 LOB: 1 BB: 0 P: 4	R: 1 E: 0 K: 0 S: 5	H: 2 LOB: 1 BB: 0 P: 5	R: 0 E: 0 K: 2 S: 8	H: 1 LOB: 1 BB: 0 P: 8		R: 0 E: 0 K: 1 S: 6	H: 1 LOB: 1 BB: 0 P: 6	R: 0 E: 0 K: 0 S: 5	H: 2 LOB: 2 BB: 0 P: 5	R: 1 E: 0 K: 0 S: 4	H: 1 LOB: 2 BB: 2 P: 12	1B: 11 2B: 0 3B: 0 HR: 1	SF: 1 SAC: 1 DP: 0 HBP: 0	WP: 0 PB: 0 SB: 1 CS: 0	PA: 53					
<b>PITCHER</b>																														
Dick Donovan, R ERA: 2.84 (1, 1)	IP: 8.0	WLS: 31	BF: 6	H: 2	R: 2	ER: 2	SO: 2	BB: 1	IBB: 0	HBP: 0	BLK: 0	WP: 0	HR: 1	S: 38		P: 38	ERA: 2.25	WHIP: 0.875												
Dixie Howell, R ERA: 3.14 (9, 1)	5.0	L	22	6	1	1	3	1	1	0	0	0	0	26	34	1.80	1.400													







Batter	1	2	3	4	5	6	7	8	9	AB R H RBI BB SO LOB	TOP		
Vic Power, R OBP: 0.284, SLG: 0.374 (1, 3) X	0-0 E4 HR		0-0 6-3	0-0 G5-4-3 1-2f		0-3 K			0-0 1B	5 1 1 0 0 1 2	<b>Kansas City Athletics @ Baltimore Orioles</b> Memorial Stadium, Baltimore, MD Wed Sep 11 1957, 3:33 AM EDT Unknown		
Joe Demaestri, R OBP: 0.289, SLG: 0.368 (1, 6) X	0-0 1-H HR		0-0 S 3B 1B	0-0 6-3			0-0 L6	0-0 F4	5 2 2 2 0 0 1				
Hector Lopez, R OBP: 0.358, SLG: 0.461 (1, 7) S S S	0-3 K		0-3 K 1-2		0-0 5-3		0-0 1-3		4 0 0 0 0 2 1				
Woodie Held, R OBP: 0.320, SLG: 0.476 (1, 8) X	0-0 L3		0-0 2-H 3B		0-0 E 1B		0-0 4-3		4 0 2 1 0 0 0				
Billy Martin, R OBP: 0.282, SLG: 0.372 (1, 5) X	0-0 L8		0-3 K		0-0 6-3 1-3			B B B B 4-0 CS BB	3 0 0 0 1 1 2				
Tim Thompson, L OBP: 0.248, SLG: 0.320 (1, 2)		B B B B 4-0 1B G6-4-3 BB		0-0 1B 2B	0-3 K		0-0 1-2 L6-3 1B		3 2 2 0 1 1 1				
Bob Martyn, L OBP: 0.253, SLG: 0.240 (1, 9) X		0-0 G6-4-3 1-3 1B		0-0 2-H 3B 1B		0-0 F8	0-0 L6-3	0-0 1-2 L6-3	4 1 2 1 0 0 1				
Billy Hunter, R OBP: 0.257, SLG: 0.333 (1, 4) X		0-0 G6-4-3 1-2f 3-H		0-0 1-H 1B 3B		0-0 F7		0-0 F7	4 1 1 1 0 0 1				
Ralph Terry, R OBP: 0.182, SLG: 0.163 (1, 1) S S S		0-3 K		0-0 3-H 1B G5-4-3		0-0 1B		0-3 K	4 0 2 1 0 2 0				
<b>Inning Stats</b>	R: 2 E: 1 K: 1 S: 7 H: 1 LOB: 0 BB: 0 P: 7	R: 1 E: 0 K: 1 S: 5 H: 1 LOB: 0 BB: 1 P: 9	R: 1 E: 0 K: 2 S: 9 H: 2 LOB: 1 BB: 0 P: 9	R: 3 E: 0 K: 0 S: 6 H: 4 LOB: 0 BB: 0 P: 6	R: 0 E: 1 K: 1 S: 6 H: 1 LOB: 1 BB: 0 P: 6	R: 0 E: 0 K: 1 S: 6 H: 1 LOB: 1 BB: 0 P: 6	R: 0 E: 0 K: 0 S: 3 H: 0 LOB: 0 BB: 0 P: 3	R: 0 E: 0 K: 0 S: 2 H: 1 LOB: 0 BB: 1 P: 6	R: 0 E: 0 K: 1 S: 6 H: 1 LOB: 1 BB: 0 P: 6	1B: 8 2B: 2 3B: 2 HR: 1 SF: 0 SAC: 0 DP: 3 HBP: 0	WP: 0 PB: 0 SB: 1 CS: 1 PA: 38		
<b>PITCHER</b>	IP WLS BF H R ER SO BB IBB HBP BLK WP HR S P ERA WHIP											<b>PITCHER</b>	IP WLS BF H R ER SO BB IBB HBP BLK WP HR S P ERA WHIP
Ray Moore, R ERA: 3.52 (1, 1)	3.0 L 14 4 4 3 4 1 0 0 0 0 0 1 21 25 9.00 1.667												
Dizzy Trout, R ERA: 81.0 (4, 1)	0.0 4 4 3 3 0 0 0 0 0 0 0 0 4 4 ∞ ∞												
Bill Wight, L ERA: 4.03 (4, 1)	2.0 6 1 0 0 1 0 0 0 0 0 0 0 8 8 0.00 0.500												
Milt Pappas, R ERA: 1.29 (6, 1)	4.0 14 3 0 0 2 1 0 0 0 0 0 0 17 21 0.00 1.000												

livebaseballscorecards.com

**AB** 36  
**R** 7  
**H** 12  
**RBI** 6  
**BB** 2  
**SO** 7  
**LOB** 9



Batter	1	2	3	4	5	6	7	8	9	AB	R	H	RBI	BB	SO	LOB
<b>Billy Gardner, R</b> OBP: 0.330, SLG: 0.362 (1, 4)	0-3 <b>K</b> ①		0-0 <b>6-3</b> ②		0-0 <b>6-3</b> ②			0-0 <b>5-3</b> ①		4	0	0	1	0	1	1
<b>Bob Boyd, L</b> OBP: 0.377, SLG: 0.399 (1, 3)	0-0 <b>F7</b> ②		0-0 <b>L4</b> ③		0-0 <b>6-3</b> ③			4-0 <b>FC6-4</b> <b>BB</b> ②		3	0	0	0	1	0	1
<b>Billy Goodman, L</b> OBP: 0.328, SLG: 0.380 <b>Joe Durham, R</b> OBP: 0.261, SLG: 0.302 (1, 7) (5, 8)	0-0 <b>F7</b> ③			0-0 <b>L8</b> ①		0-0 <b>5-3</b> ①		0-0 <b>FC6-4</b> <b>1-2f</b> ②		2	0	0	0	0	0	0
<b>George Kell, R</b> OBP: 0.356, SLG: 0.409 <b>Brooks Robinson, R</b> OBP: 0.220, SLG: 0.250 (1, 5) (5, 5)		0-0 <b>1B</b> <b>1B</b>		0-0 <b>F5</b> ②		0-0 <b>F2</b> ②		0-0 <b>F8</b> ③		2	0	1	0	0	0	0
<b>Al Pilarcik, L</b> OBP: 0.354, SLG: 0.390 (1, 9) (3, 8) (5, 9)		0-0 <b>1-2</b> <b>1B</b>		0-0 <b>F6</b> ③		0-0 <b>F8</b> ③			0-0 <b>HR</b>	4	1	2	1	0	0	0
<b>Jim Busby, R</b> OBP: 0.280, SLG: 0.329 <b>Jim Brideweser, R</b> OBP: 0.373, SLG: 0.360 (1, 8) (3, 6)		0-0 <b>L3</b> ①			0-0 <b>BB</b> <b>BLK</b> <b>E</b> <b>1B</b>		0-0 <b>F3</b> ①		0-0 <b>5-3</b> ①	1	0	0	0	0	0	2
<b>Gus Triandos, R</b> OBP: 0.317, SLG: 0.427 <b>Frank Zupo, L</b> OBP: 0.100, SLG: 0.100 (1, 2) (4, 2)		0-0 <b>L7</b> ②			0-0 <b>BLK</b> <b>BB</b> <b>6-3</b> <b>1-2</b>		0-0 <b>6-3</b> ②		0-3 <b>K</b> ②	1	0	0	0	0	0	2
<b>Willy Miranda, S</b> OBP: 0.248, SLG: 0.206 <b>Tito Francona, L</b> OBP: 0.311, SLG: 0.366 (1, 6) (2, PH) (3, 9) (5, 7)		0-3 <b>K</b> ③			4-0 <b>6-3</b> <b>BLK</b> <b>1-2</b> <b>2-3</b> <b>BB</b>		4-0 <b>BB</b> <b>BB</b> <b>BB</b>		0-0 <b>F5</b> ③	0	0	0	0	0	0	0
<b>Ray Moore, R</b> OBP: 0.226, SLG: 0.367 <b>Lenny Green, L</b> OBP: 0.143, SLG: 0.286 <b>Dizzy Trout, R</b> <b>Bill Wight, L</b> <b>Eddie Robinson, L</b> OBP: 0.267, SLG: 0.263 <b>Milt Pappas, R</b> (1, 1) (3, PH) (4, 1) (4, 1) (5, PH) (6, 1)			0-0 <b>F8</b> ①		0-0 <b>F5</b> ①		0-3 <b>K</b> ③			0	0	0	0	0	0	0

Inning Stats	R: 0	H: 0	E: 0	K: 1	S: 5	R: 0	H: 2	E: 0	K: 1	S: 7	R: 0	H: 0	E: 0	K: 0	S: 3	R: 0	H: 0	E: 0	K: 0	S: 3	R: 2	H: 1	E: 1	K: 0	S: 5	R: 0	H: 0	E: 0	K: 0	S: 3	R: 0	H: 0	E: 0	K: 1	S: 5	R: 0	H: 0	E: 0	K: 0	S: 3	R: 1	H: 1	E: 0	K: 1	S: 6	1B: 3	SF: 0	2B: 0	SAC: 0	3B: 0	DP: 0	HR: 1	HBP: 0	WP: 0	PA: 35
<b>PITCHER</b> <b>Ralph Terry, R</b> ERA: 3.07 (1, 1)	IP	WLS	BF	H	R	ER	SO	BB	IBB	HBP	BLK	WP	HR	S	P	ERA	WHIP																																						
	9.0	W	35	4	3	1	4	3	0	0	1	0	1	40	52	1.00	0.778																																						


**BOTTOM**

**Kansas City Athletics @ Baltimore Orioles**  
Memorial Stadium, Baltimore, MD

Wed Sep 11 1957, 3:33 AM EDT  
Unknown

livebaseballscorecards.com

**AB 32**  
**R 3**  
**H 4**  
**RBI 2**  
**BB 3**  
**SO 4**  
**LOB 14**





Batter	1	2	3	4	5	6	7	8	9	AB R H RBI BB SO LOB	TOP																										
Vic Power, R (1, 3) OBP: 0.281, SLG: 0.370	0-0 F7		0-3 K	0-0 F6			0-0 F4			4 0 0 0 0 1 1																											
Joe Demaestri, R (1, 6) OBP: 0.287, SLG: 0.364	0-3 K		0-0 F9		0-0 F8		0-0 F5			4 0 0 0 0 1 0																											
Hector Lopez, R (1, 7) OBP: 0.360, SLG: 0.461	0-0 F4		0-0 BB 1B		0-0 CS 1B			0-0 F3		4 1 2 0 0 0 0																											
Woodie Held, R (1, 8) OBP: 0.319, SLG: 0.471		0-0 6-3	4-0 1B 1-2 BB		0-0 F8 1-2			0-3 K		3 0 0 0 1 1 1																											
Billy Martin, R (1, 5) OBP: 0.281, SLG: 0.371		0-0 F7	0-0 1B 1-3 2-H			0-0 4-3		0-0 F8		4 0 1 1 0 0 0																											
Tim Thompson, L (1, 2) OBP: 0.250, SLG: 0.318		4-0 1B BB	0-0 L9			0-0 1B			0-0 FC9-6 1B	1 1 0 0 1 0 2 2 0 2 0 0 0 0																											
Hal Smith, R (6, PH) OBP: 0.332, SLG: 0.500																																					
Bob Martyn, L (1, 9) OBP: 0.265, SLG: 0.253		0-0 1B 1-3 1B		0-0 CS 1B		0-0 F9			0-0 L8	4 0 2 0 0 0 2																											
Billy Hunter, R (1, 4) OBP: 0.260, SLG: 0.333		0-0 1B 1-3 3-H 1B		4-0 FC4-6 1-2 BB		0-0 F9			0-0 FC9-6 1-2f	3 0 1 1 1 0 2																											
Tom Gorman, R (1, 1) OBP: 0.115, SLG: 0.115		0-3 K		0-0 FC4-6 1-2f			0-0 F9		0-0 F8	2 0 0 0 0 0 1 3 0 0 0 0 0 0 0 0 0 0 0 0 0 0 0 0 1 0 0 0 0 0 0 0 0 0 0 0 0 0 0 0 1 0 0 0 0 0 0 1																											
Al Aber, L (5, 1) OBP: 0.300, SLG: 0.222																																					
Wally Burnette, R (5, 1) OBP: 0.297, SLG: 0.179																																					
Bob Cerv, R (7, PH) OBP: 0.310, SLG: 0.404																																					
Arnie Portocarrero, R (7, 1) OBP: 0.214, SLG: 0.120																																					
Lou Skizas, R (9, PH) OBP: 0.297, SLG: 0.439																																					
<b>Inning Stats</b>	R: 0 E: 0 K: 1 S: 5	H: 0 LOB: 0 BB: 0 P: 5	R: 1 E: 0 K: 1 S: 7	H: 2 LOB: 2 BB: 1 P: 11	R: 1 E: 0 K: 1 S: 7	H: 2 LOB: 2 BB: 1 P: 11	R: 0 E: 0 K: 0 S: 3	H: 1 LOB: 1 BB: 1 P: 7	R: 0 E: 0 K: 0 S: 3	H: 1 LOB: 0 BB: 0 P: 3	R: 0 E: 0 K: 0 S: 4	H: 1 LOB: 1 BB: 0 P: 4	R: 0 E: 0 K: 0 S: 3	H: 0 LOB: 0 BB: 0 P: 3	R: 0 E: 0 K: 1 S: 5	H: 0 LOB: 0 BB: 0 P: 5	R: 0 E: 0 K: 0 S: 4	H: 1 LOB: 1 BB: 0 P: 4	1B: 8 2B: 0 3B: 0 HR: 0	SF: 0 SAC: 0 DP: 0 HBP: 0	WP: 0 PB: 0 SB: 0 CS: 2	PA: 36															
<b>PITCHER</b>	IP WLS BF H R ER SO BB IBB HBP BLK WP HR S P ERA WHIP																																				
Jerry Walker, R (1, 1) ERA: 3.18	4.1	W	21	6	2	2	3	3	0	0	0	0	0	0	24	36	4.15	2.077																			
Ken Lehman, L (5, 1) ERA: 2.67	4.2	W	15	2	0	0	1	0	0	0	0	0	0	0	17	17	0.00	0.429																			

**Kansas City Athletics @ Baltimore Orioles**  
 Memorial Stadium, Baltimore, MD  
 Wed Sep 11 1957, 3:38 AM EDT  
 Att. 6,597 - Unknown

AB	33
R	2
H	8
RBI	2
BB	3
SO	4
LOB	12








Batter	1	2	3	4	5	6	7	8	9	AB R H RBI BB SO LOB	TOP																								
Vic Power, R (1, 3) OBP: 0.282, SLG: 0.373	0-0 F7	0-0 2B		0-0 HR		0-0 5-3			0-0 L6	5 1 2 2 0 0 0	<b>Kansas City Athletics @ Washington Senators</b> <b>Griffith Stadium, Washington, DC</b> Fri Sep 13 1957, 7:05 PM EDT Att. 2,321 - Unknown																								
Joe Demaestri, R (1, 6) OBP: 0.286, SLG: 0.362	0-0 PB 1B	0-3 K		0-0 5-3		0-0 5-3			0-0 6-3	5 0 1 0 0 1 3																									
Gus Zernial, R (1, 7) OBP: 0.287, SLG: 0.441	0-0 F2	0-0 F8		0-0 HR		0-0 6-3			0-0 5-3	5 1 1 2 0 0 3																									
Woodie Held, R (1, 8) OBP: 0.317, SLG: 0.467 Bob Cerv, R (3, 8) OBP: 0.311, SLG: 0.404	0-3 K		0-0 4-3	0-0 1B		0-0 1B		0-0 F3		2 0 0 0 0 1 1 2 0 1 0 0 0 0																									
Billy Martin, R (1, 5) OBP: 0.281, SLG: 0.370		0-0 F9	0-0 1B	0-0 F7		0-0 1-3				4 1 1 0 0 0 1																									
Bob Martyn, L (1, 9) OBP: 0.276, SLG: 0.265		0-0 1B	0-0 1B		0-0 4-3		0-0 F8			4 1 2 1 0 0 0																									
Tim Thompson, L (1, 2) OBP: 0.255, SLG: 0.327		0-0 1B	0-0 P4		0-0 4-3			0-0 L9		4 1 2 0 0 0 1																									
Billy Hunter, R (1, 4) OBP: 0.260, SLG: 0.332		0-0 2B	0-0 4-3		0-0 4-3			0-0 6-3		4 1 1 1 0 0 2																									
Alex Kellner, R (1, 1) OBP: 0.239, SLG: 0.386 Virgil Trucks, R (6, 1) OBP: 0.185, SLG: 0.154 Tom Morgan, R (7, 1) OBP: 0.121, SLG: 0.094 Mickey McDermott, L (8, PH) OBP: 0.362, SLG: 0.510 Arnie Portocarrero, R (8, 1) OBP: 0.214, SLG: 0.120		4-0 2B		0-0 6-3		0-3 K		0-3 K		2 0 0 0 1 1 1 0 0 0 0 0 0 0 0 0 0 0 0 0 0 1 0 0 0 0 1 0 0 0 0 0 0 0 0																									
<b>Inning Stats</b>	R: 0 E: 0 K: 1 S: 6	H: 1 LOB: 1 BB: 0 P: 6	R: 3 E: 0 K: 1 S: 9	H: 4 LOB: 2 BB: 1 P: 13	R: 1 E: 0 K: 0 S: 5	H: 2 LOB: 1 BB: 0 P: 5	R: 2 E: 0 K: 0 S: 6	H: 3 LOB: 1 BB: 0 P: 6	R: 0 E: 0 K: 1 S: 6	H: 1 LOB: 1 BB: 0 P: 6		R: 0 E: 0 K: 0 S: 3	H: 0 LOB: 0 BB: 0 P: 3	R: 0 E: 0 K: 0 S: 3	H: 0 LOB: 0 BB: 0 P: 3	R: 0 E: 0 K: 0 S: 3	H: 0 LOB: 0 BB: 0 P: 3	1B: 8 2B: 2 3B: 0 HR: 1	SF: 0 SAC: 0 DP: 0 HBP: 0	WP: 0 PB: 1 SB: 1 CS: 0	PA: 39														
<b>PITCHER</b>	IP WLS BF H R ER SO BB IBB HBP BLK WP HR S P ERA WHIP																																		
Russ Kemmerer, R (1, 1) ERA: 4.87	4.0	23	10	6	6	2	1	0	0	0	0	1	26	30	13.50	2.750																			
Dick Hyde, R (5, 1) ERA: 4.02	5.0	W	16	1	0	0	2	0	0	0	0	0	20	20	0.00	0.200																			

livebaseballscorecards.com

<b>AB</b>	<b>38</b>
<b>R</b>	<b>6</b>
<b>H</b>	<b>11</b>
<b>RBI</b>	<b>6</b>
<b>BB</b>	<b>1</b>
<b>SO</b>	<b>4</b>
<b>LOB</b>	<b>12</b>









Batter	1	2	3	4	5	6	7	8	9	10	AB	R	H	RBI	BB	SO	LOB
<b>Eddie Yost, R</b> OBP: 0.385, SLG: 0.391 (1, 5)	0-0 1B SF8 2B	4-0 BB		0-3 K			0-0 P6		0-0 6-3		4	1	1	0	1	1	1
<b>Bob Usher, R</b> OBP: 0.323, SLG: 0.342 (1, 8)	0-0 BB 2-3 1B	0-0 F7				0-0 6-3	0-0 F8		0-0 F3		5	0	1	0	0	0	2
<b>Roy Sievers, R</b> OBP: 0.394, SLG: 0.592 (1, 7)	4-0 1-2 BB		0-0 P6			0-0 F7		0-0 P6		0-0 HR	4	1	1	1	1	0	0
<b>Jim Lemon, R</b> OBP: 0.341, SLG: 0.451 (1, 9)	0-0 SF8 3-H		0-3 K			0-0 1B		0-0 HR			3	1	2	2	0	1	0
<b>Lou Barberet, L</b> OBP: 0.356, SLG: 0.413 (1, 2)	0-0 F8		4-0 2B BB			0-0 P6		0-0 2B			3	0	1	0	1	0	3
<b>Jerry Schoonmaker, R</b> OBP: 0.177, SLG: 0.174 (8, PR)											0	0	0	0	0	0	0
<b>Jerry Snyder, R</b> OBP: 0.177, SLG: 0.174 (9, 4)											0	0	0	0	0	0	0
<b>Art Schult, R</b> OBP: 0.314, SLG: 0.372 (1, 3)	0-3 K		0-0 1-H 2B			0-0 1-3		0-0 F8			4	0	1	0	0	1	3
<b>Milt Bolling, R</b> OBP: 0.280, SLG: 0.330 (1, 4)		0-0 E5 4-3		0-0 4-3		0-0 5-3		4-0 IBB			3	0	0	0	0	0	0
<b>Clint Courtney, L</b> OBP: 0.347, SLG: 0.426 (8, PH)											0	0	0	0	1	0	0
<b>Rocky Bridges, R</b> OBP: 0.301, SLG: 0.300 (1, 6)		0-0 4-3 2-3		0-0 1B		0-0 6-3		0-0 F5			4	0	1	0	0	0	3
<b>Ralph Lument, L</b> OBP: 0.195, SLG: 0.213 (1, 1)		0-3 K		0-3 K			0-0 F8		0-0 P3		2	0	0	0	0	2	2
<b>Pete Runnels, L</b> OBP: 0.303, SLG: 0.285 (7, PH)											1	0	0	0	0	0	0
<b>Pedro Ramos, S</b> OBP: 0.195, SLG: 0.213 (8, 1)											1	0	0	0	0	0	0

Inning Stats	R: 1	H: 2	E: 0	K: 1	S: 7	R: 0	H: 0	E: 1	K: 1	S: 6	R: 0	H: 1	E: 0	K: 1	S: 5	R: 0	H: 1	E: 0	K: 2	S: 8	R: 0	H: 0	E: 0	K: 0	S: 3	R: 0	H: 0	E: 0	K: 0	S: 3	R: 0	H: 0	E: 0	K: 0	S: 3	R: 1	H: 2	E: 0	K: 0	S: 5	R: 0	H: 0	E: 0	K: 0	S: 3	R: 1	H: 1	E: 0	K: 0	S: 1
	LOB: 2	BB: 1	P: 11	LOB: 2	BB: 1	P: 10	LOB: 1	BB: 1	P: 9	LOB: 1	BB: 0	P: 8	LOB: 1	BB: 0	P: 4	LOB: 0	BB: 0	P: 3	LOB: 0	BB: 0	P: 3	LOB: 2	BB: 1	P: 9	LOB: 0	BB: 0	P: 3	LOB: 0	BB: 0	P: 3	LOB: 0	BB: 0	P: 1	LOB: 1	BB: 0	P: 1	LOB: 0	BB: 0	P: 1	LOB: 0	BB: 0	P: 1	LOB: 0	BB: 0	P: 1	LOB: 0	BB: 0	P: 1		

PITCHER	IP	WLS	BF	H	R	ER	SO	BB	IBB	HBP	BLK	WP	HR	S	P	ERA	WHIP
<b>Ned Garver, R</b> ERA: 4.03 (1, 1)	9.0	L	39	8	3	3	5	3	1	0	0	0	2	45	61	3.00	1.222


**BOTTOM**

**Kansas City Athletics @ Washington Senators**  
Griffith Stadium, Washington, DC

Sat Sep 14 1957, 3:33 AM EDT  
Att. 3,021 - Unknown

livebaseballscorecards.com

<b>AB</b>	34
<b>R</b>	3
<b>H</b>	8
<b>RBI</b>	3
<b>BB</b>	4
<b>SO</b>	5
<b>LOB</b>	14



<b>WP</b>	0	<b>PA</b>	39
<b>PB</b>	0		
<b>SB</b>	0		
<b>CS</b>	0		



Batter	1	2	3	4	5	6	7	8	9	AB R H RBI BB SO LOB	TOP											
Vic Power, R OBP: 0.284, SLG: 0.374 (1, 3) X	0-0 F2 ①		0-0 1-H 1B ③		0-0 L3 ② ③			0-0 P4 ①		4 0 1 0 0 0 1	<b>Kansas City Athletics @ New York Yankees</b> Yankee Stadium, Bronx, NY Sun Sep 15 1957, 3:33 AM EDT Unknown - 78 F											
Joe Demaestri, R OBP: 0.281, SLG: 0.355 (1, 6) SSS	0-3 K ②			0-0 P6 ①		0-3 K ①		0-3 K ②		4 0 0 0 0 3 0												
Bob Cerv, R OBP: 0.312, SLG: 0.413 (1, 7) SSS	0-3 K ③			0-0 HR		0-0 1B		0-0 F8 ③		4 1 2 1 0 1 0												
Lou Skizas, R OBP: 0.299, SLG: 0.439 (1, 9) X		0-0 F7 ①		0-3 K ②		0-0 P5 ②			0-0 2B	4 0 1 0 0 1 1												
Hector Lopez, R OBP: 0.358, SLG: 0.455 (1, 5) X		0-0 6-3 ②		0-0 HR 1B		0-0 F8 ③			4-0 BB	3 1 1 0 1 0 1												
Bob Martyn, L OBP: 0.286, SLG: 0.333 (1, 8) X		0-0 F5 ③		0-0 HR			0-0 CS 3B		0-3 K ①	4 1 2 2 0 1 2												
Tim Thompson, L OBP: 0.250, SLG: 0.321 (1, 2) X			0-0 1-3 ①	0-0 P6 ③			0-0 3-4 ①		0-3 K ②	4 0 0 0 0 1 3												
Billy Hunter, R OBP: 0.260, SLG: 0.329 Gus Zernial, R OBP: 0.288, SLG: 0.446 (1, 4) (9, PH)			0-0 1B 1B 1B		0-0 1-3 ①		4-0 CS BB		0-0 F7 ③	2 0 1 0 1 0 0 1 0 0 0 0 0 2												
Jack Urban, R OBP: 0.297, SLG: 0.286 Virgil Trucks, R OBP: 0.185, SLG: 0.154 (1, 1) (7, 1)			0-0 B1 ②		0-0 L3 BB		0-0 F8 ② ③ 1-2 3-H			2 0 0 0 1 0 3 0 0 0 0 0 0 0												
<b>Inning Stats</b>	R: 0 E: 0 K: 2 S: 7	H: 0 LOB: 0 BB: 0 P: 7	R: 0 E: 0 K: 0 S: 3	H: 0 LOB: 0 BB: 0 P: 3	R: 0 E: 0 K: 0 S: 4	H: 2 LOB: 2 BB: 0 P: 4	R: 3 E: 0 K: 1 S: 8	H: 3 LOB: 0 BB: 0 P: 8	R: 0 E: 0 K: 0 S: 2	H: 0 LOB: 0 BB: 1 P: 6	R: 0 E: 0 K: 1 S: 6	H: 1 LOB: 1 BB: 0 P: 6	R: 0 E: 0 K: 0 S: 3	H: 1 LOB: 1 BB: 1 P: 7	R: 0 E: 0 K: 1 S: 5	H: 0 LOB: 0 BB: 0 P: 5	R: 0 E: 0 K: 2 S: 8	H: 1 LOB: 2 BB: 1 P: 12	1B: 4 2B: 2 3B: 1 HR: 2	SF: 0 SAC: 0 DP: 1 HBP: 0	WP: 0 PB: 0 SB: 0 CS: 2	PA: 35
<b>PITCHER</b>	IP WLS BF H R ER SO BB IBB HBP BLK WP HR S P ERA WHIP																					
Bob Turley, R ERA: 2.44 (1, 1)	7.0 W 27 7 3 3 4 2 0 0 0 0 2 33 41 3.86 1.286																					
Sal Maglie, R ERA: 2.72 (8, 1)	2.0 S 8 1 0 0 3 1 0 0 0 0 0 0 13 17 0.00 1.000																					

livebaseballscorecards.com

AB	32
R	3
H	8
RBI	3
BB	3
SO	7
LOB	13



Batter	1	2	3	4	5	6	7	8	9
Hank Bauer, R (1, 9) OBP: 0.322, SLG: 0.454	0-0 P6		0-0 3-1			0-0 FC1-4 FC1-6	0-0 HR		
Enos Slaughter, L (1, 7) OBP: 0.368, SLG: 0.373	0-0 1B			4-0 FC6-4 BB		0-0 FC1-6 1-2f	0-0 1B		
Mickey Mantle, S (1, 8) OBP: 0.512, SLG: 0.672 Bobby Del Greco, R (9, 8) OBP: 0.373, SLG: 0.268	0-0 G1-6-3 1-2 1B		0-0 L8			0-0 4-3	0-3 K		
Harry Simpson, L (1, 3) OBP: 0.316, SLG: 0.432	0-0 G1-6-3 1-2f		0-0 FC6-4 FC6			0-0 1B 1B	0-0 F7		
Jerry Lumpe, L (1, 5) OBP: 0.392, SLG: 0.479		0-0 CS 1B		0-0 FC6 1-2f		0-0 SH1-3 1-2 HR 1B	0-0 F8		
Tony Kubek, L (1, 6) OBP: 0.336, SLG: 0.374		0-0 P5 1-2			0-0 F7	0-0 SH1-3 HR 1B	0-0 1B		
Yogi Berra, L (1, 2) OBP: 0.322, SLG: 0.414		0-0 P4			0-0 F8	0-0 SH1-3 1-2 2-3	0-0 L7		
Bobby Richardson, R (1, 4) OBP: 0.285, SLG: 0.311 Joe Collins, L (7, PH) OBP: 0.314, SLG: 0.235 Jerry Coleman, R (8, 4) OBP: 0.367, SLG: 0.386			0-0 6-3			0-0 F7	0-3 K		
Bob Turley, R (1, 1) OBP: 0.210, SLG: 0.075 Tommy Byrne, L (7, PH) OBP: 0.270, SLG: 0.529 Sal Maglie, R (8, 1) OBP: 0.059, SLG: 0.059			0-3 K			4-0 FC1-4 BB	0-0 HR 2-H 3-H		

Inning Stats	R: 0	H: 2	E: 0	K: 0	S: 4	LOB: 1	BB: 0	P: 4	R: 0	H: 1	E: 0	K: 0	S: 3	LOB: 0	BB: 0	P: 3	R: 0	H: 0	E: 0	K: 1	S: 5	LOB: 0	BB: 0	P: 5	R: 0	H: 0	E: 0	K: 0	S: 3	LOB: 0	BB: 0	P: 3	R: 0	H: 0	E: 0	K: 0	S: 3	LOB: 1	BB: 1	P: 7	R: 0	H: 0	E: 0	K: 0	S: 3	LOB: 0	BB: 0	P: 3	R: 5	H: 6	E: 0	K: 2	S: 13	LOB: 1	BB: 0	P: 13	R: 0	H: 1	E: 0	K: 0	S: 4	LOB: 1	BB: 0	P: 4
1B: 8	SF: 0	2B: 0	SAC: 1	3B: 0	DP: 1	HR: 2	HBP: 0	WP: 0	PA: 34																																																							

PITCHER	IP	WLS	BF	H	R	ER	SO	BB	IBB	HBP	BLK	WP	HR	S	P	ERA	WHIP
Jack Urban, R (1, 1) ERA: 3.03	6.2	L	28	8	5	5	2	2	0	0	0	0	2	30	38	6.75	1.500
Virgil Trucks, R (7, 1) ERA: 2.85	1.1		6	2	0	0	1	0	0	0	0	0	0	8	8	0.00	1.500

**BOTTOM**


**Kansas City Athletics @ New York Yankees**  
 Yankee Stadium, Bronx, NY  
 Sun Sep 15 1957, 3:33 AM EDT  
 Unknown - 78 F

livebaseballscores.com

AB	31
R	5
H	10
RBI	5
BB	2
SO	3
LOB	13





Batter	1	2	3	4	5	6	7	8	9	AB R H RBI BB SO LOB	TOP																								
Vic Power, R OBP: 0.284, SLG: 0.373 (1, 3) X	0-0 F9		0-0 F2			0-0 4-3			0-0 FC3-6 1B	4 0 1 0 0 0 0	<b>Kansas City Athletics @ New York Yankees</b> Yankee Stadium, Bronx, NY Sun Sep 15 1957, 3:38 AM EDT Att. 20,176 - Unknown - 80 F <a href="http://livebaseballscorecards.com">livebaseballscorecards.com</a>																								
Joe Demaestri, R OBP: 0.280, SLG: 0.353 (1, 6) B B B	4-0 S BB		0-0 F9			0-0 1-3			0-0 FC3-6 1-2f	3 0 0 0 1 0 1																									
Bob Cerv, R OBP: 0.309, SLG: 0.408 (1, 7) S S S	0-3 1-2 K			0-0 4-3		0-0 P3			0-3 K	4 0 0 0 0 2 2																									
Lou Skizas, R OBP: 0.296, SLG: 0.434 (1, 9) X	0-0 P1			0-0 F7			0-0 P4		0-0 F7	4 0 0 0 0 0 2																									
Hector Lopez, R OBP: 0.357, SLG: 0.454 (1, 5) X		0-0 F8		0-0 P6			0-0 G4-6-3 1B			3 0 1 0 0 0 0																									
Bob Martyn, L OBP: 0.287, SLG: 0.326 (1, 8) B B B B		4-0 BB			0-3 K		0-0 G4-6-3 1-2f			2 0 0 0 1 1 1																									
Tim Thompson, L OBP: 0.251, SLG: 0.321 (1, 2) X		0-0 P4			0-0 1B			0-0 4-3		3 0 1 0 0 0 1																									
Billy Hunter, R OBP: 0.258, SLG: 0.325 (1, 4) X		0-0 F2			0-0 P6			0-0 1-3		3 0 0 0 0 0 2																									
George Brunet, R (1, 1)			0-3 K		0-0 P4			0-0 6-3		2 0 0 0 0 1 1																									
Gus Zernial, R OBP: 0.287, SLG: 0.445 (8, PH)									1 0 0 0 0 0 0																										
Virgil Trucks, R OBP: 0.185, SLG: 0.154 (8, 1)									0 0 0 0 0 0 0																										
<b>Inning Stats</b>	R: 0 E: 0 K: 1 S: 5	H: 0 LOB: 1 BB: 1 P: 9	R: 0 E: 0 K: 0 S: 3	H: 0 LOB: 1 BB: 1 P: 7	R: 0 E: 0 K: 1 S: 5	H: 0 LOB: 0 BB: 0 P: 5	R: 0 E: 0 K: 0 S: 3	H: 0 LOB: 0 BB: 0 P: 3	R: 0 E: 0 K: 0 S: 3		H: 1 LOB: 1 BB: 0 P: 6	R: 0 E: 0 K: 0 S: 3	H: 0 LOB: 0 BB: 0 P: 3	R: 0 E: 0 K: 1 S: 6	H: 1 LOB: 1 BB: 0 P: 6	R: 0 E: 0 K: 0 S: 3	H: 0 LOB: 0 BB: 0 P: 3	R: 0 E: 0 K: 1 S: 6	H: 1 LOB: 1 BB: 0 P: 6	1B: 3 2B: 0 3B: 0 HR: 0	SF: 0 SAC: 0 DP: 1 HBP: 0	WP: 0 PB: 0 SB: 1 CS: 0	PA: 31												
<b>PITCHER</b> Don Larsen, R ERA: 3.87 (1, 1)	IP 9.0	WLS W	BF 31	H 3	R 0	ER 0	SO 4	BB 2	IBB 0	HBP 0	BLK 0	WP 0	HR 0	S 37	P 45	ERA 0.00	WHIP 0.556	<b>PITCHER</b>	IP 9.0	WLS W	BF 31	H 3	R 0	ER 0	SO 4	BB 2	IBB 0	HBP 0	BLK 0	WP 0	HR 0	S 37	P 45	ERA 0.00	WHIP 0.556

Batter	1	2	3	4	5	6	7	8	9
Hank Bauer, R OBP: 0.319, SLG: 0.450 (1, 9)	0-0 6-3		0-0 5-3		0-0 6-3		0-0 F9		
Tony Kubek, L OBP: 0.335, SLG: 0.381 (1, 7)	0-0 HR		0-0 4-3			0-0 4-3	0-0 F9		
Gil McDougald, R OBP: 0.365, SLG: 0.452 (1, 6)	0-0 F9			0-0 5-3		0-0 F8		0-0 G4-6-3 1B	
Mickey Mantle, S OBP: 0.514, SLG: 0.677 (1, 8)	0-0 F9			4-0 E BB		0-0 HR 3B		0-0 G4-6-3 1B	
Harry Simpson, L OBP: 0.315, SLG: 0.439 (1, 3)		0-0 4-3		0-0 E6 G6-4-3 1-2		0-0 HR		0-0 G4-6-3 1-2f 2-3	
Elston Howard, R OBP: 0.287, SLG: 0.377 (1, 2)		0-0 5-3		0-0 G6-4-3 1-2f		0-0 1B		0-3 K	
Andy Carey, R OBP: 0.313, SLG: 0.399 (1, 5)		0-0 3B			0-0 6-3	0-0 F8			
Bobby Richardson, R OBP: 0.286, SLG: 0.309 (1, 4)		0-0 4-3			4-0 FC6-5 WP BB		0-0 F7		
Don Larsen, R OBP: 0.317, SLG: 0.340 (1, 1)			0-0 F8		0-0 FC6-5 1-3		0-0 1B		

Inning Stats	R: 1	H: 1	E: 0	LOB: 0	K: 0	P: 4	R: 0	H: 1	E: 0	LOB: 1	K: 0	P: 4	R: 0	H: 0	E: 0	LOB: 0	K: 0	P: 3	R: 0	H: 0	E: 1	LOB: 1	K: 0	P: 7	R: 0	H: 0	E: 0	LOB: 1	K: 0	P: 7	R: 2	H: 3	E: 0	LOB: 1	K: 0	P: 6	R: 0	H: 1	E: 0	LOB: 1	K: 0	P: 4	R: 0	H: 2	E: 0	LOB: 1	K: 1	P: 6		
	S: 4	BB: 0	S: 4	BB: 0	S: 3	BB: 0	S: 4	BB: 0	S: 3	BB: 0	S: 3	BB: 0	S: 3	BB: 1	S: 3	BB: 1	S: 6	BB: 0	S: 4	BB: 0	S: 6	BB: 0	S: 6	BB: 0	S: 4	BB: 0	S: 6	BB: 0	S: 6	BB: 0	S: 6	BB: 0	S: 6	BB: 0	S: 6	BB: 0	S: 6	BB: 0	S: 6	BB: 0	S: 6	BB: 0	S: 6	BB: 0	S: 6	BB: 0	S: 6	BB: 0	S: 6	BB: 0

PITCHER	IP	WLS	BF	H	R	ER	SO	BB	IBB	HBP	BLK	WP	HR	S	P	ERA	WHIP	PITCHER	IP	WLS	BF	H	R	ER	SO	BB	IBB	HBP	BLK	WP	HR	S	P	ERA	WHIP													
George Brunet, L ERA: 3.86 (1, 1)	7.0	L	29	6	3	3	0	2	0	0	0	1	2	27	35	3.86	1.143																															
Virgil Trucks, R ERA: 2.82 (8, 1)	1.0		4	2	0	0	1	0	0	0	0	0	0	6	6	0.00	2.000																															

AB R H RBI BB SO LOB

4	0	0	0	0	0	2
4	1	1	1	0	0	1
4	0	1	0	0	0	0
3	1	2	0	1	0	0
4	1	1	2	0	0	3
4	0	1	0	0	1	3
3	0	1	0	0	0	1
2	0	0	0	1	0	1
3	0	1	0	0	0	1

1B: 4	SF: 0	WP: 1	PA: 33
2B: 0	SAC: 0	PB: 0	
3B: 2	DP: 2	SB: 0	
HR: 2	HBP: 0	CS: 0	

livebaseballscorecards.com

**Kansas City Athletics @ New York Yankees**  
 Yankee Stadium, Bronx, NY  
 Sun Sep 15 1957, 3:38 AM EDT  
 Att: 20,176 - Unknown - 80 F

AB	31
R	3
H	8
RBI	3
BB	2
SO	1
LOB	12





Batter	1	2	3	4	5	6	7	8	9	AB	R	H	RBI	BB	SO	LOB	TOP										
Vic Power, R (1, 3) OBP: 0.283, SLG: 0.371	0-3 K2-3	0-0 FC5-4			0-0 5-3		0-0 F7	0-0 1B		5	0	1	1	0	1	2											
Joe Demaestri, R (1, 6) OBP: 0.282, SLG: 0.356	0-0 HR 2B	0-3 K			0-0 6-3		0-0 2B 1B	0-3 K		5	2	2	0	0	2	4											
Gus Zernial, R (1, 7) OBP: 0.286, SLG: 0.450	0-0 2-H HR	0-0 5-3			0-3 K		0-0 F8	0-0 P4		5	1	1	2	0	1	5											
Bob Cerv, R (1, 9) OBP: 0.310, SLG: 0.414	0-0 F3				0-0 5-3		0-0 4-3 1B 2B	0-0 1-H 2B	0-0 F7	5	1	2	1	0	0	0											
Bob Martyn, L (1, 8) OBP: 0.283, SLG: 0.319	0-0 1B 1B				0-3 K		0-0 4-3 2-3	0-0 F5	0-0 3-1	5	0	1	0	0	1	2											
Hector Lopez, R (1, 5) OBP: 0.358, SLG: 0.453	0-0 1-2 1B				0-3 K		0-0 2-3	0-0 E6 FC1-5 1B	0-0 F4	5	0	2	0	0	1	1											
Hal Smith, R (1, 2) OBP: 0.331, SLG: 0.494	0-0 F8				0-0 F8		0-0 HR 1B	0-0 FC1-5 1B 1B		4	2	2	1	0	0	2											
Billy Hunter, R (1, 4) OBP: 0.261, SLG: 0.338		0-0 FC5-4 1B 1B			0-0 P4		0-0 3-H 1B HR	0-0 FC1-5 1B 1B		4	2	2	2	0	0	2											
Ralph Terry, R (1, 1) OBP: 0.182, SLG: 0.163		0-0 FC5-4 1B			0-0 5-3		0-0 F8	0-0 1B 1B		0	0	0	0	0	0	0											
Harry Taylor, R (1, 1) OBP: 0.333, SLG: 0.333										3	0	1	0	0	0	0											
Wally Burnette, R (6, 1) OBP: 0.207, SLG: 0.179										0	0	0	0	0	0	0											
Lou Skizas, R (8, PH) OBP: 0.286, SLG: 0.435										1	0	1	1	0	0	0											
Tom Morgan, R (8, 1) OBP: 0.121, SLG: 0.094		0-0 FC5-4 1B								0	0	0	0	0	0	0											
Arnie Fontaneer, R (8, 1) OBP: 0.214, SLG: 0.120		1-2 1B								0	0	0	0	0	0	0											
<b>Inning Stats</b>	R: 2 E: 0 K: 1 S: 9	H: 4 LOB: 2 BB: 0 P: 9	R: 0 E: 0 K: 1 S: 7	H: 2 LOB: 2 BB: 0 P: 7	R: 0 E: 0 K: 2 S: 7	H: 0 LOB: 0 BB: 0 P: 7	R: 0 E: 0 K: 0 S: 3	H: 0 LOB: 0 BB: 0 P: 3	R: 0 E: 0 K: 1 S: 5	H: 0 LOB: 0 BB: 0 P: 5	R: 3 E: 0 K: 0 S: 6	H: 3 LOB: 0 BB: 0 P: 6	R: 1 E: 0 K: 0 S: 5	H: 2 LOB: 1 BB: 0 P: 5	R: 2 E: 1 K: 1 S: 9	H: 4 LOB: 2 BB: 0 P: 9	R: 0 E: 0 K: 0 S: 3	H: 0 LOB: 0 BB: 0 P: 3	1B: 10 2B: 3 3B: 0 HR: 2	SF: 0 SAC: 0 DP: 0 HBP: 0	WP: 0 PB: 0 SB: 0 CS: 0	PA: 42					
<b>PITCHER</b>	IP	WLS	BF	H	R	ER	SO	BB	IBB	HBP	BLK	WP	HR	S	P	ERA	WHIP										
Mike Fomiele, R (1, 1) ERA: 3.78	1.0		9	6	2	2	1	0	0	0	0	0	1	11	11	18.00	6.000										
George Susce, R (2, 1) ERA: 3.77	5.2		22	5	4	4	4	0	0	0	0	0	1	30	30	6.35	0.882										
Ike Delock, R (7, 1) ERA: 4.01	0.2		6	4	2	2	0	0	0	0	0	0	0	6	6	27.00	6.000										
Murray Wall, R (8, 1) ERA: 3.86	0.2	W	2	0	0	0	1	0	0	0	0	0	0	4	4	0.00	0.000										
Bob Chakales, R (9, 1) ERA: 7.15	1.0	S	3	0	0	0	0	0	0	0	0	0	0	3	3	0.00	0.000										

**Kansas City Athletics @ Boston Red Sox**  
 Fenway Park, Boston, MA  
 Tue Sep 17 1957, 7:05 PM EDT  
 Att: 12,084 - Unknown

AB	42
R	8
H	15
RBI	8
BB	0
SO	6
LOB	18







Batter	1	2	3	4	5	6	7	8	9	AB R H RBI BB SO LOB	TOP											
Vic Power, R (1, 3) OBP: 0.283, SLG: 0.369	0-0 5-3			0-0 1B 1B	0-0 5-3			0-0 6-3		4 1 1 0 0 0 1												
Joe Demaestri, R (1, 6) OBP: 0.279, SLG: 0.352	0-3 K			0-0 F9			0-0 6-3	0-0 1-3		4 0 0 0 0 1 1												
Gus Zernial, R (1, 7) OBP: 0.286, SLG: 0.448	0-0 F2			0-0 1B 1-2 SF9 1B			0-0 F8	0-0 4-3		4 1 1 0 0 0 0												
Bob Cerv, R (1, 9) OBP: 0.312, SLG: 0.415		0-0 2-3		0-0 1-3 2-H 1B			0-3 K	0-0 FC1-6 1B		4 0 2 1 0 1 0												
Bob Martyn, L (1, 8) OBP: 0.291, SLG: 0.351		0-0 1B		0-0 SF9 3-H			0-0 3B	0-0 FC1-6 1B 1-2f 1B		3 0 2 1 0 0 1												
Hector Lopez, R (1, 5) OBP: 0.357, SLG: 0.451		0-0 5-3		0-0 P4			0-3 K	0-0 BB 1B 1-2 1B		4 0 1 0 0 1 2												
Hal Smith, R (1, 2) OBP: 0.332, SLG: 0.497			0-3 K		0-0 SH1-3 FC4-2-5-2 2B		0-3 K	0-0 BB 1B 1-2 2-H		4 0 2 0 0 2 1												
Billy Hunter, R (1, 4) OBP: 0.264, SLG: 0.337			0-0 6-3		0-0 SH1-3 2-3		4-0 BB	4-0 BB 1-2 2-3		1 0 0 0 2 0 0												
Tom Gorman, R (1, 1) OBP: 0.100, SLG: 0.100			0-3 K		0-0 FC4-2-5-2 3-H		0-3 K	0-3 K		4 0 0 0 0 3 6												
<b>Inning Stats</b>	R: 0 E: 0 K: 1 S: 5	H: 0 LOB: 0 BB: 0 P: 5	R: 0 E: 0 K: 0 S: 3	H: 1 LOB: 0 BB: 0 P: 3	R: 0 E: 0 K: 2 S: 7	H: 0 LOB: 0 BB: 0 P: 7	R: 2 E: 0 K: 0 S: 6	H: 3 LOB: 1 BB: 0 P: 6	R: 0 E: 0 K: 0 S: 4	H: 1 LOB: 1 BB: 0 P: 4	R: 0 E: 0 K: 1 S: 5	H: 0 LOB: 0 BB: 0 P: 5	R: 0 E: 0 K: 3 S: 10	H: 1 LOB: 2 BB: 1 P: 14	R: 0 E: 0 K: 0 S: 3	H: 0 LOB: 0 BB: 0 P: 3	R: 0 E: 0 K: 1 S: 7	H: 3 LOB: 3 BB: 1 P: 11	1B: 7 2B: 1 3B: 1 HR: 0	SF: 1 SAC: 1 DP: 0 HBP: 0	WP: 0 PB: 0 SB: 0 CS: 0	PA: 36
<b>PITCHER</b>	IP WLS BF H R ER SO BB IBB HBP BLK WP HR S P ERA WHIP																					
Frank Sullivan, R (1, 1) ERA: 2.8	8.0 L 30 6 2 2 7 1 0 0 0 0 0 0 43 47 2.25 0.875																					
Dave Sisler, R (9, 1) ERA: 4.68	1.0 6 3 0 0 1 1 0 0 0 0 0 0 7 11 0.00 4.000																					

**Kansas City Athletics @ Boston Red Sox**  
 Fenway Park, Boston, MA  
 Wed Sep 18 1957, 3:33 AM EDT  
 Att. 3,611 - Unknown

AB	32
R	2
H	9
RBI	2
BB	2
SO	8
LOB	12









Batter	1	2	3	4	5	6	7	8	9
Vic Power, R OBP: 0.282, SLG: 0.367 (1, 3)	0-0 P6		0-0 F9		0-0 5-3		4-0 FC3-6 BB		
Joe Demaestri, R OBP: 0.281, SLG: 0.363 (1, 6)	0-3 K		0-0 HR		0-0 HR 2B		0-0 FC3-6 1B		
Gus Zernial, R OBP: 0.288, SLG: 0.463 (1, 7)	0-3 K		0-0 HR		0-0 HR		0-0 F8		
Woodie Held, R OBP: 0.322, SLG: 0.469 (1, 8)		4-0 BB	0-0 WP 3B 1B		0-0 F8		0-0 1-2 1B		
Bob Martyn, L OBP: 0.290, SLG: 0.366 (1, 9)		0-0 F8	0-0 1-H 3B		0-3 K		0-0 F8		
Hector Lopez, R OBP: 0.356, SLG: 0.449 (1, 5)		0-3 K	0-0 5-3		0-3 K		0-0 SH2-3 1B		
Hal Smith, R OBP: 0.335, SLG: 0.499 (1, 2)		0-0 F9		0-0 CS 1B		0-0 FC6-4 1B		0-0 SH2-3	
Billy Hunter, R OBP: 0.261, SLG: 0.332 (1, 4)			0-0 L6	0-3 K		0-0 F7		0-3 K	
Jack Urban, R OBP: 0.300, SLG: 0.289 (1, 1)			0-0 HR 1B	0-0 4-3		0-0 FC6-4		0-0 F9	
Tom Morgan, R OBP: 0.118, SLG: 0.091 (7, 1)									

AB	R	H	RBI	BB	SO	LOB
3	0	0	0	1	0	1
4	2	2	2	0	1	1
4	2	2	3	0	1	1
3	1	2	0	1	0	0
4	0	1	1	0	1	3
4	0	1	0	0	2	2
3	0	2	0	0	0	1
4	0	0	0	0	2	3
3	1	1	0	0	0	1
1	0	0	0	0	0	1

**BOTTOM**

**Detroit Tigers @ Kansas City Athletics**  
Municipal Stadium, Kansas City, MO  
Sat Sep 21 1957, 8:05 PM EDT  
Att. 6,738 - Unknown

AB	33
R	6
H	11
RBI	6
BB	2
SO	7
LOB	14



1B: 6	SF: 0
2B: 1	SAC: 1
3B: 1	DP: 0
HR: 3	HBP: 0


WP: 1	PA: 36
PB: 0	
SB: 0	
CS: 1	

Inning Stats														
R	H	E	K	S	R	H	E	K	S	R	H	E	K	S
0	0	0	2	7	0	0	1	5	8	0	1	0	1	5
0	0	0	2	7	0	0	1	5	8	0	1	0	1	5
0	0	0	2	7	0	0	1	5	8	0	1	0	1	5
0	0	0	2	7	0	0	1	5	8	0	1	0	1	5
0	0	0	2	7	0	0	1	5	8	0	1	0	1	5
0	0	0	2	7	0	0	1	5	8	0	1	0	1	5
0	0	0	2	7	0	0	1	5	8	0	1	0	1	5
0	0	0	2	7	0	0	1	5	8	0	1	0	1	5
0	0	0	2	7	0	0	1	5	8	0	1	0	1	5
0	0	0	2	7	0	0	1	5	8	0	1	0	1	5

PITCHER														
IP	WLS	BF	H	R	ER	SO	BB	IBB	HBP	BLK	WP	HR	S	P
2.2	L	14	5	4	4	3	1	0	0	0	1	2	19	23
2.1		9	3	2	2	2	0	0	0	0	0	1	13	13
1.0		4	1	0	0	1	0	0	0	0	0	0	6	6
2.0		9	2	0	0	1	1	0	0	0	0	0	10	14

PITCHER														
IP	WLS	BF	H	R	ER	SO	BB	IBB	HBP	BLK	WP	HR	S	P
13.50													2.250	
7.71													1.286	
0.00													1.000	
0.00													1.500	



Batter	1	2	3	4	5	6	7	8	9	AB R H RBI BB SO LOB	TOP														
Bill Tuttle, R (1, 8) OBP: 0.314, SLG: 0.330	0-0 F9 BB 1B		4-0 1B BB 1B		0-0 5-3		0-0 BB 1B		0-0 F9	4 1 2 1 1 0 0	<p><b>Detroit Tigers @ Kansas City Athletics</b> Municipal Stadium, Kansas City, MO</p> <p>Sun Sep 22 1957, 4:33 AM EDT Unknown</p> <p>livebaseballscorecards.com</p> <table border="1"> <tr><td>AB</td><td>35</td></tr> <tr><td>R</td><td>3</td></tr> <tr><td>H</td><td>9</td></tr> <tr><td>RBI</td><td>3</td></tr> <tr><td>BB</td><td>5</td></tr> <tr><td>SO</td><td>7</td></tr> <tr><td>LOB</td><td>24</td></tr> </table> 	AB	35	R	3	H	9	RBI	3	BB	5	SO	7	LOB	24
AB	35																								
R	3																								
H	9																								
RBI	3																								
BB	5																								
SO	7																								
LOB	24																								
Reno Bertoia, R (1, 5) OBP: 0.327, SLG: 0.387	0-3 K		0-0 1B 1-2 1B		0-3 K		4-0 3-H 1-2 BB		0-0 F8	4 0 1 0 1 2 1															
Ray Boone, R (1, 3) OBP: 0.354, SLG: 0.420	4-0 1-2 BB		0-0 F8		0-0 5-3		0-0 P6		4-0 BB	3 0 0 0 2 0 4															
Al Kaline, R (1, 9) OBP: 0.343, SLG: 0.486	0-0 F9		0-0 1-3 2-H 1B		0-0 F5		0-0 L3		0-0 F9	5 0 1 1 0 0 5															
Bill Taylor, L (1, 7) OBP: 0.263, SLG: 0.278 Steve Boros, R (8, PR) OBP: 0.167, SLG: 0.171 Johnny Groth, R (8, 7) OBP: 0.331, SLG: 0.342	0-0 4-3		0-3 K		0-0 FC6-4 1B		0-0 5-4-3 1B		0-0 5-4-3 1B	4 0 2 0 0 1 4 0 0 0 0 0 0 0 0 0 0 0 0 0 0															
Harvey Kuenn, R (1, 6) OBP: 0.324, SLG: 0.380		0-0 FC6-4 1B		0-0 6-3		0-0 FC6-4 FC6 1-2f		0-0 5-4-3		4 0 1 0 0 0 2															
Red Wilson, R (1, 2) OBP: 0.352, SLG: 0.327		0-0 FC6-4 G6-4-3 1-2f		0-0 HR		0-0 FC6 1-2f		0-0 F5		4 1 1 1 0 0 4															
Frank Bolling, R (1, 4) OBP: 0.328, SLG: 0.409		0-0 G6-4-3 1-2f		0-3 K		0-0 1B 3B		4-0 IBB		3 1 1 0 1 1 1															
Paul Foytack, R (1, 1) OBP: 0.266, SLG: 0.217 Lou Slesater, L (8, 1) OBP: 0.273, SLG: 0.667 Harry Byrd, R (8, 1)		0-3 K	0-3 K		0-0 G3		0-3 K		0-0 K	4 0 0 0 0 3 3 0 0 0 0 0 0 0 0 0 0 0 0 0 0															
<b>Inning Stats</b>	R: 0 H: 1 E: 0 LOB: 2 K: 1 BB: 1 S: 6 P: 10	R: 0 H: 1 E: 0 LOB: 0 K: 0 BB: 0 S: 3 P: 3	R: 1 H: 2 E: 0 LOB: 2 K: 2 BB: 1 S: 9 P: 13	R: 1 H: 1 E: 0 LOB: 0 K: 2 BB: 0 S: 8 P: 8	R: 0 H: 0 E: 0 LOB: 0 K: 1 BB: 0 S: 5 P: 5	R: 0 H: 1 E: 0 LOB: 1 K: 0 BB: 0 S: 4 P: 4	R: 1 H: 2 E: 0 LOB: 2 K: 0 BB: 1 S: 5 P: 9	R: 0 H: 1 E: 0 LOB: 2 K: 1 BB: 1 S: 6 P: 10	R: 0 H: 0 E: 0 LOB: 1 K: 0 BB: 1 S: 3 P: 7	1B: 7 SF: 0 2B: 0 SAC: 0 3B: 1 DP: 1 HR: 1 HBP: 0	WP: 0 PA: 40 PB: 0 SB: 0 CS: 0														
<b>PITCHER</b>	IP WLS BF H R ER SO BB IBB HBP BLK WP HR S P ERA WHIP											<b>PITCHER</b>	IP WLS BF H R ER SO BB IBB HBP BLK WP HR S P ERA WHIP												
Ralph Terry, R (1, 1) ERA: 3.35 Virgil Trucks, R (8, 1) ERA: 2.77	7.0 31 8 3 3 6 3 0 0 0 0 1 40 52 3.86 1.571												2.0 9 1 0 0 1 1 1 0 0 0 0 9 17 0.00 1.000												

Batter	1	2	3	4	5	6	7	8	9	AB R H RBI BB SO LOB
Vic Power, R OBP: 0.288, SLG: 0.369 (1, 3)	4-0 WP 1B BB		4-0 3B BB		0-0 1B		0-0 L9		0-0 BB 1B	3 2 2 0 2 0 1
Joe Demaestri, R OBP: 0.285, SLG: 0.371 (1, 6)	0-0 WP 1-2 1B		0-0 L7		0-0 4-3			0-0 HR	4-0 1-2 BB 1B	4 1 2 1 1 0 2
Gus Zernial, R OBP: 0.294, SLG: 0.471 (1, 7)	0-0 F7		0-0 1-H 3B			0-0 CS 1B		4-0 SH 4-3 BB	0-0 1-2 2-H 1B	4 1 3 2 1 0 2
Woodie Held, R OBP: 0.319, SLG: 0.465 (1, 8)	0-0 F9 1-2 2-3		0-0 6-3			0-3 K		0-0 SH 1B 1-3 E		3 0 0 0 0 1 4
Bob Martyn, L OBP: 0.288, SLG: 0.356 (1, 9)	0-0 G3			0-0 4-3		4-0 FC6-4 1-2 BB		0-0 4-3		3 0 0 0 1 0 3
Hector Lopez, R OBP: 0.355, SLG: 0.447 (1, 5)		0-0 F8		0-0 6-3		0-0 FC6-4 1-2f		0-0 3-H 0-0		4 0 1 0 0 0 1
Hal Smith, R OBP: 0.332, SLG: 0.493 (1, 2)		0-0 F5		0-0 F9			0-0 F8	0-0 P4		4 0 0 0 0 0 2
Billy Hunter, R OBP: 0.260, SLG: 0.330 (1, 4)		0-0 F2			0-0 F3		4-0 FC5-4 BB	0-0 L9		2 0 0 0 0 0 0
Bob Cerv, R OBP: 0.314, SLG: 0.415 (7, PH)										0 0 0 0 1 0 0
Milt Graff, L OBP: 0.250, SLG: 0.221 (8, 4)										1 0 0 0 0 0 2
Ralph Terry, R OBP: 0.174, SLG: 0.156 (1, 1)			0-0 F2		0-0 F5		0-0 FC5-4 1-2f		0-0 P6	2 0 0 0 0 0 0
Lou Skizas, R OBP: 0.297, SLG: 0.434 (7, PH)										1 0 0 0 0 0 1
Virgil Trucks, R OBP: 0.179, SLG: 0.148 (8, 1)										1 0 0 0 0 0 0


Inning Stats	R: 0 E: 0 K: 0 S: 4	H: 1 LOB: 2 BB: 1 P: 8	R: 0 E: 0 K: 0 S: 3	H: 0 LOB: 0 BB: 0 P: 3	R: 1 E: 0 K: 0 S: 4	H: 1 LOB: 1 BB: 1 P: 8	R: 0 E: 0 K: 0 S: 3	H: 0 LOB: 0 BB: 0 P: 3	R: 0 E: 0 K: 0 S: 4	H: 1 LOB: 1 BB: 0 P: 4	R: 0 E: 0 K: 0 S: 5	H: 1 LOB: 1 BB: 1 P: 9	R: 0 E: 0 K: 0 S: 3	H: 0 LOB: 1 BB: 1 P: 7	R: 2 E: 2 K: 0 S: 6	H: 2 LOB: 2 BB: 1 P: 10	R: 1 E: 0 K: 0 S: 3	H: 2 LOB: 2 BB: 1 P: 7	1B: 6 2B: 0 3B: 1 HR: 1	SF: 0 SAC: 1 DP: 0 HBP: 0
--------------	------------------------------	---------------------------------	------------------------------	---------------------------------	------------------------------	---------------------------------	------------------------------	---------------------------------	------------------------------	---------------------------------	------------------------------	---------------------------------	------------------------------	---------------------------------	------------------------------	----------------------------------	------------------------------	---------------------------------	----------------------------------	------------------------------------

PITCHER	IP	WLS	BF	H	R	ER	SO	BB	IBB	HBP	BLK	WP	HR	S	P	ERA	WHIP
Paul Foytack, R ERA: 3.12 (1, 1)	7.0		31	5	3	3	1	5	0	0	0	1	1	28	48	3.86	1.429
Lou Sleater, L ERA: 3.8 (8, 1)	0.1		1	0	0	0	0	0	0	0	0	0	0	1	1	0.00	0.000
Harry Byrd, R ERA: 3.58 (8, 1)	1.0	L	7	3	1	1	0	1	0	0	0	0	0	6	10	9.00	4.000

**DETROIT TIGERS @ KANSAS CITY ATHLETICS**  
**Municipal Stadium, Kansas City, MO**  
 Sun Sep 22 1957, 4:33 AM EDT  
 Unknown

AB	R	H	RBI	BB	SO	LOB
32	4	8	3	6	1	18

WP: 1 PA: 39  
 PB: 0  
 SB: 0  
 CS: 1



PITCHER	IP	WLS	BF	H	R	ER	SO	BB	IBB	HBP	BLK	WP	HR	S	P	ERA	WHIP
---------	----	-----	----	---	---	----	----	----	-----	-----	-----	----	----	---	---	-----	------



Batter	1	2	3	4	5	6	7	8	9	AB R H RBI BB SO LOB	TOP									
Bill Tuttle, R (1, 8) OBP: 0.313, SLG: 0.329	0-0 L1		0-0 2-H 1B			0-0 5-3		0-0 E6		4 0 1 1 0 0 0										
Reno Bertoia, R (1, 5) OBP: 0.326, SLG: 0.383	0-3 K		0-0 F5			4-0 WP BB		0-0 F9		3 0 0 0 1 1 2										
Dave Philley, S (1, 3) OBP: 0.332, SLG: 0.381	0-0 E4				0-0 F9					3 0 1 0 1 0 0										
Charlie Maxwell, L (1, 9) OBP: 0.380, SLG: 0.492		0-0 F2			0-0 P6					4 0 0 0 0 1 3										
Bill Taylor, L (1, 7) OBP: 0.217, SLG: 0.227		0-0 F9			0-0 1-3					4 0 0 0 0 0 1										
Harvey Kuenn, R (1, 6) OBP: 0.322, SLG: 0.378		0-0 F2			0-0 P6					4 0 0 0 0 0 1										
Frank House, L (1, 2) OBP: 0.332, SLG: 0.353			4-0 SH1-3 1B BB		0-0 3-1					2 1 0 0 1 0 0										
Frank Bolling, R (1, 4) OBP: 0.327, SLG: 0.408			0-3 K		0-0 F7					2 0 0 0 0 1 1										
Ray Boone, R (8, PH) OBP: 0.353, SLG: 0.419										1 0 0 0 0 0 0										
Ron Samford, R (8, 4) OBP: 0.276, SLG: 0.275										0 0 0 0 0 0 0										
Duke Maas, R (1, 1) OBP: 0.122, SLG: 0.145			0-0 SH1-3			0-0 6-3				1 0 0 0 0 0 0										
Al Kaline, R (8, PH) OBP: 0.342, SLG: 0.485										1 0 0 0 0 0 0										
Joe Presko, R (8, 1) OBP: 0.342, SLG: 0.485			1-2							0 0 0 0 0 0 0										
<b>Inning Stats</b>	R: 0 E: 1 K: 1 S: 5	H: 0 LOB: 1 BB: 0 P: 5	R: 0 E: 0 K: 0 S: 3	H: 0 LOB: 0 BB: 0 P: 3	R: 1 E: 0 K: 1 S: 6	H: 1 LOB: 1 BB: 1 P: 10	R: 0 E: 0 K: 0 S: 3	H: 0 LOB: 0 BB: 0 P: 3	R: 0 E: 0 K: 0 S: 3	H: 0 LOB: 2 BB: 2 P: 11	R: 0 E: 0 K: 0 S: 3	H: 0 LOB: 0 BB: 0 P: 3	R: 0 E: 1 K: 0 S: 4	H: 0 LOB: 1 BB: 0 P: 4	R: 0 E: 0 K: 1 S: 6	H: 1 LOB: 1 BB: 0 P: 6	1B: 2 2B: 0 3B: 0 HR: 0	SF: 0 SAC: 1 DP: 0 HBP: 0	WP: 1 PB: 0 SB: 0 CS: 0	PA: 33
<b>PITCHER</b> Ned Garver, R (1, 1) ERA: 3.84	IP: 9.0 WLS: W BF: 33 H: 2 R: 1 ER: 1 SO: 3 BB: 3 IBB: 0 HBP: 0 BLK: 0 WP: 1 HR: 0 S: 36 P: 48 ERA: 1.00 WHIP: 0.556																			

**Detroit Tigers @ Kansas City Athletics**  
 Municipal Stadium, Kansas City, MO  
 Sun Sep 22 1957, 4:38 AM EDT  
 Att. 14,384 - Unknown

livebaseballscorecards.com

AB	29
R	1
H	2
RBI	1
BB	3
SO	3
LOB	8







Batter	1	2	3	4	5	6	7	8	9	AB R H RBI BB SO LOB	TOP																												
Sammy Esposito, R (1, 6) OBP: 0.320, SLG: 0.232	4-0 BB		0-0 G6-3		4-0 1B BB		0-0 1B 1B	0-0 F7		3 1 1 0 2 0 1																													
Nellie Fox, L (1, 4) OBP: 0.402, SLG: 0.414	0-0 F9		0-0 F8		0-0 1B G6-4-3		0-0 1B 1B	0-0 4-3		5 1 2 0 0 0 1																													
Minnie Minoso, R (1, 7) OBP: 0.403, SLG: 0.456	0-0 F8			0-0 HR	0-0 G6-4-3		0-0 PB BB 1B		0-0 5-3	5 1 2 3 0 0 3																													
Sherm Lollar, R (1, 2) Earl Torgeson, L (7, PH) OBP: 0.342, SLG: 0.390 OBP: 0.403, SLG: 0.430	0-0 6-3			0-0 1B 1B		1-0 F9 6-3 1B HBP	4-0 PB BB		0-0 P6	2 1 1 0 0 0 1 1 0 0 0 1 0 0																													
Ron Jackson, R (1, 3) Jim Rivera, L (7, PH) Earl Battey, R (7, 2) OBP: 0.342, SLG: 0.553 OBP: 0.324, SLG: 0.441 OBP: 0.228, SLG: 0.298		0-0 4-3		0-3 K		0-0 6-3	0-3 K		0-0 5-3	3 0 0 0 0 1 2 1 0 0 0 0 1 2 1 0 0 0 0 0 0																													
Bubba Phillips, R (1, 5) OBP: 0.331, SLG: 0.378		0-0 1B		0-0 1B		0-0 F9	0-0 P4			4 0 2 0 0 0 3																													
Ted Beard, L (1, 9) OBP: 0.380, SLG: 0.232		0-3 K		0-0 F9		0-0 3B 1B	4-0 IBB			3 1 1 1 1 1 3																													
Jim Landis, R (1, 8) Larry Doby, L (7, PH) OBP: 0.338, SLG: 0.306 OBP: 0.374, SLG: 0.465		0-0 F7		0-3 K		0-0 3B	0-3 K			3 0 1 1 0 1 3 1 0 0 0 0 1 3																													
Bob Keegan, R (1, 1) Fred Hatfield, L (5, PH) Don Rudolph, L (5, 1) Luis Aparicio, R (6, PH) Jim Derrington, L (6, 1) Jim McDonald, R (6, 1) OBP: 0.206, SLG: 0.103 OBP: 0.313, SLG: 0.230			4-0 G6-3 BB		0-0 4-3	0-0 F8		0-3 K		0 0 0 0 1 0 0 1 0 0 0 0 0 0 0 0 0 0 0 0 0 1 0 0 0 0 0 1 0 0 0 0 0 0 0 1 0 0 0 0 1 0																													
<b>Inning Stats</b>	R: 0 E: 0 K: 0 S: 3	H: 0 LOB: 1 BB: 1 P: 7	R: 0 E: 0 K: 1 S: 6	H: 1 LOB: 1 BB: 0 P: 6	R: 0 E: 0 K: 2 S: 2	H: 0 LOB: 0 BB: 1 P: 6	R: 1 E: 0 K: 2 S: 10	H: 3 LOB: 2 BB: 0 P: 10	R: 0 E: 0 K: 0 S: 3	H: 1 LOB: 1 BB: 1 P: 7	R: 2 E: 0 K: 0 S: 5	H: 2 LOB: 1 BB: 0 P: 6	R: 2 E: 0 K: 2 S: 10	H: 3 LOB: 3 BB: 2 P: 18	R: 0 E: 0 K: 1 S: 5	H: 0 LOB: 0 BB: 0 P: 5	R: 0 E: 0 K: 0 S: 3	H: 0 LOB: 0 BB: 0 P: 3	1B: 8 2B: 0 3B: 1 HR: 1	SF: 0 SAC: 0 DP: 2 HBP: 1	WP: 0 PB: 1 SB: 1 CS: 0	PA: 41																	
<b>PITCHER</b>	IP	WLS	BF	H	R	ER	SO	BB	IBB	HBP	BLK	WP	HR	S	P	ERA	WHIP	<b>PITCHER</b>	IP	WLS	BF	H	R	ER	SO	BB	IBB	HBP	BLK	WP	HR	S	P	ERA	WHIP				
Alex Kellner, L (1, 1) ERA: 4.27	6.0		29	9	5	5	3	3	0	1	0	0	1	31	44	7.50	2.000																						
Virgil Trucks, R (7, 1) ERA: 2.77	0.0		2	1	0	0	0	1	0	0	0	0	0	1	5	∞	∞																						
Arnie Portocarrero, R (7, 1) ERA: 4.1	2.0	W	7	0	0	0	3	0	1	0	0	0	0	12	16	0.00	0.000																						
Wally Burnette, R (9, 1) ERA: 4.34	1.0	S	3	0	0	0	0	0	0	0	0	0	0	3	3	0.00	0.000																						

Chicago White Sox @ Kansas City Athletics  
Municipal Stadium, Kansas City, MO  
Mon Sep 23 1957, 4:33 AM EDT  
Att. 6,387 - Unknown

AB	35
R	5
H	10
RBI	5
BB	5
SO	6
LOB	23



livebaseballscorecards.com





Batter	1	2	3	4	5	6	7	8	9	AB R H RBI BB SO LOB	TOP																									
Ted Beard, L (1, 9) OBP: 0.360, SLG: 0.217	0-3 K	0-3 K	0-0 F2		0-0 L6			0-0 SH4-3		4 0 0 0 0 2 3																										
Nellie Fox, L (1, 4) OBP: 0.405, SLG: 0.417	0-0 PB 1B 2B	0-0 1B	4-0 BB			0-0 P6		0-0 1B		4 1 3 1 1 0 0																										
Minnie Minoso, R (1, 7) OBP: 0.403, SLG: 0.455	0-0 PB 1B 2B	0-0 F8	0-3 K			1-0 1B HBP		0-0 L8		4 1 1 0 0 1 5																										
Ron Jackson, R (1, 3) OBP: 0.395, SLG: 0.605	0-0 1-H 2-H 2B		0-0 HR 1B		0-3 K	0-0 1B		0-0 1B		5 1 4 2 0 1 0																										
Earl Battey, R (1, 2) OBP: 0.255, SLG: 0.367	4-0 BB		0-0 1-H HR		0-0 WP 3B	0-0 5-3		0-0 2B 7-2 1B		4 2 3 2 1 0 1																										
Bubba Phillips, R (1, 5) OBP: 0.332, SLG: 0.384	0-0 F8		0-0 F8		0-0 P3		0-0 8-5 2B	0-0 1-3 2B		5 0 2 0 0 0 2																										
Jim Landis, R (1, 8) OBP: 0.336, SLG: 0.301	0-0 F7		4-0 S 1B BB		0-0 5-3		0-0 8-5 2-3f	0-0 7-2 3-Hf		4 1 0 0 1 0 5																										
Sammy Esposito, R (1, 6) OBP: 0.323, SLG: 0.240		0-0 S 1B 2B	4-0 1B BB		0-0 F8		0-3 K			3 1 1 0 1 1 0																										
Bill Fischer, R (1, 1) OBP: 0.154, SLG: 0.158		0-0 P3	0-0 S 1B		0-0 F8			0-0 SH4-3 1B 2B		1 0 0 0 0 0 1																										
Jim Rivera, L (3, PH) OBP: 0.326, SLG: 0.443										1 0 1 1 0 0 0																										
Don Rudolph, L (3, 1) OBP: 0.500, SLG: 1.000										2 0 1 0 0 0 0																										
Barry Latman, R (9, 1)										0 0 0 0 0 0 0																										
<b>Inning Stats</b>	R: 2 E: 0 K: 1 S: 8	H: 3 LOB: 2 BB: 1 P: 12	R: 1 E: 0 K: 1 S: 7	H: 2 LOB: 1 BB: 0 P: 7	R: 3 E: 0 K: 1 S: 8	H: 3 LOB: 3 BB: 3 P: 20	R: 1 E: 0 K: 1 S: 6	H: 1 LOB: 0 BB: 0 P: 6	R: 0 E: 0 K: 0 S: 3	H: 1 LOB: 1 BB: 0 P: 4	R: 0 E: 0 K: 1 S: 5	H: 1 LOB: 0 BB: 0 P: 5	R: 0 E: 0 K: 0 S: 4	H: 2 LOB: 1 BB: 0 P: 4	R: 0 E: 0 K: 0 S: 4	H: 3 LOB: 1 BB: 0 P: 4	1B: 9 2B: 7 3B: 1 HR: 1	SF: 0 SAC: 1 DP: 2 HBP: 1	WP: 1 PB: 1 SB: 3 CS: 0	PA: 43																
<b>PITCHER</b>	IP WLS BF H R ER SO BB IBB HBP BLK WP HR S P ERA WHIP																																			
George Brunet, L (1, 1) ERA: 6.23	1.2		11	5	3	3	2	1	0	0	0	0	0	14	18	16.20	3.600																			
Wally Burnette, R (2, 1) ERA: 4.57	0.2	L	5	2	3	3	0	1	0	0	0	0	1	4	8	40.50	4.500																			
Harry Taylor, R (3, 1) ERA: 3.12	3.2		16	3	1	0	2	2	0	1	0	1	0	17	26	0.00	1.364																			
Tom Morgan, R (7, 1) ERA: 4.64	3.0		11	6	0	0	1	0	0	0	0	0	0	13	13	0.00	2.000																			

Chicago White Sox @ Kansas City Athletics  
Municipal Stadium, Kansas City, MO  
Tue Sep 24 1957, 4:33 AM EDT  
Att. 3,886 - Unknown

AB	37
R	7
H	16
RBI	6
BB	4
SO	5
LOB	17




livebaseballscorecards.com

BOTTOM

Chicago White Sox @ Kansas City Athletics  
Municipal Stadium, Kansas City, MO

livebaseballscorecards.com

AB	36
R	6
H	10
RBI	5
BB	2
SO	3
LOB	12



WP:	0	PA:	39
PB:	1	SB:	0
CS:	0		

ERA	WHIP
3.00	0.833
9.00	1.000

Tue Sep 24 1957, 4:33 AM EDT  
Att. 3,886 - Unknown

AB R H RBI BB SO LOB


4	1	1	0	0	0	0
0	0	0	0	0	0	0
5	1	1	0	0	0	2
5	0	1	0	0	2	3
3	1	0	0	1	1	1
4	0	2	1	0	0	0
4	1	2	2	0	0	1
3	0	1	0	1	0	0
1	0	0	0	0	0	3
2	0	0	0	0	0	2
1	1	1	0	0	0	0
0	0	0	0	0	0	0
1	0	0	0	0	0	0
1	0	0	0	0	0	0
1	0	0	0	0	0	0
0	0	0	0	0	0	0
1	1	1	2	0	0	0

Batter	1	2	3	4	5	6	7	8	9
Vic Power, R (1, 3) OBP: 0.290, SLG: 0.369 Jack Urban, R (9, PR) OBP: 0.300, SLG: 0.289	0-0 F8	0-0 E 2B		0-0 E3		0-0 6-3			1-0 G5-4-3 HBP
Joe Demaestri, R (1, 6) OBP: 0.281, SLG: 0.363	0-0 BB 1B	0-0 6-3 2-H		0-0 F7			0-0 6-3	0-0 F2	
Gus Zernial, R (1, 7) OBP: 0.294, SLG: 0.476	0-3 K	0-3 K		0-0 P4			0-0 L6-4 2B	0-0 G5-4-3 1-2f	
Woodie Held, R (1, 8) OBP: 0.318, SLG: 0.464	4-0 1B 2B BB		0-3 K		0-0 L9		0-0 L6-4 2-3		
Bob Martyn, L (1, 9) OBP: 0.295, SLG: 0.357	0-0 2B 1B		0-0 FC5 1B		0-0 5-3			0-0 G3	
Billy Martin, R (1, 5) OBP: 0.283, SLG: 0.381	0-0 2B		0-0 P4		0-0 HR			0-0 5-3	
Tim Thompson, L (1, 2) OBP: 0.256, SLG: 0.326	4-0 BB		0-0 1B		0-0 P4			0-0 F8	
Milt Graff, L (1, 4) OBP: 0.243, SLG: 0.215 Billy Hunter, R (3, PH) OBP: 0.261, SLG: 0.328 Hector Lopez, R (9, PH) OBP: 0.358, SLG: 0.452	0-0 4-3		0-0 FC5			0-0 F5		0-0 PB HR 1B	
George Brunet, R (1, 1) Wally Burnette, R (2, 1) Harry Taylor, R (3, 1) Lou Skizas, R (6, PH) Tom Morgan, R (7, 1) Bob Cerv, R (9, PH)		0-0 P3		0-0 P4			0-0 F8	0-0 1-H HR	

Inning Stats	R: 2	H: 3	E: 0	LOB: 3	K: 1	BB: 2	S: 8	P: 16	R: 1	H: 1	E: 1	LOB: 0	K: 1	BB: 0	S: 6	P: 6	R: 0	H: 2	E: 0	LOB: 2	K: 1	BB: 0	S: 7	P: 7	R: 0	H: 0	E: 1	LOB: 1	K: 0	BB: 0	S: 4	P: 4	R: 1	H: 1	E: 0	LOB: 0	K: 0	BB: 0	S: 4	P: 4	R: 0	H: 0	E: 0	LOB: 0	K: 0	BB: 0	S: 3	P: 3	R: 0	H: 1	E: 0	LOB: 0	K: 0	BB: 0	S: 3	P: 3	R: 0	H: 0	E: 0	LOB: 0	K: 0	BB: 0	S: 3	P: 3	R: 2	H: 2	E: 0	LOB: 1	K: 0	BB: 0	S: 4	P: 5	1B: 5	SF: 0	2B: 4	SAC: 0	3B: 0	DP: 2	HR: 2	HBP: 1	WP: 0	PA: 39
--------------	------	------	------	--------	------	-------	------	-------	------	------	------	--------	------	-------	------	------	------	------	------	--------	------	-------	------	------	------	------	------	--------	------	-------	------	------	------	------	------	--------	------	-------	------	------	------	------	------	--------	------	-------	------	------	------	------	------	--------	------	-------	------	------	------	------	------	--------	------	-------	------	------	------	------	------	--------	------	-------	------	------	-------	-------	-------	--------	-------	-------	-------	--------	-------	--------

PITCHER	IP	WLS	BF	H	R	ER	SO	BB	IBB	HBP	BLK	WP	HR	S	P	ERA	WHIP
Bill Fischer, R (1, 1) ERA: 3.46	2.0		12	4	3	2	2	2	0	0	0	0	0	14	22	9.00	3.000
Don Rudolph, L (3, 1) ERA: 3.0	6.0	W	23	5	2	2	1	0	0	0	0	0	1	25	25	3.00	0.833
Barry Latman, R (9, 1) ERA: 7.88	1.0	S	4	1	1	1	0	0	0	1	0	0	1	3	4	9.00	1.000



Batter	1	2	3	4	5	6	7	8	9	AB R H RBI BB SO LOB	TOP							
<a href="#">Kenny Kuhn, L</a> (1, 4) OBP: 0.238, SLG: 0.200											0 0 0 0 0 0 0 0	<b>Cleveland Indians @ Kansas City Athletics</b> Municipal Stadium, Kansas City, MO Wed Sep 25 1957, 8:05 PM EDT Att. 5,803 - Unknown <a href="http://livebaseballscorecards.com">livebaseballscorecards.com</a>						
<a href="#">Dick Williams, R</a> (1, 5) OBP: 0.306, SLG: 0.363											0 0 0 0 0 0 0 0							
<a href="#">Gene Woodling, L</a> (1, 7) OBP: 0.407, SLG: 0.523											0 0 0 0 0 0 0 0							
<a href="#">Vic Wertz, L</a> (1, 3) OBP: 0.372, SLG: 0.480											0 0 0 0 0 0 0 0							
<a href="#">Rocky Colavito, R</a> (1, 9) OBP: 0.346, SLG: 0.465											0 0 0 0 0 0 0 0							
<a href="#">Roger Maris, L</a> (1, 8) OBP: 0.343, SLG: 0.399											0 0 0 0 0 0 0 0							
<a href="#">Billy Harrell, R</a> (1, 6) OBP: 0.300, SLG: 0.368											0 0 0 0 0 0 0 0							
<a href="#">Dick Brown, R</a> (1, 2) OBP: 0.297, SLG: 0.400											0 0 0 0 0 0 0 0							
<a href="#">Ray Narleski, R</a> (1, 1) OBP: 0.119, SLG: 0.171	0 0 0 0 0 0 0 0	<b>AB</b> 0 <b>R</b> 0 <b>H</b> 0 <b>RBI</b> 0 <b>BB</b> 0 <b>SO</b> 0 <b>LOB</b> 0 																
<b>Inning Stats</b>											1B: 0 SF: 0 WP: 0 PA: 0 2B: 0 SAC: 0 PB: 0 3B: 0 DP: 0 SB: 0 HR: 0 HBP: 0 CS: 0							
<b>PITCHER</b> (1, 1) <a href="#">Tom Gorman, R</a> ERA: 3.54	IP	WLS	BF	H	R	ER	SO	BB	IBB	HBP	BLK	WP	HR	S	P	ERA	WHIP	<b>PITCHER</b> IP WLS BF H R ER SO BB IBB HBP BLK WP HR S P ERA WHIP






Batter	1	2	3	4	5	6	7	8	9	AB R H RBI BB SO LOB	TOP								
<a href="#">Kenny Kuhn, L</a> (1, 4) OBP: 0.234, SLG: 0.182										0 0 0 0 0 0 0	<b>Cleveland Indians @ Kansas City Athletics</b> Municipal Stadium, Kansas City, MO Thu Sep 26 1957, 8:05 PM EDT Att. 6,945 - Unknown <a href="http://livebaseballscorecards.com">livebaseballscorecards.com</a>								
<a href="#">Dick Williams, R</a> (1, 5) OBP: 0.307, SLG: 0.374										0 0 0 0 0 0 0									
<a href="#">Gene Woodling, L</a> (1, 7) OBP: 0.409, SLG: 0.526										0 0 0 0 0 0 0									
<a href="#">Vic Wertz, L</a> (1, 3) OBP: 0.372, SLG: 0.491										0 0 0 0 0 0 0									
<a href="#">Rocky Colavito, R</a> (1, 9) OBP: 0.348, SLG: 0.475										0 0 0 0 0 0 0									
<a href="#">Roger Maris, L</a> (1, 8) OBP: 0.343, SLG: 0.408										0 0 0 0 0 0 0									
<a href="#">Billy Harrell, R</a> (1, 6) OBP: 0.311, SLG: 0.372										0 0 0 0 0 0 0									
<a href="#">Dick Brown, R</a> (1, 2) OBP: 0.302, SLG: 0.430										0 0 0 0 0 0 0									
<a href="#">Vito Valentinetti, R</a> (1, 1) OBP: 0.500, SLG: 0.333										0 0 0 0 0 0 0	<b>C</b> <sup>TM</sup>								
<b>Inning Stats</b>										1B: 0 SF: 0 2B: 0 SAC: 0 3B: 0 DP: 0 HR: 0 HBP: 0	WP: 0 PA: 0 PB: 0 SB: 0 CS: 0								
<b>PITCHER</b> <a href="#">Ralph Terry, R</a> (1, 1) ERA: 3.35	IP	WLS	BF	H	R	ER	SO	BB	IBB	HBP	BLK	WP	HR	S	P	ERA	WHIP		<b>PITCHER</b> IP WLS BF H R ER SO BB IBB HBP BLK WP HR S P ERA WHIP

Batter	1	2	3	4	5	6	7	8	9	AB	R	H	RBI	BB	SO	LOB
Vic Power, R (1, 3) OBP: 0.293, SLG: 0.383										0	0	0	0	0	0	0
Milt Graf, L (1, 4) OBP: 0.245, SLG: 0.212										0	0	0	0	0	0	0
Gus Zernial, R (1, 7) OBP: 0.295, SLG: 0.474										0	0	0	0	0	0	0
Woodie Held, R (1, 8) OBP: 0.320, SLG: 0.484										0	0	0	0	0	0	0
Bob Martyn, L (1, 9) OBP: 0.304, SLG: 0.376										0	0	0	0	0	0	0
Billy Martin, R (1, 5) OBP: 0.283, SLG: 0.388										0	0	0	0	0	0	0
Tim Thompson, L (1, 2) OBP: 0.252, SLG: 0.320										0	0	0	0	0	0	0
Billy Hunter, R (1, 6) OBP: 0.261, SLG: 0.328										0	0	0	0	0	0	0
Ralph Terry, R (1, 1) OBP: 0.174, SLG: 0.156										0	0	0	0	0	0	0
<b>Inning Stats</b>																

**BOTTOM**

**Cleveland Indians @ Kansas City Athletics**  
Municipal Stadium, Kansas City, MO  
Thu Sep 26 1957, 8:05 PM EDT  
Att. 6,945 - Unknown

<b>AB</b>	<b>0</b>
<b>R</b>	<b>0</b>
<b>H</b>	<b>0</b>
<b>RBI</b>	<b>0</b>
<b>BB</b>	<b>0</b>
<b>SO</b>	<b>0</b>
<b>LOB</b>	<b>0</b>



PITCHER	IP	WLS	BF	H	R	ER	SO	BB	IBB	HBP	BLK	WP	HR	S	P	ERA	WHIP
Vito Valentinetti, R (1, 1) ERA: 5.06	0.0	W	0	0	0	0	0	0	0	0	0	0	0	0	0	∞	∞

WP: 0	PA: 0
PB: 0	
SB: 0	
CS: 0	



Batter	1	2	3	4	5	6	7	8	9	AB R H RBI BB SO LOB	TOP																
Vic Power, R (1, 3) OBP: 0.293, SLG: 0.389	0-0 5-3	0-0 FC5-4		0-0 HR		0-0 6-3		0-0 SH3-4		4 1 1 3 0 0 2																	
Milt Graff, L (1, 4) OBP: 0.252, SLG: 0.228	0-0 L3		0-0 1B G3 2B	0-0 CS 1B			0-0 E6 1B E	0-0 4-3		5 2 2 0 0 0 1																	
Gus Zernial, R (1, 7) OBP: 0.292, SLG: 0.468	0-3 K		0-0 F8	0-0 P3			0-0 F3	0-0 F8		5 0 0 0 0 1 4																	
Woodie Held, R (1, 8) OBP: 0.318, SLG: 0.476		0-3 K	0-0 G3 1B	0-0 CS 1-2	0-0 6-3		0-0 F7	0-0 SH1-4 1B SF8 1B		5 1 2 0 0 1 1																	
Bob Martyn, L (1, 9) OBP: 0.321, SLG: 0.374		4-0 1B 2B BB	0-0 G3 1-2 3-H		0-0 F8		0-0 E 1-3 1B	0-0 SH1-4 1-2 1B 1B		4 1 2 1 1 0 1																	
Billy Martin, R (1, 5) OBP: 0.285, SLG: 0.387		0-0 2B 1-2 1B 1B	0-0 4-3		0-0 F8		0-0 E4 1-3 3-H 1B	0-0 SH1-4 1-2 2-3		4 1 2 1 0 0 1																	
Tim Thompson, L (1, 2) OBP: 0.263, SLG: 0.341		0-0 1-3 2-H 1B 2B		0-0 1B HR 1B		0-0 F5	4-0 1B IBB	4-0 1B IBB		3 2 2 1 2 0 0																	
Billy Hunter, R (1, 6) OBP: 0.261, SLG: 0.325		0-3 K	0-3 K		0-0 SH3-4 BB		0-0 F7	0-0 SF8		3 0 0 1 1 2 6																	
Jack Urban, R (1, 1) OBP: 0.317, SLG: 0.308		0-0 FC5-4 2-H 3-H 1B		0-0 1-2 HR 1B		0-0 SH3-4		0-0 4-3 SH3-4 1B	0-0 1-2 2-H 1B	1 0 1 2 0 0 0																	
Wally Burnette, R (3, 1) OBP: 0.273, SLG: 0.250										3 1 3 0 0 0 0																	
<b>Inning Stats</b>	R: 0 E: 0 K: 1 S: 5	H: 0 LOB: 0 BB: 0 P: 5	R: 3 E: 0 K: 2 S: 10	H: 3 LOB: 1 BB: 1 P: 14	R: 1 E: 0 K: 0 S: 5	H: 2 LOB: 1 BB: 0 P: 5	R: 3 E: 0 K: 1 S: 8	H: 4 LOB: 0 BB: 0 P: 8	R: 0 E: 0 K: 0 S: 3	H: 0 LOB: 0 BB: 0 P: 3	R: 0 E: 0 K: 0 S: 3	H: 0 LOB: 1 BB: 1 P: 7	R: 1 E: 2 K: 0 S: 6	H: 2 LOB: 3 BB: 1 P: 10	R: 0 E: 0 K: 0 S: 4	H: 1 LOB: 1 BB: 0 P: 4	R: 1 E: 0 K: 0 S: 5	H: 3 LOB: 2 BB: 1 P: 9	1B: 12 2B: 2 3B: 0 HR: 1	SF: 1 SAC: 3 DP: 0 HBP: 0	WP: 0 PB: 0 SB: 0 CS: 1	PA: 46					
<b>PITCHER</b>	IP WLS BF H R ER SO BB IBB HBP BLK WP HR S P ERA WHIP																										
Jim Bunning, R (1, 1) ERA: 2.7	3.1		19	8	7	7	4	1	0	0	0	0	1	26	30	18.90	2.700										
Harry Byrd, R (4, 1) ERA: 3.36	3.2	L	16	3	1	0	0	1	1	0	0	0	0	14	22	0.00	1.091										
Joe Presko, R (8, 1) ERA: 1.64	2.0		10	4	1	1	0	0	1	0	0	0	0	9	13	4.50	2.000										

**Kansas City Athletics @ Detroit Tigers**  
 Briggs Stadium, Detroit, MI  
 Fri Sep 27 1957, 7:05 PM EDT  
 Att. 8,520 - Unknown

livebaseballscorecards.com

AB	37
R	9
H	15
RBI	9
BB	4
SO	4
LOB	16



Batter	1	2	3	4	5	6	7	8	9	AB	R	H	RBI	BB	SO	LOB
Bill Tuttle, R (1, 8) OBP: 0.315, SLG: 0.332 Joe Presko, R (8, 1)	0-0 6-3	0-0 3B 1B		0-0 E FC4-6 2B		0-0 4-3	0-0 F9			5	2	2	1	0	0	2
Jim Finigan, R (1, 5) OBP: 0.351, SLG: 0.305	0-0 1B 1B	0-0 1-H 3B		4-0 FC4-6 E BB		0-0 6-3		0-0 4-3		4	0	2	1	1	0	0
Harvey Kuenn, R (1, 6) OBP: 0.323, SLG: 0.379	0-0 1-2 1B	0-0 F9		0-3 K		0-0 1B 1B		0-0 E6 PB		5	0	2	0	0	1	3
Al Kaline, R (1, 9) OBP: 0.344, SLG: 0.482	0-0 F7		0-0 L6-3	0-0 L6 FC4-6		0-0 1-2 2-3 1B		0-0 L6-3		5	0	1	0	0	0	5
Bill Taylor, L (1, 7) OBP: 0.226, SLG: 0.367 Johnny Groth, R (7, 7) OBP: 0.333, SLG: 0.340	0-0 G1		0-0 HR	0-0 FC4-6 1-2f 2-3 3-H		0-0 6-3		0-0 1-3		4	1	1	2	0	0	6
Dave Philley, S (1, 3) OBP: 0.328, SLG: 0.383		0-0 6-3	0-0 3B 1B	0-0 F7			0-0 F3		0-0 4-3	5	1	1	0	0	0	2
Red Wilson, R (1, 2) OBP: 0.351, SLG: 0.352 Frank House, L (9, PH) OBP: 0.328, SLG: 0.348		0-0 1B 6-3 1B	0-0 1-H PB 3B		0-0 6-3		0-0 P4		0-3 K	4	2	2	1	0	0	0
Frank Bolling, R (1, 4) OBP: 0.329, SLG: 0.405		0-0 6-3 1B 1B	0-3 K		0-0 5-3		0-0 1B 1B		0-0 P4	5	1	2	0	0	1	0
Jim Bunning, R (1, 1) OBP: 0.245, SLG: 0.280 Harry Byrd, R (4, 1) Charlie Maxwell, L (7, PH) OBP: 0.380, SLG: 0.485		0-0 6-3	0-0 1-3 3-H 1B	0-0 1-3 1B		0-0 4-3		0-0 1-3 1B		2	0	0	1	0	0	1

Inning Stats	R: 0	H: 2	E: 0	LOB: 2	K: 0	BB: 0	S: 5	P: 5											
R: 3 E: 0 K: 0 S: 7	H: 4 LOB: 1 BB: 0 P: 7	R: 3 E: 0 K: 1 S: 8	H: 3 LOB: 0 BB: 0 P: 8	R: 1 E: 1 K: 1 S: 7	H: 1 LOB: 2 BB: 1 P: 11	R: 0 E: 0 K: 0 S: 3	H: 0 LOB: 0 BB: 0 P: 3	R: 0 E: 0 K: 0 S: 5	H: 2 LOB: 2 BB: 0 P: 5	R: 0 E: 0 K: 0 S: 5	H: 2 LOB: 2 BB: 0 P: 5	R: 0 E: 1 K: 0 S: 4	H: 0 LOB: 1 BB: 0 P: 4	R: 0 E: 0 K: 1 S: 5	H: 0 LOB: 0 BB: 0 P: 5	1B: 10 2B: 1 3B: 2 HR: 1	SF: 0 SAC: 0 DP: 0 HBP: 0	WP: 0 PB: 2 SB: 0 CS: 0	PA: 44
PITCHER	IP	WLS	BF	H	R	ER	SO	BB	IBB	HBP	BLK	WP	HR	S	P	ERA	WHIP		
Jack Urban, R (1, 1) ERA: 3.39	2.1		16	9	6	5	0	0	0	0	0	0	1	16	16	19.29	3.857		
Wally Burnette, R (3, 1) ERA: 4.3	6.2	W	28	5	1	0	3	1	0	0	0	0	0	33	37	0.00	0.900		

**BOTTOM**

**Kansas City Athletics @ Detroit Tigers**

**Briggs Stadium, Detroit, MI**

Fri Sep 27 1957, 7:05 PM EDT  
Att. 8,520 - Unknown

<b>AB</b>	<b>43</b>
<b>R</b>	<b>7</b>
<b>H</b>	<b>14</b>
<b>RBI</b>	<b>6</b>
<b>BB</b>	<b>1</b>
<b>SO</b>	<b>3</b>
<b>LOB</b>	<b>20</b>

[livebaseballscorecards.com](http://livebaseballscorecards.com)






Batter	1	2	3	4	5	6	7	8	9	10	11	12	13	AB R H RBI BB SO LOB									
Bill Tuttle, R OBP: 0.317, SLG: 0.330 (1, 8)	0-0 5-3		4-0 BB			0-0 1-3		4-0 1B 1-2 BB	4-0 FC4-2 IBB			0-0 4-3		3 1 0 0 3 0 0									
Jim Finigan, R OBP: 0.351, SLG: 0.306 (1, 5)	0-0 F8		0-0 F8			0-0 F9		0-0 1B 1-2 E 1B	0-0 FC4-2			0-0 FC5-4 1B		6 1 2 1 0 0 4									
Harvey Kuenn, R OBP: 0.325, SLG: 0.380 (1, 6)	0-0 1B				4-0 FC5-4 BB	0-0 L5		0-0 E 1B	0-0 1-3			0-0 P6		5 0 2 1 1 0 4									
Al Kaline, R OBP: 0.342, SLG: 0.479 (1, 9)	0-0 F8				0-0 FC5-4 CS			0-0 L5 FC4		0-0 F7		0-0 FC5-4		6 0 1 0 0 0 4									
Charlie Maxwell, L OBP: 0.376, SLG: 0.480 (1, 7)		0-3 K		0-3 K		0-0 P3		0-3 K		0-0 3-1			0-0 F8	6 0 0 0 0 3 4									
Dave Philley, S OBP: 0.324, SLG: 0.375 (1, 3)		0-0 4-3				0-0 F7		0-0 FC4		0-0 4-3			0-0 4-3	5 0 0 0 1 0 3									
Frank House, L OBP: 0.326, SLG: 0.345 (1, 2)		0-0 F9				0-0 F7			0-0 3-1		0-0 4-3		0-0 F8	6 0 1 0 0 0 2									
Frank Bolling, R OBP: 0.328, SLG: 0.406 (1, 4)			0-0 P6		0-3 K			0-0 F7	0-0 FC4-2 3B		0-0 F9		0-0 FC6	6 0 1 0 0 1 2									
Frank Lary, R OBP: 0.198, SLG: 0.151 (1, 1)			0-0 F7		0-0 4-3			0-0 BB 1B	4-0 FC4-2 IBB		0-0 F9			2 0 0 0 0 0 0 1									
Bill Taylor, L OBP: 0.250, SLG: 0.387 (8, PR)														1 1 1 0 0 0 0 0									
Jim Stump, R OBP: 0.300, SLG: 0.500 (9, PR)														0 0 0 0 0 0 0 0									
Ray Boone, R OBP: 0.353, SLG: 0.418 (9, PR)														0 0 0 0 0 1 0 0 0									
Steve Boros, R OBP: 0.197, SLG: 0.171 (9, PR)														0 0 0 0 0 0 0 0 0									
Paul Foylack, R OBP: 0.269, SLG: 0.222 (10, 1)														1 0 0 0 0 0 0 0									
<b>Inning Stats</b>	R: 0 E: 0 K: 0 S: 4	H: 1 LOB: 1 BB: 0 P: 4	R: 0 E: 0 K: 1 S: 5	H: 0 LOB: 0 BB: 0 P: 5	R: 0 E: 0 K: 0 S: 3	H: 0 LOB: 1 BB: 1 P: 7	R: 0 E: 0 K: 1 S: 4	H: 0 LOB: 1 BB: 1 P: 8	R: 0 E: 0 K: 0 S: 5	H: 0 LOB: 0 BB: 0 P: 3	R: 0 E: 0 K: 0 S: 3	H: 0 LOB: 0 BB: 0 P: 3	R: 0 E: 0 K: 0 S: 4	H: 1 LOB: 1 BB: 0 P: 4	R: 0 E: 0 K: 0 S: 3	H: 0 LOB: 0 BB: 0 P: 3	R: 0 E: 0 K: 0 S: 4	H: 1 LOB: 1 BB: 0 P: 4	R: 0 E: 0 K: 0 S: 4	H: 1 LOB: 1 BB: 0 P: 4	1B: 7 2B: 1 3B: 1 HR: 0	SF: 0 SAC: 0 DP: 1 HBP: 0	WP: 0 PA: 53

**BOTTOM**

**Kansas City Athletics @ Detroit Tigers**  
Briggs Stadium, Detroit, MI  
Sat Sep 28 1957, 7:05 PM EDT  
Att. 4,415 - Unknown

AB	47
R	3
H	8
RBI	2
BB	6
SO	4
LOB	24



PITCHER	IP	WLS	BF	H	R	ER	SO	BB	IBB	HBP	BLK	WP	HR	S	P	ERA	WHIP
Arnie Portocarrero, R ERA: 3.92 (1, 1)	7.1		29	4	3	2	3	4	0	0	0	0	0	31	47	2.46	1.091
Tom Morgan, R ERA: 4.64 (8, 1)	0.0		2	1	0	0	0	0	0	0	0	0	0	2	2	∞	∞
George Brunet, L ERA: 5.79 (8, 1)	0.2		2	0	0	0	1	0	0	0	0	0	0	4	4	0.00	0.000
Virgil Trucks, R ERA: 3.03 (9, 1)	3.0		12	1	0	0	0	0	2	0	0	0	0	10	18	0.00	0.333
Jack Urban, R ERA: 3.34 (12, 1)	2.0	W	8	2	0	0	0	0	0	0	0	0	0	8	8	0.00	1.000




Batter	1	2	3	4	5	6	7	8	9	AB R H RBI BB SO LOB	TOP																								
Vic Power, R (1, 3) OBP: 0.291, SLG: 0.385	0-0 L3		0-0 2B 6-3 1B	0-0 G6-4-3			0-3 K			4 1 1 0 0 1 1																									
Milt Graff, L (1, 4) OBP: 0.260, SLG: 0.245	0-0 E6 1B		0-0 1-3 2-H HR 2B	0-0 G3			0-0 4-3			4 1 2 1 0 0 0																									
Gus Zernial, R (1, 7) OBP: 0.290, SLG: 0.471	0-3 K		0-0 6-3				0-3 K			4 0 0 1 0 2 2																									
Woodie Held, R (1, 8) OBP: 0.320, SLG: 0.483	0-0 P4		0-0 3-H 2-H HR				0-0 1-3			4 1 1 2 0 0 1																									
Billy Martin, R (1, 6) OBP: 0.285, SLG: 0.383			0-0 F9	0-0 1B 1B			0-0 3-1			4 0 1 0 0 0 0																									
Hector Lopez, R (1, 5) OBP: 0.354, SLG: 0.448			0-0 G3 2B	0-0 F8			0-0 F3			4 0 1 0 0 0 1																									
Bob Martyn, L (1, 9) OBP: 0.322, SLG: 0.366			0-0 G3	0-0			0-0 G3			3 0 1 0 0 0 1																									
Bob Cery, R (9, PH) OBP: 0.312, SLG: 0.420			2-3	1-2 1B						1 0 0 0 0 0 0																									
Hal Smith, R (1, 2) OBP: 0.328, SLG: 0.483	0-0 1-3		0-0 P4				0-3 K			4 0 0 0 0 2 3																									
Tom Gorman, R (1, 1) OBP: 0.147, SLG: 0.121			0-0	4-0			0-3 K			1 1 1 0 1 0 0																									
Ralph Terry, R (6, 1) OBP: 0.170, SLG: 0.152				BB BB BB						0 0 0 0 0 0 0																									
Lou Skizas, R (7, PH) OBP: 0.295, SLG: 0.431			1B	G6-4-3						1 0 0 0 0 1 0																									
George Brunet, R (7, 1)			2B 1B	BB						0 0 0 0 0 0 0																									
<b>Inning Stats</b>	R: 0 E: 1 K: 1 S: 6	H: 1 LOB: 1 BB: 0 P: 6	R: 0 E: 0 K: 0 S: 4	H: 1 LOB: 1 BB: 0 P: 4	R: 4 E: 0 K: 0 S: 9	H: 6 LOB: 2 BB: 0 P: 9	R: 0 E: 0 K: 0 S: 2	H: 0 LOB: 0 BB: 1 P: 6	R: 0 E: 0 K: 1 S: 5	H: 0 LOB: 0 BB: 0 P: 5	R: 0 E: 0 K: 2 S: 7	H: 0 LOB: 0 BB: 0 P: 7	R: 0 E: 0 K: 0 S: 3	H: 0 LOB: 0 BB: 0 P: 3	R: 0 E: 0 K: 1 S: 5	H: 0 LOB: 0 BB: 0 P: 5	1B: 5 2B: 2 3B: 0 HR: 1	SF: 0 SAC: 0 DP: 1 HBP: 0	WP: 0 PB: 0 SB: 0 CS: 0	PA: 35															
<b>PITCHER</b>	IP WLS BF H R ER SO BB IBB HBP BLK WP HR S P ERA WHIP																			ERA WHIP															
Duke Maas, R (1, 1) ERA: 3.28	2.1		13	6	4	4	1	0	0	0	0	0	1	15	15	15.43	2.571																		
Jim Bunning, R (3, 1) ERA: 2.67	3.2	W	13	2	0	0	2	1	0	0	0	0	0	16	20	0.00	0.818																		
Billy Hoefl, L (7, 1) ERA: 3.43	3.0	S	9	0	0	0	3	0	0	0	0	0	0	15	15	0.00	0.000																		

**Kansas City Athletics @ Detroit Tigers**  
 Briggs Stadium, Detroit, MI  
 Sun Sep 29 1957, 4:33 AM EDT  
 Att. 6,917 - Unknown

livebaseballscorecards.com

<b>AB</b>	<b>34</b>
<b>R</b>	<b>4</b>
<b>H</b>	<b>8</b>
<b>RBI</b>	<b>4</b>
<b>BB</b>	<b>1</b>
<b>SO</b>	<b>6</b>
<b>LOB</b>	<b>9</b>



Batter	1	2	3	4	5	6	7	8	9	AB	R	H	RBI	BB	SO	LOB
Bill Tuttle, R OBP: 0.316, SLG: 0.328 (1, 8)	0-0 1-3	0-0 1B		0-0 F3		0-0 F8		0-0 1-3		5	0	1	0	0	0	3
Jim Finigan, R OBP: 0.357, SLG: 0.316 (1, 5)	0-0 6-3	0-0 1B		0-0 2B		0-0 P6		0-0 BB		4	0	2	1	1	0	1
Harvey Kuenn, R OBP: 0.327, SLG: 0.388 (1, 6)	0-0 E 2B	0-0 F7		0-0 F9		0-0 HR		0-0 1B		5	2	3	3	0	0	3
Al Kaline, R OBP: 0.343, SLG: 0.478 (1, 9)	0-0 E5 2B 1B		0-0 F8		0-0 FC5-4 1B	0-0 F9		0-0 L1-3		5	1	2	0	0	0	3
Charlie Maxwell, L OBP: 0.377, SLG: 0.482 (1, 7)	0-0 1B 2B		0-0 FC6-4 1B		0-0 FC5-4 1B		0-0 F9			4	0	2	1	0	0	1
Johnny Groth, R OBP: 0.333, SLG: 0.340 (9, 7)	0-0 1B 2B		0-0 FC6-4 1B		0-0 FC5-4 1B		0-0 F9			0	0	0	0	0	0	0
Dave Philley, S OBP: 0.327, SLG: 0.377 (1, 3)	0-0 FC6-4 1B		0-0 FC6-4 1B		0-0 G6-4-3 1B		0-0 5-3			4	0	2	0	0	0	1
Red Wilson, R OBP: 0.344, SLG: 0.344 (1, 2)	0-0 FC6-4 1-2f		0-0 FC5-4 1-2f		0-0 G6-4-3 1-2f		0-0 F7			4	0	0	0	0	0	5
Frank Bolling, R OBP: 0.327, SLG: 0.405 (1, 4)		0-0 F8		0-0 P2		0-0 WP 1B		0-0 F8		4	1	1	0	0	0	0
Duke Maas, R OBP: 0.120, SLG: 0.143 (1, 1)		0-3 K		0-0 2B 1B		0-0 HR 1B		0-0 BLK 1B		1	0	0	0	0	1	0
Jim Bunning, R OBP: 0.253, SLG: 0.287 (3, 1)										1	1	1	0	0	0	0
Bill Taylor, L OBP: 0.273, SLG: 0.406 (6, PH)										1	0	1	1	0	0	0
Steve Boros, R OBP: 0.167, SLG: 0.171 (6, PR)										0	1	0	0	0	0	0
Billy Hoef, L OBP: 0.205, SLG: 0.313 (7, 1)										1	1	1	0	0	0	0


Inning Stats	R: 2	H: 4	E: 1	LOB: 2	K: 0	BB: 0	S: 7	R: 0	H: 2	E: 0	LOB: 2	K: 1	BB: 0	S: 7	R: 0	H: 1	E: 0	LOB: 1	K: 0	BB: 0	S: 4	R: 1	H: 2	E: 0	LOB: 1	K: 0	BB: 0	S: 5	R: 0	H: 2	E: 0	LOB: 1	K: 0	BB: 0	S: 4	R: 3	H: 3	E: 0	LOB: 1	K: 0	BB: 0	S: 6	R: 0	H: 0	E: 0	LOB: 0	K: 0	BB: 0	S: 3	R: 1	H: 2	E: 0	LOB: 2	K: 0	BB: 1	S: 5	P: 9
--------------	------	------	------	--------	------	-------	------	------	------	------	--------	------	-------	------	------	------	------	--------	------	-------	------	------	------	------	--------	------	-------	------	------	------	------	--------	------	-------	------	------	------	------	--------	------	-------	------	------	------	------	--------	------	-------	------	------	------	------	--------	------	-------	------	------

PITCHER	IP	WLS	BF	H	R	ER	SO	BB	IBB	HBP	BLK	WP	HR	S	P	ERA	WHIP
Tom Gorman, R ERA: 3.83 (1, 1)	5.0		26	12	4	4	1	0	0	0	0	0	0	28	28	7.20	2.400
Ralph Terry, R ERA: 3.33 (6, 1)	1.0	L	5	2	2	2	0	0	0	0	0	1	1	5	5	18.00	2.000
George Brunet, L ERA: 5.56 (7, 1)	2.0		9	2	1	1	0	1	0	0	1	0	0	8	12	4.50	1.500

**BOTTOM**

**Kansas City Athletics @ Detroit Tigers**  
 Briggs Stadium, Detroit, MI  
 Sun Sep 29 1957, 4:33 AM EDT  
 Att. 6,917 - Unknown

<b>AB</b>	<b>39</b>
<b>R</b>	<b>7</b>
<b>H</b>	<b>16</b>
<b>RBI</b>	<b>6</b>
<b>BB</b>	<b>1</b>
<b>SO</b>	<b>1</b>
<b>LOB</b>	<b>17</b>



1B: 12	SF: 0	WP: 1	PA: 40
2B: 3	SAC: 0	PB: 0	
3B: 0	DP: 1	SB: 0	
HR: 1	HBP: 0	CS: 0	

livebaseballscorecards.com