Kansas City Athletics - 1958

Kansas City Athletics @ Cleveland Indians

Cleveland Municipal Stadium, Cleveland, OH

Tue Apr 15 1958, 3:33 AM EST
Att. 35,307 - Unknown

livebaseballscorecards.com

Batter	1	2	3	4	5	6	7	8	9	AB	R	H	RBI	BB	SO	LOB
Mike Baxes, R (1, 4) OBP: 0.400, SLG: 0.250	S S S 0-3 ① K		B B B B 4-0 CS BB		x 0-0 ① L6		x 0-0 SH3-4 1B 1B		x 0-0 ① F9	4	1	1	0	1	1	0
Bill Tuttle, R (1, 9) OBP: 1.000, SLG: 1.000	B B B B 4-0 1B WP BB		x 0-0 ① 1-2 2B BB 1B		B B B B 4-0 BB		x 0-0 ① SH3-4 1-2		B B B B 4-0 G6-4-3 BB	1	2	1	0	3	0	0
Hector Lopez, R (1, 5) OBP: 0.600, SLG: 0.500	x 0-0 WP 1-3 1B		B B B B 4-0 1-2 2B BB		x 0-0 ② F3		x 0-0 2-H 1B		x 0-0 ② ③ 1-2f G6-4-3	4	1	2	1	1	0	2
Vic Power, R (1, 3)	B B B B 4-0 1-2 3-H BB		x 0-0 ② F9		x 0-0 ③ F9		x 0-0 ② L6			3	0	0	0	1	0	4
Bob Cerv, R (1, 7) OBP: 0.500, SLG: 0.750	S S S 0-3 ② K		x 0-0 1-H 2-H 2B			x 0-0 E7 1B 1B	x 0-0 ③ F5			4	1	2	2	0	1	3
Woodie Held, R (1, 8) OBP: 0.250, SLG: 0.250	S S S 0-3 ③ K		S S S 0-3 ③ K			x 0-0 ① F8		x 0-0 1B 1B		4	0	1	0	0	2	4
Harry Chiti, R (1, 2) OBP: 0.250, SLG: 0.250		x 0-0 CS 1B		S S S 0-3 ① K		x 0-0 ② F5		S S S 0-3 ① K		4	0	1	0	0	2	2
Joe Demaestri, R (1, 6) OBP: 0.500, SLG: 0.500		S S S 0-3 ① ② 1-2 K		S S S 0-3 ② K		x 0-0 1B 1B 2-H 1B		x 0-0 1-2 G4-6-3 1B		4	0	2	1	0	2	1
Ned Garver, R (1, 1) OBP: 0.250, SLG: 0.250		S S S 0-3 ③ K		x 0-0 ③ F7		x 0-0 ③ 1-H 1B		x 0-0 ② ③ 1-2f G4-6-3		4	0	1	0	0	1	2
Inning Stats	R: 1 E: 0 K: 3 S: 10 H: 1 LOB: 2 BB: 2 P: 18	R: 0 E: 0 K: 2 S: 7 H: 1 LOB: 0 BB: 0 P: 7	R: 2 E: 0 K: 1 S: 6 H: 2 LOB: 1 BB: 2 P: 14	R: 0 E: 0 K: 2 S: 7 H: 0 LOB: 0 BB: 0 P: 7	R: 0 E: 0 K: 0 S: 3 H: 0 LOB: 1 BB: 1 P: 7	R: 1 E: 1 K: 0 S: 5 H: 3 LOB: 2 BB: 0 P: 5	R: 1 E: 0 K: 0 S: 5 H: 2 LOB: 1 BB: 0 P: 5	R: 0 E: 0 K: 1 S: 6 H: 2 LOB: 1 BB: 0 P: 6	R: 0 E: 0 K: 0 S: 2 H: 0 LOB: 0 BB: 1 P: 6	1B: 10 2B: 1 3B: 0 HR: 0	SF: 0 SAC: 1 DP: 2 HBP: 0						

PITCHER		IP	WLS	BF	H	R	ER	SO	BB	IBB	HBP	BLK	WP	HR	S	P	ERA	WHIP
Herb Score, L ERA: 9.0	(1, 1)	3.0	L	15	4	3	3	6	4	0	0	0	1	0	23	39	9.00	2.667
Steve Ridzik, R ERA:	(4, 1)	2.0		7	0	0	0	2	1	0	0	0	0	0	10	14	0.00	0.500
Cal McLish, R ERA: 9.0	(6, 1)	2.0		10	5	2	2	0	0	0	0	0	0	0	10	10	9.00	2.500
Chuck Churn, R ERA:	(8, 1)	2.0		7	2	0	0	1	1	0	0	0	0	0	8	12	0.00	1.500

PITCHER	IP	WLS	BF	H	R	ER	SO	BB	IBB	HBP	BLK	WP	HR	S	P	ERA	WHIP

AB	32
R	5
H	11
RBI	4
BB	6
SO	9
LOB	18

WP: 1	PA: 39		
PB: 0			
SB: 0			
CS: 2			

Batter	1	2	3	4	5	6	7	8	9	AB	R	H	RBI	BB	SO	LOB
Chico Carrasquel, R (1, 6) OBP: 0.250, SLG: 0.250	F8		1-3 1B		P3		F7			4	0	1	0	0	0	1
Roger Maris, L (1, 9)	K		F5			F5		F4		4	0	0	0	0	1	2
Minnie Minoso, R (1, 7)	F2		F8			F5		F9		4	0	0	0	0	0	2
Larry Doby, L (1, 8) OBP: 0.750, SLG: 0.667		FC9-6 1B		G4-6-3 1B		BB BB		3-1		3	0	2	0	1	0	0
Mickey Vernon, L (1, 3)		FC9-6 1B 1-2f		G4-6-3 1-2f		1-2 BB			F4	3	0	0	0	1	0	2
Russ Nixon, L (1, 2) OBP: 0.750, SLG: 0.750		1-3 1B		1B		P4			1B	4	0	3	0	0	0	2
Fred Hatfield, L (1, 5)		F7		F7			F4		K	4	0	0	0	0	1	3
Billy Moran, R (1, 4) OBP: 0.333, SLG: 0.333			1B 1B		F7		P5		F4	3	0	1	0	0	0	0
Preston Ward, L (9, PH)										1	0	0	0	0	0	1
Herb Score, L (1, 1)			F7		F6		BB			0	0	0	0	0	0	0
Gary Geiger, L (3, PH)										1	0	0	0	0	0	1
Steve Ridzik, R (4, 1)										0	0	0	0	0	0	0
Bobby Avila, R (5, PH)										1	0	0	0	0	0	0
Cal McLish, S (6, 1)										0	0	0	0	0	0	0
Carroll Hardy, R (7, PH)										0	0	0	0	1	0	0
Chuck Churn, R (8, 1)										0	0	0	0	0	0	0
Inning Stats	R: 0 E: 0 K: 1 S: 5 H: 0 LOB: 0 BB: 0 P: 5	R: 0 E: 0 K: 0 S: 4 H: 2 LOB: 1 BB: 0 P: 4	R: 0 E: 0 K: 0 S: 5 H: 2 LOB: 2 BB: 0 P: 5	R: 0 E: 0 K: 0 S: 4 H: 2 LOB: 1 BB: 0 P: 4	R: 0 E: 0 K: 0 S: 3 H: 0 LOB: 0 BB: 0 P: 3	R: 0 E: 0 K: 0 S: 3 H: 0 LOB: 2 BB: 2 P: 11	R: 0 E: 0 K: 0 S: 3 H: 0 LOB: 1 BB: 1 P: 7	R: 0 E: 0 K: 0 S: 3 H: 0 LOB: 0 BB: 0 P: 3	R: 0 E: 0 K: 1 S: 6 H: 1 LOB: 1 BB: 0 P: 6	1B: 7 2B: 0 3B: 0 HR: 0	SF: 0 SAC: 0 DP: 1 HBP: 0					

PITCHER	IP	WLS	BF	H	R	ER	SO	BB	IBB	HBP	BLK	WP	HR	S	P	ERA	WHIP
Ned Garver, R (1, 1) ERA:	9.0	W	35	7	0	0	2	3	0	0	0	0	0	36	48	0.00	1.111

PITCHER	IP	WLS	BF	H	R	ER	SO	BB	IBB	HBP	BLK	WP	HR	S	P	ERA	WHIP

BOTTOM

Kansas City Athletics @ Cleveland Indians

Cleveland Municipal Stadium, Cleveland, OH

Tue Apr 15 1958, 3:33 AM EST

Att. 35,307 - Unknown

livebaseballscorecards.com

AB	32
R	0
H	7
RBI	0
BB	3
SO	2
LOB	14

1B: 7	SF: 0	WP: 0	PA: 35
2B: 0	SAC: 0	PB: 0	
3B: 0	DP: 1	SB: 0	
HR: 0	HBP: 0	CS: 0	

Kansas City Athletics @ Cleveland Indians

Cleveland Municipal Stadium, Cleveland, OH

Wed Apr 16 1958, 3:33 AM EST

Att. 2,270 - Unknown

TOP

livebaseballscorecards.com

Batter	1	2	3	4	5	6	7	8	9	AB	R	H	RBI	BB	SO	LOB
Mike Baxes, R (1, 4) OBP: 0.400, SLG: 0.333	0-0 1B 1B 1B	0-0 ① F6		0-0 1B		0-0 ③ F5		0-0 ② F8		5	1	2	0	0	0	1
Bill Tuttle, R (1, 9) OBP: 0.667, SLG: 0.500	0-0 BB 1-3 1B 1B	0-0 1-4 1B		0-0 ③ F5			S S S 0-3 ① K	0-0 ③ F9		5	1	2	0	0	1	2
Hector Lopez, R (1, 5) OBP: 0.700, SLG: 0.571	B B B B 4-0 1B 1-2 2B BB	0-0 ② 1-4 1-2			B B B 4-0 FC6-5-1 BB		0-0 1B 2B 1B		0-0 HR 1B	3	3	2	0	2	0	1
Vic Power, R (1, 3) OBP: 0.333, SLG: 0.250	0-0 2B 1-2 2-H 3-H SF7 1B	0-0 ③ F8			0-0 ① F5		0-0 1-3 2B 1B		0-0 ① F4	5	2	2	2	0	0	3
Bob Cerv, R (1, 7) OBP: 0.556, SLG: 1.222	0-0 1-3 2-H 1B 2B		0-0 ① F1		0-0 ② FC6-5-1 E6 BB 1-3		0-0 1-H 3-H 1B 2B		0-0 1-H HR	5	2	3	5	0	0	1
Woodie Held, R (1, 8) OBP: 0.333, SLG: 0.167	0-0 ① SF7 3-H		0-0 ② F4		B B B B 4-0 E6 1-2 BB		S S S 0-3 ② K		B B B B 4-0 G1-6-3 BB	2	0	0	1	2	1	1
Frank House, L (1, 2) OBP: 0.200, SLG: 0.200	S S S 0-3 ② K		0-0 ③ L4		0-0 ③ E6 1-2 2-3		0-0 ③ 2-H 1B		0-0 ② ③ G1-6-3 1-2f	5	0	1	0	0	1	4
Joe Demaestri, R (1, 6) OBP: 0.500, SLG: 0.500	0-0 2-H 1B			0-0 ① P4		0-0 ① F6		0-0 SH3-4 1B		4	0	2	1	0	0	0
Ralph Terry, R (1, 1) Tom Gorman, R (8, 1)	0-0 ③ P6			0-0 ② F8		0-0 ② F8		0-0 ① SH3-4 1-2		3	0	0	0	0	0	1
										0	0	0	0	0	0	0
Inning Stats	R: 5 E: 0 K: 1 S: 10 H: 5 LOB: 1 BB: 1 P: 14	R: 0 E: 0 K: 0 S: 4 H: 1 LOB: 1 BB: 0 P: 4	R: 0 E: 0 K: 0 S: 3 H: 0 LOB: 0 BB: 0 P: 3	R: 0 E: 0 K: 0 S: 4 H: 1 LOB: 1 BB: 0 P: 4	R: 0 E: 1 K: 0 S: 3 H: 0 LOB: 2 BB: 2 P: 11	R: 0 E: 0 K: 0 S: 3 H: 0 LOB: 0 BB: 0 P: 3	R: 2 E: 0 K: 2 S: 10 H: 4 LOB: 2 BB: 0 P: 10	R: 0 E: 0 K: 0 S: 4 H: 1 LOB: 1 BB: 0 P: 4	R: 2 E: 0 K: 0 S: 4 H: 2 LOB: 0 BB: 1 P: 8	1B: 11 2B: 2 3B: 0 HR: 1 SF: 1 SAC: 1 DP: 1 HBP: 0							

AB	37
R	9
H	14
RBI	9
BB	4
SO	3
LOB	14

WP: 0 PB: 0 SB: 0 CS: 0 PA: 43

PITCHER		IP	WLS	BF	H	R	ER	SO	BB	IBB	HBP	BLK	WP	HR	S	P	ERA	WHIP
Ray Narleski, R ERA:	(1, 1)	0.0	L	4	3	4	4	0	1	0	0	0	0	0	3	7	∞	∞
Steve Ridzik, R ERA: 1.8	(1, 1)	3.0		12	3	1	1	1	0	0	0	0	0	0	14	14	3.00	1.000
Hoyt Wilhelm, R ERA:	(4, 1)	1.0		4	1	0	0	0	0	0	0	0	0	0	4	4	0.00	1.000
Chuck Churn, R ERA: 3.6	(5, 1)	3.0		14	4	2	2	2	2	0	0	0	0	0	16	24	6.00	2.000
Cal McLish, R ERA: 6.0	(8, 1)	1.0		4	1	0	0	0	0	0	0	0	0	0	4	4	0.00	1.000

PITCHER		IP	WLS	BF	H	R	ER	SO	BB	IBB	HBP	BLK	WP	HR	S	P	ERA	WHIP
Dick Tomanek, L ERA: 18.0	(9, 1)	0.0		0	0	0	0	0	0	0	0	0	0	0	0	0	∞	∞

BOTTOM

Batter	1	2	3	4	5	6	7	8	9	AB	R	H	RBI	BB	SO	LOB
Chico Carrasquel, R (1, 6) OBP: 0.222, SLG: 0.333	S S S 0-3 ① K		x 0-0 ② L4	x 0-0 ③ F8			x 0-0 2B		x 0-0 ① F6	5	0	1	0	0	1	4
Roger Maris, L (1, 9) OBP: 0.111, SLG: 0.111	x 0-0 1B		x 0-0 ③ F4		x 0-0 ① F8		S S S 0-3 ③ K 2-3		x 0-0 ② F8	5	0	1	0	0	1	2
Minnie Minoso, R (1, 7) OBP: 0.222, SLG: 0.125	x 0-0 ② F8			B B B 4-0 BB BB 1B BB	x 0-0 ② F3			x 0-0 1B 1B 1B 1B	x 0-0 ③ P3	4	2	1	0	1	0	1
Larry Doby, L (1, 8) OBP: 0.375, SLG: 0.286	x 0-0 ③ 3-1			S S S 0-3 ① K	S S S 0-3 ③ K			x 0-0 ① F7		4	0	0	0	0	2	3
Mickey Vernon, L (1, 3) OBP: 0.500, SLG: 0.333		x 0-0 G6-4-3 1B		B B B B 4-0 1B BB 1-2 BB BB		S S S 0-3 ① K		x 0-0 1B 1B 1-2 BB 1B		3	2	2	0	1	1	0
Russ Nixon, L (1, 2) OBP: 0.500, SLG: 0.500		x 0-0 ① ② G6-4-3 1-2f		S S S 0-3 ② K		x 0-0 ② F6		x 0-0 BB 1B 1-2 2-3 1B		4	0	1	0	0	1	3
Fred Hatfield, L (1, 5) OBP: 0.250, SLG: 0.143		x 0-0 ③ F5		B B B B 4-0 BB 1B 1-2 2-3 BB		x 0-0 ③ G3		x 0-0 L4-6 BB 1-2 2-3 3-H 1B		3	0	1	1	1	0	0
Billy Moran, R (1, 4) OBP: 0.500, SLG: 0.500 Preston Ward, L (8, PH) Billy Harrell, R (9, 4)			x 0-0 1B	x 0-0 BB 1-2 2-3 3-H 1B			x 0-0 ① F6	B B B B 4-0 BB 1-2 2-3 3-H BB		3 0 0	0 0 0	2 0 0	1 1 0	0 1 0	0 0 0	0 0 0
Ray Narleski, R (1, 1) Steve Ridzik, R (1, 1) Gary Geiger, L (3, PH) Hoyt Wilhelm, R (4, 1) Rocky Colavito, R (4, PH) Chuck Churn, R (5, 1) Bobby Avila, R (7, PH) Cal McLish, S (8, 1) Hal Naragon, L (8, PH) Dick Tomanek, L (9, 1)			S S S 0-3 ① K	B B B B 4-0 1-2 2-3 3-H BB			x 0-0 ② F6	x 0-0 ② ③ L4-6 2-3		0 0 1 0 0 0 0 1 0 1	0 0 0 0 0 0 0 0 0 0	0 0 0 0 1 0 0 0 0 0	0 0 1 0 1 0 0 0 0 3	0 0 0 0 0 0 0 0 0 0	0 0 1 0 0 0 0 0 0 0	0 0 1 0 0 0 0 0 0 0
Inning Stats	R: 0 H: 1 E: 0 LOB: 1 K: 1 BB: 0 S: 6 P: 6	R: 0 H: 1 E: 0 LOB: 0 K: 0 BB: 0 S: 3 P: 3	R: 0 H: 1 E: 0 LOB: 1 K: 1 BB: 0 S: 6 P: 6	R: 2 H: 1 E: 0 LOB: 3 K: 2 BB: 4 S: 8 P: 24	R: 0 H: 0 E: 0 LOB: 0 K: 1 BB: 0 S: 5 P: 5	R: 0 H: 0 E: 0 LOB: 0 K: 1 BB: 0 S: 5 P: 5	R: 0 H: 1 E: 0 LOB: 1 K: 1 BB: 0 S: 6 P: 6	R: 2 H: 4 E: 0 LOB: 2 K: 0 BB: 1 S: 6 P: 10	R: 0 H: 0 E: 0 LOB: 0 K: 0 BB: 0 S: 3 P: 3	1B: 8 2B: 2 3B: 0 HR: 0	SF: 0 SAC: 0 DP: 2 HBP: 0						

PITCHER	IP	WLS	BF	H	R	ER	SO	BB	IBB	HBP	BLK	WP	HR	S	P	ERA	WHIP
Ralph Terry, R (1, 1) ERA: 4.91	7.1	W	34	9	4	4	7	4	0	0	0	0	0	44	60	4.91	1.773
Tom Gorman, R (8, 1) ERA:	1.2	S	5	0	0	0	0	1	0	0	0	0	0	4	8	0.00	0.600

PITCHER	IP	WLS	BF	H	R	ER	SO	BB	IBB	HBP	BLK	WP	HR	S	P	ERA	WHIP

Kansas City Athletics @ Cleveland Indians

Cleveland Municipal Stadium, Cleveland, OH

Wed Apr 16 1958, 3:33 AM EST

Att. 2,270 - Unknown

livebaseballscorecards.com

AB	34
R	4
H	9
RBI	4
BB	5
SO	7
LOB	17

1B: 8 SF: 0 PA: 39
2B: 2 SAC: 0
3B: 0 DP: 2
HR: 0 HBP: 0

WP: 0
PB: 1
SB: 0
CS: 0

Batter	1	2	3	4	5	6	7	8	9	AB	R	H	RBI	BB	SO	LOB
Mike Baxes, R (1, 4) OBP: 0.400, SLG: 0.308	F4	F8			F1		BB		1B	4	0	1	0	1	0	2
Bill Tuttle, R (1, 9) OBP: 0.500, SLG: 0.364	F9		F4		F6		1-3 1B		F9	5	0	1	0	0	0	2
Hector Lopez, R (1, 5) OBP: 0.533, SLG: 0.500	1B 2B		F8		F9		F1		L5	5	1	1	0	0	0	4
Vic Power, R (1, 3) OBP: 0.308, SLG: 0.182	BB		F8			F5	F6			3	0	0	0	1	0	2
Bob Cerv, R (1, 7) OBP: 0.538, SLG: 1.231	1-3 2-H 1B			F6		HR		F3		4	1	2	2	0	0	0
Woodie Held, R (1, 8) OBP: 0.385, SLG: 0.222	K			1B		BB		F9		3	0	1	0	1	1	2
Frank House, L (1, 2) OBP: 0.111, SLG: 0.111		F8		F9		L4		E4		4	0	0	0	0	0	2
Joe Demaestri, R (1, 6) OBP: 0.417, SLG: 0.417		1B		K		F5		K		4	0	1	0	0	2	3
Duke Maas, R (1, 1) OBP: 0.250, SLG: 0.250		K			1B		F8		K	4	0	1	0	0	2	1
Inning Stats	R: 1 E: 0 K: 1 S: 7 H: 2 LOB: 2 BB: 1 P: 11	R: 0 E: 0 K: 1 S: 6 H: 1 LOB: 1 BB: 0 P: 6	R: 0 E: 0 K: 0 S: 3 H: 0 LOB: 0 BB: 0 P: 3	R: 0 E: 0 K: 1 S: 6 H: 1 LOB: 1 BB: 0 P: 6	R: 0 E: 0 K: 0 S: 4 H: 1 LOB: 1 BB: 0 P: 4	R: 1 E: 0 K: 0 S: 4 H: 1 LOB: 1 BB: 1 P: 8	R: 0 E: 0 K: 0 S: 4 H: 1 LOB: 2 BB: 1 P: 8	R: 0 E: 1 K: 1 S: 6 H: 0 LOB: 1 BB: 0 P: 6	R: 0 E: 0 K: 1 S: 6 H: 1 LOB: 1 BB: 0 P: 6	1B: 6 2B: 1 3B: 0 HR: 1	SF: 0 SAC: 0 DP: 0 HBP: 0					

PITCHER	IP	WLS	BF	H	R	ER	SO	BB	IBB	HBP	BLK	WP	HR	S	P	ERA	WHIP
Mudcat Grant, R (1, 1) ERA: 2.0	9.0	W	39	8	2	2	5	3	0	0	0	0	1	46	58	2.00	1.222

PITCHER	IP	WLS	BF	H	R	ER	SO	BB	IBB	HBP	BLK	WP	HR	S	P	ERA	WHIP

TOP

Kansas City Athletics @ Cleveland Indians

Cleveland Municipal Stadium, Cleveland, OH

Thu Apr 17 1958, 3:33 AM EST
Att. 2,755 - Unknown

livebaseballscorecards.com

AB	36
R	2
H	8
RBI	2
BB	3
SO	5
LOB	18

WP: 0 PA: 39
PB: 0
SB: 0
CS: 0

Batter	1	2	3	4	5	6	7	8	9	AB	R	H	RBI	BB	SO	LOB
Chico Carrasquel, R (1, 6) OBP: 0.308, SLG: 0.333	1B		F5		BB		7-6-4 1-2f			3	0	1	0	1	0	1
Gary Geiger, L (1, 8) OBP: 0.333, SLG: 0.200	FC6-4 FC6-5 S 1-		1B 1B		BB 1-2			F4		3	0	1	0	1	0	1
Minnie Minoso, R (1, 7) OBP: 0.231, SLG: 0.167	FC6-5 2B 1-3		1B 1-2		F9			F6		4	1	1	0	0	0	3
Rocky Colavito, R (1, 3) OBP: 0.400, SLG: 0.500	2B 1-H		P4		K S S S 0-3			F5		4	0	1	1	0	1	4
Roger Maris, L (1, 9) OBP: 0.231, SLG: 0.167	F9		F3			BB			1B	3	0	1	0	1	0	3
Russ Nixon, L (1, 2) OBP: 0.333, SLG: 0.333 Carroll Hardy, R (9, PR)		F6		G3		G6-4-3 1-			FC1-6 1B 2B 1-	4 0	0 1	0 0	0 0	0 0	0 0	2 0
Bobby Avila, R (1, 5) OBP: 0.200, SLG: 0.200 (8, 4) Larry Doby, L (9, PH) OBP: 0.333, SLG: 0.250		1B		L6		K S S S 0-3			K S S S	3 1	0 0	1 0	0 0	0 0	1 1	0 1
Billy Harrell, R (1, 4) Preston Ward, L (7, PH) OBP: 0.750, SLG: 0.667 (8, 5)		F8		F8			FC1-6 1B		2B 1-2 1B	2 2	0 1	0 2	0 0	0 0	0 0	1 0
Mudcat Grant, R (1, 1) Mickey Vernon, L (9, PH) OBP: 0.556, SLG: 0.571		F8			F8		FC1-6 7-6-4 1-2f		2B 1-H 2-H	3 1	0 0	0 1	0 2	0 0	0 0	2 0
Inning Stats	R: 1 E: 0 K: 0 S: 5 H: 2 LOB: 1 BB: 0 P: 5	R: 0 E: 0 K: 0 S: 4 H: 1 LOB: 1 BB: 0 P: 4	R: 0 E: 0 K: 0 S: 5 H: 2 LOB: 2 BB: 0 P: 5	R: 0 E: 0 K: 0 S: 3 H: 0 LOB: 0 BB: 0 P: 3	R: 0 E: 0 K: 1 S: 5 H: 0 LOB: 2 BB: 2 P: 13	R: 0 E: 0 K: 1 S: 4 H: 0 LOB: 0 BB: 1 P: 8	R: 0 E: 0 K: 0 S: 3 H: 1 LOB: 0 BB: 0 P: 3	R: 0 E: 0 K: 0 S: 3 H: 0 LOB: 0 BB: 0 P: 3	R: 2 E: 0 K: 1 S: 7 H: 3 LOB: 2 BB: 0 P: 7	1B: 7 2B: 3 3B: 0 HR: 0	SF: 0 SAC: 0 DP: 2 HBP: 0						

PITCHER	IP	WLS	BF	H	R	ER	SO	BB	IBB	HBP	BLK	WP	HR	S	P	ERA	WHIP
Duke Maas, R (1, 1) ERA: 3.12	8.2	L	36	9	3	3	3	3	0	0	0	0	0	39	51	3.12	1.385

PITCHER	IP	WLS	BF	H	R	ER	SO	BB	IBB	HBP	BLK	WP	HR	S	P	ERA	WHIP

BOTTOM

Kansas City Athletics @ Cleveland Indians

Cleveland Municipal Stadium, Cleveland, OH

Thu Apr 17 1958, 3:33 AM EST

Att. 2,755 - Unknown

livebaseballscorecards.com

AB	33
R	3
H	9
RBI	3
BB	3
SO	3
LOB	18

WP: 0 PB: 0 SB: 1 CS: 0 PA: 36

Chicago White Sox @ Kansas City Athletics

Municipal Stadium, Kansas City, MO

Fri Apr 18 1958, 4:33 AM EST

Att. 23,001 - Unknown

TOP

livebaseballscorecards.com

Batter	1	2	3	4	5	6	7	8	9	AB	R	H	RBI	BB	SO	LOB
Luis Aparicio, R (1, 6) OBP: 0.294, SLG: 0.588	1B	F3		HR		2B		6-3		5	3	3	2	0	0	0
Nellie Fox, L (1, 4) OBP: 0.444, SLG: 0.556	1B SF7		1B HR	4-3		2B		1B		5	2	4	1	0	0	0
Al Smith, R (1, 7) Jim McDonald, R (8, 1) Gerry Staley, R (9, 1)	HR		HR	K		G6-4-3		F8		4 0 0	2 0 0	2 0 0	1 0 0	1 0 0	1 0 0	1 0 0
Ron Jackson, R (1, 3) OBP: 0.500, SLG: 0.833	K		HR		G5-4-3	G6-4-3			F9	5	1	2	3	0	1	4
Bubba Phillips, R (1, 5) OBP: 0.313, SLG: 0.800	SF7		5-3		G5-4-3		F6		HR	4	1	1	2	0	0	1
Jim Landis, R (1, 8) OBP: 0.600, SLG: 1.500	HR		F6		2B		BB		K	4	1	2	2	1	1	0
Tito Francona, L (1, 9) OBP: 0.294, SLG: 0.250	6-3		E3		6-3		L7		BB	4	0	0	0	1	0	2
Earl Battey, R (1, 2)		6-3	K			SH3-4 2B	K		F4	4	1	0	0	1	2	3
Jim Wilson, R (1, 1) Walt Dropo, R (8, PH) Ted Beard, L (8, 7)		5-3		F3		SH3-4		K		2 1 0	0 0 0	0 0 0	0 0 0	0 1 0	0 0 0	0 0 0

Inning Stats										
	R: 4 E: 0 K: 1 S: 9	H: 4 LOB: 0 BB: 0 P: 9	R: 0 E: 0 K: 0 S: 3	H: 0 LOB: 0 BB: 0 P: 3	R: 3 E: 1 K: 1 S: 9	H: 3 LOB: 1 BB: 0 P: 9	R: 1 E: 0 K: 1 S: 6	H: 1 LOB: 0 BB: 0 P: 6	R: 0 E: 0 K: 0 S: 4	H: 2 LOB: 1 BB: 0 P: 4
	R: 2 E: 0 K: 0 S: 4	H: 2 LOB: 1 BB: 2 P: 12	R: 0 E: 0 K: 1 S: 5	H: 0 LOB: 1 BB: 1 P: 9	R: 0 E: 0 K: 1 S: 6	H: 1 LOB: 1 BB: 0 P: 6	R: 1 E: 0 K: 1 S: 6	H: 1 LOB: 1 BB: 1 P: 10	1B: 6 2B: 4 3B: 0 HR: 4	SF: 1 SAC: 1 DP: 2 HBP: 0	WP: 0 PB: 0 SB: 0 CS: 0	PA: 44

PITCHER	IP	WLS	BF	H	R	ER	SO	BB	IBB	HBP	BLK	WP	HR	S	P	ERA	WHIP
Alex Kellner, L (1, 1) ERA: 21.0	3.0	L	17	7	7	7	2	0	0	0	0	0	2	21	21	21.00	2.333
Glenn Cox, R (4, 1) ERA: 11.57	2.1		12	5	3	3	1	1	0	0	0	0	1	13	17	11.57	2.571
Wally Burnette, R (6, 1) ERA:	1.2		6	0	0	0	1	2	0	0	0	0	0	6	14	0.00	1.200
Bud Daley, L (8, 1) ERA:	1.0		4	1	0	0	1	0	0	0	0	0	0	6	6	0.00	1.000
Virgil Trucks, R (9, 1) ERA: 9.0	1.0		5	1	1	1	1	1	0	0	0	0	1	6	10	9.00	2.000

PITCHER	IP	WLS	BF	H	R	ER	SO	BB	IBB	HBP	BLK	WP	HR	S	P	ERA	WHIP

AB	38
R	11
H	14
RBI	11
BB	4
SO	6
LOB	11

BOTTOM

Chicago White Sox @ Kansas City Athletics

Municipal Stadium, Kansas City, MO

Fri Apr 18 1958, 4:33 AM EST

Att. 23,001 - Unknown

livebaseballscorecards.com

Batter	1	2	3	4	5	6	7	8	9	AB	R	H	RBI	BB	SO	LOB
Mike Baxes, R (1, 4) OBP: 0.400, SLG: 0.389	5-3	FC6-4 1-2f		FC6-4 1-2f			SF8 1-3 SF8 2B		E8 1B 1B	5	2	2	0	0	0	4
Bill Tuttle, R (1, 9) OBP: 0.526, SLG: 0.533	F6		BB 1B		2B		SF8 2-3 3-H		5-3 1B 2-H 1B	4	1	3	2	0	0	0
Hector Lopez, R (1, 5) OBP: 0.400, SLG: 0.375	5-3		F7		5-3		SF8 3-H		5-3 1-2	4	0	0	1	0	0	3
Vic Power, R (1, 3) OBP: 0.333, SLG: 0.400		HR	BBBB 1-2 BB		5-3		F7		5-3	4	1	1	1	1	0	2
Bob Cerv, R (1, 7) OBP: 0.500, SLG: 1.000		BBBB FC5-4 BB	F9		F7			4-3	2-H 1B	4	0	1	1	1	0	3
Woodie Held, R (1, 8) OBP: 0.333, SLG: 0.214		FC5-4 FC4-6 1-2f	F5			SSS K		HR 1B	6-3	5	1	1	0	0	1	4
Hal Smith, R (1, 2) OBP: 0.250, SLG: 1.000		FC4-6 1B 1-2f		6-3		F2		1-H HR		4	1	1	2	0	0	1
Joe Demaestri, R (1, 6) OBP: 0.400, SLG: 0.400 Billy Hunter, R (7, 6)		BB 1-3 1B		6-3		5-3		5-3		3 1	0 0	1 0	0 0	0 0	0 0	0 0
Alex Kellner, R (1, 1) Glenn Cox, R (4, 1) Wally Burnette, R (6, 1) Bob Martyn, L (7, PH) OBP: 1.000, SLG: 1.000 Bud Daley, L (8, 1) Frank House, L (8, PH) OBP: 0.100, SLG: 0.100 Virgil Trucks, R (9, 1)		BBBB FC6-4 1-2 BB		H FC6-4 HBP			2B SF8 1B		G3	0 0 0 1 0 0 1 0	0 0 0 1 0 0 0 0	0 0 0 1 0 0 0 0	0 0 0 0 0 0 0 0	1 0 0 0 0 0 0 0	0 0 0 0 0 0 0 0	0 0 0 0 0 0 0 0
Inning Stats	R: 0 E: 0 K: 0 S: 3 H: 0 LOB: 0 BB: 0 P: 3	R: 1 E: 0 K: 0 S: 5 H: 2 LOB: 3 BB: 2 P: 13	R: 0 E: 0 K: 0 S: 4 H: 1 LOB: 2 BB: 1 P: 8	R: 0 E: 0 K: 0 S: 3 H: 0 LOB: 1 BB: 0 P: 4	R: 0 E: 0 K: 0 S: 4 H: 1 LOB: 1 BB: 0 P: 4	R: 0 E: 0 K: 1 S: 5 H: 0 LOB: 0 BB: 0 P: 5	R: 2 E: 0 K: 0 S: 5 H: 2 LOB: 0 BB: 0 P: 5	R: 2 E: 0 K: 0 S: 5 H: 2 LOB: 0 BB: 0 P: 5	R: 2 E: 1 K: 0 S: 6 H: 3 LOB: 1 BB: 0 P: 6	1B: 7 2B: 2 3B: 0 HR: 2 SF: 2 SAC: 0 DP: 0 HBP: 1						

AB	36
R	7
H	11
RBI	7
BB	3
SO	1
LOB	17

PITCHER		IP	WLS	BF	H	R	ER	SO	BB	IBB	HBP	BLK	WP	HR	S	P	ERA	WHIP
Jim Wilson, R ERA: 3.86	(1, 1)	7.0	W	31	6	3	3	1	3	0	1	0	0	1	29	42	3.86	1.286
Jim McDonald, R ERA: 36.0	(8, 1)	1.0		7	4	4	4	0	0	0	0	0	0	1	7	7	36.00	4.000
Gerry Staley, R ERA:	(9, 1)	1.0	S	4	1	0	0	0	0	0	0	0	0	0	4	4	0.00	1.000

PITCHER	IP	WLS	BF	H	R	ER	SO	BB	IBB	HBP	BLK	WP	HR	S	P	ERA	WHIP

Batter	1	2	3	4	5	6	7	8	9	AB	R	H	RBI	BB	SO	LOB
Luis Aparicio, R (1, 6) OBP: 0.273, SLG: 0.500	F8			PB BB 1B		5-3	K		6-3	5	0	1	0	0	1	3
Nellie Fox, L (1, 4) OBP: 0.500, SLG: 0.550	CS BB			PB BB 1-2		E 1B		K		2	0	1	0	2	1	0
Billy Goodman, L (1, 5) OBP: 0.250, SLG: 0.200	3-1 1-2			F1 1-2 2-3		F7 1-2		6-3		4	0	0	0	0	0	4
Sherm Lollar, R (1, 2) OBP: 0.500, SLG: 0.857		F7		G3		BB		F9		3	0	0	0	1	0	2
Tito Francona, L (1, 9) OBP: 0.286, SLG: 0.250		G3		F8		L4			BB 2B 1B	4	1	1	0	0	0	4
Earl Torgeson, L (1, 3)		4-3			3-1		E1 1B		F9	4	0	0	0	0	0	1
Al Smith, R (1, 7) OBP: 0.350, SLG: 0.316			5-3		5-3		1-2 1B		K	3	0	1	0	0	0	0
Ted Beard, L (7, PR) (7, 7)										1	0	0	0	0	1	1
Bubba Phillips, R (1, 8) OBP: 0.300, SLG: 0.667			F4		E6		F3		1-2 2B BB	3	1	0	0	1	0	2
Bill Fischer, R (1, 1)			G3		4-3		F9		1-H 2-H 2B	1	0	0	0	0	0	0
Don Mueller, L (5, PH)										1	0	0	0	0	0	1
Jim McDonald, R (5, 1)										0	0	0	0	0	0	0
Bob Keegan, R (6, 1)										0	0	0	0	0	0	0
Jim Rivera, L (7, PH)										1	0	0	0	0	0	2
Don Rudolph, L (7, 1)										0	0	0	0	0	0	0
Ron Jackson, R (9, PH) OBP: 0.556, SLG: 1.000										1	0	1	2	0	0	0
Inning Stats	R: 0 E: 0 K: 0 S: 2 H: 0 LOB: 0 BB: 1 P: 6	R: 0 E: 0 K: 0 S: 3 H: 0 LOB: 0 BB: 0 P: 3	R: 0 E: 0 K: 0 S: 3 H: 0 LOB: 0 BB: 0 P: 3	R: 0 E: 0 K: 0 S: 4 H: 1 LOB: 2 BB: 1 P: 8	R: 0 E: 1 K: 0 S: 4 H: 0 LOB: 1 BB: 0 P: 4	R: 0 E: 1 K: 0 S: 4 H: 1 LOB: 2 BB: 1 P: 8	R: 0 E: 1 K: 1 S: 7 H: 1 LOB: 2 BB: 0 P: 7	R: 0 E: 0 K: 1 S: 5 H: 0 LOB: 0 BB: 0 P: 5	R: 2 E: 0 K: 1 S: 7 H: 2 LOB: 1 BB: 1 P: 11	1B: 4 2B: 1 3B: 0 HR: 0	SF: 0 SAC: 0 DP: 0 HBP: 0					

PITCHER	IP	WLS	BF	H	R	ER	SO	BB	IBB	HBP	BLK	WP	HR	S	P	ERA	WHIP
Jack Urban, R (1, 1) ERA: 2.0	9.0	W	37	5	2	2	3	4	0	0	0	0	0	39	55	2.00	1.000

PITCHER	IP	WLS	BF	H	R	ER	SO	BB	IBB	HBP	BLK	WP	HR	S	P	ERA	WHIP

TOP

Chicago White Sox @ Kansas City Athletics

Municipal Stadium, Kansas City, MO

Sun Apr 20 1958, 4:33 AM EST

Att. 13,817 - Unknown

livebaseballscorecards.com

AB	33
R	2
H	5
RBI	2
BB	4
SO	3
LOB	20

1B: 4 SF: 0
2B: 1 SAC: 0
3B: 0 DP: 0
HR: 0 HBP: 0

WP: 0 PA: 37
PB: 1
SB: 0
CS: 1

Batter	1	2	3	4	5	6	7	8	9	AB	R	H	RBI	BB	SO	LOB
Mike Baxes, R (1, 4) OBP: 0.458, SLG: 0.400	CS 1B		F4		G1-6-3 BB 1B BB		G4-3-6 BB			2	1	1	0	2	0	2
Bill Tuttle, R (1, 9) OBP: 0.522, SLG: 0.667	F9 1-2		1-H 2-H HR		G1-6-3 1-2 BB		G4-3-6 1-2f			3	1	1	3	1	0	2
Hector Lopez, R (1, 5) OBP: 0.333, SLG: 0.300	F4		6-3		G1-6-3 1-2f 2-3		F8			4	0	0	0	0	0	2
Vic Power, R (1, 3) OBP: 0.318, SLG: 0.368		5-3		1-3	FC6-4 3-H 1B			F9		4	0	1	1	0	0	0
Bob Cerv, R (1, 7) OBP: 0.500, SLG: 0.900		F4		1B HR 1B	FC6-4 1-2f			2B FC6-4 BB		3	2	1	0	1	0	1
Woodie Held, R (1, 8) OBP: 0.318, SLG: 0.278		F6		F9		E5		FC6-4 1-3 2B		4	0	1	0	0	0	1
Harry Chiti, R (1, 2) OBP: 0.500, SLG: 0.429			1B HR 1B	1-2 HR 1B		F4		FC6-4 IBB		3	2	2	0	1	0	1
Billy Hunter, R (1, 6) OBP: 0.200, SLG: 0.800			S S S K	1-H 2-H HR		F9		FC6-4 1-2f 2-3 3-H		4	1	1	4	0	1	4
Jack Urban, R (1, 1) OBP: 0.250, SLG: 0.250			1-2 HR 1B	6-3		F7		5-3		4	1	1	0	0	0	3
Inning Stats	R: 0 E: 0 K: 0 S: 3 H: 1 LOB: 0 BB: 0 P: 3	R: 0 E: 0 K: 0 S: 3 H: 0 LOB: 0 BB: 0 P: 3	R: 3 E: 0 K: 1 S: 8 H: 3 LOB: 0 BB: 0 P: 8	R: 3 E: 0 K: 0 S: 6 H: 3 LOB: 0 BB: 0 P: 6	R: 1 E: 0 K: 0 S: 3 H: 1 LOB: 1 BB: 2 P: 11	R: 0 E: 1 K: 0 S: 4 H: 0 LOB: 1 BB: 0 P: 4	R: 0 E: 0 K: 0 S: 2 H: 0 LOB: 0 BB: 1 P: 6	R: 1 E: 0 K: 0 S: 4 H: 1 LOB: 2 BB: 2 P: 12		1B: 6 2B: 1 3B: 0 HR: 2	SF: 0 SAC: 0 DP: 2 HBP: 0						

BOTTOM

Chicago White Sox @ Kansas City Athletics

Municipal Stadium, Kansas City, MO

Sun Apr 20 1958, 4:33 AM EST

Att. 13,817 - Unknown

livebaseballscorecards.com

AB	31
R	8
H	9
RBI	8
BB	5
SO	1
LOB	16

PITCHER		IP	WLS	BF	H	R	ER	SO	BB	IBB	HBP	BLK	WP	HR	S	P	ERA	WHIP
Bill Fischer, R ERA: 13.5	(1, 1)	4.0	L	18	7	6	6	1	0	0	0	0	0	2	20	20	13.50	1.750
Jim McDonald, R ERA: 22.5	(5, 1)	1.0		5	1	1	1	0	2	0	0	0	0	0	3	11	9.00	3.000
Bob Keegan, R ERA:	(6, 1)	1.0		4	0	0	0	0	0	0	0	0	0	0	4	4	0.00	0.000
Don Rudolph, L ERA: 4.5	(7, 1)	2.0		9	1	1	1	0	2	1	0	0	0	0	6	18	4.50	1.500

PITCHER	IP	WLS	BF	H	R	ER	SO	BB	IBB	HBP	BLK	WP	HR	S	P	ERA	WHIP

Cleveland Indians @ Kansas City Athletics

Municipal Stadium, Kansas City, MO

Mon Apr 21 1958, 4:33 AM EST

Att. 6,416 - Unknown

TOP

livebaseballscorecards.com

Batter	1	2	3	4	5	6	7	8	9	AB	R	H	RBI	BB	SO	LOB
Chico Carrasquel, R (1, 6) OBP: 0.290, SLG: 0.300	S S S 0-3 ① K		x 0-0 ③ L5			x 0-0 ① F5	x 0-0 1-2 2-H 1B			0	0	0	0	0	0	0
Bobby Avila, R (1, 5) Billy Harrell, R (7, 5)	S S S 0-3 ② K			x 0-0 ① L4		x 0-0 ② F1	x 0-0 ③ F7			4 0	0 0	0 0	0 0	0 0	1 0	1 0
Minnie Minoso, R (1, 7) OBP: 0.333, SLG: 0.407	x 0-0 ③ F5			x 0-0 ② F4		x 0-0 HR 2B		x 0-0 ① F8		4	1	1	0	0	0	0
Roger Maris, L (1, 9) OBP: 0.333, SLG: 0.607		x 0-0 ① F8		B B B 4-0 BB		x 0-0 2-H HR		S S S 0-3 ② K		0	1	0	0	0	0	0
Gary Geiger, L (1, 8) OBP: 0.364, SLG: 0.278		x 0-0 S 1B		0-0 ③ CS 1-2	x 0-0 ① F1	x 0-0 ③ F2		x 0-0 CS 1B		4	0	2	0	0	0	0
Rocky Colavito, R (1, 3) OBP: 0.450, SLG: 0.588 Preston Ward, L (6, 3) OBP: 0.500, SLG: 0.444		S S S 0-3 ② K 1-2			S S S 0-3 ② K		x 0-0 SH1-3 2B 1B	0-0 ③ CS 1-2	x 0-0 ① F2	2 2	0 1	0 1	0 0	0 0	2 0	1 0
Dick Brown, R (1, 2) OBP: 0.444, SLG: 0.750		x 0-0 ③ F5			x 0-0 1B 1B		x 0-0 ① SH1-3 1-2		S S S 0-3 ② K	3	0	1	0	0	1	1
Billy Moran, R (1, 4) OBP: 0.375, SLG: 0.438			x 0-0 ① F7		x 0-0 1-2 1B		x 0-0 2-H 1B 2B		S S S 0-3 ③ K	4	1	2	1	0	1	0
Mudcat Grant, R (1, 1) Steve Ridzik, R (8, 1)			x 0-0 ② F6		x 0-0 ③ F6		x 0-0 ② F6			3 0	0 0	0 0	0 0	0 0	0 0	3 0
Inning Stats	R: 0 E: 0 K: 2 S: 7 H: 0 LOB: 0 BB: 0 P: 7	R: 0 E: 0 K: 1 S: 6 H: 1 LOB: 1 BB: 0 P: 6	R: 0 E: 0 K: 0 S: 3 H: 0 LOB: 0 BB: 0 P: 3	R: 0 E: 0 K: 0 S: 2 H: 0 LOB: 0 BB: 1 P: 6	R: 0 E: 0 K: 1 S: 7 H: 2 LOB: 2 BB: 0 P: 7	R: 2 E: 0 K: 0 S: 5 H: 2 LOB: 0 BB: 0 P: 5	R: 2 E: 0 K: 0 S: 6 H: 3 LOB: 1 BB: 0 P: 6	R: 0 E: 0 K: 1 S: 5 H: 1 LOB: 0 BB: 0 P: 5	R: 0 E: 0 K: 2 S: 7 H: 0 LOB: 0 BB: 0 P: 7	1B: 6 2B: 2 3B: 0 HR: 1 SF: 0 SAC: 1 DP: 0 HBP: 0						

AB	26
R	4
H	7
RBI	1
BB	0
SO	5
LOB	6

WP: 0 PA: 37
PB: 0
SB: 1
CS: 2

PITCHER		IP	WLS	BF	H	R	ER	SO	BB	IBB	HBP	BLK	WP	HR	S	P	ERA	WHIP
Ralph Terry, R ERA: 5.27	(1, 1)	6.1		26	7	4	4	4	1	0	0	0	0	1	33	37	5.68	1.263
Murry Dickson, R ERA:	(7, 1)	1.2	W	6	2	0	0	1	0	0	0	0	0	0	8	8	0.00	1.200
Tom Gorman, R ERA:	(9, 1)	1.0	S	3	0	0	0	2	0	0	0	0	0	0	7	7	0.00	0.000

PITCHER	IP	WLS	BF	H	R	ER	SO	BB	IBB	HBP	BLK	WP	HR	S	P	ERA	WHIP

Batter	1	2	3	4	5	6	7	8	9	AB	R	H	RBI	BB	SO	LOB
Mike Baxes, R (1, 4) OBP: 0.414, SLG: 0.333	E3 CS		F6			F8		1B BB E 1-2 BB K		4	1	0	0	1	1	0
Bill Tuttle, R (1, 9) OBP: 0.519, SLG: 0.600	K 1-2		6-3			1B BB		1B E 1-2 2-3 BB		2	1	0	0	2	1	1
Hector Lopez, R (1, 5) OBP: 0.393, SLG: 0.348	BB			F9		G5-4-3 1-2 1B		E BB 1-2 2-3 3-H 1B		3	1	2	1	1	0	0
Vic Power, R (1, 3) OBP: 0.269, SLG: 0.304	F9			F7		G5-4-3 1-2f		E6 BB HR 1-3 2-H 3-H		4	1	0	1	0	0	4
Bob Cerv, R (1, 7) OBP: 0.462, SLG: 0.783		F5		F3			F8	BB HR IBB		3	1	0	0	1	0	0
Woodie Held, R (1, 8) OBP: 0.308, SLG: 0.409		F5			F9		HR	F5		4	1	1	1	0	0	3
Harry Chiti, R (1, 2) OBP: 0.500, SLG: 0.500		BB			2B		K	K		3	0	1	0	1	2	3
Billy Hunter, R (1, 6) OBP: 0.222, SLG: 0.500		K			F6		F8	HR 1-2 2-3 3-H BB		3	1	0	1	1	1	2
Ralph Terry, R (1, 1) Murry Dickson, R (7, 1) Frank House, L (8, PH) OBP: 0.250, SLG: 0.455 Tom Gorman, R (9, 1)			F6		F5			BB BB 1B BB HR		2 0 1 0	0 0 2 0	0 0 1 0	0 0 4 0	0 0 1 0	0 0 0 0	1 0 0 0
Inning Stats	R: 0 E: 1 K: 1 S: 5 H: 0 LOB: 1 BB: 1 P: 9	R: 0 E: 0 K: 1 S: 5 H: 0 LOB: 1 BB: 1 P: 9	R: 0 E: 0 K: 0 S: 3 H: 0 LOB: 0 BB: 0 P: 3	R: 0 E: 0 K: 0 S: 3 H: 0 LOB: 0 BB: 0 P: 3	R: 0 E: 0 K: 0 S: 4 H: 1 LOB: 1 BB: 0 P: 4	R: 0 E: 0 K: 0 S: 3 H: 1 LOB: 1 BB: 1 P: 7	R: 1 E: 0 K: 1 S: 6 H: 1 LOB: 0 BB: 0 P: 6	R: 8 E: 1 K: 2 S: 10 H: 2 LOB: 0 BB: 5 P: 30		1B: 2 2B: 1 3B: 0 HR: 2 SF: 0 SAC: 0 DP: 1 HBP: 0						

PITCHER		IP	WLS	BF	H	R	ER	SO	BB	IBB	HBP	BLK	WP	HR	S	P	ERA	WHIP
Mudcat Grant, R ERA: 2.81	(1, 1)	7.0		29	3	4	3	3	6	0	0	0	0	1	29	53	3.86	1.286
Steve Ridzik, R ERA: 1.5	(8, 1)	1.0	L	8	2	5	0	2	1	1	0	0	0	1	10	18	0.00	3.000

PITCHER	IP	WLS	BF	H	R	ER	SO	BB	IBB	HBP	BLK	WP	HR	S	P	ERA	WHIP

BOTTOM

Cleveland Indians @ Kansas City Athletics

Municipal Stadium, Kansas City, MO

Mon Apr 21 1958, 4:33 AM EST

Att. 6,416 - Unknown

livebaseballscorecards.com

AB	29
R	9
H	5
RBI	8
BB	8
SO	5
LOB	14

Batter	1	2	3	4	5	6	7	8	9	AB	R	H	RBI	BB	SO	LOB
Roger Maris, L (1, 9) (7, 8) OBP: 0.314, SLG: 0.531	F2			F1	F9		BB	F9		0	1	0	0	0	0	0
Gary Geiger, L (1, 5) (5, 8) OBP: 0.360, SLG: 0.250	F4			F8		BB G6-4-3	F9		F8	2	0	0	0	1	0	0
Bobby Avila, R (7, PH) OBP: 0.150, SLG: 0.105										1	0	0	0	0	0	1
Ray Narleski, R (7, 1)										0	0	0	0	0	0	0
Hal Naragon, L (9, PH)										1	0	0	0	0	0	0
Minnie Minoso, R (1, 7) OBP: 0.343, SLG: 0.406	F6			1B 1B		G6-4-3 1-2f	1B 1-2 1B		F5	5	0	2	0	0	0	1
Preston Ward, L (1, 3) (5, 5) OBP: 0.600, SLG: 0.571		F8		1-2 1B		1B	1B 1-3 2-H		1B	5	0	4	1	0	0	0
Larry Doby, L (1, 8) OBP: 0.273, SLG: 0.200		K		3-1		K	K		K	2	0	0	0	0	1	2
Dick Tomanek, L (5, 1)										0	0	0	0	0	0	0
Dick Brown, R (7, PH) OBP: 0.444, SLG: 0.750										0	0	0	0	0	0	0
Mickey Vernon, L (7, PH) OBP: 0.500, SLG: 0.500										2	0	0	0	0	2	3
Russ Nixon, L (7, 3) OBP: 0.348, SLG: 0.348	F9				F6		1B BB HR	1B HR		4	2	2	0	0	0	0
Chico Carrasquel, R (1, 6) OBP: 0.343, SLG: 0.406		F6			BB		BB 1-2	1-H HR		0	2	0	0	0	0	0
Billy Moran, R (1, 4) OBP: 0.300, SLG: 0.350		K			FC6-4 1-2f		F7	F1		4	0	0	0	0	1	3
Bob Lemon, L (1, 1)										0	0	0	0	0	0	0
Chuck Churn, R (2, 1)										0	0	0	0	0	0	0
Fred Hatfield, L (3, PH) OBP: 0.222, SLG: 0.125										1	0	0	0	0	0	0
Cal McLish, S (3, 1)										0	0	0	0	0	0	0
Rocky Colavito, R (5, PH) OBP: 0.478, SLG: 0.737										2	1	1	3	1	0	0
(5, 3)																
(7, 9)							1-H 2-H HR		F6							
Inning Stats	R: 0 E: 0 K: 0 S: 3 H: 0 LOB: 0 BB: 0 P: 3	R: 0 E: 0 K: 1 S: 5 H: 0 LOB: 0 BB: 0 P: 5	R: 0 E: 0 K: 1 S: 5 H: 0 LOB: 0 BB: 0 P: 5	R: 0 E: 0 K: 0 S: 5 H: 2 LOB: 2 BB: 0 P: 5	R: 0 E: 0 K: 0 S: 3 H: 0 LOB: 2 BB: 2 P: 11	R: 0 E: 0 K: 1 S: 5 H: 1 LOB: 1 BB: 1 P: 9	R: 4 E: 0 K: 1 S: 9 H: 4 LOB: 2 BB: 2 P: 17	R: 2 E: 0 K: 0 S: 5 H: 2 LOB: 0 BB: 0 P: 5	R: 0 E: 0 K: 1 S: 6 H: 1 LOB: 1 BB: 0 P: 6	1B: 8 2B: 0 3B: 0 HR: 2	SF: 0 SAC: 0 DP: 1 HBP: 0						

TOP

Cleveland Indians @ Kansas City Athletics

Municipal Stadium, Kansas City, MO

Tue Apr 22 1958, 4:33 AM EST

Att. 5,151 - Unknown

livebaseballscorecards.com

AB	29
R	6
H	9
RBI	4
BB	2
SO	4
LOB	10

WP: 0 PB: 0 SB: 0 CS: 0 PA: 41

PITCHER		IP	WLS	BF	H	R	ER	SO	BB	IBB	HBP	BLK	WP	HR	S	P	ERA	WHIP
Ned Garver, R ERA: 2.35	(1, 1)	6.1	W	28	5	4	4	3	5	0	0	0	0	1	29	49	5.68	1.579
Bud Daley, L ERA:	(7, 1)	0.1		3	2	0	0	0	0	0	0	0	0	0	3	3	0.00	6.000
Tom Gorman, R ERA: 3.6	(7, 1)	2.1	S	10	3	2	2	2	0	0	0	0	0	1	14	14	7.71	1.286

PITCHER		IP	WLS	BF	H	R	ER	SO	BB	IBB	HBP	BLK	WP	HR	S	P	ERA	WHIP

Batter	1	2	3	4	5	6	7	8	9	AB	R	H	RBI	BB	SO	LOB
Mike Baxes, R (1, 4) OBP: 0.412, SLG: 0.379	1B	F5		F9			F9 HR 2B	F6		5	1	2	0	0	0	2
Bill Tuttle, R (1, 9) OBP: 0.516, SLG: 0.583	1B	F6		2-H 1B			L4			4	0	2	1	0	0	1
Hector Lopez, R (1, 5) OBP: 0.406, SLG: 0.346	1-2 1B		F6	F5			BBBB HR BB			3	1	1	0	1	0	1
Vic Power, R (1, 3) OBP: 0.233, SLG: 0.259	F4		F5		F5		F9 2-3			4	0	0	0	0	0	4
Bob Cerv, R (1, 7) OBP: 0.467, SLG: 0.963	F7		HR		F3		1-H 3-H HR			4	2	2	4	0	0	2
Woodie Held, R (1, 8) OBP: 0.333, SLG: 0.400		E HR 1B	BBB CS BB		F6		F8			3	1	1	0	1	0	0
Harry Chiti, R (1, 2) OBP: 0.500, SLG: 0.462		E9 1-3 HR 1B	CS 1-2	E5 1B FC1-6		SSS K		BBBB WP BB		3	2	1	0	1	1	0
Billy Hunter, R (1, 6) OBP: 0.308, SLG: 0.750		2-H 3-H HR		FC1-6 1-3 1B		F6		F4 1-2		4	1	2	3	0	0	1
Ned Garver, R (1, 1) OBP: 0.143, SLG: 0.143		F6		FC1-6 1-2f 3-H 1B		F6		SSS K		3	1	0	0	0	0	1
Bud Daley, L (7, 1)										0	0	0	0	0	0	0
Tom Gorman, R (7, 1)										1	0	0	0	0	1	1
Inning Stats	R: 0 E: 0 K: 0 S: 5 H: 3 LOB: 2 BB: 0 P: 5	R: 3 E: 1 K: 0 S: 6 H: 3 LOB: 0 BB: 0 P: 6	R: 1 E: 0 K: 0 S: 3 H: 1 LOB: 0 BB: 1 P: 7	R: 2 E: 2 K: 0 S: 6 H: 2 LOB: 1 BB: 0 P: 6	R: 0 E: 0 K: 0 S: 3 H: 0 LOB: 0 BB: 0 P: 3	R: 0 E: 0 K: 1 S: 5 H: 0 LOB: 0 BB: 0 P: 5	R: 3 E: 0 K: 0 S: 5 H: 2 LOB: 0 BB: 1 P: 9	R: 0 E: 0 K: 1 S: 5 H: 0 LOB: 1 BB: 1 P: 9		1B: 7 2B: 1 3B: 0 HR: 3	SF: 0 SAC: 0 DP: 0 HBP: 0					

PITCHER		IP	WLS	BF	H	R	ER	SO	BB	IBB	HBP	BLK	WP	HR	S	P	ERA	WHIP
Bob Lemon, R ERA: 8.1	(1, 1)	1.0	L	7	5	2	2	0	0	0	0	0	0	0	7	7	18.00	5.000
Chuck Churn, R ERA: 6.75	(2, 1)	1.0		4	1	1	1	0	0	0	0	0	0	1	4	4	9.00	1.000
Cal McLish, R ERA: 8.1	(3, 1)	2.0		10	3	3	1	0	1	0	0	0	0	1	9	13	4.50	2.000
Dick Tomanek, L ERA: 4.5	(5, 1)	2.0		6	0	0	0	1	0	0	0	0	0	0	8	8	0.00	0.000
Ray Narleski, R ERA: 7.84	(7, 1)	2.0		10	2	3	3	1	2	0	0	0	1	1	10	18	13.50	2.000

PITCHER	IP	WLS	BF	H	R	ER	SO	BB	IBB	HBP	BLK	WP	HR	S	P	ERA	WHIP

BOTTOM

Cleveland Indians @ Kansas City Athletics

Municipal Stadium, Kansas City, MO

Tue Apr 22 1958, 4:33 AM EST

Att. 5,151 - Unknown

livebaseballscorecards.com

AB	34
R	9
H	11
RBI	8
BB	3
SO	2
LOB	13

WP: 1	PB: 0	SB: 0	CS: 1	PA: 38				

Batter	1	2	3	4	5	6	7	8	9	AB	R	H	RBI	BB	SO	LOB
Frank Bolling, R (1, 4) OBP: 0.488, SLG: 0.500	6-3		BB 1B 1B 2-H 1B	L6		F7		FC5-2 SH5-4 1-2 1B	E6 2-H 3-H	6	1	2	1	0	0	0
Billy Martin, R (1, 6) OBP: 0.378, SLG: 0.459			1B BB 1-2 1B 1B		BB BB PB 1B	K		SH5-4 1-2 2-3	K	4	2	3	0	0	1	0
Milt Bolling, R (6, 6)	2B									1	0	0	0	0	1	1
Harvey Kuenn, R (1, 8) OBP: 0.512, SLG: 0.757	6-3		BBBB 1B 1-2 2-3 1B BB		F7		L4-3 BLK 2B	FC5-2 IBB		3	2	1	0	2	0	2
Al Kaline, R (1, 9) OBP: 0.316, SLG: 0.371	L5-3		1B 1-2 2-3 3-H 1B		BBBB PB BB 1-2 BB		L4-3 2-3	FC5-2 1-2 2-3 3-Hf		4	0	1	1	1	0	5
Ray Boone, R (1, 3) OBP: 0.378, SLG: 0.452		F3	F8		BBBB PB 1-2 2-3 BB		1B 3-H 1B	F9		4	0	1	0	1	0	6
Charlie Maxwell, L (1, 7) OBP: 0.429, SLG: 0.654		3-1	1-3 2-H 3-H 1B		F5		F2		FC5-4 1B	5	0	2	2	0	0	4
Reno Bertoia, R (1, 5) OBP: 0.306, SLG: 0.387		F7	F8		BBBB 1-2 2-3 3-H BB		1-2 1B		FC5-4 2B 1-2f E	4	1	1	0	1	0	3
Jim Hegan, R (1, 2) OBP: 0.308, SLG: 0.304			BBBB SH2-4 1B BB	F4	SSS K		F8		1-3 E 2B	4	2	1	0	1	1	5
Paul Foytack, R (1, 1) OBP: 0.250, SLG: 0.250			SH2-4 1-2	4-3		4-3		SH5-4 1B FC5-2 1B	K	4	0	1	0	0	1	2
Inning Stats	R: 0 E: 0 K: 0 S: 4 H: 1 LOB: 1 BB: 0 P: 4	R: 0 E: 0 K: 0 S: 3 H: 0 LOB: 0 BB: 0 P: 3	R: 4 E: 0 K: 0 S: 7 H: 4 LOB: 2 BB: 2 P: 15	R: 0 E: 0 K: 0 S: 3 H: 0 LOB: 0 BB: 0 P: 3	R: 1 E: 0 K: 1 S: 6 H: 1 LOB: 3 BB: 3 P: 18	R: 0 E: 0 K: 1 S: 5 H: 0 LOB: 0 BB: 0 P: 5	R: 1 E: 0 K: 0 S: 6 H: 3 LOB: 2 BB: 0 P: 6	R: 0 E: 0 K: 0 S: 5 H: 2 LOB: 3 BB: 1 P: 9	R: 2 E: 1 K: 2 S: 10 H: 2 LOB: 1 BB: 0 P: 10	1B: 10 2B: 3 3B: 0 HR: 0 SF: 0 SAC: 2 DP: 0 HBP: 0						

TOP

Detroit Tigers @ Kansas City Athletics

Municipal Stadium, Kansas City, MO

Wed Apr 23 1958, 7:05 PM EST

Att. 12,012 - Unknown

livebaseballscorecards.com

AB	39
R	8
H	13
RBI	4
BB	6
SO	4
LOB	28

WP: 0 PB: 1 SB: 0 CS: 0 PA: 47

PITCHER		IP	WLS	BF	H	R	ER	SO	BB	IBB	HBP	BLK	WP	HR	S	P	ERA	WHIP
Duke Maas, R ERA: 5.4	(1, 1)	3.0	L	16	5	4	4	0	2	0	0	0	0	0	14	22	12.00	2.333
Glenn Cox, R ERA: 9.82	(4, 1)	1.1		7	1	1	1	0	2	0	0	0	0	0	5	13	6.75	2.250
Walt Craddock, L ERA:	(5, 1)	1.2		6	0	0	0	2	1	0	0	0	0	0	9	13	0.00	0.600
Carl Duser, L ERA: 4.5	(7, 1)	2.0		12	5	1	1	0	0	1	0	1	0	0	11	15	4.50	2.500
Virgil Trucks, R ERA: 4.5	(9, 1)	1.0		6	2	2	0	2	0	0	0	0	0	0	10	10	0.00	2.000

PITCHER	IP	WLS	BF	H	R	ER	SO	BB	IBB	HBP	BLK	WP	HR	S	P	ERA	WHIP

Batter	1	2	3	4	5	6	7	8	9	AB	R	H	RBI	BB	SO	LOB
Mike Baxes, R (1, 4) OBP: 0.421, SLG: 0.394	CS 1B			4-3		G4-6-3 1B 1-2 2-3			5-3	4	0	2	0	0	0	0
Bill Tuttle, R (1, 9) OBP: 0.457, SLG: 0.500	F8			F8		G4-6-3 1-2f 2-3 3-H			L9	4	0	0	0	0	0	3
Hector Lopez, R (1, 5) OBP: 0.389, SLG: 0.433	K 1-2			4-3		6-3			HR	4	1	1	1	0	1	2
Vic Power, R (1, 3) OBP: 0.265, SLG: 0.290		CS 1B			5-3 1B		L9		4-3	4	0	2	0	0	0	0
Bob Cerv, R (1, 7) OBP: 0.455, SLG: 0.897		K 1-2			5-3 1-2		BBBB 4-0 G6-4-3 BB			2	0	0	0	1	1	2
Woodie Held, R (1, 8) OBP: 0.303, SLG: 0.357		F8			F8		G6-4-3 1-2f			3	0	0	0	0	0	2
Harry Chiti, R (1, 2) OBP: 0.421, SLG: 0.375			F8		F3			F5		3	0	0	0	0	0	1
Billy Hunter, R (1, 6) OBP: 0.313, SLG: 0.643			F8			BBBB 4-0 1B 1B G4-6-3 BB		F7		2	1	0	0	1	0	0
Duke Maas, R (1, 1) OBP: 0.250, SLG: 0.250			F8			G4-6-3 1B 1-2		F8		0	0	0	0	0	0	0
Bob Martyn, L (3, PH) OBP: 0.500, SLG: 0.500										1	0	0	0	0	0	0
Glenn Cox, R (4, 1)										0	0	0	0	0	0	0
Walt Craddock, R (5, 1)										0	0	0	0	0	0	0
Joe Demaestri, R (6, PH) OBP: 0.438, SLG: 0.438										1	0	1	0	0	0	0
Carl Duser, L (7, 1)										0	0	0	0	0	0	0
Frank House, L (8, PH) OBP: 0.231, SLG: 0.417										1	0	0	0	0	0	0
Virgil Trucks, R (9, 1)										0	0	0	0	0	0	0
Inning Stats	R: 0 E: 0 K: 1 S: 5 H: 1 LOB: 0 BB: 0 P: 5	R: 0 E: 0 K: 1 S: 5 H: 1 LOB: 0 BB: 0 P: 5	R: 0 E: 0 K: 0 S: 3 H: 0 LOB: 0 BB: 0 P: 3	R: 0 E: 0 K: 0 S: 3 H: 0 LOB: 0 BB: 0 P: 3	R: 0 E: 0 K: 0 S: 4 H: 1 LOB: 1 BB: 0 P: 4	R: 1 E: 0 K: 0 S: 4 H: 2 LOB: 1 BB: 1 P: 8	R: 0 E: 0 K: 0 S: 2 H: 0 LOB: 0 BB: 1 P: 6	R: 0 E: 0 K: 0 S: 3 H: 0 LOB: 0 BB: 0 P: 3	R: 1 E: 0 K: 0 S: 4 H: 1 LOB: 0 BB: 0 P: 4	1B: 5 2B: 1 3B: 0 HR: 1 SF: 0 SAC: 0 DP: 3 HBP: 0						

PITCHER	IP	WLS	BF	H	R	ER	SO	BB	IBB	HBP	BLK	WP	HR	S	P	ERA	WHIP
Paul Foytack, R (1, 1) ERA: 1.0	9.0	W	31	6	2	2	2	2	0	0	0	0	1	33	41	2.00	0.889

PITCHER	IP	WLS	BF	H	R	ER	SO	BB	IBB	HBP	BLK	WP	HR	S	P	ERA	WHIP

BOTTOM

Detroit Tigers @ Kansas City Athletics

Municipal Stadium, Kansas City, MO

Wed Apr 23 1958, 7:05 PM EST

Att. 12,012 - Unknown

livebaseballscorecards.com

AB	29
R	2
H	6
RBI	1
BB	2
SO	2
LOB	10

WP: 0 PA: 31
PB: 0
SB: 0
CS: 2

Batter	1	2	3	4	5	6	7	8	9	AB	R	H	RBI	BB	SO	LOB
Frank Bolling, R (1, 4) OBP: 0.468, SLG: 0.475	F3		F2		FC5-4 1-2f		1-2 2-H 1B			4	0	1	1	0	0	2
Milt Bolling, R (1, 6) OBP: 0.250, SLG: 0.286	FC6-5 2B		FC4 1-2f			BBBB BB BB	F7			3	0	1	0	1	0	3
Harvey Kuenn, R (1, 8) OBP: 0.467, SLG: 0.683	FC6-5 2-3			F8		SSS K	F9			4	0	0	0	0	1	4
Al Kaline, R (1, 9) OBP: 0.293, SLG: 0.342 Lou Skizas, R (6, 9) OBP: 0.500, SLG: 0.600	L5			L4-3		L7		F4		3 1	0 0	0 0	0 0	0 0	0 0	2 0
Ray Boone, R (1, 3) OBP: 0.390, SLG: 0.441		F8		L4		BBBB FC5-4 1-2 BB		G6-4-3 1B		3	0	1	0	1	0	0
Charlie Maxwell, L (1, 7) OBP: 0.406, SLG: 0.586		F7			BBBB 1B 1B BB	FC5-4 1-2f		G6-4-3 1-2f		3	1	0	0	1	0	3
Reno Bertoia, R (1, 5) OBP: 0.300, SLG: 0.371		F8			L5-3 1-3 1B		F5		F2	4	0	1	0	0	0	0
Jim Hegan, R (1, 2) OBP: 0.267, SLG: 0.259			F6		L5-3 1-2		E6 1B 1B		F5	4	1	0	0	0	0	2
Bob Shaw, R (1, 1) OBP: 1.000, SLG: 1.000 Vito Valentinetti, R (5, 1) Gail Harris, L (7, PH) OBP: 0.500, SLG: 0.667 Joe Presko, R (7, 1) Gus Zernial, R (9, PH) OBP: 0.111, SLG: 0.333			FC4 1B		FC5-4 3-H 1B		1B 1-2 1B		F4	2 0 1 0 1	0 0 0 0 0	2 0 1 0 0	1 0 0 0 0	0 0 0 0 0	0 0 0 0 0	0 0 0 0 0
Inning Stats	R: 0 E: 0 K: 0 S: 4 H: 1 LOB: 1 BB: 0 P: 4	R: 0 E: 0 K: 0 S: 3 H: 0 LOB: 0 BB: 0 P: 3	R: 0 E: 0 K: 0 S: 4 H: 1 LOB: 1 BB: 0 P: 4	R: 0 E: 0 K: 0 S: 3 H: 0 LOB: 0 BB: 0 P: 3	R: 1 E: 0 K: 0 S: 4 H: 2 LOB: 1 BB: 1 P: 8	R: 0 E: 0 K: 1 S: 5 H: 0 LOB: 2 BB: 2 P: 13	R: 1 E: 1 K: 0 S: 6 H: 2 LOB: 2 BB: 0 P: 6	R: 0 E: 0 K: 0 S: 3 H: 1 LOB: 0 BB: 0 P: 3	R: 0 E: 0 K: 0 S: 3 H: 0 LOB: 0 BB: 0 P: 3	1B: 6 2B: 2 3B: 0 HR: 0 SF: 0 SAC: 0 DP: 2 HBP: 0						WP: 0 PB: 0 SB: 0 CS: 0 PA: 36	

PITCHER	IP	WLS	BF	H	R	ER	SO	BB	IBB	HBP	BLK	WP	HR	S	P	ERA	WHIP
Wally Burnette, R (1, 1) ERA: 1.13	6.1	W	28	6	2	1	1	3	0	0	0	0	0	27	39	1.42	1.421
Tom Gorman, R (7, 1) ERA: 2.35	2.2	S	8	1	0	0	0	0	0	0	0	0	0	8	8	0.00	0.375

PITCHER	IP	WLS	BF	H	R	ER	SO	BB	IBB	HBP	BLK	WP	HR	S	P	ERA	WHIP

TOP

Detroit Tigers @ Kansas City Athletics

Municipal Stadium, Kansas City, MO

Thu Apr 24 1958, 4:33 AM EST

Att. 4,598 - Unknown

livebaseballscorecards.com

AB	33
R	2
H	7
RBI	2
BB	3
SO	1
LOB	16

Detroit Tigers @ Kansas City Athletics

Municipal Stadium, Kansas City, MO

Thu Apr 24 1958, 4:33 AM EST

Att. 4,598 - Unknown

livebaseballscorecards.com

BOTTOM

Batter	1	2	3	4	5	6	7	8	9	AB	R	H	RBI	BB	SO	LOB
Mike Baxes, R (1, 4) OBP: 0.442, SLG: 0.421	SH1-3 BB 5-3 1B	F7			5-3	2-H 1B		3-H 1B		5	1	3	2	0	0	2
Bill Tuttle, R (1, 9) OBP: 0.475, SLG: 0.548	5-3 SH1-3 1-2 2B BB	FC5-4 1-2f			2B 2B BB		SF9 3B	K		3	3	1	0	2	1	4
Hector Lopez, R (1, 5) OBP: 0.375, SLG: 0.455	SH1-3 1-2 2-3	F8			1-3 2B 2B		SF9 3-H	F8		3	1	1	1	0	0	2
Vic Power, R (1, 3) OBP: 0.289, SLG: 0.343	5-3 2-3 3-H	1-3			F8 2-H 3-H 2B		1B			4	0	2	3	0	0	1
Bob Cerv, R (1, 7) OBP: 0.432, SLG: 0.848	3-H 2B	5-3			F8 2-3		F8			4	0	1	1	0	0	2
Woodie Held, R (1, 8) OBP: 0.270, SLG: 0.313	K			K	6-3		F5			4	0	0	0	0	2	3
Frank House, L (1, 2) OBP: 0.294, SLG: 0.438		F3		L9		SH1-4 1B 1B		1B 1B 1B		4	2	2	0	0	0	0
Joe Demaestri, R (1, 6) OBP: 0.450, SLG: 0.450		E6 E		1B		F8		1-3 1B		4	0	2	0	0	0	1
Wally Burnette, R (1, 1) Tom Gorman, R (7, 1)		E1 FC5-4 1-2		K		SH1-4 1-2		K		2 1	0 0	0 0	0 0	0 0	1 1	2 2
Inning Stats	R: 2 E: 0 K: 1 S: 7 H: 2 LOB: 1 BB: 1 P: 11	R: 0 E: 2 K: 0 S: 5 H: 0 LOB: 2 BB: 0 P: 5	R: 0 E: 0 K: 0 S: 3 H: 0 LOB: 0 BB: 0 P: 3	R: 0 E: 0 K: 2 S: 8 H: 1 LOB: 1 BB: 0 P: 8	R: 2 E: 0 K: 0 S: 5 H: 2 LOB: 1 BB: 1 P: 9	R: 1 E: 0 K: 0 S: 4 H: 2 LOB: 1 BB: 0 P: 4	R: 1 E: 0 K: 0 S: 5 H: 2 LOB: 1 BB: 0 P: 5	R: 1 E: 0 K: 2 S: 10 H: 3 LOB: 2 BB: 0 P: 10		1B: 8 2B: 3 3B: 1 HR: 0	SF: 1 SAC: 2 DP: 0 HBP: 0					

	AB	34
	R	7
	H	12
	RBI	7
	BB	2
	SO	5
	LOB	19

WP: 0 PB: 0 SB: 0 CS: 0 PA: 39

PITCHER		IP	WLS	BF	H	R	ER	SO	BB	IBB	HBP	BLK	WP	HR	S	P	ERA	WHIP
Bob Shaw, R ERA: 6.75	(1, 1)	4.1	L	22	5	4	4	3	2	0	0	0	0	0	26	34	8.31	1.615
Vito Valentinetti, R ERA: 2.57	(5, 1)	1.2		6	2	1	1	0	0	0	0	0	0	0	6	6	5.40	1.200
Joe Presko, R ERA: 4.5	(7, 1)	2.0		11	5	2	2	2	0	0	0	0	0	0	15	15	9.00	2.500

PITCHER	IP	WLS	BF	H	R	ER	SO	BB	IBB	HBP	BLK	WP	HR	S	P	ERA	WHIP

Batter	1	2	3	4	5	6	7	8	9	10	11	12	AB	R	H	RBI	BB	SO	LOB
Mike Baxes, R (1, 4) OBP: 0.408, SLG: 0.372	K		F5		B1		SH1-4 2B BB		F7		FC5-4 1-2f		5	1	0	0	1	1	2
Bill Tuttle, R (1, 9) OBP: 0.467, SLG: 0.514	9-3 BB			2B 1B 1B	6-3		SH1-4 1-2		4-3			6-3	4	1	1	0	1	0	0
Hector Lopez, R (1, 5) OBP: 0.348, SLG: 0.436	9-3 1-2f			K		F8	2-H 2B			6-3		6-3	6	0	1	1	0	1	2
Vic Power, R (1, 3) OBP: 0.273, SLG: 0.317		K		F8		BB 1B 1B	6-3			1-3		5-3	6	1	1	0	0	1	2
Bob Cerv, R (1, 7) OBP: 0.452, SLG: 0.833		BB		1-3 1B 2B		1B 1-2 1B BB	6-3			6-3			3	2	1	0	2	0	1
Woodie Held, R (1, 8) OBP: 0.286, SLG: 0.324		K		2-H 3-H 1B		1B 1-2 2-H 1B		F2			1-3		5	0	2	3	0	1	1
Hal Smith, R (1, 2) OBP: 0.333, SLG: 0.625		K		BB		1-3 2-H 1B		F9			4-3		4	0	1	1	1	1	1
Joe Demaestri, R (1, 6) OBP: 0.375, SLG: 0.375		K	4-3			K		5-3			E6 BB		4	0	0	0	0	2	4
Frank House, L (11, PH) OBP: 0.278, SLG: 0.412													1	0	0	0	0	0	0
Billy Hunter, R (11, PR) OBP: 0.313, SLG: 0.643													0	0	0	0	0	0	0
(11, 6)																			
Alex Kellner, R (1, 1)			K		F5	5-3			K		FC5-4 1-2 BB		4	0	0	0	0	2	2
Virgil Trucks, R (9, 1)													0	0	0	0	0	0	0
Bob Martyn, L (11, PH) OBP: 0.667, SLG: 0.500													0	0	0	0	1	0	0
Walt Craddock, R (11, 1)													0	0	0	0	0	0	0
Inning Stats	R: 0 E: 0 K: 1 S: 4 H: 0 LOB: 0 BB: 1 P: 8	R: 0 E: 0 K: 3 S: 9 H: 0 LOB: 1 BB: 1 P: 13	R: 0 E: 0 K: 2 S: 7 H: 0 LOB: 0 BB: 0 P: 7	R: 2 E: 0 K: 1 S: 8 H: 3 LOB: 2 BB: 1 P: 12	R: 0 E: 0 K: 0 S: 3 H: 0 LOB: 0 BB: 0 P: 3	R: 2 E: 0 K: 1 S: 8 H: 3 LOB: 2 BB: 1 P: 12	R: 1 E: 0 K: 0 S: 4 H: 1 LOB: 1 BB: 1 P: 8	R: 0 E: 0 K: 0 S: 3 H: 0 LOB: 0 BB: 0 P: 3	R: 0 E: 0 K: 1 S: 5 H: 0 LOB: 0 BB: 0 P: 5	R: 0 E: 0 K: 0 S: 3 H: 0 LOB: 0 BB: 0 P: 3	R: 0 E: 1 K: 0 S: 4 H: 0 LOB: 2 BB: 1 P: 8	R: 0 E: 0 K: 0 S: 3 H: 0 LOB: 0 BB: 0 P: 3	1B: 5 2B: 3 3B: 0 HR: 0	SF: 0 SAC: 1 DP: 1 HBP: 0	WP: 0 PB: 0 SB: 0 CS: 0	PA: 49			

PITCHER		IP	WLS	BF	H	R	ER	SO	BB	IBB	HBP	BLK	WP	HR	S	P	ERA	WHIP
Early Wynn, R ERA: 8.31	(1, 1)	5.1		25	6	4	4	7	4	0	0	0	0	0	35	51	6.75	1.875
Gerry Staley, R ERA: 0.9	(6, 1)	2.2		10	1	1	1	1	1	0	0	0	0	0	11	15	3.38	0.750
Bill Fischer, R ERA: 6.0	(9, 1)	4.0	W	14	0	0	0	1	1	0	0	0	0	0	15	19	0.00	0.250

PITCHER	IP	WLS	BF	H	R	ER	SO	BB	IBB	HBP	BLK	WP	HR	S	P	ERA	WHIP

TOP

Kansas City Athletics @ Chicago White Sox

Comiskey Park, Chicago, IL

Fri Apr 25 1958, 4:33 AM EST

Att. 1,742 - Unknown

livebaseballscorecards.com

AB	42
R	5
H	7
RBI	5
BB	6
SO	9
LOB	15

Kansas City Athletics @ Chicago White Sox

Comiskey Park, Chicago, IL

Fri Apr 25 1958, 4:33 AM EST

Att. 1,742 - Unknown

livebaseballscorecards.com

BOTTOM

Batter	1	2	3	4	5	6	7	8	9	10	11	12	AB	R	H	RBI	BB	SO	LOB
Luis Aparicio, R (1, 6) OBP: 0.283, SLG: 0.422	F7		6-3			K			1-5-3	K		1B	6	0	1	1	0	2	0
Nellie Fox, L (1, 4) OBP: 0.444, SLG: 0.463	FC6-4 1B		4-3			F4			1B BB 1B	4-3			5	1	2	0	0	0	0
Jim Landis, R (1, 8) OBP: 0.308, SLG: 0.583	FC6-4 HR		K			F2			BB BB 1B	6-3			5	2	1	0	0	1	1
Sherm Lollar, R (1, 2) OBP: 0.500, SLG: 0.741 Ted Beard, L (9, PR) (10, 7)	HR			L6			G5-4-3 1B		BB 1B BB		K		3 1	1 1	2 0	2 0	1 0	0 1	0 0
Walt Dropo, R (1, 3) OBP: 0.273, SLG: 0.111 Earl Torgeson, L (9, PH) (10, 3)	BB			G3-6-3 BB			F7		1B BB		CS BB		1 0	0 0	0 0	0 1	2 2	0 0	1 0
Al Smith, R (1, 7) OBP: 0.225, SLG: 0.211 Tito Francona, L (9, PH) OBP: 0.233, SLG: 0.179 Earl Battey, R (10, 2) OBP: 0.333, SLG: 0.143	F7			G3-6-3			G5-4-3		K		F4		3 1 1	0 0 0	0 0 0	0 0 0	0 1 0	0 3 1	3 3 1
Jim Rivera, L (1, 9) OBP: 0.455, SLG: 0.500		BB			K		4-3		1B			SH1-4 1B	4	1	2	2	1	1	0
Bubba Phillips, R (1, 5) OBP: 0.225, SLG: 0.343		G1-4-3 BB			6-3		F5		IBB			SH1-4	3	0	0	0	1	0	1
Early Wynn, S (1, 1) Gerry Staley, R (6, 1) Sammy Esposito, R (8, PH) OBP: 0.500, SLG: 0.400 Bill Fischer, R (9, 1) Ron Jackson, R (12, PH) OBP: 0.333, SLG: 0.467		K			F9		K		K			BB	2 0 1 1 0	0 0 0 0 0	0 0 0 0 0	0 0 0 0 1	0 0 1 1 0	1 0 0 3 0	0 0 0 0 0
Inning Stats	R: 2 H: 2 E: 0 LOB: 1 K: 0 BB: 1 S: 5 P: 9	R: 0 H: 0 E: 0 LOB: 0 K: 1 BB: 1 S: 4 P: 8	R: 0 H: 0 E: 0 LOB: 0 K: 1 BB: 0 S: 5 P: 5	R: 0 H: 0 E: 0 LOB: 0 K: 0 BB: 1 S: 2 P: 6	R: 0 H: 0 E: 0 LOB: 0 K: 1 BB: 0 S: 5 P: 5	R: 0 H: 0 E: 0 LOB: 0 K: 1 BB: 0 S: 5 P: 5	R: 0 H: 1 E: 0 LOB: 0 K: 0 BB: 0 S: 3 P: 3	R: 0 H: 0 E: 0 LOB: 0 K: 1 BB: 0 S: 5 P: 5	R: 3 H: 3 E: 0 LOB: 3 K: 2 BB: 3 S: 10 P: 22	R: 0 H: 0 E: 0 LOB: 0 K: 1 BB: 0 S: 5 P: 5	R: 0 H: 0 E: 0 LOB: 0 K: 1 BB: 1 S: 4 P: 8	R: 1 H: 2 E: 0 LOB: 2 K: 0 BB: 1 S: 3 P: 7	1B: 7 2B: 0 3B: 0 HR: 1	SF: 0 SAC: 1 DP: 3 HBP: 0	WP: 0 PB: 0 SB: 0 CS: 1	PA: 46				

PITCHER		IP	WLS	BF	H	R	ER	SO	BB	IBB	HBP	BLK	WP	HR	S	P	ERA	WHIP
Alex Kellner, L ERA: 9.53	(1, 1)	8.1		31	5	5	5	5	4	0	0	0	0	1	37	53	5.40	1.080
Virgil Trucks, R ERA: 2.45	(9, 1)	1.2		8	1	0	0	3	1	1	0	0	0	0	12	20	0.00	1.200
Walt Craddock, L ERA: 3.0	(11, 1)	1.1	L	7	2	1	1	1	2	0	0	0	0	0	7	15	6.75	3.000

PITCHER	IP	WLS	BF	H	R	ER	SO	BB	IBB	HBP	BLK	WP	HR	S	P	ERA	WHIP

AB	37
R	6
H	8
RBI	6
BB	8
SO	9
LOB	13

Batter	1	2	3	4	5	6	7	8	9	AB	R	H	RBI	BB	SO	LOB
Mike Baxes, R (1, 4) OBP: 0.426, SLG: 0.417	G6-4-3 1B		FC1-5 1B 1B	2B	FC4 1-2f		6-3			5	0	3	0	0	0	2
Bill Tuttle, R (1, 9) OBP: 0.460, SLG: 0.487	G6-4-3 1-2f		FC1-5 1-2 1B 1B	BB		5-3	F4			4	1	1	0	1	0	1
Hector Lopez, R (1, 5) OBP: 0.373, SLG: 0.429	BB		FC1-5 1-2 2-3f 1B 1B	G3		E E BB		FC3-6 1B		3	2	1	0	2	0	4
Vic Power, R (1, 3) OBP: 0.245, SLG: 0.283	F8		F8		F7	E3 1-3 E 1B		FC3-6 G6-4-3 1-2f		5	1	0	0	0	0	5
Bob Cerv, R (1, 7) OBP: 0.447, SLG: 0.780		K	1B 1-2 2-H 1B		E FC4-6 1B 1B	E5 2-3 3-H BB 1B		G6-4-3 1-2f		5	2	2	1	0	1	2
Woodie Held, R (1, 8) OBP: 0.362, SLG: 0.375		1B 1B	1-3 2-H 1B		FC4-6 E 1-2 1B 1B	1B 1-2 BB			G1-6-3 BB	3	1	3	1	2	0	0
Frank House, L (1, 2) OBP: 0.304, SLG: 0.409		1-2 1B	K		E3 FC4-6 1-2 2-3	G6-4-3 1-3 2-H 3-H 1B			G1-6-3 1-2f	5	0	2	2	0	1	5
Joe Demaestri, R (1, 6) OBP: 0.310, SLG: 0.310		F9		4-3	FC4-6 1B 1-2f 2-3 3-H	G6-4-3 1-2f			F6	5	0	0	1	0	0	6
Ralph Terry, R (1, 1) OBP: 0.111, SLG: 0.111		5-3		F8	FC4 1-2 3-H 1B		1-3			4	0	1	1	0	0	2

TOP

Kansas City Athletics @ Chicago White Sox
Comiskey Park, Chicago, IL
Sat Apr 26 1958, 4:33 AM EST
Att. 3,906 - Unknown

livebaseballscorecards.com

AB	39
R	7
H	13
RBI	6
BB	5
SO	2
LOB	27

Inning Stats	1	2	3	4	5	6	7	8	9	1B	SF	WP	PA
	R: 0 E: 0 K: 0 S: 3	R: 0 E: 0 K: 1 S: 7	R: 2 E: 0 K: 1 S: 9	R: 0 E: 0 K: 0 S: 4	R: 2 E: 1 K: 0 S: 7	R: 3 E: 2 K: 0 S: 5	R: 0 E: 0 K: 0 S: 3	R: 0 E: 0 K: 0 S: 3	R: 0 E: 0 K: 0 S: 2	12	0	0	44
	H: 1 LOB: 1 BB: 1 P: 7	H: 2 LOB: 2 BB: 0 P: 7	H: 4 LOB: 0 BB: 0 P: 9	H: 1 LOB: 2 BB: 1 P: 8	H: 3 LOB: 2 BB: 0 P: 7	H: 1 LOB: 1 BB: 2 P: 13	H: 0 LOB: 0 BB: 0 P: 3	H: 1 LOB: 0 BB: 0 P: 3	H: 0 LOB: 0 BB: 1 P: 6	2B: 1 3B: 0 HR: 0	SAC: 0 DP: 4 HBP: 0	PB: 0 SB: 0 CS: 0	

PITCHER		IP	WLS	BF	H	R	ER	SO	BB	IBB	HBP	BLK	WP	HR	S	P	ERA	WHIP
Dick Donovan, R ERA: 3.74	(1, 1)	5.0	L	28	11	4	2	2	2	0	0	0	0	0	30	38	3.60	2.600
Jim McDonald, R ERA: 19.29	(6, 1)	0.1		6	1	3	0	0	2	0	0	0	0	0	4	12	0.00	9.000
Dixie Howell, R ERA:	(6, 1)	1.2		4	0	0	0	0	0	0	0	0	0	0	4	4	0.00	0.000
Don Rudolph, L ERA: 4.15	(8, 1)	2.0		6	1	0	0	0	1	0	0	0	0	0	5	9	0.00	1.000

PITCHER	IP	WLS	BF	H	R	ER	SO	BB	IBB	HBP	BLK	WP	HR	S	P	ERA	WHIP

Batter	1	2	3	4	5	6	7	8	9	AB	R	H	RBI	BB	SO	LOB
Luis Aparicio, R (1, 6) OBP: 0.300, SLG: 0.417	G3-6-3 1B		F9			F7		BB		3	0	1	0	1	0	1
Nellie Fox, L (1, 4) OBP: 0.408, SLG: 0.422	F8		F8			F7		F8 1-2		4	0	0	0	0	0	3
Earl Torgeson, L (1, 3) OBP: 0.391, SLG: 0.067	G3-6-3 1-2f			G6-4-3 1B		FC6-4 BB		5-3		3	0	1	0	1	0	2
Sherm Lollar, R (1, 2) OBP: 0.447, SLG: 0.645		1-3		G6-4-3 1-2f		FC6-4 1-2f		6-3		4	0	0	0	0	0	3
Al Smith, R (1, 7) OBP: 0.250, SLG: 0.293		L5		S BB			HR		K	3	1	1	1	1	1	0
Jim Rivera, L (1, 9) OBP: 0.400, SLG: 0.429		WP 1B		K 1-2			3-1		4-3	4	0	1	0	0	1	1
Jim Landis, R (1, 8) OBP: 0.333, SLG: 0.571		K 1-2			F2		S 1B		1B 1B	4	0	2	0	0	1	1
Bubba Phillips, R (1, 5) OBP: 0.214, SLG: 0.324			F7		K		F6 1-2		1B 1B	2	0	0	0	0	1	0
Ted Beard, L (7, PH)										1	0	0	0	0	0	1
Sammy Esposito, R (8, 5) OBP: 0.571, SLG: 0.500										1	0	1	0	0	0	0
Dick Donovan, L (1, 1)			BB		F7		4-3		K	0	0	0	0	1	0	0
Don Mueller, L (5, PH)										1	0	0	0	0	0	0
Jim McDonald, R (6, 1)										0	0	0	0	0	0	0
Dixie Howell, L (6, 1)										0	0	0	0	0	0	0
Tito Francona, L (7, PH) OBP: 0.229, SLG: 0.172										1	0	0	0	0	0	1
Don Rudolph, L (8, 1)										0	0	0	0	0	0	0
Ron Jackson, R (9, PH) OBP: 0.316, SLG: 0.438										1	0	0	0	0	1	2
Inning Stats	R: 0 H: 1 E: 0 LOB: 0 K: 0 BB: 0 S: 3 P: 3	R: 0 H: 1 E: 0 LOB: 1 K: 1 BB: 0 S: 6 P: 6	R: 0 H: 0 E: 0 LOB: 1 K: 0 BB: 1 S: 3 P: 7	R: 0 H: 1 E: 0 LOB: 1 K: 1 BB: 1 S: 5 P: 9	R: 0 H: 0 E: 0 LOB: 0 K: 1 BB: 0 S: 5 P: 5	R: 0 H: 0 E: 0 LOB: 1 K: 0 BB: 1 S: 3 P: 7	R: 1 H: 2 E: 0 LOB: 1 K: 0 BB: 0 S: 5 P: 5	R: 0 H: 0 E: 0 LOB: 1 K: 0 BB: 1 S: 3 P: 7	R: 0 H: 2 E: 0 LOB: 2 K: 2 BB: 0 S: 9 P: 9	1B: 6 SF: 0 2B: 0 SAC: 0 3B: 0 DP: 2 HR: 1 HBP: 0						

PITCHER		IP	WLS	BF	H	R	ER	SO	BB	IBB	HBP	BLK	WP	HR	S	P	ERA	WHIP
Ralph Terry, R ERA: 3.57	(1, 1)	9.0	W	36	7	1	1	5	4	0	0	0	1	1	42	58	1.00	1.222

PITCHER	IP	WLS	BF	H	R	ER	SO	BB	IBB	HBP	BLK	WP	HR	S	P	ERA	WHIP

BOTTOM

Kansas City Athletics @ Chicago White Sox

Comiskey Park, Chicago, IL

Sat Apr 26 1958, 4:33 AM EST

Att. 3,906 - Unknown

livebaseballscorecards.com

AB	32
R	1
H	7
RBI	1
BB	4
SO	5
LOB	15

WP: 1 PA: 36
PB: 0
SB: 3
CS: 0

Batter	1	2	3	4	5	6	7	8	9	AB	R	H	RBI	BB	SO	LOB
Mike Baxes, R (1, 4) OBP: 0.390, SLG: 0.377	0-0 ① 6-3	0-3 ③ K2-3	0-0 ③ FC6-4 1-2f			0-0 ① 6-3		0-0 ③ F4		5	0	0	0	0	1	3
Bill Tuttle, R (1, 9) OBP: 0.455, SLG: 0.465	BBBB 4-0 FC6-4 BB		0-0 1B FC5 1B	0-0 ① 1-3		0-0 ② 5-3			0-0 ① 6-3	4	1	1	0	1	0	0
Hector Lopez, R (1, 5) OBP: 0.375, SLG: 0.447	SSS 0-3 ② K		0-0 E 1-2 HR 1B	0-0 ② L4		0-0 ③ F8			0-0 1B 2B	5	1	2	0	0	1	1
Vic Power, R (1, 3) OBP: 0.259, SLG: 0.280	0-0 ③ FC6-4 1-2f		0-0 FC5 1-2 2-H HR	0-0 HR 1B			0-0 ① F4		BBBB 4-0 1B 2B BB	4	3	1	0	1	0	2
Bob Cerv, R (1, 7) OBP: 0.481, SLG: 0.911		BBBB 4-0 E 1B BB	0-0 1-H 2-H HR	0-0 1-H HR			0-0 ② 1-3		0-0 ② 1-2 2-H 2B 1B	4	4	3	5	1	0	0
Woodie Held, R (1, 8) OBP: 0.365, SLG: 0.386		0-0 ① F3	BBBB 4-0 1B G6-4-3 BB	SSS 0-3 ③ K			0-0 ③ F2		0-0 1-H 2-H 2B	4	1	1	2	1	1	1
Frank House, L (1, 2) OBP: 0.320, SLG: 0.417		0-0 E4 1B 1-2 E	0-0 G6-4-3 1-3 1B		0-0 ① F9			0-0 ① F4	0-0 ③ 5-3	2	1	1	0	0	0	1
Harry Chiti, R (3, PR) OBP: 0.364, SLG: 0.316 (3, 2)										3	0	0	0	0	0	1
Joe Demaestri, R (1, 6) OBP: 0.333, SLG: 0.333		0-0 E5 4-3 1-H 2-H 1B	0-0 ① ② G6-4-3 1-2f 3-H		0-0 ② F8			0-0 SH1-3 1B		4	0	2	1	0	0	1
Ned Garver, R (1, 1) OBP: 0.200, SLG: 0.111		0-0 ② 4-3 2-3	BBBB 4-0 FC6-4 BB		0-0 ③ F5			0-0 ② SH1-3 1-2		2	0	0	0	1	0	1

Inning Stats	1	2	3	4	5	6	7	8	9
	R: 0 E: 0 K: 1 S: 5	R: 2 E: 2 K: 1 S: 7	R: 5 E: 1 K: 0 S: 7	R: 2 E: 0 K: 1 S: 7	R: 0 E: 0 K: 0 S: 3	R: 0 E: 0 K: 0 S: 3	R: 0 E: 0 K: 0 S: 3	R: 0 E: 0 K: 0 S: 4	R: 2 E: 0 K: 0 S: 5
	H: 0 LOB: 1 BB: 1 P: 9	H: 1 LOB: 1 BB: 1 P: 11	H: 4 LOB: 1 BB: 2 P: 15	H: 2 LOB: 0 BB: 0 P: 7	H: 0 LOB: 0 BB: 0 P: 3	H: 0 LOB: 0 BB: 0 P: 3	H: 0 LOB: 0 BB: 0 P: 3	H: 1 LOB: 1 BB: 0 P: 4	H: 3 LOB: 1 BB: 1 P: 9

PITCHER		IP	WLS	BF	H	R	ER	SO	BB	IBB	HBP	BLK	WP	HR	S	P	ERA	WHIP
Tom Brewer, R ERA: 5.0	(1, 1)	2.0	L	16	5	7	3	2	3	0	0	0	0	1	17	29	13.50	4.000
Al Schroll, R ERA: 5.0	(3, 1)	3.0		11	2	2	2	1	1	0	0	0	0	1	12	16	6.00	1.000
Bob Porterfield, R ERA: 4.5	(6, 1)	3.0		10	1	0	0	0	0	0	0	0	0	0	10	10	0.00	0.333
George Susce, R ERA: 18.0	(9, 1)	1.0		6	3	2	2	0	1	0	0	0	0	0	5	9	18.00	4.000

PITCHER	IP	WLS	BF	H	R	ER	SO	BB	IBB	HBP	BLK	WP	HR	S	P	ERA	WHIP

TOP

Kansas City Athletics @ Boston Red Sox

Fenway Park, Boston, MA

Wed Apr 30 1958, 3:33 AM EDT

Att. 4,037 - Unknown

livebaseballscorecards.com

AB	37
R	11
H	11
RBI	8
BB	5
SO	3
LOB	11

1B: 7	SF: 0	WP: 0	PA: 43
2B: 2	SAC: 1	PB: 0	
3B: 0	DP: 1	SB: 0	
HR: 2	HBP: 0	CS: 0	

Batter	1	2	3	4	5	6	7	8	9	AB	R	H	RBI	BB	SO	LOB
Don Buddin, R (1, 6) OBP: 0.491, SLG: 0.325	S S S 0-3 ① K		x 0-0 ①② G4-6-3 1-2f		x 0-0 ③ F6			S S S 0-3 ③ K		4	0	0	0	0	2	1
Pete Runnels, L (1, 4) OBP: 0.424, SLG: 0.373	x 0-0 ② F7		x 0-0 ③ 3-1			x 0-0 ① 6-3			x 0-0 HR 1B	4	1	1	0	0	0	0
Ted Williams, L (1, 7) OBP: 0.468, SLG: 0.500	x 0-0 ③ F7			B B B B 4-0 2B 4-1 BB		x 0-0 ② F7			x 0-0 1-H HR	3	2	1	2	1	0	0
Dick Gernert, R (1, 3) OBP: 0.462, SLG: 0.583		x 0-0 4-3 2B 2B		x 0-0 4-1 1-3 2B		x 0-0 F9			x 0-0 ① F2	4	1	2	0	0	0	0
Jackie Jensen, R (1, 9) OBP: 0.311, SLG: 0.431		x 0-0 ① 4-3 2-3		x 0-0 ① 1-3			B B B B 4-0 G6-4-3 BB		x 0-0 2B 1B	3	0	1	0	1	0	3
Frank Malzone, R (1, 5) OBP: 0.267, SLG: 0.321		x 0-0 3-H 2B		x 0-0 ② 4-1 2-3 3-H			x 0-0 ①② G6-4-3 1-2f		x 0-0 1-3 2B	4	0	2	2	0	0	2
Sammy White, R (1, 2) OBP: 0.317, SLG: 0.462		x 0-0 ② F3		x 0-0 ③ F8			x 0-0 ③ 5-3		x 0-0 ② 1-3	4	0	0	0	0	0	4
Jim Piersall, R (1, 8) OBP: 0.255, SLG: 0.267		S S S 0-3 ③ K			x 0-0 ① 6-3			x 0-0 ① F7	x 0-0 ③ G3	4	0	0	0	0	1	3
Tom Brewer, R (1, 1) OBP: 0.200, SLG: 0.200 Al Schroll, R (3, 1) OBP: 1.000, SLG: 1.000 Marty Keough, L (5, PH) OBP: 0.214, SLG: 0.286 Bob Porterfield, R (6, 1) Billy Klaus, L (8, PH) OBP: 0.286, SLG: 0.333 George Susce, R (9, 1)			x 0-0 G4-6-3 1B		x 0-0 ② F5			x 0-0 ② F6		0 1 1 0 1 0	0 0 0 0 0 0	0 1 0 0 0 0	0 0 0 0 0 0	0 0 0 0 0 0	0 0 0 0 0 0	0 0 0 0 0 0
Inning Stats	R: 0 H: 0 E: 0 LOB: 0 K: 1 BB: 0 S: 5 P: 5	R: 1 H: 2 E: 0 LOB: 1 K: 1 BB: 0 S: 7 P: 7	R: 0 H: 1 E: 0 LOB: 0 K: 0 BB: 0 S: 3 P: 3	R: 1 H: 1 E: 0 LOB: 1 K: 0 BB: 1 S: 4 P: 8	R: 0 H: 0 E: 0 LOB: 0 K: 0 BB: 0 S: 3 P: 3	R: 0 H: 0 E: 0 LOB: 0 K: 0 BB: 0 S: 3 P: 3	R: 0 H: 0 E: 0 LOB: 0 K: 0 BB: 1 S: 2 P: 6	R: 0 H: 0 E: 0 LOB: 0 K: 1 BB: 0 S: 5 P: 5	R: 2 H: 4 E: 0 LOB: 2 K: 0 BB: 0 S: 7 P: 7	1B: 3 2B: 4 3B: 0 HR: 1	SF: 0 SAC: 0 DP: 2 HBP: 0						

PITCHER	IP	WLS	BF	H	R	ER	SO	BB	IBB	HBP	BLK	WP	HR	S	P	ERA	WHIP
Ned Garver, R (1, 1) ERA: 2.96	9.0	W	35	8	4	4	3	2	0	0	0	0	1	39	47	4.00	1.111

PITCHER	IP	WLS	BF	H	R	ER	SO	BB	IBB	HBP	BLK	WP	HR	S	P	ERA	WHIP

BOTTOM

Kansas City Athletics @ Boston Red Sox

Fenway Park, Boston, MA

Wed Apr 30 1958, 3:33 AM EDT

Att. 4,037 - Unknown

livebaseballscorecards.com

AB	33
R	4
H	8
RBI	4
BB	2
SO	3
LOB	13

Kansas City Athletics @ Boston Red Sox

Fenway Park, Boston, MA

Thu May 01 1958, 3:33 AM EDT

Att. 4,897 - Unknown

TOP

livebaseballscorecards.com

Batter	1	2	3	4	5	6	7	8	9	AB	R	H	RBI	BB	SO	LOB
Mike Baxes, R (1, 4) OBP: 0.391, SLG: 0.368	FC6-4 1B	5-3			BBB 4-0 1-2 4-3 BB		F9		F7	4	0	1	0	1	0	2
Bill Tuttle, R (1, 9) OBP: 0.417, SLG: 0.417	F9		1-3		4-3 1-2 2-3		SSS 0-3 K2-3		5-3	5	0	0	0	0	1	5
Hector Lopez, R (1, 5) OBP: 0.367, SLG: 0.431	FC6-4 1-2f		5-3		9-2 3-Hf		2-H 1B			4	0	1	1	0	0	3
Vic Power, R (1, 3) OBP: 0.259, SLG: 0.278	F7		L7			HR 1B	G3			4	1	1	0	0	0	2
Bob Cerv, R (1, 7) OBP: 0.500, SLG: 0.979		HR 2B		BBBB 4-0 CS HBP BB		1-H HR		L4		3	2	2	2	1	0	0
Woodie Held, R (1, 8) OBP: 0.357, SLG: 0.362		H 1-0 HR HBP		F9		F2		F4		3	1	0	0	0	0	1
Hal Smith, R (1, 2) OBP: 0.385, SLG: 0.818		1-H 2-H HR		H 1-0 1-2 HBP		4-3		F8		3	1	1	3	0	0	0
Joe Demaestri, R (1, 6) OBP: 0.297, SLG: 0.297		L7		SSS 0-3 K 2-3		5-3			F8	4	0	0	0	0	1	2
Wally Burnette, R (1, 1) Ray Herbert, R (4, 1) OBP: 1.000, SLG: 2.000 Tom Gorman, R (7, 1) OBP: 0.333, SLG: 0.333		6-3			BBBB 4-0 4-3 BB 9-2 BB		1B 2B		1B	1 1 1	0 1 0	0 1 1	0 1 0	0 0 0	0 0 0	0 0 0
Inning Stats	R: 0 H: 1 E: 0 LOB: 1 K: 0 BB: 0 S: 4 P: 4	R: 3 H: 2 E: 0 LOB: 0 K: 0 BB: 0 S: 5 P: 6	R: 0 H: 0 E: 0 LOB: 0 K: 0 BB: 0 S: 3 P: 3	R: 0 H: 0 E: 0 LOB: 2 K: 1 BB: 1 S: 4 P: 9	R: 0 H: 0 E: 0 LOB: 1 K: 0 BB: 2 S: 2 P: 10	R: 2 H: 2 E: 0 LOB: 0 K: 0 BB: 0 S: 5 P: 5	R: 1 H: 2 E: 0 LOB: 1 K: 1 BB: 0 S: 7 P: 7	R: 0 H: 0 E: 0 LOB: 0 K: 0 BB: 0 S: 3 P: 3	R: 0 H: 1 E: 0 LOB: 1 K: 0 BB: 0 S: 4 P: 4	1B: 4 SF: 0 2B: 4 SAC: 0 3B: 0 DP: 2 HR: 2 HBP: 2						

	AB	33
	R	6
	H	8
	RBI	6
	BB	3
	SO	2
	LOB	15

WP: 0 PB: 0 SB: 0 CS: 1 PA: 38

PITCHER		IP	WLS	BF	H	R	ER	SO	BB	IBB	HBP	BLK	WP	HR	S	P	ERA	WHIP
Mike Fornieles, R ERA: 4.13	(1, 1)	5.0		23	5	5	5	1	3	0	2	0	0	2	20	34	9.00	1.600
Murray Wall, R ERA: 1.38	(6, 1)	2.0		8	2	1	1	1	0	0	0	0	0	0	10	10	4.50	1.000
Ike Delock, R ERA: 2.7	(8, 1)	2.0	W	7	1	0	0	0	0	0	0	0	0	0	7	7	0.00	0.500

PITCHER	IP	WLS	BF	H	R	ER	SO	BB	IBB	HBP	BLK	WP	HR	S	P	ERA	WHIP

BOTTOM

Kansas City Athletics @ Boston Red Sox

Fenway Park, Boston, MA

Thu May 01 1958, 3:33 AM EDT

Att. 4,897 - Unknown

livebaseballscorecards.com

Batter	1	2	3	4	5	6	7	8	9	AB	R	H	RBI	BB	SO	LOB
Don Buddin, R (1, 6) OBP: 0.484, SLG: 0.378	K	L7-6-4-3 1-2		1-H 2-H 3-H FC1-2-5 3B		1B 1B	F8			5	0	2	3	0	1	4
Pete Runnels, L (1, 4) OBP: 0.422, SLG: 0.375	BB BB 1B		F5	FC1-2-5 BB 3-H		G3-6-3 1-2 1B		L7		5	0	2	0	0	0	1
Ted Williams, L (1, 7) OBP: 0.442, SLG: 0.444	F7		1-3	BB IBB		G3-6-3 1-2f		4-3		4	0	0	0	1	0	3
Dick Gernert, R (1, 3) OBP: 0.500, SLG: 0.500	BB 1-2 BB		BB	1-2 2-3 BB			6-3	F7		2	0	0	0	3	0	0
Jackie Jensen, R (1, 9) OBP: 0.323, SLG: 0.431 Gene Stephens, L (2, 9) OBP: 0.280, SLG: 0.227	1-2 2-3 BB		K	4-3			1B 1B BB BB		1B 2B	0 3	0 2	0 1	0 0	1 1	0 1	0 4
Frank Malzone, R (1, 5) OBP: 0.277, SLG: 0.328	L7			1B 1B 3B 1B	F7 1B		BB 1B 1-2 1B		F7 1B	5	1	2	0	0	0	4
Sammy White, R (1, 2) OBP: 0.333, SLG: 0.465 Billy Consolo, R (7, PR) OBP: 0.212, SLG: 0.167 Pete Daley, R (8, 2) OBP: 0.364, SLG: 0.222 Marty Keough, L (9, PH) OBP: 0.267, SLG: 0.333		5-3		1B 1-2 3B 1B	6-3		BB 1-2 2-3 1B		2B 2-H 1B	4 0 0 1	1 0 0 1	2 0 0 1	0 0 0 0	0 0 0 0	0 0 0 0	0 0 0 0
Jim Piersall, R (1, 8) OBP: 0.268, SLG: 0.340		1B 3B		F3	6-3		F8		2B 2-H	5	1	2	1	0	0	5
Mike Fornieles, R (1, 1) OBP: 0.400, SLG: 0.400 Murray Wall, R (6, 1) Billy Klaus, L (7, PH) OBP: 0.375, SLG: 0.333 Ike Delock, R (8, 1)	7-6-4-3 3-H 1B			1-2 2-3 3B 1B		K	1-2 2-3 3-H BB			2 1 0 0	1 0 0 0	2 0 0 0	1 0 1 0	0 0 1 0	0 1 0 0	0 0 0 0

Inning Stats	1	2	3	4	5	6	7	8	9
	R: 0 E: 0 K: 1 S: 6	H: 1 LOB: 3 BB: 2 P: 14	R: 1 E: 0 K: 0 S: 4	H: 2 LOB: 0 BB: 0 P: 4	R: 0 E: 0 K: 1 S: 5	H: 0 LOB: 1 BB: 1 P: 9	R: 3 E: 0 K: 0 S: 7	H: 4 LOB: 3 BB: 2 P: 15	R: 0 E: 0 K: 0 S: 3	H: 0 LOB: 0 BB: 0 P: 3
	R: 0 E: 0 K: 1 S: 6	H: 2 LOB: 1 BB: 0 P: 6	R: 1 E: 0 K: 0 S: 5	H: 2 LOB: 3 BB: 2 P: 13	R: 0 E: 0 K: 0 S: 3	H: 0 LOB: 0 BB: 0 P: 3	R: 2 E: 0 K: 0 S: 4	H: 3 LOB: 1 BB: 0 P: 4	1B: 10 2B: 3 3B: 2 HR: 0	SF: 0 SAC: 0 DP: 2 HBP: 0

	AB	37
	R	7
	H	14
	RBI	7
	BB	7
	SO	3
	LOB	21

WP: 0 PA: 44
PB: 0
SB: 0
CS: 0

PITCHER		IP	WLS	BF	H	R	ER	SO	BB	IBB	HBP	BLK	WP	HR	S	P	ERA	WHIP
Wally Burnette, R ERA: 3.97	(1, 1)	3.1		19	7	4	4	2	3	0	0	0	0	0	20	32	10.80	3.000
Ray Herbert, R ERA: 3.0	(4, 1)	3.0		15	4	1	1	1	2	1	0	0	0	0	14	26	3.00	2.000
Tom Gorman, R ERA: 3.72	(7, 1)	2.0	L	10	3	2	2	0	1	0	0	0	0	0	9	13	9.00	2.000

PITCHER		IP	WLS	BF	H	R	ER	SO	BB	IBB	HBP	BLK	WP	HR	S	P	ERA	WHIP

Batter	1	2	3	4	5	6	7	8	9	AB	R	H	RBI	BB	SO	LOB
Billy Hunter, R (1, 4) OBP: 0.350, SLG: 0.563	BBBB 4-0 6-3 6-3 BB		x 0-0 F3 ②		x 0-0 FC6-4 ③ 1-2f			BBBB 4-0 CS BB		2	0	0	0	2	0	2
Bill Tuttle, R (1, 8) OBP: 0.391, SLG: 0.385	x 0-0 6-3 ① 1-2		SSS 0-3 K ③			x 0-0 F7 ①		x 0-0 L8 ②③ 1-2		4	0	0	0	0	1	2
Hector Lopez, R (1, 5) OBP: 0.344, SLG: 0.400	x 0-0 6-3 ② 2-3			x 0-0 F5 ①		x 0-0 F7 ②			x 0-0 L6 ①	4	0	0	0	0	0	1
Vic Power, R (1, 3) OBP: 0.258, SLG: 0.276	x 0-0 1-3 ③			x 0-0 F9 ②		x 0-0 1B			x 0-0 F2 ②	4	0	1	0	0	0	1
Bob Cerv, R (1, 7) OBP: 0.483, SLG: 0.981		x 0-0 HR		SSS 0-3 K ③		x 0-0 5-3 ③			x 0-0 F3 ③	4	1	1	1	0	1	1
Frank House, L (1, 2) OBP: 0.321, SLG: 0.407		x 0-0 F3 ①			x 0-0 BB 1B		x 0-0 4-3 ①			3	0	1	0	0	0	0
Bob Martyn, L (1, 9) OBP: 0.500, SLG: 0.400		x 0-0 F9 ②			x 0-0 F7 ①		x 0-0 G1-6-3 1B			3	0	1	0	0	0	1
Joe Demaestri, R (1, 6) OBP: 0.300, SLG: 0.282		x 0-0 5-3 ③			BBBB 4-0 FC6-4 1-2 BB		x 0-0 G1-6-3 ②③ 1-2f			2	0	0	0	1	0	1
Ralph Terry, R (1, 1) OBP: 0.100, SLG: 0.100			x 0-0 F2 ①		SSS 0-3 K ②			x 0-0 F2 ①		1	0	0	0	0	0	0
Dave Melton, R (5, PH)										1	0	0	0	0	1	2
Walt Craddock, R (5, 1)										0	0	0	0	0	0	0
Harry Chiti, R (8, PH) OBP: 0.348, SLG: 0.300										1	0	0	0	0	0	0
Murry Dickson, R (8, 1)										0	0	0	0	0	0	0
Inning Stats	R: 0 E: 0 K: 0 S: 3 H: 0 LOB: 1 BB: 1 P: 7	R: 1 E: 0 K: 0 S: 4 H: 1 LOB: 0 BB: 0 P: 4	R: 0 E: 0 K: 1 S: 5 H: 0 LOB: 0 BB: 0 P: 5	R: 0 E: 0 K: 1 S: 5 H: 0 LOB: 0 BB: 0 P: 5	R: 0 E: 0 K: 1 S: 6 H: 1 LOB: 2 BB: 1 P: 10	R: 0 E: 0 K: 0 S: 4 H: 1 LOB: 1 BB: 0 P: 4	R: 0 E: 0 K: 0 S: 3 H: 1 LOB: 0 BB: 0 P: 3	R: 0 E: 0 K: 0 S: 2 H: 0 LOB: 0 BB: 1 P: 6	R: 0 E: 0 K: 0 S: 3 H: 0 LOB: 0 BB: 0 P: 3	1B: 3 2B: 0 3B: 0 HR: 1	SF: 0 SAC: 0 DP: 1 HBP: 0						

PITCHER	IP	WLS	BF	H	R	ER	SO	BB	IBB	HBP	BLK	WP	HR	S	P	ERA	WHIP
Bob Turley, R (1, 1) ERA: 0.33	9.0	W	32	4	1	1	3	3	0	0	0	0	1	35	47	1.00	0.778

PITCHER	IP	WLS	BF	H	R	ER	SO	BB	IBB	HBP	BLK	WP	HR	S	P	ERA	WHIP

Kansas City Athletics @ New York Yankees

Yankee Stadium, Bronx, NY

Fri May 02 1958, 3:33 AM EDT

Att. 6,278 - Unknown - 72 F

TOP

livebaseballscorecards.com

AB	29
R	1
H	4
RBI	1
BB	3
SO	3
LOB	11

1B: 3 2B: 0 3B: 0 HR: 1	SF: 0 SAC: 0 DP: 1 HBP: 0	WP: 0 PB: 0 SB: 0 CS: 1	PA: 32

Kansas City Athletics @ New York Yankees

Yankee Stadium, Bronx, NY

Fri May 02 1958, 3:33 AM EDT
Att. 6,278 - Unknown - 72 F

livebaseballscorecards.com

Batter	1	2	3	4	5	6	7	8	9	AB	R	H	RBI	BB	SO	LOB
Hank Bauer, R (1, 9) OBP: 0.328, SLG: 0.400	0-0 1B SH 1B 1B	0-3 K			0-3 K		0-0 1-2 2B 1B			4	2	2	0	0	2	0
Norm Siebern, L (1, 7) OBP: 0.421, SLG: 0.516	0-0 SH 1B 1-2 1B		0-0 F8 G3 HR 1B		0-3 K		0-0 1-H 2-H 1B 2B			3	3	2	2	0	1	0
Tony Kubek, L (1, 8) OBP: 0.750, SLG: 0.750	0-0 1B 1-2 2-3 1B 1B		0-0 G3 1-2		0-0 BB 1B		0-0 G1-6-3 2-H 1B			4	1	3	1	0	0	1
Yogi Berra, L (1, 2) OBP: 0.259, SLG: 0.346	0-0 G6-4-3 1B 1-2 2-H 3-H 1B		0-0 F8 2-3		4-0 1-2 BB		0-0 F9			3	0	1	2	1	0	2
Bill Skowron, R (1, 3) OBP: 0.414, SLG: 0.655	0-0 G6-4-3 1-2 2-H 1B		0-0 3-H HR		0-0 L7		0-0 G1-6-3 1-2f			4	1	2	3	0	0	3
Gil McDougald, R (1, 6) OBP: 0.424, SLG: 0.537	0-0 G6-4-3 1-2f 2-3		0-3 K			0-0 F8		0-0 G1-6-3 1B		4	0	1	0	0	1	2
Andy Carey, R (1, 5) OBP: 0.217, SLG: 0.409	0-0 F4			0-0 1-3		0-3 K		0-0 G1-6-3 1-2f		4	0	0	0	0	1	2
Bobby Richardson, R (1, 4) OBP: 0.226, SLG: 0.269		0-0 6-3		0-0 4-3		0-0 5-3		0-0 F8		4	0	0	0	0	0	0
Bob Turley, R (1, 1) OBP: 0.091, SLG: 0.091		0-3 K		0-3 K			0-0 1B 2B 1B			3	1	1	0	0	2	0

Inning Stats	1	2	3	4	5	6	7	8	9	AB	R	H	RBI	BB	SO	LOB
	R: 3 E: 1 K: 0 S: 7	R: 0 E: 0 K: 2 S: 7	R: 2 E: 0 K: 1 S: 7	R: 0 E: 0 K: 1 S: 5	R: 0 E: 0 K: 2 S: 8	R: 0 E: 0 K: 1 S: 5	R: 3 E: 0 K: 0 S: 6	R: 0 E: 0 K: 0 S: 3		1B: 10 2B: 1 3B: 0 HR: 1	SF: 0 SAC: 1 DP: 3 HBP: 0	WP: 0 PB: 0 SB: 0 CS: 0	PA: 35			

PITCHER		IP	WLS	BF	H	R	ER	SO	BB	IBB	HBP	BLK	WP	HR	S	P	ERA	WHIP
Ralph Terry, R ERA: 4.39	(1, 1)	4.0	L	18	6	5	4	4	0	0	0	0	0	1	26	26	9.00	1.500
Walt Craddock, L ERA: 6.0	(5, 1)	3.0		14	5	3	3	3	1	0	0	0	0	0	19	23	9.00	2.000
Murry Dickson, R ERA:	(8, 1)	1.0		3	1	0	0	0	0	0	0	0	0	0	3	3	0.00	1.000

PITCHER	IP	WLS	BF	H	R	ER	SO	BB	IBB	HBP	BLK	WP	HR	S	P	ERA	WHIP

Batter	1	2	3	4	5	6	7	8	9	AB	R	H	RBI	BB	SO	LOB
Billy Hunter, R (1, 4) OBP: 0.292, SLG: 0.450	F8	K			K		FC6-4 1-2f			4	0	0	0	0	2	3
Bob Martyn, L (1, 9) OBP: 0.300, SLG: 0.222	4-3	K			F8			4-3		4	0	0	0	0	1	2
Bill Tuttle, R (1, 8) OBP: 0.382, SLG: 0.364	2B BB		F7		F9			6-3		3	1	0	0	1	0	0
Vic Power, R (1, 3) OBP: 0.258, SLG: 0.290	E6 1-H 2B		1-3			1-3		6-3		4	0	1	1	0	0	0
Bob Cerv, R (1, 7) OBP: 0.469, SLG: 0.929	F6		E 1B 1B			6-3			1-3	4	1	1	0	0	0	1
Hector Lopez, R (1, 5) OBP: 0.353, SLG: 0.458		HR	E9 1-H 1B			4-3			K	4	1	2	1	0	1	0
Frank House, L (1, 2) OBP: 0.281, SLG: 0.355		4-3		4-3			F7		F9	4	0	0	0	0	0	0
Joe Demaestri, R (1, 6) OBP: 0.326, SLG: 0.310		2B 1B		K			FC6-4 1B			3	0	2	0	0	1	0
Alex Kellner, R (1, 1) OBP: 0.286, SLG: 0.333		1-3 2B		1-3			K			2	0	1	0	0	0	0
Murry Dickson, R (5, 1)										0	0	0	0	0	0	0
Virgil Trucks, R (6, 1)										0	0	0	0	0	0	0
Dave Melton, R (7, PH)										1	0	0	0	0	1	1
Walt Craddock, R (7, 1)										0	0	0	0	0	0	0
Inning Stats	R: 1 E: 1 K: 0 S: 4 H: 1 LOB: 1 BB: 1 P: 8	R: 1 E: 0 K: 2 S: 10 H: 3 LOB: 2 BB: 0 P: 10	R: 1 E: 1 K: 0 S: 4 H: 2 LOB: 1 BB: 0 P: 4	R: 0 E: 0 K: 1 S: 5 H: 0 LOB: 0 BB: 0 P: 5	R: 0 E: 0 K: 1 S: 5 H: 0 LOB: 0 BB: 0 P: 5	R: 0 E: 0 K: 0 S: 3 H: 0 LOB: 0 BB: 0 P: 3	R: 0 E: 0 K: 1 S: 6 H: 1 LOB: 1 BB: 0 P: 6	R: 0 E: 0 K: 0 S: 3 H: 0 LOB: 0 BB: 0 P: 3	R: 0 E: 0 K: 1 S: 5 H: 0 LOB: 0 BB: 0 P: 5	1B: 4 2B: 2 3B: 0 HR: 1 SF: 0 SAC: 0 DP: 0 HBP: 0						

PITCHER	IP	WLS	BF	H	R	ER	SO	BB	IBB	HBP	BLK	WP	HR	S	P	ERA	WHIP
Pedro Ramos, R (1, 1) ERA: 2.19	3.0		15	6	3	2	2	1	0	0	0	0	1	18	22	6.00	2.333
Dick Hyde, R (4, 1) ERA: 1.47	6.0	W	19	1	0	0	4	0	0	0	0	0	0	27	27	0.00	0.167

PITCHER	IP	WLS	BF	H	R	ER	SO	BB	IBB	HBP	BLK	WP	HR	S	P	ERA	WHIP

TOP

Kansas City Athletics @ Washington Senators

Griffith Stadium, Washington, DC

Sun May 04 1958, 3:33 AM EDT

Unknown

livebaseballscorecards.com

AB	33
R	3
H	7
RBI	2
BB	1
SO	6
LOB	7

PA: 34

WP: 0
PB: 0
SB: 0
CS: 0

Batter	1	2	3	4	5	6	7	8	9	AB	R	H	RBI	BB	SO	LOB
Eddie Yost, R (1, 5) OBP: 0.354, SLG: 0.245	L4		F9		1B 1-2 FC6-5-4-3 1B	BB BB HBP		F9		4	1	1	0	0	0	0
Albie Pearson, L (1, 8) OBP: 0.415, SLG: 0.286	3-1			4-3	1-3 2-H 1B	1-2 2-3 3-H BB		6-3		4	0	1	2	1	0	0
Roy Sievers, R (1, 7) OBP: 0.371, SLG: 0.528	BB			2B	2-3 3-H FC6-5-4-3	1-2 2-3 3-H FC4 BB		K		3	0	1	2	2	1	1
Norm Zauchin, R (1, 3) OBP: 0.404, SLG: 0.489	K			5-3		2B 1B 1B FC4				4	1	1	0	0	1	5
Jim Lemon, R (1, 9) OBP: 0.278, SLG: 0.319 Whitey Herzog, L (9, 9)		K		E5		1B 1-3 FC1-2 2B	BB BB			3 0	0 0	1 0	0 0	1 0	1 0	1 0
Clint Courtney, L (1, 2) OBP: 0.396, SLG: 0.452		P3		G3		FC1-2 1B 2-3 3-H 1B	F9			4	1	1	1	0	0	3
Rocky Bridges, R (1, 6) OBP: 0.420, SLG: 0.442		F7			HR	FC1-2 SH1-3 1B 1-2 BB 3-H	FC6-4 1-2 BB			3	2	1	1	1	0	2
Ken Aspromonte, R (1, 4) OBP: 0.261, SLG: 0.150			K		3-1	BB SH1-3 1-2 2-H BB 1B	F8			4	1	1	1	0	1	2
Pedro Ramos, S (1, 1) OBP: 0.154, SLG: 0.154 Jerry Snyder, R (3, PH) OBP: 0.222, SLG: 0.125 Dick Hyde, R (4, 1)			F9		1B 1B BB	SH1-3 1-2 2-3	FC6-4 1-2f			0 1 1	0 0 1	0 0 0	0 0 0	0 0 1	0 0 0	0 0 2
Inning Stats	R: 0 H: 0 E: 0 LOB: 1 K: 1 BB: 1 S: 5 P: 9	R: 0 H: 0 E: 0 LOB: 0 K: 1 BB: 0 S: 5 P: 5	R: 0 H: 0 E: 0 LOB: 0 K: 1 BB: 0 S: 5 P: 5	R: 0 H: 1 E: 1 LOB: 2 K: 0 BB: 0 S: 5 P: 5	R: 3 H: 3 E: 0 LOB: 0 K: 0 BB: 1 S: 5 P: 9	R: 4 H: 4 E: 0 LOB: 3 K: 0 BB: 2 S: 7 P: 16	R: 0 H: 0 E: 0 LOB: 2 K: 0 BB: 2 S: 3 P: 11	R: 0 H: 0 E: 0 LOB: 0 K: 1 BB: 0 S: 5 P: 5		1B: 5 SF: 0 2B: 3 SAC: 1 3B: 0 DP: 1 HR: 1 HBP: 1						

PITCHER	IP	WLS	BF	H	R	ER	SO	BB	IBB	HBP	BLK	WP	HR	S	P	ERA	WHIP
Alex Kellner, L (1, 1) ERA: 8.62	4.1		20	4	3	3	3	2	0	0	0	0	1	24	32	6.23	1.385
Murry Dickson, R (5, 1) ERA: 9.0	1.1	L	9	4	4	4	0	1	0	1	0	0	0	7	12	27.00	3.750
Virgil Trucks, R (6, 1) ERA: 2.25	0.1		2	0	0	0	0	1	0	0	0	0	0	1	5	0.00	3.000
Walt Craddock, L (7, 1) ERA: 4.5	2.0		8	0	0	0	1	2	0	0	0	0	0	8	16	0.00	1.000

PITCHER	IP	WLS	BF	H	R	ER	SO	BB	IBB	HBP	BLK	WP	HR	S	P	ERA	WHIP

BOTTOM

Kansas City Athletics @ Washington Senators
Griffith Stadium, Washington, DC
Sun May 04 1958, 3:33 AM EDT
Unknown

livebaseballscorecards.com

AB	31
R	7
H	8
RBI	7
BB	6
SO	4
LOB	16

Batter	1	2	3	4	5	6	7	8	9	AB	R	H	RBI	BB	SO	LOB
Mike Baxes, R (1, 4) OBP: 0.397, SLG: 0.356	BBBB 4-0 L3 1B BB		BBBB 4-0 FC6-4 1-2 BB		x 0-0 ② F7		x 0-0 ③ F7			2	0	0	0	2	0	1
Bill Tuttle, R (1, 8) OBP: 0.389, SLG: 0.362	x 0-0 L3 1B 1-2		x 0-0 ② FC6-4 1-2f 2-3		BBBB 4-0 BB			SSS 0-3 ① K		3	0	1	0	1	1	2
Hector Lopez, R (1, 5) OBP: 0.333, SLG: 0.429	x 0-0 ①②③ L3 1-2 2-3		x 0-0 ③ 4-3		x 0-0 ③ 5-3			x 0-0 ② 5-3		4	0	0	0	0	0	5
Vic Power, R (1, 3) OBP: 0.257, SLG: 0.303		x 0-0 ① F9		x 0-0 3B 2B		x 0-0 ① 6-3		x 0-0 ③ F7		4	1	1	0	0	0	0
Bob Cerv, R (1, 7) OBP: 0.441, SLG: 0.867		SSS 0-3 ② K		x 0-0 ① 6-3		SSS 0-3 ② K			x 0-0 ① P5	4	0	0	0	0	2	1
Bob Martyn, L (1, 9) OBP: 0.357, SLG: 0.462		x 0-0 1B		x 0-0 2-H SF9 3B		x 0-0 ③ F5			x 0-0 ② F7	4	1	2	1	0	0	0
Hal Smith, R (1, 2) OBP: 0.412, SLG: 0.769		x 0-0 ③ F8		x 0-0 ② SF9 3-H			x 0-0 SH1-3 1B		BBBB 4-0 BB	2	0	1	1	1	0	1
Joe Demaestri, R (1, 6) OBP: 0.326, SLG: 0.311			x 0-0 FC3-6 1B	x 0-0 ③ 6-3			x 0-0 ① SH1-3 1-2		SSS 0-3 ③ K	3	0	1	0	0	1	1
Jack Urban, R (1, 1) OBP: 0.167, SLG: 0.167 Tom Gorman, R (5, 1) OBP: 0.333, SLG: 0.333 Frank House, L (7, PH) OBP: 0.273, SLG: 0.344 Virgil Trucks, R (7, 1)			x 0-0 ① FC3-6 FC6-4 WP 1-2f		x 0-0 ① 1-3		x 0-0 ② F7			2 0 1 0	0 0 0 0	0 0 0 0	0 0 0 0	0 0 0 0	0 0 0 0	1 0 1 0
Inning Stats	R: 0 H: 1 E: 0 LOB: 0 K: 0 BB: 1 S: 2 P: 6	R: 0 H: 1 E: 0 LOB: 1 K: 1 BB: 0 S: 6 P: 6	R: 0 H: 1 E: 0 LOB: 2 K: 0 BB: 1 S: 4 P: 8	R: 2 H: 2 E: 0 LOB: 0 K: 0 BB: 0 S: 5 P: 5	R: 0 H: 0 E: 0 LOB: 1 K: 0 BB: 1 S: 3 P: 7	R: 0 H: 0 E: 0 LOB: 0 K: 1 BB: 0 S: 5 P: 5	R: 0 H: 1 E: 0 LOB: 1 K: 0 BB: 0 S: 4 P: 4	R: 0 H: 0 E: 0 LOB: 0 K: 1 BB: 0 S: 5 P: 5	R: 0 H: 0 E: 0 LOB: 1 K: 1 BB: 1 S: 5 P: 9	1B: 4 SF: 1 2B: 2 SAC: 1 3B: 1 DP: 1 HR: 0 HBP: 0						

TOP

Kansas City Athletics @ Washington Senators
Griffith Stadium, Washington, DC

Sun May 04 1958, 3:38 AM EDT
Att. 15,895 - Unknown

livebaseballscorecards.com

AB	29
R	2
H	6
RBI	2
BB	4
SO	4
LOB	13

PITCHER		IP	WLS	BF	H	R	ER	SO	BB	IBB	HBP	BLK	WP	HR	S	P	ERA	WHIP
Russ Kemmerer, R ERA: 3.38	(1, 1)	9.0		35	6	2	2	4	4	0	0	0	1	0	39	55	2.00	1.111

PITCHER	IP	WLS	BF	H	R	ER	SO	BB	IBB	HBP	BLK	WP	HR	S	P	ERA	WHIP

Batter	1	2	3	4	5	6	7	8	9	AB	R	H	RBI	BB	SO	LOB
Eddie Yost, R (1, 5) OBP: 0.371, SLG: 0.236	6-3		2B BB		BB 1B BB		1B BB		F9	2	0	0	0	3	0	0
Albie Pearson, L (1, 8) OBP: 0.448, SLG: 0.383	2B		1-H 2-H 2B		BB 1-2 2-H 1B		G4-6-3 1-2 1B		F7	5	0	4	2	0	0	0
Neil Chrisley, L (1, 9) OBP: 0.214, SLG: 0.154	F8		F7		FC6-4 1-2 2-3 BB		G4-6-3 1-2f			3	0	0	0	1	0	4
Roy Sievers, R (1, 7) OBP: 0.348, SLG: 0.491	6-3			K	FC6-4 1-2f			K		4	0	0	0	0	2	4
Clint Courtney, L (1, 2) OBP: 0.385, SLG: 0.422		F7		G3		4-3		1B BB		3	0	0	0	1	0	0
Norm Zauchin, R (1, 3) OBP: 0.411, SLG: 0.490		P3		K		1B		1-2 1B		4	0	2	0	0	1	0
Rocky Bridges, R (1, 6) OBP: 0.407, SLG: 0.413		CS BB			5-3	F8		L5		3	0	0	0	1	0	3
Ken Aspromonte, R (1, 4) OBP: 0.269, SLG: 0.136		CS 1-2		SH3-4 2B BB	F7	K		P6		2	1	0	0	1	1	1
Julio Becquer, L (8, PH) OBP: 0.273, SLG: 0.273										1	0	0	0	0	0	2
Ossie Alvarez, R (9, 4) OBP: 0.333, SLG: 0.333										0	0	0	0	0	0	0
Russ Kemmerer, R (1, 1)			SH3-4 1-2		BB 1B BB		3-1		K	2	1	0	0	1	1	0
Inning Stats	R: 0 H: 1 E: 0 LOB: 1 K: 0 BB: 0 S: 4 P: 4	R: 0 H: 0 E: 0 LOB: 0 K: 0 BB: 1 S: 2 P: 6	R: 1 H: 1 E: 0 LOB: 1 K: 0 BB: 2 S: 3 P: 11	R: 0 H: 0 E: 0 LOB: 0 K: 2 BB: 0 S: 7 P: 7	R: 1 H: 1 E: 0 LOB: 3 K: 0 BB: 3 S: 4 P: 16	R: 0 H: 1 E: 0 LOB: 1 K: 1 BB: 0 S: 6 P: 6	R: 0 H: 1 E: 0 LOB: 1 K: 0 BB: 1 S: 3 P: 7	R: 0 H: 1 E: 0 LOB: 2 K: 1 BB: 1 S: 6 P: 10	R: 0 H: 0 E: 0 LOB: 0 K: 1 BB: 0 S: 5 P: 5	1B: 4 SF: 0 2B: 2 SAC: 1 3B: 0 DP: 1 HR: 0 HBP: 0						WP: 0 PA: 39 PB: 0 SB: 0 CS: 1

PITCHER		IP	WLS	BF	H	R	ER	SO	BB	IBB	HBP	BLK	WP	HR	S	P	ERA	WHIP
Jack Urban, R ERA: 2.63	(1, 1)	4.2		21	3	2	2	2	6	0	0	0	0	0	19	43	3.86	1.929
Tom Gorman, R ERA: 3.27	(5, 1)	1.1		5	1	0	0	1	0	0	0	0	0	0	7	7	0.00	0.750
Virgil Trucks, R ERA: 1.29	(7, 1)	3.0		12	2	0	0	2	2	0	0	0	0	0	14	22	0.00	1.333

PITCHER	IP	WLS	BF	H	R	ER	SO	BB	IBB	HBP	BLK	WP	HR	S	P	ERA	WHIP

BOTTOM

Kansas City Athletics @ Washington Senators
Griffith Stadium, Washington, DC
Sun May 04 1958, 3:38 AM EDT
Att. 15,895 - Unknown

livebaseballscorecards.com

AB	29
R	2
H	6
RBI	2
BB	8
SO	5
LOB	14

Batter	1	2	3	4	5	6	7	8	9	AB	R	H	RBI	BB	SO	LOB
Mike Baxes, R (1, 4) OBP: 0.389, SLG: 0.365	F7		F8 E 2B		5-3			5-3		4	1	1	0	0	0	0
Bill Tuttle, R (1, 9) OBP: 0.395, SLG: 0.361	1B		BBBB E BB		6-3			4-3		3	0	1	0	1	0	0
Hector Lopez, R (1, 5) OBP: 0.316, SLG: 0.403	L9		F8 2-3		6-3			6-3		4	0	0	0	0	0	3
Vic Power, R (1, 3) OBP: 0.257, SLG: 0.290	4-3		E6 1-2 3-H			BBBB G6-4-3 BB			L8	3	0	0	0	1	0	2
Bob Cerv, R (1, 7) OBP: 0.444, SLG: 0.839		BBBB BB	F4			F5			BBBB BB	2	0	0	0	2	0	3
Woodie Held, R (1, 8) OBP: 0.350, SLG: 0.353		F8		G3-6-3 1B		G6-4-3 1-2f			SSS K	4	0	1	0	0	1	3
Frank House, L (1, 2) OBP: 0.270, SLG: 0.333		F5		G3-6-3 1-2f			G4-6-3 1B		4-3	4	0	1	0	0	0	3
Joe Demaestri, R (1, 6) OBP: 0.327, SLG: 0.298		SSS K		BBBB BB			G4-6-3 1-2f			2	0	0	0	1	1	2
Ned Garver, R (1, 1) OBP: 0.154, SLG: 0.083 Virgil Trucks, R (8, 1)			F3	SSS K			L9			3 0	0 0	0 0	0 0	0 0	1 0	1 0
Inning Stats	R: 0 E: 0 K: 0 S: 4 H: 1 LOB: 1 BB: 0 P: 4	R: 0 E: 0 K: 1 S: 5 H: 0 LOB: 1 BB: 1 P: 9	R: 1 E: 1 K: 0 S: 5 H: 1 LOB: 2 BB: 1 P: 9	R: 0 E: 0 K: 1 S: 5 H: 1 LOB: 1 BB: 1 P: 9	R: 0 E: 0 K: 0 S: 3 H: 0 LOB: 0 BB: 0 P: 3	R: 0 E: 0 K: 0 S: 2 H: 0 LOB: 0 BB: 1 P: 6	R: 0 E: 0 K: 0 S: 3 H: 1 LOB: 0 BB: 0 P: 3	R: 0 E: 0 K: 0 S: 3 H: 0 LOB: 0 BB: 0 P: 3	R: 0 E: 0 K: 1 S: 5 H: 0 LOB: 1 BB: 1 P: 9	1B: 3 2B: 1 3B: 0 HR: 0 SF: 0 SAC: 0 DP: 3 HBP: 0						

PITCHER	IP	WLS	BF	H	R	ER	SO	BB	IBB	HBP	BLK	WP	HR	S	P	ERA	WHIP
Paul Foytack, R (1, 1) ERA: 2.59	9.0	W	34	4	1	0	3	5	0	0	0	0	0	35	55	0.00	1.000

PITCHER	IP	WLS	BF	H	R	ER	SO	BB	IBB	HBP	BLK	WP	HR	S	P	ERA	WHIP

TOP

Kansas City Athletics @ Detroit Tigers

Briggs Stadium, Detroit, MI

Fri May 09 1958, 7:05 PM EDT

Att. 19,571 - Unknown

livebaseballscorecards.com

AB	29
R	1
H	4
RBI	0
BB	5
SO	3
LOB	17

WP: 0 PA: 34
PB: 0
SB: 0
CS: 0

BOTTOM

Kansas City Athletics @ Detroit Tigers

Briggs Stadium, Detroit, MI

Fri May 09 1958, 7:05 PM EDT

Att. 19,571 - Unknown

livebaseballscorecards.com

Batter	1	2	3	4	5	6	7	8	9	AB	R	H	RBI	BB	SO	LOB
Frank Bolling, R (1, 4) OBP: 0.301, SLG: 0.301	F8	FC1-4 1-2f			B1-3		G6-4-3 2-3 1B	FC2-5 1-2 2-3f		5	0	1	0	0	0	3
Billy Martin, R (1, 6) OBP: 0.333, SLG: 0.444	K	K			2B		G6-4-3 1-2f	K		5	0	1	0	0	3	5
Harvey Kuenn, R (1, 8) OBP: 0.396, SLG: 0.523	BB HR BB		6-3		5-3			2B 2B		3	2	1	0	1	0	1
Charlie Maxwell, L (1, 7) OBP: 0.359, SLG: 0.411	1-2 HR BB		3-1		F5			F7		3	1	0	0	1	0	2
Ray Boone, R (1, 3) OBP: 0.323, SLG: 0.444	1-H 2-H HR		F8			K2-3		2-H 1B 2B		4	2	2	4	0	1	0
Al Kaline, R (1, 9) OBP: 0.322, SLG: 0.359	1B S CS 1B			3B		CS 1B		1B 1B IBB		3	1	3	0	1	0	0
Reno Bertoia, R (1, 5) OBP: 0.337, SLG: 0.400	1-3 1B			6-3		F4		1B E 1-3 2-H 1B		4	1	2	1	0	0	2
Jim Hegan, R (1, 2) OBP: 0.255, SLG: 0.255	L 3-H	K		F5		L 1-2	1B SH1-4 1B	FC2-5 E 2-3 3-H 1B		6	0	2	1	0	1	4
Paul Foytack, R (1, 1) OBP: 0.250, SLG: 0.250		FC1-4 1B		1-3			SH1-4 1-2	E1 FC2-5 1-2 3-H		3	0	1	1	0	0	2
Inning Stats	R: 3 H: 3 E: 0 LOB: 1 K: 1 BB: 2 S: 7 P: 15	R: 0 H: 1 E: 0 LOB: 1 K: 2 BB: 0 S: 8 P: 8	R: 0 H: 0 E: 0 LOB: 0 K: 0 BB: 0 S: 3 P: 3	R: 0 H: 1 E: 0 LOB: 1 K: 0 BB: 0 S: 4 P: 4	R: 0 H: 1 E: 0 LOB: 1 K: 0 BB: 0 S: 4 P: 4	R: 0 H: 1 E: 0 LOB: 0 K: 1 BB: 0 S: 5 P: 5	R: 0 H: 2 E: 0 LOB: 1 K: 0 BB: 0 S: 4 P: 4	R: 4 H: 4 E: 1 LOB: 2 K: 1 BB: 1 S: 10 P: 14		1B: 8 SF: 0 2B: 3 SAC: 1 3B: 1 DP: 1 HR: 1 HBP: 0						

AB	36	
R	7	
H	13	
RBI	7	
BB	3	
SO	5	
LOB	19	

WP: 0 PA: 40
PB: 0
SB: 1
CS: 2

PITCHER		IP	WLS	BF	H	R	ER	SO	BB	IBB	HBP	BLK	WP	HR	S	P	ERA	WHIP
Ned Garver, R ERA: 4.26	(1, 1)	7.1	L	36	12	7	7	4	2	1	0	0	0	1	39	51	8.59	1.909
Virgil Trucks, R ERA: 1.17	(8, 1)	0.2		4	1	0	0	1	0	0	0	0	0	0	6	6	0.00	1.500

PITCHER	IP	WLS	BF	H	R	ER	SO	BB	IBB	HBP	BLK	WP	HR	S	P	ERA	WHIP

Batter	1	2	3	4	5	6	7	8	9	AB	R	H	RBI	BB	SO	LOB
Mike Baxes, R (1, 4) OBP: 0.377, SLG: 0.343	BBBB 4-0 G5-4-3 BB		x 0-0 ② F5		x 0-0 ① L9		x 0-0 ③ F7		x 0-0 ③ FC5-4 1-2f	4	0	0	0	1	0	5
Bill Tuttle, R (1, 9) OBP: 0.375, SLG: 0.338	x 0-0 ①② G5-4-3 1-2f		SSS 0-3 ③ K		SSS 0-3 ② K			x 0-0 ① 6-3		4	0	0	0	0	2	3
Hector Lopez, R (1, 5) OBP: 0.313, SLG: 0.394	x 0-0 1B			x 0-0 ① 4-3	x 0-0 ③ L9			x 0-0 ② F7		4	0	1	0	0	0	1
Vic Power, R (1, 3) OBP: 0.244, SLG: 0.274	x 0-0 ③ F7			SSS 0-3 K HR		x 0-0 E6 1B		x 0-0 6-3		4	1	0	0	0	1	1
Bob Cerv, R (1, 7) OBP: 0.447, SLG: 0.862		SSS 0-3 ① K		x 0-0 1-H HR		SSS 0-3 ① K			BBBB 4-0 SH2-4 1B BB	3	1	1	2	1	2	1
Woodie Held, R (1, 8) OBP: 0.359, SLG: 0.364		x 0-0 ② F7		x 0-0 ② F8		x 0-0 G6-4-3 1-2 1B			x 0-0 SH2-4 1-2 1B	4	0	2	0	0	0	0
Harry Chiti, R (1, 2) OBP: 0.346, SLG: 0.391		x 0-0 ③ L9		x 0-0 3B		x 0-0 ②③ G6-4-3 1-2f			x 0-0 ① SH2-4 1-2 2-3	3	0	1	0	0	0	2
Joe Demaestri, R (1, 6) OBP: 0.308, SLG: 0.280 Hal Smith, R (9, PH) OBP: 0.444, SLG: 0.769 Billy Hunter, R (9, PR) OBP: 0.292, SLG: 0.450			x 0-0 E6 SH1-4 x 0-0 ③ F2				SSS 0-3 ① K		UUU 4-0 FC5-4 IBB	3 0 0	0 0 0	0 0 0	0 1 0	0 0 0	1 0 0	1 0 0
Ralph Terry, R (1, 1) OBP: 0.167, SLG: 0.167 Dave Melton, R (9, PH)			x 0-0 ① SH1-4 1-2		x 0-0 1B		x 0-0 ② 4-3		SSS 0-3 ② K	2 1	0 0	1 0	0 0	0 0	0 1	0 3
Inning Stats	R: 0 E: 0 K: 0 S: 3 H: 1 LOB: 1 BB: 1 P: 7	R: 0 E: 0 K: 1 S: 5 H: 0 LOB: 0 BB: 0 P: 5	R: 0 E: 1 K: 1 S: 6 H: 0 LOB: 1 BB: 0 P: 6	R: 2 E: 0 K: 1 S: 8 H: 2 LOB: 1 BB: 0 P: 8	R: 0 E: 0 K: 1 S: 6 H: 1 LOB: 1 BB: 0 P: 6	R: 0 E: 1 K: 1 S: 6 H: 1 LOB: 1 BB: 0 P: 6	R: 0 E: 0 K: 1 S: 5 H: 0 LOB: 0 BB: 0 P: 5	R: 0 E: 0 K: 0 S: 3 H: 0 LOB: 0 BB: 0 P: 3	R: 0 E: 0 K: 1 S: 6 H: 1 LOB: 3 BB: 2 P: 14	1B: 4 2B: 0 3B: 1 HR: 1 SF: 0 SAC: 2 DP: 2 HBP: 0						

PITCHER	IP	WLS	BF	H	R	ER	SO	BB	IBB	HBP	BLK	WP	HR	S	P	ERA	WHIP
Billy Hoeft, L (1, 1) ERA: 3.63	9.0	W	37	6	2	1	7	2	1	0	0	0	1	48	60	1.00	0.889

PITCHER	IP	WLS	BF	H	R	ER	SO	BB	IBB	HBP	BLK	WP	HR	S	P	ERA	WHIP

TOP

Kansas City Athletics @ Detroit Tigers

Briggs Stadium, Detroit, MI

Sat May 10 1958, 4:33 AM EDT

Att. 7,405 - Unknown

livebaseballscorecards.com

AB	32
R	2
H	6
RBI	2
BB	3
SO	7
LOB	17

Batter	1	2	3	4	5	6	7	8	9	AB	R	H	RBI	BB	SO	LOB
Frank Bolling, R (1, 4) OBP: 0.290, SLG: 0.292	F8		SF8 3-H			G3		F7		3	0	0	1	0	0	0
Billy Martin, R (1, 6) OBP: 0.328, SLG: 0.433	5-3		F7			6-3		1B		4	0	1	0	0	0	0
Harvey Kuenn, R (1, 8) OBP: 0.400, SLG: 0.522	6-3			4-3 1B 1B		CS 1B		F9		4	1	2	0	0	0	1
Charlie Maxwell, L (1, 7) OBP: 0.358, SLG: 0.407		4-3		4-3 1-2		CS 1-2	FC5-4 1B			3	0	1	0	0	0	1
Ray Boone, R (1, 3) OBP: 0.338, SLG: 0.509		HR		2-H 1B			FC5-4 5-3 1-2f BB			3	1	2	2	0	0	1
Al Kaline, R (1, 9) OBP: 0.333, SLG: 0.354		L6-3		B B B B CS BB			B B B B 5-3 1-2 BB			1	0	0	0	2	0	0
Reno Bertoia, R (1, 5) OBP: 0.326, SLG: 0.385		F9		L 1-2	L7		5-3 1-2 2-3			4	0	0	0	0	0	3
Jim Hegan, R (1, 2) OBP: 0.241, SLG: 0.240			5-3		S S S K		F5			3	0	0	0	0	1	2
Billy Hoeft, L (1, 1) OBP: 0.357, SLG: 0.500			SF8 3B		F5			G3		3	1	1	0	0	0	0
Inning Stats	R: 0 E: 0 K: 0 S: 3 H: 0 LOB: 0 BB: 0 P: 3	R: 1 E: 0 K: 0 S: 4 H: 1 LOB: 0 BB: 0 P: 4	R: 1 E: 0 K: 0 S: 4 H: 1 LOB: 0 BB: 0 P: 4	R: 1 E: 0 K: 0 S: 3 H: 2 LOB: 0 BB: 1 P: 7	R: 0 E: 0 K: 1 S: 5 H: 0 LOB: 0 BB: 0 P: 5	R: 0 E: 0 K: 0 S: 3 H: 1 LOB: 0 BB: 0 P: 3	R: 0 E: 0 K: 0 S: 4 H: 1 LOB: 2 BB: 1 P: 8	R: 0 E: 0 K: 0 S: 4 H: 1 LOB: 1 BB: 0 P: 4		1B: 5 2B: 0 3B: 1 HR: 1 SF: 1 SAC: 0 DP: 0 HBP: 0						

PITCHER	IP	WLS	BF	H	R	ER	SO	BB	IBB	HBP	BLK	WP	HR	S	P	ERA	WHIP
Ralph Terry, R (1, 1) ERA: 4.15	8.0	L	31	7	3	3	1	2	0	0	0	0	1	30	38	3.38	1.125

PITCHER	IP	WLS	BF	H	R	ER	SO	BB	IBB	HBP	BLK	WP	HR	S	P	ERA	WHIP

BOTTOM

Kansas City Athletics @ Detroit Tigers

Briggs Stadium, Detroit, MI

Sat May 10 1958, 4:33 AM EDT

Att. 7,405 - Unknown

livebaseballscorecards.com

AB	28
R	3
H	7
RBI	3
BB	2
SO	1
LOB	8

Batter	1	2	3	4	5	6	7	8	9	AB	R	H	RBI	BB	SO	LOB
Mike Baxes, R (1, 4) OBP: 0.358, SLG: 0.324	4-3		K		F5		F6			4	0	0	0	0	1	0
Bill Tuttle, R (1, 9) OBP: 0.369, SLG: 0.324	F8		FC5-4 BB		1-3		6-3			3	0	0	0	1	0	0
Hector Lopez, R (1, 5) OBP: 0.321, SLG: 0.400	F8		FC5-4 1-2f		1B			G6-4-3 1B		4	0	2	0	0	0	1
Vic Power, R (1, 3) OBP: 0.268, SLG: 0.312		1B 5-3 1B		E 2B	1-2 1B			G6-4-3 1-2f		4	2	3	0	0	0	1
Bob Cerv, R (1, 7) OBP: 0.450, SLG: 0.884		F8		E8 FC6-2 2-H 1B	6-3			HR		4	1	2	2	0	0	3
Woodie Held, R (1, 8) OBP: 0.353, SLG: 0.356		5-3 1-3 1B		K		1-3		4-3		4	0	1	0	0	1	1
Hal Smith, R (1, 2) OBP: 0.364, SLG: 0.588		5-3 1-2 3-H		FC6-2 1B 3-H		4-3			L9	4	0	0	1	0	0	2
Joe Demaestri, R (1, 6) OBP: 0.304, SLG: 0.278		F7		1-2 1B		K			L9	4	0	1	0	0	1	1
Jack Urban, R (1, 1) OBP: 0.111, SLG: 0.111			6-3	L5			6-3		F8	3	0	0	0	0	0	2
Tom Gorman, R (8, 1) OBP: 0.333, SLG: 0.333										0	0	0	0	0	0	0
Frank House, L (9, PH) OBP: 0.263, SLG: 0.324										1	0	0	0	0	0	0

TOP

Kansas City Athletics @ Detroit Tigers

Briggs Stadium, Detroit, MI

Sun May 11 1958, 4:33 AM EDT

Att. 12,518 - Unknown

livebaseballscorecards.com

AB	35
R	3
H	9
RBI	3
BB	1
SO	3
LOB	11

Inning Stats	1	2	3	4	5	6	7	8	9
	R: 0 E: 0 K: 0 S: 3	H: 0 LOB: 0 BB: 0 P: 3	R: 1 E: 0 K: 0 S: 5	H: 2 LOB: 1 BB: 0 P: 5	R: 0 E: 0 K: 1 S: 5	H: 0 LOB: 1 BB: 1 P: 9	R: 1 E: 1 K: 1 S: 8	H: 3 LOB: 2 BB: 0 P: 8	R: 0 E: 0 K: 0 S: 5	H: 2 LOB: 2 BB: 0 P: 5
	R: 0 E: 0 K: 1 S: 5	H: 0 LOB: 0 BB: 0 P: 5	R: 0 E: 0 K: 0 S: 3	H: 0 LOB: 0 BB: 0 P: 3	R: 1 E: 0 K: 0 S: 4	H: 2 LOB: 0 BB: 0 P: 4	R: 0 E: 0 K: 0 S: 3	H: 0 LOB: 0 BB: 0 P: 3	1B: 7 2B: 1 3B: 0 HR: 1	SF: 0 SAC: 0 DP: 1 HBP: 0	WP: 0 PB: 0 SB: 0 CS: 0	PA: 36

PITCHER		IP	WLS	BF	H	R	ER	SO	BB	IBB	HBP	BLK	WP	HR	S	P	ERA	WHIP
Jim Bunning, R ERA: 4.75	(1, 1)	2.0		8	2	1	1	0	0	0	0	0	0	0	8	8	4.50	1.000
Bob Shaw, R ERA: 5.14	(3, 1)	6.0	W	25	7	2	2	3	1	0	0	0	0	1	30	34	3.00	1.333
Paul Foytack, R ERA: 2.51	(9, 1)	1.0	S	3	0	0	0	0	0	0	0	0	0	0	3	3	0.00	0.000

PITCHER	IP	WLS	BF	H	R	ER	SO	BB	IBB	HBP	BLK	WP	HR	S	P	ERA	WHIP

Batter	1	2	3	4	5	6	7	8	9	AB	R	H	RBI	BB	SO	LOB
Frank Bolling, R (1, 4) OBP: 0.295, SLG: 0.290	F2		5-3		F3		BB 1-2 2-3	HR 1-2 3-H 1B		4	1	1	1	1	0	0
Billy Martin, R (1, 6) OBP: 0.319, SLG: 0.458	F8		G3		L4		F8	HR 1-H 2-H		5	1	1	3	0	0	3
Harvey Kuenn, R (1, 8) OBP: 0.400, SLG: 0.516	5-3			3B 1B		F9		SH3-4 SF8 BB 1B 5-3		5	2	2	0	0	0	0
Charlie Maxwell, L (1, 7) OBP: 0.380, SLG: 0.500		HR		SF8 1-H 3B		F8		SF8 SH3-4 1-2 1B BB		3	3	2	2	1	0	0
Ray Boone, R (1, 3) OBP: 0.324, SLG: 0.492		6-3		SF8 3-H		F2		SH3-4 1-2 2-3		2	0	0	1	0	0	0
Al Kaline, R (1, 9) OBP: 0.351, SLG: 0.358		BB		L9			G1-4-3 1B	SF8 1B IBB		2	1	1	0	2	0	0
Reno Bertoia, R (1, 5) OBP: 0.322, SLG: 0.375		F8		S BB			G1-4-3 1-2f	SF8 1-2 2-3 3-H		2	0	0	1	1	0	2
Jim Hegan, R (1, 2) OBP: 0.259, SLG: 0.259	K			K 1-2			BB 1B	1B 2-H 3-H 1B		4	1	2	2	0	2	2
Jim Bunning, R (1, 1) OBP: 0.200, SLG: 0.400			3-1		6-3		BB 1-2	HR 1-3 1B		0	0	0	0	0	0	0
Bob Shaw, R (3, 1) OBP: 0.500, SLG: 0.429										3	0	1	0	0	0	0
Gail Harris, L (8, PH) OBP: 0.459, SLG: 0.455										1	1	1	0	0	0	0
Paul Foytack, R (9, 1) OBP: 0.250, SLG: 0.250										0	0	0	0	0	0	0
Inning Stats	R: 0 E: 0 K: 0 S: 3 H: 0 LOB: 0 BB: 0 P: 3	R: 1 E: 0 K: 1 S: 6 H: 1 LOB: 1 BB: 1 P: 10	R: 0 E: 0 K: 0 S: 3 H: 0 LOB: 0 BB: 0 P: 3	R: 2 E: 0 K: 1 S: 7 H: 2 LOB: 1 BB: 1 P: 11	R: 0 E: 0 K: 0 S: 3 H: 0 LOB: 0 BB: 0 P: 3	R: 0 E: 0 K: 0 S: 3 H: 0 LOB: 0 BB: 0 P: 3	R: 0 E: 0 K: 0 S: 5 H: 3 LOB: 3 BB: 1 P: 9	R: 7 E: 0 K: 0 S: 8 H: 5 LOB: 0 BB: 2 P: 16		1B: 8 2B: 0 3B: 1 HR: 2 SF: 2 SAC: 1 DP: 1 HBP: 0						

PITCHER		IP	WLS	BF	H	R	ER	SO	BB	IBB	HBP	BLK	WP	HR	S	P	ERA	WHIP
Jack Urban, R ERA: 5.06	(1, 1)	7.2	L	36	9	8	8	2	4	1	0	0	0	1	35	55	9.39	1.696
Tom Gorman, R ERA: 4.76	(8, 1)	0.1		3	2	2	2	0	0	0	0	0	0	1	3	3	54.00	6.000

PITCHER	IP	WLS	BF	H	R	ER	SO	BB	IBB	HBP	BLK	WP	HR	S	P	ERA	WHIP

BOTTOM

Kansas City Athletics @ Detroit Tigers

Briggs Stadium, Detroit, MI

Sun May 11 1958, 4:33 AM EDT

Att. 12,518 - Unknown

livebaseballscorecards.com

AB	31
R	10
H	11
RBI	10
BB	5
SO	2
LOB	7

Batter	1	2	3	4	5	6	7	8	9	10	11	AB	R	H	RBI	BB	SO	LOB
Luis Aparicio, R (1, 6) OBP: 0.279, SLG: 0.354	6-3	F9			F8		F7		1-3			5	0	0	0	0	0	3
Nellie Fox, L (1, 4) OBP: 0.411, SLG: 0.415	F9		1B		4-3		F7			1-3		2	0	1	0	0	0	0
Sammy Esposito, R (5, PH) OBP: 0.333, SLG: 0.273 (5, 4)												3	0	0	0	0	0	1
Al Smith, R (1, 7) OBP: 0.291, SLG: 0.306	1B		F8			FC6-4 BB FC3-2 1B		K		F5		5	0	2	0	0	1	1
Sherm Lollar, R (1, 2) OBP: 0.479, SLG: 0.561	F6		F5			BBBB 4-0 FC6-4 1-2 BB		H 1-0 BB HBP		F5		3	0	0	0	1	0	2
Ron Jackson, R (1, 3) OBP: 0.319, SLG: 0.500		K	F4			FC6-4 1-2f 2-3		BBBB 4-0 1-2 BB			BBBB 4-0 SH3 BB	3	0	0	0	1	1	3
Ted Beard, L (8, PR) OBP: 0.286, SLG: 0.227 (8, 8)												0	0	0	0	1	0	0
Bubba Phillips, R (1, 5) OBP: 0.266, SLG: 0.328		1B 1B 1B		6-3		FC3-2 1-2 3-H		F9			SH3 1-2	4	1	1	0	0	0	4
Jim Landis, R (1, 8) OBP: 0.267, SLG: 0.465						SSS K		SSS K			SSS K	3	0	1	0	0	1	2
Earl Torgeson, L (8, PH) OBP: 0.417, SLG: 0.167 (8, 3)		1B 1B 1B 1-2		F7								2	0	0	0	0	2	3
Jim Rivera, L (1, 9) OBP: 0.478, SLG: 0.526		1B 1-3 2-H		F9			FC1-6 1B		F8		IBB	4	0	2	1	1	0	0
Ray Moore, R (1, 1) OBP: 0.222, SLG: 0.333		K			K		FC1-6 1-2f		K		1-3	4	0	0	0	0	3	3
Don Mueller, L (11, PH) OBP: 0.167, SLG: 0.333												1	0	0	0	0	0	2
Gerry Staley, R (11, 1)												0	0	0	0	0	0	0
Inning Stats	R: 0 E: 0 K: 0 S: 4 H: 1 LOB: 1 BB: 0 P: 4	R: 1 E: 0 K: 2 S: 10 H: 3 LOB: 2 BB: 0 P: 10	R: 0 E: 0 K: 0 S: 4 H: 1 LOB: 1 BB: 0 P: 4	R: 0 E: 0 K: 0 S: 3 H: 0 LOB: 0 BB: 0 P: 3	R: 0 E: 0 K: 1 S: 5 H: 0 LOB: 0 BB: 0 P: 5	R: 0 E: 0 K: 1 S: 6 H: 1 LOB: 2 BB: 1 P: 10	R: 0 E: 0 K: 0 S: 4 H: 1 LOB: 1 BB: 0 P: 4	R: 0 E: 0 K: 2 S: 7 H: 0 LOB: 2 BB: 1 P: 12	R: 0 E: 0 K: 1 S: 5 H: 0 LOB: 0 BB: 0 P: 5	R: 0 E: 0 K: 0 S: 3 H: 0 LOB: 0 BB: 0 P: 3	R: 0 E: 0 K: 1 S: 5 H: 0 LOB: 2 BB: 2 P: 13	1B: 7 2B: 0 3B: 0 HR: 0 SF: 0 SAC: 1 DP: 0 HBP: 1						

PITCHER	IP	WLS	BF	H	R	ER	SO	BB	IBB	HBP	BLK	WP	HR	S	P	ERA	WHIP
Alex Kellner, L (1, 1) ERA: 6.97	5.0		22	6	1	1	3	1	0	0	0	0	0	27	31	1.80	1.400
Virgil Trucks, R (6, 1) ERA: 0.93	2.0		7	1	0	0	1	0	0	0	0	0	0	9	9	0.00	0.500
Murry Dickson, R (8, 1) ERA: 4.5	4.0	W	16	0	0	0	4	2	1	1	0	0	0	20	33	0.00	0.500

PITCHER	IP	WLS	BF	H	R	ER	SO	BB	IBB	HBP	BLK	WP	HR	S	P	ERA	WHIP

TOP

Chicago White Sox @ Kansas City Athletics

Municipal Stadium, Kansas City, MO

Mon May 12 1958, 8:05 PM EDT

Att. 8,238 - Unknown

livebaseballscorecards.com

AB	39
R	1
H	7
RBI	1
BB	4
SO	8
LOB	24

WP: 0	PB: 0	SB: 0	CS: 0
PA: 45			

Chicago White Sox @ Kansas City Athletics

Municipal Stadium, Kansas City, MO

Mon May 12 1958, 8:05 PM EDT

Att. 8,238 - Unknown

livebaseballscorecards.com

BOTTOM

Batter	1	2	3	4	5	6	7	8	9	10	11	AB	R	H	RBI	BB	SO	LOB
Mike Baxes, R (1, 4) OBP: 0.349, SLG: 0.307	F4		1B BB		5-3		FC5-4 1-2f			F7		4	0	0	0	1	0	2
Bill Tuttle, R (1, 9) OBP: 0.371, SLG: 0.356	6-3		1-3 1B		1-3			SF9 3B		F7		5	1	2	0	0	0	0
Hector Lopez, R (1, 5) OBP: 0.315, SLG: 0.392	F8		1-3			6-3		SF9 3-H		1B		4	0	1	1	0	0	2
Vic Power, R (1, 3) OBP: 0.287, SLG: 0.354		FC6-4 1B		3B		F9		5-3		FC6-4 1-3 1B		5	0	3	0	0	0	0
Bob Cerv, R (1, 7) OBP: 0.435, SLG: 0.836		F3		BB FC5-4		K		K		FC6-4 1-2f		4	0	0	0	1	2	3
Woodie Held, R (1, 8) OBP: 0.342, SLG: 0.391		F3		1-2f FC5-4			F8		F9		HR	5	1	1	1	0	0	3
Harry Chiti, R (1, 2) OBP: 0.345, SLG: 0.385 Milt Graff, L (7, PR) Frank House, L (8, 2) OBP: 0.256, SLG: 0.316		FC6-4 1-2f		F2			BB 1B		F7			3 0 1	0 0 0	1 0 0	0 0 0	0 0 0	0 0 0	3 0 0
Joe Demaestri, R (1, 6) OBP: 0.300, SLG: 0.276			F9	4-3			F9		1B			4	0	1	0	0	0	3
Alex Kellner, R (1, 1) OBP: 0.222, SLG: 0.250 Virgil Trucks, R (6, 1) Bob Martyn, L (7, PH) OBP: 0.400, SLG: 0.462 Murry Dickson, R (8, 1)			5-3		F9		1-2 FC5-4 BB		F5			2 0 0 1	0 0 0 0	0 0 0 0	0 0 0 0	0 0 1 0	0 0 0 0	0 0 0 1
Inning Stats	R: 0 H: 0 E: 0 LOB: 0 K: 0 BB: 0 S: 3 P: 3	R: 0 H: 1 E: 0 LOB: 1 K: 0 BB: 0 S: 4 P: 4	R: 0 H: 1 E: 0 LOB: 2 K: 0 BB: 1 S: 4 P: 8	R: 0 H: 1 E: 0 LOB: 2 K: 0 BB: 1 S: 4 P: 8	R: 0 H: 0 E: 0 LOB: 0 K: 0 BB: 0 S: 3 P: 3	R: 0 H: 0 E: 0 LOB: 0 K: 1 BB: 0 S: 5 P: 5	R: 0 H: 1 E: 0 LOB: 2 K: 0 BB: 1 S: 4 P: 8	R: 1 H: 1 E: 0 LOB: 0 K: 1 BB: 0 S: 6 P: 6	R: 0 H: 1 E: 0 LOB: 1 K: 0 BB: 0 S: 4 P: 4	R: 0 H: 2 E: 0 LOB: 2 K: 0 BB: 0 S: 5 P: 5	R: 1 H: 1 E: 0 LOB: 0 K: 0 BB: 0 S: 1 P: 1	1B: 6 SF: 1 2B: 0 SAC: 0 3B: 2 DP: 0 HR: 1 HBP: 0						

AB	38
R	2
H	9
RBI	2
BB	3
SO	2
LOB	17

WP: 0 PA: 42
PB: 0
SB: 0
CS: 0

PITCHER		IP	WLS	BF	H	R	ER	SO	BB	IBB	HBP	BLK	WP	HR	S	P	ERA	WHIP
Ray Moore, R ERA: 2.82	(1, 1)	10.0		41	8	1	1	2	3	0	0	0	0	0	42	54	0.90	1.100
Gerry Staley, R ERA: 1.45	(11, 1)	0.0	L	1	1	1	1	0	0	0	0	0	0	1	1	1	∞	∞

PITCHER		IP	WLS	BF	H	R	ER	SO	BB	IBB	HBP	BLK	WP	HR	S	P	ERA	WHIP

Chicago White Sox @ Kansas City Athletics

Municipal Stadium, Kansas City, MO

Tue May 13 1958, 4:33 AM EDT

Att. 8,797 - Unknown

livebaseballscorecards.com

TOP

Batter	1	2	3	4	5	6	7	8	9	AB	R	H	RBI	BB	SO	LOB
Jim Landis, R (1, 8) OBP: 0.280, SLG: 0.447	6-3	F6			HBP	K		1B		4	1	1	0	0	1	1
Nellie Fox, L (1, 4) OBP: 0.411, SLG: 0.419	K 1B		2B		BB		L4	3-1		4	2	1	0	1	1	1
Sammy Esposito, R (8, 4) OBP: 0.333, SLG: 0.273										0	0	0	0	0	0	0
Al Smith, R (1, 7) OBP: 0.301, SLG: 0.355	1B		HR		SH		F4		5-3	4	2	2	2	0	0	0
Ted Beard, L (9, 7) OBP: 0.286, SLG: 0.227	SF7 1B				G1-2-3 WP					0	0	0	0	0	0	0
Sherm Lollar, R (1, 2) OBP: 0.474, SLG: 0.541	1B		F7		G1-2-3 BB		5-3		E6	4	0	1	1	1	0	0
Jim Rivera, L (1, 9) OBP: 0.451, SLG: 0.488	SF7		4-3		G1-2-3			1B 2B BB	F2	3	1	0	1	1	0	4
Ron Jackson, R (1, 3) OBP: 0.294, SLG: 0.457	F2		F8		F9			F8	4-3	4	0	0	0	0	0	4
Earl Torgeson, L (8, 3) OBP: 0.405, SLG: 0.160										1	0	0	0	0	0	1
Bubba Phillips, R (1, 5) OBP: 0.265, SLG: 0.323		F4		F2		K		1-3 2B 1B		4	1	1	0	0	1	0
Luis Aparicio, R (1, 6) OBP: 0.278, SLG: 0.360		6-3		1-3		E5 S SF7		SH1-3 2-H 3-H PB 2B		4	2	1	2	0	0	0
Early Wynn, S (1, 1) OBP: 0.385, SLG: 0.333		2B		5-3		SF7 2-H		SH1-3 2-3		2	0	1	1	0	0	0
Inning Stats	R: 2 E: 0 K: 1 S: 8 / H: 2 LOB: 1 BB: 0 P: 8	R: 0 E: 0 K: 0 S: 4 / H: 1 LOB: 1 BB: 0 P: 4	R: 2 E: 0 K: 0 S: 5 / H: 2 LOB: 0 BB: 0 P: 5	R: 0 E: 0 K: 0 S: 3 / H: 0 LOB: 0 BB: 0 P: 3	R: 1 E: 0 K: 0 S: 3 / H: 0 LOB: 2 BB: 2 P: 12	R: 1 E: 1 K: 2 S: 8 / H: 0 LOB: 0 BB: 0 P: 8	R: 0 E: 0 K: 0 S: 3 / H: 0 LOB: 0 BB: 0 P: 3	R: 3 E: 0 K: 0 S: 6 / H: 3 LOB: 1 BB: 1 P: 10	R: 0 E: 1 K: 0 S: 4 / H: 0 LOB: 1 BB: 0 P: 4	1B: 4 2B: 3 3B: 0 HR: 1	SF: 2 SAC: 2 DP: 1 HBP: 1						

	AB	34
	R	9
	H	8
	RBI	7
	BB	3
	SO	3
	LOB	11

WP: 1 PB: 3 SB: 1 CS: 0 PA: 42

PITCHER		IP	WLS	BF	H	R	ER	SO	BB	IBB	HBP	BLK	WP	HR	S	P	ERA	WHIP
Wally Burnette, R ERA: 4.4	(1, 1)	3.0	L	15	5	4	2	1	0	0	0	0	0	1	17	17	6.00	1.667
Ray Herbert, R ERA: 4.5	(4, 1)	1.0		7	0	1	1	0	2	0	1	0	1	0	4	13	9.00	2.000
Bud Daley, L ERA:	(5, 1)	1.0		2	0	0	0	0	0	0	0	0	0	0	2	2	0.00	0.000
Tom Gorman, R ERA: 4.05	(6, 1)	2.0		7	0	1	0	2	0	0	0	0	0	0	11	11	0.00	0.000
Murry Dickson, R ERA: 6.3	(8, 1)	2.0		11	3	3	3	0	1	0	0	0	0	0	10	14	13.50	2.000

PITCHER	IP	WLS	BF	H	R	ER	SO	BB	IBB	HBP	BLK	WP	HR	S	P	ERA	WHIP

Batter	1	2	3	4	5	6	7	8	9	AB	R	H	RBI	BB	SO	LOB
Mike Baxes, R (1, 4) OBP: 0.330, SLG: 0.288	F7	K			F7		F7		F5	5	0	0	0	0	1	1
Bill Tuttle, R (1, 9) OBP: 0.376, SLG: 0.364	1B		F8		1B		F8			4	0	2	0	0	0	0
Hector Lopez, R (1, 5) OBP: 0.301, SLG: 0.373	K		K		K			F9		4	0	0	0	0	3	2
Vic Power, R (1, 3) OBP: 0.275, SLG: 0.337	F9		4-3			F7		G3		4	0	0	0	0	0	1
Bob Cerv, R (1, 7) OBP: 0.438, SLG: 0.831		5-3 SF9 2B		K		1-3		1B 1B		4	1	2	0	0	1	0
Woodie Held, R (1, 8) OBP: 0.364, SLG: 0.403		5-3 2-3		1B		BB 1B		1-3 1B		3	0	2	0	1	0	1
Hal Smith, R (1, 2) OBP: 0.346, SLG: 0.550		SF9 3-H		K		1-2 1B		K		3	0	1	1	0	2	3
Joe Demaestri, R (1, 6) OBP: 0.297, SLG: 0.323		HR		K		5-3			6-3	4	1	1	1	0	1	3
Wally Burnette, R (1, 1) OBP: 0.250, SLG: 0.250		1B			K		4-3		F9	1	0	1	0	0	0	0
Ray Herbert, R (4, 1) OBP: 1.000, SLG: 2.000										0	0	0	0	0	0	0
Bud Daley, L (5, 1)										0	0	0	0	0	0	0
Dave Melton, R (5, PH)										1	0	0	0	0	1	0
Tom Gorman, R (6, 1) OBP: 0.333, SLG: 0.333										0	0	0	0	0	0	0
Bob Martyn, L (7, PH) OBP: 0.375, SLG: 0.429										1	0	0	0	0	0	0
Murry Dickson, R (8, 1)										0	0	0	0	0	0	0
Harry Chiti, R (9, PH) OBP: 0.333, SLG: 0.370										1	0	0	0	0	0	0
Inning Stats	R: 0 E: 0 K: 1 S: 6 H: 1 LOB: 1 BB: 0 P: 6	R: 2 E: 0 K: 1 S: 8 H: 3 LOB: 1 BB: 0 P: 8	R: 0 E: 0 K: 1 S: 5 H: 0 LOB: 0 BB: 0 P: 5	R: 0 E: 0 K: 3 S: 10 H: 1 LOB: 1 BB: 0 P: 10	R: 0 E: 0 K: 2 S: 8 H: 1 LOB: 1 BB: 0 P: 8	R: 0 E: 0 K: 0 S: 4 H: 1 LOB: 2 BB: 1 P: 8	R: 0 E: 0 K: 0 S: 3 H: 0 LOB: 0 BB: 0 P: 3	R: 0 E: 0 K: 1 S: 7 H: 2 LOB: 2 BB: 0 P: 7	R: 0 E: 0 K: 0 S: 3 H: 0 LOB: 0 BB: 0 P: 3	1B: 7 2B: 1 3B: 0 HR: 1	SF: 1 SAC: 0 DP: 0 HBP: 0						

PITCHER	IP	WLS	BF	H	R	ER	SO	BB	IBB	HBP	BLK	WP	HR	S	P	ERA	WHIP
Early Wynn, R (1, 1) ERA: 4.14	9.0	W	37	9	2	2	9	1	0	0	0	0	1	54	58	2.00	1.111

PITCHER	IP	WLS	BF	H	R	ER	SO	BB	IBB	HBP	BLK	WP	HR	S	P	ERA	WHIP

BOTTOM

Chicago White Sox @ Kansas City Athletics

Municipal Stadium, Kansas City, MO

Tue May 13 1958, 4:33 AM EDT

Att. 8,797 - Unknown

livebaseballscorecards.com

AB	35
R	2
H	9
RBI	2
BB	1
SO	9
LOB	11

WP: 0 PB: 0 SB: 0 CS: 0 PA: 37

Batter	1	2	3	4	5	6	7	8	9	AB	R	H	RBI	BB	SO	LOB
Jim Landis, R (1, 8) OBP: 0.278, SLG: 0.431	S S S 0-3 ① K		x 0-0 ② 6-3		S S S 0-3 ③ K			x 0-0 SH1-3 1B 1B		4	1	1	0	0	2	1
Nellie Fox, L (1, 4) OBP: 0.408, SLG: 0.416	S S S 0-3 ② K		x 0-0 ③ F7			x 0-0 G4-6-3 1B		x 0-0 ① SH1-3 1-2		3	0	1	0	0	1	0
Al Smith, R (1, 7) OBP: 0.299, SLG: 0.350	S S S 0-3 ③ K			x 0-0 ① F3		x 0-0 ①② G4-6-3 1-2f		x 0-0 2-H 1B		4	0	1	1	0	1	1
Sherm Lollar, R (1, 2) OBP: 0.488, SLG: 0.594		x 0-0 3B 1B		B B B 4-0 G3 BB		x 0-0 HR		S S S 0-3 ② K		3	2	2	1	1	1	1
Jim Rivera, L (1, 9) OBP: 0.436, SLG: 0.511		x 0-0 1-H 1B 3B		x 0-0 ② G3 1-2		x 0-0 ③ F6		x 0-0 ③ F5		4	1	1	1	0	0	2
Ron Jackson, R (1, 3) OBP: 0.315, SLG: 0.469 Earl Torgeson, L (7, PR) (7, 3) OBP: 0.395, SLG: 0.154		x 0-0 G6-4-3 3-H 1B		S S S 0-3 ③ K			x 0-0 SH3-4 1B		x 0-0 ① 4-3	3 1	0 0	2 0	1 0	0 0	1 0	1 0
Bubba Phillips, R (1, 5) OBP: 0.254, SLG: 0.308		x 0-0 ①② G6-4-3 1-2f			x 0-0 ① 1-3		x 0-0 ① SH3-4 1-2		x 0-0 ② 1-3	3	0	0	0	0	0	1
Luis Aparicio, R (1, 6) OBP: 0.277, SLG: 0.348		x 0-0 ③ 5-3			x 0-0 ② F9		x 0-0 ② 6-3		B B B B 4-0 S BB	3	0	0	0	1	0	2
Dick Donovan, L (1, 1)			x 0-0 ① F8		B B B 4-0 BB		x 0-0 ③ 3-1		S S S 0-3 ③ 1-2 K	3	0	0	0	1	1	3
Inning Stats	R: 0 H: 0 E: 0 LOB: 0 K: 3 BB: 0 S: 9 P: 9	R: 2 H: 3 E: 0 LOB: 0 K: 0 BB: 0 S: 5 P: 5	R: 0 H: 0 E: 0 LOB: 0 K: 0 BB: 0 S: 3 P: 3	R: 0 H: 0 E: 0 LOB: 1 K: 1 BB: 1 S: 5 P: 9	R: 0 H: 0 E: 0 LOB: 1 K: 1 BB: 1 S: 5 P: 9	R: 1 H: 2 E: 0 LOB: 0 K: 0 BB: 0 S: 4 P: 4	R: 0 H: 1 E: 0 LOB: 2 K: 0 BB: 0 S: 4 P: 4	R: 1 H: 2 E: 0 LOB: 1 K: 1 BB: 0 S: 7 P: 7	R: 0 H: 0 E: 0 LOB: 1 K: 1 BB: 1 S: 5 P: 9	1B: 6 SF: 0 2B: 0 SAC: 2 3B: 1 DP: 2 HR: 1 HBP: 0						

PITCHER		IP	WLS	BF	H	R	ER	SO	BB	IBB	HBP	BLK	WP	HR	S	P	ERA	WHIP
Duke Maas, R ERA: 5.03	(1, 1)	8.0	L	32	8	4	4	6	2	0	0	0	0	1	42	50	4.50	1.250
Virgil Trucks, R ERA: 0.84	(9, 1)	1.0		4	0	0	0	1	1	0	0	0	0	0	5	9	0.00	1.000

PITCHER	IP	WLS	BF	H	R	ER	SO	BB	IBB	HBP	BLK	WP	HR	S	P	ERA	WHIP

TOP

Chicago White Sox @ Kansas City Athletics

Municipal Stadium, Kansas City, MO

Wed May 14 1958, 8:05 PM EDT

Att. 6,353 - Unknown

livebaseballscorecards.com

AB	31
R	4
H	8
RBI	4
BB	3
SO	7
LOB	12

1B: 6	SF: 0	WP: 0	PA: 36		
2B: 0	SAC: 2	PB: 0			
3B: 1	DP: 2	SB: 1			
HR: 1	HBP: 0	CS: 0			

Batter	1	2	3	4	5	6	7	8	9	AB	R	H	RBI	BB	SO	LOB
Mike Baxes, R (1, 4) OBP: 0.326, SLG: 0.286	1-3		F8			F7		HBP 1B (2-H)		4	0	1	1	0	0	1
Bill Tuttle, R (1, 9) OBP: 0.381, SLG: 0.354	4-3		BB (4-0)			4-3		1B (1-0, 1-2)		2	0	0	0	1	0	0
Milt Graff, L (8, PR)										0	0	0	0	0	0	0
Virgil Trucks, R (9, 1)										0	0	0	0	0	0	0
Hector Lopez, R (1, 5) OBP: 0.299, SLG: 0.360	BB (4-0)		F9			K		F4		3	0	0	0	1	1	4
Vic Power, R (1, 3) OBP: 0.274, SLG: 0.333	F9			G1-4-3 1B			6-3		F6	4	0	1	0	0	0	1
Bob Cerv, R (1, 7) OBP: 0.430, SLG: 0.802		5-3		G1-4-3 (1-2f)			6-3		1B	4	0	1	0	0	0	1
Woodie Held, R (1, 8) OBP: 0.346, SLG: 0.380		F4		6-3			K		F8	4	0	0	0	0	1	1
Frank House, L (1, 2) OBP: 0.233, SLG: 0.286		K			4-3			K	F8	4	0	0	0	0	2	1
Joe Demaestri, R (1, 6) OBP: 0.284, SLG: 0.308			E5 (2-3)		F8			6-3		3	0	0	0	0	0	0
Duke Maas, R (1, 1) OBP: 0.167, SLG: 0.167			2-3 (1-2)		K			E5 1B	1B	2	0	0	0	0	1	1
Bob Martyn, L (8, PH) OBP: 0.412, SLG: 0.467 (9, 9)										1	1	1	0	0	0	0
Inning Stats	R: 0 H: 0 E: 0 LOB: 1 K: 0 BB: 1 S: 3 P: 7	R: 0 H: 0 E: 0 LOB: 0 K: 1 BB: 0 S: 5 P: 5	R: 0 H: 0 E: 1 LOB: 2 K: 0 BB: 1 S: 4 P: 8	R: 0 H: 1 E: 0 LOB: 0 K: 0 BB: 0 S: 3 P: 3	R: 0 H: 0 E: 0 LOB: 0 K: 1 BB: 0 S: 5 P: 8	R: 0 H: 0 E: 0 LOB: 0 K: 1 BB: 0 S: 5 P: 5	R: 0 H: 0 E: 0 LOB: 0 K: 1 BB: 0 S: 5 P: 5	R: 1 H: 2 E: 1 LOB: 2 K: 1 BB: 0 S: 7 P: 8	R: 0 H: 1 E: 0 LOB: 1 K: 0 BB: 0 S: 4 P: 4	1B: 4 SF: 0 2B: 0 SAC: 0 3B: 0 DP: 1 HR: 0 HBP: 1							

PITCHER	IP	WLS	BF	H	R	ER	SO	BB	IBB	HBP	BLK	WP	HR	S	P	ERA	WHIP
Dick Donovan, R (1, 1) ERA: 2.54	9.0	W	34	4	1	0	5	2	0	1	0	0	0	41	50	0.00	0.667

PITCHER	IP	WLS	BF	H	R	ER	SO	BB	IBB	HBP	BLK	WP	HR	S	P	ERA	WHIP

BOTTOM

Chicago White Sox @ Kansas City Athletics

Municipal Stadium, Kansas City, MO

Wed May 14 1958, 8:05 PM EDT

Att. 6,353 - Unknown

livebaseballscorecards.com

AB	31
R	1
H	4
RBI	1
BB	2
SO	5
LOB	10

PA: 34

WP: 0 PB: 0 SB: 0 CS: 0

Batter	1	2	3	4	5	6	7	8	9	AB	R	H	RBI	BB	SO	LOB
Jim Landis, R (1, 8) OBP: 0.263, SLG: 0.407	1-3		1-3		5-3		FC4-6 1-2f			3	0	0	0	0	0	1
Earl Torgeson, L (7, PH) OBP: 0.385, SLG: 0.148										1	0	0	0	0	0	2
Tom Qualters, R (7, 1)										0	0	0	0	0	0	0
Nellie Fox, L (1, 4) OBP: 0.392, SLG: 0.398	L6		4-3		3-1			F8		4	0	0	0	0	0	1
Al Smith, R (1, 7) OBP: 0.308, SLG: 0.357	FC5-4 1B		FC6-4 1B			L6		6-3		4	0	2	0	0	0	0
Sherm Lollar, R (1, 2) OBP: 0.477, SLG: 0.574	FC5-4 1-2f		FC6-4 1-2f			1B		F2		4	0	1	0	0	0	2
Jim Rivera, L (1, 9) OBP: 0.407, SLG: 0.469 (7, 8)		1-3		4-3		3-1			5-3	4	0	0	0	0	0	0
Ron Jackson, R (1, 3) OBP: 0.310, SLG: 0.442		BBBB 2B FC5-2 BB		F2			F7		F7	3	0	0	0	1	0	0
Bubba Phillips, R (1, 5) OBP: 0.260, SLG: 0.328		FC5-2 1-3 2B		5-3			F9		4-3	2	0	1	0	0	0	0
Don Mueller, L (7, PH) OBP: 0.143, SLG: 0.286										1	0	0	0	0	0	0
Sammy Esposito, R (7, 5) OBP: 0.308, SLG: 0.250										1	0	0	0	0	0	0
Luis Aparicio, R (1, 6) OBP: 0.289, SLG: 0.359		FC5-2 2-3 3-H			S 1B		1B 1B			3	0	2	0	0	0	2
Jim Wilson, R (1, 1)		1-3			F7 1-2		FC4-6 1-2 1B			2	0	0	0	0	0	3
Tito Francona, L (7, PH) OBP: 0.277, SLG: 0.227 (7, 9)										1	0	1	0	0	0	0
Inning Stats	R: 0 E: 0 K: 0 S: 4 H: 1 LOB: 1 BB: 0 P: 4	R: 0 E: 0 K: 0 S: 4 H: 1 LOB: 2 BB: 1 P: 8	R: 0 E: 0 K: 0 S: 4 H: 1 LOB: 1 BB: 0 P: 4	R: 0 E: 0 K: 0 S: 3 H: 0 LOB: 0 BB: 0 P: 3	R: 0 E: 0 K: 0 S: 4 H: 1 LOB: 1 BB: 0 P: 4	R: 0 E: 0 K: 0 S: 3 H: 1 LOB: 0 BB: 0 P: 3	R: 0 E: 0 K: 0 S: 5 H: 2 LOB: 2 BB: 0 P: 5	R: 0 E: 0 K: 0 S: 3 H: 0 LOB: 0 BB: 0 P: 3	R: 0 E: 0 K: 0 S: 3 H: 0 LOB: 0 BB: 0 P: 3	1B: 6 2B: 1 3B: 0 HR: 0 SF: 0 SAC: 0 DP: 0 HBP: 0						

PITCHER	IP	WLS	BF	H	R	ER	SO	BB	IBB	HBP	BLK	WP	HR	S	P	ERA	WHIP
Ned Garver, R (1, 1) ERA: 3.32	9.0	W	34	7	0	0	0	1	0	0	0	0	0	33	37	0.00	0.889

PITCHER	IP	WLS	BF	H	R	ER	SO	BB	IBB	HBP	BLK	WP	HR	S	P	ERA	WHIP

TOP

Chicago White Sox @ Kansas City Athletics

Municipal Stadium, Kansas City, MO

Thu May 15 1958, 4:33 AM EDT

Att. 5,079 - Unknown

livebaseballscorecards.com

AB	33
R	0
H	7
RBI	0
BB	1
SO	0
LOB	11

WP: 0 PB: 0 SB: 1 CS: 0 PA: 34

Batter	1	2	3	4	5	6	7	8	9	AB	R	H	RBI	BB	SO	LOB
Mike Baxes, R (1, 4) OBP: 0.323, SLG: 0.284	F5		F4			1B 6-3 HR 1B		6-3		4	1	1	0	0	0	0
Bill Tuttle, R (1, 9) OBP: 0.386, SLG: 0.354	1B 1B		6-3			6-3 1-2		BBBB 4-3 BB		3	0	1	0	1	0	1
Hector Lopez, R (1, 5) OBP: 0.307, SLG: 0.367	G5-4-3 1-3 1B			1-3		HR 2-3 1B		4-3 1-2		4	1	2	0	0	0	1
Vic Power, R (1, 3) OBP: 0.273, SLG: 0.362	G5-4-3 1-2f			E6 G6-4-3		1-H 3-H HR		F3		4	1	1	3	0	0	3
Bob Cerv, R (1, 7) OBP: 0.417, SLG: 0.774		F7		G6-4-3 1-2f		6-3				3	0	0	0	0	0	1
Woodie Held, R (1, 8) OBP: 0.345, SLG: 0.378		1B			K		L7			3	0	1	0	0	1	0
Frank House, L (1, 2) OBP: 0.239, SLG: 0.289		F8			F5		1B			3	0	1	0	0	0	1
Joe Demaestri, R (1, 6) OBP: 0.271, SLG: 0.294		5-3			K		K			3	0	0	0	0	2	2
Ned Garver, R (1, 1) OBP: 0.125, SLG: 0.067			K			F7	F9			3	0	0	0	0	1	1
Inning Stats	R: 0 H: 2 E: 0 LOB: 1 K: 0 BB: 0 S: 4 P: 4	R: 0 H: 1 E: 0 LOB: 1 K: 0 BB: 0 S: 4 P: 4	R: 0 H: 0 E: 0 LOB: 0 K: 1 BB: 0 S: 5 P: 5	R: 0 H: 0 E: 1 LOB: 0 K: 0 BB: 0 S: 3 P: 3	R: 0 H: 0 E: 0 LOB: 0 K: 2 BB: 0 S: 7 P: 7	R: 3 H: 3 E: 0 LOB: 0 K: 0 BB: 0 S: 6 P: 6	R: 0 H: 1 E: 0 LOB: 1 K: 1 BB: 0 S: 6 P: 6	R: 0 H: 0 E: 0 LOB: 1 K: 0 BB: 1 S: 3 P: 7		1B: 6 SF: 0 2B: 0 SAC: 0 3B: 0 DP: 2 HR: 1 HBP: 0						

BOTTOM

Chicago White Sox @ Kansas City Athletics

Municipal Stadium, Kansas City, MO

Thu May 15 1958, 4:33 AM EDT

Att. 5,079 - Unknown

livebaseballscorecards.com

AB	30
R	3
H	7
RBI	3
BB	1
SO	4
LOB	10

WP: 0 PA: 31
PB: 0
SB: 0
CS: 0

PITCHER		IP	WLS	BF	H	R	ER	SO	BB	IBB	HBP	BLK	WP	HR	S	P	ERA	WHIP
Jim Wilson, R ERA: 4.06	(1, 1)	6.0	L	23	6	3	3	3	0	0	0	0	0	1	29	29	4.50	1.000
Tom Qualters, R ERA: 1.8	(7, 1)	2.0		8	1	0	0	1	1	0	0	0	0	0	9	13	0.00	1.000

PITCHER		IP	WLS	BF	H	R	ER	SO	BB	IBB	HBP	BLK	WP	HR	S	P	ERA	WHIP

Detroit Tigers @ Kansas City Athletics

Municipal Stadium, Kansas City, MO

Fri May 16 1958, 8:05 PM EDT

Att. 11,462 - Unknown

TOP

livebaseballscorecards.com

Batter	1	2	3	4	5	6	7	8	9	AB	R	H	RBI	BB	SO	LOB
Frank Bolling, R (1, 4) OBP: 0.341, SLG: 0.371	6-3		F4		HR		BB		F7	4	1	1	1	1	0	0
Billy Martin, R (1, 6) OBP: 0.286, SLG: 0.407	2B 1B		5-3		K		F4		L8	5	1	1	0	0	1	1
Harvey Kuenn, R (1, 8) OBP: 0.447, SLG: 0.591	S 1-H 2B		BB 1B		4-3		FC6-4 1-3 1B			4	1	3	1	0	0	0
Gus Zernial, R (1, 7) OBP: 0.394, SLG: 0.581	2-3 2-3		1B 1-2 BB		K		FC6-4 1-2f			3	0	0	0	1	1	3
Johnny Groth, R (7, 7) OBP: 0.300, SLG: 0.222										0	0	0	0	0	0	0
Charlie Maxwell, L (1, 3) OBP: 0.398, SLG: 0.507	BB		1-3 2-H 1B			E BB		F8		2	0	1	1	2	0	0
Al Kaline, R (1, 9) OBP: 0.327, SLG: 0.354	L1-3		K			L9		L9		4	0	0	0	0	1	5
Reno Bertoia, R (1, 5) OBP: 0.308, SLG: 0.352		FC5-4 1B		F8		E5 L1-3 1-2		BB		3	0	1	0	1	0	1
Jim Hegan, R (1, 2) OBP: 0.271, SLG: 0.266		FC5-4 G5-4-3 1-2f		K		L1-3 1-2		K		3	0	0	0	0	1	3
Lou Skizas, R (8, PH) OBP: 0.423, SLG: 0.545										1	0	0	0	0	1	1
Red Wilson, R (8, 2) OBP: 0.235, SLG: 0.071										0	0	0	0	0	0	0
Herm Wehmeier, R (1, 1) OBP: 0.200, SLG: 0.400		G5-4-3 1-2f		K			K		K	3	0	0	0	0	2	1
Tom Morgan, R (7, 1)										0	0	0	0	0	0	0
Ray Boone, R (9, PH) OBP: 0.333, SLG: 0.478										1	0	0	0	0	1	0

	AB	33
	R	3
	H	7
	RBI	3
	BB	5
	SO	8
	LOB	15

Inning Stats	1	2	3	4	5	6	7	8	9	1B: 5	SF: 0	WP: 0	PA: 38
R	1	0	1	0	1	0	0	0	0	2B: 2	SAC: 0	PB: 0	
E	0	0	0	0	0	1	0	0	0	3B: 0	DP: 2	SB: 1	
K	0	0	1	2	2	0	1	1	1	HR: 1	HBP: 0	CS: 0	
S	5	3	7	7	8	3	6	5	5				
LOB	2	0	2	0	0	1	2	1	1				
BB	1	0	1	0	0	1	1	1	0				
P	9	3	11	7	8	7	10	9	5				
H	2	1	2	0	1	0	1	0	0				

PITCHER		IP	WLS	BF	H	R	ER	SO	BB	IBB	HBP	BLK	WP	HR	S	P	ERA	WHIP
Ralph Terry, R ERA: 4.2	(1, 1)	6.0		26	6	3	3	5	3	0	0	0	0	1	33	45	4.50	1.500
Tom Gorman, R ERA: 3.31	(7, 1)	3.0	W	12	1	0	0	3	2	0	0	0	0	0	16	24	0.00	1.000

PITCHER		IP	WLS	BF	H	R	ER	SO	BB	IBB	HBP	BLK	WP	HR	S	P	ERA	WHIP

BOTTOM

Detroit Tigers @ Kansas City Athletics

Municipal Stadium, Kansas City, MO

Fri May 16 1958, 8:05 PM EDT

Att. 11,462 - Unknown

livebaseballscorecards.com

Batter	1	2	3	4	5	6	7	8	9	AB	R	H	RBI	BB	SO	LOB
Mike Baxes, R (1, 4) OBP: 0.311, SLG: 0.272	5-3			F4		F2		F8		4	0	0	0	0	0	0
Bill Tuttle, R (1, 9) OBP: 0.371, SLG: 0.337	L9			K		K		4-3		4	0	0	0	0	2	0
Hector Lopez, R (1, 5) OBP: 0.305, SLG: 0.362	F8			F8			2B 1B	E4 FC6-4		4	1	1	0	0	0	0
Vic Power, R (1, 3) OBP: 0.272, SLG: 0.367		F8			F7		1-H 1B 2B	FC6-4 1-2f		4	1	1	1	0	0	1
Bob Cerv, R (1, 7) OBP: 0.424, SLG: 0.805		F5			HR		SH 2-H 1B			3	2	2	2	0	0	0
Woodie Held, R (1, 8) OBP: 0.349, SLG: 0.382		K			1B		SH 1-3 1B			2	1	1	0	0	1	0
Frank House, L (1, 2) OBP: 0.245, SLG: 0.292			4-3		F7		2-H 3-H 1B			3	0	1	2	0	0	1
Joe Demaestri, R (1, 6) OBP: 0.260, SLG: 0.282			6-3		K		6-3			3	0	0	0	0	1	1
Ralph Terry, R (1, 1) OBP: 0.154, SLG: 0.154			F8			K	K			1	0	0	0	0	0	0
Bob Martyn, L (6, PH) OBP: 0.389, SLG: 0.438										1	0	0	0	0	1	0
Tom Gorman, R (7, 1) OBP: 0.250, SLG: 0.250										1	0	0	0	0	1	0
Inning Stats	R: 0 E: 0 K: 0 S: 3 H: 0 LOB: 0 BB: 0 P: 3	R: 0 E: 0 K: 1 S: 5 H: 0 LOB: 0 BB: 0 P: 5	R: 0 E: 0 K: 0 S: 3 H: 0 LOB: 0 BB: 0 P: 3	R: 0 E: 0 K: 1 S: 5 H: 0 LOB: 0 BB: 0 P: 5	R: 1 E: 0 K: 1 S: 7 H: 2 LOB: 1 BB: 0 P: 7	R: 0 E: 0 K: 2 S: 7 H: 0 LOB: 0 BB: 0 P: 7	R: 4 E: 1 K: 1 S: 9 H: 4 LOB: 0 BB: 0 P: 9	R: 0 E: 1 K: 0 S: 4 H: 0 LOB: 1 BB: 0 P: 4		1B: 4 2B: 1 3B: 0 HR: 1	SF: 0 SAC: 1 DP: 0 HBP: 0						

	AB	30
	R	5
	H	6
	RBI	5
	BB	0
	SO	6
	LOB	3

WP: 0 PB: 0 SB: 0 CS: 0 PA: 31

PITCHER		IP	WLS	BF	H	R	ER	SO	BB	IBB	HBP	BLK	WP	HR	S	P	ERA	WHIP
Herm Wehmeier, R ERA: 9.0	(1, 1)	6.0		22	4	3	3	5	0	0	0	0	0	1	32	32	4.50	0.667
Tom Morgan, R ERA: 9.72	(7, 1)	2.0	L	9	2	2	1	1	0	0	0	0	0	0	11	11	4.50	1.000

PITCHER	IP	WLS	BF	H	R	ER	SO	BB	IBB	HBP	BLK	WP	HR	S	P	ERA	WHIP

Batter	1	2	3	4	5	6	7	8	9	AB	R	H	RBI	BB	SO	LOB
Frank Bolling, R (1, 4) OBP: 0.353, SLG: 0.412	BBBB 4-0 BB		x 0-0 F8 3-H 2B			x 0-0 ① 2-3		x 0-0 HR		3	1	2	2	1	0	0
Billy Martin, R (1, 6) OBP: 0.274, SLG: 0.389	x 0-0 ① F2		x 0-0 ② F8 2-3			x 0-0 ② F7		x 0-0 ① F8		4	0	0	0	0	0	2
Harvey Kuenn, R (1, 8) OBP: 0.433, SLG: 0.570	x 0-0 ② F2		x 0-0 ③ L1			SSS 0-3 ③ K		x 0-0 ② 5-3		4	0	0	0	0	1	2
Al Kaline, R (1, 9) OBP: 0.333, SLG: 0.364	x 0-0 ③ F4			x 0-0 ① L7			x 0-0 1B 2B	BBBB 4-0 BB		3	1	1	0	1	0	1
Charlie Maxwell, L (1, 3) OBP: 0.391, SLG: 0.494		x 0-0 ① F6		x 0-0 ② 4-3			x 0-0 FC6-4 2-H 1B 1B	x 0-0 ③ F8		4	0	1	1	0	0	1
Gus Zernial, R (1, 7) OBP: 0.351, SLG: 0.514 Johnny Groth, R (9, 7) OBP: 0.300, SLG: 0.222		x 0-0 ② F3		x 0-0 ③ 5-3			x 0-0 ① F8		x 0-0 ① F8	4 0	0 0	0 0	0 0	0 0	0 0	1 0
Reno Bertoia, R (1, 5) OBP: 0.315, SLG: 0.358		x 0-0 ③ F8			x 0-0 ① F3		x 0-0 FC6-4 1-2 1B		x 0-0 1B	4	0	2	0	0	0	0
Red Wilson, R (1, 2) OBP: 0.238, SLG: 0.167			x 0-0 SH1-3 2B 2B		x 0-0 ② 6-3		x 0-0 ② FC6-4 FC4-6 1-2f 2-3		x 0-0 ② F4	4	1	1	0	0	0	3
Frank Lary, R (1, 1) OBP: 0.200, SLG: 0.167			x 0-0 ① SH1-3 2-3		x 0-0 ③ 6-3		x 0-0 ③ FC4-6 1-2f		SSS 0-3 ③ K	3	0	0	0	0	1	3
Inning Stats	R: 0 E: 0 K: 0 S: 3 H: 0 LOB: 1 BB: 1 P: 7	R: 0 E: 0 K: 0 S: 3 H: 0 LOB: 0 BB: 0 P: 3	R: 1 E: 0 K: 0 S: 5 H: 2 LOB: 1 BB: 0 P: 5	R: 0 E: 0 K: 0 S: 3 H: 0 LOB: 0 BB: 0 P: 3	R: 0 E: 0 K: 0 S: 3 H: 0 LOB: 0 BB: 0 P: 3	R: 0 E: 0 K: 1 S: 5 H: 0 LOB: 0 BB: 0 P: 5	R: 1 E: 0 K: 0 S: 6 H: 3 LOB: 2 BB: 0 P: 6	R: 1 E: 0 K: 0 S: 4 H: 1 LOB: 1 BB: 1 P: 8	R: 0 E: 0 K: 1 S: 6 H: 1 LOB: 1 BB: 0 P: 6	1B: 3 2B: 3 3B: 0 HR: 1 SF: 0 SAC: 1 DP: 0 HBP: 0						

PITCHER	IP	WLS	BF	H	R	ER	SO	BB	IBB	HBP	BLK	WP	HR	S	P	ERA	WHIP
Jack Urban, R (1, 1) ERA: 4.45	9.0	W	36	7	3	3	2	2	0	0	0	0	1	38	46	3.00	1.000

PITCHER	IP	WLS	BF	H	R	ER	SO	BB	IBB	HBP	BLK	WP	HR	S	P	ERA	WHIP

TOP

Detroit Tigers @ Kansas City Athletics

Municipal Stadium, Kansas City, MO

Sat May 17 1958, 8:05 PM EDT

Att. 13,857 - Unknown

AB	33
R	3
H	7
RBI	3
BB	2
SO	2
LOB	13

WP	0
PB	0
SB	0
CS	0
PA	36

livebaseballscorecards.com

BOTTOM

Detroit Tigers @ Kansas City Athletics

Municipal Stadium, Kansas City, MO

Sat May 17 1958, 8:05 PM EDT

Att. 13,857 - Unknown

livebaseballscorecards.com

Batter	1	2	3	4	5	6	7	8	9	AB	R	H	RBI	BB	SO	LOB
Mike Baxes, R (1, 4) OBP: 0.302, SLG: 0.263	6-3			L7		SH3		K		3	0	0	0	0	1	1
Bill Tuttle, R (1, 9) OBP: 0.358, SLG: 0.322	4-3			5-3		K		G6-4-3		4	0	0	0	0	1	2
Hector Lopez, R (1, 5) OBP: 0.312, SLG: 0.392	4-3			HR		K			BB	3	2	1	1	1	1	1
Vic Power, R (1, 3) OBP: 0.283, SLG: 0.406		4-3		HR			SH2-4 1B SH2-3-2 1B		SH2-4	3	2	2	1	0	0	0
Bob Cerv, R (1, 7) OBP: 0.422, SLG: 0.789 Bob Martyn, L (8, 7) OBP: 0.421, SLG: 0.471		F4		K			SH2-4 1-2 SH2-3-2 1B		2-H 1B	3 1	0 0	1 1	0 1	0 0	1 0	0 0
Woodie Held, R (1, 8) OBP: 0.341, SLG: 0.372		K			5-3		SH2-4 1-2 2-3			2	0	0	0	0	1	0
Frank House, L (1, 2) OBP: 0.250, SLG: 0.280			4-3		F3		SH2-3-2 IBB			2	0	0	0	1	0	0
Joe Demaestri, R (1, 6) OBP: 0.253, SLG: 0.274			6-3		6-3		SH2-3-2 1-2 2-Hf 3-H			2	0	0	1	0	0	0
Jack Urban, R (1, 1) OBP: 0.250, SLG: 0.250			K			SH3 1B		G6-4-3 1B		3	0	2	0	0	1	0
Inning Stats	R: 0 E: 0 K: 0 S: 3 H: 0 LOB: 0 BB: 0 P: 3	R: 0 E: 0 K: 1 S: 5 H: 0 LOB: 0 BB: 0 P: 5	R: 0 E: 0 K: 1 S: 5 H: 0 LOB: 0 BB: 0 P: 5	R: 2 E: 0 K: 1 S: 7 H: 2 LOB: 0 BB: 0 P: 7	R: 0 E: 0 K: 0 S: 3 H: 0 LOB: 0 BB: 0 P: 3	R: 0 E: 0 K: 2 S: 8 H: 1 LOB: 1 BB: 0 P: 8	R: 1 E: 0 K: 0 S: 4 H: 2 LOB: 1 BB: 1 P: 8	R: 0 E: 0 K: 1 S: 5 H: 1 LOB: 0 BB: 0 P: 5	R: 1 E: 0 K: 0 S: 2 H: 1 LOB: 1 BB: 1 P: 6	1B: 5 2B: 1 3B: 0 HR: 2 SF: 0 SAC: 4 DP: 2 HBP: 0						

	AB	26
	R	4
	H	7
	RBI	4
	BB	2
	SO	6
	LOB	4

PITCHER	IP	WLS	BF	H	R	ER	SO	BB	IBB	HBP	BLK	WP	HR	S	P	ERA	WHIP
Frank Lary, R (1, 1) ERA: 2.55	8.1	L	32	7	4	4	6	1	1	0	0	0	2	42	50	4.32	0.960

PITCHER	IP	WLS	BF	H	R	ER	SO	BB	IBB	HBP	BLK	WP	HR	S	P	ERA	WHIP

Batter	1	2	3	4	5	6	7	8	9	AB	R	H	RBI	BB	SO	LOB
Frank Bolling, R (1, 4) OBP: 0.343, SLG: 0.398	F5			F7			5-3		4-3	4	0	0	0	0	0	1
Billy Martin, R (1, 6) OBP: 0.265, SLG: 0.378	4-3			6-3			K			3	0	0	0	0	1	0
Harvey Kuenn, R (1, 8) OBP: 0.423, SLG: 0.556	F9			L5			6-3			3	0	0	0	0	0	0
Al Kaline, R (1, 9) OBP: 0.325, SLG: 0.353		L7			L6-3			L6-3		3	0	0	0	0	0	0
Charlie Maxwell, L (1, 3) OBP: 0.389, SLG: 0.488		F9			G5-4-3 1B			F3		3	0	1	0	0	0	0
Gus Zernial, R (1, 7) OBP: 0.325, SLG: 0.474		F8			G5-4-3 1-2f			F7		3	0	0	0	0	0	1
Reno Bertoia, R (1, 5) OBP: 0.306, SLG: 0.347			F8			5-3			L1-6	3	0	0	0	0	0	0
Red Wilson, R (1, 2) OBP: 0.217, SLG: 0.150			K			K			F3	2	0	0	0	0	2	0
Lou Skizas, R (9, PH) OBP: 0.407, SLG: 0.522										1	0	0	0	0	0	0
Paul Foytack, R (1, 1) OBP: 0.176, SLG: 0.176			6-3			K			3B	2	0	0	0	0	1	0
Charlie Lau, L (9, PH) OBP: 0.375, SLG: 0.857										1	0	1	0	0	0	0
Inning Stats	R: 0 E: 0 K: 0 S: 3 H: 0 LOB: 0 BB: 0 P: 3	R: 0 E: 0 K: 0 S: 3 H: 0 LOB: 0 BB: 0 P: 3	R: 0 E: 0 K: 1 S: 5 H: 0 LOB: 0 BB: 0 P: 5	R: 0 E: 0 K: 0 S: 3 H: 0 LOB: 0 BB: 0 P: 3	R: 0 E: 0 K: 0 S: 3 H: 1 LOB: 0 BB: 0 P: 3	R: 0 E: 0 K: 2 S: 7 H: 0 LOB: 0 BB: 0 P: 7	R: 0 E: 0 K: 1 S: 5 H: 0 LOB: 0 BB: 0 P: 5	R: 0 E: 0 K: 0 S: 3 H: 0 LOB: 0 BB: 0 P: 3	R: 0 E: 0 K: 0 S: 4 H: 1 LOB: 1 BB: 0 P: 4	1B: 1 2B: 0 3B: 1 HR: 0	SF: 0 SAC: 0 DP: 1 HBP: 0					

PITCHER	IP	WLS	BF	H	R	ER	SO	BB	IBB	HBP	BLK	WP	HR	S	P	ERA	WHIP
Duke Maas, R (1, 1) ERA: 3.45	9.0	W	28	2	0	0	4	0	0	0	0	0	0	36	36	0.00	0.222

PITCHER	IP	WLS	BF	H	R	ER	SO	BB	IBB	HBP	BLK	WP	HR	S	P	ERA	WHIP

TOP

Detroit Tigers @ Kansas City Athletics

Municipal Stadium, Kansas City, MO

Sun May 18 1958, 4:33 AM EDT

Att. 12,475 - Unknown

livebaseballscorecards.com

AB	28
R	0
H	2
RBI	0
BB	0
SO	4
LOB	2

WP: 0 PA: 28
PB: 0
SB: 0
CS: 0

Batter	1	2	3	4	5	6	7	8	9	AB	R	H	RBI	BB	SO	LOB
Mike Baxes, R (1, 4) OBP: 0.291, SLG: 0.253	S S S 0-3 K ①		x 0-0 4-3 ②			x 0-0 F3 ②		x 0-0 L9 ③		4	0	0	0	0	1	1
Bob Martyn, L (1, 7) OBP: 0.364, SLG: 0.400	S S S 0-3 K ②		x 0-0 L9 ③			S S S 0-3 K ③				3	0	0	0	0	2	0
Hector Lopez, R (1, 5) OBP: 0.304, SLG: 0.380	x 0-0 F7 ③			x 0-0 5-3 ①			x 0-0 E5 SH1-4			3	0	0	0	0	0	0
Vic Power, R (1, 3) OBP: 0.287, SLG: 0.417		x 0-0 E5 2B		x 0-0 5-3 ②			x 0-0 SH1-4 1-2 ①			2	1	1	0	0	0	0
Bill Tuttle, R (1, 9) OBP: 0.348, SLG: 0.312		x 0-0 6-3 ①		x 0-0 6-3 ③			x 0-0 L7 ②			3	0	0	0	0	0	1
Woodie Held, R (1, 8) OBP: 0.341, SLG: 0.363		B B B B 4-0 2B BB			x 0-0 6-3 ①		x 0-0 F7 ③			2	1	0	0	1	0	1
Frank House, L (1, 2) OBP: 0.255, SLG: 0.302		x 0-0 1-H 2B ②			x 0-0 L9 ②			x 0-0 L4 ①		3	0	1	1	0	0	0
Joe Demaestri, R (1, 6) OBP: 0.256, SLG: 0.289		x 0-0 F4 ③			x 0-0 F6 ③			x 0-0 2B		3	0	1	0	0	0	0
Duke Maas, R (1, 1) OBP: 0.111, SLG: 0.111			x 0-0 F4 ①			x 0-0 L3 ①		S S S 0-3 K ②		3	0	0	0	0	1	1
Inning Stats	R: 0 E: 0 K: 2 S: 7 H: 0 LOB: 0 BB: 0 P: 7	R: 2 E: 1 K: 0 S: 4 H: 2 LOB: 0 BB: 1 P: 8	R: 0 E: 0 K: 0 S: 3 H: 0 LOB: 0 BB: 0 P: 3	R: 0 E: 0 K: 0 S: 3 H: 0 LOB: 0 BB: 0 P: 3	R: 0 E: 0 K: 0 S: 3 H: 0 LOB: 0 BB: 0 P: 3	R: 0 E: 0 K: 1 S: 5 H: 0 LOB: 0 BB: 0 P: 5	R: 0 E: 1 K: 0 S: 4 H: 0 LOB: 1 BB: 0 P: 4	R: 0 E: 0 K: 1 S: 6 H: 1 LOB: 1 BB: 0 P: 6		1B: 0 2B: 3 3B: 0 HR: 0	SF: 0 SAC: 1 DP: 0 HBP: 0					

PITCHER	IP	WLS	BF	H	R	ER	SO	BB	IBB	HBP	BLK	WP	HR	S	P	ERA	WHIP
Paul Foytack, R (1, 1) ERA: 3.28	8.0	L	28	3	2	1	4	1	0	0	0	0	0	35	39	1.12	0.500

PITCHER	IP	WLS	BF	H	R	ER	SO	BB	IBB	HBP	BLK	WP	HR	S	P	ERA	WHIP

Detroit Tigers @ Kansas City Athletics

Municipal Stadium, Kansas City, MO

Sun May 18 1958, 4:33 AM EDT

Att. 12,475 - Unknown

BOTTOM

livebaseballscorecards.com

AB	26
R	2
H	3
RBI	1
BB	1
SO	4
LOB	4

1B: 0	SF: 0	WP: 0	PA: 28
2B: 3	SAC: 1	PB: 0	
3B: 0	DP: 0	SB: 0	
HR: 0	HBP: 0	CS: 0	

Batter	1	2	3	4	5	6	7	8	9	AB	R	H	RBI	BB	SO	LOB
Rocky Bridges, R (1, 6) OBP: 0.386, SLG: 0.384	F7	F7			F7		F3		F8	5	0	0	0	0	0	1
Herb Plews, L (1, 5) OBP: 0.280, SLG: 0.360	BB 1B 1B 1B		6-3 FC1 2B		1-3		BB 2B		1B	5	2	4	0	0	0	0
Clint Courtney, L (1, 2) OBP: 0.333, SLG: 0.344	BB 1B 1B 1-2		6-3 2-3		1B		BB BB B B B B		4-3	4	1	2	0	1	0	2
Roy Sievers, R (1, 7) OBP: 0.382, SLG: 0.494	CS 1B BB 1-2 2-3		FC1 4-3 3-H		F7		FC5-4 BB 1-2 2-3 B B B B			2	0	0	1	2	0	1
Jim Lemon, R (1, 9) OBP: 0.319, SLG: 0.358	1B 1-2 2-H 3-H		4-3 2-3			2B 1B	FC5-4 1-2f			4	0	2	2	0	0	4
Norm Zauchin, R (1, 3) OBP: 0.387, SLG: 0.426 Julio Becquer, L (3, 3) OBP: 0.238, SLG: 0.286	K 2-3		K			2B 1-2		4-3		2 2	0 0	0 1	0 0	0 0	2 0	3 0
Faye Throneberry, L (1, 8) OBP: 0.211, SLG: 0.118		4-3		F7		K		K		4	0	0	0	0	2	1
Ken Aspromonte, R (1, 4) OBP: 0.325, SLG: 0.329		SH1-4 1B		5-3		1-3		3-1		4	0	1	0	0	0	1
Hal Griggs, R (1, 1) OBP: 0.429, SLG: 0.857 Dick Hyde, R (1, 1) Eddie Yost, R (7, PH) OBP: 0.333, SLG: 0.262 Chuck Stobbs, L (7, 1) Neil Chrisley, L (9, PH) OBP: 0.234, SLG: 0.467		SH1-4 1-2		K		F2			F7	0 1 1 0 1	0 0 0 0 0	0 0 0 0 0	0 0 0 0 0	0 1 0 0 0	0 0 0 0 0	0 0 0 0 0
Inning Stats	R: 2 E: 0 K: 1 S: 7 H: 3 LOB: 2 BB: 1 P: 11	R: 0 E: 0 K: 0 S: 4 H: 1 LOB: 1 BB: 0 P: 4	R: 1 E: 1 K: 1 S: 7 H: 1 LOB: 1 BB: 0 P: 7	R: 0 E: 0 K: 1 S: 5 H: 0 LOB: 0 BB: 0 P: 5	R: 0 E: 0 K: 0 S: 4 H: 1 LOB: 1 BB: 0 P: 4	R: 0 E: 0 K: 1 S: 6 H: 2 LOB: 1 BB: 0 P: 6	R: 0 E: 0 K: 0 S: 4 H: 1 LOB: 3 BB: 2 P: 12	R: 0 E: 0 K: 1 S: 5 H: 0 LOB: 0 BB: 0 P: 5	R: 0 E: 0 K: 0 S: 4 H: 1 LOB: 1 BB: 0 P: 4	1B: 7 2B: 4 3B: 0 HR: 0 SF: 0 SAC: 1 DP: 1 HBP: 0						

PITCHER	IP	WLS	BF	H	R	ER	SO	BB	IBB	HBP	BLK	WP	HR	S	P	ERA	WHIP
Ned Garver, R (1, 1) ERA: 3.26	9.0	W	39	10	3	3	5	3	0	0	0	0	0	46	58	3.00	1.444

PITCHER	IP	WLS	BF	H	R	ER	SO	BB	IBB	HBP	BLK	WP	HR	S	P	ERA	WHIP

TOP

Washington Senators @ Kansas City Athletics

Municipal Stadium, Kansas City, MO

Tue May 20 1958, 8:05 PM EDT

Att. 9,058 - Unknown

livebaseballscorecards.com

AB	35
R	3
H	10
RBI	3
BB	3
SO	5
LOB	13

Batter	1	2	3	4	5	6	7	8	9	AB	R	H	RBI	BB	SO	LOB
Mike Baxes, R (1, 4) OBP: 0.304, SLG: 0.262	2B 1B 1B		4-3		3B 1B	CS HBP		P3		4	2	2	0	0	0	0
Bob Martyn, L (1, 7) OBP: 0.423, SLG: 0.565	1B 6-3 2B 1-3		4-3		1B 3B 1-H	FC5 BB 1-2				3	2	2	1	1	0	0
Hector Lopez, R (1, 5) OBP: 0.328, SLG: 0.398	6-3 1B 1B 2-3 3-H		1B		FC1-6 1B E 1B 3-H	BB 1-2				3	2	3	2	1	0	0
Vic Power, R (1, 3) OBP: 0.286, SLG: 0.411	6-3 2-3 3-H		F9		FC1-6 1B 1-2	FC5 2-3f				4	0	1	1	0	0	4
Bill Tuttle, R (1, 9) OBP: 0.362, SLG: 0.330	G4-6-3 1B 3-H			5-3 1B	FC1-6 E 1-2f 2-3		G4-6-3 1B			4	0	3	1	0	0	2
Woodie Held, R (1, 8) OBP: 0.326, SLG: 0.345	G4-6-3 1-2f			5-3 1-2	E1 1-2 3-H		P6			4	0	0	0	0	0	4
Frank House, L (1, 2) OBP: 0.237, SLG: 0.281		F7		F8	4-3		G4-6-3 1-2f			4	0	0	0	0	0	4
Joe Demaestri, R (1, 6) OBP: 0.256, SLG: 0.325		5-3		K		HR		P4		4	1	1	1	0	1	1
Ned Garver, R (1, 1) OBP: 0.100, SLG: 0.053		K			1-3	F8		K		4	0	0	0	0	2	0
Inning Stats	R: 3 H: 4 E: 0 LOB: 0 K: 0 BB: 0 S: 6 P: 6	R: 0 H: 0 E: 0 LOB: 0 K: 1 BB: 0 S: 5 P: 5	R: 0 H: 1 E: 0 LOB: 1 K: 0 BB: 0 S: 4 P: 4	R: 0 H: 1 E: 0 LOB: 1 K: 1 BB: 0 S: 6 P: 6	R: 3 H: 4 E: 1 LOB: 2 K: 0 BB: 0 S: 8 P: 8	R: 1 H: 1 E: 0 LOB: 2 K: 0 BB: 2 S: 3 P: 12	R: 0 H: 1 E: 0 LOB: 0 K: 0 BB: 0 S: 3 P: 3	R: 0 H: 0 E: 0 LOB: 0 K: 1 BB: 0 S: 5 P: 5		1B: 9 SF: 0 2B: 1 SAC: 0 3B: 1 DP: 2 HR: 1 HBP: 1						

PITCHER		IP	WLS	BF	H	R	ER	SO	BB	IBB	HBP	BLK	WP	HR	S	P	ERA	WHIP
Hal Griggs, R ERA: 6.86	(1, 1)	0.1		5	4	3	3	0	0	0	0	0	0	0	5	5	81.00	12.000
Dick Hyde, R ERA: 1.85	(1, 1)	5.2	L	26	7	4	3	2	2	0	1	0	0	1	27	36	4.76	1.588
Chuck Stobbs, L ERA: 5.66	(7, 1)	2.0		6	1	0	0	1	0	0	0	0	0	0	8	8	0.00	0.500

PITCHER	IP	WLS	BF	H	R	ER	SO	BB	IBB	HBP	BLK	WP	HR	S	P	ERA	WHIP

BOTTOM

Washington Senators @ Kansas City Athletics
Municipal Stadium, Kansas City, MO
Tue May 20 1958, 8:05 PM EDT
Att. 9,058 - Unknown

livebaseballscorecards.com

AB	34
R	7
H	12
RBI	6
BB	2
SO	3
LOB	15

WP: 0 PA: 37
PB: 0
SB: 0
CS: 1

Batter	1	2	3	4	5	6	7	8	9	AB	R	H	RBI	BB	SO	LOB
Rocky Bridges, R (1, 6) OBP: 0.378, SLG: 0.375	F7		BB, 1B		1-3			K	F8	5	1	1	0	0	1	0
Albie Pearson, L (1, 8) OBP: 0.406, SLG: 0.341	1B		1B, FC3-2, BB		CS, 1B			1B	2B	3	1	3	0	1	0	0
Herb Plews, L (1, 5) OBP: 0.310, SLG: 0.379	K		FC3-2, 1B		CS	P6		2-H, 1B		4	0	2	2	0	1	1
Clint Courtney, L (1, 2) OBP: 0.321, SLG: 0.330	4-3		FC3-2, G6-4-3			4-3		P4		4	0	0	0	0	0	4
Jim Lemon, R (1, 9) OBP: 0.317, SLG: 0.382		HR	G6-4-3			1-3		K		4	1	1	1	0	1	3
Neil Chrisley, L (1, 7) OBP: 0.255, SLG: 0.469		1B		G1-4-3, 1B			F9		F7	4	0	2	0	0	0	0
Norm Zauchin, R (1, 3) OBP: 0.391, SLG: 0.454		K		G1-4-3			HR		HR, BB	3	2	1	1	1	1	2
Ken Aspromonte, R (1, 4) OBP: 0.321, SLG: 0.365		F9		F5			P6		1-H, HR	4	1	1	2	0	0	1
Russ Kemmerer, R (1, 1)		K			K		K		K	4	0	0	0	0	4	1
Inning Stats	R: 0 E: 0 K: 1 S: 6 H: 1 LOB: 1 BB: 0 P: 6	R: 1 E: 0 K: 2 S: 9 H: 2 LOB: 1 BB: 0 P: 9	R: 1 E: 0 K: 0 S: 4 H: 2 LOB: 1 BB: 1 P: 8	R: 0 E: 0 K: 0 S: 3 H: 1 LOB: 0 BB: 0 P: 3	R: 0 E: 0 K: 1 S: 5 H: 1 LOB: 0 BB: 0 P: 5	R: 0 E: 0 K: 0 S: 3 H: 0 LOB: 0 BB: 0 P: 3	R: 1 E: 0 K: 1 S: 6 H: 1 LOB: 0 BB: 0 P: 6	R: 1 E: 0 K: 2 S: 9 H: 2 LOB: 1 BB: 0 P: 9	R: 2 E: 0 K: 1 S: 6 H: 1 LOB: 0 BB: 1 P: 10	1B: 7 2B: 1 3B: 0 HR: 3 SF: 0 SAC: 0 DP: 2 HBP: 0	WP: 0 PB: 0 SB: 0 CS: 1 PA: 38					

TOP

Washington Senators @ Kansas City Athletics

Municipal Stadium, Kansas City, MO

Wed May 21 1958, 4:33 AM EDT

Att. 5,561 - Unknown

livebaseballscorecards.com

AB	35
R	6
H	11
RBI	6
BB	2
SO	8
LOB	12

PITCHER		IP	WLS	BF	H	R	ER	SO	BB	IBB	HBP	BLK	WP	HR	S	P	ERA	WHIP
Ralph Terry, R ERA: 4.15	(1, 1)	7.0	L	27	8	3	3	5	1	0	0	0	0	2	36	40	3.86	1.286
Virgil Trucks, R ERA: 2.84	(8, 1)	2.0		10	3	3	3	3	1	0	0	0	0	1	15	19	13.50	2.000

PITCHER		IP	WLS	BF	H	R	ER	SO	BB	IBB	HBP	BLK	WP	HR	S	P	ERA	WHIP

Batter	1	2	3	4	5	6	7	8	9	AB	R	H	RBI	BB	SO	LOB
Mike Baxes, R (1, 4) OBP: 0.294, SLG: 0.252	F8		F9		6-3			F8		4	0	0	0	0	0	0
Bob Martyn, L (1, 7) OBP: 0.433, SLG: 0.593	1B		2B		F5			F8		4	0	2	0	0	0	0
Hector Lopez, R (1, 5) OBP: 0.325, SLG: 0.387	P4		BB			F9		F8		3	0	0	0	1	0	1
Vic Power, R (1, 3) OBP: 0.276, SLG: 0.396	F8		6-3			E9			F8	4	0	0	0	0	0	3
Bill Tuttle, R (1, 9) OBP: 0.358, SLG: 0.347		5-3		SF9 3B		6-3			F8	4	1	1	0	0	0	1
Woodie Held, R (1, 8) OBP: 0.313, SLG: 0.333		P4		SF9 3-H		6-3			P6	3	0	0	1	0	0	1
Frank House, L (1, 2) OBP: 0.250, SLG: 0.293		1B		P4			F8			1	0	1	0	0	0	0
Hal Smith, R (2, PR) OBP: 0.321, SLG: 0.500 (3, 2)										2	0	0	0	0	0	0
Joe Demaestri, R (1, 6) OBP: 0.247, SLG: 0.313		F3 1-2		K			K			3	0	0	0	0	2	1
Ralph Terry, R (1, 1) OBP: 0.133, SLG: 0.133			K		K		K			2	0	0	0	0	2	0
Whitey Herzog, L (7, PH)										1	0	0	0	0	1	0
Virgil Trucks, R (8, 1)										0	0	0	0	0	0	0
Inning Stats	R: 0 E: 0 K: 0 S: 4 H: 1 LOB: 1 BB: 0 P: 4	R: 0 E: 0 K: 0 S: 4 H: 1 LOB: 1 BB: 0 P: 4	R: 0 E: 0 K: 1 S: 6 H: 1 LOB: 2 BB: 1 P: 10	R: 1 E: 0 K: 1 S: 6 H: 1 LOB: 0 BB: 0 P: 6	R: 0 E: 0 K: 1 S: 5 H: 0 LOB: 0 BB: 0 P: 5	R: 0 E: 1 K: 0 S: 4 H: 0 LOB: 1 BB: 0 P: 4	R: 0 E: 0 K: 2 S: 7 H: 0 LOB: 0 BB: 0 P: 7	R: 0 E: 0 K: 0 S: 3 H: 0 LOB: 0 BB: 0 P: 3	R: 0 E: 0 K: 0 S: 3 H: 0 LOB: 0 BB: 0 P: 3	1B: 2 2B: 1 3B: 1 HR: 0	SF: 1 SAC: 0 DP: 0 HBP: 0						

PITCHER	IP	WLS	BF	H	R	ER	SO	BB	IBB	HBP	BLK	WP	HR	S	P	ERA	WHIP
Russ Kemmerer, R (1, 1) ERA: 3.8	9.0	W	33	4	1	1	5	1	0	0	0	0	0	42	46	1.00	0.556

PITCHER	IP	WLS	BF	H	R	ER	SO	BB	IBB	HBP	BLK	WP	HR	S	P	ERA	WHIP

BOTTOM

Washington Senators @ Kansas City Athletics

Municipal Stadium, Kansas City, MO

Wed May 21 1958, 4:33 AM EDT

Att. 5,561 - Unknown

AB	31
R	1
H	4
RBI	1
BB	1
SO	5
LOB	7

1B: 2	SF: 1	WP: 0	PA: 33
2B: 1	SAC: 0	PB: 0	
3B: 1	DP: 0	SB: 1	
HR: 0	HBP: 0	CS: 0	

livebaseballscorecards.com

Batter	1	2	3	4	5	6	7	8	9	AB	R	H	RBI	BB	SO	LOB
Don Buddin, R (1, 6) OBP: 0.401, SLG: 0.360										0	0	0	0	0	0	0
Pete Runnels, L (1, 4) OBP: 0.414, SLG: 0.388										0	0	0	0	0	0	0
Ted Williams, L (1, 7) OBP: 0.405, SLG: 0.371										0	0	0	0	0	0	0
Dick Gernert, R (1, 3) OBP: 0.396, SLG: 0.561										0	0	0	0	0	0	0
Frank Malzone, R (1, 5) OBP: 0.350, SLG: 0.385										0	0	0	0	0	0	0
Jackie Jensen, R (1, 9) OBP: 0.421, SLG: 0.583										0	0	0	0	0	0	0
Lou Berberet, L (1, 2) OBP: 0.390, SLG: 0.258										0	0	0	0	0	0	0
Jim Piersall, R (1, 8) OBP: 0.355, SLG: 0.400										0	0	0	0	0	0	0
Tom Brewer, R (1, 1) OBP: 0.231, SLG: 0.308										0	0	0	0	0	0	0
Inning Stats										1B: 0 2B: 0 3B: 0 HR: 0		SF: 0 SAC: 0 DP: 0 HBP: 0				

TOP

Boston Red Sox @ Kansas City Athletics

Municipal Stadium, Kansas City, MO

Thu May 22 1958, 8:05 PM EDT

Att. 9,759 - Unknown

livebaseballscorecards.com

AB	0
R	0
H	0
RBI	0
BB	0
SO	0
LOB	0

WP: 0 PA: 0
PB: 0
SB: 0
CS: 0

PITCHER	IP	WLS	BF	H	R	ER	SO	BB	IBB	HBP	BLK	WP	HR	S	P	ERA	WHIP
Jack Urban, R (1, 1) ERA: 4.45	0.0	L	0	0	0	0	0	0	0	0	0	0	0	0	0	∞	∞

PITCHER	IP	WLS	BF	H	R	ER	SO	BB	IBB	HBP	BLK	WP	HR	S	P	ERA	WHIP

Batter	1	2	3	4	5	6	7	8	9	AB	R	H	RBI	BB	SO	LOB
Mike Baxes, R (1, 4) OBP: 0.294, SLG: 0.252										0	0	0	0	0	0	0
Bob Martyn, L (1, 9) OBP: 0.433, SLG: 0.593										0	0	0	0	0	0	0
Hector Lopez, R (1, 5) OBP: 0.325, SLG: 0.387										0	0	0	0	0	0	0
Bob Cerv, R (1, 7) OBP: 0.422, SLG: 0.789										0	0	0	0	0	0	0
Bill Tuttle, R (1, 8) OBP: 0.358, SLG: 0.347										0	0	0	0	0	0	0
Whitey Herzog, L (1, 3)										0	0	0	0	0	0	0
Hal Smith, R (1, 2) OBP: 0.321, SLG: 0.500										0	0	0	0	0	0	0
Billy Hunter, R (1, 6) OBP: 0.292, SLG: 0.450										0	0	0	0	0	0	0
Jack Urban, R (1, 1) OBP: 0.250, SLG: 0.250										0	0	0	0	0	0	0
Inning Stats										1B: 0 2B: 0 3B: 0 HR: 0		SF: 0 SAC: 0 DP: 0 HBP: 0		WP: 0 PB: 0 SB: 0 CS: 0		PA: 0

BOTTOM

Boston Red Sox @ Kansas City Athletics

Municipal Stadium, Kansas City, MO

Thu May 22 1958, 8:05 PM EDT

Att. 9,759 - Unknown

livebaseballscorecards.com

AB	0
R	0
H	0
RBI	0
BB	0
SO	0
LOB	0

PITCHER	IP	WLS	BF	H	R	ER	SO	BB	IBB	HBP	BLK	WP	HR	S	P	ERA	WHIP
Tom Brewer, R (1, 1) ERA: 4.05	0.0		0	0	0	0	0	0	0	0	0	0	0	0	0	∞	∞

PITCHER	IP	WLS	BF	H	R	ER	SO	BB	IBB	HBP	BLK	WP	HR	S	P	ERA	WHIP

Batter	1	2	3	4	5	6	7	8	9	AB	R	H	RBI	BB	SO	LOB
Don Buddin, R (1, 6) OBP: 0.415, SLG: 0.362										0	0	0	0	0	0	0
Jim Piersall, R (1, 8) OBP: 0.359, SLG: 0.398										0	0	0	0	0	0	0
Ted Williams, L (1, 7) OBP: 0.413, SLG: 0.402										0	0	0	0	0	0	0
Dick Gernert, R (1, 3) OBP: 0.390, SLG: 0.547										0	0	0	0	0	0	0
Frank Malzone, R (1, 5) OBP: 0.338, SLG: 0.370										0	0	0	0	0	0	0
Jackie Jensen, R (1, 9) OBP: 0.420, SLG: 0.584										0	0	0	0	0	0	0
Lou Berberet, L (1, 2) OBP: 0.391, SLG: 0.278										0	0	0	0	0	0	0
Ted Lepcio, R (1, 4) OBP: 0.250, SLG: 1.000										0	0	0	0	0	0	0
Willard Nixon, L (1, 1) OBP: 0.400, SLG: 0.400										0	0	0	0	0	0	0
Inning Stats										1B: 0 2B: 0 3B: 0 HR: 0		SF: 0 SAC: 0 DP: 0 HBP: 0				

TOP

Boston Red Sox @ Kansas City Athletics

Municipal Stadium, Kansas City, MO

Fri May 23 1958, 8:05 PM EDT

Att. 8,999 - Unknown

livebaseballscorecards.com

AB	0
R	0
H	0
RBI	0
BB	0
SO	0
LOB	0

WP: 0 PA: 0
PB: 0
SB: 0
CS: 0

PITCHER	IP	WLS	BF	H	R	ER	SO	BB	IBB	HBP	BLK	WP	HR	S	P	ERA	WHIP
Duke Maas, R (1, 1) ERA: 3.45	0.0	L	0	0	0	0	0	0	0	0	0	0	0	0	0	∞	∞

PITCHER	IP	WLS	BF	H	R	ER	SO	BB	IBB	HBP	BLK	WP	HR	S	P	ERA	WHIP

Batter	1	2	3	4	5	6	7	8	9	AB	R	H	RBI	BB	SO	LOB
Mike Baxes, R (1, 4) OBP: 0.290, SLG: 0.243										0	0	0	0	0	0	0
Bob Martyn, L (1, 9) OBP: 0.457, SLG: 0.656										0	0	0	0	0	0	0
Hector Lopez, R (1, 5) OBP: 0.320, SLG: 0.373										0	0	0	0	0	0	0
Bob Cerv, R (1, 7) OBP: 0.421, SLG: 0.763										0	0	0	0	0	0	0
Bill Tuttle, R (1, 8) OBP: 0.360, SLG: 0.349										0	0	0	0	0	0	0
Whitey Herzog, L (1, 3) OBP: 0.333, SLG: 0.111										0	0	0	0	0	0	0
Hal Smith, R (1, 2) OBP: 0.344, SLG: 0.640										0	0	0	0	0	0	0
Billy Hunter, R (1, 6) OBP: 0.286, SLG: 0.417										0	0	0	0	0	0	0
Duke Maas, R (1, 1) OBP: 0.111, SLG: 0.111										0	0	0	0	0	0	0
Inning Stats										1B: 0 2B: 0 3B: 0 HR: 0		SF: 0 SAC: 0 DP: 0 HBP: 0		WP: 0 PB: 0 SB: 0 CS: 0		PA: 0

BOTTOM

Boston Red Sox @ Kansas City Athletics

Municipal Stadium, Kansas City, MO

Fri May 23 1958, 8:05 PM EDT

Att. 8,999 - Unknown

livebaseballscorecards.com

AB	0
R	0
H	0
RBI	0
BB	0
SO	0
LOB	0

PITCHER	IP	WLS	BF	H	R	ER	SO	BB	IBB	HBP	BLK	WP	HR	S	P	ERA	WHIP
Willard Nixon, R (1, 1) ERA: 7.36	0.0	W	0	0	0	0	0	0	0	0	0	0	0	0	0	∞	∞

PITCHER	IP	WLS	BF	H	R	ER	SO	BB	IBB	HBP	BLK	WP	HR	S	P	ERA	WHIP

Boston Red Sox @ Kansas City Athletics

Municipal Stadium, Kansas City, MO

Sat May 24 1958, 4:33 AM EDT

Att. 6,958 - Unknown

TOP

livebaseballscorecards.com

Batter	1	2	3	4	5	6	7	8	9	AB	R	H	RBI	BB	SO	LOB
Don Buddin, R (1, 6) OBP: 0.413, SLG: 0.382	0-0 5-3 1B		0-3 K		0-3 K			0-3 K	0-0 L9	3	0	1	0	0	2	0
Gene Stephens, L (8, PH) OBP: 0.264, SLG: 0.191										1	0	0	0	0	1	1
Murray Wall, R (8, 1)										1	0	0	0	0	0	2
Leo Kiely, L (9, 1)										0	0	0	0	0	0	0
Jim Piersall, R (1, 8) OBP: 0.358, SLG: 0.388	0-0 5-3 1-2			0-0 F3	0-3 K			0-0 1-3 1B 3-H		4	0	1	1	0	1	1
Ted Williams, L (1, 7) OBP: 0.426, SLG: 0.430	0-3 K			0-0 BB 1B		0-0 F7		0-0 1-3 1-2		4	1	1	0	0	1	1
Dick Gernert, R (1, 3) OBP: 0.376, SLG: 0.543		0-0 F8		4-0 1B 1B 1-2 BB		0-0 6-3		0-0 L7		3	1	0	0	1	0	1
Frank Malzone, R (1, 5) OBP: 0.325, SLG: 0.350		0-0 F7		0-3 K		0-3 K			0-0 6-3	4	0	0	0	0	2	2
Jackie Jensen, R (1, 9) OBP: 0.435, SLG: 0.588		0-3 K		0-0 1B 1-2 2-H 1B			0-0 6-3		4-0 E 1B BB	3	1	1	1	1	1	0
Sammy White, R (1, 2) OBP: 0.307, SLG: 0.398			0-0 HR	0-0 1-2 2-H 1B			0-3 K		0-0 F3	4	1	2	2	0	1	1
Ted Lepcio, R (1, 4) OBP: 0.154, SLG: 0.385			0-0 F3	0-3 K			0-0 4-3		0-0 E6 1B 1-2	4	0	0	0	0	1	3
Frank Sullivan, R (1, 1) OBP: 0.182, SLG: 0.273			0-0 F7		0-0 6-3			0-0 1B 3B	0-0 1-2 2-H 1B	2	0	0	0	0	0	0
Marty Keough, L (8, PH) OBP: 0.316, SLG: 0.474										1	1	1	0	0	0	0
Billy Klaus, L (8, 6) OBP: 0.385, SLG: 0.300										1	0	1	1	0	0	0

	AB	35
	R	5
	H	8
	RBI	5
	BB	2
	SO	10
	LOB	12

Inning Stats																																		
	R: 0	H: 1	R: 0	H: 0	R: 1	H: 1	R: 2	H: 3	R: 0	H: 0	R: 0	H: 0	R: 0	H: 0	R: 1	H: 2	R: 1	H: 1	1B: 6	SF: 0	WP: 0	PA: 37
	E: 0	LOB: 0	E: 0	LOB: 0	E: 0	LOB: 0	E: 0	LOB: 2	E: 0	LOB: 0	E: 0	LOB: 0	E: 0	LOB: 0	E: 0	LOB: 1	E: 1	LOB: 2	2B: 0	SAC: 0	PB: 0	
	K: 1	BB: 0	K: 1	BB: 0	K: 1	BB: 0	K: 2	BB: 1	K: 2	BB: 0	K: 1	BB: 0	K: 1	BB: 0	S: 7	BB: 0	K: 0	BB: 1	3B: 1	SB: 0		
	S: 5	P: 5	S: 5	P: 5	S: 6	P: 6	S: 10	P: 14	S: 7	P: 7	S: 5	P: 5	S: 5	P: 5	S: 7	P: 7	S: 5	P: 9	HR: 1	HBP: 0	CS: 0	

PITCHER		IP	WLS	BF	H	R	ER	SO	BB	IBB	HBP	BLK	WP	HR	S	P	ERA	WHIP
Alex Kellner, L ERA: 7.03	(1, 1)	3.2		16	5	3	3	4	1	0	0	0	0	1	23	27	7.36	1.636
Tom Gorman, R ERA: 2.66	(4, 1)	5.1	L	21	3	2	1	6	1	0	0	0	0	0	32	36	1.69	0.750

PITCHER	IP	WLS	BF	H	R	ER	SO	BB	IBB	HBP	BLK	WP	HR	S	P	ERA	WHIP

Batter	1	2	3	4	5	6	7	8	9	AB	R	H	RBI	BB	SO	LOB
Mike Baxes, R (1, 4) OBP: 0.288, SLG: 0.252 Vic Power, R (9, PH) OBP: 0.271, SLG: 0.389	0-0 ① 6-3		0-0 ① 6-3		S S S 0-3 ② K		0-0 ① F6		0-0 ② F8	4 1	0 0	0 0	0 0	0 0	1 0	0 1
Bob Martyn, L (1, 9) OBP: 0.409, SLG: 0.634	0-0 ② L3		0-0 HR		0-0 ③ F8		0-0 ② B4-3		0-0 ③ G3	5	1	1	1	0	0	1
Hector Lopez, R (1, 5) OBP: 0.316, SLG: 0.364	0-0 ③ 5-3		0-0 G1-4-3 1B			0-0 ① 1-3	0-0 1B			4	0	2	0	0	0	0
Bob Cery, R (1, 7) OBP: 0.400, SLG: 0.713		0-0 CS 1B	0-0 ② ③ G1-4-3 1-2f			0-0 E8 1B 1B SF7	0-0 ③ 1-3			4	1	1	0	0	0	2
Bill Tuttle, R (1, 8) OBP: 0.348, SLG: 0.336		S S S 0-3 ① ② K 1-2		0-0 ① 4-3		0-0 SF7 1B 1-2 1B		0-0 ① 6-3		4	0	1	0	0	1	1
Whitey Herzog, L (1, 3) OBP: 0.368, SLG: 0.200	0-0 2B 1B			B B B 4-0 BB		0-0 HBP 1B 1-2 2-3		0-0 ② 4-3		3	1	2	0	1	0	0
Harry Chiti, R (1, 2) OBP: 0.314, SLG: 0.387	0-0 1-H 1B 2B			0-0 ② F6		0-0 ② SF7 2-3 3-H		0-0 ③ F9		3	1	1	2	0	0	1
Joe Demaestri, R (1, 6) OBP: 0.261, SLG: 0.318 Billy Hunter, R (6, PR) (7, 6) OBP: 0.258, SLG: 0.370 Woodie Held, R (9, PH) OBP: 0.307, SLG: 0.326		0-0 2-H 1B		0-0 ③ 1-3		H 1-0 HBP 1-2			0-0 ① L4	2 0 1	0 0 0	1 0 0	1 0 0	0 0 0	0 0 0	1 0 0
Alex Kellner, R (1, 1) OBP: 0.200, SLG: 0.222 Tom Gorman, R (4, 1) OBP: 0.167, SLG: 0.167 Hal Smith, R (9, PH) OBP: 0.333, SLG: 0.621		0-0 ③ 5-3			0-0 ① 6-3	S S S 0-3 ③ K			0-0 2B	1 2 1	0 0 0	0 0 1	0 0 0	0 0 0	0 1 0	1 3 0
Inning Stats	R: 0 E: 0 K: 0 S: 3 H: 0 LOB: 0 BB: 0 P: 3	R: 2 E: 0 K: 1 S: 8 H: 4 LOB: 1 BB: 0 P: 8	R: 1 E: 0 K: 0 S: 4 H: 2 LOB: 0 BB: 0 P: 4	R: 0 E: 0 K: 0 S: 3 H: 0 LOB: 1 BB: 1 P: 7	R: 0 E: 0 K: 1 S: 5 H: 0 LOB: 0 BB: 0 P: 5	R: 1 E: 1 K: 1 S: 8 H: 2 LOB: 3 BB: 0 P: 9	R: 0 E: 0 K: 0 S: 4 H: 1 LOB: 1 BB: 0 P: 4	R: 0 E: 0 K: 0 S: 3 H: 0 LOB: 0 BB: 0 P: 3	R: 0 E: 0 K: 0 S: 4 H: 1 LOB: 1 BB: 0 P: 4	1B: 7 2B: 2 3B: 0 HR: 1	SF: 1 SAC: 0 DP: 1 HBP: 1			WP: 0 PB: 0 SB: 0 CS: 1	PA: 38		

PITCHER		IP	WLS	BF	H	R	ER	SO	BB	IBB	HBP	BLK	WP	HR	S	P	ERA	WHIP
Frank Sullivan, R ERA: 4.4	(1, 1)	7.0		31	9	4	3	3	1	0	1	0	0	1	35	40	3.86	1.429
Murray Wall, R ERA: 2.13	(8, 1)	1.2	W	6	1	0	0	0	0	0	0	0	0	0	6	6	0.00	0.600
Leo Kiely, L ERA: 0.59	(9, 1)	0.1	S	1	0	0	0	0	0	0	0	0	0	0	1	1	0.00	0.000

PITCHER	IP	WLS	BF	H	R	ER	SO	BB	IBB	HBP	BLK	WP	HR	S	P	ERA	WHIP

BOTTOM

Boston Red Sox @ Kansas City Athletics

Municipal Stadium, Kansas City, MO

Sat May 24 1958, 4:33 AM EDT

Att. 6,958 - Unknown

livebaseballscorecards.com

AB	35
R	4
H	10
RBI	4
BB	1
SO	3
LOB	11

Batter	1	2	3	4	5	6	7	8	9	AB	R	H	RBI	BB	SO	LOB
Billy Gardner, R (1, 4) OBP: 0.271, SLG: 0.318	4-3			L7		BBBB FC3-6 BB		1B		3	0	1	0	1	0	0
Bob Boyd, L (1, 3) OBP: 0.225, SLG: 0.308	K			F7		FC3-6 1-2f		F7		4	0	0	0	0	1	2
Charlie Beamon, R (8, 1)										0	0	0	0	0	0	0
Bob Nieman, R (1, 7) OBP: 0.484, SLG: 0.646	6-3			BBBB BB		SSS K			SSS K	3	0	0	0	1	2	1
Gus Triandos, R (1, 2) OBP: 0.358, SLG: 0.489		4-3		F7			BBBB SH5-3 BB		BBBB G6-4-3 BB	2	0	0	0	2	0	1
Dick Williams, R (1, 9) OBP: 0.296, SLG: 0.340		5-3			2B		SH5-3 1-2		G6-4-3 1-2f	3	0	1	0	0	0	1
(7, 8)																
Brooks Robinson, R (1, 5) OBP: 0.374, SLG: 0.440		6-3			L7		5-3			3	0	0	0	0	0	2
Jim Busby, R (1, 8) OBP: 0.317, SLG: 0.343			F7		SSS K		4-3			2	0	0	0	0	1	1
Al Pilarcik, L (7, PH) OBP: 0.280, SLG: 0.261										1	0	0	0	0	0	1
(7, 9)																
Willy Miranda, S (1, 6) OBP: 0.158, SLG: 0.167			6-3		4-3			F7		2	0	0	0	0	0	1
Gene Woodling, L (8, PH) OBP: 0.432, SLG: 0.419										1	0	0	0	0	0	0
Foster Castleman, R (8, 6) OBP: 0.266, SLG: 0.305										0	0	0	0	0	0	0
Milt Pappas, R (1, 1)			5-3			F7		F9		0	0	0	0	0	0	0
George Zuverink, R (1, 1)										2	0	0	0	0	0	0
Jim Marshall, L (8, PH) OBP: 0.338, SLG: 0.393										1	0	0	0	0	0	0
(8, 3)																

Inning Stats	1	2	3	4	5	6	7	8	9
R:	0	0	0	0	0	0	0	0	0
E:	0	0	0	0	0	0	0	0	0
K:	1	0	0	0	1	1	0	0	1
S:	5	3	3	3	6	5	3	4	4
H:	0	0	0	0	1	0	0	1	0
LOB:	0	0	0	1	1	1	1	1	0
BB:	0	0	0	1	0	1	1	0	1
P:	5	3	3	7	6	9	7	4	8

PITCHER		IP	W/L/S	BF	H	R	ER	SO	BB	IBB	HBP	BLK	WP	HR	S	P	ERA	WHIP
Ned Garver, R ERA: 2.76	(1, 1)	9.0	W	32	2	0	0	4	4	0	0	0	0	0	36	52	0.00	0.667

PITCHER | IP | W/L/S | BF | H | R | ER | SO | BB | IBB | HBP | BLK | WP | HR | S | P | ERA | WHIP

TOP

Baltimore Orioles @ Kansas City Athletics

Municipal Stadium, Kansas City, MO

Sun May 25 1958, 4:33 AM EDT

Att. 9,752 - Unknown

livebaseballscorecards.com

AB	27
R	0
H	2
RBI	0
BB	4
SO	4
LOB	10

1B:	1	SF:	0	WP:	0	PA:	32											
2B:	1	SAC:	1	PB:	0													
3B:	0	DP:	1	SB:	0													
HR:	0	HBP:	0	CS:	0													

BOTTOM

Baltimore Orioles @ Kansas City Athletics

Municipal Stadium, Kansas City, MO

Sun May 25 1958, 4:33 AM EDT

Att. 9,752 - Unknown

livebaseballscorecards.com

Batter	1	2	3	4	5	6	7	8	9	AB	R	H	RBI	BB	SO	LOB
Mike Baxes, R (1, 4) OBP: 0.279, SLG: 0.244	6-3	F9		F8		6-3				4	0	0	0	0	0	0
Bob Martyn, L (1, 9) (8, 7) OBP: 0.438, SLG: 0.659	BB 1B BB	1B		2B		G3				3	1	2	0	1	0	0
Hector Lopez, R (1, 5) OBP: 0.314, SLG: 0.355	1B 1B 1-2 BB	F8		6-3			5-3			3	1	0	0	1	0	2
Bob Cerv, R (1, 7) OBP: 0.412, SLG: 0.721	1B 1B 1-2 2-H 1B		6-3	IBB			F9 2B			3	1	2	1	1	0	0
Woodie Held, R (8, 8) OBP: 0.307, SLG: 0.326										0	0	0	0	0	0	0
Bill Tuttle, R (1, 8) (8, 9) OBP: 0.353, SLG: 0.342	1B 1-3 2-H 1B		HBP 1B 1B	6-3			F9 2-3			4	1	2	1	0	0	3
Whitey Herzog, L (1, 3) OBP: 0.348, SLG: 0.211	FC6-4 1-2 3-H 1B	L8		P6			L8			4	0	1	1	0	0	2
Harry Chiti, R (1, 2) OBP: 0.308, SLG: 0.353	P6	1B 1-2 HBP		F8			5-3			3	0	0	0	0	0	2
Billy Hunter, R (1, 6) OBP: 0.257, SLG: 0.355	FC6-4 1-2f		1-2 2-H 1B	1-3			5-3			4	0	1	1	0	0	2
Ned Garver, R (1, 1) OBP: 0.083, SLG: 0.043		5-3	5-3			L8		K		4	0	0	0	0	1	2
Inning Stats	R: 3 E: 0 K: 0 S: 6 H: 3 LOB: 2 BB: 2 P: 14	R: 0 E: 0 K: 0 S: 4 H: 1 LOB: 1 BB: 0 P: 4	R: 1 E: 0 K: 0 S: 5 H: 2 LOB: 2 BB: 0 P: 6	R: 0 E: 0 K: 0 S: 4 H: 1 LOB: 2 BB: 1 P: 8	R: 0 E: 0 K: 0 S: 3 H: 0 LOB: 0 BB: 0 P: 3	R: 0 E: 0 K: 0 S: 3 H: 0 LOB: 0 BB: 0 P: 3	R: 0 E: 0 K: 0 S: 4 H: 1 LOB: 1 BB: 0 P: 4	R: 0 E: 0 K: 1 S: 5 H: 0 LOB: 0 BB: 0 P: 5		1B: 6 2B: 2 3B: 0 HR: 0 SF: 0 SAC: 0 DP: 0 HBP: 1					

	AB	32
	R	4
	H	8
	RBI	4
	BB	3
	SO	1
	LOB	13

WP: 0 PB: 0 SB: 0 CS: 0 PA: 36

PITCHER		IP	WLS	BF	H	R	ER	SO	BB	IBB	HBP	BLK	WP	HR	S	P	ERA	WHIP
Milt Pappas, R ERA: 3.06	(1, 1)	0.1	L	6	3	3	3	0	2	0	0	0	0	0	4	12	81.00	15.000
George Zuverink, R ERA: 2.74	(1, 1)	6.2		27	5	1	1	0	0	1	1	0	0	0	25	30	1.35	0.750
Charlie Beamon, R ERA: 4.26	(8, 1)	1.0		3	0	0	0	1	0	0	0	0	0	0	5	5	0.00	0.000

PITCHER	IP	WLS	BF	H	R	ER	SO	BB	IBB	HBP	BLK	WP	HR	S	P	ERA	WHIP

Batter	1	2	3	4	5	6	7	8	9	10	AB	R	H	RBI	BB	SO	LOB
Billy Gardner, R (1, 4) OBP: 0.269, SLG: 0.314	F8		1B	4-3 1-2 2-3			6-3		6-3		5	0	1	0	0	0	2
Jim Marshall, L (1, 3) OBP: 0.314, SLG: 0.361	F9		4-3	G3			P4			4-3	5	0	0	0	0	0	3
Bob Nieman, R (1, 7) OBP: 0.480, SLG: 0.631	K			SH5-4 HR BB 1B	FC6-4 1B		K			K	5	1	2	0	0	3	0
Gus Triandos, R (1, 2) OBP: 0.368, SLG: 0.490		1B		BBBB 4-0 SH5-4 1-2 HR BB	F9			4-3		1B	4	1	2	0	1	0	1
Brooks Robinson, R (1, 5) OBP: 0.362, SLG: 0.425		F5		SH5-4 1-2 2-3	FC6-4 1-2f			P5		K	4	0	0	0	0	1	3
Al Pilarcik, L (1, 9) OBP: 0.287, SLG: 0.272		F7		BBBB 4-0 HR BB	1-3			2B			3	1	1	0	1	0	2
Jim Busby, R (1, 8) OBP: 0.311, SLG: 0.410		F7		HR 1-H 2-H 3-H		F7		F7			4	1	1	4	0	0	2
Willy Miranda, S (1, 6) OBP: 0.174, SLG: 0.182			4-3	4-3 1B 1B		F8			K		4	0	1	0	0	1	0
Connie Johnson, R (1, 1) OBP: 0.333, SLG: 0.364 Bert Hamric, L (6, PH) OBP: 0.125, SLG: 0.125 Arnie Portocarrero, R (6, 1) OBP: 0.444, SLG: 0.500			K	4-3 1-2 1B		K			F3		2 1 1	0 0 0	1 0 0	0 0 0	0 0 0	1 1 0	0 0 0
Inning Stats	R: 0 E: 0 K: 1 S: 5 H: 0 LOB: 0 BB: 0 P: 5	R: 0 E: 0 K: 0 S: 4 H: 1 LOB: 1 BB: 0 P: 4	R: 0 E: 0 K: 1 S: 6 H: 1 LOB: 1 BB: 0 P: 6	R: 4 E: 0 K: 0 S: 7 H: 4 LOB: 2 BB: 2 P: 15	R: 0 E: 0 K: 0 S: 4 H: 1 LOB: 1 BB: 0 P: 4	R: 0 E: 0 K: 1 S: 5 H: 0 LOB: 0 BB: 0 P: 5	R: 0 E: 0 K: 1 S: 5 H: 0 LOB: 0 BB: 0 P: 5	R: 0 E: 0 K: 0 S: 4 H: 1 LOB: 1 BB: 0 P: 4	R: 0 E: 0 K: 1 S: 5 H: 0 LOB: 0 BB: 0 P: 5	R: 0 E: 0 K: 2 S: 8 H: 1 LOB: 1 BB: 0 P: 8	1B: 7 2B: 1 3B: 0 HR: 1	SF: 0 SAC: 1 DP: 0 HBP: 0		WP: 0 PB: 0 SB: 0 CS: 0	PA: 41		

PITCHER		IP	WLS	BF	H	R	ER	SO	BB	IBB	HBP	BLK	WP	HR	S	P	ERA	WHIP
Ralph Terry, R ERA: 4.59	(1, 1)	3.1		17	5	4	4	2	2	0	0	0	0	1	19	27	10.80	2.100
Murry Dickson, R ERA: 3.57	(4, 1)	6.2	W	24	4	0	0	5	0	0	0	0	0	0	34	34	0.00	0.600

PITCHER	IP	WLS	BF	H	R	ER	SO	BB	IBB	HBP	BLK	WP	HR	S	P	ERA	WHIP

TOP

Baltimore Orioles @ Kansas City Athletics

Municipal Stadium, Kansas City, MO

Mon May 26 1958, 4:33 AM EDT

Att. 3,833 - Unknown

livebaseballscorecards.com

AB	38
R	4
H	9
RBI	4
BB	2
SO	7
LOB	13

Batter	1	2	3	4	5	6	7	8	9	10	AB	R	H	RBI	BB	SO	LOB
Mike Baxes, R (1, 4) OBP: 0.286, SLG: 0.260	5-3			HR 1B	G5-4-3 1-2f			2B			4	1	2	0	0	0	1
Bob Martyn, L (1, 9) (6, 7) OBP: 0.462, SLG: 0.745	K			1-H HR		2B		IBB			3	1	2	2	1	1	0
Hector Lopez, R (1, 5) OBP: 0.312, SLG: 0.360	K			E FC5-4 2B		1-3		P6			4	1	1	0	0	1	3
Bob Cerv, R (1, 7) OBP: 0.405, SLG: 0.708 Woodie Held, R (6, 8) OBP: 0.301, SLG: 0.319		K		E4 FC5-4 2-3		5-3		K			2 2	0 0	0 0	0 0	0 0	1 1	1 3
Bill Tuttle, R (1, 8) (6, 9) OBP: 0.343, SLG: 0.331		6-3		FC5-4 FC4-6 1-2f 3-H		6-3			6-3		4	0	0	1	0	0	2
Whitey Herzog, L (1, 3) OBP: 0.370, SLG: 0.190		4-3		FC4-6 CS 1-2f				G4-6-3 BB	BB		2	0	0	0	2	0	1
Harry Chiti, R (1, 2) OBP: 0.326, SLG: 0.447			9-3 1B	CS 1-2	HR				F7		4	1	2	1	0	1	2
Billy Hunter, R (1, 6) OBP: 0.231, SLG: 0.314			9-3 1-2f		5-3			G4-6-3 1-2f	P6		4	0	0	0	0	0	3
Ralph Terry, R (1, 1) OBP: 0.125, SLG: 0.125 Murry Dickson, R (4, 1) OBP: 0.500, SLG: 1.333			6-3		G5-4-3 BB			P4		HR	1 2	0 1	0 1	0 1	0 1	0 0	0 0
Inning Stats	R: 0 E: 0 K: 2 S: 7 H: 0 LOB: 0 BB: 0 P: 7	R: 0 E: 0 K: 1 S: 5 H: 0 LOB: 0 BB: 0 P: 5	R: 0 E: 0 K: 0 S: 3 H: 1 LOB: 0 BB: 0 P: 3	R: 3 E: 1 K: 0 S: 6 H: 3 LOB: 0 BB: 0 P: 6	R: 1 E: 0 K: 0 S: 3 H: 1 LOB: 0 BB: 1 P: 7	R: 0 E: 0 K: 0 S: 4 H: 1 LOB: 1 BB: 0 P: 4	R: 0 E: 0 K: 1 S: 4 H: 0 LOB: 0 BB: 1 P: 8	R: 0 E: 0 K: 1 S: 6 H: 1 LOB: 2 BB: 1 P: 10	R: 0 E: 0 K: 0 S: 3 H: 0 LOB: 1 BB: 1 P: 7	R: 1 E: 0 K: 0 S: 1 H: 1 LOB: 0 BB: 0 P: 1	1B: 2 2B: 4 3B: 0 HR: 3	SF: 0 SAC: 0 DP: 3 HBP: 0		WP: 0 PB: 0 SB: 0 CS: 1		PA: 37	

PITCHER		IP	WLS	BF	H	R	ER	SO	BB	IBB	HBP	BLK	WP	HR	S	P	ERA	WHIP
Connie Johnson, R ERA: 4.33	(1, 1)	5.0		19	5	4	4	3	1	0	0	0	0	2	24	28	7.20	1.200
Arnie Portocarrero, R ERA: 2.39	(6, 1)	4.0	L	17	3	1	1	2	2	1	0	0	0	1	18	30	2.25	1.250

PITCHER	IP	WLS	BF	H	R	ER	SO	BB	IBB	HBP	BLK	WP	HR	S	P	ERA	WHIP

BOTTOM

Baltimore Orioles @ Kansas City Athletics

Municipal Stadium, Kansas City, MO

Mon May 26 1958, 4:33 AM EDT

Att. 3,833 - Unknown

livebaseballscorecards.com

AB	32
R	5
H	8
RBI	5
BB	4
SO	5
LOB	16

Batter	1	2	3	4	5	6	7	8	9	AB	R	H	RBI	BB	SO	LOB
Hank Bauer, R (1, 9) OBP: 0.294, SLG: 0.371	4-3		F8			F7		5-3		4	0	0	0	0	0	0
Yogi Berra, L (1, 2) OBP: 0.283, SLG: 0.404	F9			G3		F9		G3		4	0	0	0	0	0	0
Tony Kubek, L (1, 6) OBP: 0.329, SLG: 0.354	4-3			F7			K	1B		4	0	1	0	0	1	0
Mickey Mantle, S (1, 8) OBP: 0.412, SLG: 0.482		K		F9			K	K		4	0	0	0	0	3	1
Gil McDougald, R (1, 4) OBP: 0.425, SLG: 0.540		F9			F9		3B 1B		F8	4	1	1	0	0	0	0
Jerry Lumpe, L (1, 5) OBP: 0.273, SLG: 0.314		L1			4-3		1-H 1B 3B		6-3	4	1	1	1	0	0	0
Elston Howard, R (1, 7) OBP: 0.346, SLG: 0.646			HR		E3 WP		E 1B 3-H 1B		F6	4	1	2	2	0	0	0
Marv Throneberry, L (1, 3) OBP: 0.317, SLG: 0.396			F8		1-2 F9		E9 1-3 1B			3	0	1	0	0	0	1
Bob Turley, R (1, 1) OBP: 0.160, SLG: 0.250			K			K	K			1	0	0	0	0	1	0
Art Ditmar, R (5, 1)										1	0	0	0	0	1	0
Harry Simpson, L (7, PH) OBP: 0.360, SLG: 0.381										1	0	0	0	0	1	2
Bob Grim, R (7, 1)										0	0	0	0	0	0	0
Inning Stats	R: 0 E: 0 K: 0 S: 3 H: 0 LOB: 0 BB: 0 P: 3	R: 0 E: 0 K: 1 S: 5 H: 0 LOB: 0 BB: 0 P: 5	R: 1 E: 0 K: 1 S: 6 H: 1 LOB: 0 BB: 0 P: 6	R: 0 E: 0 K: 0 S: 3 H: 0 LOB: 0 BB: 0 P: 3	R: 0 E: 1 K: 0 S: 4 H: 0 LOB: 1 BB: 0 P: 4	R: 0 E: 0 K: 1 S: 5 H: 0 LOB: 0 BB: 0 P: 5	R: 2 E: 1 K: 3 S: 13 H: 4 LOB: 2 BB: 0 P: 13	R: 0 E: 0 K: 1 S: 6 H: 1 LOB: 1 BB: 0 P: 6	R: 0 E: 0 K: 0 S: 3 H: 0 LOB: 0 BB: 0 P: 3	1B: 4 2B: 0 3B: 1 HR: 1 SF: 0 SAC: 0 DP: 0 HBP: 0						

PITCHER	IP	WLS	BF	H	R	ER	SO	BB	IBB	HBP	BLK	WP	HR	S	P	ERA	WHIP
Jack Urban, R (1, 1) ERA: 4.98	9.0	W	34	6	3	3	7	0	0	0	0	1	1	48	48	3.00	0.667

PITCHER	IP	WLS	BF	H	R	ER	SO	BB	IBB	HBP	BLK	WP	HR	S	P	ERA	WHIP

TOP

New York Yankees @ Kansas City Athletics

Municipal Stadium, Kansas City, MO

Tue May 27 1958, 8:05 PM EDT

Att. 29,708 - Unknown

livebaseballscorecards.com

AB	34
R	3
H	6
RBI	3
BB	0
SO	7
LOB	4

WP: 1	PA: 34
PB: 0	
SB: 0	
CS: 0	

Batter	1	2	3	4	5	6	7	8	9	AB	R	H	RBI	BB	SO	LOB
Mike Baxes, R (1, 4) OBP: 0.299, SLG: 0.264	BBBB 4-0 FC4-6 BB		BBBB 4-0 1B 1B BB	x 0-0 3-H 1B		x 0-0 ③ 6-3				2	1	1	1	2	0	0
Bob Martyn, L (1, 9) (8, 7) OBP: 0.464, SLG: 0.720	x 0-0 ① FC4-6 2B HR 1-2f		x 0-0 1B 1-3 1B	x 0-0 ③ F9			BBBB 4-0 SH3 1B BB			3	2	1	0	1	0	2
Hector Lopez, R (1, 5) OBP: 0.326, SLG: 0.383	x 0-0 HR 1-3 2B		x 0-0 1-2 3-H 1B		x 0-0 1B FC6-4 1B		x 0-0 ① SH3 1-2			3	2	3	1	0	0	0
Bob Cerv, R (1, 7) Woodie Held, R (7, PR) (8, 8) OBP: 0.416, SLG: 0.736 OBP: 0.301, SLG: 0.319	x 0-0 2-H 3-H HR		x 0-0 ① F7		x 0-0 FC6-4 1-3 1B		x 0-0 2-H 1B			4 0	1 0	3 0	4 0	0 0	0 0	2 0
Bill Tuttle, R (1, 8) (8, 9) OBP: 0.333, SLG: 0.320	x 0-0 ② F9		x 0-0 ② F9		x 0-0 ① FC6-4 S 1-2f 3-H		x 0-0 ② F8			4	0	0	1	0	0	4
Whitey Herzog, L (1, 3) OBP: 0.323, SLG: 0.160	SSS 0-3 ③ K		x 0-0 ③ L8		x 0-0 ② F8 1-2		SSS 0-3 ③ K			4	0	0	0	0	2	4
Harry Chiti, R (1, 2) OBP: 0.319, SLG: 0.476		x 0-0 ① F5		x 0-0 1B 3B	x 0-0 ③ 5-3			x 0-0 ① 6-3		4	1	1	0	0	0	1
Billy Hunter, R (1, 6) OBP: 0.209, SLG: 0.282		x 0-0 ② F3		x 0-0 ① L7		x 0-0 ① 5-3		x 0-0 ② F5		4	0	0	0	0	0	1
Jack Urban, R (1, 1) OBP: 0.235, SLG: 0.235		SSS 0-3 ③ K		SSS 0-3 ② K		x 0-0 ② F9		x 0-0 ③ F9		4	0	0	0	0	2	1
Inning Stats	R: 3 H: 2 E: 0 LOB: 0 K: 1 BB: 1 S: 7 P: 11	R: 0 H: 0 E: 0 LOB: 0 K: 1 BB: 0 S: 5 P: 5	R: 1 H: 2 E: 0 LOB: 2 K: 0 BB: 1 S: 5 P: 9	R: 1 H: 2 E: 0 LOB: 1 K: 1 BB: 0 S: 7 P: 7	R: 1 H: 2 E: 0 LOB: 1 K: 0 BB: 0 S: 5 P: 5	R: 0 H: 0 E: 0 LOB: 0 K: 0 BB: 0 S: 3 P: 3	R: 1 H: 1 E: 0 LOB: 1 K: 1 BB: 1 S: 6 P: 10	R: 0 H: 0 E: 0 LOB: 0 K: 0 BB: 0 S: 3 P: 3		1B: 6 SF: 0 2B: 1 SAC: 1 3B: 1 DP: 0 HR: 1 HBP: 0						WP: 0 PA: 36 PB: 0 SB: 1 CS: 0	

PITCHER		IP	WLS	BF	H	R	ER	SO	BB	IBB	HBP	BLK	WP	HR	S	P	ERA	WHIP
Bob Turley, R ERA: 1.61	(1, 1)	4.0	L	22	8	6	6	3	2	0	0	0	0	1	26	34	13.50	2.500
Art Ditmar, R ERA: 2.38	(5, 1)	2.0		6	0	0	0	0	0	0	0	0	0	0	6	6	0.00	0.000
Bob Grim, R ERA: 2.7	(7, 1)	2.0		8	1	1	1	1	1	0	0	0	0	0	9	13	4.50	1.000

PITCHER	IP	WLS	BF	H	R	ER	SO	BB	IBB	HBP	BLK	WP	HR	S	P	ERA	WHIP

BOTTOM

New York Yankees @ Kansas City Athletics

Municipal Stadium, Kansas City, MO

Tue May 27 1958, 8:05 PM EDT

Att. 29,708 - Unknown

livebaseballscorecards.com

AB	32
R	7
H	9
RBI	7
BB	3
SO	4
LOB	15

Batter	1	2	3	4	5	6	7	8	9	AB	R	H	RBI	BB	SO	LOB
Hank Bauer, R (1, 9) OBP: 0.301, SLG: 0.406	HR	K			FC3-2 BB PB 1B 1-2		F7			4	2	2	1	0	1	1
Sal Maglie, R (7, 1) OBP: 0.143, SLG: 0.571										0	0	0	0	0	0	0
Yogi Berra, L (1, 2) OBP: 0.290, SLG: 0.396	2B SF9 BB		L3		PB FC3-2 BB 1-2 2-3		4-3 2-3			2	1	0	0	2	0	1
Tony Kubek, L (1, 6) OBP: 0.326, SLG: 0.361	SF9 2B 1-3		F8		FC3-2 PB 1-2 2-3 3-Hf		L7			4	0	1	0	0	0	4
Mickey Mantle, S (1, 8) OBP: 0.400, SLG: 0.465	K		K		K 1-2 2-3 3-H			F8		4	0	0	0	0	3	4
Gil McDougald, R (1, 4) OBP: 0.420, SLG: 0.526	SF9 BB			K	5-3			4-3		3	0	0	0	1	1	2
Elston Howard, R (1, 7) OBP: 0.321, SLG: 0.608	SF9 1-2 2-3 3-H			K		L9		1-3		3	0	0	1	0	1	0
Jerry Lumpe, L (1, 5) OBP: 0.271, SLG: 0.309	K			1B		L9			3-1	4	0	1	0	0	1	2
Marv Throneberry, L (1, 3) OBP: 0.313, SLG: 0.386		G1-4-3 1B		3-1		F9			F9	4	0	1	0	0	0	1
Tom Sturdivant, L (1, 1) OBP: 0.375, SLG: 0.167		G1-4-3 1-2f			BB 1B FC3-2 BB		4-3 2B		6-3	1	0	0	0	1	0	1
Johnny Kucks, R (6, 1) OBP: 0.154, SLG: 0.167										0	0	0	0	0	0	0
Enos Slaughter, L (7, PH) OBP: 0.300, SLG: 0.700										2	0	1	0	0	0	0
(7, 9)																
Inning Stats	R: 2 E: 0 K: 2 S: 9 H: 2 LOB: 2 BB: 2 P: 17	R: 0 E: 0 K: 1 S: 5 H: 1 LOB: 0 BB: 0 P: 5	R: 0 E: 0 K: 1 S: 5 H: 0 LOB: 0 BB: 0 P: 5	R: 0 E: 0 K: 2 S: 8 H: 1 LOB: 1 BB: 0 P: 8	R: 1 E: 0 K: 1 S: 6 H: 1 LOB: 2 BB: 2 P: 14	R: 0 E: 0 K: 0 S: 3 H: 0 LOB: 0 BB: 0 P: 3	R: 0 E: 0 K: 0 S: 4 H: 1 LOB: 1 BB: 0 P: 4	R: 0 E: 0 K: 0 S: 3 H: 0 LOB: 0 BB: 0 P: 3	R: 0 E: 0 K: 0 S: 3 H: 0 LOB: 0 BB: 0 P: 3	1B: 3 2B: 2 3B: 0 HR: 1 SF: 1 SAC: 0 DP: 1 HBP: 0							

PITCHER		IP	WLS	BF	H	R	ER	SO	BB	IBB	HBP	BLK	WP	HR	S	P	ERA	WHIP
Ray Herbert, R ERA: 3.94	(1, 1)	4.0		20	5	3	2	6	4	0	0	0	0	1	28	44	4.50	2.250
Duke Maas, R ERA: 4.08	(5, 1)	5.0	W	16	1	0	0	1	0	0	0	0	0	0	18	18	0.00	0.200

PITCHER	IP	WLS	BF	H	R	ER	SO	BB	IBB	HBP	BLK	WP	HR	S	P	ERA	WHIP

New York Yankees @ Kansas City Athletics

Municipal Stadium, Kansas City, MO

Wed May 28 1958, 4:33 AM EDT

Att. 13,937 - Sunny

TOP

livebaseballscorecards.com

AB	31
R	3
H	6
RBI	2
BB	4
SO	7
LOB	16

WP: 0 PB: 1 SB: 0 CS: 0 PA: 36

BOTTOM

New York Yankees @ Kansas City Athletics

Municipal Stadium, Kansas City, MO

Wed May 28 1958, 4:33 AM EDT

Att. 13,937 - Sunny

livebaseballscorecards.com

Batter	1	2	3	4	5	6	7	8	9	AB	R	H	RBI	BB	SO	LOB
Mike Baxes, R (1, 4) OBP: 0.297, SLG: 0.263	L7		FC5-4 1B		F7		F6			4	0	1	0	0	0	1
Bob Martyn, L (1, 9) (9, 7) OBP: 0.483, SLG: 0.717	4-3 1B		F8		2-H 1B		BBBB 4-0 CS BB			3	0	2	1	1	0	1
Hector Lopez, R (1, 5) OBP: 0.318, SLG: 0.371	4-3 1-2		FC5-4 1-2f		F4		6-3 1-2			4	0	0	0	0	0	4
Bob Cery, R (1, 7) OBP: 0.419, SLG: 0.726 Woodie Held, R (9, 8) OBP: 0.301, SLG: 0.319	BBBB 4-0 BB			4-3		E SF7 FC3 1B		F9		3 0	1 0	1 0	0 0	1 0	0 0	0 0
Bill Tuttle, R (1, 8) (9, 9) OBP: 0.331, SLG: 0.318	F8			5-3	F9			FC5-4 1B		4	0	1	0	0	0	3
Vic Power, R (1, 3) OBP: 0.270, SLG: 0.385		G6-4-3 1B		L8	FC3 SF7 1-3 1B			FC5-4 1-2f		4	1	1	0	0	0	2
Harry Chiti, R (1, 2) OBP: 0.314, SLG: 0.467		G6-4-3 1-2f			2B 1B	SF7 2-3 3-H		F5		3	1	1	1	0	0	2
Joe Demaestri, R (1, 6) OBP: 0.264, SLG: 0.318		6-3			SSS K	3-H 1B				3	0	1	1	0	1	1
Ray Herbert, R (1, 1) OBP: 0.600, SLG: 0.667 Duke Maas, R (5, 1) OBP: 0.182, SLG: 0.273			F8		1-H 1B 2B	1-3				1 2	0 1	0 1	0 1	0 0	0 0	0 1
Inning Stats	R: 0 E: 0 K: 0 S: 4 H: 1 LOB: 2 BB: 1 P: 8	R: 0 E: 0 K: 0 S: 3 H: 1 LOB: 0 BB: 0 P: 3	R: 0 E: 0 K: 0 S: 4 H: 1 LOB: 1 BB: 0 P: 4	R: 0 E: 0 K: 0 S: 3 H: 0 LOB: 0 BB: 0 P: 3	R: 2 E: 0 K: 1 S: 8 H: 3 LOB: 1 BB: 0 P: 8	R: 2 E: 1 K: 0 S: 6 H: 2 LOB: 1 BB: 0 P: 6	R: 0 E: 0 K: 0 S: 2 H: 0 LOB: 0 BB: 1 P: 6	R: 0 E: 0 K: 0 S: 4 H: 1 LOB: 1 BB: 0 P: 4		1B: 8 2B: 1 3B: 0 HR: 0	SF: 1 SAC: 0 DP: 1 HBP: 0					

	AB	31
	R	4
	H	9
	RBI	4
	BB	2
	SO	1
	LOB	15

WP: 0 PB: 0 SB: 0 CS: 1 PA: 34

PITCHER		IP	WLS	BF	H	R	ER	SO	BB	IBB	HBP	BLK	WP	HR	S	P	ERA	WHIP
Tom Sturdivant, R ERA: 5.68	(1, 1)	5.2	L	25	7	4	2	1	1	0	0	0	0	0	26	30	3.18	1.412
Johnny Kucks, R ERA: 2.88	(6, 1)	0.1		2	1	0	0	0	0	0	0	0	0	0	2	2	0.00	3.000
Sal Maglie, R ERA: 2.65	(7, 1)	2.0		7	1	0	0	0	1	0	0	0	0	0	6	10	0.00	1.000

PITCHER	IP	WLS	BF	H	R	ER	SO	BB	IBB	HBP	BLK	WP	HR	S	P	ERA	WHIP

Cleveland Indians @ Kansas City Athletics

Municipal Stadium, Kansas City, MO

Fri May 30 1958, 4:33 AM EDT

Att. 12,314 - Unknown

TOP

livebaseballscorecards.com

Batter	1	2	3	4	5	6	7	8	9	AB	R	H	RBI	BB	SO	LOB
Billy Harrell, R (1, 6) OBP: 0.323, SLG: 0.395	F9		F8			1B		1B	S 1B	5	2	3	0	0	0	0
Bobby Avila, R (1, 4) (7, 5) OBP: 0.358, SLG: 0.432	6-3		K			1-3 1B 2B		F2	F4 1-2	5	1	1	0	0	1	2
Minnie Minoso, R (1, 7) OBP: 0.356, SLG: 0.438	1B			F9		F7		E SF4 1-H 2B		4	1	2	1	0	0	2
Preston Ward, L (1, 3) OBP: 0.402, SLG: 0.462	K			F9		1B BB		E4 BB 1B 2-3		3	1	0	0	1	1	2
Rocky Colavito, R (1, 9) OBP: 0.387, SLG: 0.429		K		HR		9-6 1-3 2-H 3-H 1B		1B 1B 1-2 BB		3	1	2	3	1	1	0
Larry Doby, L (1, 8) OBP: 0.240, SLG: 0.304 Roger Maris, L (7, 8) OBP: 0.302, SLG: 0.443		HR		K		9-6 1-2f		SF4 3-H		3 0	1 0	1 0	1 0	0 0	1 0	2 0
Chico Carrasquel, R (1, 5) OBP: 0.295, SLG: 0.321 Billy Moran, R (7, 4) OBP: 0.202, SLG: 0.198	6-3				K		F3	1B 1-H 2-H		0 1	0 0	0 1	0 1	0 0	0 0	0 0
Russ Nixon, L (1, 2) OBP: 0.280, SLG: 0.359	F7				L5		F9		6-3	4	0	0	0	0	0	0
Ray Narleski, R (1, 1) OBP: 0.087, SLG: 0.045			K		K		4-3		F7	4	0	0	0	0	2	0
Inning Stats	R: 0 E: 0 K: 1 S: 6 H: 1 LOB: 1 BB: 0 P: 6	R: 1 E: 0 K: 1 S: 6 H: 1 LOB: 0 BB: 0 P: 6	R: 0 E: 0 K: 2 S: 7 H: 0 LOB: 0 BB: 0 P: 7	R: 1 E: 0 K: 1 S: 6 H: 1 LOB: 0 BB: 0 P: 6	R: 0 E: 0 K: 2 S: 7 H: 0 LOB: 0 BB: 0 P: 7	R: 2 E: 0 K: 0 S: 5 H: 3 LOB: 1 BB: 1 P: 9	R: 0 E: 0 K: 0 S: 3 H: 0 LOB: 0 BB: 0 P: 3	R: 3 E: 1 K: 0 S: 6 H: 3 LOB: 2 BB: 1 P: 10	R: 0 E: 0 K: 0 S: 4 H: 1 LOB: 1 BB: 0 P: 4	1B: 6 2B: 3 3B: 0 HR: 2 SF: 1 SAC: 0 DP: 1 HBP: 0						

AB	32
R	7
H	10
RBI	6
BB	2
SO	6
LOB	8

WP: 0 PA: 38
PB: 0
SB: 1
CS: 0

PITCHER		IP	WLS	BF	H	R	ER	SO	BB	IBB	HBP	BLK	WP	HR	S	P	ERA	WHIP
Ralph Terry, R ERA: 4.66	(1, 1)	7.0	L	27	6	4	4	7	1	0	0	0	0	2	40	44	5.14	1.000
Tom Gorman, R ERA: 3.0	(8, 1)	0.1		5	2	3	1	0	1	0	0	0	0	0	4	8	27.00	9.000
Virgil Trucks, R ERA: 2.51	(8, 1)	1.2		6	2	0	0	0	0	0	0	0	0	0	6	6	0.00	1.200

PITCHER	IP	WLS	BF	H	R	ER	SO	BB	IBB	HBP	BLK	WP	HR	S	P	ERA	WHIP

Batter	1	2	3	4	5	6	7	8	9	AB	R	H	RBI	BB	SO	LOB
Mike Baxes, R (1, 4) OBP: 0.289, SLG: 0.255	F5		L4		6-3		F9			4	0	0	0	0	0	0
Bob Martyn, L (1, 9) OBP: 0.500, SLG: 0.714	K		1B		BB			G6-4-3 1B		3	0	2	0	1	1	0
Hector Lopez, R (1, 5) OBP: 0.316, SLG: 0.368	F8		5-3		F9			G6-4-3		4	0	1	0	0	0	2
Bob Cerv, R (1, 7) OBP: 0.414, SLG: 0.707		5-3		SH3-4 BB	F7			G6-4-3		3	0	0	0	1	0	3
Bill Tuttle, R (1, 8) OBP: 0.342, SLG: 0.341		1B 3B		SH3-4		G4-6-3		6-3		3	1	2	0	1	0	1
Vic Power, R (1, 3) OBP: 0.272, SLG: 0.383		CS 1B		SH3-4		G4-6-3			F2	3	0	1	1	0	0	1
Harry Chiti, R (1, 2) OBP: 0.327, SLG: 0.447		BB		IBB		K			F9	2	0	0	0	2	1	0
Joe Demaestri, R (1, 6) OBP: 0.255, SLG: 0.308		F6		F4			F9		F9	3	0	0	0	0	0	4
Frank House, L (9, PH) OBP: 0.246, SLG: 0.288										1	0	0	0	0	0	0
Ralph Terry, R (1, 1) OBP: 0.111, SLG: 0.111			K	1-3			F5			2	0	0	0	0	1	3
Whitey Herzog, L (7, PH) OBP: 0.313, SLG: 0.154										1	0	0	0	0	0	0
Tom Gorman, R (8, 1) OBP: 0.167, SLG: 0.167										0	0	0	0	0	0	0
Virgil Trucks, R (8, 1)										0	0	0	0	0	0	0
Inning Stats	R: 0 E: 0 K: 1 S: 5 H: 0 LOB: 0 BB: 0 P: 5	R: 1 E: 0 K: 0 S: 4 H: 2 LOB: 1 BB: 1 P: 8	R: 0 E: 0 K: 1 S: 6 H: 1 LOB: 1 BB: 0 P: 6	R: 0 E: 0 K: 0 S: 3 H: 0 LOB: 3 BB: 3 P: 15	R: 0 E: 0 K: 0 S: 3 H: 0 LOB: 1 BB: 1 P: 7	R: 0 E: 0 K: 1 S: 5 H: 1 LOB: 0 BB: 0 P: 5	R: 0 E: 0 K: 0 S: 3 H: 0 LOB: 0 BB: 0 P: 3	R: 0 E: 0 K: 0 S: 4 H: 2 LOB: 1 BB: 0 P: 4	R: 0 E: 0 K: 0 S: 3 H: 0 LOB: 0 BB: 0 P: 3	1B: 5 2B: 0 3B: 1 HR: 0	SF: 0 SAC: 1 DP: 2 HBP: 0					

PITCHER	IP	WLS	BF	H	R	ER	SO	BB	IBB	HBP	BLK	WP	HR	S	P	ERA	WHIP
Ray Narleski, R (1, 1) ERA: 4.62	9.0	W	35	6	1	1	3	4	1	0	0	0	0	36	56	1.00	1.111

PITCHER	IP	WLS	BF	H	R	ER	SO	BB	IBB	HBP	BLK	WP	HR	S	P	ERA	WHIP

BOTTOM

Cleveland Indians @ Kansas City Athletics

Municipal Stadium, Kansas City, MO

Fri May 30 1958, 4:33 AM EDT

Att. 12,314 - Unknown

livebaseballscorecards.com

AB	29
R	1
H	6
RBI	1
BB	5
SO	3
LOB	14

Cleveland Indians @ Kansas City Athletics

Municipal Stadium, Kansas City, MO

Fri May 30 1958, 8:05 PM EDT

Att. 14,224 - Unknown

TOP

livebaseballscorecards.com

Batter	1	2	3	4	5	6	7	8	9	AB	R	H	RBI	BB	SO	LOB
Billy Harrell, R (1, 6) OBP: 0.320, SLG: 0.422	F7		HR		F2			K		4	1	1	1	0	1	1
Bobby Avila, R (1, 4) OBP: 0.355, SLG: 0.426	4-3		F7		1-2 1B			F2		4	0	1	0	0	0	0
Minnie Minoso, R (1, 7) OBP: 0.354, SLG: 0.433	1B		K		1-3			F6		4	0	1	0	0	1	2
Preston Ward, L (1, 5) OBP: 0.396, SLG: 0.453	L6		4-3			F9			1B HR 1B	4	1	1	0	0	0	1
Larry Doby, L (1, 8) OBP: 0.241, SLG: 0.296		K		F6		F6			1-2 HR 1B	4	1	1	0	0	1	0
Mickey Vernon, L (1, 3) OBP: 0.400, SLG: 0.536		E3 HR		F7		3-1			1-H 2-H HR	4	2	1	3	0	0	0
Rocky Colavito, R (1, 9) OBP: 0.390, SLG: 0.461 Mudcat Grant, R (9, PR) OBP: 0.136, SLG: 0.095	1-H HR		K				F4		G3-6-3 1B	4 0	1 0	2 0	2 0	0 0	1 0	0 0
Dick Brown, R (1, 2) OBP: 0.296, SLG: 0.421 Roger Maris, L (9, PH) OBP: 0.300, SLG: 0.440	F3				K		F9		F7	3 0	0 0	0 0	0 0	0 0	1 0	0 0
Dick Tomanek, L (1, 1) OBP: 0.077, SLG: 0.077 Bob Kelly, R (1, 1) OBP: 0.400, SLG: 0.250 Gary Geiger, L (7, PH) OBP: 0.346, SLG: 0.287 Bob Lemon, L (7, 1) Russ Nixon, L (9, PH) OBP: 0.277, SLG: 0.355	6-3				1B		K		G3-6-3 1-2f	0 2 1 0 1	0 0 0 0 0	0 1 0 0 0	0 0 0 0 0	0 0 0 0 0	0 0 1 0 0	0 0 0 0 1
Inning Stats	R: 0 E: 0 K: 0 S: 4 H: 1 LOB: 1 BB: 0 P: 4	R: 2 E: 1 K: 1 S: 7 H: 1 LOB: 0 BB: 0 P: 7	R: 1 E: 0 K: 1 S: 6 H: 1 LOB: 0 BB: 0 P: 6	R: 0 E: 0 K: 1 S: 5 H: 0 LOB: 0 BB: 0 P: 5	R: 0 E: 0 K: 1 S: 7 H: 2 LOB: 2 BB: 0 P: 7	R: 0 E: 0 K: 0 S: 3 H: 0 LOB: 0 BB: 0 P: 3	R: 0 E: 0 K: 1 S: 5 H: 0 LOB: 0 BB: 0 P: 5	R: 0 E: 0 K: 1 S: 5 H: 0 LOB: 0 BB: 0 P: 5	R: 3 E: 0 K: 0 S: 6 H: 4 LOB: 1 BB: 0 P: 6	1B: 6 2B: 0 3B: 0 HR: 3	SF: 0 SAC: 0 DP: 1 HBP: 0						

	AB	35
	R	6
	H	9
	RBI	6
	BB	0
	SO	6
	LOB	5

WP: 0 PB: 0 SB: 0 CS: 0 PA: 36

PITCHER	IP	WLS	BF	H	R	ER	SO	BB	IBB	HBP	BLK	WP	HR	S	P	ERA	WHIP
Ned Garver, R (1, 1) ERA: 2.97	8.0	W	32	7	5	4	6	0	0	0	0	0	2	44	44	4.50	0.875
Murry Dickson, R (9, 1) ERA: 4.08	0.0		2	2	1	1	0	0	0	0	0	0	1	2	2	∞	∞
Duke Maas, R (9, 1) ERA: 3.96	1.0	S	2	0	0	0	0	0	0	0	0	0	0	2	2	0.00	0.000

PITCHER	IP	WLS	BF	H	R	ER	SO	BB	IBB	HBP	BLK	WP	HR	S	P	ERA	WHIP

Batter	1	2	3	4	5	6	7	8	9	AB	R	H	RBI	BB	SO	LOB
Mike Baxes, R (1, 4) OBP: 0.295, SLG: 0.262	BB BB BB 1B		5-3		6-3		1B 1B			4	1	2	0	0	0	0
Bill Tuttle, R (1, 9) OBP: 0.353, SLG: 0.343	BB BB G6-4-3 1-2 BB		FC HR BB		K		G4-6-3 1-3 1B			2	2	1	0	2	1	0
Hector Lopez, R (1, 5) OBP: 0.314, SLG: 0.360	G6-4-3 BB PO 1-2 2-3 BB		FC HR 1-2		5-3		G4-6-3 1-2f			3	1	0	0	1	0	3
Bob Cerv, R (1, 7) OBP: 0.416, SLG: 0.723 Bob Martyn, L (9, 7) OBP: 0.500, SLG: 0.714	G6-4-3 1-2 2-3 3-H BB		1-H 2-H HR			K		F8		3 0	1 0	1 0	4 0	1 0	1 0	0 0
Vic Power, R (1, 3) OBP: 0.279, SLG: 0.403	G6-4-3 1-2f 2-3 3-H		G6-4-3 1B			1B 3B		F8		4	1	2	0	0	0	2
Harry Chiti, R (1, 2) OBP: 0.339, SLG: 0.510	PO 3-H	HR	G6-4-3 1-2f			3-H 1B		F8		4	1	2	2	0	0	1
Woodie Held, R (1, 8) OBP: 0.292, SLG: 0.309		5-3		K		F7				3	0	0	0	0	1	1
Joe Demaestri, R (1, 6) OBP: 0.258, SLG: 0.301		G1-6-3 BB		6-3		F9				2	0	0	0	1	0	1
Ned Garver, R (1, 1) OBP: 0.074, SLG: 0.038 Murry Dickson, R (9, 1) OBP: 0.500, SLG: 1.333 Duke Maas, R (9, 1) OBP: 0.182, SLG: 0.273		G1-6-3 1-2f		K			1-3			3 0 0	0 0 0	0 0 0	0 0 0	0 0 0	1 0 0	1 0 0
Inning Stats	R: 2 E: 0 K: 0 S: 2 H: 1 LOB: 0 BB: 3 P: 14	R: 1 E: 0 K: 0 S: 3 H: 1 LOB: 0 BB: 1 P: 7	R: 3 E: 0 K: 0 S: 5 H: 2 LOB: 0 BB: 1 P: 9	R: 0 E: 0 K: 2 S: 7 H: 0 LOB: 0 BB: 0 P: 7	R: 0 E: 0 K: 1 S: 5 H: 0 LOB: 0 BB: 0 P: 5	R: 1 E: 0 K: 1 S: 7 H: 2 LOB: 1 BB: 0 P: 7	R: 0 E: 0 K: 0 S: 4 H: 2 LOB: 1 BB: 0 P: 4	R: 0 E: 0 K: 0 S: 3 H: 0 LOB: 0 BB: 0 P: 3		1B: 5 2B: 0 3B: 1 HR: 2	SF: 0 SAC: 0 DP: 4 HBP: 0						

PITCHER		IP	WLS	BF	H	R	ER	SO	BB	IBB	HBP	BLK	WP	HR	S	P	ERA	WHIP
Dick Tomanek, L ERA: 4.68	(1, 1)	0.0		4	1	2	2	0	3	0	0	0	0	0	1	13	∞	∞
Bob Kelly, R ERA: 5.14	(1, 1)	6.0	L	22	5	5	5	4	2	0	0	0	0	2	28	36	7.50	1.167
Bob Lemon, R ERA: 6.14	(7, 1)	2.0		7	2	0	0	0	0	0	0	0	0	0	7	7	0.00	1.000

PITCHER	IP	WLS	BF	H	R	ER	SO	BB	IBB	HBP	BLK	WP	HR	S	P	ERA	WHIP

BOTTOM

Cleveland Indians @ Kansas City Athletics

Municipal Stadium, Kansas City, MO

Fri May 30 1958, 8:05 PM EDT

Att. 14,224 - Unknown

livebaseballscorecards.com

AB	28
R	7
H	8
RBI	6
BB	5
SO	4
LOB	9

WP: 0 PB: 0 SB: 0 CS: 0 PA: 34

Cleveland Indians @ Kansas City Athletics

Municipal Stadium, Kansas City, MO

Sat May 31 1958, 4:33 AM EDT

Att. 8,685 - Unknown

livebaseballscorecards.com

TOP

Batter	1	2	3	4	5	6	7	8	9	AB	R	H	RBI	BB	SO	LOB
Bobby Avila, R (1, 5) OBP: 0.359, SLG: 0.432	B B B B 4-0 SH3 PB SF BB		x 0-0 ② 5-3		x 0-0 2-H 2B 2B		S S S 0-3 ③ K			3	2	1	1	1	1	1
Minnie Minoso, R (1, 7) OBP: 0.354, SLG: 0.438	x 0-0 ① SH3 1-3		x 0-0 ③ F9		x 0-0 2-H 2B			x 0-0 ① F9		3	0	1	1	0	0	0
Larry Doby, L (1, 8) OBP: 0.250, SLG: 0.414 Gary Geiger, L (7, 8) OBP: 0.343, SLG: 0.284	x 0-0 SF 3-H			x 0-0 HR	x 0-0 ③ 4-3			x 0-0 ② 4-3		2 1	1 0	1 0	2 0	0 0	0 0	1 0
Preston Ward, L (1, 3) OBP: 0.381, SLG: 0.434	x 0-0 ② F8			x 0-0 ① 1-3		x 0-0 ① F6		x 0-0 ③ 4-3		4	0	0	0	0	0	1
Rocky Colavito, R (1, 9) OBP: 0.386, SLG: 0.453	S S S 0-3 ③ K			x 0-0 G4-6-3 1B		x 0-0 ② L6			x 0-0 ① F7	4	0	1	0	0	1	1
Russ Nixon, L (1, 2) OBP: 0.268, SLG: 0.344 Mickey Vernon, L (9, PH) OBP: 0.396, SLG: 0.531		S S S 0-3 ① K		x 0-0 ② ③ G4-6-3 1-2f		x 0-0 ③ F9			x 0-0 ② 4-3	3 1	0 0	0 0	0 0	0 0	1 0	1 0
Billy Harrell, R (1, 6) OBP: 0.310, SLG: 0.409 Roger Maris, L (9, PH) OBP: 0.298, SLG: 0.436		S S S 0-3 ② K	x 0-0 ① 6-3			x 0-0 ① F9		S S S 0-3 ③ K		3 0	0 0	0 0	0 0	1 0	0 0	0 0
Billy Moran, R (1, 4) OBP: 0.207, SLG: 0.213		x 0-0 ③ 4-3	x 0-0 2B 2B			x 0-0 ② F9				3	1	1	0	0	0	0
Mudcat Grant, R (1, 1) OBP: 0.130, SLG: 0.091 Hoyt Wilhelm, R (3, 1)			x 0-0 ① 3-1		x 0-0 ② 4-3		B B B B 4-0 BB			1 1	0 0	0 0	0 0	0 1	0 0	0 1
Inning Stats	R: 1 E: 1 K: 1 S: 6 H: 0 LOB: 1 BB: 1 P: 10	R: 0 E: 0 K: 2 S: 7 H: 0 LOB: 0 BB: 0 P: 7	R: 0 E: 0 K: 0 S: 3 H: 0 LOB: 0 BB: 0 P: 3	R: 1 E: 0 K: 0 S: 4 H: 2 LOB: 0 BB: 0 P: 4	R: 2 E: 0 K: 0 S: 6 H: 3 LOB: 1 BB: 0 P: 6	R: 0 E: 0 K: 0 S: 3 H: 0 LOB: 0 BB: 0 P: 3	R: 0 E: 0 K: 1 S: 5 H: 0 LOB: 1 BB: 1 P: 9	R: 0 E: 0 K: 0 S: 3 H: 0 LOB: 0 BB: 0 P: 3	R: 0 E: 0 K: 1 S: 5 H: 0 LOB: 0 BB: 0 P: 5	1B: 1 2B: 3 3B: 0 HR: 1 SF: 1 SAC: 1 DP: 1 HBP: 0						

	AB	29
	R	4
	H	5
	RBI	4
	BB	2
	SO	4
	LOB	6

PITCHER		IP	WLS	BF	H	R	ER	SO	BB	IBB	HBP	BLK	WP	HR	S	P	ERA	WHIP
Jack Urban, R ERA: 4.83	(1, 1)	7.0	W	28	5	4	3	4	2	0	0	0	0	1	34	42	3.86	1.000
Tom Gorman, R ERA: 2.77	(8, 1)	2.0	S	6	0	0	0	1	0	0	0	0	0	0	8	8	0.00	0.000

PITCHER		IP	WLS	BF	H	R	ER	SO	BB	IBB	HBP	BLK	WP	HR	S	P	ERA	WHIP

WP: 0 PB: 1 SB: 0 CS: 0 PA: 34

Batter	1	2	3	4	5	6	7	8	9	AB	R	H	RBI	BB	SO	LOB
Mike Baxes, R (1, 4) OBP: 0.294, SLG: 0.262	F6		5-3		K		1B 2-H 3-H			4	0	1	0	0	1	1
Bob Martyn, L (1, 9) (9, 7) OBP: 0.471, SLG: 0.667	F4		E4 1B		K		K			4	0	0	0	0	2	2
Hector Lopez, R (1, 5) OBP: 0.325, SLG: 0.371	HR 1B		G6-4-3 1-2 1B			6-3		PB 1B		4	1	3	0	0	0	0
Bob Cerv, R (1, 7) OBP: 0.411, SLG: 0.732 Woodie Held, R (9, 8) OBP: 0.292, SLG: 0.309	HR 1-H		G6-4-3 1-2f			F6		K 1-2		4 0	1 0	1 0	2 0	0 0	1 0	3 0
Bill Tuttle, R (1, 8) (9, 9) OBP: 0.344, SLG: 0.333	K			4-3		6-3		K		4	0	0	0	0	2	1
Vic Power, R (1, 3) OBP: 0.278, SLG: 0.398		E5 1B SF7		6-3			E PB 1B	6-3		4	2	1	0	0	0	1
Harry Chiti, R (1, 2) OBP: 0.339, SLG: 0.500		1-3 1B		F4			K			3	0	1	0	0	1	1
Joe Demaestri, R (1, 6) OBP: 0.260, SLG: 0.298		SF7 3-H			BB		E4 5-3 1-3 E			1	1	0	1	1	0	1
Jack Urban, R (1, 1) OBP: 0.211, SLG: 0.211 Hal Smith, R (7, PH) OBP: 0.324, SLG: 0.600 Tom Gorman, R (8, 1) OBP: 0.167, SLG: 0.167		K			F3		5-3 1-2			2 1 0	0 0 0	0 0 0	0 0 0	0 0 0	1 0 0	1 2 0
Inning Stats	R: 2 E: 0 K: 1 S: 7 H: 2 LOB: 0 BB: 0 P: 7	R: 1 E: 1 K: 1 S: 6 H: 1 LOB: 0 BB: 0 P: 6	R: 0 E: 1 K: 0 S: 4 H: 1 LOB: 1 BB: 0 P: 4	R: 0 E: 0 K: 0 S: 3 H: 0 LOB: 0 BB: 0 P: 3	R: 0 E: 0 K: 2 S: 7 H: 0 LOB: 1 BB: 1 P: 11	R: 0 E: 0 K: 0 S: 3 H: 0 LOB: 0 BB: 0 P: 3	R: 2 E: 1 K: 2 S: 10 H: 2 LOB: 1 BB: 0 P: 10	R: 0 E: 0 K: 2 S: 8 H: 1 LOB: 1 BB: 0 P: 8		1B: 6 2B: 0 3B: 0 HR: 1 SF: 1 SAC: 0 DP: 1 HBP: 0						

PITCHER		IP	WLS	BF	H	R	ER	SO	BB	IBB	HBP	BLK	WP	HR	S	P	ERA	WHIP
Mudcat Grant, R ERA: 3.5	(1, 1)	2.1		12	4	3	2	2	0	0	0	0	0	1	16	16	7.71	1.714
Hoyt Wilhelm, R ERA: 2.6	(3, 1)	5.2	L	21	3	2	0	6	1	0	0	0	0	0	32	36	0.00	0.706

PITCHER	IP	WLS	BF	H	R	ER	SO	BB	IBB	HBP	BLK	WP	HR	S	P	ERA	WHIP

BOTTOM

Cleveland Indians @ Kansas City Athletics

Municipal Stadium, Kansas City, MO

Sat May 31 1958, 4:33 AM EDT

Att. 8,685 - Unknown

livebaseballscorecards.com

AB	31
R	5
H	7
RBI	3
BB	1
SO	8
LOB	13

Cleveland Indians @ Kansas City Athletics

Municipal Stadium, Kansas City, MO

Sun Jun 01 1958, 4:33 AM EDT

Att. 14,223 - Unknown

TOP

livebaseballscorecards.com

Batter	1	2	3	4	5	6	7	8	9	AB	R	H	RBI	BB	SO	LOB
Gary Geiger, L (1, 5) OBP: 0.336, SLG: 0.278 Bob Kelly, R (5, 1) OBP: 0.400, SLG: 0.250 Chico Carrasquel, R (6, PH) OBP: 0.301, SLG: 0.327 Bob Lemon, L (6, 1) Mickey Vernon, L (7, PH) OBP: 0.402, SLG: 0.535 Don Mossi, L (7, 1) OBP: 0.077, SLG: 0.083	S S S 0-3 ① K		x 0-0 ③ F7			x 0-0 1B	x 0-0 1-2 3-H 1B			2	0	0	0	0	1	0
										0	0	0	0	0	0	0
										0	0	0	0	0	0	0
										0	0	0	0	0	0	0
										1	0	1	1	0	0	0
										0	0	0	0	0	0	0
Minnie Minoso, R (1, 7) OBP: 0.351, SLG: 0.433 (5, 5)	x 0-0 ② 5-3			x 0-0 G3 S 1B		x 0-0 ① F8	x 0-0 ③ F4			4	0	1	0	0	0	3
Larry Doby, L (1, 8) OBP: 0.250, SLG: 0.424 (5, 7)	x 0-0 ③ F6			x 0-0 ① G3 1-3		x 0-0 ② FC4-6 1-2f		x 0-0 2B		4	0	1	0	0	0	2
Preston Ward, L (1, 3) OBP: 0.367, SLG: 0.417		x 0-0 E3 G1-6-3 1B		S S S 0-3 ② K		x 0-0 F7		x 0-0 ① F8		4	0	0	0	0	1	3
Rocky Colavito, R (1, 9) OBP: 0.389, SLG: 0.450		x 0-0 G1-6-3 1-2 1B		x 0-0 ③ 5-3			B B B B 4-0 1B SF BB	S S S 0-3 ② K		3	1	1	0	1	1	2
Russ Nixon, L (1, 2) OBP: 0.267, SLG: 0.340		x 0-0 ① ② G1-6-3 1-2f 2-3			x 0-0 ① 5-3		x 0-0 SF 1-3 1-3 1B	x 0-0 ③ 6-3		4	1	1	0	0	0	3
Billy Harrell, R (1, 6) OBP: 0.298, SLG: 0.392		S S S 0-3 ③ K			x 0-0 E5		x 0-0 ① 1-3 1-2		x 0-0 ① F8	4	0	0	0	0	1	3
Billy Moran, R (1, 4) OBP: 0.204, SLG: 0.211 Roger Maris, L (5, PH) OBP: 0.291, SLG: 0.429 (5, 8)			x 0-0 ① 6-3		x 0-0 ② F7		x 0-0 SF 2-3 3-H		S S S 0-3 ② K	1	0	0	0	0	0	0
										0	0	0	0	0	0	0
Cal McLish, S (1, 1) Gary Bell, R (2, 1) Bobby Avila, R (5, PH) OBP: 0.352, SLG: 0.423 (5, 4)			x 0-0 ② 6-3		x 0-0 ③ L6		S S S 0-3 ② K		x 0-0 ③ 5-3	0	0	0	0	0	0	0
										1	0	0	0	0	0	0
										3	0	0	0	0	1	3

Inning Stats																																		
	R: 0	H: 0	R: 0	H: 1	R: 0	H: 0	R: 0	H: 1	R: 0	H: 0	R: 0	H: 1	R: 2	H: 2	R: 0	H: 1	R: 0	H: 0	1B: 5	SF: 1	WP: 0	PA: 36
	E: 0	LOB: 0	E: 1	LOB: 1	E: 0	LOB: 0	E: 0	LOB: 1	E: 0	LOB: 1	E: 0	LOB: 1	E: 1	LOB: 2	E: 0	LOB: 1	E: 0	LOB: 0	2B: 1	SAC: 0	PB: 0	
	K: 1	BB: 0	K: 1	BB: 0	K: 0	BB: 0	K: 1	BB: 0	K: 1	BB: 0	K: 0	BB: 0	K: 1	BB: 1	K: 0	BB: 0	K: 1	BB: 0	3B: 0	DP: 1	SB: 1	
	S: 5	P: 5	S: 6	P: 6	S: 3	P: 3	S: 6	P: 6	S: 4	P: 4	S: 4	P: 4	S: 8	P: 12	S: 6	P: 6	S: 5	P: 5	HR: 0	HBP: 0	CS: 0	

PITCHER	IP	WLS	BF	H	R	ER	SO	BB	IBB	HBP	BLK	WP	HR	S	P	ERA	WHIP
Ray Herbert, R (1, 1) ERA: 2.88	9.0	W	36	6	2	1	6	1	0	0	0	0	0	47	51	1.00	0.778

PITCHER	IP	WLS	BF	H	R	ER	SO	BB	IBB	HBP	BLK	WP	HR	S	P	ERA	WHIP

AB	31
R	2
H	5
RBI	1
BB	1
SO	5
LOB	19

Batter	1	2	3	4	5	6	7	8	9	AB	R	H	RBI	BB	SO	LOB
Mike Baxes, R (1, 4) OBP: 0.287, SLG: 0.255	E5 FC6-4			K		4-3				4	1	0	0	0	1	4
Bob Martyn, L (1, 9) OBP: 0.451, SLG: 0.635	F7	K		F8			F8			3	0	0	0	0	1	1
Woodie Held, R (7, PH) (8, 8) OBP: 0.290, SLG: 0.305										1	0	0	0	0	0	0
Hector Lopez, R (1, 5) OBP: 0.323, SLG: 0.363	K 1-2	K			G4-6-3 BB		6-3			3	0	0	0	1	2	1
Bob Cerv, R (1, 7) OBP: 0.407, SLG: 0.714	WP 1B IBB	K			G4-6-3 1-2f		K			3	1	0	0	1	2	1
Bill Tuttle, R (1, 8) (8, 9) OBP: 0.341, SLG: 0.326	1B E BB 1-2 2-3	F9			K			F9		3	1	0	0	1	1	0
Vic Power, R (1, 3) OBP: 0.285, SLG: 0.409	E4 1-H 2-H 3-H	2B				4-3		L6		4	2	2	2	0	0	0
Harry Chiti, R (1, 2) OBP: 0.348, SLG: 0.534	1B 2-H	2B 2-H				1-3		L6		4	1	2	2	0	0	0
Joe Demaestri, R (1, 6) OBP: 0.272, SLG: 0.309	1B 2-H		K			1B				3	0	2	1	0	1	0
Ray Herbert, R (1, 1) OBP: 0.625, SLG: 0.667	FC6-4 1-2			K		1B 1-2				3	0	2	0	0	1	0
Inning Stats	R: 5 E: 2 K: 1 S: 10 H: 4 LOB: 2 BB: 2 P: 18	R: 0 E: 0 K: 3 S: 9 H: 0 LOB: 0 BB: 0 P: 9	R: 1 E: 0 K: 1 S: 6 H: 2 LOB: 0 BB: 0 P: 6	R: 0 E: 0 K: 2 S: 7 H: 0 LOB: 0 BB: 0 P: 7	R: 0 E: 0 K: 1 S: 4 H: 0 LOB: 0 BB: 1 P: 8	R: 0 E: 0 K: 0 S: 5 H: 2 LOB: 2 BB: 0 P: 5	R: 0 E: 0 K: 1 S: 5 H: 0 LOB: 0 BB: 0 P: 5	R: 0 E: 0 K: 0 S: 3 H: 0 LOB: 0 BB: 0 P: 3		1B: 5 2B: 3 3B: 0 HR: 0 SF: 0 SAC: 0 DP: 1 HBP: 0						

BOTTOM

Cleveland Indians @ Kansas City Athletics

Municipal Stadium, Kansas City, MO

Sun Jun 01 1958, 4:33 AM EDT

Att. 14,223 - Unknown

livebaseballscorecards.com

AB	31
R	6
H	8
RBI	5
BB	3
SO	9
LOB	7

WP: 1 PB: 0 SB: 1 CS: 0 PA: 34

PITCHER		IP	WLS	BF	H	R	ER	SO	BB	IBB	HBP	BLK	WP	HR	S	P	ERA	WHIP
Cal McLish, R ERA: 2.8	(1, 1)	1.0	L	10	4	5	0	1	1	1	0	0	1	0	10	18	0.00	5.000
Gary Bell, R ERA: 3.0	(2, 1)	3.0		10	2	1	1	6	0	0	0	0	0	0	22	22	3.00	0.667
Bob Kelly, R ERA: 4.97	(5, 1)	1.0		3	0	0	0	1	1	0	0	0	0	0	4	8	0.00	1.000
Bob Lemon, R ERA: 5.4	(6, 1)	1.0		5	2	0	0	0	0	0	0	0	0	0	5	5	0.00	2.000
Don Mossi, L ERA: 2.59	(7, 1)	2.0		6	0	0	0	1	0	0	0	0	0	0	8	8	0.00	0.000

PITCHER	IP	WLS	BF	H	R	ER	SO	BB	IBB	HBP	BLK	WP	HR	S	P	ERA	WHIP

Batter	1	2	3	4	5	6	7	8	9	AB	R	H	RBI	BB	SO	LOB
Mike Baxes, R (1, 4) OBP: 0.296, SLG: 0.275	2B		FC5-4 3-1 1-2f		2B		1-3		WP 1B 1B BB	4	1	2	0	1	0	1
Bob Martyn, L (1, 9) OBP: 0.421, SLG: 0.588	F5		3-1 1-2		F2		G3		F8	5	0	0	0	0	0	4
Hector Lopez, R (1, 5) OBP: 0.331, SLG: 0.367	BB		4-3		4-3		1B		WP 1B 1-2 1B	4	1	2	0	1	0	2
Bob Cery, R (1, 7) OBP: 0.407, SLG: 0.725	P3			HR		F9	K		CS 1B 1-H 2-H	5	1	2	3	0	1	3
Woodie Held, R (9, PR) OBP: 0.290, SLG: 0.305										0	0	0	0	0	0	0
Bill Tuttle, R (1, 8) OBP: 0.343, SLG: 0.329	F8			F3		2B E 1B		G6-4-3 1B	K 1-2	5	1	2	0	0	1	3
Vic Power, R (1, 3) OBP: 0.284, SLG: 0.412		F9		5-3		E 1-3 2B		G6-4-3 1-2f		4	0	1	0	0	0	1
Harry Chiti, R (1, 2) OBP: 0.357, SLG: 0.532		F8		1B		E6 2-3 3-H		1B 1B		4	0	2	1	0	0	1
Joe Demaestri, R (1, 6) OBP: 0.271, SLG: 0.307		1-3		K		K		FC6 1-2 1B		4	0	1	0	0	2	3
Ralph Terry, R (1, 1) OBP: 0.111, SLG: 0.111			FC5-4 1B		F3	K		FC6 1-2f		0	0	0	0	0	0	0
Murry Dickson, R (1, 1) OBP: 0.500, SLG: 1.000										2	0	1	0	0	0	0
Hal Smith, R (6, PH) OBP: 0.316, SLG: 0.581										1	0	0	0	0	1	2
Walt Craddock, R (6, 1)										0	0	0	0	0	0	0
Frank House, L (8, PH) OBP: 0.242, SLG: 0.283										1	0	0	0	0	0	2
Wally Burnette, R (8, 1) OBP: 0.250, SLG: 0.250										0	0	0	0	0	0	0
Inning Stats	R: 0 E: 0 K: 0 S: 4 H: 1 LOB: 2 BB: 1 P: 8	R: 0 E: 0 K: 0 S: 3 H: 0 LOB: 0 BB: 0 P: 3	R: 0 E: 0 K: 0 S: 4 H: 1 LOB: 1 BB: 0 P: 4	R: 1 E: 0 K: 1 S: 7 H: 2 LOB: 1 BB: 0 P: 7	R: 0 E: 0 K: 0 S: 4 H: 1 LOB: 1 BB: 0 P: 4	R: 1 E: 1 K: 2 S: 10 H: 2 LOB: 2 BB: 0 P: 10	R: 0 E: 0 K: 1 S: 6 H: 1 LOB: 1 BB: 0 P: 6	R: 0 E: 0 K: 0 S: 5 H: 3 LOB: 2 BB: 0 P: 5	R: 2 E: 0 K: 1 S: 6 H: 2 LOB: 1 BB: 1 P: 10	1B: 9 2B: 4 3B: 0 HR: 1 SF: 0 SAC: 0 DP: 2 HBP: 0							

PITCHER	IP	WLS	BF	H	R	ER	SO	BB	IBB	HBP	BLK	WP	HR	S	P	ERA	WHIP
Russ Kemmerer, R (1, 1) ERA: 4.41	8.1	W	40	13	4	4	4	2	0	0	0	1	1	46	54	4.32	1.800
Dick Hyde, R (9, 1) ERA: 2.29	0.2	S	1	0	0	0	1	0	0	0	0	0	0	3	3	0.00	0.000

PITCHER	IP	WLS	BF	H	R	ER	SO	BB	IBB	HBP	BLK	WP	HR	S	P	ERA	WHIP

TOP

Kansas City Athletics @ Washington Senators
Griffith Stadium, Washington, DC
Tue Jun 03 1958, 7:05 PM EDT
Unknown

livebaseballscorecards.com

AB	39
R	4
H	13
RBI	4
BB	2
SO	5
LOB	22

PA: 41

WP: 1
PB: 0
SB: 0
CS: 1

Batter	1	2	3	4	5	6	7	8	9	AB	R	H	RBI	BB	SO	LOB
Herb Plews, L (1, 5) OBP: 0.333, SLG: 0.424	3-1 FC1-2 2B	2-3		CS 1B			F7			4	0	2	0	0	0	0
Albie Pearson, L (1, 8) OBP: 0.360, SLG: 0.317	3-1 2-3	5-3		CS 1-2	4-3		BB			3	0	0	0	1	0	1
Roy Sievers, R (1, 7) OBP: 0.384, SLG: 0.580	FC1-2 3B BB	HR			6-3		K			3	2	1	1	1	1	1
Clint Courtney, L (1, 2) OBP: 0.320, SLG: 0.296	FC1-2 3B 1-2 3-H	F9			1B			FC6-4 BB		3	1	1	0	1	0	2
Jim Lemon, R (1, 9) OBP: 0.317, SLG: 0.413 Faye Throneberry, L (9, 9) OBP: 0.190, SLG: 0.105	1B 3B 1-H 2-H		F3		F7			F7		4 0	1 0	1 0	2 0	0 0	0 0	2 0
Rocky Bridges, R (1, 6) OBP: 0.370, SLG: 0.387	1B 1B 1B 3-H		P4			F7		FC6-4 FC6-4 1-2f		4	1	1	1	0	0	1
Ken Aspromonte, R (1, 4) OBP: 0.331, SLG: 0.381	1B 1-2 1B		F5			6-3		FC6-4 1-2f		4	0	1	0	0	0	1
Julio Becquer, L (1, 3) OBP: 0.258, SLG: 0.271	1-3 2-H 1B			K2-3		5-3				3	0	1	1	0	1	0
Russ Kemmerer, R (1, 1) OBP: 0.143, SLG: 0.053 Dick Hyde, R (9, 1)	K			F7			K			3 0	0 0	0 0	0 0	0 0	2 0	2 0
Inning Stats	R: 4 H: 5 E: 0 LOB: 2 K: 1 BB: 1 S: 10 P: 14	R: 1 H: 1 E: 0 LOB: 0 K: 0 BB: 0 S: 4 P: 4	R: 0 H: 0 E: 0 LOB: 0 K: 0 BB: 0 S: 3 P: 3	R: 0 H: 1 E: 0 LOB: 0 K: 1 BB: 0 S: 5 P: 5	R: 0 H: 1 E: 0 LOB: 1 K: 0 BB: 0 S: 4 P: 4	R: 0 H: 0 E: 0 LOB: 0 K: 0 BB: 0 S: 3 P: 3	R: 0 H: 0 E: 0 LOB: 1 K: 2 BB: 1 S: 7 P: 11	R: 0 H: 0 E: 0 LOB: 1 K: 0 BB: 1 S: 3 P: 7		1B: 5 SF: 0 2B: 1 SAC: 0 3B: 1 DP: 0 HR: 1 HBP: 0						

PITCHER		IP	WLS	BF	H	R	ER	SO	BB	IBB	HBP	BLK	WP	HR	S	P	ERA	WHIP
Ralph Terry, R ERA: 5.22	(1, 1)	0.2	L	8	5	4	4	0	1	0	0	0	0	0	7	11	54.00	9.000
Murry Dickson, R ERA: 3.68	(1, 1)	4.1		15	3	1	1	2	0	0	0	0	0	1	19	19	2.08	0.692
Walt Craddock, L ERA: 5.23	(6, 1)	2.0		7	0	0	0	2	1	0	0	0	0	0	10	14	0.00	0.500
Wally Burnette, R ERA: 3.86	(8, 1)	1.0		4	0	0	0	0	1	0	0	0	0	0	3	7	0.00	1.000

PITCHER	IP	WLS	BF	H	R	ER	SO	BB	IBB	HBP	BLK	WP	HR	S	P	ERA	WHIP

BOTTOM

Kansas City Athletics @ Washington Senators
Griffith Stadium, Washington, DC
Tue Jun 03 1958, 7:05 PM EDT
Unknown

livebaseballscorecards.com

AB	31
R	5
H	8
RBI	5
BB	3
SO	4
LOB	10

PA: 35

WP: 0	PB: 0	SB: 0	CS: 1

Batter	1	2	3	4	5	6	7	8	9	AB	R	H	RBI	BB	SO	LOB
Mike Baxes, R (1, 4) OBP: 0.293, SLG: 0.278	3-1		3-1 1-2		1B 1-3 2B 2B	F7		1-3		5	1	1	0	0	0	2
Bob Martyn, L (1, 9) (8, 7) OBP: 0.420, SLG: 0.603	K		1B 2-H 3B		2B 2-3 3-H 1B		1-3	4-3		5	2	2	2	0	1	0
Hector Lopez, R (1, 5) OBP: 0.339, SLG: 0.381	5-3		FC6 3-H 1B		WP 1-H 3-H 2B		E5 BB E E		G6-4-3 1B	5	2	3	3	0	0	0
Bob Cery, R (1, 7) OBP: 0.396, SLG: 0.704 Woodie Held, R (8, 8) OBP: 0.287, SLG: 0.302		K	FC6 1-2f		K 2-H		E5 E BB 1-2 FC6-4		G6-4-3 1-2f	4 1	1 0	0 0	0 0	0 0	2 0	2 1
Bill Tuttle, R (1, 8) (8, 9) OBP: 0.351, SLG: 0.329		1B	6-3	4-3			FC6-4 E 1-2 2-3 BB		FC6-4 BB	3	0	1	0	2	0	0
Vic Power, R (1, 3) OBP: 0.295, SLG: 0.426		G1-6-3 1-2 1B	L3-1 1B		1B 2B	E5 1-2 2-3 3-H	FC6-4		FC6-4 1-2f	5	1	3	1	0	0	3
Hal Smith, R (1, 2) OBP: 0.286, SLG: 0.514		G1-6-3 1-2f	L3-1 1-2		L6	FC6-4 1-2f 2-3 3-H				4	0	0	1	0	0	6
Joe Demaestri, R (1, 6) OBP: 0.270, SLG: 0.305			3-1 3B 1B		6-3	F9	K			4	1	1	0	0	1	3
Ned Garver, R (1, 1) OBP: 0.100, SLG: 0.069 Dave Melton, R (6, PR) Duke Maas, R (6, 1) OBP: 0.167, SLG: 0.250			K	E5 2B 1B	2-H 1B			1-3		3 0 1	1 0 0	1 0 0	1 0 0	0 0 0	1 0 0	1 0 0
Inning Stats	R: 0 E: 0 K: 1 S: 5 H: 0 LOB: 0 BB: 0 P: 5	R: 0 E: 0 K: 1 S: 6 H: 2 LOB: 1 BB: 0 P: 6	R: 2 E: 0 K: 1 S: 8 H: 3 LOB: 1 BB: 0 P: 8	R: 0 E: 0 K: 0 S: 3 H: 1 LOB: 0 BB: 0 P: 3	R: 4 E: 1 K: 1 S: 9 H: 3 LOB: 0 BB: 0 P: 9	R: 1 E: 0 K: 0 S: 5 H: 2 LOB: 1 BB: 0 P: 5	R: 2 E: 3 K: 1 S: 8 H: 0 LOB: 2 BB: 1 P: 12	R: 0 E: 0 K: 0 S: 3 H: 0 LOB: 0 BB: 0 P: 3	R: 0 E: 0 K: 0 S: 3 H: 1 LOB: 1 BB: 1 P: 7	1B: 8 2B: 4 3B: 1 HR: 0 SF: 0 SAC: 0 DP: 3 HBP: 0						

TOP

Kansas City Athletics @ Washington Senators
Griffith Stadium, Washington, DC
Tue Jun 03 1958, 7:05 PM EDT
Att. 7,291 - Unknown

livebaseballscorecards.com

AB	40
R	9
H	12
RBI	8
BB	2
SO	5
LOB	18

PITCHER	IP	WLS	BF	H	R	ER	SO	BB	IBB	HBP	BLK	WP	HR	S	P	ERA	WHIP
Pedro Ramos, R (1, 1) ERA: 3.33	5.0		23	9	6	5	4	0	0	0	0	1	0	31	31	9.00	1.800
Bud Byerly, R (6, 1) ERA: 6.88	0.2		4	2	1	1	0	0	0	0	0	0	0	4	4	13.50	3.000
Tex Clevenger, R (6, 1) ERA: 3.89	2.1	W	11	0	2	0	1	1	0	0	0	0	0	12	16	0.00	0.429
Dick Hyde, R (9, 1) ERA: 2.23	1.0	S	4	1	0	0	0	1	0	0	0	0	0	3	7	0.00	2.000

PITCHER	IP	WLS	BF	H	R	ER	SO	BB	IBB	HBP	BLK	WP	HR	S	P	ERA	WHIP

WP: 2	PA: 42
PB: 0	
SB: 0	
CS: 0	

Batter	1	2	3	4	5	6	7	8	9	AB	R	H	RBI	BB	SO	LOB
Herb Plews, L (1, 5) OBP: 0.338, SLG: 0.438	0-0 PB FC4 E 1B	0-0 ① F7	0-0 ③ 6-3			S S S 0-3 ① K		x 0-0 1B 1-H 2-H FC6-4 2B		5	2	2	2	0	1	1
Albie Pearson, L (1, 8) OBP: 0.355, SLG: 0.313	0-0 FC4 E PB 1-2 1B	0-0 ② F8		x 0-0 ① 6-3		x 0-0 ② 4-3		x 0-0 BB 2-3 E 1B		5	2	1	0	0	0	1
Roy Sievers, R (1, 7) OBP: 0.385, SLG: 0.573	0-0 E5 1B 1-3 2-H 1B	0-0 1B 1B		x 0-0 ② F7		x 0-0 1B		x 0-0 ① P4		5	1	2	1	0	0	3
Clint Courtney, L (1, 2) OBP: 0.329, SLG: 0.302	0-0 WP 1B 1-3 3-H 1B	0-0 FC5-4 1-2 1B		x 0-0 ③ L4		x 0-0 ③ 5-3		B B B B 4-0 FC6-4 1-2 BB		4	0	2	1	1	0	1
Jim Lemon, R (1, 9) OBP: 0.320, SLG: 0.413	0-0 WP 1-2 3-H 1B	0-0 ③ FC5-4 1-2f			x 0-0 3B 1B		x 0-0 ① 1-3	x 0-0 ② FC6-4 FC4-6 1-2f 2-H 3-H		5	1	2	2	0	0	3
Rocky Bridges, R (1, 6) OBP: 0.371, SLG: 0.400	0-0 ① 6-3 1-2 2-3		x 0-0 G6-3 1B 2B 1B		x 0-0 1B 1-H 3B		x 0-0 ② F2	x 0-0 ③ FC4-6 1-2f		5	2	2	1	0	0	3
Ken Aspromonte, R (1, 4) OBP: 0.336, SLG: 0.385	0-0 ② 5-3		x 0-0 G6-3 1-2 1B		x 0-0 G1-6-3 3-H 1B		x 0-0 ③ F8			4	0	2	1	0	0	2
Julio Becquer, L (1, 3) OBP: 0.273, SLG: 0.274	I I I 4-0 IBB		x 0-0 ① ② G6-3 1-2f 2-3		x 0-0 ① ② G1-6-3 1-2f			x 0-0 BB 2B 1B		3	1	1	0	1	0	3
Pedro Ramos, S (1, 1) OBP: 0.143, SLG: 0.179 Ossie Alvarez, R (5, PH) OBP: 0.286, SLG: 0.167 Bud Byerly, R (6, 1) Tex Clevenger, R (6, 1) OBP: 0.600, SLG: 1.000 Neil Chrisley, L (8, PH) OBP: 0.278, SLG: 0.418 Dick Hyde, R (9, 1)	0-0 ③ 6-3	0-0 3-H 2B			x 0-0 ③ 1-3			B B B B 4-0 1-2 2B BB		2 1 0 0 0 0	0 0 0 0 1 0	1 0 0 0 0 0	1 0 0 0 0 0	0 0 0 0 1 0	0 0 0 0 0 0	3 0 0 0 0 0
Inning Stats	R: 3 E: 1 K: 0 S: 8 H: 3 LOB: 3 BB: 1 P: 12	R: 0 E: 0 K: 0 S: 5 H: 2 LOB: 2 BB: 0 P: 5	R: 1 E: 0 K: 0 S: 5 H: 3 LOB: 1 BB: 0 P: 5	R: 0 E: 0 K: 0 S: 3 H: 0 LOB: 0 BB: 0 P: 3	R: 2 E: 0 K: 0 S: 5 H: 3 LOB: 0 BB: 0 P: 5	R: 0 E: 0 K: 1 S: 6 H: 1 LOB: 1 BB: 0 P: 6	R: 0 E: 0 K: 0 S: 3 H: 0 LOB: 0 BB: 0 P: 3	R: 4 E: 1 K: 0 S: 6 H: 3 LOB: 1 BB: 2 P: 14		1B: 12 2B: 2 3B: 1 HR: 0	SF: 0 SAC: 0 DP: 2 HBP: 0					

PITCHER		IP	WLS	BF	H	R	ER	SO	BB	IBB	HBP	BLK	WP	HR	S	P	ERA	WHIP
Ned Garver, R ERA: 3.39	(1, 1)	5.0		27	11	6	5	0	0	1	0	0	1	0	26	30	9.00	2.200
Duke Maas, R ERA: 4.35	(6, 1)	3.0	L	15	4	4	3	1	2	0	0	0	0	0	15	23	9.00	2.000

PITCHER	IP	WLS	BF	H	R	ER	SO	BB	IBB	HBP	BLK	WP	HR	S	P	ERA	WHIP

BOTTOM

Kansas City Athletics @ Washington Senators
Griffith Stadium, Washington, DC
Tue Jun 03 1958, 7:05 PM EDT
Att. 7,291 - Unknown

livebaseballscorecards.com

AB	39
R	10
H	15
RBI	9
BB	3
SO	1
LOB	20

WP: 1 PA: 42
PB: 1
SB: 0
CS: 0

Batter	1	2	3	4	5	6	7	8	9	AB	R	H	RBI	BB	SO	LOB
Bob Martyn, L (1, 9) OBP: 0.419, SLG: 0.615	4-3		S E 6-3 1B 1-3 3-H	F9		4-3			CS 3B	5	1	2	1	0	0	3
Bill Tuttle, R (1, 8) OBP: 0.346, SLG: 0.320	BBBB 4-0 CS BB		E6 6-3 S 1-2 3-H		6-3		F8		6-3 3-H	4	0	0	1	1	0	2
Hector Lopez, R (1, 5) OBP: 0.330, SLG: 0.369	6-3 1-2		6-3 1-3 2-H		F9		F8		5-3	5	0	0	1	0	0	2
Bob Cery, R (1, 7) OBP: 0.392, SLG: 0.691		F8	SSS K		1B		6-3			4	0	1	0	0	1	1
Vic Power, R (1, 3) OBP: 0.300, SLG: 0.441		F7		1B 3B	P3			1B E G1-2-3 1B		4	1	2	0	0	0	1
Frank House, L (1, 2) OBP: 0.242, SLG: 0.313		F8		G3	1B 3B			E1 1B 1-2		4	1	1	0	0	0	2
Mike Baxes, R (1, 4) OBP: 0.309, SLG: 0.296			F9 BB 1B 1B	FC1-6 3-H 1B		CS 3-H 1B		1-2 2-3 1B		4	1	4	2	0	0	0
Joe Demaestri, R (1, 6) OBP: 0.270, SLG: 0.296			BBBB 4-0 1B E 1-2 BB	FC1-6 1B 1-2f	SSS K 1-2			SSS K		3	1	0	0	1	2	5
Jack Urban, R (1, 1) OBP: 0.273, SLG: 0.273 Virgil Trucks, R (7, 1)			F9 2-3	1-2 1B	1B			G1-2-3 3-Hf		3 1	0 0	2 0	0 0	0 0	0 0	2 3
Inning Stats	R: 0 H: 0 E: 0 LOB: 0 K: 0 BB: 1 S: 2 P: 6	R: 0 H: 0 E: 0 LOB: 0 K: 0 BB: 0 S: 3 P: 3	R: 3 H: 2 E: 1 LOB: 1 K: 1 BB: 1 S: 8 P: 12	R: 1 H: 3 E: 0 LOB: 2 K: 0 BB: 0 S: 6 P: 6	R: 0 H: 1 E: 0 LOB: 1 K: 0 BB: 0 S: 4 P: 4	R: 1 H: 3 E: 0 LOB: 0 K: 1 BB: 0 S: 7 P: 7	R: 0 H: 0 E: 0 LOB: 0 K: 0 BB: 0 S: 3 P: 3	R: 0 H: 2 E: 1 LOB: 2 K: 1 BB: 0 S: 7 P: 7	R: 0 H: 1 E: 0 LOB: 0 K: 0 BB: 0 S: 3 P: 3	1B: 9 SF: 0 2B: 1 SAC: 0 3B: 3 DP: 2 HR: 0 HBP: 0						

TOP

Kansas City Athletics @ Washington Senators
Griffith Stadium, Washington, DC
Wed Jun 04 1958, 7:05 PM EDT
Att. 3,808 - Unknown

livebaseballscorecards.com

AB	37
R	5
H	12
RBI	5
BB	2
SO	3
LOB	21

WP: 0 PA: 39
PB: 0
SB: 2
CS: 3

PITCHER		IP	WLS	BF	H	R	ER	SO	BB	IBB	HBP	BLK	WP	HR	S	P	ERA	WHIP
Al Cicotte, R ERA: 5.89	(1, 1)	4.0	L	19	5	4	3	1	2	0	0	0	0	0	19	27	6.75	1.750
Chuck Stobbs, L ERA: 4.91	(5, 1)	3.0		12	4	1	1	1	0	0	0	0	0	0	14	14	3.00	1.333
Tex Clevenger, R ERA: 3.79	(8, 1)	1.0		5	2	0	0	1	0	0	0	0	0	0	7	7	0.00	2.000
Dick Hyde, R ERA: 2.18	(9, 1)	1.0		3	1	0	0	0	0	0	0	0	0	0	3	3	0.00	1.000

PITCHER	IP	WLS	BF	H	R	ER	SO	BB	IBB	HBP	BLK	WP	HR	S	P	ERA	WHIP

BOTTOM

Kansas City Athletics @ Washington Senators

Griffith Stadium, Washington, DC

Wed Jun 04 1958, 7:05 PM EDT

Att. 3,808 - Unknown

livebaseballscorecards.com

Batter	1	2	3	4	5	6	7	8	9	AB	R	H	RBI	BB	SO	LOB
Herb Plews, L (1, 5) OBP: 0.342, SLG: 0.435	3-1		6-3	1-3 2-H 3-H 1B			1-2 1B 1B		3-1	5	0	2	2	0	0	0
Albie Pearson, L (1, 8) OBP: 0.362, SLG: 0.320	1B 2B		BBBB BB	4-3			F8		BBBB BB	3	1	1	0	2	0	4
Roy Sievers, R (1, 7) OBP: 0.385, SLG: 0.566	F8		F8		G3-6-3 1B		1-2 2-H 1B		F2	5	0	2	1	0	0	3
Clint Courtney, L (1, 2) OBP: 0.325, SLG: 0.299	2-H 1B		F8		G3-6-3 1-2f		P6		F9	5	0	1	1	0	0	5
Jim Lemon, R (1, 9) OBP: 0.318, SLG: 0.405	F8			F9 BB 1B BB	6-3		P3			3	1	0	0	1	0	3
Rocky Bridges, R (1, 6) OBP: 0.368, SLG: 0.393		SSS K		BBBB BB 1-2 1B BB		L7		L6		3	1	0	0	1	1	0
Ken Aspromonte, R (1, 4) OBP: 0.341, SLG: 0.383		1B		F9		5-3		BBBB FC1-6 BB		3	0	1	0	1	0	2
Julio Becquer, L (1, 3) OBP: 0.257, SLG: 0.258		F8		F9 2-3		G3		FC1-6 1-2f		4	0	0	0	0	0	4
Al Cicotte, R (1, 1) OBP: 0.167, SLG: 0.167 Neil Chrisley, L (4, PH) OBP: 0.286, SLG: 0.418 Chuck Stobbs, L (5, 1) Eddie Yost, R (7, PH) OBP: 0.333, SLG: 0.239 Tex Clevenger, R (8, 1) OBP: 0.600, SLG: 1.000 Faye Throneberry, L (8, PH) OBP: 0.182, SLG: 0.100 Dick Hyde, R (9, 1)	P5			1B 1-2 BB			1B 1B BB	SSS K		1 0 0 0 0 1 0	0 0 0 1 0 0 0	0 0 0 0 0 0 0	0 1 0 0 0 0 0	0 0 0 1 0 1 0	0 0 0 0 0 1 0	1 0 0 0 0 1 0
Inning Stats	R: 1 E: 0 K: 0 S: 5 H: 2 LOB: 1 BB: 0 P: 5	R: 0 E: 0 K: 1 S: 6 H: 1 LOB: 1 BB: 0 P: 6	R: 0 E: 0 K: 0 S: 3 H: 0 LOB: 1 BB: 1 P: 7	R: 2 E: 0 K: 0 S: 4 H: 1 LOB: 2 BB: 3 P: 16	R: 0 E: 0 K: 0 S: 3 H: 1 LOB: 0 BB: 0 P: 3	R: 0 E: 0 K: 0 S: 3 H: 0 LOB: 0 BB: 0 P: 3	R: 1 E: 0 K: 0 S: 5 H: 2 LOB: 2 BB: 1 P: 9	R: 0 E: 0 K: 1 S: 5 H: 0 LOB: 1 BB: 1 P: 9	R: 0 E: 0 K: 0 S: 3 H: 0 LOB: 1 BB: 1 P: 7	1B: 6 2B: 1 3B: 0 HR: 0 SF: 0 SAC: 0 DP: 1 HBP: 0						

	AB	33
	R	4
	H	7
	RBI	4
	BB	7
	SO	2
	LOB	23

		WP: 0	PA: 40
		PB: 0	
		SB: 0	
		CS: 0	

PITCHER		IP	WLS	BF	H	R	ER	SO	BB	IBB	HBP	BLK	WP	HR	S	P	ERA	WHIP
Jack Urban, R ERA: 4.95	(1, 1)	6.0	W	28	6	4	4	1	5	0	0	0	0	0	25	45	6.00	1.833
Virgil Trucks, R ERA: 2.08	(7, 1)	3.0	S	12	1	0	0	1	2	0	0	0	0	0	12	20	0.00	1.000

PITCHER	IP	WLS	BF	H	R	ER	SO	BB	IBB	HBP	BLK	WP	HR	S	P	ERA	WHIP

Batter	1	2	3	4	5	6	7	8	9	10	11	12	13	AB	R	H	RBI	BB	SO	LOB
Bob Martyn, L OBP: 0.407, SLG: 0.590 (1, 9) (13, 7)	1-3			K2-3		P6			K			FC4-6 1B		5	0	1	0	0	2	0
Bill Tuttle, R OBP: 0.348, SLG: 0.318 (1, 8) (13, 9)	L9-3 1B			BB			4-3		K			FC4-6 1-2f		4	0	1	0	1	1	1
Hector Lopez, R OBP: 0.321, SLG: 0.358 (1, 5) (5, 4)	L9-3 1-2			F9			L4			6-3		F9		5	0	0	0	0	0	3
Bob Cerv, R OBP: 0.387, SLG: 0.674 (1, 7) Billy Hunter, R OBP: 0.209, SLG: 0.282 (13, 5)		K		6-3			6-3			1B 1B		1-3		5 0	0 0	1 0	0 0	0 0	1 0	2 0
Vic Power, R OBP: 0.310, SLG: 0.447 (1, 3)		4-3			5-3			FC1-6 1B		G4-6-3 1-2 1B			HR SH5-4 1B	5	1	3	0	0	0	0
Frank House, L OBP: 0.243, SLG: 0.309 (1, 2)		G3			K2-3-2 1B			FC1-6 1-2f		G4-6-3 1-2f			SH5-4 1-2	4	0	1	0	0	0	3
Mike Baxes, R OBP: 0.307, SLG: 0.294 (1, 4) Woodie Held, R OBP: 0.286, SLG: 0.330 (5, PH) (5, 5) (13, 8)			P6		K2-3-2 1-1			K			5-3		HR 2-H	1 4	0 1	0 1	0 2	0 0	0 2	0 2
Joe Demaestri, R OBP: 0.258, SLG: 0.283 (1, 6)			F9		5-3			K			F8		P3	5	0	0	0	0	1	1
Ralph Terry, R OBP: 0.087, SLG: 0.087 (1, 1)			K		4-3				6-3		K		K	5	0	0	0	0	3	0
Inning Stats	R: 0 E: 0 K: 0 S: 3 H: 1 LOB: 0 BB: 0 P: 3		R: 0 E: 0 K: 1 S: 5 H: 0 LOB: 0 BB: 0 P: 5	R: 0 E: 0 K: 1 S: 5 H: 0 LOB: 0 BB: 0 P: 5	R: 0 E: 0 K: 1 S: 5 H: 0 LOB: 1 BB: 1 P: 9	R: 0 E: 0 K: 1 S: 5 H: 1 LOB: 1 BB: 0 P: 5	R: 0 E: 0 K: 0 S: 3 H: 0 LOB: 0 BB: 0 P: 3	R: 0 E: 0 K: 0 S: 3 H: 0 LOB: 0 BB: 0 P: 3	R: 0 E: 0 K: 2 S: 8 H: 1 LOB: 1 BB: 0 P: 8	R: 0 E: 0 K: 2 S: 7 H: 0 LOB: 0 BB: 0 P: 7	R: 0 E: 0 K: 0 S: 4 H: 2 LOB: 1 BB: 0 P: 4	R: 0 E: 0 K: 1 S: 5 H: 0 LOB: 0 BB: 0 P: 5	R: 0 E: 0 K: 0 S: 4 H: 1 LOB: 1 BB: 0 P: 4	R: 2 E: 0 K: 1 S: 7 H: 2 LOB: 0 BB: 0 P: 7						

PITCHER	IP	WLS	BF	H	R	ER	SO	BB	IBB	HBP	BLK	WP	HR	S	P	ERA	WHIP
Camilo Pascual, R (1, 1) ERA: 2.95	13.0	L	45	8	2	2	10	1	0	0	0	0	1	64	68	1.39	0.692

TOP

Kansas City Athletics @ Washington Senators

Griffith Stadium, Washington, DC

Thu Jun 05 1958, 7:05 PM EDT

Att. 3,692 - Unknown

livebaseballscorecards.com

AB	43
R	2
H	8
RBI	2
BB	1
SO	10
LOB	12

1B: 7 SF: 0
2B: 2 SAC: 1
3B: 0 DP: 3
HR: 1 HBP: 0

WP: 0 PA: 45
PB: 0
SB: 0
CS: 0

Batter	1	2	3	4	5	6	7	8	9	10	11	12	13	AB	R	H	RBI	BB	SO	LOB
Herb Plews, L (1, 5) OBP: 0.342, SLG: 0.446	F6		FC3-2 3B		F7			3-1		L6-4 IBB IBB		G3		5	0	1	0	1	0	0
Albie Pearson, L (1, 8) OBP: 0.361, SLG: 0.323	E1 1B		FC3-2 3-H			F8		F9 2B		1-2 IBB			1-3	5	0	1	0	1	0	1
Roy Sievers, R (1, 7) OBP: 0.370, SLG: 0.541	P6		6-3			F3		F9 2-3		L6-4 2-3			K	6	0	0	0	0	1	6
Clint Courtney, L (1, 2) OBP: 0.325, SLG: 0.300	1-3 1B			FC5-4-3-2 1B		4-3		4-3			F8		F8	6	0	2	0	0	0	1
Jim Lemon, R (1, 9) OBP: 0.315, SLG: 0.395	L8			L9			4-3		K		BB			4	0	0	0	1	1	3
Rocky Bridges, R (1, 6) OBP: 0.369, SLG: 0.393		K		1-2 FC5-4-3-2 1B			E 1B		K		F8			5	0	2	0	0	2	1
Ken Aspromonte, R (1, 4) OBP: 0.329, SLG: 0.368		F8		1-2 2-3 FC5-4-3-2			E6 1-2		6-3		4-3			5	0	0	0	0	0	4
Norm Zauchin, R (1, 3) OBP: 0.376, SLG: 0.425		K			6-3		K			K		P4		4	0	0	0	0	3	2
Julio Becquer, L (11, 3) OBP: 0.254, SLG: 0.254														1	0	0	0	0	0	0
Camilo Pascual, R (1, 1) OBP: 0.176, SLG: 0.294			P4		F8		F3			3B		F7		5	0	1	0	0	0	2
Inning Stats	R: 0 H: 1 E: 1 LOB: 2 K: 0 BB: 0 S: 5 P: 5	R: 0 H: 0 E: 0 LOB: 0 K: 2 BB: 0 S: 7 P: 7	R: 0 H: 1 E: 0 LOB: 1 K: 0 BB: 0 S: 4 P: 4	R: 0 H: 2 E: 0 LOB: 1 K: 0 BB: 0 S: 4 P: 4	R: 0 H: 0 E: 0 LOB: 0 K: 0 BB: 0 S: 3 P: 3	R: 0 H: 0 E: 0 LOB: 0 K: 0 BB: 0 S: 3 P: 3	R: 0 H: 1 E: 1 LOB: 2 K: 1 BB: 0 S: 7 P: 7	R: 0 H: 1 E: 0 LOB: 1 K: 0 BB: 0 S: 4 P: 4	R: 0 H: 0 E: 0 LOB: 0 K: 2 BB: 0 S: 7 P: 7	R: 0 H: 1 E: 0 LOB: 2 K: 1 BB: 2 S: 5 P: 13	R: 0 H: 0 E: 0 LOB: 1 K: 0 BB: 1 S: 3 P: 7	R: 0 H: 0 E: 0 LOB: 0 K: 0 BB: 0 S: 3 P: 3	R: 0 H: 0 E: 0 LOB: 0 K: 1 BB: 0 S: 5 P: 5	1B: 4 SF: 0 2B: 3 SAC: 0 3B: 2 DP: 2 HR: 0 HBP: 0		WP: 0 PA: 49 PB: 0 SB: 0 CS: 0			

PITCHER	IP	WLS	BF	H	R	ER	SO	BB	IBB	HBP	BLK	WP	HR	S	P	ERA	WHIP
Ralph Terry, R (1, 1) ERA: 4.27	13.0	W	49	7	0	0	7	1	2	0	0	0	0	60	72	0.00	0.615

PITCHER	IP	WLS	BF	H	R	ER	SO	BB	IBB	HBP	BLK	WP	HR	S	P	ERA	WHIP

BOTTOM

Kansas City Athletics @ Washington Senators

Griffith Stadium, Washington, DC

Thu Jun 05 1958, 7:05 PM EDT

Att. 3,692 - Unknown

livebaseballscorecards.com

AB	46
R	0
H	7
RBI	0
BB	3
SO	7
LOB	20

Kansas City Athletics @ Baltimore Orioles

Memorial Stadium, Baltimore, MD

Fri Jun 06 1958, 7:05 PM EDT

Unknown

TOP

livebaseballscorecards.com

Batter	1	2	3	4	5	6	7	8	9	AB	R	H	RBI	BB	SO	LOB
Bob Martyn, L (1, 9) OBP: 0.400, SLG: 0.570	P5		F8			G3		G6-4-3 IBB		3	0	0	0	1	0	1
Bill Tuttle, R (1, 8) OBP: 0.346, SLG: 0.317	6-3		1-3			G6-4-3 1B		G6-4-3 1-2f		4	0	1	0	0	0	4
Hector Lopez, R (1, 4) OBP: 0.314, SLG: 0.349	K			P6		G6-4-3 1-2f			6-3	4	0	0	0	0	1	1
Bob Cerv, R (1, 7) OBP: 0.377, SLG: 0.655		K		6-3			F7		6-3	4	0	0	0	0	1	0
Vic Power, R (1, 3) OBP: 0.308, SLG: 0.442		1B 1B		1-3			5-3		F9	4	0	1	0	0	0	0
Woodie Held, R (1, 5) OBP: 0.287, SLG: 0.330		1-3 1B			F7		K			3	0	1	0	0	1	0
Harry Chiti, R (1, 2) OBP: 0.370, SLG: 0.585		6-3			HR			SH5-4 1B		3	1	2	1	0	0	1
Joe Demaestri, R (1, 6) OBP: 0.268, SLG: 0.293			SH1-4 1B		L9			SH5-4 1-2		3	0	2	0	0	0	0
Alex Kellner, R (1, 1) OBP: 0.182, SLG: 0.200			SH1-4 1-2		5-3			SH5-4 1-2 2-3		1	0	0	0	0	0	0
Virgil Trucks, R (8, 1)										0	0	0	0	0	0	0

Inning Stats	R: 0	H: 0		R: 0	H: 2		R: 0	H: 1		R: 0	H: 0		R: 1	H: 1		R: 0	H: 1		R: 0	H: 0		R: 0	H: 2		R: 0	H: 0		1B: 6	SF: 0		WP: 0	PA: 32				
	E: 0	LOB: 0		E: 0	LOB: 1		E: 0	LOB: 1		E: 0	LOB: 0		E: 0	LOB: 0		E: 0	LOB: 0		E: 0	LOB: 0		E: 0	LOB: 2		E: 0	LOB: 0		2B: 0	SAC: 2		PB: 0				
	K: 1	BB: 0		K: 1	BB: 0		K: 0	BB: 0		K: 0	BB: 0		K: 0	BB: 0		K: 0	BB: 0		K: 1	BB: 0		K: 0	BB: 1		K: 0	BB: 0		3B: 0	DP: 2		SB: 0				
	S: 5	P: 5		S: 6	P: 6		S: 4	P: 4		S: 3	P: 3		S: 4	P: 4		S: 3	P: 3		S: 5	P: 5		S: 4	P: 8		S: 3	P: 3		HR: 1	HBP: 0		CS: 0				

PITCHER	IP	WLS	BF	H	R	ER	SO	BB	IBB	HBP	BLK	WP	HR	S	P	ERA	WHIP
Connie Johnson, R (1, 1) ERA: 3.74	9.0	W	32	7	1	1	3	0	1	0	0	0	1	37	41	1.00	0.778

PITCHER	IP	WLS	BF	H	R	ER	SO	BB	IBB	HBP	BLK	WP	HR	S	P	ERA	WHIP

AB	29
R	1
H	7
RBI	1
BB	1
SO	3
LOB	7

Batter	1	2	3	4	5	6	7	8	9	AB	R	H	RBI	BB	SO	LOB
Billy Gardner, R (1, 4) OBP: 0.280, SLG: 0.335	P4		1B			2B		1-H 3B		4	0	3	1	0	0	0
Gene Woodling, L (1, 7) OBP: 0.420, SLG: 0.383	K		K			4-3		P4		1	0	0	0	0	1	0
Al Pilarcik, L (2, 9) OBP: 0.310, SLG: 0.285										3	0	0	0	0	1	3
Brooks Robinson, R (1, 5) OBP: 0.345, SLG: 0.420	5-3			5-3		K		G3		4	0	0	0	0	1	2
Gus Triandos, R (1, 2) OBP: 0.351, SLG: 0.500		5-3		F2			2B 2B	G3		3	0	1	0	0	0	0
Lenny Green, L (7, PR) OBP: 0.299, SLG: 0.317										0	1	0	0	0	0	0
Joe Ginsberg, L (8, 2) OBP: 0.306, SLG: 0.148										1	0	0	0	0	0	1
Dick Williams, R (1, 9) OBP: 0.317, SLG: 0.373		1B		5-3			FC2-5 2-H 2B			3	0	2	1	0	0	0
(2, 7)																
Jim Busby, R (1, 8) OBP: 0.266, SLG: 0.328		F3			F8		L5-4 FC2-5 1B			3	0	1	0	0	0	1
Bob Boyd, L (1, 3) OBP: 0.228, SLG: 0.273		F1			5-3		FC2-5 1-2 2-3f			3	0	0	0	0	0	3
Willy Miranda, S (1, 6) OBP: 0.146, SLG: 0.150			L7		F5		L5-4 2-3			3	0	0	0	0	0	2
Connie Johnson, R (1, 1) OBP: 0.294, SLG: 0.313			P4			5-3		3B 1B		3	1	1	0	0	0	0
Inning Stats	R: 0 E: 0 K: 1 S: 5 H: 0 LOB: 0 BB: 0 P: 5	R: 0 E: 0 K: 0 S: 4 H: 1 LOB: 1 BB: 0 P: 4	R: 0 E: 0 K: 1 S: 6 H: 1 LOB: 1 BB: 0 P: 6	R: 0 E: 0 K: 0 S: 3 H: 0 LOB: 0 BB: 0 P: 3	R: 0 E: 0 K: 0 S: 3 H: 0 LOB: 0 BB: 0 P: 3	R: 0 E: 0 K: 1 S: 6 H: 1 LOB: 1 BB: 0 P: 6	R: 1 E: 0 K: 0 S: 5 H: 3 LOB: 2 BB: 0 P: 5	R: 1 E: 0 K: 0 S: 5 H: 2 LOB: 1 BB: 0 P: 5		1B: 4 2B: 4 3B: 1 HR: 0	SF: 0 SAC: 0 DP: 1 HBP: 0					

PITCHER		IP	WLS	BF	H	R	ER	SO	BB	IBB	HBP	BLK	WP	HR	S	P	ERA	WHIP
Alex Kellner, L ERA: 5.97	(1, 1)	7.1	L	29	8	2	2	3	0	0	0	0	0	0	35	35	2.46	1.091
Virgil Trucks, R ERA: 2.0	(8, 1)	0.2		2	0	0	0	0	0	0	0	0	0	0	2	2	0.00	0.000

PITCHER	IP	WLS	BF	H	R	ER	SO	BB	IBB	HBP	BLK	WP	HR	S	P	ERA	WHIP

BOTTOM

Kansas City Athletics @ Baltimore Orioles

Memorial Stadium, Baltimore, MD

Fri Jun 06 1958, 7:05 PM EDT

Unknown

livebaseballscorecards.com

AB	31
R	2
H	8
RBI	2
BB	0
SO	3
LOB	12

Batter	1	2	3	4	5	6	7	8	9	AB	R	H	RBI	BB	SO	LOB
Bob Martyn, L (1, 9) OBP: 0.384, SLG: 0.544	F7			4-3		K			F8	4	0	0	0	0	1	0
Bill Tuttle, R (1, 8) OBP: 0.344, SLG: 0.321	5-3			K			6-3, 2B		6-3	4	1	1	0	0	1	0
Hector Lopez, R (1, 4) OBP: 0.307, SLG: 0.341	F9			F3			F3		6-3	4	0	0	0	0	0	1
Bob Cerv, R (1, 7) OBP: 0.376, SLG: 0.649		1-3			1B		6-3 2-3			3	0	1	0	0	0	1
Vic Power, R (1, 3) OBP: 0.309, SLG: 0.446		6-3			P6		3-H; 2B			3	0	1	1	0	0	1
Woodie Held, R (1, 5) OBP: 0.280, SLG: 0.321		K			F9		4-3			3	0	0	0	0	1	2
Frank House, L (1, 2) OBP: 0.247, SLG: 0.310			4-3		F9			FC6-4, 1B		3	0	1	0	0	0	1
Joe Demaestri, R (1, 6) OBP: 0.262, SLG: 0.286			5-3			L8		FC6-4, G3-6 1-2f		3	0	0	0	0	0	1
Ray Herbert, R (1, 1) OBP: 0.500, SLG: 0.500			F9			6-3		G3-6 1-2f		2	0	0	0	0	0	0
Harry Chiti, R (8, PH) OBP: 0.365, SLG: 0.576										1	0	0	0	0	0	1
Tom Gorman, R (8, 1) OBP: 0.167, SLG: 0.167										0	0	0	0	0	0	0
Inning Stats	R: 0 E: 0 K: 0 S: 3 H: 0 LOB: 0 BB: 0 P: 3	R: 0 E: 0 K: 1 S: 5 H: 0 LOB: 0 BB: 0 P: 5	R: 0 E: 0 K: 0 S: 3 H: 0 LOB: 0 BB: 0 P: 3	R: 0 E: 0 K: 1 S: 5 H: 0 LOB: 0 BB: 0 P: 5	R: 0 E: 0 K: 0 S: 4 H: 1 LOB: 1 BB: 0 P: 4	R: 0 E: 0 K: 1 S: 5 H: 0 LOB: 0 BB: 0 P: 5	R: 1 E: 0 K: 0 S: 5 H: 2 LOB: 1 BB: 0 P: 5	R: 0 E: 0 K: 0 S: 3 H: 1 LOB: 0 BB: 0 P: 3	R: 0 E: 0 K: 0 S: 3 H: 0 LOB: 0 BB: 0 P: 3	1B: 2 2B: 2 3B: 0 HR: 0 SF: 0 SAC: 0 DP: 1 HBP: 0	WP: 0 PB: 0 SB: 0 CS: 0 PA: 30					

PITCHER	IP	WLS	BF	H	R	ER	SO	BB	IBB	HBP	BLK	WP	HR	S	P	ERA	WHIP
Milt Pappas, R (1, 1) ERA: 2.12	9.0	W	30	4	1	1	3	0	0	0	0	0	0	36	36	1.00	0.444

PITCHER	IP	WLS	BF	H	R	ER	SO	BB	IBB	HBP	BLK	WP	HR	S	P	ERA	WHIP

TOP

Kansas City Athletics @ Baltimore Orioles

Memorial Stadium, Baltimore, MD

Fri Jun 06 1958, 7:10 PM EDT

Att. 12,561 - Unknown

livebaseballscorecards.com

AB	30
R	1
H	4
RBI	1
BB	0
SO	3
LOB	8

Batter	1	2	3	4	5	6	7	8	9	AB	R	H	RBI	BB	SO	LOB
Billy Gardner, R (1, 4) OBP: 0.274, SLG: 0.328	K		F8			5-3		K		4	0	0	0	0	2	0
Jim Marshall, L (1, 3) OBP: 0.314, SLG: 0.389	F6			G4-6-3 1B		F7		F8		4	0	1	0	0	0	0
Gene Woodling, L (1, 7) OBP: 0.423, SLG: 0.381 Jim Busby, R (9, 8) OBP: 0.266, SLG: 0.328	FC6-4 1B			G4-6-3 1-2f		HR BB		F7		3 0	1 0	1 0	0 0	1 0	0 0	1 0
Gus Triandos, R (1, 2) OBP: 0.350, SLG: 0.519	FC6-4 1-2f			K		1-H HR				3	1	1	2	0	1	1
Dick Williams, R (1, 9) OBP: 0.348, SLG: 0.403 (9, 7)		G6-4-3 1B			FC5-4 1B	1B				3	0	3	0	0	0	0
Brooks Robinson, R (1, 5) OBP: 0.339, SLG: 0.413		G6-4-3 1-2f			FC5-4 1-2f 2B	L9				3	1	0	0	0	0	3
Al Pilarcik, L (1, 8) OBP: 0.310, SLG: 0.292 (9, 9)	K				1-H 2B	P6				3	0	1	1	0	1	0
Willy Miranda, S (1, 6) OBP: 0.136, SLG: 0.140			P6		1-3	F8				3	0	0	0	0	0	1
Milt Pappas, R (1, 1)			K		K	F7				3	0	0	0	0	2	1
Inning Stats	R: 0 E: 0 K: 1 S: 6 H: 1 LOB: 1 BB: 0 P: 6	R: 0 E: 0 K: 1 S: 5 H: 1 LOB: 0 BB: 0 P: 5	R: 0 E: 0 K: 1 S: 5 H: 0 LOB: 0 BB: 0 P: 5	R: 0 E: 0 K: 1 S: 5 H: 1 LOB: 0 BB: 0 P: 5	R: 1 E: 0 K: 1 S: 7 H: 2 LOB: 1 BB: 0 P: 7	R: 2 E: 0 K: 0 S: 5 H: 2 LOB: 1 BB: 1 P: 9	R: 0 E: 0 K: 0 S: 3 H: 0 LOB: 0 BB: 0 P: 3	R: 0 E: 0 K: 1 S: 5 H: 0 LOB: 0 BB: 0 P: 5		1B: 5 2B: 1 3B: 0 HR: 1 SF: 0 SAC: 0 DP: 2 HBP: 0				WP: 0 PB: 0 SB: 0 CS: 0 PA: 30		

PITCHER		IP	WLS	BF	H	R	ER	SO	BB	IBB	HBP	BLK	WP	HR	S	P	ERA	WHIP
Ray Herbert, R ERA: 3.09	(1, 1)	7.0	L	27	7	3	3	5	1	0	0	0	0	1	36	40	3.86	1.143
Tom Gorman, R ERA: 2.67	(8, 1)	1.0		3	0	0	0	1	0	0	0	0	0	0	5	5	0.00	0.000

PITCHER	IP	WLS	BF	H	R	ER	SO	BB	IBB	HBP	BLK	WP	HR	S	P	ERA	WHIP

BOTTOM

Kansas City Athletics @ Baltimore Orioles

Memorial Stadium, Baltimore, MD

Fri Jun 06 1958, 7:10 PM EDT

Att. 12,561 - Unknown

livebaseballscorecards.com

AB	29
R	3
H	7
RBI	3
BB	1
SO	6
LOB	7

Batter	1	2	3	4	5	6	7	8	9	AB	R	H	RBI	BB	SO	LOB
Billy Hunter, R (1, 4) OBP: 0.213, SLG: 0.279	F8	F9			F9 S SF8 1B		SH1-4 1-2		P3	4	1	1	0	0	0	1
Bill Tuttle, R (1, 9) OBP: 0.342, SLG: 0.315	K		1B S BB		F9 1-3		K			3	1	0	0	1	2	2
Hector Lopez, R (1, 5) OBP: 0.306, SLG: 0.341	WP 1B HR 1B		F9		SF8 3-H		K			3	1	1	1	0	1	2
Bob Cery, R (1, 7) OBP: 0.379, SLG: 0.645	WP HR 1-2 1B		K		F9			1B		4	1	2	0	0	1	1
Dave Melton, R (8, PR) (8, 7)										0	0	0	0	0	0	0
Vic Power, R (1, 3) OBP: 0.319, SLG: 0.472	1-H 2-H HR		S 1-3 1B			1-3 1B		F9		4	1	3	3	0	0	1
Woodie Held, R (1, 8) OBP: 0.270, SLG: 0.309	6-3		K 2-3 3-H			F7		K		4	0	0	0	0	2	3
Harry Chiti, R (1, 2) OBP: 0.359, SLG: 0.557		SH1-3 1B		F8		1-3 1-2		K		4	0	1	0	0	1	2
Joe Demaestri, R (1, 6) OBP: 0.254, SLG: 0.276		K		K		1-3			5-3	4	0	0	0	0	2	2
Murry Dickson, R (1, 1) OBP: 0.444, SLG: 0.750		SH1-3 1-2		K			SH1-4 1B		6-3	3	0	1	0	0	1	0

TOP

Kansas City Athletics @ Baltimore Orioles
Memorial Stadium, Baltimore, MD
Sat Jun 07 1958, 3:33 AM EDT
Att. 6,904 - Unknown

livebaseballscorecards.com

AB	33
R	5
H	9
RBI	4
BB	1
SO	10
LOB	14

Inning Stats	1	2	3	4	5	6	7	8	9
	R: 3 E: 0 K: 1 S: 8 H: 3 LOB: 0 BB: 0 P: 8	R: 0 E: 0 K: 1 S: 6 H: 1 LOB: 1 BB: 0 P: 6	R: 1 E: 0 K: 2 S: 8 H: 1 LOB: 1 BB: 1 P: 12	R: 0 E: 0 K: 2 S: 7 H: 0 LOB: 0 BB: 0 P: 7	R: 1 E: 0 K: 0 S: 4 H: 1 LOB: 0 BB: 0 P: 4	R: 0 E: 0 K: 0 S: 4 H: 1 LOB: 1 BB: 0 P: 4	R: 0 E: 0 K: 2 S: 8 H: 1 LOB: 1 BB: 0 P: 8	R: 0 E: 0 K: 2 S: 8 H: 1 LOB: 1 BB: 0 P: 8	R: 0 E: 0 K: 0 S: 3 H: 0 LOB: 0 BB: 0 P: 3

1B: 8 2B: 0 3B: 0 HR: 1 SF: 1 SAC: 2 DP: 0 HBP: 0

WP: 1 PB: 0 SB: 3 CS: 0 PA: 37

PITCHER	IP	WLS	BF	H	R	ER	SO	BB	IBB	HBP	BLK	WP	HR	S	P	ERA	WHIP
Jack Harshman, L (1, 1) ERA: 2.67	9.0	L	37	9	5	5	10	1	0	0	0	1	1	56	60	5.00	1.111

PITCHER	IP	WLS	BF	H	R	ER	SO	BB	IBB	HBP	BLK	WP	HR	S	P	ERA	WHIP

Batter	1	2	3	4	5	6	7	8	9	AB	R	H	RBI	BB	SO	LOB
Billy Gardner, R (1, 4) (4, 6) OBP: 0.274, SLG: 0.326	F9		L8			F7		1B		4	0	1	0	0	0	0
Jim Marshall, L (1, 3) (4, 9) OBP: 0.302, SLG: 0.372	P6			F8		K		F9		4	0	0	0	0	1	1
Gene Woodling, L (1, 7) OBP: 0.417, SLG: 0.376	F8			F9		K			1B	4	0	1	0	0	1	0
Gus Triandos, R (1, 2) OBP: 0.342, SLG: 0.504		6-3		F7			F2		F8	4	0	0	0	0	0	1
Dick Williams, R (1, 9) (4, 4) (5, 5) (5, 4) OBP: 0.343, SLG: 0.394		P6			F9		1B		F7	4	0	1	0	0	0	1
Brooks Robinson, R (1, 5) (5, 4) (5, 5) OBP: 0.337, SLG: 0.409		FC6 1B			F2		K		F7	4	0	1	0	0	1	2
Al Pilarcik, L (1, 8) OBP: 0.305, SLG: 0.287		FC6 1-2f			1-3		K			3	0	0	0	0	1	2
Willy Miranda, S (1, 6) OBP: 0.136, SLG: 0.140			1-3			HR BB		1-3		0	0	0	0	0	0	0
Bob Boyd, L (3, PH) (4, 3) OBP: 0.233, SLG: 0.263										2	1	0	0	1	0	0
Jack Harshman, L (1, 1) OBP: 0.219, SLG: 0.192			F9			1-H HR		G3		3	1	1	2	0	0	0
Inning Stats	R: 0 E: 0 K: 0 S: 3 H: 0 LOB: 0 BB: 0 P: 3	R: 0 E: 0 K: 0 S: 4 H: 1 LOB: 1 BB: 0 P: 4	R: 0 E: 0 K: 0 S: 3 H: 0 LOB: 0 BB: 0 P: 3	R: 0 E: 0 K: 0 S: 3 H: 0 LOB: 0 BB: 0 P: 3	R: 0 E: 0 K: 0 S: 3 H: 0 LOB: 0 BB: 0 P: 3	R: 2 E: 0 K: 2 S: 8 H: 1 LOB: 0 BB: 1 P: 12	R: 0 E: 0 K: 2 S: 8 H: 1 LOB: 1 BB: 0 P: 8	R: 0 E: 0 K: 0 S: 4 H: 1 LOB: 1 BB: 0 P: 4	R: 0 E: 0 K: 0 S: 4 H: 1 LOB: 1 BB: 0 P: 4	1B: 4 2B: 0 3B: 0 HR: 1	SF: 0 SAC: 0 DP: 0 HBP: 0						

PITCHER	IP	WLS	BF	H	R	ER	SO	BB	IBB	HBP	BLK	WP	HR	S	P	ERA	WHIP
Murry Dickson, R (1, 1) ERA: 3.19	9.0	W	33	5	2	2	4	1	0	0	0	0	1	40	44	2.00	0.667

PITCHER	IP	WLS	BF	H	R	ER	SO	BB	IBB	HBP	BLK	WP	HR	S	P	ERA	WHIP

BOTTOM

Kansas City Athletics @ Baltimore Orioles

Memorial Stadium, Baltimore, MD

Sat Jun 07 1958, 3:33 AM EDT

Att. 6,904 - Unknown

livebaseballscorecards.com

AB	32
R	2
H	5
RBI	2
BB	1
SO	4
LOB	7

PA: 33

Batter	1	2	3	4	5	6	7	8	9	AB	R	H	RBI	BB	SO	LOB
Bob Martyn, L (1, 9) OBP: 0.379, SLG: 0.527	P4		5-3 BB		L8			4-3		3	0	0	0	1	0	1
Bill Tuttle, R (1, 8) OBP: 0.350, SLG: 0.326	1B		5-3 1-2 2-3			1B FC5-2 1B		1B BB 1B		4	0	3	0	0	0	2
Hector Lopez, R (1, 5) OBP: 0.305, SLG: 0.339	F9		F8			1-3 1B		K		4	0	1	0	0	1	4
Bob Cerv, R (1, 7) OBP: 0.376, SLG: 0.633	L8			F9		FC5-2 FC6-4 3-H		1B BB 1-2		3	0	0	0	1	0	2
Dave Melton, R (8, PR) (8, 7)										0	0	0	0	0	0	0
Vic Power, R (1, 3) OBP: 0.318, SLG: 0.467		5-3		P5		FC6-4 1-2f		1B 1-2 2-3		4	0	1	0	0	0	1
Frank House, L (1, 2) OBP: 0.247, SLG: 0.307		4-3		K			WP SH4-3 1B	F9		4	0	1	0	0	1	3
Billy Hunter, R (1, 4) OBP: 0.224, SLG: 0.273		F8			SH1-4 BB		SH4-3 1-2		6-3	1	0	0	0	1	0	0
Whitey Herzog, L (9, PH) OBP: 0.303, SLG: 0.148										1	0	0	0	0	0	0
Joe Demaestri, R (1, 6) OBP: 0.254, SLG: 0.283			5-3 2B		F2		F8		F7	4	0	1	0	0	0	2
Ned Garver, R (1, 1) OBP: 0.097, SLG: 0.067			6-3		SH1-4 1-2		F9 2-3		F9	1	0	0	0	0	0	1
Hal Smith, R (7, PH) OBP: 0.279, SLG: 0.500										1	0	0	0	0	0	1
Tom Gorman, R (7, 1) OBP: 0.167, SLG: 0.167										0	0	0	0	0	0	0
Wally Burnette, R (8, 1) OBP: 0.250, SLG: 0.250										0	0	0	0	0	0	0
Harry Chiti, R (9, PH) OBP: 0.354, SLG: 0.549										1	0	0	0	0	0	0
Inning Stats	R: 0 E: 0 K: 0 S: 4 H: 1 LOB: 1 BB: 0 P: 4	R: 0 E: 0 K: 0 S: 3 H: 0 LOB: 0 BB: 0 P: 3	R: 0 E: 0 K: 0 S: 4 H: 1 LOB: 2 BB: 1 P: 8	R: 0 E: 0 K: 1 S: 5 H: 0 LOB: 0 BB: 0 P: 5	R: 0 E: 0 K: 0 S: 3 H: 0 LOB: 1 BB: 1 P: 7	R: 0 E: 0 K: 0 S: 4 H: 2 LOB: 1 BB: 0 P: 4	R: 0 E: 0 K: 0 S: 4 H: 1 LOB: 1 BB: 0 P: 4	R: 0 E: 0 K: 1 S: 7 H: 2 LOB: 3 BB: 1 P: 11	R: 0 E: 0 K: 0 S: 3 H: 0 LOB: 0 BB: 0 P: 3	1B: 6 2B: 1 3B: 0 HR: 0 SF: 0 SAC: 2 DP: 0 HBP: 0						

PITCHER		IP	WLS	BF	H	R	ER	SO	BB	IBB	HBP	BLK	WP	HR	S	P	ERA	WHIP
Hal Brown, R ERA: 2.57	(1, 1)	6.0	W	23	4	0	0	1	2	0	0	0	0	0	23	31	0.00	1.000
George Zuverink, R ERA: 2.22	(7, 1)	3.0	S	13	3	0	0	1	1	0	0	0	1	0	14	18	0.00	1.333

PITCHER	IP	WLS	BF	H	R	ER	SO	BB	IBB	HBP	BLK	WP	HR	S	P	ERA	WHIP

TOP

Kansas City Athletics @ Baltimore Orioles

Memorial Stadium, Baltimore, MD

Sun Jun 08 1958, 3:33 AM EDT

Unknown

livebaseballscorecards.com

AB	31
R	0
H	7
RBI	0
BB	3
SO	2
LOB	17

WP: 1	PA: 36
PB: 0	
SB: 0	
CS: 0	

Batter	1	2	3	4	5	6	7	8	9	AB	R	H	RBI	BB	SO	LOB
Billy Gardner, R (1, 4) OBP: 0.268, SLG: 0.320	P6		FC6-4 1-2f			1-3	P3			4	0	0	0	0	0	2
Al Pilarcik, L (1, 9) OBP: 0.298, SLG: 0.280	P5			3-1		F8		6-3		4	0	0	0	0	0	0
Gene Woodling, L (1, 7) OBP: 0.412, SLG: 0.371	F5			6-3		E6		S 2B 1B		4	0	1	0	0	0	0
Jim Busby, R (8, PR) OBP: 0.266, SLG: 0.328										0	1	0	0	0	0	0
(9, 8)																
Gus Triandos, R (1, 2) OBP: 0.345, SLG: 0.531		5-3		HR		F7		1-H 2B		4	1	2	2	0	0	1
Lenny Green, L (8, PR) OBP: 0.299, SLG: 0.317										0	0	0	0	0	0	0
Joe Ginsberg, L (9, 2) OBP: 0.306, SLG: 0.148										0	0	0	0	0	0	0
Jim Marshall, L (1, 3) OBP: 0.309, SLG: 0.365		K		FC5-4 BB			4-3	FC4-6 BB		2	0	0	0	2	1	0
Brooks Robinson, R (1, 5) OBP: 0.330, SLG: 0.399		6-3		FC5-4 1-2f			1-3	F3		4	0	0	0	0	0	3
Dick Williams, R (1, 8) OBP: 0.338, SLG: 0.377			F5		L8		1B 3B BB	FC4-6 1-2f		3	1	0	0	1	0	2
(9, 7)																
Willy Miranda, S (1, 6) OBP: 0.149, SLG: 0.152			4-3		F7		1-3 3B 1B			3	1	1	0	0	0	0
Hal Brown, R (1, 1) OBP: 0.500, SLG: 0.500										2	0	1	0	0	0	0
George Zuverink, R (7, 1) OBP: 0.200, SLG: 0.600			FC6-4 1B		3-1		1-H 3-H 3B			1	0	1	2	0	0	0
Inning Stats	R: 0 H: 0 E: 0 LOB: 0 K: 0 BB: 0 S: 3 P: 3	R: 0 H: 0 E: 0 LOB: 0 K: 1 BB: 0 S: 5 P: 5	R: 0 H: 1 E: 0 LOB: 1 K: 0 BB: 0 S: 4 P: 4	R: 1 H: 1 E: 0 LOB: 1 K: 0 BB: 1 S: 4 P: 8	R: 0 H: 0 E: 0 LOB: 0 K: 0 BB: 0 S: 3 P: 3	R: 0 H: 0 E: 1 LOB: 1 K: 0 BB: 0 S: 4 P: 4	R: 2 H: 2 E: 0 LOB: 1 K: 0 BB: 1 S: 5 P: 9	R: 1 H: 2 E: 0 LOB: 2 K: 0 BB: 1 S: 5 P: 9		1B: 3 SF: 0 2B: 1 SAC: 0 3B: 1 DP: 0 HR: 1 HBP: 0						

PITCHER		IP	WLS	BF	H	R	ER	SO	BB	IBB	HBP	BLK	WP	HR	S	P	ERA	WHIP
Ned Garver, R ERA: 3.24	(1, 1)	6.0	L	22	2	1	1	1	1	0	0	0	0	1	23	27	1.50	0.500
Tom Gorman, R ERA: 3.49	(7, 1)	1.1		9	4	3	3	0	1	0	0	0	0	0	8	12	20.25	3.750
Wally Burnette, R ERA: 3.71	(8, 1)	0.2		3	0	0	0	0	1	0	0	0	0	0	2	6	0.00	1.500

PITCHER	IP	WLS	BF	H	R	ER	SO	BB	IBB	HBP	BLK	WP	HR	S	P	ERA	WHIP

BOTTOM

Kansas City Athletics @ Baltimore Orioles

Memorial Stadium, Baltimore, MD

Sun Jun 08 1958, 3:33 AM EDT

Unknown

livebaseballscorecards.com

AB	31
R	4
H	6
RBI	4
BB	3
SO	1
LOB	8

Kansas City Athletics @ Baltimore Orioles

Memorial Stadium, Baltimore, MD

Sun Jun 08 1958, 3:38 AM EDT

Att. 12,344 - Unknown

livebaseballscorecards.com

Batter		1	2	3	4	5	6	7	8	9	AB	R	H	RBI	BB	SO	LOB
Billy Hunter, R OBP: 0.212, SLG: 0.255	(1, 4)	x 0-0 ① F2		x 0-0 ② P6		x 0-0 ③ F9			x 0-0 ① SH5-4 2-3		3	0	0	0	0	0	1
Bob Martyn, L OBP: 0.374, SLG: 0.526	(1, 9)	x 0-0 ② F8		x 0-0 2B			x 0-0 ① F7		x 0-0 ② P6		4	0	1	0	0	0	1
Bill Tuttle, R OBP: 0.348, SLG: 0.324	(1, 8)	S S S 0-3 ③ K		x 0-0 ③ F7			x 0-0 ② 6-3		x 0-0 3-H 1B		4	0	1	1	0	1	1
Bob Cerv, R OBP: 0.374, SLG: 0.621	(1, 7)		x 0-0 ① L7		x 0-0 ① 5-3		B B B B 4-0 BB		x 0-0 ③ P6		3	0	0	0	1	0	1
Vic Power, R OBP: 0.316, SLG: 0.462	(1, 3)		x 0-0 2B 1B		x 0-0 ② F8		x 0-0 ③ F7			x 0-0 ① 6-3	4	1	1	0	0	0	1
Hector Lopez, R OBP: 0.304, SLG: 0.342	(1, 5)		x 0-0 1-H 2B		x 0-0 ③ F9			x 0-0 ① P6		x 0-0 ② 5-3	4	0	1	1	0	0	0
Harry Chiti, R OBP: 0.337, SLG: 0.520	(1, 2)		x 0-0 ② 6-3			x 0-0 ① F8		x 0-0 ② L7		x 0-0 ③ L4	4	0	0	0	0	0	1
Joe Demaestri, R OBP: 0.248, SLG: 0.277	(1, 6)		x 0-0 ③ F9			x 0-0 ② 1-3		x 0-0 ③ 5-3			3	0	0	0	0	0	1
Duke Maas, R OBP: 0.267, SLG: 0.357	(1, 1)			x 0-0 ① 6-3		B B B B 4-0 BB			x 0-0 SH5-4 1B 2B		2	1	1	0	1	0	0
Virgil Trucks, R	(8, 1)										0	0	0	0	0	0	0

TOP	
AB	31
R	2
H	5
RBI	2
BB	2
SO	1
LOB	7

Inning Stats	1	2	3	4	5	6	7	8	9		
	R: 0 H: 0 E: 0 LOB: 0 K: 1 BB: 0 S: 5 P: 5	R: 1 H: 2 E: 0 LOB: 1 K: 0 BB: 0 S: 5 P: 5	R: 0 H: 1 E: 0 LOB: 1 K: 0 BB: 0 S: 4 P: 4	R: 0 H: 0 E: 0 LOB: 0 K: 0 BB: 0 S: 3 P: 3	R: 0 H: 0 E: 0 LOB: 1 K: 0 BB: 1 S: 3 P: 7	R: 0 H: 0 E: 0 LOB: 1 K: 0 BB: 1 S: 3 P: 7	R: 0 H: 0 E: 0 LOB: 0 K: 0 BB: 0 S: 3 P: 3	R: 1 H: 2 E: 0 LOB: 1 K: 0 BB: 0 S: 5 P: 5	R: 0 H: 0 E: 0 LOB: 0 K: 0 BB: 0 S: 3 P: 3	1B: 2 SF: 0 2B: 3 SAC: 1 3B: 0 DP: 0 HR: 0 HBP: 0	WP: 0 PA: 34 PB: 0 SB: 0 CS: 0

PITCHER		IP	WLS	BF	H	R	ER	SO	BB	IBB	HBP	BLK	WP	HR	S	P	ERA	WHIP
Arnie Portocarrero, R ERA: 1.55	(1, 1)	8.0	L	31	5	2	2	1	2	0	0	0	0	0	31	39	2.25	0.875
Ken Lehman, L ERA: 3.44	(9, 1)	1.0		3	0	0	0	0	0	0	0	0	0	0	3	3	0.00	0.000

PITCHER	IP	WLS	BF	H	R	ER	SO	BB	IBB	HBP	BLK	WP	HR	S	P	ERA	WHIP

BOTTOM

Kansas City Athletics @ Baltimore Orioles

Memorial Stadium, Baltimore, MD

Sun Jun 08 1958, 3:38 AM EDT

Att. 12,344 - Unknown

livebaseballscorecards.com

Batter	1	2	3	4	5	6	7	8	9	AB	R	H	RBI	BB	SO	LOB
Billy Gardner, R (1, 4) (9, 6) OBP: 0.268, SLG: 0.318	3-1		FC6-4 1-2f			4-3		1B 2-H 3-H 1B		4	0	1	1	0	0	1
Al Pilarcik, L (1, 9) (9, 8) OBP: 0.308, SLG: 0.291	P5			FC3-6 1B		1B		BB 1-3 1B		4	0	3	0	0	0	0
Gene Woodling, L (1, 7) OBP: 0.407, SLG: 0.361	6-3			FC3-6 L6-3 1-2f		4-3		B B B FC5-4 1-2 BB		3	0	0	0	1	0	2
Gus Triandos, R (1, 2) OBP: 0.337, SLG: 0.517		F7		L6-3 1-2			F9	FC5-4 1-2f		4	0	0	0	0	0	4
Bob Boyd, L (1, 3) OBP: 0.219, SLG: 0.246		6-3			1-6-3		S S S K		5-3	4	0	0	0	0	1	0
Brooks Robinson, R (1, 5) OBP: 0.328, SLG: 0.395		F3			1B		1-3		F8	4	0	1	0	0	0	0
Dick Williams, R (1, 8) (9, 4) OBP: 0.333, SLG: 0.361			F7		F9			H SH5-3 1B 1B HBP	L5	3	1	0	0	0	0	1
Willy Miranda, S (1, 6) OBP: 0.143, SLG: 0.146			F7		G3			SH5-3 1-2 1B 1B		2	0	0	0	0	0	1
Jim Marshall, L (8, PH) (9, 9) OBP: 0.315, SLG: 0.371										1	0	1	0	0	0	0
Arnie Portocarrero, R (1, 1) OBP: 0.278, SLG: 0.294			FC6-4 1B			6-3		SH5-3 1-2 2-3		2	0	1	0	0	0	0
Lenny Green, L (8, PH) OBP: 0.299, SLG: 0.317										0	0	0	0	0	0	0
Ken Lehman, L (9, 1)										0	0	0	0	0	0	0
Inning Stats	R: 0 E: 0 K: 0 S: 3 H: 0 LOB: 0 BB: 0 P: 3	R: 0 E: 0 K: 0 S: 3 H: 0 LOB: 0 BB: 0 P: 3	R: 0 E: 0 K: 0 S: 4 H: 1 LOB: 1 BB: 0 P: 4	R: 0 E: 0 K: 0 S: 3 H: 1 LOB: 0 BB: 0 P: 3	R: 0 E: 0 K: 0 S: 4 H: 1 LOB: 1 BB: 0 P: 4	R: 0 E: 0 K: 0 S: 4 H: 1 LOB: 1 BB: 0 P: 4	R: 0 E: 0 K: 1 S: 5 H: 0 LOB: 0 BB: 0 P: 5	R: 1 E: 0 K: 0 S: 5 H: 3 LOB: 3 BB: 1 P: 10	R: 0 E: 0 K: 0 S: 3 H: 0 LOB: 0 BB: 0 P: 3	1B: 7 2B: 1 3B: 0 HR: 0 SF: 0 SAC: 1 DP: 1 HBP: 1						

	AB	31
	R	1
	H	7
	RBI	1
	BB	1
	SO	1
	LOB	9

PITCHER		IP	WLS	BF	H	R	ER	SO	BB	IBB	HBP	BLK	WP	HR	S	P	ERA	WHIP
Duke Maas, R ERA: 3.88	(1, 1)	7.0	W	26	5	1	1	1	0	0	1	0	0	0	27	28	1.29	0.714
Virgil Trucks, R ERA: 1.8	(8, 1)	2.0	S	8	2	0	0	0	1	0	0	0	0	0	7	11	0.00	1.500

PITCHER	IP	WLS	BF	H	R	ER	SO	BB	IBB	HBP	BLK	WP	HR	S	P	ERA	WHIP

Batter	1	2	3	4	5	6	7	8	9	AB	R	H	RBI	BB	SO	LOB
Billy Hunter, R (1, 4) OBP: 0.211, SLG: 0.250	0-0 ① 6-3		0-0 ② F9	S S S 0-3 ③ K			0-0 1B 1B 1B	0-0 ② F5		5	1	1	0	0	1	5
Bob Martyn, L (1, 9) (8, 7) OBP: 0.375, SLG: 0.510	B B B B 4-0 BB		B B B B 4-0 1-2 BB		0-0 ① F5		S S S 0-3 ① K	S S S 0-3 ③ K		3	0	0	0	2	2	3
Bill Tuttle, R (1, 8) (8, 9) OBP: 0.354, SLG: 0.324	0-0 ② F3		B B B B 4-0 1-2 2-3 FC6-4 BB		0-0 ② 6-3		0-0 1B 1-2 1B		B B B B 4-0 FC5-4 BB	3	0	1	0	2	0	1
Bob Cery, R (1, 7) OBP: 0.371, SLG: 0.612 Woodie Held, R (8, 8) OBP: 0.268, SLG: 0.306	0-0 ③ F9		0-0 ③ FC6-4 1-2f		0-0 1B 1B		S S S 0-3 ② K		0-0 ① FC5-4 G4-3 1-2f	4 1	0 0	1 0	0 0	0 0	1 0	6 1
Vic Power, R (1, 3) OBP: 0.324, SLG: 0.462		0-0 ① F8		B B B B 4-0 BB 1B BB	0-0 1-2 1B		0-0 1-3 2-H 1B		0-0 ② ③ G4-3 1-2f	4	1	2	1	1	0	1
Hector Lopez, R (1, 5) OBP: 0.303, SLG: 0.337		0-0 ② F5		B B B B 4-0 1-2 1B BB	0-0 ③ F2		0-0 ③ L9			3	0	0	0	1	0	4
Harry Chiti, R (1, 2) OBP: 0.345, SLG: 0.513		0-0 ③ 5-3		0-0 1-2 2-H 1B		B B B B 4-0 G6-4-3 BB		S S S 0-3 ① K		3	0	1	1	1	1	0
Joe Demaestri, R (1, 6) OBP: 0.248, SLG: 0.271			0-0 ① F3	S S S 0-3 ① K		0-0 ① ② G6-4-3 1-2f		B B B B 4-0 1B BB		3	0	0	0	1	1	3
Jack Urban, R (1, 1) OBP: 0.273, SLG: 0.273 Wally Burnette, R (2, 1) OBP: 0.400, SLG: 0.250 Whitey Herzog, L (4, PH) OBP: 0.294, SLG: 0.143 Tom Gorman, R (4, 1) OBP: 0.167, SLG: 0.167 Dave Melton, R (6, PH) Alex Kellner, R (6, 1) OBP: 0.182, SLG: 0.200 Frank House, L (8, PH) OBP: 0.256, SLG: 0.316 Walt Craddock, R (8, 1)			B B B B 4-0 BB BB BB	0-0 ② F6		S S S 0-3 ③ K		0-0 1-2 1B		0 0 1 0 1 0 1 0	0 0 0 0 0 0 0 0	0 0 0 0 0 0 1 0	0 1 0 0 0 0 0 0	0 0 0 0 1 0 0 0	0 0 2 0 0 0 0 0	0 0 0 0 0 0 0 0
Inning Stats	R: 0 H: 0 E: 0 LOB: 1 K: 0 BB: 1 S: 3 P: 7	R: 0 H: 0 E: 0 LOB: 0 K: 0 BB: 0 S: 3 P: 3	R: 0 H: 0 E: 0 LOB: 3 K: 0 BB: 3 S: 3 P: 15	R: 1 H: 1 E: 0 LOB: 2 K: 2 BB: 2 S: 8 P: 16	R: 0 H: 2 E: 0 LOB: 2 K: 0 BB: 0 S: 5 P: 5	R: 0 H: 0 E: 0 LOB: 0 K: 1 BB: 1 S: 4 P: 8	R: 1 H: 3 E: 0 LOB: 2 K: 2 BB: 0 S: 10 P: 10	R: 0 H: 1 E: 0 LOB: 2 K: 2 BB: 1 S: 8 P: 12	R: 0 H: 0 E: 0 LOB: 0 K: 0 BB: 1 S: 2 P: 6	1B: 7 SF: 0 2B: 0 SAC: 0 3B: 0 DP: 2 HR: 0 HBP: 0						

PITCHER		IP	WLS	BF	H	R	ER	SO	BB	IBB	HBP	BLK	WP	HR	S	P	ERA	WHIP
Don Larsen, R ERA: 2.09	(1, 1)	6.2	W	32	6	2	2	5	7	0	0	0	0	0	35	63	2.70	1.950
Ryne Duren, R ERA: 1.13	(7, 1)	2.1	S	9	1	0	0	2	2	0	0	0	0	0	11	19	0.00	1.286

PITCHER	IP	WLS	BF	H	R	ER	SO	BB	IBB	HBP	BLK	WP	HR	S	P	ERA	WHIP

TOP

Kansas City Athletics @ New York Yankees

Yankee Stadium, Bronx, NY

Wed Jun 11 1958, 3:33 AM EDT

Overcast - 73 F

livebaseballscorecards.com

AB	32
R	2
H	7
RBI	2
BB	9
SO	7
LOB	26

WP: 0	PA: 41
PB: 0	
SB: 0	
CS: 0	

Batter	1	2	3	4	5	6	7	8	9	AB	R	H	RBI	BB	SO	LOB
Andy Carey, R (1, 5) OBP: 0.368, SLG: 0.523	6-3	PB, 1B, 1-2, BB		PB, BB		E, 1-3, 2B	F2			3	1	1	0	2	0	2
Tony Kubek, L (1, 6) OBP: 0.309, SLG: 0.354	HR	PB, 1-2, 2-H, 1B		F9, 1-2		E2, E, 2-3, 3-H, 1B		K		5	2	3	3	0	1	1
Mickey Mantle, S (1, 8) OBP: 0.426, SLG: 0.571 Norm Siebern, L (9, 8) OBP: 0.292, SLG: 0.333	G3	1-2, 2-3, BB		BB		E7, 1-3, 2-H, 3-H, 1B		4-3, 1B, 3B, 1B		3 0	1 0	2 0	2 0	2 0	0 0	0 0
Bill Skowron, R (1, 3) OBP: 0.351, SLG: 0.512	6-3	F6		F4		1-3, 2-3		4-3, 1-2, 3B, 1B		5	1	1	0	0	0	6
Yogi Berra, L (1, 2) OBP: 0.288, SLG: 0.434		HR	F3		G4-6-3, 1B	K		4-3, 1-2, 2-3		5	1	2	1	0	1	3
Enos Slaughter, L (1, 7) OBP: 0.447, SLG: 0.676		4-3	L7		G4-6-3, 1-2f		F5, BB	3B, BB		4	1	0	0	1	0	1
Elston Howard, R (1, 9) OBP: 0.348, SLG: 0.566		1B, 2B	BB		F7		2B, 1B	1-H, 2-H, 3-H, 3B		4	1	3	3	1	0	0
Bobby Richardson, R (1, 4) OBP: 0.250, SLG: 0.282		F3	2-3			E7, FC6-5	1-3, 2B	F7		5	0	1	0	0	0	3
Don Larsen, R (1, 1) OBP: 0.474, SLG: 0.800 Ryne Duren, R (7, 1)		BB, 1B, 2-H, 1B		F8		FC6-5, 2B, E, 2-3		K		3 1	2 0	1 0	1 0	0 1	0 2	1 2
Inning Stats	R: 1 E: 0 K: 0 S: 4 H: 1 LOB: 0 BB: 0 P: 4	R: 3 E: 0 K: 0 S: 7 H: 4 LOB: 3 BB: 2 P: 15	R: 0 E: 0 K: 0 S: 3 H: 0 LOB: 1 BB: 1 P: 7	R: 0 E: 0 K: 0 S: 3 H: 0 LOB: 2 BB: 2 P: 11	R: 0 E: 0 K: 0 S: 3 H: 1 LOB: 0 BB: 0 P: 3	R: 3 E: 3 K: 1 S: 9 H: 3 LOB: 1 BB: 0 P: 9	R: 0 E: 0 K: 1 S: 7 H: 2 LOB: 2 BB: 0 P: 7	R: 3 E: 0 K: 1 S: 8 H: 3 LOB: 1 BB: 1 P: 12		1B: 8 2B: 3 3B: 1 HR: 2 SF: 0 SAC: 0 DP: 1 HBP: 0				WP: 0 PB: 2 SB: 0 CS: 0 PA: 44		

PITCHER		IP	WLS	BF	H	R	ER	SO	BB	IBB	HBP	BLK	WP	HR	S	P	ERA	WHIP
Jack Urban, R ERA: 5.43	(1, 1)	1.2	L	11	5	4	4	0	1	0	0	0	0	2	10	14	21.60	3.600
Wally Burnette, R ERA: 3.44	(2, 1)	1.1		6	0	0	0	0	2	0	0	0	0	0	4	12	0.00	1.500
Tom Gorman, R ERA: 3.26	(4, 1)	2.0		8	1	0	0	0	2	0	0	0	0	0	6	14	0.00	1.500
Alex Kellner, L ERA: 5.88	(6, 1)	2.0		12	5	3	1	2	0	0	0	0	0	0	16	16	4.50	2.500
Walt Craddock, L ERA: 7.15	(8, 1)	1.0		7	3	3	3	1	1	0	0	0	0	0	8	12	27.00	4.000

PITCHER	IP	WLS	BF	H	R	ER	SO	BB	IBB	HBP	BLK	WP	HR	S	P	ERA	WHIP

BOTTOM

Kansas City Athletics @ New York Yankees

Yankee Stadium, Bronx, NY

Wed Jun 11 1958, 3:33 AM EDT

Overcast - 73 F

livebaseballscorecards.com

AB	38
R	10
H	14
RBI	10
BB	6
SO	3
LOB	19

Batter	1	2	3	4	5	6	7	8	9	AB	R	H	RBI	BB	SO	LOB
Bob Martyn, L (1, 9) OBP: 0.379, SLG: 0.500	x 0-0 ① F9			BBBB 4-0 L8-6-4 BB BB		x 0-0 ① 5-3		BBBB 4-0 G4-6-3 1-2 BB		2	0	0	0	2	0	0
Virgil Trucks, R (8, 1)										0	0	0	0	0	0	0
Bill Tuttle, R (1, 8) OBP: 0.352, SLG: 0.319	x 0-0 ② F7			BBBB 4-0 1B 1-2 BB		x 0-0 ② F8		x 0-0 ② ③ G4-6-3 1-2f		3	0	0	0	1	0	2
Hector Lopez, R (1, 5) OBP: 0.297, SLG: 0.330	x 0-0 ③ F3			x 0-0 ① ② L8-6-4 2-3		x 0-0 ③ 6-3			SSS 0-3 ① K	4	0	0	0	0	1	2
(8, 4)																
Bob Cery, R (1, 7) OBP: 0.368, SLG: 0.604		x 0-0 ① 1-3		x 0-0 1-3 1B			x 0-0 ① 5-3		x 0-0 ② 6-3	4	0	1	0	0	0	0
Vic Power, R (1, 3) OBP: 0.322, SLG: 0.458		x 0-0 ② F7		x 0-0 ③ F2			x 0-0 ② F9		x 0-0 1B 1B	4	0	1	0	0	0	2
Frank House, L (1, 2) OBP: 0.256, SLG: 0.313		x 0-0 ③ F9			x 0-0 ① L8		x 0-0 ③ 3-1		x 0-0 1-3 1B	4	0	1	0	0	0	0
Joe Demaestri, R (1, 6) OBP: 0.255, SLG: 0.277			x 0-0 ① F8		x 0-0 1B			x 0-0 1B SF7 1B	x 0-0 ③ F9	4	1	2	0	0	0	2
Billy Hunter, R (1, 4) OBP: 0.203, SLG: 0.241			SSS 0-3 ② K		x 0-0 ② F6			x 0-0 1-3 BB 1B		2	0	0	0	0	1	1
Whitey Herzog, L (8, PH) OBP: 0.314, SLG: 0.172										1	0	1	0	0	0	0
(8, 9)																
Ralph Terry, R (1, 1) OBP: 0.080, SLG: 0.080			SSS 0-3 ③ K		x 0-0 ③ F7			x 0-0 ① SF7 3-H		2	0	0	0	0	1	1
Harry Chiti, R (8, PH) OBP: 0.341, SLG: 0.513										0	0	0	1	0	0	0
Woodie Held, R (8, 5) OBP: 0.268, SLG: 0.306										0	0	0	0	0	0	0
Inning Stats	R: 0 E: 0 K: 0 S: 3 H: 0 LOB: 0 BB: 0 P: 3	R: 0 E: 0 K: 0 S: 3 H: 0 LOB: 0 BB: 0 P: 3	R: 0 E: 0 K: 2 S: 7 H: 0 LOB: 0 BB: 0 P: 7	R: 0 E: 0 K: 0 S: 3 H: 1 LOB: 2 BB: 2 P: 11	R: 0 E: 0 K: 0 S: 4 H: 1 LOB: 1 BB: 0 P: 4	R: 0 E: 0 K: 0 S: 3 H: 0 LOB: 0 BB: 0 P: 3	R: 0 E: 0 K: 0 S: 3 H: 0 LOB: 0 BB: 0 P: 3	R: 1 E: 0 K: 0 S: 4 H: 2 LOB: 1 BB: 1 P: 8	R: 0 E: 0 K: 1 S: 7 H: 2 LOB: 2 BB: 0 P: 7	1B: 6 2B: 1 3B: 0 HR: 0	SF: 1 SAC: 0 DP: 2 HBP: 0						

PITCHER	IP	WLS	BF	H	R	ER	SO	BB	IBB	HBP	BLK	WP	HR	S	P	ERA	WHIP
Bob Turley, R (1, 1) ERA: 2.11	9.0	W	34	6	1	1	3	3	0	0	0	0	0	37	49	1.00	1.000

PITCHER	IP	WLS	BF	H	R	ER	SO	BB	IBB	HBP	BLK	WP	HR	S	P	ERA	WHIP

TOP

Kansas City Athletics @ New York Yankees

Yankee Stadium, Bronx, NY

Wed Jun 11 1958, 3:38 AM EDT

Att. 8,949 - Overcast - 76 F

livebaseballscorecards.com

AB	30
R	1
H	6
RBI	1
BB	3
SO	3
LOB	10

1B: 6	SF: 1	WP: 0	PA: 34
2B: 1	SAC: 0	PB: 0	
3B: 0	DP: 2	SB: 0	
HR: 0	HBP: 0	CS: 0	

Batter	1	2	3	4	5	6	7	8	9	AB	R	H	RBI	BB	SO	LOB
Andy Carey, R (1, 5) OBP: 0.357, SLG: 0.504	L4		K		F5			B1		4	0	0	0	0	1	0
Tony Kubek, L (1, 6) OBP: 0.307, SLG: 0.351	BB, 1B, 1B		F9		F9			1-3		4	0	1	0	0	0	0
Mickey Mantle, S (1, 8) OBP: 0.418, SLG: 0.557	F7		K			F7		3-1		4	0	0	0	0	1	1
Bill Skowron, R (1, 3) OBP: 0.348, SLG: 0.504	1-2, BB, 1B			F8		F6			F4	4	0	1	0	0	0	0
Harry Simpson, L (1, 9) OBP: 0.327, SLG: 0.313 Hank Bauer, R (9, PR) OBP: 0.317, SLG: 0.452	1-2, 2-3, BB			4-3		4-3			BB, BB, BB, BB	2 0	0 1	0 0	0 0	2 0	0 0	0 0
Norm Siebern, L (1, 7) OBP: 0.309, SLG: 0.337	F5			1B, 1B				3B, SH1-4, BB	BB, BB, 1-2, BB	2	1	1	0	2	0	3
Elston Howard, R (1, 2) OBP: 0.358, SLG: 0.565		F9		1-3, 1B				SH1-4, 1-2	BB, 1-2, 2-3, BB	2	0	1	0	1	0	0
Bobby Richardson, R (1, 4) OBP: 0.253, SLG: 0.307 Yogi Berra, L (9, PH) OBP: 0.287, SLG: 0.431		L9		G3				CS, 2-H, 3B	F5	3 1	0 0	1 0	1 0	0 0	0 0	2 3
Bob Turley, R (1, 1) OBP: 0.135, SLG: 0.171 Jerry Lumpe, L (9, PH) OBP: 0.310, SLG: 0.302		5-3			5-3			K, 2-3, 3-H	1-2, 2-3, 3-H, BB	3 0	0 0	0 0	0 1	0 1	1 0	1 0
Inning Stats	R: 0 E: 0 K: 0 S: 5 H: 2 LOB: 3 BB: 1 P: 9	R: 0 E: 0 K: 0 S: 3 H: 0 LOB: 0 BB: 0 P: 3	R: 0 E: 0 K: 2 S: 7 H: 0 LOB: 0 BB: 0 P: 7	R: 0 E: 0 K: 0 S: 5 H: 2 LOB: 2 BB: 0 P: 5	R: 0 E: 0 K: 0 S: 3 H: 0 LOB: 0 BB: 0 P: 3	R: 0 E: 0 K: 0 S: 3 H: 0 LOB: 0 BB: 0 P: 3		R: 1 E: 0 K: 1 S: 5 H: 1 LOB: 0 BB: 1 P: 9	R: 0 E: 0 K: 0 S: 3 H: 0 LOB: 0 BB: 0 P: 3	R: 1 E: 0 K: 0 S: 2 H: 0 LOB: 3 BB: 4 P: 18	1B: 4 2B: 0 3B: 1 HR: 0 SF: 0 SAC: 1 DP: 0 HBP: 0					

PITCHER		IP	WLS	BF	H	R	ER	SO	BB	IBB	HBP	BLK	WP	HR	S	P	ERA	WHIP
Ralph Terry, R ERA: 4.0	(1, 1)	7.0		27	5	1	1	3	2	0	0	0	0	0	31	39	1.29	1.000
Virgil Trucks, R ERA: 2.08	(8, 1)	1.2	L	9	0	1	1	0	4	0	0	0	0	0	5	21	5.40	2.400

PITCHER	IP	WLS	BF	H	R	ER	SO	BB	IBB	HBP	BLK	WP	HR	S	P	ERA	WHIP

BOTTOM

Kansas City Athletics @ New York Yankees

Yankee Stadium, Bronx, NY

Wed Jun 11 1958, 3:38 AM EDT

Att. 8,949 - Overcast - 76 F

livebaseballscorecards.com

AB	29
R	2
H	5
RBI	2
BB	6
SO	3
LOB	10

WP: 0 PA: 36
PB: 0
SB: 0
CS: 1

Batter	1	2	3	4	5	6	7	8	9	AB	R	H	RBI	BB	SO	LOB
Joe Demaestri, R (1, 6) OBP: 0.247, SLG: 0.268	6-3	4-3		F9		6-3		FC6-4 1-2f		5	0	0	0	0	0	3
Bob Martyn, L (1, 9) OBP: 0.364, SLG: 0.477	K		K		F6		F7		K	5	0	0	0	0	3	0
Bill Tuttle, R (1, 8) OBP: 0.353, SLG: 0.317	BB S		F4		F8		1B		4-3	4	0	1	0	1	0	0
Bob Cery, R (1, 7) OBP: 0.374, SLG: 0.626	K 1-2		BB 1B 1B		HR		F9		2B	5	1	3	1	0	1	2
Vic Power, R (1, 3) OBP: 0.330, SLG: 0.467		1B 3B 1B	BB 1-2 1B		2B		G3		F6	5	1	3	0	0	0	2
Hector Lopez, R (1, 5) OBP: 0.306, SLG: 0.335		1-2 3B 1B	1-2 2-3 BB		5-3			PB 1B 1B		3	2	2	0	1	0	1
Hal Smith, R (1, 2) OBP: 0.255, SLG: 0.450	K	K				6-3		6-3 1-2		4	0	0	0	0	2	6
Billy Hunter, R (1, 4) OBP: 0.222, SLG: 0.310	1-H 2-H 3B		F6			2B		F7		4	0	2	2	0	0	1
Ray Herbert, R (1, 1) OBP: 0.429, SLG: 0.417	6-3		K			L5		2-H FC6-4 1B		4	0	1	1	0	1	2
Inning Stats	R: 0 E: 0 K: 2 S: 7 H: 0 LOB: 1 BB: 1 P: 11	R: 2 E: 0 K: 1 S: 8 H: 3 LOB: 1 BB: 0 P: 8	R: 0 E: 0 K: 2 S: 9 H: 2 LOB: 3 BB: 1 P: 13	R: 0 E: 0 K: 1 S: 5 H: 0 LOB: 0 BB: 0 P: 5	R: 1 E: 0 K: 0 S: 5 H: 2 LOB: 1 BB: 0 P: 5	R: 0 E: 0 K: 0 S: 4 H: 1 LOB: 1 BB: 0 P: 4	R: 0 E: 0 K: 0 S: 4 H: 1 LOB: 1 BB: 0 P: 4	R: 1 E: 0 K: 0 S: 5 H: 2 LOB: 1 BB: 0 P: 5	R: 0 E: 0 K: 1 S: 6 H: 1 LOB: 1 BB: 0 P: 6	1B: 7 2B: 3 3B: 1 HR: 1 SF: 0 SAC: 0 DP: 0 HBP: 0	WP: 0 PB: 1 SB: 1 CS: 0 PA: 41					

PITCHER		IP	WLS	BF	H	R	ER	SO	BB	IBB	HBP	BLK	WP	HR	S	P	ERA	WHIP
Tom Sturdivant, R ERA: 6.0	(1, 1)	5.0	L	24	7	3	3	6	2	0	0	0	0	1	34	42	5.40	1.800
Art Ditmar, R ERA: 3.46	(6, 1)	3.0		13	4	1	0	0	0	0	0	0	0	0	13	13	0.00	1.333
Sal Maglie, R ERA: 4.63	(9, 1)	1.0		4	1	0	0	1	0	0	0	0	0	0	6	6	0.00	1.000

PITCHER	IP	WLS	BF	H	R	ER	SO	BB	IBB	HBP	BLK	WP	HR	S	P	ERA	WHIP

TOP

Kansas City Athletics @ New York Yankees

Yankee Stadium, Bronx, NY

Thu Jun 12 1958, 3:33 AM EDT

Unknown - 81 F

livebaseballscorecards.com

AB	39
R	4
H	12
RBI	4
BB	2
SO	7
LOB	17

Batter	1	2	3	4	5	6	7	8	9	AB	R	H	RBI	BB	SO	LOB
Andy Carey, R (1, 5) OBP: 0.361, SLG: 0.529	F7		1-3 1B			F7		HR		4	1	2	1	0	0	0
Tony Kubek, L (1, 6) OBP: 0.312, SLG: 0.351	6-3		F7			BBBB 4-0 1B BB		0-0 G6-3 1B		3	0	1	0	1	0	2
Mickey Mantle, S (1, 8) OBP: 0.415, SLG: 0.550	F8			G4-6-3 1B		F8		G6-3 1-2f		4	0	1	0	0	0	2
Bill Skowron, R (1, 3) OBP: 0.353, SLG: 0.504		G6-4-3 1B		G4-6-3 1-2f		1-3 1B			L7	4	0	2	0	0	0	1
Yogi Berra, L (1, 2) OBP: 0.280, SLG: 0.421		F8		F2		F8			4-3	4	0	0	0	0	0	3
Elston Howard, R (1, 9) OBP: 0.354, SLG: 0.562		G6-4-3 1-2f			2B		F7		F8	4	0	1	0	0	0	1
Norm Siebern, L (1, 7) OBP: 0.310, SLG: 0.330			F8		BBBB 4-0 G4-6-3 BB		3-1			2	0	0	0	1	0	0
Bobby Richardson, R (1, 4) OBP: 0.245, SLG: 0.297			F8		F7		6-3			3	0	0	0	0	0	2
Tom Sturdivant, L (1, 1) OBP: 0.400, SLG: 0.250			1B 1B		G4-6-3 1-2f			F6		1	0	1	0	0	0	0
Harry Simpson, L (5, PH) OBP: 0.321, SLG: 0.306										1	0	0	0	0	0	2
Art Ditmar, R (6, 1) OBP: 0.200, SLG: 0.200										0	0	0	0	0	0	0
Enos Slaughter, L (8, PH) OBP: 0.436, SLG: 0.657										1	0	0	0	0	0	0
Sal Maglie, R (9, 1) OBP: 0.143, SLG: 0.571										0	0	0	0	0	0	0
Inning Stats	R: 0 E: 0 K: 0 S: 3 H: 0 LOB: 0 BB: 0 P: 3	R: 0 E: 0 K: 0 S: 3 H: 1 LOB: 0 BB: 0 P: 3	R: 0 E: 0 K: 0 S: 5 H: 2 LOB: 2 BB: 0 P: 5	R: 0 E: 0 K: 0 S: 3 H: 1 LOB: 0 BB: 0 P: 3	R: 0 E: 0 K: 0 S: 3 H: 1 LOB: 1 BB: 1 P: 7	R: 0 E: 0 K: 0 S: 4 H: 1 LOB: 2 BB: 1 P: 8	R: 0 E: 0 K: 0 S: 3 H: 0 LOB: 0 BB: 0 P: 3	R: 1 E: 0 K: 0 S: 4 H: 2 LOB: 0 BB: 0 P: 4	R: 0 E: 0 K: 0 S: 3 H: 0 LOB: 0 BB: 0 P: 3	1B: 6 2B: 1 3B: 0 HR: 1	SF: 0 SAC: 0 DP: 4 HBP: 0						

PITCHER	IP	WLS	BF	H	R	ER	SO	BB	IBB	HBP	BLK	WP	HR	S	P	ERA	WHIP
Ray Herbert, R (1, 1) ERA: 2.63	9.0	W	33	8	1	1	0	2	0	0	0	0	1	31	39	1.00	1.111

PITCHER	IP	WLS	BF	H	R	ER	SO	BB	IBB	HBP	BLK	WP	HR	S	P	ERA	WHIP

BOTTOM

Kansas City Athletics @ New York Yankees

Yankee Stadium, Bronx, NY

Thu Jun 12 1958, 3:33 AM EDT

Unknown - 81 F

livebaseballscorecards.com

AB	31
R	1
H	8
RBI	1
BB	2
SO	0
LOB	13

WP: 0 PB: 0 SB: 0 CS: 0 PA: 33

Batter	1	2	3	4	5	6	7	8	9	10	11	12	AB	R	H	RBI	BB	SO	LOB
Bill Tuttle, R (1, 9) OBP: 0.345, SLG: 0.309	K		K		L4			5-3		K			5	0	0	0	0	3	1
Hector Lopez, R (1, 4) OBP: 0.308, SLG: 0.337	CS 1B		L8		E5			6-3			FC1-6 1B		5	0	2	0	0	0	1
Harry Chiti, R (1, 2) OBP: 0.333, SLG: 0.494	K 1-2			FC4-6 1B	F8			K			FC1-6 1B 1-2f		5	0	1	0	0	2	3
Bob Cerv, R (1, 7) OBP: 0.370, SLG: 0.615		1-3		FC4-6 1B 1B 1-2f		K			6-3		1B 1-2		5	1	1	0	0	1	1
Vic Power, R (1, 3) OBP: 0.332, SLG: 0.471		6-3		F9 1B WP 1B 1-2		F4			2B		F3		5	1	2	0	0	0	2
Hal Smith, R (1, 5) OBP: 0.269, SLG: 0.444		FC5-4 1B		WP 1B 1-2 2-H		5-3			F8		K		5	0	2	1	0	1	3
Woodie Held, R (1, 8) OBP: 0.266, SLG: 0.302		FC5-4 1-2f		F9 2-3			5-3 1B		F9			K	5	0	1	0	0	1	4
Joe Demaestri, R (1, 6) OBP: 0.245, SLG: 0.265			F6	K 1-2 3-H			5-3 1-2			4-3 1B		K	5	0	1	0	0	2	2
Murry Dickson, R (1, 1) OBP: 0.357, SLG: 0.500			HBP		6-3		F9			4-3 1-2		K	4	0	0	0	0	1	1
Inning Stats	R: 0 E: 0 K: 2 S: 7 / H: 1 LOB: 1 BB: 0 P: 7	R: 0 E: 0 K: 0 S: 4 / H: 1 LOB: 1 BB: 0 P: 4	R: 0 E: 0 K: 1 S: 5 / H: 0 LOB: 1 BB: 0 P: 6	R: 2 E: 0 K: 1 S: 8 / H: 3 LOB: 1 BB: 0 P: 8	R: 0 E: 1 K: 0 S: 4 / H: 0 LOB: 1 BB: 0 P: 4	R: 0 E: 0 K: 1 S: 5 / H: 0 LOB: 0 BB: 0 P: 5	R: 0 E: 0 K: 0 S: 3 / H: 1 LOB: 0 BB: 0 P: 3	R: 0 E: 0 K: 1 S: 5 / H: 0 LOB: 0 BB: 0 P: 5	R: 0 E: 0 K: 0 S: 4 / H: 1 LOB: 1 BB: 0 P: 4	R: 0 E: 0 K: 1 S: 5 / H: 1 LOB: 0 BB: 0 P: 5	R: 0 E: 0 K: 1 S: 7 / H: 2 LOB: 2 BB: 0 P: 7	R: 0 E: 0 K: 3 S: 9 / H: 0 LOB: 0 BB: 0 P: 9	1B: 9 2B: 2 3B: 0 HR: 0	SF: 0 SAC: 0 DP: 1 HBP: 1	WP: 1 PB: 0 SB: 0 CS: 1	PA: 45			

PITCHER		IP	WLS	BF	H	R	ER	SO	BB	IBB	HBP	BLK	WP	HR	S	P	ERA	WHIP
Whitey Ford, L ERA: 1.77	(1, 1)	10.1		40	10	2	2	7	0	0	1	0	1	0	53	54	1.74	0.968
Ryne Duren, R ERA: 1.05	(11, 1)	1.2	W	5	0	0	0	4	0	0	0	0	0	0	13	13	0.00	0.000

PITCHER	IP	WLS	BF	H	R	ER	SO	BB	IBB	HBP	BLK	WP	HR	S	P	ERA	WHIP

TOP

Kansas City Athletics @ New York Yankees

Yankee Stadium, Bronx, NY

Thu Jun 12 1958, 7:05 PM EDT

Att. 12,872 - Unknown - 79 F

livebaseballscorecards.com

AB	44
R	2
H	10
RBI	1
BB	0
SO	11
LOB	18

Batter	1	2	3	4	5	6	7	8	9	10	11	12	AB	R	H	RBI	BB	SO	LOB
Hank Bauer, R (1, 9) OBP: 0.320, SLG: 0.446	BBBB 4-0 1B BB	0-0 1-2 1B		SSS 0-3 K			0-0 6-3		0-0 SH5-3 1-2	0-0 FC6-4 1-2f			4	0	1	0	1	1	4
Tony Kubek, L (1, 6) OBP: 0.307, SLG: 0.344	0-0 FC4 1-2 1B	0-0 1-3		0-0 FC6 1-2f			SSS 0-3 K		0-0 6-3		0-0 3-1		6	0	1	0	0	1	5
Mickey Mantle, S (1, 8) OBP: 0.422, SLG: 0.543	SSS 0-3 K		BBBB 4-0 BB		0-0 F8		BBBB 4-0 1B BB		BBBB 4-0 BB BB		BBBB 4-0 1B S BB		2	0	0	0	4	1	2
Gil McDougald, R (1, 4) OBP: 0.417, SLG: 0.477	0-0 F9	0-0 F5		0-0 F6			0-0 FC6-4 1-2 1B		BBBB 4-0 1-2 2-3 BB		0-0 6-3 1-2		5	0	1	0	1	0	4
Bill Skowron, R (1, 3) OBP: 0.352, SLG: 0.518	0-0 FC4 1-2f	0-0 F8		0-0 HR			0-0 FC6-4 1-2f		SSS 0-3 K		0-0 2-3 1B		6	1	2	1	0	1	8
Enos Slaughter, L (1, 7) OBP: 0.409, SLG: 0.600	0-0 4-3	0-0 1-3		0-0 F8			0-0 6-3		0-0 SH3 1B	0-0 F8			5	0	1	0	0	0	1
Bobby Richardson, R (10, PR) OBP: 0.245, SLG: 0.297													0	0	0	0	0	0	0
Norm Siebern, L (11, 7) OBP: 0.310, SLG: 0.330													0	0	0	0	0	0	0
Yogi Berra, L (11, PH) OBP: 0.279, SLG: 0.418													1	0	0	0	0	0	2
Harry Simpson, L (12, 7) OBP: 0.321, SLG: 0.306													0	0	0	0	0	0	0
Andy Carey, R (1, 5) OBP: 0.362, SLG: 0.524	0-0 B1-3	0-0 5-3		0-0 6-3			0-0 F5		0-0 SH3 1-2		0-0 E S 1B		5	1	2	0	0	0	0
Elston Howard, R (1, 2) OBP: 0.362, SLG: 0.564	0-0 1B 2B	0-0 5-3 1-2		0-0 1-3			0-0 F9		4-0 FC6-4 IBB		0-0 1-H 1B		5	1	2	1	1	0	1
Whitey Ford, L (1, 1) OBP: 0.353, SLG: 0.300	0-0 1B 2-H 1B	BBBB 4-0 FC6 BB		0-0 1-3					0-0 BB SH5-3 1B	SSS 0-3 K			4	0	2	1	1	1	2
Ryne Duren, R (11, 1)													0	0	0	0	0	0	0
Inning Stats	R: 0 H: 1 E: 0 LOB: 2 K: 1 BB: 1 S: 6 P: 10	R: 1 H: 3 E: 0 LOB: 2 K: 0 BB: 0 S: 6 P: 6	R: 0 H: 0 E: 0 LOB: 1 K: 0 BB: 1 S: 3 P: 7	R: 0 H: 1 E: 0 LOB: 2 K: 1 BB: 1 S: 6 P: 10	R: 1 H: 1 E: 0 LOB: 0 K: 0 BB: 0 S: 4 P: 4	R: 0 H: 0 E: 0 LOB: 0 K: 0 BB: 0 S: 3 P: 3	R: 0 H: 1 E: 0 LOB: 2 K: 1 BB: 1 S: 6 P: 10	R: 0 H: 0 E: 0 LOB: 0 K: 0 BB: 0 S: 3 P: 3	R: 0 H: 1 E: 0 LOB: 3 K: 1 BB: 2 S: 6 P: 14	R: 0 H: 1 E: 0 LOB: 2 K: 1 BB: 1 S: 6 P: 10	R: 0 H: 1 E: 0 LOB: 2 K: 0 BB: 1 S: 4 P: 8	R: 1 H: 2 E: 0 LOB: 1 K: 0 BB: 0 S: 2 P: 2	1B: 10 SF: 0 2B: 1 SAC: 2 3B: 0 DP: 0 HR: 1 HBP: 0						

PITCHER	IP	WLS	BF	H	R	ER	SO	BB	IBB	HBP	BLK	WP	HR	S	P	ERA	WHIP
Murry Dickson, R (1, 1) ERA: 3.0	11.0	L	53	12	3	3	5	7	1	0	0	0	1	55	87	2.46	1.727

PITCHER	IP	WLS	BF	H	R	ER	SO	BB	IBB	HBP	BLK	WP	HR	S	P	ERA	WHIP

BOTTOM

Kansas City Athletics @ New York Yankees

Yankee Stadium, Bronx, NY

Thu Jun 12 1958, 7:05 PM EDT

Att. 12,872 - Unknown - 79 F

livebaseballscorecards.com

AB	43
R	3
H	12
RBI	3
BB	8
SO	5
LOB	29

PA: 53

Batter	1	2	3	4	5	6	7	8	9	AB	R	H	RBI	BB	SO	LOB
Chico Carrasquel, R (1, 5) OBP: 0.316, SLG: 0.331	1B SH3-4 1B		6-3			6-3		F8		4	1	1	0	0	0	0
Bill Tuttle, R (1, 9) OBP: 0.341, SLG: 0.304	SH3-4 1-2			E6 G4-6-3		F9		1-3		3	0	0	0	0	0	0
Hector Lopez, R (1, 4) OBP: 0.311, SLG: 0.345	G6-4-3 1B 2-H			G4-6-3 1-2f		2B		F3		4	0	2	1	0	0	1
Bob Cerv, R (1, 7) OBP: 0.368, SLG: 0.607	G6-4-3 1-2f			2B 1B		1-4-3			6-3	4	0	1	0	0	0	2
Vic Power, R (1, 3) OBP: 0.335, SLG: 0.474		F8		1-H 2B			HR BB		6-3	3	1	1	0	1	0	0
Harry Chiti, R (1, 2) OBP: 0.330, SLG: 0.477		F8			6-3		K		BB	3	0	0	0	1	1	1
Woodie Held, R (1, 8) OBP: 0.265, SLG: 0.325		F2			6-3		1-H HR		K	4	1	1	2	0	1	1
Joe Demaestri, R (1, 6) OBP: 0.247, SLG: 0.267			K		FC6-4 1B		F8			3	0	1	0	0	1	0
Ned Garver, R (1, 1) OBP: 0.091, SLG: 0.063			G3		FC6-4 1-2f		F9			2	0	0	0	0	0	1
Wally Burnette, R (5, 1) OBP: 0.400, SLG: 0.250										0	0	0	0	0	0	0
Bob Martyn, L (7, PH) OBP: 0.361, SLG: 0.472										1	0	0	0	0	0	0
Walt Craddock, R (7, 1)										0	0	0	0	0	0	0
Virgil Trucks, R (8, 1)										0	0	0	0	0	0	0
Inning Stats	R: 1 E: 0 K: 0 S: 4 H: 2 LOB: 0 BB: 0 P: 4	R: 0 E: 0 K: 0 S: 3 H: 0 LOB: 0 BB: 0 P: 3	R: 0 E: 0 K: 1 S: 5 H: 0 LOB: 0 BB: 0 P: 5	R: 0 E: 1 K: 0 S: 4 H: 2 LOB: 2 BB: 0 P: 4	R: 0 E: 0 K: 0 S: 4 H: 1 LOB: 1 BB: 0 P: 4	R: 0 E: 0 K: 0 S: 4 H: 1 LOB: 1 BB: 0 P: 4	R: 2 E: 0 K: 1 S: 6 H: 1 LOB: 0 BB: 1 P: 10	R: 0 E: 0 K: 0 S: 3 H: 0 LOB: 0 BB: 0 P: 3	R: 0 E: 0 K: 1 S: 5 H: 0 LOB: 1 BB: 1 P: 9	1B: 4 2B: 2 3B: 0 HR: 1	SF: 0 SAC: 1 DP: 2 HBP: 0						

PITCHER	IP	WLS	BF	H	R	ER	SO	BB	IBB	HBP	BLK	WP	HR	S	P	ERA	WHIP
Tom Brewer, R (1, 1) ERA: 3.57	9.0	W	34	7	3	3	3	2	0	0	0	0	1	38	46	3.00	1.000

PITCHER	IP	WLS	BF	H	R	ER	SO	BB	IBB	HBP	BLK	WP	HR	S	P	ERA	WHIP

Kansas City Athletics @ Boston Red Sox

Fenway Park, Boston, MA

Fri Jun 13 1958, 7:05 PM EDT

Att. 25,000 - Unknown

TOP

livebaseballscorecards.com

AB	31
R	3
H	7
RBI	3
BB	2
SO	3
LOB	6

PA: 34

WP: 0	PB: 0	SB: 0	CS: 0			

Batter	1	2	3	4	5	6	7	8	9	AB	R	H	RBI	BB	SO	LOB
Don Buddin, R (1, 6) OBP: 0.383, SLG: 0.367	4-3 1B 1B		L6-4 2-3		5-3 1B BB		BB 1B BB	E9 CS 3-H 1B		3	2	2	1	2	0	1
Pete Runnels, L (1, 4) OBP: 0.389, SLG: 0.348	4-3 1-2			E3 1-3 2B	5-3 1-2		BB 1-2 1B	HBP 2-3 BB		4	1	1	0	1	0	2
Ted Williams, L (1, 7) OBP: 0.450, SLG: 0.449 Gene Stephens, L (8, PR) OBP: 0.265, SLG: 0.246 (9, 7)	G5-4-3 2-H 1B			1-3 1-2	HR 2-H 1B		K	HBP 1-2		4 0	1 0	2 0	2 0	0 0	1 0	3 0
Dick Gernert, R (1, 3) OBP: 0.378, SLG: 0.551	G5-4-3 1-2f			1B 2-H 2B	1-H HR		F4	F8		5	2	2	3	0	0	5
Frank Malzone, R (1, 5) OBP: 0.364, SLG: 0.419		G1-4-3 1B		6-3 2-H 1B	WP 2B		FC6-4 1-2 2-3 BB			3	1	3	1	1	0	0
Jackie Jensen, R (1, 9) OBP: 0.409, SLG: 0.571		G1-4-3 1-2f		6-3 1-2	F3 2-3		FC6-4 1-2f			4	0	0	0	0	0	6
Sammy White, R (1, 2) OBP: 0.319, SLG: 0.404		4-3		1B 2-H 1B		4-3		3B 1B		4	1	2	1	0	0	0
Jim Piersall, R (1, 8) OBP: 0.327, SLG: 0.362			F5	F7		L7		E 1-H 3B		4	1	1	1	0	0	1
Tom Brewer, R (1, 1) OBP: 0.143, SLG: 0.154			E6 L6-4		4-3	1-3		6-3		4	0	0	0	0	0	1
Inning Stats	R: 1 E: 0 K: 0 S: 4 H: 2 LOB: 0 BB: 0 P: 4	R: 0 E: 0 K: 0 S: 3 H: 1 LOB: 0 BB: 0 P: 3	R: 0 E: 1 K: 0 S: 3 H: 0 LOB: 0 BB: 0 P: 3	R: 3 E: 1 K: 0 S: 7 H: 3 LOB: 1 BB: 0 P: 7	R: 3 E: 0 K: 0 S: 6 H: 3 LOB: 1 BB: 1 P: 10	R: 0 E: 0 K: 0 S: 3 H: 0 LOB: 0 BB: 0 P: 3	R: 0 E: 0 K: 1 S: 6 H: 1 LOB: 3 BB: 2 P: 14	R: 2 E: 1 K: 0 S: 5 H: 3 LOB: 2 BB: 1 P: 10		1B: 9 2B: 3 3B: 1 HR: 1 SF: 0 SAC: 0 DP: 3 HBP: 1						

BOTTOM

Kansas City Athletics @ Boston Red Sox

Fenway Park, Boston, MA

Fri Jun 13 1958, 7:05 PM EDT

Att. 25,000 - Unknown

livebaseballscorecards.com

AB	35
R	9
H	13
RBI	9
BB	4
SO	1
LOB	19

WP: 1 PA: 40
PB: 0
SB: 0
CS: 1

PITCHER		IP	WLS	BF	H	R	ER	SO	BB	IBB	HBP	BLK	WP	HR	S	P	ERA	WHIP
Ned Garver, R ERA: 3.61	(1, 1)	4.2	L	22	8	7	5	0	1	0	0	0	0	1	21	25	9.64	1.929
Wally Burnette, R ERA: 3.2	(5, 1)	1.1		5	1	0	0	0	0	0	0	0	1	0	5	5	0.00	0.750
Walt Craddock, L ERA: 7.62	(7, 1)	1.2		12	4	2	2	1	3	0	1	0	0	0	10	23	10.80	4.200
Virgil Trucks, R ERA: 2.05	(8, 1)	0.1		1	0	0	0	0	0	0	0	0	0	0	1	1	0.00	0.000

PITCHER	IP	WLS	BF	H	R	ER	SO	BB	IBB	HBP	BLK	WP	HR	S	P	ERA	WHIP

Kansas City Athletics @ Boston Red Sox

Fenway Park, Boston, MA

Sat Jun 14 1958, 3:33 AM EDT

Att. 11,083 - Unknown

TOP

livebaseballscorecards.com

Batter	1	2	3	4	5	6	7	8	9	AB	R	H	RBI	BB	SO	LOB
Chico Carrasquel, R (1, 5) OBP: 0.309, SLG: 0.323	5-3	G5-4-3 1-2f			F9			5-3		4	0	0	0	0	0	2
Bob Martyn, L (1, 9) OBP: 0.357, SLG: 0.464	BLK 1B 1B		4-3		F8			4-3		4	0	1	0	0	0	0
Hector Lopez, R (1, 4) OBP: 0.313, SLG: 0.343	K		BB G6-4-3			K			L4	1	0	0	0	1	1	1
Whitey Herzog, L (4, 3) OBP: 0.297, SLG: 0.161										2	0	0	0	0	1	0
Bob Cerv, R (1, 7) OBP: 0.365, SLG: 0.599	BLK 1-2 1B		G6-4-3 1-2f			F8			6-3	4	0	1	0	0	0	1
Vic Power, R (1, 3) (4, 4) OBP: 0.333, SLG: 0.469	F8 1-2 2-3			FC1-5 E 1B		5-3			F4	4	0	1	0	0	0	2
Frank House, L (1, 2) OBP: 0.271, SLG: 0.329		1B 2B		E4 FC1-5 1-2			BB G4-6-3			2	1	1	0	1	0	1
Woodie Held, R (1, 8) (4, 6) OBP: 0.267, SLG: 0.325		1B 2-H 1B		FC1-5 G6-4-3 1-2 2-3f			G4-6-3 1-2f			3	0	1	1	0	0	3
Joe Demaestri, R (1, 6) OBP: 0.245, SLG: 0.265	K			G6-4-3 1-2f			6-3			1	0	0	0	0	1	1
Bill Tuttle, R (4, PH) (4, 8) OBP: 0.338, SLG: 0.301										2	0	0	0	0	0	2
Jack Urban, R (1, 1) OBP: 0.304, SLG: 0.304	G5-4-3 1-2 1B				K			K		1	0	1	0	0	0	0
Tom Gorman, R (2, 1) OBP: 0.143, SLG: 0.143										1	0	0	0	0	1	0
Harry Chiti, R (8, PH) OBP: 0.327, SLG: 0.471										1	0	0	0	0	1	0
Wally Burnette, R (8, 1) OBP: 0.400, SLG: 0.250										0	0	0	0	0	0	0
Inning Stats	R: 0 E: 0 K: 1 S: 7 H: 2 LOB: 2 BB: 0 P: 7	R: 1 E: 0 K: 1 S: 7 H: 3 LOB: 1 BB: 0 P: 7	R: 0 E: 0 K: 0 S: 2 H: 0 LOB: 0 BB: 1 P: 6	R: 0 E: 1 K: 0 S: 4 H: 1 LOB: 1 BB: 0 P: 4	R: 0 E: 0 K: 1 S: 5 H: 0 LOB: 0 BB: 0 P: 5	R: 0 E: 0 K: 1 S: 5 H: 0 LOB: 0 BB: 0 P: 5	R: 0 E: 0 K: 0 S: 2 H: 0 LOB: 0 BB: 1 P: 6	R: 0 E: 0 K: 1 S: 5 H: 0 LOB: 0 BB: 0 P: 5	R: 0 E: 0 K: 0 S: 3 H: 0 LOB: 0 BB: 0 P: 3	1B: 5 2B: 1 3B: 0 HR: 0 SF: 0 SAC: 0 DP: 4 HBP: 0						

	AB	30
	R	1
	H	6
	RBI	1
	BB	2
	SO	5
	LOB	13

PITCHER	IP	WLS	BF	H	R	ER	SO	BB	IBB	HBP	BLK	WP	HR	S	P	ERA	WHIP
Frank Sullivan, R (1, 1) ERA: 3.06	9.0	W	32	6	1	1	5	2	0	0	1	0	0	40	48	1.00	0.889

PITCHER	IP	WLS	BF	H	R	ER	SO	BB	IBB	HBP	BLK	WP	HR	S	P	ERA	WHIP

Kansas City Athletics @ Boston Red Sox

Fenway Park, Boston, MA

Sat Jun 14 1958, 3:33 AM EDT

Att. 11,083 - Unknown

livebaseballscorecards.com

BOTTOM

Batter	1	2	3	4	5	6	7	8	9	AB	R	H	RBI	BB	SO	LOB
Don Buddin, R (1, 6) OBP: 0.383, SLG: 0.364	BBBB 4-0 G4-6-3 BB	x 0-0 BB HR 1B		x 0-0 ② F5		x 0-0 ② 6-3		SSS 0-3 ③ K		4	1	1	0	1	1	1
Pete Runnels, L (1, 4) OBP: 0.391, SLG: 0.353	x 0-0 ①② G4-6-3 1-2f	BBBB 4-0 1-2 HR BB		x 0-0 ③ G3		x 0-0 2-H 2B				3	1	1	1	1	0	1
Ted Williams, L (1, 7) OBP: 0.451, SLG: 0.465 Gene Stephens, L (9, 7) OBP: 0.265, SLG: 0.246	BBBB 4-0 BB 3B BB	x 0-0 1-H 2-H HR			x 0-0 ① F7	x 0-0 ③ G3				3 0	2 0	1 0	3 0	1 0	0 0	1 0
Dick Gernert, R (1, 3) OBP: 0.380, SLG: 0.553	BBBB 4-0 1-2 3B BB	x 0-0 ③ F9			x 0-0 ② 5-3		x 0-0 2B			3	1	1	0	1	0	0
Frank Malzone, R (1, 5) OBP: 0.370, SLG: 0.432	x 0-0 1-H 2-H 3B		BBBB 4-0 1B BB		x 0-0 BB 1B		x 0-0 ① F8			3	0	2	2	1	0	1
Jackie Jensen, R (1, 9) OBP: 0.410, SLG: 0.568	x 0-0 ③ 6-3		x 0-0 G6-3 1-2 1B		BBBB 4-0 1-2 BB		SSS 0-3 ② K			3	0	1	0	1	1	2
Sammy White, R (1, 2) OBP: 0.309, SLG: 0.390		x 0-0 ① 6-3	x 0-0 ① F8		x 0-0 ③ F6		x 0-0 ③ 6-3			4	0	0	0	0	0	5
Jim Piersall, R (1, 8) OBP: 0.330, SLG: 0.380		x 0-0 HR	x 0-0 ②③ G6-3 1-2f			x 0-0 SH5-3 2B 1B		x 0-0 ① F4		4	2	2	1	0	0	2
Frank Sullivan, R (1, 1) OBP: 0.208, SLG: 0.217		SSS 0-3 ② K		x 0-0 ① F8		x 0-0 ① SH5-3 1-2		x 0-0 ② 6-3		3	0	0	0	0	1	0
Inning Stats	R: 2 H: 1 E: 0 LOB: 1 K: 0 BB: 3 S: 3 P: 15	R: 4 H: 3 E: 0 LOB: 0 K: 1 BB: 1 S: 8 P: 12	R: 0 H: 1 E: 0 LOB: 1 K: 0 BB: 1 S: 3 P: 7	R: 0 H: 0 E: 0 LOB: 0 K: 0 BB: 0 S: 3 P: 3	R: 0 H: 1 E: 0 LOB: 2 K: 0 BB: 1 S: 4 P: 8	R: 1 H: 2 E: 0 LOB: 1 K: 0 BB: 0 S: 5 P: 5	R: 0 H: 1 E: 0 LOB: 1 K: 1 BB: 0 S: 6 P: 6	R: 0 H: 0 E: 0 LOB: 0 K: 1 BB: 0 S: 5 P: 5		1B: 4 SF: 0 2B: 2 SAC: 1 3B: 1 DP: 2 HR: 2 HBP: 0				WP: 0 PA: 37 PB: 0 SB: 0 CS: 0		

	AB	30
	R	7
	H	9
	RBI	7
	BB	6
	SO	3
	LOB	13

PITCHER		IP	WLS	BF	H	R	ER	SO	BB	IBB	HBP	BLK	WP	HR	S	P	ERA	WHIP
Jack Urban, R ERA: 6.03	(1, 1)	1.2	L	11	3	5	5	1	4	0	0	0	0	1	9	25	27.00	4.200
Tom Gorman, R ERA: 3.28	(2, 1)	5.1		23	6	2	2	1	2	0	0	0	0	1	23	31	3.38	1.500
Wally Burnette, R ERA: 3.05	(8, 1)	1.0		3	0	0	0	1	0	0	0	0	0	0	5	5	0.00	0.000

PITCHER	IP	WLS	BF	H	R	ER	SO	BB	IBB	HBP	BLK	WP	HR	S	P	ERA	WHIP

Batter	1	2	3	4	5	6	7	8	9	AB	R	H	RBI	BB	SO	LOB
Chico Carrasquel, R (1, 5) OBP: 0.326, SLG: 0.347	BB, 1B	6-3		2B		1B	1B		BB, 2B, 1B	6	2	5	4	0	0	0
Bob Martyn, L (1, 9) OBP: 0.362, SLG: 0.456	BB, 1B, BB	1-3		IBB		F7	F8		BB, 2B, 3B, BB	2	1	0	0	2	0	1
Bill Tuttle, R (7, PH) (7, 9) OBP: 0.339, SLG: 0.299										1	1	0	1	1	0	2
Hector Lopez, R (1, 4) OBP: 0.313, SLG: 0.349	1B, 1B		L4	SF9		5-3		G3	3B	5	2	2	4	0	0	1
Bob Cerv, R (1, 7) OBP: 0.369, SLG: 0.617	1B, SF8, 1B		5-3	3-1			FC4	5-3	1B	6	2	3	3	0	0	2
Whitey Herzog, L (9, PR) (9, 7) OBP: 0.297, SLG: 0.161										0	1	0	0	0	0	0
Vic Power, R (1, 3) OBP: 0.329, SLG: 0.460	1B		E6		F8		F3	4-3	K	6	0	1	1	0	1	2
Frank House, L (1, 2) OBP: 0.275, SLG: 0.326	SF8, 3-H		1-3		F5		FC4, E, 1B, 3-H		HBP, BB, BB	4	2	1	3	1	0	1
Woodie Held, R (1, 8) OBP: 0.270, SLG: 0.320	K			F8	E5		E, 1B, 1-2		HBP, 1B, BB, K	5	2	1	0	1	2	3
Joe Demaestri, R (1, 6) OBP: 0.255, SLG: 0.274	K			1B, 2B	K		E6, 1B, 1-2, 2-3		1B, HBP, BB, 1B	6	2	3	0	0	2	4
Ralph Terry, R (1, 1) OBP: 0.107, SLG: 0.107		K		2B, SF9, 1B, 1-2		F7	K		BB, 1B, 2B, HBP, K	3	1	1	0	0	1	0
Jack Urban, R (6, 1) OBP: 0.308, SLG: 0.280										2	1	0	1	0	2	6
Inning Stats	R: 4 E: 0 K: 2 S: 11 / H: 4 LOB: 1 BB: 1 P: 15	R: 0 E: 0 K: 1 S: 5 / H: 0 LOB: 0 BB: 0 P: 5	R: 0 E: 1 K: 0 S: 4 / H: 0 LOB: 1 BB: 0 P: 4	R: 2 E: 0 K: 0 S: 6 / H: 3 LOB: 2 BB: 1 P: 10	R: 0 E: 1 K: 1 S: 6 / H: 0 LOB: 1 BB: 0 P: 6	R: 0 E: 0 K: 0 S: 4 / H: 1 LOB: 1 BB: 0 P: 4	R: 3 E: 1 K: 1 S: 10 / H: 3 LOB: 2 BB: 0 P: 10	R: 0 E: 0 K: 0 S: 3 / H: 0 LOB: 0 BB: 0 P: 3	R: 8 E: 0 K: 3 S: 15 / H: 6 LOB: 3 BB: 3 P: 28	1B: 13 2B: 2 3B: 2 HR: 0 / SF: 2 SAC: 0 DP: 0 HBP: 1						

TOP

Kansas City Athletics @ Boston Red Sox

Fenway Park, Boston, MA

Sun Jun 15 1958, 3:33 AM EDT

Unknown

livebaseballscorecards.com

AB	46
R	17
H	17
RBI	17
BB	5
SO	8
LOB	22

PITCHER		IP	WLS	BF	H	R	ER	SO	BB	IBB	HBP	BLK	WP	HR	S	P	ERA	WHIP
Willard Nixon, R ERA: 5.93	(1, 1)	0.0	L	4	3	4	4	0	1	0	0	0	0	0	3	7	∞	∞
Murray Wall, R ERA: 3.59	(1, 1)	5.0		22	4	2	2	4	0	1	0	0	0	0	29	33	3.60	0.800
Leo Kiely, L ERA: 1.54	(6, 1)	2.0		12	4	3	1	1	0	0	0	0	0	0	14	14	4.50	2.000
Frank Baumann, L ERA: 4.47	(8, 1)	1.1		13	5	8	8	1	3	0	1	0	0	0	11	24	54.00	6.000
Bob Smith, L ERA: 3.57	(9, 1)	0.2		3	1	0	0	2	0	0	0	0	0	0	7	7	0.00	1.500

PITCHER	IP	WLS	BF	H	R	ER	SO	BB	IBB	HBP	BLK	WP	HR	S	P	ERA	WHIP

WP: 0	PB: 0	SB: 0	CS: 0	PA: 54													

BOTTOM

Kansas City Athletics @ Boston Red Sox

Fenway Park, Boston, MA

Sun Jun 15 1958, 3:33 AM EDT

Unknown

livebaseballscorecards.com

Batter	1	2	3	4	5	6	7	8	9	AB	R	H	RBI	BB	SO	LOB
Don Buddin, R (1, 6) OBP: 0.375, SLG: 0.354	S S S 0-3 ① K		x 0-0 ③ 6-3		x 0-0 ③ FC5-4 1-2f		x 0-0 ③ F6		x 0-0 ③ F8	5	0	0	0	0	1	2
Pete Runnels, L (1, 4) OBP: 0.402, SLG: 0.363	x 0-0 G3-6-3 1B			x 0-0 E4 1B 1B		B B B B 4-0 L3 BB		x 0-0 1B		3	1	3	0	1	0	0
Ted Williams, L (1, 7) OBP: 0.447, SLG: 0.460	x 0-0 ② ③ G3-6-3 1-2f			x 0-0 G6-4-3 2-H 1B		x 0-0 ① ② L3 1-2		x 0-0 ① F7		4	0	1	1	0	0	3
Dick Gernert, R (1, 3) OBP: 0.382, SLG: 0.549		B B B B 4-0 FC6-4 BB		x 0-0 ① ② G6-4-3 1-2f		x 0-0 HR 1B		x 0-0 ② F6		3	1	1	0	1	0	2
Frank Malzone, R (1, 5) OBP: 0.368, SLG: 0.442		x 0-0 ① FC6-4 FC6-4 1-2f		x 0-0 ③ F3		x 0-0 1-H HR		x 0-0 ③ F6		4	1	1	2	0	0	2
Jackie Jensen, R (1, 9) OBP: 0.416, SLG: 0.592		x 0-0 ② F8			x 0-0 1B 2B	x 0-0 HR			x 0-0 F9 1B 4-3 1B	4	3	3	1	0	0	1
Sammy White, R (1, 2) OBP: 0.307, SLG: 0.385		x 0-0 ③ FC6-4 1-2f			x 0-0 ① 4-3	x 0-0 ③ F3			x 0-0 4-3 1-2 1B	4	0	1	0	0	0	2
Jim Piersall, R (1, 8) OBP: 0.324, SLG: 0.372			x 0-0 ① F3		x 0-0 ② F4		x 0-0 ① L4		x 0-0 ① F9 2-3	4	0	0	0	0	0	3
Willard Nixon, L (1, 1) OBP: 0.313, SLG: 0.375 Murray Wall, R (1, 1) Billy Klaus, L (5, PH) OBP: 0.275, SLG: 0.270 Leo Kiely, L (6, 1) Lou Berberet, L (7, PH) OBP: 0.370, SLG: 0.366 Frank Baumann, L (8, 1) OBP: 0.353, SLG: 0.286 Bob Smith, L (9, 1) OBP: 0.222, SLG: 0.125 Gene Stephens, L (9, PH) OBP: 0.261, SLG: 0.242			S S S 0-3 ② K		x 0-0 FC5-4 2-H 1B		x 0-0 ② L6		x 0-0 ② 4-3 1-2 3-H	0 1 1 0 1 0 0 1	0 0 0 0 0 0 0 0	0 0 1 0 0 0 0 1	0 0 1 0 0 0 0 1	0 1 0 0 0 0 0 0	0 0 0 0 0 0 0 1	0 1 0 0 0 0 0 1
Inning Stats	R: 0 E: 0 K: 1 S: 5 H: 1 LOB: 0 BB: 0 P: 5	R: 0 E: 0 K: 0 S: 3 H: 0 LOB: 1 BB: 1 P: 7	R: 0 E: 0 K: 1 S: 5 H: 0 LOB: 0 BB: 0 P: 5	R: 1 E: 1 K: 0 S: 4 H: 2 LOB: 0 BB: 0 P: 4	R: 1 E: 0 K: 0 S: 5 H: 2 LOB: 1 BB: 0 P: 5	R: 3 E: 0 K: 0 S: 5 H: 3 LOB: 0 BB: 1 P: 9	R: 0 E: 0 K: 0 S: 3 H: 0 LOB: 0 BB: 0 P: 3	R: 0 E: 0 K: 0 S: 4 H: 1 LOB: 1 BB: 0 P: 4	R: 1 E: 0 K: 0 S: 5 H: 2 LOB: 1 BB: 0 P: 5	1B: 8 2B: 2 3B: 0 HR: 2	SF: 0 SAC: 0 DP: 3 HBP: 0						

	AB	35
	R	6
	H	11
	RBI	6
	BB	2
	SO	2
	LOB	16

WP: 0 PB: 0 SB: 0 CS: 0 PA: 37

PITCHER		IP	WLS	BF	H	R	ER	SO	BB	IBB	HBP	BLK	WP	HR	S	P	ERA	WHIP
Ralph Terry, R ERA: 4.27	(1, 1)	5.2	W	24	8	5	5	2	2	0	0	0	0	2	26	34	7.94	1.765
Jack Urban, R ERA: 5.86	(6, 1)	3.1	S	13	3	1	1	0	0	0	0	0	0	0	13	13	2.70	0.900

PITCHER	IP	WLS	BF	H	R	ER	SO	BB	IBB	HBP	BLK	WP	HR	S	P	ERA	WHIP

Batter	1	2	3	4	5	6	7	8	9	AB	R	H	RBI	BB	SO	LOB
Chico Carrasquel, R (1, 5) OBP: 0.328, SLG: 0.354	0-0 1B 2B 1B	0-0 5-3 ①		0-0 F9 ③		0-0 F5 ①		0-0 2-H 2B		5	1	2	1	0	0	0
Bob Martyn, L (1, 9) OBP: 0.368, SLG: 0.457	0-0 2B 1-2 E 1B	0-0 1-3 ②			B B B B 4-0 1B 3B BB	0-0 1-3 ②		0-0 6-3 ③		2	2	1	0	1	0	0
Bill Tuttle, R (6, PH) (6, 9) OBP: 0.336, SLG: 0.296										2	0	0	0	0	0	1
Hector Lopez, R (1, 4) OBP: 0.311, SLG: 0.350	0-0 E9 1-H 2-H 3B 2B	0-0 5-3 ③			S S S 0-3 K ①	0-0 6-3 ③			0-0 F9 ①	5	1	1	1	0	1	1
Bob Cery, R (1, 7) OBP: 0.376, SLG: 0.645	0-0 1B 2-H 3B		0-0 HR		0-0 1-2 3B 1B		0-0 5-3 ①		0-0 F7 ②	4	3	3	2	0	0	0
Whitey Herzog, L (7, 7) OBP: 0.289, SLG: 0.156										1	0	0	0	0	0	0
Vic Power, R (1, 3) OBP: 0.325, SLG: 0.463	0-0 F5 ①		0-0 F4 ①		0-0 1-H 2-H 2B 3B		0-0 6-3 ②		0-0 F8 ③	5	1	1	2	0	0	1
Hal Smith, R (1, 2) OBP: 0.268, SLG: 0.449	0-0 F5 ②		0-0 4-3 ②		0-0 FC6-4 3-H 2B		0-0 F8 ③			4	0	1	1	0	0	1
Woodie Held, R (1, 8) OBP: 0.276, SLG: 0.321	0-0 1B 3-H 1B		S S S 0-3 K ③		H 1-0 FC6-4 HBP			0-0 5-3 ①		3	0	1	1	0	1	0
Joe Demaestri, R (1, 6) OBP: 0.260, SLG: 0.280	0-0 1-2 1B			S S S 0-3 K ①	0-0 FC6-4 ② 1-2f 2-3			0-0 SH1-3 2B 1B		4	1	2	0	0	1	2
Duke Maas, R (1, 1) OBP: 0.222, SLG: 0.294	S S S 0-3 K ③			0-0 F8 ②	0-0 4-3 ③			0-0 SH1-3 ② 1-2		3	0	0	0	0	1	4
Inning Stats	R: 4 E: 1 K: 1 S: 11 H: 6 LOB: 2 BB: 0 P: 11	R: 0 E: 0 K: 0 S: 3 H: 0 LOB: 0 BB: 0 P: 3	R: 1 E: 0 K: 1 S: 6 H: 1 LOB: 0 BB: 0 P: 6	R: 0 E: 0 K: 1 S: 5 H: 0 LOB: 0 BB: 0 P: 5	R: 3 E: 0 K: 1 S: 8 H: 3 LOB: 2 BB: 1 P: 13	R: 0 E: 0 K: 0 S: 3 H: 0 LOB: 0 BB: 0 P: 3	R: 0 E: 0 K: 0 S: 3 H: 0 LOB: 0 BB: 0 P: 3	R: 1 E: 0 K: 0 S: 5 H: 2 LOB: 1 BB: 0 P: 5	R: 0 E: 0 K: 0 S: 3 H: 0 LOB: 0 BB: 0 P: 3	1B: 6 2B: 3 3B: 2 HR: 1	SF: 0 SAC: 1 DP: 0 HBP: 1						

TOP

Kansas City Athletics @ Boston Red Sox

Fenway Park, Boston, MA

Sun Jun 15 1958, 3:38 AM EDT

Att. 29,014 - Unknown

livebaseballscorecards.com

AB	38
R	9
H	12
RBI	8
BB	1
SO	4
LOB	10

PITCHER		IP	WLS	BF	H	R	ER	SO	BB	IBB	HBP	BLK	WP	HR	S	P	ERA	WHIP
Mike Fornieles, R ERA: 5.64	(1, 1)	5.0	L	27	10	8	8	4	1	0	1	0	0	1	33	38	14.40	2.200
Leo Kiely, L ERA: 1.71	(6, 1)	3.0		11	2	1	1	0	0	0	0	0	0	0	11	11	3.00	0.667
Ike Delock, R ERA: 1.08	(9, 1)	1.0		3	0	0	0	0	0	0	0	0	0	0	3	3	0.00	0.000

PITCHER	IP	WLS	BF	H	R	ER	SO	BB	IBB	HBP	BLK	WP	HR	S	P	ERA	WHIP

Batter	1	2	3	4	5	6	7	8	9	AB	R	H	RBI	BB	SO	LOB
Don Buddin, R (1, 6) OBP: 0.376, SLG: 0.366	6-3		K		F3			1B		5	1	2	0	0	1	4
Pete Runnels, L (1, 4) OBP: 0.406, SLG: 0.365	G5-4-3 BB			4-3		G6-4-3 1B		1B 2-H	4-3	4	0	2	1	1	0	1
Dick Gernert, R (1, 3) OBP: 0.380, SLG: 0.542	G5-4-3 1-2f			F8		F7		1B 1-2		4	0	1	0	0	0	2
Frank Malzone, R (1, 5) OBP: 0.363, SLG: 0.434		K		5-3		G6-4-3 1-2f		1-3		4	0	0	0	0	1	3
Jackie Jensen, R (1, 9) OBP: 0.413, SLG: 0.585		K			F9		F7		WP 1B	4	1	1	0	0	1	0
Lou Berberet, L (1, 2) OBP: 0.375, SLG: 0.365		F8			1B 1B BB		4-3		HR 1-H	3	1	1	1	1	0	0
Gene Stephens, L (1, 7) OBP: 0.274, SLG: 0.303			FC5-4 1B		F8		F8		HR 1-H	4	1	2	2	0	0	1
Jim Piersall, R (1, 8) OBP: 0.323, SLG: 0.370			FC5-4 FC5-6 1-2f		1B 1-2			G3	6-3	4	0	1	0	0	0	1
Mike Fornieles, R (1, 1) OBP: 0.200, SLG: 0.200 Ted Williams, L (5, PH) OBP: 0.450, SLG: 0.463 Tom Brewer, R (5, PR) OBP: 0.143, SLG: 0.154 Leo Kiely, L (6, 1) Billy Klaus, L (8, PH) OBP: 0.268, SLG: 0.263 Ike Delock, R (9, 1) Marty Keough, L (9, PH) OBP: 0.231, SLG: 0.360			FC5-6 1-2f		1B 1-2 2-3			G3	4-3	1 1 0 0 1 0 1	0 1 0 0 0 0 0	0 0 0 0 0 0 0	0 1 0 0 0 0 0	0 0 0 0 0 0 0	0 0 0 0 0 0 0	1 1 0 0 1 0 1
Inning Stats	R: 0 E: 0 K: 0 S: 2 H: 0 LOB: 0 BB: 1 P: 6	R: 0 E: 0 K: 2 S: 7 H: 0 LOB: 0 BB: 0 P: 7	R: 0 E: 0 K: 1 S: 6 H: 1 LOB: 1 BB: 0 P: 6	R: 0 E: 0 K: 0 S: 3 H: 0 LOB: 0 BB: 0 P: 3	R: 0 E: 0 K: 0 S: 5 H: 2 LOB: 3 BB: 1 P: 9	R: 0 E: 0 K: 0 S: 3 H: 1 LOB: 0 BB: 0 P: 3	R: 0 E: 0 K: 0 S: 3 H: 0 LOB: 0 BB: 0 P: 3	R: 1 E: 0 K: 0 S: 6 H: 3 LOB: 2 BB: 0 P: 6	R: 3 E: 0 K: 0 S: 7 H: 4 LOB: 1 BB: 0 P: 7	1B: 8 2B: 2 3B: 0 HR: 1 SF: 0 SAC: 0 DP: 2 HBP: 0						

PITCHER	IP	WLS	BF	H	R	ER	SO	BB	IBB	HBP	BLK	WP	HR	S	P	ERA	WHIP
Duke Maas, R (1, 1) ERA: 3.9	9.0	W	38	11	4	4	3	2	0	0	0	1	1	42	50	4.00	1.444

PITCHER	IP	WLS	BF	H	R	ER	SO	BB	IBB	HBP	BLK	WP	HR	S	P	ERA	WHIP

BOTTOM

Kansas City Athletics @ Boston Red Sox

Fenway Park, Boston, MA

Sun Jun 15 1958, 3:38 AM EDT

Att. 29,014 - Unknown

livebaseballscorecards.com

AB	36
R	4
H	11
RBI	4
BB	2
SO	3
LOB	13

WP: 1	PA: 38		
PB: 0			
SB: 0			
CS: 0			

Batter	1	2	3	4	5	6	7	8	9	AB	R	H	RBI	BB	SO	LOB
Dick Williams, R (1, 7) OBP: 0.345, SLG: 0.343	F3		CS 1-2	6-3		SH1-4 1-2 PB 1B				3	0	1	0	0	0	0
Jim Busby, R (1, 8) OBP: 0.250, SLG: 0.333	K			5-3		1B 1B BB	6-3 1-2			3	1	0	0	1	1	1
Gene Woodling, L (1, 9) OBP: 0.368, SLG: 0.348	F8			3-1		BB 1B 1-3 2-H 1B		G3		4	0	1	1	0	0	0
Lenny Green, L (8, 9) OBP: 0.292, SLG: 0.299										0	0	0	0	0	0	0
Gus Triandos, R (1, 2) OBP: 0.351, SLG: 0.522		6-3			E E 1B	BB 1-2 3-H 1B		1B		4	1	3	1	0	0	0
Jim Marshall, L (1, 3) OBP: 0.305, SLG: 0.389		6-3			E4 E 1-3 SF8-3	K		P3		4	1	0	0	0	1	4
Brooks Robinson, R (1, 5) OBP: 0.327, SLG: 0.384		P4			F6	FC6-4 1-2 2-3 BB		P3		3	0	0	0	1	0	3
Foster Castleman, R (1, 6) OBP: 0.274, SLG: 0.299			K 1B 1B		E1 SF8-3 1-3 3-H	FC6-4 1-2f			K	4	0	1	0	0	1	4
Billy Gardner, R (1, 4) OBP: 0.254, SLG: 0.291			CS 1-2 1B		SF8-3 1-2 3-H		6-3		F3	3	0	1	1	0	0	0
Billy O'Dell, S (1, 1) OBP: 0.176, SLG: 0.194			K 2-3			SH1-4 1B BB	1-3		F8	3	1	0	0	1	1	2
Inning Stats	R: 0 E: 0 K: 1 S: 5 H: 0 LOB: 0 BB: 0 P: 5	R: 0 E: 0 K: 0 S: 3 H: 0 LOB: 0 BB: 0 P: 3	R: 0 E: 0 K: 1 S: 5 H: 2 LOB: 0 BB: 0 P: 5	R: 0 E: 0 K: 0 S: 3 H: 0 LOB: 0 BB: 0 P: 3	R: 2 E: 2 K: 0 S: 5 H: 1 LOB: 0 BB: 0 P: 5	R: 2 E: 0 K: 1 S: 7 H: 2 LOB: 3 BB: 3 P: 19	R: 0 E: 0 K: 0 S: 4 H: 1 LOB: 1 BB: 0 P: 4	R: 0 E: 0 K: 0 S: 4 H: 1 LOB: 1 BB: 0 P: 4	R: 0 E: 0 K: 1 S: 5 H: 0 LOB: 0 BB: 0 P: 5	1B: 7 2B: 1 3B: 0 HR: 0 SF: 1 SAC: 1 DP: 1 HBP: 0						

PITCHER	IP	WLS	BF	H	R	ER	SO	BB	IBB	HBP	BLK	WP	HR	S	P	ERA	WHIP
Ray Herbert, R (1, 1) ERA: 2.72	5.1	L	21	4	4	2	2	2	0	0	0	0	0	23	31	3.38	1.125
Bob Grim, R (6, 1) ERA: 5.29	0.2		4	1	0	0	1	1	0	0	0	0	0	5	9	0.00	3.000
Dick Tomanek, L (7, 1) ERA: 5.43	2.0		8	2	0	0	0	0	0	0	0	0	0	8	8	0.00	1.000
Tom Gorman, R (9, 1) ERA: 3.19	1.0		3	0	0	0	1	0	0	0	0	0	0	5	5	0.00	0.000

PITCHER	IP	WLS	BF	H	R	ER	SO	BB	IBB	HBP	BLK	WP	HR	S	P	ERA	WHIP

TOP

Baltimore Orioles @ Kansas City Athletics

Municipal Stadium, Kansas City, MO

Tue Jun 17 1958, 4:33 AM EDT

Att. 24,047 - Unknown

livebaseballscorecards.com

AB	31
R	4
H	7
RBI	3
BB	3
SO	4
LOB	14

1B: 7	SF: 1	WP: 0	PA: 37
2B: 1	SAC: 1	PB: 1	
3B: 0	DP: 1	SB: 0	
HR: 0	HBP: 0	CS: 1	

Batter	1	2	3	4	5	6	7	8	9	AB	R	H	RBI	BB	SO	LOB
Chico Carrasquel, R (1, 5) OBP: 0.326, SLG: 0.352	6-3			4-3 SH3-4 1B		P3		4-3		4	0	1	0	0	0	0
Bob Martyn, L (1, 9) OBP: 0.360, SLG: 0.445	4-3			SH3-4 1-2		K		1-3		3	0	0	0	0	1	0
Harry Simpson, L (1, 3) OBP: 0.290, SLG: 0.273	F7			4-3 2-3			F8		L8	4	0	0	0	0	0	1
Bob Cerv, R (1, 7) OBP: 0.369, SLG: 0.632		L8		4-3			P4		1-3	4	0	0	0	0	0	1
Hector Lopez, R (1, 4) OBP: 0.310, SLG: 0.349		6-3			F9		1B 2B 1B		4-3	4	1	1	0	0	0	0
Bill Tuttle, R (1, 8) OBP: 0.340, SLG: 0.312		K			3B		2B 1-3 1B			3	0	2	0	0	1	0
Hal Smith, R (1, 2) OBP: 0.271, SLG: 0.462			4-3		K		1-3 2B 3-H			3	0	1	1	0	1	1
Joe Demaestri, R (1, 6) OBP: 0.256, SLG: 0.274			6-3		1-4-3		5-3			3	0	0	0	0	0	3
Ray Herbert, R (1, 1) OBP: 0.400, SLG: 0.385 Bob Grim, R (6, 1) Alex Kellner, R (6, PH) OBP: 0.167, SLG: 0.182 Dick Tomanek, L (7, 1) OBP: 0.167, SLG: 0.294 Harry Chiti, R (8, PH) OBP: 0.323, SLG: 0.466 Tom Gorman, R (9, 1) OBP: 0.143, SLG: 0.143			P4			4-3		K		1 0 1 0 1 0	0 0 0 0 0 0	0 0 0 0 0 0	0 0 0 0 1 0	0 0 0 0 0 0	0 0 0 0 0 0	0 0 0 0 0 0

Inning Stats										
1	R: 0	H: 0	E: 0	LOB: 0	K: 0	BB: 0	S: 3	P: 3		
2	R: 0	H: 0	E: 0	LOB: 0	K: 1	BB: 0	S: 5	P: 5		
3	R: 0	H: 0	E: 0	LOB: 0	K: 0	BB: 0	S: 3	P: 3		
4	R: 0	H: 1	E: 0	LOB: 1	K: 0	BB: 0	S: 4	P: 4		
5	R: 0	H: 1	E: 0	LOB: 1	K: 1	BB: 0	S: 6	P: 6		
6	R: 0	H: 0	E: 0	LOB: 0	K: 1	BB: 0	S: 5	P: 5		
7	R: 1	H: 3	E: 0	LOB: 2	K: 0	BB: 0	S: 6	P: 6		
8	R: 0	H: 0	E: 0	LOB: 0	K: 1	BB: 0	S: 5	P: 5		
9	R: 0	H: 0	E: 0	LOB: 0	K: 0	BB: 0	S: 3	P: 3		

1B: 3	SF: 0	WP: 0	PA: 32			
2B: 1	SAC: 1	PB: 0				
3B: 1	DP: 0	SB: 0				
HR: 0	HBP: 0	CS: 0				

PITCHER	IP	WLS	BF	H	R	ER	SO	BB	IBB	HBP	BLK	WP	HR	S	P	ERA	WHIP
Billy O'Dell, L (1, 1) ERA: 2.94	9.0	W	32	5	1	1	4	0	0	0	0	0	0	40	40	1.00	0.556

PITCHER	IP	WLS	BF	H	R	ER	SO	BB	IBB	HBP	BLK	WP	HR	S	P	ERA	WHIP

BOTTOM

Baltimore Orioles @ Kansas City Athletics

Municipal Stadium, Kansas City, MO

Tue Jun 17 1958, 4:33 AM EDT

Att. 24,047 - Unknown

livebaseballscorecards.com

AB	31
R	1
H	5
RBI	1
BB	0
SO	4
LOB	6

Batter	1	2	3	4	5	6	7	8	9	AB	R	H	RBI	BB	SO	LOB
Dick Williams, R (1, 7) OBP: 0.356, SLG: 0.358	4-3		1B 1-2 1B		2B	BBB 4-0 BB		L6		4	0	2	0	1	0	0
Jim Busby, R (1, 8) OBP: 0.247, SLG: 0.324	L4		K		4-3	K			1B G6-4-3 1B	5	1	1	0	0	2	6
Gene Woodling, L (1, 9) OBP: 0.375, SLG: 0.363	L8		1-2 2-3 1B			HR 2B	F9		G6-4-3 1-3 1B	5	1	3	0	0	0	0
Lenny Green, L (9, PR) OBP: 0.292, SLG: 0.299										0	0	0	0	0	0	0
Gus Triandos, R (9, 9) OBP: 0.352, SLG: 0.533		K	P4			2-H HR	BBB 4-0 2B BB		G6-4-3 1-2f 3-H	4	2	1	2	1	1	4
Jim Marshall, L (1, 3) OBP: 0.301, SLG: 0.377		F2		K		K	F9		BBBB BB	4	0	0	0	1	2	1
Brooks Robinson, R (1, 5) OBP: 0.333, SLG: 0.399		1B		F7		2B 2B	1-H 2B		L8	5	1	3	1	0	0	1
Foster Castleman, R (1, 6) OBP: 0.261, SLG: 0.284		K		1-3		5-3	L5			4	0	0	0	0	1	3
Billy Gardner, R (1, 4) OBP: 0.258, SLG: 0.295			FC1-5 2B		P6	2B IBB		6-3		3	0	1	0	1	0	0
Milt Pappas, R (1, 1) OBP: 0.154, SLG: 0.231			FC1-5 1B 1B 2-3		F8	1-3 2-H 2B		L8		3	0	1	1	0	0	1
Al Pilarcik, L (8, PH) OBP: 0.291, SLG: 0.285										1	0	0	0	0	0	0
Arnie Portocarrero, R (8, 1) OBP: 0.250, SLG: 0.263										0	0	0	0	0	0	0
Inning Stats	R: 0 E: 0 K: 0 S: 3 H: 0 LOB: 0 BB: 0 P: 3	R: 0 E: 0 K: 2 S: 8 H: 1 LOB: 1 BB: 0 P: 8	R: 0 E: 0 K: 1 S: 8 H: 3 LOB: 3 BB: 0 P: 8	R: 0 E: 0 K: 1 S: 5 H: 0 LOB: 0 BB: 0 P: 5	R: 0 E: 0 K: 0 S: 4 H: 1 LOB: 1 BB: 0 P: 4	R: 3 E: 0 K: 2 S: 11 H: 4 LOB: 3 BB: 2 P: 19	R: 1 E: 0 K: 0 S: 4 H: 1 LOB: 1 BB: 1 P: 8	R: 0 E: 0 K: 0 S: 3 H: 0 LOB: 0 BB: 0 P: 3	R: 1 E: 0 K: 0 S: 4 H: 2 LOB: 1 BB: 1 P: 8	1B: 5 2B: 6 3B: 0 HR: 1 SF: 0 SAC: 0 DP: 1 HBP: 0							

PITCHER	IP	WLS	BF	H	R	ER	SO	BB	IBB	HBP	BLK	WP	HR	S	P	ERA	WHIP
Murry Dickson, R (1, 1) ERA: 3.21	5.2	L	27	9	3	3	5	0	1	0	0	0	1	36	40	4.76	1.588
Jack Urban, R (6, 1) ERA: 5.88	1.1		7	1	1	1	1	2	0	0	0	0	0	7	15	6.75	2.250
Bob Grim, R (8, 1) ERA: 5.21	2.0		8	2	1	1	0	1	0	0	0	0	0	7	11	4.50	1.500

PITCHER	IP	WLS	BF	H	R	ER	SO	BB	IBB	HBP	BLK	WP	HR	S	P	ERA	WHIP

TOP

Baltimore Orioles @ Kansas City Athletics

Municipal Stadium, Kansas City, MO

Wed Jun 18 1958, 4:33 AM EDT

Att. 10,843 - Unknown

livebaseballscorecards.com

AB	38
R	5
H	12
RBI	4
BB	4
SO	6
LOB	16

Batter	1	2	3	4	5	6	7	8	9	AB	R	H	RBI	BB	SO	LOB
Chico Carrasquel, R (1, 6) OBP: 0.318, SLG: 0.342	K	5-3			F2		L5		G1	5	0	0	0	0	1	1
Bill Tuttle, R (1, 8) OBP: 0.339, SLG: 0.316	E 1B 2B		F3		L8			F8		4	1	1	0	0	0	0
Preston Ward, L (1, 5) OBP: 0.376, SLG: 0.454	FC6 1B 1B 2-3		G3 2B			F7		F7		4	1	1	0	0	0	1
Bob Cerv, R (1, 7) OBP: 0.376, SLG: 0.632	1B 1-2 3-H 1B		G3 2-3			B B B B 2B BB		1B		3	0	2	1	1	0	1
Roger Maris, L (1, 9) OBP: 0.286, SLG: 0.409	1B 1-3 2-H		F8			F8		L9		4	0	1	1	0	0	3
Hector Lopez, R (1, 4) OBP: 0.309, SLG: 0.351	K		P3			1-3 2B			1-3	4	0	1	0	0	1	2
Harry Simpson, L (1, 3) OBP: 0.288, SLG: 0.271	K		F7			F8			6-3 2B 1B	4	1	1	0	0	1	4
Harry Chiti, R (1, 2) OBP: 0.311, SLG: 0.446		6-3	5-3				K		6-3 1-2	4	0	0	0	0	1	1
Murry Dickson, R (1, 1) OBP: 0.313, SLG: 0.429		6-3			K		4-3		2-H 2B	2	0	0	0	0	1	0
Jack Urban, R (6, 1) OBP: 0.308, SLG: 0.280										0	0	0	0	0	0	0
Whitey Herzog, L (7, PH) OBP: 0.282, SLG: 0.152										1	0	0	0	0	0	0
Bob Grim, R (8, 1)										0	0	0	0	0	0	0
Hal Smith, R (9, PH) OBP: 0.283, SLG: 0.491										1	0	1	1	0	0	0
Inning Stats	R: 2 E: 1 K: 3 S: 13 H: 3 LOB: 2 BB: 0 P: 13	R: 0 E: 0 K: 0 S: 3 H: 0 LOB: 0 BB: 0 P: 3	R: 0 E: 0 K: 0 S: 4 H: 1 LOB: 1 BB: 0 P: 4	R: 0 E: 0 K: 0 S: 3 H: 0 LOB: 0 BB: 0 P: 3	R: 0 E: 0 K: 1 S: 5 H: 0 LOB: 0 BB: 0 P: 5	R: 0 E: 0 K: 0 S: 4 H: 1 LOB: 2 BB: 1 P: 8	R: 0 E: 0 K: 1 S: 5 H: 0 LOB: 0 BB: 0 P: 5	R: 0 E: 0 K: 0 S: 4 H: 1 LOB: 1 BB: 0 P: 4	R: 1 E: 0 K: 0 S: 5 H: 2 LOB: 1 BB: 0 P: 5	1B: 4 2B: 4 3B: 0 HR: 0	SF: 0 SAC: 0 DP: 0 HBP: 0						

PITCHER	IP	WLS	BF	H	R	ER	SO	BB	IBB	HBP	BLK	WP	HR	S	P	ERA	WHIP
Milt Pappas, R (1, 1) ERA: 1.85	7.0	W	28	5	2	1	5	1	0	0	0	0	0	37	41	1.29	0.857
Arnie Portocarrero, R (8, 1) ERA: 2.54	2.0	S	9	3	1	1	0	0	0	0	0	0	0	9	9	4.50	1.500

PITCHER	IP	WLS	BF	H	R	ER	SO	BB	IBB	HBP	BLK	WP	HR	S	P	ERA	WHIP

BOTTOM

Baltimore Orioles @ Kansas City Athletics

Municipal Stadium, Kansas City, MO

Wed Jun 18 1958, 4:33 AM EDT

Att. 10,843 - Unknown

livebaseballscorecards.com

AB	36
R	3
H	8
RBI	3
BB	1
SO	5
LOB	13

1B: 4	SF: 0	WP: 0	PA: 37
2B: 4	SAC: 0	PB: 0	
3B: 0	DP: 0	SB: 0	
HR: 0	HBP: 0	CS: 0	

Batter	1	2	3	4	5	6	7	8	9	AB	R	H	RBI	BB	SO	LOB
Dick Williams, R (1, 7) (9, 8) OBP: 0.341, SLG: 0.342	F7		5-3		G6-4-3 1-2f			L8	5-3 1-2	5	0	0	0	0	0	3
Jim Busby, R (1, 8) OBP: 0.250, SLG: 0.325	F9		CS 1B			K		HR 2B		3	0	1	0	0	1	0
Bob Boyd, L (8, PH) (8, 3) OBP: 0.224, SLG: 0.274										1	1	1	0	0	0	0
Gene Woodling, L (1, 9) (9, 7) OBP: 0.374, SLG: 0.383	CI		F7 1-2			F9		HR 2-H		3	1	1	2	0	0	1
Gus Triandos, R (1, 2) OBP: 0.350, SLG: 0.527	6-3			6-3		1B		F5		4	0	1	0	0	0	1
Jim Marshall, L (1, 3) OBP: 0.293, SLG: 0.366		3-1		F3		L7		G3		4	0	0	0	0	0	1
George Zuverink, R (8, 1) OBP: 0.333, SLG: 0.600										0	0	0	0	0	0	0
Billy O'Dell, S (8, 1) OBP: 0.176, SLG: 0.194										0	0	0	0	0	0	0
Brooks Robinson, R (1, 5) OBP: 0.332, SLG: 0.396		F7		F9			5-3		SH3-4 1B	4	1	1	0	0	0	0
Foster Castleman, R (1, 6) OBP: 0.275, SLG: 0.333		HR			E 1B		P4		SH3-4 1-2	3	1	2	1	0	0	0
Billy Gardner, R (1, 4) OBP: 0.266, SLG: 0.303		1B			E6 G6-4-3 1-2		1B		WP FC1-2 2-H 1B	4	0	3	1	0	0	1
Hal Brown, R (1, 1) OBP: 0.250, SLG: 0.250	F8				F8		6-3		FC1-2 PB 2-H	2	0	0	0	0	0	3
Al Pilarcik, L (7, PH) OBP: 0.290, SLG: 0.284										1	0	0	0	0	0	1
Ken Lehman, L (7, 1)										0	0	0	0	0	0	0
Lenny Green, L (8, 8) OBP: 0.288, SLG: 0.294										1	0	0	0	0	0	1
(9, 9)																
Inning Stats	R: 0 E: 1 K: 0 S: 4 H: 0 LOB: 1 BB: 0 P: 4	R: 1 E: 0 K: 0 S: 5 H: 2 LOB: 1 BB: 0 P: 5	R: 0 E: 0 K: 0 S: 3 H: 1 LOB: 0 BB: 0 P: 3	R: 0 E: 0 K: 0 S: 3 H: 0 LOB: 0 BB: 0 P: 3	R: 0 E: 1 K: 0 S: 4 H: 1 LOB: 1 BB: 0 P: 4	R: 0 E: 0 K: 1 S: 6 H: 1 LOB: 1 BB: 0 P: 6	R: 0 E: 0 K: 0 S: 4 H: 1 LOB: 1 BB: 0 P: 4	R: 2 E: 0 K: 0 S: 5 H: 2 LOB: 0 BB: 0 P: 5	R: 1 E: 0 K: 0 S: 5 H: 2 LOB: 1 BB: 0 P: 5	1B: 7 2B: 1 3B: 0 HR: 2 SF: 0 SAC: 1 DP: 1 HBP: 0						

PITCHER		IP	WLS	BF	H	R	ER	SO	BB	IBB	HBP	BLK	WP	HR	S	P	ERA	WHIP
Ned Garver, R ERA: 3.67	(1, 1)	8.1	L	35	10	4	4	1	0	0	0	0	0	2	37	37	4.32	1.200
Dick Tomanek, L ERA: 5.37	(9, 1)	0.2		2	0	0	0	0	0	0	0	0	1	0	2	2	0.00	0.000

PITCHER	IP	WLS	BF	H	R	ER	SO	BB	IBB	HBP	BLK	WP	HR	S	P	ERA	WHIP

TOP

Baltimore Orioles @ Kansas City Athletics

Municipal Stadium, Kansas City, MO

Thu Jun 19 1958, 4:33 AM EDT

Att. 8,736 - Unknown

livebaseballscorecards.com

AB	35
R	4
H	10
RBI	4
BB	0
SO	1
LOB	12

PA: 37

WP: 1
PB: 1
SB: 0
CS: 1

Batter	1	2	3	4	5	6	7	8	9	AB	R	H	RBI	BB	SO	LOB
Chico Carrasquel, R (1, 6) OBP: 0.312, SLG: 0.335	5-3		FC4-1 1-2f 3B		6-3			F7		4	1	0	0	0	0	1
Bill Tuttle, R (1, 8) OBP: 0.346, SLG: 0.333	F9		1-H 3B			PB SH1-3 1B 1B		2B 1B		4	1	3	1	0	0	0
Preston Ward, L (1, 5) OBP: 0.381, SLG: 0.465	1B		F2			SH1-3 1-2		1-3 2B		3	0	2	0	0	0	1
Bob Cerv, R (1, 7) OBP: 0.383, SLG: 0.633	K			G4-6-3 1B		2-H 1B		IBB		3	0	2	1	1	1	1
Roger Maris, L (1, 9) OBP: 0.281, SLG: 0.400		F9		G4-6-3 1-2f		L9		F8		4	0	0	0	0	0	4
Hector Lopez, R (1, 4) OBP: 0.308, SLG: 0.358		P4		3B		F9			5-3	4	0	1	0	0	0	1
Harry Simpson, L (1, 3) OBP: 0.271, SLG: 0.254		F7		K			F7		1-3	4	0	0	0	0	1	1
Frank House, L (1, 2) OBP: 0.266, SLG: 0.315			F7		P6		F9		1B	3	0	0	0	0	0	0
Hal Smith, R (9, PH) OBP: 0.295, SLG: 0.500										1	0	1	0	0	0	0
Ned Garver, R (1, 1) OBP: 0.111, SLG: 0.086			FC4-1 1B		K		P6		K	3	0	1	0	0	1	0
Dick Tomanek, L (9, 1) OBP: 0.167, SLG: 0.294										0	0	0	0	0	0	0
Harry Chiti, R (9, PH) OBP: 0.308, SLG: 0.441										1	0	0	0	0	1	1
Inning Stats	R: 0 E: 0 K: 1 S: 6 H: 1 LOB: 1 BB: 0 P: 6	R: 0 E: 0 K: 0 S: 3 H: 0 LOB: 0 BB: 0 P: 3	R: 1 E: 0 K: 0 S: 5 H: 2 LOB: 1 BB: 0 P: 5	R: 0 E: 0 K: 1 S: 6 H: 2 LOB: 1 BB: 0 P: 6	R: 0 E: 0 K: 1 S: 5 H: 0 LOB: 0 BB: 0 P: 5	R: 1 E: 0 K: 0 S: 5 H: 2 LOB: 1 BB: 0 P: 5	R: 0 E: 0 K: 0 S: 3 H: 0 LOB: 0 BB: 0 P: 3	R: 0 E: 0 K: 0 S: 4 H: 2 LOB: 2 BB: 1 P: 8	R: 0 E: 0 K: 1 S: 6 H: 1 LOB: 1 BB: 0 P: 6	1B: 7 2B: 1 3B: 2 HR: 0 SF: 0 SAC: 1 DP: 1 HBP: 0						

PITCHER	IP	WLS	BF	H	R	ER	SO	BB	IBB	HBP	BLK	WP	HR	S	P	ERA	WHIP
Hal Brown, R (1, 1) ERA: 3.29	6.0		24	7	2	2	3	0	0	0	0	0	0	30	30	3.00	1.167
Ken Lehman, L (7, 1) ERA: 3.77	1.0	W	3	0	0	0	0	0	0	0	0	0	0	3	3	0.00	0.000
George Zuverink, R (8, 1) ERA: 2.97	0.2		3	2	0	0	0	0	0	0	0	0	0	3	3	0.00	3.000
Billy O'Dell, L (8, 1) ERA: 2.9	1.1	S	6	1	0	0	1	0	1	0	0	0	0	7	11	0.00	0.750

PITCHER	IP	WLS	BF	H	R	ER	SO	BB	IBB	HBP	BLK	WP	HR	S	P	ERA	WHIP

BOTTOM

Baltimore Orioles @ Kansas City Athletics

Municipal Stadium, Kansas City, MO

Thu Jun 19 1958, 4:33 AM EDT

Att. 8,736 - Unknown

livebaseballscorecards.com

AB	34
R	2
H	10
RBI	2
BB	1
SO	4
LOB	10

PA: 36

WP: 0
PB: 1
SB: 0
CS: 0

Boston Red Sox @ Kansas City Athletics

Municipal Stadium, Kansas City, MO

Fri Jun 20 1958, 8:05 PM EDT

Att. 13,988 - Unknown

TOP

livebaseballscorecards.com

Batter	1	2	3	4	5	6	7	8	9	AB	R	H	RBI	BB	SO	LOB
Marty Keough, L (1, 8) OBP: 0.263, SLG: 0.472	F5		F2		6-3		F9			3	0	0	0	0	0	0
Jim Piersall, R (7, PH) OBP: 0.316, SLG: 0.361 (7, 8)										2	0	0	0	0	0	4
Pete Runnels, L (1, 4) OBP: 0.402, SLG: 0.373	F5		2B		L9			BB FC6-4		3	0	1	0	1	0	0
Ted Williams, L (1, 7) OBP: 0.429, SLG: 0.458	F8		F7			K		F5		4	0	0	0	0	1	2
Dick Gernert, R (1, 3) OBP: 0.376, SLG: 0.521		L4		BB HR		F9		L6		3	1	0	0	1	0	1
Frank Malzone, R (1, 5) OBP: 0.360, SLG: 0.439		1B 1B		F8		F8		FC6-4 1-2f		4	0	1	0	0	0	2
Jackie Jensen, R (1, 9) OBP: 0.419, SLG: 0.599		1-3 2B 1B		1-H HR			K		BB 1B	3	2	2	2	1	1	0
Sammy White, R (1, 2) OBP: 0.312, SLG: 0.388		1-H 2B		K			E 1B 1B		F6	4	0	2	1	0	1	1
Don Buddin, R (1, 6) OBP: 0.375, SLG: 0.381		5-3		F7			1-2 E 1B		1-2 1B	4	0	2	0	0	0	1
Bob Smith, L (1, 1) OBP: 0.200, SLG: 0.111			6-3		K		1-2 2-3 E9		F8	2	0	0	0	0	1	0
Murray Wall, R (5, 1)										0	0	0	0	0	0	0
Billy Klaus, L (7, PH) OBP: 0.262, SLG: 0.256										0	0	0	0	0	0	0
Bill Renna, R (7, PH) OBP: 0.214, SLG: 0.462										1	0	0	0	0	0	2
Ike Delock, R (7, 1)										0	0	0	0	0	0	0
Ted Lepcio, R (9, PH) OBP: 0.265, SLG: 0.419										1	0	0	0	0	0	2

	AB	34
	R	3
	H	8
	RBI	3
	BB	3
	SO	4
	LOB	15

Inning Stats	1	2	3	4	5	6	7	8	9	1B: 5	SF: 0	WP: 0	PA: 37
R:	0	1	0	2	0	0	0	0	0	2B: 2	SAC: 0	PB: 0	
E:	0	0	0	0	0	0	1	0	0	3B: 0	DP: 0	SB: 0	
K:	0	0	0	1	1	1	1	0	0	HR: 1	HBP: 0	CS: 0	
S:	3	5	4	6	5	5	7	3	4				
H:	0	3	1	1	0	0	2	0	1				
LOB:	0	1	1	0	0	0	2	1	2				
BB:	0	0	0	1	0	0	0	1	1				
P:	3	5	4	10	5	5	7	7	8				

PITCHER		IP	WLS	BF	H	R	ER	SO	BB	IBB	HBP	BLK	WP	HR	S	P	ERA	WHIP
Ralph Terry, R ERA: 4.27	(1, 1)	6.1	W	26	7	3	3	4	1	0	0	0	0	1	33	37	4.26	1.263
Dick Tomanek, L ERA: 5.14	(7, 1)	2.2	S	11	1	0	0	0	2	0	0	0	0	0	9	17	0.00	1.125

PITCHER		IP	WLS	BF	H	R	ER	SO	BB	IBB	HBP	BLK	WP	HR	S	P	ERA	WHIP

Batter	1	2	3	4	5	6	7	8	9	AB	R	H	RBI	BB	SO	LOB
Chico Carrasquel, R (1, 5) OBP: 0.311, SLG: 0.333	6-3		F7		2B 1B 1-2 3-H		F3			4	1	1	1	0	0	0
Bill Tuttle, R (1, 8) OBP: 0.348, SLG: 0.338	BB		K		BB 2B 1-H 2-H		6-3			3	0	1	2	1	1	0
Preston Ward, L (1, 3) OBP: 0.372, SLG: 0.453	K			F4	K		F8			4	0	0	0	0	2	2
Bob Cerv, R (1, 7) OBP: 0.380, SLG: 0.624 Whitey Herzog, L (9, 7) OBP: 0.282, SLG: 0.152	F9			5-3	BB IBB			4-3		3 0	0 0	0 0	0 0	1 0	0 0	1 0
Roger Maris, L (1, 9) OBP: 0.285, SLG: 0.399		1B SF8 1B		F3	FC4-6 BB 1-2 2-3			G3		3	1	1	0	1	0	0
Hector Lopez, R (1, 4) OBP: 0.315, SLG: 0.360		CS 1B 1-3			2B BB FC4-6			BB		2	1	1	0	2	0	3
Hal Smith, R (1, 2) OBP: 0.292, SLG: 0.509		SF8 3-H			PB 1B 2B 1-H		F3	F3		3	1	1	2	0	0	1
Joe Demaestri, R (1, 6) OBP: 0.257, SLG: 0.271		K 1-2			BB 1B 2B 2-3		K			2	1	0	0	1	2	1
Ralph Terry, R (1, 1) OBP: 0.097, SLG: 0.097 Dick Tomanek, L (7, 1) OBP: 0.167, SLG: 0.294			1-3		P7		5-3			3 0	0 0	0 0	0 0	0 0	0 0	2 0
Inning Stats	R: 0 H: 0 E: 0 LOB: 1 K: 1 BB: 1 S: 5 P: 9	R: 1 H: 2 E: 0 LOB: 1 K: 1 BB: 0 S: 6 P: 6	R: 0 H: 0 E: 0 LOB: 0 K: 1 BB: 0 S: 5 P: 5	R: 0 H: 0 E: 0 LOB: 0 K: 0 BB: 0 S: 3 P: 3	R: 4 H: 3 E: 0 LOB: 3 K: 1 BB: 4 S: 8 P: 24	R: 0 H: 0 E: 0 LOB: 0 K: 1 BB: 0 S: 5 P: 5	R: 0 H: 0 E: 0 LOB: 0 K: 0 BB: 0 S: 3 P: 3	R: 0 H: 0 E: 0 LOB: 1 K: 0 BB: 1 S: 3 P: 7		1B: 3 SF: 1 2B: 3 SAC: 0 3B: 0 DP: 1 HR: 0 HBP: 0						WP: 0 PA: 34 PB: 1 SB: 0 CS: 1

PITCHER		IP	WLS	BF	H	R	ER	SO	BB	IBB	HBP	BLK	WP	HR	S	P	ERA	WHIP
Bob Smith, L ERA: 4.06	(1, 1)	4.2	L	23	5	5	5	4	4	1	0	0	0	0	26	46	9.64	1.929
Murray Wall, R ERA: 3.42	(5, 1)	1.1		4	0	0	0	1	0	0	0	0	0	0	6	6	0.00	0.000
Ike Delock, R ERA: 1.33	(7, 1)	2.0		7	0	0	0	0	1	0	0	0	0	0	6	10	0.00	0.500

PITCHER	IP	WLS	BF	H	R	ER	SO	BB	IBB	HBP	BLK	WP	HR	S	P	ERA	WHIP

BOTTOM

Boston Red Sox @ Kansas City Athletics

Municipal Stadium, Kansas City, MO

Fri Jun 20 1958, 8:05 PM EDT

Att. 13,988 - Unknown

livebaseballscorecards.com

AB	27
R	5
H	5
RBI	5
BB	6
SO	5
LOB	10

Batter	1	2	3	4	5	6	7	8	9	AB	R	H	RBI	BB	SO	LOB
Marty Keough, L (1, 8) OBP: 0.263, SLG: 0.472										0	0	0	0	0	0	0
Pete Runnels, L (1, 4) OBP: 0.402, SLG: 0.373										0	0	0	0	0	0	0
Ted Williams, L (1, 7) OBP: 0.429, SLG: 0.458										0	0	0	0	0	0	0
Dick Gernert, R (1, 3) OBP: 0.376, SLG: 0.521										0	0	0	0	0	0	0
Frank Malzone, R (1, 5) OBP: 0.360, SLG: 0.439										0	0	0	0	0	0	0
Jackie Jensen, R (1, 9) OBP: 0.419, SLG: 0.599										0	0	0	0	0	0	0
Sammy White, R (1, 2) OBP: 0.312, SLG: 0.388										0	0	0	0	0	0	0
Don Buddin, R (1, 6) OBP: 0.375, SLG: 0.381										0	0	0	0	0	0	0
Dave Sisler, R (1, 1) OBP: 0.280, SLG: 0.304										0	0	0	0	0	0	0
Inning Stats										1B: 0 2B: 0 3B: 0 HR: 0		SF: 0 SAC: 0 DP: 0 HBP: 0				

TOP

Boston Red Sox @ Kansas City Athletics

Municipal Stadium, Kansas City, MO

Sat Jun 21 1958, 8:05 PM EDT

Att. 17,254 - Unknown

livebaseballscorecards.com

AB	0
R	0
H	0
RBI	0
BB	0
SO	0
LOB	0

WP: 0 PA: 0
PB: 0
SB: 0
CS: 0

PITCHER	IP	WLS	BF	H	R	ER	SO	BB	IBB	HBP	BLK	WP	HR	S	P	ERA	WHIP
Ray Herbert, R (1, 1) ERA: 2.72	0.0	W	0	0	0	0	0	0	0	0	0	0	0	0	0	∞	∞

PITCHER	IP	WLS	BF	H	R	ER	SO	BB	IBB	HBP	BLK	WP	HR	S	P	ERA	WHIP

Batter	1	2	3	4	5	6	7	8	9	AB	R	H	RBI	BB	SO	LOB
Bill Tuttle, R (1, 8) OBP: 0.348, SLG: 0.338										0	0	0	0	0	0	0
Roger Maris, L (1, 9) OBP: 0.285, SLG: 0.399										0	0	0	0	0	0	0
Preston Ward, L (1, 5) OBP: 0.372, SLG: 0.453										0	0	0	0	0	0	0
Bob Cerv, R (1, 7) OBP: 0.380, SLG: 0.624										0	0	0	0	0	0	0
Hector Lopez, R (1, 4) OBP: 0.315, SLG: 0.360										0	0	0	0	0	0	0
Harry Simpson, L (1, 3) OBP: 0.271, SLG: 0.254										0	0	0	0	0	0	0
Hal Smith, R (1, 2) OBP: 0.292, SLG: 0.509										0	0	0	0	0	0	0
Joe Demaestri, R (1, 6) OBP: 0.257, SLG: 0.271										0	0	0	0	0	0	0
Ray Herbert, R (1, 1) OBP: 0.400, SLG: 0.385										0	0	0	0	0	0	0
Inning Stats										1B: 0 2B: 0 3B: 0 HR: 0		SF: 0 SAC: 0 DP: 0 HBP: 0		WP: 0 PB: 0 SB: 0 CS: 0		PA: 0

PITCHER		IP	WLS	BF	H	R	ER	SO	BB	IBB	HBP	BLK	WP	HR	S	P	ERA	WHIP
Dave Sisler, R ERA: 4.06	(1, 1)	0.0	L	0	0	0	0	0	0	0	0	0	0	0	0	0	∞	∞

PITCHER	IP	WLS	BF	H	R	ER	SO	BB	IBB	HBP	BLK	WP	HR	S	P	ERA	WHIP

BOTTOM

Boston Red Sox @ Kansas City Athletics

Municipal Stadium, Kansas City, MO

Sat Jun 21 1958, 8:05 PM EDT

Att. 17,254 - Unknown

livebaseballscorecards.com

AB	0
R	0
H	0
RBI	0
BB	0
SO	0
LOB	0

Batter	1	2	3	4	5	6	7	8	9	AB	R	H	RBI	BB	SO	LOB
Marty Keough, L (1, 8) OBP: 0.277, SLG: 0.444	L9		F4		1-2 1B		3-1			4	0	1	0	0	0	0
Pete Runnels, L (1, 4) OBP: 0.404, SLG: 0.394	F8			HR	4-3			G6-4-3 2B		4	1	2	1	0	0	2
Ted Williams, L (1, 7) OBP: 0.432, SLG: 0.462	2B			L		E6 G6-4-3 1B		BBBB G6-4-3 BB		3	0	1	0	1	0	0
Frank Malzone, R (1, 5) OBP: 0.360, SLG: 0.437	F5			F7		1-2 G6-4-3 1B		G6-4-3 1-2f 2-3		4	0	1	0	0	0	3
Jackie Jensen, R (1, 9) OBP: 0.414, SLG: 0.605		6-3		2B		G6-4-3 1-2f 2-3		L4		4	0	1	0	0	0	3
Dick Gernert, R (1, 3) OBP: 0.367, SLG: 0.503		F8		SSS K		BBBB BB			6-3	3	0	0	0	1	1	1
Sammy White, R (1, 2) OBP: 0.308, SLG: 0.388		6-3			F8	F7			1-3	1	0	0	0	0	0	0
Lou Berberet, L (2, 2) OBP: 0.364, SLG: 0.352										3	0	0	0	0	0	2
Don Buddin, R (1, 6) OBP: 0.368, SLG: 0.385			1-3		5-3		F7		F7	4	0	0	0	0	0	0
Tom Brewer, R (1, 1) OBP: 0.147, SLG: 0.156			6-3		1B 1B		1-3			3	0	1	0	0	0	0
Inning Stats	R: 0 E: 0 K: 0 S: 4 H: 1 LOB: 1 BB: 0 P: 4	R: 0 E: 0 K: 0 S: 3 H: 0 LOB: 0 BB: 0 P: 3	R: 0 E: 0 K: 0 S: 3 H: 0 LOB: 0 BB: 0 P: 3	R: 1 E: 0 K: 1 S: 7 H: 2 LOB: 1 BB: 0 P: 7	R: 0 E: 0 K: 0 S: 5 H: 2 LOB: 2 BB: 0 P: 5	R: 0 E: 1 K: 0 S: 4 H: 1 LOB: 2 BB: 1 P: 8	R: 0 E: 0 K: 0 S: 3 H: 0 LOB: 0 BB: 0 P: 3	R: 0 E: 0 K: 0 S: 3 H: 1 LOB: 1 BB: 1 P: 7	R: 0 E: 0 K: 0 S: 3 H: 0 LOB: 0 BB: 0 P: 3	1B: 3 2B: 3 3B: 0 HR: 1	SF: 0 SAC: 0 DP: 2 HBP: 0						

PITCHER	IP	WLS	BF	H	R	ER	SO	BB	IBB	HBP	BLK	WP	HR	S	P	ERA	WHIP
Jack Urban, R (1, 1) ERA: 5.28	9.0	W	35	7	1	1	1	2	0	0	0	0	1	35	43	1.00	1.000

PITCHER	IP	WLS	BF	H	R	ER	SO	BB	IBB	HBP	BLK	WP	HR	S	P	ERA	WHIP

TOP

Boston Red Sox @ Kansas City Athletics

Municipal Stadium, Kansas City, MO

Sun Jun 22 1958, 4:33 AM EDT

Att. 14,185 - Unknown

livebaseballscorecards.com

AB	33
R	1
H	7
RBI	1
BB	2
SO	1
LOB	11

WP: 0 PA: 35
PB: 0
SB: 0
CS: 0

Batter	1	2	3	4	5	6	7	8	9	AB	R	H	RBI	BB	SO	LOB
Bill Tuttle, R (1, 8) OBP: 0.349, SLG: 0.357	6-3		5-3		6-3			F8		4	0	0	0	0	0	0
Roger Maris, L (1, 9) OBP: 0.288, SLG: 0.415	HR		1B		F9			F9		4	1	2	1	0	0	0
Preston Ward, L (1, 5) OBP: 0.367, SLG: 0.455	F9		F8			F6		1B 1B 1B		4	1	1	0	0	0	1
Bob Cerv, R (1, 7) OBP: 0.380, SLG: 0.628	F9		F8			1-3		1B 1-2 1B		4	0	1	0	0	0	1
Whitey Herzog, L (9, 7) OBP: 0.282, SLG: 0.152										0	0	0	0	0	0	0
Hector Lopez, R (1, 4) OBP: 0.317, SLG: 0.360		FC3-6 1B		4-3		1B		FC5 IBB 1-3 2-H 1B		4	0	3	1	0	0	0
Harry Simpson, L (1, 3) OBP: 0.295, SLG: 0.319		FC3-6 1B 1-2f		2B	K			IBB 1-2		3	0	1	0	1	1	2
Hal Smith, R (1, 2) OBP: 0.288, SLG: 0.477		1B 1-2		F7		F9		FC5 2-3f		4	0	1	0	0	0	4
Joe Demaestri, R (1, 6) OBP: 0.253, SLG: 0.266		L7		6-3		6-3				3	0	0	0	0	0	3
Jack Urban, R (1, 1) OBP: 0.276, SLG: 0.250		G3			1-6-3		K			3	0	0	0	0	1	2
Inning Stats	R: 1 E: 0 K: 0 S: 4 H: 1 LOB: 0 BB: 0 P: 4	R: 0 E: 0 K: 0 S: 5 H: 2 LOB: 2 BB: 0 P: 5	R: 0 E: 0 K: 0 S: 4 H: 1 LOB: 1 BB: 0 P: 4	R: 0 E: 0 K: 0 S: 4 H: 1 LOB: 1 BB: 0 P: 4	R: 0 E: 0 K: 0 S: 3 H: 0 LOB: 0 BB: 0 P: 3	R: 0 E: 0 K: 1 S: 6 H: 1 LOB: 1 BB: 0 P: 6	R: 0 E: 0 K: 1 S: 5 H: 0 LOB: 0 BB: 0 P: 5	R: 1 E: 0 K: 0 S: 6 H: 3 LOB: 3 BB: 1 P: 10		1B: 7 2B: 1 3B: 0 HR: 1 SF: 0 SAC: 0 DP: 0 HBP: 0						

PITCHER	IP	WLS	BF	H	R	ER	SO	BB	IBB	HBP	BLK	WP	HR	S	P	ERA	WHIP
Tom Brewer, R (1, 1) ERA: 3.89	8.0	L	34	9	2	2	2	0	1	0	0	0	1	37	41	2.25	1.125

PITCHER	IP	WLS	BF	H	R	ER	SO	BB	IBB	HBP	BLK	WP	HR	S	P	ERA	WHIP

BOTTOM

Boston Red Sox @ Kansas City Athletics

Municipal Stadium, Kansas City, MO

Sun Jun 22 1958, 4:33 AM EDT

Att. 14,185 - Unknown

livebaseballscorecards.com

AB	33
R	2
H	9
RBI	2
BB	1
SO	2
LOB	13

Washington Senators @ Kansas City Athletics

Municipal Stadium, Kansas City, MO

Mon Jun 23 1958, 8:05 PM EDT

Att. 7,479 - Unknown

livebaseballscorecards.com

Batter	1	2	3	4	5	6	7	8	9	AB	R	H	RBI	BB	SO	LOB
Ken Aspromonte, R (1, 4) OBP: 0.300, SLG: 0.317	4-3	K			3-1		1B			4	0	1	0	0	1	3
Albie Pearson, L (1, 8) OBP: 0.359, SLG: 0.350	CS 2B		3-1 1B		E4 G1-6-3		K			4	0	2	0	0	1	1
Herb Plews, L (1, 5) OBP: 0.345, SLG: 0.427	2-3 BB		3-1 1-2		G1-6-3 1-2f			L4		3	0	0	0	1	0	2
Roy Sievers, R (1, 7) OBP: 0.344, SLG: 0.510	4-3		F5			6-3		HR		4	1	1	1	0	0	2
Jim Lemon, R (1, 9) OBP: 0.316, SLG: 0.443		4-3	1-3			K		P4		4	0	0	0	0	1	1
Rocky Bridges, R (1, 6) OBP: 0.372, SLG: 0.399		E BB 1B		G4-6-3 1B BB		F8		L7		3	0	1	0	1	0	0
Norm Zauchin, R (1, 3) OBP: 0.375, SLG: 0.440		K		G4-6-3 1-2 1B			HR		6-3	4	1	2	1	0	1	1
Ed Fitz Gerald, R (1, 2) OBP: 0.412, SLG: 0.333		E 1-2 BB		G4-6-3 1-2f 2-3			L6		4-3	3	0	0	0	1	0	2
Russ Kemmerer, R (1, 1) OBP: 0.182, SLG: 0.129		E5 1-2 2-3		K			F7		F9	2	0	0	0	0	1	3
Eddie Yost, R (7, PH) OBP: 0.338, SLG: 0.235										1	0	0	0	0	0	0
Bud Byerly, R (7, 1)										0	0	0	0	0	0	0
Neil Chrisley, L (9, PH) OBP: 0.317, SLG: 0.444										1	0	0	0	0	0	0

Inning Stats	1	2	3	4	5	6	7	8	9	
	R: 0 H: 1 E: 0 LOB: 1 K: 0 BB: 1 S: 3 P: 7	R: 0 H: 1 E: 1 LOB: 3 K: 2 BB: 1 S: 9 P: 13	R: 0 H: 1 E: 0 LOB: 1 K: 0 BB: 0 S: 4 P: 4	R: 0 H: 1 E: 0 LOB: 1 K: 1 BB: 1 S: 5 P: 9	R: 0 H: 0 E: 1 LOB: 0 K: 0 BB: 0 S: 3 P: 3	R: 0 H: 0 E: 0 LOB: 0 K: 1 BB: 0 S: 5 P: 5	R: 1 H: 2 E: 0 LOB: 1 K: 1 BB: 0 S: 7 P: 7	R: 1 H: 1 E: 0 LOB: 0 K: 0 BB: 0 S: 4 P: 4	R: 0 H: 0 E: 0 LOB: 0 K: 0 BB: 0 S: 3 P: 3	1B: 4 SF: 0 2B: 1 SAC: 0 3B: 0 DP: 2 HR: 2 HBP: 0

WP: 0 PA: 36 PB: 0 SB: 0 CS: 1

PITCHER	IP	WLS	BF	H	R	ER	SO	BB	IBB	HBP	BLK	WP	HR	S	P	ERA	WHIP
Murry Dickson, R (1, 1) ERA: 3.02	9.0	W	36	7	2	2	5	3	0	0	0	0	2	43	55	2.00	1.111

PITCHER	IP	WLS	BF	H	R	ER	SO	BB	IBB	HBP	BLK	WP	HR	S	P	ERA	WHIP

AB	R	H	RBI	BB	SO	LOB
4	0	1	0	0	1	3
4	0	2	0	0	1	1
3	0	0	0	1	0	2
4	1	1	1	0	0	2
4	0	0	0	0	1	1
3	0	1	0	1	0	0
4	1	2	1	0	1	1
3	0	0	0	1	0	2
2	0	0	0	0	1	3
1	0	0	0	0	0	0
0	0	0	0	0	0	0
1	0	0	0	0	0	0

AB	33
R	2
H	7
RBI	2
BB	3
SO	5
LOB	15

Batter	1	2	3	4	5	6	7	8	9	AB	R	H	RBI	BB	SO	LOB
Bill Tuttle, R (1, 8) OBP: 0.351, SLG: 0.378	S E 2B	6-3			F3		HR			4	2	2	1	0	0	1
Roger Maris, L (1, 9) OBP: 0.283, SLG: 0.407	F5 2-H		F7		F8		K			4	0	0	0	0	1	0
Preston Ward, L (1, 5) OBP: 0.364, SLG: 0.456 Chico Carrasquel, R (8, 5) OBP: 0.311, SLG: 0.333	F7		K			F8 1B 2B	G3			4 0	1 0	1 0	0 0	0 0	1 0	0 0
Bob Cerv, R (1, 7) OBP: 0.382, SLG: 0.640 Whitey Herzog, L (7, PR) (8, 7) OBP: 0.282, SLG: 0.152	K		HR			F8 2-3	CS 1B			4 0	1 0	2 0	1 0	0 0	1 0	1 0
Hector Lopez, R (1, 4) OBP: 0.323, SLG: 0.379		2B 1B	5-3			1B 3-H 1B	CS 1-2	HR		4	2	3	2	0	0	0
Harry Simpson, L (1, 3) OBP: 0.305, SLG: 0.342		1-H 1B 2B		4-3		1-3 1B		4-3		4	1	2	1	0	0	0
Harry Chiti, R (1, 2) OBP: 0.324, SLG: 0.458		S 3-H 1B		G3		FC6-4 IBB		2B		3	0	2	1	1	0	0
Joe Demaestri, R (1, 6) OBP: 0.247, SLG: 0.260		P4 1-2		P3		K		6-3		4	0	0	0	0	1	5
Murry Dickson, R (1, 1) OBP: 0.250, SLG: 0.333		F9			L6	FC6-4 1-2f		1-3		4	0	0	0	0	0	5
Inning Stats	R: 1 H: 1 E: 0 LOB: 0 K: 1 BB: 0 S: 6 P: 6	R: 2 H: 3 E: 0 LOB: 1 K: 0 BB: 0 S: 6 P: 6	R: 1 H: 1 E: 0 LOB: 0 K: 1 BB: 0 S: 6 P: 6	R: 0 H: 0 E: 0 LOB: 0 K: 0 BB: 0 S: 3 P: 3	R: 0 H: 0 E: 0 LOB: 0 K: 0 BB: 0 S: 3 P: 3	R: 1 H: 3 E: 0 LOB: 3 K: 1 BB: 1 S: 8 P: 12	R: 1 H: 2 E: 0 LOB: 1 K: 1 BB: 0 S: 6 P: 6	R: 1 H: 2 E: 0 LOB: 1 K: 0 BB: 0 S: 5 P: 5		1B: 5 SF: 0 2B: 4 SAC: 0 3B: 0 DP: 0 HR: 3 HBP: 0						

BOTTOM

Washington Senators @ Kansas City Athletics
Municipal Stadium, Kansas City, MO
Mon Jun 23 1958, 8:05 PM EDT
Att. 7,479 - Unknown

livebaseballscorecards.com

AB	35
R	7
H	12
RBI	6
BB	1
SO	4
LOB	12

WP: 0 PA: 37
PB: 0
SB: 2
CS: 1

PITCHER		IP	WLS	BF	H	R	ER	SO	BB	IBB	HBP	BLK	WP	HR	S	P	ERA	WHIP
Russ Kemmerer, R ERA: 4.04	(1, 1)	6.0	L	27	8	5	4	3	0	1	0	0	0	1	32	36	6.00	1.333
Bud Byerly, R ERA: 6.85	(7, 1)	2.0		9	4	2	2	1	0	0	0	0	0	2	11	11	9.00	2.000

PITCHER	IP	WLS	BF	H	R	ER	SO	BB	IBB	HBP	BLK	WP	HR	S	P	ERA	WHIP

Batter	1	2	3	4	5	6	7	8	9	AB	R	H	RBI	BB	SO	LOB
Albie Pearson, L (1, 8) OBP: 0.361, SLG: 0.353	F5		F8			1B	FC4-2 1-2 2-3			4	0	2	0	0	0	1
Herb Plews, L (1, 5) OBP: 0.338, SLG: 0.418	F7			F8		F7	FC4-2 1-2 2-3 3-Hf			3	0	0	0	0	0	1
Ed Fitz Gerald, R (7, PH) OBP: 0.400, SLG: 0.323										1	0	0	0	0	0	3
Dick Hyde, R (7, 1)										0	0	0	0	0	0	0
Roy Sievers, R (1, 7) OBP: 0.342, SLG: 0.505	P5			K		G4-3 1-2	K			4	0	1	0	0	2	3
Jim Lemon, R (1, 9) OBP: 0.319, SLG: 0.442		G4-6-3		6-3		G4-3 1-2f		FC2-6		3	0	1	0	1	0	2
Rocky Bridges, R (1, 6) OBP: 0.370, SLG: 0.397		G4-6-3 1-2f			P4		2B	FC2-6 1-2f		4	1	1	0	0	0	2
Clint Courtney, L (1, 2) OBP: 0.309, SLG: 0.300		F7			K		E 1-H	P6		4	1	1	1	0	1	1
Norm Zauchin, R (1, 3) OBP: 0.371, SLG: 0.429			P4				6-3	F8		3	0	0	0	1	0	2
Ken Aspromonte, R (1, 4) OBP: 0.308, SLG: 0.325			1B		1B 1-3		E3 1B FC4-2 2-H			2	0	2	0	0	0	0
Neil Chrisley, L (7, PH) OBP: 0.322, SLG: 0.450										1	0	1	1	0	0	0
Ossie Alvarez, R (7, 4) OBP: 0.200, SLG: 0.111										0	0	0	0	0	0	0
Tex Clevenger, R (1, 1) OBP: 0.300, SLG: 0.444			K		K		FC4-2 1B			2	0	0	0	0	2	3
Julio Becquer, L (7, PH) OBP: 0.247, SLG: 0.237										0	0	0	0	0	0	0
Eddie Yost, R (7, PH) OBP: 0.342, SLG: 0.235										0	0	0	0	1	0	0
(7, 5)																
Inning Stats	R: 0 E: 0 K: 0 S: 3 H: 0 LOB: 0 BB: 0 P: 3	R: 0 E: 0 K: 0 S: 3 H: 1 LOB: 0 BB: 0 P: 3	R: 0 E: 0 K: 1 S: 6 H: 1 LOB: 1 BB: 0 P: 6	R: 0 E: 0 K: 1 S: 5 H: 0 LOB: 0 BB: 0 P: 5	R: 0 E: 0 K: 2 S: 8 H: 1 LOB: 2 BB: 1 P: 12	R: 0 E: 0 K: 0 S: 4 H: 2 LOB: 1 BB: 0 P: 4	R: 2 E: 1 K: 1 S: 9 H: 4 LOB: 3 BB: 1 P: 13	R: 0 E: 0 K: 0 S: 3 H: 0 LOB: 1 BB: 1 P: 7		1B: 8 2B: 1 3B: 0 HR: 0 SF: 0 SAC: 0 DP: 2 HBP: 0						

PITCHER		IP	WLS	BF	H	R	ER	SO	BB	IBB	HBP	BLK	WP	HR	S	P	ERA	WHIP
Ralph Terry, R ERA: 4.19	(1, 1)	6.0		24	7	2	2	4	1	0	0	0	0	0	31	35	3.00	1.333
Bob Grim, R ERA: 5.12	(7, 1)	0.1		2	1	0	0	0	0	0	0	0	0	0	2	2	0.00	3.000
Dick Tomanek, L ERA: 5.01	(7, 1)	1.2		8	1	0	0	1	2	0	0	0	0	0	8	16	0.00	1.800

PITCHER	IP	WLS	BF	H	R	ER	SO	BB	IBB	HBP	BLK	WP	HR	S	P	ERA	WHIP

TOP

Washington Senators @ Kansas City Athletics

Municipal Stadium, Kansas City, MO

Tue Jun 24 1958, 8:05 PM EDT

Att. 6,267 - Cloudy

livebaseballscorecards.com

AB	31
R	2
H	9
RBI	2
BB	3
SO	5
LOB	18

Batter	1	2	3	4	5	6	7	8	9	AB	R	H	RBI	BB	SO	LOB
Bill Tuttle, R (1, 8) OBP: 0.346, SLG: 0.371	5-3		K	FC6 1-2f			6-3			4	0	0	0	0	1	2
Roger Maris, L (1, 9) OBP: 0.291, SLG: 0.408	1B 1B		BB		4-3		FC4 BB			2	0	1	0	2	0	0
Preston Ward, L (1, 5) OBP: 0.362, SLG: 0.451	1-3 1B		L8		3-1		F7			4	0	1	0	0	0	2
Bob Cerv, R (1, 7) OBP: 0.376, SLG: 0.628	K		F8		4-3		FC4 1-2f			4	0	0	0	0	1	4
Hector Lopez, R (1, 4) OBP: 0.326, SLG: 0.381	1-3			F8		FC1-6-5 WP 1B		FC6-5 SH1-4 1B		4	0	2	0	0	0	2
Harry Simpson, L (1, 3) OBP: 0.318, SLG: 0.368		2B		1B 1B		F8 1-2		SH1-4 1-2		3	1	2	0	0	0	1
Hal Smith, R (1, 2) OBP: 0.276, SLG: 0.456 Frank House, L (8, PH) OBP: 0.274, SLG: 0.315		P6		P6		FC1-6-5-4 2B 2-3		FC6-5 IBB		3 0	1 0	0 0	0 0	0 1	0 0	3 0
Joe Demaestri, R (1, 6) OBP: 0.254, SLG: 0.272 Whitey Herzog, L (8, PH) OBP: 0.275, SLG: 0.147	5-3			1B 1-3 1B		1-H 2B		FC6-5 FC4-6 1-2 2-3f		3 1	0 0	2 0	1 0	0 0	0 0	1 2
Ralph Terry, R (1, 1) OBP: 0.118, SLG: 0.118 Bob Grim, R (7, 1) Dick Tomanek, L (7, 1) OBP: 0.167, SLG: 0.294 Bob Martyn, L (8, PH) OBP: 0.358, SLG: 0.442		P6		FC6 1-2 3-H 1B		K		FC4-6 1-2f		3 0 0 1	0 0 0 0	1 0 0 0	1 0 0 0	0 0 0 0	1 0 0 0	2 0 0 2
Inning Stats	R: 0 E: 0 K: 1 S: 7 H: 2 LOB: 2 BB: 0 P: 7	R: 0 E: 0 K: 0 S: 4 H: 1 LOB: 1 BB: 0 P: 4	R: 0 E: 0 K: 1 S: 5 H: 0 LOB: 1 BB: 1 P: 9	R: 1 E: 0 K: 0 S: 6 H: 3 LOB: 2 BB: 0 P: 6	R: 0 E: 0 K: 0 S: 3 H: 0 LOB: 0 BB: 0 P: 3	R: 1 E: 0 K: 1 S: 7 H: 2 LOB: 1 BB: 0 P: 7	R: 0 E: 0 K: 0 S: 3 H: 0 LOB: 1 BB: 1 P: 7	R: 0 E: 0 K: 0 S: 4 H: 1 LOB: 2 BB: 1 P: 8		1B: 7 2B: 2 3B: 0 HR: 0 SF: 0 SAC: 1 DP: 0 HBP: 0						

PITCHER	IP	WLS	BF	H	R	ER	SO	BB	IBB	HBP	BLK	WP	HR	S	P	ERA	WHIP
Tex Clevenger, R (1, 1) ERA: 3.86	6.0		27	8	2	2	3	1	0	0	0	1	0	32	36	3.00	1.500
Dick Hyde, R (7, 1) ERA: 1.72	2.0		9	1	0	0	0	1	1	0	0	0	0	7	15	0.00	1.000

PITCHER	IP	WLS	BF	H	R	ER	SO	BB	IBB	HBP	BLK	WP	HR	S	P	ERA	WHIP

BOTTOM

Washington Senators @ Kansas City Athletics

Municipal Stadium, Kansas City, MO

Tue Jun 24 1958, 8:05 PM EDT

Att. 6,267 - Cloudy

livebaseballscorecards.com

AB	32
R	2
H	9
RBI	2
BB	3
SO	3
LOB	21

WP: 1 PA: 36
PB: 0
SB: 0
CS: 0

Batter	1	2	3	4	5	6	7	8	9	AB	R	H	RBI	BB	SO	LOB
Albie Pearson, L (1, 8) OBP: 0.358, SLG: 0.358	F7			3-1		G3	4-3		1-H 3B	5	0	1	1	0	0	2
Herb Plews, L (1, 5) OBP: 0.342, SLG: 0.420	K			1B		G5-4-3 1B		4-3	6-3	4	0	2	0	0	1	0
Ed Fitz Gerald, R (9, PH) OBP: 0.389, SLG: 0.313										1	0	0	0	0	0	2
Dick Hyde, R (9, 1)										0	0	0	0	0	0	0
Roy Sievers, R (1, 7) OBP: 0.341, SLG: 0.500	P4			F9		G5-4-3 1-2f		BB 1B		4	0	1	0	0	0	2
Jim Lemon, R (1, 9) OBP: 0.322, SLG: 0.441		G1-6-3 1B		P4			3-1	BBBB FC4-6 1-2 BB		3	0	1	0	1	0	1
Rocky Bridges, R (1, 6) OBP: 0.368, SLG: 0.394		G1-6-3 1-2f			1B 1B		F5	P6		4	0	1	0	0	0	3
Clint Courtney, L (1, 2) OBP: 0.308, SLG: 0.300		F8			P4		BB BB 1B 1B	FC4-6 1-2f		4	1	1	0	0	0	3
Norm Zauchin, R (1, 3) OBP: 0.368, SLG: 0.418			L7		F7		BBBB 4-0 BB 1-2 1B BB		5-3	3	1	0	0	1	0	1
Ken Aspromonte, R (1, 4) OBP: 0.312, SLG: 0.325			F7		1-2 1B		BBBB 4-0 1-2 2-3 1B BB		F7	3	0	1	0	1	0	0
Pedro Ramos, S (1, 1) OBP: 0.231, SLG: 0.256			F8		SSS		BBBB 4-0		3B BB	2	0	0	0	0	1	2
Neil Chrisley, L (7, PH) OBP: 0.328, SLG: 0.455					K		1-3 2-H 3-H 1B			1	0	1	2	0	0	0
Vito Valentinetti, R (7, 1)										0	0	0	0	0	0	0
Eddie Yost, R (9, PH) OBP: 0.345, SLG: 0.235										0	0	0	0	1	0	0
Ossie Alvarez, R (9, PR) OBP: 0.200, SLG: 0.111										0	1	0	0	0	0	0
(9, 5)																

TOP

Washington Senators @ Kansas City Athletics

Municipal Stadium, Kansas City, MO

Wed Jun 25 1958, 8:05 PM EDT

Att. 7,826 - Unknown

livebaseballscorecards.com

AB	34
R	3
H	9
RBI	3
BB	4
SO	2
LOB	16

Inning Stats	1	2	3	4	5	6	7	8	9
	R: 0 E: 0 K: 1 S: 5	H: 0 LOB: 0 BB: 0 P: 5	R: 0 E: 0 K: 0 S: 3	H: 1 LOB: 0 BB: 0 P: 3	R: 0 E: 0 K: 0 S: 3	H: 0 LOB: 0 BB: 0 P: 3	R: 0 E: 0 K: 0 S: 4	H: 1 LOB: 1 BB: 0 P: 4	R: 0 E: 0 K: 1 S: 7	H: 2 LOB: 2 BB: 0 P: 7
	R: 0 E: 0 K: 0 S: 3	H: 1 LOB: 0 BB: 0 P: 3	R: 2 E: 0 K: 0 S: 5	H: 2 LOB: 2 BB: 2 P: 13	R: 0 E: 0 K: 0 S: 4	H: 1 LOB: 2 BB: 1 P: 8	R: 1 E: 0 K: 0 S: 4	H: 1 LOB: 2 BB: 1 P: 8	1B: 8 2B: 0 3B: 1 HR: 0	SF: 0 SAC: 0 DP: 2 HBP: 0

WP: 0 PA: 38
PB: 0
SB: 0
CS: 0

PITCHER		IP	WLS	BF	H	R	ER	SO	BB	IBB	HBP	BLK	WP	HR	S	P	ERA	WHIP
Ned Garver, R ERA: 3.58	(1, 1)	7.1		31	8	2	2	2	3	0	0	0	0	0	32	44	2.46	1.500
Tom Gorman, R ERA: 3.27	(8, 1)	1.1		6	1	1	1	0	1	0	0	0	0	0	5	9	6.75	1.500
Dick Tomanek, L ERA: 4.98	(9, 1)	0.1	W	1	0	0	0	0	0	0	0	0	0	0	1	1	0.00	0.000

PITCHER	IP	WLS	BF	H	R	ER	SO	BB	IBB	HBP	BLK	WP	HR	S	P	ERA	WHIP

Batter	1	2	3	4	5	6	7	8	9	AB	R	H	RBI	BB	SO	LOB
Bill Tuttle, R (1, 8) OBP: 0.347, SLG: 0.369	F3		5-3		BB 1B		F8		1B 1-2 2-3 3-H	4	0	1	1	1	0	1
Roger Maris, L (1, 9) OBP: 0.295, SLG: 0.410	G3			F9 SF8 BB 1B	1B 1-2 2-H			4-3		4	1	2	1	0	0	0
Preston Ward, L (1, 5) OBP: 0.365, SLG: 0.466	4-3			BB 1-2	F7			HR		3	1	1	1	1	0	2
Bob Cerv, R (1, 7) OBP: 0.378, SLG: 0.626 Whitey Herzog, L (8, PR) (9, 7) OBP: 0.275, SLG: 0.147		6-3		F9 2-3		CS 1B		G1-6-3 1B		4 0	0 0	2 0	0 0	0 0	0 0	2 0
Hector Lopez, R (1, 4) OBP: 0.325, SLG: 0.378		K		SF8 3-H		G4-6-3 1-2 BB		G1-6-3 1-2f		2	0	0	1	1	1	1
Harry Simpson, L (1, 3) OBP: 0.315, SLG: 0.354		BB		K		G4-6-3 1-2f			4-3	3	0	0	0	1	1	2
Frank House, L (1, 2) OBP: 0.273, SLG: 0.323 Chico Carrasquel, R (9, PR) OBP: 0.311, SLG: 0.333		K	F2				P5		BB 1B 2B	4 0	0 1	1 0	0 0	0 0	1 0	1 0
Joe Demaestri, R (1, 6) OBP: 0.255, SLG: 0.269 Bob Martyn, L (9, PH) OBP: 0.362, SLG: 0.442			F9	G4 1B BB			P3		1B BB IBB	2 0	1 0	0 0	0 0	1 1	0 0	0 0
Ned Garver, R (1, 1) OBP: 0.128, SLG: 0.132 Tom Gorman, R (8, 1) OBP: 0.125, SLG: 0.125 Dick Tomanek, L (9, 1) OBP: 0.167, SLG: 0.294 Harry Chiti, R (9, PH) OBP: 0.330, SLG: 0.458			K	G4 1-2			2B		1B 1-2 2-3 BB	3 0 0 0	0 0 0 0	1 0 0 0	0 0 0 0	0 0 0 1	1 0 0 0	1 0 0 0
Inning Stats	R: 0 E: 0 K: 0 S: 3 H: 0 LOB: 0 BB: 0 P: 3	R: 0 E: 0 K: 2 S: 7 H: 0 LOB: 1 BB: 1 P: 11	R: 0 E: 0 K: 1 S: 5 H: 0 LOB: 0 BB: 0 P: 5	R: 1 E: 0 K: 1 S: 6 H: 1 LOB: 1 BB: 1 P: 10	R: 1 E: 0 K: 0 S: 4 H: 1 LOB: 2 BB: 2 P: 12	R: 0 E: 0 K: 0 S: 2 H: 1 LOB: 0 BB: 1 P: 6	R: 0 E: 0 K: 0 S: 4 H: 1 LOB: 1 BB: 0 P: 4	R: 1 E: 0 K: 0 S: 4 H: 2 LOB: 1 BB: 0 P: 4	R: 1 E: 0 K: 0 S: 3 H: 2 LOB: 3 BB: 2 P: 11	1B: 5 2B: 2 3B: 0 HR: 1	SF: 1 SAC: 0 DP: 2 HBP: 0						

PITCHER	IP	WLS	BF	H	R	ER	SO	BB	IBB	HBP	BLK	WP	HR	S	P	ERA	WHIP
Pedro Ramos, R (1, 1) ERA: 4.39	6.0		24	3	2	2	4	5	0	0	0	0	0	27	47	3.00	1.333
Vito Valentinetti, R (7, 1) ERA: 3.48	2.0		8	3	1	1	0	0	0	0	0	0	1	8	8	4.50	1.500
Dick Hyde, R (9, 1) ERA: 1.88	0.1	L	5	2	1	1	0	1	1	0	0	0	0	3	11	27.00	9.000

PITCHER	IP	WLS	BF	H	R	ER	SO	BB	IBB	HBP	BLK	WP	HR	S	P	ERA	WHIP

BOTTOM

Washington Senators @ Kansas City Athletics
Municipal Stadium, Kansas City, MO
Wed Jun 25 1958, 8:05 PM EDT
Att. 7,826 - Unknown

livebaseballscorecards.com

AB	29
R	4
H	8
RBI	4
BB	7
SO	4
LOB	10

1B: 5 SF: 1
2B: 2 SAC: 0
3B: 0 DP: 2
HR: 1 HBP: 0

WP: 0 PA: 37
PB: 0
SB: 0
CS: 1

Batter	1	2	3	4	5	6	7	8	9	10	11	12	AB	R	H	RBI	BB	SO	LOB
Albie Pearson, L (1, 8) OBP: 0.357, SLG: 0.359	F9		CS 1-2	F9		1B HR BB	4-3		2B		6-3		5	1	1	0	1	0	0
Herb Plews, L (1, 5) OBP: 0.336, SLG: 0.410	K			6-3		1-3 HR 1B	5-3		G3			F8	6	1	1	0	0	1	1
Roy Sievers, R (1, 7) OBP: 0.345, SLG: 0.526	P6			HR		1-H 3-H HR	K			SH1-4 BB		6-3	5	2	2	4	1	1	0
Jim Lemon, R (1, 9) OBP: 0.327, SLG: 0.442		G5-4-3 1B		6-3		G4-6-3 1B		PB 1B BB		SH1-4 1-2		F8	4	1	2	0	1	0	0
Clint Courtney, L (1, 2) OBP: 0.314, SLG: 0.303		F8			FC1-4 1B 1B	G4-6-3 1-2f		L4-3 1-H 1B		FC6-4 IBB			4	0	2	1	1	0	2
Rocky Bridges, R (1, 6) OBP: 0.368, SLG: 0.392		G5-4-3 1-2f			FC1-4 1-2 1B	1B 1B HBP		L4-3 1-2		K			4	1	1	0	0	1	4
Norm Zauchin, R (1, 3) OBP: 0.362, SLG: 0.409			F7		K	1B 1-2 1B		4-3		FC6-4 1-2f			5	0	1	0	0	1	4
Ken Aspromonte, R (1, 4) OBP: 0.314, SLG: 0.327			CS 1B		FC1-4 1-2f 2-3	1-3 2-H 1B			L7		K		5	0	2	1	0	1	2
Hal Griggs, R (1, 1) OBP: 0.167, SLG: 0.304 Tex Clevenger, R (8, 1) OBP: 0.273, SLG: 0.400 Chuck Stobbs, L (9, 1) Vito Valentinetti, R (10, 1)			K		1-3	5-3			F8		6-3		3 1 0 1	0 0 0 0	0 0 0 0	0 0 0 0	1 0 0 0	5 0 0 0	
Inning Stats	R: 0 E: 0 K: 1 S: 5 H: 0 LOB: 0 BB: 0 P: 5	R: 0 E: 0 K: 0 S: 3 H: 1 LOB: 0 BB: 0 P: 3	R: 0 E: 0 K: 1 S: 5 H: 1 LOB: 0 BB: 0 P: 5	R: 1 E: 0 K: 0 S: 4 H: 1 LOB: 0 BB: 0 P: 4	R: 0 E: 0 K: 1 S: 7 H: 2 LOB: 2 BB: 0 P: 7	R: 4 E: 0 K: 0 S: 7 H: 5 LOB: 2 BB: 1 P: 12	R: 0 E: 0 K: 1 S: 5 H: 0 LOB: 0 BB: 0 P: 5	R: 1 E: 0 K: 0 S: 3 H: 1 LOB: 0 BB: 1 P: 7	R: 0 E: 0 K: 0 S: 4 H: 1 LOB: 1 BB: 0 P: 4	R: 0 E: 0 K: 1 S: 5 H: 0 LOB: 2 BB: 2 P: 13	R: 0 E: 0 K: 1 S: 5 H: 0 LOB: 0 BB: 0 P: 5	R: 0 E: 0 K: 0 S: 3 H: 0 LOB: 0 BB: 0 P: 3	1B: 9 2B: 2 3B: 0 HR: 2	SF: 0 SAC: 1 DP: 3 HBP: 1	WP: 0 PB: 1 SB: 0 CS: 1	PA: 50			

PITCHER		IP	WLS	BF	H	R	ER	SO	BB	IBB	HBP	BLK	WP	HR	S	P	ERA	WHIP
Wally Burnette, R ERA: 3.51	(1, 1)	5.0		20	6	3	3	3	1	0	0	0	0	1	25	29	5.40	1.400
Tom Gorman, R ERA: 3.64	(6, 1)	0.2		5	3	1	1	0	0	0	1	0	0	1	4	5	13.50	4.500
Bob Grim, R ERA: 4.57	(6, 1)	2.1		9	2	2	1	1	1	0	0	0	0	0	10	14	3.86	1.286
Murry Dickson, R ERA: 2.82	(9, 1)	4.0	W	15	1	0	0	2	1	1	0	0	0	0	17	25	0.00	0.500

PITCHER	IP	WLS	BF	H	R	ER	SO	BB	IBB	HBP	BLK	WP	HR	S	P	ERA	WHIP

TOP

Washington Senators @ Kansas City Athletics

Municipal Stadium, Kansas City, MO

Thu Jun 26 1958, 8:05 PM EDT

Att. 9,106 - Unknown

livebaseballscorecards.com

AB	43
R	6
H	12
RBI	6
BB	4
SO	6
LOB	18

Washington Senators @ Kansas City Athletics

Municipal Stadium, Kansas City, MO

Thu Jun 26 1958, 8:05 PM EDT

Att. 9,106 - Unknown

livebaseballscorecards.com

BOTTOM

Batter	1	2	3	4	5	6	7	8	9	10	11	12	AB	R	H	RBI	BB	SO	LOB
Bill Tuttle, R (1, 8) OBP: 0.347, SLG: 0.366	6-3 1B 1B		1-3		1-3			P4	BB BB		FC3-6 CS 1-2f		5	1	1	0	1	0	1
Roger Maris, L (1, 9) OBP: 0.296, SLG: 0.402	6-3 1-2		P4			G3		1B 3B BB	1-2 2-3 BB		6-3 1-2		4	1	0	0	2	0	2
Preston Ward, L (1, 5) OBP: 0.369, SLG: 0.467	2B FC1-5-2 2-H 1B		K			4-3		3B 1-2 1B	G3			HR 1B	6	2	3	1	0	1	3
Bob Cerv, R (1, 7) OBP: 0.381, SLG: 0.636	1-3 2B			5-3		K		HR 1-H 2-H 3B		G6-4-3 1B		F2	6	1	3	2	0	1	1
Hector Lopez, R (1, 4) OBP: 0.329, SLG: 0.417	FC1-5-2 3-H			HR			P5	HR 3-H		G6-4-3 1-2f		HR 1-H	6	3	3	5	0	0	3
Harry Simpson, L (1, 3) OBP: 0.319, SLG: 0.357	1-3			1-3			1B	4-3		BB 1B			5	0	2	0	0	0	2
Hal Smith, R (1, 2) OBP: 0.266, SLG: 0.437 Harry Chiti, R (9, 2) OBP: 0.333, SLG: 0.454		F2		K			F8		4-3	1-2 BB			3 1	0 0	0 0	0 0	1 1	1 0	1 0
Chico Carrasquel, R (1, 6) OBP: 0.308, SLG: 0.327		5-3			K		P4		BB SH1-3 BB	4-3			4	0	0	0	1	1	3
Wally Burnette, R (1, 1) OBP: 0.286, SLG: 0.167 Tom Gorman, R (6, 1) OBP: 0.125, SLG: 0.125 Bob Grim, R (6, 1) Bob Martyn, L (8, PH) OBP: 0.360, SLG: 0.438 Murry Dickson, R (9, 1) OBP: 0.286, SLG: 0.368		F9			6-3			F7	SH1-3 1-2		FC3-6 1B		2 0 0 1 1	0 0 0 0 0	0 0 0 0 1	0 0 0 0 0	0 0 0 0 0	0 0 0 0 0	0 0 0 0 0
Inning Stats	R: 1 H: 3 E: 0 LOB: 2 K: 0 BB: 0 S: 6 P: 6	R: 0 H: 0 E: 0 LOB: 0 K: 0 BB: 0 S: 3 P: 3	R: 0 H: 0 E: 0 LOB: 0 K: 1 BB: 0 S: 5 P: 5	R: 1 H: 1 E: 0 LOB: 0 K: 1 BB: 0 S: 6 P: 6	R: 0 H: 0 E: 0 LOB: 0 K: 1 BB: 0 S: 5 P: 5	R: 0 H: 0 E: 0 LOB: 0 K: 1 BB: 0 S: 5 P: 5	R: 0 H: 1 E: 0 LOB: 1 K: 0 BB: 0 S: 4 P: 4	R: 4 H: 3 E: 0 LOB: 0 K: 0 BB: 1 S: 6 P: 10	R: 0 H: 0 E: 0 LOB: 3 K: 0 BB: 3 S: 3 P: 15	R: 0 H: 2 E: 0 LOB: 2 K: 0 BB: 1 S: 4 P: 8	R: 0 H: 1 E: 0 LOB: 0 K: 0 BB: 0 S: 3 P: 3	R: 2 H: 2 E: 0 LOB: 0 K: 0 BB: 0 S: 3 P: 3	1B: 8 2B: 1 3B: 1 HR: 3	SF: 0 SAC: 1 DP: 1 HBP: 0						

	AB	44
	R	8
	H	13
	RBI	8
	BB	5
	SO	4
	LOB	16

WP: 0 PB: 0 SB: 0 CS: 1 PA: 50

PITCHER		IP	WLS	BF	H	R	ER	SO	BB	IBB	HBP	BLK	WP	HR	S	P	ERA	WHIP
Hal Griggs, R ERA: 5.08	(1, 1)	7.2		31	7	5	5	4	1	0	0	0	0	1	38	42	5.87	1.043
Tex Clevenger, R ERA: 3.94	(8, 1)	1.0		6	1	1	1	0	2	0	0	0	0	1	4	12	9.00	3.000
Chuck Stobbs, L ERA: 5.8	(9, 1)	0.1		2	0	0	0	0	1	0	0	0	0	0	1	5	0.00	3.000
Vito Valentinetti, R ERA: 3.91	(10, 1)	2.1	L	11	5	2	2	0	1	0	0	0	0	1	10	14	7.71	2.571

PITCHER		IP	WLS	BF	H	R	ER	SO	BB	IBB	HBP	BLK	WP	HR	S	P	ERA	WHIP

Batter	1	2	3	4	5	6	7	8	9	AB	R	H	RBI	BB	SO	LOB
Hank Bauer, R (1, 9) OBP: 0.327, SLG: 0.452	6-3	F7			6-3		K	1B		5	0	1	1	0	1	2
Tony Kubek, L (1, 6) OBP: 0.309, SLG: 0.336	K		4-3			6-3	BB 2B 1B	F7		5	1	1	0	0	1	2
Mickey Mantle, S (1, 8) OBP: 0.410, SLG: 0.495	4-3		4-1			4-3	2B BB		4-3	4	1	0	0	1	0	0
Gil McDougald, R (1, 4) OBP: 0.395, SLG: 0.446		BB 3B 1B	K			F7	2B		F5	5	1	2	3	0	1	0
Bill Skowron, R (1, 3) OBP: 0.322, SLG: 0.446		3B BB		6-3			1B F3		1B	4	2	2	0	1	0	1
Yogi Berra, L (1, 2) OBP: 0.283, SLG: 0.420		FC4 3B		L4-3 BB			E 1B SF8 1B	1B 1B	G3	4	3	3	2	1	0	1
Norm Siebern, L (1, 7) OBP: 0.333, SLG: 0.392		G3		L4-3			E8 SF8 1B 1B	K		4	1	1	1	0	1	3
Andy Carey, R (1, 5) OBP: 0.352, SLG: 0.494		FC4 FC2-6			1-3		SF8	1B		3	0	1	2	0	0	0
Duke Maas, R (1, 1) OBP: 0.190, SLG: 0.250		FC2-6			6-3		BB 1B 2B 1B	F9		1	0	0	0	0	0	1
Zach Monroe, R (3, 1)										1	0	0	0	0	0	0
Art Ditmar, R (6, 1) OBP: 0.273, SLG: 0.273										2	1	1	1	0	0	2
Inning Stats	R: 0 E: 0 K: 1 S: 5 H: 0 LOB: 0 BB: 0 P: 5	R: 3 E: 0 K: 0 S: 6 H: 2 LOB: 1 BB: 1 P: 10	R: 0 E: 0 K: 1 S: 5 H: 0 LOB: 0 BB: 0 P: 5	R: 0 E: 0 K: 0 S: 2 H: 0 LOB: 0 BB: 1 P: 6	R: 0 E: 0 K: 0 S: 3 H: 0 LOB: 0 BB: 0 P: 3	R: 0 E: 0 K: 0 S: 3 H: 0 LOB: 0 BB: 0 P: 3	R: 6 E: 1 K: 1 S: 11 H: 6 LOB: 1 BB: 1 P: 15	R: 1 E: 0 K: 1 S: 8 H: 3 LOB: 2 BB: 0 P: 8	R: 0 E: 0 K: 0 S: 4 H: 1 LOB: 1 BB: 0 P: 4	1B: 10 2B: 2 3B: 1 HR: 0 SF: 1 SAC: 0 DP: 1 HBP: 0						

PITCHER	IP	WLS	BF	H	R	ER	SO	BB	IBB	HBP	BLK	WP	HR	S	P	ERA	WHIP
Ray Herbert, R (1, 1) ERA: 3.86	6.1	L	27	6	7	7	2	2	0	0	0	0	0	29	37	9.95	1.263
Bob Grim, R (7, 1) ERA: 5.24	0.2		5	2	2	2	1	1	0	0	0	0	0	6	10	27.00	4.500
Tom Gorman, R (8, 1) ERA: 3.68	2.0		10	4	1	1	1	0	0	0	0	0	0	12	12	4.50	2.000

PITCHER	IP	WLS	BF	H	R	ER	SO	BB	IBB	HBP	BLK	WP	HR	S	P	ERA	WHIP

TOP

New York Yankees @ Kansas City Athletics

Municipal Stadium, Kansas City, MO

Fri Jun 27 1958, 8:05 PM EDT

Att. 31,602 - Unknown

livebaseballscorecards.com

AB	38
R	10
H	12
RBI	10
BB	3
SO	4
LOB	12

WP: 0 PB: 0 SB: 0 CS: 0 PA: 42

Batter	1	2	3	4	5	6	7	8	9	AB	R	H	RBI	BB	SO	LOB
Bill Tuttle, R (1, 8) OBP: 0.353, SLG: 0.369	S S S 0-3 ① K	x 0-0 1-3 ② 1B			B B B 4-0 CS BB		x 0-0 1B			3	0	2	0	1	1	0
Roger Maris, L (1, 9) OBP: 0.291, SLG: 0.394	x 0-0 ② F8	x 0-0 ③ F8			x 0-0 ② ③ F5 1-2		x 0-0 ③ G3			4	0	0	0	0	0	4
Preston Ward, L (1, 5) OBP: 0.361, SLG: 0.457	x 0-0 ③ F2		x 0-0 ① 1-3			S S S 0-3 ① K		x 0-0 ① F9		4	0	0	0	0	1	0
Bob Cerv, R (1, 7) OBP: 0.383, SLG: 0.632		x 0-0 1B HR 1B	x 0-0 ② 6-3			B B B B 4-0 BB BB BB		x 0-0 ② F6		3	1	1	0	1	0	0
Hector Lopez, R (1, 4) OBP: 0.331, SLG: 0.416		x 0-0 1-2 HR 1B	S S S 0-3 ③ K			B B B B 4-0 BB 1-2 BB		S S S 0-3 ③ K		3	1	1	0	1	2	0
Harry Simpson, L (1, 3) OBP: 0.337, SLG: 0.395		x 0-0 1-H 2-H HR	x 0-0 ① 1-3			B B B B 4-0 G6-4-3 1-2 2-3 BB		B B B B 4-0 FC6-4 BB		2	1	1	3	2	0	0
Hal Smith, R (1, 2) OBP: 0.265, SLG: 0.427		x 0-0 1B 1B	S S S 0-3 ② K			x 0-0 ② ③ G6-4-3 1-2f		x 0-0 ① F2		4	0	1	0	0	1	4
Joe Demaestri, R (1, 6) OBP: 0.251, SLG: 0.265 Frank House, L (9, PH) OBP: 0.270, SLG: 0.319		x 0-0 ① F3	x 0-0 ③ 6-3				x 0-0 ① F4	x 0-0 ② FC6-4 DI 1-2f		3 1	0 0	0 0	0 0	0 0	0 0	1 1
Ray Herbert, R (1, 1) OBP: 0.316, SLG: 0.294 Bob Grim, R (7, 1) Bob Martyn, L (7, PH) OBP: 0.357, SLG: 0.434 Tom Gorman, R (8, 1) OBP: 0.125, SLG: 0.125 Harry Chiti, R (9, PH) OBP: 0.330, SLG: 0.449		x 0-0 ② F6			x 0-0 ① F8		x 0-0 ② F8	x 0-0 ③ G3 1-2		2 0 1 0 1	0 0 0 0 0	0 0 0 0 0	0 0 0 0 0	0 0 0 0 0	0 0 0 0 0	1 0 0 0 1
Inning Stats	R: 0 E: 0 K: 1 S: 5 H: 0 LOB: 0 BB: 0 P: 5	R: 3 E: 0 K: 0 S: 8 H: 5 LOB: 2 BB: 0 P: 8	R: 0 E: 0 K: 1 S: 5 H: 0 LOB: 0 BB: 0 P: 5	R: 0 E: 0 K: 1 S: 5 H: 0 LOB: 0 BB: 0 P: 5	R: 0 E: 0 K: 0 S: 2 H: 0 LOB: 0 BB: 1 P: 6	R: 0 E: 0 K: 1 S: 4 H: 0 LOB: 2 BB: 3 P: 16	R: 0 E: 0 K: 0 S: 4 H: 1 LOB: 1 BB: 0 P: 4	R: 0 E: 0 K: 1 S: 5 H: 0 LOB: 0 BB: 0 P: 5	R: 0 E: 0 K: 0 S: 3 H: 0 LOB: 1 BB: 1 P: 7	1B: 5 2B: 0 3B: 0 HR: 1 SF: 0 SAC: 0 DP: 1 HBP: 0						

PITCHER		IP	WLS	BF	H	R	ER	SO	BB	IBB	HBP	BLK	WP	HR	S	P	ERA	WHIP
Duke Maas, R ERA: 3.92	(1, 1)	2.0		11	5	3	3	1	0	0	0	0	0	1	13	13	13.50	2.500
Zach Monroe, R ERA:	(3, 1)	3.1		13	0	0	0	3	4	0	0	0	0	0	15	31	0.00	1.200
Art Ditmar, R ERA: 2.25	(6, 1)	3.2	W	12	1	0	0	1	1	0	0	0	0	0	13	17	0.00	0.545

PITCHER	IP	WLS	BF	H	R	ER	SO	BB	IBB	HBP	BLK	WP	HR	S	P	ERA	WHIP

BOTTOM

New York Yankees @ Kansas City Athletics

Municipal Stadium, Kansas City, MO

Fri Jun 27 1958, 8:05 PM EDT

Att. 31,602 - Unknown

livebaseballscorecards.com

AB	31
R	3
H	6
RBI	3
BB	5
SO	5
LOB	12

Batter	1	2	3	4	5	6	7	8	9	AB	R	H	RBI	BB	SO	LOB
Hank Bauer, R (1, 9) OBP: 0.329, SLG: 0.450	F5		1B 1-2 3-H	1B		F3			F7	5	0	2	1	0	0	0
Tony Kubek, L (1, 6) OBP: 0.311, SLG: 0.335	4-3		L8	L8			CS 1B		FC6-4 BB B B B B	4	0	1	0	1	0	3
Mickey Mantle, S (1, 8) OBP: 0.406, SLG: 0.487	K		K		2B BB B B B		K 1-2		F8	4	1	0	0	1	3	4
Gil McDougald, R (1, 4) OBP: 0.391, SLG: 0.438		K		HR 1B BB B B B	L8		L3		FC6-4 1-2f	4	1	0	0	1	1	2
Bill Skowron, R (1, 3) OBP: 0.325, SLG: 0.447		F9		HR 1B 1-2	F2			HR 1B		4	2	2	0	0	0	1
Yogi Berra, L (1, 2) OBP: 0.286, SLG: 0.441		F8		F8	2B 1-H			HR 1-H		4	1	2	3	0	0	2
Norm Siebern, L (1, 7) OBP: 0.331, SLG: 0.410			4-3	HR 1-H 2-H	K S S S			F6		4	1	1	3	0	1	1
Andy Carey, R (1, 5) OBP: 0.355, SLG: 0.524			1B 3B	HR		F7		6-3		4	2	2	1	0	0	0
Whitey Ford, L (1, 1) OBP: 0.289, SLG: 0.225			1B BB B B B B	F8		4-3		1-3		3	0	0	0	1	0	0
Inning Stats	R: 0 E: 0 K: 1 S: 5 H: 0 LOB: 0 BB: 0 P: 5	R: 0 E: 0 K: 1 S: 5 H: 0 LOB: 0 BB: 0 P: 5	R: 1 E: 0 K: 1 S: 7 H: 2 LOB: 2 BB: 1 P: 11	R: 4 E: 0 K: 0 S: 7 H: 4 LOB: 1 BB: 1 P: 11	R: 1 E: 0 K: 1 S: 6 H: 1 LOB: 1 BB: 1 P: 10	R: 0 E: 0 K: 0 S: 3 H: 0 LOB: 0 BB: 0 P: 3	R: 0 E: 0 K: 1 S: 5 H: 1 LOB: 0 BB: 0 P: 5	R: 2 E: 0 K: 0 S: 5 H: 2 LOB: 0 BB: 0 P: 5	R: 0 E: 0 K: 0 S: 3 H: 0 LOB: 1 BB: 1 P: 7	1B: 5 2B: 1 3B: 1 HR: 3 SF: 0 SAC: 0 DP: 0 HBP: 0	WP: 0 PB: 0 SB: 0 CS: 1 PA: 40					

PITCHER		IP	WLS	BF	H	R	ER	SO	BB	IBB	HBP	BLK	WP	HR	S	P	ERA	WHIP
Jack Urban, R ERA: 5.63	(1, 1)	3.1	L	17	5	5	5	3	2	0	0	0	0	2	21	29	13.50	2.100
Wally Burnette, R ERA: 3.49	(4, 1)	2.2		11	2	1	1	1	1	0	0	0	0	0	12	16	3.38	1.125
Bob Grim, R ERA: 5.33	(7, 1)	3.0		12	3	2	2	1	1	0	0	0	0	1	13	17	6.00	1.333

PITCHER	IP	WLS	BF	H	R	ER	SO	BB	IBB	HBP	BLK	WP	HR	S	P	ERA	WHIP

TOP

New York Yankees @ Kansas City Athletics

Municipal Stadium, Kansas City, MO

Sat Jun 28 1958, 8:05 PM EDT
Att. 31,395 - Unknown - 83 F

livebaseballscorecards.com

AB	36
R	8
H	10
RBI	8
BB	4
SO	5
LOB	13

Batter	1	2	3	4	5	6	7	8	9	AB	R	H	RBI	BB	SO	LOB
Bill Tuttle, R (1, 8) OBP: 0.351, SLG: 0.365	L6		2-3			F9			BB	3	0	0	0	1	0	0
Roger Maris, L (1, 9) OBP: 0.290, SLG: 0.392	K			K			G6-4-3 1B		L6	4	0	1	0	0	2	1
Hector Lopez, R (1, 4) OBP: 0.326, SLG: 0.409	K			F8			G6-4-3 1-2f		K	4	0	0	0	0	2	2
Bob Cerv, R (1, 7) OBP: 0.386, SLG: 0.632		4-3 1B		K			1B			3	0	2	0	0	1	0
Hal Smith, R (1, 2) OBP: 0.256, SLG: 0.410		F9			K		4-3			3	0	0	0	0	1	2
Harry Simpson, L (1, 3) OBP: 0.327, SLG: 0.382		4-3 1-2			6-3			4-3		3	0	0	0	0	0	1
Chico Carrasquel, R (1, 5) OBP: 0.308, SLG: 0.323		F9			L6			G6-4-3 BB		2	0	0	0	1	0	1
Joe Demaestri, R (1, 6) OBP: 0.247, SLG: 0.261			5-3			6-3		G6-4-3 1-2f		3	0	0	0	0	0	1
Jack Urban, R (1, 1) OBP: 0.267, SLG: 0.241			K			K			6-3	1	0	0	0	0	1	0
Wally Burnette, R (4, 1) OBP: 0.286, SLG: 0.167										0	0	0	0	0	0	0
Mike Baxes, R (6, PH) OBP: 0.306, SLG: 0.293										1	0	0	0	0	1	0
Bob Grim, R (7, 1)										0	0	0	0	0	0	0
Harry Chiti, R (9, PH) OBP: 0.327, SLG: 0.444										1	0	0	0	0	0	0
Inning Stats	R: 0 E: 0 K: 2 S: 7 H: 0 LOB: 0 BB: 0 P: 7	R: 0 E: 0 K: 0 S: 4 H: 1 LOB: 1 BB: 0 P: 4	R: 0 E: 0 K: 1 S: 5 H: 0 LOB: 0 BB: 0 P: 5	R: 0 E: 0 K: 2 S: 7 H: 0 LOB: 0 BB: 0 P: 7	R: 0 E: 0 K: 1 S: 5 H: 0 LOB: 0 BB: 0 P: 5	R: 0 E: 0 K: 1 S: 5 H: 0 LOB: 0 BB: 0 P: 5	R: 0 E: 0 K: 0 S: 4 H: 2 LOB: 1 BB: 0 P: 4	R: 0 E: 0 K: 0 S: 2 H: 0 LOB: 0 BB: 1 P: 6	R: 0 E: 0 K: 1 S: 5 H: 0 LOB: 1 BB: 1 P: 9	1B: 3 2B: 0 3B: 0 HR: 0	SF: 0 SAC: 0 DP: 2 HBP: 0						

PITCHER	IP	WLS	BF	H	R	ER	SO	BB	IBB	HBP	BLK	WP	HR	S	P	ERA	WHIP
Whitey Ford, L (1, 1) ERA: 1.53	9.0	W	30	3	0	0	8	2	0	0	0	0	0	44	52	0.00	0.556

PITCHER	IP	WLS	BF	H	R	ER	SO	BB	IBB	HBP	BLK	WP	HR	S	P	ERA	WHIP

BOTTOM

New York Yankees @ Kansas City Athletics

Municipal Stadium, Kansas City, MO

Sat Jun 28 1958, 8:05 PM EDT

Att. 31,395 - Unknown - 83 F

livebaseballscorecards.com

AB	28
R	0
H	3
RBI	0
BB	2
SO	8
LOB	8

WP: 0 PA: 30
PB: 0
SB: 0
CS: 0

Batter	1	2	3	4	5	6	7	8	9	AB	R	H	RBI	BB	SO	LOB
Elston Howard, R (1, 9) OBP: 0.366, SLG: 0.607	HR 1B	K		SH1-3 1-2		G3 E 1B		5-3		4	1	2	0	0	1	1
Tony Kubek, L (1, 6) OBP: 0.305, SLG: 0.327	F7		E4 1B PB	F8		FC2 G3 1-2		G3		5	1	0	0	0	0	3
Mickey Mantle, S (1, 8) OBP: 0.406, SLG: 0.496	1-H HR		F7	BB		K		5-3		4	1	1	2	1	1	3
Gil McDougald, R (1, 4) OBP: 0.395, SLG: 0.439	CS BB		PB 1B 1-3 1B	F3		G3 1-2 2-3			FC6-4 1B	4	1	2	0	1	0	4
Bill Skowron, R (1, 3) OBP: 0.332, SLG: 0.445	1-2 BB		1B SF7 1-2 3-H BB		1B FC6-4 1B	F6			FC6-4 1-2f	3	2	1	0	2	0	3
Yogi Berra, L (1, 2) OBP: 0.289, SLG: 0.440	F8		1-3 2-H 1B		FC6-4 1-3 1B		3-1		F7	5	0	2	1	0	0	2
Norm Siebern, L (1, 7) OBP: 0.320, SLG: 0.399		4-3	SF7 3-H		F6		F9		F8	4	0	0	1	0	0	3
Andy Carey, R (1, 5) OBP: 0.358, SLG: 0.530		FC6-4 1B	F7		FC6-4 1-2f 3-H		2B			4	0	2	1	0	0	2
Bob Turley, R (1, 1) OBP: 0.174, SLG: 0.167 Duke Maas, R (4, 1) OBP: 0.182, SLG: 0.238 Bobby Shantz, R (5, 1) OBP: 0.409, SLG: 0.500 Art Ditmar, R (5, 1) OBP: 0.273, SLG: 0.273 Virgil Trucks, R (6, 1) Hank Bauer, R (7, PH) OBP: 0.327, SLG: 0.448 Ryne Duren, R (7, 1)		FC6-4 1-2f		SH1-3 1B	K		F4			2 1 0 0 0 1 0	0 0 0 0 0 0 0	1 0 0 0 0 0 0	0 0 0 0 0 0 0	0 1 0 0 0 0 0	0 1 0 0 0 0 0	1 1 0 0 0 1 0
Inning Stats	R: 2 E: 0 K: 0 S: 4 H: 2 LOB: 1 BB: 2 P: 12	R: 0 E: 0 K: 1 S: 6 H: 1 LOB: 1 BB: 0 P: 6	R: 3 E: 1 K: 0 S: 6 H: 2 LOB: 1 BB: 1 P: 10	R: 0 E: 0 K: 0 S: 4 H: 1 LOB: 2 BB: 1 P: 8	R: 1 E: 0 K: 1 S: 7 H: 2 LOB: 1 BB: 0 P: 7	R: 0 E: 1 K: 1 S: 7 H: 1 LOB: 2 BB: 0 P: 7	R: 0 E: 0 K: 0 S: 4 H: 1 LOB: 1 BB: 0 P: 4	R: 0 E: 0 K: 0 S: 3 H: 0 LOB: 0 BB: 0 P: 3	R: 0 E: 0 K: 0 S: 4 H: 1 LOB: 1 BB: 0 P: 4	1B: 9 2B: 1 3B: 0 HR: 1	SF: 1 SAC: 1 DP: 0 HBP: 0					

TOP

New York Yankees @ Kansas City Athletics

Municipal Stadium, Kansas City, MO

Sun Jun 29 1958, 4:33 AM EDT
Att. 30,606 - Sunny - 87 F

livebaseballscorecards.com

AB	37
R	6
H	11
RBI	5
BB	4
SO	3
LOB	24

WP: 0 PA: 43
PB: 1
SB: 0
CS: 1

PITCHER		IP	WLS	BF	H	R	ER	SO	BB	IBB	HBP	BLK	WP	HR	S	P	ERA	WHIP
Ralph Terry, R ERA: 4.36	(1, 1)	2.1		13	4	4	3	1	2	0	0	0	0	1	13	21	11.57	2.571
Ray Herbert, R ERA: 3.75	(3, 1)	1.2		9	2	1	0	0	2	0	0	0	0	0	7	15	0.00	2.400
Dick Tomanek, L ERA: 4.76	(5, 1)	5.0	W	21	5	1	1	2	0	0	0	0	0	0	25	25	1.80	1.000

PITCHER	IP	WLS	BF	H	R	ER	SO	BB	IBB	HBP	BLK	WP	HR	S	P	ERA	WHIP

Batter	1	2	3	4	5	6	7	8	9	AB	R	H	RBI	BB	SO	LOB
Bill Tuttle, R (1, 8) OBP: 0.351, SLG: 0.361	L6		1-3	K		K	BB	1B		5	1	1	1	1	2	3
Roger Maris, L (1, 9) OBP: 0.299, SLG: 0.412	F5			HR 1B	BB 1B 1B	HR	1B 1-2 2-H	F8		6	3	4	2	0	0	1
Preston Ward, L (1, 5) OBP: 0.362, SLG: 0.461	K			F6	F8	HBP 1B 2B	1B 1-2 2-H			5	1	2	1	0	1	2
Bob Cerv, R (1, 7) OBP: 0.386, SLG: 0.626		K		F9	BB 1B 1-2 1B	1B HBP IBB	K			4	1	1	0	1	2	3
Hector Lopez, R (1, 4) OBP: 0.331, SLG: 0.420		K		HR 1-H	1B 1-4-3 BB 1-2 2-3	1B HBP 1-2 2-3	K			3	2	1	2	1	2	2
Harry Simpson, L (1, 3) OBP: 0.349, SLG: 0.398		1B		1B BB	1-4-3 1B 1-3 2-H 3-H	1B 1-2 2-3 3-H		F9		4	1	3	3	1	0	0
Frank House, L (1, 2) OBP: 0.275, SLG: 0.323 Harry Chiti, R (5, PH) OBP: 0.319, SLG: 0.431 (6, 2)	5-3			BB 1B 1-2 1B	1-4-3 1-2 3-H	F2		E4 WP E		2 3	0 1	1 0	0 1	0 0	0 0	1 4
Joe Demaestri, R (1, 6) OBP: 0.251, SLG: 0.264			5-3	BB 1-2 2-H 1B	5-3		K	E1 1B 2-H		5	1	2	2	0	1	1
Ralph Terry, R (1, 1) OBP: 0.118, SLG: 0.118 Ray Herbert, R (3, 1) OBP: 0.300, SLG: 0.278 Bob Martyn, L (4, PH) OBP: 0.362, SLG: 0.434 Dick Tomanek, L (5, 1) OBP: 0.190, SLG: 0.263			F5	BB 1-2 2-3		F9	BB 1B BB	L6		0 1 0 2	0 0 0 1	0 0 0 0	0 0 0 1	0 0 1 0	0 0 0 1	0 0 0 1
Inning Stats	R: 0 E: 0 K: 1 S: 5 H: 0 LOB: 0 BB: 0 P: 5	R: 0 E: 0 K: 2 S: 8 H: 1 LOB: 1 BB: 0 P: 8	R: 0 E: 0 K: 0 S: 3 H: 0 LOB: 0 BB: 0 P: 3	R: 3 E: 0 K: 1 S: 9 H: 4 LOB: 3 BB: 2 P: 17	R: 3 E: 0 K: 0 S: 6 H: 3 LOB: 1 BB: 1 P: 10	R: 2 E: 0 K: 1 S: 8 H: 3 LOB: 3 BB: 1 P: 13	R: 2 E: 0 K: 3 S: 11 H: 2 LOB: 2 BB: 2 P: 19	R: 2 E: 2 K: 0 S: 6 H: 2 LOB: 1 BB: 0 P: 6		1B: 12 2B: 1 3B: 0 HR: 2 SF: 0 SAC: 0 DP: 0 HBP: 1						

PITCHER		IP	WLS	BF	H	R	ER	SO	BB	IBB	HBP	BLK	WP	HR	S	P	ERA	WHIP
Bob Turley, R ERA: 2.52	(1, 1)	3.2		18	5	3	3	3	2	0	0	0	0	1	22	30	7.36	1.909
Duke Maas, R ERA: 4.29	(4, 1)	0.2		5	2	3	3	1	1	0	0	0	0	0	6	10	40.50	4.500
Bobby Shantz, L ERA: 3.44	(5, 1)	0.1		2	1	0	0	0	0	0	0	0	0	0	2	2	0.00	3.000
Art Ditmar, R ERA: 2.63	(5, 1)	1.0	L	8	3	2	2	1	0	1	1	0	0	1	8	13	18.00	3.000
Virgil Trucks, R ERA: 3.57	(6, 1)	0.1		1	0	0	0	0	0	0	0	0	0	0	1	1	0.00	0.000

PITCHER		IP	WLS	BF	H	R	ER	SO	BB	IBB	HBP	BLK	WP	HR	S	P	ERA	WHIP
Ryne Duren, R ERA: 1.56	(7, 1)	2.0		13	4	4	2	3	2	0	0	0	1	0	17	25	9.00	3.000

BOTTOM

New York Yankees @ Kansas City Athletics

Municipal Stadium, Kansas City, MO

Sun Jun 29 1958, 4:33 AM EDT
Att. 30,606 - Sunny - 87 F

livebaseballscorecards.com

AB	40
R	12
H	15
RBI	12
BB	6
SO	8
LOB	18

WP: 1 PA: 47
PB: 0
SB: 0
CS: 0

TOP

Kansas City Athletics @ Detroit Tigers

Briggs Stadium, Detroit, MI

Mon Jun 30 1958, 4:33 AM EDT

Att. 6,200 - Unknown

livebaseballscorecards.com

Batter	1	2	3	4	5	6	7	8	9	AB	R	H	RBI	BB	SO	LOB
Bill Tuttle, R (1, 8) OBP: 0.348, SLG: 0.358	0-0 1B SF8 1B	0-0 L9		SSS 0-3 K 1-2 2-3		0-0 L7		0-0 L9		5	1	1	0	0	1	7
Roger Maris, L (1, 9) OBP: 0.297, SLG: 0.408	0-0 F8-3 1-3 1B		0-0 F4	0-0 G3			0-0 L9		0-0 L9	5	0	1	0	0	0	3
Preston Ward, L (1, 5) OBP: 0.354, SLG: 0.452	0-0 SF8 3-H		0-0 6-3		0-0 L9		SSS 0-3 K		0-0 F4	4	0	0	1	0	1	0
Bob Cery, R (1, 7) OBP: 0.386, SLG: 0.633 Whitey Herzog, L (9, 7) OBP: 0.275, SLG: 0.147	0-0 F8-3 1-2		0-0 4-3		SSS 0-3 K		0-0 1B		0-0 HR	5 0	1 0	2 0	1 0	0 0	1 0	1 0
Hector Lopez, R (1, 4) OBP: 0.332, SLG: 0.419		0-0 1B E 1B		0-0 1B 1B	0-0 F7		0-0 L9		0-0 F8	5	2	2	0	0	0	1
Harry Simpson, L (1, 3) OBP: 0.364, SLG: 0.443		0-0 F7		0-0 HBP 1-3 1B		0-0 HR		0-0 2B FC6-3 1B		4	2	3	1	0	0	1
Frank House, L (1, 2) OBP: 0.279, SLG: 0.320 Harry Chiti, R (4, PR) OBP: 0.322, SLG: 0.433 (4, 2)		0-0 F7		H 1-0 FC1-5 1B 1-2 HBP		0-0 SH1-3 1B		0-0 L9		1 2	0 0	0 1	0 0	0 0	0 0	1 1
Joe Demaestri, R (1, 6) OBP: 0.262, SLG: 0.281		0-0 E 1-3 1B		0-0 S FC1-5 1-2 2-H 3-H 1B		0-0 SH1-3 1-2		0-0 1-3 2B		3	0	3	2	0	0	0
Jack Urban, R (1, 1) OBP: 0.250, SLG: 0.226 Bob Martyn, L (6, PH) OBP: 0.359, SLG: 0.431 Tom Gorman, R (6, 1) OBP: 0.111, SLG: 0.111 Murry Dickson, R (9, 1) OBP: 0.286, SLG: 0.368		0-0 E6 1-2 3-H		0-0 FC1-5 S 1-2 2-3f		SSS 0-3 K		0-0 FC6-3 3-H		2 1 1 0	0 0 0 0	0 0 0 0	0 0 0 0	0 1 0 0	0 1 0 0	3 1 2 0
Inning Stats	R: 1 E: 0 K: 0 S: 4 H: 2 LOB: 0 BB: 0 P: 4	R: 1 E: 1 K: 0 S: 6 H: 2 LOB: 2 BB: 0 P: 6	R: 0 E: 0 K: 0 S: 3 H: 0 LOB: 0 BB: 0 P: 3	R: 2 E: 0 K: 1 S: 8 H: 3 LOB: 3 BB: 0 P: 9	R: 0 E: 0 K: 1 S: 5 H: 0 LOB: 0 BB: 0 P: 5	R: 1 E: 0 K: 1 S: 7 H: 2 LOB: 1 BB: 0 P: 7	R: 0 E: 0 K: 1 S: 6 H: 1 LOB: 1 BB: 0 P: 6	R: 0 E: 0 K: 0 S: 5 H: 2 LOB: 2 BB: 0 P: 5	R: 1 E: 0 K: 0 S: 4 H: 1 LOB: 0 BB: 0 P: 4	1B: 10 2B: 2 3B: 0 HR: 2	SF: 1 SAC: 1 DP: 1 HBP: 1						

	AB	38
	R	6
	H	13
	RBI	5
	BB	0
	SO	4
	LOB	21

WP: 0 PB: 0 SB: 2 CS: 0 PA: 41

PITCHER		IP	WLS	BF	H	R	ER	SO	BB	IBB	HBP	BLK	WP	HR	S	P	ERA	WHIP
George Susce, R ERA: 3.12	(1, 1)	3.0		17	7	4	3	0	0	0	1	0	0	0	16	17	9.00	2.333
Herb Moford, R ERA: 4.86	(4, 1)	3.0		11	2	1	1	3	0	0	0	0	0	1	17	17	3.00	0.667
Billy Hoeft, L ERA: 3.87	(7, 1)	3.0	W	13	4	1	1	1	0	0	0	0	0	1	15	15	3.00	1.333

PITCHER	IP	WLS	BF	H	R	ER	SO	BB	IBB	HBP	BLK	WP	HR	S	P	ERA	WHIP

Batter	1	2	3	4	5	6	7	8	9	AB	R	H	RBI	BB	SO	LOB
Frank Bolling, R (1, 4) OBP: 0.358, SLG: 0.397	2B 2B	BBB S 1-2 2-3 BB		5-3			F9 FC9-2 2B		1B 1-2 E 1B	4	2	3	0	1	0	1
Ozzie Virgil, R (1, 5) OBP: 0.279, SLG: 0.360 Reno Bertoia, R (9, PR) OBP: 0.271, SLG: 0.307	E 2-H 2B	4-3 1-2 2-3 3-H			F8		F9 2-3		E 1-2 2-3 1B	5 0	1 1	2 0	1 0	0 0	0 0	3 0
Harvey Kuenn, R (1, 8) OBP: 0.367, SLG: 0.491	L6		F7		F9		FC9-2 3-H		E5 1-H 2-H 3-H	5	0	0	1	0	0	2
Gail Harris, L (1, 3) OBP: 0.386, SLG: 0.521	E3 2-H		F7		3B			L3		4	0	1	0	0	0	0
Al Kaline, R (1, 9) OBP: 0.362, SLG: 0.502	L5-3		L4-3		L4			L3		4	0	0	0	0	0	1
Charlie Maxwell, L (1, 7) OBP: 0.347, SLG: 0.369		SSS K		E4 1B 1B 1B		WP SH3-4 1B		2B		4	1	3	0	0	1	0
Billy Martin, R (1, 6) OBP: 0.300, SLG: 0.394		BB 1B S 1B		CS 1B 2-3 1B		SH3-4 1-2		F2		3	1	2	0	0	0	1
Red Wilson, R (1, 2) OBP: 0.386, SLG: 0.400 Tito Francona, L (9, PH) OBP: 0.327, SLG: 0.329		S BB 1-2 1B		CS 1-2 3-H 1B		F7 2-3			1B 1B E 1B	3 1	0 1	2 1	1 0	0 0	0 0	1 0
George Susce, R (1, 1) OBP: 0.100, SLG: 0.200 Herb Moford, R (4, 1) Bob Hazle, L (6, PH) OBP: 0.316, SLG: 0.226 Billy Hoeft, L (7, 1) OBP: 0.393, SLG: 0.520 Gus Zernial, R (9, PH) OBP: 0.293, SLG: 0.486		F9		SSS K 1-2 2-3		SSS K			F8	1 1 1 0 1	0 0 0 0 0	0 0 0 0 0	0 0 0 0 0	0 1 1 0 1	0 2 1 0 1	2 2 1 0 1
Inning Stats	R: 2 E: 1 K: 0 S: 5 H: 2 LOB: 0 BB: 0 P: 5	R: 1 E: 0 K: 1 S: 7 H: 2 LOB: 2 BB: 1 P: 11	R: 0 E: 0 K: 0 S: 3 H: 0 LOB: 0 BB: 0 P: 3	R: 1 E: 1 K: 1 S: 7 H: 3 LOB: 1 BB: 0 P: 7	R: 0 E: 0 K: 0 S: 4 H: 1 LOB: 1 BB: 0 P: 4	R: 0 E: 0 K: 1 S: 6 H: 1 LOB: 1 BB: 0 P: 6	R: 0 E: 0 K: 0 S: 3 H: 1 LOB: 0 BB: 0 P: 3	R: 0 E: 0 K: 0 S: 4 H: 1 LOB: 1 BB: 0 P: 4	R: 3 E: 1 K: 0 S: 5 H: 3 LOB: 1 BB: 0 P: 5	1B: 9 2B: 6 3B: 1 HR: 0 SF: 0 SAC: 1 DP: 2 HBP: 0						

PITCHER	IP	WLS	BF	H	R	ER	SO	BB	IBB	HBP	BLK	WP	HR	S	P	ERA	WHIP
Jack Urban, R (1, 1) ERA: 5.62	5.0		23	8	4	3	2	1	0	0	0	0	0	26	30	5.40	1.800
Tom Gorman, R (6, 1) ERA: 3.61	3.1	L	15	6	3	1	1	0	0	0	0	1	0	17	17	2.70	1.800
Murry Dickson, R (9, 1) ERA: 2.82	0.0		1	0	0	0	0	0	0	0	0	0	0	1	1	∞	∞

PITCHER	IP	WLS	BF	H	R	ER	SO	BB	IBB	HBP	BLK	WP	HR	S	P	ERA	WHIP

BOTTOM

Kansas City Athletics @ Detroit Tigers

Briggs Stadium, Detroit, MI

Mon Jun 30 1958, 4:33 AM EDT

Att. 6,200 - Unknown

livebaseballscorecards.com

AB	37
R	7
H	14
RBI	3
BB	1
SO	3
LOB	15

WP: 1	PA: 39		
PB: 0			
SB: 3			
CS: 2			

Batter	1	2	3	4	5	6	7	8	9	AB	R	H	RBI	BB	SO	LOB
Bill Tuttle, R (1, 8) OBP: 0.347, SLG: 0.357	S S S 0-3 ① K		S S S 0-3 ② K 1-3			x 0-0 1B 1B FC1-2 1B	x 0-0 ② F8			4	0	1	0	0	2	1
Roger Maris, L (1, 9) OBP: 0.297, SLG: 0.405	S S S 0-3 ② K		x 0-0 ③ 3-1			x 0-0 FC1-2 1B 1-2 1B 1B	x 0-0 ③ F8			4	1	1	0	0	1	1
Preston Ward, L (1, 5) OBP: 0.352, SLG: 0.448	S S S 0-3 ③ K			x 0-0 ① 3-1		x 0-0 FC1-2 1B 1-2 2-3 1B		x 0-0 ① L9		4	1	1	0	0	1	0
Bob Cery, R (1, 7) OBP: 0.384, SLG: 0.639 Whitey Herzog, L (8, 7) OBP: 0.275, SLG: 0.147		x 0-0 ① 6-3		x 0-0 HR		x 0-0 ① FC1-2 S 1B 1B 1-2 2-3 3-Hf		S S S 0-3 ② K		4 0	2 0	1 0	1 0	0 0	1 0	3 0
Hector Lopez, R (1, 4) OBP: 0.331, SLG: 0.417		x 0-0 ② F8		x 0-0 ② G3		x 0-0 S 1B 1B 1-2 2-H 3-H		x 0-0 ③ F5		4	1	1	2	0	0	0
Harry Simpson, L (1, 3) OBP: 0.360, SLG: 0.436		x 0-0 1B		x 0-0 ③ F7		S S S 0-3 ② K 1-2 2-3			x 0-0 ① L7	4	0	1	0	0	1	2
Harry Chiti, R (1, 2) OBP: 0.320, SLG: 0.426		x 0-0 ③ F3			x 0-0 ① 5-3	x 0-0 2-H 3-H 1B			x 0-0 ② 1-3	4	0	1	2	0	0	1
Joe Demaestri, R (1, 6) OBP: 0.257, SLG: 0.275			x 0-0 ① 6-3		S S S 0-3 ② K	x 0-0 ③ F7			x 0-0 ③ 6-3	4	0	0	0	0	1	1
Ned Garver, R (1, 1) OBP: 0.143, SLG: 0.146			x 0-0 E 1B		x 0-0 ③ 4-3		x 0-0 ① B5-3			3	0	1	0	0	0	0
Inning Stats	R: 0 H: 0 E: 0 LOB: 0 K: 3 BB: 0 S: 9 P: 9	R: 0 H: 1 E: 0 LOB: 1 K: 0 BB: 0 S: 4 P: 4	R: 0 H: 1 E: 1 LOB: 1 K: 1 BB: 0 S: 6 P: 6	R: 1 H: 1 E: 0 LOB: 0 K: 0 BB: 0 S: 4 P: 4	R: 0 H: 0 E: 0 LOB: 0 K: 1 BB: 0 S: 5 P: 5	R: 4 H: 5 E: 0 LOB: 1 K: 1 BB: 0 S: 10 P: 10	R: 0 H: 0 E: 0 LOB: 0 K: 0 BB: 0 S: 3 P: 3	R: 0 H: 0 E: 0 LOB: 0 K: 1 BB: 0 S: 5 P: 5	R: 0 H: 0 E: 0 LOB: 0 K: 0 BB: 0 S: 3 P: 3	1B: 7 SF: 0 2B: 0 SAC: 0 3B: 0 DP: 0 HR: 1 HBP: 0						WP: 0 PA: 35 PB: 0 SB: 2 CS: 0	

PITCHER		IP	WLS	BF	H	R	ER	SO	BB	IBB	HBP	BLK	WP	HR	S	P	ERA	WHIP
Frank Lary, R ERA: 2.69	(1, 1)	5.1	L	23	7	5	5	5	0	0	0	0	0	1	33	33	8.44	1.312
Herm Wehmeier, R ERA: 6.5	(6, 1)	2.2		9	1	0	0	2	0	0	0	0	0	0	13	13	0.00	0.375
Bill Fischer, R ERA: 7.06	(9, 1)	1.0		3	0	0	0	0	0	0	0	0	0	0	3	3	0.00	0.000

PITCHER	IP	WLS	BF	H	R	ER	SO	BB	IBB	HBP	BLK	WP	HR	S	P	ERA	WHIP

TOP

Kansas City Athletics @ Detroit Tigers

Briggs Stadium, Detroit, MI

Tue Jul 01 1958, 7:05 PM EDT

Att. 23,546 - Unknown

livebaseballscorecards.com

AB	35
R	5
H	8
RBI	5
BB	0
SO	7
LOB	9

BOTTOM

Kansas City Athletics @ Detroit Tigers

Briggs Stadium, Detroit, MI

Tue Jul 01 1958, 7:05 PM EDT

Att. 23,546 - Unknown

livebaseballscorecards.com

Batter	1	2	3	4	5	6	7	8	9	AB	R	H	RBI	BB	SO	LOB
Frank Bolling, R (1, 4) OBP: 0.353, SLG: 0.391	1-3		F4			L7		F2		4	0	0	0	0	0	0
Ozzie Virgil, R (1, 5) OBP: 0.296, SLG: 0.375	6-3 1B		5-3			1B		1B		4	0	3	0	0	0	0
Harvey Kuenn, R (1, 8) OBP: 0.365, SLG: 0.487	6-3 1-2			6-3		K		1-3 1B		4	0	1	0	0	1	2
Gail Harris, L (1, 3) OBP: 0.375, SLG: 0.504	1-3			K		G3		F8		4	0	0	0	0	1	4
Al Kaline, R (1, 9) OBP: 0.360, SLG: 0.496		BBBB FC6-4 BB		L7			L8		L6-3	3	0	0	0	1	0	0
Tito Francona, L (1, 7) OBP: 0.319, SLG: 0.319		F8			L3		F7		K	4	0	0	0	0	1	1
Billy Martin, R (1, 6) OBP: 0.295, SLG: 0.388		K			5-3		F7		F8	4	0	0	0	0	1	1
Red Wilson, R (1, 2) OBP: 0.385, SLG: 0.392		FC6-4 1-2f			BBBB			F9		2	0	0	0	1	0	1
Frank Lary, R (1, 1) OBP: 0.167, SLG: 0.150 Herm Wehmeier, R (6, 1) OBP: 0.167, SLG: 0.333 Bob Hazle, L (8, PH) OBP: 0.323, SLG: 0.271 Bill Fischer, R (9, 1) OBP: 0.250, SLG: 0.286			6-3		K			HR		2 0 1 0	0 0 1 0	0 0 1 0	0 0 1 0	0 0 0 0	1 0 0 0	1 0 0 0
Inning Stats	R: 0 E: 0 K: 0 S: 4 H: 1 LOB: 1 BB: 0 P: 4	R: 0 E: 0 K: 1 S: 5 H: 0 LOB: 1 BB: 1 P: 9	R: 0 E: 0 K: 0 S: 3 H: 0 LOB: 0 BB: 0 P: 3	R: 0 E: 0 K: 1 S: 5 H: 0 LOB: 0 BB: 0 P: 5	R: 0 E: 0 K: 1 S: 5 H: 0 LOB: 1 BB: 1 P: 9	R: 0 E: 0 K: 1 S: 6 H: 1 LOB: 1 BB: 0 P: 6	R: 0 E: 0 K: 0 S: 3 H: 0 LOB: 0 BB: 0 P: 3	R: 1 E: 0 K: 0 S: 6 H: 3 LOB: 2 BB: 0 P: 6	R: 0 E: 0 K: 1 S: 5 H: 0 LOB: 0 BB: 0 P: 5	1B: 4 2B: 0 3B: 0 HR: 1 SF: 0 SAC: 0 DP: 0 HBP: 0						

	AB	32
	R	1
	H	5
	RBI	1
	BB	2
	SO	5
	LOB	10

WP: 0 PA: 34
PB: 0
SB: 0
CS: 0

PITCHER		IP	WLS	BF	H	R	ER	SO	BB	IBB	HBP	BLK	WP	HR	S	P	ERA	WHIP
Ned Garver, R ERA: 3.36	(1, 1)	9.0	W	34	5	1	1	5	2	0	0	0	0	1	42	50	1.00	0.778

PITCHER	IP	WLS	BF	H	R	ER	SO	BB	IBB	HBP	BLK	WP	HR	S	P	ERA	WHIP

Batter	1	2	3	4	5	6	7	8	9	AB	R	H	RBI	BB	SO	LOB
Chico Carrasquel, R (1, 5) OBP: 0.307, SLG: 0.318	B B B B 4-0 G3 BB		S S S 0-3 ② K			x 0-0 ① 4-3		S S S 0-3 ② K		3	0	0	0	1	2	2
Bill Tuttle, R (1, 8) OBP: 0.342, SLG: 0.351	x 0-0 ① F8		S S S 0-3 ③ K			x 0-0 ② 4-3		x 0-0 ③ 4-3		4	0	0	0	0	1	3
Roger Maris, L (1, 9) OBP: 0.300, SLG: 0.404	x 0-0 ② G3 1-2			x 0-0 1B		x 0-0 ③ L3			B B B B 4-0 G6-3 BB BB	3	0	1	0	1	0	1
Preston Ward, L (1, 7) OBP: 0.355, SLG: 0.446	S S S 0-3 ③ K			x 0-0 ① F5			x 0-0 FC4-6 1B		B B B B 4-0 G6-3 1-2 BB	3	0	1	0	1	1	2
Hector Lopez, R (1, 4) OBP: 0.327, SLG: 0.411		x 0-0 ① 6-3		x 0-0 ② F8			x 0-0 ① F3		x 0-0 ① ② G6-3 1-2f 2-3	4	0	0	0	0	0	4
Harry Simpson, L (1, 3) OBP: 0.347, SLG: 0.419		x 0-0 ② 4-3		x 0-0 ③ L4			x 0-0 ② FC4-6 1-2f		x 0-0 ③ L4	4	0	0	0	0	0	3
Harry Chiti, R (1, 2) OBP: 0.312, SLG: 0.414		x 0-0 ③ F5			x 0-0 ① L9		x 0-0 ③ L9			3	0	0	0	0	0	1
Joe Demaestri, R (1, 6) OBP: 0.258, SLG: 0.281			x 0-0 ① L5		x 0-0 ② L9			x 0-0 2B		3	0	1	0	0	0	0
Ralph Terry, R (1, 1) OBP: 0.139, SLG: 0.167 Whitey Herzog, L (8, PH) OBP: 0.268, SLG: 0.143 Walt Craddock, R (8, 1)			x 0-0 2B		x 0-0 ③ 5-3			S S S 0-3 ① K		2 1 0	0 0 0	1 0 0	0 0 0	0 0 0	0 1 0	0 1 0
Inning Stats	R: 0 H: 0 E: 0 LOB: 1 K: 1 BB: 1 S: 5 P: 9	R: 0 H: 0 E: 0 LOB: 0 K: 0 BB: 0 S: 3 P: 3	R: 0 H: 1 E: 0 LOB: 1 K: 2 BB: 0 S: 8 P: 8	R: 0 H: 1 E: 0 LOB: 1 K: 0 BB: 0 S: 4 P: 4	R: 0 H: 0 E: 0 LOB: 0 K: 0 BB: 0 S: 3 P: 3	R: 0 H: 0 E: 0 LOB: 0 K: 0 BB: 0 S: 3 P: 3	R: 0 H: 1 E: 0 LOB: 1 K: 0 BB: 0 S: 4 P: 4	R: 0 H: 1 E: 0 LOB: 1 K: 2 BB: 0 S: 8 P: 8	R: 0 H: 0 E: 0 LOB: 1 K: 0 BB: 2 S: 2 P: 10	1B: 2 SF: 0 2B: 2 SAC: 0 3B: 0 DP: 1 HR: 0 HBP: 0						

TOP

Kansas City Athletics @ Detroit Tigers

Briggs Stadium, Detroit, MI

Wed Jul 02 1958, 4:33 AM EDT

Att. 7,282 - Unknown

livebaseballscorecards.com

AB	30
R	0
H	4
RBI	0
BB	3
SO	5
LOB	17

PITCHER		IP	WLS	BF	H	R	ER	SO	BB	IBB	HBP	BLK	WP	HR	S	P	ERA	WHIP
Jim Bunning, R ERA: 3.63	(1, 1)	9.0	W	33	4	0	0	5	3	0	0	0	0	0	40	52	0.00	0.778

PITCHER		IP	WLS	BF	H	R	ER	SO	BB	IBB	HBP	BLK	WP	HR	S	P	ERA	WHIP

Batter	1	2	3	4	5	6	7	8	9	AB	R	H	RBI	BB	SO	LOB
Harvey Kuenn, R (1, 8) OBP: 0.365, SLG: 0.485	F8		FC5-4 1B 2B 1-2f		S 1B		SH1-3 1-2			3	1	1	0	0	0	1
Ozzie Virgil, R (1, 5) OBP: 0.304, SLG: 0.380	F8		2B 1-2 1B		L8 1-2		L4-6-3 2-3 1B			4	0	2	0	0	0	1
Al Kaline, R (1, 9) OBP: 0.362, SLG: 0.500	1B		1-3 2-H 2B		L4-3		L4-6-3 1-2			4	0	2	1	0	0	3
Gail Harris, L (1, 3) OBP: 0.371, SLG: 0.520	F5		F2			HR		K		4	1	1	1	0	1	3
Charlie Maxwell, L (1, 7) OBP: 0.346, SLG: 0.369		E4 1B 1B	4-3			K		E 1B 1B		3	1	1	0	0	1	2
Johnny Groth, R (8, PH) (9, 7) OBP: 0.385, SLG: 0.483										1	1	1	0	0	0	0
Frank Bolling, R (1, 4) OBP: 0.352, SLG: 0.389		F8		F2		5-3		E5 1-H 1B 1B		4	1	1	0	0	0	1
Billy Martin, R (1, 6) OBP: 0.298, SLG: 0.389		2-H 1B		6-3		FC5-4 1B		K		4	0	2	1	0	1	1
Jim Hegan, R (1, 2) OBP: 0.262, SLG: 0.263		5-3		L6		FC5-4 1-2f		2-H 1B		4	0	1	1	0	0	1
Jim Bunning, R (1, 1) OBP: 0.219, SLG: 0.258			FC5-4 1B		4-3		1B SH1-3 1B	F8		4	0	2	0	0	0	1
Inning Stats	R: 0 H: 1 E: 0 LOB: 1 K: 0 BB: 0 S: 4 P: 4	R: 1 H: 2 E: 1 LOB: 0 K: 0 BB: 0 S: 4 P: 4	R: 1 H: 3 E: 0 LOB: 2 K: 0 BB: 0 S: 6 P: 6	R: 0 H: 0 E: 0 LOB: 0 K: 0 BB: 0 S: 3 P: 3	R: 0 H: 1 E: 0 LOB: 1 K: 0 BB: 0 S: 4 P: 4	R: 1 H: 2 E: 0 LOB: 1 K: 1 BB: 0 S: 7 P: 7	R: 0 H: 2 E: 0 LOB: 1 K: 0 BB: 0 S: 4 P: 4	R: 2 H: 3 E: 1 LOB: 1 K: 2 BB: 0 S: 10 P: 10		1B: 12 SF: 0 2B: 1 SAC: 1 3B: 0 DP: 1 HR: 1 HBP: 0						

PITCHER		IP	WLS	BF	H	R	ER	SO	BB	IBB	HBP	BLK	WP	HR	S	P	ERA	WHIP
Ralph Terry, R ERA: 4.25	(1, 1)	7.0	L	30	11	3	2	1	0	0	0	0	0	1	32	32	2.57	1.571
Walt Craddock, L ERA: 7.71	(8, 1)	1.0		6	3	2	1	2	0	0	0	0	0	0	10	10	9.00	3.000

PITCHER	IP	WLS	BF	H	R	ER	SO	BB	IBB	HBP	BLK	WP	HR	S	P	ERA	WHIP

BOTTOM

Kansas City Athletics @ Detroit Tigers

Briggs Stadium, Detroit, MI

Wed Jul 02 1958, 4:33 AM EDT

Att. 7,282 - Unknown

livebaseballscorecards.com

AB	35
R	5
H	14
RBI	4
BB	0
SO	3
LOB	14

WP: 0	PA: 36		
PB: 0			
SB: 1			
CS: 0			

Batter	1	2	3	4	5	6	7	8	9	AB	R	H	RBI	BB	SO	LOB
Mike Baxes, R (1, 4) OBP: 0.297, SLG: 0.284	F8		K	4-3			K	K	5	0	0	0	0	3	1
Chico Carrasquel, R (1, 5) OBP: 0.311, SLG: 0.319	L5		1B	5-3			BB	1B	3	1	1	0	1	0	0
Roger Maris, L (1, 8) OBP: 0.303, SLG: 0.403	BB		F8		K		1B	1B	3	1	1	0	1	1	1
Preston Ward, L (1, 3) OBP: 0.357, SLG: 0.447	3-4-3		1B		F8		1B	1B	4	0	2	1	0	0	1
Harry Simpson, L (1, 7) OBP: 0.344, SLG: 0.413		4-3	K		F8		1B	1B	4	0	1	1	0	1	2
Hal Smith, R (1, 2) OBP: 0.267, SLG: 0.415		1B		5-3			G4-6-3 1B	F7	4	0	2	0	0	0	2
Bob Martyn, L (1, 9) OBP: 0.349, SLG: 0.417		F6		F7			G4-6-3	K	4	0	0	0	0	1	2
Joe Demaestri, R (1, 6) OBP: 0.259, SLG: 0.282 Frank House, L (9, PH) OBP: 0.276, SLG: 0.316		1B		F7			F7	G3	3 1	0 0	1 0	0 0	0 0	0 0	0 0
Ray Herbert, R (1, 1) OBP: 0.273, SLG: 0.250 Hector Lopez, R (8, PH) OBP: 0.326, SLG: 0.409 Bob Grim, R (8, 1) Dick Tomanek, L (8, 1) OBP: 0.190, SLG: 0.263 Tom Gorman, R (8, 1) OBP: 0.111, SLG: 0.111 Whitey Herzog, L (9, PH) OBP: 0.286, SLG: 0.167		2-3			K			F7	1B	2 1 0 0 0 1	0 0 0 0 0 0	0 0 0 0 0 1	0 0 0 0 0 0	0 0 0 0 0 0	1 0 0 0 0 0	2 0 0 0 0 0
Inning Stats	R: 0 E: 0 K: 0 S: 3 H: 0 LOB: 1 BB: 1 P: 7	R: 0 E: 0 K: 0 S: 5 H: 2 LOB: 2 BB: 0 P: 5	R: 0 E: 0 K: 2 S: 9 H: 2 LOB: 2 BB: 0 P: 9	R: 0 E: 0 K: 0 S: 3 H: 0 LOB: 0 BB: 0 P: 3	R: 0 E: 0 K: 1 S: 5 H: 0 LOB: 0 BB: 0 P: 5	R: 0 E: 0 K: 1 S: 5 H: 0 LOB: 0 BB: 0 P: 5	R: 0 E: 0 K: 0 S: 3 H: 1 LOB: 0 BB: 0 P: 3	R: 2 E: 0 K: 1 S: 8 H: 3 LOB: 2 BB: 1 P: 12	R: 0 E: 0 K: 2 S: 8 H: 1 LOB: 1 BB: 0 P: 8	1B: 9 2B: 0 3B: 0 HR: 0 SF: 0 SAC: 0 DP: 1 HBP: 0						WP: 0 PB: 0 SB: 0 CS: 0 PA: 37	

PITCHER		IP	WLS	BF	H	R	ER	SO	BB	IBB	HBP	BLK	WP	HR	S	P	ERA	WHIP
Jim Wilson, R ERA: 3.09	(1, 1)	7.2	W	32	8	2	2	5	2	0	0	0	0	0	40	48	2.35	1.304
Bob Shaw, R ERA: 3.89	(8, 1)	0.1		1	0	0	0	0	0	0	0	0	0	0	1	1	0.00	0.000
Turk Lown, R ERA: 5.09	(9, 1)	1.0	S	4	1	0	0	2	0	0	0	0	0	0	8	8	0.00	1.000

PITCHER	IP	WLS	BF	H	R	ER	SO	BB	IBB	HBP	BLK	WP	HR	S	P	ERA	WHIP

TOP

Kansas City Athletics @ Chicago White Sox

Comiskey Park, Chicago, IL

Thu Jul 03 1958, 4:33 AM EDT

Att. 2,601 - Unknown

livebaseballscorecards.com

AB	35
R	2
H	9
RBI	2
BB	2
SO	7
LOB	11

Batter	1	2	3	4	5	6	7	8	9	AB	R	H	RBI	BB	SO	LOB
Billy Goodman, L (1, 5) OBP: 0.342, SLG: 0.366 Sammy Esposito, R (8, 5) OBP: 0.250, SLG: 0.143	S S S 0-3 K ①		x 0-0 SH2-3 1B	x 0-0 4-3 ③			x 0-0 F7 ② B B B B	4-0 1B 1-2 2-3 3-H BB		4 0	0 0	1 0	0 1	0 1	1 0	2 0
Nellie Fox, L (1, 4) OBP: 0.396, SLG: 0.380	x 0-0 1B		x 0-0 SH2-3 ① 1-2		x 0-0 1-6-3 ①		I I I I 4-0 2B IBB	x 0-0 F7 ②		3	1	1	0	1	0	3
Jim Landis, R (1, 8) OBP: 0.356, SLG: 0.474	x 0-0 F6 ②		H 1-0 FC4-6 HBP		S S S 0-3 K ②		x 0-0 1-H 2-H 2B	x 0-0 1-3 2-H 3-H 1B		4 0	0 2	2 4	4 0	0 1	1 1	1
Ray Boone, R (1, 3) OBP: 0.328, SLG: 0.433	x 0-0 5-3 ③		x 0-0 F4 ②		S S S 0-3 K ③		x 0-0 F8 ③	x 0-0 1-3 ③		5 0	0 0	0 0	0 0	0 0	1 0	7 0
Don Mueller, L (1, 9) OBP: 0.367, SLG: 0.391 Al Smith, R (8, PR) OBP: 0.315, SLG: 0.382 (9, 9)		x 0-0 1B HBP G1-2-3 1B	x 0-0 FC4-6 ③ 1-2f			x 0-0 F7 ①		x 0-0 1B BB 2B		4 0	0 1	2 0	0 0	0 0	0 0	2 0
Earl Battey, R (1, 2) OBP: 0.324, SLG: 0.462		H 1-0 G1-2-3 1B 1-2 HBP	x 0-0 HR		S S S 0-3 K ②			x 0-0 F2 ①		3 1	1 1	1 0	1 1	0 1	1 1	1
Jim Rivera, L (1, 7) OBP: 0.282, SLG: 0.371		x 0-0 G1-2-3 1-2 2-3 1B	x 0-0 L3 ①		x 0-0 G3 ③			I I I I 4-0 BB 1B BB IBB		3 1	1 1	1 0	0 1	1 0	0 0	0
Luis Aparicio, R (1, 6) OBP: 0.321, SLG: 0.340		x 0-0 G1-2-3 ① ② 1-2 2-3 3-Hf	B B B B 4-0 4-3 BB				x 0-0 SH2-4 2B 1B	x 0-0 BB BB 1B 1-2 2-3 1B		3 2	2 2	2 0	0 1	1 0	0 3	3
Jim Wilson, R (1, 1) OBP: 0.162, SLG: 0.061 Bob Shaw, R (8, 1) OBP: 0.417, SLG: 0.300 Earl Torgeson, L (8, PH) OBP: 0.351, SLG: 0.420 Sherm Lollar, R (8, PH) OBP: 0.402, SLG: 0.450 Norm Cash, L (8, PR) Turk Lown, R (9, 1)		x 0-0 F7 ③	x 0-0 4-3 ② 1-2				x 0-0 SH2-4 ① 1-2	B B B B 4-0 BB 1B 1-2 2-3 3-H BB		2 0 0 0 0 0	0 0 0 0 1 0	0 0 0 0 0 0	0 0 0 0 0 0	0 0 0 1 0 0	0 0 0 0 0 0	3 0 0 0 0 0
Inning Stats	R: 0 E: 0 K: 1 S: 6 H: 1 LOB: 1 BB: 0 P: 6	R: 0 E: 0 K: 0 S: 4 H: 2 LOB: 2 BB: 0 P: 5	R: 0 E: 0 K: 0 S: 4 H: 1 LOB: 2 BB: 0 P: 5	R: 1 E: 0 K: 0 S: 4 H: 1 LOB: 1 BB: 1 P: 8	R: 0 E: 0 K: 2 S: 7 H: 0 LOB: 0 BB: 0 P: 7	R: 0 E: 0 K: 1 S: 5 H: 0 LOB: 0 BB: 0 P: 5	R: 2 E: 0 K: 0 S: 5 H: 2 LOB: 1 BB: 1 P: 9	R: 4 E: 0 K: 0 S: 6 H: 3 LOB: 3 BB: 3 P: 18		1B: 7 2B: 2 3B: 0 HR: 1	SF: 0 SAC: 2 DP: 1 HBP: 2			WP: 0 PB: 0 SB: 0 CS: 0	PA: 40	

PITCHER		IP	WLS	BF	H	R	ER	SO	BB	IBB	HBP	BLK	WP	HR	S	P	ERA	WHIP
Ray Herbert, R ERA: 3.76	(1, 1)	7.0	L	31	7	3	3	4	1	1	2	0	0	1	35	45	3.86	1.143
Bob Grim, R ERA: 6.31	(8, 1)	0.1		4	2	3	3	0	0	1	0	0	0	0	3	7	81.00	6.000
Dick Tomanek, L ERA: 4.86	(8, 1)	0.1		4	1	1	1	0	2	0	0	0	0	0	2	10	27.00	9.000
Tom Gorman, R ERA: 3.59	(8, 1)	0.1		1	0	0	0	0	0	0	0	0	0	0	1	1	0.00	0.000

PITCHER	IP	WLS	BF	H	R	ER	SO	BB	IBB	HBP	BLK	WP	HR	S	P	ERA	WHIP

BOTTOM

Kansas City Athletics @ Chicago White Sox

Comiskey Park, Chicago, IL

Thu Jul 03 1958, 4:33 AM EDT

Att. 2,601 - Unknown

livebaseballscorecards.com

AB	31
R	7
H	10
RBI	7
BB	5
SO	4
LOB	22

Batter	1	2	3	4	5	6	7	8	9	AB	R	H	RBI	BB	SO	LOB
Bill Tuttle, R (1, 8) OBP: 0.343, SLG: 0.350	BBBB 4-0 CS BB		x 0-0 FC3-6 1B		x 0-0 ③ F9		x 0-0 ① FC1-4 1B 1-2f 6-3 3-H	x 0-0 ② 6-3		4	1	1	1	1	0	2
Roger Maris, L (1, 9) OBP: 0.308, SLG: 0.402	BBBB 4-0 ① 1-2 BB BB		x 0-0 ② FC3-6 1-2f			BBBB 4-0 1B 1B BB	x 0-0 1B 6-3 1-3 1B	x 0-0 ③ F8		3	2	1	0	2	0	1
Hector Lopez, R (1, 5) OBP: 0.321, SLG: 0.402	x 0-0 ② F9		x 0-0 ③ 4-3			SSS 0-3 ① K	x 0-0 ② 6-3 1-2 3-H		SSS 0-3 ① K	5	0	0	1	0	2	4
Preston Ward, L (1, 3) OBP: 0.367, SLG: 0.450	BBBB 4-0 1-2 BB			SSS 0-3 ① K2-3		x 0-0 1B 1-3 1B	x 0-0 1B 2-H 1B		BBBB 4-0 G4-6-3 BB	3	0	2	1	2	1	0
Harry Simpson, L (1, 7) OBP: 0.346, SLG: 0.412 Bob Martyn, L (9, 7) OBP: 0.349, SLG: 0.417	x 0-0 ③ F4			x 0-0 ② 4-3		x 0-0 1-3 3-H 1B	x 0-0 1-3 1B		x 0-0 ②③ G4-6-3 1-2f	5 0	0 0	2 0	1 0	0 0	0 0	3 0
Harry Chiti, R (1, 2) OBP: 0.310, SLG: 0.411 Hal Smith, R (3, 2) OBP: 0.258, SLG: 0.400		x 0-0 ① 1-3		SSS 0-3 ③ K		x 0-0 ② F4	x 0-0 ③ 1-3			1 3	0 0	0 0	0 0	0 0	0 1	0 4
Mike Baxes, R (1, 4) OBP: 0.296, SLG: 0.279		x 0-0 ② F7			BBBB 4-0 BB	x 0-0 ③ F7		SSS 0-3 ① K		3	0	0	0	1	1	2
Joe Demaestri, R (1, 6) OBP: 0.264, SLG: 0.295		x 0-0 ③ F4			SSS 0-3 ① K		x 0-0 1B FC1-4 1B	x 0-0 HR 3B		4	2	2	0	0	1	1
Murry Dickson, R (1, 1) OBP: 0.286, SLG: 0.368 Bob Grim, R (1, 1) Whitey Herzog, L (7, PH) OBP: 0.302, SLG: 0.189 Tom Gorman, R (7, 1) OBP: 0.111, SLG: 0.111 Bob Cerv, R (8, PH) OBP: 0.387, SLG: 0.652 Dick Tomanek, L (8, 1) OBP: 0.190, SLG: 0.263			x 0-0 ① L7		x 0-0 ② F5		x 0-0 FC1-4 1-3 1B	x 0-0 3-H HR		0 2 1 0 1 0	0 0 0 0 1 0	0 0 1 0 1 0	0 0 0 0 2 0	0 0 0 0 0 0	0 0 0 0 0 0	0 1 0 0 0 0
Inning Stats	R: 0 H: 0 E: 0 LOB: 2 K: 0 BB: 3 S: 2 P: 14	R: 0 H: 0 E: 0 LOB: 0 K: 0 BB: 0 S: 3 P: 3	R: 0 H: 1 E: 0 LOB: 1 K: 0 BB: 0 S: 4 P: 4	R: 0 H: 0 E: 0 LOB: 0 K: 2 BB: 0 S: 7 P: 7	R: 0 H: 0 E: 0 LOB: 1 K: 1 BB: 1 S: 5 P: 9	R: 1 H: 2 E: 0 LOB: 2 K: 1 BB: 1 S: 7 P: 11	R: 3 H: 5 E: 0 LOB: 2 K: 0 BB: 0 S: 8 P: 8	R: 2 H: 2 E: 0 LOB: 0 K: 1 BB: 0 S: 7 P: 7	R: 0 H: 0 E: 0 LOB: 0 K: 1 BB: 1 S: 4 P: 8	1B: 8 SF: 0 2B: 0 SAC: 0 3B: 1 DP: 1 HR: 1 HBP: 0						

TOP

Kansas City Athletics @ Chicago White Sox

Comiskey Park, Chicago, IL

Fri Jul 04 1958, 4:33 AM EDT

Unknown

livebaseballscorecards.com

AB	35
R	6
H	10
RBI	6
BB	6
SO	6
LOB	18

WP: 0 PA: 41
PB: 0
SB: 0
CS: 1

PITCHER		IP	WLS	BF	H	R	ER	SO	BB	IBB	HBP	BLK	WP	HR	S	P	ERA	WHIP
Early Wynn, R ERA: 4.14	(1, 1)	6.0		27	5	3	3	4	5	0	0	0	0	0	30	50	4.50	1.667
Bob Shaw, R ERA: 4.04	(7, 1)	0.2		5	3	1	1	0	0	0	0	0	0	0	5	5	13.50	4.500
Turk Lown, R ERA: 5.4	(7, 1)	2.1	L	9	2	2	2	2	1	0	0	0	0	1	12	16	7.71	1.286

PITCHER	IP	WLS	BF	H	R	ER	SO	BB	IBB	HBP	BLK	WP	HR	S	P	ERA	WHIP

Batter	1	2	3	4	5	6	7	8	9	AB	R	H	RBI	BB	SO	LOB
Billy Goodman, L (1, 5) OBP: 0.339, SLG: 0.369	G3 HR 2B	F7		G4-6-3 1-2f			4-3			4	1	1	0	0	0	1
Sammy Esposito, R (8, 5) OBP: 0.250, SLG: 0.143										0	0	0	0	0	0	0
Nellie Fox, L (1, 4) OBP: 0.391, SLG: 0.375	G3 2-3	5-3			F6		F9			4	0	0	0	0	0	1
Jim Landis, R (1, 8) OBP: 0.354, SLG: 0.483	HR 3-H		L7		F7			F5		4	1	1	2	0	0	0
Ray Boone, R (1, 3) OBP: 0.326, SLG: 0.446	6-3		HR		K			K		4	1	1	1	0	2	0
Don Mueller, L (1, 9) OBP: 0.365, SLG: 0.388			F8			E1		F9		3	1	1	0	0	0	0
Sherm Lollar, R (8, PH) OBP: 0.400, SLG: 0.448										1	0	0	0	0	0	0
Norm Cash, L (9, 9)	HR 1B									0	0	0	0	0	0	0
Earl Battey, R (1, 2) OBP: 0.333, SLG: 0.500	1-H HR		HBP			K		F2		3	1	1	2	0	1	1
Jim Rivera, L (1, 7) OBP: 0.283, SLG: 0.370	FC5-4 1B		K			K		F8		3	0	1	0	0	2	2
Al Smith, R (9, PH) OBP: 0.314, SLG: 0.380										1	0	0	0	0	0	0
Luis Aparicio, R (1, 6) OBP: 0.321, SLG: 0.337	FC5-4 1-2f			G4-6-3 BB		6-3		K		2	0	0	0	1	0	2
Ron Jackson, R (9, PH) OBP: 0.345, SLG: 0.462										1	0	0	0	0	1	0
Early Wynn, S (1, 1) OBP: 0.350, SLG: 0.273		1-3		K			F8			2	0	0	0	0	1	1
Bob Shaw, R (7, 1) OBP: 0.417, SLG: 0.300										0	0	0	0	0	0	0
Turk Lown, R (7, 1)										1	0	0	0	0	0	0
Inning Stats	R: 4 E: 0 K: 0 S: 8 H: 5 LOB: 1 BB: 0 P: 8	R: 0 E: 0 K: 0 S: 3 H: 0 LOB: 0 BB: 0 P: 3	R: 1 E: 0 K: 1 S: 6 H: 1 LOB: 1 BB: 0 P: 7	R: 0 E: 0 K: 1 S: 4 H: 0 LOB: 0 BB: 1 P: 8	R: 0 E: 0 K: 1 S: 5 H: 0 LOB: 0 BB: 0 P: 5	R: 0 E: 1 K: 2 S: 8 H: 0 LOB: 1 BB: 0 P: 8	R: 0 E: 0 K: 0 S: 3 H: 0 LOB: 0 BB: 0 P: 3	R: 0 E: 0 K: 1 S: 5 H: 0 LOB: 0 BB: 0 P: 5	R: 0 E: 0 K: 1 S: 5 H: 0 LOB: 0 BB: 0 P: 5	1B: 2 2B: 1 3B: 0 HR: 3 SF: 0 SAC: 0 DP: 1 HBP: 1							

PITCHER		IP	WLS	BF	H	R	ER	SO	BB	IBB	HBP	BLK	WP	HR	S	P	ERA	WHIP
Murry Dickson, R ERA: 3.38	(1, 1)	0.2		7	5	4	4	0	0	0	0	0	0	2	7	7	54.00	7.500
Bob Grim, R ERA: 5.52	(1, 1)	5.1		19	1	1	1	5	1	0	1	0	0	1	27	32	1.69	0.375
Tom Gorman, R ERA: 3.51	(7, 1)	1.0	W	3	0	0	0	0	0	0	0	0	0	0	3	3	0.00	0.000
Dick Tomanek, L ERA: 4.73	(8, 1)	2.0	S	6	0	0	0	2	0	0	0	0	0	0	10	10	0.00	0.000

PITCHER	IP	WLS	BF	H	R	ER	SO	BB	IBB	HBP	BLK	WP	HR	S	P	ERA	WHIP

BOTTOM

Kansas City Athletics @ Chicago White Sox

Comiskey Park, Chicago, IL

Fri Jul 04 1958, 4:33 AM EDT

Unknown

livebaseballscorecards.com

AB	33
R	5
H	6
RBI	5
BB	1
SO	7
LOB	8

PA: 35

WP: 0 PB: 0 SB: 0 CS: 0

Batter	1	2	3	4	5	6	7	8	9	AB	R	H	RBI	BB	SO	LOB
Mike Baxes, R (1, 4) OBP: 0.294, SLG: 0.277	5-3		FC5-4 1-2f			HR 1B		F2	5-3	5	1	1	0	0	0	2
Bill Tuttle, R (1, 8) OBP: 0.345, SLG: 0.361	BBBB L3 BB			SSS K		1-H HR		5-3		3	1	1	2	1	1	0
Roger Maris, L (1, 9) OBP: 0.307, SLG: 0.400	L3 1-2			G3		1-3		E 1B		4	0	1	0	0	0	1
Preston Ward, L (1, 3) OBP: 0.365, SLG: 0.451		6-3		F9		2B		E5 1-3		4	0	1	0	0	0	1
Harry Simpson, L (1, 7) OBP: 0.344, SLG: 0.432 Whitey Herzog, L (8, 7) OBP: 0.302, SLG: 0.189		F7			HR	F8		1-3		4 0	1 0	1 0	1 0	0 0	0 0	3 0
Hector Lopez, R (1, 5) OBP: 0.320, SLG: 0.404		6-3			6-3		SH3 2B		F3	4	0	1	0	0	0	0
Harry Chiti, R (1, 2) OBP: 0.310, SLG: 0.417			L6		F8		SH3 2-3		2B 2B	3	1	1	0	0	0	0
Joe Demaestri, R (1, 6) OBP: 0.268, SLG: 0.304			FC6-4 1B		5-3		SSS K		2-H 2B	4	0	2	1	0	1	1
Bud Daley, L (1, 1) Dick Tomanek, L (9, 1) OBP: 0.190, SLG: 0.263			FC6-4 FC5-4 1-2f			F6	1-3		6-3	4 0	0 0	0 0	0 0	0 0	0 0	3 0
Inning Stats	R: 0 E: 0 K: 0 S: 2 H: 0 LOB: 0 BB: 1 P: 6	R: 0 E: 0 K: 0 S: 3 H: 0 LOB: 0 BB: 0 P: 3	R: 0 E: 0 K: 0 S: 4 H: 1 LOB: 1 BB: 0 P: 4	R: 0 E: 0 K: 1 S: 5 H: 0 LOB: 0 BB: 0 P: 5	R: 1 E: 0 K: 0 S: 4 H: 1 LOB: 0 BB: 0 P: 4	R: 2 E: 0 K: 0 S: 6 H: 3 LOB: 1 BB: 0 P: 6	R: 0 E: 0 K: 1 S: 6 H: 1 LOB: 1 BB: 0 P: 6	R: 0 E: 1 K: 0 S: 5 H: 1 LOB: 2 BB: 0 P: 5	R: 1 E: 0 K: 0 S: 5 H: 2 LOB: 1 BB: 0 P: 5	1B: 3 2B: 5 3B: 0 HR: 2 SF: 0 SAC: 1 DP: 1 HBP: 0						

PITCHER		IP	WLS	BF	H	R	ER	SO	BB	IBB	HBP	BLK	WP	HR	S	P	ERA	WHIP
Ray Moore, R ERA: 2.64	(1, 1)	6.0	L	23	5	3	3	1	1	0	0	0	0	2	24	28	4.50	1.000
Gerry Staley, R ERA: 3.88	(7, 1)	2.0		9	2	0	0	1	0	0	0	0	0	0	11	11	0.00	1.000
Tom Qualters, R ERA: 3.29	(9, 1)	1.0		5	2	1	1	0	0	0	0	0	0	0	5	5	9.00	2.000

PITCHER	IP	WLS	BF	H	R	ER	SO	BB	IBB	HBP	BLK	WP	HR	S	P	ERA	WHIP

TOP

Kansas City Athletics @ Chicago White Sox

Comiskey Park, Chicago, IL

Fri Jul 04 1958, 4:38 AM EDT

Att. 18,047 - Unknown

livebaseballscorecards.com

AB	35
R	4
H	9
RBI	4
BB	1
SO	2
LOB	11

WP: 0 PA: 37
PB: 0
SB: 0
CS: 0

Batter	1	2	3	4	5	6	7	8	9	AB	R	H	RBI	BB	SO	LOB
Billy Goodman, L (1, 5) OBP: 0.347, SLG: 0.377	6-3 1B		6-3		SH 1B	FC5 BB 1-2 1B		FC6-4 1B		5	0	3	0	0	0	0
Nellie Fox, L (1, 4) OBP: 0.392, SLG: 0.375	1B		1-3		SH 1-3	BBBB 1-2 2-3 BB		FC6-4 1-2f		3	0	1	0	1	0	1
Jim Landis, R (1, 8) OBP: 0.351, SLG: 0.477	F7		1B 1B		SSS K	FC5 2-3f		F8		5	0	1	0	0	1	7
Ray Boone, R (1, 3) OBP: 0.333, SLG: 0.468	L7		1-2 1B		SSS K		FC6-4 3B		HR 2B	5	2	3	0	0	1	3
Sherm Lollar, R (1, 2) OBP: 0.400, SLG: 0.458		SSS K	F9		BBBB BB		1-3		2-H HR	4	1	1	2	1	1	3
Al Smith, R (1, 7) OBP: 0.312, SLG: 0.374		E6 FC6-4 1B		6-3	L7		H 1-0 FC6-4 HBP		F7	4	0	0	0	0	0	3
Don Mueller, L (1, 9) OBP: 0.375, SLG: 0.385 Earl Battey, R (9, PH) OBP: 0.329, SLG: 0.493		1-2 FC6-4 1B		6-3		BBBB BB 1B BB	FC6-4 1-2f 3-H FC6-4		SSS K	3 1	0 0	1 0	1 0	1 0	0 1	1 0
Luis Aparicio, R (1, 6) OBP: 0.319, SLG: 0.335		FC6-4 1-2f 2-3		1B		F9	FC6-4 1-2f		F9	5	0	1	0	0	0	4
Ray Moore, R (1, 1) OBP: 0.259, SLG: 0.423 Ron Jackson, R (6, PH) OBP: 0.342, SLG: 0.457 Gerry Staley, R (7, 1) Sammy Esposito, R (8, PH) OBP: 0.240, SLG: 0.136 Tom Qualters, R (9, 1)		SSS K		SSS K		F4		4-3		2 1 0 1 0	0 0 0 0 0	0 0 0 0 0	0 0 0 0 0	0 0 0 0 0	2 0 0 0 0	3 1 0 0 0
Inning Stats	R: 0 E: 0 K: 0 S: 4 H: 1 LOB: 1 BB: 0 P: 4	R: 0 E: 1 K: 2 S: 9 H: 1 LOB: 2 BB: 0 P: 9	R: 0 E: 0 K: 0 S: 5 H: 2 LOB: 0 BB: 0 P: 5	R: 0 E: 0 K: 1 S: 6 H: 1 LOB: 1 BB: 0 P: 6	R: 0 E: 1 K: 2 S: 9 H: 1 LOB: 3 BB: 1 P: 13	R: 0 E: 0 K: 0 S: 4 H: 1 LOB: 3 BB: 2 P: 12	R: 1 E: 0 K: 0 S: 4 H: 1 LOB: 1 BB: 0 P: 5	R: 0 E: 0 K: 0 S: 4 H: 1 LOB: 1 BB: 0 P: 4	R: 2 E: 0 K: 1 S: 7 H: 2 LOB: 0 BB: 0 P: 7	1B: 8 2B: 1 3B: 1 HR: 1	SF: 0 SAC: 1 DP: 0 HBP: 1						

PITCHER	IP	WLS	BF	H	R	ER	SO	BB	IBB	HBP	BLK	WP	HR	S	P	ERA	WHIP
Bud Daley, L (1, 1) ERA: 2.61	8.0	W	41	11	3	3	5	3	0	1	0	0	1	47	60	3.38	1.750
Dick Tomanek, L (9, 1) ERA: 4.66	1.0	S	3	0	0	0	1	0	0	0	0	0	0	5	5	0.00	0.000

PITCHER	IP	WLS	BF	H	R	ER	SO	BB	IBB	HBP	BLK	WP	HR	S	P	ERA	WHIP

BOTTOM

Kansas City Athletics @ Chicago White Sox

Comiskey Park, Chicago, IL

Fri Jul 04 1958, 4:38 AM EDT

Att. 18,047 - Unknown

livebaseballscorecards.com

AB	39
R	3
H	11
RBI	3
BB	3
SO	6
LOB	26

1B: 8 2B: 1 3B: 1 HR: 1 SF: 0 SAC: 1 DP: 0 HBP: 1

WP: 0 PB: 0 SB: 0 CS: 0 PA: 44

Batter	1	2	3	4	5	6	7	8	9	AB	R	H	RBI	BB	SO	LOB
Mike Baxes, R (1, 4) OBP: 0.293, SLG: 0.276	0-0 1B		0-0 6-3		0-3 K			0-0 F2		4	0	1	0	0	1	0
Bill Tuttle, R (1, 8) OBP: 0.341, SLG: 0.355	0-0 F9		0-0 F8		0-0 L1			0-0 F8		4	0	0	0	0	0	1
Roger Maris, L (1, 9) OBP: 0.310, SLG: 0.402	0-3 K			0-0 1B		0-0 F3			0-0 1B	0	2	0	0	0	0	0
Preston Ward, L (1, 3) OBP: 0.359, SLG: 0.443	0-0 F7			0-0 G3 1-2		0-0 6-3			0-0 F9	4	0	0	0	0	0	3
Harry Simpson, L (1, 7) OBP: 0.341, SLG: 0.426		0-0 F8		0-0 F7		0-3 K			0-0 1B 1-2 1B	4	0	1	0	0	1	1
Hector Lopez, R (1, 5) OBP: 0.322, SLG: 0.405		0-0 PB 1B		0-0 BB 1B 2-H			0-0 F6		0-0 F7	4	0	2	1	0	0	2
Frank House, L (1, 2) OBP: 0.284, SLG: 0.317		0-0 F9 1-2		B B B B 4-0 BB 1-2			0-0 4-3		0-0 FC6-4 1-3 2-H 1B	3	0	1	1	1	0	1
Joe Demaestri, R (1, 6) OBP: 0.263, SLG: 0.298	0-3 K			0-0 6-3			0-0 F5		0-0 FC6-4 1-2f	4	0	0	0	0	1	5
Ralph Terry, R (1, 1) OBP: 0.139, SLG: 0.167			0-0 5-3		0-0 F4			0-3 K		0	0	0	0	0	0	0
Ray Herbert, R (1, 1) OBP: 0.250, SLG: 0.227										2	0	0	0	0	0	0
Whitey Herzog, L (8, PH) OBP: 0.295, SLG: 0.184										1	0	0	0	0	1	0
Walt Craddock, R (8, 1)										0	0	0	0	0	0	0
Inning Stats	R: 0 H: 1 E: 0 LOB: 1 K: 1 BB: 0 S: 6 P: 6	R: 0 H: 1 E: 0 LOB: 1 K: 1 BB: 0 S: 6 P: 6	R: 0 H: 0 E: 0 LOB: 0 K: 0 BB: 0 S: 3 P: 3	R: 1 H: 2 E: 0 LOB: 2 K: 0 BB: 1 S: 5 P: 9	R: 0 H: 0 E: 0 LOB: 0 K: 1 BB: 0 S: 5 P: 5	R: 0 H: 0 E: 0 LOB: 0 K: 1 BB: 0 S: 5 P: 5	R: 0 H: 0 E: 0 LOB: 0 K: 0 BB: 0 S: 3 P: 3	R: 0 H: 0 E: 0 LOB: 0 K: 1 BB: 0 S: 5 P: 5	R: 1 H: 3 E: 0 LOB: 2 K: 0 BB: 0 S: 6 P: 6	1B: 7 SF: 0 2B: 0 SAC: 0 3B: 0 DP: 0 HR: 0 HBP: 0						

PITCHER	IP	WLS	BF	H	R	ER	SO	BB	IBB	HBP	BLK	WP	HR	S	P	ERA	WHIP
Ray Narleski, R (1, 1) ERA: 4.05	9.0	W	35	7	2	2	5	1	0	0	0	0	0	44	48	2.00	0.889

PITCHER	IP	WLS	BF	H	R	ER	SO	BB	IBB	HBP	BLK	WP	HR	S	P	ERA	WHIP

TOP

Kansas City Athletics @ Cleveland Indians

Cleveland Municipal Stadium, Cleveland, OH

Sat Jul 05 1958, 3:33 AM EDT
Att. 11,328 - Unknown

livebaseballscorecards.com

AB	30
R	2
H	5
RBI	2
BB	1
SO	4
LOB	13

WP: 0 PA: 35
PB: 1
SB: 0
CS: 0

Batter	1	2	3	4	5	6	7	8	9	AB	R	H	RBI	BB	SO	LOB
Bobby Avila, R (1, 4) OBP: 0.345, SLG: 0.408	BBBB 4-0 HR BB	BBBB 4-0 1B BB		x 0-0 ② F7		x 0-0 1B		x 0-0 ②③ G6-4-3 1-2f		3	1	1	0	2	0	2
Mickey Vernon, L (1, 3) OBP: 0.386, SLG: 0.503	x 0-0 SSS 1-H HR	0-3 ② K		x 0-0 ③ L1		x 0-0 ③ 4-3				4	1	1	2	0	1	3
Vic Power, R (1, 5) OBP: 0.342, SLG: 0.502	x 0-0 ① 4-3	x 0-0 1-3 1B			x 0-0 ① 4-3		x 0-0 ① F8			4	0	1	0	0	0	0
Larry Doby, L (1, 8) OBP: 0.391, SLG: 0.667 Carroll Hardy, R (8, 8) OBP: 0.309, SLG: 0.340	x 0-0 1B 2B	x 0-0 ③ 4-3			x 0-0 1B 1B 1B		x 0-0 HR			4 0	3 0	3 0	1 0	0 0	0 0	2 0
Minnie Minoso, R (1, 7) OBP: 0.365, SLG: 0.461	x 0-0 ② F3		x 0-0 ① F9		x 0-0 1B 1-2 1B		x 0-0 ② F9			4	0	1	0	0	0	1
Jay Porter, R (1, 2) OBP: 0.321, SLG: 0.458	x 0-0 2B E 2-H 1B		x 0-0 ② F9		x 0-0 ② 1-3 2-H 1B		x 0-0 ③ 6-3			4	1	2	2	0	0	0
Rocky Colavito, R (1, 9) OBP: 0.393, SLG: 0.543	x 0-0 E 1-3 2B		SSS 0-3 ③ K		x 0-0 ③ F8			x 0-0 HR		4	2	2	1	0	1	1
Billy Hunter, R (1, 6) OBP: 0.231, SLG: 0.258	x 0-0 ③ E3 2-H 3-H			x 0-0 ① F8		x 0-0 ① 1-3		SSS 0-3 ① K		4	0	0	0	0	1	0
Ray Narleski, R (1, 1) OBP: 0.239, SLG: 0.186		SSS 0-3 ① K		BBBB 4-0 BB		x 0-0 ② 5-3		x 0-0 G6-4-3 1B		3	0	1	0	1	1	0
Inning Stats	R: 5 H: 4 E: 1 LOB: 1 K: 0 BB: 1 S: 7 P: 11	R: 0 H: 1 E: 0 LOB: 2 K: 2 BB: 1 S: 8 P: 12	R: 0 H: 0 E: 0 LOB: 0 K: 1 BB: 0 S: 5 P: 5	R: 0 H: 0 E: 0 LOB: 1 K: 0 BB: 1 S: 3 P: 7	R: 1 H: 3 E: 0 LOB: 1 K: 0 BB: 0 S: 5 P: 5	R: 0 H: 1 E: 0 LOB: 1 K: 0 BB: 0 S: 4 P: 4	R: 1 H: 1 E: 0 LOB: 0 K: 0 BB: 0 S: 4 P: 4	R: 1 H: 2 E: 0 LOB: 0 K: 1 BB: 0 S: 6 P: 6		1B: 7 SF: 0 2B: 2 SAC: 0 3B: 0 DP: 1 HR: 3 HBP: 0						

PITCHER		IP	WLS	BF	H	R	ER	SO	BB	IBB	HBP	BLK	WP	HR	S	P	ERA	WHIP
Ralph Terry, R ERA: 4.47	(1, 1)	0.2	L	6	3	4	3	0	1	0	0	0	0	1	5	9	40.50	6.000
Ray Herbert, R ERA: 3.68	(1, 1)	6.1		27	7	3	2	3	2	0	0	0	0	1	31	39	2.84	1.421
Walt Craddock, L ERA: 7.8	(8, 1)	1.0		4	2	1	1	1	0	0	0	0	0	1	6	6	9.00	2.000

PITCHER	IP	WLS	BF	H	R	ER	SO	BB	IBB	HBP	BLK	WP	HR	S	P	ERA	WHIP

BOTTOM

Kansas City Athletics @ Cleveland Indians

Cleveland Municipal Stadium, Cleveland, OH

Sat Jul 05 1958, 3:33 AM EDT

Att. 11,328 - Unknown

livebaseballscorecards.com

AB	34
R	8
H	12
RBI	6
BB	3
SO	4
LOB	9

WP: 0	PA: 37		
PB: 0			
SB: 0			
CS: 0			

Batter	1	2	3	4	5	6	7	8	9	AB	R	H	RBI	BB	SO	LOB
Bill Tuttle, R (1, 8) OBP: 0.343, SLG: 0.366	B B B B 4-0 CS BB			x 0-0 ① F9		x 0-0 ② F2		x 0-0 ② F2		2	0	0	0	1	0	1
Ralph Terry, R (6, 1) OBP: 0.139, SLG: 0.167										0	0	0	0	0	0	0
Mike Baxes, R (8, PH) OBP: 0.289, SLG: 0.272										1	0	0	0	0	0	1
Bob Martyn, L (8, 9) OBP: 0.347, SLG: 0.414										0	0	0	0	0	0	0
Roger Maris, L (1, 9) OBP: 0.301, SLG: 0.389 (8, 8)	S S S 0-3 ① ② K 1-2			x 0-0 ② F6		x 0-0 ③ F9		x 0-0 ③ F9		4	0	0	0	0	1	3
Preston Ward, L (1, 5) OBP: 0.352, SLG: 0.434	x 0-0 ③ L1			S S S 0-3 ③ K			x 0-0 1B SF7 1B		x 0-0 1B 1B 1B	3	1	1	0	0	1	0
Chico Carrasquel, R (9, PH) OBP: 0.314, SLG: 0.319										1	1	1	0	0	0	0
Bob Cerv, R (1, 7) OBP: 0.383, SLG: 0.640		x 0-0 ① F9			x 0-0 ① 6-3		x 0-0 5-3 1-3 1B		S S S 0-3 ① K	4	0	1	0	0	1	1
Harry Simpson, L (1, 3) OBP: 0.343, SLG: 0.421		x 0-0 ② F8			x 0-0 ② F7		x 0-0 ① 5-3 1-2		x 0-0 1B 1-2 1B	4	0	1	0	0	0	2
Hector Lopez, R (1, 4) OBP: 0.320, SLG: 0.403		x 0-0 ③ F9			x 0-0 ③ F6		x 0-0 ② SF7 3-H		x 0-0 ② F8	3	0	0	1	0	0	2
Harry Chiti, R (1, 2) OBP: 0.321, SLG: 0.420			x 0-0 ① F3			B B B B 4-0 1-3 1B BB	x 0-0 ③ L1		x 0-0 1-3 2-H 1B	3	1	1	1	1	0	1
Joe Demaestri, R (1, 6) OBP: 0.262, SLG: 0.296		x 0-0 ② L4				x 0-0 ① 1-3 1-2		x 0-0 1B	x 0-0 ③ F8	4	0	1	0	0	0	3
Bud Daley, L (1, 1) Jack Urban, R (5, 1) OBP: 0.250, SLG: 0.226 Whitey Herzog, L (6, PH) (6, 8) OBP: 0.333, SLG: 0.220 Hal Smith, R (8, PH) OBP: 0.255, SLG: 0.395 Tom Gorman, R (8, 1) OBP: 0.111, SLG: 0.111		x 0-0 ③ 5-3				x 0-0 2-H 1B		x 0-0 ① F5		1	0	0	0	0	0	0
										0	0	0	0	0	0	0
										1	0	1	1	0	0	0
										1	0	0	0	0	0	1
										0	0	0	0	0	0	0
Inning Stats	R: 0 E: 0 K: 1 S: 4 H: 0 LOB: 0 BB: 1 P: 8	R: 0 E: 0 K: 0 S: 3 H: 0 LOB: 0 BB: 0 P: 3	R: 0 E: 0 K: 0 S: 3 H: 0 LOB: 0 BB: 0 P: 3	R: 0 E: 0 K: 1 S: 5 H: 0 LOB: 0 BB: 0 P: 5	R: 0 E: 0 K: 0 S: 3 H: 0 LOB: 0 BB: 0 P: 3	R: 1 E: 0 K: 0 S: 4 H: 1 LOB: 1 BB: 1 P: 8	R: 1 E: 0 K: 0 S: 5 H: 2 LOB: 1 BB: 0 P: 5	R: 0 E: 0 K: 0 S: 4 H: 1 LOB: 1 BB: 0 P: 4	R: 1 E: 0 K: 1 S: 8 H: 3 LOB: 2 BB: 0 P: 8	1B: 7 2B: 1 3B: 0 HR: 0	SF: 1 SAC: 0 DP: 1 HBP: 0						

PITCHER	IP	WLS	BF	H	R	ER	SO	BB	IBB	HBP	BLK	WP	HR	S	P	ERA	WHIP
Milt Pappas, R (1, 1) ERA: 3.19	6.0	W	22	3	2	2	2	2	0	0	0	0	0	24	32	3.00	0.833
Ken Lehman, L (7, 1) ERA: 3.44	2.0		8	2	1	1	0	0	0	0	0	0	0	8	8	4.50	1.000
Connie Johnson, R (9, 1) ERA: 3.81	0.1		2	1	0	0	1	0	0	0	0	0	0	4	4	0.00	3.000
Billy O'Dell, L (9, 1) ERA: 2.98	0.2	S	3	1	0	0	0	0	0	0	0	0	0	3	3	0.00	1.500

PITCHER	IP	WLS	BF	H	R	ER	SO	BB	IBB	HBP	BLK	WP	HR	S	P	ERA	WHIP

TOP

Kansas City Athletics @ Baltimore Orioles

Memorial Stadium, Baltimore, MD

Thu Jul 10 1958, 3:33 AM EDT

Unknown

livebaseballscorecards.com

AB	32
R	3
H	7
RBI	3
BB	2
SO	3
LOB	15

WP: 0	PA: 35		
PB: 0			
SB: 0			
CS: 1			

Batter	1	2	3	4	5	6	7	8	9	AB	R	H	RBI	BB	SO	LOB
Jim Busby, R (1, 8) OBP: 0.271, SLG: 0.308	K	E4 1-3 2-H 3-H 1B		G1-4-3 1-2f		K		K		5	0	1	1	0	3	3
Bob Boyd, L (1, 3) OBP: 0.285, SLG: 0.389	K	4-3			6-3	F9		F9		5	0	0	0	0	1	3
Dick Williams, R (1, 7) OBP: 0.366, SLG: 0.368	F8		G4-6-3 1B		BB 1B 2B 1B	BB				3	1	2	0	1	0	0
Gus Triandos, R (1, 2) OBP: 0.332, SLG: 0.477		2B 2B	G4-6-3 1-2f		BB 1-2 2B 1B	K				4	2	2	0	0	1	2
Brooks Robinson, R (1, 5) OBP: 0.316, SLG: 0.361		2B E HBP	1B		2B E 1-2 2-3 BB		6-3			2	2	1	0	1	0	0
Al Pilarcik, L (1, 9) OBP: 0.307, SLG: 0.312		E 1-3 2-H 2B	K		E 1-3 2-H 3-H 2B		K			4	1	2	3	0	2	1
Billy Gardner, R (1, 4) OBP: 0.262, SLG: 0.312	F2			E6 BB	F9		F4			4	0	0	0	0	0	4
Willy Miranda, S (1, 6) OBP: 0.191, SLG: 0.167	E 1B BB			G1-4-3 1-2 BB	E3 2-3 3-H			FC6-4 1B		2	0	1	0	2	0	1
Milt Pappas, R (1, 1) OBP: 0.095, SLG: 0.143 Ken Lehman, L (7, 1) Connie Johnson, R (9, 1) OBP: 0.364, SLG: 0.350 Billy O'Dell, S (9, 1) OBP: 0.167, SLG: 0.205		K		K	K			FC6-4 1-2f		3 1 0 0	0 0 0 0	0 0 0 0	0 0 0 0	0 0 0 0	3 0 0 0	7 1 0 0
Inning Stats	R: 0 E: 0 K: 2 S: 7 H: 0 LOB: 0 BB: 0 P: 7	R: 3 E: 1 K: 1 S: 8 H: 3 LOB: 2 BB: 1 P: 13	R: 0 E: 0 K: 1 S: 6 H: 2 LOB: 1 BB: 0 P: 6	R: 0 E: 1 K: 1 S: 5 H: 0 LOB: 1 BB: 1 P: 9	R: 3 E: 1 K: 1 S: 9 H: 3 LOB: 2 BB: 1 P: 13	R: 0 E: 0 K: 2 S: 7 H: 0 LOB: 1 BB: 1 P: 11	R: 0 E: 0 K: 1 S: 5 H: 0 LOB: 0 BB: 0 P: 5	R: 0 E: 0 K: 1 S: 6 H: 1 LOB: 1 BB: 0 P: 6		1B: 6 2B: 3 3B: 0 HR: 0 SF: 0 SAC: 0 DP: 2 HBP: 1				WP: 0 PB: 0 SB: 0 CS: 0 PA: 38		

PITCHER		IP	WLS	BF	H	R	ER	SO	BB	IBB	HBP	BLK	WP	HR	S	P	ERA	WHIP
Bud Daley, L ERA: 4.91	(1, 1)	4.1	L	24	8	6	5	5	3	0	1	0	0	0	30	43	10.38	2.538
Jack Urban, R ERA: 5.57	(5, 1)	0.2		3	0	0	0	1	0	0	0	0	0	0	5	5	0.00	0.000
Ralph Terry, R ERA: 4.39	(6, 1)	2.0		7	0	0	0	3	1	0	0	0	0	0	12	16	0.00	0.500
Tom Gorman, R ERA: 3.31	(8, 1)	1.0		4	1	0	0	1	0	0	0	0	0	0	6	6	0.00	1.000

PITCHER	IP	WLS	BF	H	R	ER	SO	BB	IBB	HBP	BLK	WP	HR	S	P	ERA	WHIP

BOTTOM

Kansas City Athletics @ Baltimore Orioles

Memorial Stadium, Baltimore, MD

Thu Jul 10 1958, 3:33 AM EDT

Unknown

livebaseballscorecards.com

AB	33
R	6
H	9
RBI	4
BB	4
SO	10
LOB	22

Batter	1	2	3	4	5	6	7	8	9	AB	R	H	RBI	BB	SO	LOB
Chico Carrasquel, R (1, 5) (8, 6) OBP: 0.309, SLG: 0.313	F4		5-3		F5			F3		4	0	0	0	0	0	1
Bill Tuttle, R (1, 8) OBP: 0.342, SLG: 0.362	BB			6-3		F6			6-3	3	0	0	0	1	0	0
Preston Ward, L (1, 3) (8, 5) OBP: 0.351, SLG: 0.430	F7			1B		L9			K	4	0	1	0	0	1	1
Bob Cerv, R (1, 7) OBP: 0.384, SLG: 0.649	1-3			1-2		F5			HR	4	1	2	1	0	0	1
Roger Maris, L (1, 9) OBP: 0.301, SLG: 0.398		B2-3		F5			F2		HR	4	1	1	1	0	0	2
Hector Lopez, R (1, 4) OBP: 0.316, SLG: 0.398		F9		L4			4-3		5-3	4	0	0	0	0	0	2
Hal Smith, R (1, 2) OBP: 0.247, SLG: 0.382		K			F8		K			3	0	0	0	0	2	0
Joe Demaestri, R (1, 6) OBP: 0.260, SLG: 0.293			6-3		6-3			F8		2	0	0	0	0	0	0
Harry Simpson, L (8, PH) OBP: 0.340, SLG: 0.417										1	0	0	0	0	0	0
Bob Grim, R (8, 1)										0	0	0	0	0	0	0
Ray Herbert, R (1, 1) OBP: 0.240, SLG: 0.217			5-3		2B			4-3		1	0	0	0	0	0	0
Dick Tomanek, L (3, 1) OBP: 0.227, SLG: 0.350										1	0	1	0	0	0	0
Whitey Herzog, L (8, PH) (8, 3) OBP: 0.327, SLG: 0.214										1	0	0	0	0	0	0
Inning Stats	R: 0 E: 0 K: 0 S: 3 H: 0 LOB: 1 BB: 1 P: 7	R: 0 E: 0 K: 1 S: 5 H: 0 LOB: 0 BB: 0 P: 5	R: 0 E: 0 K: 0 S: 3 H: 0 LOB: 0 BB: 0 P: 3	R: 0 E: 0 K: 0 S: 5 H: 2 LOB: 2 BB: 0 P: 5	R: 0 E: 0 K: 0 S: 4 H: 1 LOB: 1 BB: 0 P: 4	R: 0 E: 0 K: 0 S: 3 H: 0 LOB: 0 BB: 0 P: 3	R: 0 E: 0 K: 1 S: 5 H: 0 LOB: 0 BB: 0 P: 5	R: 0 E: 0 K: 0 S: 3 H: 0 LOB: 0 BB: 0 P: 3	R: 2 E: 0 K: 1 S: 7 H: 2 LOB: 0 BB: 0 P: 7	1B: 2 2B: 1 3B: 0 HR: 2	SF: 0 SAC: 0 DP: 0 HBP: 0						

PITCHER		IP	WLS	BF	H	R	ER	SO	BB	IBB	HBP	BLK	WP	HR	S	P	ERA	WHIP
Arnie Portocarrero, R ERA: 2.49	(1, 1)	9.0	W	33	5	2	2	3	1	0	0	0	0	2	38	42	2.00	0.667

PITCHER	IP	WLS	BF	H	R	ER	SO	BB	IBB	HBP	BLK	WP	HR	S	P	ERA	WHIP

TOP

Kansas City Athletics @ Baltimore Orioles

Memorial Stadium, Baltimore, MD

Thu Jul 10 1958, 3:38 AM EDT
Att. 13,377 - Unknown

livebaseballscorecards.com

AB	32
R	2
H	5
RBI	2
BB	1
SO	3
LOB	7

Batter	1	2	3	4	5	6	7	8	9	AB	R	H	RBI	BB	SO	LOB
Bob Boyd, L (1, 3) OBP: 0.286, SLG: 0.395	SSS 0-3 ① K		x 0-0 E CS 2B		x 0-0 ② L1		x 0-0 ② L8			3	0	1	0	0	1	0
Jim Busby, R (7, 8) OBP: 0.269, SLG: 0.306										1	0	0	0	0	0	0
Al Pilarcik, L (1, 9) OBP: 0.303, SLG: 0.307	x 0-0 ② F5		x 0-0 ① L8		x 0-0 ③ F7		x 0-0 ③ B1-3			4	0	0	0	0	0	1
Dick Williams, R (1, 8) OBP: 0.369, SLG: 0.368	x 0-0 1B		x 0-0 E1 2-3			BBB 4-0 BB 1B BB		x 0-0 ① 4-3		3	1	1	0	1	0	1
(7, 3)																
Gene Woodling, L (1, 7) OBP: 0.390, SLG: 0.398	SSS 0-3 ③ K		SSS 0-3 ②③ K 3-H			x 0-0 ① F9		x 0-0 2B PB 1B		4	0	1	0	0	2	4
Lenny Green, L (8, PR) OBP: 0.300, SLG: 0.278										0	1	0	0	0	0	0
(9, 7)																
Joe Ginsberg, L (1, 2) OBP: 0.370, SLG: 0.206		BBBB 4-0 G4-6-3 BB		x 0-0 1B		BBBB 4-0 1B 1-2 BB		x 0-0 ② F7		2	0	1	0	2	0	1
Brooks Robinson, R (1, 5) OBP: 0.315, SLG: 0.363		x 0-0 ①② G4-6-3 1-2f		x 0-0 ① F3		x 0-0 ② F5		x 0-0 PB 1B 1-3 2B		4	1	1	0	0	0	4
Billy Gardner, R (1, 4) OBP: 0.268, SLG: 0.315		BBBB 4-0 BB BB		x 0-0 ② F8		x 0-0 1-2 2-H 1B		x 0-0 2-H 3-H 1B		3	0	2	2	1	0	1
Willy Miranda, S (1, 6) OBP: 0.198, SLG: 0.165		BBBB 4-0 1-2 BB		x 0-0 ③ F3		SSS 0-3 ③ K		x 0-0 ③ 1-3		1	0	0	0	1	0	1
Gus Triandos, R (6, PH) OBP: 0.331, SLG: 0.475										1	0	0	0	0	1	2
Foster Castleman, R (7, 6) OBP: 0.264, SLG: 0.278										1	0	0	0	0	0	1
Arnie Portocarrero, R (1, 1) OBP: 0.182, SLG: 0.188		SSS 0-3 ③ K			SSS 0-3 ① K		x 0-0 ① F9			3	0	0	0	0	2	2
Inning Stats	R: 0 H: 1 E: 0 LOB: 1 K: 2 BB: 0 S: 8 P: 8	R: 0 H: 0 E: 0 LOB: 2 K: 1 BB: 3 S: 4 P: 16	R: 0 H: 1 E: 1 LOB: 2 K: 1 BB: 0 S: 6 P: 6	R: 0 H: 1 E: 0 LOB: 1 K: 0 BB: 0 S: 4 P: 4	R: 0 H: 0 E: 0 LOB: 0 K: 1 BB: 0 S: 5 P: 5	R: 1 H: 1 E: 0 LOB: 2 K: 1 BB: 2 S: 6 P: 14	R: 0 H: 0 E: 0 LOB: 0 K: 0 BB: 0 S: 3 P: 3	R: 2 H: 3 E: 0 LOB: 1 K: 0 BB: 0 S: 6 P: 6		1B: 5 SF: 0 2B: 3 SAC: 0 3B: 0 DP: 2 HR: 0 HBP: 0						

PITCHER		IP	WLS	BF	H	R	ER	SO	BB	IBB	HBP	BLK	WP	HR	S	P	ERA	WHIP
Ray Herbert, R ERA: 3.57	(1, 1)	2.1		12	2	0	0	3	3	0	0	0	0	0	15	27	0.00	2.143
Dick Tomanek, L ERA: 4.5	(3, 1)	4.2	L	17	2	1	1	3	2	0	0	0	0	0	21	29	1.93	0.857
Bob Grim, R ERA: 5.91	(8, 1)	1.0		6	3	2	2	0	0	0	0	0	0	0	6	6	18.00	3.000

PITCHER	IP	WLS	BF	H	R	ER	SO	BB	IBB	HBP	BLK	WP	HR	S	P	ERA	WHIP

BOTTOM

Kansas City Athletics @ Baltimore Orioles

Memorial Stadium, Baltimore, MD

Thu Jul 10 1958, 3:38 AM EDT

Att. 13,377 - Unknown

livebaseballscorecards.com

AB	30
R	3
H	7
RBI	2
BB	5
SO	6
LOB	18

Batter	1	2	3	4	5	6	7	8	9	AB	R	H	RBI	BB	SO	LOB
Bill Tuttle, R (1, 8) OBP: 0.337, SLG: 0.357	1-3		4-3		FC5 2-3			K		4	0	0	0	0	1	1
Roger Maris, L (1, 9) OBP: 0.297, SLG: 0.393	E6 1B		G3			4-3		F7		4	0	0	0	0	0	0
Preston Ward, L (1, 5) OBP: 0.353, SLG: 0.432	CS 1-3 1B			K		G6-4-3 1B			4-3	4	0	2	0	0	1	0
Bob Cerv, R (1, 7) OBP: 0.383, SLG: 0.643	K 1-2			1B		G6-4-3 1-2f			K	4	0	1	0	0	2	3
Harry Simpson, L (1, 3) OBP: 0.338, SLG: 0.412		K		G1-6-3 1-3 1B			K		K	4	0	1	0	0	3	0
Hector Lopez, R (1, 4) OBP: 0.316, SLG: 0.397		G3 1B		G1-6-3 1-2f			E6			3	0	1	0	0	0	2
Frank House, L (1, 2) OBP: 0.276, SLG: 0.333		G3 1-2			F9		F7			3	0	0	0	0	0	2
Joe Demaestri, R (1, 6) OBP: 0.261, SLG: 0.294		F2			FC5 SH1-3 1B		K			3	0	1	0	0	1	2
Ralph Terry, R (1, 1)			K		SH1-3 1-2			K		0	0	0	0	0	0	0
Bob Grim, R (1, 1)										1	0	0	0	0	1	0
Whitey Herzog, L (8, PH) OBP: 0.320, SLG: 0.209										1	0	0	0	0	1	0
Dick Tomanek, L (8, 1) OBP: 0.227, SLG: 0.350										0	0	0	0	0	0	0
Inning Stats	R: 0 E: 1 K: 1 S: 6 H: 1 LOB: 2 BB: 0 P: 6	R: 0 E: 0 K: 1 S: 6 H: 1 LOB: 1 BB: 0 P: 6	R: 0 E: 0 K: 1 S: 5 H: 0 LOB: 0 BB: 0 P: 5	R: 0 E: 0 K: 1 S: 6 H: 2 LOB: 1 BB: 0 P: 6	R: 0 E: 0 K: 0 S: 4 H: 1 LOB: 1 BB: 0 P: 4	R: 0 E: 0 K: 0 S: 3 H: 1 LOB: 0 BB: 0 P: 3	R: 0 E: 1 K: 2 S: 8 H: 0 LOB: 1 BB: 0 P: 8	R: 0 E: 0 K: 2 S: 7 H: 0 LOB: 0 BB: 0 P: 7	R: 0 E: 0 K: 2 S: 7 H: 0 LOB: 0 BB: 0 P: 7	1B: 6 2B: 1 3B: 0 HR: 0 SF: 0 SAC: 1 DP: 3 HBP: 0	WP: 0 PB: 0 SB: 0 CS: 1 PA: 32					

PITCHER		IP	WLS	BF	H	R	ER	SO	BB	IBB	HBP	BLK	WP	HR	S	P	ERA	WHIP
Camilo Pascual, R ERA: 2.59	(1, 1)	9.0	W	32	6	0	0	10	0	0	0	0	0	0	52	52	0.00	0.667

PITCHER	IP	WLS	BF	H	R	ER	SO	BB	IBB	HBP	BLK	WP	HR	S	P	ERA	WHIP

TOP

Kansas City Athletics @ Washington Senators
Griffith Stadium, Washington, DC
Sun Jul 13 1958, 3:33 AM EDT
Unknown

livebaseballscorecards.com

AB	31
R	0
H	6
RBI	0
BB	0
SO	10
LOB	10

Batter	1	2	3	4	5	6	7	8	9	AB	R	H	RBI	BB	SO	LOB
Eddie Yost, R (1, 5) OBP: 0.333, SLG: 0.237	6-3	1B			P3			FC4-6 1B		4	0	2	0	0	0	0
Albie Pearson, L (1, 8) OBP: 0.370, SLG: 0.365	1B 1B 1B	K			1B			FC4-6 1-2f		4	1	2	0	0	1	2
Roy Sievers, R (1, 3) OBP: 0.354, SLG: 0.546	1B 1B 1-2 1B		5-3		5-3			P4		4	1	1	0	0	0	2
Clint Courtney, L (1, 2) OBP: 0.328, SLG: 0.320	1B 1-3 2-H 1B		6-3			G3		4-3		4	0	1	1	0	0	1
Jim Lemon, R (1, 9) OBP: 0.330, SLG: 0.481	F9		K			P4				3	0	0	0	0	1	2
Neil Chrisley, L (1, 7) OBP: 0.293, SLG: 0.413	1-2 3-H 1B			P4		F8				3	0	1	1	0	0	0
Bobby Malkmus, R (1, 4) OBP: 0.243, SLG: 0.306	P4			4-3			F7			3	0	0	0	0	0	2
Ossie Alvarez, R (1, 6) OBP: 0.282, SLG: 0.250		5-3		F8			1-3			3	0	0	0	0	0	0
Camilo Pascual, R (1, 1) OBP: 0.192, SLG: 0.269		4-3			1-3		6-3			3	0	0	0	0	0	0
Inning Stats	R: 2 E: 0 K: 0 S: 7 H: 4 LOB: 2 BB: 0 P: 7	R: 0 E: 0 K: 1 S: 6 H: 1 LOB: 1 BB: 0 P: 6	R: 0 E: 0 K: 1 S: 5 H: 0 LOB: 0 BB: 0 P: 5	R: 0 E: 0 K: 0 S: 3 H: 0 LOB: 0 BB: 0 P: 3	R: 0 E: 0 K: 0 S: 4 H: 1 LOB: 1 BB: 0 P: 4	R: 0 E: 0 K: 0 S: 3 H: 0 LOB: 0 BB: 0 P: 3	R: 0 E: 0 K: 0 S: 3 H: 0 LOB: 0 BB: 0 P: 3	R: 0 E: 0 K: 0 S: 4 H: 1 LOB: 1 BB: 0 P: 4		1B: 7 2B: 0 3B: 0 HR: 0 SF: 0 SAC: 0 DP: 0 HBP: 0						

PITCHER		IP	WLS	BF	H	R	ER	SO	BB	IBB	HBP	BLK	WP	HR	S	P	ERA	WHIP
Ralph Terry, R ERA: 4.53	(1, 1)	0.2	L	6	4	2	2	0	0	0	0	0	0	0	6	6	27.00	6.000
Bob Grim, R ERA: 4.93	(1, 1)	6.1		21	2	0	0	2	0	0	0	0	0	0	25	25	0.00	0.316
Dick Tomanek, L ERA: 4.44	(8, 1)	1.0		4	1	0	0	0	0	0	0	0	0	0	4	4	0.00	1.000

PITCHER	IP	WLS	BF	H	R	ER	SO	BB	IBB	HBP	BLK	WP	HR	S	P	ERA	WHIP

BOTTOM

Kansas City Athletics @ Washington Senators
Griffith Stadium, Washington, DC
Sun Jul 13 1958, 3:33 AM EDT
Unknown

livebaseballscorecards.com

AB	31
R	2
H	7
RBI	2
BB	0
SO	2
LOB	9

WP: 0 PA: 31
PB: 0
SB: 0
CS: 0

Batter	1	2	3	4	5	6	7	8	9	AB	R	H	RBI	BB	SO	LOB
Chico Carrasquel, R (1, 5) OBP: 0.305, SLG: 0.308	x 0-0 ① 6-3		x 0-0 ③ 6-3			x 0-0 ① P3		x 0-0 ② G3 1-2		3	0	0	0	0	0	0
Harry Simpson, L (8, PH) OBP: 0.336, SLG: 0.409										1	0	0	0	0	0	1
Tom Gorman, R (8, 1) OBP: 0.111, SLG: 0.111										0	0	0	0	0	0	0
Bill Tuttle, R (1, 8) OBP: 0.333, SLG: 0.352	x 0-0 ② L6			x 0-0 ① 6-3		x 0-0 ② 1-3		x 0-0 ③ F9		4	0	0	0	0	0	1
Roger Maris, L (1, 9) OBP: 0.293, SLG: 0.387	S S S 0-3 ③ K			x 0-0 ② P6		x 0-0 ③ 4-3			x 0-0 ① 4-3	4	0	0	0	0	1	0
Preston Ward, L (1, 3) (8, 5) OBP: 0.352, SLG: 0.429		x 0-0 ① G3		x 0-0 ③ F9			x 0-0 1B		x 0-0 ② F7	4	0	1	0	0	0	0
Bob Cerv, R (1, 7) OBP: 0.384, SLG: 0.640		B B B 4-0 BB			x 0-0 SH3-4 E 1B 1B		x 0-0 ① P6		x 0-0 ③ F2	3	1	1	0	1	0	1
Hector Lopez, R (1, 4) (8, 6) OBP: 0.314, SLG: 0.393		x 0-0 ② F8			x 0-0 E6 SH3-4 1-2 1B		x 0-0 ② F7			3	1	0	0	0	0	3
Harry Chiti, R (1, 2) OBP: 0.316, SLG: 0.413		x 0-0 ③ 4-3			x 0-0 ① SH3-4 1-2 2-3		x 0-0 ③ F9			2	0	0	0	0	0	2
Joe Demaestri, R (1, 6) OBP: 0.263, SLG: 0.296			x 0-0 ① 5-3		x 0-0 G5-4-3 2-H 3-H 1B			x 0-0 G3 1B		2	0	1	2	0	0	0
Whitey Herzog, L (8, PH) (8, 3) OBP: 0.333, SLG: 0.227										1	0	1	0	0	0	0
Ned Garver, R (1, 1) OBP: 0.156, SLG: 0.140			x 0-0 ② F2		x 0-0 ② ③ G5-4-3 1-2f			x 0-0 ① L9		2	0	0	0	0	0	1
Bob Martyn, L (8, PH) OBP: 0.345, SLG: 0.411										1	0	0	0	0	0	1
Mike Baxes, R (8, 4) OBP: 0.289, SLG: 0.272										0	0	0	0	0	0	0
Inning Stats	R: 0 H: 0 E: 0 LOB: 0 K: 1 BB: 0 S: 5 P: 5	R: 0 H: 0 E: 0 LOB: 1 K: 0 BB: 1 S: 3 P: 7	R: 0 H: 0 E: 0 LOB: 0 K: 0 BB: 0 S: 3 P: 3	R: 0 H: 0 E: 0 LOB: 0 K: 0 BB: 0 S: 3 P: 3	R: 2 H: 2 E: 1 LOB: 0 K: 0 BB: 0 S: 5 P: 5	R: 0 H: 0 E: 0 LOB: 0 K: 0 BB: 0 S: 3 P: 3	R: 0 H: 1 E: 0 LOB: 1 K: 0 BB: 0 S: 4 P: 4	R: 0 H: 1 E: 0 LOB: 1 K: 0 BB: 0 S: 4 P: 4	R: 0 H: 0 E: 0 LOB: 0 K: 0 BB: 0 S: 3 P: 3	1B: 4 SF: 0 2B: 0 SAC: 1 3B: 0 DP: 1 HR: 0 HBP: 0						

TOP

Kansas City Athletics @ Washington Senators

Griffith Stadium, Washington, DC

Sun Jul 13 1958, 3:38 AM EDT

Att. 7,771 - Unknown

livebaseballscorecards.com

AB	30
R	2
H	4
RBI	2
BB	1
SO	1
LOB	10

PITCHER		IP	WLS	BF	H	R	ER	SO	BB	IBB	HBP	BLK	WP	HR	S	P	ERA	WHIP
John Romonosky, R ERA: 1.29	(1, 1)	7.0	W	25	3	2	1	1	1	0	0	0	0	0	26	30	1.29	0.571
Dick Hyde, R ERA: 1.72	(8, 1)	2.0	S	7	1	0	0	0	0	0	0	0	0	0	7	7	0.00	0.500

PITCHER	IP	WLS	BF	H	R	ER	SO	BB	IBB	HBP	BLK	WP	HR	S	P	ERA	WHIP

WP: 0 PA: 32
PB: 0
SB: 0
CS: 0

Batter	1	2	3	4	5	6	7	8	9	AB	R	H	RBI	BB	SO	LOB
Eddie Yost, R (1, 5) OBP: 0.340, SLG: 0.274	HR		L7		BB		HR 2-H			3	2	2	3	1	0	0
Albie Pearson, L (1, 8) OBP: 0.365, SLG: 0.360	3-1		L7		4-3		6-3			4	0	0	0	0	0	1
Roy Sievers, R (1, 3) OBP: 0.353, SLG: 0.542	FC4-6 1B		F7			K		F7		4	0	1	0	0	1	0
Clint Courtney, L (1, 2) OBP: 0.326, SLG: 0.319	FC4-6 FC6-4 1-2f			1B		4-3		F8		4	0	1	0	0	0	1
Jim Lemon, R (1, 9) OBP: 0.326, SLG: 0.474	FC6-4 1-2f			F8		P4		F8		4	0	0	0	0	0	1
Neil Chrisley, L (1, 7) OBP: 0.301, SLG: 0.426		1-3		2B			FC1-6 1B			3	0	2	0	0	0	0
Bobby Malkmus, R (1, 4) OBP: 0.225, SLG: 0.282		K		F9			FC1-6 1B 1-2f			3	1	0	0	0	1	2
Ossie Alvarez, R (1, 6) OBP: 0.310, SLG: 0.282		1B			1-3		1B 1-2			3	0	2	0	0	0	0
John Romonosky, R (1, 1)		L6			1-3		HR 1-3 2-H			2	0	0	0	0	0	1
Julio Becquer, L (7, PH) OBP: 0.253, SLG: 0.244										1	1	1	1	0	0	0
Dick Hyde, R (8, 1)										0	0	0	0	0	0	0
Inning Stats	R: 1 E: 0 K: 0 S: 5 H: 2 LOB: 1 BB: 0 P: 5	R: 0 E: 0 K: 1 S: 6 H: 1 LOB: 1 BB: 0 P: 6	R: 0 E: 0 K: 0 S: 3 H: 0 LOB: 0 BB: 0 P: 3	R: 0 E: 0 K: 0 S: 4 H: 2 LOB: 1 BB: 0 P: 4	R: 0 E: 0 K: 0 S: 3 H: 0 LOB: 1 BB: 1 P: 7	R: 0 E: 0 K: 1 S: 5 H: 0 LOB: 0 BB: 0 P: 5	R: 3 E: 0 K: 0 S: 6 H: 4 LOB: 0 BB: 0 P: 6	R: 0 E: 0 K: 0 S: 3 H: 0 LOB: 0 BB: 0 P: 3		1B: 6 2B: 1 3B: 0 HR: 2 SF: 0 SAC: 0 DP: 0 HBP: 0						

PITCHER		IP	WLS	BF	H	R	ER	SO	BB	IBB	HBP	BLK	WP	HR	S	P	ERA	WHIP
Ned Garver, R ERA: 3.77	(1, 1)	7.0	L	29	9	4	4	2	1	0	0	0	0	2	32	36	5.14	1.429
Tom Gorman, R ERA: 3.25	(8, 1)	1.0		3	0	0	0	0	0	0	0	0	0	0	3	3	0.00	0.000

PITCHER	IP	WLS	BF	H	R	ER	SO	BB	IBB	HBP	BLK	WP	HR	S	P	ERA	WHIP

BOTTOM

Kansas City Athletics @ Washington Senators
Griffith Stadium, Washington, DC
Sun Jul 13 1958, 3:38 AM EDT
Att. 7,771 - Unknown

livebaseballscorecards.com

AB	31
R	4
H	9
RBI	4
BB	1
SO	2
LOB	6

WP: 0	PA: 32		
PB: 0			
SB: 0			
CS: 0			

Batter	1	2	3	4	5	6	7	8	9	AB	R	H	RBI	BB	SO	LOB
Chico Carrasquel, R (1, 6) OBP: 0.300, SLG: 0.303	1-3	5-3			6-3			F7		4	0	0	0	0	0	0
Roger Maris, L (1, 9) OBP: 0.292, SLG: 0.385	E 2B 1B		F5		F2			4-3		4	1	1	0	0	0	0
Bob Cerv, R (1, 7) OBP: 0.379, SLG: 0.631 Whitey Herzog, L (9, 7) OBP: 0.333, SLG: 0.227	E5 1-2		F9			6-3		K		4 0	1 0	0 0	0 0	0 0	1 0	1 0
Preston Ward, L (1, 5) OBP: 0.350, SLG: 0.430	1B 2B 1-H 2-H		F5			4-3			K	4	1	1	2	0	1	0
Hector Lopez, R (1, 4) OBP: 0.313, SLG: 0.392	5-3			1B G6-4-3 1B		6-3			F8	4	1	1	0	0	0	1
Harry Simpson, L (1, 3) OBP: 0.340, SLG: 0.412	2-H 1B			G6-4-3 1-3 1B			4-3		6-3	4	0	2	1	0	0	0
Bill Tuttle, R (1, 8) OBP: 0.330, SLG: 0.348	F8			G6-4-3 1-2f 3-H			1-3			3	0	0	0	0	0	2
Hal Smith, R (1, 2) OBP: 0.250, SLG: 0.380		F9		K			1B			3	0	1	0	0	1	0
Jack Urban, R (1, 1) OBP: 0.229, SLG: 0.206		F6			F8		K			3	0	0	0	0	1	1
Inning Stats	R: 3 H: 3 E: 1 LOB: 1 K: 0 BB: 0 S: 7 P: 7	R: 0 H: 0 E: 0 LOB: 0 K: 0 BB: 0 S: 3 P: 3	R: 0 H: 0 E: 0 LOB: 0 K: 0 BB: 0 S: 3 P: 3	R: 1 H: 2 E: 0 LOB: 0 K: 1 BB: 0 S: 6 P: 6	R: 0 H: 0 E: 0 LOB: 0 K: 0 BB: 0 S: 3 P: 3	R: 0 H: 0 E: 0 LOB: 0 K: 0 BB: 0 S: 3 P: 3	R: 0 H: 1 E: 0 LOB: 1 K: 0 BB: 0 S: 6 P: 6	R: 0 H: 0 E: 0 LOB: 0 K: 1 BB: 0 S: 5 P: 5	R: 0 H: 0 E: 0 LOB: 0 K: 1 BB: 0 S: 5 P: 5	1B: 5 SF: 0 2B: 1 SAC: 0 3B: 0 DP: 1 HR: 0 HBP: 0						

TOP

Kansas City Athletics @ Washington Senators
Griffith Stadium, Washington, DC
Mon Jul 14 1958, 7:05 PM EDT
Att. 2,626 - Unknown

livebaseballscorecards.com

AB	33
R	4
H	6
RBI	3
BB	0
SO	4
LOB	5

WP: 0 PB: 0 SB: 0 CS: 0 PA: 33

PITCHER		IP	WLS	BF	H	R	ER	SO	BB	IBB	HBP	BLK	WP	HR	S	P	ERA	WHIP
Pedro Ramos, R ERA: 3.8	(1, 1)	8.0	L	30	6	4	2	3	0	0	0	0	0	0	36	36	2.25	0.750
Jim Constable, L ERA: 8.35	(9, 1)	1.0		3	0	0	0	1	0	0	0	0	0	0	5	5	0.00	0.000

PITCHER		IP	WLS	BF	H	R	ER	SO	BB	IBB	HBP	BLK	WP	HR	S	P	ERA	WHIP

Batter	1	2	3	4	5	6	7	8	9	AB	R	H	RBI	BB	SO	LOB
Eddie Yost, R (1, 5) OBP: 0.335, SLG: 0.269	P5		F4			F9		G4-6-3 1-2f		4	0	0	0	0	0	2
Albie Pearson, L (1, 8) OBP: 0.364, SLG: 0.358	1B			L9		G3			G3	4	0	1	0	0	0	0
Roy Sievers, R (1, 3) OBP: 0.352, SLG: 0.538	F7			4-3		1-3			BB 1B	4	0	1	0	0	0	1
Clint Courtney, L (1, 2) OBP: 0.325, SLG: 0.315	G3			1-3			F9		BB 1-2	3	0	0	0	1	0	1
Jim Lemon, R (1, 9) OBP: 0.322, SLG: 0.467		6-3			1-3		5-3		K	4	0	0	0	0	1	2
Neil Chrisley, L (1, 7) OBP: 0.299, SLG: 0.421		K2-3			6-3 WP 1B		G3		F7	4	0	1	0	0	1	2
Bobby Malkmus, R (1, 4) OBP: 0.214, SLG: 0.268 Herb Plews, L (8, PH) OBP: 0.330, SLG: 0.385 (9, 4)		4-3			6-3 1-3			E 1B		2 1	0 0	0 1	0 0	0 0	0 0	1 0
Ossie Alvarez, R (1, 6) OBP: 0.311, SLG: 0.268			5-3		BB			F9		2	0	0	0	1	0	1
Pedro Ramos, S (1, 1) OBP: 0.176, SLG: 0.196 Julio Becquer, L (8, PH) OBP: 0.250, SLG: 0.241 Jim Constable, S (9, 1) OBP: 1.000, SLG: 1.333			K		F7			E4 G4-6-3 1-2		2 1 0	0 0 0	0 0 0	0 0 0	0 0 0	1 0 0	2 1 0
Inning Stats	R: 0 H: 1 E: 0 LOB: 1 K: 0 BB: 0 S: 4 P: 4	R: 0 H: 0 E: 0 LOB: 0 K: 1 BB: 0 S: 5 P: 5	R: 0 H: 0 E: 0 LOB: 0 K: 1 BB: 0 S: 5 P: 5	R: 0 H: 0 E: 0 LOB: 0 K: 0 BB: 0 S: 3 P: 3	R: 0 H: 1 E: 0 LOB: 2 K: 0 BB: 1 S: 4 P: 8	R: 0 H: 0 E: 0 LOB: 0 K: 0 BB: 0 S: 3 P: 3	R: 0 H: 0 E: 0 LOB: 0 K: 0 BB: 0 S: 3 P: 3	R: 0 H: 1 E: 1 LOB: 1 K: 0 BB: 0 S: 4 P: 4	R: 0 H: 1 E: 0 LOB: 2 K: 1 BB: 1 S: 6 P: 10	1B: 4 SF: 0 2B: 0 SAC: 0 3B: 0 DP: 1 HR: 0 HBP: 0						

PITCHER	IP	WLS	BF	H	R	ER	SO	BB	IBB	HBP	BLK	WP	HR	S	P	ERA	WHIP
Jack Urban, R (1, 1) ERA: 5.03	9.0	W	33	4	0	0	3	2	0	0	0	1	0	37	45	0.00	0.667

PITCHER	IP	WLS	BF	H	R	ER	SO	BB	IBB	HBP	BLK	WP	HR	S	P	ERA	WHIP

BOTTOM

Kansas City Athletics @ Washington Senators
Griffith Stadium, Washington, DC
Mon Jul 14 1958, 7:05 PM EDT
Att. 2,626 - Unknown

livebaseballscorecards.com

AB	31
R	0
H	4
RBI	0
BB	2
SO	3
LOB	13

Batter	1	2	3	4	5	6	7	8	9	AB	R	H	RBI	BB	SO	LOB
Chico Carrasquel, R (1, 6) (8, 5) OBP: 0.299, SLG: 0.302	F8		F3		F3		1B 1-2 2-H			4	0	1	1	0	0	2
Roger Maris, L (1, 9) OBP: 0.292, SLG: 0.383	K			3-1		E5 WP 1B	G3			4	1	1	0	0	1	2
Dick Tomanek, L (7, 1) OBP: 0.227, SLG: 0.350						1B				0	0	0	0	0	0	0
Bob Cerv, R (1, 7) OBP: 0.381, SLG: 0.628	BB			6-3		5-3		G6-4-3 1B		3	0	1	0	1	0	1
Preston Ward, L (1, 5) OBP: 0.354, SLG: 0.433	F7			PB 1B		G6-4-3 2-H 1B		G6-4-3 1-2f		3	0	2	1	0	0	1
Joe Demaestri, R (8, PH) (8, 6) OBP: 0.261, SLG: 0.294										1	0	0	0	0	0	1
Hector Lopez, R (1, 4) OBP: 0.309, SLG: 0.387		5-3		F5 1-2		G6-4-3 1-2f		6-3		4	0	0	0	0	0	2
Harry Simpson, L (1, 3) OBP: 0.331, SLG: 0.400		K			F5		4-3		4-3	4	0	0	0	0	1	0
Hal Smith, R (1, 2) OBP: 0.255, SLG: 0.376		5-3			2B BB		1B 1B		FC6-4 BB	1	0	0	0	1	0	0
Whitey Herzog, L (1, 8) OBP: 0.352, SLG: 0.277			3-1		2B 1-3		1B 1-2		FC6-4 1-2f	3	0	2	0	0	0	0
Bill Tuttle, R (9, PH) OBP: 0.329, SLG: 0.347										1	0	0	0	0	0	1
Ray Herbert, R (1, 1) OBP: 0.222, SLG: 0.200			F8		K		F3		5-3	2	0	0	0	0	1	2
Harry Chiti, R (6, 2) OBP: 0.312, SLG: 0.407										2	0	0	0	0	0	3
Bud Daley, L (6, 1)										0	0	0	0	0	0	0
Bob Martyn, L (7, PH) (7, 9) OBP: 0.349, SLG: 0.415										1	1	1	0	0	0	0
Mike Baxes, R (9, PH) OBP: 0.292, SLG: 0.272										0	0	0	0	1	0	0
Inning Stats	R: 0 E: 0 K: 1 S: 5 H: 0 LOB: 1 BB: 1 P: 9	R: 0 E: 0 K: 1 S: 5 H: 0 LOB: 0 BB: 0 P: 5	R: 0 E: 0 K: 0 S: 3 H: 0 LOB: 0 BB: 0 P: 3	R: 0 E: 0 K: 0 S: 4 H: 1 LOB: 1 BB: 0 P: 4	R: 0 E: 0 K: 1 S: 6 H: 1 LOB: 2 BB: 1 P: 10	R: 1 E: 1 K: 0 S: 4 H: 2 LOB: 0 BB: 0 P: 4	R: 1 E: 0 K: 0 S: 6 H: 3 LOB: 2 BB: 0 P: 6	R: 0 E: 0 K: 0 S: 3 H: 1 LOB: 0 BB: 0 P: 3	R: 0 E: 0 K: 0 S: 3 H: 0 LOB: 1 BB: 1 P: 7	1B: 7 2B: 1 3B: 0 HR: 0 SF: 0 SAC: 0 DP: 2 HBP: 0						

PITCHER		IP	WLS	BF	H	R	ER	SO	BB	IBB	HBP	BLK	WP	HR	S	P	ERA	WHIP
Frank Sullivan, R ERA: 3.11	(1, 1)	7.0	W	30	8	2	2	3	2	0	0	0	1	0	34	42	2.57	1.429
Leo Kiely, L ERA: 2.7	(8, 1)	2.0	S	6	0	0	0	0	1	0	0	0	0	0	5	9	0.00	0.500

PITCHER	IP	WLS	BF	H	R	ER	SO	BB	IBB	HBP	BLK	WP	HR	S	P	ERA	WHIP

TOP

Kansas City Athletics @ Boston Red Sox

Fenway Park, Boston, MA

Tue Jul 15 1958, 7:05 PM EDT

Att. 19,090 - Unknown

livebaseballscorecards.com

AB	33
R	2
H	8
RBI	2
BB	3
SO	3
LOB	15

WP: 1	PA: 36		
PB: 1			
SB: 0			
CS: 0			

Batter	1	2	3	4	5	6	7	8	9	AB	R	H	RBI	BB	SO	LOB
Gene Stephens, L (1, 8) (9, 7) OBP: 0.293, SLG: 0.424	4-3	4-3		K			K			4	0	0	0	0	2	1
Pete Runnels, L (1, 4) OBP: 0.429, SLG: 0.423	HR BB 1B		1B BB BB		G4-6-3 1B		6-3			3	1	2	0	1	0	0
Ted Williams, L (1, 7) OBP: 0.443, SLG: 0.534 Jim Piersall, R (9, 8) OBP: 0.316, SLG: 0.383	K		1B 1-2 BB		G4-6-3 1-2f		1B 2B			3 0	0 0	1 0	0 0	1 0	1 0	2 0
Frank Malzone, R (1, 5) OBP: 0.357, SLG: 0.426	HR 1-2 BB		1B 1-2 2-3		1-3		1B 2-H			3	1	2	0	1	0	0
Jackie Jensen, R (1, 9) OBP: 0.427, SLG: 0.647	HR 1-H 2-H		K			PB 1B BB		2B		3	3	2	3	1	1	3
Dick Gernert, R (1, 3) OBP: 0.341, SLG: 0.444	F8		K			G3 PB 1-3 1B		5-3		4	0	1	0	0	1	4
Lou Berberet, L (1, 2) OBP: 0.367, SLG: 0.311 Bill Renna, R (6, PH) OBP: 0.278, SLG: 0.400 Sammy White, R (7, 2) OBP: 0.296, SLG: 0.391		4-3	L7			5-3 1-2 3-H		2B 2-H		2 1 1	0 0 0	0 0 1	0 0 1	0 0 0	0 0 0	3 1 0
Billy Consolo, R (1, 6) OBP: 0.205, SLG: 0.128		SH1-4 BB		4-3		G3 2-3		5-3		3	0	0	0	1	0	2
Frank Sullivan, R (1, 1) OBP: 0.200, SLG: 0.162 Leo Kiely, L (8, 1)		SH1-4 1-2		K		F1		K		2 1	0 0	0 0	0 0	0 0	1 1	1 1
Inning Stats	R: 3 H: 2 E: 0 LOB: 0 K: 1 BB: 1 S: 7 P: 11	R: 0 H: 0 E: 0 LOB: 1 K: 0 BB: 1 S: 3 P: 7	R: 0 H: 1 E: 0 LOB: 3 K: 2 BB: 2 S: 8 P: 16	R: 0 H: 0 E: 0 LOB: 0 K: 2 BB: 0 S: 7 P: 7	R: 0 H: 1 E: 0 LOB: 0 K: 0 BB: 0 S: 3 P: 3	R: 1 H: 1 E: 0 LOB: 1 K: 0 BB: 1 S: 4 P: 8	R: 0 H: 2 E: 0 LOB: 2 K: 1 BB: 0 S: 6 P: 6	R: 1 H: 2 E: 0 LOB: 1 K: 1 BB: 0 S: 7 P: 7		1B: 5 SF: 0 2B: 3 SAC: 1 3B: 0 DP: 1 HR: 1 HBP: 0						

PITCHER	IP	WLS	BF	H	R	ER	SO	BB	IBB	HBP	BLK	WP	HR	S	P	ERA	WHIP
Ray Herbert, R (1, 1) ERA: 3.79	5.0	L	24	5	4	4	5	5	0	0	0	0	1	29	49	7.20	2.000
Bud Daley, L (6, 1) ERA: 4.6	1.0		3	0	0	0	0	0	0	0	0	0	0	3	3	0.00	0.000
Dick Tomanek, L (7, 1) ERA: 4.44	2.0		9	4	1	1	2	0	0	0	0	0	0	13	13	4.50	2.000

PITCHER	IP	WLS	BF	H	R	ER	SO	BB	IBB	HBP	BLK	WP	HR	S	P	ERA	WHIP

BOTTOM

Kansas City Athletics @ Boston Red Sox

Fenway Park, Boston, MA

Tue Jul 15 1958, 7:05 PM EDT

Att. 19,090 - Unknown

livebaseballscorecards.com

AB	30
R	5
H	9
RBI	4
BB	5
SO	7
LOB	18

WP: 0 PA: 36
PB: 1
SB: 0
CS: 0

Kansas City Athletics @ Boston Red Sox

Fenway Park, Boston, MA

Wed Jul 16 1958, 7:05 PM EDT

Att. 20,316 - Unknown

TOP

livebaseballscorecards.com

Batter	1	2	3	4	5	6	7	8	9	AB	R	H	RBI	BB	SO	LOB
Mike Baxes, R (1, 4) OBP: 0.290, SLG: 0.280	4-3 3B	G6-4-3 1-2f			F9	L5			F2	5	1	1	0	0	0	4
Whitey Herzog, L (1, 8) OBP: 0.351, SLG: 0.265	4-3 3-H		K		BB 5-3 2B		6-3		G5-4-3 1-2f	2	1	0	1	1	1	0
Bill Tuttle, R (7, PH) (7, 8) OBP: 0.327, SLG: 0.345										2	0	0	0	0	0	1
Preston Ward, L (1, 3) OBP: 0.348, SLG: 0.426	F5		G3		5-3 1-2		5-3			4	0	0	0	0	0	1
Bob Cerv, R (1, 7) OBP: 0.385, SLG: 0.633	1B		FC4-6		2-H 2B		6-3			4	0	3	1	0	0	0
Bob Martyn, L (1, 9) OBP: 0.355, SLG: 0.417	FC4-6 1-2		FC4-6 1-2f		IBB			1-3		2	0	1	0	1	0	1
Roger Maris, L (8, PH) (8, 9) OBP: 0.291, SLG: 0.382	1B									1	0	0	0	0	0	0
Harry Chiti, R (1, 2) OBP: 0.303, SLG: 0.394	FC4-6 1-2f			6-3	6-3			F8		4	0	0	0	0	0	4
Chico Carrasquel, R (1, 5) OBP: 0.302, SLG: 0.305		F4		1B		F7		FC6-4 1B		4	0	2	0	0	0	0
Joe Demaestri, R (1, 6) OBP: 0.261, SLG: 0.294		1B		F8		5-3		FC6-4 1-2f		4	0	1	0	0	0	2
Murry Dickson, R (1, 1) OBP: 0.333, SLG: 0.409				F7		1B			G5-4-3 1B	3	0	2	0	0	0	1
Bud Daley, L (6, 1)		G6-4-3 1-2								0	0	0	0	0	0	0
Hal Smith, R (9, PH) OBP: 0.262, SLG: 0.383		1B								1	0	1	0	0	0	0

	AB	36
	R	2
	H	11
	RBI	2
	BB	2
	SO	1
	LOB	14

Inning Stats										
	R: 1	H: 3	R: 0	H: 2	R: 0	H: 1	R: 0	H: 1	R: 1	H: 1
	E: 0	LOB: 2	E: 0	LOB: 1	E: 0	LOB: 1	E: 0	LOB: 1	E: 0	LOB: 2
	K: 0	BB: 0	K: 0	BB: 0	K: 1	BB: 0	K: 0	BB: 0	K: 0	BB: 2
	S: 6	P: 6	S: 4	P: 4	S: 6	P: 6	S: 4	P: 4	S: 4	P: 12

Inning Stats										
	R: 0	H: 1	R: 0	H: 0	R: 0	H: 1	R: 0	H: 1	R: 0	H: 1
	E: 0	LOB: 1	E: 0	LOB: 0	E: 0	LOB: 1	E: 0	LOB: 1	E: 0	LOB: 0
	K: 0	BB: 0	K: 0	BB: 0	K: 0	BB: 0	K: 0	BB: 0	K: 0	BB: 0
	S: 4	P: 4	S: 3	P: 3	S: 4	P: 4	S: 3	P: 3	1B: 9	SF: 0
									2B: 1	SAC: 0
									3B: 1	DP: 2
									HR: 0	HBP: 0

	WP: 0	PA: 38
	PB: 0	
	SB: 0	
	CS: 0	

PITCHER		IP	WLS	BF	H	R	ER	SO	BB	IBB	HBP	BLK	WP	HR	S	P	ERA	WHIP
Ike Delock, R ERA: 1.93	(1, 1)	6.0	W	28	9	2	2	1	1	1	0	0	0	0	28	36	3.00	1.667
Leo Kiely, L ERA: 2.53	(7, 1)	3.0	S	10	2	0	0	0	0	0	0	0	0	0	10	10	0.00	0.667

PITCHER		IP	WLS	BF	H	R	ER	SO	BB	IBB	HBP	BLK	WP	HR	S	P	ERA	WHIP

Batter	1	2	3	4	5	6	7	8	9	AB	R	H	RBI	BB	SO	LOB
Gene Stephens, L (1, 8) (9, 7) OBP: 0.292, SLG: 0.419	4-3			F7		1B 1B 1B 3-H	K			4	1	1	1	0	1	0
Pete Runnels, L (1, 4) OBP: 0.432, SLG: 0.426	K			FC3-6 1B		1B 2B 1B 1-3		BBBB FC5 HBP BB		3	1	2	0	1	1	0
Ted Williams, L (1, 7) OBP: 0.441, SLG: 0.528	6-3			FC3-6 1-2f		K		H FC5 E HBP 1-2		3	0	0	0	0	1	3
Jim Piersall, R (8, PR) (9, 8) OBP: 0.316, SLG: 0.383										0	1	0	0	0	0	0
Frank Malzone, R (1, 5) OBP: 0.356, SLG: 0.424		5-3		L7		2B 1B 1-2 3-H		FC5 E 1-2 2-3f		4	1	1	1	0	0	3
Jackie Jensen, R (1, 9) OBP: 0.425, SLG: 0.645		5-3			K	2B 1-H 2-H		5-3 1-2 2-H		4	0	1	2	0	1	1
Dick Gernert, R (1, 3) OBP: 0.340, SLG: 0.439		F3			F4	IBB 4-0		F8		3	0	0	0	1	0	2
Lou Berberet, L (1, 2) OBP: 0.361, SLG: 0.304			4-3		K	K				3	0	0	0	0	2	2
Billy Consolo, R (1, 6) OBP: 0.213, SLG: 0.190			6-3			3B 1B	1-3			3	1	1	0	0	0	0
Ike Delock, R (1, 1)			F7			K	4-3			1	0	0	0	0	0	0
Billy Klaus, L (6, PH) OBP: 0.230, SLG: 0.228										1	0	0	0	0	1	1
Leo Kiely, L (7, 1)										1	0	0	0	0	0	0
Inning Stats	R: 0 H: 0 E: 0 LOB: 0 K: 1 BB: 0 S: 5 P: 5	R: 0 H: 0 E: 0 LOB: 0 K: 0 BB: 0 S: 3 P: 3	R: 0 H: 0 E: 0 LOB: 0 K: 0 BB: 0 S: 3 P: 3	R: 0 H: 1 E: 0 LOB: 1 K: 0 BB: 0 S: 4 P: 4	R: 0 H: 0 E: 0 LOB: 0 K: 2 BB: 0 S: 7 P: 7	R: 4 H: 5 E: 0 LOB: 2 K: 3 BB: 1 S: 14 P: 18	R: 0 H: 0 E: 0 LOB: 0 K: 1 BB: 0 S: 5 P: 5	R: 1 H: 0 E: 1 LOB: 2 K: 0 BB: 1 S: 3 P: 8		1B: 4 SF: 0 2B: 1 SAC: 0 3B: 1 DP: 0 HR: 0 HBP: 1						WP: 0 PA: 33 PB: 0 SB: 0 CS: 0

PITCHER		IP	WLS	BF	H	R	ER	SO	BB	IBB	HBP	BLK	WP	HR	S	P	ERA	WHIP
Murry Dickson, R ERA: 3.41	(1, 1)	5.1	L	20	4	3	3	4	0	0	0	0	0	0	28	28	5.06	0.750
Bud Daley, L ERA: 4.42	(6, 1)	2.2		13	2	2	1	3	1	1	1	0	0	0	16	25	3.38	1.125

PITCHER	IP	WLS	BF	H	R	ER	SO	BB	IBB	HBP	BLK	WP	HR	S	P	ERA	WHIP

BOTTOM

Kansas City Athletics @ Boston Red Sox

Fenway Park, Boston, MA

Wed Jul 16 1958, 7:05 PM EDT

Att. 20,316 - Unknown

livebaseballscorecards.com

AB	30
R	5
H	6
RBI	4
BB	2
SO	7
LOB	12

Batter	1	2	3	4	5	6	7	8	9	AB	R	H	RBI	BB	SO	LOB
Mike Baxes, R (1, 4) OBP: 0.289, SLG: 0.280	5-3		F7		2-3 1B		F6		L6	4	0	1	0	0	0	0
Hector Lopez, R (9, PH) OBP: 0.308, SLG: 0.385										1	0	0	0	0	0	2
Roger Maris, L (1, 9) OBP: 0.293, SLG: 0.394	F4		HR		F9			FC6-4 1B		4	1	2	1	0	0	2
Preston Ward, L (1, 5) OBP: 0.351, SLG: 0.427	1B		4-3			G6-4-3 1B		L9		4	0	2	0	0	0	1
Bob Cerv, R (1, 7) OBP: 0.381, SLG: 0.624	K			1-3		G6-4-3 1-2f		FC6-4 1-2f		4	0	0	0	0	1	3
Harry Simpson, L (1, 3) OBP: 0.335, SLG: 0.399		K		BB CS		2B 1B		4-3		3	1	1	0	1	1	1
Bill Tuttle, R (1, 8) OBP: 0.329, SLG: 0.350		E6 1-3		6-3 1-2		1-H 2B			FC1-4 1B	4	0	2	1	0	0	1
Hal Smith, R (1, 2) OBP: 0.267, SLG: 0.385		1-3 1-2			B1-5-4 E 1B	6-3			FC1-4 3-1 1B 1-2f	2	0	1	0	0	0	1
Harry Chiti, R (5, 2) OBP: 0.299, SLG: 0.388										2	0	0	0	0	0	2
Joe Demaestri, R (1, 6) OBP: 0.258, SLG: 0.290		5-3			E9 1B B1-5-4 1-2		F8		3-1 1-2 1B	3	0	0	0	0	0	2
Frank House, L (9, PH) OBP: 0.282, SLG: 0.339										1	0	1	0	0	0	0
Tom Gorman, R (1, 1) OBP: 0.091, SLG: 0.091			K		B1-5-4 1-2 2-3f		4-3		3-1 1-2 2-3	2	0	0	0	0	1	2
Bud Daley, L (5, 1)										0	0	0	0	0	0	0
Ralph Terry, R (5, 1) OBP: 0.139, SLG: 0.167										0	0	0	0	0	0	0
Bob Martyn, L (7, PH) OBP: 0.353, SLG: 0.414										1	0	0	0	0	0	0
Walt Craddock, R (7, 1)										0	0	0	0	0	0	0
Whitey Herzog, L (9, PH) OBP: 0.345, SLG: 0.260										1	0	0	0	0	0	2
Inning Stats	R: 0 E: 0 K: 1 S: 6 H: 1 LOB: 1 BB: 0 P: 6	R: 0 E: 1 K: 1 S: 6 H: 0 LOB: 1 BB: 0 P: 6	R: 1 E: 0 K: 1 S: 6 H: 1 LOB: 0 BB: 0 P: 6	R: 0 E: 0 K: 0 S: 2 H: 0 LOB: 0 BB: 1 P: 6	R: 0 E: 1 K: 0 S: 5 H: 2 LOB: 2 BB: 0 P: 5	R: 1 E: 0 K: 0 S: 5 H: 3 LOB: 1 BB: 0 P: 5	R: 0 E: 0 K: 0 S: 3 H: 0 LOB: 0 BB: 0 P: 3	R: 0 E: 0 K: 0 S: 4 H: 1 LOB: 1 BB: 0 P: 4	R: 0 E: 0 K: 0 S: 5 H: 2 LOB: 2 BB: 0 P: 5	1B: 8 2B: 1 3B: 0 HR: 1 SF: 0 SAC: 0 DP: 2 HBP: 0	WP: 0 PB: 0 SB: 0 CS: 1 PA: 37					

PITCHER		IP	WLS	BF	H	R	ER	SO	BB	IBB	HBP	BLK	WP	HR	S	P	ERA	WHIP
Tom Brewer, R ERA: 3.69	(1, 1)	8.1	W	35	10	2	2	3	1	0	0	0	0	1	40	44	2.16	1.320
Murray Wall, R ERA: 3.1	(9, 1)	0.2	S	2	0	0	0	0	0	0	0	0	0	0	2	2	0.00	0.000

PITCHER	IP	WLS	BF	H	R	ER	SO	BB	IBB	HBP	BLK	WP	HR	S	P	ERA	WHIP

TOP

Kansas City Athletics @ Boston Red Sox

Fenway Park, Boston, MA

Thu Jul 17 1958, 3:33 AM EDT

Att. 9,972 - Unknown

livebaseballscorecards.com

AB	36
R	2
H	10
RBI	2
BB	1
SO	3
LOB	19

Batter	1	2	3	4	5	6	7	8	9	AB	R	H	RBI	BB	SO	LOB
Jim Piersall, R (1, 8) OBP: 0.315, SLG: 0.381	F9		F9		1B, BB, E, 1-2, 2-H, 1B		4-3			4	1	1	1	0	0	1
Pete Runnels, L (1, 4) OBP: 0.430, SLG: 0.421	4-3			4-3	BBBB, 1B, E, 1-2, 2-3, BB		1-3			3	1	0	0	1	0	0
Gene Stephens, L (1, 7) OBP: 0.291, SLG: 0.414	1-3			F3	E, 1-2, 2-3, 3-H, 1B		3-1			4	0	1	1	0	0	0
Frank Malzone, R (1, 5) OBP: 0.360, SLG: 0.428		E5, CS		1B	E9, 1-3, 2-H, 3-H, 1B			BB, E, 1B		4	1	3	2	0	0	0
Jackie Jensen, R (1, 9) OBP: 0.423, SLG: 0.639		K		6-3	G3			BBBB, E, 1-2, BB		3	0	0	0	1	1	4
Dick Gernert, R (1, 3) OBP: 0.342, SLG: 0.444		K, 1-2			G3, 1B, 2B F6			E7, 1-3, 2-H, 1B		4	1	2	1	0	1	3
Lou Berberet, L (1, 2) OBP: 0.353, SLG: 0.296			F9		G3, 2-3	L1		G3		4	0	0	0	0	0	3
Billy Consolo, R (1, 6) OBP: 0.216, SLG: 0.196			5-3		1B, 1B, 3-H, 1B	F8		6-3		4	1	1	1	0	0	2
Tom Brewer, R (1, 1) Murray Wall, R (9, 1) OBP: 0.178, SLG: 0.186 OBP: 0.050, SLG: 0.050			1B		BB, 1B, 1B, 1-2, 1B	K		K		4 0	1 0	2 0	0 0	0 0	2 0	2 0
Inning Stats	R: 0 E: 0 K: 0 S: 3 H: 0 LOB: 0 BB: 0 P: 3	R: 0 E: 1 K: 2 S: 7 H: 0 LOB: 1 BB: 0 P: 7	R: 0 E: 0 K: 0 S: 4 H: 1 LOB: 1 BB: 1 P: 4	R: 0 E: 0 K: 0 S: 4 H: 1 LOB: 1 BB: 0 P: 4	R: 5 E: 1 K: 0 S: 9 H: 6 LOB: 2 BB: 1 P: 13	R: 0 E: 0 K: 1 S: 5 H: 0 LOB: 0 BB: 0 P: 5	R: 0 E: 0 K: 0 S: 3 H: 0 LOB: 0 BB: 0 P: 3	R: 1 E: 1 K: 1 S: 7 H: 2 LOB: 2 BB: 1 P: 11		1B: 9 2B: 2 3B: 0 HR: 0 SF: 0 SAC: 0 DP: 1 HBP: 0						

PITCHER		IP	WLS	BF	H	R	ER	SO	BB	IBB	HBP	BLK	WP	HR	S	P	ERA	WHIP
Tom Gorman, R ERA: 3.63	(1, 1)	4.1	L	19	6	4	4	2	0	0	0	0	0	0	23	23	8.31	1.385
Bud Daley, L ERA: 4.91	(5, 1)	0.0		2	1	0	0	0	1	0	0	0	0	0	1	5	∞	∞
Ralph Terry, R ERA: 4.46	(5, 1)	1.2		6	1	1	1	1	0	0	0	0	0	0	8	8	5.40	0.600
Walt Craddock, L ERA: 7.0	(7, 1)	2.0		9	2	1	1	1	1	0	0	0	0	0	10	14	4.50	1.500

PITCHER	IP	WLS	BF	H	R	ER	SO	BB	IBB	HBP	BLK	WP	HR	S	P	ERA	WHIP

BOTTOM

Kansas City Athletics @ Boston Red Sox

Fenway Park, Boston, MA

Thu Jul 17 1958, 3:33 AM EDT

Att. 9,972 - Unknown

livebaseballscorecards.com

AB	34
R	6
H	10
RBI	6
BB	2
SO	4
LOB	15

1B: 9 SF: 0
2B: 2 SAC: 0
3B: 0 DP: 1
HR: 0 HBP: 0

WP: 0 PA: 36
PB: 0
SB: 0
CS: 1

Batter	1	2	3	4	5	6	7	8	9	AB	R	H	RBI	BB	SO	LOB
Mike Baxes, R (1, 4) OBP: 0.293, SLG: 0.284	1B	3-H 1B		F8			F5			4	1	2	1	0	0	1
Bill Tuttle, R (1, 8) OBP: 0.329, SLG: 0.349	1-2 1B	6-3			K		F7			4	0	1	0	0	1	1
Roger Maris, L (1, 9) OBP: 0.293, SLG: 0.392	1-2 2-H 1B		4-3		F9			F9		4	0	1	1	0	0	0
Bob Cerv, R (1, 7) OBP: 0.382, SLG: 0.626	K		1B		K			4-3 2B		4	0	2	0	0	2	2
Preston Ward, L (1, 5) OBP: 0.349, SLG: 0.422	F8		F7			E BB		4-3 2-3		3	0	0	0	1	0	4
Harry Simpson, L (1, 3) Whitey Herzog, L (9, 3) OBP: 0.327, SLG: 0.388 OBP: 0.345, SLG: 0.260	6-3		F7			E3 G6-4-3 1-2		L8		4 0	0 0	0 0	0 0	0 0	0 0	5 0
Frank House, L (1, 2) OBP: 0.281, SLG: 0.336		6-3 1B		3-1		F9			K	4	1	1	0	0	1	2
Joe Demaestri, R (1, 6) OBP: 0.254, SLG: 0.285		6-3 1-2		6-3		G6-4-3 1-2f			5-3	4	0	0	0	0	0	3
Dick Tomanek, L (1, 1) OBP: 0.231, SLG: 0.333		6-3 2-3		1B			F4		5-3	4	0	1	0	0	0	1

| Inning Stats | | |

Batter	1	2	3	4	5	6	7	8	9	AB	R	H	RBI	BB	SO	LOB
Gil McDougald, R (1, 4) OBP: 0.366, SLG: 0.376	F7		CS 1-2	K	FC5-4 1-2f			1B		4	0	1	0	0	1	2
Hank Bauer, R (1, 9) OBP: 0.342, SLG: 0.478	G6-4-3 1B			5-3		5-3		F3		4	0	1	0	0	0	1
Mickey Mantle, S (1, 8) OBP: 0.414, SLG: 0.547	G6-4-3 1-2f			E6 1B		B3		K		3	0	0	0	0	0	1
Enos Slaughter, L (7, 7) OBP: 0.408, SLG: 0.500										1	0	0	0	0	1	1
Bill Skowron, R (1, 3) OBP: 0.325, SLG: 0.440		F9		1-2 1B		K			4-3	4	0	1	0	0	1	0
Elston Howard, R (1, 2) OBP: 0.404, SLG: 0.627		CS 1B		5-3			4-3		4-3	4	0	1	0	0	0	2
Andy Carey, R (1, 5) OBP: 0.368, SLG: 0.541		K 1-2			1B 1B		6-3		1B 1B	4	1	2	0	0	1	1
Norm Siebern, L (1, 7) OBP: 0.367, SLG: 0.439 (7, 8)			1-3		L9		1B		1B 1-2 1B	4	0	2	0	0	0	1
Tony Kubek, L (1, 6) OBP: 0.303, SLG: 0.325			FC5-4 1B		L7		P6		1-3 2-H 1B	3	0	1	0	0	0	2
Yogi Berra, L (9, PH) OBP: 0.297, SLG: 0.442										1	0	1	1	0	0	0
Don Larsen, R (1, 1) OBP: 0.378, SLG: 0.636			FC5-4 CS 1-2f		FC5-4 1-2 1B			P6	F9	4	0	1	0	0	0	3
Inning Stats	R: 0 H: 1 E: 0 LOB: 0 K: 0 BB: 0 S: 3 P: 3	R: 0 H: 1 E: 0 LOB: 1 K: 1 BB: 0 S: 5 P: 5	R: 0 H: 1 E: 0 LOB: 0 K: 0 BB: 0 S: 3 P: 3	R: 0 H: 1 E: 1 LOB: 2 K: 1 BB: 0 S: 7 P: 7	R: 0 H: 2 E: 0 LOB: 2 K: 0 BB: 0 S: 5 P: 5	R: 0 H: 0 E: 0 LOB: 0 K: 1 BB: 0 S: 5 P: 5	R: 0 H: 1 E: 0 LOB: 1 K: 0 BB: 0 S: 4 P: 4	R: 0 H: 1 E: 0 LOB: 1 K: 1 BB: 0 S: 6 P: 6	R: 1 H: 3 E: 0 LOB: 2 K: 0 BB: 0 S: 6 P: 6	1B: 11 SF: 0 2B: 1 SAC: 0 3B: 0 DP: 2 HR: 0 HBP: 0						

PITCHER	IP	WLS	BF	H	R	ER	SO	BB	IBB	HBP	BLK	WP	HR	S	P	ERA	WHIP
Dick Tomanek, L (1, 1) ERA: 4.1	9.0	W	36	11	1	1	4	0	0	0	0	0	0	44	44	1.00	1.222

PITCHER	IP	WLS	BF	H	R	ER	SO	BB	IBB	HBP	BLK	WP	HR	S	P	ERA	WHIP

BOTTOM

Kansas City Athletics @ New York Yankees

Yankee Stadium, Bronx, NY

Fri Jul 18 1958, 7:05 PM EDT
Att. 21,873 - Unknown - 77 F

livebaseballscorecards.com

AB	36
R	1
H	11
RBI	1
BB	0
SO	4
LOB	14

WP: 0 PA: 37
PB: 0
SB: 0
CS: 2

Batter	1	2	3	4	5	6	7	8	9	10	11	12	AB	R	H	RBI	BB	SO	LOB
Mike Baxes, R (1, 4) OBP: 0.291, SLG: 0.279	K		F7			SH3-4		K	F8			HR 2B	4	1	0	0	1	2	2
Bill Tuttle, R (1, 8) OBP: 0.329, SLG: 0.361	F3		5-3			F3		F6		CS 2B		HR BB	6	1	2	3	0	0	1
Roger Maris, L (1, 9) OBP: 0.294, SLG: 0.401	F8			K		1B		HR		K		HR	6	1	2	2	0	2	1
Bob Cerv, R (1, 7) OBP: 0.387, SLG: 0.634		5-3		K			HR	1B		CS IBB		F7	4	1	2	1	1	1	0
Bob Martyn, L (12, PR) OBP: 0.353, SLG: 0.414 (12, 7)													0	0	0	0	0	0	0
Preston Ward, L (1, 5) OBP: 0.348, SLG: 0.419		4-3		3-1			F9	1B		CS		E HBP	4	0	1	0	0	0	0
Chico Carrasquel, R (8, 5) OBP: 0.300, SLG: 0.303													2	0	0	0	0	1	1
Harry Simpson, L (1, 3) OBP: 0.325, SLG: 0.380		E4 PB			F8		FC5 1B BB	K			K	E6	3	0	0	0	1	1	2
Whitey Herzog, L (8, 3) OBP: 0.333, SLG: 0.250													2	0	0	0	0	1	2
Frank House, L (1, 2) OBP: 0.296, SLG: 0.345					F6		FC5 1B		4-3 SH1-4 1B		K	6-3	3	0	2	0	1	0	0
Jack Urban, R (9, PR) OBP: 0.229, SLG: 0.206		BB											0	0	0	0	0	0	0
Harry Chiti, R (9, 2) OBP: 0.297, SLG: 0.385													1	0	0	0	0	0	0
Joe Demaestri, R (1, 6) OBP: 0.250, SLG: 0.280		F8			K		FC5		SH1-4		L		4	0	0	0	0	1	4
Bob Grim, R (1, 1)			F7			SH3-4 1B BB	F7		4-3			F9	2	1	0	0	1	0	2
Ray Herbert, R (8, 1) OBP: 0.222, SLG: 0.200													0	0	0	0	0	0	0
Hector Lopez, R (9, PH) OBP: 0.307, SLG: 0.384													1	0	0	0	0	0	2
Bud Daley, L (9, 1) OBP: 0.167, SLG: 0.333													1	1	1	0	0	0	0
Ralph Terry, R (12, 1) OBP: 0.139, SLG: 0.167													0	0	0	0	0	0	0
Inning Stats	R: 0 E: 0 K: 1 S: 5 H: 0 LOB: 0 BB: 0 P: 5	R: 0 E: 1 K: 0 S: 4 H: 0 LOB: 2 BB: 1 P: 8	R: 0 E: 0 K: 0 S: 3 H: 0 LOB: 0 BB: 0 P: 3	R: 0 E: 0 K: 2 S: 7 H: 0 LOB: 0 BB: 0 P: 7	R: 0 E: 0 K: 1 S: 5 H: 0 LOB: 0 BB: 0 P: 5	R: 1 E: 0 K: 0 S: 3 H: 1 LOB: 1 BB: 1 P: 7	R: 1 E: 0 K: 0 S: 5 H: 2 LOB: 2 BB: 1 P: 9	R: 1 E: 0 K: 2 S: 10 H: 3 LOB: 2 BB: 0 P: 10	R: 0 E: 0 K: 0 S: 4 H: 1 LOB: 2 BB: 0 P: 4	R: 0 E: 0 K: 1 S: 4 H: 1 LOB: 1 BB: 1 P: 8	R: 0 E: 0 K: 2 S: 7 H: 0 LOB: 0 BB: 0 P: 7	R: 3 E: 1 K: 0 S: 6 H: 2 LOB: 2 BB: 1 P: 11	1B: 5 2B: 3 3B: 0 HR: 3 SF: 0 SAC: 2 DP: 1 HBP: 1	WP: 0 PB: 1 SB: 0 CS: 1 PA: 52						

PITCHER		IP	WLS	BF	H	R	ER	SO	BB	IBB	HBP	BLK	WP	HR	S	P	ERA	WHIP
Duke Maas, R ERA: 4.26	(1, 1)	7.0		27	3	2	2	4	3	0	0	0	0	1	32	44	2.57	0.857
Bob Turley, R ERA: 2.47	(8, 1)	0.2		5	3	1	1	1	0	0	0	0	0	1	7	7	13.50	4.500
Bobby Shantz, L ERA: 3.68	(8, 1)	0.1		1	0	0	0	1	0	0	0	0	0	0	3	3	0.00	0.000
Ryne Duren, R ERA: 1.56	(9, 1)	4.0	L	18	4	3	3	3	1	1	1	0	0	1	21	30	6.75	1.250

PITCHER		IP	WLS	BF	H	R	ER	SO	BB	IBB	HBP	BLK	WP	HR	S	P	ERA	WHIP

TOP

Kansas City Athletics @ New York Yankees

Yankee Stadium, Bronx, NY

Sat Jul 19 1958, 3:33 AM EDT

Att. 14,545 - Cloudy - 81 F

livebaseballscorecards.com

AB	43
R	6
H	10
RBI	6
BB	5
SO	9
LOB	17

Batter	1	2	3	4	5	6	7	8	9	10	11	12	AB	R	H	RBI	BB	SO	LOB
Hank Bauer, R (1, 9) OBP: 0.342, SLG: 0.473	0-0 ① 1-4-3		0-0 E7 1B 1B		4-0 F8 E BB		0-0 ② F7		0-0 ① 5-3		0-0 ② F7		5	1	1	0	1	0	2
Tony Kubek, L (1, 6) OBP: 0.301, SLG: 0.320	0-0 ② 4-3		0-0 ① F2		0-0 E5 1-2		4-0 1B BB		0-0 ② F8		0-3 ③ K2-3		5	0	0	0	1	1	4
Jerry Lumpe, L (1, 5) OBP: 0.347, SLG: 0.387	0-0 ③ F6		0-0 6-3 2-H 1B		0-0 ② F8 2-3		0-0 ③ 1-3 1B		0-0 ③ F6			0-0 ① L6	6	0	2	1	0	0	2
Bill Skowron, R (1, 3) OBP: 0.321, SLG: 0.434		0-3 ① K	0-0 ② 6-3 1-2		0-3 ③ K			0-3 ① K		0-0 ① F8		0-0 1B 1B	6	1	1	0	0	3	3
Enos Slaughter, L (1, 7) OBP: 0.427, SLG: 0.507		4-0 6-3 1B BB	0-0 ③ F8			0-0 ① P4		0-0 WP 1B 1B 1B		0-0 G4-6-3 1B		0-0 1B 1-2 1B	5	1	3	0	1	0	1
Norm Siebern, L (1, 8) OBP: 0.378, SLG: 0.450	0-0 6-3 1-2 1B			0-0 CS 1B		0-0 FC6-4 1B		0-0 1B 1B 1-2 1B		0-0 ② ③ G4-6-3 1-2f		0-0 FC6-4 1-2 2-H 1B	6	1	5	1	0	0	1
Gil McDougald, R (1, 4) OBP: 0.383, SLG: 0.372 Yogi Berra, L (8, PH) OBP: 0.300, SLG: 0.444 Bobby Richardson, R (9, 4) OBP: 0.231, SLG: 0.277 Don Larsen, R (12, PH) OBP: 0.368, SLG: 0.618	0-0 ② 6-3 1-2 2-3		0-0 ① ② F6 1-2		0-0 F3		0-0 ② 1-3 2-H 1B		0-0 FC5-4 1B		0-3 ② K		3 1 1 1	0 0 0 0	0 1 1 0	0 1 0 0	0 0 0 1	0 0 0 2	4 0 0 4
Elston Howard, R (1, 2) OBP: 0.402, SLG: 0.615		4-0 IBBB	0-0 ③ L8		0-0 ③ FC6-4 1-2f			0-0 3-H 1B			0-0 ① FC5-4 SH 1-2f	0-0 ③ FC6-4 1-2f	5	0	1	1	1	0	4
Duke Maas, R (1, 1) OBP: 0.158, SLG: 0.179 Marv Throneberry, L (7, PH) OBP: 0.227, SLG: 0.432 Bob Turley, R (8, 1) OBP: 0.174, SLG: 0.212 Bobby Shantz, R (8, 1) OBP: 0.217, SLG: 0.455 Andy Carey, R (8, PH) OBP: 0.244, SLG: 0.539 Ryne Duren, R (9, 1) OBP: 0.111, SLG: 0.111		0-3 ③ K			0-3 ① K			0-0 F9			0-0 SH 1-2		2 1 0 0 1 0	0 0 0 0 0 0	0 0 0 0 0 0	0 0 0 0 0 0	0 1 0 0 0 0	2 0 0 0 0 0	3 0 0 0 0 1
Inning Stats	R: 0 E: 0 K: 0 S: 3 H: 0 LOB: 0 BB: 0 P: 3	R: 0 E: 0 K: 2 S: 8 H: 1 LOB: 3 BB: 2 P: 16	R: 1 E: 1 K: 0 S: 5 H: 2 LOB: 1 BB: 0 P: 5	R: 0 E: 0 K: 0 S: 3 H: 1 LOB: 0 BB: 0 P: 3	R: 0 E: 1 K: 2 S: 8 H: 0 LOB: 2 BB: 1 P: 12	R: 0 E: 0 K: 0 S: 4 H: 1 LOB: 1 BB: 0 P: 4	R: 0 E: 0 K: 1 S: 5 H: 1 LOB: 2 BB: 1 P: 9	R: 2 E: 0 K: 1 S: 8 H: 4 LOB: 1 BB: 0 P: 8	R: 0 E: 0 K: 0 S: 3 H: 0 LOB: 0 BB: 0 P: 3	R: 0 E: 0 K: 0 S: 3 H: 1 LOB: 0 BB: 0 P: 3	R: 0 E: 0 K: 1 S: 7 H: 1 LOB: 2 BB: 0 P: 7	R: 1 E: 0 K: 1 S: 8 H: 3 LOB: 2 BB: 0 P: 8	1B: 15 2B: 0 3B: 0 HR: 0	SF: 0 SAC: 1 DP: 1 HBP: 0		WP: 1 PB: 0 SB: 0 CS: 1	PA: 53		

PITCHER		IP	WLS	BF	H	R	ER	SO	BB	IBB	HBP	BLK	WP	HR	S	P	ERA	WHIP
Bob Grim, R ERA: 4.53	(1, 1)	7.1		33	8	3	2	6	3	1	0	0	0	0	41	57	2.46	1.500
Ray Herbert, R ERA: 3.76	(8, 1)	0.2		3	2	0	0	0	0	0	0	0	1	0	3	3	0.00	3.000
Bud Daley, L ERA: 4.57	(9, 1)	3.1	W	15	5	1	1	1	0	0	0	0	0	0	17	17	2.70	1.500
Ralph Terry, R ERA: 4.43	(12, 1)	0.2	S	2	0	0	0	1	0	0	0	0	0	0	4	4	0.00	0.000

PITCHER	IP	WLS	BF	H	R	ER	SO	BB	IBB	HBP	BLK	WP	HR	S	P	ERA	WHIP

BOTTOM

Kansas City Athletics @ New York Yankees

Yankee Stadium, Bronx, NY

Sat Jul 19 1958, 3:33 AM EDT

Att. 14,545 - Cloudy - 81 F

livebaseballscorecards.com

AB	48
R	4
H	15
RBI	4
BB	4
SO	8
LOB	27

Batter	1	2	3	4	5	6	7	8	9	10	AB	R	H	RBI	BB	SO	LOB
Mike Baxes, R (1, 4) OBP: 0.289, SLG: 0.273	L7		HBP		F3		5-3			1-3	4	1	0	0	0	0	1
Bill Tuttle, R (1, 8) OBP: 0.332, SLG: 0.363	6-3		1-3		6-3			G4-3		IBB	4	0	2	0	1	0	0
Roger Maris, L (1, 9) OBP: 0.295, SLG: 0.399	BB		1-2 3-H			K		K		P6	4	0	1	1	1	2	3
Preston Ward, L (1, 7) OBP: 0.351, SLG: 0.422 Hal Smith, R (8, PH) OBP: 0.264, SLG: 0.381 Whitey Herzog, L (8, 7) OBP: 0.333, SLG: 0.250	1-2		K			1B		G4-3 1-2f			3 1 0	0 0 0	2 0 0	0 0 0	0 0 0	1 0 0	2 1 0
Hector Lopez, R (1, 5) OBP: 0.304, SLG: 0.379	F7		K			F7			6-3		4	0	0	0	0	1	5
Harry Simpson, L (1, 3) OBP: 0.324, SLG: 0.377		K		F2		1-3			4-3		4	0	1	0	0	1	0
Frank House, L (1, 2) OBP: 0.295, SLG: 0.350		F6		L5-4		4-3			4-3		4	0	1	0	0	0	2
Joe Demaestri, R (1, 6) OBP: 0.246, SLG: 0.276		F9		L5-4 2-3			K			K	4	0	0	0	0	2	1
Ned Garver, R (1, 1) OBP: 0.163, SLG: 0.170			K		4-3		F2			2B	4	0	1	0	0	1	0
Inning Stats	R: 0 E: 0 K: 0 S: 4 H: 1 LOB: 2 BB: 1 P: 8	R: 0 E: 0 K: 1 S: 5 H: 0 LOB: 0 BB: 0 P: 5	R: 1 E: 0 K: 3 S: 11 H: 2 LOB: 2 BB: 0 P: 12	R: 0 E: 0 K: 0 S: 3 H: 1 LOB: 0 BB: 0 P: 3	R: 0 E: 0 K: 0 S: 3 H: 0 LOB: 0 BB: 0 P: 3	R: 0 E: 0 K: 1 S: 7 H: 2 LOB: 2 BB: 0 P: 7	R: 0 E: 0 K: 1 S: 5 H: 0 LOB: 0 BB: 0 P: 5	R: 0 E: 0 K: 1 S: 5 H: 1 LOB: 0 BB: 0 P: 5	R: 0 E: 0 K: 0 S: 3 H: 0 LOB: 0 BB: 0 P: 3	R: 0 E: 0 K: 1 S: 6 H: 1 LOB: 2 BB: 1 P: 10	1B: 6 2B: 3 3B: 0 HR: 0	SF: 0 SAC: 0 DP: 2 HBP: 1					

PITCHER	IP	WLS	BF	H	R	ER	SO	BB	IBB	HBP	BLK	WP	HR	S	P	ERA	WHIP
Tom Sturdivant, R (1, 1) ERA: 4.4	7.0		29	7	1	1	6	1	0	1	0	0	0	39	44	1.29	1.143
Bobby Shantz, L (8, 1) ERA: 3.54	3.0	W	10	1	0	0	2	0	1	0	0	0	0	13	17	0.00	0.333

PITCHER	IP	WLS	BF	H	R	ER	SO	BB	IBB	HBP	BLK	WP	HR	S	P	ERA	WHIP

TOP

Kansas City Athletics @ New York Yankees

Yankee Stadium, Bronx, NY

Sun Jul 20 1958, 3:33 AM EDT

Unknown - 71 F

livebaseballscorecards.com

AB	36
R	1
H	8
RBI	1
BB	2
SO	8
LOB	15

WP: 0	PB: 0	SB: 0	CS: 0
PA: 39			

Batter	1	2	3	4	5	6	7	8	9	10	AB	R	H	RBI	BB	SO	LOB
Jerry Lumpe, L (1, 5) OBP: 0.341, SLG: 0.378	F7		L8		FC4-6 FC5-4 1-2f		1-3		1-3 1B		5	0	1	0	0	0	1
Gil McDougald, R (1, 4) OBP: 0.363, SLG: 0.373	K		1B 1B		FC5-4 1-2f 3B			BB 1B	F9		5	1	2	0	0	1	3
Enos Slaughter, L (1, 7) OBP: 0.448, SLG: 0.554	1B		1-2 1B		1-H 3B			K		HR 1B	5	1	4	1	0	1	1
Yogi Berra, L (1, 9) OBP: 0.298, SLG: 0.451	K		F7		3-1			F5		1-H HR	5	1	1	2	0	1	5
Elston Howard, R (1, 2) OBP: 0.404, SLG: 0.610		G6-4-3 1B 1B		L8		5-3		1-2 BB			3	0	1	0	1	0	0
Norm Siebern, L (1, 8) OBP: 0.380, SLG: 0.450		1-2 G6-4-3 1B		1B 1B		1-3		4-3			4	0	2	0	0	0	2
Bill Skowron, R (1, 3) OBP: 0.321, SLG: 0.432		G6-4-3 1-2f 2-3		G4-6-3 1-2 1B		L3			K		4	0	1	0	0	1	2
Tony Kubek, L (1, 6) OBP: 0.297, SLG: 0.316		L6		G4-6-3 1-2f			F8		F8		4	0	0	0	0	0	3
Tom Sturdivant, L (1, 1) OBP: 0.357, SLG: 0.250 Bobby Shantz, R (8, 1) OBP: 0.400, SLG: 0.455			F7		FC4-6 1B		6-3		1B BB		3 0	0 0	1 0	0 0	0 1	0 0	0 0

Inning Stats	1	2	3	4	5	6	7	8	9	10
	R: 0 H: 1 E: 0 LOB: 1 K: 2 BB: 0 S: 8 P: 8	R: 0 H: 2 E: 0 LOB: 1 K: 0 BB: 0 S: 4 P: 4	R: 0 H: 2 E: 0 LOB: 2 K: 0 BB: 0 S: 5 P: 5	R: 0 H: 2 E: 0 LOB: 1 K: 0 BB: 0 S: 4 P: 4	R: 1 H: 2 E: 0 LOB: 1 K: 0 BB: 0 S: 5 P: 5	R: 0 H: 0 E: 0 LOB: 0 K: 0 BB: 0 S: 3 P: 3	R: 0 H: 0 E: 0 LOB: 0 K: 0 BB: 0 S: 3 P: 3	R: 0 H: 1 E: 0 LOB: 2 K: 1 BB: 1 S: 6 P: 10	R: 0 H: 1 E: 0 LOB: 2 K: 1 BB: 1 S: 6 P: 10	R: 2 H: 2 E: 0 LOB: 0 K: 0 BB: 0 S: 2 P: 2

PITCHER	IP	WLS	BF	H	R	ER	SO	BB	IBB	HBP	BLK	WP	HR	S	P	ERA	WHIP
Ned Garver, R (1, 1) ERA: 3.71	9.0	L	40	13	3	3	4	2	0	0	0	0	1	46	54	3.00	1.667

PITCHER	IP	WLS	BF	H	R	ER	SO	BB	IBB	HBP	BLK	WP	HR	S	P	ERA	WHIP

BOTTOM

Kansas City Athletics @ New York Yankees

Yankee Stadium, Bronx, NY

Sun Jul 20 1958, 3:33 AM EDT

Unknown - 71 F

livebaseballscorecards.com

AB	38
R	3
H	13
RBI	3
BB	2
SO	4
LOB	17

1B: 11	SF: 0	WP: 0	PA: 40
2B: 0	SAC: 0	PB: 0	
3B: 1	DP: 2	SB: 0	
HR: 1	HBP: 0	CS: 0	

Batter	1	2	3	4	5	6	7	8	9	AB	R	H	RBI	BB	SO	LOB
Mike Baxes, R (1, 4) OBP: 0.288, SLG: 0.273	P4			G6-4-3 1B		K			F3	4	0	1	0	0	1	2
Bill Tuttle, R (1, 8) OBP: 0.329, SLG: 0.358	K			G6-4-3 1-2f		F9			G6-4-3 1-2f	4	0	0	0	0	1	3
Hector Lopez, R (1, 7) OBP: 0.307, SLG: 0.382	6-3			FC6-4 1B			G4-6-3 1B			3	0	2	0	0	0	0
Hal Smith, R (1, 2) OBP: 0.257, SLG: 0.370		P4		FC6-4 1-2f			G4-6-3 1-2f			3	0	0	0	0	0	2
Roger Maris, L (1, 9) OBP: 0.293, SLG: 0.395		4-3			F8		K			3	0	0	0	0	1	0
Chico Carrasquel, R (1, 5) OBP: 0.296, SLG: 0.299		5-3			6-3			F4		3	0	0	0	0	0	0
Harry Simpson, L (1, 3) OBP: 0.324, SLG: 0.372			K		F4			G6-4-3 BB		2	0	0	0	1	1	0
Joe Demaestri, R (1, 6) OBP: 0.243, SLG: 0.273			K			P4		G6-4-3 1-2f		3	0	0	0	0	1	1
Jack Urban, R (1, 1) OBP: 0.222, SLG: 0.200			K			1B			G6-4-3 1B	1	0	0	0	0	1	0
Ray Herbert, R (4, 1) OBP: 0.250, SLG: 0.231										1	0	1	0	0	0	0
Walt Craddock, R (8, 1)										0	0	0	0	0	0	0
Harry Chiti, R (9, PH) OBP: 0.301, SLG: 0.389										1	0	1	0	0	0	0
Inning Stats	R: 0 H: 0 E: 0 LOB: 0 K: 1 BB: 0 S: 5 P: 5	R: 0 H: 0 E: 0 LOB: 0 K: 0 BB: 0 S: 3 P: 3	R: 0 H: 0 E: 0 LOB: 0 K: 3 BB: 0 S: 9 P: 9	R: 0 H: 2 E: 0 LOB: 1 K: 0 BB: 0 S: 4 P: 4	R: 0 H: 0 E: 0 LOB: 0 K: 0 BB: 0 S: 3 P: 3	R: 0 H: 1 E: 0 LOB: 1 K: 1 BB: 0 S: 6 P: 6	R: 0 H: 1 E: 0 LOB: 0 K: 1 BB: 0 S: 5 P: 5	R: 0 H: 0 E: 0 LOB: 0 K: 0 BB: 1 S: 2 P: 6	R: 0 H: 1 E: 0 LOB: 0 K: 0 BB: 0 S: 3 P: 3	1B: 5 SF: 0 2B: 0 SAC: 0 3B: 0 DP: 4 HR: 0 HBP: 0						

PITCHER	IP	W/L/S	BF	H	R	ER	SO	BB	IBB	HBP	BLK	WP	HR	S	P	ERA	WHIP
Whitey Ford, L (1, 1) ERA: 1.78	9.0	W	29	5	0	0	6	1	0	0	0	0	0	40	44	0.00	0.667

PITCHER	IP	W/L/S	BF	H	R	ER	SO	BB	IBB	HBP	BLK	WP	HR	S	P	ERA	WHIP

TOP

Kansas City Athletics @ New York Yankees

Yankee Stadium, Bronx, NY

Sun Jul 20 1958, 7:05 PM EDT

Att. 32,836 - Unknown - 71 F

livebaseballscorecards.com

AB	28
R	0
H	5
RBI	0
BB	1
SO	6
LOB	8

Batter	1	2	3	4	5	6	7	8	9	AB	R	H	RBI	BB	SO	LOB
Jerry Lumpe, L (1, 5) OBP: 0.352, SLG: 0.414	1B		HR 1-H 3-H	F7		K		FC5-4 1B BB 1-2 2-H 1B		5	2	3	4	0	1	2
Gil McDougald, R (1, 4) OBP: 0.364, SLG: 0.371	F8		F6	1-H 2-H 1B		K		FC5-4 BB 1-2 2-3		4	0	1	1	1	1	1
Hank Bauer, R (1, 7) OBP: 0.337, SLG: 0.465	K		K	F9			P6	FC5-4 1B 1-2f 2-3 3-H		5	0	0	1	0	2	4
Yogi Berra, L (1, 9) OBP: 0.300, SLG: 0.450	P5		E4 1B		F7		FC1-4-6 1B	1-3 3-H 1B		5	0	2	1	0	0	1
Norm Siebern, L (1, 8) OBP: 0.380, SLG: 0.449		K	1-2 1B		1B 1B		FC1-4-6 1-2f	K		5	0	2	0	0	2	3
Elston Howard, R (1, 2) OBP: 0.401, SLG: 0.602		4-3	G3		1-3 1B		F8			4	0	1	0	0	0	3
Marv Throneberry, L (1, 3) OBP: 0.330, SLG: 0.436		4-3		FC1-5 1B 1B	F5			E 1B 1B		4	1	2	0	0	0	2
Tony Kubek, L (1, 6) OBP: 0.299, SLG: 0.321			SH HR 2B	PB FC1-5 1-2 WP 1B	G3			K		4	2	2	0	0	1	3
Whitey Ford, L (1, 1) OBP: 0.276, SLG: 0.226			SH 2-3 HR	FC1-5 WP PB 1-2 2-3f 1B		3-1		E4 BB 1B 1-2 FC5-4		3	3	0	0	0	0	3
Inning Stats	R: 0 H: 1 E: 0 LOB: 1 K: 1 BB: 0 S: 6 P: 6	R: 0 H: 0 E: 0 LOB: 0 K: 1 BB: 0 S: 5 P: 5	R: 3 H: 3 E: 2 LOB: 2 K: 1 BB: 0 S: 10 P: 10	R: 2 H: 3 E: 0 LOB: 1 K: 0 BB: 0 S: 6 P: 6	R: 0 H: 2 E: 0 LOB: 2 K: 0 BB: 0 S: 5 P: 5	R: 0 H: 0 E: 0 LOB: 0 K: 2 BB: 0 S: 7 P: 7	R: 0 H: 1 E: 0 LOB: 1 K: 0 BB: 0 S: 4 P: 4	R: 3 H: 3 E: 1 LOB: 2 K: 2 BB: 1 S: 11 P: 15		1B: 11 SF: 0 2B: 1 SAC: 1 3B: 0 DP: 0 HR: 1 HBP: 0						

BOTTOM

Kansas City Athletics @ New York Yankees

Yankee Stadium, Bronx, NY

Sun Jul 20 1958, 7:05 PM EDT

Att. 32,836 - Unknown - 71 F

livebaseballscorecards.com

AB	39
R	8
H	13
RBI	7
BB	1
SO	7
LOB	22

WP: 1 PA: 41
PB: 1
SB: 0
CS: 0

PITCHER		IP	WLS	BF	H	R	ER	SO	BB	IBB	HBP	BLK	WP	HR	S	P	ERA	WHIP
Jack Urban, R ERA: 5.21	(1, 1)	3.2	L	20	7	5	4	3	0	0	0	0	1	1	26	26	9.82	1.909
Ray Herbert, R ERA: 3.69	(4, 1)	4.0		20	6	3	1	3	1	0	0	0	0	0	25	29	2.25	1.750
Walt Craddock, L ERA: 6.87	(8, 1)	0.1		1	0	0	0	1	0	0	0	0	0	0	3	3	0.00	0.000

PITCHER	IP	WLS	BF	H	R	ER	SO	BB	IBB	HBP	BLK	WP	HR	S	P	ERA	WHIP

Batter	1	2	3	4	5	6	7	8	9	AB	R	H	RBI	BB	SO	LOB
Gene Stephens, L (1, 8) (8, 7) OBP: 0.305, SLG: 0.393	F3		4-3		4-3		4-3			4	0	0	0	0	0	3
Pete Runnels, L (1, 4) OBP: 0.433, SLG: 0.444	5-3			HR		L3		G3		4	1	1	1	0	0	0
Ted Williams, L (1, 7) OBP: 0.437, SLG: 0.526	1-3			K G4-3		HR BB		F8		3	1	0	0	1	1	0
Jim Piersall, R (8, 8) OBP: 0.320, SLG: 0.384										0	0	0	0	0	0	0
Frank Malzone, R (1, 5) OBP: 0.358, SLG: 0.433		G1-4-3 1B		F7		F7		2B		4	0	2	0	0	0	2
Jackie Jensen, R (1, 9) OBP: 0.416, SLG: 0.628		G1-4-3 1-2f		G4-3 1-2f		HR 1-H		F4		4	1	1	2	0	0	3
Dick Gernert, R (1, 3) OBP: 0.344, SLG: 0.440		6-3			F7	BB			K	3	0	0	0	1	1	0
Sammy White, R (1, 2) OBP: 0.308, SLG: 0.426			6-3		F8	6-3			FC4-6 1B	4	0	1	0	0	0	1
Billy Consolo, R (1, 6) OBP: 0.200, SLG: 0.200			F3		1B		6-3		FC4-6 1-2f	4	0	1	0	0	0	1
Tom Brewer, R (1, 1) OBP: 0.204, SLG: 0.213			1B		1B 1-2		1-3		FC4 1-2f	4	0	2	0	0	0	1
Inning Stats	R: 0 E: 0 K: 0 S: 3 / H: 0 LOB: 0 BB: 0 P: 3	R: 0 E: 0 K: 0 S: 3 / H: 1 LOB: 0 BB: 0 P: 3	R: 0 E: 0 K: 0 S: 4 / H: 1 LOB: 0 BB: 0 P: 4	R: 1 E: 0 K: 1 S: 6 / H: 1 LOB: 0 BB: 0 P: 6	R: 0 E: 0 K: 0 S: 5 / H: 2 LOB: 2 BB: 0 P: 5	R: 2 E: 0 K: 0 S: 4 / H: 1 LOB: 1 BB: 2 P: 12	R: 0 E: 0 K: 0 S: 3 / H: 0 LOB: 0 BB: 0 P: 3	R: 0 E: 0 K: 0 S: 4 / H: 1 LOB: 1 BB: 0 P: 4	R: 0 E: 0 K: 1 S: 6 / H: 1 LOB: 1 BB: 0 P: 6	1B: 5 2B: 1 3B: 0 HR: 2	SF: 0 SAC: 0 DP: 2 HBP: 0						

TOP

Boston Red Sox @ Kansas City Athletics

Municipal Stadium, Kansas City, MO

Tue Jul 22 1958, 8:05 PM EDT

Att. 23,027 - Unknown

livebaseballscorecards.com

AB	34
R	3
H	8
RBI	3
BB	2
SO	2
LOB	11

WP: 0 PB: 1 SB: 0 CS: 0 PA: 36

PITCHER		IP	WLS	BF	H	R	ER	SO	BB	IBB	HBP	BLK	WP	HR	S	P	ERA	WHIP
Murry Dickson, R ERA: 3.4	(1, 1)	8.0		32	7	3	3	1	2	0	0	0	0	2	32	40	3.38	1.125
Tom Gorman, R ERA: 3.57	(9, 1)	1.0	W	4	1	0	0	1	0	0	0	0	0	0	6	6	0.00	1.000

PITCHER	IP	WLS	BF	H	R	ER	SO	BB	IBB	HBP	BLK	WP	HR	S	P	ERA	WHIP

BOTTOM

Boston Red Sox @ Kansas City Athletics

Municipal Stadium, Kansas City, MO

Tue Jul 22 1958, 8:05 PM EDT

Att. 23,027 - Unknown

livebaseballscorecards.com

Batter	1	2	3	4	5	6	7	8	9	AB	R	H	RBI	BB	SO	LOB
Bill Tuttle, R (1, 8) OBP: 0.325, SLG: 0.354	E6		1-3		F3			L6		4	1	0	0	0	0	1
Roger Maris, L (1, 9) OBP: 0.292, SLG: 0.391	1B 1-2 FC6-4 BB		F2			F6		K		3	1	0	0	1	1	0
Preston Ward, L (1, 5) OBP: 0.346, SLG: 0.416	F9		G3			F7			4-3	4	0	0	0	0	0	2
Bob Cerv, R (1, 7) OBP: 0.386, SLG: 0.629	FC6-4 1-3 2-H 1B			6-3		F8			F8	4	0	1	1	0	0	0
Harry Simpson, L (1, 3) OBP: 0.322, SLG: 0.365 Mike Baxes, R (9, PR) OBP: 0.288, SLG: 0.273	FC6-4 1-2f 3-H			4-3			K		HR BB	3 0	0 1	0 0	1 0	1 0	1 0	1 0
Hector Lopez, R (1, 4) OBP: 0.309, SLG: 0.393	1-3			F8			1B		1-H HR	4	1	2	2	0	0	1
Harry Chiti, R (1, 2) OBP: 0.295, SLG: 0.381		K			K		K			3	0	0	0	0	3	1
Joe Demaestri, R (1, 6) OBP: 0.242, SLG: 0.271 Bob Martyn, L (7, PH) OBP: 0.351, SLG: 0.410 Chico Carrasquel, R (8, 6) OBP: 0.296, SLG: 0.299		5-3			L4		3-1			2 1 0	0 0 0	0 0 0	0 0 0	0 0 0	0 0 0	0 1 0
Murry Dickson, R (1, 1) OBP: 0.346, SLG: 0.417 Whitey Herzog, L (8, PH) OBP: 0.328, SLG: 0.245 Tom Gorman, R (9, 1) OBP: 0.091, SLG: 0.091		4-3			1B			F9		2 1 0	0 0 0	1 0 0	0 0 0	0 0 0	0 0 0	0 0 0
Inning Stats	R: 2 E: 1 K: 0 S: 5 H: 1 LOB: 1 BB: 1 P: 9	R: 0 E: 0 K: 1 S: 5 H: 0 LOB: 0 BB: 0 P: 5	R: 0 E: 0 K: 0 S: 3 H: 0 LOB: 0 BB: 0 P: 3	R: 0 E: 0 K: 0 S: 3 H: 0 LOB: 0 BB: 0 P: 3	R: 0 E: 0 K: 1 S: 6 H: 1 LOB: 1 BB: 0 P: 6	R: 0 E: 0 K: 0 S: 3 H: 0 LOB: 0 BB: 0 P: 3	R: 0 E: 0 K: 2 S: 8 H: 1 LOB: 1 BB: 0 P: 8	R: 0 E: 0 K: 1 S: 5 H: 0 LOB: 0 BB: 0 P: 5	R: 2 E: 0 K: 0 S: 3 H: 1 LOB: 1 BB: 1 P: 7	1B: 3 2B: 0 3B: 0 HR: 1	SF: 0 SAC: 0 DP: 0 HBP: 0			WP: 0 PB: 0 SB: 0 CS: 0	PA: 33		

PITCHER	IP	WLS	BF	H	R	ER	SO	BB	IBB	HBP	BLK	WP	HR	S	P	ERA	WHIP
Tom Brewer, R (1, 1) ERA: 3.58	8.2	L	33	4	4	2	5	2	0	0	0	0	1	41	49	2.08	0.692

PITCHER	IP	WLS	BF	H	R	ER	SO	BB	IBB	HBP	BLK	WP	HR	S	P	ERA	WHIP

Batter	1	2	3	4	5	6	7	8	9	AB	R	H	RBI	BB	SO	LOB
Gene Stephens, L (1, 8) OBP: 0.298, SLG: 0.383	4-3		G3			F2		3-1		4	0	0	0	0	0	1
Pete Runnels, L (1, 4) OBP: 0.431, SLG: 0.442	K			K		F7		2B 1B		4	1	1	0	0	2	1
Ted Williams, L (1, 7) OBP: 0.438, SLG: 0.533	2B			G3		K		1-H 2B		4	0	2	1	0	1	1
Frank Malzone, R (1, 5) OBP: 0.357, SLG: 0.431	F4			1B			6-3	6-3		4	0	1	0	0	0	2
Jackie Jensen, R (1, 9) OBP: 0.415, SLG: 0.622		BBBB CS BB		F7			F8		F5	3	0	0	0	1	0	1
Dick Gernert, R (1, 3) OBP: 0.343, SLG: 0.441		SSS K 1-2			5-3		2B		F7	4	0	1	0	0	1	1
Sammy White, R (1, 2) OBP: 0.312, SLG: 0.425		4-3			G6-4-3 1B		BBBB BB		5-3	3	0	1	0	1	0	0
Billy Consolo, R (1, 6) OBP: 0.194, SLG: 0.194 Billy Klaus, L (7, PH) OBP: 0.227, SLG: 0.226 (7, 6)			SSS K		G6-4-3 1-2f		F2			2 1	0 0	0 0	0 0	0 0	1 0	1 2
Bill Monbouquette, R (1, 1) Marty Keough, L (6, PH) OBP: 0.289, SLG: 0.360 Ted Bowsfield, R (6, 1) Jim Piersall, R (8, PH) OBP: 0.318, SLG: 0.382 Mike Fornieles, R (8, 1) OBP: 0.231, SLG: 0.231			4-3			1B		F8		1 1 0 1 0	0 0 0 0 0	0 1 0 0 0	0 0 0 0 0	0 0 0 0 0	0 0 0 0 0	0 0 0 0 0
Inning Stats	R: 0 E: 0 K: 1 S: 6 H: 1 LOB: 1 BB: 0 P: 6	R: 0 E: 0 K: 1 S: 4 H: 0 LOB: 0 BB: 1 P: 8	R: 0 E: 0 K: 1 S: 5 H: 0 LOB: 0 BB: 0 P: 5	R: 0 E: 0 K: 1 S: 6 H: 1 LOB: 1 BB: 0 P: 6	R: 0 E: 0 K: 0 S: 3 H: 1 LOB: 0 BB: 0 P: 3	R: 0 E: 0 K: 1 S: 6 H: 1 LOB: 1 BB: 0 P: 6	R: 0 E: 0 K: 0 S: 4 H: 1 LOB: 2 BB: 1 P: 8	R: 1 E: 0 K: 0 S: 5 H: 2 LOB: 1 BB: 0 P: 5	R: 0 E: 0 K: 0 S: 3 H: 0 LOB: 0 BB: 0 P: 3	1B: 4 2B: 3 3B: 0 HR: 0 SF: 0 SAC: 0 DP: 1 HBP: 0						

PITCHER	IP	WLS	BF	H	R	ER	SO	BB	IBB	HBP	BLK	WP	HR	S	P	ERA	WHIP
Ralph Terry, R (1, 1) ERA: 4.18	9.0	W	34	7	1	1	5	2	0	0	0	0	0	42	50	1.00	1.000

PITCHER	IP	WLS	BF	H	R	ER	SO	BB	IBB	HBP	BLK	WP	HR	S	P	ERA	WHIP

TOP

Boston Red Sox @ Kansas City Athletics

Municipal Stadium, Kansas City, MO

Wed Jul 23 1958, 8:05 PM EDT

Att. 12,628 - Unknown

livebaseballscorecards.com

AB	32
R	1
H	7
RBI	1
BB	2
SO	5
LOB	10

WP: 0 PB: 0 SB: 0 CS: 1 PA: 34

Batter	1	2	3	4	5	6	7	8	9	AB	R	H	RBI	BB	SO	LOB
Bill Tuttle, R (1, 8) OBP: 0.324, SLG: 0.353	F8		1B SF9 1-2 1B		F3		F3			4	1	1	0	0	0	0
Roger Maris, L (1, 9) OBP: 0.297, SLG: 0.394	G3 E 1B		F9		BBBB 4-0 G3-6-3 BB			SH1-3 1B		3	1	2	0	1	0	2
Preston Ward, L (1, 5) OBP: 0.346, SLG: 0.415	G3 1-H		2B 1-3 2-H 1B		G3-6-3 1-2f			SH1-3 1-2		3	0	1	1	0	0	1
Bob Cerv, R (1, 7) OBP: 0.381, SLG: 0.623	4-3		SF9 3-H			F9		6-3		3	0	0	1	0	0	1
Harry Simpson, L (1, 3) OBP: 0.326, SLG: 0.374		F5	1-3 2B			1B		1-3		4	0	2	0	0	0	1
Hector Lopez, R (1, 4) OBP: 0.307, SLG: 0.389		F9	F9			F8				3	0	0	0	0	0	3
Frank House, L (1, 2) OBP: 0.295, SLG: 0.350		1B	G3			5-3				3	0	1	0	0	0	1
Joe Demaestri, R (1, 6) OBP: 0.239, SLG: 0.267		SSS K	F3				F9			3	0	0	0	0	1	1
Ralph Terry, R (1, 1) OBP: 0.154, SLG: 0.179			1B 1B 1B	4-3			5-3			3	1	1	0	0	0	0
Inning Stats	R: 1 H: 1 E: 1 LOB: 0 K: 0 BB: 0 S: 4 P: 4	R: 0 H: 1 E: 0 LOB: 1 K: 1 BB: 0 S: 6 P: 6	R: 2 H: 4 E: 0 LOB: 2 K: 0 BB: 0 S: 7 P: 7	R: 0 H: 0 E: 0 LOB: 0 K: 0 BB: 0 S: 3 P: 3	R: 0 H: 0 E: 0 LOB: 0 K: 0 BB: 1 S: 2 P: 6	R: 0 H: 1 E: 0 LOB: 1 K: 0 BB: 0 S: 4 P: 4	R: 0 H: 0 E: 0 LOB: 0 K: 0 BB: 0 S: 3 P: 3	R: 0 H: 1 E: 0 LOB: 1 K: 0 BB: 0 S: 4 P: 4		1B: 7 SF: 1 2B: 1 SAC: 1 3B: 0 DP: 1 HR: 0 HBP: 0						

PITCHER		IP	WLS	BF	H	R	ER	SO	BB	IBB	HBP	BLK	WP	HR	S	P	ERA	WHIP
Bill Monbouquette, R ERA: 4.5	(1, 1)	5.0	L	21	6	3	2	1	1	0	0	0	0	0	22	26	3.60	1.400
Ted Bowsfield, L ERA:	(6, 1)	2.0		7	1	0	0	0	0	0	0	0	0	0	7	7	0.00	0.500
Mike Fornieles, R ERA: 5.56	(8, 1)	1.0		4	1	0	0	0	0	0	0	0	0	0	4	4	0.00	1.000

PITCHER	IP	WLS	BF	H	R	ER	SO	BB	IBB	HBP	BLK	WP	HR	S	P	ERA	WHIP

BOTTOM

Boston Red Sox @ Kansas City Athletics

Municipal Stadium, Kansas City, MO

Wed Jul 23 1958, 8:05 PM EDT

Att. 12,628 - Unknown

livebaseballscorecards.com

AB	29
R	3
H	8
RBI	2
BB	1
SO	1
LOB	10

1B: 7 SF: 1
2B: 1 SAC: 1
3B: 0 DP: 1
HR: 0 HBP: 0

WP: 0 PA: 32
PB: 0
SB: 0
CS: 0

Baltimore Orioles @ Kansas City Athletics

Municipal Stadium, Kansas City, MO

Fri Jul 25 1958, 4:33 AM EDT

Att. 14,657 - Unknown

TOP

livebaseballscorecards.com

Batter	1	2	3	4	5	6	7	8	9	AB	R	H	RBI	BB	SO	LOB
Bob Boyd, L (1, 3) OBP: 0.330, SLG: 0.476	4-3		HR 1B (1-2)	5-3		1-3			F6	5	1	1	0	0	0	0
Gene Woodling, L (1, 9) OBP: 0.394, SLG: 0.415	4-3		HR (1-H, 2-H)	FC6-4 BB (BBBB)			F9		FC5-4 1B	3	1	1	3	1	0	0
Jim Busby, R (7, 8) OBP: 0.276, SLG: 0.303										1	0	1	0	0	0	0
Bob Nieman, R (1, 7) OBP: 0.414, SLG: 0.532	1B		BB (BBBB)	F8			HR		FC5-4 (1-2f)	4	2	2	1	1	0	2
Lenny Green, L (9, 9) OBP: 0.297, SLG: 0.275										0	0	0	0	0	0	0
Gus Triandos, R (1, 2) OBP: 0.333, SLG: 0.470		F7	HR (1-H)	FC6-4 (1-2f)			6-3			4	1	1	2	0	0	1
Al Pilarcik, L (1, 8) OBP: 0.297, SLG: 0.296		BB (BBBB)	BB (WP, E) (BBBB)		F5		L5			0	0	0	0	1	0	0
Dick Williams, R (3, PH) (3, 8) (7, 9) (9, 7) OBP: 0.355, SLG: 0.355										2	1	0	0	1	0	0
Brooks Robinson, R (1, 5) OBP: 0.318, SLG: 0.364		F3	BB (WP, E) (1-2) (BBBB)		G6-4-3 BB (BBBB)			6-3		2	1	0	0	2	0	1
Billy Gardner, R (1, 4) OBP: 0.280, SLG: 0.318		F5	F9 (1-2, 2-3)		G6-4-3 (1-2f)			F9		4	0	0	0	0	0	4
Willy Miranda, S (1, 6) OBP: 0.203, SLG: 0.165			1B HR 1B; E5 WP (2-H, 3-H); K (1-2)		K			6-3		4	1	1	0	0	1	0
Arnie Portocarrero, R (1, 1) OBP: 0.136, SLG: 0.140					5-3				6-3	4	0	0	0	0	2	2
Inning Stats	R: 0 E: 0 K: 0 S: 3 H: 1 LOB: 1 BB: 0 P: 3	R: 0 E: 0 K: 0 S: 3 H: 0 LOB: 1 BB: 1 P: 7	R: 7 E: 1 K: 2 S: 12 H: 4 LOB: 1 BB: 3 P: 24	R: 0 E: 0 K: 0 S: 3 H: 0 LOB: 1 BB: 1 P: 7	R: 0 E: 0 K: 0 S: 2 H: 0 LOB: 0 BB: 1 P: 6	R: 0 E: 0 K: 1 S: 5 H: 0 LOB: 0 BB: 0 P: 5	R: 1 E: 0 K: 0 S: 4 H: 1 LOB: 0 BB: 0 P: 4	R: 0 E: 0 K: 0 S: 3 H: 0 LOB: 0 BB: 0 P: 3	R: 0 E: 0 K: 0 S: 4 H: 1 LOB: 1 BB: 0 P: 4	1B: 4 2B: 0 3B: 0 HR: 3 SF: 0 SAC: 0 DP: 1 HBP: 0							

	AB	33
	R	8
	H	7
	RBI	6
	BB	6
	SO	3
	LOB	10

WP: 2 PB: 0 SB: 0 CS: 0 PA: 39

PITCHER		IP	WLS	BF	H	R	ER	SO	BB	IBB	HBP	BLK	WP	HR	S	P	ERA	WHIP
Bob Grim, R ERA: 5.25	(1, 1)	2.1	L	13	5	5	5	1	2	0	0	0	0	2	13	21	19.29	3.000
Dick Tomanek, L ERA: 4.03	(3, 1)	1.2		9	0	2	0	1	3	0	0	0	2	0	8	20	0.00	1.800
Bud Daley, L ERA: 4.38	(5, 1)	3.0		10	1	1	1	1	1	0	0	0	0	1	11	15	3.00	0.667
Walt Craddock, L ERA: 6.2	(8, 1)	2.0		7	1	0	0	0	0	0	0	0	0	0	7	7	0.00	0.500

PITCHER		IP	WLS	BF	H	R	ER	SO	BB	IBB	HBP	BLK	WP	HR	S	P	ERA	WHIP

Batter	1	2	3	4	5	6	7	8	9	AB	R	H	RBI	BB	SO	LOB
Bill Tuttle, R (1, 8) OBP: 0.324, SLG: 0.361	HR	4-3			5-3		F7			4	1	1	1	0	0	1
Roger Maris, L (1, 9) OBP: 0.294, SLG: 0.389	F4		F9		F4			F9		4	0	0	0	0	0	0
Preston Ward, L (1, 5) OBP: 0.341, SLG: 0.409	G3		K		F7			F7		4	0	0	0	0	1	0
Bob Cerv, R (1, 7) OBP: 0.385, SLG: 0.644	HR		HR			F4		1B		4	2	3	2	0	0	0
Harry Simpson, L (1, 3) OBP: 0.324, SLG: 0.371	1B		4-3			6-3		K		4	0	1	0	0	1	1
Hector Lopez, R (1, 4) OBP: 0.309, SLG: 0.389	1B			F8		F7			BB	3	0	1	0	1	0	0
Frank House, L (1, 2) OBP: 0.294, SLG: 0.346	F2			1B			F8	F8		4	0	1	0	0	0	3
Joe Demaestri, R (1, 6) OBP: 0.235, SLG: 0.263		4-3		F8			5-3	K		4	0	0	0	0	1	2
Bob Grim, R (1, 1) Dick Tomanek, L (3, 1) OBP: 0.231, SLG: 0.333 Whitey Herzog, L (4, PH) OBP: 0.323, SLG: 0.241 Bud Daley, L (5, 1) OBP: 0.167, SLG: 0.333 Hal Smith, R (7, PH) OBP: 0.264, SLG: 0.376 Walt Craddock, R (8, 1) Bob Martyn, L (9, PH) OBP: 0.348, SLG: 0.407		5-3		K			1B		F4	1 0 1 0 1 0 0 1	0 0 0 0 0 0 0 0	0 0 0 0 1 0 0 0	0 0 0 0 0 0 0 0	0 0 0 0 1 0 0 0	0 0 0 0 0 0 0 0	0 0 1 0 0 0 0 1	0 0 1 0 0 0 0 1
Inning Stats	R: 2 E: 0 K: 0 S: 7 H: 4 LOB: 2 BB: 0 P: 7	R: 0 E: 0 K: 0 S: 3 H: 0 LOB: 0 BB: 0 P: 3	R: 1 E: 0 K: 1 S: 6 H: 1 LOB: 0 BB: 0 P: 6	R: 0 E: 0 K: 1 S: 6 H: 1 LOB: 1 BB: 0 P: 6	R: 0 E: 0 K: 0 S: 3 H: 0 LOB: 0 BB: 0 P: 3	R: 0 E: 0 K: 0 S: 3 H: 0 LOB: 0 BB: 0 P: 3	R: 0 E: 0 K: 0 S: 4 H: 1 LOB: 1 BB: 0 P: 4	R: 0 E: 0 K: 1 S: 6 H: 1 LOB: 1 BB: 0 P: 6	R: 0 E: 0 K: 1 S: 5 H: 0 LOB: 1 BB: 1 P: 9	1B: 5 2B: 0 3B: 0 HR: 3 SF: 0 SAC: 0 DP: 0 HBP: 0						

PITCHER	IP	WLS	BF	H	R	ER	SO	BB	IBB	HBP	BLK	WP	HR	S	P	ERA	WHIP
Arnie Portocarrero, R (1, 1) ERA: 2.43	9.0	W	36	8	3	3	4	1	0	0	0	0	3	43	47	3.00	1.000

PITCHER	IP	WLS	BF	H	R	ER	SO	BB	IBB	HBP	BLK	WP	HR	S	P	ERA	WHIP

BOTTOM

Baltimore Orioles @ Kansas City Athletics

Municipal Stadium, Kansas City, MO

Fri Jul 25 1958, 4:33 AM EDT

Att. 14,657 - Unknown

livebaseballscorecards.com

AB	35
R	3
H	8
RBI	3
BB	1
SO	4
LOB	9

Baltimore Orioles @ Kansas City Athletics

Municipal Stadium, Kansas City, MO

Sat Jul 26 1958, 4:33 AM EDT

Att. 12,465 - Unknown

TOP

livebaseballscorecards.com

Batter	1	2	3	4	5	6	7	8	9	AB	R	H	RBI	BB	SO	LOB
Bob Boyd, L (1, 3) OBP: 0.342, SLG: 0.481	BBBB 4-0 FC3-6 BB		BBBB 4-0 HBP BB		x 0-0 WP 1-2 3-H 1B		x 0-0 1B			2	0	2	1	2	0	0
Gene Woodling, L (1, 9) OBP: 0.392, SLG: 0.410 Al Pilarcik, L (7, 9) OBP: 0.297, SLG: 0.296	x 0-0 ① FC3-6 HR 1-2f		H 1-0 G6-4-3 HBP 1-2		x 0-0 ② 5-3 1-2 2-3		x 0-0 ③ F5			3 0	1 0	0 0	0 0	0 0	0 0	4 0
Bob Nieman, R (1, 7) OBP: 0.411, SLG: 0.531 Jim Busby, R (8, PR) OBP: 0.276, SLG: 0.303 (8, 8)	SSS 0-3 ② K		x 0-0 ②③ G6-4-3 1-2f		x 0-0 ③ G3			x 0-0 2B		4 0	0 0	1 0	0 0	0 0	1 0	5 0
Gus Triandos, R (1, 2) OBP: 0.332, SLG: 0.477	x 0-0 HR 1-H			SSS 0-3 ① K	x 0-0 ① F7			x 0-0 ① 2-3		4	1	1	2	0	1	1
Dick Williams, R (1, 8) OBP: 0.350, SLG: 0.349 (8, 7) Lenny Green, L (9, 7) OBP: 0.297, SLG: 0.275	SSS 0-3 ③ K			x 0-0 ② L5	x 0-0 ② F8			x 0-0 ② F3		4 0	0 0	0 0	0 0	0 0	1 0	1 0
Brooks Robinson, R (1, 5) OBP: 0.317, SLG: 0.361		BBBB 4-0 G5-4-3 BB		x 0-0 ③ 6-3	x 0-0 ③ 5-3			x 0-0 ③ F7		3	0	0	0	1	0	1
Billy Gardner, R (1, 4) OBP: 0.279, SLG: 0.318		x 0-0 ①② G5-4-3 1-2f			x 0-0 FC4-6 1B		x 0-0 ① L7		x 0-0 ① F6	4	0	1	0	0	0	1
Willy Miranda, S (1, 6) OBP: 0.197, SLG: 0.160		x 0-0 ③ F4			x 0-0 ① FC4-6 1B 1B 1-2f		x 0-0 ② 1-3		x 0-0 ② L4	4	1	0	0	0	0	1
Jack Harshman, L (1, 1) OBP: 0.345, SLG: 0.479 Billy Loes, R (9, 1) Billy O'Dell, S (9, 1) OBP: 0.163, SLG: 0.196			SSS 0-3 ① K		x 0-0 WP 1B 1-3 1B		x 0-0 HR		SSS 0-3 ③ K	4 0 0	1 0 0	2 0 0	1 0 0	0 0 0	2 0 0	0 0 0
Inning Stats	R: 2 E: 0 K: 2 S: 8 H: 1 LOB: 0 BB: 1 P: 12	R: 0 E: 0 K: 0 S: 2 H: 0 LOB: 0 BB: 1 P: 6	R: 0 E: 0 K: 1 S: 4 H: 0 LOB: 1 BB: 1 P: 9	R: 0 E: 0 K: 1 S: 5 H: 0 LOB: 0 BB: 0 P: 5	R: 1 E: 0 K: 0 S: 6 H: 3 LOB: 2 BB: 0 P: 6	R: 0 E: 0 K: 0 S: 3 H: 0 LOB: 0 BB: 0 P: 3	R: 1 E: 0 K: 0 S: 5 H: 2 LOB: 1 BB: 0 P: 5	R: 0 E: 0 K: 0 S: 4 H: 1 LOB: 1 BB: 0 P: 4	R: 0 E: 0 K: 1 S: 5 H: 0 LOB: 0 BB: 0 P: 5	1B: 4 2B: 1 3B: 0 HR: 2	SF: 0 SAC: 0 DP: 2 HBP: 1						

	AB	32
	R	4
	H	7
	RBI	4
	BB	3
	SO	5
	LOB	14

WP: 1 PB: 0 SB: 0 CS: 0 PA: 36

PITCHER		IP	WLS	BF	H	R	ER	SO	BB	IBB	HBP	BLK	WP	HR	S	P	ERA	WHIP
Bob Davis, R ERA: 4.5	(1, 1)	6.0	L	24	4	3	3	4	3	0	1	0	1	1	28	41	4.50	1.167
Ray Herbert, R ERA: 3.71	(7, 1)	2.0		9	3	1	1	0	0	0	0	0	0	1	9	9	4.50	1.500
Bud Daley, L ERA: 4.21	(9, 1)	1.0		3	0	0	0	1	0	0	0	0	0	0	5	5	0.00	0.000

PITCHER	IP	WLS	BF	H	R	ER	SO	BB	IBB	HBP	BLK	WP	HR	S	P	ERA	WHIP

BOTTOM

Baltimore Orioles @ Kansas City Athletics

Municipal Stadium, Kansas City, MO

Sat Jul 26 1958, 4:33 AM EDT

Att. 12,465 - Unknown

livebaseballscorecards.com

Batter	1	2	3	4	5	6	7	8	9	AB	R	H	RBI	BB	SO	LOB
Chico Carrasquel, R (1, 5) OBP: 0.295, SLG: 0.298	G6-3 1B		6-3			6-3		F7		4	0	1	0	0	0	0
Bill Tuttle, R (1, 8) OBP: 0.321, SLG: 0.357	G6-3 1-2f			6-3		1-3		1B		3	0	0	0	0	0	1
Harry Chiti, R (8, PH) OBP: 0.300, SLG: 0.385										1	0	1	0	0	0	0
Whitey Herzog, L (9, 8) OBP: 0.323, SLG: 0.241										0	0	0	0	0	0	0
Roger Maris, L (1, 9) OBP: 0.296, SLG: 0.390	4-3			E8 1B			3B 1B	K		4	1	2	0	0	1	1
Bob Cerv, R (1, 7) OBP: 0.387, SLG: 0.649		6-3		F3			1-H 3B		E 1B 1B 1B	4	1	2	1	0	0	1
Hector Lopez, R (1, 4) OBP: 0.308, SLG: 0.385		BBBB 4-3 BB		L4			F8		K	3	0	0	0	1	1	3
Harry Simpson, L (1, 3) OBP: 0.323, SLG: 0.368		4-3 1-2			K		K		E9 1B 1-3 1B	4	0	1	0	0	2	2
Hal Smith, R (1, 2) OBP: 0.263, SLG: 0.371		K			4-3		F3		1-2 1B 3-H	4	0	1	1	0	1	2
Joe Demaestri, R (1, 6) OBP: 0.236, SLG: 0.275			F8		5-3			HR	F2	3	1	1	1	0	0	0
Frank House, L (9, PH) OBP: 0.292, SLG: 0.344										1	0	0	0	0	0	2
Bob Davis, R (1, 1) OBP: 0.287, SLG: 0.271			F6			K		5-3	G3	1	0	0	0	0	0	0
Mike Baxes, R (6, PH) OBP: 0.250, SLG: 0.231										1	0	0	0	0	1	0
Ray Herbert, R (7, 1) OBP: 0.340, SLG: 0.407										0	0	0	0	0	0	0
Preston Ward, L (8, PH) OBP: 0.167, SLG: 0.333										1	0	0	0	0	0	0
Bud Daley, L (9, 1) OBP: 0.348, SLG: 0.407										0	0	0	0	0	0	0
Bob Martyn, L (9, PH) OBP: 0.333, SLG: 0.400										0	0	0	0	0	0	0
Murry Dickson, R (9, PH)										1	0	0	0	0	0	2
Inning Stats	R: 0 E: 0 K: 0 S: 3 H: 1 LOB: 0 BB: 0 P: 3	R: 0 E: 0 K: 1 S: 5 H: 0 LOB: 1 BB: 1 P: 9	R: 0 E: 0 K: 0 S: 3 H: 0 LOB: 0 BB: 0 P: 3	R: 0 E: 1 K: 0 S: 4 H: 1 LOB: 1 BB: 0 P: 4	R: 0 E: 0 K: 1 S: 5 H: 0 LOB: 0 BB: 0 P: 5	R: 0 E: 0 K: 1 S: 5 H: 0 LOB: 0 BB: 0 P: 5	R: 1 E: 0 K: 1 S: 7 H: 2 LOB: 1 BB: 0 P: 7	R: 1 E: 0 K: 1 S: 7 H: 2 LOB: 1 BB: 0 P: 7	R: 1 E: 1 K: 1 S: 8 H: 3 LOB: 2 BB: 0 P: 8	1B: 7 2B: 0 3B: 1 HR: 1	SF: 0 SAC: 0 DP: 1 HBP: 0						

	AB	35
	R	3
	H	9
	RBI	3
	BB	1
	SO	6
	LOB	14

WP: 0 PB: 0 SB: 0 CS: 0 PA: 36

PITCHER		IP	WLS	BF	H	R	ER	SO	BB	IBB	HBP	BLK	WP	HR	S	P	ERA	WHIP
Jack Harshman, L ERA: 2.79	(1, 1)	8.1	W	34	9	3	3	6	1	0	0	0	0	1	45	49	3.24	1.200
Billy Loes, R ERA: 4.06	(9, 1)	0.1		1	0	0	0	0	0	0	0	0	0	0	1	1	0.00	0.000
Billy O'Dell, L ERA: 2.82	(9, 1)	0.1	S	1	0	0	0	0	0	0	0	0	0	0	1	1	0.00	0.000

PITCHER	IP	WLS	BF	H	R	ER	SO	BB	IBB	HBP	BLK	WP	HR	S	P	ERA	WHIP

Batter	1	2	3	4	5	6	7	8	9	AB	R	H	RBI	BB	SO	LOB
Bob Boyd, L (1, 3) OBP: 0.348, SLG: 0.484	E 1B 1B		4-3 ① 1B		1B	BB 1B			F7 ② 1B	5	1	3	0	0	0	0
Gene Woodling, L (1, 9) OBP: 0.392, SLG: 0.408 Jim Marshall, L (9, PR) OBP: 0.291, SLG: 0.348	WP 1-2 HR 1B		G3 ② 1B		4-3 ③	F9 ① 1B			BBBB PB 1B BB	4	1	1	0	1	0	2
										0	1	0	0	0	0	0
Bob Nieman, R (1, 7) OBP: 0.426, SLG: 0.579	1-H 2-H HR		1B			BBBB HR	4-0 G5-4-3 1-2 BB		1B 1-H 1B	4	2	4	4	1	0	0
Gus Triandos, R (1, 2) OBP: 0.329, SLG: 0.471 Ken Lehman, L (7, 1) Jim Busby, R (9, PH) OBP: 0.281, SLG: 0.309	6-3 ① 1-2f		F9 ③			SSS 0-3 ① K	0-0 ② ③ G5-4-3 1-2f		1-2 1B	4	0	0	0	0	1	3
										0	0	0	0	0	0	0
										1	0	1	0	0	0	0
Al Pilarcik, L (1, 8) OBP: 0.302, SLG: 0.302	BBBB 4-0 G4-3 BB			4-3 ①		1B 2B		G6-4-3 1B	4-3 ③	4	1	2	0	1	0	2
Dick Williams, R (1, 5) OBP: 0.348, SLG: 0.347	G4-3 ② ③ 1-2f			F9 ②		BB 2-H 1B		G6-4-3 ① ② 1-2f		4	0	1	1	0	0	2
Billy Gardner, R (1, 4) OBP: 0.279, SLG: 0.317		1-3 ①		F8 ③		F9 ②		1B		4	0	1	0	0	0	1
Willy Miranda, S (1, 6) OBP: 0.194, SLG: 0.157 Jack Harshman, L (6, PH) OBP: 0.356, SLG: 0.479 Foster Castleman, R (6, PR) OBP: 0.270, SLG: 0.269 (6, 6)		SSS 0-3 ② K			F7 ①	BBBB 4-0 1-2 BB		F7 ③		2	0	0	0	0	1	0
										0	0	0	0	1	0	0
										1	0	0	0	0	0	1
Hal Brown, R (1, 1) OBP: 0.214, SLG: 0.286 George Zuverink, R (2, 1) OBP: 0.300, SLG: 0.444 Billy O'Dell, S (2, 1) OBP: 0.157, SLG: 0.188 Charlie Beamon, R (6, 1) Joe Ginsberg, L (7, 2) OBP: 0.364, SLG: 0.302		6-3 ③			SSS 0-3 ② K	4-3 ③			F7 ①	1	0	0	0	0	0	0
										0	0	0	0	0	0	0
										2	0	0	0	0	1	2
										0	0	0	0	0	0	0
										1	0	0	0	0	0	0
Inning Stats	R: 3 E: 0 K: 0 S: 5 H: 3 LOB: 0 BB: 1 P: 9	R: 0 E: 0 K: 1 S: 5 H: 0 LOB: 0 BB: 0 P: 5	R: 0 E: 0 K: 0 S: 4 H: 1 LOB: 1 BB: 0 P: 4	R: 0 E: 0 K: 0 S: 3 H: 0 LOB: 0 BB: 0 P: 3	R: 0 E: 0 K: 1 S: 6 H: 1 LOB: 1 BB: 0 P: 6	R: 2 E: 0 K: 1 S: 8 H: 3 LOB: 2 BB: 1 P: 12	R: 0 E: 0 K: 0 S: 3 H: 1 LOB: 1 BB: 1 P: 7	R: 0 E: 0 K: 0 S: 4 H: 2 LOB: 1 BB: 0 P: 4	R: 1 E: 0 K: 0 S: 5 H: 2 LOB: 2 BB: 1 P: 9	1B: 10 2B: 1 3B: 0 HR: 2 SF: 0 SAC: 0 DP: 3 HBP: 0							

PITCHER	IP	WLS	BF	H	R	ER	SO	BB	IBB	HBP	BLK	WP	HR	S	P	ERA	WHIP
Ned Garver, R (1, 1) ERA: 3.91	5.1	W	24	8	5	5	3	1	0	0	0	1	2	29	33	8.44	1.688
Murry Dickson, R (6, 1) ERA: 3.25	3.2	S	17	5	1	0	0	3	0	0	0	0	0	14	26	0.00	2.182

PITCHER	IP	WLS	BF	H	R	ER	SO	BB	IBB	HBP	BLK	WP	HR	S	P	ERA	WHIP

TOP

Baltimore Orioles @ Kansas City Athletics

Municipal Stadium, Kansas City, MO

Sun Jul 27 1958, 4:33 AM EDT

Att. 11,064 - Unknown

livebaseballscorecards.com

AB	37
R	6
H	13
RBI	5
BB	4
SO	3
LOB	13

WP: 2	PA: 41		
PB: 1			
SB: 0			
CS: 0			

Batter	1	2	3	4	5	6	7	8	9	AB	R	H	RBI	BB	SO	LOB
Chico Carrasquel, R (1, 5) OBP: 0.302, SLG: 0.324	HR	BB		3B		SH1-3	K			3	2	2	1	1	1	2
Bill Tuttle, R (1, 8) OBP: 0.325, SLG: 0.371	4-3	BB		G3		1B	6-3			4	3	2	1	1	0	1
Roger Maris, L (1, 9) OBP: 0.301, SLG: 0.406	4-3	1B		F9		FC5-4	1B			5	2	3	5	0	0	1
Bob Cerv, R (1, 7) OBP: 0.387, SLG: 0.645 Whitey Herzog, L (8, PR) (9, 7) OBP: 0.323, SLG: 0.241	6-3	1B		6-3		FC5-4		CS		5 0	0 0	2 0	2 0	0 0	0 0	2 0
Preston Ward, L (1, 3) OBP: 0.338, SLG: 0.404	1B	F5			G3	G3		K		5	0	1	0	0	1	3
Hector Lopez, R (1, 4) OBP: 0.307, SLG: 0.383	F3		F3 S 5-3 1B		F8		F9			4	1	1	0	0	0	1
Hal Smith, R (1, 2) OBP: 0.263, SLG: 0.367		L5-3 1B	F3		F9		K			4	0	1	0	0	1	1
Joe Demaestri, R (1, 6) OBP: 0.240, SLG: 0.290		L5-3	5-3			HR	1B			4	1	2	2	0	0	1
Ned Garver, R (1, 1) OBP: 0.176, SLG: 0.184 Murry Dickson, R (6, 1) OBP: 0.345, SLG: 0.407		BB BB 3B 1B	F8			E6 SH1-3 3B	1B			2 2	1 1	1 1	0 0	0 0	0 0	0 0
Inning Stats	R: 2 E: 0 K: 0 S: 6 H: 3 LOB: 1 BB: 0 P: 6	R: 4 E: 0 K: 0 S: 6 H: 4 LOB: 1 BB: 2 P: 14	R: 1 E: 0 K: 0 S: 4 H: 1 LOB: 0 BB: 0 P: 4	R: 0 E: 0 K: 0 S: 4 H: 1 LOB: 1 BB: 0 P: 4	R: 0 E: 0 K: 0 S: 3 H: 0 LOB: 0 BB: 0 P: 3	R: 3 E: 1 K: 0 S: 7 H: 3 LOB: 1 BB: 0 P: 7	R: 0 E: 0 K: 2 S: 9 H: 2 LOB: 2 BB: 0 P: 9	R: 1 E: 0 K: 1 S: 6 H: 2 LOB: 1 BB: 0 P: 6		1B: 9 2B: 2 3B: 5 HR: 2	SF: 0 SAC: 1 DP: 2 HBP: 0						

PITCHER	IP	WLS	BF	H	R	ER	SO	BB	IBB	HBP	BLK	WP	HR	S	P	ERA	WHIP
Hal Brown, R (1, 1) ERA: 2.91	1.0		7	4	3	3	0	0	0	0	0	0	1	7	7	27.00	4.000
George Zuverink, R (2, 1) ERA: 3.62	0.2	L	4	1	0	0	0	2	0	0	0	0	0	2	10	0.00	4.500
Billy O'Dell, L (2, 1) ERA: 2.99	3.2		18	6	7	6	0	0	0	0	0	0	1	18	18	14.73	1.636
Charlie Beamon, R (6, 1) ERA: 4.59	0.2		3	1	0	0	0	0	0	0	0	0	0	3	3	0.00	1.500
Ken Lehman, L (7, 1) ERA: 3.35	2.0		9	4	1	1	3	0	0	0	0	0	0	15	15	4.50	2.000

PITCHER	IP	WLS	BF	H	R	ER	SO	BB	IBB	HBP	BLK	WP	HR	S	P	ERA	WHIP

BOTTOM

Baltimore Orioles @ Kansas City Athletics

Municipal Stadium, Kansas City, MO

Sun Jul 27 1958, 4:33 AM EDT

Att. 11,064 - Unknown

livebaseballscorecards.com

AB	38
R	11
H	16
RBI	11
BB	2
SO	3
LOB	12

Batter	1	2	3	4	5	6	7	8	9	AB	R	H	RBI	BB	SO	LOB
Hank Bauer, R (1, 9) OBP: 0.336, SLG: 0.465	F5		F8	1-H 2-H 3-H 3B		HR 1B		F2	2-H 2B	6	1	3	4	0	0	0
Gil McDougald, R (1, 4) OBP: 0.358, SLG: 0.404	4-3		5-3		F5	1-H HR		HR	F5	6	2	2	3	0	0	1
Mickey Mantle, S (1, 8) OBP: 0.432, SLG: 0.591	HR			BBB 1B S BB	2B 1B 1B	HR		F9		4	4	3	2	1	0	0
Bill Skowron, R (1, 3) OBP: 0.325, SLG: 0.432	SSS K			F8 1-2	1-3 1B 2B	4-3		2B 1B		5	1	2	0	0	1	1
Elston Howard, R (1, 2) OBP: 0.396, SLG: 0.584		4-3		1B FC4 1B	BB FC6-4 1B 2-H 3-H	F7		1-3 2B		5	2	3	2	0	0	0
Andy Carey, R (1, 5) OBP: 0.357, SLG: 0.516		SSS K		FC4 BB 3B 1B 1-3 2-H	FC6-4 BB 1B 1-2	6-3		F7		5	1	2	1	0	1	2
Norm Siebern, L (1, 7) OBP: 0.390, SLG: 0.463		BBBB 4-0 BB		BBBB 4-0 E 3B BB 1-2	BBBB 4-0 FC6-4 BB 1-2 2-3		X 0-0 F5		X 0-0 2B 2B	2	2	1	0	3	0	0
Tony Kubek, L (1, 6) OBP: 0.298, SLG: 0.319		SSS K		FC4 3B 1-2 2-3 3-H	FC6-4 1-2f 2-3 3-H		X 0-0 F2		X 0-0 F4	5	1	0	2	0	1	6
Zach Monroe, R (1, 1) Johnny Kucks, R (6, 1) OBP: 0.156, SLG: 0.133			SSS K	SSS K	5-3		X 0-0 F9		SSS K	3 2	0 0	0 0	0 0	0 0	2 1	5 1
Inning Stats	R: 1 E: 0 K: 1 S: 6 H: 1 LOB: 0 BB: 0 P: 6	R: 0 E: 0 K: 2 S: 7 H: 0 LOB: 1 BB: 1 P: 11	R: 0 E: 0 K: 1 S: 5 H: 0 LOB: 0 BB: 0 P: 5	R: 5 E: 1 K: 1 S: 8 H: 3 LOB: 1 BB: 2 P: 16	R: 3 E: 0 K: 0 S: 7 H: 4 LOB: 2 BB: 1 P: 11	R: 3 E: 0 K: 0 S: 6 H: 3 LOB: 0 BB: 0 P: 6	R: 0 E: 0 K: 0 S: 3 H: 0 LOB: 0 BB: 0 P: 3	R: 1 E: 0 K: 0 S: 6 H: 3 LOB: 2 BB: 0 P: 6	R: 1 E: 0 K: 1 S: 7 H: 2 LOB: 1 BB: 0 P: 7	1B: 7 2B: 4 3B: 1 HR: 4 SF: 0 SAC: 0 DP: 0 HBP: 0							

PITCHER	IP	WLS	BF	H	R	ER	SO	BB	IBB	HBP	BLK	WP	HR	S	P	ERA	WHIP
Dick Tomanek, L (1, 1) ERA: 4.31	4.1	L	22	6	8	5	5	3	0	0	0	0	1	29	41	10.38	2.077
Tom Gorman, R (5, 1) ERA: 3.72	0.0		2	2	0	0	0	0	0	0	0	0	0	2	2	∞	∞
Bud Daley, L (5, 1) ERA: 4.1	0.2		3	0	1	1	0	1	0	0	0	0	0	2	6	13.50	1.500
Ray Herbert, R (6, 1) ERA: 3.97	1.0		6	3	3	3	0	0	0	0	0	0	2	6	6	27.00	3.000
Walt Craddock, L (7, 1) ERA: 6.17	3.0		14	5	2	2	1	0	0	0	0	0	1	16	16	6.00	1.667

PITCHER	IP	WLS	BF	H	R	ER	SO	BB	IBB	HBP	BLK	WP	HR	S	P	ERA	WHIP

TOP

New York Yankees @ Kansas City Athletics

Municipal Stadium, Kansas City, MO

Mon Jul 28 1958, 8:05 PM EDT

Att. 19,984 - Unknown

livebaseballscorecards.com

AB	43
R	14
H	16
RBI	14
BB	4
SO	6
LOB	16

WP: 0 PB: 0 SB: 1 CS: 0 PA: 47

BOTTOM

Batter	1	2	3	4	5	6	7	8	9	AB	R	H	RBI	BB	SO	LOB
Chico Carrasquel, R (1, 5) OBP: 0.297, SLG: 0.317	F8		1-3		6-3 3-H	K			F8	5	0	0	1	0	1	1
Bill Tuttle, R (1, 8) OBP: 0.328, SLG: 0.372	FC3-6 BB		FC6-4 1B		G3-6-1 1B		F9		5-3	4	0	2	0	1	0	0
Roger Maris, L (1, 9) OBP: 0.300, SLG: 0.404	FC3-6 1-2f HR		F9		G3-6-1 1-2f		1B			4	1	1	0	0	0	3
Bob Cerv, R (1, 7) OBP: 0.388, SLG: 0.661	1-H HR		FC6-4 1-2f			HR	F9			4	2	2	3	0	0	2
Preston Ward, L (1, 3) OBP: 0.337, SLG: 0.401	5-3			L7		1B E 1B	F5			4	1	1	0	0	0	1
Hector Lopez, R (1, 4) OBP: 0.307, SLG: 0.382		6-3		5-3		1-2 E 1B		F6		4	1	1	0	0	0	0
Hal Smith, R (1, 2) OBP: 0.262, SLG: 0.389		K		HR		F7		5-3		4	1	1	1	0	1	2
Joe Demaestri, R (1, 6) OBP: 0.240, SLG: 0.289		1B		6-3		F9		K		4	0	1	0	0	1	2
Dick Tomanek, L (1, 1) OBP: 0.222, SLG: 0.320 Tom Gorman, R (5, 1) OBP: 0.091, SLG: 0.091 Bud Daley, L (5, 1) OBP: 0.167, SLG: 0.333 Bob Martyn, L (5, PH) OBP: 0.353, SLG: 0.426 Ray Herbert, R (6, 1) OBP: 0.250, SLG: 0.231 Whitey Herzog, L (6, PH) OBP: 0.317, SLG: 0.236 Walt Craddock, R (7, 1) Harry Simpson, L (9, PH) OBP: 0.321, SLG: 0.366		K2-3			6-3 3B	E3 1-H 2-H			K	1 0 0 1 0 1 0 0 1	0 0 0 1 0 0 0 0 0	0 0 0 1 0 0 0 0 0	0 0 0 0 0 0 0 0 0	0 0 0 0 0 0 0 0 0	1 0 0 1 0 0 0 0 1	1 0 0 0 0 0 0 0 0
Inning Stats	R: 2 E: 0 K: 0 S: 4 H: 1 LOB: 0 BB: 1 P: 8	R: 0 E: 0 K: 2 S: 8 H: 1 LOB: 1 BB: 0 P: 8	R: 0 E: 0 K: 0 S: 4 H: 1 LOB: 1 BB: 0 P: 4	R: 1 E: 0 K: 0 S: 4 H: 1 LOB: 0 BB: 0 P: 4	R: 1 E: 0 K: 0 S: 4 H: 2 LOB: 0 BB: 0 P: 4	R: 3 E: 1 K: 1 S: 9 H: 3 LOB: 1 BB: 0 P: 9	R: 0 E: 0 K: 0 S: 4 H: 1 LOB: 1 BB: 0 P: 4	R: 0 E: 0 K: 1 S: 5 H: 0 LOB: 0 BB: 0 P: 5	R: 0 E: 0 K: 1 S: 5 H: 0 LOB: 0 BB: 0 P: 5	1B: 6 2B: 0 3B: 1 HR: 3 SF: 0 SAC: 0 DP: 1 HBP: 0						

PITCHER		IP	WLS	BF	H	R	ER	SO	BB	IBB	HBP	BLK	WP	HR	S	P	ERA	WHIP
Zach Monroe, R ERA: 4.5	(1, 1)	5.0	W	24	9	7	5	2	1	0	0	0	0	3	27	31	9.00	2.000
Johnny Kucks, R ERA: 3.61	(6, 1)	4.0	S	14	1	0	0	3	0	0	0	0	0	0	20	20	0.00	0.250

PITCHER	IP	WLS	BF	H	R	ER	SO	BB	IBB	HBP	BLK	WP	HR	S	P	ERA	WHIP

New York Yankees @ Kansas City Athletics

Municipal Stadium, Kansas City, MO

Mon Jul 28 1958, 8:05 PM EDT

Att. 19,984 - Unknown

livebaseballscorecards.com

AB	37
R	7
H	10
RBI	5
BB	1
SO	5
LOB	12

WP: 0 PB: 0 SB: 0 CS: 0 PA: 38

New York Yankees @ Kansas City Athletics

Municipal Stadium, Kansas City, MO

Tue Jul 29 1958, 8:05 PM EDT

Att. 22,521 - Unknown - 90 F

livebaseballscorecards.com

Batter	1	2	3	4	5	6	7	8	9	AB	R	H	RBI	BB	SO	LOB
Hank Bauer, R (1, 9) OBP: 0.336, SLG: 0.463	F9			FC3-6 1B		1-3 1-2		1B 1B 1-3 2-H 1B		3	0	1	0	0	0	1
Elston Howard, R (8, PH) OBP: 0.398, SLG: 0.586 (8, 9)										1	1	1	1	0	0	0
Gil McDougald, R (1, 4) OBP: 0.357, SLG: 0.402	K			FC3-6 G3 1-2f		6-3 2-3		1B 1B 1-H 3-H 1B		4	0	1	1	0	1	2
Mickey Mantle, S (1, 8) OBP: 0.430, SLG: 0.587	3-1			G3 1-2		F8		1B 1-3		4	0	1	0	0	0	2
Yogi Berra, L (1, 2) OBP: 0.311, SLG: 0.472		F8		F8			F8	G3		4	0	0	0	0	0	3
Norm Siebern, L (1, 7) OBP: 0.385, SLG: 0.456		K			F9		F7		4-3	4	0	0	0	0	1	0
Bill Skowron, R (1, 3) OBP: 0.324, SLG: 0.430		K			FC6-4 1B		K		4-3	4	0	1	0	0	2	0
Jerry Lumpe, L (1, 5) OBP: 0.338, SLG: 0.410			6-3		FC6-4 1-2f			F7	1B 2B	4	1	1	0	0	0	1
Tony Kubek, L (1, 6) OBP: 0.300, SLG: 0.321			G3		F2			BB 1B 1B	2-H 1B	4	1	2	1	0	0	1
Whitey Ford, L (1, 1) OBP: 0.281, SLG: 0.237			P6			6-3 1-3 1B		1B 1-2 1B BB	F2	2	0	1	0	0	0	0
Enos Slaughter, L (8, PH) OBP: 0.451, SLG: 0.545										0	0	0	0	1	0	0
Bobby Richardson, R (8, PR) OBP: 0.229, SLG: 0.274										0	0	0	0	0	0	0
Art Ditmar, R (8, 1) OBP: 0.481, SLG: 0.440										0	0	0	0	0	0	0
Marv Throneberry, L (9, PH) OBP: 0.355, SLG: 0.495										1	0	0	0	0	0	1

Inning Stats	1	2	3	4	5	6	7	8	9	AB	R	H	RBI	BB	SO	LOB
	R: 0 E: 0 K: 1 S: 5	H: 0 LOB: 0 BB: 0 P: 5	R: 0 E: 0 K: 2 S: 7	H: 0 LOB: 0 BB: 0 P: 7	R: 0 E: 0 K: 0 S: 3	H: 0 LOB: 0 BB: 0 P: 3	R: 0 E: 0 K: 0 S: 4	H: 1 LOB: 1 BB: 0 P: 4	R: 0 E: 0 K: 0 S: 4	H: 1 LOB: 1 BB: 0 P: 4	R: 0 E: 0 K: 0 S: 4	H: 1 LOB: 1 BB: 0 P: 4	R: 0 E: 0 K: 1 S: 5	H: 0 LOB: 0 BB: 0 P: 5	R: 2 E: 0 K: 0 S: 6	H: 4 LOB: 2 BB: 1 P: 10	R: 1 E: 0 K: 0 S: 5	H: 2 LOB: 1 BB: 0 P: 5

1B: 8	SF: 0
2B: 1	SAC: 0
3B: 0	DP: 0
HR: 0	HBP: 0

WP: 0 PA: 36
PB: 0
SB: 0
CS: 0

PITCHER		IP	WLS	BF	H	R	ER	SO	BB	IBB	HBP	BLK	WP	HR	S	P	ERA	WHIP
Ralph Terry, R ERA: 4.07	(1, 1)	7.2		30	7	2	2	4	1	0	0	0	0	0	37	41	2.35	1.043
Murry Dickson, R ERA: 3.31	(8, 1)	1.1	W	6	2	1	1	0	0	0	0	0	0	0	6	6	6.75	1.500

PITCHER	IP	WLS	BF	H	R	ER	SO	BB	IBB	HBP	BLK	WP	HR	S	P	ERA	WHIP

Batter	1	2	3	4	5	6	7	8	9	AB	R	H	RBI	BB	SO	LOB
Chico Carrasquel, R (1, 5) OBP: 0.296, SLG: 0.313	5-3	FC5			F3			BB E 1B BB		3	1	0	0	1	0	2
Bill Tuttle, R (1, 8) OBP: 0.330, SLG: 0.372	FC4-6 BB		4-3		K			BB E 2B 1B		3	1	1	0	1	1	0
Roger Maris, L (1, 9) OBP: 0.297, SLG: 0.399	FC4-6 WP		K			G3		E3 BB 2B		4	1	0	0	0	1	3
Bob Cerv, R (1, 7) OBP: 0.387, SLG: 0.655 Whitey Herzog, L (9, 7) OBP: 0.317, SLG: 0.236	K		K			F9		2B BB		3 0	1 0	0 0	1 0	1 0	2 0	1 0
Hector Lopez, R (1, 4) OBP: 0.309, SLG: 0.384		1B 5-3 1B BB		6-3		F8		SF9 2B		3	2	1	3	1	0	0
Hal Smith, R (1, 3) OBP: 0.270, SLG: 0.414	5-3			HR			1B BB	L5		3	1	1	1	1	0	2
Harry Chiti, R (1, 2) OBP: 0.301, SLG: 0.384 Frank House, L (8, 2) OBP: 0.290, SLG: 0.344	FC5 1B 1B			F9			P6	SF9		3 0	0 0	1 0	0 1	0 0	0 0	1 0
Joe Demaestri, R (1, 6) OBP: 0.247, SLG: 0.296	1B			K			G6-4-3 1B	1B		4	0	3	1	0	1	0
Ralph Terry, R (1, 1) OBP: 0.143, SLG: 0.167 Murry Dickson, R (8, 1) OBP: 0.333, SLG: 0.393	K				F8		G6-4-3	6-3		3 1	0 0	0 0	0 0	0 0	1 0	4 1
Inning Stats	R: 0 E: 0 K: 1 S: 5 H: 0 LOB: 1 BB: 1 P: 9	R: 1 E: 0 K: 1 S: 7 H: 2 LOB: 2 BB: 1 P: 11	R: 0 E: 0 K: 2 S: 7 H: 0 LOB: 0 BB: 0 P: 7	R: 1 E: 0 K: 1 S: 6 H: 1 LOB: 0 BB: 0 P: 6	R: 0 E: 0 K: 1 S: 5 H: 0 LOB: 0 BB: 0 P: 5	R: 0 E: 0 K: 0 S: 3 H: 0 LOB: 0 BB: 0 P: 3	R: 0 E: 0 K: 0 S: 3 H: 1 LOB: 1 BB: 1 P: 7	R: 5 E: 1 K: 0 S: 7 H: 3 LOB: 1 BB: 2 P: 15		1B: 5 2B: 1 3B: 0 HR: 1 SF: 1 SAC: 0 DP: 1 HBP: 0						

PITCHER		IP	WLS	BF	H	R	ER	SO	BB	IBB	HBP	BLK	WP	HR	S	P	ERA	WHIP
Whitey Ford, L ERA: 1.71	(1, 1)	7.0		27	4	2	2	6	3	0	0	0	1	1	36	48	2.57	1.000
Art Ditmar, R ERA: 2.85	(8, 1)	1.0	L	9	3	5	3	0	2	0	0	0	0	0	7	15	27.00	5.000

PITCHER	IP	WLS	BF	H	R	ER	SO	BB	IBB	HBP	BLK	WP	HR	S	P	ERA	WHIP

BOTTOM

New York Yankees @ Kansas City Athletics

Municipal Stadium, Kansas City, MO

Tue Jul 29 1958, 8:05 PM EDT

Att. 22,521 - Unknown - 90 F

livebaseballscorecards.com

AB	30
R	7
H	7
RBI	7
BB	5
SO	6
LOB	14

WP: 1	PA: 36		
PB: 0			
SB: 0			
CS: 0			

Batter	1	2	3	4	5	6	7	8	9	AB	R	H	RBI	BB	SO	LOB
Hank Bauer, R (1, 9) OBP: 0.336, SLG: 0.460	1-3		BB		F8					2	0	0	0	1	0	0
Gil McDougald, R (1, 4) OBP: 0.355, SLG: 0.399	K		L8							2	0	0	0	0	1	1
Mickey Mantle, S (1, 8) OBP: 0.428, SLG: 0.584	K		F5							2	0	0	0	0	1	1
Yogi Berra, L (1, 2) OBP: 0.309, SLG: 0.469		F3	G3							2	0	0	0	0	0	1
Norm Siebern, L (1, 7) OBP: 0.383, SLG: 0.452		G3		K						2	0	0	0	0	1	0
Bill Skowron, R (1, 3) OBP: 0.328, SLG: 0.434		1B 1B		CS 1B						2	0	2	0	0	0	0
Andy Carey, R (1, 5) OBP: 0.359, SLG: 0.516		1-3 1B		K 1-2						2	0	1	0	0	1	1
Tony Kubek, L (1, 6) OBP: 0.301, SLG: 0.320		FC6-4 IBB			6-3					1	0	0	0	1	0	0
Don Larsen, R (1, 1) OBP: 0.341, SLG: 0.568		FC6-4 1-2f			K					2	0	0	0	0	1	3
Inning Stats	R: 0 E: 0 K: 2 S: 7 H: 0 LOB: 0 BB: 0 P: 7	R: 0 E: 0 K: 0 S: 5 H: 2 LOB: 3 BB: 1 P: 9	R: 0 E: 0 K: 0 S: 3 H: 0 LOB: 1 BB: 1 P: 7	R: 0 E: 0 K: 2 S: 7 H: 1 LOB: 0 BB: 0 P: 7	R: 0 E: 0 K: 1 S: 5 H: 0 LOB: 0 BB: 0 P: 5					1B: 3 2B: 0 3B: 0 HR: 0 SF: 0 SAC: 0 DP: 0 HBP: 0						

PITCHER	IP	WLS	BF	H	R	ER	SO	BB	IBB	HBP	BLK	WP	HR	S	P	ERA	WHIP
Bob Grim, R (1, 1) ERA: 4.75	5.0	W	19	3	0	0	5	1	1	0	0	0	0	27	35	0.00	0.800

PITCHER	IP	WLS	BF	H	R	ER	SO	BB	IBB	HBP	BLK	WP	HR	S	P	ERA	WHIP

TOP

New York Yankees @ Kansas City Athletics

Municipal Stadium, Kansas City, MO

Wed Jul 30 1958, 8:05 PM EDT

Att. 20,000 - Overcast

livebaseballscorecards.com

AB	17
R	0
H	3
RBI	0
BB	2
SO	5
LOB	7

WP: 0 PA: 19
PB: 0
SB: 0
CS: 1

Batter	1	2	3	4	5	6	7	8	9	AB	R	H	RBI	BB	SO	LOB
Chico Carrasquel, R (1, 6) OBP: 0.297, SLG: 0.327	HR		F9							2	1	1	1	0	0	0
Bill Tuttle, R (1, 8) OBP: 0.328, SLG: 0.370	5-3		K							2	0	0	0	0	1	0
Roger Maris, L (1, 9) OBP: 0.301, SLG: 0.404	BB			2B						1	1	1	0	1	0	0
Bob Cerv, R (1, 7) OBP: 0.387, SLG: 0.657	1-H 2B			P4						2	0	1	0	0	0	1
Hector Lopez, R (1, 4) OBP: 0.310, SLG: 0.383	F5			BB						1	0	0	0	1	0	1
Preston Ward, L (1, 5) OBP: 0.334, SLG: 0.399		F5		F7						2	0	0	0	0	0	2
Hal Smith, R (1, 3) OBP: 0.273, SLG: 0.424		F9		1-H 2-H 2B						2	0	1	1	0	0	0
Frank House, L (1, 2) OBP: 0.288, SLG: 0.341		L9								1	0	0	0	0	0	0
Bob Grim, R (1, 1)			6-3							1	0	0	0	0	0	0
Inning Stats	R: 1 E: 0 K: 0 S: 4 H: 2 LOB: 1 BB: 1 P: 8	R: 0 E: 0 K: 0 S: 3 H: 0 LOB: 0 BB: 0 P: 3	R: 0 E: 0 K: 1 S: 5 H: 0 LOB: 0 BB: 0 P: 5	R: 1 E: 0 K: 0 S: 4 H: 2 LOB: 2 BB: 1 P: 8						1B: 0 2B: 3 3B: 0 HR: 1	SF: 0 SAC: 0 DP: 0 HBP: 0						

PITCHER	IP	WLS	BF	H	R	ER	SO	BB	IBB	HBP	BLK	WP	HR	S	P	ERA	WHIP
Don Larsen, R (1, 1) ERA: 2.92	4.0	L	16	4	2	2	1	2	0	0	0	0	1	16	24	4.50	1.500

PITCHER	IP	WLS	BF	H	R	ER	SO	BB	IBB	HBP	BLK	WP	HR	S	P	ERA	WHIP

BOTTOM

New York Yankees @ Kansas City Athletics

Municipal Stadium, Kansas City, MO

Wed Jul 30 1958, 8:05 PM EDT

Att. 20,000 - Overcast

livebaseballscorecards.com

AB	14
R	2
H	4
RBI	2
BB	2
SO	1
LOB	4

WP: 0 PA: 16
PB: 0
SB: 0
CS: 0

New York Yankees @ Kansas City Athletics

Municipal Stadium, Kansas City, MO

Thu Jul 31 1958, 8:05 PM EDT

Att. 19,540 - Unknown

TOP

livebaseballscorecards.com

Batter	1	2	3	4	5	6	7	8	9	AB	R	H	RBI	BB	SO	LOB
Hank Bauer, R (1, 9) OBP: 0.337, SLG: 0.459	P6		1B		1B	1-3		K		5	1	2	0	0	1	1
Tony Kubek, L (1, 6) OBP: 0.303, SLG: 0.319	L9		1B		L7		1-3		2B BB	4	1	1	0	1	0	2
Mickey Mantle, S (1, 8) OBP: 0.428, SLG: 0.581	3-1		K		FC6-4 1B		S BB 1B		P3	5	1	2	1	0	1	4
Norm Siebern, L (1, 7) OBP: 0.386, SLG: 0.457		4-3	1B		K		1B BB		1B 2B	4	2	2	3	1	1	2
Elston Howard, R (1, 2) OBP: 0.398, SLG: 0.586		PB 2B	FC1-3-5		FC6-4		4-3		P3	5	0	2	2	0	0	5
Bill Skowron, R (1, 3) OBP: 0.329, SLG: 0.431		FC3-4 HBP		6-3		K	4-3		2B 1B	4	0	1	1	0	1	1
Gil McDougald, R (1, 4) OBP: 0.355, SLG: 0.405		FC3-4		K		1B 2B	K		1-3 2B	5	1	2	0	0	2	3
Andy Carey, R (1, 5) OBP: 0.359, SLG: 0.511		F8		K		1-3 1B		L7	IBB	4	0	1	1	1	1	2
Duke Maas, R (1, 1) OBP: 0.171, SLG: 0.156			1B BB		1B BB	1-3		F8	K	1	2	0	0	2	0	1
Johnny Kucks, R (6, 1) OBP: 0.147, SLG: 0.125										2	0	0	0	0	1	3

	AB	39
	R	8
	H	13
	RBI	8
	BB	5
	SO	8
	LOB	24

Inning Stats	1	2	3	4	5	6	7	8	9
	R: 0 E: 0 K: 0 S: 3	H: 0 LOB: 0 BB: 0 P: 3	R: 0 E: 0 K: 0 S: 4	H: 1 LOB: 2 BB: 0 P: 5	R: 2 E: 0 K: 1 S: 7	H: 3 LOB: 1 BB: 1 P: 11	R: 0 E: 0 K: 2 S: 7	H: 0 LOB: 0 BB: 0 P: 7	R: 1 E: 0 K: 1 S: 7	H: 2 LOB: 2 BB: 1 P: 11	R: 1 E: 0 K: 1 S: 7	H: 2 LOB: 1 BB: 0 P: 7	R: 2 E: 0 K: 1 S: 7	H: 2 LOB: 1 BB: 1 P: 11	R: 0 E: 0 K: 1 S: 5	H: 0 LOB: 0 BB: 0 P: 5	R: 2 E: 0 K: 1 S: 8	H: 3 LOB: 3 BB: 2 P: 16

	1B: 9	SF: 0
	2B: 5	SAC: 0
	3B: 0	DP: 1
	HR: 0	HBP: 1

	WP: 0	PA: 45
	PB: 1	
	SB: 2	
	CS: 0	

PITCHER		IP	WLS	BF	H	R	ER	SO	BB	IBB	HBP	BLK	WP	HR	S	P	ERA	WHIP
Jack Urban, R ERA: 5.26	(1, 1)	4.1	L	21	6	3	3	3	2	0	1	0	0	0	24	33	6.23	1.846
Ray Herbert, R ERA: 4.0	(5, 1)	1.2		7	2	1	1	2	0	0	0	0	0	0	11	11	5.40	1.200
Bud Daley, L ERA: 4.73	(7, 1)	0.1		3	1	2	2	0	1	0	0	0	0	0	2	6	54.00	6.000
Tom Gorman, R ERA: 3.68	(7, 1)	0.2		3	1	0	0	1	0	0	0	0	0	0	5	5	0.00	1.500
Ralph Terry, R ERA: 4.14	(8, 1)	2.0		11	3	2	2	2	1	1	0	0	0	0	13	21	9.00	2.000

PITCHER		IP	WLS	BF	H	R	ER	SO	BB	IBB	HBP	BLK	WP	HR	S	P	ERA	WHIP

Batter	1	2	3	4	5	6	7	8	9	AB	R	H	RBI	BB	SO	LOB
Chico Carrasquel, R (1, 6) OBP: 0.292, SLG: 0.320	1-3		P6			F7	P4		F8	5	0	0	0	0	0	5
Bill Tuttle, R (1, 8) OBP: 0.330, SLG: 0.371	4-3			G5-4-3, 1B		HR, 1-2, 1B	G3			4	1	2	0	0	0	2
Roger Maris, L (1, 9) OBP: 0.303, SLG: 0.414	FC5-4, 1B			F3		HR, 1-H, 2-H		1-3		4	1	2	3	0	0	1
Bob Cerv, R (1, 7) OBP: 0.383, SLG: 0.650	FC5-4, 1-2f			G5-4-3, 1-2f		K, SSS, 0-3		5-3		4	0	0	0	0	1	2
Hector Lopez, R (1, 4) OBP: 0.309, SLG: 0.380		6-3			K, SSS, 0-3	BB, BBBB, 4-0		5-3		3	0	0	0	1	1	0
Preston Ward, L (1, 5) OBP: 0.337, SLG: 0.398		3-1			1B	K, SSS, 0-3			2B, BB, BBBB, 4-0	3	0	1	0	1	1	1
Hal Smith, R (1, 3) OBP: 0.273, SLG: 0.426		6-3			K, SSS, 0-3		6-3		2B, 1-3	4	0	1	0	0	1	1
Frank House, L (1, 2) OBP: 0.287, SLG: 0.338			G3		K, SSS, 0-3		1B		F5	4	0	1	0	0	1	3
Jack Urban, R (1, 1) OBP: 0.216, SLG: 0.194 Ray Herbert, R (5, 1) OBP: 0.250, SLG: 0.231 Whitey Herzog, L (6, PH) OBP: 0.328, SLG: 0.250 Bud Daley, L (7, 1) OBP: 0.167, SLG: 0.333 Tom Gorman, R (7, 1) OBP: 0.091, SLG: 0.091 Bob Martyn, L (7, PH) OBP: 0.357, SLG: 0.431 Ralph Terry, R (8, 1) OBP: 0.143, SLG: 0.167 Harry Simpson, L (9, PH) OBP: 0.319, SLG: 0.364			6-3			HR, 1B	1B		F4	1 0 1 0 0 1 0 0 1	0 0 1 0 0 0 0 0 0	0 0 1 0 0 1 0 0 0	0 0 0 0 0 0 0 0 0	0 0 0 0 0 0 0 0 0	0 0 0 0 0 0 0 0 0	0 0 0 0 0 0 0 0 2
Inning Stats	R: 0 E: 0 K: 0 S: 4 H: 1 LOB: 1 BB: 0 P: 4	R: 0 E: 0 K: 0 S: 3 H: 0 LOB: 0 BB: 0 P: 3	R: 0 E: 0 K: 0 S: 3 H: 0 LOB: 0 BB: 0 P: 3	R: 0 E: 0 K: 0 S: 3 H: 1 LOB: 0 BB: 0 P: 3	R: 0 E: 0 K: 3 S: 10 H: 1 LOB: 1 BB: 0 P: 10	R: 3 E: 0 K: 2 S: 10 H: 3 LOB: 1 BB: 1 P: 14	R: 0 E: 0 K: 0 S: 5 H: 2 LOB: 2 BB: 0 P: 5	R: 0 E: 0 K: 0 S: 3 H: 0 LOB: 0 BB: 0 P: 3	R: 0 E: 0 K: 0 S: 4 H: 1 LOB: 2 BB: 1 P: 8	1B: 7 2B: 1 3B: 0 HR: 1 SF: 0 SAC: 0 DP: 1 HBP: 0						

PITCHER		IP	WLS	BF	H	R	ER	SO	BB	IBB	HBP	BLK	WP	HR	S	P	ERA	WHIP
Duke Maas, R ERA: 4.11	(1, 1)	5.1	W	21	6	3	3	3	0	0	0	0	0	1	27	27	5.06	1.125
Johnny Kucks, R ERA: 3.47	(6, 1)	3.2	S	16	3	0	0	2	2	0	0	0	0	0	18	26	0.00	1.364

PITCHER	IP	WLS	BF	H	R	ER	SO	BB	IBB	HBP	BLK	WP	HR	S	P	ERA	WHIP

BOTTOM

New York Yankees @ Kansas City Athletics

Municipal Stadium, Kansas City, MO

Thu Jul 31 1958, 8:05 PM EDT

Att. 19,540 - Unknown

livebaseballscorecards.com

AB	35
R	3
H	9
RBI	3
BB	2
SO	5
LOB	17

TOP

Washington Senators @ Kansas City Athletics

Municipal Stadium, Kansas City, MO

Fri Aug 01 1958, 8:05 PM EDT

Att. 7,520 - Unknown

livebaseballscorecards.com

Batter	1	2	3	4	5	6	7	8	9	AB	R	H	RBI	BB	SO	LOB
Eddie Yost, R (1, 5) OBP: 0.353, SLG: 0.316	6-3		1B	5-3		1-2 1B	FC5-4 1-2f			5	1	2	0	0	0	2
Albie Pearson, L (1, 8) OBP: 0.363, SLG: 0.369	BBBB 4-0 CS BB		F4		F9	4-3		SH5-4 1B		4	1	1	0	1	0	3
Herb Plews, L (1, 4) OBP: 0.305, SLG: 0.345	F5 1-2		1B 1-2 1B		F8		F7	SH5-4 1-2		4	0	1	0	0	0	1
Roy Sievers, R (1, 7) OBP: 0.372, SLG: 0.571		BBBB 4-0 HR BB	F7		HR		1B 2B 1B	F7		4	3	2	1	1	0	3
Jim Lemon, R (1, 9) OBP: 0.314, SLG: 0.493 Neil Chrisley, L (7, 9) OBP: 0.282, SLG: 0.389		1-H HR	1-3 2-H 1B		HR		1-2 2B 1B	2-H FC6-4 1B		4 1	3 0	4 1	4 1	0 0	0 0	0 0
Norm Zauchin, R (1, 3) OBP: 0.335, SLG: 0.427		1-3	SSS K		F8		SSS K	FC6-4 1-2f		5	0	0	0	0	2	5
Ossie Alvarez, R (1, 6) OBP: 0.295, SLG: 0.265		1B	5-3		6-3	1-H 2-H 3B 2B		F2		5	1	2	2	0	0	0
Steve Korcheck, R (1, 2) OBP: 0.118, SLG: 0.182		F5	SSS K		SSS K	3-H 1B 3B		1-3		5	1	1	1	0	2	1
Pedro Ramos, S (1, 1) OBP: 0.262, SLG: 0.279 Dick Hyde, R (8, 1)		SSS K	1B		1B	FC5-4 3-H 1B		SSS K		4 1	0 0	3 0	1 0	0 0	1 1	1 0

	AB	42
	R	10
	H	17
	RBI	10
	BB	2
	SO	6
	LOB	16

Inning Stats	1	2	3	4	5	6	7	8	9	1B: 12	SF: 0	WP: 0	PA: 45
R:	0	2	1	0	2	0	4	1	0	2B: 1	SAC: 1	PB: 0	
E:	0	0	0	0	0	0	0	0	0	3B: 1	DP: 0	SB: 0	
K:	0	1	1	1	0	1	1	0	1	HR: 3	HBP: 0	CS: 1	
S:	2	7	8	6	5	7	10	5	5				
H:	0	2	3	1	2	2	5	2	0				
LOB:	0	1	2	1	0	2	1	1	0				
BB:	1	1	0	0	0	0	0	0	0				
P:	6	11	8	6	5	7	10	5	5				

PITCHER		IP	WLS	BF	H	R	ER	SO	BB	IBB	HBP	BLK	WP	HR	S	P	ERA	WHIP
Bob Davis, R (1, 1) ERA: 6.75		4.2	L	23	8	5	5	3	2	0	0	0	0	3	27	35	9.64	2.143
Ray Herbert, R (5, 1) ERA: 3.99		0.1		1	0	0	0	0	0	0	0	0	0	0	1	1	0.00	0.000
Tom Gorman, R (6, 1) ERA: 4.15		2.0		13	7	4	4	2	0	0	0	0	0	0	17	17	18.00	3.500
Walt Craddock, L (8, 1) ERA: 6.04		2.0		8	2	1	1	1	0	0	0	0	0	0	10	10	4.50	1.000

PITCHER	IP	WLS	BF	H	R	ER	SO	BB	IBB	HBP	BLK	WP	HR	S	P	ERA	WHIP

BOTTOM

Batter	1	2	3	4	5	6	7	8	9	AB	R	H	RBI	BB	SO	LOB
Chico Carrasquel, R (1, 6) OBP: 0.289, SLG: 0.316	F6		FC4-2 CS 3-H		K		K		K	3	0	0	0	0	1	3
Tom Gorman, R (6, 1) OBP: 0.091, SLG: 0.091										0	0	0	0	0	0	0
Whitey Herzog, L (7, PH) OBP: 0.323, SLG: 0.246										1	0	0	0	0	1	1
Walt Craddock, R (8, 1)										0	0	0	0	0	0	0
Harry Simpson, L (9, PH) OBP: 0.318, SLG: 0.362										1	0	0	0	0	1	1
Bill Tuttle, R (1, 8) OBP: 0.331, SLG: 0.370	K		CS 1-2	G6-4-3 BB		F5		F8		1	0	0	0	1	1	0
Mike Baxes, R (6, 6) OBP: 0.284, SLG: 0.269										2	0	0	0	0	0	0
Roger Maris, L (1, 9) OBP: 0.302, SLG: 0.412	F8			F9		K		1B		4	0	1	0	0	1	1
(6, 8)																
Bob Cerv, R (1, 7) OBP: 0.379, SLG: 0.642		E6 4-3		G6-4-3 1-2f		K		F8		4	0	0	0	0	1	2
Hector Lopez, R (1, 4) OBP: 0.309, SLG: 0.379		L7			5-3		1B 1B	K		4	1	1	0	0	1	2
Preston Ward, L (1, 5) OBP: 0.339, SLG: 0.399		4-3 1-2			F8		1B SF9 1-3		1B 4-3	4	2	2	0	0	0	1
Hal Smith, R (1, 3) OBP: 0.279, SLG: 0.429		6-3			1B 2B		2-3 3-H		F4	4	1	2	1	0	0	2
Frank House, L (1, 2) OBP: 0.299, SLG: 0.365			FC4-2 3B		2B 1-2		F2		4-3 1-3	4	0	3	0	0	0	2
Bob Davis, R (1, 1)			6-3		1-3 2-H		SF9 3-H		4-3 1-2 3-H	1	0	0	0	0	0	1
Ray Herbert, R (5, 1) OBP: 0.250, SLG: 0.231										0	0	0	0	0	0	0
Bob Martyn, L (5, PH) OBP: 0.356, SLG: 0.439										2	0	1	3	0	0	1
(6, 9)																
Inning Stats	R: 0 E: 0 K: 1 S: 5 H: 0 LOB: 0 BB: 0 P: 5	R: 0 E: 1 K: 0 S: 4 H: 0 LOB: 1 BB: 0 P: 4	R: 0 E: 0 K: 0 S: 3 H: 1 LOB: 0 BB: 0 P: 3	R: 0 E: 0 K: 0 S: 2 H: 0 LOB: 0 BB: 1 P: 6	R: 1 E: 0 K: 1 S: 8 H: 3 LOB: 2 BB: 0 P: 8	R: 0 E: 0 K: 2 S: 7 H: 0 LOB: 0 BB: 0 P: 7	R: 2 E: 0 K: 1 S: 8 H: 3 LOB: 1 BB: 0 P: 8	R: 0 E: 0 K: 1 S: 6 H: 1 LOB: 1 BB: 0 P: 6	R: 1 E: 0 K: 1 S: 7 H: 2 LOB: 1 BB: 0 P: 7	1B: 8 2B: 1 3B: 1 HR: 0	SF: 1 SAC: 0 DP: 1 HBP: 0						

PITCHER	IP	WLS	BF	H	R	ER	SO	BB	IBB	HBP	BLK	WP	HR	S	P	ERA	WHIP
Pedro Ramos, R (1, 1) ERA: 3.91	7.0	W	28	7	3	3	5	1	0	0	0	0	0	37	41	3.86	1.143
Dick Hyde, R (8, 1) ERA: 2.09	2.0	S	9	3	1	1	2	0	0	0	0	0	0	13	13	4.50	1.500

PITCHER	IP	WLS	BF	H	R	ER	SO	BB	IBB	HBP	BLK	WP	HR	S	P	ERA	WHIP

Washington Senators @ Kansas City Athletics
Municipal Stadium, Kansas City, MO
Fri Aug 01 1958, 8:05 PM EDT
Att. 7,520 - Unknown

livebaseballscorecards.com

AB	35
R	4
H	10
RBI	4
BB	1
SO	7
LOB	17

WP: 0	PB: 0	SB: 0	CS: 1
PA: 38			

Batter	1	2	3	4	5	6	7	8	9	AB	R	H	RBI	BB	SO	LOB
Eddie Yost, R (1, 5) OBP: 0.360, SLG: 0.321	F6		BB		BB		WP 4-3 2B		IBB	2	2	1	0	3	0	0
Albie Pearson, L (1, 8) OBP: 0.361, SLG: 0.367	F4		F8		L3		4-3		1B CS 1B	5	0	1	2	0	0	3
Herb Plews, L (1, 4) OBP: 0.307, SLG: 0.344	E4			F8		HR BB	FC5-4 1B		F8	4	1	1	0	1	0	2
Roy Sievers, R (1, 7) OBP: 0.373, SLG: 0.577	F6			5-3		HR	FC5-4		F8	5	1	2	3	0	0	2
Jim Lemon, R (1, 9) OBP: 0.311, SLG: 0.488		F3		F9		6-3		K	CS	4	0	0	0	0	1	0
Norm Zauchin, R (1, 3) OBP: 0.333, SLG: 0.428		6-3			1-3	2B		K		4	0	1	0	0	1	0
Ossie Alvarez, R (1, 6) OBP: 0.294, SLG: 0.265		1-3			1-3 2B	K		6-3		4	1	1	0	0	1	1
Steve Korcheck, R (1, 2) OBP: 0.132, SLG: 0.216			6-3		1-3	F9			2B	4	1	1	0	0	0	2
Camilo Pascual, R (1, 1) OBP: 0.206, SLG: 0.294 Tex Clevenger, R (5, 1) OBP: 0.167, SLG: 0.235 Dick Hyde, R (6, 1)			1-3		2B		K		K	2 0 2	0 0 0	1 0 0	1 0 0	0 0 0	0 0 2	0 0 1
Inning Stats	R: 0 E: 1 K: 0 S: 4 H: 0 LOB: 1 BB: 0 P: 4	R: 0 E: 0 K: 0 S: 3 H: 0 LOB: 0 BB: 0 P: 3	R: 0 E: 0 K: 0 S: 3 H: 0 LOB: 1 BB: 1 P: 7	R: 0 E: 0 K: 0 S: 3 H: 0 LOB: 0 BB: 0 P: 3	R: 1 E: 0 K: 0 S: 5 H: 2 LOB: 2 BB: 1 P: 9	R: 2 E: 0 K: 1 S: 7 H: 2 LOB: 1 BB: 1 P: 11	R: 1 E: 0 K: 1 S: 7 H: 2 LOB: 1 BB: 0 P: 7	R: 0 E: 0 K: 2 S: 7 H: 0 LOB: 0 BB: 0 P: 7	R: 2 E: 0 K: 1 S: 7 H: 3 LOB: 1 BB: 1 P: 11	1B: 4 2B: 4 3B: 0 HR: 1	SF: 0 SAC: 0 DP: 0 HBP: 0						

PITCHER		IP	WLS	BF	H	R	ER	SO	BB	IBB	HBP	BLK	WP	HR	S	P	ERA	WHIP
Ned Garver, R ERA: 3.95	(1, 1)	5.1		24	4	3	3	0	3	0	0	0	0	1	21	33	5.06	1.312
Murry Dickson, R ERA: 3.28	(6, 1)	0.2		2	0	0	0	1	0	0	0	0	0	0	4	4	0.00	0.000
Dick Tomanek, L ERA: 4.45	(7, 1)	3.0	L	14	5	3	3	4	0	1	0	0	1	0	21	25	9.00	1.667

PITCHER	IP	WLS	BF	H	R	ER	SO	BB	IBB	HBP	BLK	WP	HR	S	P	ERA	WHIP

TOP

Washington Senators @ Kansas City Athletics

Municipal Stadium, Kansas City, MO

Sat Aug 02 1958, 8:05 PM EDT

Att. 9,399 - Unknown

livebaseballscorecards.com

AB	36
R	6
H	9
RBI	6
BB	4
SO	5
LOB	11

WASHINGTON SENATORS

PA: 41

WP: 1
PB: 0
SB: 0
CS: 1

BOTTOM

Washington Senators @ Kansas City Athletics

Municipal Stadium, Kansas City, MO

Sat Aug 02 1958, 8:05 PM EDT

Att. 9,399 - Unknown

Batter	1	2	3	4	5	6	7	8	9	AB	R	H	RBI	BB	SO	LOB
Chico Carrasquel, R (1, 6) OBP: 0.291, SLG: 0.315	F7		FC4-6 1B		1B FC3-2 BB	G4-6-3 1-2f			F6	4	0	1	0	1	0	1
Bob Martyn, L (1, 9) OBP: 0.352, SLG: 0.431	F6		FC4-6 FC3-6 1-2f		FC3-2 1B 1-3 1B	6-3			F2	5	1	1	0	0	0	1
Roger Maris, L (1, 8) OBP: 0.302, SLG: 0.419	HR		FC3-6 1-2f		FC3-2 1B G1-2-3 1-2 3-H	K				4	1	1	1	0	1	3
Bob Cerv, R (1, 7) OBP: 0.380, SLG: 0.640	1-3			BB 1B 1B	BB 1B 1-3 2-H	F2				4	0	2	1	0	0	0
Preston Ward, L (1, 5) OBP: 0.341, SLG: 0.399		K		BB 1B 1-2	BB 1-2			F7		3	0	1	0	1	1	0
Hal Smith, R (1, 3) OBP: 0.286, SLG: 0.426		BB		F9	G1-2-3 3-Hf			1B		3	0	1	0	1	0	5
Frank House, L (1, 2) OBP: 0.311, SLG: 0.386		F8		BB 1-2 2-3		1B 3B		G5-4-3 1-3 1B		3	1	2	0	1	0	1
Mike Baxes, R (1, 4) OBP: 0.282, SLG: 0.266		L7		F2		F9		G5-4-3 1-2f		2	0	0	0	0	0	4
Harry Simpson, L (6, PH) OBP: 0.316, SLG: 0.360										1	0	0	0	0	0	1
Hector Lopez, R (7, 4) OBP: 0.308, SLG: 0.377										1	0	0	0	0	0	2
Ned Garver, R (1, 1) OBP: 0.170, SLG: 0.176			5-3	K		G4-6-3 3-H 1B			F8	2	0	0	0	0	1	3
Murry Dickson, R (6, 1) OBP: 0.333, SLG: 0.393										0	0	0	0	0	0	0
Whitey Herzog, L (6, PH) OBP: 0.333, SLG: 0.259										1	0	1	1	0	0	0
Dick Tomanek, L (7, 1) OBP: 0.222, SLG: 0.320										0	0	0	0	0	0	0
Bill Tuttle, R (9, PH) OBP: 0.330, SLG: 0.369										1	0	0	0	0	0	0
Inning Stats	R: 1 E: 0 K: 0 S: 4 H: 1 LOB: 0 BB: 0 P: 4	R: 0 E: 0 K: 1 S: 5 H: 0 LOB: 1 BB: 1 P: 9	R: 0 E: 0 K: 0 S: 4 H: 1 LOB: 1 BB: 0 P: 4	R: 0 E: 0 K: 1 S: 7 H: 2 LOB: 3 BB: 1 P: 11	R: 1 E: 0 K: 0 S: 4 H: 2 LOB: 2 BB: 2 P: 12	R: 1 E: 0 K: 0 S: 4 H: 2 LOB: 0 BB: 0 P: 4	R: 0 E: 0 K: 1 S: 5 H: 0 LOB: 0 BB: 0 P: 5	R: 0 E: 0 K: 0 S: 4 H: 2 LOB: 1 BB: 0 P: 4	R: 0 E: 0 K: 0 S: 3 H: 0 LOB: 0 BB: 0 P: 3	1B: 8 2B: 0 3B: 1 HR: 1	SF: 0 SAC: 0 DP: 3 HBP: 0						

	AB	34
	R	3
	H	10
	RBI	3
	BB	4
	SO	3
	LOB	21

WP: 0 PB: 0 SB: 0 CS: 0 PA: 38

livebaseballscorecards.com

PITCHER		IP	WLS	BF	H	R	ER	SO	BB	IBB	HBP	BLK	WP	HR	S	P	ERA	WHIP
Camilo Pascual, R ERA: 2.87	(1, 1)	4.1		23	6	2	2	2	4	0	0	0	0	1	23	39	4.15	2.308
Tex Clevenger, R ERA: 4.42	(5, 1)	0.2		1	0	0	0	0	0	0	0	0	0	0	1	1	0.00	0.000
Dick Hyde, R ERA: 2.09	(6, 1)	4.0	W	14	4	1	1	1	0	0	0	0	0	0	16	16	2.25	1.000

PITCHER	IP	WLS	BF	H	R	ER	SO	BB	IBB	HBP	BLK	WP	HR	S	P	ERA	WHIP

Batter	1	2	3	4	5	6	7	8	9	AB	R	H	RBI	BB	SO	LOB
Eddie Yost, R (1, 5) OBP: 0.360, SLG: 0.319	B B B B 4-0 BB		x 0-0 ① FC5-4 CS 1-2f			x 0-0 ① F7		S S S 0-3 ② K		2	0	0	0	1	0	1
Ken Aspromonte, R (7, 5) OBP: 0.309, SLG: 0.333										1	0	0	0	0	1	0
Albie Pearson, L (1, 8) OBP: 0.358, SLG: 0.363	x 0-0 ① F5		x 0-0 ② ③ F8 1-2			x 0-0 ② F9		x 0-0 ③ G3		4	0	0	0	0	0	2
Joe Albanese, R (8, 1)										0	0	0	0	0	0	0
Herb Plews, L (1, 4) OBP: 0.306, SLG: 0.342	x 0-0 ② F7			x 0-0 ① 6-3		x 0-0 1B			x 0-0 ① F7	4	0	1	0	0	0	1
Roy Sievers, R (1, 7) OBP: 0.372, SLG: 0.578	S S S 0-3 ③ K			x 0-0 6-3 2B		x 0-0 F8			S S S 0-3 ② K	3	0	1	0	0	1	2
Faye Throneberry, L (7, 7) OBP: 0.236, SLG: 0.327										1	0	0	0	0	1	0
Jim Lemon, R (1, 9) OBP: 0.313, SLG: 0.486		B B B B 4-0 F9 BB		x 0-0 ② 6-3 2-3			x 0-0 ① 5-3		x 0-0 1B	3	0	1	0	1	0	1
Norm Zauchin, R (1, 3) OBP: 0.328, SLG: 0.420		x 0-0 ① F9 1-2		S S S 0-3 ③ K			S S S 0-3 ② K		x 0-0 ③ F4	4	0	0	0	0	2	3
Ossie Alvarez, R (1, 6) OBP: 0.295, SLG: 0.267		x 0-0 ② F8	x 0-0 ① 6-3				x 0-0 1B			3	0	1	0	0	0	1
Bobby Malkmus, R (7, 6) OBP: 0.239, SLG: 0.266										0	0	0	0	0	0	0
Steve Korcheck, R (1, 2) OBP: 0.122, SLG: 0.200		S S S 0-3 ③ K	x 0-0 ② 1-3				x 0-0 ③ F3			3	0	0	0	0	1	2
Russ Kemmerer, R (1, 1) OBP: 0.154, SLG: 0.120			x 0-0 FC5-4 1B	x 0-0 ③ 6-3				x 0-0 ① F4		2	0	1	0	0	0	0
John Romonosky, R (6, 1) OBP: 0.375, SLG: 1.000										0	0	0	0	0	0	0
Neil Chrisley, L (8, PH) OBP: 0.280, SLG: 0.386										1	0	0	0	0	0	0
(8, 8)																

TOP

Washington Senators @ Kansas City Athletics

Municipal Stadium, Kansas City, MO

Sun Aug 03 1958, 4:33 AM EDT

Unknown

livebaseballscorecards.com

AB	31
R	0
H	5
RBI	0
BB	2
SO	6
LOB	13

Inning Stats	1	2	3	4	5	6	7	8	9
R	0	0	0	0	0	1	0	0	1
E	0	0	0	0	0	0	0	0	0
K	1	1	0	1	0	0	1	1	1
S	5	5	3	6	3	4	6	5	6
H	0	0	1	1	0	1	1	0	1
LOB	1	1	0	1	0	1	1	1	1
BB	1	1	0	0	0	0	0	0	0
P	9	9	3	6	3	4	6	5	6

1B	4
2B	1
3B	0
HR	0
SF	0
SAC	0
DP	0
HBP	0
WP	0
PB	0
SB	0
CS	1
PA	33

PITCHER	IP	WLS	BF	H	R	ER	SO	BB	IBB	HBP	BLK	WP	HR	S	P	ERA	WHIP
Ralph Terry, R (1, 1) ERA: 3.88	9.0	W	33	5	0	0	6	2	0	0	0	0	0	43	51	0.00	0.778

PITCHER	IP	WLS	BF	H	R	ER	SO	BB	IBB	HBP	BLK	WP	HR	S	P	ERA	WHIP

BOTTOM

Washington Senators @ Kansas City Athletics

Municipal Stadium, Kansas City, MO

Sun Aug 03 1958, 4:33 AM EDT

Unknown

livebaseballscorecards.com

Batter	1	2	3	4	5	6	7	8	9	AB	R	H	RBI	BB	SO	LOB
Chico Carrasquel, R (1, 6) (7, 5) OBP: 0.293, SLG: 0.312	F8		L5		CS, BB	HR, BB 1-2 2-3	F9			3	1	0	0	2	0	2
Bob Martyn, L (1, 9) OBP: 0.347, SLG: 0.425	K		F7		6-3 1-2	HR, BB 1-2 2-3 3-H		2B, SF8, BB		2	0	0	0	0	1	0
Bill Tuttle, R (4, 8) OBP: 0.333, SLG: 0.368										1	2	0	1	2	0	1
Roger Maris, L (1, 8) (4, 9) OBP: 0.308, SLG: 0.450	3-1		IHR			1B, 3B HR 1-H 2-H 3-H		SF8, SF8 1-3	2B	5	4	4	5	0	0	0
Bob Cerv, R (1, 7) OBP: 0.381, SLG: 0.637		1B 1-3-1	1-3			F9 BB		SF8 2-3 3-H		3	1	1	0	1	0	1
Whitey Herzog, L (6, PR) (7, 7) OBP: 0.328, SLG: 0.259		1B								0	0	0	1	0	0	0
Preston Ward, L (1, 5) OBP: 0.343, SLG: 0.400		1-3-1 1-3		4-3		1B, 1B F5		SF8 3-H		4	1	2	1	0	0	1
Joe Demaestri, R (7, 6) OBP: 0.247, SLG: 0.296		1B								0	0	0	1	0	0	0
Hal Smith, R (1, 3) OBP: 0.292, SLG: 0.429		1-3-1 1-2 3-H		WP 1B		1B, 1B 1-2	K			4	1	2	1	0	1	1
Harry Simpson, L (8, 3) OBP: 0.320, SLG: 0.364						1B		1B		1	0	1	0	0	0	0
Frank House, L (1, 2) OBP: 0.318, SLG: 0.387		BB		6-3 1-2		BB, 1B 1-3 2-H	5-3	F7		2	1	1	1	1	0	1
Harry Chiti, R (7, 2) OBP: 0.297, SLG: 0.379						1B				2	0	0	0	0	0	1
Mike Baxes, R (1, 4) OBP: 0.286, SLG: 0.271		K		F7		BB, BB HR 1-2 3-H	1B			4	1	2	1	0	1	3
						1B										
Ralph Terry, R (1, 1) OBP: 0.152, SLG: 0.174		1-3			5-3	F8	1B			4	0	1	0	0	0	4

Inning Stats	1	2	3	4	5	6	7	8	9
	R: 0 E: 0 K: 1 S: 5	H: 0 LOB: 0 BB: 0 P: 5	R: 1 E: 0 K: 1 S: 7	H: 2 LOB: 2 BB: 1 P: 11	R: 1 E: 0 K: 0 S: 4	H: 1 LOB: 0 BB: 0 P: 4	R: 0 E: 0 K: 0 S: 4	H: 1 LOB: 1 BB: 0 P: 4	R: 0 E: 0 K: 0 S: 2	H: 0 LOB: 0 BB: 1 P: 6	R: 8 E: 0 K: 0 S: 9	H: 6 LOB: 1 BB: 3 P: 21	R: 0 E: 0 K: 1 S: 7	H: 2 LOB: 2 BB: 0 P: 7	R: 2 E: 0 K: 0 S: 5	H: 2 LOB: 1 BB: 1 P: 9

AB	35
R	12
H	14
RBI	12
BB	6
SO	3
LOB	15

		1B	SF	WP	PA
		2B	SAC	PB	
		3B	DP	SB	
		HR	HBP	CS	
		10	2	1	43
		1	0	0	
		1	0	0	
		2	0	1	

PITCHER		IP	WLS	BF	H	R	ER	SO	BB	IBB	HBP	BLK	WP	HR	S	P	ERA	WHIP
Russ Kemmerer, R ERA: 4.75	(1, 1)	5.2	L	31	10	10	10	2	5	0	0	0	1	1	30	50	15.88	2.647
John Romonosky, R ERA: 6.59	(6, 1)	1.1		6	2	0	0	1	0	0	0	0	0	0	8	8	0.00	1.500
Joe Albanese, R ERA: 9.0	(8, 1)	1.0		6	2	2	2	0	1	0	0	0	0	0	5	9	18.00	3.000

PITCHER	IP	WLS	BF	H	R	ER	SO	BB	IBB	HBP	BLK	WP	HR	S	P	ERA	WHIP

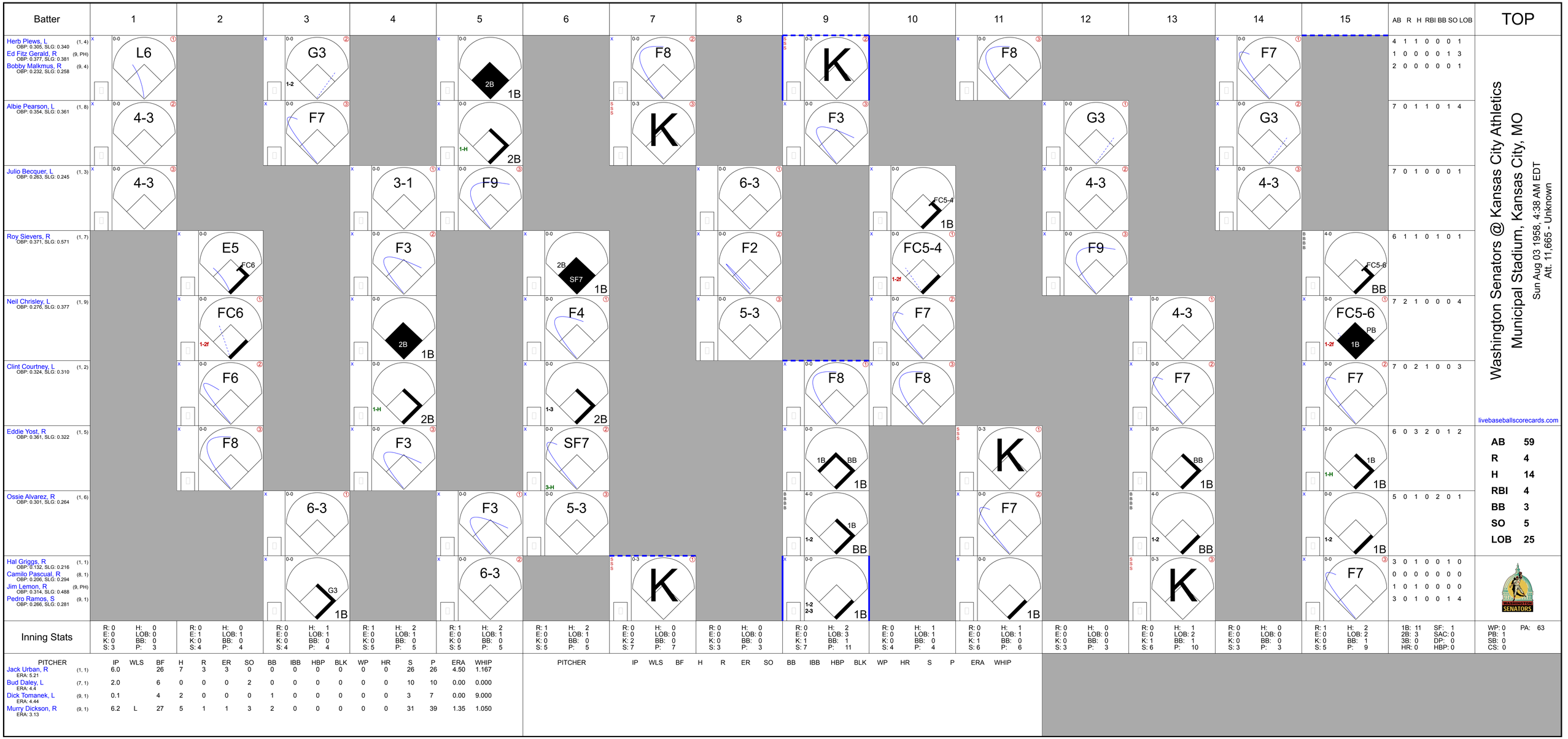
Batter
1
2
3
4
5
6
7
8
9
10
11
12
13
14
15
AB R H RBI BB SO LOB
TOP
Herb Plews, L (1, 4) OBP: 0.305, SLG: 0.340
Ed Fitz Gerald, R (9, PH) OBP: 0.377, SLG: 0.381
Bobby Malkmus, R (9, 4) OBP: 0.232, SLG: 0.258
4 1 1 0 0 0 1
1 0 0 0 0 1 3
2 0 0 0 0 0 1
Albie Pearson, L (1, 8) OBP: 0.354, SLG: 0.361
7 0 1 1 0 1 4
Julio Becquer, L (1, 3) OBP: 0.263, SLG: 0.245
7 0 1 0 0 0 1
Roy Sievers, R (1, 7) OBP: 0.371, SLG: 0.571
6 1 1 0 1 0 1
Neil Chrisley, L (1, 9) OBP: 0.276, SLG: 0.377
7 2 1 0 0 0 4
Clint Courtney, L (1, 2) OBP: 0.324, SLG: 0.310
7 0 2 1 0 0 3
Eddie Yost, R (1, 5) OBP: 0.361, SLG: 0.322
6 0 3 2 0 1 2
Ossie Alvarez, R (1, 6) OBP: 0.301, SLG: 0.264
5 0 1 0 2 0 1
Hal Griggs, R (1, 1) OBP: 0.132, SLG: 0.216
Camilo Pascual, R (8, 1) OBP: 0.206, SLG: 0.294
Jim Lemon, R (9, PH) OBP: 0.314, SLG: 0.488
Pedro Ramos, S (9, 1) OBP: 0.266, SLG: 0.281
3 0 1 0 0 1 0
0 0 0 0 0 0 0
1 0 1 0 0 0 0
3 0 1 0 0 1 4
Washington Senators @ Kansas City Athletics
Municipal Stadium, Kansas City, MO
Sun Aug 03 1958, 4:38 AM EDT
Att. 11,665 - Unknown
livebaseballscorecards.com
AB 59
R 4
H 14
RBI 4
BB 3
SO 5
LOB 25
Inning Stats
1B: 11 SF: 1
2B: 3 SAC: 0
3B: 0 DP: 0
HR: 0 HBP: 0
WP: 0 PA: 63
PB: 1
SB: 0
CS: 0
PITCHER IP WLS BF H R ER SO BB IBB HBP BLK WP HR S P ERA WHIP
Jack Urban, R (1, 1) ERA: 5.21 6.0 26 7 3 3 0 0 0 0 0 0 0 26 26 4.50 1.167
Bud Daley, L (7, 1) ERA: 4.4 2.0 6 0 0 0 2 0 0 0 0 0 0 10 10 0.00 0.000
Dick Tomanek, L (9, 1) ERA: 4.44 0.1 4 2 0 0 0 1 0 0 0 0 0 3 7 0.00 9.000
Murry Dickson, R (9, 1) ERA: 3.13 6.2 L 27 5 1 1 3 2 0 0 0 0 0 31 39 1.35 1.050

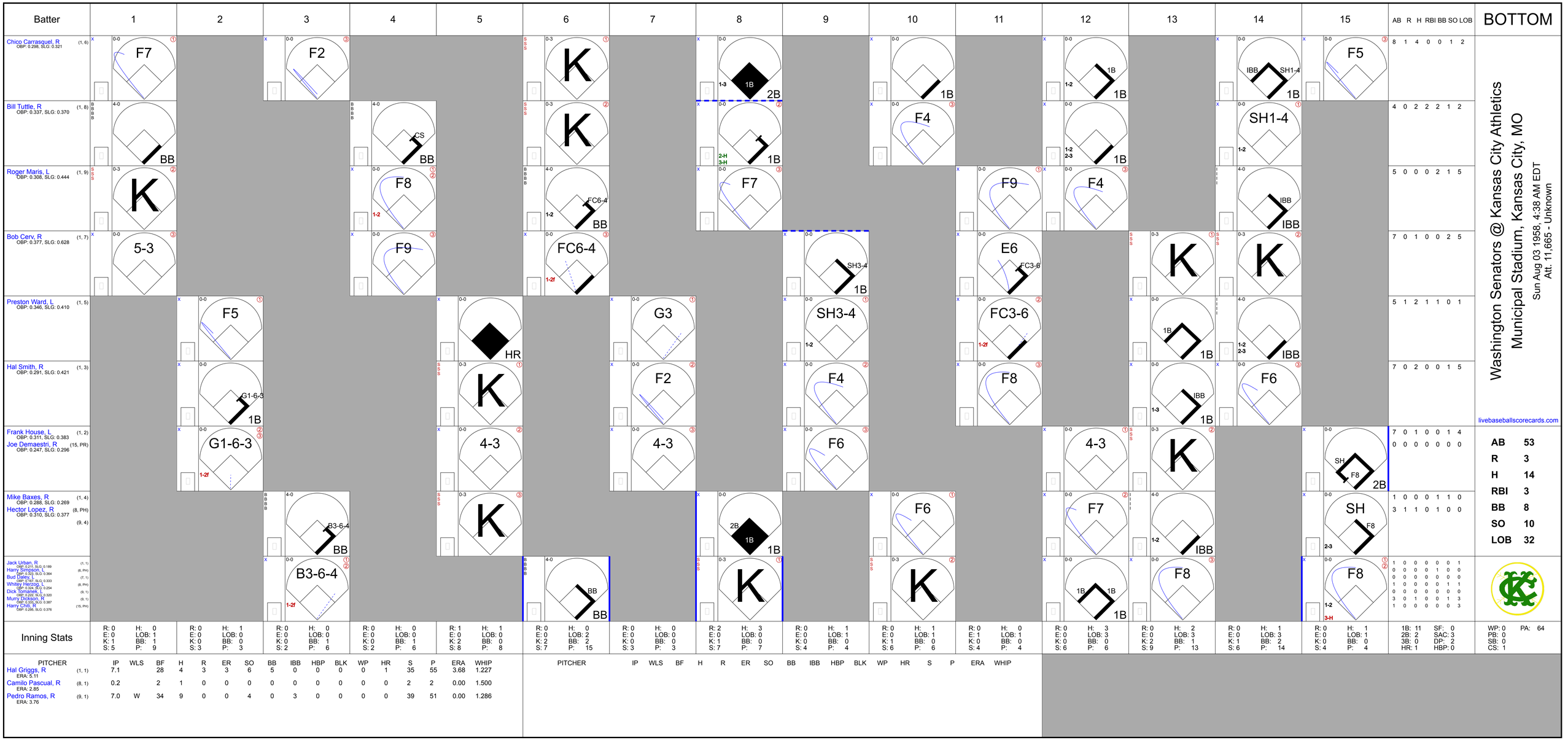

Washington Senators @ Kansas City Athletics

Municipal Stadium, Kansas City, MO

Sun Aug 03 1958, 4:38 AM EDT
Att. 11,665 - Unknown

livebaseballscorecards.com

Batter	1	2	3	4	5	6	7	8	9	10	11	12	13	14	15	AB	R	H	RBI	BB	SO	LOB
Chico Carrasquel, R (1, 6) OBP: 0.298, SLG: 0.321	F7		F2			K		1B 2B		1B		1B 1B		IBB SH1-4 1B	F5	8	1	4	0	0	1	2
Bill Tuttle, R (1, 8) OBP: 0.337, SLG: 0.370	BB			CS BB		K		1B		F4		1B		SH1-4		4	0	2	2	2	1	2
Roger Maris, L (1, 9) OBP: 0.308, SLG: 0.444	K			F8		FC6-4 BB		F7			F9	F4		IBB IBB		5	0	0	0	2	1	5
Bob Cerv, R (1, 7) OBP: 0.377, SLG: 0.628	5-3			F9		FC6-4			SH3-4 1B		E6 FC3-6		K	K		7	0	1	0	0	2	5
Preston Ward, L (1, 5) OBP: 0.346, SLG: 0.410		F5			HR		G3		SH3-4		FC3-6		1B 1B	IBB		5	1	2	1	1	0	1
Hal Smith, R (1, 3) OBP: 0.291, SLG: 0.421		G1-6-3 1B			K		F2		F4		F8		IBB 1B	F6		7	0	2	0	0	1	5
Frank House, L (1, 2) OBP: 0.311, SLG: 0.383		G1-6-3			4-3		4-3		F6			4-3	K		SH F8 2B	7	0	1	0	0	1	4
Joe Demaestri, R (15, PR) OBP: 0.247, SLG: 0.296																0	0	0	0	0	0	0
Mike Baxes, R (1, 4) OBP: 0.288, SLG: 0.269			B3-6-4 BB		K			2B 1B 1B		F6		F7	IBB		SH F8	1	0	0	0	1	1	0
Hector Lopez, R (8, PH) OBP: 0.310, SLG: 0.377 (9, 4)																3	1	1	0	1	0	0
Jack Urban, R (1, 1) OBP: 0.211, SLG: 0.189			B3-6-4			BB		K		K		1B 1B 1B	F8		F8	1	0	0	0	0	0	1
Harry Simpson, L (6, PH) OBP: 0.323, SLG: 0.364																0	0	0	0	1	0	0
Bud Daley, L (7, 1) OBP: 0.167, SLG: 0.333																0	0	0	0	0	0	0
Whitey Herzog, L (8, PH) OBP: 0.324, SLG: 0.254																1	0	0	0	0	1	1
Dick Tomanek, L (9, 1) OBP: 0.222, SLG: 0.320																0	0	0	0	0	0	0
Murry Dickson, R (9, 1) OBP: 0.333, SLG: 0.387																3	0	1	0	0	1	3
Harry Chiti, R (15, PH) OBP: 0.296, SLG: 0.378																1	0	0	0	0	0	3

Inning Stats	1	2	3	4	5	6	7	8	9	10	11	12	13	14	15	AB	R	H	RBI	BB	SO	LOB
	R: 0 E: 0 K: 1 S: 5	H: 0 LOB: 1 BB: 1 P: 9	R: 0 E: 0 K: 0 S: 3	H: 1 LOB: 0 BB: 0 P: 3	R: 0 E: 0 K: 0 S: 2	H: 0 LOB: 0 BB: 1 P: 6	R: 0 E: 0 K: 0 S: 2	H: 0 LOB: 0 BB: 1 P: 6	R: 1 E: 0 K: 2 S: 8	H: 1 LOB: 0 BB: 0 P: 8	R: 0 E: 0 K: 2 S: 7	H: 0 LOB: 2 BB: 2 P: 15	R: 0 E: 0 K: 0 S: 3	H: 0 LOB: 0 BB: 0 P: 3	R: 2 E: 0 K: 1 S: 7	H: 3 LOB: 0 BB: 0 P: 7	R: 0 E: 0 K: 0 S: 4	H: 1 LOB: 1 BB: 0 P: 4	R: 0 E: 0 K: 0 S: 6	H: 1 LOB: 1 BB: 0 P: 6	R: 0 E: 1 K: 0 S: 4	H: 0 LOB: 1 BB: 0 P: 4	R: 0 E: 0 K: 0 S: 6	H: 3 LOB: 3 BB: 0 P: 6	R: 0 E: 0 K: 2 S: 9	H: 2 LOB: 3 BB: 1 P: 13	R: 0 E: 0 K: 1 S: 6	H: 1 LOB: 3 BB: 2 P: 14	R: 0 E: 0 K: 0 S: 4	H: 1 LOB: 1 BB: 0 P: 4	1B: 11 2B: 2 3B: 0 HR: 1	SF: 0 SAC: 3 DP: 2 HBP: 0	WP: 0 PB: 0 SB: 0 CS: 1	PA: 64

PITCHER		IP	WLS	BF	H	R	ER	SO	BB	IBB	HBP	BLK	WP	HR	S	P	ERA	WHIP
Hal Griggs, R ERA: 5.11	(1, 1)	7.1		28	4	3	3	6	5	0	0	0	0	1	35	55	3.68	1.227
Camilo Pascual, R ERA: 2.85	(8, 1)	0.2		2	1	0	0	0	0	0	0	0	0	0	2	2	0.00	1.500
Pedro Ramos, R ERA: 3.76	(9, 1)	7.0	W	34	9	0	0	4	0	3	0	0	0	0	39	51	0.00	1.286

PITCHER	IP	WLS	BF	H	R	ER	SO	BB	IBB	HBP	BLK	WP	HR	S	P	ERA	WHIP

Batter	1	2	3	4	5	6	7	8	9	AB	R	H	RBI	BB	SO	LOB
Luis Aparicio, R (1, 6) OBP: 0.304, SLG: 0.323	6-3		1B	F2			6-3			4	1	1	0	0	0	0
Nellie Fox, L (1, 4) OBP: 0.379, SLG: 0.374	F7		1B		4-3		F8			4	1	1	1	0	0	0
Jim Landis, R (1, 8) OBP: 0.352, SLG: 0.457	K		F6		F3			F7		4	0	0	0	0	1	2
Ray Boone, R (1, 3) OBP: 0.316, SLG: 0.417		6-3	2B		1B			L4-6		4	1	3	2	0	0	0
Al Smith, R (1, 9) OBP: 0.319, SLG: 0.393		4-3	1B		K			L4-6		4	1	1	1	0	1	2
Jim Rivera, L (9, 9) OBP: 0.283, SLG: 0.360										0	0	0	0	0	0	0
Billy Goodman, L (1, 5) OBP: 0.392, SLG: 0.402		1B	1B			6-3			K	4	0	2	1	0	1	0
Sammy Esposito, R (9, 5) OBP: 0.357, SLG: 0.257										0	0	0	0	0	0	0
Earl Battey, R (1, 2) OBP: 0.313, SLG: 0.411		K	K			F4			4-3	4	0	0	0	0	2	2
Bubba Phillips, R (1, 7) OBP: 0.309, SLG: 0.358			E5	F7		6-3			K	4	1	0	0	0	1	0
Jim Wilson, R (1, 1) OBP: 0.174, SLG: 0.095			F4	K			K			2	0	0	0	0	1	1
Gerry Staley, R (5, 1)										0	0	0	0	0	0	0
Turk Lown, R (5, 1) OBP: 0.250, SLG: 0.250										1	0	0	0	0	1	0
Inning Stats	R: 0 E: 0 K: 1 S: 5 H: 0 LOB: 0 BB: 0 P: 5	R: 0 E: 0 K: 1 S: 6 H: 1 LOB: 1 BB: 0 P: 6	R: 5 E: 1 K: 1 S: 11 H: 5 LOB: 1 BB: 0 P: 11	R: 0 E: 0 K: 1 S: 5 H: 0 LOB: 0 BB: 0 P: 5	R: 0 E: 0 K: 1 S: 6 H: 1 LOB: 1 BB: 0 P: 6	R: 0 E: 0 K: 0 S: 3 H: 0 LOB: 0 BB: 0 P: 3	R: 0 E: 0 K: 1 S: 5 H: 0 LOB: 0 BB: 0 P: 5	R: 0 E: 0 K: 0 S: 3 H: 1 LOB: 0 BB: 0 P: 3	R: 0 E: 0 K: 2 S: 7 H: 0 LOB: 0 BB: 0 P: 7	1B: 6 2B: 3 3B: 0 HR: 0 SF: 0 SAC: 0 DP: 1 HBP: 0						

PITCHER	IP	WLS	BF	H	R	ER	SO	BB	IBB	HBP	BLK	WP	HR	S	P	ERA	WHIP
Bob Grim, R (1, 1) ERA: 4.53	2.2	L	15	6	5	0	2	0	0	0	0	0	0	19	19	0.00	2.250
Ray Herbert, R (3, 1) ERA: 3.93	1.1		4	0	0	0	2	0	0	0	0	0	0	8	8	0.00	0.000
Tom Gorman, R (5, 1) ERA: 4.09	1.0		4	1	0	0	1	0	0	0	0	0	0	6	6	0.00	1.000
Dick Tomanek, L (6, 1) ERA: 4.31	3.0		9	1	0	0	1	0	0	0	0	0	0	11	11	0.00	0.333
Ned Garver, R (9, 1) ERA: 3.92	1.0		3	0	0	0	2	0	0	0	0	0	0	7	7	0.00	0.000

PITCHER	IP	WLS	BF	H	R	ER	SO	BB	IBB	HBP	BLK	WP	HR	S	P	ERA	WHIP

TOP

Chicago White Sox @ Kansas City Athletics

Municipal Stadium, Kansas City, MO

Tue Aug 05 1958, 8:05 PM EDT

Att. 10,578 - Unknown

livebaseballscorecards.com

AB	35
R	5
H	8
RBI	5
BB	0
SO	8
LOB	7

PA: 35

WP: 0
PB: 0
SB: 0
CS: 0

BOTTOM

Chicago White Sox @ Kansas City Athletics

Municipal Stadium, Kansas City, MO

Tue Aug 05 1958, 8:05 PM EDT

Att. 10,578 - Unknown

livebaseballscorecards.com

Batter	1	2	3	4	5	6	7	8	9	AB	R	H	RBI	BB	SO	LOB
Chico Carrasquel, R (1, 6) OBP: 0.301, SLG: 0.321	5-3		BBB 4-0 5-3 1B BB	0-0 1-2 2-3 1B	SSS 0-3 K			0-0 FC7-4 2-3		3	0	1	0	1	1	2
Bob Martyn, L (8, PH) OBP: 0.345, SLG: 0.422										1	0	0	0	0	0	1
Ned Garver, R (9, 1) OBP: 0.170, SLG: 0.176										0	0	0	0	0	0	0
Bill Tuttle, R (1, 8) OBP: 0.333, SLG: 0.365	0-0 6-3		0-0 F7	0-0 F8		0-0 F9			0-0 F9	5	0	0	0	0	0	4
Roger Maris, L (1, 9) OBP: 0.311, SLG: 0.451	0-0 2B		0-0 1-2 5-3 1B		0-0 2B 2B	0-0 F9			0-0 F6	5	1	3	0	0	0	0
Bob Cerv, R (1, 7) OBP: 0.377, SLG: 0.627		0-0 FC1-4 1B 1B	0-0 1-2 2-3 5-3		0-0 2-H 1B 2B	SSS 0-3 K			0-0 F2	5	2	2	1	0	1	2
Preston Ward, L (1, 5) OBP: 0.347, SLG: 0.411		0-0 1-2 FC1-4 1B	0-0 1-3		0-0 1B 2-H G4-6-3 1B		0-0 F9			4	1	2	1	0	0	2
Hal Smith, R (1, 3) OBP: 0.297, SLG: 0.424	0-0 FC1-4 1B 1-2f 2-3			0-0 1B 3-1 1B	0-0 G4-6-3 1-3 1B		0-0 F8			4	0	2	0	0	0	2
Frank House, L (1, 2) OBP: 0.309, SLG: 0.379	0-0 1-2 3-H 1B			0-0 3-1 1-2	0-0 G4-6-3 1-2f 3-H		0-0 4-3			4	0	1	1	0	0	2
Mike Baxes, R (1, 4) OBP: 0.286, SLG: 0.268	0-0 F5			BBBB 4-0 1B BB	0-0 2B			BBBB 4-0 FC7-4 SH3-4 BB		1	0	0	0	0	0	2
Hector Lopez, R (4, PH) OBP: 0.315, SLG: 0.382										1	0	1	0	2	0	0
(5, 4)																
Bob Grim, R (1, 1)	0-0 F2			0-0 F7	4-0 IBB			0-0 SH3-4 1-2		1	0	0	0	0	0	2
Ray Herbert, R (3, 1) OBP: 0.250, SLG: 0.231										0	0	0	0	0	0	0
Whitey Herzog, L (4, PH) OBP: 0.319, SLG: 0.250										1	0	0	0	0	0	2
Tom Gorman, R (5, 1) OBP: 0.091, SLG: 0.091										0	0	0	0	0	0	0
Harry Simpson, L (5, PH) OBP: 0.327, SLG: 0.364										0	0	0	0	1	0	0
Dick Tomanek, L (6, 1) OBP: 0.222, SLG: 0.320										0	0	0	0	0	0	0
Joe Demaestri, R (8, PH) OBP: 0.247, SLG: 0.296										0	0	0	0	0	0	0
(9, 6)																
Inning Stats	R: 0 E: 0 K: 0 S: 3 H: 1 LOB: 1 BB: 0 P: 3	R: 1 E: 0 K: 0 S: 6 H: 3 LOB: 2 BB: 0 P: 6	R: 0 E: 0 K: 0 S: 4 H: 1 LOB: 2 BB: 1 P: 8	R: 0 E: 0 K: 0 S: 5 H: 2 LOB: 3 BB: 1 P: 9	R: 3 E: 0 K: 1 S: 9 H: 5 LOB: 2 BB: 1 P: 13	R: 0 E: 0 K: 1 S: 5 H: 0 LOB: 0 BB: 0 P: 5	R: 0 E: 0 K: 0 S: 3 H: 0 LOB: 0 BB: 0 P: 3	R: 0 E: 0 K: 0 S: 2 H: 0 LOB: 0 BB: 1 P: 6	R: 0 E: 0 K: 0 S: 3 H: 0 LOB: 0 BB: 0 P: 3							

	AB	35
	R	4
	H	12
	RBI	3
	BB	4
	SO	2
	LOB	21

	1B: 8	SF: 0	WP: 0	PA: 40
	2B: 5	SAC: 1	PB: 0	
	3B: 0	DP: 2	SB: 0	
	HR: 0	HBP: 0	CS: 0	

PITCHER		IP	WLS	BF	H	R	ER	SO	BB	IBB	HBP	BLK	WP	HR	S	P	ERA	WHIP
Jim Wilson, R ERA: 3.98	(1, 1)	4.0		22	9	3	3	0	2	0	0	0	0	0	20	28	6.75	2.750
Gerry Staley, R ERA: 3.13	(5, 1)	0.2		4	3	1	1	0	0	0	0	0	0	0	4	4	13.50	4.500
Turk Lown, R ERA: 3.98	(5, 1)	4.1	W	14	0	0	0	2	1	1	0	0	0	0	16	24	0.00	0.231

PITCHER		IP	WLS	BF	H	R	ER	SO	BB	IBB	HBP	BLK	WP	HR	S	P	ERA	WHIP

Batter	1	2	3	4	5	6	7	8	9	AB	R	H	RBI	BB	SO	LOB
Luis Aparicio, R (1, 6) OBP: 0.310, SLG: 0.339	G6-4-3 1B		F9		1-H PB 3B		6-2 3B		1-3 1B	5	1	4	1	0	0	0
Nellie Fox, L (1, 4) OBP: 0.376, SLG: 0.370	F7			4-3	1-3		6-2 3-Hf			4	0	0	0	0	0	3
Jim Landis, R (1, 8) OBP: 0.351, SLG: 0.453	G6-4-3 1-2f			HR HBP	K S WP 3-H			F4		3	1	0	0	0	1	1
Ray Boone, R (1, 3) OBP: 0.318, SLG: 0.434 Earl Torgeson, L (8, PR) OBP: 0.396, SLG: 0.419 (8, 3)		K		1-H HR	K 1-3			3-1 2B		4 0	1 0	2 0	2 0	0 0	2 0	1 0
Al Smith, R (1, 9) OBP: 0.318, SLG: 0.392 Jim Rivera, L (8, 9) OBP: 0.283, SLG: 0.360		1-3 1B		K	K			3-1 2-3		4 0	0 0	1 0	0 0	0 0	2 0	1 0
Billy Goodman, L (1, 5) OBP: 0.390, SLG: 0.408 Sammy Esposito, R (8, 5) OBP: 0.357, SLG: 0.257		1-3 1-2		3B	6-3			F7		4 0	0 0	1 0	0 0	0 0	0 0	3 0
Earl Battey, R (1, 2) OBP: 0.319, SLG: 0.409		4-3		K	1B				1B BB	3	0	1	0	1	1	2
Bubba Phillips, R (1, 7) OBP: 0.302, SLG: 0.350			1-3		4-3	F4			F4	4	0	0	0	0	0	2
Billy Pierce, L (1, 1) OBP: 0.270, SLG: 0.254			4-3		3B 1B		K		F7	4	1	1	0	0	1	1
Inning Stats	R: 0 E: 0 K: 0 S: 3 H: 1 LOB: 0 BB: 0 P: 3	R: 0 E: 0 K: 1 S: 6 H: 1 LOB: 1 BB: 0 P: 6	R: 0 E: 0 K: 0 S: 3 H: 0 LOB: 0 BB: 0 P: 3	R: 2 E: 0 K: 2 S: 9 H: 2 LOB: 1 BB: 0 P: 10	R: 2 E: 0 K: 2 S: 10 H: 2 LOB: 1 BB: 0 P: 10	R: 0 E: 0 K: 1 S: 6 H: 1 LOB: 1 BB: 0 P: 6	R: 0 E: 0 K: 1 S: 5 H: 1 LOB: 0 BB: 0 P: 5	R: 0 E: 0 K: 0 S: 4 H: 1 LOB: 2 BB: 0 P: 4	R: 0 E: 0 K: 0 S: 3 H: 1 LOB: 2 BB: 1 P: 7	1B: 5 2B: 2 3B: 3 HR: 1 SF: 0 SAC: 0 DP: 2 HBP: 1						

TOP

Chicago White Sox @ Kansas City Athletics

Municipal Stadium, Kansas City, MO

Wed Aug 06 1958, 8:05 PM EDT

Att. 10,050 - Unknown

livebaseballscorecards.com

AB	35
R	4
H	10
RBI	3
BB	1
SO	7
LOB	14

PITCHER		IP	WLS	BF	H	R	ER	SO	BB	IBB	HBP	BLK	WP	HR	S	P	ERA	WHIP
Bob Davis, R ERA: 6.6	(1, 1)	4.1	L	19	6	4	3	3	0	0	1	0	0	1	24	25	6.23	1.385
Bud Daley, L ERA: 4.3	(5, 1)	0.2		3	0	0	0	2	0	0	0	0	1	0	7	7	0.00	0.000
Ray Herbert, R ERA: 3.76	(6, 1)	4.0		15	4	0	0	2	1	0	0	0	0	0	18	22	0.00	1.250

PITCHER	IP	WLS	BF	H	R	ER	SO	BB	IBB	HBP	BLK	WP	HR	S	P	ERA	WHIP

Batter	1	2	3	4	5	6	7	8	9	AB	R	H	RBI	BB	SO	LOB
Chico Carrasquel, R (1, 5) OBP: 0.297, SLG: 0.317	F7	K			5-3		FC6-4 1-2f			4	0	0	0	0	1	2
Bill Tuttle, R (1, 8) OBP: 0.333, SLG: 0.363	HR 1B		6-3		6-3			F1		4	1	1	0	0	0	0
Roger Maris, L (1, 9) OBP: 0.308, SLG: 0.446	F9		4-3			3-1		K		4	0	0	0	0	1	1
Bob Cerv, R (1, 7) OBP: 0.376, SLG: 0.631	1-H HR		6-3			F6		F9		4	1	1	2	0	0	0
Hector Lopez, R (1, 4) OBP: 0.317, SLG: 0.383	1B			6-3		FC5-4 1B			F2	4	0	2	0	0	0	0
Hal Smith, R (1, 3) OBP: 0.296, SLG: 0.419	K			FC6-4 1B		FC5-4 1-2f			F2	4	0	1	0	0	1	2
Harry Chiti, R (1, 2) OBP: 0.288, SLG: 0.366		L7		FC6-4 FC5-4 1-2f			F8		F8	4	0	0	0	0	0	1
Joe Demaestri, R (1, 6) OBP: 0.247, SLG: 0.296		SH1-4 1B		FC5-4 1-2f			F7			3	0	1	0	0	0	1
Bob Davis, R (1, 1) Bud Daley, L (5, 1) OBP: 0.167, SLG: 0.333 Mike Baxes, R (5, PH) OBP: 0.285, SLG: 0.267 Ray Herbert, R (6, 1) OBP: 0.276, SLG: 0.231		SH1-4 1-2			L7		BB FC6-4			0 0 1 0	0 0 0 0	0 0 0 0	0 0 0 1	0 0 0 0	0 0 0 0	0 0 0 0
Inning Stats	R: 2 E: 0 K: 1 S: 8 H: 3 LOB: 1 BB: 0 P: 8	R: 0 E: 0 K: 1 S: 6 H: 1 LOB: 1 BB: 0 P: 6	R: 0 E: 0 K: 0 S: 3 H: 0 LOB: 0 BB: 0 P: 3	R: 0 E: 0 K: 0 S: 4 H: 1 LOB: 1 BB: 0 P: 4	R: 0 E: 0 K: 0 S: 3 H: 0 LOB: 0 BB: 0 P: 3	R: 0 E: 0 K: 0 S: 4 H: 1 LOB: 1 BB: 0 P: 4	R: 0 E: 0 K: 0 S: 3 H: 0 LOB: 1 BB: 1 P: 7	R: 0 E: 0 K: 1 S: 5 H: 0 LOB: 0 BB: 0 P: 5	R: 0 E: 0 K: 0 S: 3 H: 0 LOB: 0 BB: 0 P: 3	1B: 5 2B: 0 3B: 0 HR: 1	SF: 0 SAC: 1 DP: 0 HBP: 0						

PITCHER	IP	WLS	BF	H	R	ER	SO	BB	IBB	HBP	BLK	WP	HR	S	P	ERA	WHIP
Billy Pierce, L (1, 1) ERA: 2.76	9.0	W	34	6	2	2	3	1	0	0	0	0	1	39	43	2.00	0.778

PITCHER	IP	WLS	BF	H	R	ER	SO	BB	IBB	HBP	BLK	WP	HR	S	P	ERA	WHIP

BOTTOM

Chicago White Sox @ Kansas City Athletics

Municipal Stadium, Kansas City, MO

Wed Aug 06 1958, 8:05 PM EDT

Att. 10,050 - Unknown

livebaseballscorecards.com

AB	32
R	2
H	6
RBI	2
BB	1
SO	3
LOB	7

Batter	1	2	3	4	5	6	7	8	9	AB	R	H	RBI	BB	SO	LOB
Mike Baxes, R (1, 4) OBP: 0.283, SLG: 0.262	x 0-0 ① F5		x 0-0 ② F5	B B B B 4-0 FC5-4 1-2 BB	x 0-0 ③ FC1-2 3-Hf			x 0-0 ③ P3		4	0	0	0	1	0	4
Bill Tuttle, R (1, 8) OBP: 0.333, SLG: 0.360	x 0-0 ② F7		B B B B 4-0 1-2 BB	x 0-0 ③ FC5-4 1-2f		x 0-0 ① F8			B B B B 4-0 F3 BB BB	3	0	0	0	2	0	3
Roger Maris, L (1, 9) OBP: 0.307, SLG: 0.441	x 0-0 ③ F9		S S S 0-3 ③ K		x 0-0 ① P6	x 0-0 ② F2			B B B B 4-0 1-2 BB	0	0	0	0	0	0	0
Bob Cerv, R (1, 7) OBP: 0.376, SLG: 0.628		x 0-0 ① 6-3		x 0-0 1B 1B 2B 1B	x 0-0 E 1B 1B	x 0-0 ③ F9			x 0-0 ① F3 2-3	5	2	2	0	0	0	2
Hector Lopez, R (1, 5) OBP: 0.318, SLG: 0.383		x 0-0 ② 2-3		x 0-0 1B 1-2 2B 1B	x 0-0 ② 6-3 1-2		x 0-0 G6-3 1B		x 0-0 ②③ G6-4-3 1-2f	5	1	2	0	0	0	3
Hal Smith, R (1, 3) OBP: 0.307, SLG: 0.420		B B B B 4-0 BB	x 0-0 2B FC1-3-2 1-2 2-3 1B	B B B B 4-0 1B 1B BB			x 0-0 ① F9			2	1	1	0	2	0	1
Frank House, L (1, 2) OBP: 0.308, SLG: 0.376		x 0-0 ③ F7	x 0-0 ① F7	x 0-0 1B 1-2 2-H FC1-2 1B			x 0-0 ②③ G6-3 1-2f			4	0	1	1	0	0	5
Joe Demaestri, R (1, 6) OBP: 0.251, SLG: 0.303			S S S 0-3 ① K	x 0-0 FC1-3-2 1-3 2-H 3-H 2B	x 0-0 1B 1-3 2-H 1B			x 0-0 ① F2		4	0	2	3	0	1	0
Ned Garver, R (1, 1) OBP: 0.185, SLG: 0.176 Dick Tomanek, L (3, 1) OBP: 0.833, SLG: 0.500 Harry Simpson, 1 (4, PH) OBP: 0.333, SLG: 0.362 Tom Gorman, R (4, 1) OBP: 0.091, SLG: 0.091 Whitey Herzog, L (5, PH) OBP: 0.278, SLG: 0.556 Chico Carrasquel, R (5, PH) OBP: 0.250, SLG: 0.278 Ray Herbert, R (5, 1) OBP: 0.278, SLG: 0.231 Bud Daley, L (6, 1) OBP: 0.167, SLG: 0.333 Harry Chiti, R (6, PH) OBP: 0.364, SLG: 0.364 Walt Craddock, R (8, 1)		B B B B 4-0 BB	x 0-0 ② FC1-3-2 BB 2-3 3-H	x 0-0 1-2 1B			x 0-0 ② F5		0 0 0 0 1 0 0 0 0 0 0 0 0 0 1 0 0 0 0 0 2 0 0 0 0 0 0 0 0 0 0 0 0 0 0 0 0 0 0 0 0 0 0 0 0 0 0 0 0 0 0 0 0 0 0 0 1 0 0 0 0 0 0 0 0 0 0 0 0 0						
Inning Stats	R: 0 E: 0 K: 0 S: 3 H: 0 LOB: 0 BB: 0 P: 3	R: 0 E: 0 K: 0 S: 3 H: 0 LOB: 1 BB: 1 P: 7	R: 0 E: 0 K: 2 S: 7 H: 0 LOB: 2 BB: 2 P: 15	R: 2 E: 0 K: 0 S: 7 H: 4 LOB: 3 BB: 1 P: 11	R: 2 E: 1 K: 0 S: 7 H: 4 LOB: 3 BB: 1 P: 11	R: 0 E: 0 K: 0 S: 3 H: 0 LOB: 0 BB: 0 P: 3	R: 0 E: 0 K: 0 S: 3 H: 1 LOB: 0 BB: 0 P: 3	R: 0 E: 0 K: 0 S: 3 H: 0 LOB: 1 BB: 0 P: 3	R: 0 E: 0 K: 0 S: 2 H: 0 LOB: 1 BB: 2 P: 10	1B: 8 2B: 1 3B: 0 HR: 0	SF: 0 SAC: 0 DP: 2 HBP: 0						

PITCHER		IP	WLS	BF	H	R	ER	SO	BB	IBB	HBP	BLK	WP	HR	S	P	ERA	WHIP
Mudcat Grant, R ERA: 3.68	(1, 1)	4.2		26	7	4	4	2	5	0	0	0	0	0	25	45	7.71	2.571
Don Ferrarese, L ERA: 5.45	(5, 1)	4.1	W	15	2	0	0	0	2	0	0	0	0	0	13	21	0.00	0.923

PITCHER	IP	WLS	BF	H	R	ER	SO	BB	IBB	HBP	BLK	WP	HR	S	P	ERA	WHIP

TOP

Kansas City Athletics @ Cleveland Indians

Cleveland Municipal Stadium, Cleveland, OH

Fri Aug 08 1958, 3:33 AM EDT
Att. 9,193 - Unknown

livebaseballscorecards.com

AB	29
R	4
H	8
RBI	4
BB	6
SO	1
LOB	20

WP: 0 PB: 0 SB: 0 CS: 0 PA: 41

Batter	1	2	3	4	5	6	7	8	9	AB	R	H	RBI	BB	SO	LOB
Bobby Avila, R (1, 4) OBP: 0.349, SLG: 0.386	F8		1B	1-3		2B	5-3			5	2	2	0	0	0	0
Mickey Vernon, L (1, 3) OBP: 0.391, SLG: 0.483	BB		1-2 2B	F7		1-3		4-3		4	2	2	0	1	0	0
Vic Power, R (1, 5) OBP: 0.337, SLG: 0.480	1-2		P6	6-3		2-3 3-H		F8		5	1	2	1	0	0	2
Russ Nixon, L (1, 2) OBP: 0.332, SLG: 0.459	F7		1-2 2-H 2B		5-3	2-H 3-H PB		BB		4	1	2	3	1	0	2
Minnie Minoso, R (1, 7) OBP: 0.371, SLG: 0.461	F7		1-3 2-H 2B		P3	1-2 5-3		1-2 BB		4	1	1	1	1	0	3
Larry Doby, L (1, 8) OBP: 0.361, SLG: 0.517		K	2-H 3-H 2B		BB	F5		G3		4	2	1	2	1	1	3
Rocky Colavito, R (1, 9) OBP: 0.376, SLG: 0.551		F8	IBB		1-2 BB	6-3				2	1	0	0	2	0	1
Billy Hunter, R (1, 6) OBP: 0.260, SLG: 0.281		F7	1-H 2-H 2B		1-2 2-H 1B		5-3			4	0	2	3	0	0	0
Mudcat Grant, R (1, 1) OBP: 0.091, SLG: 0.111			5-3		K		F9			2	0	0	0	0	1	1
Don Ferrarese, R (5, 1) OBP: 0.286, SLG: 0.167			K							2	0	0	0	0	1	2
Inning Stats	R: 0 E: 0 K: 0 S: 4 H: 1 LOB: 2 BB: 1 P: 8	R: 0 E: 0 K: 1 S: 5 H: 0 LOB: 0 BB: 0 P: 5	R: 6 E: 0 K: 1 S: 11 H: 6 LOB: 1 BB: 1 P: 15	R: 0 E: 0 K: 0 S: 3 H: 0 LOB: 0 BB: 0 P: 3	R: 1 E: 0 K: 1 S: 6 H: 1 LOB: 2 BB: 2 P: 14	R: 3 E: 0 K: 0 S: 7 H: 4 LOB: 1 BB: 0 P: 7	R: 0 E: 0 K: 0 S: 3 H: 0 LOB: 0 BB: 0 P: 3	R: 0 E: 0 K: 0 S: 3 H: 0 LOB: 2 BB: 2 P: 11		1B: 8 2B: 4 3B: 0 HR: 0 SF: 0 SAC: 0 DP: 0 HBP: 0						

BOTTOM

Kansas City Athletics @ Cleveland Indians

Cleveland Municipal Stadium, Cleveland, OH

Fri Aug 08 1958, 3:33 AM EDT

Att. 9,193 - Unknown

livebaseballscorecards.com

AB	36
R	10
H	12
RBI	10
BB	6
SO	3
LOB	14

WP: 0 PB: 1 SB: 0 CS: 0 PA: 42

PITCHER		IP	WLS	BF	H	R	ER	SO	BB	IBB	HBP	BLK	WP	HR	S	P	ERA	WHIP
Ned Garver, R ERA: 4.23	(1, 1)	2.2	L	17	7	6	6	1	1	1	0	0	0	0	17	25	20.25	3.000
Dick Tomanek, L ERA: 4.3	(3, 1)	0.1		1	0	0	0	1	0	0	0	0	0	0	3	3	0.00	0.000
Tom Gorman, R ERA: 4.02	(4, 1)	1.0		3	0	0	0	0	0	0	0	0	0	0	3	3	0.00	0.000
Ray Herbert, R ERA: 4.1	(5, 1)	1.0		9	4	4	4	1	2	0	0	0	0	0	9	17	36.00	6.000
Bud Daley, L ERA: 4.02	(6, 1)	2.0		7	1	0	0	0	0	0	0	0	0	0	7	7	0.00	0.500

PITCHER		IP	WLS	BF	H	R	ER	SO	BB	IBB	HBP	BLK	WP	HR	S	P	ERA	WHIP
Walt Craddock, L ERA: 5.81	(8, 1)	1.0		5	0	0	0	0	2	0	0	0	0	0	3	11	0.00	2.000

Kansas City Athletics @ Cleveland Indians

Cleveland Municipal Stadium, Cleveland, OH

Sat Aug 09 1958, 3:33 AM EDT

Att. 4,893 - Unknown

TOP

livebaseballscorecards.com

Batter	1	2	3	4	5	6	7	8	9	AB	R	H	RBI	BB	SO	LOB
Bill Tuttle, R (1, 8) OBP: 0.334, SLG: 0.358	BBBB 4-0 1B FC5-2 BB	BBB 4-0 1B 1-2 BB		x 0-0 ③ 5-3			x 0-0 ① F8		x 0-0 ③ F2	3	0	0	0	2	0	2
Roger Maris, L (1, 9) OBP: 0.311, SLG: 0.445	x 0-0 1-3 1B	x 0-0 1-3 1-2 2-H 1B			x 0-0 1B		SSS 0-3 ② K			0	0	0	0	0	0	0
Hector Lopez, R (1, 5) OBP: 0.315, SLG: 0.379	x 0-0 ① FC5-2 HBP 1-2 3-H	x 0-0 ③ F8			x 0-0 ① ② G6-4-3 1-2f		x 0-0 ③ F4			4	0	0	0	0	0	5
Bob Cerv, R (1, 7) OBP: 0.378, SLG: 0.626	H 1-0 1-2 2-3 HBP		SSS 0-3 ① K		x 0-0 1B 1B			x 0-0 ① 5-3		3	0	1	0	0	1	0
Hal Smith, R (1, 3) OBP: 0.305, SLG: 0.416	SSS 0-3 ② K		x 0-0 ② F8		x 0-0 1-2 1B			x 0-0 ② L4		4	0	1	0	0	1	3
Frank House, L (1, 2) OBP: 0.301, SLG: 0.366	x 0-0 ③ P2		x 0-0 ③ P4		x 0-0 ③ F5			x 0-0 ③ F4		4	0	0	0	0	0	5
Joe Demaestri, R (1, 6) OBP: 0.248, SLG: 0.300		x 0-0 ① F8		SSS 0-3 ① K		x 0-0 ① 6-3			x 0-0 ① F8	3	0	0	0	0	1	0
Harry Simpson, L (9, PH) OBP: 0.323, SLG: 0.360										1	0	0	0	0	0	0
Mike Baxes, R (1, 4) OBP: 0.284, SLG: 0.260		H 1-0 BB 1B HBP		x 0-0 ② F8		x 0-0 ② F2			x 0-0 ② G3	2	1	0	0	0	0	0
Preston Ward, L (9, PH) OBP: 0.346, SLG: 0.410										1	0	0	0	0	0	0
Ralph Terry, R (1, 1) OBP: 0.163, SLG: 0.167		SSS 0-3 ② K		BBBB 4-0 BB		SSS 0-3 ③ K			BBBB 4-0 BB	2	0	0	0	1	2	1
Dick Tomanek, L (8, 1) OBP: 0.222, SLG: 0.320										0	0	0	0	0	0	0
Bob Martyn, L (9, PH) OBP: 0.349, SLG: 0.422										0	0	0	0	1	0	0
Inning Stats	R: 0 E: 0 K: 1 S: 6 H: 1 LOB: 3 BB: 1 P: 11	R: 1 E: 0 K: 1 S: 6 H: 1 LOB: 2 BB: 1 P: 11	R: 0 E: 0 K: 1 S: 5 H: 0 LOB: 0 BB: 0 P: 5	R: 0 E: 0 K: 1 S: 5 H: 0 LOB: 1 BB: 1 P: 9	R: 0 E: 0 K: 0 S: 5 H: 3 LOB: 2 BB: 0 P: 5	R: 0 E: 0 K: 1 S: 5 H: 0 LOB: 0 BB: 0 P: 5	R: 0 E: 0 K: 1 S: 5 H: 0 LOB: 0 BB: 0 P: 5	R: 0 E: 0 K: 0 S: 3 H: 0 LOB: 0 BB: 0 P: 3	R: 0 E: 0 K: 0 S: 3 H: 0 LOB: 1 BB: 1 P: 7	1B: 5 2B: 0 3B: 0 HR: 0 SF: 0 SAC: 0 DP: 1 HBP: 2						

AB	27
R	1
H	2
RBI	0
BB	4
SO	5
LOB	16

PITCHER	IP	WLS	BF	H	R	ER	SO	BB	IBB	HBP	BLK	WP	HR	S	P	ERA	WHIP
Gary Bell, R (1, 1) ERA: 3.17	9.0	W	37	5	1	1	6	4	0	2	0	0	0	43	61	1.00	1.000

PITCHER	IP	WLS	BF	H	R	ER	SO	BB	IBB	HBP	BLK	WP	HR	S	P	ERA	WHIP

Batter	1	2	3	4	5	6	7	8	9	AB	R	H	RBI	BB	SO	LOB
Bobby Avila, R (1, 4) OBP: 0.352, SLG: 0.391	BBBB 4-0 1-3 1B BB		x 0-0 ① 4-3			x 0-0 1B 2B		x 0-0 SH 4-3 1-2 3-H		2	2	1	1	1	0	0
Mickey Vernon, L (1, 3) OBP: 0.389, SLG: 0.480	x 0-0 ① 1-3 1-2		x 0-0 ② F9			x 0-0 G4-6-3 2-H 1B		x 0-0 ① 4-3 1-2 2-3		4	0	1	1	0	0	3
Vic Power, R (1, 5) OBP: 0.337, SLG: 0.476	x 0-0 ② L4		x 0-0 ③ F7			x 0-0 ①② G4-6-3 1-2f		4-0 G4-6-3 IBB		3	0	0	0	1	0	2
Russ Nixon, L (1, 2) OBP: 0.331, SLG: 0.456	x 0-0 2B 2-H 1B			x 0-0 ① P6		x 0-0 ③ G3		x 0-0 ②③ G4-6-3 1-2f		4	0	1	1	0	0	3
Minnie Minoso, R (1, 7) OBP: 0.371, SLG: 0.462	x 0-0 1-3 2B			x 0-0 ② F9			x 0-0 ① F9			3	0	1	0	0	0	0
Larry Doby, L (1, 8) OBP: 0.353, SLG: 0.504	SSS 0-3 ③ K			S S S 0-3 ③ K			x 0-0 ② F9			3	0	0	0	0	2	2
Rocky Colavito, R (1, 9) OBP: 0.373, SLG: 0.546		S S S 0-3 ① K			x 0-0 ① 6-3		S S S 0-3 ③ K			3	0	0	0	0	2	0
Billy Hunter, R (1, 6) OBP: 0.261, SLG: 0.287		x 0-0 ② F8			x 0-0 ② F2			x 0-0 SH SH 2B		3	1	1	0	0	0	0
Gary Bell, R (1, 1) OBP: 0.121, SLG: 0.033		S S S 0-3 ③ K			x 0-0 ③ 6-3			x 0-0 SH 4-3 SH 2-3		2	0	0	0	0	1	0
Inning Stats	R: 1 E: 0 K: 1 S: 7 H: 2 LOB: 2 BB: 1 P: 11	R: 0 E: 0 K: 2 S: 7 H: 0 LOB: 0 BB: 0 P: 7	R: 0 E: 0 K: 0 S: 3 H: 0 LOB: 0 BB: 0 P: 3	R: 0 E: 0 K: 1 S: 5 H: 0 LOB: 0 BB: 0 P: 5	R: 0 E: 0 K: 0 S: 3 H: 0 LOB: 0 BB: 0 P: 3	R: 1 E: 0 K: 0 S: 4 H: 2 LOB: 0 BB: 0 P: 4	R: 0 E: 0 K: 1 S: 5 H: 0 LOB: 0 BB: 0 P: 5	R: 1 E: 1 K: 0 S: 5 H: 1 LOB: 2 BB: 1 P: 9		1B: 2 2B: 3 3B: 0 HR: 0 SF: 0 SAC: 2 DP: 2 HBP: 0						

PITCHER		IP	WLS	BF	H	R	ER	SO	BB	IBB	HBP	BLK	WP	HR	S	P	ERA	WHIP
Ralph Terry, R ERA: 3.87	(1, 1)	7.0	L	28	5	3	3	5	1	0	0	0	0	0	37	41	3.86	0.857
Dick Tomanek, L ERA: 4.25	(8, 1)	1.0		3	0	0	0	0	0	1	0	0	0	0	2	6	0.00	0.000

PITCHER	IP	WLS	BF	H	R	ER	SO	BB	IBB	HBP	BLK	WP	HR	S	P	ERA	WHIP

BOTTOM

Kansas City Athletics @ Cleveland Indians

Cleveland Municipal Stadium, Cleveland, OH

Sat Aug 09 1958, 3:33 AM EDT

Att. 4,893 - Unknown

livebaseballscorecards.com

AB	27
R	3
H	5
RBI	3
BB	2
SO	5
LOB	10

WP: 0 PA: 31
PB: 0
SB: 0
CS: 0

Batter	1	2	3	4	5	6	7	8	9	AB	R	H	RBI	BB	SO	LOB
Bill Tuttle, R (1, 8) OBP: 0.332, SLG: 0.355	6-3		5-3		4-3		9		FC5-4 1-2f	3	0	0	0	0	0	0
Walt Craddock, R (5, 1)										1	0	0	0	0	0	1
Harry Chiti, R (9, PH) OBP: 0.284, SLG: 0.361										1	0	0	0	0	0	1
Roger Maris, L (1, 9) OBP: 0.311, SLG: 0.443	F8		4-3		3-1			1B		0	0	0	0	0	0	0
Hector Lopez, R (1, 4) OBP: 0.315, SLG: 0.377	BB E		K			4-3		F5		2	0	0	0	1	1	0
Chico Carrasquel, R (7, 6) OBP: 0.298, SLG: 0.318										0	0	0	0	0	0	0
Bob Cerv, R (1, 7) OBP: 0.377, SLG: 0.623	E7 1-3 1B			K		G3		FC5-6 1-2f		3	0	1	0	0	1	0
Bob Martyn, L (6, 7) OBP: 0.347, SLG: 0.419										1	0	0	0	0	0	1
Preston Ward, L (1, 5) OBP: 0.345, SLG: 0.406	F7			BB		F7		4-3		3	0	0	0	1	0	3
Harry Simpson, L (1, 3) OBP: 0.327, SLG: 0.396		F7		K			HR		HR	4	2	2	2	0	1	1
Hal Smith, R (1, 2) OBP: 0.312, SLG: 0.417		BB 1B		FC4-6 1-2 BB			6-3		P3	2	0	1	0	1	0	0
Frank House, L (7, 2) OBP: 0.299, SLG: 0.364										1	0	0	0	0	0	0
Joe Demaestri, R (1, 6) OBP: 0.252, SLG: 0.301		G6-4-3 1-2 BB		FC4-6 1-2f			FC4-6 1B		6-3	2	0	1	0	1	0	2
Mike Baxes, R (7, 4) OBP: 0.283, SLG: 0.259										1	0	0	0	0	0	0
Jack Urban, R (1, 1) OBP: 0.211, SLG: 0.189		G6-4-3 1-2f			G3		FC4-6 1-2f		FC5-4 1B	0	0	0	0	0	0	0
Ray Herbert, R (1, 1) OBP: 0.267, SLG: 0.222										1	0	0	0	0	0	2
Bob Davis, R (3, 1)										0	0	0	0	0	0	0
Whitey Herzog, L (5, PH) OBP: 0.319, SLG: 0.254										3	0	1	0	0	0	1
(5, 8)																
Inning Stats	R: 0 E: 1 K: 0 S: 4 H: 1 LOB: 2 BB: 1 P: 8	R: 0 E: 0 K: 0 S: 3 H: 1 LOB: 1 BB: 1 P: 7	R: 0 E: 0 K: 1 S: 5 H: 0 LOB: 0 BB: 0 P: 5	R: 0 E: 0 K: 2 S: 7 H: 0 LOB: 2 BB: 2 P: 15	R: 0 E: 0 K: 0 S: 3 H: 0 LOB: 0 BB: 0 P: 3	R: 0 E: 0 K: 0 S: 3 H: 0 LOB: 0 BB: 0 P: 3	R: 1 E: 0 K: 0 S: 5 H: 2 LOB: 1 BB: 0 P: 5	R: 0 E: 0 K: 0 S: 4 H: 1 LOB: 1 BB: 0 P: 4	R: 1 E: 0 K: 0 S: 5 H: 2 LOB: 1 BB: 0 P: 5	1B: 5 2B: 0 3B: 0 HR: 2	SF: 0 SAC: 0 DP: 1 HBP: 0						

PITCHER	IP	WLS	BF	H	R	ER	SO	BB	IBB	HBP	BLK	WP	HR	S	P	ERA	WHIP
Cal McLish, R (1, 1) ERA: 2.75	9.0	W	37	7	2	2	3	4	0	0	0	0	2	39	55	2.00	1.222

PITCHER	IP	WLS	BF	H	R	ER	SO	BB	IBB	HBP	BLK	WP	HR	S	P	ERA	WHIP

TOP

Kansas City Athletics @ Cleveland Indians

Cleveland Municipal Stadium, Cleveland, OH

Sun Aug 10 1958, 3:33 AM EDT

Unknown

livebaseballscorecards.com

AB	28
R	2
H	6
RBI	2
BB	4
SO	3
LOB	12

BOTTOM

Kansas City Athletics @ Cleveland Indians

Cleveland Municipal Stadium, Cleveland, OH

Sun Aug 10 1958, 3:33 AM EDT

Unknown

livebaseballscorecards.com

Batter	1	2	3	4	5	6	7	8	9	AB	R	H	RBI	BB	SO	LOB
Bobby Avila, R (1, 4) OBP: 0.354, SLG: 0.392	F8	2B 1B		2B 1B	K		F8			4	2	2	0	0	1	0
Billy Moran, R (6, 4) OBP: 0.233, SLG: 0.263										1	0	0	0	0	0	0
Mickey Vernon, L (1, 3) OBP: 0.392, SLG: 0.486	1B 1B	HR 2B		F8		SF8 3B	F4			3	2	2	1	0	0	1
Randy Jackson, R (5, 5) OBP: 0.254, SLG: 0.318										1	0	1	0	0	0	0
Billy Harrell, R (6, PR) (7, 5) OBP: 0.280, SLG: 0.366										1	1	0	0	0	0	0
Vic Power, R (1, 5) (5, 3) OBP: 0.337, SLG: 0.484	CS 1B	HR		F9		SF8		4-3		4	1	2	3	0	0	1
Russ Nixon, L (1, 2) OBP: 0.336, SLG: 0.461	HR 1B BB	F7		1B 2B		BB BB 1B		E4		4	2	2	1	1	0	0
Minnie Minoso, R (1, 7) OBP: 0.371, SLG: 0.461	HR 1B	F3		1B E 1B		F7		G6-4-3		5	2	2	2	0	0	3
Larry Doby, L (1, 8) OBP: 0.367, SLG: 0.540	HR	E BB 1B		E 1B 1B		BB BB				3	1	3	3	0	0	0
Woodie Held, R (5, 8) OBP: 0.296, SLG: 0.348										0	0	0	0	1	0	0
Rocky Colavito, R (1, 9) OBP: 0.377, SLG: 0.546	K	E BB		E8 1B		BB				2	0	1	1	2	1	0
Billy Hunter, R (1, 6) OBP: 0.256, SLG: 0.281	K	K		F8		K				4	0	0	0	0	3	5
Cal McLish, S (1, 1) OBP: 0.273, SLG: 0.070	K	K		K		6-3				4	0	0	0	0	3	2
Inning Stats	R: 4 H: 4 E: 0 LOB: 0 K: 1 BB: 1 S: 8 P: 12	R: 3 H: 3 E: 0 LOB: 0 K: 2 BB: 0 S: 10 P: 10	R: 0 H: 1 E: 1 LOB: 2 K: 2 BB: 1 S: 8 P: 12	R: 3 H: 5 E: 1 LOB: 1 K: 0 BB: 0 S: 7 P: 7	R: 0 H: 0 E: 0 LOB: 0 K: 2 BB: 0 S: 7 P: 7	R: 1 H: 2 E: 0 LOB: 3 K: 1 BB: 2 S: 7 P: 15	R: 0 H: 0 E: 0 LOB: 0 K: 0 BB: 0 S: 3 P: 3	R: 0 H: 0 E: 1 LOB: 0 K: 0 BB: 0 S: 3 P: 3		1B: 10 SF: 1 2B: 2 SAC: 0 3B: 1 DP: 1 HR: 2 HBP: 0						

	AB	36
	R	11
	H	15
	RBI	11
	BB	4
	SO	8
	LOB	12

PITCHER	IP	WLS	BF	H	R	ER	SO	BB	IBB	HBP	BLK	WP	HR	S	P	ERA	WHIP
Jack Urban, R (1, 1) ERA: 5.52	0.2	L	6	4	4	4	0	1	0	0	0	0	1	5	9	54.00	7.500
Ray Herbert, R (1, 1) ERA: 4.32	1.1		7	3	3	3	3	0	0	0	0	0	1	13	13	20.25	2.250
Bob Davis, R (3, 1) ERA: 7.41	2.0		12	6	3	3	2	1	0	0	0	0	0	15	19	13.50	3.500
Walt Craddock, L (5, 1) ERA: 5.34	4.0		16	2	1	1	3	2	0	0	0	0	0	20	28	2.25	1.000

PITCHER	IP	WLS	BF	H	R	ER	SO	BB	IBB	HBP	BLK	WP	HR	S	P	ERA	WHIP

Batter	1	2	3	4	5	6	7	8	9	AB	R	H	RBI	BB	SO	LOB
Bill Tuttle, R (1, 8) OBP: 0.333, SLG: 0.353	x 0-0 ① L6		SSS 0-3 ③ K		x 0-0 1B			x 0-0 1B		3	0	1	0	0	1	0
Bob Martyn, L (8, PH) OBP: 0.351, SLG: 0.423 (8, 8)										1	0	1	0	0	0	0
Roger Maris, L (1, 9) OBP: 0.311, SLG: 0.446	x 0-0 ② 1-3			BBBB 4-0 1B BB BB	SSS 0-3 ③ K			x 0-0 ② F2		3	0	0	0	1	1	2
Tom Gorman, R (8, 1) OBP: 0.091, SLG: 0.091										0	0	0	0	0	0	0
Preston Ward, L (1, 5) OBP: 0.344, SLG: 0.402	SSS 0-3 ③ K			BBBB 4-0 1B 1-2 BB		x 0-0 ① F8		x 0-0 ③ L9		3	0	0	0	1	1	1
Bob Cerv, R (1, 7) OBP: 0.375, SLG: 0.615		x 0-0 5-3 5-4-3 1B		SSS 0-3 ① K		SSS 0-3 ② K			x 0-0 ① F8	4	0	1	0	0	2	2
Hector Lopez, R (1, 4) OBP: 0.313, SLG: 0.376		x 0-0 ① 5-4-3 1-2		x 0-0 ② F4		x 0-0 ③ 5-3			x 0-0 HR 2B	4	1	1	0	0	0	3
Hal Smith, R (1, 3) OBP: 0.309, SLG: 0.415		x 0-0 ② 5-3 2-3		x 0-0 1-2 2-3 1B			x 0-0 ① F6		x 0-0 ② L9	4	0	1	0	0	0	2
Frank House, L (1, 2) OBP: 0.298, SLG: 0.380		SSS 0-3 ③ K		x 0-0 ③ G3			x 0-0 ② F4		x 0-0 2-H HR	4	1	1	2	0	1	4
Joe Demaestri, R (1, 6) OBP: 0.247, SLG: 0.294		x 0-0 ① 1-3		x 0-0 ① F4			x 0-0 ③ 6-3		BBBB 4-0 BB	3	0	0	0	0	0	0
Whitey Herzog, L (9, PH) OBP: 0.338, SLG: 0.266										0	0	0	0	1	0	0
Bob Grim, R (1, 1)		SSS 0-3 ② K			SSS 0-3 ② K			x 0-0 ① F4	x 0-0 ③ L9	2	0	0	0	0	2	0
Ray Herbert, R (5, 1) OBP: 0.267, SLG: 0.222										0	0	0	0	0	0	0
Harry Simpson, L (8, PH) OBP: 0.325, SLG: 0.393										1	0	0	0	0	0	0
(8, 9)																
Harry Chiti, R (9, PH) OBP: 0.281, SLG: 0.355										1	0	0	0	0	0	1
Inning Stats	R: 0 E: 0 K: 1 S: 5 H: 0 LOB: 0 BB: 0 P: 5	R: 0 E: 0 K: 1 S: 6 H: 1 LOB: 1 BB: 0 P: 6	R: 0 E: 0 K: 2 S: 7 H: 0 LOB: 0 BB: 0 P: 7	R: 0 E: 0 K: 1 S: 6 H: 1 LOB: 3 BB: 2 P: 14	R: 0 E: 0 K: 2 S: 8 H: 1 LOB: 1 BB: 0 P: 8	R: 0 E: 0 K: 1 S: 5 H: 0 LOB: 0 BB: 0 P: 5	R: 0 E: 0 K: 0 S: 3 H: 0 LOB: 0 BB: 0 P: 3	R: 0 E: 0 K: 0 S: 4 H: 1 LOB: 1 BB: 0 P: 4	R: 2 E: 0 K: 0 S: 5 H: 2 LOB: 1 BB: 1 P: 9	1B: 4 2B: 1 3B: 0 HR: 1	SF: 0 SAC: 0 DP: 0 HBP: 0						

PITCHER		IP	WLS	BF	H	R	ER	SO	BB	IBB	HBP	BLK	WP	HR	S	P	ERA	WHIP
Jim Bunning, R ERA: 3.85	(1, 1)	8.2	W	35	6	2	2	8	3	0	0	0	0	1	48	60	2.08	1.038
Hank Aguirre, L ERA: 3.96	(9, 1)	0.1	S	1	0	0	0	0	0	0	0	0	0	0	1	1	0.00	0.000

PITCHER	IP	WLS	BF	H	R	ER	SO	BB	IBB	HBP	BLK	WP	HR	S	P	ERA	WHIP

TOP

Kansas City Athletics @ Detroit Tigers

Briggs Stadium, Detroit, MI

Mon Aug 11 1958, 4:33 AM EDT

Att. 7,107 - Unknown

livebaseballscorecards.com

AB	33
R	2
H	6
RBI	2
BB	3
SO	8
LOB	15

WP: 0 PB: 0 SB: 0 CS: 0 PA: 36

BOTTOM

Kansas City Athletics @ Detroit Tigers

Briggs Stadium, Detroit, MI

Mon Aug 11 1958, 4:33 AM EDT

Att. 7,107 - Unknown

livebaseballscorecards.com

Batter	1	2	3	4	5	6	7	8	9	AB	R	H	RBI	BB	SO	LOB
Harvey Kuenn, R (1, 8) OBP: 0.377, SLG: 0.456	F8		5-3	F4		F4				4	0	0	0	0	0	3
Reno Bertoia, R (1, 5) OBP: 0.262, SLG: 0.286	K		5-3		5-3		K			4	0	0	0	0	2	1
Al Kaline, R (1, 9) OBP: 0.366, SLG: 0.490	L6-3			L5-3	L4		L9			4	0	0	0	0	0	0
Gail Harris, L (1, 3) OBP: 0.334, SLG: 0.491		FC4-6, 1B		4-3	1B, 1B		F6			4	0	2	0	0	0	0
Charlie Maxwell, L (1, 7) OBP: 0.341, SLG: 0.390 Johnny Groth, R (9, 7) OBP: 0.375, SLG: 0.437		FC4-6, 1B 1-2f		BB, 1B, 1B	BB, 1B 1-3			F4		3 0	1 0	1 0	0 0	1 0	0 0	1 0
Frank Bolling, R (1, 4) OBP: 0.337, SLG: 0.387		G6-3, 1B 1-2		1B, 1B 1-2	BB 1-2			F4		3	1	2	0	1	0	0
Charlie Lau, L (1, 2) OBP: 0.293, SLG: 0.265		G6-3 1-2f		1B, 1B 1-3 2-H	F1			L7		4	1	1	1	0	0	5
Coot Veal, R (1, 6) OBP: 0.410, SLG: 0.371			SH2-4, 1B	1B, 1B 1-2 3-H		F7				3	0	2	1	0	0	0
Jim Bunning, R (1, 1) OBP: 0.204, SLG: 0.229 Hank Aguirre, R (9, 1) OBP: 0.267, SLG: 0.286			SH2-4 1-2	1B 1-3 2-H		4-3				2 0	0 0	1 0	1 0	0 0	0 0	0 0
Inning Stats	R: 0 E: 0 K: 1 S: 5 H: 0 LOB: 0 BB: 0 P: 5	R: 0 E: 0 K: 0 S: 4 H: 2 LOB: 1 BB: 0 P: 4	R: 0 E: 0 K: 0 S: 4 H: 1 LOB: 1 BB: 0 P: 4	R: 3 E: 0 K: 0 S: 7 H: 4 LOB: 2 BB: 1 P: 11	R: 0 E: 0 K: 0 S: 5 H: 2 LOB: 3 BB: 1 P: 9	R: 0 E: 0 K: 0 S: 3 H: 0 LOB: 0 BB: 0 P: 3	R: 0 E: 0 K: 1 S: 5 H: 0 LOB: 0 BB: 0 P: 5	R: 0 E: 0 K: 0 S: 3 H: 0 LOB: 0 BB: 0 P: 3		1B: 9 2B: 0 3B: 0 HR: 0 SF: 0 SAC: 1 DP: 1 HBP: 0						

	AB	31
	R	3
	H	9
	RBI	3
	BB	2
	SO	2
	LOB	10

WP: 0 PB: 0 SB: 0 CS: 0 PA: 34

PITCHER		IP	WLS	BF	H	R	ER	SO	BB	IBB	HBP	BLK	WP	HR	S	P	ERA	WHIP
Bob Grim, R ERA: 4.62	(1, 1)	4.2	L	23	9	3	3	1	1	0	0	0	0	0	24	28	5.79	2.143
Ray Herbert, R ERA: 4.22	(5, 1)	2.1		8	0	0	0	1	1	0	0	0	0	0	9	13	0.00	0.429
Tom Gorman, R ERA: 3.96	(8, 1)	1.0		3	0	0	0	0	0	0	0	0	0	0	3	3	0.00	0.000

PITCHER	IP	WLS	BF	H	R	ER	SO	BB	IBB	HBP	BLK	WP	HR	S	P	ERA	WHIP

Kansas City Athletics @ Detroit Tigers

Briggs Stadium, Detroit, MI

Tue Aug 12 1958, 7:05 PM EDT

Att. 19,509 - Unknown

TOP

livebaseballscorecards.com

Batter	1	2	3	4	5	6	7	8	9	AB	R	H	RBI	BB	SO	LOB
Bill Tuttle, R (1, 8) OBP: 0.333, SLG: 0.355	0-0 1B 2B	BBB 4-0 BB 1-2 2-3 BB		0-0 F8 ③		0-0 G6-4-3 ②③ 1-2f			0-0 F8 ①	4	1	1	0	1	0	2
Whitey Herzog, L (1, 3) OBP: 0.342, SLG: 0.265	0-0 L8 ①	BBBB 4-0 1-2 2-3 3-H BB			0-0 3-1 ①		0-0 F7 ①		0-0 1B	4	0	1	1	1	0	1
Hector Lopez, R (1, 4) OBP: 0.312, SLG: 0.376	0-0 F3 ②	0-0 L9 ③			0-0 3-1 CS 2B		SSS 0-3 K ②		0-0 L9 ②	5	0	1	0	0	1	5
Roger Maris, L (1, 9) OBP: 0.310, SLG: 0.443	0-0 2-H 1B	SSS 0-3 K ①			0-0 3-1 ② 2-3		0-0 G3 ③		0-0 F8 ③	5	0	1	1	0	1	2
Hal Smith, R (1, 5) OBP: 0.308, SLG: 0.411	SSS 0-3 K ③	0-0 3-1 ②			0-0 CS ③ 3-H	0-0 2B 1B 1B		0-0 F4 ①		4	1	1	0	0	1	1
Bob Martyn, L (1, 7) OBP: 0.354, SLG: 0.438		0-0 1B FC5-2 2B	0-0 4-3 ③			0-0 1-3 1B 2B		0-0 L7 ②		4	1	2	0	0	0	0
Harry Chiti, R (1, 2) OBP: 0.292, SLG: 0.391		0-0 BB FC5-2 BB 2-3 1B		0-0 HR		SSS 0-3 K ①		0-0 1B 2B		4	3	3	1	0	1	2
Joe Demaestri, R (1, 6) OBP: 0.245, SLG: 0.292 Harry Simpson, L (6, PH) OBP: 0.328, SLG: 0.393 Ralph Terry, R (6, 1) OBP: 0.183, SLG: 0.167 Dick Tomanek, L (6, 1) OBP: 0.222, SLG: 0.320 Frank House, L (8, PH) OBP: 0.302, SLG: 0.383 Mike Baxes, R (8, PR) OBP: 0.283, SLG: 0.259 Ray Herbert, R (8, 1) OBP: 0.267, SLG: 0.222		0-0 FC5-2 ① BB BB 1-2 3-H		SSS 0-3 K ①		4-0 1B IBB		0-0 2-H 1B		2 0 0 0 1 0 0	0 0 0 0 0 0 0	0 0 0 0 1 0 0	0 0 0 0 1 0 0	1 0 0 0 0 0 0	2 0 0 0 0 0 0	2 0 0 0 0 0 0
Jack Urban, R (1, 1) OBP: 0.205, SLG: 0.184 Tom Gorman, R (3, 1) OBP: 0.083, SLG: 0.083 Preston Ward, L (6, PH) OBP: 0.344, SLG: 0.402 Bob Cerv, R (6, PH) OBP: 0.376, SLG: 0.616 Chico Carrasquel, R (6, PR) OBP: 0.305, SLG: 0.318 (6, 6)	SSS 0-3 K ②	SSS 0-3 K ②		0-0 G6-4-3 1-2 2-H 3-H 1B		0-0 5-3 ③			1 1 0 1 1	0 0 0 0 0	0 0 0 2 0	0 0 0 0 0	0 0 0 0 0	1 1 0 0 0	2 0 0 0 1

Inning Stats																						
	R: 1	H: 2	R: 1	H: 2	R: 0	H: 0	R: 1	H: 1	R: 0	H: 1	R: 2	H: 3	R: 0	H: 0	R: 1	H: 2	R: 0	H: 1	1B: 6	SF: 0	WP: 0	PA: 41
	E: 0	LOB: 1	E: 0	LOB: 3	E: 0	LOB: 0	E: 0	LOB: 0	E: 0	LOB: 0	E: 0	LOB: 2	E: 0	LOB: 0	E: 0	LOB: 1	E: 0	LOB: 1	2B: 5	SAC: 0	PB: 0	
	K: 1	BB: 0	K: 1	BB: 2	K: 1	BB: 0	K: 2	BB: 0	K: 0	BB: 0	K: 1	BB: 1	K: 1	BB: 0	K: 0	BB: 0	K: 0	BB: 0	3B: 0	DP: 1	SB: 0	
	S: 7	P: 7	S: 7	P: 15	S: 5	P: 5	S: 8	P: 8	S: 3	P: 3	S: 7	P: 11	S: 5	P: 5	S: 5	P: 5	S: 4	P: 4	HR: 1	HBP: 0	CS: 1	

PITCHER		IP	WLS	BF	H	R	ER	SO	BB	IBB	HBP	BLK	WP	HR	S	P	ERA	WHIP
Frank Lary, R ERA: 3.35	(1, 1)	1.2		11	4	2	2	2	2	0	0	0	0	0	13	21	10.80	3.600
Al Cicotte, R ERA: 4.72	(2, 1)	3.2		15	4	3	3	4	0	1	0	0	0	1	22	26	7.36	1.091
Hank Aguirre, L ERA: 3.92	(6, 1)	0.2		2	1	0	0	0	0	0	0	0	0	0	2	2	0.00	1.500
Tom Morgan, R ERA: 2.81	(7, 1)	3.0	W	12	3	1	1	1	0	0	0	0	0	0	14	14	3.00	1.000

PITCHER	IP	WLS	BF	H	R	ER	SO	BB	IBB	HBP	BLK	WP	HR	S	P	ERA	WHIP

AB	37
R	6
H	12
RBI	6
BB	3
SO	7
LOB	18

Batter	1	2	3	4	5	6	7	8	9	AB	R	H	RBI	BB	SO	LOB
Harvey Kuenn, R (1, 8) OBP: 0.380, SLG: 0.461	2B	1-3		G5-4-3 1-2f		1-3 2-H 1B		1B 1B		5	0	3	1	0	0	2
Reno Bertoia, R (1, 5) OBP: 0.270, SLG: 0.307	BB		HR		F6	F6		1-3 1B		4	1	2	1	1	0	2
Al Kaline, R (1, 9) OBP: 0.364, SLG: 0.488	L9		L6		L5		HR 2B	L8		5	1	1	0	0	0	4
Gail Harris, L (1, 3) OBP: 0.337, SLG: 0.502	K		3B 1B		F7		2-H HR			4	2	2	2	0	1	2
Charlie Maxwell, L (1, 7) OBP: 0.341, SLG: 0.387	F2		K			1B 4-3 BB	K			2	1	0	0	1	1	3
Johnny Groth, R (7, PH) OBP: 0.371, SLG: 0.432 (8, 7)										1	0	0	0	0	1	0
Frank Bolling, R (1, 4) OBP: 0.340, SLG: 0.394		4-3 1B 1B	1-H 3B			4-3 1-3 1B 1B	F9			4	2	3	1	0	0	0
Charlie Lau, L (1, 2) OBP: 0.267, SLG: 0.237		4-3 1-2	4-3			4-3 1-2 3-H	K			4	0	0	1	0	1	3
Coot Veal, R (1, 6) OBP: 0.419, SLG: 0.368		2-H 1B		FC6-4 BB		K2-3		K		3	0	1	1	1	2	1
Frank Lary, R (1, 1) OBP: 0.150, SLG: 0.138		5-3		FC6-4 G5-4-3 1-2f		1B BB		K		0	0	0	0	0	0	0
Al Cicotte, R (2, 1) OBP: 0.167, SLG: 0.167										2	0	0	0	0	0	2
Hank Aguirre, R (6, 1) OBP: 0.267, SLG: 0.286										0	0	0	0	0	0	0
Tito Francona, L (6, PH) OBP: 0.333, SLG: 0.319										0	0	0	0	1	0	0
Tom Morgan, R (7, 1) OBP: 0.125, SLG: 0.125										1	0	0	0	0	1	0
Inning Stats	R: 0 E: 0 K: 1 S: 6 H: 1 LOB: 2 BB: 1 P: 10	R: 1 E: 0 K: 0 S: 5 H: 2 LOB: 1 BB: 0 P: 5	R: 2 E: 0 K: 1 S: 8 H: 3 LOB: 1 BB: 0 P: 8	R: 0 E: 0 K: 0 S: 2 H: 0 LOB: 0 BB: 1 P: 6	R: 0 E: 0 K: 0 S: 3 H: 0 LOB: 0 BB: 0 P: 3	R: 2 E: 0 K: 1 S: 7 H: 2 LOB: 2 BB: 2 P: 15	R: 2 E: 0 K: 2 S: 9 H: 2 LOB: 0 BB: 0 P: 9	R: 0 E: 0 K: 2 S: 9 H: 2 LOB: 2 BB: 0 P: 9		1B: 7 2B: 2 3B: 1 HR: 2 SF: 0 SAC: 0 DP: 1 HBP: 0						

PITCHER		IP	WLS	BF	H	R	ER	SO	BB	IBB	HBP	BLK	WP	HR	S	P	ERA	WHIP
Jack Urban, R ERA: 5.63	(1, 1)	2.2		15	6	3	3	2	1	0	0	0	0	1	18	22	10.12	2.625
Tom Gorman, R ERA: 3.82	(3, 1)	2.1		7	0	0	0	0	1	0	0	0	0	0	6	10	0.00	0.429
Ralph Terry, R ERA: 3.98	(6, 1)	0.2		6	2	2	2	1	2	0	0	0	0	0	6	14	27.00	6.000
Dick Tomanek, L ERA: 4.29	(6, 1)	1.1	L	6	2	2	2	2	0	0	0	0	0	1	10	10	13.50	1.500
Ray Herbert, R ERA: 4.17	(8, 1)	1.0		5	2	0	0	2	0	0	0	0	0	0	9	9	0.00	2.000

PITCHER	IP	WLS	BF	H	R	ER	SO	BB	IBB	HBP	BLK	WP	HR	S	P	ERA	WHIP

BOTTOM

Kansas City Athletics @ Detroit Tigers

Briggs Stadium, Detroit, MI

Tue Aug 12 1958, 7:05 PM EDT

Att. 19,509 - Unknown

livebaseballscorecards.com

AB	35
R	7
H	12
RBI	7
BB	4
SO	7
LOB	19

WP: 0 PA: 39
PB: 0
SB: 0
CS: 0

Batter	1	2	3	4	5	6	7	8	9	10	11	AB	R	H	RBI	BB	SO	LOB
Bill Tuttle, R (1, 8) OBP: 0.331, SLG: 0.352	S S S 0-3 K ①		x 0-0 6-3 ③		x 0-0 6-3 ③		x 0-0 F8 ③			x 0-0 E6 E3 1B ③	x 0-0 FC6-4 1-2f ③	6	0	1	0	0	1	5
Bob Martyn, L (1, 7) OBP: 0.356, SLG: 0.437	x 0-0 3-1 ②			x 0-0 1-3 ①		x 0-0 BB 1B		x 0-0 FC3-6 1B		x 0-0 E3 2-H ②		5	0	2	0	0	0	1
Hector Lopez, R (1, 4) OBP: 0.308, SLG: 0.372	x 0-0 F2 ③			x 0-0 F9 ②		x 0-0 F7 ①		x 0-0 F6 ①		S S S 0-3 K ③		5	0	0	0	0	1	3
Roger Maris, L (1, 9) OBP: 0.309, SLG: 0.443		x 0-0 4-3 ①		x 0-0 2B		x 0-0 F7 ②		x 0-0 FC3-6 1-2f ②			x 0-0 4-3 ①	5	0	1	0	0	0	2
Harry Simpson, L (1, 3) OBP: 0.335, SLG: 0.409		B B B B 4-0 BB		x 0-0 4-3 ③		B B B B 4-0 1-2 BB		x 0-0 F8 ③			x 0-0 HR	3	1	1	1	2	0	2
Hal Smith, R (1, 5) OBP: 0.305, SLG: 0.405		x 0-0 F8 ②			x 0-0 2B 1B	x 0-0 4-3 ③			x 0-0 F8 ①		x 0-0 6-3 ②	5	1	1	0	0	0	3
Frank House, L (1, 2) OBP: 0.299, SLG: 0.384		S S S 0-3 K ③			x 0-0 1-H 2B		x 0-0 1-3 ①		S S S 0-3 K ②		x 0-0 E3 1B	5	0	1	1	0	2	1
Joe Demaestri, R (1, 6) OBP: 0.244, SLG: 0.290			S S S 0-3 K ①		x 0-0 F9 ①		S S S 0-3 K ②		x 0-0 F8 ③		x 0-0 BB 1-3 1B	5	0	1	0	0	2	1
Ned Garver, R (1, 1) OBP: 0.203, SLG: 0.200			x 0-0 F9 ②		x 0-0 F8 ②		x 0-0 2B			x 0-0 1-3 ①	B B B B 4-0 1-2 FC6-4 BB	4	0	1	0	1	0	1
Inning Stats	R: 0 E: 0 K: 1 S: 5 H: 0 LOB: 0 BB: 0 P: 5	R: 0 E: 0 K: 1 S: 5 H: 0 LOB: 1 BB: 1 P: 9	R: 0 E: 0 K: 1 S: 5 H: 0 LOB: 0 BB: 0 P: 5	R: 0 E: 0 K: 0 S: 4 H: 1 LOB: 1 BB: 0 P: 4	R: 1 E: 0 K: 0 S: 5 H: 2 LOB: 1 BB: 0 P: 5	R: 0 E: 0 K: 0 S: 4 H: 1 LOB: 2 BB: 1 P: 8	R: 0 E: 0 K: 1 S: 6 H: 1 LOB: 1 BB: 0 P: 6	R: 0 E: 0 K: 0 S: 4 H: 1 LOB: 1 BB: 0 P: 4	R: 0 E: 0 K: 1 S: 5 H: 0 LOB: 0 BB: 0 P: 5	R: 0 E: 2 K: 1 S: 6 H: 1 LOB: 1 BB: 0 P: 6	R: 1 E: 1 K: 0 S: 6 H: 2 LOB: 3 BB: 1 P: 10	1B: 5 2B: 3 3B: 0 HR: 1 SF: 0 SAC: 0 DP: 0 HBP: 0						

PITCHER	IP	WLS	BF	H	R	ER	SO	BB	IBB	HBP	BLK	WP	HR	S	P	ERA	WHIP
Dick Donovan, R (1, 1) ERA: 3.23	10.2	L	45	9	2	2	6	3	0	0	0	0	1	54	66	1.69	1.125
Gerry Staley, R (11, 1) ERA: 3.09	0.1		1	0	0	0	0	0	0	0	0	0	0	1	1	0.00	0.000

PITCHER	IP	WLS	BF	H	R	ER	SO	BB	IBB	HBP	BLK	WP	HR	S	P	ERA	WHIP

TOP

Kansas City Athletics @ Chicago White Sox

Comiskey Park, Chicago, IL

Wed Aug 13 1958, 4:33 AM EDT

Unknown

livebaseballscorecards.com

AB	43
R	2
H	9
RBI	2
BB	3
SO	6
LOB	19
PA:	46
WP:	0
PB:	0
SB:	0
CS:	0

Batter	1	2	3	4	5	6	7	8	9	10	11	AB	R	H	RBI	BB	SO	LOB
Luis Aparicio, R (1, 6) OBP: 0.310, SLG: 0.336	5-3		E S 1B	F7			6-3		1-3		BB	5	0	1	0	1	0	1
Nellie Fox, L (1, 4) OBP: 0.368, SLG: 0.362	F8		E 1-2 BB	F7			B1-3			BB SH3-4 1B	F9	5	0	1	0	1	0	1
Jim Landis, R (1, 8) OBP: 0.352, SLG: 0.450	5-3		F7		G3 BB		F6			SH3-4 1-2		3	0	0	0	1	0	2
Sherm Lollar, R (1, 2) OBP: 0.384, SLG: 0.469		1-4-3	E5 1-2 2-3		G3 1-2 BB			F9 SH3 1B		F5		4	0	1	0	1	0	3
Billy Goodman, L (1, 5) OBP: 0.376, SLG: 0.388		1B 1B	F7		G3 1-2 2-3			SH3 1-2		BB IBB		3	0	1	0	1	0	5
Earl Torgeson, L (1, 3) OBP: 0.406, SLG: 0.423					K			F9 2-3				4	1	2	0	1	1	3
Al Smith, R (11, 7) OBP: 0.321, SLG: 0.393		1-2 1B		1B SF9 1B						1-2 2-3 BB		0	0	0	0	0	0	0
Jim Rivera, L (1, 7) OBP: 0.288, SLG: 0.391		F6		E S 1-3 1B			F7	F8		5-3		4	0	1	0	0	0	3
Ray Boone, R (10, PH) OBP: 0.307, SLG: 0.415 (11, 3)												1	0	0	0	0	0	3
Don Mueller, L (1, 9) OBP: 0.289, SLG: 0.273		4-3		SF9 3-H			F7		F7		K	4	0	0	1	0	1	2
Dick Donovan, L (1, 1) OBP: 0.239, SLG: 0.121			K	F9 1-3			F4		F8		K	4	0	0	0	0	1	1
Gerry Staley, R (11, 1)												0	0	0	0	0	0	0
Earl Battey, R (11, PH) OBP: 0.317, SLG: 0.402												1	0	0	0	0	1	0
Inning Stats	R: 0 H: 0 E: 0 LOB: 0 K: 0 BB: 0 S: 3 P: 3	R: 0 H: 2 E: 0 LOB: 2 K: 0 BB: 0 S: 5 P: 5	R: 0 H: 1 E: 1 LOB: 3 K: 1 BB: 1 S: 7 P: 11	R: 1 H: 2 E: 0 LOB: 1 K: 0 BB: 0 S: 5 P: 5	R: 0 H: 0 E: 0 LOB: 2 K: 1 BB: 2 S: 5 P: 13	R: 0 H: 0 E: 0 LOB: 0 K: 0 BB: 0 S: 3 P: 3	R: 0 H: 0 E: 0 LOB: 0 K: 0 BB: 0 S: 3 P: 3	R: 0 H: 1 E: 0 LOB: 1 K: 0 BB: 0 S: 4 P: 4	R: 0 H: 0 E: 0 LOB: 0 K: 0 BB: 0 S: 3 P: 3	R: 0 H: 1 E: 0 LOB: 3 K: 0 BB: 2 S: 4 P: 12	R: 0 H: 0 E: 0 LOB: 1 K: 2 BB: 1 S: 7 P: 11	1B: 7 SF: 1 2B: 0 SAC: 2 3B: 0 DP: 0 HR: 0 HBP: 0						

PITCHER	IP	WLS	BF	H	R	ER	SO	BB	IBB	HBP	BLK	WP	HR	S	P	ERA	WHIP
Ned Garver, R (1, 1) ERA: 3.98	11.0	W	47	7	1	1	4	5	1	0	0	0	0	49	73	0.82	1.091

PITCHER	IP	WLS	BF	H	R	ER	SO	BB	IBB	HBP	BLK	WP	HR	S	P	ERA	WHIP

BOTTOM

Kansas City Athletics @ Chicago White Sox

Comiskey Park, Chicago, IL

Wed Aug 13 1958, 4:33 AM EDT

Unknown

livebaseballscorecards.com

AB	38
R	1
H	7
RBI	1
BB	6
SO	4
LOB	24

WP: 0	PA: 47
PB: 0	
SB: 2	
CS: 0	

Batter	1	2	3	4	5	6	7	8	9	AB	R	H	RBI	BB	SO	LOB
Bill Tuttle, R (1, 8) OBP: 0.332, SLG: 0.351	F9		1B 1B	HR 1-2 2-3 3-H BB		FC1-5-4 2-3			1-3	4	1	1	1	1	0	1
Roger Maris, L (1, 9) OBP: 0.307, SLG: 0.447	F4		F9	HR 1-H 2-H 3-H			F8		F9	5	1	1	4	0	0	1
Hector Lopez, R (1, 4) OBP: 0.307, SLG: 0.369	K		FC6-4 1-3 1B	4-3			6-3		F6	5	0	1	0	0	1	0
Bob Cerv, R (1, 7) OBP: 0.377, SLG: 0.618		5-3	FC6-4 1-2f		6-3 2B		BB 1B			4	0	2	0	0	0	2
Harry Simpson, L (1, 3) OBP: 0.333, SLG: 0.402		E4 E		F6	K		BB 1-2			3	0	0	0	1	1	1
Hal Smith, R (1, 5) OBP: 0.298, SLG: 0.395		E8 FC6-4 1-2		5-3	6-3 2-3		F6			4	0	0	0	0	0	4
Harry Chiti, R (1, 2) OBP: 0.291, SLG: 0.388		K		BB BB BB 1B	6-3			4-3		4	1	1	0	0	1	3
Joe Demaestri, R (1, 6) OBP: 0.245, SLG: 0.288		FC6-4 1-2f		BB BB HR 1-2 BB		6-3		5-3		3	1	0	0	1	0	2
Murry Dickson, R (1, 1) OBP: 0.333, SLG: 0.387			F7	BB HR 1-2 2-3 BB		FC1-5-4 2B		4-3		0	0	0	0	0	0	0
Ray Herbert, R (2, 1) OBP: 0.303, SLG: 0.276										2	1	1	0	1	0	0
Tom Gorman, R (7, 1) OBP: 0.083, SLG: 0.083										0	0	0	0	0	0	0
Preston Ward, L (8, PH) OBP: 0.343, SLG: 0.401										1	0	0	0	0	0	0
Bob Grim, R (8, 1)										0	0	0	0	0	0	0
Inning Stats	R: 0 E: 0 K: 1 S: 5 H: 0 LOB: 0 BB: 0 P: 5	R: 0 E: 2 K: 1 S: 7 H: 0 LOB: 2 BB: 0 P: 7	R: 0 E: 0 K: 0 S: 5 H: 2 LOB: 2 BB: 0 P: 5	R: 5 E: 0 K: 0 S: 5 H: 2 LOB: 0 BB: 3 P: 17	R: 0 E: 0 K: 1 S: 6 H: 1 LOB: 1 BB: 0 P: 6	R: 0 E: 0 K: 0 S: 3 H: 1 LOB: 2 BB: 1 P: 8	R: 0 E: 0 K: 0 S: 4 H: 1 LOB: 0 BB: 0 P: 3	R: 0 E: 0 K: 0 S: 3 H: 0 LOB: 0 BB: 0 P: 3	R: 0 E: 0 K: 0 S: 3 H: 0 LOB: 0 BB: 0 P: 3	1B: 4 2B: 3 3B: 0 HR: 1 SF: 0 SAC: 0 DP: 1 HBP: 0				WP: 0 PB: 0 SB: 0 CS: 0		PA: 39	

PITCHER		IP	WLS	BF	H	R	ER	SO	BB	IBB	HBP	BLK	WP	HR	S	P	ERA	WHIP
Jim Wilson, R ERA: 4.18	(1, 1)	3.2		20	4	5	5	2	3	0	0	0	0	1	21	33	12.27	1.909
Bob Shaw, R ERA: 4.57	(4, 1)	5.1	W	19	3	0	0	1	1	0	0	0	0	0	20	24	0.00	0.750

PITCHER	IP	WLS	BF	H	R	ER	SO	BB	IBB	HBP	BLK	WP	HR	S	P	ERA	WHIP

TOP

Kansas City Athletics @ Chicago White Sox

Comiskey Park, Chicago, IL

Wed Aug 13 1958, 8:05 PM EDT

Att. 18,135 - Unknown

livebaseballscorecards.com

AB	35
R	5
H	7
RBI	5
BB	4
SO	3
LOB	14

Batter	1	2	3	4	5	6	7	8	9	AB	R	H	RBI	BB	SO	LOB
Luis Aparicio, R (1, 6) OBP: 0.313, SLG: 0.340	1-3		4-3		FC6-4 1B 1-2		BBBB 4-0 1B S BB		BB 1B 2B	4	1	2	0	1	0	0
Nellie Fox, L (1, 4) OBP: 0.370, SLG: 0.365	E 2B		4-3		FC6-4 1-2f 2-3		IIII 0-0 FC6-2-5-1 1-3 1B		1B BB IBB	4	1	2	0	1	0	2
Jim Landis, R (1, 8) OBP: 0.352, SLG: 0.448	E8 1B 2-H 1B		SSS 0-3 K		SSS 0-3 K		FC6-2-5-1 1-3		BBBB 4-0 1B 1-2 2-3 BB	4	1	1	1	1	2	4
Ron Jackson, R (1, 3) OBP: 0.331, SLG: 0.426	1-3			BBBB 4-0 1B SF8 BB		BBBB 4-0 G3 HR BB	SSS 0-3 K		F3	3	2	0	0	2	1	6
Billy Goodman, L (1, 5) OBP: 0.379, SLG: 0.392	2-H 1B			G6-4-3 1-3 1B		G3 1-2		6-3	1-2 2-3 3-H 1B	5	0	3	2	0	0	1
Jim Rivera, L (1, 7) OBP: 0.287, SLG: 0.390	G3			SF8 3-H		F5		BB 1B		3	0	1	1	0	0	2
Earl Battey, R (1, 2) OBP: 0.329, SLG: 0.432		G4-6-3 1B		G6-4-3 1-2f		2-H HR		BBBB 4-0 G6-4-3 1-2 BB		3	1	2	2	1	0	1
Bubba Phillips, R (1, 9) OBP: 0.306, SLG: 0.349		G4-6-3 1-2f			4-3	6-3		G6-4-3 1-2f		3	0	0	0	0	0	1
Don Mueller, L (8, PH) OBP: 0.287, SLG: 0.271 (9, 9)										1	0	0	0	0	0	2
Jim Wilson, R (1, 1) OBP: 0.188, SLG: 0.093		F9			BBBB 4-0 FC6-4 1B BB		SSS 0-3 K		SSS 0-3 K	1	0	0	0	0	0	0
Bob Shaw, R (4, 1) OBP: 0.318, SLG: 0.167										2	0	0	0	1	2	0
Inning Stats	R: 2 E: 1 K: 0 S: 6 H: 3 LOB: 1 BB: 0 P: 6		R: 0 E: 0 K: 0 S: 3 H: 1 LOB: 0 BB: 0 P: 3	R: 0 E: 0 K: 1 S: 5 H: 0 LOB: 0 BB: 0 P: 5	R: 1 E: 0 K: 0 S: 3 H: 1 LOB: 0 BB: 1 P: 7	R: 0 E: 0 K: 1 S: 6 H: 1 LOB: 2 BB: 1 P: 10	R: 2 E: 0 K: 0 S: 4 H: 1 LOB: 0 BB: 1 P: 8	R: 0 E: 0 K: 0 S: 8 H: 1 LOB: 2 BB: 1 P: 12	R: 0 E: 0 K: 0 S: 3 H: 1 LOB: 1 BB: 1 P: 7	R: 1 E: 0 K: 1 S: 6 H: 2 LOB: 3 BB: 2 P: 14	1B: 8 2B: 2 3B: 0 HR: 1	SF: 1 SAC: 0 DP: 3 HBP: 0					

PITCHER		IP	WLS	BF	H	R	ER	SO	BB	IBB	HBP	BLK	WP	HR	S	P	ERA	WHIP
Murry Dickson, R ERA: 3.2	(1, 1)	1.0		7	4	2	1	0	0	0	0	0	0	0	7	7	9.00	4.000
Ray Herbert, R ERA: 4.22	(2, 1)	5.1		21	3	3	3	3	4	0	0	0	0	1	23	39	5.06	1.312
Tom Gorman, R ERA: 3.78	(7, 1)	0.2		3	1	0	0	1	0	0	0	0	0	0	5	5	0.00	1.500
Bob Grim, R ERA: 4.65	(8, 1)	1.2	L	10	3	1	1	1	2	1	0	0	0	0	9	21	5.40	3.000

PITCHER	IP	WLS	BF	H	R	ER	SO	BB	IBB	HBP	BLK	WP	HR	S	P	ERA	WHIP

BOTTOM

Kansas City Athletics @ Chicago White Sox

Comiskey Park, Chicago, IL

Wed Aug 13 1958, 8:05 PM EDT

Att. 18,135 - Unknown

livebaseballscorecards.com

AB	33
R	6
H	11
RBI	6
BB	7
SO	5
LOB	19

1B: 8	SF: 1	WP: 0	PA: 41
2B: 2	SAC: 0	PB: 0	
3B: 0	DP: 3	SB: 1	
HR: 1	HBP: 0	CS: 0	

Batter	1	2	3	4	5	6	7	8	9	AB	R	H	RBI	BB	SO	LOB
Whitey Herzog, L (1, 8) OBP: 0.333, SLG: 0.250	F7		4-3		F7			BB, FC4-6	4-3	4	0	0	0	1	0	2
Bob Martyn, L (1, 7) OBP: 0.348, SLG: 0.426	4-3		4-3			K		FC4-6 (1-2f)		4	1	0	0	0	1	1
Hector Lopez, R (1, 4) OBP: 0.311, SLG: 0.374	BB			F8		1B		2B (1-H)		3	0	2	1	1	0	0
Roger Maris, L (1, 9) OBP: 0.305, SLG: 0.443	F3			F2		F4		F8		4	0	0	0	0	0	3
Harry Simpson, L (1, 3) OBP: 0.332, SLG: 0.396		F7		4-3		F8		BB		3	0	0	0	1	0	1
Hal Smith, R (1, 5) OBP: 0.297, SLG: 0.389		BB			2-3		F7	L6		3	0	0	0	1	0	2
Harry Chiti, R (1, 2) OBP: 0.291, SLG: 0.384		F7			FC5-4 (1B)		F2		5-3	4	0	1	0	0	0	1
Joe Demaestri, R (1, 6) OBP: 0.242, SLG: 0.285 Frank House, L (9, PH) OBP: 0.303, SLG: 0.405		G3			FC5-4 (1B, 1-2f)		E5		HR	3 1	0 1	0 1	0 1	0 0	0 0	2 0
Bud Daley, L (1, 1) OBP: 0.167, SLG: 0.250 Murry Dickson, R (6, 1) OBP: 0.333, SLG: 0.387 Dick Tomanek, L (6, 1) OBP: 0.222, SLG: 0.320 Preston Ward, L (7, PH) OBP: 0.342, SLG: 0.399 Walt Craddock, R (7, 1) OBP: 0.376, SLG: 0.616 Bob Cerv, R (9, PH) OBP: 0.376, SLG: 0.616			F7		1-2 1B		K		F5	2 0 0 1 0 1	0 0 0 0 0 0	1 0 0 0 0 0	0 0 0 0 0 0	0 0 0 0 0 0	0 0 0 1 0 0	0 0 0 1 0 0
Inning Stats	R: 0 E: 0 K: 0 S: 3 H: 0 LOB: 1 BB: 1 P: 7	R: 0 E: 0 K: 0 S: 3 H: 0 LOB: 1 BB: 1 P: 7	R: 0 E: 0 K: 0 S: 3 H: 0 LOB: 0 BB: 0 P: 3	R: 0 E: 0 K: 0 S: 3 H: 0 LOB: 0 BB: 0 P: 3	R: 0 E: 0 K: 0 S: 5 H: 2 LOB: 2 BB: 0 P: 5	R: 0 E: 0 K: 1 S: 6 H: 1 LOB: 1 BB: 0 P: 6	R: 0 E: 1 K: 1 S: 6 H: 0 LOB: 1 BB: 0 P: 6	R: 1 E: 0 K: 0 S: 4 H: 1 LOB: 2 BB: 2 P: 12	R: 1 E: 0 K: 0 S: 4 H: 1 LOB: 0 BB: 0 P: 4	1B: 3 2B: 1 3B: 0 HR: 1	SF: 0 SAC: 0 DP: 0 HBP: 0			WP: 0 PB: 0 SB: 0 CS: 0	PA: 37	

PITCHER	IP	WLS	BF	H	R	ER	SO	BB	IBB	HBP	BLK	WP	HR	S	P	ERA	WHIP
Ray Moore, R (1, 1) ERA: 2.77	9.0	W	37	5	2	2	2	4	0	0	0	0	1	37	53	2.00	1.000

PITCHER	IP	WLS	BF	H	R	ER	SO	BB	IBB	HBP	BLK	WP	HR	S	P	ERA	WHIP

TOP

Kansas City Athletics @ Chicago White Sox

Comiskey Park, Chicago, IL

Thu Aug 14 1958, 4:33 AM EDT

Att. 4,877 - Unknown

livebaseballscorecards.com

AB	33
R	2
H	5
RBI	2
BB	4
SO	2
LOB	13

Batter	1	2	3	4	5	6	7	8	9	AB	R	H	RBI	BB	SO	LOB
Luis Aparicio, R (1, 6) OBP: 0.314, SLG: 0.343	3-1 WP 2B		L9 ①		5-3 ①	1B 2-H 1B		E5 S		5	1	2	1	0	0	0
Nellie Fox, L (1, 4) OBP: 0.368, SLG: 0.363	3-1 ① 2-3		G3 ②		1B PB 1B	F8 ②		F7 ③ 1-2		5	0	1	0	0	0	3
Jim Landis, R (1, 8) OBP: 0.358, SLG: 0.451	BBBB 4-0 WP BB		H 1-0 HBP		0-0 G5-4-3 1-3 1B	0-0 1-2 1B				2	0	2	0	1	0	0
Sherm Lollar, R (1, 2) OBP: 0.380, SLG: 0.463	0-0 ② 6-3 1-2 3-H		0-0 ③ F4		0-0 ②③ G5-4-3 1-2f	0-0 ③ 6-3				4	0	0	0	0	0	6
Al Smith, R (1, 9) OBP: 0.322, SLG: 0.391	BBBB 4-0 BB			0-0 ① 5-3		BBBB 4-0 1B 1B BB	0-0 ① F8			2	1	0	0	2	0	0
Billy Goodman, L (1, 5) OBP: 0.381, SLG: 0.391 Sammy Esposito, R (8, 5) OBP: 0.378, SLG: 0.250	0-0 ③ 4-3			BBBB 4-0 BB BB		0-0 WP 1B 1-3 1B	0-0 ② 4-3			3 0	1 0	1 0	0 0	1 0	0 0	2 0
Ron Jackson, R (1, 3) OBP: 0.336, SLG: 0.424		SSS 0-3 ① K		BBBB 4-0 1-2 BB		0-0 WP 1B 1-2 3-H 1B	0-0 ③ 1-3			3	1	1	1	1	0	0
Bubba Phillips, R (1, 7) OBP: 0.305, SLG: 0.347		0-0 ② F5		0-0 ② F8		0-0 SH5-3 1-H 2-H 1B		0-0 ① F8		4	1	1	2	0	0	2
Ray Moore, R (1, 1) OBP: 0.238, SLG: 0.341		SSS 0-3 ③ K		0-0 ③ 4-3		0-0 ① SH5-3 1-2		0-0 ② 1-3		3	0	0	0	0	1	2
Inning Stats	R: 1 H: 1 E: 0 LOB: 2 K: 0 BB: 2 S: 4 P: 12	R: 0 H: 0 E: 0 LOB: 0 K: 2 BB: 0 S: 7 P: 7	R: 0 H: 0 E: 0 LOB: 1 K: 0 BB: 0 S: 3 P: 4	R: 0 H: 0 E: 0 LOB: 2 K: 0 BB: 2 S: 3 P: 11	R: 0 H: 2 E: 0 LOB: 1 K: 0 BB: 0 S: 4 P: 4	R: 4 H: 5 E: 0 LOB: 2 K: 0 BB: 1 S: 8 P: 12	R: 0 H: 0 E: 0 LOB: 0 K: 0 BB: 0 S: 3 P: 3	R: 0 H: 0 E: 1 LOB: 1 K: 0 BB: 0 S: 4 P: 4		1B: 7 SF: 0 2B: 1 SAC: 1 3B: 0 DP: 1 HR: 0 HBP: 1						

PITCHER		IP	WLS	BF	H	R	ER	SO	BB	IBB	HBP	BLK	WP	HR	S	P	ERA	WHIP
Bud Daley, L ERA: 4.06	(1, 1)	5.0	L	25	5	4	4	2	5	0	1	0	1	0	23	44	7.20	2.000
Murry Dickson, R ERA: 3.29	(6, 1)	0.1		3	2	1	1	0	0	0	0	0	1	0	3	3	27.00	6.000
Dick Tomanek, L ERA: 4.26	(6, 1)	0.2		3	1	0	0	0	0	0	0	0	0	0	3	3	0.00	1.500
Walt Craddock, L ERA: 5.01	(7, 1)	2.0		7	0	0	0	0	0	0	0	0	0	0	7	7	0.00	0.000

PITCHER	IP	WLS	BF	H	R	ER	SO	BB	IBB	HBP	BLK	WP	HR	S	P	ERA	WHIP

BOTTOM

Kansas City Athletics @ Chicago White Sox

Comiskey Park, Chicago, IL

Thu Aug 14 1958, 4:33 AM EDT

Att. 4,877 - Unknown

livebaseballscorecards.com

AB	31
R	5
H	8
RBI	4
BB	5
SO	2
LOB	15

TOP

Detroit Tigers @ Kansas City Athletics

Municipal Stadium, Kansas City, MO

Fri Aug 15 1958, 8:05 PM EDT

Att. 10,460 - Unknown

livebaseballscorecards.com

Batter	1	2	3	4	5	6	7	8	9	AB	R	H	RBI	BB	SO	LOB
Harvey Kuenn, R (1, 8) OBP: 0.375, SLG: 0.458	FC5-4 1B	F9		F7		F2		5-3		5	0	1	0	0	0	3
Reno Bertoia, R (1, 5) OBP: 0.279, SLG: 0.306	K		HR 1B 1B		5-3		FC6-4 1B		F7	5	1	2	0	0	1	1
Al Kaline, R (1, 9) OBP: 0.360, SLG: 0.479	FC5-4 1-2f		HR 1-2		1B SF7 BB		FC6-4 1B 1-2f		L6-3	4	3	1	0	1	0	2
Gail Harris, L (1, 3) OBP: 0.341, SLG: 0.509	K		L5		BB 1-3		1B 1-2		K	5	0	2	0	0	2	3
Charlie Maxwell, L (1, 7) OBP: 0.343, SLG: 0.384		CS 1B	K		FC6-4 1-2		F8			3	0	1	0	1	1	4
Frank Bolling, R (1, 4) OBP: 0.339, SLG: 0.398		K 1-2	HR 1-H 2-H		SF7 3-H		1B 1-2 2-H			3	1	2	5	0	1	1
Red Wilson, R (1, 2) OBP: 0.397, SLG: 0.381		BB 1B BB	F9		FC6-4 1-2f		6-3			3	0	0	0	1	0	4
Coot Veal, R (1, 6) OBP: 0.383, SLG: 0.352		BB 1-2 1B		L7		F8		K		4	0	1	0	0	1	0
Billy Hoeft, L (1, 1) OBP: 0.325, SLG: 0.389										0	0	0	0	1	0	0
George Susce, R (3, 1) OBP: 0.217, SLG: 0.190										1	0	0	0	0	0	0
Bob Hazle, L (6, PH) OBP: 0.317, SLG: 0.296										1	0	0	0	0	1	0
Bill Fischer, R (6, 1) OBP: 0.222, SLG: 0.250										0	0	0	0	0	0	0
Al Cicotte, R (7, 1) OBP: 0.190, SLG: 0.190		BB 1-2 2-3		4-3		K		K		1	0	0	0	0	1	0
Inning Stats	R: 0 E: 0 K: 2 S: 8 H: 1 LOB: 1 BB: 0 P: 8	R: 0 E: 0 K: 1 S: 6 H: 2 LOB: 3 BB: 2 P: 14	R: 3 E: 0 K: 1 S: 8 H: 3 LOB: 0 BB: 0 P: 8	R: 0 E: 0 K: 0 S: 3 H: 0 LOB: 0 BB: 0 P: 3	R: 1 E: 0 K: 0 S: 4 H: 1 LOB: 2 BB: 2 P: 12	R: 0 E: 0 K: 1 S: 5 H: 0 LOB: 0 BB: 0 P: 5	R: 1 E: 0 K: 0 S: 6 H: 3 LOB: 2 BB: 0 P: 6	R: 0 E: 0 K: 2 S: 7 H: 0 LOB: 0 BB: 0 P: 7	R: 0 E: 0 K: 1 S: 5 H: 0 LOB: 0 BB: 0 P: 5	1B: 9 2B: 1 3B: 0 HR: 1 SF: 1 SAC: 0 DP: 1 HBP: 0						

	AB	35
	R	5
	H	10
	RBI	5
	BB	4
	SO	8
	LOB	18

WP: 0 PB: 0 SB: 0 CS: 1 PA: 40

PITCHER		IP	WLS	BF	H	R	ER	SO	BB	IBB	HBP	BLK	WP	HR	S	P	ERA	WHIP
Ralph Terry, R ERA: 4.08	(1, 1)	3.0		16	6	3	3	4	2	0	0	0	0	1	22	30	9.00	2.667
Murry Dickson, R ERA: 3.35	(4, 1)	3.2	W	17	4	2	2	1	2	0	0	0	0	0	17	25	4.91	1.636
Tom Gorman, R ERA: 3.65	(7, 1)	2.1	S	7	0	0	0	3	0	0	0	0	0	0	13	13	0.00	0.000

PITCHER		IP	WLS	BF	H	R	ER	SO	BB	IBB	HBP	BLK	WP	HR	S	P	ERA	WHIP

BOTTOM

Detroit Tigers @ Kansas City Athletics

Municipal Stadium, Kansas City, MO

Fri Aug 15 1958, 8:05 PM EDT

Att. 10,460 - Unknown

Batter	1	2	3	4	5	6	7	8	9	AB	R	H	RBI	BB	SO	LOB
Bill Tuttle, R (1, 8) OBP: 0.335, SLG: 0.356	F5		HR 1-H 2-H 3B		BB 1B 1B		BB 1B 1B	6-3		3	3	1	2	2	0	0
Roger Maris, L (1, 9) OBP: 0.310, SLG: 0.453	K		HR 3-H		1B E 1-3 WP		1B 1-3 FC5-4	BB PB 1B		4	4	3	2	1	1	0
Hector Lopez, R (1, 4) OBP: 0.314, SLG: 0.375	K		F3		1B E8 WP 1-3 SF8 3-H		1B FC5-4 1-3 3-H	BB 1B 1-2		4	1	2	2	1	1	0
Bob Cery, R (1, 7) OBP: 0.375, SLG: 0.615 Whitey Herzog, L (7, PR) OBP: 0.341, SLG: 0.260 (8, 7)		K	2B		K 2-3 3-H		FC5-4 1-2f 3-H 1B	1B 1-2 2-H		4 1	0 1	1 1	1 1	0 0	2 0	2 0
Hal Smith, R (1, 5) OBP: 0.295, SLG: 0.383		6-3	K2-3		SF8 3-H		BB 1B 1-2 SF9	F2		3	1	0	1	1	1	3
Harry Simpson, L (1, 3) OBP: 0.330, SLG: 0.393		L9		6-3	L9		1B 1-3 2-H			4	0	1	1	0	0	0
Harry Chiti, R (1, 2) OBP: 0.295, SLG: 0.389			1B 3B 1B	1B		2-3	SF9 3-H			3	1	2	1	0	0	0
Joe Demaestri, R (1, 6) OBP: 0.242, SLG: 0.284			1-2 3B 1B	K		K	L5			4	1	1	0	0	2	3
Ralph Terry, R (1, 1) OBP: 0.163, SLG: 0.167 Chico Carrasquel, R (3, PH) OBP: 0.304, SLG: 0.317 Murry Dickson, R (4, 1) OBP: 0.314, SLG: 0.364 Tom Gorman, R (7, 1) OBP: 0.077, SLG: 0.077			K	K		1-3		K		0 1 2 1	0 0 0 0	0 0 0 0	0 0 0 0	0 0 0 0	0 1 1 0	0 2 1 0
Inning Stats	R: 0 E: 0 K: 2 S: 7 H: 0 LOB: 0 BB: 0 P: 7	R: 0 E: 0 K: 1 S: 5 H: 0 LOB: 0 BB: 0 P: 5	R: 4 E: 0 K: 2 S: 12 H: 5 LOB: 1 BB: 0 P: 12	R: 0 E: 0 K: 2 S: 8 H: 1 LOB: 1 BB: 0 P: 8	R: 3 E: 1 K: 1 S: 7 H: 2 LOB: 0 BB: 1 P: 11	R: 0 E: 0 K: 1 S: 5 H: 0 LOB: 0 BB: 0 P: 5	R: 4 E: 0 K: 0 S: 6 H: 3 LOB: 2 BB: 2 P: 14	R: 1 E: 0 K: 1 S: 6 H: 1 LOB: 2 BB: 2 P: 14		1B: 9 2B: 1 3B: 1 HR: 1 SF: 2 SAC: 0 DP: 0 HBP: 0						

livebaseballscorecards.com

AB	34
R	12
H	12
RBI	11
BB	5
SO	10
LOB	11

WP: 1 PB: 1 SB: 1 CS: 0 PA: 41

PITCHER		IP	WLS	BF	H	R	ER	SO	BB	IBB	HBP	BLK	WP	HR	S	P	ERA	WHIP
Billy Hoeft, L ERA: 4.31	(1, 1)	2.1		11	4	4	4	4	0	0	0	0	0	1	19	19	15.43	1.714
George Susce, R ERA: 3.86	(3, 1)	2.2	L	13	4	3	2	4	1	0	0	0	1	0	20	24	6.75	1.875
Bill Fischer, R ERA: 7.23	(6, 1)	1.1		9	3	4	4	1	2	0	0	0	0	0	9	17	27.00	3.750
Al Cicotte, R ERA: 4.42	(7, 1)	1.2		8	1	1	1	1	2	0	0	0	0	0	8	16	5.40	1.800

PITCHER	IP	WLS	BF	H	R	ER	SO	BB	IBB	HBP	BLK	WP	HR	S	P	ERA	WHIP

Batter	1	2	3	4	5	6	7	8	9	AB	R	H	RBI	BB	SO	LOB
Harvey Kuenn, R (1, 8) OBP: 0.376, SLG: 0.459	0-0 SF7 2B 1B		0-0 2B		0-0 ① 5-3	0-0 ③ 6-3 1-2 3-H			0-0 ① F4	5	1	2	0	0	0	1
Coot Veal, R (1, 6) OBP: 0.385, SLG: 0.362	0-0 1-3 2B		0-0 ① 4-3		0-0 ② F8		0-0 ① L8		4-0 BB	4	0	1	0	1	0	1
Frank Bolling, R (1, 4) OBP: 0.337, SLG: 0.399	0-0 ① SF7 3-H		0-0 ② 5-3		0-0 ③ 6-3		0-0 1B 2B		0-0 ② F2	4	1	1	1	0	0	2
Gail Harris, L (1, 3) OBP: 0.342, SLG: 0.507	0-3 ② K		0-0 ③ 4-3			0-0 HBP 1B 1B 1B	0-0 2-H 1B		0-3 ③ K	5	1	2	1	0	2	3
Al Kaline, R (1, 9) OBP: 0.359, SLG: 0.477	0-3 ③ K			0-0 ① L8		0-0 1B 1-2 1B	0-0 ② F3			4	0	1	0	0	1	2
Charlie Maxwell, L (1, 7) OBP: 0.348, SLG: 0.400		0-0 HR		0-0 2B 1B		0-0 ① HBP 1-1 1B 1B	0-0 ③ L4			4	3	3	1	0	0	1
Reno Bertoia, R (1, 5) OBP: 0.274, SLG: 0.300		0-0 ① 6-3		0-3 ② K		0-3 ② K		0-0 ① F8		4	0	0	0	0	2	3
Charlie Lau, L (1, 2) OBP: 0.259, SLG: 0.240		0-0 ② 4-3		0-0 1-H 2B		H 1-0 1B WP 1-2 2-3 HBP		0-0 ② 6-3		3	1	1	1	0	0	0
Jim Bunning, R (1, 1) OBP: 0.196, SLG: 0.220		0-0 ③ F9		0-0 ③ 1-3		0-0 WP 1-3 2-H 3-H 1B		0-3 ③ K		2	0	0	0	0	0	1
Hank Aguirre, R (5, 1) OBP: 0.267, SLG: 0.286										0	0	0	0	0	0	0
Tito Francona, L (6, PH) OBP: 0.333, SLG: 0.319										0	0	0	0	0	0	0
Johnny Groth, R (6, PH) OBP: 0.373, SLG: 0.430										1	0	1	2	0	0	0
Frank Lary, R (6, 1) OBP: 0.145, SLG: 0.133										1	0	0	0	0	1	0
Inning Stats	R: 1 E: 0 K: 2 S: 9 H: 2 LOB: 1 BB: 0 P: 9	R: 1 E: 0 K: 0 S: 4 H: 1 LOB: 0 BB: 0 P: 4	R: 0 E: 0 K: 0 S: 4 H: 1 LOB: 1 BB: 0 P: 4	R: 1 E: 0 K: 1 S: 7 H: 2 LOB: 1 BB: 0 P: 7	R: 0 E: 0 K: 0 S: 3 H: 0 LOB: 0 BB: 0 P: 3	R: 3 E: 0 K: 1 S: 8 H: 4 LOB: 1 BB: 0 P: 9	R: 1 E: 0 K: 0 S: 5 H: 2 LOB: 1 BB: 0 P: 5	R: 0 E: 0 K: 1 S: 5 H: 0 LOB: 0 BB: 0 P: 5	R: 0 E: 0 K: 1 S: 5 H: 0 LOB: 1 BB: 1 P: 9	1B: 7 2B: 4 3B: 0 HR: 1	SF: 1 SAC: 0 DP: 0 HBP: 1						

PITCHER	IP	WLS	BF	H	R	ER	SO	BB	IBB	HBP	BLK	WP	HR	S	P	ERA	WHIP
Jack Urban, R (1, 1) ERA: 5.83	5.2		26	9	6	6	4	0	0	1	0	0	1	33	34	9.53	1.588
Dick Tomanek, L (6, 1) ERA: 4.32	0.2		5	3	1	1	0	0	0	0	0	1	0	5	5	13.50	4.500
Ray Herbert, R (7, 1) ERA: 4.12	2.2	W	9	0	0	0	2	1	0	0	0	0	0	12	16	0.00	0.375

PITCHER	IP	WLS	BF	H	R	ER	SO	BB	IBB	HBP	BLK	WP	HR	S	P	ERA	WHIP

TOP

Detroit Tigers @ Kansas City Athletics

Municipal Stadium, Kansas City, MO

Sat Aug 16 1958, 8:05 PM EDT

Att. 11,713 - Unknown

livebaseballscorecards.com

AB	37
R	7
H	12
RBI	6
BB	1
SO	6
LOB	14

1B: 7	SF: 1
2B: 4	SAC: 0
3B: 0	DP: 0
HR: 1	HBP: 1

WP: 1	PA: 40
PB: 0	
SB: 0	
CS: 0	

Batter	1	2	3	4	5	6	7	8	9	AB	R	H	RBI	BB	SO	LOB
Bill Tuttle, R (1, 8) OBP: 0.338, SLG: 0.361	0-0 1B SF8 1B		0-0 ② F8		0-0 4-3 1B 2B		0-0 1B 1B 2B 1B	0-0 ② F8		5	3	3	0	0	0	0
Preston Ward, L (1, 3) OBP: 0.343, SLG: 0.399	0-0 BLK SF8 WP 1-3 1B		0-0 ③ F5		0-0 ① 4-3 2-3		0-0 1B 2B 1-2 1B	S S S 0-3 ③ K		5	2	2	0	0	1	1
Hector Lopez, R (1, 4) OBP: 0.318, SLG: 0.378	0-0 ① SF8 1-2 3-H			B B B B 4-0 2B 4-3 BB	0-0 G3 3-H 1B		0-0 2B 1-2 2-3 1B			2	2	2	2	1	0	0
Roger Maris, L (1, 9) OBP: 0.312, SLG: 0.459	0-0 ② F3 2-3			0-0 4-3 E 1-3 2B	0-0 G3 1-2		0-0 L9 E6 1-H 2-H 3-H 2B			4	1	2	3	0	0	2
Harry Simpson, L (1, 7) OBP: 0.324, SLG: 0.385 Whitey Herzog, L (8, 7) OBP: 0.341, SLG: 0.260	0-0 ③ L8 3-H			0-0 ① 4-3 2-3 3-H	0-0 ③ 1-3		0-0 ① L9 2-3			4 0	0 0	0 0	1 0	0 0	0 0	3 0
Hal Smith, R (1, 5) OBP: 0.289, SLG: 0.374		0-0 ① 5-3	0-0 ② F8 3-H		S S S 0-3 ① K		0-0 FC6 E			4	0	0	0	0	1	1
Harry Chiti, R (1, 2) OBP: 0.294, SLG: 0.386		S S S 0-3 ② K	0-0 BB 1B		0-0 ② 6-3		0-0 ② E6 1-3 3-H			4	0	1	0	0	1	2
Joe Demaestri, R (1, 6) OBP: 0.242, SLG: 0.282		0-0 ③ 5-3	B B B B 4-0 1-2 BB		0-0 E6		0-0 ③ 6-3			3	0	0	0	1	0	2
Jack Urban, R (1, 1) OBP: 0.195, SLG: 0.175 Dick Tomanek, L (6, 1) OBP: 0.214, SLG: 0.308 Ray Herbert, R (7, 1) OBP: 0.294, SLG: 0.267			0-0 ① F5	S S S 0-3 ③ K		0-0 ③ F8		0-0 ① L9		2 1 1	0 0 0	0 0 0	0 0 0	0 0 0	1 0 0	2 1 0
Inning Stats	R: 2 E: 0 K: 0 S: 5 H: 2 LOB: 0 BB: 0 P: 5	R: 0 E: 0 K: 1 S: 5 H: 0 LOB: 0 BB: 0 P: 5	R: 0 E: 0 K: 0 S: 3 H: 0 LOB: 0 BB: 0 P: 3	R: 2 E: 1 K: 1 S: 7 H: 2 LOB: 2 BB: 2 P: 15	R: 1 E: 0 K: 0 S: 5 H: 2 LOB: 1 BB: 0 P: 5	R: 0 E: 1 K: 1 S: 6 H: 0 LOB: 1 BB: 0 P: 6	R: 3 E: 1 K: 0 S: 8 H: 4 LOB: 2 BB: 0 P: 8	R: 0 E: 0 K: 1 S: 5 H: 0 LOB: 0 BB: 0 P: 5		1B: 7 2B: 3 3B: 0 HR: 0	SF: 1 SAC: 0 DP: 0 HBP: 0					

PITCHER		IP	WLS	BF	H	R	ER	SO	BB	IBB	HBP	BLK	WP	HR	S	P	ERA	WHIP
Jim Bunning, R ERA: 4.04	(1, 1)	4.1		21	6	5	5	2	2	0	0	1	1	0	23	31	10.38	1.846
Hank Aguirre, L ERA: 3.88	(5, 1)	0.2		2	0	0	0	0	0	0	0	0	0	0	2	2	0.00	0.000
Frank Lary, R ERA: 3.46	(6, 1)	3.0	L	15	4	3	3	2	0	0	0	0	0	0	19	19	9.00	1.333

PITCHER	IP	WLS	BF	H	R	ER	SO	BB	IBB	HBP	BLK	WP	HR	S	P	ERA	WHIP

BOTTOM

Detroit Tigers @ Kansas City Athletics

Municipal Stadium, Kansas City, MO

Sat Aug 16 1958, 8:05 PM EDT

Att. 11,713 - Unknown

livebaseballscorecards.com

AB	35
R	8
H	10
RBI	6
BB	2
SO	4
LOB	14

WP: 1	PA: 38		
PB: 0			
SB: 0			
CS: 0			

Batter	1	2	3	4	5	6	7	8	9	AB	R	H	RBI	BB	SO	LOB
Harvey Kuenn, R (1, 8) OBP: 0.374, SLG: 0.460	L7		4-3 1B 2B		F8			F9		4	1	1	0	0	0	0
Coot Veal, R (1, 6) OBP: 0.377, SLG: 0.355	6-3		4-3 2-3		5-3			1B		4	0	1	0	0	0	1
Frank Bolling, R (1, 4) OBP: 0.339, SLG: 0.399	BB		1B 3-H		F8			F2		3	0	1	1	1	0	1
Gail Harris, L (1, 3) OBP: 0.337, SLG: 0.500	4-3		F7			F9		F5		4	0	0	0	0	0	3
Al Kaline, R (1, 9) OBP: 0.356, SLG: 0.472		L5-3	L1-3			L4			F7	4	0	0	0	0	0	1
Charlie Maxwell, L (1, 7) OBP: 0.346, SLG: 0.401		2B		E3 G6-4-3 HBP		K			4-3	4	0	1	0	0	1	0
Reno Bertoia, R (1, 5) OBP: 0.278, SLG: 0.297		BB		1-0 G6-4-3 1-2 HBP			K		6-3	2	0	0	0	1	1	0
Red Wilson, R (1, 2) OBP: 0.392, SLG: 0.375		F5		G6-4-3 1-2f 2-3			4-1			3	0	0	0	0	0	4
Paul Foytack, R (1, 1) OBP: 0.340, SLG: 0.306		L4		K			K			3	0	0	0	0	2	3
Inning Stats	R: 0 H: 0 E: 0 LOB: 1 K: 0 BB: 1 S: 3 P: 7	R: 0 H: 1 E: 0 LOB: 2 K: 0 BB: 1 S: 4 P: 8	R: 1 H: 2 E: 0 LOB: 1 K: 0 BB: 0 S: 5 P: 5	R: 0 H: 0 E: 1 LOB: 1 K: 1 BB: 0 S: 5 P: 6	R: 0 H: 0 E: 0 LOB: 0 K: 0 BB: 0 S: 3 P: 3	R: 0 H: 0 E: 0 LOB: 0 K: 1 BB: 0 S: 5 P: 5	R: 0 H: 0 E: 0 LOB: 0 K: 2 BB: 0 S: 7 P: 7	R: 0 H: 1 E: 0 LOB: 1 K: 0 BB: 0 S: 4 P: 4	R: 0 H: 0 E: 0 LOB: 0 K: 0 BB: 0 S: 3 P: 3	1B: 2 SF: 0 2B: 2 SAC: 0 3B: 0 DP: 1 HR: 0 HBP: 1						

TOP

Detroit Tigers @ Kansas City Athletics

Municipal Stadium, Kansas City, MO

Sun Aug 17 1958, 4:33 AM EDT

Att. 14,766 - Unknown

livebaseballscorecards.com

AB	31
R	1
H	4
RBI	1
BB	2
SO	4
LOB	13

PITCHER	IP	WLS	BF	H	R	ER	SO	BB	IBB	HBP	BLK	WP	HR	S	P	ERA	WHIP
Bob Grim, R (1, 1) ERA: 4.18	9.0	W	34	4	1	1	4	2	0	1	0	0	0	39	48	1.00	0.667

PITCHER	IP	WLS	BF	H	R	ER	SO	BB	IBB	HBP	BLK	WP	HR	S	P	ERA	WHIP

Detroit Tigers @ Kansas City Athletics

Municipal Stadium, Kansas City, MO

Sun Aug 17 1958, 4:33 AM EDT

Att. 14,766 - Unknown

livebaseballscorecards.com

BOTTOM

Batter	1	2	3	4	5	6	7	8	9	AB	R	H	RBI	BB	SO	LOB
Bill Tuttle, R (1, 8) OBP: 0.337, SLG: 0.360	F7			CS, 1B		FC6-4, 1-2f		F8		4	0	1	0	0	0	1
Preston Ward, L (1, 3) OBP: 0.342, SLG: 0.401	F5			F8			L9	2B		4	0	1	0	0	0	1
Hector Lopez, R (1, 4) OBP: 0.317, SLG: 0.384	L9			1-3, 1-2			HR	6-3		4	1	1	1	0	0	2
Roger Maris, L (1, 9) OBP: 0.310, SLG: 0.455		L9			4-3		L9			3	0	0	0	0	0	0
Harry Simpson, L (1, 7) OBP: 0.325, SLG: 0.381 Whitey Herzog, L (8, 7) OBP: 0.341, SLG: 0.260		6-3			F7		BBBB, 4-0, 1B, HR	BB		2 0	1 0	0 0	0 0	1 0	0 0	0 0
Hal Smith, R (1, 5) OBP: 0.290, SLG: 0.374		4-3			SSS, K		1-3, HR	1B		3	1	1	0	0	1	0
Harry Chiti, R (1, 2) OBP: 0.295, SLG: 0.402			SSS, K			L9	HR, 1-H, 3-H			3	1	1	3	0	1	0
Joe Demaestri, R (1, 6) OBP: 0.240, SLG: 0.279			F4			6-3	SSS, K			3	0	0	0	0	1	0
Bob Grim, R (1, 1) OBP: 0.133, SLG: 0.071			SSS, K			FC6-4, 1B		4-3		3	0	1	0	0	1	0
Inning Stats	R: 0 E: 0 K: 0 S: 3 H: 0 LOB: 0 BB: 0 P: 3	R: 0 E: 0 K: 0 S: 3 H: 0 LOB: 0 BB: 0 P: 3	R: 0 E: 0 K: 2 S: 7 H: 0 LOB: 0 BB: 0 P: 7	R: 0 E: 0 K: 0 S: 3 H: 1 LOB: 0 BB: 0 P: 3	R: 0 E: 0 K: 1 S: 5 H: 0 LOB: 0 BB: 0 P: 5	R: 0 E: 0 K: 0 S: 4 H: 1 LOB: 1 BB: 0 P: 4	R: 4 E: 0 K: 1 S: 8 H: 3 LOB: 0 BB: 1 P: 12	R: 0 E: 0 K: 0 S: 4 H: 1 LOB: 1 BB: 0 P: 4		1B: 3 2B: 1 3B: 0 HR: 2 SF: 0 SAC: 0 DP: 0 HBP: 0				WP: 0 PB: 0 SB: 0 CS: 1 PA: 30	

	AB	29
	R	4
	H	6
	RBI	4
	BB	1
	SO	4
	LOB	4

PITCHER	IP	WLS	BF	H	R	ER	SO	BB	IBB	HBP	BLK	WP	HR	S	P	ERA	WHIP
Paul Foytack, R (1, 1) ERA: 4.23	8.0	L	30	6	4	4	4	1	0	0	0	0	2	37	41	4.50	0.875

PITCHER	IP	WLS	BF	H	R	ER	SO	BB	IBB	HBP	BLK	WP	HR	S	P	ERA	WHIP

Kansas City Athletics @ Baltimore Orioles

Memorial Stadium, Baltimore, MD

Mon Aug 18 1958, 3:33 AM EDT

Att. 4,741 - Unknown

TOP

livebaseballscorecards.com

Batter	1	2	3	4	5	6	7	8	9	AB	R	H	RBI	BB	SO	LOB
Bill Tuttle, R (1, 8) OBP: 0.334, SLG: 0.357	F4		F6		F8		G6-4-3 1-2f			4	0	0	0	0	0	3
Preston Ward, L (1, 3) OBP: 0.341, SLG: 0.399	G3		L8-3 1-2			1B SH2-4 1B		F7		4	0	1	0	0	0	1
Hector Lopez, R (1, 4) OBP: 0.315, SLG: 0.382	E5			F9		SH2-4 1-2		4-3		3	0	0	0	0	0	0
Roger Maris, L (1, 9) OBP: 0.311, SLG: 0.463	F3			1B SF9 1B		F6		HR		4	2	2	1	0	0	2
Harry Simpson, L (1, 7) OBP: 0.332, SLG: 0.388		K		1-3 1B		2-3 1B		1B		4	0	3	0	0	1	0
Hal Smith, R (1, 5) OBP: 0.284, SLG: 0.368		K		SF9 3-H		F8		F9		3	0	0	1	0	1	3
Harry Chiti, R (1, 2) OBP: 0.301, SLG: 0.403		BB		K			F9 1B 1B	4-3		2	0	1	0	1	1	1
Frank House, L (9, PH) OBP: 0.301, SLG: 0.402										1	0	0	0	0	0	0
Joe Demaestri, R (1, 6) OBP: 0.241, SLG: 0.280		L7			F3		G6-4-3 1-2 1B	K		3	0	1	0	0	0	1
Whitey Herzog, L (9, PH) OBP: 0.337, SLG: 0.257										1	0	0	0	1	0	0
Ralph Terry, R (1, 1) OBP: 0.176, SLG: 0.180			L8-3 1B		4-3		F9 2-3	L8		2	0	1	0	0	0	0
Ray Herbert, R (6, 1) OBP: 0.294, SLG: 0.267										0	0	0	0	0	0	0
Bob Martyn, L (7, PH) OBP: 0.346, SLG: 0.423										1	0	0	0	0	0	2
Walt Craddock, R (7, 1)										0	0	0	0	0	0	0
Bob Cerv, R (9, PH) OBP: 0.374, SLG: 0.613										1	0	0	0	0	0	0
Inning Stats	R: 0 E: 1 K: 0 S: 4 H: 0 LOB: 1 BB: 0 P: 4	R: 0 E: 0 K: 2 S: 7 H: 0 LOB: 1 BB: 1 P: 11	R: 0 E: 0 K: 0 S: 3 H: 1 LOB: 0 BB: 0 P: 3	R: 1 E: 0 K: 1 S: 7 H: 2 LOB: 1 BB: 0 P: 7	R: 0 E: 0 K: 0 S: 3 H: 0 LOB: 0 BB: 0 P: 3	R: 0 E: 0 K: 0 S: 5 H: 2 LOB: 2 BB: 0 P: 5	R: 0 E: 0 K: 0 S: 4 H: 2 LOB: 1 BB: 0 P: 4	R: 1 E: 0 K: 0 S: 5 H: 2 LOB: 1 BB: 0 P: 5	R: 0 E: 0 K: 1 S: 5 H: 0 LOB: 0 BB: 0 P: 5	1B: 8 2B: 1 3B: 0 HR: 1 SF: 1 SAC: 1 DP: 2 HBP: 0						

	AB	33
	R	2
	H	9
	RBI	2
	BB	1
	SO	4
	LOB	13

WP: 0 PB: 0 SB: 0 CS: 0 PA: 36

PITCHER	IP	WLS	BF	H	R	ER	SO	BB	IBB	HBP	BLK	WP	HR	S	P	ERA	WHIP
Hal Brown, R (1, 1) ERA: 3.34	9.0	W	36	9	2	2	4	1	0	0	0	0	1	43	47	2.00	1.111

PITCHER	IP	WLS	BF	H	R	ER	SO	BB	IBB	HBP	BLK	WP	HR	S	P	ERA	WHIP

Batter	1	2	3	4	5	6	7	8	9	AB	R	H	RBI	BB	SO	LOB
Dick Williams, R (1, 8) (8, 7) OBP: 0.349, SLG: 0.369	F3		SH1-4 1-2 2-3		F3	HR 1-H 2-H				3	1	1	3	0	0	0
Bob Boyd, L (1, 3) OBP: 0.342, SLG: 0.449	K		FC S 2-3 3-H			HR 1B 4-3				4	1	1	1	0	1	1
Gene Woodling, L (1, 7) OBP: 0.393, SLG: 0.429 Jim Busby, R (8, 8) OBP: 0.300, SLG: 0.303	BB		K 1-2			HR 1-H	G3			3 0	1 0	1 0	2 0	1 0	1 0	2 0
Gus Triandos, R (1, 2) OBP: 0.329, SLG: 0.478	5-3		K			6-3	F4			4	0	0	0	0	1	3
Joe Taylor, R (1, 9) OBP: 0.306, SLG: 0.411 Al Pilarcik, L (8, 9) OBP: 0.306, SLG: 0.306		F5	K			1B E 1B	K			4 0	1 0	1 0	0 0	0 0	2 0	0 0
Brooks Robinson, R (1, 5) OBP: 0.299, SLG: 0.330		K	F5			F6		F2		4	0	0	0	0	1	1
Billy Gardner, R (1, 4) OBP: 0.281, SLG: 0.314		F7	K			E 1B 1-3 1B		4-3		4	1	1	0	0	1	0
Willy Miranda, S (1, 6) OBP: 0.240, SLG: 0.231			SH1-4 HBP FC 1B		F5	E9 1B 1-3 HR 3-H 1B		F9		4	2	2	1	0	0	0
Hal Brown, R (1, 1) OBP: 0.250, SLG: 0.263			FC SH1-4 1-2 HBP		F7	HR 1-2 3-H 1B				2	1	1	1	0	0	0
Inning Stats	R: 0 H: 0 E: 0 LOB: 1 K: 1 BB: 1 S: 5 P: 9	R: 0 H: 0 E: 0 LOB: 0 K: 1 BB: 0 S: 5 P: 5	R: 1 H: 1 E: 0 LOB: 2 K: 2 BB: 0 S: 9 P: 10	R: 0 H: 0 E: 0 LOB: 0 K: 2 BB: 0 S: 7 P: 7	R: 0 H: 0 E: 0 LOB: 0 K: 0 BB: 0 S: 3 P: 3	R: 7 H: 7 E: 1 LOB: 0 K: 0 BB: 0 S: 10 P: 10	R: 0 H: 0 E: 0 LOB: 0 K: 1 BB: 0 S: 5 P: 5	R: 0 H: 0 E: 0 LOB: 0 K: 0 BB: 0 S: 3 P: 3		1B: 6 SF: 0 2B: 0 SAC: 1 3B: 0 DP: 0 HR: 2 HBP: 1				WP: 0 PA: 35 PB: 0 SB: 1 CS: 0		

PITCHER	IP	WLS	BF	H	R	ER	SO	BB	IBB	HBP	BLK	WP	HR	S	P	ERA	WHIP
Ralph Terry, R (1, 1) ERA: 4.28	5.2	L	26	6	6	6	6	1	0	1	0	0	1	36	41	9.53	1.235
Ray Herbert, R (6, 1) ERA: 4.27	0.1		3	2	2	2	0	0	0	0	0	0	1	3	3	54.00	6.000
Walt Craddock, L (7, 1) ERA: 4.72	2.0		6	0	0	0	1	0	0	0	0	0	0	8	8	0.00	0.000

PITCHER	IP	WLS	BF	H	R	ER	SO	BB	IBB	HBP	BLK	WP	HR	S	P	ERA	WHIP

BOTTOM

Kansas City Athletics @ Baltimore Orioles

Memorial Stadium, Baltimore, MD

Mon Aug 18 1958, 3:33 AM EDT

Att. 4,741 - Unknown

livebaseballscorecards.com

AB	32
R	8
H	8
RBI	8
BB	1
SO	7
LOB	7

Batter	1	2	3	4	5	6	7	8	9	AB	R	H	RBI	BB	SO	LOB
Whitey Herzog, L (1, 3) OBP: 0.330, SLG: 0.244	F5			F7		BB 1B 1B	1-3 2-3		K	4	1	0	0	1	1	1
Bob Martyn, L (1, 9) (8, 7) OBP: 0.347, SLG: 0.429	6-3			4-3		1-2 1B 1B	1B 3-H 2B		4-3	5	1	2	1	0	0	0
Hector Lopez, R (1, 4) OBP: 0.319, SLG: 0.384	5-3			BB HBP		1-3 2-H 1B 1B	2-H 1B			3	1	2	1	0	0	0
Roger Maris, L (1, 8) (8, 9) OBP: 0.313, SLG: 0.462		F8		1-2 BB		1-3 3-H 1B 1B		3-1		3	0	1	1	1	0	0
Harry Simpson, L (1, 7) OBP: 0.331, SLG: 0.386 Bill Tuttle, R (8, PR) (8, 8) OBP: 0.334, SLG: 0.357		F8		4-3		K		HBP 1B		4 0	0 0	1 0	0 0	0 0	1 0	4 0
Hal Smith, R (1, 5) OBP: 0.288, SLG: 0.367	4-3		K	1-3 3-H 1B		1-2 HBP				3	0	1	1	0	1	0
Frank House, L (1, 2) OBP: 0.295, SLG: 0.393		G3	G3	F6		F7				4	0	0	0	0	0	4
Joe Demaestri, R (1, 6) OBP: 0.241, SLG: 0.282	5-3		F6	1-3 2B 2B		K				4	1	1	0	0	1	2
Ned Garver, R (1, 1) OBP: 0.190, SLG: 0.186	K			6-3	K				5-3	4	0	0	0	0	2	1
Inning Stats	R: 0 E: 0 K: 0 S: 3 H: 0 LOB: 0 BB: 0 P: 3	R: 0 E: 0 K: 0 S: 3 H: 0 LOB: 0 BB: 0 P: 3	R: 0 E: 0 K: 1 S: 5 H: 0 LOB: 0 BB: 0 P: 5	R: 0 E: 0 K: 0 S: 3 H: 0 LOB: 2 BB: 1 P: 8	R: 0 E: 0 K: 1 S: 5 H: 0 LOB: 0 BB: 0 P: 5	R: 3 E: 0 K: 1 S: 9 H: 4 LOB: 2 BB: 1 P: 13	R: 1 E: 0 K: 1 S: 7 H: 3 LOB: 2 BB: 0 P: 7	R: 0 E: 0 K: 1 S: 6 H: 1 LOB: 2 BB: 0 P: 7	R: 0 E: 0 K: 1 S: 5 H: 0 LOB: 0 BB: 0 P: 5	1B: 6 2B: 2 3B: 0 HR: 0 SF: 0 SAC: 0 DP: 0 HBP: 2						

TOP

Kansas City Athletics @ Baltimore Orioles

Memorial Stadium, Baltimore, MD

Tue Aug 19 1958, 3:33 AM EDT

Unknown

livebaseballscorecards.com

AB	34
R	4
H	8
RBI	4
BB	2
SO	6
LOB	12

PITCHER		IP	WLS	BF	H	R	ER	SO	BB	IBB	HBP	BLK	WP	HR	S	P	ERA	WHIP
Milt Pappas, R ERA: 4.3	(1, 1)	6.2	L	29	6	4	4	4	2	0	1	0	0	0	34	43	5.40	1.200
Charlie Beamon, R ERA: 4.7	(7, 1)	1.1		6	2	0	0	1	0	0	1	0	0	0	7	8	0.00	1.500
Ken Lehman, L ERA: 3.12	(9, 1)	1.0		3	0	0	0	1	0	0	0	0	0	0	5	5	0.00	0.000

PITCHER		IP	WLS	BF	H	R	ER	SO	BB	IBB	HBP	BLK	WP	HR	S	P	ERA	WHIP

WP	0
PB	0
SB	0
CS	0
PA	38

Batter	1	2	3	4	5	6	7	8	9	AB	R	H	RBI	BB	SO	LOB
Dick Williams, R (1, 8) OBP: 0.351, SLG: 0.371	5-3		1B			L3 1B		6-3		4	0	2	0	0	0	0
Bob Boyd, L (1, 3) OBP: 0.338, SLG: 0.443	F8		3-4-3			L3 1-2		1-3		4	0	0	0	0	0	2
Gene Woodling, L (1, 7) OBP: 0.391, SLG: 0.425	6-3			F8		BB			F7	3	0	0	0	1	0	0
Joe Ginsberg, L (1, 2) OBP: 0.313, SLG: 0.329		F2		1-3		L8			K	4	0	0	0	0	1	1
Joe Taylor, R (1, 9) OBP: 0.288, SLG: 0.383		K		F7			L4		F2	4	0	0	0	0	1	0
Brooks Robinson, R (1, 5) OBP: 0.301, SLG: 0.332		1B			6-3		E 1B			3	1	2	0	0	0	0
Billy Gardner, R (1, 4) OBP: 0.280, SLG: 0.312		F5			F4		E4 4-3-6 1-H			3	0	0	0	0	0	1
Willy Miranda, S (1, 6) OBP: 0.242, SLG: 0.233			F8		1B		4-3-6 1-2f			3	0	1	0	0	0	1
Milt Pappas, R (1, 1) OBP: 0.188, SLG: 0.344			5-3		F8			F4		2	0	0	0	0	0	1
Charlie Beamon, R (7, 1)										0	0	0	0	0	0	0
Al Pilarcik, L (8, PH) OBP: 0.306, SLG: 0.305										1	0	0	0	0	0	0
Ken Lehman, L (9, 1) OBP: 0.071, SLG: 0.071										0	0	0	0	0	0	0
Inning Stats	R: 0 E: 0 K: 0 S: 3 H: 0 LOB: 0 BB: 0 P: 3	R: 0 E: 0 K: 1 S: 6 H: 1 LOB: 1 BB: 0 P: 6	R: 0 E: 0 K: 0 S: 4 H: 1 LOB: 1 BB: 0 P: 4	R: 0 E: 0 K: 0 S: 3 H: 0 LOB: 0 BB: 0 P: 3	R: 0 E: 0 K: 0 S: 4 H: 1 LOB: 1 BB: 0 P: 4	R: 0 E: 0 K: 0 S: 3 H: 1 LOB: 1 BB: 1 P: 7	R: 1 E: 1 K: 0 S: 4 H: 1 LOB: 0 BB: 0 P: 4	R: 0 E: 0 K: 0 S: 3 H: 0 LOB: 0 BB: 0 P: 3	R: 0 E: 0 K: 1 S: 5 H: 0 LOB: 0 BB: 0 P: 5	1B: 5 2B: 2 3B: 0 HR: 0	SF: 0 SAC: 0 DP: 2 HBP: 0						

PITCHER	IP	WLS	BF	H	R	ER	SO	BB	IBB	HBP	BLK	WP	HR	S	P	ERA	WHIP
Ned Garver, R (1, 1) ERA: 3.76	9.0	W	32	5	1	0	2	1	0	0	0	0	0	35	39	0.00	0.667

PITCHER	IP	WLS	BF	H	R	ER	SO	BB	IBB	HBP	BLK	WP	HR	S	P	ERA	WHIP

BOTTOM

Kansas City Athletics @ Baltimore Orioles

Memorial Stadium, Baltimore, MD

Tue Aug 19 1958, 3:33 AM EDT

Unknown

livebaseballscorecards.com

AB	31
R	1
H	5
RBI	0
BB	1
SO	2
LOB	6

1B: 5 2B: 2 3B: 0 HR: 0

SF: 0 SAC: 0 DP: 2 HBP: 0

WP: 0 PB: 0 SB: 0 CS: 0

PA: 32

Batter	1	2	3	4	5	6	7	8	9	AB	R	H	RBI	BB	SO	LOB
Whitey Herzog, L (1, 3) OBP: 0.344, SLG: 0.289	0-0 2B 3B		0-0 ① F7	0-0 ③ 2-H 1B			S S S 0-3 ① K		x 0-0 1B 1B	5	1	3	1	0	1	0
Bob Martyn, L (1, 9) (8, 7) OBP: 0.354, SLG: 0.439	0-0 5-3 3-H 2B		0-0 FC4-6 1B		0-0 L6-3 1B		0-0 ② L5		0-0 ① F7	5	0	3	1	0	0	1
Hector Lopez, R (1, 4) OBP: 0.318, SLG: 0.380	0-0 ① 5-3 2-3		0-0 ② FC4-6 1-2f		0-0 ① ② L6-3 1-2		B B B B 4-0 BB		0-0 ② F8	4	0	0	0	1	0	4
Roger Maris, L (1, 8) (8, 9) OBP: 0.312, SLG: 0.459	0-0 ② F8		0-0 ③ F4		S S S 0-3 ③ K		0-0 ③ F9		0-0 1B 1-2 1B	5	0	1	0	0	1	3
Harry Simpson, L (1, 7) OBP: 0.333, SLG: 0.393 Bill Tuttle, R (8, PR) (8, 8) OBP: 0.335, SLG: 0.358	0-0 ③ F3			0-0 BB E 1B		0-0 ① F8		0-0 1B 2B	0-0 1-2 2-3 1B	4	1	2	0	0	0	1
										1	1	1	0	0	0	0
Hal Smith, R (1, 5) OBP: 0.291, SLG: 0.365		S S S 0-3 ① K		B B B B 4-0 1B 1-2 E BB		0-0 ② F8		0-0 1-3 SH3 2-H 1B	0-0 ③ F9	4	1	1	1	1	1	3
Harry Chiti, R (1, 2) OBP: 0.306, SLG: 0.408		0-0 ② F4		0-0 E7 1B 1-H 2-H 1B		0-0 1B 1B		0-0 ① SH3 1-2		3	1	2	1	0	0	0
Joe Demaestri, R (1, 6) OBP: 0.244, SLG: 0.294		0-0 HR		0-0 ① F9		0-0 1-3 1B		0-0 ② 1-3 2-3		4	1	2	1	0	0	2
Murry Dickson, R (1, 1) OBP: 0.297, SLG: 0.343		0-0 ③ F6		0-0 ② F2		0-0 ③ 4-3		S S S 0-3 ③ K		2	0	0	0	0	0	1
Preston Ward, L (6, PH) OBP: 0.340, SLG: 0.398										1	0	0	0	0	0	2
Tom Gorman, R (6, 1) OBP: 0.071, SLG: 0.071										1	0	0	0	0	1	2
Inning Stats	R: 1 E: 0 K: 0 S: 5 H: 2 LOB: 1 BB: 0 P: 5	R: 1 E: 0 K: 1 S: 6 H: 1 LOB: 0 BB: 0 P: 6	R: 0 E: 0 K: 0 S: 4 H: 1 LOB: 1 BB: 0 P: 4	R: 3 E: 1 K: 0 S: 5 H: 3 LOB: 2 BB: 1 P: 9	R: 0 E: 0 K: 1 S: 5 H: 1 LOB: 0 BB: 0 P: 5	R: 0 E: 0 K: 0 S: 5 H: 2 LOB: 2 BB: 0 P: 5	R: 0 E: 0 K: 1 S: 5 H: 0 LOB: 1 BB: 1 P: 9	R: 1 E: 0 K: 1 S: 7 H: 2 LOB: 2 BB: 0 P: 7	R: 0 E: 0 K: 0 S: 6 H: 3 LOB: 3 BB: 0 P: 6	1B: 11 2B: 3 3B: 1 HR: 1	SF: 0 SAC: 1 DP: 1 HBP: 0						

TOP

Kansas City Athletics @ Baltimore Orioles

Memorial Stadium, Baltimore, MD

Tue Aug 19 1958, 3:38 AM EDT

Att. 11,334 - Unknown

livebaseballscorecards.com

AB	39
R	6
H	15
RBI	5
BB	2
SO	4
LOB	19

PITCHER		IP	WLS	BF	H	R	ER	SO	BB	IBB	HBP	BLK	WP	HR	S	P	ERA	WHIP
Arnie Portocarrero, R ERA: 3.01	(1, 1)	6.0	L	27	10	5	4	2	1	0	0	0	0	1	30	34	6.00	1.833
Billy Loes, R ERA: 3.91	(7, 1)	3.0		15	5	1	1	2	1	0	0	0	0	0	18	22	3.00	2.000

PITCHER	IP	WLS	BF	H	R	ER	SO	BB	IBB	HBP	BLK	WP	HR	S	P	ERA	WHIP

Batter	1	2	3	4	5	6	7	8	9	AB	R	H	RBI	BB	SO	LOB
Dick Williams, R (1, 8) (9, 5) OBP: 0.348, SLG: 0.368	F9 ①		E 3-1 1B ①		6-3 ①		F7 ①		F8 ②	5	1	1	0	0	0	0
Bob Boyd, L (1, 3) OBP: 0.336, SLG: 0.439	BB 1B		E3 3-1 1-3 1B		E4 HR		1-3 ②		F7 ③	5	2	1	0	0	0	1
Gene Woodling, L (1, 7) OBP: 0.392, SLG: 0.435	F4 ②		3-1 ① 2-3 3-H		1-H HR		1B			4	1	2	3	0	0	2
Gus Triandos, R (1, 2) OBP: 0.329, SLG: 0.474	B B B B FC6-4 1-2 BB		F3 ②		F4 ②		F6 ③			3	0	0	0	1	0	2
Joe Taylor, R (1, 9) OBP: 0.300, SLG: 0.391	FC6-4 ③ 1-2f		1B 3-H		FC6-4 1B			S S S K ①		4	0	2	1	0	1	2
Brooks Robinson, R (1, 5) (9, 4) OBP: 0.301, SLG: 0.332		1B	S S S K ③		FC6-4 ③ 1-2f			S S S K ②		4	0	1	0	0	2	2
Billy Gardner, R (1, 4) OBP: 0.278, SLG: 0.310 Al Pilarcik, L (8, PH) (9, 8) OBP: 0.307, SLG: 0.307		L4 ①		F6 ①		F6 ①		1B		3 1	0 0	0 1	0 0	0 0	0 0	1 0
Willy Miranda, S (1, 6) OBP: 0.238, SLG: 0.229 Joe Ginsberg, L (8, PH) OBP: 0.310, SLG: 0.326 Foster Castleman, R (9, 6) OBP: 0.260, SLG: 0.248		F8 ②		S S S K ②		L6 ②		4-3 ③		3 1 0	0 0 0	0 0 0	0 0 0	0 0 0	1 0 0	1 1 0
Arnie Portocarrero, R (1, 1) OBP: 0.200, SLG: 0.208 Jim Marshall, L (6, PH) OBP: 0.278, SLG: 0.347 Billy Loes, R (7, 1) OBP: 0.107, SLG: 0.077 Jack Harshman, L (9, PH) OBP: 0.316, SLG: 0.379		4-3 ③		F9 ③		G3 ③			F3 ①	2 1 0 1	0 0 0 0	0 0 0 0	0 0 0 0	0 0 0 0	0 0 0 0	1 0 0 0
Inning Stats	R: 0 E: 0 K: 0 S: 4 H: 1 LOB: 2 BB: 1 P: 8	R: 0 E: 0 K: 0 S: 4 H: 1 LOB: 1 BB: 0 P: 4	R: 2 E: 1 K: 1 S: 8 H: 2 LOB: 1 BB: 0 P: 8	R: 0 E: 0 K: 1 S: 5 H: 0 LOB: 0 BB: 0 P: 5	R: 2 E: 1 K: 0 S: 6 H: 2 LOB: 1 BB: 0 P: 6	R: 0 E: 0 K: 0 S: 3 H: 0 LOB: 0 BB: 0 P: 3	R: 0 E: 0 K: 0 S: 4 H: 1 LOB: 1 BB: 0 P: 4	R: 0 E: 0 K: 2 S: 8 H: 1 LOB: 1 BB: 0 P: 8	R: 0 E: 0 K: 0 S: 3 H: 0 LOB: 0 BB: 0 P: 3	1B: 7 2B: 0 3B: 0 HR: 1	SF: 0 SAC: 0 DP: 0 HBP: 0						WP: 0 PB: 0 SB: 0 CS: 0	PA: 38

PITCHER	IP	WLS	BF	H	R	ER	SO	BB	IBB	HBP	BLK	WP	HR	S	P	ERA	WHIP
Murry Dickson, R (1, 1) ERA: 3.27	5.0	W	24	6	4	1	2	1	0	0	0	0	1	27	31	1.80	1.400
Tom Gorman, R (6, 1) ERA: 3.45	4.0	S	14	2	0	0	2	0	0	0	0	0	0	18	18	0.00	0.500

PITCHER	IP	WLS	BF	H	R	ER	SO	BB	IBB	HBP	BLK	WP	HR	S	P	ERA	WHIP

BOTTOM

Kansas City Athletics @ Baltimore Orioles

Memorial Stadium, Baltimore, MD

Tue Aug 19 1958, 3:38 AM EDT

Att. 11,334 - Unknown

livebaseballscorecards.com

AB	37
R	4
H	8
RBI	4
BB	1
SO	4
LOB	13

Batter	1	2	3	4	5	6	7	8	9	AB	R	H	RBI	BB	SO	LOB
Bob Martyn, L (1, 9) (8, 7) OBP: 0.352, SLG: 0.435	F4		5-3			K		BB, 1B		4	1	1	1	0	1	1
Roger Maris, L (1, 8) (8, 9) OBP: 0.309, SLG: 0.455	F6			G3		F8		F3		4	0	0	0	0	0	3
Hector Lopez, R (1, 4) OBP: 0.319, SLG: 0.378	K			6-3		BB		G3, 1B, BB		2	0	0	0	2	1	0
Bob Cerv, R (1, 7) OBP: 0.373, SLG: 0.610 Bob Grim, R (8, 1) OBP: 0.133, SLG: 0.071		F6		K		FC5		G3, 1B		4 0	0 0	1 0	2 0	0 0	1 0	2 0
Harry Simpson, L (1, 3) OBP: 0.332, SLG: 0.390		F5			1B		K	G3		4	0	1	0	0	1	2
Hal Smith, R (1, 5) OBP: 0.290, SLG: 0.368		2B			F3		F6	F8		4	0	1	0	0	0	3
Harry Chiti, R (1, 2) OBP: 0.300, SLG: 0.399		5-3			K		F2		F6	4	0	0	0	0	1	2
Joe Demaestri, R (1, 6) OBP: 0.244, SLG: 0.293			K		4-3			E, 1B	F9	4	1	1	0	0	1	1
Walt Craddock, R (1, 1) Ray Herbert, R (3, 1) OBP: 0.314, SLG: 0.267 Bill Tuttle, R (8, PH) (8, 8) OBP: 0.334, SLG: 0.357			L7			FC5, BB		E4, 1B	F8	1 0 2	0 0 1	0 0 0	0 0 0	0 1 0	0 0 0	0 0 1
Inning Stats	R: 0 H: 0 E: 0 LOB: 0 K: 1 BB: 0 S: 5 P: 5	R: 0 H: 1 E: 0 LOB: 1 K: 0 BB: 0 S: 4 P: 4	R: 0 H: 0 E: 0 LOB: 0 K: 1 BB: 0 S: 5 P: 5	R: 0 H: 0 E: 0 LOB: 0 K: 1 BB: 0 S: 5 P: 5	R: 0 H: 1 E: 0 LOB: 1 K: 1 BB: 0 S: 6 P: 6	R: 0 H: 0 E: 0 LOB: 2 K: 1 BB: 2 S: 5 P: 13	R: 0 H: 0 E: 0 LOB: 0 K: 1 BB: 0 S: 5 P: 5	R: 3 H: 3 E: 1 LOB: 2 K: 0 BB: 1 S: 7 P: 11	R: 0 H: 0 E: 0 LOB: 0 K: 0 BB: 0 S: 3 P: 3	1B: 4 SF: 0 2B: 1 SAC: 0 3B: 0 DP: 0 HR: 0 HBP: 0						

PITCHER	IP	WLS	BF	H	R	ER	SO	BB	IBB	HBP	BLK	WP	HR	S	P	ERA	WHIP
Jack Harshman, L (1, 1) ERA: 2.76	9.0	W	36	5	3	2	6	3	0	0	0	0	0	45	57	2.00	0.889

PITCHER	IP	WLS	BF	H	R	ER	SO	BB	IBB	HBP	BLK	WP	HR	S	P	ERA	WHIP

TOP

Kansas City Athletics @ Baltimore Orioles

Memorial Stadium, Baltimore, MD

Wed Aug 20 1958, 3:33 AM EDT

Att. 6,337 - Unknown

livebaseballscorecards.com

AB	33
R	3
H	5
RBI	3
BB	3
SO	6
LOB	15

Batter	1	2	3	4	5	6	7	8	9	AB	R	H	RBI	BB	SO	LOB
Jim Busby, R (1, 8) OBP: 0.299, SLG: 0.301	F4	F7		1B			F8			4	0	1	0	0	0	1
Dick Williams, R (1, 3) (9, 7) OBP: 0.344, SLG: 0.363	K	F5		F8			F5			4	0	0	0	0	1	2
Joe Taylor, R (1, 9) OBP: 0.311, SLG: 0.388	3B 1B		HR BB		F2		F8			3	2	1	0	1	0	0
Bob Nieman, R (1, 7) OBP: 0.416, SLG: 0.600 Jim Marshall, L (8, PR) (9, 3) OBP: 0.278, SLG: 0.347	1-H 1B 3B		1-H HR		K			L7-4 SH1-4 1B		4 0	2 0	3 0	3 0	0 0	1 0	0 0
Gus Triandos, R (1, 2) OBP: 0.333, SLG: 0.475	PB 1B BB		G1-6-4-3 BB		1B			SH1-4 1-2		1	0	1	0	2	0	0
Brooks Robinson, R (1, 5) OBP: 0.300, SLG: 0.331	PB 1-2 3-H 1B		G1-6-4-3 1-2f		K			L7-4 2-3		4	0	1	1	0	1	4
Billy Gardner, R (1, 4) OBP: 0.276, SLG: 0.308	4-3 1-2 2-3		F7			F6				3	0	0	0	0	0	2
Willy Miranda, S (1, 6) OBP: 0.239, SLG: 0.230		SH1-4 1B		F8		F8				3	0	1	0	0	0	0
Jack Harshman, L (1, 1) OBP: 0.309, SLG: 0.368		SH1-4 1-2		L3		K				2	0	0	0	0	1	0
Inning Stats	R: 2 E: 0 K: 1 S: 8 H: 3 LOB: 2 BB: 1 P: 12	R: 0 E: 0 K: 0 S: 4 H: 1 LOB: 1 BB: 0 P: 4	R: 2 E: 0 K: 0 S: 3 H: 1 LOB: 0 BB: 2 P: 11	R: 0 E: 0 K: 0 S: 4 H: 1 LOB: 1 BB: 0 P: 4	R: 0 E: 0 K: 2 S: 8 H: 1 LOB: 1 BB: 0 P: 8	R: 0 E: 0 K: 1 S: 5 H: 0 LOB: 0 BB: 0 P: 5	R: 0 E: 0 K: 0 S: 3 H: 0 LOB: 0 BB: 0 P: 3	R: 0 E: 0 K: 0 S: 3 H: 1 LOB: 1 BB: 0 P: 3		1B: 6 2B: 1 3B: 1 HR: 1	SF: 0 SAC: 2 DP: 2 HBP: 0						

PITCHER		IP	WLS	BF	H	R	ER	SO	BB	IBB	HBP	BLK	WP	HR	S	P	ERA	WHIP
Walt Craddock, L ERA: 5.45	(1, 1)	2.0	L	13	5	4	4	1	2	0	0	0	0	1	13	21	18.00	3.500
Ray Herbert, R ERA: 4.08	(3, 1)	5.0		17	2	0	0	3	1	0	0	0	0	0	22	26	0.00	0.600
Bob Grim, R ERA: 4.13	(8, 1)	1.0		3	1	0	0	0	0	0	0	0	0	0	3	3	0.00	1.000

PITCHER	IP	WLS	BF	H	R	ER	SO	BB	IBB	HBP	BLK	WP	HR	S	P	ERA	WHIP

BOTTOM

Kansas City Athletics @ Baltimore Orioles

Memorial Stadium, Baltimore, MD

Wed Aug 20 1958, 3:33 AM EDT

Att. 6,337 - Unknown

livebaseballscorecards.com

AB	28
R	4
H	8
RBI	4
BB	3
SO	4
LOB	9

1B: 6	SF: 0	WP: 0	PA: 33
2B: 1	SAC: 2	PB: 1	
3B: 1	DP: 2	SB: 0	
HR: 1	HBP: 0	CS: 0	

Batter	1	2	3	4	5	6	7	8	9	AB	R	H	RBI	BB	SO	LOB
Bob Martyn, L (1, 9) OBP: 0.350, SLG: 0.431	HR 1B	G3	K			K		6-3		4	1	1	0	0	2	0
Bill Tuttle, R (8, PH) OBP: 0.333, SLG: 0.356 (8, 8)										1	0	0	0	0	0	0
Roger Maris, L (1, 8) OBP: 0.308, SLG: 0.454 (8, 9)	F5	1B 6-3 2B		F8		F9		K		5	1	1	0	0	1	1
Hector Lopez, R (1, 4) OBP: 0.326, SLG: 0.397	1-H HR	6-3 1B BB		HR		BB		1B		3	3	3	3	2	0	0
Bob Cerv, R (1, 7) OBP: 0.376, SLG: 0.609	BB 1B HBP	6-3 1-2 2-3 1B		K2-3		F8		1-2 1B		4	2	2	0	0	1	1
Harry Simpson, L (1, 3) OBP: 0.335, SLG: 0.389	1B 1-2 BB	6-3 1-2 2-3 3-H		FC5-4 1B			K	K		3	0	1	1	1	1	2
Whitey Herzog, L (7, 3) OBP: 0.340, SLG: 0.286										1	0	0	0	0	1	2
Hal Smith, R (1, 5) OBP: 0.288, SLG: 0.364	F3	2-H 3-H 1B		FC5-4 1-2f			6-3		1-3	5	0	1	2	0	0	3
Harry Chiti, R (1, 2) OBP: 0.302, SLG: 0.404	1-3 2-H 1B	F5			6-3 2B		F9			5	0	2	1	0	0	1
Joe Demaestri, R (1, 6) OBP: 0.249, SLG: 0.294	IBB		K		K		BB		1B	3	0	1	0	2	2	0
Jack Urban, R (1, 1) OBP: 0.178, SLG: 0.159	1-3		K		L3		K		F7	4	0	0	0	0	2	5
Dick Tomanek, L (8, 1) OBP: 0.207, SLG: 0.296										1	0	0	0	0	0	1

TOP

Kansas City Athletics @ Washington Senators
Griffith Stadium, Washington, DC
Thu Aug 21 1958, 7:05 PM EDT
Att. 3,013 - Unknown

livebaseballscorecards.com

	AB	R	H	RBI	BB	SO	LOB
	39	7	12	7	5	10	16

Inning Stats	1	2	3	4	5	6	7	8	9
	R: 3 E: 0 K: 0 S: 6	H: 3 LOB: 3 BB: 2 P: 15	R: 3 E: 0 K: 0 S: 6	H: 3 LOB: 1 BB: 1 P: 10	R: 0 E: 0 K: 3 S: 9	H: 0 LOB: 0 BB: 0 P: 9	R: 1 E: 0 K: 1 S: 7	H: 2 LOB: 1 BB: 0 P: 7	R: 0 E: 0 K: 1 S: 5	H: 0 LOB: 0 BB: 0 P: 5	R: 0 E: 0 K: 1 S: 5	H: 0 LOB: 1 BB: 1 P: 9	R: 0 E: 0 K: 2 S: 8	H: 1 LOB: 2 BB: 1 P: 12	R: 0 E: 0 K: 2 S: 9	H: 2 LOB: 2 BB: 0 P: 9	R: 0 E: 0 K: 0 S: 4	H: 1 LOB: 1 BB: 0 P: 4

	1B	SF	WP	PA
	8	0	0	45
	2B	SAC	PB	
	2	0	0	
	3B	DP	SB	
	0	0	0	
	HR	HBP	CS	
	2	1	0	

PITCHER		IP	WLS	BF	H	R	ER	SO	BB	IBB	HBP	BLK	WP	HR	S	P	ERA	WHIP
Vito Valentinetti, R ERA: 4.63	(1, 1)	1.2	L	15	6	6	6	0	2	1	1	0	0	1	11	24	32.40	4.800
Hal Griggs, R ERA: 5.26	(2, 1)	4.1		16	2	1	1	6	1	0	0	0	0	1	27	31	2.08	0.692
Jim Constable, L ERA: 7.92	(7, 1)	2.0		10	3	0	0	4	1	0	0	0	0	0	17	21	0.00	2.000
Tex Clevenger, R ERA: 4.5	(9, 1)	1.0		4	1	0	0	0	0	0	0	0	0	0	4	4	0.00	1.000

PITCHER		IP	WLS	BF	H	R	ER	SO	BB	IBB	HBP	BLK	WP	HR	S	P	ERA	WHIP

Batter	1	2	3	4	5	6	7	8	9	AB	R	H	RBI	BB	SO	LOB
Eddie Yost, R (1, 5) OBP: 0.353, SLG: 0.319	5-3		6-3			F9		L7		4	0	0	0	0	0	3
Albie Pearson, L (1, 8) OBP: 0.353, SLG: 0.350	4-1			5-3		BBBB WP BB		G3 1-2 2-3		3	0	0	0	1	0	2
Roy Sievers, R (1, 7) OBP: 0.383, SLG: 0.597	F8			6-3		6-3 1-2 3-H		1B 2-H 3-H 1B		4	0	1	3	0	0	1
Jim Lemon, R (1, 9) OBP: 0.313, SLG: 0.495		BBBB G4-6-3 1B BB		4-3		4-3		1-2 1B		3	0	1	0	1	0	1
Julio Becquer, L (1, 3) OBP: 0.286, SLG: 0.280		G4-6-3 1-2 1B			G5-4-3 1B		G4-6-3 1B	SSS K		4	0	3	0	0	1	2
Clint Courtney, L (1, 2) OBP: 0.323, SLG: 0.318		G4-6-3 1-2f 2-3			F8		G4-6-3 1-2f		F7	3	0	0	0	0	0	4
Ken Aspromonte, R (9, PH)										1	0	0	0	0	0	0
Rocky Bridges, R (1, 4) OBP: 0.350, SLG: 0.393 (7, 6)		6-3			G5-4-3 1-2f		F8		F8	4	0	0	0	0	0	2
Ossie Alvarez, R (1, 6) OBP: 0.270, SLG: 0.235			SSS K			3B 1B		G3 1B 1B 1B	SSS K	1	0	0	0	0	1	0
Herb Plews, L (6, PH) OBP: 0.310, SLG: 0.340 (7, 4)										3	2	2	0	0	1	0
Vito Valentinetti, R (1, 1) OBP: 0.182, SLG: 0.182			SSS K			1-H 6-3 3B		1-2 G3 1B 1B		0	0	0	0	0	0	0
Hal Griggs, R (2, 1) OBP: 0.122, SLG: 0.200										1	0	0	0	0	1	0
Faye Throneberry, L (6, PH) OBP: 0.258, SLG: 0.362										1	1	1	1	0	0	0
Jim Constable, S (7, 1) OBP: 0.750, SLG: 1.000										0	0	0	0	0	0	0
Neil Chrisley, L (8, PH) OBP: 0.275, SLG: 0.372										1	1	1	0	0	0	0
Tex Clevenger, R (9, 1) OBP: 0.227, SLG: 0.250										0	0	0	0	0	0	0
Inning Stats	R: 0 E: 0 K: 0 S: 3 H: 0 LOB: 0 BB: 0 P: 3	R: 0 E: 0 K: 0 S: 3 H: 1 LOB: 1 BB: 1 P: 7	R: 0 E: 0 K: 2 S: 7 H: 0 LOB: 0 BB: 0 P: 7	R: 0 E: 0 K: 0 S: 3 H: 0 LOB: 0 BB: 0 P: 3	R: 0 E: 0 K: 0 S: 3 H: 1 LOB: 0 BB: 0 P: 3	R: 2 E: 0 K: 0 S: 5 H: 2 LOB: 1 BB: 1 P: 9	R: 0 E: 0 K: 0 S: 3 H: 1 LOB: 0 BB: 0 P: 3	R: 2 E: 0 K: 1 S: 9 H: 4 LOB: 2 BB: 0 P: 9	R: 0 E: 0 K: 1 S: 5 H: 0 LOB: 0 BB: 0 P: 5	1B: 8 2B: 0 3B: 1 HR: 0	SF: 0 SAC: 0 DP: 3 HBP: 0						

PITCHER		IP	WLS	BF	H	R	ER	SO	BB	IBB	HBP	BLK	WP	HR	S	P	ERA	WHIP
Jack Urban, R ERA: 5.75	(1, 1)	7.2	W	30	8	4	4	2	2	0	0	0	1	0	32	40	4.70	1.304
Dick Tomanek, L ERA: 4.27	(8, 1)	1.1	S	5	1	0	0	2	0	0	0	0	0	0	9	9	0.00	0.750

PITCHER	IP	WLS	BF	H	R	ER	SO	BB	IBB	HBP	BLK	WP	HR	S	P	ERA	WHIP

BOTTOM

Kansas City Athletics @ Washington Senators
Griffith Stadium, Washington, DC
Thu Aug 21 1958, 7:05 PM EDT
Att. 3,013 - Unknown

livebaseballscorecards.com

AB	33
R	4
H	9
RBI	4
BB	2
SO	4
LOB	15

WP: 1	PA: 35		
PB: 0			
SB: 0			
CS: 0			

Batter	1	2	3	4	5	6	7	8	9	AB	R	H	RBI	BB	SO	LOB
Bob Martyn, L (1, 9) OBP: 0.343, SLG: 0.422	F5	4-3			4-3			3-1		4	0	0	0	0	0	1
Roger Maris, L (1, 8) OBP: 0.305, SLG: 0.450	F9		F8		K			K		4	0	0	0	0	2	0
Hector Lopez, R (1, 4) OBP: 0.328, SLG: 0.400	BB, 2B		6-3		K			FC5-4, 1B		4	0	2	0	0	1	0
Bob Cerv, R (1, 7) OBP: 0.377, SLG: 0.612	BB		2B, 3B			F9		FC5-4 1-2f		3	1	1	0	1	0	1
Harry Simpson, L (1, 3) OBP: 0.337, SLG: 0.393	BB 1-2 2-3		PB, 2B 3-H			F6			3-1	3	0	1	1	1	0	0
Hal Smith, R (1, 5) OBP: 0.283, SLG: 0.357	1-3		1-3 2-3			F8			6-3	4	0	0	0	0	0	4
Harry Chiti, R (1, 2) OBP: 0.301, SLG: 0.401		6-3		L8			L6-3, 1B		F8	4	0	1	0	0	0	0
Joe Demaestri, R (1, 6) OBP: 0.247, SLG: 0.291		5-3		6-3			L6-3 1-2			3	0	0	0	0	0	1
Ralph Terry, R (1, 1) OBP: 0.185, SLG: 0.173		BB		K			F9			2	0	0	0	1	1	0
Inning Stats	R: 0 E: 0 K: 0 S: 4 H: 1 LOB: 3 BB: 2 P: 12	R: 0 E: 0 K: 0 S: 3 H: 0 LOB: 1 BB: 1 P: 7	R: 1 E: 0 K: 0 S: 5 H: 2 LOB: 1 BB: 0 P: 5	R: 0 E: 0 K: 1 S: 5 H: 0 LOB: 0 BB: 0 P: 5	R: 0 E: 0 K: 2 S: 7 H: 0 LOB: 0 BB: 0 P: 7	R: 0 E: 0 K: 0 S: 3 H: 0 LOB: 0 BB: 0 P: 3	R: 0 E: 0 K: 0 S: 3 H: 1 LOB: 0 BB: 0 P: 3	R: 0 E: 0 K: 1 S: 6 H: 1 LOB: 1 BB: 0 P: 6	R: 0 E: 0 K: 0 S: 3 H: 0 LOB: 0 BB: 0 P: 3	1B: 2 2B: 3 3B: 1 HR: 0 SF: 0 SAC: 0 DP: 1 HBP: 0						

PITCHER	IP	WLS	BF	H	R	ER	SO	BB	IBB	HBP	BLK	WP	HR	S	P	ERA	WHIP
Russ Kemmerer, R (1, 1) ERA: 4.35	9.0	L	34	5	1	1	4	3	0	0	0	0	0	39	51	1.00	0.889

PITCHER	IP	WLS	BF	H	R	ER	SO	BB	IBB	HBP	BLK	WP	HR	S	P	ERA	WHIP

TOP

Kansas City Athletics @ Washington Senators

Griffith Stadium, Washington, DC

Fri Aug 22 1958, 7:05 PM EDT

Att. 4,071 - Unknown

livebaseballscorecards.com

AB	31
R	1
H	5
RBI	1
BB	3
SO	4
LOB	7

BOTTOM

Kansas City Athletics @ Washington Senators
Griffith Stadium, Washington, DC
Fri Aug 22 1958, 7:05 PM EDT
Att. 4,071 - Unknown

livebaseballscorecards.com

Batter	1	2	3	4	5	6	7	8	9	AB	R	H	RBI	BB	SO	LOB
Eddie Yost, R (1, 5) OBP: 0.349, SLG: 0.315	F6		F9			4-3			F8	4	0	0	0	0	0	1
Albie Pearson, L (1, 8) OBP: 0.351, SLG: 0.348	L9			2-3			F9			3	0	0	0	0	0	0
Herb Plews, L (1, 4) OBP: 0.307, SLG: 0.337	G3			K			F5			3	0	0	0	0	1	0
Roy Sievers, R (1, 7) OBP: 0.381, SLG: 0.592		K		F3			6-3			3	0	0	0	0	1	0
Julio Becquer, L (1, 3) OBP: 0.280, SLG: 0.274		5-3			F7			F7		3	0	0	0	0	0	0
Jim Lemon, R (1, 9) OBP: 0.311, SLG: 0.492		F9			F3			F9		3	0	0	0	0	0	0
Clint Courtney, L (1, 2) OBP: 0.320, SLG: 0.316			F9		4-3			1-4-3		3	0	0	0	0	0	0
Rocky Bridges, R (1, 6) OBP: 0.348, SLG: 0.391 Faye Throneberry, L (9, PH) OBP: 0.254, SLG: 0.356			F8			G3			4-3	2 1	0 0	0 0	0 0	0 0	0 0	0 0
Russ Kemmerer, R (1, 1) OBP: 0.169, SLG: 0.140 Neil Chrisley, L (9, PH) OBP: 0.273, SLG: 0.370			1B			K			G3	2 1	0 0	1 0	0 0	0 0	1 0	0 0
Inning Stats	R: 0 E: 0 K: 0 S: 3 H: 0 LOB: 0 BB: 0 P: 3	R: 0 E: 0 K: 1 S: 5 H: 0 LOB: 0 BB: 0 P: 5	R: 0 E: 0 K: 0 S: 4 H: 1 LOB: 1 BB: 0 P: 4	R: 0 E: 0 K: 1 S: 5 H: 0 LOB: 0 BB: 0 P: 5	R: 0 E: 0 K: 0 S: 3 H: 0 LOB: 0 BB: 0 P: 3	R: 0 E: 0 K: 1 S: 5 H: 0 LOB: 0 BB: 0 P: 5	R: 0 E: 0 K: 0 S: 3 H: 0 LOB: 0 BB: 0 P: 3	R: 0 E: 0 K: 0 S: 3 H: 0 LOB: 0 BB: 0 P: 3	R: 0 E: 0 K: 0 S: 3 H: 0 LOB: 0 BB: 0 P: 3	1B: 1 2B: 0 3B: 0 HR: 0 SF: 0 SAC: 0 DP: 0 HBP: 0						

	AB	28
	R	0
	H	1
	RBI	0
	BB	0
	SO	3
	LOB	1

WP: 0 PA: 28
PB: 0
SB: 0
CS: 0

PITCHER	IP	WLS	BF	H	R	ER	SO	BB	IBB	HBP	BLK	WP	HR	S	P	ERA	WHIP
Ralph Terry, R (1, 1) ERA: 4.04	9.0	W	28	1	0	0	3	0	0	0	0	0	0	34	34	0.00	0.111

PITCHER	IP	WLS	BF	H	R	ER	SO	BB	IBB	HBP	BLK	WP	HR	S	P	ERA	WHIP

Batter	1	2	3	4	5	6	7	8	9	AB	R	H	RBI	BB	SO	LOB
Bob Martyn, L (1, 9) (9, 7) OBP: 0.346, SLG: 0.423	G3		FC6 2-H 3-H 1B			K		E CS 2-H 1B		4	0	2	3	0	1	0
Roger Maris, L (1, 8) (9, 9) OBP: 0.303, SLG: 0.446	K		FC6 1-2f			F7		K 1-H		4	0	0	0	0	2	2
Hector Lopez, R (1, 4) OBP: 0.325, SLG: 0.396	4-3		F8			K			E3 FC3-6	4	0	0	0	0	1	1
Bob Cery, R (1, 7) OBP: 0.376, SLG: 0.607 Bill Tuttle, R (9, 8) OBP: 0.333, SLG: 0.356		K		F8			FC6-4 BB		K	3	0	0	0	1	2	1
										0	0	0	0	0	0	0
Harry Simpson, L (1, 3) OBP: 0.332, SLG: 0.386 Whitey Herzog, L (9, 3) OBP: 0.340, SLG: 0.286		4-3		F6			F7		FC3-6 FC6-4 1-2f	4	0	0	0	0	0	2
										0	0	0	0	0	0	0
Hal Smith, R (1, 5) OBP: 0.278, SLG: 0.350		F9		F8			F9		FC6-4 1-2f	4	0	0	0	0	0	2
Harry Chiti, R (1, 2) OBP: 0.302, SLG: 0.400			SH1-4 BB 1B 1B		5-3		FC6-4 1-2f			3	1	1	0	0	0	1
Joe Demaestri, R (1, 6) OBP: 0.251, SLG: 0.292			SH1-4 1B 1-2 BB		6-3			SH1-4 1B 1B		2	2	1	0	1	0	0
Bob Grim, R (1, 1) OBP: 0.125, SLG: 0.067			SH1-4 1-2 2-3		6-3			SH1-4 1-2		1	0	0	0	0	0	0
Inning Stats	R: 0 E: 0 K: 1 S: 5 H: 0 LOB: 0 BB: 0 P: 5	R: 0 E: 0 K: 1 S: 5 H: 0 LOB: 0 BB: 0 P: 5	R: 2 E: 0 K: 0 S: 5 H: 2 LOB: 1 BB: 1 P: 9	R: 0 E: 0 K: 0 S: 3 H: 0 LOB: 0 BB: 0 P: 3	R: 0 E: 0 K: 0 S: 3 H: 0 LOB: 0 BB: 0 P: 3	R: 0 E: 0 K: 2 S: 7 H: 0 LOB: 0 BB: 0 P: 7	R: 0 E: 0 K: 0 S: 3 H: 0 LOB: 1 BB: 1 P: 7	R: 1 E: 1 K: 1 S: 6 H: 2 LOB: 0 BB: 0 P: 6	R: 0 E: 1 K: 1 S: 6 H: 0 LOB: 1 BB: 0 P: 6	1B: 4 2B: 0 3B: 0 HR: 0 SF: 0 SAC: 2 DP: 0 HBP: 0	WP: 0 PB: 0 SB: 0 CS: 1 PA: 33					

PITCHER		IP	WLS	BF	H	R	ER	SO	BB	IBB	HBP	BLK	WP	HR	S	P	ERA	WHIP
Camilo Pascual, R ERA: 3.38	(1, 1)	8.0	L	29	4	3	3	5	2	0	0	0	0	0	37	45	3.38	0.750
Dick Hyde, R ERA: 1.99	(9, 1)	1.0		4	0	0	0	1	0	0	0	0	0	0	6	6	0.00	0.000

PITCHER	IP	WLS	BF	H	R	ER	SO	BB	IBB	HBP	BLK	WP	HR	S	P	ERA	WHIP

TOP

Kansas City Athletics @ Washington Senators
Griffith Stadium, Washington, DC
Sat Aug 23 1958, 3:33 AM EDT
Att. 3,841 - Unknown

livebaseballscorecards.com

AB	29
R	3
H	4
RBI	3
BB	2
SO	6
LOB	9

Batter	1	2	3	4	5	6	7	8	9	AB	R	H	RBI	BB	SO	LOB
Eddie Yost, R (1, 5) OBP: 0.348, SLG: 0.312	K2-3		6-3			BB FC5-6		6-3		3	0	0	0	1	1	0
Albie Pearson, L (1, 8) OBP: 0.352, SLG: 0.349	G5-4-3 1B		4-3			FC5-6 1B 1-2f		FC6-4 1B		4	0	2	0	0	0	1
Roy Sievers, R (1, 7) OBP: 0.380, SLG: 0.589	G5-4-3 1-2f			F4		1-2 1B		FC6-4 1-2f		4	0	1	0	0	0	2
Jim Lemon, R (1, 9) OBP: 0.309, SLG: 0.488		F9		K		K			4-3	3	0	0	0	0	2	2
Neil Chrisley, L (9, PH) OBP: 0.272, SLG: 0.368										1	0	0	0	0	0	0
Herb Plews, L (1, 4) OBP: 0.306, SLG: 0.336		2B 1B		6-3		L7			L4	4	1	1	0	0	0	2
Norm Zauchin, R (1, 3) OBP: 0.321, SLG: 0.414		F4	6-3			F7			L1	3	0	0	0	0	0	1
Julio Becquer, L (9, PH) OBP: 0.278, SLG: 0.272										1	0	0	0	0	0	0
Clint Courtney, L (1, 2) OBP: 0.323, SLG: 0.321		1-H 2B	1B			6-3				3	0	2	1	0	0	0
Rocky Bridges, R (1, 6) OBP: 0.344, SLG: 0.387		F7	F8			F4				3	0	0	0	0	0	2
Camilo Pascual, R (1, 1) OBP: 0.182, SLG: 0.250			F3		4-3			F8		2	0	0	0	0	0	1
Faye Throneberry, L (8, PH) OBP: 0.250, SLG: 0.350										1	0	0	0	0	0	0
Dick Hyde, R (9, 1)										0	0	0	0	0	0	0
Inning Stats	R: 0 E: 0 K: 1 S: 5 H: 1 LOB: 0 BB: 0 P: 5	R: 1 E: 0 K: 0 S: 5 H: 2 LOB: 1 BB: 0 P: 5	R: 0 E: 0 K: 0 S: 3 H: 0 LOB: 0 BB: 0 P: 3	R: 0 E: 0 K: 1 S: 5 H: 0 LOB: 0 BB: 0 P: 5	R: 0 E: 0 K: 0 S: 4 H: 1 LOB: 1 BB: 0 P: 4	R: 0 E: 0 K: 1 S: 6 H: 1 LOB: 2 BB: 1 P: 10	R: 0 E: 0 K: 0 S: 3 H: 0 LOB: 0 BB: 0 P: 3	R: 0 E: 0 K: 0 S: 4 H: 1 LOB: 1 BB: 0 P: 4	R: 0 E: 0 K: 0 S: 3 H: 0 LOB: 0 BB: 0 P: 3	1B: 5 2B: 1 3B: 0 HR: 0 SF: 0 SAC: 0 DP: 1 HBP: 0						

PITCHER	IP	WLS	BF	H	R	ER	SO	BB	IBB	HBP	BLK	WP	HR	S	P	ERA	WHIP
Bob Grim, R (1, 1) ERA: 3.78	9.0	W	33	6	1	1	3	1	0	0	0	0	0	38	42	1.00	0.778

PITCHER	IP	WLS	BF	H	R	ER	SO	BB	IBB	HBP	BLK	WP	HR	S	P	ERA	WHIP

BOTTOM

Kansas City Athletics @ Washington Senators
Griffith Stadium, Washington, DC
Sat Aug 23 1958, 3:33 AM EDT
Att. 3,841 - Unknown

livebaseballscorecards.com

AB	32
R	1
H	6
RBI	1
BB	1
SO	3
LOB	11

WP: 0 PB: 0 SB: 0 CS: 0
PA: 33

Batter	1	2	3	4	5	6	7	8	9	AB	R	H	RBI	BB	SO	LOB
Bob Martyn, L (1, 9) OBP: 0.338, SLG: 0.412	x 0-0 ① G3		x 0-0 ③ F9		x 0-0 ② 4-3		S S S 0-3 ③ K		x 0-0 ② FC6-4 1-2f	5	0	0	0	0	1	2
Roger Maris, L (1, 8) OBP: 0.300, SLG: 0.441	x 0-0 ② F2			x 0-0 ① F9	x 0-0 ③ F7			S S S 0-3 ① K	x 0-0 ③ F9	5	0	0	0	0	1	1
Hector Lopez, R (1, 4) OBP: 0.327, SLG: 0.398 Mike Baxes, R (8, PR) OBP: 0.283, SLG: 0.259 (8, 4)	x 0-0 ③ 5-3			x 0-0 ② 6-3		x 0-0 4-3 2B		B B B B 4-0 FC4-6 1B 1B BB		3 0	0 1	1 0	0 0	1 0	0 0	0 0
Bob Cerv, R (1, 7) OBP: 0.379, SLG: 0.607 Whitey Herzog, L (8, 7) OBP: 0.340, SLG: 0.286		B B B B 4-0 1-3 BB		x 0-0 3B 1B		x 0-0 ① 6-3		x 0-0 FC4-6 1-2 1B		3 0	1 0	2 0	0 0	1 0	0 0	1 0
Harry Simpson, L (1, 3) OBP: 0.331, SLG: 0.392		x 0-0 ① 1-3 1-2		x 0-0 1-H 1B 3B		x 0-0 ② 4-3 2-3		x 0-0 ② FC4-6 1B 1-2f 2-3		4	1	1	1	0	0	4
Hal Smith, R (1, 5) OBP: 0.282, SLG: 0.353		x 0-0 ② 6-3		x 0-0 1B 3-H 1B		x 0-0 ③ L7		x 0-0 1-2 3-H 1B		4	0	2	2	0	0	2
Frank House, L (1, 2) OBP: 0.299, SLG: 0.396		x 0-0 ③ 1-3		x 0-0 1-2 1B			x 0-0 1B	x 0-0 ③ G3		4	0	2	0	0	0	3
Joe Demaestri, R (1, 6) OBP: 0.253, SLG: 0.295			x 0-0 G5-4-3 1B	S S S 0-3 ③ K			x 0-0 ① L4		x 0-0 FC6-4 1B	4	0	2	0	0	1	3
Ned Garver, R (1, 1) OBP: 0.190, SLG: 0.186 Bud Daley, L (1, 1) OBP: 0.167, SLG: 0.250 Bob Davis, R (1, 1) Preston Ward, L (7, PH) OBP: 0.339, SLG: 0.396 Dick Tomanek, L (7, 1) OBP: 0.207, SLG: 0.296 Chico Carrasquel, R (9, PH) OBP: 0.304, SLG: 0.316			x 0-0 ① ② G5-4-3 1-2f		x 0-0 ① 1-3		x 0-0 ② F8		x 0-0 ① F8	0 0 2 1 0 1	0 0 0 0 0 0	0 0 0 0 0 0	0 0 0 0 0 0	0 0 0 0 0 0	0 0 0 0 0 0	0 0 1 1 0 1
Inning Stats	R: 0 H: 0 E: 0 LOB: 0 K: 0 BB: 0 S: 3 P: 3	R: 0 H: 0 E: 0 LOB: 1 K: 0 BB: 1 S: 3 P: 7	R: 0 H: 1 E: 0 LOB: 0 K: 0 BB: 0 S: 3 P: 3	R: 2 H: 4 E: 0 LOB: 2 K: 1 BB: 0 S: 9 P: 9	R: 0 H: 0 E: 0 LOB: 0 K: 0 BB: 0 S: 3 P: 3	R: 0 H: 1 E: 0 LOB: 1 K: 0 BB: 0 S: 4 P: 4	R: 0 H: 1 E: 0 LOB: 1 K: 1 BB: 0 S: 6 P: 6	R: 1 H: 2 E: 0 LOB: 2 K: 1 BB: 1 S: 7 P: 11	R: 0 H: 1 E: 0 LOB: 1 K: 0 BB: 0 S: 4 P: 4	1B: 8 2B: 1 3B: 1 HR: 0	SF: 0 SAC: 0 DP: 1 HBP: 0					

PITCHER	IP	WLS	BF	H	R	ER	SO	BB	IBB	HBP	BLK	WP	HR	S	P	ERA	WHIP
Frank Sullivan, R (1, 1) ERA: 3.83	9.0	W	38	10	3	3	3	2	0	0	0	0	0	42	50	3.00	1.333

PITCHER	IP	WLS	BF	H	R	ER	SO	BB	IBB	HBP	BLK	WP	HR	S	P	ERA	WHIP

TOP

Kansas City Athletics @ Boston Red Sox

Fenway Park, Boston, MA

Sun Aug 24 1958, 3:33 AM EDT

Unknown

livebaseballscorecards.com

AB	36
R	3
H	10
RBI	3
BB	2
SO	3
LOB	19

WP: 0 PA: 38
PB: 0
SB: 0
CS: 0

BOTTOM

Kansas City Athletics @ Boston Red Sox

Fenway Park, Boston, MA

Sun Aug 24 1958, 3:33 AM EDT

Unknown

livebaseballscorecards.com

Batter	1	2	3	4	5	6	7	8	9	AB	R	H	RBI	BB	SO	LOB
Don Buddin, R (1, 6) OBP: 0.351, SLG: 0.377	BBB 4-0 1B BB 1-3 2-H 2B		G6-4-3 1B			6-3	1-H 2-H 2B	F2		5	1	3	3	1	0	2
Pete Runnels, L (1, 4) OBP: 0.425, SLG: 0.437 Ted Lepcio, R (9, 4) OBP: 0.289, SLG: 0.393	BBB 4-0 1B SF7 BB 1-2 F8		G6-4-3 1-2f			G1-6-3 1B	BBBB 4-0 BB	F7		4 0	1 0	1 0	0 0	2 0	0 0	5 0
Ted Williams, L (1, 7) OBP: 0.450, SLG: 0.555 Gene Stephens, L (8, 7) OBP: 0.288, SLG: 0.390	1B BB 1B 1-3 2-H 1B	E 1B 1B		6-3		G1-6-3 1-2f	SSS 0-3 K			5 0	1 0	2 0	1 0	0 0	1 0	3 0
Frank Malzone, R (1, 5) OBP: 0.350, SLG: 0.435	F6	E 1-2 1B		SSS 0-3 K			SSS 0-3 K	E1 2B 1B		5	1	2	0	0	2	2
Jackie Jensen, R (1, 9) OBP: 0.418, SLG: 0.602 Marty Keough, L (8, PR) (9, 9) OBP: 0.276, SLG: 0.324	SF7 3-H	E5 1-2 2-3		F7			BBBB 4-0 HR BB	2-H 1B 2B		3 0	1 1	1 0	2 0	1 0	0 0	2 0
Dick Gernert, R (1, 3) OBP: 0.342, SLG: 0.442	BBB 4-0 1B 1B BB 1-2	SSS 0-3 K			E5 G6-4-3 BB		1-H HR	BBB 4-0 WP 1B 1B BB		3	3	1	2	2	1	3
Jim Piersall, R (1, 8) OBP: 0.318, SLG: 0.385	0-0 1B 1B 1-2 2-3 1B	SSS 0-3 K			BBBB 4-0 G6-4-3 1-2 BB		0-0 1-3	0-0 L9		4	1	1	0	1	1	5
Pete Daley, R (1, 2) OBP: 0.474, SLG: 0.438	1B 2B 1B 1-2 2-H 3-H	SSS 0-3 K			G6-4-3 1-2f 2-3		BB 2B 1B	WP 1B 1B 1-2 2-H		5	3	3	3	0	1	5
Frank Sullivan, R (1, 1) OBP: 0.241, SLG: 0.189	2B 1-2 2-H 1B		SSS 0-3 K		4-3		BBBB 4-0 2B BB 1-2	1-H 2-H 1B		4	1	2	3	1	1	1
Inning Stats	R: 6 E: 0 K: 0 S: 8 H: 5 LOB: 2 BB: 3 P: 20	R: 0 E: 1 K: 3 S: 12 H: 2 LOB: 3 BB: 0 P: 12	R: 0 E: 0 K: 1 S: 5 H: 1 LOB: 0 BB: 0 P: 5	R: 0 E: 0 K: 1 S: 5 H: 0 LOB: 0 BB: 0 P: 5	R: 0 E: 1 K: 0 S: 3 H: 0 LOB: 1 BB: 1 P: 7	R: 0 E: 0 K: 0 S: 3 H: 1 LOB: 0 BB: 0 P: 3	R: 4 E: 0 K: 2 S: 10 H: 3 LOB: 2 BB: 3 P: 22	R: 4 E: 1 K: 0 S: 7 H: 4 LOB: 2 BB: 1 P: 11		1B: 12 2B: 3 3B: 0 HR: 1	SF: 1 SAC: 0 DP: 3 HBP: 0			WP: 1 PB: 0 SB: 0 CS: 0	PA: 47		

PITCHER		IP	WLS	BF	H	R	ER	SO	BB	IBB	HBP	BLK	WP	HR	S	P	ERA	WHIP
Ned Garver, R ERA: 4.02	(1, 1)	0.2	L	7	2	5	5	0	3	0	0	0	0	0	4	16	67.50	7.500
Bud Daley, L ERA: 4.26	(1, 1)	0.0		2	2	0	0	0	0	0	0	0	0	0	2	2	∞	∞
Bob Davis, R ERA: 5.64	(1, 1)	5.1		21	5	1	1	5	1	0	0	0	0	0	30	34	1.69	1.125
Dick Tomanek, L ERA: 4.84	(7, 1)	2.0		17	7	8	8	2	4	0	0	0	1	1	17	33	36.00	5.500

PITCHER	IP	WLS	BF	H	R	ER	SO	BB	IBB	HBP	BLK	WP	HR	S	P	ERA	WHIP

AB	38
R	14
H	16
RBI	14
BB	8
SO	7
LOB	28

Batter	1	2	3	4	5	6	7	8	9	10	11	AB	R	H	RBI	BB	SO	LOB
Bill Tuttle, R (1, 8) OBP: 0.330, SLG: 0.352	E5 G4-6-3		F9		6-3			F3			K	5	0	0	0	0	1	0
Roger Maris, L (1, 9) OBP: 0.297, SLG: 0.436	G4-6-3 1-2f			F6	G3			L4			F8	5	0	0	0	0	0	1
Hector Lopez, R (1, 4) OBP: 0.327, SLG: 0.397	1B			2B BB BB		K		L8			5-3	4	1	1	0	1	1	0
Bob Cerv, R (1, 7) OBP: 0.378, SLG: 0.606	F8			BB BB 1-3 2B		4-3			F8			4	1	1	0	0	0	1
Hal Smith, R (1, 3) OBP: 0.282, SLG: 0.348		F7		BB BB BB		F6			6-3			3	0	0	0	1	0	0
Chico Carrasquel, R (1, 5) OBP: 0.303, SLG: 0.313		F4		BB 1-2 2-3 3-H BB			6-3		K			3	0	0	1	1	1	0
Harry Chiti, R (1, 2) OBP: 0.306, SLG: 0.399		5-3		G3-6-1 1-2 2-3 3-H BB			6-3 1B			5-3		3	0	1	1	1	0	0
Joe Demaestri, R (1, 6) OBP: 0.251, SLG: 0.291			F4	G3-6-1 1-2f			6-3 1-2			K		4	0	0	0	0	1	4
Ray Herbert, R (1, 1) OBP: 0.282, SLG: 0.235			K		F6		K			6-3		4	0	0	0	0	2	1
Inning Stats	R: 0 H: 1 E: 1 LOB: 1 K: 0 BB: 0 S: 4 P: 4	R: 0 H: 0 E: 0 LOB: 0 K: 0 BB: 0 S: 3 P: 3	R: 0 H: 0 E: 0 LOB: 0 K: 1 BB: 0 S: 5 P: 5	R: 2 H: 1 E: 0 LOB: 2 K: 0 BB: 4 S: 3 P: 19	R: 0 H: 0 E: 0 LOB: 0 K: 0 BB: 0 S: 3 P: 3	R: 0 H: 0 E: 0 LOB: 0 K: 1 BB: 0 S: 5 P: 5	R: 0 H: 1 E: 0 LOB: 1 K: 1 BB: 0 S: 6 P: 6	R: 0 H: 0 E: 0 LOB: 0 K: 0 BB: 0 S: 3 P: 3	R: 0 H: 0 E: 0 LOB: 0 K: 1 BB: 0 S: 5 P: 5	R: 0 H: 0 E: 0 LOB: 0 K: 1 BB: 0 S: 5 P: 5	R: 0 H: 0 E: 0 LOB: 0 K: 1 BB: 0 S: 5 P: 5							

PITCHER		IP	WLS	BF	H	R	ER	SO	BB	IBB	HBP	BLK	WP	HR	S	P	ERA	WHIP
Ted Bowsfield, L ERA: 3.63	(1, 1)	3.1		16	2	2	2	1	4	0	0	0	0	0	14	30	5.40	1.800
Murray Wall, R ERA: 3.18	(4, 1)	7.2	W	23	1	0	0	5	0	0	0	0	0	0	33	33	0.00	0.130

PITCHER	IP	WLS	BF	H	R	ER	SO	BB	IBB	HBP	BLK	WP	HR	S	P	ERA	WHIP

TOP

Kansas City Athletics @ Boston Red Sox

Fenway Park, Boston, MA

Sun Aug 24 1958, 3:38 AM EDT

Att. 22,952 - Unknown

livebaseballscorecards.com

AB	35
R	2
H	3
RBI	2
BB	4
SO	6
LOB	7

1B: 2	SF: 0	WP: 0	PA: 39
2B: 1	SAC: 0	PB: 0	
3B: 0	DP: 2	SB: 0	
HR: 0	HBP: 0	CS: 0	

Batter	1	2	3	4	5	6	7	8	9	10	11	AB	R	H	RBI	BB	SO	LOB
Don Buddin, R (1, 6) OBP: 0.347, SLG: 0.372	F3		FC5 1B 1-2		F6			K		F5		5	0	0	0	0	1	2
Pete Runnels, L (1, 4) OBP: 0.424, SLG: 0.436	K		1-3 2-H 1B		K			G4-6-3 BB			4-3	4	0	1	1	1	2	0
Gene Stephens, L (1, 7) OBP: 0.286, SLG: 0.386	K		1-3			F9		G4-6-3 1-2f			1B 1B	5	1	1	0	0	1	2
Frank Malzone, R (1, 5) OBP: 0.350, SLG: 0.435		F9		2B 1B		F7			L5		1-2 1B	5	1	2	0	0	0	0
Jackie Jensen, R (1, 9) OBP: 0.418, SLG: 0.599		BB		K		K			F7		1-2 2-H 1B	4	0	1	1	1	2	1
Dick Gernert, R (1, 3) OBP: 0.341, SLG: 0.438		F9		K				SH1-3 BB	K			3	0	0	0	1	2	2
Jim Piersall, R (1, 8) OBP: 0.318, SLG: 0.387		F9		1-H 2B				SH1-3 1-2		L4		3	0	1	1	0	0	1
Sammy White, R (1, 2) OBP: 0.303, SLG: 0.371			FC1-6 BB	F4				K		K		3	0	0	0	1	2	2
Ted Bowsfield, R (1, 1) OBP: 0.154, SLG: 0.154			FC1-6 FC5 1-2f 1B		F2			G3		1B		1	1	0	0	0	0	1
Murray Wall, R (4, 1) OBP: 0.125, SLG: 0.125												3	0	1	0	0	0	1
Inning Stats	R: 0 E: 0 K: 2 S: 7 H: 0 LOB: 0 BB: 0 P: 7	R: 0 E: 0 K: 0 S: 3 H: 0 LOB: 1 BB: 1 P: 7	R: 1 E: 0 K: 0 S: 4 H: 1 LOB: 1 BB: 1 P: 8	R: 1 E: 0 K: 2 S: 9 H: 2 LOB: 1 BB: 0 P: 9	R: 0 E: 0 K: 1 S: 5 H: 0 LOB: 0 BB: 0 P: 5	R: 0 E: 0 K: 1 S: 5 H: 0 LOB: 0 BB: 0 P: 5	R: 0 E: 0 K: 1 S: 5 H: 0 LOB: 1 BB: 1 P: 9	R: 0 E: 0 K: 1 S: 4 H: 0 LOB: 0 BB: 1 P: 8	R: 0 E: 0 K: 1 S: 5 H: 0 LOB: 0 BB: 0 P: 5	R: 0 E: 0 K: 1 S: 6 H: 1 LOB: 1 BB: 0 P: 6	R: 1 E: 0 K: 0 S: 4 H: 3 LOB: 2 BB: 0 P: 4	1B: 6 2B: 1 3B: 0 HR: 0 SF: 0 SAC: 1 DP: 1 HBP: 0						

PITCHER	IP	WLS	BF	H	R	ER	SO	BB	IBB	HBP	BLK	WP	HR	S	P	ERA	WHIP
Ray Herbert, R (1, 1) ERA: 3.96	10.1	L	41	7	3	3	10	4	0	0	0	0	0	57	73	2.61	1.065

PITCHER	IP	WLS	BF	H	R	ER	SO	BB	IBB	HBP	BLK	WP	HR	S	P	ERA	WHIP

BOTTOM

Kansas City Athletics @ Boston Red Sox

Fenway Park, Boston, MA

Sun Aug 24 1958, 3:38 AM EDT

Att. 22,952 - Unknown

livebaseballscorecards.com

AB	36
R	3
H	7
RBI	3
BB	4
SO	10
LOB	12

PB: 0 PA: 41
SB: 0
CS: 0

Batter	1	2	3	4	5	6	7	8	9	AB	R	H	RBI	BB	SO	LOB
Bob Martyn, L (1, 9) OBP: 0.336, SLG: 0.406	B B B B 4-0 HR BB	x 0-0 ② F6		S S S 0-3 ③ K			x 0-0 ①② G3-6 1-2f 2-3			3	1	0	0	1	1	2
Roger Maris, L (1, 8) OBP: 0.298, SLG: 0.445	x 0-0 1-H HR	x 0-0 2B			x 0-0 ① G3		x 0-0 ③ F3			4	1	2	2	0	0	1
Hector Lopez, R (1, 4) OBP: 0.327, SLG: 0.396	x 0-0 ① 5-3	x 0-0 ③ 1-3			x 0-0 G6-4-3 1B			S S S 0-3 ① K		4	0	1	0	0	1	1
Bob Cerv, R (1, 7) OBP: 0.381, SLG: 0.609	x 0-0 BB 2B		x 0-0 FC3-6 1B		x 0-0 ②③ G6-4-3 1-2f			B B B B 4-0 G3-6-1 BB		3	0	2	0	1	0	1
Preston Ward, L (1, 3) OBP: 0.338, SLG: 0.393	B B B B 4-0 BB BB		x 0-0 ① FC3-6 1B 1-2f			x 0-0 ① 6-3		x 0-0 ②③ G3-6-1 1-2f		3	0	0	0	1	0	2
Hal Smith, R (1, 5) OBP: 0.281, SLG: 0.346	x 0-0 ② L8		x 0-0 G4-6-3 1-3 1B			x 0-0 ② L4			x 0-0 ① 5-3	4	0	1	0	0	0	2
Frank House, L (1, 2) OBP: 0.303, SLG: 0.395	B B B B 4-0 1-2 2-3 BB		x 0-0 ②③ G4-6-3 1-2f			x 0-0 ③ 4-3			x 0-0 1B	3	0	1	0	1	0	2
Joe Demaestri, R (1, 6) OBP: 0.251, SLG: 0.291	S S S 0-3 ③ K			x 0-0 ① 5-3			x 0-0 G3-6 WP 1B		S S S 0-3 ② K	4	0	1	0	0	2	4
Jack Urban, R (1, 1) OBP: 0.174, SLG: 0.156 Bud Daley, L (2, 1) OBP: 0.154, SLG: 0.231 Whitey Herzog, L (7, PH) OBP: 0.347, SLG: 0.286 Dick Tomanek, L (7, 1) OBP: 0.207, SLG: 0.296 Harry Simpson, L (9, PH) OBP: 0.330, SLG: 0.391		x 0-0 ① 5-3		x 0-0 ② L7			B B B B 4-0 G3-6 1-2 BB		x 0-0 ③ G3	1 1 0 0 1	0 0 0 0 0	0 0 0 0 0	0 0 0 0 0	0 0 1 0 0	0 0 0 0 0	0 0 0 0 1
Inning Stats	R: 2 E: 0 K: 1 S: 7 H: 2 LOB: 3 BB: 3 P: 19	R: 0 E: 0 K: 0 S: 4 H: 1 LOB: 1 BB: 0 P: 4	R: 0 E: 0 K: 0 S: 4 H: 2 LOB: 1 BB: 0 P: 4	R: 0 E: 0 K: 1 S: 5 H: 0 LOB: 0 BB: 0 P: 5	R: 0 E: 0 K: 0 S: 3 H: 1 LOB: 0 BB: 0 P: 3	R: 0 E: 0 K: 0 S: 3 H: 0 LOB: 0 BB: 0 P: 3	R: 0 E: 0 K: 0 S: 3 H: 1 LOB: 1 BB: 1 P: 7	R: 0 E: 0 K: 1 S: 4 H: 0 LOB: 0 BB: 1 P: 8	R: 0 E: 0 K: 1 S: 6 H: 1 LOB: 1 BB: 0 P: 6	1B: 5 2B: 2 3B: 0 HR: 1	SF: 0 SAC: 0 DP: 4 HBP: 0					

PITCHER	IP	WLS	BF	H	R	ER	SO	BB	IBB	HBP	BLK	WP	HR	S	P	ERA	WHIP
Bob Turley, R (1, 1) ERA: 2.77	9.0	W	36	8	2	2	4	5	0	0	0	1	1	39	59	2.00	1.444

PITCHER	IP	WLS	BF	H	R	ER	SO	BB	IBB	HBP	BLK	WP	HR	S	P	ERA	WHIP

TOP

Kansas City Athletics @ New York Yankees

Yankee Stadium, Bronx, NY

Tue Aug 26 1958, 7:05 PM EDT

Att. 18,175 - Overcast - 68 F

livebaseballscorecards.com

AB	31
R	2
H	8
RBI	2
BB	5
SO	4
LOB	16

WP: 1 PB: 0 SB: 0 CS: 0 PA: 36

Batter	1	2	3	4	5	6	7	8	9	AB	R	H	RBI	BB	SO	LOB
Gil McDougald, R (1, 4) OBP: 0.326, SLG: 0.366	L7	F9		1B 1-2 2-3 HBP		F8		F8		4	0	0	0	0	0	1
Tony Kubek, L (1, 6) OBP: 0.307, SLG: 0.322	4-3 2B	F8		1-3 2-H 3-H 1B		1B 1B		6-3		5	1	3	2	0	0	1
Mickey Mantle, S (1, 8) OBP: 0.442, SLG: 0.601	4-3 2-3		S S S K	F8		1B 1-2 1B				4	0	1	0	0	1	3
Yogi Berra, L (1, 9) OBP: 0.317, SLG: 0.472	F5		6-3		F9	1-3 2-H 1B				4	0	1	1	0	0	1
Bill Skowron, R (1, 3) OBP: 0.333, SLG: 0.472		1B 1B 1B	F8		6-4-3 1B 1B	F7				4	1	2	0	0	0	2
Norm Siebern, L (1, 7) OBP: 0.394, SLG: 0.468		1B 1-3 1B 1B		4-3	6-4-3 1-2 1B		CS 1B			4	1	3	0	0	0	0
Elston Howard, R (1, 2) OBP: 0.365, SLG: 0.520		1B PB 1-3 3-H 1B		HBP 1B 1B	6-4-3 1-2 2-3		S S S K 1-2			4	2	2	1	0	1	3
Jerry Lumpe, L (1, 5) OBP: 0.333, SLG: 0.400		SH1-4 PB 1-3 3-H 1B		HBP 1-2 1B 1B	6-3		6-3			4	1	2	1	0	0	2
Bob Turley, R (1, 1) OBP: 0.150, SLG: 0.184		SH1-4 1-3 3-H		F9		F8		5-3		3	0	0	0	0	0	2
Inning Stats	R: 0 H: 1 E: 0 LOB: 1 K: 0 BB: 0 S: 4 P: 4	R: 3 H: 4 E: 0 LOB: 1 K: 0 BB: 0 S: 7 P: 7	R: 0 H: 0 E: 0 LOB: 0 K: 1 BB: 0 S: 5 P: 5	R: 2 H: 3 E: 0 LOB: 2 K: 0 BB: 0 S: 6 P: 7	R: 0 H: 2 E: 0 LOB: 2 K: 0 BB: 0 S: 5 P: 5	R: 1 H: 3 E: 0 LOB: 2 K: 0 BB: 0 S: 6 P: 6	R: 0 H: 1 E: 0 LOB: 0 K: 1 BB: 0 S: 5 P: 5	R: 0 H: 0 E: 0 LOB: 0 K: 0 BB: 0 S: 3 P: 3		1B: 13 SF: 0 2B: 1 SAC: 1 3B: 0 DP: 0 HR: 0 HBP: 1						

BOTTOM

Kansas City Athletics @ New York Yankees

Yankee Stadium, Bronx, NY

Tue Aug 26 1958, 7:05 PM EDT
Att. 18,175 - Overcast - 68 F

livebaseballscorecards.com

AB	36
R	6
H	14
RBI	5
BB	0
SO	2
LOB	15

WP: 0 PA: 38
PB: 1
SB: 0
CS: 1

PITCHER		IP	WLS	BF	H	R	ER	SO	BB	IBB	HBP	BLK	WP	HR	S	P	ERA	WHIP
Jack Urban, R ERA: 5.85	(1, 1)	1.0	L	8	5	3	2	0	0	0	0	0	0	0	8	8	18.00	5.000
Bud Daley, L ERA: 4.38	(2, 1)	5.0		24	8	3	3	1	0	0	1	0	0	0	25	26	5.40	1.600
Dick Tomanek, L ERA: 4.75	(7, 1)	2.0		6	1	0	0	1	0	0	0	0	0	0	8	8	0.00	0.500

PITCHER	IP	WLS	BF	H	R	ER	SO	BB	IBB	HBP	BLK	WP	HR	S	P	ERA	WHIP

Kansas City Athletics @ New York Yankees

Yankee Stadium, Bronx, NY

Wed Aug 27 1958, 3:33 AM EDT

Att. 14,728 - Sunny

TOP

livebaseballscorecards.com

Batter	1	2	3	4	5	6	7	8	9	AB	R	H	RBI	BB	SO	LOB
Bob Martyn, L (1, 9) OBP: 0.338, SLG: 0.416	FC6 1B		FC6-4 1-2f		4-3 2-3		4-3		F9	5	0	2	2	0	0	2
Bill Tuttle, R (7, 8) OBP: 0.329, SLG: 0.351	3B									1	0	0	0	0	0	0
Roger Maris, L (1, 8) OBP: 0.297, SLG: 0.442	FC6 BB E 2B 1-2f			F7	K		G5-4-3 1B		K	6	1	1	0	0	3	3
(7, 9)	K															
Hector Lopez, R (1, 4) OBP: 0.327, SLG: 0.397	F9	L4		1B 2B	1B 3-H 1B		G5-4-3 1-2f		4-3	6	1	2	1	0	0	2
Bob Cery, R (1, 7) OBP: 0.382, SLG: 0.607	FC6 BB 1-2 2B	L8		BB 2-H 1B	1-3 1B			G3		5	2	2	1	0	0	1
Harry Simpson, L (1, 3) OBP: 0.335, SLG: 0.390	B B B B 2B 1-2 2-3 1B BB	1B	B B B B 1-2 BB	G1				F5		3	1	1	0	2	0	2
Whitey Herzog, L (8, 3) OBP: 0.347, SLG: 0.286										0	0	0	0	0	0	0
Hal Smith, R (1, 5) OBP: 0.291, SLG: 0.361	1B 1-3 2-H 3-H 2B	L8		1B 1-2 2-H		4-3 1B		HBP 1B		5	2	4	3	0	0	1
Harry Chiti, R (1, 2) OBP: 0.308, SLG: 0.396	1B 2-H 3-H 1B		K	K		F9		1B 1-2 HBP		4	1	1	2	0	2	3
Joe Demaestri, R (1, 6) OBP: 0.253, SLG: 0.292	1B 1-3 3B 1B		5-3	6-3		4-3 1-2		1B 1-3 2-H 1B		5	1	2	1	0	0	3
Ralph Terry, R (1, 1) OBP: 0.214, SLG: 0.204	1-2 3B 3-H 1B		FC6-4 1B	4-3 1B 2B		4-3		G3		2	1	2	1	0	0	0
Tom Gorman, R (3, 1) OBP: 0.125, SLG: 0.188										2	1	1	0	0	0	1
Dick Tomanek, L (7, 1) OBP: 0.200, SLG: 0.286										1	0	0	0	0	0	2
Ray Herbert, R (9, 1) OBP: 0.282, SLG: 0.235										0	0	0	0	0	0	0
Inning Stats	R: 7 E: 1 K: 1 S: 12 H: 6 LOB: 1 BB: 1 P: 16	R: 0 E: 0 K: 0 S: 4 H: 1 LOB: 1 BB: 0 P: 4	R: 0 E: 0 K: 1 S: 6 H: 1 LOB: 1 BB: 0 P: 6	R: 2 E: 0 K: 1 S: 8 H: 3 LOB: 2 BB: 1 P: 12	R: 1 E: 0 K: 1 S: 8 H: 3 LOB: 2 BB: 0 P: 8	R: 0 E: 0 K: 0 S: 4 H: 1 LOB: 1 BB: 0 P: 4	R: 0 E: 0 K: 0 S: 3 H: 1 LOB: 0 BB: 0 P: 3	R: 1 E: 0 K: 0 S: 5 H: 2 LOB: 2 BB: 0 P: 6	R: 0 E: 0 K: 1 S: 5 H: 0 LOB: 0 BB: 0 P: 5	1B: 14 2B: 3 3B: 1 HR: 0 SF: 0 SAC: 0 DP: 1 HBP: 1						

	AB	45
	R	11
	H	18
	RBI	11
	BB	2
	SO	5
	LOB	20

		WP: 0	PB: 0	SB: 0	CS: 0	PA: 48

PITCHER		IP	WLS	BF	H	R	ER	SO	BB	IBB	HBP	BLK	WP	HR	S	P	ERA	WHIP
Johnny Kucks, R ERA: 3.75	(1, 1)	1.0	L	11	6	7	0	1	1	0	0	0	0	0	12	16	0.00	7.000
Duke Maas, R ERA: 4.45	(2, 1)	6.0		28	10	3	3	3	1	0	0	0	0	0	33	37	4.50	1.833
Virgil Trucks, R ERA: 3.58	(8, 1)	1.0		6	2	1	1	0	0	0	1	0	0	0	5	6	9.00	2.000
Ryne Duren, R ERA: 1.69	(9, 1)	1.0		3	0	0	0	1	0	0	0	0	0	0	5	5	0.00	0.000

PITCHER	IP	WLS	BF	H	R	ER	SO	BB	IBB	HBP	BLK	WP	HR	S	P	ERA	WHIP

Batter	1	2	3	4	5	6	7	8	9	AB	R	H	RBI	BB	SO	LOB
Tony Kubek, L (1, 6) OBP: 0.306, SLG: 0.321	4-3		K		F8		HR 1B 1-2	K		4	1	1	0	0	1	0
Gil McDougald, R (8, PH) (9, 6) OBP: 0.325, SLG: 0.365										1	0	0	0	0	1	2
Norm Siebern, L (1, 7) OBP: 0.394, SLG: 0.471	K		HR 3B		4-3		F8		4-3 BB	4	1	1	0	1	1	2
Mickey Mantle, S (1, 8) OBP: 0.439, SLG: 0.603	K		K		L8		HR 1-H 2-H		L9	5	1	1	3	0	2	2
Yogi Berra, L (1, 9) OBP: 0.318, SLG: 0.480		G3	HR 3-H			S 1B	F6		4-3 1-2	5	1	2	2	0	0	1
Bill Skowron, R (1, 3) OBP: 0.334, SLG: 0.470		6-3	FC4-6 1B			K 1-2	L9		BB	4	0	1	0	1	1	1
Elston Howard, R (1, 2) OBP: 0.362, SLG: 0.514		3B 1B	FC4-6 1-2f			F7	F9		4-3	5	1	1	0	0	0	4
Andy Carey, R (1, 5) OBP: 0.363, SLG: 0.496		1B 3B 1-H		G4-6-3 1B		BB		5-3		3	1	2	1	1	0	0
Bobby Richardson, R (1, 4) OBP: 0.239, SLG: 0.268		1B 3-H		G4-6-3 1-2f		4-3		1B BB		3	0	1	1	1	0	3
Johnny Kucks, R (1, 1) OBP: 0.171, SLG: 0.158 Duke Maas, R (2, 1) OBP: 0.195, SLG: 0.162 Marv Throneberry, L (7, PH) OBP: 0.319, SLG: 0.395 Virgil Trucks, R (8, 1) OBP: 0.200, SLG: 0.200 Hank Bauer, R (8, PH) OBP: 0.330, SLG: 0.439 Ryne Duren, R (9, 1) OBP: 0.273, SLG: 0.111		F9	F9				1B HR BB	1B 1-2		0 2 0 0 1 0 0	0 0 1 0 0 0 0	0 0 0 0 1 0 0	0 0 0 0 0 0 0	0 0 0 0 0 0 0	0 0 0 0 0 0 0	0 0 0 0 0 0 0
Inning Stats	R: 0 H: 0 E: 0 LOB: 0 K: 2 BB: 0 S: 7 P: 7	R: 2 H: 3 E: 0 LOB: 1 K: 0 BB: 0 S: 6 P: 6	R: 2 H: 3 E: 0 LOB: 1 K: 2 BB: 0 S: 10 P: 10	R: 0 H: 1 E: 0 LOB: 0 K: 0 BB: 0 S: 3 P: 3	R: 0 H: 0 E: 0 LOB: 0 K: 0 BB: 0 S: 3 P: 3	R: 0 H: 1 E: 0 LOB: 2 K: 1 BB: 1 S: 6 P: 10	R: 3 H: 2 E: 0 LOB: 0 K: 0 BB: 1 S: 5 P: 9	R: 0 H: 1 E: 0 LOB: 2 K: 1 BB: 1 S: 6 P: 10	R: 0 H: 0 E: 0 LOB: 2 K: 0 BB: 2 S: 3 P: 11	1B: 7 2B: 0 3B: 2 HR: 2	SF: 0 SAC: 0 DP: 1 HBP: 0			WP: 0 PB: 0 SB: 1 CS: 0	PA: 42		

PITCHER		IP	WLS	BF	H	R	ER	SO	BB	IBB	HBP	BLK	WP	HR	S	P	ERA	WHIP
Ralph Terry, R ERA: 4.2	(1, 1)	2.2		13	5	4	4	4	0	0	0	0	0	1	21	21	13.50	1.875
Tom Gorman, R ERA: 3.64	(3, 1)	3.2	W	17	5	3	3	1	2	0	0	0	0	1	17	25	7.36	1.909
Dick Tomanek, L ERA: 4.66	(7, 1)	2.1		11	1	0	0	1	3	0	0	0	0	0	10	22	0.00	1.714
Ray Herbert, R ERA: 3.95	(9, 1)	0.1	S	1	0	0	0	0	0	0	0	0	0	0	1	1	0.00	0.000

PITCHER	IP	WLS	BF	H	R	ER	SO	BB	IBB	HBP	BLK	WP	HR	S	P	ERA	WHIP

BOTTOM

Kansas City Athletics @ New York Yankees

Yankee Stadium, Bronx, NY

Wed Aug 27 1958, 3:33 AM EDT

Att. 14,728 - Sunny

livebaseballscorecards.com

AB	37
R	7
H	11
RBI	7
BB	5
SO	6
LOB	16

Batter	1	2	3	4	5	6	7	8	9	AB	R	H	RBI	BB	SO	LOB
Billy Moran, R (1, 6) OBP: 0.262, SLG: 0.288	F8	G6-4-3 1-2f			1-3		3B 2-3 1B	F7		3	0	0	0	0	0	2
Gary Geiger, L (7, PH) OBP: 0.336, SLG: 0.286										1	1	1	0	0	0	0
Gary Bell, R (7, 1) OBP: 0.154, SLG: 0.111										0	0	0	0	0	0	0
Russ Nixon, L (8, PH) OBP: 0.326, SLG: 0.436										1	0	0	0	0	0	1
Ray Narleski, R (8, 1) OBP: 0.268, SLG: 0.231										0	0	0	0	0	0	0
Mickey Vernon, L (1, 3) OBP: 0.375, SLG: 0.456	HR 1B 1B		F9		BB		SF9 3-H		K	3	1	1	1	1	1	0
Vic Power, R (1, 4) (7, 6) OBP: 0.337, SLG: 0.486	HR 1-2 1B		L5-4 PB 1B		F2		3B 1-H		P4	5	1	3	1	0	0	1
Rocky Colavito, R (1, 9) OBP: 0.381, SLG: 0.588	K		BB 1-2			6-3 1B 2B	F8		K	4	1	1	0	1	2	3
Minnie Minoso, R (1, 7) OBP: 0.380, SLG: 0.472	HR 1-H 2-H		L5-4 2-3			6-3 2-3	6-3			4	1	1	3	0	0	4
Larry Doby, L (1, 8) OBP: 0.378, SLG: 0.494	K			4-3		1B 3-H		4-3		4	0	1	1	0	1	0
Randy Jackson, R (1, 5) OBP: 0.238, SLG: 0.385		L5		5-3		F6		HR		4	1	1	1	0	0	1
Jay Porter, R (1, 2) OBP: 0.284, SLG: 0.353		1B BB		F4		K		6-3		3	0	0	0	1	1	1
Hal Woodeshick, R (1, 1) OBP: 0.143, SLG: 0.143		G6-4-3 1-2 1B			K		E7 1B SF9 1B	BB		2	0	1	0	0	1	0
Bobby Avila, R (7, PH) (7, 4) OBP: 0.352, SLG: 0.378										1	1	1	0	1	0	0
Inning Stats	R: 3 E: 0 K: 2 S: 10 H: 3 LOB: 0 BB: 0 P: 10	R: 0 E: 0 K: 0 S: 3 H: 1 LOB: 1 BB: 1 P: 7	R: 0 E: 0 K: 0 S: 3 H: 1 LOB: 1 BB: 1 P: 7	R: 0 E: 0 K: 0 S: 3 H: 0 LOB: 0 BB: 0 P: 3	R: 0 E: 0 K: 1 S: 5 H: 0 LOB: 1 BB: 1 P: 9	R: 1 E: 0 K: 1 S: 7 H: 2 LOB: 1 BB: 0 P: 7	R: 2 E: 1 K: 0 S: 6 H: 3 LOB: 1 BB: 0 P: 6	R: 1 E: 0 K: 0 S: 4 H: 1 LOB: 1 BB: 1 P: 8	R: 0 E: 0 K: 2 S: 7 H: 0 LOB: 0 BB: 0 P: 7	1B: 7 2B: 2 3B: 1 HR: 2 SF: 1 SAC: 0 DP: 2 HBP: 0	WP: 0 PB: 1 SB: 0 CS: 0 PA: 40					

PITCHER		IP	WLS	BF	H	R	ER	SO	BB	IBB	HBP	BLK	WP	HR	S	P	ERA	WHIP
Bob Grim, R ERA: 4.12	(1, 1)	6.1	W	30	10	6	6	4	3	0	0	0	0	1	35	47	8.53	2.053
Tom Gorman, R ERA: 3.69	(7, 1)	1.1		6	1	1	1	0	1	0	0	0	0	1	5	9	6.75	1.500
Ray Herbert, R ERA: 3.91	(8, 1)	1.1	S	4	0	0	0	2	0	0	0	0	0	0	8	8	0.00	0.000

PITCHER	IP	WLS	BF	H	R	ER	SO	BB	IBB	HBP	BLK	WP	HR	S	P	ERA	WHIP

TOP

Cleveland Indians @ Kansas City Athletics

Municipal Stadium, Kansas City, MO

Fri Aug 29 1958, 4:33 AM EDT

Att. 18,620 - Unknown

livebaseballscorecards.com

AB	35
R	7
H	11
RBI	7
BB	4
SO	6
LOB	13

Batter	1	2	3	4	5	6	7	8	9	AB	R	H	RBI	BB	SO	LOB
Bill Tuttle, R (1, 8) OBP: 0.329, SLG: 0.350	BB 1B 1B 1B	K			5-3	1-3				4	1	1	0	0	1	2
Roger Maris, L (1, 9) OBP: 0.302, SLG: 0.445	1-2 1B	1-2 1B			HBP		1B			3	0	3	0	0	0	0
Hector Lopez, R (1, 4) OBP: 0.327, SLG: 0.403	K	G5-4-3 1-			1-H HR		SH2-4 1-2			3	1	1	2	0	1	4
Bob Cerv, R (1, 7) OBP: 0.378, SLG: 0.601	F9		F9		4-3		F4			4	0	0	0	0	0	3
Harry Simpson, L (1, 3) OBP: 0.337, SLG: 0.389	1-2 2-3 1B 3B BB		4-3		5-3		2-H 1B			3	1	1	1	1	0	0
Hal Smith, R (1, 5) OBP: 0.295, SLG: 0.363	1-2 2-3 3-H 3B 1B		K			BB 1B 1B	1-3			4	2	2	1	0	1	1
Harry Chiti, R (1, 2) OBP: 0.316, SLG: 0.410	1-H 2-H 3-H 3B			CS 1B		1B 1-2 BB		K		3	0	2	3	1	1	0
Joe Demaestri, R (1, 6) OBP: 0.250, SLG: 0.289	F4			F8 1-2		B1		3-1		4	0	0	0	0	0	4
Bob Grim, R (1, 1) OBP: 0.211, SLG: 0.167 Tom Gorman, R (7, 1) OBP: 0.125, SLG: 0.188 Ray Herbert, R (8, 1) OBP: 0.275, SLG: 0.229		1B 1B		5-3		1-3 2-H 1B		K		3 0 1	0 0 0	2 0 0	1 0 0	0 0 0	0 0 1	0 0 0
Inning Stats	R: 4 H: 4 E: 0 LOB: 1 K: 1 BB: 1 S: 9 P: 13	R: 0 H: 2 E: 0 LOB: 1 K: 1 BB: 0 S: 6 P: 6	R: 0 H: 0 E: 0 LOB: 0 K: 1 BB: 0 S: 5 P: 5	R: 0 H: 1 E: 0 LOB: 0 K: 0 BB: 0 S: 3 P: 3	R: 2 H: 1 E: 0 LOB: 0 K: 0 BB: 0 S: 4 P: 5	R: 1 H: 2 E: 0 LOB: 1 K: 0 BB: 1 S: 4 P: 8	R: 1 H: 2 E: 0 LOB: 1 K: 0 BB: 0 S: 5 P: 5	R: 0 H: 0 E: 0 LOB: 0 K: 2 BB: 0 S: 7 P: 7		1B: 10 SF: 0 2B: 0 SAC: 1 3B: 1 DP: 1 HR: 1 HBP: 1						

PITCHER		IP	WLS	BF	H	R	ER	SO	BB	IBB	HBP	BLK	WP	HR	S	P	ERA	WHIP
Hal Woodeshick, L ERA: 3.51	(1, 1)	6.0	L	28	10	7	7	3	2	0	1	0	0	1	31	40	10.50	2.000
Gary Bell, R ERA: 3.44	(7, 1)	1.0		5	2	1	1	0	0	0	0	0	0	0	5	5	9.00	2.000
Ray Narleski, R ERA: 4.24	(8, 1)	1.0		3	0	0	0	2	0	0	0	0	0	0	7	7	0.00	0.000

PITCHER	IP	WLS	BF	H	R	ER	SO	BB	IBB	HBP	BLK	WP	HR	S	P	ERA	WHIP

BOTTOM

Cleveland Indians @ Kansas City Athletics

Municipal Stadium, Kansas City, MO

Fri Aug 29 1958, 4:33 AM EDT

Att. 18,620 - Unknown

livebaseballscorecards.com

AB	32
R	5
H	12
RBI	8
BB	2
SO	5
LOB	14

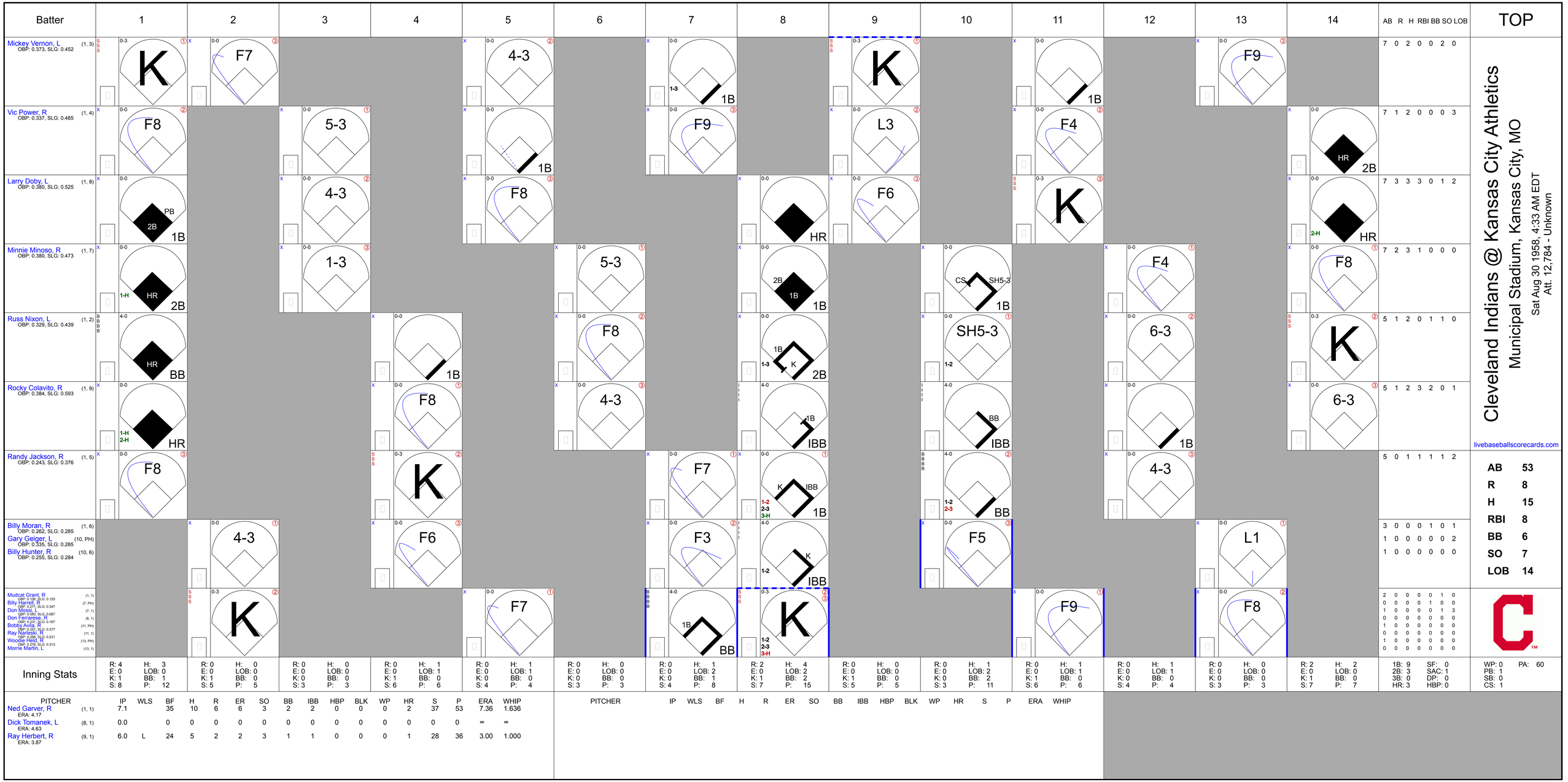
Batter
1
2
3
4
5
6
7
8
9
10
11
12
13
14
AB R H RBI BB SO LOB
TOP
Mickey Vernon, L (1, 3) OBP: 0.373, SLG: 0.452
Vic Power, R (1, 4) OBP: 0.337, SLG: 0.485
Larry Doby, L (1, 8) OBP: 0.380, SLG: 0.525
Minnie Minoso, R (1, 7) OBP: 0.380, SLG: 0.473
Russ Nixon, L (1, 2) OBP: 0.329, SLG: 0.439
Rocky Colavito, R (1, 9) OBP: 0.384, SLG: 0.593
Randy Jackson, R (1, 5) OBP: 0.243, SLG: 0.376
Billy Moran, R (1, 6) OBP: 0.262, SLG: 0.285
Gary Geiger, L (10, PH) OBP: 0.335, SLG: 0.285
Billy Hunter, R (10, 6) OBP: 0.255, SLG: 0.284
Mudcat Grant, R (1, 1) OBP: 0.106, SLG: 0.125
Billy Harrell, R (7, PH) OBP: 0.271, SLG: 0.347
Don Mossi, L (7, 1) OBP: 0.083, SLG: 0.087
Don Ferrarese, R (8, 1) OBP: 0.167, SLG: 0.167
Bobby Avila, R (11, PH) OBP: 0.330, SLG: 0.377
Ray Narleski, R (11, 1) OBP: 0.268, SLG: 0.231
Woodie Held, R (13, PH) OBP: 0.276, SLG: 0.313
Morrie Martin, L (13, 1)
Cleveland Indians @ Kansas City Athletics
Municipal Stadium, Kansas City, MO
Sat Aug 30 1958, 4:33 AM EDT
Att. 12,784 - Unknown
livebaseballscorecards.com
AB 53
R 8
H 15
RBI 8
BB 6
SO 7
LOB 14
Inning Stats
PITCHER IP WLS BF H R ER SO BB IBB HBP BLK WP HR S P ERA WHIP
Ned Garver, R (1, 1) ERA: 4.17 7.1 35 10 6 6 3 2 2 0 0 0 2 37 53 7.36 1.636
Dick Tomanek, L (8, 1) ERA: 4.63 0.0 0 0 0 0 0 0 0 0 0 0 0 0 0 ∞ ∞
Ray Herbert, R (9, 1) ERA: 3.87 6.0 L 24 5 2 2 3 1 1 0 0 0 1 28 36 3.00 1.000
1B: 9 SF: 0
2B: 3 SAC: 1
3B: 0 DP: 0
HR: 3 HBP: 0
WP: 0 PA: 60
PB: 1
SB: 0
CS: 1

BOTTOM

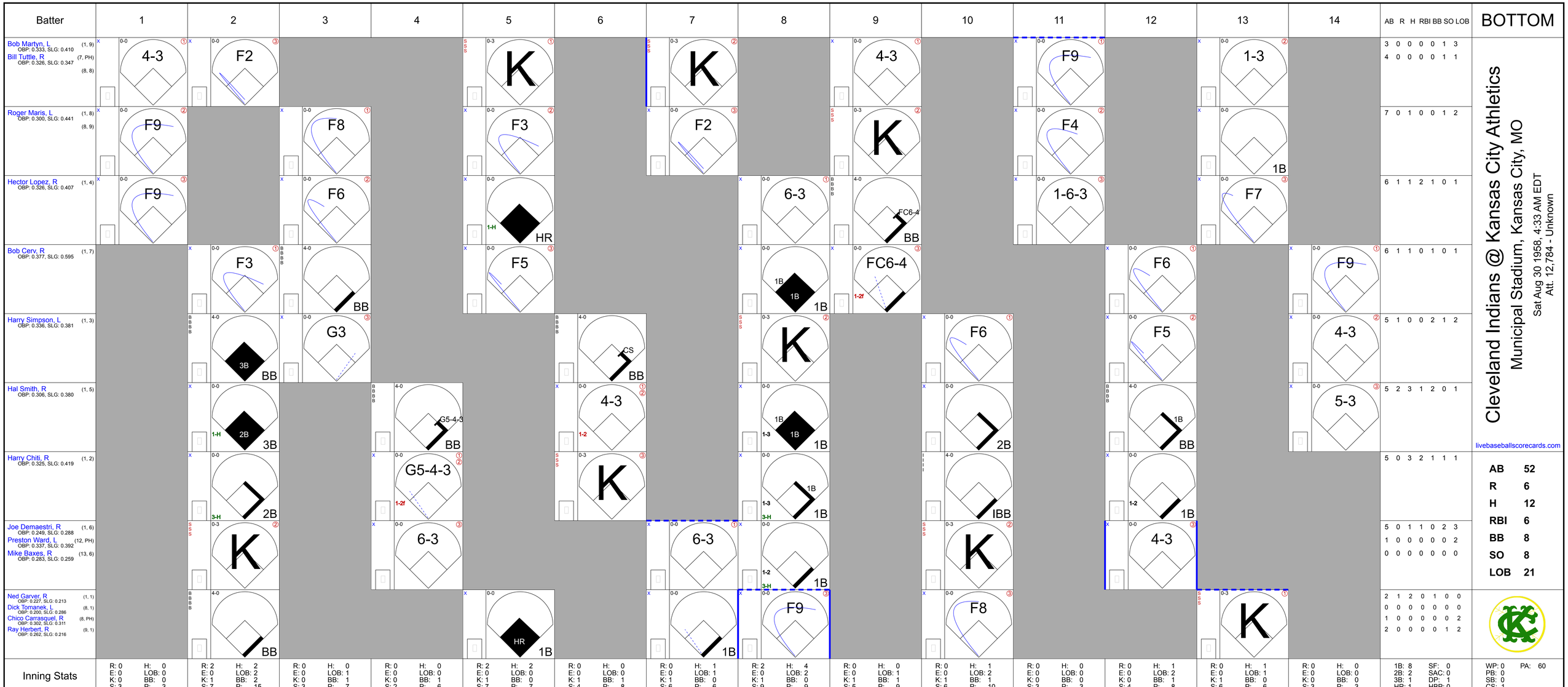
Batter
1
2
3
4
5
6
7
8
9
10
11
12
13
14
AB R H RBI BB SO LOB
Bob Martyn, L (1, 9)
OBP: 0.333, SLG: 0.410
Bill Tuttle, R (7, PH)
OBP: 0.326, SLG: 0.347 (8, 8)
4-3
F2
K
K
4-3
F9
1-3
3 0 0 0 0 1 3
4 0 0 0 0 1 1
Roger Maris, L (1, 8)
OBP: 0.300, SLG: 0.441 (8, 9)
F9
F8
F3
F2
K
F4
1B
7 0 1 0 0 1 2
Hector Lopez, R (1, 4)
OBP: 0.326, SLG: 0.407
F9
F6
HR
6-3
FC6-4
BB
1-6-3
F7
6 1 1 2 1 0 1
Bob Cerv, R (1, 7)
OBP: 0.377, SLG: 0.595
F3
BB
F5
1B
FC6-4
F6
F9
6 1 1 0 1 0 1
Harry Simpson, L (1, 3)
OBP: 0.336, SLG: 0.381
3B
BB
G3
CS
BB
K
F6
F5
4-3
5 1 0 0 2 1 2
Hal Smith, R (1, 5)
OBP: 0.306, SLG: 0.380
2B
3B
G5-4-3
BB
4-3
1B
1-3
1B
2B
1B
BB
5-3
5 2 3 1 2 0 1
Harry Chiti, R (1, 2)
OBP: 0.325, SLG: 0.419
2B
G5-4-3
K
1B
1-3
IBB
1B
5 0 3 2 1 1 1
Joe Demaestri, R (1, 6)
OBP: 0.249, SLG: 0.288
Preston Ward, L (12, PH)
OBP: 0.337, SLG: 0.392
Mike Baxes, R (13, 6)
OBP: 0.283, SLG: 0.259
K
6-3
6-3
1B
K
4-3
5 0 1 1 0 2 3
1 0 0 0 0 0 2
0 0 0 0 0 0 0
Ned Garver, R (1, 1)
OBP: 0.227, SLG: 0.213
Dick Tomanek, L (8, 1)
OBP: 0.200, SLG: 0.286
Chico Carrasquel, R (8, PH)
OBP: 0.302, SLG: 0.311
Ray Herbert, R (9, 1)
OBP: 0.262, SLG: 0.216
BB
HR
1B
1B
F9
F8
K
2 1 2 0 1 0 0
0 0 0 0 0 0 0
1 0 0 0 0 0 2
2 0 0 0 0 1 2
Inning Stats
R: 0 E: 0 K: 0 S: 3
H: 0 LOB: 0 BB: 0 P: 3
R: 2 E: 0 K: 1 S: 7
H: 2 LOB: 2 BB: 2 P: 15
R: 0 E: 0 K: 0 S: 3
H: 0 LOB: 1 BB: 1 P: 7
R: 0 E: 0 K: 0 S: 2
H: 0 LOB: 0 BB: 1 P: 6
R: 2 E: 0 K: 1 S: 7
H: 2 LOB: 0 BB: 0 P: 7
R: 0 E: 0 K: 1 S: 4
H: 0 LOB: 0 BB: 1 P: 8
R: 0 E: 0 K: 1 S: 6
H: 1 LOB: 1 BB: 0 P: 6
R: 2 E: 0 K: 1 S: 9
H: 4 LOB: 2 BB: 0 P: 9
R: 0 E: 0 K: 1 S: 5
H: 0 LOB: 1 BB: 1 P: 9
R: 0 E: 0 K: 1 S: 6
H: 1 LOB: 2 BB: 1 P: 10
R: 0 E: 0 K: 0 S: 3
H: 0 LOB: 0 BB: 0 P: 3
R: 0 E: 0 K: 0 S: 4
H: 1 LOB: 2 BB: 1 P: 8
R: 0 E: 0 K: 1 S: 6
H: 1 LOB: 1 BB: 0 P: 6
R: 0 E: 0 K: 0 S: 3
H: 0 LOB: 0 BB: 0 P: 3
1B: 8 2B: 2 3B: 1 HR: 1
SF: 0 SAC: 0 DP: 1 HBP: 0
WP: 0 PB: 0 SB: 0 CS: 1
PA: 60
PITCHER IP WLS BF H R ER SO BB IBB HBP BLK WP HR S P ERA WHIP
Mudcat Grant, R (1, 1) ERA: 3.76 6.0 25 4 4 4 3 5 0 0 0 0 1 26 46 6.00 1.500
Don Mossi, L (7, 1) ERA: 4.07 1.2 10 5 2 2 2 0 0 0 0 0 0 14 14 10.80 3.000
Don Ferrarese, L (8, 1) ERA: 3.86 2.1 10 1 0 0 2 1 1 0 0 0 0 12 20 0.00 0.857
Ray Narleski, R (11, 1) ERA: 4.19 2.0 8 1 0 0 0 1 0 0 0 0 0 7 11 0.00 1.000
Morrie Martin, L (13, 1) ERA: 4.67 2.0 W 7 1 0 0 1 0 0 0 0 0 0 9 9 0.00 0.500
Cleveland Indians @ Kansas City Athletics
Municipal Stadium, Kansas City, MO
Sat Aug 30 1958, 4:33 AM EDT
Att. 12,784 - Unknown
livebaseballscorecards.com
AB 52
R 6
H 12
RBI 6
BB 8
SO 8
LOB 21

Batter	1	2	3	4	5	6	7	8	9	10	11	AB	R	H	RBI	BB	SO	LOB
Mickey Vernon, L (1, 3) OBP: 0.371, SLG: 0.447	F8		3-1			BB		F7		FC6-4 (1-2f)		4	0	0	0	1	0	2
Vic Power, R (1, 4) (8, 6) (11, 4) OBP: 0.337, SLG: 0.484	BB, 1B		F7			F9		1-2, 1B		F5		5	0	2	0	0	0	2
Larry Doby, L (1, 8) OBP: 0.376, SLG: 0.514	1-2, BB			4-3		F7		F8			K	4	0	0	0	1	1	3
Minnie Minoso, R (1, 7) OBP: 0.378, SLG: 0.477	K			5-3			F5		6-3		HR	5	1	1	1	0	1	1
Russ Nixon, L (1, 2) OBP: 0.324, SLG: 0.432		4-3		4-3			4-3		F5		F7	5	0	0	0	0	0	0
Rocky Colavito, R (1, 9) OBP: 0.386, SLG: 0.607		4-3, BB			K		HR		HR		F7	4	2	2	2	1	1	0
Randy Jackson, R (1, 5) OBP: 0.234, SLG: 0.362		4-3, 1-2			K		F9		F8			4	0	0	0	0	1	1
Billy Hunter, R (1, 6) OBP: 0.253, SLG: 0.281		F3			F9			K		G3		2	0	0	0	0	0	1
Bobby Avila, R (8, PH) (8, 4) OBP: 0.349, SLG: 0.374								1B, BB				2	0	0	0	0	1	0
Billy Moran, R (11, 6) OBP: 0.262, SLG: 0.285												0	0	0	0	0	0	0
Cal McLish, S (1, 1) OBP: 0.265, SLG: 0.107			K			1-3						2	0	0	0	0	1	0
Gary Geiger, L (8, PH) OBP: 0.338, SLG: 0.285												0	0	0	0	1	0	0
Don Mossi, L (8, 1) OBP: 0.083, SLG: 0.087												0	0	0	0	0	0	0
Woodie Held, R (10, PH) OBP: 0.278, SLG: 0.313												0	0	0	0	1	0	0
Ray Narleski, R (10, 1) OBP: 0.268, SLG: 0.231												0	0	0	0	0	0	0
Morrie Martin, L (10, 1)												0	0	0	0	0	0	0
Inning Stats	R: 0 E: 0 K: 1 S: 5 H: 1 LOB: 1 BB: 1 P: 9	R: 0 E: 0 K: 0 S: 3 H: 0 LOB: 1 BB: 1 P: 7	R: 0 E: 0 K: 1 S: 5 H: 0 LOB: 0 BB: 0 P: 5	R: 0 E: 0 K: 0 S: 3 H: 0 LOB: 0 BB: 0 P: 3	R: 0 E: 0 K: 2 S: 7 H: 0 LOB: 0 BB: 0 P: 7	R: 0 E: 0 K: 0 S: 3 H: 0 LOB: 1 BB: 1 P: 7	R: 1 E: 0 K: 0 S: 4 H: 1 LOB: 0 BB: 0 P: 4	R: 0 E: 0 K: 1 S: 6 H: 1 LOB: 2 BB: 1 P: 10	R: 1 E: 0 K: 0 S: 4 H: 1 LOB: 0 BB: 0 P: 4	R: 0 E: 0 K: 0 S: 3 H: 0 LOB: 1 BB: 1 P: 7	R: 1 E: 0 K: 1 S: 6 H: 1 LOB: 0 BB: 0 P: 6	1B: 2 2B: 0 3B: 0 HR: 3 SF: 0 SAC: 0 DP: 0 HBP: 0						

PITCHER	IP	WLS	BF	H	R	ER	SO	BB	IBB	HBP	BLK	WP	HR	S	P	ERA	WHIP
Ralph Terry, R (1, 1) ERA: 4.09	11.0	L	42	5	3	3	6	5	0	0	0	0	3	49	69	2.46	0.909

PITCHER	IP	WLS	BF	H	R	ER	SO	BB	IBB	HBP	BLK	WP	HR	S	P	ERA	WHIP

TOP

Cleveland Indians @ Kansas City Athletics

Municipal Stadium, Kansas City, MO

Sun Aug 31 1958, 4:33 AM EDT

Att. 14,202 - Unknown

livebaseballscorecards.com

AB	37
R	3
H	5
RBI	3
BB	5
SO	6
LOB	10

WP: 0 PB: 0 SB: 0 CS: 0 PA: 42

Cleveland Indians @ Kansas City Athletics

Municipal Stadium, Kansas City, MO

Sun Aug 31 1958, 4:33 AM EDT

Att. 14,202 - Unknown

livebaseballscorecards.com

BOTTOM

Batter	1	2	3	4	5	6	7	8	9	10	11	AB	R	H	RBI	BB	SO	LOB
Bob Martyn, L (1, 9) OBP: 0.333, SLG: 0.409 Bill Tuttle, R (8, PH) OBP: 0.327, SLG: 0.346 (9, 8)	5-3		1B		1-3			K		BB		3 1	0 0	1 0	0 0	0 1	0 1	0 0
Whitey Herzog, L (1, 7) OBP: 0.350, SLG: 0.307 (10, 3)	L9		G3			HR 3B		L9		IBB		4	1	1	0	1	0	1
Hector Lopez, R (1, 4) OBP: 0.327, SLG: 0.405	K			K		F7		1B		IBB		4	0	1	0	1	2	1
Roger Maris, L (1, 8) OBP: 0.299, SLG: 0.438 (9, 9)		F4		1B		F9		G3		F9		5	0	1	0	0	0	5
Preston Ward, L (1, 3) OBP: 0.339, SLG: 0.402 Chico Carrasquel, R (10, 6) OBP: 0.301, SLG: 0.310		F7		1-3 1B		3-H HR			F9	5-3		4 1	1 0	2 0	2 0	0 0	0 0	0 3
Hal Smith, R (1, 5) OBP: 0.304, SLG: 0.374		BB		F5		6-3			K		L7	4	0	0	0	1	1	2
Harry Chiti, R (1, 2) OBP: 0.322, SLG: 0.414		K		F5			5-3		FC5-4 1B		6-3	5	0	1	0	0	1	3
Joe Demaestri, R (1, 6) OBP: 0.247, SLG: 0.286 Bob Cery, R (9, PH) OBP: 0.375, SLG: 0.592 (10, 7)			5-3		5-3		6-3		FC5-4 1-2f		6-3	3 2	0 0	0 0	0 0	0 0	0 0	0 1
Ralph Terry, R (1, 1) OBP: 0.200, SLG: 0.190			K		F8		5-3			F7		4	0	0	0	0	1	0
Inning Stats	R: 0 H: 0 E: 0 LOB: 0 K: 1 BB: 0 S: 5 P: 5	R: 0 H: 0 E: 0 LOB: 1 K: 1 BB: 1 S: 5 P: 9	R: 0 H: 1 E: 0 LOB: 1 K: 1 BB: 0 S: 6 P: 6	R: 0 H: 2 E: 0 LOB: 2 K: 1 BB: 0 S: 7 P: 7	R: 0 H: 0 E: 0 LOB: 0 K: 0 BB: 0 S: 3 P: 3	R: 2 H: 2 E: 0 LOB: 0 K: 0 BB: 0 S: 5 P: 5	R: 0 H: 0 E: 0 LOB: 0 K: 0 BB: 0 S: 3 P: 3	R: 0 H: 1 E: 0 LOB: 1 K: 1 BB: 0 S: 6 P: 6	R: 0 H: 1 E: 0 LOB: 1 K: 1 BB: 0 S: 6 P: 6	R: 0 H: 0 E: 0 LOB: 3 K: 0 BB: 3 S: 3 P: 15	R: 0 H: 0 E: 0 LOB: 0 K: 0 BB: 0 S: 3 P: 3	1B: 5 2B: 0 3B: 1 HR: 1	SF: 0 SAC: 0 DP: 0 HBP: 0						

	AB	40
	R	2
	H	7
	RBI	2
	BB	4
	SO	6
	LOB	16

WP: 0 PA: 44
PB: 0
SB: 1
CS: 0

PITCHER		IP	WLS	BF	H	R	ER	SO	BB	IBB	HBP	BLK	WP	HR	S	P	ERA	WHIP
Cal McLish, R ERA: 3.13	(1, 1)	7.0		27	5	2	2	4	1	0	0	0	0	1	34	38	2.57	0.857
Don Mossi, L ERA: 3.98	(8, 1)	2.0		8	2	0	0	2	0	0	0	0	0	0	12	12	0.00	1.000
Ray Narleski, R ERA: 4.18	(10, 1)	0.1		4	0	0	0	0	1	2	0	0	0	0	1	13	0.00	3.000
Morrie Martin, L ERA: 4.46	(10, 1)	1.2	W	5	0	0	0	0	0	0	0	0	0	0	5	5	0.00	0.000

PITCHER	IP	WLS	BF	H	R	ER	SO	BB	IBB	HBP	BLK	WP	HR	S	P	ERA	WHIP

Detroit Tigers @ Kansas City Athletics

Municipal Stadium, Kansas City, MO

Mon Sep 01 1958, 4:33 AM EDT

Att. 11,779 - Unknown

TOP

livebaseballscorecards.com

Batter	1	2	3	4	5	6	7	8	9	AB	R	H	RBI	BB	SO	LOB
Johnny Groth, R (1, 8) OBP: 0.357, SLG: 0.397	BBBB 4-0 5-3 1B BB	x 0-0 ③ 4-3			x 0-0 SH 1B 1B	SSS 0-3 ③ K			x 0-0 ③ F6	4	2	1	0	1	1	1
Coot Veal, R (1, 6) OBP: 0.341, SLG: 0.363	x 0-0 ① 5-3 1-2		BBBB 4-0 L5-4-3 BB		x 0-0 SH 1B 1B 1B 1-2		x 0-0 ① F6			2	1	0	0	1	0	1
Al Kaline, R (1, 9) OBP: 0.348, SLG: 0.469	x 0-0 ② L5-3		x 0-0 ①② L5-4-3 1-2		x 0-0 1B 1B 1-2 2-H 1B		x 0-0 ② L7			4	1	1	1	0	0	2
Gail Harris, L (1, 3) OBP: 0.332, SLG: 0.478	x 0-0 2B 2-H 1B		x 0-0 ③ 1-3		SSS 0-3 ② K		x 0-0 ③ 1-3			4	1	1	1	0	1	2
Charlie Maxwell, L (1, 7) OBP: 0.363, SLG: 0.420	x 0-0 1-H 2B			BBBB 4-0 BB	x 0-0 1B 2B 1-2 2-3 1B			x 0-0 ① F7		3	1	2	1	1	0	0
Frank Bolling, R (1, 4) OBP: 0.332, SLG: 0.383	x 0-0 ③ F7			SSS 0-3 ① K	x 0-0 2B 1-2 2-H 3-H 1B			x 0-0 ② F8		4	1	1	2	0	1	2
Billy Martin, R (1, 5) OBP: 0.285, SLG: 0.355		x 0-0 ① F4		x 0-0 ② F6	x 0-0 ③ E7 1-H 2-H 2B			BBBB 4-0 PO BB		3	0	1	2	1	0	1
Charlie Lau, L (1, 2) OBP: 0.275, SLG: 0.250		x 0-0 E8 1B		x 0-0 ③ F3		x 0-0 ① F3		0-0 ③ PO 1-2	SSS 0-3 ① K	4	0	1	0	0	1	1
Al Cicotte, R (1, 1) OBP: 0.185, SLG: 0.185 Billy Hoeft, L (9, 1) OBP: 0.317, SLG: 0.378		SSS 0-3 ② K			x 0-0 ① 5-3	x 0-0 ② 1-3			SSS 0-3 ② K	4 0	0 0	0 0	0 0	0 0	2 0	1 0
Inning Stats	R: 2 E: 0 K: 0 S: 5 H: 2 LOB: 1 BB: 1 P: 9	R: 0 E: 1 K: 1 S: 6 H: 1 LOB: 1 BB: 0 P: 6	R: 0 E: 0 K: 0 S: 2 H: 0 LOB: 0 BB: 1 P: 6	R: 0 E: 0 K: 1 S: 5 H: 0 LOB: 1 BB: 1 P: 9	R: 5 E: 1 K: 1 S: 10 H: 5 LOB: 0 BB: 0 P: 10	R: 0 E: 0 K: 1 S: 5 H: 0 LOB: 0 BB: 0 P: 5	R: 0 E: 0 K: 0 S: 3 H: 0 LOB: 0 BB: 0 P: 3	R: 0 E: 0 K: 0 S: 2 H: 0 LOB: 0 BB: 1 P: 6	R: 0 E: 0 K: 2 S: 7 H: 0 LOB: 0 BB: 0 P: 7	1B: 6 2B: 2 3B: 0 HR: 0	SF: 0 SAC: 1 DP: 1 HBP: 0						

	AB	32
	R	7
	H	8
	RBI	7
	BB	4
	SO	6
	LOB	11

WP: 0 PB: 0 SB: 0 CS: 0 PA: 38

PITCHER		IP	WLS	BF	H	R	ER	SO	BB	IBB	HBP	BLK	WP	HR	S	P	ERA	WHIP
Bob Davis, R (1, 1) ERA: 7.0		4.2	L	24	7	7	7	3	3	0	0	0	0	0	27	39	13.50	2.143
Walt Craddock, L (5, 1) ERA: 5.4		0.1		1	1	0	0	0	0	0	0	0	0	0	1	1	0.00	3.000
Bud Daley, L (6, 1) ERA: 4.21		2.0		6	0	0	0	1	0	0	0	0	0	0	8	8	0.00	0.000
Dick Tomanek, L (8, 1) ERA: 4.55		2.0		6	0	0	0	2	1	0	0	0	0	0	9	13	0.00	0.500

PITCHER	IP	WLS	BF	H	R	ER	SO	BB	IBB	HBP	BLK	WP	HR	S	P	ERA	WHIP

BOTTOM

Detroit Tigers @ Kansas City Athletics

Municipal Stadium, Kansas City, MO

Mon Sep 01 1958, 4:33 AM EDT

Att. 11,779 - Unknown

livebaseballscorecards.com

Batter	1	2	3	4	5	6	7	8	9	AB	R	H	RBI	BB	SO	LOB
Bob Martyn, L (1, 9) OBP: 0.339, SLG: 0.413	G4-6-3 1B		WP 1B		6-3 2-3		FC4 FC4-6 1-2f		1B 1-3 1B	5	0	3	0	0	0	2
Whitey Herzog, L (1, 7) OBP: 0.355, SLG: 0.308 Chico Carrasquel, R (9, PH) OBP: 0.303, SLG: 0.313	K		FC5-4 1-2 BB		1B 3-H		FC4-6 1-2f		FC4-6 1-3 3-H 1B	3 1	0 0	1 1	1 1	1 0	1 0	2 0
Hector Lopez, R (1, 4) OBP: 0.324, SLG: 0.401	G4-6-3 1-2f		FC5-4 1-2f		K		F8		F4	5	0	0	0	0	1	6
Roger Maris, L (1, 8) OBP: 0.301, SLG: 0.443		F3		3-1 SF9 2B		F5		SH1-3 2B		4	1	2	0	0	0	0
Preston Ward, L (1, 3) OBP: 0.339, SLG: 0.399		L9		3-1 2-3		2B BB		SH1-3 2-3		2	1	0	0	1	0	1
Hal Smith, R (1, 5) OBP: 0.307, SLG: 0.379		PB BB		SF9 3-H		1-H 2B		K		2	0	1	2	1	1	1
Harry Chiti, R (1, 2) OBP: 0.317, SLG: 0.406		1-6-3 1-2		6-3		F7		K		4	0	0	0	0	1	3
Joe Demaestri, R (1, 6) OBP: 0.246, SLG: 0.283 Frank House, L (9, PH) OBP: 0.307, SLG: 0.398			F5		6-3	1-3			1B 1B 1B	3 1	0 1	0 1	0 1	0 0	0 0	1 0
Bob Davis, R (1, 1) Walt Craddock, R (5, 1) Harry Simpson, L (5, PH) OBP: 0.338, SLG: 0.388 Bud Daley, L (6, 1) OBP: 0.154, SLG: 0.231 Bill Tuttle, R (7, PH) OBP: 0.329, SLG: 0.347 Dick Tomanek, L (8, 1) OBP: 0.200, SLG: 0.286 Bob Cerv, R (9, PH) OBP: 0.374, SLG: 0.591			5-3		6-3 1B 2B		FC4 1B		K	1 0 1 0 1 0 1	0 0 1 0 0 0 0	0 0 1 0 0 0 1	0 0 0 0 0 0 0	0 0 0 0 0 0 1	0 0 0 0 0 0 0	0 0 0 0 0 0 1
Inning Stats	R: 0 E: 0 K: 1 S: 5 H: 1 LOB: 0 BB: 0 P: 5	R: 0 E: 0 K: 0 S: 3 H: 0 LOB: 1 BB: 1 P: 7	R: 0 E: 0 K: 0 S: 4 H: 1 LOB: 2 BB: 1 P: 8	R: 1 E: 0 K: 0 S: 4 H: 1 LOB: 0 BB: 0 P: 4	R: 1 E: 0 K: 1 S: 7 H: 2 LOB: 1 BB: 0 P: 7	R: 1 E: 0 K: 0 S: 4 H: 1 LOB: 1 BB: 1 P: 8	R: 0 E: 0 K: 0 S: 4 H: 1 LOB: 1 BB: 0 P: 4	R: 0 E: 0 K: 2 S: 8 H: 1 LOB: 1 BB: 0 P: 8	R: 1 E: 0 K: 1 S: 7 H: 3 LOB: 1 BB: 0 P: 7	1B: 7 2B: 4 3B: 0 HR: 0 SF: 1 SAC: 1 DP: 1 HBP: 0						

AB	34
R	4
H	11
RBI	4
BB	3
SO	5
LOB	17

WP: 1 PB: 1 SB: 0 CS: 0 PA: 39

PITCHER		IP	WLS	BF	H	R	ER	SO	BB	IBB	HBP	BLK	WP	HR	S	P	ERA	WHIP
Al Cicotte, R ERA: 4.05	(1, 1)	8.1	W	37	10	4	4	5	3	0	0	0	1	0	44	56	4.32	1.560
Billy Hoeft, L ERA: 4.4	(9, 1)	0.2	S	2	1	0	0	0	0	0	0	0	0	0	2	2	0.00	1.500

PITCHER	IP	WLS	BF	H	R	ER	SO	BB	IBB	HBP	BLK	WP	HR	S	P	ERA	WHIP

Batter	1	2	3	4	5	6	7	8	9	AB	R	H	RBI	BB	SO	LOB
Johnny Groth, R (1, 8) OBP: 0.366, SLG: 0.425	BB FC6-4		F8 ①		HR	F7 ③			FC4-6 1B	4	1	2	1	1	0	1
Coot Veal, R (1, 6) OBP: 0.328, SLG: 0.347	F3 ①		F7 ②		F8 ②		F7 ①		FC4-6 ③ 1-2f	5	0	0	0	0	0	2
Al Kaline, R (1, 9) OBP: 0.347, SLG: 0.467	FC6-4 ② 1-2f		1B		L5 2B		L6-3 ②			4	2	1	0	0	0	1
Gail Harris, L (1, 3) OBP: 0.334, SLG: 0.484	1-H 2B		F9 ③		2-H 2B		F8 ③			4	0	2	2	0	0	1
Charlie Maxwell, L (1, 7) OBP: 0.361, SLG: 0.418	F3 ③			G3 ①	4-3 ③			FC4-6 1B		4	0	1	0	0	0	2
Frank Bolling, R (1, 4) OBP: 0.333, SLG: 0.395		L6 ①		HR		HR		FC4-6 ① 1-2f L5-3		4	2	2	2	0	0	1
Billy Martin, R (1, 5) OBP: 0.283, SLG: 0.351		K ②		5-3 ②		4-3 ①		L5-3 ②③ 1-2		4	0	0	0	0	1	1
Red Wilson, R (1, 2) OBP: 0.383, SLG: 0.379		BB		K ③		F2 ②			4-3 ①	3	0	0	0	1	1	0
Paul Foytack, R (1, 1) OBP: 0.317, SLG: 0.276		K ③			6-3 ①	BB			K ②	3	0	0	0	1	2	1
Inning Stats	R: 1 E: 0 K: 0 S: 4 H: 1 LOB: 1 BB: 1 P: 8	R: 0 E: 0 K: 2 S: 7 H: 0 LOB: 1 BB: 1 P: 11	R: 0 E: 0 K: 0 S: 4 H: 1 LOB: 1 BB: 0 P: 4	R: 1 E: 0 K: 1 S: 6 H: 1 LOB: 0 BB: 0 P: 6	R: 2 E: 1 K: 0 S: 6 H: 2 LOB: 1 BB: 0 P: 6	R: 1 E: 0 K: 0 S: 4 H: 1 LOB: 1 BB: 1 P: 8	R: 0 E: 0 K: 0 S: 3 H: 0 LOB: 0 BB: 0 P: 3	R: 0 E: 0 K: 0 S: 3 H: 1 LOB: 0 BB: 0 P: 3	R: 0 E: 0 K: 1 S: 6 H: 1 LOB: 1 BB: 0 P: 6	1B: 3 2B: 3 3B: 0 HR: 3 SF: 0 SAC: 0 DP: 1 HBP: 0						

TOP

Detroit Tigers @ Kansas City Athletics

Municipal Stadium, Kansas City, MO

Mon Sep 01 1958, 4:38 AM EDT

Att. 8,264 - Unknown

livebaseballscorecards.com

AB	35
R	5
H	8
RBI	5
BB	3
SO	4
LOB	10

PITCHER		IP	WLS	BF	H	R	ER	SO	BB	IBB	HBP	BLK	WP	HR	S	P	ERA	WHIP
Jack Urban, R ERA: 5.85	(1, 1)	4.2	L	22	5	4	3	3	2	0	0	0	0	2	26	34	5.79	1.500
Bud Daley, L ERA: 4.12	(5, 1)	3.1		12	2	1	1	0	1	0	0	0	0	1	11	15	2.70	0.900
Ned Garver, R ERA: 4.15	(9, 1)	1.0		4	1	0	0	1	0	0	0	0	0	0	6	6	0.00	1.000

PITCHER	IP	WLS	BF	H	R	ER	SO	BB	IBB	HBP	BLK	WP	HR	S	P	ERA	WHIP

Batter	1	2	3	4	5	6	7	8	9	AB	R	H	RBI	BB	SO	LOB
Bob Martyn, L (1, 9) OBP: 0.338, SLG: 0.407	BBBB 4-0 CS BB		x 0-0 ③ 4-3			x 0-0 ① B4-3		SSS 0-3 ③ K		3	0	0	0	1	1	1
Whitey Herzog, L (1, 7) OBP: 0.342, SLG: 0.295	x 0-0 ① F7			x 0-0 ① F8		x 0-0 ② F7			x 0-0 ① F6	4	0	0	0	0	0	1
Hector Lopez, R (1, 4) OBP: 0.323, SLG: 0.404	x 0-0 ② L7			x 0-0 SF7 3B		x 0-0 ③ 2-3			SSS 0-3 ② K	4	1	1	0	0	1	1
Roger Maris, L (1, 8) OBP: 0.300, SLG: 0.442	0-0 ③ CS 1-2	x 0-0 ① L9		x 0-0 ② SF7 3-H			x 0-0 ① 1B		SSS 0-3 ③ K	3	0	1	1	0	1	0
Preston Ward, L (1, 3) OBP: 0.339, SLG: 0.399		x 0-0 1B		SSS 0-3 ③ K			x 0-0 ② G3			3	0	1	0	0	1	0
Hal Smith, R (1, 5) OBP: 0.307, SLG: 0.382		x 0-0 ② L9	x 0-0 2B				x 0-0 ③ L9			3	0	1	0	0	0	1
Frank House, L (1, 2) OBP: 0.302, SLG: 0.392		x 0-0 ③ F8	x 0-0 ① F4					x 0-0 ① 3-1		3	0	0	0	0	0	2
Chico Carrasquel, R (1, 6) OBP: 0.303, SLG: 0.311			x 0-0 ① L9		x 0-0 ② 5-3			BBBB 4-0 BB		2	0	0	0	1	0	1
Jack Urban, R (1, 1) OBP: 0.170, SLG: 0.152			x 0-0 ② F7		x 0-0 ③ F5			x 0-0 ② F5		1	0	0	0	0	0	0
Bud Daley, L (5, 1) OBP: 0.143, SLG: 0.214										1	0	0	0	0	0	1
Harry Simpson, L (8, PH) OBP: 0.337, SLG: 0.386										1	0	0	0	0	0	1
Ned Garver, R (9, 1) OBP: 0.227, SLG: 0.213										0	0	0	0	0	0	0
Inning Stats	R: 0 E: 0 K: 0 S: 2 H: 0 LOB: 0 BB: 1 P: 6	R: 0 E: 0 K: 0 S: 4 H: 1 LOB: 1 BB: 0 P: 4	R: 0 E: 0 K: 0 S: 3 H: 0 LOB: 0 BB: 0 P: 3	R: 1 E: 0 K: 1 S: 6 H: 1 LOB: 0 BB: 0 P: 6	R: 0 E: 0 K: 0 S: 4 H: 1 LOB: 1 BB: 0 P: 4	R: 0 E: 0 K: 0 S: 3 H: 0 LOB: 0 BB: 0 P: 3	R: 0 E: 0 K: 0 S: 3 H: 1 LOB: 0 BB: 0 P: 3	R: 0 E: 0 K: 1 S: 5 H: 0 LOB: 1 BB: 1 P: 9	R: 0 E: 0 K: 2 S: 7 H: 0 LOB: 0 BB: 0 P: 7	1B: 2 2B: 1 3B: 1 HR: 0 SF: 1 SAC: 0 DP: 0 HBP: 0						

PITCHER	IP	WLS	BF	H	R	ER	SO	BB	IBB	HBP	BLK	WP	HR	S	P	ERA	WHIP
Paul Foytack, R (1, 1) ERA: 3.89	9.0	W	31	4	1	1	4	2	0	0	0	0	0	37	45	1.00	0.667

PITCHER	IP	WLS	BF	H	R	ER	SO	BB	IBB	HBP	BLK	WP	HR	S	P	ERA	WHIP

BOTTOM

Detroit Tigers @ Kansas City Athletics

Municipal Stadium, Kansas City, MO

Mon Sep 01 1958, 4:38 AM EDT

Att. 8,264 - Unknown

livebaseballscorecards.com

AB	28
R	1
H	4
RBI	1
BB	2
SO	4
LOB	9

WP: 0 PA: 32
PB: 0
SB: 0
CS: 1

Detroit Tigers @ Kansas City Athletics

Municipal Stadium, Kansas City, MO

Tue Sep 02 1958, 4:33 AM EDT

Att. 2,655 - Unknown

TOP

livebaseballscorecards.com

Batter	1	2	3	4	5	6	7	8	9	AB	R	H	RBI	BB	SO	LOB
Johnny Groth, R (1, 8) OBP: 0.353, SLG: 0.408	6-3	4-3		F4			F9		L7	5	0	0	0	0	0	1
Coot Veal, R (1, 6) OBP: 0.331, SLG: 0.350	E 1B		F2		F9		1B		F3	5	1	2	0	0	0	0
Al Kaline, R (1, 9) OBP: 0.352, SLG: 0.474	E6 1-H 3B		BBBB BB		1B		L1-3		S 1B	4	2	3	1	1	0	1
Gail Harris, L (1, 3) OBP: 0.338, SLG: 0.494	FC4-6 1B		F8		F3			HR	1-H 1B	5	1	3	2	0	0	2
Charlie Maxwell, L (1, 7) OBP: 0.358, SLG: 0.413	FC4-6 BB 1-2f		F7		F8			1-3		4	0	0	0	0	0	3
Frank Bolling, R (1, 4) OBP: 0.334, SLG: 0.399	BBBB FC6-4 1-2 BB			E6 PB 1B		F4		1B 3B		3	2	1	0	1	0	0
Billy Martin, R (1, 5) OBP: 0.282, SLG: 0.350	FC6-4 1-2f			F8 1-2		F2		3-H 1B		4	0	1	1	0	0	3
Red Wilson, R (1, 2) OBP: 0.381, SLG: 0.377		SSSS K		SH1-4 2-H 1B		F5		F8		4	0	1	1	0	1	1
Herb Moford, R (1, 1) OBP: 0.057, SLG: 0.029		L4		SH1-4 1-2			F2	1-3		3	0	0	0	0	0	1

Inning Stats	R: 2	H: 3	R: 0	H: 0	R: 0	H: 0	R: 1	H: 1	R: 0	H: 1	R: 0	H: 0	R: 0	H: 1	R: 2	H: 3	R: 1	H: 2	1B: 8	SF: 0	WP: 0	PA: 40
	E: 1	LOB: 2	E: 0	LOB: 0	E: 0	LOB: 1	E: 1	LOB: 1	E: 0	LOB: 1	E: 0	LOB: 0	E: 0	LOB: 1	E: 0	LOB: 1	E: 0	LOB: 1	2B: 0	SAC: 1	PB: 1									
	K: 0	BB: 1	K: 1	BB: 0	K: 0	BB: 0	K: 0	BB: 0	K: 0	BB: 0	K: 0	BB: 0	K: 0	BB: 1	S: 6	BB: 0	K: 0	BB: 0	3B: 2	DP: 0	SB: 1									
	S: 6	P: 10	S: 5	P: 5	S: 3	P: 7	S: 5	P: 5	S: 4	P: 4	S: 3	P: 3	S: 4	P: 4	S: 6	P: 6	S: 4	P: 4	HR: 1	HBP: 0	CS: 0									

PITCHER		IP	WLS	BF	H	R	ER	SO	BB	IBB	HBP	BLK	WP	HR	S	P	ERA	WHIP
Bob Grim, R ERA: 4.15	(1, 1)	8.0	L	36	9	5	4	1	2	0	0	0	0	1	36	44	4.50	1.375
Bob Davis, R ERA: 7.07	(9, 1)	1.0		4	2	1	1	0	0	0	0	0	0	0	4	4	9.00	2.000

PITCHER		IP	WLS	BF	H	R	ER	SO	BB	IBB	HBP	BLK	WP	HR	S	P	ERA	WHIP

AB	37
R	6
H	11
RBI	5
BB	2
SO	1
LOB	12

Detroit Tigers @ Kansas City Athletics

Municipal Stadium, Kansas City, MO

Tue Sep 02 1958, 4:33 AM EDT

Att. 2,655 - Unknown

BOTTOM

Batter	1	2	3	4	5	6	7	8	9	AB	R	H	RBI	BB	SO	LOB
Bob Martyn, L (1, 9) OBP: 0.336, SLG: 0.402	F5			K		F7			FC4-6 BB	3	0	0	0	1	1	1
Roger Maris, L (1, 8) OBP: 0.298, SLG: 0.439	4-3			K			F4		FC4-6 G5-4-3 1-2f	4	0	0	0	0	1	1
Hector Lopez, R (1, 4) OBP: 0.321, SLG: 0.400	F3			F2			L5		G5-4-3 1-2f	4	0	0	0	0	0	1
Bob Cerv, R (1, 7) OBP: 0.374, SLG: 0.596		F8			L9		HR			3	1	1	1	0	0	0
Preston Ward, L (1, 3) OBP: 0.336, SLG: 0.395		K			1-3		F7			3	0	0	0	0	1	0
Hal Smith, R (1, 5) OBP: 0.307, SLG: 0.379		K			1-3			4-3 BB		2	0	0	0	1	1	0
Harry Chiti, R (1, 2) OBP: 0.317, SLG: 0.410			F4			2B		L8		3	0	1	0	0	0	1
Chico Carrasquel, R (1, 6) OBP: 0.302, SLG: 0.308			6-3			F7		4-3 1-2		2	0	0	0	0	0	1
Harry Simpson, L (8, PH) OBP: 0.336, SLG: 0.385										1	0	0	0	0	0	1
Joe Demaestri, R (9, 6) OBP: 0.246, SLG: 0.283										0	0	0	0	0	0	0
Bob Grim, R (1, 1) OBP: 0.190, SLG: 0.150			K			F2		F8		2	0	0	0	0	1	1
Whitey Herzog, L (8, PH) OBP: 0.339, SLG: 0.292										1	0	0	0	0	0	1
Bob Davis, R (9, 1)										0	0	0	0	0	0	0
Inning Stats	R: 0 E: 0 K: 0 S: 3 H: 0 LOB: 0 BB: 0 P: 3	R: 0 E: 0 K: 2 S: 7 H: 0 LOB: 0 BB: 0 P: 7	R: 0 E: 0 K: 1 S: 5 H: 0 LOB: 0 BB: 0 P: 5	R: 0 E: 0 K: 2 S: 7 H: 0 LOB: 0 BB: 0 P: 7	R: 0 E: 0 K: 0 S: 3 H: 0 LOB: 0 BB: 0 P: 3	R: 0 E: 0 K: 0 S: 4 H: 1 LOB: 1 BB: 0 P: 4	R: 1 E: 0 K: 0 S: 4 H: 1 LOB: 0 BB: 0 P: 4	R: 0 E: 0 K: 0 S: 3 H: 0 LOB: 1 BB: 1 P: 7	R: 0 E: 0 K: 0 S: 2 H: 0 LOB: 0 BB: 1 P: 6	1B: 0 2B: 1 3B: 0 HR: 1 SF: 0 SAC: 0 DP: 1 HBP: 0						

livebaseballscorecards.com

AB	28
R	1
H	2
RBI	1
BB	2
SO	5
LOB	8

PITCHER	IP	WLS	BF	H	R	ER	SO	BB	IBB	HBP	BLK	WP	HR	S	P	ERA	WHIP
Herb Moford, R (1, 1) ERA: 3.46	9.0	W	30	2	1	1	5	2	0	0	0	0	1	38	46	1.00	0.444

PITCHER	IP	WLS	BF	H	R	ER	SO	BB	IBB	HBP	BLK	WP	HR	S	P	ERA	WHIP

WP: 0 PA: 30
PB: 0
SB: 0
CS: 0

Batter	1	2	3	4	5	6	7	8	9	AB	R	H	RBI	BB	SO	LOB
Bill Tuttle, R (1, 8) OBP: 0.331, SLG: 0.351	BBBB 4-0 G1-6-4-3 1B BB		x 0-0 G3 1-3 1B 2B		x 0-0 SH1-3 2B 1B	x 0-0 ② F2		x 0-0 ② 6-3		4	2	2	0	1	0	1
Roger Maris, L (1, 9) OBP: 0.298, SLG: 0.437	x 0-0 1-2 1B		x 0-0 ② G3 2-3 3-H		x 0-0 ① SH1-3 1-2	x 0-0 ③ F8		SSS 0-3 ③ K		0	0	0	0	0	0	0
Hector Lopez, R (1, 4) OBP: 0.322, SLG: 0.402	x 0-0 ① ② G1-6-4-3 1-2f 2-3		x 0-0 3-H 1B		x 0-0 HR 2-H 2B		x 0-0 ① F9		x 0-0 ① 6-3	5	1	2	2	0	0	2
Bob Cery, R (1, 7) OBP: 0.374, SLG: 0.600	x 0-0 ③ 1-3		x 0-0 ③ L4		x 0-0 HR 2-H HR		BBBB 4-0 1B BB		x 0-0 ② F2	4	1	1	2	1	0	2
Hal Smith, R (1, 5) OBP: 0.312, SLG: 0.393		x 0-0 ① 1-3		H 1-0 1B HBP	x 0-0 HR		x 0-0 1-2 1B		x 0-0 ③ F9	4	1	2	1	0	0	0
Harry Simpson, L (1, 3) OBP: 0.335, SLG: 0.382 Whitey Herzog, L (7, 3) OBP: 0.339, SLG: 0.292		x 0-0 ② 5-3		x 0-0 1-2 1B	x 0-0 E1 WP		SSS 0-3 ② K			4 0	0 0	1 0	0 0	0 0	1 0	2 0
Harry Chiti, R (1, 2) OBP: 0.312, SLG: 0.403		x 0-0 ③ 5-3		SSS 0-3 ① K	SSS 0-3 ② K 1-2		x 0-0 ③ F2			4	0	0	0	0	2	5
Joe Demaestri, R (1, 6) OBP: 0.246, SLG: 0.283			x 0-0 ① 1-3	x 0-0 ② F7	x 0-0 ③ F8			x 0-0 SH1-4 1B		4	0	1	0	0	0	3
Ray Herbert, R (1, 1) OBP: 0.267, SLG: 0.225			x 0-0 2B G3 1B	x 0-0 ③ 6-3		SSS 0-3 ① K		x 0-0 ① SH1-4 1-2		3	1	1	0	0	1	2
Inning Stats	R: 0 E: 0 K: 0 S: 3 H: 1 LOB: 1 BB: 1 P: 7	R: 0 E: 0 K: 0 S: 3 H: 0 LOB: 0 BB: 0 P: 3	R: 2 E: 0 K: 0 S: 6 H: 3 LOB: 1 BB: 0 P: 6	R: 0 E: 0 K: 1 S: 6 H: 1 LOB: 2 BB: 0 P: 7	R: 4 E: 1 K: 1 S: 10 H: 4 LOB: 1 BB: 0 P: 10	R: 0 E: 0 K: 1 S: 5 H: 0 LOB: 0 BB: 0 P: 5	R: 0 E: 0 K: 1 S: 6 H: 1 LOB: 2 BB: 1 P: 10	R: 0 E: 0 K: 1 S: 6 H: 1 LOB: 1 BB: 0 P: 6	R: 0 E: 0 K: 0 S: 3 H: 0 LOB: 0 BB: 0 P: 3	1B: 7 2B: 2 3B: 0 HR: 2 SF: 0 SAC: 2 DP: 1 HBP: 1						

PITCHER		IP	WLS	BF	H	R	ER	SO	BB	IBB	HBP	BLK	WP	HR	S	P	ERA	WHIP
Hal Woodeshick, L ERA: 4.08	(1, 1)	5.0	L	26	9	6	6	2	1	0	1	0	1	2	28	33	10.80	2.000
Ray Narleski, R ERA: 4.13	(6, 1)	2.0		8	1	0	0	2	1	0	0	0	0	0	11	15	0.00	1.000
Don Mossi, L ERA: 3.89	(8, 1)	2.0		7	1	0	0	1	0	0	0	0	0	0	9	9	0.00	0.500

PITCHER	IP	WLS	BF	H	R	ER	SO	BB	IBB	HBP	BLK	WP	HR	S	P	ERA	WHIP

TOP

Kansas City Athletics @ Cleveland Indians

Cleveland Municipal Stadium, Cleveland, OH

Wed Sep 03 1958, 3:33 AM EDT

Att. 4,748 - Unknown

livebaseballscorecards.com

AB	32
R	6
H	10
RBI	5
BB	2
SO	4
LOB	17

WP: 1 PA: 41
PB: 0
SB: 0
CS: 0

BOTTOM

Kansas City Athletics @ Cleveland Indians

Cleveland Municipal Stadium, Cleveland, OH

Wed Sep 03 1958, 3:33 AM EDT

Att. 4,748 - Unknown

livebaseballscorecards.com

Batter	1	2	3	4	5	6	7	8	9	AB	R	H	RBI	BB	SO	LOB
Mickey Vernon, L (1, 3) OBP: 0.373, SLG: 0.448	HR 2B		F7		4-3			BB BB		3	1	1	0	1	0	0
Vic Power, R (1, 4) OBP: 0.335, SLG: 0.485	F4		5-3			F9		F8		4	0	0	0	0	0	2
Larry Doby, L (1, 8) OBP: 0.374, SLG: 0.529	2-H HR		4-3			E3 1B		K		4	1	1	2	0	1	1
Minnie Minoso, R (1, 7) OBP: 0.384, SLG: 0.489	F7			2B		1-2 1B		1-2 BB		3	0	2	0	1	0	0
Rocky Colavito, R (1, 9) OBP: 0.382, SLG: 0.595	1B			K		F6		F9		4	0	1	0	0	1	5
Randy Jackson, R (1, 5) OBP: 0.236, SLG: 0.359	5-3			F7		F6			K	4	0	0	0	0	1	4
Dick Brown, R (1, 2) OBP: 0.299, SLG: 0.382		F7		F7			F9		F3	4	0	0	0	0	0	1
Billy Hunter, R (1, 6) OBP: 0.247, SLG: 0.274		F8			5-3		F8		F8	2	0	0	0	0	0	0
Woodie Held, R (7, PH) (8, 6) OBP: 0.276, SLG: 0.306										2	0	0	0	0	0	0
Hal Woodeshick, R (1, 1) OBP: 0.136, SLG: 0.136		K			K		4-3			1	0	0	0	0	1	0
Gary Geiger, L (5, PH) OBP: 0.336, SLG: 0.283										1	0	0	0	0	1	0
Ray Narleski, R (6, 1) OBP: 0.268, SLG: 0.231										0	0	0	0	0	0	0
Billy Harrell, R (7, PH) OBP: 0.270, SLG: 0.345										1	0	0	0	0	0	0
Don Mossi, L (8, 1) OBP: 0.083, SLG: 0.087										0	0	0	0	0	0	0
Inning Stats	R: 2 E: 0 K: 0 S: 6 H: 3 LOB: 1 BB: 0 P: 6		R: 0 E: 0 K: 0 S: 3 H: 0 LOB: 0 BB: 0 P: 3	R: 0 E: 0 K: 1 S: 6 H: 1 LOB: 1 BB: 0 P: 6	R: 0 E: 0 K: 1 S: 5 H: 0 LOB: 0 BB: 0 P: 5	R: 0 E: 1 K: 0 S: 5 H: 1 LOB: 2 BB: 0 P: 5	R: 0 E: 0 K: 0 S: 3 H: 0 LOB: 0 BB: 0 P: 3	R: 0 E: 0 K: 1 S: 5 H: 0 LOB: 2 BB: 2 P: 13	R: 0 E: 0 K: 1 S: 5 H: 0 LOB: 0 BB: 0 P: 5	1B: 2 2B: 2 3B: 0 HR: 1	SF: 0 SAC: 0 DP: 0 HBP: 0					

PITCHER	IP	WLS	BF	H	R	ER	SO	BB	IBB	HBP	BLK	WP	HR	S	P	ERA	WHIP
Ray Herbert, R (1, 1) ERA: 3.75	9.0	W	35	5	2	2	5	2	0	0	0	0	1	43	51	2.00	0.778

PITCHER	IP	WLS	BF	H	R	ER	SO	BB	IBB	HBP	BLK	WP	HR	S	P	ERA	WHIP

AB	33
R	2
H	5
RBI	2
BB	2
SO	5
LOB	13

WP: 0 PB: 0 SB: 0 CS: 0 PA: 35

Batter	1	2	3	4	5	6	7	8	9	AB	R	H	RBI	BB	SO	LOB
Bill Tuttle, R (1, 8) OBP: 0.330, SLG: 0.350	S S S 0-3 ① K		x 0-0 ③ 5-3			x 0-0 HR 1B		x 0-0 ③ 2-3		4	1	1	0	0	1	0
Roger Maris, L (1, 9) OBP: 0.299, SLG: 0.444	x 0-0 ② G3			x 0-0 1B		x 0-0 1-H HR			S S S 0-3 ① K	0	1	0	0	0	0	0
Hector Lopez, R (1, 4) OBP: 0.321, SLG: 0.403	x 0-0 ③ F7			x 0-0 ① F8		x 0-0 ② 5-3			x 0-0 F9 2B	4	0	1	0	0	0	1
Bob Cerv, R (1, 7) OBP: 0.376, SLG: 0.598		x 0-0 1-6-3 1B		x 0-0 ② ③ L4-3 1-2		x 0-0 ③ F8			B B B B 4-0 BB	3	0	1	0	1	0	1
Preston Ward, L (1, 3) OBP: 0.336, SLG: 0.393 Chico Carrasquel, R (9, PH) OBP: 0.301, SLG: 0.307 Whitey Herzog, L (9, 3) OBP: 0.339, SLG: 0.292		x 0-0 ① F7			B B B B 4-0 FC1-4 BB		x 0-0 ① F9		x 0-0 ② F9 2-3	2 0 0	0 0 0	0 0 0	0 0 0	1 0 0	0 0 0	1 0 0
Hal Smith, R (1, 5) OBP: 0.308, SLG: 0.387		x 0-0 ② 1-6-3 1-2			x 0-0 ① F8		x 0-0 ② 6-3		S S S 0-3 ③ K	4	0	0	0	0	1	4
Harry Chiti, R (1, 2) OBP: 0.308, SLG: 0.397		S S S 0-3 ③ K			x 0-0 ② FC1-4 FC6-4 1-2f		x 0-0 ③ 6-3			3	0	0	0	0	1	2
Joe Demaestri, R (1, 6) OBP: 0.244, SLG: 0.281			x 0-0 ① 5-3		x 0-0 ③ FC6-4 1-2f			x 0-0 ① F7		3	0	0	0	0	0	1
Ralph Terry, R (1, 1) OBP: 0.190, SLG: 0.180			x 0-0 ② 2-3			x 0-0 ① F4		x 0-0 ② 6-3		3	0	0	0	0	0	0
Inning Stats	R: 0 H: 0 E: 0 LOB: 0 K: 1 BB: 0 S: 5 P: 5	R: 0 H: 1 E: 0 LOB: 1 K: 1 BB: 0 S: 6 P: 6	R: 0 H: 0 E: 0 LOB: 0 K: 0 BB: 0 S: 3 P: 3	R: 0 H: 1 E: 0 LOB: 0 K: 0 BB: 0 S: 3 P: 3	R: 0 H: 0 E: 0 LOB: 1 K: 0 BB: 1 S: 3 P: 7	R: 2 H: 2 E: 0 LOB: 0 K: 0 BB: 0 S: 5 P: 5	R: 0 H: 0 E: 0 LOB: 0 K: 0 BB: 0 S: 3 P: 3	R: 0 H: 0 E: 0 LOB: 0 K: 0 BB: 0 S: 3 P: 3	R: 0 H: 1 E: 0 LOB: 2 K: 2 BB: 1 S: 8 P: 12	1B: 3 SF: 0 2B: 2 SAC: 0 3B: 0 DP: 1 HR: 1 HBP: 0						

TOP

Kansas City Athletics @ Cleveland Indians

Cleveland Municipal Stadium, Cleveland, OH

Thu Sep 04 1958, 3:33 AM EDT

Att. 1,667 - Unknown

livebaseballscorecards.com

AB	26
R	2
H	3
RBI	0
BB	2
SO	3
LOB	10

WP: 0 PA: 33
PB: 0
SB: 0
CS: 0

PITCHER		IP	WLS	BF	H	R	ER	SO	BB	IBB	HBP	BLK	WP	HR	S	P	ERA	WHIP
Cal McLish, R ERA: 3.11	(1, 1)	7.0	L	25	4	2	2	2	1	0	0	0	0	0	28	32	2.57	0.714
Herb Score, L ERA: 2.93	(8, 1)	2.0		8	1	0	0	2	1	0	0	0	0	0	11	15	0.00	1.000

PITCHER	IP	WLS	BF	H	R	ER	SO	BB	IBB	HBP	BLK	WP	HR	S	P	ERA	WHIP

BOTTOM

Batter	1	2	3	4	5	6	7	8	9	AB	R	H	RBI	BB	SO	LOB
Russ Nixon, L (1, 2) OBP: 0.325, SLG: 0.430	1B		FC6-4		F8			F3		4	0	2	0	0	0	1
Vic Power, R (1, 4) OBP: 0.334, SLG: 0.487	F7		F2		F5			1B		4	1	1	0	0	0	3
Minnie Minoso, R (1, 7) OBP: 0.385, SLG: 0.489	1-2		FC6-4 1-2f			L6		G3-6-1 3-H		4	0	2	1	0	0	1
Vic Wertz, L (1, 3) OBP: 0.406, SLG: 0.667	F7			4-3		2B		G3-6-1 1-2f		4	0	1	0	0	0	3
Larry Doby, L (1, 8) OBP: 0.372, SLG: 0.523	F7			6-3		F7			CS	4	0	1	0	0	0	3
Rocky Colavito, R (1, 9) OBP: 0.383, SLG: 0.593		FC6-4		B B B 4-0 FC6-4 BB		F8			S S S 0-3 K 1-2	3	0	1	0	1	1	2
Randy Jackson, R (1, 5) OBP: 0.228, SLG: 0.347		FC6-4 L4-3 1-2f		FC6-4 1-2f			5-3		F8	4	0	0	0	0	0	2
Woodie Held, R (1, 6) OBP: 0.277, SLG: 0.306		L4-3 1-2			1B		F4			3	0	1	0	0	0	1
Cal McLish, S (1, 1) OBP: 0.257, SLG: 0.103			F9		F3		F7			2	0	0	0	0	0	1
Gary Geiger, L (7, PH) OBP: 0.335, SLG: 0.282										1	0	0	0	0	0	0
Herb Score, L (8, 1) OBP: 0.231, SLG: 0.091										0	0	0	0	0	0	0
Inning Stats	R: 0 E: 0 K: 0 S: 5 H: 2 LOB: 2 BB: 0 P: 5	R: 0 E: 0 K: 0 S: 3 H: 1 LOB: 0 BB: 0 P: 3	R: 0 E: 0 K: 0 S: 4 H: 1 LOB: 1 BB: 0 P: 4	R: 0 E: 0 K: 0 S: 3 H: 0 LOB: 1 BB: 1 P: 7	R: 0 E: 0 K: 0 S: 4 H: 1 LOB: 1 BB: 0 P: 4	R: 0 E: 0 K: 0 S: 4 H: 1 LOB: 1 BB: 0 P: 4	R: 0 E: 0 K: 0 S: 3 H: 0 LOB: 0 BB: 0 P: 3	R: 1 E: 0 K: 0 S: 4 H: 2 LOB: 0 BB: 0 P: 4	R: 0 E: 0 K: 1 S: 5 H: 1 LOB: 0 BB: 0 P: 5							

PITCHER	IP	WLS	BF	H	R	ER	SO	BB	IBB	HBP	BLK	WP	HR	S	P	ERA	WHIP
Ralph Terry, R (1, 1) ERA: 3.94	9.0	W	34	9	1	1	1	1	0	0	0	0	0	35	39	1.00	1.111

PITCHER	IP	WLS	BF	H	R	ER	SO	BB	IBB	HBP	BLK	WP	HR	S	P	ERA	WHIP

Kansas City Athletics @ Cleveland Indians

Cleveland Municipal Stadium, Cleveland, OH

Thu Sep 04 1958, 3:33 AM EDT

Att. 1,667 - Unknown

livebaseballscorecards.com

AB	33
R	1
H	9
RBI	1
BB	1
SO	1
LOB	17

1B: 7	SF: 0	WP: 0	PA: 34
2B: 2	SAC: 0	PB: 0	
3B: 1	DP: 2	SB: 0	
HR: 0	HBP: 0	CS: 1	

Kansas City Athletics @ Detroit Tigers

Briggs Stadium, Detroit, MI

Fri Sep 05 1958, 4:33 AM EDT

Att. 1,883 - Unknown

TOP

livebaseballscorecards.com

Batter	1	2	3	4	5	6	7	8	9	AB	R	H	RBI	BB	SO	LOB
Bill Tuttle, R (1, 8) OBP: 0.327, SLG: 0.348	5-3		5-3		SF8 2-3 3-H		F8			3	0	0	1	0	0	1
Roger Maris, L (1, 9) OBP: 0.299, SLG: 0.442	F5			FC6-4 1B	K			F8		4	0	1	0	0	1	2
Hector Lopez, R (1, 4) OBP: 0.319, SLG: 0.400	L9			F8		F8		K		4	0	0	0	0	1	1
Bob Cery, R (1, 7) OBP: 0.377, SLG: 0.596		BB		FC6-4 1-2f		K		1B		3	0	1	0	1	1	1
Preston Ward, L (1, 3) OBP: 0.335, SLG: 0.390		L9		G3		BB		F8		3	0	0	0	1	0	3
Hal Smith, R (1, 5) OBP: 0.311, SLG: 0.389		F8			BB 1B SF8 1B	K			5-3 1B	4	1	2	0	0	1	2
Harry Chiti, R (1, 2) OBP: 0.307, SLG: 0.395		K			SF8 BB 1-2 1B		K		F5	4	0	1	0	0	2	2
Joe Demaestri, R (1, 6) OBP: 0.244, SLG: 0.279			K		F8		BB		5-3 1-2	2	0	0	0	1	1	2
Frank House, L (9, PH) OBP: 0.300, SLG: 0.389										1	0	0	0	0	0	1
Ned Garver, R (1, 1) OBP: 0.235, SLG: 0.210			F8		BB 1-2 2-3		K		4-3	1	0	0	0	1	0	0
Bob Martyn, L (7, PH) OBP: 0.335, SLG: 0.400										1	0	0	0	0	1	1
Jack Urban, R (7, 1) OBP: 0.170, SLG: 0.152										0	0	0	0	0	0	0
Harry Simpson, L (9, PH) OBP: 0.333, SLG: 0.381										1	0	0	0	0	0	1

Inning Stats	1	2	3	4	5	6	7	8	9
	R: 0 E: 0 K: 0 S: 3	H: 0 LOB: 0 BB: 0 P: 3	R: 0 E: 0 K: 1 S: 5	H: 0 LOB: 1 BB: 1 P: 9	R: 0 E: 0 K: 1 S: 5	H: 0 LOB: 0 BB: 0 P: 5	R: 0 E: 0 K: 0 S: 4	H: 1 LOB: 1 BB: 0 P: 4	R: 1 E: 0 K: 1 S: 7	H: 2 LOB: 2 BB: 1 P: 11	R: 0 E: 0 K: 2 S: 7	H: 0 LOB: 1 BB: 1 P: 11	R: 0 E: 0 K: 2 S: 7	H: 0 LOB: 1 BB: 1 P: 11	R: 0 E: 0 K: 1 S: 6	H: 1 LOB: 1 BB: 0 P: 6	R: 0 E: 0 K: 0 S: 4	H: 1 LOB: 1 BB: 0 P: 4

1B: 5 SF: 1
2B: 0 SAC: 0
3B: 0 DP: 0
HR: 0 HBP: 0

WP: 0 PA: 36
PB: 0
SB: 0
CS: 0

AB	31
R	1
H	5
RBI	1
BB	4
SO	8
LOB	17

PITCHER	IP	WLS	BF	H	R	ER	SO	BB	IBB	HBP	BLK	WP	HR	S	P	ERA	WHIP
Paul Foytack, R (1, 1) ERA: 3.75	9.0	W	36	5	1	1	8	4	0	0	0	0	0	48	64	1.00	1.000

PITCHER	IP	WLS	BF	H	R	ER	SO	BB	IBB	HBP	BLK	WP	HR	S	P	ERA	WHIP

Batter	1	2	3	4	5	6	7	8	9	AB	R	H	RBI	BB	SO	LOB
Harvey Kuenn, R (1, 8) OBP: 0.379, SLG: 0.450	5-3	1-4-3			FC3-6 1B		4-3			4	0	1	0	0	0	0
Coot Veal, R (1, 6) OBP: 0.310, SLG: 0.326	F7	F6			FC3-6 FC1-4 1-2f		F8			4	0	0	0	0	0	1
Al Kaline, R (1, 9) OBP: 0.355, SLG: 0.482	HR		F3		FC1-4 1-2f			BB 1B 1B		4	2	2	1	0	0	1
Gail Harris, L (1, 3) OBP: 0.339, SLG: 0.496	BB 2B 1B		F8		F7			BBBB 1B 1-2 BB		3	1	1	0	1	0	1
Charlie Maxwell, L (1, 7) OBP: 0.365, SLG: 0.419 Johnny Groth, R (8, PR) (9, 7) OBP: 0.353, SLG: 0.408	BBBB 1-2 2B BB		F8			4-3		1-3 2-H G6-4-3 1B		3 0	1 0	1 0	1 0	1 0	0 0	0 0
Frank Bolling, R (1, 4) OBP: 0.333, SLG: 0.396	S 1-H 2-H 2B			F5		1-3		L9		4	0	1	2	0	0	2
Billy Martin, R (1, 5) OBP: 0.284, SLG: 0.349	BBBB 2-3 BB			F7		E6		G6-4-3 1-2f		3	0	0	0	1	0	2
Red Wilson, R (1, 2) OBP: 0.387, SLG: 0.387	F7			1B		G3				3	0	1	0	0	0	3
Paul Foytack, R (1, 1) OBP: 0.303, SLG: 0.262		4-3		1-3			SSS K			3	0	0	0	0	1	1
Inning Stats	R: 3 H: 3 E: 0 LOB: 2 K: 0 BB: 2 S: 6 P: 14	R: 0 H: 0 E: 0 LOB: 0 K: 0 BB: 0 S: 3 P: 3	R: 0 H: 0 E: 0 LOB: 0 K: 0 BB: 0 S: 3 P: 3	R: 0 H: 1 E: 0 LOB: 1 K: 0 BB: 0 S: 4 P: 4	R: 0 H: 1 E: 0 LOB: 1 K: 0 BB: 0 S: 4 P: 4	R: 0 H: 0 E: 1 LOB: 1 K: 0 BB: 0 S: 4 P: 4	R: 0 H: 0 E: 0 LOB: 0 K: 1 BB: 0 S: 5 P: 5	R: 1 H: 2 E: 0 LOB: 2 K: 0 BB: 1 S: 4 P: 8		1B: 5 SF: 0 2B: 1 SAC: 0 3B: 0 DP: 1 HR: 1 HBP: 0						WP: 0 PA: 34 PB: 0 SB: 1 CS: 0

BOTTOM

Kansas City Athletics @ Detroit Tigers

Briggs Stadium, Detroit, MI

Fri Sep 05 1958, 4:33 AM EDT

Att. 1,883 - Unknown

livebaseballscorecards.com

AB	31
R	4
H	7
RBI	4
BB	3
SO	1
LOB	11

PITCHER		IP	WLS	BF	H	R	ER	SO	BB	IBB	HBP	BLK	WP	HR	S	P	ERA	WHIP
Ned Garver, R ERA: 4.16	(1, 1)	6.0	L	26	5	3	3	0	2	0	0	0	0	1	24	32	4.50	1.167
Jack Urban, R ERA: 5.83	(7, 1)	2.0		8	2	1	1	1	1	0	0	0	0	0	9	13	4.50	1.500

PITCHER	IP	WLS	BF	H	R	ER	SO	BB	IBB	HBP	BLK	WP	HR	S	P	ERA	WHIP

Kansas City Athletics @ Detroit Tigers

Briggs Stadium, Detroit, MI

Sat Sep 06 1958, 4:33 AM EDT

Att. 5,756 - Unknown

TOP

Batter	1	2	3	4	5	6	7	8	9	AB	R	H	RBI	BB	SO	LOB
Bill Tuttle, R (1, 8) OBP: 0.326, SLG: 0.345	BBBB; 4-0; F7; 1B; BB		0-0 ①; 5-3		0-0 ①; 6-3	0-0 ②; F4		0-0 ②; 6-3		4	1	0	0	1	0	1
Roger Maris, L (1, 9) OBP: 0.302, SLG: 0.451	0-0 ①; L9		0-0; HR		0-0; 1B; 1B; 1B	0-0; 1-3; 2B; 2B		0-0 ③; F8		5	3	3	1	0	0	1
Hector Lopez, R (1, 4) OBP: 0.321, SLG: 0.408	0-0 ②; F7; 1-2		0-0; FC3-2-5-2; 3B		0-0; HBP; 1-3; 1B	0-0; 2-H; 3-H; 2B			0-0 ①; 4-3	5	1	3	2	0	0	1
Bob Cerv, R (1, 7) OBP: 0.377, SLG: 0.593	0-0; BB; 2-H; 1B		0-0 ②; FC3-2-5-2; 3-H		1-0; 1B; 1-2; HBP	0-0 ③; 5-3			SSS; 0-3 ②; K	4	0	1	1	0	1	2
Preston Ward, L (1, 3) OBP: 0.336, SLG: 0.388	BBBB; 4-0; FC6-4; 1-2; BB		0-0 ③; F5		SSS; 0-3 ②; K		0-0; FC6-4; 1B		0-0 ③; F2	4	0	1	0	1	1	4
Hal Smith, R (1, 5) OBP: 0.313, SLG: 0.388	0-0 ③; FC6-4; 1-2f			BBBB; 4-0; FC4-6; BB	0-0; 1-2; 2-H; 3-H; 1B		SSS; 0-3 ①; K			3	0	1	2	1	1	3
Harry Chiti, R (1, 2) OBP: 0.302, SLG: 0.388		0-0 ①; 5-3		0-0 ①; FC4-6; S; 1-2f	0-0 ③; F8		0-0 ②; FC6-4; 1-2f			4	0	0	0	0	0	4
Joe Demaestri, R (1, 6) OBP: 0.242, SLG: 0.276		0-0 ②; 1-3		SSS; 0-3 ②; K; 1-2	0-0 ①; 1-3	0-0 ③; 1-3				4	0	0	0	0	1	2
Bob Grim, R (1, 1) OBP: 0.208, SLG: 0.174 Jack Urban, R (7, 1) OBP: 0.170, SLG: 0.152 Ralph Terry, R (7, 1) OBP: 0.188, SLG: 0.177		0-0 ③; L5		0-0 ③; F7	0-0; 2B; 2B; 1B			0-0 ①; 1-3		3 0 1	1 0 0	1 0 0	0 0 0	0 0 0	0 0 0	1 0 0
Inning Stats	R: 1 E: 0 K: 0 S: 4 H: 1 LOB: 2 BB: 2 P: 12	R: 0 E: 0 K: 0 S: 3 H: 0 LOB: 0 BB: 0 P: 3	R: 1 E: 0 K: 0 S: 5 H: 2 LOB: 1 BB: 0 P: 5	R: 0 E: 0 K: 1 S: 5 H: 0 LOB: 1 BB: 1 P: 9	R: 2 E: 0 K: 1 S: 8 H: 3 LOB: 2 BB: 0 P: 9	R: 2 E: 0 K: 0 S: 6 H: 3 LOB: 1 BB: 0 P: 6	R: 0 E: 0 K: 1 S: 6 H: 1 LOB: 1 BB: 0 P: 6	R: 0 E: 0 K: 0 S: 3 H: 0 LOB: 0 BB: 0 P: 3	R: 0 E: 0 K: 1 S: 5 H: 0 LOB: 0 BB: 0 P: 5	1B: 6 2B: 2 3B: 1 HR: 1	SF: 0 SAC: 0 DP: 0 HBP: 1						

	AB	37
	R	6
	H	10
	RBI	6
	BB	3
	SO	4
	LOB	19

WP: 0 PB: 0 SB: 1 CS: 0 PA: 41

livebaseballscorecards.com

PITCHER		IP	WLS	BF	H	R	ER	SO	BB	IBB	HBP	BLK	WP	HR	S	P	ERA	WHIP
Herb Moford, R ERA: 3.67	(1, 1)	4.1	L	22	5	4	4	1	3	0	1	0	0	1	20	33	8.31	1.846
Al Cicotte, R ERA: 4.21	(5, 1)	1.2		9	4	2	2	1	0	0	0	0	0	0	11	11	10.80	2.400
Bill Fischer, R ERA: 7.12	(7, 1)	1.0		4	1	0	0	1	0	0	0	0	0	0	6	6	0.00	1.000
Tom Morgan, R ERA: 3.03	(8, 1)	2.0		6	0	0	0	1	0	0	0	0	0	0	8	8	0.00	0.000

PITCHER	IP	WLS	BF	H	R	ER	SO	BB	IBB	HBP	BLK	WP	HR	S	P	ERA	WHIP

Batter	1	2	3	4	5	6	7	8	9	AB	R	H	RBI	BB	SO	LOB
Harvey Kuenn, R (1, 8) OBP: 0.375, SLG: 0.445	6-3		FC6-4 (1-2f)			F4	F7		F3	5	0	0	0	0	0	4
Coot Veal, R (1, 6) OBP: 0.309, SLG: 0.331	K		6-3			2B		F6		4	0	1	0	0	1	1
Al Kaline, R (1, 9) OBP: 0.359, SLG: 0.483	BB			L8-6, G3 BB		BB		1B		1	0	1	0	3	0	0
Gail Harris, L (1, 3) OBP: 0.336, SLG: 0.491	F6			G3 (1-2)		1-3		F9		4	0	0	0	0	0	5
Charlie Maxwell, L (1, 7) OBP: 0.363, SLG: 0.420		F3		L8-6 (2-3)			1B SF8 2B	L8		4	1	1	0	0	0	2
Frank Bolling, R (1, 4) OBP: 0.332, SLG: 0.395		5-3			K		1B 1B (2-3) 1B		F3	4	1	1	0	0	1	0
Billy Martin, R (1, 5) OBP: 0.284, SLG: 0.349		6-3			1-3		SF8 (3-H)		1B	3	0	1	1	0	0	0
Red Wilson, R (1, 2) OBP: 0.388, SLG: 0.389			FC6-4 1B		L3		WP 1B (1-3) 1B		K	4	0	2	0	0	1	1
Herb Moford, R (1, 1) OBP: 0.056, SLG: 0.029 Al Cicotte, R (5, 1) OBP: 0.185, SLG: 0.185 Bob Hazle, L (6, PH) OBP: 0.307, SLG: 0.286 Bill Fischer, R (7, 1) OBP: 0.222, SLG: 0.250 Tito Francona, L (7, PH) OBP: 0.338, SLG: 0.321 Tom Morgan, R (8, 1) OBP: 0.222, SLG: 0.222 Gus Zernial, R (9, PH) OBP: 0.322, SLG: 0.500 Reno Bertoia, R (9, PR) OBP: 0.276, SLG: 0.296			F2			K	1B (1-H) (3-H)		1B (1-2)	1 0 1 0 1 0 0 1 0	0 0 0 0 0 0 0 0 0	0 0 0 0 1 0 0 0 0	0 0 0 0 0 0 0 0 0	0 0 0 0 0 0 0 0 0	0 0 0 0 0 0 0 0 0	1 0 0 0 0 0 0 0 0
Inning Stats	R: 0 E: 0 K: 1 S: 5 H: 0 LOB: 1 BB: 1 P: 9	R: 0 E: 0 K: 0 S: 3 H: 0 LOB: 0 BB: 0 P: 3	R: 0 E: 0 K: 0 S: 4 H: 1 LOB: 1 BB: 0 P: 4	R: 0 E: 0 K: 0 S: 2 H: 0 LOB: 0 BB: 1 P: 6	R: 0 E: 0 K: 1 S: 5 H: 0 LOB: 0 BB: 0 P: 5	R: 0 E: 0 K: 1 S: 6 H: 1 LOB: 2 BB: 1 P: 10	R: 2 E: 0 K: 0 S: 6 H: 4 LOB: 1 BB: 0 P: 6	R: 0 E: 0 K: 0 S: 4 H: 1 LOB: 1 BB: 0 P: 4	R: 0 E: 0 K: 1 S: 7 H: 2 LOB: 2 BB: 0 P: 7	1B: 7 2B: 3 3B: 0 HR: 0	SF: 1 SAC: 0 DP: 1 HBP: 0						

PITCHER		IP	WLS	BF	H	R	ER	SO	BB	IBB	HBP	BLK	WP	HR	S	P	ERA	WHIP
Bob Grim, R ERA: 4.09	(1, 1)	6.0	W	24	4	2	2	3	3	0	0	0	0	0	27	39	3.00	1.167
Jack Urban, R ERA: 5.8	(7, 1)	0.2		3	2	0	0	0	0	0	0	0	1	0	3	3	0.00	3.000
Ralph Terry, R ERA: 3.89	(7, 1)	2.1	S	10	3	0	0	1	0	0	0	0	0	0	12	12	0.00	1.286

PITCHER	IP	WLS	BF	H	R	ER	SO	BB	IBB	HBP	BLK	WP	HR	S	P	ERA	WHIP

BOTTOM

Kansas City Athletics @ Detroit Tigers

Briggs Stadium, Detroit, MI

Sat Sep 06 1958, 4:33 AM EDT

Att. 5,756 - Unknown

livebaseballscorecards.com

AB	33
R	2
H	9
RBI	2
BB	3
SO	4
LOB	14

WP: 1 PB: 0 SB: 0 CS: 0 PA: 37

Kansas City Athletics @ Detroit Tigers

Briggs Stadium, Detroit, MI

Sun Sep 07 1958, 4:33 AM EDT

Att. 6,089 - Unknown

TOP

Batter	1	2	3	4	5	6	7	8	9	AB	R	H	RBI	BB	SO	LOB
Bill Tuttle, R (1, 8) OBP: 0.327, SLG: 0.345	F8		K	4-3				2B 1B	1-2 2-3 3-H 1B	5	0	2	1	0	1	0
Roger Maris, L (1, 9) OBP: 0.301, SLG: 0.451	L9		4-1			F8		1-H 2B	K	5	0	1	0	0	1	3
Hector Lopez, R (1, 4) OBP: 0.323, SLG: 0.408	FC6-4 1B			4-3		6-3			1B 1B BB	3	1	1	0	1	0	0
Bob Cerv, R (1, 7) OBP: 0.378, SLG: 0.591	FC6-4 1-2f			1B BB		6-3			1B FC4 1-2 1B	3	1	1	0	1	0	1
Preston Ward, L (1, 3) OBP: 0.338, SLG: 0.388		1-3 BB	K				G3		SH FC4 1-3 2-H 1B 1B	3	1	1	1	1	1	1
Hal Smith, R (1, 5) OBP: 0.312, SLG: 0.386		L9		FC6-4 1-2 1B			L7		FC4 1B SH 1-2 3-H	4	0	1	1	0	0	2
Harry Chiti, R (1, 2) OBP: 0.299, SLG: 0.383		1-3 1-2		FC6-4 1-2f			F8		SH 1B 1-2 2-3	3	0	0	0	0	0	3
Joe Demaestri, R (1, 6) OBP: 0.240, SLG: 0.274		F8			F7			F4	L9	4	0	0	0	0	0	4
Ray Herbert, R (1, 1) OBP: 0.250, SLG: 0.209 Whitey Herzog, L (9, PH) OBP: 0.339, SLG: 0.292 Chico Carrasquel, R (9, PH) OBP: 0.300, SLG: 0.306 Ned Garver, R (9, 1) OBP: 0.235, SLG: 0.210			K		K			1-3	K	3 0 1 0	0 0 0 0	0 0 0 0	0 0 0 0	0 0 1 0	2 0 0 0	0 0 3 0

Inning Stats									
	R: 0 E: 0 K: 0 S: 4	H: 1 LOB: 1 BB: 0 P: 4	R: 0 E: 0 K: 0 S: 3	H: 0 LOB: 1 BB: 1 P: 7	R: 0 E: 0 K: 2 S: 7	H: 0 LOB: 0 BB: 0 P: 7	R: 0 E: 0 K: 1 S: 6	H: 1 LOB: 2 BB: 1 P: 10	R: 0 E: 0 K: 1 S: 5	H: 0 LOB: 0 BB: 0 P: 5	R: 0 E: 0 K: 0 S: 3	H: 0 LOB: 0 BB: 0 P: 3	R: 0 E: 0 K: 0 S: 3	H: 0 LOB: 0 BB: 0 P: 3	R: 0 E: 0 K: 0 S: 4	H: 2 LOB: 2 BB: 0 P: 4	R: 3 E: 0 K: 2 S: 12	H: 3 LOB: 3 BB: 1 P: 16	1B: 6 2B: 1 3B: 0 HR: 0	SF: 0 SAC: 1 DP: 0 HBP: 0	WP: 0 PB: 0 SB: 0 CS: 0	PA: 38

PITCHER		IP	WLS	BF	H	R	ER	SO	BB	IBB	HBP	BLK	WP	HR	S	P	ERA	WHIP
Frank Lary, R ERA: 3.1	(1, 1)	8.0	L	32	6	3	3	4	3	0	0	0	0	0	37	49	3.38	1.125
George Susce, R ERA: 3.99	(9, 1)	0.1		3	0	0	0	0	0	0	0	0	0	0	3	3	0.00	0.000
Billy Hoeft, L ERA: 4.38	(9, 1)	0.2		3	1	0	0	2	0	0	0	0	0	0	7	7	0.00	1.500

PITCHER	IP	WLS	BF	H	R	ER	SO	BB	IBB	HBP	BLK	WP	HR	S	P	ERA	WHIP

AB	34
R	3
H	7
RBI	3
BB	3
SO	6
LOB	17

livebaseballscorecards.com

Kansas City Athletics @ Detroit Tigers

Briggs Stadium, Detroit, MI

Sun Sep 07 1958, 4:33 AM EDT

Att. 6,089 - Unknown

BOTTOM

Batter	1	2	3	4	5	6	7	8	9	AB	R	H	RBI	BB	SO	LOB
Harvey Kuenn, R (1, 8) OBP: 0.372, SLG: 0.442	F5		K			FC6-4 G1-4-3 1-2f		F9		4	0	0	0	0	1	2
Coot Veal, R (1, 6) OBP: 0.303, SLG: 0.324	1-3			F9		G1-4-3 1-2f			4-3	3	0	0	0	0	0	2
Tito Francona, L (9, PH) OBP: 0.336, SLG: 0.320										1	0	0	0	0	0	0
Al Kaline, R (1, 9) OBP: 0.359, SLG: 0.480	K			L5-3			L6-3		1-3 BB	3	0	0	0	1	1	0
Gail Harris, L (1, 3) OBP: 0.333, SLG: 0.485		1-3		K			F5		1-2	4	0	0	0	0	1	1
Charlie Maxwell, L (1, 7) OBP: 0.361, SLG: 0.417		F4			5-3		K		6-3	3	0	0	0	0	1	0
Johnny Groth, R (9, 7) OBP: 0.353, SLG: 0.408										0	0	0	0	0	0	0
Gus Zernial, R (9, PH) OBP: 0.320, SLG: 0.496										1	0	0	0	0	0	1
Frank Bolling, R (1, 4) OBP: 0.332, SLG: 0.395	1B				K			F8		3	0	1	0	0	1	0
Billy Martin, R (1, 5) OBP: 0.284, SLG: 0.349	6-3				6-3			HR 1B		3	1	1	0	0	0	1
Red Wilson, R (1, 2) OBP: 0.391, SLG: 0.402			F8			1B BB		HR 1-H		2	1	1	2	1	0	0
Frank Lary, R (1, 1) OBP: 0.165, SLG: 0.195			F9			FC6-4 1-3 1B		4-3		3	0	1	0	0	0	0
George Susce, R (9, 1) OBP: 0.200, SLG: 0.174										0	0	0	0	0	0	0
Billy Hoeft, L (9, 1) OBP: 0.317, SLG: 0.378										0	0	0	0	0	0	0
Inning Stats	R: 0 E: 0 K: 1 S: 5 H: 0 LOB: 0 BB: 0 P: 5	R: 0 E: 0 K: 0 S: 4 H: 1 LOB: 1 BB: 0 P: 4	R: 0 E: 0 K: 1 S: 5 H: 0 LOB: 0 BB: 0 P: 5	R: 0 E: 0 K: 1 S: 5 H: 0 LOB: 0 BB: 0 P: 5	R: 0 E: 0 K: 1 S: 5 H: 0 LOB: 0 BB: 0 P: 5	R: 0 E: 0 K: 0 S: 3 H: 1 LOB: 1 BB: 1 P: 7	R: 0 E: 0 K: 1 S: 5 H: 0 LOB: 0 BB: 0 P: 5	R: 2 E: 0 K: 0 S: 5 H: 2 LOB: 0 BB: 0 P: 5	R: 0 E: 0 K: 0 S: 3 H: 0 LOB: 1 BB: 1 P: 7	1B: 3 2B: 0 3B: 0 HR: 1 SF: 0 SAC: 0 DP: 1 HBP: 0						

livebaseballscorecards.com

AB	30
R	2
H	4
RBI	2
BB	2
SO	5
LOB	7

PITCHER	IP	WLS	BF	H	R	ER	SO	BB	IBB	HBP	BLK	WP	HR	S	P	ERA	WHIP
Ray Herbert, R (1, 1) ERA: 3.67	8.0	W	28	4	2	2	5	1	0	0	0	0	1	37	41	2.25	0.625
Ned Garver, R (9, 1) ERA: 4.13	1.0	S	4	0	0	0	0	1	0	0	0	0	0	3	7	0.00	1.000

PITCHER	IP	WLS	BF	H	R	ER	SO	BB	IBB	HBP	BLK	WP	HR	S	P	ERA	WHIP

Batter	1	2	3	4	5	6	7	8	9	AB	R	H	RBI	BB	SO	LOB
Dick Williams, R (1, 5) OBP: 0.337, SLG: 0.354	5-3		1B		1-3		K	1-2 1B		5	0	2	0	0	1	0
Bob Boyd, L (1, 3) OBP: 0.347, SLG: 0.443	F8		K			HR 1B	F6	F8		5	1	1	0	0	1	3
Gene Woodling, L (1, 9) OBP: 0.379, SLG: 0.428	K			F8		1-2 HR 1B	BB 1B HBP		K	2	0	0	0	0	1	0
Willie Tasby, R (5, 9) OBP: 0.667, SLG: 0.500										2	1	1	0	0	1	0
Bob Nieman, R (1, 7) OBP: 0.410, SLG: 0.574		6-3		HR 1B		1-H 2-H HR	BB 1-2 1B		K	5	2	3	3	0	1	0
Gus Triandos, R (1, 2) OBP: 0.338, SLG: 0.472		K		1-H HR		1-3	B B B B 4-0 1-2 2-3 BB		F8	4	1	1	2	1	1	0
Jim Busby, R (1, 8) OBP: 0.323, SLG: 0.340		HBP		F8		1-3 2B	K			3	1	1	0	0	1	3
Billy Gardner, R (1, 4) OBP: 0.273, SLG: 0.303		F2		K		1-2 1-3		5-3		4	0	0	0	0	1	2
Willy Miranda, S (1, 6) OBP: 0.231, SLG: 0.229			6-3		F8	2-H		4-3		2	0	0	0	0	0	0
Joe Taylor, R (6, PH) OBP: 0.340, SLG: 0.424										1	0	1	1	0	0	0
Ron Hansen, R (6, 6)										0	0	0	0	0	0	0
Chuck Oertel, L (8, PH) OBP: 0.250, SLG: 0.143										1	0	0	0	0	0	0
Hoyt Wilhelm, R (8, 1) OBP: 0.125, SLG: 0.087										0	0	0	0	0	0	0
Arnie Portocarrero, R (1, 1) OBP: 0.180, SLG: 0.186			K		6-3	4-3		1B 1B		1	0	0	0	0	1	0
Jerry Walker, S (4, 1)										1	0	0	0	0	0	0
Al Pilarcik, L (6, PH) OBP: 0.310, SLG: 0.307										1	0	0	0	0	0	1
George Zuverink, R (6, 1) OBP: 0.300, SLG: 0.444										0	0	0	0	0	0	0
Bob Hale, L (8, PH) OBP: 0.625, SLG: 0.571										1	0	1	0	0	0	0
Foster Castleman, R (8, 6) OBP: 0.251, SLG: 0.254										0	0	0	0	0	0	0
Inning Stats	R: 0 E: 0 K: 1 S: 5 H: 0 LOB: 0 BB: 0 P: 5	R: 0 E: 0 K: 1 S: 5 H: 0 LOB: 1 BB: 0 P: 6	R: 0 E: 0 K: 2 S: 8 H: 1 LOB: 1 BB: 0 P: 8	R: 2 E: 0 K: 1 S: 7 H: 2 LOB: 0 BB: 0 P: 7	R: 0 E: 0 K: 0 S: 3 H: 0 LOB: 0 BB: 0 P: 3	R: 4 E: 0 K: 0 S: 8 H: 5 LOB: 1 BB: 0 P: 8	R: 0 E: 0 K: 2 S: 8 H: 1 LOB: 3 BB: 1 P: 13	R: 0 E: 0 K: 0 S: 5 H: 2 LOB: 2 BB: 0 P: 5	R: 0 E: 0 K: 2 S: 7 H: 0 LOB: 0 BB: 0 P: 7	1B: 8 2B: 1 3B: 0 HR: 2 SF: 0 SAC: 0 DP: 0 HBP: 2						

PITCHER		IP	WLS	BF	H	R	ER	SO	BB	IBB	HBP	BLK	WP	HR	S	P	ERA	WHIP
Ralph Terry, R ERA: 4.02	(1, 1)	5.0	W	22	6	5	5	5	0	0	1	0	0	2	31	32	9.00	1.200
Tom Gorman, R ERA: 3.62	(6, 1)	4.0	S	19	5	1	1	4	1	0	1	0	0	0	25	30	2.25	1.500

PITCHER		IP	WLS	BF	H	R	ER	SO	BB	IBB	HBP	BLK	WP	HR	S	P	ERA	WHIP

Baltimore Orioles @ Kansas City Athletics

Municipal Stadium, Kansas City, MO

Tue Sep 09 1958, 4:33 AM EDT

Att. 7,545 - Unknown

TOP

livebaseballscorecards.com

AB	38
R	6
H	11
RBI	6
BB	1
SO	9
LOB	9

WP: 0	PA: 41
PB: 0	
SB: 0	
CS: 0	

Batter	1	2	3	4	5	6	7	8	9	AB	R	H	RBI	BB	SO	LOB
Bill Tuttle, R (1, 8) OBP: 0.328, SLG: 0.351	BBBB 4-0 S 1B BB	x 0-0 ③ 2-H HR	x 0-0 ③ 6-3		x 0-0 ① F1		x 0-0 ③ F7			4	2	1	2	1	0	3
Roger Maris, L (1, 9) OBP: 0.302, SLG: 0.448	x 0-0 ① F3 1-2	BBBB 4-0 BB		BBBB 4-0 FC6-4 BB	x 0-0 ② F3			x 0-0 ① F9		3	0	0	0	2	0	2
Hector Lopez, R (1, 4) OBP: 0.321, SLG: 0.406	x 0-0 1B 2-H 1B	SSS 0-3 ② K		x 0-0 ① FC6-4 1-2f HR	x 0-0 ③ 5-3			SSS 0-3 ② K		5	1	1	1	0	2	3
Bob Cerv, R (1, 7) OBP: 0.378, SLG: 0.596	x 0-0 IBB 1-3 1B	x 0-0 ③ F8		x 0-0 1-H HR		x 0-0 ① F2		x 0-0 ③ 1-3		5	1	2	2	0	0	1
Preston Ward, L (1, 3) OBP: 0.344, SLG: 0.418	IIII 4-0 1-2 IBB		x 0-0 HR	x 0-0 HR		x 0-0 HR				3	3	3	3	1	0	0
Hal Smith, R (1, 5) OBP: 0.308, SLG: 0.380	SSS 0-3 ② K		SSS 0-3 ① K	SSS 0-3 ② K		x 0-0 ② 1-3				4	0	0	0	0	3	3
Harry Chiti, R (1, 2) OBP: 0.298, SLG: 0.379	x 0-0 ③ F8		H 1-0 E HBP	x 0-0 E3		x 0-0 ③ F8				3	0	0	0	0	0	3
Joe Demaestri, R (1, 6) OBP: 0.240, SLG: 0.273		x 0-0 SH1-4 HR 1B	x 0-0 E5 1-2	x 0-0 ③ 6-3			SSS 0-3 ① K			4	1	1	0	0	1	2
Ralph Terry, R (1, 1) OBP: 0.197, SLG: 0.188		x 0-0 ① SH1-4 1-2	x 0-0 ② F9		x 0-0 1B		x 0-0 ② F4			2	0	1	0	0	0	2
Tom Gorman, R (6, 1) OBP: 0.118, SLG: 0.176										1	0	0	0	0	0	0
Inning Stats	R: 1 H: 2 E: 0 LOB: 3 K: 1 BB: 2 S: 7 P: 15	R: 2 H: 2 E: 0 LOB: 1 K: 1 BB: 1 S: 7 P: 11	R: 1 H: 1 E: 1 LOB: 2 K: 1 BB: 0 S: 7 P: 8	R: 3 H: 2 E: 1 LOB: 1 K: 1 BB: 1 S: 8 P: 12	R: 0 H: 1 E: 0 LOB: 1 K: 0 BB: 0 S: 4 P: 4	R: 1 H: 1 E: 0 LOB: 0 K: 0 BB: 0 S: 4 P: 4	R: 0 H: 0 E: 0 LOB: 0 K: 1 BB: 0 S: 5 P: 5	R: 0 H: 0 E: 0 LOB: 0 K: 1 BB: 0 S: 5 P: 5		1B: 4 SF: 0 2B: 0 SAC: 1 3B: 0 DP: 0 HR: 5 HBP: 1						WP: 0 PA: 40 PB: 0 SB: 1 CS: 0

PITCHER		IP	WLS	BF	H	R	ER	SO	BB	IBB	HBP	BLK	WP	HR	S	P	ERA	WHIP
Arnie Portocarrero, R ERA: 3.36	(1, 1)	3.1	L	22	6	6	6	3	3	1	1	0	0	3	23	40	16.20	2.700
Jerry Walker, R ERA: 7.11	(4, 1)	1.2		8	2	1	1	1	0	0	0	0	0	1	10	10	5.40	1.200
George Zuverink, R ERA: 3.48	(6, 1)	2.0		7	1	1	1	1	0	0	0	0	0	1	9	9	4.50	0.500
Hoyt Wilhelm, R ERA: 2.49	(8, 1)	1.0		3	0	0	0	1	0	0	0	0	0	0	5	5	0.00	0.000

PITCHER	IP	WLS	BF	H	R	ER	SO	BB	IBB	HBP	BLK	WP	HR	S	P	ERA	WHIP

BOTTOM

Baltimore Orioles @ Kansas City Athletics

Municipal Stadium, Kansas City, MO

Tue Sep 09 1958, 4:33 AM EDT

Att. 7,545 - Unknown

livebaseballscorecards.com

AB	34
R	8
H	9
RBI	8
BB	4
SO	6
LOB	19

Baltimore Orioles @ Kansas City Athletics

Municipal Stadium, Kansas City, MO

Wed Sep 10 1958, 4:33 AM EDT

Att. 6,039 - Unknown

TOP

livebaseballscorecards.com

Batter	1	2	3	4	5	6	7	8	9	AB	R	H	RBI	BB	SO	LOB
Dick Williams, R (1, 5) OBP: 0.339, SLG: 0.355	0-0 1B BB 1B 1B	0-0 1-2 1B		0-0 ③ L6		0-0 ③ F7			0-3 ③ K	4	1	2	0	0	0	2
Brooks Robinson, R (6, 5) OBP: 0.300, SLG: 0.317										1	0	0	0	0	1	0
Bob Boyd, L (1, 3) OBP: 0.348, SLG: 0.442	B B B B 4-0 1B 1B 1-2 BB	0-0 ③ 6-3			0-0 ① L6		0-0 G6-4-3 1B			3	0	1	0	1	0	2
Gene Woodling, L (1, 9) OBP: 0.375, SLG: 0.424	0-0 ① F8		0-0 ① 3-1		S S S 0-3 ② K		0-0 ① F7			4	0	0	0	0	1	3
Bob Nieman, R (1, 7) OBP: 0.408, SLG: 0.570	0-0 1B 1-2 2-3 1B		0-0 ② 5-3		0-0 ③ F8		0-0 ② ③ G6-4-3 1-2f			4	0	1	0	0	0	1
Gus Triandos, R (1, 2) OBP: 0.339, SLG: 0.471	0-0 G4-6-3 1-2 2-3 3-H 1B		B B B B 4-0 FC5 1B BB			0-0 ① 5-3		S S S 0-3 ① K		3	0	1	1	1	1	0
Jim Busby, R (1, 8) OBP: 0.323, SLG: 0.340	0-0 ② ③ G4-6-3 1-2f		0-0 1-2 1B			0-0 HR		0-0 ② 6-3		0	0	0	0	0	0	0
Bob Hale, L (1, PH) OBP: 0.556, SLG: 0.500										1	0	0	0	0	0	3
Willie Tasby, R (1, 8) OBP: 0.667, SLG: 1.200										3	1	2	1	0	0	0
Billy Gardner, R (1, 4) OBP: 0.271, SLG: 0.301		0-0 ① F7	0-0 ③ FC5 2-3f			S S S 0-3 ② K		S S S 0-3 ③ K		4	0	0	0	0	2	2
Willy Miranda, S (1, 6) OBP: 0.237, SLG: 0.228	B B B B 4-0 1B BB	0-0 1-3			B B B B 4-0 PB BB			0-0 F5		1	0	0	0	2	0	0
Chuck Oertel, L (9, PH) OBP: 0.222, SLG: 0.125										1	0	0	0	0	0	0
Jack Harshman, L (1, 1) OBP: 0.304, SLG: 0.329	0-0 ② L9	0-0 ② F7			B B B B 4-0 1-2 BB			S S S 0-3 ② K2-3		2	0	0	0	1	0	1
Al Pilarcik, L (9, PH) OBP: 0.310, SLG: 0.306										1	0	0	0	0	1	0
Inning Stats	R: 1 E: 0 K: 0 S: 5 H: 3 LOB: 2 BB: 1 P: 9	R: 0 E: 0 K: 0 S: 4 H: 1 LOB: 2 BB: 1 P: 8	R: 0 E: 0 K: 0 S: 4 H: 1 LOB: 2 BB: 1 P: 8	R: 0 E: 0 K: 0 S: 3 H: 0 LOB: 0 BB: 0 P: 3	R: 0 E: 0 K: 1 S: 5 H: 0 LOB: 0 BB: 0 P: 5	R: 1 E: 0 K: 1 S: 6 H: 1 LOB: 2 BB: 2 P: 14	R: 0 E: 0 K: 0 S: 3 H: 1 LOB: 0 BB: 0 P: 3	R: 0 E: 0 K: 2 S: 7 H: 0 LOB: 0 BB: 0 P: 7	R: 0 E: 0 K: 2 S: 7 H: 0 LOB: 0 BB: 0 P: 7	1B: 6 2B: 0 3B: 0 HR: 1	SF: 0 SAC: 0 DP: 2 HBP: 0						

	AB	32
	R	2
	H	7
	RBI	2
	BB	5
	SO	6
	LOB	14

PITCHER	IP	WLS	BF	H	R	ER	SO	BB	IBB	HBP	BLK	WP	HR	S	P	ERA	WHIP
Bob Grim, R (1, 1) ERA: 3.92	9.0	W	37	7	2	2	6	5	0	0	0	0	1	44	64	2.00	1.333

PITCHER	IP	WLS	BF	H	R	ER	SO	BB	IBB	HBP	BLK	WP	HR	S	P	ERA	WHIP

Batter	1	2	3	4	5	6	7	8	9	AB	R	H	RBI	BB	SO	LOB
Bill Tuttle, R (1, 8) OBP: 0.329, SLG: 0.354	F9			CS 1B		2B		6-3		4	0	2	0	0	0	0
Roger Maris, L (1, 9) OBP: 0.299, SLG: 0.445	K			F2 1-2		F3		E4 HR		4	1	0	0	0	1	2
Hector Lopez, R (1, 4) OBP: 0.321, SLG: 0.410	K			K		6-3		1-H HR		4	1	1	2	0	2	1
Bob Cerv, R (1, 7) OBP: 0.379, SLG: 0.596		K			1-3 E 2B		F8	BB		3	1	1	0	1	1	0
Preston Ward, L (1, 3) OBP: 0.343, SLG: 0.414		K			1-3 2-3		1B SF9 BB	F7		3	1	0	0	1	1	2
Hal Smith, R (1, 5) OBP: 0.308, SLG: 0.380		6-3			E6 1B 3-H		FC6-4 1-3 1B			3	0	1	0	0	0	0
Harry Chiti, R (1, 2) OBP: 0.299, SLG: 0.380			F7		G6-4-3 1-2 1B		SF9 3-H			2	0	1	1	0	0	0
Joe Demaestri, R (1, 6) OBP: 0.238, SLG: 0.271			1-3		G6-4-3 1-2f		FC6-4 1-2f			3	0	0	0	0	0	3
Bob Grim, R (1, 1) OBP: 0.185, SLG: 0.154			F6			K		2-3		3	0	0	0	0	1	0
Inning Stats	R: 0 E: 0 K: 2 S: 7 H: 0 LOB: 0 BB: 0 P: 7	R: 0 E: 0 K: 2 S: 7 H: 0 LOB: 0 BB: 0 P: 7	R: 0 E: 0 K: 0 S: 3 H: 0 LOB: 0 BB: 0 P: 3	R: 0 E: 0 K: 1 S: 5 H: 1 LOB: 0 BB: 0 P: 5	R: 1 E: 1 K: 0 S: 5 H: 2 LOB: 1 BB: 0 P: 5	R: 0 E: 0 K: 1 S: 6 H: 1 LOB: 1 BB: 0 P: 6	R: 1 E: 0 K: 0 S: 4 H: 1 LOB: 1 BB: 1 P: 8	R: 2 E: 1 K: 0 S: 5 H: 1 LOB: 1 BB: 1 P: 9		1B: 3 2B: 2 3B: 0 HR: 1 SF: 1 SAC: 0 DP: 1 HBP: 0				WP: 0 PB: 0 SB: 0 CS: 1 PA: 32		

PITCHER	IP	WLS	BF	H	R	ER	SO	BB	IBB	HBP	BLK	WP	HR	S	P	ERA	WHIP
Jack Harshman, L (1, 1) ERA: 2.76	8.0	L	32	6	4	1	6	2	0	0	0	0	1	42	50	1.12	1.000

PITCHER	IP	WLS	BF	H	R	ER	SO	BB	IBB	HBP	BLK	WP	HR	S	P	ERA	WHIP

BOTTOM

Baltimore Orioles @ Kansas City Athletics

Municipal Stadium, Kansas City, MO

Wed Sep 10 1958, 4:33 AM EDT

Att. 6,039 - Unknown

livebaseballscorecards.com

AB	29
R	4
H	6
RBI	3
BB	2
SO	6
LOB	8

Batter	1	2	3	4	5	6	7	8	9	AB	R	H	RBI	BB	SO	LOB
Dick Williams, R (1, 5) OBP: 0.340, SLG: 0.357	PB 1B		FC1-6 1B		K2-3		F4			4	0	2	0	0	1	1
Bob Boyd, L (1, 3) OBP: 0.345, SLG: 0.437	F5 1-2		FC1-6 2B SF8 1-2f		4-3		1-3			4	1	0	0	0	0	3
Willie Tasby, R (1, 9) OBP: 0.700, SLG: 1.125	F3		1-3 2B		E S 1B			BBBB G6-4-3 BB		3	0	2	0	1	0	1
Bob Nieman, R (1, 7) OBP: 0.409, SLG: 0.566	IBB		IBB		SSS K 1-3			G6-4-3 1-2f		2	0	0	0	2	1	2
Jack Harshman, L (1, 8) OBP: 0.304, SLG: 0.329	F9		SF8 3-H			6-3		6-3		0	0	0	0	0	0	0
Gene Woodling, L (1, PH) OBP: 0.374, SLG: 0.423										1	0	0	0	0	0	2
Jim Busby, R (1, 8) OBP: 0.319, SLG: 0.337										2	0	0	1	0	0	0
Gus Triandos, R (1, 2) OBP: 0.336, SLG: 0.467		SSS K2-3	F8			5-3			F7	4	0	0	0	0	1	2
Milt Pappas, R (1, 4) OBP: 0.167, SLG: 0.306		1-3		F4		F9			F2	0	0	0	0	0	0	0
Billy Gardner, R (1, 4) OBP: 0.269, SLG: 0.298										4	0	0	0	0	0	0
Willy Miranda, S (1, 6) OBP: 0.240, SLG: 0.227		BBBB 4-0 BB		6-3			SSS K		5-3	1	0	0	0	1	0	0
Joe Taylor, R (7, PH) OBP: 0.337, SLG: 0.419										1	0	0	0	0	1	0
Foster Castleman, R (7, 6) OBP: 0.251, SLG: 0.254										0	0	0	0	0	0	0
Leo Burke, R (9, PH)										1	0	0	0	0	0	0
Billy O'Dell, S (1, 1) OBP: 0.173, SLG: 0.186		SSS K		SSS K			E4			3	0	0	0	0	2	1
George Zuverink, R (8, 1) OBP: 0.300, SLG: 0.444										0	0	0	0	0	0	0
Inning Stats	R: 0 E: 0 K: 0 S: 4 H: 1 LOB: 2 BB: 1 P: 8	R: 0 E: 0 K: 2 S: 7 H: 0 LOB: 1 BB: 1 P: 11	R: 1 E: 0 K: 0 S: 5 H: 2 LOB: 2 BB: 1 P: 9	R: 0 E: 0 K: 1 S: 5 H: 0 LOB: 0 BB: 0 P: 5	R: 0 E: 0 K: 2 S: 8 H: 1 LOB: 1 BB: 0 P: 8	R: 0 E: 0 K: 0 S: 3 H: 0 LOB: 0 BB: 0 P: 3	R: 0 E: 1 K: 1 S: 6 H: 0 LOB: 1 BB: 0 P: 6	R: 0 E: 0 K: 0 S: 2 H: 0 LOB: 0 BB: 1 P: 6	R: 0 E: 0 K: 0 S: 3 H: 0 LOB: 0 BB: 0 P: 3	1B: 3 2B: 1 3B: 0 HR: 0	SF: 1 SAC: 0 DP: 1 HBP: 0					

TOP

Baltimore Orioles @ Kansas City Athletics

Municipal Stadium, Kansas City, MO

Thu Sep 11 1958, 4:33 AM EDT

Att. 4,527 - Unknown

livebaseballscorecards.com

AB	30
R	1
H	4
RBI	1
BB	4
SO	6
LOB	12

PITCHER	IP	WLS	BF	H	R	ER	SO	BB	IBB	HBP	BLK	WP	HR	S	P	ERA	WHIP
Ned Garver, R (1, 1) ERA: 3.98	9.0	W	35	4	1	1	6	2	2	0	0	0	0	43	59	1.00	0.667

PITCHER	IP	WLS	BF	H	R	ER	SO	BB	IBB	HBP	BLK	WP	HR	S	P	ERA	WHIP

WP: 0 PB: 1 SB: 1 CS: 0 PA: 35

Batter	1	2	3	4	5	6	7	8	9	AB	R	H	RBI	BB	SO	LOB
Bill Tuttle, R (1, 8) OBP: 0.331, SLG: 0.355	1B		BB		SH5-4 SH SF9 BB	F7		SF7 3-H		2	1	1	1	2	0	1
Roger Maris, L (1, 9) OBP: 0.299, SLG: 0.442	F4		F8		SH SH5-4 1-2		4-3	HR 1-2 2-3 BB		3	1	0	0	1	0	2
Hector Lopez, R (1, 4) OBP: 0.320, SLG: 0.412	F7		L8		SH5-4 1-2 2-3		2B	SF8 3-H		3	0	1	1	0	0	2
Bob Cerv, R (1, 7) OBP: 0.381, SLG: 0.601 Whitey Herzog, L (9, 7) OBP: 0.339, SLG: 0.292	F9			6-3	IBB		IBB	1-H 2-H HR		3 0	1 0	1 0	3 0	2 0	0 0	1 0
Preston Ward, L (1, 3) OBP: 0.339, SLG: 0.410		F7		K	SF9 3-H		F6	3-1		4	0	0	1	0	1	2
Hal Smith, R (1, 5) OBP: 0.311, SLG: 0.389		1-3 2B		1B 2B	K		K			4	1	2	0	0	2	4
Harry Chiti, R (1, 2) OBP: 0.301, SLG: 0.382		1-3 2-3		1B 2-H 1B		E5 FC6-4		1B SH SF7 1B		4	1	2	1	0	0	1
Joe Demaestri, R (1, 6) OBP: 0.239, SLG: 0.272		5-3		1-3 1B		FC6-4 SH1-4 1-2f		SH BB 1B 1-2 SF8		3	1	1	0	0	0	2
Ned Garver, R (1, 1) OBP: 0.239, SLG: 0.215			F8	K		SH1-4 1-2		BB HR 1-2 2-3 1B		3	1	1	0	0	1	2
Inning Stats	R: 0 H: 1 E: 0 LOB: 1 K: 0 BB: 0 S: 4 P: 4	R: 0 H: 1 E: 0 LOB: 1 K: 0 BB: 0 S: 4 P: 4	R: 0 H: 0 E: 0 LOB: 1 K: 0 BB: 1 S: 3 P: 7	R: 1 H: 3 E: 0 LOB: 2 K: 2 BB: 0 S: 10 P: 10	R: 1 H: 0 E: 0 LOB: 2 K: 1 BB: 2 S: 6 P: 14	R: 0 H: 0 E: 1 LOB: 1 K: 0 BB: 0 S: 4 P: 4	R: 0 H: 1 E: 0 LOB: 2 K: 1 BB: 1 S: 6 P: 10	R: 5 H: 3 E: 0 LOB: 0 K: 0 BB: 1 S: 7 P: 11		1B: 5 SF: 3 2B: 3 SAC: 4 3B: 0 DP: 0 HR: 1 HBP: 0						WP: 0 PA: 41 PB: 0 SB: 0 CS: 0

PITCHER		IP	WLS	BF	H	R	ER	SO	BB	IBB	HBP	BLK	WP	HR	S	P	ERA	WHIP
Billy O'Dell, L ERA: 2.94	(1, 1)	7.2	L	40	9	7	7	4	3	2	0	0	0	1	43	63	8.22	1.565
George Zuverink, R ERA: 3.46	(8, 1)	0.1		1	0	0	0	0	0	0	0	0	0	0	1	1	0.00	0.000

PITCHER	IP	WLS	BF	H	R	ER	SO	BB	IBB	HBP	BLK	WP	HR	S	P	ERA	WHIP

BOTTOM

Baltimore Orioles @ Kansas City Athletics

Municipal Stadium, Kansas City, MO

Thu Sep 11 1958, 4:33 AM EDT

Att. 4,527 - Unknown

livebaseballscorecards.com

AB	29
R	7
H	9
RBI	7
BB	5
SO	4
LOB	17

Batter	1	2	3	4	5	6	7	8	9	AB	R	H	RBI	BB	SO	LOB
Eddie Yost, R (1, 5) OBP: 0.355, SLG: 0.319	4-3 2B		1B		F9 ②		BBB 4-0 BB			3	0	2	0	1	0	0
Herb Plews, L (1, 4) OBP: 0.296, SLG: 0.337	1-3 ①		SSS 0-3 K ②		1B		SSS 0-3 K ③			4	0	1	0	0	2	3
Albie Pearson, L (1, 8) OBP: 0.354, SLG: 0.360	0-0 4-3 ② 2-3		0-0 4-3 ③		0-0 F9 ③			0-0 F9 ①		4	0	0	0	0	0	3
Roy Sievers, R (1, 7) OBP: 0.367, SLG: 0.566	SSS 0-3 K ③			0-0 1B 2B		0-0 F7 ①		0-0 HR		4	2	2	1	0	1	1
Clint Courtney, L (1, 2) OBP: 0.326, SLG: 0.336		0-0 F4 ①		0-0 2B 1B 2-H		0-0 L3 ②		0-0 G3 ②		4	1	1	1	0	0	0
Jim Lemon, R (1, 9) OBP: 0.316, SLG: 0.480		0-0 1B 1B		0-0 2B ① 2-H		0-0 1B		0-0 F8 ③		4	0	3	1	0	0	0
Norm Zauchin, R (1, 3) OBP: 0.316, SLG: 0.422		0-0 CS 1B 1-3		SSS 0-3 K ②		0-0 F7 ③			0-0 4-3 ①	4	0	1	0	0	1	1
Rocky Bridges, R (1, 6) OBP: 0.323, SLG: 0.358	SSS 0-3 K ②③ 1-2			0-0 4-3 ③			0-0 L5-3 1B		0-0 1-3 ②	4	0	1	0	0	1	2
Pedro Ramos, S (1, 1) OBP: 0.222, SLG: 0.238			0-0 F7 ①		0-0 6-3 ①				0-0 F9 ③	2	0	0	0	0	0	0
Julio Becquer, L (7, PH) OBP: 0.280, SLG: 0.270										1	0	0	0	0	0	1
Tex Clevenger, R (7, 1) OBP: 0.217, SLG: 0.238							0-0 L5-3 ①② 1-2			0	0	0	0	0	0	0
Ed Fitz Gerald, R (9, PH) OBP: 0.343, SLG: 0.323										1	0	0	0	0	0	0
Inning Stats	R: 0 H: 1 E: 0 LOB: 1 K: 1 BB: 0 S: 6 P: 6	R: 0 H: 2 E: 0 LOB: 2 K: 1 BB: 0 S: 6 P: 6	R: 0 H: 1 E: 0 LOB: 1 K: 1 BB: 0 S: 6 P: 6	R: 2 H: 3 E: 0 LOB: 0 K: 1 BB: 0 S: 7 P: 7	R: 0 H: 1 E: 0 LOB: 1 K: 0 BB: 0 S: 4 P: 4	R: 0 H: 1 E: 0 LOB: 1 K: 0 BB: 0 S: 4 P: 4	R: 0 H: 1 E: 0 LOB: 1 K: 1 BB: 1 S: 5 P: 9	R: 1 H: 1 E: 0 LOB: 0 K: 0 BB: 0 S: 4 P: 4	R: 0 H: 0 E: 0 LOB: 0 K: 0 BB: 0 S: 3 P: 3	1B: 7 SF: 0 2B: 5 SAC: 0 3B: 0 DP: 2 HR: 1 HBP: 0						

TOP

Washington Senators @ Kansas City Athletics

Municipal Stadium, Kansas City, MO

Fri Sep 12 1958, 8:05 PM EDT

Att. 9,548 - Unknown

livebaseballscorecards.com

AB	35
R	3
H	11
RBI	3
BB	1
SO	5
LOB	11

WP: 0 PA: 36
PB: 0
SB: 0
CS: 1

PITCHER		IP	WLS	BF	H	R	ER	SO	BB	IBB	HBP	BLK	WP	HR	S	P	ERA	WHIP
Ray Herbert, R ERA: 3.63	(1, 1)	6.2	W	28	10	2	2	4	1	0	0	0	0	0	35	39	2.70	1.650
Dick Tomanek, L ERA: 4.54	(7, 1)	2.1	S	8	1	1	1	1	0	0	0	0	0	1	10	10	3.86	0.429

PITCHER	IP	WLS	BF	H	R	ER	SO	BB	IBB	HBP	BLK	WP	HR	S	P	ERA	WHIP

Batter	1	2	3	4	5	6	7	8	9	AB	R	H	RBI	BB	SO	LOB
Bill Tuttle, R (1, 8) OBP: 0.335, SLG: 0.356	G5-4-3 1B		BB	1-2 BB		4-3				2	0	1	0	2	0	0
Roger Maris, L (1, 9) OBP: 0.297, SLG: 0.439	F9		F4	F9			G1			4	0	0	0	0	0	4
Hector Lopez, R (1, 4) OBP: 0.320, SLG: 0.416	G5-4-3 1-2f		K		HR		4-3			4	1	1	1	0	1	2
Bob Cerv, R (1, 7) OBP: 0.380, SLG: 0.604		HR	K		F8		F3			4	1	1	1	0	1	1
Preston Ward, L (1, 3) OBP: 0.343, SLG: 0.412 Whitey Herzog, L (8, PR) OBP: 0.339, SLG: 0.292 (9, 3)		FC5-4 1B		4-3	FC5-4 BB			G1-6-3 1B		3 0	0 0	2 0	0 0	1 0	0 0	0 0
Hal Smith, R (1, 5) OBP: 0.307, SLG: 0.383	F9		F7		F2			G1-6-3 1-2f		4	0	0	0	0	0	3
Harry Chiti, R (1, 2) OBP: 0.301, SLG: 0.379	FC5-4 1B 1-2f		2B 1B		FC5-4 1-2f			4-3		4	1	1	0	0	0	3
Joe Demaestri, R (1, 6) OBP: 0.242, SLG: 0.277	1-2 1B		1-H 1B 2B			F9				3	1	2	1	0	0	0
Ray Herbert, R (1, 1) OBP: 0.255, SLG: 0.217 Dick Tomanek, L (7, 1) OBP: 0.200, SLG: 0.286	K		2-H BB 1B			F3				3 0	0 0	1 0	1 0	0 0	1 0	2 0
Inning Stats	R: 0 E: 0 K: 0 S: 3 H: 1 LOB: 0 BB: 0 P: 3	R: 1 E: 0 K: 1 S: 8 H: 3 LOB: 2 BB: 0 P: 8	R: 0 E: 0 K: 2 S: 7 H: 0 LOB: 1 BB: 1 P: 11	R: 2 E: 0 K: 0 S: 6 H: 3 LOB: 2 BB: 1 P: 10	R: 1 E: 0 K: 0 S: 4 H: 1 LOB: 1 BB: 1 P: 8	R: 0 E: 0 K: 0 S: 3 H: 0 LOB: 0 BB: 0 P: 3	R: 0 E: 0 K: 0 S: 3 H: 0 LOB: 0 BB: 0 P: 3	R: 0 E: 0 K: 0 S: 3 H: 1 LOB: 1 BB: 0 P: 3		1B: 6 2B: 1 3B: 0 HR: 2 SF: 0 SAC: 0 DP: 2 HBP: 0						

PITCHER	IP	WLS	BF	H	R	ER	SO	BB	IBB	HBP	BLK	WP	HR	S	P	ERA	WHIP
Pedro Ramos, R (1, 1) ERA: 3.97	6.0	L	28	8	4	4	3	3	0	0	0	0	2	31	43	6.00	1.833
Tex Clevenger, R (7, 1) ERA: 4.56	2.0		6	1	0	0	0	0	0	0	0	0	0	6	6	0.00	0.500

PITCHER	IP	WLS	BF	H	R	ER	SO	BB	IBB	HBP	BLK	WP	HR	S	P	ERA	WHIP

BOTTOM

Washington Senators @ Kansas City Athletics

Municipal Stadium, Kansas City, MO

Fri Sep 12 1958, 8:05 PM EDT

Att. 9,548 - Unknown

livebaseballscorecards.com

AB	31
R	4
H	9
RBI	4
BB	3
SO	3
LOB	15

Batter	1	2	3	4	5	6	7	8	9	AB	R	H	RBI	BB	SO	LOB
Eddie Yost, R (1, 5) OBP: 0.354, SLG: 0.316	F4	1B HR 1-2 BB		5-3			5-3	F8		4	1	0	0	1	0	2
Albie Pearson, L (1, 8) OBP: 0.358, SLG: 0.363	1B 1B	HR 1-2 2-3		F8			1B		FC5-4 BB	4	2	3	0	1	0	0
Roy Sievers, R (1, 7) OBP: 0.365, SLG: 0.562	1B 1-3	F4		K			F6		FC5-4 G3 1-2f	5	0	1	0	0	1	5
Clint Courtney, L (1, 2) OBP: 0.326, SLG: 0.344	1B 3B 1-3 3-H	HR 1-H 2-H 3-H			4-3		F8		G3 1-2	5	2	2	5	0	0	2
Jim Lemon, R (1, 9) OBP: 0.316, SLG: 0.478	3B 1-2	4-3			F4			K	4-3	4	1	1	0	0	1	0
Neil Chrisley, L (8, 9) OBP: 0.273, SLG: 0.356										1	0	0	0	0	0	1
Herb Plews, L (1, 4) OBP: 0.296, SLG: 0.342	3B 1-H 2-H	F7			K			6-3		4	0	1	2	0	1	0
Ossie Alvarez, R (9, 4) OBP: 0.269, SLG: 0.226										0	0	0	0	0	0	0
Norm Zauchin, R (1, 3) OBP: 0.318, SLG: 0.432	BB		6-3			F6		HR		3	1	1	1	1	0	0
Rocky Bridges, R (1, 6) OBP: 0.322, SLG: 0.357	1-3		F4			5-3		1B 1B		4	0	1	0	0	0	2
Vito Valentinetti, R (1, 1) OBP: 0.333, SLG: 0.304		1B BB HR 1B	3-1			1-3		1-2 1B		4	1	2	0	0	0	0
Pedro Ramos, S (9, 1) OBP: 0.222, SLG: 0.238										0	0	0	0	0	0	0
Inning Stats	R: 3 E: 0 K: 0 S: 7 H: 5 LOB: 2 BB: 1 P: 11	R: 4 E: 0 K: 0 S: 6 H: 3 LOB: 0 BB: 1 P: 10	R: 0 E: 0 K: 0 S: 3 H: 0 LOB: 0 BB: 0 P: 3	R: 0 E: 0 K: 1 S: 5 H: 0 LOB: 0 BB: 0 P: 5	R: 0 E: 0 K: 1 S: 5 H: 0 LOB: 0 BB: 0 P: 5	R: 0 E: 0 K: 0 S: 3 H: 0 LOB: 0 BB: 0 P: 3	R: 0 E: 0 K: 0 S: 4 H: 1 LOB: 1 BB: 0 P: 4	R: 1 E: 0 K: 1 S: 8 H: 3 LOB: 2 BB: 0 P: 8	R: 0 E: 0 K: 0 S: 3 H: 0 LOB: 1 BB: 1 P: 7	1B: 9 2B: 0 3B: 1 HR: 2 SF: 0 SAC: 0 DP: 0 HBP: 0						

PITCHER		IP	WLS	BF	H	R	ER	SO	BB	IBB	HBP	BLK	WP	HR	S	P	ERA	WHIP
Jack Urban, R ERA: 5.98	(1, 1)	0.2	L	6	5	3	3	0	0	0	0	0	0	0	6	6	40.50	7.500
Ken Johnson, R ERA: 15.43	(1, 1)	2.1		12	3	4	4	0	2	0	0	0	0	1	10	18	15.43	2.143
Howie Reed, R ERA:	(4, 1)	1.0		3	0	0	0	1	0	0	0	0	0	0	5	5	0.00	0.000
Bud Daley, L ERA: 3.97	(5, 1)	2.0		6	0	0	0	1	0	0	0	0	0	0	8	8	0.00	0.000
Tom Gorman, R ERA: 3.6	(7, 1)	3.0		14	4	1	1	1	1	0	0	0	0	1	15	19	3.00	1.667

PITCHER	IP	WLS	BF	H	R	ER	SO	BB	IBB	HBP	BLK	WP	HR	S	P	ERA	WHIP

TOP

Washington Senators @ Kansas City Athletics

Municipal Stadium, Kansas City, MO

Sat Sep 13 1958, 4:33 AM EDT

Att. 7,814 - Unknown

livebaseballscorecards.com

AB	38
R	8
H	12
RBI	8
BB	3
SO	3
LOB	12

BOTTOM

Washington Senators @ Kansas City Athletics
Municipal Stadium, Kansas City, MO
Sat Sep 13 1958, 4:33 AM EDT
Att. 7,814 - Unknown

livebaseballscorecards.com

Batter	1	2	3	4	5	6	7	8	9	AB	R	H	RBI	BB	SO	LOB
Bill Tuttle, R (1, 8) OBP: 0.333, SLG: 0.360	HR		K	F2			F8		FC5-4 1-2f	5	1	1	1	0	1	3
Roger Maris, L (1, 9) OBP: 0.296, SLG: 0.437	F2		1B		K		F3		G3	5	0	1	0	0	1	1
Hector Lopez, R (1, 4) OBP: 0.321, SLG: 0.415	BB G6-4-3		F7		F3		BB			2	0	0	0	2	0	1
Bob Cerv, R (1, 7) OBP: 0.377, SLG: 0.599	G6-4-3 1-2f			L4	F6		F9			4	0	0	0	0	0	2
Preston Ward, L (1, 3) OBP: 0.342, SLG: 0.413		K		1B 2B		F8		G3		4	1	1	0	0	1	0
Hal Smith, R (1, 5) OBP: 0.313, SLG: 0.390		5-3		1B 1B BB		HR 2B		G6-4-3 1B		3	2	2	0	1	0	0
Harry Chiti, R (1, 2) OBP: 0.300, SLG: 0.377		1B		F9		6-3		G6-4-3 1-2f		4	0	1	0	0	0	4
Joe Demaestri, R (1, 6) OBP: 0.245, SLG: 0.287		K		1B 1-2 2-H 1B		2-H HR			FC5-4 1B	3	1	2	3	0	1	1
Frank House, L (9, PH) OBP: 0.304, SLG: 0.393										1	0	1	0	0	0	0
Mike Baxes, R (9, PR) OBP: 0.283, SLG: 0.259										0	0	0	0	0	0	0
Jack Urban, R (1, 1) OBP: 0.143, SLG: 0.152			1-3	1-3 2-H 1B		3-1			K	0	0	0	0	0	0	0
Ken Johnson, R (1, 1)										0	0	0	0	0	0	0
Milt Graff, L (3, PH)										1	0	0	0	0	0	0
Howie Reed, R (4, 1)										0	0	0	0	0	0	0
Harry Simpson, L (4, PH) OBP: 0.333, SLG: 0.360										1	0	1	1	0	0	0
Bud Daley, L (6, 1) OBP: 0.143, SLG: 0.214										0	0	0	0	0	0	0
Bob Martyn, L (5, PH)										1	0	0	0	0	0	0
Tom Gorman, R (7, 1) OBP: 0.238, SLG: 0.278										0	0	0	0	0	0	0
Whitey Herzog, L (5, PH) OBP: 0.000, SLG: 0.000										1	0	0	0	0	1	1
Inning Stats	R: 1 E: 0 K: 0 S: 3 H: 1 LOB: 0 BB: 1 P: 7	R: 0 E: 0 K: 2 S: 8 H: 1 LOB: 1 BB: 0 P: 8	R: 0 E: 0 K: 1 S: 6 H: 1 LOB: 1 BB: 0 P: 6	R: 2 E: 0 K: 0 S: 6 H: 3 LOB: 2 BB: 1 P: 10	R: 0 E: 0 K: 1 S: 5 H: 0 LOB: 0 BB: 0 P: 5	R: 2 E: 0 K: 0 S: 5 H: 2 LOB: 0 BB: 0 P: 5	R: 0 E: 0 K: 0 S: 3 H: 0 LOB: 1 BB: 1 P: 7	R: 0 E: 0 K: 0 S: 3 H: 1 LOB: 0 BB: 0 P: 3	R: 0 E: 0 K: 1 S: 6 H: 1 LOB: 1 BB: 0 P: 6	1B: 6 2B: 2 3B: 0 HR: 2	SF: 0 SAC: 0 DP: 2 HBP: 0						

AB	35
R	5
H	10
RBI	5
BB	3
SO	5
LOB	13

WP: 0 PB: 0 SB: 0 CS: 0 PA: 38

PITCHER	IP	WLS	BF	H	R	ER	SO	BB	IBB	HBP	BLK	WP	HR	S	P	ERA	WHIP
Vito Valentinetti, R (1, 1) ERA: 4.71	8.0	W	35	10	5	5	4	3	0	0	0	0	2	40	52	5.62	1.625
Pedro Ramos, R (9, 1) ERA: 3.95	1.0	S	3	0	0	0	1	0	0	0	0	0	0	5	5	0.00	0.000

PITCHER	IP	WLS	BF	H	R	ER	SO	BB	IBB	HBP	BLK	WP	HR	S	P	ERA	WHIP

Batter	1	2	3	4	5	6	7	8	9	AB	R	H	RBI	BB	SO	LOB
Norm Siebern, L (1, 7) OBP: 0.394, SLG: 0.456 Hank Bauer, R (9, PH) OBP: 0.320, SLG: 0.428 (9, 9)	3-1		HR BB		2-H 3B		F4		FC6-4 1-2 3-H 1B	3 1	1 0	1 1	1 1	1 0	0 0	0 0
Gil McDougald, R (1, 4) OBP: 0.330, SLG: 0.378	BBBB WP 1B BB		1-H HR		6-3			2B	FC6-4 1-2f	4	2	2	2	1	0	3
Mickey Mantle, S (1, 8) OBP: 0.442, SLG: 0.596	F8 1-2		F5		F8			SSS K		4	0	0	0	0	1	3
Enos Slaughter, L (1, 9) OBP: 0.417, SLG: 0.447 (9, 7)	E 2-H 1B		4-3			6-3		F5		4	0	1	1	0	0	1
Elston Howard, R (1, 2) OBP: 0.360, SLG: 0.507	6-3 1-2			6-3		4-3 WP 1B		5-3		4	0	1	0	0	0	2
Bill Skowron, R (1, 3) OBP: 0.322, SLG: 0.439		F8		SSS K		4-3 1-3			FC5-4 1B 1B	4	1	1	0	0	1	1
Tony Kubek, L (1, 6) OBP: 0.299, SLG: 0.321		4-3		F5		G3			F5	4	0	0	0	0	0	2
Bobby Richardson, R (1, 5) OBP: 0.258, SLG: 0.279		5-3			SH3-4 3B 1B		5-3		FC5-4 1-2 1B	4	1	2	0	0	0	0
Duke Maas, R (1, 1) OBP: 0.176, SLG: 0.149 Ryne Duren, R (9, 1) OBP: 0.286, SLG: 0.091 Art Ditmar, R (9, 1) OBP: 0.289, SLG: 0.256			F9		SH3-4 1-2		SSS K		FC5-4 1B 1-2f 2-3	3 0 0	0 0 0	0 0 0	0 0 0	0 0 0	1 0 0	2 0 0
Inning Stats	R: 1 E: 1 K: 0 S: 4 H: 1 LOB: 1 BB: 1 P: 8	R: 0 E: 0 K: 0 S: 3 H: 0 LOB: 0 BB: 0 P: 3	R: 2 E: 0 K: 0 S: 4 H: 1 LOB: 0 BB: 1 P: 8	R: 0 E: 0 K: 1 S: 5 H: 0 LOB: 0 BB: 0 P: 5	R: 1 E: 0 K: 0 S: 5 H: 2 LOB: 1 BB: 0 P: 5	R: 0 E: 0 K: 0 S: 4 H: 1 LOB: 1 BB: 0 P: 4	R: 0 E: 0 K: 1 S: 5 H: 0 LOB: 0 BB: 0 P: 5	R: 0 E: 0 K: 1 S: 6 H: 1 LOB: 1 BB: 0 P: 6	R: 1 E: 0 K: 0 S: 6 H: 3 LOB: 2 BB: 0 P: 6	1B: 6 2B: 1 3B: 1 HR: 1	SF: 0 SAC: 1 DP: 0 HBP: 0						

TOP

New York Yankees @ Kansas City Athletics

Municipal Stadium, Kansas City, MO

Sun Sep 14 1958, 4:33 AM EDT

Sunny

livebaseballscorecards.com

AB	35
R	5
H	9
RBI	5
BB	2
SO	3
LOB	14

PITCHER		IP	WLS	BF	H	R	ER	SO	BB	IBB	HBP	BLK	WP	HR	S	P	ERA	WHIP
Ralph Terry, R ERA: 4.1	(1, 1)	5.0	L	21	4	4	4	1	2	0	0	0	1	1	21	29	7.20	1.200
Bud Daley, L ERA: 3.77	(6, 1)	3.0		11	2	0	0	2	0	0	0	0	1	0	15	15	0.00	0.667
Dick Tomanek, L ERA: 4.57	(9, 1)	1.0		6	3	1	1	0	0	0	0	0	0	0	6	6	9.00	3.000

PITCHER	IP	WLS	BF	H	R	ER	SO	BB	IBB	HBP	BLK	WP	HR	S	P	ERA	WHIP

WP: 2 PB: 0 SB: 0 CS: 0 PA: 38

Batter	1	2	3	4	5	6	7	8	9	AB	R	H	RBI	BB	SO	LOB
Bill Tuttle, R (1, 8) OBP: 0.331, SLG: 0.357	5-3		FC6-4 1-2f			6-3		6-3		4	0	0	0	0	0	1
Roger Maris, L (1, 9) OBP: 0.296, SLG: 0.434	F8			4-3		G6-4-3 HBP			3-1	3	0	0	0	0	0	0
Hector Lopez, R (1, 4) OBP: 0.321, SLG: 0.413	5-3			5-3		G6-4-3 1-2f			HR 1B	4	1	1	0	0	0	1
Bob Cerv, R (1, 7) OBP: 0.378, SLG: 0.604		F8		BB			E7 E		1-H HR	3	2	1	2	1	0	0
Preston Ward, L (1, 3) OBP: 0.341, SLG: 0.409		F8		F8			E4 G6-4-3 2-H		BB	3	0	0	0	1	0	1
Hal Smith, R (1, 5) OBP: 0.310, SLG: 0.386 Kent Hadley, L (9, PH)	F7				F3		G6-4-3 1-2f		K	3 1	0 0	0 0	0 0	0 0	0 1	1 1
Frank House, L (1, 2) OBP: 0.303, SLG: 0.387 Milt Graff, L (9, PR)			L6		G3		F8		BB 1-2	3 0	0 0	0 0	0 0	1 0	0 0	0 0
Joe Demaestri, R (1, 6) OBP: 0.248, SLG: 0.290 Harry Chiti, R (9, PH) OBP: 0.299, SLG: 0.376			FC6-4 1B		1B			F8	K	3 1	0 0	2 0	0 0	0 0	0 1	0 2
Ralph Terry, R (1, 1) OBP: 0.194, SLG: 0.185 Bob Martyn, L (5, PH) OBP: 0.333, SLG: 0.398 Whitey Herzog, L (5, PH) OBP: 0.333, SLG: 0.286 Bud Daley, L (6, 1) OBP: 0.143, SLG: 0.214 Harry Simpson, L (8, PH) OBP: 0.334, SLG: 0.382 Dick Tomanek, L (9, 1) OBP: 0.200, SLG: 0.286			FC6-4 FC6-4 1-2f		4-3			1-3		1 0 1 0 1 0 0	0 0 0 0 0 0 0	0 0 0 0 0 0 0	0 0 0 0 0 0 0	0 0 0 0 0 0 0	0 0 0 0 0 0 0	1 0 1 0 0 0 0
Inning Stats	R: 0 H: 0 E: 0 LOB: 0 K: 0 BB: 0 S: 3 P: 3	R: 0 H: 0 E: 0 LOB: 0 K: 0 BB: 0 S: 3 P: 3	R: 0 H: 1 E: 0 LOB: 1 K: 0 BB: 0 S: 4 P: 4	R: 0 H: 0 E: 0 LOB: 1 K: 0 BB: 1 S: 3 P: 7	R: 0 H: 1 E: 0 LOB: 1 K: 0 BB: 0 S: 4 P: 4	R: 0 H: 0 E: 0 LOB: 0 K: 0 BB: 0 S: 2 P: 3	R: 1 H: 0 E: 2 LOB: 0 K: 0 BB: 0 S: 4 P: 4	R: 0 H: 0 E: 0 LOB: 0 K: 0 BB: 0 S: 3 P: 3	R: 2 H: 2 E: 0 LOB: 2 K: 2 BB: 2 S: 9 P: 17	1B: 3 SF: 0 2B: 0 SAC: 0 3B: 0 DP: 2 HR: 1 HBP: 1						

PITCHER	IP	WLS	BF	H	R	ER	SO	BB	IBB	HBP	BLK	WP	HR	S	P	ERA	WHIP
Duke Maas, R (1, 1) ERA: 3.79	8.1	W	31	4	3	1	0	1	0	1	0	0	1	29	34	1.08	0.600
Ryne Duren, R (9, 1) ERA: 2.19	0.1		3	0	0	0	1	2	0	0	0	0	0	3	11	0.00	6.000
Art Ditmar, R (9, 1) ERA: 3.14	0.1	S	1	0	0	0	1	0	0	0	0	0	0	3	3	0.00	0.000

PITCHER	IP	WLS	BF	H	R	ER	SO	BB	IBB	HBP	BLK	WP	HR	S	P	ERA	WHIP

BOTTOM

New York Yankees @ Kansas City Athletics

Municipal Stadium, Kansas City, MO

Sun Sep 14 1958, 4:33 AM EDT

Sunny

livebaseballscorecards.com

AB	31
R	3
H	4
RBI	2
BB	3
SO	2
LOB	9

PA: 35

WP: 0
PB: 0
SB: 0
CS: 0

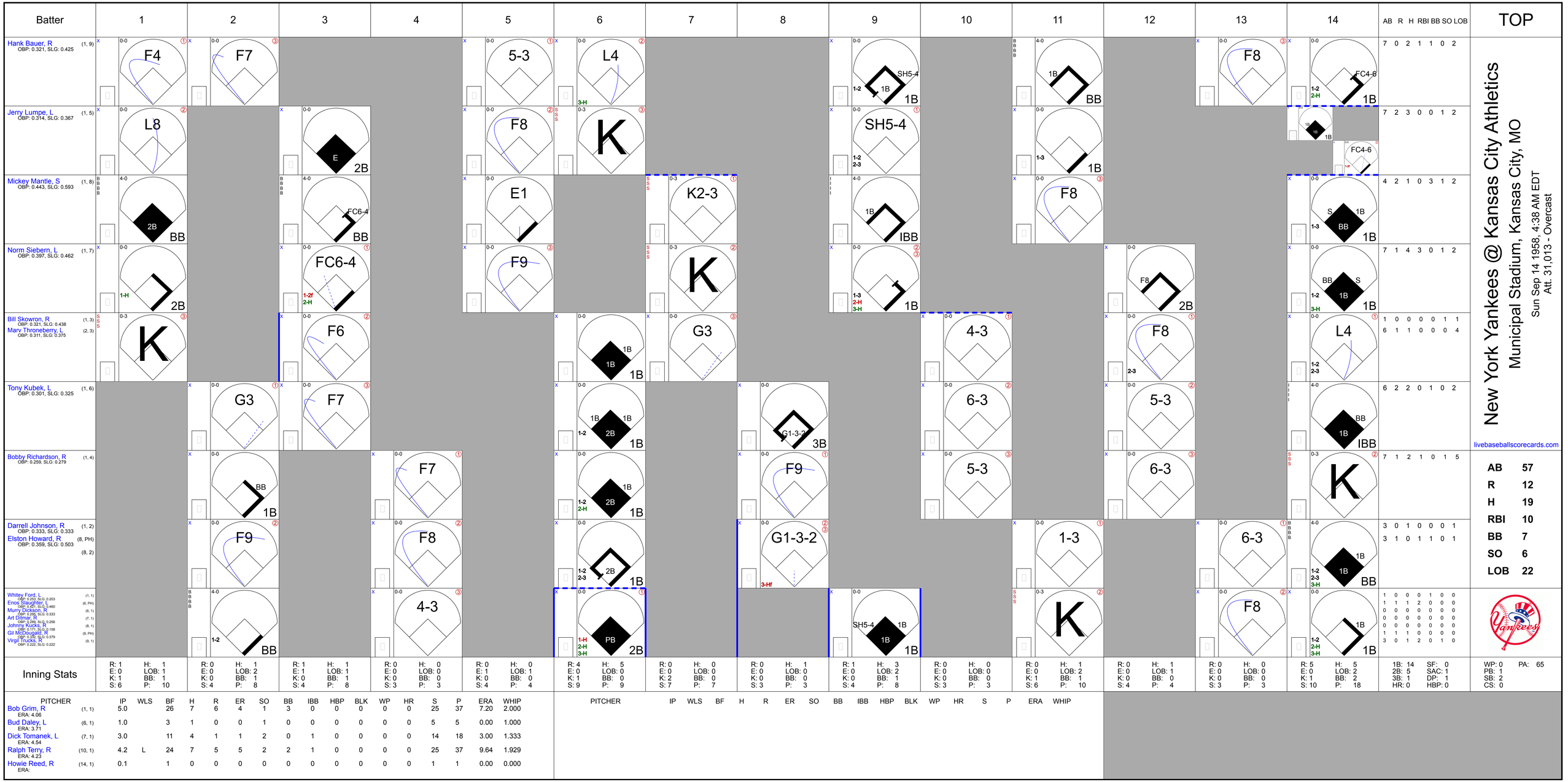
Batter
1
2
3
4
5
6
7
8
9
10
11
12
13
14
AB R H RBI BB SO LOB
TOP
Hank Bauer, R (1, 9) OBP: 0.321, SLG: 0.425
F4
F7
5-3
L4
SH5-4
1B
BB
F8
FC4-6
7 0 2 1 1 0 2
Jerry Lumpe, L (1, 5) OBP: 0.314, SLG: 0.367
L8
E
2B
F8
K
SH5-4
1-3
1B
FC4-6
7 2 3 0 0 1 2
Mickey Mantle, S (1, 8) OBP: 0.443, SLG: 0.593
2B
BB
FC6-4
E1
K2-3
1B
IBB
F8
S
4 2 1 0 3 1 2
Norm Siebern, L (1, 7) OBP: 0.397, SLG: 0.462
1-H
2B
FC6-4
F9
K
4-3
F8
7 1 4 3 0 1 2
Bill Skowron, R (1, 3) OBP: 0.321, SLG: 0.438
Marv Throneberry, L (2, 3) OBP: 0.311, SLG: 0.375
K
F6
1B
G3
6-3
L4
1 0 0 0 0 1 1
6 1 1 0 0 0 4
Tony Kubek, L (1, 6) OBP: 0.301, SLG: 0.325
G3
F7
2B
G1-3-2
3B
5-3
BB
IBB
6 2 2 0 1 0 2
Bobby Richardson, R (1, 4) OBP: 0.259, SLG: 0.279
BB
F7
F9
6-3
K
7 1 2 1 0 1 5
Darrell Johnson, R (1, 2) OBP: 0.333, SLG: 0.333
Elston Howard, R (8, PH) (8, 2) OBP: 0.359, SLG: 0.503
F9
F8
G1-3-2
3-Hf
1-3
6-3
3 0 1 0 0 0 1
3 1 0 1 1 0 1
Whitey Ford, L (1, 1) OBP: 0.253, SLG: 0.203
Enos Slaughter, L (6, PH) OBP: 0.421, SLG: 0.460
Murry Dickson, R (6, 1) OBP: 0.206, SLG: 0.333
Art Ditmar, R (7, 1) OBP: 0.000, SLG: 0.256
Johnny Kucks, R (8, 1) OBP: 0.171, SLG: 0.158
Gil McDougald, R (9, PH) OBP: 0.282, SLG: 0.379
Virgil Trucks, R (9, 1) OBP: 0.222, SLG: 0.222
4-3
PB
SH5-4
K
F8
1 0 0 0 1 0 0
1 1 1 2 0 0 0
0 0 0 0 0 0 0
0 0 0 0 0 0 0
0 0 0 0 0 0 0
1 1 1 0 0 0 0
3 0 1 2 0 1 0
New York Yankees @ Kansas City Athletics
Municipal Stadium, Kansas City, MO
Sun Sep 14 1958, 4:38 AM EDT
Att. 31,013 - Overcast
livebaseballscorecards.com
AB 57
R 12
H 19
RBI 10
BB 7
SO 6
LOB 22
WP: 0 PA: 65
PB: 1
SB: 2
CS: 0
1B: 14 SF: 0
2B: 5 SAC: 1
3B: 1 DP: 1
HR: 0 HBP: 0
Inning Stats
R: 1 H: 1 E: 0 LOB: 1 K: 1 BB: 1 S: 6 P: 10
R: 0 H: 1 E: 0 LOB: 2 K: 0 BB: 1 S: 4 P: 8
R: 1 H: 1 E: 1 LOB: 1 K: 0 BB: 1 S: 4 P: 8
R: 0 H: 0 E: 0 LOB: 1 K: 0 BB: 0 S: 3 P: 3
R: 0 H: 0 E: 1 LOB: 1 K: 0 BB: 0 S: 4 P: 4
R: 4 H: 5 E: 0 LOB: 0 K: 1 BB: 0 S: 9 P: 9
R: 0 H: 0 E: 0 LOB: 0 K: 2 BB: 0 S: 7 P: 7
R: 0 H: 1 E: 0 LOB: 0 K: 0 BB: 0 S: 3 P: 3
R: 1 H: 3 E: 0 LOB: 2 K: 0 BB: 1 S: 4 P: 8
R: 0 H: 0 E: 0 LOB: 0 K: 0 BB: 0 S: 3 P: 3
R: 0 H: 1 E: 0 LOB: 2 K: 1 BB: 1 S: 6 P: 10
R: 0 H: 1 E: 0 LOB: 1 K: 0 BB: 0 S: 4 P: 4
R: 0 H: 0 E: 0 LOB: 0 K: 0 BB: 0 S: 3 P: 3
R: 5 H: 5 E: 0 LOB: 2 K: 1 BB: 2 S: 10 P: 18
PITCHER IP WLS BF H R ER SO BB IBB HBP BLK WP HR S P ERA WHIP
Bob Grim, R (1, 1) ERA: 4.06 5.0 26 7 6 4 1 3 0 0 0 0 0 25 37 7.20 2.000
Bud Daley, L (6, 1) ERA: 3.71 1.0 3 1 0 0 1 0 0 0 0 0 0 5 5 0.00 1.000
Dick Tomanek, L (7, 1) ERA: 4.54 3.0 11 4 1 1 2 0 1 0 0 0 0 14 18 3.00 1.333
Ralph Terry, R (10, 1) ERA: 4.23 4.2 L 24 7 5 5 2 2 1 0 0 0 0 25 37 9.64 1.929
Howie Reed, R (14, 1) ERA: 0.1 1 0 0 0 0 0 0 0 0 0 0 1 1 0.00 0.000
PITCHER IP WLS BF H R ER SO BB IBB HBP BLK WP HR S P ERA WHIP

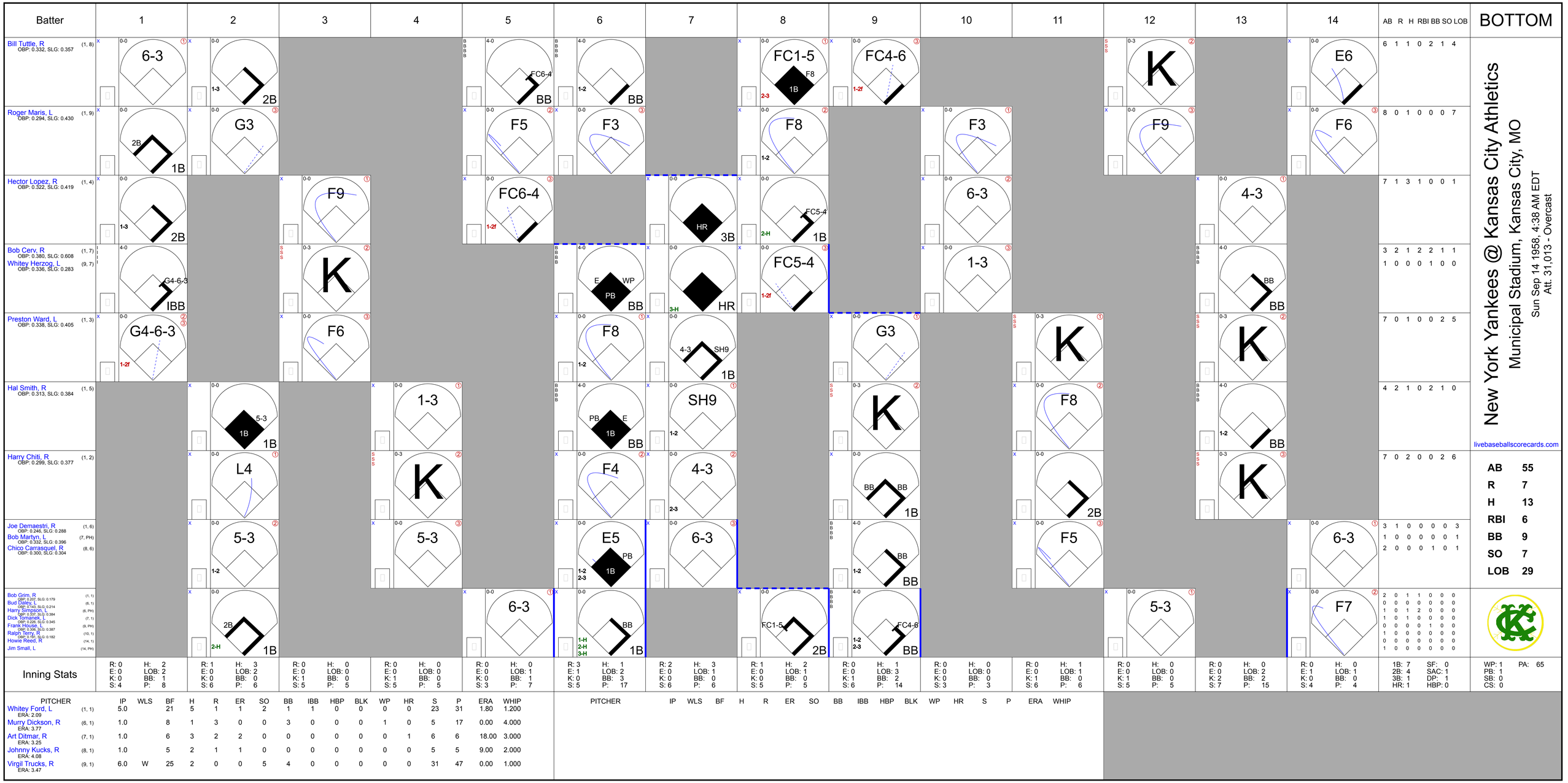
Batter
1
2
3
4
5
6
7
8
9
10
11
12
13
14
AB R H RBI BB SO LOB
BOTTOM
Bill Tuttle, R (1, 8) OBP: 0.332, SLG: 0.357
6-3
1-3 2B
FC6-4 BB
1-2 BB
FC1-5 F8 1B
2-3
FC4-6
1-2f
K
E6
6 1 1 0 2 1 4
Roger Maris, L (1, 9) OBP: 0.294, SLG: 0.430
2B 1B
G3
F5
F3
F8
1-2
F3
F9
F6
8 0 1 0 0 0 7
Hector Lopez, R (1, 4) OBP: 0.322, SLG: 0.419
1-3 2B
F9
FC6-4
1-2f
HR 3B
FC5-4
2-H 1B
6-3
4-3
7 1 3 1 0 0 1
Bob Cerv, R (1, 7) OBP: 0.380, SLG: 0.608
Whitey Herzog, L (9, 7) OBP: 0.336, SLG: 0.283
G4-6-3 IBB
K
E PB WP BB
3-H HR
FC5-4
1-2f
1-3
BB
3 2 1 2 2 1 1
1 0 0 0 1 0 0
Preston Ward, L (1, 3) OBP: 0.338, SLG: 0.405
G4-6-3
1-2f
F6
F8
1-2
4-3 SH9 1B
G3
K
F6
7 0 1 0 0 2 5
Hal Smith, R (1, 5) OBP: 0.313, SLG: 0.384
5-3 1B 1B
1-3
PB 1B E BB
SH9
1-2
K
F8
1-2 BB
4 2 1 0 2 1 0
Harry Chiti, R (1, 2) OBP: 0.299, SLG: 0.377
L4
K
F4
4-3
2-3
BB BB 1B
2B
K
7 0 2 0 0 2 6
Joe Demaestri, R (1, 6) OBP: 0.246, SLG: 0.288
Bob Martyn, L (7, PH) OBP: 0.332, SLG: 0.396
Chico Carrasquel, R (8, 6) OBP: 0.300, SLG: 0.304
5-3
1-2
5-3
E5 PB 1B
1-2
2-3
6-3
BB 1B
1-2
F5
6-3
3 1 0 0 0 0 3
1 0 0 0 0 0 1
2 0 0 0 1 0 1
Bob Grim, R (1, 1) OBP: 0.207, SLG: 0.179
Bud Daley, L (6, 1) OBP: 0.143, SLG: 0.214
Harry Simpson, L (6, PH) OBP: 0.333, SLG: 0.384
Dick Tomanek, L (7, 1) OBP: 0.226, SLG: 0.345
Frank House, L (9, PH) OBP: 0.306, SLG: 0.387
Ralph Terry, R (10, 1) OBP: 0.190, SLG: 0.182
Howie Reed, R (14, 1)
Jim Small, L (14, PH)
2B 2-H 1B
6-3
1-H 2-H 3-H BB 1B
FC1-5 2B
FC4-6 1-2 2-3 BB
5-3
F7
2 0 1 1 0 0 0
0 0 0 0 0 0 0
1 0 1 2 0 0 0
1 0 1 0 0 0 0
0 0 0 0 1 0 0
1 0 0 0 0 0 0
0 0 0 0 0 0 0
1 0 0 0 0 0 0
Inning Stats
R: 0 E: 0 K: 0 S: 4 H: 2 LOB: 2 BB: 1 P: 8
R: 1 E: 0 K: 0 S: 6 H: 3 LOB: 2 BB: 0 P: 6
R: 0 E: 0 K: 1 S: 5 H: 0 LOB: 0 BB: 0 P: 5
R: 0 E: 0 K: 1 S: 5 H: 0 LOB: 0 BB: 0 P: 5
R: 0 E: 0 K: 0 S: 3 H: 0 LOB: 1 BB: 1 P: 7
R: 3 E: 1 K: 0 S: 5 H: 1 LOB: 2 BB: 3 P: 17
R: 2 E: 0 K: 0 S: 6 H: 3 LOB: 1 BB: 0 P: 6
R: 1 E: 0 K: 0 S: 5 H: 2 LOB: 1 BB: 0 P: 5
R: 0 E: 0 K: 1 S: 6 H: 1 LOB: 3 BB: 2 P: 14
R: 0 E: 0 K: 0 S: 3 H: 0 LOB: 0 BB: 0 P: 3
R: 0 E: 0 K: 1 S: 6 H: 1 LOB: 1 BB: 0 P: 6
R: 0 E: 0 K: 1 S: 5 H: 0 LOB: 0 BB: 0 P: 5
R: 0 E: 0 K: 2 S: 7 H: 0 LOB: 2 BB: 2 P: 15
R: 0 E: 1 K: 0 S: 4 H: 0 LOB: 1 BB: 0 P: 4
1B: 7 2B: 4 3B: 1 HR: 1
SF: 0 SAC: 1 DP: 1 HBP: 0
WP: 1 PB: 1 SB: 0 CS: 0
PA: 65
PITCHER IP WLS BF H R ER SO BB IBB HBP BLK WP HR S P ERA WHIP
Whitey Ford, L (1, 1) ERA: 2.09 5.0 21 5 1 1 2 1 1 0 0 0 0 0 23 31 1.80 1.200
Murry Dickson, R (6, 1) ERA: 3.77 1.0 8 1 3 0 0 3 0 0 0 1 0 5 17 0.00 4.000
Art Ditmar, R (7, 1) ERA: 3.25 1.0 6 3 2 2 0 0 0 0 0 0 1 6 6 18.00 3.000
Johnny Kucks, R (8, 1) ERA: 4.08 1.0 5 2 1 1 0 0 0 0 0 0 0 5 5 9.00 2.000
Virgil Trucks, R (9, 1) ERA: 3.47 6.0 W 25 2 0 0 5 4 0 0 0 0 0 31 47 0.00 1.000
PITCHER IP WLS BF H R ER SO BB IBB HBP BLK WP HR S P ERA WHIP
New York Yankees @ Kansas City Athletics
Municipal Stadium, Kansas City, MO
Sun Sep 14 1958, 4:38 AM EDT
Att. 31,013 - Overcast
livebaseballscorecards.com
AB 55
R 7
H 13
RBI 6
BB 9
SO 7
LOB 29

Batter	1	2	3	4	5	6	7	8	9	AB	R	H	RBI	BB	SO	LOB
Don Buddin, R (1, 6) OBP: 0.340, SLG: 0.365	5-3		1B			HR 1B		K		4	1	2	0	0	1	0
Pete Runnels, L (1, 3) OBP: 0.419, SLG: 0.436	1B		F7			1-H HR		K		4	1	2	2	0	1	1
Ted Williams, L (1, 7) OBP: 0.448, SLG: 0.549	K			G1-4-3 1B		HR			G3	4	1	2	1	0	1	1
Frank Malzone, R (1, 5) OBP: 0.335, SLG: 0.411	1-3			G1-4-3 1-2f		F7			6-3	4	0	0	0	0	0	2
Jackie Jensen, R (1, 9) OBP: 0.399, SLG: 0.550		G1-4-3 1B		K		F2			1B	4	0	2	0	0	1	0
Jim Piersall, R (1, 8) OBP: 0.306, SLG: 0.359		G1-4-3 1-2f			F8		6-3		5-3	4	0	0	0	0	0	2
Ted Lepcio, R (1, 4) OBP: 0.275, SLG: 0.366		F5			F7		K			3	0	0	0	0	1	0
Pete Daley, R (1, 2) OBP: 0.393, SLG: 0.449			4-3		F9		6-3			3	0	0	0	0	0	0
Ike Delock, R (1, 1) OBP: 0.114, SLG: 0.073			6-3			F5		F8		1	0	0	0	0	0	0
Billy Klaus, L (6, PH) OBP: 0.204, SLG: 0.239										1	0	0	0	0	0	0
Dave Sisler, R (6, 1) OBP: 0.234, SLG: 0.273										0	0	0	0	0	0	0
Gene Stephens, L (8, PH) OBP: 0.282, SLG: 0.367										1	0	0	0	0	0	0
Murray Wall, R (8, 1) OBP: 0.107, SLG: 0.107										0	0	0	0	0	0	0
Inning Stats	R: 0 E: 0 K: 1 S: 6 H: 1 LOB: 1 BB: 0 P: 6	R: 0 E: 0 K: 0 S: 3 H: 1 LOB: 0 BB: 0 P: 3	R: 0 E: 0 K: 0 S: 4 H: 1 LOB: 1 BB: 0 P: 4	R: 0 E: 0 K: 1 S: 5 H: 1 LOB: 0 BB: 0 P: 5	R: 0 E: 0 K: 0 S: 3 H: 0 LOB: 0 BB: 0 P: 3	R: 3 E: 0 K: 0 S: 6 H: 3 LOB: 0 BB: 0 P: 6	R: 0 E: 0 K: 1 S: 5 H: 0 LOB: 0 BB: 0 P: 5	R: 0 E: 0 K: 2 S: 7 H: 0 LOB: 0 BB: 0 P: 7	R: 0 E: 0 K: 0 S: 4 H: 1 LOB: 1 BB: 0 P: 4	1B: 6 2B: 0 3B: 0 HR: 2	SF: 0 SAC: 0 DP: 2 HBP: 0			WP: 0 PB: 0 SB: 0 CS: 0	PA: 33		

PITCHER	IP	WLS	BF	H	R	ER	SO	BB	IBB	HBP	BLK	WP	HR	S	P	ERA	WHIP
Ray Herbert, R (1, 1) ERA: 3.59	9.0	W	33	8	3	3	5	0	0	0	0	0	2	43	43	3.00	0.889

PITCHER	IP	WLS	BF	H	R	ER	SO	BB	IBB	HBP	BLK	WP	HR	S	P	ERA	WHIP

TOP

Boston Red Sox @ Kansas City Athletics

Municipal Stadium, Kansas City, MO

Wed Sep 17 1958, 4:33 AM EDT

Cloudy

livebaseballscorecards.com

AB	33
R	3
H	8
RBI	3
BB	0
SO	5
LOB	6

Batter	1	2	3	4	5	6	7	8	9	AB	R	H	RBI	BB	SO	LOB
Bill Tuttle, R (1, 8) OBP: 0.329, SLG: 0.353	5-3		G5-4-3 1-2f	F3		4-3		1-3		5	0	0	0	0	0	5
Roger Maris, L (1, 9) OBP: 0.296, SLG: 0.431	F5			1B 2B BB FC6-4 1-2 2-3 BB			SH1-3 1B 2B	F5		3	2	1	0	2	0	1
Hector Lopez, R (1, 4) OBP: 0.322, SLG: 0.419	F4			2B HR 1B 1-2 FC6-4 1-2f			SH1-3 2-3			3	1	1	0	0	0	3
Bob Cerv, R (1, 7) OBP: 0.377, SLG: 0.603		6-3		F8	F3		F6			4	0	0	0	0	0	3
Whitey Herzog, L (9, 7) OBP: 0.336, SLG: 0.283										0	0	0	0	0	0	0
Preston Ward, L (1, 3) OBP: 0.340, SLG: 0.408		F3		HR 1-3 2-H 2B	F2		FC5 BB 3-H 1B			4	1	2	2	0	0	0
Hal Smith, R (1, 5) OBP: 0.318, SLG: 0.388		K		HR IBB	WP 2B		1-2 BB			2	1	1	0	2	1	0
Harry Chiti, R (1, 2) OBP: 0.298, SLG: 0.387			K 1-H 2-H 3-H	HR	K 2-3		FC5 2-3f			4	1	1	4	0	2	3
Joe Demaestri, R (1, 6) OBP: 0.248, SLG: 0.293			1B 2B	BB SH 1B		F8		L8		4	0	2	0	0	0	0
Ray Herbert, R (1, 1) OBP: 0.278, SLG: 0.265			G5-4-3 2-3 1B	SH BB 1-2		F6		2B		3	0	2	0	0	0	0
Inning Stats	R: 0 E: 0 K: 0 S: 3 H: 0 LOB: 0 BB: 0 P: 3	R: 0 E: 0 K: 1 S: 5 H: 0 LOB: 0 BB: 0 P: 5	R: 0 E: 0 K: 1 S: 6 H: 2 LOB: 1 BB: 0 P: 6	R: 5 E: 1 K: 0 S: 8 H: 4 LOB: 3 BB: 3 P: 20	R: 0 E: 0 K: 1 S: 6 H: 1 LOB: 1 BB: 0 P: 6	R: 0 E: 0 K: 0 S: 3 H: 0 LOB: 0 BB: 0 P: 3	R: 1 E: 0 K: 0 S: 5 H: 2 LOB: 2 BB: 1 P: 9	R: 0 E: 0 K: 0 S: 4 H: 1 LOB: 1 BB: 0 P: 4		1B: 4 2B: 5 3B: 0 HR: 1	SF: 0 SAC: 2 DP: 1 HBP: 0					

PITCHER		IP	WLS	BF	H	R	ER	SO	BB	IBB	HBP	BLK	WP	HR	S	P	ERA	WHIP
Ike Delock, R ERA: 3.55	(1, 1)	5.0	L	25	7	5	5	3	2	1	0	0	1	1	28	40	9.00	1.800
Dave Sisler, R ERA: 4.81	(6, 1)	2.0		9	2	1	1	0	1	0	0	0	0	0	8	12	4.50	1.500
Murray Wall, R ERA: 3.74	(8, 1)	1.0		4	1	0	0	0	0	0	0	0	0	0	4	4	0.00	1.000

PITCHER	IP	WLS	BF	H	R	ER	SO	BB	IBB	HBP	BLK	WP	HR	S	P	ERA	WHIP

BOTTOM

Boston Red Sox @ Kansas City Athletics

Municipal Stadium, Kansas City, MO

Wed Sep 17 1958, 4:33 AM EDT

Cloudy

livebaseballscorecards.com

AB	32
R	6
H	10
RBI	6
BB	4
SO	3
LOB	15

WP: 1	PA: 38		
PB: 0			
SB: 0			
CS: 0			

Batter	1	2	3	4	5	6	7	8	9	AB	R	H	RBI	BB	SO	LOB
Don Buddin, R (1, 6) OBP: 0.341, SLG: 0.372	H 1-0 1-3 HBP		x 0-0 ③ 5-3		x 0-0 HR		x 0-0 ② F8			3	1	1	1	0	0	2
Pete Runnels, L (1, 3) OBP: 0.419, SLG: 0.436	x 0-0 ① 1-3 1-2			x 0-0 HR 1B	x 0-0 1B		x 0-0 ③ L6			4	1	2	0	0	0	3
Bill Renna, R (1, 7) OBP: 0.315, SLG: 0.531	x 0-0 ② F5			x 0-0 1-H HR	x 0-0 ③ F7			x 0-0 ① 1-3		4	1	1	2	0	0	2
Gene Stephens, L (8, 7) OBP: 0.282, SLG: 0.367										0	0	0	0	0	0	0
Frank Malzone, R (1, 5) OBP: 0.335, SLG: 0.415	x 0-0 ③ L6			x 0-0 ① F2		x 0-0 ① L6		x 0-0 HR		4	1	1	1	0	0	1
Jackie Jensen, R (1, 9) OBP: 0.398, SLG: 0.547		x 0-0 ① 1-3		B B B B 4-0 FC4-6 BB		x 0-0 ② 5-3		S S S 0-3 ② K		3	0	0	0	1	1	0
Lou Berberet, L (1, 2) OBP: 0.346, SLG: 0.308		S S S 0-3 ② K		x 0-0 ② FC4-6 1-2f		x 0-0 ③ 4-3		x 0-0 ③ 6-3		4	0	0	0	0	1	1
Jim Piersall, R (1, 8) OBP: 0.306, SLG: 0.356		x 0-0 ③ F8		x 0-0 ③ F3			B B B B 4-0 E FC1 BB		x 0-0 ① F9	3	0	0	0	1	0	1
Ted Lepcio, R (1, 4) OBP: 0.274, SLG: 0.362			x 0-0 ① F6		x 0-0 B2-6-4 1B		x 0-0 ① F7		x 0-0 ② F7	4	0	1	0	0	0	1
Bill Monbouquette, R (1, 1) OBP: 0.176, SLG: 0.176			x 0-0 ② 1-3		x 0-0 ① ② B2-6-4 1-2f		x 0-0 FC1 1-3		x 0-0 ③ G3	4	0	0	0	0	0	2
Inning Stats	R: 0 E: 0 K: 0 S: 3 H: 0 LOB: 1 BB: 0 P: 4	R: 0 E: 0 K: 1 S: 5 H: 0 LOB: 0 BB: 0 P: 5	R: 0 E: 0 K: 0 S: 3 H: 0 LOB: 0 BB: 0 P: 3	R: 2 E: 0 K: 0 S: 5 H: 2 LOB: 1 BB: 1 P: 9	R: 1 E: 0 K: 0 S: 5 H: 3 LOB: 1 BB: 0 P: 5	R: 0 E: 0 K: 0 S: 3 H: 0 LOB: 0 BB: 0 P: 3	R: 0 E: 1 K: 0 S: 4 H: 0 LOB: 2 BB: 1 P: 8	R: 1 E: 0 K: 1 S: 6 H: 1 LOB: 0 BB: 0 P: 6	R: 0 E: 0 K: 0 S: 3 H: 0 LOB: 0 BB: 0 P: 3	1B: 3 2B: 0 3B: 0 HR: 3	SF: 0 SAC: 0 DP: 1 HBP: 1						

TOP

Boston Red Sox @ Kansas City Athletics

Municipal Stadium, Kansas City, MO

Wed Sep 17 1958, 4:38 AM EDT

Att. 5,367 - Unknown

livebaseballscorecards.com

AB	33
R	4
H	6
RBI	4
BB	2
SO	2
LOB	13

WP: 0 PB: 0 SB: 0 CS: 0 PA: 36

PITCHER	IP	WLS	BF	H	R	ER	SO	BB	IBB	HBP	BLK	WP	HR	S	P	ERA	WHIP
Ned Garver, R (1, 1) ERA: 4.0	8.0	L	33	6	4	4	2	2	0	1	0	0	3	34	43	4.50	1.000
Tom Gorman, R (9, 1) ERA: 3.56	1.0		3	0	0	0	0	0	0	0	0	0	0	3	3	0.00	0.000

PITCHER	IP	WLS	BF	H	R	ER	SO	BB	IBB	HBP	BLK	WP	HR	S	P	ERA	WHIP

BOTTOM

Boston Red Sox @ Kansas City Athletics

Municipal Stadium, Kansas City, MO

Wed Sep 17 1958, 4:38 AM EDT

Att. 5,367 - Unknown

livebaseballscorecards.com

Batter	1	2	3	4	5	6	7	8	9	AB	R	H	RBI	BB	SO	LOB
Bill Tuttle, R (1, 8) OBP: 0.327, SLG: 0.351	L7		6-3		4-3			BB		3	0	0	0	0	0	1
Bob Martyn, L (8, PH) OBP: 0.335, SLG: 0.396										0	0	0	0	1	0	0
Tom Gorman, R (9, 1) OBP: 0.118, SLG: 0.176										0	0	0	0	0	0	0
Roger Maris, L (1, 9) OBP: 0.294, SLG: 0.428	G3		K			F3		F9		4	0	0	0	0	1	2
Hector Lopez, R (1, 4) OBP: 0.322, SLG: 0.418	K			2B SF9 1B		F7			K	4	1	1	0	0	2	0
Bob Cerv, R (1, 7) OBP: 0.378, SLG: 0.609		F7		1-3 2B		F6			SF9 3B	4	1	2	0	0	0	0
Preston Ward, L (1, 3) OBP: 0.336, SLG: 0.405		K		F5			G3		SF9 3-H	3	0	0	1	0	1	2
Hal Smith, R (1, 5) OBP: 0.320, SLG: 0.391		1B		SF9 3-H			5-3		1B	3	0	2	1	0	0	0
Frank House, L (1, 2) OBP: 0.300, SLG: 0.379		F5		F6			F2		F9	4	0	0	0	0	0	3
Joe Demaestri, R (1, 6) OBP: 0.249, SLG: 0.294			SH1-4 1B		4-3			K		2	0	1	0	0	0	0
Harry Simpson, L (8, PH) OBP: 0.336, SLG: 0.383										1	0	0	0	0	1	0
Chico Carrasquel, R (9, 6) OBP: 0.300, SLG: 0.304										0	0	0	0	0	0	0
Ned Garver, R (1, 1) OBP: 0.236, SLG: 0.212			SH1-4 1-2		K			K		1	0	0	0	0	1	0
Whitey Herzog, L (8, PH) OBP: 0.333, SLG: 0.280										1	0	0	0	0	1	0
(9, 8)																
Inning Stats	R: 0 H: 0 E: 0 LOB: 0 K: 1 BB: 0 S: 5 P: 5	R: 0 H: 1 E: 0 LOB: 1 K: 1 BB: 0 S: 6 P: 6	R: 0 H: 1 E: 0 LOB: 1 K: 1 BB: 0 S: 6 P: 6	R: 1 H: 2 E: 0 LOB: 1 K: 0 BB: 0 S: 5 P: 5	R: 0 H: 0 E: 0 LOB: 0 K: 1 BB: 0 S: 5 P: 5	R: 0 H: 0 E: 0 LOB: 0 K: 0 BB: 0 S: 3 P: 3	R: 0 H: 0 E: 0 LOB: 0 K: 0 BB: 0 S: 3 P: 3	R: 0 H: 0 E: 0 LOB: 1 K: 2 BB: 1 S: 7 P: 11	R: 1 H: 2 E: 0 LOB: 1 K: 1 BB: 0 S: 7 P: 7							

	AB	30
	R	2
	H	6
	RBI	2
	BB	1
	SO	7
	LOB	8

	1B: 4	SF: 2	WP: 0	PA: 34
	2B: 1	SAC: 1	PB: 0	
	3B: 1	DP: 0	SB: 0	
	HR: 0	HBP: 0	CS: 0	

PITCHER	IP	WLS	BF	H	R	ER	SO	BB	IBB	HBP	BLK	WP	HR	S	P	ERA	WHIP
Bill Monbouquette, R (1, 1) ERA: 3.31	9.0	W	34	6	2	2	7	1	0	0	0	0	0	47	51	2.00	0.778

PITCHER	IP	WLS	BF	H	R	ER	SO	BB	IBB	HBP	BLK	WP	HR	S	P	ERA	WHIP

Batter	1	2	3	4	5	6	7	8	9	AB	R	H	RBI	BB	SO	LOB
Don Buddin, R (1, 6) OBP: 0.341, SLG: 0.369	2-3		F6			F2		BB (G3, PB)		3	0	0	0	1	0	0
Pete Runnels, L (1, 3) OBP: 0.416, SLG: 0.433	1-3		L8			4-3		F7		4	0	0	0	0	0	1
Ted Williams, L (1, 7) OBP: 0.448, SLG: 0.549	1B, 2B		4-3			FC5-4, HBP		G3, 1-3		3	0	1	0	0	0	1
Frank Malzone, R (1, 5) OBP: 0.334, SLG: 0.414	2-3, 1B			F2		FC5-4, 1-2f		4-3		4	0	1	0	0	0	2
Jackie Jensen, R (1, 9) OBP: 0.395, SLG: 0.542	1-3			6-3			6-3		5-3	4	0	0	0	0	0	2
Jim Piersall, R (1, 8) OBP: 0.303, SLG: 0.352		K		1-3			K		5-3	4	0	0	0	0	2	0
Ted Lepcio, R (1, 4) OBP: 0.274, SLG: 0.358		5-3			F7		1B		K	4	0	1	0	0	1	0
Pete Daley, R (1, 2) OBP: 0.407, SLG: 0.519		HR			K		1-2, 1B			3	1	2	1	0	1	0
Marty Keough, L (7, PR) OBP: 0.256, SLG: 0.299										0	0	0	0	0	0	0
Sammy White, R (7, 2) OBP: 0.304, SLG: 0.375										0	0	0	0	0	0	0
Ted Bowsfield, R (1, 1) OBP: 0.174, SLG: 0.174		6-3			5-3		F7			2	0	0	0	0	0	0
Bill Renna, R (7, PH) OBP: 0.309, SLG: 0.520										1	0	0	0	0	0	2
Murray Wall, R (7, 1) OBP: 0.107, SLG: 0.107										0	0	0	0	0	0	0
Inning Stats	R: 0 E: 0 K: 0 S: 5 H: 2 LOB: 2 BB: 0 P: 5	R: 1 E: 0 K: 1 S: 6 H: 1 LOB: 0 BB: 0 P: 6	R: 0 E: 0 K: 0 S: 3 H: 0 LOB: 0 BB: 0 P: 3	R: 0 E: 0 K: 0 S: 3 H: 0 LOB: 0 BB: 0 P: 3	R: 0 E: 0 K: 1 S: 5 H: 0 LOB: 0 BB: 0 P: 5	R: 0 E: 0 K: 0 S: 3 H: 0 LOB: 1 BB: 0 P: 4	R: 0 E: 0 K: 1 S: 7 H: 2 LOB: 2 BB: 0 P: 7	R: 0 E: 0 K: 0 S: 3 H: 0 LOB: 1 BB: 1 P: 7	R: 0 E: 0 K: 1 S: 5 H: 0 LOB: 0 BB: 0 P: 5	1B: 3 2B: 1 3B: 0 HR: 1	SF: 0 SAC: 0 DP: 0 HBP: 1			WP: 0 PB: 1 SB: 0 CS: 0	PA: 34		

PITCHER	IP	WLS	BF	H	R	ER	SO	BB	IBB	HBP	BLK	WP	HR	S	P	ERA	WHIP
Bud Daley, L (1, 1) ERA: 3.36	9.0	W	34	5	1	1	4	1	0	1	0	0	1	40	45	1.00	0.667

PITCHER	IP	WLS	BF	H	R	ER	SO	BB	IBB	HBP	BLK	WP	HR	S	P	ERA	WHIP

TOP

Boston Red Sox @ Kansas City Athletics

Municipal Stadium, Kansas City, MO

Thu Sep 18 1958, 4:33 AM EDT

Att. 3,007 - Sunny

livebaseballscorecards.com

AB	32
R	1
H	5
RBI	1
BB	1
SO	4
LOB	8

Batter	1	2	3	4	5	6	7	8	9	AB	R	H	RBI	BB	SO	LOB
Bill Tuttle, R (1, 8) OBP: 0.330, SLG: 0.361	HR	2-H 2B			BBBB 4-0 G1-4-3 BB		x 0-0 ③ 6-3			3	1	2	2	1	0	0
Roger Maris, L (1, 9) OBP: 0.294, SLG: 0.432	HR		SSS 0-3 ① K		x 0-0 ① F9			x 0-0 ① F3		4	1	1	1	0	1	1
Hector Lopez, R (1, 4) OBP: 0.321, SLG: 0.416	0-0 ① 5-3		x 0-0 G3 BB 1B		x 0-0 ②③ G1-4-3 1-2f			x 0-0 ② F9		4	0	1	0	0	0	1
Bob Cerv, R (1, 7) OBP: 0.379, SLG: 0.613 Whitey Herzog, L (9, 7) OBP: 0.333, SLG: 0.280	SSS 0-3 ② K		BBBB 4-0 G3 1-2 BB			x 0-0 ① 1-3		x 0-0 HR		3 0	1 0	1 0	1 0	1 0	1 0	0 0
Preston Ward, L (1, 3) OBP: 0.336, SLG: 0.402	BBBB 4-0 BB		x 0-0 ② G3 1-2 2-3			x 0-0 ② 5-3		x 0-0 ③ G3		3	0	0	0	1	0	2
Hal Smith, R (1, 5) OBP: 0.321, SLG: 0.390	0-0 ③ F8		SSS 0-3 ③ K			x 0-0 FC5-4 1B				3	0	1	0	0	1	3
Harry Chiti, R (1, 2) OBP: 0.295, SLG: 0.382		SSS 0-3 ① K		x 0-0 ① 1-3		x 0-0 ③ FC5-4 1-2f				3	0	0	0	0	1	1
Joe Demaestri, R (1, 6) OBP: 0.250, SLG: 0.294		x 0-0 SH1-4 2B 1B		x 0-0 ② 1-3			SSS 0-3 ① K			3	1	1	0	0	1	0
Bud Daley, L (1, 1) OBP: 0.125, SLG: 0.188		x 0-0 ② SH1-4 1-2		x 0-0 ③ L5			x 0-0 ② 4-3			2	0	0	0	0	0	0
Inning Stats	R: 2 H: 2 E: 0 LOB: 1 K: 1 BB: 1 S: 7 P: 11	R: 1 H: 2 E: 0 LOB: 1 K: 1 BB: 0 S: 6 P: 6	R: 0 H: 1 E: 0 LOB: 2 K: 2 BB: 1 S: 8 P: 12	R: 0 H: 0 E: 0 LOB: 0 K: 0 BB: 1 S: 3 P: 3	R: 0 H: 0 E: 0 LOB: 0 K: 0 BB: 0 S: 2 P: 6	R: 0 H: 1 E: 0 LOB: 1 K: 0 BB: 0 S: 4 P: 4	R: 0 H: 0 E: 0 LOB: 0 K: 1 BB: 0 S: 5 P: 5	R: 1 H: 1 E: 0 LOB: 0 K: 0 BB: 0 S: 4 P: 4		1B: 3 SF: 0 2B: 1 SAC: 1 3B: 0 DP: 1 HR: 3 HBP: 0						

PITCHER		IP	WLS	BF	H	R	ER	SO	BB	IBB	HBP	BLK	WP	HR	S	P	ERA	WHIP
Ted Bowsfield, L ERA: 3.73	(1, 1)	6.0	L	25	6	3	3	4	3	0	0	0	0	2	30	42	4.50	1.500
Murray Wall, R ERA: 3.75	(7, 1)	2.0		7	1	1	1	1	0	0	0	0	0	1	9	9	4.50	0.500

PITCHER	IP	WLS	BF	H	R	ER	SO	BB	IBB	HBP	BLK	WP	HR	S	P	ERA	WHIP

BOTTOM

Boston Red Sox @ Kansas City Athletics

Municipal Stadium, Kansas City, MO

Thu Sep 18 1958, 4:33 AM EDT

Att. 3,007 - Sunny

livebaseballscorecards.com

AB	28
R	4
H	7
RBI	4
BB	3
SO	5
LOB	8

WP: 0	PA: 32		
PB: 0			
SB: 0			
CS: 0			

Chicago White Sox @ Kansas City Athletics

Municipal Stadium, Kansas City, MO

Fri Sep 19 1958, 8:05 PM EDT

Att. 8,017 - Unknown

TOP

livebaseballscorecards.com

Batter	1	2	3	4	5	6	7	8	9	AB	R	H	RBI	BB	SO	LOB
Luis Aparicio, R (1, 6) OBP: 0.310, SLG: 0.347	F8		WP SF7 BB		6-3		SH BB		F3	3	1	0	0	2	0	0
Nellie Fox, L (1, 4) OBP: 0.359, SLG: 0.353	4-3		SF7 1-H			F8	SH FC5-6-4 1-2			2	0	0	1	0	0	0
Al Smith, R (1, 9) OBP: 0.326, SLG: 0.402	K		HR			E 1B BB	FC5-6-4 G6-4-3 1-2f			3	2	1	1	1	1	2
Sherm Lollar, R (1, 2) OBP: 0.369, SLG: 0.460		K	F8			E5 1B 1-3	G6-4-3 1-2f			4	1	0	0	0	1	3
Ray Boone, R (1, 3) OBP: 0.307, SLG: 0.412		1-3 1B 1B		F8		K		FC6-4 1B		4	0	2	0	0	1	2
Jim Landis, R (1, 8) OBP: 0.350, SLG: 0.429		1-3 1-2 1B		F6		1B 1-2 3-H 1B		FC6-4 CS 1-2f		4	1	2	1	0	0	1
Johnny Callison, L (1, 7) OBP: 0.333, SLG: 0.472		1-3 1-2 2-3		3-1		1B 1-3 2-H 1B		K 1-2		4	1	1	1	0	1	3
Bubba Phillips, R (1, 5) OBP: 0.304, SLG: 0.362 Billy Goodman, L (6, PH) (6, 5) OBP: 0.361, SLG: 0.366		5-3			F8		F9			2 2	0 0	0 1	0 2	0 0	0 0	2 0
Early Wynn, S (1, 1) OBP: 0.296, SLG: 0.225 Jim McAnany, R (5, PH) Bob Shaw, R (5, 1) OBP: 0.280, SLG: 0.143 Turk Lown, R (7, 1) OBP: 0.300, SLG: 0.300			F7		K	K			K	1 1 1 1	0 0 0 0	0 0 0 0	0 0 0 0	0 0 0 0	0 1 1 1	0 0 1 0

| Inning Stats | | |

Batter	1	2	3	4	5	6	7	8	9	AB	R	H	RBI	BB	SO	LOB
Bill Tuttle, R (1, 8) OBP: 0.329, SLG: 0.359	F7	SF9 3-H		HR BB		1-3 1-2		6-3		3	1	0	1	1	0	1
Roger Maris, L (1, 9) OBP: 0.293, SLG: 0.430	4-3	1-3 1B		F8		F9 2-3		G3		5	0	1	0	0	0	2
Hector Lopez, R (1, 4) OBP: 0.320, SLG: 0.420	E3 1B	F9		1-H HR		5-3		F8		5	1	1	2	0	0	3
Bob Cerv, R (1, 7) OBP: 0.379, SLG: 0.610	1-3 1B		K	F7			BB SF9 BB		K	4	1	1	0	1	2	0
Preston Ward, L (1, 3) OBP: 0.334, SLG: 0.398	G3		G3	F8			SF9 1-2 CS BB		F8	4	0	0	0	1	0	2
Hal Smith, R (1, 5) OBP: 0.324, SLG: 0.394 Chico Carrasquel, R (7, PH) OBP: 0.304, SLG: 0.307 (8, 5)		1B SF8 2B	BB 1B BB		1-3		CS 1-2 2-3 BB		1B E 1B	2 1	2 1	1 1	0 0	1 1	0 0	0 0
Harry Chiti, R (1, 2) OBP: 0.303, SLG: 0.389		1B E SF9 2-3 1B	1B 1-2 BB		G1-4-3 1B		SF9 2-3 3-H		E 1-3 1B	3	1	3	1	1	0	0
Joe Demaestri, R (1, 6) OBP: 0.252, SLG: 0.294		SF8 1-2 3-H	1-2 2-H 1B		G1-4-3 1-2f		1-2 3-H BB		E4 1-2 3-H	3	0	1	2	1	0	2
Ralph Terry, R (1, 1) OBP: 0.200, SLG: 0.191 Tom Gorman, R (6, 1) OBP: 0.118, SLG: 0.176 Bob Martyn, L (6, PH) OBP: 0.337, SLG: 0.396 Dick Tomanek, L (7, 1) OBP: 0.219, SLG: 0.333		1B 2-3 1B	F8			F9 1-3 BB	F5			2 0 0 1	0 0 0 0	1 0 0 0	0 0 0 0	0 0 1 0	0 0 0 0	2 0 0 2
Inning Stats	R: 0 E: 1 K: 0 S: 5 H: 1 LOB: 2 BB: 0 P: 5	R: 2 E: 1 K: 0 S: 7 H: 4 LOB: 2 BB: 0 P: 7	R: 1 E: 0 K: 1 S: 6 H: 1 LOB: 2 BB: 2 P: 14	R: 2 E: 0 K: 0 S: 4 H: 1 LOB: 0 BB: 1 P: 8	R: 0 E: 0 K: 0 S: 3 H: 1 LOB: 0 BB: 0 P: 3	R: 0 E: 0 K: 0 S: 3 H: 0 LOB: 1 BB: 1 P: 7	R: 1 E: 0 K: 0 S: 2 H: 0 LOB: 2 BB: 4 P: 18	R: 0 E: 0 K: 0 S: 3 H: 0 LOB: 0 BB: 0 P: 3	R: 1 E: 1 K: 1 S: 7 H: 2 LOB: 2 BB: 0 P: 7	1B: 8 2B: 1 3B: 0 HR: 1	SF: 3 SAC: 0 DP: 1 HBP: 0			WP: 0 PB: 0 SB: 0 CS: 2		PA: 44	

PITCHER		IP	WLS	BF	H	R	ER	SO	BB	IBB	HBP	BLK	WP	HR	S	P	ERA	WHIP
Early Wynn, R ERA: 4.32	(1, 1)	4.0		23	7	5	5	1	3	0	0	0	0	1	22	34	11.25	2.500
Bob Shaw, R ERA: 5.0	(5, 1)	2.0		9	1	1	1	0	3	0	0	0	0	0	6	18	4.50	2.000
Turk Lown, R ERA: 4.37	(7, 1)	2.2	L	12	2	1	0	1	2	0	0	0	0	0	12	20	0.00	1.500

PITCHER	IP	WLS	BF	H	R	ER	SO	BB	IBB	HBP	BLK	WP	HR	S	P	ERA	WHIP

BOTTOM

Chicago White Sox @ Kansas City Athletics

Municipal Stadium, Kansas City, MO

Fri Sep 19 1958, 8:05 PM EDT

Att. 8,017 - Unknown

livebaseballscorecards.com

AB	33
R	7
H	10
RBI	6
BB	8
SO	2
LOB	14

Batter	1	2	3	4	5	6	7	8	9	AB	R	H	RBI	BB	SO	LOB
Luis Aparicio, R (1, 6) OBP: 0.310, SLG: 0.346	0-0 1B		0-0 F9 ①		0-0 F8 ①		0-0 F2 ② 2-3		0-0 4-3 ③	4	0	1	0	0	0	1
Billy Goodman, L (9, PH) OBP: 0.360, SLG: 0.365										1	0	0	0	0	0	2
Nellie Fox, L (1, 4) OBP: 0.360, SLG: 0.355	0-0 G5-4-3 1-2 1B		0-0 1B 2B		0-0 F9 ②		0-0 F3 ③			4	1	2	0	0	0	1
Al Smith, R (1, 9) OBP: 0.325, SLG: 0.401	0-3 K ① S S S		0-0 HBP 2-H 1B		0-0 5-3 ③			0-0 F8 ①		4	0	1	1	0	1	2
Ray Boone, R (1, 3) OBP: 0.306, SLG: 0.409	0-0 G5-4-3 ② ③ 1-2f		1-0 G5-4-3 1-2 HBP			0-0 F7 ①		0-0 F8 ②		3	0	0	0	0	0	2
Earl Torgeson, L (8, 3) OBP: 0.429, SLG: 0.472										0	0	0	0	0	0	0
Jim Landis, R (1, 8) OBP: 0.349, SLG: 0.430		0-0 1B 2B	0-0 G5-4-3 ② ③ 1-2f			S S S 0-3 K ②		0-0 F7 ③		4	1	1	0	0	1	2
Earl Battey, R (1, 2) OBP: 0.332, SLG: 0.440	B B B B 4-0 1B 9-2 BB			0-0 F7 ①		0-0 1B			B B B B 4-0 4-3 S BB	2	0	1	0	2	0	0
Jim Rivera, L (9, PR) OBP: 0.283, SLG: 0.382										0	0	0	0	0	0	0
Johnny Callison, L (1, 7) OBP: 0.326, SLG: 0.450	0-0 9-2 1-3 2-H 1B		S S S 0-3 K2-3 ②			0-0 F9 ③			S S S 0-3 K ① 1-2	4	0	1	1	0	2	2
Bubba Phillips, R (1, 5) OBP: 0.307, SLG: 0.364	0-0 9-2 ① ② 1-2 3-Hf		0-0 1B				0-0 WP SH1-4 1B		0-0 4-3 ② 2-3	4	0	2	0	0	0	4
Billy Pierce, L (1, 1) OBP: 0.247, SLG: 0.238	0-0 4-3 ③		0-0 F7 ③				0-0 SH1-4 ① 1-2		B B B B 4-0 BB	2	0	0	0	0	0	2
Sherm Lollar, R (9, PH) OBP: 0.370, SLG: 0.460										0	0	0	0	1	0	0
Jim McAnany, R (9, PR)										0	0	0	0	0	0	0
Inning Stats	R: 0 H: 2 E: 0 LOB: 1 K: 1 BB: 0 S: 6 P: 6	R: 1 H: 2 E: 0 LOB: 1 K: 0 BB: 1 S: 4 P: 8	R: 1 H: 2 E: 0 LOB: 1 K: 0 BB: 0 S: 4 P: 5	R: 0 H: 1 E: 0 LOB: 1 K: 1 BB: 0 S: 6 P: 6	R: 0 H: 0 E: 0 LOB: 0 K: 0 BB: 0 S: 3 P: 3	R: 0 H: 1 E: 0 LOB: 1 K: 1 BB: 0 S: 6 P: 6	R: 0 H: 1 E: 0 LOB: 1 K: 0 BB: 0 S: 4 P: 4	R: 0 H: 0 E: 0 LOB: 0 K: 0 BB: 0 S: 3 P: 3	R: 0 H: 0 E: 0 LOB: 2 K: 1 BB: 2 S: 5 P: 13	1B: 7 SF: 0 2B: 3 SAC: 1 3B: 0 DP: 3 HR: 0 HBP: 1						

PITCHER	IP	WLS	BF	H	R	ER	SO	BB	IBB	HBP	BLK	WP	HR	S	P	ERA	WHIP
Bob Grim, R (1, 1) ERA: 3.91	9.0	W	37	9	2	2	4	3	0	1	0	1	0	41	54	2.00	1.333

PITCHER	IP	WLS	BF	H	R	ER	SO	BB	IBB	HBP	BLK	WP	HR	S	P	ERA	WHIP

TOP

Chicago White Sox @ Kansas City Athletics

Municipal Stadium, Kansas City, MO

Sat Sep 20 1958, 8:05 PM EDT

Att. 8,652 - Unknown

livebaseballscorecards.com

AB	32
R	2
H	9
RBI	2
BB	3
SO	4
LOB	18

1B: 7	SF: 0	WP: 1	PA: 37
2B: 3	SAC: 1	PB: 0	
3B: 0	DP: 3	SB: 1	
HR: 0	HBP: 1	CS: 0	

Batter	1	2	3	4	5	6	7	8	9	AB	R	H	RBI	BB	SO	LOB
Bill Tuttle, R (1, 8) OBP: 0.328, SLG: 0.364	5-3		FC6-4 1-2f E E		F8		HR			4	2	1	1	0	0	1
Roger Maris, L (1, 9) OBP: 0.294, SLG: 0.429	F9		E6 1-H 1B			L9	BB			3	0	1	0	1	0	0
Hector Lopez, R (1, 4) OBP: 0.318, SLG: 0.417	K		5-3			K	F9			4	0	0	0	0	2	2
Bob Cerv, R (1, 7) OBP: 0.380, SLG: 0.615		5-3	4-3			1B 1B BB		HR		3	1	1	1	1	0	1
Preston Ward, L (1, 3) OBP: 0.336, SLG: 0.399		BB BB 1B		F6		1B 1-2		K		4	0	2	0	0	1	0
Chico Carrasquel, R (1, 5) OBP: 0.310, SLG: 0.310		BB 1-2 BB		5-3		1B 1-2 2-3		G6-4-3 1B		3	0	2	0	1	0	0
Harry Chiti, R (1, 2) OBP: 0.303, SLG: 0.385		G5-4-3 1-2 2-3 BB		K		K		G6-4-3 1-2f		3	0	0	0	1	2	4
Joe Demaestri, R (1, 6) OBP: 0.250, SLG: 0.292		G5-4-3 1-2f			F4		5-3			3	0	0	0	0	0	3
Bob Grim, R (1, 1) OBP: 0.219, SLG: 0.194			FC6-4 1B		K		K			3	0	1	0	0	2	0
Inning Stats	R: 0 E: 0 K: 1 S: 5 H: 0 LOB: 0 BB: 0 P: 5	R: 0 E: 0 K: 0 S: 3 H: 1 LOB: 2 BB: 2 P: 11	R: 1 E: 1 K: 0 S: 5 H: 2 LOB: 1 BB: 0 P: 5	R: 0 E: 0 K: 1 S: 5 H: 0 LOB: 0 BB: 0 P: 5	R: 0 E: 0 K: 1 S: 5 H: 0 LOB: 0 BB: 0 P: 5	R: 0 E: 0 K: 2 S: 9 H: 2 LOB: 3 BB: 1 P: 13	R: 1 E: 0 K: 1 S: 6 H: 1 LOB: 1 BB: 1 P: 10	R: 1 E: 0 K: 1 S: 6 H: 2 LOB: 0 BB: 0 P: 6		1B: 6 2B: 0 3B: 0 HR: 2 SF: 0 SAC: 0 DP: 2 HBP: 0						

PITCHER	IP	WLS	BF	H	R	ER	SO	BB	IBB	HBP	BLK	WP	HR	S	P	ERA	WHIP
Billy Pierce, L (1, 1) ERA: 2.67	8.0	L	34	8	3	2	7	4	0	0	0	0	2	44	60	2.25	1.500

PITCHER	IP	WLS	BF	H	R	ER	SO	BB	IBB	HBP	BLK	WP	HR	S	P	ERA	WHIP

BOTTOM

Chicago White Sox @ Kansas City Athletics

Municipal Stadium, Kansas City, MO

Sat Sep 20 1958, 8:05 PM EDT

Att. 8,652 - Unknown

livebaseballscorecards.com

AB	30
R	3
H	8
RBI	2
BB	4
SO	7
LOB	11

Batter	1	2	3	4	5	6	7	8	9	AB	R	H	RBI	BB	SO	LOB
Jim Landis, R (1, 8) OBP: 0.348, SLG: 0.430	SSS 0-3 ① K		x 0-0 ① F9		x 0-0 ② 1-3			x 0-0 E 1B 2B	x 0-0 ③ F4	5	1	1	0	0	1	1
Nellie Fox, L (1, 4) OBP: 0.358, SLG: 0.353	x 0-0 ② F9		x 0-0 ② F8		x 0-0 ③ F7			x 0-0 E1 1B 2-3		4	0	0	0	0	0	1
Billy Goodman, L (1, 5) Sammy Esposito, R (8, 5) OBP: 0.361, SLG: 0.367 OBP: 0.346, SLG: 0.273	x 0-0 1B		x 0-0 ③ F8			x 0-0 1-3 1B		x 0-0 ① L4		4 0	0 0	2 0	0 0	0 0	0 0	2 0
Earl Torgeson, L (1, 3) OBP: 0.430, SLG: 0.489	SSS 0-3 ③ K			x 0-0 HR		x 0-0 ① 1-3 1-2		x 0-0 S 1-3 3-H 1B		4	1	2	2	0	1	2
Earl Battey, R (1, 2) OBP: 0.330, SLG: 0.432		x 0-0 ① F5	BBBB 4-0 FC4-6 BB			x 0-0 ② F4		x 0-0 ② F9 1-2		3	0	0	0	1	0	3
Al Smith, R (1, 9) OBP: 0.325, SLG: 0.398		H 1-0 FC6-4 1B HBP	x 0-0 ① F9			x 0-0 ③ F4		x 0-0 ③ 6-3		3	0	0	0	0	0	4
Johnny Callison, L (1, 7) OBP: 0.319, SLG: 0.432		x 0-0 FC6-4 1-2 1B	x 0-0 ② FC4-6 FC6-4 1-2f				x 0-0 ① 1-3		SSS 0-3 ① K	4	0	1	0	0	1	1
Luis Aparicio, R (1, 6) OBP: 0.307, SLG: 0.344		x 0-0 ② FC6-4 1-2f 2-3	x 0-0 ③ FC6-4 1-2f				x 0-0 ② L4		x 0-0 ② L8	4	0	0	0	0	0	3
Dick Donovan, L (1, 1) OBP: 0.231, SLG: 0.114		SSS 0-3 ③ K			SSS 0-3 ① K		x 0-0 ③ F8		x 0-0 1B	4	0	1	0	0	2	2
Inning Stats	R: 0 E: 0 K: 2 S: 8 H: 1 LOB: 1 BB: 0 P: 8	R: 0 E: 0 K: 1 S: 6 H: 1 LOB: 2 BB: 0 P: 7	R: 0 E: 0 K: 0 S: 3 H: 0 LOB: 0 BB: 0 P: 3	R: 1 E: 0 K: 0 S: 4 H: 1 LOB: 1 BB: 1 P: 8	R: 0 E: 0 K: 1 S: 5 H: 0 LOB: 0 BB: 0 P: 5	R: 0 E: 0 K: 0 S: 4 H: 1 LOB: 1 BB: 0 P: 4	R: 0 E: 0 K: 0 S: 3 H: 0 LOB: 0 BB: 0 P: 3	R: 1 E: 1 K: 0 S: 6 H: 2 LOB: 2 BB: 0 P: 6	R: 0 E: 0 K: 1 S: 6 H: 1 LOB: 1 BB: 0 P: 6	1B: 5 2B: 1 3B: 0 HR: 1	SF: 0 SAC: 0 DP: 0 HBP: 1			WP: 0 PB: 0 SB: 1 CS: 0		PA: 37	

PITCHER		IP	WLS	BF	H	R	ER	SO	BB	IBB	HBP	BLK	WP	HR	S	P	ERA	WHIP
Ray Herbert, R ERA: 3.54	(1, 1)	7.1	L	31	6	2	2	4	1	0	1	0	0	1	37	42	2.46	0.955
Tom Gorman, R ERA: 3.52	(8, 1)	0.2		2	0	0	0	0	0	0	0	0	0	0	2	2	0.00	0.000
Dick Tomanek, L ERA: 4.4	(9, 1)	1.0		4	1	0	0	1	0	0	0	0	0	0	6	6	0.00	1.000

PITCHER	IP	WLS	BF	H	R	ER	SO	BB	IBB	HBP	BLK	WP	HR	S	P	ERA	WHIP

TOP

Chicago White Sox @ Kansas City Athletics

Municipal Stadium, Kansas City, MO

Sun Sep 21 1958, 4:33 AM EDT

Att. 11,590 - Unknown

livebaseballscorecards.com

AB	35
R	2
H	7
RBI	2
BB	1
SO	5
LOB	19

Batter	1	2	3	4	5	6	7	8	9	AB	R	H	RBI	BB	SO	LOB
Bill Tuttle, R (1, 8) OBP: 0.328, SLG: 0.363	6-3		5-3			5-3			FC5-6 1B	4	0	1	0	0	0	0
Roger Maris, L (1, 9) OBP: 0.294, SLG: 0.427	F4			BB		L4			FC5-6 1-2f	3	0	0	0	1	0	1
Hector Lopez, R (1, 4) OBP: 0.316, SLG: 0.414 (9, 5)	F9			F8			6-3		K	4	0	0	0	0	1	2
Bob Cerv, R (1, 7) OBP: 0.377, SLG: 0.610		F6		F4			K		K	4	0	0	0	0	2	2
Preston Ward, L (1, 3) OBP: 0.336, SLG: 0.401		2B		L3			F4			3	0	1	0	0	0	1
Chico Carrasquel, R (1, 5) OBP: 0.308, SLG: 0.308 Harry Simpson, L (8, PH) OBP: 0.334, SLG: 0.381 Mike Baxes, R (9, 6) OBP: 0.283, SLG: 0.259		F4			F7			F8		2 1 0	0 0 0	0 0 0	0 0 0	0 0 0	0 0 0	1 0 0
Harry Chiti, R (1, 2) OBP: 0.303, SLG: 0.395		6-3			F8			HR		3	1	1	1	0	0	1
Joe Demaestri, R (1, 6) OBP: 0.249, SLG: 0.291 Whitey Herzog, L (8, PH) OBP: 0.339, SLG: 0.280 Milt Graff, L (9, 4)			F9		K			CS BB		2 0 0	0 0 0	0 0 0	0 0 0	0 1 0	1 0 0	0 0 0
Ray Herbert, R (1, 1) OBP: 0.268, SLG: 0.255 Tom Gorman, R (8, 1) OBP: 0.118, SLG: 0.176 Bob Martyn, L (8, PH) OBP: 0.336, SLG: 0.395 Dick Tomanek, L (9, 1) OBP: 0.219, SLG: 0.333			6-3			6-3		K 1-2		2 0 1 0	0 0 0 0	0 0 0 0	0 0 0 0	0 0 0 0	0 0 1 0	0 0 1 0
Inning Stats	R: 0 E: 0 K: 0 S: 3 H: 0 LOB: 0 BB: 0 P: 3	R: 0 E: 0 K: 0 S: 4 H: 1 LOB: 1 BB: 0 P: 4	R: 0 E: 0 K: 0 S: 3 H: 0 LOB: 0 BB: 0 P: 3	R: 0 E: 0 K: 0 S: 3 H: 0 LOB: 1 BB: 1 P: 7	R: 0 E: 0 K: 1 S: 5 H: 0 LOB: 0 BB: 0 P: 5	R: 0 E: 0 K: 0 S: 3 H: 0 LOB: 0 BB: 0 P: 3	R: 0 E: 0 K: 1 S: 5 H: 0 LOB: 0 BB: 0 P: 5	R: 1 E: 0 K: 1 S: 5 H: 1 LOB: 0 BB: 1 P: 9	R: 0 E: 0 K: 2 S: 8 H: 1 LOB: 1 BB: 0 P: 8	1B: 1 2B: 1 3B: 0 HR: 1 SF: 0 SAC: 0 DP: 0 HBP: 0						

PITCHER	IP	WLS	BF	H	R	ER	SO	BB	IBB	HBP	BLK	WP	HR	S	P	ERA	WHIP
Dick Donovan, R (1, 1) ERA: 2.95	9.0	W	31	3	1	1	5	2	0	0	0	0	1	39	47	1.00	0.556

PITCHER	IP	WLS	BF	H	R	ER	SO	BB	IBB	HBP	BLK	WP	HR	S	P	ERA	WHIP

BOTTOM

Chicago White Sox @ Kansas City Athletics

Municipal Stadium, Kansas City, MO

Sun Sep 21 1958, 4:33 AM EDT

Att. 11,590 - Unknown

livebaseballscorecards.com

AB	29
R	1
H	3
RBI	1
BB	2
SO	5
LOB	9

PA: 31

WP: 0
PB: 0
SB: 0
CS: 1

Batter	1	2	3	4	5	6	7	8	9	AB	R	H	RBI	BB	SO	LOB
Larry Raines, R (1, 4)										0	0	0	0	0	0	0
Roger Maris, L (1, 9) OBP: 0.294, SLG: 0.427										0	0	0	0	0	0	0
Vic Power, R (1, 3) OBP: 0.331, SLG: 0.489										0	0	0	0	0	0	0
Minnie Minoso, R (1, 7) OBP: 0.381, SLG: 0.481										0	0	0	0	0	0	0
Rocky Colavito, R (1, 9) OBP: 0.397, SLG: 0.604										0	0	0	0	0	0	0
Chico Carrasquel, R (1, 5) OBP: 0.308, SLG: 0.308										0	0	0	0	0	0	0
Woodie Held, R (1, 6) OBP: 0.277, SLG: 0.303										0	0	0	0	0	0	0
Dick Brown, R (1, 2) OBP: 0.301, SLG: 0.387										0	0	0	0	0	0	0
Cal McLish, S (1, 1) OBP: 0.253, SLG: 0.098										0	0	0	0	0	0	0
Inning Stats										1B: 0 2B: 0 3B: 0 HR: 0			SF: 0 SAC: 0 DP: 0 HBP: 0			

TOP

Cleveland Indians @ Kansas City Athletics

Municipal Stadium, Kansas City, MO

Tue Sep 23 1958, 8:05 PM EDT

Att. 6,065 - Unknown

livebaseballscorecards.com

AB	0
R	0
H	0
RBI	0
BB	0
SO	0
LOB	0

WP: 0 PA: 0
PB: 0
SB: 0
CS: 0

PITCHER	IP	WLS	BF	H	R	ER	SO	BB	IBB	HBP	BLK	WP	HR	S	P	ERA	WHIP
Ned Garver, R (1, 1) ERA: 4.0	0.0		0	0	0	0	0	0	0	0	0	0	0	0	0	∞	∞

PITCHER	IP	WLS	BF	H	R	ER	SO	BB	IBB	HBP	BLK	WP	HR	S	P	ERA	WHIP

Batter	1	2	3	4	5	6	7	8	9	AB	R	H	RBI	BB	SO	LOB
Bill Tuttle, R (1, 8) OBP: 0.328, SLG: 0.363										0	0	0	0	0	0	0
Roger Maris, L (1, 9) OBP: 0.294, SLG: 0.427										0	0	0	0	0	0	0
Hector Lopez, R (1, 4) OBP: 0.316, SLG: 0.414										0	0	0	0	0	0	0
Bob Cerv, R (1, 7) OBP: 0.377, SLG: 0.610										0	0	0	0	0	0	0
Preston Ward, L (1, 3) OBP: 0.336, SLG: 0.401										0	0	0	0	0	0	0
Chico Carrasquel, R (1, 5) OBP: 0.308, SLG: 0.308										0	0	0	0	0	0	0
Harry Chiti, R (1, 2) OBP: 0.303, SLG: 0.395										0	0	0	0	0	0	0
Joe Demaestri, R (1, 6) OBP: 0.249, SLG: 0.291										0	0	0	0	0	0	0
Ned Garver, R (1, 1) OBP: 0.236, SLG: 0.212										0	0	0	0	0	0	0
Inning Stats										1B: 0 2B: 0 3B: 0 HR: 0		SF: 0 SAC: 0 DP: 0 HBP: 0		WP: 0 PB: 0 SB: 0 CS: 0		PA: 0

BOTTOM

Cleveland Indians @ Kansas City Athletics

Municipal Stadium, Kansas City, MO

Tue Sep 23 1958, 8:05 PM EDT

Att. 6,065 - Unknown

livebaseballscorecards.com

AB	0
R	0
H	0
RBI	0
BB	0
SO	0
LOB	0

PITCHER	IP	WLS	BF	H	R	ER	SO	BB	IBB	HBP	BLK	WP	HR	S	P	ERA	WHIP
Cal McLish, R (1, 1) ERA: 3.0	0.0		0	0	0	0	0	0	0	0	0	0	0	0	0	∞	∞

PITCHER	IP	WLS	BF	H	R	ER	SO	BB	IBB	HBP	BLK	WP	HR	S	P	ERA	WHIP

Batter	1	2	3	4	5	6	7	8	9	AB	R	H	RBI	BB	SO	LOB
Larry Raines, R (1, 4)										0	0	0	0	0	0	0
Roger Maris, L (1, 9) OBP: 0.294, SLG: 0.426										0	0	0	0	0	0	0
Vic Power, R (1, 3) OBP: 0.332, SLG: 0.493										0	0	0	0	0	0	0
Minnie Minoso, R (1, 7) OBP: 0.382, SLG: 0.486										0	0	0	0	0	0	0
Rocky Colavito, R (1, 9) OBP: 0.399, SLG: 0.604										0	0	0	0	0	0	0
Chico Carrasquel, R (1, 5) OBP: 0.310, SLG: 0.317										0	0	0	0	0	0	0
Russ Nixon, L (1, 2) OBP: 0.317, SLG: 0.430										0	0	0	0	0	0	0
Woodie Held, R (1, 6) OBP: 0.280, SLG: 0.315										0	0	0	0	0	0	0
Gary Bell, R (1, 1) OBP: 0.273, SLG: 0.240										0	0	0	0	0	0	0
Inning Stats										1B: 0 2B: 0 3B: 0 HR: 0			SF: 0 SAC: 0 DP: 0 HBP: 0			

TOP

Cleveland Indians @ Kansas City Athletics

Municipal Stadium, Kansas City, MO

Wed Sep 24 1958, 8:05 PM EDT

Att. 8,811 - Unknown

livebaseballscorecards.com

AB	0
R	0
H	0
RBI	0
BB	0
SO	0
LOB	0

WP: 0 PA: 0
PB: 0
SB: 0
CS: 0

PITCHER	IP	WLS	BF	H	R	ER	SO	BB	IBB	HBP	BLK	WP	HR	S	P	ERA	WHIP
Ralph Terry, R (1, 1) ERA: 4.2	0.0	W	0	0	0	0	0	0	0	0	0	0	0	0	0	∞	∞

PITCHER	IP	WLS	BF	H	R	ER	SO	BB	IBB	HBP	BLK	WP	HR	S	P	ERA	WHIP

Batter	1	2	3	4	5	6	7	8	9	AB	R	H	RBI	BB	SO	LOB
Bill Tuttle, R (1, 8) OBP: 0.327, SLG: 0.361										0	0	0	0	0	0	0
Roger Maris, L (1, 9) OBP: 0.294, SLG: 0.426										0	0	0	0	0	0	0
Hector Lopez, R (1, 4) OBP: 0.315, SLG: 0.413										0	0	0	0	0	0	0
Bob Cerv, R (1, 7) OBP: 0.375, SLG: 0.606										0	0	0	0	0	0	0
Preston Ward, L (1, 3) OBP: 0.337, SLG: 0.399										0	0	0	0	0	0	0
Chico Carrasquel, R (1, 5) OBP: 0.310, SLG: 0.317										0	0	0	0	0	0	0
Harry Chiti, R (1, 2) OBP: 0.305, SLG: 0.405										0	0	0	0	0	0	0
Joe Demaestri, R (1, 6) OBP: 0.247, SLG: 0.288										0	0	0	0	0	0	0
Ralph Terry, R (1, 1) OBP: 0.200, SLG: 0.191										0	0	0	0	0	0	0
Inning Stats										1B: 0 2B: 0 3B: 0 HR: 0		SF: 0 SAC: 0 DP: 0 HBP: 0		WP: 0 PB: 0 SB: 0 CS: 0		PA: 0

PITCHER	IP	WLS	BF	H	R	ER	SO	BB	IBB	HBP	BLK	WP	HR	S	P	ERA	WHIP
Gary Bell, R (1, 1) ERA: 3.17	0.0	L	0	0	0	0	0	0	0	0	0	0	0	0	0	∞	∞

PITCHER	IP	WLS	BF	H	R	ER	SO	BB	IBB	HBP	BLK	WP	HR	S	P	ERA	WHIP

BOTTOM

Cleveland Indians @ Kansas City Athletics

Municipal Stadium, Kansas City, MO

Wed Sep 24 1958, 8:05 PM EDT

Att. 8,811 - Unknown

livebaseballscorecards.com

AB	0
R	0
H	0
RBI	0
BB	0
SO	0
LOB	0

Batter	1	2	3	4	5	6	7	8	9	AB	R	H	RBI	BB	SO	LOB
Bill Tuttle, R (1, 8) OBP: 0.327, SLG: 0.358	S S S 0-3 ① K		B B B 4-0 BB			x 0-0 ① 6-3		x 0-0 ③ F8		3	0	0	0	1	1	1
Roger Maris, L (1, 9) OBP: 0.294, SLG: 0.435	S S S 0-3 ② K		x 0-0 ③ F5			x 0-0 ② F9			S S S 0-3 ① K	4	0	0	0	0	2	1
Hector Lopez, R (1, 4) OBP: 0.317, SLG: 0.415	x 0-0 ③ F8			x 0-0 1B		x 0-0 ③ 6-3			x 0-0 G6-4-3 1B	4	0	2	0	0	0	0
Bob Cerv, R (1, 7) OBP: 0.369, SLG: 0.595		S S S 0-3 ① K		S S S 0-3 ① K			S S S 0-3 ① K		x 0-0 ② ③ G6-4-3 1-2f	4	0	0	0	0	3	2
Preston Ward, L (1, 3) OBP: 0.338, SLG: 0.397		B B B B 4-0 FC5-4 BB		x 0-0 ② F9			x 0-0 ② F7			2	0	0	0	1	0	1
Chico Carrasquel, R (1, 5) (8, 6) OBP: 0.309, SLG: 0.314		x 0-0 ② F6		x 0-0 ③ G3			x 0-0 ③ F7			3	0	0	0	0	0	2
Harry Chiti, R (1, 2) OBP: 0.311, SLG: 0.409		x 0-0 ③ FC5-4 1-2f			S S S 0-3 ① K			x 0-0 FC4 1B		3	0	1	0	0	1	1
Joe Demaestri, R (1, 6) OBP: 0.248, SLG: 0.291 Harry Simpson, L (8, PH) OBP: 0.332, SLG: 0.378 Hal Smith, R (8, 5) OBP: 0.324, SLG: 0.394			S S S 0-3 ① K		x 0-0 ② F8			x 0-0 ① L8		2 1 0	0 0 0	0 0 0	0 0 0	0 0 0	1 0 0	0 1 0
Bob Grim, R (1, 1) OBP: 0.206, SLG: 0.182 Tom Gorman, R (6, 1) OBP: 0.118, SLG: 0.176 Bob Martyn, L (8, PH) OBP: 0.335, SLG: 0.393 Jack Urban, R (8, 1) OBP: 0.170, SLG: 0.152			x 0-0 ② G1		S S S 0-3 ③ K			x 0-0 ② FC4 1-2f		2 0 1 0	0 0 0 0	0 0 0 0	0 0 0 0	1 0 0 0	0 0 0 0	0 0 1 0
Inning Stats	R: 0 H: 0 E: 0 LOB: 0 K: 2 BB: 0 S: 7 P: 7	R: 0 H: 0 E: 0 LOB: 1 K: 1 BB: 1 S: 5 P: 9	R: 0 H: 0 E: 0 LOB: 1 K: 1 BB: 1 S: 5 P: 9	R: 0 H: 1 E: 0 LOB: 1 K: 1 BB: 0 S: 6 P: 6	R: 0 H: 0 E: 0 LOB: 0 K: 2 BB: 0 S: 7 P: 7	R: 0 H: 0 E: 0 LOB: 0 K: 0 BB: 0 S: 3 P: 3	R: 0 H: 0 E: 0 LOB: 0 K: 1 BB: 0 S: 5 P: 5	R: 0 H: 1 E: 0 LOB: 1 K: 0 BB: 0 S: 4 P: 4	R: 0 H: 1 E: 0 LOB: 0 K: 1 BB: 0 S: 5 P: 5	1B: 3 SF: 0 2B: 0 SAC: 0 3B: 0 DP: 1 HR: 0 HBP: 0						

PITCHER		IP	WLS	BF	H	R	ER	SO	BB	IBB	HBP	BLK	WP	HR	S	P	ERA	WHIP
Barry Latman, R ERA: 0.76	(1, 1)	9.0	W	31	3	0	0	9	2	0	0	0	0	0	47	55	0.00	0.556

PITCHER	IP	WLS	BF	H	R	ER	SO	BB	IBB	HBP	BLK	WP	HR	S	P	ERA	WHIP

TOP

Kansas City Athletics @ Chicago White Sox

Comiskey Park, Chicago, IL

Fri Sep 26 1958, 8:05 PM EDT

Att. 6,105 - Unknown

livebaseballscorecards.com

AB	29
R	0
H	3
RBI	0
BB	2
SO	9
LOB	10

PA: 31

WP: 0
PB: 0
SB: 0
CS: 0

Batter	1	2	3	4	5	6	7	8	9	AB	R	H	RBI	BB	SO	LOB
Jim McAnany, R (1, 9)	F9		K		FC6-5 1B 2-3	5-3				4	0	0	0	0	1	5
Nellie Fox, L (1, 4) OBP: 0.356, SLG: 0.351	6-3		E6 1-3		1B 1-2		F9			4	0	1	0	0	0	1
Jim Landis, R (1, 8) OBP: 0.348, SLG: 0.433	1B		G3		F7		6-3			4	0	1	0	0	0	4
John Romano, R (1, 2) OBP: 0.167, SLG: 0.167	F9			F2		1B SF7 1B	5-3			4	1	1	0	0	0	1
Ron Jackson, R (1, 3) OBP: 0.329, SLG: 0.416		F8		F8		FC6-5-4 S SF7 1-3 1B		K		4	0	1	0	0	1	0
Johnny Callison, L (1, 7) OBP: 0.339, SLG: 0.466		4-3		S 1B		SF7 1-2 3-H		3-1		3	0	1	1	0	0	0
Bubba Phillips, R (1, 5) OBP: 0.309, SLG: 0.367		6-3		F8 1-2		FC6-5-4-5 1B 2-3		2-3		4	0	0	0	0	0	2
Sammy Esposito, R (1, 6) OBP: 0.372, SLG: 0.292			E 1B		FC6-5 SH3-4 1B	BB 1-3 1B				3	0	3	0	0	0	0
Barry Latman, R (1, 1) OBP: 0.214, SLG: 0.083			F3		SH3-4 1-2	BB 4-0 1-2				1	0	0	0	1	0	1
Inning Stats	R: 0 H: 1 E: 0 LOB: 1 K: 0 BB: 0 S: 4 P: 4	R: 0 H: 0 E: 0 LOB: 0 K: 0 BB: 0 S: 3 P: 3	R: 0 H: 1 E: 1 LOB: 2 K: 1 BB: 0 S: 7 P: 7	R: 0 H: 1 E: 0 LOB: 1 K: 0 BB: 0 S: 4 P: 4	R: 0 H: 2 E: 0 LOB: 2 K: 0 BB: 0 S: 5 P: 5	R: 1 H: 3 E: 0 LOB: 3 K: 0 BB: 1 S: 6 P: 10	R: 0 H: 0 E: 0 LOB: 0 K: 0 BB: 0 S: 3 P: 3	R: 0 H: 0 E: 0 LOB: 0 K: 1 BB: 0 S: 5 P: 5		1B: 8 SF: 1 2B: 0 SAC: 1 3B: 0 DP: 0 HR: 0 HBP: 0				WP: 0 PA: 34 PB: 0 SB: 1 CS: 0		

PITCHER		IP	WLS	BF	H	R	ER	SO	BB	IBB	HBP	BLK	WP	HR	S	P	ERA	WHIP
Bob Grim, R ERA: 3.81	(1, 1)	5.2	L	26	8	1	1	1	0	0	0	0	0	0	28	28	1.59	1.412
Tom Gorman, R ERA: 3.55	(6, 1)	1.1		5	0	0	0	0	1	0	0	0	0	0	4	8	0.00	0.750
Jack Urban, R ERA: 5.93	(8, 1)	1.0		3	0	0	0	1	0	0	0	0	0	0	5	5	0.00	0.000

PITCHER	IP	WLS	BF	H	R	ER	SO	BB	IBB	HBP	BLK	WP	HR	S	P	ERA	WHIP

BOTTOM

Kansas City Athletics @ Chicago White Sox

Comiskey Park, Chicago, IL

Fri Sep 26 1958, 8:05 PM EDT

Att. 6,105 - Unknown

livebaseballscorecards.com

AB	31
R	1
H	8
RBI	1
BB	1
SO	2
LOB	14

Batter	1	2	3	4	5	6	7	8	9	AB	R	H	RBI	BB	SO	LOB
Lou Klimchock, L (1, 4)	F9	K			F4 2-3		FC3-6 E, 1-2f 1B		F6	5	1	0	0	0	1	3
Roger Maris, L (1, 8) (9, 9) OBP: 0.295, SLG: 0.433	K	4-3			BB		F5		BB	3	0	0	0	2	1	1
Kent Hadley, L (1, 3) OBP: 0.167, SLG: 0.167	BB 1B	K			K		E4 1B 1-2		F9	5	0	1	0	0	2	4
Bob Cerv, R (1, 7) OBP: 0.371, SLG: 0.596	BB 1-2	F8				BB 1B	1-2 2-H 1B			3	0	2	1	1	0	0
Whitey Herzog, L (9, 7) OBP: 0.339, SLG: 0.280										0	0	0	0	0	0	0
Jim Small, L (1, 9)	G3			3-1		BB 1-2	F7			3	0	0	0	1	0	4
Bill Tuttle, R (9, 8) OBP: 0.327, SLG: 0.358										0	0	0	0	0	0	0
Hal Smith, R (1, 5) OBP: 0.323, SLG: 0.392		F3		6-3		K		CS 1B		4	0	1	0	0	1	2
Harry Chiti, R (1, 2) OBP: 0.311, SLG: 0.417		HR		F9		F9		K 1-2		4	1	1	1	0	1	3
Mike Baxes, R (1, 6) OBP: 0.286, SLG: 0.264		1-3 2B			BB PB SH1-4	4-3		6-3		3	0	1	0	1	0	2
Joe Demaestri, R (9, 6) OBP: 0.248, SLG: 0.291										0	0	0	0	0	0	0
Howie Reed, R (1, 1)		1-3 2-3			SH1-4 1-2		BB FC3-6		K	2	0	0	0	1	1	1

TOP

Kansas City Athletics @ Chicago White Sox

Comiskey Park, Chicago, IL

Sat Sep 27 1958, 4:33 AM EDT

Att. 2,092 - Unknown

livebaseballscorecards.com

AB	32
R	2
H	6
RBI	2
BB	6
SO	7
LOB	20

Inning Stats	1	2	3	4	5	6	7	8	9
	R: 0 E: 0 K: 1 S: 6	H: 1 LOB: 2 BB: 1 P: 10	R: 1 E: 0 K: 1 S: 7	H: 2 LOB: 1 BB: 0 P: 7	R: 0 E: 0 K: 1 S: 5	H: 0 LOB: 0 BB: 0 P: 5	R: 0 E: 0 K: 0 S: 3	H: 0 LOB: 0 BB: 0 P: 3	R: 0 E: 0 K: 1 S: 5	H: 0 LOB: 2 BB: 2 P: 13	R: 0 E: 0 K: 1 S: 6	H: 1 LOB: 2 BB: 1 P: 10	R: 1 E: 1 K: 0 S: 5	H: 1 LOB: 2 BB: 1 P: 9	R: 0 E: 0 K: 1 S: 5	H: 1 LOB: 0 BB: 0 P: 5	R: 0 E: 0 K: 1 S: 5	H: 0 LOB: 1 BB: 1 P: 9

| | | | | | | | | | |

Batter	1	2	3	4	5	6	7	8	9	AB	R	H	RBI	BB	SO	LOB
Jim McAnany, R (1, 9)	5-3			6-3		5-3		F7		4	0	0	0	0	0	2
Nellie Fox, L (1, 4) OBP: 0.357, SLG: 0.354	G3			2B		4-3		BB 1-2 2-H	1B	4	0	2	1	0	0	0
Jim Landis, R (1, 8) OBP: 0.349, SLG: 0.433	F9			BB		FC6-4		F8		3	0	1	0	1	0	2
Earl Battey, R (1, 2) OBP: 0.327, SLG: 0.417		BB G5-4-3		K		FC6-4 1-2f		BB 1-2 2-3		2	0	0	0	2	1	3
Ron Jackson, R (1, 3) OBP: 0.321, SLG: 0.404		G5-4-3 1-2f		1-3			K	F3		4	0	0	0	0	1	6
Johnny Callison, L (1, 7) OBP: 0.318, SLG: 0.435		K	F9			4-3			K	4	0	0	0	0	2	0
Bubba Phillips, R (1, 5) OBP: 0.304, SLG: 0.361			F8	F6		6-3		6-3		4	0	0	0	0	0	0
Sammy Esposito, R (1, 6) OBP: 0.378, SLG: 0.303			5-3	1B				BB 1B 1B	F2	4	1	2	0	0	0	0
Early Wynn, S (1, 1) OBP: 0.291, SLG: 0.213			4-3	4-3				BB 1B 1-2 BB		2	0	0	0	1	0	1
Inning Stats	R: 0 E: 0 K: 0 S: 3 H: 0 LOB: 0 BB: 0 P: 3	R: 0 E: 0 K: 1 S: 4 H: 0 LOB: 0 BB: 1 P: 8	R: 0 E: 0 K: 0 S: 3 H: 0 LOB: 0 BB: 0 P: 3	R: 0 E: 0 K: 1 S: 6 H: 1 LOB: 2 BB: 1 P: 10	R: 0 E: 0 K: 0 S: 4 H: 1 LOB: 1 BB: 0 P: 4	R: 0 E: 0 K: 0 S: 4 H: 1 LOB: 1 BB: 0 P: 4	R: 0 E: 0 K: 1 S: 5 H: 0 LOB: 0 BB: 0 P: 5	R: 1 E: 0 K: 0 S: 5 H: 2 LOB: 3 BB: 2 P: 13	R: 0 E: 0 K: 1 S: 5 H: 0 LOB: 0 BB: 0 P: 5	1B: 4 2B: 1 3B: 0 HR: 0 SF: 0 SAC: 0 DP: 1 HBP: 0						

PITCHER	IP	WLS	BF	H	R	ER	SO	BB	IBB	HBP	BLK	WP	HR	S	P	ERA	WHIP
Howie Reed, R (1, 1) ERA: 0.87	9.0	W	35	5	1	1	4	4	0	0	0	0	0	39	55	1.00	1.000

PITCHER	IP	WLS	BF	H	R	ER	SO	BB	IBB	HBP	BLK	WP	HR	S	P	ERA	WHIP

BOTTOM

Kansas City Athletics @ Chicago White Sox

Comiskey Park, Chicago, IL

Sat Sep 27 1958, 4:33 AM EDT

Att. 2,092 - Unknown

livebaseballscorecards.com

AB	31
R	1
H	5
RBI	1
BB	4
SO	4
LOB	14

WP: 0	PA: 35		
PB: 0			
SB: 0			
CS: 0			

Kansas City Athletics @ Chicago White Sox

Comiskey Park, Chicago, IL

Sun Sep 28 1958, 4:33 AM EDT

Att. 4,174 - Unknown

livebaseballscorecards.com

Batter	1	2	3	4	5	6	7	8	9	AB	R	H	RBI	BB	SO	LOB
Lou Klimchock, L (1, 4) OBP: 0.200, SLG: 0.500	HR		1B		FC4-6 PB 1-2f	4-3			4-3	5	1	2	1	0	0	3
Roger Maris, L (1, 8) OBP: 0.294, SLG: 0.431	L3		F4		4-3 1-2		1-3		1B	5	0	1	0	0	0	2
Kent Hadley, L (1, 3) OBP: 0.182, SLG: 0.182	3-1		K			1B 1B 1B	5-3		F7	5	1	1	0	0	1	2
Bob Cerv, R (1, 7) OBP: 0.370, SLG: 0.592	F4			F3		F9	1B		F8	3	0	0	0	0	0	1
Bob Davis, R (6, 1) OBP: 0.167, SLG: 0.167										1	0	1	0	0	0	0
Whitey Herzog, L (9, PH) OBP: 0.336, SLG: 0.277										1	0	0	0	0	0	1
Harry Simpson, L (1, 9) OBP: 0.338, SLG: 0.384		4-3 1B		K		1B E 1-2 1B	1-3 1B			4	1	3	0	0	1	0
Hal Smith, R (1, 5) OBP: 0.325, SLG: 0.394		4-3 1-2		1B		E8 4-3 1B 1-H 2-H 1B	1-3			4	1	2	1	0	0	3
Frank House, L (1, 2) OBP: 0.295, SLG: 0.371		K		F4		4-3 2-3		6-3		4	0	0	0	0	1	3
Joe Demaestri, R (1, 6) OBP: 0.247, SLG: 0.290		K			5-3	BB 3-H 1B		K		2	0	0	0	0	1	1
Bob Martyn, L (6, PH) OBP: 0.336, SLG: 0.394										2	0	1	1	0	1	0
(6, 7)																
John Tsitouris, R (1, 1)			4-3		FC4-6 BB	BB 1-2		K		1	0	0	0	0	0	0
Walt Craddock, R (4, 1)										0	0	0	0	0	0	0
Preston Ward, L (5, PH) OBP: 0.340, SLG: 0.397										0	0	0	0	1	0	0
Ken Johnson, R (5, 1)										0	0	0	0	0	0	0
Chico Carrasquel, R (6, PH) OBP: 0.311, SLG: 0.313										1	0	0	0	1	1	0
(6, 6)																

Inning Stats									
	R: 1 E: 0 K: 0 S: 4	H: 1 LOB: 0 BB: 0 P: 4	R: 0 E: 0 K: 2 S: 8	H: 1 LOB: 1 BB: 0 P: 8	R: 0 E: 0 K: 1 S: 6	H: 1 LOB: 1 BB: 0 P: 6	R: 0 E: 0 K: 1 S: 6	H: 1 LOB: 1 BB: 0 P: 6	R: 0 E: 0 K: 0 S: 3	H: 0 LOB: 1 BB: 1 P: 7
	R: 3 E: 1 K: 0 S: 7	H: 4 LOB: 2 BB: 1 P: 11	R: 0 E: 0 K: 0 S: 5	H: 2 LOB: 2 BB: 0 P: 5	R: 0 E: 0 K: 2 S: 7	H: 0 LOB: 0 BB: 0 P: 7	R: 0 E: 0 K: 0 S: 4	H: 1 LOB: 1 BB: 0 P: 4	1B: 10 2B: 0 3B: 0 HR: 1	SF: 0 SAC: 0 DP: 0 HBP: 0

PITCHER		IP	WLS	BF	H	R	ER	SO	BB	IBB	HBP	BLK	WP	HR	S	P	ERA	WHIP
Stover McIlwain, R ERA: 2.25	(1, 1)	4.0		16	4	1	1	4	0	0	0	0	0	1	24	24	2.25	1.000
Hal Trosky, R ERA: 6.0	(5, 1)	2.0	W	12	4	3	2	0	2	0	0	0	0	0	10	18	9.00	3.000
Bob Shaw, R ERA: 4.76	(7, 1)	3.0	S	12	3	0	0	2	0	0	0	0	0	0	16	16	0.00	1.000

PITCHER	IP	WLS	BF	H	R	ER	SO	BB	IBB	HBP	BLK	WP	HR	S	P	ERA	WHIP

TOP	
AB	38
R	4
H	11
RBI	3
BB	2
SO	6
LOB	16

WP: 0	PA: 40
PB: 1	
SB: 0	
CS: 0	

Batter	1	2	3	4	5	6	7	8	9	AB	R	H	RBI	BB	SO	LOB
Billy Goodman, L (1, 5) OBP: 0.355, SLG: 0.358	F7		B1-3	G3		1B 1-2 1B		E 1B 1B 1B		5	1	2	0	0	0	1
Nellie Fox, L (1, 4) OBP: 0.357, SLG: 0.353	4-3		F9		BBB 4-0 1B 1B BB	F9		1-2 E 1B 1B		4	2	1	0	1	0	2
Jim Landis, R (1, 8) OBP: 0.351, SLG: 0.434 Don Mueller, L (6, 9) OBP: 0.298, SLG: 0.283	F9		S 1B		0-0 1B 1-2 3B 1B	1-3 2-H 1B		F7 1-2 2-3		3 2	1 0	2 1	0 1	0 1	0 0	0 2
Ron Jackson, R (1, 3) OBP: 0.323, SLG: 0.404	SSS K	6-3 1-2			1-3 2-H 3B 1B	5-3		2-H 3-H 2B 1B		5	2	2	3	0	1	3
Johnny Callison, L (1, 7) OBP: 0.352, SLG: 0.469	BBBB 4-0 E WP BB		BBBB 4-0 1B 1B BB	0-0 1-H 3-H 3B		BBBB 4-0 3B BB	F8			2	3	1	2	3	0	1
Bubba Phillips, R (1, 9) OBP: 0.310, SLG: 0.369 (6, 8)	0-0 E9 WP 1-3 1B		0-0 1B 1-2 SF9 1B	SSS 0-3 K		0-0 F7	0-0 1-H 2B			5	1	3	1	0	1	1
Sammy Esposito, R (1, 6) OBP: 0.358, SLG: 0.284	0-0 F2 2-3 3-H		0-0 F9	0-0 F3		0-0 F7	SSS 0-3 K			5	0	0	0	0	1	5
John Romano, R (1, 2) OBP: 0.375, SLG: 0.286 Charlie Lindstrom, R (5, 2) OBP: 1.000, SLG: 3.000	BBBB 4-0 BB		1-3 2-H 1B	BBBB 4-0 1B 1B BB		1-H 3B				1 1	0 1	1 1	1 1	1 1	0 0	0 0
Stover McIlwain, R (1, 1) Earl Battey, R (4, PH) OBP: 0.325, SLG: 0.417 Hal Trosky, R (5, 1) Jim Rivera, L (6, PH) OBP: 0.282, SLG: 0.380 Bob Shaw, R (7, 1) OBP: 0.269, SLG: 0.136	F7			SF9		SSS 0-3 K	1-3			1 0 0 1 1	0 0 0 0 0	0 0 0 0 0	0 1 0 0 0	0 0 0 1 0	0 0 0 1 0	2 0 0 1 1
Inning Stats	R: 0 E: 0 K: 0 S: 3 H: 0 LOB: 0 BB: 0 P: 3	R: 1 E: 1 K: 1 S: 6 H: 1 LOB: 2 BB: 2 P: 14	R: 0 E: 0 K: 0 S: 4 H: 1 LOB: 1 BB: 0 P: 4	R: 2 E: 0 K: 0 S: 5 H: 2 LOB: 1 BB: 1 P: 9	R: 3 E: 0 K: 1 S: 7 H: 3 LOB: 0 BB: 1 P: 11	R: 1 E: 0 K: 1 S: 7 H: 2 LOB: 2 BB: 1 P: 11	R: 1 E: 0 K: 0 S: 4 H: 1 LOB: 1 BB: 1 P: 8	R: 3 E: 1 K: 1 S: 9 H: 4 LOB: 1 BB: 0 P: 9		1B: 11 2B: 1 3B: 2 HR: 0	SF: 1 SAC: 0 DP: 0 HBP: 0					

PITCHER		IP	WLS	BF	H	R	ER	SO	BB	IBB	HBP	BLK	WP	HR	S	P	ERA	WHIP
John Tsitouris, R ERA: 3.0	(1, 1)	3.0		13	2	1	1	1	2	0	0	0	1	0	13	21	3.00	1.333
Walt Craddock, L ERA: 5.73	(4, 1)	1.0	L	6	2	2	2	0	1	0	0	0	0	0	5	9	18.00	3.000
Ken Johnson, R ERA: 18.9	(5, 1)	1.0		6	3	3	3	1	1	0	0	0	0	0	7	11	27.00	4.000
Bob Davis, R ERA: 7.84	(6, 1)	3.0		18	7	5	5	2	2	0	0	0	0	0	20	28	15.00	3.000

PITCHER	IP	WLS	BF	H	R	ER	SO	BB	IBB	HBP	BLK	WP	HR	S	P	ERA	WHIP

BOTTOM

Kansas City Athletics @ Chicago White Sox

Comiskey Park, Chicago, IL

Sun Sep 28 1958, 4:33 AM EDT

Att. 4,174 - Unknown

livebaseballscorecards.com

AB	36
R	11
H	14
RBI	10
BB	6
SO	4
LOB	19

WP: 1 PA: 43
PB: 0
SB: 1
CS: 0