


Kansas City Athletics - 1960

Batter	1	2	3	4	5	6	7	8	9	AB R H RBI BB SO LOB	TOP											
Bill Tuttle, R (1, 8) OBP: 0.333, SLG: 0.333	0-0 6-3		0-0 4-3		0-0 L7	0-0 2B 1B		0-0 FC6-4 1B	0-0 G4-3	6 1 2 0 0 0 4												
Jerry Lumpe, L (1, 4) OBP: 0.600, SLG: 0.750	0-3 K			0-0 1B 1B	4-0 2B BB	0-0 2B		0-0 L8		4 2 2 2 1 1 1												
Hank Bauer, R (1, 9) OBP: 0.200, SLG: 0.400	0-0 4-3			0-0 F5	0-0 1B E 2B	0-0 5-3		0-0 FC6-4		5 1 1 1 0 0 3												
Norm Siebern, L (1, 3) OBP: 0.800, SLG: 1.500		0-0 4-3		4-0 1B 1B BB	0-0 E 1B		0-0 1B 1B		0-0 HR	4 2 3 1 1 0 0												
Bob Cerv, R (1, 7) OBP: 0.400, SLG: 0.250		0-0 1-3		0-0 1B 1B	0-0 E7 G6-4-3		0-3 K		4-0 SH 1B BB	4 1 1 1 1 1 2												
Dick Williams, R (1, 5) OBP: 0.600, SLG: 0.500		0-0 P6		0-0 1B 1B	0-0 G6-4-3		0-0 1B		4-0 SH 1B BB	4 0 2 1 1 0 2												
Harry Chiti, R (1, 2) OBP: 0.500, SLG: 0.500			0-0 F9	0-0 1B		0-0 L4-3 1B	0-0 L7		0-0 SH BB 1B	4 0 2 0 0 0 2												
Ken Hamlin, R (1, 6) OBP: 0.200, SLG: 0.200		0-0 F8	0-0 P4		0-0 L4-3 1B	0-0 F8		0-0 BB 1B	0-0 BB	5 0 1 1 0 0 5												
Bud Daley, L Bob Johnson, R Johnny Kucks, R Whitley Herzog, L Ken Johnson, R Russ Snyder, L Marty Kutyna, R Marv Throneberry, L Hank Foiles, R John Tistouris, R			4-0 BB		0-0 HR	0-0 2B 1B		0-0 3-1	4-0 G4-3 BB	0 0 0 0 0 0 0 0 0 0 0 0 0 1 0 0 0 0 0 1 1 1 1 0 0 0 0 0 1 0 1 0 0 0 0 0 0 0 0 0 0 0 0 0												
Inning Stats	R: 0 E: 0 K: 1 S: 5	H: 0 LOB: 0 BB: 0 P: 5	R: 0 E: 0 K: 0 S: 3	H: 0 LOB: 0 BB: 0 P: 3	R: 0 E: 0 K: 0 S: 3	H: 0 LOB: 1 BB: 1 P: 7	R: 2 E: 0 K: 0 S: 6	H: 4 LOB: 2 BB: 1 P: 10	R: 3 E: 1 K: 0 S: 6	H: 3 LOB: 1 BB: 1 P: 10	R: 2 E: 0 K: 0 S: 6	H: 4 LOB: 1 BB: 0 P: 6	R: 0 E: 0 K: 1 S: 7	H: 2 LOB: 2 BB: 0 P: 7	R: 0 E: 0 K: 0 S: 4	H: 1 LOB: 1 BB: 0 P: 4	R: 2 E: 1 K: 0 S: 4	H: 2 LOB: 2 BB: 3 P: 16	1B: 12 2B: 3 3B: 0 HR: 2	SF: 0 SAC: 1 DP: 3 HBP: 0	WP: 0 PB: 0 SB: 0 CS: 0	PA: 46
PITCHER	IP WLS BF H R ER SO BB IBB HBP BLK WP HR S P ERA WHIP	Early Wynn, R (1, 1) ERA: 8.31	Mike Garcia, R (5, 1) ERA: 13.5	Turk Lowm, R (6, 1) ERA: 7.71	Gerry Staley, R (9, 1) ERA:	Frank Baumann, L (9, 1) ERA:	PITCHER	IP WLS BF H R ER SO BB IBB HBP BLK WP HR S P ERA WHIP	Ray Moore, R (9, 1) ERA:	0.2 W 1 0 0 0 0 0 0 0 0 0 0 0 4 ∞ ∞	0.2 W 1 0 0 0 0 0 0 0 0 0 0 0 1 0.00 0.000											

Kansas City Athletics @ Chicago White Sox
Comiskey Park, Chicago, IL
Tue Apr 19 1960, 4:33 AM EST
Att: 41,660 - Unknown

AB	39
R	9
H	16
RBI	8
BB	6
SO	2
LOB	19



Batter	1	2	3	4	5	6	7	8	9	AB	R	H	RBI	BB	SO	LOB
Luis Aparicio, R OBP: 0.600, SLG: 0.600 (1, 6)	0-0 E 1B	0-0 E SF8 1B		0-0 1-2 HR 1B	0-0 P3			0-0 B1-4		5	3	3	0	0	0	2
Nellie Fox, L (1, 4)	0-0 E3 1B 1-2 1B	0-0 E4 SF8 1-3 1B		4-0 1-2 2-3 HR BB		0-0 P6		0-0 L7		4	3	0	0	1	0	2
Minnie Minoso, R OBP: 0.400, SLG: 2.000 (1, 7)	0-0 1-3	0-0 SF8		0-0 1-H 2-H 3-H HR		0-0 5-3		0-0 HR		4	2	2	6	0	0	2
Ted Kluszewski, L OBP: 0.500, SLG: 0.500 (1, 3)	0-0 E8 1-2 2-3 1B	0-0 1B		0-0 F9		0-0 1B				4	1	2	1	0	0	2
Gene Freese, R OBP: 0.250, SLG: 0.250 (1, 5)	0-0 1B 1-2 2-3 3-H 1B	0-0 F7		0-0 F3		0-3 K				4	0	1	1	0	1	2
Sherm Lollar, R (1, 2)	0-3 K			0-0 1-3	0-0 F2		0-0 F7			4	0	0	0	0	1	3
Al Smith, R OBP: 0.500, SLG: 0.333 (1, 9)	0-0 1-3 2-H 3-H 1B			4-0 9-3 BB		0-0 P3		0-0 5-3		3	0	1	2	1	0	0
Jim Landis, R OBP: 0.250, SLG: 0.500 (1, 8)	0-3 K			0-0 9-3 1-2f		0-0 2B		0-0 4-3		4	0	1	0	0	1	3
Early Wynn, S Mike Garcia, R Turk Lown, R Gerry Staley, R Frank Baumann, L Ray Moore, R		0-0 F7		0-0 BB 1B HR 1B		0-0 5-3		4-0 B1-4 BB		2	1	1	0	0	0	0

Inning Stats	R: 3	H: 3	LOB: 2	K: 2	S: 12	P: 12	R: 2	H: 2	LOB: 1	K: 0	S: 6	P: 6	R: 0	H: 0	LOB: 0	K: 0	S: 2	P: 6	R: 4	H: 3	LOB: 0	K: 0	S: 6	P: 10	R: 0	H: 1	LOB: 1	K: 0	S: 4	P: 4	R: 0	H: 1	LOB: 1	K: 1	S: 6	P: 6	R: 0	H: 0	LOB: 0	K: 0	S: 3	P: 3	R: 0	H: 0	LOB: 0	K: 0	S: 2	P: 6	R: 1	H: 1	LOB: 0	K: 0	S: 1	P: 1	1B: 8	2B: 3	3B: 0	HR: 2	SF: 1	SAC: 0	DP: 2	HBP: 0	WP: 0	PB: 0	SB: 0	CS: 0	PA: 39
--------------	------	------	--------	------	-------	-------	------	------	--------	------	------	------	------	------	--------	------	------	------	------	------	--------	------	------	-------	------	------	--------	------	------	------	------	------	--------	------	------	------	------	------	--------	------	------	------	------	------	--------	------	------	------	------	------	--------	------	------	------	-------	-------	-------	-------	-------	--------	-------	--------	-------	-------	-------	-------	--------

PITCHER	IP	WLS	BF	H	R	ER	SO	BB	IBB	HBP	BLK	WP	HR	S	P	ERA	WHIP
Bud Daley, L ERA: 18.0	(1, 1)	2.0	14	5	5	0	2	0	0	0	0	0	0	18	18	0.00	2.500
Johnny Kucks, R ERA: 18.0	(3, 1)	2.0	10	3	4	4	0	2	0	0	0	0	1	8	16	18.00	2.500
Ken Johnson, R ERA: 18.0	(5, 1)	3.0	11	2	0	0	1	0	0	0	0	0	0	13	13	0.00	0.667
Marty Kutyna, R ERA: 18.0	(8, 1)	1.0	3	0	0	0	0	1	0	0	0	0	0	2	6	0.00	1.000
John Tsitouris, R ERA: 18.0	(9, 1)	0.0	L	1	1	1	0	0	0	0	0	0	1	1	1	∞	∞

BOTTOM

Kansas City Athletics @ Chicago White Sox
Comiskey Park, Chicago, IL

Tue Apr 19 1960, 4:33 AM EST
Att. 41,660 - Unknown

livebaseballscorecards.com

AB	35
R	10
H	11
RBI	10
BB	3
SO	3
LOB	17



Batter	1	2	3	4	5	6	7	8	9	10	11	AB R H RBI BB SO LOB	TOP																	
Bill Tuttle, R OBP: 0.364, SLG: 0.300 (1, 8)	4-0 CS BB	0-3 K		0-0 4-3		0-0 5-3			0-0 G4-6-3 1B			4 0 1 0 1 1 1	Kansas City Athletics @ Chicago White Sox Comiskey Park, Chicago, IL Thu Apr 21 1960, 4:33 AM EST Att: 9,765 - Unknown																	
Jerry Lumpe, L OBP: 0.500, SLG: 0.556 (1, 4)	0-0 BB BB 1-2 2B 1B	0-0 4-3		0-3 K		0-0 1B			0-0 G4-6-3 1-2f			5 1 2 1 0 1 1																		
Hank Bauer, R OBP: 0.300, SLG: 0.444 (1, 9)	4-0 BB 1-2 2B BB		0-0 1B 2B		0-0 P6		0-3 K		0-0 1-3			4 1 1 0 1 1 0																		
Norm Siebern, L OBP: 0.600, SLG: 0.857 (1, 7)	0-0 P6		4-0 1B BB		4-0 BB BB		0-0 1-3		0-0 F8			3 0 0 0 2 0 2																		
Marv Throneberry, L OBP: 0.600, SLG: 0.333 (1, 3)	4-0 2B 1-2 2-3 2B BB		0-0 1-2 2-3 1B		4-0 1-2 BB		0-3 K		0-0 1-3			3 1 1 0 2 1 0																		
Dick Williams, R OBP: 0.400, SLG: 0.444 (1, 5)	0-0 1-3 2-H 3-H 2B 2B		0-0 P6		0-3 K		0-0 6-3		0-0 F7			5 1 1 2 0 1 5																		
Harry Chiti, R OBP: 0.333, SLG: 0.444 (1, 2)	0-0 2-H 3-H 2B		0-0 P6		0-0 P4		0-3 K		0-0 4-3			5 0 1 2 0 1 5																		
Ken Hamlin, R OBP: 0.200, SLG: 0.111 (1, 6)	0-0 5-3		0-0 1-3		4-0 SH1-4 1B BB		0-0 5-3		0-0 K			4 1 0 0 1 1 4																		
Ned Garver, R (1, 1)		0-0 6-3		0-0 5-3		0-0 SH1-4 1-2			0-0 F2			2 0 0 0 0 0 0																		
Ken Johnson, R OBP: 0.500, SLG: 0.500 (4, 1)												1 0 0 0 0 0 0																		
Inning Stats	R: 4 E: 0 K: 0 S: 5	H: 3 LOB: 1 BB: 3 P: 17	R: 0 E: 0 K: 1 S: 5	H: 0 LOB: 0 BB: 0 P: 5	R: 0 E: 0 K: 0 S: 5	H: 2 LOB: 3 BB: 1 P: 9	R: 0 E: 0 K: 1 S: 5	H: 0 LOB: 0 BB: 0 P: 5	R: 0 E: 0 K: 1 S: 5	H: 0 LOB: 2 BB: 2 P: 13	R: 1 E: 0 K: 0 S: 3	H: 1 LOB: 1 BB: 1 P: 7		R: 0 E: 0 K: 2 S: 7	H: 0 LOB: 0 BB: 0 P: 7	R: 0 E: 0 K: 1 S: 5	H: 0 LOB: 0 BB: 0 P: 5	R: 0 E: 0 K: 0 S: 3	H: 1 LOB: 0 BB: 0 P: 3	R: 0 E: 0 K: 0 S: 3	H: 0 LOB: 0 BB: 0 P: 3	R: 0 E: 0 K: 1 S: 5	H: 0 LOB: 0 BB: 0 P: 5	1B: 4 2B: 3 3B: 0 HR: 0	SF: 0 SAC: 1 DP: 1 HBP: 0	WP: 0 PB: 0 SB: 0 CS: 1	PA: 44			
PITCHER	IP WLS BF H R ER SO BB IBB HBP BLK WP HR S P ERA WHIP																													
Bob Shaw, R ERA: 18.0 (1, 1)	2.0	11	3	4	4	1	3	0	0	0	0	0	0	10	22	18.00	3.000													
Don Ferrarese, L ERA: (3, 1)	0.0	3	2	0	0	0	1	0	0	0	0	0	0	2	6	∞	∞													
Ray Moore, R ERA: 1.93 (3, 1)	4.0	15	1	1	1	2	3	0	0	0	0	0	0	16	28	2.25	1.000													
Gerry Staley, R ERA: (7, 1)	5.0	W 15	1	0	0	4	0	0	0	0	0	0	0	23	23	0.00	0.200													

livebaseballscorecards.com

AB	36
R	5
H	7
RBI	5
BB	7
SO	7
LOB	18



Batter	1	2	3	4	5	6	7	8	9	10	11	AB R H RBI BB SO LOB	BOTTOM	
Luis Aparicio, R OBP: 0.300, SLG: 0.300 (1, 6)	F8	SH1-3		P5		FC1-6 E S SF7		F8		CS	F9	5 1 0 0 0 0 2	Kansas City Athletics @ Chicago White Sox Comiskey Park, Chicago, IL Thu Apr 21 1960, 4:33 AM EST Att: 9,765 - Unknown	
Nellie Fox, L OBP: 0.545, SLG: 0.625 (1, 4)	1B	1B		1B		SF7			SH1-4 BB		BB 1B	4 2 4 2 1 0 0		
Minnie Minoso, R OBP: 0.500, SLG: 1.250 (1, 7)	1B	K		BB 1B		F8			SH1-4		BB 1B	4 0 2 1 1 1 1		
Ted Kluszewski, L OBP: 0.500, SLG: 0.375 (1, 3)	F8			BB 1B		BB 1B			1-3 IBB		BB 1B	4 0 1 1 2 0 2		
Gene Freese, R OBP: 0.111, SLG: 0.111 (1, 5)	K			F8		F8			1-3			5 0 0 0 0 1 6		
Sherm Lollar, R OBP: 0.333, SLG: 0.143 (1, 2)		PB 1B BB		BB 1B		G4-6-3 1B			L5			3 1 1 0 2 0 2		
Al Smith, R OBP: 0.333, SLG: 0.250 (1, 9)		K		1-2 1B		G4-6-3			F7		F7	5 0 1 0 0 1 2		
Jim Landis, R OBP: 0.444, SLG: 0.500 (1, 8)		PB 1B		F8		L7			1B		CS BB	4 1 2 0 1 0 2		
Bob Shaw, R Earl Torgeson, L Don Ferrarese, R Ray Moore, R Joe Hicks, L Gerry Staley, R		1B		F8		FC1-6 1B			K		K	0 0 0 0 0 0 0 1 1 1 2 0 0 0 0 0 0 0 0 0 0 1 0 0 0 0 0 0 1 0 1 0 0 0 0 2 0 0 0 0 0 2		
Inning Stats	R: 0 H: 2 E: 0 LOB: 2 K: 1 BB: 0 S: 7 P: 7	R: 3 H: 3 E: 0 LOB: 1 K: 2 BB: 1 S: 10 P: 14	R: 0 H: 1 E: 0 LOB: 2 K: 0 BB: 1 S: 4 P: 8	R: 1 H: 2 E: 0 LOB: 2 K: 0 BB: 1 S: 5 P: 9	R: 0 H: 1 E: 0 LOB: 0 K: 0 BB: 0 S: 3 P: 3	R: 1 H: 1 E: 0 LOB: 0 K: 0 BB: 0 S: 4 P: 4	R: 0 H: 0 E: 0 LOB: 0 K: 0 BB: 0 S: 3 P: 3	R: 0 H: 1 E: 0 LOB: 1 K: 1 BB: 0 S: 6 P: 6	R: 0 H: 0 E: 0 LOB: 2 K: 0 BB: 2 S: 3 P: 11	R: 0 H: 0 E: 0 LOB: 0 K: 1 BB: 1 S: 4 P: 8	R: 1 H: 2 E: 0 LOB: 2 K: 0 BB: 1 S: 3 P: 7	1B: 12 SF: 1 2B: 1 SAC: 2 3B: 0 DP: 1 HR: 0 HBP: 0		WP: 0 PA: 50 PB: 1 SB: 1 CS: 1
PITCHER	IP WLS BF H R ER SO BB IBB HBP BLK WP HR S P ERA WHIP													
Ned Garver, R ERA: 9.82 (1, 1)	3.2 22 8 4 4 3 3 0 0 0 0 0 25 37 9.82 3.000													
Ken Johnson, R ERA: 0.93 (4, 1)	6.2 L 27 5 2 1 2 3 1 0 0 0 0 27 43 1.35 1.200													

AB	39
R	6
H	13
RBI	6
BB	7
SO	5
LOB	19



livebaseballscores.com

Batter	1	2	3	4	5	6	7	8	9	AB R H RBI BB SO LOB	TOP	
Johnny Temple, R (1, 4) OBP: 0.133, SLG: 0.071	0-0 6-3		0-0 F8			0-0 6-3		0-0 F8		4 0 0 0 0 0 1	Cleveland Indians @ Kansas City Athletics Municipal Stadium, Kansas City, MO Fri Apr 22 1960, 4:33 AM EST Att. 23,826 - Unknown	
Don Dillard, L (1, 9) Bobby Tiefenauer, R (6, 1) Bob Hale, L (8, PH) John Briggs, R (8, 1)	0-3 K		0-0 G4-6-3			4-0 2B BB		0-3 K		2 0 0 0 1 1 1 0 0 0 0 0 0 0 1 0 0 0 0 1 0 0 0 0 0 0 0 0		
Walt Bond, L (1, 8) OBP: 0.400, SLG: 0.364	0-0 4-3				0-0 F8		0-0 1-3 2B	0-0 S 1B		4 0 2 0 0 0 0		
Tito Francona, L (1, 7) OBP: 0.333, SLG: 0.357		0-0 1B 2B			0-0 G4-6-3 1B		4-0 BB	0-0 F6		3 1 2 0 1 0 1		
Russ Nixon, L (1, 2) OBP: 0.444, SLG: 0.667		0-0 G6-4-3 1B			0-0 G4-6-3		0-0 F4			4 0 2 1 0 0 4		
Vic Power, R (1, 3) OBP: 0.333, SLG: 0.571		0-0 G6-4-3			0-0 4-3		0-0 1B 1B	0-0 F7		4 0 1 0 0 0 2		
Woodie Held, R (1, 6) OBP: 0.250, SLG: 0.182		1-0 HBP			0-3 K		0-0 1-2 L4-3 1B	0-3 K		3 0 1 0 0 2 1		
Bubba Phillips, R (1, 5) Harvey Kuenn, R (9, PH) OBP: 0.250, SLG: 0.375		0-0 4-3			0-3 K		0-0 L4-3	0-0 6-3		3 0 0 0 0 1 3 1 0 0 0 0 0 1		
Wynn Hawkins, R (1, 1) Dick Stigman, R (3, 1) Jim Piersall, R (6, PH) (6, 9) OBP: 1.000, SLG: 1.000			0-0 G4-6-3 1B			0-0 1-3	0-0 F8			1 0 1 0 0 0 0 0 0 0 0 0 0 0 2 0 0 0 0 0 1		
Inning Stats	R: 0 H: 0 E: 0 LOB: 0 K: 1 BB: 0 S: 5 P: 5	R: 1 H: 2 E: 0 LOB: 1 K: 0 BB: 0 S: 4 P: 5	R: 0 H: 1 E: 0 LOB: 0 K: 0 BB: 0 S: 3 P: 3	R: 0 H: 1 E: 0 LOB: 0 K: 0 BB: 0 S: 3 P: 3	R: 0 H: 0 E: 0 LOB: 0 K: 2 BB: 0 S: 7 P: 7	R: 0 H: 1 E: 0 LOB: 3 K: 0 BB: 2 S: 4 P: 12	R: 0 H: 2 E: 0 LOB: 1 K: 0 BB: 0 S: 4 P: 4	R: 0 H: 1 E: 0 LOB: 1 K: 1 BB: 0 S: 6 P: 6	R: 0 H: 1 E: 0 LOB: 1 K: 1 BB: 0 S: 6 P: 6	1B: 6 SF: 0 2B: 4 SAC: 0 3B: 0 DP: 4 HR: 0 HBP: 1		WP: 0 PA: 35 PB: 0 SB: 1 CS: 0
PITCHER Ray Herbert, R (1, 1) ERA: 1.0	IP WLS BF H R ER SO BB IBB HBP BLK WP HR S P ERA WHIP	9.0 W 35 9 1 1 5 2 0 1 0 0 0 0 42 51 1.00 1.222										

livebaseballscores.com

AB	32
R	1
H	9
RBI	1
BB	2
SO	5
LOB	15



Batter	1	2	3	4	5	6	7	8	9	AB	R	H	RBI	BB	SO	LOB
Bill Tuttle, R OBP: 0.267, SLG: 0.214 (1, 8)	0-0 5-3	0-0 5-3		0-0 F3			0-0 F5			4	0	0	0	0	0	2
Jerry Lumpe, L OBP: 0.500, SLG: 0.538 (1, 4)	0-0 4-3		0-0 3B 1B	0-0 6-3			0-0 CS 1B			4	1	2	0	0	0	0
Hank Bauer, R OBP: 0.286, SLG: 0.385 (1, 9)	0-0 CS 1B		0-3 K		0-0 F6		0-0 CS 1-2	0-0 F6		4	0	1	0	0	1	1
Norm Siebern, L OBP: 0.571, SLG: 1.000 (1, 3)	0-0 CS 1-2	0-0 HR	0-3 K		0-0 4-3			4-0 FC3-6 BB		3	1	1	1	1	1	1
Mary Throneberry, L OBP: 0.600, SLG: 0.333 (9, 3)										0	0	0	0	0	0	0
Bob Cerv, R OBP: 0.444, SLG: 1.000 (1, 7)		0-0 HR	0-0 2B 3B		0-3 K			0-0 FC3-6 1-2f		4	2	2	2	0	1	1
Russ Snyder, L (8, PR) (9, 7)										0	0	0	0	0	0	0
Harry Chiti, R OBP: 0.385, SLG: 0.500 (1, 2)		4-0 SH1-4 BB FC6-2 BB	0-0 2B		0-0 5-3			0-3 K		3	0	1	1	1	1	1
Bob Johnson, R (1, 5)		4-0 FC6-2 SH1-4 BB	4-0 FC6-4 BB		0-3 K					1	0	0	0	2	1	0
Ken Hamlin, R OBP: 0.167, SLG: 0.091 (1, 6)		0-0 SH1-4 1-2 2-3	0-0 FC6-4 1-2f		0-0 F9					2	0	0	0	0	0	2
Ray Herbert, R (1, 1)		0-0 FC6-2 2-3 3-H		0-0 F8			0-0 5-3			3	0	0	0	0	0	2

Inning Stats	R: 0	H: 1	E: 0	K: 0	S: 3	R: 2	H: 2	E: 0	K: 0	S: 5	R: 2	H: 3	E: 0	K: 2	S: 10	R: 0	H: 0	E: 0	K: 1	S: 5	R: 0	H: 0	E: 0	K: 1	S: 5	R: 0	H: 1	E: 0	K: 0	S: 3	R: 0	H: 0	E: 0	K: 1	S: 5	R: 0	H: 0	E: 0	K: 1	S: 9	1B: 3	SF: 0	2B: 1	SAC: 1	3B: 1	DP: 0	HR: 2	HBP: 0	WP: 0	PA: 35
--------------	------	------	------	------	------	------	------	------	------	------	------	------	------	------	-------	------	------	------	------	------	------	------	------	------	------	------	------	------	------	------	------	------	------	------	------	------	------	------	------	------	-------	-------	-------	--------	-------	-------	-------	--------	-------	--------

PITCHER	IP	WLS	BF	H	R	ER	SO	BB	IBB	HBP	BLK	WP	HR	S	P	ERA	WHIP
Wynn Hawkins, R ERA: 13.5 (1, 1)	2.2	L	16	6	4	4	2	3	0	0	0	0	2	17	29	13.50	3.375
Dick Stigman, L ERA: (3, 1)	2.1		7	0	0	0	1	0	0	0	0	0	0	9	9	0.00	0.000
Bobby Tiefenauer, R ERA: (6, 1)	2.0		6	1	0	0	1	0	0	0	0	0	0	8	8	0.00	0.500
John Briggs, R ERA: (8, 1)	1.0		4	0	0	0	1	1	0	0	0	0	0	5	9	0.00	1.000

BOTTOM

Cleveland Indians @ Kansas City Athletics
Municipal Stadium, Kansas City, MO
 Fri Apr 22 1960, 4:33 AM EST
 Att. 23,826 - Unknown

livebaseballscorecards.com

AB	28
R	4
H	7
RBI	4
BB	4
SO	5
LOB	10



Batter	1	2	3	4	5	6	7	8	9	AB R H RBI BB SO LOB	TOP																
Johnny Temple, R (1, 4) OBP: 0.300, SLG: 0.278	0-0 1B 1B 2B	0-0 4-3			0-0 SH1-3 HR 1B	0-0 1B 1-2		4-0 BB 1-2 2-3		4 2 3 0 1 0 1	Cleveland Indians @ Kansas City Athletics Municipal Stadium, Kansas City, MO Sat Apr 23 1960, 4:33 AM EST Att. 9,659 - Unknown																
Jim Piersall, R (1, 8) OBP: 0.455, SLG: 0.400	0-0 BB 1B 2-3 1B		0-0 BB 1B		0-0 SH1-3 1-2	0-0 1-3 2-H 1B		0-0 F4		4 0 3 1 0 0 3																	
Walt Bond, L (1, 9) OBP: 0.400, SLG: 0.563	0-0 L6-4 BB 1-2 1B 3-H		0-3 K		0-0 HR 2-H	0-0 1-3		0-0 4-3		5 1 2 3 0 1 6																	
Tito Francona, L (1, 7) OBP: 0.400, SLG: 0.353	4-0 WP 1-2 2-3 BB 1B		4-0 BB 1-2 BB		0-0 4-3		0-0 4-3		0-0 BB 1B	3 0 1 0 2 0 0																	
Russ Nixon, L (1, 2) OBP: 0.357, SLG: 0.500	0-0 L6-4 2-3		0-0 F5		0-0 2B 1B		0-0 4-3		0-0 F6	5 1 1 0 0 0 6																	
Vic Power, R (1, 3) OBP: 0.300, SLG: 0.526	0-0 5-3 1-2		0-3 K		0-0 PO 1-H 2B		0-0 4-3		0-0 F5	5 0 1 1 0 1 5																	
Woodie Held, R (1, 6) OBP: 0.294, SLG: 0.143		0-0 F8		0-0 6-3	0-0 PO 3-H	0-0 F9		4-0 BB SH1-4 BB	4-0 1-2 BB	3 0 0 0 2 0 0																	
Bubba Phillips, R (1, 5) OBP: 0.308, SLG: 0.182		0-0 SH2-4 1B		0-3 K		0-0 1B 1B		0-0 SH1-4	0-0 1-3	3 1 2 0 0 1 0																	
Bob Hale, L (9, PH)										1 0 0 0 0 0 2																	
George Strickland, R (9, 5)										0 0 0 0 0 0 0																	
Barry Latman, R (1, 1)		0-0 SH2-4		0-0 F4		0-0 L1		4-0 BB IBB		2 0 0 0 0 0 1																	
Mudcat Grant, R (7, 1)										0 0 0 0 0 0 0																	
Harvey Kuenn, R (8, PH) OBP: 0.333, SLG: 0.375										0 0 0 0 1 0 0																	
Carroll Hardy, R (8, PR)										0 0 0 0 0 0 0																	
Bob Grim, R (8, 1)										0 0 0 0 0 0 0																	
Inning Stats	R: 1 E: 0 K: 0 S: 5	H: 3 LOB: 2 BB: 1 P: 9	R: 0 E: 0 K: 0 S: 4	H: 1 LOB: 1 BB: 0 P: 4	R: 0 E: 0 K: 2 S: 8	H: 1 LOB: 2 BB: 1 P: 12	R: 0 E: 0 K: 1 S: 5	H: 0 LOB: 0 BB: 0 P: 5	R: 3 E: 0 K: 0 S: 6	H: 4 LOB: 0 BB: 0 P: 6	R: 1 E: 0 K: 0 S: 6	H: 3 LOB: 2 BB: 0 P: 6	R: 0 E: 0 K: 0 S: 3	H: 0 LOB: 0 BB: 0 P: 3	R: 0 E: 0 K: 0 S: 3	H: 0 LOB: 3 BB: 3 P: 15	R: 0 E: 0 K: 0 S: 4	H: 1 LOB: 2 BB: 1 P: 8	1B: 10 2B: 3 3B: 0 HR: 1	SF: 0 SAC: 3 DP: 1 HBP: 0	WP: 1 PB: 0 SB: 0 CS: 0	PA: 45					
PITCHER	IP WLS BF H R ER SO BB IBB HBP BLK WP HR S P ERA WHIP																										
Dick Hall, R (1, 1) ERA:	0.0		4	3	1	1	0	1	0	0	0	0	0	3	7	∞	∞										
Bob Trowbridge, R (1, 1) ERA: 5.4	5.0		20	6	3	3	3	1	0	0	0	1	1	25	29	5.40	1.400										
George Brunet, L (6, 1) ERA: 3.0	3.0		15	3	1	1	0	2	1	0	0	0	0	12	24	3.00	1.667										
Marty Kutyna, R (9, 1) ERA:	1.0	W	5	1	0	0	0	1	0	0	0	0	0	4	8	0.00	2.000										

AB	35
R	5
H	13
RBI	5
BB	6
SO	3
LOB	24



BOTTOM

Cleveland Indians @ Kansas City Athletics
 Municipal Stadium, Kansas City, MO

livebaseballscorecards.com

AB	32
R	6
H	9
RBI	4
BB	5
SO	6
LOB	17



WP: 0	PA: 39
PB: 1	
SB: 0	
CS: 0	

Sat Apr 23 1960, 4:33 AM EST
 Att. 9,659 - Unknown

AB R H RBI BB SO LOB

5	1	1	0	0	0	1
4	0	3	0	0	0	0
4	0	1	1	0	2	3
2	1	0	0	2	0	2
4	1	1	0	0	1	4
4	1	2	2	0	0	0
3	0	0	0	1	1	2
3	1	1	1	1	0	3
0	0	0	0	0	0	0
1	0	0	0	0	0	1
0	1	0	0	1	0	0
1	0	0	0	0	1	1
0	0	0	0	0	0	0

1B: 7	SF: 0
2B: 0	SAC: 2
3B: 0	DP: 1
HR: 2	HBP: 0

Batter	1	2	3	4	5	6	7	8	9
Bill Tuttle, R OBP: 0.250, SLG: 0.211 (1, 8)	0-0 F3 ①		0-0 5-3 ①		0-0 F7 ①	0-0 F8 ③			0-0 SH1-3 1B
Jerry Lumpe, L OBP: 0.556, SLG: 0.588 (1, 4)	0-0 G3 ②		0-0 1B		0-0 E 1-2 1B		0-0 SH3-4 1B		0-0 SH1-3 ① 1-2
Hank Bauer, R OBP: 0.278, SLG: 0.353 (1, 9)	0-3 K ③		0-3 K ②		0-0 F8 ②		0-0 SH3-4 ① 1-2		0-0 2-H 1B
Norm Siebern, L OBP: 0.556, SLG: 0.833 (1, 3)		4-0 1B BB	0-0 4-3 ③		0-0 E7 1-3 2-H		4-0 G6-4-3 IBB		
Bob Cerv, R OBP: 0.385, SLG: 0.750 (1, 7)		0-0 FC5-4 1B PB 1B		0-0 4-3 ①	0-3 K ③		0-0 G6-4-3 ② ③ 1-2f		
Harry Chiti, R OBP: 0.412, SLG: 0.688 (1, 2)		0-0 FC5-4 1B 1-2 2-H		0-0 5-3 ②		0-0 HR		0-0 F7 ①	
Bob Johnson, R (1, 5)		0-0 FC5-4 PB 1-2f 2-3		4-0 FC5-4 BB		0-0 F6 ①		0-3 K ②	
Ken Hamlin, R OBP: 0.250, SLG: 0.357 (1, 6)		0-0 F8 ②		0-0 FC5-4 ③ 1-2f		0-0 HR		4-0 BB	
Dick Hall, R Bob Trowbridge, R Whitey Herzog, L George Brunet, R Marv Throneberry, L Marty Kutyna, R (1, 1) (1, 1) (5, PH) (6, 1) (8, PH) (9, 1)		0-0 F4 ③ 1-2 3-H		4-0 E BB		0-3 K ②		0-3 K ③	

Inning Stats	R: 0 E: 0 K: 1 S: 5	H: 0 LOB: 0 BB: 0 P: 5	R: 2 E: 0 K: 0 S: 5	H: 2 LOB: 1 BB: 1 P: 9	R: 0 E: 0 K: 1 S: 6	H: 1 LOB: 1 BB: 0 P: 6	R: 0 E: 0 K: 0 S: 3	H: 0 LOB: 1 BB: 1 P: 7	R: 1 E: 1 K: 1 S: 7	H: 1 LOB: 2 BB: 1 P: 11	R: 2 E: 0 K: 1 S: 7	H: 2 LOB: 0 BB: 0 P: 7	R: 0 E: 0 K: 0 S: 3	H: 1 LOB: 1 BB: 1 P: 7	R: 0 E: 0 K: 2 S: 7	H: 0 LOB: 1 BB: 1 P: 11	R: 1 E: 0 K: 0 S: 3	H: 2 LOB: 1 BB: 0 P: 3
---------------------	------------------------------	---------------------------------	------------------------------	---------------------------------	------------------------------	---------------------------------	------------------------------	---------------------------------	------------------------------	----------------------------------	------------------------------	---------------------------------	------------------------------	---------------------------------	------------------------------	----------------------------------	------------------------------	---------------------------------

PITCHER	IP	WLS	BF	H	R	ER	SO	BB	IBB	HBP	BLK	WP	HR	S	P	ERA	WHIP
Barry Latman, R ERA: 4.5 (1, 1)	6.0		28	6	5	3	4	3	0	0	0	0	2	33	45	4.50	1.500
Mudcat Grant, R ERA: 4.15 (7, 1)	1.0		4	1	0	0	0	0	1	0	0	0	0	3	7	0.00	1.000
Bob Grim, R ERA: 4.5 (8, 1)	1.1	L	7	2	1	1	2	1	0	0	0	0	0	10	14	6.75	2.250

WP: 0	PA: 39
PB: 1	
SB: 0	
CS: 0	

Batter	1	2	3	4	5	6	7	8	9	AB R H RBI BB SO LOB	TOP											
Vic Power, R OBP: 0.360, SLG: 0.542 (1, 3) X	0-0 FC4-6 E 1B 1B	0-0 F9		0-0 F8		0-0 1-3 2-H 1B			0-0 1B S 1B	5 1 3 1 0 0 2												
Jim Piersall, R OBP: 0.500, SLG: 0.533 (1, 8) X	0-0 FC4-6 1-2 SF8 1B	0-0 F9			0-0 SH1-3 2B	0-0 5-3			0-0 1-3 1B	5 1 3 0 0 0 2												
Johnny Temple, R OBP: 0.250, SLG: 0.227 (1, 4) X	0-0 E1 FC4-6 1-2 2-3		0-0 L6		0-0 SH1-3 2-3		0-0 4-3		0-0 F8	4 0 0 0 0 0 4												
Walt Bond, L OBP: 0.320, SLG: 0.429 (1, 9) X	0-0 FC4-6 1-2f 2-3 3-H HR BB		0-0 F6		0-0 1-3		0-0 F2		0-0 F6	5 1 0 1 0 0 5												
Tito Francona, L OBP: 0.360, SLG: 0.286 (1, 7) B B B	4-0 HR BB		0-3 K		0-0 F8		0-0 F7		0-0 4-3	4 1 0 0 1 1 3												
Russ Nixon, L OBP: 0.333, SLG: 0.438 (1, 2) X	0-0 SF8 3-H		0-3 K		4-0 BB 1B BB		0-0 G3			2 1 0 1 1 1 0												
Woodie Held, R OBP: 0.333, SLG: 0.556 (1, 6) X	0-0 HR		0-3 K		0-0 F6		0-0 HR			4 2 2 4 0 1 1												
Bubba Phillips, R OBP: 0.294, SLG: 0.143 (1, 5) X	0-0 F7		4-0 BB BB BB BB		4-0 1B BB		0-0 F6		0-0 F5	3 0 0 0 1 0 1												
Gary Bell, R OBP: 0.250, SLG: 0.143 (1, 1) X		0-0 1-3		0-0 1-2 1B		4-0 1B 1-2 BB		0-0 5-3		3 0 1 0 1 0 0												
Inning Stats	R: 5 E: 1 K: 0 S: 7	H: 3 LOB: 0 BB: 1 P: 11	R: 0 E: 0 K: 0 S: 3	H: 0 LOB: 0 BB: 0 P: 3	R: 0 E: 0 K: 1 S: 5	H: 0 LOB: 0 BB: 0 P: 5	R: 0 E: 0 K: 2 S: 8	H: 1 LOB: 2 BB: 1 P: 12	R: 0 E: 0 K: 0 S: 4	H: 1 LOB: 1 BB: 0 P: 4	R: 1 E: 0 K: 0 S: 4	H: 1 LOB: 2 BB: 2 P: 12	R: 0 E: 0 K: 0 S: 3	H: 0 LOB: 0 BB: 0 P: 3	R: 1 E: 0 K: 0 S: 4	H: 1 LOB: 0 BB: 0 P: 4	R: 0 E: 0 K: 0 S: 5	H: 2 LOB: 2 BB: 0 P: 5	1B: 6 2B: 1 3B: 0 HR: 2	SF: 1 SAC: 1 DP: 0 HBP: 0	WP: 0 PB: 0 SB: 1 CS: 0	PA: 41
PITCHER	IP WLS BF H R ER SO BB IBB HBP BLK WP HR S P ERA WHIP																					
Don Larsen, R ERA: 1.8 (1, 1)	5.0 L 23 5 5 1 3 2 0 0 0 0 0 1 27 35 1.80 1.400																					
Johnny Kucks, R ERA: 10.8 (6, 1)	3.0 13 2 2 2 0 2 0 0 0 0 0 1 11 19 6.00 1.333																					
Leo Kiely, L ERA: (9, 1)	1.0 5 2 0 0 0 0 0 0 0 0 0 0 5 5 0.00 2.000																					

Cleveland Indians @ Kansas City Athletics
Municipal Stadium, Kansas City, MO
Sun Apr 24 1960, 4:33 AM EDT
Att. 13,531 - Unknown

AB	35
R	7
H	9
RBI	7
BB	4
SO	3
LOB	18



livebaseballscorecards.com

Batter	1	2	3	4	5	6	7	8	9	AB	R	H	RBI	BB	SO	LOB
Bill Tuttle, R OBP: 0.292, SLG: 0.261 (1, 8)	0-0 L3 1B		0-0 1B		0-0 FC6-4 1-2f			0-0 6-3		4	0	2	0	0	0	1
Jerry Lumpe, L OBP: 0.591, SLG: 0.619 (1, 4)	0-0 L3 1-2		0-0 1B			0-0 G1-6-3 1B		0-0 1B		4	0	3	0	0	0	1
Hank Bauer, R OBP: 0.227, SLG: 0.286 (1, 9)	0-3 K		0-0 F8			0-0 G1-6-3 1-2f		0-0 F7		4	0	0	0	0	1	4
Norm Siebern, L OBP: 0.455, SLG: 0.625 (1, 3)		0-0 1-3		0-3 K		0-0 F5			0-0 3-1	4	0	0	0	0	1	0
Bob Cerv, R OBP: 0.412, SLG: 0.667 (1, 7)		0-0 FC6-4 1B		0-3 K			4-0 BB		0-3 K	3	0	1	0	1	2	0
Harry Chiti, R OBP: 0.368, SLG: 0.611 (1, 2) Pete Daley, R (6, 2)		0-3 K		0-3 K			0-0 F8		0-0 F5	2	0	0	0	0	2	1
Bob Johnson, R (1, 5)		0-0 FC6-4 1-2f			4-0 FC6-4 BB		0-0 F9			2	0	0	0	1	0	2
Ken Hamlin, R OBP: 0.211, SLG: 0.294 (1, 6)			0-3 K		0-0 F7		0-0 4-3			3	0	0	0	0	1	2
Don Larsen, R (1, 1) Whitey Herzog, L (5, PH) Johnny Kucks, R (6, 1) Russ Snyder, L (8, PH) Leo Kiely, L (9, 1)			0-3 K		0-0 F7			0-3 K		1	0	0	0	0	1	0
										1	0	0	0	0	0	1
										0	0	0	0	0	0	0
										1	0	0	0	0	1	0
										0	0	0	0	0	0	0

Inning Stats	R: 0	H: 1	R: 0	H: 1	R: 0	H: 2	R: 0	H: 0	R: 0	H: 1	R: 0	H: 0	R: 0	H: 1	R: 0	H: 1	R: 0	H: 0	R: 0	H: 0	1B: 6	SF: 0	WP: 0	PA: 33	
E: 0	LOB: 0	E: 0	LOB: 1	E: 0	LOB: 2	E: 0	LOB: 0	E: 0	LOB: 0	E: 0	LOB: 1	E: 0	LOB: 0	E: 0	LOB: 1	E: 0	LOB: 0	E: 0	LOB: 0	E: 0	LOB: 0	2B: 1	SAC: 0	PB: 0	
K: 1	BB: 0	K: 1	BB: 0	K: 2	BB: 0	K: 3	BB: 0	K: 0	BB: 1	K: 0	BB: 1	K: 0	BB: 0	K: 1	BB: 0	K: 1	BB: 0	K: 1	BB: 0	K: 1	BB: 0	3B: 0	DP: 2	SB: 0	
S: 5	P: 5	S: 6	P: 6	S: 9	P: 9	S: 9	P: 9	S: 3	P: 7	S: 3	P: 3	S: 3	P: 7	S: 6	P: 6	S: 5	P: 5	S: 5	P: 5	S: 5	P: 5	HR: 0	HBP: 0	CS: 0	

PITCHER	IP	WLS	BF	H	R	ER	SO	BB	IBB	HBP	BLK	WP	HR	S	P	ERA	WHIP	PITCHER	IP	WLS	BF	H	R	ER	SO	BB	IBB	HBP	BLK	WP	HR	S	P	ERA	WHIP	
Gary Bell, R ERA: 0.93 (1, 1)	9.0	W	33	6	0	0	9	2	0	0	0	0	0	49	57	0.00	0.889																			

BOTTOM

Cleveland Indians @ Kansas City Athletics
Municipal Stadium, Kansas City, MO

AB	31
R	0
H	6
RBI	0
BB	2
SO	9
LOB	13



Sun Apr 24 1960, 4:33 AM EDT
Att. 13,531 - Unknown

WP: 0	PA: 33
PB: 0	
SB: 0	
CS: 0	

Batter	1	2	3	4	5	6	7	8	9	AB R H RBI BB SO LOB	TOP									
Luis Aparicio, R (1, 6) OBP: 0.259, SLG: 0.269	0-0 F8		0-0 6-3			0-0 5-3			0-0 F8	4 0 0 0 0 0 0	<p>Chicago White Sox @ Kansas City Athletics</p> <p>Municipal Stadium, Kansas City, MO</p> <p>Mon Apr 25 1960, 8:05 PM EDT</p> <p>Att. 8,528 - Unknown</p>									
Nellie Fox, L (1, 4) OBP: 0.393, SLG: 0.250	0-3 K			0-0 F1		0-0 4-3		0-0 F6	4 0 0 0 0 1 0											
Jim Landis, R (1, 8) OBP: 0.400, SLG: 0.455	0-3 K			0-0 2B		0-0 F2		0-0 F4	4 0 1 0 0 1 0											
Roy Sievers, R (1, 3) OBP: 0.286, SLG: 0.167		4-0 1B SF7 BB		0-0 F9		0-0 F4			2 1 0 0 1 0 1											
Minnie Minoso, R (1, 7) OBP: 0.308, SLG: 0.667		0-0 G6-4-3 1-3 1B		0-0 6-3		0-0 6-3			3 0 1 0 0 0 1											
Sherm Lollar, R (1, 2) OBP: 0.348, SLG: 0.500		0-0 SF7			0-0 F8		0-0 F8		2 0 0 1 0 0 0											
Gene Freese, R (1, 5) OBP: 0.208, SLG: 0.174		0-0 G6-4-3 1-2f			0-0 1B			0-0 F6	3 0 1 0 0 0 1											
Al Smith, R (1, 9) OBP: 0.167, SLG: 0.182			0-0 6-3		0-0 F9			0-0 6-3	3 0 0 0 0 0 1											
Herb Score, L (1, 1) Mike Garcia, R (4, 1) Jim McAnany, R (5, PH) Turk Lown, R (5, 1) Sammy Esposito, R (8, PH) Gerry Staley, R (8, 1)			0-3 K		0-3 K			0-3 K	1 0 0 0 0 1 0 0 0 0 0 0 0 0 1 0 0 0 0 1 1 0 0 0 0 0 0 0 1 0 0 0 0 1 0 0 0 0 0 0 0 0											
Inning Stats	R: 0 E: 0 K: 2 S: 7	H: 0 LOB: 0 BB: 0 P: 7	R: 1 E: 0 K: 0 S: 3	H: 1 LOB: 0 BB: 1 P: 7	R: 0 E: 0 K: 1 S: 5	H: 0 LOB: 0 BB: 0 P: 5	R: 0 E: 0 K: 1 S: 6	H: 1 LOB: 1 BB: 0 P: 6	R: 0 E: 0 K: 0 S: 3	H: 0 LOB: 0 BB: 0 P: 3	R: 0 E: 0 K: 0 S: 3	H: 0 LOB: 0 BB: 0 P: 3	R: 0 E: 0 K: 1 S: 5	H: 0 LOB: 0 BB: 0 P: 5	R: 0 E: 0 K: 0 S: 3	H: 0 LOB: 0 BB: 0 P: 3	1B: 2 2B: 1 3B: 0 HR: 0	SF: 1 SAC: 0 DP: 1 HBP: 0	WP: 0 PB: 0 SB: 0 CS: 0	PA: 30
PITCHER Bud Daley, L (1, 1) ERA: 0.82	IP 9.0 WLS W BF 30 H 3 R 1 ER 1 SO 5 BB 1 IBB 0 HBP 0 BLK 0 WP 0 HR 0 S 39 P 43 ERA 1.00 WHIP 0.444											PITCHER	IP WLS BF H R ER SO BB IBB HBP BLK WP HR S P ERA WHIP							

livebaseballscorecards.com

AB	28
R	1
H	3
RBI	1
BB	1
SO	5
LOB	5




Batter	1	2	3	4	5	6	7	8	9	AB	R	H	RBI	BB	SO	LOB
Bill Tuttle, R OBP: 0.379, SLG: 0.333 (1, 8)	0-0 L6	4-0 BB		0-0 1B	0-0 1B			0-0 1B		4	1	3	1	1	0	0
Jerry Lumpe, L OBP: 0.519, SLG: 0.538 (1, 4)	0-0 1B	0-0 F8		0-0 B5	0-3 K			0-0 G3		5	0	1	0	0	1	7
Hank Bauer, R OBP: 0.259, SLG: 0.400 (1, 9)	4-0 1-2 BB		0-0 HR	0-0 1B				0-0 F8		4	2	1	1	1	0	3
Bob Cerv, R OBP: 0.429, SLG: 0.611 (1, 7)	0-3 K		4-0 BB	0-0 1B				0-3 K		3	1	1	1	1	2	2
Dick Williams, R OBP: 0.357, SLG: 0.385 (1, 3)	0-3 K		0-0 G6-4-3	0-0 1B				0-0 F8		4	0	1	1	0	1	3
Harry Chiti, R OBP: 0.435, SLG: 0.600 (1, 2)		4-0 SH3-4 BB	0-0 1-3	0-0 WP				4-0 FC5-4 BB		2	0	1	1	2	0	0
Bob Johnson, R OBP: 0.467, SLG: 0.111 (1, 5)		4-0 SH3-4 BB		0-0 1B				0-0 FC5-4		3	1	1	0	1	0	3
Ken Hamlin, R OBP: 0.182, SLG: 0.250 (1, 6)		0-0 SH3-4		0-0 E6	0-0 6-3			0-0 G5-4-3		3	1	0	0	0	0	1
Bud Daley, L OBP: 0.250, SLG: 0.250 (1, 1)		0-3 K		0-0 FC6-5	0-0 F7			0-0 1-3		4	0	1	0	0	1	2

Inning Stats	R: 0	H: 1	E: 0	K: 2	S: 8	LOB: 2	BB: 1	P: 12
R: 0	H: 0	E: 0	K: 1	S: 5	LOB: 3	BB: 3	P: 17	
R: 1	H: 1	E: 0	K: 0	S: 3	LOB: 0	BB: 1	P: 7	
R: 5	H: 6	E: 1	K: 0	S: 10	LOB: 2	BB: 0	P: 10	
R: 0	H: 1	E: 0	K: 1	S: 6	LOB: 1	BB: 0	P: 6	
R: 0	H: 0	E: 0	K: 1	S: 5	LOB: 0	BB: 0	P: 5	
R: 0	H: 0	E: 0	K: 0	S: 2	LOB: 0	BB: 1	P: 6	
R: 0	H: 1	E: 0	K: 0	S: 4	LOB: 1	BB: 0	P: 4	

BOTTOM																		
Chicago White Sox @ Kansas City Athletics Municipal Stadium, Kansas City, MO Mon Apr 25 1960, 8:05 PM EDT Att. 8,528 - Unknown																	WP: 1	PA: 39
																	AB 32	R 6

PITCHER	IP	WLS	BF	H	R	ER	SO	BB	IBB	HBP	BLK	WP	HR	S	P	ERA	WHIP
Herb Score, L ERA: 4.91 (1, 1)	3.2	L	23	7	6	2	3	5	0	0	0	0	1	24	44	4.91	3.273
Mike Garcia, R ERA: 11.57 (4, 1)	0.1		2	1	0	0	0	0	0	0	0	1	0	2	2	0.00	3.000
Turk Lown, R ERA: 2.45 (5, 1)	3.0		10	1	0	0	2	1	0	0	0	0	0	13	17	0.00	0.667
Gerry Staley, R ERA: (8, 1)	1.0		4	1	0	0	0	0	0	0	0	0	0	4	4	0.00	1.000



Batter	1	2	3	4	5	6	7	8	9	AB R H RBI BB SO LOB	TOP									
Al Smith, R OBP: 0.310, SLG: 0.481 (1, 9) X	0-0 HR	0-0 1B S		0-0 1B G3		0-0 2B 1-H		0-0 1B 1-2		5 2 5 2 0 0 0	Chicago White Sox @ Kansas City Athletics Municipal Stadium, Kansas City, MO Tue Apr 26 1960, 8:05 PM EDT Att. 8,382 - Unknown livebaseballscorecards.com									
Nellie Fox, L OBP: 0.394, SLG: 0.320 (1, 4) X	0-0 4-3	0-0 1B 1-H		0-0 1-2 G3		0-0 2B		0-0 F4		5 0 2 1 0 0 3										
Minnie Minoso, R OBP: 0.323, SLG: 0.621 (1, 7) X	0-0 1B BB E FC5-4	0-0 6-3		0-0 F8		0-0 F9		0-0 1B BB BB 1-3 2-H		5 1 2 1 0 0 3										
Roy Sievers, R OBP: 0.250, SLG: 0.100 (1, 3) X	0-0 1-2 E6 BB E		0-0 2B SF8 E5		0-0 F7	0-3 K		0-0 1-2 BB BB		4 2 0 0 1 1 2										
Sherm Lollar, R OBP: 0.429, SLG: 0.565 (1, 2) B B B	4-0 1-2 2-3 FC5-4 BB		0-0 1-3 1B 2B E8		0-0 2B 1B E8		0-0 6-3	4-0 1-2 2-3 BB		3 1 2 0 2 0 0										
Gene Freese, R OBP: 0.200, SLG: 0.167 Sammy Esposito, R OBP: 0.200, SLG: 0.400 (1, 5) X (1, 5)	0-0 1-2 2-H 2-H 3-H FC5-4 PB S		0-0 F3		0-0 2B 2-H		0-0 F9	0-3 K		1 0 0 1 0 0 1 4 0 1 1 0 1 5										
Joe Hicks, L OBP: 0.222, SLG: 0.250 (1, 8) X	0-0 1-3 F6		0-0 3-H SF8		0-0 1-3		0-0 1B		0-0 1-3	4 0 1 1 0 0 2										
Luis Aparicio, R OBP: 0.250, SLG: 0.258 (1, 6) X		0-0 L3	0-0 2-H 1B		0-3 K		0-0 1-3		0-0 1-3	5 0 1 0 0 1 2										
Bob Shaw, R OBP: 0.400, SLG: 0.250 (1, 1) X		0-0 6-3		0-0 F5		4-0 2B BB		0-0 1B 1B	0-0 1-3	4 2 1 0 1 0 0										
Inning Stats	R: 3 E: 2 K: 0 S: 6	H: 2 LOB: 1 BB: 1 P: 10	R: 1 E: 0 K: 0 S: 5	H: 2 LOB: 1 BB: 0 P: 5	R: 1 E: 1 K: 0 S: 5	H: 2 LOB: 2 BB: 0 P: 5	R: 0 E: 0 K: 0 S: 4	H: 1 LOB: 1 BB: 0 P: 4	R: 1 E: 0 K: 1 S: 6	H: 2 LOB: 1 BB: 1 P: 10	R: 0 E: 0 K: 0 S: 4	H: 1 LOB: 1 BB: 0 P: 4	R: 1 E: 0 K: 1 S: 7	H: 3 LOB: 3 BB: 2 P: 15	R: 0 E: 0 K: 0 S: 3	H: 0 LOB: 0 BB: 0 P: 3	1B: 10 2B: 4 3B: 0 HR: 1	SF: 1 SAC: 0 DP: 0 HBP: 0	WP: 0 PB: 1 SB: 2 CS: 0	PA: 45
PITCHER	IP WLS BF H R ER SO BB IBB HBP BLK WP HR S P ERA WHIP																			
Ned Garver, R ERA: 9.53 (1, 1)	2.0 L 12 4 4 2 0 1 0 0 0 0 0 1 11 15 9.00 2.500																			
Ken Johnson, R ERA: 0.71 (3, 1)	3.0 14 5 2 0 1 0 0 0 0 0 0 0 16 16 0.00 1.667																			
Bob Trowbridge, R ERA: 5.63 (6, 1)	3.0 16 6 2 2 2 3 0 0 0 0 0 0 17 29 6.00 3.000																			
Leo Kiely, L ERA: (9, 1)	1.0 3 0 0 0 0 0 0 0 0 0 0 0 3 3 0.00 0.000																			



Batter	1	2	3	4	5	6	7	8	9	AB R H RBI BB SO LOB
Bill Tuttle, R OBP: 0.333, SLG: 0.290 (1, 8)	0-0 5-3		0-0 5-3			0-0 F9		0-0 F7		4 0 0 0 0 0 0
Jerry Lumpe, L OBP: 0.484, SLG: 0.500 (1, 4)	0-0 4-3		0-0 6-3			0-0 4-3		0-0 1B		4 0 1 0 0 0 0
Hank Bauer, R OBP: 0.258, SLG: 0.357 (1, 9)	1-0 HBP		0-3 K			0-0 F7		0-0 F2		3 0 0 0 0 1 1
Norm Siebern, L OBP: 0.423, SLG: 0.550 (1, 3)	0-0 G3			0-0 G6-4-3 1B			0-0 4-3		0-3 K	4 0 1 0 0 1 1
Bob Cerv, R OBP: 0.360, SLG: 0.500 (1, 7)		0-0 L3		0-0 G6-4-3 1-2f			0-0 F8		0-0 6-3	4 0 0 0 0 0 1
Harry Chiti, R OBP: 0.444, SLG: 0.583 (1, 2)		0-0 1B 1B		0-0 F9			0-0 BB 1B		0-3 K	4 0 2 0 0 1 0
Bob Johnson, R OBP: 0.444, SLG: 0.091 (1, 5)		0-0 F4			0-0 5-3		4-0 BB 1-2 BB			2 0 0 0 1 0 1
Ken Hamlin, R OBP: 0.200, SLG: 0.261 (1, 6)		0-0 1-2 1B			0-0 5-3		0-0 F8			3 0 1 0 0 0 2
Ned Garver, R (1, 1) Marv Throneberry, L (2, PH) Ken Johnson, R (3, 1) Pete Daley, R (5, PH) Bob Trowbridge, R (6, 1) Russ Snyder, L (8, PH) Leo Kiely, L (9, 1)		0-0 4-3			0-0 6-3			0-0 G3		0 0 0 0 0 0 0 1 0 0 0 0 0 2 0 0 0 0 0 0 0 1 0 0 0 0 0 0 0 0 0 0 0 0 0 1 0 0 0 0 0 0 0 0 0 0 0 0 0

Inning Stats	R: 0	H: 0	E: 0	K: 0	S: 3	R: 0	H: 2	E: 0	K: 0	S: 5	R: 0	H: 0	E: 0	K: 1	S: 5	R: 0	H: 1	E: 0	K: 0	S: 3	R: 0	H: 0	E: 0	K: 0	S: 3	R: 0	H: 0	E: 0	K: 0	S: 3	R: 0	H: 1	E: 0	K: 0	S: 4	R: 0	H: 1	E: 0	K: 0	S: 4	R: 0	H: 0	E: 0	K: 2	S: 7	1B: 5	SF: 0	2B: 0	SAC: 0	3B: 0	DP: 1	HR: 0	HBP: 1	WP: 0	PA: 33
PITCHER Bob Shaw, R (1, 1) ERA: 3.55	IP	WLS	BF	H	R	ER	SO	BB	IBB	HBP	BLK	WP	HR	S	P	ERA	WHIP	IP	WLS	BF	H	R	ER	SO	BB	IBB	HBP	BLK	WP	HR	S	P	ERA	WHIP																					

BOTTOM

Chicago White Sox @ Kansas City Athletics
Municipal Stadium, Kansas City, MO

Tue Apr 26 1960, 8:05 PM EDT
Att. 8,382 - Unknown

livebaseballscorecards.com

AB	31
R	0
H	5
RBI	0
BB	1
SO	3
LOB	8



Batter	1	2	3	4	5	6	7	8	9	AB R H RBI BB SO LOB	TOP											
Eddie Yost, R (1, 5) OBP: 0.400, SLG: 0.385	0-0 5-3		0-0 3B		0-0 F8			0-0 F5		4 0 1 0 0 0 0												
Casey Wise, S (1, 4) OBP: 0.267, SLG: 0.517	0-3 K		0-3 K		0-3 K			4-0 BB		3 0 0 0 1 3 1												
Charlie Maxwell, L (1, 7) OBP: 0.265, SLG: 0.107 Neil Chrisley, L (8, PH) OBP: 0.250, SLG: 0.250	0-0 F9		0-3 K		0-0 5-3			0-0 F8		3 0 0 0 0 1 1 1 0 0 0 0 0 1												
Al Kaline, R (1, 8) OBP: 0.441, SLG: 0.400		0-0 L6-3	4-0 BB		0-0 L8			0-0 L7		3 0 0 0 1 0 1												
Rocky Colavito, R (1, 9) OBP: 0.371, SLG: 0.600		0-0 1B 6-3 1B	0-0 F7		0-0 6-3			0-0 P6		4 1 1 0 0 0 2												
Steve Bilko, R (1, 3) OBP: 0.233, SLG: 0.464		0-0 6-3		0-0 6-3		0-0 F3		0-0 F3		4 0 0 0 0 0 1												
Chico Fernandez, R (1, 6) OBP: 0.355, SLG: 0.321		0-0 1B	0-0 F7		0-0 F7		0-0 L3 1B	0-0 L7		4 0 2 0 0 0 0												
Lou Berberet, L (1, 2) OBP: 0.400, SLG: 0.400		0-0 1B	0-0 FC4-6 1B		0-0 L3		0-0 L3			3 0 2 1 0 0 1												
Hank Aguirre, R (1, 1) Norm Cash, L (7, PH) OBP: 0.500, SLG: 1.333 Bob Bruce, R (7, 1)		0-3 K	0-0 FC4-6		0-0 F2					2 0 0 0 0 1 3 1 0 0 0 0 0 0 0 0 0 0 0 0 0												
Inning Stats	R: 0 E: 0 K: 1 S: 5	H: 0 LOB: 0 BB: 0 P: 5	R: 1 E: 0 K: 1 S: 8	H: 3 LOB: 2 BB: 0 P: 8	R: 0 E: 0 K: 2 S: 8	H: 1 LOB: 2 BB: 1 P: 12	R: 0 E: 0 K: 0 S: 4	H: 1 LOB: 1 BB: 0 P: 4	R: 0 E: 0 K: 1 S: 5	H: 0 LOB: 0 BB: 0 P: 5	R: 0 E: 0 K: 0 S: 3	H: 0 LOB: 0 BB: 0 P: 3	R: 0 E: 0 K: 0 S: 3	H: 1 LOB: 0 BB: 0 P: 3	R: 0 E: 0 K: 0 S: 3	H: 0 LOB: 1 BB: 1 P: 7	R: 0 E: 0 K: 0 S: 3	H: 0 LOB: 0 BB: 0 P: 3	1B: 5 2B: 1 3B: 1 HR: 0	SF: 0 SAC: 0 DP: 1 HBP: 0	WP: 0 PB: 0 SB: 0 CS: 0	PA: 34
PITCHER Ray Herbert, R (1, 1) ERA: 1.0	IP: 9.0 WLS: W BF: 34 H: 6 R: 1 ER: 1 SO: 5 BB: 2 IBB: 0 HBP: 0 BLK: 0 WP: 0 HR: 0 S: 42 P: 50 ERA: 1.00 WHIP: 0.889											PITCHER	IP: 9.0 WLS: W BF: 34 H: 6 R: 1 ER: 1 SO: 5 BB: 2 IBB: 0 HBP: 0 BLK: 0 WP: 0 HR: 0 S: 42 P: 50 ERA: 1.00 WHIP: 0.889									

Detroit Tigers @ Kansas City Athletics
 Municipal Stadium, Kansas City, MO
 Wed Apr 27 1960, 8:05 PM EDT
 Att. 7,991 - Unknown

livebaseballscorecards.com

AB 32
R 1
H 6
RBI 1
BB 2
SO 5
LOB 11



Batter	1	2	3	4	5	6	7	8	9
Bill Tuttle, R OBP: 0.289, SLG: 0.250 (1, 8)	0-0 F5		0-3 K	0-0 FC5			0-0 L6	0-0 1-3	
Jerry Lumpe, L OBP: 0.486, SLG: 0.500 (1, 4)	0-0 G3		0-0 1B		0-0 4-3		0-0 1B		
Hank Bauer, R OBP: 0.257, SLG: 0.323 (1, 9)	0-0 6-3		0-3 K		4-0 BB		0-0 F2		
Norm Siebern, L OBP: 0.400, SLG: 0.500 (1, 3) Mary Throneberry, L OBP: 0.429, SLG: 0.200 (9, 3)		0-0 1B		0-0 4-3	0-0 L8		0-3 K		
Bob Cerv, R OBP: 0.379, SLG: 0.615 (1, 7) Russ Snyder, L (9, 7)		0-3 K		0-0 1B	0-0 4-3			0-0 HR	
Dick Williams, R OBP: 0.389, SLG: 0.471 (1, 5)		0-0 P4		0-0 1B		0-0 PB		0-0 5-3	
Harry Chiti, R OBP: 0.452, SLG: 0.571 (1, 2)		0-0 1B		0-0 1B		0-3 K		0-0 5-3	
Ken Hamlin, R OBP: 0.207, SLG: 0.231 (1, 6)		0-0 F9		0-0 1B		0-0 6-3		1-0 HBP	
Ray Herbert, R (1, 1)			0-0 6-3	4-0 BB		0-0 F2		4-0 BB	

Inning Stats	R: 0	H: 0	E: 0	K: 0	S: 3	R: 0	H: 2	E: 0	K: 1	S: 7	R: 0	H: 1	E: 0	K: 2	S: 8	R: 2	H: 3	E: 0	K: 0	S: 6	R: 0	H: 0	E: 0	K: 0	S: 3	R: 0	H: 1	E: 0	K: 1	S: 6	R: 0	H: 1	E: 0	K: 1	S: 6	R: 1	H: 1	E: 0	K: 0	S: 4
	LOB: 0	BB: 0	P: 3	LOB: 2	BB: 0	P: 7	LOB: 2	BB: 0	P: 7	LOB: 3	BB: 1	P: 10	LOB: 1	BB: 1	P: 7	LOB: 1	BB: 0	P: 6	LOB: 1	BB: 0	P: 6	LOB: 1	BB: 0	P: 6	LOB: 2	BB: 1	P: 9	LOB: 2	BB: 1	P: 9	LOB: 1	BB: 2	P: 9	LOB: 2	BB: 1	P: 9	LOB: 1	BB: 1	P: 9	


PITCHER	IP	WLS	BF	H	R	ER	SO	BB	IBB	HBP	BLK	WP	HR	S	P	ERA	WHIP
Hank Aguirre, L ERA: 3.38 (1, 1)	6.0	L	27	7	2	2	4	2	0	0	0	0	0	33	41	3.00	1.500
Bob Bruce, R ERA: 4.5 (7, 1)	2.0		10	2	1	1	1	1	0	1	0	0	1	10	15	4.50	1.500

BOTTOM

AB R H RBI BB SO LOB

5	0	0	0	0	1	4
4	0	2	0	0	0	0
3	0	0	0	1	1	2
4	0	1	0	0	1	2
0	0	0	0	0	0	0
4	2	2	1	0	1	2
0	0	0	0	0	0	0
4	1	2	0	0	0	1
4	0	2	2	0	1	1
3	0	0	0	0	0	4
2	0	0	0	2	0	1

AB 33
R 3
H 9
RBI 3
BB 3
SO 5
LOB 17



WP: 0 PA: 37
PB: 1
SB: 1
CS: 0

Detroit Tigers @ Kansas City Athletics
Municipal Stadium, Kansas City, MO
Wed Apr 27 1960, 8:05 PM EDT
Att. 7,991 - Unknown

livebaseballscorecards.com

Batter	1	2	3	4	5	6	7	8	9	AB R H RBI BB SO LOB	TOP											
Eddie Yost, R (1, 5) OBP: 0.385, SLG: 0.345	0-0 F7		4-0 BB G6-3			0-0 F7		0-0 P2		3 0 0 0 1 0 0												
Casey Wise, S (1, 4) OBP: 0.242, SLG: 0.469 Gail Harris, L (9, PH)	0-0 5-3		0-0 BB G6-3			0-0 F8		0-3 K		3 0 0 0 0 0 2 1 0 0 0 0 1 0												
Neil Chrisley, L (1, 7) OBP: 0.250, SLG: 0.500	0-0 3B			0-0 L3		0-0 1-3		0-0 P4		4 0 1 0 0 0 0												
Al Kaline, R (1, 8) OBP: 0.421, SLG: 0.414	0-0 L8			0-0 2B			0-0 L4-3		0-0 L3	4 0 1 0 0 0 1												
Rocky Colavito, R (1, 9) OBP: 0.342, SLG: 0.545		0-0 F9		0-0 5-3			0-0 5-3			3 0 0 0 0 0 1												
Steve Bilko, R (1, 3) OBP: 0.212, SLG: 0.419		0-3 K		0-3 K			0-0 5-3			3 0 0 0 0 2 1												
Chico Fernandez, R (1, 6) OBP: 0.324, SLG: 0.290		0-0 1-3			0-0 F3			0-0 1-3		3 0 0 0 0 0 0												
Lou Berberet, L (1, 2) OBP: 0.429, SLG: 0.565			0-0 FC1-5 1B		0-0 F5			0-0 HR		3 1 2 1 0 0 0												
Don Mossi, L (1, 1) Norm Cash, L (8, PH) OBP: 0.400, SLG: 1.000 Ray Semproch, R (8, 1)			0-0 FC1-5 BB		0-3 K			0-3 K		2 0 0 0 0 1 1 1 0 0 0 0 1 0 0 0 0 0 0 0 0												
Inning Stats	R: 0 E: 0 K: 0 S: 4	H: 1 LOB: 1 BB: 0 P: 4	R: 0 E: 0 K: 1 S: 5	H: 0 LOB: 0 BB: 0 P: 5	R: 0 E: 0 K: 0 S: 3	H: 1 LOB: 1 BB: 1 P: 7	R: 0 E: 0 K: 1 S: 6	H: 1 LOB: 1 BB: 0 P: 6	R: 0 E: 0 K: 1 S: 5	H: 0 LOB: 0 BB: 0 P: 5	R: 0 E: 0 K: 0 S: 3	H: 0 LOB: 0 BB: 0 P: 3	R: 0 E: 0 K: 0 S: 3	H: 0 LOB: 0 BB: 0 P: 3	R: 1 E: 0 K: 1 S: 6	H: 1 LOB: 0 BB: 0 P: 6	R: 0 E: 0 K: 1 S: 5	H: 0 LOB: 0 BB: 0 P: 5	1B: 1 2B: 1 3B: 1 HR: 1	SF: 0 SAC: 0 DP: 1 HBP: 0	WP: 0 PB: 0 SB: 0 CS: 0	PA: 31
PITCHER Dick Hall, R (1, 1) ERA: 2.0	IP: 9.0 WLS: W BF: 31 H: 4 R: 1 ER: 1 SO: 5 BB: 1 IBB: 0 HBP: 0 BLK: 0 WP: 0 HR: 1 S: 40 P: 44 ERA: 1.00 WHIP: 0.556											PITCHER	IP: 9.0 WLS: W BF: 31 H: 4 R: 1 ER: 1 SO: 5 BB: 1 IBB: 0 HBP: 0 BLK: 0 WP: 0 HR: 1 S: 40 P: 44 ERA: 1.00 WHIP: 0.556									

Detroit Tigers @ Kansas City Athletics
 Municipal Stadium, Kansas City, MO
 Thu Apr 28 1960, 4:33 AM EDT
 Att. 6,364 - Unknown

livebaseballscorecards.com

AB	30
R	1
H	4
RBI	1
BB	1
SO	5
LOB	6



Batter	1	2	3	4	5	6	7	8	9	AB	R	H	RBI	BB	SO	LOB
Bill Tuttle, R OBP: 0.310, SLG: 0.300 (1, 8)	0-0 L8 ①		0-0 6-3 ①			0-0 1B 2B		0-0 1B 1B		4	1	2	0	0	0	0
Jerry Lumpe, L OBP: 0.487, SLG: 0.500 (1, 4)	0-0 F7 ②		0-0 1-3 ②			0-0 2-H 1B G6-4-3		0-0 1-2 1B		4	0	2	1	0	0	0
Hank Bauer, R OBP: 0.256, SLG: 0.314 (1, 9)	0-0 1B 1B		0-0 6-3 ③			0-0 1-2f G6-4-3 ① ②		0-3 K ③		4	1	1	0	0	1	3
Norm Siebern, L OBP: 0.394, SLG: 0.481 (1, 3)	0-0 1B 1B			0-0 1-3 ①		0-0 4-3 ③				3	0	1	0	0	0	0
Mary Throneberry, L OBP: 0.429, SLG: 0.200 (9, 3)	1-3 1B 1B									0	0	0	0	0	0	0
Bob Cerv, R OBP: 0.375, SLG: 0.586 (1, 7)	0-0 1-2 1B			0-0 L8 ②				0-0 L8 ①		3	0	1	1	0	0	0
Russ Snyder, L (9, 7)	0-0 3-H 1B ③									0	0	0	0	0	0	0
Dick Williams, R OBP: 0.333, SLG: 0.400 (1, 5)	0-0 L7 ③			0-0 5-3 ③				0-0 L8 ②		3	0	0	0	0	0	2
Harry Chiti, R OBP: 0.412, SLG: 0.516 (1, 2)		0-0 1-3 ①			0-0 F3 ①			0-0 6-3 ③		3	0	0	0	0	0	0
Ken Hamlin, R OBP: 0.188, SLG: 0.207 (1, 6)		0-0 F7 ②			0-0 5-3 ②			0-0 6-3 ①		3	0	0	0	0	0	0
Dick Hall, R (1, 1)		0-3 K ③			0-3 K ③			0-0 5-3 ②		3	0	0	0	0	2	0
Inning Stats	R: 1 H: 3 E: 0 K: 0 S: 6	H: 3 LOB: 2 BB: 0 P: 6	R: 0 H: 0 E: 0 K: 1 S: 5	H: 0 LOB: 0 BB: 0 P: 5	R: 0 H: 0 E: 0 K: 0 S: 3	H: 0 LOB: 0 BB: 0 P: 3	R: 0 H: 0 E: 0 K: 1 S: 5	H: 0 LOB: 0 BB: 0 P: 5	R: 1 H: 2 E: 0 K: 0 S: 4	H: 2 LOB: 0 BB: 0 P: 4	R: 0 H: 0 E: 0 K: 0 S: 3	H: 0 LOB: 0 BB: 0 P: 3	R: 0 H: 2 E: 0 K: 1 S: 7	H: 2 LOB: 2 BB: 0 P: 7	1B: 6 2B: 1 3B: 0 HR: 0	SF: 0 SAC: 0 DP: 1 HBP: 0
PITCHER	IP WLS BF H R ER SO BB IBB HBP BLK WP HR S P ERA WHIP	IP WLS BF H R ER SO BB IBB HBP BLK WP HR S P ERA WHIP	IP WLS BF H R ER SO BB IBB HBP BLK WP HR S P ERA WHIP	IP WLS BF H R ER SO BB IBB HBP BLK WP HR S P ERA WHIP	IP WLS BF H R ER SO BB IBB HBP BLK WP HR S P ERA WHIP	IP WLS BF H R ER SO BB IBB HBP BLK WP HR S P ERA WHIP	IP WLS BF H R ER SO BB IBB HBP BLK WP HR S P ERA WHIP	IP WLS BF H R ER SO BB IBB HBP BLK WP HR S P ERA WHIP	IP WLS BF H R ER SO BB IBB HBP BLK WP HR S P ERA WHIP	IP WLS BF H R ER SO BB IBB HBP BLK WP HR S P ERA WHIP	IP WLS BF H R ER SO BB IBB HBP BLK WP HR S P ERA WHIP	IP WLS BF H R ER SO BB IBB HBP BLK WP HR S P ERA WHIP	IP WLS BF H R ER SO BB IBB HBP BLK WP HR S P ERA WHIP	IP WLS BF H R ER SO BB IBB HBP BLK WP HR S P ERA WHIP	IP WLS BF H R ER SO BB IBB HBP BLK WP HR S P ERA WHIP	IP WLS BF H R ER SO BB IBB HBP BLK WP HR S P ERA WHIP
Don Mossi, L ERA: 3.21 (1, 1)	7.0 L 25 5 2 2 2 0 0 0 0 0 0 0 0 29 29 2.57 0.714															
Ray Semproch, R ERA: (8, 1)	1.0 5 2 0 0 1 0 0 0 0 0 0 0 0 7 7 0.00 2.000															

BOTTOM

Detroit Tigers @ Kansas City Athletics
Municipal Stadium, Kansas City, MO
Thu Apr 28 1960, 4:33 AM EDT
Att. 6,364 - Unknown

livebaseballscorecards.com

AB	30
R	2
H	7
RBI	2
BB	0
SO	3
LOB	5



WP: 0	PA: 30
PB: 0	
SB: 0	
CS: 0	

Batter	1	2	3	4	5	6	7	8	9	AB R H RBI BB SO LOB	TOP											
Bill Tuttle, R (1, 8) OBP: 0.319, SLG: 0.295	0-0 P4		0-0 6-3		4-0 BB		0-0 1B		0-0 L4	4 0 1 0 1 0 1	Kansas City Athletics @ Cleveland Indians Cleveland Municipal Stadium, Cleveland, OH Fri Apr 29 1960, 7:05 PM EDT Att. 12,299 - Unknown livebaseballscorecards.com											
Jerry Lumpe, L (1, 4) OBP: 0.465, SLG: 0.476	0-0 P6		0-0 BB 2-H 1B		0-0 F9		0-0 F8			4 0 1 1 0 0 2												
Whitey Herzog, L (1, 9) OBP: 0.571, SLG: 1.000	0-0 L6		4-0 BB 1-2 BB		0-0 1B 2B 1B		0-0 G3			3 1 1 0 1 0 1												
Norm Siebern, L (1, 3) OBP: 0.378, SLG: 0.452		0-0 4-3	0-0 F7		0-0 2B 1B		0-0 3-1			4 1 1 0 0 0 2												
Bob Cerv, R (1, 7) OBP: 0.361, SLG: 0.531		4-0 BB		0-0 F3		0-3 K 1B		0-0 F8		3 0 0 0 1 1 2												
Dick Williams, R (1, 5) OBP: 0.360, SLG: 0.417		0-0 F7		0-0 G6-4-3 1B		0-0 F2		0-0 1B		4 0 2 0 0 0 3												
Harry Chiti, R (1, 2) OBP: 0.395, SLG: 0.514		0-3 K		0-0 G6-4-3 1-2f		0-0 1B 2B		0-0 P4		4 1 1 2 0 1 3												
Ken Hamlin, R (1, 6) OBP: 0.229, SLG: 0.226 Russ Snyder, L (9, PH)			4-0 G3 1B BB		0-0 F9		0-0 PO 2-H 1B		0-0 F9	2 1 1 1 1 0 0 1 0 0 0 0 0 0												
Don Larsen, R (1, 1) Johnny Kucks, R (7, 1) Mary Throneberry, L (9, PH) OBP: 0.375, SLG: 0.167			0-0 G3 1-2		0-0 6-3		0-0 PO 1-2		0-3 K	3 0 0 0 0 0 1 0 0 0 0 0 0 0 1 0 0 0 0 1 0												
Inning Stats	R: 0 E: 0 K: 0 S: 3	H: 0 LOB: 0 BB: 0 P: 3	R: 0 E: 0 K: 1 S: 5	H: 0 LOB: 1 BB: 1 P: 9	R: 1 E: 0 K: 0 S: 4	H: 1 LOB: 2 BB: 2 P: 12	R: 0 E: 0 K: 0 S: 3	H: 1 LOB: 0 BB: 0 P: 3	R: 0 E: 0 K: 0 S: 3	H: 0 LOB: 1 BB: 1 P: 7	R: 3 E: 0 K: 1 S: 8	H: 4 LOB: 0 BB: 0 P: 8	R: 0 E: 0 K: 0 S: 4	H: 1 LOB: 1 BB: 0 P: 4	R: 0 E: 0 K: 0 S: 4	H: 1 LOB: 1 BB: 0 P: 4	R: 0 E: 0 K: 1 S: 5	H: 0 LOB: 0 BB: 0 P: 5	1B: 7 2B: 1 3B: 0 HR: 0	SF: 0 SAC: 0 DP: 1 HBP: 0	WP: 0 PB: 0 SB: 0 CS: 0	PA: 38
PITCHER Jim Perry, R (1, 1) ERA: 5.0	IP 9.0 WLS W BF 37 H 8 R 4 ER 4 SO 3 BB 4 IBB 0 HBP 0 BLK 0 WP 0 HR 0 S 39 P 55 ERA 4.00 WHIP 1.333											PITCHER	IP WLS BF H R ER SO BB IBB HBP BLK WP HR S P ERA WHIP									



Batter	1	2	3	4	5	6	7	8	9	AB	R	H	RBI	BB	SO	LOB
Vic Power, R OBP: 0.333, SLG: 0.444 (1, 3)	0-0 5-3		0-0 G1-6-3 1B		4-0 S G3 BB		0-0 SF9			2	0	1	1	1	0	0
Johnny Temple, R OBP: 0.243, SLG: 0.206 (1, 4)	0-0 F8		0-0 G1-6-3 1-2f		0-0 G3		0-0 L4			4	0	0	0	0	0	2
Harvey Kuenn, R OBP: 0.353, SLG: 0.286 (1, 9)	0-0 F3			0-0 1B HR 1B	0-0 4-3			0-0 5-3		4	1	1	0	0	0	1
Tito Francona, L OBP: 0.353, SLG: 0.250 (1, 7)		0-0 4-3		0-0 F7		4-0 8-4 3-1 BB		0-0 F8 1B		3	0	1	0	1	0	1
Walt Bond, L OBP: 0.235, SLG: 0.300 (1, 8)		0-0 F5		0-3 K		0-0 3-1		0-0 F8		4	0	0	0	0	1	3
Carroll Hardy, R OBP: 0.250, SLG: 0.250 (9, 8)						1-2		1-2		0	0	0	0	0	0	0
Russ Nixon, L OBP: 0.323, SLG: 0.333 (1, 2)		0-0 1B		0-0 1B HR 1B		0-0 8-4		0-0 4-3		4	1	2	0	0	0	2
Woodie Held, R OBP: 0.424, SLG: 0.828 (1, 6)		0-0 1B		0-0 1B HR		0-0 SH1-4 SF9 2B				3	2	3	4	0	0	0
Bubba Phillips, R OBP: 0.321, SLG: 0.280 (1, 5)		0-0 F7		0-0 F3		0-0 SH1-4 SF9 2B				3	1	1	0	0	0	2
Jim Perry, S OBP: 0.200, SLG: 0.200 (1, 1)			0-0 P6		0-0 4-3		0-0 SH1-4			2	0	0	0	0	0	0

Inning Stats	R: 0	H: 0	E: 0	K: 0	S: 3	R: 0	H: 2	E: 0	K: 0	S: 5	R: 0	H: 1	E: 0	K: 0	S: 3	R: 3	H: 3	E: 0	K: 1	S: 8	R: 0	H: 0	E: 0	K: 0	S: 3	R: 0	H: 0	E: 0	K: 0	S: 2	R: 2	H: 2	E: 0	K: 0	S: 5	R: 0	H: 1	E: 0	K: 0	S: 4	1B: 6	SF: 1	2B: 2	SAC: 1	3B: 0	DP: 2	HR: 2	HBP: 0	WP: 0	PA: 33			
	0	0	0	0	3	0	2	0	0	5	0	1	0	0	3	3	3	0	0	8	0	0	0	0	0	0	0	0	0	0	0	2	2	0	0	5	0	1	0	0	4	6	1	2	0	2	2	0	0	0	0	0	33

PITCHER	IP	WLS	BF	H	R	ER	SO	BB	IBB	HBP	BLK	WP	HR	S	P	ERA	WHIP
Don Larsen, R ERA: 4.91 (1, 1)	6.0	L	26	8	5	5	1	2	0	0	0	0	2	26	34	7.50	1.667
Johnny Kucks, R ERA: 7.71 (7, 1)	2.0		7	1	0	0	0	0	0	0	0	0	0	7	7	0.00	0.500

BOTTOM

Kansas City Athletics @ Cleveland Indians
Cleveland Municipal Stadium, Cleveland, OH

Fri Apr 29 1960, 7:05 PM EDT
Att. 12,299 - Unknown

AB	29
R	5
H	9
RBI	5
BB	2
SO	1
LOB	11



WP	HR	S	P	ERA	WHIP
0	0	0	0	0.00	0.500

livebaseballscorecards.com

Batter	1	2	3	4	5	6	7	8	9	AB R H RBI BB SO LOB	TOP
Bill Tuttle, R (1, 8) OBP: 0.308, SLG: 0.347	0-0 HR	0-0 P3			0-0 F7		0-3 K		0-0 P4	5 1 1 1 0 1 0	
Jerry Lumpe, L (1, 4) OBP: 0.489, SLG: 0.489	4-0 BB BB BB		0-0 F7		0-0 2B 1B		0-0 CS 1B			3 0 2 0 1 0 0	
Whitey Herzog, L (1, 9) OBP: 0.727, SLG: 1.143	4-0 BB 1-2 BB		0-0 1B		0-0 1-3 2B		4-0 1-2 BB			2 0 2 0 2 0 0	
Norm Siebern, L (1, 3) OBP: 0.390, SLG: 0.424	4-0 1-2 2-3 BB		0-0 F8		4-0 IBB		0-0 4-3			2 0 0 0 2 0 2	
Bob Cerv, R (1, 7) OBP: 0.325, SLG: 0.472	0-3 K		0-0 P1		0-3 K			0-0 E4 G3-6-4		4 0 0 0 0 2 7	
Dick Williams, R (1, 5) OBP: 0.310, SLG: 0.357	0-0 F5			0-0 L1		0-0 F7		0-0 G3-6-4 1-2f		4 0 0 0 0 0 4	
Harry Chiti, R (1, 2) OBP: 0.381, SLG: 0.474	0-0 P4		1-0 HBP G4-6-3		0-3 K		0-0 L4			3 0 0 0 0 1 3	
Ken Hamlin, R (1, 6) OBP: 0.237, SLG: 0.235 Russ Snyder, L (9, PH)		0-0 6-3		0-0 G4-6-3 1-2f		0-0 FC6 1B			0-0 F7	3 0 1 0 0 0 1 1 0 0 0 0 0 0	
Bud Daley, L (1, 1) OBP: 0.143, SLG: 0.143 Mary Throneberry, L (9, PH)		0-0 F7			0-0 6-3		0-0 FC6 1-2f		0-0 P6	3 0 0 0 0 0 1 1 0 0 0 0 0 0	
Inning Stats	R: 1 H: 1 E: 0 LOB: 3 K: 1 BB: 3 S: 6 P: 18	R: 0 H: 0 E: 0 LOB: 0 K: 0 BB: 0 S: 3 P: 3	R: 0 H: 1 E: 0 LOB: 1 K: 0 BB: 0 S: 4 P: 4	R: 0 H: 0 E: 0 LOB: 0 K: 0 BB: 0 S: 2 P: 3	R: 0 H: 2 E: 0 LOB: 3 K: 1 BB: 1 S: 7 P: 11	R: 0 H: 1 E: 0 LOB: 1 K: 1 BB: 0 S: 6 P: 6	R: 0 H: 1 E: 0 LOB: 1 K: 1 BB: 1 S: 5 P: 9	R: 0 H: 0 E: 1 LOB: 0 K: 0 BB: 0 S: 3 P: 3	R: 0 H: 0 E: 0 LOB: 0 K: 0 BB: 0 S: 3 P: 3	1B: 4 SF: 0 2B: 1 SAC: 0 3B: 0 DP: 2 HR: 1 HBP: 1	WP: 0 PA: 37 PB: 0 SB: 0 CS: 1
PITCHER Barry Latman, R (1, 1) ERA: 2.77 John Briggs, R (8, 1) ERA:	IP WLS BF H R ER SO BB IBB HBP BLK WP HR S P ERA WHIP	7.0 31 6 1 1 4 4 1 1 0 0 1 33 54 1.29 1.429	0.0 0 0 0 0 0 0 0 0 0 0 0 0 0 0 0 0								

Kansas City Athletics @ Cleveland Indians
Cleveland Municipal Stadium, Cleveland, OH
Sat Apr 30 1960, 3:33 AM EDT
Att. 3,666 - Unknown

AB	31
R	1
H	6
RBI	1
BB	5
SO	4
LOB	18



Batter	1	2	3	4	5	6	7	8	9	AB	R	H	RBI	BB	SO	LOB
Vic Power, R OBP: 0.326, SLG: 0.450 (1, 3)	0-0 5-3		0-0 FC5 2B		0-0 F8		0-0 L5			4	0	1	0	0	0	2
Johnny Temple, R OBP: 0.244, SLG: 0.211 (1, 4)	0-0 F7		0-0 F8		0-0 1B			0-0 F9		4	0	1	0	0	0	1
Harvey Kuenn, R OBP: 0.381, SLG: 0.294 (1, 9)	0-0 1B		0-0 FC5 1B 2-3			0-0 P3		4-0 HR BB		3	1	1	0	1	0	1
Woodie Held, R OBP: 0.432, SLG: 0.879 (1, 6)	0-0 P6		0-0 1B 1-2			0-0 F8		0-0 HR 1-H		4	1	2	2	0	0	1
Jim Piersall, R OBP: 0.333, SLG: 0.346 (1, 8)		0-0 5-3	0-3 K			4-0 BB		0-3 K FC1-8		2	0	0	0	0	1	2
Carroll Hardy, R OBP: 0.333, SLG: 0.200 (4, 8)										1	0	0	0	1	1	0
Tito Francona, L OBP: 0.316, SLG: 0.219 (1, 7)		0-3 K		0-0 F8		0-0 G3		0-0 FC1-6 1-2f		4	0	0	0	0	1	2
John Romano, R OBP: 0.500, SLG: 0.333 (1, 2)		4-0 BB BB		0-0 F2			1-0 SH3-4 HBP	0-0 4-3		1	0	0	0	1	0	0
Mudcat Grant, R (7, PR)										0	0	0	0	0	0	0
Russ Nixon, L OBP: 0.313, SLG: 0.321 (8, 2)										1	0	0	0	0	0	1
Bubba Phillips, R OBP: 0.333, SLG: 0.269 (1, 5)		4-0 1-2 BB		0-0 F8			0-0 SH3-4 1-2			1	0	0	0	1	0	0
Barry Latman, R (1, 1)		0-0 5-3			0-3 K		0-3 K			2	0	0	0	0	1	2
Pete Whisenant, R (7, PH)										1	0	0	0	0	1	2
John Briggs, R (8, 1)										0	0	0	0	0	0	0

Inning Stats	R: 0 E: 0 K: 0 S: 4	H: 1 LOB: 1 BB: 0 P: 4	R: 0 E: 0 K: 1 S: 5	H: 0 LOB: 2 BB: 2 P: 13	R: 0 E: 0 K: 1 S: 7	H: 2 LOB: 2 BB: 0 P: 7	R: 0 E: 0 K: 0 S: 3	H: 0 LOB: 0 BB: 0 P: 3	R: 0 E: 0 K: 1 S: 5	H: 1 LOB: 1 BB: 0 P: 5	R: 0 E: 0 K: 0 S: 3	H: 0 LOB: 1 BB: 1 P: 7	R: 0 E: 0 K: 1 S: 5	H: 0 LOB: 2 BB: 0 P: 6	R: 2 E: 1 K: 1 S: 7	H: 1 LOB: 1 BB: 1 P: 11	1B: 3 2B: 1 3B: 0 HR: 1	SF: 0 SAC: 1 DP: 0 HBP: 1	WP: 0 PB: 0 SB: 0 CS: 0	PA: 34
PITCHER Bud Daley, L ERA: 1.42 (1, 1)	IP: 8.0 WLS: L BF: 34 H: 5 R: 2 ER: 2 SO: 5	BB: 4 IBB: 0 HBP: 1 BLK: 0 WP: 0 HR: 1 S: 39 P: 56	ERA: 2.25 WHIP: 1.125	PITCHER	IP: 8.0 WLS: L BF: 34 H: 5 R: 2 ER: 2 SO: 5	BB: 4 IBB: 0 HBP: 1 BLK: 0 WP: 0 HR: 1 S: 39 P: 56	ERA: 2.25 WHIP: 1.125													

BOTTOM

Kansas City Athletics @ Cleveland Indians
Cleveland Municipal Stadium, Cleveland, OH

Sat Apr 30 1960, 3:33 AM EDT
Att. 3,666 - Unknown

AB	28
R	2
H	5
RBI	2
BB	4
SO	5
LOB	14

Batter	1	2	3	4	5	6	7	8	9	AB R H RBI BB SO LOB	TOP
Bill Tuttle, R (1, 8) <small>OBP: 0.304, SLG: 0.340</small>	0-3 		0-0 6-3		0-0 		0-0 6-3			4 0 1 1 0 1 1	Kansas City Athletics @ Cleveland Indians Cleveland Municipal Stadium, Cleveland, OH Sun May 01 1960, 3:33 AM EDT Unknown
Jerry Lumpe, L (1, 4) <small>OBP: 0.490, SLG: 0.479</small>	4-0 		0-0 		0-3 			0-3 		3 0 1 0 1 2 1	
Whitey Herzog, L (1, 9) <small>OBP: 0.600, SLG: 1.091</small>	0-0 		0-0 			0-0 		0-0 		4 1 1 1 0 0 2	
Norm Siebern, L (1, 3) <small>OBP: 0.400, SLG: 0.595</small>	0-0 			0-0 		0-0 		0-0 		4 2 2 2 0 0 1	
Bob Cerv, R (1, 7) <small>OBP: 0.318, SLG: 0.450</small>		0-0 		0-0 		0-0 6-3		0-0 		4 0 1 0 0 0 0	
Dick Williams, R (1, 5) <small>OBP: 0.303, SLG: 0.344</small>		0-0 		0-0 		0-0 5-3		0-0 		4 0 1 0 0 0 0	
Harry Chitt, R (1, 2) <small>OBP: 0.370, SLG: 0.452</small>		0-0 			0-0 6-3	0-0 5-3		0-0 		4 0 1 0 0 0 2	
Ken Hamlin, R (1, 6) <small>OBP: 0.220, SLG: 0.216</small> Mary Throneberry, L (9, PH) <small>OBP: 0.300, SLG: 0.125</small>		0-0 			0-0 6-3		0-0 	0-0 		3 0 0 0 0 0 2 1 0 0 0 0 0 1	
Ned Garver, R (1, 1) Pete Daley, R (5, PH) <small>OBP: 0.250, SLG: 0.500</small> John Tsitouris, R (5, 1) Russ Snyder, L (7, PH) <small>OBP: 0.187, SLG: 0.333</small> Marty Kutyna, R (7, 1) Hank Bauer, R (9, PH) <small>OBP: 0.250, SLG: 0.306</small>			0-0 4-3		0-0 		0-0 	0-0 		1 0 0 0 0 0 0 1 1 1 0 0 0 0 0 0 0 0 0 0 0 1 0 1 0 0 0 0 0 0 0 0 0 0 0 1 0 0 0 0 0 1	
Inning Stats	R: 0 H: 0 E: 0 LOB: 1 K: 1 BB: 1 S: 5 P: 9	R: 0 H: 2 E: 0 LOB: 1 K: 0 BB: 0 S: 4 P: 4	R: 0 H: 1 E: 0 LOB: 1 K: 0 BB: 0 S: 4 P: 4	R: 0 H: 0 E: 0 LOB: 0 K: 0 BB: 0 S: 3 P: 3	R: 1 H: 2 E: 0 LOB: 1 K: 1 BB: 0 S: 7 P: 7	R: 2 H: 2 E: 0 LOB: 0 K: 0 BB: 0 S: 5 P: 5	R: 0 H: 1 E: 0 LOB: 0 K: 0 BB: 0 S: 3 P: 3	R: 1 H: 1 E: 0 LOB: 0 K: 1 BB: 0 S: 6 P: 6	R: 0 H: 1 E: 0 LOB: 1 K: 0 BB: 0 S: 4 P: 4	1B: 5 SF: 0 2B: 2 SAC: 0 3B: 0 DP: 1 HR: 3 HBP: 0	WP: 0 PA: 36 PB: 0 SB: 0 CS: 0
PITCHER Wynn Hawkins, R (1, 1) <small>ERA: 3.18</small>	IP WLS BF H R ER SO BB IBB HBP BLK WP HR S P ERA WHIP 9.0 W 36 10 4 4 3 1 0 0 0 0 3 41 45 4.00 1.222										

livebaseballscorecards.com

AB	35
R	4
H	10
RBI	4
BB	1
SO	3
LOB	11



Batter	1	2	3	4	5	6	7	8	9
Vic Power, R OBP: 0.319, SLG: 0.477 (1, 3)	0-0 F7		0-0 1-3	0-0 P3			0-0 1B 3B		
Johnny Temple, R OBP: 0.244, SLG: 0.214 (1, 4)	0-0 F7		0-0 F7		0-0 5-3		0-0 1B		
Harvey Kuenn, R OBP: 0.400, SLG: 0.300 (1, 9)	0-0 6-3		4-0 1B BB		0-0 1B		0-0 F8		
Tito Francona, L OBP: 0.333, SLG: 0.250 (1, 7)		0-0 5-3 HR 1B	0-0 1-3 1B		0-0 F7		0-0 F7		
Woodie Held, R OBP: 0.390, SLG: 0.784 (1, 6)		0-0 5-3	0-3 K		0-3 K		0-0 1-3		
Russ Nixon, L OBP: 0.306, SLG: 0.313 (1, 2)		0-0 F8		0-0 F8		0-0 1B		0-0 F7	
Walt Bond, L OBP: 0.263, SLG: 0.303 (1, 8)		4-0 HR IBB		0-0 HR 1B		0-0 F2		0-0 4-3	
Carroll Hardy, R OBP: 0.333, SLG: 0.200 (9, 8)									
Bubba Phillips, R OBP: 0.353, SLG: 0.500 (1, 5)		0-0 HR		0-0 HR		0-0 P5		0-3 K2-3	
Wynn Hawkins, R OBP: 0.143, SLG: 0.143 (1, 1)		0-0 L5		0-3 K		0-0 F8			

AB	R	H	RBI	BB	SO	LOB
4	1	1	0	0	0	0
4	0	1	1	0	0	0
3	0	1	0	1	0	1
4	1	2	0	0	0	2
4	0	0	0	0	2	5
4	0	1	0	0	0	1
3	2	1	0	1	0	1
0	0	0	0	0	0	0
4	2	2	5	0	1	1
3	0	0	0	0	1	1

BOTTOM

Kansas City Athletics @ Cleveland Indians
Cleveland Municipal Stadium, Cleveland, OH
Sun May 01 1960, 3:33 AM EDT
Unknown

livebaseballscorecards.com

AB	33
R	6
H	9
RBI	6
BB	2
SO	4
LOB	12



Inning Stats	R: 0	H: 0	E: 0	K: 0	S: 3	BB: 0	P: 3	R: 3	H: 2	E: 0	K: 0	S: 5	BB: 1	P: 9	R: 0	H: 1	E: 0	K: 1	S: 6	BB: 1	P: 10	R: 2	H: 2	E: 0	K: 1	S: 7	BB: 0	P: 7	R: 0	H: 1	E: 0	K: 1	S: 6	BB: 0	P: 6	R: 0	H: 1	E: 0	K: 0	S: 4	BB: 0	P: 4	R: 1	H: 2	E: 0	K: 0	S: 5	BB: 0	P: 5	R: 0	H: 0	E: 0	K: 1	S: 5	BB: 0	P: 5
--------------	------	------	------	------	------	-------	------	------	------	------	------	------	-------	------	------	------	------	------	------	-------	-------	------	------	------	------	------	-------	------	------	------	------	------	------	-------	------	------	------	------	------	------	-------	------	------	------	------	------	------	-------	------	------	------	------	------	------	-------	------


PITCHER	IP	WLS	BF	H	R	ER	SO	BB	IBB	HBP	BLK	WP	HR	S	P	ERA	WHIP
Ned Garver, R ERA: 10.24 (1, 1)	4.0	L	19	5	5	5	2	1	1	0	0	0	2	21	29	11.25	1.500
John Tsitouris, R ERA: 4.5 (5, 1)	2.0		8	2	0	0	1	0	0	0	0	0	0	10	10	0.00	1.000
Marty Kutyna, R ERA: 2.25 (7, 1)	2.0		8	2	1	1	1	0	0	0	0	0	0	10	10	4.50	1.000

WP	HR	S	P	ERA	WHIP
0	0	0	35		
0	0	0	0		
0	0	0	0		
0	0	0	0		

Batter	1	2	3	4	5	6	7	8	9	AB R H RBI BB SO LOB	TOP																													
Bill Tuttle, R OBP: 0.283, SLG: 0.316 (1, 8) X	0-0 6-3		0-0 4-3			0-0 L6		0-0 6-3		4 0 0 0 0 0 1																														
Jerry Lumpe, L OBP: 0.509, SLG: 0.490 (1, 6) B B B B (4, 4)	4-0 FC6-4 BB			0-3 K		0-0 E 1B		0-0 E6 2-H 1B		3 0 2 0 1 1 0																														
Hank Bauer, R OBP: 0.227, SLG: 0.275 (1, 9) X	0-0 F3			0-3 K		0-0 E6 1-2		0-0 F9		4 0 0 0 0 1 3																														
Bob Cerv, R OBP: 0.313, SLG: 0.419 (1, 7) X	0-0 FC6-4 1-2f			0-0 F3		0-0 F8			4-0 FC5-4 BB	3 0 0 0 1 0 3																														
Norm Siebern, L OBP: 0.408, SLG: 0.585 (1, 3) X		0-0 G3-6 1B			0-0 G5-4-3 BB 1B		0-0 3-1		0-3 K	4 0 2 0 0 1 1																														
Dick Williams, R OBP: 0.297, SLG: 0.314 (1, 5) X		0-0 G3-6 1-2f			4-0 G5-4-3 BB 1B		0-0 F7		0-0 FC5-4 BB 1B 1-2f	3 0 0 0 1 0 2																														
Harry Chiti, R OBP: 0.360, SLG: 0.435 (1, 2) X		0-0 F9			0-0 G5-4-3 1-2f 2-3		0-0 6-3		0-0 BB 1B 1-2	4 0 1 0 0 0 2																														
Wayne Terwilliger, R (1, 4) Ken Hamlin, R OBP: 0.209, SLG: 0.205 (4, 6) Hank Foiles, R (9, PH) Russ Snyder, L OBP: 0.167, SLG: 0.333 (9, PR)			0-0 P4		0-3 K			0-0 6-3	4-0 BB BB BB BB 1-2 2-3 BB	1 0 0 0 0 0 0 2 0 0 0 0 1 1 0 0 0 0 1 0 0 0 0 0 0 0 0 0																														
George Brunet, R (1, 1) Pete Daley, R OBP: 0.400, SLG: 0.800 (8, PH) Ken Johnson, R OBP: 0.500, SLG: 0.500 (8, 1) Bob Johnson, R OBP: 0.421, SLG: 0.083 (9, PH)			0-3 K			0-3 K		0-0 E 2B	0-0 F9	2 0 0 0 0 2 0 1 1 1 0 0 0 0 0 0 0 0 0 0 0 1 0 0 0 0 0 3																														
Inning Stats	R: 0 E: 0 K: 0 S: 3	H: 0 LOB: 1 BB: 1 P: 7	R: 0 E: 0 K: 0 S: 3	H: 1 LOB: 0 BB: 0 P: 3	R: 0 E: 0 K: 1 S: 5	H: 0 LOB: 0 BB: 0 P: 5	R: 0 E: 0 K: 2 S: 7	H: 0 LOB: 0 BB: 0 P: 7	R: 0 E: 0 K: 1 S: 5	H: 1 LOB: 1 BB: 1 P: 9	R: 0 E: 1 K: 1 S: 7	H: 1 LOB: 2 BB: 0 P: 7	R: 0 E: 0 K: 0 S: 3	H: 0 LOB: 0 BB: 0 P: 3	R: 1 E: 1 K: 0 S: 5	H: 2 LOB: 1 BB: 0 P: 5	R: 0 E: 0 K: 1 S: 6	H: 1 LOB: 3 BB: 2 P: 14	1B: 5 2B: 1 3B: 0 HR: 0	SF: 0 SAC: 0 DP: 2 HBP: 0	WP: 0 PB: 0 SB: 0 CS: 0	PA: 36																		
PITCHER Dick Stigman, L ERA: 0.79 (1, 1)	IP 9.0	WLS W	BF 36	H 6	R 1	ER 1	SO 6	BB 4	IBB 0	HBP 0	BLK 0	WP 0	HR 0	S 44	P 60	ERA 1.00	WHIP 1.111						PITCHER	IP	WLS	BF	H	R	ER	SO	BB	IBB	HBP	BLK	WP	HR	S	P	ERA	WHIP

Kansas City Athletics @ Cleveland Indians
 Cleveland Municipal Stadium, Cleveland, OH
 Sun May 01 1960, 3:38 AM EDT
 Att. 13,042 - Unknown

AB	32
R	1
H	6
RBI	0
BB	4
SO	6
LOB	16



Batter	1	2	3	4	5	6	7	8	9	AB R H RBI BB SO LOB
--------	---	---	---	---	---	---	---	---	---	----------------------

Vic Power, R OBP: 0.320, SLG: 0.468 (1, 3)	0-3 K		0-0 1-3		0-0 SH1-3	0-0 1B				3 0 1 2 0 1 0
Johnny Temple, R OBP: 0.265, SLG: 0.222 (1, 4)	0-0 F8		4-0 FC3-6 BB		0-0 E2 1B	0-0 F9				3 0 1 0 1 0 2
Harvey Kuenn, R OBP: 0.379, SLG: 0.292 (1, 9)	0-0 WP 1B		0-0 FC3-6		0-0 5-3					4 0 1 0 0 1 2
Tito Francona, L OBP: 0.326, SLG: 0.231 (1, 7)	4-0 1-2 BB		0-3 K		0-0 5-3					3 0 0 0 1 1 2
Woodie Held, R OBP: 0.378, SLG: 0.732 (1, 6)	0-0 F9			0-0 FC1-6 1B		0-0 L4				4 0 1 0 0 1 2
Jim Piersall, R OBP: 0.355, SLG: 0.345 (1, 8)		0-0 G6-4-3 1B		0-0 FC1-6 1-3 CS		4-0 BB WP 1B BB		0-0 P4		3 1 1 0 1 0 1
John Romano, R OBP: 0.500, SLG: 0.333 (1, 2)		0-0 G6-4-3 1-2 1B		4-0 1-3 BB		0-0 L6		0-0 6-3		3 0 1 0 1 0 1
Bubba Phillips, R OBP: 0.342, SLG: 0.455 (1, 5)		0-0 G6-4-3 1-2f 2-3		0-0 1-3 1-2 2-3		4-0 BB 1B IBB		0-0 F8		3 1 0 0 1 0 4
Dick Stigman, R OBP: 0.667, SLG: 0.500 (1, 1)		0-0 F8		0-0 CS 3-H	0-0 SH1-3 E 1B	4-0 1-2 2-3 BB				2 1 1 0 1 0 1

Inning Stats	R: 0 E: 0 K: 1 S: 6	H: 1 LOB: 2 BB: 1 P: 10	R: 0 E: 0 K: 0 S: 4	H: 2 LOB: 1 BB: 0 P: 4	R: 0 E: 0 K: 1 S: 5	H: 0 LOB: 1 BB: 1 P: 9	R: 0 E: 1 K: 0 S: 3	H: 1 LOB: 1 BB: 1 P: 7	R: 1 E: 1 K: 0 S: 5	H: 2 LOB: 1 BB: 0 P: 5	R: 2 E: 0 K: 2 S: 4	H: 1 LOB: 2 BB: 3 P: 16	R: 0 E: 0 K: 2 S: 7	H: 0 LOB: 0 BB: 0 P: 7	R: 0 E: 0 K: 0 S: 3	H: 0 LOB: 0 BB: 0 P: 3	1B: 7 2B: 0 3B: 0 HR: 0	SF: 0 SAC: 1 DP: 1 HBP: 0	WP: 2 PB: 0 SB: 0 CS: 1	PA: 36
--------------	------------------------------	----------------------------------	------------------------------	---------------------------------	------------------------------	---------------------------------	------------------------------	---------------------------------	------------------------------	---------------------------------	------------------------------	----------------------------------	------------------------------	---------------------------------	------------------------------	---------------------------------	----------------------------------	------------------------------------	----------------------------------	--------

PITCHER	IP	WLS	BF	H	R	ER	SO	BB	IBB	HBP	BLK	WP	HR	S	P	ERA	WHIP	IP	WLS	BF	H	R	ER	SO	BB	IBB	HBP	BLK	WP	HR	S	P	ERA	WHIP	
George Brunet, L ERA: 2.7 (1, 1)	7.0	L	32	7	3	2	4	5	1	0	0	2	0	34	58	2.57	1.714																		
Ken Johnson, R ERA: 0.66 (8, 1)	1.0		3	0	0	0	0	0	0	0	0	0	0	3	3	0.00	0.000																		

BOTTOM

Kansas City Athletics @ Cleveland Indians
Cleveland Municipal Stadium, Cleveland, OH

Sun May 01 1960, 3:38 AM EDT
Att. 13,042 - Unknown

livebaseballscores.com

AB	28
R	3
H	7
RBI	2
BB	6
SO	4
LOB	15



Batter	1	2	3	4	5	6	7	8	9	10	AB R H RBI BB SO LOB
Bill Tuttle, R OBP: 0.277, SLG: 0.323 (1, 8)	0-3 K		0-0 6-3			0-0 2B	0-0 P6		0-3 K		5 1 1 0 0 2 1
Jerry Lumpe, L OBP: 0.483, SLG: 0.455 (1, 4)	0-0 F8			0-0 F5		0-0 P6		4-0 1B SH BB		0-0 G3	4 1 0 0 1 0 1
Whitey Herzog, L OBP: 0.550, SLG: 0.887 (1, 9)	0-0 F7			0-0 4-3		4-0 2B BB		0-0 SH 1-2 1B		0-3 K	4 0 1 0 1 1 0
Norm Siebern, L OBP: 0.434, SLG: 0.614 (1, 3)		0-3 K		4-0 BB BB		0-0 G5-3 2B		0-0 SH 1-3 2-H		0-0 1B 1B	3 0 2 1 1 1 0
Bob Cerv, R OBP: 0.358, SLG: 0.500 (1, 7)		0-0 HR		4-0 1-2 BB		4-0 IBB		0-3 K		0-0 1B	3 1 2 1 2 1 2
Dick Williams, R OBP: 0.286, SLG: 0.282 (1, 5)		0-3 K		0-0 P4		0-0 G5-3 2-3f		4-0 G6-4-3 IBB		0-0 F8	4 0 0 0 1 1 7
Harry Chiti, R OBP: 0.352, SLG: 0.420 (1, 2)		0-3 K			0-0 F9		0-0 FC1-6 1B		0-0 G6-4-3		4 0 1 0 0 1 3
Ken Hamlin, R OBP: 0.191, SLG: 0.186 (1, 6)			0-0 F8		0-0 1-3		0-0 FC1-6 1-2f		0-0 F8		4 0 0 0 0 0 1
Ray Herbert, R (1, 1)			0-3 K		0-3 K		0-0 FC1-6 1-2f		0-0 4-3		3 0 0 0 0 2 1 1 0 0 0 0 0 0
Bud Daley, L OBP: 0.125, SLG: 0.125 (8, 1)											

Inning Stats	R: 0	H: 0	E: 0	K: 1	S: 5	R: 1	H: 1	E: 0	K: 3	S: 10	R: 0	H: 0	E: 0	K: 1	S: 5	R: 0	H: 0	E: 0	K: 0	S: 3	R: 0	H: 0	E: 0	K: 1	S: 5	R: 1	H: 2	E: 0	K: 0	S: 4	R: 0	H: 1	E: 0	K: 0	S: 4	R: 1	H: 1	E: 1	K: 1	S: 6	R: 0	H: 0	E: 0	K: 1	S: 5	R: 0	H: 2	E: 0	K: 1	S: 7	1B: 4	SF: 0	2B: 2	3B: 0	HR: 1	WP: 0	PA: 42
--------------	------	------	------	------	------	------	------	------	------	-------	------	------	------	------	------	------	------	------	------	------	------	------	------	------	------	------	------	------	------	------	------	------	------	------	------	------	------	------	------	------	------	------	------	------	------	------	------	------	------	------	-------	-------	-------	-------	-------	-------	--------


PITCHER	IP	WLS	BF	H	R	ER	SO	BB	IBB	HBP	BLK	WP	HR	S	P	ERA	WHIP
Jerry Casale, R ERA: 3.43 (1, 1)	7.0		30	5	3	3	6	4	1	0	0	0	1	37	57	3.86	1.286
Ted Bowsfield, L ERA: 1.5 (8, 1)	0.0		1	0	0	0	0	0	0	0	0	0	0	1	1	∞	∞
Bill Monbouquette, R ERA: 5.74 (8, 1)	3.0	W	11	2	0	0	3	0	1	0	0	0	0	16	20	0.00	0.667

TOP

Kansas City Athletics @ Boston Red Sox
Fenway Park, Boston, MA

Tue May 03 1960, 3:33 AM EDT
Att: 3,914 - Unknown

AB	35
R	3
H	7
RBI	2
BB	6
SO	9
LOB	16



Batter	1	2	3	4	5	6	7	8	9	10	AB	R	H	RBI	BB	SO	LOB
Don Buddin, R OBP: 0.429, SLG: 0.489 (1, 6)	K		E 1B BB	FC4-6 1-2f		E6 BB 1B				SH 2B	5	1	2	0	1	1	2
Pete Runnels, L OBP: 0.422, SLG: 0.475 (1, 4) (9, 3)	2B		F9		1B 1B SF8 BB	BB 1B		K		SH	4	1	2	0	1	1	1
Frank Malzone, R OBP: 0.283, SLG: 0.348 (1, 5)	F5		E9 FC5-4 1B		F7	BB 1B		L8			4	0	1	0	1	0	2
Gene Stephens, L OBP: 0.300, SLG: 0.200 (1, 8)	4-3		F2		1B 2B 1B	K		1B			5	1	2	0	0	1	6
Ron Jackson, R OBP: 0.269, SLG: 0.320 Pumpsie Green, S OBP: 0.400, SLG: 0.571 (1, 3) (9, 4)		2B 1B	FC5-4 1-2f		2B 1B	P3		3-1			5	0	2	0	0	0	6
Bobby Thomson, R OBP: 0.333, SLG: 0.488 (1, 7)	K				6-3	SF8		K		FC5-4 1B	4	0	1	1	0	2	1
Lou Clinton, R OBP: 0.310, SLG: 0.519 (1, 9)			F9		6-3	3-H 2B		1B HBP		L7	4	1	1	1	0	0	2
Haywood Sullivan, R OBP: 0.211, SLG: 0.222 (1, 2)					BB BB	5-3		1B 1B		FC5-4	4	0	2	0	1	0	3
Jerry Casale, R OBP: 0.455, SLG: 0.500 Ted Bowsfield, R Bill Monbouquette, R (8, 1)	K				FC4-6 BB	F8		1B 1B		4-3	3	0	1	1	1	1	2

Inning Stats	R: 0	H: 1	E: 0	K: 1	S: 6	P: 6	R: 0	H: 2	E: 0	K: 2	S: 9	P: 9	R: 0	H: 1	E: 1	K: 0	S: 4	R: 0	H: 0	E: 0	K: 0	S: 3	P: 11	R: 2	H: 3	E: 0	K: 0	S: 6	P: 10	R: 0	H: 1	E: 1	K: 1	S: 7	P: 11	R: 1	H: 3	E: 0	K: 1	S: 6	P: 7	R: 0	H: 1	E: 0	K: 1	S: 6	P: 6	R: 0	H: 1	E: 0	K: 0	S: 4	P: 4	R: 1	H: 1	E: 1	K: 0	S: 2	P: 2	1B: 10	SF: 1	2B: 4	SAC: 1	3B: 0	DP: 0	HR: 0	HBP: 1	WP: 0	PA: 47
--------------	------	------	------	------	------	------	------	------	------	------	------	------	------	------	------	------	------	------	------	------	------	------	-------	------	------	------	------	------	-------	------	------	------	------	------	-------	------	------	------	------	------	------	------	------	------	------	------	------	------	------	------	------	------	------	------	------	------	------	------	------	--------	-------	-------	--------	-------	-------	-------	--------	-------	--------


PITCHER	IP	WLS	BF	H	R	ER	SO	BB	IBB	HBP	BLK	WP	HR	S	P	ERA	WHIP
Ray Herbert, R ERA: 1.8 (1, 1)	7.0		37	11	3	3	5	5	0	1	0	0	0	41	62	3.86	2.286
Bud Daley, L ERA: 1.29 (8, 1)	2.0	L	10	3	1	0	1	0	0	0	0	0	0	12	12	0.00	1.500

BOTTOM

Kansas City Athletics @ Boston Red Sox
 Fenway Park, Boston, MA
 Tue May 03 1960, 3:33 AM EDT
 Att. 3,914 - Unknown

livebaseballscorecards.com

AB	39
R	4
H	14
RBI	3
BB	5
SO	6
LOB	26



Batter	1	2	3	4	5	6	7	8	9	AB R H RBI BB SO LOB	TOP			
Bill Tuttle, R (1, 8) OBP: 0.314, SLG: 0.348	0-0 4-3 1B		0-0 1-3 1B 1B		4-0 BB 1B E 1-2 2-3 BB	0-3 K		0-0 1-2 3-H 1B		4 1 3 1 1 1 1				
Jerry Lumpe, L (1, 4) OBP: 0.446, SLG: 0.417	0-0 P6		0-0 1-3 1-2		0-0 F8		0-0 6-3	0-3 K		5 0 0 0 0 1 7				
Whitey Herzog, L (1, 9) OBP: 0.520, SLG: 0.750	0-0 4-3 1-2		0-0 1B 2-H		0-0 BB E6 1-2 2-3 3-H 1B		0-0 3-1		0-0 3-1	5 0 2 1 0 0 1				
Norm Siebern, L (1, 3) OBP: 0.448, SLG: 0.625 Mary Throneberry, L (9, 3) OBP: 0.300, SLG: 0.125	0-0 G3				0-0 BB BB 1-6-4-3 1B	4-0 E6 BB 1-2 2-3 3-H BB		0-0 2B	0-0 6-3	4 0 2 1 1 0 1 0 0 0 0 0 0 0				
Bob Cerv, R (1, 7) OBP: 0.328, SLG: 0.451 Russ Snyder, L (9, 7) OBP: 0.167, SLG: 0.333			0-0 6-3		0-0 F9	0-0 E6 1-2 2-H 3-H		0-3 K	0-3 K	5 0 0 0 0 2 4 0 0 0 0 0 0 0				
Dick Williams, R (1, 5) OBP: 0.304, SLG: 0.286			4-0 1B BB		0-0 G1-6-4-3 1-2f		0-0 6-3		0-0 FC6-4 1B	3 0 1 0 1 0 1				
Harry Chiti, R (1, 2) OBP: 0.362, SLG: 0.415			0-0 G6-4-3 1-2 1B		0-0 F8	4-0 WP 1B BB		0-0 FC6-4 FC5-4 1-2f 1B		3 2 1 0 1 0 1				
Ken Hamlin, R (1, 6) OBP: 0.216, SLG: 0.196			0-0 G6-4-3 1-2f		0-0 WP BB 1B 1B	0-3 K		4-0 FC5-4 1-2 BB		3 1 1 0 1 1 3				
Dick Hall, R (1, 1) OBP: 0.286, SLG: 0.167 Marty Kutyna, R (8, 1)			0-0 3-1		4-0 1B BB WP BB	0-0 1B		0-0 FC5-4 1-2f 2-3 1B		3 1 1 1 1 0 2 0 0 0 0 0 0 0				
Inning Stats	R: 0 H: 1 E: 0 LOB: 1 K: 0 BB: 0 S: 4 P: 4	R: 0 H: 1 E: 0 LOB: 1 K: 0 BB: 1 S: 3 P: 7	R: 0 H: 2 E: 0 LOB: 2 K: 0 BB: 0 S: 4 P: 4	R: 0 H: 1 E: 0 LOB: 0 K: 0 BB: 0 S: 3 P: 3	R: 3 H: 2 E: 1 LOB: 2 K: 0 BB: 3 S: 5 P: 17	R: 1 H: 1 E: 0 LOB: 1 K: 2 BB: 1 S: 8 P: 12	R: 0 H: 1 E: 0 LOB: 1 K: 1 BB: 0 S: 6 P: 6	R: 1 H: 2 E: 0 LOB: 2 K: 1 BB: 1 S: 7 P: 11	R: 0 H: 0 E: 0 LOB: 0 K: 1 BB: 0 S: 5 P: 5	1B: 10 SF: 0 2B: 1 SAC: 0 3B: 0 DP: 2 HR: 0 HBP: 0	WP: 3 PA: 41 PB: 0 SB: 0 CS: 0			
PITCHER	IP WLS BF H R ER SO BB IBB HBP BLK WP HR S P ERA WHIP												PITCHER	IP WLS BF H R ER SO BB IBB HBP BLK WP HR S P ERA WHIP
Tom Brewer, R (1, 1) ERA: 4.91	5.0 L 23 7 3 2 0 4 0 0 0 0 1 0 19 35 3.60 2.200													
Al Worthington, R (6, 1) ERA: 7.71	2.0 9 2 1 1 3 1 0 0 0 0 1 0 14 18 4.50 1.500													
Nelson Chittum, R (8, 1) ERA: 4.32	0.1 3 1 1 1 0 1 0 0 0 0 0 0 2 6 27.00 6.000													
Mike Fornieles, R (8, 1) ERA: 1.23	1.2 6 1 0 0 2 0 0 0 0 0 0 0 10 10 0.00 0.600													

Kansas City Athletics @ Boston Red Sox
 Fenway Park, Boston, MA
 Wed May 04 1960, 3:33 AM EDT
 Att. 3,922 - Unknown

AB	35
R	5
H	11
RBI	4
BB	6
SO	5
LOB	21



WP: 3 PA: 41
 PB: 0
 SB: 0
 CS: 0

Batter	1	2	3	4	5	6	7	8	9	AB	R	H	RBI	BB	SO	LOB
Don Buddin, R (1, 6) OBP: 0.393, SLG: 0.442	0-0 F3		0-3 K		0-3 K		0-0		0-0 F3	5	0	0	0	0	2	2
Pete Runnels, L (1, 4) OBP: 0.440, SLG: 0.511	0-0 1B		0-0 4-3		0-0 1B			0-0 1B	0-0 4-3	5	1	3	2	0	0	0
Frank Malzone, R (1, 5) OBP: 0.316, SLG: 0.380	0-0 1B		0-0 P6		0-0 CS	0-0 1B		0-0 BB	0-0 BB	4	0	3	1	0	0	0
Gene Stephens, L (1, 8) OBP: 0.265, SLG: 0.172	0-0 F9			0-3 K		0-0 F8		0-0 F9		4	0	0	0	0	1	4
Bobby Thomson, R (1, 7) OBP: 0.327, SLG: 0.455	0-0 L6			0-0 P4		0-0 E6		0-0 BB	0-0 BB	3	0	0	0	1	0	3
Ron Jackson, R (1, 3) OBP: 0.241, SLG: 0.286		0-0 F8		0-0 6-3		0-0 F9		0-0 F8		3	0	0	0	0	0	2
Vic Wertz, L (8, PH) OBP: 0.333, SLG: 0.591										1	0	0	0	0	0	2
Lou Clinton, R (1, 9) OBP: 0.313, SLG: 0.500		0-0 1-3				0-0 1B		0-0 K		3	1	1	0	0	1	2
Ted Williams, L (8, PH) OBP: 0.417, SLG: 0.889										0	0	0	0	0	1	0
Bill Monbouquette, R (8, PR) OBP: 0.200, SLG: 0.200										0	0	0	0	0	0	0
Don Gile, R (9, 2) OBP: 0.200, SLG: 0.200										0	0	0	0	0	0	0
Haywood Sullivan, R (1, 2) OBP: 0.227, SLG: 0.238		0-0 1B				0-3 K		0-0 F7	0-3 K	3	0	1	0	0	1	1
Marty Keough, L (8, PH) OBP: 0.313, SLG: 0.286										1	0	0	0	0	1	3
Tom Brewer, R (1, 1) OBP: 0.400, SLG: 0.600		0-0 1B				0-0 1B		0-0 G		1	0	1	0	0	0	0
Gary Geiger, L (5, PH) OBP: 0.286, SLG: 0.313										0	1	1	0	0	0	0
Al Worthington, R (6, 1) OBP: 0.375, SLG: 0.533										0	0	0	0	0	0	0
Pumpsie Green, S (7, PH) OBP: 0.375, SLG: 0.533										1	0	0	0	0	0	0
Nelson Chittum, R (8, 1) OBP: 0.375, SLG: 0.533										0	0	0	0	0	0	0
Mike Fornieles, R (8, 1) OBP: 0.375, SLG: 0.533										0	0	0	0	0	0	0
Ray Webster, R (9, PH) OBP: 0.375, SLG: 0.533										1	0	0	0	0	0	0

Inning Stats	R: 0	H: 2	E: 0	LOB: 2	K: 0	BB: 0	S: 5	R: 0	H: 2	E: 0	LOB: 2	K: 0	BB: 0	S: 4	R: 0	H: 0	E: 0	LOB: 0	K: 1	BB: 0	S: 5	R: 0	H: 0	E: 0	LOB: 0	K: 1	BB: 0	S: 5	R: 2	H: 3	E: 0	LOB: 0	K: 2	BB: 0	S: 9	R: 0	H: 1	E: 1	LOB: 2	K: 1	BB: 0	S: 7	R: 0	H: 0	E: 0	LOB: 0	K: 0	BB: 0	S: 3	R: 1	H: 2	E: 0	LOB: 3	K: 1	BB: 2	S: 7	R: 0	H: 0	E: 0	LOB: 0	K: 0	BB: 0	S: 3	R: 0	H: 0	E: 0	LOB: 0	K: 0	BB: 0	S: 3	R: 0	H: 0	E: 0	LOB: 0	K: 0	BB: 0	S: 3	R: 0	H: 0	E: 0	LOB: 0	K: 0	BB: 0	S: 3
--------------	------	------	------	--------	------	-------	------	------	------	------	--------	------	-------	------	------	------	------	--------	------	-------	------	------	------	------	--------	------	-------	------	------	------	------	--------	------	-------	------	------	------	------	--------	------	-------	------	------	------	------	--------	------	-------	------	------	------	------	--------	------	-------	------	------	------	------	--------	------	-------	------	------	------	------	--------	------	-------	------	------	------	------	--------	------	-------	------	------	------	------	--------	------	-------	------

PITCHER	IP	WLS	BF	H	R	ER	SO	BB	IBB	HBP	BLK	WP	HR	S	P	ERA	WHIP
Dick Hall, R (1, 1) ERA: 2.2	7.1	W	32	10	3	2	5	1	0	0	0	0	0	41	45	2.46	1.500
Marty Kutyna, R (8, 1) ERA: 1.59	1.2	S	6	0	0	0	1	1	0	0	0	0	0	7	11	0.00	0.600


BOTTOM

Kansas City Athletics @ Boston Red Sox
 Fenway Park, Boston, MA
 Wed May 04 1960, 3:33 AM EDT
 Att. 3,922 - Unknown

AB	R	H	RBI	BB	SO	LOB
36	3	10	3	2	6	19



WP	PA	ERA	WHIP
0	39		

Batter	1	2	3	4	5	6	7	8	9	AB R H RBI BB SO LOB	TOP																									
Bill Tuttle, R (1, 8) OBP: 0.307, SLG: 0.329	0-0 L6		0-0 F8	0-0 F2		4-0 BB 1B BB		0-0 F8		4 1 0 0 1 0 3																										
Jerry Lumpe, L (1, 4) OBP: 0.457, SLG: 0.422	0-0 L8		0-0 L5	0-0 BB 1B		4-0 1B 2B BB		0-0 BB BB 1B		4 1 2 1 1 0 0																										
Whitey Herzog, L (1, 9) OBP: 0.536, SLG: 0.714 Hank Bauer, R (6, PH) OBP: 0.239, SLG: 0.286	0-3 K		4-0 BB	4-0 BB		0-0 2B SF9 1B		0-0 F7		1 0 0 1 2 1 0 2 1 1 1 0 0 1																										
Norm Siebern, L (1, 3) OBP: 0.460, SLG: 0.692		0-0 HR	0-0 4-3	0-0 F7		0-0 SF9 2B		4-0 BB BB		4 1 2 2 1 0 4																										
Bob Cerv, R (1, 7) OBP: 0.333, SLG: 0.463		0-0 F9		0-0 1B BB 2B	0-3 K	0-0 SF9		4-0 BB BB		3 1 1 1 1 1 0																										
Dick Williams, R (1, 5) OBP: 0.314, SLG: 0.319		0-0 F7		0-0 BB BB 1B	0-0 2B	0-0 5-3		0-0 P4		5 1 2 0 0 0 4																										
Harry Chiti, R (1, 2) OBP: 0.381, SLG: 0.411		0-0 BB 1B		4-0 1B BB BB	4-0 G1-6-3 BB		0-0 F8		0-3 K	3 1 1 0 2 1 0	AB 34 R 7 H 9 RBI 7 BB 10 SO 5 LOB 19																									
Ken Hamlin, R (1, 6) OBP: 0.218, SLG: 0.184 Russ Snyder, L (9, PH) OBP: 0.143, SLG: 0.286		4-0 BB		0-0 F9	0-0 G1-6-3		0-0 F2		0-3 K	3 0 0 0 1 0 5 1 0 0 0 0 1 0																										
Bud Daley, L (1, 1) OBP: 0.111, SLG: 0.111 Ken Johnson, R (3, 1) OBP: 0.500, SLG: 0.500 Mary Throneberry, L (4, PH) OBP: 0.250, SLG: 0.250 Bob Trowbridge, R (4, 1) Leo Kiely, L (8, 1) Pete Daley, R (9, PH) OBP: 0.333, SLG: 0.667		0-0 L7		4-0 BB 1B BB		0-0 6-3		0-0 1-3		0-3 K	1 0 0 0 0 0 2 0 0 0 0 0 0 0 0 0 0 0 1 1 0 0 2 0 0 0 0 0 0 0 0 0 0 0 0 0 0 0 1 0 0 0 0 0 1 0																									
Inning Stats	R: 0 E: 0 K: 1 S: 5	H: 0 LOB: 0 BB: 0 P: 5	R: 1 E: 0 K: 0 S: 5	H: 2 LOB: 2 BB: 1 P: 9	R: 0 E: 0 K: 0 S: 3	H: 0 LOB: 1 BB: 1 P: 7	R: 3 E: 0 K: 0 S: 6	H: 3 LOB: 3 BB: 3 P: 18	R: 0 E: 0 K: 1 S: 5	H: 1 LOB: 1 BB: 1 P: 9	R: 3 E: 0 K: 0 S: 5	H: 2 LOB: 1 BB: 2 P: 13	R: 0 E: 0 K: 0 S: 3	H: 0 LOB: 0 BB: 0 P: 3	R: 0 E: 0 K: 0 S: 4	H: 1 LOB: 3 BB: 2 P: 12	R: 0 E: 0 K: 3 S: 9	H: 0 LOB: 0 BB: 0 P: 9	1B: 5 2B: 3 3B: 0 HR: 1	SF: 1 SAC: 0 DP: 1 HBP: 0	WP: 0 PB: 0 SB: 0 CS: 0	PA: 45														
PITCHER	IP WLS BF H R ER SO BB IBB HBP BLK WP HR S P ERA WHIP																																			
Jim Coates, R (1, 1) ERA: 3.64	3.2		5	4	4	1	4	0	0	0	0	0	1	18	34	9.82	2.455																			
Duke Maas, R (4, 1) ERA: 10.8	1.2		9	1	2	2	4	0	0	0	0	0	0	7	23	10.80	3.000																			
Bobby Shantz, L (6, 1) ERA: 12.27	0.0		2	2	0	0	0	0	0	0	0	0	0	2	2	∞	∞																			
John Gabler, R (6, 1) ERA: 4.63	2.0		7	1	1	1	0	0	0	0	0	0	0	7	7	4.50	0.500																			
Ryne Duren, R (8, 1) ERA:	1.2	W	7	0	0	0	3	2	0	0	0	0	0	11	19	0.00	1.200																			

Kansas City Athletics @ New York Yankees
Yankee Stadium, Bronx, NY
 Fri May 06 1960, 3:33 AM EDT
 Att: 5,891 - Sunny - 74 F

livebaseballscorecards.com

Batter	1	2	3	4	5	6	7	8	9	AB	R	H	RBI	BB	SO	LOB
Tony Kubek, L OBP: 0.317, SLG: 0.500 (1, 6)	0-0 G3	0-0 2B		0-0 F5		0-0 F5		0-0 F8		5	0	1	1	0	0	1
Gil McDougald, R OBP: 0.352, SLG: 0.429 (1, 5)	0-0 1B	0-0 6-3		0-0 6-3			4-0 2B	0-0 1B		4	2	2	1	1	0	1
Mickey Mantle, S OBP: 0.452, SLG: 0.500 (1, 8)	0-0 1B	0-3 K		0-3 K			0-3 K	0-0 FC5-4		5	1	1	0	0	3	3
Roger Maris, L OBP: 0.521, SLG: 0.952 (1, 9)	0-0 1B		0-0 2B		4-0 BB		0-0 1B			3	3	3	2	1	0	0
Bill Skowron, R OBP: 0.400, SLG: 0.741 (1, 3)	0-3 K		0-0 2B		0-0 5-3		0-3 K			4	0	1	1	0	2	4
Elston Howard, R OBP: 0.259, SLG: 0.510 (1, 2)	0-0 1B		0-3 K		0-0 F2		0-0 1B			4	0	2	3	0	1	2
Ken Hunt, R OBP: 0.400, SLG: 0.333 (1, 7)	0-0 5-3		4-0 BB		0-0 F6		0-0 4-3			2	0	0	0	1	0	2
Yogi Berra, L (7, PH) OBP: 0.364, SLG: 0.469										1	0	0	0	0	0	1
Hector Lopez, R OBP: 0.323, SLG: 0.333 (8, 7)										0	0	0	0	0	0	0
Bobby Richardson, R OBP: 0.259, SLG: 0.296 (1, 4)		0-0 2B	0-0 FC1-2-5		0-0 6-3		0-0 6-3	0-0 1B		4	2	2	0	0	0	2
Jim Coates, R OBP: 0.273, SLG: 0.300 (1, 1)		0-0 SH1-4	0-0 F7		0-0 3-1		0-0 6-3	0-0 1B		1	0	0	0	0	0	2
Duke Maas, R (4, 1)										0	0	0	0	0	0	0
Bobby Shantz, R (6, 1)										0	0	0	0	0	0	0
John Gabler, S OBP: 0.250, SLG: 0.250 (6, 1)										1	0	0	0	0	0	0
Ryne Duren, R (8, 1)										1	0	0	0	0	0	1

Inning Stats	R: 3	H: 4	E: 1	LOB: 1	K: 1	BB: 0	S: 9	R: 1	H: 2	E: 0	LOB: 1	K: 1	BB: 0	S: 7	R: 1	H: 2	E: 0	LOB: 2	K: 1	BB: 1	S: 7	R: 0	H: 0	E: 0	LOB: 0	K: 1	BB: 0	S: 5	R: 0	H: 0	E: 0	LOB: 1	K: 0	BB: 1	S: 3	R: 2	H: 2	E: 0	LOB: 1	K: 2	BB: 1	S: 9	R: 1	H: 2	E: 0	LOB: 1	K: 0	BB: 0	S: 5
--------------	------	------	------	--------	------	-------	------	------	------	------	--------	------	-------	------	------	------	------	--------	------	-------	------	------	------	------	--------	------	-------	------	------	------	------	--------	------	-------	------	------	------	------	--------	------	-------	------	------	------	------	--------	------	-------	------

PITCHER	IP	WLS	BF	H	R	ER	SO	BB	IBB	HBP	BLK	WP	HR	S	P	ERA	WHIP
Bud Daley, L ERA: 2.74 (1, 1)	2.0		14	8	5	4	2	0	0	0	0	0	0	18	18	18.00	4.000
Ken Johnson, R ERA: 0.61 (3, 1)	1.0		4	0	0	0	1	1	0	0	1	0	0	5	9	0.00	1.000
Bob Trowbridge, R ERA: 5.84 (4, 1)	4.1	L	18	3	3	3	3	2	0	0	0	0	0	22	30	6.23	1.154
Leo Kiely, L ERA: (8, 1)	0.2		3	1	0	0	0	0	0	0	0	0	0	3	3	0.00	1.500

BOTTOM


Kansas City Athletics @ New York Yankees
 Yankee Stadium, Bronx, NY

Fri May 06 1960, 3:33 AM EDT
 Att. 5,891 - Sunny - 74 F

AB	35
R	8
H	12
RBI	8
BB	3
SO	6
LOB	19



WP	PA	ERA	WHIP
0	39		
0			
1			
0			

Batter	1	2	3	4	5	6	7	8	9	AB R H RBI BB SO LOB	TOP
Bill Tuttle, R (1, 8) OBP: 0.304, SLG: 0.315	0-0 F8		0-0 F8			4-0 G4-6-3 BB		0-0 F7		3 0 0 0 1 0 2	Kansas City Athletics @ New York Yankees Yankee Stadium, Bronx, NY Sat May 07 1960, 3:33 AM EDT Att. 15,399 - Unknown - 69 F livebaseballscorecards.com
Jerry Lumpe, L (1, 4) OBP: 0.432, SLG: 0.397	0-0 F7			0-0 L9		0-0 G4-6-3		0-0 F9		4 0 0 0 0 0 2	
Whitey Herzog, L (1, 9) OBP: 0.531, SLG: 0.680	0-0 F8			0-0 FC4-6 1B			0-0 3B 1B		0-0 G3	4 1 2 0 0 0 0	
Norm Siebern, L (1, 3) OBP: 0.448, SLG: 0.696		0-0 G3		0-0 FC4-6 FC6-4 1-2f			0-0 3B 1-H		0-3 K	4 0 1 1 0 1 1	
Bob Cerv, R (1, 7) OBP: 0.313, SLG: 0.431		0-0 F6		0-0 FC6-4 1-2f			0-0 F4		0-0 F2	4 0 0 0 0 0 2	
Dick Williams, R (1, 5) OBP: 0.296, SLG: 0.300		0-0 4-3			0-0 L5		0-0 F6			3 0 0 0 0 0 1	
Harry Chiti, R (1, 2) OBP: 0.364, SLG: 0.390			0-0 F8		0-3 K		0-0 F3			3 0 0 0 0 1 1	
Ken Hamlin, R (1, 6) OBP: 0.228, SLG: 0.216			0-0		0-0 F4			0-0 5-3		2 0 1 0 0 0 0	
Russ Snyder, L (8, PH) OBP: 0.125, SLG: 0.250										1 0 0 0 0 0 0	
Bob Johnson, R (8, 6) OBP: 0.421, SLG: 0.083										0 0 0 0 0 0 0	
George Brunet, R (1, 1)			0-0 F9			0-3 K		0-0		0 0 0 0 0 0 0	
Johnny Kucks, R (1, 1)										2 0 0 0 0 1 1	
Mary Throneberry, L (8, PH) OBP: 0.417, SLG: 0.222										1 0 1 0 0 0 0	
Marty Kutyna, R (8, 1)										0 0 0 0 0 0 0	
Inning Stats	R: 0 H: 0 E: 0 LOB: 0 K: 0 BB: 0 S: 3 P: 3	R: 0 H: 0 E: 0 LOB: 0 K: 0 BB: 0 S: 3 P: 3	R: 0 H: 1 E: 0 LOB: 1 K: 0 BB: 0 S: 4 P: 4	R: 0 H: 1 E: 0 LOB: 1 K: 0 BB: 0 S: 4 P: 4	R: 0 H: 0 E: 0 LOB: 0 K: 1 BB: 0 S: 5 P: 5	R: 0 H: 0 E: 0 LOB: 0 K: 1 BB: 1 S: 4 P: 8	R: 1 H: 2 E: 0 LOB: 1 K: 0 BB: 0 S: 5 P: 5	R: 0 H: 1 E: 0 LOB: 1 K: 0 BB: 0 S: 4 P: 4	R: 0 H: 0 E: 0 LOB: 0 K: 1 BB: 0 S: 5 P: 5	1B: 3 SF: 0 2B: 1 SAC: 0 3B: 1 DP: 1 HR: 0 HBP: 0	WP: 0 PA: 32 PB: 0 SB: 0 CS: 0
PITCHER Ralph Terry, R (1, 1) ERA: 1.76	IP WLS BF H R ER SO BB IBB HBP BLK WP HR S P ERA WHIP										
	9.0 W 32 5 1 1 3 1 0 0 0 0 0 0 37 41 1.00 0.667										

Batter	1	2	3	4	5	6	7	8	9	AB	R	H	RBI	BB	SO	LOB
Tony Kubek, L OBP: 0.313, SLG: 0.484 (1, 6)	0-0 1B BB 1B	0-0 F9			0-0 F8		0-0 4-3			4	1	1	0	0	0	1
Gil McDougald, R OBP: 0.345, SLG: 0.434 (1, 5)	0-0 F3		0-0 F9		0-0 6-3			0-0 E7 SF9 2B		4	1	1	0	0	0	1
Mickey Mantle, S OBP: 0.455, SLG: 0.490 (1, 8)	0-0 BB HBP SF9 1-3 1B		4-0 E E BB		0-0 G3			0-3 K		3	2	1	0	1	1	1
Roger Maris, L OBP: 0.519, SLG: 0.932 (1, 9)	1-0 SF9 BB 1-2 HBP		0-0 F8 1-3		0-0 L7-6-4 1B			0-0 SF9		2	0	1	1	0	0	1
Bill Skowron, R OBP: 0.406, SLG: 0.721 (1, 3)	4-0 1-2 2-3 3-H BB		0-0 E5 1B		0-0 L7-6-4 1-2			0-0 5-3		3	0	1	2	1	0	1
Elston Howard, R OBP: 0.246, SLG: 0.491 (1, 2)	0-0 SF9 2-3 3-H		0-0 L4		0-0 F5					2	0	0	1	0	0	1
Ken Hunt, R OBP: 0.389, SLG: 0.286 (1, 7)	0-0 F2			0-0 5-3			1-0 SH1-3 HBP			2	0	0	0	0	0	2
Bobby Richardson, R OBP: 0.262, SLG: 0.298 (1, 4)		0-0 6-3		0-0 G5-4-3 1B			0-0 F8			3	0	1	0	0	0	1
Ralph Terry, R (1, 1)		0-0 F2		0-0 G5-4-3 1-2f			0-0 SH1-3 1-2			2	0	0	0	0	0	1

Inning Stats	R: 2	H: 2	E: 0	K: 5	S: 5	LOB: 2	BB: 1	P: 10	R: 0	H: 0	E: 0	K: 3	S: 3	LOB: 0	BB: 0	P: 3	R: 1	H: 1	E: 2	K: 0	S: 4	LOB: 1	BB: 1	P: 8	R: 0	H: 1	E: 0	K: 0	S: 3	LOB: 0	BB: 0	P: 3	R: 0	H: 0	E: 0	K: 3	S: 3	LOB: 0	BB: 0	P: 3	R: 0	H: 1	E: 0	K: 0	S: 3	LOB: 0	BB: 0	P: 3	R: 0	H: 0	E: 0	K: 0	S: 3	LOB: 1	BB: 1	P: 4	R: 1	H: 1	E: 1	K: 1	S: 6	LOB: 0	BB: 0	P: 6
1B: 5	SF: 2	2B: 2	SAC: 1	3B: 0	DP: 2	HR: 0	HBP: 2	WP: 0	PA: 32	PB: 0	SB: 0	CS: 0																																																				


PITCHER	IP	WLS	BF	H	R	ER	SO	BB	IBB	HBP	BLK	WP	HR	S	P	ERA	WHIP
George Brunet, L ERA: 4.35 (1, 1)	0.1	L	5	2	2	2	0	1	0	1	0	0	0	3	8	54.00	9.000
Johnny Kucks, R ERA: 3.95 (1, 1)	6.2		23	3	1	0	0	1	0	1	0	0	0	21	26	0.00	0.600
Marty Kutyna, R ERA: 1.35 (8, 1)	1.0		4	1	1	0	1	0	0	0	0	0	0	6	6	0.00	1.000

BOTTOM

Kansas City Athletics @ New York Yankees
 Yankee Stadium, Bronx, NY

Sat May 07 1960, 3:33 AM EDT
 Att: 15,399 - Unknown - 69 F

AB	25
R	4
H	6
RBI	4
BB	2
SO	1
LOB	10



Batter	1	2	3	4	5	6	7	8	9	AB R H RBI BB SO LOB	TOP
Ken Hamlin, R (1, 6) OBP: 0.213, SLG: 0.200	0-0 4-3		0-0 E6			0-0 F8		0-0 E6		4 0 0 0 0 0 0	<p>Kansas City Athletics @ Washington Senators Griffith Stadium, Washington, DC</p> <p>Mon May 09 1960, 7:05 PM EDT Att. 2,536 - Unknown</p>
Jerry Lumpe, L (1, 4) OBP: 0.423, SLG: 0.389	0-0 6-3		0-3 K			0-3 K		0-0 K		4 0 1 0 0 2 1	
Whitey Herzog, L (1, 9) OBP: 0.528, SLG: 0.630	0-3 K				4-0 BB	4-0 BB		0-0 G4-6-3		2 0 0 0 2 1 2	
Norm Siebern, L (1, 7) OBP: 0.423, SLG: 0.650		0-3 K			0-0 F7	0-0 1-3		0-0 5-3		4 0 0 0 0 1 3	
Mary Throneberry, L (1, 3) OBP: 0.313, SLG: 0.154		0-3 K			0-3 K		0-3 K		0-3 K	4 0 0 0 0 4 1	
Bill Tuttle, R (1, 8) OBP: 0.289, SLG: 0.299		0-0 1-3			0-0 5-3		0-0 1-3		0-0 L4	4 0 0 0 0 0 1	
Dick Williams, R (1, 5) OBP: 0.310, SLG: 0.315			0-0 1-3 PB E 1B		0-0 6-3		0-0 BB 1B		0-0 5-3	4 1 2 0 0 0 0	
Harry Chiti, R (1, 2) OBP: 0.362, SLG: 0.377			0-3 K			0-3 K		4-0 BB 1B		2 0 0 0 1 2 1	
Ray Herbert, R (1, 1) Ken Johnson, R (1, 1) Russ Snyder, L (5, PH) Leo Kiely, L (5, 1) Hank Bauer, R (7, PH) Don Larsen, R (7, 1)			0-0 1-3		0-0 F7		0-3 K			0 0 0 0 0 0 0 1 0 0 0 0 0 1 1 0 0 0 0 0 0 0 0 0 0 0 0 0 1 0 0 0 0 1 2 0 0 0 0 0 0 0	
Inning Stats	R: 0 H: 0 E: 0 LOB: 0 K: 1 BB: 0 S: 5 P: 5	R: 0 H: 0 E: 0 LOB: 0 K: 2 BB: 0 S: 7 P: 7	R: 1 H: 1 E: 1 LOB: 1 K: 2 BB: 0 S: 9 P: 9	R: 0 H: 0 E: 0 LOB: 1 K: 1 BB: 1 S: 5 P: 9	R: 0 H: 0 E: 0 LOB: 0 K: 1 BB: 0 S: 5 P: 5	R: 0 H: 0 E: 0 LOB: 1 K: 1 BB: 1 S: 5 P: 9	R: 0 H: 1 E: 0 LOB: 2 K: 2 BB: 1 S: 8 P: 12	R: 0 H: 1 E: 1 LOB: 1 K: 0 BB: 0 S: 4 P: 4	R: 0 H: 0 E: 0 LOB: 0 K: 1 BB: 0 S: 5 P: 5	1B: 3 SF: 0 2B: 0 SAC: 0 3B: 0 DP: 1 HR: 0 HBP: 0	WP: 0 PA: 34 PB: 1 SB: 0 CS: 0
PITCHER Camilo Pascual, R (1, 1) ERA: 3.0	IP WLS BF H R ER SO BB IBB HBP BLK WP HR S P ERA WHIP										
	9.0 W 34 3 1 0 11 3 0 0 0 0 0 0 53 65 0.00 0.667										

livebaseballscorecards.com

AB	31
R	1
H	3
RBI	0
BB	3
SO	11
LOB	12



BOTTOM

Kansas City Athletics @ Washington Senators
Griffith Stadium, Washington, DC
Mon May 09 1960, 7:05 PM EDT
Att. 2,536 - Unknown

livebaseballscorecards.com

AB	33
R	8
H	13
RBI	8
BB	8
SO	7
LOB	21



WP:	0	PA:	42
PB:	0		
SB:	0		
CS:	2		

AB R H RBI BB SO LOB

4	1	1	1	0	1	0
4	2	2	1	1	0	2
4	2	3	2	1	1	1
4	2	2	1	1	1	1
4	0	1	0	1	1	5
4	1	2	2	1	1	3
4	0	2	1	0	1	2
1	0	0	0	3	0	1
4	0	0	0	0	1	6
1B:	9	SF:	0			
2B:	3	SAC:	0			
3B:	0	DP:	2			
HR:	2	HBP:	1			

Batter 1 2 3 4 5 6 7 8 9

Billy Gardner, R OBP: 0.349, SLG: 0.380 (1, 4) X	0-0 1-3 1B	0-3 K 1B		H 1-0 2B HBP		X 0-0 6-3 1B	0-0 1-2 3-H 1B		
Dan Dobbek, L OBP: 0.404, SLG: 0.457 (1, 8) X	0-0 BB 1B	4-0 2B BB		X 0-0 1-H 2B		X 0-0 F6	0-0 4-3		
Bob Allison, R OBP: 0.476, SLG: 0.614 (1, 9) B	4-0 1-2 1B BB	0-0 1-H 2B		S 0-3 K		X 0-0 1B 1B		X 0-0 HR	
Jim Lemon, R OBP: 0.348, SLG: 0.583 (1, 7) B	4-0 1-2 1B BB	0-0 HR		S 0-3 K		X 0-0 1-2 1B		X 0-0 F5	
Don Mincher, L OBP: 0.364, SLG: 0.446 (1, 3) S	0-3 K	0-0 1-3		B 4-0 BB		X 0-0 F7		X 0-0 CS 1B	
Earl Battey, R OBP: 0.406, SLG: 0.537 (1, 2) X	0-0 1-3 2-H 3-H 1B		B 4-0 CS BB	X 0-0 F6			X 0-0 F9 G3 1B	0-3 1-2 K	
Reno Bertoia, R OBP: 0.306, SLG: 0.265 (1, 5) X	0-0 1-3 3-H 1B		S 0-3 K		X 0-0 G6-4-3 1B		X 0-0 G3		
Billy Consono, R OBP: 0.414, SLG: 0.429 (1, 6) B	4-0 1-2 BB		B 4-0 BB	X 0-0 G6-4-3		B 4-0 1B BB			
Camilo Pascual, R OBP: 0.091, SLG: 0.182 (1, 1) X	0-0 F9		S 0-3 K	X 0-0 4-3		X 0-0 F9			

Inning Stats	R: 3 E: 0 K: 1 S: 8	H: 3 LOB: 3 BB: 3 P: 20	R: 2 E: 0 K: 1 S: 6	H: 2 LOB: 0 BB: 1 P: 10	R: 0 E: 0 K: 2 S: 6	H: 0 LOB: 1 BB: 2 P: 14	R: 1 E: 0 K: 2 S: 8	H: 1 LOB: 2 BB: 1 P: 13	R: 0 E: 0 K: 0 S: 3	H: 1 LOB: 0 BB: 0 P: 3	R: 0 E: 0 K: 0 S: 5	H: 2 LOB: 2 BB: 0 P: 5	R: 1 E: 0 K: 0 S: 5	H: 2 LOB: 2 BB: 1 P: 9	R: 1 E: 0 K: 1 S: 6	H: 2 LOB: 1 BB: 0 P: 6
---------------------	------------------------------	----------------------------------	------------------------------	----------------------------------	------------------------------	----------------------------------	------------------------------	----------------------------------	------------------------------	---------------------------------	------------------------------	---------------------------------	------------------------------	---------------------------------	------------------------------	---------------------------------

PITCHER	IP	WLS	BF	H	R	ER	SO	BB	IBB	HBP	BLK	WP	HR	S	P	ERA	WHIP
Ray Herbert, R ERA: 2.81 (1, 1)	0.2	L	7	3	3	3	1	2	0	0	0	0	0	7	15	40.50	7.500
Ken Johnson, R ERA: 2.0 (1, 1)	3.1		17	3	3	3	5	5	0	1	0	0	1	21	42	8.10	2.400
Leo Kiely, L ERA: (5, 1)	2.0		8	3	0	0	0	0	0	0	0	0	0	8	8	0.00	1.500
Don Larsen, R ERA: 5.54 (7, 1)	2.0		10	4	2	2	1	1	0	0	0	0	1	11	15	9.00	2.500

Batter	1	2	3	4	5	6	7	8	9	AB R H RBI BB SO LOB	TOP											
Ken Hamlin, R (1, 6) OBP: 0.212, SLG: 0.200	0-0 5-3		0-0 F3		0-0 E 1B 1B	0-0 F9		0-0 G4-6-3 1-2f		5 1 1 1 0 0 1	Kansas City Athletics @ Baltimore Orioles Memorial Stadium, Baltimore, MD Tue May 10 1960, 7:05 PM EDT Att. 5,788 - Unknown											
Russ Snyder, L (1, 7) OBP: 0.214, SLG: 0.286	0-0 G4-6-3 1B		0-0 4-3		0-0 E8 1B 1B	0-0 F6		0-0 6-3	5 1 2 1 0 0 0													
Jerry Lumpe, L (1, 4) OBP: 0.422, SLG: 0.390	0-0 G4-6-3 1-2f			0-0 4-3	0-0 BB HR 1B		0-0 G3		5 1 2 2 0 0 1													
Norm Siebern, L (1, 3) OBP: 0.421, SLG: 0.631		0-3 K PB 1B PB		0-0 F9	0-0 1-2 HR 1B		0-0 BB 1B		5 2 2 0 0 1 1													
Hank Bauer, R (1, 9) OBP: 0.250, SLG: 0.277		0-0 PB FC5-2 1B		0-3 K	4-0 1-2 HR BB		0-0 F8		4 1 1 0 1 1 2													
Dick Williams, R (1, 5) OBP: 0.339, SLG: 0.404		0-0 F6			0-0 1B 2B		4-0 1-2 BB		3 2 2 4 1 0 2													
Bill Tuttle, R (1, 8) OBP: 0.287, SLG: 0.296		0-0 FC5-2			0-0 E PB 1B		0-0 1-3		4 1 1 1 0 0 3													
Pete Daley, R (1, 2) OBP: 0.300, SLG: 0.500		0-0 F6			0-0 K			0-0 G4-6-3 1B	4 0 1 0 0 1 2													
Dick Hall, R (1, 1) OBP: 0.182, SLG: 0.100			0-0 F3		0-0 E6 1B E		0-0 6-3		4 1 0 0 0 1 2													
Inning Stats	R: 0 E: 0 K: 0 S: 3	H: 1 LOB: 0 BB: 0 P: 3	R: 1 E: 0 K: 1 S: 7	H: 1 LOB: 1 BB: 0 P: 7	R: 0 E: 0 K: 0 S: 3	H: 0 LOB: 0 BB: 0 P: 3	R: 0 E: 0 K: 1 S: 5	H: 0 LOB: 0 BB: 0 P: 5	R: 9 E: 2 K: 1 S: 13	H: 7 LOB: 0 BB: 1 P: 17	R: 0 E: 0 K: 0 S: 3	H: 0 LOB: 0 BB: 0 P: 3	R: 0 E: 0 K: 0 S: 4	H: 1 LOB: 2 BB: 1 P: 8	R: 0 E: 0 K: 1 S: 5	H: 1 LOB: 0 BB: 0 P: 5	R: 0 E: 0 K: 0 S: 4	H: 1 LOB: 1 BB: 0 P: 4	1B: 10 2B: 1 3B: 0 HR: 1	SF: 0 SAC: 0 DP: 2 HBP: 0	WP: 0 PB: 4 SB: 0 CS: 0	PA: 41
PITCHER	IP WLS BF H R ER SO BB IBB HBP BLK WP HR S P ERA WHIP												PITCHER	IP WLS BF H R ER SO BB IBB HBP BLK WP HR S P ERA WHIP								
Hoyt Wilhelm, R (1, 1) ERA: 7.29	4.1 L 22 8 8 6 3 0 0 0 0 0 0 0 28 28 12.46 1.846																					
Jack Fisher, R (5, 1) ERA: 7.53	4.2 19 4 2 2 1 2 0 0 0 0 0 1 19 27 3.86 1.286																					

livebaseballscorecards.com

AB	39
R	10
H	12
RBI	9
BB	2
SO	4
LOB	14



Batter	1	2	3	4	5	6	7	8	9	10	AB R H RBI BB SO LOB	TOP														
Ken Hamlin, R (1, 6) OBP: 0.239, SLG: 0.231	0-0 G4-6-3 1B		0-0 BB 1B		0-0 6-3		0-3 K		0-0 PO 1B		5 0 3 1 0 1 0	Kansas City Athletics @ Baltimore Orioles Memorial Stadium, Baltimore, MD Wed May 11 1960, 7:05 PM EDT Att: 6,427 - Unknown														
Russ Snyder, L (1, 7) OBP: 0.211, SLG: 0.222	0-0 G4-6-3 1-2f		4-0 BB 1-2 BB		0-3 K			0-0 4-3	0-0 3-H PO 1-2	0-0 1-3	4 0 0 0 1 1 1															
Jerry Lumpe, L (1, 4) OBP: 0.409, SLG: 0.378	0-0 F6		0-0 1-3			0-3 K		0-0 F8		0-0 FC4-6 1B	5 0 1 0 0 1 2															
Norm Siebern, L (1, 3) OBP: 0.420, SLG: 0.623		0-0 F7		0-0 F8		4-0 FC6-4 WP BB		0-0 E 2B		0-0 FC4-6 1-2f	4 1 1 0 1 0 1															
Hank Bauer, R (1, 9) OBP: 0.298, SLG: 0.314		0-0 1B 1B		0-0 3-1 E 1B		4-0 FC6-4 1-2 BB		0-0 E2 2-H 1B		0-0 F7	4 1 3 0 1 0 1															
Dick Williams, R (1, 5) OBP: 0.333, SLG: 0.393		0-0 G4-6-3 1B		0-0 3-1		0-0 FC6-4 1-2f 2-3 FC4-6		0-3 K			4 0 1 0 0 1 4															
Bill Tuttle, R (1, 8) OBP: 0.275, SLG: 0.282		0-0 G4-6-3 1-2f		0-0 E4 2-H		0-0 FC4-6 1-2f			0-0 F7		4 0 0 0 0 0 4															
Pete Daley, R (1, 2) OBP: 0.286, SLG: 0.500			0-0 1-3	0-0 5-3			0-0 5-3		0-0 4-3 1B 2B		4 1 1 0 0 0 1															
Bud Daley, L (1, 1) OBP: 0.077, SLG: 0.077			0-3 K		0-0 5-3		0-0 F6		0-0 4-3		4 0 0 0 0 1 1															
Leo Kiely, L (9, 1)											0 0 0 0 0 0 0															
Marty Kutyna, R (9, 1)											0 0 0 0 0 0 0															
Inning Stats	R: 0 E: 0 K: 0 S: 3	H: 1 LOB: 0 BB: 0 P: 3	R: 0 E: 0 K: 0 S: 4	H: 2 LOB: 1 BB: 0 P: 4	R: 0 E: 0 K: 1 S: 6	H: 1 LOB: 2 BB: 1 P: 10	R: 1 E: 1 K: 0 S: 5	H: 1 LOB: 1 BB: 0 P: 5	R: 0 E: 0 K: 1 S: 5	H: 0 LOB: 0 BB: 0 P: 5	R: 0 E: 0 K: 1 S: 5	H: 0 LOB: 2 BB: 2 P: 13	R: 0 E: 0 K: 1 S: 5	H: 0 LOB: 0 BB: 0 P: 5	R: 1 E: 1 K: 1 S: 7	H: 2 LOB: 1 BB: 0 P: 7	R: 1 E: 0 K: 0 S: 4	H: 2 LOB: 0 BB: 0 P: 4	R: 0 E: 0 K: 0 S: 4	H: 1 LOB: 1 BB: 0 P: 4	1B: 8 2B: 2 3B: 0 HR: 0	SF: 0 SAC: 0 DP: 2 HBP: 0	WP: 1 PB: 0 SB: 0 CS: 0	PA: 42		
PITCHER	IP WLS BF H R ER SO BB IBB HBP BLK WP HR S P ERA WHIP	IP WLS BF H R ER SO BB IBB HBP BLK WP HR S P ERA WHIP	IP WLS BF H R ER SO BB IBB HBP BLK WP HR S P ERA WHIP	IP WLS BF H R ER SO BB IBB HBP BLK WP HR S P ERA WHIP	IP WLS BF H R ER SO BB IBB HBP BLK WP HR S P ERA WHIP	IP WLS BF H R ER SO BB IBB HBP BLK WP HR S P ERA WHIP	IP WLS BF H R ER SO BB IBB HBP BLK WP HR S P ERA WHIP	IP WLS BF H R ER SO BB IBB HBP BLK WP HR S P ERA WHIP	IP WLS BF H R ER SO BB IBB HBP BLK WP HR S P ERA WHIP	IP WLS BF H R ER SO BB IBB HBP BLK WP HR S P ERA WHIP	IP WLS BF H R ER SO BB IBB HBP BLK WP HR S P ERA WHIP	IP WLS BF H R ER SO BB IBB HBP BLK WP HR S P ERA WHIP	IP WLS BF H R ER SO BB IBB HBP BLK WP HR S P ERA WHIP	IP WLS BF H R ER SO BB IBB HBP BLK WP HR S P ERA WHIP	IP WLS BF H R ER SO BB IBB HBP BLK WP HR S P ERA WHIP	IP WLS BF H R ER SO BB IBB HBP BLK WP HR S P ERA WHIP	IP WLS BF H R ER SO BB IBB HBP BLK WP HR S P ERA WHIP	IP WLS BF H R ER SO BB IBB HBP BLK WP HR S P ERA WHIP	IP WLS BF H R ER SO BB IBB HBP BLK WP HR S P ERA WHIP	IP WLS BF H R ER SO BB IBB HBP BLK WP HR S P ERA WHIP	IP WLS BF H R ER SO BB IBB HBP BLK WP HR S P ERA WHIP	IP WLS BF H R ER SO BB IBB HBP BLK WP HR S P ERA WHIP	IP WLS BF H R ER SO BB IBB HBP BLK WP HR S P ERA WHIP	IP WLS BF H R ER SO BB IBB HBP BLK WP HR S P ERA WHIP	IP WLS BF H R ER SO BB IBB HBP BLK WP HR S P ERA WHIP	IP WLS BF H R ER SO BB IBB HBP BLK WP HR S P ERA WHIP
Amie Portocarrero, R (1, 1) ERA: 2.61	2.0																									
Steve Barber, L (3, 1) ERA: 1.97	7.0																									
Milt Pappas, R (10, 1) ERA: 7.66	1.0	W																								

livebaseballscores.com

AB 38
R 3
H 10
RBI 1
BB 3
SO 5
LOB 15



BOTTOM

Kansas City Athletics @ Baltimore Orioles
Memorial Stadium, Baltimore, MD
Wed May 11 1960, 7:05 PM EDT
Att. 6,427 - Unknown

livebaseballscorecards.com

AB 36
R 5
H 10
RBI 5
BB 5
SO 4
LOB 19



WP: 0 PA: 41
PB: 0
SB: 0
CS: 0

AB R H RBI BB SO LOB
4 0 0 0 0 0 3
1 0 0 0 0 0 2
0 0 0 0 0 0 0

4 0 2 0 1 1 0

5 0 0 0 0 0 5

5 1 1 0 0 1 2

5 3 3 2 0 1 1

4 0 1 0 0 0 1

2 1 1 1 2 0 0

2 0 1 1 1 1 1

0 0 0 0 1 0 0

0 0 0 0 0 0 0

0 0 0 0 0 0 0

1 0 0 0 0 0 2

2 0 0 0 0 0 2


1 0 1 1 0 0 0

1B: 9 SF: 0
2B: 0 SAC: 0
3B: 0 DP: 0
HR: 1 HBP: 0

Batter	1	2	3	4	5	6	7	8	9	10
Mary Breeding, R (1, 4) OBP: 0.298, SLG: 0.318 Bob Boyd, L (9, PH) OBP: 0.250, SLG: 0.313 Milt Pappas, R (10, 1)	0-0 5-3	0-0 FC6-4			0-0 F5		0-0 FC5-4		0-0 G3	
Gene Woodling, L (1, 7) OBP: 0.528, SLG: 0.508	0-0 1B		0-0 1B		0-3 K		0-0 4-3		4-0 IBB	
Brooks Robinson, R (1, 5) OBP: 0.311, SLG: 0.370	0-0 F4		0-0 F7		0-0 F8		0-0 4-3		0-0 P6	
Walt Dropo, R (1, 3) OBP: 0.240, SLG: 0.182	0-0 F5		0-3 K		0-0 F5		0-0 F9		0-0 HR	1B
Jackie Brandt, R (1, 8) OBP: 0.423, SLG: 0.364		0-0 3-1 1B	0-3 K		0-0 F7		0-0 1B		0-0 1B	1B HR
Willie Tasby, R (1, 9) OBP: 0.324, SLG: 0.324		0-0 3-1		0-0 F3		0-0 4-3		0-0 1B		
Ron Hansen, R (1, 6) OBP: 0.436, SLG: 0.515		4-0 1B BB		0-0 F6		4-0 FC5-4 BB		0-0 1B BB		
Joe Ginsberg, L (1, 2) OBP: 0.364, SLG: 0.286 Jim Gentile, L (9, PH) OBP: 0.417, SLG: 0.592 Al Pilarcik, L (9, PR) OBP: 0.388, SLG: 0.457 Billy Klaus, L (10, 4) OBP: 0.400, SLG: 1.000		0-0 FC6-4 1B		4-0 BB		0-3 K		4-0 1B BB		
Arnie Portocarrero, R (1, 1) Albie Pearson, L (2, PH) OBP: 0.368, SLG: 0.387 Steve Barber, L (3, 1) Clint Courtney, L (9, PH) OBP: 0.417, SLG: 0.333 (10, 2)		0-0 F3		0-0 F7		0-0 B3		0-0 G3		

Inning Stats	R: 0	H: 1	E: 0	K: 0	S: 4	R: 1	H: 2	E: 0	K: 0	S: 5	R: 0	H: 1	E: 0	K: 2	S: 8	R: 0	H: 0	E: 0	K: 0	S: 3	R: 0	H: 0	E: 0	K: 1	S: 5	R: 0	H: 0	E: 0	K: 1	S: 5	R: 0	H: 0	E: 0	K: 0	S: 3	R: 0	H: 0	E: 0	K: 1	S: 5	R: 0	H: 0	E: 0	K: 0	S: 3	R: 2	H: 4	E: 0	K: 0	S: 6	R: 2	H: 2	E: 0	K: 0	S: 2	1B: 9	SF: 0	2B: 0	3B: 0	HR: 1	WP: 0	PA: 41
--------------	------	------	------	------	------	------	------	------	------	------	------	------	------	------	------	------	------	------	------	------	------	------	------	------	------	------	------	------	------	------	------	------	------	------	------	------	------	------	------	------	------	------	------	------	------	------	------	------	------	------	------	------	------	------	------	-------	-------	-------	-------	-------	-------	--------

PITCHER	IP	WLS	BF	H	R	ER	SO	BB	IBB	HBP	BLK	WP	HR	S	P	ERA	WHIP
Bud Daley, L (1, 1) ERA: 2.87	8.1		35	7	3	3	4	4	0	0	0	0	0	39	55	3.24	1.320
Leo Kiely, L (9, 1) ERA:	0.0		1	1	0	0	0	0	0	0	0	0	0	1	1	∞	∞
Marty Kutyna, R (9, 1) ERA: 3.68	0.2	L	5	2	2	2	0	0	1	0	0	0	1	4	8	27.00	3.000

Batter	1	2	3	4	5	6	7	8	9	10	11	12	13	14	AB R H RBI BB SO LOB	TOP																					
Ken Hamlin, R OBP: 0.218, SLG: 0.208 (1, 6) X	0-0 F6 ①		0-3 K ②		0-0 F7 ③			0-0 6-3 ①	0-0 P2 ②			0-0 P6 ①		0-0 P6 ③	7 0 0 0 0 1 3	<p style="text-align: center;">Kansas City Athletics @ Detroit Tigers Briggs Stadium, Detroit, MI Fri May 13 1960, 7:05 PM EDT Att. 19,870 - Unknown</p>																					
Russ Snyder, L OBP: 0.280, SLG: 0.364 (1, 7) X	0-0 F2 ②		0-0 HR			0-0 P6 ①		4-0 BB SF7 1B BB	4-0 1-2 2-3 BB			0-3 K ②			4 2 1 1 2 1 0																						
Jerry Lumpe, L OBP: 0.404, SLG: 0.375 (1, 4) S	0-3 K ③		0-0 F7 ③			0-0 1B 1B		0-0 1-2 2-3 BB 1B	0-3 K ③			0-0 P5 ③			6 0 2 0 0 2 3																						
Norm Siebern, L OBP: 0.424, SLG: 0.625 (1, 3)		0-0 SH4-3 E 2B		0-0 G3 ①		0-0 L8 ②		4-0 BB BB BB		0-3 K ①			4-0 BB BB BB	4-0 FC3-6 BB	3 1 1 0 1 0 1 1 0 0 0 0 1 0 0 0 0 0 1 0 0 0 0 0 0 0 0 0 0 0 0 0 0 0 0																						
Mary Throneberry, L OBP: 0.294, SLG: 0.143 (9, 3)																																					
Bob Cerv, R OBP: 0.324, SLG: 0.431 (13, PH)																																					
Bob Johnson, R OBP: 0.421, SLG: 0.083 (13, PR)																																					
Whitey Herzog, L OBP: 0.528, SLG: 0.630 (13, 3)																																					
Hank Bauer, R OBP: 0.290, SLG: 0.309 (1, 9)		0-0 SH4-3 2-3		0-3 K ②		0-0 1-2 1B		0-0 SF7 ②		0-0 F7 ②		0-0 FC3-6 1-2f		0-0 P6 ①	4 0 1 1 0 1 1																						
Dick Williams, R OBP: 0.306, SLG: 0.358 (1, 5)		0-3 K ②		0-0 F5 ③		0-3 K ③		0-0 3-H P4 ③		0-3 K ③		0-0 P6 ②		0-0 P6 ③	6 0 0 0 0 3 6																						
Bill Tuttle, R OBP: 0.278, SLG: 0.286 (1, 8)		0-0 E6 3-H 1B		0-3 K ①		0-0 6-3 ①		0-0 BB SH1-4 1B		0-0 5-3 ①		0-0 3-1 ③		0-0 K ①	6 0 2 1 0 1 1																						
Harry Chiti, R OBP: 0.351, SLG: 0.354 (1, 2)		0-0 3-H F3 ③		0-0 6-3 ②		0-0 P4 ②		0-0 SH1-4 ①		4-0 BB BB BB		4-0 G6-4-3 BB		0-3 K ①	4 0 0 0 1 1 1																						
Ray Herbert, R OBP: 0.286, SLG: 0.091 (1, 1)			0-0 4-3 ①		0-0 1B		0-0 5-3 ③		4-0 BB BB BB		0-0 G6-4-3 ③		0-3 K ②	3 0 1 0 1 0 0 2 0 0 0 0 1 1																							
Don Larsen, R OBP: 0.286, SLG: 0.091 (9, 1)																																					
Inning Stats	R: 0 E: 0 K: 1 S: 5	H: 0 LOB: 0 BB: 0 P: 5	R: 1 E: 1 K: 1 S: 7	H: 2 LOB: 1 BB: 0 P: 7	R: 1 E: 0 K: 1 S: 6	H: 1 LOB: 0 BB: 0 P: 6	R: 0 E: 0 K: 1 S: 5	H: 0 LOB: 0 BB: 0 P: 5	R: 0 E: 0 K: 0 S: 3	H: 0 LOB: 0 BB: 0 P: 3	R: 1 E: 0 K: 0 S: 4	H: 1 LOB: 2 BB: 2 P: 12	R: 0 E: 0 K: 1 S: 6	H: 1 LOB: 3 BB: 2 P: 14	R: 0 E: 0 K: 2 S: 7	H: 0 LOB: 0 BB: 0 P: 7	R: 0 E: 0 K: 0 S: 2	H: 0 LOB: 0 BB: 1 P: 6	R: 0 E: 0 K: 1 S: 5	H: 0 LOB: 0 BB: 0 P: 5	R: 0 E: 0 K: 0 S: 3	H: 0 LOB: 1 BB: 1 P: 7	R: 0 E: 0 K: 2 S: 7	H: 0 LOB: 0 BB: 0 P: 7	1B: 6 2B: 1 3B: 0 HR: 1	SF: 1 SAC: 2 DP: 1 HBP: 0	WP: 0 PB: 0 SB: 0 CS: 0	PA: 55									
PITCHER	IP WLS BF H R ER SO BB IBB HBP BLK WP HR S P ERA WHIP																	PITCHER																			
Jim Bunning, R ERA: 3.5 (1, 1)	7.0	27	6	2	2	6	0	0	0	0	0	0	0	0	0	0	1	39	39	2.57	0.857																
Tom Morgan, R ERA: 1.08 (8, 1)	1.1	9	2	1	1	0	3	0	0	0	0	0	0	0	0	0	0	6	18	6.75	3.750																
Hank Aguirre, L ERA: 1.59 (9, 1)	5.2	19	0	0	0	6	3	0	0	0	0	0	0	0	0	0	0	28	40	0.00	0.529																

Batter	1	2	3	4	5	6	7	8	9	10	11	12	13	14	AB	R	H	RBI	BB	SO	LOB	BOTTOM							
Eddie Yost, R (1, 5) OBP: 0.395, SLG: 0.328	0-0 S 4-3 1B		0-0 G1-4-3 1-2r			0-0 1-3		0-0 SH1-4 1B		0-0 4-3		0-3 K		0-0 FC6 1-2 2-3 3-H	7	0	2	0	0	1	5	Kansas City Athletics @ Detroit Tigers Briggs Stadium, Detroit, MI Fri May 13 1960, 7:05 PM EDT Att. 19,870 - Unknown							
Casey Wise, S (1, 4) OBP: 0.178, SLG: 0.341 Neil Christley, L (6, PH) OBP: 0.250, SLG: 0.313 Frank Bolling, R (7, 4) OBP: 0.257, SLG: 0.273	0-0 4-3			0-0 5-3		0-3 K		0-0 SH1-4		0-0 1B		0-0 FC2 2-3			2	0	0	0	0	0	1								
Al Kaline, R (1, 8) OBP: 0.356, SLG: 0.400 Johnny Groth, R (7, PR) OBP: 0.250, SLG: 0.143	0-0 L6-3			0-0 L4			1-0 SH 1B SF9 HBP	0-0 5-3		0-0 F9			0-0 G5-4-3 1B		2	0	0	0	0	0	1								
Rocky Colavito, R (1, 9) OBP: 0.275, SLG: 0.366	0-0 4-3			0-0 4-3			0-0 SF9 SH SF8 1B	0-0 F7				0-3 K		0-0 G5-4-3 1-2r	6	1	1	0	0	1	3								
Charlie Maxwell, L (1, 7) OBP: 0.275, SLG: 0.182		0-0 F8			0-3 K		0-0 SH BB		0-0 WP 1B 2B		0-0 FC6-4 1B		0-0 3-1		5	1	2	0	0	1	0								
Norm Cash, L (1, 3) OBP: 0.323, SLG: 0.414		0-0 L9			0-0 F8		0-0 SF9		0-0 CS 1B		0-0 L8			0-0 SH5-4 BB E 1B	5	1	2	2	0	0	1								
Lou Berberet, L (1, 2) OBP: 0.315, SLG: 0.318		0-0 F2			0-3 K		0-0 SF8		0-0 P5		0-0 FC6-4 1-2r			4-0 E SH5-4 BB 1B	4	0	0	1	1	1	2								
Chico Fernandez, R (1, 6) OBP: 0.352, SLG: 0.267			0-0 1-3				0-0 SH3-4 1B		0-0 4-3		0-0 FC2 SH3-4 BB			0-0 SH5-4	3	0	1	0	2	0	1								
Jim Bunning, R (1, 1) OBP: 0.300, SLG: 0.400 Sandy Amoros, L (7, PH) OBP: 0.263, SLG: 0.125 Tom Morgan, R (8, 1) Hank Aguirre, R (9, 1) Steve Bilko, R (14, PH) OBP: 0.200, SLG: 0.319			0-0 G1-4-3 1B				0-0 SH3-4 1-2	0-0 F9			0-3 K		0-0 SH3-4		4-0 E BB	1	0	1	0	0	0		0						
Inning Stats	R: 0 E: 0 K: 0 S: 4	H: 1 LOB: 1 BB: 0 P: 4	R: 0 E: 0 K: 0 S: 3	H: 0 LOB: 0 BB: 0 P: 3	R: 0 E: 0 K: 0 S: 3	H: 1 LOB: 0 BB: 0 P: 3	R: 0 E: 0 K: 2 S: 7	H: 0 LOB: 0 BB: 0 P: 7	R: 0 E: 0 K: 1 S: 6	H: 1 LOB: 1 BB: 0 P: 6	R: 2 E: 0 K: 0 S: 5	H: 1 LOB: 2 BB: 1 P: 10	R: 0 E: 0 K: 0 S: 4	H: 1 LOB: 1 BB: 0 P: 4	R: 1 E: 0 K: 0 S: 4	H: 2 LOB: 0 BB: 0 P: 4	R: 0 E: 0 K: 1 S: 6	H: 1 LOB: 1 BB: 0 P: 6	R: 0 E: 0 K: 1 S: 6	H: 1 LOB: 1 BB: 0 P: 6	R: 0 E: 0 K: 0 S: 3		H: 1 LOB: 0 BB: 0 P: 3	R: 1 E: 1 K: 0 S: 3	H: 1 LOB: 3 BB: 2 P: 11	1B: 10 2B: 1 3B: 0 HR: 0	SF: 2 SAC: 5 DP: 2 HBP: 1	WP: 1 PB: 0 SB: 1 CS: 1	PA: 55
PITCHER	IP WLS BF H R ER SO BB IBB HBP BLK WP HR S P ERA WHIP																												
Ray Herbert, R (1, 1) ERA: 2.94	8.0 33 7 3 3 3 3 1 0 0 0 0 0 25 37 3.38 1.000																												
Don Larsen, R (9, 1) ERA: 3.93	5.1 L 22 4 1 0 3 3 0 0 0 0 0 25 37 0.00 1.312																												

livebaseballscorecards.com

AB	43
R	4
H	11
RBI	3
BB	4
SO	6
LOB	20



Batter	1	2	3	4	5	6	7	8	9	AB R H RBI BB SO LOB	TOP																		
Ken Hamlin, R (1, 6) OBP: 0.229, SLG: 0.224	0-0 3-1 HR 2B	4-0 2B BB		5-3 1-2 2-3		0-3 K		0-0 P6		4 1 1 0 1 1 2																			
Russ Snyder, L (1, 7) OBP: 0.310, SLG: 0.400 Hank Bauer, R (9, PH) OBP: 0.286, SLG: 0.304	0-0 P6	0-0 1-3 2-H 2B		4-0 WP FC1-2 BB		0-0 4-3		0-0 6-3		3 0 1 1 1 0 1 1 0 0 0 0 0 0																			
Jerry Lumpe, L (1, 4) OBP: 0.404, SLG: 0.370	0-0 3-1 2-3	0-3 K		0-0 FC1-2 WP 1-2 2-3 3-H		4-0 BB		0-0 FC4-6 1B		4 0 1 0 1 1 6																			
Norm Siebern, L (1, 3) OBP: 0.433, SLG: 0.613	4-0 HR BB		0-0 P6	4-0 1-2 2-3 3-H BB		0-0 4-1		0-0 FC4-6 1B		3 1 1 0 2 0 1																			
Whitey Herzog, L (1, 9) OBP: 0.512, SLG: 0.677	0-0 1-H 3-H HR		0-0 L8	0-0 4-3		4-0 G6-4-3 BB		0-0 FC4-6 1-2f 2-3		4 1 1 3 1 0 5																			
Bill Tuttle, R (1, 8) OBP: 0.265, SLG: 0.271	0-3 K		0-0 6-3		0-0 L8	0-0 G6-4-3 1-2f		0-0 4-3		5 0 0 0 0 1 3																			
Dick Williams, R (1, 5) OBP: 0.316, SLG: 0.371		0-0 2B 2B		4-0 SH E 1B BB		0-0 L8		0-0 F2		3 2 1 0 1 0 0																			
Hank Foiles, R (1, 2) OBP: 0.750, SLG: 0.500 Pete Daley, R (5, PH) OBP: 0.313, SLG: 0.500		0-3 K		0-0 5-3 E FC1-2 1B		0-0 E6		0-0 F7		2 0 1 0 0 1 1 2 0 1 0 0 0 0																			
Johnny Kucks, R (1, 1) Ken Johnson, R (4, 1) OBP: 0.250, SLG: 0.250 Bob Cerv, R (8, PH) OBP: 0.319, SLG: 0.424 Bob Trowbridge, R (8, 1)		0-0 L8		0-0 SH FC1-2 5-3 WP		0-3 K		0-0 P4		1 1 0 0 0 0 1 1 0 0 0 0 1 1 1 0 0 0 0 0 0 0 0 0 0 0 0 0																			
Inning Stats	R: 3 E: 0 K: 1 S: 7	H: 2 LOB: 0 BB: 1 P: 11	R: 1 E: 0 K: 2 S: 9	H: 2 LOB: 2 BB: 1 P: 13	R: 0 E: 0 K: 0 S: 3	H: 0 LOB: 0 BB: 0 P: 3	R: 2 E: 1 K: 0 S: 5	H: 1 LOB: 3 BB: 3 P: 17	R: 0 E: 1 K: 1 S: 6	H: 1 LOB: 1 BB: 0 P: 6	R: 0 E: 0 K: 1 S: 5	H: 0 LOB: 1 BB: 1 P: 9	R: 0 E: 0 K: 0 S: 2	H: 0 LOB: 0 BB: 1 P: 6	R: 0 E: 0 K: 0 S: 3	H: 0 LOB: 0 BB: 0 P: 3	R: 0 E: 0 K: 0 S: 5	H: 2 LOB: 2 BB: 0 P: 5	1B: 4 2B: 3 3B: 0 HR: 1	SF: 0 SAC: 1 DP: 1 HBP: 0	WP: 1 PB: 0 SB: 0 CS: 0	PA: 42							
PITCHER	IP WLS BF H R ER SO BB IBB HBP BLK WP HR S P ERA WHIP																												
Paul Foytack, R (1, 1) ERA: 6.98	1.2		11	4	4	4	2	2	0	0	0	0	0	1	13	21	21.60	3.600											
Ray Semproch, R (2, 1) ERA:	2.1		12	1	2	0	1	3	0	0	0	1	0	11	23	0.00	1.714												
Dave Sisler, R (5, 1) ERA: 3.38	4.0	W	14	1	0	0	2	2	0	0	0	0	0	16	24	0.00	0.750												
Hank Aguirre, L (9, 1) ERA: 1.5	1.0	S	5	2	0	0	0	0	0	0	0	0	0	5	5	0.00	2.000												

Kansas City Athletics @ Detroit Tigers
 Briggs Stadium, Detroit, MI
 Sat May 14 1960, 4:33 AM EDT
 Att. 7,027 - Unknown

AB	34
R	6
H	8
RBI	4
BB	7
SO	5
LOB	21



WP: 1	PA: 42
PB: 0	
SB: 0	
CS: 0	

livebaseballscorecards.com

Batter	1	2	3	4	5	6	7	8	9
Eddie Yost, R OBP: 0.372, SLG: 0.304 (1, 5)	0-3 K		0-0 5-3	0-0 L9		0-3 K		0-3 K	
Neil Chrisley, L OBP: 0.275, SLG: 0.500 (1, 7)	0-0 F8		0-0 HR	0-0 HR		0-3 K			
Al Kaline, R OBP: 0.364, SLG: 0.444 (1, 8)	0-0 HR		0-3 K	4-0 BB		0-0 L5-3			
Rocky Colavito, R OBP: 0.286, SLG: 0.365 (1, 9)	0-3 K		0-0 1B	4-0 BB		0-0 F8			
Norm Cash, L OBP: 0.343, SLG: 0.515 (1, 3)		0-0 FC5-4 1B	0-0 F2	0-0 F5		0-0 HR			
Frank Bolling, R OBP: 0.256, SLG: 0.351 (1, 4)		0-0 FC5-4 1B		0-0 HR	0-0 F7		0-3 K		
Lou Berberet, L OBP: 0.345, SLG: 0.340 (1, 2)		0-0		4-0 FC5-4 BB	0-0 G3		0-0 F3 S 1B		
Johnny Groth, R OBP: 0.250, SLG: 0.143 (8, PR)		1-2 1B		0-0 FC5-4 HR	0-0 5-3		0-0 F3		
Red Wilson, R OBP: 0.381, SLG: 0.294 (9, 2)		0-0 F9		0-0 FC5-4 HR			1-3		
Chico Fernandez, R OBP: 0.333, SLG: 0.250 (1, 6)		0-0 6-3		0-1 CI HR		0-0 1-3		0-0 6-3	
Paul Foytack, R OBP: 0.500, SLG: 0.400 (2, 1)									
Sandy Amoros, L OBP: 0.263, SLG: 0.125 (4, PH)									
Dave Sisler, R (5, 1)									
Steve Bilko, R OBP: 0.190, SLG: 0.313 (8, PH)									
Hank Aguirre, R (9, 1)									

AB	R	H	RBI	BB	SO	LOB
5	0	0	0	0	3	3
4	2	2	4	0	1	0
3	1	1	1	1	1	0
3	0	1	0	1	1	0
4	1	2	1	0	0	3
4	1	1	1	0	1	1
3	0	2	0	1	0	0
0	0	0	0	0	0	0
0	0	0	0	0	0	0
4	1	0	0	0	0	4
0	0	0	0	0	0	0
1	0	0	0	0	0	2
0	1	0	0	0	0	0
1	0	0	0	0	0	0
1	0	0	0	0	0	1
0	0	0	0	0	0	0

WP	PA
0	37

Inning Stats	R	H	E	K	S	H	LOB	BB	P						
R: 1 E: 0 K: 2 S: 8	H: 1 LOB: 0 BB: 0 P: 8	R: 0 E: 0 K: 0 S: 5	H: 2 LOB: 2 BB: 0 P: 5	R: 1 E: 0 K: 1 S: 7	H: 2 LOB: 1 BB: 0 P: 7	R: 4 E: 1 K: 0 S: 6	H: 2 LOB: 2 BB: 3 P: 18	R: 0 E: 0 K: 0 S: 3	H: 0 LOB: 0 BB: 0 P: 3	R: 0 E: 0 K: 2 S: 7	H: 0 LOB: 0 BB: 0 P: 7	R: 1 E: 0 K: 1 S: 6	H: 1 LOB: 0 BB: 0 P: 6	R: 0 E: 0 K: 1 S: 6	H: 1 LOB: 1 BB: 0 P: 6

AB	33
R	7
H	9
RBI	7
BB	3
SO	7
LOB	14



PITCHER	IP	WLS	BF	H	R	ER	SO	BB	IBB	HBP	BLK	WP	HR	S	P	ERA	WHIP
Johnny Kucks, R ERA: 4.67 (1, 1)	3.2		20	7	6	3	3	1	0	0	0	0	4	25	29	7.36	2.182
Ken Johnson, R ERA: 2.11 (4, 1)	3.1	L	13	1	1	1	3	2	0	0	0	0	1	17	25	2.70	0.900
Bob Trowbridge, R ERA: 5.4 (8, 1)	1.0		4	1	0	0	1	0	0	0	0	0	0	6	6	0.00	1.000

BOTTOM

Kansas City Athletics @ Detroit Tigers
Briggs Stadium, Detroit, MI
Sat May 14 1960, 4:33 AM EDT
Att. 7,027 - Unknown


livebaseballscores.com

Batter	1	2	3	4	5	6	7	8	9	AB R H RBI BB SO LOB	TOP											
Ken Hamlin, R (1, 6) OBP: 0.227, SLG: 0.222	0-0 F6		0-0 G4-6-3 1B			0-0 L8	0-0 P5		0-0 1-3	5 0 1 0 0 0 2												
Jerry Lumpe, L (1, 4) OBP: 0.398, SLG: 0.365	0-0 1-3		0-0 G4-6-3 1-2			0-0 1B 1B		0-0 L3		4 0 1 0 0 0 1												
Hank Bauer, R (1, 9) OBP: 0.284, SLG: 0.300	0-0 F7			0-0 6-3		0-0 1-2 1B		0-0 6-3		4 0 1 0 0 0 0												
Norm Siebern, L (1, 3) OBP: 0.415, SLG: 0.582		0-0 L8		0-3 K		0-0 F2		0-3 K		4 0 0 0 0 2 2												
Mary Throneberry, L (8, 3) OBP: 0.294, SLG: 0.143										0 0 0 0 0 0 0												
Bob Cerv, R (1, 7) OBP: 0.342, SLG: 0.540		0-0 HR		0-0 L3			0-0 2B 1B		0-0 HR	4 3 3 2 0 0 0												
Russ Snyder, L (9, 7) OBP: 0.310, SLG: 0.400										0 0 0 0 0 0 0												
Dick Williams, R (1, 5) OBP: 0.338, SLG: 0.389		4-0 BB			0-0 F9		0-0 1B 2B		4-0 1B BB	2 2 1 1 2 0 0												
Bill Tuttle, R (1, 8) OBP: 0.255, SLG: 0.260		0-0 F2			0-0 4-3		0-0 5-3		0-0 1-3	4 0 0 0 0 0 3												
Harry Chiti, R (1, 2) OBP: 0.346, SLG: 0.348		0-3 K			0-0 F3		0-0 L4		0-0 1B	4 0 1 1 0 1 2												
Bud Daley, L (1, 1) OBP: 0.118, SLG: 0.118			0-3 K			0-0 1-3	0-0 2-H 1B		0-0 L8	4 0 1 1 0 1 1												
Inning Stats	R: 0 E: 0 K: 0 S: 3	H: 0 LOB: 0 BB: 0 P: 3	R: 1 E: 0 K: 1 S: 6	H: 1 LOB: 1 BB: 1 P: 10	R: 0 E: 0 K: 1 S: 5	H: 1 LOB: 0 BB: 0 P: 5	R: 0 E: 0 K: 1 S: 5	H: 0 LOB: 0 BB: 0 P: 5	R: 0 E: 0 K: 0 S: 3	H: 0 LOB: 0 BB: 0 P: 3	R: 0 E: 0 K: 0 S: 5	H: 2 LOB: 2 BB: 0 P: 5	R: 2 E: 0 K: 0 S: 6	H: 3 LOB: 1 BB: 0 P: 6	R: 0 E: 0 K: 1 S: 5	H: 0 LOB: 0 BB: 0 P: 5	R: 2 E: 0 K: 0 S: 5	H: 2 LOB: 1 BB: 1 P: 9	1B: 6 2B: 1 3B: 0 HR: 2	SF: 0 SAC: 0 DP: 1 HBP: 0	WP: 0 PB: 0 SB: 0 CS: 0	PA: 37
PITCHER	IP WLS BF H R ER SO BB IBB HBP BLK WP HR S P ERA WHIP																					
Don Mossi, L (1, 1) ERA: 3.75	8.1 L 35 9 5 5 4 2 0 0 0 0 0 2 41 49 5.40 1.320																					
Ray Semproch, R (9, 1) ERA:	0.2 2 0 0 0 0 0 0 0 0 0 0 0 2 2 0.00 0.000																					

Kansas City Athletics @ Detroit Tigers
 Briggs Stadium, Detroit, MI
 Sun May 15 1960, 4:33 AM EDT
 Unknown

livebaseballscorecards.com

AB 35
R 5
H 9
RBI 5
BB 2
SO 4
LOB 11



Batter	1	2	3	4	5	6	7	8	9	AB R H RBI BB SO LOB
Eddie Yost, R OBP: 0.378, SLG: 0.306 (1, 5)	0-0 FC2-6 1B		0-0 6-3			4-0 BB			0-0 G5-4-3 1-2f	3 0 1 0 1 0 1
Neil Chrisley, L OBP: 0.273, SLG: 0.462 (1, 7)	0-0 FC2-6 1-2f			0-0 P4		0-0 G3-4-1-3 1-2f			4-0 1B BB	3 0 0 0 1 0 2
Al Kaline, R OBP: 0.358, SLG: 0.433 (1, 8)	0-0 L8			0-0 L5-3			0-0 L6-3		0-0 1-2 1B	4 0 1 0 0 0 1
Rocky Colavito, R OBP: 0.284, SLG: 0.351 (1, 9)	0-0 P2 1-2			0-0 F7			4-0 BB G3-4-1		0-0 F2	3 0 0 0 1 0 3
Steve Bilko, R OBP: 0.185, SLG: 0.294 (1, 3)		0-0 F2			0-0 5-3		0-0 G3-4-1 1-2f			3 0 0 0 0 0 1
Frank Bolling, R OBP: 0.286, SLG: 0.342 (1, 4)		4-0 BB G6-4-3			4-0 BB			0-0 6-3		1 0 0 0 2 0 0
Red Wilson, R OBP: 0.333, SLG: 0.250 (1, 2)		0-0 G6-4-3 1-2f			0-3 K			0-0 L9		3 0 0 0 0 1 2
Chico Fernandez, R OBP: 0.321, SLG: 0.239 (1, 6)			0-3 K		0-0 5-3			0-0 1-3		3 0 0 0 0 1 1
Don Mossi, L (1, 1)			0-0 L3			0-0 4-3			0-0 G5-4-3 1B	2 0 0 0 0 0 0 0 0 0 0 0 0 0 1 0 1 0 0 0 0

BOTTOM	
Kansas City Athletics @ Detroit Tigers Briggs Stadium, Detroit, MI Sun May 15 1960, 4:33 AM EDT Unknown	
AB 26 R 0 H 3 RBI 0 BB 5 SO 2 LOB 11	

Inning Stats	R: 0	H: 1	E: 0	LOB: 1	K: 0	BB: 0	S: 4	P: 4	R: 0	H: 0	E: 0	LOB: 0	K: 0	BB: 1	S: 2	P: 6	R: 0	H: 0	E: 0	LOB: 0	K: 1	BB: 0	S: 5	P: 5	R: 0	H: 0	E: 0	LOB: 0	K: 0	BB: 0	S: 3	P: 3	R: 0	H: 0	E: 0	LOB: 1	K: 1	BB: 1	S: 5	P: 9	R: 0	H: 0	E: 0	LOB: 0	K: 0	BB: 1	S: 2	P: 6	R: 0	H: 0	E: 0	LOB: 0	K: 0	BB: 1	S: 3	P: 3	R: 0	H: 2	E: 0	LOB: 2	K: 0	BB: 1	S: 4	P: 8	1B: 3	SF: 0	2B: 0	SAC: 0	3B: 0	DP: 4	HR: 0	HBP: 0	WP: 0	PA: 31
PITCHER Bud Daley, L (1, 1) ERA: 2.23	IP: 9.0	WLS: W	BF: 31	H: 3	R: 0	ER: 0	SO: 2	BB: 5	IBB: 0	HBP: 0	BLK: 0	WP: 0	HR: 0	S: 30	P: 50	ERA: 0.00	WHIP: 0.889	PITCHER (Empty)	IP: (Empty)	WLS: (Empty)	BF: (Empty)	H: (Empty)	R: (Empty)	ER: (Empty)	SO: (Empty)	BB: (Empty)	IBB: (Empty)	HBP: (Empty)	BLK: (Empty)	WP: (Empty)	HR: (Empty)	S: (Empty)	P: (Empty)	ERA: (Empty)	WHIP: (Empty)																																							

Batter	1	2	3	4	5	6	7	8	9	10	AB R H RBI BB SO LOB	TOP												
Ken Hamlin, R (1, 6) OBP: 0.247, SLG: 0.235	0-0 FC5-4 1B		0-3 K		0-0 CS 1B		4-0 BB		0-0 P4		4 0 2 0 1 1 0	Kansas City Athletics @ Detroit Tigers Briggs Stadium, Detroit, MI Sun May 15 1960, 4:38 AM EDT Att. 35,206 - Unknown												
Jerry Lumpe, L (1, 4) OBP: 0.380, SLG: 0.347	0-0 P4		0-0 4-3		0-3 K		0-0 F7		0-0 3-1		5 0 0 0 0 1 3													
Hank Bauer, R (1, 9) OBP: 0.282, SLG: 0.286	0-0 FC5-4		4-0 BB		0-0 L8		0-3 K		0-0 L8		3 0 0 0 1 1 2													
Whitey Herzog, L (9, PH) OBP: 0.500, SLG: 0.656	1-2f										1 0 0 0 0 0 0													
Norm Siebern, L (1, 3) OBP: 0.408, SLG: 0.566	0-0 4-3		0-0 F9				0-0 BB 1B		0-0 L7		4 0 1 0 0 0 2													
Mary Throneberry, L (9, 3) OBP: 0.278, SLG: 0.133											1 0 0 0 0 0 0													
Bob Cerv, R (1, 7) OBP: 0.338, SLG: 0.567		0-0 E5 G1-4-3		0-0 HR		0-0 P6		0-0 E5 1B 2B		0-0 4-3	4 2 1 1 0 0 1													
Russ Snyder, L (9, 7) OBP: 0.300, SLG: 0.385											1 0 0 0 0 0 0													
Dick Williams, R (1, 5) OBP: 0.353, SLG: 0.400		0-0 G1-4-3		0-0 3-4-1 2B		4-0 BB		0-0 F5		4-0 1B BB	3 1 1 0 2 0 2													
Bill Tuttle, R (1, 8) OBP: 0.270, SLG: 0.286		0-0 HR 2B		0-0 3-4-1 2-3		0-0 F9		0-0 2B 1B		0-0 1B 1B	5 1 3 0 0 0 3													
Harry Chiti, R (1, 2) OBP: 0.361, SLG: 0.419		0-0 HR		0-0 6-3		0-3 K		0-0 2B		0-0 1-3 2-H 1B	5 1 3 4 0 1 3													
Dick Hall, R (1, 1) OBP: 0.154, SLG: 0.083		0-0 2-3		0-0 1-3			0-3 K		0-0 4-3		2 0 0 0 0 0 1													
Don Larsen, R (7, PH)											1 0 0 0 0 1 0													
Marty Kutyna, R (7, 1)											1 0 0 0 0 0 2													
Ray Herbert, R (8, 1) OBP: 0.286, SLG: 0.091											0 0 0 0 0 0 0													
Bob Trowbridge, R (9, 1)											1 0 0 0 0 1 2													
Inning Stats	R: 0 E: 0 K: 0 S: 4	H: 1 LOB: 1 BB: 0 P: 4	R: 2 E: 1 K: 0 S: 5	H: 2 LOB: 0 BB: 0 P: 5	R: 0 E: 0 K: 1 S: 5	H: 0 LOB: 1 BB: 1 P: 9	R: 1 E: 0 K: 0 S: 5	H: 2 LOB: 1 BB: 0 P: 5	R: 0 E: 0 K: 1 S: 5	H: 1 LOB: 0 BB: 0 P: 5	R: 0 E: 0 K: 1 S: 6	H: 1 LOB: 2 BB: 1 P: 10	R: 0 E: 0 K: 2 S: 7	H: 0 LOB: 1 BB: 1 P: 11	R: 1 E: 1 K: 0 S: 6	H: 2 LOB: 2 BB: 0 P: 6	R: 0 E: 0 K: 0 S: 3	H: 0 LOB: 0 BB: 0 P: 3	R: 1 E: 0 K: 1 S: 7	H: 2 LOB: 2 BB: 1 P: 11	1B: 6 2B: 4 3B: 0 HR: 2	SF: 0 SAC: 0 DP: 2 HBP: 0	WP: 0 PB: 0 SB: 0 CS: 1	PA: 45
PITCHER	IP WLS BF H R ER SO BB IBB HBP BLK WP HR S P ERA WHIP																							
Pete Burnside, L (1, 1) ERA: 2.7	7.0																							
Tom Morgan, R (8, 1) ERA: 0.87	2.0																							
Paul Foytack, R (10, 1) ERA: 7.08	1.0	L																						

livebaseballscorecards.com

AB 41
R 5
H 11
RBI 5
BB 4
SO 6
LOB 21



Kansas City Athletics @ Detroit Tigers
 Briggs Stadium, Detroit, MI
 Sun May 15 1960, 4:38 AM EDT
 Att: 35,206 - Unknown

livebaseballscorecards.com



WP: 0 PA: 44
 PB: 0
 SB: 0
 CS: 0

AB 38
 R 4
 H 10
 RBI 4
 BB 3
 SO 4
 LOB 14

Batter	1	2	3	4	5	6	7	8	9	10	AB	R	H	RBI	BB	SO	LOB
Eddie Yost, R OBP: 0.379, SLG: 0.338 (1, 5)											5	1	2	0	0	0	1
Neil Chrisley, L OBP: 0.265, SLG: 0.512 (1, 7)											4	1	1	2	0	0	1
Al Kaline, R OBP: 0.360, SLG: 0.431 (1, 8)											5	1	2	0	0	2	1
Rocky Colavito, R OBP: 0.290, SLG: 0.338 (1, 9)											3	0	0	0	2	0	2
Norm Cash, L OBP: 0.350, SLG: 0.500 (1, 3)											5	0	2	1	0	0	0
Frank Bolling, R OBP: 0.298, SLG: 0.357 (1, 4)											4	0	1	1	1	0	2
Lou Berberet, L OBP: 0.333, SLG: 0.327 (1, 2)											5	0	1	0	0	1	4
Jim Bunning, R OBP: 0.300, SLG: 0.400 (10, PR)											0	0	0	0	0	0	0
Chico Fernandez, R OBP: 0.313, SLG: 0.232 (1, 6)											2	0	0	0	0	0	0
Sandy Amoros, L OBP: 0.250, SLG: 0.118 (7, PH)											1	0	0	0	0	0	1
Casey Wise, S OBP: 0.191, SLG: 0.348 (8, 6)											2	1	1	0	0	0	1
Pete Burnside, R OBP: 0.269, SLG: 0.178 (7, PH)											1	0	0	0	0	0	0
Charlie Maxwell, L OBP: 0.269, SLG: 0.178 (8, 1)											1	0	0	0	0	1	1
Tom Morgan, R OBP: 0.333, SLG: 0.250 (9, PH)											0	0	0	0	0	0	0
Johnny Groth, R OBP: 0.333, SLG: 0.250 (10, 1)											0	0	0	0	0	0	0
Paul Foytack, R OBP: 0.500, SLG: 0.400 (10, 1)											0	0	0	0	0	0	0

Inning Stats	R: 1	H: 2	E: 0	K: 0	S: 5	P: 9	R: 0	H: 0	E: 1	K: 0	S: 4	P: 4	R: 0	H: 1	E: 0	K: 1	S: 6	R: 0	H: 0	E: 0	K: 1	S: 5	P: 5	R: 0	H: 0	E: 0	K: 1	S: 3	P: 3	R: 0	H: 0	E: 0	K: 1	S: 5	R: 0	H: 1	E: 0	K: 1	S: 6	P: 6	R: 1	H: 2	E: 0	K: 0	S: 5	P: 13	R: 1	H: 3	E: 0	K: 0	S: 6	P: 6	R: 0	H: 1	E: 0	K: 0	S: 4	P: 4	1B: 7	SF: 1	2B: 1	SAC: 2	3B: 1	DP: 0	HR: 1	HBP: 0	WP: 0	PA: 44
--------------	------	------	------	------	------	------	------	------	------	------	------	------	------	------	------	------	------	------	------	------	------	------	------	------	------	------	------	------	------	------	------	------	------	------	------	------	------	------	------	------	------	------	------	------	------	-------	------	------	------	------	------	------	------	------	------	------	------	------	-------	-------	-------	--------	-------	-------	-------	--------	-------	--------

PITCHER	IP	WLS	BF	H	R	ER	SO	BB	IBB	HBP	BLK	WP	HR	S	P	ERA	WHIP
Dick Hall, R ERA: 1.72 (1, 1)	6.0		23	3	2	2	3	1	0	0	0	0	1	28	32	3.00	0.667
Marty Kutyna, R ERA: 4.0 (7, 1)	1.2		9	3	1	1	1	1	0	0	0	0	0	10	14	5.40	2.400
Ray Herbert, R ERA: 3.18 (8, 1)	0.1		3	1	1	1	0	1	0	0	0	0	0	2	6	27.00	6.000
Bob Trowbridge, R ERA: 4.7 (9, 1)	2.0	W	9	3	0	0	0	0	0	0	0	0	0	9	9	0.00	1.500

Batter	1	2	3	4	5	6	7	8	9	AB R H RBI BB SO LOB	TOP		
Mary Breeding, R (1, 4) OBP: 0.306, SLG: 0.356	0-3 K2-3		0-0 6-3		0-3 K			0-0 F7		4 0 0 0 0 2 0	Baltimore Orioles @ Kansas City Athletics Municipal Stadium, Kansas City, MO Mon May 16 1960, 8:05 PM EDT Att. 6,819 - Unknown		
Jackie Brandt, R (1, 8) OBP: 0.425, SLG: 0.435	0-0 HR		0-0 1-3			0-0 G1 1B		0-0 F8		4 1 2 1 0 0 0			
Gene Woodling, L (1, 7) OBP: 0.500, SLG: 0.459 Walt Dropo, R (9, 3) OBP: 0.240, SLG: 0.182	0-0 FC5 1B 1B		0-0 G3			0-0 F4		0-0 F5	4 0 1 0 0 0 1 0 0 0 0 0 0 0				
Jim Gentile, L (1, 3) OBP: 0.413, SLG: 0.548 Albie Pearson, L (9, PR) OBP: 0.391, SLG: 0.389 (9, 7)	0-0 1-2 1B			0-3 K		0-0 G1		4-0 BB BB BB BB G1-6-3 BB	3 0 1 0 1 1 1 0 0 0 0 0 0 0				
Clint Courtney, L (1, 2) OBP: 0.250, SLG: 0.208	0-0 F8			0-0 4-3		0-0 G3		0-0 G1-6-3 1-2f	4 0 0 0 0 0 4				
Willie Tasby, R (1, 9) OBP: 0.354, SLG: 0.326	0-0 FC5 2-3f			0-0 F4			0-0 F6		3 0 0 0 0 0 2				
Brooks Robinson, R (1, 5) OBP: 0.279, SLG: 0.319		0-0 4-3			0-0 F8		0-0 L8		3 0 0 0 0 0 0				
Ron Hansen, R (1, 6) OBP: 0.430, SLG: 0.530		0-0 5-3			0-0 HR		0-0 4-3		3 1 1 1 0 0 0				
Arnie Portocarrero, R (1, 1) Jack Fisher, R (7, 1) Al Pilarcik, L (7, 9) OBP: 0.364, SLG: 0.412		0-0 5-3			0-0 L6			0-0 G3	2 0 0 0 0 0 0 0 0 0 0 0 0 0 1 0 0 0 0 0 0				
Inning Stats	R: 1 H: 3 E: 0 LOB: 2 K: 1 BB: 0 S: 8 P: 8	R: 0 H: 0 E: 0 LOB: 0 K: 0 BB: 0 S: 3 P: 3	R: 0 H: 0 E: 0 LOB: 0 K: 0 BB: 0 S: 3 P: 3	R: 0 H: 0 E: 0 LOB: 0 K: 1 BB: 0 S: 5 P: 5	R: 1 H: 1 E: 0 LOB: 0 K: 1 BB: 0 S: 6 P: 6	R: 0 H: 1 E: 0 LOB: 1 K: 0 BB: 0 S: 4 P: 4	R: 0 H: 0 E: 0 LOB: 0 K: 0 BB: 0 S: 3 P: 3	R: 0 H: 0 E: 0 LOB: 0 K: 0 BB: 0 S: 3 P: 3	R: 0 H: 0 E: 0 LOB: 1 K: 0 BB: 1 S: 2 P: 6	1B: 3 SF: 0 2B: 0 SAC: 0 3B: 0 DP: 1 HR: 2 HBP: 0	WP: 0 PA: 32 PB: 0 SB: 0 CS: 0		
PITCHER	IP WLS BF H R ER SO BB IBB HBP BLK WP HR S P ERA WHIP											PITCHER	IP WLS BF H R ER SO BB IBB HBP BLK WP HR S P ERA WHIP
Ned Garver, R (1, 1) ERA: 6.62	8.0 L 29 5 2 2 3 0 0 0 0 0 0 2 35 35 2.25 0.625												
Leo Kiely, L (9, 1) ERA:	1.0 3 0 0 0 0 0 1 0 0 0 0 0 2 6 0.00 1.000												

livebaseballscorecards.com

AB 31
R 2
H 5
RBI 2
BB 1
SO 3
LOB 8



Batter	1	2	3	4	5	6	7	8	9	AB	R	H	RBI	BB	SO	LOB
Ken Hamlin, R (1, 6) OBP: 0.240, SLG: 0.227 Mary Throneberry, L (8, PH) OBP: 0.263, SLG: 0.125 Wayne Terwilliger, R (9, 4)	0-3 K			0-0 F3		0-0 F9		0-3 K		3	0	0	0	0	1	1
Jerry Lumpe, L (1, 4) OBP: 0.366, SLG: 0.333 (9, 6)	0-0 F6			0-0 F9		0-0 F8			0-0 3-1	4	0	0	0	0	0	1
Whitey Herzog, L (1, 9) OBP: 0.500, SLG: 0.667	0-3 K			0-0 F7			0-0 FC4-6 1B		0-0 2B	4	0	2	0	0	1	0
Norm Siebern, L (1, 3) OBP: 0.392, SLG: 0.540		0-0 4-3			0-0 F8		0-0 FC4-6 1B		0-3 K	4	1	0	0	0	1	2
Bob Cerv, R (1, 7) OBP: 0.346, SLG: 0.557		0-0 F8			0-0 FC6-4 1B		4-0 1B 1-2 BB		0-0 F9	3	0	1	0	1	0	1
Dick Williams, R (1, 5) OBP: 0.352, SLG: 0.397		0-0 1-3			0-0 FC6-4 2B		0-0 G6-4-3 1B			3	0	1	1	0	0	1
Bill Tuttle, R (1, 8) OBP: 0.272, SLG: 0.296			0-0 F9		0-0 2B		0-0 G6-4-3			3	0	1	0	0	0	2
Harry Chiti, R (1, 2) OBP: 0.349, SLG: 0.403		0-3 K				0-0 F5		0-0 F9		3	0	0	0	0	1	0
Ned Garver, R (1, 1) OBP: 0.200, SLG: 0.400 Russ Snyder, L (8, PH) OBP: 0.290, SLG: 0.370 Leo Kiely, L (9, 1)			0-0 F7			0-0 2B		0-0 4-3		2	0	1	0	0	0	0

Inning Stats	R: 0	H: 0	E: 0	K: 2	S: 7	LOB: 0	BB: 0	P: 7	R: 0	H: 0	E: 0	K: 0	S: 3	LOB: 0	BB: 0	P: 3	R: 0	H: 0	E: 0	K: 1	S: 5	LOB: 0	BB: 0	P: 5	R: 0	H: 2	E: 0	K: 0	S: 4	LOB: 2	BB: 0	P: 4	R: 1	H: 2	E: 0	K: 0	S: 4	LOB: 1	BB: 0	P: 4	R: 0	H: 0	E: 0	K: 1	S: 5	LOB: 0	BB: 0	P: 5	R: 0	H: 1	E: 0	K: 1	S: 6	LOB: 1	BB: 0	P: 6	1B: 3	SF: 0	2B: 3	SAC: 0	3B: 0	DP: 1	HR: 0	HBP: 0	WP: 0	PA: 32
--------------	------	------	------	------	------	--------	-------	------	------	------	------	------	------	--------	-------	------	------	------	------	------	------	--------	-------	------	------	------	------	------	------	--------	-------	------	------	------	------	------	------	--------	-------	------	------	------	------	------	------	--------	-------	------	------	------	------	------	------	--------	-------	------	-------	-------	-------	--------	-------	-------	-------	--------	-------	--------


PITCHER	IP	WLS	BF	H	R	ER	SO	BB	IBB	HBP	BLK	WP	HR	S	P	ERA	WHIP
Amie Portocarrero, R (1, 1) ERA: 2.36	6.0	W	21	4	1	1	3	0	0	0	0	0	0	27	27	1.50	0.667
Jack Fisher, R (7, 1) ERA: 5.59	3.0	S	11	2	0	0	2	1	0	0	0	0	0	14	18	0.00	1.000


BOTTOM

Baltimore Orioles @ Kansas City Athletics
Municipal Stadium, Kansas City, MO

Mon May 16 1960, 8:05 PM EDT
Att. 6,819 - Unknown

AB	31
R	1
H	6
RBI	1
BB	1
SO	5
LOB	8



Batter	1	2	3	4	5	6	7	8	9	AB R H RBI BB SO LOB	TOP																									
Mary Breeding, R (1, 4) OBP: 0.310, SLG: 0.352	0-3 K		0-3 K		X 0-0 F7		X 0-0 BB S HBP 1B		BB 4-0 FC4-6 BB	4 1 1 0 1 2 0	<p>Baltimore Orioles @ Kansas City Athletics Municipal Stadium, Kansas City, MO</p> <p>Tue May 17 1960, 8:05 PM EDT Att. 7,365 - Unknown</p> <p>livebaseballscorecards.com</p> <table border="1"> <tr><td>AB</td><td>32</td></tr> <tr><td>R</td><td>2</td></tr> <tr><td>H</td><td>5</td></tr> <tr><td>RBI</td><td>2</td></tr> <tr><td>BB</td><td>7</td></tr> <tr><td>SO</td><td>6</td></tr> <tr><td>LOB</td><td>17</td></tr> </table> 	AB	32	R	2	H	5	RBI	2	BB	7	SO	6	LOB	17											
AB	32																																			
R	2																																			
H	5																																			
RBI	2																																			
BB	7																																			
SO	6																																			
LOB	17																																			
Jackie Brandt, R (1, 8) OBP: 0.424, SLG: 0.473	0-0 BB 1B		0-0 HR		X 0-0 4-3		X 0-3 K		X 0-0 F8	5 1 2 1 0 1 2																										
Gene Woodling, L (1, 7) OBP: 0.505, SLG: 0.455	0-0 F9		0-0 1B 1B		BB 4-0 BB BB		BB 4-0 HBP BB BB		X 0-0 FC4-6 1-2f	3 0 1 0 2 0 2																										
Jim Gentile, L (1, 3) OBP: 0.438, SLG: 0.547	4-0 FC4-6 1-2 BB		0-0 1B		BB 4-0 1-2 BB		BB 4-0 1-2 2-3 HBP BB		X 0-0 4-1	2 0 1 0 3 0 1																										
Clint Courtney, L (1, 2) OBP: 0.250, SLG: 0.185	0-0 FC4-6 1-2f		0-0 F7		X 0-0 F7		H 1-0 FC6-4 HBP			3 0 0 1 0 0 6																										
Willie Tasby, R (1, 9) OBP: 0.346, SLG: 0.304		0-3 K		BB 4-0 BB		X 0-0 6-3	X 0-0 FC6-4 1-2f			3 0 0 0 1 1 3																										
Brooks Robinson, R (1, 5) OBP: 0.269, SLG: 0.306		X 0-0 F7		X 0-0 F8		X 0-0 5-3		X 0-0 6-3		4 0 0 0 0 0 1																										
Ron Hansen, R (1, 6) OBP: 0.412, SLG: 0.506		0-3 K		X 0-0 F9		X 0-0 6-3		X 0-0 1-3		4 0 0 0 0 1 1																										
Milt Pappas, R (1, 1) Walt Dropo, R (8, PH) Gordon Jones, R (8, 1)			0-3 K	X 0-0 F8		X 0-0 F3	X 0-0 6-3			3 0 0 0 0 1 1 1 0 0 0 0 0 0 0 0 0 0 0 0 0																										
Inning Stats	R: 0 E: 0 K: 1 S: 6	H: 1 LOB: 2 BB: 1 P: 10	R: 0 E: 0 K: 2 S: 7	H: 0 LOB: 0 BB: 0 P: 7	R: 1 E: 0 K: 2 S: 10	H: 3 LOB: 2 BB: 0 P: 10	R: 0 E: 0 K: 0 S: 3	H: 0 LOB: 1 BB: 1 P: 7	R: 0 E: 0 K: 0 S: 3	H: 0 LOB: 0 BB: 0 P: 3	R: 1 E: 0 K: 1 S: 6	H: 1 LOB: 3 BB: 2 P: 15	R: 0 E: 0 K: 0 S: 3	H: 0 LOB: 0 BB: 0 P: 3	R: 0 E: 0 K: 0 S: 3	H: 0 LOB: 1 BB: 1 P: 7	1B: 4 2B: 0 3B: 0 HR: 1	SF: 0 SAC: 0 DP: 0 HBP: 1	WP: 0 PB: 0 SB: 1 CS: 0	PA: 40																
PITCHER	IP WLS BF H R ER SO BB IBB HBP BLK WP HR S P ERA WHIP																																			
Don Larsen, R (1, 1) ERA: 3.33	6.0		26	4	1	1	5	4	0	0	0	0	1	32	48	1.50	1.333																			
Ken Johnson, R (7, 1) ERA: 2.45	0.2		5	1	1	1	1	2	0	0	0	0	0	5	13	13.50	4.500																			
Leo Kiely, L (7, 1) ERA:	2.1	W	9	0	0	0	0	1	0	1	0	0	0	7	12	0.00	0.429																			

Batter	1	2	3	4	5	6	7	8	9
Ken Hamlin, R (1, 6) OBP: 0.257, SLG: 0.231	4-0 G3 BB	4-0 BB		0-0 1-3			0-0 HR 1B	0-0 F2	
Jerry Lumpe, L (1, 4) OBP: 0.350, SLG: 0.318	0-0 G3 1-2	0-0 F4		0-0 F8			0-0 F5 1-2	0-0 F8	
Whitey Herzog, L (1, 9) OBP: 0.500, SLG: 0.725	0-3 K		0-3 K		0-0 G4-6-3 1B		0-0 2-H HR		
Norm Siebern, L (1, 3) OBP: 0.396, SLG: 0.528	0-0 1-3		4-0 2B BB		0-0 G4-6-3 1-2f		4-0 1B BB		
Bob Cerv, R (1, 7) OBP: 0.341, SLG: 0.541		0-3 K	0-0 F8		0-0 6-3		0-0 1-3 1B		
Russ Snyder, L (9, 7) OBP: 0.290, SLG: 0.370									
Dick Williams, R (1, 5) OBP: 0.348, SLG: 0.402		0-0 F8	0-0 1-3 2B			0-3 K	0-0 F6		
Bill Tuttle, R (1, 8) OBP: 0.280, SLG: 0.291		4-0 BLK 1B BB	4-0 FC6-4 BB			0-3 K	0-0 F8		
Harry Chitt, R (1, 2) OBP: 0.356, SLG: 0.392		4-0 1B E BB	0-0 FC6-4			4-0 BB		0-3 K	
Don Larsen, R (1, 1) OBP: 0.100, SLG: 0.100		0-0 E8 1B		0-3 K		0-0 F3		4-0 BB	
Ken Johnson, R (7, 1) OBP: 0.250, SLG: 0.250									
Leo Kiely, L (7, 1) OBP: 0.250, SLG: 0.250									

Inning Stats	R: 0	H: 0	E: 0	K: 1	S: 5	R: 2	H: 1	E: 1	K: 1	S: 6	R: 0	H: 1	E: 0	K: 1	S: 6	R: 0	H: 0	E: 0	K: 0	S: 3	R: 0	H: 0	E: 0	K: 2	S: 7	R: 2	H: 3	E: 1	K: 0	S: 6	R: 0	H: 0	E: 0	K: 1	S: 5
	0	0	0	1	9	2	1	1	1	6	0	0	0	0	5	0	0	0	0	3	0	0	0	1	11	0	3	0	1	1	0	0	0	1	9

PITCHER	IP	WLS	BF	H	R	ER	SO	BB	IBB	HBP	BLK	WP	HR	S	P	ERA	WHIP
Milt Pappas, R (1, 1) ERA: 6.75	7.0	L	34	6	4	3	6	8	0	0	1	0	1	38	70	3.86	2.000
Gordon Jones, R (8, 1) ERA: 8.38	1.0		4	0	0	0	1	1	0	0	0	0	0	5	9	0.00	1.000

AB R H RBI BB SO LOB

3	1	1	0	2	0	1
5	0	0	0	0	0	5
4	1	2	2	0	2	1
2	0	0	0	2	0	2
4	0	1	0	0	1	1
0	0	0	0	0	0	0
4	0	1	0	0	1	2
2	1	0	0	2	1	2
2	1	0	0	2	1	3
3	0	1	1	0	1	1
0	0	0	0	0	0	0
0	0	0	0	1	0	0


AB	R	H	RBI	BB	SO	LOB
29	4	6	3	9	7	18

WP	PA
0	38

Baltimore Orioles @ Kansas City Athletics
Municipal Stadium, Kansas City, MO
Tue May 17 1960, 8:05 PM EDT
Att. 7,365 - Unknown

livebaseballscorecards.com

WP	PA
0	38



Batter	1	2	3	4	5	6	7	8	9	AB R H RBI BB SO LOB	TOP																		
Mary Breeding, R (1, 4) OBP: 0.331, SLG: 0.364	4-0 L4-3 BB		0-0 1B 2B		4-0 1-2 1-3 BB		4-0 BB 2B BB	0-0 FC6-4 1-2f		2 2 1 0 3 0 1																			
Albie Pearson, L (1, 9) OBP: 0.373, SLG: 0.366	0-0 L4-3 1-2		0-0 2-H 1B		0-0 1-2 2-3 1-3		0-0 F2		0-0 3-1	5 0 1 1 0 0 4																			
Jackie Brandt, R (1, 8) OBP: 0.433, SLG: 0.513	0-0 1B		0-0 5-3		0-0 1-3		4-0 1-2 2B BB		0-0 HR	4 2 2 1 1 0 3																			
Gene Woodling, L (1, 7) OBP: 0.500, SLG: 0.463	0-0 F9				0-0 F4		0-0 2B 1B	0-0 1-H 2-H 2B	0-3 K	5 0 2 2 0 1 1																			
Jim Gentile, L (1, 3) OBP: 0.424, SLG: 0.536		0-3 K			0-0 F5		0-0 1-3 2B	0-3 K	0-0 4-3	5 0 1 0 0 2 1																			
Ron Hansen, R (1, 6) OBP: 0.396, SLG: 0.484		0-0 F9			0-3 K		0-3 K	0-0 5-3		4 0 0 0 0 2 3																			
Brooks Robinson, R (1, 5) OBP: 0.277, SLG: 0.314		0-0 1-3			0-0 E5 1B		0-0 F5		0-0 G6-4-3 1B	4 1 2 0 0 0 2																			
Joe Ginsberg, L (1, 2) OBP: 0.389, SLG: 0.300			0-0 6-3		0-0 1-3 BB 1B		4-0 IBB		0-0 G6-4-3 1-2f	2 0 1 1 1 0 0																			
Willie Tasby, R (8, PH) OBP: 0.340, SLG: 0.298					2-H 1B					1 0 0 0 0 0 1																			
Clint Courtney, L (8, 2) OBP: 0.250, SLG: 0.185					0-3 K		0-3 K		0-0 E5 FC6-4	0 0 0 0 0 0 0																			
Hoyt Wilhelm, R (1, 1)			0-0 4-3							2 0 0 0 0 1 1																			
Al Pilarcik, L (6, PH) OBP: 0.357, SLG: 0.404										1 0 0 0 0 1 3																			
Steve Barber, L (6, 1)										1 0 0 0 0 0 0																			
Inning Stats	R: 0 E: 0 K: 0 S: 3	H: 1 LOB: 1 BB: 1 P: 7	R: 0 E: 0 K: 1 S: 5	H: 0 LOB: 0 BB: 0 P: 5	R: 1 E: 0 K: 0 S: 5	H: 2 LOB: 1 BB: 0 P: 5	R: 0 E: 0 K: 1 S: 5	H: 0 LOB: 0 BB: 0 P: 5	R: 1 E: 1 K: 1 S: 7	H: 2 LOB: 2 BB: 1 P: 11	R: 0 E: 0 K: 2 S: 9	H: 2 LOB: 3 BB: 1 P: 13	R: 2 E: 0 K: 1 S: 6	H: 1 LOB: 1 BB: 2 P: 14	R: 0 E: 1 K: 0 S: 4	H: 1 LOB: 1 BB: 0 P: 4	R: 1 E: 0 K: 1 S: 6	H: 1 LOB: 0 BB: 0 P: 6	1B: 6 2B: 4 3B: 0 HR: 1	SF: 0 SAC: 0 DP: 2 HBP: 0	WP: 0 PA: 41 PB: 0 SB: 0 CS: 0								
PITCHER	IP WLS BF H R ER SO BB IBB HBP BLK WP HR S P ERA WHIP																												
Ray Herbert, R (1, 1) ERA: 3.35	6.1		31	8	4	3	5	4	1	0	0	0	0	0	36	56	4.26	1.895											
Leo Kiely, L (7, 1) ERA: 0.84	2.2	L	10	2	1	1	2	0	0	0	0	0	1	14	14	3.38	0.750												

Baltimore Orioles @ Kansas City Athletics
Municipal Stadium, Kansas City, MO
 Wed May 18 1960, 8:05 PM EDT
 Att. 6,964 - Unknown

AB	36
R	5
H	10
RBI	5
BB	5
SO	7
LOB	20



livebaseballscorecards.com

Batter	1	2	3	4	5	6	7	8	9	AB	R	H	RBI	BB	SO	LOB
Ken Hamlin, R OBP: 0.250, SLG: 0.223 (1, 6)	0-0 F8		0-0 SH3		0-3 K		0-0 F9			3	0	0	0	0	1	2
Jerry Lumpe, L OBP: 0.347, SLG: 0.310 (1, 4)	0-0 4-3		0-0 1-3			4-0 BB 1B BB	0-0 1-3			3	1	0	0	1	0	3
Whitey Herzog, L OBP: 0.472, SLG: 0.674 Hank Bauer, R OBP: 0.278, SLG: 0.281 (1, 9) (8, PH) (9, 9)	0-3 K CS		0-0 F8			0-3 K		0-3 K		3	0	0	0	0	2	2
Norm Siebern, L OBP: 0.391, SLG: 0.511 (1, 3)	0-0 CS	0-0 4-3		0-0 F8		4-0 1B BB		0-3 K		3	0	0	0	1	1	0
Bob Cerv, R OBP: 0.337, SLG: 0.526 (1, 7)		0-3 K		0-0 4-3		0-0 BB 1B		0-0 L3		4	0	1	1	0	1	0
Dick Williams, R OBP: 0.344, SLG: 0.388 (1, 5)		0-3 K		0-3 K		0-0 G6-4-3 1B			4-0 FC4-6 BB	3	0	0	0	1	2	2
Bill Tuttle, R OBP: 0.287, SLG: 0.286 (1, 8)			4-0 1B BB		0-3 K		4-0 BB BB		0-0 FC4-6 F8	2	1	0	0	2	1	1
Harry Chiti, R OBP: 0.362, SLG: 0.398 (1, 2)			0-0 SH3 1B PB 1B		0-0 S E 1B		0-3 K		0-0 F8	4	2	2	0	0	1	2
Ray Herbert, R OBP: 0.313, SLG: 0.154 Leo Kiely, L (7, 1)			0-0 PB SH3 1B		0-3 K		4-0 BB			2	0	1	1	0	1	1
			1-2 3-H		1-2		1-2 BB			0	0	0	0	1	0	0

Inning Stats	R: 0 E: 0 K: 1 S: 5	H: 0 LOB: 0 BB: 0 P: 5	R: 0 E: 0 K: 2 S: 7	H: 0 LOB: 0 BB: 0 P: 7	R: 2 E: 0 K: 0 S: 5	H: 2 LOB: 1 BB: 1 P: 9	R: 0 E: 0 K: 1 S: 5	H: 0 LOB: 0 BB: 0 P: 5	R: 1 E: 0 K: 3 S: 10	H: 1 LOB: 0 BB: 0 P: 10	R: 1 E: 0 K: 1 S: 5	H: 1 LOB: 1 BB: 2 P: 13	R: 0 E: 0 K: 1 S: 5	H: 0 LOB: 2 BB: 2 P: 13	R: 0 E: 0 K: 2 S: 7	H: 0 LOB: 0 BB: 0 P: 7	R: 0 E: 0 K: 0 S: 2	H: 0 LOB: 1 BB: 1 P: 6	1B: 4 2B: 0 3B: 0 HR: 0	SF: 0 SAC: 1 DP: 1 HBP: 0
PITCHER	IP WLS BF H R ER SO BB IBB HBP BLK WP HR S P ERA WHIP	IP WLS BF H R ER SO BB IBB HBP BLK WP HR S P ERA WHIP	IP WLS BF H R ER SO BB IBB HBP BLK WP HR S P ERA WHIP	IP WLS BF H R ER SO BB IBB HBP BLK WP HR S P ERA WHIP	IP WLS BF H R ER SO BB IBB HBP BLK WP HR S P ERA WHIP	IP WLS BF H R ER SO BB IBB HBP BLK WP HR S P ERA WHIP	IP WLS BF H R ER SO BB IBB HBP BLK WP HR S P ERA WHIP	IP WLS BF H R ER SO BB IBB HBP BLK WP HR S P ERA WHIP	IP WLS BF H R ER SO BB IBB HBP BLK WP HR S P ERA WHIP	IP WLS BF H R ER SO BB IBB HBP BLK WP HR S P ERA WHIP	IP WLS BF H R ER SO BB IBB HBP BLK WP HR S P ERA WHIP	IP WLS BF H R ER SO BB IBB HBP BLK WP HR S P ERA WHIP	IP WLS BF H R ER SO BB IBB HBP BLK WP HR S P ERA WHIP	IP WLS BF H R ER SO BB IBB HBP BLK WP HR S P ERA WHIP	IP WLS BF H R ER SO BB IBB HBP BLK WP HR S P ERA WHIP	IP WLS BF H R ER SO BB IBB HBP BLK WP HR S P ERA WHIP	IP WLS BF H R ER SO BB IBB HBP BLK WP HR S P ERA WHIP	IP WLS BF H R ER SO BB IBB HBP BLK WP HR S P ERA WHIP	IP WLS BF H R ER SO BB IBB HBP BLK WP HR S P ERA WHIP	IP WLS BF H R ER SO BB IBB HBP BLK WP HR S P ERA WHIP

BOTTOM

Baltimore Orioles @ Kansas City Athletics
Municipal Stadium, Kansas City, MO

Wed May 18 1960, 8:05 PM EDT
Att. 6,964 - Unknown

AB	28
R	4
H	4
RBI	2
BB	6
SO	11
LOB	13

livebaseballscorecards.com



WP: 1	PA: 36
PB: 1	
SB: 1	
CS: 1	

Batter	1	2	3	4	5	6	7	8	9	AB R H RBI BB SO LOB	TOP									
Mary Breeding, R (1, 4) OBP: 0.336, SLG: 0.357	4-0 HR BB		0-0 F4		0-0 6-3			4-0 1-3 1B BB		2 2 0 0 2 0 0	Baltimore Orioles @ Kansas City Athletics Municipal Stadium, Kansas City, MO Thu May 19 1960, 8:05 PM EDT Att. 5,367 - Unknown									
Gene Woodling, L (1, 7) OBP: 0.482, SLG: 0.442	0-0 F8		0-0 G3		0-0 F7			0-0 1-3		4 0 0 0 0 0 3										
Joe Ginsberg, L (8, 2) OBP: 0.389, SLG: 0.300								1-2 2-3		0 0 0 0 0 0 0										
Jackie Brandt, R (1, 8) OBP: 0.436, SLG: 0.519	0-0 F8		0-0 2B		0-3 K			4-0 1B IBB		3 0 1 0 1 1 1										
Walt Dropo, R (1, 3) OBP: 0.267, SLG: 0.333	0-0 1-H HR		0-0 F3		0-0 6-3			0-0 G5-4-3 1B		4 1 2 4 0 0 1										
Brooks Robinson, R (1, 5) OBP: 0.276, SLG: 0.305	0-0 5-3			4-0 FC5-4 BB		0-0 F9		0-0 G5-4-3 1-2f		3 0 0 0 1 0 2										
Willie Tasby, R (1, 9) OBP: 0.333, SLG: 0.294		0-0 FC5-4 1B		0-0 F2		0-0 F6		0-0 F7		4 0 1 0 0 0 1										
Ron Hansen, R (1, 6) OBP: 0.390, SLG: 0.468		0-0 L7		0-0 F5		4-0 G5-4-3 BB		0-3 K		3 0 0 0 1 1 2										
Valmy Thomas, R (1, 2)		0-0 F9		0-0 FC5-4 1-2f		0-0 G5-4-3 1-2f		0-0 G3		3 0 0 0 0 0 3										
Jack Fisher, R (7, 1)										0 0 0 0 0 0 0										
Gordon Jones, R (8, 1)										0 0 0 0 0 0 0										
Albie Pearson, L (9, PH) OBP: 0.365, SLG: 0.357										1 0 0 0 0 0 0										
Chuck Estrada, R (1, 1) OBP: 0.222, SLG: 0.444		0-0 FC5-4			0-0 5-3			1-0 1-3 1B HBP		2 0 0 0 0 0 1										
Clint Courtney, L (7, 2) OBP: 0.273, SLG: 0.185										0 0 0 0 0 0 0										
Al Pilarcik, L (8, PR) OBP: 0.357, SLG: 0.404										0 1 0 0 0 0 0										
Inning Stats	R: 2 E: 0 K: 0 S: 4	H: 1 LOB: 0 BB: 1 P: 8	R: 0 E: 0 K: 0 S: 4	H: 1 LOB: 1 BB: 0 P: 4	R: 0 E: 0 K: 0 S: 4	H: 1 LOB: 1 BB: 1 P: 4	R: 0 E: 0 K: 0 S: 3	H: 0 LOB: 0 BB: 0 P: 7	R: 0 E: 0 K: 1 S: 5	H: 0 LOB: 0 BB: 0 P: 5	R: 0 E: 0 K: 0 S: 2	H: 0 LOB: 0 BB: 1 P: 6	R: 2 E: 0 K: 0 S: 3	H: 1 LOB: 2 BB: 2 P: 12	R: 0 E: 0 K: 1 S: 5	H: 0 LOB: 0 BB: 0 P: 5	1B: 2 2B: 1 3B: 0 HR: 1	SF: 0 SAC: 0 DP: 2 HBP: 1	WP: 0 PB: 0 SB: 0 CS: 0	PA: 35
PITCHER	IP WLS BF H R ER SO BB IBB HBP BLK WP HR S P ERA WHIP																			
Bud Daley, L (1, 1) ERA: 2.61	8.0 W 32 4 4 4 1 4 1 1 0 0 1 28 49 4.50 1.000																			
Marty Kutyna, R (9, 1) ERA: 3.6	1.0 S 3 0 0 0 1 0 0 0 0 0 0 5 5 0.00 0.000																			

livebaseballscorecards.com

AB	29
R	4
H	4
RBI	4
BB	5
SO	2
LOB	14



Batter	1	2	3	4	5	6	7	8	9
Ken Hamlin, R OBP: 0.266, SLG: 0.227 (1, 6)	4-0 L1-6 BB BB		0-3 K ①		0-3 K ②		0-0 1B 1B	4-0 1B BB	
Bill Tuttle, R OBP: 0.291, SLG: 0.278 (1, 8)	4-0 1-2 BB		0-0 F9 ②		0-0 FC4-6 1-2f		0-0 5-3 1-2 2-3	4-0 1B BB	
Russ Snyder, L OBP: 0.333, SLG: 0.469 (1, 9)	0-0 L1-6 2-3		0-0 FC4-6 1-2f			0-0 3B	0-0 1B 2-H 3-H	0-0 3B 1B 1-3 2-H 3-H	
Norm Siebern, L OBP: 0.409, SLG: 0.532 (1, 3)	0-3 K ③			4-0 BB		4-0 BB BB	4-0 BB	0-0 3B 1B 1-H 3-H	
Whitey Herzog, L OBP: 0.466, SLG: 0.638 (1, 7)		0-0 FC5-4 1B		0-3 K ①		0-3 K ①	0-3 K ②	4-0 BB BB G5-4-3	
Harry Chiti, R OBP: 0.343, SLG: 0.375 (1, 2)		0-0 F7		0-3 K ②		0-0 F6	0-0 5-3 ③	0-0 G5-4-3 1-2f	
Jerry Lumpe, L OBP: 0.352, SLG: 0.310 (1, 4)		0-0 F9		0-0 L5 ③		4-0 BB 1-2		0-0 BB BB 1B	
Bob Johnson, R OBP: 0.381, SLG: 0.071 Andy Carey, R OBP: 0.200, SLG: 0.200 (6, PH) (7, 5)		0-0 FC5-4 1-2f			0-0 1-3 ①	0-3 K ③		0-3 K ①	
Bud Daley, L OBP: 0.250, SLG: 0.118 Dick Williams, R OBP: 0.351, SLG: 0.388 Marty Kutyna, R (9, 1)			4-0 FC4-6 BB			4-0 FC4-6 BB	4-0 1B BB	4-0 BB BB 1B	

Inning Stats	R: 0 E: 0 K: 1 S: 4	H: 0 LOB: 1 BB: 2 P: 12	R: 0 E: 0 K: 0 S: 4	H: 1 LOB: 1 BB: 0 P: 4	R: 0 E: 0 K: 1 S: 5	H: 0 LOB: 1 BB: 1 P: 9	R: 0 E: 0 K: 2 S: 7	H: 0 LOB: 1 BB: 1 P: 11	R: 0 E: 0 K: 1 S: 5	H: 0 LOB: 1 BB: 1 P: 9	R: 0 E: 0 K: 2 S: 8	H: 1 LOB: 3 BB: 2 P: 16	R: 2 E: 0 K: 1 S: 7	H: 2 LOB: 2 BB: 2 P: 15	R: 5 E: 0 K: 1 S: 7	H: 3 LOB: 1 BB: 4 P: 23
1B: 5 2B: 1 3B: 2 HR: 0	SF: 0 SAC: 0 DP: 2 HBP: 0	WP: 0 PB: 0 SB: 0 CS: 0														

PITCHER	IP	WLS	BF	H	R	ER	SO	BB	IBB	HBP	BLK	WP	HR	S	P	ERA	WHIP
Chuck Estrada, R ERA: 2.88 (1, 1)	6.1		29	3	2	2	7	8	0	0	0	0	0	35	67	2.84	1.737
Jack Fisher, R ERA: 7.52 (7, 1)	1.0	L	11	4	5	5	2	4	0	0	0	0	0	11	27	45.00	8.000
Gordon Jones, R ERA: 7.84 (8, 1)	0.2		2	0	0	0	0	1	0	0	0	0	0	1	5	0.00	1.500

BOTTOM

Baltimore Orioles @ Kansas City Athletics
Municipal Stadium, Kansas City, MO

Thu May 19 1960, 8:05 PM EDT
Att. 5,367 - Unknown

AB	29
R	7
H	7
RBI	7
BB	13
SO	9
LOB	30



1B: 5	SF: 0	WP: 0	PA: 42
2B: 1	SAC: 0	PB: 0	
3B: 2	DP: 2	SB: 0	
HR: 0	HBP: 0	CS: 0	

Batter	1	2	3	4	5	6	7	8	9	AB R H RBI BB SO LOB	TOP									
Pete Whisenant, R (1, 8) <small>OBP: 0.091, SLG: 0.091</small> Billy Consolo, R (8, 6) <small>OBP: 0.375, SLG: 0.370</small>	0-0 6-3	0-0 P5			0-0 6-3			0-0 1-3		4 0 0 0 0 0 3 0 0 0 0 0 0 0										
Billy Gardner, R (1, 4) <small>OBP: 0.320, SLG: 0.351</small>	0-3 K		0-0 F8			0-0 G6-4-3 1B		0-0 F7		4 0 1 0 0 1 1										
Bob Allison, R (1, 3) <small>OBP: 0.435, SLG: 0.526</small>	0-3 K		0-0 6-3			0-0 G6-4-3 1-2f		0-0 1-3		4 0 0 0 0 1 1										
Jim Lemon, R (1, 7) <small>OBP: 0.314, SLG: 0.549</small>		0-0 F7	0-0 P4			0-3 K		0-3 K		4 0 0 0 0 2 0										
Harmon Killebrew, R (1, 5) <small>OBP: 0.380, SLG: 0.442</small>		0-0 E 1B 1B		0-0 5-3			0-0 F7	0-0 1B		4 1 2 0 0 0 0										
Faye Throneberry, L (1, 9) <small>OBP: 0.325, SLG: 0.286</small>		0-0 E4 1B 1B		0-0 P3			0-3 K	0-0 4-3		4 1 0 0 0 1 2										
Earl Battey, R (1, 2) <small>OBP: 0.376, SLG: 0.462</small>		0-0 1B 1B		0-0 F3			0-0 F7			3 0 1 1 0 0 0										
Jose Valdivielso, R (1, 6) <small>OBP: 0.250, SLG: 0.250</small> Lenny Green, L (8, PH) <small>OBP: 0.304, SLG: 0.282</small> (8, 8)		0-0 1-2 3-H 1B		0-0 4-3				0-0 G3 2B		2 0 1 1 0 0 0 1 0 1 0 0 0 0										
Jim Kaat, L (1, 1) <small>OBP: 0.200, SLG: 0.200</small> Dan Dobbek, L (2, PH) <small>OBP: 0.333, SLG: 0.362</small> Don Lee, R (2, 1) <small>OBP: 0.250, SLG: 0.143</small> Julio Becquer, L (8, PH) <small>OBP: 0.222, SLG: 0.370</small> Chuck Stobbs, L (8, 1)		0-0 F9		0-3 K				0-0 G3		0 0 0 0 0 0 0 1 0 0 0 0 0 2 1 0 0 0 0 1 0 1 0 0 0 0 0 1 0 0 0 0 0 0 0										
Inning Stats	R: 0 E: 0 K: 2 S: 7	H: 0 LOB: 0 BB: 0 P: 7	R: 2 E: 1 K: 0 S: 7	H: 3 LOB: 2 BB: 0 P: 7	R: 0 E: 0 K: 0 S: 3	H: 0 LOB: 0 BB: 0 P: 3	R: 0 E: 0 K: 0 S: 3	H: 0 LOB: 0 BB: 0 P: 3	R: 0 E: 0 K: 1 S: 5	H: 1 LOB: 0 BB: 0 P: 5	R: 0 E: 0 K: 1 S: 5	H: 0 LOB: 0 BB: 0 P: 5	R: 0 E: 0 K: 1 S: 4	H: 1 LOB: 1 BB: 0 P: 4	R: 0 E: 0 K: 1 S: 6	H: 1 LOB: 1 BB: 0 P: 6	1B: 5 2B: 1 3B: 0 HR: 0	SF: 0 SAC: 0 DP: 1 HBP: 0	WP: 0 PB: 0 SB: 0 CS: 0	PA: 33
PITCHER Dick Hall, R (1, 1) <small>ERA: 1.56</small>	IP 9.0 WLS W BF 33 H 6 R 2 ER 1 SO 6 BB 0 IBB 0 HBP 0 BLK 0 WP 0 HR 0 S 45 P 45 ERA 1.00 WHIP 0.667																			PITCHER <small>ERA WHIP</small>

Washington Senators @ Kansas City Athletics
Municipal Stadium, Kansas City, MO
Sat May 21 1960, 4:33 AM EDT
Att. 7,805 - Unknown

livebaseballscorecards.com

AB	33
R	2
H	6
RBI	2
BB	0
SO	6
LOB	10



Batter	1	2	3	4	5	6	7	8	9	AB	R	H	RBI	BB	SO	LOB
Ken Hamlin, R OBP: 0.272, SLG: 0.220 (1, 6)	4-0 FC6 E BB	4-0 1-6 WP BB		x 0-0 F8		s s s 0-3 K		x 0-0 F8		3	1	0	0	2	1	1
Jerry Lumpe, L OBP: 0.362, SLG: 0.333 (1, 4)	0-0 FC6 1-H FC3-6	4-0 1-2 FC6 BB		x 0-0 2B		x 0-0 2B		s s s 0-3 K		4	1	2	1	1	1	0
Hank Bauer, R OBP: 0.276, SLG: 0.269 (1, 9)	4-0 FC3-6 BB	0-0 1-6 2-3f		x 0-0 F8		s s s 0-3 K				3	0	0	0	1	1	4
Norm Siebern, L OBP: 0.403, SLG: 0.515 (1, 3)	0-0 FC3-6 1-2f 2B 3-H	0-0 FC6 1-2f			s s s 0-3 K		B B B B 4-0 G3 SH1-3 BB			3	1	0	1	1	1	2
Harry Chiti, R OBP: 0.343, SLG: 0.385 (1, 2)	0-0 BB 1-H 2B		x 0-0 6-3		x 0-0 5-3		x 0-0 SH1-3			3	0	1	1	0	0	0
Andy Carey, R OBP: 0.333, SLG: 0.375 (1, 5)	4-0 BB BB		x 0-0 1-3		x 0-0 2B		x 0-0 G3			3	0	1	0	1	0	1
Bill Tuttle, R OBP: 0.298, SLG: 0.274 (1, 8)	4-0 1-2 2-3 BB		x 0-0 4-3		x 0-0 P4		B B B B 4-0 FC6 BB			2	0	0	0	2	0	1
Russ Snyder, L OBP: 0.350, SLG: 0.528 (1, 7)	0-0 F7			x 0-0 SH3 2B 1B		x 0-0 4-3 3B		x 0-0 FC6 1-2f		4	2	2	0	0	0	5
Dick Hall, R OBP: 0.125, SLG: 0.067 (1, 1)	0-3 K			x 0-0 SH3 1-2		x 0-0 4-3 3-H		x 0-0 5-3		3	0	0	1	0	1	3

Inning Stats		R: 3	H: 1	E: 1	K: 1	S: 7	LOB: 3	BB: 3	P: 23	R: 0	H: 0	E: 0	K: 0	S: 2	LOB: 1	BB: 2	P: 10	R: 0	H: 0	E: 0	K: 0	S: 3	LOB: 0	BB: 0	P: 3	R: 0	H: 1	E: 0	K: 1	S: 6	LOB: 1	BB: 0	P: 6	R: 1	H: 2	E: 0	K: 0	S: 5	LOB: 1	BB: 0	P: 5	R: 0	H: 2	E: 0	K: 2	S: 9	LOB: 1	BB: 0	P: 9	R: 0	H: 0	E: 0	K: 0	S: 3	LOB: 2	BB: 2	P: 11	R: 0	H: 0	E: 0	K: 1	S: 5	LOB: 0	BB: 0	P: 5	1B: 1	2B: 5	3B: 1	HR: 0	SF: 0	SAC: 2	DP: 1	HBP: 0	WP: 1	PA: 38
PITCHER	(1, 1)	IP	WLS	BF	H	R	ER	SO	BB	IBB	HBP	BLK	WP	HR	S	P	ERA	WHIP																																																									
Jim Kaat, L	(1, 1)	1.0		9	1	3	2	1	4	0	0	0	0	0	7	23	18.00	5.000																																																									
Don Lee, R	(2, 1)	6.0		26	5	2	2	3	4	0	0	0	1	0	28	44	3.00	1.500																																																									
Chuck Stobbs, L	(8, 1)	1.0		3	0	0	0	1	0	0	0	0	0	0	5	5	0.00	0.000																																																									

BOTTOM

Washington Senators @ Kansas City Athletics
Municipal Stadium, Kansas City, MO
Sat May 21 1960, 4:33 AM EDT
Att. 7,805 - Unknown

livebaseballscorecards.com

AB	28
R	5
H	6
RBI	4
BB	8
SO	5
LOB	17



Batter	1	2	3	4	5	6	7	8	9	AB R H RBI BB SO LOB	TOP		
Tony Kubek, L (1, 6) OBP: 0.342, SLG: 0.482	0-0 L9	0-0 G4-6-3		4-0 HR BB		0-0 L4-3 1B		0-0 F7		4 1 1 0 1 0 2			
Mickey Mantle, S (1, 8) OBP: 0.441, SLG: 0.517	0-0 2-3		4-0 BB S BB	4-0 HR BB		0-0 L4-3		0-0 F4	3 1 0 0 2 0 1				
Bob Cerv, R (1, 7) OBP: 0.365, SLG: 0.582	4-0 HR BB		0-0 F8	0-0 HR		4-0 1B G6-4-3 BB		0-3 K	3 3 1 3 2 1 1				
Yogi Berra, L (1, 2) Elston Howard, R (7, 2) OBP: 0.421, SLG: 0.537 OBP: 0.299, SLG: 0.511	0-0 HR		4-0 FC5 BB	0-0 HR		0-0 G6-4-3 1B		0-0 F5	3 2 3 3 1 0 0 1 0 0 0 0 0 0				
Bill Skowron, R (1, 3) Kent Hadley, L (7, 3) OBP: 0.333, SLG: 0.547 OBP: 0.222, SLG: 0.556	0-0 F2		0-0 F7	0-0 F2		0-0 G6-4-3			4 0 0 0 0 0 3 0 0 0 0 0 0 0				
Roger Maris, L (1, 9) OBP: 0.396, SLG: 0.698		0-0 HR	4-0 1-2 2-3 BB		0-0 F4	0-0 4-3			3 1 1 1 1 0 0				
Gil McDougald, R (1, 5) OBP: 0.305, SLG: 0.427		0-0 WP 1B	0-0 FC5		0-0 F5			0-0 5-3	4 1 1 0 0 0 3				
Bobby Richardson, R (1, 4) OBP: 0.284, SLG: 0.292		0-0 FC1-6 1B		0-0 F8	0-0 F8			0-0 SH3-4 1B	4 0 2 1 0 0 0				
Jim Coates, R (1, 1) Ralph Terry, R (8, 1) OBP: 0.214, SLG: 0.231		0-0 FC1-6	0-3 K		0-3 K			0-0 SH3-4	3 0 0 0 0 2 1 0 0 0 0 0 0 0				
Inning Stats	R: 2 H: 1 E: 0 LOB: 0 K: 0 BB: 1 S: 4 P: 8	R: 2 H: 3 E: 0 LOB: 0 K: 0 BB: 0 S: 5 P: 5	R: 0 H: 0 E: 0 LOB: 3 K: 0 BB: 3 S: 3 P: 15	R: 4 H: 2 E: 0 LOB: 0 K: 1 BB: 2 S: 7 P: 15	R: 0 H: 0 E: 0 LOB: 0 K: 0 BB: 0 S: 3 P: 3	R: 0 H: 1 E: 0 LOB: 0 K: 1 BB: 0 S: 5 P: 5	R: 1 H: 1 E: 0 LOB: 0 K: 0 BB: 1 S: 3 P: 7	R: 0 H: 1 E: 0 LOB: 1 K: 0 BB: 0 S: 4 P: 4	R: 0 H: 0 E: 0 LOB: 0 K: 1 BB: 0 S: 5 P: 5	1B: 5 SF: 0 2B: 1 SAC: 1 3B: 0 DP: 3 HR: 4 HBP: 0	WP: 1 PA: 40 PB: 0 SB: 1 CS: 0		
PITCHER	IP WLS BF H R ER SO BB IBB HBP BLK WP HR S P ERA WHIP											PITCHER	IP WLS BF H R ER SO BB IBB HBP BLK WP HR S P ERA WHIP
Ned Garver, R (1, 1) ERA: 8.2	1.0 L 7 3 4 4 0 1 0 0 0 0 2 6 10 36.00 4.000												
Johnny Kucks, R (2, 1) ERA: 5.75	3.0 16 3 4 4 1 5 0 0 0 1 2 13 33 12.00 2.667												
Bob Giggie, R (5, 1) ERA: 3.24	4.0 14 3 1 1 1 1 0 0 0 0 0 15 19 2.25 1.000												
Marty Kutyna, R (9, 1) ERA: 3.27	1.0 3 0 0 0 0 1 0 0 0 0 0 5 5 0.00 0.000												

New York Yankees @ Kansas City Athletics
Municipal Stadium, Kansas City, MO

Sun May 22 1960, 4:33 AM EDT
Att. 21,155 - Unknown - 78 F

AB	32
R	9
H	9
RBI	8
BB	7
SO	3
LOB	11



WP: 1	PA: 40
PB: 0	
SB: 1	
CS: 0	


ERA	36.00
WHIP	4.000

BOTTOM

New York Yankees @ Kansas City Athletics
Municipal Stadium, Kansas City, MO

livebaseballscorecards.com

AB	38
R	7
H	11
RBI	7
BB	1
SO	3
LOB	9



WP:	0	PA:	39
PB:	0	SB:	0
CS:	0		

Sun May 22 1960, 4:33 AM EDT
Att: 21,155 - Unknown - 78 F

AB R H RBI BB SO LOB

5	2	3	0	0	0	0
5	3	2	4	0	0	2
5	0	0	0	0	0	2
4	0	2	2	0	0	0
4	1	1	0	0	0	2
4	0	1	0	0	0	0
4	0	1	1	0	1	0
3	0	0	0	1	0	2
0	0	0	0	0	0	0
1	0	0	0	0	0	0
1	0	0	0	0	1	1
1	1	1	0	0	0	0
0	0	0	0	0	0	0
1	0	0	0	0	1	0

Batter	1	2	3	4	5	6	7	8	9
Ken Hamlin, R OBP: 0.286, SLG: 0.238 (1, 6)	0-0 F9 ①			0-0 FC6-4 1B ①		0-0 2B 1B ①		0-0 1-3 HR 1B ①	0-0 F7 ②
Jerry Lumpe, L OBP: 0.363, SLG: 0.384 (1, 4)	0-0 1-3 ②			0-0 FC6-4 2B 1-2f ①		0-0 F7 ①		0-0 1-H 3-H HR ①	0-0 HR ③
Russ Snyder, L OBP: 0.311, SLG: 0.463 (1, 9)	0-0 F8 ③			0-0 F7 ②		0-0 F6 ②		0-0 L8 ①	0-0 6-3 ③
Norm Siebern, L OBP: 0.407, SLG: 0.535 (1, 3)		0-0 3-1 ①		0-0 1-H 2B ①		0-0 1-H 2B ①		0-0 P6 ②	
Whitey Herzog, L OBP: 0.452, SLG: 0.608 (1, 7)		0-0 6-3 ②		0-0 L7 ③		0-0 F7 ③		0-0 1B 1B ①	
Harry Chiti, R OBP: 0.340, SLG: 0.379 (1, 2)		0-0 F4 ③			0-0 5-3 ①		0-0 F8 ①	0-0 1-2 1B 1B ①	
Andy Carey, R OBP: 0.308, SLG: 0.333 (1, 5)			0-3 K ①		0-0 6-3 ②		0-0 6-3 ②	0-0 1-2 2-H 1B ①	
Bill Tuttle, R OBP: 0.296, SLG: 0.267 (1, 8)			0-0 F9 ②		4-0 BB ②		0-0 F3 ③	0-0 F8 ③	
Ned Carver, R OBP: 0.228, SLG: 0.400 Johnny Kucks, R Bob Giggie, R Marv Throneberry, L OBP: 0.309, SLG: 0.176 Marty Kutyna, R Dick Williams, R OBP: 0.347, SLG: 0.384 (1, 1) (2, 1) (5, 1) (8, PH) (9, 1) (9, PH)			0-0 4-3 ③		0-3 K ③			0-0 1B HR 1B ①	0-3 K ①

Inning Stats	R: 0	H: 0	E: 0	K: 0	S: 3	R: 0	H: 0	E: 0	K: 0	S: 3	R: 0	H: 0	E: 0	K: 1	S: 5	R: 1	H: 2	E: 0	K: 0	S: 5	R: 0	H: 0	E: 0	K: 1	S: 5	R: 1	H: 2	E: 0	K: 0	S: 5	R: 0	H: 0	E: 0	K: 0	S: 3	R: 4	H: 6	E: 0	K: 0	S: 9	R: 1	H: 1	E: 0	K: 1	S: 6
	LOB: 0	BB: 0	P: 3	LOB: 0	BB: 0	P: 3	LOB: 0	BB: 0	P: 5	LOB: 1	BB: 0	P: 5	LOB: 1	BB: 1	P: 9	LOB: 1	BB: 0	P: 5	LOB: 0	BB: 0	P: 3	LOB: 2	BB: 0	P: 9	LOB: 0	BB: 0	P: 6	LOB: 0	BB: 0	P: 6	1B: 7	SF: 0	2B: 2	SAC: 0	3B: 0	DP: 0	HR: 2	HBP: 0							

PITCHER	IP	WLS	BF	H	R	ER	SO	BB	IBB	HBP	BLK	WP	HR	S	P	ERA	WHIP
Jim Coates, R ERA: 4.82 (1, 1)	7.0	W	29	7	5	5	2	1	0	0	0	0	0	32	36	6.43	1.143
Ralph Terry, R ERA: 2.17 (8, 1)	2.0	S	10	4	2	2	1	0	0	0	0	0	1	12	12	9.00	2.000

Batter	1	2	3	4	5	6	7	8	9	AB R H RBI BB SO LOB	TOP	
Tony Kubek, L (1, 6) OBP: 0.344, SLG: 0.496	0-0 1-3	0-0 1-H 3-H 2B			0-0 L3			0-0 2B	0-0 4-3	5 0 2 2 0 0 1		
Mickey Mantle, S (1, 8) OBP: 0.434, SLG: 0.500	4-0 1-3 1B BB	0-0 4-3			0-0 F8			0-3 K		3 0 0 0 1 1 2		
Bob Cerv, R (1, 7) OBP: 0.361, SLG: 0.568	0-0 1-2 1B				0-0 4-3			0-0 1-3		4 0 1 0 0 0 1		
Yogi Berra, L (1, 2) OBP: 0.413, SLG: 0.514	0-0 1-3 2-3				0-0 F8			4-0 IBB		3 0 0 0 1 0 2		
Bill Skowron, R (1, 3) OBP: 0.322, SLG: 0.527					0-0 F9			0-0 K	0-0 4-3	4 0 0 0 0 1 2		
Roger Maris, L (1, 9) OBP: 0.390, SLG: 0.678					0-0 F4			0-0 F3	0-0 F9	4 0 1 0 0 0 0		
Gil McDougald, R (1, 5) OBP: 0.312, SLG: 0.424					0-0 FC5-4 1B			0-0 4-3 1B	4-0 WP BB SF9 BB	3 2 1 0 1 0 1	AB 32 R 4 H 7 RBI 4 BB 4 SO 2 LOB 11	
Bobby Richardson, R (1, 4) OBP: 0.292, SLG: 0.293					0-0 F4			0-0 4-3	4-0 SF9 WP BB	3 1 1 0 1 0 1		
Bob Turley, R (1, 1) Duke Maas, R (6, 1) Hector Lopez, R (7, PH) John Gabler, S (7, 1) Elston Howard, R (9, PH) Ryne Duren, R (9, 1)					0-0 5-3			0-0 6-3	0-0 SF9 1-3 2-H	2 1 1 1 0 0 0 0 0 0 0 0 0 0 1 0 0 0 0 0 0 0 0 0 0 0 0 0 0 0 0 1 0 0 0 0 0 0 0 0 0 0	WP: 1 PA: 37 PB: 0 SB: 0 CS: 0	
Inning Stats	R: 0 H: 1 E: 0 LOB: 1 K: 0 BB: 1 S: 3 P: 7	R: 3 H: 4 E: 0 LOB: 1 K: 0 BB: 0 S: 7 P: 7	R: 0 H: 0 E: 0 LOB: 0 K: 0 BB: 0 S: 3 P: 3	R: 0 H: 0 E: 0 LOB: 0 K: 0 BB: 0 S: 3 P: 3	R: 0 H: 0 E: 0 LOB: 0 K: 0 BB: 0 S: 3 P: 3	R: 0 H: 0 E: 0 LOB: 0 K: 1 BB: 0 S: 5 P: 5	R: 0 H: 1 E: 0 LOB: 1 K: 0 BB: 0 S: 4 P: 4	R: 0 H: 1 E: 0 LOB: 2 K: 1 BB: 1 S: 6 P: 10	R: 1 H: 0 E: 0 LOB: 1 K: 0 BB: 2 S: 3 P: 11	1B: 5 SF: 1 2B: 2 SAC: 0 3B: 0 DP: 0 HR: 0 HBP: 0		
PITCHER Ray Herbert, R (1, 1) ERA: 3.47	IP WLS BF H R ER SO BB IBB HBP BLK WP HR S P ERA WHIP											PITCHER IP WLS BF H R ER SO BB IBB HBP BLK WP HR S P ERA WHIP

New York Yankees @ Kansas City Athletics
Municipal Stadium, Kansas City, MO
Mon May 23 1960, 4:33 AM EDT
Att: 8,275 - Unknown - 80 F

livebaseballscorecards.com



Batter	1	2	3	4	5	6	7	8	9	AB R H RBI BB SO LOB
Ken Hamlin, R (1, 6) OBP: 0.285, SLG: 0.231 Hank Bauer, R (9, PH) OBP: 0.273, SLG: 0.265	4-0 1B BB	0-0 FC4-6 1-2f			0-0 F8		0-0 F8		0-3 K	3 0 0 0 1 0 2 1 0 0 0 0 1 2
Jerry Lumpe, L (1, 4) OBP: 0.360, SLG: 0.380	0-0 1B 1B		0-0 F5		0-0 F8		0-0 4-3			4 1 1 0 0 0 1
Russ Snyder, L (1, 9) OBP: 0.306, SLG: 0.444	0-0 1B 1B		0-0 G3		0-0 F7		0-0 6-3			4 0 1 0 0 0 0
Norm Siebern, L (1, 3) OBP: 0.409, SLG: 0.548	0-0 F7		0-0 G3		0-0 1B 3B		4-0 L6-3 BB			3 1 1 0 1 0 2
Whitey Herzog, L (1, 7) OBP: 0.455, SLG: 0.600	0-0 FC6-4 1B		0-0 F5		0-0 1B 1B		0-0 L6-3			4 1 2 2 0 0 1
Harry Chiti, R (1, 2) OBP: 0.345, SLG: 0.378 Bob Johnson, R (9, PR) OBP: 0.381, SLG: 0.071	0-0 FC6-4 1-2f		0-3 K		0-0 1B 1B		4-0 BB BB			3 0 1 0 1 1 2 0 0 0 0 0 0 0
Andy Carey, R (1, 5) OBP: 0.294, SLG: 0.313		0-0 F9		0-0 F7		0-0 G6-4-3 1B		0-3 K		4 0 1 1 0 1 1
Bill Tuttle, R (1, 8) OBP: 0.297, SLG: 0.262 Mary Throneberry, L (9, PH) OBP: 0.333, SLG: 0.176		0-0 6-3		4-0 SH3 BB		0-0 G6-4-3		4-0 1B BB		2 0 0 0 1 0 2 0 0 0 0 1 0 0
Ray Herbert, R (1, 1) OBP: 0.333, SLG: 0.143 Dick Williams, R (9, PH) OBP: 0.343, SLG: 0.379		4-0 FC4-6 BB		0-0 SH3		0-0 F3		0-3 K		1 0 0 0 1 0 0 1 0 0 0 0 1 2

Inning Stats	R: 1	H: 3	E: 0	K: 5	S: 5	LOB: 2	BB: 1	P: 9	R: 0	H: 0	E: 0	K: 0	S: 3	LOB: 1	BB: 1	P: 7	R: 0	H: 0	E: 0	K: 0	S: 3	LOB: 0	BB: 0	P: 3	R: 0	H: 0	E: 0	K: 1	S: 5	LOB: 0	BB: 0	P: 5	R: 0	H: 0	E: 0	K: 0	S: 3	LOB: 1	BB: 1	P: 7	R: 2	H: 4	E: 0	K: 0	S: 6	LOB: 1	BB: 0	P: 6	R: 0	H: 0	E: 0	K: 0	S: 3	LOB: 0	BB: 0	P: 3	R: 0	H: 0	E: 0	K: 0	S: 2	LOB: 0	BB: 1	P: 6	R: 0	H: 0	E: 0	K: 3	S: 9	LOB: 2	BB: 2	P: 17	1B: 6	SF: 0	2B: 1	SAC: 1	3B: 1	DP: 2	HR: 0	HBP: 0	WP: 0	PA: 37
--------------	------	------	------	------	------	--------	-------	------	------	------	------	------	------	--------	-------	------	------	------	------	------	------	--------	-------	------	------	------	------	------	------	--------	-------	------	------	------	------	------	------	--------	-------	------	------	------	------	------	------	--------	-------	------	------	------	------	------	------	--------	-------	------	------	------	------	------	------	--------	-------	------	------	------	------	------	------	--------	-------	-------	-------	-------	-------	--------	-------	-------	-------	--------	-------	--------


PITCHER	IP	WLS	BF	H	R	ER	SO	BB	IBB	HBP	BLK	WP	HR	S	P	ERA	WHIP
Bob Turley, R (1, 1) ERA: 3.45	5.1		25	7	3	3	1	3	0	0	0	0	0	24	36	5.06	1.875
Duke Maas, R (6, 1) ERA: 6.0	0.2		1	0	0	0	0	0	0	0	0	0	0	1	1	0.00	0.000
John Gabler, R (7, 1) ERA: 5.14	2.0	W	6	0	0	0	0	1	0	0	0	0	0	5	9	0.00	0.500
Ryne Duren, R (9, 1) ERA: 4.61	1.0	S	5	0	0	0	3	2	0	0	0	0	0	9	17	0.00	2.000

BOTTOM

New York Yankees @ Kansas City Athletics
Municipal Stadium, Kansas City, MO

Mon May 23 1960, 4:33 AM EDT
Att. 8,275 - Unknown - 80 F

AB	30
R	3
H	7
RBI	3
BB	6
SO	4
LOB	15



Batter	1	2	3	4	5	6	7	8	9	AB R H RBI BB SO LOB	TOP	
Don Buddin, R (1, 6) OBP: 0.358, SLG: 0.337	0-0 F8		0-3 K		0-0 WP 2B 1B		0-0 F9			4 1 1 0 0 1 0	Boston Red Sox @ Kansas City Athletics Municipal Stadium, Kansas City, MO Tue May 24 1960, 8:05 PM EDT Att. 8,258 - Unknown	
Pete Runnels, L (1, 4) OBP: 0.442, SLG: 0.475	0-0 FC6-4 1B		0-0 6-3		0-0 1-H 2B		0-0 1-3			4 0 2 1 0 0 0		
Frank Malzone, R (1, 5) OBP: 0.303, SLG: 0.371	0-0 P5		0-0 2B		0-0 2-3		0-0 P5			4 0 1 0 0 0 2		
Ray Boone, R (1, 3) OBP: 0.370, SLG: 0.200	0-0 FC6-4 1-2f		0-0 F8		4-0 BB		0-0 F7			3 0 0 0 1 0 2		
Rip Repulski, R (1, 7) OBP: 0.414, SLG: 0.500		0-0 1B 1B		0-0 F5		0-0 F8		0-0 F8		4 0 1 0 0 0 1		
Bobby Thomson, R (1, 8) OBP: 0.292, SLG: 0.410		0-0 F7		0-0 F2		0-0 F8		0-0 HR		4 1 1 1 0 0 2		
Lou Clinton, R (1, 9) OBP: 0.303, SLG: 0.435		0-0 1-2 1B		0-0 4-3		0-0 P6		0-0 WP 2B		4 0 2 0 0 0 1		
Haywood Sullivan, R (1, 2) OBP: 0.228, SLG: 0.231 Vic Wertz, L (9, PH) OBP: 0.382, SLG: 0.517		0-3 K		0-3 K		0-0 F3		0-0 4-3		3 0 0 0 0 2 2 1 0 0 0 0 0 1		
Dave Hillman, R (1, 1) Tom Borland, L (4, 1) Pumpsie Green, S (7, PH) Mike Fornieles, R (7, 1) Don Gile, R (9, PH) OBP: 0.250, SLG: 0.182		0-0 5-3		0-3 K		0-0 5-3		0-3 K 2-3		1 0 0 0 0 0 2 1 0 0 0 0 1 0 1 0 0 0 0 0 0 0 0 0 0 0 0 0 1 0 0 0 0 1 1		
Inning Stats	R: 0 H: 1 E: 0 LOB: 1 K: 0 BB: 0 S: 4 P: 4	R: 0 H: 2 E: 0 LOB: 2 K: 1 BB: 0 S: 7 P: 7	R: 0 H: 1 E: 0 LOB: 1 K: 1 BB: 0 S: 6 P: 6	R: 0 H: 0 E: 0 LOB: 0 K: 0 BB: 0 S: 3 P: 3	R: 1 H: 2 E: 0 LOB: 1 K: 2 BB: 0 S: 9 P: 9	R: 0 H: 0 E: 0 LOB: 1 K: 0 BB: 1 S: 3 P: 7	R: 0 H: 0 E: 0 LOB: 0 K: 0 BB: 0 S: 3 P: 3	R: 0 H: 0 E: 0 LOB: 0 K: 1 BB: 0 S: 7 P: 7	R: 1 H: 2 E: 0 LOB: 1 K: 1 BB: 0 S: 7 P: 7	1B: 4 SF: 0 2B: 3 SAC: 0 3B: 0 DP: 0 HR: 1 HBP: 0	WP: 2 PA: 36 PB: 0 SB: 0 CS: 0	
PITCHER Bud Daley, L (1, 1) ERA: 2.51	IP WLS BF H R ER SO BB IBB HBP BLK WP HR S P ERA WHIP	9.0 W 36 8 2 2 5 1 0 0 0 2 1 45 49 2.00 1.000										

livebaseballscorecards.com

AB	35
R	2
H	8
RBI	2
BB	1
SO	5
LOB	14



Batter	1	2	3	4	5	6	7	8	9	AB	R	H	RBI	BB	SO	LOB
Andy Carey, R OBP: 0.286, SLG: 0.300 (1, 5)	0-0 G3		0-0 F8	0-0 BB 1B		0-0 5-3				4	0	1	1	0	0	0
Jerry Lumpe, L OBP: 0.378, SLG: 0.408 (1, 4)	4-0 BB BB		0-0 HR	4-0 BB BB			4-0 BB BB			1	1	1	1	3	0	0
Russ Snyder, L OBP: 0.302, SLG: 0.417 (1, 8)	4-0 1-2 BB		0-3 K	0-0 3-1			0-0 G1-6-3 1-2f			3	0	0	0	1	1	4
Norm Siebern, L OBP: 0.405, SLG: 0.546 (1, 7)	0-0 F5			0-0 F8	0-0 4-3		0-0 2B			4	0	1	0	0	0	2
Whitey Herzog, L OBP: 0.443, SLG: 0.576 (1, 9)	0-0 F7			0-0 BB 3B 1B	0-0 6-3		0-0 F8			4	1	1	0	0	0	3
Harry Chiti, R OBP: 0.342, SLG: 0.366 (1, 2)		0-0 1-3		4-0 BB 3B BB	0-0 6-3			0-0 5-3		3	1	0	0	1	0	0
Mary Throneberry, L OBP: 0.400, SLG: 0.571 (1, 3)		0-0 G3		0-0 1B 3B		0-0 F9 SH5-3 2B		0-0 HR		4	3	3	3	0	0	0
Ken Hamlin, R OBP: 0.276, SLG: 0.223 (1, 6)		0-0 6-3		0-0 5-3		0-0 F9 2-3		0-0 F9		4	0	0	0	0	0	2
Bud Daley, L OBP: 0.261, SLG: 0.105 (1, 1)			0-0 6-3	4-0 BB 1B BB		0-0 SH5-3 3-H		0-0 4-3		2	0	0	1	1	0	0

Inning Stats	R: 0	H: 0	E: 0	K: 0	S: 3	LOB: 2	BB: 2	P: 11	R: 0	H: 0	E: 0	K: 0	S: 3	LOB: 0	BB: 0	P: 3	R: 1	H: 1	E: 0	K: 1	S: 6	LOB: 0	BB: 0	P: 6	R: 3	H: 3	E: 0	K: 0	S: 6	LOB: 3	BB: 3	P: 18	R: 0	H: 0	E: 0	K: 0	S: 3	LOB: 0	BB: 0	P: 3	R: 1	H: 1	E: 0	K: 0	S: 4	LOB: 0	BB: 0	P: 4	R: 0	H: 1	E: 0	K: 0	S: 3	LOB: 1	BB: 1	P: 7	R: 1	H: 1	E: 0	K: 0	S: 4	LOB: 0	BB: 0	P: 4	R: 0	H: 1	E: 0	K: 0	S: 3	LOB: 1	BB: 1	P: 7	R: 1	H: 1	E: 0	K: 0	S: 4	LOB: 0	BB: 0	P: 4
1B: 2	SF: 0	2B: 2	SAC: 1	3B: 1	DP: 1	HR: 2	HBP: 0	WP: 0	PA: 36	1B: 2	SF: 0	2B: 2	SAC: 1	3B: 1	DP: 1	HR: 2	HBP: 0	WP: 0	PA: 36	1B: 2	SF: 0	2B: 2	SAC: 1	3B: 1	DP: 1	HR: 2	HBP: 0	WP: 0	PA: 36	1B: 2	SF: 0	2B: 2	SAC: 1	3B: 1	DP: 1	HR: 2	HBP: 0	WP: 0	PA: 36	1B: 2	SF: 0	2B: 2	SAC: 1	3B: 1	DP: 1	HR: 2	HBP: 0	WP: 0	PA: 36																															

PITCHER	IP	WLS	BF	H	R	ER	SO	BB	IBB	HBP	BLK	WP	HR	S	P	ERA	WHIP
Dave Hillman, R ERA: 4.15 (1, 1)	3.2	L	19	4	4	4	1	4	0	0	0	0	1	17	33	9.82	2.182
Tom Borland, L ERA: 2.53 (4, 1)	2.1		9	1	1	1	0	1	0	0	0	0	0	8	12	3.86	0.857
Mike Fornieles, R ERA: 2.04 (7, 1)	2.0		8	2	1	1	0	1	0	0	0	0	1	7	11	4.50	1.500

BOTTOM

Boston Red Sox @ Kansas City Athletics
Municipal Stadium, Kansas City, MO

Tue May 24 1960, 8:05 PM EDT
Att. 8,258 - Unknown

livebaseballscorecards.com

AB	29
R	6
H	7
RBI	6
BB	6
SO	1
LOB	11



Batter	1	2	3	4	5	6	7	8	9	AB R H RBI BB SO LOB	TOP											
Marty Keough, L (1, 8) OBP: 0.250, SLG: 0.194	0-3 K		0-0 4-3		0-0 SH3-4		0-0 6-3	0-0 F5		4 0 0 0 0 1 1												
Pete Runnels, L (1, 4) OBP: 0.449, SLG: 0.476 (9, 3)	0-0 1-3		0-0 1B		0-0 F7		0-0 BB 1B		4-0 SH1-4 E BB	4 1 2 0 1 0 1												
Gary Geiger, L (1, 9) OBP: 0.292, SLG: 0.302	0-0 F9		0-3 K		0-0 2B		4-0 1-2 BB		0-0 SH1-4	3 0 1 1 1 1 1												
Vic Wertz, L (1, 3) OBP: 0.356, SLG: 0.476 Pumpsie Green, S (9, PR) OBP: 0.370, SLG: 0.391 (9, 4)		0-0 F8	0-0 F9		0-0		0-3 K		0-0 E4 FC6-4	5 0 0 0 0 1 4 0 0 0 0 0 0 0												
Gene Stephens, L (1, 7) OBP: 0.278, SLG: 0.282		0-0 4-3		0-0 4-3 SF9 2B		0-0 S 2B	0-0 4-3		0-0 FC6-4 1B	5 2 2 0 0 0 3												
Frank Malzone, R (1, 5) OBP: 0.306, SLG: 0.373		0-0 BB 1B		0-0 4-3		0-0 F5		0-0 F7	0-0 1B	5 0 2 0 0 0 2												
Don Buddin, R (1, 6) OBP: 0.370, SLG: 0.374		0-0 BB 1B		0-0 SF9		0-0 2B		0-0 S SH1-3 2B		3 1 3 2 0 0 0												
Haywood Sullivan, R (1, 2) OBP: 0.246, SLG: 0.222		4-0 1-2 2-3 BB		0-0 F7		0-0 F9		4-0 E BB		2 0 0 0 2 0 1												
Bill Monbouquette, R (1, 1) OBP: 0.267, SLG: 0.083 Tom Sturdivant, L (7, 1) OBP: 0.143, SLG: 0.167 Ted Bowsfield, R (7, 1) Mike Fomieles, R (8, 1) Tom Borland, L (8, 1)		0-0 4-3		0-0 SH3-4 2B 1B		0-3 K		0-0 SH1-3		3 1 1 0 0 1 4 0 0 0 0 0 0 0 0 0 0 1 0 0 0 0 0 0 0 0 0 0 0 0 0 0 0 0 0												
Inning Stats	R: 0 E: 0 K: 1 S: 5	H: 0 LOB: 0 BB: 0 P: 5	R: 0 E: 0 K: 0 S: 5	H: 2 LOB: 3 BB: 1 P: 9	R: 0 E: 0 K: 1 S: 6	H: 1 LOB: 1 BB: 0 P: 6	R: 1 E: 0 K: 0 S: 4	H: 1 LOB: 0 BB: 0 P: 4	R: 1 E: 0 K: 0 S: 5	H: 2 LOB: 1 BB: 0 P: 5	R: 1 E: 0 K: 1 S: 7	H: 2 LOB: 1 BB: 0 P: 7	R: 0 E: 0 K: 1 S: 6	H: 1 LOB: 2 BB: 1 P: 10	R: 1 E: 1 K: 0 S: 4	H: 1 LOB: 1 BB: 1 P: 8	R: 1 E: 1 K: 0 S: 4	H: 1 LOB: 2 BB: 1 P: 8	1B: 6 2B: 5 3B: 0 HR: 0	SF: 1 SAC: 3 DP: 0 HBP: 0	WP: 0 PB: 0 SB: 2 CS: 0	PA: 42
PITCHER	IP WLS BF H R ER SO BB IBB HBP BLK WP HR S P ERA WHIP																					
Don Larsen, R (1, 1) ERA: 3.64	5.1 L 25 8 3 3 2 1 0 0 0 0 0 0 28 32 5.06 1.688																					
Bob Giggie, R (6, 1) ERA: 2.7	1.2 7 1 0 0 2 1 0 0 0 0 0 0 10 14 0.00 1.200																					
Marty Kutyna, R (8, 1) ERA: 3.46	2.0 10 2 2 1 0 2 0 0 0 0 0 0 8 16 4.50 2.000																					

Boston Red Sox @ Kansas City Athletics
Municipal Stadium, Kansas City, MO
 Wed May 25 1960, 4:33 AM EDT
 Att. 3,488 - Unknown

AB	34
R	5
H	11
RBI	4
BB	4
SO	4
LOB	17



Batter	1	2	3	4	5	6	7	8	9	AB	R	H	RBI	BB	SO	LOB
Andy Carey, R (1, 5) OBP: 0.308, SLG: 0.292	0-0 1B		0-0 F2			0-3 K	4-0 BB		0-0 6-3	4	0	1	0	1	1	0
Jerry Lumpe, L (1, 4) OBP: 0.365, SLG: 0.393	0-3 K		0-0 1-3			0-0 4-3	0-0 3-1		0-0 F8	5	0	0	0	0	1	3
Russ Snyder, L (1, 8) OBP: 0.304, SLG: 0.412	0-0 F7				0-0 B2					3	0	1	0	0	0	1
Bill Tuttle, R (8, PH) (9, 8) OBP: 0.302, SLG: 0.268						1B				1	1	1	0	0	0	0
Norm Siebern, L (1, 7) (9, 3) OBP: 0.393, SLG: 0.527	0-3 K				0-0 F7					4	0	0	0	0	2	3
Whitey Herzog, L (1, 9) OBP: 0.452, SLG: 0.581					0-0 5-3					3	1	2	0	0	0	0
Hank Bauer, R (8, PH) (9, 9) OBP: 0.282, SLG: 0.275										1	0	1	0	0	0	0
Harry Chiti, R (1, 2) OBP: 0.339, SLG: 0.362					0-0 P4					4	0	1	1	0	0	2
Mary Throneberry, L (1, 3) OBP: 0.429, SLG: 0.609					4-0 BB					2	1	1	0	1	0	1
Pete Daley, R (8, PH) (9, 7) OBP: 0.294, SLG: 0.471					0-0 BB					1	0	0	0	0	0	2
Ken Hamlin, R (1, 6) OBP: 0.267, SLG: 0.217					0-0 F4					3	0	0	1	0	1	4
Don Larsen, R (1, 1) OBP: 0.083, SLG: 0.083					0-3 K					2	0	0	0	0	2	1
Bob Giggie, R (6, 1)										0	0	0	0	0	0	0
Dick Williams, R (7, PH) OBP: 0.350, SLG: 0.386										1	0	1	1	0	0	0
Bob Johnson, R (7, PH) OBP: 0.351, SLG: 0.071										0	0	0	0	0	0	0
Marty Kutyna, R (8, 1)										0	0	0	0	0	0	0
Hank Foiles, R (9, PH) OBP: 0.600, SLG: 0.333										1	0	0	0	0	1	0

BOTTOM

Boston Red Sox @ Kansas City Athletics
Municipal Stadium, Kansas City, MO
Wed May 25 1960, 4:33 AM EDT
Att. 3,488 - Unknown

livebaseballscores.com

AB	35
R	3
H	9
RBI	3
BB	2
SO	8
LOB	17



Inning Stats																	1B	2B	3B	HR	SF	SAC	DP	HBP	WP	HR	S	P	ERA	WHIP
R: 0	H: 1	R: 0	H: 1	R: 0	H: 0	R: 0	H: 0	R: 0	H: 1	R: 2	H: 3	R: 1	H: 3	R: 0	H: 0	1B: 8	SF: 1	WP: 0	HR: 0	S: 5	P: 5	PA: 38								
E: 0	LOB: 1	E: 0	LOB: 1	E: 0	LOB: 0	E: 0	LOB: 0	E: 0	LOB: 1	E: 0	LOB: 2	E: 0	LOB: 2	E: 0	LOB: 0	2B: 1	SAC: 0	PB: 0		K: 1	BB: 0	SB: 0								
K: 2	BB: 0	K: 0	BB: 0	K: 0	BB: 0	K: 0	BB: 0	K: 1	BB: 0	K: 0	BB: 1	K: 2	BB: 0	K: 1	BB: 0	3B: 0	DP: 0	CS: 0		S: 8	P: 8									
S: 8	P: 8	S: 4	P: 4	S: 5	P: 5	S: 3	P: 3	S: 5	P: 6	S: 6	P: 10	S: 10	P: 10	S: 5	P: 5	HR: 0	HBP: 0													

PITCHER	IP	WLS	BF	H	R	ER	SO	BB	IBB	HBP	BLK	WP	HR	S	P	ERA	WHIP
Bill Monbouquette, R (1, 1) ERA: 3.11	6.2	W	27	6	2	2	5	1	0	0	0	0	0	36	40	2.70	1.050
Tom Sturdivant, R (7, 1) ERA: 4.84	0.0		1	0	0	0	0	1	0	0	0	0	0	4	4	∞	∞
Ted Bowsfield, L (7, 1) ERA: 4.5	0.2		4	2	1	1	1	0	0	0	0	0	0	6	6	13.50	3.000
Mike Fornieles, R (8, 1) ERA: 2.04	0.0		1	1	0	0	0	0	0	0	0	0	0	1	1	∞	∞
Tom Borland, L (8, 1) ERA: 2.19	1.2	S	5	0	0	0	2	0	0	0	0	0	0	9	9	0.00	0.000

PITCHER	IP	WLS	BF	H	R	ER	SO	BB	IBB	HBP	BLK	WP	HR	S	P	ERA	WHIP
Bill Monbouquette, R (1, 1) ERA: 3.11	6.2	W	27	6	2	2	5	1	0	0	0	0	0	36	40	2.70	1.050
Tom Sturdivant, R (7, 1) ERA: 4.84	0.0		1	0	0	0	0	1	0	0	0	0	0	4	4	∞	∞
Ted Bowsfield, L (7, 1) ERA: 4.5	0.2		4	2	1	1	1	0	0	0	0	0	0	6	6	13.50	3.000
Mike Fornieles, R (8, 1) ERA: 2.04	0.0		1	1	0	0	0	0	0	0	0	0	0	1	1	∞	∞
Tom Borland, L (8, 1) ERA: 2.19	1.2	S	5	0	0	0	2	0	0	0	0	0	0	9	9	0.00	0.000

Batter	1	2	3	4	5	6	7	8	9	AB R H RBI BB SO LOB	TOP	
Al Smith, R (1, 8) <small>OBP: 0.343, SLG: 0.444</small> (9, 9)	0-0 F7		0-0 SH5-3 3B 1B		0-0 F8			0-0 5-3		4 1 1 0 0 0 0	Chicago White Sox @ Kansas City Athletics Municipal Stadium, Kansas City, MO Thu May 26 1960, 8:05 PM EDT Att. 8,855 - Unknown	
Nellie Fox, L (1, 4) <small>OBP: 0.349, SLG: 0.364</small> (9, 9)	1-0 HBP		0-0 SH5-3 1-2		0-0 2B		0-0 F7		2 0 1 0 0 0 0			
Minnie Minoso, R (1, 9) <small>OBP: 0.375, SLG: 0.550</small> (9, 7)	0-0 F7		0-0 2-H 3B		0-0 F8		0-0 4-3		4 0 1 1 0 0 2			
Ted Kluszewski, L (1, 3) <small>OBP: 0.410, SLG: 0.507</small> Jim Landis, R (9, PR) <small>OBP: 0.402, SLG: 0.300</small> (9, 8)	0-0 G3		0-0 F5		0-0 F6		0-0 E3 G5-3 BB	4 0 0 0 0 0 2 0 0 0 0 0 0 0				
Roy Sievers, R (1, 7) <small>OBP: 0.314, SLG: 0.400</small> (9, 3)		0-0 FC1-5 2B	0-3 K		0-0 F7		4-0 G5-3 BB	3 0 1 0 1 1 1				
Gene Freese, R (1, 5) <small>OBP: 0.178, SLG: 0.205</small>		0-0 FC1-5 HR 2-3		0-0 5-3	0-3 K		0-0 G5-3 1-2 2-3f	4 1 0 0 0 1 3				
Dick Brown, R (1, 2) <small>OBP: 0.227, SLG: 0.476</small>		0-0 1-H HR		0-0 L7		0-0 F7	0-3 K	4 1 1 2 0 1 2				
Luis Aparicio, R (1, 6) <small>OBP: 0.264, SLG: 0.242</small>		0-0 F8		0-0 F8		0-3 K		3 0 0 0 0 1 0				
Bob Shaw, R (1, 1) <small>OBP: 0.105, SLG: 0.059</small> Gerry Staley, R (7, 1)		0-0 1-4-3		0-0 6-3		0-0 F3		3 0 0 0 0 0 0 0 0 0 0 0 0 0				
Inning Stats	R: 0 H: 0 E: 0 LOB: 1 K: 0 BB: 0 S: 3 P: 4	R: 2 H: 2 E: 0 LOB: 0 K: 0 BB: 0 S: 5 P: 5	R: 1 H: 2 E: 0 LOB: 1 K: 1 BB: 0 S: 7 P: 7	R: 0 H: 0 E: 0 LOB: 0 K: 0 BB: 0 S: 3 P: 3	R: 0 H: 1 E: 0 LOB: 1 K: 0 BB: 0 S: 4 P: 4	R: 0 H: 0 E: 0 LOB: 0 K: 1 BB: 0 S: 5 P: 5	R: 0 H: 0 E: 0 LOB: 0 K: 1 BB: 0 S: 5 P: 5	R: 0 H: 0 E: 1 LOB: 2 K: 1 BB: 1 S: 5 P: 9	1B: 1 SF: 0 2B: 2 SAC: 1 3B: 1 DP: 1 HR: 1 HBP: 1	WP: 0 PA: 34 PB: 0 SB: 0 CS: 0		
PITCHER Dick Hall, R (1, 1) <small>ERA: 1.9</small> Marty Kutyna, R (8, 1) <small>ERA: 3.0</small>	IP WLS BF H R ER SO BB IBB HBP BLK WP HR S P ERA WHIP 7.0 L 27 5 3 3 3 0 0 0 1 0 0 1 32 33 3.86 0.714											PITCHER IP WLS BF H R ER SO BB IBB HBP BLK WP HR S P ERA WHIP

livebaseballscorecards.com

AB	31
R	3
H	5
RBI	3
BB	1
SO	4
LOB	10



Batter	1	2	3	4	5	6	7	8	9
Andy Carey, R OBP: 0.300, SLG: 0.393 (1, 5)	0-0 5-3		0-0 HR		0-3 K			0-0 5-3	
Jerry Lumpe, L OBP: 0.362, SLG: 0.388 (1, 4)	0-0 FC4-6 1B		0-0 5-3			0-0 4-3		0-0 4-3	
Russ Snyder, L OBP: 0.263, SLG: 0.382 (1, 8)	0-0 FC4-6 1-2f			0-0 4-3		0-0 G3		0-0 4-3	
Norm Siebern, L OBP: 0.388, SLG: 0.513 (1, 7)	0-0 4-3			4-0 1B BB		0-3 K		0-0 F9	
Whitey Herzog, L OBP: 0.468, SLG: 0.600 (1, 9)		0-0 L4-3 1B		0-0 F5		4-0 E BB		0-0 D 2B	
Mary Throneberry, L OBP: 0.406, SLG: 0.556 (1, 3)		0-0 L4-3 1-2		0-0 FC6-4 1B		0-0 F7		0-3 K	
Harry Chiti, R OBP: 0.328, SLG: 0.349 (1, 2)		0-0 6-3		0-0 FC6-4 1-2f		0-0 E5		0-3 K 2-3	
Ken Hamlin, R OBP: 0.263, SLG: 0.214 (1, 6)			0-0 5-3		0-0 6-3		4-0 G6-4-3 BB		
Dick Williams, R OBP: 0.356, SLG: 0.386 (7, PH)							0-0 G6-4-3		
Bob Johnson, R OBP: 0.381, SLG: 0.071 (7, PR)							0-0 G6-4-3 1-2f		
Dick Hall, R OBP: 0.111, SLG: 0.059 (1, 1)			0-0 L7		0-0 6-3				
Hank Bauer, R OBP: 0.278, SLG: 0.271 (7, PH)									
Marty Kutyna, R OBP: 0.278, SLG: 0.271 (8, 1)									

Inning Stats	R: 0	H: 1	E: 0	LOB: 1	K: 0	BB: 0	S: 4	P: 4	R: 0	H: 1	E: 0	LOB: 0	K: 0	BB: 0	S: 3	P: 3	R: 1	H: 1	E: 0	LOB: 0	K: 0	BB: 0	S: 4	P: 4	R: 0	H: 1	E: 0	LOB: 2	K: 0	BB: 1	S: 4	P: 8	R: 0	H: 0	E: 0	LOB: 0	K: 1	BB: 0	S: 5	P: 5	R: 0	H: 0	E: 0	LOB: 0	K: 1	BB: 0	S: 5	P: 5	R: 0	H: 0	E: 1	LOB: 3	K: 0	BB: 2	S: 3	P: 11	R: 0	H: 0	E: 0	LOB: 0	K: 0	BB: 0	S: 3	P: 3	R: 0	H: 1	E: 0	LOB: 1	K: 2	BB: 0	S: 8	P: 8	1B: 3	SF: 0	2B: 2	SAC: 0	3B: 0	DP: 2	HR: 1	HBP: 0	WP: 0	PA: 34
--------------	------	------	------	--------	------	-------	------	------	------	------	------	--------	------	-------	------	------	------	------	------	--------	------	-------	------	------	------	------	------	--------	------	-------	------	------	------	------	------	--------	------	-------	------	------	------	------	------	--------	------	-------	------	------	------	------	------	--------	------	-------	------	-------	------	------	------	--------	------	-------	------	------	------	------	------	--------	------	-------	------	------	-------	-------	-------	--------	-------	-------	-------	--------	-------	--------

PITCHER	IP	WLS	BF	H	R	ER	SO	BB	IBB	HBP	BLK	WP	HR	S	P	ERA	WHIP
Bob Shaw, R ERA: 3.22 (1, 1)	6.1	W	26	4	1	1	2	3	0	0	0	0	1	27	39	1.42	1.105
Gerry Staley, R ERA: 0.54 (7, 1)	2.2	S	8	1	0	0	2	0	0	0	0	0	0	12	12	0.00	0.375

BOTTOM

Chicago White Sox @ Kansas City Athletics
Municipal Stadium, Kansas City, MO
Thu May 26 1960, 8:05 PM EDT
Att. 8,855 - Unknown

livebaseballscorecards.com

AB	31
R	1
H	5
RBI	1
BB	3
SO	4
LOB	13



Batter	1	2	3	4	5	6	7	8	9	AB R H RBI BB SO LOB	TOP											
Al Smith, R OBP: 0.345, SLG: 0.438 (1, 8) (8, 9)	0-0 4-3		0-0 1B		0-0 F7		0-0 4-3		4-0 FC8-6 BB	4 0 1 2 1 0 1	Chicago White Sox @ Kansas City Athletics Municipal Stadium, Kansas City, MO Fri May 27 1960, 8:05 PM EDT Att. 9,498 - Unknown livebaseballscorecards.com											
Nellie Fox, L OBP: 0.351, SLG: 0.366 (1, 4) (8, 9)	0-0 1-3		0-0 G3		0-0 1B		0-0 1B	0-0 FC8-6	5 0 2 2 0 0 2													
Minnie Minoso, R OBP: 0.362, SLG: 0.529 (1, 9) (8, 7)	0-0 5-3			0-0 5-3	0-0 F5		0-0 1-3	0-0 1-3	5 0 0 0 0 0 3													
Ted Kluszewski, L OBP: 0.402, SLG: 0.487 (1, 3)		0-0 6-3		0-0 4-3		4-0 BB		0-0 G3	3 0 0 0 1 0 0													
Roy Sievers, R OBP: 0.311, SLG: 0.406 Jim Landis, R OBP: 0.402, SLG: 0.300 (1, 7) (8, 8)		0-0 E6		0-0 HR		0-0 FC5-6-4		0-3 K	4 1 1 0 0 1 1 0 0 0 0 0 0 0													
Gene Freese, R OBP: 0.184, SLG: 0.271 (1, 5)		0-0 G4-6-3		0-0 HR		0-0 F9		0-0 6-3	4 1 1 2 0 0 2													
Dick Brown, R OBP: 0.231, SLG: 0.417 (1, 2)			0-0 F8	0-0 F8		0-0 F7		4-0 1B WP BB	3 1 0 0 1 0 1													
Luis Aparicio, R OBP: 0.284, SLG: 0.294 (1, 6)			0-0 1B		0-0 SH1-4		0-0 4-3	0-0 FC8-6	4 4 4 0 0 0 0													
Billy Pierce, L OBP: 0.235, SLG: 0.188 Russ Kemmerer, R (1, 1) (4, 1)			0-0 6-3		0-0 SH1-4		0-0 1-3	0-3 K	1 0 0 0 0 0 1 2 0 0 0 0 1 3													
Inning Stats	R: 0 E: 0 K: 0 S: 3	H: 0 LOB: 0 BB: 0 P: 3	R: 0 E: 1 K: 0 S: 3	H: 0 LOB: 0 BB: 0 P: 3	R: 1 E: 0 K: 0 S: 5	H: 2 LOB: 1 BB: 0 P: 5	R: 2 E: 0 K: 0 S: 5	H: 2 LOB: 0 BB: 0 P: 5	R: 1 E: 0 K: 0 S: 5	H: 2 LOB: 1 BB: 0 P: 5	R: 0 E: 0 K: 0 S: 3	H: 0 LOB: 1 BB: 1 P: 7	R: 1 E: 0 K: 0 S: 5	H: 2 LOB: 1 BB: 0 P: 5	R: 0 E: 0 K: 1 S: 5	H: 0 LOB: 0 BB: 0 P: 5	R: 2 E: 0 K: 1 S: 6	H: 1 LOB: 1 BB: 2 P: 14	1B: 5 2B: 1 3B: 2 HR: 1	SF: 0 SAC: 1 DP: 1 HBP: 0	WP: 1 PB: 0 SB: 0 CS: 0	PA: 39
PITCHER	IP WLS BF H R ER SO BB IBB HBP BLK WP HR S P ERA WHIP																					
Ray Herbert, R ERA: 3.83 (1, 1)	7.0 L 30 8 5 5 0 1 0 0 0 0 0 1 29 33 6.43 1.286																					
Johnny Kucks, R ERA: 5.48 (8, 1)	1.0 3 0 0 0 1 0 0 0 0 0 0 5 5 0.00 0.000																					
Bob Giggie, R ERA: 4.35 (9, 1)	0.1 4 1 2 2 1 2 0 0 0 1 0 4 12 54.00 9.000																					
Leo Kiely, L ERA: 0.79 (9, 1)	0.2 2 0 0 0 0 0 0 0 0 0 0 2 2 0.00 0.000																					



Batter	1	2	3	4	5	6	7	8	9	AB	R	H	RBI	BB	SO	LOB
Bill Tuttle, R OBP: 0.301, SLG: 0.268 (1, 8)	0-0 SH1-3 1B	0-0 F3		0-0 6-3 1-2 2-3			0-0 F9			4	0	1	0	0	0	3
Jerry Lumpe, L OBP: 0.355, SLG: 0.380 (1, 4)	0-0 SH1-3 1-2		0-0 F2	0-0 PO 3-H	0-3 K			0-0 F6		3	0	0	0	0	1	0
Andy Carey, R OBP: 0.294, SLG: 0.375 (1, 5)	0-0 F8		0-0 6-3				0-0 G1-6-3 1B	0-0 5-3		4	0	1	0	0	0	1
Dick Williams, R OBP: 0.346, SLG: 0.374 (1, 3)	0-0 F7		0-3 K				0-0 G1-6-3 1-2f	0-0 L8		3	0	0	0	0	1	2
Johnny Kucks, R (8, 1)										0	0	0	0	0	0	0
Norm Siebern, L OBP: 0.386, SLG: 0.509 (8, PH) (9, 7)										1	0	0	0	0	0	0
Harry Chiti, R OBP: 0.325, SLG: 0.372 (1, 2)		0-0 1-3		0-0 HR			0-0 F9		0-0 6-3	4	1	1	1	0	0	0
Hank Bauer, R OBP: 0.293, SLG: 0.288 (1, 9)		0-0 FC6 1B		0-0 1B 1B			0-3 K		0-0 4-3	3	1	2	0	0	1	0
Bob Giggie, R (9, 1)										0	0	0	0	0	0	0
Leo Kiely, L (9, 1)										0	0	0	0	0	0	0
Russ Snyder, L OBP: 0.279, SLG: 0.375 (9, PH)										1	0	0	0	0	0	0
Whitey Herzog, L OBP: 0.457, SLG: 0.580 (1, 7) (9, 9)		0-0 FC6 1-2f 3B		0-0 F7			0-3 K		0-0 1B 1B	4	1	1	0	0	1	2
Ken Hamlin, R OBP: 0.277, SLG: 0.248 (1, 6)		0-0 1B 3B		0-0 6-3 1-2 PO 1B 1B			0-3 K		0-0 FC4-6 1B	4	1	3	1	0	1	0
Ray Herbert, R OBP: 0.400, SLG: 0.250 (1, 1)		0-0 1B		0-0 6-3 1-2 2-H 1B			0-0 6-3		0-0 FC4-6 1-2f	2	0	2	2	0	0	0
Marv Throneberry, L OBP: 0.382, SLG: 0.517 (7, PH) (8, 3)										2	0	0	0	0	0	2

BOTTOM

Chicago White Sox @ Kansas City Athletics
Municipal Stadium, Kansas City, MO
Fri May 27 1960, 8:05 PM EDT
Att. 9,498 - Unknown

livebaseballscorecards.com

AB	35
R	4
H	11
RBI	4
BB	0
SO	5
LOB	10



Inning Stats	R: 0	H: 1	E: 0	K: 0	S: 4	P: 4	R: 2	H: 3	E: 0	K: 0	S: 6	R: 0	H: 0	E: 0	K: 1	S: 5	R: 2	H: 4	E: 0	K: 0	S: 6	R: 0	H: 1	E: 0	K: 1	S: 5	R: 0	H: 0	E: 0	K: 2	S: 7	R: 0	H: 0	E: 0	K: 1	S: 5	R: 0	H: 0	E: 0	K: 0	S: 3	R: 0	H: 2	E: 0	K: 0	S: 5	1B: 9	2B: 0	3B: 1	HR: 1	SF: 0	SAC: 1	DP: 1	HBP: 0	WP: 0	PB: 0	SB: 0	CS: 0	PA: 37
PITCHER	IP	WLS	BF	H	R	ER	SO	BB	IBB	HBP	BLK	WP	HR	S	P	ERA	WHIP																																										
Billy Pierce, L ERA: 3.88 (1, 1)	3.1		17	7	4	4	1	0	0	0	0	0	0	19	19	10.80	2.100																																										
Russ Kemmerer, R ERA: 5.59 (4, 1)	5.2	W	19	4	0	0	4	0	0	0	0	0	0	27	27	0.00	0.706																																										

PITCHER	IP	WLS	BF	H	R	ER	SO	BB	IBB	HBP	BLK	WP	HR	S	P	ERA	WHIP
Billy Pierce, L ERA: 3.88 (1, 1)	3.1		17	7	4	4	1	0	0	0	0	0	0	19	19	10.80	2.100
Russ Kemmerer, R ERA: 5.59 (4, 1)	5.2	W	19	4	0	0	4	0	0	0	0	0	0	27	27	0.00	0.706

Batter	1	2	3	4	5	6	7	8	9	AB R H RBI BB SO LOB	TOP											
Al Smith, R (1, 8) OBP: 0.356, SLG: 0.485	0-0 F9		0-0 2B		0-0 HR			0-0 G3 2B		4 1 3 1 0 0 0	Chicago White Sox @ Kansas City Athletics Municipal Stadium, Kansas City, MO Sat May 28 1960, 4:33 AM EDT Att. 6,777 - Unknown											
Nellie Fox, L (1, 4) OBP: 0.342, SLG: 0.355	0-0 F6		0-0 4-3		0-0 3-1			0-0 G3		4 0 0 0 0 0 2												
Minnie Minoso, R (1, 9) OBP: 0.353, SLG: 0.514	0-0 6-3			0-3 K	0-0 F8			0-0 F2		4 0 0 0 0 1 1												
Ted Kluszewski, L (1, 3) OBP: 0.407, SLG: 0.488		0-0 G1-4-3 1B		0-0 2B 1B		0-0 4-3		0-0 G3		4 1 2 0 0 0 1												
Roy Sievers, R (1, 7) OBP: 0.308, SLG: 0.412		0-0 G1-4-3 1-2f		0-0 1B 2B		0-0 6-3		0-0 F4		4 1 1 0 0 0 1												
Gene Freese, R (1, 5) OBP: 0.208, SLG: 0.288		0-0 1B		0-0 1B 2-H 3-H		0-0 F8		0-0 F4		4 0 2 2 0 0 0												
Dick Brown, R (1, 2) OBP: 0.267, SLG: 0.407		0-0 F7		0-0 1B G6-4-3		0-0 5-3		4-0 1B BB		3 0 1 0 1 0 1												
Jim Landis, R (9, PR) OBP: 0.402, SLG: 0.300				1-2 1B						0 0 0 0 0 0 0												
Luis Aparicio, R (1, 6) OBP: 0.278, SLG: 0.288			0-0 5-3		0-0 G6-4-3		0-0 F9		0-0 1B	3 0 0 0 0 0 2												
Sherm Lollar, R (9, PH) OBP: 0.384, SLG: 0.473				1-2f					1-3 1B	1 0 1 0 0 0 0												
Dick Donovan, L (1, 1) OBP: 0.091, SLG: 0.091		0-3 K2-3		0-3 K		0-3 4-3		0-0 F9		3 0 0 0 0 2 0												
Turk Lown, R (7, 1)										0 0 0 0 0 0 0												
Earl Torgeson, L (9, PH) OBP: 0.750, SLG: 0.400										1 0 0 0 0 0 2												
Inning Stats	R: 0 E: 0 K: 0 S: 3	H: 0 LOB: 0 BB: 0 P: 3	R: 0 E: 0 K: 0 S: 4	H: 2 LOB: 1 BB: 0 P: 4	R: 0 E: 0 K: 1 S: 6	H: 1 LOB: 1 BB: 0 P: 6	R: 2 E: 0 K: 1 S: 8	H: 4 LOB: 1 BB: 0 P: 8	R: 1 E: 0 K: 1 S: 6	H: 1 LOB: 0 BB: 0 P: 6	R: 0 E: 0 K: 0 S: 3	H: 0 LOB: 0 BB: 0 P: 3	R: 0 E: 0 K: 0 S: 3	H: 0 LOB: 0 BB: 0 P: 3	R: 0 E: 0 K: 0 S: 4	H: 1 LOB: 1 BB: 0 P: 4	R: 0 E: 0 K: 0 S: 4	H: 1 LOB: 2 BB: 1 P: 8	1B: 6 2B: 3 3B: 0 HR: 1	SF: 0 SAC: 0 DP: 2 HBP: 0	WP: 0 PB: 0 SB: 0 CS: 0	PA: 36
PITCHER	IP WLS BF H R ER SO BB IBB HBP BLK WP HR S P ERA WHIP																					
Bud Daley, L (1, 1) ERA: 2.66	7.0 W 27 8 3 3 3 0 0 0 0 0 0 1 33 33 3.86 1.143																					
Marty Kutyna, R (8, 1) ERA: 2.7	1.2 8 2 0 0 0 1 0 0 0 0 0 0 7 11 0.00 1.800																					
Leo Kiely, L (9, 1) ERA: 0.77	0.1 S 1 0 0 0 0 0 0 0 0 0 0 0 1 1 0.00 0.000																					

livebaseballscorecards.com

AB	35
R	3
H	10
RBI	3
BB	1
SO	3
LOB	10



Batter	1	2	3	4	5	6	7	8	9
Bill Tuttle, R OBP: 0.299, SLG: 0.290 (1, 8)	0-0 6-3		0-0 F8		0-0 4-3		0-0 HR		
Jerry Lumpe, L OBP: 0.358, SLG: 0.379 (1, 4)	4-0 BB		0-0 F4			0-0 2B 4-3 1B	0-0 F9		
Andy Carey, R OBP: 0.269, SLG: 0.389 (1, 5)	0-0 F8			0-0 F9		0-0 4-3 1-3 2B		0-0 F6	
Norm Siebern, L OBP: 0.375, SLG: 0.492 (1, 7)	0-3 K			0-0 4-3		0-0 4-3		0-0 F8	
Whitey Herzog, L OBP: 0.435, SLG: 0.548 (1, 9)		0-0 4-3		0-0 F7		0-3 K		0-3 K	
Mary Throneberry, L OBP: 0.378, SLG: 0.500 (1, 3)		0-0 L6-3 1B			0-3 K	0-3 K			
Harry Chiti, R OBP: 0.333, SLG: 0.405 (1, 2)		0-0 L6-3			0-0 HR		0-0 FC5-4 1B		
Ken Hamlin, R OBP: 0.279, SLG: 0.250 (1, 6)			0-0 FC1-6 1B		0-0 6-3		0-0 FC5-4 FC1-6		
Bud Daley, L OBP: 0.280, SLG: 0.100 (1, 1)			0-0 FC1-6				0-0 FC1-6		
Russ Snyder, L OBP: 0.274, SLG: 0.368 (7, PH)									
Marty Kutyna, R (8, 1)									
Leo Kiely, L (9, 1)									

Inning Stats	R: 0	H: 0	E: 0	K: 1	S: 5	R: 0	H: 1	E: 0	K: 0	S: 3	R: 0	H: 1	E: 0	K: 0	S: 4	R: 0	H: 0	E: 0	K: 0	S: 3	R: 1	H: 1	E: 0	K: 1	S: 6	R: 1	H: 2	E: 0	K: 2	S: 9	R: 2	H: 2	E: 0	K: 0	S: 5	R: 0	H: 0	E: 0	K: 1	S: 5
	0	0	0	1	9	0	1	0	0	3	0	0	0	0	4	0	0	0	0	3	1	1	0	1	6	1	2	0	0	0	2	2	0	0	5	0	0	0	0	5
	0	0	0	1	9	0	1	0	0	3	0	0	0	0	4	0	0	0	0	3	1	1	0	1	6	1	2	0	0	0	2	2	0	0	5	0	0	0	0	5

BOTTOM

Chicago White Sox @ Kansas City Athletics
Municipal Stadium, Kansas City, MO

Sat May 28 1960, 4:33 AM EDT
Att. 6,777 - Unknown

AB	30
R	4
H	7
RBI	4
BB	2
SO	5
LOB	12



1B:	4	SF:	0	WP:	0	PA:	32
2B:	2	SAC:	0	PB:	0		
3B:	0	DP:	1	SB:	0		
HR:	2	HBP:	0	CS:	0		

PITCHER	IP	WLS	BF	H	R	ER	SO	BB	IBB	HBP	BLK	WP	HR	S	P	ERA	WHIP
Dick Donovan, R ERA: 6.67 (1, 1)	6.2	L	28	7	4	4	4	2	0	0	0	0	2	34	42	5.40	1.350
Turk Lown, R ERA: 2.25 (7, 1)	1.1		4	0	0	0	1	0	0	0	0	0	0	6	6	0.00	0.000

Batter	1	2	3	4	5	6	7	8	9	AB R H RBI BB SO LOB	TOP
Al Smith, R (1, 9) OBP: 0.351, SLG: 0.475	0-3 K		0-0 S 1B	0-0 FC6-4			0-0 L3		0-0 F8	5 1 1 0 0 1 4	Chicago White Sox @ Kansas City Athletics Municipal Stadium, Kansas City, MO Sun May 29 1960, 4:33 AM EDT Att. 9,975 - Unknown livebaseballscorecards.com
Nellie Fox, L (1, 4) OBP: 0.346, SLG: 0.355	0-0 4-3		0-0 1B		4-0 G5-3 1B BB		0-0 F7			3 0 1 1 1 0 1	
Minnie Minoso, R (1, 7) OBP: 0.350, SLG: 0.507	0-0 F8		0-0 F6		0-0 G5-3 1B		0-0 FC4			4 0 1 0 0 0 2	
Roy Sievers, R (1, 3) OBP: 0.293, SLG: 0.389		0-0 F5	0-3 K		0-0 G5-3			0-0 F8		4 0 0 0 0 1 3	
Sherm Lollar, R (1, 2) OBP: 0.388, SLG: 0.479		0-0 2B		4-0 F7 1B BB	0-3 K			0-0 5-3		3 1 1 0 1 1 1	
Gene Freese, R (1, 5) OBP: 0.211, SLG: 0.286		0-0 F7		0-0 1B F7 1B		0-0 5-3		0-0 F8		4 0 1 0 0 0 1	
Jim Landis, R (1, 8) OBP: 0.405, SLG: 0.301		1-0 FC6-4 HBP		0-0 F7		0-3 K			0-0 FC4-6 1B	3 0 1 0 0 1 2	
Luis Aparicio, R (1, 6) OBP: 0.271, SLG: 0.280		0-0 FC6-4		0-3 K		0-3 K			0-0 FC4-6	4 0 0 0 0 2 5	
Herb Score, L (1, 1) Ray Moore, R (2, 1) Earl Torgeson, L (4, PH) Turk Lown, R (4, 1) Joe Hicks, L (7, PH) Gerry Staley, R (7, 1) Ted Kluszewski, L (9, PH)			0-3 K	0-0 FC6-4 1B			0-0 FC4 1B		0-0 F9	0 0 0 0 0 0 0 1 0 0 0 0 1 0 1 0 1 1 0 0 0 0 0 0 0 0 0 0 1 0 1 0 0 0 0 0 0 0 0 0 0 0 1 0 0 0 0 0 1	
Inning Stats	R: 0 H: 0 E: 0 LOB: 0 K: 1 BB: 0 S: 5 P: 5	R: 0 H: 1 E: 0 LOB: 2 K: 0 BB: 0 S: 4 P: 5	R: 1 H: 2 E: 0 LOB: 1 K: 2 BB: 0 S: 9 P: 9	R: 1 H: 2 E: 0 LOB: 2 K: 1 BB: 1 S: 7 P: 11	R: 0 H: 1 E: 0 LOB: 1 K: 1 BB: 1 S: 5 P: 9	R: 0 H: 0 E: 0 LOB: 0 K: 2 BB: 0 S: 7 P: 7	R: 0 H: 1 E: 0 LOB: 1 K: 0 BB: 0 S: 4 P: 4	R: 0 H: 0 E: 0 LOB: 0 K: 0 BB: 0 S: 3 P: 3	R: 0 H: 1 E: 0 LOB: 1 K: 0 BB: 0 S: 4 P: 4	1B: 7 SF: 0 2B: 1 SAC: 0 3B: 0 DP: 1 HR: 0 HBP: 1	WP: 0 PA: 37 PB: 0 SB: 1 CS: 0
PITCHER Ken Johnson, R (1, 1) ERA: 2.32	IP WLS BF H R ER SO BB IBB HBP BLK WP HR S P ERA WHIP										



Batter	1	2	3	4	5	6	7	8	9
Bill Tuttle, R OBP: 0.305, SLG: 0.306 (1, 8)	4-0 1B SF9 BB		0-0 2B 3B		0-0 F4		0-3 K		
Jerry Lumpe, L OBP: 0.362, SLG: 0.389 (1, 4)	0-0 1-3 1B		0-0 HR 2B		0-0 F2			0-0 3-1	
Andy Carey, R OBP: 0.266, SLG: 0.462 (1, 5)	0-0 SF9		0-0 HR		0-0 F7			0-0 F8	
Norm Siebern, L OBP: 0.365, SLG: 0.476 (1, 3)	0-0 L4-3		0-0 F8		0-0 G3			0-0 F8	
Harry Chiti, R OBP: 0.333, SLG: 0.398 (1, 2)		0-0 F9	0-0 F8		4-0 BB G1-6-3				
Dick Williams, R OBP: 0.346, SLG: 0.366 (1, 7)		4-0 BB	0-3 K		0-0 G1-6-3				
Russ Snyder, L OBP: 0.274, SLG: 0.368 (7, 7)					1-2				
Hank Bauer, R OBP: 0.294, SLG: 0.289 (1, 9)		0-0 1-2 1B		0-0 F7		0-0 5-3			
Ken Hamlin, R OBP: 0.280, SLG: 0.260 (1, 6)		0-0 F2		0-0 F6		0-0 2B			
Ken Johnson, R OBP: 0.143, SLG: 0.143 (1, 1)		0-0 1-3		0-0 F7		0-3 K			

Inning Stats	R: 1	H: 1	E: 0	K: 0	S: 3	LOB: 0	BB: 1	P: 7	R: 0	H: 1	E: 0	K: 0	S: 4	LOB: 2	BB: 1	P: 8	R: 3	H: 3	E: 0	K: 1	S: 8	LOB: 0	BB: 0	P: 8	R: 0	H: 0	E: 0	K: 0	S: 3	LOB: 0	BB: 0	P: 3	R: 0	H: 0	E: 0	K: 0	S: 2	LOB: 0	BB: 1	P: 6	R: 0	H: 1	E: 0	K: 2	S: 8	LOB: 1	BB: 0	P: 8	R: 0	H: 0	E: 0	K: 0	S: 3	LOB: 0	BB: 0	P: 3
--------------	------	------	------	------	------	--------	-------	------	------	------	------	------	------	--------	-------	------	------	------	------	------	------	--------	-------	------	------	------	------	------	------	--------	-------	------	------	------	------	------	------	--------	-------	------	------	------	------	------	------	--------	-------	------	------	------	------	------	------	--------	-------	------

PITCHER	IP	WLS	BF	H	R	ER	SO	BB	IBB	HBP	BLK	WP	HR	S	P	ERA	WHIP
Herb Score, L ERA: 8.31 (1, 1)	1.1		7	2	1	1	0	2	0	0	0	0	0	5	13	6.75	3.000
Ray Moore, R ERA: 5.4 (2, 1)	1.2	L	8	3	3	3	1	0	0	0	0	0	1	10	10	16.20	1.800
Turk Lown, R ERA: 2.03 (4, 1)	3.0		9	0	0	0	0	1	0	0	0	0	0	8	12	0.00	0.333
Gerry Staley, R ERA: 0.51 (7, 1)	2.0		7	1	0	0	2	0	0	0	0	0	0	11	11	0.00	0.500


BOTTOM

Chicago White Sox @ Kansas City Athletics
Municipal Stadium, Kansas City, MO

Sun May 29 1960, 4:33 AM EDT
Att. 9,975 - Unknown

AB	R	H	RBI	BB	SO	LOB
3	2	1	0	1	1	1
4	1	2	1	0	0	0
3	1	1	3	0	0	0
4	0	0	0	0	0	1
2	0	0	0	1	0	0
2	0	0	0	1	1	1
0	0	0	0	0	0	0
3	0	1	0	0	0	0
3	0	1	0	0	0	2
3	0	0	0	0	1	3

AB	27
R	4
H	6
RBI	4
BB	3
SO	3
LOB	8



WP: 0	PA: 31
PB: 0	
SB: 0	
CS: 0	

PITCHER	IP	WLS	BF	H	R	ER	SO	BB	IBB	HBP	BLK	WP	HR	S	P	ERA	WHIP
---------	----	-----	----	---	---	----	----	----	-----	-----	-----	----	----	---	---	-----	------

Batter	1	2	3	4	5	6	7	8	9	10	11	AB R H RBI BB SO LOB	TOP									
Eddie Yost, R OBP: 0.424, SLG: 0.345 (1, 5)	4-0 HR BB	1-0 2B 2B HBP		4-0 G3 BB		4-0 BB		0-0 F9		0-3 K		2 2 0 0 3 1 2	Detroit Tigers @ Kansas City Athletics Municipal Stadium, Kansas City, MO Mon May 30 1960, 4:33 AM EDT Unknown									
Neil Chrisley, L OBP: 0.333, SLG: 0.473 (1, 9)	0-0 HR 1-H	0-0 F7		0-0 P4		0-0 F8		0-0 1B		0-0 1B		6 1 3 2 0 0 3										
Charlie Maxwell, L OBP: 0.337, SLG: 0.421 (1, 7)	0-0 1B SF8 1B	0-0 2B 2B		0-0 G3		0-0 4-3		0-3 K		0-3 K		6 2 2 0 0 2 6										
Al Kaline, R OBP: 0.357, SLG: 0.432 (1, 8)	0-0 SF8 SH1-3 1B	0-0 2B		0-0 L9		0-0 L6-3		0-3 K				6 1 2 2 0 1 3										
Norm Cash, L OBP: 0.344, SLG: 0.452 (1, 3)	4-0 SH1-3 SF8 BB	0-0 F2			0-0 E3 FC6-4		0-3 K		0-3 K		0-3 K	5 0 0 0 1 3 1										
Red Wilson, R OBP: 0.310, SLG: 0.245 (1, 2)	0-0 SF8 1-2 2-3 3-H	0-0 F8		0-0 FC6-4 S		4-0 1B BB		0-0 6-3		4-0 BB		3 0 0 1 2 0 2										
Frank Bolling, R OBP: 0.327, SLG: 0.349 (1, 4)	4-0 SH1-3 IBB		0-0 F8		0-0 5-3		0-0 FC6-4 1B		0-0 P1		0-3 K	5 0 1 0 1 1 2										
Chico Fernandez, R OBP: 0.374, SLG: 0.364 (1, 6)	0-0 SH1-3		0-3 K		0-0 6-3		0-0 FC6-4 1-2f			0-0 5-3		2 0 0 1 0 1 1										
Steve Bilko, R OBP: 0.190, SLG: 0.291 (7, PH)	1-2 2-3 3-H											1 0 0 0 0 0 2										
Casey Wise, S OBP: 0.184, SLG: 0.333 (7, 6)	0-3 K		0-3 K									1 0 0 0 0 0 0										
Hank Aguirre, R (1, 1)												3 0 0 0 0 3 2										
Bob Bruce, R OBP: 1.000, SLG: 1.000 (6, 1)												1 0 1 0 1 0 0										
Inning Stats	R: 4 E: 0 K: 1 S: 8	H: 3 LOB: 2 BB: 3 P: 20	R: 2 E: 0 K: 0 S: 5	H: 2 LOB: 1 BB: 0 P: 6	R: 0 E: 0 K: 2 S: 7	H: 0 LOB: 0 BB: 0 P: 7	R: 0 E: 1 K: 0 S: 4	H: 0 LOB: 1 BB: 0 P: 4	R: 0 E: 0 K: 1 S: 5	H: 0 LOB: 1 BB: 1 P: 9	R: 0 E: 0 K: 2 S: 9	H: 2 LOB: 2 BB: 0 P: 9	R: 0 E: 0 K: 1 S: 5	H: 0 LOB: 0 BB: 0 P: 5	R: 0 E: 0 K: 2 S: 8	H: 1 LOB: 2 BB: 1 P: 12	R: 0 E: 0 K: 2 S: 7	H: 0 LOB: 1 BB: 1 P: 11	1B: 6 2B: 2 3B: 0 HR: 1	SF: 1 SAC: 1 DP: 0 HBP: 1	WP: 0 PB: 0 SB: 1 CS: 0	PA: 52
PITCHER	IP WLS BF H R ER SO BB IBB HBP BLK WP HR S P ERA WHIP																			IP WLS BF H R ER SO BB IBB HBP BLK WP HR S P ERA WHIP		
Johnny Kucks, R ERA: 7.17 (1, 1)	0.0 4 3 4 4 0 1 0 0 0 0 0 1 3 7 ∞ ∞																			Bud Daley, L ERA: 2.5 (8, 1)		
Ned Garver, R ERA: 8.55 (1, 1)	1.1 9 2 2 2 1 1 1 1 0 0 0 0 8 17 13.50 2.250																					
Bob Trowbridge, R ERA: 3.6 (2, 1)	4.2 17 0 0 0 3 2 0 0 0 0 0 0 21 29 0.00 0.429																					
Leo Kiely, L ERA: 0.73 (7, 1)	0.2 4 1 0 0 1 1 0 0 0 0 0 0 5 9 0.00 3.000																					
Marty Kutyna, R ERA: 2.65 (7, 1)	0.1 1 0 0 0 0 0 0 0 0 0 0 0 1 1 0.00 0.000																					


AB	41
R	6
H	9
RBI	6
BB	8
SO	12
LOB	24



Batter	1	2	3	4	5	6	7	8	9	10	11	AB R H RBI BB SO LOB	BOTTOM																						
Bill Tuttle, R OBP: 0.306, SLG: 0.314 (1, 8)	0-0 6-3		0-0 L8		0-0 4-3 1B 2B	0-0 E4 1B		0-0 6-3		0-0 FC4-6 1B		6 1 2 0 0 0 1	Detroit Tigers @ Kansas City Athletics Municipal Stadium, Kansas City, MO Mon May 30 1960, 4:33 AM EDT Unknown																						
Jerry Lumpe, L OBP: 0.367, SLG: 0.394 (1, 4)	0-0 G5-4-3 1B		0-0 4-3		0-0 4-3	0-0 1-2 3-H 1B		0-0 FC3-6 1B		0-0 FC4-6		6 0 3 2 0 0 3																							
Andy Carey, R OBP: 0.292, SLG: 0.444 (1, 5)	0-0 G5-4-3			0-0 2B 1B	0-0 BLK 1B	0-0 L8		0-0 FC3-6		0-0 4-3		6 0 2 1 0 0 6																							
Norm Siebern, L OBP: 0.377, SLG: 0.484 (1, 3)		4-0 BB BB		0-0 1-H 2B 2B	0-0 L3		0-0 1B SH1-4 1B	0-3 K			4-0 6-3 SH3-4 1B BB	4 2 2 0 2 1 2																							
Harry Chiti, R OBP: 0.338, SLG: 0.405 (1, 2)		4-0 BB BB		0-0 2-H 2B		0-0 L8	0-0 SH1-4		0-0 P1		0-0 SH3-4	3 0 1 1 1 0 0																							
Dick Williams, R OBP: 0.345, SLG: 0.374 (1, 7)		0-0 P4		0-3 K		0-0 1B 2B	0-0 2-3 1B		0-3 K		0-0 6-3	6 1 2 0 0 2 4																							
Hank Bauer, R OBP: 0.296, SLG: 0.291 (1, 9)		0-3 K		0-0 F5		0-0 4-3 1B E 1B	0-0 L8		0-0 5-3		0-0 1B	3 1 1 0 0 0 1 3 0 0 0 0 0 0 0 0 0 0 0 0 0 0 0 0 1 0 0 0 0 0 0 2 1 0 0 0 0 0 0 0 1 0 0 1 1 0 0 0																							
Leo Kiehl, L (7, 1)																																			
Marty Kutyna, R (7, 1)																																			
Mary Throneberry, L (7, PH)																																			
Bud Daley, L (8, 1)																																			
Hank Folles, R (11, PH)																																			
Ken Hamlin, R OBP: 0.283, SLG: 0.264 (1, 6)		0-0 F9			0-0 2B 4-3 1B	0-0 E 4-3 1B	4-0 IBB			4-0 FC4-6 1B BB		2 1 1 0 0 0 2 1 1 1 1 2 0 0																							
Whitey Herzog, L OBP: 0.455, SLG: 0.554 (6, PH)																																			
Johnny Kucks, R (1, 1)			0-3 K		0-3 K	0-0 4-3	0-0 L8			0-0 F3		0 0 0 0 0 0 0 0 0 0 0 0 0 0 0 0 2 0 0 0 0 2 1 1 0 0 0 0 0 2 2 0 0 0 0 0 4																							
Ned Garver, R OBP: 0.200, SLG: 0.400 (1, 1)																																			
Bob Trowbridge, R (2, 1)																																			
Russ Snyder, L OBP: 0.270, SLG: 0.362 (6, PH)																																			
Bob Johnson, R OBP: 0.348, SLG: 0.063 (7, 6)																																			
Inning Stats	R: 0 E: 0 K: 0 S: 3	H: 1 LOB: 0 BB: 0 P: 3	R: 0 E: 0 K: 1 S: 5	H: 0 LOB: 2 BB: 2 P: 13	R: 0 E: 0 K: 1 S: 5	H: 0 LOB: 0 BB: 0 P: 5	R: 1 E: 0 K: 1 S: 7	H: 3 LOB: 1 BB: 0 P: 7	R: 2 E: 0 K: 1 S: 8	H: 3 LOB: 1 BB: 0 P: 8	R: 3 E: 1 K: 0 S: 8	H: 4 LOB: 2 BB: 0 P: 8	R: 0 E: 0 K: 1 S: 6	H: 1 LOB: 1 BB: 0 P: 6	R: 0 E: 0 K: 1 S: 5	H: 0 LOB: 0 BB: 0 P: 5	R: 0 E: 0 K: 0 S: 4	H: 1 LOB: 2 BB: 1 P: 8	R: 1 E: 0 K: 0 S: 3	H: 1 LOB: 1 BB: 1 P: 7	1B: 12 2B: 4 3B: 0 HR: 0	SF: 0 SAC: 2 DP: 1 HBP: 0	WP: 0 PB: 0 SB: 0 CS: 0	PA: 52											
PITCHER	IP WLS BF H R ER SO BB IBB HBP BLK WP HR S P ERA WHIP																																		
Hank Aguirre, L ERA: 2.67 (1, 1)	5.1	25	9	5	4	4	2	0	0	1	0	0	31	39	6.75	2.062																			
Bob Bruce, R ERA: 3.75 (6, 1)	5.1	L 27	7	2	1	2	2	1	0	0	0	0	28	40	1.69	1.688																			

livebaseballscores.com

AB	45
R	7
H	16
RBI	6
BB	5
SO	6
LOB	30



Batter	1	2	3	4	5	6	7	8	9	AB R H RBI BB SO LOB	TOP																
Eddie Yost, R OBP: 0.429, SLG: 0.350 (1, 5) X	0-0 E4 4-3		0-0 4-3			0-0 BB 3B 1B	4-0 BB		0-0 1-2 1B	4 1 2 0 1 0 0																	
Neil Chrisley, L OBP: 0.318, SLG: 0.448 (1, 9) X	0-0 4-3 1-2			0-0 F8		0-0 F8	0-0 F9		0-0 F8	5 0 0 0 0 0 6																	
Charlie Maxwell, L OBP: 0.344, SLG: 0.418 (1, 7) X	0-0 F8			0-0 L6		4-0 BB 3B		0-0 FC6-4 1B		3 1 1 0 1 0 1																	
Al Kaline, R OBP: 0.361, SLG: 0.451 (1, 8) X	0-0 L4-3			0-0 1B		0-0 1-H 2-H 3B		0-0 L8		4 0 2 2 0 0 2																	
Norm Cash, L OBP: 0.330, SLG: 0.432 (1, 3)		0-3 K		0-0 4-3		0-0 6-3		0-0 P4		4 0 0 0 0 1 3																	
Frank Bolling, R OBP: 0.314, SLG: 0.333 (1, 4)		0-0 F7			0-0 F9	0-0 P6		0-0 FC6-4 1-2f		4 0 0 0 0 0 2																	
Lou Berberet, L OBP: 0.317, SLG: 0.262 (1, 2)		0-3 K			0-0 F9		4-0 SH1-4 BB		0-3 K	2 0 0 0 1 1 0																	
Johnny Groth, R OBP: 0.333, SLG: 0.250 (7, PR)										0 0 0 0 0 0 0																	
Red Wilson, R OBP: 0.310, SLG: 0.245 (7, 2)										0 0 0 0 0 0 0																	
Rocky Colavito, R OBP: 0.286, SLG: 0.295 (9, PH)										1 0 0 0 0 1 0																	
Chico Fernandez, R OBP: 0.370, SLG: 0.360 (1, 6)			0-0 F7		0-0 1B		0-0 F9		0-0 6-3	4 0 1 0 0 0 1																	
Paul Foytack, R OBP: 0.375, SLG: 0.286 (1, 1)		0-3 K		0-3 K		0-0 K		0-0 SH1-4		2 0 0 0 0 2 1																	
Dave Sisler, R OBP: 0.320, SLG: 0.190 (8, 1)									0-0 1B 1B	0 0 0 0 0 0 0																	
Sandy Amoros, L OBP: 0.320, SLG: 0.190 (9, PH)										1 0 1 0 0 0 0																	
Inning Stats	R: 0 E: 1 K: 0 S: 4	H: 0 LOB: 1 BB: 0 P: 4	R: 0 E: 0 K: 2 S: 7	H: 0 LOB: 0 BB: 0 P: 7	R: 0 E: 0 K: 1 S: 5	H: 0 LOB: 0 BB: 0 P: 5	R: 0 E: 0 K: 0 S: 4	H: 1 LOB: 1 BB: 0 P: 4	R: 0 E: 0 K: 1 S: 6	H: 1 LOB: 1 BB: 0 P: 6	R: 2 E: 0 K: 0 S: 5	H: 2 LOB: 1 BB: 1 P: 9	R: 0 E: 0 K: 0 S: 3	H: 0 LOB: 2 BB: 2 P: 11	R: 0 E: 0 K: 0 S: 4	H: 1 LOB: 1 BB: 0 P: 4	R: 0 E: 0 K: 1 S: 7	H: 2 LOB: 2 BB: 0 P: 7	1B: 6 2B: 0 3B: 1 HR: 0	SF: 0 SAC: 1 DP: 0 HBP: 0	WP: 0 PB: 0 SB: 0 CS: 0	PA: 38					
PITCHER	IP WLS BF H R ER SO BB IBB HBP BLK WP HR S P ERA WHIP																										
Don Larsen, R ERA: 3.34 (1, 1)	5.1		20	3	1	1	4	0	0	0	0	0	0	28	28	1.69	0.562										
Bob Giggie, R ERA: 4.63 (6, 1)	1.1	W	8	1	1	1	0	3	0	0	0	0	0	5	17	6.75	3.000										
Marty Kutyna, R ERA: 2.33 (7, 1)	2.1	S	10	3	0	0	1	0	0	0	0	0	0	12	12	0.00	1.286										

Detroit Tigers @ Kansas City Athletics
 Municipal Stadium, Kansas City, MO
 Mon May 30 1960, 4:38 AM EDT
 Att: 15,371 - Unknown

livebaseballscorecards.com

AB	34
R	2
H	7
RBI	2
BB	3
SO	5
LOB	16



Batter	1	2	3	4	5	6	7	8	9
Bill Tuttle, R OBP: 0.309, SLG: 0.313 (1, 8)	0-0 4-3		0-0 FC6-4			0-0 SH3-4 HR 1B	0-0 L8	4-0 BB	
Jerry Lumpe, L OBP: 0.368, SLG: 0.390 (1, 4)	0-0 3-1			0-0 F4		4-0 SH3-4 HR BB		0-0 P4	
Andy Carey, R OBP: 0.260, SLG: 0.426 (1, 5)	0-3 K			0-0 F7		0-0 SH3-4		0-0 SH3-4	
Norm Siebern, L OBP: 0.373, SLG: 0.477 (1, 7)		0-0 G3		0-0 F3		0-0 P6		0-0 BB HR 1B	
Whitey Herzog, L OBP: 0.457, SLG: 0.584 (1, 9)		0-0 E4 CS			0-0 4-3	0-0 HR		4-0 HR BB	
Mary Throneberry, L OBP: 0.357, SLG: 0.541 (1, 3)		0-0 F7		0-0 3-1		0-3 K		0-0 HR	
Hank Foiles, R OBP: 0.700, SLG: 0.571 (1, 2)		0-0 CS	0-0 FC6-4 1B		0-0 1B 1B		0-0 F9	4-0 WP E BB	
Ken Hamlin, R OBP: 0.282, SLG: 0.263 (1, 6)			0-0 F3		0-0 1B		0-3 K	0-0 4-3	
Don Larsen, R OBP: 0.071, SLG: 0.071 (1, 1)			0-3 K		0-0 L8		0-0 1B	0-0 E4 BB	
Bob Giggie, R (6, 1)									
Marty Kutyna, R OBP: 0.333, SLG: 0.333 (7, 1)									

Inning Stats	R: 0	H: 0	E: 0	K: 1	S: 5	LOB: 0	BB: 0	P: 5	R: 0	H: 0	E: 1	K: 0	S: 3	LOB: 0	BB: 0	P: 3	R: 0	H: 1	E: 0	K: 1	S: 6	LOB: 1	BB: 0	P: 6	R: 0	H: 0	E: 0	K: 0	S: 3	LOB: 0	BB: 0	P: 3	R: 0	H: 2	E: 0	K: 0	S: 5	LOB: 2	BB: 0	P: 5	R: 3	H: 2	E: 0	K: 1	S: 7	LOB: 0	BB: 1	P: 11	R: 0	H: 1	E: 0	K: 1	S: 6	LOB: 1	BB: 0	P: 6	R: 5	H: 3	E: 1	K: 0	S: 7	LOB: 2	BB: 3	P: 19
--------------	------	------	------	------	------	--------	-------	------	------	------	------	------	------	--------	-------	------	------	------	------	------	------	--------	-------	------	------	------	------	------	------	--------	-------	------	------	------	------	------	------	--------	-------	------	------	------	------	------	------	--------	-------	-------	------	------	------	------	------	--------	-------	------	------	------	------	------	------	--------	-------	-------


AB	R	H	RBI	BB	SO	LOB	1B	2B	3B	HR	SF	SAC	DP	HBP
4	1	1	0	1	0	2	7	0	0	2	0	2	0	0
4	2	1	0	1	0	2	0	0	0	0	0	0	0	
2	0	0	0	0	1	0	0	0	0	0	0	0	0	
4	1	1	0	0	0	2	0	0	0	0	0	0	0	
3	2	1	3	1	0	0	1	0	0	0	0	0	0	
4	1	1	4	0	1	1	0	0	0	0	0	0	0	
3	1	2	0	1	0	0	0	0	0	0	0	0	0	
4	0	1	0	0	1	2	0	0	0	0	0	0	0	
2	0	0	0	0	1	3	0	0	0	0	0	0	0	
0	0	0	0	0	0	0	0	0	0	0	0	0	0	
2	0	1	0	0	0	0	0	0	0	0	0	0	0	

PITCHER	IP	WLS	BF	H	R	ER	SO	BB	IBB	HBP	BLK	WP	HR	S	P	ERA	WHIP
Paul Foytack, R ERA: 7.48 (1, 1)	7.1	L	34	9	8	7	4	3	0	0	0	0	2	39	51	8.59	1.636
Dave Sisler, R ERA: 4.76 (8, 1)	0.2		4	0	0	0	0	1	0	0	0	2	0	3	7	0.00	1.500

BOTTOM

Detroit Tigers @ Kansas City Athletics
Municipal Stadium, Kansas City, MO
 Mon May 30 1960, 4:38 AM EDT
 Att. 15,371 - Unknown

AB	32
R	8
H	9
RBI	7
BB	4
SO	4
LOB	12



WP	PA
2	39
PB: 0	
SB: 0	
CS: 1	

Batter	1	2	3	4	5	6	7	8	9	AB R H RBI BB SO LOB	TOP							
Eddie Yost, R OBP: 0.431, SLG: 0.350 (1, 5) X	0-0 1B		4-0 BB		0-0 F8			0-0 6-3		3 0 1 0 1 0 2								
Neil Chrisley, L OBP: 0.315, SLG: 0.434 (1, 9) X	0-0 F4		0-0 G4-6-3		0-0 F7			4-0 BB		3 0 0 0 1 0 2								
Charlie Maxwell, L OBP: 0.330, SLG: 0.398 (1, 7) X	0-0 F5			0-0 L5		0-0 F8		0-0 5-3		4 0 0 0 0 0 2								
Al Kaline, R OBP: 0.351, SLG: 0.437 (1, 8) X	0-0 L8			0-0 L7		0-0 L6-3		0-0 L8		4 0 0 0 0 0 1								
Norm Cash, L OBP: 0.327, SLG: 0.418 (1, 3) X		4-0 BB		0-0 P6		0-3 K		0-0 5-3		3 0 0 0 1 1 0								
Frank Bolling, R OBP: 0.302, SLG: 0.319 (1, 4) X		0-0 F8		0-0 F5		0-0 5-3		0-0 F8		4 0 0 0 0 0 1								
Lou Berberet, L OBP: 0.318, SLG: 0.279 (1, 2) X		0-0 F8		0-0 2B		0-0 F8				3 0 1 0 0 0 1								
Chico Fernandez, R OBP: 0.362, SLG: 0.351 (1, 6) X		0-0 5-3		0-0 F7		0-3 K				3 0 0 0 0 1 2								
Pete Burnside, R (1, 1) X			0-0 1-3		4-0 BB		0-0 HR			1 0 0 0 1 0 0								
Sandy Amoros, L OBP: 0.346, SLG: 0.364 (8, PH)										1 1 1 1 0 0 0								
Ray Semproch, R (8, 1)										0 0 0 0 0 0 0								
Inning Stats	R: 0 E: 0 K: 0 S: 4	H: 1 LOB: 1 BB: 0 P: 4	R: 0 E: 0 K: 0 S: 3	H: 0 LOB: 1 BB: 1 P: 7	R: 0 E: 0 K: 0 S: 2	H: 0 LOB: 0 BB: 1 P: 6	R: 0 E: 0 K: 0 S: 3	H: 0 LOB: 0 BB: 0 P: 3	R: 0 E: 0 K: 1 S: 5	H: 0 LOB: 0 BB: 0 P: 5	R: 1 E: 0 K: 1 S: 6	H: 1 LOB: 1 BB: 1 P: 10	R: 0 E: 0 K: 0 S: 3	H: 0 LOB: 0 BB: 0 P: 3	1B: 1 2B: 1 3B: 0 HR: 1	SF: 0 SAC: 0 DP: 1 HBP: 0	WP: 0 PB: 0 SB: 0 CS: 0	PA: 33
PITCHER Dick Hall, R ERA: 1.76 (1, 1)	IP: 9.0 WLS: W BF: 33 H: 3 R: 1 ER: 1 SO: 2 BB: 4 IBB: 0 HBP: 0 BLK: 0 WP: 0 HR: 1 S: 33 P: 49 ERA: 1.00 WHIP: 0.778											PITCHER	IP: WLS: BF: H: R: ER: SO: BB: IBB: HBP: BLK: WP: HR: S: P: ERA: WHIP:					

Detroit Tigers @ Kansas City Athletics
 Municipal Stadium, Kansas City, MO
 Tue May 31 1960, 8:05 PM EDT
 Att. 8,027 - Unknown

livebaseballscorecards.com

AB	29
R	1
H	3
RBI	1
BB	4
SO	2
LOB	11



Batter	1	2	3	4	5	6	7	8	9	AB	R	H	RBI	BB	SO	LOB					
Bill Tuttle, R OBP: 0.301, SLG: 0.304 (1, 8)	0-3 K ①		0-0 F9 ①		0-0 6-3 ②		0-0 FC6 ①			4	0	0	0	0	1	1					
Jerry Lumpe, L OBP: 0.360, SLG: 0.380 (1, 4)	0-3 K ②		0-0 F7 ②		0-0 4-3 ③		0-0 FC4-6 ②			4	0	0	1	0	1	1					
Andy Carey, R OBP: 0.296, SLG: 0.480 (1, 5)	0-0 F9 ③		4-0 WP BB ③				0-0 HR ③			3	1	1	1	1	0	1					
Dick Williams, R OBP: 0.333, SLG: 0.359 (1, 3)		0-0 P4 ①	0-3 K ③				0-0 1-3 ①		0-0 F7 ①	4	0	0	0	0	1	1					
Harry Chiti, R OBP: 0.343, SLG: 0.398 (1, 2)		0-0 P5 ②		4-0 G5-4-3 BB BB ②			4-0 FC4-6 BB ②		0-0 1-3 ②	2	0	0	0	2	0	0					
Whitey Herzog, L OBP: 0.458, SLG: 0.570 (1, 7)		4-0 2B BB BB ②		4-0 G5-4-3 BB ②			0-0 FC4-6 FC6-4 ②		0-0 E6 1B ②	2	0	0	0	2	0	1					
Hank Bauer, R OBP: 0.304, SLG: 0.313 (1, 9)		0-0 BB BB BB ②		0-0 G5-4-3 BB ②			0-0 FC6-4 ③		0-0 FC6-4 1B ③	4	0	2	0	0	0	3					
Ken Hamlin, R OBP: 0.288, SLG: 0.259 (1, 6)		4-0 BB BB BB ③		0-0 L8 ③			4-0 FC6 SH1-4 FC4-6 BB ③		0-0 FC6-4 ③	2	1	0	0	2	0	3					
Dick Hall, R OBP: 0.100, SLG: 0.053 (1, 1)		0-0 F2 ③					0-0 SH1-4 ①			2	0	0	0	0	0	3					
Inning Stats	R: 0 E: 0 K: 2 S: 7	H: 0 LOB: 0 BB: 0 P: 7	R: 0 E: 0 K: 0 S: 4	H: 1 LOB: 3 BB: 2 P: 12	R: 0 E: 0 K: 1 S: 5	H: 0 LOB: 1 BB: 1 P: 9	R: 0 E: 0 K: 0 S: 2	H: 0 LOB: 1 BB: 2 P: 10	R: 0 E: 0 K: 0 S: 3	H: 0 LOB: 0 BB: 0 P: 3	R: 1 E: 0 K: 0 S: 4	H: 1 LOB: 1 BB: 1 P: 8	R: 1 E: 0 K: 0 S: 4	H: 0 LOB: 1 BB: 1 P: 8	R: 0 E: 1 K: 0 S: 5	H: 1 LOB: 2 BB: 0 P: 5	1B: 1 2B: 1 3B: 0 HR: 1	SF: 0 SAC: 1 DP: 1 HBP: 0	WP: 1 PB: 0 SB: 0 CS: 0	PA: 35	
PITCHER Pete Burnside, L ERA: 2.28 Ray Semproch, R ERA: 2.57	IP 7.0 1.0	WLS L 5	BF 30 5	H 2 1	R 2 0	ER 2 0	SO 3 0	BB 7 0	IBB 0 0	HBP 0 0	BLK 0 0	WP 1 0	HR 1 0	S 29 5	P 57 5	ERA 2.57 0.00	WHIP 1.286 1.000				

BOTTOM

Detroit Tigers @ Kansas City Athletics
Municipal Stadium, Kansas City, MO
Tue May 31 1960, 8:05 PM EDT
Att. 8,027 - Unknown

livebaseballscorecards.com

AB	27
R	2
H	3
RBI	2
BB	7
SO	3
LOB	14



Batter	1	2	3	4	5	6	7	8	9	AB R H RBI BB SO LOB	TOP													
Jim Piersall, R (1, 8) OBP: 0.339, SLG: 0.522	0-0 F9		0-0 S 2B 1B		0-0 1-3	0-0 F2			0-0 4-3	5 1 1 0 0 0 2	Cleveland Indians @ Kansas City Athletics Municipal Stadium, Kansas City, MO Thu Jun 02 1960, 8:05 PM EDT Att. 13,796 - Unknown livebaseballscorecards.com													
Ken Aspromonte, R (1, 4) OBP: 0.293, SLG: 0.226	0-0 1B		0-3 K		0-0 HR 1B	0-0 FC6-4		0-0 F9	5 1 2 0 0 1 3															
Harvey Kuenn, R (1, 9) OBP: 0.370, SLG: 0.357	0-0 F9		0-0 HR 2B		0-0 F9		0-0 6-3	4-0 1B BB	4 1 1 1 1 0 2															
Tito Francona, L (1, 3) OBP: 0.396, SLG: 0.465	0-0 G3		0-0 HR		4-0 HR IBB		0-0 G5-4-3 1B	0-0 1-3 1B	4 2 3 2 1 0 1															
John Romano, R (1, 2) OBP: 0.348, SLG: 0.433		0-0 5-3	0-0 6-3		0-0 HR		0-0 G5-4-3	0-0 F8	5 1 1 3 0 0 3															
Walt Bond, L (1, 7) OBP: 0.273, SLG: 0.343		0-0 E6		0-3 K	0-0 4-3			0-0 4-3	4 0 0 0 0 1 0															
Carroll Hardy, R (8, 7) OBP: 0.188, SLG: 0.071									0 0 0 0 0 0 0															
Woodie Held, R (1, 6) OBP: 0.348, SLG: 0.540		0-3 K		0-0 HR		0-0 5-3		0-0 2B	4 1 2 1 0 1 1															
Bubba Phillips, R (1, 5) OBP: 0.273, SLG: 0.307		0-3 K		0-3 K		0-0 SH 1B		0-0 L6	4 0 1 0 0 2 2															
Mudcat Grant, R (1, 1) OBP: 0.143, SLG: 0.143			0-3 K		0-0 F9	0-0 SH FC6-4		0-0 F8	3 0 0 0 0 1 1															
Dick Stigman, R (9, 1) OBP: 0.333, SLG: 0.200									0 0 0 0 0 0 0															
Inning Stats	R: 0 E: 0 K: 0 S: 4	H: 1 LOB: 1 BB: 0 P: 4	R: 0 E: 1 K: 2 S: 8	H: 0 LOB: 1 BB: 0 P: 8	R: 3 E: 0 K: 2 S: 10	H: 3 LOB: 0 BB: 0 P: 10	R: 1 E: 0 K: 2 S: 8	H: 1 LOB: 0 BB: 0 P: 8	R: 3 E: 0 K: 0 S: 5	H: 2 LOB: 0 BB: 1 P: 9	R: 0 E: 0 K: 0 S: 5	H: 1 LOB: 2 BB: 0 P: 5	R: 0 E: 0 K: 0 S: 3	H: 1 LOB: 0 BB: 0 P: 3	R: 0 E: 0 K: 0 S: 4	H: 1 LOB: 1 BB: 0 P: 4	R: 0 E: 0 K: 0 S: 4	H: 1 LOB: 2 BB: 1 P: 8	1B: 6 2B: 2 3B: 0 HR: 3	SF: 0 SAC: 1 DP: 1 HBP: 0	WP: 0 PB: 0 SB: 3 CS: 0	PA: 41		
PITCHER	IP WLS BF H R ER SO BB IBB HBP BLK WP HR S P ERA WHIP	(1, 1) Ray Herbert, R ERA: 4.55	5.0 L 24 7 7 7 6 0 1 0 0 0 3 35 39 12.60 1.400	(6, 1) Bob Giggie, R ERA: 3.45	4.0 17 4 0 0 0 0 1 0 0 0 0 0 16 20 0.00 1.250	PITCHER	IP WLS BF H R ER SO BB IBB HBP BLK WP HR S P ERA WHIP																	

AB	38
R	7
H	11
RBI	7
BB	2
SO	6
LOB	15



Batter	1	2	3	4	5	6	7	8	9	AB	R	H	RBI	BB	SO	LOB	BOTTOM										
Bill Tuttle, R OBP: 0.298, SLG: 0.301 (1, 8)	0-3 K	0-0 6-3		0-0 G6-4-3			0-0 1-3		0-0 2B 1B	5	1	1	1	0	1	2											
Jerry Lumpe, L OBP: 0.361, SLG: 0.377 (1, 4)	0-0 G3 1B		4-0 WP BB		0-0 F7		0-0 F8		0-0 F8	4	0	1	0	1	0	2											
Andy Carey, R OBP: 0.305, SLG: 0.491 (1, 5)	0-0 G3 1B		0-0 P6		0-0 F8		0-3 K		0-0 WP 1B 2B	5	1	2	2	0	1	1											
Norm Siebern, L OBP: 0.370, SLG: 0.471 Dick Williams, R OBP: 0.339, SLG: 0.365 Bob Johnson, R OBP: 0.348, SLG: 0.063 (1, 7)	0-0 G3		0-0 4-3		0-0				0-0 3-1	4	0	1	0	0	0	3											
Whitey Herzog, L OBP: 0.450, SLG: 0.549 Hank Bauer, R OBP: 0.312, SLG: 0.313 (9, PH)	1-2 2-3		2-3		1B				0-0 BB 1B	1	0	1	1	0	0	0											
Whitey Herzog, L OBP: 0.450, SLG: 0.549 Hank Bauer, R OBP: 0.312, SLG: 0.313 (9, PH)	4-0 IBB		0-0 F8		0-0 F8				4-0 1-2 BB	3	0	0	0	1	0	2											
Harry Chiti, R OBP: 0.338, SLG: 0.391 (1, 2)	0-0 F9			0-0 HR 1B			0-0 F9		0-0 F9	5	1	1	0	0	0	5											
Mary Throneberry, L OBP: 0.370, SLG: 0.610 (1, 3)		0-0 F8		0-0 HR			0-0 F7		0-0 BB 1B	4	2	2	2	0	0	0											
Ken Hamlin, R OBP: 0.306, SLG: 0.270 (1, 6)			0-0 BLK 1B		4-0 FC4-6 BB		0-0 1B		4-0 1B BB	2	1	2	0	2	0	0											
Ray Herbert, R OBP: 0.364, SLG: 0.222 Bob Giggie, R Danny Kravitz, L (9, PH) (1, 1)		0-3 K		0-0 FC4-6			0-3 K		0-0 F9	2	0	0	0	0	1	2											
				1-2f						1	0	0	0	0	1	1											
										1	0	0	0	0	0	2											
Inning Stats	R: 0 E: 0 K: 1 S: 7	H: 2 LOB: 3 BB: 1 P: 11	R: 0 E: 0 K: 1 S: 6	H: 1 LOB: 1 BB: 0 P: 6	R: 0 E: 0 K: 0 S: 3	H: 0 LOB: 1 BB: 1 P: 7	R: 2 E: 0 K: 0 S: 4	H: 2 LOB: 0 BB: 1 P: 8	R: 0 E: 0 K: 1 S: 6	H: 1 LOB: 1 BB: 0 P: 6	R: 0 E: 0 K: 1 S: 5	H: 0 LOB: 0 BB: 0 P: 5	R: 0 E: 0 K: 0 S: 3	H: 0 LOB: 0 BB: 0 P: 3	R: 4 E: 0 K: 0 S: 7	H: 4 LOB: 2 BB: 2 P: 15	1B: 9 2B: 1 3B: 0 HR: 1	SF: 0 SAC: 0 DP: 1 HBP: 0	WP: 2 PB: 0 SB: 0 CS: 0	PA: 42							
PITCHER Mudcat Grant, R ERA: 2.93 Dick Stigman, L ERA: 3.19	IP 8.2	WLS W	BF 39	H 10	R 6	ER 6	SO 4	BB 3	IBB 1	HBP 0	BLK 1	WP 1	HR 1	S 43	P 59	ERA 6.23	WHIP 1.500										
	IP 0.1	WLS S	BF 3	H 1	R 0	ER 0	SO 0	BB 1	IBB 0	HBP 0	BLK 0	WP 1	HR 0	S 2	P 6	ERA 0.00	WHIP 6.000										

Cleveland Indians @ Kansas City Athletics
Municipal Stadium, Kansas City, MO

Thu Jun 02 1960, 8:05 PM EDT
Att. 13,796 - Unknown

AB	37
R	6
H	11
RBI	6
BB	5
SO	4
LOB	20



WP	2
PB	0
SB	0
CS	0

BOTTOM

Kansas City Athletics @ Chicago White Sox
Comiskey Park, Chicago, IL
Fri Jun 03 1960, 8:05 PM EDT
Att. 26,193 - Unknown

livebaseballscorecards.com

AB	35
R	2
H	10
RBI	2
BB	3
SO	5
LOB	23



WP:	0	PA:	38
PB:	0		
SB:	0		
CS:	0		

AB R H RBI BB SO LOB

5 0 1 0 0 1 1

5 1 3 0 0 0 1

2 0 1 1 2 0 1

4 0 1 0 0 1 6

4 0 2 0 0 0 4

4 0 0 0 0 0 6

3 0 0 0 1 1 1

4 1 2 1 0 1 2

2 0 0 0 0 0 0

0 0 0 0 0 0 0

1 0 0 0 0 0 1

0 0 0 0 0 0 0

1 0 0 0 0 1 0

1B: 6 SF: 0
2B: 3 SAC: 0
3B: 1 DP: 2
HR: 1 HBP: 0

Batter	1	2	3	4	5	6	7	8	9
Luis Aparicio, R OBP: 0.265, SLG: 0.281 (1, 6)	0-3 K	0-0 F8			0-0 2B		0-0 FC5-4 BB 1B 1-2f		0-0 6-3
Nellie Fox, L OBP: 0.356, SLG: 0.383 (1, 4)	0-0 1B 3B		0-0 BB 1B		0-0 6-3		0-0 BB 1B 1-2		0-0 4-3
Minnie Minoso, R OBP: 0.386, SLG: 0.506 (1, 7)	0-0 4-3 1B 1B		4-0 BB 1B		0-0 F9		4-0 BB 1B 1-2 2-3		
Roy Sievers, R OBP: 0.302, SLG: 0.376 (1, 3)	0-0 4-3 1B 1-2		0-0 F7		0-0 6-3		0-3 K		
Al Smith, R OBP: 0.369, SLG: 0.488 (1, 9)	0-0 4-3 1-2 2-3		0-0 F4			0-0 G6-4-3 1B		0-0 3-1 2B	
Gene Freese, R OBP: 0.244, SLG: 0.383 (1, 5)	0-0 F7		0-0 F7			0-0 G6-4-3 1-2f		0-0 3-1 2-3	
Jim Landis, R OBP: 0.400, SLG: 0.287 (1, 8)		0-0 L6		4-0 L3 BB		0-0 6-3		0-3 K	
Dick Brown, R OBP: 0.263, SLG: 0.457 (1, 2)		0-0 HR		0-0 L3 1-2			0-0 FC5-4 1B	0-3 K	
Early Wynn, S OBP: 0.227, SLG: 0.158 (1, 1)		0-0 4-3		0-0 1-3			0-0 P3	0-3 K	
Ray Moore, R (6, 1)									
Ted Kluszewski, L OBP: 0.375, SLG: 0.436 (7, PH)									
Gerry Staley, R (8, 1)									
Earl Torgeson, L OBP: 0.654, SLG: 0.867 (9, PH)									

Inning Stats	R: 1	H: 3	E: 0	K: 1	S: 8	LOB: 2	BB: 0	P: 8	R: 1	H: 1	E: 0	K: 0	S: 4	LOB: 0	BB: 0	P: 4	R: 0	H: 1	E: 0	K: 0	S: 4	LOB: 2	BB: 1	P: 8	R: 0	H: 0	E: 0	K: 0	S: 2	LOB: 0	BB: 1	P: 6	R: 0	H: 1	E: 0	K: 0	S: 4	LOB: 1	BB: 0	P: 4	R: 0	H: 2	E: 0	K: 1	S: 7	LOB: 3	BB: 1	P: 11	R: 0	H: 1	E: 0	K: 2	S: 8	LOB: 1	BB: 0	P: 8	R: 0	H: 0	E: 0	K: 1	S: 5	LOB: 0	BB: 0	P: 5
--------------	------	------	------	------	------	--------	-------	------	------	------	------	------	------	--------	-------	------	------	------	------	------	------	--------	-------	------	------	------	------	------	------	--------	-------	------	------	------	------	------	------	--------	-------	------	------	------	------	------	------	--------	-------	-------	------	------	------	------	------	--------	-------	------	------	------	------	------	------	--------	-------	------

PITCHER	IP	WLS	BF	H	R	ER	SO	BB	IBB	HBP	BLK	WP	HR	S	P	ERA	WHIP
Bud Daley, L ERA: 2.52 (1, 1)	6.2	W	30	9	2	2	1	3	0	0	0	0	1	29	41	2.70	1.800
Bob Trowbridge, R ERA: 3.22 (7, 1)	2.1	S	8	1	0	0	4	0	0	0	0	0	0	16	16	0.00	0.429

PITCHER	IP	WLS	BF	H	R	ER	SO	BB	IBB	HBP	BLK	WP	HR	S	P	ERA	WHIP
---------	----	-----	----	---	---	----	----	----	-----	-----	-----	----	----	---	---	-----	------

Batter	1	2	3	4	5	6	7	8	9	AB R H RBI BB SO LOB	TOP											
Bill Tuttle, R (1, 8) OBP: 0.302, SLG: 0.317	0-0 6-3		0-0 FC6-4 2B		0-0 7-6-2 2B			0-0 F8		4 1 2 0 0 0 0	Kansas City Athletics @ Chicago White Sox Comiskey Park, Chicago, IL Sat Jun 04 1960, 4:33 AM EDT Att: 10,846 - Unknown livebaseballscorecards.com											
Jerry Lumpe, L (1, 4) OBP: 0.349, SLG: 0.369	0-0 FC4-6 2B		0-0 E6 FC6-4		0-0 4-3			0-0 4-3		4 0 1 0 0 0 2												
Andy Carey, R (1, 5) OBP: 0.324, SLG: 0.468	4-0 FC4-6 BB		0-0 FC6-4 1B		0-0 7-6-2			4-0 BB		2 0 0 1 2 0 2												
Norm Siebern, L (1, 7) OBP: 0.357, SLG: 0.444	0-0 FC4-6		0-0 F7					0-0 4-3		4 0 0 0 0 0 4												
Whitey Herzog, L (1, 9) OBP: 0.463, SLG: 0.545	0-0 F7		0-0 1B					0-0 G4-6-3 1B		4 0 2 0 0 0 2												
Mary Throneberry, L (1, 3) OBP: 0.370, SLG: 0.633		0-0 G3	0-0 G3					0-0 G4-6-3		4 0 0 0 0 0 3												
Danny Kravitz, L (1, 2) OBP: 0.167, SLG: 0.091		0-0 L3		0-0 5-3				0-0 BB 1B		4 0 1 0 0 0 0												
Ken Hamlin, R (1, 6) OBP: 0.305, SLG: 0.271		0-0 F4		0-0 F7				4-0 BB 1B		3 0 0 0 0 0 0												
Russ Snyder, L (9, PH) OBP: 0.281, SLG: 0.362								0-0 BB		0 0 0 0 1 0 0												
Ken Johnson, R (1, 1) OBP: 0.200, SLG: 0.200			0-0 E 2B 1B		0-0 G3			0-0 F8		3 1 1 0 0 0 0												
Marty Kutyna, R (8, 1) OBP: 0.333, SLG: 0.333										0 0 0 0 0 0 0												
Dick Williams, R (9, PH) OBP: 0.336, SLG: 0.362										1 0 0 0 0 0 2												
Inning Stats	R: 0 E: 0 K: 0 S: 4	H: 1 LOB: 2 BB: 1 P: 8	R: 0 E: 0 K: 0 S: 3	H: 0 LOB: 0 BB: 0 P: 3	R: 2 E: 1 K: 0 S: 7	H: 3 LOB: 2 BB: 0 P: 7	R: 0 E: 0 K: 0 S: 3	H: 0 LOB: 0 BB: 0 P: 3	R: 0 E: 0 K: 0 S: 3	H: 1 LOB: 0 BB: 0 P: 3	R: 0 E: 0 K: 0 S: 3	H: 0 LOB: 0 BB: 0 P: 3	R: 0 E: 0 K: 0 S: 3	H: 0 LOB: 0 BB: 0 P: 3	R: 0 E: 0 K: 0 S: 3	H: 0 LOB: 1 BB: 1 P: 7	R: 0 E: 0 K: 0 S: 4	H: 2 LOB: 2 BB: 1 P: 8	1B: 4 2B: 4 3B: 0 HR: 0	SF: 0 SAC: 0 DP: 2 HBP: 0	WP: 0 PB: 0 SB: 0 CS: 0	PA: 36
PITCHER Bob Shaw, R (1, 1) ERA: 3.41	IP: 9.0 WLS: W BF: 36 H: 7 R: 2 ER: 1 SO: 0 BB: 3 IBB: 0 HBP: 0 BLK: 0 WP: 0 HR: 0 S: 33 P: 45 ERA: 1.00 WHIP: 1.111											PITCHER	IP: 9.0 WLS: W BF: 36 H: 7 R: 2 ER: 1 SO: 0 BB: 3 IBB: 0 HBP: 0 BLK: 0 WP: 0 HR: 0 S: 33 P: 45 ERA: 1.00 WHIP: 1.111									

Batter	1	2	3	4	5	6	7	8	9	AB R H RBI BB SO LOB
Jim Landis, R OBP: 0.410, SLG: 0.324 (1, 8) BBB	4-0 E 1B 1B BB		X 0-0 HR		X 0-0 1B		X 0-0 5-3 2-3			3 2 2 1 1 0 1
Nellie Fox, L OBP: 0.359, SLG: 0.382 (1, 4) X	0-0 BB E 1-2 1B		BBB 4-0 WP S BB		X 0-0 F7		X 0-0 1-3			3 0 1 0 1 0 2
Earl Torgeson, L OBP: 0.600, SLG: 0.789 (1, 3) SSS	0-3 K 1-2 2-3		SSS 0-3 K		X 0-0 G3		X 0-0 1B 1B 2B			4 1 1 0 0 2 4
Minnie Minoso, R OBP: 0.388, SLG: 0.506 (1, 7) X	0-0 BB 1B 3-H		SSS 0-3 K		X 0-0 F2		X 0-0 BB 1B 2-3 1B			4 0 2 1 0 1 1
Sherm Lollar, R OBP: 0.377, SLG: 0.457 (1, 2) BBB	4-0 G4-6-3 1-2 2-3 BB		SSS 0-3 K		X 0-0 F7		X 0-0 BB 1-2 1B 3-H			3 0 1 1 1 1 1
Al Smith, R OBP: 0.367, SLG: 0.479 (1, 9) X	0-0 G4-6-3 1-2		SSS 0-3 K		SSS 0-3 K2-3		BBB 0-0 BB 1-2 2-3 F2 BB			3 0 0 0 1 2 3
Gene Freese, R OBP: 0.244, SLG: 0.412 (1, 5) X		0-0 F8		SSS 0-3 K		X 0-0 HR	X 0-0 F2 1-2			4 1 1 1 0 1 2
Luis Aparicio, R OBP: 0.270, SLG: 0.282 (1, 6) SSS		0-3 K2-3		X 0-0 1-3		X 0-0 PB SH1-4 1B	4-0 IBB			3 0 1 0 1 1 0
Bob Shaw, R OBP: 0.130, SLG: 0.050 (1, 1) SSS		0-3 K		SSS 0-3 K		X 0-0 SH1-4 1-2	X 0-0 P4			3 0 0 0 0 2 3

Inning Stats	R: 1	H: 2	E: 1	LOB: 2	K: 1	P: 14	R: 0	H: 0	E: 0	LOB: 0	K: 2	P: 7	R: 1	H: 1	E: 0	LOB: 1	K: 3	P: 14	R: 0	H: 0	E: 0	LOB: 0	K: 2	P: 7	R: 0	H: 1	E: 0	LOB: 1	K: 1	P: 6	R: 0	H: 0	E: 0	LOB: 0	K: 1	P: 5	R: 1	H: 2	E: 0	LOB: 1	K: 0	P: 5	R: 1	H: 3	E: 0	LOB: 3	K: 0	P: 13
Ken Johnson, R ERA: 2.84 (1, 1)	7.0	WLS: 1	BF: 32	H: 9	R: 4	ER: 4	SO: 10	BB: 3	IBB: 0	HBP: 0	BLK: 0	WP: 1	HR: 2	S: 49	P: 61	ERA: 5.14	WHIP: 1.714																															
Marty Kutyna, R ERA: 2.21 (8, 1)	1.0	WLS: 0	BF: 4	H: 0	R: 0	ER: 0	SO: 0	BB: 1	IBB: 1	HBP: 0	BLK: 0	WP: 0	HR: 0	S: 2	P: 10	ERA: 0.00	WHIP: 1.000																															


BOTTOM

Kansas City Athletics @ Chicago White Sox
Comiskey Park, Chicago, IL

Sat Jun 04 1960, 4:33 AM EDT
Att. 10,846 - Unknown

AB	30
R	4
H	9
RBI	4
BB	5
SO	10
LOB	17

livebaseballscorecards.com



1B: 6	SF: 0	WP: 1	PA: 36
2B: 1	SAC: 1	PB: 1	
3B: 0	DP: 1	SB: 1	
HR: 2	HBP: 0	CS: 0	

Batter	1	2	3	4	5	6	7	8	9	AB R H RBI BB SO LOB	TOP											
Bill Tuttle, R (1, 8) <small>OBP: 0.306, SLG: 0.321</small>	0-0 4-3		0-3 K		0-0 CS 1B			0-0 1-3 1B		4 0 2 0 0 1 1	Kansas City Athletics @ Chicago White Sox Comiskey Park, Chicago, IL Sun Jun 05 1960, 4:33 AM EDT Unknown											
Jerry Lumpe, L (1, 4) <small>OBP: 0.347, SLG: 0.367</small>	0-0 4-3		0-3 K		0-3 K 1-2			0-0 1-2 1B		4 0 1 0 0 2 2												
Andy Carey, R (1, 5) <small>OBP: 0.319, SLG: 0.446</small>	4-0 BB		0-0 F7		0-3 K			0-0 1-3		3 0 0 0 1 1 3												
Dick Williams, R (1, 7) Norm Siebern, L (8, PH) <small>OBP: 0.352, SLG: 0.352</small> <small>OBP: 0.355, SLG: 0.441</small>	0-0 F2		0-0 6-3		0-0 F7			0-0 F8		3 0 0 0 0 0 1 1 0 0 0 0 0 2												
Mary Throneberry, L (1, 3) <small>OBP: 0.379, SLG: 0.608</small>		0-0 L6		4-0 1-3 BB		0-0 F8		4-0 FC5-4 BB		2 0 0 0 2 0 0												
Harry Chiti, R (1, 2) <small>OBP: 0.327, SLG: 0.375</small>		0-0 F8		0-0 1-3		0-0 6-3		0-0 FC5-4		4 0 0 0 0 0 2												
Russ Snyder, L (1, 9) <small>OBP: 0.294, SLG: 0.350</small>		4-0 S BB		4-0 IBB		0-0 6-3		0-3 K		2 0 0 0 2 1 1												
Ken Hamlin, R (1, 6) <small>OBP: 0.299, SLG: 0.265</small> Hank Bauer, R (9, PH) <small>OBP: 0.305, SLG: 0.306</small>		0-0 F9		0-0 F8		0-0 F9		0-3 K		3 0 0 0 0 0 3 1 0 0 0 0 1 1												
Dick Hall, R (1, 1) <small>OBP: 0.136, SLG: 0.050</small> Danny Kravitz, L (8, PH) <small>OBP: 0.154, SLG: 0.083</small> Marty Kutyna, R (8, 1) <small>OBP: 0.333, SLG: 0.333</small>		4-0 BB		0-0 5-3				0-0 3-1		1 0 0 0 1 0 0 1 0 0 0 0 0 0 0 0 0 0 0 0 0												
Inning Stats	R: 0 E: 0 K: 0 S: 3	H: 0 LOB: 1 BB: 1 P: 7	R: 0 E: 0 K: 0 S: 3	H: 0 LOB: 1 BB: 1 P: 7	R: 0 E: 0 K: 2 S: 7	H: 0 LOB: 1 BB: 1 P: 11	R: 0 E: 0 K: 0 S: 3	H: 0 LOB: 2 BB: 2 P: 11	R: 0 E: 0 K: 1 S: 5	H: 1 LOB: 1 BB: 0 P: 5	R: 0 E: 0 K: 1 S: 5	H: 0 LOB: 0 BB: 0 P: 5	R: 0 E: 0 K: 0 S: 3	H: 0 LOB: 0 BB: 0 P: 3	R: 0 E: 0 K: 0 S: 5	H: 2 LOB: 2 BB: 0 P: 5	R: 0 E: 0 K: 2 S: 7	H: 0 LOB: 1 BB: 1 P: 11	1B: 3 2B: 1 3B: 0 HR: 0	SF: 0 SAC: 0 DP: 1 HBP: 0	WP: 0 PB: 0 SB: 1 CS: 1	PA: 35
PITCHER Russ Kemmerer, R (1, 1) <small>ERA: 3.77</small>	IP 9.0	WLS W	BF 35	H 3	R 0	ER 0	SO 6	BB 5	IBB 1	HBP 0	BLK 0	WP 0	HR 0	S 41	P 65	ERA 0.00	WHIP 0.889					
											PITCHER IP WLS BF H R ER SO BB IBB HBP BLK WP HR S P ERA WHIP											

livebaseballscores.com

AB	29
R	0
H	3
RBI	0
BB	6
SO	6
LOB	16



Batter	1	2	3	4	5	6	7	8	9
Jim Landis, R OBP: 0.412, SLG: 0.330 (1, 8) X	0-0 P4 ①		0-0 S 1B ②		0-0 5-3 ②		0-0 S 1B ②		
Nellie Fox, L OBP: 0.357, SLG: 0.379 (1, 4) X	0-0 4-3 1B		0-0 F7 ②		0-0 1-4-3 ③		0-0 F8 ③		
Earl Torgeson, L OBP: 0.529, SLG: 0.652 (1, 3) X	0-0 4-3 ②		0-0 F9 ③			0-0 F9 ①		0-0 L9 ①	
Minnie Minoso, R OBP: 0.391, SLG: 0.521 (1, 7) X	0-0 F3 ③			0-0 1-3 ①		0-0 HR ②		4-0 E S BB ②	
Gene Freese, R OBP: 0.244, SLG: 0.416 (1, 5)		0-3 K ①		0-0 6-3 E 2B ②		0-0 6-3 ②		0-0 P4 ②	
Al Smith, R OBP: 0.364, SLG: 0.473 (1, 9)		0-0 P4 ②		0-0 6-3 ②		0-0 1B CS 1B		0-3 K ③	
Luis Aparicio, R OBP: 0.282, SLG: 0.295 (1, 6)		0-0 1B		0-0 E1 1B ③		0-0 1B			
Dick Brown, R OBP: 0.244, SLG: 0.421 (1, 2)		0-0 F7 ③		0-0 F3 ③		0-0 CS ③	0-0 F8 ①		
Russ Kemmerer, R (1, 1)			0-0 6-3 ①		0-3 K ①		0-3 K ②		


AB	R	H	RBI	BB	SO	LOB
4	0	2	0	0	0	0
4	0	1	0	0	0	2
4	0	0	0	0	0	2
3	1	1	1	1	0	1
4	1	1	0	0	1	1
4	0	1	0	0	1	2
3	0	3	1	0	0	0
3	0	0	0	0	0	2
3	0	0	0	0	2	0

BOTTOM

Kansas City Athletics @ Chicago White Sox
Comiskey Park, Chicago, IL

Sun Jun 05 1960, 4:33 AM EDT
Unknown

AB	32
R	2
H	9
RBI	2
BB	1
SO	4
LOB	10




Inning Stats	R: 0	H: 1	E: 0	LOB: 1	K: 0	BB: 0	S: 4	P: 4
Russ Kemmerer, R	0	1	0	1	1	0	6	6
Dick Brown, R	1	2	1	1	0	0	5	5
Earl Torgeson, L	0	0	0	0	1	0	5	5
Jim Landis, R	1	3	0	1	0	0	5	5
Nellie Fox, L	0	0	0	1	1	0	6	6
Minnie Minoso, R	0	0	0	1	0	0	2	2
Gene Freese, R	0	0	0	1	0	0	2	2
Al Smith, R	0	0	0	1	0	0	2	2
Luis Aparicio, R	0	0	0	1	0	0	3	3
Dick Hall, R	7.0	29	9	2	2	3	0	0
Marty Kutyna, R	1.0	4	0	0	0	1	1	0

WP	HR	S	P	ERA	WHIP
0	1	5	9	0.00	1.000

Batter	1	2	3	4	5	6	7	8	9	AB R H RBI BB SO LOB	TOP									
Bill Tuttle, R (1, 8) OBP: 0.305, SLG: 0.320	0-0 6-3		0-0 L8			0-0 F9		0-0 FC6-4 1B		4 0 1 0 0 0 1										
Jerry Lumpe, L (1, 4) OBP: 0.340, SLG: 0.359	0-0 F7		0-0 F9			0-3 K		0-0 FC6-4 1-2f		4 0 0 0 0 1 2										
Andy Carey, R (1, 5) OBP: 0.316, SLG: 0.435	0-0 6-3			0-0 FC4-6 1B		0-0 F9		0-0 F8		4 0 1 0 0 0 0										
Dick Williams, R (1, 7) OBP: 0.325, SLG: 0.348		0-0 1B		0-0 FC4-6 G6-4-3 1-2f		0-0 L7		0-0 P3		4 0 1 0 0 0 1										
Hank Bauer, R (1, 9) OBP: 0.293, SLG: 0.292		0-0 F9		0-0 G6-4-3 1-2f		0-0 F6		0-0 6-3		4 0 0 0 0 0 2										
Pete Daley, R (1, 2) OBP: 0.300, SLG: 0.450		0-3 K			0-0 1-3		0-0 1B			3 0 1 0 0 1 1										
Mary Throneberry, L (1, 3) OBP: 0.361, SLG: 0.574		0-0 4-3			0-0 F9		0-3 K			3 0 0 0 0 1 2										
Ken Hamlin, R (1, 6) OBP: 0.312, SLG: 0.280			0-0 FC1-6 1B		0-0 1B			0-0 G5-4-3 1B		3 0 3 0 0 0 0										
Ned Garver, R (1, 1) OBP: 0.167, SLG: 0.333			0-0 FC1-6		0-0 F4			0-0 G5-4-3 1-2f		1 0 0 0 0 0 1										
Dick Hall, R (3, PR) OBP: 0.136, SLG: 0.050										0 0 0 0 0 0 0										
Bob Trowbridge, R (3, 1)										1 0 0 0 0 0 1										
Harry Chiti, R (8, PH) OBP: 0.325, SLG: 0.372										1 0 0 0 0 0 1										
Marty Kutyna, R (8, 1) OBP: 0.333, SLG: 0.333										0 0 0 0 0 0 0										
Inning Stats	R: 0 E: 0 K: 0 S: 3	H: 0 LOB: 0 BB: 0 P: 3	R: 0 E: 0 K: 1 S: 6	H: 1 LOB: 1 BB: 0 P: 6	R: 0 E: 0 K: 0 S: 4	H: 1 LOB: 0 BB: 0 P: 4	R: 0 E: 0 K: 0 S: 3	H: 1 LOB: 0 BB: 0 P: 3	R: 0 E: 0 K: 1 S: 5	H: 0 LOB: 0 BB: 0 P: 5	R: 0 E: 0 K: 1 S: 6	H: 1 LOB: 1 BB: 0 P: 6	R: 0 E: 0 K: 1 S: 4	H: 2 LOB: 1 BB: 0 P: 4	R: 0 E: 0 K: 0 S: 3	H: 0 LOB: 0 BB: 0 P: 3	1B: 7 2B: 0 3B: 0 HR: 0	SF: 0 SAC: 0 DP: 2 HBP: 0	WP: 0 PB: 0 SB: 0 CS: 0	PA: 32
PITCHER Frank Baumann, L (1, 1) ERA: 1.67	IP: 9.0 WLS: W BF: 32 H: 7 R: 0 ER: 0 SO: 3 BB: 0 IBB: 0 HBP: 0 BLK: 0 WP: 0 HR: 0 S: 38 P: 38 ERA: 0.00 WHIP: 0.778																			PITCHER IP: WLS: BF: H: R: ER: SO: BB: IBB: HBP: BLK: WP: HR: S: P: ERA: WHIP:

Kansas City Athletics @ Chicago White Sox
Comiskey Park, Chicago, IL
Sun Jun 05 1960, 4:38 AM EDT
Att. 18,476 - Unknown

AB	32
R	0
H	7
RBI	0
BB	0
SO	3
LOB	12



Batter	1	2	3	4	5	6	7	8	9
Jim Landis, R <small>OBP: 0.408, SLG: 0.322</small> (1, 8) X	0-0 		4-0 		0-0 			0-3 	
Nellie Fox, L <small>OBP: 0.355, SLG: 0.373</small> (1, 4) X	0-0 		0-0 		0-0 			4-0 	
Minnie Minoso, R <small>OBP: 0.383, SLG: 0.509</small> (1, 7) X	0-0 		0-3 			0-0 		0-0 	
Ted Kluszewski, L <small>OBP: 0.380, SLG: 0.449</small> (1, 3) X		0-0 		0-0 		0-0 		0-0 	
Gene Freese, R <small>OBP: 0.247, SLG: 0.407</small> (1, 5) X		0-0 		0-0 		0-0 		4-0 	
Sherm Lollar, R <small>OBP: 0.380, SLG: 0.458</small> (1, 2) X		0-0 		0-0 			0-0 	0-0 	
Al Smith, R <small>OBP: 0.364, SLG: 0.471</small> (1, 9) X		0-0 		0-0 			0-3 		
Luis Aparicio, R <small>OBP: 0.279, SLG: 0.291</small> (1, 6) X		0-0 		0-0 			0-0 		
Frank Baumann, L <small>OBP: 0.333, SLG: 0.200</small> (1, 1) X			0-0 		0-0 		0-3 		

Inning Stats	R: 0	H: 0	E: 0	K: 0	S: 3	P: 3	R: 1	H: 2	E: 0	K: 0	S: 5	R: 0	H: 1	E: 0	K: 1	S: 5	R: 0	H: 0	E: 0	K: 0	S: 3	R: 1	H: 2	E: 0	K: 0	S: 5	R: 0	H: 0	E: 0	K: 0	S: 3	R: 0	H: 1	E: 0	K: 1	S: 6	R: 0	H: 1	E: 0	K: 1	S: 6										
	0	0	0	0	3	3	1	2	0	0	5	0	1	0	1	5	0	0	0	0	3	0	2	0	0	3	0	1	0	0	5	0	0	0	0	3	0	0	0	0	3	0	1	0	1	6	0	3	0	2	14

PITCHER	IP	WLS	BF	H	R	ER	SO	BB	IBB	HBP	BLK	WP	HR	S	P	ERA	WHIP
Ned Garver, R <small>ERA: 8.18</small>	2.0	L	8	2	1	1	0	0	0	0	0	0	0	8	8	4.50	1.000
Bob Trowbridge, R <small>ERA: 2.96</small>	5.0		19	4	1	1	3	1	0	0	0	0	0	24	28	1.80	1.000
Marty Kutyna, R <small>ERA: 2.01</small>	1.0		6	1	0	0	1	2	0	0	0	0	0	6	14	0.00	3.000

BOTTOM

Kansas City Athletics @ Chicago White Sox
 Comiskey Park, Chicago, IL

Sun Jun 05 1960, 4:38 AM EDT
 Att. 18,476 - Unknown

AB	R	H	RBI	BB	SO	LOB
3	0	0	0	1	1	1
3	0	0	0	1	0	3
4	0	0	0	0	1	3
4	1	2	0	0	0	0
2	0	0	0	1	0	0
4	0	2	1	0	0	3
3	1	1	0	0	1	2
2	0	0	0	0	0	2
3	0	2	1	0	1	1

AB	28
R	2
H	7
RBI	2
BB	3
SO	4
LOB	15


1B	6	SF	0	WP	0	PA	33
2B	2	SAC	2	PB	0		
3B	0	DP	1	SB	2		
HR	0	HBP	0	CS	1		

PITCHER	IP	WLS	BF	H	R	ER	SO	BB	IBB	HBP	BLK	WP	HR	S	P	ERA	WHIP
Ned Garver, R <small>ERA: 8.18</small>	2.0	L	8	2	1	1	0	0	0	0	0	0	0	8	8	4.50	1.000
Bob Trowbridge, R <small>ERA: 2.96</small>	5.0		19	4	1	1	3	1	0	0	0	0	0	24	28	1.80	1.000
Marty Kutyna, R <small>ERA: 2.01</small>	1.0		6	1	0	0	1	2	0	0	0	0	0	6	14	0.00	3.000

Batter	1	2	3	4	5	6	7	8	9	AB R H RBI BB SO LOB	TOP											
Russ Snyder, L (1, 9) OBP: 0.292, SLG: 0.391	0-0 4-3		0-0 5-3			0-0 HR		0-0 1-3		4 1 1 1 0 0 0	Kansas City Athletics @ Washington Senators Griffith Stadium, Washington, DC Tue Jun 07 1960, 7:05 PM EDT Att. 6,766 - Unknown											
Jerry Lumpe, L (1, 4) OBP: 0.333, SLG: 0.351	0-0 4-3			0-0 4-3		0-0 F8		0-0 4-3		4 0 0 0 0 0 0												
Andy Carey, R (1, 5) OBP: 0.300, SLG: 0.411	0-0 E5			0-0 5-3		0-0 F7			0-0 F3	4 0 0 0 0 0 0												
Norm Siebern, L (1, 7) OBP: 0.358, SLG: 0.463	0-0 F7			0-0 HR		0-0 F2			0-0 1B	4 1 2 1 0 0 1												
Mary Throneberry, L (1, 3) OBP: 0.338, SLG: 0.534		0-0 1-3		0-0 G3			0-0 G3		0-0 F8	4 0 0 0 0 0 1												
Danny Kravitz, L (1, 2) OBP: 0.176, SLG: 0.067		0-0 F2			0-3 K		4-0 BB		0-0 4-3	3 0 0 0 1 1 1												
Bill Tuttle, R (1, 8) OBP: 0.305, SLG: 0.326		0-0 6-3			0-0 4-3 2B		0-3 K			3 0 1 0 0 1 1												
Ken Hamlin, R (1, 6) OBP: 0.306, SLG: 0.275			0-0 6-3		0-0 4-3		0-0 1-3			3 0 0 0 0 0 2												
Ray Herbert, R (1, 1) OBP: 0.348, SLG: 0.211			0-3 K		0-3 K			0-0 1-3		1 0 0 0 0 1 0												
Hank Bauer, R (5, PH) OBP: 0.290, SLG: 0.289										1 0 0 0 0 1 1												
Johnny Kucks, R (5, 1)										0 0 0 0 0 0 0												
Bob Giggie, R (6, 1)										0 0 0 0 0 0 0												
Bob Johnson, R (8, PH) OBP: 0.333, SLG: 0.059										1 0 0 0 0 0 0												
Leo Kisti, L (8, 1)										0 0 0 0 0 0 0												
Inning Stats	R: 0 E: 1 K: 0 S: 4	H: 0 LOB: 1 BB: 0 P: 4	R: 0 E: 0 K: 0 S: 3	H: 0 LOB: 0 BB: 0 P: 3	R: 0 E: 0 K: 1 S: 5	H: 0 LOB: 0 BB: 0 P: 5	R: 1 E: 0 K: 0 S: 4	H: 1 LOB: 0 BB: 0 P: 4	R: 0 E: 0 K: 2 S: 8	H: 1 LOB: 1 BB: 0 P: 8	R: 1 E: 0 K: 0 S: 4	H: 1 LOB: 0 BB: 0 P: 4	R: 0 E: 0 K: 1 S: 5	H: 0 LOB: 1 BB: 1 P: 9	R: 0 E: 0 K: 0 S: 3	H: 0 LOB: 0 BB: 0 P: 3	R: 0 E: 0 K: 0 S: 4	H: 1 LOB: 1 BB: 0 P: 4	1B: 1 2B: 1 3B: 0 HR: 2	SF: 0 SAC: 0 DP: 0 HBP: 0	WP: 0 PB: 0 SB: 0 CS: 0	PA: 33
PITCHER	IP WLS BF H R ER SO BB IBB HBP BLK WP HR S P ERA WHIP																					
Camilo Pascual, R (1, 1) ERA: 2.62	6.1 W 24 3 2 2 3 1 0 0 0 0 0 2 29 33 2.84 0.632																					
Tex Clevenger, R (7, 1) ERA: 2.67	2.2 S 9 1 0 0 1 0 0 0 0 0 0 0 0 11 11 0.00 0.375																					

livebaseballscorecards.com

AB	32
R	2
H	4
RBI	2
BB	1
SO	4
LOB	7



Batter	1	2	3	4	5	6	7	8	9
Billy Gardner, R OBP: 0.380, SLG: 0.426 (1, 4)	0-0 L3	0-0 1B			0-0 E9 1B	0-0 E1 1B		0-0 FC1-6 CS	
Faye Throneberry, L OBP: 0.338, SLG: 0.356 Lenny Green, L OBP: 0.301, SLG: 0.328 (1, 8) (8, 8)	0-0 1B		0-0 1-3		0-0 S 1B	4-0 IBB		4-0 1B BB	
Bob Allison, R OBP: 0.435, SLG: 0.521 (1, 9)	0-0 F5		4-0 2B BB		0-3 K	0-3 K		0-0 1B	
Jim Lemon, R OBP: 0.330, SLG: 0.497 Pete Whisenant, R OBP: 0.238, SLG: 0.059 (1, 7) (9, 7)	0-0 F3		0-0 2B		0-0 6-3	0-0 5-3		0-0 F9	
Harmon Killebrew, R OBP: 0.380, SLG: 0.444 (1, 5)		0-0 5-3	0-3 K		0-0 2-H 1B		0-0 HR		
Julio Becquer, L OBP: 0.243, SLG: 0.327 (1, 3)		0-0 BB G3 1B	0-0 L5		0-3 K		0-3 K		
Earl Battey, R OBP: 0.347, SLG: 0.412 (1, 2)		0-0 G3 BB 1B		0-0 L5-3 1B		0-0 1B FC4-6 2B		0-0 F6	
Jose Valdivielso, R OBP: 0.311, SLG: 0.317 (1, 6)		4-0 BB BB BB G3 1B BB	0-0 L5-3		0-0 FC4-6 1B		0-3 K		
Camilo Pascual, R OBP: 0.179, SLG: 0.192 Tex Clevenger, R OBP: 0.286, SLG: 0.286 (1, 1) (7, 1)		0-0 G3	0-0 1-3		0-0 FC4-6 E 1B		0-0 FC1-6 1B		

AB	R	H	RBI	BB	SO	LOB
5	1	3	2	0	0	1
3	1	2	1	1	0	0
0	0	0	0	1	0	0
4	0	1	0	1	2	5
5	0	1	0	0	0	7
0	0	0	0	0	0	0
4	1	2	2	0	1	2
4	1	1	0	0	2	3
4	2	3	0	0	0	0
3	1	1	0	1	1	1
3	0	0	2	0	0	3
1	0	1	0	0	0	0


BOTTOM

Kansas City Athletics @ Washington Senators
Griffith Stadium, Washington, DC

Tue Jun 07 1960, 7:05 PM EDT
Att. 6,766 - Unknown

livebaseballscorecards.com

AB	36
R	7
H	15
RBI	7
BB	4
SO	6
LOB	22



Inning Stats	R: 0	H: 1	E: 0	K: 0	S: 4	H: 1	LOB: 1	BB: 0	P: 4	R: 3	H: 3	E: 0	K: 0	S: 5	R: 0	H: 1	E: 0	K: 1	S: 6	R: 0	H: 1	E: 0	K: 0	S: 3	R: 2	H: 3	E: 1	K: 2	S: 10	R: 1	H: 3	E: 1	K: 1	S: 8	R: 1	H: 1	E: 0	K: 2	S: 8	R: 0	H: 2	E: 0	K: 0	S: 4
PITCHER	IP	WLS	BF	H	R	ER	SO	BB	IBB	HBP	BLK	WP	HR	S	P	ERA	WHIP																											
Ray Herbert, R ERA: 4.68 (1, 1)	4.0	L	18	6	3	3	1	2	0	0	0	0	0	18	26	6.75	2.000																											
Johnny Kucks, R ERA: 7.94 (5, 1)	1.1		10	6	3	3	2	0	0	0	0	0	0	14	14	20.25	4.500																											
Bob Giggie, R ERA: 3.63 (6, 1)	1.2		7	1	1	1	3	0	1	0	0	0	1	12	16	5.40	0.600																											
Leo Kiely, L ERA: 0.68 (8, 1)	1.0		5	2	0	0	0	1	0	0	0	0	0	4	8	0.00	3.000																											

WP	PA	ERA	WHIP
0	40		
0			
1			
1			

Batter	1	2	3	4	5	6	7	8	9	AB R H RBI BB SO LOB	TOP																
Bill Tuttle, R (1, 8) OBP: 0.308, SLG: 0.328	0-0 2B 1B 1B		0-0 5-3			0-0 6-3		0-0 1B SF8 1B	0-0 L9	5 2 2 0 0 0 1	Kansas City Athletics @ Washington Senators Griffith Stadium, Washington, DC Wed Jun 08 1960, 7:05 PM EDT Att: 10,255 - Unknown																
Jerry Lumpe, L (1, 4) OBP: 0.327, SLG: 0.344	0-0 F2		0-0 1-3			0-0 E1 1B		0-0 L7		4 1 0 0 0 0 2																	
Andy Carey, R (1, 5) OBP: 0.321, SLG: 0.434	0-0 1B 2B			0-0 5-3		4-0 1B BB		0-0 SF8 1B		3 1 2 0 1 0 0																	
Norm Siebern, L (1, 3) OBP: 0.361, SLG: 0.467	0-0 L1-6-4 1B			0-0 L8		0-0 1B		0-0 SF8		3 0 2 4 0 0 0																	
Dick Williams, R (1, 7) OBP: 0.315, SLG: 0.336	0-0 L1-6-4 2-3			0-0 4-3		0-0 4-3		0-3 K		4 0 0 0 0 1 4																	
Hank Bauer, R (1, 9) OBP: 0.288, SLG: 0.319		0-0 F3			0-3 K		0-0 HR		0-0 1-3	4 1 1 1 0 1 0																	
Harry Chiti, R (1, 2) OBP: 0.316, SLG: 0.362		0-0 F9			0-0 6-3		0-0 1-3		0-0 F9	4 0 0 0 0 0 0																	
Ken Hamlin, R (1, 6) OBP: 0.301, SLG: 0.269 Russ Snyder, L (9, PH) OBP: 0.301, SLG: 0.400		0-0 1-3			0-0 5-3		0-0 F7		0-0 2B 1B	3 0 0 0 0 0 0 1 1 1 0 0 0 0																	
Bud Daley, L (1, 1) OBP: 0.310, SLG: 0.174 Bob Trowbridge, R (1, 1) Leo Kiely, L (8, 1) Danny Kravitz, L (9, PH) OBP: 0.222, SLG: 0.188			0-3 K			0-3 K		0-0 1-3	0-0 2B	0 0 0 0 0 0 0 3 0 0 0 0 2 0 0 0 0 0 0 0 0 1 0 1 1 0 0 0																	
Inning Stats	R: 2 H: 3 E: 0 LOB: 0 K: 0 BB: 0 S: 5 P: 5	R: 0 H: 0 E: 0 LOB: 0 K: 0 BB: 0 S: 3 P: 3	R: 0 H: 0 E: 0 LOB: 0 K: 1 BB: 0 S: 5 P: 5	R: 0 H: 0 E: 0 LOB: 0 K: 0 BB: 0 S: 3 P: 3	R: 0 H: 0 E: 0 LOB: 0 K: 1 BB: 0 S: 5 P: 5	R: 1 H: 1 E: 1 LOB: 2 K: 1 BB: 1 S: 7 P: 11	R: 1 H: 1 E: 0 LOB: 0 K: 0 BB: 0 S: 4 P: 4	R: 1 H: 2 E: 0 LOB: 1 K: 1 BB: 0 S: 7 P: 7	R: 1 H: 2 E: 0 LOB: 1 K: 0 BB: 0 S: 5 P: 5	1B: 6 SF: 1 2B: 3 SAC: 0 3B: 0 DP: 1 HR: 1 HBP: 0		WP: 0 PA: 37 PB: 0 SB: 0 CS: 0															
PITCHER	IP WLS BF H R ER SO BB IBB HBP BLK WP HR S P ERA WHIP											PITCHER	IP WLS BF H R ER SO BB IBB HBP BLK WP HR S P ERA WHIP														
Hal Woodeshick, L (1, 1) ERA: 4.08	7.0	27	5	4	3	3	1	0	0	0	0	0	1	32	36	3.86	0.857										
Don Lee, R (8, 1) ERA: 5.4	1.0	W	5	2	1	1	1	0	0	0	0	0	0	7	7	9.00	2.000										
Tex Clevenger, R (9, 1) ERA: 2.86	1.0	S	5	2	1	1	0	0	0	0	0	0	0	5	5	9.00	2.000										

livebaseballscorecards.com

AB	35
R	6
H	9
RBI	6
BB	1
SO	4
LOB	7



Batter	1	2	3	4	5	6	7	8	9
Pete Whisenant, R OBP: 0.333, SLG: 0.211 Faye Throneberry, L OBP: 0.338, SLG: 0.356 Don Lee, R OBP: 0.250, SLG: 0.100 Elmer Valo, L OBP: 0.471, SLG: 0.250 Tex Clevenger, R OBP: 0.288, SLG: 0.288	0-0 1B 2B	4-0 1-2 BB			0-0 G5-3 1B		0-0 SH3-4 1-2 2-3	0-0 4-3	
Billy Gardner, R OBP: 0.381, SLG: 0.426	0-0 HR 1B	0-0 F3			0-0 G5-3 1B		0-0 E5 2-3 3-H	0-0 6-3	
Bob Allison, R OBP: 0.436, SLG: 0.544	0-0 1-H HR	0-3 K			0-0 G5-3 1-2 2-3f		0-0 1-H 3-H 2B		
Jim Lemon, R OBP: 0.328, SLG: 0.491	0-0 5-3 1B		0-0 F3		0-0 F8		0-0 F9		
Harmon Killebrew, R OBP: 0.383, SLG: 0.441	0-0 5-3 1-2		4-0 G5-4-3 BB		0-0 F4		0-0 SH1-4 1B		
Earl Battey, R OBP: 0.340, SLG: 0.403	0-0 F8		0-0 G5-4-3 1-2f		0-0 F8		0-0 SH 1-2 1B		
Jose Valdivielso, R OBP: 0.292, SLG: 0.295	0-0 L6			0-0 F3		0-3 K	0-0 SH1-4 1-2 2-3		
Julio Becquer, L OBP: 0.252, SLG: 0.333		0-0 4-3		0-0 F8		0-0 SH3-4 HBP 1B	0-0 3B 1B		
Hal Woodeshick, R OBP: 0.222, SLG: 0.125 Lenny Green, L OBP: 0.320, SLG: 0.369		4-0 BB BB		0-3 K		1-0 E SH3-4 2B HBP	0-0 1-H 3B		

AB	R	H	RBI	BB	SO	LOB
2	1	2	0	1	0	0
0	0	0	0	0	0	0
0	0	0	0	0	0	0
1	0	0	0	0	0	1
0	0	0	0	0	0	0
5	1	2	1	0	0	4
4	1	2	3	0	1	4
4	0	1	0	0	0	2
3	1	1	0	1	0	1
3	1	0	0	0	0	2
3	0	0	0	0	1	1
4	2	2	2	0	0	0
1	0	0	0	1	1	0
1	1	1	1	0	0	0

AB	R	H	RBI	BB	SO	LOB
31	8	11	7	3	3	15


Inning Stats	R	H	E	K	S	H	LOB	BB	P
1	3	4	0	7	7	4	1	0	7
2	0	0	0	5	5	0	2	2	13
3	0	0	0	2	2	0	0	1	6
4	0	0	0	1	5	0	0	0	5
5	0	2	0	4	4	2	1	0	4
6	0	0	0	1	5	0	0	0	5
7	2	2	1	5	6	2	1	0	6
8	3	3	1	7	7	3	1	0	7

PITCHER	IP	WLS	BF	H	R	ER	SO	BB	IBB	HBP	BLK	WP	HR	S	P	ERA	WHIP
Bud Daley, L ERA: 2.88	0.0		4	4	3	3	0	0	0	0	0	0	1	4	4	∞	∞
Bob Trowbridge, R ERA: 3.38	7.1	L	32	7	5	4	3	3	0	1	0	0	0	34	47	4.91	1.364
Leo Kiely, L ERA: 0.64	0.2		2	0	0	0	0	0	0	0	0	0	0	2	2	0.00	0.000

Kansas City Athletics @ Washington Senators
Griffith Stadium, Washington, DC
 Wed Jun 08 1960, 7:05 PM EDT
 Att. 10,255 - Unknown

livebaseballscorecards.com

AB 31
R 8
H 11
RBI 7
BB 3
SO 3
LOB 15




Batter	1	2	3	4	5	6	7	8	9	AB R H RBI BB SO LOB	TOP		
Bill Tuttle, R OBP: 0.320, SLG: 0.333 (1, 8) X	0-0 FC1-6 1B		4-0 FC4 BB		0-0 1B			4-0 FC5-4 BB		3 0 2 0 2 1 1			
Jerry Lumpe, L OBP: 0.319, SLG: 0.335 (1, 4) X	0-0 F8		0-0 FC4 BB 1-2f		0-0 F7 1-2	0-0 1-3		0-0 FC5-4 1-2f		5 0 0 0 0 0 4			
Whitey Herzog, L OBP: 0.460, SLG: 0.533 (1, 9) X	0-0 FC1-6 1-2f		4-0 BB 1-2		0-0 1B 1B	0-3 K			0-0 F7	4 1 1 0 1 1 1			
Norm Siebern, L OBP: 0.357, SLG: 0.459 (1, 7) X	0-0 4-3		0-0 4-3		0-0 1B HR 1-3	0-3 K			0-0 F8	5 1 1 0 0 1 3			
Mary Throneberry, L OBP: 0.357, SLG: 0.548 (1, 3)		4-0 5-3 BB		0-0 1B 1B 2B	0-0 HR 1B 1-2		0-3 K		0-3 K	4 2 2 1 1 2 0			
Danny Kravitz, L OBP: 0.227, SLG: 0.350 (1, 2)		0-0 F8		0-0 F4	0-0 HR 1-H 2-H		0-0 6-3			4 1 1 3 0 0 2			
Dick Williams, R OBP: 0.321, SLG: 0.342 (1, 5)		0-0 5-3 1-2		0-0 1B 1B 2-3	0-0 1B 1B		0-0 F7			4 1 2 0 0 0 1			
Ken Hamlin, R OBP: 0.306, SLG: 0.275 (1, 6)		0-0 F9		0-0 G6-4-3 1B 1-2 3-H	0-0 1B 1B 1-3			0-3 K		4 1 2 1 0 1 1			
Ken Johnson, R OBP: 0.214, SLG: 0.214 (1, 1)			0-3 K	0-0 G6-4-3 1-2f	0-0 1B			0-0 6-3		4 0 1 2 0 1 2			
Inning Stats	R: 0 E: 0 K: 0 S: 4 H: 1 LOB: 1 BB: 0 P: 4	R: 0 E: 0 K: 0 S: 3 H: 0 LOB: 1 BB: 1 P: 7	R: 0 E: 0 K: 1 S: 5 H: 0 LOB: 2 BB: 2 P: 13	R: 1 E: 0 K: 0 S: 5 H: 3 LOB: 1 BB: 0 P: 5	R: 6 E: 0 K: 1 S: 12 H: 8 LOB: 1 BB: 0 P: 12	R: 0 E: 0 K: 2 S: 7 H: 0 LOB: 0 BB: 0 P: 7	R: 0 E: 0 K: 1 S: 5 H: 0 LOB: 0 BB: 0 P: 5	R: 0 E: 0 K: 1 S: 5 H: 0 LOB: 1 BB: 1 P: 9	R: 0 E: 0 K: 1 S: 5 H: 0 LOB: 0 BB: 0 P: 5	1B: 10 2B: 1 3B: 0 HR: 1 SF: 0 SAC: 0 DP: 1 HBP: 0	WP: 0 PB: 0 SB: 0 CS: 1 PA: 41		
PITCHER	IP WLS BF H R ER SO BB IBB HBP BLK WP HR S P ERA WHIP											PITCHER	IP WLS BF H R ER SO BB IBB HBP BLK WP HR S P ERA WHIP
Pedro Ramos, R ERA: 3.39 (1, 1)	4.2 L 27 12 7 7 1 3 0 0 0 0 0 1 26 38 13.50 3.214												
Jack Kralick, L ERA: 4.05 (5, 1)	2.1 7 0 0 0 4 0 0 0 0 0 0 0 15 15 0.00 0.000												
Don Lee, R ERA: 5.14 (8, 1)	2.0 7 0 0 0 2 1 0 0 0 0 0 0 10 14 0.00 0.500												

Kansas City Athletics @ Washington Senators
Griffith Stadium, Washington, DC
 Thu Jun 09 1960, 7:05 PM EDT
 Att. 6,487 - Unknown

livebaseballscorecards.com


AB	37
R	7
H	12
RBI	7
BB	4
SO	7
LOB	15



Batter	1	2	3	4	5	6	7	8	9	AB R H RBI BB SO LOB	TOP	
Bill Tuttle, R (1, 8) OBP: 0.332, SLG: 0.331	4-0 BB BB FC3-1 BB	0-3 K		4-0 BB BB		4-0 1B BB		4-0 SF7 SH5-4 1-2 BB		1 0 0 0 4 1 1		
Jerry Lumpe, L (1, 4) OBP: 0.327, SLG: 0.337	4-0 FC3-1 BB 1-2 1B BB	0-0 4-3		4-0 FC6-4 BB		0-0 G6-4-3 1-3 1B		0-0 SH5-4		2 1 1 0 2 0 1		
Hank Bauer, R (1, 9) OBP: 0.303, SLG: 0.330 Bob Johnson, R (8, 5) OBP: 0.333, SLG: 0.059	4-0 FC3-1 BB 1-2 2-3 1B BB		0-0 F9 SF9 2B	0-0 FC6-4		0-0 G6-4-3 1-2f		4-0 SF7 IBB		3 2 1 0 2 0 4 0 0 0 0 0 0 0		
Norm Siebern, L (1, 3) OBP: 0.358, SLG: 0.460	0-0 FC3-1 BB 1-2 2-3 3-H		0-0 F9		0-0 WP BB 1B		0-0 G3-6-3 1B	0-0 SF7		4 0 2 1 0 0 4		
Dick Williams, R (1, 5) OBP: 0.328, SLG: 0.344 Mary Throneberry, L (8, PH) OBP: 0.352, SLG: 0.540	0-0 1B		0-0 SF9		4-0 WP BB 1-2 BB		0-0 G3-6-3 1-2f	0-3 K		2 0 1 3 1 0 1 1 0 0 0 0 1 2		
Whitey Herzog, L (1, 7) OBP: 0.449, SLG: 0.515	0-3 K		0-0 1B		0-3 K		0-0 E5 BB	0-0 E1 G5-4-3		5 0 1 0 0 2 4		
Pete Daley, R (1, 2) OBP: 0.280, SLG: 0.375	0-0 5-3		0-0 5-3		0-0 6-3		4-0 1-2 BB	0-0 G5-4-3 1-2f		4 0 0 0 1 0 6		
Ken Hamlin, R (1, 6) OBP: 0.304, SLG: 0.274 Danny Kravitz, L (9, PH) OBP: 0.261, SLG: 0.429		0-0 SH1-4 1B		0-0 F9		0-3 K		0-0 K		4 0 1 0 0 2 4 1 0 1 0 0 0 0		
Dick Hall, R (1, 1) OBP: 0.125, SLG: 0.045 Harry Chiti, R (8, PH) OBP: 0.321, SLG: 0.366 Marty Kutyna, R (8, 1) OBP: 0.333, SLG: 0.333 Russ Snyder, L (9, PH) OBP: 0.297, SLG: 0.394		0-0 SH1-4		0-0 G6-3		0-0 6-3		0-0 SH5-4 BB SF7 1B		2 0 0 0 0 0 0 1 1 1 0 0 0 0 0 0 0 0 0 0 0 1 0 0 0 0 0 1		
Inning Stats	R: 2 H: 1 E: 0 LOB: 2 K: 1 BB: 3 S: 6 P: 18	R: 0 H: 1 E: 0 LOB: 1 K: 1 BB: 0 S: 6 P: 6	R: 1 H: 2 E: 0 LOB: 1 K: 0 BB: 0 S: 5 P: 5	R: 0 H: 0 E: 0 LOB: 2 K: 0 BB: 2 S: 3 P: 11	R: 0 H: 1 E: 0 LOB: 2 K: 2 BB: 1 S: 8 P: 12	R: 0 H: 1 E: 0 LOB: 1 K: 0 BB: 1 S: 3 P: 7	R: 0 H: 1 E: 1 LOB: 2 K: 1 BB: 1 S: 6 P: 10	R: 1 H: 1 E: 0 LOB: 2 K: 1 BB: 2 S: 6 P: 14	R: 0 H: 1 E: 1 LOB: 1 K: 0 BB: 0 S: 4 P: 4	1B: 7 SF: 2 2B: 2 SAC: 2 3B: 0 DP: 3 HR: 0 HBP: 0	WP: 1 PA: 45 PB: 0 SB: 0 CS: 0	
PITCHER Steve Barber, L (1, 1) ERA: 2.55 Hal Brown, R (8, 1) ERA: 3.49	IP WLS BF H R ER SO BB IBB HBP BLK WP HR S P ERA WHIP	7.1 0 39 8 4 4 5 9 1 0 0 1 0 39 79 4.91 2.318	1.2 W 6 1 0 0 1 0 0 0 0 0 0 0 8 8 0.00 0.600	PITCHER IP WLS BF H R ER SO BB IBB HBP BLK WP HR S P ERA WHIP								

Kansas City Athletics @ Baltimore Orioles
Memorial Stadium, Baltimore, MD
 Fri Jun 10 1960, 7:05 PM EDT
 Att: 18,841 - Unknown

AB	31
R	4
H	9
RBI	4
BB	10
SO	6
LOB	28



Batter	1	2	3	4	5	6	7	8	9
Marv Breeding, R (1, 4) <small>OBP: 0.344, SLG: 0.355</small>	0-0 1B	0-0 B2 1B		0-0 1B			0-3 K 1B	0-0 F4 1B	
Albie Pearson, L (1, 9) <small>OBP: 0.348, SLG: 0.297</small> (8, 7)	0-0 1-3 1B	0-0 F9 1B		0-0 L8 1-2 1B			0-0 F5 1B		
Gene Woodling, L (1, 7) <small>OBP: 0.439, SLG: 0.414</small> Al Pilarcik, L (8, 9) <small>OBP: 0.308, SLG: 0.329</small>	0-0 P6 1B		0-0 2B		0-0 G3 1B		0-0 1B 2B		
Jim Gentile, L (1, 3) <small>OBP: 0.463, SLG: 0.575</small>	0-0 SF7 3-H 1B		0-3 K 2B		0-3 K 1B		4-0 1B IBB		
Ron Hansen, R (1, 6) <small>OBP: 0.379, SLG: 0.494</small>	0-0 1-H 1B		0-0 SF9 2B		4-0 BB		0-0 E1 1B		
Jackie Brandt, R (1, 8) <small>OBP: 0.384, SLG: 0.481</small>	0-0 F7 1B		0-0 SF9 2-3 2B		0-0 F7 1B			0-0 1B 3B	
Brooks Robinson, R (1, 5) <small>OBP: 0.298, SLG: 0.357</small>		0-0 1B 1B	0-0 G3 1B			0-0 CS 1B		0-0 SH1-3 1B	
Gus Triandos, R (1, 2) <small>OBP: 0.240, SLG: 0.182</small>		0-0 F9 1B		0-0 5-3 1B		0-0 F7 1B		0-0 F3 1B	
Steve Barber, L (1, 1) <small>OBP: 0.200, SLG: 0.091</small> Hal Brown, R (8, 1) <small>OBP: 0.333, SLG: 0.278</small>		0-0 1-2 1B		0-0 B3 1B		0-0 F2 1-2 1B		0-0 SH1-3 1-2 1B	

AB	R	H	RBI	BB	SO	LOB
5	1	2	0	0	1	3
4	1	1	0	0	0	3
4	2	2	0	0	0	2
0	0	0	0	0	0	0
2	0	0	1	1	2	1
3	0	3	2	1	0	0
3	1	1	1	0	0	2
4	0	3	1	0	0	1
4	0	0	0	0	0	3
3	0	1	0	0	0	1
0	0	0	0	0	0	0

WP	HR	S	P	ERA	WHIP
0	0	36	44	5.14	1.714
0	0	5	5	9.00	2.000

Inning Stats		R: 2	H: 3	E: 0	K: 0	S: 6	LOB: 1	BB: 0	P: 6	R: 0	H: 2	E: 0	K: 0	S: 5	LOB: 2	BB: 0	P: 5	R: 1	H: 2	E: 0	K: 1	S: 7	LOB: 1	BB: 0	P: 7	R: 0	H: 1	E: 0	K: 0	S: 4	LOB: 1	BB: 0	P: 4	R: 0	H: 0	E: 0	K: 1	S: 5	LOB: 0	BB: 1	P: 9	R: 0	H: 1	E: 0	K: 0	S: 3	LOB: 0	BB: 0	P: 3	R: 1	H: 2	E: 1	K: 1	S: 6	LOB: 2	BB: 1	P: 10	R: 1	H: 2	E: 0	K: 0	S: 5	LOB: 1	BB: 0	P: 5
PITCHER	Dick Hall, R (1, 1) <small>ERA: 2.18</small>	7.0	WLS	32	H	11	R	4	ER	4	SO	3	BB	1	IBB	1	HBP	0	BLK	0	WP	0	HR	0	S	36	P	44	ERA	5.14	WHIP	1.714	PITCHER	Marty Kutyna, R (8, 1) <small>ERA: 2.31</small>	1.0	L	5	H	2	R	1	ER	1	SO	0	BB	0	IBB	0	HBP	0	BLK	0	WP	0	HR	0	S	5	P	5	ERA	9.00	WHIP	2.000

BOTTOM

Kansas City Athletics @ Baltimore Orioles
Memorial Stadium, Baltimore, MD
 Fri Jun 10 1960, 7:05 PM EDT
 Att. 18,841 - Unknown

livebaseballscorecards.com

AB	32
R	5
H	13
RBI	5
BB	2
SO	3
LOB	16



Batter	1	2	3	4	5	6	7	8	9	10	AB R H RBI BB SO LOB	TOP														
Bill Tuttle, R (1, 8) OBP: 0.333, SLG: 0.339	0-0 1-3 1B		0-3 K	0-0 FC4-6			0-0 F8		0-0 4-3 FC 2B		5 2 2 0 0 1 2	Kansas City Athletics @ Baltimore Orioles Memorial Stadium, Baltimore, MD Sat Jun 11 1960, 7:05 PM EDT Att. 16,731 - Unknown														
Jerry Lumpe, L (1, 4) OBP: 0.333, SLG: 0.350	0-0 1-3 1-2		0-0 3B				0-0 FC3-6 1B		0-0 4-3 2-3		4 0 2 0 1 0 2															
Whitey Herzog, L (1, 9) OBP: 0.431, SLG: 0.490	0-0 F7		0-3 K				0-0 FC3-6 BB		0-0 FC 3-H		5 0 0 1 0 1 4															
Norm Siebern, L (1, 7) OBP: 0.369, SLG: 0.482	0-0 2-H 1B			0-0 HR			4-0 1-2 BB		0-3 K		3 1 2 2 2 1 1															
Marv Throneberry, L (1, 3) OBP: 0.329, SLG: 0.500	0-0 4-3		0-3 K	0-3 K			0-0 F6		0-0 G3		5 0 0 0 0 2 6															
Danny Kravitz, L (1, 2) OBP: 0.286, SLG: 0.520		0-0 F6		0-0 HR				4-0 BB		0-0 F9			4 1 1 1 1 0 2													
Dick Williams, R (1, 5) OBP: 0.329, SLG: 0.370		0-0 5-3		0-0 FC1-5 1B			0-0 F4		0-0 F2		5 1 2 1 0 0 1															
Ken Hamlin, R (1, 6) OBP: 0.305, SLG: 0.275		0-0 4-3		0-0 FC1-5 1B			0-0 F9		0-0 F7		3 0 1 0 0 0 0															
Russ Snyder, L (8, PH) OBP: 0.293, SLG: 0.388				0-0 FC1-5 1B			0-3 K		0-0 F3		1 0 0 0 0 0 1															
Bob Johnson, R (8, 6) OBP: 0.320, SLG: 0.056				1-2 2-3							1 0 0 0 0 0 0															
Ray Herbert, R (1, 1) OBP: 0.308, SLG: 0.182			0-0 F5	0-0 FC1-5 FC4-6					0-3 K		3 0 0 0 0 1 2															
Hank Bauer, R (8, PH) OBP: 0.300, SLG: 0.327											1 0 0 0 0 0 1															
Marty Kutyna, R (8, 1) OBP: 0.333, SLG: 0.333											0 0 0 0 0 0 0															
Leo Kiely, L (9, 1)											1 0 0 0 0 1 0															
Bob Giggie, R (10, 1)											0 0 0 0 0 0 0															
Inning Stats	R: 1 E: 0 K: 0 S: 5	H: 2 LOB: 1 BB: 0 P: 5	R: 0 E: 0 K: 0 S: 3	H: 0 LOB: 0 BB: 0 P: 3	R: 0 E: 0 K: 2 S: 8	H: 1 LOB: 1 BB: 0 P: 8	R: 2 E: 0 K: 1 S: 9	H: 4 LOB: 2 BB: 0 P: 9	R: 0 E: 0 K: 1 S: 5	H: 0 LOB: 0 BB: 2 P: 13	R: 0 E: 0 K: 1 S: 5	H: 0 LOB: 0 BB: 0 P: 5	R: 0 E: 0 K: 0 S: 4	H: 1 LOB: 2 BB: 1 P: 8	R: 0 E: 0 K: 0 S: 3	H: 0 LOB: 1 BB: 1 P: 7	R: 1 E: 0 K: 1 S: 7	H: 1 LOB: 1 BB: 0 P: 7	R: 1 E: 0 K: 1 S: 6	H: 1 LOB: 0 BB: 0 P: 6	R: 1 E: 0 K: 1 S: 6	H: 1 LOB: 0 BB: 0 P: 6	1B: 5 2B: 1 3B: 1 HR: 3	SF: 0 SAC: 0 DP: 0 HBP: 0	WP: 0 PB: 0 SB: 0 CS: 0	PA: 45
PITCHER	IP WLS BF H R ER SO BB IBB HBP BLK WP HR S P ERA WHIP												IP WLS BF H R ER SO BB IBB HBP BLK WP HR S P ERA WHIP													
Jerry Walker, R (1, 1) ERA: 3.74	4.0	W	20	7	3	3	3	1	0	0	0	0	0	2	25	29	6.75	2.000								
Jack Fisher, R (5, 1) ERA: 4.33	6.0	W	25	3	2	2	4	3	0	0	0	0	0	1	30	42	3.00	1.000								

livebaseballscorecards.com

AB 41
R 5
H 10
RBI 5
BB 4
SO 7
LOB 22



BOTTOM

Kansas City Athletics @ Baltimore Orioles
Memorial Stadium, Baltimore, MD

Sat Jun 11 1960, 7:05 PM EDT
Att: 16,731 - Unknown

livebaseballscorecards.com

AB	39
R	6
H	13
RBI	4
BB	3
SO	4
LOB	19



WP	1	PA	43
PB	0		
SB	1		
CS	0		

AB R H RBI BB SO LOB

5 0 1 0 0 0 4

5 1 1 0 0 0 2

2 1 0 0 2 1 1

4 1 3 1 1 0 0

0 1 0 0 0 0 0

5 1 1 1 0 0 7

2 1 0 0 0 0 3

3 0 1 0 0 0 0

5 0 2 1 0 1 1

4 0 2 1 0 0 0

2 0 1 0 0 1 1

2 0 1 0 0 1 0

1B: 11 SF: 0

2B: 1 SAC: 1

3B: 1 DP: 1

HR: 0 HBP: 0

Batter	1	2	3	4	5	6	7	8	9	10
Mary Breeding, R OBP: 0.341, SLG: 0.351 (1, 4)	0-0 SH3 E 1B	0-0 FC6-4	0-0 4-3			0-0 F3			0-0 F7	
Gene Stephens, L OBP: 0.302, SLG: 0.316 (1, 9)	0-0 E6 SH3 1-2		0-0 E S 1B	0-0 1-3		0-0 4-3			0-0 4-3	
Gene Woodling, L OBP: 0.440, SLG: 0.409 (1, 7)	0-0 SH3 1-2 2-3		4-0 6-3 1B E BB	4-0 1B BB			0-3 K		0-0 3-1	
Jim Gentile, L OBP: 0.474, SLG: 0.581 (1, 3)	4-0 IBB		0-0 6-3 E 1B	0-0 G6-4-3 1B			0-0 L8		0-0 2B 1B	
Al Pilarcik, L OBP: 0.308, SLG: 0.329 (10, PR)			1-2 3-H 1B	1-2 1B					0-0 1B 2B	
Ron Hansen, R OBP: 0.375, SLG: 0.492 (1, 6)	0-0 F4		0-0 6-3 1B	0-0 G6-4-3 1B			0-0 6-3		0-0 1B 2B	
Jackie Brandt, R OBP: 0.380, SLG: 0.475 (1, 8)	0-0 L6		0-0 E4 1B						0-0 1B 1B	
Albie Pearson, L OBP: 0.348, SLG: 0.299 (4, 8)			2-H 3-H 1B						2-3 1B	
Brooks Robinson, R OBP: 0.300, SLG: 0.368 (1, 5)		0-0 4-3	0-0 F3				0-0 3B		0-3 K	
Gus Triandos, R OBP: 0.259, SLG: 0.208 (1, 2)		0-0 FC6-4 1B	0-0 1B 2-H			0-0 1-3			0-0 5-3	
Jerry Walker, S OBP: 0.200, SLG: 0.200 (1, 1)		0-3 K	0-0 1B						0-0 4-3 WP 1B	
Jack Fisher, R OBP: 0.267, SLG: 0.231 (5, 1)			1-2 1B							

Inning Stats	R: 0	H: 1	E: 1	K: 0	S: 5	WLS	BF	H	R	ER	SO	BB	IBB	HBP	BLK	WP	HR	S	P	ERA	WHIP
	0	1	3	1	9		32	8	4	1	3	2	1	0	0	0	0	35	47	1.29	1.429
	0	1	1	0	6		5	1	0	0	1	0	0	0	0	1	0	7	7	0.00	0.750
	0	2	2	0	8		5	3	2	2	0	0	0	0	0	0	0	5	5	27.00	4.500
	0	0	0	0	6		1	1	0	0	0	0	0	0	0	0	0	1	1	∞	∞

PITCHER	IP	WLS	BF	H	R	ER	SO	BB	IBB	HBP	BLK	WP	HR	S	P	ERA	WHIP
Ray Herbert, R ERA: 4.35 (1, 1)	7.0		32	8	4	1	3	2	1	0	0	0	0	35	47	1.29	1.429
Marty Kutyna, R ERA: 2.19 (8, 1)	1.1		5	1	0	0	1	0	0	0	0	1	0	7	7	0.00	0.750
Leo Kiely, L ERA: 1.84 (9, 1)	0.2	L	5	3	2	2	0	0	0	0	0	0	0	5	5	27.00	4.500
Bob Giggie, R ERA: 3.63 (10, 1)	0.0		1	1	0	0	0	0	0	0	0	0	0	1	1	∞	∞

Batter	1	2	3	4	5	6	7	8	9	AB R H RBI BB SO LOB	TOP	
Bill Tuttle, R OBP: 0.340, SLG: 0.339 (1, 8) X	0-0 BB 1B BB 1B	0-0 F8		4-0 FC4-6 BB			H 1-0 1B 1B HBP		X 0-0 F9	3 2 1 0 1 0 0		
Jerry Lumpe, L OBP: 0.332, SLG: 0.348 Ken Hamlin, R OBP: 0.309, SLG: 0.280 (1, 4) X (8, 6)	0-0 L8	0-0 L4		0-0 FC4-6 1-2f			X 0-0 1B G3-6-3 1B		X 0-0 FC4-6 1B	4 1 1 0 0 0 2 1 0 1 0 0 0 0		
Russ Snyder, L OBP: 0.313, SLG: 0.403 (1, 9) X	0-0 BB 1B BB 1B		X 0-0 S 2B 1B	0-3 K			X 0-0 G3-6-3 1B		X 0-0 FC4-6 1-2f	5 2 3 1 0 1 2		
Norm Siebern, L OBP: 0.372, SLG: 0.479 (1, 3) B B B	4-0 1B BB 1-2 2-3 BB		X 0-0 F7 1-2			X 0-0 G3-6-1 1B		X 0-0 G3-6-3 1-2f 3-H		3 0 1 0 1 0 2		
Whitey Herzog, L OBP: 0.425, SLG: 0.476 (1, 7) B B B	4-0 1B BB 1-2 2-3 3-H BB		X 0-0 L4			X 0-0 G3-6-1 1-2f		X 0-0 F8		3 0 0 1 1 0 2		
Dick Williams, R OBP: 0.333, SLG: 0.369 (1, 5) X	0-0 1-2 2-3 3-H 1B		B B B 4-0 2B BB			X 0-0 4-3		X 0-0 F8		3 1 1 1 1 0 0		
Harry Chiti, R OBP: 0.319, SLG: 0.370 (1, 2) S S S	0-3 K		X 0-0 1-H 2-H 2B			X 0-0 F4		X 0-0 1-3		4 0 1 2 0 1 3		
Bob Johnson, R OBP: 0.276, SLG: 0.045 (1, 6) (8, 4) X	0-0 F8		X 0-0 5-3			X 0-0 5-3		X 0-0 F7		4 0 0 0 0 0 4		
Bud Daley, L OBP: 0.273, SLG: 0.148 (1, 1) X		X 0-0 F6		X 0-0 1-3		X 0-0 6-3		S 0-3 K		4 0 0 0 0 1 0		
Inning Stats	R: 2 H: 3 E: 0 LOB: 3 K: 1 BB: 2 S: 8 P: 16	R: 0 H: 0 E: 0 LOB: 0 K: 0 BB: 0 S: 3 P: 3	R: 2 H: 2 E: 0 LOB: 1 K: 0 BB: 1 S: 5 P: 9	R: 0 H: 0 E: 0 LOB: 1 K: 1 BB: 1 S: 5 P: 9	R: 0 H: 1 E: 0 LOB: 0 K: 0 BB: 0 S: 3 P: 3	R: 0 H: 0 E: 0 LOB: 0 K: 0 BB: 0 S: 3 P: 3	R: 2 H: 2 E: 0 LOB: 0 K: 0 BB: 0 S: 4 P: 5	R: 0 H: 0 E: 0 LOB: 0 K: 0 BB: 0 S: 3 P: 3	R: 0 H: 1 E: 0 LOB: 1 K: 1 BB: 0 S: 6 P: 6	1B: 8 SF: 0 2B: 1 SAC: 0 3B: 0 DP: 2 HR: 0 HBP: 1	WP: 0 PA: 39 PB: 0 SB: 1 CS: 0	
PITCHER Chuck Estrada, R ERA: 3.34 Gordon Jones, R ERA: 5.27 (1, 1) (8, 1)	IP WLS BF H R ER SO BB IBB HBP BLK WP HR S P ERA WHIP											PITCHER IP WLS BF H R ER SO BB IBB HBP BLK WP HR S P ERA WHIP
	7.0 L 32 8 6 6 2 4 0 1 0 0 0 0 31 48 7.71 1.714											

Kansas City Athletics @ Baltimore Orioles
 Memorial Stadium, Baltimore, MD
 Sun Jun 12 1960, 3:33 AM EDT
 Unknown

AB	34
R	6
H	9
RBI	5
BB	4
SO	3
LOB	15



Batter	1	2	3	4	5	6	7	8	9	AB	R	H	RBI	BB	SO	LOB
Marv Breeding, R <small>OBP: 0.339, SLG: 0.354</small> (1, 4)										4	1	1	0	0	0	0
Al Pilarcik, L <small>OBP: 0.305, SLG: 0.325</small> (1, 9)										4	0	1	1	0	1	1
Ron Hansen, R <small>OBP: 0.373, SLG: 0.486</small> (1, 6)										4	0	1	0	0	0	2
Jim Gentile, L <small>OBP: 0.462, SLG: 0.562</small> (1, 3)										4	0	0	0	0	2	3
Gus Triandos, R <small>OBP: 0.276, SLG: 0.216</small> (1, 2)										3	0	1	0	1	1	1
Brooks Robinson, R <small>OBP: 0.299, SLG: 0.366</small> (1, 5)										4	0	1	0	0	1	3
Dave Nicholson, R <small>OBP: 0.148, SLG: 0.042</small> (1, 7)										4	0	0	0	0	3	2
Gene Stephens, L <small>OBP: 0.295, SLG: 0.308</small> (1, 8)										3	0	0	0	0	1	1
Chuck Estrada, R <small>OBP: 0.158, SLG: 0.263</small> (1, 1)										2	0	0	0	0	2	1
Walt Dropo, R <small>OBP: 0.292, SLG: 0.328</small> (7, PH)										1	0	0	0	0	0	0
Gordon Jones, R <small>OBP: 0.667, SLG: 0.667</small> (8, 1)										0	0	0	0	0	0	0

Inning Stats	R: 1	H: 2	E: 0	K: 1	S: 7	R: 0	H: 1	E: 0	K: 2	S: 8	R: 0	H: 0	E: 0	K: 1	S: 5	R: 0	H: 1	E: 0	K: 1	S: 6	R: 0	H: 0	E: 0	K: 1	S: 5	R: 0	H: 1	E: 0	K: 2	S: 8	R: 0	H: 0	E: 1	K: 1	S: 6	R: 0	H: 0	E: 0	K: 0	S: 3	R: 0	H: 0	E: 0	K: 0	S: 3	R: 0	H: 0	E: 0	K: 0	S: 3
	LOB: 1	BB: 0	P: 7	LOB: 1	BB: 0	P: 8	LOB: 0	BB: 0	P: 5	LOB: 1	BB: 0	LOB: 0	BB: 0	P: 5	LOB: 2	BB: 1	LOB: 0	BB: 0	P: 7	LOB: 1	BB: 0	LOB: 0	BB: 0	P: 6	LOB: 0	BB: 0	P: 3	LOB: 0	BB: 0	P: 3	LOB: 0	BB: 0	P: 6	LOB: 0	BB: 0	P: 6	LOB: 0	BB: 0	P: 6	LOB: 0	BB: 0	P: 3	LOB: 0	BB: 0	P: 3					

PITCHER	IP	WLS	BF	H	R	ER	SO	BB	IBB	HBP	BLK	WP	HR	S	P	ERA	WHIP
Bud Daley, L <small>ERA: 2.68</small> (1, 1)	9.0	W	34	5	1	1	11	1	0	0	0	0	0	55	59	1.00	0.667

BOTTOM

Kansas City Athletics @ Baltimore Orioles
 Memorial Stadium, Baltimore, MD

Sun Jun 12 1960, 3:33 AM EDT
 Unknown

AB	33
R	1
H	5
RBI	1
BB	1
SO	11
LOB	14

WP	PA	ERA	WHIP
0	34		

Batter	1	2	3	4	5	6	7	8	9	10	AB	R	H	RBI	BB	SO	LOB	TOP					
Bill Tuttle, R (1, 8) OBP: 0.332, SLG: 0.330	0-0 F2	0-3 K			0-0 6-3		0-0 F8			0-0 L8	5	0	0	0	0	1	3						
Russ Snyder, L (1, 9) OBP: 0.318, SLG: 0.429	0-3 K2-3		0-0 G3		0-0 1B		0-0 FC6-5			0-0 1B 3B	5	1	2	0	0	1	1						
Whitey Herzog, L (1, 7) OBP: 0.417, SLG: 0.464	0-0 F7		0-0 6-3		0-0 F8		0-3 K			0-0 2B 1B	5	1	1	1	0	1	2						
Norm Siebern, L (1, 3) OBP: 0.373, SLG: 0.488		0-0 1B 2B		0-3 K		0-0 F8			0-0 L8	0-0 2B	5	1	2	1	0	1	1						
Dick Williams, R (1, 5) OBP: 0.336, SLG: 0.378		0-0 2B 1B		0-0 1B 2B		0-0 1-3		0-3 K		0-0 F3	5	2	2	1	0	1	1						
Harry Chiti, R (1, 2) OBP: 0.310, SLG: 0.358		0-0 E6 2B FC4-2		0-0 F7		0-3 K		0-3 K		0-0 F5	5	0	0	0	0	2	3						
Bob Johnson, R (1, 4) OBP: 0.333, SLG: 0.192		0-0 FC4-2 1-3 2-H		0-0 S 1B		0-0 S 1B			0-0 E5 L4-6 SH2-4		4	0	3	2	0	0	0						
Ken Hamlin, R (1, 6) OBP: 0.304, SLG: 0.275		0-0 F2		0-0 5-3		0-0 F8			0-0 SH2-4		3	0	0	0	0	0	4						
Bob Trowbridge, R (1, 1) OBP: 0.071, SLG: 0.143		0-0 FC4-2		0-0 6-3			0-0 FC6-5 2B		0-0 L4-6		3	0	1	0	0	0	3						
Marty Kutyna, R (7, 1) OBP: 0.333, SLG: 0.333											0	0	0	0	0	0	0						
Leo Kiely, L (8, 1)											0	0	0	0	0	0	0						
Jerry Lumpe, L (9, PH) OBP: 0.330, SLG: 0.346											1	0	0	0	0	0	1						
Johnny Kucks, R (9, 1)											0	0	0	0	0	0	0						
Inning Stats	R: 0 E: 0 K: 1 S: 5	H: 0 LOB: 0 BB: 0 P: 5	R: 2 E: 1 K: 1 S: 9	H: 3 LOB: 2 BB: 0 P: 9	R: 0 E: 0 K: 1 S: 5	H: 0 LOB: 0 BB: 0 P: 5	R: 1 E: 0 K: 0 S: 5	H: 2 LOB: 1 BB: 0 P: 5	R: 0 E: 0 K: 0 S: 4	H: 1 LOB: 1 BB: 0 P: 4	R: 0 E: 0 K: 1 S: 6	H: 1 LOB: 1 BB: 0 P: 6	R: 0 E: 0 K: 2 S: 7	H: 0 LOB: 0 BB: 0 P: 7	R: 0 E: 1 K: 0 S: 3	H: 0 LOB: 0 BB: 0 P: 3	R: 2 E: 0 K: 0 S: 6	H: 3 LOB: 1 BB: 0 P: 6	1B: 5 2B: 6 3B: 1 HR: 0	SF: 0 SAC: 1 DP: 1 HBP: 0	WP: 0 PB: 0 SB: 4 CS: 0	PA: 42	
PITCHER Hoyt Wilhelm, R (1, 1) ERA: 5.0	IP 10.0	WLS L	BF 42	H 11	R 5	ER 4	SO 7	BB 0	IBB 0	HBP 0	BLK 0	WP 0	HR 0	S 56	P 56	ERA 3.60	WHIP 1.100						
PITCHER	IP	WLS	BF	H	R	ER	SO	BB	IBB	HBP	BLK	WP	HR	S	P	ERA	WHIP						

Kansas City Athletics @ Baltimore Orioles
Memorial Stadium, Baltimore, MD
 Sun Jun 12 1960, 3:38 AM EDT
 Att. 13,312 - Unknown

AB	41
R	5
H	11
RBI	5
BB	0
SO	7
LOB	19



Kansas City Athletics @ Baltimore Orioles
Memorial Stadium, Baltimore, MD
 Sun Jun 12 1960, 3:38 AM EDT
 Att: 13,312 - Unknown

livebaseballscorecards.com

AB	33
R	3
H	8
RBI	3
BB	8
SO	3
LOB	24



WP	1	PA	44
PB	0		
SB	0		
CS	1		

Batter	1	2	3	4	5	6	7	8	9	10	AB	R	H	RBI	BB	SO	LOB
Mary Breeding, R (1, 4) OBP: 0.349, SLG: 0.363	K		X 0-0 CS 1B			X 0-0 FC4 SF9 2B			X 4-0 SH1-4 BB		3	1	2	0	2	1	0
Gene Stephens, L (1, 8) OBP: 0.309, SLG: 0.311	G3-6 BB		X 0-0 CS 1-2	X 0-0 G3 1-3 1B		X 4-0 FC4 BB	X 0-0 F3		X 0-0 SH1-4		2	0	1	0	2	0	2
Gene Woodling, L (1, 7) OBP: 0.433, SLG: 0.401	X 0-0 G3-6		X 0-0 CS	X 0-0 1-3		X 0-0 FC4 WP	X 0-0 1-3		X 4-0 G4-6-3 BB		3	0	0	1	0	0	4
Albie Pearson, L (7, 7) OBP: 0.351, SLG: 0.295	1-2f			1-2		1-2f 2-3 3-H					1	0	0	0	1	0	2
Jim Gentile, L (1, 3) OBP: 0.453, SLG: 0.560		X 0-0 2B		X 0-0 G3		X 0-0 SF9		X 0-0 4-3	X 0-0 G4-6-3		4	0	1	1	0	0	3
Clint Courtney, L (1, 2) OBP: 0.317, SLG: 0.244		X 0-0 L8		X 0-0 5-3		X 4-0 BB		X 4-0 1B FC4-2 BB		X 0-0 F2		0	0	0	0	0	0
Gus Triandos, R (2, 2) OBP: 0.286, SLG: 0.204						1-2		BB			3	0	0	0	2	0	2
Ron Hansen, R (1, 6) OBP: 0.368, SLG: 0.476		X 0-0 F6		X 0-0 F4		X 0-0 F6		X 4-0 FC4-2 1B BB		X 0-0 6-3		4	0	0	0	1	0
Brooks Robinson, R (1, 5) OBP: 0.301, SLG: 0.367		X 0-0 F4		X 0-0 F3			X 0-0 2B 1B	X 0-0 FC4-2 1B		X 0-3 K		5	1	2	0	0	1
Al Pilarcik, L (1, 9) OBP: 0.302, SLG: 0.333			X 0-0 4-3		X 0-0 F9		X 0-0 4-3 1-H 2B	X 0-0 FC4-2				4	0	1	1	0	0
Hoyt Wilhelm, R (1, 1) OBP: 0.091, SLG: 0.048			X 0-3 K			X 0-0 2B FC4 1B	X 0-0 4-3	X 0-0 1-3				4	1	1	0	0	1

Inning Stats	R: 0	H: 0	E: 0	K: 1	S: 4	P: 8	R: 0	H: 1	E: 0	K: 0	S: 4	P: 4	R: 0	H: 1	E: 0	K: 1	S: 5	R: 0	H: 1	E: 0	K: 0	S: 4	P: 4	R: 0	H: 0	E: 0	K: 0	S: 3	P: 3	R: 2	H: 2	E: 0	K: 0	S: 5	R: 1	H: 2	E: 0	K: 0	S: 5	R: 0	H: 1	E: 0	K: 0	S: 4	R: 0	H: 0	E: 0	K: 0	S: 2	R: 0	H: 0	E: 0	K: 1	S: 5	R: 0	H: 0	E: 0	K: 1	S: 5	1B: 5	SF: 1	2B: 3	SAC: 1	3B: 0	DP: 2	HR: 0	HBP: 0	WP: 1	PA: 44
--------------	------	------	------	------	------	------	------	------	------	------	------	------	------	------	------	------	------	------	------	------	------	------	------	------	------	------	------	------	------	------	------	------	------	------	------	------	------	------	------	------	------	------	------	------	------	------	------	------	------	------	------	------	------	------	------	------	------	------	------	-------	-------	-------	--------	-------	-------	-------	--------	-------	--------

PITCHER	IP	WLS	BF	H	R	ER	SO	BB	IBB	HBP	BLK	WP	HR	S	P	ERA	WHIP
Bob Trowbridge, R (1, 1) ERA: 3.54	6.0		26	7	3	3	2	3	0	0	0	1	0	27	39	4.50	1.667
Marty Kutyna, R (7, 1) ERA: 2.08	1.1		8	1	0	0	0	3	0	0	0	0	0	5	17	0.00	3.000
Leo Kiely, L (8, 1) ERA: 1.76	0.2		2	0	0	0	0	0	0	0	0	0	0	2	2	0.00	0.000
Johnny Kucks, R (9, 1) ERA: 7.3	2.0	W	7	0	0	0	1	2	0	0	0	0	0	7	15	0.00	1.000

Batter	1	2	3	4	5	6	7	8	9	AB	R	H	RBI	BB	SO	LOB	TOP										
Tony Kubek, L (1, 6) OBP: 0.315, SLG: 0.438	0-0 HR	0-0 L4		0-0 1B	0-0 1-3		0-0 1-3			5	2	2	1	0	0	1											
Hector Lopez, R (1, 9) OBP: 0.394, SLG: 0.489	0-0 F9	4-0 PB BB		0-0 SH2-3		4-0 1B SF8 BB	0-0 1-3			2	1	0	0	2	0	1											
Yogi Berra, L (1, 2) OBP: 0.396, SLG: 0.496	0-0 1B WP BB 1B	0-0 F8		4-0 1B BB		0-0 F7		0-0 G3		4	2	1	0	1	0	2											
Roger Maris, L (1, 8) OBP: 0.405, SLG: 0.739	4-0 BB 1B 1-2 BB	0-3 K		4-0 1B BB		0-0 BB 1B	0-0 F8			3	1	1	1	2	1	1											
Bill Skowron, R (1, 3) OBP: 0.320, SLG: 0.500 Kent Hadley, L (8, 3) OBP: 0.125, SLG: 0.313	0-0 F8		0-0 HR	0-0 1B		0-0 SF8		0-0 6-3		4	1	2	4	0	0	2											
Bob Cerv, R (1, 7) OBP: 0.327, SLG: 0.453	0-0 1B BB 1-2 2-3 1B		0-0 4-3	0-0 F4		4-0 BB		0-0 5-3		4	0	1	0	1	0	2											
Bobby Richardson, R (1, 4) OBP: 0.267, SLG: 0.265	4-0 1B BB		0-3 K2-3	0-0 F8		0-0 1-3		0-0 F8		4	0	0	1	1	1	4											
Clete Boyer, R (1, 5) OBP: 0.295, SLG: 0.316	0-0 1B		0-0 F7		0-0 4-3		4-0 SH3-4 BB		0-0 F4	4	0	1	1	1	0	0											
Bob Turley, R (1, 1) OBP: 0.235, SLG: 0.294	0-3 K		0-0 SH2-3 1B BB 1B		0-3 K		0-0 SH3-4			3	1	1	0	0	2	3											
Inning Stats	R: 3 E: 0 K: 1 S: 9	H: 4 LOB: 3 BB: 2 P: 17	R: 0 E: 0 K: 1 S: 5	H: 0 LOB: 1 BB: 1 P: 9	R: 1 E: 0 K: 1 S: 6	H: 1 LOB: 0 BB: 0 P: 6	R: 3 E: 0 K: 0 S: 6	H: 3 LOB: 2 BB: 2 P: 14	R: 0 E: 0 K: 1 S: 5	H: 0 LOB: 0 BB: 0 P: 5	R: 1 E: 0 K: 0 S: 4	H: 1 LOB: 2 BB: 2 P: 12	R: 0 E: 0 K: 0 S: 3	H: 0 LOB: 1 BB: 1 P: 7	R: 0 E: 0 K: 0 S: 3	H: 0 LOB: 0 BB: 0 P: 3	R: 0 E: 0 K: 0 S: 3	H: 0 LOB: 0 BB: 0 P: 3	1B: 7 2B: 0 3B: 0 HR: 2	SF: 1 SAC: 2 DP: 0 HBP: 0	WP: 1 PB: 1 SB: 0 CS: 0	PA: 44					
PITCHER	IP	WLS	BF	H	R	ER	SO	BB	IBB	HBP	BLK	WP	HR	S	P	ERA	WHIP										
Ken Johnson, R (1, 1) ERA: 3.24	3.0	L	17	5	4	4	3	3	0	0	0	1	2	20	32	12.00	2.667										
Bob Giggie, R (4, 1) ERA: 4.87	3.0		17	4	4	4	1	4	0	0	0	0	0	15	31	12.00	2.667										
Leo Kiely, L (7, 1) ERA: 1.56	2.0		7	0	0	0	0	1	0	0	0	0	0	6	10	0.00	0.500										
Marty Kutyna, R (9, 1) ERA: 2.0	1.0		3	0	0	0	0	0	0	0	0	0	0	3	3	0.00	0.000										

New York Yankees @ Kansas City Athletics
Municipal Stadium, Kansas City, MO
Mon Jun 13 1960, 8:05 PM EDT
Att. 11,119 - Unknown

AB	33
R	8
H	9
RBI	8
BB	8
SO	4
LOB	16



WP	1	PA	44
----	---	----	----

ERA	WHIP
-----	------

Batter	1	2	3	4	5	6	7	8	9	AB	R	H	RBI	BB	SO	LOB
Bill Tuttle, R (1, 8) OBP: 0.330, SLG: 0.328	0-3 K			0-0 5-3			0-0 5-3	0-0 1B		4	0	1	2	0	1	0
Russ Snyder, L (1, 9) OBP: 0.303, SLG: 0.407	0-0 4-3			0-0 1-3			0-3 K2-3	0-0 F6		4	0	0	0	0	1	2
Andy Carey, R (1, 5) OBP: 0.307, SLG: 0.413	0-0 5-3			0-0 F8			0-3 K	0-3 K		4	0	0	0	0	2	2
Norm Siebern, L (1, 3) OBP: 0.370, SLG: 0.489		0-0 F7			0-0 F5			0-0 1B 2B	0-0 G3	4	1	1	0	0	0	0
Whitey Herzog, L (1, 7) OBP: 0.412, SLG: 0.456		0-0 F7			0-0 G6-4-3 1B			0-0 F8	0-0 F6	4	0	1	0	0	0	1
Harry Chiti, R (1, 2) OBP: 0.308, SLG: 0.355		0-0 6-3			0-0 G6-4-3 1-2f			0-0 1B 1B BB 1B	0-0 6-3	4	1	1	1	0	0	1
Bob Johnson, R (1, 4) OBP: 0.361, SLG: 0.214					0-0 L7		4-0 BB BB	0-0 BB 1B 1B		2	1	1	0	1	0	0
Ken Hamlin, R (1, 6) OBP: 0.304, SLG: 0.276					0-0 6-3		0-0 G5-4-3 BB	0-0 BB 1B		3	1	1	0	0	0	1
Ken Johnson, R (1, 1) OBP: 0.274, SLG: 0.214					0-3 K		0-3 K	4-0 BB BB 1B BB		0	0	0	0	0	0	0
Pete Daley, R (3, PH) OBP: 0.260, SLG: 0.360										1	0	0	0	0	1	0
Bob Giggie, R (4, 1) OBP: 0.325, SLG: 0.493										0	0	0	0	0	0	0
Marv Throneberry, L (6, PH) OBP: 0.325, SLG: 0.493										1	0	0	0	0	1	0
Leo Kiely, L (7, 1) OBP: 0.310, SLG: 0.520										0	0	0	0	0	0	0
Danny Kravitz, L (8, PH) OBP: 0.310, SLG: 0.520										0	0	0	1	1	0	0
Marty Kutyna, R (9, 1) OBP: 0.533, SLG: 0.333								1-2 2-3 3-H		0	0	0	0	0	0	0

Inning Stats	R: 0	H: 0	E: 0	LOB: 0	K: 1	BB: 0	S: 5	P: 5
R: 0	H: 0	E: 0	LOB: 0	K: 0	BB: 0	S: 3	P: 3	
R: 0	H: 0	E: 0	LOB: 0	K: 1	BB: 0	S: 5	P: 5	
R: 0	H: 0	E: 0	LOB: 0	K: 0	BB: 0	S: 3	P: 3	
R: 0	H: 1	E: 0	LOB: 0	K: 0	BB: 0	S: 3	P: 3	
R: 0	H: 0	E: 0	LOB: 0	K: 1	BB: 1	S: 4	P: 8	
R: 0	H: 0	E: 0	LOB: 0	K: 2	BB: 0	S: 7	P: 7	
R: 4	H: 5	E: 0	LOB: 2	K: 1	BB: 1	S: 10	P: 14	
R: 0	H: 0	E: 0	LOB: 0	K: 0	BB: 0	S: 3	P: 3	
1B: 5	SF: 0	2B: 1	SAC: 0	3B: 0	DP: 2	HR: 0	HBP: 0	

PITCHER	IP	WLS	BF	H	R	ER	SO	BB	IBB	HBP	BLK	WP	HR	S	P	ERA	WHIP
Bob Turley, R (1, 1) ERA: 2.57	9.0	W	33	6	4	4	6	2	0	0	0	0	0	43	51	4.00	0.889

BOTTOM

New York Yankees @ Kansas City Athletics
Municipal Stadium, Kansas City, MO

Mon Jun 13 1960, 8:05 PM EDT
Att. 11,119 - Unknown

AB	31
R	4
H	6
RBI	4
BB	2
SO	6
LOB	7



WP: 0	PA: 33
PB: 0	
SB: 0	
CS: 0	

PITCHER	IP	WLS	BF	H	R	ER	SO	BB	IBB	HBP	BLK	WP	HR	S	P	ERA	WHIP
---------	----	-----	----	---	---	----	----	----	-----	-----	-----	----	----	---	---	-----	------

Batter	1	2	3	4	5	6	7	8	9	AB R H RBI BB SO LOB	TOP											
Tony Kubek, L (1, 6) OBP: 0.314, SLG: 0.435	0-0 F7		0-0 SH 1B		0-0 F8		0-0 1B SF8 1B	0-0 G3		4 1 1 0 0 0 3	New York Yankees @ Kansas City Athletics Municipal Stadium, Kansas City, MO Tue Jun 14 1960, 8:05 PM EDT Att: 15,142 - Unknown livebaseballscorecards.com											
Hector Lopez, R (1, 9) OBP: 0.394, SLG: 0.485	0-0 L8		0-0 L8		0-0 FC5-4 1B		0-0 1-3 2B 1B	0-3 K	5 1 2 0 0 1 2													
Bill Skowron, R (1, 3) OBP: 0.322, SLG: 0.505	0-0 1B		0-0 F4		0-0 FC5-4 HR		0-0 SF8	0-0 2B	4 1 2 1 0 0 4													
Roger Maris, L (1, 8) OBP: 0.410, SLG: 0.759	0-0 F9		0-0 1B		0-0 HR		0-0 3-H 2B	0-0 F2	5 1 3 5 0 0 2													
Elston Howard, R (1, 2) OBP: 0.300, SLG: 0.467		0-0 5-3		0-0 F9		0-0 F7		0-0 6-3	5 0 0 0 0 0 2													
Bob Cerv, R (1, 7) OBP: 0.327, SLG: 0.447		0-3 K		4-0 FC4-6 BB		0-0 F9		4-0 SH3-4 BB	2 0 0 0 1 1 0													
Yogi Berra, L (6, 7) OBP: 0.400, SLG: 0.496									0 0 0 0 1 0 0													
Bobby Richardson, R (1, 4) OBP: 0.272, SLG: 0.267		0-0 1B		0-0 FC4-6 E S 1-2		0-0 L7		4-0 SH3-4 BB	3 0 1 0 1 0 1													
Clete Boyer, R (1, 5) OBP: 0.271, SLG: 0.286		0-0 L7		0-3 K		0-0 F6		0-0 F9	4 0 0 0 0 1 4													
Jim Coates, R (1, 1) OBP: 0.385, SLG: 0.391			0-0 1B 2B		0-0 FC5-4 HR 1B		0-0 6-3	0-0 SH3-4	3 2 2 0 0 0 0													
Inning Stats	R: 0 E: 0 K: 0 S: 4	H: 1 LOB: 1 BB: 0 P: 4	R: 0 E: 0 K: 1 S: 6	H: 1 LOB: 1 BB: 0 P: 6	R: 1 E: 0 K: 0 S: 5	H: 2 LOB: 2 BB: 0 P: 5	R: 0 E: 0 K: 1 S: 5	H: 0 LOB: 1 BB: 1 P: 9	R: 3 E: 0 K: 0 S: 6	H: 3 LOB: 0 BB: 0 P: 6	R: 0 E: 0 K: 0 S: 3	H: 0 LOB: 0 BB: 0 P: 3	R: 2 E: 0 K: 0 S: 6	H: 3 LOB: 1 BB: 0 P: 6	R: 0 E: 0 K: 0 S: 3	H: 0 LOB: 2 BB: 2 P: 11	R: 0 E: 0 K: 1 S: 6	H: 1 LOB: 1 BB: 0 P: 6	1B: 7 2B: 3 3B: 0 HR: 1	SF: 1 SAC: 2 DP: 0 HBP: 0	WP: 0 PB: 0 SB: 1 CS: 0	PA: 41
PITCHER	IP WLS BF H R ER SO BB IBB HBP BLK WP HR S P ERA WHIP																					
Johnny Kucks, R (1, 1) ERA: 7.39	7.0 L 33 10 6 6 2 2 0 0 0 0 0 1 35 43 7.71 1.714																					
Marty Kutyna, R (8, 1) ERA: 1.93	1.0 4 0 0 0 0 1 0 0 0 0 0 0 3 7 0.00 1.000																					
Leo Kiely, L (9, 1) ERA: 1.47	1.0 4 1 0 0 0 1 0 0 0 0 0 0 6 6 0.00 1.000																					

New York Yankees @ Kansas City Athletics
Municipal Stadium, Kansas City, MO
Tue Jun 14 1960, 8:05 PM EDT
Att: 15,142 - Unknown

AB	35
R	6
H	11
RBI	6
BB	3
SO	3
LOB	18




Batter	1	2	3	4	5	6	7	8	9	AB	R	H	RBI	BB	SO	LOB
Bill Tuttle, R OBP: 0.325, SLG: 0.322 (1, 8) x	0-0 4-3			x 0-0 5-3		x 0-0 6-3		x 0-0 L8		4	0	0	0	0	0	1
Russ Snyder, L OBP: 0.301, SLG: 0.412 (1, 9) x	0-0 1-3			x 0-0 F7		x 0-0 3B 2B		x 0-0 F8		4	1	1	0	0	0	1
Whitey Herzog, L OBP: 0.414, SLG: 0.470 (1, 7) x	0-0 F7			B B B B 4-0 BB		x 0-0 2-H 3B		x 0-0 F7		3	0	1	1	1	0	0
Norm Siebern, L OBP: 0.368, SLG: 0.483 (1, 3)		0-3 K		x 0-0 6-3		S S S 0-3 K		x 0-0 1B		4	0	1	0	0	2	2
Danny Kravitz, L OBP: 0.273, SLG: 0.448 (1, 2)		x 0-0 F7			x 0-0 G3		x 0-0 3-1		x 0-0 F9		4	0	0	0	0	1
Dick Williams, R OBP: 0.333, SLG: 0.396 (1, 5)		0-3 K			x 0-0 HR		x 0-0 F5		x 0-0 L4		4	1	1	1	0	1
Bob Johnson, R OBP: 0.359, SLG: 0.226 (1, 4)			0-3 K		x 0-0 G5-4-3 1B		0-3 K				3	0	1	0	0	2
Ken Hamlin, R OBP: 0.299, SLG: 0.271 (1, 6)			x 0-0 5-3		x 0-0 G5-4-3 1-2f		x 0-0 5-3				3	0	0	0	0	1
Johnny Kucks, R (1, 1)			0-3 K			S S S 0-3 K		x 0-0 2B			2	0	0	0	0	2
Marty Kutyna, R (8, 1)											0	0	0	0	0	0
Hank Bauer, R (8, PH)											1	0	1	0	0	0
Leo Kiely, L (9, 1)											0	0	0	0	0	0

BOTTOM

New York Yankees @ Kansas City Athletics
Municipal Stadium, Kansas City, MO

Tue Jun 14 1960, 8:05 PM EDT
Att. 15,142 - Unknown

AB	32
R	2
H	6
RBI	2
BB	1
SO	7
LOB	7



Inning Stats	R: 0	H: 0	E: 0	LOB: 0	K: 0	BB: 0	S: 3	P: 3	R: 0	H: 0	E: 0	LOB: 0	K: 2	BB: 0	S: 7	P: 7	R: 0	H: 0	E: 0	LOB: 0	K: 2	BB: 0	S: 7	P: 7	R: 0	H: 0	E: 0	LOB: 1	K: 0	BB: 1	S: 3	P: 7	R: 1	H: 2	E: 0	LOB: 0	K: 0	BB: 0	S: 4	P: 4	R: 1	H: 2	E: 0	LOB: 1	K: 2	BB: 0	S: 9	P: 9	R: 0	H: 0	E: 0	LOB: 0	K: 1	BB: 0	S: 5	P: 5	R: 0	H: 1	E: 0	LOB: 1	K: 0	BB: 0	S: 4	P: 4	R: 0	H: 1	E: 0	LOB: 1	K: 0	BB: 0	S: 4	P: 4	R: 0	H: 1	E: 0	LOB: 1	K: 0	BB: 0	S: 4	P: 4
PITCHER Jim Coates, R (1, 1) ERA: 3.63	IP	WLS	BF	H	R	ER	SO	BB	IBB	HBP	BLK	WP	HR	S	P	ERA	WHIP																	PITCHER	IP	WLS	BF	H	R	ER	SO	BB	IBB	HBP	BLK	WP	HR	S	P	ERA	WHIP																													

1B: 2	SF: 0	WP: 0	PA: 33
2B: 2	SAC: 0	PB: 0	
3B: 1	DP: 1	SB: 0	
HR: 1	HBP: 0	CS: 0	

Batter	1	2	3	4	5	6	7	8	9	10	11	12	AB	R	H	RBI	BB	SO	LOB	TOP					
Tony Kubek, L (1, 6) OBP: 0.319, SLG: 0.434	0-0 HR 1B		0-0 F9		4-0 BB			0-0 3-4-1	0-0 6-3			0-0 FC 1B	5	2	2	0	1	0	0						
Hector Lopez, R (1, 9) OBP: 0.391, SLG: 0.471	0-0 F9		0-0 2B 8-3-5 1B		0-0 1-3			4-0 1B BB		0-0 F5		0-0 F7	5	1	1	0	1	0	5						
Yogi Berra, L (1, 7) OBP: 0.397, SLG: 0.520	0-0 HR		0-0 2B		0-0 L9			0-0 F5		0-0 F5		0-0 FC 1B	6	1	2	3	0	0	4						
Roger Maris, L (1, 8) OBP: 0.423, SLG: 0.766	0-0 FC5 2B		4-0 IBB		0-0 G6-4-3 1B			0-0 1B 1B		0-0 3-1		0-0 G6-4-3 1B	5	0	4	2	1	0	0						
Bill Skowron, R (1, 3) OBP: 0.318, SLG: 0.495	0-0 F4		0-0 8-3-5		0-0 G6-4-3			0-0 1B		0-0 F9		0-0 G6-4-3	6	0	1	1	0	0	7						
Elston Howard, R (1, 2) OBP: 0.290, SLG: 0.451	0-0 FC5		0-0 F8		0-0 F9			0-0 K		0-0 6-3		0-0 E3	5	0	0	0	0	1	3						
Bobby Richardson, R (1, 4) OBP: 0.270, SLG: 0.265		0-0 G1-4-3 1B		0-0 1-3				0-0 F6		0-0 L7		0-0 CS	5	0	1	0	0	0	0						
Clete Boyer, R (1, 5) OBP: 0.269, SLG: 0.348		0-0 G1-4-3		0-0 5-3				0-3 K		0-0 HR		0-0 CS	4	1	1	1	0	1	1						
Kent Hadley, L (12, PH) OBP: 0.176, SLG: 0.313		1-2f						0-3 K				4-0 1B BB FC BB	0	0	0	0	1	0	0						
Gil McDougald, R (12, PR) OBP: 0.297, SLG: 0.380								0-3 K				0-0 FC 1B BB	0	1	0	0	0	0	0						
Ralph Terry, R (1, 1) Bobby Shantz, R (9, 1) Johnny James, L (9, 1) Mickey Mantle, S (12, PH) Ryne Duren, R (12, 1) Duke Maas, R (12, 1)		0-0 F4		0-0 F2				0-0 F8				4-0 FC 1B BB	4	0	0	0	0	1	0						
Inning Stats	R: 2 E: 0 K: 0 S: 6	H: 3 LOB: 1 BB: 0 P: 6	R: 0 E: 0 K: 0 S: 3	H: 1 LOB: 0 BB: 0 P: 3	R: 0 E: 0 K: 0 S: 4	H: 2 LOB: 2 BB: 1 P: 8	R: 0 E: 0 K: 0 S: 3	H: 0 LOB: 0 BB: 0 P: 3	R: 0 E: 0 K: 0 S: 3	H: 1 LOB: 0 BB: 0 P: 3	R: 0 E: 0 K: 2 S: 7	H: 0 LOB: 0 BB: 0 P: 7	R: 1 E: 0 K: 0 S: 4	H: 1 LOB: 0 BB: 0 P: 4	R: 0 E: 0 K: 0 S: 3	H: 0 LOB: 0 BB: 0 P: 3	R: 0 E: 1 K: 0 S: 3	H: 0 LOB: 0 BB: 0 P: 3	R: 3 E: 0 K: 0 S: 5	H: 2 LOB: 2 BB: 2 P: 13	1B: 8 2B: 3 3B: 0 HR: 2	SF: 0 SAC: 0 DP: 4 HBP: 0	WP: 0 PB: 0 SB: 0 CS: 1	PA: 51	
PITCHER	IP	WLS	BF	H	R	ER	SO	BB	IBB	HBP	BLK	WP	HR	S	P	ERA	WHIP								
Dick Hall, R (1, 1) ERA: 2.33	3.0		14	6	2	2	0	0	0	0	0	0	1	13	17	6.00	2.000								
Bob Trowbridge, R (4, 1) ERA: 3.35	5.0		19	3	1	1	3	2	0	0	0	0	0	23	31	1.80	1.000								
Marty Kutyna, R (9, 1) ERA: 2.17	1.0		4	1	1	1	0	0	0	0	0	0	1	4	4	9.00	1.000								
Ken Johnson, R (10, 1) ERA: 3.61	2.1		10	1	3	3	0	2	0	0	0	0	0	8	16	11.57	1.286								
Leo Kiely, L (12, 1) ERA: 1.42	0.2		3	1	0	0	0	0	0	0	0	0	0	3	3	0.00	1.500								

New York Yankees @ Kansas City Athletics
Municipal Stadium, Kansas City, MO
Wed Jun 15 1960, 8:05 PM EDT
Att. 14,418 - Unknown

AB	45
R	7
H	12
RBI	7
BB	5
SO	3
LOB	20



1B	8
2B	3
3B	0
HR	2

Batter	1	2	3	4	5	6	7	8	9	10	11	12	AB	R	H	RBI	BB	SO	LOB
Bill Tuttle, R OBP: 0.321, SLG: 0.317 (1, 8) X	0-0 5-3			0-0 F3		0-0 5-3			0-0 BB SF7 E 1B	0-0 1-3		0-0 F9	6	1	1	0	0	0	0
Jerry Lumpe, L OBP: 0.330, SLG: 0.360 (1, 4) X	0-0 L6			0-0 HR		0-0 F7			0-0 L8	0-0 E3 FC4-6		0-0 E7 3B 1B	6	2	2	1	0	0	1
Russ Snyder, L OBP: 0.293, SLG: 0.418 (1, 9) X	0-0 G3			0-0 1-3		0-0 K			0-0 FC4 BB BB 1-2 BB	0-0 FC4-6 1-2f CS		0-0 2-H 3B	6	1	1	1	0	1	2
Whitey Herzog, L OBP: 0.418, SLG: 0.463 (1, 7) X		0-0 1-3		0-0 F7		0-0 G3-6-3 1B			4-0 BB BB 1-2 2-3 BB	0-0 CS 1-2	0-0 4-3	4-0 IBB BB	4	1	1	0	2	0	0
Norm Siebern, L OBP: 0.367, SLG: 0.478 (1, 3) X		0-0 G6-4-3 1B			0-0 3-1			0-0 G3-6-3 1-2f	0-0 SF7		0-0 F8	4-0 IBB	4	0	1	1	1	0	1
Dick Williams, R OBP: 0.333, SLG: 0.385 (1, 5) X		0-0 G6-4-3 1-2f			4-0 FC6-4 BB			0-0 F8	4-0 BB BB 1-2 2-3 BB		0-3 K	0-0 F8	4	0	0	0	2	1	4
Harry Chiti, R OBP: 0.305, SLG: 0.346 (1, 2) X			0-3 K		0-0 F5			0-0 F8	4-0 BB BB 1-2 2-3 3-H BB		0-3 K	0-3 K	4	0	0	1	1	2	1
Bob Johnson, R OBP: 0.357, SLG: 0.235 (1, 6) X			0-0 F9		0-0 FC6-4 1-2f			0-0 1B	4-0 BB BB 1-2 2-3 3-H BB			4-0 HR BB	3	0	1	0	0	0	1
Danny Kravitz, L OBP: 0.294, SLG: 0.448 (9, PH)													0	0	0	1	1	0	0
Ken Hamlin, R OBP: 0.303, SLG: 0.271 (10, 6)													0	1	0	0	1	0	0
Dick Hall, R Merv Throntzberry, L Bob Throntzberry, R Frank Kautz, R Marty Kuffel, R Andy Carney, R Ken Anderson, R Luce Kelly, L Pete Dalley, R			0-0 F4		0-3 K			0-0 1-3	0-3 K			0-0 1-H HR	0	0	0	0	0	0	0

Inning Stats	R: 0	H: 0	E: 0	K: 3	S: 3	R: 0	H: 1	E: 0	K: 3	S: 3	R: 0	H: 0	E: 0	K: 1	S: 5	R: 0	H: 1	E: 0	K: 1	S: 5	R: 0	H: 0	E: 0	K: 4	S: 5	R: 0	H: 1	E: 0	K: 0	S: 4	R: 3	H: 1	E: 1	K: 1	S: 7	R: 0	H: 0	E: 1	K: 0	S: 3	R: 0	H: 0	E: 0	K: 1	S: 5	R: 3	H: 3	E: 1	K: 1	S: 8	1B: 5	2B: 0	3B: 1	HR: 2	SF: 1	SAC: 0	DP: 2	HBP: 0	WP: 0	PB: 0	SB: 0	CS: 1	PA: 52
--------------	------	------	------	------	------	------	------	------	------	------	------	------	------	------	------	------	------	------	------	------	------	------	------	------	------	------	------	------	------	------	------	------	------	------	------	------	------	------	------	------	------	------	------	------	------	------	------	------	------	------	-------	-------	-------	-------	-------	--------	-------	--------	-------	-------	-------	-------	--------

PITCHER	IP	WLS	BF	H	R	ER	SO	BB	IBB	HBP	BLK	WP	HR	S	P	ERA	WHIP
Ralph Terry, R ERA: 3.15 (1, 1)	8.1		31	5	4	1	3	2	0	0	0	0	1	35	43	1.08	0.840
Bobby Shantz, L ERA: 3.13 (9, 1)	0.1		3	0	0	0	0	2	0	0	0	0	0	1	9	0.00	6.000
Johnny James, R ERA: 2.92 (9, 1)	2.1		8	0	0	0	2	1	0	0	0	0	0	11	15	0.00	0.429
Ryne Duren, R ERA: 6.23 (12, 1)	0.1		3	1	2	2	1	1	0	0	0	0	1	4	8	54.00	6.000
Duke Maas, R ERA: 4.87 (12, 1)	0.2		6	2	1	1	0	1	1	0	0	0	0	4	12	13.50	4.500

BOTTOM

New York Yankees @ Kansas City Athletics
Municipal Stadium, Kansas City, MO

Wed Jun 15 1960, 8:05 PM EDT
Att: 14,418 - Unknown

livebaseballscorecards.com

AB	42
R	7
H	8
RBI	7
BB	8
SO	6
LOB	14



Batter	1	2	3	4	5	6	7	8	9	AB R H RBI BB SO LOB	TOP	
Bobby Richardson, R OBP: 0.265, SLG: 0.259 (1, 4) X	0-0 F9	0-0 F3			X 0-0 1-3		X 0-0 6-3			4 0 0 0 0 0 5		
Hector Lopez, R OBP: 0.378, SLG: 0.453 (1, 7) S S S	0-3 K		X 0-0 6-3		X 0-0 F9			X 0-0 F8		4 0 0 0 0 1 0		
Mickey Mantle, S OBP: 0.422, SLG: 0.546 (1, 8) X	0-0 F5		S S S 0-3 K2-3		X 0-0 F8			X 0-0 6-3		4 0 0 0 0 1 0		
Roger Maris, L OBP: 0.415, SLG: 0.749 (1, 9)		X 0-0 F7	0-0 1-4-3		S S S 0-3 K			X 0-0 F9		4 0 0 0 0 1 0		
Bill Skowron, R OBP: 0.316, SLG: 0.488 (1, 3) B B B B		4-0 PB BB 1B BB		X 0-0 B3		S S S 0-3 K		X 0-0 6-3		3 1 0 0 1 1 0		
Elston Howard, R OBP: 0.302, SLG: 0.459 (1, 2) X		0-0 BB PB 1B		X 0-0 F2			X 0-0 SH1-3 E 1B		X 0-0 WP 1B	4 0 3 0 0 0 0		
Clete Boyer, R OBP: 0.273, SLG: 0.367 (1, 5) X		0-0 F2		X 0-0			X 0-0 F9		B B B B 4-0	3 0 1 0 0 0 3		
Bob Cery, R OBP: 0.331, SLG: 0.447 (9, PH)		1-2 2-3							1-2	0 0 0 0 1 0 0		
Tony Kubek, L OBP: 0.317, SLG: 0.428 (1, 6) B B B B		4-0 BB BB		X 0-0 6-3			X 0-0 E1 SH1-3		X 0-0 G1-6-3 BB	3 0 0 0 1 0 4		
Whitey Ford, L OBP: 0.300, SLG: 0.067 (1, 1) B B B B		4-0 BB BB			X 0-0 1-3		X 0-0 SH1-3		1-2 2-3 3-H	1 0 0 1 1 0 0		
Johnny James, L (7, 1)										0 0 0 0 0 0 0		
Inning Stats	R: 0 H: 0 E: 0 LOB: 0 K: 1 BB: 0 S: 5 P: 5	R: 1 H: 1 E: 0 LOB: 3 K: 0 BB: 3 S: 4 P: 16	R: 0 H: 0 E: 0 LOB: 0 K: 1 BB: 0 S: 5 P: 5	R: 0 H: 1 E: 0 LOB: 1 K: 0 BB: 0 S: 4 P: 4	R: 0 H: 0 E: 0 LOB: 0 K: 0 BB: 0 S: 3 P: 3	R: 0 H: 0 E: 0 LOB: 0 K: 2 BB: 0 S: 7 P: 7	R: 0 H: 1 E: 1 LOB: 2 K: 0 BB: 0 S: 5 P: 5	R: 0 H: 0 E: 0 LOB: 0 K: 0 BB: 0 S: 3 P: 3	R: 0 H: 1 E: 0 LOB: 1 K: 0 BB: 1 S: 3 P: 7	1B: 3 SF: 0 2B: 1 SAC: 1 3B: 0 DP: 1 HR: 0 HBP: 0	WP: 1 PA: 35 PB: 1 SB: 0 CS: 0	
PITCHER Bud Daley, L ERA: 2.52 (1, 1)	IP WLS BF H R ER SO BB IBB HBP BLK WP HR S P ERA WHIP	9.0 W 35 4 1 1 4 4 0 0 0 1 0 39 55 1.00 0.889										

New York Yankees @ Kansas City Athletics
Municipal Stadium, Kansas City, MO
 Thu Jun 16 1960, 8:05 PM EDT
 Att. 12,679 - Unknown

AB	30
R	1
H	4
RBI	1
BB	4
SO	4
LOB	12



Batter	1	2	3	4	5	6	7	8	9	AB	R	H	RBI	BB	SO	LOB
Bill Tuttle, R OBP: 0.322, SLG: 0.316 (1, 8)	0-0 L9 ①	0-0 4-3 ③			0-0 FC5-4 1B		4-0 FC3-6 1B HR IBB	0-0 5-3 ③		4	1	1	0	1	0	0
Bob Johnson, R OBP: 0.370, SLG: 0.289 (1, 4)	0-0 1B 2B		0-0 5-3 ①		0-0 FC5-4 FC6-4 1-2f		0-0 FC3-6 1B			4	1	2	2	0	0	1
Hank Bauer, R OBP: 0.304, SLG: 0.340 Russ Snyder, L OBP: 0.290, SLG: 0.413 (7, PH) (8, 9)	0-0 FC1-4 1B 2-3		0-0 F9 ②		0-0 FC6-4 1-2f		0-0 FC3-6 HR 1-2f 2-3			3	1	1	0	0	0	1
Dick Williams, R OBP: 0.337, SLG: 0.408 (1, 5)	0-0 FC1-4 1B 1-2 3-H		0-0 F9 ③			0-0 L9 ①	0-0 HR 1-H 3-H			4	1	2	4	0	0	0
Harry Chiti, R OBP: 0.298, SLG: 0.337 (1, 2)	0-0 FC1-4 1B 1-2f 2-3			0-0 1-3 ①		0-3 K ②	0-0 F5 ③			4	0	0	0	0	1	2
Norm Siebern, L OBP: 0.374, SLG: 0.478 Mary Throneberry, L OBP: 0.321, SLG: 0.486 (1, 3) (9, 3)	0-0 1-3 3-H 1B			4-0 4-3 BB		0-0 F4 ③		4-0 HR BB		2	1	1	1	2	0	0
Whitey Herzog, L OBP: 0.420, SLG: 0.484 (1, 7)	0-3 K			0-0 4-3 1-2			4-0 SH5-3 1B SH BB	0-0 HR 1-H		3	2	1	2	1	1	3
Ken Hamlin, R OBP: 0.299, SLG: 0.267 (1, 6)		0-0 F6 ①		0-0 5-3 ③			0-0 SH 1B SH5-3 1-2	0-0 6-3 ①		3	1	0	0	0	0	1
Bud Daley, L OBP: 0.250, SLG: 0.133 (1, 1)		0-0 4-3 ②			0-0 L1 ①		0-0 SH5-3 1-2 2-3	0-0 F6 ②		3	0	0	0	0	0	0

Inning Stats	R: 2	H: 4	E: 0	LOB: 2	K: 1	S: 9	P: 9	R: 0	H: 0	E: 0	LOB: 0	K: 0	S: 3	R: 0	H: 0	E: 0	LOB: 0	K: 0	S: 3	R: 0	H: 0	E: 0	LOB: 1	K: 0	S: 3	R: 0	H: 1	E: 0	LOB: 1	K: 0	S: 4	R: 0	H: 0	E: 0	LOB: 0	K: 1	S: 5	R: 5	H: 2	E: 0	LOB: 0	K: 0	S: 6	R: 2	H: 1	E: 0	LOB: 0	K: 0	S: 4	1B: 5	SF: 0	2B: 1	SAC: 2	3B: 0	DP: 0	HR: 2	HBP: 0	WP: 0	PA: 37
--------------	------	------	------	--------	------	------	------	------	------	------	--------	------	------	------	------	------	--------	------	------	------	------	------	--------	------	------	------	------	------	--------	------	------	------	------	------	--------	------	------	------	------	------	--------	------	------	------	------	------	--------	------	------	-------	-------	-------	--------	-------	-------	-------	--------	-------	--------

PITCHER	IP	WLS	BF	H	R	ER	SO	BB	IBB	HBP	BLK	WP	HR	S	P	ERA	WHIP
Whitey Ford, L ERA: 3.16 (1, 1)	6.1	L	29	6	6	6	2	2	1	0	0	0	0	30	42	8.53	1.263
Johnny James, R ERA: 3.76 (7, 1)	1.2		8	2	3	3	0	1	0	0	0	0	2	7	11	16.20	1.800

BOTTOM

New York Yankees @ Kansas City Athletics
Municipal Stadium, Kansas City, MO

Thu Jun 16 1960, 8:05 PM EDT
Att. 12,679 - Unknown

AB	31
R	9
H	8
RBI	9
BB	4
SO	2
LOB	10



Batter	1	2	3	4	5	6	7	8	9	AB R H RBI BB SO LOB	TOP
Reno Bertoia, R OBP: 0.295, SLG: 0.239 (1, 5) X	0-0 5-3			X 0-0 E5 2B	X 0-0 FC1 G6-4-3 1-2		X 0-0 FC1-4 1-2f			4 1 0 0 0 0 2	
Billy Gardner, R OBP: 0.368, SLG: 0.417 (1, 4) X	0-0 G5-4-3 1B			X 0-0 BB FC2 2B 2-H	X 0-0 G6-4-3 1-2f 2-3		0-3 K			4 0 2 1 0 1 3	
Bob Allison, R OBP: 0.424, SLG: 0.553 (1, 9) X	0-0 G5-4-3 1-2f			BB BB BB BB 4-0 FC2 1B BB	X 0-0 5-3			X 0-0 F2		3 1 0 0 1 0 2	
Jim Lemon, R OBP: 0.354, SLG: 0.554 Pete Whisenant, R OBP: 0.432, SLG: 0.296 (1, 7) (8, 7)		0-3 K		BB BB BB BB 4-0 1B FC2 BB 1-2 2-3		X 0-0 4-3 PB 1B		SS SS 0-3 K		3 0 1 0 1 2 0 0 0 0 0 0 0 0	
Julio Becquer, L OBP: 0.250, SLG: 0.365 (1, 3) X		0-0 3-1		X 0-0 FC2 1B 1-2 2-3 3-H	X 0-0 FC2 1B	SS SS 0-3 K		X 0-0 F7		4 0 0 0 0 1 4	
Dan Dobbek, L OBP: 0.306, SLG: 0.340 (1, 8) X		0-0 G3		X 0-0 1-2 2-3 3-H 1B	X 0-0 4-3 1-3	X 0-0 4-3		X 0-0 HR		4 1 2 2 0 0 1	
Hal Naragon, L OBP: 0.300, SLG: 0.176 (1, 2) X			X 0-0 4-3	X 0-0 P6	X 0-0 1-3	X 0-0 1-3		X 0-0 P5		4 0 0 0 0 0 4	
Jose Valdivielso, R OBP: 0.263, SLG: 0.304 (1, 6) X			X 0-0 1-3	X 0-0 F7			X 0-0 FC1-4 1B	X 0-0 6-3		4 0 1 0 0 0 3	
Camilo Pascual, R OBP: 0.194, SLG: 0.241 Jack Kralick, L OBP: 0.333, SLG: 0.333 Bill Fischer, R OBP: 0.286, SLG: 0.167 (1, 1) (3, 1) (4, 1)			SS SS 0-3 K		X 0-0 G6-4-3 E 1B	SS SS 0-3 K		X 0-0 6-3		1 0 0 0 0 1 0 0 0 0 0 0 0 0 3 0 1 0 0 1 1	
Inning Stats	R: 0 H: 1 E: 0 LOB: 0 K: 0 BB: 0 S: 3 P: 3	R: 0 H: 0 E: 0 LOB: 0 K: 1 BB: 0 S: 5 P: 5	R: 0 H: 0 E: 0 LOB: 0 K: 1 BB: 0 S: 5 P: 5	R: 2 H: 2 E: 1 LOB: 3 K: 0 BB: 2 S: 6 P: 14	R: 0 H: 1 E: 1 LOB: 1 K: 0 BB: 0 S: 4 P: 4	R: 0 H: 1 E: 0 LOB: 1 K: 1 BB: 0 S: 6 P: 6	R: 0 H: 1 E: 0 LOB: 1 K: 2 BB: 0 S: 8 P: 8	R: 0 H: 0 E: 0 LOB: 0 K: 1 BB: 0 S: 5 P: 5	R: 1 H: 1 E: 0 LOB: 0 K: 0 BB: 0 S: 4 P: 4	1B: 5 SF: 0 2B: 1 SAC: 0 3B: 0 DP: 2 HR: 1 HBP: 0	WP: 0 PA: 36 PB: 1 SB: 0 CS: 0
PITCHER Ray Herbert, R ERA: 4.14 Don Larsen, R ERA: 3.32	IP WLS BF H R ER SO BB IBB HBP BLK WP HR S P ERA WHIP	IP WLS BF H R ER SO BB IBB HBP BLK WP HR S P ERA WHIP	IP WLS BF H R ER SO BB IBB HBP BLK WP HR S P ERA WHIP	IP WLS BF H R ER SO BB IBB HBP BLK WP HR S P ERA WHIP	IP WLS BF H R ER SO BB IBB HBP BLK WP HR S P ERA WHIP	IP WLS BF H R ER SO BB IBB HBP BLK WP HR S P ERA WHIP	IP WLS BF H R ER SO BB IBB HBP BLK WP HR S P ERA WHIP	IP WLS BF H R ER SO BB IBB HBP BLK WP HR S P ERA WHIP	IP WLS BF H R ER SO BB IBB HBP BLK WP HR S P ERA WHIP	IP WLS BF H R ER SO BB IBB HBP BLK WP HR S P ERA WHIP	IP WLS BF H R ER SO BB IBB HBP BLK WP HR S P ERA WHIP

Washington Senators @ Kansas City Athletics
Municipal Stadium, Kansas City, MO
Fri Jun 17 1960, 8:05 PM EDT
Att. 7,527 - Unknown

livebaseballscorecards.com



Batter	1	2	3	4	5	6	7	8	9	AB	R	H	RBI	BB	SO	LOB
Bill Tuttle, R OBP: 0.321, SLG: 0.312 (1, 8)	0-0 F8		0-0 2-3		4-0 1B BB		0-0 6-3			3	0	0	0	1	0	1
Jerry Lumpe, L OBP: 0.333, SLG: 0.367 (1, 4)	0-0 3-1			0-0 1B SF8 2B	0-0 1-3 1B		0-0 6-3			4	1	2	0	0	0	0
Russ Snyder, L OBP: 0.288, SLG: 0.406 (1, 9)	0-0 F8			0-0 BB BB 2-3 1B	0-0 1-3		0-0 F7			4	0	1	0	0	0	2
Norm Siebern, L OBP: 0.381, SLG: 0.481 (1, 3)		0-0 G4-6-3 1B		4-0 BB 1-2 BB		0-0 G6-3 1B		0-0 F8		3	0	2	0	1	0	0
Whitey Herzog, L OBP: 0.409, SLG: 0.472 (1, 7)		0-0 G4-6-3 1-2f		0-0 SF8 3-H		0-0 G6-3 1-2f		0-0 F7		3	0	0	1	0	0	2
Dick Williams, R OBP: 0.341, SLG: 0.407 (1, 5)		0-0 F3		4-0 BB 1-2 2-3 G4-6-3		0-0 BB 1B 1B		0-0 P3		3	0	1	0	1	0	0
Harry Chitt, R OBP: 0.297, SLG: 0.335 (1, 2)			0-3 K	0-0 G4-6-3 1-2f		0-0 BB 1-2 1B			0-0 L4	4	0	1	0	0	1	3
Bob Johnson, R OBP: 0.380, SLG: 0.293 (1, 6)			0-0 SH3-4 1B		0-3 K	4-0 BB 1-2 2-3 BB			0-3 K	3	0	1	0	1	2	0
Ray Herbert, R OBP: 0.296, SLG: 0.174 (1, 1)			0-0 SH3-4		0-0 L6		0-0 G3			1	0	0	0	0	0	0
Danny Kravitz, L OBP: 0.286, SLG: 0.433 (6, PH)									0-0 F7	1	0	0	0	0	0	3
Don Larsen, R OBP: 0.071, SLG: 0.071 (7, 1)										0	0	0	0	0	0	0
Mary Throneberry, L OBP: 0.316, SLG: 0.479 (9, PH)										1	0	0	0	0	0	0

Inning Stats	R: 0	H: 0	E: 0	K: 0	S: 3	R: 0	H: 1	E: 0	K: 0	S: 3	R: 0	H: 1	E: 0	K: 1	S: 6	R: 1	H: 2	E: 0	K: 0	S: 4	R: 0	H: 1	E: 0	K: 1	S: 6	R: 0	H: 3	E: 0	K: 0	S: 5	R: 0	H: 0	E: 0	K: 0	S: 3	R: 0	H: 0	E: 0	K: 0	S: 3	R: 0	H: 0	E: 0	K: 1	S: 5	1B: 7	SF: 1	2B: 1	SAC: 1	3B: 0	DP: 3	HR: 0	HBP: 0	WP: 0	PA: 36
--------------	------	------	------	------	------	------	------	------	------	------	------	------	------	------	------	------	------	------	------	------	------	------	------	------	------	------	------	------	------	------	------	------	------	------	------	------	------	------	------	------	------	------	------	------	------	-------	-------	-------	--------	-------	-------	-------	--------	-------	--------

PITCHER	IP	WLS	BF	H	R	ER	SO	BB	IBB	HBP	BLK	WP	HR	S	P	ERA	WHIP
Camilo Pascual, R ERA: 2.6 (1, 1)	2.1		7	1	0	0	1	0	0	0	0	0	0	9	9	0.00	0.429
Jack Kralick, L ERA: 4.58 (3, 1)	1.0		8	3	1	1	0	2	0	0	0	0	0	6	14	9.00	5.000
Bill Fischer, R ERA: 4.38 (4, 1)	5.2	W	21	4	0	0	2	2	0	0	0	0	0	23	31	0.00	1.059

BOTTOM

Washington Senators @ Kansas City Athletics
Municipal Stadium, Kansas City, MO
Fri Jun 17 1960, 8:05 PM EDT
Att. 7,527 - Unknown

livebaseballscores.com

AB	30
R	1
H	8
RBI	1
BB	4
SO	3
LOB	11



Batter	1	2	3	4	5	6	7	8	9	AB R H RBI BB SO LOB	TOP											
Reno Bertoia, R (1, 5) OBP: 0.313, SLG: 0.276	0-0 CS 1B		0-0 1B PB 2B	0-0 P4		0-0 F8			0-0 G6-4-3 1B	5 1 3 1 0 0 1												
Billy Gardner, R (1, 4) OBP: 0.369, SLG: 0.417	0-0 6-3 1-2		0-0 PB E 1B		0-0 FC5-4 1B		0-0 F3		0-0 G6-4-3 1-2f	5 1 2 0 0 0 2												
Bob Allison, R (1, 9) OBP: 0.417, SLG: 0.542	0-3 K		0-0 E5 1-H HR		0-0 FC5-4 2B 1-2f		0-0 F9			4 1 0 0 0 1 1												
Jim Lemon, R (1, 7) OBP: 0.356, SLG: 0.574 Pete Whisenant, R (7, 7) OBP: 0.432, SLG: 0.296		0-3 K	0-0 1-H HR		0-0 1-3 2B		0-0 5-3			4 1 2 2 0 1 0 0 0 0 0 0 0 0												
Julio Becquer, L (1, 3) OBP: 0.243, SLG: 0.355	0-0 6-3		0-0 4-3		0-0 4-3			0-0 4-3		4 0 0 0 0 0 2												
Dan Dobbek, L (1, 8) OBP: 0.322, SLG: 0.410	0-0 HR			0-0 HR	4-0 IBB			0-0 1-3		3 2 2 2 1 0 0												
Hal Naragon, L (1, 2) OBP: 0.273, SLG: 0.158	0-0 F8		0-0 3-1	0-0 L8				0-0 F7		4 0 0 0 0 0 3												
Jose Valdivieso, R (1, 6) OBP: 0.275, SLG: 0.329		0-3 K	0-0 SH3-4 1B		0-0 1-3			0-0 BLK 1B 2B		4 1 2 0 0 1 0												
Hal Woodeshick, R (1, 1) OBP: 0.182, SLG: 0.100 Tex Clevenger, R (6, 1) OBP: 0.286, SLG: 0.286 Chuck Stobbs, L (8, 1)			0-0 1-3	0-0 SH3-4 1-2		0-0 6-3		0-0 F8		2 0 0 0 0 0 0 0 0 0 0 0 0 0 1 0 0 0 0 0 1												
Inning Stats	R: 0 E: 0 K: 1 S: 5	H: 1 LOB: 0 BB: 0 P: 5	R: 1 E: 0 K: 1 S: 6	H: 1 LOB: 0 BB: 0 P: 6	R: 4 E: 1 K: 1 S: 9	H: 3 LOB: 0 BB: 0 P: 9	R: 1 E: 0 K: 0 S: 5	H: 2 LOB: 1 BB: 0 P: 5	R: 0 E: 0 K: 0 S: 5	H: 2 LOB: 3 BB: 1 P: 9	R: 0 E: 0 K: 0 S: 3	H: 0 LOB: 0 BB: 0 P: 3	R: 0 E: 0 K: 0 S: 3	H: 0 LOB: 0 BB: 0 P: 3	R: 0 E: 0 K: 0 S: 3	H: 0 LOB: 0 BB: 0 P: 3	R: 1 E: 0 K: 0 S: 4	H: 2 LOB: 0 BB: 0 P: 4	1B: 5 2B: 3 3B: 0 HR: 3	SF: 0 SAC: 1 DP: 1 HBP: 0	WP: 0 PB: 1 SB: 0 CS: 1	PA: 38
PITCHER	IP WLS BF H R ER SO BB IBB HBP BLK WP HR S P ERA WHIP																				PITCHER	IP WLS BF H R ER SO BB IBB HBP BLK WP HR S P ERA WHIP
Ken Johnson, R (1, 1) ERA: 3.67	4.0 L 19 7 6 2 3 0 0 0 0 0 3 25 25 4.50 1.750																					
Bob Giggie, R (5, 1) ERA: 4.43	2.0 9 2 0 0 0 0 0 1 0 0 0 0 8 12 0.00 1.000																					
Ned Garver, R (7, 1) ERA: 7.5	2.0 6 0 0 0 0 0 0 0 0 0 0 0 6 6 0.00 0.000																					
Marty Kutyna, R (9, 1) ERA: 2.4	1.0 4 2 1 1 0 0 0 0 0 1 0 0 4 4 9.00 2.000																					

Washington Senators @ Kansas City Athletics
Municipal Stadium, Kansas City, MO
Sat Jun 18 1960, 8:05 PM EDT
Att. 6,751 - Unknown

livebaseballscores.com

AB	36
R	7
H	11
RBI	5
BB	1
SO	3
LOB	10




BOTTOM

Washington Senators @ Kansas City Athletics
 Municipal Stadium, Kansas City, MO
 Sat Jun 18 1960, 8:05 PM EDT
 Att. 6,751 - Unknown

livebaseballscorecards.com

AB	31
R	2
H	6
RBI	2
BB	3
SO	1
LOB	18



WP:	0	PA:	34
PB:	0	SB:	0
CS:	0		

AB R H RBI BB SO LOB

2	2	1	0	2	0	0
3	0	1	0	1	0	3
2	0	1	1	0	0	1
2	0	0	0	0	0	5
4	0	0	1	0	0	5
4	0	0	0	0	0	3
4	0	0	0	0	1	0
4	0	1	0	0	0	0
3	0	0	0	0	0	1
1	0	0	0	0	0	0
0	0	0	0	0	0	0
1	0	1	0	0	0	0
0	0	0	0	0	0	0
0	0	0	0	0	0	0
1	0	1	0	0	0	0
0	0	0	0	0	0	0

1B:	5	SF:	0
2B:	1	SAC:	0
3B:	0	DP:	2
HR:	0	HBP:	0

Batter	1	2	3	4	5	6	7	8	9
Bill Tuttle, R OBP: 0.328, SLG: 0.313 (1, 8)	0-0 6-3 1B			0-0 6-3 1B		4-0 FC5-2 BB 5-3 BB		4-0 1-2 BB	
Jerry Lumpe, L OBP: 0.336, SLG: 0.367 (1, 4)	0-0 G6-4-3 1B			0-0 6-3 1-2		4-0 5-3 FC5-2 1-2 BB 2-3		0-0 F7	
Hank Bauer, R OBP: 0.308, SLG: 0.343 Russ Snyder, L OBP: 0.283, SLG: 0.398 (1, 9) (6, PH) (7, 9)	0-0 G6-4-3 1-2f			0-0 2-H 1B		0-0 FC5-2 5-3 1-2 BB 2-3 3-H		0-0 P4	
Dick Williams, R OBP: 0.333, SLG: 0.396 (1, 5)		0-0 6-3		0-0 F3		0-0 5-3 1-2 BB 2-3 3-H		0-0 F7	
Norm Siebern, L OBP: 0.374, SLG: 0.472 (1, 3)		0-0 F7		0-0 G3		0-0 F8		0-0 4-3	
Pete Daley, R OBP: 0.258, SLG: 0.433 (1, 2)		0-0 2-3			0-0 F2		0-0 5-3	0-3 K	
Whitey Herzog, L OBP: 0.405, SLG: 0.466 (1, 7)			0-0 F7		0-0 5-3		0-0 G6-3 1B	0-0 P4	
Bob Johnson, R OBP: 0.358, SLG: 0.273 (1, 6)			0-0 4-3		0-0 F8		0-0 G6-3 1-2f		
Ken Johnson, R OBP: 0.200, SLG: 0.200 Bob Giggie, R (5, 1) Marv Throneberry, L OBP: 0.325, SLG: 0.500 Ned Garver, R OBP: 0.167, SLG: 0.333 Ken Hamlin, R OBP: 0.062, SLG: 0.271 Marty Kutyna, R OBP: 0.333, SLG: 0.333 (1, 1) (6, PH) (7, 1) (8, PH) (9, 1)			0-0 6-3			0-0 BB FC5-2 2B		0-0 BB 1B	

Inning Stats	R: 0	H: 1	E: 0	LOB: 0	K: 0	P: 3	R: 0	H: 0	E: 0	LOB: 0	K: 0	P: 3	R: 0	H: 0	E: 0	LOB: 0	K: 0	P: 3	R: 1	H: 2	E: 0	LOB: 1	K: 0	P: 5	R: 0	H: 0	E: 0	LOB: 0	K: 0	P: 3	R: 1	H: 1	E: 0	LOB: 2	K: 0	P: 12	R: 0	H: 1	E: 0	LOB: 0	K: 0	P: 3	R: 0	H: 1	E: 0	LOB: 2	K: 0	P: 8	R: 0	H: 0	E: 0	LOB: 0	K: 1	P: 5	1B: 5	SF: 0	2B: 1	SAC: 0	3B: 0	DP: 2	HR: 0	HBP: 0	WP: 0	PA: 34
--------------	------	------	------	--------	------	------	------	------	------	--------	------	------	------	------	------	--------	------	------	------	------	------	--------	------	------	------	------	------	--------	------	------	------	------	------	--------	------	-------	------	------	------	--------	------	------	------	------	------	--------	------	------	------	------	------	--------	------	------	-------	-------	-------	--------	-------	-------	-------	--------	-------	--------

PITCHER	IP	WLS	BF	H	R	ER	SO	BB	IBB	HBP	BLK	WP	HR	S	P	ERA	WHIP
Hal Woodeshick, L ERA: 4.84 (1, 1)	5.0	W	20	4	2	2	0	2	0	0	0	0	0	18	26	3.60	1.200
Tex Clevenger, R ERA: 3.21 (6, 1)	2.0		8	2	0	0	0	1	0	0	0	0	0	7	11	0.00	1.500
Chuck Stobbs, L ERA: 2.18 (8, 1)	2.0	S	6	0	0	0	1	0	0	0	0	0	0	8	8	0.00	0.000

Batter	1	2	3	4	5	6	7	8	9	AB R H RBI BB SO LOB	TOP									
Reno Bertoia, R OBP: 0.330, SLG: 0.300 (1, 5) BB	4-0 1B SF8 BB	0-0 P4		0-0 2-H 1B		0-0 2B			0-0 3-1	4 1 2 1 1 0 0										
Billy Gardner, R OBP: 0.366, SLG: 0.412 (1, 4) BB	0-0 4-1 1B 1B		0-0 F8	0-0 P5		0-0 6-3			0-0 2-3	5 1 1 0 0 0 2										
Bob Allison, R OBP: 0.409, SLG: 0.531 (1, 9) BB	0-0 SF8		0-0 F7		0-0 5-3				0-3 K	4 0 0 1 0 1 0										
Jim Lemon, R OBP: 0.364, SLG: 0.571 Pete Whisenant, R OBP: 0.432, SLG: 0.296 (1, 7) (7, PR) (7, 7) BB	4-0 3-H 4-1 1B 1-2 BB		0-0 6-3		4-0 WP BB			4-0 BB		1 1 0 0 3 0 0 0 0 0 0 0 0 0										
Julio Becquer, L OBP: 0.236, SLG: 0.345 (1, 3) BB	0-0 4-1 1-2 2-3			0-0 1-3		0-0 F8		0-3 K		4 0 0 0 0 1 4										
Dan Dobbek, L OBP: 0.336, SLG: 0.417 (1, 8) BB	0-0 2-H 3-H 1B			0-0 1B SH1 1B		4-0 IBB		0-0 P3		3 1 2 2 1 0 1										
Earl Battey, R OBP: 0.322, SLG: 0.414 (1, 2) BB	0-0 F8			0-0 1-3 SH1 2B 1B		0-0 F3		0-0 F2		4 1 1 0 0 0 3										
Jose Valdivielso, R OBP: 0.265, SLG: 0.316 (1, 6) BB		0-0 G3		0-0 SH1		0-0 5-3		0-0 6-3		3 0 0 1 0 0 0										
Don Lee, R OBP: 0.294, SLG: 0.214 Ray Moore, R OBP: 0.286, SLG: 0.286 Tex Clevenger, R OBP: 0.286, SLG: 0.286 Chuck Stobbs, L OBP: 0.129, SLG: 0.133 (1, 1) (6, 1) (8, 1) (8, 1) (9, 1) BB		0-0 P6		0-0 1-2 3-H 1B 2B		0-3 K		0-0 6-3		3 1 1 1 0 1 0 1 0										
Inning Stats	R: 3 E: 0 K: 0 S: 5	H: 2 LOB: 1 BB: 2 P: 13	R: 0 E: 0 K: 0 S: 3	H: 0 LOB: 0 BB: 0 P: 3	R: 0 E: 0 K: 0 S: 3	H: 0 LOB: 0 BB: 0 P: 3	R: 3 E: 0 K: 0 S: 7	H: 4 LOB: 1 BB: 0 P: 7	R: 0 E: 0 K: 1 S: 6	H: 1 LOB: 1 BB: 0 P: 6	R: 0 E: 0 K: 1 S: 5	H: 0 LOB: 1 BB: 1 P: 9	R: 0 E: 0 K: 0 S: 3	H: 0 LOB: 0 BB: 0 P: 3	R: 0 E: 0 K: 1 S: 5	H: 0 LOB: 0 BB: 0 P: 5	1B: 5 2B: 2 3B: 0 HR: 0	SF: 1 SAC: 1 DP: 0 HBP: 0	WP: 1 PB: 0 SB: 0 CS: 0	PA: 39
PITCHER	IP WLS BF H R ER SO BB IBB HBP BLK WP HR S P ERA WHIP																			
Johnny Kucks, R ERA: 7.99 (1, 1)	1.0 L 7 2 3 3 0 2 0 0 0 0 0 0 5 13 27.00 4.000																			
Bob Trowbridge, R ERA: 3.62 (2, 1)	4.0 18 4 3 3 0 1 1 0 0 1 0 16 24 6.75 1.250																			
Leo Kiely, L ERA: 1.35 (6, 1)	1.0 4 1 0 0 1 0 0 0 0 0 0 6 6 0.00 1.000																			
Don Larsen, R ERA: 3.15 (7, 1)	2.0 7 0 0 0 1 1 0 0 0 0 0 8 12 0.00 0.500																			
Ray Herbert, R ERA: 4.08 (9, 1)	1.0 3 0 0 0 1 0 0 0 0 0 0 5 5 0.00 0.000																			

Washington Senators @ Kansas City Athletics
Municipal Stadium, Kansas City, MO
Sun Jun 19 1960, 4:33 AM EDT
Att. 8,688 - Unknown

livebaseballscorecards.com

AB	32
R	6
H	7
RBI	6
BB	5
SO	3
LOB	10




BOTTOM

Washington Senators @ Kansas City Athletics
Municipal Stadium, Kansas City, MO
Sun Jun 19 1960, 4:33 AM EDT
Att. 8,688 - Unknown

livebaseballscorecards.com

AB 35
R 5
H 9
RBI 5
BB 5
SO 4
LOB 17



WP: 0 PA: 42
PB: 0
SB: 0
CS: 0

AB R H RBI BB SO LOB

5 0 1 1 0 0 0
4 0 0 0 0 0 0
1 0 0 0 0 0 2
0 0 0 0 0 0 0

4 0 2 0 1 0 0

3 1 2 0 1 0 0

5 2 2 1 0 1 5

2 1 0 0 2 1 1

4 0 1 1 0 0 3

3 1 0 0 1 1 3

0 0 0 0 0 0 0
1 0 0 0 0 0 1 1
1 0 0 0 0 0 0 0
0 0 0 0 0 0 0 0
1 0 0 0 0 0 0 2
0 0 0 0 0 0 0 0
1 0 1 2 0 0 0 0
0 0 0 0 0 0 0 0

1B: 8 SF: 0
2B: 1 SAC: 1
3B: 0 DP: 0
HR: 0 HBP: 1

Batter	1	2	3	4	5	6	7	8	9
Bill Tuttle, R OBP: 0.325, SLG: 0.311 (1, 8)	0-0 F9		0-0 F8		0-0 6-3		0-0 4-3	0-0 1B	
Jerry Lumpe, L OBP: 0.331, SLG: 0.360 Harry Chitt, R OBP: 0.296, SLG: 0.333 Ray Herbert, R OBP: 0.296, SLG: 0.174 (1, 4) (8, PH) (9, 1)	0-0 F2		0-0 F8		0-0 F8		0-0 F8	0-0 F8	
Russ Snyder, L OBP: 0.297, SLG: 0.402 (1, 9)	4-0 E 1B BB		0-0 BB 1B			0-0 P6	0-0 F5		0-0 G3 SH1-3-4 1B
Norm Siebern, L OBP: 0.380, SLG: 0.480 (1, 3)	0-0 E8 1B		4-0 BB 1B			0-0 1B 2B		0-0 4-3	0-0 SH1-3-4 1-2
Whitey Herzog, L OBP: 0.405, SLG: 0.463 (1, 7)	0-3 K		0-0 F7			0-0 1B HBP 1B		0-0 BB 1B 1B	0-0 G3 2-3
Dick Williams, R OBP: 0.341, SLG: 0.391 (1, 5)		4-0 BB		0-3 K		1-0 1B HBP		4-0 BB 1B BB	0-0 F8
Danny Kravitz, L OBP: 0.282, SLG: 0.412 (1, 2)		0-0 F8		0-0 6-3		0-0 1-2 2-H 1B		0-0 F4	
Bob Johnson, R OBP: 0.351, SLG: 0.255 (1, 6) (9, 4)		0-0 F9		0-0 1-3		0-3 K		4-0 BB 1B BB	
Johnny Kucks, R Bob Trowbridge, R Pete Daley, R Leo Kiely, L Marv Throneberry, L Don Larsen, R Hank Bauer, R Ken Hamlin, R (1, 1) (2, 1) (5, PH) (6, PH) (7, 1) (8, PH) (9, 6)		0-3 K			0-0 F7	0-0 G3		0-0 1-2 2-H 3-H 1B	

Inning Stats	R: 0	H: 1	E: 1	K: 1	S: 6	LOB: 2	BB: 1	P: 10
	R: 0	H: 0	E: 0	K: 1	S: 5	LOB: 1	BB: 1	P: 9
	R: 0	H: 1	E: 0	K: 0	S: 4	LOB: 2	BB: 1	P: 8
	R: 0	H: 0	E: 0	K: 1	S: 5	LOB: 0	BB: 0	P: 5
	R: 0	H: 0	E: 0	K: 0	S: 3	LOB: 0	BB: 0	P: 3
	R: 2	H: 3	E: 0	K: 1	S: 8	LOB: 2	BB: 0	P: 9
	R: 0	H: 0	E: 0	K: 0	S: 3	LOB: 0	BB: 0	P: 3
	R: 3	H: 3	E: 0	K: 0	S: 6	LOB: 2	BB: 2	P: 14
	R: 0	H: 1	E: 0	K: 0	S: 4	LOB: 1	BB: 0	P: 4

PITCHER	IP	WLS	BF	H	R	ER	SO	BB	IBB	HBP	BLK	WP	HR	S	P	ERA	WHIP
Don Lee, R ERA: 4.61 (1, 1)	5.1	W	25	5	2	2	3	3	0	1	0	0	0	27	40	3.38	1.500
Ray Moore, R ERA: 5.88 (6, 1)	2.1		10	1	3	3	1	2	0	0	0	0	0	10	18	11.57	1.286
Tex Clevenger, R ERA: 3.21 (8, 1)	0.0		2	2	0	0	0	0	0	0	0	0	0	2	2	∞	∞
Chuck Stobbs, L ERA: 2.12 (8, 1)	1.0		4	1	0	0	0	0	0	0	0	0	0	4	4	0.00	1.000
Pedro Ramos, R ERA: 3.61 (9, 1)	0.1	S	1	0	0	0	0	0	0	0	0	0	0	1	1	0.00	0.000

Batter	1	2	3	4	5	6	7	8	9	AB R H RBI BB SO LOB	TOP											
Willie Tasby, R OBP: 0.355, SLG: 0.291 (1, 8)	0-0 4-3 1B 2B		0-0 2B		0-3 K	0-3 K		0-0 1-3		5 1 2 0 0 2 2												
Pete Runnels, L OBP: 0.426, SLG: 0.462 (1, 4)	0-0 4-3 2-3		0-0 F7		0-0 6-3		0-0 1B 2B		0-0 F8 2B	5 2 2 0 0 0 2												
Ted Williams, L OBP: 0.449, SLG: 0.735 (1, 7)	0-0 1B		0-3 K		0-0 G3		0-3 K		0-0 F8 2-3	5 0 1 1 0 2 3												
Vic Wertz, L OBP: 0.306, SLG: 0.387 (1, 3)	0-3 K		0-0 P4				0-0 F8		0-0 G3	5 1 1 1 0 1 3												
Frank Malzone, R OBP: 0.328, SLG: 0.396 (1, 5)	0-0 F8				0-0 2B 2B		0-0 1B 1B		0-0 BB BB	3 2 2 1 2 0 1												
Russ Nixon, L OBP: 0.310, SLG: 0.324 Ed Sadowski, R OBP: 0.305, SLG: 0.356 (1, 2) (7, 2)			0-0 F7		0-0 6-3		0-0 E3 2B		0-0 F2	4 0 1 0 0 0 3 1 0 0 0 0 0 1												
Gary Geiger, L OBP: 0.317, SLG: 0.394 (1, 9)			0-0 1B		0-0 2B		0-0 2B			4 0 3 3 0 0 2												
Don Buddin, R OBP: 0.329, SLG: 0.352 Rip Repulski, R OBP: 0.323, SLG: 0.431 Tom Sturdivant, L OBP: 0.273, SLG: 0.300 (1, 6) (8, PH) (8, 1)			0-0 F8		0-0 F5		0-0 F2		0-0 F7	3 0 0 0 0 0 4 1 0 0 0 0 0 0 0 0 0 0 0 0 0												
Tom Borland, L Dave Hillman, R Pumpsie Green, S OBP: 0.333, SLG: 0.333 (1, 1) (7, 1) (8, PH) (8, 6)			0-0 G3		0-3 K		0-3 K		0-0 1-3	3 0 0 0 0 2 4 0 0 0 0 0 0 0 1 0 0 0 0 0 0												
Inning Stats	R: 1 E: 0 K: 1 S: 7	H: 2 LOB: 1 BB: 0 P: 7	R: 0 E: 0 K: 0 S: 4	H: 1 LOB: 1 BB: 0 P: 4	R: 0 E: 0 K: 1 S: 6	H: 1 LOB: 1 BB: 0 P: 6	R: 1 E: 0 K: 1 S: 7	H: 2 LOB: 1 BB: 0 P: 7	R: 0 E: 0 K: 1 S: 5	H: 0 LOB: 0 BB: 0 P: 5	R: 2 E: 1 K: 2 S: 10	H: 2 LOB: 2 BB: 1 P: 14	R: 1 E: 0 K: 1 S: 8	H: 3 LOB: 2 BB: 0 P: 8	R: 0 E: 0 K: 0 S: 3	H: 0 LOB: 0 BB: 0 P: 3	R: 1 E: 0 K: 0 S: 4	H: 1 LOB: 1 BB: 1 P: 8	1B: 5 2B: 7 3B: 0 HR: 0	SF: 0 SAC: 0 DP: 0 HBP: 0	WP: 0 PB: 0 SB: 0 CS: 0	PA: 42
PITCHER	IP WLS BF H R ER SO BB IBB HBP BLK WP HR S P ERA WHIP																					
Dick Hall, R ERA: 2.64 Ken Johnson, R ERA: 3.61 Leo Kiely, L ERA: 1.74 Marty Kutyna, R ERA: 2.51	(1, 1) (6, 1) (7, 1) (7, 1)	5.0 1.0 0.2 2.1	WLS 3 5 W	BF 25 3 5 9	H 8 0 3 1	R 4 0 1 1	ER 4 0 1 1	SO 4 2 1 0	BB 1 0 0 1	IBB 0 0 0 0	HBP 0 0 0 0	BLK 0 0 0 0	WP 0 0 0 0	HR 0 0 0 0	S 32 7 7 8	P 36 7 7 12	ERA 7.20 0.00 13.50 3.86	WHIP 1.800 0.000 4.500 0.857				

Boston Red Sox @ Kansas City Athletics
Municipal Stadium, Kansas City, MO
 Mon Jun 20 1960, 8:05 PM EDT
 Att. 5,051 - Unknown

AB	40
R	6
H	12
RBI	6
BB	2
SO	7
LOB	25



livebaseballscorecards.com

Batter	1	2	3	4	5	6	7	8	9	AB R H RBI BB SO LOB	TOP		
Willie Tasby, R (1, 8) OBP: 0.364, SLG: 0.298	0-0 G5-4-3 1B			x 0-0 F8		x 0-0 HR 1B		B B B B 4-0 1B BB	0-3 K	4 2 2 0 1 1 0			
Pete Runnels, L (1, 4) OBP: 0.419, SLG: 0.453	0-0 G5-4-3 1-2f		x 0-0 1-3			x 0-0 F7		x 0-0 4-3 1-2		4 0 0 0 0 0 3			
Ted Williams, L (1, 7) OBP: 0.462, SLG: 0.819 Carroll Hardy, R (8, PR) OBP: 0.148, SLG: 0.120 Russ Nixon, L (8, 2) OBP: 0.310, SLG: 0.324	0-0 4-3		x 0-0 HR			x 0-0 HR 1-H		x 0-0 1B 1B 1B		4 2 3 4 0 0 0 0 1 0 0 0 0 0 0 0 0 0 0 0 0			
Frank Malzone, R (1, 5) OBP: 0.326, SLG: 0.393		x 0-0 P4		x 0-0 6-3		x 0-0 5-3		x 0-0 BB 1B 1B 1-2		4 1 1 0 0 0 0			
Ray Boone, R (1, 3) OBP: 0.340, SLG: 0.262		x 0-0 F8			B B B B 4-0 K BB		S S S S 0-3 K	x 0-0 1B BB 1B 1-2 2-H		3 1 1 1 1 1 0			
Pumpsie Green, S (1, 6) OBP: 0.340, SLG: 0.333		x 0-0 G3			S S S S 0-3 K 1-2		x 0-0 FC3-6 1B	B B B B 4-0 2-6-5 1B 1-2 2-3 BB		3 0 1 0 1 1 1			
Gary Geiger, L (1, 9) OBP: 0.317, SLG: 0.393 Bobby Thomson, R (8, PH) OBP: 0.336, SLG: 0.459			x 0-0 F3		x 0-0 1B		x 0-0 FC3-6 FC5-4 1-2f	x 0-0 1B 1-2 2-H 3-H		3 0 1 0 0 0 1 1 0 1 2 0 0 0			
Ed Sadowski, R (1, 2) OBP: 0.294, SLG: 0.342 Vic Wertz, L (8, PH) OBP: 0.306, SLG: 0.387 Dave Hillman, R (8, 1) Lou Clinton, R (9, PH) OBP: 0.307, SLG: 0.385			x 0-0 P6		x 0-0 F8		x 0-0 FC5-4 1-2f	x 0-0 2-6-5 2-3	x 0-0 G5-4-3 1B	3 0 0 0 0 0 2 0 0 0 0 0 0 0 0 0 0 0 0 0 0 1 0 1 0 0 0 0			
Jerry Casale, R (1, 1) OBP: 0.292, SLG: 0.304 Tom Sturdivant, L (1, 1) OBP: 0.231, SLG: 0.250 Rip Repulski, R (8, PH) OBP: 0.313, SLG: 0.415			x 0-0 4-3		x 0-0 F9		x 0-0 5-3	x 0-0 5-3 1-2f	x 0-0 G5-4-3	0 0 0 0 0 0 0 2 0 0 0 0 0 0 2 0 0 0 0 0 1			
Inning Stats	R: 0 H: 1 E: 0 LOB: 0 K: 0 BB: 0 S: 3 P: 3	R: 0 H: 0 E: 0 LOB: 0 K: 0 BB: 0 S: 3 P: 3	R: 0 H: 0 E: 0 LOB: 0 K: 0 BB: 0 S: 3 P: 3	R: 1 H: 1 E: 0 LOB: 0 K: 0 BB: 0 S: 4 P: 4	R: 0 H: 1 E: 0 LOB: 1 K: 1 BB: 1 S: 5 P: 9	R: 2 H: 2 E: 0 LOB: 0 K: 0 BB: 0 S: 5 P: 5	R: 0 H: 1 E: 0 LOB: 1 K: 1 BB: 0 S: 6 P: 6	R: 4 H: 4 E: 0 LOB: 2 K: 0 BB: 2 S: 6 P: 14	R: 0 H: 1 E: 0 LOB: 0 K: 1 BB: 0 S: 5 P: 5	1B: 9 SF: 0 2B: 0 SAC: 0 3B: 0 DP: 2 HR: 2 HBP: 0	WP: 0 PA: 37 PB: 0 SB: 0 CS: 0		
PITCHER	IP WLS BF H R ER SO BB IBB HBP BLK WP HR S P ERA WHIP											PITCHER	IP WLS BF H R ER SO BB IBB HBP BLK WP HR S P ERA WHIP
Bud Daley, L (1, 1) ERA: 2.95 Bob Trowbridge, R (8, 1) ERA: 3.53	7.2 W 34 10 7 7 2 3 0 0 0 0 0 2 35 47 8.22 1.696												

Boston Red Sox @ Kansas City Athletics
Municipal Stadium, Kansas City, MO
 Tue Jun 21 1960, 8:05 PM EDT
 Att. 6,258 - Unknown

livebaseballscorecards.com

AB 34
R 7
H 11
RBI 7
BB 3
SO 3
LOB 8



Batter	1	2	3	4	5	6	7	8	9	AB	R	H	RBI	BB	SO	LOB	BOTTOM
--------	---	---	---	---	---	---	---	---	---	----	---	---	-----	----	----	-----	--------

Bill Tuttle, R <small>OBP: 0.327, SLG: 0.310</small> (1, 8)	 <small>0-0</small>			 <small>0-0</small>		 <small>0-0</small>		 <small>0-0</small>		4	2	2	0	0	0	2	Boston Red Sox @ Kansas City Athletics Municipal Stadium, Kansas City, MO Tue Jun 21 1960, 8:05 PM EDT Att. 6,258 - Unknown livebaseballscorecards.com
Jerry Lumpe, L <small>OBP: 0.333, SLG: 0.372</small> (1, 4)	 <small>0-0</small>	 <small>4-0</small>		 <small>0-0</small>		 <small>0-0</small>		 <small>0-0</small>		4	1	2	2	1	0	2	
Andy Carey, R <small>OBP: 0.323, SLG: 0.477</small> (1, 5)	 <small>0-0</small>	 <small>0-3</small>		 <small>0-0</small>		 <small>0-3</small>		 <small>0-0</small>		5	2	2	1	0	2	3	
Norm Siebern, L <small>OBP: 0.387, SLG: 0.493</small> (1, 7)	 <small>0-0</small>	 <small>0-3</small>		 <small>0-0</small>		 <small>0-0</small>		 <small>0-0</small>		5	2	3	2	0	1	2	
Whitey Herzog, L <small>OBP: 0.407, SLG: 0.465</small> (1, 9)	 <small>0-0</small>	 <small>0-0</small>		 <small>0-0</small>			 <small>0-0</small>	 <small>0-0</small>		5	2	3	2	0	0	2	
Mary Throneberry, L <small>OBP: 0.329, SLG: 0.532</small> (1, 3)	 <small>0-0</small>		 <small>0-3</small>	 <small>0-0</small>			 <small>0-0</small>			4	1	2	2	0	1	1	
Harry Chiti, R <small>OBP: 0.289, SLG: 0.341</small> (1, 2)	 <small>0-3</small>		 <small>0-0</small>		 <small>0-0</small>		 <small>0-3</small>			4	0	0	0	0	2	3	
Ken Hamlin, R <small>OBP: 0.300, SLG: 0.266</small> (1, 6)	 <small>4-0</small>		 <small>0-0</small>		 <small>0-0</small>		 <small>0-0</small>			3	0	0	1	1	0	0	
Bud Daley, L <small>OBP: 0.256, SLG: 0.152</small> Bob Trowbridge, R <small>OBP: 0.063, SLG: 0.125</small> (8, 1)	 <small>0-0</small>			 <small>0-0</small>		 <small>0-0</small>		 <small>0-0</small>		3	1	1	1	0	0	0	
										0	0	0	0	0	0	0	

Inning Stats R: 5 H: 6 E: 0 LOB: 2 K: 1 BB: 1 S: 11 P: 15	R: 0 H: 0 E: 0 LOB: 1 K: 2 BB: 1 S: 7 P: 11	R: 0 H: 0 E: 0 LOB: 0 K: 1 BB: 0 S: 5 P: 5	R: 3 H: 4 E: 0 LOB: 1 K: 0 BB: 0 S: 7 P: 7	R: 0 H: 0 E: 0 LOB: 0 K: 0 BB: 0 S: 3 P: 3	R: 0 H: 1 E: 0 LOB: 1 K: 1 BB: 0 S: 6 P: 6	R: 2 H: 2 E: 0 LOB: 0 K: 1 BB: 0 S: 7 P: 7	R: 1 H: 2 E: 0 LOB: 1 K: 0 BB: 0 S: 5 P: 5	1B: 9 SF: 0 2B: 4 SAC: 2 3B: 0 DP: 0 HR: 2 HBP: 0	WP: 0 PA: 41 PB: 0 SB: 0 CS: 0
PITCHER Jerry Casale, R (1, 1) <small>ERA: 6.51</small>	IP: 0.0 WLS: L BF: 6 H: 6 R: 5 ER: 5 SO: 0	Tom Sturdivant, R (1, 1) <small>ERA: 5.52</small>	IP: 7.0 WLS: L BF: 30 H: 7 R: 5 ER: 5 SO: 6	Dave Hillman, R (8, 1) <small>ERA: 4.31</small>	IP: 1.0 WLS: L BF: 5 H: 2 R: 1 ER: 1 SO: 0	PITCHER IP: 0.0 WLS: L BF: 6 H: 6 R: 1 ER: 1 SO: 0	IP: 6.43 WLS: L BF: 48 H: 14 R: 48 ER: 48 SO: 2.000	IP: 9.00 WLS: L BF: 41 H: 15 R: 15 ER: 15 SO: 2.000	WP: 0 PA: 41 PB: 0 SB: 0 CS: 0



Batter	1	2	3	4	5	6	7	8	9	AB R H RBI BB SO LOB	TOP	
Willie Tasby, R (1, 8) OBP: 0.367, SLG: 0.304	0-0 G1-4-3 1B			0-3 K			0-3 K		0-0 1B 2B 1B	4 1 2 0 0 2 0		
Pete Runnels, L (1, 4) OBP: 0.416, SLG: 0.450	0-0 G1-4-3 1-2f			0-0 G4-6-3 1B			0-3 K		0-0 F7	4 0 1 0 0 1 2		
Ted Williams, L (1, 7) OBP: 0.443, SLG: 0.776	0-3 K			0-0 G4-6-3 1-2f			0-0		0-3 K	4 0 0 0 0 2 2		
Vic Wertz, L (1, 3) Ed Sadowski, R (9, PR) OBP: 0.311, SLG: 0.390 OBP: 0.294, SLG: 0.342		0-0 4-3			0-0 F7			0-0 2B 1B	0-0 2B 1B	4 0 2 0 0 0 0 0 0 0 0 0 0 0		
Frank Malzone, R (1, 5) OBP: 0.325, SLG: 0.395		0-0 F9			0-0 F8			0-0	0-0 2B	4 0 1 1 0 0 1		
Russ Nixon, L (1, 2) OBP: 0.310, SLG: 0.333		0-0 F7			0-0 5-3			0-0 2B		3 0 1 0 0 0 0		
Gary Geiger, L (1, 9) OBP: 0.318, SLG: 0.387			0-0 F8			0-0		4-0 BB FC6-4 BB		2 0 0 0 1 0 0		
Pumpsie Green, S (1, 6) OBP: 0.330, SLG: 0.321			0-0 4-3			0-0		0-3 K		3 0 0 0 0 1 3		
Frank Sullivan, R (1, 1) Rip Repulski, R (8, PH) Mike Fornieles, R (8, 1) OBP: 0.200, SLG: 0.091 OBP: 0.308, SLG: 0.407 OBP: 0.333, SLG: 0.333			0-3 K			0-3 K		0-0 FC6-4 1-2f		2 0 0 0 0 2 0 1 0 0 0 0 0 3 0 0 0 0 0 0 0		
Inning Stats	R: 0 H: 1 E: 0 LOB: 0 K: 1 BB: 0 S: 5 P: 5	R: 0 H: 0 E: 0 LOB: 0 K: 0 BB: 0 S: 3 P: 3	R: 0 H: 0 E: 0 LOB: 0 K: 1 BB: 0 S: 5 P: 5	R: 0 H: 1 E: 0 LOB: 0 K: 1 BB: 0 S: 5 P: 5	R: 0 H: 0 E: 0 LOB: 0 K: 0 BB: 0 S: 3 P: 3	R: 0 H: 0 E: 0 LOB: 0 K: 1 BB: 0 S: 5 P: 5	R: 0 H: 0 E: 0 LOB: 0 K: 2 BB: 0 S: 7 P: 7	R: 0 H: 2 E: 0 LOB: 3 K: 1 BB: 1 S: 7 P: 11	R: 1 H: 3 E: 0 LOB: 3 K: 1 BB: 0 S: 7 P: 7	1B: 5 SF: 0 2B: 2 SAC: 0 3B: 0 DP: 2 HR: 0 HBP: 0	WP: 0 PA: 32 PB: 0 SB: 0 CS: 0	
PITCHER Ray Herbert, R (1, 1) ERA: 3.77	IP WLS BF H R ER SO BB IBB HBP BLK WP HR S P ERA WHIP	9.0 W 32 7 1 1 8 1 0 0 0 0 0 0 47 51 1.00 0.889										

Boston Red Sox @ Kansas City Athletics
Municipal Stadium, Kansas City, MO
 Wed Jun 22 1960, 8:05 PM EDT
 Att. 7,170 - Unknown

livebaseballscorecards.com

AB	31
R	1
H	7
RBI	1
BB	1
SO	8
LOB	11



Batter	1	2	3	4	5	6	7	8	9
Bill Tuttle, R OBP: 0.326, SLG: 0.306 (1, 8) X	0-0 F7 ①		0-0 4-3 ③			4-0 G6-4-3 1B BB		0-0 P4 ①	
Jerry Lumpe, L OBP: 0.332, SLG: 0.370 (1, 4) X	0-0 F9 ②			0-0 L7 ①		0-0 G6-4-3 1B		0-3 K ②	
Andy Carey, R OBP: 0.320, SLG: 0.462 (1, 5) X	0-0 F7 ③			0-0 F8 ②		0-0 G6-4-3 ① ②		4-0 BB	
Norm Siebern, L OBP: 0.381, SLG: 0.483 (1, 7) X		0-0 L4 ①		0-3 K ③		0-0 F8 ③		0-0 4-3 ③	
Whitey Herzog, L OBP: 0.406, SLG: 0.463 (1, 9) X		0-3 K ②			0-0		0-0 1B 1B		
Mary Throneberry, L OBP: 0.318, SLG: 0.513 (1, 3) X		0-0 P6 ③			0-0		0-0		
Danny Kravitz, L OBP: 0.310, SLG: 0.486 (1, 2) X			0-0 WP 3B		0-0 1B		0-0		
Ken Hamlin, R OBP: 0.300, SLG: 0.267 (1, 6) X			0-0 6-3 ①		0-0		0-0 1-2 1B		
Ray Herbert, R OBP: 0.300, SLG: 0.160 (1, 1) X			0-0 3-H 1-3 ②			4-0 1B BB G6-4-3 BB		0-0	

Inning Stats	R: 0	H: 0	E: 0	K: 0	S: 3	LOB: 0	BB: 0	P: 3
	R: 0	H: 0	E: 0	K: 1	S: 5 <td>LOB: 0</td> <td>BB: 0</td> <td>P: 5 </td>	LOB: 0	BB: 0	P: 5
	R: 1	H: 1	E: 0	K: 0	S: 4 <td>LOB: 0</td> <td>BB: 0</td> <td>P: 4 </td>	LOB: 0	BB: 0	P: 4
	R: 0	H: 0	E: 0	K: 1	S: 5 <td>LOB: 0</td> <td>BB: 0</td> <td>P: 5 </td>	LOB: 0	BB: 0	P: 5
	R: 0	H: 1	E: 0	K: 0	S: 4 <td>LOB: 1</td> <td>BB: 0</td> <td>P: 4 </td>	LOB: 1	BB: 0	P: 4
	R: 1	H: 1	E: 0	K: 0	S: 3 <td>LOB: 1</td> <td>BB: 2</td> <td>P: 11 </td>	LOB: 1	BB: 2	P: 11
	R: 0	H: 2	E: 0	K: 0	S: 5 <td>LOB: 2</td> <td>BB: 0</td> <td>P: 5 </td>	LOB: 2	BB: 0	P: 5
	R: 0	H: 0	E: 0	K: 1	S: 5 <td>LOB: 1</td> <td>BB: 1</td> <td>P: 9 </td>	LOB: 1	BB: 1	P: 9

PITCHER	IP	WLS	BF	H	R	ER	SO	BB	IBB	HBP	BLK	WP	HR	S	P	ERA	WHIP
Frank Sullivan, R ERA: 4.52 (1, 1)	7.0	L	27	5	2	2	2	2	2	0	0	1	0	29	37	2.57	1.000
Mike Fornieles, R ERA: 2.13 (8, 1)	1.0		4	0	0	0	1	1	0	0	0	0	0	5	9	0.00	1.000

BOTTOM

Boston Red Sox @ Kansas City Athletics
Municipal Stadium, Kansas City, MO

Wed Jun 22 1960, 8:05 PM EDT
Att. 7,170 - Unknown

livebaseballscorecards.com

AB	28
R	2
H	5
RBI	0
BB	3
SO	3
LOB	9



1B	2B	3B	HR	SF	SAC	DP	HBP	WP	PA
4	0	1	0	0	0	1	0	1	31

WP	HR	S	P	ERA	WHIP
1	0	5	9	0.00	1.000

Batter	1	2	3	4	5	6	7	8	9	AB R H RBI BB SO LOB	TOP	
Willie Tasby, R OBP: 0.375, SLG: 0.310 (1, 8) H	1-0 S HBP		x 0-0 1-3		x 0-0 2		x 0-0 1	x 0-0 SH3-4 1-2 2B 1B	x 0-0 1-2 2-3 1B	4 1 2 0 0 0 0		
Pete Runnels, L OBP: 0.414, SLG: 0.453 (1, 4) (7, 3) x	0-0 F7 1-2		x 0-0 3 F7		x 0-0 3		x 0-0 2-3 2B 1B WP	x 0-0 1-H F8 FC4-6 2B	x 0-0 2 SF9 3-H	5 2 2 2 0 0 1		
Vic Wertz, L OBP: 0.309, SLG: 0.393 Don Buddin, R OBP: 0.330, SLG: 0.351 (1, 3) (7, PR) (7, 6) S S S	0-3 K			x 0-0 1 G3		x 0-0 1	x 0-0 1-H 2B 2B 3-H	x 4-0 FC4-6 BB	x 0-0 3 1 1 0 0 1 1 1 1 0 0 1 0 2	4 0 1 1 0 1 1 1 1 0 0 1 0 2		
Frank Malzone, R OBP: 0.331, SLG: 0.405 (1, 5) x	0-0 6-3			x 0-0 1B HR 1B		x 0-0 S HR 1B	x 0-0 2-H 2B 2B	x 0-0 2-3 F8		5 3 3 1 0 0 3		
Russ Nixon, L OBP: 0.322, SLG: 0.382 (1, 2) x		x 0-0 2 4-3		x 0-0 1-2 HR 1B		x 0-0 1-H HR	x 0-0 2-H 1B 2B	x 0-0 2 FC4-6 1-2f 3-H		5 3 3 4 0 0 1		
Gary Geiger, L OBP: 0.327, SLG: 0.423 (1, 9) S S S		0-3 K		x 0-0 1-H 2-H HR		x 0-0 2B	x 0-0 2-H 1B 1B			5 1 3 4 0 1 1		
Rip Repulski, R OBP: 0.300, SLG: 0.390 (1, 7) x		x 0-0 1B		x 0-0 2 F9		x 0-0 2	x 0-0 2 F		x 0-0 1	5 0 1 0 0 0 3		
Pumpsie Green, S OBP: 0.333, SLG: 0.326 (1, 6) (7, 4) x		x 0-0 3 P5		x 0-0 3 F8		x 0-0 3	x 0-0 1-3 1B		x 0-0 1B E SF9 1B	5 1 2 0 0 0 2		
Ike Delock, R OBP: 0.125, SLG: 0.125 (1, 1) S S S			x 0-3 1 K		x 0-3 1 K		x 0-0 1B SH3-4 WP 1B P5		x 0-0 1-2 E1 1B	5 1 1 0 0 2 4		
Inning Stats	R: 0 E: 0 K: 1 S: 5 H: 0 LOB: 1 BB: 0 P: 6	R: 0 E: 0 K: 1 S: 6 H: 1 LOB: 1 BB: 0 P: 6	R: 0 E: 0 K: 1 S: 5 H: 0 LOB: 0 BB: 0 P: 5	R: 3 E: 0 K: 0 S: 6 H: 3 LOB: 0 BB: 0 P: 6	R: 0 E: 0 K: 1 S: 5 H: 0 LOB: 0 BB: 0 P: 5	R: 2 E: 0 K: 0 S: 6 H: 3 LOB: 1 BB: 0 P: 6	R: 5 E: 0 K: 0 S: 10 H: 7 LOB: 3 BB: 0 P: 10	R: 2 E: 0 K: 0 S: 5 H: 2 LOB: 1 BB: 1 P: 9	R: 1 E: 1 K: 0 S: 6 H: 2 LOB: 2 BB: 0 P: 6	1B: 11 2B: 5 3B: 0 HR: 2 SF: 1 SAC: 1 DP: 0 HBP: 1	WP: 1 PB: 0 SB: 2 CS: 0 PA: 48	
PITCHER	IP WLS BF H R ER SO BB IBB HBP BLK WP HR S P ERA WHIP											
Ken Johnson, R ERA: 4.02 (1, 1)	5.1 L 24 7 5 5 4 0 0 0 1 0 0 2 31 32 8.44 1.312											
Ned Garver, R ERA: 8.64 (6, 1)	1.0 7 4 4 4 0 0 0 0 0 0 1 0 7 7 36.00 4.000											
Bob Giggie, R ERA: 5.48 (7, 1)	0.2 8 5 3 3 0 1 0 0 0 0 0 0 7 11 40.50 9.000											
Johnny Kucks, R ERA: 7.75 (8, 1)	1.0 3 0 0 0 0 0 0 0 0 0 0 0 3 3 0.00 0.000											
Marty Kutyna, R ERA: 2.43 (9, 1)	1.0 6 2 1 0 0 0 0 0 0 0 0 0 6 6 0.00 2.000											

Boston Red Sox @ Kansas City Athletics
Municipal Stadium, Kansas City, MO

Thu Jun 23 1960, 8:05 PM EDT
Att. 7,089 - Unknown

AB	44
R	13
H	18
RBI	12
BB	1
SO	4
LOB	18



Batter	1	2	3	4	5	6	7	8	9	AB R H RBI BB SO LOB
--------	---	---	---	---	---	---	---	---	---	----------------------

Bill Tuttle, R (1, 8) OBP: 0.325, SLG: 0.318	0-0 F9		0-0 G4-6-3 1-2f			0-0 HR		0-0		4 1 1 1 0 0 2
---	-----------	--	-----------------------	--	--	-----------	--	-----	--	---------------

Jerry Lumpe, L (1, 4) OBP: 0.331, SLG: 0.368	0-0 G1-4-3 1B		0-3 K			0-0		0-0		4 0 1 0 0 1 1
---	---------------------	--	----------	--	--	-----	--	-----	--	---------------

Andy Carey, R (1, 5) OBP: 0.308, SLG: 0.442	0-0 G1-4-3 1-2f				0-0	0-0		0-3 K		4 0 0 0 0 1 2
--	-----------------------	--	--	--	-----	-----	--	----------	--	---------------

Norm Siebern, L (1, 7) OBP: 0.382, SLG: 0.481					0-0	0-0		0-0		3 0 1 0 1 0 0
--	--	--	--	--	-----	-----	--	-----	--	---------------

Whitey Herzog, L (1, 9) OBP: 0.408, SLG: 0.483					0-0	0-0 HR		0-0 1B		4 2 2 1 0 0 2
---	--	--	--	--	-----	-----------	--	-----------	--	---------------

Mary Throneberry, L (1, 3) OBP: 0.315, SLG: 0.536					0-0 F5	0-0		0-0 HR		4 1 1 2 0 0 3
--	--	--	--	--	-----------	-----	--	-----------	--	---------------

Danny Kravitz, L (1, 2) OBP: 0.326, SLG: 0.512					0-0 6-3 1-2 2-3	0-0 L1-3 1B		0-0		4 0 2 0 0 0 3
---	--	--	--	--	--------------------------	-------------------	--	-----	--	---------------

Ken Hamlin, R (1, 6) OBP: 0.295, SLG: 0.262					0-0 4-3	0-0 L1-3		0-0		4 0 0 0 0 0 5
--	--	--	--	--	------------	-------------	--	-----	--	---------------

Ken Johnson, R (1, 1) OBP: 0.235, SLG: 0.235					0-0			0-0 E3		2 0 1 0 0 0 0
---	--	--	--	--	-----	--	--	-----------	--	---------------

Ned Garver, R (6, 1) OBP: 0.167, SLG: 0.333										0 0 0 0 0 0 0
--	--	--	--	--	--	--	--	--	--	---------------

Bob Giggie, R (7, 1) Johnny Kucks, R (8, 1) Russ Snyder, L (8, PH) Marty Kutyna, R (9, 1) Dick Williams, R (9, PH)										0 0 0 0 0 0 0 0 0 0 0 0 0 0 1 0 0 0 0 0 0 0 0 0 0 0 0 0 1 0 0 0 0 0 0 1 0 0 0 0 0 1
--	--	--	--	--	--	--	--	--	--	--


Inning Stats	R: 0 H: 1 E: 0 LOB: 0 K: 0 BB: 0 S: 3 P: 3	R: 0 H: 0 E: 1 LOB: 2 K: 0 BB: 1 S: 4 P: 8	R: 0 H: 1 E: 0 LOB: 0 K: 1 BB: 0 S: 5 P: 5	R: 1 H: 1 E: 0 LOB: 0 K: 0 BB: 0 S: 4 P: 4	R: 0 H: 1 E: 0 LOB: 0 K: 0 BB: 0 S: 3 P: 3	R: 1 H: 1 E: 0 LOB: 0 K: 0 BB: 0 S: 4 P: 4	R: 0 H: 1 E: 0 LOB: 1 K: 0 BB: 0 S: 4 P: 4	R: 0 H: 0 E: 1 LOB: 1 K: 1 BB: 0 S: 6 P: 6	R: 2 H: 3 E: 0 LOB: 1 K: 0 BB: 0 S: 6 P: 6	1B: 5 SF: 0 2B: 2 SAC: 0 3B: 0 DP: 3 HR: 3 HBP: 0
--------------	---	---	---	---	---	---	---	---	---	--

PITCHER Ike Delock, R (1, 1) ERA: 5.4	IP 9.0 WLS W BF 36 H 9 R 4 ER 4 SO 2 BB 1 IBB 0 HBP 0 BLK 0 WP 0 HR 3 S 39 P 43 ERA 4.00 WHIP 1.111	IP 9.0 WLS W BF 36 H 9 R 4 ER 4 SO 2 BB 1 IBB 0 HBP 0 BLK 0 WP 0 HR 3 S 39 P 43 ERA 4.00 WHIP 1.111	IP 9.0 WLS W BF 36 H 9 R 4 ER 4 SO 2 BB 1 IBB 0 HBP 0 BLK 0 WP 0 HR 3 S 39 P 43 ERA 4.00 WHIP 1.111
---	---	---	---

BOTTOM

Boston Red Sox @ Kansas City Athletics
Municipal Stadium, Kansas City, MO
Thu Jun 23 1960, 8:05 PM EDT
Att. 7,089 - Unknown

AB	35
R	4
H	9
RBI	4
BB	1
SO	2
LOB	19



WP: 0	PA: 36
PB: 0	
SB: 0	
CS: 0	

Batter	1	2	3	4	5	6	7	8	9	AB R H RBI BB SO LOB	TOP																										
Mary Breeding, R (1, 4) OBP: 0.331, SLG: 0.345	0-0 F4		0-0 F9	0-3 K		0-0 F8	0-0 6-3		0-0 F8	6 0 0 0 0 1 6																											
Gene Stephens, L (1, 9) OBP: 0.314, SLG: 0.341	4-0 BB		0-0 6-3		0-0 2B	4-0 BB BB		0-0 4-3	0-0 F9	4 1 1 0 2 0 1																											
Gene Woodling, L (1, 7) OBP: 0.418, SLG: 0.382 Jackie Brandt, R (9, 7) OBP: 0.374, SLG: 0.456	0-0 F7		0-0 G3		0-0 F4	4-0 BB BB		0-0 HR		4 1 1 1 1 0 2 0 0 0 0 0 0 0																											
Jim Gentile, L (1, 3) OBP: 0.479, SLG: 0.566	0-0 G3			4-0 BB 1B G4-6-3	4-0 2B	4-0 BB BB		4-0 FC6-4 BB		1 1 0 1 4 0 1																											
Gus Triandos, R (1, 2) OBP: 0.321, SLG: 0.290		0-0 F8		0-0 G4-6-3 1B	0-0 2B	0-0 F4		0-0 FC6-4		5 0 2 1 0 0 4																											
Ron Hansen, R (1, 6) OBP: 0.336, SLG: 0.468		4-0 PB BB BB		4-0 G4-6-3 1B BB	0-0 F3		0-0 6-3	0-0 F5		3 0 0 0 2 0 3																											
Brooks Robinson, R (1, 5) OBP: 0.320, SLG: 0.381		4-0 PB 1-2 BB		0-0 G4-6-3 1-2 2-3 3-H	0-0 6-3		0-0 2B		0-0 SH2-4 2B 1B	4 2 2 0 1 0 4																											
Jim Busby, R (1, 8) OBP: 0.385, SLG: 0.441		0-0 F4		4-0 S BB		0-0 E6 BB BB BB	0-0 2B		0-0 SH2-4	3 1 1 1 1 0 2																											
Hal Brown, R (1, 1) OBP: 0.320, SLG: 0.238 Bob Boyd, L (7, PH) OBP: 0.302, SLG: 0.333 Gordon Jones, R (7, 1) OBP: 0.667, SLG: 0.667 Steve Barber, L (8, 1) OBP: 0.179, SLG: 0.080 Hoyt Wilhelm, R (8, 1) OBP: 0.074, SLG: 0.040 Clint Courtney, L (8, 2) OBP: 0.339, SLG: 0.263		0-3 K		4-0 BB BB 1-2 BB		0-0 F4	0-0 4-3		0-0 2B	2 0 0 0 1 1 3 1 0 0 0 0 0 1 0 1 0 1 1 0 0 0																											
Inning Stats	R: 0 E: 0 K: 0 S: 3	H: 0 LOB: 1 BB: 1 P: 7	R: 0 E: 0 K: 1 S: 5	H: 0 LOB: 2 BB: 2 P: 13	R: 0 E: 0 K: 0 S: 3	H: 0 LOB: 0 BB: 0 P: 3	R: 1 E: 0 K: 1 S: 5	H: 1 LOB: 3 BB: 4 P: 21	R: 1 E: 0 K: 0 S: 5	H: 2 LOB: 2 BB: 1 P: 9	R: 1 E: 1 K: 0 S: 4	H: 0 LOB: 3 BB: 3 P: 16	R: 1 E: 0 K: 0 S: 5	H: 2 LOB: 1 BB: 0 P: 5	R: 1 E: 0 K: 0 S: 4	H: 1 LOB: 1 BB: 1 P: 8	R: 1 E: 0 K: 0 S: 5	H: 2 LOB: 1 BB: 0 P: 5	1B: 2 2B: 5 3B: 0 HR: 1	SF: 0 SAC: 1 DP: 1 HBP: 0	WP: 0 PA: 47 PB: 1 SB: 1 CS: 0																
PITCHER	IP WLS BF H R ER SO BB IBB HBP BLK WP HR S P ERA WHIP																																				
Don Larsen, R (1, 1) ERA: 3.14	3.0		15	1	1	1	1	5	0	0	0	0	0	0	12	32	3.00	2.000																			
Bob Trowbridge, R (4, 1) ERA: 3.52	2.2		16	2	2	1	1	6	0	0	0	0	0	12	36	3.38	3.000																				
Marty Kutyna, R (6, 1) ERA: 2.83	1.2		8	3	2	2	0	0	0	0	0	0	1	8	8	10.80	1.800																				
Ray Herbert, R (8, 1) ERA: 3.8	1.2	L	8	2	1	1	0	1	0	0	0	0	0	7	11	5.40	1.800																				

Baltimore Orioles @ Kansas City Athletics
Municipal Stadium, Kansas City, MO
Fri Jun 24 1960, 8:05 PM EDT
Att. 16,623 - Unknown

AB	34
R	6
H	8
RBI	5
BB	12
SO	2
LOB	27



Batter	1	2	3	4	5	6	7	8	9	AB R H RBI BB SO LOB
Bill Tuttle, R OBP: 0.333, SLG: 0.326 (1, 8)	0-0 2B	4-0 HR BB		0-0 1B			0-0 F8		4-0 BB L5-3	3 1 2 0 2 0 0
Jerry Lumpe, L OBP: 0.328, SLG: 0.377 (1, 4)	0-0 F2	0-0 HR		0-0 F9			0-0 3-1		0-0 L5-3	5 1 1 4 0 0 3
Andy Carey, R OBP: 0.296, SLG: 0.424 (1, 5)	0-0 FC6-5-4-6-4-1 1B	0-0 F9				0-0 F5	0-3 K			4 0 0 0 0 1 1
Norm Siebern, L OBP: 0.388, SLG: 0.500 (1, 7)	0-0 2-3 1B		0-0 HR			0-0 F9		0-0 1B		4 1 3 1 0 0 0
Whitey Herzog, L OBP: 0.410, SLG: 0.490 (1, 9)	0-0 F8		0-0 F6			0-0 2B		0-0 BB 1B		4 0 2 0 0 0 2
Mary Throneberry, L OBP: 0.316, SLG: 0.529 (1, 3)		0-0 BB E HR 1B	0-3 K			0-0 F2		4-0 1-2 BB		3 1 1 0 0 1 1 0 0 0 0 1 0 0
Dick Williams, R OBP: 0.353, SLG: 0.406 (8, PH)										
Danny Kravitz, L OBP: 0.306, SLG: 0.477 (1, 2)		0-0 E4 BB HR	0-0 F7			0-0 F9		0-3 K		3 1 0 0 0 0 1 1 0 0 0 0 1 2
Harry Chiti, R OBP: 0.287, SLG: 0.339 (8, PH)										
Ken Hamlin, R OBP: 0.291, SLG: 0.258 (1, 6)		0-0 F2		0-0 4-3		0-0 F7		0-0 4-3		3 0 0 0 0 0 2 1 0 0 0 0 0 2 0 0 0 0 0 0 0
Russ Snyder, L OBP: 0.292, SLG: 0.394 (8, PH)										
Bob Johnson, R OBP: 0.351, SLG: 0.255 (9, 6)										
Don Larsen, R OBP: 0.067, SLG: 0.067 (1, 1)		0-3 K	0-0 4-3			0-0 F6			0-0 F8	1 0 0 0 0 1 2 1 0 0 0 0 0 0 1 0 0 0 0 0 0 0 0 0 0 0 0 0 1 0 0 0 0 0 0
Bob Trowbridge, R OBP: 0.059, SLG: 0.118 (4, 1)										
Marty Kutyna, R OBP: 0.250, SLG: 0.250 (6, 1)										
Ray Herbert, R OBP: 0.300, SLG: 0.160 (8, 1)										
Hank Bauer, R OBP: 0.306, SLG: 0.348 (9, PH)										


Inning Stats	R: 0	H: 2	E: 0	LOB: 2	K: 0	BB: 0	S: 5	R: 4	H: 2	E: 1	LOB: 0	K: 1	BB: 1	S: 8	R: 1	H: 1	E: 0	LOB: 0	K: 1	BB: 0	S: 6	R: 0	H: 1	E: 0	LOB: 1	K: 0	BB: 0	S: 4	R: 0	H: 1	E: 0	LOB: 1	K: 0	BB: 0	S: 4	R: 0	H: 0	E: 0	LOB: 0	K: 1	BB: 1	S: 3	R: 0	H: 0	E: 0	LOB: 0	K: 1	BB: 0	S: 5	R: 0	H: 2	E: 0	LOB: 2	K: 1	BB: 1	S: 6	R: 0	H: 0	E: 0	LOB: 0	K: 0	BB: 1	S: 2	R: 0	H: 0	E: 0	LOB: 0	K: 0	BB: 1	S: 6	1B: 5	SF: 0	2B: 3	SAC: 0	3B: 0	DP: 1	HR: 2	HBP: 0	WP: 0	PA: 38
--------------	------	------	------	--------	------	-------	------	------	------	------	--------	------	-------	------	------	------	------	--------	------	-------	------	------	------	------	--------	------	-------	------	------	------	------	--------	------	-------	------	------	------	------	--------	------	-------	------	------	------	------	--------	------	-------	------	------	------	------	--------	------	-------	------	------	------	------	--------	------	-------	------	------	------	------	--------	------	-------	------	-------	-------	-------	--------	-------	-------	-------	--------	-------	--------

PITCHER	IP	WLS	BF	H	R	ER	SO	BB	IBB	HBP	BLK	WP	HR	S	P	ERA	WHIP
Hal Brown, R ERA: 3.8 (1, 1)	6.0		27	7	5	1	2	1	0	0	0	0	2	30	34	1.50	1.333
Gordon Jones, R ERA: 4.41 (7, 1)	1.1		5	2	0	0	1	0	0	0	0	0	0	7	7	0.00	1.500
Steve Barber, L ERA: 3.07 (8, 1)	0.0		1	0	0	0	0	1	0	0	0	0	0	4	∞	∞	
Hoyt Wilhelm, R ERA: 3.95 (8, 1)	1.2	W	5	0	0	0	1	1	0	0	0	0	0	6	10	0.00	0.600

BOTTOM

Baltimore Orioles @ Kansas City Athletics
Municipal Stadium, Kansas City, MO

AB 35
R 5
H 9
RBI 5
BB 3
SO 4
LOB 16



Fri Jun 24 1960, 8:05 PM EDT
Att. 16,623 - Unknown

livebaseballscorecards.com

Batter	1	2	3	4	5	6	7	8	9	AB R H RBI BB SO LOB	TOP										
Mary Breeding, R (1, 4) OBP: 0.332, SLG: 0.346	0-0 1-3		0-0 FC1-6 FC5-4 1-2f	0-0 S 1B		0-0 6-3 1B 1B	0-0 F4			5 1 2 0 0 0 1											
Jim Busby, R (1, 8) OBP: 0.341, SLG: 0.385	0-0 L8		0-0 FC5-4 2B 1-2f	0-3 K 1-2		0-0 6-3		0-0 F2		5 1 0 0 0 1 3											
Ron Hansen, R (1, 6) OBP: 0.341, SLG: 0.473	0-0 F9		0-0 2B 1-3		4-0 1B 2B BB BB BB	0-3 K 1B		0-0 1B		4 2 2 0 1 1 1											
Walt Drogo, R (1, 3) OBP: 0.337, SLG: 0.425		0-0 6-3	0-0 2B 2B		0-0 2B 1B SF8	0-0 1B 1B		0-0 L6		2 1 1 2 0 0 0											
Jim Gentile, L (5, PH) OBP: 0.484, SLG: 0.572			2-H 3-H		1-3 2B 1B	2-H 1B				2 1 2 1 0 0 0											
Bob Boyd, L (8, PH) OBP: 0.295, SLG: 0.326										1 0 0 0 0 0 1											
Gus Triandos, R (1, 2) OBP: 0.342, SLG: 0.367		0-0 HR	0-0 HR 2B		0-0 2B 2B	1-2 FC4-6 1B		0-0 F2		5 3 4 3 0 0 1											
Brooks Robinson, R (1, 5) OBP: 0.318, SLG: 0.391		0-3 K	0-0 HR		0-0 SF8	0-0 FC4-6		0-0 F7		4 1 1 3 0 1 2											
Jackie Brandt, R (1, 9) OBP: 0.374, SLG: 0.460	0-0 1B		0-0 F2		0-0 L7		0-0 5-3		0-0 2B	5 0 2 0 0 0 1											
Dave Nicholson, R (1, 7) OBP: 0.256, SLG: 0.297	0-0 F6			0-3 K	0-0 2B		0-0 HR		0-3 K	5 1 2 2 0 2 2											
Milt Pappas, R (1, 1)			4-0 FC1-6 BB	0-0 F7	0-3 K		0-0 F7		0-3 K	4 0 0 0 1 2 2											
Inning Stats	R: 0 E: 0 K: 0 S: 3	H: 0 LOB: 0 BB: 0 P: 3	R: 1 E: 0 K: 1 S: 7	H: 2 LOB: 1 BB: 0 P: 7	R: 5 E: 0 K: 0 S: 7	H: 4 LOB: 0 BB: 1 P: 11	R: 0 E: 0 K: 2 S: 8	H: 1 LOB: 1 BB: 0 P: 8	R: 3 E: 0 K: 1 S: 8	H: 3 LOB: 1 BB: 1 P: 12	R: 1 E: 0 K: 1 S: 8	H: 3 LOB: 2 BB: 0 P: 8	R: 1 E: 0 K: 0 S: 4	H: 1 LOB: 0 BB: 0 P: 4	R: 0 E: 0 K: 0 S: 4	H: 1 LOB: 1 BB: 0 P: 4	R: 0 E: 0 K: 2 S: 8	H: 1 LOB: 1 BB: 0 P: 8	1B: 7 2B: 6 3B: 0 HR: 3	SF: 1 SAC: 0 DP: 0 HBP: 0	WP: 0 PA: 45 PB: 0 SB: 1 CS: 0
PITCHER	IP WLS BF H R ER SO BB IBB HBP BLK WP HR S P ERA WHIP																				
Bud Daley, L (1, 1) ERA: 3.39	3.0 L 16 6 6 6 1 1 0 0 0 0 0 2 17 21 18.00 2.333																				
Johnny Kucks, R (4, 1) ERA: 8.15	1.2 10 4 3 3 2 1 0 0 0 0 0 0 13 17 16.20 3.000																				
Ken Johnson, R (5, 1) ERA: 4.03	4.1 19 6 2 2 4 0 0 0 0 0 0 1 27 27 4.15 1.385																				

Baltimore Orioles @ Kansas City Athletics
Municipal Stadium, Kansas City, MO
 Sat Jun 25 1960, 4:33 AM EDT
 Att. 6,585 - Unknown

AB	42
R	11
H	16
RBI	11
BB	2
SO	7
LOB	14



Batter	1	2	3	4	5	6	7	8	9	AB	R	H	RBI	BB	SO	LOB
Bill Tuttle, R OBP: 0.332, SLG: 0.322 (1, 8)	0-3 K		4-0 BB		0-0 F6			0-0 1-3		3	0	0	0	1	1	0
Jerry Lumpe, L OBP: 0.324, SLG: 0.371 (1, 4)	0-3 K		0-3 K		0-0 6-3			0-0 F6		4	0	0	0	0	2	2
Andy Carey, R OBP: 0.295, SLG: 0.447 (1, 5)	0-0 1-3		0-0 F6		0-0 F3			0-0 HR		4	1	1	1	0	0	2
Norm Siebern, L OBP: 0.390, SLG: 0.495 (1, 7)		4-0 FC6 BB		4-0 FC4-6 BB		0-0 F7		0-0 L9		2	0	0	0	2	0	0
Whitey Herzog, L OBP: 0.406, SLG: 0.484 (1, 9)		0-0 F8		0-0 FC4-6 1B 1-2f		0-0 F5		0-0 G4-6-3 1B		4	1	1	0	0	0	2
Mary Throneberry, L OBP: 0.313, SLG: 0.516 (1, 3)		0-3 K		0-0 1B 1-3		0-0 F6		0-0 G4-6-3 1-2f		4	0	1	0	0	1	2
Harry Chiti, R OBP: 0.291, SLG: 0.343 (1, 2)		0-0 FC6 1-2f		0-0 1B 1-2		0-0 6-3		0-0 1B		4	0	2	1	0	0	1
Ken Hamlin, R OBP: 0.286, SLG: 0.252 (1, 6)			0-3 K		0-0 L8		0-0 F3		0-3 K	4	0	0	0	0	2	3
Bud Daley, L OBP: 0.256, SLG: 0.152 (1, 1)			0-0 K		0-3 K		0-0 6-3			0	0	0	0	0	0	0
Hank Bauer, R OBP: 0.312, SLG: 0.363 (3, PH)										1	0	1	0	0	0	0
Johnny Kucks, R (4, 1)										1	0	0	0	0	1	2
Ken Johnson, R OBP: 0.222, SLG: 0.222 (5, 1)										1	0	0	0	0	0	0

Inning Stats	R: 0	H: 0	E: 0	K: 2	S: 7	R: 0	H: 0	E: 0	K: 1	S: 5	R: 0	H: 1	E: 0	K: 2	S: 8	R: 1	H: 2	E: 0	K: 1	S: 7	R: 0	H: 0	E: 0	K: 0	S: 3	R: 0	H: 0	E: 0	K: 0	S: 3	R: 0	H: 0	E: 0	K: 0	S: 3	R: 1	H: 1	E: 0	K: 0	S: 4	R: 0	H: 2	E: 0	K: 1	S: 6	R: 0	H: 0	E: 0	K: 1	S: 6
	LOB: 0	BB: 0	LOB: 1	BB: 0	P: 7	LOB: 0	BB: 1	LOB: 1	BB: 1	P: 9	LOB: 2	BB: 1	LOB: 2	BB: 1	P: 11	LOB: 0	BB: 0	LOB: 0	BB: 0	P: 3	LOB: 0	BB: 0	LOB: 0	BB: 0	P: 3	LOB: 0	BB: 0	LOB: 0	BB: 0	P: 3	LOB: 1	BB: 0	LOB: 0	BB: 0	P: 4	LOB: 0	BB: 0	LOB: 1	BB: 0	P: 6	LOB: 0	BB: 0	LOB: 1	BB: 0	P: 6					
	1B: 4	SF: 0	2B: 1	SAC: 0	3B: 0	DP: 1	HR: 1	HBP: 0	WP: 0	PA: 35	1B: 4	SF: 0	2B: 1	SAC: 0	3B: 0	DP: 1	HR: 1	HBP: 0	WP: 0	PA: 35	1B: 4	SF: 0	2B: 1	SAC: 0	3B: 0	DP: 1	HR: 1	HBP: 0	WP: 0	PA: 35	1B: 4	SF: 0	2B: 1	SAC: 0	3B: 0	DP: 1	HR: 1	HBP: 0	WP: 0	PA: 35	1B: 4	SF: 0	2B: 1	SAC: 0	3B: 0	DP: 1	HR: 1	HBP: 0	WP: 0	PA: 35

Baltimore Orioles @ Kansas City Athletics
Municipal Stadium, Kansas City, MO

Sat Jun 25 1960, 4:33 AM EDT
Att. 6,585 - Unknown

AB	32
R	2
H	6
RBI	2
BB	3
SO	7
LOB	14

PITCHER	IP	WLS	BF	H	R	ER	SO	BB	IBB	HBP	BLK	WP	HR	S	P	ERA	WHIP
Milt Pappas, R ERA: 4.78 (1, 1)	9.0	W	35	6	2	2	7	3	0	0	0	0	1	46	58	2.00	1.000

Batter	1	2	3	4	5	6	7	8	9	AB R H RBI BB SO LOB	TOP		
Mary Breeding, R (1, 4) OBP: 0.330, SLG: 0.347	0-0 F8		0-0 F8		0-0 FC5-4		0-0 1B HR 2B	0-0 F8		5 1 1 0 0 0 3			
Gene Stephens, L (1, 8) (7, 9) OBP: 0.317, SLG: 0.343	0-0 E6 CS		0-0 F9			0-0 E4 1B HR	0-0 2-3 HR 1B		0-0 HR 1B	5 3 2 0 0 0 1			
Gene Woodling, L (1, 7) Jackie Brandt, R (9, 7) OBP: 0.426, SLG: 0.402 OBP: 0.374, SLG: 0.460	0-0 3-1			4-0 E 1B 9-2 BB		0-0 1-2 HR 1B	4-0 1-2 HR BB		0-0 1-H HR	3 3 2 2 2 0 1 0 0 0 0 0 0 0			
Jim Gentile, L (1, 3) OBP: 0.487, SLG: 0.613		0-0 F9		0-0 E9 1-3 1B		0-0 1-H 2-H HR	0-0 1-H 2-H 3-H HR		0-3 K	5 2 3 7 0 1 0			
Gus Triandos, R (1, 2) OBP: 0.336, SLG: 0.359		0-0 1B		0-0 6-3		0-0 F5	0-0 F8		0-0 F7	5 0 1 0 0 0 2			
Ron Hansen, R (1, 6) OBP: 0.335, SLG: 0.463		0-0 F5		0-0 9-2		0-0 F7	0-0 F7		0-0 L7	5 0 0 0 0 0 3			
Brooks Robinson, R (1, 5) OBP: 0.317, SLG: 0.389		0-0 F8			0-0 F7	0-0 1B		0-0 5-3		4 0 1 0 0 0 1			
Dave Nicholson, R (1, 9) Jim Busby, R (7, 8) OBP: 0.261, SLG: 0.300 OBP: 0.356, SLG: 0.400			0-0 FC1-6 1B		0-3 K	0-3 K		0-0 SH1-4 1B		3 0 1 0 0 2 1 1 0 1 0 0 0 0			
Chuck Estrada, R (1, 1) OBP: 0.167, SLG: 0.250			0-0 FC1-6		0-0 FC5-4 1B		0-0 F6	0-0 SH1-4		3 0 1 0 0 0 1			
Inning Stats	R: 0 E: 1 K: 0 S: 3 H: 0 LOB: 0 BB: 0 P: 3	R: 0 E: 0 K: 0 S: 4 H: 1 LOB: 1 BB: 0 P: 4	R: 0 E: 0 K: 0 S: 4 H: 1 LOB: 1 BB: 0 P: 4	R: 0 E: 1 K: 0 S: 3 H: 1 LOB: 1 BB: 1 P: 7	R: 0 E: 0 K: 1 S: 6 H: 1 LOB: 1 BB: 0 P: 6	R: 3 E: 1 K: 1 S: 9 H: 3 LOB: 1 BB: 0 P: 9	R: 4 E: 0 K: 0 S: 6 H: 3 LOB: 0 BB: 1 P: 10	R: 0 E: 0 K: 0 S: 4 H: 1 LOB: 1 BB: 0 P: 4	R: 2 E: 0 K: 1 S: 7 H: 2 LOB: 0 BB: 0 P: 7	1B: 9 2B: 2 3B: 0 HR: 3 SF: 0 SAC: 1 DP: 1 HBP: 0	WP: 0 PB: 0 SB: 0 CS: 1 PA: 42		
PITCHER	IP WLS BF H R ER SO BB IBB HBP BLK WP HR S P ERA WHIP											PITCHER	IP WLS BF H R ER SO BB IBB HBP BLK WP HR S P ERA WHIP
Dick Hall, R (1, 1) ERA: 3.06	7.0 L 33 10 7 6 2 2 0 0 0 0 0 2 35 43 7.71 1.714												
Bob Trowbridge, R (8, 1) ERA: 3.72	2.0 9 3 2 2 1 0 0 0 0 0 0 1 11 11 9.00 1.500												

Baltimore Orioles @ Kansas City Athletics
Municipal Stadium, Kansas City, MO
Sun Jun 26 1960, 4:33 AM EDT
Att. 9,612 - Unknown

AB	39
R	9
H	13
RBI	9
BB	2
SO	3
LOB	13



Batter	1	2	3	4	5	6	7	8	9	AB	R	H	RBI	BB	SO	LOB
Bill Tuttle, R OBP: 0.331, SLG: 0.321 (1, 8)	0-3 K		0-0 F5			0-0 6-3		0-0 HR PB 1B		4	1	1	0	0	1	1
Jerry Lumpe, L OBP: 0.326, SLG: 0.368 (1, 4)	0-0 F8		0-0 CS 1-2	4-0 BB		4-0 BB BB		0-0 F7		2	0	0	0	2	0	1
Andy Carey, R OBP: 0.302, SLG: 0.472 (1, 5)	4-0 BB			0-0 L5		0-0 F2		0-0 HR 1-H		3	1	1	2	1	0	2
Norm Siebern, L OBP: 0.388, SLG: 0.489 (1, 7)	0-0 F6			0-0 F5		4-0 BB 1-2		0-0 3-1		3	0	0	0	1	0	2
Whitey Herzog, L OBP: 0.398, SLG: 0.472 (1, 9)		0-0 4-3		0-0 F8		0-0 F5		0-0 1-3		4	0	0	0	0	0	3
Mary Throneberry, L OBP: 0.311, SLG: 0.500 (1, 3)		0-0 L3			0-3 K		4-0 BB		0-0 G3	3	0	0	0	1	1	0
Danny Kravitz, L OBP: 0.283, SLG: 0.438 (1, 2)		0-3 K			0-0 4-3		0-3 K		0-3 K	4	0	0	0	0	3	1
Ken Hamlin, R OBP: 0.289, SLG: 0.250 (1, 6)			4-0 CS BB		4-0 BB		0-3 K		0-0 F4	2	0	0	0	2	1	1
Dick Hall, R OBP: 0.148, SLG: 0.080 (1, 1)			0-0 B3		0-3 K		0-0 F8			2	0	0	0	0	1	2
Russ Snyder, L OBP: 0.289, SLG: 0.390 (7, PH)										1	0	0	0	0	0	1
Bob Trowbridge, R OBP: 0.059, SLG: 0.118 (8, 1)										0	0	0	0	0	0	0

Inning Stats	R: 0 E: 0 K: 1 S: 5	H: 0 LOB: 1 BB: 1 P: 9	R: 0 E: 0 K: 1 S: 5	H: 0 LOB: 0 BB: 0 P: 5	R: 0 E: 0 K: 0 S: 2	H: 0 LOB: 0 BB: 1 P: 6	R: 0 E: 0 K: 0 S: 3	H: 0 LOB: 1 BB: 1 P: 7	R: 0 E: 0 K: 2 S: 7	H: 0 LOB: 1 BB: 1 P: 11	R: 0 E: 0 K: 0 S: 3	H: 0 LOB: 2 BB: 2 P: 11	R: 0 E: 0 K: 2 S: 7	H: 0 LOB: 1 BB: 1 P: 11	R: 2 E: 0 K: 0 S: 5	H: 2 LOB: 0 BB: 0 P: 5	R: 0 E: 0 K: 1 S: 5	H: 0 LOB: 0 BB: 0 P: 5	1B: 1 2B: 0 3B: 0 HR: 1	SF: 0 SAC: 0 DP: 0 HBP: 0	WP: 0 PB: 1 SB: 0 CS: 1	PA: 36
PITCHER Chuck Estrada, R ERA: 3.32 (1, 1)	IP 9.0	WLS W	BF 35	H 2	R 2	ER 2	SO 7	BB 7	IBB 0	HBP 0	BLK 0	WP 0	HR 1	S 42	P 70	ERA 2.00	WHIP 1.000					


BOTTOM


Baltimore Orioles @ Kansas City Athletics
Municipal Stadium, Kansas City, MO

Sun Jun 26 1960, 4:33 AM EDT
Att. 9,612 - Unknown

livebaseballscorecards.com

AB	28
R	2
H	2
RBI	2
BB	7
SO	7
LOB	14



Batter	1	2	3	4	5	6	7	8	9	AB R H RBI BB SO LOB	TOP									
Russ Snyder, L (1, 8) OBP: 0.305, SLG: 0.411 Bill Tuttle, R (9, PH) OBP: 0.330, SLG: 0.320	0-0 1B 3B	4-0 BB		0-0 F3			4-0 G4-6-3 BB		0-0 F3	2 1 1 0 2 0 1 1 0 0 0 0 0 1										
Jerry Lumpe, L (1, 4) OBP: 0.325, SLG: 0.366	0-0 4-3 BB 1B	0-0 F9			0-0 F7		0-0 G4-6-3 1-2f			4 0 1 1 0 0 3										
Whitey Herzog, L (1, 9) OBP: 0.395, SLG: 0.464	4-0 4-3 BB		0-0 F8		0-0 L6			0-0 G1		3 0 0 0 1 0 0										
Norm Siebern, L (1, 7) OBP: 0.390, SLG: 0.507	0-0 4-3 1-2 2-3		0-0 HR		0-0 2B			0-0 F7		4 1 2 1 0 0 2										
Mary Throneberry, L (1, 3) OBP: 0.308, SLG: 0.485	0-0 F4		0-3 K		0-0 3-1			4-0 BB		3 0 0 0 1 1 3										
Andy Carey, R (1, 5) OBP: 0.292, SLG: 0.455	0-0 5-3		0-3 K			0-0 F6		0-0 F8		4 0 0 0 0 1 3										
Danny Kravitz, L (1, 2) OBP: 0.304, SLG: 0.471 Pete Daley, R (9, PH) OBP: 0.242, SLG: 0.406		0-0 F5		0-0 2B		0-0 G5-4-3 1B			0-3 K	3 0 2 0 0 0 0 1 0 0 0 0 1 0	AB 31 R 2 H 6 RBI 2 BB 5 SO 3 LOB 18									
Bob Johnson, R (1, 6) OBP: 0.361, SLG: 0.245		1-0 FC1-6 HBP		0-0 6-3		0-0 G5-4-3 1-2f			4-0 BB	2 0 0 0 1 0 2										
Bud Daley, L (1, 1) OBP: 0.238, SLG: 0.139 Marty Kutyna, R (8, 1) OBP: 0.250, SLG: 0.250 Dick Williams, R (9, PH) OBP: 0.351, SLG: 0.404		0-0 FC1-6 BB		0-0 F7			0-0 L6		0-0 F6	3 0 0 0 0 0 2 0 0 0 0 0 0 0 1 0 0 0 0 0 1										
Inning Stats	R: 1 E: 0 K: 0 S: 5	H: 2 LOB: 2 BB: 1 P: 9	R: 0 E: 0 K: 0 S: 3	H: 0 LOB: 2 BB: 1 P: 8	R: 1 E: 0 K: 2 S: 8	H: 1 LOB: 0 BB: 0 P: 8	R: 0 E: 0 K: 0 S: 4	H: 1 LOB: 1 BB: 0 P: 4	R: 0 E: 0 K: 0 S: 3	H: 1 LOB: 0 BB: 0 P: 3	R: 0 E: 0 K: 0 S: 2	H: 0 LOB: 0 BB: 1 P: 6	R: 0 E: 0 K: 0 S: 3	H: 0 LOB: 1 BB: 1 P: 7	R: 0 E: 0 K: 1 S: 5	H: 0 LOB: 1 BB: 1 P: 9	1B: 2 2B: 2 3B: 1 HR: 1	SF: 0 SAC: 0 DP: 2 HBP: 1	WP: 0 PB: 0 SB: 0 CS: 0	PA: 37
PITCHER Bob Turley, R (1, 1) ERA: 2.56 Bobby Shantz, L (9, 1) ERA: 3.08	IP WLS BF H R ER SO BB IBB HBP BLK WP HR S P ERA WHIP	8.0 W 33 6 2 2 2 4 0 1 0 0 1 32 49 2.25 1.250	1.0 S 4 0 0 0 1 1 0 0 0 0 0 5 9 0.00 1.000																	

Kansas City Athletics @ New York Yankees
Yankee Stadium, Bronx, NY

Tue Jun 28 1960, 7:05 PM EDT
Att. 20,002 - Unknown - 82 F

livebaseballscorecards.com

Batter	1	2	3	4	5	6	7	8	9	AB	R	H	RBI	BB	SO	LOB	BOTTOM					
Bobby Richardson, R OBP: 0.292, SLG: 0.284 (1, 4)	0-0 6-3 FC6 1B	0-0 FC6 1B			0-0 F7 1B	0-0 F5 1B		0-0 SH3 2-3 3-H		4	0	1	1	0	0	1	Kansas City Athletics @ New York Yankees Yankee Stadium, Bronx, NY Tue Jun 28 1960, 7:05 PM EDT Att: 20,002 - Unknown - 82 F livebaseballscorecards.com					
Hector Lopez, R OBP: 0.374, SLG: 0.435 Gil McDougald, R OBP: 0.299, SLG: 0.388 (1, 7) (9, 5)	0-0 BB WP 2B	0-0 FC6 1-2f			0-0 1B 2B		0-0 FC4 1B	0-0 6-3		5	1	3	0	0	0	2						
Mickey Mantle, S OBP: 0.431, SLG: 0.591 (1, 8)	0-0 F7				0-0 1B 2-3		0-0 L8	0-0 E4 3-H		5	1	2	1	0	0	2						
Roger Maris, L OBP: 0.393, SLG: 0.703 (1, 9)	4-0 WP BB BB				0-0 F2 1B		0-0 FC4 1B 1-2f	0-0 G3		4	0	0	0	1	0	4						
Bill Skowron, R OBP: 0.340, SLG: 0.509 (1, 3)	4-0 WP 1-2 2-3 BB				0-0 8-4 1B		0-0 1-2 1B			3	0	3	0	1	0	0						
Elston Howard, R OBP: 0.293, SLG: 0.414 (1, 2)	4-0 FC4-6 1-2 2-3 3-H BB				0-0 8-4 1-2f		0-3 K 0-0 6-3			3	0	0	0	1	1	6						
Clete Boyer, R OBP: 0.279, SLG: 0.372 (1, 5) (9, 6)	0-0 FC4-6 1-2f				0-0 F7		0-0 5-3	4-0 1B 2B BB		3	1	0	0	1	0	3						
Tony Kubek, L OBP: 0.313, SLG: 0.432 (1, 6) (9, 7)		0-0 L8			0-0 F4		0-0 4-3	0-0 2B SH3 1B 1-3		4	1	1	0	0	0	0						
Bob Turley, R OBP: 0.174, SLG: 0.217 Bob Cerv, R OBP: 0.343, SLG: 0.439 Bobby Shantz, R (8, PH) (9, 1)		0-0 L9			0-0 6-3		0-0 E4	0-0 SH3 E 2B 1-3 3-H		3	0	0	0	0	0	0						
										1	1	1	1	0	0	0						
										0	0	0	0	0	0	0						
Inning Stats	R: 1 E: 0 K: 0 S: 4	H: 1 LOB: 3 BB: 3 P: 16	R: 0 E: 0 K: 0 S: 4	H: 1 LOB: 1 BB: 0 P: 4	R: 1 E: 0 K: 0 S: 4	H: 2 LOB: 0 BB: 0 P: 4	R: 0 E: 0 K: 0 S: 3	H: 0 LOB: 0 BB: 0 P: 3	R: 0 E: 0 K: 1 S: 8	H: 3 LOB: 3 BB: 0 P: 8	R: 0 E: 1 K: 0 S: 4	H: 0 LOB: 1 BB: 0 P: 4	R: 0 E: 0 K: 0 S: 5	H: 2 LOB: 2 BB: 0 P: 5	R: 3 E: 1 K: 0 S: 6	H: 2 LOB: 1 BB: 1 P: 10	1B: 7 2B: 4 3B: 0 HR: 1	SF: 0 SAC: 1 DP: 1 HBP: 0	WP: 1 PB: 0 SB: 0 CS: 0	PA: 40		
PITCHER	IP WLS BF H R ER SO ERA WHIP	IP WLS BF H R ER SO ERA WHIP	IP WLS BF H R ER SO ERA WHIP	IP WLS BF H R ER SO ERA WHIP	IP WLS BF H R ER SO ERA WHIP	IP WLS BF H R ER SO ERA WHIP	IP WLS BF H R ER SO ERA WHIP	IP WLS BF H R ER SO ERA WHIP	IP WLS BF H R ER SO ERA WHIP	IP WLS BF H R ER SO ERA WHIP	IP WLS BF H R ER SO ERA WHIP	IP WLS BF H R ER SO ERA WHIP	IP WLS BF H R ER SO ERA WHIP	IP WLS BF H R ER SO ERA WHIP	IP WLS BF H R ER SO ERA WHIP	IP WLS BF H R ER SO ERA WHIP	IP WLS BF H R ER SO ERA WHIP	IP WLS BF H R ER SO ERA WHIP	IP WLS BF H R ER SO ERA WHIP	IP WLS BF H R ER SO ERA WHIP	IP WLS BF H R ER SO ERA WHIP	IP WLS BF H R ER SO ERA WHIP
Bud Daley, L ERA: 3.5 Marty Kutyna, R ERA: 2.75	(1, 1) (8, 1)	(1, 1) (8, 1)	(1, 1) (8, 1)	(1, 1) (8, 1)	(1, 1) (8, 1)	(1, 1) (8, 1)	(1, 1) (8, 1)	(1, 1) (8, 1)	(1, 1) (8, 1)	(1, 1) (8, 1)	(1, 1) (8, 1)	(1, 1) (8, 1)	(1, 1) (8, 1)	(1, 1) (8, 1)	(1, 1) (8, 1)	(1, 1) (8, 1)	(1, 1) (8, 1)	(1, 1) (8, 1)	(1, 1) (8, 1)	(1, 1) (8, 1)	(1, 1) (8, 1)	(1, 1) (8, 1)



Batter	1	2	3	4	5	6	7	8	9	AB R H RBI BB SO LOB	TOP							
Russ Snyder, L (1, 9) OBP: 0.295, SLG: 0.396	0-3 K		0-0 F5			0-0 4-3		0-0 E1 FC4		4 0 0 0 0 1 0	Kansas City Athletics @ New York Yankees Yankee Stadium, Bronx, NY Wed Jun 29 1960, 3:33 AM EDT Att: 9,864 - Cloudy - 78 F							
Jerry Lumpe, L (1, 4) OBP: 0.324, SLG: 0.362	0-0 F4		4-0 BB			0-0 F7		0-0 FC4 1-2f		3 0 0 0 1 0 1								
Andy Carey, R (1, 5) OBP: 0.282, SLG: 0.439	0-3 K		0-0 5-3			0-0 F5		0-0 5-3		4 0 0 0 0 1 2								
Norm Siebern, L (1, 7) OBP: 0.387, SLG: 0.502		0-0 F5		0-0 4-3		0-0 F5		0-0 FC4-6 1B		4 0 1 0 0 0 0								
Whitey Herzog, L (1, 3) OBP: 0.387, SLG: 0.453		0-0 F8		0-0 F8		0-0 F7		0-3 K		4 0 0 0 0 1 1								
Danny Kravitz, L (1, 2) OBP: 0.317, SLG: 0.473		0-0 BB 1B		0-0 F7		0-0 E 1B		0-0 FC4-6 FC6-4 1-2f		4 0 2 0 0 0 1								
Bill Tuttle, R (1, 8) OBP: 0.329, SLG: 0.316		4-0 BB 1-2 BB			0-0 F9	0-0 E5 1-2		0-0 FC6-4 1-2f		3 0 0 0 1 0 2								
Bob Johnson, R (1, 6) OBP: 0.344, SLG: 0.231		0-3 K			0-0 L9	0-0 F8				3 0 0 0 0 1 4								
Ray Herbert, R (1, 1) OBP: 0.281, SLG: 0.148			0-0 1-3		0-3 K			0-3 K		2 0 0 0 0 1 0								
Mary Throneberry, L (8, PH) OBP: 0.306, SLG: 0.480										1 0 0 0 0 1 0								
Ken Johnson, R (8, 1) OBP: 0.222, SLG: 0.222										0 0 0 0 0 0 0								
Johnny Kucks, R (8, 1)										0 0 0 0 0 0 0								
Inning Stats	R: 0 E: 0 K: 2 S: 7	H: 0 LOB: 0 BB: 0 P: 7	R: 0 E: 0 K: 1 S: 6	H: 1 LOB: 2 BB: 1 P: 10	R: 0 E: 0 K: 0 S: 3	H: 0 LOB: 0 BB: 1 P: 7	R: 0 E: 0 K: 0 S: 3	H: 0 LOB: 0 BB: 0 P: 3	R: 0 E: 1 K: 0 S: 5	H: 1 LOB: 2 BB: 0 P: 5	R: 0 E: 1 K: 1 S: 6	H: 0 LOB: 1 BB: 0 P: 6	R: 0 E: 0 K: 1 S: 6	H: 1 LOB: 1 BB: 0 P: 6	1B: 3 2B: 0 3B: 0 HR: 0	SF: 0 SAC: 0 DP: 0 HBP: 0	WP: 0 PB: 0 SB: 0 CS: 0	PA: 34
PITCHER Jim Coates, R (1, 1) ERA: 3.74	IP: 9.0 WLS: W BF: 34 H: 3 R: 0 ER: 0 SO: 6 BB: 2 IBB: 0 HBP: 0 BLK: 0 WP: 0 HR: 0 S: 44 P: 52 ERA: 0.00 WHIP: 0.556											PITCHER	IP: WLS: BF: H: R: ER: SO: BB: IBB: HBP: BLK: WP: HR: S: P: ERA: WHIP:					

livebaseballscorecards.com

AB	32
R	0
H	3
RBI	0
BB	2
SO	6
LOB	11



Batter	1	2	3	4	5	6	7	8	9
Tony Kubek, L OBP: 0.318, SLG: 0.443 (1, 6)	0-0 G6-4-3 1B		0-0 F7			0-0 E 2B	0-0 F4	0-0 2B	
Hector Lopez, R OBP: 0.364, SLG: 0.421 (1, 7)	0-0 G6-4-3 1-2f		0-0 F8			0-0 E3 2-H HR	0-3 K	0-0 L8	
Mickey Mantle, S OBP: 0.432, SLG: 0.586 (1, 8)	4-0 HR BB		0-3 K			0-3 K		4-0 HBP 2B BB	
Roger Maris, L OBP: 0.398, SLG: 0.728 (1, 9)	0-0 1-H HR			0-0 F7		0-0 2-H HR		4-0 HBP 2B BB	
Yogi Berra, L OBP: 0.388, SLG: 0.457 (1, 2) Billy Shantz, R (9, 2)	0-0 G3			0-0 4-3		0-0 G3		1-0 2B SF7 HBP	
Bill Skowron, R OBP: 0.339, SLG: 0.509 (1, 3)		0-3 K		0-3 K		0-3 K		0-0 F9 1B 2B	
Clete Boyer, R OBP: 0.278, SLG: 0.402 (1, 5)		0-3 K			0-0 4-3		0-0 HR	0-0 SF7	
Bobby Richardson, R OBP: 0.295, SLG: 0.288 (1, 4)		0-0 FC4-6 1B			0-0 1-3		0-0 SH3 1B	0-0 F9	
Jim Coates, R OBP: 0.400, SLG: 0.438 (1, 1)		0-0 FC4-6 1-2f			0-0 1-3		0-0 SH3	0-0 2B 1B	

Inning Stats	R: 2 E: 0 K: 0 S: 4	H: 2 LOB: 0 BB: 1 P: 8	R: 0 E: 0 K: 2 S: 8	H: 1 LOB: 1 BB: 0 P: 8	R: 0 E: 0 K: 1 S: 5	H: 0 LOB: 0 BB: 0 P: 5	R: 0 E: 0 K: 1 S: 5	H: 0 LOB: 0 BB: 0 P: 5	R: 0 E: 0 K: 0 S: 3	H: 0 LOB: 0 BB: 0 P: 3	R: 3 E: 1 K: 2 S: 10	H: 2 LOB: 0 BB: 0 P: 10	R: 1 E: 0 K: 1 S: 7	H: 2 LOB: 1 BB: 0 P: 7	R: 4 E: 0 K: 0 S: 6	H: 3 LOB: 2 BB: 2 P: 15
1B: 4 2B: 3 3B: 0 HR: 3	SF: 1 SAC: 1 DP: 1 HBP: 1	WP: 0 PB: 0 SB: 0 CS: 0														

PITCHER	IP	WLS	BF	H	R	ER	SO	BB	IBB	HBP	BLK	WP	HR	S	P	ERA	WHIP
Ray Herbert, R ERA: 3.99 (1, 1)	7.0	L	29	7	6	5	7	1	0	0	0	0	3	42	46	6.43	1.143
Ken Johnson, R ERA: 4.52 (8, 1)	0.2		8	3	4	4	0	2	0	1	0	0	0	5	14	54.00	7.500
Johnny Kucks, R ERA: 8.07 (8, 1)	0.1		1	0	0	0	0	0	0	0	0	0	0	1	1	0.00	0.000

BOTTOM


Kansas City Athletics @ New York Yankees
Yankee Stadium, Bronx, NY

Wed Jun 29 1960, 3:33 AM EDT
Att. 9,864 - Cloudy - 78 F

AB	R	H	RBI	BB	SO	LOB
5	1	3	0	0	0	1
5	1	0	0	0	1	4
2	2	0	0	2	2	1
3	3	2	4	1	0	0
3	1	0	0	0	0	0
0	0	0	0	0	0	0
4	1	1	2	0	3	0
3	1	1	2	0	1	0
4	0	2	0	0	0	1
3	0	1	1	0	0	1

livebaseballscores.com

AB	32
R	10
H	10
RBI	9
BB	3
SO	7
LOB	8



WP	PA
0	38

Batter	1	2	3	4	5	6	7	8	9	AB R H RBI BB SO LOB	TOP											
Bill Tuttle, R (1, 8) OBP: 0.331, SLG: 0.319	0-0 CS 1B		0-0 FC5-4 1B		0-0 L8			0-3 K		4 0 2 0 0 1 1	Kansas City Athletics @ New York Yankees Yankee Stadium, Bronx, NY Thu Jun 30 1960, 3:33 AM EDT Att. 8,513 - Sunny - 84 F											
Jerry Lumpe, L (1, 4) OBP: 0.323, SLG: 0.371	0-0 1-2 HR		0-0 FC5-4 G5-4-3			0-3 K		0-0 F9		4 1 1 2 0 1 1												
Hank Bauer, R (1, 9) OBP: 0.310, SLG: 0.359	0-3 K		0-0 G5-4-3			0-0 BB 1B		0-0 F6		4 0 1 0 0 1 1												
Norm Siebern, L (1, 7) OBP: 0.382, SLG: 0.494	0-3 K			0-0 F7		0-3 K		0-0 4-3		4 0 0 0 0 2 1												
Danny Kravitz, L (1, 2) OBP: 0.313, SLG: 0.448		0-0 F7		0-0 6-3		4-0 FC6-4 BB		0-0 F8		3 0 0 0 1 0 0												
Dick Williams, R (1, 3) OBP: 0.344, SLG: 0.394		0-0 F3		0-3 K		0-0 FC6-4		0-0 F7		4 0 0 0 0 1 2												
Andy Carey, R (1, 5) OBP: 0.291, SLG: 0.466		0-0 HR			0-0 F7		4-0 G6-4-3 BB			2 1 1 1 1 0 0												
Bob Johnson, R (1, 6) OBP: 0.343, SLG: 0.236		0-0 1-6-3			0-0 1B		0-0 G6-4-3			3 0 1 0 0 0 1												
Don Larsen, R (1, 1) OBP: 0.125, SLG: 0.188			0-0 1B FC5-4 2B		0-0 F7		0-0 F7			1 1 1 0 0 0 0												
Bob Trowbridge, R (3, 1) OBP: 0.059, SLG: 0.118										0 0 0 0 0 0 0												
Mary Throneberry, L (5, PH) OBP: 0.303, SLG: 0.475										1 0 0 0 0 0 1												
Ned Garver, R (5, 1) OBP: 0.143, SLG: 0.286										1 0 0 0 0 0 0												
Inning Stats	R: 1 E: 0 K: 2 S: 8	H: 2 LOB: 0 BB: 0 P: 8	R: 1 E: 0 K: 0 S: 4	H: 1 LOB: 0 BB: 0 P: 4	R: 1 E: 0 K: 0 S: 4	H: 2 LOB: 0 BB: 0 P: 4	R: 0 E: 0 K: 1 S: 5	H: 0 LOB: 0 BB: 0 P: 5	R: 0 E: 0 K: 1 S: 4	H: 1 LOB: 1 BB: 0 P: 4	R: 0 E: 0 K: 2 S: 8	H: 1 LOB: 2 BB: 1 P: 12	R: 0 E: 0 K: 0 S: 2	H: 0 LOB: 0 BB: 1 P: 6	R: 0 E: 0 K: 1 S: 5	H: 0 LOB: 0 BB: 0 P: 5	R: 0 E: 0 K: 0 S: 3	H: 0 LOB: 0 BB: 0 P: 3	1B: 4 2B: 1 3B: 0 HR: 2	SF: 0 SAC: 0 DP: 2 HBP: 0	WP: 0 PB: 0 SB: 0 CS: 1	PA: 33
PITCHER Ralph Terry, R (1, 1) ERA: 3.2	IP: 9.0 WLS: W BF: 33 H: 7 R: 3 ER: 3 SO: 6 BB: 2 IBB: 0 HBP: 0 BLK: 0 WP: 0 HR: 2 S: 43 P: 51 ERA: 3.00 WHIP: 1.000											PITCHER	IP: WLS: BF: H: R: ER: SO: BB: IBB: HBP: BLK: WP: HR: S: P: ERA: WHIP:									

AB	31
R	3
H	7
RBI	3
BB	2
SO	6
LOB	8



WP: 0	PA: 33
PB: 0	
SB: 0	
CS: 1	

Batter	1	2	3	4	5	6	7	8	9	AB R H RBI BB SO LOB	TOP									
Bill Tuttle, R OBP: 0.336, SLG: 0.324 (1, 8)	0-0 1B SF7	0-0 F7		0-0 5-3		0-0 FC4-6 1B		0-0 1B		5 1 3 0 0 0 1										
Jerry Lumpe, L OBP: 0.321, SLG: 0.368 (1, 4)	0-0 1B HR	0-0 L6		0-0 6-3		0-0 FC4-6 1B		0-0 L8		5 1 1 0 0 0 3										
Hank Bauer, R OBP: 0.313, SLG: 0.364 (1, 9) Russ Snyder, L OBP: 0.295, SLG: 0.396 (9, 9)	0-0 SF7		0-0 E 2B 1B	0-3 K		0-0 1B			0-0 E6 3B	4 2 2 1 0 1 0 0 0 0 0 0 0 0										
Norm Siebern, L OBP: 0.382, SLG: 0.500 (1, 7)	0-0 F8		0-0 E3 2B 1B		0-0 F7 1B	0-0 P6			0-0 SF8 3B	5 2 2 1 0 0 4										
Dick Williams, R OBP: 0.351, SLG: 0.406 (1, 3)	0-0 HR 1B		0-0 1B 2B		0-0 F7 1B		0-3 K		0-0 5-3	5 2 3 1 0 1 1										
Andy Carey, R OBP: 0.295, SLG: 0.492 (1, 5)	0-0 HR		0-0 1B G4-6-3 1B		0-0 F7		0-0 6-3		0-0 SF8	4 2 2 5 0 0 2										
Pete Daley, R OBP: 0.237, SLG: 0.378 (1, 2)	0-3 K		0-0 1B G4-6-3 1B		0-0 L8		0-0 P6		0-0 5-3	5 0 1 1 0 1 2										
Ken Hamlin, R OBP: 0.284, SLG: 0.245 (1, 6)		0-0 F2	0-0 G4-6-3 1B		0-0 P6			0-0 F5		4 0 0 0 0 0 3										
Bud Daley, L OBP: 0.239, SLG: 0.175 (1, 1) Marty Kutyna, R OBP: 0.250, SLG: 0.250 (8, 1)		0-0 2B	0-0 6-3		0-3 K			0-0 6-3		4 0 1 0 0 1 0 0 0 0 0 0 0 0										
Inning Stats	R: 4 E: 0 K: 1 S: 9	H: 4 LOB: 0 BB: 0 P: 9	R: 0 E: 0 K: 0 S: 4	H: 1 LOB: 1 BB: 0 P: 4	R: 4 E: 1 K: 0 S: 7	H: 4 LOB: 0 BB: 0 P: 7	R: 0 E: 0 K: 1 S: 5	H: 0 LOB: 0 BB: 0 P: 5	R: 0 E: 0 K: 1 S: 7	H: 2 LOB: 2 BB: 0 P: 7	R: 0 E: 0 K: 1 S: 5	H: 0 LOB: 0 BB: 0 P: 5	R: 0 E: 0 K: 1 S: 4	H: 1 LOB: 1 BB: 0 P: 4	R: 2 E: 1 K: 0 S: 5	H: 1 LOB: 0 BB: 0 P: 5	1B: 11 2B: 2 3B: 1 HR: 1	SF: 2 SAC: 0 DP: 1 HBP: 0	WP: 0 PB: 0 SB: 0 CS: 0	PA: 43
PITCHER	IP WLS BF H R ER SO BB IBB HBP BLK WP HR S P ERA WHIP																			
Frank Sullivan, R ERA: 5.0 (1, 1)	2.0 L 11 5 4 4 1 0 0 0 0 0 0 1 13 13 18.00 2.500																			
Billy Muffett, R ERA: 9.31 (3, 1)	0.0 5 4 4 2 0 0 0 0 0 0 0 0 5 5 ∞ ∞																			
Dave Hillman, R ERA: 5.35 (3, 1)	2.0 5 0 0 0 1 0 0 0 0 0 0 0 7 7 0.00 0.000																			
Jerry Casale, R ERA: 6.36 (5, 1)	5.0 22 6 2 0 2 0 0 0 0 0 0 0 26 26 0.00 1.200																			


Kansas City Athletics @ Boston Red Sox

Fenway Park, Boston, MA

Sat Jul 02 1960, 3:33 AM EDT

Att. 7,837 - Unknown

AB	41
R	10
H	15
RBI	9
BB	0
SO	4
LOB	16



livebaseballscorecards.com

Batter	1	2	3	4	5	6	7	8	9	AB	R	H	RBI	BB	SO	LOB
Don Buddin, R OBP: 0.348, SLG: 0.396 (1, 6)	0-0 SH3 2B	4-0 1B BB		0-0 P3		0-0 3-1		0-0 1B 2B 1B		4	1	2	1	1	0	3
Pete Runnels, L OBP: 0.399, SLG: 0.427 (1, 4)	0-0 SH3 2-3	0-0 1B 1-3 2-H 3-H		0-0 3-1		0-3 K		0-0 1B 1-2 2B		4	1	2	2	0	1	3
Ted Williams, L OBP: 0.461, SLG: 0.768 (1, 7)	0-0 F5	0-0 F5			4-0 BB		4-0 FC5-4 BB	0-0 1B 1-H 2-H 2B		3	1	1	2	2	0	3
Frank Malzone, R OBP: 0.323, SLG: 0.391 (1, 5)	4-0 BB		0-3 K		0-0 P6		0-0 FC5-4 FC5 1B 1-2f	0-0 F8		4	0	0	0	1	1	3
Ray Boone, R OBP: 0.308, SLG: 0.241 (1, 3)	0-0 P3		0-0 P5		0-0 F7		0-0 BB FC5 1B 1-2	0-0 1B 2-H		4	0	1	0	0	0	3
Vic Wertz, L OBP: 0.323, SLG: 0.413 (8, PH) (9, 3)										1	0	1	1	0	0	0
Willie Tasby, R OBP: 0.356, SLG: 0.309 (1, 8)		0-0 BB 1B 2B	0-0 3-1		0-3 K		0-0 FC5 BB 1-2 2-3f	0-0 F8		5	1	1	0	0	1	4
Gary Geiger, L OBP: 0.344, SLG: 0.440 (1, 9)		4-0 BB 1B BB		0-0 1B 1B		4-0 2B 3-1 BB	4-0 1-2 2-3 BB		0-0 4-3	2	2	1	0	3	0	0
Ed Sadowski, R OBP: 0.287, SLG: 0.329 (1, 2)		0-0 P4		0-0 1B 1-2		0-0 F7	0-3 K		0-0 P4	5	0	1	0	0	1	6
Frank Sullivan, R OBP: 0.145, SLG: 0.083 (1, 1)		0-0 F3		0-0 F8		0-0 3-1 2B		0-0 F8		0	0	0	0	0	0	0
Rip Repulski, R OBP: 0.297, SLG: 0.381 (2, PH)										1	0	0	0	0	0	2
Billy Muffett, R OBP: 0.297, SLG: 0.381 (3, 1)										0	0	0	0	0	0	0
Dave Hillman, R OBP: 0.329, SLG: 0.320 (3, 1)										0	0	0	0	0	0	0
Pumpsie Green, S OBP: 0.333, SLG: 0.360 (4, PH)										1	0	0	0	0	0	2
Jerry Casale, R OBP: 0.333, SLG: 0.360 (5, 1)										2	0	1	0	0	0	0
Russ Nixon, L OBP: 0.331, SLG: 0.394 (9, PH)										1	0	0	0	0	0	0

Inning Stats	R: 0	H: 1	E: 0	K: 0	S: 4	LOB: 2	BB: 1	P: 8	R: 2	H: 2	E: 0	K: 0	S: 5	LOB: 2	BB: 2	P: 13	R: 0	H: 0	E: 0	K: 1	S: 5	LOB: 0	BB: 0	P: 5	R: 0	H: 2	E: 0	K: 0	S: 5	LOB: 2	BB: 0	P: 5	R: 0	H: 0	E: 0	K: 1	S: 5	LOB: 1	BB: 1	P: 9	R: 1	H: 1	E: 0	K: 1	S: 6	LOB: 1	BB: 1	P: 10	R: 0	H: 1	E: 0	K: 1	S: 6	LOB: 3	BB: 2	P: 14	R: 3	H: 4	E: 0	K: 0	S: 7	LOB: 1	BB: 0	P: 7	R: 0	H: 0	E: 0	K: 0	S: 3	LOB: 0	BB: 0	P: 3	1B: 7	2B: 4	3B: 0	HR: 0	SF: 0	SAC: 1	DP: 0	HBP: 0	WP: 0	PB: 0	SB: 0	CS: 0	PA: 45
PITCHER	IP	WLS	BF	H	R	ER	SO	BB	IBB	HBP	BLK	WP	HR	S	P	ERA	WHIP																																																																				
Bud Daley, L ERA: 3.74 (1, 1)	7.1	W	39	10	6	6	4	7	0	0	0	0	0	40	68	7.36	2.318																																																																				
Marty Kutyna, R ERA: 2.63 (8, 1)	1.2	S	6	1	0	0	0	0	0	0	0	0	0	6	6	0.00	0.600																																																																				

BOTTOM

Kansas City Athletics @ Boston Red Sox
Fenway Park, Boston, MA
Sat Jul 02 1960, 3:33 AM EDT
Att. 7,837 - Unknown

livebaseballscorecards.com

AB	37
R	6
H	11
RBI	6
BB	7
SO	4
LOB	29



Batter 1 2 3 4 5 6 7 8 9 AB R H RBI BB SO LOB

TOP

Bill Tuttle, R (1, 8) 0-0 6-3 2B

Jerry Lumpe, L (1, 6) (2, 4) 0-0 2B F9 K 2B BB

Hank Bauer, R (1, 9) 0-3 K P4 F2 2B

Norm Siebern, L (1, 7) 0-0 F9 HR BB K

Dick Williams, R (1, 3) 0-0 L8 L5 P3 K

Andy Carey, R (1, 5) 0-0 P3 E BB P6 6-3

Lou Klimchok, L (1, 4) Ken Hamlin, R (2, 6) 0-0 2B 1B F8 G3 F3

Pete Daley, R (1, 2) 0-0 1-H 2B E6 4-3 2B 2B

Dick Hall, R (1, 1) Russ Snyder, L (7, PH) Ned Garver, R (7, 1) Don Larsen, R (7, 1) Ray Blemker, R (7, 1) Bob Johnson, R (9, PH) 0-3 K F8 4-3 1-3

Inning Stats table with columns for R, H, E, K, S and P, LOB, BB, P.

PITCHER table with columns for IP, WLS, BF, H, R, ER, SO, BB, IBB, HBP, BLK, WP, HR, S, P, ERA, WHIP.

Kansas City Athletics @ Boston Red Sox Fenway Park, Boston, MA Sun Jul 03 1960, 3:33 AM EDT Att: 10,291 - Unknown

Summary statistics table: AB 34, R 2, H 7, RBI 2, BB 3, SO 5, LOB 15.



Batter	1	2	3	4	5	6	7	8	9	AB	R	H	RBI	BB	SO	LOB
Willie Tasby, R OBP: 0.358, SLG: 0.329 (1, 8)	F8		F7		6-3		BB 1B			5	1	2	4	0	0	0
Pete Runnels, L OBP: 0.399, SLG: 0.429 (1, 4) (8, 3)	F7		6-3		HR 2B		HR BB			4	2	1	0	1	0	1
Ted Williams, L OBP: 0.470, SLG: 0.794 (1, 7) Carroll Hardy, R OBP: 0.147, SLG: 0.156 (7, PR) (8, 9)	P6			1B G6-4-3 1B	HR		HR BB	F9		3	2	2	2	1	0	0
Vic Wertz, L OBP: 0.332, SLG: 0.434 (1, 3) Pumpsie Green, S OBP: 0.333, SLG: 0.327 (8, 4)		BB BB BB BB BB BB BB BB BB BB BB BB		1B G6-4-3 1B	K		HR BB	WP 1B 1B		3	1	2	3	1	1	0
Frank Malzone, R OBP: 0.328, SLG: 0.403 (1, 5)	P5			G6-4-3		SH1 1B 2B	BB BB 2B	1B 1B		5	2	3	1	0	0	2
Russ Nixon, L OBP: 0.336, SLG: 0.397 (1, 2)				1-2 BB 1B		SH1	F8	F9		4	0	2	0	0	0	3
Gary Geiger, L OBP: 0.348, SLG: 0.435 (1, 9) Rip Repulski, R OBP: 0.293, SLG: 0.375 (7, PR) (8, 7)				1-2 BB		P3	BB BB HR HBP	P3		2	0	0	0	1	1	3
Don Buddin, R OBP: 0.350, SLG: 0.395 (1, 6)				1-2 BB			BB BB HR BB			3	1	1	1	1	1	4
Ike Delock, R OBP: 0.091, SLG: 0.091 (1, 1) Ted Wills, L (7, 1)				F7		3-H 1B	1-2 2-3 3-H HR BB			3	0	0	0	0	3	1
				K						0	1	0	1	1	0	0

Inning Stats	R: 0	H: 0	E: 0	K: 0	S: 3	H: 1	LOB: 2	BB: 1	P: 12	R: 0	H: 0	E: 0	K: 1	S: 5	H: 0	LOB: 0	BB: 0	P: 5	R: 1	H: 3	E: 0	K: 0	S: 5	H: 2	LOB: 2	BB: 1	P: 9	R: 2	H: 2	E: 0	K: 2	S: 9	H: 2	LOB: 0	BB: 0	P: 9	R: 1	H: 2	E: 0	K: 1	S: 7	H: 2	LOB: 1	BB: 0	P: 7	R: 8	H: 4	E: 0	K: 0	S: 6	H: 2	LOB: 1	BB: 4	P: 23	R: 1	H: 2	E: 0	K: 0	S: 5	H: 2	LOB: 1	BB: 0	P: 5
--------------	------	------	------	------	------	------	--------	-------	-------	------	------	------	------	------	------	--------	-------	------	------	------	------	------	------	------	--------	-------	------	------	------	------	------	------	------	--------	-------	------	------	------	------	------	------	------	--------	-------	------	------	------	------	------	------	------	--------	-------	-------	------	------	------	------	------	------	--------	-------	------

PITCHER	IP	WLS	BF	H	R	ER	SO	BB	IBB	HBP	BLK	WP	HR	S	P	ERA	WHIP
Dick Hall, R ERA: 3.25 (1, 1)	6.0	L	27	8	4	4	6	2	0	0	0	0	1	37	45	6.00	1.667
Ned Garver, R ERA: 7.98 (7, 1)	0.1		3	1	2	2	0	2	0	0	0	0	0	1	9	54.00	9.000
Don Larsen, R ERA: 4.0 (7, 1)	0.0		2	2	1	1	0	0	0	0	0	0	1	2	2	∞	∞
Ray Blemker, L ERA: 27.0 (7, 1)	1.2		11	3	6	6	0	2	0	1	0	1	1	8	17	32.40	3.000

BOTTOM

Kansas City Athletics @ Boston Red Sox
Fenway Park, Boston, MA
Sun Jul 03 1960, 3:33 AM EDT
Att. 10,291 - Unknown

AB	35
R	13
H	14
RBI	12
BB	6
SO	6
LOB	15



WP	HR	S	P	ERA	WHIP
1	3	1	5	3.25	1.667
0	0	0	0	7.98	9.000
0	0	0	0	4.0	∞
0	0	0	0	27.0	3.000

Batter	1	2	3	4	5	6	7	8	9	AB R H RBI BB SO LOB	TOP
Bill Tuttle, R OBP: 0.332, SLG: 0.322 (1, 8) X	0-0 5-3 ①		0-0 F3 ③			0-0 6-3 ①		4-0 BB ①		3 0 0 0 1 0 0	Kansas City Athletics @ Cleveland Indians Cleveland Municipal Stadium, Cleveland, OH Mon Jul 04 1960, 3:33 AM EDT Unknown livebaseballscorecards.com
Jerry Lumpe, L OBP: 0.322, SLG: 0.367 (1, 4) B B B	4-0 BB ②			0-0 6-3 ①		0-0 F7 ②		0-0 F8 ③		3 0 0 0 1 0 2	
Whitey Herzog, L OBP: 0.379, SLG: 0.443 (1, 9) X	0-0 F8 ②			0-0 E4 FC4-6 ②		0-0 6-3 ③		0-3 K ①		4 0 0 0 0 1 1	
Norm Siebern, L OBP: 0.382, SLG: 0.506 (1, 7) S S S	0-3 K ③			0-0 FC4-6 ② 1-2f			0-0 G4-6-3 1B ①		0-0 F8 ②	4 0 1 0 0 1 2	
Mary Throneberry, L OBP: 0.292, SLG: 0.456 (1, 3) S S S		0-3 K ①		0-0 F2 ③		0-0 F5 ①		0-3 K ③		4 0 0 0 0 2 2	
Andy Carey, R OBP: 0.295, SLG: 0.476 (1, 5) X		0-0 L6 ②			0-0 FC6-4 1B ①		0-0 G4-6-3 ② ③ 1-2f			3 0 1 0 0 0 1	
Dick Williams, R OBP: 0.343, SLG: 0.397 (8, 5)										0 0 0 0 0 0 0	
Danny Kravitz, L OBP: 0.299, SLG: 0.426 (1, 2) X		0-0 F3 ③			0-0 F7 ①			0-0 F9 ①		3 0 0 0 0 0 1	
Ken Hamlin, R OBP: 0.277, SLG: 0.238 (1, 6) X			0-0 L5 ①		0-0 F7 ②			0-0 3-1 ②		3 0 0 0 0 0 1	
Ray Herbert, R OBP: 0.265, SLG: 0.138 (1, 1) X			0-0 F4 ②		0-0 FC6-4 ③ 1-2f			0-0 BB 1B ①		2 0 0 0 0 0 1	
Russ Snyder, L OBP: 0.298, SLG: 0.398 (8, PH)										1 0 1 0 0 0 0	
Marty Kutyna, R OBP: 0.250, SLG: 0.250 (8, 1)										0 0 0 0 0 0 0	
Inning Stats	R: 0 H: 0 E: 0 LOB: 1 K: 1 BB: 1 S: 5 P: 9	R: 0 H: 0 E: 0 LOB: 0 K: 1 BB: 0 S: 5 P: 5	R: 0 H: 0 E: 0 LOB: 0 K: 0 BB: 0 S: 3 P: 3	R: 0 H: 0 E: 1 LOB: 1 K: 0 BB: 0 S: 4 P: 4	R: 0 H: 1 E: 0 LOB: 1 K: 0 BB: 0 S: 4 P: 4	R: 0 H: 0 E: 0 LOB: 0 K: 0 BB: 0 S: 3 P: 3	R: 0 H: 1 E: 0 LOB: 0 K: 0 BB: 0 S: 3 P: 3	R: 0 H: 1 E: 0 LOB: 2 K: 0 BB: 1 S: 4 P: 8	R: 0 H: 0 E: 0 LOB: 0 K: 2 BB: 0 S: 7 P: 7	1B: 3 SF: 0 2B: 0 SAC: 0 3B: 0 DP: 1 HR: 0 HBP: 0	WP: 0 PA: 32 PB: 0 SB: 0 CS: 0
PITCHER Gary Bell, R ERA: 3.24 (1, 1)	IP WLS BF H R ER SO BB IBB HBP BLK WP HR S P ERA WHIP										

Batter	1	2	3	4	5	6	7	8	9	AB	R	H	RBI	BB	SO	LOB
Johnny Temple, R (1, 4) OBP: 0.339, SLG: 0.332	0-0 4-3	0-0 1B		0-0 FC6-4			4-0 SF8 1B BB			3	1	1	2	1	0	1
Ken Aspromonte, R (1, 5) OBP: 0.368, SLG: 0.387	0-0 F2	0-0 1-3			0-0 L6-4 SH5-3 1B		0-0 E6 1-3 1B			4	0	2	0	0	0	1
Marty Keough, L (1, 8) OBP: 0.312, SLG: 0.331	0-0 2B 1B		0-0 F6		0-0 SH5-3 1-2		0-0 SF8			2	1	1	1	0	0	0
Harvey Kuenn, R (1, 9) OBP: 0.391, SLG: 0.430	0-0 1-H 2B		0-0 F9		0-0 L6-4 2-3		0-0 F3			4	0	1	1	0	0	2
Vic Power, R (1, 3) OBP: 0.333, SLG: 0.411	0-0 F9		4-0 BB		0-0 FC3-6 1B		0-0 F5			3	0	1	0	1	0	1
Chuck Tanner, L (1, 7) OBP: 0.474, SLG: 0.438 Bubba Phillips, R (6, PR) OBP: 0.253, SLG: 0.296 (7, 7)		4-0 SH1-4 1B BB	0-0 1-3		0-0 FC3-6 1B 1-2f		0-3 K			2	1	0	0	1	0	2
John Romano, R (1, 2) OBP: 0.329, SLG: 0.445		0-0 SH1-4 1B 1B		0-0 L5		0-0 1-3 1B	4-0 BB BB			3	1	2	0	1	0	0
Woodie Held, R (1, 6) OBP: 0.327, SLG: 0.472		0-0 F3		0-0 F7		0-0 F9	4-0 BB BB			3	0	0	0	1	0	4
Gary Bell, R (1, 1) OBP: 0.220, SLG: 0.184		0-0 SH1-4 1-2 2-3		0-0 FC6-4 1B		0-0 F7	0-0 F7			3	0	1	0	0	0	2

Inning Stats	R: 1	H: 2	E: 0	LOB: 1	K: 0	S: 5	R: 2	H: 2	E: 0	LOB: 1	K: 0	S: 5	R: 0	H: 0	E: 0	LOB: 1	K: 0	S: 3	R: 0	H: 1	E: 0	LOB: 0	K: 0	S: 3	R: 0	H: 2	E: 0	LOB: 2	K: 0	S: 4	R: 1	H: 1	E: 1	LOB: 1	K: 0	S: 4	R: 0	H: 0	E: 0	LOB: 2	K: 1	S: 5
	1	2	0	1	0	5	2	2	0	0	0	5	0	0	0	1	0	0	3	0	1	0	0	3	0	0	0	2	2	0	1	1	0	0	4	0	0	0	1	0	13	


PITCHER	IP	WLS	BF	H	R	ER	SO	BB	IBB	HBP	BLK	WP	HR	S	P	ERA	WHIP
Ray Herbert, R (1, 1) ERA: 3.98	7.0	L	31	9	4	3	0	3	0	0	0	0	0	28	40	3.86	1.714
Marty Kutyna, R (8, 1) ERA: 2.56	1.0		5	0	0	0	1	2	0	0	0	0	0	5	13	0.00	2.000

BOTTOM

Kansas City Athletics @ Cleveland Indians
Cleveland Municipal Stadium, Cleveland, OH

Mon Jul 04 1960, 3:33 AM EDT
Unknown

AB	28
R	4
H	9
RBI	4
BB	5
SO	1
LOB	13



WP: 0	PA: 36
PB: 0	
SB: 0	
CS: 0	

livebaseballscores.com

Kansas City Athletics @ Cleveland Indians
Cleveland Municipal Stadium, Cleveland, OH

Mon Jul 04 1960, 3:38 AM EDT
Att: 22,793 - Unknown

livebaseballscorecards.com

AB	34
R	4
H	10
RBI	3
BB	2
SO	1
LOB	15



Batter	1	2	3	4	5	6	7	8	9	AB	R	H	RBI	BB	SO	LOB
Russ Snyder, L (1, 7) x	0-0 4-3 ①		0-3 K ③		0-0 4-3 ③			0-0 FC6-4 1B		4	0	1	0	0	1	0
Bill Tuttle, R (1, 8) x	0-0 6-3 ②			0-0 F6 ①		0-0 3-1 ①		0-0 FC6-4 1B 1-2f 4-2		4	0	0	0	0	0	1
Hank Bauer, R (1, 9) x	0-0 1B			0-0 E 2B		0-0 5-3 ②		0-0 1-3 1B		4	0	3	0	0	0	0
Dick Williams, R (1, 5) x	0-0 F5 ③			0-0 F3 ②		0-0 F7 ③		0-0 4-2 ② ③		4	0	0	0	0	0	4
Norm Siebern, L (1, 3)		4-0 BB BB		0-0 E6 FC5-4 2-3		4-0 3B BB		0-0 2B 1B		2	2	1	0	2	0	1
Pete Daley, R (1, 2)		0-0 L3 ① ②		0-0 FC5-4 1-2f		0-0 1B 3B		0-0 4-3 2B 1-H		4	1	2	2	0	0	3
Jerry Lumpe, L (1, 4)		0-0 G3 ③			0-0 1B G5-4-3 1B		0-0 F8 ①		0-0 4-3 ① 2-3		4	1	1	0	0	2
Bob Johnson, R (1, 6)			0-0 5-3 ①		0-0 1B G5-4-3 1B		0-0 L6-3 1B		0-0 F9 ②		3	0	2	1	0	0
Lou Klimchok, L (9, PH)				0-0 F7 ②		0-0 G5-4-3 ① ②		0-0 L6-3 ② ③		1	0	0	0	0	0	1
Johnny Kucks, R (1, 1)					0-0 1-2f 3-H				0-0 F8 ③		1	0	0	0	0	0
Andy Carey, R (5, PH)										1	0	0	0	0	0	1
Bob Trowbridge, R (5, 1)										0	0	0	0	0	0	0
Whitey Herzog, L (7, PH)										0	0	0	0	0	0	1
Marty Kutyna, R (7, 1)										0	0	0	0	0	0	0
Ned Garver, R (8, 1)										0	0	0	0	0	0	0
Mary Throneberry, L (9, PH)										1	0	0	0	0	0	1

Batter	1	2	3	4	5	6	7	8	9
Russ Snyder, L (1, 7) x	0-0 4-3 ①		0-3 K ③		0-0 4-3 ③			0-0 FC6-4 1B	
Bill Tuttle, R (1, 8) x	0-0 6-3 ②			0-0 F6 ①		0-0 3-1 ①		0-0 FC6-4 1B 1-2f 4-2	
Hank Bauer, R (1, 9) x	0-0 1B			0-0 E 2B		0-0 5-3 ②		0-0 1-3 1B	
Dick Williams, R (1, 5) x	0-0 F5 ③			0-0 F3 ②		0-0 F7 ③		0-0 4-2 ② ③	
Norm Siebern, L (1, 3)		4-0 BB BB		0-0 E6 FC5-4 2-3		4-0 3B BB		0-0 2B 1B	
Pete Daley, R (1, 2)		0-0 L3 ① ②		0-0 FC5-4 1-2f		0-0 1B 3B		0-0 4-3 2B 1-H	
Jerry Lumpe, L (1, 4)		0-0 G3 ③			0-0 1B G5-4-3 1B		0-0 F8 ①		0-0 4-3 ① 2-3
Bob Johnson, R (1, 6)			0-0 5-3 ①		0-0 1B G5-4-3 1B		0-0 L6-3 1B		0-0 F9 ②
Lou Klimchok, L (9, PH)				0-0 F7 ②		0-0 G5-4-3 ① ②		0-0 L6-3 ② ③	
Johnny Kucks, R (1, 1)					0-0 1-2f 3-H				0-0 F8 ③

Inning Stats	R	H	E	K	S	P	R	H	E	K	S	P	R	H	E	K	S	P	R	H	E	K	S	P	R	H	E	K	S	P	R	H	E	K	S	P	R	H	E	K	S	P											
R: 0 H: 1 E: 0 K: 0 S: 4	1	1	0	0	4		R: 0 H: 0 E: 0 K: 0 S: 2	0	0	0	0	6	R: 0 H: 0 E: 0 K: 1 S: 5	0	0	0	5	R: 0 H: 1 E: 1 K: 0 S: 5	1	2	0	0	5	R: 0 H: 0 E: 0 K: 0 S: 4	0	0	0	0	4	R: 0 H: 0 E: 0 K: 0 S: 3	0	0	0	0	3	R: 2 H: 2 E: 0 K: 0 S: 4	2	2	0	0	8	R: 0 H: 2 E: 0 K: 0 S: 4	2	2	0	0	4	R: 1 H: 2 E: 0 K: 0 S: 5	1	2	0	0	5

PITCHER	IP	WLS	BF	H	R	ER	SO	BB	IBB	HBP	BLK	WP	HR	S	P	ERA	WHIP
Ted Bowsfield, L (1, 1) ERA: 4.53	7.0	W	27	6	3	3	1	2	0	0	0	0	0	27	35	3.86	1.143
Johnny Klippstein, R (8, 1) ERA: 1.36	2.0	S	9	4	1	1	0	0	0	0	0	0	0	9	9	4.50	2.000

1B	2B	3B	SF	SAC	DP	HBP	HR	WP	PA
7	5	1	0	0	4	0	0	0	36

Batter	1	2	3	4	5	6	7	8	9
Johnny Temple, R <small>OBP: 0.338, SLG: 0.330</small> (1, 4)	0-0 1-3		0-0 SH5-3		0-0 F9		0-0 FC4-6 1B	0-0 F4	
Ken Aspromonte, R <small>OBP: 0.365, SLG: 0.404</small> (1, 5)	0-0 F8		0-0 HR		0-0 F8		0-0 FC4-6 FC6-4		
Marty Keough, L <small>OBP: 0.316, SLG: 0.331</small> (1, 8)	0-0 F5		0-0 1B		4-0 PB S BB		0-0 FC6-4		
Harvey Kuenn, R <small>OBP: 0.396, SLG: 0.431</small> (1, 9)		4-0 1B BB	0-0 F3		4-0 1-3 BB		0-0 SH1-3 1B		
Vic Power, R <small>OBP: 0.333, SLG: 0.410</small> (1, 3)		0-0 F9		0-0 E CS SF7 1B		0-0 F9		0-0 SH1-3	
Chuck Tanner, L <small>OBP: 0.476, SLG: 0.471</small> Jim Piersall, R <small>OBP: 0.326, SLG: 0.472</small> (6, PH) (7, 7)		0-0 G5-4-3 1-2 1B		0-0 SF7		0-0 1-3		0-0 HR 1B	
John Romano, R <small>OBP: 0.333, SLG: 0.489</small> (1, 2)		0-0 G5-4-3 1-2f		0-0 HR		0-0 F7		0-0 HR	
Woodie Held, R <small>OBP: 0.326, SLG: 0.473</small> (1, 6)			0-0 F7	0-0 F6		0-0 F9		0-0 2B	
Ted Bowsfield, R <small>OBP: 0.200, SLG: 0.143</small> Bob Hale, L <small>OBP: 0.250, SLG: 0.258</small> (7, PH) Johnny Klippstein, R <small>OBP: 0.200, SLG: 0.111</small> (8, 1)			0-0 SH5-3 HR 1B	0-0 F3		0-0 F2		0-0 6-3	

AB	R	H	RBI	BB	SO	LOB
4	0	1	0	0	0	1
4	1	1	2	0	0	1
3	0	1	0	1	0	1
2	1	1	0	2	0	1
3	1	1	0	0	0	3
1	0	1	1	0	0	0
2	1	1	1	0	0	0
4	2	2	3	0	0	2
4	0	1	0	0	0	0
2	1	1	0	0	0	0
1	0	0	0	0	0	0
1	0	0	0	0	0	1

AB	R	H	RBI	BB	SO	LOB
31	7	11	7	3	0	10

Inning Stats	R: 0	H: 0	E: 0	K: 0	S: 3	L: 0	LOB: 0	BB: 0	P: 3
	0	1	0	0	7				
	0	0	0	3	7				
	2	3	0	0	6				
	2	2	1	0	5				
	0	0	0	2	11				
	0	0	0	3	4				
	0	0	0	4	7				
	0	0	0	3	7				

WP	HR	S	P	ERA	WHIP
0	3	2	1	7.94	1.750
0	1	1	1	4.53	3.750
0	0	2	2	7.8	0.000

BOTTOM

Kansas City Athletics @ Cleveland Indians
 Cleveland Municipal Stadium, Cleveland, OH

livebaseballscorecards.com

AB 31
R 7
H 11
RBI 7
BB 3
SO 0
LOB 10



Mon Jul 04 1960, 3:38 AM EDT
 Att. 22,793 - Unknown

Batter	1	2	3	4	5	6	7	8	9	AB R H RBI BB SO LOB
--------	---	---	---	---	---	---	---	---	---	----------------------

Russ Snyder, L OBP: 0.323, SLG: 0.417 (1, 8) (9, 7)	0-0 2B 1B	H 1-0 CS HBP			4-0 S BB			X 0-0 2B 1B	X 0-0 1-3 2-H 2B	3 2 3 1 1 0 0
--	-----------------	-----------------------	--	--	----------------	--	--	----------------------	------------------------------	---------------

Jerry Lumpe, L OBP: 0.323, SLG: 0.373 (1, 4)	0-0 1-H 1B 2B	0-0 CS 1-2	0-0 P6		0-0 G3 1-2			X 0-0 4-3 1-H 2B	X 0-0 L7	5 2 2 2 0 0 3
--	------------------------	------------------	-----------	--	------------------	--	--	------------------------------	----------------	---------------

Whitey Herzog, L OBP: 0.375, SLG: 0.436 (1, 9)	0-0 2-H 1B 1B		0-3 K		0-0 G3			X 0-0 4-3 2-3		4 1 1 1 0 1 1
--	------------------------	--	----------	--	-----------	--	--	------------------------	--	---------------

Norm Siebern, L OBP: 0.389, SLG: 0.504 Bill Tuttle, R OBP: 0.328, SLG: 0.317 (1, 7) (9, 8)	0-3 K		0-0 P6		0-0 G6-4-3 1B			B 0-0 4-0 3-H BB		3 0 1 0 1 1 1 0 0 0 0 0 0 0
---	----------	--	-----------	--	---------------------	--	--	------------------------------	--	--------------------------------

Andy Carey, R OBP: 0.292, SLG: 0.466 (1, 5)	0-0 2-H FC1-4 1B			0-3 K		X 0-0 G6-4-3 1-2f		X 0-0 G6-4-3 1-2f		4 0 1 1 0 1 2
---	---------------------------	--	--	----------	--	----------------------------	--	----------------------------	--	---------------

Mary Throneberry, L OBP: 0.280, SLG: 0.435 (1, 3)	0-3 K			0-3 K					X 0-0 4-3	4 0 0 0 0 3 1
---	----------	--	--	----------	--	--	--	--	-----------------	---------------

Pete Daley, R OBP: 0.260, SLG: 0.469 (1, 2)	0-0 1-2f FC1-4			0-0 6-3			X 0-0 P6		X 0-0 F7	4 0 0 0 0 0 1
---	----------------------	--	--	------------	--	--	----------------	--	----------------	---------------

Ken Hamlin, R OBP: 0.281, SLG: 0.248 (1, 6)		X 0-0 6-3			X 0-0 L8		X 0-0 2B		X 0-0 1B 2B 1B	4 1 2 0 0 0 0
---	--	-----------------	--	--	----------------	--	----------------	--	----------------------------	---------------

Bud Daley, L OBP: 0.240, SLG: 0.182 (1, 1)		X 0-0 5-3			0-3 K		X 0-0 6-3		X 0-0 2B 1B	4 0 1 0 0 1 1
--	--	-----------------	--	--	----------	--	-----------------	--	----------------------	---------------

Inning Stats	R: 3 E: 0 K: 2 S: 11	H: 4 LOB: 1 BB: 0 P: 11	R: 0 E: 0 K: 0 S: 2	H: 0 LOB: 0 BB: 0 P: 3	R: 0 E: 0 K: 1 S: 5	H: 0 LOB: 0 BB: 0 P: 5	R: 0 E: 0 K: 2 S: 7	H: 0 LOB: 0 BB: 0 P: 7	R: 0 E: 0 K: 1 S: 5	H: 0 LOB: 1 BB: 1 P: 9	R: 0 E: 0 K: 0 S: 3	H: 1 LOB: 0 BB: 0 P: 3	R: 0 E: 0 K: 1 S: 6	H: 1 LOB: 1 BB: 0 P: 6	R: 2 E: 0 K: 0 S: 4	H: 2 LOB: 0 BB: 1 P: 8	R: 1 E: 0 K: 0 S: 6	H: 3 LOB: 2 BB: 0 P: 6	1B: 7 2B: 4 3B: 0 HR: 0	SF: 0 SAC: 0 DP: 2 HBP: 1	WP: 0 PB: 1 SB: 1 CS: 1	PA: 39
--------------	-------------------------------	----------------------------------	------------------------------	---------------------------------	------------------------------	---------------------------------	------------------------------	---------------------------------	------------------------------	---------------------------------	------------------------------	---------------------------------	------------------------------	---------------------------------	------------------------------	---------------------------------	------------------------------	---------------------------------	----------------------------------	------------------------------------	----------------------------------	--------

PITCHER	IP	WLS	BF	H	R	ER	SO	BB	IBB	HBP	BLK	WP	HR	S	P	ERA	WHIP
Frank Lary, R ERA: 3.27 (1, 1)	8.0	L	32	8	5	4	7	2	0	1	0	0	0	43	52	4.50	1.250
Clem Labine, R ERA: 6.56 (9, 1)	0.2		5	3	1	1	0	0	0	0	0	0	0	5	5	13.50	4.500
Hank Aguirre, L ERA: 3.58 (9, 1)	0.1		1	0	0	0	0	0	0	0	0	0	0	1	1	0.00	0.000

Kansas City Athletics @ Detroit Tigers
 Briggs Stadium, Detroit, MI
 Wed Jul 06 1960, 7:05 PM EDT
 Att: 18,325 - Unknown

livebaseballscorecards.com

AB	35
R	6
H	11
RBI	5
BB	2
SO	7
LOB	10



Batter	1	2	3	4	5	6	7	8	9	AB R H RBI BB SO LOB
Eddie Yost, R OBP: 0.419, SLG: 0.348 (1, 5) X	0-0 HBP BB 1B		0-3 K		0-0 P3		0-0 SH1-4		0-0 1-3	4 0 1 0 0 1 1
Frank Bolling, R OBP: 0.298, SLG: 0.363 (1, 4) B B B	4-0 HBP BB 1-2		0-0 1B		0-0 L8		4-0 E IBB		0-0 4-3	3 0 1 0 2 0 1
Charlie Maxwell, L OBP: 0.321, SLG: 0.426 (1, 7) H	1-0 1-2 2-3 HBP		0-3 K			4-0 2B HR BB	0-0 F8		0-3 K	3 1 0 0 1 2 3
Rocky Colavito, R OBP: 0.326, SLG: 0.476 (1, 9) X	0-0 P6		0-0 G3			0-0 F7	0-0 E3 FC6-4			4 0 0 0 0 0 6
Steve Bilko, R OBP: 0.266, SLG: 0.364 (1, 3) X	0-0 P4			0-3 K		0-0 HR 2B	0-0 FC6-4			4 1 1 0 0 1 5
Al Kaline, R OBP: 0.321, SLG: 0.385 (1, 8) X	0-0 L8			0-0 L8		0-0 HR		4-0 F7 1B BB		3 1 1 3 1 0 3
Red Wilson, R OBP: 0.312, SLG: 0.281 (1, 2) Johnny Groth, R OBP: 0.429, SLG: 0.333 (8, PH) Lou Berberet, L OBP: 0.288, SLG: 0.267 (9, 2)		0-0 F8		0-0 5-3		0-0 6-3		0-0 1-2 1B		3 0 0 0 0 0 0 1 0 1 0 0 0 0 0 0 0 0 0 0 0
Chico Fernandez, R OBP: 0.328, SLG: 0.342 (1, 6)		0-0 F7			0-0 FC4-6 1B	0-3 K		0-0 F7		4 0 1 0 0 1 2
Frank Lary, R OBP: 0.229, SLG: 0.256 (1, 1) Ozzie Virgil, R (8, PH) Clem Labine, R OBP: 0.500, SLG: 1.000 (9, 1) Hank Aguirre, R (9, 1)		0-3 K			0-0 FC4-6		4-0 SH1-4 E BB	0-0 1-3		2 1 0 0 1 1 1 1 0 0 0 0 0 1 0 0 0 0 0 0 0 0 0 0 0 0 0 0


Inning Stats	R: 0 E: 0 K: 0 S: 4	H: 1 LOB: 3 BB: 1 P: 9	R: 0 E: 0 K: 1 S: 5	H: 0 LOB: 0 BB: 0 P: 5	R: 0 E: 0 K: 2 S: 8	H: 1 LOB: 1 BB: 0 P: 8	R: 0 E: 0 K: 1 S: 5	H: 0 LOB: 0 BB: 0 P: 5	R: 0 E: 0 K: 0 S: 4	H: 1 LOB: 1 BB: 0 P: 4	R: 3 E: 0 K: 1 S: 7	H: 2 LOB: 0 BB: 1 P: 11	R: 1 E: 1 K: 0 S: 4	H: 0 LOB: 2 BB: 2 P: 12	R: 0 E: 0 K: 0 S: 3	H: 1 LOB: 1 BB: 1 P: 7	R: 0 E: 0 K: 1 S: 5	H: 0 LOB: 0 BB: 0 P: 5	1B: 4 2B: 1 3B: 0 HR: 1	SF: 0 SAC: 1 DP: 0 HBP: 1	WP: 0 PB: 0 SB: 0 CS: 0	PA: 39
--------------	------------------------------	---------------------------------	------------------------------	---------------------------------	------------------------------	---------------------------------	------------------------------	---------------------------------	------------------------------	---------------------------------	------------------------------	----------------------------------	------------------------------	----------------------------------	------------------------------	---------------------------------	------------------------------	---------------------------------	----------------------------------	------------------------------------	----------------------------------	--------

PITCHER	IP	WLS	BF	H	R	ER	SO	BB	IBB	HBP	BLK	WP	HR	S	P	ERA	WHIP
Bud Daley, L ERA: 3.69 (1, 1)	9.0	W	39	6	4	3	6	4	1	1	0	0	1	45	66	3.00	1.111

BOTTOM

Kansas City Athletics @ Detroit Tigers
 Briggs Stadium, Detroit, MI
 Wed Jul 06 1960, 7:05 PM EDT
 Att. 18,325 - Unknown

AB	32
R	4
H	6
RBI	3
BB	5
SO	6
LOB	23




Batter	1	2	3	4	5	6	7	8	9	AB R H RBI BB SO LOB	TOP																													
Bill Tuttle, R OBP: 0.326, SLG: 0.315 (1, 8) X	0-0 F9		0-0 5-3		0-0 1B 1B		0-0 4-3		0-0 6-3	5 0 1 1 0 0 2																														
Hank Bauer, R OBP: 0.329, SLG: 0.414 (1, 9) X	0-0 L9		0-0 6-3		0-0 1B 2-H			0-0 HR		4 1 2 2 0 0 0																														
Andy Carey, R OBP: 0.291, SLG: 0.459 (1, 5) X	0-0 1B			0-0 6-3	0-0 F9			0-0 6-3		4 0 1 0 0 0 2																														
Dick Williams, R OBP: 0.335, SLG: 0.385 (1, 3) S S S	0-3 K			0-0 F7		0-0 L8		0-0 FC6-4 1B		4 0 1 0 0 1 1																														
Norm Siebern, L OBP: 0.383, SLG: 0.496 (1, 7) X		0-0 L8		0-0 F7		0-0 1-3		0-3 K		4 0 0 0 0 1 1																														
Pete Daley, R OBP: 0.278, SLG: 0.472 (1, 2) X		0-0 1B			0-0 1B 1B		0-3 K	0-0 FC6-4 1-2f		4 1 2 0 0 1 1																														
Jerry Lumpe, L OBP: 0.322, SLG: 0.372 (1, 4) X		0-0 F7			0-0 F5		0-0 1B		0-0 F9	4 0 1 0 0 0 2																														
Ken Hamlin, R OBP: 0.276, SLG: 0.243 (1, 6) X		0-0 5-3			0-0 F4		0-0 P6		0-0 L8	4 0 0 0 0 0 3																														
Don Larsen, R OBP: 0.118, SLG: 0.176 (3, 1) X			0-3 K		0-0 1B 1B		0-3 K		0-0 1B	1 0 0 0 0 0 1 0 0 0 0 0 0 0 0 0 1 0 1 0 0 0 0 0 0 1 0 0 0 0 0 0 1 0 0 0 0 1 1 1 0 1 0 0 0 0 0																														
Bob Trowbridge, R OBP: 0.059, SLG: 0.118 (5, PH)																																								
Lou Kimchock, L OBP: 0.057, SLG: 0.067 (5, PR)																																								
Dick Hall, R OBP: 0.138, SLG: 0.074 (5, 1)																																								
Ned Garver, R OBP: 0.128, SLG: 0.250 (8, PH)																																								
Harry Chitt, R OBP: 0.295, SLG: 0.346																																								
Inning Stats	R: 0 E: 0 K: 1 S: 6	H: 1 LOB: 1 BB: 0 P: 6	R: 0 E: 0 K: 0 S: 4	H: 1 LOB: 1 BB: 0 P: 4	R: 0 E: 0 K: 1 S: 5	H: 0 LOB: 0 BB: 0 P: 5	R: 0 E: 0 K: 0 S: 3	H: 0 LOB: 0 BB: 0 P: 3	R: 2 E: 0 K: 0 S: 7	H: 4 LOB: 2 BB: 0 P: 7	R: 0 E: 0 K: 1 S: 5	H: 0 LOB: 0 BB: 0 P: 5	R: 0 E: 0 K: 1 S: 6	H: 1 LOB: 1 BB: 0 P: 6	R: 1 E: 0 K: 1 S: 7	H: 2 LOB: 1 BB: 0 P: 7	R: 0 E: 0 K: 0 S: 4	H: 1 LOB: 1 BB: 0 P: 4	1B: 9 2B: 0 3B: 0 HR: 1	SF: 0 SAC: 0 DP: 0 HBP: 0	WP: 0 PB: 0 SB: 0 CS: 0	PA: 37																		
PITCHER Don Mossi, L ERA: 3.11 (1, 1)	IP 9.0	WLS W	BF 37	H 10	R 3	ER 3	SO 5	BB 0	IBB 0	HBP 0	BLK 0	WP 0	HR 1	S 47	P 47	ERA 3.00	WHIP 1.111						PITCHER	IP 9.0	WLS W	BF 37	H 10	R 3	ER 3	SO 5	BB 0	IBB 0	HBP 0	BLK 0	WP 0	HR 1	S 47	P 47	ERA 3.00	WHIP 1.111

Kansas City Athletics @ Detroit Tigers
 Briggs Stadium, Detroit, MI
 Thu Jul 07 1960, 4:33 AM EDT
 Att. 6,998 - Unknown

livebaseballscorecards.com

AB 37
R 3
H 10
RBI 3
BB 0
SO 5
LOB 13



Batter	1	2	3	4	5	6	7	8	9
Eddie Yost, R OBP: 0.418, SLG: 0.346 (1, 5)	4-0 BB S BB	0-0 F5	0-0 FC4-6 1B 1-2 2-H 3-H		0-0 F5		0-0 6-3		
Frank Bolling, R OBP: 0.296, SLG: 0.357 (1, 4)	0-0 5-3 1-2		3B BB FC4-6		0-0 P4		0-0 6-3		
Charlie Maxwell, L OBP: 0.322, SLG: 0.439 (1, 7)	0-0 G3		0-0 FC5-4 3B 1-H	0-3 K		0-0 G3	0-0 1B 2B		
Norm Cash, L OBP: 0.374, SLG: 0.478 (1, 3)	0-0 F2		4-0 FC5-4 BB	0-0 1B 2B		4-0 FC5-4 BB	4-0 1B BB		
Al Kaline, R OBP: 0.322, SLG: 0.385 (1, 8)		0-0 L7	0-0 FC5-4 BB S BB 1-2f 3-H	0-0 S 1B 2-3		0-0 FC5-4 1-2f	0-0 1B 1B 1-H 2-H		
Rocky Colavito, R OBP: 0.327, SLG: 0.470 (1, 9)	4-0 BB 1B BB	4-0 BB 1B BB	0-0 6-3 1-2	4-0 L4-3 BB 1-2		0-0 F3	0-3 K		
Lou Berberet, L OBP: 0.293, SLG: 0.269 (1, 2)	0-0 BB 1B	4-0 BB 1B IBB	4-0 L4-3 1-2			0-0 6-3			
Chico Fernandez, R OBP: 0.330, SLG: 0.340 (1, 6)	0-0 F8	4-0 BB 1B BB	4-0 1B BB		0-0 1-3		0-0 F9		
Ozzie Virgil, R (4, 6)									
Don Mossi, L OBP: 0.268, SLG: 0.118 (1, 1)	4-0 BB 1B	4-0 BB 1B	4-0 1B BB		0-0 1B		0-0 1B		

AB	R	H	RBI	BB	SO	LOB
4	0	1	2	1	0	5
4	1	0	0	1	0	4
5	2	2	1	0	1	1
2	0	1	0	3	0	1
5	1	2	2	0	0	2
3	0	0	0	2	1	3
3	1	1	0	1	0	3
1	1	0	0	1	0	2
2	0	0	0	0	0	0
2	0	2	1	2	0	0

BOTTOM

Kansas City Athletics @ Detroit Tigers
Briggs Stadium, Detroit, MI
Thu Jul 07 1960, 4:33 AM EDT
Att. 6,998 - Unknown

livebaseballscorecards.com

AB	31
R	6
H	9
RBI	6
BB	11
SO	2
LOB	21



Inning Stats	R	H	E	K	S	H	LOB	BB	P	R	H	E	K	S	H	LOB	BB	P
	0	0	0	3	7	0	1	1	12	0	2	0	1	10	2	2	5	10
	0	0	0	4	7	0	3	2	25	0	2	0	1	16	2	3	5	16
	0	0	0	5	12	0	5	2	25	0	2	0	1	25	2	3	5	25
	0	0	0	6	10	0	2	1	10	0	2	0	1	10	2	2	5	10
	0	0	0	7	7	0	1	1	10	0	2	0	1	10	2	3	5	10
	0	0	0	8	10	0	2	1	10	0	2	0	1	10	2	3	5	10
	0	0	0	9	12	0	3	2	12	0	2	0	1	12	2	3	5	12
	0	0	0	10	12	0	3	2	12	0	2	0	1	12	2	3	5	12
	0	0	0	11	12	0	3	2	12	0	2	0	1	12	2	3	5	12
	0	0	0	12	12	0	3	2	12	0	2	0	1	12	2	3	5	12

PITCHER	IP	WLS	BF	H	R	ER	SO	BB	IBB	HBP	BLK	WP	HR	S	P	ERA	WHIP
Don Larsen, R ERA: 4.72 (1, 1)	2.2	L	17	2	5	5	0	0	0	0	0	0	0	10	38	16.88	3.000
Bob Trowbridge, R ERA: 4.43 (3, 1)	1.1		8	3	0	0	1	2	0	0	0	0	0	8	16	0.00	3.750
Ned Garver, R ERA: 7.15 (5, 1)	4.0		17	4	1	1	1	2	0	0	0	0	0	17	25	2.25	1.500

Batter	1	2	3	4	5	6	7	8	9	10	11	12	13	AB R H RBI BB SO LOB	TOP															
Eddie Yost, R OBP: 0.411, SLG: 0.340 (1, 5)														5 0 0 1 0 0 2	Detroit Tigers @ Kansas City Athletics Municipal Stadium, Kansas City, MO Fri Jul 08 1960, 8:05 PM EDT Att: 7,023 - Unknown livebaseballscorecards.com															
Frank Bolling, R OBP: 0.289, SLG: 0.348 (1, 4)														6 0 0 0 0 0 3																
Charlie Maxwell, L OBP: 0.319, SLG: 0.444 (1, 7)														6 1 1 1 0 1 1																
Norm Cash, L OBP: 0.379, SLG: 0.479 (1, 3)														6 1 3 0 0 1 0																
Al Kaline, R OBP: 0.326, SLG: 0.403 (1, 8)														6 1 3 2 0 0 1																
Rocky Colavito, R OBP: 0.327, SLG: 0.471 (1, 9)														6 0 2 0 0 2 4																
Lou Berberet, L OBP: 0.294, SLG: 0.266 (1, 2)														5 1 1 0 1 0 4																
Ozzie Virgil, R OBP: 0.167, SLG: 0.167 (1, 6)														3 0 1 0 0 0 1																
Sandy Amoros, L OBP: 0.293, SLG: 0.208 (9, PH)														1 0 0 0 0 0 2																
Rocky Bridges, R OBP: 0.200, SLG: 0.200 (9, 6)														1 0 1 0 0 0 0																
Jim Bunning, R OBP: 0.100, SLG: 0.214 (5, PH)														1 0 0 0 0 0 2																
Johnny Griggs, R OBP: 0.400, SLG: 0.308 (5, 1)														1 0 0 0 0 0 0																
Hank Aukrey, R OBP: 0.300, SLG: 0.418 (7, PH)														0 0 0 0 0 0 0																
Neil Christley, L OBP: 0.143, SLG: 0.143 (7, 1)														1 0 0 0 0 0 1																
Dave Siskier, R OBP: 0.143, SLG: 0.143 (13, 1)														1 0 1 0 0 0 0																
Clem Labadie, R OBP: 0.500, SLG: 1.000 (13, 1)														0 0 0 0 0 0 0																
Inning Stats	R: 0 E: 0 K: 0 S: 3	H: 0 LOB: 0 BB: 0 P: 3	R: 0 E: 0 K: 0 S: 3	H: 0 LOB: 0 BB: 0 P: 3	R: 1 E: 0 K: 0 S: 5	H: 2 LOB: 1 BB: 0 P: 5	R: 0 E: 0 K: 0 S: 4	H: 1 LOB: 1 BB: 0 P: 4	R: 0 E: 0 K: 1 S: 5	H: 0 LOB: 0 BB: 0 P: 5	R: 0 E: 0 K: 1 S: 5	H: 0 LOB: 0 BB: 0 P: 5	R: 0 E: 0 K: 2 S: 8	H: 1 LOB: 2 BB: 1 P: 12	R: 0 E: 0 K: 0 S: 4	H: 1 LOB: 1 BB: 0 P: 4	R: 0 E: 0 K: 0 S: 4	H: 1 LOB: 1 BB: 0 P: 4	R: 0 E: 0 K: 1 S: 7	H: 3 LOB: 1 BB: 0 P: 7	1B: 9 2B: 2 3B: 0 HR: 2	SF: 1 SAC: 1 DP: 1 HBP: 0	WP: 0 PB: 0 SB: 2 CS: 0	PA: 52						
PITCHER																														
Ray Herbert, R ERA: 3.8 (1, 1)	IP: 12.0	WLS: 0	BF: 47	H: 10	R: 3	ER: 3	SO: 3	BB: 0	IBB: 1	HBP: 0	BLK: 0	WP: 0	HR: 1	S: 52	P: 56	ERA: 2.25	WHIP: 0.833													
Marty Kutyna, R ERA: 3.38 (13, 1)	0.0		3	3	1	1	0	0	0	0	0	0	0	1	3	∞	∞													
Johnny Kucks, R ERA: 7.75 (13, 1)	1.0	W	2	0	0	0	1	0	0	0	0	0	0	4	4	0.00	0.000													



Batter	1	2	3	4	5	6	7	8	9	AB R H RBI BB SO LOB	TOP											
Eddie Yost, R (1, 5) OBP: 0.414, SLG: 0.340	4-0 FC1-5 BB BB	4-0 FC6-4 BB		0-3 K		0-0 FC6-4 1-2f			0-0 1B SH1-3 1B	3 0 1 0 2 1 2												
Frank Bolling, R (1, 4) OBP: 0.292, SLG: 0.348	4-0 FC1-5 BB 1-2 3B	0-0 FC6-4 1-2f			0-0 S 1B 4-3 1B		0-0 F9		0-0 SH1-3 1-2	3 2 1 0 1 0 2												
Charlie Maxwell, L (1, 7) OBP: 0.320, SLG: 0.444	0-0 FC1-5 BB 1-2 2-3f 3B	0-0 4-3			0-0 4-3 S 1-2 SF8 1B		0-0 F8		0-0 FC6-4 2-3 1B	5 2 2 0 0 0 4												
Norm Cash, L (1, 3) OBP: 0.379, SLG: 0.486	0-0 1-H 2-H SF7 3B		0-0 F8		0-0 4-3 1-3 2-H		4-0 HBP BB		0-0 P4	4 1 1 3 1 0 3												
Al Kaline, R (1, 8) OBP: 0.324, SLG: 0.400	0-0 SF7 3-H		0-0 L6-3		0-0 SF8 3-H		1-0 1-2 HBP		0-0 FC6-4 1-2f	2 0 0 2 0 0 2												
Rocky Colavito, R (1, 9) OBP: 0.326, SLG: 0.480	0-0 HR		0-0 P4		0-0 P6		0-0 4-3			4 1 1 1 0 0 2												
Lou Berberet, L (1, 2) OBP: 0.293, SLG: 0.261	0-0 4-3			0-0 F8		4-0 G6-4-3 BB		0-0 F8		3 0 0 0 1 0 0												
Ozzie Virgil, R (1, 6) OBP: 0.300, SLG: 0.400		0-0 SH1-3 2B		0-0 SH1-3 1B		0-0 G6-4-3 1-2f		0-0 P4		4 0 2 0 0 0 1												
Pete Burnside, R (1, 1) OBP: 0.267, SLG: 0.154		0-3 K		0-0 SH1-3 1-2		0-0 FC6-4 1B		0-3 K		3 0 1 0 0 2 1												
Inning Stats	R: 4 E: 0 K: 0 S: 5	H: 2 LOB: 0 BB: 2 P: 13	R: 0 E: 0 K: 1 S: 6	H: 1 LOB: 2 BB: 1 P: 10	R: 0 E: 0 K: 0 S: 3	H: 0 LOB: 0 BB: 0 P: 3	R: 0 E: 0 K: 1 S: 6	H: 1 LOB: 1 BB: 0 P: 6	R: 2 E: 0 K: 0 S: 5	H: 2 LOB: 0 BB: 0 P: 5	R: 0 E: 0 K: 0 S: 3	H: 1 LOB: 1 BB: 1 P: 7	R: 0 E: 0 K: 0 S: 3	H: 0 LOB: 2 BB: 1 P: 8	R: 0 E: 0 K: 1 S: 5	H: 0 LOB: 0 BB: 0 P: 5	R: 0 E: 0 K: 0 S: 5	H: 2 LOB: 2 BB: 0 P: 5	1B: 6 2B: 1 3B: 1 HR: 1	SF: 2 SAC: 2 DP: 1 HBP: 1	WP: 0 PB: 0 SB: 2 CS: 0	PA: 41
PITCHER	IP WLS BF H R ER SO BB IBB HBP BLK WP HR S P ERA WHIP																					
Dick Hall, R (1, 1) ERA: 3.62	0.2 L 6 2 4 4 0 2 0 0 0 0 0 1 4 12 54.00 6.000																					
Bob Trowbridge, R (1, 1) ERA: 4.34	5.1 22 5 2 2 2 2 0 0 0 0 0 0 24 32 3.38 1.312																					
John Tsitouris, R (7, 1) ERA: 2.25	2.0 8 0 0 0 1 1 0 1 0 0 0 8 13 0.00 0.500																					
Ken Johnson, R (9, 1) ERA: 4.46	1.0 5 2 0 0 0 0 0 0 0 0 0 5 5 0.00 2.000																					

Detroit Tigers @ Kansas City Athletics
 Municipal Stadium, Kansas City, MO
 Sat Jul 09 1960, 4:33 AM EDT
 Att. 9,337 - Unknown

livebaseballscorecards.com

AB 31
R 6
H 9
RBI 6
BB 5
SO 3
LOB 17



Batter	1	2	3	4	5	6	7	8	9	AB	R	H	RBI	BB	SO	LOB
Russ Snyder, L (1, 9) OBP: 0.336, SLG: 0.423	0-0 3-1		0-0 1-2 1B			0-0 F9		0-0 1B		4	0	2	0	0	0	0
Bill Tuttle, R (1, 8) OBP: 0.324, SLG: 0.313	0-0 L8		0-0 P4			0-0 F9		0-0 L8		4	0	0	0	0	0	3
Andy Carey, R (1, 5) OBP: 0.293, SLG: 0.458	0-3 K			0-3 K			0-0 G3 1B		0-0 F7	4	0	1	0	0	2	0
Dick Williams, R (1, 3) OBP: 0.327, SLG: 0.374		0-0 6-3		0-0 P4			0-0 P6		0-0 1-3	4	0	0	0	0	0	1
Norm Siebern, L (1, 7) OBP: 0.374, SLG: 0.479		0-0 F9		0-0 F7			0-0 G3		0-3 K	4	0	0	0	0	1	1
Harry Chiti, R (1, 2) OBP: 0.291, SLG: 0.340		0-0 L8			0-0 P3		0-0 4-3			3	0	0	0	0	0	1
Jerry Lumpe, L (1, 4) OBP: 0.325, SLG: 0.384			0-3 K		0-0 4-3			0-0 4-3 3B		3	1	1	0	0	1	0
Ken Hamlin, R (1, 6) OBP: 0.278, SLG: 0.250			0-0 FC4-6 1B		0-0 L8			0-0 5-3		3	0	1	0	0	0	1
Dick Hall, R (1, 1) OBP: 0.138, SLG: 0.074			0-0 FC4-6 1B			0-0 F7		0-0 4-3		0	0	0	0	0	0	0
Bob Trowbridge, R (1, 1) OBP: 0.056, SLG: 0.111										1	0	0	0	0	0	1
Bob Johnson, R (6, PH) OBP: 0.342, SLG: 0.246										1	0	0	0	0	0	0
John Tsibouris, R (7, 1)										0	0	0	0	0	0	0
Pete Daley, R (8, PH) OBP: 0.273, SLG: 0.463										1	0	0	1	0	0	0
Ken Johnson, R (9, 1) OBP: 0.222, SLG: 0.222			1-2					3-H		0	0	0	0	0	0	0

Inning Stats	R: 0	H: 0	E: 0	K: 1	S: 5	R: 0	H: 0	E: 0	K: 0	S: 3	R: 0	H: 2	E: 0	K: 1	S: 7	R: 0	H: 0	E: 0	K: 1	S: 5	R: 0	H: 0	E: 0	K: 0	S: 3	R: 0	H: 0	E: 0	K: 0	S: 3	R: 0	H: 1	E: 0	K: 0	S: 4	R: 1	H: 2	E: 0	K: 0	S: 5	R: 0	H: 0	E: 0	K: 1	S: 5	1B: 4	2B: 0	3B: 1	HR: 0	SF: 0	SAC: 0	DP: 0	HBP: 0	WP: 0	PA: 32
PITCHER Pete Burnside, L (1, 1) ERA: 3.34	IP	WLS	BF	H	R	ER	SO	BB	IBB	HBP	BLK	WP	HR	S	P	ERA	WHIP													IP	WLS	BF	H	R	ER	SO	BB	IBB	HBP	BLK	WP	HR	S	P	ERA	WHIP									

DETROIT TIGERS @ KANSAS CITY ATHLETICS
Municipal Stadium, Kansas City, MO
Sat Jul 09 1960, 4:33 AM EDT
Att. 9,337 - Unknown

AB	32
R	1
H	5
RBI	1
BB	0
SO	4
LOB	8



Batter	1	2	3	4	5	6	7	8	9	AB R H RBI BB SO LOB	TOP																									
Eddie Yost, R OBP: 0.420, SLG: 0.362 (1, 5) BB	4-0 G4-6-3 BB		0-0 1-H HR		0-0 2-3 2B 1B	0-0 2B		0-0 1-2 SH1-3		3 2 3 2 1 0 0																										
Frank Bolling, R OBP: 0.291, SLG: 0.345 (1, 4) X	0-0 L6		0-0 6-3		0-0 1-2 2B 1B	0-0 5-3		0-0 F9		5 1 1 0 0 0 3																										
Charlie Maxwell, L OBP: 0.318, SLG: 0.436 (1, 7) X	0-0 G4-6-3 1-2f			0-3 K	4-0 1-2 2-3 3-H 2B BB		0-3 K	0-0 4-3		4 1 0 1 1 2 2																										
Al Kaline, R OBP: 0.325, SLG: 0.401 (1, 8) X		0-0 L6-3		0-0 HR 2B	0-0 L9		4-0 S HR BB BB	0-0 L8		4 2 1 0 1 0 3																										
Steve Bilko, R OBP: 0.269, SLG: 0.361 (1, 3) Norm Cash, L OBP: 0.390, SLG: 0.497 (5, PH) (5, 3)		4-0 6-3 BB		0-0 F7	0-0 1-H 2-H 3-H 1B 2B		4-0 1-2 HR BB	4-0 BB BB		1 0 0 0 1 0 1 1 2 1 3 2 0 0																										
Rocky Colavito, R OBP: 0.331, SLG: 0.506 (1, 9) X		0-0 6-3 1-2		0-0 2-H HR	0-0 2-H 1B		0-0 1-H 2-H HR	0-3 K		5 2 3 6 0 1 2																										
Ozzie Virgil, R OBP: 0.200, SLG: 0.267 (1, 6) X			0-0 6-3	0-0 P6	0-3 K		0-0 F3	0-0 P4		5 0 0 0 0 1 2																										
Red Wilson, R OBP: 0.310, SLG: 0.280 (1, 2) Lou Berberet, L OBP: 0.293, SLG: 0.261 (7, 2) X			0-0 P3		0-0 1B BB 1-3 1B	0-0 L5	0-0 L6			4 1 1 0 0 0 0 0 0 0 0 0 0 0																										
Frank Lary, R OBP: 0.229, SLG: 0.256 (1, 1) Hank Aguirre, R (2, 1) Bob Bruce, R OBP: 0.500, SLG: 0.300 (3, PH) (3, 1) Don Mossi, L OBP: 0.286, SLG: 0.143 (6, 1) BB			4-0 HR BB		0-0 1-3 1B	0-3 K		0-0 SH1-3 1B		0 0 0 0 0 0 0 0 0 0 0 0 0 0 2 1 0 0 1 1 1 1 0 1 0 0 0 0																										
Inning Stats	R: 0 E: 0 K: 0 S: 2	H: 0 LOB: 0 BB: 1 P: 6	R: 0 E: 0 K: 0 S: 2	H: 0 LOB: 0 BB: 1 P: 6	R: 2 E: 0 K: 0 S: 4	H: 1 LOB: 0 BB: 1 P: 8	R: 2 E: 0 K: 1 S: 7	H: 2 LOB: 0 BB: 0 P: 7	R: 5 E: 0 K: 1 S: 10	H: 5 LOB: 1 BB: 1 P: 14	R: 0 E: 0 K: 1 S: 6	H: 1 LOB: 1 BB: 0 P: 6	R: 3 E: 0 K: 1 S: 6	H: 1 LOB: 0 BB: 2 P: 14	R: 0 E: 0 K: 0 S: 4	H: 1 LOB: 1 BB: 0 P: 4	R: 0 E: 0 K: 1 S: 5	H: 0 LOB: 1 BB: 1 P: 9	1B: 5 2B: 3 3B: 0 HR: 3	SF: 0 SAC: 1 DP: 1 HBP: 0	WP: 0 PB: 0 SB: 2 CS: 0	PA: 43														
PITCHER	IP WLS BF H R ER SO BB IBB HBP BLK WP HR S P ERA WHIP																																			
Bud Daley, L ERA: 3.97 (1, 1)	4.1		19	5	6	6	1	3	0	0	0	0	2	18	30	12.46	1.846																			
Johnny Kucks, R ERA: 8.27 (5, 1)	0.2		6	3	3	3	1	1	0	0	0	0	0	7	11	40.50	6.000																			
Dick Hall, R ERA: 3.83 (6, 1)	2.0	L	10	2	3	3	2	2	0	0	0	0	1	12	20	13.50	2.000																			
Ken Johnson, R ERA: 4.33 (8, 1)	2.0		8	1	0	0	1	1	0	0	0	0	0	9	13	0.00	1.000																			

Detroit Tigers @ Kansas City Athletics
 Municipal Stadium, Kansas City, MO
 Sun Jul 10 1960, 4:33 AM EDT
 Att: 10,127 - Unknown

livebaseballscorecards.com

AB	35
R	12
H	11
RBI	12
BB	7
SO	5
LOB	14




Batter	1	2	3	4	5	6	7	8	9	AB	R	H	RBI	BB	SO	LOB
Russ Snyder, L OBP: 0.331, SLG: 0.415 (1, 9)	0-3 K	0-0 FC6-2 1B 2B 2-3 3-H	0-0 P6			0-0 BB 1B WP	0-0 P6			5	2	1	0	0	1	4
Jerry Lumpe, L OBP: 0.326, SLG: 0.382 (1, 4)	0-0 L8	0-0 2B 1B 1-2			0-0 1-3	4-0 BB 1B BB 1-2		0-0 F5		4	2	1	1	1	0	0
Whitey Herzog, L OBP: 0.376, SLG: 0.433 (1, 7)	0-0 3-1	0-0 1B 2B 1-H 2-H			0-0 F7	4-0 1B FC6-4 BB 1-2 2-3		0-0 F7		4	2	1	2	1	0	0
Norm Siebern, L OBP: 0.381, SLG: 0.489 (1, 3)		0-0 HR 1B			0-3 K	0-0 FC6-4 1B 1-3 2-H 3-H		0-0 2B		5	1	4	3	0	1	0
Andy Carey, R OBP: 0.290, SLG: 0.470 (1, 5)		0-0 HR				0-0 FC6-4 FC1-5 PB 1-2f 3-H G4-6-3		0-0 P3		5	1	1	3	0	0	3
Danny Kravitz, L OBP: 0.301, SLG: 0.400 (1, 2)		0-0 F7				4-0 FC1-5 BB 1-2				3	0	0	0	1	0	3
Harry Chiti, R OBP: 0.290, SLG: 0.339 (9, PH)		0-0 L8				0-0 G4-6-3 1-2f				1	0	0	0	0	0	0
Bill Tuttle, R OBP: 0.322, SLG: 0.311 (1, 8)		0-0 1B FC1 1B	0-0 5-3			0-0 FC1-5 1-2 2-3f		0-0 F9		5	1	1	0	0	0	2
Ken Hamlin, R OBP: 0.280, SLG: 0.253 (1, 6)		0-0 E FC1 FC6-2 1B 1-3	0-0 6-3			0-0 F7		0-0 P6		5	0	2	0	0	0	2
Bud Daley, L OBP: 0.280, SLG: 0.196 (5, 1)		0-0 FC1				0-0 F9				2	1	1	1	0	0	1
Johnny Kucks, R OBP: 0.450, SLG: 0.400 (5, PH)		0-0 FC6-2 1B								0	0	0	0	0	0	0
Lou Klimchuck, L OBP: 0.138, SLG: 0.074 (6, 1)		0-0 FC1								1	0	0	0	0	0	2
Dick Hall, R OBP: 0.266, SLG: 0.455 (7, PH)		0-0 FC6-2 1B 1-3 3-H								0	0	0	0	0	0	0
Pete Daley, R OBP: 0.222, SLG: 0.222 (8, 1)										1	0	0	0	0	0	1
Ken Johnson, R OBP: 0.222, SLG: 0.222 (8, 1)										0	0	0	0	0	0	0

Inning Stats	R: 0	H: 0	E: 0	K: 1	S: 5	H: 0	LOB: 0	BB: 0	P: 5	R: 7	H: 7	E: 2	K: 0	S: 12	R: 0	H: 1	E: 0	K: 0	S: 4	R: 0	H: 0	E: 0	K: 1	S: 5	R: 0	H: 0	E: 1	K: 0	S: 4	R: 3	H: 2	E: 0	K: 0	S: 4	R: 0	H: 1	E: 0	K: 0	S: 4	R: 0	H: 1	E: 0	K: 0	S: 3	R: 0	H: 0	E: 0	K: 0	S: 3	1B: 9	2B: 2	3B: 0	HR: 1	SF: 0	SAC: 0	DP: 1	HBP: 0	WP: 1	PB: 1	SB: 0	CS: 0	PA: 44
--------------	------	------	------	------	------	------	--------	-------	------	------	------	------	------	-------	------	------	------	------	------	------	------	------	------	------	------	------	------	------	------	------	------	------	------	------	------	------	------	------	------	------	------	------	------	------	------	------	------	------	------	-------	-------	-------	-------	-------	--------	-------	--------	-------	-------	-------	-------	--------

PITCHER	IP	WLS	BF	H	R	ER	SO	BB	IBB	HBP	BLK	WP	HR	S	P	ERA	WHIP
Frank Lary, R ERA: 3.58 (1, 1)	1.1		9	4	5	5	1	0	0	0	0	0	1	11	11	33.75	3.000
Hank Aguirre, L ERA: 3.74 (2, 1)	0.2		6	3	2	2	0	0	0	0	0	0	0	6	6	27.00	4.500
Bob Bruce, R ERA: 4.29 (3, 1)	3.0		15	2	3	3	1	3	0	0	0	1	0	14	26	9.00	1.667
Don Mossi, L ERA: 3.02 (6, 1)	4.0	W	14	3	0	0	0	0	0	0	0	0	0	14	14	0.00	0.750

DETROIT TIGERS @ KANSAS CITY ATHLETICS
Municipal Stadium, Kansas City, MO
 Sun Jul 10 1960, 4:33 AM EDT
 Att. 10,127 - Unknown

AB	R	H	RBI
41	10	12	10
3	0	2	0
18	0	0	0



Batter	1	2	3	4	5	6	7	8	9	AB R H RBI BB SO LOB	TOP									
Willie Tasby, R OBP: 0.361, SLG: 0.365 (1, 8) X	0-0 5-3 K	0-3 K		X 0-0 F2		X 0-0 F7		X 0-0 SH1 1B	5 0 1 0 0 1 1											
Pete Runnels, L OBP: 0.401, SLG: 0.417 (1, 4) X (9, 3)	0-0 1B 2B	4-0 BB		X 0-0 G3 1B		X 0-0 L6		X 0-0 SH1 1-2	3 1 2 0 1 0 0											
Ted Williams, L OBP: 0.479, SLG: 0.724 Carroll Hardy, R OBP: 0.167, SLG: 0.152 (1, 7) H (9, 7)	1-0 1B 2B HBP	0-0 3-1		X 0-0 G3 1-2		X 0-0 BB 1B		S 0-3 K	4 1 1 0 0 1 3 0 0 0 0 0 0 0											
Vic Wertz, L OBP: 0.346, SLG: 0.491 Pumpsie Green, S OBP: 0.344, SLG: 0.361 (1, 3) X (9, 4)	0-0 2B 1-2 2-H 1B		X 0-0 G3		X 0-0 5-3		X 0-0 F9	X 0-0 G3	5 0 1 1 0 0 3 0 0 0 0 0 0 0											
Frank Malzone, R OBP: 0.326, SLG: 0.402 (1, 5) X	0-0 2B 1-3 2-H		X 0-0 WP 2B		4-0 IBB		B 4-0 BB 1-2		2 0 2 1 2 0 0											
Gary Geiger, L OBP: 0.364, SLG: 0.471 (1, 9) H	1-0 HBP		S 0-3 K		S 0-3 K		X 0-0 G3		3 0 0 0 0 2 5											
Don Buddin, R OBP: 0.355, SLG: 0.392 (1, 6) S	0-3 K		X 0-0 5-3		X 0-0 F8		X 0-0 F2		4 0 0 0 0 1 4											
Haywood Sullivan, R OBP: 0.275, SLG: 0.242 (1, 2) S	0-3 K		X 0-0 6-3		X 0-0 SH2-3 1B		X 0-0 L8		4 0 1 0 0 1 3											
Bill Monbouquette, R OBP: 0.171, SLG: 0.056 (1, 1) X		0-0 6-3		X 0-0 1-6-3		X 0-0 SH2-3		X 0-0 G3	3 0 0 0 0 0 0											
Inning Stats	R: 2 E: 0 K: 2 S: 10	H: 3 LOB: 3 BB: 0 P: 12	R: 0 E: 0 K: 1 S: 5	H: 0 LOB: 1 BB: 1 P: 9	R: 0 E: 0 K: 1 S: 6	H: 1 LOB: 1 BB: 0 P: 6	R: 0 E: 0 K: 0 S: 3	H: 0 LOB: 0 BB: 0 P: 3	R: 0 E: 0 K: 0 S: 4	H: 1 LOB: 2 BB: 1 P: 10	R: 0 E: 0 K: 0 S: 4	H: 1 LOB: 1 BB: 0 P: 4	R: 0 E: 0 K: 0 S: 3	H: 0 LOB: 0 BB: 0 P: 3	R: 0 E: 0 K: 1 S: 6	H: 1 LOB: 1 BB: 0 P: 6	1B: 5 2B: 3 3B: 0 HR: 0	SF: 0 SAC: 2 DP: 0 HBP: 2	WP: 1 PB: 0 SB: 0 CS: 0	PA: 40
PITCHER Bud Daley, L ERA: 3.85 (1, 1)	IP 9.0 WLS L BF 40 H 8 R 2 ER 2 SO 6 BB 2 IBB 1 HBP 2 BLK 0 WP 1 HR 0 S 47 P 61 ERA 2.00 WHIP 1.111																			

Boston Red Sox @ Kansas City Athletics
Municipal Stadium, Kansas City, MO

Fri Jul 15 1960, 8:05 PM EDT
Att. 7,225 - Unknown

AB	33
R	2
H	8
RBI	2
BB	3
SO	6
LOB	19



Batter	1	2	3	4	5	6	7	8	9	AB R H RBI BB SO LOB
Russ Snyder, L (1, 9) OBP: 0.327, SLG: 0.407	0-0 BB 1B FC4-6 1B	0-0 F7			0-0 F2		0-3 K		0-3 K	5 1 1 0 0 2 3
Jerry Lumpe, L (1, 4) OBP: 0.328, SLG: 0.382	0-0 FC4-6 BB 1-2 1B		0-0 5-3		4-0 BB		0-3 K			3 0 1 0 1 1 0
Whitey Herzog, L (1, 7) OBP: 0.374, SLG: 0.426	4-0 FC4-6 1-2 2-3 BB		0-0 3-1		0-0 4-3			0-0 3-1		3 0 0 0 1 0 1
Norm Siebern, L (1, 3) OBP: 0.379, SLG: 0.485	0-0 FC4-6 G4-6-3		0-0 1-3		0-0 1B 1B			0-3 K		4 0 1 1 0 1 2
Andy Carey, R (1, 5) OBP: 0.295, SLG: 0.484	0-0 G4-6-3 1-2f		0-0 5-3 1B		0-3 K			0-0 3B		4 0 2 0 0 1 3
Bill Tuttle, R (1, 8) OBP: 0.321, SLG: 0.308		4-0 SH5-4 BB BB	0-0 5-3		0-0 L9			0-3 K		3 0 0 0 1 1 3
Pete Daley, R (1, 2) OBP: 0.283, SLG: 0.448		4-0 SH5-4 1-2 BB	0-0 5-3		0-0 1B				0-0 4-3	3 0 1 0 1 0 1
Ken Hamlin, R (1, 6) OBP: 0.278, SLG: 0.251		0-0 SH5-4	0-0 6-3		0-0 F3				0-0 1B	2 0 0 0 0 0 3
Lou Klimchok, L (9, PH) OBP: 0.500, SLG: 0.500		1-2 2-3								1 0 1 0 0 0 0
Bob Johnson, R (9, PR) OBP: 0.342, SLG: 0.246		0-3 K								0 0 0 0 0 0 0
Bud Daley, L (1, 1) OBP: 0.236, SLG: 0.184					0-3 K				0-3 K	3 0 0 0 0 2 2
Marv Throneberry, L (9, PH) OBP: 0.277, SLG: 0.431										1 0 0 0 0 1 1

Inning Stats	R: 1	H: 2	R: 0	H: 0	R: 0	H: 0	R: 0	H: 1	R: 0	H: 0	R: 0	H: 2	R: 0	H: 0	R: 0	H: 1	R: 0	H: 1	R: 0	H: 1	1B: 6	SF: 0	WP: 0	PA: 37
E: 0	LOB: 1	E: 0	LOB: 2	E: 0	LOB: 0	E: 0	LOB: 1	E: 0	LOB: 1	E: 0	LOB: 2	E: 0	LOB: 0	E: 0	LOB: 1	E: 0	LOB: 1	E: 0	LOB: 1	E: 0	LOB: 1	2B: 0	SAC: 1	PB: 0
K: 0	BB: 1	K: 1	BB: 2	K: 0	BB: 0	K: 0	BB: 0	K: 1	BB: 1	K: 2	BB: 0	K: 1	BB: 0	K: 2	BB: 0	K: 2	BB: 0	K: 2	BB: 0	K: 2	BB: 0	3B: 1	DP: 1	SB: 0
S: 4	P: 8	S: 5	P: 13	S: 3	P: 3	S: 4	P: 4	S: 5	P: 9	S: 7	P: 7	S: 7	P: 7	S: 8	P: 8	S: 8	P: 8	S: 8	P: 8	S: 8	P: 8	HR: 0	HBP: 0	CS: 0

PITCHER	IP	WLS	BF	H	R	ER	SO	BB	IBB	HBP	BLK	WP	HR	S	P	ERA	WHIP	PITCHER	IP	WLS	BF	H	R	ER	SO	BB	IBB	HBP	BLK	WP	HR	S	P	ERA	WHIP	
Bill Monbouquette, R (1, 1) ERA: 2.93	9.0	W	37	7	1	1	9	4	0	0	0	0	0	51	67	1.00	1.222																			

BOTTOM

Boston Red Sox @ Kansas City Athletics
Municipal Stadium, Kansas City, MO

Fri Jul 15 1960, 8:05 PM EDT
Att. 7,225 - Unknown

livebaseballscorecards.com

AB	32
R	1
H	7
RBI	1
BB	4
SO	9
LOB	19



Batter	1	2	3	4	5	6	7	8	9	AB R H RBI BB SO LOB	TOP																						
Willie Tasby, R OBP: 0.359, SLG: 0.367 (1, 8)	0-3 K			0-0 6-3		0-0 F8		0-0 2B		4 0 1 1 0 1 0																							
Pete Runnels, L OBP: 0.399, SLG: 0.415 (1, 4) (9, 3)	0-0 F7			0-0 1B		0-0 F8		0-0 2B		4 0 1 0 0 0 1																							
Ted Williams, L OBP: 0.467, SLG: 0.702 (1, 7)	0-0 5-3			0-3 K		0-0 F5		0-0 G3		4 0 0 0 0 1 2																							
Vic Wertz, L OBP: 0.345, SLG: 0.486 (1, 3) Pumpsie Green, S OBP: 0.344, SLG: 0.361 (9, 4)		0-3 K		0-0 1B					0-0 1B	4 0 1 0 0 1 0 0 0 0 0 0 0 0																							
Gary Geiger, L OBP: 0.362, SLG: 0.467 (1, 9)		0-0 4-3		0-0 2-3					0-0 G5-4-3 1B	4 0 1 0 0 1 2																							
Frank Malzone, R OBP: 0.325, SLG: 0.400 (1, 5)		0-0 F7			0-0 F8				0-0 G5-4-3 1-2	4 0 1 0 0 0 1																							
Russ Nixon, L OBP: 0.325, SLG: 0.378 (1, 2)			0-0 1-3		0-0 F7					3 0 0 0 0 0 1																							
Don Buddin, R OBP: 0.362, SLG: 0.401 (1, 6)			0-0 WP CS 2B		4-0 BB				0-0 SH3-4 2B 1B	2 1 2 0 1 0 0																							
Ike Delock, R OBP: 0.063, SLG: 0.063 (1, 1)			0-3 K 2-H		0-0 F3				0-0 SH3-4 1-2	2 0 0 0 0 1 2																							
Inning Stats	R: 0 E: 0 K: 1 S: 5	H: 0 LOB: 0 BB: 0 P: 5	R: 0 E: 0 K: 1 S: 5	H: 0 LOB: 0 BB: 0 P: 5	R: 0 E: 0 K: 1 S: 5	H: 1 LOB: 0 BB: 0 P: 5	R: 0 E: 0 K: 1 S: 7	H: 2 LOB: 2 BB: 0 P: 7	R: 0 E: 0 K: 0 S: 3	H: 0 LOB: 1 BB: 1 P: 7	R: 0 E: 0 K: 0 S: 3	H: 0 LOB: 0 BB: 0 P: 3	R: 0 E: 0 K: 1 S: 6	H: 1 LOB: 1 BB: 0 P: 6	R: 1 E: 0 K: 0 S: 5	H: 2 LOB: 1 BB: 0 P: 5	R: 0 E: 0 K: 0 S: 3	H: 1 LOB: 0 BB: 0 P: 3	1B: 5 2B: 2 3B: 0 HR: 0	SF: 0 SAC: 1 DP: 1 HBP: 0	WP: 1 PB: 0 SB: 0 CS: 1	PA: 33											
PITCHER Ray Herbert, R ERA: 3.6 (1, 1)	IP 9.0	WLS L	BF 33	H 7	R 1	ER 1	SO 5	BB 1	IBB 0	HBP 0	BLK 0	WP 1	HR 0	S 42	P 46	ERA 1.00	WHIP 0.889																
											PITCHER	IP	WLS	BF	H	R	ER	SO	BB	IBB	HBP	BLK	WP	HR	S	P	ERA	WHIP					

Boston Red Sox @ Kansas City Athletics
Municipal Stadium, Kansas City, MO
 Sat Jul 16 1960, 8:05 PM EDT
 Att. 7,565 - Unknown

livebaseballscorecards.com

AB 31
R 1
H 7
RBI 1
BB 1
SO 5
LOB 9



Batter	1	2	3	4	5	6	7	8	9	AB	R	H	RBI	BB	SO	LOB
Russ Snyder, L (1, 9) OBP: 0.325, SLG: 0.403	0-0 P6		0-0 F8		0-0 G4-6-3 1B		0-0			4	0	1	0	0	0	2
Jerry Lumpe, L (1, 4) OBP: 0.324, SLG: 0.377	0-0 4-3		0-0 FC4-6		0-0 G4-6-3			0-0		4	0	0	0	0	0	4
Andy Carey, R (1, 5) OBP: 0.268, SLG: 0.471	0-0 F9			0-0 F8		0-3 K		0-0		4	0	0	0	0	1	0
Norm Siebern, L (1, 3) OBP: 0.381, SLG: 0.482		0-0 4-3		4-0 2B		1-0 FC6-4 1B		0-0		2	0	0	0	1	0	0
Whitey Herzog, L (1, 7) OBP: 0.376, SLG: 0.433		0-0 F7		0-0 2B		0-0 FC6-4 1B			0-0	4	0	2	0	0	0	0
Bill Tuttle, R (1, 8) OBP: 0.323, SLG: 0.308		0-0 6-3		4-0 IBB		0-0 FC6-4		0-0		3	0	1	0	1	0	2
Pete Daley, R (1, 2) OBP: 0.286, SLG: 0.433			4-0 FC2-5 1B		0-0 G6-4-3		0-0 F7		0-0	2	0	0	0	1	0	5
Danny Kravitz, L (9, PH) OBP: 0.297, SLG: 0.394			0-0 FC2-5 1B		0-0 G6-4-3				0-0 G4-6-3	1	0	0	0	0	0	1
Ken Hamlin, R (1, 6) OBP: 0.279, SLG: 0.252			0-0 FC2-5 1B		0-0 F9		0-0		0-0	3	0	1	0	0	0	0
Ray Herbert, R (1, 1) OBP: 0.244, SLG: 0.139			0-0 FC2-5 1B		0-0 1B		0-0		0-0	3	0	1	0	0	0	2

BOTTOM

Boston Red Sox @ Kansas City Athletics
Municipal Stadium, Kansas City, MO

Sat Jul 16 1960, 8:05 PM EDT
Att. 7,565 - Unknown

AB	30
R	0
H	6
RBI	0
BB	3
SO	1
LOB	16



Inning Stats	R: 0	H: 0	E: 0	K: 0	S: 3	P: 3	R: 0	H: 0	E: 0	K: 0	S: 3	P: 3	R: 0	H: 1	E: 0	K: 0	S: 4	R: 0	H: 1	E: 0	K: 0	S: 3	R: 0	H: 2	E: 0	K: 0	S: 4	R: 0	H: 1	E: 0	K: 1	S: 6	R: 0	H: 0	E: 0	K: 0	S: 3	R: 0	H: 1	E: 0	K: 0	S: 3	1B: 5	SF: 0	2B: 1	SAC: 0	3B: 0	DP: 3	HR: 0	HBP: 1	WP: 0	PA: 34
--------------	------	------	------	------	------	------	------	------	------	------	------	------	------	------	------	------	------	------	------	------	------	------	------	------	------	------	------	------	------	------	------	------	------	------	------	------	------	------	------	------	------	------	-------	-------	-------	--------	-------	-------	-------	--------	-------	--------

PITCHER	IP	WLS	BF	H	R	ER	SO	BB	IBB	HBP	BLK	WP	HR	S	P	ERA	WHIP
Ike Delock, R (1, 1) ERA: 4.59	9.0	W	34	6	0	0	1	2	1	1	0	0	0	32	45	0.00	0.889

PITCHER	IP	WLS	BF	H	R	ER	SO	BB	IBB	HBP	BLK	WP	HR	S	P	ERA	WHIP
---------	----	-----	----	---	---	----	----	----	-----	-----	-----	----	----	---	---	-----	------

WP	PA
0	34

Batter	1	2	3	4	5	6	7	8	9	AB R H RBI BB SO LOB	TOP	
Willie Tasby, R OBP: 0.361, SLG: 0.384 (1, 8) X	0-0 SF7 3B		0-0 S WP 2B		0-0 F7			0-0 F8		4 2 2 0 0 0 0	Boston Red Sox @ Kansas City Athletics Municipal Stadium, Kansas City, MO Sun Jul 17 1960, 4:33 AM EDT Att. 7,243 - Unknown livebaseballscorecards.com	
Pete Runnels, L OBP: 0.394, SLG: 0.411 (1, 4) X (8, 3)	0-0 SF7		0-0 L8		0-0 F7			0-0 4-3		3 0 0 1 0 0 1		
Vic Wertz, L OBP: 0.339, SLG: 0.477 Pumpsie Green, S OBP: 0.344, SLG: 0.361 (1, 3) X (8, 4)	0-0 F7		0-0 F8		0-0 F7			0-0 F8		4 0 0 0 0 0 1 0 0 0 0 0 0 0		
Gary Geiger, L OBP: 0.360, SLG: 0.467 (1, 9) X	0-0 F8		0-0 F8 2-H		0-0 3-1			0-0 2B		4 0 1 0 0 0 0		
Frank Malzone, R OBP: 0.324, SLG: 0.398 (1, 5) X		0-0 5-3		0-0 F7		0-0 CS 1B		0-0 F2		4 0 1 0 0 0 1		
Russ Nixon, L OBP: 0.329, SLG: 0.401 (1, 2) X		0-0 1B		0-0 4-3		0-0 CS 1-2	0-0 HR	0-0 P4		4 1 2 1 0 0 1		
Rip Repulski, R OBP: 0.280, SLG: 0.378 Carroll Hardy, R OBP: 0.167, SLG: 0.152 (1, 7) X (9, 7)		0-0 P4		0-0 2B		0-3 K		0-0 4-3		4 0 1 0 0 1 2 0 0 0 0 0 0 0		
Don Buddin, R OBP: 0.358, SLG: 0.396 (1, 6) X		0-0 L7		0-0 L4		0-0 F9		0-0 4-3		3 0 0 0 0 0 2		
Tom Brewer, R OBP: 0.278, SLG: 0.371 (1, 1) X			0-0 HR		0-0 F8		0-0 F2			3 1 1 1 0 0 0		
Inning Stats	R: 1 H: 1 E: 0 LOB: 0 K: 0 BB: 0 S: 4 P: 4	R: 0 H: 1 E: 0 LOB: 1 K: 0 BB: 0 S: 4 P: 4	R: 2 H: 2 E: 0 LOB: 0 K: 0 BB: 0 S: 5 P: 5	R: 0 H: 1 E: 0 LOB: 1 K: 0 BB: 0 S: 4 P: 4	R: 0 H: 0 E: 0 LOB: 0 K: 0 BB: 0 S: 3 P: 3	R: 0 H: 1 E: 0 LOB: 0 K: 0 BB: 0 S: 3 P: 3	R: 1 H: 1 E: 0 LOB: 0 K: 1 BB: 0 S: 6 P: 6	R: 0 H: 0 E: 0 LOB: 0 K: 0 BB: 0 S: 3 P: 3	R: 0 H: 1 E: 0 LOB: 1 K: 0 BB: 0 S: 4 P: 4	1B: 2 SF: 1 2B: 3 SAC: 0 3B: 1 DP: 0 HR: 2 HBP: 0		WP: 1 PA: 35 PB: 0 SB: 1 CS: 1
PITCHER Dick Hall, R ERA: 3.88 (1, 1) Marty Kutyna, R ERA: 3.29 (9, 1)	IP WLS BF H R ER SO BB IBB HBP BLK WP HR S P ERA WHIP											IP WLS BF H R ER SO BB IBB HBP BLK WP HR S P ERA WHIP
	8.0 L 30 7 4 4 1 0 0 0 0 0 1 2 32 32 4.50 0.875											



Batter	1	2	3	4	5	6	7	8	9	AB R H RBI BB SO LOB	BOTTOM
--------	---	---	---	---	---	---	---	---	---	----------------------	--------

Russ Snyder, L OBP: 0.323, SLG: 0.399 (1, 9)	0-0 FC4-6 1B		0-0 F7			0-0 F8		0-0 F9		4 0 1 0 0 0 0
Jerry Lumpe, L OBP: 0.326, SLG: 0.378 (1, 4)	0-0 FC4-6 1-2f G6-4-3			0-0 1B 1B		0-0 4-3		0-0 WP 1B	4 1 2 0 0 0 1	
Whitey Herzog, L OBP: 0.374, SLG: 0.429 (1, 7)	0-0 G6-4-3 1-2f			0-0 1B 1-2 1B		0-0 4-3		0-3 K 1-2	4 0 1 0 0 1 2	
Norm Siebern, L OBP: 0.382, SLG: 0.486 (1, 3)		0-0 2B		0-0 F7		0-0 G6-4-3 1B		0-0 F8	4 0 2 0 0 0 3	
Andy Carey, R OBP: 0.291, SLG: 0.472 (1, 5)		0-0 F9		0-0 G6-4-3 1B		0-0 G6-4-3 1-2f		0-0 5-3	2 0 1 1 0 0 1	
Dick Williams, R OBP: 0.324, SLG: 0.370 (6, 5)				1-3 2-H 1B					2 0 0 0 0 0 2	
Bill Tuttle, R OBP: 0.320, SLG: 0.305 (1, 8)		0-0 6-3		0-0 G6-4-3 1-2f		0-0 L8			3 0 0 0 0 0 3	
Pete Daley, R OBP: 0.288, SLG: 0.460 (1, 2)		0-3 K			0-0 2-3		0-0 G3 3B		3 1 1 0 0 1 1	
Ken Hamlin, R OBP: 0.277, SLG: 0.250 (1, 6)			0-0 4-3		0-0 1-3		0-0 1-3		2 0 0 0 0 0 0	
Lou Klimchok, L OBP: 0.429, SLG: 0.429 (8, PH)									1 0 0 0 0 0 1	
Bob Johnson, R OBP: 0.342, SLG: 0.246 (9, 6)									0 0 0 0 0 0 0	
Dick Hall, R OBP: 0.129, SLG: 0.069 (1, 1)			0-3 K		0-0 6-3		0-0 G3 3-H		2 0 0 0 0 1 0	
Marty Throneberry, L OBP: 0.275, SLG: 0.427 (8, PH)									1 0 0 1 0 0 0	
Marty Kutyna, R OBP: 0.250, SLG: 0.250 (9, 1)									0 0 0 0 0 0 0	


Inning Stats	R: 0 E: 0 K: 0 S: 3	H: 1 LOB: 0 BB: 0 P: 3	R: 0 E: 0 K: 1 S: 6	H: 1 LOB: 1 BB: 0 P: 6	R: 0 E: 0 K: 1 S: 5	H: 0 LOB: 0 BB: 0 P: 5	R: 1 E: 0 K: 0 S: 5	H: 3 LOB: 1 BB: 0 P: 5	R: 0 E: 0 K: 0 S: 3	H: 0 LOB: 0 BB: 0 P: 3	R: 0 E: 0 K: 0 S: 3	H: 0 LOB: 0 BB: 0 P: 3	R: 0 E: 0 K: 0 S: 3	H: 1 LOB: 0 BB: 0 P: 3	R: 1 E: 0 K: 0 S: 4	H: 1 LOB: 0 BB: 0 P: 4	R: 0 E: 0 K: 1 S: 6	H: 1 LOB: 1 BB: 0 P: 6	1B: 6 2B: 1 3B: 1 HR: 0	SF: 0 SAC: 0 DP: 3 HBP: 0	WP: 1 PB: 0 SB: 0 CS: 0	PA: 32
PITCHER Tom Brewer, R ERA: 4.76 (1, 1)	IP 9.0 WLS W BF 32 H 8 R 2 ER 2 SO 3 BB 0 IBB 0 HBP 0 BLK 0 WP 1 HR 0 S 38 P 38 ERA 2.00 WHIP 0.889																					

Boston Red Sox @ Kansas City Athletics
Municipal Stadium, Kansas City, MO

Sun Jul 17 1960, 4:33 AM EDT
Att. 7,243 - Unknown

AB	32
R	2
H	8
RBI	2
BB	0
SO	3
LOB	14



Batter	1	2	3	4	5	6	7	8	9	AB R H RBI BB SO LOB	TOP														
Jackie Brandt, R (1, 8) OBP: 0.351, SLG: 0.426	0-0 6-3		0-0 F3		0-0 FC6-4			0-0 6-3		4 0 0 0 0 0 2	<p>Baltimore Orioles @ Kansas City Athletics Municipal Stadium, Kansas City, MO</p> <p>Mon Jul 18 1960, 8:05 PM EDT Att. 6,567 - Unknown</p> <p>livebaseballscorecards.com</p> <table> <tr><td>AB</td><td>31</td></tr> <tr><td>R</td><td>1</td></tr> <tr><td>H</td><td>7</td></tr> <tr><td>RBI</td><td>0</td></tr> <tr><td>BB</td><td>1</td></tr> <tr><td>SO</td><td>1</td></tr> <tr><td>LOB</td><td>9</td></tr> </table> 	AB	31	R	1	H	7	RBI	0	BB	1	SO	1	LOB	9
AB	31																								
R	1																								
H	7																								
RBI	0																								
BB	1																								
SO	1																								
LOB	9																								
Gene Stephens, L (1, 9) OBP: 0.317, SLG: 0.361	0-0 F8			0-0 G3		0-0 F7		0-0 F9		4 0 0 0 0 0 0															
Gene Woodling, L (1, 7) OBP: 0.413, SLG: 0.390	0-0 F5			0-0 4-3		0-0 F4			0-0 4-3	4 0 0 0 0 0 0															
Jim Gentile, L (1, 3) OBP: 0.452, SLG: 0.556		0-0 L3 1B		0-0 1B 1B		0-0 3-1			0-0 F5	4 0 2 0 0 0 0															
Brooks Robinson, R (1, 5) OBP: 0.343, SLG: 0.444		0-0 L3 1-2		0-0 1B 1-2			0-0 1B G5-4-3		0-0 F3	4 1 2 0 0 0 1															
Gus Triandos, R (1, 2) OBP: 0.333, SLG: 0.366		0-3 K		0-0 F7			0-0 1B G5-4-3			3 0 1 0 0 1 2															
Ron Hansen, R (1, 6) OBP: 0.328, SLG: 0.410			0-0 G5-4-3 1B		0-0 FC6-4 1B		0-0 G5-4-3 1-2			3 0 2 0 0 0 1															
Mary Breeding, R (1, 4) OBP: 0.319, SLG: 0.342			0-0 G5-4-3 1-2		0-0 F8		0-0 6-3			3 0 0 0 0 0 2															
Hal Brown, R (1, 1) OBP: 0.364, SLG: 0.286			4-0 BB		0-0 F6			0-0 F8		1 0 0 0 1 0 1															
Bob Boyd, L (8, PH) OBP: 0.357, SLG: 0.415										1 0 0 0 0 0 0															
Billy Hoelt, L (8, 1)										0 0 0 0 0 0 0															
Inning Stats	R: 0 E: 0 K: 0 S: 3	H: 0 LOB: 0 BB: 0 P: 3	R: 0 E: 0 K: 1 S: 5	H: 1 LOB: 0 BB: 0 P: 5	R: 0 E: 0 K: 0 S: 3	H: 1 LOB: 1 BB: 1 P: 7	R: 0 E: 0 K: 0 S: 4	H: 1 LOB: 1 BB: 0 P: 4	R: 0 E: 0 K: 0 S: 3	H: 0 LOB: 0 BB: 0 P: 3	R: 1 E: 0 K: 0 S: 4	H: 2 LOB: 0 BB: 0 P: 4	R: 0 E: 0 K: 0 S: 3	H: 0 LOB: 0 BB: 0 P: 3	R: 0 E: 0 K: 0 S: 3	H: 0 LOB: 0 BB: 0 P: 3	1B: 7 2B: 1 3B: 0 HR: 0	SF: 0 SAC: 0 DP: 3 HBP: 0	WP: 0 PB: 0 SB: 0 CS: 0	PA: 32					
PITCHER Ned Garver, R (1, 1) ERA: 5.86	IP: 9.0 WLS: W BF: 32 H: 7 R: 1 ER: 1 SO: 1 BB: 1 IBB: 0 HBP: 0 BLK: 0 WP: 0 HR: 0 S: 33 P: 37 ERA: 1.00 WHIP: 0.889																								

Batter	1	2	3	4	5	6	7	8	9	AB	R	H	RBI	BB	SO	LOB
Russ Snyder, L OBP: 0.327, SLG: 0.401 (1, 8) (9, 7)	0-0 G3	0-0 1B		0-0 1B			0-0 G3			4	0	2	0	0	0	0
Jerry Lumpe, L OBP: 0.328, SLG: 0.380 (1, 4)	0-0 F7	0-0 4-3		0-0 CS	0-0 1B		0-0 1B			4	0	2	0	0	0	1
Whitey Herzog, L OBP: 0.376, SLG: 0.436 (1, 9)	0-0 2B		0-0 HR		0-0 F3		0-0 4-3			4	2	2	0	0	0	2
Norm Siebern, L OBP: 0.384, SLG: 0.495 Bill Tuttle, R OBP: 0.320, SLG: 0.305 (1, 7) (9, 8)	4-0 2B		0-0 HR	1-H	0-0 F5		0-0 4-3			3	2	1	2	1	0	1
Andy Carey, R OBP: 0.295, SLG: 0.475 (1, 5)	0-0 1B		0-0 5-3		0-0 F7			4-0 BB		3	1	1	2	1	0	1
Mary Throneberry, L OBP: 0.274, SLG: 0.421 (1, 3)	0-0 1B		0-0 F7		0-0 L3			0-0 F5		4	0	1	1	0	0	1
Pete Daley, R OBP: 0.286, SLG: 0.439 (1, 2)	0-0 F9		0-0 6-3		0-3 K			4-0 BB		3	0	0	0	1	1	1
Ken Hamlin, R OBP: 0.272, SLG: 0.246 (1, 6)		0-0 5-3		0-0 F4		0-0 F9		0-0 L4		4	0	0	0	0	0	2
Ned Garver, R OBP: 0.091, SLG: 0.182 (1, 1)		0-0 F8		0-0 F2			0-0 F8			3	0	0	0	0	0	0


Inning Stats	R: 3	H: 3	E: 0	K: 0	S: 6	LOB: 1	BB: 1	P: 10	R: 0	H: 1	E: 0	K: 0	S: 4	LOB: 1	BB: 0	P: 4	R: 2	H: 2	E: 0	K: 0	S: 5	LOB: 0	BB: 0	P: 5	R: 0	H: 1	E: 0	K: 0	S: 3	LOB: 1	BB: 0	P: 4	R: 0	H: 0	E: 0	K: 1	S: 5	LOB: 0	BB: 0	P: 5	R: 0	H: 1	E: 0	K: 0	S: 4	LOB: 1	BB: 0	P: 4	R: 0	H: 0	E: 0	K: 0	S: 3	LOB: 2	BB: 2	P: 11
1B: 6	SF: 0	WP: 0	PA: 36																																																					
2B: 2	SAC: 0	PB: 0																																																						
3B: 0	DP: 0	SB: 0																																																						
HR: 1	HBP: 0	CS: 1																																																						

PITCHER	IP	WLS	BF	H	R	ER	SO	BB	IBB	HBP	BLK	WP	HR	S	P	ERA	WHIP
Hal Brown, R ERA: 3.66 (1, 1)	7.0	L	30	9	5	5	1	1	0	0	0	0	1	31	35	6.43	1.429
Billy Hoelt, L ERA: 6.35 (8, 1)	1.0		5	0	0	0	0	2	0	0	0	0	0	3	11	0.00	2.000

BOTTOM

Baltimore Orioles @ Kansas City Athletics
Municipal Stadium, Kansas City, MO
 Mon Jul 18 1960, 8:05 PM EDT
 Att. 6,567 - Unknown

AB	32
R	5
H	9
RBI	5
BB	3
SO	1
LOB	9



PITCHER	IP	WLS	BF	H	R	ER	SO	BB	IBB	HBP	BLK	WP	HR	S	P	ERA	WHIP
Hal Brown, R ERA: 3.66 (1, 1)	7.0	L	30	9	5	5	1	1	0	0	0	0	1	31	35	6.43	1.429
Billy Hoelt, L ERA: 6.35 (8, 1)	1.0		5	0	0	0	0	2	0	0	0	0	0	3	11	0.00	2.000

Batter	1	2	3	4	5	6	7	8	9	10	AB	R	H	RBI	BB	SO	LOB	TOP						
Jackie Brandt, R OBP: 0.347, SLG: 0.419 (1, 9) X	0-0 5-3			0-0 F8	0-0 F3		0-0 FC6-4 1B			0-0 F6 4-3	6	0	1	1	0	0	4							
Jim Busby, R OBP: 0.357, SLG: 0.345 (1, 8) X	0-0 G5-4-3 1B			4-0 FC6-4 BB		0-0 F8	0-0 FC6-4			4-0 HBP 1B WP BB	3	1	1	0	2	0	2							
Brooks Robinson, R OBP: 0.341, SLG: 0.441 (1, 5) X	0-0 G5-4-3			0-0 FC6-4		0-3 K		0-0 E6		0-0 WP 1B HBP	5	1	1	0	0	1	2							
Walt Dropo, R OBP: 0.373, SLG: 0.398 (1, 3)		0-3 K		0-0 F8		0-0 5-3		0-0 G6-4-3		1-0 1B WP	4	0	0	0	0	1	2							
Al Pilarcik, L OBP: 0.319, SLG: 0.362 (10, PR)										1-2 2-3 1B HBP	0	1	0	0	0	0	0							
Clint Courtney, L OBP: 0.348, SLG: 0.254 (10, 2)											0	0	0	0	0	0	0							
Gus Triandos, R OBP: 0.335, SLG: 0.363 (1, 2)		0-0 5-3			0-0 F4		0-0 1B 1B		0-0 G3	4-0 1B 2B IBB	4	1	1	0	1	0	0							
Gene Stephens, L OBP: 0.317, SLG: 0.361 (10, PR)										1-2 2-3 3-H	0	1	0	0	0	0	0							
Ron Hansen, R OBP: 0.327, SLG: 0.418 (1, 6)		0-0 6-3			0-0 HR				0-0 F9	0-0 L8	4	1	1	1	0	0	1							
Gene Woodling, L OBP: 0.415, SLG: 0.393 (10, PH)											1	1	1	2	0	0	0							
Billy Klaus, L OBP: 0.300, SLG: 0.556 (10, 6)										1-3 2-H 3-H	0	0	0	0	0	0	0							
Dave Nicholson, R OBP: 0.316, SLG: 0.328 (1, 7)			0-3 K		0-3 K				0-3 K	0-0 5-3	4	0	0	0	0	3	1							
Jim Gentile, L OBP: 0.454, SLG: 0.563 (10, PH)										1-3 3-H	1	1	1	1	0	0	0							
Mary Breeding, R OBP: 0.325, SLG: 0.346 (1, 4)			0-3 K		0-0 BB 1B				0-0 1B 1B	4-0 FC6-4 BB	4	1	3	2	1	1	0							
Chuck Estrada, R OBP: 0.233, SLG: 0.250 (1, 1)									0-0 1B 1B	0-0 SH1-3 1B	2	0	1	1	1	1	0							
Hoyt Wilhelm, R OBP: 0.094, SLG: 0.067 (7, 1)			0-3 K		4-0 BB				0-0 1B 1B	0-0 SH1-3	1	0	0	0	0	0	1							
										1-2														
										1-3 2-H														
Inning Stats	R: 0 E: 0 K: 0 S: 3	H: 1 LOB: 0 BB: 0 P: 3	R: 0 E: 0 K: 1 S: 5	H: 0 LOB: 0 BB: 0 P: 5	R: 0 E: 0 K: 3 S: 9	H: 0 LOB: 0 BB: 0 P: 9	R: 0 E: 0 K: 0 S: 3	H: 0 LOB: 1 BB: 1 P: 7	R: 1 E: 0 K: 1 S: 7	H: 2 LOB: 2 BB: 1 P: 11	R: 0 E: 0 K: 1 S: 5	H: 0 LOB: 0 BB: 0 P: 5	R: 2 E: 0 K: 1 S: 9	H: 4 LOB: 2 BB: 0 P: 9	R: 0 E: 1 K: 0 S: 3	H: 0 LOB: 0 BB: 0 P: 3	R: 0 E: 0 K: 0 S: 3	H: 0 LOB: 1 BB: 1 P: 7	R: 6 E: 0 K: 0 S: 7	H: 4 LOB: 2 BB: 2 P: 16	1B: 9 2B: 1 3B: 0 HR: 1	SF: 0 SAC: 1 DP: 2 HBP: 1	WP: 1 PB: 0 SB: 0 CS: 0	PA: 46
PITCHER	IP WLS BF H R ER SO BB IBB HBP BLK WP HR S P ERA WHIP																							
Bud Daley, L ERA: 3.97 (1, 1)	9.1	L	40	8	6	6	7	4	0	1	0	0	0	1	0	2	66	5.79	1.286					
Bob Trowbridge, R ERA: 4.75 (10, 1)	0.0		3	2	1	1	0	0	1	0	0	1	0	0	2	6	∞	∞						
Ken Johnson, R ERA: 4.29 (10, 1)	0.2		3	1	2	2	0	0	0	0	0	0	0	3	3	27.00	1.500							

Baltimore Orioles @ Kansas City Athletics
Municipal Stadium, Kansas City, MO
Tue Jul 19 1960, 8:05 PM EDT
Att: 8,152 - Unknown

AB	39
R	9
H	11
RBI	8
BB	5
SO	7
LOB	13



Batter	1	2	3	4	5	6	7	8	9	AB R H RBI BB SO LOB	TOP									
Jackie Brandt, R (1, 8) OBP: 0.345, SLG: 0.419	0-0 1-3		0-0 SF7 1-3 2B		0-0 G3			0-0 4-3	0-0 FC6-4	5 0 1 0 0 0 3	<p>Baltimore Orioles @ Kansas City Athletics</p> <p>Municipal Stadium, Kansas City, MO</p> <p>Wed Jul 20 1960, 8:05 PM EDT Att. 9,902 - Unknown</p> <p>livebaseballscorecards.com</p>									
Gene Stephens, L (1, 9) OBP: 0.314, SLG: 0.373	0-3 K		0-0 1-3		0-0 L4			0-0 HR	0-0 F8	5 1 1 1 0 1 5										
Gene Woodling, L (1, 7) OBP: 0.419, SLG: 0.402	0-0 2B		0-0 SF7		0-0 G4-6-3 1B			4-0 BB		2 0 2 1 1 0 0										
Jim Gentile, L (1, 3) OBP: 0.447, SLG: 0.552	0-0 1-3		0-0 G3		0-0 G4-6-3			0-0 F7		4 0 0 0 0 0 4										
Brooks Robinson, R (1, 5) OBP: 0.340, SLG: 0.439		0-0 4-3		0-0 F8		0-0 FC6-4 1B		0-3 K		4 0 1 0 0 1 1										
Gus Triandos, R (1, 2) OBP: 0.339, SLG: 0.366		0-0 1B		0-3 K		0-0 FC6-4		0-0 1B		4 0 2 0 0 1 1										
Jim Busby, R (9, PR) OBP: 0.357, SLG: 0.345		1B				1-2f		1B		0 1 0 0 0 0 0										
Ron Hansen, R (1, 6) OBP: 0.326, SLG: 0.416		0-0 G6-4-3 1B		0-3 K			0-0 5-3	0-0 F8		4 0 1 0 0 1 1										
Mary Breeding, R (1, 4) OBP: 0.325, SLG: 0.346		0-0 G6-4-3					0-0 4-3	0-0 FC6-4 1B		3 0 1 0 0 0 2										
Bob Boyd, L (9, PH) OBP: 0.368, SLG: 0.426	1-2f		0-0 G6-4-3		0-0 G3 SH5-4 1B			1-2	0-0 FC6-4 1B	1 0 1 0 0 0 0										
Milt Pappas, R (1, 1) OBP: 0.132, SLG: 0.143			4-0 2B SF7 BB		0-0 SH5-4		0-0 4-3	0-0 FC6-4 1B		0 1 0 0 1 0 0										
Al Pilarcik, L (7, PH) OBP: 0.317, SLG: 0.359								1-2 2-H		1 0 0 0 0 0 0										
Billy Hoelt, L (7, 1)										0 0 0 0 0 0 0										
Clint Courtney, L (9, PH) OBP: 0.352, SLG: 0.261										1 0 1 1 0 0 0										
Inning Stats	R: 0 E: 0 K: 1 S: 6	H: 1 LOB: 1 BB: 0 P: 6	R: 0 E: 0 K: 0 S: 4	H: 2 LOB: 1 BB: 0 P: 4	R: 1 E: 0 K: 0 S: 4	H: 1 LOB: 1 BB: 1 P: 8	R: 0 E: 0 K: 2 S: 7	H: 0 LOB: 0 BB: 0 P: 7	R: 0 E: 0 K: 0 S: 4	H: 1 LOB: 1 BB: 0 P: 4	R: 0 E: 0 K: 0 S: 3	H: 0 LOB: 0 BB: 0 P: 3	R: 1 E: 0 K: 1 S: 6	H: 1 LOB: 1 BB: 1 P: 10	R: 1 E: 0 K: 0 S: 6	H: 3 LOB: 2 BB: 0 P: 6	1B: 8 2B: 2 3B: 0 HR: 1	SF: 1 SAC: 1 DP: 2 HBP: 0	WP: 0 PB: 0 SB: 0 CS: 0	PA: 38
PITCHER Ray Herbert, R (1, 1) ERA: 3.56	IP: 9.0 WLS: W BF: 38 H: 11 R: 3 ER: 3 SO: 4 BB: 2 IBB: 0 HBP: 0 BLK: 0 WP: 0 HR: 1 S: 44 P: 52 ERA: 3.00 WHIP: 1.444											PITCHER	IP: WLS: BF: H: R: ER: SO: BB: IBB: HBP: BLK: WP: HR: S: P: ERA: WHIP:							



Batter	1	2	3	4	5	6	7	8	9	AB R H RBI BB SO LOB
Russ Snyder, L OBP: 0.322, SLG: 0.391 (1, 8) (8, 9)	0-0 5-3		0-0 FC3-6 1B	0-0 CS 1B		0-0 FC4-6 1-2f				4 0 2 1 0 0 1
Jerry Lumpe, L OBP: 0.327, SLG: 0.373 (1, 4) BB	4-0 BB		0-0 FC3-6 1-2f 1B	4-0 1-2 BB		0-0 FC4-6 1-2f				2 1 0 0 2 0 2
Whitey Herzog, L OBP: 0.376, SLG: 0.428 Bill Tuttle, R OBP: 0.320, SLG: 0.305 (1, 9) (8, 8)	0-0 F6		0-0 G3 2-H 2B 1B	0-0 L4			4-0 B1-3 BB			3 1 1 1 1 0 2 0 0 0 0 0 0 0
Norm Siebern, L OBP: 0.381, SLG: 0.484 (1, 7)	0-0 4-3		0-0 G3 1-2		0-0 L7		0-0 B1-3 1-2f			4 0 0 0 0 0 3
Andy Carey, R OBP: 0.293, SLG: 0.482 (1, 5)		0-0 3B	0-0 E 2-H 2B		0-0 4-3		0-3 K			4 0 2 1 0 1 0
Mary Throneberry, L OBP: 0.280, SLG: 0.433 (1, 3) BB	4-0 FC5-4 BB		0-0 E3 2-3		0-0 HR		0-0 4-3			3 1 1 1 1 0 1
Pete Daley, R OBP: 0.282, SLG: 0.459 (1, 2)	0-0 FC5-4 1-2f		0-3 K		0-0 6-3		0-0 F9			4 0 0 0 0 1 4
Ken Hamlin, R OBP: 0.272, SLG: 0.246 (1, 6)	0-0 F9			0-0 SH2-4 1B 1B		0-0 6-3		0-0 5-3		4 1 1 0 0 0 2
Ray Herbert, R OBP: 0.256, SLG: 0.135 (1, 1)	0-0 L8			0-0 SH2-4 1-2		4-0 FC4-6 BB				1 0 0 0 1 0 2

Inning Stats	R: 0	H: 0	E: 0	K: 0	S: 3	LOB: 1	BB: 1	P: 7	R: 0	H: 1	E: 0	K: 0	S: 4	LOB: 2	BB: 1	P: 8	R: 2	H: 3	E: 2	K: 1	S: 9	LOB: 2	BB: 0	P: 9	R: 1	H: 2	E: 0	K: 0	S: 4	LOB: 1	BB: 1	P: 8	R: 1	H: 1	E: 0	K: 0	S: 4	LOB: 0	BB: 0	P: 4	R: 0	H: 0	E: 0	K: 1	S: 3	LOB: 1	BB: 1	P: 7	R: 0	H: 0	E: 0	K: 1	S: 4	LOB: 0	BB: 1	P: 8	R: 0	H: 0	E: 0	K: 0	S: 3	LOB: 0	BB: 0	P: 3
PITCHER	IP	WLS	BF	H	R	ER	SO	BB	IBB	HBP	BLK	WP	HR	S	P	ERA	WHIP																																															
Milt Pappas, R ERA: 4.35 Billy Hoelt, L ERA: 5.4	(1, 1) (7, 1)	6.0 2.0	29 6	7 0	4 0	4 0	1 1	4 1	0 0	0 0	0 0	0 0	0 0	27 7	43 11	6.00 0.00	1.833 0.500																																															

BOTTOM

Baltimore Orioles @ Kansas City Athletics
Municipal Stadium, Kansas City, MO

Wed Jul 20 1960, 8:05 PM EDT
Att. 9,902 - Unknown

livebaseballscorecards.com

AB	29
R	4
H	7
RBI	4
BB	5
SO	2
LOB	17




WP: 0	PA: 35
PB: 0	CS: 1
SB: 0	
1B: 4	SF: 0
2B: 2	SAC: 1
3B: 1	DP: 1
HR: 1	HBP: 0

Batter	1	2	3	4	5	6	7	8	9	AB R H RBI BB SO LOB	TOP																										
Russ Snyder, L (1, 9) OBP: 0.331, SLG: 0.393	0-0 4-3		0-0 SH G6-3 2B		0-0 2B 1B	4-0 E BB		4-0 1B BB		2 4 1 0 2 0 0	<p>Kansas City Athletics @ Washington Senators</p> <p>Griffith Stadium, Washington, DC</p> <p>Fri Jul 22 1960, 7:05 PM EDT</p> <p>Att: 11,012 - Unknown</p>																										
Jerry Lumpe, L (1, 4) OBP: 0.329, SLG: 0.375	4-0 FC5-4 BB		0-0 FC5 G6-3		0-0 PB E 2B 1-H 2-H	0-0 E7 2B 1-H 2-H		0-0 SH1-4 BB		3 2 1 1 1 0 2																											
Bill Tuttle, R (1, 8) OBP: 0.319, SLG: 0.307	0-0 F9		0-0 G6-3 1-2f 2-3 3-H		0-0 FC1-6 E6 1B 2-H	0-0 1B 2B 2-H		0-0 F8		5 1 1 2 0 0 4																											
Dick Williams, R (1, 3) OBP: 0.333, SLG: 0.381	0-0 FC5-4 1-2f		0-0 2B 3-H		0-0 FC1-6 1B 1-2	4-0 1B BB		0-0 1B 2-H		4 0 3 2 1 0 1																											
Norm Siebern, L (1, 7) OBP: 0.381, SLG: 0.486		0-0 2B	0-3 K		0-0 FC1-6 1-2f 2-3	0-0 1B 1-3 2-H		0-0 F9		5 0 2 1 0 1 4																											
Pete Daley, R (1, 2) OBP: 0.289, SLG: 0.442		4-0 F8 BB		4-0 BB 9-3 BB	0-0 L6	0-0 F5		0-0 6-3		3 0 0 0 2 0 4																											
Bob Johnson, R (1, 5) OBP: 0.333, SLG: 0.231		0-0 F8 1-2		0-0 9-3 1-2f		4-0 SH3-4 E BB		0-3 K		4 1 0 0 1 1 3																											
Ken Hamlin, R (1, 6) OBP: 0.268, SLG: 0.242		0-0 6-3		0-0 1-3		0-0 SH3-4 1-2		0-0 F9		4 0 0 0 0 0 1																											
Dick Hall, R (1, 1) OBP: 0.147, SLG: 0.094			0-0 E SH G6-3 1B		0-0 5-3	0-3 K		0-0 F3		3 1 1 0 0 1 1																											
Ken Johnson, R (6, 1) OBP: 0.211, SLG: 0.211										1 0 0 0 0 0 0																											
Inning Stats	R: 0 E: 0 K: 0 S: 3	H: 0 LOB: 1 BB: 1 P: 7	R: 0 E: 0 K: 0 S: 3	H: 1 LOB: 1 BB: 1 P: 7	R: 2 E: 1 K: 1 S: 8	H: 2 LOB: 1 BB: 0 P: 8	R: 0 E: 0 K: 0 S: 2	H: 0 LOB: 0 BB: 1 P: 6	R: 2 E: 1 K: 0 S: 7	H: 3 LOB: 2 BB: 0 P: 7	R: 4 E: 1 K: 1 S: 8	H: 2 LOB: 2 BB: 3 P: 20	R: 0 E: 0 K: 0 S: 3	H: 0 LOB: 0 BB: 0 P: 3	R: 1 E: 0 K: 0 S: 4	H: 1 LOB: 1 BB: 1 P: 8	R: 0 E: 0 K: 1 S: 5	H: 0 LOB: 0 BB: 0 P: 5	1B: 5 2B: 5 3B: 0 HR: 0	SF: 0 SAC: 3 DP: 2 HBP: 0	WP: 0 PB: 1 SB: 0 CS: 0	PA: 44															
PITCHER	IP WLS BF H R ER SO BB IBB HBP BLK WP HR S P ERA WHIP																					PITCHER	IP WLS BF H R ER SO BB IBB HBP BLK WP HR S P ERA WHIP														
Hal Woodeshick, L (1, 1) ERA: 4.65	4.2	L	23	6	4	2	1	3	0	0	0	0	0	22	34	3.86	1.929																				
Rudy Hernandez, R (5, 1) ERA: 2.45	1.0		9	2	4	0	1	3	0	0	0	0	0	8	20	0.00	5.000																				
Don Lee, R (6, 1) ERA: 4.87	1.1		4	0	0	0	0	0	0	0	0	0	0	4	4	0.00	0.000																				
Chuck Stobbs, L (8, 1) ERA: 3.38	1.0		5	1	1	1	0	1	0	0	0	0	0	4	8	9.00	2.000																				
Ray Moore, R (9, 1) ERA: 4.2	1.0		3	0	0	0	1	0	0	0	0	0	0	5	5	0.00	0.000																				

livebaseballscorecards.com

AB	34
R	9
H	9
RBI	6
BB	7
SO	3
LOB	20



Batter	1	2	3	4	5	6	7	8	9	AB R H RBI BB SO LOB
Billy Gardner, R OBP: 0.346, SLG: 0.405 (1, 4)	0-0 F8		0-0 1B		0-0 F6		0-0 BB 1B		0-0 5-3	5 0 2 0 0 0 0
Dan Dobbek, L OBP: 0.313, SLG: 0.385 (1, 8)	0-0 F9		0-0 F5		0-0 3-1		0-0 F5		0-0 P2	5 0 0 0 0 0 2
Bob Allison, R OBP: 0.397, SLG: 0.459 (1, 9)	0-0 2B			0-0 E1 SF8 1B		4-0 HR BB	4-0 BB BB BB BB 1-2 BB		0-0 4-3	3 2 2 0 2 0 0
Jim Lemon, R OBP: 0.375, SLG: 0.568 (1, 7)	0-0 P4			0-0 SF8		0-0 HR	0-0 P6			3 1 1 3 0 0 3
Julio Becquer, L OBP: 0.259, SLG: 0.364 (1, 3)		0-0 4-3		0-0 F9		0-0 F8		4-0 FC5-4 BB		3 0 0 0 1 0 0
Harmon Killebrew, R OBP: 0.360, SLG: 0.450 (1, 5)		0-3 K		0-0 1B 2B		4-0 FC4-6 BB		0-0 FC5-4 BB 1-2f		3 1 1 0 1 1 1
Earl Battey, R OBP: 0.316, SLG: 0.383 (1, 2)		0-0 F8		0-0 FC4-6 1B		0-0 FC4-6 1-2f		0-0 F7		4 0 1 1 0 0 2
Jose Valdivielso, R OBP: 0.288, SLG: 0.267 (1, 6)			0-0 4-3		0-0 FC4-6		0-0 4-3		4-0 BB	3 0 0 0 0 0 2
Elmer Valo, L OBP: 0.405, SLG: 0.290 (8, PH)										0 0 0 0 1 0 0
Ray Moore, R OBP: 0.100, SLG: 0.100 (9, 1)										0 0 0 0 0 0 0
Hal Woodeshick, R OBP: 0.091, SLG: 0.048 (1, 1)			0-3 K			0-0 F9		0-0 5-3		1 0 0 0 0 0 1 0
Rudy Hernandez, R OBP: 0.000, SLG: 0.000 (5, 1)										1 0 0 0 0 0 0 0
Don Lee, R OBP: 0.238, SLG: 0.167 (6, 1)										0 0 0 0 0 0 0 0
Lenny Green, L OBP: 0.336, SLG: 0.372 (7, PH)										1 0 0 0 0 0 0 0
Chuck Stobbs, L OBP: 0.000, SLG: 0.000 (8, 1)										0 0 0 0 0 0 0 0
Faye Throneberry, L OBP: 0.343, SLG: 0.352 (8, PH)										1 0 0 0 0 0 0 2
Billy Conso, R OBP: 0.314, SLG: 0.308 (9, 6)										0 0 0 0 0 0 0 0

Inning Stats	R: 0	H: 1	E: 0	LOB: 1	K: 0	BB: 0	S: 4	P: 4	R: 0	H: 0	E: 0	LOB: 0	K: 1	BB: 0	S: 5	P: 5	R: 0	H: 1	E: 0	LOB: 1	K: 1	BB: 0	S: 6	P: 6	R: 2	H: 3	E: 1	LOB: 1	K: 0	BB: 0	S: 6	P: 6	R: 0	H: 0	E: 0	LOB: 0	K: 0	BB: 0	S: 3	P: 3	R: 2	H: 1	E: 0	LOB: 1	K: 0	BB: 2	S: 4	P: 12	R: 0	H: 1	E: 0	LOB: 2	K: 0	BB: 1	S: 4	P: 8	R: 0	H: 0	E: 0	LOB: 2	K: 0	BB: 2	S: 3	P: 11	R: 0	H: 0	E: 0	LOB: 0	K: 0	BB: 0	S: 3	P: 3	1B: 4	SF: 1	2B: 2	SAC: 0	3B: 0	DP: 0	HR: 1	HBP: 0	WP: 0	PA: 39
--------------	------	------	------	--------	------	-------	------	------	------	------	------	--------	------	-------	------	------	------	------	------	--------	------	-------	------	------	------	------	------	--------	------	-------	------	------	------	------	------	--------	------	-------	------	------	------	------	------	--------	------	-------	------	-------	------	------	------	--------	------	-------	------	------	------	------	------	--------	------	-------	------	-------	------	------	------	--------	------	-------	------	------	-------	-------	-------	--------	-------	-------	-------	--------	-------	--------

PITCHER	IP	WLS	BF	H	R	ER	SO	BB	IBB	HBP	BLK	WP	HR	S	P	ERA	WHIP
Dick Hall, R ERA: 4.02 (1, 1)	5.1	W	24	6	4	4	2	2	0	0	0	0	1	26	34	6.75	1.500
Ken Johnson, R ERA: 4.08 (6, 1)	3.2	S	15	1	0	0	0	3	0	0	0	0	0	12	24	0.00	1.091

BOTTOM

Kansas City Athletics @ Washington Senators
Griffith Stadium, Washington, DC

livebaseballscorecards.com

AB	33
R	4
H	7
RBI	4
BB	5
SO	2
LOB	12




WP	HR	S	P	ERA	WHIP
0	0	0	0	0.00	1.091

Fri Jul 22 1960, 7:05 PM EDT
Att. 11,012 - Unknown

Batter	1	2	3	4	5	6	7	8	9	AB R H RBI BB SO LOB	TOP														
Bill Tuttle, R (1, 8) OBP: 0.324, SLG: 0.313	0-0 1B 1B		0-0 L1-3-6 1B		0-0 G3-6 1B		0-3 K			4 1 3 0 0 1 0	Kansas City Athletics @ Washington Senators Griffith Stadium, Washington, DC Sat Jul 23 1960, 3:33 AM EDT Att. 3,598 - Unknown														
Jerry Lumpe, L (1, 4) OBP: 0.328, SLG: 0.374	0-0 F8		0-0 L1-3-6 1B		0-0 G3-6		0-0 P5			4 0 1 0 0 0 2															
Whitey Herzog, L (1, 9) OBP: 0.374, SLG: 0.439	0-0 F7		0-0 L1-3-6		0-0 6-3			0-0 HR		4 1 1 1 0 0 3															
Norm Siebern, L (1, 7) OBP: 0.385, SLG: 0.500	0-0 1B 1B			0-0 HR		0-0 1B 1B		0-0 F9		4 1 3 1 0 0 0															
Dick Williams, R (1, 5) OBP: 0.341, SLG: 0.394 (7, 3)	0-0 1B			0-0 2B		0-0 1B		0-0 F7		4 0 3 1 0 0 0															
Mary Throneberry, L (1, 3) OBP: 0.274, SLG: 0.423 Bob Trowbridge, R (7, 1) OBP: 0.056, SLG: 0.111 Harry Chiti, R (8, PH) OBP: 0.288, SLG: 0.337 Marty Kutyna, R (8, 1) OBP: 0.250, SLG: 0.250	0-3 K		0-3 K		0-0 F9		0-0 F8			3 0 0 0 0 2 5 0 0 0 0 0 0 0 1 0 0 0 0 0 0 0 0 0 0 0 0 0															
Pete Daley, R (1, 2) OBP: 0.276, SLG: 0.420		0-0 F7		0-0 F7		0-0 P3		0-0 6-3		4 0 0 0 0 0 3															
Ken Hamlin, R (1, 6) OBP: 0.289, SLG: 0.240 Danny Kravitz, L (9, PH) OBP: 0.293, SLG: 0.388		0-0 F3		4-0 BB		0-0 F9		0-3 K		2 0 0 0 1 0 2 1 0 0 0 0 1 0															
Bud Daley, L (1, 1) OBP: 0.297, SLG: 0.173 Hank Bauer, R (4, PH) OBP: 0.336, SLG: 0.409 John Tstouris, R (4, 1) OBP: 0.336, SLG: 0.409 Bob Davis, R (5, 1) OBP: 0.336, SLG: 0.409 Bob Johnson, R (7, PH) OBP: 0.325, SLG: 0.224 (7, 5)		0-0 1-3		0-0 P6			0-0 F7		0-0 P4	1 0 0 0 0 0 0 1 0 0 0 0 0 2 0 0 0 0 0 0 0 0 0 0 0 0 0 0 2 0 0 0 0 0 0															
Inning Stats	R: 1 E: 0 K: 1 S: 8	H: 3 LOB: 2 BB: 0 P: 8	R: 0 E: 0 K: 0 S: 3	H: 0 LOB: 0 BB: 0 P: 3	R: 0 E: 0 K: 0 S: 3	H: 2 LOB: 0 BB: 0 P: 3	R: 1 E: 0 K: 1 S: 7	H: 2 LOB: 2 BB: 1 P: 11	R: 0 E: 0 K: 0 S: 3	H: 1 LOB: 0 BB: 0 P: 3		R: 0 E: 0 K: 0 S: 5	H: 2 LOB: 2 BB: 0 P: 5	R: 0 E: 0 K: 1 S: 5	H: 0 LOB: 0 BB: 0 P: 5	R: 1 E: 0 K: 0 S: 4	H: 1 LOB: 0 BB: 0 P: 4	R: 0 E: 0 K: 1 S: 5	H: 0 LOB: 0 BB: 0 P: 5	1B: 8 2B: 1 3B: 1 HR: 2	SF: 0 SAC: 0 DP: 1 HBP: 0	WP: 0 PB: 0 SB: 0 CS: 0	PA: 36		
PITCHER	IP WLS BF H R ER SO BB IBB HBP BLK WP HR S P ERA WHIP																								
Pedro Ramos, R (1, 1) ERA: 3.43	3.0		14	7	2	2	1	0	0	0	0	0	1	16	16	6.00	2.333								
Chuck Stobbs, L (4, 1) ERA: 3.25	5.0	W	19	4	1	1	2	1	0	0	0	0	1	22	26	1.80	1.000								
Ray Moore, R (9, 1) ERA: 4.11	1.0	S	3	0	0	0	1	0	0	0	0	0	0	5	5	0.00	0.000								

AB	35
R	3
H	11
RBI	3
BB	1
SO	4
LOB	17



Batter	1	2	3	4	5	6	7	8	9	AB	R	H	RBI	BB	SO	LOB
Pete Whisenant, R OBP: 0.345, SLG: 0.365 (1, 8) (7, 7)	0-0 F5		4-0 1B G6-4-3 BB	0-0 FC4-6	0-0 FC5-4			0-0 F7		4	1	0	0	1	0	3
Billy Gardner, R OBP: 0.347, SLG: 0.405 (1, 4)	0-0 F3		0-0 1B G6-4-3	0-0 F8		0-0 SH1-4 1B		0-0 6-3		5	0	2	0	0	0	1
Bob Allison, R OBP: 0.392, SLG: 0.453 (1, 9)	0-3 K		0-0 G6-4-3		0-0 P6	0-0 SH1-4		0-0 5-3		4	0	0	0	0	1	1
Jim Lemon, R OBP: 0.376, SLG: 0.564 Dan Dobbek, L OBP: 0.313, SLG: 0.385 (1, 7) (7, 8)		0-0 E6 2B	1-0 1B HBP		4-0 HR BB	0-0 1-3				2	3	0	0	1	0	1
Harmon Killebrew, R OBP: 0.363, SLG: 0.464 (1, 5)		0-3 K	4-0 1B BB		0-0 HR	0-3 K				3	1	1	2	1	2	2
Earl Battey, R OBP: 0.326, SLG: 0.392 (1, 2)		0-0 3B 2B	0-0 1B		1-0 FC4-6 1B HBP		4-0 FC3-6 BB			2	2	2	2	1	0	0
Julio Becquer, L OBP: 0.263, SLG: 0.376 (1, 3)		0-0 SH4-3 3B	0-3 K		0-0 FC4-6 1B		0-0 FC3-6			4	1	2	1	0	1	3
Jose Valdivielso, R OBP: 0.283, SLG: 0.262 (1, 6)		0-0 SH4-3		0-0 4-3	0-0 FC4-6 1B		0-0 4-3			3	0	0	1	0	0	3
Pedro Ramos, S OBP: 0.125, SLG: 0.213 Chuck Stobbs, L OBP: 0.200, SLG: 0.059 Ray Moore, R OBP: 0.100, SLG: 0.100 (1, 1) (4, 1) (9, 1)		0-3 K		4-0 FC4-6 BB	0-0 FC5-4 1B		0-0 4-3			1	0	0	0	0	1	0
										2	0	1	1	1	0	1
										0	0	0	0	0	0	0

Inning Stats	R: 0	H: 0	E: 0	K: 1	S: 5	H: 0	LOB: 0	BB: 0	P: 5	R: 3	H: 2	E: 1	K: 2	S: 10	R: 2	H: 2	E: 0	K: 1	S: 6	R: 3	H: 0	E: 0	K: 0	S: 3	R: 0	H: 1	E: 0	K: 1	S: 6	R: 0	H: 0	E: 1	K: 0	S: 3	R: 0	H: 0	E: 0	K: 0	S: 3	R: 0	H: 0	E: 0	K: 0	S: 3	R: 0	H: 0	E: 0	K: 0	S: 3
--------------	------	------	------	------	------	------	--------	-------	------	------	------	------	------	-------	------	------	------	------	------	------	------	------	------	------	------	------	------	------	------	------	------	------	------	------	------	------	------	------	------	------	------	------	------	------	------	------	------	------	------

PITCHER	IP	WLS	BF	H	R	ER	SO	BB	IBB	HBP	BLK	WP	HR	S	P	ERA	WHIP
Bud Daley, L ERA: 4.07 (1, 1)	3.0	L	16	4	5	3	4	2	0	1	0	0	0	21	30	9.00	2.000
John Tsitouris, R ERA: 6.35 (4, 1)	1.2		11	3	3	3	0	2	0	1	0	0	1	8	17	16.20	3.000
Bob Davis, R ERA: (5, 1)	1.1		5	1	0	0	1	0	0	0	0	0	0	7	7	0.00	0.750
Bob Trowbridge, R ERA: 4.68 (7, 1)	1.0		4	0	0	0	0	1	0	0	0	0	0	3	7	0.00	1.000
Marty Kutyna, R ERA: 3.21 (8, 1)	1.0		3	0	0	0	0	0	0	0	0	0	0	3	3	0.00	0.000

BOTTOM

Kansas City Athletics @ Washington Senators
Griffith Stadium, Washington, DC

Sat Jul 23 1960, 3:33 AM EDT
Att. 3,598 - Unknown

AB	30
R	8
H	8
RBI	7
BB	5
SO	5
LOB	15



1B: 5	SF: 0	WP: 0	PA: 39
2B: 1	SAC: 2	PB: 0	
3B: 1	DP: 1	SB: 2	
HR: 1	HBP: 2	CS: 0	

PITCHER	IP	WLS	BF	H	R	ER	SO	BB	IBB	HBP	BLK	WP	HR	S	P	ERA	WHIP
---------	----	-----	----	---	---	----	----	----	-----	-----	-----	----	----	---	---	-----	------

Batter	1	2	3	4	5	6	7	8	9	AB R H RBI BB SO LOB	TOP									
Bill Tuttle, R (1, 8) OBP: 0.322, SLG: 0.311	0-0 F3		0-0 6-3			0-0 6-3	0-0 E9 E 1B		0-3 K	5 1 1 0 0 1 0	<p>Kansas City Athletics @ Washington Senators</p> <p>Griffith Stadium, Washington, DC</p> <p>Sun Jul 24 1960, 3:33 AM EDT</p> <p>Unknown</p>									
Jerry Lumpe, L (1, 4) OBP: 0.327, SLG: 0.370	0-0 5-3		0-0 4-3			0-0 F8	4-0 FC6-4 IBB			3 0 0 0 1 0 0										
Whitey Herzog, L (1, 9) OBP: 0.369, SLG: 0.433 Hank Bauer, R (7, PH) OBP: 0.333, SLG: 0.406 Ken Hamlin, R (7, PR) OBP: 0.269, SLG: 0.240	0-0 F7				0-0 L4	0-0 6-3	0-0 FC6-4 PO BB 1-2F 2-H 3-H			3 0 0 0 0 0 0 1 0 0 1 0 0 1 0 0 0 0 0 0 0										
Norm Siebern, L (1, 7) OBP: 0.389, SLG: 0.505		0-0 1B 1B		0-3 K			0-0 E 1B 2B			3 1 2 0 1 1 0										
Dick Williams, R (1, 5) OBP: 0.339, SLG: 0.391		0-0 1-2 1B		0-0 6-3			0-0 E6 E 1B 2B	0-0 P4		4 1 1 0 0 0 1										
Mary Throneberry, L (1, 3) OBP: 0.266, SLG: 0.409		0-0 P3			0-0 4-3		0-0 P5	0-0 F8		4 0 0 0 0 0 4										
Pete Daley, R (1, 2) OBP: 0.270, SLG: 0.410 Danny Kravitz, L (7, PH) OBP: 0.299, SLG: 0.391		0-3 K		0-3 K			0-0 FC4 E 1B 1-2 3-H	0-3 K		2 0 0 0 0 2 2 2 1 1 1 0 1 0										
Bob Johnson, R (1, 6) OBP: 0.329, SLG: 0.232 Russ Snyder, L (7, PH) OBP: 0.328, SLG: 0.388		0-0 F8			0-0 1B		0-0 FC4 1B 1-H 2-H 3-H		0-0 F8	2 0 1 0 0 0 2 2 1 0 0 0 0 0										
Ray Herbert, R (1, 1) OBP: 0.261, SLG: 0.150 Ken Johnson, R (8, 1) OBP: 0.200, SLG: 0.200			0-3 K		0-0 F7		0-0 E FC6-4 1B 3-H		0-3 K	3 1 1 1 0 1 1 1 0 0 0 0 1 0										
Inning Stats	R: 0 E: 0 K: 0 S: 3	H: 0 LOB: 0 BB: 0 P: 3	R: 0 E: 0 K: 1 S: 7	H: 2 LOB: 2 BB: 0 P: 7	R: 0 E: 0 K: 1 S: 5	H: 0 LOB: 0 BB: 0 P: 5	R: 0 E: 0 K: 1 S: 6	H: 1 LOB: 1 BB: 0 P: 6	R: 0 E: 0 K: 0 S: 3	H: 0 LOB: 0 BB: 0 P: 3		R: 6 E: 4 K: 0 S: 8	H: 4 LOB: 1 BB: 2 P: 16	R: 0 E: 0 K: 1 S: 5	H: 0 LOB: 0 BB: 0 P: 5	R: 0 E: 0 K: 2 S: 7	H: 0 LOB: 0 BB: 0 P: 7	1B: 6 2B: 1 3B: 0 HR: 0	SF: 0 SAC: 0 DP: 0 HBP: 0	WP: 0 PB: 0 SB: 0 CS: 0
PITCHER	IP WLS BF H R ER SO BB IBB HBP BLK WP HR S P ERA WHIP																			
Tex Clevenger, R (1, 1) ERA: 3.04	6.1 L 28 7 6 0 4 0 0 0 0 0 0 0 0 36 36 0.00 1.105																			
Jack Kralick, L (7, 1) ERA: 2.37	1.2 6 0 0 0 1 1 1 0 0 0 0 0 6 14 0.00 0.600																			
Rudy Hernandez, R (9, 1) ERA: 2.25	1.0 3 0 0 0 2 0 0 0 0 0 0 0 7 7 0.00 0.000																			

livebaseballscorecards.com

AB	35
R	6
H	7
RBI	3
BB	2
SO	7
LOB	11



Batter	1	2	3	4	5	6	7	8	9	AB	R	H	RBI	BB	SO	LOB
Billy Gardner, R OBP: 0.346, SLG: 0.404 (1, 4)	0-0 F7		0-0 4-3			0-0 P6		0-0 1B		4	0	1	0	0	0	1
Lenny Green, L OBP: 0.348, SLG: 0.379 Rudy Hernandez, R (9, 1)	0-0 4-3			4-0 CS BB			0-0 1B	0-0 1B		3	0	2	0	1	0	0
Dan Dobbek, L OBP: 0.307, SLG: 0.377 Billy Consolo, R OBP: 0.314, SLG: 0.308 (1, 9) (9, 6)	0-0 F7			0-0 L7			0-0 P6	0-3 K		4	0	0	0	0	1	5
Julio Becquer, L OBP: 0.258, SLG: 0.369 (1, 3)		0-3 K		0-0 F8			0-0 F8	0-0 4-3		4	0	0	0	0	1	4
Faye Throneberry, L OBP: 0.330, SLG: 0.337 (1, 7) (9, 8)		0-0 F7			0-0 F7		0-3 K		0-0 G3	4	0	0	0	0	1	1
Harmon Killebrew, R OBP: 0.365, SLG: 0.469 (1, 5)		0-3 K			0-0 F9			0-0 2B 1B	0-0 4-3 1B	4	2	2	0	0	1	0
Earl Battey, R OBP: 0.325, SLG: 0.394 (1, 2)			0-0 4-3		0-0 6-3			0-0 1B 2B	0-0 4-3	4	1	1	0	0	0	1
Jose Valdivielso, R OBP: 0.280, SLG: 0.259 Elmer Valo, L OBP: 0.409, SLG: 0.303 (1, 6) (8, PH) (9, 9)			0-0 6-3			0-0 F7		0-0 5-3	0-0 FC6-4 1B	2	0	0	0	0	0	0
Tex Clevenger, R OBP: 0.250, SLG: 0.182 Jack Kralick, L OBP: 0.200, SLG: 0.077 Jim Lemon, R OBP: 0.377, SLG: 0.564 (1, 1) (7, 1) (8, PH) (9, 7)			4-0 BB			0-3 K		0-0 1B 1B	0-0 FC6-4 1B	1	0	0	0	1	1	0

Inning Stats	R: 0	H: 0	E: 0	K: 0	S: 3	LOB: 0	BB: 0	P: 3	R: 0	H: 0	E: 0	K: 2	S: 7	LOB: 0	BB: 0	P: 7	R: 0	H: 0	E: 0	K: 0	S: 3	LOB: 0	BB: 1	P: 7	R: 0	H: 0	E: 0	K: 0	S: 2	LOB: 0	BB: 1	P: 6	R: 0	H: 0	E: 0	K: 0	S: 3	LOB: 0	BB: 0	P: 3	R: 0	H: 1	E: 0	K: 1	S: 6	LOB: 1	BB: 0	P: 6	R: 2	H: 5	E: 0	K: 1	S: 10	LOB: 3	BB: 0	P: 10	R: 1	H: 2	E: 0	K: 0	S: 5	LOB: 1	BB: 0	P: 5	1B: 6	SF: 0	2B: 2	SAC: 0	3B: 0	DP: 0	HR: 0	HBP: 0	WP: 0	PA: 36
--------------	------	------	------	------	------	--------	-------	------	------	------	------	------	------	--------	-------	------	------	------	------	------	------	--------	-------	------	------	------	------	------	------	--------	-------	------	------	------	------	------	------	--------	-------	------	------	------	------	------	------	--------	-------	------	------	------	------	------	-------	--------	-------	-------	------	------	------	------	------	--------	-------	------	-------	-------	-------	--------	-------	-------	-------	--------	-------	--------

PITCHER	IP	WLS	BF	H	R	ER	SO	BB	IBB	HBP	BLK	WP	HR	S	P	ERA	WHIP
Ray Herbert, R ERA: 3.5 (1, 1)	7.1	W	29	6	2	2	4	2	0	0	0	0	0	35	43	2.46	1.091
Ken Johnson, R ERA: 4.11 (8, 1)	1.2	S	7	2	1	1	1	0	0	0	0	0	0	9	9	5.40	1.200


BOTTOM

Kansas City Athletics @ Washington Senators
Griffith Stadium, Washington, DC

Sun Jul 24 1960, 3:33 AM EDT
Unknown

livebaseballscorecards.com

AB	34
R	3
H	8
RBI	3
BB	2
SO	5
LOB	15



Batter	1	2	3	4	5	6	7	8	9	AB R H RBI BB SO LOB	TOP									
Bill Tuttle, R (1, 8) OBP: 0.318, SLG: 0.307	0-3 K		0-3 K			0-0 6-3		0-0 G6-4-3		4 0 0 0 0 2 2	Kansas City Athletics @ Washington Senators Griffith Stadium, Washington, DC Sun Jul 24 1960, 3:38 AM EDT Att. 13,668 - Unknown									
Jerry Lumpe, L (1, 4) OBP: 0.323, SLG: 0.366	0-0 4-3			0-0 L8		0-3 K		0-0 L6	4 0 0 0 0 1 0											
Russ Snyder, L (1, 9) OBP: 0.337, SLG: 0.402	0-0 1B			0-0 G3			0-0 FC6 1B	0-0 3B 2B	4 1 3 0 0 0 0											
Norm Siebern, L (1, 7) OBP: 0.388, SLG: 0.508	0-0 4-3			0-0 3-1			0-0 F9	0-0 SF7 3B	4 1 1 1 0 0 2											
Dick Williams, R (1, 5) OBP: 0.338, SLG: 0.390		0-0 G4-6-3 1B		0-3 K		0-3 K		0-0 SF7	3 0 1 1 0 2 1											
Danny Kravitz, L (1, 2) OBP: 0.284, SLG: 0.370		0-0 G4-6-3 1-2f		0-3 K		0-0 FC6 1-2f		0-0 F9	4 0 0 0 0 1 2											
Mary Throneberry, L (1, 3) OBP: 0.275, SLG: 0.411		0-0 4-3		4-0 PB BB			0-0 1B 1B		2 0 1 0 1 0 0											
Bob Johnson, R (1, 6) OBP: 0.329, SLG: 0.236			0-0 1-3		0-0 P3 1-2		0-0 G6-4-3 1B		3 0 1 0 0 0 1											
Ned Garver, R (1, 1) OBP: 0.091, SLG: 0.182			0-0 F7			0-0 F8		0-0 F7	0 0 0 0 0 0 0											
Bob Davis, R (2, 1)									1 0 0 0 0 0 0											
Lou Klimchuck, L (6, PH) OBP: 0.375, SLG: 0.375									1 0 0 0 0 0 0											
Bob Trowbridge, R (6, 1) OBP: 0.099, SLG: 0.111									0 0 0 0 0 0 0											
John Tsitouris, R (7, 1)									0 0 0 0 0 0 0											
Whitey Herzog, L (8, PH) OBP: 0.368, SLG: 0.431									1 0 0 0 0 0 2											
Marty Kulyna, R (8, 1) OBP: 0.250, SLG: 0.250									0 0 0 0 0 0 0											
Inning Stats	R: 0 E: 0 K: 1 S: 6	H: 1 LOB: 1 BB: 0 P: 6	R: 0 E: 0 K: 0 S: 3	H: 1 LOB: 0 BB: 0 P: 3	R: 0 E: 0 K: 1 S: 5	H: 0 LOB: 0 BB: 0 P: 5	R: 0 E: 0 K: 2 S: 7	H: 0 LOB: 1 BB: 1 P: 11	R: 0 E: 0 K: 1 S: 5	H: 0 LOB: 0 BB: 0 P: 5	R: 0 E: 0 K: 1 S: 6	H: 1 LOB: 1 BB: 0 P: 6	R: 0 E: 0 K: 0 S: 4	H: 2 LOB: 1 BB: 0 P: 4	R: 2 E: 0 K: 0 S: 5	H: 2 LOB: 0 BB: 0 P: 5	1B: 5 2B: 1 3B: 1 HR: 0	SF: 1 SAC: 0 DP: 2 HBP: 0	WP: 0 PB: 1 SB: 0 CS: 0	PA: 33
PITCHER	IP WLS BF H R ER SO BB IBB HBP BLK WP HR S P ERA WHIP																			
Camilo Pascual, R (1, 1) ERA: 2.99	7.0 W 26 5 0 0 6 1 0 0 0 0 0 0 37 41 0.00 0.857																			
Ray Moore, R (8, 1) ERA: 4.3	2.0 S 7 2 2 2 0 0 0 0 0 0 0 0 7 7 9.00 1.000																			

livebaseballscorecards.com

AB	31
R	2
H	7
RBI	2
BB	1
SO	6
LOB	10



Batter	1	2	3	4	5	6	7	8	9
Billy Gardner, R OBP: 0.344, SLG: 0.401 (1, 4)	0-0 6-3	0-0 2B 1B	0-3 K			0-0 E6 1B 1B	0-0 P4		
Lenny Green, L OBP: 0.364, SLG: 0.405 (1, 8)	0-0 2B 1B	0-0 FC5-4 2B		0-0 4-3		0-0 1B SF7 1B		0-0 2B 1B 1B	
Bob Allison, R OBP: 0.398, SLG: 0.464 (1, 9)	0-0 1B SF7 2B	4-0 FC5-4 BB		0-3 K		0-0 WP HR 1B		0-0 1B 2B	
Jim Lemon, R OBP: 0.377, SLG: 0.563 (1, 7)	0-0 1B	0-0 FC5-4 WP		0-3 K2-3		0-0 SF7		0-0 1B	
Pete Whisenant, R OBP: 0.345, SLG: 0.365 (8, PR) (9, 7)	2-3 1B	1-2f 2-3				3-H		2-H 3-H 1B	
Julio Becquer, L OBP: 0.265, SLG: 0.392 (1, 3)	4-0 FC6-4 IBB	0-0 4-3			0-0 1B 3B	0-0 HR		0-3 K	
Harmon Killebrew, R OBP: 0.362, SLG: 0.465 (1, 5)	0-0 SF7		0-3 K		0-0 1B G4-6-3	0-0 F8		0-0 P6	
Earl Battey, R OBP: 0.324, SLG: 0.389 (1, 2)	0-0 FC6-4		0-3 K		0-0 1B G4-6-3		4-0 SH1-4 BB		
Jose Valdivielso, R OBP: 0.286, SLG: 0.266 (1, 6)		0-0 SH1-4 1B 1B		0-0 1B 1B		0-0 6-3	0-0 SH1-4		
Camilo Pascual, R OBP: 0.211, SLG: 0.250 (1, 1)		0-0 SH1-4		0-0 1B 1B			0-0 4-3		
Ray Moore, R OBP: 0.100, SLG: 0.100 (8, 1)		1-2		1-2 1B			0-3 K		

Inning Stats	R: 2 E: 0 K: 0 S: 6	H: 3 LOB: 2 BB: 1 P: 10	R: 2 E: 0 K: 0 S: 6	H: 3 LOB: 2 BB: 1 P: 10	R: 0 E: 0 K: 3 S: 11	H: 2 LOB: 2 BB: 0 P: 11	R: 0 E: 0 K: 2 S: 7	H: 0 LOB: 0 BB: 0 P: 7	R: 1 E: 0 K: 0 S: 4	H: 2 LOB: 0 BB: 0 P: 4	R: 4 E: 1 K: 0 S: 7	H: 3 LOB: 0 BB: 0 P: 7	R: 0 E: 0 K: 1 S: 5	H: 0 LOB: 1 BB: 1 P: 9	R: 1 E: 0 K: 1 S: 7	H: 3 LOB: 1 BB: 0 P: 7
1B: 11 2B: 3 3B: 1 HR: 1	SF: 2 SAC: 2 DP: 1 HBP: 0	WP: 2 PB: 0 SB: 0 CS: 0	PA: 42													

PITCHER	IP	WLS	BF	H	R	ER	SO	BB	IBB	HBP	BLK	WP	HR	S	P	ERA	WHIP
Ned Garver, R ERA: 6.5 (1, 1)	1.1	L	10	5	4	4	0	0	0	0	0	0	0	9	13	27.00	3.750
Bob Davis, R ERA: 1.8 (2, 1)	3.2		16	5	1	1	5	1	0	0	0	1	0	25	29	2.46	1.636
Bob Trowbridge, R ERA: 4.61 (6, 1)	1.0		7	3	4	0	0	0	0	0	0	1	1	7	7	0.00	3.000
John Tsitouris, R ERA: 5.4 (7, 1)	1.0		4	0	0	0	1	1	0	0	0	0	0	5	9	0.00	1.000
Marty Kutyna, R ERA: 3.35 (8, 1)	1.0		5	3	1	1	1	0	0	0	0	0	0	7	7	9.00	3.000

BOTTOM

Kansas City Athletics @ Washington Senators
Griffith Stadium, Washington, DC
Sun Jul 24 1960, 3:38 AM EDT
Att. 13,668 - Unknown

livebaseballscorecards.com

AB	35
R	10
H	16
RBI	10
BB	3
SO	7
LOB	13




Batter	1	2	3	4	5	6	7	8	9	AB R H RBI BB SO LOB	TOP									
Bill Tuttle, R (1, 8) OBP: 0.317, SLG: 0.306	0-0 4-3		0-0 G1-6-3			0-0 4-3		0-0 1B		4 0 1 0 0 0 1										
Jerry Lumpe, L (1, 4) OBP: 0.325, SLG: 0.371	0-0 L7			0-0 F7			0-0 1B 2B	0-0 1B		4 1 2 1 0 0 0										
Whitey Herzog, L (1, 9) OBP: 0.370, SLG: 0.429	4-0 BB			0-0 F9			0-0 L4-3 1B	0-3 K		3 0 1 1 1 1 3										
Norm Siebern, L (1, 7) OBP: 0.383, SLG: 0.502	0-0 L9			0-0 F9			0-0 L7		0-0 L4	4 0 0 0 0 0 2										
Dick Williams, R (1, 5) OBP: 0.336, SLG: 0.388		0-0 F6			0-0 G4-3 1B				0-0 5-3	4 0 1 0 0 0 1										
Danny Kravitz, L (1, 2) OBP: 0.271, SLG: 0.351		0-0 F5			0-0 F8			0-0 F4	0-0 F2	4 0 0 0 0 0 1										
Mary Throneberry, L (1, 3) OBP: 0.269, SLG: 0.402		0-3 K			0-0 G4-3			0-0 L8		3 0 0 0 0 1 1										
Bob Johnson, R (1, 6) OBP: 0.330, SLG: 0.240			0-3 K			0-3 K		0-0 1B 1B 1B		3 1 1 0 0 2 0										
Ken Hamlin, R (8, 6) OBP: 0.269, SLG: 0.240										0 0 0 0 0 0 0										
Johnny Kucks, R (1, 1) OBP: 0.182, SLG: 0.100		4-0 BB		0-0 G1-6-3 BB			0-0 6-3	0-0 1B 1B 1B		2 0 1 0 1 0 0										
Inning Stats	R: 0 E: 0 K: 0 S: 3	H: 0 LOB: 1 BB: 1 P: 7	R: 0 E: 0 K: 1 S: 5	H: 0 LOB: 0 BB: 0 P: 5	R: 0 E: 0 K: 1 S: 4	H: 0 LOB: 0 BB: 1 P: 8	R: 0 E: 0 K: 0 S: 3	H: 0 LOB: 0 BB: 0 P: 3	R: 0 E: 0 K: 1 S: 5	H: 0 LOB: 0 BB: 0 P: 5	R: 1 E: 0 K: 0 S: 4	H: 2 LOB: 0 BB: 0 P: 4	R: 1 E: 0 K: 1 S: 9	H: 4 LOB: 3 BB: 0 P: 9	R: 0 E: 0 K: 0 S: 3	H: 0 LOB: 0 BB: 0 P: 3	1B: 6 2B: 2 3B: 0 HR: 0	SF: 0 SAC: 0 DP: 3 HBP: 0	WP: 0 PB: 0 SB: 0 CS: 0	PA: 33
PITCHER	IP WLS BF H R ER SO BB IBB HBP BLK WP HR S P ERA WHIP																			
Milt Pappas, R (1, 1) ERA: 4.2	8.0 L 30 7 2 2 4 2 0 0 0 0 0 0 36 44 2.25 1.125																			
Hoyt Wilhelm, R (9, 1) ERA: 3.55	1.0 3 0 0 0 0 0 0 0 0 0 0 0 3 3 0.00 0.000																			

Kansas City Athletics @ Baltimore Orioles
 Memorial Stadium, Baltimore, MD
 Tue Jul 26 1960, 7:05 PM EDT
 Att. 9,147 - Unknown

livebaseballscorecards.com

AB	31
R	2
H	7
RBI	2
BB	2
SO	4
LOB	9



Batter	1	2	3	4	5	6	7	8	9	AB R H RBI BB SO LOB
Jackie Brandt, R OBP: 0.338, SLG: 0.415 (1, 8)	0-0 G3 1B 1B		0-0 5-3	0-0 F6			0-0 F8		0-0 5-3	5 0 1 0 0 0 2
Gene Stephens, L OBP: 0.308, SLG: 0.372 (1, 9)	0-0 G3 1B 1-2		0-0 F7		0-0 4-3		0-0 4-3 2B			4 0 2 0 0 0 0
Gene Woodling, L OBP: 0.408, SLG: 0.386 (1, 7)	0-0 G3 1-2 2-3		0-0 1B		0-0 F9		0-0 4-3 2-3			4 0 1 0 0 0 3
Jim Gentile, L OBP: 0.440, SLG: 0.533 (1, 3)	0-3 K		0-0 F7		0-0 4-3		0-0 L9			4 0 0 0 0 1 4
Brooks Robinson, R OBP: 0.341, SLG: 0.438 (1, 5)	0-0 F9			0-0 5-3		0-0 1-5-3 1B		0-0 5-3		4 0 1 0 0 0 2
Clint Courtney, L OBP: 0.370, SLG: 0.288 (1, 2)		0-0 1B		0-0 BB 1B		0-0 1-5-3 1-2		0-0 3-1		4 1 2 0 0 0 1
Billy Klaus, L OBP: 0.300, SLG: 0.353 (1, 6)		0-0 F3		4-0 BB 1B BB		0-3 K		0-0 F9		3 0 0 0 1 1 2
Mary Breeding, R OBP: 0.324, SLG: 0.343 (1, 4)		0-0 F3		0-0 6-3 1B		4-0 IBB			0-0 G4-6-3 1B	2 0 1 1 1 0 1 1 0 1 0 0 0 0
Bob Boyd, L OBP: 0.393, SLG: 0.429 (9, PH)		0-3 K		1-2 2-H 6-3 1B		0-0 6-3			0-0 G4-6-3 1-2	3 0 0 0 0 0 1 5 0 0 0 0 0 0 0 1 0 0 0 0 0 1
Milt Pappas, R OBP: 0.122, SLG: 0.132 (1, 1)				0-0 6-3						
Hoyt Wilhelm, R OBP: 0.091, SLG: 0.065 (9, 1)										
Al Pilarcik, L OBP: 0.315, SLG: 0.357 (9, PH)				1-2 2-3						

Inning Stats	R: 0	H: 2	E: 0	K: 1	S: 7	R: 0	H: 1	E: 0	K: 1	S: 6	R: 0	H: 1	E: 0	K: 0	S: 4	R: 1	H: 2	E: 0	K: 0	S: 5	R: 0	H: 0	E: 0	K: 0	S: 3	R: 0	H: 1	E: 0	K: 1	S: 6	R: 0	H: 1	E: 0	K: 0	S: 4	R: 0	H: 0	E: 0	K: 0	S: 3	R: 0	H: 0	E: 0	K: 0	S: 3	R: 0	H: 1	E: 0	K: 0	S: 3	1B: 8	SF: 0	2B: 1	SAC: 0	3B: 0	DP: 1	HR: 0	HBP: 0	WP: 0	PA: 37
--------------	------	------	------	------	------	------	------	------	------	------	------	------	------	------	------	------	------	------	------	------	------	------	------	------	------	------	------	------	------	------	------	------	------	------	------	------	------	------	------	------	------	------	------	------	------	------	------	------	------	------	-------	-------	-------	--------	-------	-------	-------	--------	-------	--------

PITCHER	IP	WLS	BF	H	R	ER	SO	BB	IBB	HBP	BLK	WP	HR	S	P	ERA	WHIP	PITCHER	IP	WLS	BF	H	R	ER	SO	BB	IBB	HBP	BLK	WP	HR	S	P	ERA	WHIP																		
Johnny Kucks, R ERA: 6.97 (1, 1)	9.0	W	37	9	1	1	3	1	1	0	0	0	0	41	49	1.00	1.111																																				

BOTTOM

Kansas City Athletics @ Baltimore Orioles
Memorial Stadium, Baltimore, MD
Tue Jul 26 1960, 7:05 PM EDT
Att. 9,147 - Unknown

livebaseballscores.com

AB	35
R	1
H	9
RBI	1
BB	2
SO	3
LOB	21




Batter	1	2	3	4	5	6	7	8	9	AB R H RBI BB SO LOB	TOP											
Bill Tuttle, R (1, 8) OBP: 0.314, SLG: 0.302	0-3 K		0-0 F9		0-3 K			0-0 5-3		4 0 0 0 0 2 1												
Jerry Lumpe, L (1, 4) OBP: 0.322, SLG: 0.366	0-0 6-3		0-3 K		0-0 FC5-4			0-0 F9		4 0 0 0 0 1 1												
Hank Bauer, R (1, 9) OBP: 0.338, SLG: 0.404	4-0 BB		0-0 F3			0-0 G4-6-3 1B		0-0 F7		3 0 1 0 1 0 0												
Dick Williams, R (1, 3) OBP: 0.335, SLG: 0.382	0-0 1-3			4-0 BB		0-3 K		0-3 K		3 0 0 0 1 2 2												
Norm Siebern, L (1, 7) OBP: 0.379, SLG: 0.495		0-0 4-3		0-3 K		0-0 G4-6-3		0-0 F9		4 0 0 0 0 1 2												
Pete Daley, R (1, 2) OBP: 0.261, SLG: 0.395		0-3 K		0-3 K			0-0 F9			3 0 0 0 0 2 1												
Bob Johnson, R (1, 5) OBP: 0.330, SLG: 0.234		4-0 BB BB		0-3 K			0-0 5-3			2 0 0 0 1 1 1												
Ken Hamlin, R (1, 6) OBP: 0.269, SLG: 0.238		4-0 FC6-4 BB			0-0 5-3		0-3 K			2 0 0 0 1 1 0												
Bud Daley, L (1, 1) OBP: 0.237, SLG: 0.173		0-0 FC6-4			4-0 FC5-4 BB			0-0 F9		0 0 0 0 0 0 0												
Andy Carey, R (2, PH) OBP: 0.292, SLG: 0.480										1 0 0 0 0 0 2												
Ned Garver, R (2, 1) OBP: 0.167, SLG: 0.182										0 0 0 0 1 0 0												
Lou Klimchok, L (8, PH) OBP: 0.333, SLG: 0.333										1 0 0 0 0 0 0												
Marty Kutyna, R (8, 1) OBP: 0.250, SLG: 0.250										0 0 0 0 0 0 0												
Inning Stats	R: 0 E: 0 K: 1 S: 5	H: 0 LOB: 1 BB: 1 P: 9	R: 0 E: 0 K: 1 S: 5	H: 0 LOB: 2 BB: 2 P: 13	R: 0 E: 0 K: 1 S: 5	H: 0 LOB: 0 BB: 0 P: 5	R: 0 E: 0 K: 3 S: 9	H: 0 LOB: 1 BB: 1 P: 13	R: 0 E: 0 K: 1 S: 5	H: 0 LOB: 1 BB: 1 P: 9	R: 0 E: 0 K: 1 S: 5	H: 1 LOB: 0 BB: 0 P: 5	R: 0 E: 0 K: 1 S: 5	H: 0 LOB: 0 BB: 0 P: 5	R: 0 E: 0 K: 0 S: 3	H: 0 LOB: 0 BB: 0 P: 3	R: 0 E: 0 K: 1 S: 5	H: 0 LOB: 0 BB: 0 P: 5	1B: 1 2B: 0 3B: 0 HR: 0	SF: 0 SAC: 0 DP: 1 HBP: 0	WP: 0 PB: 0 SB: 0 CS: 0	PA: 32
PITCHER Steve Barber, L (1, 1) ERA: 3.1	IP: 9.0 WLS: W BF: 32 H: 1 R: 0 ER: 0 SO: 10 BB: 5 IBB: 0 HBP: 0 BLK: 0 WP: 0 HR: 0 S: 47 P: 67 ERA: 0.00 WHIP: 0.667																					

Kansas City Athletics @ Baltimore Orioles
 Memorial Stadium, Baltimore, MD
 Thu Jul 28 1960, 7:05 PM EDT
 Att. 6,073 - Unknown

livebaseballscorecards.com

AB	27
R	0
H	1
RBI	0
BB	5
SO	10
LOB	10



Batter	1	2	3	4	5	6	7	8	9	AB R H RBI BB SO LOB	TOP									
Russ Snyder, L OBP: 0.335, SLG: 0.399 (1, 8) (8, 9)	0-0 4-3			0-0 1B BLK SF7 1B	0-0 4-3			0-3 K		4 1 1 0 0 1 0	Kansas City Athletics @ New York Yankees Yankee Stadium, Bronx, NY Fri Jul 29 1960, 7:05 PM EDT Att. 15,635 - Unknown - 79 F									
Jerry Lumpe, L OBP: 0.321, SLG: 0.365 (1, 4)	0-0 F9			0-0 1-3 HR 1B	0-0 4-3			0-0 5-3		4 1 1 0 0 0 0										
Whitey Herzog, L OBP: 0.366, SLG: 0.425 Bill Tuttle, R OBP: 0.313, SLG: 0.301 (1, 9) (8, PH) (8, 8)	0-0 F7			0-0 SF7			0-0 F8	0-3 K		2 0 0 1 0 0 0 1 0 0 0 0 1 0										
Norm Siebern, L OBP: 0.375, SLG: 0.489 (1, 7)		0-0 L6		0-0 F8			0-0 3-1		0-0 4-3	4 0 0 0 0 0 1										
Dick Williams, R OBP: 0.333, SLG: 0.377 (1, 5)		0-3 K		4-0 1-2 HR BB			0-0 5-3		0-0 5-3	3 1 0 0 1 1 0										
Danny Kravitz, L OBP: 0.270, SLG: 0.383 (1, 2)		0-0 F9		0-0 1-H 2-H HR			0-0 F8		0-0 3-1	4 1 1 3 0 0 0										
Mary Throneberry, L OBP: 0.277, SLG: 0.430 (1, 3)			0-0 G3	0-0 WP 1B			0-0 HR			3 1 2 1 0 0 0										
Ken Hamlin, R OBP: 0.266, SLG: 0.236 (1, 6)		0-3 K		0-0 1-2 F3			0-0 1-3			3 0 0 0 0 1 1										
Ray Herbert, R OBP: 0.245, SLG: 0.140 (1, 1)		0-3 K		0-0 L5			0-0 F8			3 0 0 0 0 1 0										
Inning Stats	R: 0 E: 0 K: 0 S: 3	H: 0 LOB: 0 BB: 0 P: 3	R: 0 E: 0 K: 1 S: 5	H: 0 LOB: 0 BB: 0 P: 5	R: 0 E: 0 K: 2 S: 7	H: 0 LOB: 0 BB: 0 P: 7	R: 4 E: 0 K: 0 S: 7	H: 4 LOB: 1 BB: 1 P: 11	R: 0 E: 0 K: 0 S: 3	H: 0 LOB: 0 BB: 0 P: 3	R: 1 E: 0 K: 0 S: 4	H: 1 LOB: 0 BB: 0 P: 4	R: 0 E: 0 K: 2 S: 7	H: 0 LOB: 0 BB: 0 P: 7	R: 0 E: 0 K: 0 S: 3	H: 0 LOB: 0 BB: 0 P: 3	1B: 3 2B: 0 3B: 0 HR: 2	SF: 1 SAC: 0 DP: 0 HBP: 0	WP: 1 PB: 0 SB: 0 CS: 0	PA: 33
PITCHER	IP WLS BF H R ER SO BB IBB HBP BLK WP HR S P ERA WHIP																			
Eli Grba, R ERA: 4.78 (1, 1)	4.0 L 17 4 4 4 3 1 0 0 0 1 1 22 26 9.00 1.250																			
Jim Coates, R ERA: 4.58 (5, 1)	2.0 6 0 0 0 0 0 0 0 0 0 0 6 6 0.00 0.000																			
Duke Maas, R ERA: 4.7 (7, 1)	1.0 4 1 1 1 0 0 0 0 0 0 1 4 4 9.00 1.000																			
Luis Arroyo, L ERA: (8, 1)	2.0 6 0 0 0 2 0 0 0 0 0 0 10 10 0.00 0.000																			

livebaseballscores.com

AB	31
R	5
H	5
RBI	5
BB	1
SO	5
LOB	2



Batter	1	2	3	4	5	6	7	8	9	AB	R	H	RBI	BB	SO	LOB
Hector Lopez, R OBP: 0.366, SLG: 0.398 (1, 7) (8, 4)	0-3 K		0-0 1-3			0-0 E6 2B		0-0 5-3		4	1	0	0	0	1	1
Tony Kubek, L OBP: 0.331, SLG: 0.448 (1, 6)	0-0 4-3			0-0 F8 1B		0-0 2B		0-0 FC4-6 1B		4	1	3	0	0	0	0
Roger Maris, L OBP: 0.389, SLG: 0.660 (1, 9)	0-0 F6			0-0 F8 1-2		0-0 F3		0-0 FC4-6 FC6-4 1-2f		4	0	0	0	0	0	4
Bill Skowron, R OBP: 0.355, SLG: 0.576 (1, 3)		0-0 F9		0-3 K		0-0 2B		0-0 FC6-4 1-2f		4	0	1	2	0	1	2
Mickey Mantle, S OBP: 0.404, SLG: 0.593 (1, 8)		0-0 F2		0-0 6-3		0-3 K			0-3 K	4	0	0	0	0	2	2
Elston Howard, R OBP: 0.312, SLG: 0.396 (1, 2)		0-0 5-3			0-0 6-3		0-0 5-3		0-3 K	4	0	0	0	0	1	0
Clete Boyer, R OBP: 0.294, SLG: 0.440 (1, 5)			0-0 E 1B		4-0 G6-4-3 BB		0-0 FC6-4 1B		0-0 5-3	3	0	2	0	1	0	0
Bobby Richardson, R OBP: 0.317, SLG: 0.322 Luis Arroyo, L (8, 1)			0-0 F7 1-3		0-0 G6-4-3 1-2f		0-0 FC6-4 1-2f			3	0	0	0	0	0	3
Eli Grba, R OBP: 0.388, SLG: 0.273 Jim Coates, R OBP: 0.341, SLG: 0.368 Kent Hadley, L OBP: 0.236, SLG: 0.412 Duke Maas, R OBP: 0.337, SLG: 0.432 (1, 1) (5, 1) (6, PH) (7, 1) (7, PH) (8, 7)			0-0 F7			0-0 F8		0-3 K		1	0	0	0	0	0	1

Inning Stats	R: 0	H: 0	E: 0	LOB: 0	K: 1	BB: 0	S: 5	P: 5	R: 0	H: 0	E: 0	LOB: 0	K: 0	BB: 0	S: 3	P: 3	R: 0	H: 1	E: 1	LOB: 1	K: 0	BB: 0	S: 4	P: 4	R: 0	H: 1	E: 0	LOB: 1	K: 1	BB: 0	S: 6	P: 6	R: 0	H: 0	E: 0	LOB: 0	K: 0	BB: 1	S: 2	P: 6	R: 2	H: 2	E: 1	LOB: 1	K: 1	BB: 0	S: 8	P: 8	R: 0	H: 1	E: 0	LOB: 1	K: 1	BB: 0	S: 6	P: 6	R: 0	H: 1	E: 0	LOB: 1	K: 0	BB: 0	S: 4	P: 4	R: 0	H: 0	E: 0	LOB: 0	K: 2	BB: 0	S: 7	P: 7	1B: 4	SF: 0	2B: 2	SAC: 0	3B: 0	DP: 1	HR: 0	HBP: 0	WP: 0	PA: 34	PB: 0	SB: 0	CS: 0
PITCHER Ray Herbert, R ERA: 3.29 (1, 1)	IP	WLS	BF	H	R	ER	SO	BB	IBB	HBP	BLK	WP	HR	S	P	ERA	WHIP	IP	WLS	BF	H	R	ER	SO	BB	IBB	HBP	BLK	WP	HR	S	P	ERA	WHIP	IP	WLS	BF	H	R	ER	SO	BB	IBB	HBP	BLK	WP	HR	S	P	ERA	WHIP																																		

BOTTOM

Kansas City Athletics @ New York Yankees
Yankee Stadium, Bronx, NY
Fri Jul 29 1960, 7:05 PM EDT
Att: 15,635 - Unknown - 79 F

livebaseballscores.com

AB	33
R	2
H	6
RBI	2
BB	1
SO	6
LOB	14



Batter	1	2	3	4	5	6	7	8	9	10	11	AB R H RBI BB SO LOB	TOP
Bill Tuttle, R (1, 8) OBP: 0.312, SLG: 0.298 Whitey Herzog, L (8, 9) OBP: 0.367, SLG: 0.423	X 0-0 F7 ① 		X 0-0 FC6-4 ③ 		X 0-0 L1-4 ②③ 			X 4-0 FC1-5-2 BB 		X 0-0 1-3 ② 	4-0 BB BB BB BB 	3 0 0 0 1 0 2 1 0 0 1 1 0 1	Kansas City Athletics @ New York Yankees Yankee Stadium, Bronx, NY Sun Jul 31 1960, 3:33 AM EDT Sunny
Jerry Lumpe, L (1, 4) OBP: 0.316, SLG: 0.359	X 0-0 F9 ② 			X 0-0 6-3 ① 			X 0-0 F8 ① 	X 0-0 FC1-5-2 ② 	S S S S S S X 0-3 K ③ 	X 0-0 3-1 ③ 	0-0 BB 	6 0 0 0 0 1 5	
Hank Bauer, R (1, 9) OBP: 0.331, SLG: 0.396 Russ Snyder, L (6, 9) OBP: 0.332, SLG: 0.394 (8, 8)	X 0-0 6-3 ③ 			X 0-0 F5 ② 			X 0-0 F9 ② 	X 0-0 3-1 ③ 			X 0-0 F8 ① 	3 0 0 0 0 0 0 2 0 0 0 0 0 1	
Norm Siebern, L (1, 7) OBP: 0.375, SLG: 0.466		X 0-0 4-3 ① 		X 0-0 1B 			X 0-0 3-1 ③ 		X 0-0 3-1 ① 		BB BB BB BB X 4-0 E 1B BB 	4 1 1 0 1 0 0	
Dick Williams, R (1, 5) OBP: 0.331, SLG: 0.373 (11, 3)		X 0-0 5-3 ② 		X 0-0 6-3 ③ 			X 0-0 F8 ① 		S S S S S S X 0-3 K ② 		X 0-0 E5 	5 1 1 0 0 1 1	
Pete Daley, R (1, 2) OBP: 0.278, SLG: 0.400		X 0-0 F8 ③ 			X 0-0 HR 1B 			S S S S S S X 0-3 K ② 		X 0-0 1B 	4-0 E BB 	4 2 2 0 1 1 0	
Marv Throneberry, L (1, 3) OBP: 0.283, SLG: 0.453 Andy Carey, R (11, PH) OBP: 0.250, SLG: 0.477 Bob Johnson, R (11, PR) OBP: 0.330, SLG: 0.234 (11, 5)			S S S S S S X 0-3 K ① 		X 0-0 HR 		X 0-0 1B 		X 0-0 F9 ③ 		X 0-0 E5 	4 1 2 2 0 1 1 1 0 0 0 0 0 1 0 0 0 0 0 0 0	
Ken Hamlin, R (1, 6) OBP: 0.272, SLG: 0.237			X 0-0 L8 ② 		BB BB BB BB X 4-0 L1-4 SH3-4 BB 		S S S S S S X 0-3 K ③ 		X 0-0 SH2-4 1B 		X 4-0 BB IBB 	3 0 1 0 2 1 1	
Johnny Kucks, R (1, 1) OBP: 0.231, SLG: 0.167 Ken Johnson, R (9, 1) OBP: 0.190, SLG: 0.190			X 0-0 FC6-4 1B 		X 0-0 SH3-4 ① 		S S S S S S X 0-3 K ① 		X 0-0 SH2-4 ① 		X 0-3 K ② 	2 0 1 0 0 1 0 1 0 0 0 0 1 3	
Inning Stats	R: 0 H: 0 E: 0 LOB: 0 K: 0 BB: 0 S: 3 P: 3	R: 0 H: 0 E: 0 LOB: 0 K: 0 BB: 0 S: 3 P: 3	R: 0 H: 1 E: 0 LOB: 1 K: 1 BB: 0 S: 6 P: 6	R: 0 H: 1 E: 0 LOB: 1 K: 0 BB: 0 S: 4 P: 4	R: 2 H: 2 E: 0 LOB: 0 K: 0 BB: 1 S: 4 P: 8	R: 0 H: 0 E: 0 LOB: 0 K: 0 BB: 0 S: 3 P: 3	R: 0 H: 1 E: 0 LOB: 1 K: 2 BB: 0 S: 6 P: 8	R: 0 H: 0 E: 0 LOB: 1 K: 1 BB: 1 S: 5 P: 9	R: 0 H: 1 E: 0 LOB: 1 K: 1 BB: 0 S: 6 P: 6	R: 0 H: 1 E: 2 LOB: 3 K: 1 BB: 4 S: 7 P: 23	1B: 7 SF: 0 2B: 1 SAC: 2 3B: 0 DP: 1 HR: 1 HBP: 0	WP: 0 PA: 47 PB: 0 SB: 0 CS: 0	
PITCHER	IP WLS BF H R ER SO BB IBB HBP BLK WP HR S P ERA WHIP												
Bill Short, L (1, 1) ERA: 4.35	6.0 22 4 2 2 1 1 0 0 0 0 0 1 23 27 3.00 0.833												
Ryne Duren, R (7, 1) ERA: 4.71	2.0 8 1 0 0 3 1 0 0 0 0 0 0 13 17 0.00 1.000												
Bobby Shantz, L (9, 1) ERA: 2.23	2.1 L 12 3 3 0 2 1 1 0 0 0 0 14 22 0.00 1.714												
Luis Arroyo, L (11, 1) ERA:	0.2 5 0 0 0 1 1 1 0 0 0 0 5 13 0.00 1.500												

livebaseballscorecards.com

AB	39
R	5
H	8
RBI	3
BB	6
SO	7
LOB	16



Batter	1	2	3	4	5	6	7	8	9	10	11	AB R H RBI BB SO LOB	BOTTOM																			
Hector Lopez, R OBP: 0.362, SLG: 0.401 (1, 7) (9, 4) (10, 5)	0-0 6-3	0-0 FC5-2			0-3 K		0-0 F7		0-0 1B 3B	0-0 3-1		6 1 1 0 0 1 4	Kansas City Athletics @ New York Yankees Yankee Stadium, Bronx, NY Sun Jul 31 1960, 3:33 AM EDT Sunny																			
Tony Kubek, L OBP: 0.337, SLG: 0.450 (1, 6)	0-0 BB 1B	0-3 K			0-0 1B		4-0 BB		0-0 SH5-3 1B		0-3 K	5 0 3 1 1 2 3																				
Roger Maris, L OBP: 0.384, SLG: 0.650 (1, 9)	0-0 F7		0-0 G3		0-0 F8		0-0 F8		0-0 SH5-3		0-3 K	5 0 0 0 0 1 3																				
Bill Skowron, R OBP: 0.351, SLG: 0.567 (1, 3)	4-0 1-2 BB		0-0 1-3		0-0 F4		0-0 F8		0-0 5-3		0-3 K	5 0 0 0 1 1 2																				
Mickey Mantle, S OBP: 0.407, SLG: 0.601 (1, 8)	0-0 4-3		0-3 K		0-0 S BB 1B			0-0 HR	4-0 FC6-4 IBB			4 1 2 1 1 1 2																				
Elston Howard, R OBP: 0.314, SLG: 0.393 (1, 2)		0-0 1B FC5-2 1B		0-3 K	4-0 S BB		0-0 F9	0-0 FC6-4				4 0 1 0 1 1 2																				
Clete Boyer, R OBP: 0.294, SLG: 0.439 Bob Cerv, R OBP: 0.333, SLG: 0.427 (1, 5) (8, PH) (9, 7)		0-0 FC5-2 5-3 1-3 1B		0-0 5-3	0-3 K		0-3 K	0-0 4-3		0-0 E7 SH1-4		3 0 1 0 0 1 2 2 0 0 0 0 0 0																				
Bobby Richardson, R OBP: 0.315, SLG: 0.320 Yogi Berra, L OBP: 0.372, SLG: 0.488 Joe Dimaschitti, R OBP: 0.200, SLG: 0.200 Ryne Duren, R Kent Hadley, L OBP: 0.250, SLG: 0.412 Bobby Shantz, R Luis Arroyo, L (1, 4) (6, PH) (6, FR) (7, 1) (8, PH) (9, 1) (11, 1)		0-0 5-3		0-0 F7	4-0 FC6-4 BB		4-0 BB BB	4-0 BB		0-0 SH1-4		2 0 0 0 0 0 0 2 0 0 0 0 0 1 0 1 0 0 0 0 0 0 0 0 0 0 0 0 0 0 0 0 0 0																				
Bill Short, L OBP: 0.250, SLG: 0.182 Gil McDougald, R OBP: 0.316, SLG: 0.407 (1, 1) (6, PH) (7, 4) (9, 5) (10, 4)		4-0 FC5-2 BB		0-0 1-3	0-0 FC6-4		0-0 F9	0-0 F9		0-0 F2		1 0 0 0 1 0 0 3 0 0 0 0 0 5																				
Inning Stats	R: 0 E: 0 K: 0 S: 4	H: 1 LOB: 2 BB: 1 P: 8	R: 0 E: 0 K: 1 S: 7	H: 2 LOB: 3 BB: 1 P: 11	R: 0 E: 0 K: 1 S: 5	H: 0 LOB: 0 BB: 0 P: 5	R: 0 E: 0 K: 1 S: 5	H: 0 LOB: 0 BB: 0 P: 5	R: 0 E: 0 K: 1 S: 6	H: 1 LOB: 1 BB: 0 P: 6	R: 0 E: 0 K: 1 S: 6	H: 1 LOB: 3 BB: 2 P: 14		R: 0 E: 0 K: 0 S: 3	H: 0 LOB: 1 BB: 1 P: 7	R: 1 E: 0 K: 0 S: 4	H: 1 LOB: 1 BB: 1 P: 8	R: 1 E: 0 K: 0 S: 5	H: 2 LOB: 2 BB: 1 P: 9	R: 0 E: 1 K: 0 S: 4	H: 0 LOB: 1 BB: 0 P: 4	R: 0 E: 0 K: 3 S: 9	H: 0 LOB: 0 BB: 0 P: 9	1B: 6 2B: 0 3B: 1 HR: 1	SF: 0 SAC: 2 DP: 0 HBP: 0	WP: 0 PB: 0 SB: 2 CS: 0	PA: 49					
PITCHER	IP WLS BF H R ER SO BB IBB HBP BLK WP HR S P ERA WHIP																															
Johnny Kucks, R ERA: 6.33 Ken Johnson, R ERA: 3.95	(1, 1) (9, 1)	8.0 3.0	WLS W	37 12	H 1	R 0	ER 0	SO 3	BB 0	IBB 1	HBP 0	BLK 0	WP 0	HR 0	S 41	P 21	ERA 2.25	WHIP 1.625														

livebaseballscores.com

AB	40
R	2
H	8
RBI	2
BB	7
SO	8
LOB	25



Batter	1	2	3	4	5	6	7	8	9
Gil McDougald, R OBP: 0.324, SLG: 0.410 (1, 5)	0-3 K	0-0 1B			4-0 BB		0-0 1B		
Hector Lopez, R OBP: 0.365, SLG: 0.399 (1, 7) Tony Kubek, L OBP: 0.336, SLG: 0.449 (7, PH) (8, 7)	4-0 BB	0-3 K			4-0 BB		0-0 F6		
Roger Maris, L OBP: 0.382, SLG: 0.645 (1, 9)	0-3 K		0-3 K		0-3 K		0-0 1B		
Bill Skowron, R OBP: 0.353, SLG: 0.576 (1, 3) Kent Hadley, L OBP: 0.250, SLG: 0.412 (8, 3)	0-3 K		0-0 HR		0-0 FC4		0-0 E8		
Mickey Mantle, S OBP: 0.408, SLG: 0.599 (1, 8)		0-0 2B	0-0 F5			4-0 SH1-3	0-3 K		
Elston Howard, R OBP: 0.314, SLG: 0.397 (1, 2)		0-0 1B	0-0 6-3			0-0 SH1-3	0-3 K		
Clete Boyer, R OBP: 0.294, SLG: 0.432 (1, 6)		4-0 1B		0-0 F8		0-0 6-3	0-0 F8		
Bobby Richardson, R OBP: 0.311, SLG: 0.317 (1, 4)		0-0 SF8		0-0 F8		0-0 5-3	0-0 E5		
Art Ditmar, R OBP: 0.238, SLG: 0.250 (1, 1)		0-0 6-3		0-0 G3			0-0 6-3	0-0 4-3	

Inning Stats	R: 0	H: 0	E: 0	K: 3	S: 9	L: 13	R: 3	H: 3	E: 0	K: 1	S: 8	R: 1	H: 1	E: 0	K: 1	S: 6	R: 0	H: 0	E: 0	K: 0	S: 3	R: 0	H: 0	E: 0	K: 1	S: 4	R: 0	H: 0	E: 0	K: 0	S: 3	R: 2	H: 3	E: 1	K: 1	S: 8	R: 0	H: 0	E: 1	K: 1	S: 6
	0	0	0	3	9	13	3	3	0	1	8	1	1	0	1	6	0	0	0	0	3	0	0	0	0	0	4	0	0	0	0	3	2	3	1	1	8	0	0	1	6

PITCHER	IP	WLS	BF	H	R	ER	SO	BB	IBB	HBP	BLK	WP	HR	S	P	ERA	WHIP
Bud Daley, L ERA: 4.37 (1, 1)	5.0	L	22	4	4	4	6	4	0	0	0	0	1	30	46	7.20	1.600
John Briggs, R ERA: 4.46 (6, 1)	2.0		10	3	2	1	1	1	0	0	0	0	0	11	15	4.50	2.000
Bob Davis, R ERA: 1.5 (8, 1)	1.0		4	0	0	0	1	0	0	0	0	0	0	6	6	0.00	0.000

AB R H RBI BB SO LOB

3	1	2	2	1	1	0
1	0	0	0	2	1	1
1	0	0	0	0	0	1
4	1	1	0	0	3	2
4	1	2	2	0	1	2
0	0	0	0	0	0	0
3	1	1	0	1	1	1
3	1	1	0	0	1	0
3	1	0	0	1	0	1
3	0	0	1	0	0	1
4	0	0	0	0	0	3

1B: 5	SF: 1	WP: 0	PA: 36
2B: 1	SAC: 1	PB: 0	
3B: 0	DP: 0	SB: 1	
HR: 1	HBP: 0	CS: 1	

PITCHER	IP	WLS	BF	H	R	ER	SO	BB	IBB	HBP	BLK	WP	HR	S	P	ERA	WHIP
---------	----	-----	----	---	---	----	----	----	-----	-----	-----	----	----	---	---	-----	------

Kansas City Athletics @ New York Yankees
Yankee Stadium, Bronx, NY
Sun Jul 31 1960, 3:38 AM EDT
Att. 29,012 - Unknown

AB	29
R	6
H	7
RBI	5
BB	5
SO	8
LOB	12



Batter	1	2	3	4	5	6	7	8	9	10	AB	R	H	RBI	BB	SO	LOB	TOP									
Russ Snyder, L (1, 8) OBP: 0.325, SLG: 0.400	F8	K		HR		K		6-3			6	1	1	1	0	2	1										
Jerry Lumpe, L (1, 4) OBP: 0.321, SLG: 0.364	P6		FC4-6 E 1B	P6				F7		2B	6	2	3	0	0	0	0										
Hank Bauer, R (1, 9) OBP: 0.339, SLG: 0.409	1-3		FC4-6 1B		FC6-4 1B	F9				4-3 E 2B	4	1	2	0	0	0	1										
Bill Tuttle, R (8, 8) OBP: 0.313, SLG: 0.303			1-2 1B		FC6-4 1B					2B	2	1	1	1	0	0	0										
Norm Siebern, L (1, 7) OBP: 0.373, SLG: 0.482		3-1	FC4-6 1B E		FC6-4 1B	K			1B 2B	4-3 2B	6	1	2	0	0	1	4										
Dick Williams, R (1, 5) OBP: 0.329, SLG: 0.367		HR BB 1B	E5 1B		FC6-4 BB 1B		5-3		F7	E BB IBB	5	1	1	1	1	0	4										
Mary Throneberry, L (1, 3) OBP: 0.304, SLG: 0.469		HR BB	G5-4-3 1B		K				1B IBB	E BB	3	2	2	0	2	1	2										
Andy Carey, R (10, PH) OBP: 0.293, SLG: 0.474		HR BB	1-2 2-3 1B						1B IBB	E BB	0	0	0	0	1	0	0										
Pete Daley, R (1, 2) OBP: 0.291, SLG: 0.438		HR	G5-4-3 1B		BB 1B		K		1B 1B	E6	6	1	3	4	0	1	6										
Ken Hamlin, R (1, 6) OBP: 0.272, SLG: 0.235										F7	3	0	1	0	1	0	1										
Whitey Herzog, L (9, PH) OBP: 0.367, SLG: 0.432		SH1-3 1B		5-3				F8			1	0	1	2	0	0	0										
Bob Johnson, R (9, 6) OBP: 0.326, SLG: 0.231									1B		1	0	0	0	0	0	3										
Dick Hall, R (1, 1) OBP: 0.139, SLG: 0.088		SH1-3									2	0	0	0	0	2	3										
Bob Davis, R (5, 1)				K		K					0	0	0	0	0	0	0										
Ken Johnson, R (7, 1) OBP: 0.174, SLG: 0.174											2	0	0	0	0	2	2										
Marty Kutyna, R (9, 1) OBP: 0.250, SLG: 0.250											0	0	0	0	0	0	0										
Inning Stats	R: 0 E: 0 K: 0 S: 3	H: 0 LOB: 0 BB: 0 P: 3	R: 3 E: 0 K: 1 S: 8	H: 3 LOB: 1 BB: 1 P: 12	R: 1 E: 1 K: 0 S: 6	H: 3 LOB: 2 BB: 0 P: 6	R: 1 E: 0 K: 1 S: 6	H: 1 LOB: 0 BB: 0 P: 6	R: 1 E: 0 K: 2 S: 10	H: 3 LOB: 3 BB: 1 P: 14	R: 0 E: 0 K: 2 S: 8	H: 1 LOB: 1 BB: 0 P: 8	R: 0 E: 0 K: 1 S: 6	H: 1 LOB: 1 BB: 0 P: 6	R: 0 E: 0 K: 1 S: 5	H: 0 LOB: 0 BB: 0 P: 5	R: 2 E: 0 K: 1 S: 8	H: 3 LOB: 2 BB: 1 P: 12	R: 2 E: 1 K: 0 S: 6	H: 2 LOB: 3 BB: 2 P: 14	1B: 11 2B: 4 3B: 0 HR: 2	SF: 0 SAC: 1 DP: 1 HBP: 0	WP: 0 PB: 0 SB: 0 CS: 0	PA: 53			
PITCHER	IP WLS BF H R ER SO BB IBB HBP BLK WP HR S P ERA WHIP																										
Ike Delock, R (1, 1) ERA: 5.4	2.1	14	5	4	4	1	0	0	0	0	0	1	26	30	4.91	1.909											
Ted Wills, L (3, 1) ERA: 6.0	3.2	17	6	2	2	5	1	0	0	0	0	0	11	11	0.00	0.500											
Mike Fornieles, R (7, 1) ERA: 3.24	2.0	7	1	0	0	2	0	0	0	0	0	0	8	12	18.00	3.000											
Tom Sturdivant, R (9, 1) ERA: 4.89	1.0	7	3	2	2	1	0	1	0	0	0	0	6	14	9.00	3.000											
Tom Borland, L (10, 1) ERA: 6.46	1.0	L 8	2	2	1	0	1	1	0	0	0	0	6	14	9.00	3.000											

Kansas City Athletics @ Boston Red Sox
Fenway Park, Boston, MA
Mon Aug 01 1960, 3:33 AM EDT
Att. 13,782 - Unknown

AB	47
R	10
H	17
RBI	9
BB	5
SO	9
LOB	27



WP: 0	PA: 53
PB: 0	
SB: 0	
CS: 0	

BOTTOM

Kansas City Athletics @ Boston Red Sox
Fenway Park, Boston, MA
Mon Aug 01 1960, 3:33 AM EDT
Att: 13,782 - Unknown

livebaseballscorecards.com

AB 43
R 8
H 13
RBI 8
BB 7
SO 3
LOB 25



WP: 0 PA: 51
PB: 0
SB: 0
CS: 0

AB R H RBI BB SO LOB

5 2 1 0 1 1 5

6 0 1 2 0 0 4

3 1 1 2 3 0 1

5 1 1 1 1 0 3

6 1 2 1 0 1 2

6 0 3 1 0 0 2

3 1 0 0 1 1 2

4 0 1 0 1 0 2

0 0 0 0 0 0 0
2 2 2 0 0 0 0
1 0 0 0 0 0 1
0 0 0 0 0 0 0
1 0 1 1 0 0 0
0 0 0 0 0 0 0
1 0 0 0 0 0 3
0 0 0 0 0 0 0

1B: 7 SF: 0
2B: 6 SAC: 1
3B: 0 DP: 0
HR: 0 HBP: 0

WP: 0 PA: 51
PB: 0
SB: 0
CS: 0

Batter	1	2	3	4	5	6	7	8	9	10
Willie Tasby, R OBP: 0.363, SLG: 0.370 (1, 8)	F8		2B 1B		E BB		K	G	FC5	
Pete Runnels, L OBP: 0.382, SLG: 0.397 (1, 4)	3-1		1-H 3-H 2B		F7		1-3	F8		
Ted Williams, L OBP: 0.462, SLG: 0.680 (1, 7)	BB		F9		E2 3-1 2B		BB BB	G		1B BB
Vic Wertz, L OBP: 0.333, SLG: 0.486 (1, 3)	F7		F7		3-1		1-2 BB		2B 2B	
Russ Nixon, L OBP: 0.332, SLG: 0.406 (1, 2)			F8		6-3 K		4-3		1B 2B	1-2 1B
Frank Malzone, R OBP: 0.332, SLG: 0.412 (1, 5)			P3		2B		SH2-3 1B		E 1B	1-3
Lou Clinton, R OBP: 0.291, SLG: 0.354 (1, 9)			K		P5		SH2-3 1-2	1B BB	E4 FC5	
Pumpsie Green, S OBP: 0.314, SLG: 0.323 (1, 6)			P2		3-1		F8	G 1B 1B		IBB
Ike Delock, R OBP: 0.050, SLG: 0.050 (1, 1)			1B		BB		5-3	G	F3	
Ted Wills, L OBP: 0.600, SLG: 0.750 (3, 1)			2B		E			1-2 3-H 1B		
Rip Repulski, R OBP: 0.275, SLG: 0.363 (6, PH)										
Mike Ferrinelli, R OBP: 0.429, SLG: 0.429 (7, 1)										
Ray Boone, R OBP: 0.344, SLG: 0.293 (8, PH)										
Tom Sturdivant, L OBP: 0.188, SLG: 0.200 (9, 1)										
Jim Pagliaroni, R OBP: 0.188, SLG: 0.200 (9, PH)										
Tom Borland, L OBP: 0.188, SLG: 0.200 (10, 1)										

Inning Stats	R: 0	H: 0	E: 0	K: 0	S: 3	R: 0	H: 0	E: 0	K: 1	S: 5	R: 2	H: 3	E: 0	K: 0	S: 6	R: 0	H: 1	E: 0	K: 0	S: 4	R: 3	H: 2	E: 1	K: 1	S: 7	R: 0	H: 1	E: 0	K: 0	S: 4	R: 0	H: 0	E: 0	K: 1	S: 5	R: 1	H: 2	E: 0	K: 0	S: 5	R: 2	H: 3	E: 1	K: 0	S: 7	R: 0	H: 1	E: 0	K: 0	S: 4
	0	0	0	0	7	0	0	0	1	5	2	3	0	0	6	0	1	0	0	4	0	2	3	2	11	0	1	0	4	0	0	0	13	1	2	0	9	2	3	0	11	0	3	0	11	0	1	0	8	


PITCHER	IP	WLS	BF	H	R	ER	SO	BB	IBB	HBP	BLK	WP	HR	S	P	ERA	WHIP
Dick Hall, R ERA: 4.19 (1, 1)	4.1		21	6	5	4	1	2	0	0	0	0	0	21	29	8.31	1.846
Bob Davis, R ERA: 1.08 (5, 1)	2.1		10	1	0	0	2	2	0	0	0	0	0	12	20	0.00	1.286
Ken Johnson, R ERA: 4.2 (7, 1)	1.2		10	4	3	3	0	1	0	0	0	0	0	9	13	16.20	3.000
Marty Kutyna, R ERA: 3.15 (9, 1)	1.2	W	10	2	0	0	0	1	1	0	0	0	0	8	16	0.00	1.800

Batter	1	2	3	4	5	6	7	8	9	AB R H RBI BB SO LOB	TOP											
Russ Snyder, L OBP: 0.327, SLG: 0.397 (1, 8) X (6, 9)	0-0 G3		4-0 1B BB		0-0 G4-6-3 1B		0-0 G3	0-0 P6		4 1 1 0 1 0 2												
Jerry Lumpe, L OBP: 0.322, SLG: 0.367 (1, 4) X	0-0 6-3		0-0 4-3		0-0 G4-6-3		0-0 WP 1B HR 1B	0-0 2B		5 1 2 1 0 0 3												
Hank Bauer, R OBP: 0.345, SLG: 0.411 Bill Tuttle, R OBP: 0.317, SLG: 0.305 (1, 9) X (6, 8)	0-0 F2		0-0 BB 1B			4-0 HR BB	0-0 WP HR 1B	4-0 BB		2 1 1 2 1 0 0 1 1 1 1 1 0 0												
Norm Siebern, L OBP: 0.379, SLG: 0.503 (1, 7)		0-0 G4-6-3 1B	4-0 1-2 BB			0-0 1-H HR	0-0 1-H 2-H HR	0-0 1-3		4 2 3 5 1 0 2												
Dick Williams, R OBP: 0.331, SLG: 0.365 (1, 5)		4-0 G4-6-3 1-2 BB	0-0 F8			0-0 6-3	0-0 1B		0-0 F9	4 0 1 0 1 0 2												
Mary Throneberry, L OBP: 0.301, SLG: 0.460 (1, 3)		0-0 G4-6-3 1-2 2-3		0-3 K		0-0 HR	0-0 F8		0-0 P3	5 1 1 1 0 1 3												
Pete Daley, R OBP: 0.276, SLG: 0.416 (1, 2)		0-0 6-3		0-0 F9		0-0 6-3	0-0 6-3		0-0 F8	5 0 0 0 0 0 2												
Ken Hamlin, R OBP: 0.275, SLG: 0.236 (1, 6)			4-0 4-3 1B SH3-4 BB		0-0 6-3		0-0 6-3	0-0 SH1-3 2B 1B		3 2 1 0 1 0 0												
Ray Herbert, R OBP: 0.255, SLG: 0.178 (1, 1)			0-0 SH3-4		0-0 5-3		0-0 G3 1B 2B	0-0 SH1-3		2 1 1 0 0 0 0												
Inning Stats	R: 0 E: 0 K: 0 S: 3	H: 0 LOB: 0 BB: 0 P: 3	R: 0 E: 0 K: 0 S: 3	H: 1 LOB: 1 BB: 1 P: 7	R: 2 E: 0 K: 0 S: 4	H: 1 LOB: 2 BB: 3 P: 16	R: 0 E: 0 K: 1 S: 5	H: 0 LOB: 0 BB: 0 P: 5	R: 0 E: 0 K: 0 S: 3	H: 1 LOB: 0 BB: 0 P: 3	R: 3 E: 0 K: 0 S: 5	H: 2 LOB: 0 BB: 1 P: 9	R: 4 E: 0 K: 0 S: 8	H: 5 LOB: 1 BB: 0 P: 8	R: 1 E: 0 K: 0 S: 5	H: 2 LOB: 2 BB: 1 P: 9	R: 0 E: 0 K: 0 S: 3	H: 0 LOB: 0 BB: 0 P: 3	1B: 7 2B: 2 3B: 0 HR: 3	SF: 0 SAC: 2 DP: 2 HBP: 0	WP: 1 PB: 0 SB: 0 CS: 0	PA: 43
PITCHER	IP WLS BF H R ER SO BB IBB HBP BLK WP HR S P ERA WHIP																					
Tom Brewer, R ERA: 4.92 (1, 1)	6.1 L 30 8 8 8 1 5 0 0 0 0 0 2 27 47 11.37 2.053																					
Jerry Casale, R ERA: 6.6 (7, 1)	2.2 13 4 2 2 0 1 0 0 0 1 1 12 16 6.75 1.875																					

Kansas City Athletics @ Boston Red Sox
 Fenway Park, Boston, MA
 Tue Aug 02 1960, 7:05 PM EDT
 Att: 16,321 - Unknown

livebaseballscorecards.com

AB	35
R	10
H	12
RBI	10
BB	6
SO	1
LOB	14



Batter	1	2	3	4	5	6	7	8	9	AB	R	H	RBI	BB	SO	LOB
Willie Tasby, R (1, 8) OBP: 0.365, SLG: 0.372	0-0 1-3 ①		0-0 G1-4-3 ②		0-0 G1-6-3 1B			0-0 G4-6-3 1B		4	0	2	0	0	0	1
Pete Runnels, L (1, 4) OBP: 0.381, SLG: 0.394	0-0 F7		4-0 BB		0-0 G1-6-3 1-2f			0-0 G4-6-3 1-2f		3	0	0	0	1	0	3
Ted Williams, L (1, 7) OBP: 0.462, SLG: 0.672 Carroll Hardy, R (9, PR) OBP: 0.218, SLG: 0.240	4-0 2B BB		0-0 F8		0-0 F8			4-0 HR BB		2	0	0	0	2	0	1
Vic Wertz, L (1, 3) OBP: 0.336, SLG: 0.502	0-0 1-3 2B		0-0 F5		0-0 4-3			0-0 1-H HR		4	1	2	2	0	0	0
Russ Nixon, L (1, 2) OBP: 0.335, SLG: 0.424	0-0 4-3		0-0 3B		0-0 4-3			0-0 HR 2B		4	1	2	0	0	0	2
Frank Malzone, R (1, 5) OBP: 0.333, SLG: 0.421		0-0 L3 1B	0-3 K		0-0 F2			0-0 2-H HR		4	1	2	2	0	1	1
Lou Clinton, R (1, 9) OBP: 0.281, SLG: 0.340		0-0 F8	0-0 G3		0-0 4-3			0-0 F8		4	0	0	0	0	0	3
Don Buddin, R (1, 6) OBP: 0.356, SLG: 0.378		0-0 L3 1-2	0-0 1B 1B		0-0 4-3			0-0 F6		4	0	1	0	0	0	2
Tom Brewer, R (1, 1) OBP: 0.262, SLG: 0.341 Jerry Casale, R (7, 1) OBP: 0.281, SLG: 0.300 Ray Boone, R (9, PH) OBP: 0.340, SLG: 0.289			0-0 G1-4-3 1B		0-3 K			0-3 K		2	0	1	0	0	1	1

Inning Stats	R: 0 E: 0 K: 0 S: 4	H: 1 LOB: 2 BB: 1 P: 8	R: 0 E: 0 K: 0 S: 3	H: 1 LOB: 0 BB: 0 P: 3	R: 0 E: 0 K: 0 S: 3	H: 1 LOB: 1 BB: 1 P: 7	R: 0 E: 0 K: 1 S: 6	H: 1 LOB: 1 BB: 0 P: 6	R: 0 E: 0 K: 1 S: 6	H: 2 LOB: 1 BB: 0 P: 6	R: 0 E: 0 K: 0 S: 3	H: 0 LOB: 0 BB: 0 P: 3	R: 0 E: 0 K: 0 S: 3	H: 0 LOB: 0 BB: 0 P: 3	R: 0 E: 0 K: 1 S: 5	H: 1 LOB: 0 BB: 0 P: 5	R: 4 E: 0 K: 1 S: 8	H: 3 LOB: 1 BB: 1 P: 12	1B: 5 2B: 3 3B: 1 HR: 2	SF: 0 SAC: 0 DP: 4 HBP: 0	WP: 0 PB: 0 SB: 0 CS: 0	PA: 36												
PITCHER Ray Herbert, R (1, 1) ERA: 3.33	IP 9.0	WLS W	BF 36	H 10	R 4	ER 4	SO 4	BB 3	IBB 0	HBP 0	BLK 0	WP 0	HR 2	S 41	P 53	ERA 4.00	WHIP 1.444																	
																	PITCHER	IP	WLS	BF	H	R	ER	SO	BB	IBB	HBP	BLK	WP	HR	S	P	ERA	WHIP

BOTTOM


Kansas City Athletics @ Boston Red Sox

Fenway Park, Boston, MA

Tue Aug 02 1960, 7:05 PM EDT
Att. 16,321 - Unknown

livebaseballscorecards.com

AB	33
R	4
H	10
RBI	4
BB	3
SO	4
LOB	15




Batter	1	2	3	4	5	6	7	8	9	AB R H RBI BB SO LOB	TOP									
Russ Snyder, L (1, 8) OBP: 0.321, SLG: 0.389	0-0 1-3			0-0 L8		0-0 F7	0-0 3-1			4 0 0 0 0 0 1										
Jerry Lumpe, L (1, 4) OBP: 0.323, SLG: 0.368	0-0 6-3			0-3 K		0-0 2B 1B		0-0 WP 1B SF8 1B		4 2 2 0 0 1 0										
Hank Bauer, R (1, 9) OBP: 0.349, SLG: 0.409	0-0 6-3			4-0 1B BB		0-0 F7		0-0 1-2 WP 1B		3 0 1 0 1 0 1										
Norm Siebern, L (1, 7) OBP: 0.383, SLG: 0.512		0-0 9-5 2B		0-0 1-2 1B		0-0 1-H 2B		0-3 1-2 2-3 K		4 0 3 1 0 1 2										
Dick Williams, R (1, 5) OBP: 0.326, SLG: 0.360		0-0 9-5 2-3f		0-3 K		0-0 6-3		0-0 SF8		3 0 0 1 0 1 4										
Mary Throneberry, L (1, 3) OBP: 0.300, SLG: 0.474		0-0 F8		0-3 K		0-0 1B SF8 1B		0-0 3-1		4 1 1 0 0 1 1										
Danny Kravitz, L (1, 2) OBP: 0.268, SLG: 0.371			0-0 P6	0-3 K		0-0 1-3 G3 1B		0-0 4-3		4 0 1 0 0 1 0										
Ken Hamlin, R (1, 6) OBP: 0.277, SLG: 0.236			0-0 P3	4-0 BB BB BB		0-0 SF8		0-3 K		1 0 0 0 1 0 0										
Ray Jablonski, R (7, PH) Bob Johnson, R (7, 6) OBP: 0.326, SLG: 0.231 Andy Carey, R (9, PH) OBP: 0.291, SLG: 0.471			0-0 P3	4-0 BB BB BB		0-0 3-H G3		0-3 K		0 0 0 1 0 0 0										
John Briggs, R (1, 1) OBP: 0.125, SLG: 0.125			0-0 5-3	0-0 BB		0-0 6-3		0-0 F7		1 0 0 0 0 0 0										
John Tsitouris, R (1, 1) Whitey Herzog, L (7, PH) OBP: 0.366, SLG: 0.430 Marty Kutyna, R (7, 1) OBP: 0.250, SLG: 0.250 Bill Tuttle, R (9, PH) OBP: 0.316, SLG: 0.304			0-0 5-3	0-0 BB		0-0 6-3		0-0 F7		2 0 0 0 0 0 1										
										0 0 0 0 0 0 0										
										1 0 0 0 0 0 1										
										0 0 0 0 0 0 0										
										1 0 0 0 0 0 0										
Inning Stats	R: 0 E: 0 K: 0 S: 3	H: 0 LOB: 0 BB: 0 P: 3	R: 0 E: 0 K: 0 S: 3	H: 1 LOB: 0 BB: 0 P: 3	R: 0 E: 0 K: 2 S: 8	H: 0 LOB: 0 BB: 1 P: 3	R: 0 E: 0 K: 2 S: 7	H: 0 LOB: 1 BB: 1 P: 11	R: 1 E: 0 K: 0 S: 5	H: 2 LOB: 1 BB: 0 P: 5	R: 1 E: 0 K: 0 S: 5	H: 2 LOB: 1 BB: 0 P: 5	R: 1 E: 0 K: 1 S: 7	H: 2 LOB: 1 BB: 0 P: 7	R: 0 E: 0 K: 1 S: 5	H: 0 LOB: 0 BB: 0 P: 5	1B: 6 2B: 3 3B: 0 HR: 0	SF: 2 SAC: 0 DP: 1 HBP: 0	WP: 1 PB: 0 SB: 0 CS: 0	PA: 36
PITCHER	IP WLS BF H R ER SO BB IBB HBP BLK WP HR S P ERA WHIP																			
Bill Monbouquette, R (1, 1) ERA: 3.15	7.0 W 30 8 3 3 4 2 0 0 0 0 0 0 36 44 3.86 1.429																			
Mike Fornieles, R (8, 1) ERA: 3.15	2.0 S 6 0 0 0 2 0 0 0 0 0 1 0 10 10 0.00 0.000																			

Kansas City Athletics @ Boston Red Sox
 Fenway Park, Boston, MA
 Thu Aug 04 1960, 3:33 AM EDT
 Unknown

livebaseballscorecards.com

AB	32
R	3
H	8
RBI	3
BB	2
SO	6
LOB	11



Batter	1	2	3	4	5	6	7	8	9
Pete Runnels, L OBP: 0.382, SLG: 0.393 (1, 4)	4-0 BB 1B BB	0-0 4-3		0-0 5-3 1-2 1B		0-0 L3 1-2			
Willie Tasby, R OBP: 0.366, SLG: 0.371 (1, 8)	4-0 1B HR BB		0-0 4-3 HBP 1B	0-0 5-3 1-2 2-3		0-0 1-3			
Ted Williams, L OBP: 0.467, SLG: 0.670 (1, 7)	0-0 HR 1-2 2-H 1B		4-0 HBP 4-3 BB	0-0 L4			4-0 G3-6-3 BB		
Vic Wertz, L OBP: 0.334, SLG: 0.510 (1, 3)	0-0 HR		0-0 4-3		0-0 F7		0-0 G3-6-3 1-2f		
Russ Nixon, L OBP: 0.336, SLG: 0.420 (1, 2)	4-0 G5-4-3 BB		4-0 G5-3 HBP IBB		0-0 L6		0-0 P6		
Frank Malzone, R OBP: 0.337, SLG: 0.423 (1, 5)	0-3 K		1-0 HBP		0-0 1B		0-0 L4-6 SH1-4 1B		
Lou Clinton, R OBP: 0.274, SLG: 0.330 (1, 9)	0-0 G5-4-3 1-2f		0-0 G5-3 2-3f		0-0 F9		0-0 SH1-4 1-2		
Don Buddin, R OBP: 0.355, SLG: 0.375 (1, 6)		0-0 4-3		0-0 P5		4-0 1B BB	0-0 L4-6 2-3		
Bill Monbouquette, R OBP: 0.192, SLG: 0.067 (1, 1)		0-3 K		4-0 5-3 1B BB		0-0 L3 1B			
Mike Fomieleles, R OBP: 0.429, SLG: 0.429 (8, 1)									

Inning Stats	R: 4 E: 0 K: 1 S: 6	H: 2 LOB: 0 BB: 3 P: 18	R: 0 E: 0 K: 1 S: 5	H: 0 LOB: 0 BB: 0 P: 5	R: 1 E: 0 K: 0 S: 3	H: 1 LOB: 2 BB: 2 P: 12	R: 0 E: 0 K: 0 S: 4	H: 1 LOB: 2 BB: 1 P: 8	R: 0 E: 0 K: 0 S: 4	H: 1 LOB: 1 BB: 0 P: 4	R: 0 E: 0 K: 0 S: 3	H: 1 LOB: 1 BB: 1 P: 7	R: 0 E: 0 K: 0 S: 2	H: 0 LOB: 0 BB: 1 P: 6	R: 0 E: 0 K: 0 S: 3	H: 1 LOB: 0 BB: 0 P: 3
--------------	------------------------------	----------------------------------	------------------------------	---------------------------------	------------------------------	----------------------------------	------------------------------	---------------------------------	------------------------------	---------------------------------	------------------------------	---------------------------------	------------------------------	---------------------------------	------------------------------	---------------------------------

PITCHER	IP	WLS	BF	H	R	ER	SO	BB	IBB	HBP	BLK	WP	HR	S	P	ERA	WHIP
John Briggs, R ERA: 5.4 (1, 1)	0.0	L	5	2	4	4	0	3	0	0	0	0	1	2	14	∞	∞
John Tsitouris, R ERA: 3.55 (1, 1)	6.0		24	4	1	1	2	3	1	1	0	0	0	23	40	1.50	1.167
Marty Kutyna, R ERA: 3.02 (7, 1)	2.0		6	1	0	0	0	1	0	0	0	0	0	5	9	0.00	1.000

BOTTOM

Kansas City Athletics @ Boston Red Sox
Fenway Park, Boston, MA
Thu Aug 04 1960, 3:33 AM EDT
Unknown

AB	R	H	RBI	BB	SO	LOB
3	1	1	0	1	0	2
3	2	1	0	1	0	3
2	1	1	1	2	0	2
4	1	1	3	0	0	3
2	0	0	0	2	0	0
3	0	2	1	0	1	1
3	0	0	0	0	0	5
3	0	0	0	1	0	1
2	0	1	0	1	1	0
0	0	0	0	0	0	0

AB	25
R	5
H	7
RBI	5
BB	8
SO	2
LOB	17




1B	2B	3B	HR	SF	SAC	DP	HBP	WP	HR	S	P	ERA	WHIP
6	2	0	1	0	1	5	1	0	0	0	35	0	0

Batter	1	2	3	4	5	6	7	8	9	AB R H RBI BB SO LOB	TOP
Bill Tuttle, R (1, 8) OBP: 0.317, SLG: 0.301	4-0 CS BB		0-0 1-3		0-0 4-3		0-0 6-3		4-0 1B BB	3 0 0 0 2 0 1	
Jerry Lumpe, L (1, 4) OBP: 0.324, SLG: 0.369	0-0 P5		0-0 6-3		0-0 F8			0-0 1B	0-0 1B	5 0 2 1 0 0 2	
Russ Snyder, L (1, 9) OBP: 0.313, SLG: 0.379	0-0 L8 1-2			0-0 1-3		0-0 F8		0-0 F9	0-0 F7	5 0 0 0 0 0 5	
Norm Siebern, L (1, 7) OBP: 0.381, SLG: 0.507		4-0 FC5-4 BB		0-0 3-1		0-0 E3 FC6-4		0-0 F9		3 0 0 0 1 0 1	
Ray Jablonski, R (1, 5)		0-0 FC5-4 1-2f		4-0 BB 1B BB		0-0 FC6-4 1-2f		0-3 K		3 0 0 0 1 1 3	
Mary Throneberry, L (1, 3) OBP: 0.310, SLG: 0.461		0-3 K		0-0 BB 1B		0-0 1-2 1B			0-0 BB 1B 1B	4 1 3 0 0 1 1	
Pete Daley, R (1, 2) OBP: 0.286, SLG: 0.413		0-3 K		4-0 1-2 2-3 BB		0-0 F7			0-0 1B BB 1B	3 0 1 0 1 1 3	
Ken Hamlin, R (1, 6) OBP: 0.279, SLG: 0.236			4-0 5-3 BB		0-3 K		0-3 K		0-0 F7	0 0 0 0 1 0 0	
Whitey Herzog, L (4, PH) OBP: 0.365, SLG: 0.428										1 0 0 0 0 1 3	
Bob Johnson, R (4, 6) OBP: 0.319, SLG: 0.225										2 0 0 0 0 1 2	
Don Larsen, R (1, 1) OBP: 0.105, SLG: 0.158			0-0 5-3		0-0 5-3		0-0 6-3		0-0 F3	2 0 0 0 0 0 1	
Ned Garver, R (5, 1) OBP: 0.154, SLG: 0.167										1 0 0 0 0 0 0	
Dick Williams, R (9, PH) OBP: 0.325, SLG: 0.359										1 0 0 0 0 0 2	
Inning Stats	R: 0 E: 0 K: 0 S: 2 H: 0 LOB: 0 BB: 1 P: 6	R: 0 E: 0 K: 2 S: 7 H: 0 LOB: 1 BB: 1 P: 11	R: 0 E: 0 K: 0 S: 3 H: 0 LOB: 1 BB: 1 P: 7	R: 0 E: 0 K: 1 S: 6 H: 1 LOB: 3 BB: 2 P: 14	R: 0 E: 0 K: 0 S: 3 H: 0 LOB: 0 BB: 0 P: 3	R: 0 E: 1 K: 0 S: 5 H: 1 LOB: 2 BB: 0 P: 5	R: 0 E: 0 K: 1 S: 5 H: 0 LOB: 0 BB: 0 P: 5	R: 0 E: 0 K: 1 S: 6 H: 1 LOB: 1 BB: 0 P: 6	R: 1 E: 0 K: 0 S: 6 H: 3 LOB: 3 BB: 1 P: 10	1B: 6 2B: 0 3B: 0 HR: 0 SF: 0 SAC: 0 DP: 0 HBP: 0	WP: 0 PB: 0 SB: 0 CS: 1 PA: 39
PITCHER Earl Wilson, R (1, 1) ERA: 3.38	IP 9.0 WLS W BF 39 H 6 R 1 ER 1 SO 5 BB 6 IBB 0 HBP 0 BLK 0 WP 0 HR 0 S 43 P 67 ERA 1.00 WHIP 1.333	PITCHER IP WLS BF H R ER SO BB IBB HBP BLK WP HR S P ERA WHIP									

Kansas City Athletics @ Boston Red Sox
 Fenway Park, Boston, MA
 Thu Aug 04 1960, 3:38 AM EDT
 Att: 16,156 - Unknown

AB	33
R	1
H	6
RBI	1
BB	6
SO	5
LOB	24



Batter	1	2	3	4	5	6	7	8	9
Pete Runnels, L OBP: 0.382, SLG: 0.396 (1, 4) (7, 3)	0-0 3-1 BB 1B	0-0 5-3 1-2			0-0 2B	0-0 6-3		0-0 4-3	
Willie Tasby, R OBP: 0.373, SLG: 0.370 (1, 8) BBB	4-0 1B 3-1 1-2 2B BB	4-0 1B BB			4-0 2B BB	4-0 BB		0-0 F9	
Vic Wertz, L OBP: 0.337, SLG: 0.513 Pumpsie Green, S OBP: 0.314, SLG: 0.323 (1, 3) (7, 4)	0-0 3-1 1-2 2-3	0-0 1-3 2-H 1B			0-0 2B 2B 1-H 2-H	0-0 L6			
Frank Malzone, R OBP: 0.341, SLG: 0.430 (1, 5)	0-0 5-3		0-0 1B		0-0 HR 2B 2-H		0-0 FC4-6 1B 1B		
Rip Repulski, R OBP: 0.283, SLG: 0.368 (1, 7)	0-0 2B 1B 2-3 3-H		0-0 4-3		0-3 K		0-0 FC4-6 1B 1-2		
Jim Pagliaroni, R OBP: 0.200, SLG: 0.400 (1, 2)	0-0 2B 1-H 3-H		0-3 K		0-3 K		0-0 P3		
Lou Clinton, R OBP: 0.273, SLG: 0.355 (1, 9)	0-0 F7			0-0 6-3	0-0 HR 2-H		0-0 FC4-6 1-2f 2-3		
Don Buddin, R OBP: 0.351, SLG: 0.370 (1, 6)		0-0 4-3		0-0 6-3	0-0 6-3		0-0 F9		
Earl Wilson, R OBP: 0.167, SLG: 0.167 (1, 1)		0-0 1B 5-3 1B		0-0 6-3		0-3 K		0-0 1-3	

Inning Stats	R: 3 E: 0 K: 0 S: 6	H: 3 LOB: 1 BB: 1 P: 10	R: 1 E: 0 K: 0 S: 4	H: 2 LOB: 2 BB: 1 P: 8	R: 0 E: 0 K: 1 S: 5	H: 1 LOB: 0 BB: 0 P: 5	R: 0 E: 0 K: 0 S: 3	H: 0 LOB: 0 BB: 0 P: 3	R: 5 E: 0 K: 2 S: 11	H: 4 LOB: 0 BB: 1 P: 15	R: 0 E: 0 K: 1 S: 5	H: 0 LOB: 1 BB: 1 P: 9	R: 0 E: 0 K: 0 S: 5	H: 2 LOB: 2 BB: 0 P: 5	R: 0 E: 0 K: 0 S: 3	H: 0 LOB: 0 BB: 0 P: 3
1B: 7 2B: 4 3B: 0 HR: 1	SF: 0 SAC: 0 DP: 0 HBP: 0	WP: 0 PA: 38														


PITCHER	IP	WLS	BF	H	R	ER	SO	BB	IBB	HBP	BLK	WP	HR	S	P	ERA	WHIP
Don Larsen, R ERA: 5.57 (1, 1)	4.0	L	21	8	7	7	1	3	0	0	0	0	0	20	32	15.75	2.750
Ned Garver, R ERA: 5.8 (5, 1)	4.0		17	4	2	2	3	1	0	0	0	0	1	22	26	4.50	1.250

BOTTOM

Kansas City Athletics @ Boston Red Sox
Fenway Park, Boston, MA
Thu Aug 04 1960, 3:38 AM EDT
Att. 16,156 - Unknown

AB	R	H	RBI	BB	SO	LOB
5	2	2	0	0	0	1
1	2	0	0	4	0	0
4	1	2	3	0	0	3
0	0	0	0	0	0	0
4	1	3	1	0	0	2
4	1	2	1	0	1	1
4	0	1	2	0	2	3
4	1	1	2	0	0	3
4	0	0	0	0	0	2
4	1	1	0	0	1	0

AB 34
R 9
H 12
RBI 9
BB 4
SO 4
LOB 15



livebaseballscorecards.com

Batter	1	2	3	4	5	6	7	8	9	AB R H RBI BB SO LOB	TOP											
Gil McDougald, R OBP: 0.330, SLG: 0.405 (1, 4) (9, 5)	0-0 5-3	0-0 F7			0-0 L8 2B		0-0 FC6-4 1B	0-3 K		5 0 2 0 0 1 2	New York Yankees @ Kansas City Athletics Municipal Stadium, Kansas City, MO Fri Aug 05 1960, 8:05 PM EDT Att. 28,111 - Unknown livebaseballscorecards.com											
Tony Kubek, L OBP: 0.334, SLG: 0.444 (1, 6) (9, 7)	0-0 BB 1B		0-0 F8		0-0 L8 2-3		0-0 FC6-4 PB WP	0-0 6-3		5 1 1 0 0 0 2												
Bob Cerv, R OBP: 0.335, SLG: 0.436 Bobby Richardson, R OBP: 0.302, SLG: 0.305 (1, 7) (9, 4)	0-0 L9		4-0 HR BB		0-0 5-3		0-0 F4	0-0 5-3		4 1 0 0 1 0 3 0 0 0 0 0 0 0												
Roger Maris, L OBP: 0.380, SLG: 0.641 (1, 9)	4-0 1-2 BB BB		0-0 1-H HR		0-3 K		4-0 1-2 WP BB	0-3 K		3 1 1 2 2 2 1												
Mickey Mantle, S OBP: 0.400, SLG: 0.578 (1, 8)	4-0 1-2 2-3 BB		0-0 4-3		0-0 F8		4-0 1-2 2-H FC6-4 BB			2 0 0 0 2 0 0												
Bill Skowron, R OBP: 0.344, SLG: 0.560 (1, 3)	0-0 5-3		0-0 F3		0-0 F5		0-0 FC6-4 1-2f			4 0 0 0 0 0 5												
Johnny Blanchard, L OBP: 0.333, SLG: 0.536 (1, 2)		0-0 L4		0-0 F2		0-0 2B 2B		0-0 5-3		4 1 1 0 0 0 0												
Clete Boyer, R OBP: 0.289, SLG: 0.419 (1, 5) (9, 6)		0-0 5-3 1B		0-0 5-3		0-0 2B 2B		0-3 K		4 0 2 1 0 1 0												
Art Ditmar, R OBP: 0.222, SLG: 0.233 Luis Arroyo, L OBP: 0.139, SLG: 0.143 Bob Turley, R OBP: 0.139, SLG: 0.143 Bobby Shantz, R (1, 1) (6, 1) (9, 1) (9, 1)		0-0 5-3 1-2		0-0 P3		0-0 G3		4-0 BB		3 0 0 0 0 0 2 0 0 0 0 1 0 0 0 0 0 0 0 0 0 0 0 0 0 0 0 0												
Inning Stats	R: 0 E: 0 K: 0 S: 4	H: 1 LOB: 3 BB: 2 P: 12	R: 0 E: 0 K: 0 S: 4	H: 1 LOB: 1 BB: 0 P: 4	R: 2 E: 0 K: 0 S: 4	H: 1 LOB: 0 BB: 1 P: 8	R: 0 E: 0 K: 0 S: 3	H: 0 LOB: 0 BB: 0 P: 3	R: 0 E: 0 K: 1 S: 6	H: 1 LOB: 1 BB: 0 P: 6		R: 1 E: 0 K: 0 S: 5	H: 2 LOB: 1 BB: 0 P: 5	R: 1 E: 0 K: 0 S: 4	H: 1 LOB: 2 BB: 2 P: 12	R: 0 E: 0 K: 2 S: 7	H: 0 LOB: 1 BB: 1 P: 11	R: 0 E: 0 K: 1 S: 5	H: 0 LOB: 0 BB: 0 P: 5	1B: 3 2B: 3 3B: 0 HR: 1	SF: 0 SAC: 0 DP: 0 HBP: 0	WP: 1 PB: 1 SB: 0 CS: 0
PITCHER Johnny Kucks, R ERA: 6.16 Bob Davis, R ERA: 0.79 (1, 1) (7, 1)	IP 6.0 3.0	WLS L 13	BF 27 13	H 6 1	R 3 1	ER 3 0	SO 1 3	BB 3 3	IBB 0 0	HBP 0 0	BLK 0 0	WP 0 1	HR 1 0	S 26 16	P 38 28	ERA 4.50 0.00	WHIP 1.500 1.333					

New York Yankees @ Kansas City Athletics
Municipal Stadium, Kansas City, MO
Fri Aug 05 1960, 8:05 PM EDT
Att. 28,111 - Unknown

AB	34
R	4
H	7
RBI	3
BB	6
SO	4
LOB	15




BOTTOM

New York Yankees @ Kansas City Athletics
 Municipal Stadium, Kansas City, MO

livebaseballscores.com

AB	34
R	3
H	9
RBI	3
BB	4
SO	3
LOB	18



WP:	2	PA:	40
PB:	0	SB:	0
CS:	0		

PITCHER	IP	WLS	BF	H	R	ER	SO	BB	IBB	HBP	BLK	WP	HR	S	P	ERA	WHIP
Art Ditmar, R (1, 1)	5.0		23	7	1	1	1	1	1	0	0	1	0	24	28	1.80	1.600
Luis Arroyo, L (6, 1)	3.0		13	2	2	2	2	2	0	0	0	0	0	15	23	6.00	1.333
Bob Turley, R (9, 1)	0.2		3	0	0	0	0	1	0	0	0	1	0	2	6	0.00	1.500
Bobby Shantz, L (9, 1)	0.1	S	1	0	0	0	0	0	0	0	0	0	0	1	1	0.00	0.000

Fri Aug 05 1960, 8:05 PM EDT
 Att. 28,111 - Unknown

AB R H RBI BB SO LOB

4	0	1	2	0	0	0
5	0	2	0	0	0	1
4	0	1	0	1	0	3
4	0	0	0	1	0	3
4	0	1	0	0	1	0
3	0	1	0	1	1	0
2	0	0	0	0	0	1
1	0	0	0	0	1	3
0	1	0	0	1	0	0
2	1	1	0	0	0	1
1	0	0	0	0	0	3
0	0	0	0	0	0	0
1	1	1	0	0	0	0
1	0	0	0	0	0	0
2	0	1	1	0	0	3

Batter	1	2	3	4	5	6	7	8	9
Russ Snyder, L (1, 8) OBP: 0.311, SLG: 0.376	0-0 6-3		0-0 L7		0-0 1B		0-0 4-3		0-0 SF7
Jerry Lumpe, L (1, 4) OBP: 0.325, SLG: 0.369	0-0 F8		0-0 WP 1B		0-0 1B		0-0 4-3		0-0 F8
Hank Bauer, R (1, 9) OBP: 0.350, SLG: 0.405	0-0 1B		0-0 6-3		0-0 F3		0-0 6-3		4-0 BB
Norm Siebern, L (1, 7) OBP: 0.379, SLG: 0.501	0-0 G3		0-0 G3		4-0 BB 1B BB		0-0 F3		0-0 F9
Dick Williams, R (1, 5) OBP: 0.324, SLG: 0.357		0-0 1-3		0-3 K		0-0 BB 1B		0-0 F7	
Mary Throneberry, L (1, 3) OBP: 0.315, SLG: 0.478		0-0 FC4-6 1B		0-0 F8		4-0 BB 1B		0-3 K	
Danny Kravitz, L (1, 2) OBP: 0.263, SLG: 0.363		0-0 FC4-6 1B			0-0 F7		0-3 K		4-0 BB
Andy Carey, R (6, PH) OBP: 0.289, SLG: 0.469		1-2f							
Ken Hamlin, R (7, 6) OBP: 0.282, SLG: 0.236		FC6-4							
Bob Johnson, R (1, 6) OBP: 0.323, SLG: 0.232		0-0 FC6-4			0-0 SH2-4 1B		0-0 F5		0-0 1B
Ray Jablonski, R (6, PH)									1-3 SF7 2B
Bob Davis, R (7, 1)									
Bill Tuttle, R (9, PH) OBP: 0.319, SLG: 0.306									
Johnny Kucks, R (1, 1) OBP: 0.214, SLG: 0.154			0-0 4-3		0-0 SH2-4		0-0 FC6-4		0-0 WP
Pete Daley, R (6, PH) OBP: 0.289, SLG: 0.415					1-2		1-2f		2-3 3-H 1B

Inning Stats	R: 0	H: 1	E: 0	LOB: 1	K: 0	BB: 0	S: 4	P: 4
	R: 0	H: 1	E: 0	LOB: 1	K: 0	BB: 0	S: 4	P: 4
	R: 0	H: 1	E: 0	LOB: 1	K: 0	BB: 0	S: 4	P: 4
	R: 0	H: 0	E: 0	LOB: 0	K: 1	BB: 0	S: 5	P: 5
	R: 1	H: 3	E: 0	LOB: 2	K: 0	BB: 0	S: 6	P: 6
	R: 0	H: 1	E: 0	LOB: 3	K: 1	BB: 2	S: 6	P: 14
	R: 0	H: 0	E: 0	LOB: 0	K: 0	BB: 0	S: 3	P: 3
	R: 0	H: 0	E: 0	LOB: 0	K: 1	BB: 0	S: 5	P: 5
	R: 2	H: 2	E: 0	LOB: 2	K: 0	BB: 2	S: 5	P: 13

PITCHER	IP	WLS	BF	H	R	ER	SO	BB	IBB	HBP	BLK	WP	HR	S	P	ERA	WHIP
Art Ditmar, R (1, 1)	5.0		23	7	1	1	1	1	1	0	0	1	0	24	28	1.80	1.600
Luis Arroyo, L (6, 1)	3.0		13	2	2	2	2	2	0	0	0	0	0	15	23	6.00	1.333
Bob Turley, R (9, 1)	0.2		3	0	0	0	0	1	0	0	0	1	0	2	6	0.00	1.500
Bobby Shantz, L (9, 1)	0.1	S	1	0	0	0	0	0	0	0	0	0	0	1	1	0.00	0.000

Batter	1	2	3	4	5	6	7	8	9	AB R H RBI BB SO LOB
Bill Tuttle, R OBP: 0.320, SLG: 0.325 (1, 8)	0-0 F9 ①		0-0 HR ②		0-0 HR ①		0-3 K ①		0-0 5-3 ②	5 2 2 2 0 1 0
Jerry Lumpe, L OBP: 0.326, SLG: 0.375 (1, 4)	0-0 1B		0-0 L7 ②		0-0 F9 ①		0-0 1B 3B		0-3 K ③	5 1 2 0 0 1 0
Hank Bauer, R OBP: 0.350, SLG: 0.400 (1, 9) Russ Snyder, L OBP: 0.314, SLG: 0.379 (7, 9)	0-0 F4 ②		4-0 BB		0-0 1-3 ②		0-0 1B 3-H			2 0 0 0 1 0 1 1 0 1 1 0 0 0
Norm Siebern, L OBP: 0.378, SLG: 0.499 (1, 7)	0-0 F4 ③		0-0 F8 ③		0-0 1B ③		0-0 F7 ②			4 0 1 0 0 0 3
Dick Williams, R OBP: 0.322, SLG: 0.355 (1, 3)		0-0 F9 PB 4-3 1B		0-0 F7 ①	0-0 F7 ③		0-3 K ③			4 1 1 0 0 1 2
Ray Jablonski, R OBP: 0.200, SLG: 0.125 (1, 5)		0-0 F9 ①		0-0 1B 1B		0-0 F8 ①		0-3 K ①		4 0 1 0 0 1 1
Pete Daley, R OBP: 0.297, SLG: 0.418 (1, 2)		0-0 4-3 ②		0-0 1B 1-2 1B		0-0 FC4-6 1B		0-0 5-3 ②		4 0 2 1 0 0 0
Bob Johnson, R OBP: 0.310, SLG: 0.221 (1, 6)		0-3 K ③		0-3 K ②		0-0 FC4-6 1-2f		0-0 L8 ③		4 0 0 0 0 2 3
Dick Hall, R OBP: 0.136, SLG: 0.086 (1, 1) Marty Kulyzka, R OBP: 0.250, SLG: 0.250 (4, 1) Andy Carey, R OBP: 0.288, SLG: 0.466 (4, PH) John Briggs, R OBP: 0.125, SLG: 0.125 (5, 1) Ned Garver, R OBP: 0.154, SLG: 0.154 (5, 1) Whitey Herzog, L OBP: 0.363, SLG: 0.426 (9, PH)			0-0 F9 ①	0-0 F6 ③		0-0 5-3 ③		0-0 L8 ①		1 0 0 0 0 0 0 0 0 0 0 0 0 0 1 0 0 0 0 0 2 0 0 0 0 0 0 0 1 0 0 0 0 0 1 1 0 0 0 0 0 0

Inning Stats	R: 0 E: 0 K: 0 S: 4	H: 1 LOB: 1 BB: 0 P: 4	R: 1 E: 0 K: 1 S: 6	H: 1 LOB: 0 BB: 0 P: 6	R: 1 E: 0 K: 0 S: 4	H: 1 LOB: 1 BB: 1 P: 8	R: 0 E: 0 K: 1 S: 7	H: 2 LOB: 2 BB: 0 P: 7	R: 1 E: 0 K: 0 S: 5	H: 2 LOB: 1 BB: 0 P: 5	R: 0 E: 0 K: 0 S: 4	H: 1 LOB: 1 BB: 0 P: 4	R: 1 E: 0 K: 2 S: 9	H: 2 LOB: 1 BB: 0 P: 9	R: 0 E: 0 K: 1 S: 5	H: 0 LOB: 0 BB: 0 P: 5	R: 0 E: 0 K: 1 S: 5	H: 0 LOB: 0 BB: 0 P: 5	1B: 7 2B: 0 3B: 1 HR: 2	SF: 0 SAC: 0 DP: 0 HBP: 0
--------------	------------------------------	---------------------------------	------------------------------	---------------------------------	------------------------------	---------------------------------	------------------------------	---------------------------------	------------------------------	---------------------------------	------------------------------	---------------------------------	------------------------------	---------------------------------	------------------------------	---------------------------------	------------------------------	---------------------------------	----------------------------------	------------------------------------

PITCHER	IP	WLS	BF	H	R	ER	SO	BB	IBB	HBP	BLK	WP	HR	S	P	ERA	WHIP
Bill Short, L ERA: 4.4 (1, 1)	5.2	W	26	8	3	3	2	1	0	0	0	0	2	29	33	4.76	1.588
Duke Maas, R ERA: 4.35 (6, 1)	3.1	S	12	2	1	1	4	0	0	0	0	0	0	20	20	2.70	0.600

BOTTOM

New York Yankees @ Kansas City Athletics
Municipal Stadium, Kansas City, MO

livebaseballscorecards.com

AB	37
R	4
H	10
RBI	4
BB	1
SO	6
LOB	13



WP: 0	PA: 38
PB: 1	
SB: 0	
CS: 0	

Sat Aug 06 1960, 4:33 AM EDT
 Att: 24,039 - Unknown - 97 F

Batter	1	2	3	4	5	6	7	8	9	AB R H RBI BB SO LOB	TOP																													
Gil McDougald, R OBP: 0.320, SLG: 0.392 (1, 4) (7, 5)	0-0 F7		0-0 F7		0-3 K			0-0 L7		4 0 0 0 0 1 1																														
Tony Kubek, L OBP: 0.336, SLG: 0.443 (1, 6) (9, 7)	0-0 1B		0-3 K			0-0 F4		0-0 4-3		4 0 1 0 0 1 0																														
Mickey Mantle, S OBP: 0.401, SLG: 0.575 (1, 8)	0-3 K		0-0 4-3			0-0 6-3		0-3 K		4 0 0 0 0 2 1																														
Roger Maris, L OBP: 0.382, SLG: 0.654 (1, 9)	0-0 L7			0-0 1-3		0-0 4-3			4-0 HR BB	3 1 0 0 1 0 1																														
Johnny Blanchard, L OBP: 0.308, SLG: 0.459 (1, 2)		0-0 PB 1B		0-3 K			0-0 G3		0-3 K	4 0 1 0 0 2 1																														
Bill Skowron, R OBP: 0.347, SLG: 0.570 (1, 3)		0-0 F4		0-3 K			0-0 2B		0-0 HR	4 2 2 2 0 1 1																														
Bob Cerv, R OBP: 0.339, SLG: 0.452 Bobby Richardson, R OBP: 0.301, SLG: 0.304 (1, 7) (9, 4)		0-0 1-3			0-0 4-3		0-0 3-1 2B		0-0 F8	4 0 1 1 0 0 1 0 0 0 0 0 0 0	AB 33																													
Clete Boyer, R OBP: 0.298, SLG: 0.423 Yogi Berra, L OBP: 0.373, SLG: 0.486 Bobby Shantz, R (7, 1) (7, 1)		4-0 IBB			0-3 K		0-0 3-1 2B		0-0 4-3	1 0 0 0 1 1 0 1 0 0 0 0 0 1 1 0 0 0 0 0 0	R 3																													
Eli Grba, R OBP: 0.375, SLG: 0.286 Hector Lopez, R OBP: 0.356, SLG: 0.388 Joe Demaestri, R OBP: 0.154, SLG: 0.154 (1, 1) (7, PH) (7, 4) (9, 6)		0-0 4-3			0-0 1B		0-0 6-3			2 0 1 0 0 0 2 1 0 0 0 0 0 1 0 0 0 0 0 0 0	H 6																													
Inning Stats	R: 0 E: 0 K: 1 S: 6	H: 1 LOB: 1 BB: 0 P: 6	R: 0 E: 0 K: 0 S: 4	H: 1 LOB: 2 BB: 1 P: 8	R: 0 E: 0 K: 1 S: 5	H: 0 LOB: 0 BB: 0 P: 5	R: 0 E: 0 K: 2 S: 7	H: 0 LOB: 0 BB: 0 P: 7	R: 0 E: 0 K: 2 S: 8	H: 1 LOB: 1 BB: 0 P: 8	R: 0 E: 0 K: 0 S: 3	H: 0 LOB: 0 BB: 0 P: 3	R: 1 E: 0 K: 0 S: 5	H: 2 LOB: 1 BB: 0 P: 5	R: 0 E: 0 K: 1 S: 5	H: 0 LOB: 0 BB: 0 P: 5	R: 2 E: 0 K: 1 S: 6	H: 1 LOB: 0 BB: 1 P: 10	1B: 3 2B: 2 3B: 0 HR: 1	SF: 0 SAC: 0 DP: 0 HBP: 0	WP: 0	PA: 35																		
PITCHER Ray Herbert, R ERA: 3.31 (1, 1)	IP 9.0	WLS L	BF 35	H 6	R 3	ER 3	SO 8	BB 1	IBB 1	HBP 0	BLK 0	WP 0	HR 1	S 49	P 57	ERA 3.00	WHIP 0.778						PITCHER	IP 9.0	WLS L	BF 35	H 6	R 3	ER 3	SO 8	BB 1	IBB 1	HBP 0	BLK 0	WP 0	HR 1	S 49	P 57	ERA 3.00	WHIP 0.778

New York Yankees @ Kansas City Athletics
Municipal Stadium, Kansas City, MO
Sun Aug 07 1960, 4:33 AM EDT
Unknown - 90 F

AB	33
R	3
H	6
RBI	3
BB	2
SO	8
LOB	10



Batter	1	2	3	4	5	6	7	8	9	AB	R	H	RBI	BB	SO	LOB
Bill Tuttle, R OBP: 0.325, SLG: 0.331 (1, 8)	0-0 4-3 2B	0-0 4-3			0-0 1B 1-3 1B		0-0 BB			3	0	2	0	1	0	1
Jerry Lumpe, L OBP: 0.325, SLG: 0.373 (1, 4)	0-0 4-3 2-3		0-0 4-3		0-0 1B 1-3 1B		0-3 K			4	0	1	1	0	1	2
Russ Snyder, L OBP: 0.308, SLG: 0.372 (1, 9)	0-3 K		0-0 4-3		0-0 4-3		0-0 4-3		0-0 4-3	4	0	0	0	0	1	2
Norm Siebern, L OBP: 0.377, SLG: 0.494 (1, 7)	4-0 BB		0-0 4-3			0-0 F9		0-3 K		3	0	0	0	1	1	0
Mary Throneberry, L OBP: 0.313, SLG: 0.473 (1, 3)	0-3 K			0-0 G3		0-0 F5		0-0 1B		4	0	1	0	0	1	2
Dick Williams, R OBP: 0.321, SLG: 0.353 (1, 5)		0-3 K		0-0 6-3		0-0 1B		0-3 K		4	0	1	0	0	2	1
Danny Kravitz, L OBP: 0.255, SLG: 0.351 (1, 2)		0-0 4-3		0-0 4-3		0-3 K			0-0 L9	3	0	0	0	0	1	1
Ray Jablonski, R OBP: 0.182, SLG: 0.111 (9, PH)										1	0	0	0	0	0	0
Ken Hamlin, R OBP: 0.285, SLG: 0.237 (1, 6)		4-0 2B BB			0-0 1B 1B		0-0 F8		0-0 6-3	2	2	1	0	1	0	0
Andy Carey, R OBP: 0.286, SLG: 0.463 (9, PH)										1	0	0	0	0	0	0
Ray Herbert, R OBP: 0.259, SLG: 0.208 (1, 1)		0-0 1-H 2B			0-0 L8		0-0 F4		0-0 6-3	3	0	1	1	0	0	1
Hank Bauer, R OBP: 0.348, SLG: 0.398 (9, PH)										1	0	0	0	0	0	0


Inning Stats	R: 0	H: 1	E: 0	K: 2	S: 8	LOB: 2	BB: 1	P: 12	R: 1	H: 1	E: 0	K: 1	S: 6	LOB: 1	BB: 1	P: 10	R: 0	H: 0	E: 0	K: 0	S: 3	LOB: 0	BB: 0	P: 3	R: 0	H: 0	E: 0	K: 0	S: 3	LOB: 0	BB: 0	P: 3	R: 1	H: 3	E: 0	K: 0	S: 5	LOB: 1	BB: 0	P: 5	R: 0	H: 1	E: 0	K: 1	S: 6	LOB: 1	BB: 0	P: 6	R: 0	H: 0	E: 0	K: 1	S: 5	LOB: 1	BB: 1	P: 9	R: 0	H: 1	E: 0	K: 2	S: 8	LOB: 1	BB: 0	P: 8	R: 0	H: 0	E: 0	K: 0	S: 3	LOB: 0	BB: 0	P: 3	1B: 5	SF: 0	2B: 2	SAC: 0	3B: 0	DP: 0	HR: 0	HBP: 0	WP: 0	PA: 36
--------------	------	------	------	------	------	--------	-------	-------	------	------	------	------	------	--------	-------	-------	------	------	------	------	------	--------	-------	------	------	------	------	------	------	--------	-------	------	------	------	------	------	------	--------	-------	------	------	------	------	------	------	--------	-------	------	------	------	------	------	------	--------	-------	------	------	------	------	------	------	--------	-------	------	------	------	------	------	------	--------	-------	------	-------	-------	-------	--------	-------	-------	-------	--------	-------	--------

PITCHER	IP	WLS	BF	H	R	ER	SO	BB	IBB	HBP	BLK	WP	HR	S	P	ERA	WHIP
Eli Grba, R ERA: 4.15 (1, 1)	6.0		25	6	2	2	4	2	0	0	0	0	0	31	39	3.00	1.333
Bobby Shantz, L ERA: 2.03 (7, 1)	3.0	W	11	1	0	0	3	1	0	0	0	0	0	16	20	0.00	0.667

BOTTOM

New York Yankees @ Kansas City Athletics
Municipal Stadium, Kansas City, MO
 Sun Aug 07 1960, 4:33 AM EDT
 Unknown - 90 F

AB	33
R	2
H	7
RBI	2
BB	3
SO	7
LOB	10



WP	PA	ERA	WHIP
0	36		

Batter	1	2	3	4	5	6	7	8	9	AB R H RBI BB SO LOB	TOP											
Tony Kubek, L (1, 6) OBP: 0.332, SLG: 0.438 Joe Demaestri, R (7, 6) OBP: 0.143, SLG: 0.143	0-0 F2		0-0 L9	0-0 3-1		0-0 3-1			0-0 FC5-4	4 0 0 0 0 0 4 1 0 0 0 0 0 1												
Clete Boyer, R (1, 5) OBP: 0.300, SLG: 0.420	0-0 1B SF9 1B		0-0 L7		0-0 F8			4-0 L5-3 BB	0-0 F3	4 1 1 0 1 0 1												
Mickey Mantle, S (1, 8) OBP: 0.402, SLG: 0.577	0-0 1-3 1B		0-0 F4		0-0 2B			0-0 L5-3		4 1 2 0 0 0 1												
Bill Skowron, R (1, 3) OBP: 0.346, SLG: 0.571 Kent Hadley, L (7, 3) OBP: 0.254, SLG: 0.414	0-0 SF9			0-3 K BLK 2B	0-0 4-3 2B			0-3 K		3 1 1 2 0 2 0 0 0 0 0 0 0 0												
Bob Cerv, R (1, 7) OBP: 0.338, SLG: 0.448	0-0 F4			0-0 F6	0-0 4-3			0-0 FC1-6 1B		4 0 1 0 0 0 3												
Hector Lopez, R (1, 9) OBP: 0.358, SLG: 0.393		0-0 F9 SH5-3 1B		0-0 1B	0-3 K			0-0 FC1-6 F8		4 0 2 1 0 1 2												
Bobby Richardson, R (1, 4) OBP: 0.302, SLG: 0.304		0-0 SH5-3		0-0 2B		0-0 G1		0-0 F8		3 0 1 0 0 0 1												
Elston Howard, R (1, 2) OBP: 0.309, SLG: 0.390		0-0 F9		0-0 1B		0-0 F9		0-0 E6		4 0 0 0 0 0 3												
Ralph Terry, R (1, 1) OBP: 0.091, SLG: 0.063 Jim Coates, R (1, 1) OBP: 0.333, SLG: 0.359 Gil McDougald, R (4, PH) OBP: 0.322, SLG: 0.392 Duke Maas, R (4, 1) Roger Maris, L (9, PH) OBP: 0.381, SLG: 0.652		0-3 K		0-0 F7		0-0 E6		0-0 FC4-6	0-0 FC4-6 FC5-4	0 0 0 0 0 0 0 1 0 0 0 0 1 1 0 0 0 0 1 0 0 1 0 0 0 0 0 0 1 0 0 0 0 0 1												
Inning Stats	R: 1 E: 0 K: 0 S: 5	H: 2 LOB: 1 BB: 0 P: 5	R: 0 E: 0 K: 1 S: 6	H: 1 LOB: 1 BB: 0 P: 6	R: 0 E: 0 K: 0 S: 3	H: 0 LOB: 0 BB: 0 P: 3	R: 1 E: 0 K: 1 S: 8	H: 2 LOB: 3 BB: 1 P: 12	R: 1 E: 0 K: 1 S: 7	H: 2 LOB: 1 BB: 0 P: 7	R: 0 E: 1 K: 0 S: 4	H: 0 LOB: 1 BB: 0 P: 4	R: 0 E: 0 K: 1 S: 4	H: 0 LOB: 0 BB: 1 P: 8	R: 0 E: 0 K: 0 S: 3	H: 1 LOB: 0 BB: 0 P: 3	R: 0 E: 1 K: 0 S: 4	H: 0 LOB: 1 BB: 0 P: 4	1B: 5 2B: 4 3B: 0 HR: 0	SF: 1 SAC: 1 DP: 1 HBP: 0	WP: 0 PB: 1 SB: 0 CS: 0	PA: 38
PITCHER Bud Daley, L (1, 1) ERA: 4.24	IP: 9.0 WLS: W BF: 38 H: 8 R: 3 ER: 2 SO: 4 BB: 2 IBB: 0 HBP: 0 BLK: 1 WP: 0 HR: 0 S: 44 P: 52 ERA: 2.00 WHIP: 1.111											PITCHER	IP: 9.0 WLS: W BF: 38 H: 8 R: 3 ER: 2 SO: 4 BB: 2 IBB: 0 HBP: 0 BLK: 1 WP: 0 HR: 0 S: 44 P: 52 ERA: 2.00 WHIP: 1.111									

New York Yankees @ Kansas City Athletics
Municipal Stadium, Kansas City, MO

Sun Aug 07 1960, 4:38 AM EDT
Att. 31,384 - Unknown - 90 F

AB	34
R	3
H	8
RBI	3
BB	2
SO	4
LOB	18




BOTTOM

New York Yankees @ Kansas City Athletics
Municipal Stadium, Kansas City, MO

Sun Aug 07 1960, 4:38 AM EDT
Att: 31,384 - Unknown - 90 F

livebaseballscorecards.com

AB	35
R	13
H	14
RBI	12
BB	4
SO	5
LOB	15



WP:	0	PA:	44
PB:	0	SB:	0
CS:	0		

AB R H RBI BB SO LOB

4 3 1 0 0 1 3

4 2 2 3 0 0 1

5 1 2 2 0 0 2

0 1 0 0 0 0 0

2 2 1 2 2 0 0

5 0 2 2 0 0 1

4 1 2 1 0 0 0

5 0 2 1 0 3 2

4 1 1 1 0 1 5

2 2 1 0 2 0 1

1B:	14	SF:	3
2B:	0	SAC:	2
3B:	0	DP:	0
HR:	0	HBP:	0

Batter	1	2	3	4	5	6	7	8	9
Bill Tuttle, R OBP: 0.324, SLG: 0.330 (1, 8)	0-0 1B 1B	0-0 SH SF9 6-3		0-0 E5 1B E		0-3 K		0-0 6-3	
Jerry Lumpe, L OBP: 0.326, SLG: 0.375 (1, 4)	0-0 1B 1B	0-0 SF9		0-0 E5 SF8 1B		0-0 F8		0-0 6-3	
Whitey Herzog, L OBP: 0.364, SLG: 0.426 Russ Snyder, L OBP: 0.308, SLG: 0.372 (1, 9) (8, PR) (9, 9)	0-0 1B 1B	0-0 6-3		0-0 L7		0-0 F7		0-0 BB 1B	
Norm Siebern, L OBP: 0.379, SLG: 0.494 (1, 7)	0-0 SH1-4 1B 1B	0-0 F7		0-0 SF8		4-0 1B BB		4-0 1B BB	
Mary Throneberry, L OBP: 0.316, SLG: 0.471 (1, 3)	0-0 SH1-4 1B		0-0 F8	0-0 F9		0-0 L9		0-0 1B 1B 1B	
Dick Williams, R OBP: 0.324, SLG: 0.356 (1, 5)	0-0 SH1-4		0-0 6-3		0-0 F4		0-0 1B SF9 1B	0-0 FC5 1B	
Pete Daley, R OBP: 0.301, SLG: 0.417 (1, 2)	0-3 K		0-3 K		0-3 K		0-0 FC4-6 1B	0-0 1B	
Ken Hamlin, R OBP: 0.284, SLG: 0.238 (1, 6)	0-3 K			0-0 E BB 1B	0-0 F6		0-0 SF9	0-0 FC5	
Bud Daley, L OBP: 0.266, SLG: 0.182 (1, 1)		4-0 SH SF9 BB		4-0 E 1B BB		0-0 1B	0-0 FC4-6		

Inning Stats	R: 3	H: 5	E: 0	K: 2	S: 12	R: 2	H: 0	E: 1	K: 0	S: 4	R: 0	H: 0	E: 0	K: 1	S: 5	R: 4	H: 2	E: 2	K: 0	S: 6	R: 0	H: 0	E: 0	K: 1	S: 5	R: 0	H: 1	E: 0	K: 1	S: 6	R: 2	H: 2	E: 0	K: 0	S: 5	R: 2	H: 4	E: 0	K: 0	S: 7
--------------	------	------	------	------	-------	------	------	------	------	------	------	------	------	------	------	------	------	------	------	------	------	------	------	------	------	------	------	------	------	------	------	------	------	------	------	------	------	------	------	------

PITCHER	IP	WLS	BF	H	R	ER	SO	BB	IBB	HBP	BLK	WP	HR	S	P	ERA	WHIP
Ralph Terry, R ERA: 4.21 (1, 1)	0.0	L	4	4	3	3	0	0	0	0	0	0	0	4	4	∞	∞
Jim Coates, R ERA: 4.82 (1, 1)	3.0		12	1	2	0	3	1	0	0	0	0	0	17	21	0.00	0.667
Duke Maas, R ERA: 4.87 (4, 1)	5.0		28	9	8	5	2	3	0	0	0	0	0	29	41	9.00	2.400

Batter	1	2	3	4	5	6	7	8	9	AB R H RBI BB SO LOB	TOP											
Reno Bertoia, R (1, 5) OBP: 0.350, SLG: 0.378	4-0 1B SH1-3 BB	0-0 1-2 2-H 1B		0-0 F8	0-3 K		4-0 S BB		0-0 P5	4 0 1 1 2 1 3												
Lenny Green, L (1, 8) OBP: 0.357, SLG: 0.387	0-0 SH1-3	0-0 FC4-6 FC5-4			0-0 F9	0-0 HR 1B	0-0 F8		0-0 3-1	5 1 1 0 0 0 3												
Harmon Killebrew, R (1, 3) OBP: 0.382, SLG: 0.514	0-0 BB 2-3 1B	0-0 FC5-4			0-0 BB WP 2B 1B	0-0 1-H HR	0-0 F8		0-0 1B	6 2 4 2 0 0 3												
Jim Lemon, R (1, 7) OBP: 0.368, SLG: 0.527	0-3 K		0-3 K		1-0 BB 2B HBP	0-0 F9		0-3 K	0-3 K	5 1 0 0 0 4 3												
Billy Gardner, R (1, 4) OBP: 0.337, SLG: 0.393	4-0 1-2 BB		0-0 F9		0-0 F3	0-0 6-3		4-0 1B E BB		3 1 0 0 2 0 2												
Bob Allison, R (1, 9) OBP: 0.378, SLG: 0.430	0-0 5-3		0-3 K		4-0 1-2 2-3 2B BB	4-0 1B BB		0-3 K		3 2 0 0 2 2 4												
Earl Battey, R (1, 2) OBP: 0.348, SLG: 0.428		0-0 F8		0-0 4-3 SH5-3 1B	0-0 1-H 2-H 3-H 1B 2B	0-0 1-H 1B		0-0 1-3 E 1B		5 2 4 4 0 0 0												
Billy Consolo, R (1, 6) OBP: 0.343, SLG: 0.325		0-0 SH 1B 1B		0-0 SH5-3	0-0 BB 2-H 1B	0-3 K		0-0 E9		4 1 2 1 0 1 1												
Hal Woodeshick, R (1, 1) OBP: 0.107, SLG: 0.038		0-0 SH		0-0 4-3	4-0 BB 1-2 BB			0-0 F9		1 0 0 0 1 0 1												
Rudy Hernandez, R (5, 1)		FC4-6 1B		2-3	1-2 BB			0-0 P3		2 0 0 0 0 0 1												
Ray Moore, R (9, 1) OBP: 0.083, SLG: 0.083								0-0 F9		0 0 0 0 0 0 0												
Inning Stats	R: 0 E: 0 K: 1 S: 6	H: 1 LOB: 3 BB: 2 P: 14	R: 1 E: 1 K: 0 S: 6	H: 2 LOB: 2 BB: 0 P: 6	R: 0 E: 0 K: 2 S: 7	H: 0 LOB: 0 BB: 0 P: 7	R: 0 E: 0 K: 0 S: 4	H: 1 LOB: 1 BB: 0 P: 4	R: 4 E: 0 K: 1 S: 8	H: 3 LOB: 2 BB: 2 P: 17	R: 3 E: 0 K: 1 S: 8	H: 3 LOB: 1 BB: 1 P: 12	R: 0 E: 0 K: 0 S: 3	H: 0 LOB: 1 BB: 1 P: 7	R: 2 E: 1 K: 2 S: 9	H: 1 LOB: 1 BB: 1 P: 13	R: 0 E: 0 K: 1 S: 6	H: 1 LOB: 1 BB: 0 P: 6	1B: 10 2B: 1 3B: 0 HR: 1	SF: 0 SAC: 3 DP: 0 HBP: 1	WP: 1 PB: 0 SB: 1 CS: 0	PA: 49
PITCHER	IP WLS BF H R ER SO BB IBB HBP BLK WP HR S P ERA WHIP												PITCHER	IP WLS BF H R ER SO BB IBB HBP BLK WP HR S P ERA WHIP								
John Tsitouris, R (1, 1) ERA: 5.19	4.2 L 25 6 5 5 3 3 0 1 0 1 0 27 40 9.64 1.929																					
Bob Davis, R (5, 1) ERA: 2.31	0.1 5 3 2 2 1 1 0 0 0 0 1 6 10 54.00 12.000																					
Marty Kutyna, R (6, 1) ERA: 2.31	3.0 15 2 3 1 3 3 0 0 0 0 0 18 30 3.00 1.667																					
Ken Johnson, R (9, 1) ERA: 4.15	1.0 4 1 0 0 0 1 0 0 0 0 0 6 6 0.00 1.000																					

Washington Senators @ Kansas City Athletics
Municipal Stadium, Kansas City, MO
Mon Aug 08 1960, 8:05 PM EDT
Att. 6,651 - Unknown

livebaseballscorecards.com

AB 38
R 10
H 12
RBI 8
BB 7
SO 8
LOB 21



Batter	1	2	3	4	5	6	7	8	9	AB	R	H	RBI	BB	SO	LOB
Bill Tuttle, R OBP: 0.325, SLG: 0.331 (1, 8)	0-0 5-3	0-0 E6 1-3 1B		0-0 5-3		0-0 1B		0-0 G1-6-3 1-2f		5	0	2	0	0	0	1
Jerry Lumpe, L OBP: 0.325, SLG: 0.371 (1, 4)	0-0 6-3	0-0 1-3 2-3			4-0 1B 2B BB	0-0 4-3			0-0 4-3	4	1	0	0	1	0	2
Hank Bauer, R OBP: 0.346, SLG: 0.394 (1, 9) Whitey Herzog, L OBP: 0.366, SLG: 0.432 (9, PH)	0-0 1B 1B	0-0 F9			0-0 F9		0-0 6-3		0-0 1B 2B	4	1	1	0	0	0	2
Norm Siebern, L OBP: 0.384, SLG: 0.504 (1, 7)	0-0 1B 1-2 BB 1B		0-0 P6		0-0 2B 1-2 1B		0-0 2B 3B		0-0 1B 1B 2-H	5	4	4	1	0	0	0
Dick Williams, R OBP: 0.336, SLG: 0.376 (1, 3) (6, 5)	0-0 BB 1-3 2-H 1B		0-0 1B 1B		0-0 1B 1-3 2-H 2B		0-0 F8 3-H 2B		0-0 1B 1B 1-2	5	0	5	3	0	0	0
Ray Jablonski, R OBP: 0.308, SLG: 0.200 (1, 5) Mary Throneberry, L OBP: 0.321, SLG: 0.474 (5, PH) (6, 3)	4-0 1-2 BB BB		0-0 G6-4-3 1B		0-0 2-3 3-H 1B		0-0 F8 2-3		0-0 1B 1-2 2-H	1	0	1	0	1	0	0
Pete Daley, R OBP: 0.299, SLG: 0.407 (1, 2) Danny Kravitz, L OBP: 0.252, SLG: 0.347 (9, PH)	4-0 1-2 2-3 3-H BB		0-0 G6-4-3 1-2f		0-3 K		0-0 F3		0-0 F8	3	0	0	1	1	1	4
Ken Hamlin, R OBP: 0.280, SLG: 0.234 (1, 6) Andy Carey, R OBP: 0.285, SLG: 0.461 (9, PH)	0-0 F9			0-0 F8		0-0 F7		0-0 P2	0-0 L7	4	0	0	0	0	0	3
John Tsitouris, R (1, 1) Bob Davis, R (5, 1) Marty Kutyna, R (6, 1) Russ Snyder, L (8, PH) Ken Johnson, R (9, 1)		0-0 6-3		0-0 5-3		0-0 P3		4-0 G1-6-3 BB		2	0	0	0	0	0	0

Inning Stats	R: 2	H: 3	E: 0	K: 0	S: 6	R: 0	H: 1	E: 1	K: 0	S: 4	R: 0	H: 2	E: 0	K: 0	S: 4	R: 0	H: 0	E: 0	K: 0	S: 3	R: 2	H: 3	E: 0	K: 1	S: 7	R: 0	H: 1	E: 0	K: 0	S: 4	R: 1	H: 2	E: 0	K: 0	S: 5	R: 0	H: 0	E: 0	K: 0	S: 2	R: 2	H: 4	E: 0	K: 0	S: 7	1B: 12	2B: 3	3B: 1	SF: 0	SAC: 0	DP: 2	HBP: 0	WP: 0	PA: 44
--------------	------	------	------	------	------	------	------	------	------	------	------	------	------	------	------	------	------	------	------	------	------	------	------	------	------	------	------	------	------	------	------	------	------	------	------	------	------	------	------	------	------	------	------	------	------	--------	-------	-------	-------	--------	-------	--------	-------	--------

PITCHER	IP	WLS	BF	H	R	ER	SO	BB	IBB	HBP	BLK	WP	HR	S	P	ERA	WHIP
Hal Woodeschick, L (1, 1) ERA: 4.3	4.1		23	8	4	4	0	3	0	0	0	0	0	20	32	8.31	2.538
Rudy Hernandez, R (5, 1) ERA: 3.09	4.0	W	18	7	3	3	1	1	0	0	0	0	0	19	23	6.75	2.000
Ray Moore, R (9, 1) ERA: 3.86	0.2	S	3	1	0	0	0	0	0	0	0	0	0	3	3	0.00	1.500

BOTTOM

Washington Senators @ Kansas City Athletics
Municipal Stadium, Kansas City, MO
Mon Aug 08 1960, 8:05 PM EDT
Att. 6,651 - Unknown

livebaseballscorecards.com

AB	40
R	7
H	16
RBI	7
BB	4
SO	1
LOB	17



Batter	1	2	3	4	5	6	7	8	9	10	11	12	AB	R	H	RBI	BB	SO	LOB	TOP		
Reno Bertoia, R (1, 5) OBP: 0.347, SLG: 0.375	0-0 SH5-3 1B		0-0 F9			0-0 5-3		0-0 F7			0-0 L7		5	0	1	0	0	0	0			
Lenny Green, L (1, 8) OBP: 0.360, SLG: 0.386 (12, 7)	0-0 SH5-3 1-2		0-0 F7			4-0 BB		0-0 BB		0-0 F9 SH1-4 1B	0-0 F9		3	0	1	0	1	0	0			
Dan Dobbek, L (1, 9) OBP: 0.305, SLG: 0.372	4-0 G5-4-3 BB			0-0 F8		0-0 F3		0-0 F3		0-0 SH1-4 1-2		0-0 HR 1B	3	1	1	0	1	0	1			
Harmon Killebrew, R (1, 3) OBP: 0.379, SLG: 0.520	0-0 G5-4-3 1-2f			0-3 K		0-3 K		0-3 K		0-0 F9 2-3	0-0 F9	0-0 HR 1H	5	1	1	2	0	2	3			
Faye Throneberry, L (1, 7) OBP: 0.324, SLG: 0.331		0-0 4-3		0-0 4-3						0-3 K		0-0 4-3	5	0	1	0	0	1	1			
Pete Whisenant, R (12, 8) OBP: 0.309, SLG: 0.337										0-3 K			0	0	0	0	0	0	0			
Billy Gardner, R (1, 4) OBP: 0.336, SLG: 0.390		0-0 5-3			0-0 6-3		0-0 F9		0-0 F9		0-0 F8	0-0 G6-4-3 1B	5	0	1	0	0	0	1			
Earl Battey, R (1, 2) OBP: 0.346, SLG: 0.424		0-0 F9			0-0 G5-4-3 1B		0-0 L5			0-0 L5		0-0 G6-4-3 1-2f	5	0	1	0	0	0	2			
Billy Consolo, R (1, 6) OBP: 0.338, SLG: 0.320			0-0 5-3		0-0 G5-4-3 1-2f					0-0 4-3			2	0	0	0	0	0	1			
Elmer Valo, L (8, PH) OBP: 0.375, SLG: 0.262										0-0 F2			1	0	0	0	0	0	0			
Jose Valdivielso, R (8, 6) OBP: 0.273, SLG: 0.252													1	0	0	0	0	0	0			
Don Lee, R (1, 1) OBP: 0.214, SLG: 0.280			0-0 HR			0-0 6-3		0-3 K			0-0 F8		3	1	1	1	0	1	0			
Jim Lemon, R (11, PH) OBP: 0.367, SLG: 0.525													1	0	0	0	0	0	0			
Hal Woodeshick, R (11, 1) OBP: 0.107, SLG: 0.038													0	0	0	0	0	0	0			
Ray Moore, R (11, 1) OBP: 0.083, SLG: 0.083													0	0	0	0	0	0	0			
Inning Stats	R: 0 E: 0 K: 0 S: 3	H: 1 LOB: 1 BB: 1 P: 7	R: 0 E: 0 K: 0 S: 3	H: 0 LOB: 0 BB: 0 P: 3	R: 1 E: 0 K: 0 S: 4	H: 1 LOB: 0 BB: 0 P: 4	R: 0 E: 0 K: 1 S: 5	H: 0 LOB: 0 BB: 0 P: 5	R: 0 E: 0 K: 1 S: 3	H: 1 LOB: 1 BB: 0 P: 6	R: 0 E: 0 K: 1 S: 6	H: 0 LOB: 0 BB: 0 P: 5	R: 0 E: 0 K: 1 S: 3	H: 0 LOB: 0 BB: 0 P: 3	R: 0 E: 0 K: 0 S: 3	H: 0 LOB: 0 BB: 0 P: 3	R: 2 E: 0 K: 0 S: 5	H: 3 LOB: 0 BB: 0 P: 5	1B: 6 2B: 0 3B: 0 HR: 2	SF: 0 SAC: 2 DP: 3 HBP: 0	WP: 0 PB: 0 SB: 0 CS: 0	PA: 43
PITCHER	IP 11.1	WLS L	BF 42	H 8	R 3	ER 3	SO 4	BB 2	IBB 0	HBP 0	BLK 0	WP 0	HR 2	S 48	P 56	ERA 2.38	WHIP 0.882					
Johnny Kucks, R (1, 1) ERA: 5.59																						
Ken Johnson, R (12, 1) ERA: 4.12	0.2	1	0	0	0	0	0	0	0	0	0	0	0	0	1	1	0.00	0.000				

Washington Senators @ Kansas City Athletics
Municipal Stadium, Kansas City, MO
Tue Aug 09 1960, 8:05 PM EDT
Unknown

livebaseballscorecards.com

AB	39
R	3
H	8
RBI	3
BB	2
SO	4
LOB	9



Batter	1	2	3	4	5	6	7	8	9	10	11	12
Bill Tuttle, R OBP: 0.323, SLG: 0.329 (1, 8)	0-0 4-3		0-0 G3		0-3 K			0-0 FC3-6 1B		0-0 F9		0-0 4-3
Jerry Lumpe, L OBP: 0.326, SLG: 0.370 (1, 4)	0-0 1B		4-0 BB		0-0 G6-4-3 1-2f			0-0 FC3-6 1-2f		0-0 4-3		
Whitey Herzog, L OBP: 0.363, SLG: 0.425 (1, 9)	0-0 F7		0-0 1-3				0-0 L1		4-0 BB		0-0 6-3	
Norm Siebern, L OBP: 0.384, SLG: 0.511 (1, 7)	0-0 F8			0-0 HR			0-0 G3		0-3 K		0-0 E 1B	
Marv Throneberry, L OBP: 0.313, SLG: 0.461 (1, 3)		0-0 L4		0-0 F7			0-3 K		0-0 G3		0-0 E4 1-2	
Dick Williams, R OBP: 0.337, SLG: 0.376 (1, 5)		0-3 K		0-0 FC4-6 1B			0-3 K		0-0 L4-3 1B		0-0 F5	
Danny Kravitz, L OBP: 0.259, SLG: 0.343 (1, 2)		4-0 BB		0-0 FC4-6 1-2f			0-0 G6-3 1B		0-0 L4-3 1-2		0-0 4-3	
Ken Hamlin, R OBP: 0.280, SLG: 0.234 (1, 6)		0-0 1-3		0-3 K			0-0 G6-3 1-2f					
Russ Snyder, L OBP: 0.310, SLG: 0.370 (12, PH)												
Johnny Kucks, R OBP: 0.222, SLG: 0.176 (1, 1)			0-3 K				0-0 G6-4-3 1B		0-0 1-3			
Ken Johnson, R OBP: 0.174, SLG: 0.174 (12, 1)												
Andy Carey, R OBP: 0.284, SLG: 0.458 (12, PH)												

Inning Stats	R: 0	H: 1	E: 0	K: 0	LOB: 1	BB: 0	P: 4	R: 0	H: 0	E: 0	K: 1	LOB: 1	BB: 1	P: 9	R: 0	H: 0	E: 0	K: 1	LOB: 1	BB: 1	P: 9	R: 1	H: 2	E: 0	K: 1	LOB: 1	BB: 0	P: 7	R: 0	H: 1	E: 0	K: 1	LOB: 0	BB: 0	P: 5	R: 0	H: 0	E: 0	K: 1	LOB: 0	BB: 0	P: 5	R: 0	H: 1	E: 0	K: 1	LOB: 0	BB: 0	P: 5	R: 0	H: 1	E: 1	K: 1	LOB: 2	BB: 1	P: 10	R: 0	H: 1	E: 0	K: 0	LOB: 0	BB: 0	P: 3	R: 0	H: 1	E: 0	K: 1	LOB: 1	BB: 0	P: 6	R: 0	H: 1	E: 1	K: 0	LOB: 2	BB: 0	P: 5	R: 0	H: 0	E: 0	K: 1	LOB: 0	BB: 0	P: 5	R: 0	H: 0	E: 0	K: 1	LOB: 0	BB: 0	P: 5
--------------	------	------	------	------	--------	-------	------	------	------	------	------	--------	-------	------	------	------	------	------	--------	-------	------	------	------	------	------	--------	-------	------	------	------	------	------	--------	-------	------	------	------	------	------	--------	-------	------	------	------	------	------	--------	-------	------	------	------	------	------	--------	-------	-------	------	------	------	------	--------	-------	------	------	------	------	------	--------	-------	------	------	------	------	------	--------	-------	------	------	------	------	------	--------	-------	------	------	------	------	------	--------	-------	------


PITCHER	IP	WLS	BF	H	R	ER	SO	BB	IBB	HBP	BLK	WP	HR	S	P	ERA	WHIP
Don Lee, R ERA: 3.93 (1, 1)	10.0		38	8	1	1	8	3	0	0	0	0	1	51	63	0.90	1.100
Hal Woodeshick, L ERA: 4.29 (11, 1)	0.1		3	1	0	0	0	0	0	0	0	0	0	3	3	0.00	3.000
Ray Moore, R ERA: 3.76 (11, 1)	1.2	W	5	0	0	0	1	0	0	0	0	0	0	7	7	0.00	0.000

BOTTOM

Washington Senators @ Kansas City Athletics
Municipal Stadium, Kansas City, MO

Tue Aug 09 1960, 8:05 PM EDT
Unknown

AB	43
R	1
H	9
RBI	1
BB	3
SO	9
LOB	21



WP: 0	PA: 46
PB: 0	
SB: 0	
CS: 0	

Batter	1	2	3	4	5	6	7	8	9	AB R H RBI BB SO LOB	TOP											
Reno Bertoia, R (1, 5) OBP: 0.349, SLG: 0.381	0-3 K			0-0 2B		0-0 6-3		0-0 2B		4 1 2 1 0 1 0												
Lenny Green, L (1, 8) OBP: 0.357, SLG: 0.389	0-0 4-3			0-0 2B		0-0 G3		0-0 F7		4 0 1 1 0 0 1												
Harmon Killebrew, R (1, 3) OBP: 0.374, SLG: 0.512	0-0 G3			0-0 F9			0-0 6-3	0-3 K		4 0 0 0 0 1 1												
Jim Lemon, R (1, 7) OBP: 0.364, SLG: 0.519		0-3 K		0-0 1-3			0-0 F8		0-3 K	4 0 0 0 0 2 0												
Billy Gardner, R (1, 4) OBP: 0.339, SLG: 0.396		0-0 4-3			0-0 FC5-4 1B		0-0 2B		0-0 1B	4 0 3 0 0 0 0												
Earl Battey, R (1, 2) OBP: 0.342, SLG: 0.419		0-0 F3			0-3 K		0-0 5-3		0-0 P4	4 0 0 0 0 1 3												
Bob Allison, R (1, 9) OBP: 0.376, SLG: 0.427			0-0 5-3		0-0 P5			0-0 2B 1B	0-0 F8	2 0 0 0 0 0 1												
Dan Dobbek, L (6, 9) OBP: 0.307, SLG: 0.374										2 1 1 0 0 0 1												
Billy Consolo, R (1, 6) OBP: 0.338, SLG: 0.328			0-3 K		0-0 FC5-4			0-0 2B 2B		3 1 1 1 0 1 1												
Jack Kralick, L (1, 1) OBP: 0.158, SLG: 0.059			0-0 4-3			0-3 K				1 0 0 0 0 0 0												
Tom Morgan, R (5, 1) OBP: 0.368, SLG: 0.256										1 0 0 0 0 1 0												
Elmer Valo, L (8, PH) OBP: 0.268, SLG: 0.388										1 0 0 0 0 0 1												
Julio Becquer, L (8, 1) OBP: 0.268, SLG: 0.388										0 0 0 0 0 0 0												
Inning Stats	R: 0 E: 0 K: 1 S: 5	H: 0 LOB: 0 BB: 0 P: 5	R: 0 E: 0 K: 1 S: 5	H: 0 LOB: 0 BB: 0 P: 5	R: 0 E: 0 K: 1 S: 5	H: 0 LOB: 0 BB: 0 P: 5	R: 1 E: 0 K: 0 S: 4	H: 2 LOB: 0 BB: 0 P: 4	R: 0 E: 0 K: 1 S: 6	H: 1 LOB: 1 BB: 0 P: 6	R: 0 E: 0 K: 1 S: 5	H: 0 LOB: 0 BB: 0 P: 5	R: 0 E: 0 K: 0 S: 4	H: 1 LOB: 1 BB: 0 P: 4	R: 2 E: 0 K: 1 S: 8	H: 3 LOB: 1 BB: 0 P: 8	R: 0 E: 0 K: 1 S: 6	H: 1 LOB: 1 BB: 0 P: 6	1B: 4 2B: 4 3B: 0 HR: 0	SF: 0 SAC: 0 DP: 0 HBP: 0	WP: 0 PB: 0 SB: 0 CS: 0	PA: 34
PITCHER	IP WLS BF H R ER SO BB IBB HBP BLK WP HR S P ERA WHIP																					
Don Larsen, R (1, 1) ERA: 5.34	7.1 W 28 7 3 3 5 0 0 0 0 0 0 0 38 38 3.68 0.955																					
Ken Johnson, R (8, 1) ERA: 4.04	1.2 S 6 1 0 0 2 0 0 0 0 0 0 0 10 10 0.00 0.600																					

Washington Senators @ Kansas City Athletics
Municipal Stadium, Kansas City, MO
Tue Aug 09 1960, 8:05 PM EDT
Att: 11,535 - Unknown

livebaseballscorecards.com

AB	34
R	3
H	8
RBI	3
BB	0
SO	7
LOB	9



Batter	1	2	3	4	5	6	7	8	9	AB	R	H	RBI	BB	SO	LOB
Russ Snyder, L OBP: 0.312, SLG: 0.371 (1, 9)										5	1	2	0	0	0	6
Jerry Lumpe, L OBP: 0.327, SLG: 0.370 (1, 4)										5	0	2	2	0	1	3
Bill Tuttle, R OBP: 0.321, SLG: 0.325 (1, 8)										4	0	0	1	1	1	2
Norm Siebern, L OBP: 0.385, SLG: 0.518 (1, 7)										5	1	2	1	0	0	1
Dick Williams, R OBP: 0.341, SLG: 0.396 (1, 3)										5	2	3	1	0	0	3
Ray Jablonski, R OBP: 0.333, SLG: 0.154 (1, 5)										3	2	0	0	2	0	1
Pete Daley, R OBP: 0.305, SLG: 0.418 (1, 2)										4	0	2	0	0	1	2
Ken Hamlin, R OBP: 0.289, SLG: 0.245 (1, 6)										4	1	4	0	0	0	0
Don Larsen, R OBP: 0.130, SLG: 0.174 (1, 1)										4	1	1	2	0	1	6
Ken Johnson, R OBP: 0.174, SLG: 0.174 (8, 1)										0	0	0	0	0	0	0

Inning Stats	R: 0	H: 2	E: 0	LOB: 2	K: 0	BB: 1	S: 4	P: 8	R: 0	H: 2	E: 0	LOB: 1	K: 0	BB: 0	S: 4	P: 4	R: 1	H: 2	E: 0	LOB: 1	K: 0	BB: 0	S: 5	P: 5	R: 3	H: 3	E: 1	LOB: 1	K: 1	BB: 1	S: 8	P: 12	R: 2	H: 2	E: 1	LOB: 2	K: 0	BB: 1	S: 6	P: 10	R: 1	H: 2	E: 0	LOB: 1	K: 2	BB: 0	S: 9	P: 9	R: 0	H: 2	E: 0	LOB: 2	K: 1	BB: 0	S: 7	P: 7	R: 1	H: 1	E: 0	LOB: 0	K: 0	BB: 0	S: 4	P: 4
1B: 12	SF: 0	2B: 2	SAC: 0	3B: 0	DP: 2	HR: 2	HBP: 0	WP: 0	PA: 42																																																							

PITCHER	IP	WLS	BF	H	R	ER	SO	BB	IBB	HBP	BLK	WP	HR	S	P	ERA	WHIP
Jack Kralick, L ERA: 3.38 (1, 1)	4.0	L	21	9	4	4	1	2	0	0	1	0	0	21	29	9.00	2.750
Tom Morgan, R ERA: 4.14 (5, 1)	3.0		17	6	3	1	3	1	0	0	0	0	1	22	26	3.00	2.333
Julio Becquer, L ERA: 9.0 (8, 1)	1.0		4	1	1	1	0	0	0	0	0	0	1	4	4	9.00	1.000

BOTTOM

Washington Senators @ Kansas City Athletics
Municipal Stadium, Kansas City, MO

Tue Aug 09 1960, 8:05 PM EDT
Att. 11,535 - Unknown

livebaseballscorecards.com

AB	39
R	8
H	16
RBI	7
BB	3
SO	4
LOB	24

Batter	1	2	3	4	5	6	7	8	9	AB R H RBI BB SO LOB	TOP																						
Reno Bertoia, R OBP: 0.344, SLG: 0.375 (1, 5) (5, 4)	0-0 F7		0-0 6-3			0-0 G6-4-3		0-0 FC6-4		4 0 0 0 0 0 4																							
Lenny Green, L OBP: 0.355, SLG: 0.383 (1, 8)	0-0 F5			0-0 4-3			4-0 BB	0-0 F5		3 0 0 0 1 0 2																							
Dan Dobbek, L OBP: 0.306, SLG: 0.371 (1, 9)	0-0 F2			0-0 3-1			0-0 F5		0-0 G5-4-3 1B	4 0 1 0 0 0 1																							
Harmon Killebrew, R OBP: 0.369, SLG: 0.504 (1, 3) (5, 5)		0-0 F9		0-3 K			0-3 K		0-0 G5-4-3 1-2f	4 0 0 0 0 2 2																							
Faye Throneberry, L OBP: 0.314, SLG: 0.320 (1, 7)		0-0 6-3			0-0 F8		0-0 1-3		0-0 F7	4 0 0 0 0 0 1																							
Billy Gardner, R OBP: 0.338, SLG: 0.394 (1, 4) Julio Becquer, L OBP: 0.271, SLG: 0.394 (5, 3)		0-3 K			0-0 1-3					2 0 0 0 0 1 0 1 1 1 0 0 0 0																							
Earl Battey, R OBP: 0.339, SLG: 0.415 (1, 2)			0-0 F8		0-0 P4			0-0 F9		3 0 0 0 0 0 1																							
Billy Consolo, R OBP: 0.344, SLG: 0.331 (1, 6)			0-0 5-3			4-0 G6-4-3 BB		0-0 FC6-4 E 2-H 1B		2 0 1 1 1 0 0																							
Camilo Pascual, R OBP: 0.261, SLG: 0.310 (1, 1) Rudy Hernandez, R (3, 1) Tom Morgan, R (5, 1)			0-0 3B			0-0 F7		0-0 E4 FC6-4 1-2		1 0 1 0 0 0 0 0 0 0 0 0 0 0 2 0 0 0 0 0 2																							
Inning Stats	R: 0 E: 0 K: 0 S: 3	H: 0 LOB: 0 BB: 0 P: 3	R: 0 E: 0 K: 1 S: 5	H: 0 LOB: 0 BB: 0 P: 5	R: 0 E: 0 K: 0 S: 4	H: 1 LOB: 1 BB: 0 P: 4	R: 0 E: 0 K: 1 S: 5	H: 0 LOB: 0 BB: 0 P: 5	R: 0 E: 0 K: 0 S: 3	H: 0 LOB: 0 BB: 0 P: 3	R: 0 E: 0 K: 1 S: 5	H: 0 LOB: 1 BB: 1 P: 6	R: 0 E: 0 K: 1 S: 5	H: 0 LOB: 1 BB: 1 P: 9	R: 1 E: 1 K: 0 S: 6	H: 2 LOB: 2 BB: 0 P: 6	R: 0 E: 0 K: 0 S: 3	H: 1 LOB: 0 BB: 0 P: 3	1B: 2 2B: 1 3B: 1 HR: 0	SF: 0 SAC: 0 DP: 2 HBP: 0	WP: 0 PB: 0 SB: 0 CS: 0	PA: 32											
PITCHER Dick Hall, R ERA: 4.14 (1, 1)	IP 9.0	WLS W	BF 32	H 4	R 1	ER 1	SO 3	BB 2	IBB 0	HBP 0	BLK 0	WP 0	HR 0	S 36	P 44	ERA 1.00	WHIP 0.667																
											PITCHER	IP	WLS	BF	H	R	ER	SO	BB	IBB	HBP	BLK	WP	HR	S	P	ERA	WHIP					

Washington Senators @ Kansas City Athletics
Municipal Stadium, Kansas City, MO
Wed Aug 10 1960, 8:05 PM EDT
Att: 21,892 - Unknown

livebaseballscorecards.com

AB	30
R	1
H	4
RBI	1
BB	2
SO	3
LOB	13



Batter	1	2	3	4	5	6	7	8	9	AB	R	H	RBI	BB	SO	LOB
Bill Tuttle, R OBP: 0.320, SLG: 0.323 (1, 8)	0-0 4-3		0-0 WP 1B		0-3 K		0-0 L4			5	1	1	0	0	1	3
Jerry Lumpe, L OBP: 0.325, SLG: 0.367 (1, 4)	0-0 6-3		0-0 FC4 WP 4-3	4-0 WP BB G3-2 BB	0-0 4-3		0-0 L3			4	1	0	0	1	0	2
Whitey Herzog, L OBP: 0.365, SLG: 0.421 Russ Snyder, L OBP: 0.310, SLG: 0.369 (1, 9) (7, 9)	0-3 K		4-0 E 4-3 BB	4-0 G3-2 WP 1B BB		0-0 1-3		0-0 F7		2	2	0	0	2	1	0
Norm Siebern, L OBP: 0.380, SLG: 0.511 (1, 7)		0-0 F8	0-0 4-3	0-0 G3-2		0-3 K		0-3 K		5	0	0	1	0	2	3
Mary Throneberry, L OBP: 0.320, SLG: 0.481 (1, 3)		0-3 K	0-0 E6 BB 1B	0-0 HR 1B		0-0 2B		0-0 3B		5	2	3	1	0	1	0
Dick Williams, R OBP: 0.342, SLG: 0.404 (1, 5)		0-0 P4	4-0 BB 1B BB	0-0 HR		0-0 5-3		0-0 5-3		4	2	1	2	1	0	2
Danny Kravitz, L OBP: 0.286, SLG: 0.412 (1, 2)			4-3 1B 2B	0-0 HR				0-0 1B 2B		3	4	3	1	1	0	0
Ken Hamlin, R OBP: 0.291, SLG: 0.248 (1, 6)			4-3 1B	0-0 6-3				0-0 SH3-4 2B 1B		4	0	2	3	0	0	1
Dick Hall, R OBP: 0.175, SLG: 0.132 (1, 1)			FC4 E 1B		0-3 K			0-0 SH3-4 2B		3	1	2	2	0	1	0

Inning Stats	R: 0	H: 0	E: 0	K: 1	S: 5	LOB: 0	BB: 0	P: 5	R: 0	H: 0	E: 0	K: 1	S: 5	LOB: 0	BB: 0	P: 5	R: 8	H: 5	E: 2	K: 0	S: 10	LOB: 2	BB: 3	P: 22	R: 4	H: 3	E: 0	K: 0	S: 5	LOB: 0	BB: 2	P: 13	R: 0	H: 0	E: 0	K: 2	S: 7	LOB: 0	BB: 0	P: 7	R: 0	H: 1	E: 0	K: 1	S: 6	LOB: 1	BB: 0	P: 6	R: 1	H: 2	E: 0	K: 0	S: 5	LOB: 1	BB: 0	P: 5	R: 0	H: 1	E: 0	K: 1	S: 6	LOB: 1	BB: 0	P: 6
--------------	------	------	------	------	------	--------	-------	------	------	------	------	------	------	--------	-------	------	------	------	------	------	-------	--------	-------	-------	------	------	------	------	------	--------	-------	-------	------	------	------	------	------	--------	-------	------	------	------	------	------	------	--------	-------	------	------	------	------	------	------	--------	-------	------	------	------	------	------	------	--------	-------	------


PITCHER	IP	WLS	BF	H	R	ER	SO	BB	IBB	HBP	BLK	WP	HR	S	P	ERA	WHIP
Camilo Pascual, R ERA: 3.03 (1, 1)	2.2	L	17	4	8	2	2	3	0	0	0	1	0	18	30	6.75	2.625
Rudy Hernandez, R ERA: 4.38 (3, 1)	1.1		9	4	4	4	0	2	0	0	0	1	2	7	15	27.00	4.500
Tom Morgan, R ERA: 3.97 (5, 1)	4.0		16	4	1	1	4	0	0	0	0	0	0	24	24	2.25	1.000

BOTTOM

Washington Senators @ Kansas City Athletics
Municipal Stadium, Kansas City, MO

Wed Aug 10 1960, 8:05 PM EDT
Att. 21,892 - Unknown

AB	36
R	13
H	12
RBI	10
BB	5
SO	6
LOB	11



1B	2B	3B	SF	SAC	DP	HBP	WP	HR	S	P	ERA	WHIP
6	4	1	0	1	1	0	2	0	0	0		

Batter	1	2	3	4	5	6	7	8	9	AB R H RBI BB SO LOB	TOP													
Bob Allison, R OBP: 0.374, SLG: 0.427 (1, 9) X	0-0 P6 1	0-0 6-3 1		0-0 F8 1		0-0 2B			0-3 K 1	5 0 1 0 0 1 0	<p>Washington Senators @ Kansas City Athletics Municipal Stadium, Kansas City, MO</p> <p>Thu Aug 11 1960, 4:33 AM EDT Att: 10,141 - Unknown</p> <p>livebaseballscorecards.com</p>													
Lenny Green, L OBP: 0.352, SLG: 0.378 (1, 8) X	0-0 HBP 1B	0-0 F5 2		0-0 4-3 2		0-0 6-3 3		0-0 P5 2	5 1 1 0 0 0 1															
Reno Bertoia, R OBP: 0.342, SLG: 0.370 (1, 5) H	1-0 1-2 HR HBP	0-0 F9 3		0-0 1-3 3			0-0 5-3 1	0-0 P4 3	4 1 0 0 0 0 0															
Harmon Killebrew, R OBP: 0.374, SLG: 0.530 (1, 3) X	0-0 1-H 2-H HR		0-0 G6-4-3 1B 1B		0-3 K 1		0-0 HR		4 3 3 4 0 1 0															
Faye Throneberry, L OBP: 0.326, SLG: 0.333 Pete Whisenant, R OBP: 0.309, SLG: 0.337 (1, 7) X (9, 7)	0-0 1B 1B		0-0 G6-4-3 1-2 1B		0-0 FC6-4 1B		0-0 F7 2		4 0 3 0 0 0 0 0 0 0 0 0 0 0															
Billy Gardner, R OBP: 0.335, SLG: 0.391 (1, 4) X	0-0 F9 2		0-0 G6-4-3 1-2f 2-3 1		0-0 FC6-4 1-2f 2		0-0 F7 3		4 0 0 0 0 0 4															
Hal Naragon, L OBP: 0.277, SLG: 0.203 (1, 2) X	0-0 1-3 BB 1B		4-0 BB BB BB 1B		0-0 F7 3			0-0 F7 1	3 0 1 0 1 0 1															
Jose Valdivielso, R OBP: 0.277, SLG: 0.254 (1, 6) B B B	4-0 1-2 BB		0-0 1-2 3-H 1B		0-0 5-3 1			0-0 F7 2	3 0 1 1 1 0 0															
Tex Clevenger, R OBP: 0.222, SLG: 0.125 Hal Woodeshick, R OBP: 0.107, SLG: 0.038 Ray Moore, R OBP: 0.083, SLG: 0.083 (1, 1) X (8, 1) (9, 1)	0-0 4-3 3		0-3 K 3		0-3 K 2			0-3 K 3	4 0 0 0 0 3 5 0 0 0 0 0 0 0 0 0 0 0 0 0 0															
Inning Stats	R: 3 E: 0 K: 0 S: 7	H: 4 LOB: 3 BB: 1 P: 12	R: 0 E: 0 K: 0 S: 3	H: 0 LOB: 0 BB: 0 P: 3	R: 1 E: 0 K: 1 S: 7	H: 3 LOB: 2 BB: 1 P: 11	R: 0 E: 0 K: 0 S: 3	H: 0 LOB: 0 BB: 0 P: 3	R: 0 E: 1 K: 1 S: 6	H: 1 LOB: 1 BB: 0 P: 6		R: 0 E: 0 K: 1 S: 6	H: 1 LOB: 1 BB: 0 P: 6	R: 1 E: 0 K: 0 S: 4	H: 1 LOB: 0 BB: 0 P: 4	R: 0 E: 0 K: 1 S: 5	H: 0 LOB: 0 BB: 0 P: 5	R: 0 E: 0 K: 1 S: 5	H: 0 LOB: 0 BB: 0 P: 5	1B: 7 2B: 1 3B: 0 HR: 2	SF: 0 SAC: 0 DP: 1 HBP: 1	WP: 0 PB: 0 SB: 0 CS: 0	PA: 39	
PITCHER Ray Herbert, R ERA: 3.44 Ken Johnson, R ERA: 3.95	(1, 1) (8, 1)	IP 7.0 WLS L BF 33 H 10 R 5 ER 5 SO 3 BB 2 IBB 0 HBP 1 BLK 0 WP 0 HR 2 S 36 P 45 ERA 6.43 WHIP 1.714			(8, 1)	IP 2.0 WLS BF 6 H 0 R 0 ER 0 SO 2 BB 0 IBB 0 HBP 0 BLK 0 WP 0 HR 0 S 10 P 10 ERA 0.00 WHIP 0.000				PITCHER	IP WLS BF H R ER SO BB IBB HBP BLK WP HR S P ERA WHIP													



Batter	1	2	3	4	5	6	7	8	9	AB R H RBI BB SO LOB
Bill Tuttle, R OBP: 0.318, SLG: 0.322 (1, 8)	0-0 FC6-4 1B	0-0 FC5-4 1-2f			0-0 6-3		0-0 FC6-4 1-2f		0-3 K	5 0 1 0 0 1 5
Jerry Lumpe, L OBP: 0.324, SLG: 0.365 (1, 4)	0-0 FC6-4 1-2f 2B		0-0 FC4-6 1B		0-0 4-3		0-0 F8		0-0 F8	5 1 1 0 0 0 4
Russ Snyder, L OBP: 0.309, SLG: 0.372 (1, 9)	0-0 F8 1-H 2B		0-0 FC4-6 1B SF8		0-0 4-3			0-0 F5		4 1 1 1 0 0 1
Norm Siebern, L OBP: 0.384, SLG: 0.516 (1, 7)	0-0 F8 2-3		0-0 1-3 1B			0-0 F9 1B 2B		0-0 G4-6-3 1B		4 1 3 0 0 0 1
Mary Throneberry, L OBP: 0.314, SLG: 0.473 (1, 3)	0-0 4-3		0-0 SF8 3-H			0-0 F9 2-3		0-0 G4-6-3 1-2f		3 0 0 1 0 0 3
Dick Williams, R OBP: 0.344, SLG: 0.409 (1, 5)		0-0 5-3	0-0 F8			0-0 3-H 1B		0-0 1B 2B		4 1 2 1 0 0 1
Danny Kravitz, L OBP: 0.287, SLG: 0.410 (1, 2)		0-0 FC5-4 BB 1B		0-0 F8		0-0 F8		0-0 SH1-4 1B		3 0 1 0 0 0 0 1 0 1 1 0 0 0
Pete Daley, R OBP: 0.311, SLG: 0.423 (9, PH)								0-0 2-H 1B		
Ken Hamlin, R OBP: 0.292, SLG: 0.247 (1, 6)		4-0 FC5-4 1-2 BB		0-3 K			0-0 F2	0-0 SH1-4		2 0 0 0 1 1 0
Ray Herbert, R OBP: 0.250, SLG: 0.200 (1, 1)		0-0 FC5-4		0-0 P5			0-0 FC6-4 1B	4-0 BB		2 0 0 0 0 0 2 1 0 1 0 0 0 0 0 0 0 0 0 0 0 0 0 0 0 1 0 0
Ray Jablonski, R OBP: 0.368, SLG: 0.214 (7, PH)										
Ken Johnson, R OBP: 0.174, SLG: 0.174 (8, 1)										
Whitey Herzog, L OBP: 0.367, SLG: 0.421 (9, PH)		1-2f 2-3								

Inning Stats	R: 1	H: 2	E: 0	K: 5	S: 5	L: 0	H: 1	LOB: 2	BB: 1	P: 8	R: 0	H: 2	E: 0	K: 5	S: 5	L: 0	H: 0	LOB: 0	BB: 0	P: 5	R: 0	H: 0	E: 0	K: 3	S: 3	L: 0	H: 2	E: 0	K: 4	S: 4	L: 1	H: 1	LOB: 1	BB: 0	P: 4	R: 0	H: 1	E: 0	K: 4	S: 4	L: 0	H: 1	E: 0	K: 3	S: 3	L: 0	H: 2	E: 0	K: 7	S: 7	L: 2	H: 2	LOB: 2	BB: 1	P: 11	1B: 8	2B: 3	3B: 0	HR: 0	SF: 1	SAC: 1	DP: 1	HBP: 0	WP: 0	PB: 0	SB: 0	CS: 0	PA: 38
PITCHER	IP	WLS	BF	H	R	ER	SO	BB	IBB	HBP	BLK	WP	HR	S	P	ERA	WHIP																																																			
Tex Clevenger, R ERA: 3.66 (1, 1)	7.1	W	31	9	3	3	1	1	0	0	0	0	0	32	36	3.68	1.364																																																			
Hal Woodeshick, L ERA: 4.35 (8, 1)	0.2		2	1	1	1	0	0	0	0	0	0	0	2	2	13.50	1.500																																																			
Ray Moore, R ERA: 3.71 (9, 1)	1.0	S	5	1	0	0	1	1	0	0	0	0	0	6	10	0.00	2.000																																																			

BOTTOM

Washington Senators @ Kansas City Athletics
Municipal Stadium, Kansas City, MO
Thu Aug 11 1960, 4:33 AM EDT
Att. 10,141 - Unknown

livebaseballscorecards.com

AB	34
R	4
H	11
RBI	4
BB	2
SO	2
LOB	17



Batter	1	2	3	4	5	6	7	8	9	AB R H RBI BB SO LOB
Russ Snyder, L (1, 9) OBP: 0.307, SLG: 0.368	0-0 6-3	0-0 4-3		0-0 4-3			0-0 4-3		0-0 FC3-6 1B	5 0 1 0 0 0 4
Jerry Lumpe, L (1, 4) OBP: 0.322, SLG: 0.365	0-0 L8		0-0 L6-4 2B		0-0 3-1		0-0 3-1		0-0 FC3-6 DI G3 1-2f 2-3	5 0 1 0 0 0 2
Mary Throneberry, L (1, 3) OBP: 0.311, SLG: 0.463	4-0 1B BB		0-0 L6-4 2-3		0-0 F8		0-0 P6		0-0 G3 1-2 3-H	4 0 0 1 1 0 2
Norm Siebern, L (1, 7) OBP: 0.384, SLG: 0.522	0-0 FC5-4 1B		0-0 L9		0-0 4-3			0-0 HR	0-3 K 2-3	5 1 2 1 0 1 1
Dick Williams, R (1, 5) OBP: 0.343, SLG: 0.411	0-0 FC5-4 1-2f			0-0 F7		0-0 6-3 2B		0-0 F7		4 0 1 0 0 0 2
Danny Kravitz, L (1, 2) OBP: 0.294, SLG: 0.431		0-0 G3		0-0 1B 1B		0-0 F7		0-0 SF8 3B		4 2 2 0 0 0 1
Bill Tuttle, R (1, 8) OBP: 0.317, SLG: 0.322		0-0 E1 1-3 1B		0-0 1B 1-2 1B		0-0 6-3 2-3		0-0 SF8 3-H		3 0 1 1 0 0 1
Ken Hamlin, R (1, 6) OBP: 0.297, SLG: 0.251		0-0 1-3 1-2 1B		0-0 1-3 2-H 1B		4-0 BB BB BB		0-0 5-3		3 0 2 1 1 0 0
Bud Daley, L (1, 1) OBP: 0.254, SLG: 0.172		0-0 1-3		0-0 4-3		0-0 1-3			0-0 FC3-6 G3 2B	3 0 0 0 0 0 6
Ned Garver, R (6, 1) OBP: 0.143, SLG: 0.154										0 0 0 0 0 0 0
Whitey Herzog, L (9, PH) OBP: 0.370, SLG: 0.428										1 1 1 0 0 0 0

Inning Stats	R: 0 E: 0 K: 0 S: 4	H: 1 LOB: 2 BB: 1 P: 8	R: 0 E: 1 K: 0 S: 5	H: 1 LOB: 2 BB: 0 P: 5	R: 0 E: 0 K: 0 S: 3	H: 1 LOB: 0 BB: 0 P: 3	R: 1 E: 0 K: 0 S: 6	H: 3 LOB: 2 BB: 0 P: 6	R: 0 E: 0 K: 0 S: 3	H: 0 LOB: 0 BB: 0 P: 3	R: 0 E: 0 K: 0 S: 4	H: 1 LOB: 2 BB: 1 P: 8	R: 0 E: 0 K: 0 S: 3	H: 0 LOB: 0 BB: 0 P: 3	R: 2 E: 0 K: 0 S: 5	H: 2 LOB: 0 BB: 0 P: 5	R: 1 E: 0 K: 1 S: 7	H: 2 LOB: 1 BB: 0 P: 7	1B: 6 2B: 4 3B: 1 HR: 1	SF: 1 SAC: 0 DP: 1 HBP: 0	WP: 0 PA: 40
--------------	------------------------------	---------------------------------	------------------------------	---------------------------------	------------------------------	---------------------------------	------------------------------	---------------------------------	------------------------------	---------------------------------	------------------------------	---------------------------------	------------------------------	---------------------------------	------------------------------	---------------------------------	------------------------------	---------------------------------	----------------------------------	------------------------------------	-----------------

PITCHER	IP	WLS	BF	H	R	ER	SO	BB	IBB	HBP	BLK	WP	HR	S	P	ERA	WHIP
Bob Shaw, R (1, 1) ERA: 3.7	8.0	W	35	9	3	3	0	2	0	0	0	0	1	33	41	3.38	1.375
Gerry Staley, R (9, 1) ERA: 1.96	1.0	S	5	2	1	1	1	0	0	0	0	0	0	7	7	9.00	2.000

Kansas City Athletics @ Chicago White Sox
Comiskey Park, Chicago, IL
Fri Aug 12 1960, 4:33 AM EDT
Att. 8,439 - Unknown

AB	37
R	4
H	11
RBI	4
BB	2
SO	1
LOB	19



Batter	1	2	3	4	5	6	7	8	9	AB	R	H	RBI	BB	SO	LOB
Jim Landis, R OBP: 0.367, SLG: 0.377 (1, 8)	0-3 K	0-0 3-1		0-0 FC5		0-0 BB HBP 1B	0-0 F7			5	1	1	1	0	1	5
Nellie Fox, L OBP: 0.337, SLG: 0.359 (1, 4)	0-0 1B		0-0 P6		0-0 3-1	1-0 BB 1B HBP		0-0 5-3		4	1	1	0	0	0	0
Roy Sievers, R OBP: 0.420, SLG: 0.564 (1, 3)	0-0 1-2 1B		4-0 5-3 BB		0-0 F8	4-0 BB 1B BB		0-0 6-3		3	0	1	1	2	0	0
Minnie Minoso, R OBP: 0.388, SLG: 0.475 (1, 7)	0-3 K		0-0 5-3		0-0 F7	0-0 1-2 2-3 3-H FC4-6 1B		0-0 F2		5	0	1	2	0	1	3
Gene Freese, R OBP: 0.322, SLG: 0.506 (1, 5)	0-0 F7		0-3 K			0-0 2B 2B				4	1	1	0	0	1	5
Al Smith, R OBP: 0.375, SLG: 0.450 (1, 9)		0-0 SH1 2B		0-0 F8		0-0 E 2B				4	1	2	1	0	0	2
Luis Aparicio, R OBP: 0.318, SLG: 0.341 (1, 6)		0-0 E5 SH1		0-0 FC5 1B		0-0 E8 1B 1B		0-0 6-3		4	1	2	1	0	0	1
Sherm Lollar, R OBP: 0.343, SLG: 0.391 (1, 2)		0-0 F7		0-0 1-2 1B		0-3 K		0-3 K		4	0	1	0	0	2	3
Bob Shaw, R OBP: 0.185, SLG: 0.104 (1, 1)		0-0 SH1		0-3 K		4-0 HBP 1B BB		0-0 1B		2	1	1	0	1	1	2
Gerry Staley, R OBP: 0.353, SLG: 0.231 (9, 1)		1-2 2-3								0	0	0	0	0	0	0

Inning Stats	R: 0	H: 2	E: 0	K: 2	S: 9	LOB: 2	BB: 0	P: 9	R: 0	H: 1	E: 1	K: 0	S: 5	LOB: 2	BB: 0	P: 5	R: 0	H: 0	E: 0	K: 1	S: 5	LOB: 1	BB: 1	P: 9	R: 0	H: 2	E: 0	K: 1	S: 7	LOB: 2	BB: 0	P: 7	R: 0	H: 0	E: 0	K: 0	S: 3	LOB: 0	BB: 0	P: 3	R: 6	H: 5	E: 1	K: 1	S: 10	LOB: 2	BB: 2	P: 19	R: 0	H: 1	E: 0	K: 1	S: 6	LOB: 1	BB: 0	P: 6	R: 0	H: 0	E: 0	K: 0	S: 3	LOB: 0	BB: 0	P: 3
AB	35																																																															
R	6																																																															
H	11																																																															
RBI	6																																																															
BB	3																																																															
SO	6																																																															
LOB	21																																																															
PITCHER	IP	WLS	BF	H	R	ER	SO	BB	IBB	HBP	BLK	WP	HR	S	P	ERA	WHIP																IP	WLS	BF	H	R	ER	SO	BB	IBB	HBP	BLK	WP	HR	S	P	ERA	WHIP															
Bud Daley, L ERA: 4.42 (1, 1)	5.1	L	29	9	6	6	5	2	0	1	0	0	0	36	45	10.12	2.062																																															
Ned Garver, R ERA: 5.66 (6, 1)	2.2		11	2	0	0	1	1	0	0	0	0	0	12	16	0.00	1.125																																															

BOTTOM

Kansas City Athletics @ Chicago White Sox
Comiskey Park, Chicago, IL
Fri Aug 12 1960, 4:33 AM EDT
Att. 8,439 - Unknown

livebaseballscorecards.com

AB	35
R	6
H	11
RBI	6
BB	3
SO	6
LOB	21



WP: 0	PA: 40
PB: 0	SB: 0
CS: 0	

Batter	1	2	3	4	5	6	7	8	9	AB R H RBI BB SO LOB	TOP	
Jerry Lumpe, L (1, 4) OBP: 0.323, SLG: 0.364	0-3 K		0-0 6-3	0-0 6-3			4-0 G4-6-3 BB		0-0 G6-4-3 1B	4 0 1 0 1 1 1	Kansas City Athletics @ Chicago White Sox Comiskey Park, Chicago, IL Sat Aug 13 1960, 4:33 AM EDT Att: 14,189 - Unknown livebaseballscorecards.com	
Bill Tuttle, R (1, 8) OBP: 0.316, SLG: 0.320	0-3 K		0-0 2B 1B		0-0 F9	0-0 G4-6-3 1-2f		0-0 G6-4-3 1-2f	5 1 1 0 0 1 2			
Ray Jablonski, R (1, 5) OBP: 0.409, SLG: 0.353 Bob Davis, R (6, 1) OBP: 0.500, SLG: 0.500	0-0 FC6-4 1B		0-0 2B 2B		0-0 F3		0-0 1B		3 1 2 1 0 0 0 1 0 1 0 0 0 0			
Norm Siebern, L (1, 7) OBP: 0.382, SLG: 0.520 Whitey Herzog, L (4, 7) OBP: 0.367, SLG: 0.424	0-0 FC6-4 1-2f		0-3 K		0-0 F7		0-3 K		2 0 0 0 0 1 2 2 0 0 0 0 1 1			
Dick Williams, R (1, 3) OBP: 0.345, SLG: 0.415 (6, 5)		0-0 6-3	0-0 2B			0-0 BB 1B 1B		0-0 F5	4 0 2 1 0 0 0			
Pete Daley, R (1, 2) OBP: 0.301, SLG: 0.409		0-0 5-3	0-0 F9			0-0 P6		0-0 F8	4 0 0 0 0 0 2			
Russ Snyder, L (1, 9) OBP: 0.310, SLG: 0.367		0-0 E3 2B		0-0 4-3		0-0 BB 1-2 1B		4-0 BB	3 1 1 0 1 0 0			
Ken Hamlin, R (1, 6) OBP: 0.302, SLG: 0.258		0-0 1-H 2B		0-0 SH1-3 1B		4-0 BB 1-2 2-3 BB		0-3 K	3 0 2 1 1 1 1			
John Tsitouris, R (1, 1) John Briggs, R (4, 1) OBP: 0.125, SLG: 0.125 Marty Kutyna, R (4, 1) OBP: 0.200, SLG: 0.200 Mary Throneberry, L (6, PH) OBP: 0.308, SLG: 0.458 (6, 3)		0-0 6-3		0-0 SH1-3 1-2		0-0 G6-3 1-2f		0-3 K	1 0 0 0 0 0 1 0 0 0 0 0 0 0 0 0 0 0 0 0 0 2 0 0 0 0 1 3			
Inning Stats	R: 0 H: 1 E: 0 LOB: 1 K: 2 BB: 0 S: 8 P: 8	R: 1 H: 1 E: 1 LOB: 1 K: 0 BB: 0 S: 5 P: 5	R: 2 H: 3 E: 0 LOB: 1 K: 1 BB: 0 S: 8 P: 8	R: 0 H: 1 E: 0 LOB: 1 K: 0 BB: 0 S: 4 P: 4	R: 0 H: 0 E: 0 LOB: 0 K: 0 BB: 0 S: 3 P: 3	R: 0 H: 2 E: 0 LOB: 2 K: 0 BB: 1 S: 4 P: 8	R: 0 H: 1 E: 0 LOB: 1 K: 1 BB: 1 S: 5 P: 9	R: 0 H: 0 E: 0 LOB: 1 K: 1 BB: 1 S: 5 P: 9	R: 0 H: 1 E: 0 LOB: 0 K: 1 BB: 0 S: 5 P: 5	1B: 7 SF: 0 2B: 3 SAC: 1 3B: 0 DP: 3 HR: 0 HBP: 0		WP: 0 PA: 38 PB: 0 SB: 0 CS: 0
PITCHER Frank Baumann, L (1, 1) ERA: 2.49 Dick Donovan, R (4, 1) ERA: 5.08	IP WLS BF H R ER SO BB IBB HBP BLK WP HR S P ERA WHIP											PITCHER IP WLS BF H R ER SO BB IBB HBP BLK WP HR S P ERA WHIP



Batter	1	2	3	4	5	6	7	8	9	AB	R	H	RBI	BB	SO	LOB
Jim Landis, R (1, 8) OBP: 0.369, SLG: 0.376	0-0 F2		1-0 F8 1B 1-2 HBP	0-0 E1 1-3 HR 2-H 1B		0-0 SH3-4	0-0 8-2-5			3	1	1	0	0	0	2
Nellie Fox, L (1, 4) OBP: 0.335, SLG: 0.357	0-0 F8		0-0 1B 1-2 2-H	0-0 G3		0-0 3-1		0-0 F7		5	0	1	1	0	0	3
Roy Sievers, R (1, 3) OBP: 0.422, SLG: 0.576	0-0 WP 2B		0-0 P3	0-0 HR 2-H 3-H		4-0 1B BB		0-3 K		4	1	2	3	1	1	2
Minnie Minoso, R (1, 7) OBP: 0.390, SLG: 0.478	4-0 2B		0-0 F8	0-0 2B		0-0 1B		0-3 K		4	0	2	1	1	1	2
Gene Freese, R (1, 5) OBP: 0.318, SLG: 0.498	0-3 K2-3		0-0 1-3	0-0 F7		0-0 6-3		0-3 K		5	0	0	0	0	2	8
Al Smith, R (1, 9) OBP: 0.376, SLG: 0.453		0-0 G4-6-3 1B		0-0 1B 2B		0-0 F7		0-0 3-1		4	1	2	0	0	0	0
Luis Aparicio, R (1, 6) OBP: 0.320, SLG: 0.343		0-0 G4-6-3		0-0 FC2-5 1B 2-H		0-0 F9		0-0 1B 2B 1B		4	1	2	1	0	0	1
Sherm Lollar, R (1, 2) OBP: 0.345, SLG: 0.391		0-0 5-3		4-0 1B FC2-5 1-2 E BB		0-0 F8		0-0 2B 1B		3	1	1	0	1	0	0
Frank Baumann, L (1, 1) OBP: 0.263, SLG: 0.125			4-0 1B HBP							0	0	0	0	0	0	0
Floyd Robinson, L (3, PH)										0	1	0	0	1	0	0
Dick Donovan, L (4, 1) OBP: 0.200, SLG: 0.174				1-2 2-3 E HR		3-1 1B SH3-4				3	2	2	1	0	0	2

Inning Stats	R: 0	H: 1	E: 0	LOB: 2	K: 1	S: 6	P: 10	R: 0	H: 1	E: 0	LOB: 0	K: 0	S: 3	R: 1	H: 1	E: 0	LOB: 2	K: 0	S: 4	R: 5	H: 5	E: 1	LOB: 1	K: 0	S: 8	R: 0	H: 0	E: 0	LOB: 0	K: 0	S: 3	R: 1	H: 2	E: 0	LOB: 2	K: 0	S: 5	R: 1	H: 3	E: 0	LOB: 1	K: 3	S: 10	R: 0	H: 0	E: 0	LOB: 1	K: 3	S: 10	

PITCHER	IP	WLS	BF	H	R	ER	SO	BB	IBB	HBP	BLK	WP	HR	S	P	ERA	WHIP
John Tsitouris, R (1, 1) ERA: 5.75	3.0		16	5	3	3	1	2	0	1	0	1	0	15	24	9.00	2.333
John Briggs, R (4, 1) ERA: 6.92	0.2	L	6	3	3	3	0	1	0	0	0	0	1	5	9	40.50	6.000
Marty Kutyna, R (4, 1) ERA: 3.08	1.1		4	0	0	0	0	0	0	0	0	0	0	4	4	0.00	0.000
Bob Davis, R (6, 1) ERA: 3.07	3.0		15	5	2	2	3	1	0	0	0	0	0	20	24	6.00	2.000

BOTTOM

Kansas City Athletics @ Chicago White Sox
Comiskey Park, Chicago, IL


Sat Aug 13 1960, 4:33 AM EDT
Att. 14,189 - Unknown

AB	35
R	8
H	13
RBI	7
BB	4
SO	4
LOB	20



WP	HR	S	P	ERA	WHIP
1	1	0	1	3.07	1.000
1	0	0	1	6.92	1.500
1	0	0	1	3.08	1.000
1	0	0	1	3.07	1.000

Batter	1	2	3	4	5	6	7	8	9	AB R H RBI BB SO LOB	TOP												
Bill Tuttle, R (1, 8) OBP: 0.315, SLG: 0.319	0-0 2-3			x 0-0 F8		x 0-0 6-3		x 0-0 1B		4 0 1 0 0 0 0	Kansas City Athletics @ Chicago White Sox Comiskey Park, Chicago, IL Sun Aug 14 1960, 4:33 AM EDT Unknown livebaseballscorecards.com												
Jerry Lumpe, L (1, 4) OBP: 0.323, SLG: 0.363	0-0 4-3			x 0-0 G4-3 1B		x 0-0 3-1		x 0-0 4-3		4 0 1 0 0 0 1													
Ray Jablonski, R (1, 5) OBP: 0.346, SLG: 0.286	0-0 F7			x 0-0 G4-3 1-2f		x 0-0 P5		x 0-0 5-3		4 0 0 0 0 0 1													
Norm Siebern, L (1, 7) OBP: 0.381, SLG: 0.525		x 0-0 L8		x 0-0 F5		x 0-0 HR		x 0-0 6-3		4 1 1 1 0 0 0													
Dick Williams, R (1, 3) OBP: 0.347, SLG: 0.431		x 0-0 P4		x 0-0 1B 2B		x 0-0 HR		x 0-0 F7		4 2 2 1 0 0 0													
Pete Daley, R (1, 2) OBP: 0.302, SLG: 0.408		x 0-0 2-3		x 0-0 2-H 1B		x 0-0 5-3				3 0 1 1 0 0 0													
Russ Snyder, L (1, 9) OBP: 0.306, SLG: 0.362			x 0-0 4-3	0-3 K	x 0-3 K	0-3 K				3 0 0 0 0 2 1													
Ken Hamlin, R (1, 6) OBP: 0.300, SLG: 0.256			0-3 K	0-0 F9			x 0-0 6-3			3 0 0 0 0 1 1													
Johnny Kucks, R (1, 1) OBP: 0.200, SLG: 0.158			0-3 K		x 0-0 F8		x 0-0 6-3			2 0 0 0 0 1 0													
Marty Kutyna, R (7, 1) OBP: 0.200, SLG: 0.200										0 0 0 0 0 0 0													
Hank Bauer, R (8, PH) OBP: 0.344, SLG: 0.392										1 0 0 0 0 0 0													
Bob Davis, R (8, 1) OBP: 0.500, SLG: 0.500										0 0 0 0 0 0 0													
Inning Stats	R: 0 E: 0 K: 0 S: 3	H: 0 LOB: 0 BB: 0 P: 3	R: 0 E: 0 K: 0 S: 3	H: 0 LOB: 0 BB: 0 P: 3	R: 0 E: 0 K: 2 S: 7	H: 0 LOB: 0 BB: 0 P: 7	R: 0 E: 0 K: 0 S: 3	H: 1 LOB: 0 BB: 0 P: 3	R: 1 E: 0 K: 1 S: 7	H: 2 LOB: 1 BB: 0 P: 7	R: 0 E: 0 K: 0 S: 3	H: 0 LOB: 0 BB: 0 P: 3	R: 2 E: 0 K: 1 S: 7	H: 2 LOB: 0 BB: 0 P: 7	R: 0 E: 0 K: 0 S: 4	H: 1 LOB: 1 BB: 0 P: 4	R: 0 E: 0 K: 0 S: 3	H: 0 LOB: 0 BB: 0 P: 3	1B: 3 2B: 1 3B: 0 HR: 2	SF: 0 SAC: 0 DP: 1 HBP: 0	WP: 0 PB: 0 SB: 0 CS: 0	PA: 32	
PITCHER Billy Pierce, L (1, 1) ERA: 3.29	IP 9.0	WLS W	BF 32	H 6	R 3	ER 3	SO 4	BB 0	IBB 0	HBP 0	BLK 0	WP 0	HR 2	S 40	P 40	ERA 3.00	WHIP 0.667					ERA 3.00	WHIP 0.667



Batter	1	2	3	4	5	6	7	8	9	AB	R	H	RBI	BB	SO	LOB
Jim Landis, R (1, 8) OBP: 0.369, SLG: 0.375	0-0 P4		0-0 1-3		0-0 1B 1B	0-0 P4		4-0 1B BB		4	2	1	0	1	0	1
Nellie Fox, L (1, 4) OBP: 0.338, SLG: 0.359	0-0 F8		0-0 F8		0-0 F8 1B 1B		0-0 2B 1B	0-0 1B 1B		5	3	3	0	0	0	0
Roy Sievers, R (1, 3) OBP: 0.427, SLG: 0.582	0-0 F9		0-0 1B		0-0 1B 1B		0-0 HR 2B	0-0 E7 1B		5	1	4	3	0	0	0
Minnie Minoza, R (1, 7) OBP: 0.386, SLG: 0.472		0-0 1-3	0-0 F8		0-0 F8		0-0 1-3	0-0 4-3		5	0	0	0	0	0	5
Gene Freese, R (1, 5) OBP: 0.320, SLG: 0.499		0-0 1B 1B		0-0 5-3		0-0 1B 1B		0-0 F8		4	1	2	1	0	0	1
Al Smith, R (1, 9) OBP: 0.380, SLG: 0.465		0-0 1B 1B		0-0 1B 2B		0-0 1-3		0-0 HR		4	2	3	2	0	0	2
Luis Aparicio, R (1, 6) OBP: 0.321, SLG: 0.344		0-0 1B 1B		0-0 CS 1B		0-0 E5		0-0 F9		4	0	2	2	0	0	0
Sherm Lollar, R (1, 2) OBP: 0.341, SLG: 0.386		0-0 F8		0-0 6-3		0-0 4-3		0-0 6-3		4	0	0	0	0	0	4
Billy Pierce, L (1, 1) OBP: 0.271, SLG: 0.222		0-0 4-3		0-0 5-3		0-0 1-3		0-3 K		4	0	0	0	0	1	3

Inning Stats	R: 0	H: 0	E: 0	K: 0	S: 3	LOB: 0	BB: 0	P: 3	R: 1	H: 3	E: 0	K: 0	S: 6	LOB: 2	BB: 0	P: 6	R: 0	H: 1	E: 0	K: 0	S: 4	LOB: 1	BB: 0	P: 4	R: 1	H: 2	E: 0	K: 0	S: 4	LOB: 0	BB: 0	P: 4	R: 2	H: 4	E: 0	K: 0	S: 7	LOB: 2	BB: 0	P: 7	R: 0	H: 0	E: 1	K: 0	S: 4	LOB: 1	BB: 0	P: 4	R: 3	H: 3	E: 0	K: 0	S: 6	LOB: 0	BB: 0	P: 6	R: 2	H: 2	E: 1	K: 1	S: 7	LOB: 1	BB: 1	P: 11
--------------	------	------	------	------	------	--------	-------	------	------	------	------	------	------	--------	-------	------	------	------	------	------	------	--------	-------	------	------	------	------	------	------	--------	-------	------	------	------	------	------	------	--------	-------	------	------	------	------	------	------	--------	-------	------	------	------	------	------	------	--------	-------	------	------	------	------	------	------	--------	-------	-------

PITCHER	IP	WLS	BF	H	R	ER	SO	BB	IBB	HBP	BLK	WP	HR	S	P	ERA	WHIP
Johnny Kucks, R (1, 1) ERA: 5.84	6.0	L	30	12	6	6	0	0	0	0	0	0	0	30	30	9.00	2.000
Marty Kutyna, R (7, 1) ERA: 3.19	1.0		4	1	1	1	0	0	0	0	0	0	1	4	4	9.00	1.000
Bob Davis, R (8, 1) ERA: 3.45	1.0		6	2	2	1	1	1	0	0	0	0	0	7	11	9.00	3.000

BOTTOM

Kansas City Athletics @ Chicago White Sox
Comiskey Park, Chicago, IL


Sun Aug 14 1960, 4:33 AM EDT
Unknown

AB	39
R	9
H	15
RBI	8
BB	1
SO	1
LOB	16



WP	PA	ERA	WHIP
0	40		

Batter	1	2	3	4	5	6	7	8	9	AB R H RBI BB SO LOB	TOP									
Russ Snyder, L (1, 9) OBP: 0.304, SLG: 0.363	0-0 6-3			0-0 F9		0-0 E 2B	0-0 1-3		0-0 1-3	5 1 1 0 0 0 2	Kansas City Athletics @ Chicago White Sox Comiskey Park, Chicago, IL Sun Aug 14 1960, 4:38 AM EDT Att: 24,477 - Unknown livebaseballscorecards.com									
Jerry Lumpe, L (1, 4) OBP: 0.322, SLG: 0.362	0-0 P6			0-0 4-3		0-0 F8		0-0 1B		4 0 1 0 0 0 1										
Marv Throneberry, L (1, 3) OBP: 0.302, SLG: 0.449	0-3 K			0-3 K		0-3 K		0-0 P4		4 0 0 0 0 3 2										
Whitey Herzog, L (1, 7) OBP: 0.366, SLG: 0.422		0-0 P6			0-0 1B 1B 1B	0-0 E9 2B 1B 2-H		0-0 F2		4 1 1 0 0 0 1										
Dick Williams, R (1, 5) OBP: 0.346, SLG: 0.432		0-0 P5			0-0 F2	0-0 1B 2B 1-3		0-0 4-3		4 0 1 0 0 0 2										
Danny Kravitz, L (1, 2) OBP: 0.301, SLG: 0.434		0-3 K			0-0 1B 1B 1-2	0-0 1B 2-3 3-H		0-3 K		4 0 2 1 0 2 0										
Bill Tuttle, R (1, 8) OBP: 0.315, SLG: 0.319			0-0 6-3		0-0 F5	0-0 6-3		0-0 1B 1B 1-3		4 0 1 0 0 0 4										
Ken Hamlin, R (1, 6) OBP: 0.302, SLG: 0.259			0-0 F8		0-0 1B 1-2 2-3		0-0 6-3		0-0 1B 1-3	4 0 2 0 0 0 0										
Don Larsen, R (1, 1) OBP: 0.130, SLG: 0.174 Ken Johnson, R (1, 1) OBP: 0.167, SLG: 0.167 Ray Jablonski, R (5, PH) OBP: 0.333, SLG: 0.273 Ned Garver, R (5, 1) OBP: 0.143, SLG: 0.154 Hank Bauer, R (7, PH) OBP: 0.342, SLG: 0.389 John Istaitieh, R (7, 1) Norm Siebern, L (9, PH) OBP: 0.380, SLG: 0.523			0-3 K		0-3 K		0-0 F7		0-0 1-3	0 0 0 0 0 0 0 1 0 0 0 0 1 0 1 0 0 0 0 1 3 0 0 0 0 0 0 0 1 0 0 0 0 0 0 0 0 0 0 0 0 0 1 0 0 0 0 0 2										
Inning Stats	R: 0 E: 0 K: 1 S: 5	H: 0 LOB: 0 BB: 0 P: 5	R: 0 E: 0 K: 1 S: 5	H: 0 LOB: 0 BB: 0 P: 5	R: 0 E: 0 K: 1 S: 5	H: 0 LOB: 0 BB: 0 P: 5	R: 0 E: 0 K: 1 S: 8	H: 3 LOB: 3 BB: 0 P: 8	R: 2 E: 1 K: 1 S: 9	H: 3 LOB: 2 BB: 0 P: 9	R: 0 E: 0 K: 0 S: 3	H: 0 LOB: 0 BB: 0 P: 3	R: 0 E: 0 K: 0 S: 4	H: 1 LOB: 1 BB: 0 P: 4	R: 0 E: 0 K: 1 S: 7	H: 2 LOB: 2 BB: 0 P: 7	1B: 7 2B: 2 3B: 0 HR: 0	SF: 0 SAC: 0 DP: 0 HBP: 0	WP: 0 PB: 0 SB: 0 CS: 0	PA: 37
PITCHER Early Wynn, R (1, 1) ERA: 4.26	IP: 9.0 WLS: W BF: 37 H: 9 R: 2 ER: 0 SO: 7 BB: 0 IBB: 0 HBP: 0 BLK: 0 WP: 0 HR: 0 S: 51 P: 51 ERA: 0.00 WHIP: 1.000																			



Batter	1	2	3	4	5	6	7	8	9
Jim Landis, R <small>(1, 8) OBP: 0.367, SLG: 0.372</small>	0-3 	0-0 		0-0 		0-0 		0-0 	
Nellie Fox, L <small>(1, 4) OBP: 0.341, SLG: 0.365</small>	0-0 	0-0 		0-0 		0-0 		0-0 	
Roy Sievers, R <small>(1, 3) OBP: 0.425, SLG: 0.578</small>	0-0 	0-0 		0-3 		0-0 			
Minnie Mingo, R <small>(1, 7) OBP: 0.385, SLG: 0.472</small>	0-0 	0-0 			0-0 			0-0 	
Gene Freese, R <small>(1, 5) OBP: 0.322, SLG: 0.500</small>	0-0 	0-0 			0-0 			4-0 	
Al Smith, R <small>(1, 9) OBP: 0.381, SLG: 0.464</small>	4-0 		0-0 		0-0 			0-0 	
Luis Aparicio, R <small>(1, 6) OBP: 0.323, SLG: 0.346</small>	0-0 		0-0 		0-0 			0-0 	
Joe Ginsberg, L <small>(1, 2) OBP: 0.358, SLG: 0.304</small>	0-0 		0-0 		0-0 			0-0 	
Early Wynn, S <small>(1, 1) OBP: 0.317, SLG: 0.315</small>		0-0 		0-0 		0-0 		0-0 	

Inning Stats	R: 3	H: 4	E: 0	K: 1	S: 9	P: 13	R: 2	H: 3	E: 0	K: 0	S: 6	P: 6	R: 0	H: 0	E: 0	K: 0	S: 3	R: 0	H: 1	E: 0	K: 1	S: 6	P: 6	R: 1	H: 1	E: 1	K: 0	S: 5	P: 5	R: 0	H: 1	E: 0	K: 0	S: 4	P: 4	R: 1	H: 1	E: 0	K: 0	S: 4	P: 8	R: 0	H: 0	E: 0	K: 0	S: 3	P: 3		
	LOB: 2	BB: 1					LOB: 1	BB: 0					LOB: 1	BB: 0				LOB: 1	BB: 0					LOB: 1	BB: 0				LOB: 1	BB: 0				LOB: 1	BB: 1			LOB: 1	BB: 1			LOB: 0	BB: 0			LOB: 0	BB: 0		

PITCHER	IP	WLS	BF	H	R	ER	SO	BB	IBB	HBP	BLK	WP	HR	S	P	ERA	WHIP
Don Larsen, R <small>ERA: 5.73</small>	(1, 1)	0.2	L	7	4	3	3	1	1	0	0	0	0	8	12	40.50	7.500
Ken Johnson, R <small>ERA: 4.0</small>	(1, 1)	3.1		14	4	2	1	0	0	0	0	0	1	16	16	5.40	1.200
Ned Garver, R <small>ERA: 5.48</small>	(5, 1)	2.0		9	2	1	0	0	0	0	0	0	0	9	9	0.00	1.000
John Tsitouris, R <small>ERA: 5.64</small>	(7, 1)	2.0		8	1	1	0	1	0	0	0	1	0	7	11	4.50	1.000

BOTTOM

Kansas City Athletics @ Chicago White Sox
 Comiskey Park, Chicago, IL

Sun Aug 14 1960, 4:38 AM EDT
 Att. 24,477 - Unknown

AB	R	H	RBI	BB	SO	LOB
5	1	1	0	0	1	0
4	1	3	0	0	0	0
4	1	1	0	0	1	3
4	1	1	1	0	0	2
3	2	1	1	1	0	2
3	0	1	0	1	0	1
4	0	2	4	0	0	1
4	0	0	0	0	0	4
4	1	1	1	0	0	0

AB	35
R	7
H	11
RBI	7
BB	2
SO	2
LOB	13

WP	HR	S	P	ERA	WHIP
1	0	3	3	0	0

PA: 38

1B	2B	3B	HR	SF	SAC	DP	HBP
7	3	0	1	0	0	0	0

Kansas City Athletics @ Cleveland Indians
 Cleveland Municipal Stadium, Cleveland, OH

Tue Aug 16 1960, 7:05 PM EDT
 Att. 6,358 - Unknown

livebaseballscorecards.com

AB	37
R	4
H	14
RBI	4
BB	1
SO	4
LOB	12



WP:	0	PA:	43
PB:	0		
SB:	0		
CS:	1		

AB R H RBI BB SO LOB

5	0	1	1	0	0	3
5	1	2	0	0	0	1
4	0	1	0	0	0	1
4	0	1	0	1	1	1
5	1	3	0	0	0	2
5	1	3	3	0	0	2
3	1	1	0	0	0	0
2	0	0	0	0	1	0
2	0	1	0	0	1	0
0	0	0	0	0	0	0
1	0	1	0	0	0	0
0	0	0	0	0	0	0
1	0	0	0	0	1	2

Batter 1 2 3 4 5 6 7 8 9 10

<p>Ken Aspromonte, R (1, 5) OBP: 0.373, SLG: 0.388</p>	<p>Johnny Temple, R (1, 4) OBP: 0.334, SLG: 0.329</p>	<p>Harvey Kuenn, R (1, 9) OBP: 0.372, SLG: 0.408</p>	<p>Vic Power, R (1, 3) OBP: 0.331, SLG: 0.401</p>	<p>Jim Piersall, R (1, 8) OBP: 0.325, SLG: 0.456</p>	<p>Tito Francona, L (1, 7) OBP: 0.368, SLG: 0.425</p>	<p>Miguel de la Hoz, R (1, 6) OBP: 0.301, SLG: 0.425</p>	<p>Red Wilson, R (1, 2) OBP: 0.300, SLG: 0.277</p>	<p>Jack Harshman, L (1, 1) OBP: 0.167, SLG: 0.333</p>	<p>Barry Latman, R (7, 1) OBP: 0.211, SLG: 0.167</p>	<p>Bob Hale, L (7, PH) OBP: 0.263, SLG: 0.346</p>	<p>Bubba Phillips, R (7, PR) OBP: 0.251, SLG: 0.291</p>	<p>Don Newcombe, L (8, 1) OBP: 0.196, SLG: 0.163</p>
<p>Inning Stats</p> <p>R: 0 H: 1 E: 0 K: 1 S: 6</p> <p>H: 1 LOB: 1 BB: 0 P: 6</p>	<p>R: 2 H: 2 E: 0 K: 1 S: 7</p> <p>H: 2 LOB: 0 BB: 0 P: 7</p>	<p>R: 0 H: 0 E: 0 K: 0 S: 3</p> <p>H: 0 LOB: 0 BB: 0 P: 3</p>	<p>R: 0 H: 0 E: 0 K: 0 S: 3</p> <p>H: 0 LOB: 0 BB: 0 P: 3</p>	<p>R: 0 H: 2 E: 0 K: 1 S: 6</p> <p>H: 2 LOB: 2 BB: 0 P: 6</p>	<p>R: 0 H: 2 E: 0 K: 0 S: 5</p> <p>H: 2 LOB: 2 BB: 0 P: 5</p>	<p>R: 1 H: 2 E: 0 K: 0 S: 5</p> <p>H: 2 LOB: 1 BB: 0 P: 5</p>	<p>R: 0 H: 1 E: 0 K: 0 S: 3</p> <p>H: 1 LOB: 0 BB: 0 P: 3</p>	<p>R: 0 H: 1 E: 0 K: 1 S: 6</p> <p>H: 1 LOB: 2 BB: 0 P: 7</p>	<p>R: 1 H: 3 E: 0 K: 0 S: 4</p> <p>H: 3 LOB: 3 BB: 1 P: 8</p>	<p>1B: 12 SF: 0</p> <p>2B: 1 2B: 1 SAC: 3</p> <p>3B: 0 DP: 0</p> <p>HR: 1 HBP: 1</p>		

PITCHER IP WLS BF H R ER SO BB IBB HBP BLK WP HR S P ERA WHIP

<p>Dick Hall, R (1, 1) ERA: 4.14</p> <p>6.1 27 9 3 3 3 0 0 0 0 0 0 1 33 33 4.26 1.421</p>	<p>Ken Johnson, R (7, 1) ERA: 3.97</p> <p>3.0 L 15 5 1 1 1 0 1 1 0 0 0 0 15 20 3.00 1.667</p>
---	---


BOTTOM

Batter	1	2	3	4	5	6	7	8	9	AB R H RBI BB SO LOB	TOP																													
Bill Tuttle, R (1, 8) OBP: 0.315, SLG: 0.319	0-0 1-6-3		0-0 E 1B		0-0 6-3			0-0 L7		4 1 1 1 0 0 0																														
Jerry Lumpe, L (1, 4) OBP: 0.323, SLG: 0.364	0-0 4-3		0-0 E9 L8 1B			0-0 FC3-6 1B		0-0 P3		4 0 2 0 0 0 0																														
Whitey Herzog, L (1, 9) OBP: 0.364, SLG: 0.417	0-0 F7		0-0 L8			0-0 FC3-6 G5-3 1B 1-2f		4-0 BB		3 0 0 0 1 0 2																														
Norm Siebern, L (1, 7) OBP: 0.380, SLG: 0.518		0-0 4-3	0-0 4-3			0-0 1-2 1B		0-0 L8		4 0 1 0 0 0 2																														
Dick Williams, R (1, 3) OBP: 0.349, SLG: 0.443				0-0 F6		0-0 G5-3 2-3f			0-0 F7	4 0 1 0 0 0 2																														
Andy Carey, R (1, 5) OBP: 0.277, SLG: 0.441		0-0 4-3 1-2		0-3 K		4-0 FC4-6 BB			0-0 P4	3 0 0 0 1 1 1																														
Danny Kravitz, L (1, 2) OBP: 0.291, SLG: 0.419		0-0 F9		0-0 F9			0-0 F7		0-0 4-3	4 0 0 0 0 0 2																														
Ken Hamlin, R (1, 6) OBP: 0.300, SLG: 0.257			0-0 SH3-4 1B		0-3 K		0-0 FC4-6 1-2f			2 1 1 0 0 1 0																														
Russ Snyder, L (7, PH) OBP: 0.303, SLG: 0.362										1 0 0 0 0 0 1																														
Bob Johnson, R (7, 6) OBP: 0.310, SLG: 0.221										0 0 0 0 0 0 0																														
Ray Herbert, R (1, 1) OBP: 0.246, SLG: 0.196			0-0 SH3-4		0-0 6-3		0-0 P4			1 0 0 0 0 0 0																														
Hank Bauer, R (7, PH) OBP: 0.339, SLG: 0.386										1 0 0 0 0 0 1																														
Marty Kutyna, R (7, 1) OBP: 0.200, SLG: 0.200										0 0 0 0 0 0 0																														
John Tsitouris, R (7, 1)										0 0 0 0 0 0 0																														
Inning Stats	R: 0 E: 0 K: 0 S: 3	H: 0 LOB: 0 BB: 0 P: 3	R: 0 E: 0 K: 0 S: 4	H: 1 LOB: 1 BB: 0 P: 4	R: 2 E: 1 K: 0 S: 6	H: 3 LOB: 1 BB: 0 P: 6	R: 0 E: 0 K: 1 S: 5	H: 0 LOB: 0 BB: 0 P: 5	R: 0 E: 0 K: 1 S: 5	H: 0 LOB: 0 BB: 0 P: 5	R: 0 E: 0 K: 0 S: 4	H: 2 LOB: 1 BB: 0 P: 4	R: 0 E: 0 K: 0 S: 3	H: 0 LOB: 1 BB: 1 P: 7	R: 0 E: 0 K: 0 S: 3	H: 0 LOB: 1 BB: 1 P: 7	R: 0 E: 0 K: 0 S: 3	H: 0 LOB: 0 BB: 0 P: 3	1B: 6 2B: 0 3B: 0 HR: 0	SF: 0 SAC: 1 DP: 1 HBP: 0	WP: 0 PB: 0 SB: 0 CS: 0	PA: 34																		
PITCHER Frank Lary, R (1, 1) ERA: 3.46	IP 9.0	WLS W	BF 34	H 6	R 2	ER 2	SO 2	BB 2	IBB 0	HBP 0	BLK 0	WP 0	HR 0	S 36	P 44	ERA 2.00	WHIP 0.889						PITCHER	IP 9.0	WLS W	BF 34	H 6	R 2	ER 2	SO 2	BB 2	IBB 0	HBP 0	BLK 0	WP 0	HR 0	S 36	P 44	ERA 2.00	WHIP 0.889

Kansas City Athletics @ Detroit Tigers
 Briggs Stadium, Detroit, MI
 Wed Aug 17 1960, 7:05 PM EDT
 Att: 14,364 - Unknown

livebaseballscorecards.com

AB	31
R	2
H	6
RBI	1
BB	2
SO	2
LOB	11



Batter	1	2	3	4	5	6	7	8	9	AB	R	H	RBI	BB	SO	LOB
Eddie Yost, R OBP: 0.412, SLG: 0.366 Neil Chrissy, L OBP: 0.304, SLG: 0.411 Coot Veal, R OBP: 0.478, SLG: 0.444	0-3 K	0-0 F9		4-0 BB		0-0 HBP 5-3 1B	0-0 FC4-6 BB			3	0	1	0	1	1	1
Chico Fernandez, R OBP: 0.311, SLG: 0.329	0-0 HR 1B		0-0 S BB 1B	0-0 G5-3		0-0 5-3	4-0 BB			4	1	2	0	1	0	3
Norm Cash, L OBP: 0.390, SLG: 0.486	0-0 HR		0-0 P3		0-0 F8	4-0 HBP BB	0-0 3-1			4	1	1	2	1	0	3
Charlie Maxwell, L OBP: 0.332, SLG: 0.450	0-0 FC5-4 1B		4-0 S BB		1-0 1B HBP	1-0 HBP		0-0 P3		2	1	1	0	1	0	0
Rocky Colavito, R OBP: 0.335, SLG: 0.486	0-0 L7		0-3 K		0-0 1B 1B	0-0 L7		0-0 6-3		5	0	1	0	0	1	6
Al Kaline, R OBP: 0.320, SLG: 0.369	0-0 FC5-4		4-0 IBB		0-0 L7		0-0 SH3 1B 2B	4-0 BB		3	1	1	0	2	0	3
Ozzie Virgil, R OBP: 0.250, SLG: 0.348		0-0 SH1-3 1B		0-0 1-3		0-0 1-2 2-H 1B	0-0 SH3	0-0 5-3		4	0	2	1	0	0	4
Harry Chitt, R OBP: 0.272, SLG: 0.300		0-0 L8		0-0 6-3		0-0 F8	0-0 1B FC4-6 1B			4	1	1	1	0	0	3
Frank Lary, R OBP: 0.222, SLG: 0.242		0-0 SH1-3		0-0 G5-3 BB 1B		0-0 P4	0-0 FC4-6 1B			3	0	2	0	0	0	0


Inning Stats	R: 2	H: 3	E: 0	K: 1	S: 8	LOB: 1	BB: 0	P: 8	R: 0	H: 1	E: 0	K: 0	S: 4	LOB: 1	BB: 0	P: 4	R: 0	H: 1	E: 0	K: 1	S: 6	LOB: 3	BB: 2	P: 14	R: 0	H: 1	E: 0	K: 0	S: 3	LOB: 1	BB: 1	P: 7	R: 1	H: 2	E: 0	K: 0	S: 5	LOB: 2	BB: 0	P: 6	R: 0	H: 1	E: 0	K: 0	S: 4	LOB: 3	BB: 1	P: 9	R: 2	H: 3	E: 0	K: 0	S: 6	LOB: 2	BB: 1	P: 10	R: 0	H: 0	E: 0	K: 0	S: 3	LOB: 1	BB: 1	P: 7
--------------	------	------	------	------	------	--------	-------	------	------	------	------	------	------	--------	-------	------	------	------	------	------	------	--------	-------	-------	------	------	------	------	------	--------	-------	------	------	------	------	------	------	--------	-------	------	------	------	------	------	------	--------	-------	------	------	------	------	------	------	--------	-------	-------	------	------	------	------	------	--------	-------	------

PITCHER																	1B: 10	SF: 0	WP: 0	PA: 43
IP	WLS	BF	H	R	ER	SO	BB	IBB	HBP	BLK	WP	HR	S	P	ERA	WHIP	2B: 1	SAC: 2	PB: 0	
																	3B: 0	DP: 1	SB: 2	
																	HR: 1	HBP: 2	CS: 0	
Ray Herbert, R ERA: 3.47	(1, 1)	6.0	L	32	9	3	2	3	1	0	0	1	30	48	4.50	2.000				
Marty Kutyna, R ERA: 3.5	(7, 1)	0.1		4	3	2	0	0	0	0	0	0	4	4	54.00	9.000				
John Tsitouris, R ERA: 5.25	(7, 1)	1.2		7	0	0	0	2	0	0	0	0	5	13	0.00	1.200				

BOTTOM

Kansas City Athletics @ Detroit Tigers
 Briggs Stadium, Detroit, MI
 Wed Aug 17 1960, 7:05 PM EDT
 Att. 14,364 - Unknown

AB	33
R	5
H	12
RBI	5
BB	6
SO	2
LOB	24



livebaseballscores.com

Batter	1	2	3	4	5	6	7	8	9	AB R H RBI BB SO LOB	TOP																																																						
Bill Tuttle, R (1, 8) OBP: 0.318, SLG: 0.321	0-0 6-3		0-0 6-3 1B		4-0 BB	0-0 FC4-6 1B		0-3 K		4 0 2 1 1 1 2	<p>Kansas City Athletics @ Detroit Tigers</p> <p>Briggs Stadium, Detroit, MI</p> <p>Thu Aug 18 1960, 4:33 AM EDT Att. 7,238 - Unknown</p>																																																						
Jerry Lumpe, L (1, 4) OBP: 0.320, SLG: 0.360	0-0 L8		0-0 6-3 1-2		0-0 P6	0-0 FC4-6 1-2f		0-0 FC4-6 1-2f		5 0 0 1 0 0 5																																																							
Hank Bauer, R (1, 9) OBP: 0.330, SLG: 0.375	0-0 F7		0-0 1-3		0-0 F2		0-0 G3	0-3 K		5 0 0 0 0 1 3																																																							
Dick Williams, R (1, 3) OBP: 0.350, SLG: 0.441			0-0 P6		4-0 BB		0-0 5-3	0-0 F5	0-0 G4-6-3 1B	4 0 1 0 1 0 0																																																							
Norm Siebern, L (1, 7) OBP: 0.380, SLG: 0.515			4-0 1B BB		0-0 F2		0-0 BB FC6-4 1B	0-3 K	0-0 G4-6-3 1-2f	4 1 1 0 1 1 3																																																							
Andy Carey, R (1, 5) OBP: 0.265, SLG: 0.445			0-0 BB 1-3 1B		0-0 F9		0-0 FC6-4 1-2 BB 1B	0-0 BB 1B 1B	0-0 P5	5 2 3 0 0 0 0																																																							
Pete Daley, R (1, 2) OBP: 0.299, SLG: 0.394			0-0 F2		0-0 F7		4-0 BB 1-2 2-3 FC6-4 BB	0-0 BB 1-2 1B 1B		3 1 1 0 1 0 2																																																							
Ken Hamlin, R (1, 6) OBP: 0.300, SLG: 0.255			4-0 BB 1-2 BB		0-0 L8		0-0 FC6-4 1B 1-2f 2-3 3-H 1B	4-0 1B 1-2 2-3 FC4-6 BB		2 1 0 1 1 0 2																																																							
Russ Snyder, L (8, PH) OBP: 0.306, SLG: 0.362										0 1 0 0 1 0 0																																																							
Bob Johnson, R (8, 6) OBP: 0.310, SLG: 0.221										0 0 0 0 0 0 0																																																							
Bud Daley, L (1, 1) OBP: 0.246, SLG: 0.167			0-0 4-3							2 0 0 0 0 1 3																																																							
Ray Jablonski, R (6, PH) OBP: 0.357, SLG: 0.304						0-3 K				1 0 1 1 0 0 0																																																							
Ned Garver, R (6, 1) OBP: 0.143, SLG: 0.154										0 0 0 0 0 0 0																																																							
Mary Throneberry, L (8, PH) OBP: 0.306, SLG: 0.452										1 0 1 2 0 0 0																																																							
Ken Johnson, R (8, 1) OBP: 0.160, SLG: 0.160										0 0 0 0 0 0 0																																																							
Inning Stats	R: 0 E: 0 K: 0 S: 3 H: 0 LOB: 0 BB: 0 P: 3	R: 0 E: 0 K: 0 S: 4 H: 1 LOB: 3 BB: 2 P: 12	R: 0 E: 0 K: 0 S: 4 H: 1 LOB: 2 BB: 1 P: 8	R: 0 E: 0 K: 0 S: 3 H: 0 LOB: 0 BB: 0 P: 3	R: 0 E: 0 K: 1 S: 5 H: 0 LOB: 1 BB: 1 P: 9	R: 3 E: 0 K: 0 S: 7 H: 4 LOB: 2 BB: 1 P: 11	R: 0 E: 0 K: 1 S: 5 H: 0 LOB: 0 BB: 0 P: 5	R: 3 E: 0 K: 2 S: 10 H: 3 LOB: 1 BB: 1 P: 14	R: 0 E: 0 K: 0 S: 3 H: 1 LOB: 0 BB: 0 P: 3	1B: 10 2B: 0 3B: 0 HR: 0 SF: 0 SAC: 0 DP: 1 HBP: 0	WP: 0 PB: 0 SB: 0 CS: 0 PA: 42																																																						
PITCHER	IP WLS BF H R ER SO BB IBB HBP BLK WP HR S P ERA WHIP	<table border="1"> <thead> <tr> <th>PITCHER</th> <th>IP</th> <th>WLS</th> <th>BF</th> <th>H</th> <th>R</th> <th>ER</th> <th>SO</th> <th>BB</th> <th>IBB</th> <th>HBP</th> <th>BLK</th> <th>WP</th> <th>HR</th> <th>S</th> <th>P</th> <th>ERA</th> <th>WHIP</th> </tr> </thead> <tbody> <tr> <td>Pete Burnside, L (1, 1) ERA: 3.88</td> <td>5.2</td> <td>W</td> <td>27</td> <td>5</td> <td>3</td> <td>3</td> <td>1</td> <td>5</td> <td>0</td> <td>0</td> <td>0</td> <td>0</td> <td>0</td> <td>24</td> <td>44</td> <td>4.76</td> <td>1.765</td> </tr> <tr> <td>Dave Sisler, R (6, 1) ERA: 2.28</td> <td>3.1</td> <td>S</td> <td>15</td> <td>5</td> <td>3</td> <td>3</td> <td>3</td> <td>1</td> <td>0</td> <td>0</td> <td>0</td> <td>0</td> <td>0</td> <td>20</td> <td>24</td> <td>8.10</td> <td>1.800</td> </tr> </tbody> </table>										PITCHER	IP	WLS	BF	H	R	ER	SO	BB	IBB	HBP	BLK	WP	HR	S	P	ERA	WHIP	Pete Burnside, L (1, 1) ERA: 3.88	5.2	W	27	5	3	3	1	5	0	0	0	0	0	24	44	4.76	1.765	Dave Sisler, R (6, 1) ERA: 2.28	3.1	S	15	5	3	3	3	1	0	0	0	0	0	20	24	8.10	1.800
PITCHER	IP	WLS	BF	H	R	ER	SO	BB	IBB	HBP	BLK	WP	HR	S	P	ERA	WHIP																																																
Pete Burnside, L (1, 1) ERA: 3.88	5.2	W	27	5	3	3	1	5	0	0	0	0	0	24	44	4.76	1.765																																																
Dave Sisler, R (6, 1) ERA: 2.28	3.1	S	15	5	3	3	3	1	0	0	0	0	0	20	24	8.10	1.800																																																

Kansas City Athletics @ Detroit Tigers

Briggs Stadium, Detroit, MI

Thu Aug 18 1960, 4:33 AM EDT
Att. 7,238 - Unknown

livebaseballscorecards.com



AB	36
R	6
H	10
RBI	6
BB	6
SO	4
LOB	20

Batter	1	2	3	4	5	6	7	8	9	AB	R	H	RBI	BB	SO	LOB
Ozzie Virgil, R OBP: 0.247, SLG: 0.366 (1, 4)	0-0 F3		0-0 1B 3B		0-3 K	0-0 4-3		0-0 4-3		5	1	1	0	0	1	2
Chico Fernandez, R OBP: 0.315, SLG: 0.332 (1, 6)	0-0 1B SF8 1B		0-0 HR 1B		0-0 1B		0-3 K	0-0 1-3		5	2	3	1	0	1	0
Al Kaline, R OBP: 0.325, SLG: 0.384 (1, 8)	0-0 1-3 1B		0-0 L3		0-0 HR		0-0 2B	0-0 2B E 1B		5	3	4	1	0	0	1
Rocky Colavito, R OBP: 0.337, SLG: 0.495 Neil Chrisley, L OBP: 0.306, SLG: 0.417 (1, 9) (5, PR) (6, 9)	0-0 SF8		0-0 HR		1-0 FC4-6 HBP		0-0 F9	0-0 E9 HR 2B		1	1	1	3	0	0	0
Steve Bilko, R OBP: 0.270, SLG: 0.375 Norm Cash, L OBP: 0.392, SLG: 0.500 (1, 3) (7, PR) (8, 3)	0-0 1-3		0-0 F8		0-0 FC4-6		0-0 2B	0-0 HR		4	0	1	1	0	0	2
Charlie Maxwell, L OBP: 0.332, SLG: 0.446 (1, 7)		0-0 F7		4-0 G6-4-3 BB		0-3 K	4-0 BB 2B IBB	0-0 F7		3	1	0	0	2	1	0
Harry Chiti, R OBP: 0.276, SLG: 0.301 (1, 2)		0-0 6-3		0-0 G6-4-3		0-0 1B	4-0 2B BB			3	0	1	0	1	0	1
Coot Veal, R OBP: 0.519, SLG: 0.524 (1, 5)		0-0 F7		4-0 BB		0-0 1B	0-0 2B			3	0	2	2	1	0	0
Pete Burnside, R OBP: 0.222, SLG: 0.160 Dave Sisler, R OBP: 0.154, SLG: 0.083 (1, 1) (6, 1)			0-3 K		0-0 F2		0-3 K	0-0 L1		2	0	0	0	0	1	1
										2	0	0	0	0	1	4

Inning Stats	R: 1	H: 2	E: 0	K: 0	S: 5	LOB: 1	BB: 0	P: 5	R: 0	H: 0	E: 0	K: 0	S: 3	LOB: 0	BB: 0	P: 3	R: 3	H: 3	E: 0	K: 1	S: 8	LOB: 0	BB: 0	P: 8	R: 0	H: 0	E: 0	K: 0	S: 2	LOB: 1	BB: 2	P: 7	R: 1	H: 2	E: 0	K: 2	S: 9	LOB: 2	BB: 0	P: 9	R: 3	H: 3	E: 0	K: 1	S: 8	LOB: 2	BB: 2	P: 16	R: 3	H: 3	E: 1	K: 0	S: 6	LOB: 0	BB: 0	P: 6
--------------	------	------	------	------	------	--------	-------	------	------	------	------	------	------	--------	-------	------	------	------	------	------	------	--------	-------	------	------	------	------	------	------	--------	-------	------	------	------	------	------	------	--------	-------	------	------	------	------	------	------	--------	-------	-------	------	------	------	------	------	--------	-------	------

PITCHER	IP	WLS	BF	H	R	ER	SO	BB	IBB	HBP	BLK	WP	HR	S	P	ERA	WHIP
Bud Daley, L ERA: 4.55 (1, 1)	5.0	L	23	7	5	5	2	2	0	1	0	0	2	24	33	9.00	1.800
Ned Garver, R ERA: 5.73 (6, 1)	2.0		13	5	3	3	3	1	1	0	0	0	0	17	25	13.50	3.000
Ken Johnson, R ERA: 4.21 (8, 1)	1.0		6	3	3	3	0	0	0	0	0	0	1	6	6	27.00	3.000

BOTTOM

Kansas City Athletics @ Detroit Tigers
 Briggs Stadium, Detroit, MI
 Thu Aug 18 1960, 4:33 AM EDT
 Att. 7,238 - Unknown

AB	36
R	11
H	15
RBI	10
BB	4
SO	5
LOB	12

WP: 0 PA: 42
 PB: 0
 SB: 1
 CS: 0



PITCHER	IP	WLS	BF	H	R	ER	SO	BB	IBB	HBP	BLK	WP	HR	S	P	ERA	WHIP
---------	----	-----	----	---	---	----	----	----	-----	-----	-----	----	----	---	---	-----	------

Batter	1	2	3	4	5	6	7	8	9	AB R H RBI BB SO LOB	TOP											
Luis Aparicio, R (1, 6) OBP: 0.324, SLG: 0.345	0-0 1B 6-3 1B	0-0 E5 G3 1-2 2-H		0-0 5-3	0-0 2B 1B		0-0 6-3		0-0 6-3	6 2 2 2 0 0 1												
Nellie Fox, L (1, 4) OBP: 0.339, SLG: 0.359	0-0 1-3 1B	0-0 G3 1-2 2-3		4-0 BB	0-0 2B 1B		0-0 6-3			4 0 2 0 1 0 2												
Roy Sievers, R (1, 3) OBP: 0.418, SLG: 0.565	0-0 1-3 1-2	0-0 4-3		0-0 F4	0-0 2B			0-0 F6		5 0 1 2 0 0 5												
Minnie Minoso, R (1, 7) OBP: 0.383, SLG: 0.471	0-0 6-3 3-H		0-0 HR		0-0 F8			0-0 1B 1B		4 2 2 2 1 0 3												
Gene Freese, R (1, 5) OBP: 0.316, SLG: 0.497	0-0 F2		0-0 F8		0-0 FC5-2-5 2B	0-0 G6-4-3 1B		0-3 K 1-2		5 0 2 0 0 1 2												
Al Smith, R (1, 9) OBP: 0.380, SLG: 0.465		0-0 1B FC6-4 1B	H 1-0 HBP HBP		1-0 1B BB HBP	0-0 G6-4-3		0-0 1B		3 2 2 1 0 0 1												
Sherm Lollar, R (1, 2) OBP: 0.343, SLG: 0.381		0-0 FC6-4 1B	H 1-0 HBP		0-0 FC5-2-5 1B 1B	4-0 FC6-4 BB		0-0 F7		3 1 1 0 1 0 4												
Jim Landis, R (1, 8) OBP: 0.364, SLG: 0.379		0-0 FC6-4 E 1-2f 3-H	0-0 G6-4-3		0-0 1B 1B	0-0 FC6-4		0-3 K		5 2 1 1 0 1 4												
Early Wynn, S (1, 1) OBP: 0.324, SLG: 0.298		4-0 G3 E 1-2 BB		0-0 1-3	4-0 1B 2B BB		0-3 K		0-3 K	3 1 0 1 2 2 0												
Inning Stats	R: 1 E: 0 K: 0 S: 5	H: 2 LOB: 1 BB: 0 P: 5	R: 2 E: 1 K: 0 S: 6	H: 2 LOB: 2 BB: 1 P: 10	R: 1 E: 0 K: 0 S: 3	H: 1 LOB: 1 BB: 0 P: 5	R: 0 E: 0 K: 0 S: 3	H: 0 LOB: 1 BB: 1 P: 7	R: 5 E: 0 K: 0 S: 7	H: 5 LOB: 2 BB: 2 P: 16	R: 0 E: 0 K: 1 S: 5	H: 1 LOB: 1 BB: 0 P: 7	R: 0 E: 0 K: 1 S: 5	H: 0 LOB: 0 BB: 0 P: 5	R: 1 E: 0 K: 1 S: 7	H: 2 LOB: 1 BB: 0 P: 7	R: 0 E: 0 K: 2 S: 7	H: 0 LOB: 0 BB: 0 P: 7	1B: 10 2B: 2 3B: 0 HR: 1	SF: 0 SAC: 0 DP: 3 HBP: 3	WP: 0 PB: 0 SB: 2 CS: 0	PA: 46
PITCHER	IP WLS BF H R ER SO BB IBB HBP BLK WP HR S P ERA WHIP											PITCHER	IP WLS BF H R ER SO BB IBB HBP BLK WP HR S P ERA WHIP									
Johnny Kucks, R (1, 1) ERA: 5.93	0.1 L 3 2 1 1 0 0 0 0 0 0 0 3 3 27.00 6.000																					
John Tsitouris, R (1, 1) ERA: 5.54	2.0 13 3 3 2 0 1 0 0 2 0 0 1 10 16 9.00 2.000																					
Bob Davis, R (3, 1) ERA: 4.15	1.2 8 1 3 3 0 2 0 0 1 0 0 0 5 14 16.20 1.800																					
Marty Kutyna, R (5, 1) ERA: 3.95	0.2 6 4 2 2 0 1 0 0 0 0 0 0 5 9 27.00 7.500																					
John Briggs, R (5, 1) ERA: 6.44	4.1 16 3 1 1 4 1 0 0 0 0 0 0 23 27 2.08 0.923																					

Chicago White Sox @ Kansas City Athletics
Municipal Stadium, Kansas City, MO
Fri Aug 19 1960, 8:05 PM EDT
Att: 22,974 - Unknown

AB	38
R	10
H	13
RBI	9
BB	5
SO	4
LOB	22



WP: 0	PA: 46
-------	--------

Batter	1	2	3	4	5	6	7	8	9	AB R H RBI BB SO LOB
Russ Snyder, L OBP: 0.308, SLG: 0.363 (1, 9)	0-0 FC3-6 1B 1B		0-0 FC6-4 BB 1B		0-0 4-3		0-0 L7		0-0 F7	5 0 2 0 0 0 3
Jerry Lumpe, L OBP: 0.319, SLG: 0.359 (1, 4)	0-0 FC3-6 1B 1-2 1B		0-0 F8		0-0 3-1		0-0 4-3			4 0 1 0 0 0 2
Andy Carey, R OBP: 0.264, SLG: 0.438 (1, 5)	0-0 F5		4-0 FC6-4 BB 1-2		0-0 4-3		0-0 4-3			3 0 0 0 1 0 2
Norm Siebern, L OBP: 0.379, SLG: 0.511 (1, 7)	0-0 FC3-6 BB 1-2f 2-3		0-0 FC6-4 1-2f 2-3		4-0 1B BB		0-0 F8			3 0 0 0 1 0 4
Dick Williams, R OBP: 0.349, SLG: 0.436 (1, 3)	4-0 1-2 BB		0-0 F3		0-3 K		0-0 F7			3 0 0 0 1 1 3
Bill Tuttle, R OBP: 0.320, SLG: 0.323 (1, 8)	0-3 K			0-0 5-3		0-0 1-2 1B		0-0 BB 1B		4 0 2 0 0 1 3
Danny Kravitz, L OBP: 0.290, SLG: 0.413 (1, 2)		0-3 K		0-0 G4-6-3 1B		0-0 F8		0-0 F8		4 0 1 0 0 1 3
Ken Hamlin, R OBP: 0.302, SLG: 0.256 (1, 6)		0-0 F9		0-0 G4-6-3 1-2f		0-0 1B		4-0 1-2 BB		3 0 1 0 1 0 1
Johnny Kucks, R OBP: 0.220, SLG: 0.158 (1, 1)		0-3 K		0-3 K		0-0 F8		0-3 K		0 0 0 0 0 0 0
John Istouris, R OBP: 0.220, SLG: 0.158 (1, 1)										1 0 0 0 0 0 1 0
Bob Davis, R OBP: 0.500, SLG: 0.500 (3, 1)										0 0 0 0 0 0 0 0
Marty Kulyna, R OBP: 0.200, SLG: 0.200 (5, 1)										0 0 0 0 0 0 0 0
John Briggs, R OBP: 0.100, SLG: 0.100 (5, 1)										2 0 0 0 0 0 1 1
Marv Throneberry, L OBP: 0.304, SLG: 0.449 (9, PH)										1 0 0 0 0 0 1 2

Inning Stats	R: 0	H: 2	E: 0	K: 1	S: 7	LOB: 3	BB: 1	P: 11	R: 0	H: 0	E: 0	K: 2	S: 7	LOB: 0	BB: 0	P: 7	R: 0	H: 1	E: 0	K: 0	S: 4	LOB: 2	BB: 1	P: 8	R: 0	H: 1	E: 0	K: 0	S: 3	LOB: 0	BB: 0	P: 3	R: 0	H: 1	E: 0	K: 1	S: 6	LOB: 2	BB: 1	P: 10	R: 0	H: 1	E: 0	K: 0	S: 4	LOB: 1	BB: 0	P: 4	R: 0	H: 0	E: 0	K: 0	S: 3	LOB: 0	BB: 0	P: 3	R: 0	H: 1	E: 0	K: 1	S: 6	LOB: 2	BB: 1	P: 10	1B: 7	2B: 0	3B: 0	HR: 0	SF: 0	SAC: 0	DP: 1	HBP: 0	WP: 0	PB: 0	SB: 0	CS: 0	PA: 37
PITCHER Early Wynn, R ERA: 4.03 (1, 1)	IP	WLS	BF	H	R	ER	SO	BB	IBB	HBP	BLK	WP	HR	S	P	ERA	WHIP	IP	WLS	BF	H	R	ER	SO	BB	IBB	HBP	BLK	WP	HR	S	P	ERA	WHIP	IP	WLS	BF	H	R	ER	SO	BB	IBB	HBP	BLK	WP	HR	S	P	ERA	WHIP																										

BOTTOM

Chicago White Sox @ Kansas City Athletics
Municipal Stadium, Kansas City, MO

Fri Aug 19 1960, 8:05 PM EDT
Att. 22,974 - Unknown

livebaseballscorecards.com

AB	33
R	0
H	7
RBI	0
BB	4
SO	6
LOB	24



Batter	1	2	3	4	5	6	7	8	9	AB R H RBI BB SO LOB	TOP		
Luis Aparicio, R (1, 6) OBP: 0.323, SLG: 0.344	0-0 F9			0-0 F9		0-0 6-3		0-0 2-H 1B		4 0 1 1 0 0 0	Chicago White Sox @ Kansas City Athletics Municipal Stadium, Kansas City, MO Sat Aug 20 1960, 4:33 AM EDT Att: 10,077 - Unknown livebaseballscorecards.com		
Nellie Fox, L (1, 4) OBP: 0.336, SLG: 0.356	0-0 3-1			0-0 F7		0-0 F9		0-0 F4		4 0 0 0 0 0 1			
Roy Sievers, R (1, 3) OBP: 0.416, SLG: 0.564	0-3 K			0-0 2B		0-0 F6		0-0 F6		4 0 1 0 0 1 1			
Minnie Minoso, R (1, 7) OBP: 0.380, SLG: 0.467		0-0 F8		0-0 6-3		0-0 F8		0-3 K		4 0 0 0 0 1 1			
Gene Freese, R (1, 5) OBP: 0.318, SLG: 0.497		0-0 F7			0-0 FC5-4 S 1B	0-0 5-3		0-0 HR S 1B		4 1 2 0 0 0 0			
Al Smith, R (1, 9) OBP: 0.383, SLG: 0.477		0-0 F8			4-0 BB BB BB BB	0-0 FC5-4 BB	0-0 3B	0-0 HR 1-H		3 1 2 2 1 0 0			
Sherm Lollar, R (1, 2) OBP: 0.340, SLG: 0.376			0-0 L7		0-0 FC5-4 2B 1-2 2-3	0-3 K		0-0 6-3		4 0 0 0 0 1 3			
Jim Landis, R (1, 8) OBP: 0.365, SLG: 0.383			0-3 K		0-0 2B 1-3		0-0 SH1-3 1B 1B	0-0 6-3		4 1 2 0 0 1 0			
Herb Score, L (1, 1) OBP: 0.200, SLG: 0.217			0-0 L4		0-3 K		0-0 SH1-3 1-2			2 0 0 0 0 1 2			
Inning Stats	R: 0 H: 0 E: 0 LOB: 0 K: 1 BB: 0 S: 5 P: 5	R: 0 H: 0 E: 0 LOB: 0 K: 0 BB: 0 S: 3 P: 3	R: 0 H: 0 E: 0 LOB: 0 K: 1 BB: 0 S: 5 P: 5	R: 0 H: 1 E: 0 LOB: 1 K: 0 BB: 0 S: 4 P: 4	R: 0 H: 2 E: 0 LOB: 2 K: 1 BB: 1 S: 6 P: 10	R: 0 H: 0 E: 0 LOB: 0 K: 0 BB: 0 S: 3 P: 3	R: 0 H: 1 E: 0 LOB: 1 K: 1 BB: 0 S: 6 P: 6	R: 1 H: 2 E: 0 LOB: 1 K: 0 BB: 0 S: 5 P: 5	R: 2 H: 2 E: 0 LOB: 0 K: 1 BB: 0 S: 7 P: 7	1B: 4 SF: 0 2B: 2 SAC: 1 3B: 1 DP: 1 HR: 1 HBP: 0	WP: 0 PA: 35 PB: 0 SB: 2 CS: 0		
PITCHER	IP WLS BF H R ER SO BB IBB HBP BLK WP HR S P ERA WHIP											PITCHER	IP WLS BF H R ER SO BB IBB HBP BLK WP HR S P ERA WHIP
Don Larsen, R (1, 1) ERA: 5.19	8.0 L 30 6 1 1 4 1 0 0 0 0 0 0 37 41 1.12 0.875												
Ken Johnson, R (9, 1) ERA: 4.36	1.0 5 2 2 2 1 0 0 0 0 0 0 1 7 7 18.00 2.000												



Batter	1	2	3	4	5	6	7	8	9	AB R H RBI BB SO LOB
Bill Tuttle, R OBP: 0.320, SLG: 0.321 (1, 8) BB BB	4-0 BB BB		X 0-0 4-3 ②			X 0-0 SH3-4 ① 1-2		X 0-0 6-3 ③		2 0 0 0 1 0 0
Jerry Lumpe, L OBP: 0.318, SLG: 0.357 (1, 4) SS SS	0-3 K ①		X 0-0 F5 ③			X 0-0 F2 ②		BB BB BB 4-0		3 0 0 0 1 1 2
Andy Carey, R OBP: 0.264, SLG: 0.431 (1, 5) BB BB BB	4-0 1-2 BB			X 0-0 5-3 ①		SS SS 0-3 K ③ 2-3		X 0-0 F4 ①		3 0 0 0 1 1 2
Dick Williams, R OBP: 0.345, SLG: 0.431 (1, 3) X	0-0 F9 ②		X 0-0 F7 ②			X 0-0 5-3 ①		SS SS 0-3 K ②		4 0 0 0 0 1 3
Norm Siebern, L OBP: 0.380, SLG: 0.510 (1, 7) X	0-0 F5 ③		SS SS 0-3 K ③			X 0-0 1B		BB BB BB BB 4-0 1-2 BB		3 0 1 0 1 1 2
Hank Bauer, R OBP: 0.323, SLG: 0.367 (1, 9)		X 0-0 F3 ①		X 0-0 6-3 ①		X 0-0 F4 ②		X 0-0 F8 ③		4 0 0 0 0 0 3
Pete Daley, R OBP: 0.293, SLG: 0.386 (1, 2)		X 0-0 F8 ②		SS SS 0-3 K ②		X 0-0 F8 ③				3 0 0 0 0 1 1
Ken Hamlin, R OBP: 0.300, SLG: 0.254 (1, 6)		SS SS 0-3 K ③		SS SS 0-3 K ③				SS SS 0-3 K ①		3 0 0 0 0 3 0
Don Larsen, R OBP: 0.160, SLG: 0.200 (1, 1) Ray Jablonski, R OBP: 0.345, SLG: 0.292 (8, PH) Ken Johnson, R OBP: 0.160, SLG: 0.160 (9, 1)			X 0-0 F4 ①			X 0-0 WP SH3-4 1B		SS SS 0-3 K ②		2 0 1 0 0 0 0 1 0 0 0 0 1 0 0 0 0 0 0 0 0

Inning Stats	R: 0 E: 0 K: 1 S: 5	H: 0 LOB: 2 BB: 2 P: 13	R: 0 E: 0 K: 1 S: 5	H: 0 LOB: 0 BB: 0 P: 5	R: 0 E: 0 K: 0 S: 3	H: 0 LOB: 0 BB: 0 P: 3	R: 0 E: 0 K: 1 S: 5	H: 0 LOB: 0 BB: 0 P: 5	R: 0 E: 0 K: 2 S: 7	H: 0 LOB: 0 BB: 0 P: 7	R: 0 E: 0 K: 1 S: 6	H: 1 LOB: 1 BB: 0 P: 6	R: 0 E: 0 K: 0 S: 4	H: 1 LOB: 1 BB: 0 P: 4	R: 0 E: 0 K: 2 S: 7	H: 0 LOB: 0 BB: 0 P: 7	R: 0 E: 0 K: 1 S: 5	H: 0 LOB: 2 BB: 2 P: 13	1B: 2 2B: 0 3B: 0 HR: 0	SF: 0 SAC: 1 DP: 0 HBP: 0
--------------	------------------------------	----------------------------------	------------------------------	---------------------------------	------------------------------	---------------------------------	------------------------------	---------------------------------	------------------------------	---------------------------------	------------------------------	---------------------------------	------------------------------	---------------------------------	------------------------------	---------------------------------	------------------------------	----------------------------------	----------------------------------	------------------------------------

PITCHER Herb Score, L ERA: 3.49 (1, 1)	IP 9.0	WLS W	BF 33	H 2	R 0	ER 0	SO 9	BB 4	IBB 0	HBP 0	BLK 0	WP 1	HR 0	S 47	P 63	ERA 0.00	WHIP 0.667											
PITCHER	IP	WLS	BF	H	R	ER	SO	BB	IBB	HBP	BLK	WP	HR	S	P	ERA	WHIP											

BOTTOM


Chicago White Sox @ Kansas City Athletics
Municipal Stadium, Kansas City, MO
Sat Aug 20 1960, 4:33 AM EDT
Att. 10,077 - Unknown

livebaseballscorecards.com

AB	28
R	0
H	2
RBI	0
BB	4
SO	9
LOB	13



WP: 1	PA: 33
PB: 0	
SB: 0	
CS: 0	

Batter	1	2	3	4	5	6	7	8	9	AB R H RBI BB SO LOB	TOP														
Luis Aparicio, R (1, 6) OBP: 0.323, SLG: 0.346	0-0 SH5-3 SF8 2B		0-0 4-3			0-3 K			0-0 4-3	4 1 1 0 0 1 0	<p>Chicago White Sox @ Kansas City Athletics</p> <p>Municipal Stadium, Kansas City, MO</p> <p>Sun Aug 21 1960, 4:33 AM EDT</p> <p>Att: 21,793 - Unknown</p> <p>livebaseballscorecards.com</p> <table border="1"> <tr><td>AB</td><td>28</td></tr> <tr><td>R</td><td>1</td></tr> <tr><td>H</td><td>3</td></tr> <tr><td>RBI</td><td>1</td></tr> <tr><td>BB</td><td>0</td></tr> <tr><td>SO</td><td>3</td></tr> <tr><td>LOB</td><td>4</td></tr> </table> 	AB	28	R	1	H	3	RBI	1	BB	0	SO	3	LOB	4
AB	28																								
R	1																								
H	3																								
RBI	1																								
BB	0																								
SO	3																								
LOB	4																								
Nellie Fox, L (1, 4) OBP: 0.335, SLG: 0.354	0-0 SH5-3 2-3			0-0 3-1		0-0 4-3			0-0 6-3	3 0 0 0 0 0 0															
Roy Sievers, R (1, 3) OBP: 0.412, SLG: 0.559	0-0 SF8 3-H			0-0 F9			0-0 6-3		0-0 F7	3 0 0 1 0 0 0															
Minnie Minoso, R (1, 7) OBP: 0.377, SLG: 0.464	0-0 F5			0-0 6-3			0-0 6-3			3 0 0 0 0 0 0															
Gene Freese, R (1, 5) OBP: 0.316, SLG: 0.493		0-0 6-3			0-0 F6		0-0 F7			3 0 0 0 0 0 0															
Al Smith, R (1, 9) OBP: 0.383, SLG: 0.476		0-0 4-3			0-0 4-3 1B			0-0 6-3		3 0 1 0 0 0 0															
Sherm Lollar, R (1, 2) OBP: 0.340, SLG: 0.376		0-0 L6			0-0 4-3			0-0 1B		3 0 1 0 0 0 1															
Joe Ginsberg, L (8, PR) OBP: 0.348, SLG: 0.295					1-2					0 0 0 0 0 0 0															
Jim Landis, R (1, 8) OBP: 0.364, SLG: 0.381			0-3 K		0-3 K			0-0 F7		2 0 0 0 0 2 1															
Earl Torgeson, L (8, PH) OBP: 0.492, SLG: 0.489										1 0 0 0 0 0 1															
Jim Rivera, L (8, 8) OBP: 0.455, SLG: 0.700										0 0 0 0 0 0 0															
Bob Shaw, R (1, 1) OBP: 0.179, SLG: 0.100			0-0 G3					0-0 F2		0 0 0 0 0 0 0															
Floyd Robinson, L (3, PH) OBP: 0.244, SLG: 0.114										1 0 0 0 0 0 0															
Russ Kemmerer, R (3, 1) OBP: 0.233, SLG: 0.114										1 0 0 0 0 0 0															
Frank Baumann, L (6, 1) OBP: 0.244, SLG: 0.114										0 0 0 0 0 0 0															
Turk Lown, R (7, 1) OBP: 0.233, SLG: 0.400										0 0 0 0 0 0 0															
Ted Kluszewski, L (8, PH) OBP: 0.349, SLG: 0.385										1 0 0 0 0 0 1															
Dick Donovan, L (8, 1) OBP: 0.209, SLG: 0.174										0 0 0 0 0 0 0															
Inning Stats	R: 1 H: 1 E: 0 LOB: 0 K: 0 BB: 0 S: 4 P: 4	R: 0 H: 0 E: 0 LOB: 0 K: 0 BB: 0 S: 3 P: 3	R: 0 H: 0 E: 0 LOB: 0 K: 1 BB: 0 S: 5 P: 5	R: 0 H: 0 E: 0 LOB: 0 K: 0 BB: 0 S: 3 P: 3	R: 0 H: 1 E: 0 LOB: 1 K: 1 BB: 0 S: 6 P: 6	R: 0 H: 0 E: 0 LOB: 0 K: 1 BB: 0 S: 5 P: 5	R: 0 H: 0 E: 0 LOB: 0 K: 0 BB: 0 S: 3 P: 3	R: 0 H: 1 E: 0 LOB: 1 K: 0 BB: 0 S: 4 P: 4	R: 0 H: 0 E: 0 LOB: 0 K: 0 BB: 0 S: 3 P: 3	1B: 2 SF: 1 2B: 1 SAC: 1 3B: 0 DP: 0 HR: 0 HBP: 0	WP: 0 PA: 30 PB: 0 SB: 0 CS: 0														
PITCHER Ray Herbert, R (1, 1) ERA: 3.36	IP WLS BF H R ER SO BB IBB HBP BLK WP HR S P ERA WHIP																								

Batter	1	2	3	4	5	6	7	8	9
Russ Snyder, L (1, 9) OBP: 0.308, SLG: 0.362 Hank Bauer, R (6, PH) OBP: 0.325, SLG: 0.368 (7, 9)	0-0 E1 4-3 1B	0-0 G4-6-3 1-2f		0-3 K2-3		0-0 FC6-4 1-2 3-H 1B		0-3 K	
Jerry Lumpe, L (1, 4) OBP: 0.317, SLG: 0.355	0-0 4-3 2-3		0-0 1B 1B		0-0 F8	0-0 FC6-4 1-2f 2-3 HR		0-0 F8	
Andy Carey, R (1, 5) OBP: 0.291, SLG: 0.450	0-0 6-3		0-0 1-3 1B		0-0 5-3	0-0 HR 1-H 3-H		0-0 1B	
Norm Siebern, L (1, 7) OBP: 0.380, SLG: 0.509	0-0 1B 3-H 1B		0-3 K		0-0 1B	0-0 3-1		0-3 K	
Dick Williams, R (1, 3) OBP: 0.344, SLG: 0.429	0-0 1-3 1B		0-3 K		0-0 F6		0-0 1-3		
Danny Kravitz, L (1, 2) OBP: 0.281, SLG: 0.400	0-0 4-3		0-0 G3			0-0 5-3	0-0 F2		
Bill Tuttle, R (1, 8) OBP: 0.322, SLG: 0.330		0-0 F9		0-0 5-3		0-0 1B 1B	0-0 HR		
Ken Hamlin, R (1, 6) OBP: 0.305, SLG: 0.266		0-0 1B 3B		0-3 K		0-0 1B 1-2 1B	0-0 1B		
Ray Herbert, R (1, 1) OBP: 0.279, SLG: 0.255		0-0 1B 3-H		0-0 2B		0-0 FC6-4 1-3 2-H HR 1B	0-3 K		

Inning Stats	R: 1	H: 3	E: 1	K: 0	S: 6	H: 3	LOB: 2	BB: 0	P: 6	R: 1	H: 2	E: 0	K: 0	S: 4	H: 2	LOB: 0	BB: 0	P: 4	R: 0	H: 2	E: 0	K: 2	S: 9	H: 2	LOB: 2	BB: 0	P: 9	R: 0	H: 1	E: 0	K: 2	S: 8	H: 1	LOB: 1	BB: 0	P: 4	R: 5	H: 5	E: 0	K: 0	S: 8	H: 5	LOB: 0	BB: 0	P: 8	R: 1	H: 2	E: 0	K: 1	S: 7	H: 2	LOB: 1	BB: 0	P: 7	R: 0	H: 1	E: 0	K: 2	S: 8	H: 1	LOB: 1	BB: 0	P: 8
--------------	------	------	------	------	------	------	--------	-------	------	------	------	------	------	------	------	--------	-------	------	------	------	------	------	------	------	--------	-------	------	------	------	------	------	------	------	--------	-------	------	------	------	------	------	------	------	--------	-------	------	------	------	------	------	------	------	--------	-------	------	------	------	------	------	------	------	--------	-------	------

AB	R	H	RBI	BB	SO	LOB	
3	1	1	0	0	1	2	
2	0	1	1	0	1	0	
5	1	1	0	0	0	3	
5	1	3	3	0	0	1	
5	0	2	1	0	2	3	
4	0	1	0	0	1	3	
4	0	0	0	0	0	4	
4	2	2	1	0	0	0	
4	2	3	0	0	1	0	
4	1	3	2	0	1	1	
1B: 13	SF: 0	2B: 1	SAC: 0	3B: 1	DP: 1	HR: 2	HBP: 0

BOTTOM

Chicago White Sox @ Kansas City Athletics
Municipal Stadium, Kansas City, MO

Sun Aug 21 1960, 4:33 AM EDT
Att. 21,793 - Unknown

livebaseballscorecards.com

AB	40
R	8
H	17
RBI	8
BB	0
SO	7
LOB	17




WP: 0	PA: 40
PB: 0	
SB: 0	
CS: 0	

PITCHER	IP	WLS	BF	H	R	ER	SO	BB	IBB	HBP	BLK	WP	HR	S	P	ERA	WHIP
Bob Shaw, R (1, 1) ERA: 3.73	2.0	L	10	5	2	2	0	0	0	0	0	0	0	10	10	9.00	2.500
Russ Kemmerer, R (3, 1) ERA: 3.9	3.1		17	7	3	3	4	0	0	0	0	0	0	25	25	8.10	2.100
Frank Baumann, L (6, 1) ERA: 2.57	0.2		4	2	2	2	0	0	0	0	0	0	1	4	4	27.00	3.000
Turk Lown, R (7, 1) ERA: 3.47	1.0		5	2	1	1	1	0	0	0	0	0	1	7	7	9.00	2.000
Dick Donovan, R (8, 1) ERA: 5.21	1.0		4	1	0	0	2	0	0	0	0	0	0	8	8	0.00	1.000

Batter	1	2	3	4	5	6	7	8	9	AB R H RBI BB SO LOB	TOP											
Bill Tuttle, R OBP: 0.321, SLG: 0.329 (1, 8) X	0-0 6-3 ①		0-0 FC6-4 2-H 1B		0-0 F8 ②			0-0 F8 ①		4 0 1 1 0 0 1	<p>Kansas City Athletics @ Washington Senators</p> <p>Griffith Stadium, Washington, DC</p> <p>Tue Aug 23 1960, 7:05 PM EDT</p> <p>Att. 8,591 - Unknown</p>											
Jerry Lumpe, L OBP: 0.315, SLG: 0.352 (1, 4) X	0-0 P2 ②		0-0 FC6-4 ③		0-3 K ③			0-0 4-3 ②		4 0 0 0 0 1 2												
Andy Carey, R OBP: 0.286, SLG: 0.442 (1, 5) X	0-0 F3 ③							0-0 F8 ③		4 0 0 0 0 0 0												
Dick Williams, R OBP: 0.343, SLG: 0.426 (1, 3) X		0-0 6-3 ①		0-0 E4 2B FC6-2		0-0 F8 ②			0-0 1B	4 0 1 0 0 0 0												
Norm Siebern, L OBP: 0.379, SLG: 0.508 (1, 7) X		0-0 F7 ②		0-0 FC6-2 1-3 2B		0-0 F7 ③			0-0 F7 ①	4 0 1 0 0 0 1												
Hank Bauer, R OBP: 0.324, SLG: 0.366 (1, 9) X		0-0 6-3 ③		0-0 FC6-2 2-3 3-H					0-0 F7 ②	4 0 1 0 0 0 3												
Pete Daley, R OBP: 0.286, SLG: 0.375 (1, 2) X			0-0 4-3 ①	0-0 L8 ③			0-0 G5-4-3 1-2f		0-0 P4 ③	4 0 0 0 0 0 4												
Ken Hamlin, R OBP: 0.307, SLG: 0.272 (1, 6) X			0-0 1B 2B		0-0 F9 ①					3 1 2 0 0 0 0												
Dick Hall, R OBP: 0.174, SLG: 0.136 (1, 1) X			0-0 F8 ②		0-0 1B		0-3 K ③			3 0 1 0 0 1 2												
Inning Stats	R: 0 E: 0 K: 0 S: 3	H: 0 LOB: 0 BB: 0 P: 3	R: 0 E: 0 K: 0 S: 3	H: 0 LOB: 0 BB: 0 P: 3	R: 1 E: 0 K: 0 S: 5	H: 2 LOB: 1 BB: 0 P: 5	R: 0 E: 1 K: 0 S: 5	H: 1 LOB: 2 BB: 0 P: 5	R: 0 E: 0 K: 1 S: 6	H: 1 LOB: 1 BB: 0 P: 6	R: 0 E: 0 K: 1 S: 3	H: 0 LOB: 0 BB: 0 P: 3	R: 0 E: 0 K: 1 S: 6	H: 2 LOB: 1 BB: 0 P: 6	R: 0 E: 0 K: 0 S: 3	H: 0 LOB: 0 BB: 0 P: 3	R: 0 E: 0 K: 0 S: 4	H: 1 LOB: 1 BB: 0 P: 4	1B: 5 2B: 2 3B: 0 HR: 0	SF: 0 SAC: 0 DP: 1 HBP: 0	WP: 0 PB: 0 SB: 0 CS: 0	PA: 34
PITCHER Jack Kralick, L (1, 1) ERA: 3.64	IP: 9.0 WLS: W BF: 34 H: 7 R: 1 ER: 1 SO: 2 BB: 0 IBB: 0 HBP: 0 BLK: 0 WP: 0 HR: 0 S: 38 P: 38 ERA: 1.00 WHIP: 0.778											PITCHER	IP: 9.0 WLS: W BF: 34 H: 7 R: 1 ER: 1 SO: 2 BB: 0 IBB: 0 HBP: 0 BLK: 0 WP: 0 HR: 0 S: 38 P: 38 ERA: 1.00 WHIP: 0.778									

livebaseballscorecards.com

AB	34
R	1
H	7
RBI	1
BB	0
SO	2
LOB	13



Batter	1	2	3	4	5	6	7	8	9	AB	R	H	RBI	BB	SO	LOB
Billy Gardner, R OBP: 0.328, SLG: 0.381 (1, 4) X	0-0 F7 ①		0-3 K ②		0-0 F2 ③		0-0 FC3-6 ①			4	0	0	0	0	1	5
Lenny Green, L OBP: 0.360, SLG: 0.391 (1, 8) X	0-0 F5 ②		0-0 P4 ③			0-0 E4 HR	0-0 P6 ②			4	1	0	0	0	0	3
Harmon Killebrew, R OBP: 0.370, SLG: 0.530 (1, 3) X	0-0 F2 ③			0-3 K ①		0-0 K HR 1-H	0-0 F8 ③			4	1	1	2	0	1	1
Jim Lemon, R OBP: 0.365, SLG: 0.521 (1, 7) S.S.		0-3 K ①		0-3 K ②		0-3 K ①		0-0 F8 ①		4	0	0	0	0	3	0
Bob Allison, R OBP: 0.376, SLG: 0.431 (1, 9) X		0-0 F7 ②		0-0 6-3 ③		4-0 1B BB		0-3 K ②		3	0	0	0	1	1	0
Reno Bertoia, R OBP: 0.332, SLG: 0.377 (1, 5) X		0-0 F9 ③			0-0 F9 ①	0-0 1B		0-0 K IHR		4	1	2	1	0	0	0
Earl Battey, R OBP: 0.347, SLG: 0.415 (1, 2) X			0-0 1B SH3 1B		0-0 2B 1B	0-0 F8 ②		0-3 K ③		4	0	2	0	0	1	2
Jose Valdivielso, R OBP: 0.282, SLG: 0.253 (1, 6) X			0-0 SH3 ①		0-0 K 2B	0-3 K ③				0	0	0	0	0	0	0
Elmer Valo, L OBP: 0.388, SLG: 0.280 (5, PH)			1-2		1-3					1	0	1	0	0	0	0
Billy Consolo, R OBP: 0.339, SLG: 0.333 (6, 6)										1	0	0	0	0	1	2
Jack Kralick, L OBP: 0.231, SLG: 0.130 (1, 1) X			0-0 1B		0-0 F7 ②		4-0 FC3-6 BB			2	0	1	0	1	0	2

Inning Stats	R: 0	H: 0	E: 0	K: 0	S: 3	R: 0	H: 0	E: 0	K: 1	S: 5	R: 0	H: 2	E: 0	K: 1	S: 7	R: 0	H: 0	E: 0	K: 2	S: 7	R: 0	H: 2	E: 1	K: 2	S: 10	R: 0	H: 0	E: 0	K: 0	S: 3	R: 1	H: 1	E: 0	K: 2	S: 8
Inning Stats	0	0	0	0	3	0	0	0	1	5	0	2	0	2	7	0	0	0	2	7	0	2	1	2	10	0	0	0	1	8	1	1	0	2	8
PITCHER Dick Hall, R ERA: 4.03 (1, 1)	IP: 8.0	WLS: L	BF: 34	H: 7	R: 3	ER: 2	SO: 8	BB: 2	IBB: 0	HBP: 0	BLK: 0	WP: 0	HR: 1	S: 48	P: 56	ERA: 2.25	WHIP: 1.125																		
PITCHER	IP	WLS	BF	H	R	ER	SO	BB	IBB	HBP	BLK	WP	HR	S	P	ERA	WHIP																		

BOTTOM

Kansas City Athletics @ Washington Senators
Griffith Stadium, Washington, DC
 Tue Aug 23 1960, 7:05 PM EDT
 Att. 8,591 - Unknown

livebaseballscorecards.com

AB	31
R	3
H	7
RBI	3
BB	2
SO	8
LOB	15




1B: 4	SF: 0	WP: 0	PA: 34
2B: 1	SAC: 1	PB: 0	
3B: 0	DP: 0	SB: 0	
HR: 2	HBP: 0	CS: 0	

Batter	1	2	3	4	5	6	7	8	9	AB R H RBI BB SO LOB	TOP											
Russ Snyder, L (1, 9) OBP: 0.310, SLG: 0.363	0-0 4-3		0-0 5-3		0-0 E7 1B		0-0 1B 1B		0-0 F8	5 1 2 1 0 0 0												
Jerry Lumpe, L (1, 4) OBP: 0.315, SLG: 0.352 Hank Bauer, R (7, PH) OBP: 0.327, SLG: 0.369 Bob Johnson, R (7, 4) OBP: 0.317, SLG: 0.221	0-3 K			0-0 4-3	0-0 1B		0-0 1B		4-0 BB	3 0 1 1 0 1 0 1 0 1 2 0 0 0 0 0 0 0 1 0 0												
Andy Carey, R (1, 5) OBP: 0.284, SLG: 0.433	4-0 BB			0-0 6-3	0-3 K		0-3 K		0-0 F2	4 0 0 0 1 2 4												
Norm Siebern, L (1, 7) OBP: 0.376, SLG: 0.504	0-0 4-3			0-0 4-3		0-0 4-3	0-0 P4			4 0 0 0 0 0 3												
Mary Throneberry, L (1, 3) OBP: 0.308, SLG: 0.448		4-0 BB FC6-4 BB			0-0 1B E 1B	0-0 4-3		0-3 K		3 1 1 0 1 1 0												
Danny Kravitz, L (1, 2) OBP: 0.281, SLG: 0.395		0-0 FC6-4 G4-6-3 1-2f			0-0 1B E 1B	0-0 F9		0-3 K		4 1 1 0 0 1 1												
Bill Tuttle, R (1, 8) OBP: 0.323, SLG: 0.331		0-0 G4-6-3 1-2f			0-3 K		0-0 FC3-5 1B 1B	0-0 FC6-4 1B		4 0 2 0 0 1 3												
Ken Hamlin, R (1, 6) OBP: 0.307, SLG: 0.272			0-3 K		0-3 K		0-0 1B FC3-5 1B	0-0 FC6-4 1-2f		4 1 1 0 0 2 3												
Johnny Kucks, R (1, 1) OBP: 0.174, SLG: 0.136 Ray Herbert, R (8, 1) OBP: 0.274, SLG: 0.250			0-0 L9		0-0 E5 1B E		0-0 FC3-5 1B 1B		0-3 K	3 2 0 0 0 0 3 1 0 0 0 0 1 0												
Inning Stats	R: 0 E: 0 K: 1 S: 5	H: 0 LOB: 1 BB: 1 P: 9	R: 0 E: 0 K: 0 S: 2	H: 0 LOB: 0 BB: 1 P: 6	R: 0 E: 0 K: 1 S: 5	H: 0 LOB: 0 BB: 0 P: 5	R: 0 E: 0 K: 0 S: 3	H: 0 LOB: 0 BB: 0 P: 3	R: 4 E: 2 K: 3 S: 14	H: 4 LOB: 1 BB: 0 P: 14	R: 0 E: 0 K: 0 S: 3	H: 0 LOB: 0 BB: 0 P: 3	R: 2 E: 0 K: 1 S: 9	H: 4 LOB: 2 BB: 0 P: 9	R: 0 E: 0 K: 2 S: 8	H: 1 LOB: 1 BB: 0 P: 8	R: 0 E: 0 K: 1 S: 5	H: 0 LOB: 1 BB: 1 P: 9	1B: 9 2B: 0 3B: 0 HR: 0	SF: 0 SAC: 0 DP: 1 HBP: 0	WP: 0 PB: 0 SB: 0 CS: 0	PA: 39
PITCHER	IP WLS BF H R ER SO BB IBB HBP BLK WP HR S P ERA WHIP																				PITCHER	IP WLS BF H R ER SO BB IBB HBP BLK WP HR S P ERA WHIP
Camilo Pascual, R (1, 1) ERA: 3.03	6.1 L 28 7 6 2 5 2 0 0 0 0 0 36 44 2.84 1.421																					
Hal Woodeshick, L (7, 1) ERA: 4.06	1.2 7 2 0 0 3 0 0 0 0 0 0 13 13 0.00 1.200																					
Tex Clevenger, R (9, 1) ERA: 3.93	1.0 4 0 0 0 1 1 0 0 0 0 0 5 9 0.00 1.000																					

Kansas City Athletics @ Washington Senators
Griffith Stadium, Washington, DC
 Wed Aug 24 1960, 7:05 PM EDT
 Att: 10,046 - Unknown

livebaseballscorecards.com

AB	36
R	6
H	9
RBI	4
BB	3
SO	9
LOB	17



BOTTOM

Kansas City Athletics @ Washington Senators
Griffith Stadium, Washington, DC
Wed Aug 24 1960, 7:05 PM EDT
Att. 10,046 - Unknown

livebaseballscorecards.com

AB	32
R	4
H	6
RBI	3
BB	4
SO	2
LOB	16



WP:	0	PA:	36
PB:	1		
SB:	1		
CS:	0		

AB R H RBI BB SO LOB

2	2	1	0	2	0	0
---	---	---	---	---	---	---

4	1	1	1	0	0	3
---	---	---	---	---	---	---

3	0	2	2	1	0	2
---	---	---	---	---	---	---

4	1	1	0	0	0	3
---	---	---	---	---	---	---

4	0	0	0	0	0	2
---	---	---	---	---	---	---

4	0	1	0	0	1	0
---	---	---	---	---	---	---

4	0	0	0	0	0	2
---	---	---	---	---	---	---

2	0	0	0	0	0	0
0	0	0	0	1	0	0
0	0	0	0	0	0	0
0	0	0	0	0	0	0
1	0	0	0	0	0	1

2	0	0	0	0	0	0
0	0	0	0	0	0	0
1	0	0	0	0	0	1
0	0	0	0	0	0	0
1	0	0	0	0	1	2

1B:	4	SF:	0
2B:	2	SAC:	0
3B:	0	DP:	2
HR:	0	HBP:	0

Batter	1	2	3	4	5	6	7	8	9
Billy Gardner, R OBP: 0.331, SLG: 0.384 (1, 4) BBB	4-0 2B BB		x 0-0 F2 ②			x 0-0 G3 1B 2B		BBB 4-0 BB	
Lenny Green, L OBP: 0.358, SLG: 0.393 (1, 8) x	0-0 S 1B 2B		x 0-0 L9 ③			x 0-0 G3 2-3		x 0-0 P5 ②	
Harmon Killebrew, R OBP: 0.374, SLG: 0.531 (1, 3) x	0-0 G6-4-3 2-H 1B			BBB 4-0 G5-4-3 BB		x 0-0 PB 1B 3-H		x 0-0 F9 ③	
Jim Lemon, R OBP: 0.364, SLG: 0.518 (1, 7) x	0-0 G6-4-3 1-2f			x 0-0 L5 ①		x 0-0 F8 1-2 ③		x 0-0 4-3 E 1B 1B	
Bob Allison, R OBP: 0.373, SLG: 0.427 (1, 9) x	0-0 6-3			x 0-0 G5-4-3 1-2f ② ③			x 0-0 5-3 ①	x 0-0 F8 ①	
Reno Bertoia, R OBP: 0.332, SLG: 0.375 (1, 5) x		0-0 5-3 ①		0-0-0 0-0-0 K ①		x 0-0 4-3 ②		x 0-0 E 4-3 1B 1-2	
Earl Battey, R OBP: 0.343, SLG: 0.410 (1, 2) x		0-0 1-3 ②				x 0-0 P2		x 0-0 4-3 ②	
Jose Valdivielso, R OBP: 0.280, SLG: 0.251 (1, 6) x		0-0 F3 ③				x 0-0 6-3 ③		BBB 4-0 4-3 BB	
Elmer Valo, L OBP: 0.397, SLG: 0.280 (8, PH) Pedro Ramos, S OBP: 0.143, SLG: 0.258 (8, PR) Tex Clevenger, R OBP: 0.200, SLG: 0.111 (9, 1) Julio Becquer, L OBP: 0.282, SLG: 0.398 (9, PH)								x 0-0 E3 2-3 3-H	
Camilo Pascual, R OBP: 0.259, SLG: 0.347 (1, 1) Hal Woodeshick, R OBP: 0.133, SLG: 0.071 (7, 1) Faye Throneberry, L OBP: 0.323, SLG: 0.324 (8, PH) Billy Consolo, R OBP: 0.339, SLG: 0.333 (9, 6) Dan Dobbek, L OBP: 0.310, SLG: 0.371 (9, PH)			x 0-0 1-3 ①			x 0-0 L8 ①		x 0-0 4-3 1-2	x 0-3 K ③

Inning Stats	R: 2	H: 2	E: 0	LOB: 0	K: 0	S: 4	R: 0	H: 0	E: 0	LOB: 0	K: 0	S: 3	R: 0	H: 0	E: 0	LOB: 0	K: 0	S: 3	R: 0	H: 0	E: 0	LOB: 0	K: 1	S: 5	R: 0	H: 0	E: 0	LOB: 0	K: 0	S: 3	R: 0	H: 0	E: 0	LOB: 2	K: 0	S: 3	R: 1	H: 2	E: 1	LOB: 2	K: 1	S: 8	1B: 4	SF: 0	2B: 2	SAC: 0	3B: 0	DP: 2	HR: 0	HBP: 0	WP: 0	PA: 36
--------------	------	------	------	--------	------	------	------	------	------	--------	------	------	------	------	------	--------	------	------	------	------	------	--------	------	------	------	------	------	--------	------	------	------	------	------	--------	------	------	------	------	------	--------	------	------	-------	-------	-------	--------	-------	-------	-------	--------	-------	--------

PITCHER	IP	WLS	BF	H	R	ER	SO	BB	IBB	HBP	BLK	WP	HR	S	P	ERA	WHIP
Johnny Kucks, R ERA: 5.74 (1, 1)	7.1	W	28	4	3	3	1	4	0	0	0	0	0	26	42	3.68	1.091
Ray Herbert, R ERA: 3.33 (8, 1)	1.2	S	8	2	1	0	1	0	0	0	0	0	0	10	10	0.00	1.200

Batter	1	2	3	4	5	6	7	8	9	AB R H RBI BB SO LOB	TOP																
Bill Tuttle, R (1, 8) OBP: 0.320, SLG: 0.328	0-0 F9		0-0 F8			0-0 F8		0-3 K		4 0 0 0 0 1 2																	
Jerry Lumpe, L (1, 4) OBP: 0.312, SLG: 0.349	0-0 F9			0-3 K		0-0 1-3		0-0 F7		4 0 0 0 0 1 0																	
Andy Carey, R (1, 5) OBP: 0.283, SLG: 0.430	0-0 F9			0-0 5-3		0-0 1B		0-0 F8		4 0 1 0 0 0 0																	
Dick Williams, R (1, 3) OBP: 0.339, SLG: 0.421		0-0 P5		0-3 K		0-0 P2		0-0 F8		4 0 0 0 0 1 1																	
Norm Siebern, L (1, 7) OBP: 0.374, SLG: 0.500		0-0 4-3			0-0 G3		0-0 F3			3 0 0 0 0 0 1																	
Hank Bauer, R (1, 9) OBP: 0.332, SLG: 0.379		0-0 2B			0-0 F9			0-0 1B 1B		3 0 2 0 0 0 0																	
Pete Daley, R (1, 2) OBP: 0.280, SLG: 0.367		0-0 F7			0-0 P4			0-0 L6		3 0 0 0 0 0 2																	
Ken Hamlin, R (1, 6) OBP: 0.307, SLG: 0.273			0-0 F7			0-3 K		0-0 1B 1B		3 0 1 0 0 1 0																	
Don Larsen, R (7, 1) OBP: 0.148, SLG: 0.185			0-0 F8			0-3 K		0-0 L8		2 0 0 0 0 1 0																	
Ken Johnson, R (7, 1) OBP: 0.160, SLG: 0.160										0 0 0 0 0 0 0																	
Bob Davis, R (7, 1) OBP: 0.600, SLG: 0.500										0 0 0 0 0 0 0																	
Marty Kutyna, R (7, 1) OBP: 0.200, SLG: 0.200										0 0 0 0 0 0 0																	
Russ Snyder, L (8, PH) OBP: 0.309, SLG: 0.361										1 0 0 0 0 0 2																	
John Griggs, R (8, 1) OBP: 0.100, SLG: 0.100										0 0 0 0 0 0 0																	
Inning Stats	R: 0 E: 0 K: 0 S: 3	H: 0 LOB: 0 BB: 0 P: 3	R: 0 E: 0 K: 0 S: 4	H: 1 LOB: 1 BB: 0 P: 4	R: 0 E: 0 K: 0 S: 3	H: 0 LOB: 0 BB: 0 P: 3	R: 0 E: 0 K: 2 S: 7	H: 0 LOB: 0 BB: 0 P: 7	R: 0 E: 0 K: 0 S: 3	H: 0 LOB: 0 BB: 0 P: 3	R: 0 E: 0 K: 0 S: 4	H: 1 LOB: 1 BB: 0 P: 4	R: 0 E: 0 K: 1 S: 7	H: 2 LOB: 2 BB: 0 P: 7	R: 0 E: 0 K: 0 S: 3	H: 0 LOB: 0 BB: 0 P: 3	1B: 3 2B: 1 3B: 0 HR: 0	SF: 0 SAC: 0 DP: 0 HBP: 0	WP: 0 PB: 0 SB: 0 CS: 0	PA: 31							
PITCHER	IP	WLS	BF	H	R	ER	SO	BB	IBB	HBP	BLK	WP	HR	S	P	ERA	WHIP										
Chuck Stobbs, L (1, 1) ERA: 4.09	7.0	W	23	2	0	0	4	0	0	0	0	0	0	31	31	0.00	0.286										
Ray Moore, R (8, 1) ERA: 3.59	2.0	S	8	2	0	0	1	0	0	0	0	0	0	10	10	0.00	1.000										

Kansas City Athletics @ Washington Senators
Griffith Stadium, Washington, DC
Thu Aug 25 1960, 7:05 PM EDT
Att. 7,348 - Unknown

livebaseballscorecards.com

AB	31
R	0
H	4
RBI	0
BB	0
SO	5
LOB	8




Batter	1	2	3	4	5	6	7	8	9
Billy Gardner, R OBP: 0.332, SLG: 0.383 (1, 4)	0-3 K	0-0 F3			0-0 F8		1B BB		
Lenny Green, L OBP: 0.359, SLG: 0.393 (1, 8) (9, 7)	0-0 F8		0-0 2B SF9 1B		0-0 4-3		1B G4 1B		
Harmon Killebrew, R OBP: 0.380, SLG: 0.536 (1, 3)	0-0 1B 1B		0-0 SF9 2B		4-0 BB		1B HBP 1B		
Jim Lemon, R OBP: 0.386, SLG: 0.521 (1, 7)	0-0 1B		0-0 SF9		0-0 5-3		0-0 HBP G4 1B 1B	0-0 S 1B	
Dan Dobbek, L OBP: 0.310, SLG: 0.371 (8, PR) (9, 8)	1-2 1B		2-3 3-H				1-2 2-3 3-H		
Reno Bertoia, R OBP: 0.330, SLG: 0.373 (1, 5)	0-0 F9		0-0 L6			0-0 BB 1B	0-0 G4	0-0 F4	
Bob Allison, R OBP: 0.371, SLG: 0.423 (1, 9)		0-0 5-3	0-0 5-3		0-0 F3		4-0 HBP 1B IBB	0-3 K	
Earl Battey, R OBP: 0.344, SLG: 0.408 (1, 2)		0-0 1-3		0-0 CS 1B		0-0 F9	1-0 1B HBP	0-0 P4	
Jose Valdivielso, R OBP: 0.285, SLG: 0.253 (1, 6)		0-0 1B		0-0 CS 1B	0-3 K	4-0 BB	0-0 1B BB		
Elmer Valo, L OBP: 0.406, SLG: 0.294 (7, PH)							1-3 2-H 3-H		
Billy Consolo, R OBP: 0.339, SLG: 0.333 (7, PR) (8, 6)		1B 1B			0-3 K	1-2 BB	0-0 1B 1B		
Chuck Stobbs, L OBP: 0.185, SLG: 0.083 (1, 1)		0-0 1B		0-3 K		0-0 P6	4-0 1B FC4-6		
Faye Throneberry, L OBP: 0.327, SLG: 0.324 (7, PH)									
Ray Moore, R OBP: 0.067, SLG: 0.067 (8, 1)		1-3 1B		1-2 K					

AB	R	H	RBI	BB	SO	LOB
4	1	1	2	1	1	2
5	2	2	1	0	0	1
3	1	2	0	2	0	1
4	1	3	2	0	0	1
0	0	0	0	0	0	0
5	0	1	1	0	0	6
4	1	0	0	1	1	3
4	1	1	1	0	0	3
2	0	1	0	1	1	1
1	0	1	2	0	0	0
0	1	0	0	0	0	0
3	0	1	0	0	1	3
0	1	0	0	1	0	0
0	0	0	0	0	0	0

AB	35
R	9
H	13
RBI	9
BB	6
SO	4
LOB	21

WP	HR	S	P	ERA	WHIP
0	0	3	0	4.50	2.000
0	0	0	11	27.00	3.000
0	0	0	6	∞	∞
0	0	2	2	13.50	0.000
0	0	6	6	0.00	1.000

Kansas City Athletics @ Washington Senators
Griffith Stadium, Washington, DC
Thu Aug 25 1960, 7:05 PM EDT
Att. 7,348 - Unknown



livebaseballscores.com

1B	2B	3B	HR	SF	SAC	DP	HBP
12	1	0	0	1	0	0	1

WP	HR	S	P	ERA	WHIP
0	0	3	0	4.50	2.000
0	0	0	11	27.00	3.000
0	0	0	6	∞	∞
0	0	2	2	13.50	0.000
0	0	6	6	0.00	1.000

Batter	1	2	3	4	5	6	7	8	9	AB R H RBI BB SO LOB	TOP
Bill Tuttle, R (1, 8) <small>OBP: 0.323, SLG: 0.330</small>	4-0 		0-0 			0-0 		0-0 		3 0 2 0 1 0 0	Kansas City Athletics @ Baltimore Orioles Memorial Stadium, Baltimore, MD Fri Aug 26 1960, 7:05 PM EDT Unknown
Jerry Lumpe, L (1, 4) <small>OBP: 0.314, SLG: 0.350</small> Ray Jablonski, R (8, PH) <small>OBP: 0.333, SLG: 0.280</small> Bob Johnson, R (8, 4) <small>OBP: 0.317, SLG: 0.221</small>	4-0 		0-0 			0-0 		0-3 		2 0 1 0 1 0 1 1 0 0 0 0 1 2 0 0 0 0 0 0 0	
Andy Carey, R (1, 5) <small>OBP: 0.283, SLG: 0.424</small>	0-0 		0-0 			0-0 		4-0 		3 0 0 0 1 0 3	
Dick Williams, R (1, 3) <small>OBP: 0.338, SLG: 0.418</small>	0-3 			4-0 		0-3 		0-0 		2 0 0 1 1 2 4	
Norm Siebern, L (1, 7) <small>OBP: 0.371, SLG: 0.495</small>	0-0 			0-0 		0-3 		0-0 		4 0 0 0 0 1 7	
Hank Bauer, R (1, 9) <small>OBP: 0.326, SLG: 0.371</small>		0-0 		0-0 		0-0 		0-3 		4 0 0 0 0 1 0	
Pete Daley, R (1, 2) <small>OBP: 0.273, SLG: 0.358</small>		0-3 			0-0 		0-3 		0-0 	4 0 0 0 0 2 0	
Ken Hamlin, R (1, 6) <small>OBP: 0.306, SLG: 0.272</small>		0-0 			0-3 		0-0 		0-0 	4 0 1 0 0 1 0	
Ned Garver, R (1, 1) <small>OBP: 0.176, SLG: 0.133</small>		0-0 			0-0 			4-0 		2 1 0 0 1 0 1	
Inning Stats	R: 0 H: 0 E: 0 LOB: 2 K: 1 BB: 2 S: 5 P: 13	R: 0 H: 1 E: 0 LOB: 1 K: 1 BB: 0 S: 6 P: 6	R: 0 H: 1 E: 0 LOB: 0 K: 0 BB: 0 S: 3 P: 3	R: 0 H: 0 E: 0 LOB: 0 K: 0 BB: 1 S: 2 P: 6	R: 0 H: 0 E: 0 LOB: 0 K: 1 BB: 0 S: 5 P: 5	R: 0 H: 1 E: 1 LOB: 2 K: 2 BB: 0 S: 9 P: 9	R: 0 H: 0 E: 0 LOB: 0 K: 1 BB: 0 S: 5 P: 5	R: 1 H: 1 E: 0 LOB: 2 K: 1 BB: 2 S: 6 P: 14	R: 0 H: 0 E: 0 LOB: 0 K: 1 BB: 0 S: 5 P: 5	1B: 4 SF: 1 2B: 0 SAC: 0 3B: 0 DP: 2 HR: 0 HBP: 0	WP: 1 PA: 35 PB: 0 SB: 0 CS: 0
PITCHER Steve Barber, L (1, 1) <small>ERA: 3.07</small>	IP WLS BF H R ER SO BB IBB HBP BLK WP HR S P ERA WHIP 9.0 W 35 4 1 1 8 5 0 0 0 1 0 46 66 1.00 1.000										


livebaseballscorecards.com

AB	29
R	1
H	4
RBI	1
BB	5
SO	8
LOB	18



Batter	1	2	3	4	5	6	7	8	9	AB R H RBI BB SO LOB	TOP															
Russ Snyder, L (1, 9) OBP: 0.308, SLG: 0.364	0-0 4-3		0-0 SF9 1-3 2B		0-0 6-3			0-0 4-3		4 0 1 0 0 0 0	Kansas City Athletics @ Baltimore Orioles Memorial Stadium, Baltimore, MD Fri Aug 26 1960, 7:05 PM EDT Att. 16,582 - Unknown															
Jerry Lumpe, L (1, 4) OBP: 0.316, SLG: 0.354	0-0 1B 1B		0-0 SF9 2-3 3-H			0-0 PB FC4-6 2B		0-0 4-3		3 2 2 1 0 0 0																
Bill Tuttle, R (1, 8) OBP: 0.325, SLG: 0.330	0-0 1B 1-3 1B		0-0 6-3			4-0 BB BB BB 2-3 BB FC4-6		0-0 F9		3 0 1 0 1 0 1																
Norm Siebern, L (1, 7) OBP: 0.370, SLG: 0.493	0-0 1-3 3-H 1B G4-6-3		0-0 F9			0-0 FC4-6 1-2f 3-H FC6-4		0-0 F8		4 0 1 2 0 0 2																
Mary Throneberry, L (1, 3) OBP: 0.302, SLG: 0.439	0-0 G4-6-3 1-2f			0-3 K		0-3 K		0-0 4-3		4 0 0 0 0 2 3																
Andy Carey, R (1, 5) OBP: 0.278, SLG: 0.416		0-0 F3		0-0 F6		0-0 FC6-4 1-2f		0-0 E6		4 0 0 0 0 0 1																
Danny Kravitz, L (1, 2) OBP: 0.273, SLG: 0.383		0-0 F9		0-0 F5			0-0 F9		0-0 E3 FC6-4	4 0 0 0 0 0 1																
Ken Hamlin, R (1, 6) OBP: 0.303, SLG: 0.269		0-0 F8			0-0 F6		0-0 F9		0-0 FC6-4 1-2f	4 0 0 0 0 0 2																
Bud Daley, L (1, 1) OBP: 0.257, SLG: 0.180			0-0 SF9 2B 1B		0-0 F2		0-0 F3			1 1 1 0 0 0 0																
John Tsitouris, R (3, 1)										0 0 0 0 0 0 0																
John Briggs, R (4, 1) OBP: 0.091, SLG: 0.091										1 0 0 0 0 0 0																
Bob Davis, R (6, 1) OBP: 0.333, SLG: 0.333										1 0 0 0 0 0 0																
Inning Stats	R: 1 E: 0 K: 0 S: 5	H: 3 LOB: 1 BB: 0 P: 5	R: 0 E: 0 K: 0 S: 3	H: 0 LOB: 0 BB: 0 P: 3	R: 1 E: 0 K: 0 S: 5	H: 2 LOB: 1 BB: 0 P: 5	R: 0 E: 0 K: 1 S: 5	H: 0 LOB: 0 BB: 0 P: 5	R: 0 E: 0 K: 0 S: 3	H: 0 LOB: 0 BB: 0 P: 3	R: 1 E: 0 K: 1 S: 6	H: 1 LOB: 1 BB: 1 P: 10	R: 0 E: 0 K: 0 S: 3	H: 0 LOB: 0 BB: 0 P: 3	R: 0 E: 0 K: 0 S: 3	H: 0 LOB: 0 BB: 0 P: 3	R: 0 E: 2 K: 0 S: 5	H: 0 LOB: 2 BB: 0 P: 5	1B: 4 2B: 2 3B: 0 HR: 0	SF: 1 SAC: 0 DP: 1 HBP: 0	WP: 0 PB: 1 SB: 0 CS: 0	PA: 35				
PITCHER	IP WLS BF H R ER SO BB IBB HBP BLK WP HR S P ERA WHIP																									
Hal Brown, R (1, 1) ERA: 3.57	3.0		13	5	2	2	0	0	0	0	0	0	13	13	6.00	1.667										
Hoyt Wilhelm, R (4, 1) ERA: 3.31	6.0	W	22	1	1	0	2	1	0	0	0	0	25	29	0.00	0.333										

AB	33
R	3
H	6
RBI	3
BB	1
SO	2
LOB	10



Batter	1	2	3	4	5	6	7	8	9
Jackie Brandt, R OBP: 0.327, SLG: 0.425 (1, 9) (4, 8) (9, 3)	0-0 1B	0-0 FC5-4	0-0 F9	0-0 F9		0-0 9-1-2-1-5		0-0 1B	
Gene Woodling, L OBP: 0.400, SLG: 0.417 (1, 7)	0-0 F9	0-3 K		0-0 4-3	0-0 HR		0-3 K	0-0 1B	
Brooks Robinson, R OBP: 0.342, SLG: 0.445 (1, 5)	0-0 F9		4-0 1B WP	0-0 5-3	0-0 F8		0-0 5-3	0-0 F5	
Walt Dropo, R OBP: 0.345, SLG: 0.384 Jim Gentile, L OBP: 0.416, SLG: 0.530 Dave Nicholson, R OBP: 0.310, SLG: 0.374 (1, 3) (4, PH) (5, 3) (9, 9)	0-0 BB		0-0 1B WP	0-0 1B WP	0-3 K		0-0 1B BB	0-0 1B	
Ron Hansen, R OBP: 0.344, SLG: 0.467 (1, 6)	4-0 1-2 BB		4-0 HBP 1B SF7 BB	0-0 1-H 2B	0-0 F9		4-0 1-2 1B BB		
Gus Triandos, R OBP: 0.345, SLG: 0.410 Clint Courtney, L OBP: 0.375, SLG: 0.265 (1, 2) (9, 2)	0-3 K		0-0 SF7 HBP 1-2 2-H 1B	0-0 1-H BB		4-0 2B 1B BB	0-0 FC5 BB 1-3 2-H 1B		
Jim Busby, R OBP: 0.315, SLG: 0.288 Al Pilarcik, L OBP: 0.341, SLG: 0.375 Gene Stephens, L OBP: 0.319, SLG: 0.363 (1, 8) (3, PH) (3, PR) (4, 9) (9, 8)		0-0 F7	1-0 SF7	4-0 BB BB		0-0 1B 1-3 G3 2B	4-0 1-2 BB		
Mary Breeding, R OBP: 0.324, SLG: 0.348 (1, 4)		0-0 FC5-4 SH 1B	0-0 SF7	4-0 BB BB		0-0 G3 2-3 3-H 1B	0-0 FC5		
Hal Brown, R OBP: 0.342, SLG: 0.250 Bob Boyd, L OBP: 0.378, SLG: 0.412 Hoyt Wilhelm, R OBP: 0.119, SLG: 0.077 (1, 1) (3, PH) (4, 1)		0-0 SH 1-2 FC5-4	0-3 K	4-0 BB		0-0 G3		0-0 1-3	

Inning Stats	R: 0	H: 2	E: 0	LOB: 3	K: 1	P: 11	R: 0	H: 1	E: 0	LOB: 2	K: 1	P: 7	R: 3	H: 2	E: 0	LOB: 3	K: 1	P: 16	R: 3	H: 3	E: 0	LOB: 3	K: 0	P: 18	R: 1	H: 1	E: 0	LOB: 0	K: 1	P: 6	R: 2	H: 2	E: 0	LOB: 0	K: 0	P: 8	R: 1	H: 2	E: 0	LOB: 3	K: 1	P: 15	R: 1	H: 3	E: 0	LOB: 2	K: 0	P: 5
	S: 7	BB: 1	S: 7	BB: 0	S: 7	BB: 7	S: 7	BB: 0	S: 7	BB: 0	S: 7	BB: 7	S: 7	BB: 2	S: 7	BB: 2	S: 6	BB: 3	S: 6	BB: 3	S: 6	BB: 0	S: 4	BB: 1	S: 7	BB: 2	S: 5	BB: 0	S: 5	BB: 0	S: 5	BB: 1	S: 7	BB: 2	S: 4	BB: 1	S: 7	BB: 2	S: 5	BB: 0	S: 5	BB: 0	S: 5	BB: 5				

PITCHER	IP	WLS	BF	H	R	ER	SO	BB	IBB	HBP	BLK	WP	HR	S	P	ERA	WHIP
Bud Daley, L ERA: 4.65 (1, 1)	2.0	L	15	5	3	3	2	3	0	0	0	1	0	16	28	13.50	4.000
John Tsitouris, R ERA: 6.18 (3, 1)	1.2		11	3	3	3	1	2	0	1	0	1	0	10	19	16.20	3.000
John Briggs, R ERA: 6.7 (4, 1)	1.1		9	3	3	3	1	2	0	0	0	0	1	9	17	20.25	3.750
Bob Davis, R ERA: 5.31 (6, 1)	3.0		14	5	2	2	1	2	0	0	0	0	0	14	22	6.00	2.333


BOTTOM

Kansas City Athletics @ Baltimore Orioles
Memorial Stadium, Baltimore, MD

Fri Aug 26 1960, 7:05 PM EDT
Att. 16,582 - Unknown

AB	37
R	11
H	16
RBI	10
BB	9
SO	5
LOB	25

livebaseballscorecards.com



1B: 13	SF: 1	WP: 2	PA: 49
2B: 3	SAC: 1	PB: 0	
3B: 0	DP: 1	SB: 0	
HR: 1	HBP: 1	CS: 0	

Batter	1	2	3	4	5	6	7	8	9	AB R H RBI BB SO LOB	TOP											
Bill Tuttle, R (1, 8) OBP: 0.326, SLG: 0.333	0-0 6-3		0-0 SF9 1-3 2B		0-0 1B 1B		0-0 E6 1B 2B	0-0 F8		5 2 2 0 0 0 0												
Jerry Lumpe, L (1, 4) OBP: 0.317, SLG: 0.355	0-0 1-5-3		0-0 SF9		0-0 1B		0-0 2B E 1B	0-0 F7		4 1 2 1 0 0 0												
Russ Snyder, L (1, 9) OBP: 0.306, SLG: 0.366	0-0 G3		0-0 SF7		0-0 F7		0-0 E 1B 2B		0-0 G3	4 1 1 2 0 0 2												
Norm Siebern, L (1, 7) OBP: 0.370, SLG: 0.493		4-0 1B BB	0-0 4-3		0-0 4-3		0-0 E5 1B		0-0 2B	4 0 1 0 1 0 3												
Mary Throneberry, L (1, 3) Dick Williams, R (7, PH) OBP: 0.298, SLG: 0.433 OBP: 0.342, SLG: 0.420		0-3 K		0-0 3-1		0-0 F3	0-0 1-2 3-H 1B		4-0 BB	3 0 0 0 0 1 1 1 0 1 1 1 0 0												
Andy Carey, R (1, 5) OBP: 0.276, SLG: 0.412		0-0 F3		0-0 FC4 1B		0-0 F4	0-3 K		0-0 F9	5 0 1 0 0 1 5												
Danny Kravitz, L (1, 2) OBP: 0.277, SLG: 0.380		0-0 1B		0-0 FC4		4-0 1B BB	0-0 F9		0-0 F7	4 0 1 0 1 0 5												
Ken Hamlin, R (1, 6) OBP: 0.303, SLG: 0.269		0-0 L8		0-0 F7		0-0 1B	0-0 F8			4 0 1 0 0 0 5												
Ray Herbert, R (1, 1) OBP: 0.273, SLG: 0.250			0-0 2B SF9 1B		0-0 F7	0-0 F4		0-0 F8		4 1 1 0 0 0 2												
Inning Stats	R: 0 E: 0 K: 0 S: 3	H: 0 LOB: 0 BB: 0 P: 3	R: 0 E: 0 K: 1 S: 6	H: 1 LOB: 2 BB: 1 P: 10	R: 2 E: 0 K: 0 S: 5	H: 2 LOB: 0 BB: 0 P: 5	R: 0 E: 0 K: 0 S: 4	H: 1 LOB: 1 BB: 0 P: 4	R: 0 E: 0 K: 0 S: 5	H: 2 LOB: 2 BB: 0 P: 5	R: 0 E: 0 K: 0 S: 4	H: 1 LOB: 2 BB: 1 P: 8	R: 3 E: 2 K: 1 S: 10	H: 3 LOB: 2 BB: 0 P: 10	R: 0 E: 0 K: 0 S: 3	H: 0 LOB: 0 BB: 0 P: 3	R: 0 E: 0 K: 0 S: 4	H: 1 LOB: 2 BB: 1 P: 8	1B: 8 2B: 3 3B: 0 HR: 0	SF: 2 SAC: 0 DP: 0 HBP: 0	WP: 0 PB: 0 SB: 0 CS: 0	PA: 43
PITCHER	IP WLS BF H R ER SO BB IBB HBP BLK WP HR S P ERA WHIP																					
Jerry Walker, R (1, 1) ERA: 3.69	6.0 L 30 9 5 4 1 2 0 0 0 0 0 0 30 38 6.00 1.833																					
Billy Hoeff, L (7, 1) ERA: 4.32	0.0 1 0 0 0 0 0 0 0 0 0 0 0 1 1 ∞ ∞																					
Gordon Jones, R (7, 1) ERA: 3.73	3.0 12 2 0 0 0 1 1 0 0 0 0 0 13 17 0.00 1.000																					

Kansas City Athletics @ Baltimore Orioles
 Memorial Stadium, Baltimore, MD
 Sat Aug 27 1960, 3:33 AM EDT
 Att. 7,193 - Unknown

livebaseballscorecards.com

AB	38
R	5
H	11
RBI	4
BB	3
SO	2
LOB	23




Batter	1	2	3	4	5	6	7	8	9	AB	R	H	RBI	BB	SO	LOB
Jackie Brandt, R OBP: 0.323, SLG: 0.420 (1, 8)	0-0 6-3		0-0 F9	0-0 G5-4-3			0-0 6-3		0-0 F7	5	0	0	0	0	0	3
Gene Woodling, L OBP: 0.403, SLG: 0.422 (1, 7)	4-0 FC5-4 BB		0-0 1B 2B		0-0 1B		0-0 F2			3	1	2	1	1	0	0
Brooks Robinson, R OBP: 0.341, SLG: 0.444 (1, 5)	0-0 FC5-4 1-2f		0-0 1B		0-0 F4		0-0 5-3			4	1	1	1	0	0	2
Jim Gentile, L OBP: 0.414, SLG: 0.526 (1, 3)	0-0 F8		0-0 1B 1B		0-3 K			0-0 F7		4	0	1	1	0	1	2
Gus Triandos, R OBP: 0.344, SLG: 0.408 (1, 2)		0-0 F8	0-0 1B		0-0 F8			0-3 K		4	0	1	0	0	1	1
Ron Hansen, R OBP: 0.346, SLG: 0.465 (1, 6)		0-0 F6	4-0 1B BB		4-0 BB			0-0 F7		2	0	0	0	2	0	0
Gene Stephens, L OBP: 0.315, SLG: 0.357 (1, 9)		0-0 4-3	0-3 K		0-0 F9				0-0 G3	4	0	0	0	0	1	4
Mary Breeding, R OBP: 0.324, SLG: 0.347 (1, 4)			0-0 4-3 2B 1B	0-0 5-3		0-0 F4		0-0 F8	3	1	1	0	0	0	0	1
Clint Courtney, L OBP: 0.373, SLG: 0.263 (9, PH)				0-0 5-3		0-0 F4			1	0	0	0	0	0	0	0
Jerry Walker, S OBP: 0.385, SLG: 0.405 (1, 1)			0-0 4-3 1B	0-0 5-3		0-0 5-3		0-0 2B	3	0	1	0	0	0	0	2
Billy Hoefl, L (7, 1)									0	0	0	0	0	0	0	0
Gordon Jones, R OBP: 0.400, SLG: 0.400 (7, 1)									0	0	0	0	0	0	0	0
Bob Boyd, L OBP: 0.387, SLG: 0.435 (9, PH)									1	0	1	0	0	0	0	0

Inning Stats	R: 0	H: 0	E: 0	K: 0	S: 3	R: 0	H: 0	E: 0	K: 0	S: 3	R: 3	H: 5	E: 0	K: 1	S: 10	R: 0	H: 1	E: 0	K: 1	S: 6	R: 0	H: 0	E: 0	K: 0	S: 3	R: 0	H: 0	E: 0	K: 1	S: 5	R: 0	H: 0	E: 0	K: 1	S: 5	R: 0	H: 1	E: 0	K: 0	S: 4	R: 0	H: 1	E: 0	K: 0	S: 4		
	LOB: 1	BB: 1	P: 7	LOB: 0	BB: 0	P: 3	LOB: 3	BB: 1	P: 14	LOB: 0	BB: 0	P: 3	LOB: 1	BB: 0	P: 6	LOB: 1	BB: 1	P: 7	LOB: 0	BB: 0	P: 3	LOB: 0	BB: 0	P: 5	LOB: 0	BB: 0	P: 5	LOB: 1	BB: 0	P: 4	1B: 6	SF: 0	2B: 2	SAC: 0	3B: 0	DP: 1	HR: 0	HBP: 0	WP: 0	PA: 37	PB: 0	SB: 0	CS: 0	ERA: 3.31	WHIP: 1.222	ERA: 3.00	WHIP: 1.222

BOTTOM

Kansas City Athletics @ Baltimore Orioles
Memorial Stadium, Baltimore, MD
 Sat Aug 27 1960, 3:33 AM EDT
 Att. 7,193 - Unknown

AB	34
R	3
H	8
RBI	3
BB	3
SO	3
LOB	15



Batter	1	2	3	4	5	6	7	8	9	AB R H RBI BB SO LOB	TOP											
Bill Tuttle, R (1, 8) OBP: 0.325, SLG: 0.331	0-0 6-3		4-0 1B BB			0-0 E5 1B		0-0 5-3		3 1 0 0 1 0 0												
Jerry Lumpe, L (1, 4) OBP: 0.316, SLG: 0.354	0-0 5-3		0-0 1-2 1B			0-0 F9		0-0 L8		4 0 1 0 0 0 1												
Russ Snyder, L (1, 9) OBP: 0.305, SLG: 0.364	0-0 1B		0-3 K			0-0 P6			0-0 F8	4 0 1 0 0 1 3												
Norm Siebern, L (1, 7) OBP: 0.371, SLG: 0.493	0-0 4-3			0-0 G4-6-3 1B		0-0 FC6 1B			0-0 F9	4 0 2 1 0 0 1												
Dick Williams, R (1, 3) OBP: 0.341, SLG: 0.418				0-3 K		0-0 FC6			0-0 P6	4 0 1 0 0 1 2												
Andy Carey, R (1, 5) OBP: 0.273, SLG: 0.406				0-0 G4-6-3					0-0 F7	3 0 0 0 0 1 2												
Danny Kravitz, L (1, 2) OBP: 0.272, SLG: 0.371				0-0 G4-6-3		0-0 F7			0-0 L4	3 0 0 0 0 0 1												
Ken Hamlin, R (1, 6) OBP: 0.301, SLG: 0.267						0-0 F7			0-3 K	3 0 0 0 0 1 0												
Dick Hall, R (1, 1) OBP: 0.163, SLG: 0.128						0-0 P3			0-3 K	3 0 0 0 0 2 0												
Inning Stats	R: 0 E: 0 K: 0 S: 4	H: 1 LOB: 1 BB: 0 P: 4	R: 0 E: 0 K: 1 S: 5	H: 1 LOB: 0 BB: 0 P: 5	R: 0 E: 0 K: 2 S: 8	H: 1 LOB: 2 BB: 1 P: 12	R: 0 E: 0 K: 1 S: 5	H: 1 LOB: 0 BB: 0 P: 5	R: 0 E: 0 K: 1 S: 5	H: 0 LOB: 0 BB: 0 P: 3	R: 1 E: 1 K: 0 S: 5	H: 1 LOB: 1 BB: 0 P: 5	R: 0 E: 0 K: 1 S: 5	H: 0 LOB: 0 BB: 0 P: 5	R: 0 E: 0 K: 1 S: 5	H: 0 LOB: 0 BB: 0 P: 5	R: 0 E: 0 K: 0 S: 3	H: 0 LOB: 0 BB: 0 P: 3	1B: 5 2B: 0 3B: 0 HR: 0	SF: 0 SAC: 0 DP: 2 HBP: 0	WP: 0 PB: 0 SB: 1 CS: 0	PA: 32
PITCHER Frank Sullivan, R (1, 1) ERA: 5.24	IP: 9.0 WLS: W BF: 32 H: 5 R: 1 ER: 0 SO: 6 BB: 1 IBB: 0 HBP: 0 BLK: 0 WP: 0 HR: 0 S: 43 P: 47 ERA: 0.00 WHIP: 0.667											PITCHER	IP: 9.0 WLS: W BF: 32 H: 5 R: 1 ER: 0 SO: 6 BB: 1 IBB: 0 HBP: 0 BLK: 0 WP: 0 HR: 0 S: 43 P: 47 ERA: 0.00 WHIP: 0.667									

Kansas City Athletics @ Boston Red Sox
 Fenway Park, Boston, MA
 Sun Aug 28 1960, 3:33 AM EDT
 Unknown

livebaseballscorecards.com

AB 31
R 1
H 5
RBI 1
BB 1
SO 6
LOB 10



Batter	1	2	3	4	5	6	7	8	9
Don Buddin, R (1, 6) <small>OBP: 0.351, SLG: 0.381</small>	4-0 			0-0 5-3 	0-0 		0-0 SH3-4 		
Willie Tasby, R (1, 8) <small>OBP: 0.365, SLG: 0.358</small>	0-0 G6-4-3 			0-0 	0-0 6-3 		0-0 F8 		
Vic Wertz, L (1, 3) Pumpsie Green, S (9, 4) <small>OBP: 0.336, SLG: 0.488</small> <small>OBP: 0.339, SLG: 0.321</small>	0-0 P5 			0-0 F8 		0-0 F8 		0-0 F7 	
Russ Nixon, L (1, 2) <small>OBP: 0.326, SLG: 0.413</small>		0-0 6-3 		0-0 		0-0 		0-0 4-3 	
Frank Malzone, R (1, 5) <small>OBP: 0.333, SLG: 0.419</small>		0-0 6-3 		0-3 K 		0-0 F5 		0-0 	
Pete Runnels, L (1, 4) <small>OBP: 0.386, SLG: 0.384</small> (9, 3)		0-0 F7 			0-0 	4-0 		4-0 	
Rip Repulski, R (1, 7) <small>OBP: 0.279, SLG: 0.376</small>			0-3 K 		0-0 F7 	0-0 1-3 		0-0 FC6-4 	
Lou Clinton, R (1, 9) <small>OBP: 0.281, SLG: 0.402</small>			0-3 K 		0-0 		0-0 		
Frank Sullivan, R (1, 1) <small>OBP: 0.200, SLG: 0.111</small>			0-0 4-3 		0-0 P4 		0-0 SH1-4 		

Inning Stats	R: 0 E: 0 K: 0 S: 2	H: 0 LOB: 0 BB: 1 P: 6	R: 0 E: 0 K: 0 S: 3	H: 0 LOB: 0 BB: 0 P: 3	R: 0 E: 0 K: 2 S: 7	H: 0 LOB: 0 BB: 0 P: 7	R: 1 E: 0 K: 1 S: 7	H: 2 LOB: 1 BB: 0 P: 7	R: 0 E: 0 K: 0 S: 6	H: 3 LOB: 3 BB: 0 P: 6	R: 0 E: 0 K: 0 S: 4	H: 1 LOB: 2 BB: 1 P: 8	R: 1 E: 0 K: 0 S: 4	H: 1 LOB: 0 BB: 0 P: 4	R: 0 E: 0 K: 0 S: 4	H: 1 LOB: 2 BB: 1 P: 8	
PITCHER Dick Hall, R (1, 1) <small>ERA: 3.94</small>	IP 8.0	WLS L	BF 34	H 8	R 2	ER 2	SO 3	BB 2	IBB 1	HBP 0	BLK 0	WP 0	HR 1	S 37	P 49	ERA 2.25	WHIP 1.250


BOTTOM																																																																																														
Kansas City Athletics @ Boston Red Sox Fenway Park, Boston, MA Sun Aug 28 1960, 3:33 AM EDT Unknown	<table border="1"> <tr><td>AB</td><td>29</td></tr> <tr><td>R</td><td>2</td></tr> <tr><td>H</td><td>8</td></tr> <tr><td>RBI</td><td>2</td></tr> <tr><td>BB</td><td>3</td></tr> <tr><td>SO</td><td>3</td></tr> <tr><td>LOB</td><td>13</td></tr> </table>	AB	29	R	2	H	8	RBI	2	BB	3	SO	3	LOB	13																																																																															
AB	29																																																																																													
R	2																																																																																													
H	8																																																																																													
RBI	2																																																																																													
BB	3																																																																																													
SO	3																																																																																													
LOB	13																																																																																													
<table border="1"> <tr><td>AB</td><td>R</td><td>H</td><td>RBI</td><td>BB</td><td>SO</td><td>LOB</td></tr> <tr><td>2</td><td>0</td><td>1</td><td>1</td><td>1</td><td>0</td><td>0</td></tr> <tr><td>4</td><td>1</td><td>1</td><td>1</td><td>0</td><td>0</td><td>4</td></tr> <tr><td>4</td><td>0</td><td>0</td><td>0</td><td>0</td><td>0</td><td>0</td></tr> <tr><td>0</td><td>0</td><td>0</td><td>0</td><td>0</td><td>0</td><td>0</td></tr> <tr><td>4</td><td>0</td><td>2</td><td>0</td><td>0</td><td>0</td><td>0</td></tr> <tr><td>4</td><td>0</td><td>1</td><td>0</td><td>0</td><td>1</td><td>2</td></tr> <tr><td>2</td><td>0</td><td>1</td><td>0</td><td>2</td><td>0</td><td>0</td></tr> <tr><td>4</td><td>0</td><td>0</td><td>0</td><td>0</td><td>1</td><td>5</td></tr> <tr><td>3</td><td>1</td><td>2</td><td>0</td><td>0</td><td>1</td><td>0</td></tr> <tr><td>2</td><td>0</td><td>0</td><td>0</td><td>0</td><td>0</td><td>2</td></tr> </table>	AB	R	H	RBI	BB	SO	LOB	2	0	1	1	1	0	0	4	1	1	1	0	0	4	4	0	0	0	0	0	0	0	0	0	0	0	0	0	4	0	2	0	0	0	0	4	0	1	0	0	1	2	2	0	1	0	2	0	0	4	0	0	0	0	1	5	3	1	2	0	0	1	0	2	0	0	0	0	0	2	<table border="1"> <tr><td>WP</td><td>0</td><td>PA</td><td>34</td></tr> <tr><td>PB</td><td>0</td><td></td><td></td></tr> <tr><td>SB</td><td>0</td><td></td><td></td></tr> <tr><td>CS</td><td>0</td><td></td><td></td></tr> </table>	WP	0	PA	34	PB	0			SB	0			CS	0		
AB	R	H	RBI	BB	SO	LOB																																																																																								
2	0	1	1	1	0	0																																																																																								
4	1	1	1	0	0	4																																																																																								
4	0	0	0	0	0	0																																																																																								
0	0	0	0	0	0	0																																																																																								
4	0	2	0	0	0	0																																																																																								
4	0	1	0	0	1	2																																																																																								
2	0	1	0	2	0	0																																																																																								
4	0	0	0	0	1	5																																																																																								
3	1	2	0	0	1	0																																																																																								
2	0	0	0	0	0	2																																																																																								
WP	0	PA	34																																																																																											
PB	0																																																																																													
SB	0																																																																																													
CS	0																																																																																													

Batter	1	2	3	4	5	6	7	8	9	AB R H RBI BB SO LOB	TOP																
Bill Tuttle, R (1, 8) OBP: 0.326, SLG: 0.332	0-0 E1 1B SF8 1B		0-0 5-3		0-0 1-3		0-0 1-2 2-H 1B		0-0 5-3	5 1 2 1 0 0 1																	
Jerry Lumpe, L (1, 4) OBP: 0.321, SLG: 0.357	0-0 G3 1B		0-0 F7		0-0		0-0 1-2 2-3 1B		0-0 BB BB BB BB BB BB	4 0 3 1 1 0 0																	
Hank Bauer, R (1, 9) OBP: 0.323, SLG: 0.369	0-0 SF8 3-H			0-0 2B 4-3 1B	0-0 F7		0-0 P4		0-3 K	4 1 1 1 0 1 5																	
Norm Siebern, L (1, 7) OBP: 0.368, SLG: 0.489	0-0 G3 1-2			0-0 L7		0-0 3-1	0-0 F9			4 0 0 0 0 0 5																	
Dick Williams, R (1, 3) OBP: 0.342, SLG: 0.422	0-0 F5			0-0 4-3 1-3 2B		0-0 G5-4-3 1B		0-0 F7		4 0 2 0 0 0 1																	
Andy Carey, R (1, 5) OBP: 0.273, SLG: 0.403		0-0 F7		0-0 4-3		0-0 G5-4-3 1B		0-0		4 0 1 1 0 0 2																	
Pete Daley, R (1, 2) OBP: 0.273, SLG: 0.355		0-0 P4		0-0 F7			0-0 FC1-6 1B	0-3 K		4 0 1 0 0 1 2																	
Ken Hamlin, R (1, 6) OBP: 0.298, SLG: 0.265 Mary Throneberry, L (8, PH) OBP: 0.297, SLG: 0.431 Bob Johnson, R (8, 6) OBP: 0.317, SLG: 0.221		0-0 6-3			0-0 F8		0-0 FC1-6 1B	0-0 4-3		3 1 0 0 0 0 1 1 0 0 0 0 0 1 0 0 0 0 0 0 0																	
Johnny Kucks, R (1, 1) OBP: 0.160, SLG: 0.125 Jim Delsing, L (7, PH) OBP: 1.000, SLG: 1.000 Ken Johnson, R (7, 1) OBP: 0.160, SLG: 0.160 Marty Kutyna, R (8, 1) OBP: 0.200, SLG: 0.200 Russ Snyder, L (9, PH) OBP: 0.304, SLG: 0.363			0-3 K		0-0 E4 1B		0-0 1B 1B		0-0 6-3	2 1 0 0 0 1 0 1 0 1 0 0 0 0 0 0 0 0 0 0 0 0 0 0 0 0 0 0 1 0 0 0 0 0 0																	
Inning Stats	R: 1 E: 1 K: 0 S: 5	H: 2 LOB: 1 BB: 0 P: 5	R: 0 E: 0 K: 0 S: 3	H: 0 LOB: 0 BB: 0 P: 3	R: 0 E: 0 K: 1 S: 5	H: 0 LOB: 0 BB: 0 P: 5	R: 1 E: 0 K: 0 S: 5	H: 2 LOB: 1 BB: 0 P: 5	R: 1 E: 1 K: 0 S: 5	H: 1 LOB: 1 BB: 0 P: 5	R: 0 E: 0 K: 0 S: 3	H: 1 LOB: 0 BB: 0 P: 3	R: 1 E: 0 K: 0 S: 7	H: 4 LOB: 3 BB: 0 P: 7	R: 0 E: 0 K: 1 S: 6	H: 1 LOB: 1 BB: 0 P: 6	R: 0 E: 0 K: 1 S: 5	H: 0 LOB: 1 BB: 1 P: 9	1B: 10 2B: 1 3B: 0 HR: 0	SF: 1 SAC: 0 DP: 1 HBP: 0	WP: 0 PB: 0 SB: 0 CS: 0	PA: 39					
PITCHER	IP WLS BF H R ER SO BB IBB HBP BLK WP HR S P ERA WHIP																										
Billy Muffett, R (1, 1) ERA: 3.89	6.1		27	8	4	3	1	0	0	0	0	0	0	29	29	4.26	1.263										
Bill Monbouquette, R (7, 1) ERA: 3.65	0.2		4	2	0	0	0	0	0	0	0	0	0	4	4	0.00	3.000										
Mike Fornieles, R (8, 1) ERA: 2.52	2.0	W	8	1	0	0	2	1	0	0	0	0	0	11	15	0.00	1.000										

Kansas City Athletics @ Boston Red Sox
 Fenway Park, Boston, MA
 Sun Aug 28 1960, 3:38 AM EDT
 Att: 22,355 - Unknown

livebaseballscorecards.com

AB	37
R	4
H	11
RBI	4
BB	1
SO	3
LOB	18



Batter	1	2	3	4	5	6	7	8	9
Don Buddin, R (1, 6) OBP: 0.348, SLG: 0.377	0-0 E3		0-0 F2-5		0-3 K		0-0 SH3-4	0-0 F8	
Willie Tasby, R (1, 8) OBP: 0.363, SLG: 0.355	0-0 P4		0-0 P4			0-0 1B	0-0 1-3	0-0 P3	
Vic Wertz, L (1, 3) OBP: 0.335, SLG: 0.488	0-0 F7			0-0 P4		0-0 P6	0-0 2B		
Russ Nixon, L (1, 2) OBP: 0.332, SLG: 0.416	0-0 P4			0-0 FC6-4 1B		0-0 1B	4-0 1B		
Frank Malzone, R (1, 5) OBP: 0.334, SLG: 0.420		0-0 1B		0-0 F8		0-0 1B	0-0 L9		
Pete Runnels, L (1, 4) OBP: 0.387, SLG: 0.385		0-0 G5-4-3 1B		0-0 FC6-4		0-0 1B		0-0 4-3	
Carroll Hardy, R (1, 7) OBP: 0.211, SLG: 0.206		0-3 K		0-3 K		0-0 SF8		0-0 BB	
Lou Clinton, R (1, 9) OBP: 0.281, SLG: 0.396		0-0 G5-4-3		0-0 E6		0-0 G3		4-0 1B	
Billy Muffett, R (1, 1) OBP: 0.321, SLG: 0.333			0-3 K		0-3 K		0-0 SH3-4	0-0 1B	
Bill Monbouquette, R (7, 1) OBP: 0.186, SLG: 0.077									
Pumpsie Green, S (7, PH) OBP: 0.342, SLG: 0.325									
Mike Fornieles, R (8, 1) OBP: 0.462, SLG: 0.462									

Inning Stats	R: 0 E: 1 K: 0 S: 4	H: 0 LOB: 1 BB: 0 P: 4	R: 0 E: 0 K: 1 S: 6	H: 2 LOB: 1 BB: 0 P: 6	R: 0 E: 0 K: 1 S: 5	H: 0 LOB: 0 BB: 0 P: 5	R: 0 E: 0 K: 0 S: 4	H: 1 LOB: 1 BB: 0 P: 4	R: 0 E: 1 K: 3 S: 10	H: 0 LOB: 1 BB: 0 P: 10	R: 3 E: 0 K: 0 S: 7	H: 4 LOB: 1 BB: 0 P: 7	R: 1 E: 0 K: 0 S: 5	H: 2 LOB: 2 BB: 1 P: 9	R: 1 E: 0 K: 0 S: 5	H: 2 LOB: 2 BB: 1 P: 9
1B: 10 2B: 1 3B: 0 HR: 0	SF: 1 SAC: 1 DP: 1 HBP: 0	WP: 0 PB: 0 SB: 0 CS: 0														

PITCHER	IP	WLS	BF	H	R	ER	SO	BB	IBB	HBP	BLK	WP	HR	S	P	ERA	WHIP
Johnny Kucks, R (1, 1) ERA: 5.66	6.0		26	7	3	3	5	0	0	0	0	0	0	36	36	4.50	1.167
Ken Johnson, R (7, 1) ERA: 4.84	1.1	L	8	3	2	2	0	0	1	0	0	0	0	7	11	13.50	2.250
Marty Kutyna, R (8, 1) ERA: 3.86	0.2		4	1	0	0	0	1	0	0	0	0	0	3	7	0.00	3.000

BOTTOM

Kansas City Athletics @ Boston Red Sox
 Fenway Park, Boston, MA
 Sun Aug 28 1960, 3:38 AM EDT
 Att. 22,355 - Unknown

AB	R	H	RBI	BB	SO	LOB
4	0	0	0	0	1	3
5	1	1	0	0	0	4
4	0	1	1	0	0	2
3	1	2	0	1	0	1
4	1	2	1	0	0	3
4	0	2	1	0	0	1
3	1	1	1	0	2	2
3	0	0	0	1	0	3
2	0	0	0	0	2	1
0	0	0	0	0	0	0
1	1	1	0	0	0	0
1	0	1	1	0	0	0

livebaseballscorecards.com

AB	34
R	5
H	11
RBI	5
BB	2
SO	5
LOB	20



WP	HR	S	P	ERA	WHIP
0	0	0	0	0	0

Batter	1	2	3	4	5	6	7	8	9	AB R H RBI BB SO LOB	TOP											
Bill Tuttle, R (1, 8) OBP: 0.325, SLG: 0.331	0-0 F9		0-0 F9			0-0 1B 2-3 1B		0-0 G6-4-3		4 0 1 0 0 0 3	Kansas City Athletics @ Boston Red Sox Fenway Park, Boston, MA Mon Aug 29 1960, 3:33 AM EDT Att: 10,426 - Unknown livebaseballscorecards.com											
Jerry Lumpe, L (1, 4) OBP: 0.320, SLG: 0.355	0-0 4-3			4-0 L6-3 BB		0-0 2-3		0-0 3-1		3 0 0 0 1 0 3												
Jim Delsing, L (1, 7) OBP: 0.400, SLG: 0.400	0-0 4-3			0-0 F8		0-0 2-3 3-H 1B		0-0 P6		4 0 1 1 0 0 1												
Dick Williams, R (1, 3) OBP: 0.341, SLG: 0.420		0-0 G5-4-3 1B		0-0 L6-3		0-3 K		0-0 P6		4 0 1 0 0 1 3												
Hank Bauer, R (1, 9) OBP: 0.321, SLG: 0.366		0-0 G5-4-3			0-0 L6-3 1B		0-0 F8		0-0 4-3	4 0 1 0 0 0 1												
Danny Kravitz, L (1, 2) OBP: 0.266, SLG: 0.364		0-3 K			0-0 L6-3		0-0 F9			3 0 0 0 0 1 1												
Andy Carey, R (1, 5) OBP: 0.270, SLG: 0.398			0-0 4-3		0-0 F5		0-0 5-3			3 0 0 0 0 0 0												
Ken Hamlin, R (1, 6) OBP: 0.297, SLG: 0.263			0-0 F3			0-0 F2		0-0 G6-4-3 1B		2 0 0 0 0 0 0												
Russ Snyder, L (8, PH) OBP: 0.306, SLG: 0.365								0-0 G6-4-3 1B		1 0 1 0 0 0 0												
Bob Johnson, R (8, 6) OBP: 0.317, SLG: 0.221								0-0 G6-4-3 1B		0 0 0 0 0 0 0												
Don Larsen, R (1, 1) OBP: 0.207, SLG: 0.241			0-0 1B			0-0 2-3 1B 1B		0-0 1B		2 1 2 0 0 0 0												
Marty Kutyna, R (7, 1) OBP: 0.200, SLG: 0.200										0 0 0 0 0 0 0												
Norm Siebern, L (8, PH) OBP: 0.369, SLG: 0.490										1 0 1 0 0 0 0												
Bob Davis, R (8, 1) OBP: 0.333, SLG: 0.333										0 0 0 0 0 0 0												
Inning Stats	R: 0 E: 0 K: 0 S: 3	H: 0 LOB: 0 BB: 0 P: 3	R: 0 E: 0 K: 1 S: 5	H: 1 LOB: 0 BB: 0 P: 5	R: 0 E: 0 K: 0 S: 4	H: 1 LOB: 1 BB: 0 P: 4	R: 0 E: 0 K: 0 S: 2	H: 0 LOB: 0 BB: 1 P: 6	R: 0 E: 0 K: 0 S: 3	H: 1 LOB: 0 BB: 0 P: 3	R: 1 E: 0 K: 1 S: 8	H: 3 LOB: 2 BB: 0 P: 8	R: 0 E: 0 K: 0 S: 3	H: 0 LOB: 0 BB: 0 P: 3	R: 0 E: 0 K: 0 S: 4	H: 2 LOB: 1 BB: 0 P: 4	R: 0 E: 0 K: 0 S: 3	H: 0 LOB: 0 BB: 0 P: 3	1B: 8 2B: 2 3B: 0 HR: 0	SF: 0 SAC: 0 DP: 4 HBP: 0	WP: 0 PB: 0 SB: 0 CS: 0	PA: 32
PITCHER Tom Brewer, R (1, 1) ERA: 4.92	IP: 9.0 WLS: W BF: 32 H: 8 R: 1 ER: 1 SO: 2 BB: 1 IBB: 0 HBP: 0 BLK: 0 WP: 0 HR: 0 S: 35 P: 39 ERA: 1.00 WHIP: 1.000											PITCHER	IP: 0 WLS: 0 BF: 0 H: 0 R: 0 ER: 0 SO: 0 BB: 0 IBB: 0 HBP: 0 BLK: 0 WP: 0 HR: 0 S: 0 P: 0 ERA: 0.00 WHIP: 0.000									

AB	31
R	1
H	8
RBI	1
BB	1
SO	2
LOB	12



Batter	1	2	3	4	5	6	7	8	9	AB	R	H	RBI	BB	SO	LOB
Don Buddin, R OBP: 0.347, SLG: 0.376 (1, 6)	0-0 F8 ①		0-0 1B		0-3 K ①		0-0 6-3 ①			4	0	1	0	0	1	0
Willie Tasby, R OBP: 0.362, SLG: 0.357 (1, 8)	0-0 F9 ②		0-0 P4 ①		0-0 5-3 ②		0-0 1B 2B			4	1	1	0	0	0	1
Vic Wertz, L OBP: 0.334, SLG: 0.486 (1, 3)	0-0 6-3 ③		0-0 F9 ②		0-0 F8 ③		0-0 1B 1B 2-H			4	0	1	1	0	0	1
Russ Nixon, L OBP: 0.331, SLG: 0.414 (1, 2)		0-0 6-3 ①	0-0 4-3 ③		0-0 F8 ①		0-0 1B 1B G5-4-3			4	0	1	0	0	0	1
Frank Malzone, R OBP: 0.333, SLG: 0.425 (1, 5)		0-0 HR		0-0 F8 ①		0-0 4-3 ②	0-0 G5-4-3 ③			4	1	1	1	0	0	2
Pete Runnels, L OBP: 0.388, SLG: 0.386 (1, 4)		0-0 L8 ②		0-0 1B 1B WP		0-0 1B 1B BB		0-0 6-3 ①		4	0	2	0	0	0	0
Carroll Hardy, R OBP: 0.253, SLG: 0.258 (1, 7)		0-0 HR 2B		0-0 1B 1B WP		0-0 1B 1B BB		4-0 BB BB FC5-4 BB		3	1	3	0	1	0	0
Lou Clinton, R OBP: 0.285, SLG: 0.411 (1, 9)		0-0 HR 2-H		0-3 K ②		4-0 BB 1-2 2-3		0-0 FC5-4 ②		3	1	1	2	1	1	3
Tom Brewer, R OBP: 0.216, SLG: 0.280 (1, 1)		0-0 F5 ③		0-3 K ③		0-0 F2 ③		0-0 5-3 ③		4	0	0	0	0	1	6

Inning Stats	R: 0	H: 0	E: 0	K: 0	S: 3	R: 3	H: 3	E: 0	K: 0	S: 6	R: 0	H: 1	E: 0	K: 0	S: 4	R: 0	H: 2	E: 0	K: 2	S: 9	R: 0	H: 0	E: 0	K: 1	S: 5	R: 0	H: 2	E: 0	K: 0	S: 5	R: 1	H: 3	E: 0	K: 0	S: 5	R: 0	H: 0	E: 0	K: 0	S: 3				
	0	0	0	0	3	3	3	0	0	6	0	1	0	0	4	0	2	0	2	9	0	0	0	0	5	0	3	0	0	0	5	0	3	0	0	5	0	0	0	7	0	0	1	7

PITCHER	IP	WLS	BF	H	R	ER	SO	BB	IBB	HBP	BLK	WP	HR	S	P	ERA	WHIP
Don Larsen, R ERA: 5.18 (1, 1)	6.1	L	30	10	4	4	3	1	0	0	0	1	2	35	39	5.68	1.737
Marty Kutyna, R ERA: 3.81 (7, 1)	0.2		2	1	0	0	0	0	0	0	0	0	0	2	2	0.00	1.500
Bob Davis, R ERA: 5.06 (8, 1)	1.0		4	0	0	0	0	1	0	0	0	0	0	3	7	0.00	1.000

BOTTOM


Kansas City Athletics @ Boston Red Sox

Fenway Park, Boston, MA

Mon Aug 29 1960, 3:33 AM EDT

Att. 10,426 - Unknown

AB 34
R 4
H 11
RBI 4
BB 2
SO 3
LOB 14




WP: 1 PA: 36
PB: 0
SB: 0
CS: 0

1B: 7 SF: 0
2B: 2 SAC: 0
3B: 0 DP: 1
HR: 2 HBP: 0

livebaseballscorecards.com

Batter	1	2	3	4	5	6	7	8	9	AB R H RBI BB SO LOB	TOP																	
Bill Tuttle, R (1, 8) OBP: 0.327, SLG: 0.337	0-0 SF8 3B		0-0 1-3			0-0 1B		0-0 F8		4 2 2 0 0 0 0	Kansas City Athletics @ New York Yankees Yankee Stadium, Bronx, NY Tue Aug 30 1960, 7:05 PM EDT Att. 16,590 - Unknown - 81 F																	
Jerry Lumpe, L (1, 4) OBP: 0.320, SLG: 0.354	0-0 SF8			0-0 4-3		4-0 SH5-4 1B BB		0-0 L8		2 0 0 1 1 0 0																		
Hank Bauer, R (1, 9) OBP: 0.325, SLG: 0.369	0-3 K			0-0 1-3		0-0 SH5-4 1B		0-0		4 0 2 1 0 1 0																		
Norm Siebern, L (1, 7) OBP: 0.367, SLG: 0.486	0-0 F5			0-0 G3		0-0 SH5-4		0-0 F9		3 0 0 0 0 0 1																		
Mary Throneberry, L (1, 3) OBP: 0.297, SLG: 0.429 Dick Williams, R (9, PH) OBP: 0.343, SLG: 0.420		0-0 4-3			0-0 2B 1B	0-0 1-3		4-0 FC5-6 BB		3 0 1 0 0 0 2 0 0 0 0 0 1 0 0																		
Danny Kravitz, L (1, 2) OBP: 0.259, SLG: 0.354		0-3 K		0-3 K		0-3 K		0-0 FC5-6		4 0 0 0 0 3 4																		
Andy Carey, R (1, 5) OBP: 0.265, SLG: 0.392		0-3 K			0-0 F8		0-0 F2		0-0 F3	4 0 0 0 0 1 2																		
Ken Hamlin, R (1, 6) OBP: 0.296, SLG: 0.266			0-0 5-3		0-0 2B		0-0 6-3		0-3 K	4 0 1 0 0 1 1																		
Bud Daley, L (1, 1) OBP: 0.247, SLG: 0.172			0-0 L8		0-0 L7		0-0 5-3			3 0 0 0 0 0 2																		
Inning Stats	R: 1 E: 0 K: 1 S: 6	H: 1 LOB: 0 BB: 0 P: 6	R: 0 E: 0 K: 2 S: 7	H: 0 LOB: 0 BB: 0 P: 7	R: 0 E: 0 K: 0 S: 3	H: 0 LOB: 0 BB: 0 P: 3	R: 0 E: 0 K: 1 S: 7	H: 2 LOB: 2 BB: 0 P: 7	R: 1 E: 0 K: 1 S: 7	H: 2 LOB: 2 BB: 1 P: 11		R: 0 E: 0 K: 0 S: 3	H: 0 LOB: 0 BB: 0 P: 3	R: 0 E: 0 K: 0 S: 4	H: 1 LOB: 1 BB: 0 P: 4	R: 0 E: 0 K: 1 S: 5	H: 0 LOB: 1 BB: 1 P: 9	1B: 4 2B: 1 3B: 1 HR: 0	SF: 1 SAC: 1 DP: 0 HBP: 0	WP: 0 PB: 0 SB: 1 CS: 0	PA: 35							
PITCHER	IP WLS BF H R ER SO BB IBB HBP BLK WP HR S P ERA WHIP																											
Bob Turley, R (1, 1) ERA: 3.61	8.0	31	6	2	2	5	1	0	0	0	0	0	0	40	44	2.25	0.875											
Luis Arroyo, L (9, 1) ERA: 1.5	1.0	W	4	0	0	0	1	1	0	0	0	0	0	5	9	0.00	1.000											

AB	31
R	2
H	6
RBI	2
BB	2
SO	6
LOB	12



Batter	1	2	3	4	5	6	7	8	9	AB R H RBI BB SO LOB
Clete Boyer, R OBP: 0.301, SLG: 0.431 (1, 5)	0-0 CS 1B		0-0 2-H HR		0-3 K2-3		0-0 1B		0-0 SH1-3	4 1 3 2 0 1 1
Hector Lopez, R OBP: 0.358, SLG: 0.376 (1, 9)	0-0 1-2 5-3		0-3 K			0-0 F4	0-0 F8		0-0 2-H 1B	5 0 1 1 0 1 2
Bob Cerv, R OBP: 0.353, SLG: 0.470 (1, 7)	0-3 K			0-0 6-3		0-0 BB WP 1B		0-0 BB BB 1B		4 0 2 0 0 1 0
Mickey Mantle, S OBP: 0.405, SLG: 0.557 (1, 8)		4-0 BB G6-4-3 BB		0-0 F8		0-0 F8		4-0 BB BB		2 0 0 0 2 0 1
Bill Skowron, R OBP: 0.348, SLG: 0.559 (1, 3)		0-0 L8		4-0 BB		4-0 BB BB		0-3 K		2 0 0 0 2 1 3
Elston Howard, R OBP: 0.304, SLG: 0.378 (1, 2)		0-0 1-2f G6-4-3		0-3 K		4-0 1-2 2-3 BB		0-0 L8		3 0 0 0 1 1 4
Tony Kubek, L OBP: 0.326, SLG: 0.415 (1, 6)			0-0 SH1-4 HR 1B		0-0 4-3	0-0 4-3		4-0 1-2 2-3 BB		3 1 1 0 0 0 3
Gil McDougald, R OBP: 0.338, SLG: 0.390 (8, PH)										0 0 0 0 1 0 0
Bobby Richardson, R OBP: 0.303, SLG: 0.296 (1, 4)			0-0 F4		0-0 2B		0-0 3-1	0-3 K		3 0 1 0 0 0 1
Yogi Berra, L OBP: 0.368, SLG: 0.496 (8, PH)										1 0 0 0 0 1 3
Luis Arroyo, L (9, 1)										0 0 0 0 0 0 0
Bob Turley, R OBP: 0.109, SLG: 0.111 (1, 1)			0-0 SH1-4		0-0 F4		0-3 K		0-0 SH1-3 1B 1B	2 0 0 0 0 1 1
Joe Demaestri, R OBP: 0.231, SLG: 0.269 (9, 6)										1 1 1 0 0 0 0

BOTTOM

Kansas City Athletics @ New York Yankees
Yankee Stadium, Bronx, NY
Tue Aug 30 1960, 7:05 PM EDT
Att: 16,590 - Unknown - 81 F

livebaseballscorecards.com

AB	30
R	3
H	9
RBI	3
BB	6
SO	7
LOB	19



Inning Stats	R: 0	H: 1	E: 0	K: 1	S: 5	LOB: 0	BB: 0	P: 5	R: 0	H: 0	E: 0	K: 0	S: 2	LOB: 0	BB: 1	P: 6	R: 2	H: 2	E: 0	K: 1	S: 7	LOB: 0	BB: 0	P: 7	R: 0	H: 0	E: 0	K: 1	S: 5	LOB: 1	BB: 1	P: 9	R: 0	H: 1	E: 0	K: 1	S: 6	LOB: 1	BB: 0	P: 6	R: 0	H: 1	E: 0	K: 0	S: 4	LOB: 3	BB: 2	P: 12	R: 0	H: 1	E: 0	K: 1	S: 6	LOB: 1	BB: 0	P: 6	R: 0	H: 1	E: 0	K: 2	S: 8	LOB: 3	BB: 2	P: 16	R: 1	H: 2	E: 0	K: 0	S: 3	LOB: 1	BB: 0	P: 3	1B: 7	SF: 0	2B: 1	SAC: 2	3B: 0	DP: 1	HR: 1	HBP: 0	WP: 1	PA: 38
--------------	------	------	------	------	------	--------	-------	------	------	------	------	------	------	--------	-------	------	------	------	------	------	------	--------	-------	------	------	------	------	------	------	--------	-------	------	------	------	------	------	------	--------	-------	------	------	------	------	------	------	--------	-------	-------	------	------	------	------	------	--------	-------	------	------	------	------	------	------	--------	-------	-------	------	------	------	------	------	--------	-------	------	-------	-------	-------	--------	-------	-------	-------	--------	-------	--------

PITCHER	IP	WLS	BF	H	R	ER	SO	BB	IBB	HBP	BLK	WP	HR	S	P	ERA	WHIP
Bud Daley, L ERA: 4.59 (1, 1)	8.1	L	38	9	3	3	7	6	0	0	0	1	1	46	70	3.24	1.800

Batter	1	2	3	4	5	6	7	8	9	AB R H RBI BB SO LOB	TOP	
Bill Tuttle, R (1, 8) <small>OBP: 0.324, SLG: 0.334</small>	0-0 F8		0-0 F7		0-0 6-3			0-0 F9		4 0 0 0 0 0 1	Kansas City Athletics @ New York Yankees Yankee Stadium, Bronx, NY Wed Aug 31 1960, 3:33 AM EDT Unknown - 78 F	
Jerry Lumpe, L (1, 4) <small>OBP: 0.321, SLG: 0.354</small>	4-0 FC4-6 BB		0-0 S 1B			0-0 3-1		0-3 K		3 0 1 0 1 1 1		
Hank Bauer, R (1, 9) <small>OBP: 0.319, SLG: 0.362</small>	0-0 FC4-6 1-2f		0-3 K 1-2			0-0 F5		0-0 L8		4 0 0 0 0 1 2		
Norm Siebern, L (1, 7) <small>OBP: 0.364, SLG: 0.482</small>	0-0 L3		0-0 4-3			0-0 F7		0-3 K		4 0 0 0 0 1 2		
Mary Throneberry, L (1, 3) <small>OBP: 0.292, SLG: 0.421</small>		0-3 K		0-0 F8			0-0 F5		0-3 K			4 0 0 0 0 2 0
Danny Kravitz, L (1, 2) <small>OBP: 0.261, SLG: 0.353</small>		0-0 1B 1B		0-0 3-1			0-0 F2					3 0 1 0 0 0 0
Andy Carey, R (1, 5) <small>OBP: 0.266, SLG: 0.391</small>		0-0 1-2 1B		0-0 F8			0-0 F8					3 0 1 0 0 0 0
Ken Hamlin, R (1, 6) <small>OBP: 0.295, SLG: 0.264</small> Russ Snyder, L (8, PH) <small>OBP: 0.309, SLG: 0.367</small> Bob Johnson, R (8, 6) <small>OBP: 0.317, SLG: 0.221</small>		0-3 K		0-0 6-3			0-0 F9 SH3-4 1B					2 0 0 0 0 1 2 1 0 1 0 0 0 0 0 0 0 0 0 0 0
Ray Herbert, R (1, 1) <small>OBP: 0.265, SLG: 0.242</small>		0-3 K		0-0 6-3			0-0 SH3-4 1-2					2 0 0 0 0 1 2
Inning Stats	R: 0 H: 0 E: 0 LOB: 1 K: 0 BB: 1 S: 3 P: 7	R: 0 H: 2 E: 0 LOB: 2 K: 3 BB: 0 S: 11 P: 11	R: 0 H: 1 E: 0 LOB: 1 K: 1 BB: 0 S: 6 P: 6	R: 0 H: 0 E: 0 LOB: 0 K: 0 BB: 0 S: 3 P: 3	R: 0 H: 0 E: 0 LOB: 0 K: 0 BB: 0 S: 3 P: 3	R: 0 H: 0 E: 0 LOB: 0 K: 0 BB: 0 S: 3 P: 3	R: 0 H: 0 E: 0 LOB: 0 K: 0 BB: 0 S: 3 P: 3	R: 0 H: 1 E: 0 LOB: 1 K: 1 BB: 0 S: 6 P: 6	R: 0 H: 0 E: 0 LOB: 0 K: 2 BB: 0 S: 7 P: 7	1B: 4 SF: 0 2B: 0 SAC: 1 3B: 0 DP: 0 HR: 0 HBP: 0		WP: 0 PA: 32 PB: 0 SB: 1 CS: 0
PITCHER Bill Stafford, R (1, 1) <small>ERA: 2.16</small>	IP 9.0 WLS W BF 32 H 4 R 0 ER 0 SO 7 BB 1 IBB 0 HBP 0 BLK 0 WP 0 HR 0 S 45 P 49 ERA 0.00 WHIP 0.556											

livebaseballscorecards.com

AB	30
R	0
H	4
RBI	0
BB	1
SO	7
LOB	10



Batter	1	2	3	4	5	6	7	8	9
Clete Boyer, R OBP: 0.297, SLG: 0.425 (1, 5) X	0-0 4-3 ①		0-0 4-3 ②			0-0 1-3 ①		0-0 5-3 ①	
Bob Cerv, R OBP: 0.351, SLG: 0.471 (1, 7) X	0-0 2B		0-3 K ③			0-0 5-3 ②		0-0 F9 ②	
Yogi Berra, L OBP: 0.366, SLG: 0.493 (1, 9) X	0-0 F7 ②			0-0 L8 ①		0-0 3B 1B		0-0 F8 ③	
Mickey Mantle, S OBP: 0.405, SLG: 0.560 (1, 8) X	0-0 F8 ③			0-0 4-3 ②		0-0 3B 1-H			
Bill Skowron, R OBP: 0.348, SLG: 0.557 (1, 3) X		0-0 FC6-4 1B		0-3 K ③		0-0 1-3 ③			
Tony Kubek, L OBP: 0.328, SLG: 0.415 (1, 6) X		0-0 FC6-4 1-2f			4-0 BB BB	0-0 5-3 BB		0-0 1B	
Johnny Blanchard, L OBP: 0.311, SLG: 0.437 (1, 2) X		0-0 F7 ②			0-0 F9 ①			0-0 F9 ①	
Bobby Richardson, R OBP: 0.300, SLG: 0.294 (1, 4) X		0-0 F6 ③			0-0 5-3 1-2			0-3 K ②	
Bill Stafford, R (1, 1) X			0-0 6-3 ①		0-3 K ③			0-0 F2 ③	

Inning Stats	R: 0	H: 1	E: 0	LOB: 1	K: 0	BB: 0	S: 4	P: 4
	R: 0	H: 1	E: 0	LOB: 1	K: 0	BB: 0	S: 4	P: 4
	R: 0	H: 0	E: 0	LOB: 0	K: 1	BB: 0	S: 5	P: 5
	R: 0	H: 0	E: 0	LOB: 0	K: 1	BB: 0	S: 5	P: 5
	R: 0	H: 0	E: 0	LOB: 1	K: 1	BB: 1	S: 5	P: 9
	R: 1	H: 2	E: 0	LOB: 1	K: 0	BB: 0	S: 5	P: 5
	R: 0	H: 1	E: 0	LOB: 1	K: 1	BB: 0	S: 6	P: 6
	R: 0	H: 0	E: 0	LOB: 0	K: 0	BB: 0	S: 3	P: 3

PITCHER	IP	WLS	BF	H	R	ER	SO	BB	IBB	HBP	BLK	WP	HR	S	P	ERA	WHIP
Ray Herbert, R ERA: 3.23 (1, 1)	8.0	L	30	5	1	1	4	1	0	0	0	0	0	37	41	1.12	0.750

BOTTOM

Kansas City Athletics @ New York Yankees
Yankee Stadium, Bronx, NY
 Wed Aug 31 1960, 3:33 AM EDT
 Unknown - 78 F

AB	29
R	1
H	5
RBI	1
BB	1
SO	4
LOB	12



WP	PA	ERA	WHIP
0	30		

1B	SF	WP	PA
3	0	0	30
2B	SAC	PB	
1	0	0	
3B	DP	SB	
1	0	1	
HR	HBP	CS	
0	0	0	

Batter	1	2	3	4	5	6	7	8	9	AB R H RBI BB SO LOB	TOP									
Bill Tuttle, R (1, 8) OBP: 0.325, SLG: 0.333	0-0 F8		0-0 F5			4-0 1B BB		0-0 SH1-4	4-0 1B BB	2 2 0 0 2 0 1										
Jerry Lumpe, L (1, 4) OBP: 0.324, SLG: 0.355	0-0 6-3			0-0 L3		4-0 1B BB		0-0 1B BB	0-0 1B	4 1 2 0 1 0 0										
Russ Snyder, L (1, 9) OBP: 0.314, SLG: 0.369	0-0 4-3			0-0 4-3		0-0 1B		4-0 FC6-4 1B	0-0 1B	4 1 2 3 1 0 0										
Norm Siebern, L (1, 3) OBP: 0.363, SLG: 0.479 Mary Throneberry, L (9, 3) OBP: 0.292, SLG: 0.421		0-0 L4		0-0 F8		0-0 4-3		0-0 FC6-4 1B	0-0 F6	5 0 1 2 0 0 3 0 0 0 0 0 0 0										
Jim Delsing, L (1, 7) OBP: 0.333, SLG: 0.444		0-0 F5			0-0 6-3		0-0 4-3 2B	0-0 FC6-4 2B		4 0 1 0 0 0 2										
Andy Carey, R (1, 5) OBP: 0.266, SLG: 0.393		0-3 K			0-0 L6		0-0 4-3	0-0 2B		4 0 1 1 0 1 1										
Pete Daley, R (1, 2) OBP: 0.266, SLG: 0.346			0-3 K		0-0 5-3		0-0 5-3	0-0 5-3		4 0 0 0 0 1 3										
Ken Hamlin, R (1, 6) OBP: 0.297, SLG: 0.268			0-0 2B			4-0 1B BB	0-0 F4		0-0 F7	3 1 1 0 1 0 1										
Ned Garver, R (1, 1) OBP: 0.200, SLG: 0.167			0-0 F2			0-0 SH2-4		0-0 1B SH1-4	0-0 5-3	3 1 1 0 0 0 1										
Inning Stats	R: 0 E: 0 K: 0 S: 3	H: 0 LOB: 0 BB: 0 P: 3	R: 0 E: 0 K: 1 S: 5	H: 0 LOB: 0 BB: 0 P: 5	R: 0 E: 0 K: 1 S: 6	H: 1 LOB: 1 BB: 0 P: 6	R: 0 E: 0 K: 0 S: 3	H: 0 LOB: 0 BB: 0 P: 3	R: 0 E: 0 K: 0 S: 3	H: 1 LOB: 1 BB: 3 P: 15	R: 0 E: 0 K: 0 S: 4	H: 1 LOB: 1 BB: 0 P: 4	R: 3 E: 0 K: 0 S: 7	H: 4 LOB: 2 BB: 1 P: 11	R: 1 E: 0 K: 0 S: 5	H: 2 LOB: 2 BB: 1 P: 9	1B: 6 2B: 3 3B: 0 HR: 0	SF: 0 SAC: 2 DP: 0 HBP: 0	WP: 0 PB: 0 SB: 0 CS: 0	PA: 40
PITCHER	IP WLS BF H R ER SO BB IBB HBP BLK WP HR S P ERA WHIP																			
Ralph Terry, R (1, 1) ERA: 4.15	7.0 L 26 3 2 2 2 3 0 0 0 0 0 0 27 39 2.57 0.857																			
Duke Maas, R (8, 1) ERA: 4.47	2.0 14 6 4 4 0 2 0 0 0 0 0 0 12 20 18.00 4.000																			

Kansas City Athletics @ New York Yankees
Yankee Stadium, Bronx, NY
 Wed Aug 31 1960, 3:38 AM EDT
 Att. 15,210 - Unknown - 80 F

AB	33
R	6
H	9
RBI	6
BB	5
SO	2
LOB	12



BOTTOM

Kansas City Athletics @ New York Yankees
Yankee Stadium, Bronx, NY
Wed Aug 31 1960, 3:38 AM EDT
Att: 15,210 - Unknown - 80 F

livebaseballscorecards.com

AB	29
R	0
H	4
RBI	0
BB	3
SO	4
LOB	15



WP:	0	PA:	33
PB:	0	SB:	0
CS:	0		

AB R H RBI BB SO LOB

3	0	0	0	0	0	0
4	0	1	0	0	0	1
4	0	0	0	0	2	2
4	0	1	0	0	2	0
2	0	0	0	2	0	0
4	0	1	0	0	0	2
2	0	0	0	1	0	4
0	0	0	0	0	0	0
2	0	0	0	0	0	4
1	0	0	0	0	0	1
0	0	0	0	0	0	0
2	0	1	0	0	0	0
1	0	0	0	0	0	1

Batter	1	2	3	4	5	6	7	8	9
Gil McDougald, R OBP: 0.334, SLG: 0.385 (1, 4) (8, 5)	0-0 5-3 ①		0-0 SH1-3 ① 1-2		0-0 6-3 ②			0-0 F2 ①	
Tony Kubek, L OBP: 0.327, SLG: 0.414 (1, 6)	0-0 F8 ②		0-0 F6 ②		0-0 1B ②			0-0 F7 ②	
Roger Maris, L OBP: 0.372, SLG: 0.628 (1, 9)	0-0 F7 ③		0-3 K ③		0-3 K ③			0-0 F4 ③	
Mickey Mantle, S OBP: 0.404, SLG: 0.557 (1, 8)		0-0 FC4-6 BB 1B		0-0 F7 ①		0-3 K ①		0-3 K ①	
Yogi Berra, L OBP: 0.368, SLG: 0.490 (1, 7) (8, 2)		4-0 BB FC4-6 1B BB		4-0 BB 1B BB		0-0 F9 ②		0-0 F9 ②	
Dale Long, L OBP: 0.319, SLG: 0.393 (1, 3)		0-0 FC4-6 ① 1-2f 2-3		0-0 1B ①		0-0 L8 ③		0-0 F5 ③	
Johnny Blanchard, L OBP: 0.312, SLG: 0.425 Bobby Richardson, R OBP: 0.300, SLG: 0.294 (7, PR) (8, 4)		0-0 F5 ②		0-0 F7 ②		4-0 BB G6-4-3 BB			
Clete Boyer, R OBP: 0.296, SLG: 0.423 Bill Skowron, R OBP: 0.347, SLG: 0.556 Duke Maas, R (7, PH) (8, 1)		0-0 F6 ③		0-0 F8 ③		0-0 G6-4-3 ① ② 1-2f			
Ralph Terry, R OBP: 0.105, SLG: 0.081 Hector Lopez, R OBP: 0.357, SLG: 0.375 (7, PH) (8, 7)			0-0 SH1-3 1B		0-0 4-3 ①		0-0 6-3 ③		

Inning Stats	R: 0	H: 0	E: 0	K: 0	S: 3	R: 0	H: 1	E: 0	K: 0	S: 4	R: 0	H: 1	E: 0	K: 1	S: 6	R: 0	H: 1	E: 0	K: 0	S: 4	R: 0	H: 1	E: 0	K: 1	S: 6	R: 0	H: 0	E: 0	K: 1	S: 5	R: 0	H: 0	E: 0	K: 0	S: 2	R: 0	H: 0	E: 0	K: 0	S: 3	R: 0	H: 0	E: 0	K: 1	S: 5
--------------	------	------	------	------	------	------	------	------	------	------	------	------	------	------	------	------	------	------	------	------	------	------	------	------	------	------	------	------	------	------	------	------	------	------	------	------	------	------	------	------	------	------	------	------	------

PITCHER	IP	WLS	BF	H	R	ER	SO	BB	IBB	HBP	BLK	WP	HR	S	P	ERA	WHIP
Ned Garver, R ERA: 4.64 (1, 1)	9.0	W	33	4	0	0	4	3	0	0	0	0	0	38	50	0.00	0.778

PITCHER	IP	WLS	BF	H	R	ER	SO	BB	IBB	HBP	BLK	WP	HR	S	P	ERA	WHIP
---------	----	-----	----	---	---	----	----	----	-----	-----	-----	----	----	---	---	-----	------

Batter	1	2	3	4	5	6	7	8	9	AB R H RBI BB SO LOB	TOP											
Ken Aspromonte, R (1, 4) OBP: 0.373, SLG: 0.409	0-0 6-3	0-0 G1-4-3		0-0 5-3		0-0 1B FC4-6 1B		0-3 K		5 1 1 1 0 1 1												
Tito Francona, L (1, 7) OBP: 0.381, SLG: 0.459	0-0 BB 1B		0-0 1B SF7 2B		4-0 SH1-3 1B BB	0-0 FC4-6 1B		0-0 4-3		4 1 3 0 1 0 0												
Harvey Kuenn, R (1, 9) OBP: 0.380, SLG: 0.416	4-0 1-2 BB		0-0 FC1-4 1B		0-0 SH1-3 1B	0-0 FC4-6		4-0 BB		3 0 2 1 2 0 1												
Vic Power, R (1, 3) OBP: 0.319, SLG: 0.401	0-0 F3		0-0 SF7		0-0 SH1-3	0-0 P3		0-0 4-3		3 0 0 1 0 0 4												
Woodie Held, R (1, 6) OBP: 0.327, SLG: 0.463	0-0 F8		0-0 FC1-4		0-0 4-3		0-0 4-3 1B 2B	0-3 K		5 1 1 0 0 1 5												
Marty Keough, L (1, 8) OBP: 0.297, SLG: 0.338		0-0 1B 1B	0-0 G3		4-0 BB		0-0 4-3	0-3 K		4 1 1 0 1 1 2												
Bubba Phillips, R (1, 5) OBP: 0.258, SLG: 0.302		0-0 F7		0-0 F8	0-0 F7		0-0 3-H 1B	0-0 P4		5 0 1 1 0 0 4												
John Romano, R (1, 2) OBP: 0.333, SLG: 0.485		0-0 1B 1B		0-0 HR		0-0 SH3-4 1B WP	0-0 F2			4 3 3 1 0 0 1												
Barry Latman, R (1, 1) OBP: 0.250, SLG: 0.222		0-0 G1-4-3 1B		0-0 4-3		0-0 SH3-4	0-3 K			3 0 1 2 0 1 1												
Inning Stats	R: 0 E: 0 K: 0 S: 4	H: 1 LOB: 2 BB: 1 P: 8	R: 2 E: 0 K: 0 S: 5	H: 3 LOB: 0 BB: 0 P: 5	R: 1 E: 0 K: 0 S: 5	H: 2 LOB: 1 BB: 0 P: 5	R: 1 E: 0 K: 0 S: 4	H: 1 LOB: 0 BB: 0 P: 4	R: 0 E: 0 K: 0 S: 4	H: 1 LOB: 3 BB: 2 P: 12	R: 2 E: 0 K: 0 S: 6	H: 3 LOB: 1 BB: 0 P: 6	R: 1 E: 0 K: 1 S: 7	H: 2 LOB: 1 BB: 0 P: 7	R: 0 E: 0 K: 1 S: 5	H: 0 LOB: 1 BB: 1 P: 9	R: 0 E: 0 K: 2 S: 7	H: 0 LOB: 0 BB: 0 P: 7	1B: 10 2B: 2 3B: 0 HR: 1	SF: 1 SAC: 2 DP: 1 HBP: 0	WP: 1 PB: 0 SB: 0 CS: 0	PA: 43
PITCHER	IP WLS BF H R ER SO BB IBB HBP BLK WP HR S P ERA WHIP																					
Johnny Kucks, R (1, 1) ERA: 5.8	4.0 L 19 7 4 4 0 1 0 0 0 0 1 18 22 9.00 2.000																					
John Tsitouris, R (5, 1) ERA: 6.46	3.0 17 6 3 3 1 2 0 0 0 0 1 0 17 25 9.00 2.667																					
Bob Davis, R (8, 1) ERA: 4.63	2.0 7 0 0 0 3 1 0 0 0 0 0 0 12 16 0.00 0.500																					

Cleveland Indians @ Kansas City Athletics
Municipal Stadium, Kansas City, MO
Thu Sep 01 1960, 4:33 AM EDT
Att. 4,343 - Unknown

AB	36
R	7
H	13
RBI	7
BB	4
SO	4
LOB	19



livebaseballscorecards.com

Batter	1	2	3	4	5	6	7	8	9	AB	R	H	RBI	BB	SO	LOB
Bill Tuttle, R OBP: 0.324, SLG: 0.331 (1, 8)	0-0 6-3	0-0 FC6-4			0-0 6-3		0-0 G5-4-3 1B		0-0 FC5-4 BB	5	0	1	0	0	0	3
Jerry Lumpe, L OBP: 0.324, SLG: 0.355 Bob Johnson, R OBP: 0.311, SLG: 0.216 Mary Throneberry, L OBP: 0.295, SLG: 0.421 (1, 4) (4, 4) (9, PH)	0-0 4-3		0-0 CS 1B		0-0 F8		0-0 G5-4-3		4-0 1-2 BB	2	0	1	0	0	0	0
Russ Snyder, L OBP: 0.315, SLG: 0.370 (1, 9)	0-0 1B		0-0 1B 1B		0-3 K			0-0 1-3	0-0 4-3	5	0	2	0	0	1	2
Norm Siebern, L OBP: 0.362, SLG: 0.479 (1, 3)	0-0 G3		0-0 P5		0-0 F7			0-0 1B 2B		4	1	1	0	0	0	2
Jim Delsing, L OBP: 0.385, SLG: 0.462 (1, 7)		0-0 F2	0-0 1-2 1B		0-0 F7			0-0 1B 1B		4	0	2	1	0	0	0
Andy Carey, R OBP: 0.273, SLG: 0.410 (1, 5)		0-0 1B 1B	0-0 F9		0-0 HR			0-0 1-2 G4-6-3 1B		4	2	3	1	0	0	2
Danny Kravitz, L OBP: 0.267, SLG: 0.357 (1, 2)		0-0 1B 1-2 1B		0-0 G4-3 1B		0-0 6-3		0-0 1-2 G4-6-3 1B		4	0	2	0	0	0	2
Ken Hamlin, R OBP: 0.296, SLG: 0.267 (1, 6)		0-0 F2		0-0 G4-3			0-0 1B 1B		0-0 5-3	4	0	1	0	0	0	3
Johnny Kucks, R OBP: 0.182, SLG: 0.160 Ray Jablonski, R OBP: 0.323, SLG: 0.269 John Isidorius, R OBP: 0.333, SLG: 0.333 Hank Bauer, R OBP: 0.318, SLG: 0.360 Bob Davis, R OBP: 0.333, SLG: 0.333 Dick Williams, R OBP: 0.345, SLG: 0.422 (1, 1) (4, PH) (5, 1) (7, PH) (8, 1) (9, PH)		0-0 1-3 2-H 1B		0-3 K			0-0 F7		0-0 FC5-4 1B	1	0	1	1	0	0	0

Inning Stats	R: 0	H: 1	E: 0	LOB: 1	K: 0	BB: 0	S: 4	P: 4	R: 1	H: 3	E: 0	LOB: 2	K: 0	BB: 0	S: 5	P: 5	R: 0	H: 1	E: 0	LOB: 0	K: 1	BB: 0	S: 5	P: 5	R: 0	H: 0	E: 0	LOB: 0	K: 1	BB: 0	S: 5	P: 5	R: 1	H: 1	E: 0	LOB: 0	K: 0	BB: 0	S: 4	P: 4	R: 0	H: 2	E: 0	LOB: 1	K: 0	BB: 0	S: 4	P: 4	R: 1	H: 3	E: 0	LOB: 1	K: 0	BB: 0	S: 5	P: 5	R: 0	H: 1	E: 0	LOB: 2	K: 0	BB: 1	S: 4	P: 8	1B: 13	SF: 0	2B: 1	SAC: 0	3B: 0	DP: 3	HR: 1	HBP: 0	WP: 0	PA: 39
PITCHER Barry Latman, R ERA: 3.79 (1, 1)	IP	WLS	BF	H	R	ER	SO	BB	IBB	HBP	BLK	WP	HR	S	P	ERA	WHIP	IP	WLS	BF	H	R	ER	SO	BB	IBB	HBP	BLK	WP	HR	S	P	ERA	WHIP																																								

BOTTOM

Cleveland Indians @ Kansas City Athletics

Municipal Stadium, Kansas City, MO

Thu Sep 01 1960, 4:33 AM EDT
Att. 4,343 - Unknown

livebaseballscorecards.com

AB	38
R	3
H	15
RBI	3
BB	1
SO	2
LOB	17




Batter	1	2	3	4	5	6	7	8	9	AB R H RBI BB SO LOB	TOP									
Ken Aspromonte, R (1, 4) OBP: 0.371, SLG: 0.406	0-0 P4		0-0 P6		0-0 F8			0-0 HR 1B	0-0 F7	5 1 1 0 0 0 3	Cleveland Indians @ Kansas City Athletics Municipal Stadium, Kansas City, MO Fri Sep 02 1960, 8:05 PM EDT Att. 8,432 - Unknown livebaseballscorecards.com									
Tito Francona, L (1, 7) OBP: 0.378, SLG: 0.455	0-0 P5		0-0 F8		0-0 F7					4 0 0 0 0 0 3										
Harvey Kuenn, R (1, 9) OBP: 0.381, SLG: 0.424	0-0 1B			0-0 1-3		0-0 6-3		0-0 HR		4 1 2 2 0 0 0										
Vic Power, R (1, 3) OBP: 0.319, SLG: 0.402	0-0 4-3			0-0 HR 2B		0-0 F8		0-0 P6		4 1 1 0 0 0 1										
Woodie Held, R (1, 6) OBP: 0.326, SLG: 0.460		0-0 F7		0-3 K		0-3 K			0-0 SH5-3 2B 1B	4 1 1 0 0 2 1										
Marty Keough, L (1, 8) OBP: 0.297, SLG: 0.351		0-0 F9		0-0 HR		0-0 F5		0-0 SH5-3 1-2		3 1 1 2 0 0 0										
Bubba Phillips, R (1, 5) OBP: 0.254, SLG: 0.297		0-0 F3		0-0 2-3		0-0 5-3		0-0 6-3		4 0 0 0 0 0 1										
John Romano, R (1, 2) OBP: 0.336, SLG: 0.481			0-0 5-3		4-0 BB	0-0 6-3		4-0 2B IBB		2 1 0 0 2 0 0										
Bobby Locke, R (1, 1) OBP: 0.310, SLG: 0.269			0-0 1B		0-0 P2			0-0 P4	0-0 1-H 2-H 2B	3 0 1 0 0 0 1										
Bob Hale, L (9, PH) OBP: 0.288, SLG: 0.377										1 0 1 2 0 0 0										
Mudcat Grant, R (9, PR) OBP: 0.286, SLG: 0.302										0 0 0 0 0 0 0										
Johnny Klippstein, R (9, 1) OBP: 0.214, SLG: 0.154										0 0 0 0 0 0 0										
Inning Stats	R: 0 H: 1 E: 0 K: 0 S: 4	H: 1 LOB: 1 BB: 0 P: 4	R: 0 H: 0 E: 0 K: 0 S: 3	H: 0 LOB: 0 BB: 0 P: 3	R: 0 H: 1 E: 0 K: 0 S: 4	H: 1 LOB: 1 BB: 0 P: 4	R: 2 H: 2 E: 0 K: 1 S: 7	H: 2 LOB: 0 BB: 0 P: 7	R: 0 H: 0 E: 0 K: 0 S: 3	H: 0 LOB: 1 BB: 1 P: 7	R: 0 H: 0 E: 0 K: 1 S: 5	H: 0 LOB: 0 BB: 0 P: 5	R: 0 H: 0 E: 0 K: 0 S: 3	H: 0 LOB: 0 BB: 0 P: 3	R: 2 H: 2 E: 0 K: 0 S: 5	H: 2 LOB: 0 BB: 0 P: 5	R: 2 H: 2 E: 0 K: 0 S: 5	H: 2 LOB: 1 BB: 1 P: 9	1B: 4 SF: 0 2B: 2 SAC: 1 3B: 0 DP: 0 HR: 2 HBP: 0	WP: 0 PA: 37 PB: 0 SB: 0 CS: 0
PITCHER Dick Hall, R (1, 1) ERA: 4.06	IP 9.0 WLS L BF 37 H 8 R 6 ER 6 SO 2 BB 1 IBB 1 HBP 0 BLK 0 WP 0 HR 2 S 39 P 47 ERA 6.00 WHIP 1.000											PITCHER IP WLS BF H R ER SO BB IBB HBP BLK WP HR S P ERA WHIP								



BOTTOM

Cleveland Indians @ Kansas City Athletics
Municipal Stadium, Kansas City, MO

AB	34
R	2
H	10
RBI	2
BB	2
SO	2
LOB	18



WP:	0	PA:	38
PB:	1	SB:	0
CS:	0		

ERA	WHIP
-----	------

Fri Sep 02 1960, 8:05 PM EDT
Att. 8,432 - Unknown

livebaseballscorecards.com

AB	4	R	1	H	2	RBI	0	BB	0	SO	0	LOB	2
	0	0	0	0	0	1	0	0					

	5	0	2	1	0	0	0	3					
--	---	---	---	---	---	---	---	---	--	--	--	--	--

	4	0	0	0	0	0	0	5					
--	---	---	---	---	---	---	---	---	--	--	--	--	--

	4	0	1	1	0	1	1	2					
--	---	---	---	---	---	---	---	---	--	--	--	--	--

	3	0	0	0	1	0	0						
--	---	---	---	---	---	---	---	--	--	--	--	--	--

	4	0	1	0	0	1	3						
--	---	---	---	---	---	---	---	--	--	--	--	--	--

	4	0	1	0	0	0	1						
--	---	---	---	---	---	---	---	--	--	--	--	--	--

	4	1	3	0	0	0	1						
--	---	---	---	---	---	---	---	--	--	--	--	--	--

	1	0	0	0	0	0	0						
	1	0	0	0	0	0	1						

1B:	9	SF:	0
2B:	1	SAC:	2
3B:	0	DP:	2
HR:	0	HBP:	0

Batter	1	2	3	4	5	6	7	8	9
Ken Hamlin, R (1, 6) OBP: 0.298, SLG: 0.270 Dick Williams, R (9, PH) OBP: 0.347, SLG: 0.422	0-0 PB E 1B	0-0 1-4-3			0-0 4-3 1B 1B		0-0 1-3		4-0 1-2 FC6-4 BB
Bill Tuttle, R (1, 8) OBP: 0.325, SLG: 0.332	0-0 E1 1B PB 1-2		0-0 1-3		0-0 4-3 1B		0-0 1-2 1B		0-0 FC6-4 1-2f
Russ Snyder, L (1, 9) OBP: 0.311, SLG: 0.365	0-0 1-3		0-0 3-1		0-0 4-3		0-0 5-3		
Norm Siebern, L (1, 3) OBP: 0.361, SLG: 0.477	0-0 BB 1B 2-3 3-H		0-0 6-3		0-0 F7			0-3 K	
Jim Delsing, L (1, 7) OBP: 0.353, SLG: 0.375	0-0 G6-4-3 BB 1-2			0-0 4-3		0-0 6-3		0-0 F8	
Andy Carey, R (1, 5) OBP: 0.273, SLG: 0.408	0-0 G6-4-3 1-2f			0-0 F8		0-0 G1-6-3 1B		0-3 K	
Danny Kravitz, L (1, 2) OBP: 0.266, SLG: 0.354					0-0 F8 1B		0-0 G1-6-3 1-2f		0-0 6-3
Bob Johnson, R (1, 4) OBP: 0.327, SLG: 0.250					0-0 1-3		0-0 SH3-4 1B 2B		0-0 BB 1B
Dick Hall, R (1, 1) OBP: 0.160, SLG: 0.125 Hank Bauer, R (9, PH) OBP: 0.316, SLG: 0.358					0-0 SH3-4		0-0 P4		0-0 F8

Inning Stats	R	H	E	K	S	R	H	E	K	S	R	H	E	K	S	R	H	E	K	S	R	H	E	K	S	R	H	E	K	S	R	H	E	K	S	R	H	E	K	S	R	H	E	K	S	1B	2B	3B	HR	SF	SAC	DP	HBP										
	1	2	1	0	5	0	0	0	0	4	0	1	0	0	4	0	1	0	0	5	0	1	0	0	3	1	2	0	0	5	0	0	0	2	7	0	0	0	0	7	0	1	0	0	4	0	2	0	0	8	0	1	0	0	1	9	1	0	0	0	0	2	0

PITCHER	IP	WLS	BF	H	R	ER	SO	BB	IBB	HBP	BLK	WP	HR	S	P	ERA	WHIP
Bobby Locke, R (1, 1) ERA: 3.39	8.0	W	33	9	2	1	2	1	0	0	0	0	0	36	40	1.12	1.250
Johnny Klippstein, R (9, 1) ERA: 2.73	1.0	S	5	1	0	0	0	1	0	0	0	0	0	4	8	0.00	2.000

Batter	1	2	3	4	5	6	7	8	9	AB R H RBI BB SO LOB	TOP																									
Ken Aspromonte, R (1, 4) OBP: 0.374, SLG: 0.410	0-0 BB G4-6-3 2B	4-0 BB 1-2 BB		0-0 F8			0-0 BB 1B		0-0 F7	4 1 2 0 1 0 1																										
Tito Francona, L (1, 7) OBP: 0.378, SLG: 0.452	4-0 BB G4-6-3 WP BB	4-0 BB 1-2 2-3 BB			0-0 1-3		0-0 F8		0-0 E6 1B HR	3 2 0 0 2 0 3																										
Harvey Kuenn, R (1, 9) OBP: 0.383, SLG: 0.423	4-0 BB G4-6-3 1-2 2-3 BB	0-0 1-3			0-0 6-3		4-0 BB 1-2 2-3 BB		0-0 HR 1B	3 1 1 1 2 0 3																										
Vic Power, R (1, 3) OBP: 0.315, SLG: 0.397	0-0 G4-6-3 1-2f 2-3 3-H			0-0 5-3		0-0 P4		0-0 P4	0-0 P3	5 0 0 0 0 0 7																										
Woodie Held, R (1, 6) OBP: 0.327, SLG: 0.468	4-0 BB 3-H BB			0-0 1-3		0-0 5-3		0-3 K	0-0 HR	4 1 1 3 1 1 0																										
Marty Keough, L (1, 8) OBP: 0.299, SLG: 0.352	0-0 F7			0-0 1B		0-3 K		0-0 P3	0-0 PB 1B	5 0 2 0 0 1 1																										
Bubba Phillips, R (1, 5) OBP: 0.257, SLG: 0.299		0-0 BB 1B		0-0 F7		0-3 K		0-0 FC5-4 1B	0-3 K	5 0 2 0 0 2 2																										
John Romano, R (1, 2) OBP: 0.338, SLG: 0.482		0-0 P4		0-0 L5-3 1B			0-0 BB 1B	0-0 FC5-4		4 0 2 0 0 0 2																										
Jim Perry, S (1, 1) OBP: 0.237, SLG: 0.267		0-0 F8		0-0 L5-3			0-0 F7		0-0 E 1B	2 0 0 0 0 0 2																										
Carl Mathias, S (5, 1) OBP: 0.297, SLG: 0.241										0 0 0 0 0 0 0																										
Joe Morgan, L (7, PH) OBP: 0.297, SLG: 0.241										1 0 0 0 0 0 1																										
Frank Funk, R (7, 1)										0 0 0 0 0 0 0																										
Bob Hale, L (9, PH) OBP: 0.299, SLG: 0.387										1 0 1 0 0 0 0																										
Mudcat Grant, R (9, PR) OBP: 0.286, SLG: 0.302										0 1 0 0 0 0 0																										
Don Newcombe, L (9, 1) OBP: 0.245, SLG: 0.224										0 0 0 0 0 0 0																										
Inning Stats	R: 2 E: 0 K: 0 S: 3	H: 1 LOB: 1 BB: 3 P: 15	R: 0 E: 0 K: 0 S: 4	H: 1 LOB: 3 BB: 2 P: 12	R: 0 E: 0 K: 0 S: 4	H: 1 LOB: 1 BB: 0 P: 4	R: 0 E: 0 K: 0 S: 3	H: 1 LOB: 0 BB: 0 P: 3	R: 0 E: 0 K: 2 S: 7	H: 0 LOB: 0 BB: 0 P: 7	R: 0 E: 0 K: 0 S: 5	H: 2 LOB: 3 BB: 1 P: 9	R: 0 E: 0 K: 1 S: 6	H: 1 LOB: 1 BB: 0 P: 6	R: 4 E: 1 K: 1 S: 10	H: 4 LOB: 2 BB: 0 P: 10	1B: 9 2B: 2 3B: 0 HR: 1	SF: 0 SAC: 0 DP: 2 HBP: 0	WP: 1 PB: 1 SB: 0 CS: 0	PA: 43																
PITCHER	IP WLS BF H R ER SO BB IBB HBP BLK WP HR S P ERA WHIP																																			
Don Larsen, R (1, 1) ERA: 5.29	1.2		11	2	2	2	0	5	0	0	0	1	0	6	26	10.80	4.200																			
Ken Johnson, R (2, 1) ERA: 4.6	7.0	L	31	9	4	1	3	1	0	0	0	0	1	36	40	1.29	1.429																			
Bob Davis, R (9, 1) ERA: 4.56	0.1		1	0	0	0	1	0	0	0	0	0	0	3	3	0.00	0.000																			

Cleveland Indians @ Kansas City Athletics
Municipal Stadium, Kansas City, MO
Sat Sep 03 1960, 8:05 PM EDT
Att. 9,019 - Unknown

AB	37
R	6
H	11
RBI	4
BB	6
SO	4
LOB	22



WP: 1	PA: 43
-------	--------

ERA	WHIP
-----	------

Batter	1	2	3	4	5	6	7	8	9	AB	R	H	RBI	BB	SO	LOB
Ken Hamlin, R (1, 6) OBP: 0.300, SLG: 0.270 Mary Throneberry, L (9, PH) OBP: 0.294, SLG: 0.419	4-0 BB 1B	0-0 G1-6-3 2-H 1B		0-0 F9		0-0 P4			0-0 F7	3	1	1	1	1	0	3
Bill Tuttle, R (1, 8) OBP: 0.326, SLG: 0.330	4-0 G6-3 1-2 1B BB	0-0 G1-6-3 1-2f			4-0 FC4-6 BB		0-3 K			2	0	0	0	2	1	1
Jim Delsing, L (1, 9) OBP: 0.333, SLG: 0.350 Russ Snyder, L (8, 9) OBP: 0.311, SLG: 0.365	0-0 G6-3 1-2 2-H 1B		0-3 K		0-0 F7		0-0 F7			4	0	1	1	0	1	1
Norm Siebern, L (1, 3) OBP: 0.360, SLG: 0.474	0-0 G6-3 1-2f 2-3		4-0 G4-6-3 BB		0-0 FC4-6 FC6-4 1-2f		0-0 F7			3	0	0	0	1	0	3
Dick Williams, R (1, 7) OBP: 0.343, SLG: 0.417	0-3 K		0-0 G4-6-3 1-2f		0-0 FC6-4 1-2f			0-0 1-3		4	0	0	0	0	1	3
Danny Kravitz, L (1, 2) OBP: 0.272, SLG: 0.358		0-0 3B 1B		0-0 F5		0-0 3-1		0-0 L5-3 1B		4	1	2	0	0	0	0
Andy Carey, R (1, 5) OBP: 0.276, SLG: 0.415		0-0 1B 3B		0-0 1-3		4-0 BB BB		0-0 L5-3 1-2		3	1	1	1	1	0	1
Bob Johnson, R (1, 4) OBP: 0.345, SLG: 0.277 Jerry Lumpe, L (9, PH) OBP: 0.324, SLG: 0.355		0-0 SH5-4 1B		0-0 2B		4-0 BB BB		0-3 K		2	2	2	1	1	0	0
Don Larsen, R (1, 1) OBP: 0.207, SLG: 0.241 Ken Johnson, R (2, 1) OBP: 0.185, SLG: 0.222 Bob Davis, R (9, 1) OBP: 0.333, SLG: 0.333 Hank Bauer, R (9, PH) OBP: 0.315, SLG: 0.357		0-0 SH5-4 1-2		0-0 2B		0-3 K		0-0 L6		1	0	0	0	0	0	0

Inning Stats	R: 1	H: 1	E: 0	K: 1	S: 5	H: 1	LOB: 1	BB: 2	P: 13	R: 3	H: 4	E: 0	K: 0	S: 6	R: 0	H: 0	E: 0	K: 1	S: 4	R: 1	H: 2	E: 0	K: 0	S: 5	R: 0	H: 0	E: 0	K: 0	S: 3	R: 0	H: 0	E: 0	K: 1	S: 5	R: 0	H: 0	E: 0	K: 1	S: 3	R: 0	H: 1	E: 0	K: 0	S: 3	R: 0	H: 0	E: 0	K: 1	S: 5	R: 0	H: 0	E: 0	K: 1	S: 5	1B: 5	2B: 3	3B: 1	HR: 0	SF: 0	SAC: 1	DP: 4	HBP: 0	WP: 0	PB: 0	SB: 0	CS: 0	PA: 37
--------------	------	------	------	------	------	------	--------	-------	-------	------	------	------	------	------	------	------	------	------	------	------	------	------	------	------	------	------	------	------	------	------	------	------	------	------	------	------	------	------	------	------	------	------	------	------	------	------	------	------	------	------	------	------	------	------	-------	-------	-------	-------	-------	--------	-------	--------	-------	-------	-------	-------	--------

PITCHER	IP	WLS	BF	H	R	ER	SO	BB	IBB	HBP	BLK	WP	HR	S	P	ERA	WHIP
Jim Perry, R (1, 1) ERA: 3.45	4.0		19	7	5	5	2	3	0	0	0	0	0	20	32	11.25	2.500
Carl Mathias, L (5, 1) ERA: 2.84	2.0		9	0	0	0	1	3	0	0	0	0	0	8	20	0.00	1.500
Frank Funk, R (7, 1) ERA:	2.0	W	6	1	0	0	1	0	0	0	0	0	0	8	8	0.00	0.500
Don Newcombe, R (9, 1) ERA: 4.75	1.0	S	3	0	0	0	1	0	0	0	0	0	0	5	5	0.00	0.000

BOTTOM

Cleveland Indians @ Kansas City Athletics
Municipal Stadium, Kansas City, MO
Sat Sep 03 1960, 8:05 PM EDT
Att. 9,019 - Unknown

livebaseballscorecards.com

AB	30
R	5
H	8
RBI	5
BB	6
SO	5
LOB	14




Batter	1	2	3	4	5	6	7	8	9	AB R H RBI BB SO LOB	TOP											
Ken Aspromonte, R (1, 4) OBP: 0.372, SLG: 0.408	0-0 F7	0-0 F2			0-0 G4-6-3 1B	0-0 L5		0-0 SF7		4 0 1 1 0 0 2	Cleveland Indians @ Kansas City Athletics Municipal Stadium, Kansas City, MO Sun Sep 04 1960, 4:33 AM EDT Att: 12,318 - Unknown livebaseballscorecards.com											
Tito Francona, L (1, 7) OBP: 0.378, SLG: 0.451	0-0 G4-6-3 1B		0-0 3-1		0-0 G4-6-3 1-2f		0-0 F8	0-0 4-3 1B	5 0 2 0 0 0 1													
Harvey Kuenn, R (1, 9) OBP: 0.386, SLG: 0.423	0-0 G4-6-3 1-2f		0-0 HR 1B		4-0 BB HR BB		4-0 1B BB	0-0 4-3 1-2 2-3	3 2 1 0 2 0 3													
Vic Power, R (1, 3) OBP: 0.318, SLG: 0.397		4-0 2B BB	0-0 F8		4-0 1-2 HR BB		0-0 BB 1B	0-0 5-3	3 2 1 0 2 0 3													
Woodie Held, R (1, 6) OBP: 0.334, SLG: 0.496		0-0 HR 2B	0-0 HR		0-0 HR		4-0 G6-4-3 BB	0-3 K	4 3 3 6 1 1 0													
Jim Piersall, R (1, 8) OBP: 0.325, SLG: 0.457		0-0 HR 2-H	0-0 F2		0-0 F8		0-0 G6-4-3 1-2f	0-0 6-3	5 1 1 2 0 0 3													
Bubba Phillips, R (1, 5) OBP: 0.256, SLG: 0.297		0-0 F8		0-3 K		0-0 5-3		0-0 1B 1B	5 1 1 0 0 1 0													
John Romano, R (1, 2) OBP: 0.344, SLG: 0.492		0-0 3B		0-3 K		4-0 BB		0-0 1B SF7 1B	3 1 2 0 1 1 0													
Jack Harshman, L (1, 1) OBP: 0.154, SLG: 0.231		0-3 K		0-0 3-1		0-3 K		0-0 4-3 1B 1B	4 0 1 1 0 2 2													
Dick Stigman, R (9, 1) OBP: 0.333, SLG: 0.276								1-3 3-H	0 0 0 0 0 0 0													
Inning Stats	R: 0 E: 0 K: 0 S: 3	H: 1 LOB: 0 BB: 0 P: 3	R: 3 E: 0 K: 1 S: 8	H: 3 LOB: 1 BB: 1 P: 12	R: 2 E: 0 K: 0 S: 5	H: 2 LOB: 0 BB: 0 P: 5	R: 0 E: 0 K: 2 S: 7	H: 0 LOB: 0 BB: 0 P: 7	R: 3 E: 0 K: 0 S: 4	H: 2 LOB: 0 BB: 2 P: 12	R: 0 E: 0 K: 1 S: 5	H: 0 LOB: 1 BB: 1 P: 9	R: 0 E: 0 K: 0 S: 3	H: 1 LOB: 2 BB: 2 P: 11	R: 2 E: 0 K: 0 S: 7	H: 4 LOB: 2 BB: 0 P: 7	R: 0 E: 0 K: 1 S: 5	H: 0 LOB: 0 BB: 0 P: 5	1B: 8 2B: 1 3B: 1 HR: 3	SF: 1 SAC: 0 DP: 3 HBP: 0	WP: 0 PB: 0 SB: 0 CS: 0	PA: 43
PITCHER	IP WLS BF H R ER SO BB IBB HBP BLK WP HR S P ERA WHIP																					
Bud Daley, L (1, 1) ERA: 4.75	3.0 L 15 6 5 5 1 1 0 0 0 0 0 2 16 20 15.00 2.333																					
Marty Kutyna, R (4, 1) ERA: 4.14	2.0 9 2 3 3 2 2 0 0 0 0 0 1 11 19 13.50 2.000																					
John Briggs, R (6, 1) ERA: 6.42	0.0 0 0 0 0 0 0 0 0 0 0 0 0 0 0 ∞ ∞																					
John Tsitouris, R (8, 1) ERA: 6.61	2.0 10 4 2 2 1 0 0 0 0 0 0 0 12 12 9.00 2.000																					



BOTTOM

Cleveland Indians @ Kansas City Athletics
Municipal Stadium, Kansas City, MO

AB 34
R 2
H 9
RBI 2
BB 3
SO 4
LOB 18



WP: 1 PA: 38
PB: 0
SB: 0
CS: 0

Sun Sep 04 1960, 4:33 AM EDT
Att. 12,318 - Unknown

AB R H RBI BB SO LOB

4 1 2 0 1 0 2

4 1 1 0 1 0 2

3 0 0 1 0 0 2

4 0 1 1 0 1 0

4 0 2 0 0 0 1

4 0 0 0 0 1 3

3 0 1 0 1 0 1

4 0 2 0 0 0 2

0 0 0 0 0 0 0
1 0 0 0 0 0 1
0 0 0 0 0 0 0
1 0 0 0 0 0 2
0 0 0 0 0 0 0
1 0 0 0 0 0 2
0 0 0 0 0 0 0
1 0 0 0 0 0 1

1B: 5 SF: 1
2B: 5 SAC: 0
3B: 0 DP: 1
HR: 0 HBP: 0

Batter	1	2	3	4	5	6	7	8	9
Ken Hamlin, R (1, 6) OBP: 0.304, SLG: 0.273	0-0 F8		4-0 BB BB		0-0 FC4-6-3-2			0-0 2B SF8 1B	0-0 1B
Bill Tuttle, R (1, 8) OBP: 0.327, SLG: 0.332	0-0 1-4-3		4-0 BB 1-2			0-0 6-3		0-0 SF8 2B 1-3	0-0 4-3
Hank Bauer, R (1, 9) OBP: 0.310, SLG: 0.352	0-0 4-3		0-0 6-3			0-0 4-3		0-0 SF8 2-3 3-H	
Dick Williams, R (1, 7) OBP: 0.342, SLG: 0.418		0-0 P4		0-0 P6		0-3 K		0-0 2B 3-H	
Andy Carey, R (1, 5) OBP: 0.279, SLG: 0.424		0-0 G3 2B		0-0 F8			0-0 2B	0-0 5-3	
Mary Throneberry, L (1, 3) OBP: 0.289, SLG: 0.412		0-0 G3 2-3		0-0 F9			0-3 K	0-0 F7	
Bob Johnson, R (1, 4) OBP: 0.351, SLG: 0.278		0-0 P3			0-0 1B FC4-6-3-2 1B		0-0 BB	0-0 5-3	
Pete Daley, R (1, 2) OBP: 0.272, SLG: 0.350			0-0 F7		0-0 1B FC4-6-3-2 1-2		0-0 F9	0-0 1B WP 1B	
Bud Daley, L (1, 1) OBP: 0.247, SLG: 0.172			0-3 K		0-0 F6		0-0 4-3	0-3 K 1-2	
Jim Delsing, L (3, PH) OBP: 0.376, SLG: 0.333									
Marty Kulynski, R (4, 1) OBP: 0.200, SLG: 0.200									
Ray Jablonski, R (5, PH) OBP: 0.313, SLG: 0.259									
John Briggs, R (6, 1) OBP: 0.091									
Russ Snyder, L (7, PH) OBP: 0.310, SLG: 0.363									
John Tsitouris, R (8, 1) OBP: 0.323, SLG: 0.354									

Inning Stats	R: 0	H: 0	E: 0	K: 0	S: 3	LOB: 0	BB: 0	P: 3	R: 0	H: 1	E: 0	K: 0	S: 4	LOB: 1	BB: 0	P: 4	R: 0	H: 0	E: 0	K: 1	S: 5	LOB: 2	BB: 2	P: 13	R: 0	H: 0	E: 0	K: 0	S: 3	LOB: 0	BB: 0	P: 3	R: 0	H: 2	E: 0	K: 0	S: 4	LOB: 1	BB: 0	P: 4	R: 0	H: 0	E: 0	K: 1	S: 5	LOB: 0	BB: 0	P: 5	R: 0	H: 1	E: 0	K: 1	S: 6	LOB: 2	BB: 1	P: 10	R: 2	H: 3	E: 0	K: 0	S: 6	LOB: 1	BB: 0	P: 6	R: 0	H: 2	E: 0	K: 1	S: 7	LOB: 2	BB: 0	P: 7	1B: 5	SF: 1	2B: 5	SAC: 0	3B: 0	DP: 1	HR: 0	HBP: 0	WP: 1	PA: 38
--------------	------	------	------	------	------	--------	-------	------	------	------	------	------	------	--------	-------	------	------	------	------	------	------	--------	-------	-------	------	------	------	------	------	--------	-------	------	------	------	------	------	------	--------	-------	------	------	------	------	------	------	--------	-------	------	------	------	------	------	------	--------	-------	-------	------	------	------	------	------	--------	-------	------	------	------	------	------	------	--------	-------	------	-------	-------	-------	--------	-------	-------	-------	--------	-------	--------

PITCHER	IP	WLS	BF	H	R	ER	SO	BB	IBB	HBP	BLK	WP	HR	S	P	ERA	WHIP
Jack Harshman, L (1, 1) ERA: 3.56	8.0	W	33	7	2	2	3	3	0	0	0	0	0	36	48	2.25	1.250
Dick Stigman, L (9, 1) ERA: 4.2	1.0	S	5	2	0	0	1	0	0	0	0	1	0	7	7	0.00	2.000

PITCHER	IP	WLS	BF	H	R	ER	SO	BB	IBB	HBP	BLK	WP	HR	S	P	ERA	WHIP
---------	----	-----	----	---	---	----	----	----	-----	-----	-----	----	----	---	---	-----	------

Batter	1	2	3	4	5	6	7	8	9	AB R H RBI BB SO LOB	TOP	
Luis Aparicio, R (1, 6) OBP: 0.321, SLG: 0.344	0-0 S 2B 1B	0-0 G6-4-3 1-2f		0-0 G6-4-3 1-2f		0-0 F6		0-3 K		5 1 1 0 0 0 6		
Billy Goodman, L (1, 4) OBP: 0.346, SLG: 0.300	0-0 F9 1-2		0-0 F7		4-0 FC6-4 BB		0-0 2B 5-3 1B	0-0 F7		4 1 1 0 1 0 1		
Roy Sievers, R (1, 3) OBP: 0.413, SLG: 0.565	4-0 2B E BB		0-0 FC6-4 1B		0-0 FC6-4 1-2f		0-0 F8 2B 2B		0-0 L1	4 2 2 0 1 0 1		
Al Smith, R (1, 9) OBP: 0.376, SLG: 0.458	0-0 E6 1-H 2-H 2B		0-0 FC6-4 HR		0-0 F9		0-0 5-3		0-0 G1	5 1 1 2 0 1 3		
Minnie Minoso, R (1, 7) OBP: 0.375, SLG: 0.471	0-0 F8		0-0 HR		0-0 F6		0-0 F8 2-3		0-3 K	4 1 1 2 0 0 3		
Gene Freese, R (1, 5) OBP: 0.302, SLG: 0.466	0-0 6-3		0-0 F6			0-0 5-3		0-0 WP 2B		4 0 1 1 0 0 1		
Earl Averill, R (1, 2) OBP: 0.331, SLG: 0.309		0-0 FC6-4 1B		4-0 5-3 BB		4-0 2B SF7 BB		0-0 WP		2 1 1 0 3 0 1		
Jim Landis, R (1, 8) OBP: 0.371, SLG: 0.386		0-0 FC6-4 1-2f E		0-0 5-3 1-2		0-0 2B		4-0 B3 BB		4 0 1 0 0 0 3		
Bob Shaw, R Dick Donovan, L Floyd Robinson, L Mike Garcia, R Earl Fogelson, L Frank Logan, R Ted Kluszewski, L Frank Baumgartner, L Nelle Fox, L Al Worthington, R		0-0 E6 1-2 G6-4-3		4-0 G6-4-3 BB		0-0 SF7 3-H		0-0 B3		0 0 0 0 0 0 0 0 0 0 0 0 0 0 0 0 1 0 1 0 0 0 0 0 0 0 0 0 0 0 0 0 0 0		
Inning Stats	R: 2 H: 2 E: 1 LOB: 1 K: 0 BB: 1 S: 5 P: 9	R: 0 H: 1 E: 1 LOB: 1 K: 0 BB: 0 S: 4 P: 4	R: 2 H: 2 E: 0 LOB: 0 K: 0 BB: 0 S: 5 P: 5	R: 0 H: 0 E: 0 LOB: 1 K: 0 BB: 2 S: 2 P: 10	R: 0 H: 0 E: 0 LOB: 1 K: 0 BB: 1 S: 3 P: 7	R: 1 H: 1 E: 0 LOB: 1 K: 0 BB: 1 S: 4 P: 8	R: 2 H: 3 E: 0 LOB: 0 K: 0 BB: 0 S: 5 P: 5	R: 0 H: 0 E: 0 LOB: 1 K: 1 BB: 1 S: 5 P: 9	R: 0 H: 0 E: 0 LOB: 0 K: 1 BB: 0 S: 5 P: 5	1B: 4 SF: 1 2B: 4 SAC: 0 3B: 0 DP: 2 HR: 1 HBP: 0	WP: 1 PA: 41 PB: 0 SB: 1 CS: 0	
PITCHER	IP WLS BF H R ER SO BB IBB HBP BLK WP HR S P ERA WHIP											
Ray Herbert, R (1, 1) ERA: 3.3	6.2 W 33 9 7 4 0 5 0 0 0 0 1 28 48 5.40 2.100											
Bob Davis, R (7, 1) ERA: 4.15	2.1 S 8 0 0 0 2 1 0 0 0 0 1 0 10 14 0.00 0.429											

Chicago White Sox @ Kansas City Athletics
Municipal Stadium, Kansas City, MO
Mon Sep 05 1960, 8:05 PM EDT
Att. 6,657 - Unknown

AB	34
R	7
H	9
RBI	6
BB	6
SO	2
LOB	21



WP: 1	PA: 41
PB: 0	
SB: 1	
CS: 0	

Chicago White Sox @ Kansas City Athletics
 Municipal Stadium, Kansas City, MO

Mon Sep 05 1960, 8:05 PM EDT
 Att. 6,657 - Unknown

AB	31
R	8
H	9
RBI	8
BB	5
SO	6
LOB	9



WP:	1	PA:	37
PB:	0	SB:	1
CS:	0		

ERA	0.00	WHIP	0.000
-----	------	------	-------

AB R H RBI BB SO LOB

5	0	1	2	0	0	1
4	1	1	0	0	1	1
3	1	1	1	1	1	0
3	1	1	0	1	1	1
0	0	0	0	0	0	0
4	1	2	2	0	0	0
3	2	1	1	1	1	2
4	1	2	0	0	1	0
2	1	0	1	2	1	1
2	0	0	1	0	0	3
1	0	0	0	0	0	0
1B:	5	SF:	0			
2B:	4	SAC:	1			
3B:	0	DP:	1			
HR:	0	HBP:	0			

Batter	1	2	3	4	5	6	7	8	9
Ken Hamlin, R OBP: 0.303, SLG: 0.274 (1, 6)	F6		F6			F2		F7	
Bill Tuttle, R OBP: 0.326, SLG: 0.333 (1, 8)				F3		6-3			
Russ Snyder, L OBP: 0.313, SLG: 0.363 (1, 9)		K		4-3			S BB		
Norm Sieber, L OBP: 0.361, SLG: 0.473 Mary Throneberry, L OBP: 0.289, SLG: 0.412 (1, 3) (9, 3)					F8			K	
Jim Delsing, L OBP: 0.346, SLG: 0.400 (1, 7)						G3		4-3	
Andy Carey, R OBP: 0.282, SLG: 0.423 (1, 5)								K	
Danny Kravitz, L OBP: 0.277, SLG: 0.367 (1, 2)								K	
Bob Johnson, R OBP: 0.356, SLG: 0.273 (1, 4)								K	
Ray Herbert, R OBP: 0.257, SLG: 0.234 Bob Davis, R OBP: 0.250, SLG: 0.250 (1, 1) (7, 1)								F6	

Inning Stats	R: 7	H: 7	E: 0	LOB: 1	R: 0	H: 1	E: 0	LOB: 1	R: 0	H: 0	E: 0	LOB: 0	R: 1	H: 1	E: 0	LOB: 1	R: 0	H: 0	E: 0	LOB: 1	R: 0	H: 0	E: 0	LOB: 0	R: 0	H: 0	E: 0	LOB: 0	R: 0	H: 0	E: 0	LOB: 0
	K: 1	BB: 1	S: 12	P: 16	K: 1	BB: 1	S: 5	P: 9	K: 0	BB: 1	S: 3	P: 7	K: 0	BB: 1	S: 4	P: 8	K: 1	BB: 1	S: 5	P: 9	K: 2	BB: 0	S: 7	P: 7	K: 1	BB: 0	S: 5	P: 5	K: 1	BB: 0	S: 5	P: 5

PITCHER	IP	WLS	BF	H	R	ER	SO	BB	IBB	HBP	BLK	WP	HR	S	P	ERA	WHIP
Bob Shaw, R ERA: 3.96 (1, 1)	0.1	L	6	5	5	5	0	0	0	0	0	0	0	6	6	135.00	15.000
Dick Donovan, R ERA: 5.49 (1, 1)	0.2		5	2	2	2	1	0	1	0	0	1	0	6	10	27.00	3.000
Mike Garcia, R ERA: 7.71 (2, 1)	2.0		8	1	0	0	1	2	0	0	0	0	0	8	16	0.00	1.500
Turk Lown, R ERA: 3.43 (4, 1)	2.0		8	1	1	1	0	1	0	0	0	0	0	7	11	4.50	1.000
Frank Baumann, L ERA: 2.69 (6, 1)	2.0		7	0	0	0	3	1	0	0	0	0	0	12	16	0.00	0.500

Al Worthington, R
ERA: 5.87
(8, 1)

Batter	1	2	3	4	5	6	7	8	9	AB R H RBI BB SO LOB	TOP												
Luis Aparicio, R OBP: 0.323, SLG: 0.346 (1, 6) X	0-0 4-3 ①		0-0 S 1B		0-0 S 1B			0-0 FC1-6 S 1-2f		4 0 2 1 0 0 1													
Billy Goodman, L OBP: 0.341, SLG: 0.288 Sammy Esposito, R OBP: 0.298, SLG: 0.213 (1, 4) X (8, 4)	0-0 F4		0-0 4-3 ③ 1-2		0-0 4-3 ③			4-0 BB 1-2		3 0 0 0 1 0 2 0 0 0 0 0 0 0													
Roy Sievers, R OBP: 0.412, SLG: 0.562 (1, 3) X	0-0 FC6-4 1B			0-3 K ①			0-0 5-3 ①	0-0 F4 ②		4 0 1 0 0 1 2													
Al Smith, R OBP: 0.373, SLG: 0.454 (1, 9) X (9, 7)	0-0 FC6-4 1-2f			0-3 K ②			0-0 5-3 ②	0-3 K ③		4 0 0 0 0 2 3													
Minnie Minoso, R OBP: 0.372, SLG: 0.467 Jim Rivera, L OBP: 0.417, SLG: 0.636 (1, 7) X (9, 9)		0-0 L8 ①		0-0 5-3 ③			0-0 F8 ③		0-0 6-3 ①	4 0 0 0 0 0 0 0 0 0 0 0 0 0													
Gene Freese, R OBP: 0.302, SLG: 0.464 (1, 5) X		0-0 5-3 ②						0-0 F8 ①		4 0 1 0 0 0 0													
Earl Averill, R OBP: 0.321, SLG: 0.298 (1, 2) X			0-0 4-3 ③					0-3 FC6-4 K 1-2f		4 1 0 0 0 1 1													
Jim Landis, R OBP: 0.370, SLG: 0.390 (1, 8) X				0-3 K ①			0-0 1B 3B			3 1 1 1 0 1 0													
Herb Score, L OBP: 0.172, SLG: 0.185 Al Worthington, R OBP: 0.667, SLG: 0.667 (1, 1) X (7, 1)			0-3 K ②				0-0 4-3 ②		0-0 FC1-6 1B	2 0 0 0 0 1 1 1 0 1 0 0 0 0													
Inning Stats	R: 0 E: 0 K: 0 S: 4	H: 1 LOB: 1 BB: 0 P: 4	R: 0 E: 0 K: 0 S: 3	H: 0 LOB: 0 BB: 0 P: 3	R: 0 E: 0 K: 2 S: 8	H: 1 LOB: 1 BB: 0 P: 8	R: 0 E: 0 K: 2 S: 7	H: 0 LOB: 0 BB: 0 P: 7	R: 2 E: 0 K: 0 S: 6	H: 3 LOB: 1 BB: 0 P: 6	R: 0 E: 0 K: 0 S: 3	H: 0 LOB: 0 BB: 0 P: 3	R: 0 E: 0 K: 1 S: 5	H: 0 LOB: 0 BB: 0 P: 5	R: 0 E: 0 K: 1 S: 6	H: 1 LOB: 2 BB: 1 P: 10	R: 0 E: 0 K: 0 S: 3	H: 0 LOB: 0 BB: 0 P: 3	1B: 5 2B: 0 3B: 1 HR: 0	SF: 0 SAC: 0 DP: 0 HBP: 0	WP: 0 PB: 0 SB: 2 CS: 0	PA: 34	
PITCHER	IP WLS BF H R ER SO BB IBB HBP BLK WP HR S P ERA WHIP																					PITCHER	IP WLS BF H R ER SO BB IBB HBP BLK WP HR S P ERA WHIP
Ned Garver, R ERA: 4.48 (1, 1)	7.0 0 26 5 2 2 5 0 0 0 0 0 0 0 36 36 2.57 0.714																						
Ken Johnson, R ERA: 4.51 (8, 1)	2.0 W 8 1 0 0 1 1 0 0 0 0 0 0 9 13 0.00 1.000																						

Chicago White Sox @ Kansas City Athletics
Municipal Stadium, Kansas City, MO

Tue Sep 06 1960, 8:05 PM EDT
Att. 9,330 - Unknown

livebaseballscorecards.com

AB	33
R	2
H	6
RBI	2
BB	1
SO	6
LOB	10




Batter	1	2	3	4	5	6	7	8	9	AB R H RBI BB SO LOB
Ken Hamlin, R OBP: 0.304, SLG: 0.272 (1, 6)	4-0 G4-6-3 BB		0-0 F2		0-0 F8		4-0 BB BB		0-0 FC2-5 BB 1B	3 1 0 0 2 0 2
Bill Tuttle, R OBP: 0.327, SLG: 0.331 (1, 8)	0-0 G4-6-3 1-2f		0-0 F9		0-0 4-3		4-0 BB BB BB BB 1-2 2-3		4-0 BB BB BB BB 1-2 2-3	3 0 0 0 2 0 1
Hank Bauer, R OBP: 0.311, SLG: 0.353 (1, 9)	0-0 5-3		0-0 1B		0-0 F8		0-0 F3		0-0 1B 1-2 2-H 3-H	5 0 2 2 0 0 3
Dick Williams, R OBP: 0.342, SLG: 0.417 (1, 7)		0-0 2B 1B	0-0 5-3		0-3 K		0-0 SH1-4 1B			3 0 1 0 0 1 1
Russ Snyder, L OBP: 0.315, SLG: 0.365 (7, 7)										1 0 1 0 0 0 0
Norm Siebern, L OBP: 0.363, SLG: 0.483 (1, 3)		0-0 1-3 2B		0-0 HR		0-0 1-3		0-0 SH1-4		3 1 2 1 0 0 0
Andy Carey, R OBP: 0.282, SLG: 0.418 (1, 5)		4-0 BB		0-3 K		0-0 5-3		0-0 1-3		3 0 0 0 1 1 1
Bob Johnson, R OBP: 0.355, SLG: 0.275 (1, 4)		0-3 K		0-0 FC6-4 1B		0-0 F2		0-0 5-3		3 0 1 0 0 1 3
Jerry Lumpe, L OBP: 0.322, SLG: 0.353 (8, PH)										1 0 0 0 0 0 1
Pete Daley, R OBP: 0.277, SLG: 0.355 (1, 2)		0-3 K		0-0 FC6-4		0-0 BB 2B		4-0 FC2-5 1B BB		3 0 1 0 1 1 4
Dick Hall, R OBP: 0.160, SLG: 0.125 (9, PR)				1-2f						0 0 0 0 0 0 0
Ned Garver, R OBP: 0.182, SLG: 0.150 (1, 1)		0-3 K		0-0 F7		0-3 K		0-0 BB FC2-5 1B		2 0 0 0 0 1 4
Ray Jablonski, R OBP: 0.303, SLG: 0.250 (7, PH)										1 0 0 0 0 1 1
Ken Johnson, R OBP: 0.185, SLG: 0.222 (8, 1)										0 0 0 0 0 0 0
Danny Kravitz, L OBP: 0.281, SLG: 0.371 (9, PH)										1 1 1 0 0 0 0

BOTTOM

Chicago White Sox @ Kansas City Athletics
Municipal Stadium, Kansas City, MO
Tue Sep 06 1960, 8:05 PM EDT
Att. 9,330 - Unknown

livebaseballscorecards.com

AB	32
R	3
H	9
RBI	3
BB	6
SO	6
LOB	21



Inning Stats	R: 0	H: 0	E: 0	K: 0	S: 2	R: 0	H: 2	E: 0	K: 3	S: 11	R: 0	H: 1	E: 0	K: 0	S: 4	R: 1	H: 2	E: 0	K: 1	S: 7	R: 0	H: 0	E: 0	K: 0	S: 3	R: 0	H: 0	E: 0	K: 1	S: 5	R: 0	H: 1	E: 0	K: 1	S: 6	R: 0	H: 1	E: 0	K: 0	S: 4	R: 2	H: 2	E: 0	K: 0	S: 3	1B: 6	2B: 2	3B: 0	HR: 1	SF: 0	SAC: 1	DP: 1	HBP: 0	WP: 0	PB: 0	SB: 0	CS: 0	PA: 39
--------------	------	------	------	------	------	------	------	------	------	-------	------	------	------	------	------	------	------	------	------	------	------	------	------	------	------	------	------	------	------	------	------	------	------	------	------	------	------	------	------	------	------	------	------	------	------	-------	-------	-------	-------	-------	--------	-------	--------	-------	-------	-------	-------	--------

PITCHER	IP	WLS	BF	H	R	ER	SO	BB	IBB	HBP	BLK	WP	HR	S	P	ERA	WHIP
Herb Score, L ERA: 3.7 (1, 1)	6.2		28	6	1	1	6	3	0	0	0	0	1	37	49	1.35	1.350
Al Worthington, R ERA: 6.35 (7, 1)	1.2	L	11	3	2	2	0	3	0	0	0	0	0	8	20	10.80	3.600

Batter	1	2	3	4	5	6	7	8	9	AB R H RBI BB SO LOB	TOP																
Billy Gardner, R (1, 4) OBP: 0.316, SLG: 0.371	0-3 K	0-0 F7			0-0 5-3	0-0 6-3			0-0 F8	5 0 0 0 0 1 3																	
Lenny Green, L (1, 8) OBP: 0.369, SLG: 0.416	0-0 F7		0-0 1-3		0-0 6-3 1B		0-0 CS 2B		0-0 3-1	5 1 2 0 0 0 0																	
Harmon Killebrew, R (1, 3) OBP: 0.374, SLG: 0.533	0-3 K		0-0 F7		0-0 6-3		0-0 6-3			4 0 0 0 0 1 2																	
Jim Lemon, R (1, 7) OBP: 0.362, SLG: 0.523		4-0 1B 1B 1B BB	0-0 F2		0-0 2B 1B		0-0 1B			3 2 2 1 1 0 0																	
Reno Bertoia, R (1, 5) OBP: 0.331, SLG: 0.386		0-0 1B 1B E 1B		0-0 1B	0-0 1B 2B		0-0 P4			4 1 3 1 0 0 1																	
Earl Battey, R (1, 2) OBP: 0.341, SLG: 0.409		0-0 E 1B		0-0 F8		0-0 HR		0-0 F3		4 1 2 1 0 0 1																	
Bob Allison, R (1, 9) OBP: 0.371, SLG: 0.419		0-0 E6 1B		0-0 L6		0-0 G3 1B		4-0 G6-4-3 BB		3 0 2 1 1 0 1																	
Jose Valdivielso, R (1, 6) OBP: 0.287, SLG: 0.258		0-0 F5		0-0 1B		0-0 F9		0-0 G6-4-3		4 0 1 0 0 0 4																	
Don Lee, R (1, 1) OBP: 0.195, SLG: 0.216	0-3 K			0-0 6-3		0-0 G3		0-0 4-3		2 0 0 0 0 1 4																	
Elmer Valo, L (6, PH) OBP: 0.418, SLG: 0.310										1 0 0 0 0 0 1																	
Hal Woodeshick, R (6, 1) OBP: 0.129, SLG: 0.069										1 0 0 0 0 0 0																	
Ted Sadowski, R (9, 1)										0 0 0 0 0 0 0																	
Inning Stats	R: 0 E: 0 K: 2 S: 7	H: 0 LOB: 0 BB: 0 P: 7	R: 2 E: 1 K: 1 S: 8	H: 3 LOB: 2 BB: 1 P: 12	R: 0 E: 0 K: 0 S: 3	H: 0 LOB: 0 BB: 0 P: 3	R: 0 E: 0 K: 0 S: 5	H: 2 LOB: 2 BB: 0 P: 5	R: 2 E: 0 K: 0 S: 5	H: 3 LOB: 1 BB: 0 P: 5	R: 1 E: 0 K: 0 S: 5	H: 2 LOB: 1 BB: 0 P: 5	R: 0 E: 0 K: 0 S: 4	H: 2 LOB: 1 BB: 0 P: 4	R: 0 E: 0 K: 0 S: 2	H: 0 LOB: 0 BB: 1 P: 6	R: 0 E: 0 K: 0 S: 3	H: 0 LOB: 0 BB: 0 P: 3	1B: 9 2B: 2 3B: 0 HR: 1	SF: 0 SAC: 0 DP: 1 HBP: 0	WP: 0 PB: 0 SB: 1 CS: 1	PA: 38					
PITCHER	IP	WLS	BF	H	R	ER	SO	BB	IBB	HBP	BLK	WP	HR	S	P	ERA	WHIP										
Johnny Kucks, R (1, 1) ERA: 5.81	6.0	L	28	10	5	4	3	1	0	0	0	0	1	33	37	6.00	1.833										
Don Larsen, R (7, 1) ERA: 5.23	1.0		4	2	0	0	0	0	0	0	0	0	0	4	4	0.00	2.000										
Marty Kutyna, R (8, 1) ERA: 4.07	1.0		3	0	0	0	0	1	0	0	0	0	0	2	6	0.00	1.000										
Bob Davis, R (9, 1) ERA: 4.0	1.0		3	0	0	0	0	0	0	0	0	0	0	3	3	0.00	0.000										

Washington Senators @ Kansas City Athletics
Municipal Stadium, Kansas City, MO
Wed Sep 07 1960, 8:05 PM EDT
Att. 4,603 - Unknown

livebaseballscorecards.com

AB	36
R	5
H	12
RBI	4
BB	2
SO	3
LOB	17



Batter	1	2	3	4	5	6	7	8	9	AB	R	H	RBI	BB	SO	LOB	BOTTOM				
Ken Hamlin, R (1, 6) Ray Jablonski, R (7, PH) Bob Johnson, R (8, 6)	0-0 F7		0-0 4-3		0-0 P4		0-3 K		0-0 P4	3	0	0	0	0	0	0					
Jerry Lumpe, L (1, 4)	0-0 1B		0-0 G3		0-0 F7		0-0 P4		0-0 1B	5	1	2	0	0	0	2					
Russ Snyder, L (1, 9) (8, 7)	0-0 F8		0-0 2B		0-0 G3			0-3 K	0-3 K	5	0	1	0	0	2	3					
Norm Siebern, L (1, 3)	0-3 K		0-0 F9		0-0 L8			0-0 1B	0-0 1B	5	1	2	0	0	1	2					
Jim Delsing, L (1, 7) Marty Kutyna, R (8, 1) Dick Williams, R (8, PH) Bob Davis, R (9, 1) Mary Throneberry, L (9, PH)		0-0 4-3		0-0 4-3		0-0 4-3		0-0 1B	0-0 1B	3	0	0	0	0	0	0					
Andy Carey, R (1, 5)		4-0 1B		0-0 1B		0-0 L4		4-0 1B	0-0 FC6-4	3	0	1	0	2	0	2					
Bill Tuttle, R (1, 8)		0-0 1B		0-0 1B		0-0 1B		0-0 L6		4	0	3	0	0	0	2					
Danny Kravitz, L (1, 2) Pete Daley, R (5, 2)		0-3 K		0-0 P6		0-0 P6		0-0 FC5		2	0	0	0	0	1	4					
Johnny Kucks, R (1, 1) Don Larsen, R (7, 1) Hank Bauer, R (7, PH)		0-0 4-3		0-0 4-3		0-0 FC6-4		0-0 FC6-4	4-0 1B	2	0	0	0	0	0	4					
Inning Stats	R: 0 E: 0 K: 1 S: 6	H: 1 LOB: 1 BB: 0 P: 6	R: 0 E: 0 K: 1 S: 6	H: 1 LOB: 2 BB: 1 P: 10	R: 0 E: 0 K: 0 S: 4	H: 1 LOB: 1 BB: 0 P: 4	R: 0 E: 0 K: 0 S: 5	H: 2 LOB: 2 BB: 0 P: 5	R: 0 E: 0 K: 0 S: 3	H: 0 LOB: 0 BB: 0 P: 3	R: 0 E: 0 K: 1 S: 7	H: 2 LOB: 2 BB: 0 P: 7	R: 1 E: 0 K: 1 S: 7	H: 2 LOB: 2 BB: 1 P: 11	R: 2 E: 0 K: 1 S: 8	H: 3 LOB: 2 BB: 1 P: 12	1B: 11 2B: 1 3B: 0 HR: 0	SF: 0 SAC: 0 DP: 0 HBP: 0	WP: 1 PB: 0 SB: 0 CS: 0	PA: 42	
PITCHER	IP	WLS	BF	H	R	ER	SO	BB	IBB	HBP	BLK	WP	HR	S	P	ERA	WHIP				
Don Lee, R (1, 1) Hal Woodeshick, L (6, 1) Ted Sadowski, R (9, 1)	5.0	W	21	5	0	0	2	1	0	0	0	0	0	24	28	0.00	1.200				
	3.2		20	7	3	3	3	2	0	0	0	1	0	24	32	7.36	2.455				
	0.1	S	1	0	0	0	0	0	0	0	0	0	0	1	1	0.00	0.000				

Washington Senators @ Kansas City Athletics
Municipal Stadium, Kansas City, MO
Wed Sep 07 1960, 8:05 PM EDT
Att. 4,603 - Unknown

AB 39
R 3
H 12
RBI 2
BB 3
SO 5
LOB 26



WP: 1
PB: 0
SB: 0
CS: 0

ERA WHIP

Batter	1	2	3	4	5	6	7	8	9	AB R H RBI BB SO LOB	TOP									
Billy Gardner, R (1, 4) OBP: 0.315, SLG: 0.369	0-0 F8			0-0 L8	0-0 G6-3			1-0 HBP		3 0 0 0 0 0 1										
Lenny Green, L (1, 8) OBP: 0.374, SLG: 0.432	0-0 P4			0-0 SF8 1B		0-0 HR		0-0 HR 1B		4 3 3 1 0 0 0										
Harmon Killebrew, R (1, 3) OBP: 0.375, SLG: 0.530	0-0 P4			0-0 E5 2B		4-0 G4-3 BB		4-0 HR BB		2 2 0 0 2 0 1										
Jim Lemon, R (1, 7) OBP: 0.361, SLG: 0.528		0-0 F3		0-0 SF8		0-0 F7		0-0 HR		3 1 1 4 0 0 1										
Reno Bertoia, R (1, 5) OBP: 0.330, SLG: 0.383		0-0 F7		4-0 2B BB		0-0 G4-3		0-0 6-3		3 1 0 0 1 0 1										
Earl Battey, R (1, 2) OBP: 0.340, SLG: 0.410		0-0 G3		0-0 2B		0-0 F5		0-0 6-3		4 0 1 2 0 0 0										
Bob Allison, R (1, 9) OBP: 0.370, SLG: 0.416			0-0 F2	0-0 F3		0-0 6-3		4-0 6-3 BB		3 0 0 0 1 0 1										
Jose Valdivielso, R (1, 6) OBP: 0.283, SLG: 0.254			0-0 P4		0-0 F7		0-0 P6		0-0 6-3	4 0 0 0 0 0 1										
Jack Kralick, L (1, 1) OBP: 0.229, SLG: 0.129			0-0 P6		0-0 G6-3 1B			0-0 4-3	0-3 K2-3	4 0 1 0 0 1 1										
Inning Stats	R: 0 E: 0 K: 0 S: 3	H: 0 LOB: 0 BB: 0 P: 3	R: 0 E: 0 K: 0 S: 3	H: 0 LOB: 0 BB: 0 P: 3	R: 3 E: 1 K: 0 S: 6	H: 2 LOB: 1 BB: 1 P: 10	R: 0 E: 0 K: 0 S: 3	H: 1 LOB: 0 BB: 0 P: 3	R: 1 E: 0 K: 0 S: 3	H: 1 LOB: 0 BB: 1 P: 7	R: 0 E: 0 K: 0 S: 3	H: 0 LOB: 0 BB: 0 P: 3	R: 3 E: 0 K: 0 S: 4	H: 2 LOB: 0 BB: 1 P: 9	R: 0 E: 0 K: 1 S: 5	H: 0 LOB: 1 BB: 1 P: 9	1B: 3 2B: 1 3B: 0 HR: 2	SF: 1 SAC: 0 DP: 2 HBP: 1	WP: 0 PB: 0 SB: 2 CS: 0	PA: 36
PITCHER	IP WLS BF H R ER SO BB IBB HBP BLK WP HR S P ERA WHIP																			
Dick Hall, R (1, 1) ERA: 4.08	8.0 L 32 6 7 4 0 3 0 1 0 0 2 28 41 4.50 1.125																			
Marty Kutyna, R (9, 1) ERA: 4.01	1.0 4 0 0 0 1 1 0 0 0 0 0 5 9 0.00 1.000																			

Washington Senators @ Kansas City Athletics
Municipal Stadium, Kansas City, MO
Thu Sep 08 1960, 8:05 PM EDT
Att. 5,187 - Unknown

livebaseballscorecards.com

AB	30
R	7
H	6
RBI	7
BB	4
SO	1
LOB	7



Batter	1	2	3	4	5	6	7	8	9	AB	R	H	RBI	BB	SO	LOB
Bill Tuttle, R OBP: 0.329, SLG: 0.332 (1, 8) BBB	4-0 1B BB		0-0 4-3	0-0 4-3			0-0 L8		0-3 K	4	0	0	0	1	1	4
Jerry Lumpe, L OBP: 0.322, SLG: 0.352 (1, 4) X	0-0 F8		0-0 FC6-4 1B		0-0 6-3		0-0 F8		0-0 L4	5	0	1	0	0	0	2
Hank Bauer, R OBP: 0.308, SLG: 0.345 (1, 9) X	0-0 F7		0-0 FC6-4 1-2f		0-0 6-3		0-0 F9			4	0	0	0	0	0	2
Norm Siebern, L OBP: 0.362, SLG: 0.480 (1, 3) X	0-0 FC6-4 1-2 1B		0-0 5-3		0-0 E9			0-0 P6		4	0	1	0	0	0	1
Andy Carey, R OBP: 0.283, SLG: 0.411 (1, 5) X	0-0 FC6-4 1-2f			0-0 F3	0-0 F3			0-0 F8		4	0	0	0	0	0	3
Jim Delsing, L OBP: 0.333, SLG: 0.406 (1, 7) X		0-0 P6		0-0 BB 1B 1B		0-3 K		0-0 2B		4	0	2	0	0	1	0
Pete Daley, R OBP: 0.284, SLG: 0.360 (1, 2) X		0-0 6-3		0-0 BB 1-2 1B			0-0 1B		0-0 P6	4	0	2	0	0	0	1
Ken Hamlin, R OBP: 0.303, SLG: 0.271 (1, 6) X		0-0 FC5-4 1B		0-0 F8		0-0 F9		4-0 BB		3	0	1	0	1	0	3
Dick Hall, R OBP: 0.170, SLG: 0.120 (1, 1) Marty Kutyna, R OBP: 0.200, SLG: 0.200 (9, 1) Ray Jablonski, R OBP: 0.286, SLG: 0.233 (9, PH)		0-0 FC5-4 1-2f		4-0 BB 1-2 2-3 BB		0-0 P6		0-0 F8		2	0	0	0	1	0	2
										0	0	0	0	0	0	0
										1	0	0	0	0	0	1

Inning Stats	R: 0	H: 1	R: 0	H: 1	R: 0	H: 1	R: 0	H: 2	R: 0	H: 0	R: 0	H: 1	R: 0	H: 0	R: 0	H: 1	R: 0	H: 0	R: 0	H: 0	R: 0	H: 0	1B: 6	SF: 0	WP: 0	PA: 38
	E: 0	LOB: 2	E: 0	LOB: 1	E: 0	LOB: 1	E: 0	LOB: 3	E: 1	LOB: 1	E: 0	LOB: 1	E: 0	LOB: 0	E: 0	LOB: 1	E: 0	LOB: 1	E: 0	LOB: 0	E: 0	LOB: 1	2B: 1	SAC: 0	PB: 0	
	K: 0	BB: 1	K: 0	BB: 0	K: 0	BB: 0	K: 0	BB: 1	K: 0	BB: 0	K: 1	BB: 0	K: 0	BB: 0	K: 0	BB: 0	K: 1	BB: 1	K: 0	BB: 0	K: 0	BB: 0	3B: 0	DP: 0	SB: 0	
	S: 4	P: 8	S: 4	P: 4	S: 4	P: 4	S: 5	P: 9	S: 4	P: 4	S: 6	P: 6	S: 3	P: 3	S: 4	P: 4	S: 5	P: 9	S: 5	P: 9	S: 5	P: 9	HR: 0	HBP: 0	CS: 0	

PITCHER	IP	WLS	BF	H	R	ER	SO	BB	IBB	HBP	BLK	WP	HR	S	P	ERA	WHIP	PITCHER	IP	WLS	BF	H	R	ER	SO	BB	IBB	HBP	BLK	WP	HR	S	P	ERA	WHIP	
Jack Kralick, L ERA: 3.28 (1, 1)	9.0	W	38	7	0	0	2	3	0	0	0	0	0	39	51	0.00	1.111																			

BOTTOM

Washington Senators @ Kansas City Athletics
Municipal Stadium, Kansas City, MO

Thu Sep 08 1960, 8:05 PM EDT
Att. 5,187 - Unknown

livebaseballscorecards.com

AB	35
R	0
H	7
RBI	0
BB	3
SO	2
LOB	19



Batter	1	2	3	4	5	6	7	8	9	AB R H RBI BB SO LOB	TOP
Pumpsie Green, S (1, 6) OBP: 0.336, SLG: 0.327	0-0 E2 5-3		4-0 BB		0-0 1B G6-4-3			0-0 5-3		3 0 1 0 1 0 0	
Carroll Hardy, R (1, 7) OBP: 0.279, SLG: 0.311	0-0 F3		0-0 F8		0-0 1B G6-4-3			0-0 6-3		4 0 0 0 0 0 5	
Willie Tasby, R (1, 8) OBP: 0.357, SLG: 0.356	0-0 5-3			0-0 6-3				4-0 BB		3 0 0 0 1 0 1	
Frank Malzone, R (1, 5) OBP: 0.321, SLG: 0.407	0-3 K			0-3 K				0-0 P5		4 0 0 0 0 2 2	
Don Gile, R (1, 3) OBP: 0.189, SLG: 0.222		0-3 K		0-3 K				0-0 F7		4 0 0 0 0 2 0	
Lou Clinton, R (1, 9) OBP: 0.286, SLG: 0.409		0-0 5-3			0-0 1B E6			0-0 HR		4 2 1 1 0 0 1	
Haywood Sullivan, R (1, 2) Ted Williams, L (9, PH) OBP: 0.255, SLG: 0.248 OBP: 0.457, SLG: 0.663		0-0 6-3			0-0 5-3			0-0 L4		3 0 0 0 0 0 1 1 0 0 0 0 0 0	
Marlan Coughtry, L (1, 4) Rip Repulski, R (9, PH) OBP: 0.286, SLG: 0.375			0-0 F9		4-0 1B 1B BB			0-3 K		2 0 0 0 1 1 0 1 0 0 0 0 1 0	
Earl Wilson, R (1, 1) Chet Nichols, S (6, 1) OBP: 0.227, SLG: 0.238			0-0 F8		0-0 1B 1B			0-0 5-3		2 0 1 1 0 0 0 1 0 0 0 0 0 0	
Inning Stats	R: 0 E: 1 K: 1 S: 6 H: 0 LOB: 1 BB: 0 P: 6	R: 0 E: 0 K: 1 S: 5 H: 0 LOB: 0 BB: 0 P: 5	R: 0 E: 0 K: 0 S: 3 H: 0 LOB: 1 BB: 1 P: 7	R: 0 E: 0 K: 2 S: 7 H: 0 LOB: 0 BB: 0 P: 7	R: 1 E: 1 K: 0 S: 5 H: 2 LOB: 2 BB: 1 P: 9	R: 0 E: 1 K: 0 S: 4 H: 0 LOB: 1 BB: 0 P: 4	R: 0 E: 0 K: 1 S: 5 H: 0 LOB: 0 BB: 0 P: 5	R: 0 E: 0 K: 0 S: 3 H: 0 LOB: 1 BB: 1 P: 7	R: 1 E: 0 K: 1 S: 6 H: 1 LOB: 0 BB: 0 P: 6	1B: 2 2B: 0 3B: 0 HR: 1 SF: 0 SAC: 0 DP: 1 HBP: 0	WP: 0 PB: 0 SB: 0 CS: 0 PA: 35
PITCHER Bud Daley, L (1, 1) ERA: 4.58	IP WLS BF H R ER SO BB IBB HBP BLK WP HR S P ERA WHIP										
	9.0 W 35 3 2 1 6 3 0 0 0 0 0 1 44 56 1.00 0.667										
PITCHER	IP WLS BF H R ER SO BB IBB HBP BLK WP HR S P ERA WHIP										

Boston Red Sox @ Kansas City Athletics
Municipal Stadium, Kansas City, MO
 Fri Sep 09 1960, 8:05 PM EDT
 Att. 9,614 - Unknown

AB	32
R	2
H	3
RBI	2
BB	3
SO	6
LOB	10



livebaseballscorecards.com

Batter	1	2	3	4	5	6	7	8	9
Bill Tuttle, R OBP: 0.330, SLG: 0.332 (1, 8)	0-0 G6-3 1B		0-0 6-3		4-0 1-2 2-3 BB		0-0 4-3		
Jerry Lumpe, L OBP: 0.323, SLG: 0.352 (1, 4)	0-0 G6-3 1-2f			0-0 4-3 1B	0-0 L4		4-0 1B 1B BB		
Russ Snyder, L OBP: 0.313, SLG: 0.376 (1, 9) Hank Bauer, R OBP: 0.311, SLG: 0.348 (7, PH) (8, 9)	0-0 4-3			0-0 F7		0-0 HR	0-0 FC5 1B 1-3 3-H 1B		
Norm Siebern, L OBP: 0.365, SLG: 0.484 (1, 3) Mary Throneberry, L OBP: 0.292, SLG: 0.414 (9, 3)		0-0 2B		0-0 4-3 1-2		0-0 1B	0-0 1-2 3-H 1B		
Jim Delsing, L OBP: 0.314, SLG: 0.382 (1, 7) Dick Williams, R OBP: 0.342, SLG: 0.416 (6, PH) (7, 7)		0-0 6-3		0-3 K		0-3 K	0-0 FC5 2-3f		
Andy Carey, R OBP: 0.283, SLG: 0.406 (1, 5)		0-3 K			4-0 FC1-5 1B BB	0-0 F8		0-0 F9	
Danny Kravitz, L OBP: 0.277, SLG: 0.364 (1, 2)		0-0 P6			0-0 FC5 FC1-5 1B 1-2	0-0 4-3		0-0 F2	
Ken Hamlin, R OBP: 0.303, SLG: 0.270 (1, 6)			0-3 K		0-0 FC1-5 BB FC5 1-2 2-3f		0-0 4-3 SH1-4 1B 1B	0-0 P4	
Bud Daley, L OBP: 0.240, SLG: 0.167 (1, 1)			0-3 K		0-0 FC5 BB 1-2 2-3f		0-0 SH1-4		

Inning Stats	R: 0 E: 0 K: 0 S: 3	H: 1 LOB: 0 BB: 0 P: 3	R: 0 E: 0 K: 1 S: 6	H: 1 LOB: 1 BB: 0 P: 6	R: 0 E: 0 K: 2 S: 7	H: 0 LOB: 0 BB: 0 P: 7	R: 0 E: 0 K: 1 S: 6	H: 1 LOB: 1 BB: 0 P: 6	R: 0 E: 0 K: 0 S: 4	H: 1 LOB: 3 BB: 2 P: 12	R: 1 E: 0 K: 1 S: 7	H: 2 LOB: 1 BB: 0 P: 7	R: 2 E: 0 K: 0 S: 6	H: 3 LOB: 2 BB: 1 P: 10	R: 0 E: 0 K: 0 S: 3	H: 0 LOB: 0 BB: 0 P: 3
1B: 7 2B: 1 3B: 0 HR: 1	SF: 0 SAC: 1 DP: 1 HBP: 0	WP: 0 PA: 35														

PITCHER	IP	WLS	BF	H	R	ER	SO	BB	IBB	HBP	BLK	WP	HR	S	P	ERA	WHIP
Earl Wilson, R ERA: 3.88 (1, 1)	5.0		22	6	1	1	4	2	0	0	0	0	1	28	36	1.80	1.600
Chet Nichols, L ERA: 5.4 (6, 1)	3.0	L	13	3	2	2	1	1	0	0	0	0	0	14	18	6.00	1.333

BOTTOM

Boston Red Sox @ Kansas City Athletics
Municipal Stadium, Kansas City, MO
Fri Sep 09 1960, 8:05 PM EDT
Att. 9,614 - Unknown

livebaseballscorecards.com

AB	31
R	3
H	9
RBI	3
BB	3
SO	5
LOB	20



Batter	1	2	3	4	5	6	7	8	9	AB R H RBI BB SO LOB	TOP											
Pumpsie Green, S OBP: 0.337, SLG: 0.333 (1, 6) X	0-0 1-3		0-3 K		0-3 K	0-0 2B			0-0 1B WP 1B	5 1 2 2 0 2 1												
Carroll Hardy, R OBP: 0.291, SLG: 0.346 (1, 8) X (7, 7)	0-0 BB 1B 1B		0-0 S 2B 1B		0-0 1-H HR	0-0 F9			0-0 F7 1-2	5 2 3 2 0 0 2												
Ted Williams, L OBP: 0.457, SLG: 0.664 Willie Tasby, R OBP: 0.356, SLG: 0.358 (1, 7) X (7, 8)	0-0 BB 1-2 1B		0-0 1-H 2B		0-0 F8			0-0 4-3	0-0 S 1B	4 0 2 1 0 0 0 1 0 1 1 0 0 0												
Vic Wertz, L OBP: 0.335, SLG: 0.465 Marlan Coughtry, L (1, 3) B (7, 4) B	4-0 G6-4-3 1-2 2-3 BB		0-0 F7		0-0 6-3			0-0 F2	4-0 1-2 BB	3 0 0 0 1 0 1 0 0 0 0 1 0 0												
Russ Nixon, L OBP: 0.322, SLG: 0.408 (1, 2) X	0-0 G6-4-3 1-2f				0-0 4-3			0-0 F7	0-3 K	5 1 1 0 0 1 5												
Frank Malzone, R OBP: 0.321, SLG: 0.406 (1, 5)		0-0 5-3			0-0 F7			0-0 P5		4 1 1 0 0 0 0												
Pete Runnels, L OBP: 0.403, SLG: 0.401 (1, 4) B (7, 3) B		4-0 G1-4-3 BB			4-0 S BB			0-3 K		2 0 0 0 2 2 2												
Lou Clinton, R OBP: 0.285, SLG: 0.407 (1, 9) X		0-0 G1-4-3 1-2f			0-0 4-3 1-2			0-3 K		4 1 1 1 0 1 2												
Ike Delock, R OBP: 0.105, SLG: 0.105 Mike Fornieles, R OBP: 0.429, SLG: 0.429 (1, 1) X (9, 1)			0-0 6-3		0-0 HR 1B			0-0 SH5-4 1-2 2-3 1B	0-0 5-3	3 1 1 0 0 0 0 0 0 0 0 0 0 0												
Inning Stats	R: 0 E: 0 K: 0 S: 4	H: 2 LOB: 2 BB: 1 P: 8	R: 0 E: 0 K: 0 S: 2	H: 0 LOB: 0 BB: 1 P: 6	R: 1 E: 0 K: 1 S: 7	H: 2 LOB: 1 BB: 1 P: 7	R: 0 E: 0 K: 0 S: 3	H: 0 LOB: 1 BB: 1 P: 7	R: 2 E: 0 K: 1 S: 7	H: 2 LOB: 0 BB: 0 P: 7	R: 3 E: 0 K: 1 S: 9	H: 4 LOB: 1 BB: 0 P: 9	R: 0 E: 0 K: 0 S: 3	H: 0 LOB: 0 BB: 0 P: 3	R: 0 E: 0 K: 2 S: 7	H: 0 LOB: 0 BB: 0 P: 7	R: 1 E: 0 K: 1 S: 7	H: 2 LOB: 2 BB: 1 P: 11	1B: 9 2B: 2 3B: 0 HR: 1	SF: 0 SAC: 1 DP: 2 HBP: 0	WP: 1 PB: 0 SB: 3 CS: 0	PA: 41
PITCHER	IP WLS BF H R ER SO BB IBB HBP BLK WP HR S P ERA WHIP																					
Ray Herbert, R ERA: 3.46 (1, 1)	5.1 L 26 9 6 6 3 3 0 0 0 0 0 1 29 41 10.12 2.250																					
Ken Johnson, R ERA: 4.4 (6, 1)	2.2 9 1 0 0 2 0 0 0 0 0 0 0 13 13 0.00 0.375																					
Marty Kutyna, R ERA: 4.09 (9, 1)	1.0 6 2 1 1 1 1 0 0 0 1 0 7 11 9.00 3.000																					

Boston Red Sox @ Kansas City Athletics
Municipal Stadium, Kansas City, MO
Sat Sep 10 1960, 4:33 AM EDT
Att: 10,871 - Unknown

AB	36
R	7
H	12
RBI	7
BB	4
SO	6
LOB	13



Batter	1	2	3	4	5	6	7	8	9	AB R H RBI BB SO LOB	TOP		
Jackie Brandt, R OBP: 0.333, SLG: 0.429 (1, 8) (8, 9)	0-0 5-3		0-0 HR 1B	0-0 1-2 1B			0-0 G3		4-0 2B BB	4 2 2 0 1 0 0			
Dave Philley, S OBP: 0.320, SLG: 0.348 Gene Stephens, L OBP: 0.313, SLG: 0.358 (1, 7) (9, PR) (9, 7)	0-0 BB 1B 1B		0-0 1-H HR	0-0 P6			0-0 F7		0-0 SH3-4 1-H 2B	5 1 3 3 0 0 2 0 1 0 0 0 0 0			
Brooks Robinson, R OBP: 0.335, SLG: 0.438 (1, 5)	0-0 BB 1-2 1B		0-0 6-3				0-0 6-3		0-0 SH3-4 2-3	4 0 1 0 0 0 0			
Jim Gentile, L OBP: 0.404, SLG: 0.507 (1, 3)	0-0 F8		0-0 F8				0-0 2B		0-0 BB 2B	5 0 2 1 0 0 2			
Gus Triandos, R OBP: 0.341, SLG: 0.387 (1, 2)	4-0 BB 1-2 2-3 BB		4-0 FC6-4 BB				0-0 F7		0-3 E6 BB FC3-2 K	3 0 0 0 2 1 2			
Ron Hansen, R OBP: 0.344, SLG: 0.444 (1, 6)	0-0 F8		0-0 FC6-4 1-2f				0-3 K		0-0 E5 FC3-2 BB 1-2 BB BB	4 0 0 0 1 1 6			
Al Pilarcik, L OBP: 0.333, SLG: 0.365 Gene Woodling, L OBP: 0.399, SLG: 0.424 Jim Busby, R OBP: 0.333, SLG: 0.301 (1, 9) (8, PH) (8, PR) (8, 8)			0-0 F9				0-0 P6		4-0 BB BB BB FC3-2 BB	3 0 0 0 0 0 0 0 0 0 0 1 0 0 0 0 0 0 1 0 0			
Mary Breeding, R OBP: 0.318, SLG: 0.342 Bob Boyd, L OBP: 0.388, SLG: 0.432 Billy Klaus, L OBP: 0.333, SLG: 0.361 (1, 4) (8, PH) (8, 4)			0-0 F2				0-0 F7		0-0 FC3-2 1-2 2-3 3-H	3 0 0 0 0 0 0 1 0 0 0 0 0 3 1 0 0 0 0 0 3			
Steve Barber, L OBP: 0.145, SLG: 0.060 Chuck Estrada, R OBP: 0.217, SLG: 0.214 (1, 1) (9, 1)			0-3 K				4-0 1B BB		0-3 K	3 0 0 0 1 3 3 0 0 0 0 0 0 0			
Inning Stats	R: 0 E: 0 K: 0 S: 5 H: 2 LOB: 3 BB: 1 P: 9	R: 0 E: 0 K: 1 S: 5 H: 0 LOB: 0 BB: 0 P: 5	R: 2 E: 0 K: 0 S: 5 H: 2 LOB: 1 BB: 1 P: 9	R: 0 E: 0 K: 0 S: 4 H: 1 LOB: 2 BB: 1 P: 8	R: 0 E: 0 K: 1 S: 6 H: 1 LOB: 1 BB: 0 P: 6	R: 0 E: 0 K: 1 S: 5 H: 0 LOB: 0 BB: 0 P: 5	R: 0 E: 0 K: 0 S: 3 H: 0 LOB: 0 BB: 0 P: 3	R: 0 E: 2 K: 1 S: 7 H: 0 LOB: 3 BB: 1 P: 11	R: 2 E: 0 K: 1 S: 7 H: 2 LOB: 3 BB: 3 P: 19	1B: 4 2B: 3 3B: 0 HR: 1 SF: 0 SAC: 1 DP: 0 HBP: 0	WP: 0 PB: 0 SB: 0 CS: 0 PA: 44		
PITCHER	IP WLS BF H R ER SO BB IBB HBP BLK WP HR S P ERA WHIP											PITCHER	IP WLS BF H R ER SO BB IBB HBP BLK WP HR S P ERA WHIP
Ned Garver, R ERA: 4.3 (1, 1)	8.0 L 36 6 2 2 4 4 0 0 0 0 1 40 56 2.25 1.250												
Ken Johnson, R ERA: 4.57 (9, 1)	0.0 2 1 2 2 0 1 0 0 0 0 0 0 1 5 ∞ ∞												
Bob Davis, R ERA: 3.9 (9, 1)	0.2 5 1 0 0 1 2 0 0 0 0 0 0 5 13 0.00 4.500												
Johnny Kucks, R ERA: 5.79 (9, 1)	0.1 1 0 0 0 0 0 0 0 0 0 0 0 1 1 0.00 0.000												

Baltimore Orioles @ Kansas City Athletics
Municipal Stadium, Kansas City, MO
Sun Sep 11 1960, 4:33 AM EDT
Att. 16,212 - Unknown

AB	36
R	4
H	8
RBI	4
BB	7
SO	5
LOB	21



WP: 0	PA: 44
PB: 0	
SB: 0	
CS: 0	

Batter	1	2	3	4	5	6	7	8	9
Bill Tuttle, R OBP: 0.330, SLG: 0.332 (1, 8)	0-0 E3 FC6-4		0-0 G1-6-3 1B			0-0 F9		0-0 G1-6-3	
Jerry Lumpe, L OBP: 0.320, SLG: 0.348 (1, 6)	0-0 P6		0-0 G1-6-3 1-2f			0-0 1-3			0-0 BB 1B 1B
Hank Bauer, R OBP: 0.313, SLG: 0.353 (1, 9)	0-0 FC6-4 1-2f		0-0 P6			0-0 F8			0-0 BB 1-2 1B
Dick Williams, R OBP: 0.340, SLG: 0.412 (1, 7)	0-3 K			0-0 6-3			4-0 BB		0-3 K
Norm Siebern, L OBP: 0.362, SLG: 0.479 (1, 3)		0-0 G3		0-0 P4			0-3 K		0-0 F8
Andy Carey, R OBP: 0.285, SLG: 0.407 (1, 5)				0-0 4-3			0-0 P6		4-0 BB 1-2 2-3 BB
Bob Johnson, R OBP: 0.344, SLG: 0.264 (1, 4)					0-3 K		0-0 F9		0-0 4-3
Mary Throneberry, L OBP: 0.290, SLG: 0.411 (9, PH)									
Pete Daley, R OBP: 0.285, SLG: 0.356 (1, 2)								0-0 F8	
Ned Garver, R OBP: 0.167, SLG: 0.136 (1, 1)								0-0 G1-6-3 1B	
Ray Jablonski, R OBP: 0.306, SLG: 0.258 (8, PH)									
Ken Johnson, R OBP: 0.185, SLG: 0.222 (9, 1)									
Bob Davis, R OBP: 0.250, SLG: 0.250 (9, 1)									
Johnny Kucks, R OBP: 0.179, SLG: 0.148 (9, 1)									

Inning Stats	R: 0	H: 0	E: 1	K: 1	S: 6	LOB: 1	BB: 0	P: 6	R: 0	H: 1	E: 0	K: 0	S: 4	LOB: 2	BB: 1	P: 8	R: 0	H: 1	E: 0	K: 0	S: 3	LOB: 0	BB: 0	P: 3	R: 0	H: 0	E: 0	K: 2	S: 7	LOB: 0	BB: 0	P: 7	R: 0	H: 0	E: 0	K: 0	S: 3	LOB: 0	BB: 0	P: 3	R: 0	H: 0	E: 0	K: 1	S: 5	LOB: 1	BB: 1	P: 9	R: 0	H: 1	E: 0	K: 0	S: 3	LOB: 0	BB: 0	P: 3	R: 0	H: 2	E: 0	K: 1	S: 7	LOB: 3	BB: 1	P: 11
--------------	------	------	------	------	------	--------	-------	------	------	------	------	------	------	--------	-------	------	------	------	------	------	------	--------	-------	------	------	------	------	------	------	--------	-------	------	------	------	------	------	------	--------	-------	------	------	------	------	------	------	--------	-------	------	------	------	------	------	------	--------	-------	------	------	------	------	------	------	--------	-------	-------


PITCHER	IP	WLS	BF	H	R	ER	SO	BB	IBB	HBP	BLK	WP	HR	S	P	ERA	WHIP
Steve Barber, L ERA: 3.04 (1, 1)	8.2	W	33	5	0	0	5	3	0	0	0	0	0	40	52	0.00	0.923
Chuck Estrada, R ERA: 3.52 (9, 1)	0.1	S	1	0	0	0	0	0	0	0	0	0	0	1	1	0.00	0.000

BOTTOM

Baltimore Orioles @ Kansas City Athletics
Municipal Stadium, Kansas City, MO

Sun Sep 11 1960, 4:33 AM EDT
Att. 16,212 - Unknown

AB	31
R	0
H	5
RBI	0
BB	3
SO	5
LOB	18



WP	PA
0	34
PB	0
SB	0
CS	0

Batter	1	2	3	4	5	6	7	8	9	AB R H RBI BB SO LOB	TOP											
Gil McDougald, R OBP: 0.333, SLG: 0.395 (1, 4) X	0-0 2B	0-0 1-3 2-H 1B			0-0 F8				0-0 F9	4 0 2 1 1 0 1	New York Yankees @ Kansas City Athletics Municipal Stadium, Kansas City, MO Tue Sep 13 1960, 8:05 PM EDT Att: 13,058 - Unknown livebaseballscorecards.com											
Roger Maris, L OBP: 0.368, SLG: 0.604 (1, 9) X	0-0 L3	0-3 K			0-0 F4				0-0 L3	5 0 0 0 0 1 5												
Hector Lopez, R OBP: 0.361, SLG: 0.407 (1, 7) X	0-0 5-3				0-0 F3				0-0 FC6-4 1B	4 0 1 0 0 1 1												
Mickey Mantle, S OBP: 0.405, SLG: 0.554 (1, 8) B B B	4-0 BB				0-0 5-3				0-0 FC6-4 1B	3 0 0 0 1 0 2												
Bill Skowron, R OBP: 0.343, SLG: 0.531 (1, 3) X	0-0 1-3				0-0 F5				0-0 L7	4 1 1 0 0 0 2												
Elston Howard, R OBP: 0.301, SLG: 0.366 (1, 2)					0-0 F9				0-0 G6-4-3 1B	4 0 1 0 0 1 1												
Clete Boyer, R OBP: 0.287, SLG: 0.403 (1, 5) (7, 6)					0-0 HR				0-0 G6-4-3	3 2 2 2 1 0 1												
Tony Kubek, L OBP: 0.321, SLG: 0.408 (1, 6) Duke Maas, R (7, 1) Yogi Berra, L OBP: 0.348, SLG: 0.451 (9, PH)					0-0 F9				0-0 G3	2 0 0 0 1 0 1 0 0 0 0 0 0 0 1 0 0 0 0 0 0												
Whitey Ford, L OBP: 0.286, SLG: 0.208 (1, 1) Bob Cerv, R OBP: 0.341, SLG: 0.455 (2, PH) Bill Stafford, R OBP: 0.097, SLG: 0.067 (2, 1) Luis Arroyo, L (4, 1) Bobby Richardson, R OBP: 0.297, SLG: 0.290 (7, PH) (7, 5)					0-0 L8				0-0 F7	0 0 0 0 0 0 0 1 0 0 0 0 0 2 1 0 0 0 0 0 0 0 0 0 0 0 0 0 2 0 1 0 0 0 0												
Inning Stats	R: 0 E: 0 K: 0 S: 4	H: 1 LOB: 2 BB: 1 P: 8	R: 1 E: 0 K: 2 S: 8	H: 1 LOB: 2 BB: 2 P: 16	R: 0 E: 0 K: 1 S: 5	H: 0 LOB: 0 BB: 0 P: 5	R: 1 E: 0 K: 0 S: 4	H: 1 LOB: 0 BB: 0 P: 4	R: 0 E: 0 K: 0 S: 3	H: 0 LOB: 0 BB: 0 P: 3		R: 1 E: 0 K: 0 S: 5	H: 2 LOB: 1 BB: 0 P: 5	R: 0 E: 0 K: 0 S: 4	H: 1 LOB: 2 BB: 1 P: 8	R: 0 E: 0 K: 0 S: 3	H: 1 LOB: 0 BB: 0 P: 3	R: 0 E: 0 K: 0 S: 4	H: 1 LOB: 1 BB: 0 P: 4	1B: 5 2B: 2 3B: 0 HR: 1	SF: 0 SAC: 0 DP: 1 HBP: 0	WP: 0 PB: 0 SB: 0 CS: 0
PITCHER Bud Daley, L ERA: 4.51 (1, 1)	IP: 9.0 WLS: W BF: 38 H: 8 R: 3 ER: 3 SO: 3 BB: 4 IBB: 0 HBP: 0 BLK: 0 WP: 0 HR: 1 S: 40 P: 56 ERA: 3.00 WHIP: 1.333											PITCHER IP WLS BF H R ER SO BB IBB HBP BLK WP HR S P ERA WHIP										

New York Yankees @ Kansas City Athletics
Municipal Stadium, Kansas City, MO
Tue Sep 13 1960, 8:05 PM EDT
Att: 13,058 - Unknown

AB	34
R	3
H	8
RBI	3
BB	4
SO	3
LOB	16



Batter	1	2	3	4	5	6	7	8	9
Bill Tuttle, R OBP: 0.330, SLG: 0.330 (1, 8)	0-0 4-3	0-0 1-3		4-0 BB BB 1B BB		0-0 SH1-4	0-0 FC4-6		
Jerry Lumpe, L OBP: 0.321, SLG: 0.347 (1, 6)	0-0 BB HR 1B	0-0 F7		4-0 BB BB 1B BB		0-0 4-3	0-0 G4-6-3		
Hank Bauer, R OBP: 0.322, SLG: 0.359 (1, 9)	4-0 1-2 HR BB		0-0 F9	4-0 1B BB 1-2 2-3 3-H		0-0 2B 2B		4-0 1-3 1B BB	
Dick Williams, R OBP: 0.343, SLG: 0.425 (1, 7)	0-0 1-H 2-H HR		0-0 1-3	0-0 1-3 2-H 3-H 1B		0-0 2B 2B		0-0 F6	
Russ Snyder, L OBP: 0.311, SLG: 0.373 (9, 7)									
Norm Siebern, L OBP: 0.362, SLG: 0.476 (1, 3)	4-0 1B BB		0-3 K	0-0 F5		4-0 2B BB		0-0 1-3	
Andy Carey, R OBP: 0.293, SLG: 0.424 (1, 5)	0-0 1-2 G5-4-3 1B			0-0 1B 3B	0-0 F8	0-0 1-H 2-H 2B		0-0 2-H 1B 1B	
Bob Johnson, R OBP: 0.346, SLG: 0.264 (1, 4)	0-0 G5-4-3 1-2f			0-0 1-3	0-0 4-3	4-0 BB BB		0-0 1-2 1B	
Pete Daley, R OBP: 0.288, SLG: 0.358 (1, 2)				0-0 BB SH5-4 BB 1B	0-3 K	0-3 K		0-0 F8	
Bud Daley, L OBP: 0.260, SLG: 0.179 (1, 1)		0-0 SH5-4		0-0 SH5-4		4-0 4-3 SH1-4 2B BB	0-0 FC4-6		

Inning Stats	R: 3	H: 3	E: 0	K: 5	LOB: 1	BB: 2	P: 13	R: 0	H: 1	E: 0	K: 4	S: 4	R: 0	H: 0	E: 0	K: 1	S: 5	R: 4	H: 3	E: 0	K: 6	S: 6	R: 0	H: 0	E: 0	K: 5	S: 5	R: 4	H: 3	E: 0	K: 1	S: 8	R: 0	H: 1	E: 0	K: 0	S: 3	R: 1	H: 2	E: 0	K: 0	S: 5
	3	3	0	5	1	2	13	0	1	0	4	4	0	0	0	1	5	5	3	3	0	6	6	0	0	1	2	0	4	3	3	0	8	0	1	0	3	1	2	0	9	


PITCHER	IP	WLS	BF	H	R	ER	SO	BB	IBB	HBP	BLK	WP	HR	S	P	ERA	WHIP
Whitey Ford, L ERA: 3.14 (1, 1)	1.0	L	7	3	3	3	0	2	0	0	0	0	1	5	13	27.00	5.000
Bill Stafford, R ERA: 2.68 (2, 1)	2.2		12	3	3	3	1	1	0	0	0	0	0	13	17	10.12	1.500
Luis Arroyo, L ERA: 3.31 (4, 1)	2.1		16	4	5	5	2	5	0	0	0	0	0	15	35	19.29	3.857
Duke Maas, R ERA: 4.55 (7, 1)	2.0		9	3	1	1	0	1	0	0	0	0	0	8	12	4.50	2.000

BOTTOM

AB R H RBI BB SO LOB

3	1	0	0	1	0	2
4	2	1	0	1	0	3
2	3	1	2	3	0	0
5	2	3	6	0	0	1
0	0	0	0	0	0	0
3	1	0	0	2	1	3
5	1	4	3	0	0	0
4	0	1	0	1	0	3
5	1	2	1	0	2	4
1	1	1	0	1	0	0

AB 32
R 12
H 13
RBI 12
BB 9
SO 3
LOB 16



New York Yankees @ Kansas City Athletics
Municipal Stadium, Kansas City, MO

Tue Sep 13 1960, 8:05 PM EDT
Att. 13,058 - Unknown

WP: 0 PA: 44
PB: 0
SB: 0
CS: 0

ERA WHIP

Batter	1	2	3	4	5	6	7	8	9	AB R H RBI BB SO LOB	TOP	
Tony Kubek, L (1, 6) OBP: 0.321, SLG: 0.407	0-0 4-3 1B		0-0 5-3		0-0 F7		0-0 F8		0-0 SH3-4	4 0 1 0 0 0 0	New York Yankees @ Kansas City Athletics Municipal Stadium, Kansas City, MO Wed Sep 14 1960, 8:05 PM EDT Att: 13,727 - Unknown livebaseballscorecards.com	
Hector Lopez, R (1, 7) OBP: 0.359, SLG: 0.402	0-0 4-3 1-2		4-0 BB 1B BB		0-0 L7		0-0 4-3	0-0 FC1-6 1B 2-3	4 1 0 0 1 0 2			
Mickey Mantle, S (1, 8) OBP: 0.407, SLG: 0.553	0-0 F7		4-0 1B 1-2 BB		0-0 BB 1B		0-3 K	0-0 1-2 1B	4 0 2 0 1 1 1			
Roger Maris, L (1, 9) OBP: 0.369, SLG: 0.601	0-0 L9		0-0 1-3 2-H 1B		4-0 1-2 BB		0-0 3-1	0-0 F8	4 0 1 1 1 0 3			
Yogi Berra, L (1, 2) OBP: 0.347, SLG: 0.446		0-0 F7	0-0 1-6-3		0-0 F9		1-0 HBP		3 0 0 0 0 0 4			
Bill Skowron, R (1, 3) OBP: 0.345, SLG: 0.530		0-0 FC5-4 1B		0-0 6-3		0-0 FC6-4 1B		0-3 K	4 0 2 0 0 1 1			
Gil McDougald, R (1, 4) OBP: 0.335, SLG: 0.397		0-0 FC5-4 1-2f		0-0 2B		0-0 F8		4-0 BB	3 0 1 0 1 0 2			
Clete Boyer, R (1, 5) OBP: 0.285, SLG: 0.399 Dale Long, L (8, PH) OBP: 0.305, SLG: 0.366 Bobby Richardson, R (8, 5) OBP: 0.297, SLG: 0.290		0-0 F3		0-3 K		0-0 FC6-4 1-2f		0-0 4-3	3 0 0 0 0 1 3 1 0 0 0 0 0 2 0 0 0 0 0 0 0			
Art Ditmar, R (1, 1) OBP: 0.212, SLG: 0.206			0-0 4-3	0-3 K		0-0 4-3		0-0 FC1-6 SH3-4 1B	4 0 1 0 0 1 2			
Inning Stats	R: 0 H: 1 E: 0 LOB: 1 K: 0 BB: 0 S: 4 P: 4	R: 0 H: 1 E: 0 LOB: 1 K: 0 BB: 0 S: 4 P: 4	R: 1 H: 1 E: 0 LOB: 2 K: 0 BB: 2 S: 4 P: 12	R: 0 H: 1 E: 0 LOB: 1 K: 2 BB: 0 S: 8 P: 8	R: 0 H: 1 E: 0 LOB: 2 K: 0 BB: 1 S: 4 P: 8	R: 0 H: 1 E: 0 LOB: 1 K: 0 BB: 0 S: 4 P: 4	R: 0 H: 0 E: 0 LOB: 0 K: 1 BB: 0 S: 5 P: 5	R: 0 H: 0 E: 0 LOB: 2 K: 1 BB: 1 S: 5 P: 10	R: 0 H: 2 E: 0 LOB: 2 K: 0 BB: 0 S: 5 P: 5	1B: 7 SF: 0 2B: 1 SAC: 1 3B: 0 DP: 0 HR: 0 HBP: 1		WP: 0 PA: 40 PB: 0 SB: 1 CS: 0
PITCHER Ray Herbert, R (1, 1) ERA: 3.37	IP WLS BF H R ER SO BB IBB HBP BLK WP HR S P ERA WHIP											PITCHER IP WLS BF H R ER SO BB IBB HBP BLK WP HR S P ERA WHIP

New York Yankees @ Kansas City Athletics
Municipal Stadium, Kansas City, MO
Wed Sep 14 1960, 8:05 PM EDT
Att: 13,727 - Unknown

AB	34
R	1
H	8
RBI	1
BB	4
SO	4
LOB	20



Batter	1	2	3	4	5	6	7	8	9	AB	R	H	RBI	BB	SO	LOB					
Ken Hamlin, R OBP: 0.305, SLG: 0.271 (1, 6)	4-0 FC4-6 BB	0-0 FC5-4 1-2f 2-3			0-0 6-3			0-0 G6-4-3 1B		3	0	1	0	1	0	2					
Bill Tuttle, R OBP: 0.327, SLG: 0.327 (1, 8)	0-0 FC4-6 1B 1-2f	0-0 5-3			0-0 6-3			0-0 G6-4-3 1-2f		4	1	0	0	0	0	4					
Hank Bauer, R OBP: 0.325, SLG: 0.366 (1, 9)	0-0 F7				0-0 G4-3 1B			0-0 2B		4	0	2	0	0	0	1					
Norm Siebern, L OBP: 0.363, SLG: 0.475 (1, 3)	0-0 1B 1-2				0-3 K			4-0 IBB		3	0	1	0	1	2	1					
Dick Williams, R OBP: 0.342, SLG: 0.423 (1, 7)	0-0 1B 1-2 2-H				0-0 G4-3 1-2f			0-3 K		4	0	1	1	0	2	3					
Andy Carey, R OBP: 0.293, SLG: 0.432 (1, 5)	0-0 F7				0-0 L7			0-0 3-1		4	1	1	1	0	0	2					
Bob Johnson, R OBP: 0.338, SLG: 0.257 (1, 4)		0-0 F7			0-0 4-3			0-0 4-3		3	0	0	0	0	0	0					
Pete Daley, R OBP: 0.294, SLG: 0.363 (1, 2)		0-0 FC5-4 BB 1B			0-0 F2			0-0 FC6-4 1B		3	0	2	0	0	0	0					
Ray Herbert, R OBP: 0.257, SLG: 0.224 (1, 1)		4-0 FC5-4 BB			0-0 L7			0-0 FC6-4 1-2f		2	0	0	0	1	0	1					
Inning Stats	R: 1 E: 0 K: 0 S: 5	H: 2 LOB: 2 BB: 1 P: 9	R: 0 E: 0 K: 0 S: 4	H: 1 LOB: 2 BB: 1 P: 8	R: 0 E: 0 K: 1 S: 5	H: 1 LOB: 0 BB: 0 P: 5	R: 0 E: 0 K: 0 S: 3	H: 0 LOB: 0 BB: 0 P: 3	R: 0 E: 0 K: 2 S: 7	H: 0 LOB: 0 BB: 0 P: 7	R: 0 E: 0 K: 0 S: 4	H: 1 LOB: 1 BB: 0 P: 4	R: 0 E: 0 K: 1 S: 6	H: 2 LOB: 2 BB: 1 P: 10	R: 1 E: 0 K: 0 S: 1	H: 1 LOB: 0 BB: 0 P: 1	1B: 6 2B: 1 3B: 0 HR: 1	SF: 0 SAC: 0 DP: 2 HBP: 0	WP: 0 PB: 0 SB: 0 CS: 0	PA: 33	
PITCHER Art Ditmar, R ERA: 2.89 (1, 1)	IP 8.0	WLS L	BF 33	H 8	R 2	ER 2	SO 4	BB 2	IBB 1	HBP 0	BLK 0	WP 0	HR 1	S 38	P 50	ERA 2.25	WHIP 1.250				

BOTTOM

New York Yankees @ Kansas City Athletics
Municipal Stadium, Kansas City, MO
Wed Sep 14 1960, 8:05 PM EDT
Att. 13,727 - Unknown

livebaseballscorecards.com

AB	30
R	2
H	8
RBI	2
BB	3
SO	4
LOB	14



Batter	1	2	3	4	5	6	7	8	9	AB R H RBI BB SO LOB	TOP											
Ken Hamlin, R (1, 6) OBP: 0.302, SLG: 0.269 Danny Kravitz, L (9, PH) OBP: 0.280, SLG: 0.362	0-0 L8	0-0 FC6-4			0-0 L6		0-0 F7		0-0 F6	4 0 0 0 0 0 3 1 0 0 0 0 0 0	Kansas City Athletics @ Cleveland Indians Cleveland Municipal Stadium, Cleveland, OH Fri Sep 16 1960, 7:05 PM EDT Att. 6,656 - Unknown livebaseballscorecards.com											
Bill Tuttle, R (1, 8) OBP: 0.327, SLG: 0.333	0-0 HR		0-0 F4		0-0 4-3			0-0 6-3		4 1 1 1 0 0 0												
Hank Bauer, R (1, 9) OBP: 0.327, SLG: 0.368	0-0 L8		0-0 G4-6-3 1B		0-3 K			0-0 1B 2B		4 1 2 0 0 1 0												
Norm Siebern, L (1, 3) OBP: 0.364, SLG: 0.474	4-0 BB		0-0 G4-6-3 1-2f			0-0 F7		0-0 1B 2B		3 0 1 0 1 0 1												
Dick Williams, R (1, 7) OBP: 0.341, SLG: 0.424 Russ Snyder, L (8, PR) OBP: 0.311, SLG: 0.373 (8, 7)	0-0 F5			0-0 6-3		0-0 F4		0-0 2B 1-3 2-H		4 0 1 1 0 0 1 0 0 0 0 0 0 0												
Andy Carey, R (1, 5) OBP: 0.292, SLG: 0.430		0-0 F7		0-0 1B 1B		0-3 K		0-0 F3		4 0 1 0 0 1 2												
Bob Johnson, R (1, 4) OBP: 0.343, SLG: 0.265		0-0 1B 1B		0-0 1-2 1B			0-0 5-3	0-3 K		4 0 2 0 0 1 2												
Pete Daley, R (1, 2) OBP: 0.298, SLG: 0.371		0-0 FC6-4 1-2 1B		0-0 F9			0-0 2B		0-3 K	4 0 2 0 0 1 2												
Ned Garver, R (1, 1) OBP: 0.154, SLG: 0.125 Jim Delsing, L (7, PH) OBP: 0.325, SLG: 0.351 Bob Davis, R (7, 1) OBP: 0.250, SLG: 0.250 Mary Throneberry, L (9, PH) OBP: 0.289, SLG: 0.409		0-0 F3		0-3 K			0-0 F7		0-0 3-1	2 0 0 0 0 1 4 1 0 0 0 0 0 1 0 0 0 0 0 0 0 1 0 0 0 0 0 0												
Inning Stats	R: 1 E: 0 K: 0 S: 4	H: 1 LOB: 1 BB: 1 P: 8	R: 0 E: 0 K: 0 S: 5	H: 2 LOB: 2 BB: 0 P: 5	R: 0 E: 0 K: 0 S: 3	H: 1 LOB: 0 BB: 0 P: 3	R: 0 E: 0 K: 1 S: 7	H: 2 LOB: 2 BB: 0 P: 7	R: 0 E: 0 K: 1 S: 5	H: 0 LOB: 0 BB: 0 P: 5	R: 0 E: 0 K: 1 S: 5	H: 0 LOB: 0 BB: 0 P: 5	R: 0 E: 0 K: 0 S: 4	H: 1 LOB: 1 BB: 0 P: 4	R: 1 E: 0 K: 1 S: 8	H: 3 LOB: 2 BB: 0 P: 8	R: 0 E: 0 K: 1 S: 5	H: 0 LOB: 0 BB: 0 P: 5	1B: 7 2B: 2 3B: 0 HR: 1	SF: 0 SAC: 0 DP: 1 HBP: 0	WP: 0 PB: 0 SB: 0 CS: 0	PA: 37
PITCHER	IP WLS BF H R ER SO BB IBB HBP BLK WP HR S P ERA WHIP																					
Jim Perry, R (1, 1) ERA: 3.46	7.1 W 32 10 2 2 3 1 0 0 0 0 1 37 41 2.46 1.500																					
Johnny Klippstein, R (8, 1) ERA: 2.86	1.2 S 5 0 0 0 2 0 0 0 0 0 0 9 9 0.00 0.000																					



Batter	1	2	3	4	5	6	7	8	9	AB	R	H	RBI	BB	SO	LOB
Ken Aspromonte, R (1, 4) OBP: 0.362, SLG: 0.398	0-0 5-3 ①		0-0 4-3 ②		0-0 L5 ③		0-0 4-3 ③			4	0	0	0	0	0	1
Tito Francona, L (1, 7) OBP: 0.379, SLG: 0.466 Bubba Phillips, R (9, 7) OBP: 0.244, SLG: 0.293	0-0 5-3 ②		0-0 HR			4-0 E 1B BB 1B		0-3 K ①		3	2	1	1	1	1	0
Ty Cline, L (1, 8) OBP: 0.444, SLG: 0.667 Jim Piersall, R (9, 8) OBP: 0.321, SLG: 0.442	0-0 L1-3 ③		0-0 1B			0-0 E1 1B 1-3		0-0 L4-3 ②		4	0	2	0	0	0	0
Woodie Held, R (1, 6) OBP: 0.345, SLG: 0.495		0-0 L4 ①	0-0 F8 ③			0-0 FC6-4 1B		0-3 K ③		4	0	1	1	0	1	1
Walt Bond, L (1, 9) OBP: 0.291, SLG: 0.315		0-0 F7 ②		4-0 FC6-4 BB		0-0 FC6-4 1-2f ②				2	0	0	0	1	0	1
Vic Power, R (1, 3) OBP: 0.319, SLG: 0.398		0-0 4-3 ③		0-0 FC6-4 G1-4-3 1-2f ①		0-0 F8 ③				3	0	0	0	0	0	2
Miguel de la Hoz, R (1, 5) OBP: 0.299, SLG: 0.430			0-0 HR		0-0 G1-4-3 1-2f ② ③		0-0 F8 ①			3	1	1	1	0	0	1
John Romano, R (1, 2) OBP: 0.349, SLG: 0.489			0-0 HR		0-3 K ①		4-0 FC2-6 BB			2	1	1	1	1	1	0
Jim Perry, S (1, 1) OBP: 0.235, SLG: 0.262 Johnny Klippstein, R (8, 1) OBP: 0.214, SLG: 0.154			0-0 G3 ①		0-0 5-3 ②		0-0 FC2-6 1-2f ②			3	0	0	0	0	0	1

Inning Stats	R: 0	H: 0	E: 0	K: 0	S: 3	R: 0	H: 0	E: 0	K: 0	S: 3	R: 3	H: 4	E: 0	K: 0	S: 7	R: 0	H: 0	E: 0	K: 0	S: 2	R: 0	H: 0	E: 0	K: 1	S: 5	R: 1	H: 2	E: 1	K: 0	S: 4	R: 0	H: 0	E: 0	K: 0	S: 3	R: 0	H: 0	E: 0	K: 2	S: 7	R: 0	H: 0	E: 0	K: 0	S: 7
	LOB: 0	BB: 0	P: 3			LOB: 0	BB: 0	P: 3			LOB: 1	BB: 0	P: 7			LOB: 0	BB: 0	P: 5			LOB: 1	BB: 1	P: 8			LOB: 1	BB: 1	P: 7			LOB: 0	BB: 0	P: 7			LOB: 0	BB: 0	P: 7			LOB: 0	BB: 0	P: 7		

PITCHER	IP	WLS	BF	H	R	ER	SO	BB	IBB	HBP	BLK	WP	HR	S	P	ERA	WHIP
Ned Garver, R (1, 1) ERA: 4.4	6.0	L	24	6	4	4	1	2	0	0	0	0	3	24	32	6.00	1.333
Bob Davis, R (7, 1) ERA: 3.64	2.0		7	0	0	0	2	1	0	0	0	0	0	10	14	0.00	0.500

BOTTOM

Kansas City Athletics @ Cleveland Indians
Cleveland Municipal Stadium, Cleveland, OH

Fri Sep 16 1960, 7:05 PM EDT
Att. 6,656 - Unknown

AB	28
R	4
H	6
RBI	4
BB	3
SO	3
LOB	7

livebaseballscorecards.com

WP	HR	S	P	ERA	WHIP
0	0	0	31		

Batter	1	2	3	4	5	6	7	8	9	10	AB R H RBI BB SO LOB
Ken Hamlin, R (1, 6) OBP: 0.301, SLG: 0.275	0-3 K		0-0 F5		0-0 F2			0-0 E3 SH1-3 1B		0-0 HR	5 2 1 1 0 1 0
Bill Tuttle, R (1, 8) OBP: 0.329, SLG: 0.340	0-0 HR		0-3 K		0-0 L8			0-0 SH1-3 1B		4-0 SH3 1B BB	4 3 2 1 1 1 0
Hank Bauer, R (1, 9) OBP: 0.327, SLG: 0.371	0-0 2B		0-0 5-3		0-0 F7			0-0 SH1-3		0-0 SH3	3 0 1 0 0 0 0 0 0 0 0 0 0 0
Russ Snyder, L (9, 9) OBP: 0.311, SLG: 0.373								1-2 2-3		1-2	
Dick Williams, R (1, 7) OBP: 0.342, SLG: 0.432	0-0 5-3			0-0 1B 1B		0-0 HR		0-0 F3		0-3 K	5 1 2 1 0 1 4
Norm Siebern, L (1, 3) OBP: 0.364, SLG: 0.472	0-3 K			0-0 F9		0-3 K		0-0 1B		4-0 1B 1B IBB	4 1 1 2 1 2 2
Andy Carey, R (1, 5) OBP: 0.297, SLG: 0.432				0-0 1B G6-4-3 1B		0-0 FC6-4 1B		0-0 F9		0-0 1B 1B	5 1 3 1 0 0 1
Bob Johnson, R (1, 4) OBP: 0.345, SLG: 0.270				0-0 L8				0-0 F9		0-0 1B	5 0 2 1 0 0 2
Pete Daley, R (1, 2) OBP: 0.291, SLG: 0.361				0-0 G6-4-3		0-0 FC6-4		0-0 5-3		0-3 K	5 0 0 0 0 2 5
Dick Hall, R (1, 1) OBP: 0.164, SLG: 0.115				0-0 F9		0-0 F9		0-0 F7		0-0 6-3	2 0 0 0 0 0 0 1 0 0 0 0 0 0 1 0 0 0 0 0 0
Ray Jablonski, R (7, PH) OBP: 0.297, SLG: 0.250											
Ken Johnson, R (7, 1) OBP: 0.179, SLG: 0.214											

livebaseballscores.com

AB	40
R	8
H	12
RBI	7
BB	2
SO	7
LOB	14



Inning Stats	R: 1	H: 2	E: 0	LOB: 1	K: 2	S: 9	P: 9	R: 1	H: 2	E: 0	LOB: 0	K: 0	S: 4	R: 0	H: 0	E: 0	LOB: 0	K: 1	S: 5	R: 0	H: 2	E: 0	LOB: 2	K: 0	S: 5	R: 0	H: 1	E: 0	LOB: 0	K: 1	S: 6	R: 0	H: 0	E: 0	LOB: 0	K: 0	S: 3	R: 1	H: 2	E: 1	LOB: 1	K: 0	S: 6	R: 0	H: 0	E: 0	LOB: 0	K: 1	S: 5	R: 0	H: 3	E: 0	LOB: 2	K: 2	S: 10	R: 3	H: 3	E: 0	LOB: 2	K: 2	S: 18	1B: 8	SF: 0	2B: 1	SAC: 2	3B: 0	DP: 1	HR: 3	HBP: 0	WP: 0	PA: 44
--------------	------	------	------	--------	------	------	------	------	------	------	--------	------	------	------	------	------	--------	------	------	------	------	------	--------	------	------	------	------	------	--------	------	------	------	------	------	--------	------	------	------	------	------	--------	------	------	------	------	------	--------	------	------	------	------	------	--------	------	-------	------	------	------	--------	------	-------	-------	-------	-------	--------	-------	-------	-------	--------	-------	--------

PITCHER	IP	WLS	BF	H	R	ER	SO	BB	IBB	HBP	BLK	WP	HR	S	P	ERA	WHIP
Jack Harshman, L (1, 1) ERA: 4.29	7.0		29	8	5	3	4	0	0	0	0	0	2	37	37	3.86	1.143
Frank Funk, R (8, 1) ERA: 2.12	3.0	L	15	4	3	3	3	1	1	0	0	0	1	19	27	9.00	1.667

Kansas City Athletics @ Cleveland Indians
 Cleveland Municipal Stadium, Cleveland, OH

Sat Sep 17 1960, 3:33 AM EDT
 Att. 2,706 - Unknown

livebaseballscorecards.com

AB	40
R	5
H	9
RBI	4
BB	2
SO	5
LOB	16



WP	1	PA	43
PB	0		
SB	0		
CS	0		


WP	1	PA	43
PB	0		
SB	0		
CS	0		

AB	R	H	RBI	BB	SO	LOB
4	1	1	0	1	0	1
5	0	2	0	0	1	3
4	0	0	0	0	1	3
1	0	0	0	0	0	1
4	0	0	0	1	1	2
4	2	2	1	0	0	2
5	1	1	2	0	0	1
5	1	2	1	0	1	1
4	0	0	0	0	0	1
3	0	1	0	0	0	1
1	0	0	0	0	1	0

Batter	1	2	3	4	5	6	7	8	9	10
Ken Aspromonte, R (1, 4) OBP: 0.362, SLG: 0.399	0-0 2B		4-0 BB		0-0 FC6-4		0-0 E6 1B WP		0-0 F7	
Tito Francona, L (1, 7) OBP: 0.379, SLG: 0.465	0-0 F7		0-3 K		0-0 F8		0-0 WP 1-3 1B		0-0 1B	
Ty Cline, L (1, 8) OBP: 0.308, SLG: 0.462 Jim Piersall, R (8, 8) OBP: 0.320, SLG: 0.441	0-0 L6		0-0 L8			0-3 K	0-0 F5 2-3 3-H		0-0 F7	
Woodie Held, R (1, 6) OBP: 0.343, SLG: 0.489	0-0 F4		0-0 F7			0-0 6-3	4-0 BB			0-3 K
Walt Bond, L (1, 9) OBP: 0.306, SLG: 0.355		0-0 HR		0-0 F3		1-0 HR HBP	0-0 4-3			0-0 FC6-4 1B
Vic Power, R (1, 3) OBP: 0.318, SLG: 0.402		0-0 F8		0-0 6-3		0-0 HR 1-H		0-0 F7		0-0 F7
Miguel de la Hoz, R (1, 5) OBP: 0.302, SLG: 0.449		0-0 1B		0-0 F8		0-0 HR		0-3 K		0-0 FC6-4 1-2f
John Romano, R (1, 2) OBP: 0.345, SLG: 0.482		0-0 F5			0-0 F8	0-0 5-3		0-0 5-3		
Jack Harshman, L (1, 1) OBP: 0.188, SLG: 0.250 Frank Funk, R (8, 1) OBP: 0.333, SLG: 0.200		0-0 4-3			0-0 FC6-4 1B		0-0 F9		0-3 K	

Inning Stats	R: 0	H: 1	E: 0	K: 0	S: 4	P: 4	R: 1	H: 2	E: 0	K: 0	S: 5	P: 5	R: 0	H: 0	E: 0	K: 1	S: 5	P: 9	R: 0	H: 0	E: 0	K: 0	S: 3	P: 3	R: 0	H: 1	E: 0	K: 0	S: 4	P: 4	R: 3	H: 2	E: 0	K: 1	S: 7	P: 8	R: 1	H: 1	E: 1	K: 0	S: 5	P: 9	R: 0	H: 0	E: 0	K: 1	S: 5	P: 5	R: 0	H: 1	E: 0	K: 1	S: 6	P: 6	R: 0	H: 1	E: 0	K: 1	S: 6	P: 6	R: 0	H: 1	E: 0	K: 1	S: 6	P: 6	1B: 5	SF: 0	2B: 1	SAC: 0	3B: 0	DP: 0	HR: 3	HBP: 1	WP: 1	PA: 43
PITCHER	IP	WLS	BF	H	R	ER	SO	BB	IBB	HBP	BLK	WP	HR	S	P	ERA	WHIP																																																											
Dick Hall, R (1, 1) ERA: 4.15	6.0		26	6	4	4	2	1	0	1	0	0	3	28	33	6.00	1.167																																																											
Ken Johnson, R (7, 1) ERA: 4.41	4.0	W	17	3	1	0	3	1	0	0	0	1	0	22	26	0.00	1.000																																																											

Batter	1	2	3	4	5	6	7	8	9	AB R H RBI BB SO LOB	TOP
Ken Hamlin, R OBP: 0.299, SLG: 0.273 (1, 6) X	0-0 E6 B1-3 4-3		0-0 L8		0-0 6-3			0-0 L8		4 1 0 0 0 0 0	Kansas City Athletics @ Cleveland Indians Cleveland Municipal Stadium, Cleveland, OH Sun Sep 18 1960, 3:33 AM EDT Unknown livebaseballscorecards.com
Bill Tuttle, R OBP: 0.327, SLG: 0.337 (1, 8) X	0-0 B1-3 2-3			0-0 L8		0-0 4-3		0-0 6-3		4 0 0 0 0 0 1	
Russ Snyder, L OBP: 0.307, SLG: 0.368 (1, 9) X	0-0 4-3 3-H			0-0 6-3		0-0 G3			0-0 1-3	4 0 0 1 0 0 0	
Norm Siebern, L OBP: 0.364, SLG: 0.469 (1, 3) X	0-0 3-1			4-0 HR BB		0-0 F5			0-0 3-1	3 1 0 0 1 0 0	
Dick Williams, R OBP: 0.341, SLG: 0.438 (1, 7) X		0-0 F9		0-0 HR 1-H		0-0 5-3			0-0 F2	4 1 1 2 0 0 0	
Andy Carey, R OBP: 0.297, SLG: 0.430 (1, 5) X		0-0 L8		1-0 HBP		0-0 L8				2 0 0 0 0 0 0	
Bob Johnson, R OBP: 0.338, SLG: 0.264 (1, 4) X		0-0 L6		0-3 K		0-0 E6				3 0 0 0 0 1 1	
Pete Daley, R OBP: 0.291, SLG: 0.361 (1, 2) X			0-0 F7		0-0 G6-3 1B		0-3 K			3 0 1 0 0 1 1	
Ray Herbert, R OBP: 0.247, SLG: 0.214 (1, 1) X			0-0 F7		0-0 G6-3 1-2f		0-3 K			3 0 0 0 0 1 1	
Inning Stats	R: 1 E: 1 K: 0 S: 4 H: 0 LOB: 0 BB: 0 P: 4	R: 0 E: 0 K: 0 S: 3 H: 0 LOB: 0 BB: 0 P: 3	R: 0 E: 0 K: 0 S: 3 H: 0 LOB: 0 BB: 0 P: 3	R: 2 E: 0 K: 1 S: 6 H: 1 LOB: 1 BB: 1 P: 11	R: 0 E: 0 K: 0 S: 3 H: 1 LOB: 0 BB: 0 P: 3	R: 0 E: 0 K: 0 S: 3 H: 0 LOB: 0 BB: 0 P: 3	R: 0 E: 1 K: 1 S: 6 H: 0 LOB: 1 BB: 0 P: 6	R: 0 E: 0 K: 1 S: 5 H: 0 LOB: 0 BB: 0 P: 5	R: 0 E: 0 K: 0 S: 3 H: 0 LOB: 0 BB: 0 P: 3	1B: 1 2B: 0 3B: 0 HR: 1 SF: 0 SAC: 0 DP: 1 HBP: 1	WP: 0 PB: 0 SB: 0 CS: 0 PA: 32
PITCHER Bobby Locke, R ERA: 3.56 (1, 1)	IP: 7.0 WLS: L BF: 26 H: 2 R: 3 ER: 2 SO: 2 BB: 1 IBB: 0 HBP: 1 BLK: 0 WP: 0 HR: 1 S: 28 P: 33 ERA: 2.57 WHIP: 0.429										
PITCHER Don Newcombe, R ERA: 4.59 (8, 1)	IP: 2.0 WLS: 6 BF: 0 H: 0 R: 0 ER: 0 SO: 1 BB: 0 IBB: 0 HBP: 0 BLK: 0 WP: 0 HR: 0 S: 8 P: 8 ERA: 0.00 WHIP: 0.000										



Batter	1	2	3	4	5	6	7	8	9	AB	R	H	RBI	BB	SO	LOB	BOTTOM					
Ken Aspromonte, R OBP: 0.359, SLG: 0.395 (1, 4)	0-0 4-3		0-0 FC6-4 1B		0-0 6-3		0-0 6-3			4	0	0	0	0	0	3	Kansas City Athletics @ Cleveland Indians Cleveland Municipal Stadium, Cleveland, OH Sun Sep 18 1960, 3:33 AM EDT Unknown					
Tito Francona, L OBP: 0.378, SLG: 0.464 (1, 7)	0-0 F7		0-0 FC4 1B		0-0 4-3			0-0 F4		4	0	1	1	0	0	1						
Ty Cline, L OBP: 0.294, SLG: 0.412 (1, 8)	0-0 L7		0-0 FC4			0-0 1B 1B		0-3 K		4	0	1	0	0	1	2						
Woodie Held, R OBP: 0.339, SLG: 0.483 (1, 6)		0-0 5-3		0-0 F3		0-0 F9		0-0 F7		4	0	0	0	0	0	1						
Walt Bond, L OBP: 0.313, SLG: 0.361 (1, 9)		0-0 6-3		0-0 FC4-6 1B		0-0 F8			0-0 1B SF9 1B	4	1	2	0	0	0	1						
Vic Power, R OBP: 0.319, SLG: 0.403 (1, 3)		0-0 F3		0-0 FC4-6 1B		0-0 FC6-4 1B			0-0 1B	4	0	2	0	0	0	1						
Miguel de la Hoz, R OBP: 0.295, SLG: 0.437 (1, 5)			0-0 F6	0-0 F8		0-0 FC6-4 1B			0-0 F2	4	0	0	0	0	0	5						
John Romano, R OBP: 0.347, SLG: 0.486 (1, 2)			4-0 FC6-4 1B BB		0-0 2B		0-0 F6		0-0 SF9	2	1	1	1	1	0	0						
Bobby Locke, R OBP: 0.351, SLG: 0.281 (1, 1)			0-0 FC6-4 1B		0-0 6-3		0-0 4-3		0-3 K	2	0	1	0	0	0	1						
Joe Morgan, L OBP: 0.244, SLG: 0.296 (7, PH)			1-2 FC6-4 1B							1	0	0	0	0	0	0						
Don Newcombe, L OBP: 0.241, SLG: 0.222 (8, 1)										1	0	0	0	0	1	1						
Inning Stats	R: 0 E: 0 K: 0 S: 3	H: 0 LOB: 0 BB: 0 P: 3	R: 0 E: 0 K: 0 S: 3	H: 0 LOB: 0 BB: 0 P: 3	R: 1 E: 0 K: 0 S: 5	H: 2 LOB: 2 BB: 1 P: 9	R: 0 E: 0 K: 0 S: 4	H: 1 LOB: 1 BB: 0 P: 4	R: 0 E: 0 K: 0 S: 4	H: 1 LOB: 1 BB: 0 P: 4	R: 0 E: 0 K: 0 S: 5	H: 2 LOB: 2 BB: 0 P: 5	R: 0 E: 0 K: 0 S: 3	H: 0 LOB: 0 BB: 0 P: 3	R: 0 E: 0 K: 1 S: 5	H: 0 LOB: 0 BB: 0 P: 5	R: 1 E: 0 K: 1 S: 7	H: 2 LOB: 1 BB: 0 P: 7	1B: 7 2B: 1 3B: 0 HR: 0	SF: 1 SAC: 0 DP: 0 HBP: 0	WP: 0 PB: 0 SB: 0 CS: 0	PA: 36
PITCHER Ray Herbert, R ERA: 3.31 (1, 1)	IP: 9.0 WLS: W BF: 36 H: 8 R: 2 ER: 2 SO: 2		BB: 1 IBB: 0 HBP: 0 BLK: 0	WP: 0 HR: 0 S: 39 P: 43	ERA: 2.00 WHIP: 1.000		PITCHER IP: 9.0 WLS: W BF: 36 H: 8 R: 2 ER: 2 SO: 2		BB: 1 IBB: 0 HBP: 0 BLK: 0	WP: 0 HR: 0 S: 39 P: 43	ERA: 2.00 WHIP: 1.000		WP: 0 PB: 0 SB: 0 CS: 0	PA: 36								

livebaseballscorecards.com


AB	34
R	2
H	8
RBI	2
BB	1
SO	2
LOB	16



Batter	1	2	3	4	5	6	7	8	9	AB R H RBI BB SO LOB	TOP	
Ken Hamlin, R (1, 6) OBP: 0.296, SLG: 0.270	0-3 K		0-0 4-3			0-0 4-3	0-0 F9			4 0 0 0 0 1 0	Kansas City Athletics @ Cleveland Indians Cleveland Municipal Stadium, Cleveland, OH Sun Sep 18 1960, 3:38 AM EDT Att. 5,918 - Unknown	
Bill Tuttle, R (1, 8) OBP: 0.330, SLG: 0.338	4-0 WP 6-3 BB		0-0 G4-6-3 1B			4-0 PB 1B BB		0-3 K		2 1 1 0 2 1 0		
Russ Snyder, L (1, 9) OBP: 0.307, SLG: 0.366	0-0 6-3 1-2		0-0 G4-6-3 1-2f			0-0 PB 1B 1B		0-0 L8		4 1 1 0 0 0 2		
Norm Siebern, L (1, 3) OBP: 0.363, SLG: 0.467	4-0 2-3 BB			0-3 K		0-0 F7 1-2 2-3		0-0 4-3		3 0 0 0 1 1 2		
Dick Williams, R (1, 7) OBP: 0.340, SLG: 0.436	0-0 L8			0-3 K		0-0 1B 2-H 3-H		0-3 K		4 0 1 2 0 2 2		
Andy Carey, R (1, 5) OBP: 0.297, SLG: 0.427		0-0 5-3		0-3 K		0-0 1B 1-3		0-0 5-3		4 0 1 0 0 1 0		
Danny Kravitz, L (1, 2) OBP: 0.275, SLG: 0.354		0-0 L8			0-0 4-3	0-0 L8		0-0 F9		4 0 0 0 0 0 2		
Bob Johnson, R (1, 4) OBP: 0.333, SLG: 0.260 Jerry Lumpe, L (7, PH) OBP: 0.320, SLG: 0.347 Chet Boak, R (7, 4)		0-0 E5			0-3 K		0-0 4-3			2 0 0 0 0 1 0 1 0 0 0 0 0 0 0 0 0 0 0 0 0		
Johnny Kucks, R (1, 1) OBP: 0.167, SLG: 0.138 Howie Reed, R (5, 1) Jim Delsing, L (7, PH) OBP: 0.317, SLG: 0.342 Dave Wickersham, R (7, 1)		0-0 L8			0-3 K		0-3 K			2 0 0 0 0 1 1 0 0 0 0 0 0 0 1 0 0 0 0 1 0 0 0 0 0 0 0 0		
Inning Stats	R: 0 H: 0 E: 0 LOB: 2 K: 1 BB: 2 S: 5 P: 13	R: 0 H: 0 E: 1 LOB: 1 K: 0 BB: 0 S: 4 P: 4	R: 0 H: 1 E: 0 LOB: 0 K: 0 BB: 0 S: 3 P: 3	R: 0 H: 0 E: 0 LOB: 0 K: 3 BB: 0 S: 9 P: 9	R: 0 H: 0 E: 0 LOB: 0 K: 2 BB: 0 S: 7 P: 7	R: 2 H: 3 E: 0 LOB: 2 K: 0 BB: 1 S: 6 P: 10	R: 0 H: 0 E: 0 LOB: 0 K: 1 BB: 0 S: 5 P: 5	R: 0 H: 0 E: 0 LOB: 0 K: 1 BB: 0 S: 5 P: 5	R: 0 H: 0 E: 0 LOB: 0 K: 1 BB: 0 S: 5 P: 5	1B: 4 SF: 0 2B: 0 SAC: 0 3B: 0 DP: 1 HR: 0 HBP: 0		WP: 1 PA: 34 PB: 1 SB: 0 CS: 0
PITCHER Barry Latman, R (1, 1) ERA: 3.67	IP WLS BF H R ER SO BB IBB HBP BLK WP HR S P ERA WHIP	9.0 W 34 4 2 2 9 3 0 0 0 1 0 49 61 2.00 0.778										

livebaseballscorecards.com

AB	31
R	2
H	4
RBI	2
BB	3
SO	9
LOB	9



Batter	1	2	3	4	5	6	7	8	9
Ken Aspromonte, R OBP: 0.362, SLG: 0.396 (1, 4)	4-0 L4-3 2B BB		0-0 4-3 1B	0-0 F5		0-0 F4		0-0 2B BLK 1B	
Tito Francona, L OBP: 0.380, SLG: 0.467 Bubba Phillips, R OBP: 0.244, SLG: 0.293 (1, 7) (9, 7)	0-0 F7		0-0 4-3 1-2		0-0 SH3 HR 1B	0-0 1B		0-0 BLK 1-3 2B	
Ty Cline, L OBP: 0.238, SLG: 0.333 Jim Piersall, R OBP: 0.320, SLG: 0.441 (1, 8) (9, 8)	0-0 L4-3 1-2		0-3 K2-3		0-0 SH3 1-2	0-0 L6		0-0 L4-3 2-3 3-H	
Walt Bond, L OBP: 0.316, SLG: 0.402 (1, 9)	0-0 2B 2-H			0-0 6-3	0-0 HR	0-0 F8		0-0 F7	
Vic Power, R OBP: 0.322, SLG: 0.405 (1, 3)	0-0 F3			0-0 1B 1B	0-0 1B FC5-4 1B		0-0 5-3 1B		
Woodie Held, R OBP: 0.341, SLG: 0.484 (1, 6)		0-0 6-3		0-0 1B WP E 1B	0-0 1B FC5-4 1B		0-0 5-3 1-2		
Miguel de la Hoz, R OBP: 0.288, SLG: 0.426 (1, 5)		0-0 4-3		0-0 P6 1-2	0-0 FC5-4 HR 1-2f 3-H		0-0 F7		
Red Wilson, R OBP: 0.287, SLG: 0.276 (1, 2)		0-0 F4		4-0 E IBB	0-0 HR 2-H		0-0 F2		
Barry Latman, R OBP: 0.244, SLG: 0.231 (1, 1)			0-0 L3	0-0 E4 1-3 2-H 3-H 1B	0-3 K		0-3 K		

Inning Stats	R: 1	H: 1	E: 0	K: 0	S: 4	R: 0	H: 0	E: 0	K: 0	S: 3	R: 0	H: 1	E: 0	K: 1	S: 6	R: 2	H: 3	E: 1	K: 0	S: 6	R: 5	H: 5	E: 1	K: 1	S: 10	R: 0	H: 1	E: 0	K: 0	S: 4	R: 0	H: 1	E: 0	K: 1	S: 7	R: 1	H: 2	E: 0	K: 1	S: 7
	LOB: 1	BB: 1	P: 8	LOB: 0	BB: 0	P: 3	LOB: 1	BB: 0	P: 6	LOB: 2	BB: 1	P: 10	LOB: 0	BB: 0	P: 10	LOB: 1	BB: 0	LOB: 1	BB: 0	P: 4	LOB: 1	BB: 0	P: 7	LOB: 1	BB: 0	P: 7	LOB: 1	BB: 0	P: 7	LOB: 1	BB: 0	P: 7	LOB: 1	BB: 0	P: 7	LOB: 1	BB: 0	P: 7		

PITCHER	IP	WLS	BF	H	R	ER	SO	BB	IBB	HBP	BLK	WP	HR	S	P	ERA	WHIP
Johnny Kucks, R ERA: 5.89 (1, 1)	4.1	L	24	9	7	4	1	1	1	0	0	1	1	24	32	8.31	2.308
Howie Reed, R ERA: (5, 1)	1.2		7	2	1	0	1	0	0	0	0	0	1	9	9	0.00	1.200
Dave Wickersham, R ERA: 4.5 (7, 1)	2.0		9	3	1	1	1	0	0	0	1	0	0	11	11	4.50	1.500

AB R H RBI BB SO LOB

4	2	2	0	1	0	2
5	1	3	0	0	0	2
0	0	0	0	0	0	0
4	0	0	0	0	1	4
0	0	0	0	0	0	0
5	1	2	3	0	0	2
4	2	3	0	0	0	1
4	1	2	0	0	0	1
4	1	0	0	0	0	4
3	1	1	2	1	0	1
4	0	1	1	0	2	0

AB	R	H	RBI	BB	SO	LOB
37	9	14	6	2	3	17



Kansas City Athletics @ Cleveland Indians
Cleveland Municipal Stadium, Cleveland, OH


Sun Sep 18 1960, 3:38 AM EDT
Att. 5,918 - Unknown

WP	PA
1	40

WP	HR	S	P	ERA	WHIP
1	2	7	7	4.5	1.5

Batter	1	2	3	4	5	6	7	8	9	AB R H RBI BB SO LOB	TOP		
Bill Tuttle, R (1, 8) OBP: 0.331, SLG: 0.340	4-0 BB G6-4-3			0-0 2B		0-0 6-3	0-0 6-3			3 0 1 0 1 0 1	Kansas City Athletics @ Chicago White Sox Comiskey Park, Chicago, IL Wed Sep 21 1960, 8:05 PM EDT Att: 11,430 - Unknown		
Jerry Lumpe, L (1, 6) OBP: 0.320, SLG: 0.346	0-0 F7			0-0 P4		0-0 BB 1B 2B 1B		0-0 P6		4 1 1 0 0 0 2			
Hank Bauer, R (1, 9) OBP: 0.330, SLG: 0.373	0-0 G6-4-3 1-2f			0-0 6-3 2-3		0-0 BB 1B 2B 1B		0-0 L6-3 1B		4 1 2 0 0 0 2			
Dick Williams, R (1, 7) OBP: 0.340, SLG: 0.433		0-3 K		0-3 K		4-0 2B BB 1-2 2-3		0-0 L6-3 1-2		3 0 0 0 1 2 2			
Norm Siebern, L (1, 3) OBP: 0.365, SLG: 0.472		1-0 G4-3 HBP			0-0 2B	0-0 2B		0-0 6-3		3 0 2 2 0 0 0			
Andy Carey, R (1, 5) OBP: 0.293, SLG: 0.422		0-0 G4-3 1-2f			0-0 L8	0-0 6-3		0-3 K		4 0 0 0 0 1 4			
Bob Johnson, R (1, 4) OBP: 0.327, SLG: 0.254			0-0 4-3		0-0 F8		0-0 1-3		0-0 6-3	3 0 0 0 0 0 1			
Jim Delsing, L (9, PH) OBP: 0.310, SLG: 0.333										1 0 0 0 0 0 0			
Pete Daley, R (1, 2) OBP: 0.297, SLG: 0.365				0-0 G5-6-3 1B		0-0 P4		0-0 1B		3 0 2 0 0 0 1			
Bud Daley, L (1, 1) OBP: 0.256, SLG: 0.176				0-0 G5-6-3		0-3 K	0-3 K			1 0 0 0 0 0 1			
Leo Posada, R (6, PH)										1 0 0 0 0 1 0			
Don Larsen, R (6, 1)										0 0 0 0 0 0 0			
Jim McManus, L (7, PH)										1 0 0 0 0 1 1			
Bob Davis, R (7, 1)										0 0 0 0 0 0 0			
Inning Stats	R: 0 H: 0 E: 0 LOB: 0 K: 0 BB: 1 S: 2 P: 6	R: 0 H: 0 E: 0 LOB: 0 K: 1 BB: 0 S: 4 P: 5	R: 0 H: 1 E: 0 LOB: 0 K: 0 BB: 0 S: 3 P: 3	R: 0 H: 1 E: 0 LOB: 1 K: 1 BB: 0 S: 6 P: 6	R: 0 H: 1 E: 0 LOB: 1 K: 0 BB: 0 S: 4 P: 4	R: 2 H: 3 E: 0 LOB: 2 K: 1 BB: 1 S: 8 P: 12	R: 0 H: 1 E: 0 LOB: 1 K: 1 BB: 0 S: 6 P: 6	R: 0 H: 1 E: 0 LOB: 0 K: 0 BB: 0 S: 3 P: 3	R: 0 H: 0 E: 0 LOB: 0 K: 1 BB: 0 S: 5 P: 5	1B: 5 SF: 0 2B: 4 SAC: 0 3B: 0 DP: 4 HR: 0 HBP: 1	WP: 0 PA: 34 PB: 0 SB: 0 CS: 0		
PITCHER	IP WLS BF H R ER SO BB IBB HBP BLK WP HR S P ERA WHIP											PITCHER	IP WLS BF H R ER SO BB IBB HBP BLK WP HR S P ERA WHIP
Herb Score, L (1, 1) ERA: 3.72	5.2 W 23 6 2 2 3 2 0 1 0 0 0 0 26 35 3.18 1.412												
Russ Kemmerer, R (6, 1) ERA: 3.54	3.1 S 11 2 0 0 2 0 0 0 0 0 0 0 15 15 0.00 0.600												

AB	31
R	2
H	8
RBI	2
BB	2
SO	5
LOB	15



Batter	1	2	3	4	5	6	7	8	9
Luis Aparicio, R OBP: 0.324, SLG: 0.349 (1, 6)	0-0 6-3		0-0 G6-4-3		0-0 G3 HR 1B	0-0 6-4-3 1B		0-0 CS 1B	
Nellie Fox, L OBP: 0.353, SLG: 0.377 (1, 4)	0-0 F7			0-0 G3	0-0 G3	0-0 6-4-3 1B		0-0 CS	
Jim Landis, R OBP: 0.370, SLG: 0.401 (1, 8)	0-0 F8			0-0 HR 1B	0-0 HR	0-0 P4			
Roy Sievers, R OBP: 0.405, SLG: 0.546 (1, 3)		0-0 F7		0-0 F7	0-0 P4		4-0 FC5-4 BB		
Minnie Minoso, R OBP: 0.370, SLG: 0.470 (1, 7)		0-0 FC6-4 1B		0-0 HR	1-0 HBP		0-0 FC5-4 L6-4 S		
Gene Freese, R OBP: 0.307, SLG: 0.474 (1, 5)		0-0 L7		0-0 BB 2B	0-3 K		0-0 L6-4		
Floyd Robinson, L OBP: 0.357, SLG: 0.182 (1, 9)		0-0 FC6-4		4-0 BB BB		0-0 FC3-5 1B		0-0 S G6-4-3 1B	
Jim Rivera, L OBP: 0.471, SLG: 0.571 (6, PR)									
Sherm Lollar, R OBP: 0.325, SLG: 0.356 (1, 2)			0-0 P4	4-0 BB BB	4-0 BB	4-0 FC3-5 1B BB		0-0 E5 G6-4-3	
Herb Score, L OBP: 0.182, SLG: 0.167 (1, 1)			4-0 G6-4-3 BB	0-3 K		0-0 FC3-5 1B 6-4-3		0-0 G6-4-3	
Russ Kemmerer, R (6, 1)									

AB	R	H	RBI	BB	SO	LOB
5	1	3	1	0	0	1
4	0	0	1	0	0	3
4	2	2	2	0	0	1
3	0	0	0	1	0	1
3	1	2	2	0	0	1
4	0	1	0	0	1	3
2	0	1	0	1	0	1
1	1	1	0	0	0	0
2	1	0	0	2	0	1
1	0	0	0	1	1	3
2	1	0	0	0	0	3

AB	R	H	RBI	BB	SO	LOB
31	7	10	6	5	2	18

Inning Stats		R: 0	H: 0	E: 0	K: 0	S: 3	R: 0	H: 1	E: 0	K: 0	S: 4	R: 0	H: 0	E: 0	K: 0	S: 2	R: 2	H: 3	E: 0	K: 1	S: 8	R: 2	H: 2	E: 0	K: 1	S: 7	R: 2	H: 2	E: 0	K: 0	S: 5	R: 0	H: 0	E: 0	K: 0	S: 2	R: 1	H: 2	E: 1	K: 0	S: 4											
Pitcher		IP	WLS	BF	H	R	ER	SO	BB	IBB	HBP	BLK	WP	HR	S	P	ERA	WHIP	Pitcher		IP	WLS	BF	H	R	ER	SO	BB	IBB	HBP	BLK	WP	HR	S	P	ERA	WHIP															
Bud Daley, L ERA: 4.58 (1, 1)	5.0	L	24	6	4	4	2	2	3	0	1	0	0	0	24	37	7.20	1.800	Don Larsen, R ERA: 5.38 (6, 1)		1.0		6	2	2	0	1	0	0	0	0	5	9	18.00	3.000	Bob Davis, R ERA: 3.69 (7, 1)		2.0		7	2	1	1	0	1	0	0	0	6	10	4.50	1.500

WP	PA
0	38

Kansas City Athletics @ Chicago White Sox
 Comiskey Park, Chicago, IL
 Wed Sep 21 1960, 8:05 PM EDT
 Att. 11,430 - Unknown

livebaseballscorecards.com



Kansas City Athletics @ Detroit Tigers
 Briggs Stadium, Detroit, MI
 Fri Sep 23 1960, 4:33 AM EDT
 Att. 1,050 - Unknown

livebaseballscorecards.com

AB	33
R	4
H	12
RBI	4
BB	2
SO	5
LOB	11



Batter	1	2	3	4	5	6	7	8	9	AB	R	H	RBI	BB	SO	LOB
Bill Tuttle, R OBP: 0.332, SLG: 0.344 (1, 8)	0-3 K		0-0 P4		0-0 2-H 3B		0-0 6-3		0-0 2-H 1B	5	0	2	2	0	1	1
Jerry Lumpe, L OBP: 0.320, SLG: 0.346 (1, 6) (8, 4)	0-0 BB 1B		0-0 L8		0-0 6-3			0-0 1B 2B 1B	0-3 K	5	1	2	0	0	1	1
Leo Posada, R OBP: 0.200, SLG: 0.200 (1, 9)	0-3 K			0-0 G4-6-3 1B		0-0 L8		0-3 K		4	0	1	0	0	2	2
Norm Siebern, L OBP: 0.366, SLG: 0.471 (1, 3)	4-0 1-2 BB			0-0 G4-6-3 1-2f		0-0 6-3		0-0 1-2 2B 1B		3	0	1	0	1	0	1
Dick Williams, R OBP: 0.343, SLG: 0.446 (1, 7)	0-0 P5			0-0 FC6-4 1B		0-0 HR		0-0 1-3 2-H 2B		4	1	3	2	0	0	2
Andy Carey, R OBP: 0.293, SLG: 0.418 (1, 5)		0-0 P4		0-0 FC6-4 1-2f		0-0 F7		4-0 1-3 2-H BB		3	0	0	0	1	0	1
Bob Johnson, R OBP: 0.320, SLG: 0.248 (1, 4) Russ Snyder, L OBP: 0.307, SLG: 0.366 (8, PH) Hank Bauer, R OBP: 0.329, SLG: 0.372 (8, PH) Ken Hamlin, R OBP: 0.296, SLG: 0.270 (8, 6)		0-0 P6			0-0 F7		0-0 F7		0-0 1-2f G5-4-3	3	0	0	0	0	0	0
Pete Daley, R OBP: 0.305, SLG: 0.373 (1, 2)		0-3 K			0-0 SH2-4 3B 1B		0-0 SH2-4 1B		0-0 SH3-4 1B	4	2	3	0	0	1	0
Ned Garver, R OBP: 0.148, SLG: 0.120 (1, 1)			0-0 6-3		0-0 SH2-4 1-2		0-0 SH2-4 1-2		0-0 SH3-4 1-2	1	0	0	0	0	0	0

Inning Stats	R: 0	H: 1	E: 0	K: 2	S: 8	P: 12	R: 0	H: 0	E: 0	K: 1	S: 5	P: 5	R: 0	H: 0	E: 0	K: 0	S: 3	P: 3	R: 0	H: 2	E: 0	K: 0	S: 4	P: 4	R: 1	H: 2	E: 0	K: 0	S: 5	P: 5	R: 1	H: 1	E: 0	K: 0	S: 4	P: 4	R: 0	H: 1	E: 0	K: 0	S: 4	P: 4	R: 1	H: 3	E: 0	K: 1	S: 7	P: 11	R: 1	H: 2	E: 0	K: 1	S: 6	P: 6	1B: 9	2B: 1	3B: 1	HR: 1	SF: 0	SAC: 3	DP: 2	HBP: 0	WP: 0	PA: 38
--------------	------	------	------	------	------	-------	------	------	------	------	------	------	------	------	------	------	------	------	------	------	------	------	------	------	------	------	------	------	------	------	------	------	------	------	------	------	------	------	------	------	------	------	------	------	------	------	------	-------	------	------	------	------	------	------	-------	-------	-------	-------	-------	--------	-------	--------	-------	--------

PITCHER	IP	WLS	BF	H	R	ER	SO	BB	IBB	HBP	BLK	WP	HR	S	P	ERA	WHIP
Jim Bunning, R ERA: 2.89 (1, 1)	7.0	L	28	7	2	2	3	1	0	0	0	0	1	33	37	2.57	1.143
Dave Sisler, R ERA: 2.55 (8, 1)	0.1		4	3	1	1	1	0	0	0	0	0	0	6	6	27.00	9.000
Bill Fischer, R ERA: 4.13 (8, 1)	0.0		1	0	0	0	0	1	0	0	0	0	0	4	4	∞	∞
Hank Aguirre, L ERA: 2.91 (8, 1)	1.2		5	2	1	1	1	0	0	0	0	0	0	7	7	5.40	1.200

Batter	1	2	3	4	5	6	7	8	9	AB R H RBI BB SO LOB
Bill Tuttle, R OBP: 0.336, SLG: 0.347 (1, 8) X	0-0 1B L1-5 1B		0-0 F8 2		4-0 BB		0-0 G4-6-3 1B	0-0 1-2 2-H 1B		4 0 3 1 1 0 0
Jerry Lumpe, L OBP: 0.321, SLG: 0.347 (1, 6) X (6, 4)	0-0 WP 1-3 1B		0-0 1B		0-0 4-3 3		0-0 G4-6-3 1-2f 1B	0-3 K 3		5 0 2 0 0 1 4
Leo Posada, R OBP: 0.200, SLG: 0.200 (1, 9) X	0-0 L1-5 3-H 1B		0-0 F8 3			0-0 E 1B HR 1B	0-0 E8 1B		0-3 K 1	5 1 1 0 0 1 3
Norm Siebern, L OBP: 0.368, SLG: 0.471 (1, 3) B B B	4-0 1-2 BB			0-0 E 1B 1B		0-0 1-2 HR 1B	0-0 4-3 3		0-0 4-3 2	4 1 2 0 1 0 1
Dick Williams, R OBP: 0.344, SLG: 0.448 (1, 7) S S S	0-3 K 3			0-0 E1 G6-4-3 1-3 1B		0-3 K 1		0-0 1-6-3 1B 2B	0-0 P4 3	5 1 2 0 0 2 4
Andy Carey, R OBP: 0.269, SLG: 0.413 (1, 5) X		0-0 1-3 1		0-3 K 1		0-0 F8 2		0-0 1-6-3 1		4 0 0 0 0 1 5
Pete Daley, R OBP: 0.304, SLG: 0.368 (1, 2) S S S		0-3 K 2		0-0 G6-4-3 1-2f 3		0-0 E6 1-2 2-3 HR		4-0 BB 1B BB		3 1 0 0 1 1 4
Bob Johnson, R OBP: 0.316, SLG: 0.244 (1, 4) Mary Throneberry, L OBP: 0.291, SLG: 0.425 (6, PH) Ken Hamlin, R OBP: 0.297, SLG: 0.272 (6, 6)		0-0 4-3 3			0-0 6-3 1	0-0 1-H 2-H 3-H HR 9		0-0 BB 1B 1B		2 0 0 0 0 0 0 1 1 1 4 0 0 0 1 1 1 1 0 0 0
Dick Hall, R OBP: 0.169, SLG: 0.109 (1, 1) X			0-0 6-3 1		0-0 6-3 2	0-0 F9 3		4-0 1-2 2-3 BB		3 0 0 0 1 0 0

TOP

Kansas City Athletics @ Detroit Tigers

Briggs Stadium, Detroit, MI

Sat Sep 24 1960, 4:33 AM EDT
Att. 3,139 - Unknown

livebaseballscorecards.com

AB	37
R	6
H	12
RBI	6
BB	4
SO	6
LOB	21



Inning Stats	R: 0 E: 0 K: 1 S: 6	H: 2 LOB: 2 BB: 1 P: 10	R: 0 E: 0 K: 1 S: 5	H: 0 LOB: 0 BB: 0 P: 5	R: 0 E: 0 K: 0 S: 4	H: 1 LOB: 1 BB: 0 P: 4	R: 0 E: 1 K: 1 S: 6	H: 2 LOB: 1 BB: 0 P: 6	R: 0 E: 0 K: 0 S: 3	H: 0 LOB: 1 BB: 1 P: 7	R: 4 E: 1 K: 1 S: 9	H: 3 LOB: 0 BB: 0 P: 9	R: 0 E: 1 K: 0 S: 4	H: 1 LOB: 1 BB: 0 P: 4	R: 2 E: 0 K: 1 S: 7	H: 3 LOB: 2 BB: 2 P: 15	R: 0 E: 0 K: 1 S: 5	H: 0 LOB: 0 BB: 0 P: 5	1B: 10 2B: 2 3B: 0 HR: 1	SF: 0 SAC: 0 DP: 3 HBP: 0	WP: 1 PB: 0 SB: 0 CS: 0	PA: 41
--------------	------------------------------	----------------------------------	------------------------------	---------------------------------	------------------------------	---------------------------------	------------------------------	---------------------------------	------------------------------	---------------------------------	------------------------------	---------------------------------	------------------------------	---------------------------------	------------------------------	----------------------------------	------------------------------	---------------------------------	-----------------------------------	------------------------------------	----------------------------------	--------

PITCHER	IP	WLS	BF	H	R	ER	SO	BB	IBB	HBP	BLK	WP	HR	S	P	ERA	WHIP
Bob Bruce, R ERA: 3.83 (1, 1)	7.2	L	37	12	6	2	4	4	0	0	0	1	1	41	57	2.35	2.087
Pete Burnside, L ERA: 4.31 (8, 1)	0.1		1	0	0	0	1	0	0	0	0	0	0	3	3	0.00	0.000
Paul Foytack, R ERA: 6.14 (9, 1)	1.0		3	0	0	0	1	0	0	0	0	0	0	5	5	0.00	0.000


Batter	1	2	3	4	5	6	7	8	9	AB	R	H	RBI	BB	SO	LOB
Eddie Yost, R OBP: 0.411, SLG: 0.378 (1, 5) x	0-0 6-3 ①		0-3 K ②			0-0 4-3 ①		0-0 F8 ③		4	0	0	0	0	1	0
Dick McAuliffe, L OBP: 0.500, SLG: 0.667 (1, 6) x	0-0 6-3 ②		0-0 1B ②			0-0 F7 ②			0-0 5-3 ①	4	0	1	0	0	0	0
Neil Chrisley, L OBP: 0.315, SLG: 0.405 (1, 8) x	0-0 F8 ③		0-0 P4 ③			0-0 L3 ③			0-0 1B FC6-4 2B	4	1	1	0	0	0	1
Charlie Maxwell, L OBP: 0.331, SLG: 0.446 (1, 7) x		0-0 F3 ①		0-0 F9 ①		0-0 F9 ①			0-0 FC6-4 1B	4	0	1	0	0	0	0
Frank Bolling, R OBP: 0.307, SLG: 0.359 (1, 4) x		0-0 F7 ②		0-0 F7 ②		0-0 5-3 ②			0-0 FC6-4 ②	4	0	0	1	0	0	1
Rocky Colavito, R OBP: 0.317, SLG: 0.477 (1, 9) x		0-0 HR		0-0 6-3 ③		0-0 HR			0-0 F9 ③	4	2	2	2	0	0	1
Dick Gernert, R OBP: 0.336, SLG: 0.323 (1, 3) x		0-0 2B			0-0 F7 ①		0-0 P5 ③			3	0	1	0	0	0	0
Lou Berberet, L OBP: 0.310, SLG: 0.275 (1, 2) x		0-0 F8 ③			0-0 4-3 ②			0-0 F7 ①		3	0	0	0	0	0	1
Bob Bruce, R OBP: 0.256, SLG: 0.171 (1, 1) x			0-3 K ①						0-0 4-3 ②	2	0	0	0	0	1	0
Pete Burnside, R OBP: 0.207, SLG: 0.148 (8, 1)						0-0 F3 ③				0	0	0	0	0	0	0
Sandy Amoros, L OBP: 0.274, SLG: 0.188 (8, PH)										1	0	0	0	0	0	0
Paul Foytack, R OBP: 0.357, SLG: 0.320 (9, 1)										0	0	0	0	0	0	0

Inning Stats	R: 0	H: 0	E: 0	K: 0	S: 3	R: 1	H: 2	E: 0	K: 0	S: 5	R: 0	H: 1	E: 0	K: 2	S: 8	R: 0	H: 0	E: 0	K: 0	S: 3	R: 0	H: 0	E: 0	K: 0	S: 3	R: 1	H: 1	E: 0	K: 0	S: 4	R: 0	H: 0	E: 0	K: 0	S: 3	R: 0	H: 0	E: 0	K: 0	S: 3	R: 1	H: 2	E: 0	K: 0	S: 5	R: 1	H: 2	E: 0	K: 0	S: 5	1B: 2	SF: 0	2B: 2	SAC: 0	3B: 0	DP: 0	HR: 2	HBP: 0	WP: 0	PA: 33
PITCHER Dick Hall, R ERA: 4.09 (1, 1)	IP	WLS	BF	H	R	ER	SO	BB	IBB	HBP	BLK	WP	HR	S	P	ERA	WHIP	IP	WLS	BF	H	R	ER	SO	BB	IBB	HBP	BLK	WP	HR	S	P	ERA	WHIP	IP	WLS	BF	H	R	ER	SO	BB	IBB	HBP	BLK	WP	HR	S	P	ERA	WHIP									

BOTTOM

Kansas City Athletics @ Detroit Tigers
Briggs Stadium, Detroit, MI
Sat Sep 24 1960, 4:33 AM EDT
Att. 3,139 - Unknown

AB	33
R	3
H	6
RBI	3
BB	0
SO	2
LOB	4



Batter	1	2	3	4	5	6	7	8	9	AB R H RBI BB SO LOB	TOP											
Bill Tuttle, R (1, 8) OBP: 0.335, SLG: 0.345	0-0 F8		0-0 6-3		4-0 L5-3 BB		0-0 6-3			3 0 0 0 1 0 0												
Jerry Lumpe, L (1, 6) OBP: 0.321, SLG: 0.346	0-0 4-3		0-0 6-3		0-0 L5-3			0-0 9-3 1B		4 0 1 0 0 0 1												
Leo Posada, R (1, 9) OBP: 0.357, SLG: 0.500	0-0 1B			0-0 4-3 3B		0-0 F8 SF7 1B		0-0 9-3 1-2f		4 2 3 0 0 0 1												
Mary Throneberry, L (1, 3) OBP: 0.295, SLG: 0.426	0-0 1B			0-0 4-3		0-0 F8		0-0 FC4 1B		4 0 2 1 0 0 1												
Dick Williams, R (1, 7) OBP: 0.341, SLG: 0.445	0-0 F3			0-3 K		0-0 SF7		0-0 FC4		3 0 0 1 0 1 3												
Russ Snyder, L (9, 7) OBP: 0.307, SLG: 0.366										0 0 0 0 0 0 0												
Andy Carey, R (1, 5) OBP: 0.266, SLG: 0.407		0-0 F2		0-0 E6 HR		0-3 K			0-0 F9	4 1 0 0 0 1 0												
Pete Daley, R (1, 2) OBP: 0.308, SLG: 0.385		0-0 P4		0-0 HR			0-0 6-3		0-0 G6-4-3 1B	4 1 2 2 0 0 0												
Bob Johnson, R (1, 4) OBP: 0.314, SLG: 0.266		0-0 6-3		0-3 K2-3			0-0 HR		0-0 G6-4-3	4 1 1 1 0 1 1												
Johnny Kucks, R (1, 1) OBP: 0.161, SLG: 0.133			0-0 P6			0-0 G3				1 0 0 0 0 0 0												
Jim McManus, L (5, PH)										1 0 0 0 0 0 0												
Ken Johnson, R (5, 1) OBP: 0.172, SLG: 0.207										1 0 0 0 0 0 0												
Bob Davis, R (9, 1) OBP: 0.250, SLG: 0.250										0 0 0 0 0 0 0												
Inning Stats	R: 0 E: 0 K: 0 S: 5	H: 2 LOB: 2 BB: 0 P: 5	R: 0 E: 0 K: 0 S: 3	H: 0 LOB: 0 BB: 0 P: 3	R: 0 E: 0 K: 0 S: 3	H: 0 LOB: 0 BB: 0 P: 3	R: 3 E: 1 K: 2 S: 10	H: 2 LOB: 0 BB: 0 P: 10	R: 0 E: 0 K: 0 S: 2	H: 0 LOB: 0 BB: 1 P: 6	R: 1 E: 0 K: 1 S: 6	H: 1 LOB: 0 BB: 0 P: 6	R: 1 E: 0 K: 0 S: 4	H: 1 LOB: 0 BB: 0 P: 4	R: 0 E: 0 K: 0 S: 4	H: 2 LOB: 1 BB: 0 P: 4	R: 0 E: 0 K: 0 S: 3	H: 1 LOB: 0 BB: 0 P: 3	1B: 6 2B: 2 3B: 1 HR: 2	SF: 1 SAC: 0 DP: 3 HBP: 0	WP: 0 PB: 0 SB: 1 CS: 0	PA: 35
PITCHER	IP WLS BF H R ER SO BB IBB HBP BLK WP HR S P ERA WHIP																					
Frank Lary, R (1, 1) ERA: 3.53	8.0 32 8 5 3 3 1 0 0 0 0 2 37 41 3.38 1.125																					
Dave Sisler, R (9, 1) ERA: 2.52	1.0 W 3 1 0 0 0 0 0 0 0 0 0 0 3 3 0.00 1.000																					

Kansas City Athletics @ Detroit Tigers
 Briggs Stadium, Detroit, MI
 Sun Sep 25 1960, 4:33 AM EDT
 Att. 6,200 - Unknown

livebaseballscorecards.com

AB 33
 R 5
 H 9
 RBI 5
 BB 1
 SO 3
 LOB 7



Batter	1	2	3	4	5	6	7	8	9	AB R H RBI BB SO LOB	TOP	
Ken Aspromonte, R (1, 4) OBP: 0.360, SLG: 0.399	0-0 1B		0-0 P4			0-0 1-3		0-0 5-3		4 0 1 0 0 0 1	Cleveland Indians @ Kansas City Athletics Municipal Stadium, Kansas City, MO Mon Sep 26 1960, 8:05 PM EDT Att. 3,463 - Unknown livebaseballscorecards.com	
Tito Francona, L (1, 7) OBP: 0.374, SLG: 0.461	0-0 F7		0-0 F9			0-0 G3		0-0 6-3	4 0 0 0 0 0 2			
Jim Piersall, R (1, 8) OBP: 0.315, SLG: 0.432	0-0 F9			0-0 1B		0-0 P3		0-0 F8	4 0 1 0 0 0 1			
Vic Power, R (1, 3) OBP: 0.316, SLG: 0.401	0-0 F9			0-0 F8		0-0 6-3		0-0 F8	4 0 0 0 0 0 1			
Woodie Held, R (1, 6) OBP: 0.346, SLG: 0.486		0-0 F8		0-3 K		0-0 2B			3 0 1 0 0 1 0			
Bubba Phillips, R (1, 5) OBP: 0.247, SLG: 0.294		0-0 5-3			0-0 F8	0-0 F8			3 0 0 0 0 0 1			
Walt Bond, L (1, 9) OBP: 0.312, SLG: 0.383		0-0 4-3			0-0 SF9 3B	0-0 P4			3 1 1 0 0 0 1			
John Romano, R (1, 2) OBP: 0.348, SLG: 0.473			4-0 FC1-4 BB		0-0 SF9	0-0 P4			1 0 0 1 1 0 0			
Dick Stigman, R (1, 1) OBP: 0.316, SLG: 0.265 Don Newcombe, L (6, 1) OBP: 0.250, SLG: 0.232 Miguel de la Hoz, R (8, PH) OBP: 0.286, SLG: 0.415 Carl Mathias, S (8, 1)			0-0 FC1-4		0-0 L3	0-0 6-3			2 0 0 0 0 0 1 0 0 0 0 0 0 0 1 0 0 0 0 0 0 0 0 0 0 0 0 0			
Inning Stats	R: 0 H: 1 E: 0 LOB: 1 K: 0 BB: 0 S: 4 P: 4	R: 0 H: 0 E: 0 LOB: 0 K: 0 BB: 0 S: 3 P: 3	R: 0 H: 0 E: 0 LOB: 1 K: 0 BB: 1 S: 3 P: 7	R: 0 H: 1 E: 0 LOB: 0 K: 1 BB: 0 S: 5 P: 5	R: 1 H: 1 E: 0 LOB: 0 K: 0 BB: 0 S: 4 P: 4	R: 0 H: 0 E: 0 LOB: 0 K: 0 BB: 0 S: 3 P: 3	R: 0 H: 1 E: 0 LOB: 1 K: 0 BB: 0 S: 4 P: 4	R: 0 H: 0 E: 0 LOB: 0 K: 0 BB: 0 S: 3 P: 3	R: 0 H: 0 E: 0 LOB: 0 K: 0 BB: 0 S: 3 P: 3	1B: 2 SF: 1 2B: 1 SAC: 0 3B: 1 DP: 0 HR: 0 HBP: 0	WP: 0 PA: 31 PB: 0 SB: 0 CS: 0	
PITCHER Bud Daley, L (1, 1) ERA: 4.43	IP WLS BF H R ER SO BB IBB HBP BLK WP HR S P ERA WHIP	9.0 W 31 4 1 1 1 1 1 1 0 0 0 0 0 32 36 1.00 0.556										



Batter	1	2	3	4	5	6	7	8	9
Bill Tuttle, R OBP: 0.334, SLG: 0.346 (1, 8)	0-0 F2		0-0 6-3		0-0 6-3	0-0 1B 2B		0-0 FC4-6	
Jerry Lumpe, L OBP: 0.325, SLG: 0.351 (1, 6) (9, 4)	4-0 1B BB		0-0 1B		0-0 1B 2B	0-0 2-H 3-H 1B		0-0 4-3	
Leo Posada, R OBP: 0.444, SLG: 0.529 (1, 7)	4-0 1B BB		0-0 1B		0-0 2B 1B	0-3 K			
Dick Williams, R OBP: 0.342, SLG: 0.448 (1, 3)	0-3 K		0-0 F7		0-0 2B		0-0 G5-4-3 1B		
Hank Bauer, R OBP: 0.327, SLG: 0.370 (1, 9)	0-0 1B		0-0 F8		0-0 F8		0-0 F7		
Andy Carey, R OBP: 0.286, SLG: 0.405 (1, 5)	0-3 K			0-0 FC6-4 1B	0-0 4-3		0-0 G5-4-3		
Pete Daley, R OBP: 0.311, SLG: 0.401 (1, 2)		0-0 6-3		0-0 F3		0-0 FC5-6 1B		0-0 HR	
Bob Johnson, R OBP: 0.307, SLG: 0.259 (1, 4) Ken Hamlin, R OBP: 0.297, SLG: 0.272 (9, 6)		0-0 F8		0-3 K		0-0 FC5-6 1B PB		0-0 F9	
Bud Daley, L OBP: 0.268, SLG: 0.194 (1, 1)		0-3 K		0-0 FC6-4		0-0 2B 1B 1B		0-0 FC4-6 1B	


Inning Stats	R: 1	H: 1	E: 0	K: 2	S: 8	LOB: 2	BB: 2	P: 16
	R: 0	H: 0	E: 0	K: 1	S: 5	LOB: 0	BB: 0	P: 5
	R: 0	H: 2	E: 0	K: 0	S: 5	LOB: 2	BB: 0	P: 5
	R: 0	H: 1	E: 0	K: 1	S: 6	LOB: 1	BB: 0	P: 6
	R: 2	H: 3	E: 0	K: 0	S: 6	LOB: 1	BB: 0	P: 6
	R: 2	H: 4	E: 0	K: 1	S: 8	LOB: 1	BB: 0	P: 8
	R: 0	H: 1	E: 0	K: 0	S: 3	LOB: 0	BB: 0	P: 3
	R: 1	H: 2	E: 0	K: 0	S: 5	LOB: 1	BB: 0	P: 5

PITCHER	IP	WLS	BF	H	R	ER	SO	BB	IBB	HBP	BLK	WP	HR	S	P	ERA	WHIP
Dick Stigman, L ERA: 4.33 (1, 1)	5.0	L	24	7	3	3	4	2	0	0	0	0	0	30	38	5.40	1.800
Don Newcombe, R ERA: 4.49 (6, 1)	2.0		9	5	2	2	1	0	0	0	0	0	0	11	11	9.00	2.500
Carl Mathias, L ERA: 3.52 (8, 1)	1.0		5	2	1	1	0	0	0	0	0	0	1	5	5	9.00	2.000

AB R H RBI BB SO LOB

5	1	1	0	0	0	1
4	2	3	2	1	0	1
3	1	2	1	1	1	1
4	0	2	1	0	1	4
4	0	1	1	0	0	4
4	0	1	0	0	1	4
4	1	2	1	0	0	1
4	0	0	0	0	1	2
0	0	0	0	0	0	0
4	1	2	0	0	1	1

AB	36
R	6
H	14
RBI	6
BB	2
SO	5
LOB	19



WP	HR	S	P	ERA	WHIP
0	1	0	0	0	0

Cleveland Indians @ Kansas City Athletics
Municipal Stadium, Kansas City, MO
Mon Sep 26 1960, 8:05 PM EDT
Att. 3,463 - Unknown

livebaseballscorecards.com

Batter	1	2	3	4	5	6	7	8	9	AB R H RBI BB SO LOB	TOP
Ken Aspromonte, R (1, 4) OBP: 0.360, SLG: 0.399	0-0 6-3 1B		0-0 1B		0-0 2B 1B	0-0 FC5 2-3f			0-0 G4-6-3 1-2f	5 1 2 0 0 0 3	Cleveland Indians @ Kansas City Athletics Municipal Stadium, Kansas City, MO Tue Sep 27 1960, 8:05 PM EDT Att. 3,821 - Unknown livebaseballscorecards.com
Tito Francona, L (1, 7) OBP: 0.374, SLG: 0.462	0-0 1B 1B		0-0 F7		0-0 2B 1-H 2-H		0-0 4-3	0-0 5-3	5 0 2 2 0 0 1		
Jim Piersall, R (1, 8) OBP: 0.317, SLG: 0.433	0-0 1B G1-6-3 1-2			0-0 F8	0-0 E5 2-3		0-0 1-3 1B		4 0 2 0 0 0 1		
Walt Bond, L (1, 9) OBP: 0.303, SLG: 0.371	0-0 G1-6-3 1-2f			0-0 3-1	0-0 6-3		0-0 1-3		4 0 0 0 0 0 5		
Vic Power, R (1, 3) OBP: 0.314, SLG: 0.398		0-0 1-3		0-0 F9		0-0 F9	0-0 6-3		4 0 0 0 0 0 1		
Woodie Held, R (1, 6) OBP: 0.342, SLG: 0.481		0-3 K			0-0 P4	0-0 E1 FC6-4		0-3 K	4 0 0 0 0 2 0		
Bubba Phillips, R (1, 5) OBP: 0.247, SLG: 0.297		0-3 K			0-0 1B 2B	0-0 FC6-4 1-2f 1B		0-0 1-3	4 2 1 0 0 1 1		
John Romano, R (1, 2) OBP: 0.350, SLG: 0.474			0-0 4-3		0-0 1B 2B 1B	0-0 FC5 1-2 1B		0-0 P6	4 1 2 1 0 0 0		
Barry Latman, R (1, 1) OBP: 0.256, SLG: 0.244 Jack Harshman, L (4, 1) OBP: 0.176, SLG: 0.235 Bob Hale, L (6, PH) OBP: 0.011, SLG: 0.403 Marty Keough, L (6, PR) OBP: 0.286, SLG: 0.337 Frank Funk, R (6, 1) OBP: 0.288, SLG: 0.167 Joe Morgan, L (9, PH) OBP: 0.261, SLG: 0.300		0-3 K		0-3 K		0-0 1B 1-2 2-H		4-0 G4-6-3 BB	1 0 0 0 0 0 1 0 1 0 0 0 0 0 1 1 1 0 1 1 0 1 0 0		
Inning Stats	R: 0 H: 2 E: 0 LOB: 1 K: 0 BB: 0 S: 4 P: 4	R: 0 H: 0 E: 0 LOB: 0 K: 2 BB: 0 S: 7 P: 7	R: 0 H: 1 E: 0 LOB: 1 K: 1 BB: 0 S: 6 P: 6	R: 0 H: 0 E: 0 LOB: 0 K: 0 BB: 0 S: 3 P: 3	R: 3 H: 4 E: 1 LOB: 2 K: 1 BB: 0 S: 10 P: 10	R: 1 H: 2 E: 1 LOB: 2 K: 0 BB: 0 S: 6 P: 6	R: 0 H: 1 E: 0 LOB: 1 K: 0 BB: 0 S: 4 P: 4	R: 0 H: 0 E: 0 LOB: 0 K: 1 BB: 0 S: 5 P: 5	R: 0 H: 0 E: 0 LOB: 0 K: 0 BB: 1 S: 2 P: 6	1B: 8 SF: 0 2B: 2 SAC: 0 3B: 0 DP: 2 HR: 0 HBP: 0	WP: 0 PA: 38 PB: 0 SB: 0 CS: 0
PITCHER Ray Herbert, R (1, 1) ERA: 3.35 Dave Wickersham, R (6, 1) ERA: 1.69	IP WLS BF H R ER SO BB IBB HBP BLK WP HR S P ERA WHIP	5.2 W 27 9 4 3 4 0 0 0 0 0 0 0 35 35 4.76 1.588	3.1 S 11 1 0 0 1 1 0 0 0 0 0 0 0 12 16 0.00 0.600	PITCHER IP WLS BF H R ER SO BB IBB HBP BLK WP HR S P ERA WHIP							



Batter	1	2	3	4	5	6	7	8	9
Bill Tuttle, R OBP: 0.333, SLG: 0.346 (1, 8)	0-0 1B 2B	0-3 K		0-0 5-3		0-0 6-3		0-0 F9	
Jerry Lumpe, L OBP: 0.329, SLG: 0.363 (1, 6)	0-0 FC5-4 2-H 1B		0-0 HR	0-0 BB 2B		0-0 G6-4-3 1B			
Leo Posada, R OBP: 0.409, SLG: 0.450 (1, 9) (8, 7)	0-0 FC5-4 2B SF8 1-2f		0-0 5-3	4-0 BB BB		0-0 G6-4-3 1-2f			
Mary Throneberry, L OBP: 0.302, SLG: 0.438 (1, 3)	0-0 1-3 2B		0-0 1B 2B	4-0 1-2 2-3 BB		0-0 3-1			
Dick Williams, R OBP: 0.346, SLG: 0.448 (1, 7)	4-0 IBB		4-0 1B BB	0-0 P5		0-0 G5-4-3 1B			
Russ Snyder, L OBP: 0.307, SLG: 0.366 (8, 9)									
Andy Carey, R OBP: 0.285, SLG: 0.405 (1, 5)	0-0 SF8 3-H		0-0 E5 1-H 2-H 1B	0-0 F8		0-0 G5-4-3 1-2f			
Chet Boak, R (1, 4)	0-0 F9		1-0 HBP		0-0 F9		0-0 E6 SH3-4		
Pete Daley, R OBP: 0.307, SLG: 0.395 (1, 2)		0-3 K	0-0 F7		0-0 P3		0-0 SH3-4		
Ray Herbert, R OBP: 0.238, SLG: 0.205 (1, 1)		0-0 P1	0-3 K		0-3 K		0-0 5-3		
Dave Wickersham, R (6, 1)									

AB R H RBI BB SO LOB

5	1	1	0	0	1	1
4	1	4	2	0	0	0
3	1	0	0	1	0	2
3	1	2	0	1	0	0
2	1	1	0	2	0	3
0	0	0	0	0	0	0
3	0	1	2	0	0	4
3	0	0	0	0	0	2
3	0	0	0	0	1	2
3	0	0	0	0	2	2
1	0	0	0	0	0	1

1B: 4	SF: 1	WP: 0	PA: 37
2B: 4	SAC: 1	PB: 0	
3B: 0	DP: 2	SB: 0	
HR: 1	HBP: 1	CS: 0	
AB	30		
R	5		
H	9		
RBI	4		
BB	4		
SO	4		
LOB	17		



Cleveland Indians @ Kansas City Athletics
Municipal Stadium, Kansas City, MO
 Tue Sep 27 1960, 8:05 PM EDT
 Att. 3,821 - Unknown

Inning Stats	R: 2	H: 3	E: 0	K: 0	S: 6	LOB: 2	BB: 1	P: 10
	R: 0	H: 0	E: 0	K: 2	S: 7	LOB: 0	BB: 0	P: 7
	R: 3	H: 3	E: 1	K: 1	S: 8	LOB: 2	BB: 1	P: 13
	R: 0	H: 1	E: 0	K: 0	S: 4	LOB: 3	BB: 2	P: 12
	R: 0	H: 0	E: 0	K: 1	S: 5	LOB: 0	BB: 0	P: 5
	R: 0	H: 1	E: 0	K: 0	S: 3	LOB: 0	BB: 0	P: 3
	R: 0	H: 1	E: 0	K: 0	S: 3	LOB: 0	BB: 0	P: 3
	R: 0	H: 0	E: 1	K: 0	S: 4	LOB: 1	BB: 0	P: 4
	R: 0	H: 0	E: 0	K: 1	S: 5	LOB: 0	BB: 0	P: 5

PITCHER	IP	WLS	BF	H	R	ER	SO	BB	IBB	HBP	BLK	WP	HR	S	P	ERA	WHIP
Barry Latman, R ERA: 4.03 (1, 1)	3.0	L	18	6	5	5	3	1	1	1	0	0	1	21	30	15.00	2.333
Jack Harshman, L ERA: 4.13 (4, 1)	2.0		9	1	0	0	1	2	0	0	0	0	0	9	17	0.00	1.500
Frank Funk, R ERA: 2.16 (6, 1)	3.0		10	2	0	0	0	0	0	0	0	0	0	10	10	0.00	0.667

Batter	1	2	3	4	5	6	7	8	9	AB R H RBI BB SO LOB	TOP	
Ken Aspromonte, R (1, 4) OBP: 0.359, SLG: 0.397	0-0 G6-4-3 1B		0-0 P6			0-0 2-3 1-2		0-0 F7		4 0 1 0 0 0 2	Cleveland Indians @ Kansas City Athletics Municipal Stadium, Kansas City, MO Wed Sep 28 1960, 8:05 PM EDT Att. 4,553 - Unknown livebaseballscorecards.com	
Tito Francona, L (1, 7) OBP: 0.374, SLG: 0.459	0-0 F7			0-0 4-3		4-0 FC6-4 BB		0-0 F8	3 0 0 0 1 0 1			
Jim Piersall, R (1, 8) OBP: 0.316, SLG: 0.431	0-0 G6-4-3 1-2f			0-0 G4-6-3 1B		0-0 FC6-4 1-2f		0-0 4-3	4 0 1 0 0 0 3			
Walt Bond, L (1, 9) OBP: 0.301, SLG: 0.367		0-0 G6-4-3 1B		0-0 G4-6-3 1-2f		0-0 F2		0-0 4-3	4 0 1 0 0 0 1			
Vic Power, R (1, 3) OBP: 0.312, SLG: 0.396		0-0 G6-4-3 1-2f			0-0 P3		0-0 F9		3 0 0 0 0 0 1			
Woodie Held, R (1, 6) OBP: 0.342, SLG: 0.478		1-0 HBP			0-0 5-3		0-0 F8		2 0 0 0 0 0 0			
Bubba Phillips, R (1, 5) OBP: 0.244, SLG: 0.294		0-0 P4			0-0 F7		0-0 E6 FC8-8		3 0 0 0 0 0 1			
John Romano, R (1, 2) OBP: 0.350, SLG: 0.470			0-0 F8			4-0 2-3 BB		0-0 F7	2 0 0 0 1 0 1			
Jim Perry, S (1, 1) OBP: 0.225, SLG: 0.250 Bob Hale, L (8, PH) OBP: 0.307, SLG: 0.397 Johnny Klippstein, R (8, 1) OBP: 0.214, SLG: 0.154			0-0 6-3			0-3 K		0-0 FC8-6 1-2f	2 0 0 0 0 1 1 1 0 0 0 0 0 1 0 0 0 0 0 0 0			
Inning Stats	R: 0 H: 1 E: 0 LOB: 0 K: 0 BB: 0 S: 3 P: 3	R: 0 H: 1 E: 0 LOB: 1 K: 0 BB: 0 S: 3 P: 4	R: 0 H: 0 E: 0 LOB: 0 K: 0 BB: 0 S: 3 P: 3	R: 0 H: 1 E: 0 LOB: 0 K: 0 BB: 0 S: 3 P: 3	R: 0 H: 0 E: 0 LOB: 0 K: 0 BB: 0 S: 3 P: 3	R: 0 H: 0 E: 0 LOB: 2 K: 1 BB: 2 S: 5 P: 13	R: 0 H: 0 E: 0 LOB: 0 K: 0 BB: 0 S: 3 P: 3	R: 0 H: 0 E: 1 LOB: 1 K: 0 BB: 0 S: 4 P: 4	R: 0 H: 0 E: 0 LOB: 0 K: 0 BB: 0 S: 3 P: 3	1B: 3 SF: 0 2B: 0 SAC: 0 3B: 0 DP: 3 HR: 0 HBP: 1	WP: 0 PA: 31 PB: 0 SB: 0 CS: 0	
PITCHER Ned Garver, R (1, 1) ERA: 3.83	IP WLS BF H R ER SO BB IBB HBP BLK WP HR S P ERA WHIP	9.0 W 31 3 0 0 1 2 0 1 0 0 0 0 30 39 0.00 0.556										



Batter	1	2	3	4	5	6	7	8	9
Bill Tuttle, R OBP: 0.334, SLG: 0.347 (1, 8)	0-0 WP PB 1B		0-0 P3		0-0 F8			0-0 CS 1B	
Jerry Lumpe, L OBP: 0.328, SLG: 0.361 (1, 6)	0-0 P5		0-0 F7			0-0 F8		4-0 BB 1B BB	
Leo Posada, R OBP: 0.423, SLG: 0.583 (1, 9) (9, 7)	0-3 K 1-2			0-0 HR		0-0 F9		0-0 BB BB 1B	
Mary Throneberry, L OBP: 0.313, SLG: 0.443 (1, 3)	4-0 WP BB			0-0 G5-4-3 1B		0-0 1B		4-0 1B BB BB	
Dick Williams, R OBP: 0.347, SLG: 0.450 (1, 7) Russ Snyder, L OBP: 0.307, SLG: 0.366 (8, PR) (9, 9)	0-3 K 1-2 2-3			0-0 G5-4-3 1-2f		0-0 F9 SF8 2B		4-0 1B BB	
Andy Carey, R OBP: 0.285, SLG: 0.403 (1, 5)		0-0 F8		0-3 K		0-0 F9		0-0 1B	
Chet Boak, R (1, 4)		0-3 K			0-0 6-3		0-0 SF8	0-0 L4	
Pete Daley, R OBP: 0.303, SLG: 0.390 (1, 2)		0-0 F7			0-3 K		0-0 6-3		
Ned Garver, R OBP: 0.167, SLG: 0.111 (1, 1)			0-0 F7			4-0 BB		0-3 K	

AB	R	H	RBI	BB	SO	LOB
4	0	2	0	0	0	1
3	1	0	0	1	0	1
4	2	2	1	0	1	1
2	0	2	0	2	0	0
3	1	1	1	1	1	3
0	0	0	0	0	0	0
4	0	1	1	0	1	1
3	0	0	1	0	1	3
3	0	0	0	0	1	0
2	0	0	0	1	1	0

1B	SF	WP	PA
6	1	1	34
2	1	1	1
3	0	0	0
1	0	0	1

ERA	WHIP
2.57	1.000
18.00	6.000


IP	WLS	BF	H	R	ER	SO	BB	IBB	HBP	BLK	WP	HR	S	P	ERA	WHIP
7.0	L	26	5	2	2	5	2	0	0	0	1	1	34	42	2.57	1.000
1.0		8	3	2	2	1	3	0	0	0	0	0	7	19	18.00	6.000

BOTTOM

Cleveland Indians @ Kansas City Athletics
Municipal Stadium, Kansas City, MO
 Wed Sep 28 1960, 8:05 PM EDT
 Att. 4,553 - Unknown

livebaseballscorecards.com

AB	28
R	4
H	8
RBI	4
BB	5
SO	6
LOB	10



Batter	1	2	3	4	5	6	7	8	9	AB R H RBI BB SO LOB										
Eddie Yost, R (1, 5) OBP: 0.413, SLG: 0.393	0-0 F8		0-0 FC6-4 1B 2-H	0-0 2B 1-H 2-H			0-0 F7			4 0 2 3 0 0 0										
Dick McAuliffe, L (1, 6) OBP: 0.308, SLG: 0.333	0-3 K		0-0 F7			0-0 P6		0-3 K		4 0 0 0 0 2 1										
Al Kaline, R (1, 8) OBP: 0.351, SLG: 0.417	4-0 BB		0-0 FC6-4 1-2f			0-0 L6-3		0-0 2B		3 0 1 0 1 0 1										
Charlie Maxwell, L (1, 7) OBP: 0.325, SLG: 0.439	0-0 F7			0-0 E4 2B 1-3		0-0 G3		0-0 P5		4 0 1 0 0 0 2										
Rocky Colavito, R (1, 9) OBP: 0.322, SLG: 0.482		0-0 L7		0-0 1-3 2-3		0-0 P4		4-0 BB		3 0 0 0 1 0 1										
Dick Gernert, R (1, 3) OBP: 0.342, SLG: 0.348		0-3 K		0-0 FC E 1B 1B		0-3 K		0-0 F7		4 1 1 0 0 2 2										
Frank Bolling, R (1, 4) OBP: 0.309, SLG: 0.358		0-0 CS 1B		0-0 E4 FC 1B		0-0 P3			0-0 P4	4 1 1 0 0 0 2										
Harry Chiti, R (1, 2) OBP: 0.263, SLG: 0.290		0-0 CS 1-2	0-0 1B 1-3 1B	0-0 FC 1B 2B 1-2 2-3			0-0 4-3		0-3 K	4 2 1 0 0 1 2										
Frank Lary, R (1, 1) OBP: 0.240, SLG: 0.312			0-0 1-3 1-2	0-0 2B 1-2 2-H 3-H			0-3 K2-3		0-0 4-3	3 1 1 2 0 1 1										
Hank Aguirre, R (8, 1) OBP: 0.036, SLG: 0.036										1 0 0 0 0 0 0										
Inning Stats	R: 0 E: 0 K: 1 S: 5	H: 0 LOB: 1 BB: 1 P: 9	R: 0 E: 0 K: 1 S: 5	H: 1 LOB: 0 BB: 0 P: 5	R: 1 E: 0 K: 0 S: 7	H: 2 LOB: 1 BB: 0 P: 5	R: 4 E: 1 K: 0 S: 7	H: 4 LOB: 1 BB: 0 P: 7	R: 0 E: 0 K: 0 S: 3	H: 0 LOB: 0 BB: 0 P: 3	R: 0 E: 0 K: 1 S: 5	H: 0 LOB: 0 BB: 0 P: 5	R: 0 E: 0 K: 1 S: 6	H: 1 LOB: 2 BB: 1 P: 10	R: 0 E: 0 K: 1 S: 5	H: 0 LOB: 0 BB: 0 P: 5	1B: 5 2B: 3 3B: 0 HR: 0	SF: 0 SAC: 0 DP: 0 HBP: 0	WP: 0 PB: 0 SB: 0 CS: 1	PA: 37
PITCHER	IP WLS BF H R ER SO BB IBB HBP BLK WP HR S P ERA WHIP																			
Dick Hall, R (1, 1) ERA: 4.05	4.0 L 19 7 5 1 2 1 0 0 0 0 0 0 22 26 2.25 2.000																			
Ken Johnson, R (5, 1) ERA: 4.26	4.0 14 1 0 0 3 1 0 0 0 0 0 0 19 23 0.00 0.500																			
Dave Wickersham, R (9, 1) ERA: 1.42	1.0 3 0 0 0 1 0 0 0 0 0 0 0 5 5 0.00 0.000																			

Detroit Tigers @ Kansas City Athletics
 Municipal Stadium, Kansas City, MO
 Fri Sep 30 1960, 8:05 PM EDT
 Att. 4,679 - Unknown

livebaseballscorecards.com

AB	34
R	5
H	8
RBI	5
BB	2
SO	6
LOB	12



Batter	1	2	3	4	5	6	7	8	9	AB	R	H	RBI	BB	SO	LOB
Bill Tuttle, R OBP: 0.334, SLG: 0.347 (1, 8)	0-0 G1	0-0 1B 1-2 3-H		0-0 6-3			4-0 PB E BB		0-3 K	4	1	1	1	1	1	1
Jerry Lumpe, L OBP: 0.327, SLG: 0.359 (1, 6)	0-0 4-3	0-0 1B 1-2 2-3		0-0 L8			0-0 L8 1-2		0-0 6-3	5	0	1	0	0	0	2
Leo Posada, R OBP: 0.452, SLG: 0.655 (1, 9)	0-0 3B	0-3 K					0-0 F9 2-H		0-0 1B	5	0	3	0	0	1	3
Dick Williams, R OBP: 0.348, SLG: 0.449 (1, 7)	0-0 1-3						0-0 1B 1-2 G4-6-3		0-3 K	5	0	2	0	0	2	2
Jim McManus, L OBP: 0.333, SLG: 0.833 (1, 3)		0-0 HR		0-0 L4			0-0 G4-6-3 1-2 2-3		0-0 1B 1-2	4	1	2	1	0	0	2
Andy Carey, R OBP: 0.285, SLG: 0.401 (1, 5)		0-0 5-3		0-0 1B			0-0 P3		0-3 K2-3	4	0	1	0	0	1	3
Chet Boak, R OBP: 0.167, SLG: 0.100 (1, 4)		0-0 FC5-4 E 1B		0-0 F7					0-0 L9	4	1	1	0	0	1	1
Pete Daley, R OBP: 0.298, SLG: 0.383 (1, 2)		0-0 E6 FC5-4		0-0 5-3					0-3 K2-3	4	0	0	0	0	1	1
Dick Hall, R OBP: 0.167, SLG: 0.107 (1, 1)		0-0 FC5-4		0-0 E6 6-3 WP					0-3 K	1	0	0	0	0	0	2
Jim Delsing, L OBP: 0.302, SLG: 0.325 (4, PH)		0-0 1B 1B							0-0 6-3	1	0	0	0	0	0	0
Ken Johnson, R OBP: 0.167, SLG: 0.200 (5, 1)									0-0 6-3	1	0	0	0	0	1	0
Hank Bauer, R OBP: 0.326, SLG: 0.369 (8, PH)										1	0	0	0	0	0	0
Dave Wickersham, R (9, 1)										0	0	0	0	0	0	0

Inning Stats	R: 0	H: 1	E: 0	K: 0	S: 4	H: 1	LOB: 1	BB: 0	P: 4	R: 2	H: 4	E: 1	K: 1	S: 10	H: 1	LOB: 1	BB: 0	P: 6	R: 0	H: 0	E: 1	K: 0	S: 4	H: 2	LOB: 1	BB: 0	P: 4	R: 0	H: 0	E: 0	K: 3	S: 9	H: 0	LOB: 0	BB: 0	P: 9	R: 1	H: 2	E: 1	K: 1	S: 7	H: 2	LOB: 2	BB: 1	P: 11	R: 0	H: 0	E: 0	K: 0	S: 3	H: 0	LOB: 0	BB: 0	P: 3	R: 0	H: 1	E: 0	K: 2	S: 8	H: 1	LOB: 1	BB: 0	P: 8	1B: 9	SF: 0	2B: 0	SAC: 0	3B: 1	DP: 1	HR: 1	HBP: 0	WP: 1	PA: 40
--------------	------	------	------	------	------	------	--------	-------	------	------	------	------	------	-------	------	--------	-------	------	------	------	------	------	------	------	--------	-------	------	------	------	------	------	------	------	--------	-------	------	------	------	------	------	------	------	--------	-------	-------	------	------	------	------	------	------	--------	-------	------	------	------	------	------	------	------	--------	-------	------	-------	-------	-------	--------	-------	-------	-------	--------	-------	--------

PITCHER	IP	WLS	BF	H	R	ER	SO	BB	IBB	HBP	BLK	WP	HR	S	P	ERA	WHIP
Frank Lary, R ERA: 3.48 (1, 1)	7.0	W	33	10	3	1	6	1	0	0	0	1	1	44	48	1.29	1.571
Hank Aguirre, L ERA: 2.85 (8, 1)	2.0	S	7	1	0	0	2	0	0	0	0	0	0	11	11	0.00	0.500

BOTTOM

Detroit Tigers @ Kansas City Athletics
Municipal Stadium, Kansas City, MO
Fri Sep 30 1960, 8:05 PM EDT
Att. 4,679 - Unknown

livebaseballscorecards.com

AB	39
R	3
H	11
RBI	2
BB	1
SO	8
LOB	17



Batter	1	2	3	4	5	6	7	8	9	AB R H RBI BB SO LOB	TOP											
Eddie Yost, R (1, 5) OBP: 0.413, SLG: 0.396 Ozzie Virgil, R (6, 5) OBP: 0.246, SLG: 0.357	0-0 G3		0-0 1B 2B		0-0 1B FC5-2 1B	0-0 P6		0-0 1-2 2-H 2B 1B		4 1 2 0 0 0 2 1 1 1 1 0 0 0	Detroit Tigers @ Kansas City Athletics Municipal Stadium, Kansas City, MO Sat Oct 01 1960, 8:05 PM EDT Att. 4,691 - Unknown											
Chico Fernandez, R (1, 6) OBP: 0.303, SLG: 0.313	0-0 P2		0-0 L6-3 1B 2-H 3-H		0-0 FC5-2 1B 1-2 1B		0-0 6-3	0-0 1-H 2-H 2B 2B		5 1 3 4 0 0 0												
Al Kaline, R (1, 8) OBP: 0.355, SLG: 0.424	0-0 2B		0-0 L6-3 1-2		0-0 FC5-2 1B 1-2 2-3 1B		0-0 1B	0-0 2-H 2B		5 0 4 1 0 0 1												
Rocky Colavito, R (1, 9) OBP: 0.319, SLG: 0.477	0-0 F8		0-0 5-3		0-0 FC5-2 1-2 2-3 3-H		0-0 P6	0-3 K		5 0 0 0 0 1 7												
Steve Bilko, R (1, 3) OBP: 0.292, SLG: 0.396 Neil Chrisley, L (8, 7) OBP: 0.313, SLG: 0.397		0-0 6-3		4-0 FC5-4 BB		0-0 5-3		0-0 F8		3 0 0 0 1 0 3 1 0 0 0 0 0 0												
Dick Gernert, R (1, 7) OBP: 0.331, SLG: 0.336		0-0 5-3		0-0 FC5-4 1B 1-2f		0-0 F5		0-0 F8		5 0 0 0 0 0 1												
Frank Bolling, R (1, 4) OBP: 0.310, SLG: 0.357		0-0 F9		0-0 F2		0-0 1B 1B		4-0 1B BB		4 1 1 0 1 0 1												
Harry Chiti, R (1, 2) OBP: 0.269, SLG: 0.296			0-0 1-3		0-0 1-2 1B		0-0 1B	0-0 1-2 2B 1B		4 1 3 0 0 0 0												
Bob Bruce, R (1, 1) OBP: 0.256, SLG: 0.179 Dave Sisler, R (8, 1) OBP: 0.222, SLG: 0.125			0-0 2B 1B 1B		0-0 1-3		0-3 K	0-3 K		4 1 1 0 0 2 6 0 0 0 0 0 0 0												
Inning Stats	R: 0 E: 0 K: 0 S: 4	H: 1 LOB: 1 BB: 0 P: 4	R: 0 E: 0 K: 0 S: 3	H: 0 LOB: 0 BB: 0 P: 3	R: 2 E: 0 K: 0 S: 6	H: 3 LOB: 1 BB: 0 P: 6	R: 0 E: 0 K: 0 S: 4	H: 1 LOB: 2 BB: 1 P: 8	R: 0 E: 0 K: 0 S: 5	H: 3 LOB: 2 BB: 0 P: 5		R: 0 E: 0 K: 1 S: 7	H: 2 LOB: 2 BB: 0 P: 7	R: 0 E: 0 K: 0 S: 4	H: 1 LOB: 1 BB: 0 P: 4	R: 4 E: 0 K: 2 S: 11	H: 4 LOB: 1 BB: 1 P: 15	R: 0 E: 0 K: 0 S: 3	H: 0 LOB: 0 BB: 0 P: 3	1B: 11 2B: 4 3B: 0 HR: 0	SF: 0 SAC: 0 DP: 1 HBP: 0	WP: 0 PB: 0 SB: 0 CS: 0
PITCHER	IP WLS BF H R ER SO BB IBB HBP BLK WP HR S P ERA WHIP																					
Bud Daley, L (1, 1) ERA: 4.52	7.2 L 38 14 6 6 2 2 0 0 0 0 0 0 40 48 7.04 2.087																					
Bob Davis, R (8, 1) ERA: 3.62	0.1 2 1 0 0 1 0 0 0 0 0 0 0 4 4 0.00 3.000																					
Dave Wickersham, R (9, 1) ERA: 1.23	1.0 3 0 0 0 0 0 0 0 0 0 0 0 3 3 0.00 0.000																					

livebaseballscorecards.com

AB	41
R	6
H	15
RBI	6
BB	2
SO	3
LOB	21



Batter	1	2	3	4	5	6	7	8	9	AB R H RBI BB SO LOB	BOTTOM		
Bill Tuttle, R OBP: 0.337, SLG: 0.348 (1, 8) X	0-0 SH1-3 L4-6 1B		H 1-0 G4-6-3 HBP		X 0-0 5-3		X 0-0 1B	X 0-0 F9		4 0 2 0 0 0 2	AB 38 R 4 H 13 RBI 4 BB 3 SO 1 LOB 21		
Jerry Lumpe, L OBP: 0.326, SLG: 0.358 (1, 6) X (8, 4)	0-0 SH1-3 1-2 1B		X 0-0 G4-6-3 1-2f		X 0-0 4-3		X 0-0 F9	X 0-0 F7		5 0 1 0 0 0 2			
Leo Posada, R OBP: 0.457, SLG: 0.625 (1, 9) X	0-0 SH1-3 1-2 2-3		X 0-0 5-3		X 0-0 1B 1B		X 0-0 P5	B B B B 4-0 2B BB		3 1 1 0 1 0 1			
Dick Williams, R OBP: 0.348, SLG: 0.451 (1, 7) X	0-0 L4-6 3-H		X 0-0 6-3		X 0-0 1B 1-2 1B		X 0-0 6-3	X 0-0 1-3 2B		5 1 2 0 0 0 2			
Jim McManus, L OBP: 0.364, SLG: 0.600 (1, 3) X		0-0 4-3		S 0-3 K		X 0-0 1B 1-3 2-H 1B	X 0-0 L9	B B B B 4-0 BB		4 0 1 1 1 1 0			
Andy Carey, R OBP: 0.289, SLG: 0.404 (1, 5) X		0-0 6-3		X 0-0 1B		X 0-0 1-2 3-H 1B	X 0-0 1B 1B	X 0-0 P4		5 1 3 1 0 0 3			
Chet Boak, R OBP: 0.200, SLG: 0.154 (1, 4) X Ken Hamlin, R OBP: 0.297, SLG: 0.271 (8, 6) X Russ Snyder, L OBP: 0.306, SLG: 0.365 (9, PH) X		0-0 BB 1B		X 0-0 1-3		X 0-0 F9	X 0-0 E6 1-2 1B 1B	X 0-0 6-3		3 0 1 0 0 0 3 1 1 0 0 0 0 1 1 0 0 0 0 0 3			
Pete Daley, R OBP: 0.301, SLG: 0.382 (1, 2) X		B B B B 4-0 1-2 BB		X 0-0 1-3		X 0-0 P6	X 0-0 1B 1-2 2-3 1B			3 0 1 0 1 0 2			
Bud Daley, L OBP: 0.259, SLG: 0.187 (1, 1) X Bob Davis, R OBP: 0.250, SLG: 0.250 (8, 1) X Mary Throneberry, L OBP: 0.315, SLG: 0.445 (8, PH) X Dave Wickersham, R (9, 1) X		0-0 6-3		X 0-0 6-3		X 0-0 6-3	X 0-0 1-2 2-H 3-H 1B			3 0 0 0 0 0 2 0 0 0 0 0 0 0 1 0 1 2 0 0 0 0 0 0 0 0 0 0			
Inning Stats	R: 0 H: 2 E: 0 LOB: 1 K: 0 BB: 0 S: 4 P: 4	R: 0 H: 1 E: 0 LOB: 2 K: 0 BB: 1 S: 4 P: 8	R: 0 H: 0 E: 0 LOB: 0 K: 0 BB: 0 S: 2 P: 3	R: 0 H: 1 E: 0 LOB: 1 K: 1 BB: 0 S: 6 P: 6	R: 0 H: 0 E: 0 LOB: 0 K: 0 BB: 0 S: 3 P: 3	R: 2 H: 4 E: 0 LOB: 2 K: 0 BB: 0 S: 7 P: 7	R: 0 H: 1 E: 0 LOB: 1 K: 0 BB: 0 S: 4 P: 4	R: 2 H: 3 E: 1 LOB: 2 K: 0 BB: 0 S: 7 P: 7	R: 0 H: 1 E: 0 LOB: 3 K: 0 BB: 2 S: 4 P: 12	1B: 12 SF: 0 2B: 2 SAC: 1 3B: 0 DP: 2 HR: 0 HBP: 1		WP: 0 PA: 43 PB: 0 SB: 0 CS: 0	
PITCHER Bob Bruce, R ERA: 3.74 (1, 1) Dave Sisler, R ERA: 2.48 (8, 1)	IP WLS BF H R ER SO BB IBB HBP BLK WP HR S P ERA WHIP	7.2 W 36 12 4 2 1 1 0 0 0 0 0 0 36 41 2.35 1.696	1.1 S 7 1 0 0 0 2 0 0 0 0 0 0 5 13 0.00 2.250										

Detroit Tigers @ Kansas City Athletics
Municipal Stadium, Kansas City, MO
Sat Oct 01 1960, 8:05 PM EDT
Att. 4,691 - Unknown

livebaseballscorecards.com



Batter	1	2	3	4	5	6	7	8	9	AB R H RBI BB SO LOB	TOP											
Eddie Yost, R (1, 5) OBP: 0.414, SLG: 0.398	0-0 G4-6-3 1B		0-0 L5			0-0 P4		0-0 1-3 2B		4 0 2 0 0 0 1												
Dick McAuliffe, L (1, 6) OBP: 0.310, SLG: 0.333 Neil Chrisley, L (8, PH) OBP: 0.311, SLG: 0.395 Coot Veal, R (8, 6) OBP: 0.400, SLG: 0.406	0-0 G4-6-3 1-2f			0-0 FC4 1B		0-0 6-3		0-0 F7		3 0 1 0 0 0 1 1 0 0 0 0 0 2 0 0 0 0 0 0 0												
Al Kaline, R (1, 8) OBP: 0.354, SLG: 0.426	0-0 L6-3			0-3 K		0-0 L5-3		0-0 2B 3B		4 1 1 0 0 1 1												
Charlie Maxwell, L (1, 7) OBP: 0.325, SLG: 0.440 Sandy Amoros, L (9, PR) OBP: 0.271, SLG: 0.185		0-3 K		0-3 K		0-0 4-3		0-0 L6-4 2B		4 0 1 1 0 2 1 0 0 0 0 0 0 0												
Rocky Colavito, R (1, 9) OBP: 0.317, SLG: 0.474		0-0 4-3		0-0 FC4 1-2f		0-0 6-3		0-0 P2		4 0 0 0 0 0 2												
Frank Bolling, R (1, 4) OBP: 0.309, SLG: 0.356		0-0 1-3			0-0 1B K 1B	0-0 F8		0-0 L6-4 2-3		4 0 1 0 0 0 1												
Dick Gernert, R (1, 3) OBP: 0.331, SLG: 0.336			0-0 F7		0-0 1-3 1B	0-0 F7				3 0 1 0 0 0 0												
Ozzie Virgil, R (1, 2) OBP: 0.248, SLG: 0.356			0-0 SH3-4 1B		0-0 P6	0-0 1-3 1B		0-0 1-3		3 0 1 0 0 0 2												
Phil Regan, R (1, 1) OBP: 0.158, SLG: 0.059 Norm Cash, L (8, PH) OBP: 0.402, SLG: 0.501 Pete Burnside, R (8, 1) OBP: 0.207, SLG: 0.148			0-0 SH3-4		0-3 K	0-0 2B 1B				1 0 0 0 0 1 2 1 0 1 0 0 0 0 0 0 0 0 0 0 0												
Inning Stats	R: 0 E: 0 K: 0 S: 3	H: 1 LOB: 0 BB: 0 P: 3	R: 0 E: 0 K: 1 S: 5	H: 0 LOB: 0 BB: 0 P: 5	R: 0 E: 0 K: 0 S: 4	H: 1 LOB: 1 BB: 0 P: 4	R: 0 E: 0 K: 2 S: 8	H: 1 LOB: 1 BB: 0 P: 8	R: 0 E: 0 K: 1 S: 6	H: 2 LOB: 1 BB: 0 P: 6	R: 0 E: 0 K: 0 S: 3	H: 0 LOB: 0 BB: 0 P: 3	R: 0 E: 0 K: 0 S: 3	H: 0 LOB: 0 BB: 0 P: 3	R: 0 E: 0 K: 0 S: 5	H: 2 LOB: 2 BB: 0 P: 5	R: 1 E: 0 K: 0 S: 4	H: 2 LOB: 1 BB: 0 P: 4	1B: 6 2B: 3 3B: 1 HR: 0	SF: 0 SAC: 1 DP: 2 HBP: 0	WP: 0 PB: 0 SB: 0 CS: 0	PA: 33
PITCHER	IP WLS BF H R ER SO BB IBB HBP BLK WP HR S P ERA WHIP																					
Ray Herbert, R (1, 1) ERA: 3.28	8.0 W 31 9 1 1 4 0 0 0 0 0 0 0 39 39 1.12 1.125																					
Dave Wickersham, R (9, 1) ERA: 1.08	1.0 S 2 0 0 0 0 0 0 0 0 0 0 0 2 2 0.00 0.000																					

Detroit Tigers @ Kansas City Athletics
 Municipal Stadium, Kansas City, MO
 Sun Oct 02 1960, 4:33 AM EDT
 Att. 9,630 - Unknown

livebaseballscorecards.com

AB	32
R	1
H	9
RBI	1
BB	0
SO	4
LOB	13



Batter	1	2	3	4	5	6	7	8	9
Bill Tuttle, R OBP: 0.336, SLG: 0.347 (1, 8)	0-0 E6 ①		0-0 4-3 ③			0-0 P3 ①		0-0 1B	
Jerry Lumpe, L OBP: 0.326, SLG: 0.357 (1, 6)	0-3 K ②			0-0 6-3 ①		0-0 1B 1-2		0-0 F2 ②	
Leo Posada, R OBP: 0.410, SLG: 0.556 (1, 9) (9, 7)	0-0 E6			0-0 5-3 ②		0-0 L6-4 ② ③		0-0 L8 ③	
Dick Williams, R OBP: 0.346, SLG: 0.448 Russ Snyder, L OBP: 0.306, SLG: 0.365 (1, 7) (9, 9)	0-0 L8 ③			0-0 P5 ③			0-0 F9 ①		
Jim McManus, L OBP: 0.357, SLG: 0.538 (1, 3)		0-0 P6 ①			0-0 SH1-4 1B ①		0-0 E4 2B		
Andy Carey, R OBP: 0.287, SLG: 0.402 (1, 5)		0-0 4-3 ②			0-0 SH1-4 1-2		0-0 L8 ②		
Pete Daley, R OBP: 0.306, SLG: 0.390 (1, 2)		0-0 5-3 ③			0-0 G6-4-3 2-H 1B		0-0 1-H 2B		
Bob Johnson, R OBP: 0.301, SLG: 0.253 (1, 4)			0-0 F9 ①		0-0 G6-4-3 1-2f ② ③		0-0 1-3 ③		
Ray Herbert, R OBP: 0.241, SLG: 0.211 Dave Wickersham, R (9, 1)			0-0 L6 ②			0-0 L6-4 1B 1B		0-0 F7 ①	


Inning Stats	R: 0 E: 2 K: 1 S: 6	H: 0 LOB: 1 BB: 0 P: 6	R: 0 E: 0 K: 0 S: 3	H: 0 LOB: 0 BB: 0 P: 3	R: 0 E: 0 K: 0 S: 3	H: 0 LOB: 0 BB: 0 P: 3	R: 0 E: 0 K: 0 S: 3	H: 0 LOB: 0 BB: 0 P: 3	R: 1 E: 0 K: 0 S: 4	H: 2 LOB: 0 BB: 0 P: 4	R: 0 E: 0 K: 0 S: 4	H: 2 LOB: 1 BB: 0 P: 4	R: 1 E: 1 K: 0 S: 5	H: 1 LOB: 1 BB: 0 P: 5	R: 0 E: 0 K: 0 S: 4	H: 1 LOB: 1 BB: 0 P: 4
1B: 5 2B: 2 3B: 0 HR: 0	SF: 0 SAC: 1 DP: 2 HBP: 0	WP: 0 PB: 0 SB: 0 CS: 0	PA: 30													

PITCHER	IP	WLS	BF	H	R	ER	SO	BB	IBB	HBP	BLK	WP	HR	S	P	ERA	WHIP
Phil Regan, R ERA: 4.5 (1, 1)	7.0	L	26	5	2	1	1	0	0	0	0	0	0	28	28	1.29	0.714
Pete Burnside, L ERA: 4.28 (8, 1)	1.0		4	1	0	0	0	0	0	0	0	0	0	4	4	0.00	1.000

BOTTOM

AB	R	H	RBI	BB	SO	LOB
4	0	1	0	0	0	1
4	0	1	0	0	1	1
4	0	0	0	0	0	3
3	0	0	0	0	0	1
0	0	0	0	0	0	0
3	2	1	0	0	0	0
2	0	0	0	0	0	1
3	0	2	2	0	0	0
3	0	0	0	0	0	2
3	0	1	0	0	0	0
0	0	0	0	0	0	0

AB	29
R	2
H	6
RBI	2
BB	0
SO	1
LOB	9



WP: 0 **PA: 30**
PB: 0
SB: 0
CS: 0

Detroit Tigers @ Kansas City Athletics
Municipal Stadium, Kansas City, MO
 Sun Oct 02 1960, 4:33 AM EDT
 Att. 9,630 - Unknown

livebaseballscorecards.com