

Kansas City Athletics - 1960

Batter	1	2	3	4	5	6	7	8	9	10	11	AB	R	H	RBI	BB	SO	LOB
Bill Tuttle, R OBP: 0.364, SLG: 0.300 (1, 8)												4	0	1	0	1	1	1
Jerry Lumpe, L OBP: 0.500, SLG: 0.556 (1, 4)												5	1	2	1	0	1	1
Hank Bauer, R OBP: 0.300, SLG: 0.444 (1, 9)												4	1	1	0	1	1	0
Norm Siebern, L OBP: 0.600, SLG: 0.857 (1, 7)												3	0	0	0	2	0	2
Mary Throneberry, L OBP: 0.900, SLG: 0.333 (1, 3)												3	1	1	0	2	1	0
Dick Williams, R OBP: 0.400, SLG: 0.444 (1, 5)												5	1	1	2	0	1	5
Harry Chitt, R OBP: 0.333, SLG: 0.444 (1, 2)												5	0	1	2	0	1	5
Ken Hamlin, R OBP: 0.200, SLG: 0.111 (1, 6)												4	1	0	0	1	1	4
Ned Garver, R OBP: 0.500, SLG: 0.500 (1, 1)												2	0	0	0	0	0	0
Ken Johnson, R OBP: 0.500, SLG: 0.500 (4, 1)												1	0	0	0	0	0	0

Kansas City Athletics @ Chicago White Sox
Comiskey Park, Chicago, IL
Thu Apr 21 1960, 4:33 AM EST
Atf: 9,765 - Unknown

livebaseballscorecards.com

AB 36
R 5
H 7
RBI 5
BB 7
SO 7
LOB 18

WP: 0 PA: 44
PB: 0
SB: 0
CS: 1

Inning Stats	R	H	E	K	S	IP	WLS	BF	H	R	ER	SO	BB	IBB	HBP	BLK	WP	HR	S	P	ERA	WHIP
PITCHER	4	3	0	0	5	2.0		11	3	0	4	1	3	0	0	0	0	0	10	22	18.00	3.000
Bob Shaw, R ERA: 18.0	0	0	0	0	0	0.0		3	2	0	0	0	1	0	0	0	0	0	2	6	∞	∞
Don Ferrarese, L ERA: 1.93	0	0	0	0	0	4.0		15	1	1	1	2	3	0	0	0	0	0	16	28	2.25	1.000
Ray Moore, R ERA: 1.93	0	0	0	0	0	5.0	W	15	1	0	0	4	0	0	0	0	0	0	23	23	0.00	0.200
Gerry Staley, R ERA: 1.93	0	0	0	0	0	0.0		0	0	0	0	0	0	0	0	0	0	0	0	0	0.00	0.200

Batter	1	2	3	4	5	6	7	8	9	10	11	AB	R	H	RBI	BB	SO	LOB
Luis Aparicio, R OBP: 0.300, SLG: 0.300 (1, 6)												5	1	0	0	0	0	2
Nellie Fox, L OBP: 0.545, SLG: 0.625 (1, 4)												4	2	4	2	1	0	0
Minnie Minoso, R OBP: 0.500, SLG: 1.250 (1, 7)												4	0	2	1	1	1	1
Ted Kluszewski, L OBP: 0.500, SLG: 0.375 (1, 3)												4	0	1	1	2	0	2
Gene Freese, R OBP: 0.111, SLG: 0.111 (1, 5)												5	0	0	0	0	1	6
Sherm Lollar, R OBP: 0.333, SLG: 0.143 (1, 2)												3	1	1	0	2	0	2
Al Smith, R OBP: 0.333, SLG: 0.250 (1, 9)												5	0	1	0	0	1	2
Jim Landis, R OBP: 0.444, SLG: 0.500 (1, 8)												4	1	2	0	1	0	2
Bob Shaw, R ERA: 9.82												0	0	0	0	0	0	0
Don Ferrarese, L ERA: 1.93												1	1	1	2	0	0	0
Ray Moore, R ERA: 1.93												0	0	0	0	0	0	0
Joe Hicks, L ERA: 1.93												1	0	1	0	0	0	0
Gerry Staley, R ERA: 1.93												2	0	0	0	0	2	2

Kansas City Athletics @ Chicago White Sox
Comiskey Park, Chicago, IL
Thu Apr 21 1960, 4:33 AM EST
Atf: 9,765 - Unknown

livebaseballscorecards.com

AB 39
R 6
H 13
RBI 6
BB 7
SO 5
LOB 19

WP: 0 PA: 50
PB: 1
SB: 1
CS: 1

Inning Stats	R	H	E	K	S	IP	WLS	BF	H	R	ER	SO	BB	IBB	HBP	BLK	WP	HR	S	P	ERA	WHIP
PITCHER	0	2	0	0	7	3.2		22	8	4	4	3	3	0	0	0	0	0	25	37	9.82	3.000
Ned Garver, R ERA: 9.82	0	0	0	0	0	6.2	L	27	5	2	1	2	3	1	0	0	0	0	27	43	1.35	1.200
Ken Johnson, R ERA: 0.93	0	0	0	0	0	0.0		0	0	0	0	0	0	0	0	0	0	0	0	0	0.00	0.200

Batter	1	2	3	4	5	6	7	8	9	AB	R	H	RBI	BB	SO	LOB	TOP			
Johnny Temple, R OBP: 0.133, SLG: 0.071	0-0 6-3		0-0 F8			0-0 6-3		0-0 F8		4	0	0	0	0	0	1	Cleveland Indians @ Kansas City Athletics Municipal Stadium, Kansas City, MO Fri Apr 22 1960, 4:33 AM EST Att: 23,826 - Unknown			
Don Dillard, L Bobby Tiefenauer, R Bob Hale, L John Briggs, R	0-3 K		0-0 G4-6-3			4-0 2B BB		0-3 K		2	0	0	0	1	1	1				
Walt Bond, L OBP: 0.400, SLG: 0.364	0-0 4-3			0-0 F8		0-0 1-3 2B		0-0 S 1B		4	0	2	0	0	0	0				
Tito Francona, L OBP: 0.333, SLG: 0.357		0-0 1B 2B		0-0 G4-6-3 1B		4-0 BB		0-0 1-2 F6		3	1	2	0	1	0	1				
Russ Nixon, L OBP: 0.444, SLG: 0.667		0-0 G6-4-3 2H 1B		0-0 G4-6-3		0-0 F4			0-0 2B	4	0	2	1	0	0	4				
Vic Power, R OBP: 0.333, SLG: 0.571		0-0 G6-4-3			0-0 4-3			0-0 1B 1B	0-0 F7	4	0	1	0	0	0	2				
Woodie Held, R OBP: 0.250, SLG: 0.182		1-0 HBP			0-3 K			0-3 1-2 1B	0-3 K	3	0	1	0	0	2	1				
Bubba Phillips, R Harvey Kuenn, R OBP: 0.250, SLG: 0.375		0-0 4-3			0-3 K			0-0 L4-3	0-0 6-3	3	0	0	0	0	1	3				
Wynn Hawkins, R Dick Stigman, R Jim Piersall, R OBP: 0.286, SLG: 0.167			0-0 G4-6-3 1B			0-0 1-3		0-0 F8		1	0	1	0	0	0	0				
Inning Stats	R: 0 E: 0 K: 1 S: 5	H: 0 LOB: 0 BB: 0 P: 5	R: 1 E: 0 K: 0 S: 4	H: 2 LOB: 1 BB: 0 P: 5	R: 0 E: 0 K: 0 S: 3	H: 1 LOB: 0 BB: 0 P: 3	R: 0 E: 0 K: 0 S: 3	H: 1 LOB: 0 BB: 0 P: 3	R: 0 E: 0 K: 2 S: 7	H: 0 LOB: 0 BB: 0 P: 7	R: 0 E: 0 K: 0 S: 4	H: 2 LOB: 1 BB: 0 P: 4	R: 0 E: 0 K: 1 S: 6	H: 1 LOB: 1 BB: 0 P: 6	R: 0 E: 0 K: 1 S: 6	H: 1 LOB: 1 BB: 0 P: 6		1B: 6 2B: 4 3B: 0 HR: 0	SF: 0 SAC: 0 DP: 4 HBP: 1	WP: 0 PB: 0 SB: 1 CS: 0
PITCHER Ray Herbert, R ERA: 1.0	IP: 9.0 WLS: W BF: 35 H: 9 R: 1 ER: 1 SO: 5 BB: 2 IBB: 0 HBP: 1 BLK: 0 WP: 0 HR: 0 S: 42 P: 51 ERA: 1.00 WHIP: 1.222															PITCHER				

Batter	1	2	3	4	5	6	7	8	9	AB	R	H	RBI	BB	SO	LOB	BOTTOM			
Bill Tuttle, R OBP: 0.267, SLG: 0.214	0-0 5-3			0-0 F3				0-0 F5		4	0	0	0	0	0	2	Cleveland Indians @ Kansas City Athletics Municipal Stadium, Kansas City, MO Fri Apr 22 1960, 4:33 AM EST Att: 23,826 - Unknown			
Jerry Lumpe, L OBP: 0.500, SLG: 0.538	0-0 4-3		0-0 3B 1B		0-0 6-3		0-0 CS 1B		0-0 CS 1B	4	1	2	0	0	0	0				
Hank Bauer, R OBP: 0.286, SLG: 0.385	0-0 CS 1B		0-3 K			0-0 F6		0-0 CS F6		4	0	1	0	0	1	1				
Norm Siebern, L Mary Throneberry, L OBP: 0.571, SLG: 1.000 OBP: 0.600, SLG: 0.333	0-0 CS	0-0 HR	0-3 K		0-0 4-3		4-0 FC3-6 BB		4-0 FC3-6	3	1	1	1	1	1	1				
Bob Cerv, R Russ Snyder, L OBP: 0.444, SLG: 1.000		0-0 HR	0-0 2B 3B		0-3 K		0-0 FC3-6		0-0 1-2 K	4	2	2	2	0	1	1				
Harry Chiti, R OBP: 0.385, SLG: 0.500		4-0 SH1-4 FC6-2 BB	0-0 2B			0-0 5-3		0-3 K		3	0	1	1	1	1	1				
Bob Johnson, R		4-0 FC6-2 SH1-4 BB	4-0 FC6-4 BB			0-3 K				1	0	0	0	2	1	0				
Ken Hamlin, R OBP: 0.167, SLG: 0.091		0-0 SH1-4	0-0 FC6-4			0-0 F9				2	0	0	0	0	2	2				
Ray Herbert, R		0-0 FC6-2		0-0 F8			0-0 5-3			3	0	0	0	0	0	2				
Inning Stats	R: 0 E: 0 K: 0 S: 3	H: 1 LOB: 0 BB: 0 P: 3	R: 2 E: 0 K: 0 S: 5	H: 2 LOB: 2 BB: 2 P: 13	R: 2 E: 0 K: 2 S: 10	H: 3 LOB: 2 BB: 1 P: 14	R: 0 E: 0 K: 0 S: 3	H: 0 LOB: 0 BB: 0 P: 3	R: 0 E: 0 K: 1 S: 5	H: 0 LOB: 0 BB: 0 P: 5	R: 0 E: 0 K: 0 S: 3	H: 1 LOB: 0 BB: 0 P: 3	R: 0 E: 0 K: 1 S: 5	H: 0 LOB: 1 BB: 1 P: 9	R: 0 E: 0 K: 1 S: 5	H: 0 LOB: 0 BB: 0 P: 9		1B: 3 2B: 1 3B: 1 HR: 2	SF: 0 SAC: 1 DP: 0 HBP: 0	WP: 0 PB: 0 SB: 0 CS: 2
PITCHER Wynn Hawkins, R Dick Stigman, L Bobby Tiefenauer, R John Briggs, R ERA: 13.5	IP: 2.2 WLS: L BF: 7 H: 0 R: 0 ER: 0 SO: 1 BB: 0 IBB: 0 HBP: 0 BLK: 0 WP: 0 HR: 0 S: 9 P: 9 ERA: 0.00 WHIP: 0.000															PITCHER				

Batter	1	2	3	4	5	6	7	8	9	AB	R	H	RBI	BB	SO	LOB	TOP																	
Johnny Temple, R (1, 4) OBP: 0.300, SLG: 0.278										4	2	3	0	1	0	1	Cleveland Indians @ Kansas City Athletics Municipal Stadium, Kansas City, MO Sat Apr 23 1960, 4:33 AM EST Att: 9,659 - Unknown																	
Jim Piersall, R (1, 8) OBP: 0.455, SLG: 0.400										4	0	3	1	0	0	3																		
Walt Bond, L (1, 9) OBP: 0.400, SLG: 0.563										5	1	2	3	0	1	6																		
Tito Francona, L (1, 7) OBP: 0.400, SLG: 0.353										3	0	1	0	2	0	0																		
Russ Nixon, L (1, 2) OBP: 0.357, SLG: 0.500										5	1	1	0	0	0	6																		
Vic Power, R (1, 3) OBP: 0.300, SLG: 0.526										5	0	1	1	0	1	5																		
Woodie Held, R (1, 6) OBP: 0.294, SLG: 0.143										3	0	0	0	2	0	0																		
Bubba Phillips, R (1, 5) OBP: 0.308, SLG: 0.182										3	1	2	0	0	1	0																		
George Strickland, R (9, 5)										1	0	0	0	0	0	2																		
George Strickland, R (9, 5)										0	0	0	0	0	0	0																		
Barry Latman, R (1, 1)										2	0	0	0	0	0	1																		
Mudcat Grant, R (7, 1)										0	0	0	0	0	0	0																		
Harvey Kuenn, R (8, PH) OBP: 0.333, SLG: 0.375										0	0	0	0	1	0	0																		
Carroll Hardy, R (8, PR)										0	0	0	0	0	0	0																		
Bob Grim, R (8, 1)										0	0	0	0	0	0	0																		
Inning Stats	R: 1 E: 0 K: 0 S: 5	H: 3 LOB: 2 BB: 1 P: 9	R: 0 E: 0 K: 0 S: 4	H: 1 LOB: 1 BB: 0 P: 4	R: 0 E: 0 K: 2 S: 8	H: 1 LOB: 2 BB: 1 P: 12	R: 0 E: 0 K: 1 S: 5	H: 0 LOB: 0 BB: 0 P: 5	R: 3 E: 0 K: 0 S: 6	H: 4 LOB: 0 BB: 0 P: 6	R: 1 E: 0 K: 0 S: 6	H: 3 LOB: 2 BB: 0 P: 6	R: 0 E: 0 K: 0 S: 3	H: 0 LOB: 0 BB: 0 P: 3	R: 0 E: 0 K: 0 S: 3	H: 0 LOB: 3 BB: 3 P: 15	R: 0 E: 0 K: 0 S: 4	H: 1 LOB: 2 BB: 1 P: 8	1B: 10 2B: 3 3B: 0 HR: 1	SF: 0 SAC: 3 DP: 1 HBP: 0	WP: 1 PB: 1 SB: 0 CS: 0	PA: 45												
PITCHER	IP WLS BF H R ER SO BB IBB HBP BLK WP HR S P ERA WHIP	IP WLS BF H R ER SO BB IBB HBP BLK WP HR S P ERA WHIP																																
Dick Hall, R (1, 1) ERA: 4.5	5.0	20	6	3	3	3	1	0	0	0	1	1	25	29	5.40	1.400																		
Bob Trowbridge, R (1, 1) ERA: 5.4	3.0	15	3	1	1	0	2	1	0	0	0	0	12	24	3.00	1.667																		
George Brunet, L (6, 1) ERA: 3.0	1.0	W 5	1	0	0	0	1	0	0	0	0	0	4	8	0.00	2.000																		
Marty Kutyna, R (9, 1) ERA:																																		

Batter	1	2	3	4	5	6	7	8	9	AB	R	H	RBI	BB	SO	LOB	BOTTOM																	
Bill Tuttle, R (1, 8) OBP: 0.250, SLG: 0.211										5	1	1	0	0	0	1	Cleveland Indians @ Kansas City Athletics Municipal Stadium, Kansas City, MO Sat Apr 23 1960, 4:33 AM EST Att: 9,659 - Unknown																	
Jerry Lumpe, L (1, 4) OBP: 0.556, SLG: 0.588										4	0	3	0	0	0	0																		
Hank Bauer, R (1, 9) OBP: 0.278, SLG: 0.353										4	0	1	1	0	2	3																		
Norm Siebern, L (1, 3) OBP: 0.556, SLG: 0.833										2	1	0	0	2	0	2																		
Bob Cerv, R (1, 7) OBP: 0.385, SLG: 0.750										4	1	1	0	0	1	4																		
Harry Chiti, R (1, 2) OBP: 0.412, SLG: 0.688										4	1	2	2	0	0	0																		
Bob Johnson, R (1, 5)										3	0	0	0	1	1	2																		
Ken Hamlin, R (1, 6) OBP: 0.250, SLG: 0.357										3	1	1	1	1	0	3																		
Dick Hall, R (1, 1) Bob Trowbridge, R (1, 1) Whitey Herzog, L (5, PH) George Brunet, R (8, 1) Marv Throneberry, L (8, PH) Marty Kutyna, R (9, 1)										0	0	0	0	0	0	0																		
Inning Stats	R: 0 E: 0 K: 1 S: 5	H: 0 LOB: 0 BB: 0 P: 5	R: 2 E: 0 K: 0 S: 5	H: 2 LOB: 1 BB: 1 P: 9	R: 0 E: 0 K: 1 S: 6	H: 1 LOB: 1 BB: 0 P: 6	R: 0 E: 0 K: 0 S: 3	H: 0 LOB: 1 BB: 1 P: 7	R: 1 E: 1 K: 1 S: 7	H: 1 LOB: 2 BB: 1 P: 11	R: 2 E: 0 K: 1 S: 7	H: 2 LOB: 0 BB: 0 P: 7	R: 0 E: 0 K: 0 S: 3	H: 1 LOB: 1 BB: 1 P: 7	R: 0 E: 0 K: 2 S: 7	H: 0 LOB: 1 BB: 1 P: 11		R: 0 E: 0 K: 0 S: 3	H: 2 LOB: 1 BB: 0 P: 3	1B: 7 2B: 0 3B: 0 HR: 2	SF: 0 SAC: 2 DP: 1 HBP: 0	WP: 0 PB: 1 SB: 0 CS: 0	PA: 39											
PITCHER	IP WLS BF H R ER SO BB IBB HBP BLK WP HR S P ERA WHIP	IP WLS BF H R ER SO BB IBB HBP BLK WP HR S P ERA WHIP																																
Barry Latman, R (1, 1) ERA: 4.5	1.0	4	1	0	0	0	0	1	0	0	0	0	3	7	0.00	1.000																		
Mudcat Grant, R (7, 1) ERA: 4.15	1.1	L 7	2	1	1	2	1	0	0	0	0	0	10	14	6.75	2.250																		
Bob Grim, R (8, 1) ERA: 4.5																																		

Batter	1	2	3	4	5	6	7	8	9	AB	R	H	RBI	BB	SO	LOB	TOP			
Vic Power, R OBP: 0.360, SLG: 0.542										5	1	3	1	0	0	2				
Jim Piersall, R OBP: 0.500, SLG: 0.533										5	1	3	0	0	0	2				
Johnny Temple, R OBP: 0.250, SLG: 0.227										4	0	0	0	0	0	4				
Walt Bond, L OBP: 0.320, SLG: 0.429										5	1	0	1	0	0	5				
Tito Francona, L OBP: 0.360, SLG: 0.286										4	1	0	0	1	1	3				
Russ Nixon, L OBP: 0.333, SLG: 0.438										2	1	0	1	1	1	0				
Woodie Held, R OBP: 0.333, SLG: 0.556										4	2	2	4	0	1	1				
Bubba Phillips, R OBP: 0.294, SLG: 0.143										3	0	0	0	1	0	1				
Gary Bell, R OBP: 0.250, SLG: 0.143										3	0	1	0	1	0	0				
Inning Stats	R: 5 E: 1 K: 0 S: 7	H: 3 LOB: 0 BB: 1 P: 11	R: 0 E: 0 K: 0 S: 3	H: 0 LOB: 0 BB: 0 P: 3	R: 0 E: 0 K: 1 S: 5	H: 0 LOB: 0 BB: 0 P: 5	R: 0 E: 0 K: 2 S: 8	H: 1 LOB: 2 BB: 1 P: 12	R: 0 E: 0 K: 0 S: 4	H: 1 LOB: 1 BB: 0 P: 4	R: 0 E: 0 K: 0 S: 3	H: 0 LOB: 0 BB: 0 P: 3	R: 0 E: 0 K: 0 S: 4	H: 1 LOB: 0 BB: 0 P: 4	R: 0 E: 0 K: 0 S: 5	H: 2 LOB: 2 BB: 0 P: 5	1B: 6 2B: 1 3B: 0 HR: 2	SF: 1 SAC: 1 DP: 0 HBP: 0	WP: 0 PB: 0 SB: 1 CS: 0	PA: 41
PITCHER	IP WLS BF H R ER SO BB IBB HBP BLK WP HR S P ERA WHIP																			
Don Larsen, R ERA: 1.8	(1, 1) 5.0 L 23 5 5 1 3 2 0 0 0 0 1 27 35 1.80 1.400																			
Johnny Kucks, R ERA: 10.8	(6, 1) 3.0 13 2 2 2 0 2 0 0 0 0 1 11 19 6.00 1.333																			
Leo Kiely, L ERA:	(9, 1) 1.0 5 2 0 0 0 0 0 0 0 0 0 5 5 0.00 2.000																			

Cleveland Indians @ Kansas City Athletics
Municipal Stadium, Kansas City, MO
Sun Apr 24 1960, 4:33 AM EDT
Att: 13,531 - Unknown


AB	35
R	7
H	9
RBI	7
BB	4
SO	3
LOB	18



Batter	1	2	3	4	5	6	7	8	9	AB	R	H	RBI	BB	SO	LOB	BOTTOM					
Bill Tuttle, R OBP: 0.292, SLG: 0.261										4	0	2	0	0	0	1						
Jerry Lumpe, L OBP: 0.591, SLG: 0.619										4	0	3	0	0	0	1						
Hank Bauer, R OBP: 0.227, SLG: 0.286										4	0	0	0	0	1	4						
Norm Siebern, L OBP: 0.455, SLG: 0.625										4	0	0	0	0	1	0						
Bob Cerv, R OBP: 0.412, SLG: 0.667										3	0	1	0	1	2	0						
Harry Chiti, R OBP: 0.368, SLG: 0.611										2	0	0	0	0	2	1						
Pete Daley, R	(6, 2)									2	0	0	0	0	0	1						
Bob Johnson, R	(1, 5)									2	0	0	0	1	0	2						
Ken Hamlin, R OBP: 0.211, SLG: 0.294										3	0	0	0	0	1	2						
Don Larsen, R	(1, 1)									1	0	0	0	0	1	0						
Whitey Herzog, L OBP: 0.697, SLG: 2.000	(5, PH)									1	0	0	0	0	0	1						
Johnny Kucks, R	(6, 1)									0	0	0	0	0	0	0						
Russ Snyder, L (8, PH)										1	0	0	0	0	1	0						
Leo Kiely, L (9, 1)										0	0	0	0	0	0	0						
Inning Stats	R: 0 E: 0 K: 1 S: 5	H: 1 LOB: 0 BB: 0 P: 5	R: 0 E: 0 K: 1 S: 6	H: 1 LOB: 1 BB: 0 P: 6	R: 0 E: 0 K: 2 S: 9	H: 2 LOB: 0 BB: 0 P: 9	R: 0 E: 0 K: 3 S: 9	H: 0 LOB: 0 BB: 0 P: 9	R: 0 E: 0 K: 0 S: 3	H: 0 LOB: 1 BB: 1 P: 7	R: 0 E: 0 K: 0 S: 3	H: 1 LOB: 0 BB: 0 P: 3	R: 0 E: 0 K: 0 S: 3	H: 0 LOB: 1 BB: 1 P: 7	R: 0 E: 0 K: 1 S: 6	H: 1 LOB: 0 BB: 0 P: 6	R: 0 E: 0 K: 1 S: 5	H: 0 LOB: 0 BB: 0 P: 5	1B: 6 2B: 1 3B: 0 HR: 0	SF: 0 SAC: 0 DP: 2 HBP: 0	WP: 0 PB: 0 SB: 0 CS: 0	PA: 33
PITCHER	IP WLS BF H R ER SO BB IBB HBP BLK WP HR S P ERA WHIP																					
Gary Bell, R ERA: 0.93	(1, 1) 9.0 W 33 6 0 0 9 2 0 0 0 0 0 49 57 0.00 0.889																					

Cleveland Indians @ Kansas City Athletics
Municipal Stadium, Kansas City, MO
Sun Apr 24 1960, 4:33 AM EDT
Att: 13,531 - Unknown


AB	31
R	0
H	6
RBI	0
BB	2
SO	9
LOB	13



Batter	1	2	3	4	5	6	7	8	9	AB	R	H	RBI	BB	SO	LOB	TOP					
Luis Aparicio, R (1, 6) OBP: 0.259, SLG: 0.269	F8		6-3			5-3			F8	4	0	0	0	0	0	0						
Nellie Fox, L (1, 4) OBP: 0.393, SLG: 0.250	K			F1		4-3			F6	4	0	0	0	0	1	0						
Jim Landis, R (1, 8) OBP: 0.400, SLG: 0.455	K			2B		F2			F4	4	0	1	0	0	1	0						
Roy Sievers, R (1, 3) OBP: 0.286, SLG: 0.167		1B SF7 BB		F9					F4	2	1	0	0	1	0	1						
Minnie Minoso, R (1, 7) OBP: 0.308, SLG: 0.667		G6-4-3 1B		6-3					6-3	3	0	1	0	0	0	1						
Sherm Lollar, R (1, 2) OBP: 0.348, SLG: 0.500	SF7					F8			F8	2	0	0	1	0	0	0						
Gene Freese, R (1, 5) OBP: 0.208, SLG: 0.174	G6-4-3								F6	3	0	1	0	0	0	1						
Al Smith, R (1, 9) OBP: 0.167, SLG: 0.182			6-3			F9			6-3	3	0	0	0	0	0	1						
Herb Score, L (1, 1) Mike Garcia, R (4, 1) Jim McAnany, R (5, PH) Turk Lown, R (5, 1) Sammy Esposito, R (8, PH) Gerry Staley, R (8, 1)			K			K			K	1	0	0	0	0	1	0						
Inning Stats	R: 0 E: 0 K: 2 S: 7	H: 0 LOB: 0 BB: 0 P: 7	R: 1 E: 0 K: 0 S: 3	H: 1 LOB: 0 BB: 1 P: 7	R: 0 E: 0 K: 1 S: 5	H: 0 LOB: 0 BB: 0 P: 5	R: 0 E: 0 K: 0 S: 4	H: 1 LOB: 1 BB: 0 P: 4	R: 0 E: 0 K: 1 S: 6	H: 1 LOB: 1 BB: 0 P: 6	R: 0 E: 0 K: 0 S: 3	H: 0 LOB: 0 BB: 0 P: 3	R: 0 E: 0 K: 0 S: 3	H: 0 LOB: 0 BB: 0 P: 3	R: 0 E: 0 K: 1 S: 5	H: 0 LOB: 0 BB: 0 P: 5	R: 0 E: 0 K: 0 S: 3	H: 0 LOB: 0 BB: 0 P: 3	1B: 2 2B: 1 3B: 0 HR: 0	SF: 1 SAC: 0 DP: 1 HBP: 0	WP: 0 PB: 0 CS: 0	PA: 30
PITCHER Bud Daley, L (1, 1) ERA: 0.82	IP: 9.0 WLS: W BF: 30 H: 3 R: 1 ER: 1 SO: 5 BB: 1 IBB: 0 HBP: 0 BLK: 0 WP: 0 HR: 0 S: 39 P: 43 ERA: 1.00 WHIP: 0.444															PITCHER						

Chicago White Sox @ Kansas City Athletics
Municipal Stadium, Kansas City, MO
Mon Apr 25 1960, 8:05 PM EDT
Att: 8,528 - Unknown


AB	28
R	1
H	3
RBI	1
BB	1
SO	5
LOB	5



Batter	1	2	3	4	5	6	7	8	9	AB	R	H	RBI	BB	SO	LOB	BOTTOM					
Bill Tuttle, R (1, 8) OBP: 0.379, SLG: 0.333	L6			FC6-5 1B				FC5 G3 1B		4	1	3	1	1	0	0						
Jerry Lumpe, L (1, 4) OBP: 0.519, SLG: 0.538	BB 1B	F8		B5		K		G3		5	0	1	0	0	1	7						
Hank Bauer, R (1, 9) OBP: 0.259, SLG: 0.400	BB 1-2			FC6-5 1B HR		F8		FC5 2-3		4	2	1	1	1	0	3						
Bob Cerv, R (1, 7) OBP: 0.429, SLG: 0.611	K		G6-4-3 BB	1B 1B		K				3	1	1	1	1	2	2						
Dick Williams, R (1, 3) OBP: 0.357, SLG: 0.385	K		G6-4-3 1-2	WP 1B 1B		F8				4	0	1	1	0	1	3						
Harry Chiti, R (1, 2) OBP: 0.435, SLG: 0.600		SH3-4 BB BB	1-3	WP 1B				FC5-4 BB		2	0	1	1	2	0	0						
Bob Johnson, R (1, 5) OBP: 0.467, SLG: 0.111		SH3-4 BB		1B F4		FC5-4 G5-4-3				3	1	1	0	1	0	3						
Ken Hamlin, R (1, 6) OBP: 0.182, SLG: 0.250		SH3-4 1-2 2-3		E6 1B		6-3		G5-4-3 1-2		3	1	0	0	0	0	1						
Bud Daley, L (1, 1) OBP: 0.250, SLG: 0.250	K			FC6-5 1B 1B		F7		1-3		4	0	1	0	0	1	2						
Inning Stats	R: 0 E: 0 K: 2 S: 8	H: 1 LOB: 2 BB: 1 P: 12	R: 0 E: 0 K: 1 S: 5	H: 0 LOB: 3 BB: 3 P: 17	R: 1 E: 0 K: 0 S: 3	H: 1 LOB: 0 BB: 1 P: 7	R: 5 E: 1 K: 0 S: 10	H: 6 LOB: 2 BB: 0 P: 10	R: 0 E: 0 K: 1 S: 6	H: 1 LOB: 1 BB: 0 P: 6	R: 0 E: 0 K: 1 S: 5	H: 0 LOB: 0 BB: 0 P: 5	R: 0 E: 0 K: 0 S: 2	H: 0 LOB: 1 BB: 1 P: 6	R: 0 E: 0 K: 0 S: 4	H: 1 LOB: 1 BB: 0 P: 4	R: 0 E: 0 K: 0 S: 4	H: 0 LOB: 0 BB: 0 P: 4	1B: 9 2B: 0 3B: 0 HR: 1	SF: 0 SAC: 1 DP: 2 HBP: 0	WP: 1 PB: 0 CS: 0	PA: 39
PITCHER Herb Score, L (1, 1) ERA: 4.91 Mike Garcia, R (4, 1) ERA: 11.97 Turk Lown, R (5, 1) ERA: 2.45 Gerry Staley, R (8, 1) ERA:	IP: 3.2 WLS: L BF: 23 H: 7 R: 6 ER: 2 SO: 3 BB: 5 IBB: 0 HBP: 0 BLK: 0 WP: 1 HR: 1 S: 24 P: 44 ERA: 4.91 WHIP: 3.273															PITCHER						


Chicago White Sox @ Kansas City Athletics
Municipal Stadium, Kansas City, MO
Mon Apr 25 1960, 8:05 PM EDT
Att: 8,528 - Unknown


AB	32
R	6
H	10
RBI	5
BB	6
SO	5
LOB	21



Batter	1	2	3	4	5	6	7	8	9	AB	R	H	RBI	BB	SO	LOB	TOP			
Al Smith, R OBP: 0.310, SLG: 0.481 (1, 9)										5	2	5	2	0	0	0	Chicago White Sox @ Kansas City Athletics Municipal Stadium, Kansas City, MO Tue Apr 26 1960, 8:05 PM EDT Att: 8,382 - Unknown			
Nellie Fox, L OBP: 0.394, SLG: 0.320 (1, 4)										5	0	2	1	0	0	3				
Minnie Minoso, R OBP: 0.323, SLG: 0.621 (1, 7)										5	1	2	1	0	0	3				
Roy Sievers, R OBP: 0.250, SLG: 0.100 (1, 3)										4	2	0	0	1	1	2				
Sherm Lollar, R OBP: 0.429, SLG: 0.565 (1, 2)										3	1	2	0	2	0	0				
Gene Freese, R OBP: 0.200, SLG: 0.167 Sammy Esposito, R OBP: 0.200, SLG: 0.400 (1, 5)										1	0	0	1	0	0	1				
Joe Hicks, L OBP: 0.222, SLG: 0.250 (1, 8)										4	0	1	1	0	0	2				
Luis Aparicio, R OBP: 0.250, SLG: 0.258 (1, 6)										5	0	1	0	0	1	2				
Bob Shaw, R OBP: 0.400, SLG: 0.250 (1, 1)										4	2	1	0	1	0	0				
Inning Stats	R: 3 E: 2 K: 0 S: 6	H: 2 LOB: 1 BB: 1 P: 10	R: 1 E: 0 K: 0 S: 5	H: 2 LOB: 1 BB: 0 P: 5	R: 1 E: 1 K: 0 S: 5	H: 2 LOB: 2 BB: 0 P: 5	R: 0 E: 0 K: 0 S: 4	H: 1 LOB: 1 BB: 0 P: 4	R: 1 E: 1 K: 1 S: 7	H: 2 LOB: 1 BB: 1 P: 7	R: 0 E: 0 K: 0 S: 4	H: 1 LOB: 1 BB: 0 P: 4	R: 1 E: 0 K: 1 S: 7	H: 3 LOB: 2 BB: 2 P: 15	R: 0 E: 0 K: 0 S: 3	H: 0 LOB: 0 BB: 0 P: 3	1B: 10 2B: 4 3B: 0 HR: 1	SF: 1 SAC: 0 DP: 0 HBP: 0	WP: 0 PB: 1 CS: 2 CS: 0	PA: 45
PITCHER	IP WLS BF H R ER SO BB IBB HBP BLK WP HR S P ERA WHIP																			
Ned Garver, R ERA: 9.53 (1, 1)	2.0 L 12 4 4 2 0 1 0 0 0 0 0 1 11 15 9.00 2.500																			
Ken Johnson, R ERA: 0.71 (3, 1)	3.0 14 5 2 0 1 0 0 0 0 0 0 0 16 16 0.00 1.667																			
Bob Trowbridge, R ERA: 5.63 (6, 1)	3.0 16 6 2 2 2 3 0 0 0 0 0 0 17 29 6.00 3.000																			
Leo Kiely, L ERA: (9, 1)	1.0 3 0 0 0 0 0 0 0 0 0 0 0 3 3 0.00 0.000																			

Batter	1	2	3	4	5	6	7	8	9	AB	R	H	RBI	BB	SO	LOB	BOTTOM			
Bill Tuttle, R OBP: 0.333, SLG: 0.290 (1, 8)										4	0	0	0	0	0	0	Chicago White Sox @ Kansas City Athletics Municipal Stadium, Kansas City, MO Tue Apr 26 1960, 8:05 PM EDT Att: 8,382 - Unknown			
Jerry Lumpe, L OBP: 0.484, SLG: 0.500 (1, 4)										4	0	1	0	0	0	0				
Hank Bauer, R OBP: 0.258, SLG: 0.357 (1, 9)										3	0	0	0	0	1	1				
Norm Siebern, L OBP: 0.423, SLG: 0.550 (1, 3)										4	0	1	0	0	1	1				
Bob Cerv, R OBP: 0.360, SLG: 0.500 (1, 7)										4	0	0	0	0	0	1				
Harry Chiti, R OBP: 0.444, SLG: 0.583 (1, 2)										4	0	2	0	0	1	0				
Bob Johnson, R OBP: 0.444, SLG: 0.091 (1, 5)										2	0	0	0	1	0	1				
Ken Hamlin, R OBP: 0.200, SLG: 0.261 (1, 6)										3	0	1	0	0	0	2				
Ned Garver, R Mary Throneberry, L Ken Johnson, R Pete Dalry, R Bob Trowbridge, R Russ Snyder, L Leo Kiely, L (1, 1) (2, PH) (3, 1) (5, PH) (6, 1) (8, PH) (9, 1)										0	0	0	0	0	0	0				
Inning Stats	R: 0 E: 0 K: 0 S: 3	H: 0 LOB: 1 BB: 0 P: 4	R: 0 E: 0 K: 0 S: 5	H: 2 LOB: 2 BB: 0 P: 5	R: 0 E: 0 K: 1 S: 5	H: 0 LOB: 0 BB: 0 P: 5	R: 0 E: 0 K: 0 S: 3	H: 1 LOB: 0 BB: 0 P: 3	R: 0 E: 0 K: 0 S: 3	H: 0 LOB: 0 BB: 0 P: 3	R: 0 E: 0 K: 0 S: 4	H: 1 LOB: 2 BB: 1 P: 8	R: 0 E: 0 K: 0 S: 4	H: 1 LOB: 1 BB: 0 P: 4	R: 0 E: 0 K: 2 S: 7	H: 0 LOB: 0 BB: 0 P: 7	1B: 5 2B: 0 3B: 0 HR: 0	SF: 0 SAC: 0 DP: 1 HBP: 1	WP: 0 PB: 0 CS: 0 CS: 0	PA: 33
PITCHER	IP WLS BF H R ER SO BB IBB HBP BLK WP HR S P ERA WHIP																			
Bob Shaw, R ERA: 3.55 (1, 1)	9.0 W 33 5 0 0 3 1 0 1 0 0 0 0 37 42 0.00 0.667																			

Batter	1	2	3	4	5	6	7	8	9	AB	R	H	RBI	BB	SO	LOB	TOP			
Eddie Yost, R OBP: 0.400, SLG: 0.385 (1, 5)	5-3		3B		F8			F5		4	0	1	0	0	0	0	<p>Detroit Tigers @ Kansas City Athletics Municipal Stadium, Kansas City, MO Wed Apr 27 1960, 8:05 PM EDT Att: 7,991 - Unknown</p> <p>livebaseballscores.com</p> <p>AB 32 R 1 H 6 RBI 1 BB 2 SO 5 LOB 11</p> 			
Casey Wise, S OBP: 0.267, SLG: 0.517 (1, 4)	K		K		K			BB		3	0	0	0	1	3	1				
Charlie Maxwell, L OBP: 0.265, SLG: 0.107 Neil Christley, L OBP: 0.250, SLG: 0.250 (8, PH) (8, 7)	F9		K		5-3			F8		3	0	0	0	0	1	1				
Al Kaline, R OBP: 0.441, SLG: 0.400 (1, 8)		L6-3	BB		L8			L7		3	0	0	0	1	0	1				
Rocky Colavito, R OBP: 0.371, SLG: 0.600 (1, 9)		1B 6-3 1B	F7		6-3			P6		4	1	1	0	0	0	2				
Steve Bilko, R OBP: 0.233, SLG: 0.464 (1, 3)		6-3			6-3			F3		4	0	0	0	0	0	1				
Chico Fernandez, R OBP: 0.355, SLG: 0.321 (1, 6)		1B 2-3 1B	F7		F3			L7		4	0	2	0	0	0	0				
Lou Berberet, L OBP: 0.400, SLG: 0.400 (1, 2)		1-2 3-H 1B	FC4-6 1B		L3			L3		3	0	2	1	0	0	1				
Hank Aguirre, R Norm Cash, L OBP: 0.500, SLG: 1.333 Bob Bruce, R (7, 1)	K		FC4-6 1-2		F2			F2		2	0	0	0	0	1	3				
Inning Stats	R: 0 E: 0 K: 1 S: 5	H: 0 LOB: 0 BB: 0 P: 5	R: 1 E: 0 K: 1 S: 8	H: 3 LOB: 2 BB: 0 P: 8	R: 0 E: 0 K: 2 S: 8	H: 1 LOB: 2 BB: 1 P: 12	R: 0 E: 0 K: 0 S: 4	H: 1 LOB: 1 BB: 0 P: 4	R: 0 E: 0 K: 0 S: 5	H: 0 LOB: 0 BB: 0 P: 5	R: 0 E: 0 K: 0 S: 3	H: 1 LOB: 0 BB: 0 P: 3	R: 0 E: 0 K: 0 S: 3	H: 0 LOB: 1 BB: 1 P: 7	R: 0 E: 0 K: 0 S: 3	H: 0 LOB: 0 BB: 0 P: 3	1B: 5 2B: 1 3B: 1 HR: 0	SF: 0 SAC: 0 DP: 1 HBP: 0	WP: 0 PB: 0 SB: 0 CS: 0	PA: 34
PITCHER Ray Herbert, R ERA: 1.0 (1, 1)	IP: 9.0 WLS: W BF: 34 H: 6 R: 1 ER: 1 SO: 5 BB: 2 IBB: 0 HBP: 0 BLK: 0 WP: 0 HR: 0 S: 42 P: 50 ERA: 1.00 WHIP: 0.889															PITCHER IP: WLS: BF: H: R: ER: SO: BB: IBB: HBP: BLK: WP: HR: S: P: ERA: WHIP				

Batter	1	2	3	4	5	6	7	8	9	AB	R	H	RBI	BB	SO	LOB	BOTTOM				
Bill Tuttle, R OBP: 0.289, SLG: 0.250 (1, 8)	F5		K	FC5			L6	1-3		5	0	0	0	0	1	4	<p>Detroit Tigers @ Kansas City Athletics Municipal Stadium, Kansas City, MO Wed Apr 27 1960, 8:05 PM EDT Att: 7,991 - Unknown</p> <p>livebaseballscores.com</p> <p>AB 33 R 3 H 9 RBI 3 BB 3 SO 5 LOB 17</p> 				
Jerry Lumpe, L OBP: 0.486, SLG: 0.500 (1, 4)	G3		1B	2-3	4-3		1B	2-3		4	0	2	0	0	0	0					
Hank Bauer, R OBP: 0.257, SLG: 0.323 (1, 9)	6-3		K		BB		F2			3	0	0	0	1	1	2					
Norm Siebern, L OBP: 0.400, SLG: 0.500 Mary Throneberry, L OBP: 0.429, SLG: 0.200 (9, 3)		1B 1B	4-3		L8		K			4	0	1	0	0	1	2					
Bob Cerv, R OBP: 0.379, SLG: 0.615 Russ Snyder, L (9, 7)	K		2B 1B		4-3			HR		4	2	2	1	0	1	2					
Dick Williams, R OBP: 0.389, SLG: 0.471 (1, 5)	P4		1B 2B		PB 1B		5-3			4	1	2	0	0	0	1					
Harry Chiti, R OBP: 0.452, SLG: 0.571 (1, 2)		1-2 1B	FC3-6 1B		K		5-3			4	0	2	2	0	1	1					
Ken Hamlin, R OBP: 0.207, SLG: 0.231 (1, 6)	F9		FC3-6 FC5 BB		6-3		6-3	S BB HBP		3	0	0	0	0	0	4					
Ray Herbert, R (1, 1)			6-3		BB		F2	1-2 BB		2	0	0	0	2	0	1					
Inning Stats	R: 0 E: 0 K: 0 S: 3	H: 0 LOB: 0 BB: 0 P: 3	R: 0 E: 0 K: 1 S: 7	H: 2 LOB: 2 BB: 0 P: 7	R: 0 E: 0 K: 2 S: 8	H: 1 LOB: 1 BB: 0 P: 8	R: 2 E: 0 K: 0 S: 6	H: 3 LOB: 2 BB: 1 P: 10	R: 0 E: 0 K: 0 S: 3	H: 0 LOB: 1 BB: 1 P: 7	R: 0 E: 0 K: 1 S: 6	H: 1 LOB: 1 BB: 0 P: 6	R: 0 E: 0 K: 1 S: 6	H: 1 LOB: 1 BB: 0 P: 6	R: 1 E: 0 K: 0 S: 4	H: 1 LOB: 2 BB: 1 P: 9		1B: 7 2B: 1 3B: 0 HR: 1	SF: 0 SAC: 0 DP: 0 HBP: 1	WP: 0 PB: 1 SB: 1 CS: 0	PA: 37
PITCHER Hank Aguirre, L ERA: 3.38 Bob Bruce, R ERA: 4.5 (7, 1)	IP: 6.0 WLS: L BF: 27 H: 7 R: 2 ER: 2 SO: 2 BB: 2 IBB: 0 HBP: 0 BLK: 0 WP: 0 HR: 0 S: 33 P: 41 ERA: 3.00 WHIP: 1.500															PITCHER IP: WLS: BF: H: R: ER: SO: BB: IBB: HBP: BLK: WP: HR: S: P: ERA: WHIP					

Batter	1	2	3	4	5	6	7	8	9	AB	R	H	RBI	BB	SO	LOB	TOP			
Bill Tuttle, R OBP: 0.319, SLG: 0.295 (1, 8)										4	0	1	0	1	0	1	Kansas City Athletics @ Cleveland Indians Cleveland Municipal Stadium, Cleveland, OH Fri Apr 29 1960, 7:05 PM EDT Att: 12,299 - Unknown livebaseballscorecards.com			
Jerry Lumpe, L OBP: 0.465, SLG: 0.476 (1, 4)										4	0	1	1	0	0	2				
Whitey Herzog, L OBP: 0.571, SLG: 1.000 (1, 9)										3	1	1	0	1	0	1				
Norm Siebern, L OBP: 0.378, SLG: 0.452 (1, 3)										4	1	1	0	0	0	2				
Bob Cerv, R OBP: 0.361, SLG: 0.531 (1, 7)										3	0	0	0	1	1	2				
Dick Williams, R OBP: 0.360, SLG: 0.417 (1, 5)										4	0	2	0	0	0	3				
Harry Chiti, R OBP: 0.395, SLG: 0.514 (1, 2)										4	1	1	2	0	1	3				
Ken Hamlin, R OBP: 0.229, SLG: 0.226 (1, 6)										2	1	1	1	1	0	0				
Russ Snyder, L (9, PH)										1	0	0	0	0	0	0				
Don Larsen, R Johnny Kucks, R Mary Throneberry, L OBP: 0.375, SLG: 0.167 (9, PH)										3	0	0	0	0	0	1				
Inning Stats	R: 0 E: 0 K: 0 S: 3	H: 0 LOB: 0 BB: 0 P: 3	R: 0 E: 0 K: 1 S: 5	H: 0 LOB: 1 BB: 1 P: 9	R: 1 E: 0 K: 0 S: 4	H: 1 LOB: 2 BB: 2 P: 12	R: 0 E: 0 K: 0 S: 3	H: 1 LOB: 0 BB: 0 P: 3	R: 0 E: 0 K: 0 S: 3	H: 0 LOB: 0 BB: 1 P: 7	R: 3 E: 0 K: 1 S: 8	H: 4 LOB: 0 BB: 0 P: 8	R: 0 E: 0 K: 0 S: 4	H: 1 LOB: 1 BB: 0 P: 4	R: 0 E: 0 K: 1 S: 5	H: 0 LOB: 0 BB: 0 P: 5	1B: 7 2B: 1 3B: 0 HR: 0	SF: 0 SAC: 0 DP: 1 HBP: 0	WP: 0 PB: 0 SB: 0 CS: 0	PA: 38
PITCHER Jim Perry, R ERA: 5.0 (1, 1)	IP: 9.0 WLS: W BF: 37 H: 8 R: 4 ER: 4 SO: 3 BB: 4 IBB: 0 HBP: 0 BLK: 0 WP: 0 HR: 0 S: 39 P: 55 ERA: 4.00 WHIP: 1.333															PITCHER				

Batter	1	2	3	4	5	6	7	8	9	AB	R	H	RBI	BB	SO	LOB	BOTTOM			
Vic Power, R OBP: 0.333, SLG: 0.444 (1, 3)										2	0	1	1	1	0	0	Kansas City Athletics @ Cleveland Indians Cleveland Municipal Stadium, Cleveland, OH Fri Apr 29 1960, 7:05 PM EDT Att: 12,299 - Unknown livebaseballscorecards.com			
Johnny Temple, R OBP: 0.243, SLG: 0.206 (1, 4)										4	0	0	0	0	0	2				
Harvey Kuenn, R OBP: 0.353, SLG: 0.286 (1, 9)										4	1	1	0	0	0	1				
Tito Francona, L OBP: 0.353, SLG: 0.250 (1, 7)										3	0	1	0	1	0	1				
Walt Bond, L Carroll Hardy, R OBP: 0.235, SLG: 0.300 (1, 8)										4	0	0	0	0	1	3				
Russ Nixon, L OBP: 0.323, SLG: 0.333 (1, 2)										4	1	2	0	0	0	2				
Woodie Held, R OBP: 0.424, SLG: 0.828 (1, 6)										3	2	3	4	0	0	0				
Bubba Phillips, R OBP: 0.321, SLG: 0.280 (1, 5)										3	1	1	0	0	0	2				
Jim Perry, S OBP: 0.200, SLG: 0.200 (1, 1)										2	0	0	0	0	0	0				
Inning Stats	R: 0 E: 0 K: 0 S: 3	H: 0 LOB: 0 BB: 0 P: 3	R: 0 E: 0 K: 0 S: 5	H: 2 LOB: 2 BB: 0 P: 5	R: 0 E: 0 K: 0 S: 3	H: 1 LOB: 0 BB: 0 P: 3	R: 3 E: 0 K: 1 S: 8	H: 3 LOB: 0 BB: 0 P: 8	R: 0 E: 0 K: 0 S: 3	H: 0 LOB: 1 BB: 1 P: 7	R: 0 E: 0 K: 0 S: 2	H: 0 LOB: 0 BB: 1 P: 6	R: 2 E: 0 K: 0 S: 5	H: 2 LOB: 0 BB: 0 P: 5	R: 0 E: 0 K: 0 S: 4	H: 1 LOB: 1 BB: 0 P: 4		1B: 6 2B: 2 3B: 0 HR: 2	SF: 1 SAC: 1 DP: 2 HBP: 0	WP: 0 PB: 0 SB: 1 CS: 0
PITCHER Don Larsen, R Johnny Kucks, R ERA: 4.91 (7, 1)	IP: 6.0 WLS: L BF: 26 H: 8 R: 5 ER: 5 SO: 1 BB: 2 IBB: 0 HBP: 0 BLK: 0 WP: 0 HR: 2 S: 26 P: 34 ERA: 7.50 WHIP: 1.667															PITCHER				

Batter	1	2	3	4	5	6	7	8	9	AB	R	H	RBI	BB	SO	LOB	TOP										
Bill Tuttle, R OBP: 0.308, SLG: 0.347 (1, 8)										5	1	1	1	0	1	0	Kansas City Athletics @ Cleveland Indians Cleveland Municipal Stadium, Cleveland, OH Sat Apr 30 1960, 3:33 AM EDT Att: 3,666 - Unknown livebaseballscorecards.com										
Jerry Lumpe, L OBP: 0.489, SLG: 0.489 (1, 4)										3	0	2	0	1	0	0											
Whitey Herzog, L OBP: 0.727, SLG: 1.143 (1, 9)										2	0	2	0	2	0	0											
Norm Siebern, L OBP: 0.390, SLG: 0.424 (1, 3)										2	0	0	0	2	0	2											
Bob Cerv, R OBP: 0.325, SLG: 0.472 (1, 7)										4	0	0	0	0	2	7											
Dick Williams, R OBP: 0.310, SLG: 0.357 (1, 5)										4	0	0	0	0	0	4											
Harry Chiti, R OBP: 0.381, SLG: 0.474 (1, 2)										3	0	0	0	0	1	3											
Ken Hamlin, R OBP: 0.237, SLG: 0.235 (9, PH)										3	0	1	0	0	0	1											
Russ Snyder, L (9, PH)										1	0	0	0	0	0	0											
Bud Daley, L OBP: 0.143, SLG: 0.143 (1, 1)										3	0	0	0	0	0	1											
Mary Throneberry, L OBP: 0.333, SLG: 0.143 (9, PH)										1	0	0	0	0	0	0											
Inning Stats	R: 1 E: 0 K: 1 S: 6	H: 1 LOB: 3 BB: 3 P: 18	R: 0 E: 0 K: 0 S: 3	H: 0 LOB: 0 BB: 0 P: 3	R: 0 E: 0 K: 0 S: 4	H: 1 LOB: 1 BB: 0 P: 4	R: 0 E: 0 K: 0 S: 2	H: 0 LOB: 0 BB: 0 P: 3	R: 0 E: 0 K: 1 S: 7	H: 2 LOB: 3 BB: 1 P: 11	R: 0 E: 0 K: 1 S: 6	H: 1 LOB: 1 BB: 0 P: 6	R: 0 E: 0 K: 1 S: 5	H: 1 LOB: 1 BB: 1 P: 9	R: 0 E: 1 K: 0 S: 3	H: 0 LOB: 0 BB: 0 P: 3	R: 0 E: 0 K: 0 S: 3	H: 0 LOB: 0 BB: 0 P: 3	1B: 4 2B: 1 3B: 0 HR: 1	SF: 0 SAC: 0 DP: 2 HBP: 1	WP: 0 PB: 0 SB: 0 CS: 1	PA: 37					
PITCHER	IP	WLS	BF	H	R	ER	SO	BB	IBB	HBP	BLK	WP	HR	S	P	ERA	WHIP										
Barry Latman, R ERA: 2.77 (1, 1)	7.0		31	6	1	1	4	4	1	1	0	0	1	33	54	1.29	1.429										
John Briggs, R ERA: (8, 1)	0.0	W	0	0	0	0	0	0	0	0	0	0	0	0	0	∞	∞										

Batter	1	2	3	4	5	6	7	8	9	AB	R	H	RBI	BB	SO	LOB	BOTTOM										
Vic Power, R OBP: 0.326, SLG: 0.450 (1, 3)										4	0	1	0	0	0	2	Kansas City Athletics @ Cleveland Indians Cleveland Municipal Stadium, Cleveland, OH Sat Apr 30 1960, 3:33 AM EDT Att: 3,666 - Unknown livebaseballscorecards.com										
Johnny Temple, R OBP: 0.244, SLG: 0.211 (1, 4)										4	0	1	0	0	0	1											
Harvey Kuenn, R OBP: 0.381, SLG: 0.294 (1, 9)										3	1	1	0	1	0	1											
Woodie Held, R OBP: 0.432, SLG: 0.879 (1, 6)										4	1	2	2	0	0	1											
Jim Piersall, R OBP: 0.333, SLG: 0.346 (1, 8)										2	0	0	0	0	1	2											
Carroll Hardy, R OBP: 0.333, SLG: 0.200 (4, 8)										1	0	0	0	1	1	0											
Tito Francona, L OBP: 0.316, SLG: 0.219 (1, 7)										4	0	0	0	0	1	2											
John Romano, R OBP: 0.500, SLG: 0.333 (1, 2)										1	0	0	0	1	0	0											
Mudcat Grant, R (7, PR)										0	0	0	0	0	0	0											
Russ Nixon, L OBP: 0.313, SLG: 0.321 (8, 2)										1	0	0	0	0	0	1											
Bubba Phillips, R OBP: 0.333, SLG: 0.269 (1, 5)										1	0	0	0	1	0	0											
Barry Latman, R (1, 1)										2	0	0	0	0	1	2											
Pete Whisenant, R (7, PH)										1	0	0	0	0	1	2											
John Briggs, R (8, 1)										0	0	0	0	0	0	0											
Inning Stats	R: 0 E: 0 K: 0 S: 4	H: 1 LOB: 1 BB: 0 P: 4	R: 0 E: 0 K: 1 S: 5	H: 0 LOB: 2 BB: 2 P: 13	R: 0 E: 0 K: 1 S: 7	H: 2 LOB: 2 BB: 0 P: 7	R: 0 E: 0 K: 0 S: 3	H: 0 LOB: 0 BB: 0 P: 3	R: 0 E: 0 K: 1 S: 5	H: 1 LOB: 1 BB: 0 P: 5	R: 0 E: 0 K: 0 S: 3	H: 0 LOB: 1 BB: 1 P: 7	R: 0 E: 0 K: 1 S: 5	H: 0 LOB: 2 BB: 0 P: 6	R: 2 E: 1 K: 1 S: 7	H: 1 LOB: 1 BB: 1 P: 11	R: 0 E: 0 K: 1 S: 7	H: 0 LOB: 0 BB: 0 P: 11	1B: 3 2B: 1 3B: 0 HR: 1	SF: 0 SAC: 1 DP: 0 HBP: 1	WP: 0 PB: 0 SB: 0 CS: 0	PA: 34					
PITCHER	IP	WLS	BF	H	R	ER	SO	BB	IBB	HBP	BLK	WP	HR	S	P	ERA	WHIP										
Bud Daley, L ERA: 1.42 (1, 1)	8.0	L	34	5	2	2	5	4	0	1	0	0	1	39	56	2.25	1.125										



Batter	1	2	3	4	5	6	7	8	9	AB	R	H	RBI	BB	SO	LOB	TOP					
Bill Tuttle, R OBP: 0.304, SLG: 0.340 (1, 8)										4	0	1	1	0	1	1	Kansas City Athletics @ Cleveland Indians Cleveland Municipal Stadium, Cleveland, OH Sun May 01 1960, 3:33 AM EDT Unknown livebaseballscorecards.com					
Jerry Lumpe, L OBP: 0.450, SLG: 0.479 (1, 4)										3	0	1	0	1	2	1						
Whitey Herzog, L OBP: 0.600, SLG: 1.091 (1, 9)										4	1	1	1	0	0	2						
Norm Siebern, L OBP: 0.400, SLG: 0.595 (1, 3)										4	2	2	2	0	0	1						
Bob Cerv, R OBP: 0.318, SLG: 0.450 (1, 7)										4	0	1	0	0	0	0						
Dick Williams, R OBP: 0.303, SLG: 0.344 (1, 5)										4	0	1	0	0	0	0						
Harry Chiti, R OBP: 0.370, SLG: 0.452 (1, 2)										4	0	1	0	0	0	2						
Ken Hamlin, R OBP: 0.220, SLG: 0.216 (9, PH)										3	0	0	0	0	0	2						
Mary Throneberry, L OBP: 0.300, SLG: 0.125 (9, PH)									1	0	0	0	0	0	0	1						
Ned Garver, R Pete Daley, R John Taitouris, R Russ Snyder, L Marty Kutyna, R Hank Bauer, R (1, 1) (5, PH) (5, 1) (7, PH) (7, 1) (9, PH)										1	0	0	0	0	0	0						
Inning Stats	R: 0 E: 0 K: 1 S: 5	H: 0 LOB: 1 BB: 1 P: 9	R: 0 E: 0 K: 0 S: 4	H: 2 LOB: 1 BB: 0 P: 4	R: 0 E: 0 K: 0 S: 4	H: 1 LOB: 1 BB: 0 P: 4	R: 0 E: 0 K: 0 S: 3	H: 0 LOB: 0 BB: 0 P: 3	R: 1 E: 0 K: 1 S: 7	H: 2 LOB: 1 BB: 0 P: 7	R: 2 E: 0 K: 0 S: 5	H: 2 LOB: 0 BB: 0 P: 5	R: 0 E: 0 K: 0 S: 3	H: 1 LOB: 0 BB: 0 P: 3	R: 1 E: 0 K: 1 S: 6	H: 1 LOB: 0 BB: 0 P: 6	R: 0 E: 0 K: 0 S: 4	H: 1 LOB: 1 BB: 0 P: 4	1B: 5 2B: 2 3B: 0 HR: 3	SF: 0 SAC: 0 DP: 1 HBP: 0	WP: 0 PB: 0 SB: 0 CS: 0	PA: 36
PITCHER Wynn Hawkins, R ERA: 3.18 (1, 1)	IP: 9.0 WLS: W BF: 36 H: 10 R: 4 ER: 4 SO: 3	BB: 1 IBB: 0 HBP: 0 BLK: 0	WP: 0 HR: 3 S: 41 P: 45	ERA: 4.00 WHIP: 1.222	PITCHER	IP: 9.0 WLS: W BF: 36 H: 10 R: 4 ER: 4 SO: 3	BB: 1 IBB: 0 HBP: 0 BLK: 0	WP: 0 HR: 3 S: 41 P: 45	ERA: 4.00 WHIP: 1.222													

Batter	1	2	3	4	5	6	7	8	9	AB	R	H	RBI	BB	SO	LOB	BOTTOM			
Vic Power, R OBP: 0.319, SLG: 0.477 (1, 3)										4	1	1	0	0	0	0	Kansas City Athletics @ Cleveland Indians Cleveland Municipal Stadium, Cleveland, OH Sun May 01 1960, 3:33 AM EDT Unknown livebaseballscorecards.com			
Johnny Temple, R OBP: 0.244, SLG: 0.214 (1, 4)										4	0	1	1	0	0	0				
Harvey Kuenn, R OBP: 0.400, SLG: 0.300 (1, 9)										3	0	1	0	1	0	1				
Tito Francona, L OBP: 0.333, SLG: 0.250 (1, 7)										4	1	2	0	0	0	2				
Woodie Held, R OBP: 0.390, SLG: 0.784 (1, 6)										4	0	0	0	0	2	5				
Russ Nixon, L OBP: 0.306, SLG: 0.313 (1, 2)										4	0	1	0	0	0	1				
Walt Bond, L Carroll Hardy, R OBP: 0.303, SLG: 0.303 OBP: 0.333, SLG: 0.200 (1, 8) (9, 8)										3	2	1	0	1	0	1				
Bubba Phillips, R OBP: 0.353, SLG: 0.500 (1, 5)										4	2	2	5	0	1	1				
Wynn Hawkins, R OBP: 0.143, SLG: 0.143 (1, 1)										3	0	0	0	0	1	1				
Inning Stats	R: 0 E: 0 K: 0 S: 3	H: 0 LOB: 0 BB: 0 P: 3	R: 3 E: 0 K: 0 S: 5	H: 2 LOB: 0 BB: 1 P: 9	R: 0 E: 0 K: 1 S: 6	H: 1 LOB: 2 BB: 1 P: 10	R: 2 E: 0 K: 1 S: 7	H: 2 LOB: 0 BB: 0 P: 7	R: 0 E: 0 K: 1 S: 6	H: 1 LOB: 1 BB: 0 P: 6	R: 0 E: 0 K: 0 S: 4	H: 1 LOB: 1 BB: 0 P: 4	R: 1 E: 0 K: 0 S: 5	H: 2 LOB: 1 BB: 0 P: 5	R: 0 E: 0 K: 1 S: 5	H: 0 LOB: 0 BB: 0 P: 5		1B: 6 2B: 0 3B: 1 HR: 2	SF: 0 SAC: 0 DP: 0 HBP: 0	WP: 0 PB: 0 SB: 0 CS: 0
PITCHER Ned Garver, R ERA: 10.24 John Taitouris, R ERA: 4.5 Marty Kutyna, R ERA: 2.25 (1, 1) (5, 1) (7, 1)	IP: 4.0 WLS: L BF: 19 H: 5 R: 5 ER: 5 SO: 2	BB: 1 IBB: 0 HBP: 0 BLK: 0	WP: 0 HR: 2 S: 21 P: 29	ERA: 11.25 WHIP: 1.500	PITCHER	IP: 4.0 WLS: L BF: 19 H: 5 R: 5 ER: 5 SO: 2	BB: 1 IBB: 0 HBP: 0 BLK: 0	WP: 0 HR: 2 S: 21 P: 29	ERA: 11.25 WHIP: 1.500											

Batter	1	2	3	4	5	6	7	8	9	AB	R	H	RBI	BB	SO	LOB	TOP					
Bill Tuttle, R OBP: 0.283, SLG: 0.316 (1, 8)	0-0 6-3		0-0 4-3			0-0 L6		0-0 6-3		4	0	0	0	0	0	1	Kansas City Athletics @ Cleveland Indians Cleveland Municipal Stadium, Cleveland, OH Sun May 01 1960, 3:38 AM EDT Att: 13,042 - Unknown livebaseballscorecards.com					
Jerry Lumpe, L OBP: 0.509, SLG: 0.490 (1, 6) (4, 4)	4-0 FC6-4 BB		0-3 K		0-0 E 1B	0-0 E6		0-0 E6 1B		3	0	2	0	1	1	0						
Hank Bauer, R OBP: 0.227, SLG: 0.275 (1, 9)	0-0 F3		0-3 K		0-0 E6	1-2 E6		0-0 F9		4	0	0	0	0	1	3						
Bob Cerv, R OBP: 0.313, SLG: 0.419 (1, 7)	0-0 FC6-4 1-2		0-0 F3		0-0 F8			4-0 FC5-4 BB		3	0	0	0	1	0	3						
Norm Siebern, L OBP: 0.408, SLG: 0.585 (1, 3)		0-0 G3-6 1B			0-0 G5-4-3 BB 1B			0-3 K		4	0	2	0	0	1	1						
Dick Williams, R OBP: 0.297, SLG: 0.314 (1, 5)	0-0 G3-6 1-2		0-0 G5-4-3 BB		4-0 G5-4-3 BB		0-0 F7	0-0 FC5-4 BB 1B		3	0	0	0	1	0	2						
Harry Chiti, R OBP: 0.360, SLG: 0.435 (1, 2)	0-0 F9		0-0 G5-4-3 1-2 2-3		0-0 G5-4-3		0-0 6-3	0-0 BB 1B		4	0	1	0	0	0	2						
Wayne Terwilliger, R (1, 4) Ken Hamlin, R (4, 6) Hank Foiles, R (9, PH) Russ Snyder, L (9, PR) OBP: 0.167, SLG: 0.333			0-0 P4		0-3 K			0-0 6-3	4-0 BB	1	0	0	0	0	0	0						
George Brunet, R (1, 1) Pete Daley, R (8, PH) Ken Johnson, R (8, PH) Bob Johnson, R (9, PH) OBP: 0.421, SLG: 0.083			0-3 K		0-3 K			0-0 E 2B	0-0 F9	2	0	0	0	0	2	0						
Inning Stats	R: 0 E: 0 K: 0 S: 3	H: 0 LOB: 1 BB: 1 P: 7	R: 0 E: 0 K: 0 S: 3	H: 1 LOB: 0 BB: 0 P: 3	R: 0 E: 0 K: 1 S: 5	H: 0 LOB: 0 BB: 0 P: 5	R: 0 E: 0 K: 2 S: 7	H: 0 LOB: 0 BB: 0 P: 7	R: 0 E: 0 K: 1 S: 5	H: 1 LOB: 1 BB: 1 P: 9	R: 0 E: 0 K: 1 S: 7	H: 1 LOB: 2 BB: 0 P: 7	R: 0 E: 0 K: 0 S: 3	H: 0 LOB: 0 BB: 0 P: 3	R: 1 E: 1 K: 0 S: 5	H: 2 LOB: 1 BB: 0 P: 5		R: 0 E: 0 K: 1 S: 6	H: 1 LOB: 3 BB: 2 P: 14	1B: 5 2B: 1 3B: 0 HR: 0	SF: 0 SAC: 0 DP: 2 HBP: 0	WP: 0 PB: 0 CS: 0
PITCHER Dick Stigman, L ERA: 0.79 (1, 1)	IP: 9.0 WLS: W BF: 36 H: 6 R: 1 ER: 1 SO: 6 BB: 4 IBB: 0 HBP: 0 BLK: 0 WP: 0 HR: 0 S: 44 P: 60 ERA: 1.00 WHIP: 1.111															PITCHER						

Batter	1	2	3	4	5	6	7	8	9	AB	R	H	RBI	BB	SO	LOB	BOTTOM			
Vic Power, R OBP: 0.320, SLG: 0.468 (1, 3)	0-3 K		0-0 1-3		0-0 SH1-3	0-0 1-2 2H 3H 1B				3	0	1	2	0	1	0	Kansas City Athletics @ Cleveland Indians Cleveland Municipal Stadium, Cleveland, OH Sun May 01 1960, 3:38 AM EDT Att: 13,042 - Unknown livebaseballscorecards.com			
Johnny Temple, R OBP: 0.265, SLG: 0.222 (1, 4)	0-0 F8		4-0 FC3-6 BB		0-0 E2 5-3 1B	0-0 F9				3	0	1	0	1	0	2				
Harvey Kuenn, R OBP: 0.379, SLG: 0.292 (1, 9)	0-0 WP 1B		0-0 FC3-6 1-2		0-0 5-3 1-2		0-3 K			4	0	1	0	0	1	2				
Tito Francona, L OBP: 0.326, SLG: 0.231 (1, 7)	4-0 1-2 BB		0-3 K		0-0 5-3		0-0 G3			3	0	0	0	1	1	2				
Woodie Held, R OBP: 0.378, SLG: 0.732 (1, 6)	0-0 F9		0-0 FC1-6 1B		0-0 L4	0-3 K				4	0	1	0	0	1	2				
Jim Piersall, R OBP: 0.355, SLG: 0.345 (1, 8)		0-0 G6-4-3 1B		0-0 FC1-6 1-3 CS		4-0 BB WP 1B BB		0-0 P4		3	1	1	0	1	0	1				
John Romano, R OBP: 0.500, SLG: 0.333 (1, 2)		0-0 G6-4-3 1-2 1B		4-0 1-3 BB		0-0 L6		0-0 6-3		3	0	1	0	1	0	1				
Bubba Phillips, R OBP: 0.342, SLG: 0.455 (1, 5)		0-0 G6-4-3 1-2 2-3		0-0 1-3 1-2 2-3		4-0 BB 1B IBB		0-0 F8		3	1	0	0	1	0	4				
Dick Stigman, R OBP: 0.667, SLG: 0.500 (1, 1)		0-0 F8		0-0 CS 3H		4-0 SH1-3 E 1B		1-2 2-3 BB		2	1	1	0	1	0	1				
Inning Stats	R: 0 E: 0 K: 1 S: 6	H: 1 LOB: 2 BB: 1 P: 10	R: 0 E: 0 K: 0 S: 4	H: 2 LOB: 1 BB: 0 P: 4	R: 0 E: 0 K: 1 S: 5	H: 0 LOB: 1 BB: 1 P: 9	R: 0 E: 1 K: 0 S: 3	H: 1 LOB: 1 BB: 1 P: 7	R: 1 E: 1 K: 0 S: 5	H: 2 LOB: 1 BB: 0 P: 5	R: 2 E: 0 K: 0 S: 4	H: 1 LOB: 2 BB: 3 P: 16	R: 0 E: 0 K: 2 S: 7	H: 0 LOB: 0 BB: 0 P: 7	R: 0 E: 0 K: 0 S: 3	H: 0 LOB: 0 BB: 0 P: 3		1B: 7 2B: 0 3B: 0 HR: 0	SF: 0 SAC: 1 DP: 1 HBP: 0	WP: 2 PB: 0 CS: 1
PITCHER George Brunet, L ERA: 2.7 (1, 1) Ken Johnson, R ERA: 0.66 (8, 1)	IP: 7.0 WLS: L BF: 32 H: 7 R: 3 ER: 2 SO: 4 BB: 5 IBB: 0 HBP: 0 BLK: 0 WP: 2 HR: 0 S: 34 P: 58 ERA: 2.57 WHIP: 1.714															PITCHER				

Batter	1	2	3	4	5	6	7	8	9	10	AB	R	H	RBI	BB	SO	LOB								
Bill Tuttle, R OBP: 0.277, SLG: 0.323 (1.8)	K		6-3			2B	P6		K		5	1	1	0	0	2	1								
Jerry Lumpe, L OBP: 0.483, SLG: 0.455 (1.4)	F8			F5		P6		1B	G3		4	1	0	0	1	0	1								
Whitey Herzog, L OBP: 0.550, SLG: 0.867 (1.9)	F7			4-3		2B		SH	K		4	0	1	0	1	1	0								
Norm Siebern, L OBP: 0.434, SLG: 0.614 (1.3)	K			BB		G5-3		SH	1B		3	0	2	1	1	1	0								
Bob Cerv, R OBP: 0.358, SLG: 0.500 (1.7)	HR			BB		1-3 2-H		K	1B		3	1	2	1	2	1	2								
Dick Williams, R OBP: 0.286, SLG: 0.282 (1.5)	K			BB		IBB			1B		4	0	0	0	1	1	7								
Harry Chitt, R OBP: 0.352, SLG: 0.420 (1.2)	K			P4		G5-3		G6-4-3	F8		4	0	1	0	0	1	3								
Ken Hamlin, R OBP: 0.191, SLG: 0.186 (1.6)				F8		1-3		FC1-6	F8		4	0	0	0	0	0	1								
Ray Herbert, R OBP: 0.125, SLG: 0.125 (8.1)	K			K		FC1-6		FC1-6	4-3		3	0	0	0	0	2	1								
Inning Stats	R: 0 E: 0 K: 1 S: 5	H: 0 LOB: 0 BB: 0 P: 5	R: 1 E: 0 K: 3 S: 10	H: 1 LOB: 0 BB: 0 P: 10	R: 0 E: 0 K: 1 S: 5	H: 0 LOB: 0 BB: 0 P: 5	R: 0 E: 0 K: 0 S: 3	H: 0 LOB: 2 BB: 2 P: 11	R: 0 E: 0 K: 1 S: 5	H: 0 LOB: 0 BB: 0 P: 5	R: 1 E: 0 K: 0 S: 4	H: 2 LOB: 2 BB: 2 P: 12	R: 0 E: 0 K: 0 S: 4	H: 1 LOB: 1 BB: 0 P: 4	R: 1 E: 1 K: 1 S: 6	H: 1 LOB: 2 BB: 2 P: 14	R: 0 E: 0 K: 1 S: 5	H: 0 LOB: 0 BB: 0 P: 5	R: 0 E: 0 K: 1 S: 7	H: 2 LOB: 2 BB: 0 P: 7	1B: 4 2B: 2 3B: 0 HR: 1	SF: 0 SAC: 1 DP: 2 HBP: 0	WP: 0 PB: 0 SB: 0 CS: 0	PA: 42	
PITCHER	IP	WLS	BF	H	R	ER	SO	BB	IBB	HBP	BLK	WP	HR	S	P	ERA	WHIP								
Jerry Casale, R ERA: 3.43 (1.1)	7.0		30	5	3	6	4	1	0	0	0	0	1	37	57	3.86	1.286								
Ted Bowsfield, L ERA: 1.5 (8.1)	0.0		1	0	0	0	0	0	0	0	0	0	0	1	1	∞	∞								
Bill Monbouquette, R ERA: 5.74 (8.1)	3.0	W	11	2	0	0	3	0	1	0	0	0	0	16	20	0.00	0.667								

TOP

Kansas City Athletics @ Boston Red Sox
Fenway Park, Boston, MA
Tue May 03 1960, 3:33 AM EDT
Att: 3,914 - Unknown

AB	35
R	3
H	7
RBI	2
BB	6
SO	9
LOB	16

Batter	1	2	3	4	5	6	7	8	9	10	AB	R	H	RBI	BB	SO	LOB								
Don Buddin, R OBP: 0.429, SLG: 0.489 (1.6)	K		E	FC4-6		E6				SH	5	1	2	0	1	1	2								
Pete Runnels, L OBP: 0.422, SLG: 0.475 (9.3)	2B		F9		1B	BB		K		SH	4	1	2	0	1	1	1								
Frank Malzone, R OBP: 0.263, SLG: 0.348 (1.5)	F5		E9		F7	BB		L8			4	0	1	0	1	0	2								
Gene Stephens, L OBP: 0.300, SLG: 0.200 (1.8)	4-3		F2		2B	K					5	1	2	0	0	1	6								
Ron Jackson, R OBP: 0.269, SLG: 0.320 (1.3)			FC5-4		2B	P3		3-1			5	0	2	0	0	0	6								
Pumpsie Green, S OBP: 0.400, SLG: 0.571 (9.4)	2B		FC5-4		2B						0	0	0	0	0	0	0								
Bobby Thomson, R OBP: 0.333, SLG: 0.488 (1.7)	K			6-3		SF8		K		FC5-4	4	0	1	1	0	2	1								
Lou Clinton, R OBP: 0.310, SLG: 0.519 (1.9)	F9			6-3				1B		L7	4	1	1	1	0	0	2								
Haywood Sullivan, R OBP: 0.211, SLG: 0.222 (1.2)						5-3		1B		FC5-4	4	0	2	0	1	0	3								
Jerry Casale, R OBP: 0.455, SLG: 0.500 (1.1)						2B					3	0	1	1	1	1	2								
Ted Bowsfield, R (8.1)						BB					0	0	0	0	0	0	0								
Bill Monbouquette, R (8.1)	K					FC4-6		F8		4-3	1	0	0	0	0	0	1								
Inning Stats	R: 0 E: 0 K: 1 S: 6	H: 1 LOB: 1 BB: 0 P: 6	R: 0 E: 0 K: 2 S: 9	H: 2 LOB: 2 BB: 0 P: 9	R: 0 E: 1 K: 0 S: 4	H: 1 LOB: 2 BB: 1 P: 8	R: 0 E: 0 K: 0 S: 3	H: 0 LOB: 2 BB: 2 P: 11	R: 2 E: 0 K: 0 S: 6	H: 3 LOB: 3 BB: 1 P: 10	R: 0 E: 1 K: 1 S: 7	H: 1 LOB: 3 BB: 0 P: 7	R: 0 E: 0 K: 0 S: 6	H: 1 LOB: 1 BB: 0 P: 6	R: 0 E: 0 K: 0 S: 4	H: 1 LOB: 1 BB: 0 P: 4	R: 1 E: 1 K: 0 S: 2	H: 1 LOB: 1 BB: 0 P: 2	1B: 10 2B: 4 3B: 0 HR: 0	SF: 1 SAC: 1 DP: 0 HBP: 1	WP: 0 PB: 0 SB: 0 CS: 0	PA: 47			
PITCHER	IP	WLS	BF	H	R	ER	SO	BB	IBB	HBP	BLK	WP	HR	S	P	ERA	WHIP								
Ray Herbert, R ERA: 1.8 (1.1)	7.0		37	11	3	3	5	5	0	0	0	0	0	41	62	3.86	2.286								
Bud Daley, L ERA: 1.29 (8.1)	2.0	L	10	3	1	0	1	0	0	0	0	0	0	12	12	0.00	1.500								

BOTTOM

Kansas City Athletics @ Boston Red Sox
Fenway Park, Boston, MA
Tue May 03 1960, 3:33 AM EDT
Att: 3,914 - Unknown

AB	39
R	4
H	14
RBI	3
BB	5
SO	6
LOB	26

Batter	1	2	3	4	5	6	7	8	9	AB	R	H	RBI	BB	SO	LOB	TOP								
Bill Tuttle, R OBP: 0.314, SLG: 0.348 (1, 8)										4	1	3	1	1	1	1									
Jerry Lumpe, L OBP: 0.446, SLG: 0.417 (1, 4)										5	0	0	0	0	1	7									
Whitey Herzog, L OBP: 0.520, SLG: 0.750 (1, 9)										5	0	2	1	0	0	1									
Norm Sieben, L OBP: 0.448, SLG: 0.625 Mary Throneberry, L OBP: 0.300, SLG: 0.125 (1, 3) (9, 3)										4	0	2	1	1	0	1									
Bob Cerv, R OBP: 0.328, SLG: 0.451 Russ Snyder, L OBP: 0.167, SLG: 0.333 (1, 7) (9, 7)										5	0	0	0	0	2	4									
Dick Williams, R OBP: 0.304, SLG: 0.286 (1, 5)										3	0	1	0	1	0	1									
Harry Chiti, R OBP: 0.362, SLG: 0.415 (1, 2)										3	2	1	0	1	0	1									
Ken Hamlin, R OBP: 0.216, SLG: 0.196 (1, 6)										3	1	1	0	1	1	3									
Dick Hall, R OBP: 0.286, SLG: 0.167 Marty Kutyna, R (8, 1)										3	1	1	1	1	0	2									
Inning Stats	R: 0 E: 0 K: 0 S: 4	H: 1 LOB: 1 BB: 0 P: 4	R: 0 E: 0 K: 0 S: 3	H: 1 LOB: 1 BB: 1 P: 7	R: 0 E: 0 K: 0 S: 4	H: 2 LOB: 2 BB: 0 P: 4	R: 0 E: 0 K: 0 S: 3	H: 1 LOB: 0 BB: 0 P: 3	R: 3 E: 1 K: 0 S: 5	H: 2 LOB: 3 BB: 3 P: 17	R: 1 E: 0 K: 2 S: 8	H: 1 LOB: 1 BB: 1 P: 12	R: 0 E: 0 K: 1 S: 6	H: 1 LOB: 1 BB: 0 P: 6	R: 1 E: 0 K: 1 S: 7	H: 2 LOB: 2 BB: 1 P: 11	R: 0 E: 0 K: 1 S: 5	H: 0 LOB: 0 BB: 0 P: 5	1B: 10 2B: 1 3B: 0 HR: 0	SF: 0 SAC: 0 DP: 2 HBP: 0	WP: 3 PB: 3 SB: 0 CS: 0	PA: 41			
PITCHER	IP	WLS	BF	H	R	ER	SO	BB	IBB	HBP	BLK	WP	HR	S	P	ERA	WHIP								
Tom Brewer, R ERA: 4.91 (1, 1)	5.0	L	23	7	3	2	0	4	0	0	0	1	0	19	35	3.60	2.200								
Al Worthington, R ERA: 7.71 (6, 1)	2.0		9	2	1	1	3	1	0	0	0	1	0	14	18	4.50	1.500								
Nelson Chittum, R ERA: 4.32 (8, 1)	0.1		3	1	1	1	0	1	0	0	0	0	0	2	6	27.00	6.000								
Mike Fomiesles, R ERA: 1.23 (8, 1)	1.2		6	1	0	0	2	0	0	0	0	0	0	10	10	0.00	0.600								

Kansas City Athletics @ Boston Red Sox
Fenway Park, Boston, MA
Wed May 04 1960, 3:33 AM EDT
Att: 3,922 - Unknown

AB	35
R	5
H	11
RBI	4
BB	6
SO	5
LOB	21



Batter	1	2	3	4	5	6	7	8	9	AB	R	H	RBI	BB	SO	LOB	BOTTOM								
Don Buddin, R OBP: 0.393, SLG: 0.442 (1, 6)										5	0	0	0	0	2	2									
Pete Runnels, L OBP: 0.440, SLG: 0.511 (1, 4)										5	1	3	2	0	0	0									
Frank Malzone, R OBP: 0.316, SLG: 0.380 (1, 5)										4	0	3	1	0	0	0									
Gene Stephens, L OBP: 0.265, SLG: 0.172 (1, 8) (9, 9)										4	0	0	0	0	1	4									
Bobby Thomson, R OBP: 0.327, SLG: 0.455 (1, 7)										3	0	0	0	1	0	3									
Ron Jackson, R OBP: 0.241, SLG: 0.286 Vic Wertz, L OBP: 0.333, SLG: 0.591 (1, 3) (8, PH) (9, 3)										3	0	0	0	0	0	2									
Lou Clinton, R OBP: 0.400, SLG: 0.500 Ted Williams, L OBP: 0.417, SLG: 0.889 Bill Morbouquette, R (8, PH) Don Gile, R OBP: 0.200, SLG: 0.200 (9, 2)										3	1	1	0	0	1	2									
Haywood Sullivan, R OBP: 0.227, SLG: 0.238 Marty Kutyna, L OBP: 0.313, SLG: 0.286 (1, 2) (8, PH) (9, 8)										3	0	1	0	0	1	1									
Tom Brewer, R OBP: 0.400, SLG: 0.600 Gary Carter, L OBP: 0.296, SLG: 0.313 Al Worthington, R (8, PH) Pumpsie Green, S OBP: 0.266, SLG: 0.333 Nelson Chittum, R Mike Fomiesles, R Ray Webster, R (8, PH) (9, PH)										1	0	1	0	0	0	0									
Inning Stats	R: 0 E: 0 K: 0 S: 5	H: 2 LOB: 2 BB: 0 P: 5	R: 0 E: 0 K: 0 S: 4	H: 2 LOB: 2 BB: 0 P: 4	R: 0 E: 0 K: 1 S: 5	H: 0 LOB: 0 BB: 0 P: 5	R: 0 E: 0 K: 1 S: 5	H: 0 LOB: 0 BB: 0 P: 5	R: 2 E: 0 K: 2 S: 9	H: 3 LOB: 0 BB: 0 P: 9	R: 0 E: 1 K: 1 S: 7	H: 1 LOB: 2 BB: 0 P: 7	R: 0 E: 0 K: 0 S: 3	H: 0 LOB: 0 BB: 0 P: 3	R: 1 E: 0 K: 1 S: 7	H: 2 LOB: 3 BB: 2 P: 15	R: 0 E: 0 K: 0 S: 3	H: 0 LOB: 0 BB: 0 P: 3	1B: 9 2B: 1 3B: 0 HR: 0	SF: 0 SAC: 0 DP: 0 HBP: 0	WP: 0 PB: 1 SB: 0 CS: 1	PA: 39			
PITCHER	IP	WLS	BF	H	R	ER	SO	BB	IBB	HBP	BLK	WP	HR	S	P	ERA	WHIP								
Dick Hall, R ERA: 2.2 (1, 1)	7.1		32	10	3	2	5	1	0	0	0	0	0	41	45	2.46	1.500								
Marty Kutyna, R ERA: 1.59 (8, 1)	1.2	S	6	0	0	0	1	1	0	0	0	0	0	7	11	0.00	0.600								

Kansas City Athletics @ Boston Red Sox
Fenway Park, Boston, MA
Wed May 04 1960, 3:33 AM EDT
Att: 3,922 - Unknown

AB	36
R	3
H	10
RBI	3
BB	2
SO	6
LOB	19



Batter	1	2	3	4	5	6	7	8	9	AB	R	H	RBI	BB	SO	LOB	TOP			
Bill Tuttle, R OBP: 0.304, SLG: 0.315 (1, 8)										3	0	0	0	1	0	2	Kansas City Athletics @ New York Yankees Yankee Stadium, Bronx, NY Sat May 07 1960, 3:33 AM EDT Att: 15,399 - Unknown - 69 F livebaseballscorecards.com			
Jerry Lumpe, L OBP: 0.432, SLG: 0.397 (1, 4)										4	0	0	0	0	0	2				
Whitey Herzog, L OBP: 0.531, SLG: 0.680 (1, 9)										4	1	2	0	0	0	0				
Norm Siebern, L OBP: 0.448, SLG: 0.696 (1, 3)										4	0	1	1	0	1	1				
Bob Cerv, R OBP: 0.313, SLG: 0.431 (1, 7)										4	0	0	0	0	0	2				
Dick Williams, R OBP: 0.296, SLG: 0.300 (1, 5)										3	0	0	0	0	0	1				
Harry Chiti, R OBP: 0.364, SLG: 0.390 (1, 2)										3	0	0	0	0	1	1				
Ken Hamlin, R OBP: 0.228, SLG: 0.216 (8, PH)										2	0	1	0	0	0	0				
Russ Snyder, L OBP: 0.125, SLG: 0.250 (8, PH)										1	0	0	0	0	0	0				
Bob Johnson, R OBP: 0.421, SLG: 0.083 (8, 6)										0	0	0	0	0	0	0				
George Brunet, R (1, 1)										0	0	0	0	0	0	0				
Johnny Kucks, R (1, 1)										2	0	0	0	0	1	1				
Mary Throneberry, L OBP: 0.417, SLG: 0.222 (8, PH)										1	0	1	0	0	0	0				
Marty Kutyna, R (8, 1)										0	0	0	0	0	0	0				
Inning Stats	R: 0 E: 0 K: 0 S: 3	H: 0 LOB: 0 BB: 0 P: 3	R: 0 E: 0 K: 0 S: 3	H: 0 LOB: 0 BB: 0 P: 3	R: 0 E: 0 K: 0 S: 4	H: 1 LOB: 1 BB: 0 P: 4	R: 0 E: 0 K: 0 S: 4	H: 1 LOB: 1 BB: 0 P: 4	R: 0 E: 0 K: 1 S: 5	H: 0 LOB: 0 BB: 1 P: 5	R: 1 E: 0 K: 0 S: 5	H: 2 LOB: 1 BB: 0 P: 5	R: 0 E: 0 K: 0 S: 4	H: 1 LOB: 1 BB: 0 P: 4	R: 0 E: 0 K: 1 S: 5	H: 0 LOB: 0 BB: 0 P: 5	1B: 3 2B: 1 3B: 1 HR: 0	SF: 0 SAC: 0 DP: 1 HBP: 0	WP: 0 PB: 0 SB: 0 CS: 0	PA: 32
PITCHER Ralph Terry, R ERA: 1.76 (1, 1)	IP: 9.0 WLS: W BF: 32 H: 5 R: 1 ER: 1 SO: 3 BB: 1 IBB: 0 HBP: 0 BLK: 0 WP: 0 HR: 0 S: 37 P: 41 ERA: 1.00 WHIP: 0.667															PITCHER				

Batter	1	2	3	4	5	6	7	8	9	AB	R	H	RBI	BB	SO	LOB	BOTTOM	
Tony Kubek, L OBP: 0.313, SLG: 0.484 (1, 6)										4	1	1	0	0	0	1	Kansas City Athletics @ New York Yankees Yankee Stadium, Bronx, NY Sat May 07 1960, 3:33 AM EDT Att: 15,399 - Unknown - 69 F livebaseballscorecards.com	
Gil McDougald, R OBP: 0.345, SLG: 0.434 (1, 5)										4	1	1	0	0	0	1		
Mickey Mantle, S OBP: 0.455, SLG: 0.490 (1, 8)										3	2	1	0	1	1			
Roger Maris, L OBP: 0.519, SLG: 0.932 (1, 9)										2	0	1	1	0	0	1		
Bill Skowron, R OBP: 0.406, SLG: 0.721 (1, 3)										3	0	1	2	1	0	1		
Eliot Howard, R OBP: 0.246, SLG: 0.491 (1, 2)										2	0	0	1	0	0	1		
Ken Hunt, R OBP: 0.389, SLG: 0.286 (1, 7)										2	0	0	0	0	0	2		
Bobby Richardson, R OBP: 0.262, SLG: 0.298 (1, 4)										3	0	1	0	0	0	1		
Ralph Terry, R (1, 1)										2	0	0	0	0	0	1		
Inning Stats	R: 2 E: 0 K: 0 S: 5	H: 2 LOB: 2 BB: 1 P: 10	R: 0 E: 0 K: 0 S: 3	H: 0 LOB: 0 BB: 0 P: 3	R: 1 E: 2 K: 0 S: 4	H: 1 LOB: 1 BB: 1 P: 8	R: 0 E: 0 K: 0 S: 3	H: 1 LOB: 0 BB: 0 P: 3	R: 0 E: 0 K: 0 S: 3	H: 0 LOB: 0 BB: 0 P: 3	R: 0 E: 0 K: 0 S: 3	H: 0 LOB: 1 BB: 0 P: 4	R: 1 E: 1 K: 1 S: 6	H: 1 LOB: 0 BB: 0 P: 6	1B: 5 2B: 2 3B: 0 HR: 0	SF: 2 SAC: 1 DP: 2 HBP: 2		WP: 0 PB: 0 SB: 0 CS: 0
PITCHER George Brunet, L ERA: 4.35 (1, 1)	IP: 0.1 WLS: L BF: 5 H: 2 R: 2 ER: 2 SO: 0 BB: 1 IBB: 0 HBP: 0 BLK: 0 WP: 0 HR: 0 S: 21 P: 26 ERA: 54.00 WHIP: 9.000															PITCHER		
Johnny Kucks, R ERA: 3.95 (1, 1)	IP: 6.2 WLS: L BF: 23 H: 3 R: 1 ER: 0 SO: 0 BB: 1 IBB: 0 HBP: 1 BLK: 0 WP: 0 HR: 0 S: 21 P: 26 ERA: 0.00 WHIP: 0.600															PITCHER		
Marty Kutyna, R ERA: 1.35 (8, 1)	IP: 1.0 WLS: L BF: 4 H: 1 R: 1 ER: 0 SO: 1 BB: 0 IBB: 0 HBP: 0 BLK: 0 WP: 0 HR: 0 S: 6 P: 6 ERA: 0.00 WHIP: 1.000															PITCHER		

Batter	1	2	3	4	5	6	7	8	9	AB	R	H	RBI	BB	SO	LOB	TOP																		
Ken Hamlin, R OBP: 0.213, SLG: 0.200 (1, 6)	0-0 4-3		0-0 E6			0-0 F8		0-0 E6		4	0	0	0	0	0	0	Kansas City Athletics @ Washington Senators Griffith Stadium, Washington, DC Mon May 09 1960, 7:05 PM EDT Att: 2,536 - Unknown																		
Jerry Lumpe, L OBP: 0.423, SLG: 0.389 (1, 4)	0-0 6-3		0-3 K			0-3 K		0-0 G4-6-3 1B		4	0	1	0	0	2	1																			
Whitey Herzog, L OBP: 0.528, SLG: 0.630 (1, 9)	0-3 K			4-0 BB		4-0 BB		0-0 G4-6-3 1-2 2-3		2	0	0	0	2	1	2																			
Norm Siebern, L OBP: 0.423, SLG: 0.650 (1, 7)		0-3 K		0-0 F7		0-0 1-3		0-0 5-3		4	0	0	0	0	1	3																			
Mary Throneberry, L OBP: 0.313, SLG: 0.154 (1, 3)		0-3 K		0-3 K			0-3 K		0-3 K	4	0	0	0	0	4	1																			
Bill Tuttle, R OBP: 0.289, SLG: 0.299 (1, 8)		0-0 1-3		0-0 5-3			0-0 1-3		0-0 L4	4	0	0	0	0	0	1																			
Dick Williams, R OBP: 0.310, SLG: 0.315 (1, 5)			0-0 1-3 PB E 1B		0-0 6-3		0-0 BB 1B		0-0 5-3	4	1	2	0	0	0	0																			
Harry Chiti, R OBP: 0.362, SLG: 0.377 (1, 2)			0-3 K		0-3 K		4-0 BB			2	0	0	0	1	2	1																			
Ray Herbert, R Ken Johnson, R Russ Snyder, L Leo Kiely, L Hank Bauer, R Don Larsen, R (1, 1) (1, 1) (5, PH) (5, 1) (7, PH) (7, 1)			0-0 1-3		0-0 F7		0-3 K			0	0	0	0	0	0	0																			
Inning Stats	R: 0 E: 0 K: 1 S: 5	H: 0 LOB: 0 BB: 0 P: 5	R: 0 E: 0 K: 2 S: 7	H: 0 LOB: 0 BB: 0 P: 7	R: 1 E: 1 K: 2 S: 9	H: 1 LOB: 1 BB: 0 P: 9	R: 0 E: 0 K: 1 S: 5	H: 0 LOB: 0 BB: 1 P: 9	R: 0 E: 0 K: 1 S: 5	H: 1 LOB: 2 BB: 1 P: 12	R: 0 E: 1 K: 0 S: 4	H: 1 LOB: 1 BB: 0 P: 4	R: 0 E: 0 K: 1 S: 5	H: 0 LOB: 0 BB: 0 P: 5	1B: 3 2B: 0 3B: 0 HR: 0	SF: 0 SAC: 0 DP: 1 HBP: 0		WP: 0 PB: 1 SB: 0 CS: 0	PA: 34																
PITCHER Camilo Pascual, R ERA: 3.0 (1, 1)	IP 9.0	WLS W	BF 34	H 3	R 1	ER 0	SO 11	BB 3	IBB 0	HBP 0	BLK 0	WP 0	HR 0	S 53	P 65	ERA 0.00	WHIP 0.667	PITCHER	IP 9.0	WLS W	BF 34	H 3	R 1	ER 0	SO 11	BB 3	IBB 0	HBP 0	BLK 0	WP 0	HR 0	S 53	P 65	ERA 0.00	WHIP 0.667

AB	31
R	1
H	3
RBI	0
BB	3
SO	11
LOB	12



Batter	1	2	3	4	5	6	7	8	9	AB	R	H	RBI	BB	SO	LOB	BOTTOM																		
Billy Gardner, R OBP: 0.349, SLG: 0.380 (1, 4)	0-0 1-3			1-0 2B HBP		0-0 6-3				4	1	1	1	0	1	0	Kansas City Athletics @ Washington Senators Griffith Stadium, Washington, DC Mon May 09 1960, 7:05 PM EDT Att: 2,536 - Unknown																		
Dan Dobbek, L OBP: 0.404, SLG: 0.457 (1, 8)	0-0 BB 1B	4-0 BB 2B		0-0 1-H 2B		0-0 F6	0-0 4-3			4	2	2	1	1	0	2																			
Bob Allison, R OBP: 0.476, SLG: 0.614 (1, 9)	4-0 1-2 BB	0-0 1-H 2B		0-3 K		0-0 1B		0-0 HR		4	2	3	2	1	1	1																			
Jim Lemon, R OBP: 0.348, SLG: 0.583 (1, 7)	4-0 1-2 BB	0-0 HR		0-3 K		0-0 1B		0-0 F5		4	2	2	1	1	1	1																			
Don Mincher, L OBP: 0.364, SLG: 0.446 (1, 3)	0-3 K	0-0 1-3		4-0 BB		0-0 F7		0-0 CS 1B		4	0	1	0	1	1	5																			
Earl Battey, R OBP: 0.406, SLG: 0.537 (1, 2)	0-0 1B		4-0 CS BB	0-0 F6		0-0 F9 G3 1B	0-3 K			4	1	2	2	1	1	3																			
Reno Bertoia, R OBP: 0.306, SLG: 0.265 (1, 5)	0-0 1-3 BB		0-3 K		0-0 G6-4-3 1B		0-0 G3			4	0	2	1	0	1	2																			
Billy Consolo, R OBP: 0.414, SLG: 0.429 (1, 6)	0-0 1-2 BB		4-0 BB		0-0 G6-4-3 1-2		4-0 1B BB			1	0	0	0	3	0	1																			
Camilo Pascual, R OBP: 0.091, SLG: 0.182 (1, 1)	0-0 F9		0-3 K		0-0 4-3		0-0 F9			4	0	0	0	0	1	6																			
Inning Stats	R: 3 E: 0 K: 1 S: 8	H: 3 LOB: 3 BB: 3 P: 20	R: 2 E: 0 K: 1 S: 6	H: 2 LOB: 1 BB: 1 P: 10	R: 0 E: 0 K: 2 S: 6	H: 0 LOB: 1 BB: 2 P: 14	R: 1 E: 0 K: 2 S: 8	H: 1 LOB: 2 BB: 1 P: 13	R: 0 E: 0 K: 0 S: 5	H: 2 LOB: 2 BB: 1 P: 9	R: 1 E: 0 K: 1 S: 6	H: 2 LOB: 1 BB: 0 P: 6	R: 1 E: 0 K: 1 S: 6	H: 2 LOB: 1 BB: 0 P: 6	1B: 9 2B: 3 3B: 0 HR: 2	SF: 0 SAC: 0 DP: 2 HBP: 1		WP: 0 PB: 0 SB: 0 CS: 2	PA: 42																
PITCHER Ray Herbert, R Ken Johnson, R Leo Kiely, L Don Larsen, R ERA: 2.81 ERA: 2.0 ERA: 5.54 (1, 1) (1, 1) (5, 1) (7, 1)	IP 0.2	WLS L	BF 7	H 3	R 3	ER 3	SO 3	BB 3	IBB 0	HBP 0	BLK 0	WP 0	HR 0	S 7	P 15	ERA 40.50	WHIP 7.500	PITCHER	IP 9.0	WLS W	BF 34	H 3	R 1	ER 0	SO 11	BB 3	IBB 0	HBP 0	BLK 0	WP 0	HR 0	S 53	P 65	ERA 0.00	WHIP 0.667

AB	33
R	8
H	13
RBI	8
BB	8
SO	7
LOB	21



Batter	1	2	3	4	5	6	7	8	9	AB	R	H	RBI	BB	SO	LOB	TOP					
Ken Hamlin, R OBP: 0.212, SLG: 0.200 (1, 6)	5-3		F3		E	F9		G4-6-3		5	1	1	1	0	0	1						
Russ Snyder, L OBP: 0.214, SLG: 0.286 (1, 7)	G4-6-3		4-3		E8	F6			6-3	5	1	2	1	0	0	0						
Jerry Lumpe, L OBP: 0.422, SLG: 0.390 (1, 4)	G4-6-3			4-3	BB			G3	FC4-6	5	1	2	2	0	0	1						
Norm Siebern, L OBP: 0.421, SLG: 0.631 (1, 3)		K		F9	HR				FC4-6	5	2	2	0	0	1	1						
Hank Bauer, R OBP: 0.250, SLG: 0.277 (1, 9)		PB		K	HR				F6	4	1	1	0	1	1	2						
Dick Williams, R OBP: 0.339, SLG: 0.404 (1, 5)		FC5-2			HR					3	2	2	4	1	0	2						
Bill Tuttle, R OBP: 0.287, SLG: 0.296 (1, 8)									1-3	4	1	1	1	0	0	3						
Pete Daley, R OBP: 0.300, SLG: 0.500 (1, 2)		F6								4	0	1	0	0	1	2						
Dick Hall, R OBP: 0.182, SLG: 0.100 (1, 1)			F3		E6				K	4	1	0	0	0	1	2						
Inning Stats	R: 0 E: 0 K: 0 S: 3	H: 1 LOB: 0 BB: 0 P: 3	R: 1 E: 0 K: 1 S: 7	H: 1 LOB: 1 BB: 0 P: 7	R: 0 E: 0 K: 0 S: 3	H: 0 LOB: 0 BB: 0 P: 3	R: 0 E: 0 K: 1 S: 5	H: 0 LOB: 0 BB: 0 P: 5	R: 9 E: 2 K: 1 S: 13	H: 7 LOB: 0 BB: 1 P: 17	R: 0 E: 0 K: 0 S: 3	H: 0 LOB: 0 BB: 0 P: 3	R: 0 E: 0 K: 0 S: 4	H: 1 LOB: 2 BB: 1 P: 8	R: 0 E: 0 K: 1 S: 5	H: 1 LOB: 0 BB: 0 P: 5	R: 0 E: 0 K: 0 S: 4	H: 1 LOB: 1 BB: 0 P: 4	1B: 10 2B: 1 3B: 0 HR: 1	SF: 0 SAC: 0 DP: 2 HBP: 0	WP: 0 PB: 4 SB: 0 CS: 0	PA: 41
PITCHER	IP	WLS	BF	H	R	ER	SO	BB	IBB	HBP	BLK	WP	HR	S	P	ERA	WHIP					
Hoyt Wilhelm, R ERA: 7.29 (1, 1)	4.1	L	22	8	8	6	3	0	0	0	0	0	0	28	28	12.46	1.846					
Jack Fisher, R ERA: 7.53 (5, 1)	4.2		19	4	2	2	1	2	0	0	0	0	1	19	27	3.86	1.286					

Kansas City Athletics @ Baltimore Orioles
 Memorial Stadium, Baltimore, MD
 Tue May 10 1960, 7:05 PM EDT
 Att: 5,788 - Unknown

AB	39
R	10
H	12
RBI	9
BB	2
SO	4
LOB	14



Batter	1	2	3	4	5	6	7	8	9	AB	R	H	RBI	BB	SO	LOB	BOTTOM				
Mary Breeding, R OBP: 0.311, SLG: 0.333 (1, 4)	1-3		K			F7			1B	4	0	1	0	0	1	0					
Albie Pearson, L OBP: 0.376, SLG: 0.400 (1, 9)				L3					L8	4	0	1	0	0	0	1					
Gene Woodling, L OBP: 0.524, SLG: 0.508 (1, 7)										2	0	1	0	0	0	1					
Willie Tasby, R OBP: 0.333, SLG: 0.333 (7, 7)				G4-6-3		F9			K	2	0	0	0	0	1	1					
Jim Gentile, L OBP: 0.407, SLG: 0.592 (1, 3)										3	0	1	0	0	1	2					
Bob Boyd, L OBP: 0.287, SLG: 0.333 (8, 3)				G4-6-3					F5	1	0	0	0	0	0	1					
Brooks Robinson, R OBP: 0.329, SLG: 0.395 (1, 5)		5-3				F7				3	0	1	0	0	0	0					
Jackie Brandt, R OBP: 0.409, SLG: 0.280 (1, 8)			K			F8			K	3	0	0	0	0	2	2					
Joe Ginsberg, L OBP: 0.333, SLG: 0.269 (1, 2)										3	0	0	0	0	0	0					
Clint Courtney, L OBP: 0.364, SLG: 0.250 (9, 2)						F7			F6	0	0	0	0	0	0	0					
Ron Hansen, R OBP: 0.419, SLG: 0.515 (1, 6)					F3					3	0	1	0	0	0	0					
Hoyt Wilhelm, R (1, 1)										1	0	0	0	0	1	0					
Jack Fisher, R (5, 1)									G6-4-3	2	0	0	0	0	0	1					
Inning Stats	R: 0 E: 0 K: 1 S: 6	H: 1 LOB: 1 BB: 0 P: 6	R: 0 E: 0 K: 1 S: 5	H: 0 LOB: 0 BB: 0 P: 5	R: 0 E: 0 K: 2 S: 7	H: 0 LOB: 0 BB: 0 P: 7	R: 0 E: 0 K: 0 S: 3	H: 1 LOB: 0 BB: 0 P: 3	R: 0 E: 0 K: 0 S: 3	H: 0 LOB: 0 BB: 0 P: 3	R: 0 E: 0 K: 1 S: 7	H: 2 LOB: 2 BB: 0 P: 7	R: 0 E: 0 K: 0 S: 3	H: 1 LOB: 0 BB: 0 P: 3	R: 0 E: 0 K: 1 S: 6	H: 1 LOB: 1 BB: 0 P: 6	1B: 6 2B: 0 3B: 0 HR: 0	SF: 0 SAC: 0 DP: 2 HBP: 0	WP: 0 PB: 0 SB: 0 CS: 0	PA: 31	
PITCHER	IP	WLS	BF	H	R	ER	SO	BB	IBB	HBP	BLK	WP	HR	S	P	ERA	WHIP				
Dick Hall, R ERA: 1.42 (1, 1)	9.0	W	31	6	0	0	6	0	0	0	0	0	0	43	43	0.00	0.667				

Kansas City Athletics @ Baltimore Orioles
 Memorial Stadium, Baltimore, MD
 Tue May 10 1960, 7:05 PM EDT
 Att: 5,788 - Unknown

AB	31
R	0
H	6
RBI	0
BB	0
SO	6
LOB	9




Batter	1	2	3	4	5	6	7	8	9	10	11	12	13	14	AB	R	H	RBI	BB	SO	LOB	TOP								
Ken Hamlin, R OBP: 0.218, SLG: 0.208 (1, 6)	F6		K		F7			6-3	P2			P6		P6	7	0	0	0	0	1	3									
Russ Snyder, L OBP: 0.280, SLG: 0.364 (1, 7)	F2		HR			P6		BB SF7 BB	BB 1-2 2-3 BB			K			4	2	1	1	2	1	0									
Jerry Lumpe, L OBP: 0.404, SLG: 0.375 (1, 4)	K		F7			1B		BB 1-2 BB	K			P5			6	0	2	0	0	2	3									
Norm Siebern, L OBP: 0.424, SLG: 0.625 (9, 3)																														
Mary Thoresberry, L OBP: 0.294, SLG: 0.143 (13, PH)		SH4-3 E			G3			L8																						
Bob Curry, R OBP: 0.324, SLG: 0.431 (13, PH)																														
Bob Johnson, R OBP: 0.421, SLG: 0.083 (13, PH)																														
Whitey Herzog, L OBP: 0.208, SLG: 0.630 (13, 3)																														
Hank Bauer, R OBP: 0.290, SLG: 0.309 (1, 9)		SH4-3 2B																												
Dick Williams, R OBP: 0.306, SLG: 0.358 (1, 5)		2-3 K																												
Bill Tuttle, R OBP: 0.278, SLG: 0.286 (1, 8)																														
Harry Chitt, R OBP: 0.351, SLG: 0.354 (1, 2)		3-H F3																												
Ray Herbert, R OBP: 0.290, SLG: 0.091 (9, 1)																														
Don Larsen, R (9, 1)			4-3																											
Inning Stats	R: 0 E: 0 K: 1 S: 5	H: 0 LOB: 0 BB: 0 P: 5	R: 1 E: 1 K: 1 S: 7	H: 2 LOB: 1 BB: 0 P: 7	R: 1 E: 0 K: 1 S: 6	H: 1 LOB: 0 BB: 0 P: 6	R: 0 E: 0 K: 1 S: 5	H: 0 LOB: 0 BB: 0 P: 5	R: 0 E: 0 K: 0 S: 3	H: 0 LOB: 0 BB: 0 P: 3	R: 1 E: 0 K: 0 S: 4	H: 1 LOB: 2 BB: 2 P: 12	R: 0 E: 0 K: 2 S: 6	H: 1 LOB: 3 BB: 0 P: 14	R: 0 E: 0 K: 0 S: 2	H: 0 LOB: 0 BB: 1 P: 6	R: 0 E: 0 K: 0 S: 3	H: 0 LOB: 1 BB: 1 P: 7	R: 0 E: 0 K: 2 S: 7	H: 0 LOB: 0 BB: 0 P: 7	R: 0 E: 0 K: 2 S: 7	H: 0 LOB: 0 BB: 0 P: 7	R: 0 E: 0 K: 2 S: 7	H: 0 LOB: 0 BB: 0 P: 7	R: 0 E: 0 K: 2 S: 7	H: 0 LOB: 0 BB: 0 P: 7	1B: 6 2B: 1 3B: 0 HR: 1	SF: 1 SAC: 2 DP: 1 HBP: 0	WP: 0 PB: 0 CS: 0	PA: 55
PITCHER	IP WLS BF H R ER SO BB IBB HBP BLK WP HR S P ERA WHIP	7.0 1.1 9 2 1 0 3 0 0 0 0 0 6 39 39 6.75 3.750	1.1 1.1 9 2 1 0 3 0 0 0 0 0 6 28 40 0.00 0.529	PITCHER																										

Kansas City Athletics @ Detroit Tigers
Briggs Stadium, Detroit, MI
Fri May 13 1960, 7:05 PM EDT
Att. 19,870 - Unknown

livebaseballscorecards.com

AB 46
R 3
H 8
RBI 3
BB 6
SO 12
LOB 17




Batter	1	2	3	4	5	6	7	8	9	10	11	12	13	14	AB	R	H	RBI	BB	SO	LOB	BOTTOM										
Eddie Yost, R OBP: 0.395, SLG: 0.328 (1, 5)	S 4-3 1B		G1-4-3 1-2			1-3		SH1-4 1B				4-3		K	7	0	2	0	0	1	5											
Casey Wise, S OBP: 0.178, SLG: 0.341 (1, 4)	4-3														2	0	0	0	0	0	1											
Neil Chrisley, L OBP: 0.290, SLG: 0.313 (6, PH)	4-3														1	0	0	0	0	1												
Frank Bolling, R OBP: 0.257, SLG: 0.273 (7, 4)	1-2														2	0	1	0	0	0	1											
Al Kaline, R OBP: 0.356, SLG: 0.400 (1, 9)															2	0	0	0	0	0	1											
Johnny Groth, R OBP: 0.250, SLG: 0.143 (7, PH)	L6-3														3	1	1	0	0	0	2											
Rocky Colavito, R OBP: 0.275, SLG: 0.366 (1, 9)	4-3														6	1	1	0	0	1	3											
Charlie Maxwell, L OBP: 0.275, SLG: 0.182 (1, 7)															5	1	2	0	0	1	0											
Norm Cash, L OBP: 0.323, SLG: 0.414 (1, 3)															5	1	2	2	0	0	1											
Lou Berberet, L OBP: 0.315, SLG: 0.318 (1, 2)															4	0	0	1	1	1	2											
Chico Fernandez, R OBP: 0.352, SLG: 0.267 (1, 6)															3	0	1	0	2	0	1											
Jim Bunning, R OBP: 0.300, SLG: 0.400 (1, 1)															1	0	1	0	0	0	0											
Sandy Amoros, L OBP: 0.263, SLG: 0.125 (7, PH)															1	0	0	0	0	0	2											
Tom Morgan, R (8, 1)															1	0	0	0	0	0	1											
Hank Aguirre, R (9, 1)															0	0	0	0	0	1	0											
Steve Bilko, R OBP: 0.200, SLG: 0.319 (14, PH)															0	0	0	0	1	0	0											
Inning Stats	R: 0 E: 0 K: 0 S: 4	H: 1 LOB: 1 BB: 0 P: 4	R: 0 E: 0 K: 0 S: 3	H: 0 LOB: 0 BB: 0 P: 3	R: 0 E: 0 K: 0 S: 3	H: 1 LOB: 0 BB: 0 P: 3	R: 0 E: 0 K: 0 S: 3	H: 0 LOB: 0 BB: 0 P: 3	R: 0 E: 0 K: 0 S: 3	H: 0 LOB: 0 BB: 0 P: 3	R: 0 E: 0 K: 0 S: 3	H: 1 LOB: 1 BB: 0 P: 6	R: 2 E: 0 K: 0 S: 5	H: 1 LOB: 2 BB: 1 P: 10	R: 0 E: 0 K: 0 S: 4	H: 1 LOB: 1 BB: 0 P: 4	R: 1 E: 0 K: 1 S: 4	H: 2 LOB: 0 BB: 0 P: 4	R: 0 E: 0 K: 1 S: 6	H: 1 LOB: 1 BB: 0 P: 6	R: 0 E: 0 K: 1 S: 6	H: 1 LOB: 1 BB: 0 P: 6	R: 0 E: 0 K: 0 S: 3	H: 1 LOB: 3 BB: 2 P: 9	R: 0 E: 0 K: 0 S: 3	H: 1 LOB: 0 BB: 1 P: 3	R: 1 E: 1 K: 0 S: 3	H: 1 LOB: 3 BB: 2 P: 11	1B: 10 2B: 4 3B: 0 HR: 0	SF: 2 SAC: 5 DP: 2 HBP: 1	WP: 1 PB: 0 SB: 1 CS: 1	PA: 55
PITCHER	IP WLS BF H R ER SO BB IBB HBP BLK WP HR S P ERA WHIP	8.0 1.1 22 4 1 0 3 3 0 0 0 0 0 25 37 0.00 1.312	PITCHER																													

Kansas City Athletics @ Detroit Tigers
Briggs Stadium, Detroit, MI
Fri May 13 1960, 7:05 PM EDT
Att. 19,870 - Unknown

livebaseballscorecards.com

AB 43
R 4
H 11
RBI 3
BB 4
SO 6
LOB 20



Batter	1	2	3	4	5	6	7	8	9	AB	R	H	RBI	BB	SO	LOB	TOP											
Ken Hamlin, R OBP: 0.227, SLG: 0.222	F6		G4-6-3 1B			L8	P5		1-3	5	0	1	0	0	0	2												
Jerry Lumpe, L OBP: 0.398, SLG: 0.365	1-3		G4-6-3 1-2			1B			L3	4	0	1	0	0	0	1												
Hank Bauer, R OBP: 0.284, SLG: 0.300	F7			6-3		1-2 1B			6-3	4	0	1	0	0	0	0												
Norm Sieben, L OBP: 0.415, SLG: 0.582		L8			K					4	0	0	0	0	2	2												
Mary Throneberry, L OBP: 0.294, SLG: 0.143						F2			K	0	0	0	0	0	0	0												
Bob Cerv, R OBP: 0.342, SLG: 0.540					L3					4	3	3	2	0	0	0												
Russ Snyder, L OBP: 0.310, SLG: 0.400										0	0	0	0	0	0	0												
Dick Williams, R OBP: 0.338, SLG: 0.389										2	2	1	1	2	0	0												
Bill Tuttle, R OBP: 0.295, SLG: 0.260										4	0	0	0	0	0	3												
Harry Chiti, R OBP: 0.346, SLG: 0.348										4	0	1	1	0	1	2												
Bud Daley, L OBP: 0.118, SLG: 0.118										4	0	1	1	0	1	1												
Inning Stats	R: 0 E: 0 K: 0 S: 3	H: 0 LOB: 0 BB: 0 P: 3	R: 1 E: 0 K: 1 S: 6	H: 1 LOB: 1 BB: 1 P: 10	R: 0 E: 0 K: 1 S: 5	H: 1 LOB: 0 BB: 0 P: 5	R: 0 E: 0 K: 0 S: 5	H: 0 LOB: 0 BB: 0 P: 5	R: 0 E: 0 K: 0 S: 3	H: 0 LOB: 0 BB: 0 P: 3	R: 0 E: 0 K: 0 S: 5	H: 2 LOB: 2 BB: 0 P: 5	R: 2 E: 0 K: 0 S: 6	H: 3 LOB: 1 BB: 0 P: 6	R: 0 E: 0 K: 0 S: 5	H: 0 LOB: 0 BB: 0 P: 5	R: 2 E: 0 K: 0 S: 5	H: 2 LOB: 1 BB: 1 P: 9	1B: 6 2B: 1 3B: 0 HR: 2	SF: 0 SAC: 0 DP: 1 HBP: 0	WP: 0 PB: 0 SB: 0 CS: 0	PA: 37						
PITCHER	IP	WLS	BF	H	R	ER	SO	BB	IBB	HBP	BLK	WP	HR	S	P	ERA	WHIP											
Don Mossi, L ERA: 3.75	(1, 1)	8.1	L	35	9	5	5	4	2	0	0	0	0	2	41	49	5.40	1.320										
Ray Semproch, R ERA:	(9, 1)	0.2		2	0	0	0	0	0	0	0	0	0	2	2	0.00	0.000											

Kansas City Athletics @ Detroit Tigers
Briggs Stadium, Detroit, MI
Sun May 15 1960, 4:33 AM EDT
Unknown

AB 35
R 5
H 9
RBI 5
BB 2
SO 4
LOB 11



Batter	1	2	3	4	5	6	7	8	9	AB	R	H	RBI	BB	SO	LOB	BOTTOM										
Eddie Yost, R OBP: 0.378, SLG: 0.306			6-3						G5-4-3 1-2	3	0	1	0	1	0	1											
Neil Christley, L OBP: 0.273, SLG: 0.462										3	0	0	0	1	0	2											
Al Kaline, R OBP: 0.358, SLG: 0.433										4	0	1	0	0	0	1											
Rocky Colavito, R OBP: 0.284, SLG: 0.351										3	0	0	0	1	0	3											
Steve Bilko, R OBP: 0.185, SLG: 0.294										3	0	0	0	0	0	1											
Frank Bolling, R OBP: 0.286, SLG: 0.342										1	0	0	0	2	0	0											
Red Wilson, R OBP: 0.333, SLG: 0.250										3	0	0	0	0	1	2											
Chico Fernandez, R OBP: 0.321, SLG: 0.239										3	0	0	0	0	1	1											
Don Mossi, L	(1, 1)									2	0	0	0	0	0	0											
Ray Semproch, R	(9, 1)									0	0	0	0	0	0	0											
Johnny Groth, R OBP: 0.333, SLG: 0.250	(9, PH)									1	0	1	0	0	0	0											
Inning Stats	R: 0 E: 0 K: 0 S: 4	H: 1 LOB: 1 BB: 0 P: 4	R: 0 E: 0 K: 0 S: 2	H: 0 LOB: 0 BB: 1 P: 6	R: 0 E: 0 K: 1 S: 5	H: 0 LOB: 0 BB: 0 P: 5	R: 0 E: 0 K: 0 S: 3	H: 0 LOB: 0 BB: 0 P: 3	R: 0 E: 0 K: 1 S: 5	H: 0 LOB: 1 BB: 1 P: 9	R: 0 E: 0 K: 0 S: 2	H: 0 LOB: 0 BB: 1 P: 6	R: 0 E: 0 K: 0 S: 2	H: 0 LOB: 0 BB: 1 P: 6	R: 0 E: 0 K: 0 S: 3	H: 0 LOB: 2 BB: 1 P: 8	1B: 3 2B: 0 3B: 0 HR: 0	SF: 0 SAC: 0 DP: 4 HBP: 0	WP: 0 PB: 0 SB: 1 CS: 0	PA: 31							
PITCHER	IP	WLS	BF	H	R	ER	SO	BB	IBB	HBP	BLK	WP	HR	S	P	ERA	WHIP										
Bud Daley, L ERA: 2.23	(1, 1)	9.0	W	31	3	0	0	2	5	0	0	0	0	30	50	0.00	0.889										


Kansas City Athletics @ Detroit Tigers
Briggs Stadium, Detroit, MI
Sun May 15 1960, 4:33 AM EDT
Unknown

AB 26
R 0
H 3
RBI 0
BB 5
SO 2
LOB 11



Batter	1	2	3	4	5	6	7	8	9	10	AB	R	H	RBI	BB	SO	LOB	TOP							
Ken Hamlin, R OBP: 0.247, SLG: 0.235 (1.6)											4	0	2	0	1	1	0	Kansas City Athletics @ Detroit Tigers Briggs Stadium, Detroit, MI Sun May 15 1960, 4:38 AM EDT Att: 35,206 - Unknown							
Jerry Lumpe, L OBP: 0.380, SLG: 0.347 (1.4)											5	0	0	0	0	1	3								
Hank Bauer, R OBP: 0.282, SLG: 0.286 (9, PH)											3	0	0	0	1	1	2								
Whitney Herzog, L OBP: 0.500, SLG: 0.656 (9, 9)											4	0	1	0	0	0	2								
Norm Siebern, L OBP: 0.566 (1.3)											4	2	1	1	0	0	1								
Mary Throneberry, L OBP: 0.278, SLG: 0.133 (9, 3)											1	0	0	0	0	0	0								
Bob Cerv, R OBP: 0.338, SLG: 0.567 (1, 7)												4	2	1	1	0	0		1						
Russ Snyder, L OBP: 0.300, SLG: 0.385 (9, 7)												1	0	0	0	0	0								
Dick Williams, R OBP: 0.353, SLG: 0.400 (1, 5)											3	1	1	0	2	0	2								
Bill Tuttle, R OBP: 0.270, SLG: 0.286 (1, 8)											5	1	3	0	0	0	3								
Harry Chitt, R OBP: 0.361, SLG: 0.419 (1, 2)											5	1	3	4	0	1	3								
Dick Hall, R OBP: 0.154, SLG: 0.083 (1, 1)											2	0	0	0	0	0	1								
Don Larsen, R OBP: 0.296, SLG: 0.091 (7, PH)											1	0	0	0	0	1	0								
Marty Kutyna, R OBP: 0.091 (7, 1)											1	0	0	0	0	2	0								
Ray Herbert, R OBP: 0.091 (8, 1)											0	0	0	0	0	0	0								
Bob Trowbridge, R OBP: 0.091 (9, 1)											1	0	0	0	0	1	2								
Inning Stats	R: 0 E: 0 K: 0 S: 4	H: 1 LOB: 1 BB: 0 P: 4	R: 2 E: 1 K: 0 S: 5	H: 2 LOB: 0 BB: 0 P: 5	R: 0 E: 0 K: 1 S: 5	H: 0 LOB: 1 BB: 1 P: 9	R: 1 E: 0 K: 0 S: 5	H: 2 LOB: 1 BB: 0 P: 5	R: 0 E: 0 K: 1 S: 5	H: 1 LOB: 0 BB: 0 P: 5	R: 0 E: 0 K: 2 S: 7	H: 0 LOB: 1 BB: 1 P: 11	R: 1 E: 1 K: 0 S: 6	H: 2 LOB: 2 BB: 0 P: 6	R: 0 E: 0 K: 0 S: 3	H: 0 LOB: 0 BB: 0 P: 3	R: 1 E: 0 K: 1 S: 7	H: 2 LOB: 2 BB: 1 P: 11	1B: 6 2B: 4 3B: 0 HR: 2	SF: 0 SAC: 0 DP: 2 HBP: 0	WP: 0 PB: 0 SB: 0 CS: 1	PA: 45			
PITCHER	IP WLS BF H R ER SO ERA WHIP	IP WLS BF H R ER SO ERA WHIP	IP WLS BF H R ER SO ERA WHIP	IP WLS BF H R ER SO ERA WHIP	IP WLS BF H R ER SO ERA WHIP	IP WLS BF H R ER SO ERA WHIP	IP WLS BF H R ER SO ERA WHIP	IP WLS BF H R ER SO ERA WHIP	IP WLS BF H R ER SO ERA WHIP	IP WLS BF H R ER SO ERA WHIP	IP WLS BF H R ER SO ERA WHIP	IP WLS BF H R ER SO ERA WHIP	IP WLS BF H R ER SO ERA WHIP	IP WLS BF H R ER SO ERA WHIP	IP WLS BF H R ER SO ERA WHIP	IP WLS BF H R ER SO ERA WHIP	IP WLS BF H R ER SO ERA WHIP	IP WLS BF H R ER SO ERA WHIP	IP WLS BF H R ER SO ERA WHIP	IP WLS BF H R ER SO ERA WHIP	IP WLS BF H R ER SO ERA WHIP	IP WLS BF H R ER SO ERA WHIP	IP WLS BF H R ER SO ERA WHIP	IP WLS BF H R ER SO ERA WHIP	
Pete Burnside, L ERA: 2.7 (1, 1)	7.0	30	7	3	3	5	BB: 3	IBB: 0	HBP: 0	BLK: 0	WP: 0	HR: 2	S: 37	P: 49	ERA: 3.86	WHIP: 1.429									
Tom Morgan, R ERA: 0.87 (8, 1)	2.0	9	2	1	0	0	BB: 0	IBB: 0	HBP: 0	BLK: 0	WP: 0	HR: 0	S: 9	P: 9	ERA: 0.00	WHIP: 1.000									
Paul Foytack, R ERA: 7.08 (10, 1)	1.0	6	2	1	1	1	BB: 1	IBB: 0	HBP: 0	BLK: 0	WP: 0	HR: 0	S: 7	P: 11	ERA: 9.00	WHIP: 3.000									

AB	41
R	5
H	11
RBI	5
BB	4
SO	6
LOB	21



Batter	1	2	3	4	5	6	7	8	9	10	AB	R	H	RBI	BB	SO	LOB	BOTTOM							
Eddie Yost, R OBP: 0.379, SLG: 0.338 (1, 5)											5	1	2	0	0	0	1	Kansas City Athletics @ Detroit Tigers Briggs Stadium, Detroit, MI Sun May 15 1960, 4:38 AM EDT Att: 35,206 - Unknown							
Neil Christley, L OBP: 0.265, SLG: 0.512 (1, 7)											4	1	1	2	0	0	1								
Al Kaline, R OBP: 0.360, SLG: 0.431 (1, 8)											5	1	2	0	0	2	1								
Rocky Colavito, R OBP: 0.290, SLG: 0.338 (1, 9)											3	0	0	0	2	0	2								
Norm Cash, L OBP: 0.350, SLG: 0.500 (1, 3)											5	0	2	1	0	0	0								
Frank Bolling, R OBP: 0.298, SLG: 0.357 (1, 4)											4	0	1	1	1	0	2								
Lou Berberet, L OBP: 0.333, SLG: 0.327 (1, 2)											5	0	1	0	0	1	4								
Jim Bunning, R OBP: 0.300, SLG: 0.400 (10, PR)											0	0	0	0	0	0	0								
Chico Fernandez, R OBP: 0.313, SLG: 0.232 (1, 6)											2	0	0	0	0	0	0								
Sandy Amoros, L OBP: 0.250, SLG: 0.118 (7, PH)											1	0	0	0	0	0	1								
Casey Wise, S OBP: 0.191, SLG: 0.348 (8, 6)											2	1	1	0	0	0	1								
Pete Burnside, R OBP: 0.333, SLG: 0.327 (1, 1)											1	0	0	0	0	0	0								
Charlie Maxwell, L OBP: 0.269, SLG: 0.178 (7, PH)											1	0	0	0	0	1	1								
Tom Morgan, R OBP: 0.353, SLG: 0.250 (8, 1)											0	0	0	0	0	0	0								
Johnny Groth, R OBP: 0.353, SLG: 0.250 (9, PH)											0	0	0	0	0	0	0								
Paul Foytack, R OBP: 0.500, SLG: 0.400 (10, 1)											0	0	0	0	0	0	0								
Inning Stats	R: 1 E: 0 K: 0 S: 5	H: 2 LOB: 2 BB: 1 P: 9	R: 0 E: 1 K: 0 S: 4	H: 0 LOB: 1 BB: 0 P: 4	R: 0 E: 0 K: 1 S: 6	H: 1 LOB: 0 BB: 0 P: 6	R: 0 E: 0 K: 1 S: 5	H: 0 LOB: 0 BB: 0 P: 5	R: 0 E: 0 K: 0 S: 3	H: 0 LOB: 0 BB: 0 P: 3	R: 0 E: 0 K: 1 S: 6	H: 1 LOB: 1 BB: 0 P: 6	R: 1 E: 0 K: 0 S: 5	H: 2 LOB: 3 BB: 2 P: 13	R: 0 E: 0 K: 0 S: 6	H: 3 LOB: 2 BB: 0 P: 6	R: 0 E: 0 K: 0 S: 4	H: 1 LOB: 1 BB: 0 P: 4	1B: 7 2B: 1 3B: 1 HR: 1	SF: 1 SAC: 2 DP: 0 HBP: 0	WP: 0 PB: 0 SB: 0 CS: 0	PA: 44			
PITCHER	IP WLS BF H R ER SO ERA WHIP	IP WLS BF H R ER SO ERA WHIP	IP WLS BF H R ER SO ERA WHIP	IP WLS BF H R ER SO ERA WHIP	IP WLS BF H R ER SO ERA WHIP	IP WLS BF H R ER SO ERA WHIP	IP WLS BF H R ER SO ERA WHIP	IP WLS BF H R ER SO ERA WHIP	IP WLS BF H R ER SO ERA WHIP	IP WLS BF H R ER SO ERA WHIP	IP WLS BF H R ER SO ERA WHIP	IP WLS BF H R ER SO ERA WHIP	IP WLS BF H R ER SO ERA WHIP	IP WLS BF H R ER SO ERA WHIP	IP WLS BF H R ER SO ERA WHIP	IP WLS BF H R ER SO ERA WHIP	IP WLS BF H R ER SO ERA WHIP	IP WLS BF H R ER SO ERA WHIP	IP WLS BF H R ER SO ERA WHIP	IP WLS BF H R ER SO ERA WHIP	IP WLS BF H R ER SO ERA WHIP	IP WLS BF H R ER SO ERA WHIP	IP WLS BF H R ER SO ERA WHIP	IP WLS BF H R ER SO ERA WHIP	
Dick Hall, R ERA: 1.72 (1, 1)	6.0	23	3	2	2	3	BB: 1	IBB: 0	HBP: 0	BLK: 0	WP: 0	HR: 1	S: 28	P: 32	ERA: 3.00	WHIP: 0.667									
Marty Kutyna, R ERA: 4.0 (7, 1)	1.2	9	3	1	1	1	BB: 0	IBB: 0	HBP: 0	BLK: 0	WP: 0	HR: 0	S: 10	P: 14	ERA: 5.40	WHIP: 2.400									
Ray Herbert, R ERA: 3.18 (8, 1)	0.1	3	1	1	1	0	BB: 1	IBB: 0	HBP: 0	BLK: 0	WP: 0	HR: 0	S: 2	P: 6	ERA: 27.00	WHIP: 6.000									
Bob Trowbridge, R ERA: 4.7 (9, 1)	2.0	9	3	0	0	0	BB: 0	IBB: 0	HBP: 0	BLK: 0	WP: 0	HR: 0	S: 9	P: 9	ERA: 0.00	WHIP: 1.500									

AB	38
R	4
H	10
RBI	4
BB	3
SO	4
LOB	14




Batter	1	2	3	4	5	6	7	8	9	AB	R	H	RBI	BB	SO	LOB	TOP			
Mary Breeding, R OBP: 0.306, SLG: 0.356 (1, 4)	K2-3		6-3		K			F7		4	0	0	0	0	2	0	Baltimore Orioles @ Kansas City Athletics Municipal Stadium, Kansas City, MO Mon May 16 1960, 8:05 PM EDT Att: 6,819 - Unknown			
Jackie Brandt, R OBP: 0.425, SLG: 0.435 (1, 8)	HR		1-3			G1 1B		F8		4	1	2	1	0	0	0				
Gene Woodling, L OBP: 0.413, SLG: 0.459 Walt Dropo, R OBP: 0.240, SLG: 0.182 (1, 7) (9, 3)	FC5 1B		G3			F4		F5		4	0	1	0	0	0	1				
Jim Gentile, L OBP: 0.413, SLG: 0.548 Albie Pearson, L OBP: 0.391, SLG: 0.389 (1, 3) (9, PR) (9, 7)	1B			K		G1		G1-6-3 BB		3	0	1	0	1	1	1				
Clint Courtney, L OBP: 0.250, SLG: 0.208 (1, 2)	F8		4-3			G3		G1-6-3		4	0	0	0	0	0	4				
Willie Tasby, R OBP: 0.354, SLG: 0.326 (1, 9)	FC5 2-3f		F4			F6				3	0	0	0	0	0	2				
Brooks Robinson, R OBP: 0.279, SLG: 0.319 (1, 5)		4-3				F8		L8		3	0	0	0	0	0	0				
Ron Hansen, R OBP: 0.430, SLG: 0.530 (1, 6)		5-3				4-3		HR		3	1	1	1	0	0	0				
Arnie Portocarrero, R Jack Fisher, R Al Pilarcik, L OBP: 0.364, SLG: 0.412 (1, 1) (7, 1) (7, 9)	5-3					L6		G3		2	0	0	0	0	0	0				
Inning Stats	R: 1 E: 0 K: 1 S: 8	H: 3 LOB: 2 BB: 0 P: 8	R: 0 E: 0 K: 0 S: 3	H: 0 LOB: 0 BB: 0 P: 3	R: 0 E: 0 K: 0 S: 3	H: 0 LOB: 0 BB: 0 P: 3	R: 0 E: 0 K: 1 S: 5	H: 0 LOB: 0 BB: 0 P: 5	R: 1 E: 0 K: 1 S: 6	H: 1 LOB: 0 BB: 0 P: 6	R: 0 E: 0 K: 0 S: 4	H: 1 LOB: 1 BB: 0 P: 4	R: 0 E: 0 K: 0 S: 3	H: 0 LOB: 0 BB: 0 P: 3	R: 0 E: 0 K: 0 S: 2	H: 0 LOB: 1 BB: 1 P: 6	1B: 3 2B: 0 3B: 0 HR: 2	SF: 0 SAC: 0 DP: 1 HBP: 0	WP: 0 PB: 0 SB: 0 CS: 0	PA: 32
PITCHER	IP WLS BF H R ER SO BB IBB HBP BLK WP HR S P ERA WHIP	8.0 L 29 5 2 2 3 0 0 0 0 0 2 35 35 2.25 0.625	1.0 3 0 0 0 0 1 0 0 0 0 0 2 6 0.00 1.000																	

AB	31
R	2
H	5
RBI	2
BB	1
SO	3
LOB	8



Batter	1	2	3	4	5	6	7	8	9	AB	R	H	RBI	BB	SO	LOB	BOTTOM					
Ken Hamlin, R OBP: 0.240, SLG: 0.227 Mary Throneberry, L OBP: 0.253, SLG: 0.125 Wayne Terwilliger, R (1, 6) (8, PH) (9, 4)	K			F3		F9		K		3	0	0	0	0	1	1	Baltimore Orioles @ Kansas City Athletics Municipal Stadium, Kansas City, MO Mon May 16 1960, 8:05 PM EDT Att: 6,819 - Unknown					
Jerry Lumpe, L OBP: 0.396, SLG: 0.333 (1, 4) (9, 6)	F6			F9		F8				4	0	0	0	0	1	0						
Whitey Herzog, L OBP: 0.500, SLG: 0.667 (1, 9)	K			F7		FC4-6 1B				4	0	2	0	0	1	0						
Norm Siebern, L OBP: 0.392, SLG: 0.540 (1, 3)		4-3			F8	FC4-6 1B		K		4	1	0	0	0	1	2						
Bob Cerv, R OBP: 0.346, SLG: 0.557 (1, 7)		F8			FC6-4 1B	1B BB		F9		3	0	1	0	1	0	1						
Dick Williams, R OBP: 0.352, SLG: 0.397 (1, 5)		1-3			FC6-4 2B	G6-4-3 1B				3	0	1	1	0	0	1						
Bill Tuttle, R OBP: 0.272, SLG: 0.296 (1, 8)				F9		G6-4-3 2B				3	0	1	0	0	0	2						
Harry Chiti, R OBP: 0.349, SLG: 0.403 (1, 2)				K		F5		F9		3	0	0	0	0	1	0						
Ned Garver, R OBP: 0.200, SLG: 0.400 Russ Snyder, L OBP: 0.290, SLG: 0.370 Leo Kiely, L (1, 1) (8, PH) (9, 1)				F7				4-3		2	0	1	0	0	0	0						
Inning Stats	R: 0 E: 0 K: 2 S: 7	H: 0 LOB: 0 BB: 0 P: 7	R: 0 E: 0 K: 0 S: 3	H: 0 LOB: 0 BB: 0 P: 3	R: 0 E: 0 K: 1 S: 5	H: 0 LOB: 0 BB: 0 P: 5	R: 0 E: 0 K: 0 S: 3	H: 0 LOB: 0 BB: 0 P: 3	R: 0 E: 0 K: 0 S: 4	H: 2 LOB: 2 BB: 0 P: 4	R: 0 E: 0 K: 0 S: 4	H: 1 LOB: 1 BB: 0 P: 4	R: 1 E: 0 K: 0 S: 4	H: 2 LOB: 1 BB: 1 P: 8	R: 0 E: 0 K: 1 S: 5	H: 0 LOB: 0 BB: 0 P: 5	R: 0 E: 0 K: 1 S: 6	H: 1 LOB: 1 BB: 0 P: 6	1B: 3 2B: 3 3B: 0 HR: 0	SF: 0 SAC: 0 DP: 1 HBP: 0	WP: 0 PB: 0 SB: 0 CS: 0	PA: 32
PITCHER	IP WLS BF H R ER SO BB IBB HBP BLK WP HR S P ERA WHIP	6.0 W 21 4 1 1 3 0 0 0 0 0 14 27 27 1.50 0.667	3.0 S 11 2 0 0 2 1 0 0 0 0 0 14 18 0.00 1.000																			



Batter	1	2	3	4	5	6	7	8	9	AB	R	H	RBI	BB	SO	LOB	TOP																				
Mary Breeding, R (1,4) OBP: 0.331, SLG: 0.364	L4-3 BB		1B 2B				1-3 BB	FC6-4 1-2		2	2	1	0	3	0	1																					
Albie Pearson, L (1,9) OBP: 0.373, SLG: 0.366	L4-3 1-2		1B 2H				1-3 1-2 2-3	F2	3-1	5	0	1	1	1	0	4																					
Jackie Brandt, R (1,8) OBP: 0.433, SLG: 0.513	1B		5-3				1-3	2B BB	HR	4	2	2	1	1	0	3																					
Gene Woodling, L (1,7) OBP: 0.500, SLG: 0.463	F9						1-3	2B 1B 2H 2B	K	5	0	2	2	0	1	1																					
Jim Gentile, L (1,3) OBP: 0.424, SLG: 0.536		K					F5	1B 2B	K	5	0	1	0	0	2	1																					
Ron Hansen, R (1,6) OBP: 0.396, SLG: 0.484	F9						K	1B K	5-3	4	0	0	0	0	2	3																					
Brooks Robinson, R (1,5) OBP: 0.277, SLG: 0.314	1-3						E5 1B	F5	G6-4-3 1B	4	1	2	0	0	0	2																					
Joe Ginsberg, L (1,2) OBP: 0.389, SLG: 0.300			6-3				1-3 BB 1B		G6-4-3 1-2	2	0	1	1	1	0	0																					
Willie Tasby, R (8,PH) OBP: 0.340, SLG: 0.298							2H 1B			1	0	0	0	0	0	1																					
Clint Courtney, L (8,2) OBP: 0.250, SLG: 0.185							K	1B K	E5 FC6-4	0	0	0	0	0	0	0																					
Hoyt Wilhelm, R (1,1) OBP: 0.357, SLG: 0.404			4-3				K			2	0	0	0	0	1	1																					
Al Pilarcik, L (6,PH) OBP: 0.357, SLG: 0.404										1	0	0	0	0	1	3																					
Steve Barber, L (6,1) OBP: 0.357, SLG: 0.404										1	0	0	0	0	0	0																					
Inning Stats	R: 0 E: 0 K: 0 S: 3	H: 1 LOB: 1 BB: 1 P: 7	R: 0 E: 0 K: 1 S: 5	H: 0 LOB: 0 BB: 0 P: 5	R: 1 E: 0 K: 0 S: 5	H: 2 LOB: 1 BB: 0 P: 5	R: 0 E: 0 K: 1 S: 5	H: 0 LOB: 0 BB: 0 P: 5	R: 1 E: 1 K: 1 S: 7	H: 2 LOB: 2 BB: 1 P: 11	R: 0 E: 0 K: 2 S: 9	H: 2 LOB: 3 BB: 1 P: 13	R: 2 E: 0 K: 1 S: 6	H: 1 LOB: 1 BB: 2 P: 14	R: 0 E: 1 K: 0 S: 4	H: 1 LOB: 1 BB: 0 P: 4	R: 1 E: 0 K: 1 S: 6	H: 1 LOB: 0 BB: 0 P: 6	1B: 6 2B: 4 3B: 0 HR: 1	SF: 0 SAC: 0 DP: 2 HBP: 0	WP: 0 PB: 0 CS: 0	PA: 41															
PITCHER	IP WLS BF H R ER SO BB IBB HBP BLK WP HR S P ERA WHIP																																				
Ray Herbert, R (1,1) ERA: 3.35	6.1	31	8	4	3	5	4	1	0	0	0	0	0	0	36	56	4.26	1.895																			
Leo Kiely, L (7,1) ERA: 0.64	2.2	L 10	2	1	1	2	0	0	0	0	0	0	1	14	14	3.38	0.750																				

Baltimore Orioles @ Kansas City Athletics
Municipal Stadium, Kansas City, MO
Wed May 18 1960, 8:05 PM EDT
Att: 6,964 - Unknown

AB 36
R 5
H 10
RBI 5
BB 5
SO 7
LOB 20



Batter	1	2	3	4	5	6	7	8	9	AB	R	H	RBI	BB	SO	LOB	BOTTOM																			
Ken Hamlin, R (1,6) OBP: 0.250, SLG: 0.223	F8		SH3 1-2 2-3				F9			3	0	0	0	0	1	2																				
Jerry Lumpe, L (1,4) OBP: 0.347, SLG: 0.310	4-3		1-3				1-3			3	1	0	0	1	0	3																				
Whitney Herzog, L (1,9) OBP: 0.472, SLG: 0.674	K		F8				1-3 BB			3	0	0	0	0	2	2																				
Hank Bauer, R (6,PH) OBP: 0.278, SLG: 0.281	K CS						K			1	0	0	0	0	1	0																				
Norm Siebern, L (1,3) OBP: 0.391, SLG: 0.511	CS	4-3					F8			3	0	0	0	1	1	0																				
Bob Cerv, R (1,7) OBP: 0.337, SLG: 0.526		K					4-3			4	0	1	1	0	1	0																				
Dick Williams, R (1,5) OBP: 0.344, SLG: 0.388		K					K			3	0	0	0	1	2	2																				
Bill Tuttle, R (1,8) OBP: 0.287, SLG: 0.286			1B 1B BB				K			2	1	0	0	2	1	1																				
Harry Chiti, R (1,2) OBP: 0.362, SLG: 0.398			SH3 1B PB 1B				S E 1B			4	2	2	0	0	1	2																				
Ray Herbert, R (1,1) OBP: 0.313, SLG: 0.154			PB SH3 1B				K			2	0	1	1	0	1	1																				
Leo Kiely, L (7,1) ERA: 1.6			PB SH3 1B				K			0	0	0	0	1	0	0																				
Inning Stats	R: 0 E: 0 K: 1 S: 5	H: 0 LOB: 0 BB: 0 P: 5	R: 0 E: 0 K: 2 S: 7	H: 0 LOB: 0 BB: 0 P: 7	R: 2 E: 0 K: 0 S: 5	H: 2 LOB: 1 BB: 1 P: 9	R: 0 E: 0 K: 1 S: 5	H: 0 LOB: 0 BB: 0 P: 5	R: 1 E: 0 K: 3 S: 10	H: 1 LOB: 0 BB: 0 P: 10	R: 1 E: 0 K: 1 S: 5	H: 1 LOB: 1 BB: 2 P: 13	R: 0 E: 0 K: 1 S: 5	H: 0 LOB: 2 BB: 2 P: 13	R: 0 E: 0 K: 2 S: 7	H: 0 LOB: 0 BB: 0 P: 7	R: 0 E: 0 K: 0 S: 2	H: 0 LOB: 1 BB: 1 P: 6	1B: 4 2B: 0 3B: 0 HR: 0	SF: 0 SAC: 1 DP: 1 HBP: 0	WP: 1 PB: 1 SB: 1 CS: 1	PA: 36														
PITCHER	IP WLS BF H R ER SO BB IBB HBP BLK WP HR S P ERA WHIP																																			
Hoyt Wilhelm, R (1,1) ERA: 6.23	5.0	19	3	3	1	7	1	0	0	0	0	0	0	32	36	1.80	0.800																			
Steve Barber, L (6,1) ERA: 1.6	4.0	W 16	1	1	1	4	5	0	0	0	0	0	0	19	39	2.25	1.500																			

Baltimore Orioles @ Kansas City Athletics
Municipal Stadium, Kansas City, MO
Wed May 18 1960, 8:05 PM EDT
Att: 6,964 - Unknown

AB 28
R 4
H 4
RBI 2
BB 6
SO 11
LOB 13



Batter	1	2	3	4	5	6	7	8	9	AB	R	H	RBI	BB	SO	LOB	TOP		
Mary Breeding, R (1,4) OBP: 0.336, SLG: 0.357										2	2	0	0	2	0	0	<p>Baltimore Orioles @ Kansas City Athletics Municipal Stadium, Kansas City, MO Thu May 19 1960, 8:05 PM EDT Att: 5,367 - Unknown</p> <p>livebaseballscores.com</p>		
Gene Woodling, L (1,7) OBP: 0.482, SLG: 0.442 Joe Ginsberg, L (8,2) OBP: 0.389, SLG: 0.300										4	0	0	0	0	0	3			
Jackie Brandt, R (1,8) OBP: 0.436, SLG: 0.519										3	0	1	0	1	1	1			
Walt Dropo, R (1,3) OBP: 0.267, SLG: 0.333										4	1	2	4	0	0	1			
Brooks Robinson, R (1,5) OBP: 0.276, SLG: 0.305										3	0	0	0	1	0	2			
Willie Tasby, R (1,9) OBP: 0.333, SLG: 0.294 (8,7)										4	0	1	0	0	0	1			
Ron Hansen, R (1,6) OBP: 0.390, SLG: 0.468										3	0	0	0	1	1	2			
Valmy Thomas, R (1,2) Jack Fisher, R (7,1) Gordon Jones, R (8,1) Albie Pearson, L (8,PH) OBP: 0.365, SLG: 0.357										3	0	0	0	0	0	3			
Chuck Estrada, R (1,1) OBP: 0.222, SLG: 0.444 Clint Courtney, L (7,2) OBP: 0.273, SLG: 0.185 Al Pilarcik, L (8,PR) OBP: 0.357, SLG: 0.404 (8,9)										2	0	0	0	0	0	1			
Inning Stats	R: 2 E: 0 K: 0 S: 4	H: 1 LOB: 0 BB: 1 P: 8	R: 0 E: 0 K: 0 S: 4	H: 1 LOB: 1 BB: 0 P: 4	R: 0 E: 0 K: 0 S: 4	H: 0 LOB: 1 BB: 1 P: 7	R: 0 E: 0 K: 1 S: 5	H: 0 LOB: 0 BB: 0 P: 5	R: 0 E: 0 K: 0 S: 2	H: 0 LOB: 0 BB: 1 P: 6	R: 2 E: 0 K: 0 S: 3	H: 1 LOB: 2 BB: 2 P: 12	R: 0 E: 0 K: 1 S: 5	H: 0 LOB: 0 BB: 0 P: 5	1B: 2 2B: 1 3B: 0 HR: 1	SF: 0 SAC: 0 DP: 2 HBP: 1		WP: 0 PB: 0 SB: 0 CS: 0	PA: 35
PITCHER	IP WLS BF H R ER SO BB IBB HBP BLK WP HR S P ERA WHIP	8.0 W 32 4 4 4 1 4 1 1 0 0 1 28 49 4.50 1.000	1.0 S 3 0 0 0 1 0 0 0 0 0 0 5 5 0.00 0.000																

Batter	1	2	3	4	5	6	7	8	9	AB	R	H	RBI	BB	SO	LOB	BOTTOM			
Ken Hamlin, R (1,6) OBP: 0.266, SLG: 0.227										3	2	1	0	2	2	2	<p>Baltimore Orioles @ Kansas City Athletics Municipal Stadium, Kansas City, MO Thu May 19 1960, 8:05 PM EDT Att: 5,367 - Unknown</p> <p>livebaseballscores.com</p>			
Bill Tuttle, R (1,8) OBP: 0.291, SLG: 0.278										3	1	0	1	2	0	4				
Russ Snyder, L (1,9) OBP: 0.333, SLG: 0.469										5	1	3	4	0	3					
Norm Siebern, L (1,3) OBP: 0.409, SLG: 0.532										2	0	1	2	3	1	1				
Whitey Herzog, L (1,7) OBP: 0.466, SLG: 0.638										4	0	1	0	1	3	5				
Harry Chiti, R (1,2) OBP: 0.343, SLG: 0.375										5	0	0	0	0	1	8				
Jerry Lumpe, L (1,4) OBP: 0.352, SLG: 0.310										3	1	1	0	1	0	2				
Bob Johnson, R (1,5) OBP: 0.381, SLG: 0.071 Andy Carey, R (8,PH) OBP: 0.200, SLG: 0.200 (7,5)										2	0	0	0	0	1	1				
Bud Daley, L (1,1) OBP: 0.250, SLG: 0.118 Dick Williams, R (8,PH) OBP: 0.351, SLG: 0.388 Marty Kutyna, R (8,9)										0	1	0	0	3	0	0				
Inning Stats	R: 0 E: 0 K: 1 S: 4	H: 0 LOB: 2 BB: 2 P: 12	R: 0 E: 0 K: 0 S: 4	H: 1 LOB: 1 BB: 0 P: 4	R: 0 E: 0 K: 1 S: 5	H: 0 LOB: 1 BB: 1 P: 9	R: 0 E: 0 K: 2 S: 7	H: 0 LOB: 3 BB: 1 P: 11	R: 0 E: 0 K: 1 S: 5	H: 0 LOB: 1 BB: 1 P: 9	R: 0 E: 0 K: 2 S: 8	H: 1 LOB: 3 BB: 2 P: 16	R: 2 E: 0 K: 1 S: 7	H: 2 LOB: 2 BB: 2 P: 15	R: 5 E: 0 K: 1 S: 7	H: 3 LOB: 1 BB: 4 P: 23		1B: 5 2B: 1 3B: 2 HR: 0	SF: 0 SAC: 0 DP: 2 HBP: 0	WP: 0 PB: 0 SB: 0 CS: 0
PITCHER	IP WLS BF H R ER SO BB IBB HBP BLK WP HR S P ERA WHIP	6.1 29 3 2 2 7 8 0 0 0 0 0 11 27 2.84 1.737	1.0 L 11 4 5 5 2 4 0 0 0 0 0 0 11 27 45.00 8.000	0.2 2 0 0 0 0 1 0 0 0 0 0 0 1 5 0.00 1.500																

Batter	1	2	3	4	5	6	7	8	9	AB	R	H	RBI	BB	SO	LOB	TOP			
Pete Whisenant, R (1, 8) OBP: 0.091, SLG: 0.091 Billy Consolo, R (8, 6) OBP: 0.375, SLG: 0.370	6-3	P5			6-3			1-3		4	0	0	0	0	0	3				
Billy Gardner, R (1, 4) OBP: 0.320, SLG: 0.351	K		F8			G6-4-3 1B		F7		4	0	1	0	0	1	1				
Bob Allison, R (1, 3) OBP: 0.435, SLG: 0.526	K		6-3			G6-4-3 1-2		1-3		4	0	0	0	0	1	1				
Jim Lemon, R (1, 7) OBP: 0.314, SLG: 0.549		F7	P4			K		K		4	0	0	0	0	2	0				
Harmon Killebrew, R (1, 5) OBP: 0.380, SLG: 0.442		E 1B		5-3				F7		4	1	2	0	0	0	0				
Faye Throneberry, L (1, 9) OBP: 0.353, SLG: 0.286		E4 1B		P3				K		4	1	0	0	0	1	2				
Earl Batley, R (1, 2) OBP: 0.376, SLG: 0.462		1B 1-2 3-H		F3				F7		3	0	1	1	0	0	0				
Jose Valdivielso, R (1, 6) OBP: 0.250, SLG: 0.250 Lenny Green, L (8, PH) OBP: 0.304, SLG: 0.282		1B 1-2 2-H		4-3				G3 2B		2	0	1	1	0	0	0				
Jim Kaat, L (1, 1) OBP: 0.200, SLG: 0.200 Dan Dobbek, L (2, PH) OBP: 0.333, SLG: 0.362 Don Lee, R (2, 1) OBP: 0.250, SLG: 0.143 Julio Becquer, L (8, PH) OBP: 0.222, SLG: 0.370 Chuck Stobbs, L (8, 1)		F9		K				G3 2-3		1	0	0	0	0	0	0				
Inning Stats	R: 0 E: 0 K: 2 S: 7	H: 0 LOB: 0 BB: 0 P: 7	R: 2 E: 1 K: 0 S: 7	H: 3 LOB: 2 BB: 0 P: 7	R: 0 E: 0 K: 0 S: 3	H: 0 LOB: 0 BB: 0 P: 3	R: 0 E: 0 K: 0 S: 3	H: 0 LOB: 0 BB: 0 P: 3	R: 0 E: 0 K: 1 S: 5	H: 1 LOB: 0 BB: 0 P: 5	R: 0 E: 0 K: 1 S: 5	H: 0 LOB: 0 BB: 0 P: 5	R: 0 E: 0 K: 1 S: 4	H: 1 LOB: 1 BB: 0 P: 4	R: 0 E: 0 K: 1 S: 6	H: 1 LOB: 1 BB: 0 P: 6	1B: 5 2B: 1 3B: 0 HR: 0	SF: 0 SAC: 0 DP: 1 HBP: 0	WP: 0 PB: 0 SB: 0 CS: 0	PA: 33
PITCHER Dick Hall, R (1, 1) ERA: 1.56	IP: 9.0 WLS: W BF: 33 H: 6 R: 2 ER: 1 SO: 6 BB: 0 IBB: 0 HBP: 0 BLK: 0 WP: 0 HR: 0 S: 45 P: 45 ERA: 1.00 WHIP: 0.667															PITCHER				

Washington Senators @ Kansas City Athletics
Municipal Stadium, Kansas City, MO
Sat May 21 1960, 4:33 AM EDT
Att: 7,805 - Unknown

AB	33
R	2
H	6
RBI	2
BB	0
SO	6
LOB	10



Batter	1	2	3	4	5	6	7	8	9	AB	R	H	RBI	BB	SO	LOB	BOTTOM			
Ken Hamlin, R (1, 6) OBP: 0.272, SLG: 0.220	FC6 E BB	1-6 WP BB		F8		K		F8		3	1	0	0	2	1	1				
Jerry Lumpe, L (1, 4) OBP: 0.382, SLG: 0.333	FC6 1-H FC3-6	FC6 1-2 BB		2B		2B		K		4	1	2	1	1	1	0				
Hank Bauer, R (1, 9) OBP: 0.276, SLG: 0.269	FC3-6 BB	1-6 2-3f		F8		K		K		3	0	0	0	1	1	4				
Norm Siebern, L (1, 3) OBP: 0.403, SLG: 0.515	FC3-6 2B 1-2 3-H	FC6 1-2		K		K		G3 SH1-3 BB		3	1	0	1	1	1	2				
Harry Chiti, R (1, 2) OBP: 0.343, SLG: 0.385	BB 1-H 2B		6-3		5-3			SH1-3 1-2		3	0	1	1	0	0	0				
Andy Carey, R (1, 5) OBP: 0.333, SLG: 0.375	BB BB		1-3		2B			G3 2-3		3	0	1	0	1	0	1				
Bill Tuttle, R (1, 8) OBP: 0.298, SLG: 0.274	BB 1-2 2-3		4-3		P4			FC6 BB		2	0	0	0	2	0	1				
Russ Snyder, L (1, 7) OBP: 0.350, SLG: 0.528	F7			SH3 2B 1B		4-3 3B		FC6 1-2		4	2	2	0	0	0	5				
Dick Hall, R (1, 1) OBP: 0.125, SLG: 0.067	K			SH3 1-2		4-3 3-H		5-3		3	0	0	1	0	1	3				
Inning Stats	R: 3 E: 1 K: 1 S: 7	H: 1 LOB: 3 BB: 4 P: 23	R: 0 E: 0 K: 0 S: 2	H: 0 LOB: 1 BB: 2 P: 10	R: 0 E: 0 K: 0 S: 3	H: 0 LOB: 0 BB: 0 P: 3	R: 1 E: 0 K: 0 S: 5	H: 2 LOB: 1 BB: 0 P: 5	R: 0 E: 0 K: 1 S: 6	H: 1 LOB: 1 BB: 0 P: 6	R: 1 E: 0 K: 2 S: 9	H: 2 LOB: 1 BB: 0 P: 9	R: 0 E: 0 K: 0 S: 3	H: 0 LOB: 2 BB: 2 P: 11	R: 0 E: 0 K: 1 S: 5	H: 0 LOB: 0 BB: 0 P: 5	1B: 1 2B: 5 3B: 1 HR: 0	SF: 0 SAC: 2 DP: 1 HBP: 0	WP: 1 PB: 0 SB: 0 CS: 0	PA: 38
PITCHER Jim Kaat, L (1, 1) ERA: 5.28 Don Lee, R (2, 1) ERA: 6.4 Chuck Stobbs, L (8, 1) ERA:	IP: 1.0 WLS: L BF: 9 H: 1 R: 3 ER: 2 SO: 3 BB: 4 IBB: 0 HBP: 0 BLK: 0 WP: 1 HR: 0 S: 7 P: 23 ERA: 18.00 WHIP: 5.000															PITCHER				


Washington Senators @ Kansas City Athletics
Municipal Stadium, Kansas City, MO
Sat May 21 1960, 4:33 AM EDT
Att: 7,805 - Unknown

AB	28
R	5
H	6
RBI	4
BB	8
SO	5
LOB	17



Batter	1	2	3	4	5	6	7	8	9	AB	R	H	RBI	BB	SO	LOB	TOP					
Tony Kubek, L (1, 6) OBP: 0.342, SLG: 0.482	L9	G4-6-3		HR		L4-3		F7		4	1	1	0	1	0	2	New York Yankees @ Kansas City Athletics Municipal Stadium, Kansas City, MO Sun May 22 1960, 4:33 AM EDT Att: 21,155 - Unknown - 78 F livebaseballscorecards.com					
Mickey Mantle, S (1, 8) OBP: 0.441, SLG: 0.517	2-3		BB	HR		L4-3		F4		3	1	0	0	2	0	1						
Bob Cerv, R (1, 7) OBP: 0.365, SLG: 0.582	HR		F8	HR		G6-4-3		K		3	3	1	3	2	1	1						
Yogi Berra, L (1, 2) OBP: 0.421, SLG: 0.537			FC5	HR		G6-4-3		F5		3	2	3	3	1	0	0						
Elston Howard, R (7, 2) OBP: 0.299, SLG: 0.511	HR		BB	HR		1B				1	0	0	0	0	0	0						
Bill Skowron, R (1, 3) OBP: 0.333, SLG: 0.547	F2		F7	F2		G6-4-3				4	0	0	0	0	0	3						
Kent Hadley, L (7, 3) OBP: 0.222, SLG: 0.556			F7	F2		1B				0	0	0	0	0	0	0						
Roger Maris, L (1, 9) OBP: 0.396, SLG: 0.698		HR	BB			F4		4-3		3	1	1	1	1	0	0						
Gil McDougald, R (1, 5) OBP: 0.305, SLG: 0.427		WP	FC5			F5		5-3		4	1	1	0	0	0	3						
Bobby Richardson, R (1, 4) OBP: 0.284, SLG: 0.292		1B	FC1-6	F8	F8			SH3-4		4	0	2	1	0	0	0						
Jim Coates, R (1, 1) OBP: 0.214, SLG: 0.231	FC1-6			K						3	0	0	0	0	2	1						
Ralph Terry, R (8, 1) OBP: 0.214, SLG: 0.231						K		SH3-4		0	0	0	0	0	0	0						
Inning Stats	R: 2 E: 0 K: 0 S: 4	H: 1 LOB: 0 BB: 1 P: 8	R: 2 E: 0 K: 0 S: 5	H: 3 LOB: 0 BB: 0 P: 5	R: 0 E: 0 K: 0 S: 3	H: 0 LOB: 3 BB: 3 P: 15	R: 4 E: 0 K: 1 S: 7	H: 2 LOB: 0 BB: 2 P: 15	R: 0 E: 0 K: 0 S: 3	H: 0 LOB: 0 BB: 0 P: 3	R: 0 E: 0 K: 1 S: 5	H: 1 LOB: 0 BB: 0 P: 5	R: 1 E: 0 K: 0 S: 3	H: 1 LOB: 0 BB: 1 P: 7	R: 0 E: 0 K: 0 S: 4	H: 1 LOB: 1 BB: 0 P: 4	R: 0 E: 0 K: 1 S: 5	H: 0 LOB: 0 BB: 0 P: 5	1B: 5 2B: 1 3B: 0 HR: 4	SF: 0 SAC: 1 DP: 3 HBP: 0	WP: 1 PB: 0 CS: 1	PA: 40
PITCHER	IP WLS BF H R ER SO BB IBB HBP BLK WP HR S P ERA WHIP																					
Ned Garver, R (1, 1) ERA: 8.2	1.0 L 7 3 4 4 0 1 0 0 0 0 0 2 6 10 36.00 4.000																					
Johnny Kucks, R (2, 1) ERA: 5.75	3.0 16 3 4 4 1 5 0 0 0 0 1 2 13 33 12.00 2.667																					
Bob Giggie, R (5, 1) ERA: 3.24	4.0 14 3 1 1 1 1 0 0 0 0 0 0 15 19 2.25 1.000																					
Marty Kutyna, R (9, 1) ERA: 3.27	1.0 3 0 0 0 0 1 0 0 0 0 0 0 5 5 0.00 0.000																					


Batter	1	2	3	4	5	6	7	8	9	AB	R	H	RBI	BB	SO	LOB	BOTTOM					
Ken Hamlin, R (1, 6) OBP: 0.286, SLG: 0.238	F9			FC6-4		2B		HR	F7	5	2	3	0	0	0	0	New York Yankees @ Kansas City Athletics Municipal Stadium, Kansas City, MO Sun May 22 1960, 4:33 AM EDT Att: 21,155 - Unknown - 78 F livebaseballscorecards.com					
Jerry Lumpe, L (1, 4) OBP: 0.383, SLG: 0.384	1-3			FC6-4		F7		HR		5	3	2	4	0	0	2						
Russ Snyder, L (1, 9) OBP: 0.311, SLG: 0.463	F8			F7		F6		L8	6-3	5	0	0	0	0	0	2						
Norm Siebern, L (1, 3) OBP: 0.407, SLG: 0.535		3-1						P6		4	0	2	2	0	0	0						
Whitey Herzog, L (1, 7) OBP: 0.452, SLG: 0.608		6-3		L7		F7		1B		4	1	1	0	0	0	2						
Harry Chiti, R (1, 2) OBP: 0.340, SLG: 0.379	F4					5-3		F8		4	0	1	0	0	0	0						
Andy Carey, R (1, 5) OBP: 0.306, SLG: 0.333				K		6-3		1B		4	0	1	1	0	1	0						
Bill Tuttle, R (1, 8) OBP: 0.296, SLG: 0.267				F9				F8		3	0	0	0	1	0	2						
Ned Garver, R (1, 1) OBP: 0.238, SLG: 0.400				4-3				1B		0	0	0	0	0	0	0						
Johnny Kucks, R (2, 1) ERA: 5.75								HR		1	0	0	0	0	0	0						
Bob Giggie, R (5, 1) ERA: 3.24								1B		1	0	0	0	0	0	1						
Marty Kutyna, R (9, 1) ERA: 3.27								1B		1	1	1	0	0	0	0						
Dick Williams, R (9, 1) OBP: 0.347, SLG: 0.394								HR		1	0	0	0	0	1	0						
Inning Stats	R: 0 E: 0 K: 0 S: 3	H: 0 LOB: 0 BB: 0 P: 3	R: 0 E: 0 K: 0 S: 3	H: 0 LOB: 0 BB: 0 P: 3	R: 0 E: 0 K: 1 S: 5	H: 0 LOB: 0 BB: 0 P: 5	R: 1 E: 0 K: 0 S: 5	H: 2 LOB: 1 BB: 0 P: 5	R: 0 E: 0 K: 0 S: 3	H: 0 LOB: 0 BB: 0 P: 3	R: 1 E: 0 K: 0 S: 6	H: 1 LOB: 0 BB: 0 P: 6	R: 0 E: 0 K: 0 S: 3	H: 0 LOB: 0 BB: 0 P: 3	R: 4 E: 0 K: 0 S: 9	H: 6 LOB: 2 BB: 0 P: 9	R: 1 E: 0 K: 1 S: 6	H: 1 LOB: 0 BB: 0 P: 6	1B: 7 2B: 2 3B: 0 HR: 2	SF: 0 SAC: 0 DP: 0 HBP: 0	WP: 0 PB: 0 CS: 0	PA: 39
PITCHER	IP WLS BF H R ER SO BB IBB HBP BLK WP HR S P ERA WHIP																					
Jim Coates, R (1, 1) ERA: 4.82	7.0 W 29 7 5 5 2 1 0 0 0 0 0 1 32 36 6.43 1.143																					
Ralph Terry, R (8, 1) ERA: 2.17	2.0 S 10 4 2 2 1 0 0 0 0 0 0 1 12 12 9.00 2.000																					




Batter	1	2	3	4	5	6	7	8	9	AB	R	H	RBI	BB	SO	LOB	TOP
Tony Kubek, L (1, 6) OBP: 0.344, SLG: 0.496	0-0 1-3	0-0 2B			0-0 L3			0-0 2B	0-0 4-3	5	0	2	2	0	0	1	New York Yankees @ Kansas City Athletics Municipal Stadium, Kansas City, MO Mon May 23 1960, 4:33 AM EDT Alt. 8,275 - Unknown - 80 F
Mickey Mantle, S (1, 8) OBP: 0.434, SLG: 0.500	4-0 1-3 1B BB	0-0 4-3			0-0 F8			0-3 K		3	0	0	0	1	1	2	
Bob Cerv, R (1, 7) OBP: 0.361, SLG: 0.568	0-0 1-2 1B		0-0 4-3		0-0 6-3			0-0 1-3		4	0	1	0	0	0	1	
Yogi Berra, L (1, 2) OBP: 0.413, SLG: 0.514	0-0 1-3 2-3		0-0 F8		0-0 F7			4-0 IBB		3	0	0	0	1	0	2	
Bill Skowron, R (1, 3) OBP: 0.322, SLG: 0.527		0-0 F9	0-0 F9		0-3 K			0-0 4-3		4	0	0	0	0	1	2	
Roger Maris, L (1, 9) OBP: 0.390, SLG: 0.678		0-0 FC5-4 1B		0-0 F4			0-0 F3		0-0 F9	4	0	1	0	0	0	0	
Gil McDougald, R (1, 5) OBP: 0.312, SLG: 0.424		0-0 FC5-4 1B 1-2 1B		0-0 F4			0-0 4-3 1B		4-0 WP BB SF9 BB	3	2	1	0	1	0	1	
Bobby Richardson, R (1, 4) OBP: 0.292, SLG: 0.293		0-0 1B 2B 1B		0-0 F4			0-0 4-3		4-0 SF9 WP BB	3	1	1	0	1	0	1	
Bob Turley, R (1, 1) Duke Maas, K (6, 1) Hector Lopez, R (7, PH) John Gabler, R (7, PH) Elston Howard, R (9, PH) Ryne Duren, R (9, 1)		0-0 1-3 2-H 2B 1B		0-0 5-3			0-0 6-3		0-0 SF9	2	1	1	1	0	0	0	
Inning Stats	R: 0 E: 0 K: 0 S: 3	H: 1 LOB: 1 BB: 1 P: 7	R: 3 E: 0 K: 0 S: 7	H: 4 LOB: 1 BB: 0 P: 7	R: 0 E: 0 K: 0 S: 3	H: 0 LOB: 0 BB: 0 P: 3	R: 0 E: 0 K: 0 S: 3	H: 0 LOB: 0 BB: 0 P: 3	R: 0 E: 0 K: 1 S: 5	H: 1 LOB: 1 BB: 0 P: 4	R: 0 E: 0 K: 1 S: 6	H: 1 LOB: 2 BB: 1 P: 10	R: 1 E: 0 K: 0 S: 3	H: 0 LOB: 1 BB: 2 P: 11	1B: 5 2B: 2 3B: 0 HR: 0	SF: 1 SAC: 0 DP: 0 HBP: 0	
PITCHER Ray Herbert, R (1, 1) ERA: 3.47	IP: 9.0 WLS: L BF: 37 H: 7 R: 4 ER: 4 SO: 2 BB: 3 IBB: 1 HBP: 0 BLK: 0 WP: 1 HR: 0 S: 37 P: 53 ERA: 4.00 WHIP: 1.111																

Batter	1	2	3	4	5	6	7	8	9	AB	R	H	RBI	BB	SO	LOB	BOTTOM		
Ken Hamlin, R (1, 6) OBP: 0.285, SLG: 0.231	4-0 1B BB				0-0 F8			0-0 F8	0-3 K	3	0	0	0	1	0	2	New York Yankees @ Kansas City Athletics Municipal Stadium, Kansas City, MO Mon May 23 1960, 4:33 AM EDT Alt. 8,275 - Unknown - 80 F		
Hank Bauer, R (9, PH) OBP: 0.273, SLG: 0.265		0-0 FC4-6 1-2 1B			0-0 F8					4	1	1	0	0	0	1			
Jerry Lumpe, L (1, 4) OBP: 0.360, SLG: 0.380	0-0 1-2 1B 1B		0-0 F5		0-0 F8			0-0 4-3		4	0	1	0	0	0	1			
Russ Snyder, L (1, 9) OBP: 0.306, SLG: 0.444	0-0 1-2 1B 1B		0-0 G3		0-0 F7			0-0 6-3		4	0	1	0	0	0	0			
Norm Siebern, L (1, 3) OBP: 0.409, SLG: 0.548	0-0 F7		0-0 G3		0-0 1B 3B			4-0 L6-3 BB		3	1	1	0	1	0	2			
Whitey Herzog, L (1, 7) OBP: 0.455, SLG: 0.600	0-0 FC6-4 1-3 2-H 1B		0-0 F5		0-0 1B 1B			0-0 L6-3		4	1	2	2	0	0	1			
Harry Chiti, R (1, 2) OBP: 0.345, SLG: 0.378	0-0 FC6-4 1-2 1B		0-3 K		0-0 1B 1-2 1B			4-0 BB BB		3	0	1	0	1	1	2			
Bob Johnson, R (9, FR) OBP: 0.381, SLG: 0.071			0-0 F9		0-0 F7			0-3 K		4	0	1	1	0	1	1			
Andy Carey, R (1, 5) OBP: 0.294, SLG: 0.313			0-0 6-3		4-0 SH3 BB			0-0 G6-4-3 1-2 2-H 1B		2	0	0	0	1	0	2			
Bill Tuttle, R (1, 8) OBP: 0.297, SLG: 0.262		0-0 6-3			0-0 SH3 BB			0-0 G6-4-3 1-2 BB		0	0	0	0	1	0	0			
Ray Herbert, R (1, 1) OBP: 0.333, SLG: 0.143		4-0 FC4-6 BB		0-0 SH3			0-0 F3		0-3 K	1	0	0	0	1	0	0			
Dick Williams, R (9, PH) OBP: 0.343, SLG: 0.379			0-0 F9		0-0 F7			0-3 K		1	0	0	0	0	1	2			
Inning Stats	R: 1 E: 0 K: 0 S: 5	H: 3 LOB: 2 BB: 1 P: 9	R: 0 E: 0 K: 0 S: 3	H: 0 LOB: 1 BB: 1 P: 7	R: 0 E: 0 K: 1 S: 5	H: 0 LOB: 0 BB: 0 P: 5	R: 0 E: 0 K: 0 S: 3	H: 0 LOB: 1 BB: 1 P: 7	R: 2 E: 0 K: 0 S: 6	H: 4 LOB: 1 BB: 0 P: 6	R: 0 E: 0 K: 0 S: 3	H: 0 LOB: 0 BB: 0 P: 3	R: 0 E: 0 K: 0 S: 2	H: 0 LOB: 0 BB: 1 P: 6	R: 0 E: 0 K: 3 S: 9	H: 0 LOB: 2 BB: 2 P: 17	1B: 6 2B: 1 3B: 1 HR: 0	SF: 0 SAC: 1 DP: 2 HBP: 0	WP: 0 PA: 37 CS: 0
PITCHER Bob Turley, R (1, 1) ERA: 3.45	IP: 5.1 WLS: 1 BF: 25 H: 7 R: 3 ER: 3 SO: 1 BB: 3 IBB: 0 HBP: 0 BLK: 0 WP: 0 HR: 0 S: 24 P: 36 ERA: 5.06 WHIP: 1.875																		
Duke Maas, R (6, 1) ERA: 6.0	0.2 W																		
John Gabler, R (7, 1) ERA: 5.14	2.0 S																		
Ryne Duren, R (9, 1) ERA: 4.61	1.0 S																		

AB 32
R 4
H 7
RBI 4
BB 4
SO 2
LOB 11




AB 30
R 3
H 7
RBI 3
BB 6
SO 4
LOB 15



Batter	1	2	3	4	5	6	7	8	9	AB	R	H	RBI	BB	SO	LOB	TOP				
Don Buddin, R (1, 6) OBP: 0.358, SLG: 0.337	F8		K		WP 2B 1B		F9			4	1	1	0	0	1	0	Boston Red Sox @ Kansas City Athletics Municipal Stadium, Kansas City, MO Tue May 24 1960, 8:05 PM EDT Att: 8,258 - Unknown livebaseballscorecards.com				
Pete Runnels, L (1, 4) OBP: 0.442, SLG: 0.475	FC6-4 1B		6-3		1-H 2B		1-3			4	0	2	1	0	0	0					
Frank Malzone, R (1, 5) OBP: 0.303, SLG: 0.371	P5		2B		2-3		P5			4	0	1	0	0	0	2					
Ray Boone, R (1, 3) OBP: 0.370, SLG: 0.200	FC6-4 1-2		F8		BB		F7			3	0	0	0	1	0	2					
Rip Repuski, R (1, 7) OBP: 0.414, SLG: 0.500		1B 1B			F5		F8			4	0	1	0	0	0	1					
Bobby Thomson, R (1, 8) OBP: 0.292, SLG: 0.410		F7			F2		F8			4	1	1	1	0	0	2					
Lou Clinton, R (1, 9) OBP: 0.303, SLG: 0.435		1-2 1B			4-3		P6			4	0	2	0	0	0	1					
Haywood Sullivan, R (1, 2) Vic Wertz, L (9, PH) OBP: 0.228, SLG: 0.231 OBP: 0.382, SLG: 0.517		K			K		F3			3	0	0	0	0	2	2					
Dave Hillman, R (1, 1) Tom Borland, L (4, 1) Pumpsie Green, S (7, PH) Mike Fornieles, R (7, 1) Don Gile, R (9, PH) OBP: 0.250, SLG: 0.182		5-3			K		5-3			1	0	0	0	0	0	2					
Inning Stats	R: 0 E: 0 K: 0 S: 4	H: 1 LOB: 1 BB: 0 P: 4	R: 0 E: 0 K: 1 S: 7	H: 2 LOB: 2 BB: 0 P: 7	R: 0 E: 0 K: 1 S: 6	H: 1 LOB: 1 BB: 0 P: 6	R: 0 E: 0 K: 0 S: 3	H: 0 LOB: 3 BB: 0 P: 3	R: 1 E: 0 K: 2 S: 9	H: 2 LOB: 1 BB: 0 P: 9	R: 0 E: 0 K: 0 S: 3	H: 0 LOB: 1 BB: 1 P: 7	R: 0 E: 0 K: 0 S: 3	H: 0 LOB: 0 BB: 0 P: 3	R: 0 E: 0 K: 0 S: 3	H: 0 LOB: 0 BB: 0 P: 3		R: 1 E: 0 K: 1 S: 7	H: 2 LOB: 1 BB: 0 P: 7	1B: 4 2B: 3 3B: 0 HR: 1	SF: 0 SAC: 0 DP: 0 HBP: 0
PITCHER Bud Daley, L (1, 1) ERA: 2.51	IP: 9.0 WLS: W BF: 36 H: 8 R: 2 ER: 2 SO: 5 BB: 1 IBB: 0 HBP: 0 BLK: 0 WP: 2 HR: 1 S: 45 P: 49 ERA: 2.00 WHIP: 1.000															PITCHER					

Batter	1	2	3	4	5	6	7	8	9	AB	R	H	RBI	BB	SO	LOB	BOTTOM		
Andy Carey, R (1, 5) OBP: 0.286, SLG: 0.300	G3		F8	BB 1B		5-3				4	0	1	1	0	0	0	Boston Red Sox @ Kansas City Athletics Municipal Stadium, Kansas City, MO Tue May 24 1960, 8:05 PM EDT Att: 8,258 - Unknown livebaseballscorecards.com		
Jerry Lumpe, L (1, 4) OBP: 0.376, SLG: 0.408	BB BB		HR	1-2 2-3 BB		G1-6-3 BB				1	1	1	1	3	0	0			
Russ Snyder, L (1, 8) OBP: 0.302, SLG: 0.417	1-2 BB		K	3-1		G1-6-3 1-2				3	0	0	0	1	1	4			
Norm Siebern, L (1, 7) OBP: 0.405, SLG: 0.546	F5			F8		4-3		2B		4	0	1	0	0	0	2			
Whitey Herzog, L (1, 9) OBP: 0.443, SLG: 0.576	F7			BB 3B 1B		6-3		F8		4	1	1	0	0	0	3			
Harry Chiti, R (1, 2) OBP: 0.342, SLG: 0.366		1-3		1-2 3B BB		6-3		5-3		3	1	0	0	1	0	0			
Mary Throneberry, L (1, 3) OBP: 0.400, SLG: 0.571	G3			1-H 2-H 1B 3B		F9 SH5-3 2B		HR		4	3	3	3	0	0	0			
Ken Hamlin, R (1, 6) OBP: 0.276, SLG: 0.223	6-3			5-3		F9		F9		4	0	0	0	0	0	2			
Bud Daley, L (1, 1) OBP: 0.281, SLG: 0.105			6-3	BB 1B BB		SH5-3		4-3		2	0	0	1	1	0	0			
Inning Stats	R: 0 E: 0 K: 0 S: 3	H: 0 LOB: 2 BB: 2 P: 11	R: 0 E: 0 K: 0 S: 3	H: 0 LOB: 0 BB: 0 P: 3	R: 1 E: 0 K: 1 S: 6	H: 1 LOB: 0 BB: 0 P: 6	R: 3 E: 0 K: 0 S: 6	H: 3 LOB: 3 BB: 3 P: 18	R: 0 E: 0 K: 0 S: 3	H: 0 LOB: 0 BB: 0 P: 3	R: 1 E: 0 K: 0 S: 4	H: 1 LOB: 0 BB: 0 P: 4	R: 0 E: 0 K: 0 S: 3	H: 1 LOB: 1 BB: 1 P: 7	R: 1 E: 0 K: 0 S: 4	H: 1 LOB: 0 BB: 0 P: 4		1B: 2 2B: 2 3B: 1 HR: 2	SF: 0 SAC: 1 DP: 1 HBP: 0
PITCHER Dave Hillman, R (1, 1) ERA: 4.15 Tom Borland, L (4, 1) ERA: 2.53 Mike Fornieles, R (7, 1) ERA: 2.04	IP: 3.2 WLS: L BF: 19 H: 4 R: 4 ER: 4 SO: 1 BB: 4 IBB: 0 HBP: 0 BLK: 0 WP: 0 HR: 1 S: 17 P: 33 ERA: 9.82 WHIP: 2.182															PITCHER			



Batter	1	2	3	4	5	6	7	8	9	AB	R	H	RBI	BB	SO	LOB	TOP								
Al Smith, R OBP: 0.343, SLG: 0.444 (1, 8)	F7		SH5-3 3B 1B		F8			5-3		4	1	1	0	0	0	0									
Nelle Fox, L OBP: 0.349, SLG: 0.364 (1, 4)	HBP		SH5-3 1-2					F7		2	0	1	0	0	0	0									
Minnie Minoso, R OBP: 0.375, SLG: 0.550 (1, 9)	F7				F8			4-3		4	0	1	1	0	0	2									
Ted Kluszewski, L OBP: 0.410, SLG: 0.507 Jim Landis, R OBP: 0.242, SLG: 0.300 (9, PR)	G3		F5						E3 G5-3 BB	4	0	0	0	0	0	2									
Roy Sievers, R OBP: 0.314, SLG: 0.400 (1, 7)		FC1-5 2B	K						F7	3	0	1	0	1	1	1									
Gene Freese, R OBP: 0.178, SLG: 0.205 (1, 5)		FC1-5 HR			5-3				K	4	1	0	0	0	1	3									
Dick Brown, R OBP: 0.227, SLG: 0.476 (1, 2)		HR			L7				F7	4	1	1	2	0	1	2									
Luis Aparicio, R OBP: 0.264, SLG: 0.242 (1, 6)		F8			F8				K	3	0	0	0	0	1	0									
Bob Shaw, R OBP: 0.105, SLG: 0.059 Gerry Staley, R (7, 1)	1-4-3				6-3				F3	3	0	0	0	0	0	0									
Inning Stats	R: 0 E: 0 K: 0 S: 3	H: 0 LOB: 1 BB: 0 P: 4	R: 2 E: 0 K: 0 S: 5	H: 2 LOB: 0 BB: 0 P: 5	R: 1 E: 0 K: 1 S: 7	H: 2 LOB: 1 BB: 0 P: 7	R: 0 E: 0 K: 0 S: 3	H: 0 LOB: 0 BB: 0 P: 3	R: 0 E: 0 K: 1 S: 4	H: 1 LOB: 1 BB: 0 P: 4	R: 0 E: 0 K: 1 S: 5	H: 0 LOB: 0 BB: 0 P: 5	R: 0 E: 0 K: 1 S: 5	H: 0 LOB: 0 BB: 0 P: 5	R: 0 E: 0 K: 1 S: 3	H: 0 LOB: 0 BB: 0 P: 3	R: 0 E: 1 K: 1 S: 5	H: 0 LOB: 2 BB: 1 P: 9	1B: 1 2B: 2 3B: 1 HR: 1	SF: 0 SAC: 1 DP: 1 HBP: 1	WP: 0 PB: 0 SB: 0 CS: 0	PA: 34			
PITCHER	IP	WLS	BF	H	R	ER	SO	BB	IBB	HBP	BLK	WP	HR	S	P	ERA	WHIP								
Dick Hall, R ERA: 1.9	7.0	L	27	5	3	3	3	0	0	1	0	0	1	32	33	3.86	0.714								
Marty Kutyna, R ERA: 3.0	2.0	S	7	0	0	0	1	1	0	0	0	0	0	8	12	0.00	0.500								

Chicago White Sox @ Kansas City Athletics
Municipal Stadium, Kansas City, MO
Thu May 26 1960, 8:05 PM EDT
Att: 8,855 - Unknown

AB 31
R 3
H 5
RBI 3
BB 1
SO 4
LOB 10



Batter	1	2	3	4	5	6	7	8	9	AB	R	H	RBI	BB	SO	LOB	BOTTOM								
Andy Carey, R OBP: 0.300, SLG: 0.393 (1, 5)	5-3		HR		K			5-3		4	1	1	1	0	1	0									
Jerry Lumpe, L OBP: 0.382, SLG: 0.388 (1, 4)	FC4-6 1B		5-3					4-3		4	0	1	0	0	0	0									
Russ Snyder, L OBP: 0.283, SLG: 0.382 (1, 8)	FC4-6 1-2				4-3			G3		4	0	0	0	0	0	1									
Norm Siebern, L OBP: 0.388, SLG: 0.513 (1, 7)	4-3				1B BB			K		3	0	0	0	1	1	1									
Whitey Herzog, L OBP: 0.468, SLG: 0.600 (1, 9)			L4-3 1B		F5			E BB		3	0	2	0	1	0	1									
Mary Throneberry, L OBP: 0.406, SLG: 0.556 (1, 3)	L4-3 1-2				FC6-4 1B			F7		4	0	1	0	0	1	3									
Harry Chiti, R OBP: 0.328, SLG: 0.349 (1, 2)	6-3				FC6-4 1-2			E5		4	0	0	0	0	1	4									
Ken Hamlin, R OBP: 0.263, SLG: 0.214 Dick Williams, R OBP: 0.356, SLG: 0.386 Bob Johnson, R OBP: 0.381, SLG: 0.071 (7, PH)			5-3		6-3			G6-4-3 BB		2	0	0	0	0	0	0									
Dick Hall, R OBP: 0.111, SLG: 0.059 Hank Bauer, R OBP: 0.278, SLG: 0.271 Marty Kutyna, R (8, 1)	L7				6-3			G6-4-3 1-2		2	0	0	0	0	0	0									
Inning Stats	R: 0 E: 0 K: 0 S: 4	H: 1 LOB: 1 BB: 0 P: 4	R: 0 E: 0 K: 0 S: 3	H: 1 LOB: 0 BB: 0 P: 3	R: 1 E: 0 K: 0 S: 4	H: 1 LOB: 0 BB: 0 P: 4	R: 0 E: 0 K: 0 S: 4	H: 1 LOB: 2 BB: 1 P: 8	R: 0 E: 0 K: 1 S: 5	H: 0 LOB: 0 BB: 0 P: 5	R: 0 E: 0 K: 1 S: 5	H: 0 LOB: 0 BB: 0 P: 5	R: 0 E: 1 K: 0 S: 3	H: 0 LOB: 3 BB: 2 P: 11	R: 0 E: 0 K: 0 S: 3	H: 0 LOB: 0 BB: 0 P: 3	R: 0 E: 0 K: 2 S: 8	H: 1 LOB: 1 BB: 0 P: 8	1B: 3 2B: 2 3B: 0 HR: 1	SF: 0 SAC: 0 DP: 2 HBP: 0	WP: 0 PB: 0 SB: 0 CS: 0	PA: 34			
PITCHER	IP	WLS	BF	H	R	ER	SO	BB	IBB	HBP	BLK	WP	HR	S	P	ERA	WHIP								
Bob Shaw, R ERA: 3.22	6.1	W	26	4	1	1	2	3	0	0	0	0	0	27	39	1.42	1.105								
Gerry Staley, R ERA: 0.54	2.2	S	8	1	0	0	2	0	0	0	0	0	0	12	12	0.00	0.375								

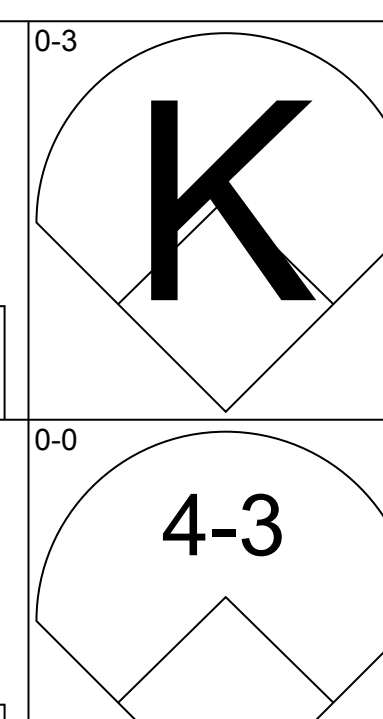
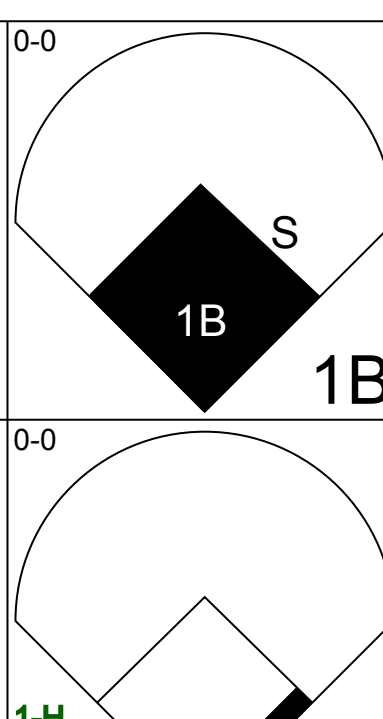
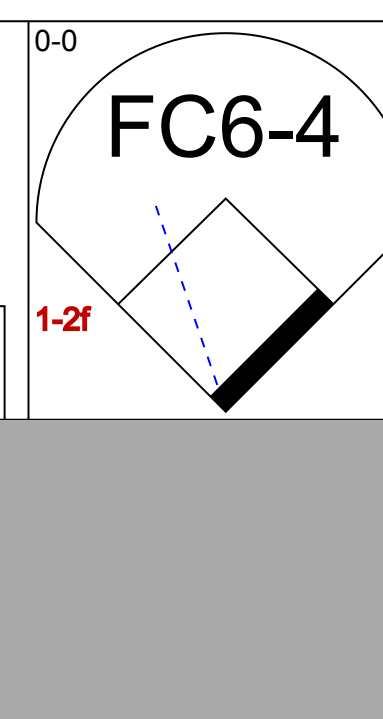
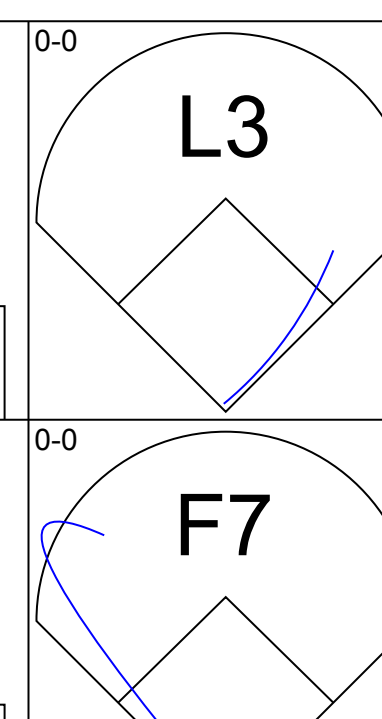
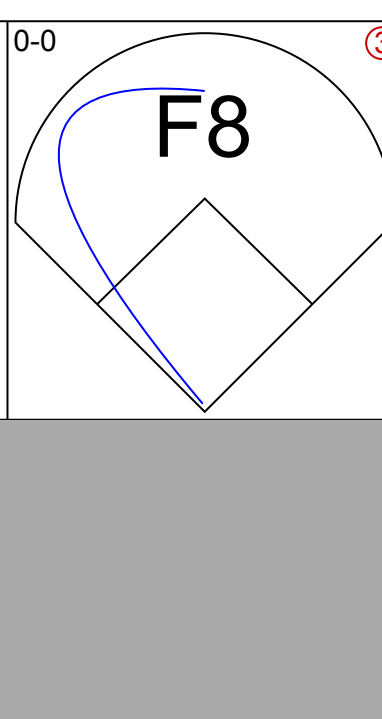
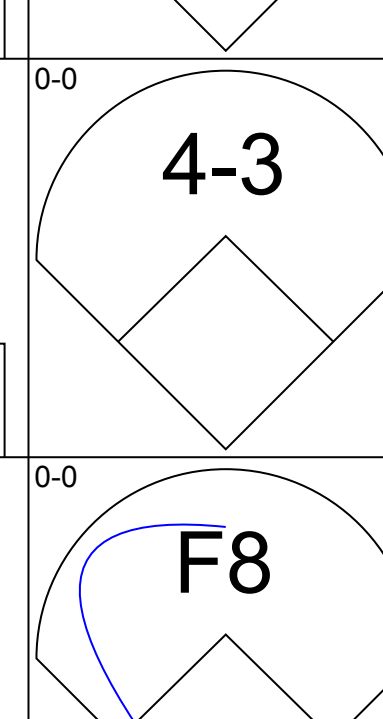
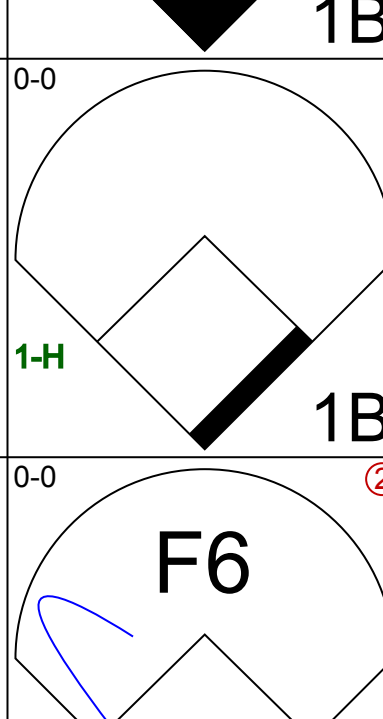
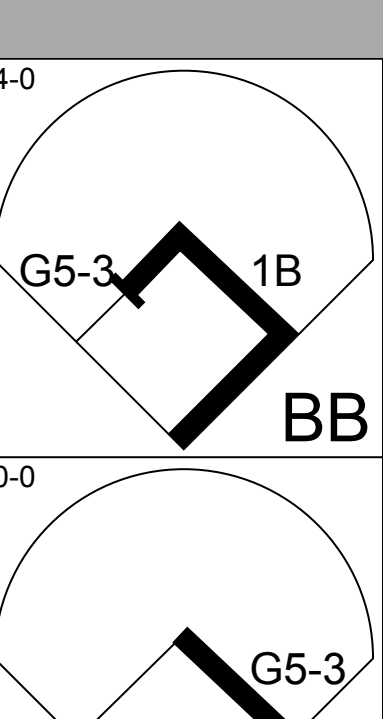
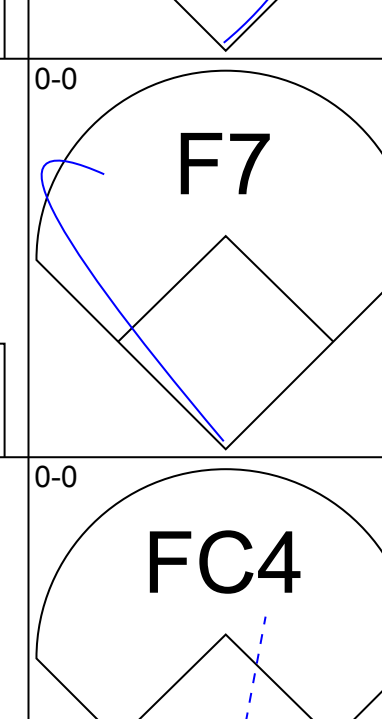
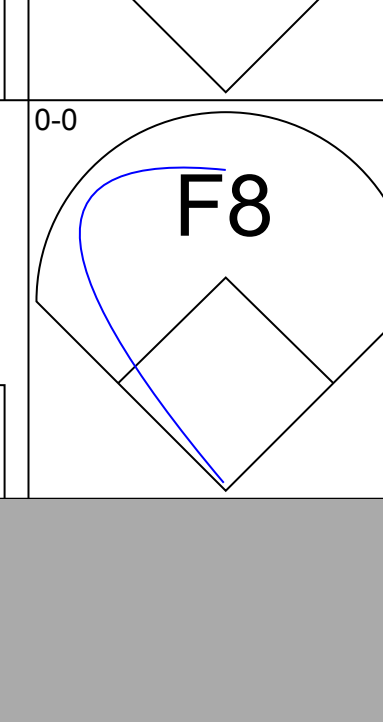
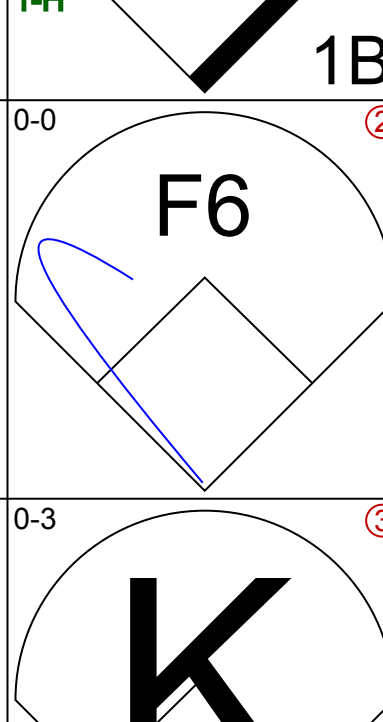
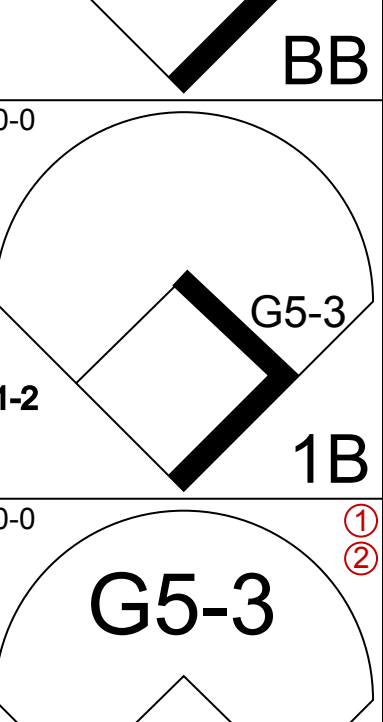
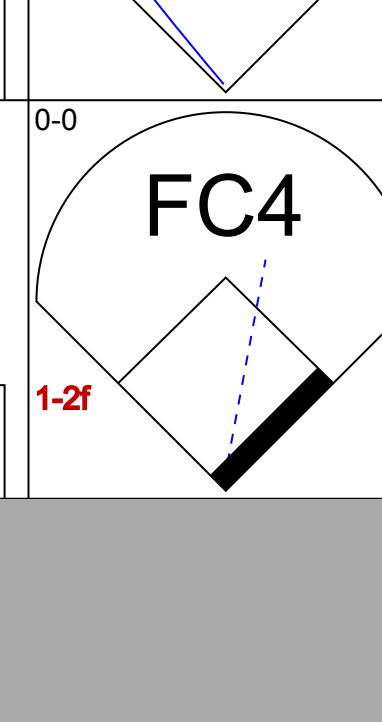
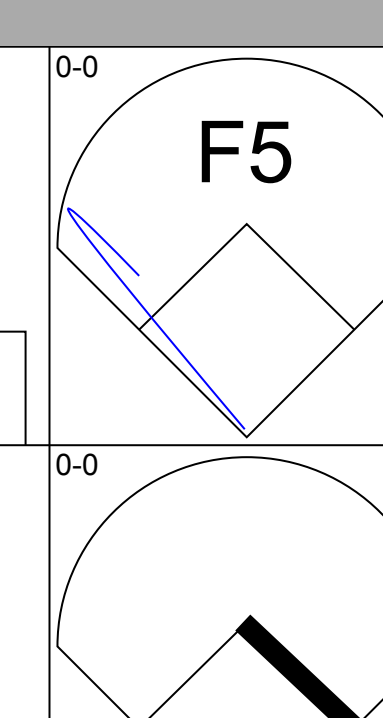

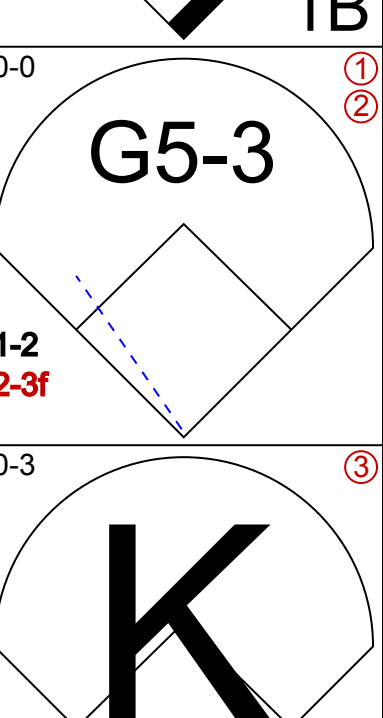
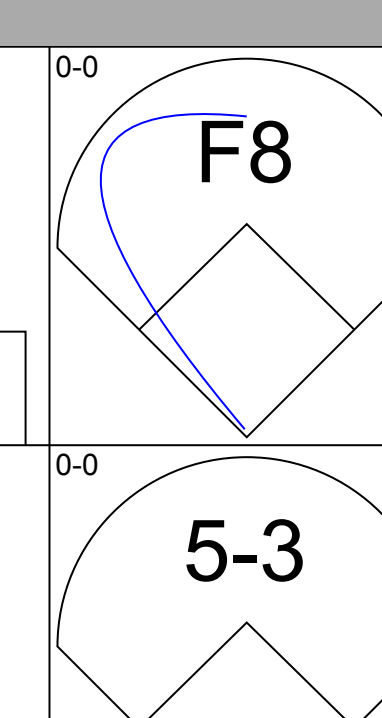
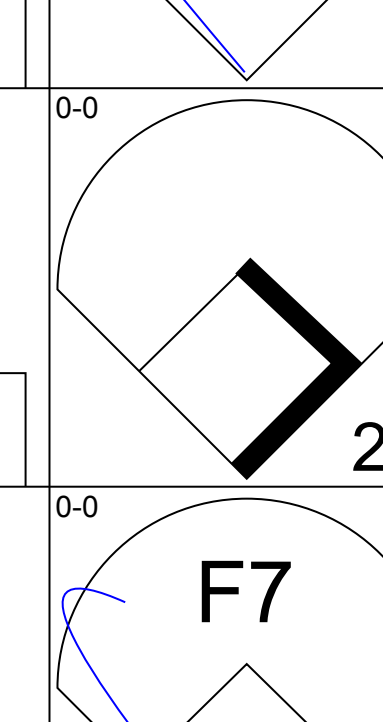
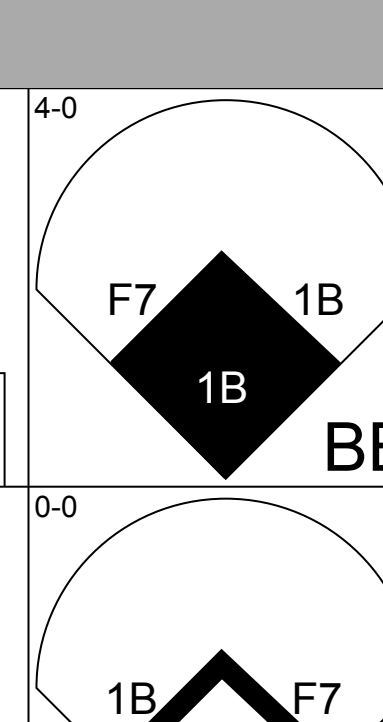
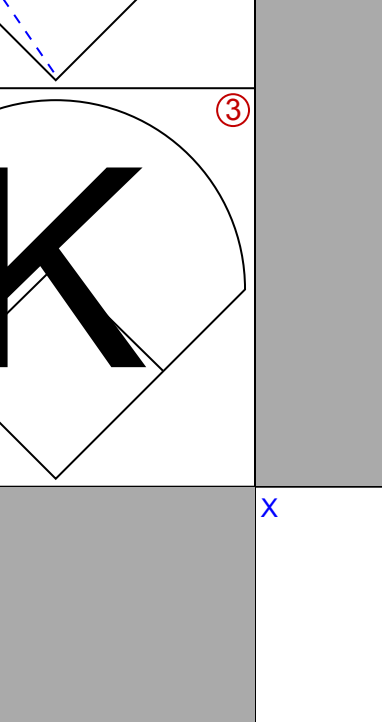
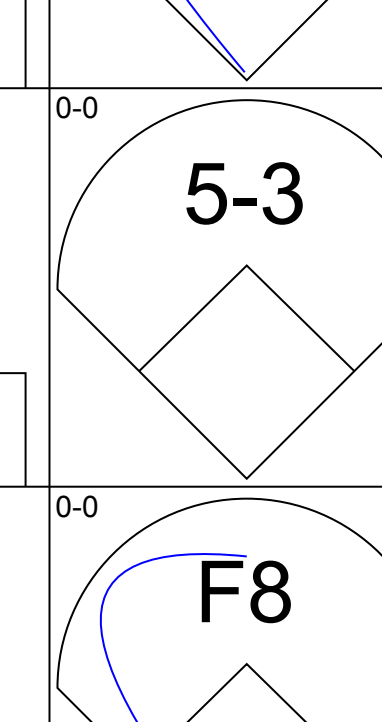
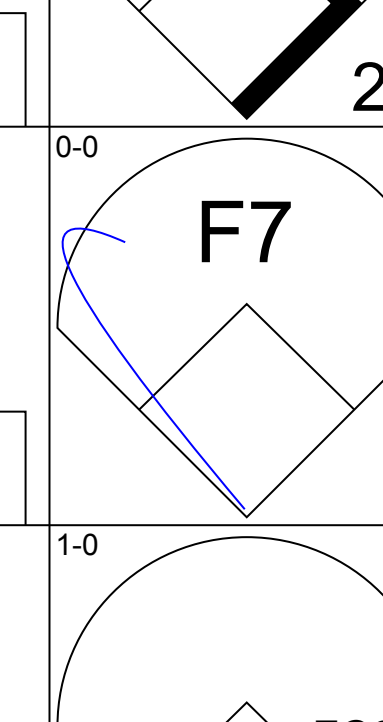
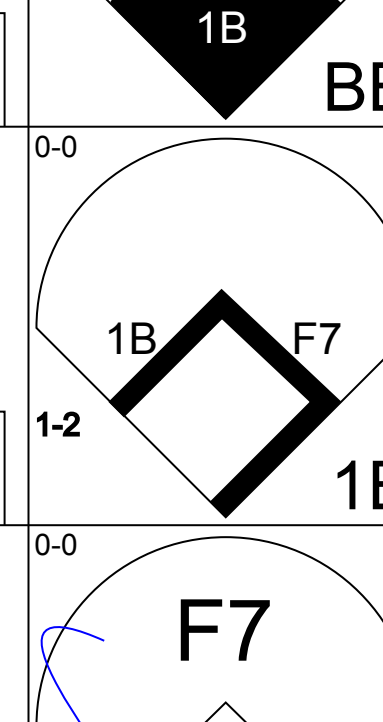
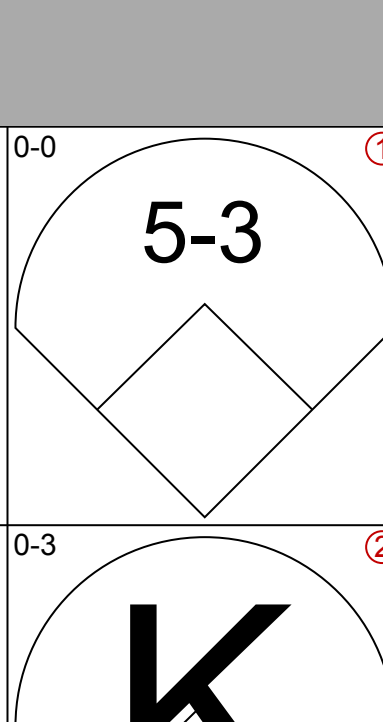
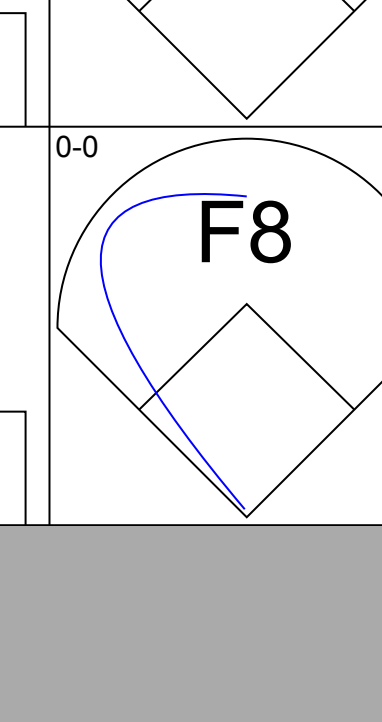
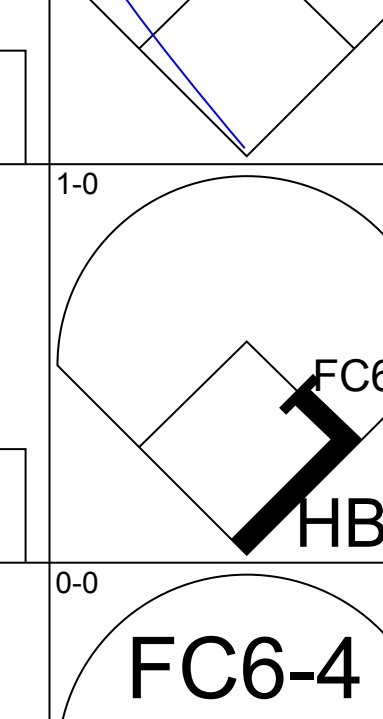
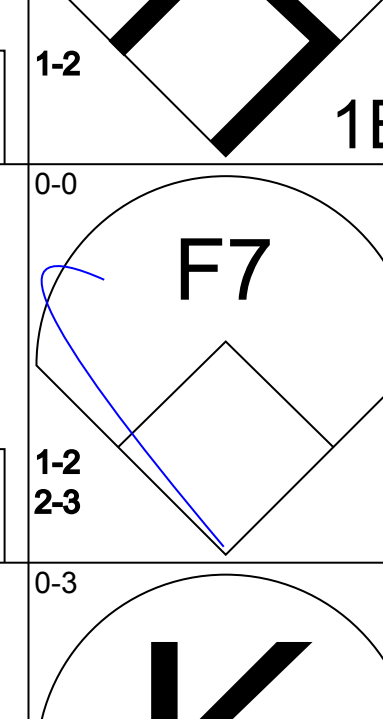
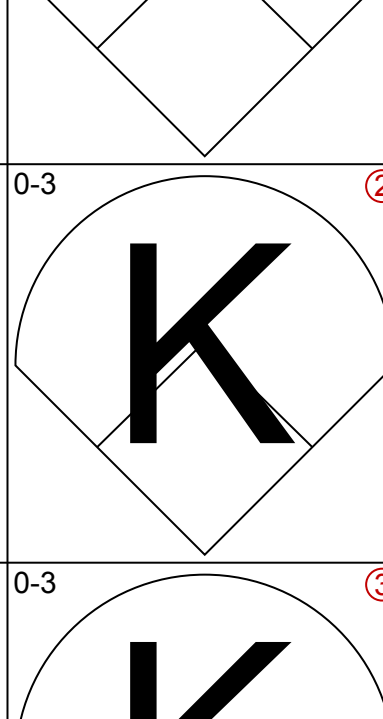
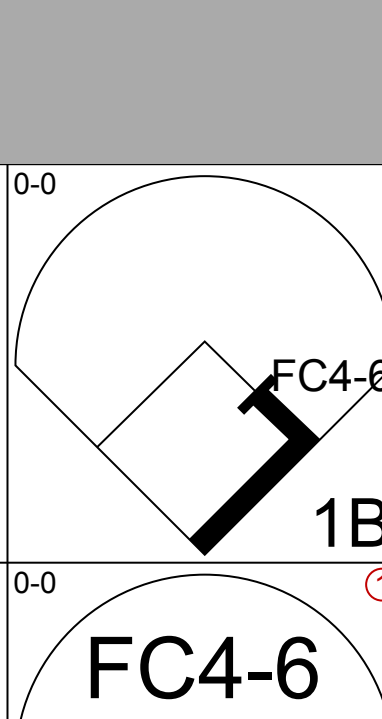

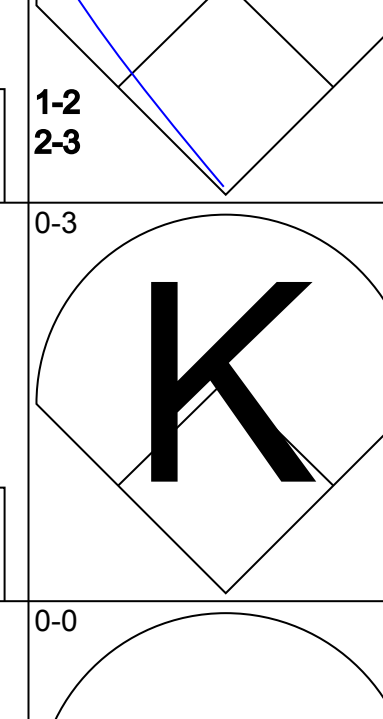
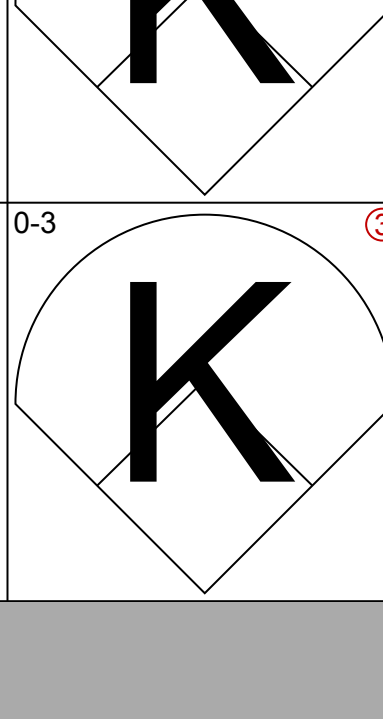
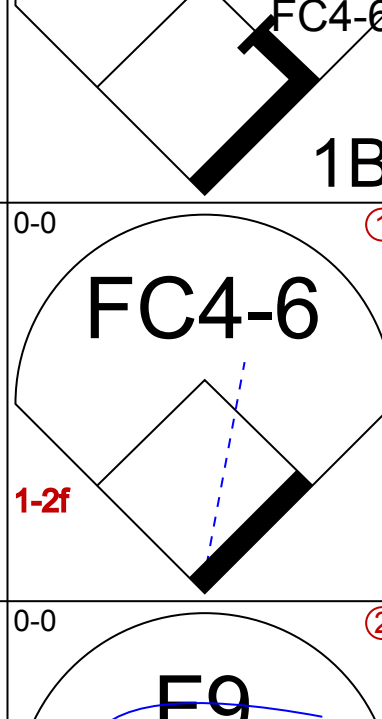
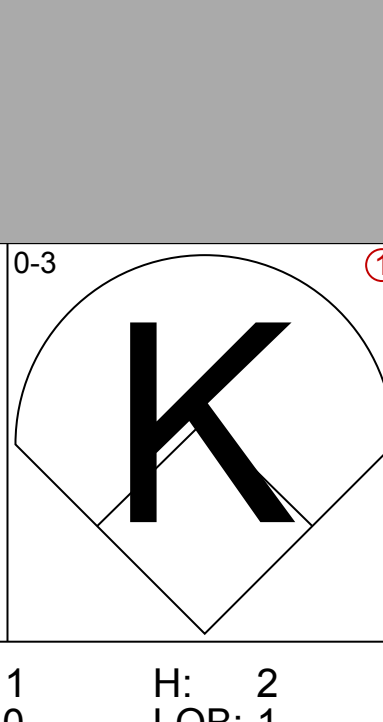
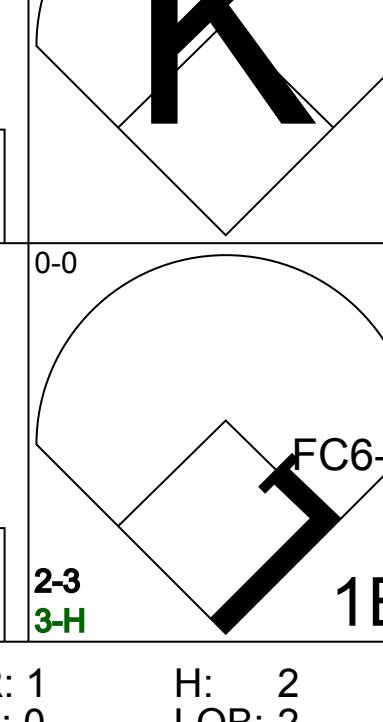
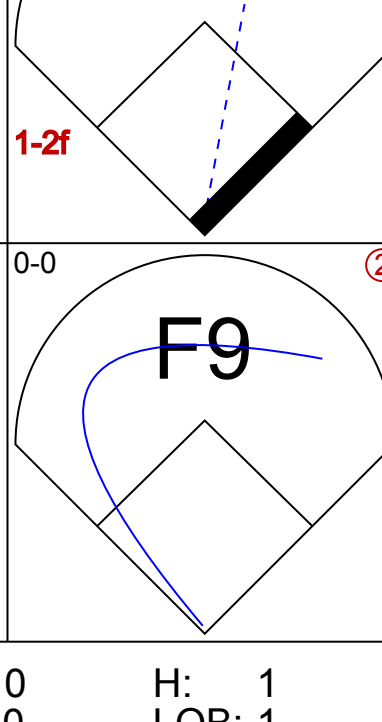
Chicago White Sox @ Kansas City Athletics
Municipal Stadium, Kansas City, MO
Thu May 26 1960, 8:05 PM EDT
Att: 8,855 - Unknown

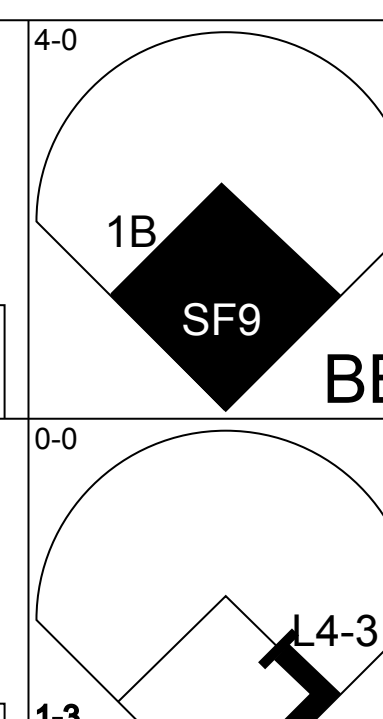
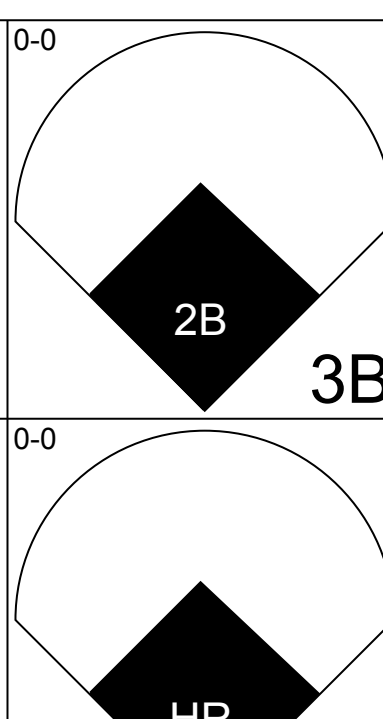

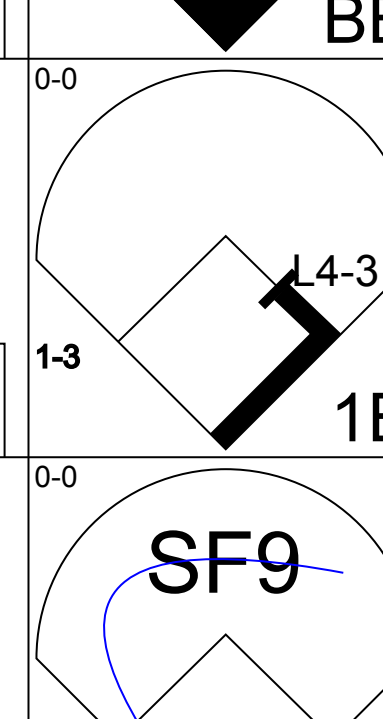
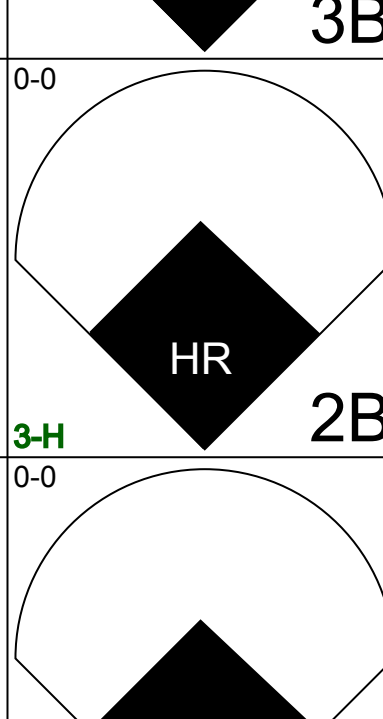
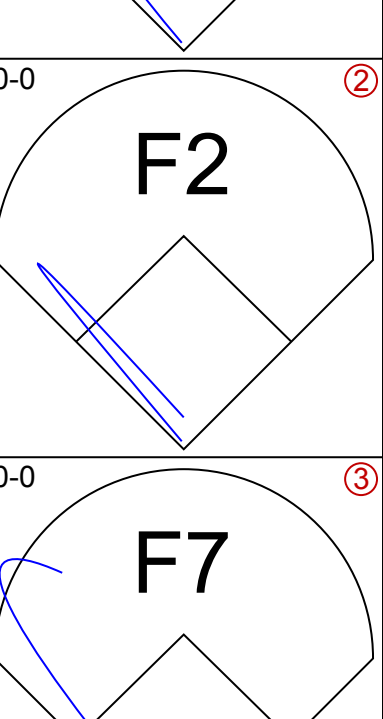
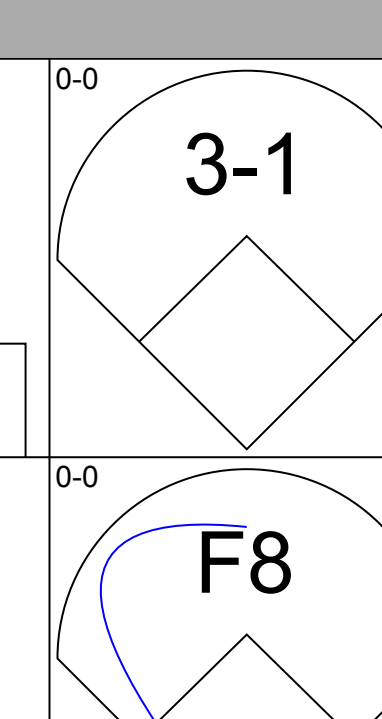
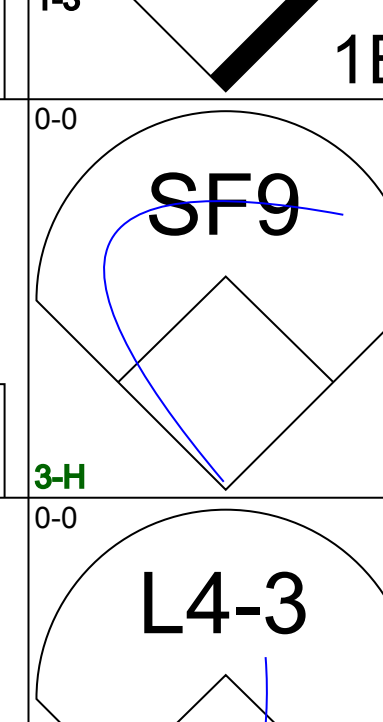
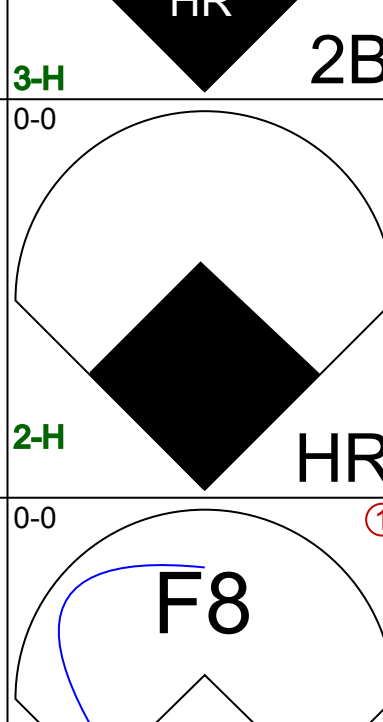
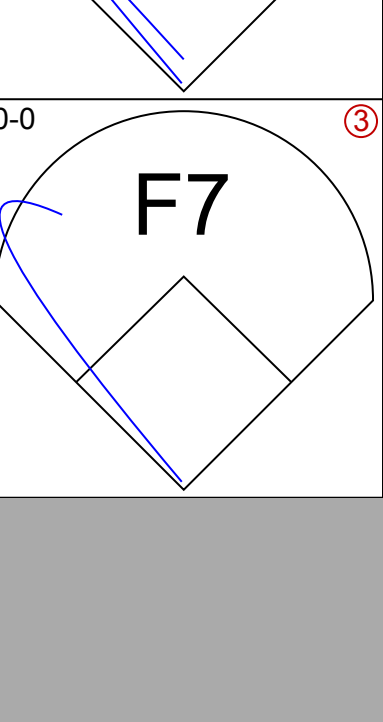
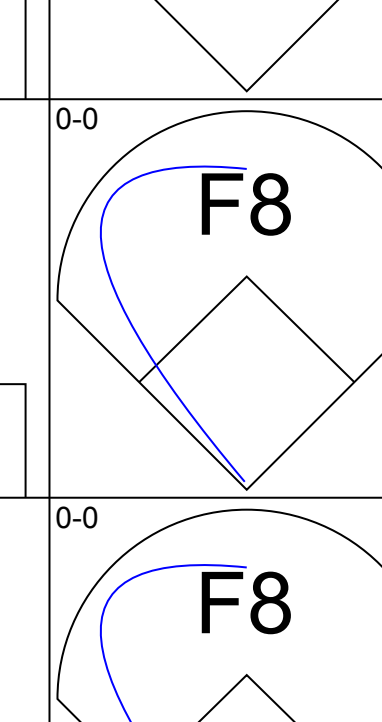
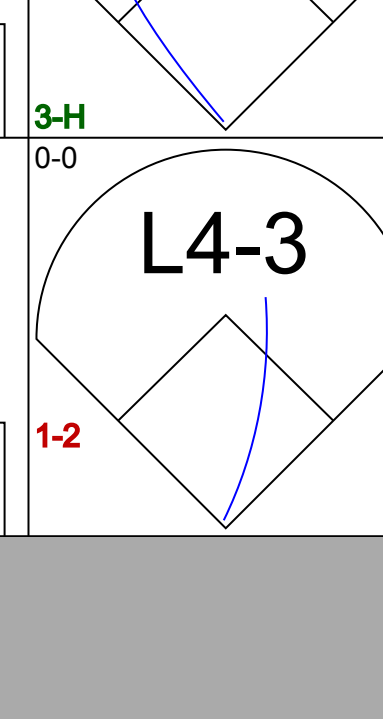
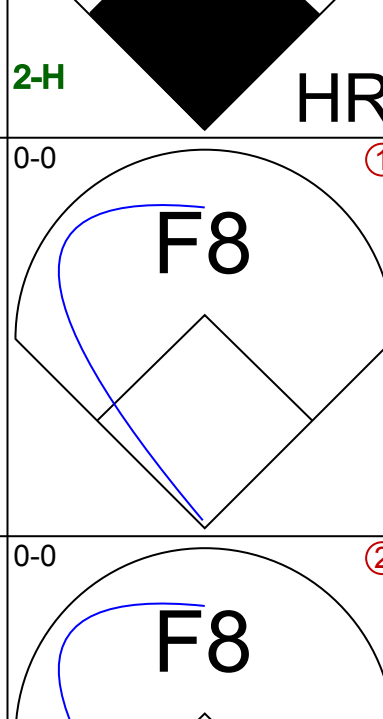
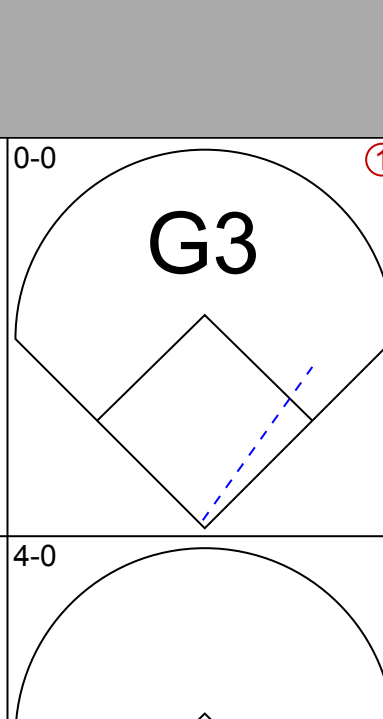
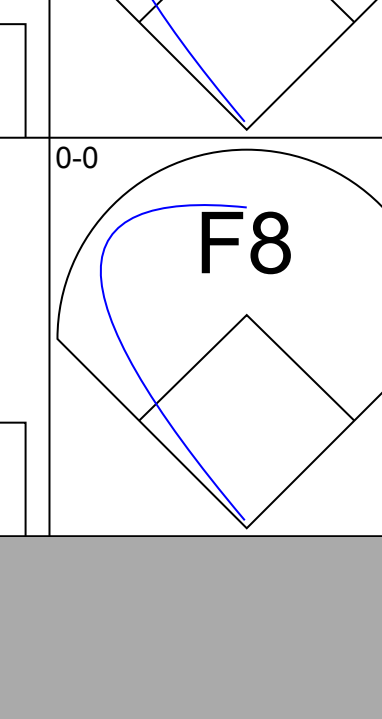
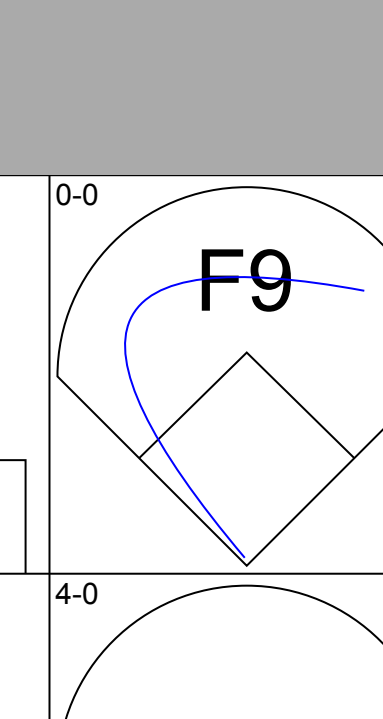
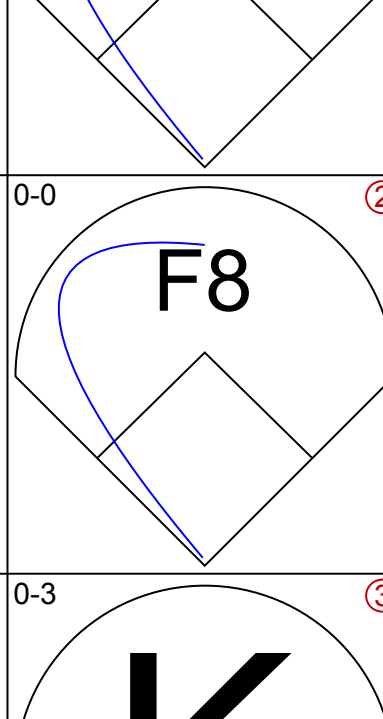
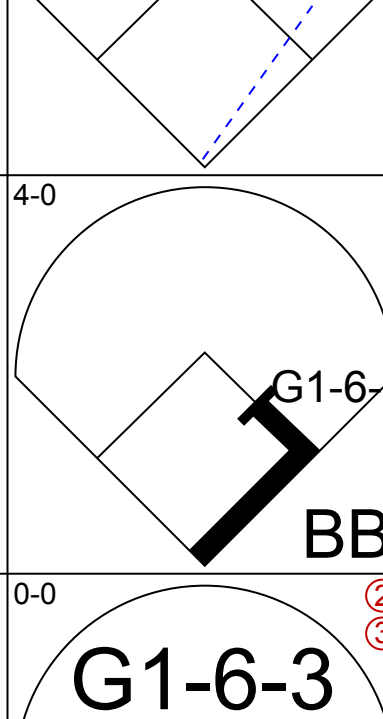
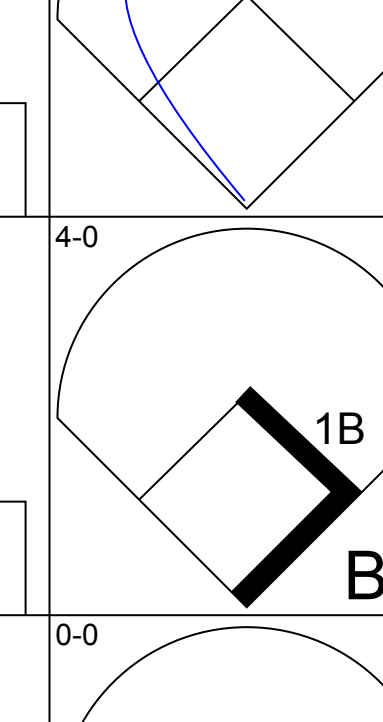

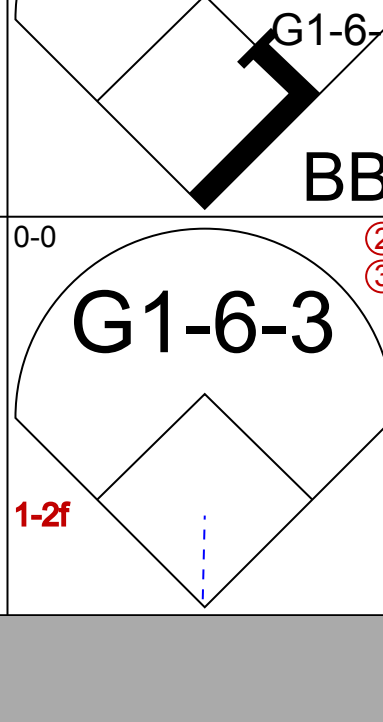
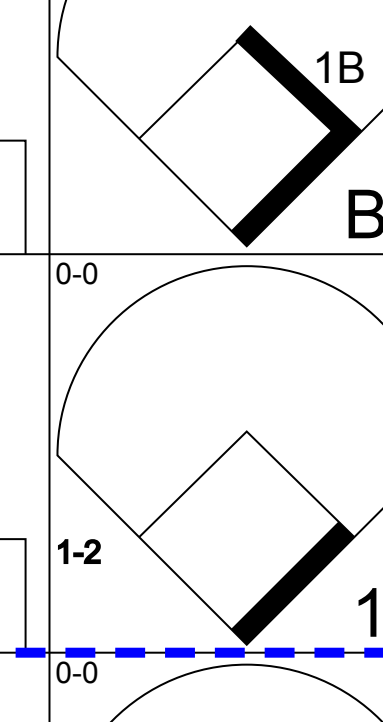
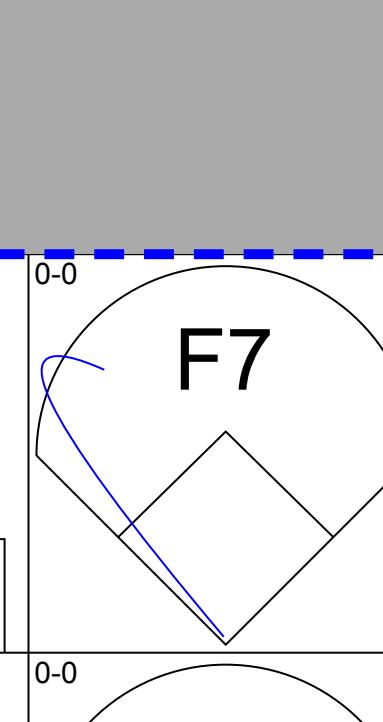
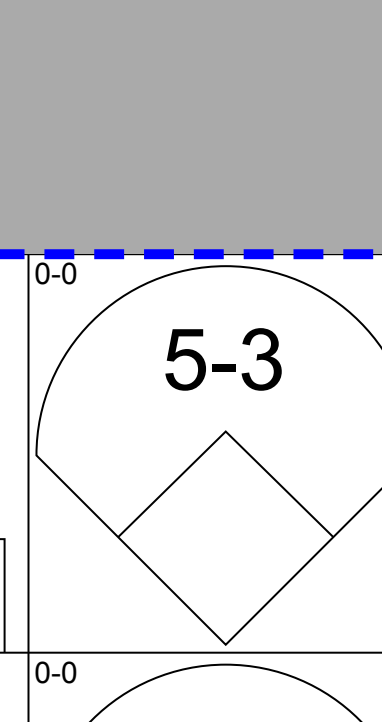
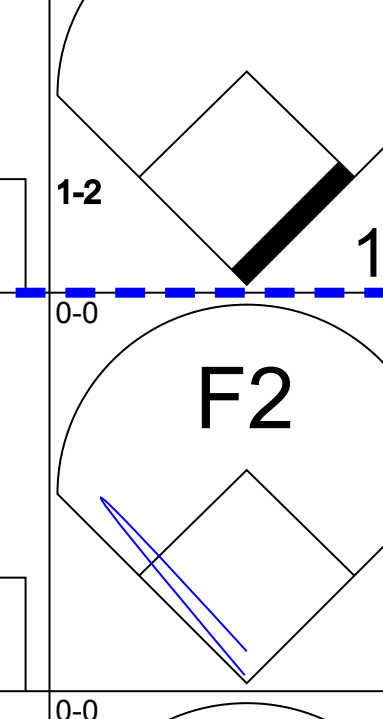
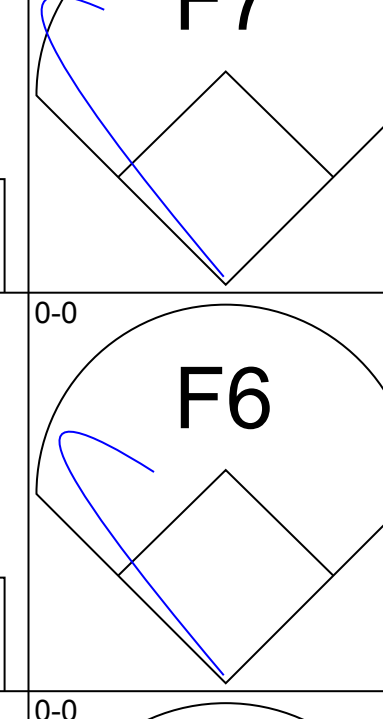
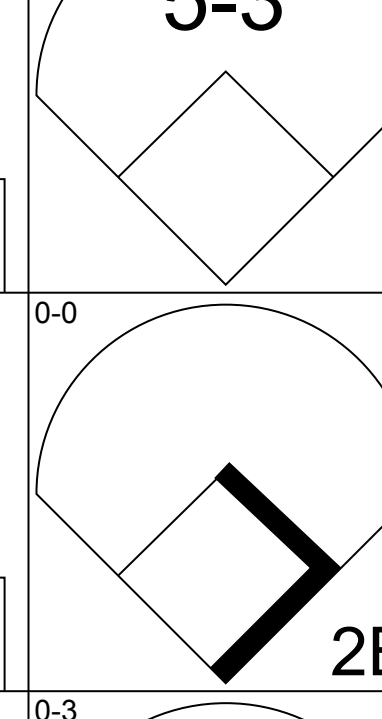
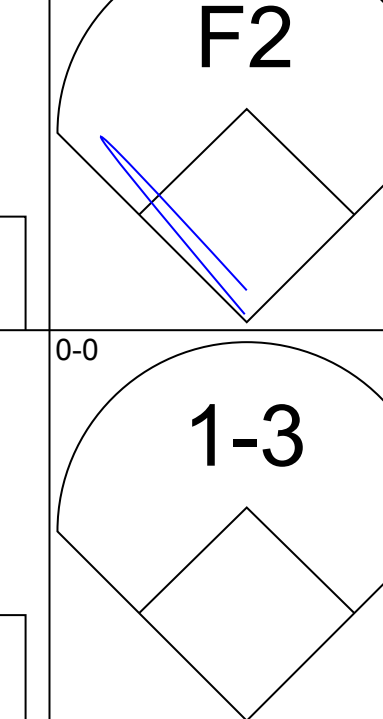
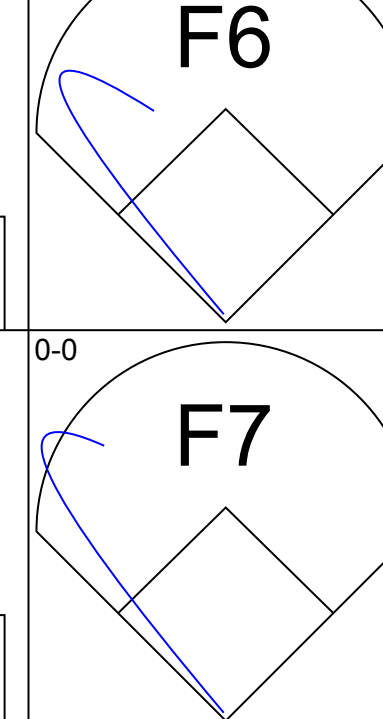
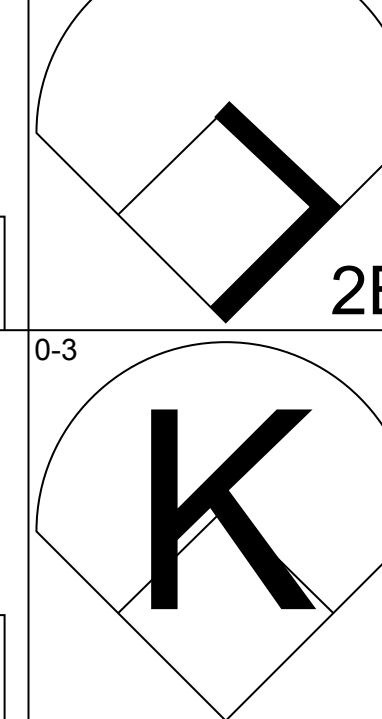
AB 31
R 1
H 5
RBI 1
BB 3
SO 4
LOB 13



Batter	1	2	3	4	5	6	7	8	9	AB	R	H	RBI	BB	SO	LOB	TOP										
Al Smith, R OBP: 0.356, SLG: 0.485 (1, 8)										4	1	3	1	0	0	0	Chicago White Sox @ Kansas City Athletics Municipal Stadium, Kansas City, MO Sat May 28 1960, 4:33 AM EDT Att: 6,777 - Unknown AB 35 R 3 H 10 RBI 3 BB 1 SO 3 LOB 10										
Nelle Fox, L OBP: 0.342, SLG: 0.355 (1, 4)										4	0	0	0	0	0	2											
Minnie Minoso, R OBP: 0.353, SLG: 0.514 (1, 9)										4	0	0	0	0	1	1											
Ted Kluszewski, L OBP: 0.407, SLG: 0.488 (1, 3)										4	1	2	0	0	0	1											
Roy Sievers, R OBP: 0.308, SLG: 0.412 (1, 7)										4	1	1	0	0	0	1											
Gene Freese, R OBP: 0.208, SLG: 0.288 (1, 5)										4	0	2	2	0	0	0											
Dick Brown, R OBP: 0.278, SLG: 0.407 (9, PR)										3	0	1	0	1	0	1											
Luis Aparicio, R OBP: 0.276, SLG: 0.288 (9, PH)										3	0	0	0	0	0	2											
Dick Donovan, L OBP: 0.091, SLG: 0.091 (7, 1)										3	0	0	0	0	0	2											
Earl Torgeson, L OBP: 0.750, SLG: 0.400 (9, PH)										1	0	0	0	0	0	2											
Inning Stats	R: 0 E: 0 K: 0 S: 3	H: 0 LOB: 0 BB: 0 P: 3	R: 0 E: 0 K: 0 S: 4	H: 2 LOB: 1 BB: 0 P: 4	R: 0 E: 0 K: 1 S: 6	H: 1 LOB: 1 BB: 0 P: 6	R: 2 E: 0 K: 1 S: 8	H: 4 LOB: 0 BB: 0 P: 8	R: 1 E: 0 K: 1 S: 6	H: 1 LOB: 0 BB: 0 P: 6	R: 0 E: 0 K: 0 S: 3	H: 0 LOB: 0 BB: 0 P: 3	R: 0 E: 0 K: 0 S: 3	H: 0 LOB: 0 BB: 0 P: 3	R: 0 E: 0 K: 0 S: 4	H: 1 LOB: 1 BB: 0 P: 4	R: 0 E: 0 K: 0 S: 4	H: 1 LOB: 2 BB: 1 P: 8	R: 0 E: 0 K: 0 S: 4	H: 1 LOB: 2 BB: 1 P: 8	1B: 6 2B: 3 3B: 0 HR: 1	SF: 0 SAC: 0 DP: 2 HBP: 0	WP: 0 PB: 0 SB: 0 CS: 0	PA: 36			
PITCHER	IP	WLS	BF	H	R	ER	SO	BB	IBB	HBP	BLK	WP	HR	S	P	ERA	WHIP										
Bud Daley, L ERA: 2.66 (1, 1)	7.0	W	27	8	3	3	3	0	0	0	0	0	1	33	33	3.86	1.143										
Marty Kutyna, R ERA: 2.7 (8, 1)	1.2		8	2	0	0	0	1	0	0	0	0	0	7	11	0.00	1.800										
Leo Kiely, L ERA: 0.77 (9, 1)	0.1	S	1	0	0	0	0	0	0	0	0	0	0	1	1	0.00	0.000										

Batter	1	2	3	4	5	6	7	8	9	AB	R	H	RBI	BB	SO	LOB	BOTTOM										
Bill Tuttle, R OBP: 0.299, SLG: 0.290 (1, 8)										4	1	1	2	0	0	2	Chicago White Sox @ Kansas City Athletics Municipal Stadium, Kansas City, MO Sat May 28 1960, 4:33 AM EDT Att: 6,777 - Unknown AB 30 R 4 H 7 RBI 4 BB 2 SO 5 LOB 12										
Jerry Lumpe, L OBP: 0.326, SLG: 0.379 (1, 4)										3	1	1	0	1	0	1											
Andy Carey, R OBP: 0.289, SLG: 0.389 (1, 5)										4	0	1	0	0	0	1											
Norm Siebern, L OBP: 0.375, SLG: 0.492 (1, 7)										4	0	0	1	0	1	2											
Whitey Herzog, L OBP: 0.435, SLG: 0.548 (1, 9)										4	0	0	0	0	2	1											
Mary Throneberry, L OBP: 0.379, SLG: 0.500 (1, 3)										3	0	1	0	0	2	1											
Harry Chiti, R OBP: 0.333, SLG: 0.405 (1, 2)										3	1	2	1	0	0	1											
Ken Hamlin, R OBP: 0.279, SLG: 0.250 (1, 6)										3	0	1	0	0	0	1											
Bud Daley, L OBP: 0.280, SLG: 0.100 (1, 1)										1	0	0	0	1	0	1											
Russ Snyder, L OBP: 0.274, SLG: 0.368 (7, PH)										1	1	0	0	0	0	1											
Marty Kutyna, R OBP: 0.333, SLG: 0.405 (8, 1)										0	0	0	0	0	0	0											
Leo Kiely, L OBP: 0.77 (9, 1)										0	0	0	0	0	0	0											
Inning Stats	R: 0 E: 0 K: 1 S: 5	H: 0 LOB: 1 BB: 1 P: 9	R: 0 E: 0 K: 0 S: 3	H: 1 LOB: 0 BB: 0 P: 3	R: 0 E: 0 K: 0 S: 4	H: 1 LOB: 1 BB: 0 P: 4	R: 0 E: 0 K: 0 S: 3	H: 0 LOB: 0 BB: 0 P: 3	R: 1 E: 0 K: 1 S: 6	H: 1 LOB: 1 BB: 1 P: 10	R: 1 E: 0 K: 2 S: 9	H: 2 LOB: 1 BB: 0 P: 9	R: 2 E: 0 K: 0 S: 5	H: 2 LOB: 0 BB: 0 P: 5	R: 0 E: 0 K: 1 S: 5	H: 0 LOB: 0 BB: 0 P: 5	R: 0 E: 0 K: 1 S: 5	H: 0 LOB: 0 BB: 0 P: 5	1B: 4 2B: 2 3B: 0 HR: 2	SF: 0 SAC: 0 DP: 1 HBP: 0	WP: 0 PB: 0 SB: 0 CS: 0	PA: 32					
PITCHER	IP	WLS	BF	H	R	ER	SO	BB	IBB	HBP	BLK	WP	HR	S	P	ERA	WHIP										
Dick Donovan, R ERA: 6.67 (1, 1)	6.2	L	28	7	4	4	4	2	0	0	0	0	0	2	34	5.40	1.350										
Turk Lown, R ERA: 2.25 (7, 1)	1.1		4	0	0	0	1	0	0	0	0	0	0	6	6	0.00	0.000										

Batter	1	2	3	4	5	6	7	8	9	AB	R	H	RBI	BB	SO	LOB	TOP								
Al Smith, R OBP: 0.391, SLG: 0.475 (1.9)			 1B	 1-2						5	1	1	0	0	1	4	Chicago White Sox @ Kansas City Athletics Municipal Stadium, Kansas City, MO Sun May 29 1960, 4:33 AM EDT Att: 9,975 - Unknown livebaseballscorecards.com								
Nellie Fox, L OBP: 0.346, SLG: 0.355 (1.4)			 1B		 BB					3	0	1	1	1	0	1									
Minnie Minoso, R OBP: 0.350, SLG: 0.507 (1.7)					 1B		 1-2			4	0	1	0	0	0	2									
Roy Sievers, R OBP: 0.293, SLG: 0.389 (1.3)					 1-2 2-3					4	0	0	0	0	1	3									
Sherm Lollar, R OBP: 0.388, SLG: 0.479 (1.2)				 1B BB						3	1	1	0	1	1	1									
Gene Freese, R OBP: 0.211, SLG: 0.286 (1.5)				 F7 1B						4	0	1	0	0	0	1									
Jim Landis, R OBP: 0.405, SLG: 0.301 (1.8)		 HBP		 1-2 2-3					 1B	3	0	1	0	0	1	2									
Luis Aparicio, R OBP: 0.271, SLG: 0.280 (1.6)	 1-2								 1-2	4	0	0	0	0	2	5									
Herb Score, L (1.1)					 1B					0	0	0	0	0	0	0									
Ray Moore, R (2.1)										1	0	0	0	0	1	0									
Earl Torgeson, L (4. PH)										1	0	1	1	0	0	0									
Turk Lown, R (4.1)										0	0	0	0	0	0	0									
Joe Hicks, L (7. PH)										1	0	1	0	0	0	0									
Gerry Staley, R (7.1)										0	0	0	0	0	0	0									
Ted Kluszewski (9. PH)										1	0	0	0	0	0	1									
Inning Stats	R: 0 E: 0 K: 1 S: 5	H: 0 LOB: 0 BB: 0 P: 5	R: 0 E: 0 K: 0 S: 4	H: 1 LOB: 2 BB: 0 P: 5	R: 1 E: 0 K: 2 S: 9	H: 2 LOB: 1 BB: 0 P: 9	R: 1 E: 0 K: 1 S: 7	H: 2 LOB: 2 BB: 1 P: 11	R: 0 E: 0 K: 1 S: 5	H: 1 LOB: 1 BB: 1 P: 9	R: 0 E: 0 K: 2 S: 7	H: 0 LOB: 0 BB: 0 P: 7	R: 0 E: 0 K: 0 S: 4	H: 1 LOB: 1 BB: 0 P: 4	R: 0 E: 0 K: 0 S: 3	H: 0 LOB: 0 BB: 0 P: 3	R: 0 E: 0 K: 0 S: 4	H: 1 LOB: 1 BB: 0 P: 4	1B: 7 2B: 1 3B: 0 HR: 0	SF: 0 SAC: 0 DP: 1 HBP: 1	WP: 0 PB: 0 SB: 1 CS: 0	PA: 37			
PITCHER	IP	WLS	BF	H	R	ER	SO	BB	IBB	HBP	BLK	WP	HR	S	P	ERA	WHIP								
Ken Johnson, R ERA: 2.32 (1.1)	9.0	W	37	8	2	2	7	2	0	1	0	0	0	48	57	2.00	1.111								

Batter	1	2	3	4	5	6	7	8	9	AB	R	H	RBI	BB	SO	LOB	BOTTOM									
Bill Tuttle, R OBP: 0.305, SLG: 0.306 (1.8)	 SF9 BB		 3B							3	2	1	0	1	1	1	Chicago White Sox @ Kansas City Athletics Municipal Stadium, Kansas City, MO Sun May 29 1960, 4:33 AM EDT Att: 9,975 - Unknown livebaseballscorecards.com									
Jerry Lumpe, L OBP: 0.382, SLG: 0.389 (1.4)	 L4-3		 2B							4	1	2	1	0	0	0										
Andy Carey, R OBP: 0.286, SLG: 0.462 (1.5)			 2B							3	1	1	3	0	0	0										
Norm Siebern, L OBP: 0.365, SLG: 0.476 (1.3)	 1-2									4	0	0	0	0	0	1										
Harry Chiti, R OBP: 0.333, SLG: 0.398 (1.2)						 BB				2	0	0	0	1	0	0										
Dick Williams, R OBP: 0.346, SLG: 0.366 (1.7)		 BB				 1-2				2	0	0	0	1	1	1										
Russ Snyder, L OBP: 0.274, SLG: 0.368 (7.7)										0	0	0	0	0	0	0										
Hank Bauer, R OBP: 0.294, SLG: 0.289 (1.9)		 1-2								3	0	1	0	0	0	0										
Ken Hamlin, R OBP: 0.280, SLG: 0.260 (1.6)										3	0	1	0	0	0	2										
Ken Johnson, R OBP: 0.143, SLG: 0.143 (1.1)										3	0	0	0	0	1	3										
Inning Stats	R: 1 E: 0 K: 0 S: 3	H: 1 LOB: 1 BB: 1 P: 7	R: 0 E: 0 K: 0 S: 4	H: 1 LOB: 2 BB: 1 P: 8	R: 3 E: 0 K: 1 S: 8	H: 3 LOB: 0 BB: 0 P: 8	R: 0 E: 0 K: 0 S: 3	H: 0 LOB: 0 BB: 0 P: 3	R: 0 E: 0 K: 0 S: 2	H: 0 LOB: 0 BB: 1 P: 6	R: 0 E: 0 K: 2 S: 8	H: 1 LOB: 1 BB: 0 P: 8	R: 0 E: 0 K: 0 S: 3	H: 0 LOB: 0 BB: 0 P: 3	R: 0 E: 0 K: 0 S: 3	H: 0 LOB: 0 BB: 0 P: 3	1B: 2 2B: 3 3B: 1 HR: 1	SF: 1 SAC: 0 DP: 2 HBP: 0	WP: 0 PB: 0 SB: 0 CS: 0	PA: 31						
PITCHER	IP	WLS	BF	H	R	ER	SO	BB	IBB	HBP	BLK	WP	HR	S	P	ERA	WHIP									
Herb Score, L ERA: 8.31 (1.1)	1.1			2	1	1	0	0	0	0	0	0	0	1	10	10	16.20	3.000								
Ray Moore, R ERA: 5.4 (2.1)	1.2	L	8	3	3	3	1	0	0	0	0	0	0	1	10	10	16.20	1.800								
Turk Lown, R ERA: 2.03 (4.1)	3.0		9	0	0	0	0	1	0	0	0	0	0	8	12	0.00	0.333									
Gerry Staley, R ERA: 0.51 (7.1)	2.0		7	1	0	0	2	0	0	0	0	0	0	11	11	0.00	0.500									

Batter	1	2	3	4	5	6	7	8	9	10	11	AB	R	H	RBI	BB	SO	LOB	TOP				
Eddie Yost, R OBP: 0.424, SLG: 0.345 (1.5)	4-0 HR BB	1-0 2B 2B HBP		4-0 G3 BB		4-0 BB		0-0 F9		0-3 K		2	2	0	0	3	1	2					
Neil Christley, L OBP: 0.333, SLG: 0.473 (1.9)	0-0 HR	0-0 F7		0-0 P4		0-0 F8		0-0 1B		0-0 1B		6	1	3	2	0	0	3					
Charlie Maxwell, L OBP: 0.327, SLG: 0.421 (1.7)	0-0 1B SF8	0-0 2B		0-0 G3		0-0 4-3		0-3 K		0-3 K		6	2	2	0	0	2	6					
Al Kaline, R OBP: 0.357, SLG: 0.432 (1.8)	0-0 SF8 SH1-3	0-0 2B		0-0 L9		0-0 L6-3		0-3 K		0-0 L4		6	1	2	2	0	1	3					
Norm Cash, L OBP: 0.344, SLG: 0.452 (1.3)	4-0 SH1-3 SF8 BB	0-0 F2		0-0 E3 FC6-4		0-3 K		0-3 K		0-3 K		5	0	0	0	1	3	1					
Red Wilson, R OBP: 0.310, SLG: 0.245 (1.2)	0-0 SF8	0-0 F8		0-0 FC6-4		4-0 1B BB		0-0 6-3		4-0 BB		3	0	0	1	2	0	2					
Frank Bolling, R OBP: 0.327, SLG: 0.349 (1.4)	4-0 SH1-3 IBB		0-0 F8		0-0 5-3		0-0 FC6-4 1B		0-0 P1		0-3 K		5	0	1	0	1	1	2				
Chico Fernandez, R OBP: 0.374, SLG: 0.364 (1.6)	0-0 SH1-3		0-3 K		0-0 6-3		0-0 FC6-4		0-0 5-3			2	0	0	1	0	1	1					
Steve Bilko, R OBP: 0.190, SLG: 0.291 (7. PH)												2	0	0	1	0	1	1					
Casey Wise, S OBP: 0.184, SLG: 0.333 (7.6)	1-2 2-3 3-H											1	0	0	0	0	0	2					
Hank Aguirre, R OBP: 1.000, SLG: 1.000 (6.1)	0-3 K		0-3 K		0-3 K		0-3 K		0-0 1B		4-0 1B BB	3	0	0	0	0	3	2					
Bob Bruce, R OBP: 1.000, SLG: 1.000 (6.1)												1	0	1	0	1	0	0					
Inning Stats	R: 4 E: 0 K: 1 S: 8	H: 3 LOB: 2 BB: 3 P: 20	R: 2 E: 0 K: 0 S: 5	H: 2 LOB: 1 BB: 0 P: 6	R: 0 E: 0 K: 2 S: 7	H: 0 LOB: 0 BB: 0 P: 7	R: 0 E: 0 K: 0 S: 3	H: 0 LOB: 1 BB: 1 P: 7	R: 0 E: 1 K: 1 S: 4	H: 0 LOB: 1 BB: 0 P: 4	R: 0 E: 0 K: 2 S: 5	H: 2 LOB: 2 BB: 0 P: 9	R: 0 E: 0 K: 1 S: 5	H: 0 LOB: 0 BB: 0 P: 5	R: 0 E: 0 K: 2 S: 8	H: 1 LOB: 2 BB: 1 P: 12	R: 0 E: 0 K: 2 S: 7	H: 0 LOB: 1 BB: 1 P: 11	1B: 6 2B: 2 3B: 0 HR: 1	SF: 1 SAC: 1 DP: 0 HBP: 1	WP: 0 PB: 0 SB: 1 CS: 0	PA: 52	
PITCHER	IP ERA: 7.17	WLS 9	BF 2	H 2	R 2	ER 4	SO 1	BB 1	IBB 1	HBP 1	BLK 0	WP 0	HR 0	S 8	P 7	ERA 13.50	WHIP 2.250						
Johnny Kucks, R ERA: 7.17																							
Ned Garver, R ERA: 8.55																							
Bob Trowbridge, R ERA: 3.6																							
Leo Kiely, L ERA: 0.73																							
Marty Kutyna, R ERA: 2.65																							

Detroit Tigers @ Kansas City Athletics
Municipal Stadium, Kansas City, MO
Mon May 30 1960, 4:33 AM EDT
Unknown


AB 41
R 6
H 9
RBI 6
BB 8
SO 12
LOB 24



Batter	1	2	3	4	5	6	7	8	9	10	11	AB	R	H	RBI	BB	SO	LOB	BOTTOM							
Bill Tuttle, R OBP: 0.306, SLG: 0.314 (1.8)	0-0 6-3		0-0 L8		0-0 4-3 1B 2B	0-0 E4 1B		0-0 6-3		0-0 FC4-6 1B		6	1	2	0	0	0	1								
Jerry Lumpe, L OBP: 0.367, SLG: 0.394 (1.4)	0-0 G5-4-3 1B		0-0 4-3		0-0 4-3	0-0 2-3 3-H 1B		0-0 FC3-6 1B		0-0 FC4-6 1B		6	0	3	2	0	0	3								
Andy Carey, R OBP: 0.292, SLG: 0.444 (1.5)	0-0 G5-4-3			0-0 2B 1B	0-0 BLK 1B	0-0 L8		0-0 FC3-6		0-0 4-3		6	0	2	1	0	0	6								
Norm Siebern, L OBP: 0.377, SLG: 0.484 (1.3)		4-0 BB BB		0-0 2B 2B	0-0 L3		0-0 1B SH1-4 1B	0-3 K		4-0 6-3 SH3-4 BB		4	2	2	0	2	1	2								
Harry Chitt, R OBP: 0.338, SLG: 0.405 (1.2)		4-0 BB		0-0 2B	0-0 L8		0-0 SH1-4		0-0 P1		0-0 SH3-4	3	0	1	1	1	0	0								
Dick Williams, R OBP: 0.345, SLG: 0.374 (1.7)		0-0 P4		0-3 K	0-0 1B 2B	0-0 L8	0-0 1B	0-0 K	0-3 K		0-0 6-3	6	1	2	0	0	2	4								
Hank Bauer, R OBP: 0.296, SLG: 0.291 (7.1)		0-3 K		0-0 F5	0-0 4-3 1B	0-0 E 1B	0-0 L8	0-0 5-3		0-0 1B		3	1	1	0	0	1	3								
Leo Kiely, L OBP: 0.190, SLG: 0.291 (7.1)												0	0	0	0	0	0	0								
Marty Kutyna, R OBP: 0.184, SLG: 0.333 (7.6)												0	0	0	0	0	0	0								
Mary Thronberry, L OBP: 0.190, SLG: 0.291 (7.1)												1	0	0	0	0	0	2								
Bud Daley, L OBP: 0.184, SLG: 0.333 (7.6)												1	0	0	0	0	0	0								
Hank Aguirre, R OBP: 1.000, SLG: 1.000 (6.1)												1	0	1	1	0	0	0								
Ken Hamlin, R OBP: 0.283, SLG: 0.264 (1.6)		0-0 F9		0-0 2B 4-3 1B	0-0 E 4-3 1B	4-0 1B	0-0 IBB		4-0 FC4-6 1B BB			2	1	1	0	0	0	2								
Whitey Herzog, L OBP: 0.455, SLG: 0.554 (6. PH)												1	1	1	1	2	0	0								
Johnny Kucks, R OBP: 0.200, SLG: 0.400 (1.1)			0-3 K		0-3 K	0-0 4-3	0-0 L8		0-0 F3			0	0	0	0	0	0	0								
Ned Garver, R OBP: 0.200, SLG: 0.400 (1.1)												0	0	0	0	0	0	0								
Bob Trowbridge, R OBP: 0.270, SLG: 0.362 (2.1)												2	0	0	0	2	1									
Russ Snyder, L OBP: 0.270, SLG: 0.362 (6. PH)												1	0	0	0	0	2									
Bob Johnson, R OBP: 0.246, SLG: 0.063 (7.6)												2	0	0	0	0	4									
Inning Stats	R: 0 E: 0 K: 0 S: 3	H: 1 LOB: 0 BB: 0 P: 3	R: 0 E: 0 K: 1 S: 5	H: 0 LOB: 2 BB: 2 P: 13	R: 0 E: 0 K: 1 S: 5	H: 0 LOB: 0 BB: 0 P: 5	R: 1 E: 0 K: 1 S: 7	H: 3 LOB: 1 BB: 0 P: 7	R: 2 E: 0 K: 1 S: 8	H: 3 LOB: 1 BB: 0 P: 8	R: 3 E: 1 K: 0 S: 8	H: 4 LOB: 2 BB: 1 P: 8	R: 0 E: 0 K: 1 S: 6	H: 2 LOB: 3 BB: 0 P: 9	R: 0 E: 0 K: 1 S: 6	H: 1 LOB: 1 BB: 0 P: 6	R: 0 E: 0 K: 1 S: 5	H: 0 LOB: 0 BB: 0 P: 5	R: 0 E: 0 K: 0 S: 4	H: 1 LOB: 2 BB: 1 P: 8	R: 1 E: 0 K: 0 S: 3	H: 1 LOB: 1 BB: 1 P: 7	1B: 12 2B: 4 3B: 0 HR: 0	SF: 0 SAC: 2 DP: 1 HBP: 0	WP: 0 PB: 0 SB: 0 CS: 0	PA: 52
PITCHER	IP ERA: 2.67	WLS 25	BF 9	H 9	R 5	ER 4	SO 4	BB 2	IBB 0	HBP 0	BLK 1	WP 0	HR 0	S 31	P 39	ERA 6.75	WHIP 2.062									
Hank Aguirre, L ERA: 2.67																										
Bob Bruce, R ERA: 3.75																										


Detroit Tigers @ Kansas City Athletics
Municipal Stadium, Kansas City, MO
Mon May 30 1960, 4:33 AM EDT
Unknown

AB 45
R 7
H 16
RBI 6
BB 5
SO 6
LOB 30



Batter	1	2	3	4	5	6	7	8	9	AB	R	H	RBI	BB	SO	LOB	TOP																	
Eddie Yost, R OBP: 0.429, SLG: 0.350 (1, 5)										4	1	2	0	1	0	0	Detroit Tigers @ Kansas City Athletics Municipal Stadium, Kansas City, MO Mon May 30 1960, 4:38 AM EDT Att: 15,371 - Unknown																	
Neil Christley, L OBP: 0.316, SLG: 0.448 (1, 9)										5	0	0	0	0	0	6																		
Charlie Maxwell, L OBP: 0.344, SLG: 0.418 (1, 7)										3	1	1	0	1	0	1																		
Al Kaline, R OBP: 0.361, SLG: 0.451 (1, 8)										4	0	2	2	0	0	2																		
Norm Cash, L OBP: 0.330, SLG: 0.432 (1, 3)										4	0	0	0	0	1	3																		
Frank Bolling, R OBP: 0.314, SLG: 0.333 (1, 4)										4	0	0	0	0	0	2																		
Lou Berberet, L OBP: 0.317, SLG: 0.262 Johnny Groth, R OBP: 0.333, SLG: 0.250 (7, PR)										2	0	0	0	1	1	0																		
Red Wilson, R OBP: 0.310, SLG: 0.245 Rocky Colavito, R OBP: 0.286, SLG: 0.295 (9, PH)										0	0	0	0	0	0	0																		
Chico Fernandez, R OBP: 0.370, SLG: 0.360 (1, 6)										4	0	1	0	0	0	1																		
Paul Foytack, R OBP: 0.375, SLG: 0.286 Dave Sisler, R (8, 1)										2	0	0	0	0	2	1																		
Sandy Amoros, L OBP: 0.320, SLG: 0.190 (9, PH)										1	0	1	0	0	0	0																		
Inning Stats	R: 0 E: 1 K: 0 S: 4	H: 0 LOB: 1 BB: 0 P: 4	R: 0 E: 0 K: 2 S: 7	H: 0 LOB: 0 BB: 0 P: 7	R: 0 E: 0 K: 1 S: 5	H: 0 LOB: 0 BB: 0 P: 5	R: 0 E: 0 K: 0 S: 4	H: 1 LOB: 1 BB: 0 P: 4	R: 0 E: 0 K: 1 S: 6	H: 1 LOB: 1 BB: 0 P: 6	R: 2 E: 0 K: 0 S: 5	H: 2 LOB: 1 BB: 1 P: 9	R: 0 E: 0 K: 0 S: 3	H: 0 LOB: 2 BB: 2 P: 11	R: 0 E: 0 K: 0 S: 4	H: 1 LOB: 1 BB: 0 P: 4	R: 0 E: 0 K: 1 S: 7	H: 2 LOB: 2 BB: 0 P: 7	1B: 6 2B: 0 3B: 1 HR: 0	SF: 0 SAC: 1 DP: 0 HBP: 0	WP: 0 PB: 0 SB: 0 CS: 0	PA: 38												
PITCHER	IP WLS BF H R ER SO BB IBB HBP BLK WP HR S P ERA WHIP																																	
Don Larsen, R ERA: 3.34	(1, 1)	5.1	20	3	1	1	4	0	0	0	0	0	0	0	28	28	1.69	0.562																
Bob Giggie, R ERA: 4.53	(6, 1)	1.1	W 8	1	1	1	0	3	0	0	0	0	0	0	5	17	6.75	3.000																
Marty Kutyna, R ERA: 2.33	(7, 1)	2.1	S 10	3	0	0	1	0	0	0	0	0	0	0	12	12	0.00	1.286																

Batter	1	2	3	4	5	6	7	8	9	AB	R	H	RBI	BB	SO	LOB	BOTTOM																	
Bill Tuttle, R OBP: 0.309, SLG: 0.313 (1, 8)										4	1	1	0	1	0	2	Detroit Tigers @ Kansas City Athletics Municipal Stadium, Kansas City, MO Mon May 30 1960, 4:38 AM EDT Att: 15,371 - Unknown																	
Jerry Lumpe, L OBP: 0.385, SLG: 0.390 (1, 4)										4	2	1	0	1	0	2																		
Andy Carey, R OBP: 0.280, SLG: 0.426 (1, 5)										2	0	0	0	0	1	0																		
Norm Siebern, L OBP: 0.373, SLG: 0.477 (1, 7)										4	1	1	0	0	0	2																		
Whitey Herzog, L OBP: 0.457, SLG: 0.584 (1, 9)										3	2	1	3	1	0	0																		
Mary Throneberry, L OBP: 0.357, SLG: 0.541 (1, 3)										4	1	1	4	0	1	1																		
Hank Foiles, R OBP: 0.700, SLG: 0.571 (1, 2)										3	1	2	0	1	0	0																		
Ken Hamlin, R OBP: 0.282, SLG: 0.263 (1, 6)										4	0	1	0	0	1	2																		
Don Larsen, R OBP: 0.071, SLG: 0.071 Bob Giggie, R (6, 1)										2	0	0	0	0	1	3																		
Marty Kutyna, R OBP: 0.333, SLG: 0.333 (7, 1)										2	0	1	0	0	0	0																		
Inning Stats	R: 0 E: 0 K: 1 S: 5	H: 0 LOB: 0 BB: 0 P: 5	R: 0 E: 1 K: 0 S: 3	H: 0 LOB: 0 BB: 0 P: 3	R: 0 E: 0 K: 1 S: 6	H: 1 LOB: 1 BB: 0 P: 6	R: 0 E: 0 K: 0 S: 3	H: 0 LOB: 0 BB: 0 P: 3	R: 0 E: 0 K: 0 S: 5	H: 2 LOB: 2 BB: 0 P: 5	R: 3 E: 0 K: 1 S: 7	H: 2 LOB: 1 BB: 1 P: 11	R: 0 E: 0 K: 1 S: 6	H: 1 LOB: 1 BB: 0 P: 6	R: 5 E: 1 K: 0 S: 7	H: 3 LOB: 2 BB: 3 P: 19	1B: 7 2B: 0 3B: 0 HR: 2	SF: 0 SAC: 2 DP: 0 HBP: 0	WP: 2 PB: 0 SB: 0 CS: 1	PA: 39														
PITCHER	IP WLS BF H R ER SO BB IBB HBP BLK WP HR S P ERA WHIP																																	
Paul Foytack, R ERA: 7.48	(1, 1)	7.1	L 34	9	8	7	4	3	0	0	0	0	0	2	39	51	8.59	1.636																
Dave Sisler, R ERA: 4.76	(8, 1)	0.2	4	0	0	0	0	1	0	0	0	0	2	0	3	7	0.00	1.500																



Batter	1	2	3	4	5	6	7	8	9	AB	R	H	RBI	BB	SO	LOB	TOP					
Eddie Yost, R OBP: 0.431, SLG: 0.350 (1, 5)										3	0	1	0	1	0	2	Detroit Tigers @ Kansas City Athletics Municipal Stadium, Kansas City, MO Tue May 31 1960, 8:05 PM EDT Att: 8,027 - Unknown					
Neil Christley, L OBP: 0.315, SLG: 0.434 (1, 9)										3	0	0	0	1	0	2						
Charlie Maxwell, L OBP: 0.330, SLG: 0.398 (1, 7)										4	0	0	0	0	0	2						
Al Kaline, R OBP: 0.351, SLG: 0.437 (1, 8)										4	0	0	0	0	0	1						
Norm Cash, L OBP: 0.327, SLG: 0.418 (1, 3)										3	0	0	0	1	1	0						
Frank Bolling, R OBP: 0.302, SLG: 0.319 (1, 4)										4	0	0	0	0	0	1						
Lou Berberet, L OBP: 0.318, SLG: 0.279 (1, 2)										3	0	1	0	0	0	1						
Chico Fernandez, R OBP: 0.362, SLG: 0.351 (1, 6)										3	0	0	0	0	1	2						
Pete Burnside, R (1, 1)										1	0	0	0	1	0	0						
Sandy Amoros, L OBP: 0.346, SLG: 0.364 (8, PH)										1	1	1	1	0	0	0						
Ray Semproch, R (8, 1)										0	0	0	0	0	0	0						
Inning Stats	R: 0 E: 0 K: 0 S: 4	H: 1 LOB: 1 BB: 0 P: 4	R: 0 E: 0 K: 0 S: 3	H: 0 LOB: 1 BB: 1 P: 7	R: 0 E: 0 K: 0 S: 2	H: 0 LOB: 0 BB: 1 P: 6	R: 0 E: 0 K: 0 S: 3	H: 0 LOB: 0 BB: 0 P: 3	R: 0 E: 0 K: 0 S: 4	H: 1 LOB: 2 BB: 1 P: 8	R: 0 E: 0 K: 0 S: 3	H: 0 LOB: 0 BB: 0 P: 3	R: 0 E: 0 K: 1 S: 5	H: 0 LOB: 0 BB: 0 P: 5	R: 1 E: 0 K: 1 S: 6	H: 1 LOB: 1 BB: 1 P: 10	R: 0 E: 0 K: 0 S: 3	H: 0 LOB: 0 BB: 0 P: 3	1B: 1 2B: 1 3B: 0 HR: 1	SF: 0 SAC: 0 DP: 1 HBP: 0	WP: 0 PB: 0 SB: 0 CS: 0	PA: 33
PITCHER Dick Hall, R ERA: 1.76 (1, 1)	IP: 9.0 WLS: W BF: 33 H: 3 R: 1 ER: 1 SO: 2 BB: 4 IBB: 0 HBP: 0 BLK: 0 WP: 0 HR: 1 S: 33 P: 49 ERA: 1.00 WHIP: 0.778															PITCHER						

Batter	1	2	3	4	5	6	7	8	9	AB	R	H	RBI	BB	SO	LOB	BOTTOM					
Bill Tuttle, R OBP: 0.301, SLG: 0.304 (1, 8)										4	0	0	0	0	1	1	Detroit Tigers @ Kansas City Athletics Municipal Stadium, Kansas City, MO Tue May 31 1960, 8:05 PM EDT Att: 8,027 - Unknown					
Jerry Lumpe, L OBP: 0.380, SLG: 0.380 (1, 4)										4	0	0	1	0	1	1						
Andy Carey, R OBP: 0.296, SLG: 0.480 (1, 5)										3	1	1	1	1	0	1						
Dick Williams, R OBP: 0.333, SLG: 0.359 (1, 3)										4	0	0	0	0	1	1						
Harry Chiti, R OBP: 0.343, SLG: 0.398 (1, 2)										2	0	0	0	2	0	0						
Whitey Herzog, L OBP: 0.458, SLG: 0.570 (1, 7)										2	0	0	0	2	0	1						
Hank Bauer, R OBP: 0.304, SLG: 0.313 (1, 9)										4	0	2	0	0	0	3						
Ken Hamlin, R OBP: 0.288, SLG: 0.259 (1, 6)										2	1	0	0	2	0	3						
Dick Hall, R OBP: 0.100, SLG: 0.053 (1, 1)										2	0	0	0	0	0	3						
Inning Stats	R: 0 E: 0 K: 2 S: 7	H: 0 LOB: 0 BB: 0 P: 7	R: 0 E: 0 K: 0 S: 4	H: 1 LOB: 3 BB: 2 P: 12	R: 0 E: 0 K: 1 S: 5	H: 0 LOB: 1 BB: 1 P: 9	R: 0 E: 0 K: 0 S: 2	H: 0 LOB: 2 BB: 2 P: 10	R: 0 E: 0 K: 0 S: 3	H: 0 LOB: 0 BB: 0 P: 3	R: 1 E: 0 K: 0 S: 4	H: 1 LOB: 1 BB: 1 P: 8	R: 1 E: 0 K: 0 S: 4	H: 0 LOB: 1 BB: 1 P: 8	R: 0 E: 1 K: 0 S: 5	H: 1 LOB: 2 BB: 0 P: 5	R: 0 E: 0 K: 0 S: 3	H: 0 LOB: 0 BB: 0 P: 3	1B: 1 2B: 1 3B: 0 HR: 1	SF: 0 SAC: 1 DP: 1 HBP: 0	WP: 1 PB: 0 SB: 0 CS: 0	PA: 35
PITCHER Pete Burnside, L ERA: 2.28 Ray Semproch, R ERA: 2.57 (1, 1)	IP: 7.0 WLS: L BF: 30 H: 2 R: 2 ER: 2 SO: 3 BB: 7 IBB: 0 HBP: 0 BLK: 0 WP: 1 HR: 1 S: 29 P: 57 ERA: 2.57 WHIP: 1.286															PITCHER						

Batter	1	2	3	4	5	6	7	8	9	AB	R	H	RBI	BB	SO	LOB	TOP
Bill Tuttle, R OBP: 0.302, SLG: 0.317 (1, 8)	6-3		FC6-4 2B		7-6-2 2B			F8		4	1	2	0	0	0	0	Kansas City Athletics @ Chicago White Sox Comiskey Park, Chicago, IL Sat Jun 04 1960, 4:33 AM EDT Att: 10,846 - Unknown livebaseballscorecards.com
Jerry Lumpe, L OBP: 0.346, SLG: 0.369 (1, 4)	FC4-6 2B		E6 FC6-4		4-3			4-3		4	0	1	0	0	0	2	
Andy Carey, R OBP: 0.324, SLG: 0.468 (1, 5)	FC4-6 BB		FC6-4 1B		7-6-2			BB		2	0	0	1	2	0	2	
Norm Siebern, L OBP: 0.357, SLG: 0.444 (1, 7)	FC4-6 1-2 2-3		F7				G3	4-3		4	0	0	0	0	0	4	
Whitey Herzog, L OBP: 0.463, SLG: 0.545 (1, 9)	F7		1-2 1B				F7	G4-6-3 1B		4	0	2	0	0	0	2	
Mary Throneberry, L OBP: 0.370, SLG: 0.633 (1, 3)		G3	G3				4-3	G4-6-3 1-2		4	0	0	0	0	0	3	
Danny Kravitz, L OBP: 0.167, SLG: 0.091 (1, 2)	L3			5-3			1-6-3	BB 1B		4	0	1	0	0	0	0	
Ken Hamlin, R OBP: 0.305, SLG: 0.271 (9, PH)	F4			F7			1-3	BB BB		3	0	0	0	0	0	0	
Russ Snyder, L OBP: 0.281, SLG: 0.362 (9, PH)								1-2 BB		0	0	0	0	1	0	0	
Ken Johnson, R OBP: 0.200, SLG: 0.200 (1, 1)				G3			F8	F8		3	1	1	0	0	0	0	
Marty Kutyna, R OBP: 0.333, SLG: 0.333 (9, PH)			2B E 1B							0	0	0	0	0	0	0	
Dick Williams, R OBP: 0.336, SLG: 0.362 (9, PH)										1	0	0	0	0	0	2	
Inning Stats	R: 0 E: 0 K: 0 S: 4	H: 1 LOB: 2 BB: 1 P: 8	R: 0 E: 0 K: 0 S: 3	H: 0 LOB: 0 BB: 0 P: 3	R: 2 E: 1 K: 0 S: 7	H: 3 LOB: 2 BB: 0 P: 7	R: 0 E: 0 K: 0 S: 3	H: 0 LOB: 0 BB: 0 P: 3	R: 0 E: 0 K: 0 S: 3	H: 0 LOB: 1 BB: 1 P: 7	R: 0 E: 0 K: 0 S: 4	H: 2 LOB: 2 BB: 1 P: 8	1B: 4 2B: 4 3B: 0 HR: 0	SF: 0 SAC: 0 DP: 2 HBP: 0	WP: 0 PB: 0 CS: 0	PA: 36	
PITCHER Bob Shaw, R ERA: 3.41 (1, 1)	IP: 9.0 WLS: W BF: 36 H: 7 R: 2 ER: 1 SO: 0 BB: 3 IBB: 0 HBP: 0 BLK: 0 WP: 0 HR: 0 S: 33 P: 45 ERA: 1.00 WHIP: 1.111																

Batter	1	2	3	4	5	6	7	8	9	AB	R	H	RBI	BB	SO	LOB	BOTTOM			
Jim Landis, R OBP: 0.410, SLG: 0.324 (1, 8)	E 1B BB		HR		1B		5-3			3	2	2	1	1	0	1	Kansas City Athletics @ Chicago White Sox Comiskey Park, Chicago, IL Sat Jun 04 1960, 4:33 AM EDT Att: 10,846 - Unknown livebaseballscorecards.com			
Nellie Fox, L OBP: 0.359, SLG: 0.382 (1, 4)	BB E 1B		WP S BB		F7		1-3			3	0	1	0	1	0	2				
Earl Torgeson, L OBP: 0.600, SLG: 0.789 (1, 3)	K 1-2 2-3		K 1-3		G3			1B 1B 2B		4	1	1	0	0	2	4				
Minnie Minoso, R OBP: 0.388, SLG: 0.506 (1, 7)	BB 1B		K		K		F2	BB 1B 1B		4	0	2	1	0	1	1				
Sherm Lollar, R OBP: 0.377, SLG: 0.457 (1, 2)	3-H G4-6-3 BB		K		K		F7	BB 1B 1B		3	0	1	1	1	1	1				
Al Smith, R OBP: 0.367, SLG: 0.479 (1, 9)	G4-6-3 1-2			K		K2-3		1-2 2-3 BB		3	0	0	0	1	2	3				
Gene Freese, R OBP: 0.244, SLG: 0.412 (1, 5)		F8		K		K		F2 1-2		4	1	1	1	0	1	2				
Luis Aparicio, R OBP: 0.270, SLG: 0.282 (1, 6)		K2-3		1-3			HR	PB SH1-4 1B IBB		3	0	1	0	1	1	0				
Bob Shaw, R OBP: 0.130, SLG: 0.050 (1, 1)		K			K		SH1-4 1-2	P4		3	0	0	0	0	2	3				
Inning Stats	R: 1 E: 1 K: 1 S: 6	H: 2 LOB: 2 BB: 2 P: 14	R: 0 E: 0 K: 2 S: 7	H: 0 LOB: 0 BB: 0 P: 7	R: 1 E: 0 K: 3 S: 10	H: 1 LOB: 1 BB: 1 P: 14	R: 0 E: 0 K: 2 S: 7	H: 0 LOB: 0 BB: 0 P: 7	R: 0 E: 0 K: 1 S: 6	H: 1 LOB: 1 BB: 0 P: 6	R: 0 E: 0 K: 1 S: 5	H: 0 LOB: 0 BB: 0 P: 5	R: 1 E: 0 K: 0 S: 5	H: 2 LOB: 1 BB: 0 P: 5	R: 1 E: 0 K: 0 S: 5	H: 3 LOB: 3 BB: 2 P: 13		1B: 6 2B: 1 3B: 0 HR: 2	SF: 0 SAC: 1 DP: 1 HBP: 0	WP: 1 PB: 1 SB: 1 CS: 0
PITCHER Ken Johnson, R ERA: 2.84 (1, 1)	IP: 7.0 WLS: L BF: 32 H: 9 R: 4 ER: 4 SO: 0 BB: 3 IBB: 0 HBP: 0 BLK: 0 WP: 1 HR: 2 S: 49 P: 61 ERA: 5.14 WHIP: 1.714																			
PITCHER Marty Kutyna, R ERA: 2.21 (8, 1)	IP: 1.0 WLS: L BF: 4 H: 0 R: 0 ER: 0 SO: 0 BB: 1 IBB: 0 HBP: 0 BLK: 0 WP: 0 HR: 0 S: 2 P: 10 ERA: 0.00 WHIP: 1.000																			

Batter	1	2	3	4	5	6	7	8	9	AB	R	H	RBI	BB	SO	LOB	TOP			
Bill Tuttle, R OBP: 0.306, SLG: 0.321 (1, 8)	0-0 4-3		0-3 K		0-0 CS 1B			0-0 1-3 1B		4	0	2	0	0	1	1	Kansas City Athletics @ Chicago White Sox Comiskey Park, Chicago, IL Sun Jun 05 1960, 4:33 AM EDT Unknown			
Jerry Lumpe, L OBP: 0.347, SLG: 0.367 (1, 4)	0-0 4-3		0-3 K		0-3 K 1-2			0-0 1-2 1B		4	0	1	0	0	2	2				
Andy Carey, R OBP: 0.319, SLG: 0.446 (1, 5)	4-0 BB		0-0 F7			0-3 K		0-0 1-3		3	0	0	0	1	1	3				
Dick Williams, R OBP: 0.328, SLG: 0.352 (8, PH) Norm Siebern, L OBP: 0.355, SLG: 0.441 (8, 7)	0-0 F2			0-0 6-3		0-0 F7		0-0 F8		3	0	0	0	0	0	1				
Mary Throneberry, L OBP: 0.379, SLG: 0.608 (1, 3)		0-0 L6		4-0 1-3 BB		0-0 F8			4-0 FC5-4 BB	2	0	0	0	2	0	0				
Harry Chiti, R OBP: 0.327, SLG: 0.375 (1, 2)		0-0 F8		0-0 1-3			0-0 6-3		0-0 FC5-4	4	0	0	0	0	0	2				
Russ Snyder, L OBP: 0.294, SLG: 0.350 (1, 9)		4-0 S BB		4-0 IBB			0-0 6-3		0-3 K	2	0	0	0	2	1	1				
Ken Hamlin, R OBP: 0.299, SLG: 0.265 (9, PH) Hank Bauer, R OBP: 0.305, SLG: 0.306 (9, PH)	0-0 F9		0-0 F8		0-0 F8		0-0 F9		0-3 K	3	0	0	0	0	0	3				
Dick Hall, R OBP: 0.136, SLG: 0.050 (1, 1) Danny Kravitz, L OBP: 0.154, SLG: 0.083 (8, PH) Marty Kutyna, R OBP: 0.333, SLG: 0.333 (8, 1)			4-0 BB		0-0 5-3			0-0 3-1		1	0	0	0	1	0	0				
Inning Stats	R: 0 E: 0 K: 0 S: 3	H: 0 LOB: 1 BB: 1 P: 7	R: 0 E: 0 K: 0 S: 3	H: 0 LOB: 1 BB: 1 P: 7	R: 0 E: 0 K: 2 S: 7	H: 0 LOB: 2 BB: 1 P: 11	R: 0 E: 0 K: 0 S: 5	H: 1 LOB: 1 BB: 0 P: 5	R: 0 E: 0 K: 0 S: 5	H: 0 LOB: 0 BB: 0 P: 5	R: 0 E: 0 K: 0 S: 3	H: 0 LOB: 0 BB: 0 P: 3	R: 0 E: 0 K: 0 S: 5	H: 2 LOB: 2 BB: 0 P: 5	R: 0 E: 0 K: 2 S: 7	H: 0 LOB: 1 BB: 1 P: 11		1B: 3 2B: 1 3B: 0 HR: 0	SF: 0 SAC: 0 DP: 1 HBP: 0	WP: 0 PB: 0 SB: 1 CS: 1
PITCHER Russ Kemmerer, R ERA: 3.77 (1, 1)	IP: 9.0 WLS: W BF: 35 H: 3 R: 0 ER: 0 SO: 6 BB: 5 IBB: 1 HBP: 0 BLK: 0 WP: 0 HR: 0 S: 41 P: 65 ERA: 0.00 WHIP: 0.889											PITCHER	IP: 9.0 WLS: W BF: 35 H: 3 R: 0 ER: 0 SO: 6 BB: 5 IBB: 1 HBP: 0 BLK: 0 WP: 0 HR: 0 S: 41 P: 65 ERA: 0.00 WHIP: 0.889							

Batter	1	2	3	4	5	6	7	8	9	AB	R	H	RBI	BB	SO	LOB	BOTTOM	
Jim Landis, R OBP: 0.412, SLG: 0.330 (1, 8)	0-0 P4		0-0 S 1B		0-0 5-3		0-0 S 1B			4	0	2	0	0	0	0	Kansas City Athletics @ Chicago White Sox Comiskey Park, Chicago, IL Sun Jun 05 1960, 4:33 AM EDT Unknown	
Nellie Fox, L OBP: 0.357, SLG: 0.379 (1, 4)	0-0 4-3 1B		0-0 F7		0-0 1-4-3		0-0 F8			4	0	1	0	0	0	2		
Earl Torgeson, L OBP: 0.529, SLG: 0.652 (1, 3)	0-0 4-3 1-2		0-0 F9			0-0 F9		0-0 L9		4	0	0	0	0	0	2		
Minnie Minoso, R OBP: 0.391, SLG: 0.521 (1, 7)	0-0 F3			0-0 1-3		0-0 HR		4-0 E S BB		3	1	1	1	1	0	1		
Gene Freese, R OBP: 0.244, SLG: 0.416 (1, 5)		0-3 K		0-0 6-3 E 2B		0-0 6-3		0-0 P4		4	1	1	0	0	1	1		
Al Smith, R OBP: 0.364, SLG: 0.473 (1, 9)		0-0 P4		0-0 6-3		0-0 1B CS 1B		0-3 K		4	0	1	0	0	1	2		
Luis Aparicio, R OBP: 0.282, SLG: 0.295 (1, 6)				0-0 E1 1B		0-0 1-3 1B				3	0	3	1	0	0	0		
Dick Brown, R OBP: 0.244, SLG: 0.421 (1, 2)		0-0 F7		0-0 3-H F3		0-0 CS	0-0 F8			3	0	0	0	0	0	2		
Russ Kemmerer, R (1, 1)			0-0 6-3		0-3 K		0-3 K			3	0	0	0	0	2	0		
Inning Stats	R: 0 E: 0 K: 0 S: 4	H: 1 LOB: 1 BB: 0 P: 4	R: 0 E: 0 K: 1 S: 6	H: 1 LOB: 1 BB: 0 P: 6	R: 0 E: 0 K: 0 S: 4	H: 1 LOB: 1 BB: 0 P: 4	R: 1 E: 1 K: 0 S: 5	H: 2 LOB: 1 BB: 0 P: 5	R: 0 E: 0 K: 0 S: 5	H: 3 LOB: 1 BB: 0 P: 5	R: 0 E: 0 K: 1 S: 6	H: 1 LOB: 1 BB: 0 P: 6	R: 0 E: 0 K: 1 S: 5	H: 0 LOB: 1 BB: 1 P: 9	1B: 7 2B: 1 3B: 0 HR: 1	SF: 0 SAC: 0 DP: 0 HBP: 0		WP: 0 PB: 0 SB: 3 CS: 1
PITCHER Dick Hall, R ERA: 1.85 (1, 1) Marty Kutyna, R ERA: 2.11 (8, 1)	IP: 7.0 WLS: L BF: 29 H: 9 R: 2 ER: 2 SO: 3 BB: 0 IBB: 0 HBP: 0 BLK: 0 WP: 0 HR: 1 S: 35 P: 35 ERA: 2.57 WHIP: 1.286											PITCHER	IP: 1.0 WLS: L BF: 4 H: 0 R: 0 ER: 0 SO: 1 BB: 1 IBB: 0 HBP: 0 BLK: 0 WP: 0 HR: 0 S: 5 P: 9 ERA: 0.00 WHIP: 1.000					



Batter	1	2	3	4	5	6	7	8	9	AB	R	H	RBI	BB	SO	LOB	TOP		
Bill Tuttle, R OBP: 0.305, SLG: 0.320 (1, 8)	0-0 6-3		0-0 L8			0-0 F9		0-0 FC6-4 1B		4	0	1	0	0	0	1			
Jerry Lumpe, L OBP: 0.340, SLG: 0.359 (1, 4)	0-0 F7		0-0 F9			0-3 K		0-0 FC6-4 1-2f		4	0	0	0	0	1	2			
Andy Carey, R OBP: 0.316, SLG: 0.435 (1, 5)	0-0 6-3			0-0 FC4-6 1B		0-0 F9			0-0 F8	4	0	1	0	0	0	0			
Dick Williams, R OBP: 0.325, SLG: 0.348 (1, 7)		0-0 1B		0-0 FC4-6 G6-4-3 1-2f			0-0 L7		0-0 P3	4	0	1	0	0	0	1			
Hank Bauer, R OBP: 0.293, SLG: 0.292 (1, 9)	0-0 F9		0-0 G6-4-3 1-2f				0-0 F6		0-0 6-3	4	0	0	0	0	0	2			
Pete Daley, R OBP: 0.300, SLG: 0.450 (1, 2)	0-3 K				0-0 1-3					3	0	1	0	0	1	1			
Mary Throneberry, L OBP: 0.301, SLG: 0.574 (1, 3)	0-0 4-3				0-0 F9		0-3 K			3	0	0	0	0	1	2			
Ken Hamlin, R OBP: 0.312, SLG: 0.280 (1, 6)			0-0 FC1-6 1B					0-0 G5-4-3 1B		3	0	3	0	0	0	0			
Ned Garver, R OBP: 0.167, SLG: 0.333 (3, PR)			0-0 FC1-6 1-2f					0-0 G5-4-3 1-2f		1	0	0	0	0	0	1			
Dick Hall, R OBP: 0.138, SLG: 0.050 (3, PR)					0-0 F4					0	0	0	0	0	0	0			
Bob Trowbridge, R OBP: 0.333, SLG: 0.333 (8, PH)										1	0	0	0	0	0	1			
Marty Kutyna, R OBP: 0.325, SLG: 0.372 (8, PH)										0	0	0	0	0	0	0			
Marty Kutyna, R OBP: 0.333, SLG: 0.333 (8, 1)										0	0	0	0	0	0	0			
Inning Stats	R: 0 E: 0 K: 0 S: 3	H: 0 LOB: 0 BB: 0 P: 3	R: 0 E: 0 K: 1 S: 6	H: 1 LOB: 1 BB: 0 P: 6	R: 0 E: 0 K: 0 S: 4	H: 1 LOB: 1 BB: 0 P: 4	R: 0 E: 0 K: 0 S: 3	H: 1 LOB: 0 BB: 0 P: 3	R: 0 E: 0 K: 1 S: 5	H: 0 LOB: 0 BB: 0 P: 5	R: 0 E: 0 K: 1 S: 6	H: 1 LOB: 1 BB: 0 P: 6	R: 0 E: 0 K: 0 S: 4	H: 2 LOB: 1 BB: 0 P: 4	R: 0 E: 0 K: 0 S: 3	H: 0 LOB: 0 BB: 0 P: 3	1B: 7 2B: 0 3B: 0 HR: 0	SF: 0 SAC: 0 DP: 2 HBP: 0	WP: 0 PA: 32 CS: 0
PITCHER Frank Baumann, L ERA: 1.67 (1, 1)	IP: 9.0 WLS: W BF: 32 H: 7 R: 0 ER: 0 SO: 3 BB: 0 IBB: 0 HBP: 0 BLK: 0 WP: 0 HR: 0 S: 38 P: 38 ERA: 0.00 WHIP: 0.778																	PITCHER IP: 9.0 WLS: W BF: 32 H: 7 R: 0 ER: 0 SO: 3 BB: 0 IBB: 0 HBP: 0 BLK: 0 WP: 0 HR: 0 S: 38 P: 38 ERA: 0.00 WHIP: 0.778	

Kansas City Athletics @ Chicago White Sox
Comiskey Park, Chicago, IL
Sun Jun 05 1960, 4:38 AM EDT
Att: 18,476 - Unknown

AB	32
R	0
H	7
RBI	0
BB	0
SO	3
LOB	12



Batter	1	2	3	4	5	6	7	8	9	AB	R	H	RBI	BB	SO	LOB	BOTTOM		
Jim Landis, R OBP: 0.408, SLG: 0.322 (1, 8)	0-0 L5		4-0 BB 1-2		0-0 FC6-4 S 1-2f			0-3 K		3	0	0	0	1	1	1			
Nellie Fox, L OBP: 0.355, SLG: 0.373 (1, 4)	0-0 F9		0-0 F8		0-0 1-3 1-2			4-0 1B BB		3	0	0	0	1	0	3			
Minnie Minoso, R OBP: 0.383, SLG: 0.509 (1, 7)	0-0 F7		0-3 K 2-3			0-0 F6		0-0 F8		4	0	0	0	0	1	3			
Ted Kluszewski, L OBP: 0.380, SLG: 0.449 (1, 3)		0-0 SH3-1 1B 2B		0-0 F2		0-0 F4		0-0 BB 1B		4	1	2	0	0	0	0			
Gene Freese, R OBP: 0.247, SLG: 0.407 (1, 5)		0-0 SH3-1 2-3		0-0 F7		0-0 F7		4-0 BB 1B		2	0	0	0	1	0	0			
Sherm Lollar, R OBP: 0.380, SLG: 0.458 (1, 2)		0-0 5-3 1B 3-H		0-0 F6			0-0 F9 S 1B	0-0 F4		4	0	2	1	0	0	3			
Al Smith, R OBP: 0.364, SLG: 0.471 (1, 9)		0-0 5-3 1-2			0-0 SH1-4 1B 1B		0-3 K 1-2			3	1	1	0	0	1	2			
Luis Aparicio, R OBP: 0.279, SLG: 0.291 (1, 6)		0-0 4-3			0-0 SH1-4 1-2		0-0 F9 2-3			2	0	0	0	0	0	2			
Frank Baumann, L OBP: 0.333, SLG: 0.200 (1, 1)			0-0 CS BB 1B		0-0 FC6-4 2-H 1B		0-3 K			3	0	2	1	0	1	1			
Inning Stats	R: 0 E: 0 K: 0 S: 3	H: 0 LOB: 0 BB: 0 P: 3	R: 1 E: 0 K: 0 S: 5	H: 2 LOB: 1 BB: 0 P: 5	R: 0 E: 0 K: 1 S: 5	H: 1 LOB: 2 BB: 1 P: 9	R: 0 E: 0 K: 0 S: 3	H: 0 LOB: 0 BB: 0 P: 3	R: 1 E: 0 K: 0 S: 5	H: 2 LOB: 1 BB: 0 P: 5	R: 0 E: 0 K: 2 S: 8	H: 1 LOB: 1 BB: 0 P: 8	R: 0 E: 0 K: 1 S: 6	H: 1 LOB: 3 BB: 2 P: 14	R: 0 E: 0 K: 0 S: 3	H: 0 LOB: 0 BB: 0 P: 3	1B: 6 2B: 2 3B: 0 HR: 0	SF: 0 SAC: 2 DP: 1 HBP: 0	WP: 0 PA: 33 CS: 1
PITCHER Ned Garver, R ERA: 8.18 (1, 1)	IP: 2.0 WLS: L BF: 8 H: 2 R: 1 ER: 1 SO: 1 BB: 0 IBB: 0 HBP: 0 BLK: 0 WP: 0 HR: 0 S: 8 P: 8 ERA: 4.50 WHIP: 1.000																	PITCHER IP: 5.0 WLS: L BF: 19 H: 4 R: 1 ER: 1 SO: 3 BB: 1 IBB: 0 HBP: 0 BLK: 0 WP: 0 HR: 0 S: 24 P: 28 ERA: 1.80 WHIP: 1.000	
PITCHER Bob Trowbridge, R ERA: 2.96 (3, 1)	IP: 5.0 WLS: L BF: 19 H: 4 R: 1 ER: 1 SO: 3 BB: 1 IBB: 0 HBP: 0 BLK: 0 WP: 0 HR: 0 S: 24 P: 28 ERA: 1.80 WHIP: 1.000																	PITCHER IP: 1.0 WLS: L BF: 6 H: 1 R: 0 ER: 0 SO: 1 BB: 0 IBB: 0 HBP: 0 BLK: 0 WP: 0 HR: 0 S: 6 P: 14 ERA: 0.00 WHIP: 3.000	

Kansas City Athletics @ Chicago White Sox
Comiskey Park, Chicago, IL
Sun Jun 05 1960, 4:38 AM EDT
Att: 18,476 - Unknown

AB	28
R	2
H	7
RBI	2
BB	3
SO	4
LOB	15



Batter	1	2	3	4	5	6	7	8	9	AB	R	H	RBI	BB	SO	LOB	TOP								
Bill Tuttle, R OBP: 0.308, SLG: 0.328 (1, 8)	0-0 2B 1B 1B		0-0 5-3			0-0 6-3		0-0 1B SF8 1B	0-0 L9	5	2	2	0	0	0	1									
Jerry Lumpe, L OBP: 0.327, SLG: 0.344 (1, 4)	0-0 F2		0-0 1-3			0-0 E1 1B		0-0 L7		4	1	0	0	0	0	2									
Andy Carey, R OBP: 0.321, SLG: 0.434 (1, 5)	0-0 1B 2B			0-0 5-3		4-0 1B BB		0-0 SF8 1B		3	1	2	0	1	0	0									
Norm Siebern, L OBP: 0.361, SLG: 0.467 (1, 3)	0-0 L1-6-4 2H 3H 1B			0-0 L8		0-0 1B		0-0 SF8		3	0	2	4	0	0	0									
Dick Williams, R OBP: 0.315, SLG: 0.336 (1, 7)	0-0 L1-6-4 2-3			0-0 4-3		0-0 4-3		0-0 K		4	0	0	0	0	1	4									
Hank Bauer, R OBP: 0.288, SLG: 0.319 (1, 9)		0-0 F3			0-3 K		0-0 HR		0-0 1-3	4	1	1	1	0	1	0									
Harry Chiti, R OBP: 0.316, SLG: 0.362 (1, 2)		0-0 F9			0-0 6-3		0-0 1-3		0-0 F9	4	0	0	0	0	0	0									
Ken Hamlin, R OBP: 0.301, SLG: 0.269 (9, PH)		0-0 1-3			0-0 5-3		0-0 F7		0-0 2B 1B	3	0	0	0	0	0	0									
Russ Snyder, L OBP: 0.301, SLG: 0.400 (9, PH)										1	1	1	0	0	0	0									
Bud Daley, L OBP: 0.310, SLG: 0.174 (1, 1)					0-3 K		0-0 1-3		0-0 2B	0	0	0	0	0	0	0									
Bob Trowbridge, R (1, 1)										3	0	0	0	0	2	0									
Leo Kiely, L (8, 1)									1-H 2B	0	0	0	0	0	0	0									
Danny Kravitz, L OBP: 0.222, SLG: 0.188 (9, PH)										1	0	1	1	0	0	0									
Inning Stats	R: 2 E: 0 K: 0 S: 5	H: 3 LOB: 0 BB: 0 P: 5	R: 0 E: 0 K: 0 S: 3	H: 0 LOB: 0 BB: 0 P: 3	R: 0 E: 0 K: 1 S: 5	H: 0 LOB: 0 BB: 0 P: 5	R: 0 E: 0 K: 0 S: 3	H: 0 LOB: 0 BB: 0 P: 3	R: 0 E: 0 K: 1 S: 5	H: 0 LOB: 0 BB: 0 P: 5	R: 1 E: 1 K: 1 S: 7	H: 1 LOB: 2 BB: 1 P: 11	R: 1 E: 0 K: 0 S: 4	H: 1 LOB: 0 BB: 0 P: 4	R: 1 E: 0 K: 1 S: 7	H: 2 LOB: 1 BB: 0 P: 7	R: 1 E: 0 K: 0 S: 5	H: 2 LOB: 1 BB: 0 P: 5	1B: 6 2B: 3 3B: 0 HR: 1	SF: 1 SAC: 0 DP: 1 HBP: 0	WP: 0 PB: 0 SB: 0 CS: 0	PA: 37			
PITCHER	IP	WLS	BF	H	R	ER	SO	BB	IBB	HBP	BLK	WP	HR	S	P	ERA	WHIP								
Hal Woodeshick, L ERA: 4.08 (1, 1)	7.0		27	5	4	3	3	1	0	0	0	0	1	32	36	3.86	0.857								
Don Lee, R ERA: 5.4 (8, 1)	1.0	W	5	2	1	1	1	0	0	0	0	0	0	7	7	9.00	2.000								
Tex Clevenger, R ERA: 2.86 (9, 1)	1.0	S	5	2	1	1	0	0	0	0	0	0	0	5	5	9.00	2.000								

Kansas City Athletics @ Washington Senators
Griffith Stadium, Washington, DC
Wed Jun 08 1960, 7:05 PM EDT
Att: 10,255 - Unknown

AB 35
R 6
H 9
RBI 6
BB 1
SO 4
LOB 7



Batter	1	2	3	4	5	6	7	8	9	AB	R	H	RBI	BB	SO	LOB	BOTTOM								
Pete Whisenant, R OBP: 0.333, SLG: 0.211 (1, 8)	0-0 1B 2B	4-0 BB			0-0 G5-3 1B		0-0 SH3-4	0-0 4-3		2	1	2	0	1	0	0									
Faye Throneberry, L OBP: 0.329, SLG: 0.356 (7, PH)										0	0	0	0	0	0	0									
Don Lee, R OBP: 0.260, SLG: 0.100 (8, PH)										0	0	0	0	0	0	0									
Elmer Valo, L OBP: 0.471, SLG: 0.250 (9, 1)										1	0	0	0	0	0	1									
Tex Clevenger, R OBP: 0.296, SLG: 0.296 (9, 1)										0	0	0	0	0	0	0									
Billy Gardner, R OBP: 0.381, SLG: 0.426 (1, 4)	0-0 HR	0-0 F3			0-0 G5-3 1B		0-0 E5	0-0 6-3		5	1	2	1	0	0	4									
Bob Allison, R OBP: 0.436, SLG: 0.544 (1, 9)	0-0 1H HR	0-3 K			0-0 G5-3		0-0 G5-3			4	1	2	3	0	1	4									
Jim Lemon, R OBP: 0.328, SLG: 0.491 (1, 7)	0-0 5-3 1B		0-0 F3		0-0 F8		0-0 F9			4	0	1	0	0	0	2									
Harmon Killebrew, R OBP: 0.383, SLG: 0.441 (1, 5)	0-0 5-3		4-0 G5-4-3 BB		0-0 F4			0-0 SH1-4 1B		3	1	1	0	1	0	1									
Earl Battey, R OBP: 0.340, SLG: 0.403 (1, 2)	0-0 F8		0-0 G5-4-3		0-0 F8			0-0 SH SH1-4 1B		3	1	0	0	0	2										
Jose Valdivielso, R OBP: 0.292, SLG: 0.295 (1, 6)	0-0 L6				0-0 F3		0-3 K	0-0 SH1-4		3	0	0	0	0	1	1									
Julio Becquer, L OBP: 0.262, SLG: 0.333 (1, 3)		0-0 4-3			0-0 F8			0-0 SH3-4 HBP E 1B	0-0 3B 1B	4	2	2	2	0	0										
Hal Woodeshick, R OBP: 0.222, SLG: 0.125 (1, 1)			4-0 BB BB		0-3 K		1-0 E SH3-4 2B HBP	0-0 3B		1	0	0	0	1	1	0									
Lenny Green, L OBP: 0.320, SLG: 0.369 (7, PH)								1-H 3B		1	1	1	1	0	0	0									
Inning Stats	R: 3 E: 0 K: 0 S: 7	H: 4 LOB: 1 BB: 0 P: 7	R: 0 E: 0 K: 1 S: 5	H: 0 LOB: 2 BB: 2 P: 13	R: 0 E: 0 K: 0 S: 2	H: 0 LOB: 0 BB: 1 P: 6	R: 0 E: 0 K: 1 S: 5	H: 0 LOB: 0 BB: 0 P: 5	R: 0 E: 0 K: 0 S: 4	H: 2 LOB: 1 BB: 0 P: 4	R: 0 E: 0 K: 1 S: 5	H: 0 LOB: 0 BB: 0 P: 5	R: 2 E: 1 K: 0 S: 5	H: 2 LOB: 1 BB: 0 P: 6	R: 3 E: 0 K: 0 S: 7	H: 3 LOB: 1 BB: 0 P: 7	1B: 7 2B: 2 3B: 1 HR: 1	SF: 0 SAC: 3 DP: 2 HBP: 1	WP: 0 PB: 0 SB: 0 CS: 0	PA: 38					
PITCHER	IP	WLS	BF	H	R	ER	SO	BB	IBB	HBP	BLK	WP	HR	S	P	ERA	WHIP								
Bud Daley, L ERA: 2.88 (1, 1)	0.0		4	3	3	0	0	0	0	0	0	0	0	34	47	4.91	1.364								
Bob Trowbridge, R ERA: 3.39 (1, 1)	7.1	L	32	7	5	4	3	3	0	1	0	0	0	0	0	0	0								
Leo Kiely, L ERA: 0.64 (8, 1)	0.2		2	0	0	0	0	0	0	0	0	0	0	2	2	0.00	0.000								

Kansas City Athletics @ Washington Senators
Griffith Stadium, Washington, DC
Wed Jun 08 1960, 7:05 PM EDT
Att: 10,255 - Unknown

AB 31
R 8
H 11
RBI 7
BB 3
SO 3
LOB 15



Batter	1	2	3	4	5	6	7	8	9	AB	R	H	RBI	BB	SO	LOB	TOP						
Bill Tuttle, R (1, 8)	FC1-6 1B		FC4 BB		1B			FC5-4 BB		3	0	2	0	2	1	1	Kansas City Athletics @ Washington Senators Griffith Stadium, Washington, DC Thu Jun 09 1960, 7:05 PM EDT Att: 6,487 - Unknown						
Jerry Lumpe, L (1, 4)	F8		FC4 BB		F7	1-3		FC5-4		5	0	0	0	0	0	4							
Whitey Herzog, L (1, 9)	FC1-6				1B	K			F7	4	1	1	0	1	1	1							
Norm Siebern, L (1, 7)	4-3		4-3		1B	K			F8	5	1	1	0	0	1	3							
Mary Throneberry, L (1, 3)		5-3 BB		1B	HR	1B		K		4	2	2	1	1	2	0							
Danny Kravitz, L (1, 2)	F8		F4		HR			6-3		4	1	1	3	0	0	2							
Dick Williams, R (1, 5)	5-3		1B		1B	1B		F7		4	1	2	0	0	0	1							
Ken Hamlin, R (1, 6)	F9		1B		1B	1B		K		4	1	2	1	0	1	1							
Ken Johnson, R (1, 1)			K		G6-4-3	1B		6-3		4	0	1	2	0	1	2							
Inning Stats	R: 0 E: 0 K: 0 S: 4	H: 1 LOB: 1 BB: 0 P: 4	R: 0 E: 0 K: 0 S: 3	H: 0 LOB: 1 BB: 1 P: 7	R: 0 E: 0 K: 1 S: 5	H: 0 LOB: 2 BB: 2 P: 13	R: 1 E: 0 K: 0 S: 5	H: 3 LOB: 1 BB: 0 P: 5	R: 6 E: 0 K: 2 S: 12	H: 8 LOB: 1 BB: 0 P: 12	R: 0 E: 0 K: 1 S: 7	H: 0 LOB: 0 BB: 0 P: 7	R: 0 E: 0 K: 1 S: 5	H: 0 LOB: 1 BB: 1 P: 9	R: 0 E: 0 K: 1 S: 5	H: 0 LOB: 0 BB: 0 P: 5	1B: 10 2B: 1 3B: 0 HR: 1	SF: 0 SAC: 0 DP: 1 HBP: 0	WP: 0 PB: 0 CS: 1	PA: 41			
PITCHER	IP WLS BF H R ER SO BB IBB HBP BLK WP HR S P ERA WHIP	IP WLS BF H R ER SO BB IBB HBP BLK WP HR S P ERA WHIP	IP WLS BF H R ER SO BB IBB HBP BLK WP HR S P ERA WHIP	IP WLS BF H R ER SO BB IBB HBP BLK WP HR S P ERA WHIP	IP WLS BF H R ER SO BB IBB HBP BLK WP HR S P ERA WHIP	IP WLS BF H R ER SO BB IBB HBP BLK WP HR S P ERA WHIP	IP WLS BF H R ER SO BB IBB HBP BLK WP HR S P ERA WHIP	IP WLS BF H R ER SO BB IBB HBP BLK WP HR S P ERA WHIP	IP WLS BF H R ER SO BB IBB HBP BLK WP HR S P ERA WHIP	IP WLS BF H R ER SO BB IBB HBP BLK WP HR S P ERA WHIP	IP WLS BF H R ER SO BB IBB HBP BLK WP HR S P ERA WHIP	IP WLS BF H R ER SO BB IBB HBP BLK WP HR S P ERA WHIP	IP WLS BF H R ER SO BB IBB HBP BLK WP HR S P ERA WHIP	IP WLS BF H R ER SO BB IBB HBP BLK WP HR S P ERA WHIP	IP WLS BF H R ER SO BB IBB HBP BLK WP HR S P ERA WHIP	IP WLS BF H R ER SO BB IBB HBP BLK WP HR S P ERA WHIP	IP WLS BF H R ER SO BB IBB HBP BLK WP HR S P ERA WHIP	IP WLS BF H R ER SO BB IBB HBP BLK WP HR S P ERA WHIP	IP WLS BF H R ER SO BB IBB HBP BLK WP HR S P ERA WHIP	IP WLS BF H R ER SO BB IBB HBP BLK WP HR S P ERA WHIP	IP WLS BF H R ER SO BB IBB HBP BLK WP HR S P ERA WHIP		
Pedro Ramos, R (1, 1)	4.2	L	27	12	7	7	1	3	0	0	0	0	0	0	1	26	38	13.50	3.214				
Jack Kralick, L (5, 1)	2.1		7	0	0	0	4	0	0	0	0	0	0	0	0	15	15	0.00	0.000				
Don Lee, R (8, 1)	2.0		7	0	0	0	2	1	0	0	0	0	0	0	0	10	14	0.00	0.500				
PITCHER	IP WLS BF H R ER SO BB IBB HBP BLK WP HR S P ERA WHIP	IP WLS BF H R ER SO BB IBB HBP BLK WP HR S P ERA WHIP	IP WLS BF H R ER SO BB IBB HBP BLK WP HR S P ERA WHIP	IP WLS BF H R ER SO BB IBB HBP BLK WP HR S P ERA WHIP	IP WLS BF H R ER SO BB IBB HBP BLK WP HR S P ERA WHIP	IP WLS BF H R ER SO BB IBB HBP BLK WP HR S P ERA WHIP	IP WLS BF H R ER SO BB IBB HBP BLK WP HR S P ERA WHIP	IP WLS BF H R ER SO BB IBB HBP BLK WP HR S P ERA WHIP	IP WLS BF H R ER SO BB IBB HBP BLK WP HR S P ERA WHIP	IP WLS BF H R ER SO BB IBB HBP BLK WP HR S P ERA WHIP	IP WLS BF H R ER SO BB IBB HBP BLK WP HR S P ERA WHIP	IP WLS BF H R ER SO BB IBB HBP BLK WP HR S P ERA WHIP	IP WLS BF H R ER SO BB IBB HBP BLK WP HR S P ERA WHIP	IP WLS BF H R ER SO BB IBB HBP BLK WP HR S P ERA WHIP	IP WLS BF H R ER SO BB IBB HBP BLK WP HR S P ERA WHIP	IP WLS BF H R ER SO BB IBB HBP BLK WP HR S P ERA WHIP	IP WLS BF H R ER SO BB IBB HBP BLK WP HR S P ERA WHIP	IP WLS BF H R ER SO BB IBB HBP BLK WP HR S P ERA WHIP	IP WLS BF H R ER SO BB IBB HBP BLK WP HR S P ERA WHIP	IP WLS BF H R ER SO BB IBB HBP BLK WP HR S P ERA WHIP	IP WLS BF H R ER SO BB IBB HBP BLK WP HR S P ERA WHIP	IP WLS BF H R ER SO BB IBB HBP BLK WP HR S P ERA WHIP	
Batter	1	2	3	4	5	6	7	8	9	AB	R	H	RBI	BB	SO	LOB	BOTTOM						
Billy Gardner, R (1, 4)	5-3		4-3		F9			F7		4	0	0	0	0	0	0	Kansas City Athletics @ Washington Senators Griffith Stadium, Washington, DC Thu Jun 09 1960, 7:05 PM EDT Att: 6,487 - Unknown						
Faye Throneberry, L (1, 8)			K			4-3		L9		4	0	1	0	0	1	0							
Bob Allison, R (1, 9)		K				K		6-3		3	0	0	0	1	2	1							
Jim Lemon, R (1, 7)	F6		FC6-4						5-3	3	0	0	0	1	0	2							
Harmon Killebrew, R (1, 5)		2B			K			K		4	1	1	0	0	3	1							
Julio Becquer, L (1, 3)					F3				1B	4	1	3	1	0	0	0							
Earl Battey, R (1, 2)		2B							3B	3	0	0	0	0	2	2							
Lenny Green, L (9, PH)		K			K			F3		1	0	1	1	0	0	0							
Jose Valdivielso, R (1, 6)									1B	3	0	0	0	0	1	2							
Elmer Valo, L (9, PH)									3-1	1	0	0	0	0	0	1							
Pedro Ramos, S (1, 1)										1	0	0	0	0	0	1							
Jack Kralick, L (5, 1)										1	0	0	0	0	0	0							
Dan Dobbek, L (7, PH)										1	0	0	0	0	1	1							
Don Lee, R (8, 1)										0	0	0	0	0	0	0							
Inning Stats	R: 0 E: 0 K: 1 S: 6	H: 1 LOB: 1 BB: 0 P: 6	R: 1 E: 0 K: 1 S: 7	H: 2 LOB: 1 BB: 0 P: 7	R: 0 E: 0 K: 1 S: 5	H: 0 LOB: 1 BB: 1 P: 9	R: 0 E: 0 K: 2 S: 7	H: 0 LOB: 0 BB: 0 P: 7	R: 0 E: 0 K: 0 S: 3	H: 0 LOB: 0 BB: 0 P: 3	R: 0 E: 0 K: 2 S: 7	H: 0 LOB: 1 BB: 1 P: 11	R: 0 E: 0 K: 0 S: 8	H: 1 LOB: 1 BB: 0 P: 8	R: 0 E: 0 K: 0 S: 3	H: 0 LOB: 0 BB: 0 P: 3	R: 1 E: 0 K: 1 S: 7	H: 2 LOB: 1 BB: 0 P: 7	1B: 2 2B: 2 3B: 2 HR: 0	SF: 0 SAC: 0 DP: 0 HBP: 0	WP: 0 PB: 0 CS: 0	PA: 35	
PITCHER	IP WLS BF H R ER SO BB IBB HBP BLK WP HR S P ERA WHIP	IP WLS BF H R ER SO BB IBB HBP BLK WP HR S P ERA WHIP	IP WLS BF H R ER SO BB IBB HBP BLK WP HR S P ERA WHIP	IP WLS BF H R ER SO BB IBB HBP BLK WP HR S P ERA WHIP	IP WLS BF H R ER SO BB IBB HBP BLK WP HR S P ERA WHIP	IP WLS BF H R ER SO BB IBB HBP BLK WP HR S P ERA WHIP	IP WLS BF H R ER SO BB IBB HBP BLK WP HR S P ERA WHIP	IP WLS BF H R ER SO BB IBB HBP BLK WP HR S P ERA WHIP	IP WLS BF H R ER SO BB IBB HBP BLK WP HR S P ERA WHIP	IP WLS BF H R ER SO BB IBB HBP BLK WP HR S P ERA WHIP	IP WLS BF H R ER SO BB IBB HBP BLK WP HR S P ERA WHIP	IP WLS BF H R ER SO BB IBB HBP BLK WP HR S P ERA WHIP	IP WLS BF H R ER SO BB IBB HBP BLK WP HR S P ERA WHIP	IP WLS BF H R ER SO BB IBB HBP BLK WP HR S P ERA WHIP	IP WLS BF H R ER SO BB IBB HBP BLK WP HR S P ERA WHIP	IP WLS BF H R ER SO BB IBB HBP BLK WP HR S P ERA WHIP	IP WLS BF H R ER SO BB IBB HBP BLK WP HR S P ERA WHIP	IP WLS BF H R ER SO BB IBB HBP BLK WP HR S P ERA WHIP	IP WLS BF H R ER SO BB IBB HBP BLK WP HR S P ERA WHIP	IP WLS BF H R ER SO BB IBB HBP BLK WP HR S P ERA WHIP	IP WLS BF H R ER SO BB IBB HBP BLK WP HR S P ERA WHIP	IP WLS BF H R ER SO BB IBB HBP BLK WP HR S P ERA WHIP	IP WLS BF H R ER SO BB IBB HBP BLK WP HR S P ERA WHIP
Ken Johnson, R (1, 1)	9.0	W	35	6	2	2	10	2	0	0	0	0	0	0	0	61	2.00	0.889					

Batter	1	2	3	4	5	6	7	8	9	AB	R	H	RBI	BB	SO	LOB	TOP				
Bill Tuttle, R OBP: 0.332, SLG: 0.331 (1, 8)	4-0 BB FC3-1 BB	0-3 K		4-0 BB BB		4-0 1B BB		4-0 SF7 SH5-4 BB		1	0	0	0	4	1	1	Kansas City Athletics @ Baltimore Orioles Memorial Stadium, Baltimore, MD Fri Jun 10 1960, 7:05 PM EDT Att: 18,841 - Unknown livebaseballscorecards.com				
Jerry Lumpe, L OBP: 0.327, SLG: 0.337 (1, 4)	4-0 FC3-1 BB 1B	0-0 4-3		4-0 FC6-4 BB		0-0 G6-4-3 1B		0-0 SH5-4		2	1	1	0	2	0	1					
Hank Bauer, R OBP: 0.303, SLG: 0.330 Bob Johnson, R OBP: 0.333, SLG: 0.059 (8, 5)	4-0 FC3-1 1B BB		0-0 F9 SF9 2B		0-0 FC6-4 1-2		0-0 G6-4-3 1-2		4-0 SF7 IBB	3	2	1	0	2	0	4					
Norm Siebern, L OBP: 0.358, SLG: 0.460 (8, 7)	0-0 FC3-1 1B		0-0 F9 2-3		0-0 WP BB 1B		0-0 G3-6-3 1B		0-0 SF7	4	0	2	1	0	0	4					
Dick Williams, R OBP: 0.326, SLG: 0.344 Mary Throneberry, L OBP: 0.352, SLG: 0.540 (8, PH)	0-0 1-2 2-H 3-H 1B		0-0 SF9		4-0 WP BB		0-0 G3-6-3 1-2		0-3 K	2	0	1	3	1	0	1					
Whitey Herzog, L OBP: 0.446, SLG: 0.515 (8, 9)	0-3 K		0-0 1B		0-3 K		0-0 E5 BB		0-0 E1 G5-4-3	5	0	1	0	0	2	4					
Pete Daley, R OBP: 0.280, SLG: 0.375 (1, 2)	0-0 5-3		0-0 5-3		0-0 6-3		4-0 1-2 BB		0-0 G5-4-3 1-2	4	0	0	0	1	0	6					
Ken Hamlin, R OBP: 0.304, SLG: 0.274 Danny Kravitz, L OBP: 0.291, SLG: 0.429 (9, PH)		0-0 SH1-4 1B		0-0 F9		0-3 K		0-3 K		0-0 2B	4	0	1	0	0	2		4			
Dick Hall, R OBP: 0.125, SLG: 0.045 Harry Chiti, R OBP: 0.321, SLG: 0.366 Marty Kutyna, R OBP: 0.333, SLG: 0.333 Russ Snyder, L OBP: 0.297, SLG: 0.394 (9, PH)		0-0 SH1-4		0-0 G6-3		0-0 6-3		0-0 SH5-4 BB SF7 1B		0-0 F9	2	0	0	0	0	0		0			
Inning Stats	R: 2 E: 0 K: 1 S: 6	H: 1 LOB: 2 BB: 3 P: 18	R: 0 E: 0 K: 1 S: 6	H: 1 LOB: 1 BB: 0 P: 6	R: 1 E: 0 K: 0 S: 5	H: 2 LOB: 1 BB: 0 P: 5	R: 0 E: 0 K: 0 S: 3	H: 0 LOB: 2 BB: 2 P: 11	R: 0 E: 0 K: 2 S: 8	H: 1 LOB: 1 BB: 1 P: 7	R: 0 E: 1 K: 1 S: 6	H: 1 LOB: 2 BB: 2 P: 10	R: 1 E: 0 K: 1 S: 6	H: 1 LOB: 2 BB: 2 P: 14	R: 0 E: 1 K: 0 S: 4	H: 1 LOB: 1 BB: 0 P: 4		1B: 7 2B: 2 3B: 0 HR: 0	SF: 2 SAC: 2 DP: 3 HBP: 0	WP: 1 PB: 0 SB: 0 CS: 0	PA: 45
PITCHER	IP WLS BF H R ER SO	IP WLS BF H R ER SO	IP WLS BF H R ER SO	IP WLS BF H R ER SO	IP WLS BF H R ER SO	IP WLS BF H R ER SO	IP WLS BF H R ER SO	IP WLS BF H R ER SO	IP WLS BF H R ER SO	IP WLS BF H R ER SO	IP WLS BF H R ER SO	IP WLS BF H R ER SO	IP WLS BF H R ER SO	IP WLS BF H R ER SO	IP WLS BF H R ER SO	IP WLS BF H R ER SO		ERA WHIP	ERA WHIP		
Steve Barber, L ERA: 2.55 Hal Brown, R ERA: 3.49	(1, 1) 7.1 39 8 4 4 5	(8, 1) 1.2 6 1 0 0 1																	4.91 2.318	0.00 0.600	

Batter	1	2	3	4	5	6	7	8	9	AB	R	H	RBI	BB	SO	LOB	BOTTOM				
Mary Breeding, R OBP: 0.344, SLG: 0.355 (1, 4)	0-0 1B SF7 1B	0-0 B2		0-0 S 1B			0-3 K	0-0 F4		5	1	2	0	0	1	3	Kansas City Athletics @ Baltimore Orioles Memorial Stadium, Baltimore, MD Fri Jun 10 1960, 7:05 PM EDT Att: 18,841 - Unknown livebaseballscorecards.com				
Albie Pearson, L OBP: 0.348, SLG: 0.297 (8, 7)	0-0 S 1B	0-0 F9		0-0 L8			0-0 F5			4	1	1	0	0	0	3					
Gene Woodling, L OBP: 0.439, SLG: 0.414 Al Pilarcik, L OBP: 0.308, SLG: 0.329 (8, 9)	0-0 P6		0-0 2B SF9 2B		0-0 G3		0-0 1B 2B			4	2	2	0	0	0	2					
Jim Gentile, L OBP: 0.463, SLG: 0.575 (1, 3)	0-0 SF7		0-3 K		0-3 K		4-0 1B IBB			2	0	0	1	1	2	1					
Ron Hansen, R OBP: 0.379, SLG: 0.494 (1, 6)	0-0 1-H 1B		0-0 SF9 2B		4-0 BB		0-0 E1 1-H 2-H 1B			3	0	3	2	1	0	0					
Jackie Brandt, R OBP: 0.384, SLG: 0.481 (1, 8)	0-0 F7		0-0 SF9		0-0 F7			0-0 1B 3B		3	1	1	1	0	0	2					
Brooks Robinson, R OBP: 0.298, SLG: 0.357 (1, 5)		0-0 1B 1B		0-0 G3		0-0 CS 1B		0-0 SH1-3 1B		4	0	3	1	0	0	1					
Gus Triandos, R OBP: 0.240, SLG: 0.182 (1, 2)		0-0 F9		0-0 5-3		0-0 F7		0-0 F3		4	0	0	0	0	0	3					
Steve Barber, L OBP: 0.200, SLG: 0.091 Hal Brown, R OBP: 0.333, SLG: 0.278 (8, 1)		0-0 1B		0-0 B3		0-0 F2 1-2		0-0 SH1-3		3	0	1	0	0	0	1					
Inning Stats	R: 2 E: 0 K: 0 S: 6	H: 3 LOB: 1 BB: 0 P: 6	R: 0 E: 0 K: 0 S: 5	H: 2 LOB: 2 BB: 0 P: 5	R: 1 E: 0 K: 1 S: 7	H: 2 LOB: 1 BB: 0 P: 7	R: 0 E: 0 K: 0 S: 4	H: 1 LOB: 0 BB: 0 P: 4	R: 0 E: 0 K: 0 S: 3	H: 1 LOB: 1 BB: 0 P: 3	R: 1 E: 1 K: 1 S: 6	H: 2 LOB: 2 BB: 1 P: 10	R: 1 E: 0 K: 0 S: 5	H: 2 LOB: 1 BB: 0 P: 5	R: 1 E: 0 K: 0 S: 5	H: 2 LOB: 1 BB: 0 P: 5		1B: 9 2B: 3 3B: 1 HR: 0	SF: 2 SAC: 1 DP: 0 HBP: 0	WP: 0 PB: 0 SB: 2 CS: 1	PA: 37
PITCHER	IP WLS BF H R ER SO	IP WLS BF H R ER SO	IP WLS BF H R ER SO	IP WLS BF H R ER SO	IP WLS BF H R ER SO	IP WLS BF H R ER SO	IP WLS BF H R ER SO	IP WLS BF H R ER SO	IP WLS BF H R ER SO	IP WLS BF H R ER SO	IP WLS BF H R ER SO	IP WLS BF H R ER SO	IP WLS BF H R ER SO	IP WLS BF H R ER SO	IP WLS BF H R ER SO	IP WLS BF H R ER SO		ERA WHIP	ERA WHIP		
Dick Hall, R ERA: 2.18 Marty Kutyna, R ERA: 2.31	(1, 1) 7.0 32 11 4 4 3	(8, 1) 1.0 5 2 1 1 0																	5.14 1.714	9.00 2.000	



Batter	1	2	3	4	5	6	7	8	9	10	AB	R	H	RBI	BB	SO	LOB	TOP								
Bill Tuttle, R OBP: 0.333, SLG: 0.339 (1, 8)											5	2	2	0	0	1	2	Kansas City Athletics @ Baltimore Orioles Memorial Stadium, Baltimore, MD Sat Jun 11 1960, 7:05 PM EDT Att: 16,731 - Unknown livebaseballscorecards.com								
Jerry Lumpe, L OBP: 0.333, SLG: 0.350 (1, 4)											4	0	2	0	1	0	2									
Whitey Herzog, L OBP: 0.431, SLG: 0.490 (1, 9)											5	0	0	1	0	1	4									
Norm Siebern, L OBP: 0.309, SLG: 0.482 (1, 7)											3	1	2	2	2	1	1									
Mary Throneberry, L OBP: 0.329, SLG: 0.350 (1, 3)											5	0	0	0	0	2	6									
Danny Kravitz, L OBP: 0.286, SLG: 0.520 (1, 2)												4	1	1	1	1	0		2							
Dick Williams, R OBP: 0.329, SLG: 0.370 (1, 5)												5	1	2	1	0	0		1							
Ken Hamlin, R OBP: 0.305, SLG: 0.275 (8, PH)												3	0	1	0	0	0		0							
Russ Snyder, L OBP: 0.300, SLG: 0.388 (8, PH)												1	0	0	0	0	0		1							
Bob Johnson, R OBP: 0.320, SLG: 0.056 (8, 6)												1	0	0	0	0	0		0							
Ray Herbert, R OBP: 0.308, SLG: 0.182 (8, PH)												0	0	0	0	0	0	0								
Hank Bauer, R OBP: 0.300, SLG: 0.327 (8, 1)												1	0	0	0	0	1									
Marty Kutyna, R OBP: 0.333, SLG: 0.333 (9, 1)												0	0	0	0	0	0	0								
Leo Kiely, L (9, 1)												1	0	0	0	1	0									
Bob Giggie, R (10, 1)												0	0	0	0	0	0	0								
Inning Stats	R: 1 E: 0 K: 0 S: 5	H: 2 LOB: 1 BB: 0 P: 5	R: 0 E: 0 K: 0 S: 3	H: 0 LOB: 0 BB: 0 P: 3	R: 0 E: 0 K: 2 S: 8	H: 1 LOB: 1 BB: 0 P: 8	R: 2 E: 0 K: 1 S: 9	H: 4 LOB: 2 BB: 0 P: 9	R: 0 E: 0 K: 1 S: 5	H: 0 LOB: 2 BB: 2 P: 13	R: 0 E: 0 K: 1 S: 5	H: 0 LOB: 0 BB: 0 P: 5	R: 0 E: 0 K: 0 S: 4	H: 1 LOB: 2 BB: 1 P: 8	R: 0 E: 0 K: 0 S: 3	H: 0 LOB: 1 BB: 1 P: 7	R: 1 E: 0 K: 1 S: 7	H: 1 LOB: 0 BB: 0 P: 7	R: 1 E: 0 K: 1 S: 6	H: 1 LOB: 0 BB: 0 P: 6	1B: 5 2B: 1 3B: 1 HR: 3	SF: 0 SAC: 0 DP: 0 HBP: 0	WP: 0 PB: 0 SB: 0 CS: 0	PA: 45		
PITCHER	IP 4.0	WLS 20	BF 7	H 3	R 3	ER 3	SO 3	BB 1	IBB 0	HBP 0	BLK 0	WP 0	HR 2	S 25	P 29	ERA 6.75	WHIP 2.000									
Jerry Walker, R ERA: 3.74 (5, 1)	6.0	W	25	3	2	2	4	3	0	0	0	0	1	30	42	3.00	1.000									
Jack Fisher, R ERA: 4.33 (5, 1)	6.0	W	25	3	2	2	4	3	0	0	0	0	1	30	42	3.00	1.000									

Batter	1	2	3	4	5	6	7	8	9	10	AB	R	H	RBI	BB	SO	LOB	BOTTOM								
Mary Breeding, R OBP: 0.341, SLG: 0.351 (1, 4)											5	0	1	0	0	0	4	Kansas City Athletics @ Baltimore Orioles Memorial Stadium, Baltimore, MD Sat Jun 11 1960, 7:05 PM EDT Att: 16,731 - Unknown livebaseballscorecards.com								
Gene Stephens, L OBP: 0.302, SLG: 0.316 (1, 9)											5	1	1	0	0	0	2									
Gene Woodling, L OBP: 0.440, SLG: 0.409 (1, 7)											2	1	0	0	2	1	1									
Jim Gentile, L OBP: 0.474, SLG: 0.581 (1, 3)											4	1	3	1	1	0	0									
Al Pilarcik, L OBP: 0.308, SLG: 0.329 (10, PR)											0	1	0	0	0	0	0									
Ron Hansen, R OBP: 0.375, SLG: 0.492 (1, 6)											5	1	1	1	0	0	7									
Jackie Brandt, R OBP: 0.380, SLG: 0.475 (1, 8)											2	1	0	0	0	0	3									
Albie Pearson, L OBP: 0.348, SLG: 0.299 (4, 8)											3	0	1	0	0	0	0									
Brooks Robinson, R OBP: 0.300, SLG: 0.368 (1, 5)											5	0	2	1	0	1	1									
Gus Triandos, R OBP: 0.259, SLG: 0.208 (1, 2)											4	0	2	1	0	0	0									
Jerry Walker, S OBP: 0.200, SLG: 0.200 (1, 1)											2	0	1	0	0	1	1									
Jack Fisher, R OBP: 0.267, SLG: 0.231 (5, 1)											2	0	1	0	0	1	0									
Inning Stats	R: 0 E: 1 K: 0 S: 5	H: 1 LOB: 3 BB: 1 P: 9	R: 0 E: 0 K: 1 S: 6	H: 1 LOB: 1 BB: 0 P: 6	R: 4 E: 1 K: 0 S: 8	H: 4 LOB: 2 BB: 1 P: 12	R: 0 E: 0 K: 0 S: 3	H: 1 LOB: 1 BB: 1 P: 7	R: 0 E: 0 K: 0 S: 3	H: 1 LOB: 0 BB: 0 P: 3	R: 0 E: 0 K: 1 S: 5	H: 0 LOB: 0 BB: 0 P: 5	R: 0 E: 0 K: 1 S: 5	H: 0 LOB: 0 BB: 0 P: 5	R: 0 E: 0 K: 1 S: 5	H: 0 LOB: 0 BB: 0 P: 5	R: 0 E: 0 K: 0 S: 4	H: 1 LOB: 1 BB: 0 P: 4	R: 2 E: 0 K: 0 S: 4	H: 4 LOB: 2 BB: 0 P: 4	1B: 11 2B: 1 3B: 1 HR: 0	SF: 0 SAC: 1 DP: 1 HBP: 0	WP: 1 PB: 0 SB: 1 CS: 0	PA: 43		
PITCHER	IP 7.0	WLS 32	BF 8	H 4	R 4	ER 1	SO 3	BB 2	IBB 1	HBP 0	BLK 0	WP 0	HR 0	S 35	P 47	ERA 1.29	WHIP 1.429									
Ray Herbert, R ERA: 4.35 (8, 1)	1.1	5	1	0	0	1	0	0	0	0	0	1	0	7	7	0.00	0.750									
Marty Kutyna, R ERA: 2.19 (9, 1)	0.2	L	5	3	2	2	0	0	0	0	0	0	0	5	5	27.00	4.500									
Leo Kiely, L ERA: 1.84 (10, 1)	0.0	1	1	0	0	0	0	0	0	0	0	0	0	1	1	∞	∞									
Bob Giggie, R ERA: 3.63 (10, 1)	0.0	1	1	0	0	0	0	0	0	0	0	0	0	1	1	∞	∞									



Batter	1	2	3	4	5	6	7	8	9	AB	R	H	RBI	BB	SO	LOB	TOP										
Bill Tuttle, R OBP: 0.340, SLG: 0.339 (1, 8)										3	2	1	0	1	0	0	Kansas City Athletics @ Baltimore Orioles Memorial Stadium, Baltimore, MD Sun Jun 12 1960, 3:33 AM EDT Unknown										
Jerry Lumpe, L OBP: 0.332, SLG: 0.348 (1, 4)										4	1	1	0	0	0	2											
Ken Hamlin, R OBP: 0.309, SLG: 0.280 (8, 6)										1	0	1	0	0	0	0											
Russ Snyder, L OBP: 0.313, SLG: 0.403 (1, 9)										5	2	3	1	0	1	2											
Norm Siebern, L OBP: 0.372, SLG: 0.479 (1, 3)										3	0	1	0	1	0	2											
Whitey Herzog, L OBP: 0.425, SLG: 0.476 (1, 7)										3	0	0	1	1	0	2											
Dick Williams, R OBP: 0.333, SLG: 0.369 (1, 5)										3	1	1	1	1	0	0											
Harry Chiti, R OBP: 0.319, SLG: 0.370 (1, 2)										4	0	1	2	0	1	3											
Bob Johnson, R OBP: 0.276, SLG: 0.045 (1, 6)										4	0	0	0	0	0	4											
Bud Daley, L OBP: 0.273, SLG: 0.148 (1, 1)										4	0	0	0	0	1	0											
Inning Stats	R: 2 E: 0 K: 1 S: 8	H: 3 LOB: 3 BB: 2 P: 16	R: 0 E: 0 K: 0 S: 3	H: 0 LOB: 0 BB: 0 P: 3	R: 2 E: 0 K: 0 S: 5	H: 2 LOB: 1 BB: 1 P: 9	R: 0 E: 0 K: 1 S: 5	H: 0 LOB: 1 BB: 0 P: 9	R: 0 E: 0 K: 0 S: 3	H: 0 LOB: 0 BB: 0 P: 3	R: 2 E: 0 K: 0 S: 4	H: 2 LOB: 0 BB: 0 P: 5	R: 0 E: 0 K: 0 S: 3	H: 0 LOB: 1 BB: 0 P: 3	R: 0 E: 0 K: 1 S: 6	H: 1 LOB: 1 BB: 0 P: 6	1B: 8 2B: 1 3B: 0 HR: 0	SF: 0 SAC: 0 DP: 2 HBP: 1	WP: 0 PB: 0 SB: 1 CS: 0	PA: 39							
PITCHER	IP	WLS	BF	H	R	ER	SO	BB	IBB	HBP	BLK	WP	HR	S	P	ERA	WHIP										
Chuck Estrada, R ERA: 3.34 (1, 1)	7.0	L	32	8	6	6	2	4	0	1	0	0	0	31	48	7.71	1.714										
Gordon Jones, R ERA: 5.27 (8, 1)	2.0		7	1	0	0	1	0	0	0	0	0	0	9	9	0.00	0.500										

AB	34
R	6
H	9
RBI	5
BB	4
SO	3
LOB	15



Batter	1	2	3	4	5	6	7	8	9	AB	R	H	RBI	BB	SO	LOB	BOTTOM										
Mary Breeding, R OBP: 0.339, SLG: 0.354 (1, 4)										4	1	1	0	0	0	0	Kansas City Athletics @ Baltimore Orioles Memorial Stadium, Baltimore, MD Sun Jun 12 1960, 3:33 AM EDT Unknown										
Al Pilarcik, L OBP: 0.305, SLG: 0.325 (1, 9)										4	0	1	1	0	1	1											
Ron Hansen, R OBP: 0.373, SLG: 0.486 (1, 6)										4	0	1	0	0	0	2											
Jim Gentile, L OBP: 0.462, SLG: 0.562 (1, 3)										4	0	0	0	0	2	3											
Gus Triandos, R OBP: 0.276, SLG: 0.216 (1, 2)										3	0	1	0	1	1	1											
Brooks Robinson, R OBP: 0.299, SLG: 0.366 (1, 5)										4	0	1	0	0	1	3											
Dave Nicholson, R OBP: 0.148, SLG: 0.042 (1, 7)										4	0	0	0	0	3	2											
Gene Stephens, L OBP: 0.295, SLG: 0.308 (1, 8)										3	0	0	0	0	1	1											
Chuck Estrada, R OBP: 0.158, SLG: 0.263 (1, 1)										2	0	0	0	0	2	1											
Walt Dropo, R OBP: 0.292, SLG: 0.328 (7, PH)										1	0	0	0	0	0	0											
Gordon Jones, R OBP: 0.667, SLG: 0.667 (8, 1)										0	0	0	0	0	0	0											
Inning Stats	R: 1 E: 0 K: 1 S: 7	H: 2 LOB: 1 BB: 0 P: 7	R: 0 E: 0 K: 2 S: 8	H: 1 LOB: 1 BB: 0 P: 8	R: 0 E: 0 K: 1 S: 5	H: 0 LOB: 0 BB: 0 P: 5	R: 0 E: 0 K: 1 S: 6	H: 1 LOB: 1 BB: 0 P: 6	R: 0 E: 0 K: 1 S: 5	H: 0 LOB: 0 BB: 0 P: 5	R: 0 E: 0 K: 2 S: 7	H: 0 LOB: 2 BB: 1 P: 12	R: 0 E: 0 K: 1 S: 6	H: 0 LOB: 1 BB: 0 P: 6	R: 0 E: 0 K: 0 S: 3	H: 0 LOB: 0 BB: 0 P: 3	1B: 4 2B: 1 3B: 0 HR: 0	SF: 0 SAC: 0 DP: 0 HBP: 0	WP: 0 PB: 0 SB: 0 CS: 0	PA: 34							
PITCHER	IP	WLS	BF	H	R	ER	SO	BB	IBB	HBP	BLK	WP	HR	S	P	ERA	WHIP										
Bud Daley, L ERA: 2.88 (1, 1)	9.0	W	34	5	1	1	11	1	0	0	0	0	0	55	59	1.00	0.667										

AB	33
R	1
H	5
RBI	1
BB	1
SO	11
LOB	14



Batter	1	2	3	4	5	6	7	8	9	AB	R	H	RBI	BB	SO	LOB	TOP					
Tony Kubek, L (1,6) OBP: 0.315, SLG: 0.438										5	2	1	0	0	1		New York Yankees @ Kansas City Athletics Municipal Stadium, Kansas City, MO Mon Jun 13 1960, 8:05 PM EDT Att: 11,119 - Unknown					
Hector Lopez, R (1,9) OBP: 0.394, SLG: 0.489										2	1	0	0	2	0	1						
Yogi Berra, L (1,2) OBP: 0.396, SLG: 0.496										4	2	1	0	1	0	2						
Roger Maris, L (1,8) OBP: 0.405, SLG: 0.739										3	1	1	1	2	1	1						
Bill Skowron, R (1,3) OBP: 0.320, SLG: 0.500 Kent Hadley, L (8,3) OBP: 0.125, SLG: 0.313										4	1	2	4	0	0	2						
Bob Cerv, R (1,7) OBP: 0.327, SLG: 0.453										4	0	1	0	1	0	2						
Bobby Richardson, R (1,4) OBP: 0.267, SLG: 0.265										4	0	0	1	1	1	4						
Clete Boyer, R (1,5) OBP: 0.295, SLG: 0.316										4	0	1	1	1	0	0						
Bob Turley, R (1,1) OBP: 0.235, SLG: 0.294										3	1	1	0	0	2	3						
Inning Stats	R: 3 E: 0 K: 1 S: 9	H: 4 LOB: 3 BB: 2 P: 17	R: 0 E: 0 K: 1 S: 5	H: 0 LOB: 1 BB: 1 P: 9	R: 1 E: 0 K: 1 S: 6	H: 1 LOB: 0 BB: 0 P: 6	R: 3 E: 0 K: 0 S: 6	H: 3 LOB: 2 BB: 2 P: 14	R: 0 E: 0 K: 1 S: 5	H: 0 LOB: 0 BB: 0 P: 5	R: 1 E: 0 K: 0 S: 4	H: 1 LOB: 2 BB: 2 P: 12	R: 0 E: 0 K: 0 S: 3	H: 0 LOB: 1 BB: 1 P: 7	R: 0 E: 0 K: 0 S: 3	H: 0 LOB: 0 BB: 0 P: 3		R: 0 E: 0 K: 0 S: 3	H: 0 LOB: 0 BB: 0 P: 3	1B: 7 2B: 0 3B: 0 HR: 2	SF: 1 SAC: 2 DP: 0 HBP: 0	WP: 1 PB: 1 CS: 0
PITCHER	IP WLS BF H R ER SO BB IBB HBP BLK WP HR S P ERA WHIP																					
Ken Johnson, R (1,1) ERA: 3.24	3.0 L 17 5 4 4 3 3 0 0 0 0 1 2 20 32 12.00 2.667																					
Bob Giggie, R (4,1) ERA: 4.57	3.0 17 4 4 4 1 4 0 0 0 0 0 0 15 31 12.00 2.667																					
Leo Kiely, L (7,1) ERA: 1.56	2.0 7 0 0 0 0 1 0 0 0 0 0 0 6 10 0.00 0.500																					
Marty Kutyna, R (9,1) ERA: 2.0	1.0 3 0 0 0 0 0 0 0 0 0 0 0 3 3 0.00 0.000																					

Batter	1	2	3	4	5	6	7	8	9	AB	R	H	RBI	BB	SO	LOB	BOTTOM			
Bill Tuttle, R (1,8) OBP: 0.330, SLG: 0.328										4	0	1	2	0	1	0	New York Yankees @ Kansas City Athletics Municipal Stadium, Kansas City, MO Mon Jun 13 1960, 8:05 PM EDT Att: 11,119 - Unknown			
Russ Snyder, L (1,9) OBP: 0.303, SLG: 0.407										4	0	0	0	0	1	2				
Andy Carey, R (1,5) OBP: 0.307, SLG: 0.413										4	0	0	0	0	2	2				
Norm Siebern, L (1,3) OBP: 0.370, SLG: 0.489										4	1	1	0	0	0	0				
Whitey Herzog, L (1,7) OBP: 0.412, SLG: 0.456										4	0	1	0	0	0	1				
Harry Chiti, R (1,2) OBP: 0.308, SLG: 0.355										4	1	1	1	0	0	1				
Bob Johnson, R (1,4) OBP: 0.361, SLG: 0.214										2	1	1	0	1	0	0				
Ken Hamlin, R (1,6) OBP: 0.304, SLG: 0.276										3	1	1	0	0	0	1				
Ken Johnson, R (1,1) OBP: 0.214, SLG: 0.214 Pete Kralivz, L (3, PH) OBP: 0.269, SLG: 0.360 Bob Giggie, R (4,1) OBP: 0.303, SLG: 0.407 Marty Kutyna, R (9,1) OBP: 0.235, SLG: 0.294										0	0	0	0	0	0	0				
Inning Stats	R: 0 E: 0 K: 1 S: 5	H: 0 LOB: 0 BB: 0 P: 5	R: 0 E: 0 K: 0 S: 3	H: 0 LOB: 0 BB: 0 P: 3	R: 0 E: 0 K: 1 S: 5	H: 0 LOB: 0 BB: 0 P: 5	R: 0 E: 0 K: 0 S: 3	H: 0 LOB: 0 BB: 0 P: 3	R: 0 E: 0 K: 1 S: 4	H: 0 LOB: 0 BB: 1 P: 8	R: 0 E: 0 K: 2 S: 7	H: 0 LOB: 0 BB: 0 P: 7	R: 4 E: 0 K: 1 S: 10	H: 5 LOB: 2 BB: 1 P: 14	R: 0 E: 0 K: 0 S: 3	H: 0 LOB: 0 BB: 0 P: 3		1B: 5 2B: 1 3B: 0 HR: 0	SF: 0 SAC: 0 DP: 2 HBP: 0	WP: 0 PB: 0 CS: 0
PITCHER	IP WLS BF H R ER SO BB IBB HBP BLK WP HR S P ERA WHIP																			
Bob Turley, R (1,1) ERA: 2.57	9.0 W 33 6 4 4 6 2 0 0 0 0 0 0 43 51 4.00 0.889																			

Batter	1	2	3	4	5	6	7	8	9	AB	R	H	RBI	BB	SO	LOB	TOP				
Tony Kubek, L (1.6) OBP: 0.314, SLG: 0.435	F7		SH 1B		F8		SF8 1B	G3		4	1	1	0	0	0	3	New York Yankees @ Kansas City Athletics Municipal Stadium, Kansas City, MO Tue Jun 14 1960, 8:05 PM EDT Att: 15,142 - Unknown livebaseballscorecards.com				
Hector Lopez, R (1.9) OBP: 0.394, SLG: 0.485	L8		L8		FC5-4 1B		2B 1B		K	5	1	2	0	0	1	2					
Bill Skowron, R (1.3) OBP: 0.322, SLG: 0.505			F4		FC5-4 HR		SF8			4	1	2	1	0	0	4					
Roger Maris, L (1.8) OBP: 0.410, SLG: 0.759	F9								F2	5	1	3	5	0	0	2					
Elston Howard, R (1.2) OBP: 0.300, SLG: 0.467		5-3			F9		F7		6-3	5	0	0	0	0	0	2					
Bob Cerv, R (1.7) OBP: 0.327, SLG: 0.447										2	0	0	0	1	1	0					
Yogi Berra, L (6.7) OBP: 0.400, SLG: 0.496	K				FC4-6 BB		F9		SH3-4 BB	0	0	0	0	1	0	0					
Bobby Richardson, R (1.4) OBP: 0.272, SLG: 0.267					FC4-6 E S 1-2		L7		SH3-4 BB	3	0	1	0	1	0	1					
Clete Boyer, R (1.5) OBP: 0.271, SLG: 0.286							F6		F9	4	0	0	0	0	1	4					
Jim Coates, R (1.1) OBP: 0.385, SLG: 0.391							6-3		SH3-4	3	2	2	0	0	0	0					
Inning Stats	R: 0 E: 0 K: 0 S: 4	H: 1 LOB: 1 BB: 0 P: 4	R: 0 E: 0 K: 1 S: 6	H: 1 LOB: 1 BB: 0 P: 6	R: 1 E: 0 K: 0 S: 5	H: 2 LOB: 2 BB: 0 P: 5	R: 0 E: 0 K: 1 S: 5	H: 0 LOB: 1 BB: 1 P: 9	R: 3 E: 0 K: 0 S: 6	H: 3 LOB: 0 BB: 0 P: 6	R: 0 E: 0 K: 0 S: 3	H: 0 LOB: 0 BB: 0 P: 3	R: 2 E: 0 K: 0 S: 6	H: 3 LOB: 1 BB: 0 P: 6	R: 0 E: 0 K: 0 S: 3	H: 0 LOB: 2 BB: 2 P: 11	R: 0 E: 0 K: 1 S: 6	H: 1 LOB: 1 BB: 0 P: 6	1B: 7 2B: 3 3B: 0 HR: 1	SF: 1 SAC: 2 DP: 0 HBP: 0	WP: 0 PA: 41 CS: 1
PITCHER	IP WLS BF H R ER SO BB IBB HBP BLK WP HR S P ERA WHIP																				
Johnny Kucks, R (1.1) ERA: 7.39	7.0 L 33 10 6 6 2 2 0 0 0 0 0 1 35 43 7.71 1.714																				
Marty Kutyna, R (8.1) ERA: 1.53	1.0 4 0 0 0 0 1 0 0 0 0 0 0 3 7 0.00 1.000																				
Leo Kiely, L (9.1) ERA: 1.47	1.0 4 1 0 0 0 1 0 0 0 0 0 0 6 6 0.00 1.000																				

Batter	1	2	3	4	5	6	7	8	9	AB	R	H	RBI	BB	SO	LOB	BOTTOM				
Bill Tuttle, R (1.8) OBP: 0.325, SLG: 0.322	4-3				5-3			L8		4	0	0	0	0	0	1	New York Yankees @ Kansas City Athletics Municipal Stadium, Kansas City, MO Tue Jun 14 1960, 8:05 PM EDT Att: 15,142 - Unknown livebaseballscorecards.com				
Russ Snyder, L (1.9) OBP: 0.301, SLG: 0.412	1-3				F7			F8		4	1	1	0	0	0	1					
Whitey Herzog, L (1.7) OBP: 0.414, SLG: 0.470	F7								F7	3	0	1	1	1	0	0					
Norm Siebern, L (1.3) OBP: 0.368, SLG: 0.483					6-3					4	0	1	0	0	2	2					
Danny Kravitz, L (1.2) OBP: 0.273, SLG: 0.448									1B	4	0	0	0	0	0	1					
Dick Williams, R (1.5) OBP: 0.333, SLG: 0.396									F9	4	1	1	1	0	1	1					
Bob Johnson, R (1.4) OBP: 0.359, SLG: 0.226										3	0	1	0	0	2	0					
Ken Hamlin, R (1.6) OBP: 0.299, SLG: 0.271					5-3					3	0	0	0	0	0	1					
Johnny Kucks, R (1.1) ERA: 7.39										2	0	0	0	0	2	0					
Marty Kutyna, R (8.1) ERA: 1.53										0	0	0	0	0	0	0					
Hank Bauer, R (6. PH) OBP: 0.306, SLG: 0.343										1	0	1	0	0	0	0					
Leo Kiely, L (9.1) ERA: 1.47										0	0	0	0	0	0	0					
Inning Stats	R: 0 E: 0 K: 0 S: 3	H: 0 LOB: 0 BB: 0 P: 3	R: 0 E: 0 K: 2 S: 7	H: 0 LOB: 0 BB: 0 P: 7	R: 0 E: 0 K: 2 S: 7	H: 0 LOB: 0 BB: 0 P: 7	R: 0 E: 0 K: 0 S: 3	H: 0 LOB: 1 BB: 1 P: 7	R: 1 E: 0 K: 0 S: 4	H: 2 LOB: 0 BB: 0 P: 4	R: 1 E: 0 K: 2 S: 9	H: 2 LOB: 1 BB: 0 P: 9	R: 0 E: 0 K: 1 S: 5	H: 0 LOB: 0 BB: 0 P: 5	R: 0 E: 0 K: 0 S: 4	H: 1 LOB: 1 BB: 0 P: 4	R: 0 E: 0 K: 0 S: 4	H: 1 LOB: 1 BB: 0 P: 4	1B: 2 2B: 2 3B: 1 HR: 1	SF: 0 SAC: 0 DP: 1 HBP: 0	WP: 0 PA: 33 CS: 0
PITCHER	IP WLS BF H R ER SO BB IBB HBP BLK WP HR S P ERA WHIP																				
Jim Coates, R (1.1) ERA: 3.63	9.0 W 33 6 2 2 7 1 0 0 0 0 1 46 50 2.00 0.778																				

Batter	1	2	3	4	5	6	7	8	9	10	11	12	AB	R	H	RBI	BB	SO	LOB	TOP										
Tony Kubek, L OBP: 0.319, SLG: 0.434 (1.6)													5	2	2	0	1	0	0											
Hector Lopez, R OBP: 0.391, SLG: 0.471 (1.9)													5	1	1	0	1	0	5											
Yogi Berra, L OBP: 0.397, SLG: 0.520 (1.7)													6	1	2	3	0	0	4											
Roger Maris, L OBP: 0.423, SLG: 0.766 (1.8)													5	0	4	2	1	0	0											
Bill Skowron, R OBP: 0.318, SLG: 0.495 (1.3)													6	0	1	1	0	0	7											
Elston Howard, R OBP: 0.260, SLG: 0.451 (1.2)													5	0	0	0	0	1	3											
Bobby Richardson, R OBP: 0.270, SLG: 0.265 (1.4)													5	0	1	0	0	0	0											
Clete Boyer, R OBP: 0.269, SLG: 0.348 (1.5)													4	1	1	1	0	1	1											
Kent Hadley, L OBP: 0.176, SLG: 0.313 (12, PH)													0	0	0	0	1	0	0											
Gl McDougald, R OBP: 0.297, SLG: 0.380 (12, PR)													0	1	0	0	0	0	0											
Ralph Terry, R OBP: 0.292, SLG: 0.346 (1.1)													4	0	0	0	0	1	0											
Bobby Shantz, R OBP: 0.294, SLG: 0.448 (9, PH)													0	0	0	0	0	0	0											
Johnny James, L OBP: 0.303, SLG: 0.271 (10, PH)													0	0	1	0	0	0	0											
Mickey Mantle, S OBP: 0.303, SLG: 0.271 (12, PH)													0	0	0	0	0	0	0											
Ryne Duren, R OBP: 0.303, SLG: 0.271 (12, 1)													0	0	0	0	0	0	0											
Duke Maas, R OBP: 0.303, SLG: 0.271 (12, 1)													0	0	0	0	0	0	0											
Inning Stats	R: 2 E: 0 K: 0 S: 6	H: 3 LOB: 1 BB: 0 P: 6	R: 0 E: 0 K: 0 S: 3	H: 1 LOB: 0 BB: 0 P: 3	R: 0 E: 0 K: 0 S: 4	H: 2 LOB: 2 BB: 1 P: 6	R: 0 E: 0 K: 0 S: 3	H: 0 LOB: 0 BB: 0 P: 3	R: 0 E: 0 K: 0 S: 3	H: 1 LOB: 0 BB: 0 P: 3	R: 0 E: 0 K: 2 S: 7	H: 0 LOB: 0 BB: 0 P: 7	R: 1 E: 0 K: 0 S: 4	H: 1 LOB: 0 BB: 0 P: 4	R: 0 E: 0 K: 0 S: 3	H: 0 LOB: 0 BB: 0 P: 3	R: 0 E: 1 K: 0 S: 3	H: 0 LOB: 0 BB: 0 P: 3	R: 3 E: 0 K: 0 S: 5	H: 2 LOB: 2 BB: 2 P: 13	1B: 8 2B: 3 3B: 0 HR: 2	SF: 0 SAC: 0 DP: 4 HBP: 0	WP: 0 PB: 0 SB: 0 CS: 1	PA: 51						
PITCHER	IP WLS BF H R ER SO BB IBB HBP BLK WP HR S P ERA WHIP	3.0 14 19 6 2 1 3 2 0 0 0 0 0 23 31 6.00 2.000	5.0 19 3 1 1 3 2 0 0 0 0 0 0 23 31 1.80 1.000	1.0 4 1 1 1 0 0 0 0 0 0 0 1 4 9.00 1.000	2.1 10 1 3 3 0 2 0 0 0 0 0 0 8 16 11.57 1.286	0.2 3 1 0 0 0 0 0 0 0 0 0 0 3 3 0.00 1.500	IP WLS BF H R ER SO BB IBB HBP BLK WP HR S P ERA WHIP	3.0 14 19 6 2 1 3 2 0 0 0 0 0 0 23 31 6.00 2.000	5.0 19 3 1 1 3 2 0 0 0 0 0 0 23 31 1.80 1.000	1.0 4 1 1 1 0 0 0 0 0 0 0 1 4 9.00 1.000	2.1 10 1 3 3 0 2 0 0 0 0 0 0 8 16 11.57 1.286	0.2 3 1 0 0 0 0 0 0 0 0 0 0 3 3 0.00 1.500	IP WLS BF H R ER SO BB IBB HBP BLK WP HR S P ERA WHIP	3.0 14 19 6 2 1 3 2 0 0 0 0 0 0 23 31 6.00 2.000	5.0 19 3 1 1 3 2 0 0 0 0 0 0 23 31 1.80 1.000	1.0 4 1 1 1 0 0 0 0 0 0 0 1 4 9.00 1.000	2.1 10 1 3 3 0 2 0 0 0 0 0 0 8 16 11.57 1.286	0.2 3 1 0 0 0 0 0 0 0 0 0 0 3 3 0.00 1.500	IP WLS BF H R ER SO BB IBB HBP BLK WP HR S P ERA WHIP	3.0 14 19 6 2 1 3 2 0 0 0 0 0 0 23 31 6.00 2.000	5.0 19 3 1 1 3 2 0 0 0 0 0 0 23 31 1.80 1.000	1.0 4 1 1 1 0 0 0 0 0 0 0 1 4 9.00 1.000	2.1 10 1 3 3 0 2 0 0 0 0 0 0 8 16 11.57 1.286	0.2 3 1 0 0 0 0 0 0 0 0 0 0 3 3 0.00 1.500	IP WLS BF H R ER SO BB IBB HBP BLK WP HR S P ERA WHIP	3.0 14 19 6 2 1 3 2 0 0 0 0 0 0 23 31 6.00 2.000	5.0 19 3 1 1 3 2 0 0 0 0 0 0 23 31 1.80 1.000	1.0 4 1 1 1 0 0 0 0 0 0 0 1 4 9.00 1.000	2.1 10 1 3 3 0 2 0 0 0 0 0 0 8 16 11.57 1.286	0.2 3 1 0 0 0 0 0 0 0 0 0 0 3 3 0.00 1.500

New York Yankees @ Kansas City Athletics
Municipal Stadium, Kansas City, MO
Wed Jun 15 1960, 8:05 PM EDT
Alt. 14,418 - Unknown

AB 45
R 7
H 12
RBI 7
BB 5
SO 3
LOB 20



Batter	1	2	3	4	5	6	7	8	9	10	11	12	AB	R	H	RBI	BB	SO	LOB	BOTTOM										
Bill Tuttle, R OBP: 0.321, SLG: 0.317 (1.8)													6	1	1	0	0	0	0											
Jerry Lumpe, L OBP: 0.330, SLG: 0.360 (1.4)													6	2	2	1	0	0	1											
Russ Snyder, L OBP: 0.293, SLG: 0.418 (1.9)													6	1	1	1	0	1	2											
Whitey Herzog, L OBP: 0.416, SLG: 0.463 (1.7)													4	1	1	0	2	0	0											
Norm Siebern, L OBP: 0.367, SLG: 0.478 (1.3)													4	0	1	1	1	0	1											
Dick Williams, R OBP: 0.333, SLG: 0.385 (1.5)													4	0	0	0	2	1	4											
Harry Chitt, R OBP: 0.305, SLG: 0.346 (1.2)													4	0	0	1	1	2	1											
Bob Johnson, R OBP: 0.357, SLG: 0.235 (1.6)													3	0	1	0	0	0	1											
Danny Kravitz, L OBP: 0.294, SLG: 0.448 (9, PH)													0	0	0	1	1	0	0											
Ken Hamlin, R OBP: 0.303, SLG: 0.271 (10, 6)													0	1	0	0	1	0	0											
Dick Hall, R OBP: 0.292, SLG: 0.346 (1.1)													0	0	0	0	0	0	0											
Inning Stats	R: 0 E: 0 K: 0 S: 3	H: 0 LOB: 0 BB: 0 P: 3	R: 0 E: 0 K: 0 S: 3	H: 1 LOB: 0 BB: 0 P: 3	R: 0 E: 0 K: 1 S: 4	H: 0 LOB: 0 BB: 0 P: 5	R: 0 E: 0 K: 0 S: 3	H: 0 LOB: 0 BB: 0 P: 5	R: 0 E: 0 K: 1 S: 5	H: 1 LOB: 0 BB: 0 P: 4	R: 0 E: 0 K: 0 S: 4	H: 1 LOB: 3 BB: 4 P: 23	R: 0 E: 1 K: 0 S: 5	H: 0 LOB: 0 BB: 0 P: 3	R: 0 E: 0 K: 1 S: 5	H: 0 LOB: 0 BB: 0 P: 5	R: 3 E: 1 K: 1 S: 8	H: 3 LOB: 3 BB: 3 P: 20	1B: 5 2B: 0 3B: 1 HR: 2	SF: 1 SAC: 0 DP: 2 HBP: 0	WP: 0 PB: 0 SB: 0 CS: 1	PA: 52								
PITCHER	IP WLS BF H R ER SO BB IBB HBP BLK WP HR S P ERA WHIP	8.1 31 3 0 0 0 2 2 0 0 0 0 1 35 43 1.08 0.840	0.1 3 0 0 0 0 2 0 0 0 0 0 0 1 9 0.00 6.000	2.1 8 0 0 0 0 2 1 0 0 0 0 0 11 15 0.00 0.429	0.1 3 1 2 2 1 1 0 0 0 0 0 1 4 8 54.00 6.000	0.2 6 2 1 1 0 1 1 0 0 0 0 0 4 12 13.50 4.500	IP WLS BF H R ER SO BB IBB HBP BLK WP HR S P ERA WHIP	8.1 31 3 0 0 0 2 2 0 0 0 0 0 1 35 43 1.08 0.840	0.1 3 0 0 0 0 2 0 0 0 0 0 0 1 9 0.00 6.000	2.1 8 0 0 0 0 2 1 0 0 0 0 0 11 15 0.00 0.429	0.1 3 1 2 2 1 1 0 0 0 0 0 1 4 8 54.00 6.000	0.2 6 2 1 1 0 1 1 0 0 0 0 0 4 12 13.50 4.500	IP WLS BF H R ER SO BB IBB HBP BLK WP HR S P ERA WHIP	8.1 31 3 0 0 0 2 2 0 0 0 0 1 35 43 1.08 0.840	0.1 3 0 0 0 0 2 0 0 0 0 0 0 1 9 0.00 6.000	2.1 8 0 0 0 0 2 1 0 0 0 0 0 11 15 0.00 0.429	0.1 3 1 2 2 1 1 0 0 0 0 0 1 4 8 54.00 6.000	0.2 6 2 1 1 0 1 1 0 0 0 0 0 4 12 13.50 4.500	IP WLS BF H R ER SO BB IBB HBP BLK WP HR S P ERA WHIP	8.1 31 3 0 0 0 2 2 0 0 0 0 1 35 43 1.08 0.840	0.1 3 0 0 0 0 2 0 0 0 0 0 0 1 9 0.00 6.000	2.1 8 0 0 0 0 2 1 0 0 0 0 0 11 15 0.00 0.429	0.1 3 1 2 2 1 1 0 0 0 0 0 1 4 8 54.00 6.000	0.2 6 2 1 1 0 1 1 0 0 0 0 0 4 12 13.50 4.500	IP WLS BF H R ER SO BB IBB HBP BLK WP HR S P ERA WHIP	8.1 31 3 0 0 0 2 2 0 0 0 0 1 35 43 1.08 0.840	0.1 3 0 0 0 0 2 0 0 0 0 0 0 1 9 0.00 6.000	2.1 8 0 0 0 0 2 1 0 0 0 0 0 11 15 0.00 0.429	0.1 3 1 2 2 1 1 0 0 0 0 0 1 4 8 54.00 6.000	0.2 6 2 1 1 0 1 1 0 0 0 0 0 4 12 13.50 4.500

New York Yankees @ Kansas City Athletics
Municipal Stadium, Kansas City, MO
Wed Jun 15 1960, 8:05 PM EDT
Alt. 14,418 - Unknown

AB 42
R 7
H 8
RBI 7
BB 8
SO 6
LOB 14



Batter	1	2	3	4	5	6	7	8	9	AB	R	H	RBI	BB	SO	LOB	TOP				
Bobby Richardson, R OBP: 0.265, SLG: 0.259 (1.4)	F9	F3			1-3		6-3			4	0	0	0	0	0	5					
Hector Lopez, R OBP: 0.378, SLG: 0.453 (1.7)	K		6-3		F9			F8		4	0	0	0	0	1	0					
Mickey Mantle, S OBP: 0.422, SLG: 0.546 (1.8)	F5		K2-3			F8		6-3		4	0	0	0	0	1	0					
Roger Maris, L OBP: 0.415, SLG: 0.749 (1.9)		F7	1-4-3			K		F9		4	0	0	0	0	1	0					
Bill Skowron, R OBP: 0.316, SLG: 0.488 (1.3)		PB 1B BB		B3		K		6-3		3	1	0	0	1	1	0					
Elston Howard, R OBP: 0.302, SLG: 0.459 (1.2)		BB PB 1-2 1B		F2		SH1-3 E 1B		WP 1B		4	0	3	0	0	0	0					
Clete Boyer, R OBP: 0.273, SLG: 0.367 (1.5)	F2					F9		G1-6-3 BB		3	0	1	0	0	0	3					
Bob Cerv, R OBP: 0.331, SLG: 0.447 (0. PH)	1-2 2-3									0	0	0	0	1	0	0					
Tony Kubek, L OBP: 0.317, SLG: 0.428 (1.6)		BB BB		6-3		E1 SH1-3		G1-6-3 BB		3	0	0	0	1	0	4					
Whitey Ford, L OBP: 0.300, SLG: 0.067 (1.1)		1-2 2-3 3-H		1-3		SH1-3				1	0	0	1	1	0	0					
Johnny James, L (7.1)										0	0	0	0	0	0	0					
Inning Stats	R: 0 E: 0 K: 1 S: 5	H: 0 LOB: 0 BB: 0 P: 5	R: 1 E: 0 K: 0 S: 4	H: 1 LOB: 3 BB: 3 P: 16	R: 0 E: 0 K: 1 S: 5	H: 0 LOB: 0 BB: 0 P: 5	R: 0 E: 0 K: 0 S: 4	H: 1 LOB: 1 BB: 0 P: 4	R: 0 E: 0 K: 0 S: 3	H: 0 LOB: 0 BB: 0 P: 3	R: 0 E: 0 K: 2 S: 7	H: 0 LOB: 0 BB: 0 P: 7	R: 0 E: 1 K: 0 S: 5	H: 1 LOB: 2 BB: 0 P: 5	R: 0 E: 0 K: 0 S: 3	H: 0 LOB: 0 BB: 0 P: 3	R: 0 E: 0 K: 0 S: 3	H: 1 LOB: 1 BB: 1 P: 7	1B: 3 2B: 1 3B: 0 HR: 0	SF: 0 SAC: 1 DP: 1 HBP: 0	WP: 1 PA: 35 CS: 0
PITCHER Bud Daley, L ERA: 2.52 (1.1)	IP: 9.0 WLS: W BF: 35 H: 4 R: 1 ER: 1 SO: 4 BB: 4 IBB: 0 HBP: 0 BLK: 0 WP: 1 HR: 0 S: 39 P: 55 ERA: 1.00 WHIP: 0.889															PITCHER					

New York Yankees @ Kansas City Athletics
Municipal Stadium, Kansas City, MO
Thu Jun 16 1960, 8:05 PM EDT
Att: 12,679 - Unknown

AB 30
R 1
H 4
RBI 1
BB 4
SO 4
LOB 12



Batter	1	2	3	4	5	6	7	8	9	AB	R	H	RBI	BB	SO	LOB	BOTTOM		
Bill Tuttle, R OBP: 0.322, SLG: 0.316 (1.8)	L9	4-3			FC5-4 1B		FC3-6 1B HR IBB	5-3		4	1	1	0	1	0	0			
Bob Johnson, R OBP: 0.370, SLG: 0.289 (1.4)	1B 2B		5-3		FC5-4 FC6-4		FC3-6 1B			4	1	2	2	0	0	1			
Hank Bauer, R OBP: 0.304, SLG: 0.340 (1.9)	FC1-4 1B				FC6-4		FC3-6 HR			3	1	1	0	0	0	1			
Russ Snyder, L OBP: 0.290, SLG: 0.413 (0. PH)	2-3 1B				FC6-4		FC3-6 HR			1	1	0	0	0	0	2			
Dick Williams, R OBP: 0.337, SLG: 0.408 (1.5)	FC1-4 1-2 3-H 1B				F9		L9	HR		4	1	2	4	0	0	0			
Harry Chiti, R OBP: 0.298, SLG: 0.337 (1.2)	FC1-4 1B			1-3		K	F5			4	0	0	0	0	1	2			
Norm Siebern, L OBP: 0.374, SLG: 0.478 (1.3)					4-0 BB					2	1	1	1	2	0	0			
Mary Throneberry, L OBP: 0.321, SLG: 0.486 (0.3)					4-3 BB		F4	HR BB		0	0	0	0	0	0	0			
Whitey Herzog, L OBP: 0.420, SLG: 0.484 (1.7)	K			4-3			SH5-3 1B BB	HR BB		3	2	1	2	1	1	3			
Ken Hamlin, R OBP: 0.299, SLG: 0.267 (1.6)		F6		5-3			SH 1B SH5-3	6-3		3	1	0	0	0	0	1			
Bud Daley, L OBP: 0.250, SLG: 0.133 (1.1)		4-3			L1		SH5-3	F6		3	0	0	0	0	0	0			
Inning Stats	R: 2 E: 0 K: 1 S: 9	H: 4 LOB: 2 BB: 0 P: 9	R: 0 E: 0 K: 0 S: 3	H: 0 LOB: 0 BB: 0 P: 3	R: 0 E: 0 K: 0 S: 3	H: 0 LOB: 0 BB: 0 P: 3	R: 0 E: 0 K: 0 S: 3	H: 0 LOB: 1 BB: 1 P: 7	R: 0 E: 0 K: 0 S: 4	H: 1 LOB: 1 BB: 0 P: 4	R: 0 E: 0 K: 1 S: 5	H: 0 LOB: 0 BB: 0 P: 5	R: 5 E: 0 K: 0 S: 6	H: 2 LOB: 2 BB: 2 P: 14	R: 2 E: 0 K: 0 S: 4	H: 1 LOB: 0 BB: 1 P: 8	1B: 5 2B: 1 3B: 0 HR: 2	SF: 0 SAC: 2 DP: 0 HBP: 0	WP: 0 PA: 37 CS: 0
PITCHER Whitey Ford, L ERA: 3.16 (1.1)	IP: 6.1 WLS: L BF: 29 H: 6 R: 6 ER: 6 SO: 2 BB: 2 IBB: 1 HBP: 0 BLK: 0 WP: 0 HR: 0 S: 30 P: 42 ERA: 8.53 WHIP: 1.263															PITCHER			
Johnny James, R ERA: 3.75 (7.1)	IP: 1.2 WLS: L BF: 8 H: 2 R: 3 ER: 3 SO: 0 BB: 1 IBB: 0 HBP: 0 BLK: 0 WP: 0 HR: 2 S: 7 P: 11 ERA: 16.20 WHIP: 1.800															PITCHER			

New York Yankees @ Kansas City Athletics
Municipal Stadium, Kansas City, MO
Thu Jun 16 1960, 8:05 PM EDT
Att: 12,679 - Unknown

AB 31
R 9
H 8
RBI 9
BB 4
SO 2
LOB 10



Batter	1	2	3	4	5	6	7	8	9	AB	R	H	RBI	BB	SO	LOB	TOP										
Reno Bertioia, R OBP: 0.295, SLG: 0.239 (1, 5)	5-3			E5 2B	FC1 G6-4-3		FC1-4			4	1	0	0	0	0	2	Washington Senators @ Kansas City Athletics Municipal Stadium, Kansas City, MO Fri Jun 17 1960, 8:05 PM EDT Att: 7,527 - Unknown										
Billy Gardner, R OBP: 0.368, SLG: 0.417 (1, 4)	G5-4-3 1B			BB FC2 2B	G6-4-3		K			4	0	2	1	0	1	3											
Bob Allison, R OBP: 0.424, SLG: 0.553 (1, 9)	G5-4-3			FC2 BB 1B BB	5-3			F2		3	1	0	0	1	0	2											
Jim Lemon, R OBP: 0.354, SLG: 0.554 Pete Whisenant, R OBP: 0.432, SLG: 0.296 (1, 7) (8, 7)		K		1B FC2 BB			4-3 PB 1B	K		3	0	1	0	1	2	0											
Julio Becquer, L OBP: 0.250, SLG: 0.365 (1, 3)	3-1			FC2 1B			K	F7		4	0	0	0	0	1	4											
Dan Dobbek, L OBP: 0.306, SLG: 0.340 (1, 8)	G3			1-2 2-3 3-H 1B			4-3			4	1	2	2	0	0	1											
Hal Naragon, L OBP: 0.300, SLG: 0.176 (1, 2)			4-3	P6			1-3		HR	4	0	0	0	0	0	4											
Jose Valdivielso, R OBP: 0.263, SLG: 0.304 (1, 6)			1-3	F7				FC1-4 1B	6-3	4	0	1	0	0	0	3											
Camilo Pascual, R OBP: 0.194, SLG: 0.241 Jack Kralick, L OBP: 0.333, SLG: 0.333 Bill Fischer, R OBP: 0.286, SLG: 0.167 (1, 1) (3, 1) (4, 1)			K		G6-4-3 1B		K	6-3	6-3	1	0	0	0	0	1	0											
Inning Stats	R: 0 E: 0 K: 0 S: 3	H: 1 LOB: 0 BB: 0 P: 3	R: 0 E: 0 K: 1 S: 5	H: 0 LOB: 0 BB: 0 P: 5	R: 0 E: 0 K: 1 S: 5	H: 0 LOB: 0 BB: 0 P: 5	R: 2 E: 1 K: 0 S: 6	H: 2 LOB: 3 BB: 2 P: 14	R: 0 E: 0 K: 1 S: 4	H: 1 LOB: 1 BB: 0 P: 4	R: 0 E: 0 K: 1 S: 6	H: 1 LOB: 1 BB: 0 P: 6	R: 0 E: 0 K: 2 S: 8	H: 1 LOB: 1 BB: 0 P: 8	R: 0 E: 0 K: 1 S: 5	H: 0 LOB: 0 BB: 0 P: 5		R: 1 E: 0 K: 0 S: 4	H: 1 LOB: 0 BB: 0 P: 4	1B: 5 2B: 1 3B: 0 HR: 1	SF: 0 SAC: 0 DP: 2 HBP: 0	WP: 0 PB: 1 SB: 0 CS: 0	PA: 36				
PITCHER	IP	WLS	BF	H	R	ER	SO	BB	IBB	HBP	BLK	WP	HR	S	P	ERA	WHIP										
Ray Herbert, R ERA: 4.14 Don Larsen, R ERA: 3.32	(1, 1) (7, 1)	6.0 L	25	5	2	1	3	2	0	0	0	0	0	29	37	1.50	1.167										

Batter	1	2	3	4	5	6	7	8	9	AB	R	H	RBI	BB	SO	LOB	BOTTOM										
Bill Tuttle, R OBP: 0.321, SLG: 0.312 (1, 8)	F8		2-3		1B BB		6-3			3	0	0	0	1	0	1	Washington Senators @ Kansas City Athletics Municipal Stadium, Kansas City, MO Fri Jun 17 1960, 8:05 PM EDT Att: 7,527 - Unknown										
Jerry Lumpe, L OBP: 0.333, SLG: 0.367 (1, 4)	3-1			1B SF8 2B			6-3			4	1	2	0	0	0	0											
Russ Snyder, L OBP: 0.288, SLG: 0.406 (1, 9)	F8			BB BB 1B	1-3		F7			4	0	1	0	0	0	2											
Norm Siebern, L OBP: 0.381, SLG: 0.481 (1, 3)				BB BB BB BB	4-0		G6-3 1B		F8	3	0	2	0	1	0	0											
Whitey Herzog, L OBP: 0.409, SLG: 0.472 (1, 7)	G4-6-3			BB BB	SF8		G6-3		F7	3	0	0	1	0	0	2											
Dick Williams, R OBP: 0.341, SLG: 0.407 (1, 5)	F3			BB BB BB	4-0		BB 1B		P3	3	0	1	0	1	0	0											
Harry Chiti, R OBP: 0.297, SLG: 0.335 (1, 2)			K	G4-6-3			BB 1B		L4	4	0	1	0	0	1	3											
Bob Johnson, R OBP: 0.380, SLG: 0.293 (1, 6)			SH3-4 1B		K		BB 1B		K	3	0	1	0	1	2	0											
Ray Herbert, R OBP: 0.296, SLG: 0.174 Danny Kravitz, L OBP: 0.236, SLG: 0.433 Don Larsen, R OBP: 0.071, SLG: 0.071 Mary Throneberry, L OBP: 0.316, SLG: 0.479 (1, 1) (6, PH) (7, 1) (8, PH)			SH3-4 1B		L6		G3		F7	1	0	0	0	0	0	0											
Inning Stats	R: 0 E: 0 K: 0 S: 3	H: 0 LOB: 0 BB: 0 P: 3	R: 0 E: 0 K: 0 S: 3	H: 1 LOB: 0 BB: 0 P: 3	R: 0 E: 0 K: 1 S: 6	H: 1 LOB: 1 BB: 0 P: 6	R: 1 E: 0 K: 0 S: 4	H: 2 LOB: 2 BB: 2 P: 12	R: 0 E: 0 K: 1 S: 6	H: 1 LOB: 2 BB: 1 P: 10	R: 0 E: 0 K: 0 S: 5	H: 3 LOB: 3 BB: 1 P: 9	R: 0 E: 0 K: 0 S: 3	H: 0 LOB: 0 BB: 0 P: 3	R: 0 E: 0 K: 0 S: 3	H: 0 LOB: 0 BB: 0 P: 3		R: 0 E: 0 K: 1 S: 5	H: 0 LOB: 0 BB: 0 P: 5	1B: 7 2B: 1 3B: 0 HR: 0	SF: 1 SAC: 1 DP: 3 HBP: 0	WP: 0 PB: 0 SB: 0 CS: 0	PA: 36				
PITCHER	IP	WLS	BF	H	R	ER	SO	BB	IBB	HBP	BLK	WP	HR	S	P	ERA	WHIP										
Camilo Pascual, R ERA: 2.6 Jack Kralick, L ERA: 4.58 Bill Fischer, R ERA: 4.38	(1, 1) (3, 1) (4, 1)	2.1 8	7	3	1	1	0	2	0	0	0	0	0	6	14	9.00	5.000										

Batter	1	2	3	4	5	6	7	8	9	AB	R	H	RBI	BB	SO	LOB	TOP										
Reno Bertioia, R OBP: 0.313, SLG: 0.276 (1.5)										5	1	3	1	0	0	1											
Billy Gardner, R OBP: 0.369, SLG: 0.417 (1.4)										5	1	2	0	0	0	2											
Bob Allison, R OBP: 0.417, SLG: 0.542 (1.9)										4	1	0	0	0	1	1											
Jim Lemon, R OBP: 0.356, SLG: 0.574 Pete Whisenant, R OBP: 0.432, SLG: 0.296 (7.7)										4	1	2	2	0	1	0											
Julio Becquer, L OBP: 0.243, SLG: 0.355 (1.3)										4	0	0	0	0	0	2											
Dan Dobbek, L OBP: 0.322, SLG: 0.410 (1.8)										3	2	2	2	1	0	0											
Hal Naragon, L OBP: 0.273, SLG: 0.158 (1.2)										4	0	0	0	0	0	3											
Jose Valdivielso, R OBP: 0.275, SLG: 0.329 (1.6)										4	1	2	0	0	1	0											
Hal Woodeshick, R OBP: 0.182, SLG: 0.100 Tex Clevenger, R OBP: 0.286, SLG: 0.286 Chuck Stobbs, L (8.1)										2	0	0	0	0	0	0											
Inning Stats	R: 0 E: 0 K: 1 S: 5	H: 1 LOB: 0 BB: 0 P: 5	R: 1 E: 0 K: 1 S: 6	H: 1 LOB: 0 BB: 0 P: 6	R: 4 E: 1 K: 1 S: 9	H: 3 LOB: 0 BB: 0 P: 9	R: 1 E: 0 K: 0 S: 5	H: 2 LOB: 1 BB: 0 P: 5	R: 0 E: 0 K: 0 S: 3	H: 0 LOB: 0 BB: 0 P: 3	R: 0 E: 0 K: 0 S: 3	H: 0 LOB: 0 BB: 0 P: 3	R: 0 E: 0 K: 0 S: 3	H: 0 LOB: 0 BB: 0 P: 3	R: 1 E: 0 K: 0 S: 4	H: 2 LOB: 0 BB: 0 P: 4	1B: 5 2B: 3 3B: 0 HR: 3	SF: 0 SAC: 1 DP: 1 HBP: 0	WP: 0 PB: 1 SB: 0 CS: 1	PA: 38							
PITCHER	IP	WLS	BF	H	R	ER	SO	BB	IBB	HBP	BLK	WP	HR	S	P	ERA	WHIP										
Ken Johnson, R ERA: 3.67 Bob Giggie, R ERA: 4.43 Ned Garver, R ERA: 7.5 Marty Kutyna, R ERA: 2.4	4.0	L	19	7	6	2	3	0	0	0	0	0	3	25	25	4.50	1.750										
	2.0		9	2	0	0	0	0	1	0	0	0	0	8	12	0.00	1.000										
	2.0		6	0	0	0	0	0	0	0	0	0	0	6	6	0.00	0.000										
	1.0		4	2	1	1	0	0	0	0	1	0	0	4	4	9.00	2.000										

Washington Senators @ Kansas City Athletics
Municipal Stadium, Kansas City, MO
Sat Jun 18 1960, 8:05 PM EDT
Att: 6,751 - Unknown

AB	36
R	7
H	11
RBI	5
BB	1
SO	3
LOB	10



Batter	1	2	3	4	5	6	7	8	9	AB	R	H	RBI	BB	SO	LOB	BOTTOM										
Bill Tuttle, R OBP: 0.328, SLG: 0.313 (1.8)										2	2	1	0	2	0	0											
Jerry Lumpe, L OBP: 0.336, SLG: 0.367 (1.4)										3	0	1	0	1	0	3											
Hank Bauer, R OBP: 0.308, SLG: 0.343 Russ Snyder, L OBP: 0.283, SLG: 0.398 (7.9)										2	0	1	1	0	0	1											
Dick Williams, R OBP: 0.333, SLG: 0.396 (1.5)										4	0	0	1	0	0	5											
Norm Siebern, L OBP: 0.374, SLG: 0.472 (1.3)										4	0	0	0	0	0	3											
Pete Daley, R OBP: 0.258, SLG: 0.433 (1.2)										4	0	0	0	0	1	0											
Whitey Herzog, L OBP: 0.405, SLG: 0.466 (1.7)										4	0	1	0	0	0	0											
Bob Johnson, R OBP: 0.358, SLG: 0.273 (1.6)										3	0	0	0	0	0	1											
Ken Johnson, R OBP: 0.200, SLG: 0.200 Bob Giggie, R OBP: 0.197, SLG: 0.333 Mary Throneberry, L OBP: 0.197, SLG: 0.333 Ned Garver, R OBP: 0.302, SLG: 0.271 Ken Hamlin, R OBP: 0.333, SLG: 0.333 (9.1)										1	0	0	0	0	0	0											
Inning Stats	R: 0 E: 0 K: 0 S: 3	H: 1 LOB: 0 BB: 0 P: 3	R: 0 E: 0 K: 0 S: 3	H: 0 LOB: 0 BB: 0 P: 3	R: 0 E: 0 K: 0 S: 3	H: 0 LOB: 0 BB: 0 P: 3	R: 1 E: 0 K: 0 S: 5	H: 2 LOB: 1 BB: 0 P: 5	R: 0 E: 0 K: 0 S: 3	H: 0 LOB: 0 BB: 0 P: 3	R: 1 E: 0 K: 0 S: 4	H: 1 LOB: 2 BB: 2 P: 12	R: 0 E: 0 K: 0 S: 3	H: 1 LOB: 2 BB: 1 P: 8	R: 0 E: 0 K: 1 S: 5	H: 0 LOB: 0 BB: 0 P: 5	1B: 5 2B: 1 3B: 0 HR: 0	SF: 0 SAC: 0 DP: 2 HBP: 0	WP: 0 PB: 0 SB: 0 CS: 0	PA: 34							
PITCHER	IP	WLS	BF	H	R	ER	SO	BB	IBB	HBP	BLK	WP	HR	S	P	ERA	WHIP										
Hal Woodeshick, L ERA: 4.84 Tex Clevenger, R ERA: 3.21 Chuck Stobbs, L ERA: 2.18	5.0	W	20	4	2	2	0	2	0	0	0	0	0	18	26	3.60	1.200										
	2.0		8	2	0	0	0	1	0	0	0	0	0	7	11	0.00	1.500										
	2.0	S	6	0	0	0	1	0	0	0	0	0	0	8	8	0.00	0.000										

Washington Senators @ Kansas City Athletics
Municipal Stadium, Kansas City, MO
Sat Jun 18 1960, 8:05 PM EDT
Att: 6,751 - Unknown

AB	31
R	2
H	6
RBI	2
BB	3
SO	1
LOB	18



Batter	1	2	3	4	5	6	7	8	9	AB	R	H	RBI	BB	SO	LOB	TOP			
Reno Bertioia, R OBP: 0.330, SLG: 0.300										4	1	2	1	1	0	0	Washington Senators @ Kansas City Athletics Municipal Stadium, Kansas City, MO Sun Jun 19 1960, 4:33 AM EDT Att: 8,688 - Unknown			
Billy Gardner, R OBP: 0.366, SLG: 0.412										5	1	1	0	0	0	2				
Bob Allison, R OBP: 0.409, SLG: 0.531										4	0	0	1	0	1	0				
Jim Lemon, R OBP: 0.364, SLG: 0.571										1	1	0	0	3	0	0				
Pete Whisenant, R OBP: 0.432, SLG: 0.296										0	0	0	0	0	0	0				
Julio Becquer, L OBP: 0.236, SLG: 0.345										4	0	0	0	0	1	4				
Dan Dobbek, L OBP: 0.336, SLG: 0.417										3	1	2	2	1	0	1				
Earl Batley, R OBP: 0.322, SLG: 0.414										4	1	1	0	0	0	3				
Jose Valdivieso, R OBP: 0.265, SLG: 0.316										3	0	0	1	0	0	0				
Don Lee, R OBP: 0.294, SLG: 0.214										3	1	1	1	0	1	0				
Ray Moore, R										1	0	0	0	0	0	0				
Tex Clevenger, R OBP: 0.286, SLG: 0.286										0	0	0	0	0	0	0				
Chuck Stobbs, L										0	0	0	0	0	0	0				
Pedro Ramos, S OBP: 0.129, SLG: 0.133										0	0	0	0	0	0	0				
Inning Stats	R: 3 E: 0 K: 0 S: 5	H: 2 LOB: 1 BB: 2 P: 13	R: 0 E: 0 K: 0 S: 3	H: 0 LOB: 0 BB: 0 P: 3	R: 0 E: 0 K: 0 S: 3	H: 0 LOB: 0 BB: 0 P: 3	R: 3 E: 0 K: 0 S: 7	H: 4 LOB: 1 BB: 0 P: 7	R: 0 E: 0 K: 0 S: 3	H: 1 LOB: 1 BB: 0 P: 6	R: 0 E: 0 K: 1 S: 5	H: 0 LOB: 1 BB: 1 P: 9	R: 0 E: 0 K: 0 S: 3	H: 0 LOB: 0 BB: 0 P: 3	R: 0 E: 0 K: 1 S: 5	H: 0 LOB: 0 BB: 0 P: 5	1B: 5 2B: 2 3B: 0 HR: 0	SF: 1 SAC: 1 DP: 0 HBP: 0	WP: 1 PB: 0 SB: 0 CS: 0	PA: 39
PITCHER	IP WLS BF H R ER SO BB IBB HBP BLK WP HR S P ERA WHIP																			
Johnny Kucks, R ERA: 7.99	1.0 L 7 2 3 3 0 2 0 0 0 0 0 0 0 5 13 27.00 4.000																			
Bob Trowbridge, R ERA: 3.62	4.0 18 4 3 3 0 1 1 0 0 0 1 0 16 24 6.75 1.250																			
Leo Kiely, L ERA: 1.35	1.0 4 1 0 0 1 0 0 0 0 0 0 0 6 6 0.00 1.000																			
Don Larsen, R ERA: 3.15	2.0 7 0 0 0 1 1 0 0 0 0 0 0 8 12 0.00 0.500																			
Ray Herbert, R ERA: 4.09	1.0 3 0 0 0 1 0 0 0 0 0 0 0 5 5 0.00 0.000																			
Batter	1	2	3	4	5	6	7	8	9	AB	R	H	RBI	BB	SO	LOB	BOTTOM			
Bill Tuttle, R OBP: 0.325, SLG: 0.311										5	0	1	1	0	0	0	Washington Senators @ Kansas City Athletics Municipal Stadium, Kansas City, MO Sun Jun 19 1960, 4:33 AM EDT Att: 8,688 - Unknown			
Jerry Lumpe, L OBP: 0.331, SLG: 0.360										4	0	0	0	0	0	0				
Harry Chiti, R OBP: 0.296, SLG: 0.333										1	0	0	0	0	0	2				
Ray Herbert, R OBP: 0.296, SLG: 0.174										0	0	0	0	0	0	0				
Russ Snyder, L OBP: 0.297, SLG: 0.402										4	0	2	0	1	0	0				
Norm Siebern, L OBP: 0.380, SLG: 0.480										3	1	2	0	1	0	0				
Whitey Herzog, L OBP: 0.405, SLG: 0.463										5	2	2	1	0	1	5				
Dick Williams, R OBP: 0.341, SLG: 0.391										2	1	0	0	2	1	1				
Danny Kravitz, L OBP: 0.282, SLG: 0.412										4	0	1	1	0	0	3				
Bob Johnson, R OBP: 0.351, SLG: 0.255										3	1	0	0	1	1	3				
Johnny Kucks, R ERA: 7.99										0	0	0	0	0	0	0				
Bob Trowbridge, R ERA: 3.62										1	0	0	0	0	1	1				
Pete Whisenant, R OBP: 0.432, SLG: 0.296										1	0	0	0	0	0	0				
Leo Kiely, L ERA: 1.35										0	0	0	0	0	0	0				
Marv Throneberry, L OBP: 0.271, SLG: 0.423										0	0	0	0	0	0	2				
Don Larsen, R ERA: 3.15										1	0	0	0	0	0	0				
Hank Bauer, R OBP: 0.374, SLG: 0.349										1	0	1	2	0	0	0				
Ken Hamlin, R OBP: 0.320, SLG: 0.271										0	0	0	0	0	0	0				
Inning Stats	R: 0 E: 1 K: 1 S: 6	H: 1 LOB: 2 BB: 1 P: 10	R: 0 E: 0 K: 1 S: 5	H: 0 LOB: 1 BB: 1 P: 9	R: 0 E: 0 K: 0 S: 4	H: 1 LOB: 2 BB: 1 P: 8	R: 0 E: 0 K: 1 S: 5	H: 0 LOB: 0 BB: 0 P: 5	R: 0 E: 0 K: 0 S: 3	H: 3 LOB: 2 BB: 0 P: 9	R: 2 E: 0 K: 1 S: 8	H: 0 LOB: 0 BB: 0 P: 3	R: 0 E: 0 K: 0 S: 3	H: 0 LOB: 2 BB: 2 P: 14	R: 0 E: 0 K: 0 S: 4	H: 1 LOB: 1 BB: 0 P: 4	1B: 8 2B: 1 3B: 0 HR: 0	SF: 0 SAC: 1 DP: 0 HBP: 1	WP: 0 PB: 0 SB: 0 CS: 0	PA: 42
PITCHER	IP WLS BF H R ER SO BB IBB HBP BLK WP HR S P ERA WHIP																			
Don Lee, R ERA: 4.61	5.1 W 25 5 2 2 3 3 0 1 0 0 0 0 10 18 11.57 1.286																			
Ray Moore, R ERA: 5.88	2.1 10 1 3 3 1 2 0 0 0 0 0 0 10 18 11.57 1.286																			
Tex Clevenger, R ERA: 3.21	0.0 2 2 0 0 0 0 0 0 0 0 0 0 2 2 ∞ ∞																			
Chuck Stobbs, L ERA: 2.12	1.0 S 4 1 0 0 0 0 0 0 0 0 0 0 4 4 0.00 1.000																			
Pedro Ramos, R ERA: 3.61	0.1 1 0 0 0 0 0 0 0 0 0 0 0 1 1 0.00 0.000																			

Batter	1	2	3	4	5	6	7	8	9	AB	R	H	RBI	BB	SO	LOB	TOP								
Willie Tasby, R OBP: 0.355, SLG: 0.291										5	1	2	0	0	2	2	Boston Red Sox @ Kansas City Athletics Municipal Stadium, Kansas City, MO Mon Jun 20 1960, 8:05 PM EDT Att: 5,051 - Unknown livebaseballscorecards.com								
Pete Runnels, L OBP: 0.426, SLG: 0.462										5	2	2	0	0	0	2									
Ted Williams, L OBP: 0.449, SLG: 0.735										5	0	1	1	0	2	3									
Vic Wertz, L OBP: 0.306, SLG: 0.387										5	1	1	1	0	1	3									
Frank Matzone, R OBP: 0.328, SLG: 0.396										3	2	2	1	2	0	1									
Russ Nixon, L OBP: 0.310, SLG: 0.324										4	0	1	0	0	0	3									
Ed Sadowski, R OBP: 0.305, SLG: 0.356										1	0	0	0	0	0	1									
Gary Geiger, L OBP: 0.317, SLG: 0.394										4	0	3	3	0	0	2									
Don Buddin, R OBP: 0.329, SLG: 0.352									3	0	0	0	0	0	0	4									
Rip Repulski, R OBP: 0.323, SLG: 0.431										1	0	0	0	0	0	0									
Tom Sturdivant, L OBP: 0.273, SLG: 0.300										0	0	0	0	0	0	0									
Tom Borland, L OBP: 0.333, SLG: 0.333									3	0	0	0	0	0	2	4									
Dave Hillman, R									0	0	0	0	0	0	0	0									
Pumpsie Green, S OBP: 0.333, SLG: 0.333									1	0	0	0	0	0	0	0									
Inning Stats	R: 1 E: 0 K: 1 S: 7	H: 2 LOB: 1 BB: 0 P: 7	R: 0 E: 0 K: 0 S: 4	H: 1 LOB: 1 BB: 0 P: 4	R: 0 E: 0 K: 1 S: 6	H: 1 LOB: 1 BB: 0 P: 6	R: 1 E: 0 K: 1 S: 7	H: 2 LOB: 1 BB: 0 P: 7	R: 0 E: 0 K: 1 S: 5	H: 0 LOB: 0 BB: 0 P: 5	R: 2 E: 1 K: 2 S: 10	H: 2 LOB: 2 BB: 1 P: 14	R: 1 E: 0 K: 1 S: 8	H: 3 LOB: 2 BB: 0 P: 8	R: 0 E: 0 K: 0 S: 3	H: 0 LOB: 0 BB: 0 P: 3		R: 1 E: 0 K: 0 S: 4	H: 1 LOB: 1 BB: 1 P: 8	1B: 5 2B: 7 3B: 0 HR: 0	SF: 0 SAC: 0 DP: 0 HBP: 0	WP: 0 PB: 0 SB: 0 CS: 0	PA: 42		
PITCHER	IP	WLS	BF	H	R	ER	SO	BB	IBB	HBP	BLK	WP	HR	S	P	ERA	WHIP								
Dick Hall, R ERA: 2.64	(1, 1)	5.0	25	8	4	4	4	1	0	0	0	0	0	32	36	7.20	1.800								
Ken Johnson, R ERA: 3.51	(6, 1)	1.0	3	0	0	0	2	0	0	0	0	0	0	7	7	0.00	0.000								
Leo Kiely, L ERA: 1.74	(7, 1)	0.2	5	3	1	1	1	0	0	0	0	0	0	7	7	13.50	4.500								
Marty Kutyna, R ERA: 2.51	(7, 1)	2.1	W	9	1	1	0	1	0	0	0	0	0	8	12	3.86	0.857								

Batter	1	2	3	4	5	6	7	8	9	AB	R	H	RBI	BB	SO	LOB	BOTTOM								
Bill Tuttle, R OBP: 0.324, SLG: 0.307										3	0	0	0	1	0	2	Boston Red Sox @ Kansas City Athletics Municipal Stadium, Kansas City, MO Mon Jun 20 1960, 8:05 PM EDT Att: 5,051 - Unknown livebaseballscorecards.com								
Jerry Lumpe, L OBP: 0.328, SLG: 0.357										5	0	1	1	0	0	2									
Hank Bauer, R OBP: 0.309, SLG: 0.351										5	1	1	0	0	2	3									
Norm Siebern, L OBP: 0.382, SLG: 0.480										4	2	2	1	0	0	0									
Mary Throneberry, L OBP: 0.321, SLG: 0.493										0	0	0	0	0	0	0									
Dick Williams, R OBP: 0.352, SLG: 0.409										3	1	3	1	0	0	0									
Leo Kiely, L										0	0	0	0	0	0	0									
Marty Kutyna, R OBP: 0.333, SLG: 0.333										0	0	0	0	0	0	0									
Harry Chiti, R OBP: 0.295, SLG: 0.349										4	1	1	2	0	0	3									
Whitey Herzog, L OBP: 0.401, SLG: 0.453										3	1	0	0	1	0	2									
Ken Hamlin, R OBP: 0.301, SLG: 0.270										4	2	1	0	0	1	1									
Dick Hall, R OBP: 0.160, SLG: 0.087	(1, 1)									1	0	1	0	0	0	0									
Ken Johnson, R OBP: 0.200, SLG: 0.200	(6, 1)									0	0	0	0	0	0	0									
Andy Carey, R OBP: 0.319, SLG: 0.470	(6, PH) (7, 5)									2	1	2	4	0	0	0									
Inning Stats	R: 0 E: 0 K: 1 S: 5	H: 0 LOB: 0 BB: 0 P: 5	R: 1 E: 0 K: 0 S: 5	H: 2 LOB: 1 BB: 0 P: 5	R: 0 E: 0 K: 0 S: 4	H: 1 LOB: 1 BB: 0 P: 4	R: 0 E: 0 K: 0 S: 4	H: 1 LOB: 1 BB: 0 P: 4	R: 1 E: 1 K: 0 S: 5	H: 1 LOB: 1 BB: 0 P: 5	R: 3 E: 0 K: 0 S: 6	H: 3 LOB: 1 BB: 1 P: 10	R: 3 E: 0 K: 0 S: 6	H: 3 LOB: 0 BB: 0 P: 6	R: 1 E: 0 K: 2 S: 8	H: 1 LOB: 1 BB: 1 P: 12		1B: 7 2B: 3 3B: 0 HR: 2	SF: 0 SAC: 3 DP: 0 HBP: 0	WP: 0 PB: 0 SB: 0 CS: 0	PA: 39				
PITCHER	IP	WLS	BF	H	R	ER	SO	BB	IBB	HBP	BLK	WP	HR	S	P	ERA	WHIP								
Tom Borland, L ERA: 4.23	(1, 1)	6.1	L	30	9	6	5	1	0	0	0	0	0	31	35	7.11	1.579								
Dave Hillman, R ERA: 4.15	(7, 1)	0.2	4	2	2	2	0	0	0	0	0	0	1	4	4	27.00	3.000								
Tom Sturdivant, R ERA: 5.35	(8, 1)	1.0	5	1	1	1	2	1	0	0	0	0	1	8	12	9.00	2.000								

Batter	1	2	3	4	5	6	7	8	9	AB	R	H	RBI	BB	SO	LOB	TOP	
Willie Tasby, R (1, 8) OBP: 0.367, SLG: 0.304										4	1	2	0	0	2	0	Boston Red Sox @ Kansas City Athletics Municipal Stadium, Kansas City, MO Wed Jun 22, 1960, 8:05 PM EDT Att: 7,170 - Unknown livebaseballscorecards.com	
Pete Runnels, L (1, 4) OBP: 0.416, SLG: 0.450										4	0	1	0	0	1	2		
Ted Williams, L (1, 7) OBP: 0.443, SLG: 0.776										4	0	0	0	0	2	2		
Vic Wertz, L (1, 3) Ed Sadowski, R (9, PR) OBP: 0.311, SLG: 0.390 OBP: 0.294, SLG: 0.342										4	0	2	0	0	0	0		
Frank Matzone, R (1, 5) OBP: 0.325, SLG: 0.395										4	0	1	1	0	0	1		
Russ Nixon, L (1, 2) OBP: 0.310, SLG: 0.333										3	0	1	0	0	0	0		
Gary Geiger, L (1, 9) OBP: 0.318, SLG: 0.387										2	0	0	0	1	0	0		
Pumpsie Green, S (1, 6) OBP: 0.330, SLG: 0.321										3	0	0	0	0	1	3		
Frank Sullivan, R (1, 1) Rip Repulski, R (8, PH) Mike Fornieles, R (8, 1) OBP: 0.200, SLG: 0.091 OBP: 0.308, SLG: 0.407 OBP: 0.333, SLG: 0.333										2	0	0	0	0	2	0		
Inning Stats	R: 0 E: 0 K: 1 S: 5	H: 1 LOB: 0 BB: 0 P: 5	R: 0 E: 0 K: 0 S: 3	H: 0 LOB: 0 BB: 0 P: 3	R: 0 E: 0 K: 1 S: 5	H: 0 LOB: 0 BB: 0 P: 5	R: 0 E: 0 K: 1 S: 5	H: 0 LOB: 0 BB: 0 P: 5	R: 0 E: 0 K: 2 S: 7	H: 0 LOB: 0 BB: 0 P: 7	R: 0 E: 0 K: 1 S: 7	H: 2 LOB: 3 BB: 1 P: 11	R: 1 E: 0 K: 1 S: 7	H: 3 LOB: 3 BB: 0 P: 7	1B: 5 2B: 2 3B: 0 HR: 0	SF: 0 SAC: 0 DP: 2 HBP: 0		WP: 0 PB: 0 SB: 0 CS: 0
PITCHER Ray Herbert, R (1, 1) ERA: 3.77	IP: 9.0 WLS: W BF: 32 H: 7 R: 1 ER: 1 SO: 8 BB: 1 IBB: 0 HBP: 0 BLK: 0 WP: 0 HR: 0 S: 47 P: 51 ERA: 1.00 WHIP: 0.889																	

Batter	1	2	3	4	5	6	7	8	9	AB	R	H	RBI	BB	SO	LOB	BOTTOM	
Bill Tuttle, R (1, 8) OBP: 0.326, SLG: 0.306										3	0	0	0	1	0	0	Boston Red Sox @ Kansas City Athletics Municipal Stadium, Kansas City, MO Wed Jun 22, 1960, 8:05 PM EDT Att: 7,170 - Unknown livebaseballscorecards.com	
Jerry Lumpe, L (1, 4) OBP: 0.332, SLG: 0.370										4	0	1	0	0	1	0		
Andy Carey, R (1, 5) OBP: 0.320, SLG: 0.462										3	0	0	0	1	0	2		
Norm Siebern, L (1, 7) OBP: 0.381, SLG: 0.483										4	0	0	0	0	1	2		
Whitey Herzog, L (1, 9) OBP: 0.406, SLG: 0.463										3	0	1	0	0	1	0		
Mary Throneberry, L (1, 3) OBP: 0.319, SLG: 0.513										3	0	0	0	0	0	1		
Danny Kravitz, L (1, 2) OBP: 0.310, SLG: 0.486										3	1	2	0	0	0	1		
Ken Hamlin, R (1, 6) OBP: 0.300, SLG: 0.267										3	0	1	0	0	0	1		
Ray Herbert, R (1, 1) OBP: 0.300, SLG: 0.160										2	1	0	0	1	0	2		
Inning Stats	R: 0 E: 0 K: 0 S: 3	H: 0 LOB: 0 BB: 0 P: 3	R: 1 E: 0 K: 0 S: 4	H: 1 LOB: 0 BB: 0 P: 4	R: 0 E: 0 K: 1 S: 5	H: 0 LOB: 0 BB: 0 P: 5	R: 0 E: 0 K: 0 S: 3	H: 1 LOB: 1 BB: 2 P: 11	R: 0 E: 0 K: 0 S: 5	H: 2 LOB: 2 BB: 0 P: 5	R: 0 E: 0 K: 1 S: 5	H: 0 LOB: 1 BB: 1 P: 9	R: 0 E: 0 K: 0 S: 0	H: 0 LOB: 1 BB: 1 P: 9	1B: 4 2B: 0 3B: 1 HR: 0	SF: 0 SAC: 0 DP: 1 HBP: 0		WP: 1 PB: 0 SB: 0 CS: 0
PITCHER Frank Sullivan, R (1, 1) ERA: 4.52 Mike Fornieles, R (8, 1) ERA: 2.13	IP: 7.0 WLS: L BF: 27 H: 5 R: 2 ER: 2 SO: 2 BB: 2 IBB: 0 HBP: 0 BLK: 0 WP: 1 HR: 0 S: 29 P: 37 ERA: 2.57 WHIP: 1.000																	



Batter	1	2	3	4	5	6	7	8	9	AB	R	H	RBI	BB	SO	LOB	TOP					
Willie Tasby, R OBP: 0.375, SLG: 0.310 (1, 8)										4	1	2	0	0	0	0	Boston Red Sox @ Kansas City Athletics Municipal Stadium, Kansas City, MO Thu Jun 23 1960, 8:05 PM EDT Att: 7,089 - Unknown AB 44 R 13 H 18 RBI 12 BB 1 SO 4 LOB 18 					
Pete Runnels, L OBP: 0.414, SLG: 0.453 (7, 3)										5	2	2	2	0	0	1						
Vic Wertz, L OBP: 0.309, SLG: 0.393 (7, PR)										4	0	1	1	0	1	1						
Don Buddin, R OBP: 0.330, SLG: 0.351 (7, 6)										1	1	0	0	1	0	2						
Frank Maltzone, R OBP: 0.331, SLG: 0.405 (1, 5)										5	3	3	1	0	0	3						
Russ Nixon, L OBP: 0.322, SLG: 0.382 (1, 2)										5	3	3	4	0	0	1						
Gary Geiger, L OBP: 0.327, SLG: 0.423 (1, 9)										5	1	3	4	0	1	1						
Rip Repulski, R OBP: 0.300, SLG: 0.390 (1, 7)										5	0	1	0	0	0	3						
Pumpsie Green, S OBP: 0.333, SLG: 0.326 (7, 4)										5	1	2	0	0	0	2						
Ike Delock, R OBP: 0.125, SLG: 0.125 (1, 1)										5	1	1	0	0	2	4						
Inning Stats	R: 0 E: 0 K: 1 S: 5	H: 0 LOB: 1 BB: 0 P: 6	R: 0 E: 0 K: 1 S: 6	H: 1 LOB: 1 BB: 0 P: 6	R: 0 E: 0 K: 1 S: 5	H: 0 LOB: 0 BB: 0 P: 5	R: 3 E: 0 K: 0 S: 6	H: 3 LOB: 0 BB: 0 P: 6	R: 0 E: 0 K: 1 S: 5	H: 0 LOB: 0 BB: 0 P: 5	R: 2 E: 0 K: 0 S: 6	H: 3 LOB: 1 BB: 0 P: 6	R: 5 E: 0 K: 0 S: 10	H: 7 LOB: 3 BB: 0 P: 10	R: 2 E: 0 K: 0 S: 5	H: 2 LOB: 1 BB: 1 P: 9	R: 1 E: 1 K: 0 S: 6	H: 2 LOB: 2 BB: 0 P: 6	1B: 11 2B: 5 3B: 0 HR: 2	SF: 1 SAC: 1 DP: 0 HBP: 1	WP: 1 PB: 0 SB: 2 CS: 0	PA: 48
PITCHER	IP WLS BF H R ER SO BB IBB HBP BLK WP HR S P ERA WHIP																					
Ken Johnson, R ERA: 4.02 (1, 1)	5.1 L 24 7 5 5 4 0 0 0 0 0 0 2 31 32 8.44 1.312																					
Ned Garver, R ERA: 8.64 (6, 1)	1.0 7 4 4 4 0 0 0 0 0 0 1 0 7 7 36.00 4.000																					
Bob Giggie, R ERA: 5.48 (7, 1)	0.2 8 5 3 3 0 1 0 0 0 0 0 0 7 11 40.50 9.000																					
Johnny Kucks, R ERA: 7.75 (8, 1)	1.0 3 0 0 0 0 0 0 0 0 0 0 0 3 3 0.00 0.000																					
Marty Kutyna, R ERA: 2.43 (9, 1)	1.0 6 2 1 0 0 0 0 0 0 0 0 0 6 6 0.00 2.000																					
Batter	1	2	3	4	5	6	7	8	9	AB	R	H	RBI	BB	SO	LOB	BOTTOM					
Bill Tuttle, R OBP: 0.325, SLG: 0.318 (1, 8)										4	1	1	1	0	0	2	Boston Red Sox @ Kansas City Athletics Municipal Stadium, Kansas City, MO Thu Jun 23 1960, 8:05 PM EDT Att: 7,089 - Unknown AB 35 R 4 H 9 RBI 4 BB 1 SO 2 LOB 19 					
Jerry Lumpe, L OBP: 0.331, SLG: 0.368 (1, 4)										4	0	1	0	0	1	1						
Andy Carey, R OBP: 0.308, SLG: 0.442 (1, 5)										4	0	0	0	0	1	2						
Norm Siebern, L OBP: 0.382, SLG: 0.481 (1, 7)										3	0	1	0	1	0	0						
Whitey Herzog, L OBP: 0.408, SLG: 0.483 (1, 9)										4	2	2	1	0	0	2						
Mary Throneberry, L OBP: 0.315, SLG: 0.236 (1, 3)										4	1	1	2	0	0	3						
Danny Kravitz, L OBP: 0.326, SLG: 0.512 (1, 2)										4	0	2	0	0	0	3						
Ken Hamlin, R OBP: 0.295, SLG: 0.262 (1, 6)										4	0	0	0	0	0	5						
Ken Johnson, R OBP: 0.235, SLG: 0.235 (6, 1)										2	0	1	0	0	0	0						
Ned Garver, R OBP: 0.167, SLG: 0.333 (7, 1)										0	0	0	0	0	0	0						
Bob Giggie, R ERA: 5.48 (7, 1)										0	0	0	0	0	0	0						
Johnny Kucks, R ERA: 5.48 (8, 1)										0	0	0	0	0	0	0						
Russ Snyder, L OBP: 0.295, SLG: 0.398 (8, PH)										1	0	0	0	0	0	0						
Marty Kutyna, R OBP: 0.333, SLG: 0.333 (9, 1)										0	0	0	0	0	0	0						
Dick Williams, R OBP: 0.350, SLG: 0.406 (9, PH)										1	0	0	0	0	0	1						
Inning Stats	R: 0 E: 0 K: 0 S: 3	H: 1 LOB: 0 BB: 0 P: 3	R: 0 E: 1 K: 0 S: 4	H: 0 LOB: 2 BB: 1 P: 8	R: 0 E: 0 K: 1 S: 5	H: 1 LOB: 0 BB: 0 P: 5	R: 1 E: 0 K: 0 S: 4	H: 1 LOB: 0 BB: 0 P: 4	R: 0 E: 0 K: 0 S: 3	H: 1 LOB: 0 BB: 0 P: 3	R: 1 E: 0 K: 0 S: 4	H: 1 LOB: 0 BB: 0 P: 4	R: 0 E: 0 K: 0 S: 4	H: 1 LOB: 1 BB: 0 P: 4	R: 1 E: 1 K: 1 S: 6	H: 0 LOB: 1 BB: 0 P: 6	R: 2 E: 0 K: 0 S: 6	H: 3 LOB: 1 BB: 0 P: 6	1B: 5 2B: 2 3B: 0 HR: 3	SF: 0 SAC: 0 DP: 3 HBP: 0	WP: 0 PB: 0 SB: 0 CS: 0	PA: 36
PITCHER	IP WLS BF H R ER SO BB IBB HBP BLK WP HR S P ERA WHIP																					
Ike Delock, R ERA: 5.4 (1, 1)	9.0 W 36 9 4 4 2 1 0 0 0 0 0 3 39 43 4.00 1.111																					

Batter	1	2	3	4	5	6	7	8	9	AB	R	H	RBI	BB	SO	LOB	TOP																			
Mary Breeding, R OBP: 0.330, SLG: 0.347 (1, 4)	F8		F8		FC5-4		1B HR 2B	F8		5	1	1	0	0	0	3																				
Gene Stephens, L OBP: 0.317, SLG: 0.343 (1, 8) (7, 9)	E6		F9			E4 HR 1B	HR BB HR 1B		HR 1B	5	3	2	0	0	0	1																				
Gene Woodling, L OBP: 0.426, SLG: 0.402 Jackie Brandt, R OBP: 0.374, SLG: 0.460 (1, 7) (9, 7)	3-1			E 9-2 BB		HR 1B	HR BB		HR 1B	3	3	2	2	2	0	1																				
Jim Gentile, L OBP: 0.487, SLG: 0.613 (1, 3)		F9		E9 1B		HR 1B	HR HR		K	5	2	3	7	0	1	0																				
Gus Triandos, R OBP: 0.336, SLG: 0.359 (1, 2)				6-3		F5	F8		F7	5	0	1	0	0	0	2																				
Ron Hansen, R OBP: 0.335, SLG: 0.463 (1, 6)		F5		9-2		F7	F7		L7	5	0	0	0	0	0	3																				
Brooks Robinson, R OBP: 0.317, SLG: 0.389 (1, 5)		F8				F7	1B		5-3	4	0	1	0	0	0	1																				
Dave Nicholson, R OBP: 0.261, SLG: 0.300 Jim Busby, R OBP: 0.356, SLG: 0.400 (1, 9) (7, 8)			FC1-6 1B			K	K		SH1-4 1B	3	0	1	0	0	2	1																				
Chuck Estrada, R OBP: 0.167, SLG: 0.250 (1, 1)			FC1-6			FC5-4 1B		F6	SH1-4	3	0	1	0	0	0	1																				
Inning Stats	R: 0 E: 1 K: 0 S: 3	H: 0 LOB: 0 BB: 0 P: 3	R: 0 E: 0 K: 0 S: 4	H: 1 LOB: 1 BB: 0 P: 4	R: 0 E: 0 K: 0 S: 4	H: 1 LOB: 1 BB: 0 P: 4	R: 0 E: 1 K: 0 S: 3	H: 1 LOB: 1 BB: 1 P: 7	R: 0 E: 0 K: 1 S: 6	H: 1 LOB: 1 BB: 0 P: 6	R: 3 E: 1 K: 1 S: 9	H: 3 LOB: 1 BB: 0 P: 9	R: 4 E: 0 K: 0 S: 6	H: 3 LOB: 0 BB: 1 P: 10	R: 0 E: 0 K: 0 S: 4	H: 1 LOB: 1 BB: 0 P: 4	R: 2 E: 0 K: 1 S: 7	H: 2 LOB: 0 BB: 0 P: 7	1B: 9 2B: 2 3B: 0 HR: 3	SF: 0 SAC: 1 DP: 1 HBP: 0	WP: 0 PB: 0 SB: 0 CS: 1	PA: 42														
PITCHER	IP	WLS	BF	H	R	ER	SO	BB	IBB	HBP	BLK	WP	HR	S	P	ERA	WHIP	PITCHER		IP	WLS	BF	H	R	ER	SO	BB	IBB	HBP	BLK	WP	HR	S	P	ERA	WHIP
Dick Hall, R ERA: 3.06 (1, 1)	7.0	L	33	10	7	6	2	2	0	0	0	0	2	35	43	7.71	1.714																			
Bob Trowbridge, R ERA: 3.72 (8, 1)	2.0		9	3	2	2	1	0	0	0	0	0	1	11	11	9.00	1.500																			

Baltimore Orioles @ Kansas City Athletics
Municipal Stadium, Kansas City, MO
Sun Jun 26 1960, 4:33 AM EDT
Att: 9,612 - Unknown

livebaseballscorecards.com

AB 39
R 9
H 13
RBI 9
BB 2
SO 3
LOB 13



Batter	1	2	3	4	5	6	7	8	9	AB	R	H	RBI	BB	SO	LOB	BOTTOM																			
Bill Tuttle, R OBP: 0.331, SLG: 0.321 (1, 8)	K		F5			6-3		PB HR 1B		4	1	1	0	0	1	1																				
Jerry Lumpe, L OBP: 0.326, SLG: 0.368 (1, 4)	F8		CS		BB	BB	BB	F7		2	0	0	0	2	0	1																				
Andy Carey, R OBP: 0.302, SLG: 0.472 (1, 5)		BB		L5		F2		HR		3	1	1	2	1	0	2																				
Norm Siebern, L OBP: 0.388, SLG: 0.489 (1, 7)	F6			F5		BB		3-1		3	0	0	0	1	0	2																				
Whitey Herzog, L OBP: 0.398, SLG: 0.472 (1, 9)		4-3		F8		F5		1-3		4	0	0	0	0	0	3																				
Mary Throneberry, L OBP: 0.311, SLG: 0.500 (1, 3)		L3				K		G3		3	0	0	0	1	1	0																				
Danny Kravitz, L OBP: 0.283, SLG: 0.438 (1, 2)		K				4-3		K		4	0	0	0	0	3	1																				
Ken Hamlin, R OBP: 0.289, SLG: 0.250 (1, 6)			CS BB			BB		K		2	0	0	0	2	1	1																				
Dick Hall, R OBP: 0.148, SLG: 0.080 Russ Snyder, L OBP: 0.289, SLG: 0.390 Bob Trowbridge, R OBP: 0.059, SLG: 0.118 (1, 1) (7, PH) (8, 1)			B3			K		F8		2	0	0	0	0	1	2																				
Inning Stats	R: 0 E: 0 K: 1 S: 5	H: 0 LOB: 1 BB: 1 P: 9	R: 0 E: 0 K: 1 S: 5	H: 0 LOB: 0 BB: 0 P: 5	R: 0 E: 0 K: 0 S: 2	H: 0 LOB: 0 BB: 1 P: 6	R: 0 E: 0 K: 0 S: 3	H: 0 LOB: 1 BB: 1 P: 7	R: 0 E: 0 K: 2 S: 7	H: 0 LOB: 1 BB: 1 P: 11	R: 0 E: 0 K: 0 S: 3	H: 0 LOB: 2 BB: 2 P: 11	R: 0 E: 0 K: 2 S: 7	H: 0 LOB: 1 BB: 1 P: 11	R: 2 E: 0 K: 0 S: 5	H: 2 LOB: 0 BB: 0 P: 5	R: 0 E: 0 K: 1 S: 5	H: 0 LOB: 0 BB: 0 P: 5	1B: 1 2B: 0 3B: 0 HR: 1	SF: 0 SAC: 0 DP: 0 HBP: 0	WP: 0 PB: 1 SB: 0 CS: 1	PA: 36														
PITCHER	IP	WLS	BF	H	R	ER	SO	BB	IBB	HBP	BLK	WP	HR	S	P	ERA	WHIP	PITCHER		IP	WLS	BF	H	R	ER	SO	BB	IBB	HBP	BLK	WP	HR	S	P	ERA	WHIP
Chuck Estrada, R ERA: 3.32 (1, 1)	9.0	W	35	2	2	2	7	7	0	0	0	0	1	42	70	2.00	1.000																			


Baltimore Orioles @ Kansas City Athletics
Municipal Stadium, Kansas City, MO
Sun Jun 26 1960, 4:33 AM EDT
Att: 9,612 - Unknown

livebaseballscorecards.com

AB 28
R 2
H 2
RBI 2
BB 7
SO 7
LOB 14



Batter	1	2	3	4	5	6	7	8	9	AB	R	H	RBI	BB	SO	LOB	TOP		
Russ Snyder, L (1, 8) OBP: 0.305, SLG: 0.411										2	1	1	0	2	0	1	Kansas City Athletics @ New York Yankees Yankee Stadium, Bronx, NY Tue Jun 28 1960, 7:05 PM EDT Att: 20,002 - Unknown - 82 F		
Bill Tuttle, R (9, PH) OBP: 0.330, SLG: 0.320										1	0	0	0	0	0	1			
Jerry Lumpe, L (1, 4) OBP: 0.325, SLG: 0.366										4	0	1	1	0	0	3			
Whitey Herzog, L (1, 9) OBP: 0.395, SLG: 0.464										3	0	0	0	1	0	0			
Norm Siebern, L (1, 7) OBP: 0.390, SLG: 0.507										4	1	2	1	0	0	2			
Mary Throneberry, L (1, 3) OBP: 0.308, SLG: 0.485										3	0	0	0	1	1	3			
Andy Carey, R (1, 5) OBP: 0.292, SLG: 0.455										4	0	0	0	0	1	3			
Danny Kravitz, L (1, 2) OBP: 0.304, SLG: 0.471										3	0	2	0	0	0	0			
Pete Daley, R (9, PH) OBP: 0.242, SLG: 0.406										1	0	0	0	0	1	0			
Bob Johnson, R (1, 6) OBP: 0.361, SLG: 0.245										2	0	0	0	1	0	2			
Bud Daley, L (1, 1) OBP: 0.238, SLG: 0.139										3	0	0	0	0	0	2			
Marty Kutyna, R (8, 1) OBP: 0.250, SLG: 0.250										0	0	0	0	0	0	0			
Dick Williams, R (9, PH) OBP: 0.351, SLG: 0.404										1	0	0	0	0	0	1			
Inning Stats	R: 1 E: 0 K: 0 S: 5	H: 2 LOB: 2 BB: 1 P: 9	R: 0 E: 0 K: 0 S: 3	H: 0 LOB: 2 BB: 1 P: 8	R: 1 E: 0 K: 2 S: 8	H: 1 LOB: 0 BB: 0 P: 8	R: 0 E: 0 K: 0 S: 4	H: 1 LOB: 1 BB: 0 P: 4	R: 0 E: 0 K: 0 S: 4	H: 1 LOB: 0 BB: 0 P: 4	R: 0 E: 0 K: 0 S: 3	H: 0 LOB: 0 BB: 1 P: 6	R: 0 E: 0 K: 0 S: 3	H: 0 LOB: 1 BB: 1 P: 7	R: 0 E: 0 K: 1 S: 5	H: 0 LOB: 1 BB: 1 P: 9	1B: 2 2B: 2 3B: 1 HR: 1	SF: 0 SAC: 0 DP: 2 HBP: 1	WP: 0 PA: 37 PB: 0 SB: 0 CS: 0
PITCHER	IP	WLS	BF	H	R	ER	SO	BB	IBB	HBP	BLK	WP	HR	S	P	ERA	WHIP		
Bob Turley, R (1, 1) ERA: 2.56	8.0	W	33	6	2	2	2	4	0	1	0	0	1	32	49	2.25	1.250		
Bobby Shantz, L (9, 1) ERA: 3.08	1.0	S	4	0	0	0	1	1	0	0	0	0	0	5	9	0.00	1.000		



Batter	1	2	3	4	5	6	7	8	9	AB	R	H	RBI	BB	SO	LOB	BOTTOM		
Bobby Richardson, R (1, 4) OBP: 0.292, SLG: 0.284										4	0	1	1	0	0	1	Kansas City Athletics @ New York Yankees Yankee Stadium, Bronx, NY Tue Jun 28 1960, 7:05 PM EDT Att: 20,002 - Unknown - 82 F		
Hector Lopez, R (1, 7) OBP: 0.374, SLG: 0.435										5	1	3	0	0	0	2			
Gil McDougald, R (9, 5) OBP: 0.299, SLG: 0.388										0	0	0	0	0	0	0			
Mickey Mantle, S (1, 8) OBP: 0.431, SLG: 0.591										5	1	2	1	0	0	2			
Roger Maris, L (1, 9) OBP: 0.393, SLG: 0.703										4	0	0	0	1	0	4			
Bill Skowron, R (1, 3) OBP: 0.340, SLG: 0.509										3	0	3	0	1	0	0			
Elston Howard, R (1, 2) OBP: 0.293, SLG: 0.414										3	0	0	0	1	1	6			
Clete Boyer, R (1, 5) OBP: 0.279, SLG: 0.372										3	1	0	0	1	0	3			
Tony Kubek, L (1, 6) OBP: 0.313, SLG: 0.432										4	1	1	0	0	0	0			
Bob Turley, R (1, 1) OBP: 0.174, SLG: 0.217										3	0	0	0	0	0	0			
Bob Cerv, R (8, PH) OBP: 0.343, SLG: 0.439										1	1	1	1	0	0	0			
Bobby Shantz, R (9, 1) ERA: 3.08										0	0	0	0	0	0	0			
Inning Stats	R: 1 E: 0 K: 0 S: 4	H: 1 LOB: 3 BB: 3 P: 16	R: 0 E: 0 K: 0 S: 4	H: 1 LOB: 1 BB: 0 P: 4	R: 1 E: 0 K: 0 S: 4	H: 2 LOB: 0 BB: 0 P: 4	R: 0 E: 0 K: 0 S: 3	H: 0 LOB: 0 BB: 0 P: 3	R: 0 E: 1 K: 0 S: 4	H: 0 LOB: 1 BB: 0 P: 4	R: 0 E: 0 K: 0 S: 5	H: 2 LOB: 2 BB: 0 P: 5	R: 0 E: 0 K: 0 S: 6	H: 2 LOB: 1 BB: 1 P: 10	R: 3 E: 1 K: 0 S: 6	H: 2 LOB: 1 BB: 1 P: 10	1B: 7 2B: 4 3B: 0 HR: 1	SF: 0 SAC: 1 DP: 1 HBP: 0	WP: 1 PA: 40 PB: 0 SB: 0 CS: 0
PITCHER	IP	WLS	BF	H	R	ER	SO	BB	IBB	HBP	BLK	WP	HR	S	P	ERA	WHIP		
Bud Daley, L (1, 1) ERA: 3.5	7.0	L	36	11	5	4	1	4	0	0	0	0	1	34	50	5.14	2.143		
Marty Kutyna, R (8, 1) ERA: 2.75	1.0		4	0	0	0	0	0	0	0	0	0	0	4	4	0.00	0.000		



Batter	1	2	3	4	5	6	7	8	9	AB	R	H	RBI	BB	SO	LOB	TOP
Russ Snyder, L (1,9) OBP: 0.295, SLG: 0.396	K		F5			4-3		E1		4	0	0	0	0	1	0	Kansas City Athletics @ New York Yankees Yankee Stadium, Bronx, NY Wed Jun 29 1960, 3:33 AM EDT Att: 9,864 - Cloudy - 78 F
Jerry Lumpe, L (1,4) OBP: 0.324, SLG: 0.362	F4		BB			F7		FC4		3	0	0	0	1	0	1	
Andy Carey, R (1,5) OBP: 0.282, SLG: 0.439	K		5-3			F5		5-3		4	0	0	0	0	1	2	
Norm Siebern, L (1,7) OBP: 0.387, SLG: 0.502			F5			4-3		F5		4	0	1	0	0	0	0	
Whitey Herzog, L (1,3) OBP: 0.387, SLG: 0.453			F8			F8		F7		4	0	0	0	0	1	1	
Danny Kravitz, L (1,2) OBP: 0.317, SLG: 0.473			BB			F7		E		4	0	2	0	0	0	1	
Bill Tuttle, R (1,8) OBP: 0.329, SLG: 0.316			1B			F9		E5		3	0	0	0	1	0	2	
Bob Johnson, R (1,6) OBP: 0.344, SLG: 0.231			K			L9		F8		3	0	0	0	0	1	4	
Ray Herbert, R (1,1) OBP: 0.281, SLG: 0.148						1-3				2	0	0	0	0	1	0	
Mary Throneberry, L (8, PH) OBP: 0.336, SLG: 0.460										1	0	0	0	0	1	0	
Ken Johnson, R (8,1) OBP: 0.222, SLG: 0.222										0	0	0	0	0	0	0	
Johnny Kucks, R (8,1)										0	0	0	0	0	0	0	
Inning Stats	R: 0 E: 0 K: 2 S: 7	H: 0 LOB: 0 BB: 0 P: 7	R: 0 E: 0 K: 1 S: 6	H: 1 LOB: 2 BB: 1 P: 10	R: 0 E: 0 K: 0 S: 3	H: 0 LOB: 1 BB: 1 P: 7	R: 0 E: 0 K: 0 S: 3	H: 0 LOB: 0 BB: 0 P: 3	R: 0 E: 0 K: 1 S: 5	H: 1 LOB: 2 BB: 0 P: 5	R: 0 E: 1 K: 1 S: 6	H: 0 LOB: 1 BB: 0 P: 6	R: 0 E: 0 K: 1 S: 6	H: 1 LOB: 1 BB: 0 P: 6	1B: 3 2B: 0 3B: 0 HR: 0	SF: 0 SAC: 0 DP: 0 HBP: 0	WP: 0 PA: 34 PB: 0 SB: 0 CS: 0
PITCHER Jim Coates, R (1,1) ERA: 3.74	IP: 9.0 WLS: W BF: 34 H: 3 R: 0 ER: 0 SO: 6 BB: 2 IBB: 0 HBP: 0 BLK: 0 WP: 0 HR: 0 S: 44 P: 52 ERA: 0.00 WHIP: 0.556																

Batter	1	2	3	4	5	6	7	8	9	AB	R	H	RBI	BB	SO	LOB	BOTTOM
Tony Kubek, L (1,6) OBP: 0.318, SLG: 0.443	G6-4-3		F7			E		F4		5	1	3	0	0	0	1	Kansas City Athletics @ New York Yankees Yankee Stadium, Bronx, NY Wed Jun 29 1960, 3:33 AM EDT Att: 9,864 - Cloudy - 78 F
Hector Lopez, R (1,7) OBP: 0.364, SLG: 0.421	G6-4-3		F8			E3		L8		5	1	0	0	0	1	4	
Mickey Mantle, S (1,8) OBP: 0.432, SLG: 0.586	HR		K			K		HBP		2	2	0	0	2	2	1	
Roger Maris, L (1,9) OBP: 0.398, SLG: 0.728	HR					HR		HBP		3	3	2	4	1	0	0	
Yogi Berra, L (1,2) OBP: 0.368, SLG: 0.457	G3					HR		2B		3	1	0	0	0	0	0	
Billy Shantz, R (9,2)	G3					G3		SF7		0	0	0	0	0	0	0	
Bill Skowron, R (1,3) OBP: 0.339, SLG: 0.509			K			K		F9		4	1	1	2	0	3	0	
Clete Boyer, R (1,5) OBP: 0.276, SLG: 0.402			K			4-3		SF7		3	1	1	2	0	1	0	
Bobby Richardson, R (1,4) OBP: 0.295, SLG: 0.288			FC4-8			1-3		F9		4	0	2	0	0	0	1	
Jim Coates, R (1,1) OBP: 0.400, SLG: 0.438	FC4-6					1-3		2B		3	0	1	1	0	0	1	
Inning Stats	R: 2 E: 0 K: 0 S: 4	H: 2 LOB: 1 BB: 1 P: 8	R: 0 E: 0 K: 2 S: 8	H: 1 LOB: 0 BB: 0 P: 8	R: 0 E: 0 K: 1 S: 5	H: 0 LOB: 0 BB: 0 P: 5	R: 0 E: 0 K: 1 S: 5	H: 0 LOB: 0 BB: 0 P: 5	R: 3 E: 1 K: 2 S: 10	H: 2 LOB: 0 BB: 0 P: 10	R: 1 E: 0 K: 1 S: 7	H: 2 LOB: 1 BB: 0 P: 7	R: 4 E: 0 K: 0 S: 6	H: 3 LOB: 2 BB: 2 P: 15	1B: 4 2B: 3 3B: 0 HR: 3	SF: 1 SAC: 1 DP: 1 HBP: 1	WP: 0 PA: 38 PB: 0 SB: 0 CS: 0
PITCHER Ray Herbert, R (1,1) ERA: 3.99	IP: 7.0 WLS: L BF: 29 H: 7 R: 6 ER: 5 SO: 7 BB: 1 IBB: 0 HBP: 0 BLK: 0 WP: 0 HR: 3 S: 42 P: 46 ERA: 6.43 WHIP: 1.143																
Ken Johnson, R (8,1) ERA: 4.52	0.2	8	3	4	4	0	2	0	1	0	0	0	5	14	54.00	7.500	
Johnny Kucks, R (8,1) ERA: 8.07	0.1	1	0	0	0	0	0	0	0	0	0	0	1	1	0.00	0.000	

Batter	1	2	3	4	5	6	7	8	9	AB	R	H	RBI	BB	SO	LOB	TOP					
Bill Tuttle, R OBP: 0.331, SLG: 0.319 (1, 8)										4	0	2	0	0	1	1	Kansas City Athletics @ New York Yankees Yankee Stadium, Bronx, NY Thu Jun 30 1960, 3:33 AM EDT Att: 8,513 - Sunny - 84 F					
Jerry Lumpe, L OBP: 0.323, SLG: 0.371 (1, 4)										4	1	1	2	0	1	1						
Hank Bauer, R OBP: 0.310, SLG: 0.359 (1, 9)										4	0	1	0	0	1	1						
Norm Siebern, L OBP: 0.382, SLG: 0.494 (1, 7)										4	0	0	0	0	2	1						
Danny Kravitz, L OBP: 0.313, SLG: 0.448 (1, 2)										3	0	0	0	1	0	0						
Dick Williams, R OBP: 0.344, SLG: 0.394 (1, 3)										4	0	0	0	0	1	2						
Andy Carey, R OBP: 0.291, SLG: 0.466 (1, 5)										2	1	1	1	1	0	0						
Bob Johnson, R OBP: 0.343, SLG: 0.236 (1, 6)										3	0	1	0	0	0	1						
Don Larsen, R OBP: 0.125, SLG: 0.188 (1, 1)										1	1	1	0	0	0	0						
Bob Trowbridge, R OBP: 0.059, SLG: 0.118 (3, 1)										0	0	0	0	0	0	0						
Mary Throneberry, L OBP: 0.393, SLG: 0.475 (5, PH)										1	0	0	0	0	0	1						
Ned Garver, R OBP: 0.143, SLG: 0.286 (5, 1)										1	0	0	0	0	0	0						
Inning Stats	R: 1 E: 0 K: 2 S: 8	H: 2 LOB: 0 BB: 0 P: 8	R: 1 E: 0 K: 0 S: 4	H: 1 LOB: 0 BB: 0 P: 4	R: 1 E: 0 K: 0 S: 4	H: 2 LOB: 0 BB: 0 P: 4	R: 0 E: 0 K: 1 S: 5	H: 0 LOB: 0 BB: 0 P: 5	R: 0 E: 0 K: 1 S: 4	H: 1 LOB: 1 BB: 0 P: 4	R: 0 E: 0 K: 2 S: 8	H: 0 LOB: 0 BB: 1 P: 12	R: 0 E: 0 K: 0 S: 2	H: 0 LOB: 0 BB: 0 P: 6	R: 0 E: 0 K: 1 S: 5	H: 0 LOB: 0 BB: 0 P: 5	R: 0 E: 0 K: 0 S: 3	H: 0 LOB: 0 BB: 0 P: 3	1B: 4 2B: 1 3B: 0 HR: 2	SF: 0 SAC: 0 DP: 2 HBP: 0	WP: 0 PB: 0 SB: 0 CS: 1	PA: 33
PITCHER Ralph Terry, R ERA: 3.2 (1, 1)	IP: 9.0 WLS: W BF: 33 H: 7 R: 3 ER: 3 SO: 6 BB: 2 IBB: 0 HBP: 0 BLK: 0 WP: 0 HR: 2 S: 43 P: 51 ERA: 3.00 WHIP: 1.000															PITCHER	IP: 9.0 WLS: W BF: 33 H: 7 R: 3 ER: 3 SO: 6 BB: 2 IBB: 0 HBP: 0 BLK: 0 WP: 0 HR: 2 S: 43 P: 51 ERA: 3.00 WHIP: 1.000					




Batter	1	2	3	4	5	6	7	8	9	AB	R	H	RBI	BB	SO	LOB	BOTTOM					
Tony Kubek, L OBP: 0.323, SLG: 0.453 (1, 6)										3	2	1	1	2	0	1	Kansas City Athletics @ New York Yankees Yankee Stadium, Bronx, NY Thu Jun 30 1960, 3:33 AM EDT Att: 8,513 - Sunny - 84 F					
Hector Lopez, R OBP: 0.365, SLG: 0.427 (1, 7)										5	2	2	3	0	0	2						
Mickey Mantle, S OBP: 0.428, SLG: 0.591 (1, 8)										5	1	1	2	0	1	3						
Roger Maris, L OBP: 0.396, SLG: 0.733 (1, 9)										4	1	1	2	0	0	1						
Bill Skowron, R OBP: 0.342, SLG: 0.535 (1, 3)										4	2	2	2	0	0	0						
Kent Hadley, L OBP: 0.300, SLG: 0.556 (8, 3)										0	0	0	0	0	0	0						
Elston Howard, R OBP: 0.292, SLG: 0.410 (1, 2)										4	0	1	0	0	0	0						
Clete Boyer, R OBP: 0.286, SLG: 0.394 (1, 5)										2	1	0	0	2	1	1						
Bobby Richardson, R OBP: 0.302, SLG: 0.296 (1, 4)										4	1	3	0	0	0	1						
Ralph Terry, R OBP: 0.071, SLG: 0.037 (1, 1)										4	0	1	0	0	1	3						
Inning Stats	R: 0 E: 0 K: 0 S: 3	H: 0 LOB: 1 BB: 1 P: 7	R: 1 E: 0 K: 2 S: 9	H: 2 LOB: 1 BB: 0 P: 9	R: 3 E: 0 K: 0 S: 6	H: 3 LOB: 0 BB: 0 P: 6	R: 6 E: 0 K: 0 S: 8	H: 5 LOB: 1 BB: 2 P: 16	R: 0 E: 0 K: 1 S: 5	H: 0 LOB: 0 BB: 0 P: 5	R: 0 E: 0 K: 0 S: 3	H: 0 LOB: 1 BB: 1 P: 7	R: 0 E: 0 K: 0 S: 4	H: 1 LOB: 1 BB: 0 P: 4	R: 0 E: 0 K: 1 S: 5	H: 0 LOB: 0 BB: 0 P: 5	R: 0 E: 0 K: 0 S: 4	H: 1 LOB: 1 BB: 0 P: 4	1B: 6 2B: 1 3B: 0 HR: 5	SF: 0 SAC: 0 DP: 0 HBP: 0	WP: 0 PB: 0 SB: 0 CS: 0	PA: 39
PITCHER Don Larsen, R ERA: 3.6 (1, 1)	IP: 2.0 WLS: L BF: 14 H: 4 R: 3 ER: 3 SO: 2 BB: 1 IBB: 0 HBP: 0 BLK: 0 WP: 0 HR: 2 S: 14 P: 18 ERA: 13.50 WHIP: 2.500															PITCHER	IP: 2.0 WLS: L BF: 14 H: 4 R: 3 ER: 3 SO: 2 BB: 1 IBB: 0 HBP: 0 BLK: 0 WP: 0 HR: 2 S: 14 P: 18 ERA: 13.50 WHIP: 2.500					
PITCHER Bob Trowbridge, R ERA: 4.08 (3, 1)	IP: 4.0 WLS: W BF: 14 H: 6 R: 7 ER: 7 SO: 0 BB: 1 IBB: 1 HBP: 0 BLK: 0 WP: 0 HR: 3 S: 12 P: 20 ERA: 31.50 WHIP: 3.500															PITCHER	IP: 4.0 WLS: W BF: 14 H: 6 R: 7 ER: 7 SO: 0 BB: 1 IBB: 1 HBP: 0 BLK: 0 WP: 0 HR: 3 S: 12 P: 20 ERA: 31.50 WHIP: 3.500					
PITCHER Ned Garver, R ERA: 7.45 (5, 1)	IP: 4.0 WLS: W BF: 14 H: 2 R: 0 ER: 0 SO: 1 BB: 1 IBB: 0 HBP: 0 BLK: 0 WP: 0 HR: 0 S: 15 P: 19 ERA: 0.00 WHIP: 0.750															PITCHER	IP: 4.0 WLS: W BF: 14 H: 2 R: 0 ER: 0 SO: 1 BB: 1 IBB: 0 HBP: 0 BLK: 0 WP: 0 HR: 0 S: 15 P: 19 ERA: 0.00 WHIP: 0.750					



Batter	1	2	3	4	5	6	7	8	9	AB	R	H	RBI	BB	SO	LOB	TOP										
Bill Tuttle, R OBP: 0.336, SLG: 0.324 (1, 8)										5	1	3	0	0	0	1											
Jerry Lumpe, L OBP: 0.321, SLG: 0.368 (1, 4)										5	1	1	0	0	0	3											
Hank Bauer, R OBP: 0.313, SLG: 0.364 Russ Snyder, L OBP: 0.295, SLG: 0.396 (1, 9) (9, 9)										4	2	2	1	0	1	0											
Norm Siebern, L OBP: 0.382, SLG: 0.500 (1, 7)										5	2	2	1	0	0	4											
Dick Williams, R OBP: 0.351, SLG: 0.406 (1, 3)										5	2	3	1	0	1	1											
Andy Carey, R OBP: 0.295, SLG: 0.492 (1, 5)										4	2	2	5	0	0	2											
Pete Daley, R OBP: 0.237, SLG: 0.378 (1, 2)										5	0	1	1	0	1	2											
Ken Hamlin, R OBP: 0.284, SLG: 0.245 (1, 6)										4	0	0	0	0	0	3											
Bud Daley, L OBP: 0.239, SLG: 0.175 Marty Kutyna, R OBP: 0.250, SLG: 0.250 (1, 1) (8, 1)										4	0	1	0	0	1	0											
										0	0	0	0	0	0	0											
Inning Stats	R: 4 E: 0 K: 1 S: 9	H: 4 LOB: 0 BB: 0 P: 9	R: 0 E: 0 K: 0 S: 4	H: 1 LOB: 1 BB: 0 P: 4	R: 4 E: 1 K: 0 S: 7	H: 4 LOB: 0 BB: 0 P: 7	R: 0 E: 0 K: 1 S: 5	H: 0 LOB: 0 BB: 0 P: 5	R: 0 E: 0 K: 1 S: 7	H: 2 LOB: 2 BB: 0 P: 5	R: 0 E: 0 K: 1 S: 5	H: 0 LOB: 0 BB: 0 P: 5	R: 0 E: 0 K: 0 S: 4	H: 1 LOB: 1 BB: 0 P: 4	R: 2 E: 1 K: 0 S: 5	H: 1 LOB: 0 BB: 0 P: 5	1B: 11 2B: 2 3B: 1 HR: 1	SF: 2 SAC: 0 DP: 1 HBP: 0	WP: 0 PB: 0 SB: 0 CS: 0	PA: 43							
PITCHER	IP	WLS	BF	H	R	ER	SO	BB	IBB	HBP	BLK	WP	HR	S	P	ERA	WHIP										
Frank Sullivan, R ERA: 5.0 (1, 1)	2.0	L	11	5	4	4	1	0	0	0	0	0	1	13	13	18.00	2.500										
Billy Muffett, R ERA: 9.51 (3, 1)	0.0		5	4	4	2	0	0	0	0	0	0	0	5	5	∞	∞										
Dave Hillman, R ERA: 5.35 Jerry Casale, R ERA: 6.36 (5, 1)	2.0		5	0	0	0	1	0	0	0	0	0	0	7	7	0.00	0.000										
	5.0		22	6	2	0	2	0	0	0	0	0	0	26	26	0.00	1.200										

Kansas City Athletics @ Boston Red Sox
Fenway Park, Boston, MA
Sat Jul 02 1960, 3:33 AM EDT
Att: 7,837 - Unknown

AB	41
R	10
H	15
RBI	9
BB	0
SO	4
LOB	16



Batter	1	2	3	4	5	6	7	8	9	AB	R	H	RBI	BB	SO	LOB	BOTTOM										
Don Buddin, R OBP: 0.348, SLG: 0.396 (1, 6)										4	1	2	1	1	0	3											
Pete Runnels, L OBP: 0.399, SLG: 0.427 (1, 4)										4	1	2	2	0	1	3											
Ted Williams, L OBP: 0.461, SLG: 0.768 (1, 7)										3	1	1	2	2	0	3											
Frank Maltzone, R OBP: 0.323, SLG: 0.391 (1, 5)										4	0	0	0	1	1	3											
Ray Boone, R OBP: 0.308, SLG: 0.241 Vic Wertz, L OBP: 0.323, SLG: 0.413 (1, 3) (8, PH) (9, 3)										4	0	1	0	0	0	3											
Willie Tasby, R OBP: 0.356, SLG: 0.309 (1, 8)										5	1	1	0	0	1	4											
Gary Geiger, L OBP: 0.344, SLG: 0.440 (1, 9)										2	2	1	0	3	0	0											
Ed Sadowski, R OBP: 0.287, SLG: 0.329 (1, 2)										5	0	1	0	0	1	6											
Frank Sullivan, R Rip Riverton, R Billy Muffett, R Dave Hillman, R Pumpsie Green, S Jerry Casale, R Russ Nixon, R (1, 1) (2, PH) (3, 1) (3, 1) (4, PH) (5, 1) (5, PH) (9, PH)										0	0	0	0	0	0	0											
										1	0	0	0	0	0	2											
										0	0	0	0	0	0	0											
										0	0	0	0	0	0	0											
										1	0	0	0	0	0	2											
										0	0	0	0	0	0	0											
										2	0	1	0	0	0	0											
										1	0	0	0	0	0	0											
Inning Stats	R: 0 E: 0 K: 0 S: 4	H: 1 LOB: 2 BB: 1 P: 8	R: 2 E: 0 K: 0 S: 5	H: 2 LOB: 2 BB: 2 P: 13	R: 0 E: 0 K: 1 S: 5	H: 0 LOB: 0 BB: 0 P: 5	R: 0 E: 0 K: 0 S: 5	H: 2 LOB: 2 BB: 0 P: 5	R: 0 E: 0 K: 1 S: 5	H: 0 LOB: 1 BB: 1 P: 9	R: 1 E: 0 K: 1 S: 6	H: 1 LOB: 1 BB: 1 P: 10	R: 0 E: 0 K: 1 S: 6	H: 1 LOB: 3 BB: 2 P: 14	R: 3 E: 0 K: 0 S: 7	H: 4 LOB: 1 BB: 0 P: 7	R: 0 E: 0 K: 0 S: 3	H: 0 LOB: 0 BB: 0 P: 3	1B: 7 2B: 4 3B: 0 HR: 0	SF: 0 SAC: 1 DP: 0 HBP: 0	WP: 0 PB: 0 SB: 0 CS: 0	PA: 45					
PITCHER	IP	WLS	BF	H	R	ER	SO	BB	IBB	HBP	BLK	WP	HR	S	P	ERA	WHIP										
Bud Daley, L ERA: 3.74 (1, 1)	7.1	W	39	10	6	6	4	7	0	0	0	0	0	40	68	7.36	2.318										
Marty Kutyna, R ERA: 2.63 (8, 1)	1.2	S	6	1	0	0	0	0	0	0	0	0	0	6	6	0.00	0.600										

Kansas City Athletics @ Boston Red Sox
Fenway Park, Boston, MA
Sat Jul 02 1960, 3:33 AM EDT
Att: 7,837 - Unknown

AB	37
R	6
H	11
RBI	6
BB	7
SO	4
LOB	29



Batter	1	2	3	4	5	6	7	8	9	AB	R	H	RBI	BB	SO	LOB	TOP				
Bill Tuttle, R OBP: 0.333, SLG: 0.326 (1, 8)	0-0 6-3		0-0 2B		0-0 F2		0-0 6-3		0-0 F7	5	0	1	0	0	0	1	Kansas City Athletics @ Boston Red Sox Fenway Park, Boston, MA Sun Jul 03 1960, 3:33 AM EDT Att: 10,291 - Unknown				
Jerry Lumpe, L OBP: 0.323, SLG: 0.371 (1, 6) (2, 4)	0-0 2B		0-0 F9		0-3 K		4-0 2B BB			3	0	1	0	1	1	1					
Hank Bauer, R OBP: 0.312, SLG: 0.368 (1, 9)	0-3 K		0-0 P4		0-0 F2		0-0 1-3 2B			4	0	1	1	0	1	2					
Norm Siebern, L OBP: 0.384, SLG: 0.510 (1, 7)	0-0 F9			0-0 HR		4-0 BB		0-3 K		3	1	1	1	1	1	3					
Dick Williams, R OBP: 0.343, SLG: 0.397 (1, 3)		0-0 L8		0-0 L5		0-0 P3		0-3 K		4	0	0	0	0	1	1					
Andy Carey, R OBP: 0.294, SLG: 0.480 (1, 5)		0-0 P3		4-0 BB		0-0 P6		0-0 6-3		3	0	0	0	1	0	1					
Lou Klimchok, L OBP: 1.000, SLG: 1.000 Ken Hamlin, R OBP: 0.281, SLG: 0.242 (1, 4) (2, 6)		0-0 2B 1B		0-0 F8		0-0 G3		0-0 F3		1	0	1	0	0	0	0					
Pete Daley, R OBP: 0.262, SLG: 0.439 (1, 2)		0-0 1-H 2B		0-0 E6			0-0 4-3 2B 2B		0-0 5-3	4	1	2	0	0	0	1					
Dick Hall, R OBP: 0.136, SLG: 0.074 Russ Snyder, L OBP: 0.220, SLG: 0.390 Ned Garver, R OBP: 0.143, SLG: 0.286 Don Larsen, R OBP: 0.188 Ray Blemler, R OBP: 0.138, SLG: 0.232 (1, 1) (7, PH) (7, 1) (7, 1) (9, PH)			0-3 K		0-0 F8		0-0 4-3 2-3		0-0 1-3	2	0	0	0	0	1	2					
Inning Stats	R: 0 E: 0 K: 1 S: 6	H: 1 LOB: 1 P: 6	R: 0 E: 0 K: 0 S: 4	H: 2 LOB: 2 BB: 0 P: 4	R: 0 E: 0 K: 1 S: 6	H: 1 LOB: 1 BB: 0 P: 6	R: 1 E: 1 K: 0 S: 5	H: 1 LOB: 2 BB: 1 P: 9	R: 0 E: 0 K: 1 S: 5	H: 0 LOB: 0 BB: 0 P: 5	R: 0 E: 0 K: 0 S: 3	H: 0 LOB: 1 BB: 1 P: 7	R: 1 E: 0 K: 1 S: 7	H: 2 LOB: 2 BB: 1 P: 11	R: 0 E: 0 K: 1 S: 5	H: 0 LOB: 0 BB: 0 P: 5		R: 0 E: 0 K: 0 S: 3	H: 0 LOB: 0 BB: 0 P: 3	1B: 1 2B: 5 3B: 0 HR: 1	SF: 0 SAC: 0 DP: 0 HBP: 0
PITCHER	IP WLS BF H R ER SO BB IBB HBP BLK WP HR S P ERA WHIP	IP WLS BF H R ER SO BB IBB HBP BLK WP HR S P ERA WHIP																			
Ike Delock, R ERA: 5.73 (1, 1)	6.2 W 30 7 2 2 3 3 0 0 0 0 1 33 45 2.70 1.500	2.1 S 7 0 0 0 2 0 0 0 0 0 0 11 11 0.00 0.000																			
Ted Wills, L ERA: (7, 1)																					

AB	34
R	2
H	7
RBI	2
BB	3
SO	5
LOB	15



Batter	1	2	3	4	5	6	7	8	9	AB	R	H	RBI	BB	SO	LOB	BOTTOM		
Willie Tasby, R OBP: 0.356, SLG: 0.329 (1, 8)	0-0 F8		0-0 F7		0-0 6-3		0-0 1B			5	1	2	4	0	0	0	Kansas City Athletics @ Boston Red Sox Fenway Park, Boston, MA Sun Jul 03 1960, 3:33 AM EDT Att: 10,291 - Unknown		
Pete Runnels, L OBP: 0.399, SLG: 0.429 (1, 4) (8, 3)	0-0 F7		0-0 6-3		0-0 HR 2B		0-0 HR BB 6-3			4	2	1	0	1	0	1			
Ted Williams, L OBP: 0.794 Carroll Hardy, R OBP: 0.147, SLG: 0.156 (1, 7) (7, PR) (8, 9)	0-0 P6			0-0 1B G6-4-3 1B	0-0 2H HR		4-0 1-2 HR BB 6-3		0-0 F9	3	2	2	2	1	0	0			
Vic Wertz, L OBP: 0.332, SLG: 0.434 Pumpsie Green, S OBP: 0.333, SLG: 0.327 (1, 3) (8, 4)		4-0 1B BB		0-0 G6-4-3 1B	0-3 K		0-0 1-2 HR BB 1-3 2H		0-0 WP 1B 1B	3	1	2	3	1	1	0			
Frank Matzone, R OBP: 0.328, SLG: 0.403 (1, 5)		0-0 P5		0-0 G6-4-3 1-2 1B			0-0 SH1 2B 1B		0-0 1B 1B	5	2	3	1	0	0	2			
Russ Nixon, L OBP: 0.336, SLG: 0.397 (1, 2)		0-0 1-2 1B		0-0 BB 1B			0-0 SH1 2-3		0-0 F8 F9	4	0	2	0	0	0	3			
Gary Geiger, L OBP: 0.435 Rip Repulski, R OBP: 0.293, SLG: 0.375 (1, 9) (7, PR) (8, 7)		0-3 K		4-0 1-2 BB			0-0 P3 BB HR HBP		0-0 P3	2	0	0	0	1	1	3			
Don Buddin, R OBP: 0.350, SLG: 0.395 (1, 6)		0-3 K		0-0 F7			0-0 1B 1-2 2-3 3H		4-0 BB HR BB	3	1	1	1	1	1	4			
Ike Delock, R OBP: 0.091, SLG: 0.091 Ted Wills, L (7, 1)			0-3 K		0-3 K		0-3 K 1-2 2-3 3H		4-0 HR BB	3	0	0	0	0	3	1			
Inning Stats	R: 0 E: 0 K: 0 S: 3	H: 0 LOB: 0 BB: 0 P: 3	R: 0 E: 0 K: 2 S: 8	H: 1 LOB: 2 BB: 1 P: 12	R: 0 E: 0 K: 1 S: 5	H: 0 LOB: 0 BB: 0 P: 5	R: 1 E: 0 K: 0 S: 5	H: 3 LOB: 2 BB: 1 P: 9	R: 2 E: 0 K: 2 S: 9	H: 2 LOB: 0 BB: 0 P: 9	R: 1 E: 0 K: 1 S: 7	H: 2 LOB: 1 BB: 0 P: 7	R: 8 E: 0 K: 0 S: 6	H: 4 LOB: 1 BB: 4 P: 23	R: 0 E: 0 K: 0 S: 5	H: 2 LOB: 1 BB: 0 P: 5		1B: 8 2B: 3 3B: 0 HR: 3	SF: 0 SAC: 1 DP: 1 HBP: 1
PITCHER	IP WLS BF H R ER SO BB IBB HBP BLK WP HR S P ERA WHIP	IP WLS BF H R ER SO BB IBB HBP BLK WP HR S P ERA WHIP																	
Dick Hall, R ERA: 3.25 Ned Garver, R ERA: 7.98 Don Larsen, R ERA: 4.0 Ray Blemler, L ERA: 27.0 (1, 1) (7, 1) (7, 1) (7, 1)	6.0 L 27 8 4 4 0 2 0 0 0 0 0 1 9 54.00 9.000	0.1 2 2 1 1 0 0 0 0 0 0 1 2 2 ∞ ∞																	
Ray Blemler, L ERA: 27.0 (7, 1)	1.2 11 3 6 6 0 2 0 1 0 1 1 8 17 32.40 3.000																		

AB	35
R	13
H	14
RBI	12
BB	6
SO	6
LOB	15



Batter	1	2	3	4	5	6	7	8	9	AB	R	H	RBI	BB	SO	LOB	TOP						
Bill Tuttle, R OBP: 0.332, SLG: 0.322 (1, 8)	5-3		F3			6-3		BB		3	0	0	0	1	0	0	Kansas City Athletics @ Cleveland Indians Cleveland Municipal Stadium, Cleveland, OH Mon Jul 04 1960, 3:33 AM EDT Unknown livebaseballscorecards.com						
Jerry Lumpe, L OBP: 0.322, SLG: 0.367 (1, 4)	BB			6-3		F7		F8		3	0	0	0	1	0	2							
Whitey Herzog, L OBP: 0.379, SLG: 0.443 (1, 9)	F8			E4 FC4-6		6-3			K	4	0	0	0	0	1	1							
Norm Siebern, L OBP: 0.382, SLG: 0.506 (1, 7)	K			FC4-6					F8	4	0	1	0	0	1	2							
Mary Throneberry, L OBP: 0.292, SLG: 0.456 (1, 3)		K		F2					K	4	0	0	0	0	2	2							
Andy Carey, R OBP: 0.295, SLG: 0.476 (1, 5)		L6								3	0	1	0	0	0	1							
Dick Williams, R OBP: 0.343, SLG: 0.397 (8, 5)						G4-6-3 1B				0	0	0	0	0	0	0							
Danny Kravitz, L OBP: 0.299, SLG: 0.426 (1, 2)		F3				F7		F9		3	0	0	0	0	0	1							
Ken Hamlin, R OBP: 0.277, SLG: 0.238 (1, 6)			L5			F7		3-1		3	0	0	0	0	0	1							
Ray Herbert, R OBP: 0.265, SLG: 0.138 (1, 1)			F4			FC6-4				2	0	0	0	0	0	1							
Russ Snyder, L OBP: 0.298, SLG: 0.398 (8, PH)										1	0	1	0	0	0	0							
Marty Kutyna, R OBP: 0.250, SLG: 0.250 (8, 1)								BB 1B		0	0	0	0	0	0	0							
Inning Stats	R: 0 E: 0 K: 1 S: 5	H: 0 LOB: 1 BB: 1 P: 9	R: 0 E: 0 K: 1 S: 5	H: 0 LOB: 0 BB: 0 P: 5	R: 0 E: 0 K: 0 S: 3	H: 0 LOB: 0 BB: 0 P: 3	R: 0 E: 1 K: 0 S: 4	H: 1 LOB: 1 BB: 0 P: 4	R: 0 E: 0 K: 0 S: 3	H: 0 LOB: 0 BB: 0 P: 3	R: 0 E: 0 K: 0 S: 3	H: 1 LOB: 0 BB: 0 P: 3	R: 0 E: 0 K: 0 S: 4	H: 1 LOB: 2 BB: 1 P: 8	R: 0 E: 0 K: 2 S: 7	H: 0 LOB: 0 BB: 0 P: 7	1B: 3 2B: 0 3B: 0 HR: 0	SF: 0 SAC: 0 DP: 1 HBP: 0	WP: 0 PB: 0 SB: 0 CS: 0	PA: 32			
PITCHER Gary Bell, R ERA: 3.24 (1, 1)	IP: 9.0 WLS: W BF: 32 H: 3 R: 0 ER: 0 SO: 4 BB: 2 IBB: 0 HBP: 0 BLK: 0 WP: 0 HR: 0 S: 38 P: 46 ERA: 0.00 WHIP: 0.556											PITCHER	IP: 9.0 WLS: W BF: 32 H: 3 R: 0 ER: 0 SO: 4 BB: 2 IBB: 0 HBP: 0 BLK: 0 WP: 0 HR: 0 S: 38 P: 46 ERA: 0.00 WHIP: 0.556										

Batter	1	2	3	4	5	6	7	8	9	AB	R	H	RBI	BB	SO	LOB	BOTTOM						
Johnny Temple, R OBP: 0.339, SLG: 0.332 (1, 4)	4-3			FC6-4						3	1	1	2	1	0	1	Kansas City Athletics @ Cleveland Indians Cleveland Municipal Stadium, Cleveland, OH Mon Jul 04 1960, 3:33 AM EDT Unknown livebaseballscorecards.com						
Ken Aspromonte, R OBP: 0.368, SLG: 0.387 (1, 5)	F2	1B								4	0	2	0	0	0	1							
Marty Keough, L OBP: 0.312, SLG: 0.331 (1, 8)			F6							2	1	1	1	0	0	0							
Harvey Kuenn, R OBP: 0.391, SLG: 0.430 (1, 9)	1B		F9							4	0	1	1	0	0	2							
Vic Power, R OBP: 0.333, SLG: 0.411 (1, 3)	F9									3	0	1	0	1	0	1							
Chuck Tanner, L OBP: 0.474, SLG: 0.438 (1, 7)										2	1	0	0	1	0	2							
Bubba Phillips, R OBP: 0.253, SLG: 0.296 (6, FR) (7, 7)		1B	1-3							1	0	0	0	0	1	0							
John Romano, R OBP: 0.329, SLG: 0.445 (1, 2)				L5						3	1	2	0	1	0	0							
Woodie Held, R OBP: 0.327, SLG: 0.472 (1, 6)										3	0	0	0	1	0	4							
Gary Bell, R OBP: 0.220, SLG: 0.184 (1, 1)										3	0	1	0	0	0	2							
Inning Stats	R: 1 E: 0 K: 0 S: 5	H: 2 LOB: 1 BB: 0 P: 5	R: 2 E: 0 K: 0 S: 5	H: 2 LOB: 1 BB: 1 P: 9	R: 0 E: 0 K: 0 S: 3	H: 0 LOB: 1 BB: 1 P: 7	R: 0 E: 0 K: 0 S: 4	H: 1 LOB: 0 BB: 0 P: 4	R: 0 E: 0 K: 0 S: 3	H: 1 LOB: 0 BB: 0 P: 3	R: 0 E: 0 K: 0 S: 4	H: 2 LOB: 2 BB: 0 P: 4	R: 1 E: 1 K: 0 S: 4	H: 1 LOB: 1 BB: 1 P: 8	R: 0 E: 0 K: 1 S: 5	H: 0 LOB: 2 BB: 2 P: 13	1B: 8 2B: 2 3B: 0 HR: 0	SF: 1 SAC: 2 DP: 1 HBP: 0	WP: 0 PB: 0 SB: 0 CS: 0	PA: 36			
PITCHER Ray Herbert, R ERA: 3.98 (1, 1)	IP: 7.0 WLS: L BF: 31 H: 9 R: 4 ER: 3 SO: 0 BB: 3 IBB: 0 HBP: 0 BLK: 0 WP: 0 HR: 0 S: 28 P: 40 ERA: 3.86 WHIP: 1.714											PITCHER	IP: 7.0 WLS: L BF: 31 H: 9 R: 4 ER: 3 SO: 0 BB: 3 IBB: 0 HBP: 0 BLK: 0 WP: 0 HR: 0 S: 28 P: 40 ERA: 3.86 WHIP: 1.714										
PITCHER Marty Kutyna, R ERA: 2.56 (8, 1)	IP: 1.0 WLS: L BF: 5 H: 0 R: 0 ER: 0 SO: 1 BB: 2 IBB: 0 HBP: 0 BLK: 0 WP: 0 HR: 0 S: 5 P: 13 ERA: 0.00 WHIP: 2.000											PITCHER	IP: 1.0 WLS: L BF: 5 H: 0 R: 0 ER: 0 SO: 1 BB: 2 IBB: 0 HBP: 0 BLK: 0 WP: 0 HR: 0 S: 5 P: 13 ERA: 0.00 WHIP: 2.000										

Batter	1	2	3	4	5	6	7	8	9	AB	R	H	RBI	BB	SO	LOB	TOP			
Russ Snyder, L (1.7) OBP: 0.297, SLG: 0.393	4-3		K		4-3			FC6-4 1B		4	0	1	0	0	1	0	Kansas City Athletics @ Cleveland Indians Cleveland Municipal Stadium, Cleveland, OH Mon Jul 04 1960, 3:38 AM EDT Att: 22,793 - Unknown livebaseballscorecards.com			
Bill Tuttle, R (1.8) OBP: 0.328, SLG: 0.317	6-3			F6		3-1		FC6-4 1B 1-2 4-2		4	0	0	0	0	1					
Hank Bauer, R (1.9) OBP: 0.324, SLG: 0.388				E 2B		5-3			1-3 1B	4	0	3	0	0	0					
Dick Williams, R (1.5) OBP: 0.337, SLG: 0.388	F5			F3		F7			4-2	4	0	0	0	0	4					
Norm Siebern, L (1.3) OBP: 0.397, SLG: 0.506		L3 BB		E6 FC5-4						2	2	1	0	2	0					
Pete Daley, R (1.2) OBP: 0.283, SLG: 0.511	L3			FC5-4						4	1	2	2	0	3					
Jerry Lumpe, L (1.4) OBP: 0.321, SLG: 0.366	G3									4	1	1	0	0	2					
Bob Johnson, R (1.6) OBP: 0.352, SLG: 0.254				5-3						3	0	2	1	0	0					
Lou Klimchok, L (9. PH) OBP: 0.500, SLG: 0.500										1	0	0	0	0	1					
Johnny Kucks, R (1.1) Andy Carey, R (5. PH) Bob Trowbridge, R (5.1) Whitley Herzog, L (7. PH) Marty Kutyna, R (7.1) Ned Garver, R (8.1) Marv Throneberry, L (9. PH)				F7						1	0	0	0	0	0					
Inning Stats	R: 0 E: 0 K: 0 S: 4	H: 1 LOB: 1 BB: 0 P: 4	R: 0 E: 0 K: 0 S: 2	H: 0 LOB: 0 BB: 1 P: 6	R: 0 E: 0 K: 1 S: 5	H: 0 LOB: 0 BB: 0 P: 5	R: 0 E: 1 K: 0 S: 5	H: 1 LOB: 2 BB: 0 P: 5	R: 0 E: 0 K: 0 S: 3	H: 0 LOB: 0 BB: 0 P: 3	R: 2 E: 0 K: 0 S: 4	H: 2 LOB: 0 BB: 1 P: 8	R: 0 E: 0 K: 0 S: 4	H: 2 LOB: 1 BB: 0 P: 4	R: 1 E: 0 K: 0 S: 5	H: 2 LOB: 1 BB: 0 P: 5	1B: 7 2B: 5 3B: 1 HR: 0	SF: 0 SAC: 0 DP: 4 HBP: 0	WP: 0 PB: 0 SB: 0 CS: 0	PA: 36
PITCHER	IP WLS BF H R ER SO BB IBB HBP BLK WP HR S P ERA WHIP																			
Ted Bowsfield, L (1.1) ERA: 4.53	7.0 W 27 6 3 3 1 2 0 0 0 0 0 0 27 35 3.86 1.143																			
Johnny Klippstein, R (8.1) ERA: 1.56	2.0 S 9 4 1 1 0 0 0 0 0 0 0 0 9 9 4.50 2.000																			

Batter	1	2	3	4	5	6	7	8	9	AB	R	H	RBI	BB	SO	LOB	BOTTOM			
Johnny Temple, R (1.4) OBP: 0.338, SLG: 0.330	1-3		SH5-3		F9			F4		4	0	1	0	0	1	Kansas City Athletics @ Cleveland Indians Cleveland Municipal Stadium, Cleveland, OH Mon Jul 04 1960, 3:38 AM EDT Att: 22,793 - Unknown livebaseballscorecards.com				
Ken Aspromonte, R (1.5) OBP: 0.365, SLG: 0.404	F8				F8					4	1	1	2	0	1					
Marty Keough, L (1.8) OBP: 0.316, SLG: 0.331	F5									3	0	1	0	1	1					
Harvey Kuenn, R (1.9) OBP: 0.396, SLG: 0.431										2	1	1	0	2	1					
Vic Power, R (1.3) OBP: 0.333, SLG: 0.410										3	1	1	0	0	3					
Chuck Tanner, L (1.7) OBP: 0.476, SLG: 0.471										1	0	1	1	0	0					
Jim Piersall, R (6. PH) OBP: 0.326, SLG: 0.472										2	1	1	1	0	0					
John Romano, R (1.2) OBP: 0.333, SLG: 0.489										4	2	2	3	0	2					
Woodie Held, R (1.6) OBP: 0.326, SLG: 0.473										4	0	1	0	0	0					
Ted Bowsfield, R (1.1) OBP: 0.200, SLG: 0.143										2	1	1	0	0	0					
Bob Hale, L (7. PH) OBP: 0.250, SLG: 0.258										1	0	0	0	0	0					
Johnny Klippstein, R (8.1) OBP: 0.200, SLG: 0.111										1	0	0	0	0	1					
Inning Stats	R: 0 E: 0 K: 0 S: 3	H: 0 LOB: 0 BB: 0 P: 3	R: 0 E: 0 K: 0 S: 3	H: 1 LOB: 1 BB: 1 P: 7	R: 2 E: 0 K: 0 S: 6	H: 3 LOB: 1 BB: 0 P: 6	R: 2 E: 1 K: 0 S: 5	H: 2 LOB: 0 BB: 0 P: 5	R: 0 E: 0 K: 0 S: 3	H: 0 LOB: 2 BB: 0 P: 11	R: 0 E: 0 K: 0 S: 3	H: 0 LOB: 0 BB: 0 P: 3	R: 0 E: 0 K: 0 S: 4	H: 1 LOB: 1 BB: 0 P: 4	R: 3 E: 0 K: 0 S: 7	H: 4 LOB: 1 BB: 0 P: 7	1B: 7 2B: 1 3B: 0 HR: 3	SF: 1 SAC: 2 DP: 1 HBP: 0	WP: 0 PB: 1 SB: 1 CS: 1	PA: 37
PITCHER	IP WLS BF H R ER SO BB IBB HBP BLK WP HR S P ERA WHIP																			
Johnny Kucks, R (1.1) ERA: 7.94	4.0 L 18 6 4 3 0 1 0 0 0 0 0 0 17 21 6.75 1.750																			
Bob Trowbridge, R (5.1) ERA: 4.53	2.0 8 0 0 0 0 2 0 0 0 0 0 0 6 14 0.00 1.000																			
Marty Kutyna, R (7.1) ERA: 3.15	1.1 9 5 3 3 0 0 0 0 0 0 0 1 9 9 20.25 3.750																			
Ned Garver, R (8.1) ERA: 7.8	0.2 2 0 0 0 0 0 0 0 0 0 0 0 2 2 0.00 0.000																			

Batter	1	2	3	4	5	6	7	8	9	AB	R	H	RBI	BB	SO	LOB	TOP			
Russ Snyder, L (1, 8) OBP: 0.323, SLG: 0.417	0-0 2B 1B	1-0 CS HBP			4-0 S BB			0-0 2B 1B	0-0 1-3 2-H 2B	3	2	3	1	1	0	0				
Jerry Lumpe, L (1, 4) OBP: 0.323, SLG: 0.373	0-0 1-H 1B 2B	0-0 CS	0-0 P6		0-0 G3			0-0 4-3 1-H PB 2B	0-0 L7	5	2	2	2	0	0	3				
Whitey Herzog, L (1, 9) OBP: 0.375, SLG: 0.436	0-0 2-H 1B 1B		0-3 K		0-0 G3			0-0 4-3 2-3		4	1	1	1	0	1	1				
Norm Siebern, L (1, 7) OBP: 0.389, SLG: 0.504	0-3 K		0-0 P6		0-0 G6-4-3 1B			4-0 G6-4-3 BB		3	0	1	0	1	1	1				
Bill Tuttle, R (9, 8) OBP: 0.326, SLG: 0.317										0	0	0	0	0	0	0				
Andy Carey, R (1, 5) OBP: 0.292, SLG: 0.466	0-0 2-H FC1-4 1B			0-3 K				0-0 G6-4-3 1-2f	0-0 G6-4-3	4	0	1	1	0	1	2				
Mary Thronberry, L (1, 3) OBP: 0.260, SLG: 0.435	0-3 K			0-3 K					0-0 4-3	4	0	0	0	0	3	1				
Pete Daley, R (1, 2) OBP: 0.260, SLG: 0.469	0-0 1-2f FC1-4			0-0 6-3				0-0 P6	0-0 F7	4	0	0	0	0	0	1				
Ken Hamlin, R (1, 6) OBP: 0.281, SLG: 0.248			0-0 6-3		0-0 L8			0-0 2B	0-0 1B 2B 1B	4	1	2	0	0	0	0				
Bud Daley, L (1, 1) OBP: 0.240, SLG: 0.182		0-0 5-3			0-3 K			0-0 6-3	0-0 2B 1-2 1B	4	0	1	0	0	1	1				
Inning Stats	R: 3 E: 0 K: 2 S: 11	H: 4 LOB: 1 BB: 0 P: 11	R: 0 E: 0 K: 0 S: 2	H: 0 LOB: 0 BB: 0 P: 3	R: 0 E: 0 K: 1 S: 5	H: 0 LOB: 0 BB: 0 P: 5	R: 0 E: 0 K: 2 S: 7	H: 0 LOB: 0 BB: 0 P: 7	R: 0 E: 0 K: 1 S: 5	H: 1 LOB: 1 BB: 1 P: 9	R: 0 E: 0 K: 0 S: 3	H: 1 LOB: 1 BB: 0 P: 6	R: 2 E: 0 K: 0 S: 4	H: 2 LOB: 0 BB: 1 P: 8	R: 1 E: 0 K: 0 S: 6	H: 3 LOB: 2 BB: 0 P: 6	1B: 7 2B: 4 3B: 0 HR: 0	SF: 0 SAC: 0 DP: 2 HBP: 1	WP: 0 PB: 1 SB: 1 CS: 1	PA: 39
PITCHER	IP WLS BF H R ER SO BB IBB HBP BLK WP HR S P ERA WHIP	IP WLS BF H R ER SO BB IBB HBP BLK WP HR S P ERA WHIP																		
Frank Lary, R (1, 1) ERA: 3.27	8.0 L 32 8 5 4 7 2 0 1 0 0 0 43 52 4.50 1.250	0.2 5 3 1 1 0 0 0 0 0 0 0 5 5 13.50 4.500	0.1 1 0 0 0 0 0 0 0 0 0 0 1 1 0.00 0.000																	
Clem Labine, R (9, 1) ERA: 6.56																				
Hank Aguirre, L (9, 1) ERA: 3.58																				

Kansas City Athletics @ Detroit Tigers
Briggs Stadium, Detroit, MI
Wed Jul 06 1960, 7:05 PM EDT
Att: 18,325 - Unknown

AB 35
R 6
H 11
RBI 5
BB 2
SO 7
LOB 10



Batter	1	2	3	4	5	6	7	8	9	AB	R	H	RBI	BB	SO	LOB	BOTTOM					
Eddie Yost, R (1, 5) OBP: 0.419, SLG: 0.348	0-0 HBP BB 1B		0-3 K		0-0 P3			0-0 SH1-4 1-2	0-0 1-3	4	0	1	0	0	1	1						
Frank Bolling, R (1, 4) OBP: 0.298, SLG: 0.363	4-0 1-2 HBP BB		0-0 1B		0-0 L8			4-0 E IBB	0-0 4-3	3	0	1	0	2	0	1						
Charlie Maxwell, L (1, 7) OBP: 0.321, SLG: 0.426	1-0 1-2 2-3 HBP		0-3 K		4-0 2B HR BB			0-0 F8	0-3 K	3	1	0	0	1	2	3						
Rocky Colavito, R (1, 9) OBP: 0.326, SLG: 0.476	0-0 P6		0-0 G3		0-0 F7			0-0 E3 FC6-4 1-3 2-H		4	0	0	0	0	0	6						
Steve Bilko, R (1, 3) OBP: 0.266, SLG: 0.364	0-0 P4			0-3 K				0-0 FC6-4 1-3 HR 2B	0-0 FC6-4 1-2f	4	1	1	0	0	1	5						
Al Kaline, R (1, 8) OBP: 0.321, SLG: 0.385	0-0 L8			0-0 L8				0-0 HR 2B	4-0 F7 1B BB	3	1	1	3	1	0	3						
Red Wilson, R (1, 2) OBP: 0.312, SLG: 0.281			0-0 F8		0-0 5-3			0-0 6-3	0-0 1-2 1B	3	0	0	0	0	0	0						
Johnny Groth, R (8, PH) OBP: 0.429, SLG: 0.333										1	0	1	0	0	0	0						
Lou Berberet, L (9, 2) OBP: 0.288, SLG: 0.267										0	0	0	0	0	0	0						
Chico Fernandez, R (1, 6) OBP: 0.328, SLG: 0.342		0-0 F7			0-0 FC4-6 1B			0-3 K	0-0 F7 2-3	4	0	1	0	0	1	2						
Frank Lary, R (1, 1) OBP: 0.229, SLG: 0.256					0-0 FC4-6 1B			4-0 SH1-4 E BB	0-0 1-3	2	1	0	0	1	1	1						
Ozzie Virgil, R (8, PH)										1	0	0	0	0	0	1						
Clem Labine, R (9, 1) OBP: 0.500, SLG: 1.000										0	0	0	0	0	0	0						
Hank Aguirre, R (9, 1)										0	0	0	0	0	0	0						
Inning Stats	R: 0 E: 0 K: 0 S: 4	H: 1 LOB: 3 BB: 1 P: 9	R: 0 E: 0 K: 1 S: 5	H: 0 LOB: 0 BB: 0 P: 5	R: 0 E: 0 K: 2 S: 8	H: 1 LOB: 1 BB: 0 P: 8	R: 0 E: 0 K: 1 S: 5	H: 0 LOB: 0 BB: 0 P: 5	R: 0 E: 0 K: 0 S: 4	H: 1 LOB: 1 BB: 0 P: 4	R: 3 E: 0 K: 1 S: 7	H: 2 LOB: 0 BB: 1 P: 11	R: 1 E: 1 K: 0 S: 4	H: 0 LOB: 2 BB: 2 P: 12	R: 0 E: 0 K: 0 S: 3	H: 1 LOB: 1 BB: 1 P: 7	R: 0 E: 0 K: 1 S: 5	H: 0 LOB: 0 BB: 0 P: 5	1B: 4 2B: 1 3B: 0 HR: 1	SF: 0 SAC: 1 DP: 0 HBP: 1	WP: 0 PB: 0 SB: 0 CS: 0	PA: 39
PITCHER	IP WLS BF H R ER SO BB IBB HBP BLK WP HR S P ERA WHIP	IP WLS BF H R ER SO BB IBB HBP BLK WP HR S P ERA WHIP																				
Bud Daley, L (1, 1) ERA: 3.69	9.0 W 39 6 4 3 6 4 1 1 0 0 1 45 66 3.00 1.111																					

Kansas City Athletics @ Detroit Tigers
Briggs Stadium, Detroit, MI
Wed Jul 06 1960, 7:05 PM EDT
Att: 18,325 - Unknown

AB 32
R 4
H 6
RBI 3
BB 5
SO 6
LOB 23



Batter	1	2	3	4	5	6	7	8	9	AB	R	H	RBI	BB	SO	LOB	TOP					
Bill Tuttle, R OBP: 0.326, SLG: 0.315 (1, 8)										5	0	1	1	0	0	2						
Hank Bauer, R OBP: 0.329, SLG: 0.414 (1, 9)										4	1	2	2	0	0	0						
Andy Carey, R OBP: 0.291, SLG: 0.459 (1, 5)										4	0	1	0	0	0	2						
Dick Williams, R OBP: 0.335, SLG: 0.385 (1, 3)										4	0	1	0	0	1	1						
Norm Siebern, L OBP: 0.383, SLG: 0.496 (1, 7)										4	0	0	0	0	1	1						
Pete Daley, R OBP: 0.278, SLG: 0.472 (1, 2)										4	1	2	0	0	1	1						
Jerry Lumpe, L OBP: 0.322, SLG: 0.372 (1, 4)										4	0	1	0	0	0	2						
Ken Hamlin, R OBP: 0.276, SLG: 0.243 (1, 6)										4	0	0	0	0	0	3						
Don Larsen, R OBP: 0.118, SLG: 0.176 (1, 1)										1	0	0	0	0	1	0						
Bob Trowbridge, R OBP: 0.289, SLG: 0.118 (3, 1)										0	0	0	0	0	0	0						
Lou Kimpson, L OBP: 0.287, SLG: 0.087 (5, PH)										0	1	0	0	0	0	0						
Dick Hall, R OBP: 0.152, SLG: 0.014 (5, PH)										0	1	0	0	0	0	0						
Ned Garver, R OBP: 0.152, SLG: 0.250 (5, 1)										1	0	0	0	0	1	1						
Harry Chitt, R OBP: 0.291, SLG: 0.340 (5, PH)										1	0	1	0	0	0	0						
Inning Stats	R: 0 E: 0 K: 1 S: 6	H: 1 LOB: 1 BB: 0 P: 6	R: 0 E: 0 K: 0 S: 4	H: 1 LOB: 1 BB: 0 P: 4	R: 0 E: 0 K: 1 S: 5	H: 0 LOB: 0 BB: 0 P: 5	R: 0 E: 0 K: 0 S: 3	H: 0 LOB: 0 BB: 0 P: 3	R: 2 E: 0 K: 0 S: 7	H: 4 LOB: 2 BB: 0 P: 7	R: 0 E: 0 K: 1 S: 5	H: 0 LOB: 0 BB: 0 P: 5	R: 0 E: 0 K: 1 S: 6	H: 1 LOB: 1 BB: 0 P: 6	R: 1 E: 0 K: 1 S: 7	H: 2 LOB: 1 BB: 0 P: 7	R: 0 E: 0 K: 0 S: 4	H: 1 LOB: 1 BB: 0 P: 4	1B: 9 2B: 0 3B: 0 HR: 1	SF: 0 SAC: 0 DP: 0 HBP: 0	WP: 0 PB: 0 SB: 0 CS: 0	PA: 37
PITCHER	IP WLS BF H R ER SO BB IBB HBP BLK WP HR S P ERA WHIP																					
Don Mossi, L ERA: 3.11 (1, 1)	9.0 W 37 10 3 3 5 0 0 0 0 0 1 47 47 3.00 1.111																					

Kansas City Athletics @ Detroit Tigers
Briggs Stadium, Detroit, MI
Thu Jul 07 1960, 4:33 AM EDT
Att: 6,998 - Unknown

AB 37
R 3
H 10
RBI 3
BB 0
SO 5
LOB 13



Batter	1	2	3	4	5	6	7	8	9	AB	R	H	RBI	BB	SO	LOB	BOTTOM			
Eddie Yost, R OBP: 0.418, SLG: 0.346 (1, 5)										4	0	1	2	1	0	5				
Frank Bolling, R OBP: 0.295, SLG: 0.357 (1, 4)										4	1	0	0	1	0	4				
Charlie Maxwell, L OBP: 0.322, SLG: 0.439 (1, 7)										5	2	2	1	0	1	1				
Norm Cash, L OBP: 0.374, SLG: 0.478 (1, 3)										2	0	1	0	3	0	1				
Al Kaline, R OBP: 0.322, SLG: 0.385 (1, 8)										5	1	2	2	0	0	2				
Rocky Colavito, R OBP: 0.327, SLG: 0.470 (1, 9)										3	0	0	0	2	1	3				
Lou Berberet, L OBP: 0.293, SLG: 0.269 (1, 2)										3	1	1	0	1	0	3				
Chico Fernandez, R OBP: 0.330, SLG: 0.340 (1, 6)										1	1	0	0	1	0	2				
Ozzie Virgil, R (4, 6)										2	0	0	0	0	0	0				
Don Mossi, L OBP: 0.268, SLG: 0.118 (1, 1)										2	0	2	1	2	0	0				
Inning Stats	R: 0 E: 0 K: 0 S: 3	H: 0 LOB: 1 BB: 1 P: 7	R: 0 E: 0 K: 0 S: 4	H: 1 LOB: 3 BB: 2 P: 12	R: 5 E: 0 K: 0 S: 5	H: 2 LOB: 2 BB: 5 P: 25	R: 0 E: 0 K: 1 S: 6	H: 2 LOB: 2 BB: 1 P: 10	R: 0 E: 0 K: 0 S: 4	H: 1 LOB: 1 BB: 0 P: 4	R: 0 E: 0 K: 0 S: 3	H: 0 LOB: 1 BB: 1 P: 7	R: 0 E: 0 K: 0 S: 4	H: 1 LOB: 1 BB: 0 P: 4	R: 1 E: 0 K: 1 S: 6	H: 2 LOB: 1 BB: 1 P: 10	1B: 6 2B: 3 3B: 1 HR: 0	SF: 0 SAC: 0 DP: 1 HBP: 0	WP: 0 PB: 0 SB: 3 CS: 0	PA: 42
PITCHER	IP WLS BF H R ER SO BB IBB HBP BLK WP HR S P ERA WHIP																			
Don Larsen, R ERA: 4.72 (1, 1)	2.2 L 17 5 0 0 1 2 0 0 0 0 0 8 16 0.00 3.750																			
Bob Trowbridge, R ERA: 4.43 (3, 1)	1.1 8 3 0 0 1 2 0 0 0 0 0 8 16 0.00 3.750																			
Ned Garver, R ERA: 7.15 (5, 1)	4.0 17 4 1 1 1 2 0 0 0 0 0 17 25 2.25 1.500																			

Kansas City Athletics @ Detroit Tigers
Briggs Stadium, Detroit, MI
Thu Jul 07 1960, 4:33 AM EDT
Att: 6,998 - Unknown

AB 31
R 6
H 9
RBI 6
BB 11
SO 2
LOB 21



Batter	1	2	3	4	5	6	7	8	9	AB	R	H	RBI	BB	SO	LOB	TOP										
Eddie Yost, R OBP: 0.414, SLG: 0.340 (1, 5)	4-0 FC1-5 BB BB	4-0 FC6-4 BB		0-3 K		0-0 FC6-4 1-2			0-0 1B SH1-3 1B	3	0	1	0	2	1	2											
Frank Bolling, R OBP: 0.292, SLG: 0.348 (1, 4)	4-0 FC1-5 3B BB	0-0 FC6-4 1-2			0-0 S 1B 4-3 1B			0-0 F9	0-0 SH1-3 1-2	3	2	1	0	1	0	2											
Charlie Maxwell, L OBP: 0.320, SLG: 0.444 (1, 7)	0-0 FC1-5 3B	0-0 4-3			0-0 4-3 S 1-2 SF8 1B			0-0 F8	0-0 FC6-4 1B	5	2	2	0	0	0	4											
Norm Cash, L OBP: 0.379, SLG: 0.486 (1, 3)	0-0 SF7 1-H 2H 3B				0-0 4-3			4-0 HBP BB	0-0 P4	4	1	1	3	1	0	3											
Al Kaline, R OBP: 0.324, SLG: 0.400 (1, 8)	0-0 SF7 3H				0-0 L6-3			1-0 BB	0-0 FC6-4 1-2	2	0	0	2	0	0	2											
Rocky Colavito, R OBP: 0.326, SLG: 0.480 (1, 9)	0-0 HR				0-0 P4			0-0 HBP		4	1	1	1	0	0	2											
Lou Berberet, L OBP: 0.293, SLG: 0.261 (1, 2)	0-0 4-3				0-0 F8			4-0 G6-4-3 BB	0-0 F8	3	0	0	0	1	0	0											
Ozzie Virgil, R OBP: 0.300, SLG: 0.400 (1, 6)					0-0 SH1-3 1B			0-0 G6-4-3 1-2	0-0 P4	4	0	2	0	0	0	1											
Pete Burnside, R OBP: 0.267, SLG: 0.154 (1, 1)	0-3 K				0-0 SH1-3 1-2			0-0 FC6-4 1B	0-3 K	3	0	1	0	0	2	1											
Inning Stats	R: 4 E: 0 K: 0 S: 5	H: 2 LOB: 0 BB: 2 P: 13	R: 0 E: 0 K: 1 S: 6	H: 1 LOB: 2 BB: 1 P: 10	R: 0 E: 0 K: 0 S: 3	H: 0 LOB: 0 BB: 0 P: 3	R: 0 E: 0 K: 1 S: 6	H: 1 LOB: 1 BB: 0 P: 6	R: 2 E: 0 K: 0 S: 5	H: 2 LOB: 0 BB: 0 P: 5	R: 0 E: 0 K: 0 S: 3	H: 0 LOB: 2 BB: 1 P: 8	R: 0 E: 0 K: 1 S: 5	H: 0 LOB: 0 BB: 0 P: 5	R: 0 E: 0 K: 0 S: 5	H: 2 LOB: 2 BB: 0 P: 5	1B: 6 2B: 1 3B: 1 HR: 1	SF: 2 SAC: 2 DP: 1 HBP: 1	WP: 0 PB: 0 SB: 2 CS: 0	PA: 41							
PITCHER	IP	WLS	BF	H	R	ER	SO	BB	IBB	HBP	BLK	WP	HR	S	P	ERA	WHIP										
Dick Hall, R ERA: 3.62 (1, 1)	0.2	L	6	2	4	4	0	2	0	0	0	0	1	4	12	54.00	6.000										
Bob Trowbridge, R ERA: 4.34 (1, 1)	5.1		22	5	2	2	2	2	0	0	0	0	0	24	32	3.38	1.312										
John Tsitouris, R ERA: 2.25 (7, 1)	2.0		8	0	0	0	1	1	0	1	0	0	0	8	13	0.00	0.500										
Ken Johnson, R ERA: 4.46 (9, 1)	1.0		5	2	0	0	0	0	0	0	0	0	0	5	5	0.00	2.000										

Detroit Tigers @ Kansas City Athletics
Municipal Stadium, Kansas City, MO
Sat Jul 09 1960, 4:33 AM EDT
Att: 9,337 - Unknown

livebaseballscorecards.com

AB 31
R 6
H 9
RBI 6
BB 5
SO 3
LOB 17



Batter	1	2	3	4	5	6	7	8	9	AB	R	H	RBI	BB	SO	LOB	BOTTOM										
Russ Snyder, L OBP: 0.336, SLG: 0.423 (1, 9)	0-0 3-1					0-0 F9			0-0 1B	4	0	2	0	0	0	0											
Bill Tuttle, R OBP: 0.324, SLG: 0.313 (1, 8)	0-0 L8				0-0 P4			0-0 F9	0-0 L8	4	0	0	0	0	0	3											
Andy Carey, R OBP: 0.293, SLG: 0.458 (1, 5)	0-3 K				0-3 K			0-0 G3 1B	0-0 F7	4	0	1	0	0	2	0											
Dick Williams, R OBP: 0.327, SLG: 0.374 (1, 3)					0-0 P4			0-0 P6	0-0 1-3	4	0	0	0	0	0	1											
Norm Siebern, L OBP: 0.374, SLG: 0.479 (1, 7)					0-0 F9			0-0 G3	0-3 K	4	0	0	0	0	1	1											
Harry Chiti, R OBP: 0.291, SLG: 0.340 (1, 2)					0-0 L8			0-0 P3	0-0 4-3	3	0	0	0	0	0	1											
Jerry Lumpe, L OBP: 0.325, SLG: 0.384 (1, 4)					0-3 K			0-0 4-3	0-0 4-3 3B	3	1	1	0	0	1	0											
Ken Hamlin, R OBP: 0.278, SLG: 0.250 (1, 6)					0-0 FC4-6 1B			0-0 L8	0-0 5-3	3	0	1	0	0	0	1											
Dick Hall, R OBP: 0.138, SLG: 0.074 (1, 1)					0-0 FC4-6 1B			0-0 F7	0-0 4-3	0	0	0	0	0	0	0											
Bob Trowbridge, R OBP: 0.206, SLG: 0.111 (1, 1)										1	0	0	0	0	0	1											
Bob Johnson, R OBP: 0.342, SLG: 0.246 (5, PH)										0	0	0	0	0	0	0											
John Tsitouris, R OBP: 0.291, SLG: 0.340 (7, 1)										0	0	0	0	0	0	0											
Pete Daley, R OBP: 0.271, SLG: 0.463 (5, PH)										1	0	0	1	0	0	0											
Ken Johnson, R OBP: 0.222, SLG: 0.222 (9, 1)										0	0	0	0	0	0	0											
Inning Stats	R: 0 E: 0 K: 1 S: 5	H: 0 LOB: 0 BB: 0 P: 5	R: 0 E: 0 K: 0 S: 3	H: 0 LOB: 0 BB: 0 P: 3	R: 0 E: 0 K: 1 S: 7	H: 2 LOB: 2 BB: 0 P: 7	R: 0 E: 0 K: 1 S: 5	H: 0 LOB: 0 BB: 0 P: 5	R: 0 E: 0 K: 0 S: 3	H: 0 LOB: 0 BB: 0 P: 3	R: 0 E: 0 K: 0 S: 4	H: 1 LOB: 1 BB: 0 P: 4	R: 0 E: 0 K: 0 S: 5	H: 2 LOB: 1 BB: 0 P: 5	R: 0 E: 0 K: 1 S: 5	H: 0 LOB: 0 BB: 0 P: 5	1B: 4 2B: 0 3B: 1 HR: 0	SF: 0 SAC: 0 DP: 0 HBP: 0	WP: 0 PB: 0 SB: 0 CS: 0	PA: 32							
PITCHER	IP	WLS	BF	H	R	ER	SO	BB	IBB	HBP	BLK	WP	HR	S	P	ERA	WHIP										
Pete Burnside, L ERA: 3.34 (1, 1)	9.0	W	32	5	1	1	4	0	0	0	0	0	0	40	40	1.00	0.556										

Detroit Tigers @ Kansas City Athletics
Municipal Stadium, Kansas City, MO
Sat Jul 09 1960, 4:33 AM EDT
Att: 9,337 - Unknown

livebaseballscorecards.com

AB 32
R 1
H 5
RBI 1
BB 0
SO 4
LOB 8



Batter	1	2	3	4	5	6	7	8	9	AB	R	H	RBI	BB	SO	LOB	TOP										
Eddie Yost, R OBP: 0.420, SLG: 0.362 (1, 5)	4-0 BB G4-6-3		0-0 1-H HR		0-0 2-3 2B 1B	0-0 2B		0-0 1-2 SH1-3		3	2	3	2	1	0	0											
Frank Bolling, R OBP: 0.291, SLG: 0.345 (1, 4)	0-0 L6		0-0 6-3		0-0 1-2 2B 1B	0-0 5-3		0-0 F9		5	1	1	0	0	0	3											
Charlie Maxwell, L OBP: 0.318, SLG: 0.436 (1, 7)	0-0 G4-6-3 1-2			0-3 K	4-0 1-2 2-3 3-H 2B BB		0-3 K	0-0 4-3		4	1	0	1	1	2	2											
Al Kaline, R OBP: 0.325, SLG: 0.401 (1, 8)		0-0 L6-3		0-0 HR 2B	0-0 L9		4-0 S BB HR BB		0-0 L8	4	2	1	0	1	0	3											
Steve Bilko, R OBP: 0.269, SLG: 0.361 Norm Cash, L OBP: 0.390, SLG: 0.497 (5, PH) (5, 3)	4-0 BB 6-3		0-0 F7		0-0 1B 2B		4-0 1-2 HR BB		4-0 BB	1	0	0	0	1	0	1											
Rocky Colavito, R OBP: 0.331, SLG: 0.506 (1, 9)	0-0 BB 6-3		0-0 2-H HR		0-0 2-H 1B		0-0 1-H 2-H HR		0-3 K	5	2	3	6	0	1	2											
Ozzie Virgil, R OBP: 0.200, SLG: 0.267 (1, 6)			0-0 6-3		0-0 P6		0-0 F3		0-0 P4	5	0	0	0	0	1	2											
Red Wilson, R OBP: 0.310, SLG: 0.280 Lou Berberet, L OBP: 0.293, SLG: 0.261 (1, 2) (7, 2)			0-0 P3		0-0 1B 1-3 1B		0-0 L5	0-0 L6		4	1	1	0	0	0	0											
Frank Lary, R OBP: 0.229, SLG: 0.256 Hank Aguirre, R (2, 1)			4-0 HR BB		0-0 1-3		0-3 K		0-0 SH1-3 1B	0	0	0	0	0	0	0											
Bob Bruce, R OBP: 0.500, SLG: 0.300 (3, PH) (3, 1)										2	1	0	0	1	1	1											
Don Mossi, L OBP: 0.286, SLG: 0.143 (6, 1)										1	0	1	0	0	0	0											
Inning Stats	R: 0 E: 0 K: 0 S: 2	H: 0 LOB: 0 BB: 1 P: 6	R: 0 E: 0 K: 0 S: 2	H: 0 LOB: 0 BB: 1 P: 6	R: 2 E: 0 K: 0 S: 4	H: 1 LOB: 0 BB: 1 P: 8	R: 2 E: 0 K: 1 S: 7	H: 2 LOB: 0 BB: 0 P: 7	R: 5 E: 0 K: 1 S: 10	H: 5 LOB: 1 BB: 1 P: 14	R: 0 E: 0 K: 1 S: 6	H: 1 LOB: 1 BB: 0 P: 6	R: 3 E: 0 K: 1 S: 6	H: 1 LOB: 0 BB: 2 P: 14	R: 0 E: 0 K: 0 S: 4	H: 1 LOB: 1 BB: 0 P: 4	R: 0 E: 0 K: 1 S: 5	H: 0 LOB: 1 BB: 1 P: 9	1B: 5 2B: 3 3B: 0 HR: 3	SF: 0 SAC: 1 DP: 1 HBP: 0	WP: 0 PB: 0 SB: 2 CS: 0	PA: 43					
PITCHER	IP	WLS	BF	H	R	ER	SO	BB	IBB	HBP	BLK	WP	HR	S	P	ERA	WHIP										
Bud Daley, L ERA: 3.97 (1, 1)	4.1		19	5	6	6	1	3	0	0	0	0	2	18	30	12.46	1.846										
Johnny Kucks, R ERA: 8.27 (5, 1)	0.2		6	3	3	3	1	1	0	0	0	0	0	7	11	40.50	6.000										
Dick Hall, R ERA: 3.83 (6, 1)	2.0	L	10	2	3	3	2	2	0	0	0	0	1	12	20	13.50	2.000										
Ken Johnson, R ERA: 4.33 (8, 1)	2.0		8	1	0	0	1	1	0	0	0	0	0	9	13	0.00	1.000										

Detroit Tigers @ Kansas City Athletics
 Municipal Stadium, Kansas City, MO
 Sun Jul 10 1960, 4:33 AM EDT
 Att: 10,127 - Unknown


AB	35
R	12
H	11
RBI	12
BB	7
SO	5
LOB	14



Batter	1	2	3	4	5	6	7	8	9	AB	R	H	RBI	BB	SO	LOB	BOTTOM										
Russ Snyder, L OBP: 0.331, SLG: 0.415 (1, 9)	0-3 K	0-0 FC6-2 2B	0-0 P6			0-0 BB WP 1B	0-0 P6			5	2	1	0	0	1	4											
Jerry Lumpe, L OBP: 0.326, SLG: 0.382 (1, 4)	0-0 L8	0-0 2B 1B		0-0 1-3		4-0 BB BB		0-0 F5		4	2	1	1	1	0	0											
Whitey Herzog, L OBP: 0.376, SLG: 0.433 (1, 7)	0-0 3-1	0-0 1B 2B		0-0 F7		4-0 1B FC6-4 BB		0-0 F7		4	2	1	2	1	0	0											
Norm Siebern, L OBP: 0.381, SLG: 0.489 (1, 3)		HR 1B		0-3 K		0-0 FC6-4 1B		0-0 2B		5	1	4	3	0	1	0											
Andy Carey, R OBP: 0.290, SLG: 0.470 (1, 5)		HR E5			0-0 E6 FC1-5 PB	0-0 FC6-4 G4-6-3		0-0 P3		5	1	1	3	0	0	3											
Danny Kravitz, L OBP: 0.301, SLG: 0.400 Harry Chiti, R OBP: 0.290, SLG: 0.339 (1, 2) (9, PH)		F7 L8			4-0 FC1-5 BB	0-0 G4-6-3		0-0 1-3		3	0	0	0	1	0	3											
Bill Tuttle, R OBP: 0.322, SLG: 0.311 (1, 8)		0-0 1B FC1 1B		0-0 5-3		0-0 FC1-5 1-2 2-3		0-0 F9		5	1	1	0	0	0	2											
Ken Hamlin, R OBP: 0.280, SLG: 0.253 (1, 6)		0-0 E FC1 FC6-2 1B		0-0 6-3		0-0 F7		0-0 P6		5	0	2	0	0	0	2											
Bud Daley, L OBP: 0.228, SLG: 0.196 Johnny Kucks, R OBP: 0.290, SLG: 0.374 Lou Klimchuck, L OBP: 0.324, SLG: 0.455 Dick Hall, R OBP: 0.324, SLG: 0.455 Pete Daley, R OBP: 0.322, SLG: 0.222 (1, 1) (5, 1) (5, PH) (6, 1) (7, PH) (8, 1)		0-0 FC1 FC6-2 1B		0-0 1B		0-0 F9		0-0 P4		2	1	1	1	0	0	1											
Inning Stats	R: 0 E: 0 K: 1 S: 5	H: 7 LOB: 2 BB: 0 P: 12	R: 0 E: 0 K: 0 S: 4	H: 1 LOB: 1 BB: 0 P: 4	R: 0 E: 0 K: 1 S: 5	H: 0 LOB: 0 BB: 0 P: 5	R: 0 E: 0 K: 0 S: 4	H: 0 LOB: 2 BB: 1 P: 8	R: 3 E: 0 K: 0 S: 4	H: 2 LOB: 0 BB: 2 P: 12	R: 0 E: 0 K: 0 S: 4	H: 1 LOB: 1 BB: 0 P: 4	R: 0 E: 0 K: 0 S: 4	H: 1 LOB: 1 BB: 0 P: 4	R: 0 E: 0 K: 0 S: 3	H: 0 LOB: 0 BB: 0 P: 3	1B: 9 2B: 2 3B: 0 HR: 1	SF: 0 SAC: 0 DP: 1 HBP: 0	WP: 1 PB: 1 SB: 0 CS: 0	PA: 44							
PITCHER	IP	WLS	BF	H	R	ER	SO	BB	IBB	HBP	BLK	WP	HR	S	P	ERA	WHIP										
Frank Lary, R ERA: 3.58 (1, 1)	1.1		9	4	5	5	1	0	0	0	0	0	1	11	11	33.75	3.000										
Hank Aguirre, L ERA: 3.74 (2, 1)	0.2		6	3	2	2	0	0	0	0	0	0	0	6	6	27.00	4.500										
Bob Bruce, R ERA: 4.29 (3, 1)	3.0		15	2	3	3	1	3	0	0	0	1	0	14	26	9.00	1.667										
Don Mossi, L ERA: 3.02 (6, 1)	4.0	W	14	3	0	0	0	0	0	0	0	0	0	14	14	0.00	0.750										


Detroit Tigers @ Kansas City Athletics
 Municipal Stadium, Kansas City, MO
 Sun Jul 10 1960, 4:33 AM EDT
 Att: 10,127 - Unknown

AB	41
R	10
H	12
RBI	10
BB	3
SO	2
LOB	18




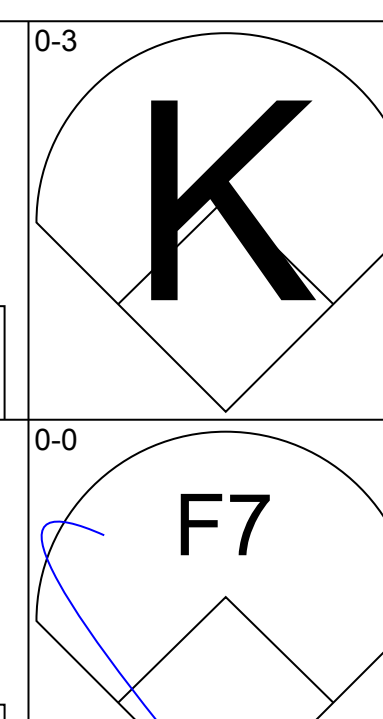
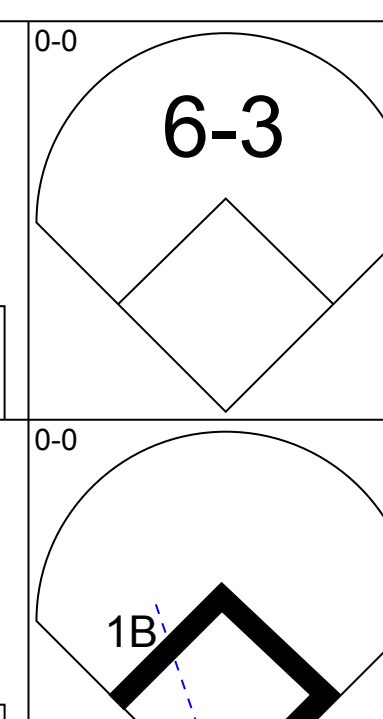
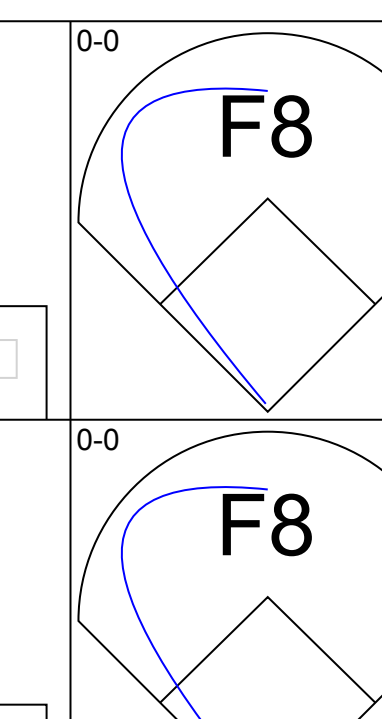
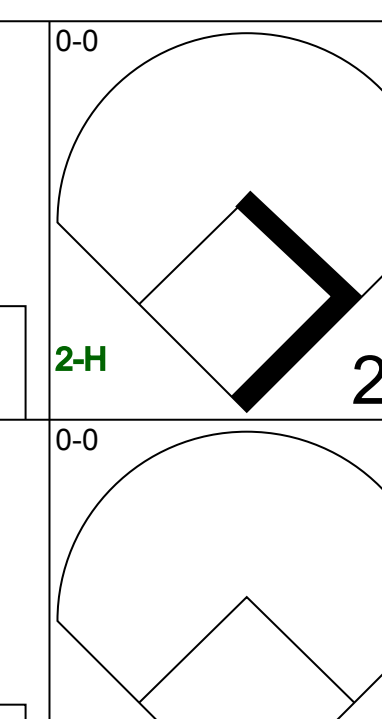
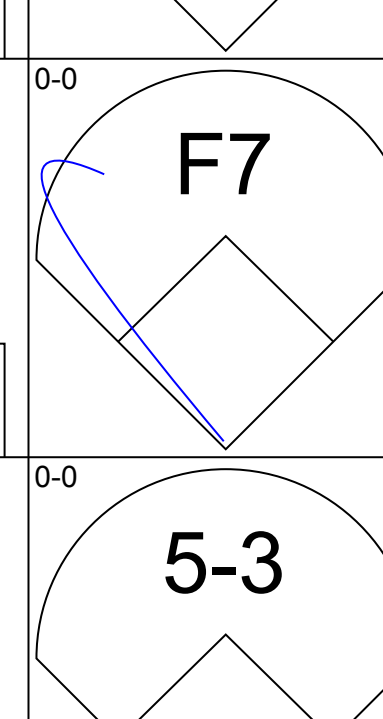
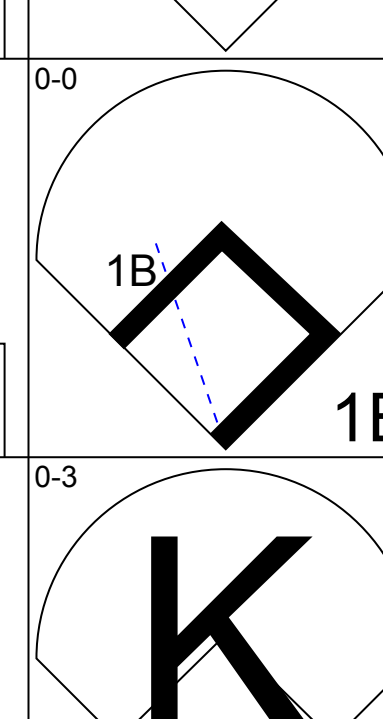
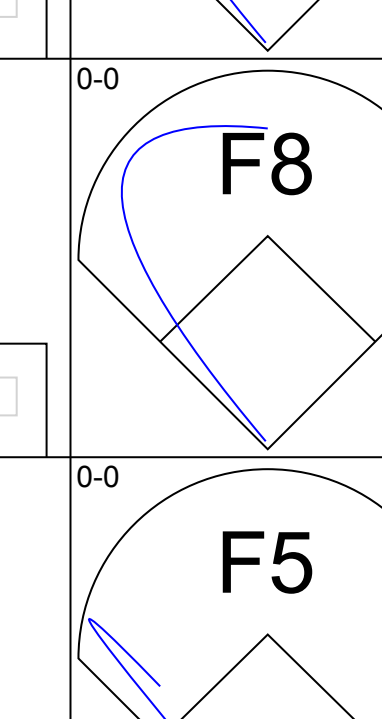
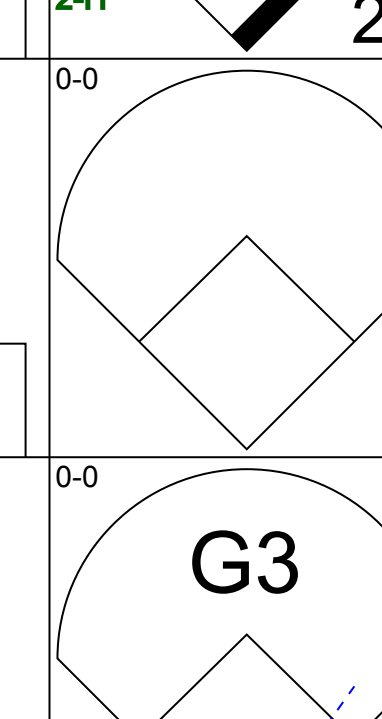
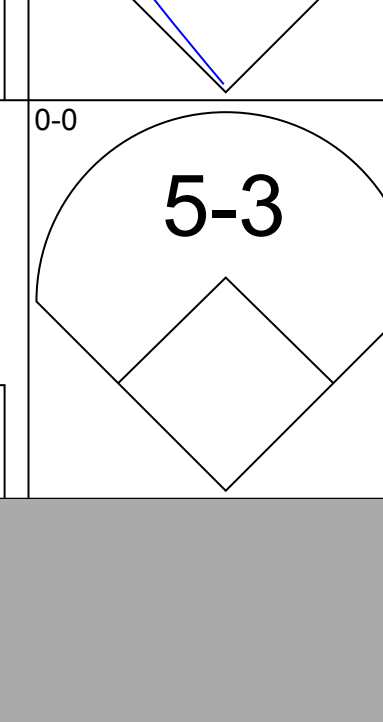
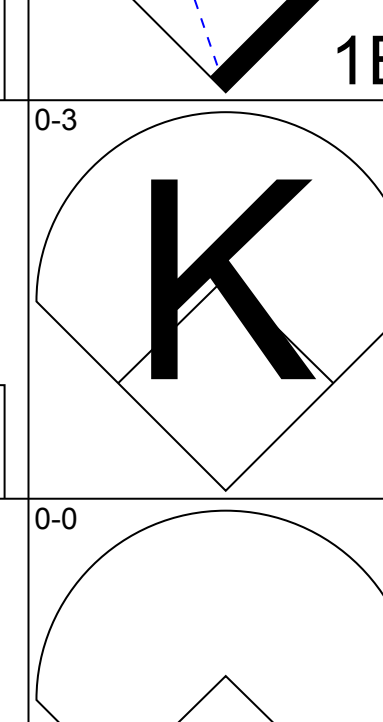
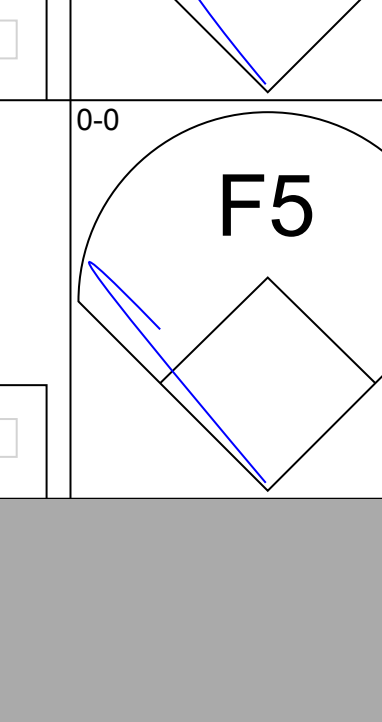
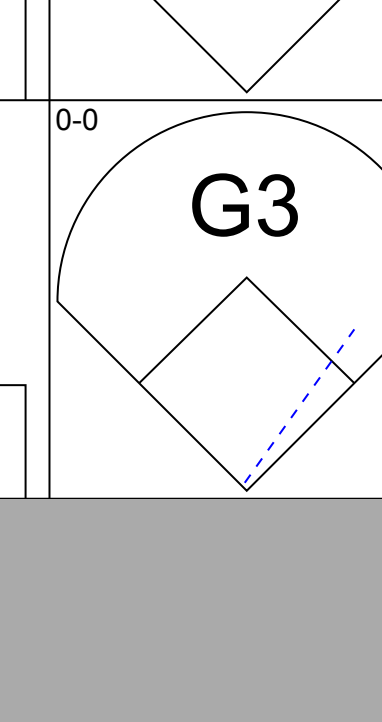

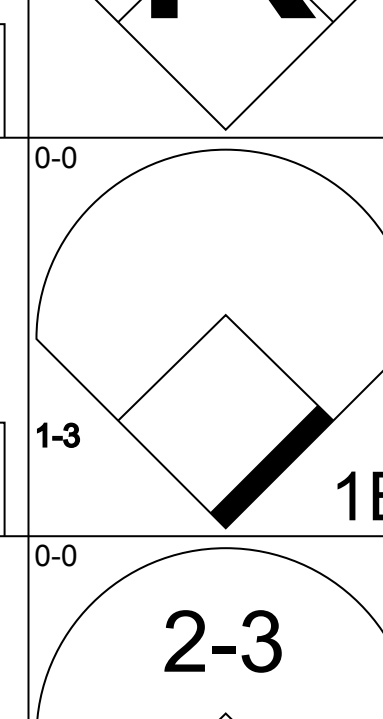



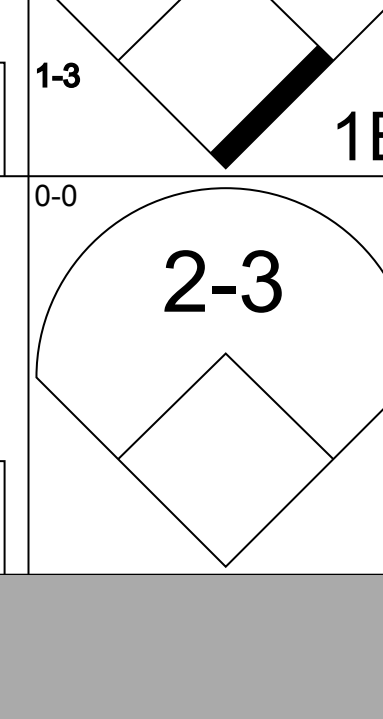





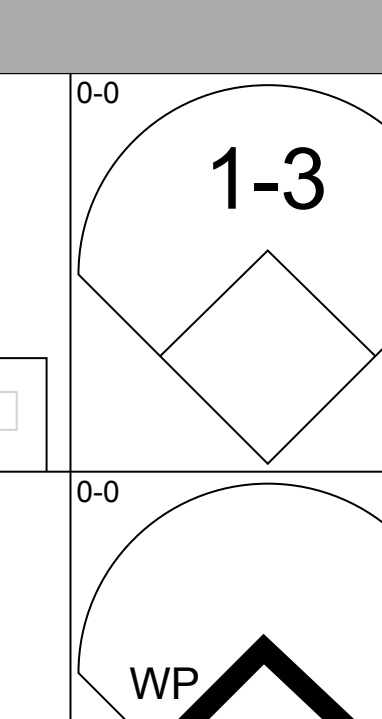
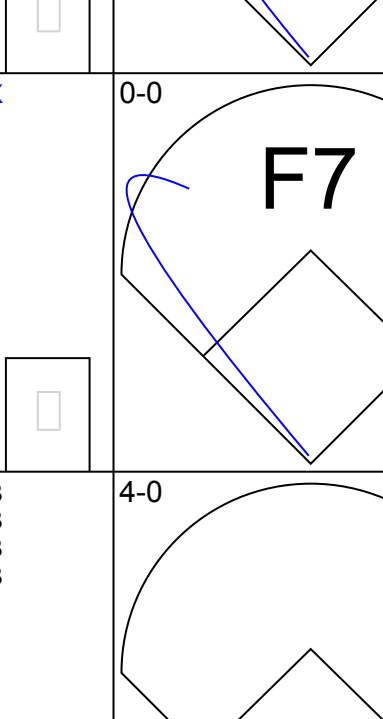
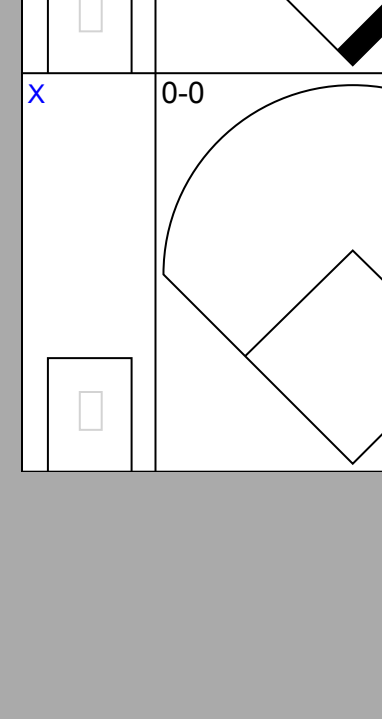
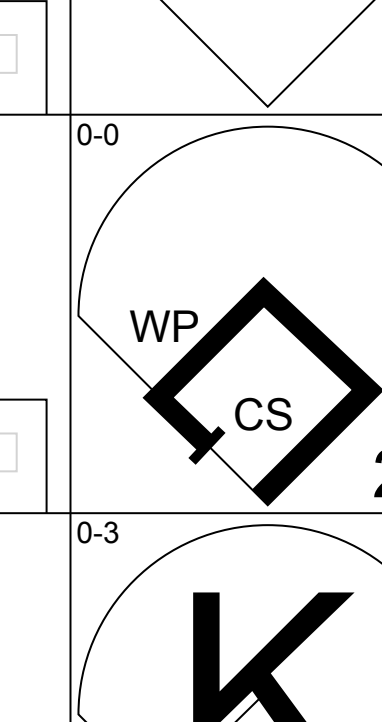
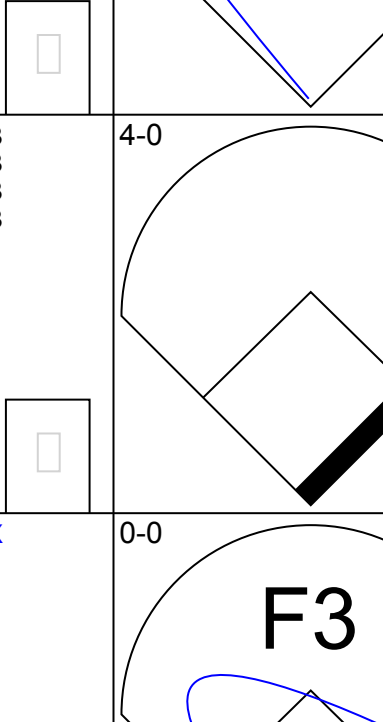

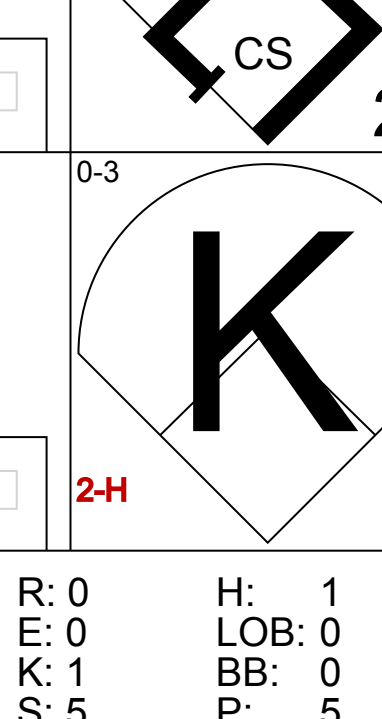
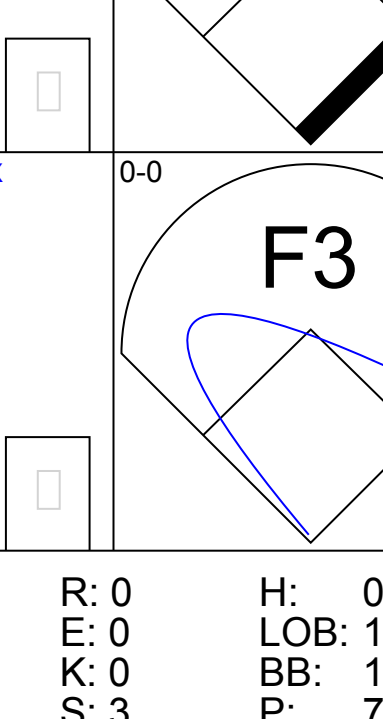

Batter	1	2	3	4	5	6	7	8	9	AB	R	H	RBI	BB	SO	LOB	TOP					
Willie Tasby, R OBP: 0.361, SLG: 0.365	5-3	K		F2		F7			SH1 1B	5	0	1	0	0	1	1	Boston Red Sox @ Kansas City Athletics Municipal Stadium, Kansas City, MO Fri Jul 15 1960, 8:05 PM EDT Att: 7,225 - Unknown livebaseballscorecards.com					
Pete Runnels, L OBP: 0.401, SLG: 0.417	1B 2B	BB			G3 1B		L6		SH1 1-2	3	1	2	0	1	0	0						
Ted Williams, L OBP: 0.479, SLG: 0.724 Carroll Hardy, R OBP: 0.167, SLG: 0.152	1B 2B HBP	3-1			G3 1-2		BB 1B		K	4	1	1	0	0	1	3						
Vic Wertz, L OBP: 0.346, SLG: 0.491 Pumpsie Green, S OBP: 0.344, SLG: 0.361	2B 1-2 2H 1B			G3	5-3		F9		G3	5	0	1	1	0	0	3						
Frank Matzone, R OBP: 0.326, SLG: 0.402	1-3 2H 2B			WP 2B						2	0	2	1	2	0	0						
Gary Geiger, L OBP: 0.364, SLG: 0.471	HBP			K	2-3 K		G3		G3	3	0	0	0	0	2	5						
Don Buddin, R OBP: 0.355, SLG: 0.392	K			5-3			F8		F2	4	0	0	0	0	1	4						
Haywood Sullivan, R OBP: 0.275, SLG: 0.242	K			6-3			SH2-3 1B		L8	4	0	1	0	0	1	3						
Bill Monbouquette, R OBP: 0.171, SLG: 0.056		6-3		1-6-3		SH2-3 1-2			G3	3	0	0	0	0	0	0						
Inning Stats	R: 2 E: 0 K: 2 S: 10	H: 3 LOB: 3 BB: 0 P: 12	R: 0 E: 0 K: 1 S: 5	H: 0 LOB: 1 BB: 1 P: 9	R: 0 E: 0 K: 1 S: 6	H: 1 LOB: 1 BB: 0 P: 6	R: 0 E: 0 K: 0 S: 3	H: 0 LOB: 0 BB: 0 P: 3	R: 0 E: 0 K: 1 S: 6	H: 1 LOB: 2 BB: 1 P: 10	R: 0 E: 0 K: 0 S: 4	H: 1 LOB: 1 BB: 0 P: 4	R: 0 E: 0 K: 0 S: 4	H: 1 LOB: 2 BB: 1 P: 8	R: 0 E: 0 K: 0 S: 3	H: 0 LOB: 0 BB: 0 P: 3	R: 0 E: 0 K: 1 S: 6	H: 1 LOB: 1 BB: 0 P: 6	1B: 5 2B: 3 3B: 0 HR: 0	SF: 0 SAC: 2 DP: 0 HBP: 2	WP: 1 PB: 0 SB: 0 CS: 0	PA: 40
PITCHER Bud Daley, L ERA: 3.85	IP: 9.0 WLS: L BF: 40	H: 8 R: 2 ER: 2 SO: 6	BB: 2 IBB: 1 HBP: 2 BLK: 0	WP: 1 HR: 0 S: 47 P: 61	ERA: 2.00 WHIP: 1.111	PITCHER										IP: 9.0 WLS: W BF: 37	H: 7 R: 1 ER: 1 SO: 9	BB: 4 IBB: 0 HBP: 0 BLK: 0	WP: 0 HR: 0 S: 51 P: 67	ERA: 1.00 WHIP: 1.222		

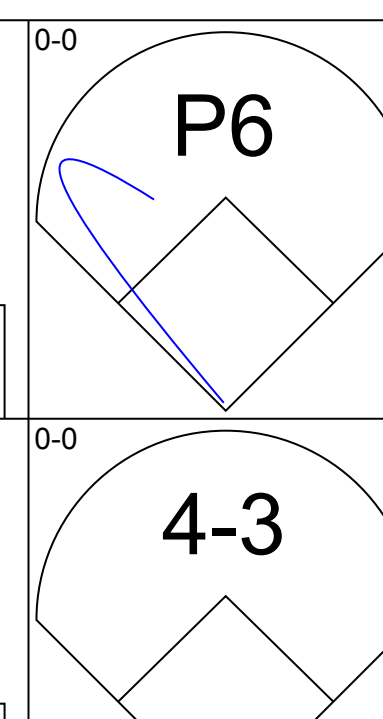
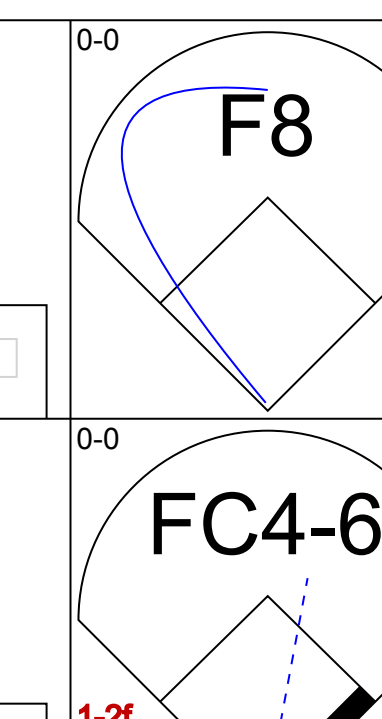
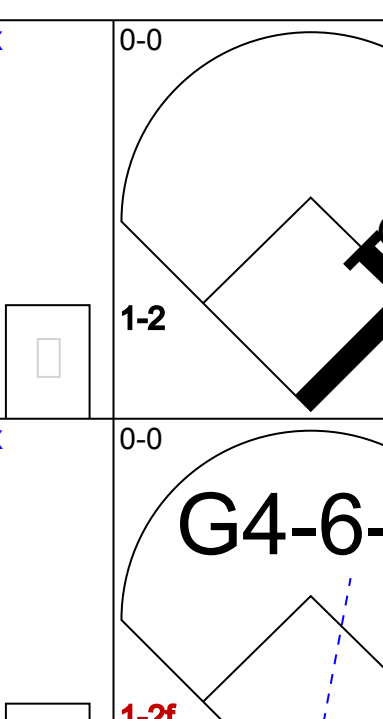
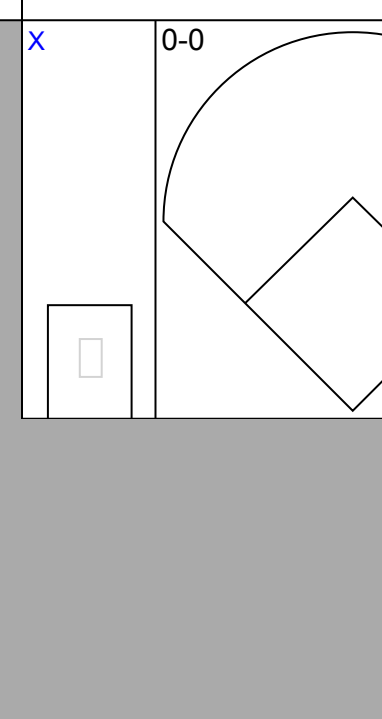
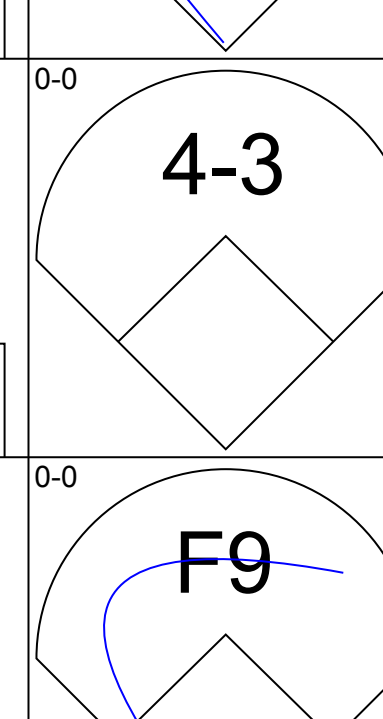
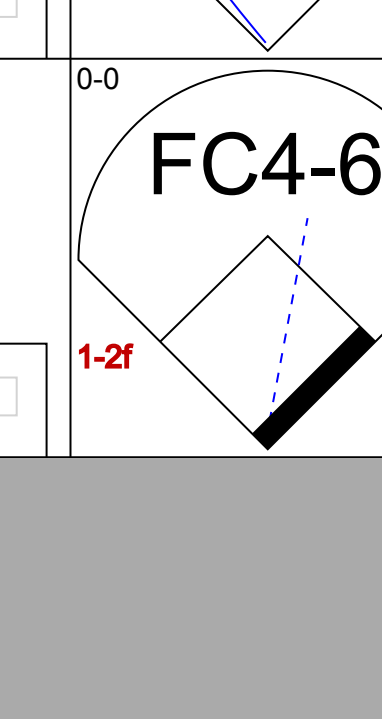
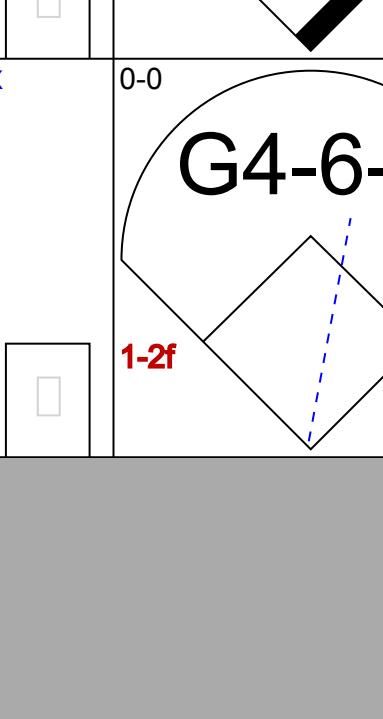

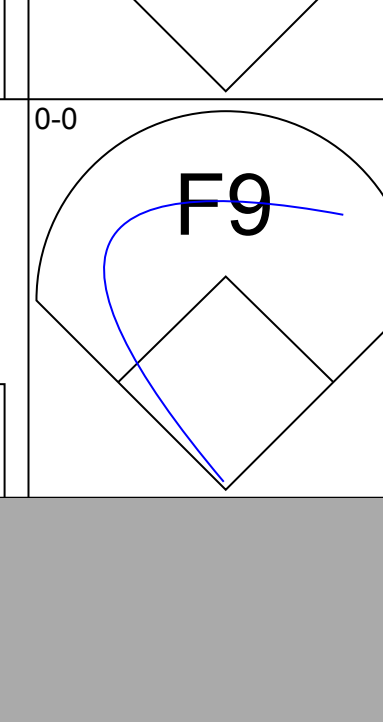
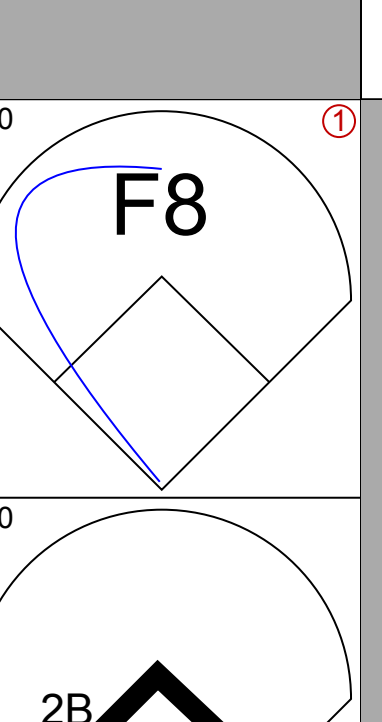
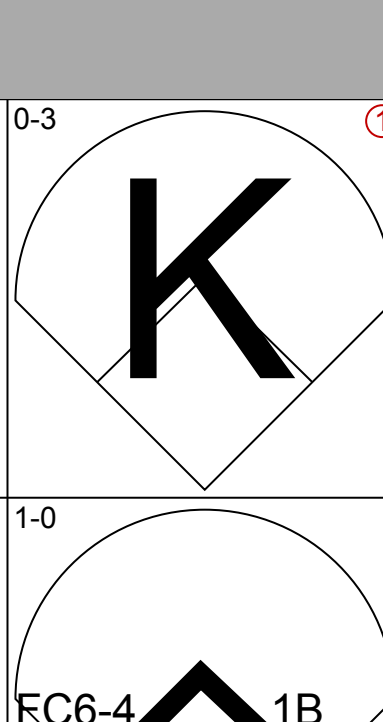
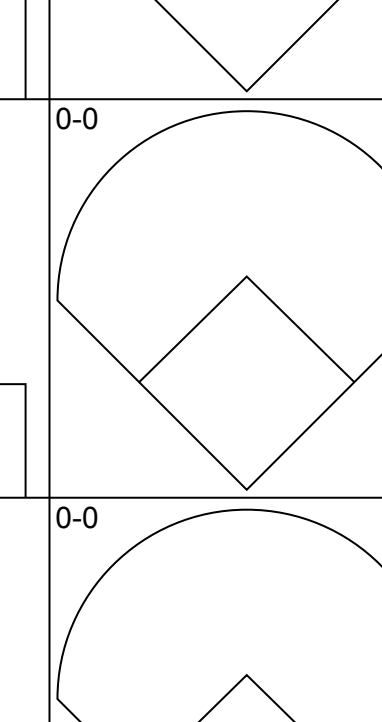
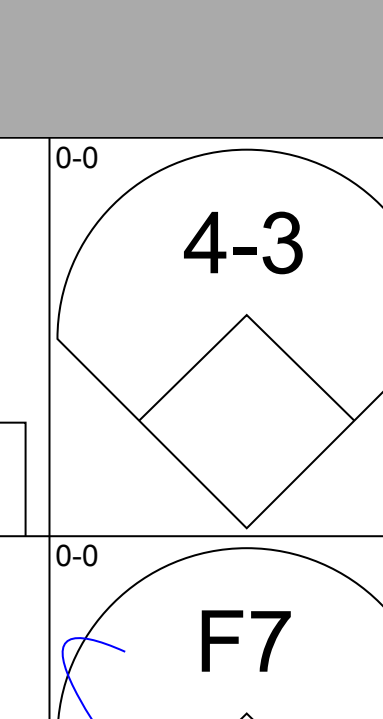
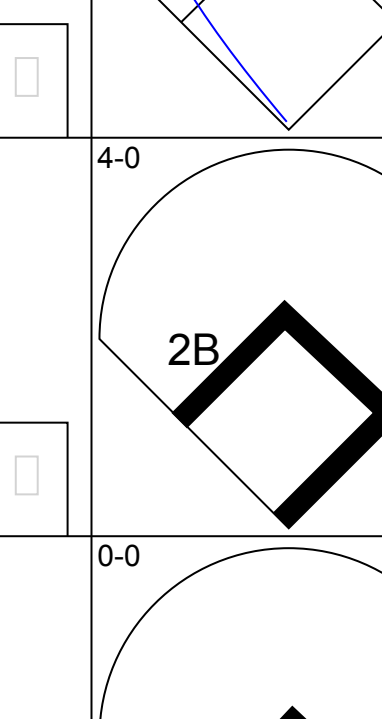
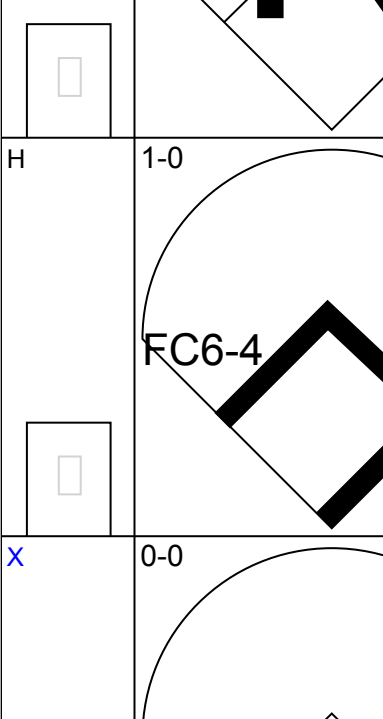
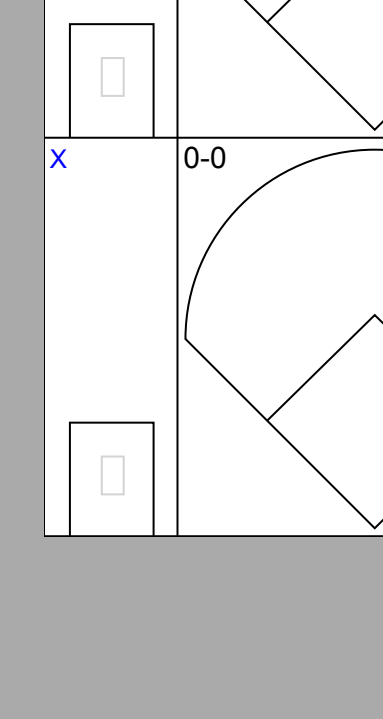
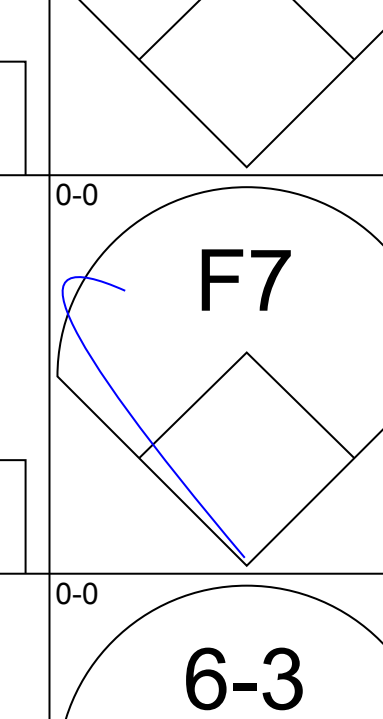
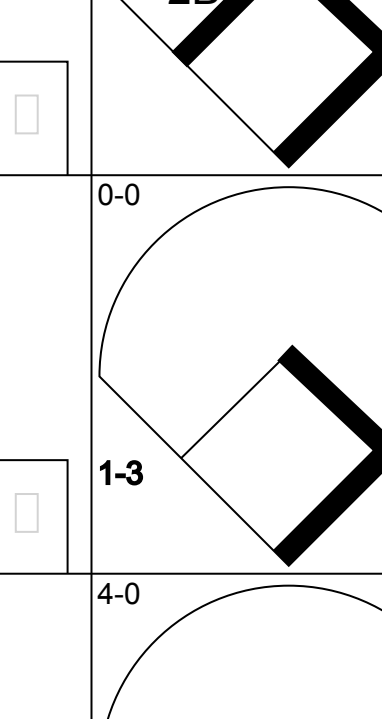
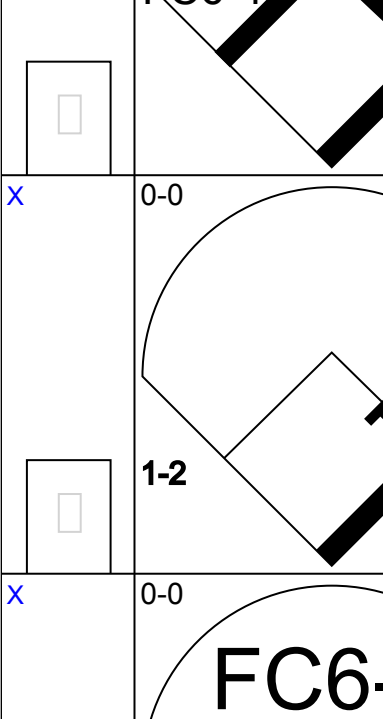

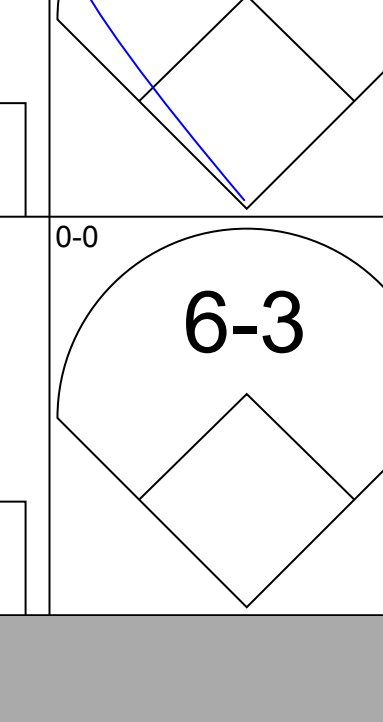
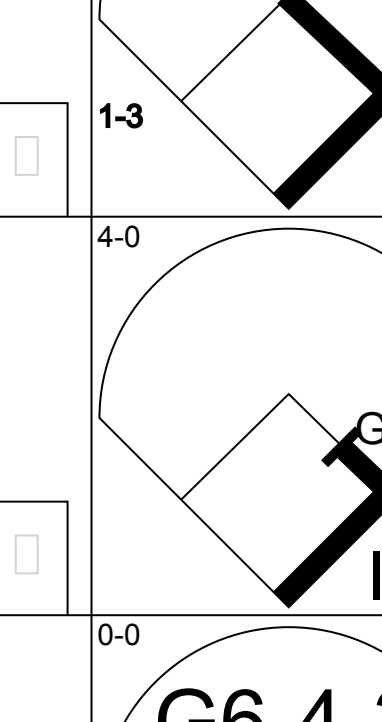
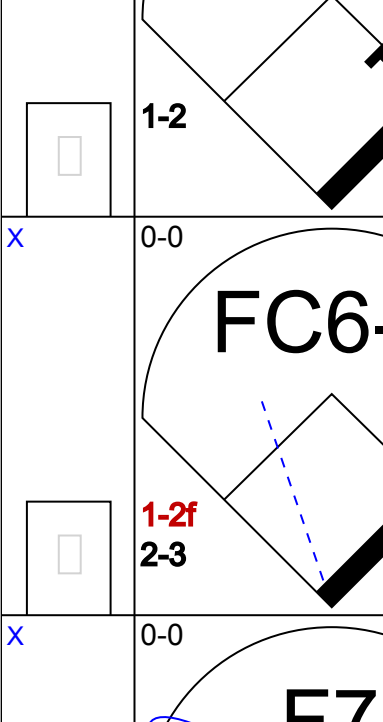

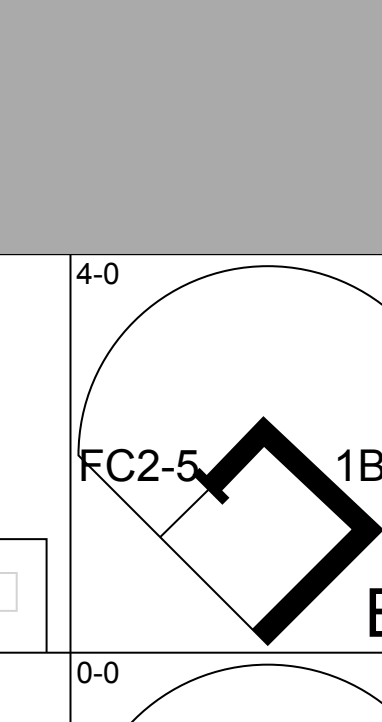

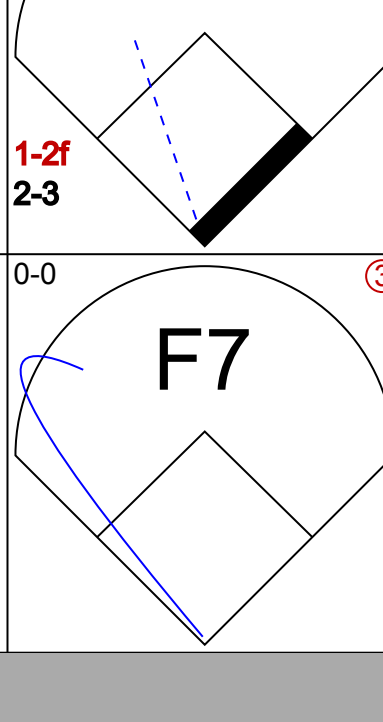

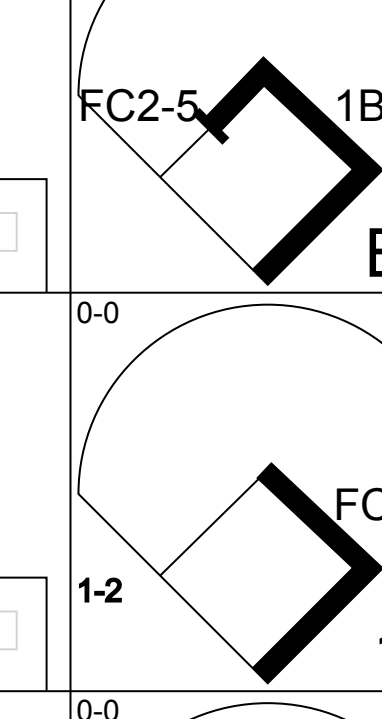
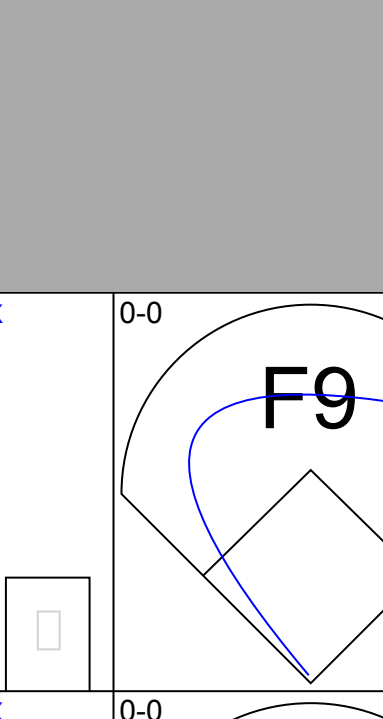
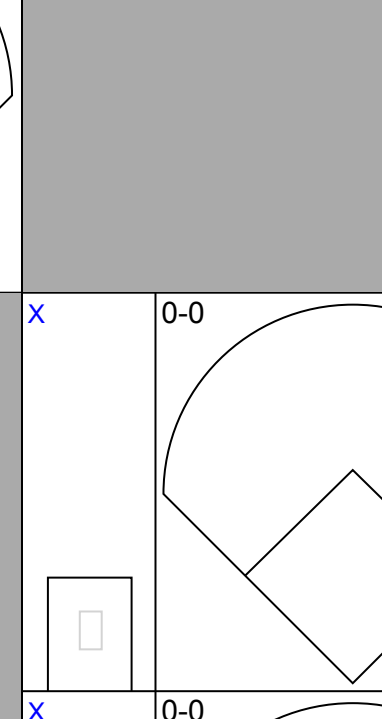
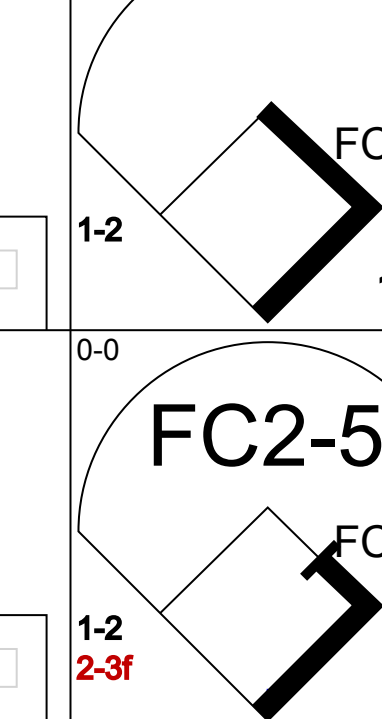
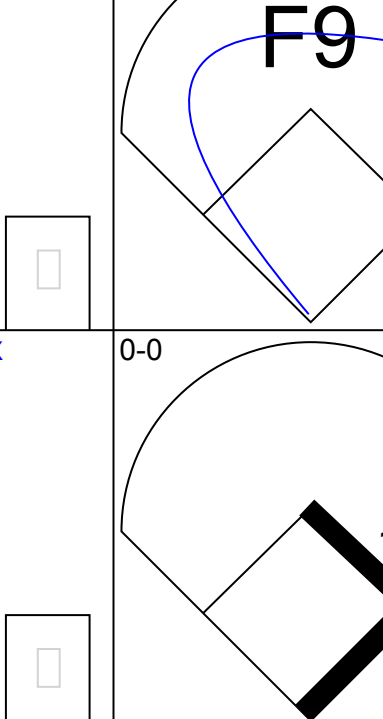
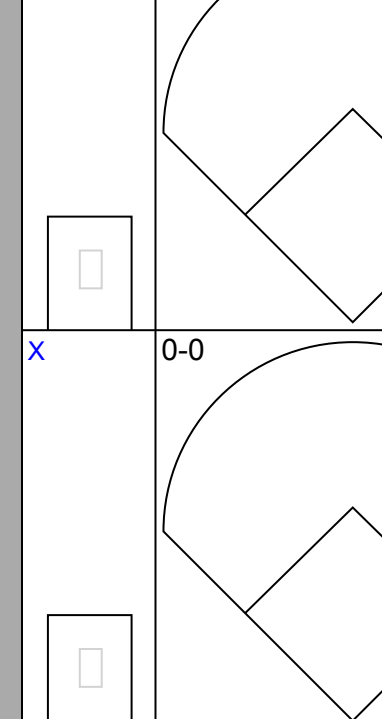
AB 33
R 2
H 8
RBI 2
BB 3
SO 6
LOB 19



Batter	1	2	3	4	5	6	7	8	9	AB	R	H	RBI	BB	SO	LOB	BOTTOM							
Russ Snyder, L OBP: 0.327, SLG: 0.407	BB 1B FC4-6 1B	F7			F2		K		K	5	1	1	0	0	2	3	Boston Red Sox @ Kansas City Athletics Municipal Stadium, Kansas City, MO Fri Jul 15 1960, 8:05 PM EDT Att: 7,225 - Unknown livebaseballscorecards.com							
Jerry Lumpe, L OBP: 0.326, SLG: 0.382	FC4-6 1-2 1B BB		5-3				K			3	0	1	0	1	1	0								
Whitey Herzog, L OBP: 0.374, SLG: 0.426	FC4-6 1-2 2-3 BB		3-1		4-3				3-1	3	0	0	0	1	0	1								
Norm Siebern, L OBP: 0.379, SLG: 0.485	FC4-6 1-2 2-3 3-H BB		1-3				1B 1B		K	4	0	1	1	0	1	2								
Andy Carey, R OBP: 0.295, SLG: 0.484	G4-6-3 1-2			5-3 1B		K				4	0	2	0	0	1	3								
Bill Tuttle, R OBP: 0.321, SLG: 0.308		SH5-4 BB BB		5-3 1-2		L9			K	3	0	0	0	1	1	3								
Pete Daley, R OBP: 0.283, SLG: 0.448		SH5-4 1-2 BB		5-3			1-2 1B		4-3	3	0	1	0	1	0	1								
Ken Hamlin, R OBP: 0.278, SLG: 0.251 Lou Klimchok, L OBP: 0.500, SLG: 0.500 Bob Johnson, R OBP: 0.342, SLG: 0.246		SH5-4		6-3		F3				2	0	0	0	0	0	3								
Bud Daley, L OBP: 0.236, SLG: 0.184 Mary Throneberry, L OBP: 0.277, SLG: 0.431		1-2 2-3 K			K		1-3		K	3	0	0	0	0	2	2								
Inning Stats	R: 1 E: 0 K: 0 S: 4	H: 2 LOB: 1 BB: 1 P: 8	R: 0 E: 0 K: 1 S: 5	H: 0 LOB: 2 BB: 2 P: 13	R: 0 E: 0 K: 0 S: 3	H: 0 LOB: 0 BB: 0 P: 3	R: 0 E: 0 K: 0 S: 4	H: 1 LOB: 1 BB: 0 P: 4	R: 0 E: 0 K: 1 S: 5	H: 0 LOB: 1 BB: 1 P: 9	R: 0 E: 0 K: 1 S: 7	H: 2 LOB: 2 BB: 0 P: 7	R: 0 E: 0 K: 2 S: 7	H: 0 LOB: 0 BB: 0 P: 7	R: 0 E: 0 K: 2 S: 8	H: 1 LOB: 1 BB: 0 P: 8	R: 0 E: 0 K: 2 S: 8	H: 1 LOB: 1 BB: 0 P: 8	R: 0 E: 0 K: 2 S: 8	H: 1 LOB: 1 BB: 0 P: 8	1B: 6 2B: 0 3B: 1 HR: 0	SF: 0 SAC: 1 DP: 1 HBP: 0	WP: 0 PB: 0 SB: 0 CS: 0	PA: 37
PITCHER Bill Monbouquette, R ERA: 2.93	IP: 9.0 WLS: W BF: 37	H: 7 R: 1 ER: 1 SO: 9	BB: 4 IBB: 0 HBP: 0 BLK: 0	WP: 0 HR: 0 S: 51 P: 67	ERA: 1.00 WHIP: 1.222	PITCHER										IP: 9.0 WLS: W BF: 37	H: 7 R: 1 ER: 1 SO: 9	BB: 4 IBB: 0 HBP: 0 BLK: 0	WP: 0 HR: 0 S: 51 P: 67	ERA: 1.00 WHIP: 1.222				



Batter	1	2	3	4	5	6	7	8	9	AB	R	H	RBI	BB	SO	LOB	TOP			
Willie Tasby, R OBP: 0.359, SLG: 0.367 (1, 8)										4	0	1	1	0	1	0	Boston Red Sox @ Kansas City Athletics Municipal Stadium, Kansas City, MO Sat Jul 16 1960, 8:05 PM EDT Att: 7,565 - Unknown			
Pete Runnels, L OBP: 0.399, SLG: 0.415 (1, 4) (9, 3)										4	0	1	0	0	0	1				
Ted Williams, L OBP: 0.467, SLG: 0.702 (1, 7)										4	0	0	0	0	1	2				
Vic Wertz, L OBP: 0.345, SLG: 0.486 Pumpsie Green, S OBP: 0.344, SLG: 0.361 (1, 3) (9, 4)										4	0	1	0	0	1	0				
Gary Geiger, L OBP: 0.362, SLG: 0.467 (1, 9)										4	0	1	0	0	1	2				
Frank Malzone, R OBP: 0.325, SLG: 0.400 (1, 5)										4	0	1	0	0	0	1				
Russ Nixon, L OBP: 0.325, SLG: 0.378 (1, 2)										3	0	0	0	0	0	1				
Don Buddin, R OBP: 0.362, SLG: 0.401 (1, 6)										2	1	2	0	1	0	0				
Ike Delock, R OBP: 0.063, SLG: 0.063 (1, 1)										2	0	0	0	0	1	2				
Inning Stats	R: 0 E: 0 K: 1 S: 5	H: 0 LOB: 0 BB: 0 P: 5	R: 0 E: 0 K: 1 S: 5	H: 0 LOB: 0 BB: 0 P: 5	R: 0 E: 0 K: 1 S: 5	H: 1 LOB: 0 BB: 0 P: 5	R: 0 E: 0 K: 1 S: 7	H: 2 LOB: 2 BB: 0 P: 7	R: 0 E: 0 K: 0 S: 3	H: 0 LOB: 1 BB: 1 P: 7	R: 0 E: 0 K: 1 S: 6	H: 1 LOB: 1 BB: 0 P: 6	R: 1 E: 0 K: 0 S: 5	H: 2 LOB: 1 BB: 0 P: 5	R: 0 E: 0 K: 0 S: 3	H: 1 LOB: 0 BB: 0 P: 3	1B: 5 2B: 2 3B: 0 HR: 0	SF: 0 SAC: 1 DP: 1 HBP: 0	WP: 1 PB: 0 SB: 0 CS: 1	PA: 33
PITCHER Ray Herbert, R ERA: 3.6 (1, 1)	IP: 9.0 WLS: L BF: 33	H: 7 R: 1 ER: 1 SO: 5	BB: 1 IBB: 0 HBP: 0 BLK: 0	WP: 1 HR: 0 S: 42 P: 46	ERA: 1.00 WHIP: 0.889	PITCHER										IP: 9.0 WLS: L BF: 33	H: 7 R: 1 ER: 1 SO: 5	BB: 1 IBB: 0 HBP: 0 BLK: 0	WP: 1 HR: 0 S: 42 P: 46	ERA: 1.00 WHIP: 0.889

Batter	1	2	3	4	5	6	7	8	9	AB	R	H	RBI	BB	SO	LOB	BOTTOM			
Russ Snyder, L OBP: 0.325, SLG: 0.403 (1, 9)										4	0	1	0	0	0	2	Boston Red Sox @ Kansas City Athletics Municipal Stadium, Kansas City, MO Sat Jul 16 1960, 8:05 PM EDT Att: 7,565 - Unknown			
Jerry Lumpe, L OBP: 0.324, SLG: 0.377 (1, 4)										4	0	0	0	0	0	4				
Andy Carey, R OBP: 0.268, SLG: 0.471 (1, 5)										4	0	0	0	0	1	0				
Norm Siebern, L OBP: 0.381, SLG: 0.482 (1, 3)										2	0	0	0	1	0	0				
Whitey Herzog, L OBP: 0.376, SLG: 0.433 (1, 7)										4	0	2	0	0	0	0				
Bill Tuttle, R OBP: 0.323, SLG: 0.308 (1, 8)										3	0	1	0	1	0	2				
Pete Daley, R OBP: 0.286, SLG: 0.433 Danny Kravitz, L OBP: 0.297, SLG: 0.394 (1, 2) (9, PH)										2	0	0	0	1	0	5				
Ken Hamlin, R OBP: 0.279, SLG: 0.252 (1, 6)										3	0	1	0	0	0	0				
Ray Herbert, R OBP: 0.244, SLG: 0.139 (1, 1)										3	0	1	0	0	0	2				
Inning Stats	R: 0 E: 0 K: 0 S: 3	H: 0 LOB: 0 BB: 0 P: 3	R: 0 E: 0 K: 0 S: 4	H: 1 LOB: 2 BB: 1 P: 8	R: 0 E: 0 K: 0 S: 3	H: 1 LOB: 2 BB: 2 P: 11	R: 0 E: 0 K: 0 S: 4	H: 2 LOB: 1 BB: 0 P: 4	R: 0 E: 0 K: 1 S: 6	H: 1 LOB: 2 BB: 0 P: 7	R: 0 E: 0 K: 0 S: 3	H: 0 LOB: 0 BB: 0 P: 3	R: 0 E: 0 K: 0 S: 3	H: 0 LOB: 0 BB: 0 P: 3	R: 0 E: 0 K: 0 S: 3	H: 1 LOB: 0 BB: 0 P: 3	1B: 5 2B: 1 3B: 0 HR: 0	SF: 0 SAC: 0 DP: 3 HBP: 1	WP: 0 PB: 0 SB: 0 CS: 0	PA: 34
PITCHER Ike Delock, R ERA: 4.59 (1, 1)	IP: 9.0 WLS: W BF: 34	H: 6 R: 0 ER: 0 SO: 1	BB: 2 IBB: 1 HBP: 1 BLK: 0	WP: 0 HR: 0 S: 32 P: 45	ERA: 0.00 WHIP: 0.889	PITCHER										IP: 9.0 WLS: W BF: 34	H: 6 R: 0 ER: 0 SO: 1	BB: 2 IBB: 1 HBP: 1 BLK: 0	WP: 0 HR: 0 S: 32 P: 45	ERA: 0.00 WHIP: 0.889

Batter	1	2	3	4	5	6	7	8	9	AB	R	H	RBI	BB	SO	LOB	TOP										
Willie Tasby, R OBP: 0.361, SLG: 0.384 (1, 8)										4	2	2	0	0	0	0	Boston Red Sox @ Kansas City Athletics Municipal Stadium, Kansas City, MO Sun Jul 17 1960, 4:33 AM EDT Att: 7,243 - Unknown livebaseballscorecards.com										
Pete Runnels, L OBP: 0.394, SLG: 0.411 (1, 4) (8, 3)										3	0	0	1	0	0	1											
Vic Wertz, L OBP: 0.339, SLG: 0.477 Pumpsie Green, S OBP: 0.344, SLG: 0.361 (1, 3) (8, 4)										4	0	0	0	0	0	1											
Gary Geiger, L OBP: 0.360, SLG: 0.467 (1, 9)										4	0	1	0	0	0	0											
Frank Matzone, R OBP: 0.324, SLG: 0.398 (1, 5)										4	0	1	0	0	0	1											
Russ Nixon, L OBP: 0.326, SLG: 0.401 (1, 2)										4	1	2	1	0	0	1											
Rip Repulski, R OBP: 0.380, SLG: 0.378 Carroll Hardy, R OBP: 0.167, SLG: 0.152 (1, 7) (9, 7)										4	0	1	0	0	1	2											
Don Buddin, R OBP: 0.356, SLG: 0.396 (1, 6)										3	0	0	0	0	0	2											
Tom Brewer, R OBP: 0.278, SLG: 0.371 (1, 1)										3	1	1	1	0	0	0											
Inning Stats	R: 1 E: 0 K: 0 S: 4	H: 1 LOB: 0 BB: 0 P: 4	R: 0 E: 0 K: 0 S: 4	H: 1 LOB: 1 BB: 0 P: 4	R: 2 E: 0 K: 0 S: 5	H: 2 LOB: 0 BB: 0 P: 5	R: 0 E: 0 K: 0 S: 4	H: 1 LOB: 1 BB: 0 P: 4	R: 0 E: 0 K: 0 S: 3	H: 0 LOB: 0 BB: 0 P: 3	R: 0 E: 0 K: 0 S: 3	H: 1 LOB: 0 BB: 0 P: 3	R: 1 E: 0 K: 1 S: 6	H: 1 LOB: 0 BB: 0 P: 6	R: 0 E: 0 K: 0 S: 3	H: 0 LOB: 0 BB: 0 P: 3		R: 0 E: 0 K: 0 S: 4	H: 1 LOB: 1 BB: 0 P: 4	1B: 2 2B: 3 3B: 1 HR: 2	SF: 1 SAC: 0 DP: 0 HBP: 0	WP: 1 PB: 0 SB: 1 CS: 1	PA: 35				
PITCHER	IP	WLS	BF	H	R	ER	SO	BB	IBB	HBP	BLK	WP	HR	S	P	ERA	WHIP										
Dick Hall, R ERA: 3.88 (1, 1)	8.0	L	30	7	4	4	1	0	0	0	0	1	2	32	32	4.50	0.875										
Marty Kutyna, R ERA: 3.29 (9, 1)	1.0		4	1	0	0	0	0	0	0	0	0	0	4	4	0.00	1.000										

Batter	1	2	3	4	5	6	7	8	9	AB	R	H	RBI	BB	SO	LOB	BOTTOM										
Russ Snyder, L OBP: 0.323, SLG: 0.399 (1, 9)										4	0	1	0	0	0	0	Boston Red Sox @ Kansas City Athletics Municipal Stadium, Kansas City, MO Sun Jul 17 1960, 4:33 AM EDT Att: 7,243 - Unknown livebaseballscorecards.com										
Jerry Lumpe, L OBP: 0.326, SLG: 0.378 (1, 4)										4	1	2	0	0	0	1											
Whitey Herzog, L OBP: 0.374, SLG: 0.429 (1, 7)										4	0	1	0	0	1	2											
Norm Siebern, L OBP: 0.382, SLG: 0.486 (1, 3)										4	0	2	0	0	0	3											
Andy Carey, R OBP: 0.291, SLG: 0.472 Dick Williams, R OBP: 0.324, SLG: 0.370 (1, 5) (6, 5)										2	0	1	1	0	0	1											
Bill Tuttle, R OBP: 0.320, SLG: 0.305 (1, 8)										2	0	0	0	0	0	2											
Pete Daley, R OBP: 0.288, SLG: 0.460 (1, 2)										3	1	1	0	0	1	1											
Ken Hamlin, R OBP: 0.277, SLG: 0.250 Lou Klimchock, L OBP: 0.429, SLG: 0.429 Bob Johnson, R OBP: 0.342, SLG: 0.246 (1, 6) (8, PH) (9, 6)										2	0	0	0	0	0	0											
Dick Hall, R OBP: 0.129, SLG: 0.069 Mary Throneberry, L OBP: 0.275, SLG: 0.427 Marty Kutyna, R OBP: 0.250, SLG: 0.250 (1, 1) (8, PH) (9, 1)										2	0	0	0	0	1	0											
Inning Stats	R: 0 E: 0 K: 0 S: 3	H: 1 LOB: 0 BB: 0 P: 3	R: 0 E: 0 K: 1 S: 6	H: 1 LOB: 1 BB: 0 P: 6	R: 0 E: 0 K: 1 S: 5	H: 0 LOB: 0 BB: 0 P: 5	R: 1 E: 0 K: 0 S: 5	H: 3 LOB: 1 BB: 0 P: 5	R: 0 E: 0 K: 0 S: 3	H: 0 LOB: 0 BB: 0 P: 3	R: 0 E: 0 K: 0 S: 3	H: 1 LOB: 0 BB: 0 P: 3	R: 0 E: 0 K: 0 S: 4	H: 1 LOB: 0 BB: 0 P: 4	R: 0 E: 0 K: 1 S: 6	H: 1 LOB: 1 BB: 0 P: 6		1B: 6 2B: 1 3B: 1 HR: 0	SF: 0 SAC: 0 DP: 3 HBP: 0	WP: 1 PB: 0 SB: 0 CS: 0	PA: 32						
PITCHER	IP	WLS	BF	H	R	ER	SO	BB	IBB	HBP	BLK	WP	HR	S	P	ERA	WHIP										
Tom Brewer, R ERA: 4.76 (1, 1)	9.0	W	32	8	2	2	3	0	0	0	0	1	0	38	38	2.00	0.889										

Batter	1	2	3	4	5	6	7	8	9	AB	R	H	RBI	BB	SO	LOB	TOP					
Jackie Brandt, R OBP: 0.351, SLG: 0.426 (1, 8)	0-0 6-3		0-0 F3		0-0 FC6-4			0-0 6-3		4	0	0	0	0	0	2						
Gene Stephens, L OBP: 0.317, SLG: 0.361 (1, 9)	0-0 F8			0-0 G3			0-0 F7		0-0 F9	4	0	0	0	0	0	0						
Gene Woodling, L OBP: 0.413, SLG: 0.390 (1, 7)	0-0 F5			0-0 4-3			0-0 F4		0-0 4-3	4	0	0	0	0	0	0						
Jim Gentile, L OBP: 0.452, SLG: 0.556 (1, 3)		0-0 L3 1B		0-0 1B			0-0 3-1		0-0 F5	4	0	2	0	0	0	0						
Brooks Robinson, R OBP: 0.343, SLG: 0.444 (1, 5)		0-0 L3		0-0 1B				0-0 1B G5-4-3	0-0 F3	4	1	2	0	0	0	1						
Gus Triandos, R OBP: 0.333, SLG: 0.366 (1, 2)		0-3 K		0-0 F7				0-0 1B G5-4-3		3	0	1	0	0	1	2						
Ron Hansen, R OBP: 0.328, SLG: 0.410 (1, 6)			0-0 G5-4-3 1B		0-0 FC6-4 1B			0-0 G5-4-3 1B		3	0	2	0	0	0	1						
Mary Breeding, R OBP: 0.319, SLG: 0.342 (1, 4)			0-0 G5-4-3		0-0 F8			0-0 6-3		3	0	0	0	0	0	2						
Hal Brown, R OBP: 0.364, SLG: 0.286 (8, PH)			4-0 BB		0-0 F6			0-0 F8		1	0	0	0	1	0	1						
Bob Boyd, L OBP: 0.357, SLG: 0.415 (8, 1)										1	0	0	0	0	0	0						
Billy Hoelt, L (8, 1)										0	0	0	0	0	0	0						
Inning Stats	R: 0 E: 0 K: 0 S: 3	H: 0 LOB: 0 BB: 0 P: 3	R: 0 E: 0 K: 1 S: 5	H: 1 LOB: 0 BB: 0 P: 5	R: 0 E: 0 K: 0 S: 3	H: 1 LOB: 1 BB: 1 P: 7	R: 0 E: 0 K: 0 S: 5	H: 2 LOB: 2 BB: 0 P: 5	R: 0 E: 0 K: 0 S: 4	H: 1 LOB: 1 BB: 0 P: 4	R: 0 E: 0 K: 0 S: 3	H: 0 LOB: 0 BB: 0 P: 3	R: 1 E: 0 K: 0 S: 4	H: 2 LOB: 0 BB: 0 P: 4	R: 0 E: 0 K: 0 S: 3	H: 0 LOB: 0 BB: 0 P: 3	R: 0 E: 0 K: 0 S: 3	H: 0 LOB: 0 BB: 0 P: 3	1B: 7 2B: 1 3B: 0 HR: 0	SF: 0 SAC: 0 DP: 3 HBP: 0	WP: 0 PB: 0 SB: 0 CS: 0	PA: 32
PITCHER Ned Garver, R ERA: 5.86 (1, 1)	IP: 9.0 WLS: W BF: 32 H: 7 R: 1 ER: 1 SO: 1 BB: 1 IBB: 0 HBP: 0 BLK: 0 WP: 0 HR: 0 S: 33 P: 37 ERA: 1.00 WHIP: 0.889															PITCHER						

Baltimore Orioles @ Kansas City Athletics
Municipal Stadium, Kansas City, MO
Mon Jul 18 1960, 8:05 PM EDT
Att: 6,567 - Unknown

AB	31
R	1
H	7
RBI	0
BB	1
SO	1
LOB	9



Batter	1	2	3	4	5	6	7	8	9	AB	R	H	RBI	BB	SO	LOB	BOTTOM			
Russ Snyder, L OBP: 0.327, SLG: 0.401 (9, 7)	0-0 G3			0-0 CS 1B				0-0 G3		4	0	2	0	0	0	0				
Jerry Lumpe, L OBP: 0.328, SLG: 0.380 (1, 4)	0-0 F7		0-0 4-3		0-0 CS		0-0 1B		0-0 1B	4	0	2	0	0	0	1				
Whitey Herzog, L OBP: 0.376, SLG: 0.436 (1, 9)	0-0 2B		0-0 HR		0-0 F3		0-0 4-3			4	2	2	0	0	0	2				
Norm Siebern, L OBP: 0.384, SLG: 0.495 (9, 8)	4-0 2B		0-0 HR		0-0 F5			0-0 4-3		3	2	1	2	1	0	1				
Bill Tuttle, R OBP: 0.320, SLG: 0.305 (1, 5)	0-0 1B		0-0 5-3		0-0 F7			0-0 BB		3	1	1	2	1	0	1				
Mary Throneberry, L OBP: 0.274, SLG: 0.421 (1, 3)	0-0 1B		0-0 F7			0-0 L3		0-0 F5		4	0	1	1	0	0	1				
Pete Daley, R OBP: 0.286, SLG: 0.439 (1, 2)	0-0 F9		0-0 6-3			0-3 K		4-0 BB		3	0	0	0	1	1	1				
Ken Hamlin, R OBP: 0.272, SLG: 0.246 (1, 6)		0-0 5-3		0-0 F4			0-0 F9		0-0 L4	4	0	0	0	0	0	2				
Ned Garver, R OBP: 0.091, SLG: 0.182 (1, 1)		0-0 F8		0-0 F2			0-0 F8			3	0	0	0	0	0	0				
Inning Stats	R: 3 E: 0 K: 0 S: 6	H: 3 LOB: 1 BB: 1 P: 10	R: 0 E: 0 K: 0 S: 4	H: 1 LOB: 1 BB: 0 P: 4	R: 2 E: 0 K: 0 S: 5	H: 2 LOB: 0 BB: 0 P: 5	R: 0 E: 0 K: 0 S: 3	H: 1 LOB: 0 BB: 0 P: 3	R: 0 E: 0 K: 1 S: 5	H: 0 LOB: 0 BB: 0 P: 5	R: 0 E: 0 K: 0 S: 4	H: 1 LOB: 1 BB: 0 P: 4	R: 0 E: 0 K: 0 S: 4	H: 1 LOB: 1 BB: 0 P: 4	R: 0 E: 0 K: 0 S: 3	H: 0 LOB: 2 BB: 2 P: 11	1B: 6 2B: 2 3B: 0 HR: 1	SF: 0 SAC: 0 DP: 0 HBP: 0	WP: 0 PB: 0 SB: 0 CS: 1	PA: 36
PITCHER Hal Brown, R ERA: 3.66 (8, 1)	IP: 7.0 WLS: L BF: 30 H: 9 R: 5 ER: 5 SO: 1 BB: 1 IBB: 0 HBP: 0 BLK: 0 WP: 0 HR: 1 S: 31 P: 35 ERA: 6.43 WHIP: 1.429															PITCHER				

Baltimore Orioles @ Kansas City Athletics
Municipal Stadium, Kansas City, MO
Mon Jul 18 1960, 8:05 PM EDT
Att: 6,567 - Unknown


AB	32
R	5
H	9
RBI	5
BB	3
SO	1
LOB	9



Batter	1	2	3	4	5	6	7	8	9	10	AB	R	H	RBI	BB	SO	LOB							
Jackie Brandt, R OBP: 0.347, SLG: 0.419	5-3			F8	F3		FC6-4 1B			F6 4-3	6	0	1	1	0	0	4							
Jim Busby, R OBP: 0.357, SLG: 0.345	G5-4-3 1B			FC6-4 BB		F8	FC6-4 1-2			HBP WP BB	3	1	1	0	2	0	2							
Brooks Robinson, R OBP: 0.341, SLG: 0.441	G5-4-3			FC6-4 1-2		K				WP HBP 1B	5	1	1	0	0	1	2							
Walt Dropo, R OBP: 0.373, SLG: 0.398				F8		5-3				WP 1B	4	0	0	0	0	1	2							
Al Pilarcik, L OBP: 0.319, SLG: 0.362										WP 1B	0	1	0	0	0	0	0							
Clint Courtney, L OBP: 0.348, SLG: 0.254										1B HBP	0	0	0	0	0	0	0							
Gus Triandos, R OBP: 0.355, SLG: 0.363										1B 2B	4	1	1	0	1	0	0							
Gene Stephens, L OBP: 0.317, SLG: 0.361	5-3									1B IBB	0	1	0	0	0	0	0							
Ron Hansen, R OBP: 0.327, SLG: 0.418	6-3									1B	4	1	1	1	0	0	1							
Gene Woodling, L OBP: 0.415, SLG: 0.393										1B	1	1	1	2	0	0	0							
Billy Klaus, L OBP: 0.300, SLG: 0.556										1B	0	0	0	0	0	0	0							
Dave Nicholson, R OBP: 0.316, SLG: 0.328										1B	4	0	0	0	0	3	1							
Jim Gentile, L OBP: 0.454, SLG: 0.563										1B 2B	1	1	1	1	0	0	0							
Mary Breeding, R OBP: 0.325, SLG: 0.346										SH1-3 1B	4	1	3	2	1	1	0							
Chuck Estrada, R OBP: 0.233, SLG: 0.250										SH1-3	2	0	1	1	1	1	0							
Hoyt Wilhelm, R OBP: 0.094, SLG: 0.067										1B	1	0	0	0	0	0	1							
Inning Stats	R: 0 E: 0 K: 0 S: 3	H: 1 LOB: 0 BB: 0 P: 3	R: 0 E: 0 K: 1 S: 5	H: 0 LOB: 0 BB: 0 P: 5	R: 0 E: 0 K: 3 S: 9	H: 0 LOB: 0 BB: 0 P: 9	R: 0 E: 0 K: 1 S: 5	H: 2 LOB: 2 BB: 1 P: 11	R: 0 E: 0 K: 1 S: 5	H: 0 LOB: 0 BB: 0 P: 5	R: 2 E: 0 K: 1 S: 9	H: 4 LOB: 2 BB: 0 P: 9	R: 0 E: 1 K: 0 S: 3	H: 0 LOB: 0 BB: 0 P: 3	R: 0 E: 0 K: 0 S: 3	H: 0 LOB: 1 BB: 1 P: 7	R: 6 E: 0 K: 0 S: 7	H: 4 LOB: 2 BB: 2 P: 16	1B: 9 2B: 1 3B: 0 HR: 1	SF: 0 SAC: 1 DP: 2 HBP: 1	WP: 1 PB: 0 SB: 0 CS: 0	PA: 46		
PITCHER	IP WLS BF H R ER SO BB IBB HBP BLK WP HR S P ERA WHIP	9.1 L 40 8 6 6 7 4 0 1 0 0 1 0 2 6 5.79 1.286	0.0 3 2 1 1 0 0 0 1 0 0 0 0 0 2 ∞ ∞	0.2 3 1 2 2 0 0 0 0 0 0 0 0 0 3 3 27.00 1.500																				

Baltimore Orioles @ Kansas City Athletics
Municipal Stadium, Kansas City, MO
Tue Jul 19 1960, 8:05 PM EDT
Att: 8,152 - Unknown


AB 39
R 9
H 11
RBI 8
BB 5
SO 7
LOB 13





Batter	1	2	3	4	5	6	7	8	9	10	AB	R	H	RBI	BB	SO	LOB						
Russ Snyder, L OBP: 0.318, SLG: 0.389	4-3		6-3			K	P6			4-3	5	0	0	0	0	1	2						
Jerry Lumpe, L OBP: 0.325, SLG: 0.375	F7			K		F8				1-3	4	0	0	0	0	1	0						
Whitey Herzog, L OBP: 0.374, SLG: 0.429	1-3			K		K	G5-3 BB			F6	3	0	0	0	1	1	0						
Norm Siebern, L OBP: 0.385, SLG: 0.491				F7		F7	G5-3 HR BB			K	2	1	0	0	2	1	0						
Andy Carey, R OBP: 0.269, SLG: 0.464						K	G5-3			6-3	4	0	0	0	0	1	3						
Mary Thronberry, L OBP: 0.273, SLG: 0.410						K	1-2 2-3			F9	3	1	0	0	1	1	1						
Pete Daley, R OBP: 0.297, SLG: 0.486							HR BB			F5	4	1	2	3	0	0	1						
Ken Hamlin, R OBP: 0.272, SLG: 0.246							1-2 2-H			F7	4	0	1	0	0	0	1						
Bud Daley, L OBP: 0.241, SLG: 0.176							1B			F7	2	0	0	0	1	0	0						
Bob Trowbridge, R OBP: 0.056, SLG: 0.111							1B			6-3	0	0	0	0	0	0	0						
Ken Johnson, R OBP: 0.222, SLG: 0.222							1B			6-3	0	0	0	0	0	0	0						
Dick Williams, R OBP: 0.322, SLG: 0.368							BB			6-3	1	0	0	0	0	0	0						
Inning Stats	R: 0 E: 0 K: 0 S: 3	H: 0 LOB: 0 BB: 0 P: 3	R: 0 E: 0 K: 0 S: 3	H: 0 LOB: 1 BB: 1 P: 7	R: 0 E: 0 K: 0 S: 3	H: 0 LOB: 0 BB: 0 P: 3	R: 0 E: 0 K: 2 S: 7	H: 1 LOB: 1 BB: 0 P: 8	R: 0 E: 0 K: 1 S: 5	H: 0 LOB: 0 BB: 0 P: 5	R: 3 E: 0 K: 2 S: 4	H: 2 LOB: 2 BB: 4 P: 20	R: 0 E: 0 K: 1 S: 5	H: 0 LOB: 0 BB: 0 P: 5	R: 0 E: 0 K: 0 S: 3	H: 0 LOB: 0 BB: 0 P: 3	R: 0 E: 0 K: 0 S: 3	H: 0 LOB: 0 BB: 0 P: 3	1B: 2 2B: 0 3B: 0 HR: 1	SF: 0 SAC: 0 DP: 1 HBP: 0	WP: 1 PB: 0 SB: 0 CS: 0	PA: 37	
PITCHER	IP WLS BF H R ER SO BB IBB HBP BLK WP HR S P ERA WHIP	6.2 W 10 3 3 3 5 5 0 0 0 0 1 1 32 52 4.05 1.200	3.1 W 10 0 0 0 1 0 0 0 0 0 0 0 0 12 12 0.00 0.000																				

Baltimore Orioles @ Kansas City Athletics
Municipal Stadium, Kansas City, MO
Tue Jul 19 1960, 8:05 PM EDT
Att: 8,152 - Unknown

AB 32
R 3
H 3
RBI 3
BB 5
SO 6
LOB 8

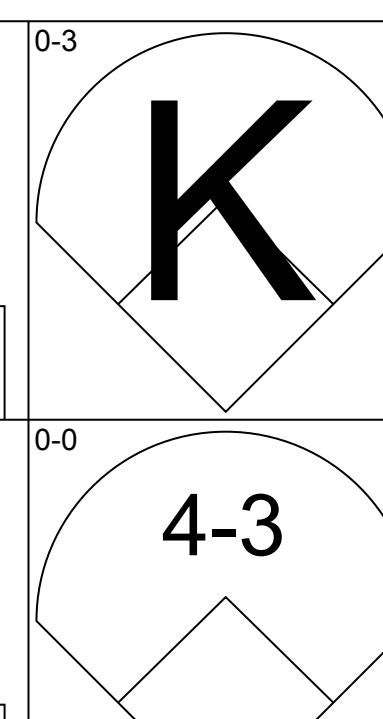
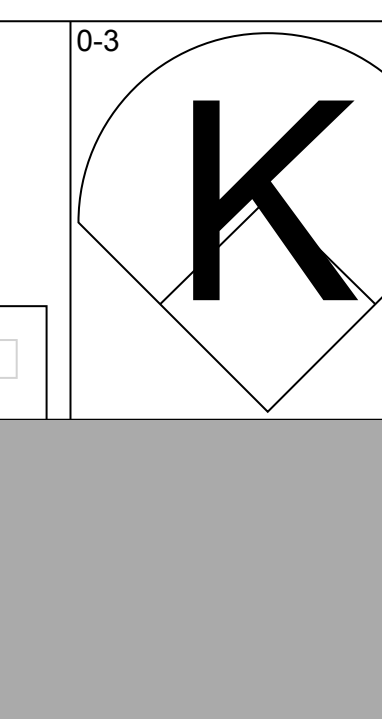
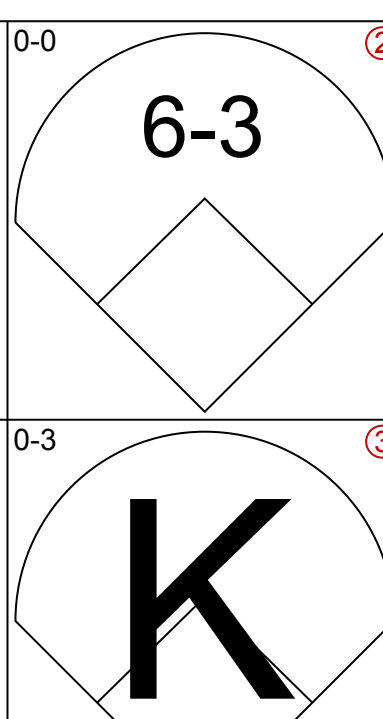
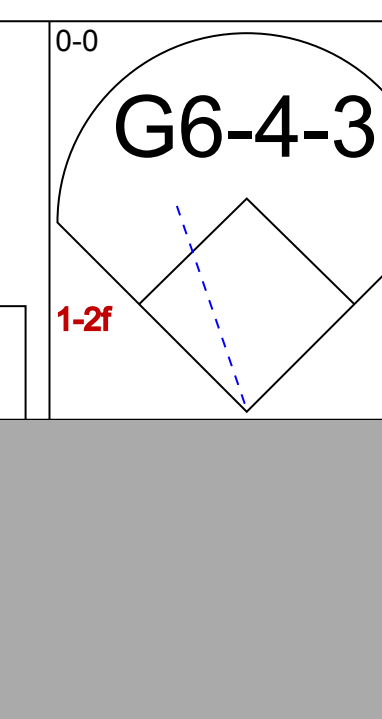
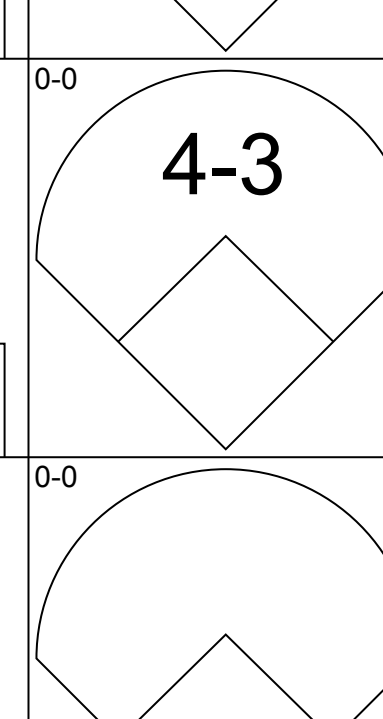
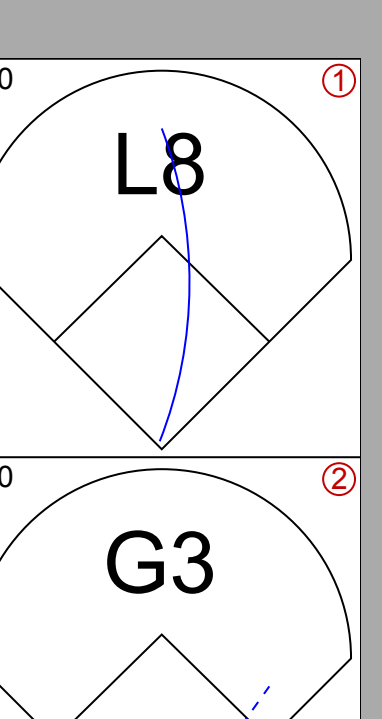

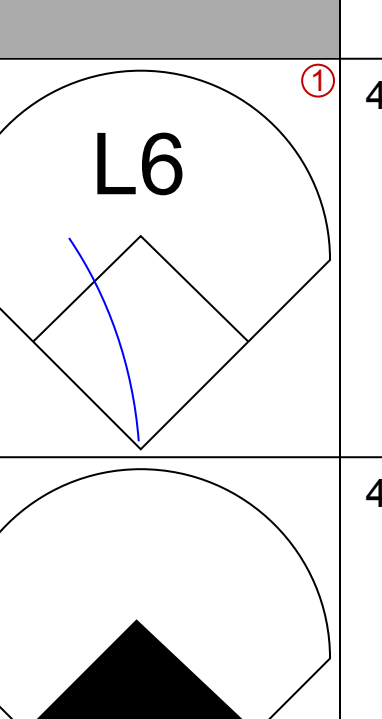
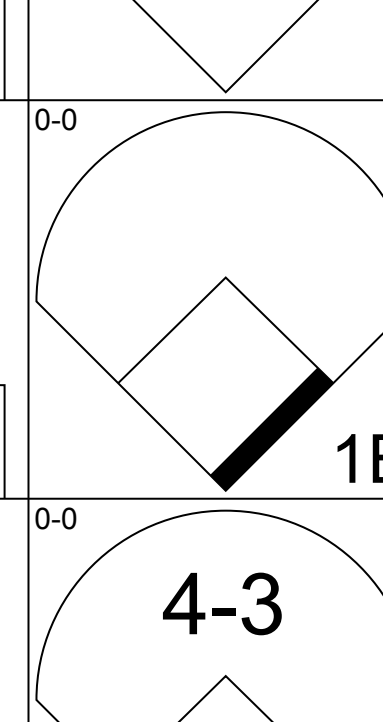
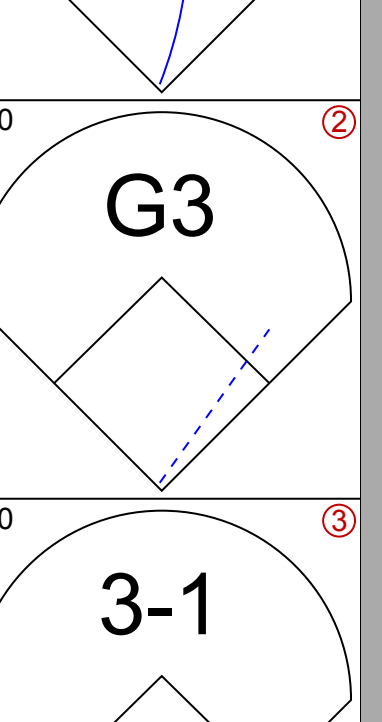
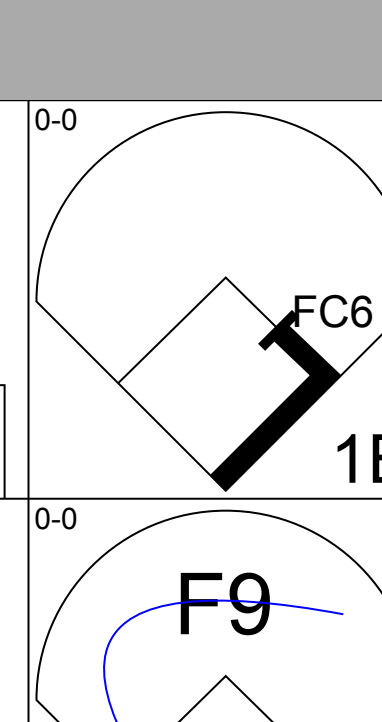
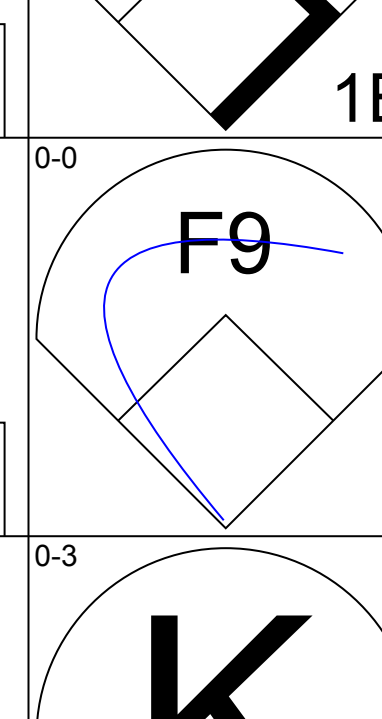
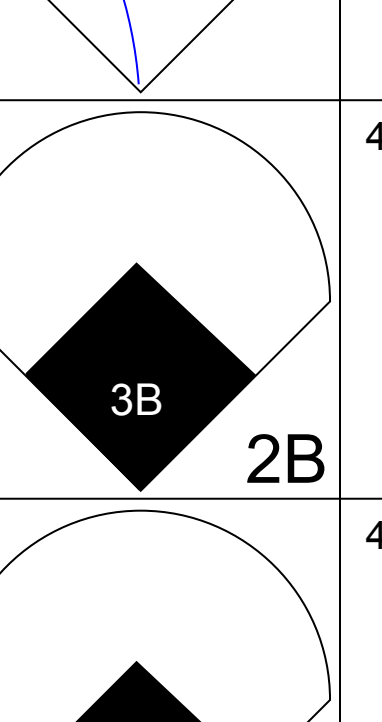
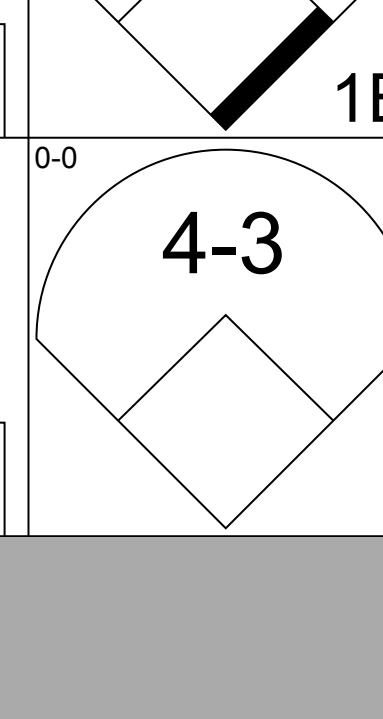
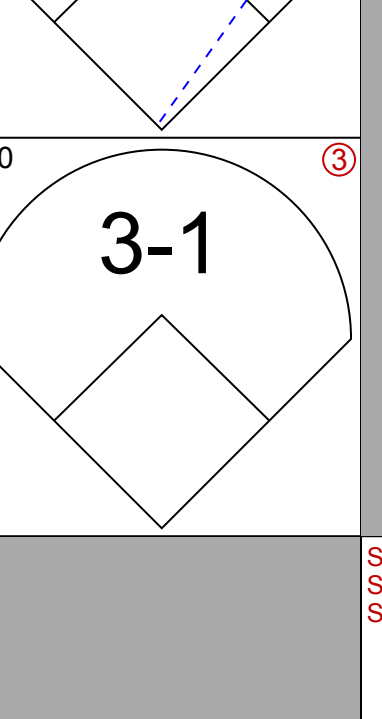
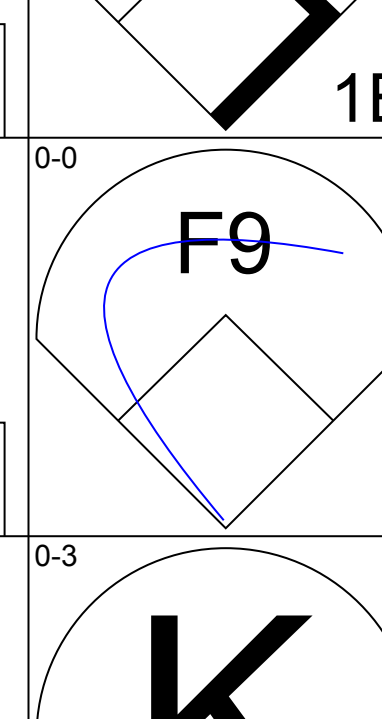
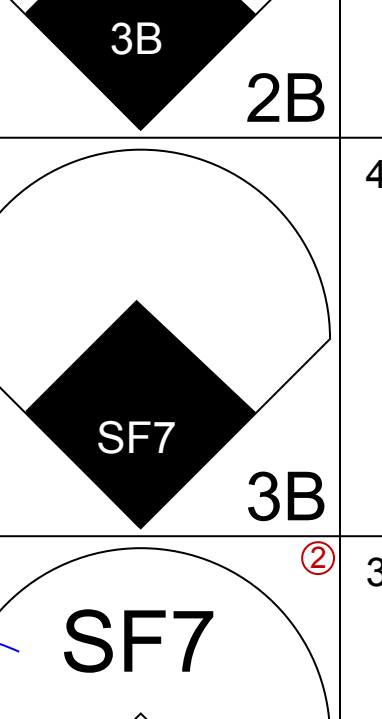
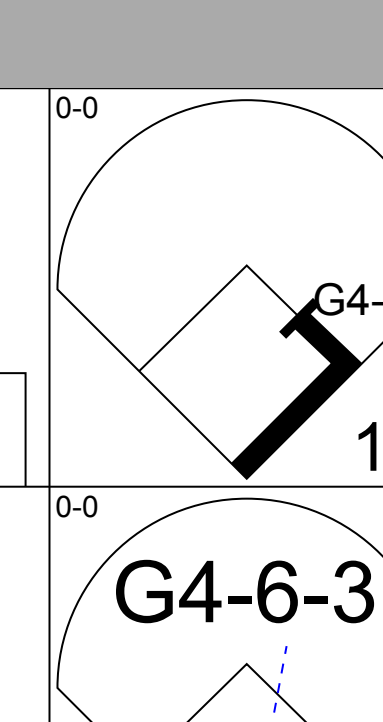
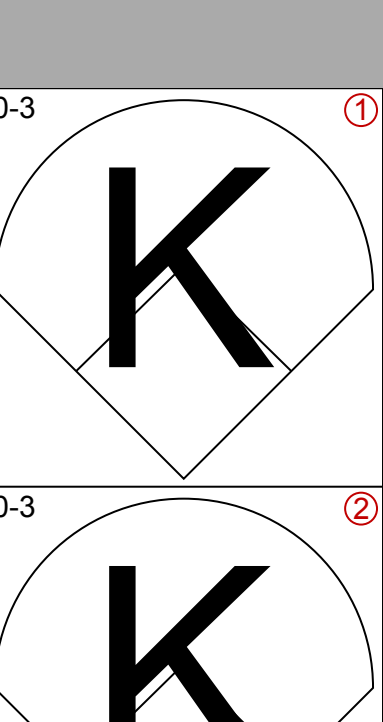
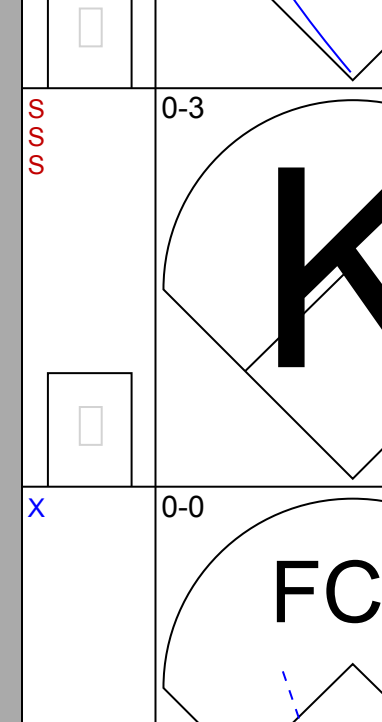
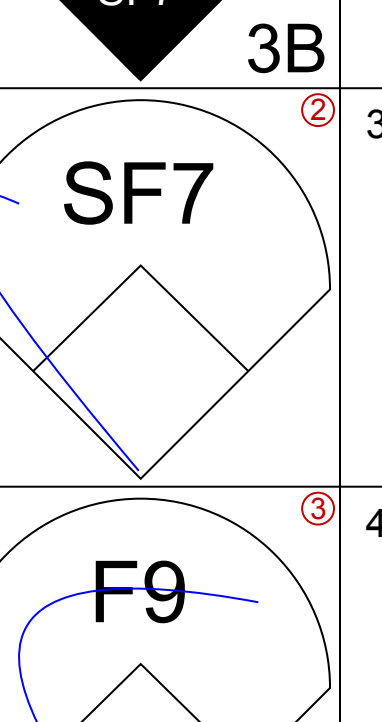
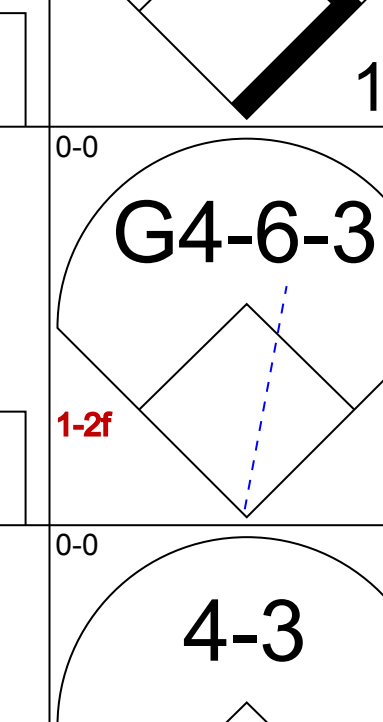
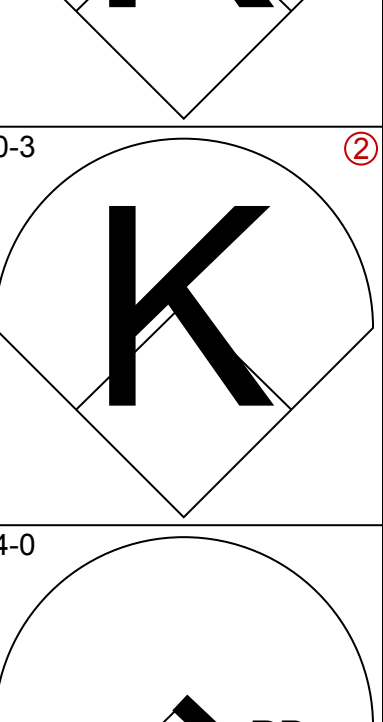
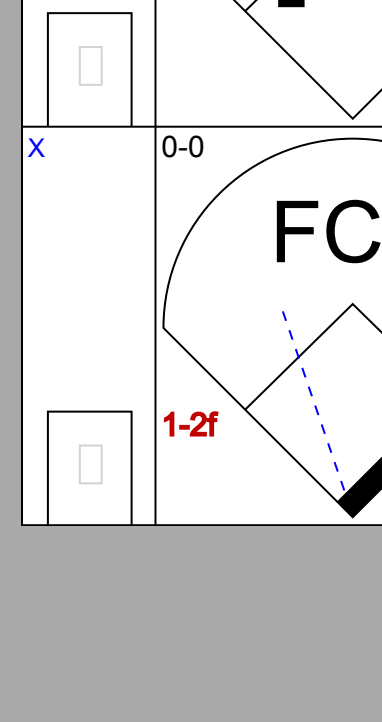
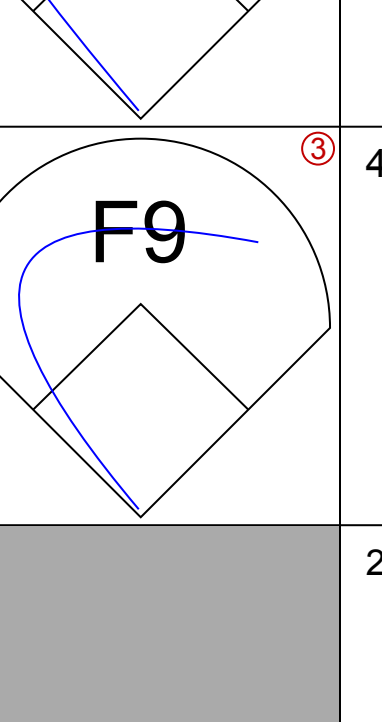
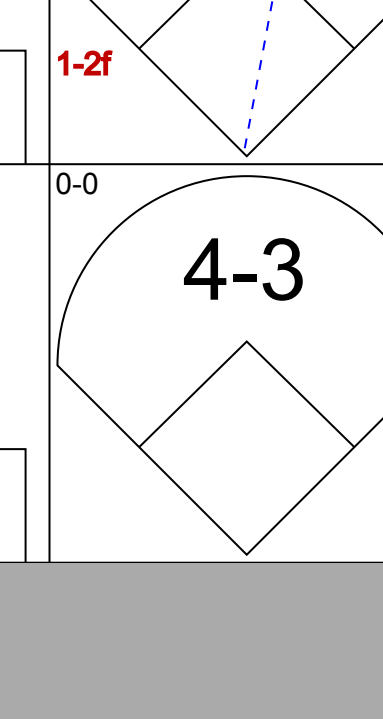
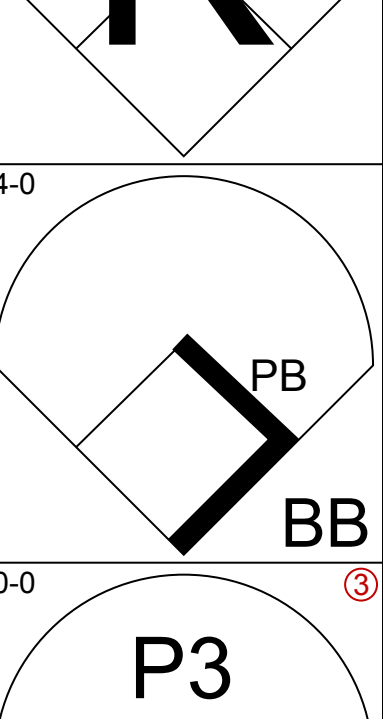
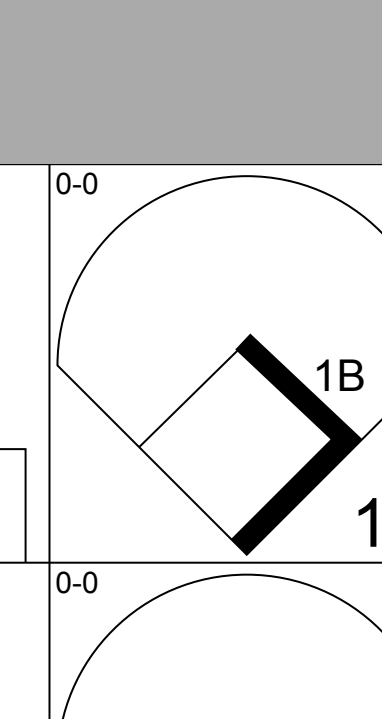
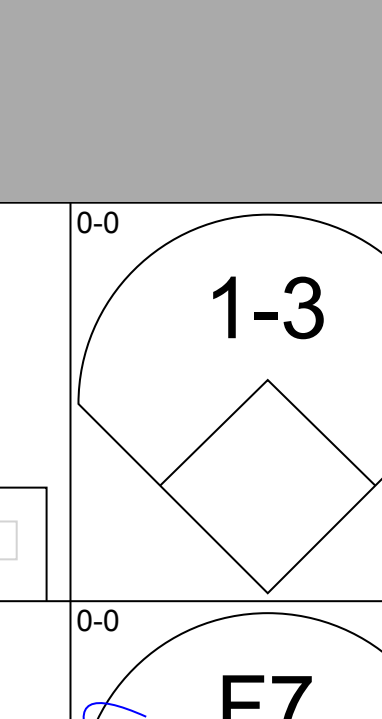
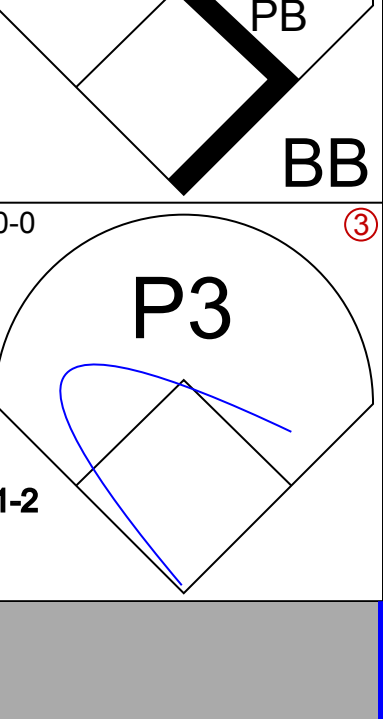
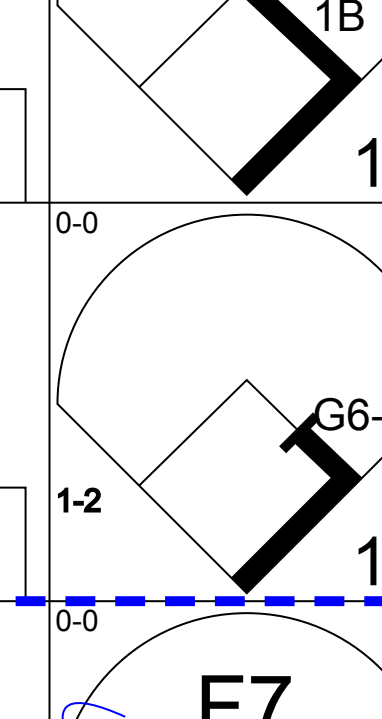
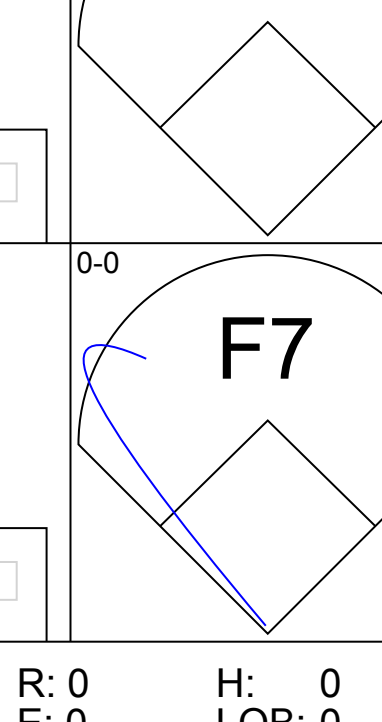
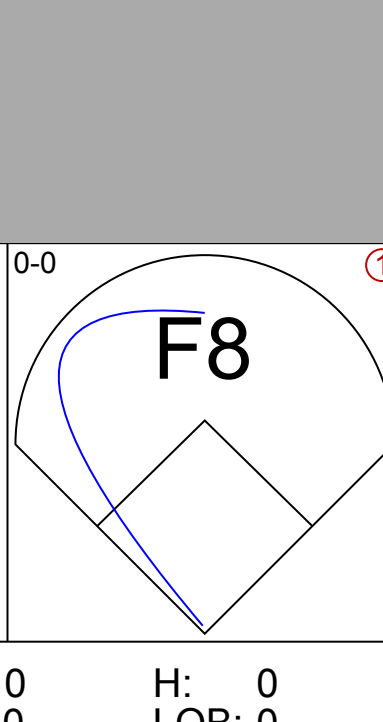
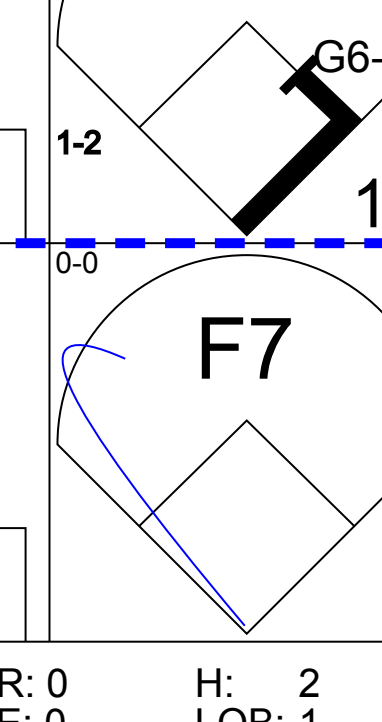


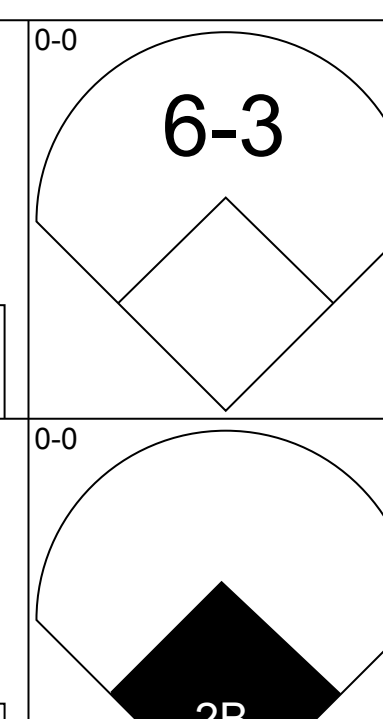
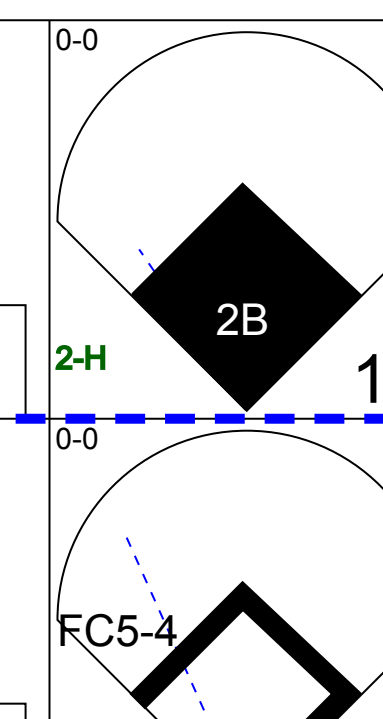
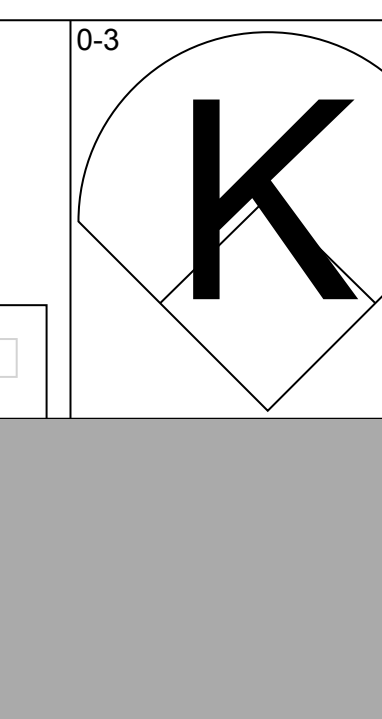
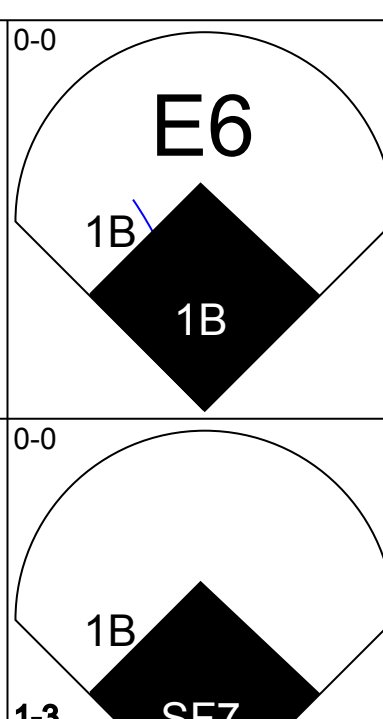
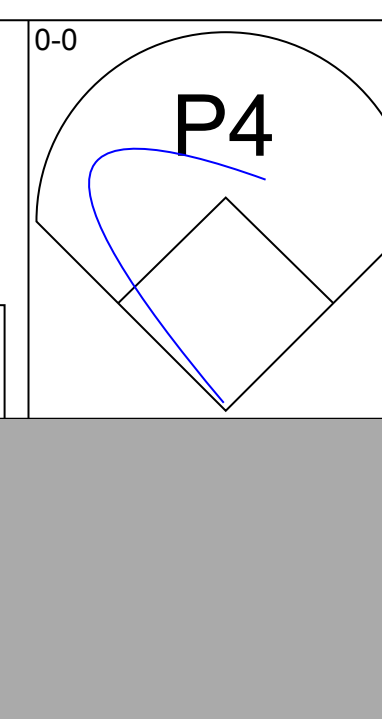
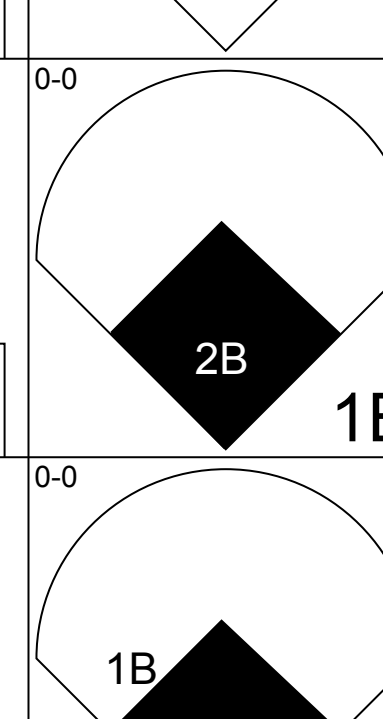
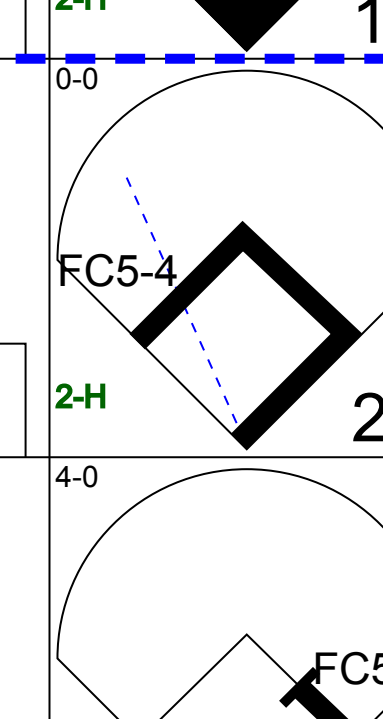
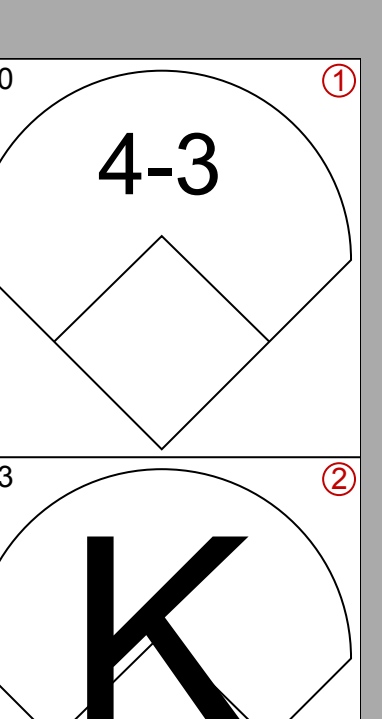
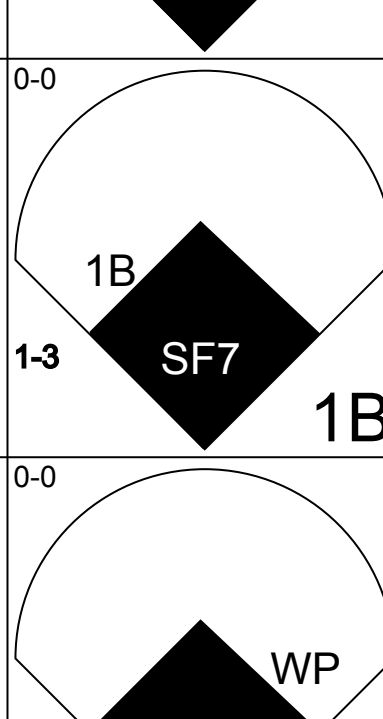

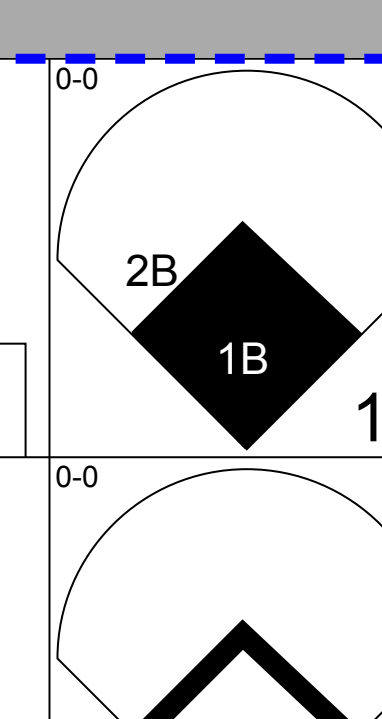
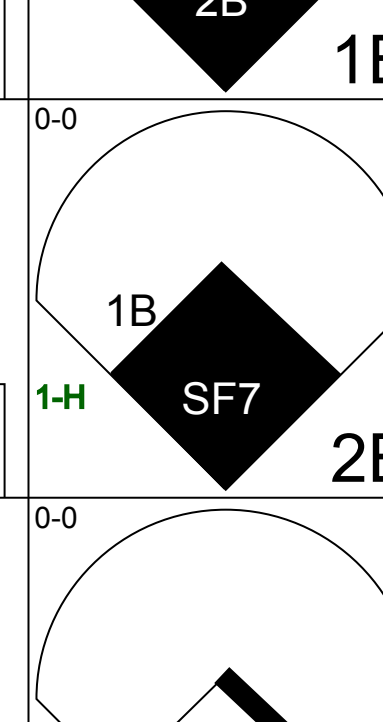
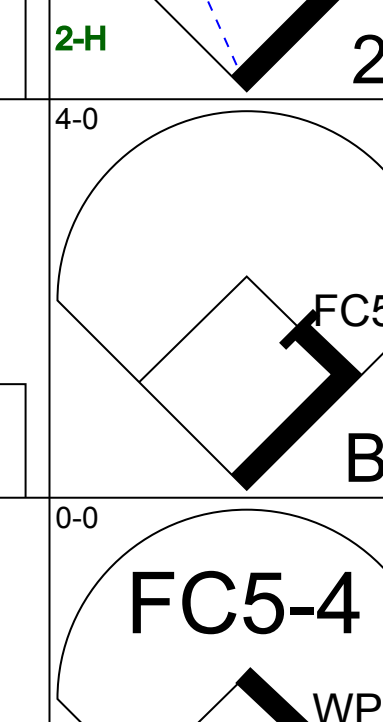
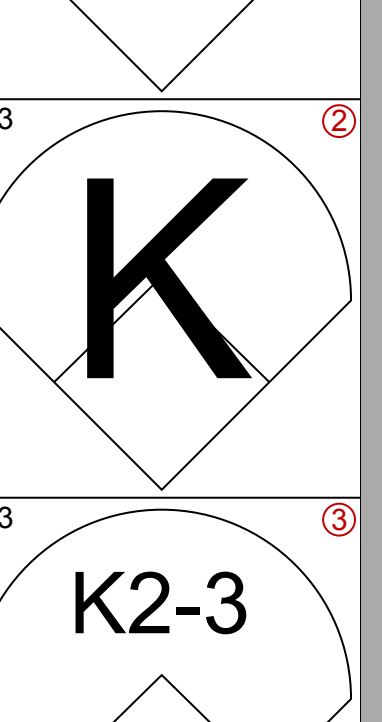
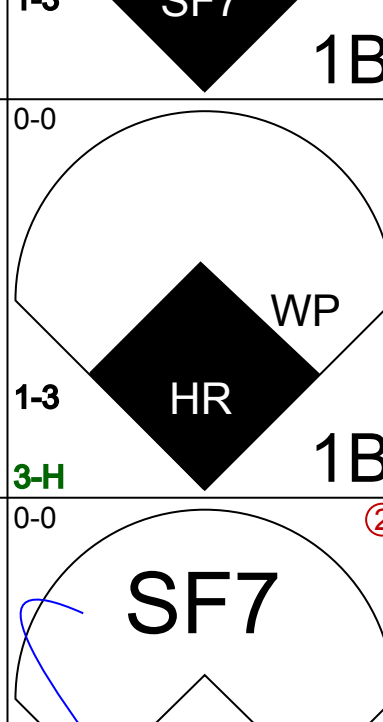

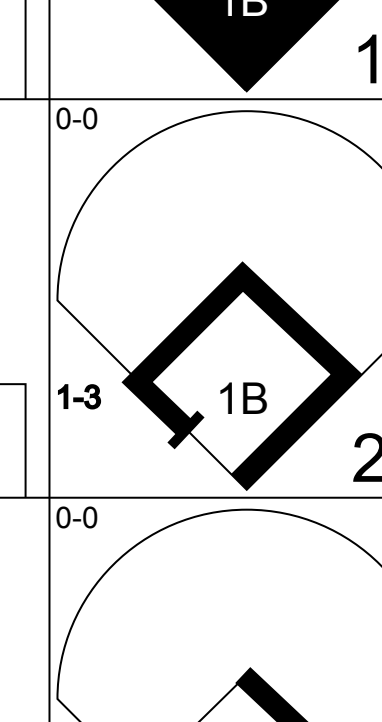
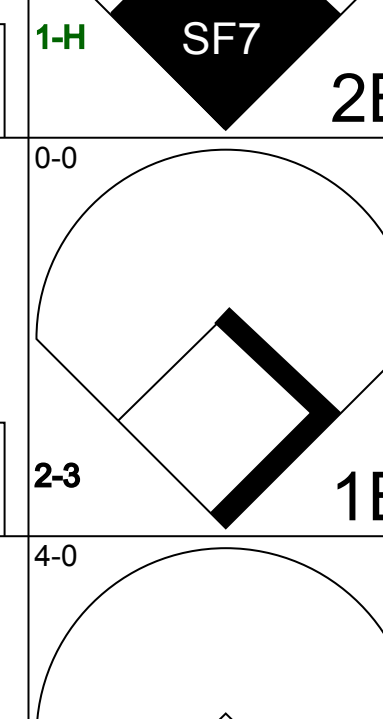
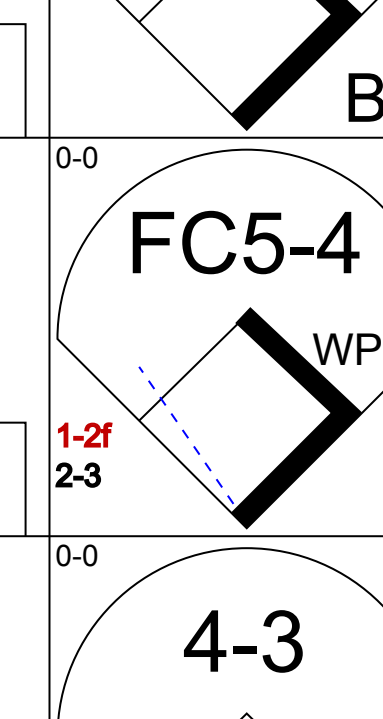
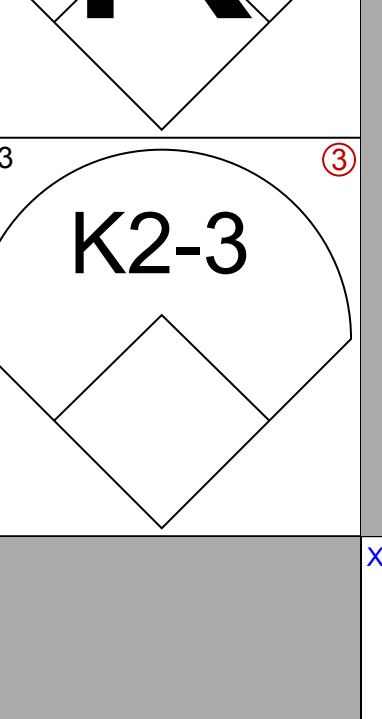
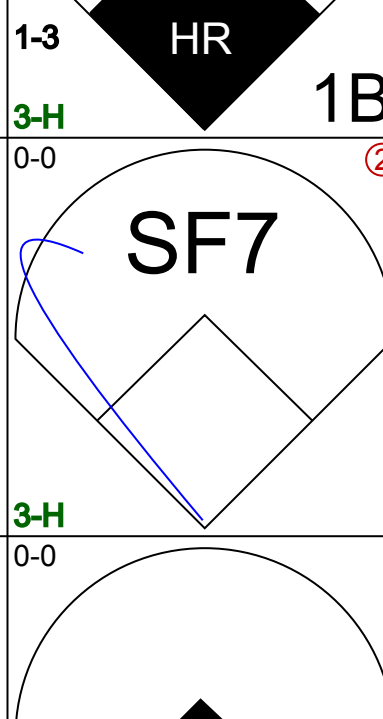
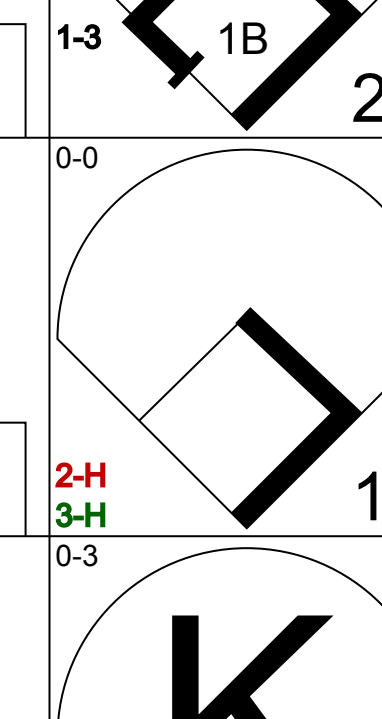
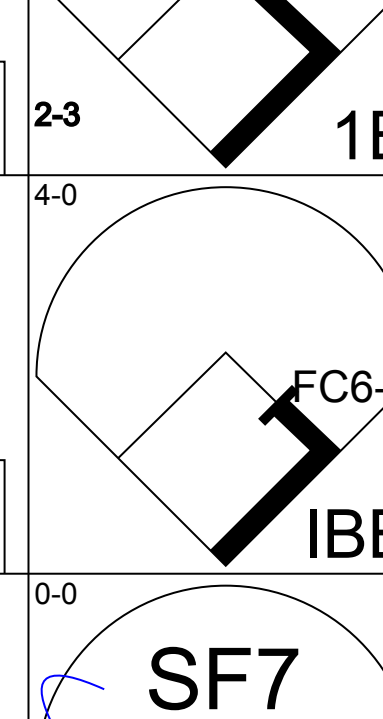
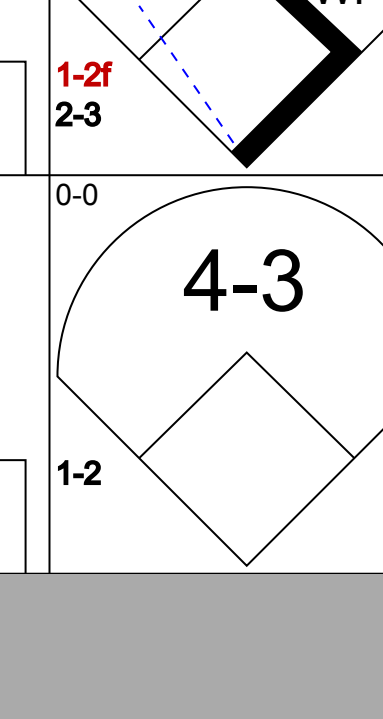
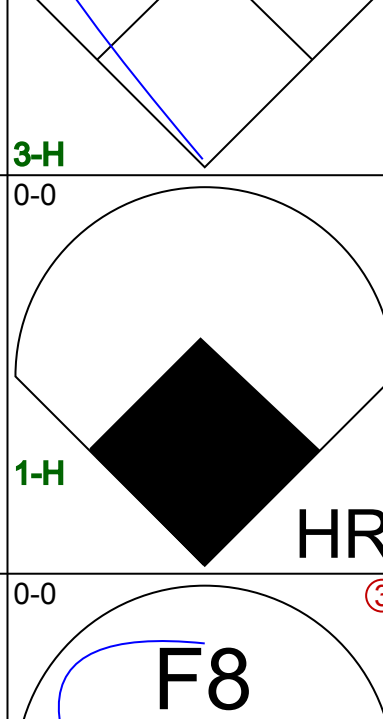
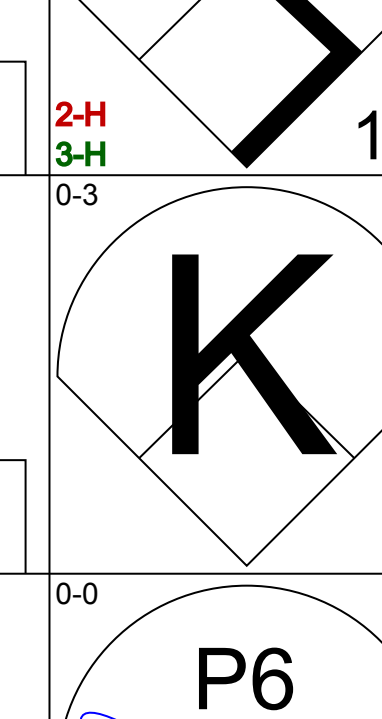
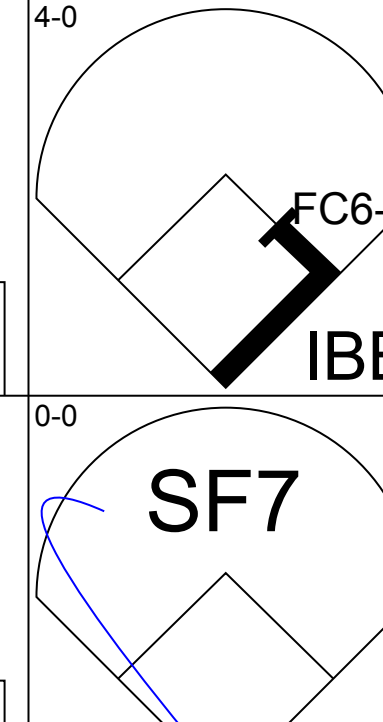
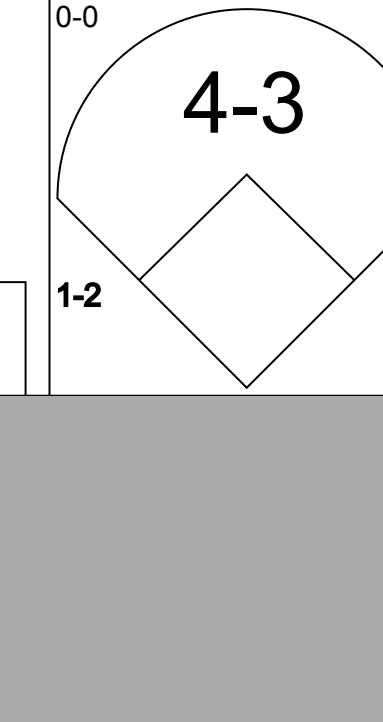
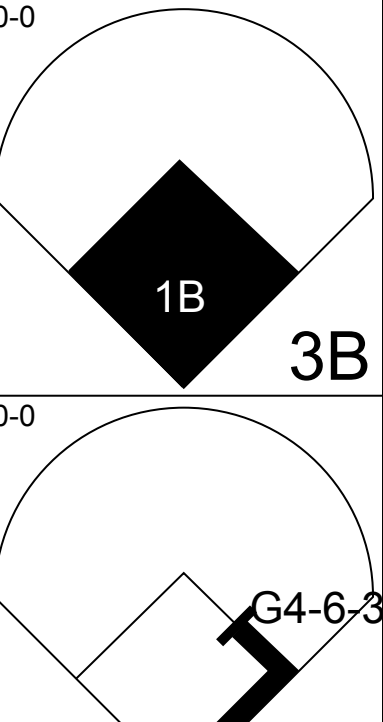
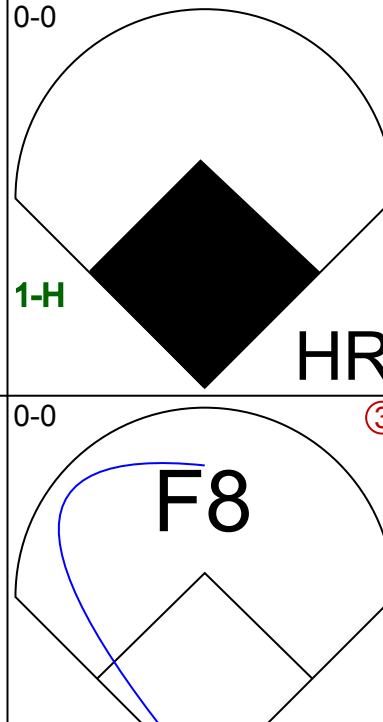
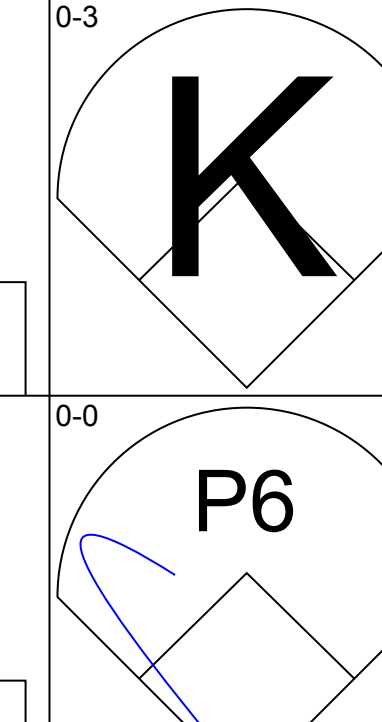
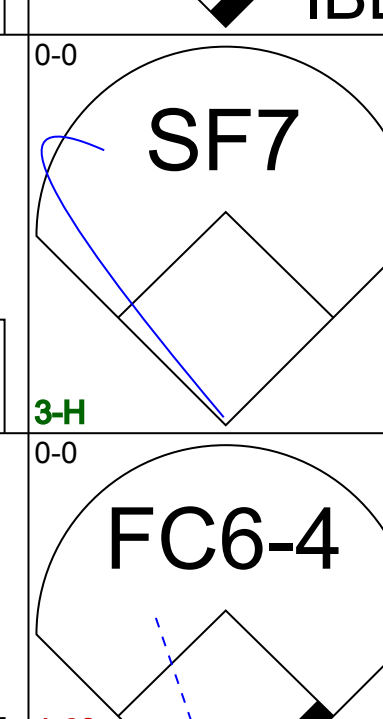
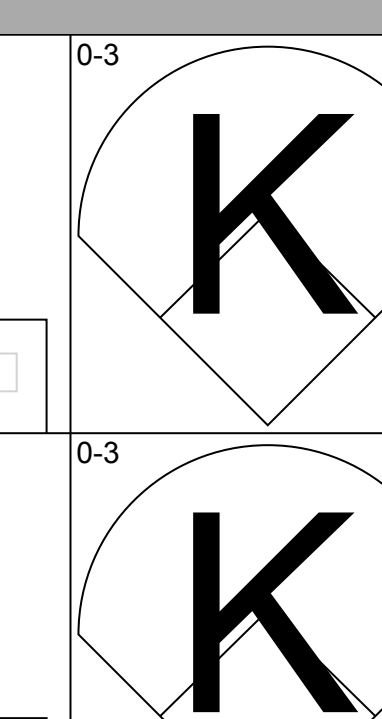
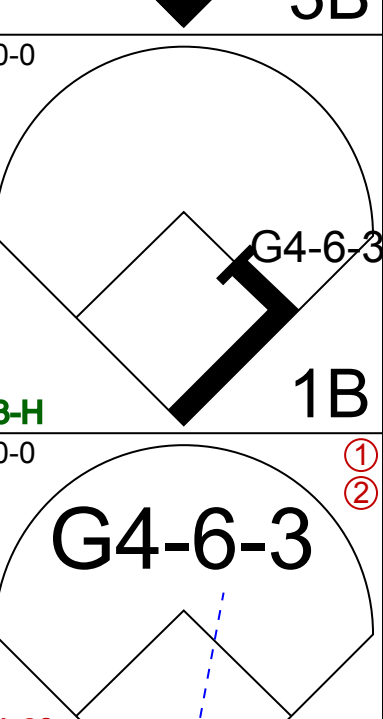
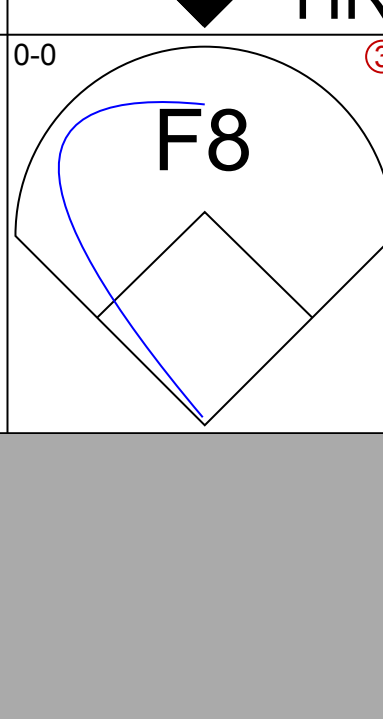
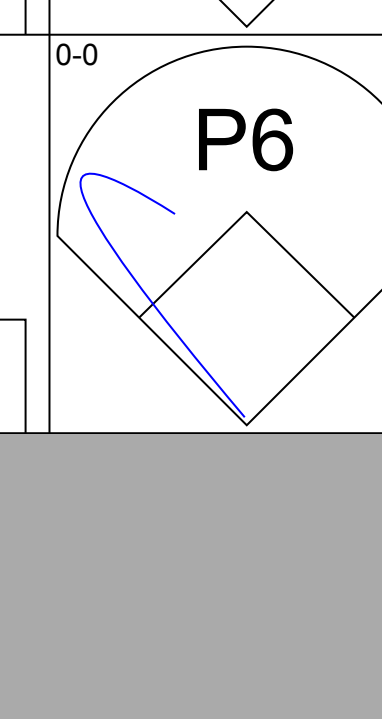
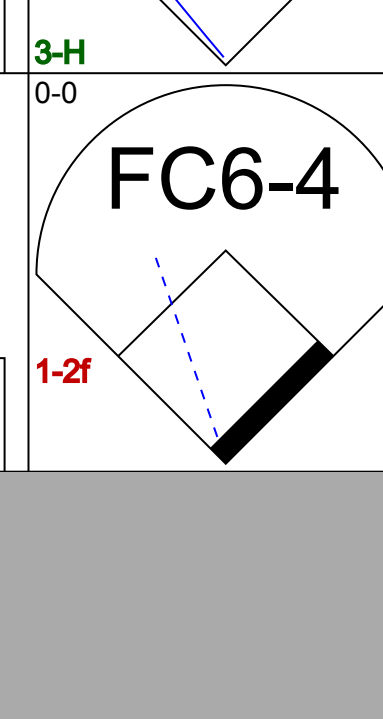
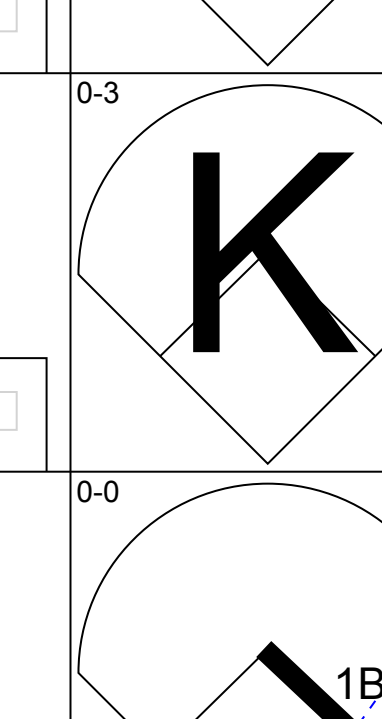
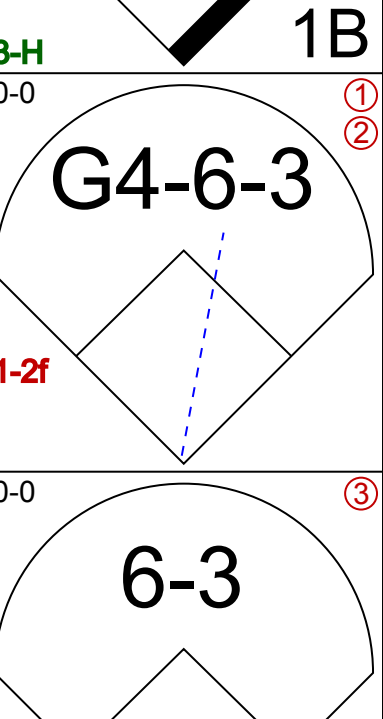
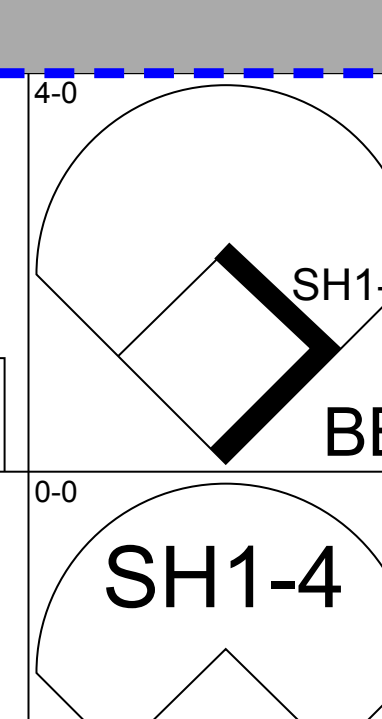
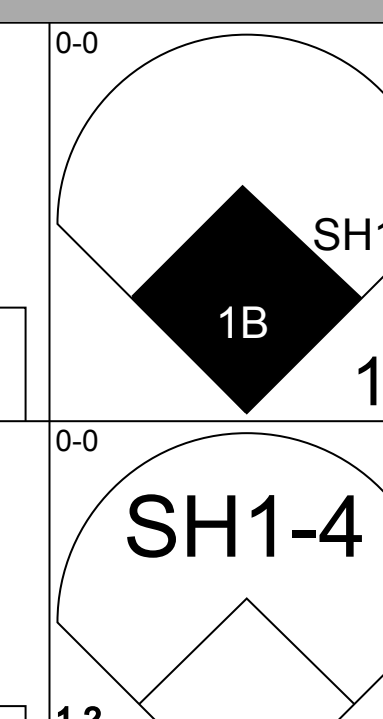
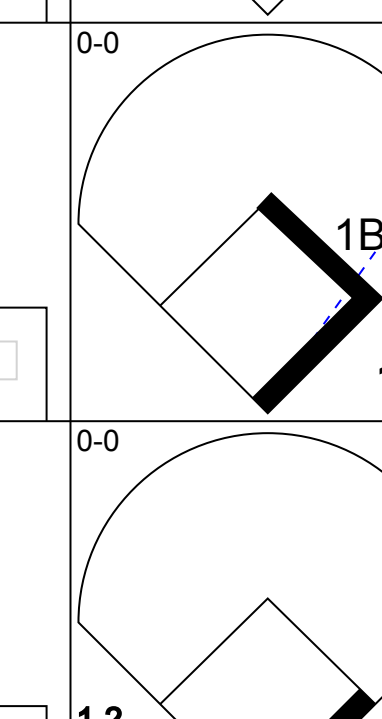
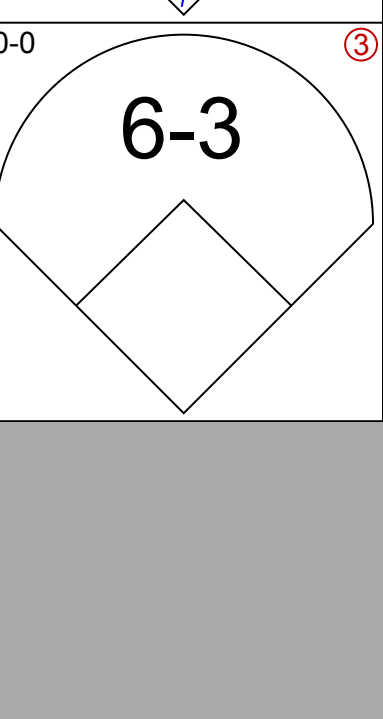
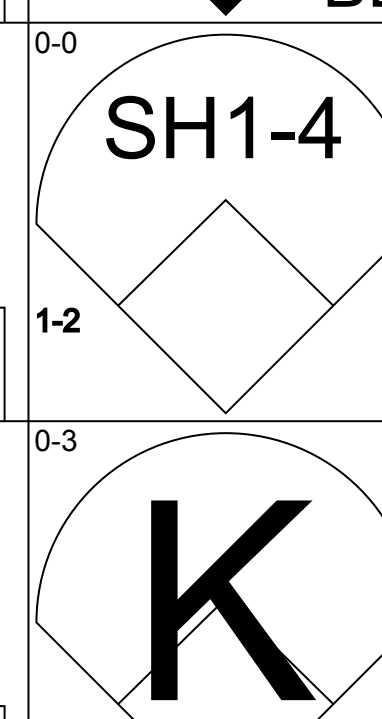
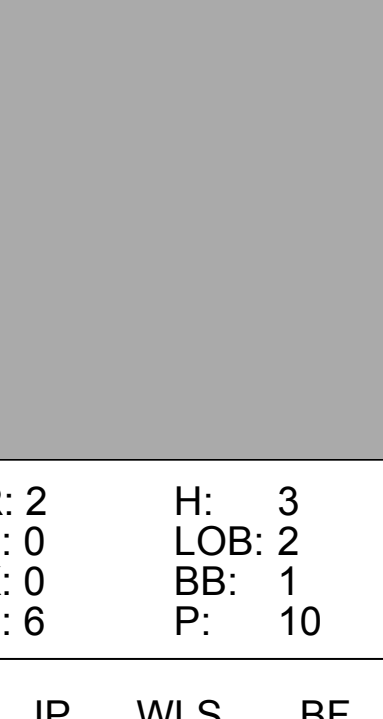
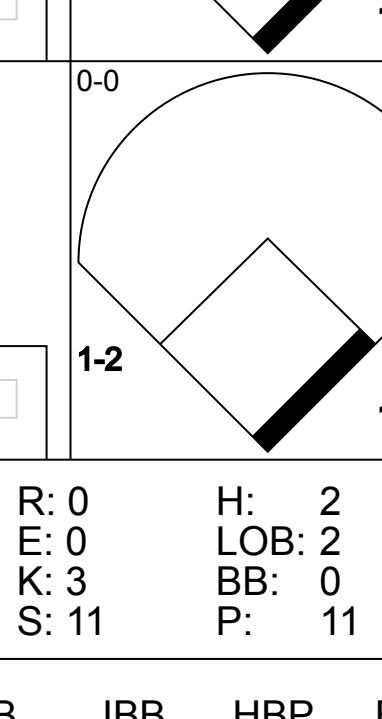
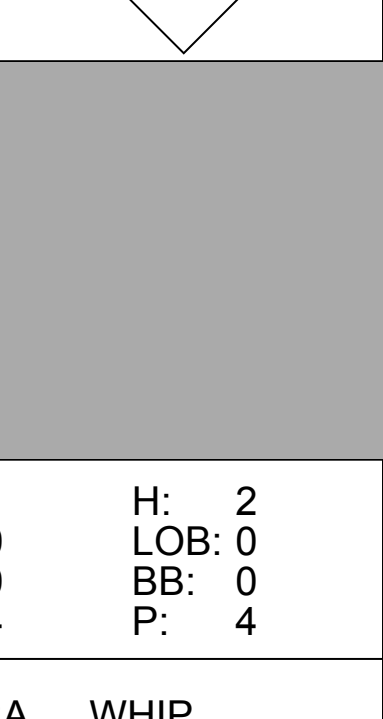
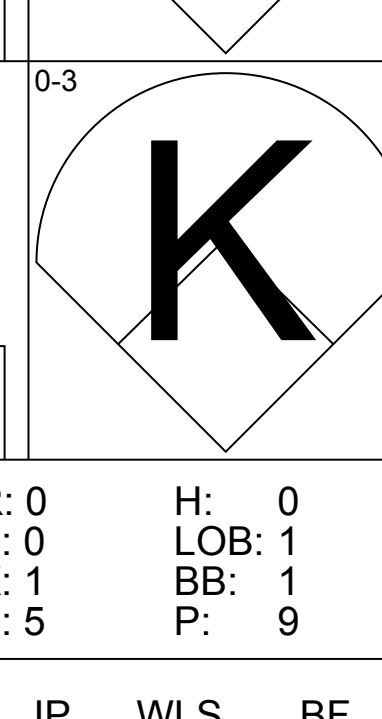
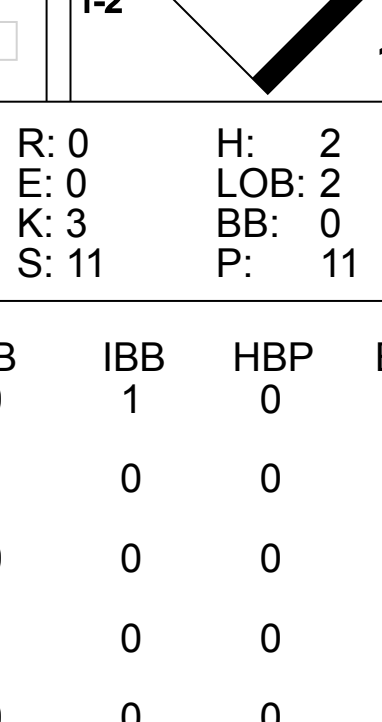
Batter	1	2	3	4	5	6	7	8	9	AB	R	H	RBI	BB	SO	LOB	TOP			
Jackie Brandt, R (1, 8) OBP: 0.345, SLG: 0.419	1-3		SF7 1-3 2B		G3			4-3	FC6-4	5	0	1	0	0	0	3	<p>Baltimore Orioles @ Kansas City Athletics Municipal Stadium, Kansas City, MO</p> <p>Wed Jul 20 1960, 8:05 PM EDT Att: 9,902 - Unknown</p> <p>livebaseballscorecards.com</p> <p>AB 34 R 3 H 11 RBI 3 BB 2 SO 4 LOB 17</p> 			
Gene Stephens, L (1, 9) OBP: 0.314, SLG: 0.373	K		1-3		L4			HR	F8	5	1	1	1	0	1	5				
Gene Woodling, L (1, 7) OBP: 0.419, SLG: 0.402	2B		SF7		1B			BB		2	0	2	1	1	0	0				
Jim Gentile, L (1, 3) OBP: 0.447, SLG: 0.552	1-3		G3		G4-6-3			F7		4	0	0	0	0	0	4				
Brooks Robinson, R (1, 5) OBP: 0.340, SLG: 0.439		4-3			F8			K		4	0	1	0	0	1	1				
Gus Triandos, R (1, 2) OBP: 0.339, SLG: 0.366	1B				K			1B		4	0	2	0	0	1	1				
Jim Busby, R (9, PR) OBP: 0.357, SLG: 0.345	1B				K			1B		0	1	0	0	0	0	0				
Ron Hansen, R (1, 6) OBP: 0.326, SLG: 0.416	1B				K			5-3		4	0	1	0	0	1	1				
Mary Breeding, R (1, 4) OBP: 0.325, SLG: 0.346								4-3		3	0	1	0	0	0	2				
Bob Boyd, L (9, PH) OBP: 0.365, SLG: 0.426	G6-4-3				G3			FC6-4	1B	1	0	1	0	0	0	0				
Mitt Pappas, R (1, 1) OBP: 0.132, SLG: 0.143					SH5-4			1B		0	1	0	0	1	0	0				
Al Pilarcik, L (7, PH) OBP: 0.317, SLG: 0.359					SH5-4			4-3		1	0	0	0	0	0	0				
Billy Hoelt, L (7, 1) OBP: 0.352, SLG: 0.261			2B		SF7			4-3		1	0	0	0	0	0	0				
Clint Courtney, L (9, PH) OBP: 0.352, SLG: 0.261			BB		SF7			1-2	2-H	1	0	1	1	0	0	0				
Inning Stats	R: 0 E: 0 K: 1 S: 6	H: 1 LOB: 1 BB: 0 P: 6	R: 0 E: 0 K: 0 S: 4	H: 2 LOB: 1 BB: 0 P: 4	R: 1 E: 0 K: 0 S: 4	H: 1 LOB: 1 BB: 1 P: 8	R: 0 E: 0 K: 2 S: 7	H: 0 LOB: 0 BB: 0 P: 7	R: 0 E: 0 K: 0 S: 4	H: 2 LOB: 1 BB: 0 P: 4	R: 0 E: 0 K: 0 S: 3	H: 0 LOB: 0 BB: 0 P: 3	R: 1 E: 0 K: 1 S: 6	H: 1 LOB: 1 BB: 1 P: 10	R: 1 E: 0 K: 0 S: 6	H: 3 LOB: 2 BB: 0 P: 6		1B: 8 2B: 2 3B: 0 HR: 1	SF: 1 SAC: 1 DP: 2 HBP: 0	WP: 0 PB: 0 SB: 0 CS: 0
PITCHER Ray Herbert, R (1, 1) ERA: 3.56	IP: 9.0 WLS: W BF: 38	H: 11 R: 3 ER: 3 SO: 4	BB: 2 IBB: 0 HBP: 0 BLK: 0	WP: 0 HR: 1 S: 44 P: 52	ERA: 3.00 WHIP: 1.444	PITCHER IP: WLS: BF: H: R: ER: SO: BB: IBB: HBP: BLK: WP: HR: S: P: ERA: WHIP														

Batter	1	2	3	4	5	6	7	8	9	AB	R	H	RBI	BB	SO	LOB	BOTTOM													
Russ Snyder, L (1, 8) OBP: 0.322, SLG: 0.391	5-3		FC3-6 1B	CS 2-H 1B		FC4-6 1-2				4	0	2	1	0	0	1	<p>Baltimore Orioles @ Kansas City Athletics Municipal Stadium, Kansas City, MO</p> <p>Wed Jul 20 1960, 8:05 PM EDT Att: 9,902 - Unknown</p> <p>livebaseballscorecards.com</p> <p>AB 29 R 4 H 7 RBI 4 BB 5 SO 2 LOB 17</p> 													
Jerry Lumpe, L (1, 4) OBP: 0.327, SLG: 0.373	BB		FC3-6 1B	BB 1-2	BB 1-2	FC4-6 1-2				2	1	0	0	2	0	2														
Whitney Herzog, L (1, 9) OBP: 0.376, SLG: 0.428	F6							B1-3 BB		3	1	1	1	1	0	2														
Bill Tuttle, R (8, 8) OBP: 0.320, SLG: 0.305			G3 2-H 1B	L4						0	0	0	0	0	0	0														
Norm Siebern, L (1, 7) OBP: 0.381, SLG: 0.484	4-3		G3		L7			B1-3		4	0	0	0	0	0	3														
Andy Carey, R (1, 5) OBP: 0.293, SLG: 0.482					4-3			K		4	0	2	1	0	1	0														
Mary Thronberry, L (1, 3) OBP: 0.260, SLG: 0.433			E3					4-3		3	1	1	1	1	0	1														
Pete Daley, R (1, 2) OBP: 0.282, SLG: 0.459	FC5-4 1-2		BB		6-3			F9		4	0	0	0	0	1	4														
Ken Hamlin, R (1, 6) OBP: 0.272, SLG: 0.246	F9				SH2-4 1B			5-3		4	1	1	0	0	0	2														
Ray Herbert, R (1, 1) OBP: 0.256, SLG: 0.135	L8				SH2-4			FC4-6 BB		1	0	0	0	1	0	2														
Inning Stats	R: 0 E: 0 K: 0 S: 3	H: 0 LOB: 1 BB: 1 P: 7	R: 0 E: 0 K: 0 S: 4	H: 1 LOB: 2 BB: 1 P: 8	R: 2 E: 2 K: 1 S: 9	H: 3 LOB: 2 BB: 0 P: 9	R: 1 E: 0 K: 0 S: 4	H: 2 LOB: 1 BB: 1 P: 8	R: 1 E: 0 K: 0 S: 4	H: 1 LOB: 0 BB: 0 P: 4	R: 0 E: 0 K: 0 S: 3	H: 0 LOB: 0 BB: 1 P: 7	R: 0 E: 0 K: 0 S: 4	H: 0 LOB: 0 BB: 1 P: 8	R: 0 E: 0 K: 0 S: 3	H: 0 LOB: 0 BB: 0 P: 3		1B: 4 2B: 2 3B: 1 HR: 1	SF: 0 SAC: 1 DP: 1 HBP: 0	WP: 0 PB: 0 SB: 0 CS: 1	PA: 35									
PITCHER Mitt Pappas, R (1, 1) ERA: 4.35	IP: 6.0 WLS: L BF: 29	H: 7 R: 4 ER: 4 SO: 1	BB: 4 IBB: 0 HBP: 0 BLK: 0	WP: 0 HR: 1 S: 27 P: 43	ERA: 6.00 WHIP: 1.833	PITCHER IP: WLS: BF: H: R: ER: SO: BB: IBB: HBP: BLK: WP: HR: S: P: ERA: WHIP																								
Billy Hoelt, L (7, 1) ERA: 5.4	2.0	6	0	0	0	1	1	0	0	0	0	7	11	0.00	0.500															

Batter	1	2	3	4	5	6	7	8	9	AB	R	H	RBI	BB	SO	LOB	TOP			
Russ Snyder, L (1, 9) OBP: 0.331, SLG: 0.393	4-3		SH G6-3 2B			2B		SH1-4 BB		2	4	1	0	2	0	0	Kansas City Athletics @ Washington Senators Griffith Stadium, Washington, DC Fri Jul 22, 1960, 7:05 PM EDT Att: 11,012 - Unknown			
Jerry Lumpe, L (1, 4) OBP: 0.329, SLG: 0.375	FC5-4 BB		FC5 G6-3			1B		SH1-4		3	2	1	1	1	0	2				
Bill Tuttle, R (1, 8) OBP: 0.319, SLG: 0.307	F9		G6-3			1B		F8		5	1	1	2	0	0	4				
Dick Williams, R (1, 3) OBP: 0.333, SLG: 0.381	FC5-4 1-2					1B				4	0	3	2	1	0	1				
Norm Siebern, L (1, 7) OBP: 0.381, SLG: 0.486			K			1B		F9		5	0	2	1	0	1	4				
Pete Daley, R (1, 2) OBP: 0.289, SLG: 0.442						1B				3	0	0	0	2	0	4				
Bob Johnson, R (1, 5) OBP: 0.333, SLG: 0.231	F8 1-2		9-3			BB		K		4	1	0	0	1	1	3				
Ken Hamlin, R (1, 6) OBP: 0.268, SLG: 0.242	6-3		1-3					1-3		4	0	0	0	0	0	1				
Dick Hall, R (1, 1) OBP: 0.147, SLG: 0.094			E G6-3 SH 1B					F3		3	1	1	0	0	1	1				
Ken Johnson, R (6, 1) OBP: 0.211, SLG: 0.211										1	0	0	0	0	0	0				
Inning Stats	R: 0 E: 0 K: 0 S: 3	H: 0 LOB: 1 BB: 1 P: 7	R: 2 E: 1 K: 1 S: 8	H: 2 LOB: 1 BB: 0 P: 8	R: 0 E: 0 K: 0 S: 2	H: 0 LOB: 0 BB: 1 P: 6	R: 2 E: 1 K: 1 S: 7	H: 3 LOB: 2 BB: 0 P: 7	R: 4 E: 1 K: 1 S: 8	H: 2 LOB: 2 BB: 3 P: 20	R: 0 E: 0 K: 0 S: 3	H: 0 LOB: 0 BB: 0 P: 3	R: 1 E: 0 K: 0 S: 4	H: 1 LOB: 1 BB: 1 P: 8	R: 0 E: 0 K: 1 S: 5	H: 0 LOB: 0 BB: 0 P: 5	1B: 5 2B: 5 3B: 0 HR: 0	SF: 0 SAC: 3 DP: 2 HBP: 0	WP: 0 PB: 1 SB: 0 CS: 0	PA: 44
PITCHER	IP WLS BF H R ER SO BB IBB HBP BLK WP HR S P ERA WHIP																			
Hal Woodeshick, L (1, 1) ERA: 4.65	4.2 L 23 6 4 2 1 3 0 0 0 0 0 0 22 34 3.86 1.929																			
Rudy Hernandez, R (5, 1) ERA: 2.45	1.0 9 2 4 0 1 3 0 0 0 0 0 0 8 20 0.00 5.000																			
Don Lee, R (6, 1) ERA: 4.87	1.1 4 0 0 0 0 0 0 0 0 0 0 0 4 4 0.00 0.000																			
Chuck Stobbs, L (8, 1) ERA: 3.38	1.0 5 1 1 1 0 1 0 0 0 0 0 0 4 8 9.00 2.000																			
Ray Moore, R (9, 1) ERA: 4.2	1.0 3 0 0 0 1 0 0 0 0 0 0 0 5 5 0.00 0.000																			

Batter	1	2	3	4	5	6	7	8	9	AB	R	H	RBI	BB	SO	LOB	BOTTOM			
Billy Gardner, R (1, 4) OBP: 0.346, SLG: 0.405	F8								5-3	5	0	2	0	0	0	0	Kansas City Athletics @ Washington Senators Griffith Stadium, Washington, DC Fri Jul 22, 1960, 7:05 PM EDT Att: 11,012 - Unknown			
Dan Dobbek, L (1, 8) OBP: 0.313, SLG: 0.385	F9		1B					F5		5	0	0	0	0	0	2				
Bob Allison, R (1, 9) OBP: 0.397, SLG: 0.459										3	2	2	0	2	0	0				
Jim Lemon, R (1, 7) OBP: 0.375, SLG: 0.568	P4									3	1	1	3	0	0	3				
Julio Becquer, L (1, 3) OBP: 0.259, SLG: 0.364										3	0	0	0	1	0	0				
Harmon Killebrew, R (1, 5) OBP: 0.360, SLG: 0.450										3	1	1	0	1	1	1				
Earl Batley, R (1, 2) OBP: 0.316, SLG: 0.383										4	0	1	1	0	0	2				
Jose Valdivielso, R (1, 6) OBP: 0.288, SLG: 0.267										3	0	0	0	0	0	2				
Elmer Vallo, L (8, PH) OBP: 0.405, SLG: 0.290										0	0	0	0	1	0	0				
Ray Moore, R (9, 1) OBP: 0.100, SLG: 0.100										0	0	0	0	0	0	0				
Hal Woodeshick, R (1, 1) OBP: 0.281, SLG: 0.288										1	0	0	0	0	1	0				
Rudy Hernandez, R (5, 1) OBP: 0.298, SLG: 0.389										1	0	0	0	0	0	0				
Don Lee, R (6, 1) OBP: 0.298, SLG: 0.167										0	0	0	0	0	0	0				
Lenny Green, L (7, PH) OBP: 0.328, SLG: 0.372										1	0	0	0	0	0	0				
Chuck Stobbs, L (8, 1) OBP: 0.340, SLG: 0.375										0	0	0	0	0	0	0				
Faye Throneberry, L (8, PH) OBP: 0.340, SLG: 0.375										1	0	0	0	0	0	2				
Billy Consolo, R (9, 6) OBP: 0.274, SLG: 0.308										0	0	0	0	0	0	0				
Inning Stats	R: 0 E: 0 K: 0 S: 4	H: 1 LOB: 0 BB: 0 P: 4	R: 0 E: 0 K: 1 S: 6	H: 0 LOB: 0 BB: 0 P: 6	R: 2 E: 1 K: 0 S: 6	H: 3 LOB: 1 BB: 0 P: 6	R: 0 E: 0 K: 0 S: 3	H: 0 LOB: 0 BB: 0 P: 3	R: 2 E: 0 K: 0 S: 4	H: 1 LOB: 1 BB: 2 P: 12	R: 0 E: 0 K: 0 S: 4	H: 1 LOB: 2 BB: 1 P: 8	R: 0 E: 0 K: 0 S: 3	H: 0 LOB: 2 BB: 2 P: 11	R: 0 E: 0 K: 0 S: 3	H: 0 LOB: 0 BB: 0 P: 3	1B: 4 2B: 2 3B: 0 HR: 1	SF: 1 SAC: 0 DP: 0 HBP: 0	WP: 0 PB: 0 SB: 0 CS: 0	PA: 39
PITCHER	IP WLS BF H R ER SO BB IBB HBP BLK WP HR S P ERA WHIP																			
Dick Hall, R (1, 1) ERA: 4.02	5.1 W 24 6 4 4 2 2 0 0 0 0 0 1 26 34 6.75 1.500																			
Ken Johnson, R (6, 1) ERA: 4.09	3.2 S 15 1 0 0 0 3 0 0 0 0 0 0 12 24 0.00 1.091																			

Batter	1	2	3	4	5	6	7	8	9	AB	R	H	RBI	BB	SO	LOB	TOP			
Bill Tuttle, R OBP: 0.318, SLG: 0.307 (1, 8)										4	0	0	0	0	2	2	Kansas City Athletics @ Washington Senators Griffith Stadium, Washington, DC Sun Jul 24 1960, 3:38 AM EDT Att: 13,668 - Unknown			
Jerry Lumpe, L OBP: 0.323, SLG: 0.366 (1, 4)										4	0	0	0	0	1	0				
Russ Snyder, L OBP: 0.337, SLG: 0.402 (1, 9)										4	1	3	0	0	0	0				
Norm Siebern, L OBP: 0.388, SLG: 0.508 (1, 7)										4	1	1	1	0	0	2				
Dick Williams, R OBP: 0.338, SLG: 0.390 (1, 5)										3	0	1	1	0	2	1				
Danny Kravitz, L OBP: 0.284, SLG: 0.370 (1, 2)										4	0	0	0	0	1	2				
Mary Throneberry, L OBP: 0.275, SLG: 0.411 (1, 3)										2	0	1	0	1	0	0				
Bob Johnson, R OBP: 0.329, SLG: 0.236 (1, 6)										3	0	1	0	0	0	1				
Ned Garver, R OBP: 0.291, SLG: 0.182 (2, 1)										0	0	0	0	0	0	0				
Bob Davis, R OBP: 0.295, SLG: 0.225 (6, PH)										1	0	0	0	0	0	0				
Lou Kimchick, L OBP: 0.225, SLG: 0.111 (6, PH)										0	0	0	0	0	0	0				
Bob Trowbridge, R OBP: 0.215, SLG: 0.111 (7, 1)										0	0	0	0	0	0	0				
John Tsitouris, R OBP: 0.265, SLG: 0.431 (8, PH)										1	0	0	0	0	2	0				
Whitey Herzog, L OBP: 0.225, SLG: 0.250 (8, 1)										0	0	0	0	0	0	0				
Marty Kutyna, R OBP: 0.225, SLG: 0.250 (8, 1)										0	0	0	0	0	0	0				
Inning Stats	R: 0 E: 0 K: 1 S: 6	H: 1 LOB: 1 BB: 0 P: 6	R: 0 E: 0 K: 0 S: 3	H: 1 LOB: 0 BB: 0 P: 3	R: 0 E: 0 K: 1 S: 5	H: 0 LOB: 0 BB: 0 P: 5	R: 0 E: 0 K: 0 S: 3	H: 0 LOB: 1 BB: 0 P: 3	R: 0 E: 0 K: 2 S: 7	H: 0 LOB: 1 BB: 1 P: 11	R: 0 E: 0 K: 1 S: 5	H: 1 LOB: 1 BB: 0 P: 6	R: 0 E: 0 K: 0 S: 4	H: 2 LOB: 1 BB: 0 P: 4	R: 2 E: 0 K: 0 S: 5	H: 2 LOB: 0 BB: 0 P: 5	1B: 5 2B: 1 3B: 1 HR: 0	SF: 1 SAC: 0 DP: 2 HBP: 0	WP: 0 PB: 1 CS: 0	PA: 33
PITCHER	IP WLS BF H R ER SO BB IBB HBP BLK WP HR S P ERA WHIP																			
Camilo Pascual, R ERA: 2.99	(1, 1)	7.0 W 26 5 0 0 6 1 0 0 0 0 0 0 0 37 41 0.00 0.857																		
Ray Moore, R ERA: 4.3	(8, 1)	2.0 S 7 2 2 2 0 0 0 0 0 0 0 0 0 7 7 9.00 1.000																		

Batter	1	2	3	4	5	6	7	8	9	AB	R	H	RBI	BB	SO	LOB	BOTTOM			
Billy Gardner, R OBP: 0.344, SLG: 0.401 (1, 4)										5	2	1	1	0	1	3	Kansas City Athletics @ Washington Senators Griffith Stadium, Washington, DC Sun Jul 24 1960, 3:38 AM EDT Att: 13,668 - Unknown			
Lenny Green, L OBP: 0.384, SLG: 0.405 (1, 8)										5	3	4	1	0	0	0				
Bob Allison, R OBP: 0.398, SLG: 0.464 (1, 9)										4	2	3	2	1	1	0				
Jim Lemon, R OBP: 0.377, SLG: 0.563 (8, PR)										4	0	2	2	0	1	2				
Pete Whisenant, R OBP: 0.345, SLG: 0.365 (9, 7)										0	0	0	0	0	0	0				
Julio Becquer, L OBP: 0.265, SLG: 0.392 (1, 3)										4	2	2	2	1	1	3				
Harmon Killebrew, R OBP: 0.362, SLG: 0.465 (1, 5)										4	0	1	2	0	1	1				
Earl Batley, R OBP: 0.324, SLG: 0.389 (1, 2)										3	0	0	0	1	1	3				
Jose Valdivieso, R OBP: 0.286, SLG: 0.266 (1, 6)										3	1	2	0	0	0	0				
Camilo Pascual, R OBP: 0.211, SLG: 0.250	(1, 1)									3	0	1	0	0	1	1				
Ray Moore, R OBP: 0.100, SLG: 0.100	(8, 1)									0	0	0	0	0	0	0				
Inning Stats	R: 2 E: 0 K: 0 S: 6	H: 3 LOB: 2 BB: 1 P: 10	R: 2 E: 0 K: 0 S: 6	H: 3 LOB: 1 BB: 1 P: 10	R: 0 E: 0 K: 3 S: 11	H: 2 LOB: 0 BB: 0 P: 11	R: 0 E: 0 K: 2 S: 7	H: 0 LOB: 0 BB: 0 P: 7	R: 1 E: 0 K: 0 S: 4	H: 2 LOB: 0 BB: 0 P: 4	R: 4 E: 1 K: 0 S: 7	H: 3 LOB: 0 BB: 0 P: 7	R: 0 E: 0 K: 1 S: 5	H: 0 LOB: 1 BB: 1 P: 9	R: 1 E: 0 K: 1 S: 7	H: 3 LOB: 1 BB: 0 P: 7	1B: 11 2B: 3 3B: 1 HR: 1	SF: 2 SAC: 2 DP: 1 HBP: 0	WP: 2 PB: 0 CS: 0	PA: 42
PITCHER	IP WLS BF H R ER SO BB IBB HBP BLK WP HR S P ERA WHIP																			
Ned Garver, R ERA: 6.5	(1, 1)	1.1 L 10 5 4 4 0 0 0 0 0 0 0 0 0 9 13 27.00 3.750																		
Bob Davis, R ERA: 1.8	(2, 1)	3.2 16 5 1 1 5 1 0 0 0 0 1 0 25 29 2.46 1.636																		
Bob Trowbridge, R ERA: 4.61	(6, 1)	1.0 7 3 4 0 0 0 0 0 0 0 0 1 7 7 0.00 3.000																		
John Tsitouris, R ERA: 5.4	(7, 1)	1.0 4 0 0 0 0 1 1 0 0 0 0 0 5 9 0.00 1.000																		
Marty Kutyna, R ERA: 3.35	(8, 1)	1.0 5 3 1 1 1 0 0 0 0 0 0 0 7 7 9.00 3.000																		

Batter	1	2	3	4	5	6	7	8	9	AB	R	H	RBI	BB	SO	LOB	TOP							
Bill Tuttle, R OBP: 0.317, SLG: 0.306 (1, 8)	0-0 4-3		0-0 G1-6-3			0-0 4-3		0-0 1B 1B		4	0	1	0	0	0	1	Kansas City Athletics @ Baltimore Orioles Memorial Stadium, Baltimore, MD Tue Jul 26 1960, 7:05 PM EDT Att: 9,147 - Unknown livebaseballscorecards.com							
Jerry Lumpe, L OBP: 0.325, SLG: 0.371 (1, 4)	0-0 L7			0-0 F7			0-0 1B 2B	0-0 1B		4	1	2	1	0	0	0								
Whitey Herzog, L OBP: 0.370, SLG: 0.429 (1, 9)	4-0 BB			0-0 F9			0-0 1B 1B	0-3 K		3	0	1	1	1	1	3								
Norm Siebern, L OBP: 0.383, SLG: 0.502 (1, 7)	0-0 L9			0-0 F9			0-0 L7		0-0 L4	4	0	0	0	0	0	2								
Dick Williams, R OBP: 0.336, SLG: 0.388 (1, 5)		0-0 F6			0-0 G4-3 1B		0-0 L4-3		0-0 5-3	4	0	1	0	0	0	1								
Danny Kravitz, L OBP: 0.271, SLG: 0.351 (1, 2)		0-0 F5			0-0 F8			0-0 F4	0-0 F2	4	0	0	0	0	0	1								
Mary Throneberry, L OBP: 0.269, SLG: 0.402 (1, 3)		0-3 K			0-0 G4-3			0-0 L8		3	0	0	0	0	1	1								
Bob Johnson, R OBP: 0.330, SLG: 0.240 (1, 6)			0-3 K			0-3 K		0-0 1B 1B 1B		3	1	1	0	0	2	0								
Ken Hamlin, R OBP: 0.269, SLG: 0.240 (8, 6)								0-0 1B 1B 1B		0	0	0	0	0	0	0								
Johnny Kucks, R OBP: 0.182, SLG: 0.100 (1, 1)			4-0 G1-6-3 BB			0-0 6-3		0-0 1B 1B 1B		2	0	1	0	1	0	0								
Inning Stats	R: 0 E: 0 K: 0 S: 3	H: 0 LOB: 1 BB: 1 P: 7	R: 0 E: 0 K: 1 S: 5	H: 0 LOB: 0 BB: 0 P: 5	R: 0 E: 0 K: 1 S: 4	H: 0 LOB: 0 BB: 1 P: 8	R: 0 E: 0 K: 0 S: 3	H: 0 LOB: 0 BB: 0 P: 3	R: 0 E: 0 K: 1 S: 5	H: 0 LOB: 0 BB: 0 P: 5	R: 1 E: 0 K: 0 S: 4	H: 2 LOB: 0 BB: 0 P: 4	R: 1 E: 0 K: 1 S: 9	H: 4 LOB: 3 BB: 0 P: 9	R: 0 E: 0 K: 0 S: 3	H: 0 LOB: 0 BB: 0 P: 3	1B: 6 2B: 2 3B: 0 HR: 0	SF: 0 SAC: 0 DP: 3 HBP: 0	WP: 0 PB: 0 SB: 0 CS: 0	PA: 33				
PITCHER	IP WLS BF H R ER SO BB IBB HBP BLK WP HR S P ERA WHIP	8.0 L 30 7 2 2 4 2 0 0 0 0 0 0 36 44 2.25 1.125	1.0 3 0 0 0 0 0 0 0 0 0 0 0 0 3 3 0.00 0.000																					

Batter	1	2	3	4	5	6	7	8	9	AB	R	H	RBI	BB	SO	LOB	BOTTOM							
Jackie Brandt, R OBP: 0.338, SLG: 0.415 (1, 8)	0-0 G3 1B 1B		0-0 5-3	0-0 F6			0-0 F8		0-0 5-3	5	0	1	0	0	0	2	Kansas City Athletics @ Baltimore Orioles Memorial Stadium, Baltimore, MD Tue Jul 26 1960, 7:05 PM EDT Att: 9,147 - Unknown livebaseballscorecards.com							
Gene Stephens, L OBP: 0.308, SLG: 0.372 (1, 9)	0-0 G3 1B		0-0 F7		0-0 4-3		0-0 4-3 2B			4	0	2	0	0	0	0								
Gene Woodling, L OBP: 0.408, SLG: 0.386 (1, 7)	0-0 G3		0-0 1B		0-0 F9		0-0 4-3			4	0	1	0	0	0	3								
Jim Gentile, L OBP: 0.440, SLG: 0.533 (1, 3)	0-3 K		0-0 F7		0-0 4-3		0-0 L9			4	0	0	0	0	1	4								
Brooks Robinson, R OBP: 0.341, SLG: 0.438 (1, 5)	0-0 F9			0-0 5-3		0-0 1-5-3 1B		0-0 5-3		4	0	1	0	0	0	2								
Clint Courtney, L OBP: 0.370, SLG: 0.288 (1, 2)		0-0 1B		0-0 BB 1B		0-0 1-5-3		0-0 3-1		4	1	2	0	0	0	1								
Billy Klaus, L OBP: 0.300, SLG: 0.353 (1, 6)	0-0 F3		0-0 F3	4-0 6-3 1B BB		0-3 K		0-0 F9		3	0	0	0	1	1	2								
Mary Breeding, R OBP: 0.324, SLG: 0.343 (1, 4)		0-0 F3		0-0 6-3 1B		4-0 IBB			0-0 G4-6-3 1B	2	0	1	1	1	0	1								
Bob Boyd, L OBP: 0.393, SLG: 0.429 (9, PH)				1-2 2H						1	0	1	0	0	0	0								
Mitt Pappas, R OBP: 0.122, SLG: 0.132 (1, 1)		0-3 K		0-0 6-3		0-0 6-3			0-0 G4-6-3	3	0	0	0	0	1	5								
Hoyt Wilhelm, R OBP: 0.091, SLG: 0.065 (9, PH)				1-2 2-3						0	0	0	0	0	0	0								
Al Pilarcik, L OBP: 0.315, SLG: 0.357 (9, PH)				1-2 2-3					0-0 G4-6-3	1	0	0	0	0	0	1								
Inning Stats	R: 0 E: 0 K: 1 S: 7	H: 2 LOB: 2 BB: 0 P: 7	R: 0 E: 0 K: 1 S: 6	H: 1 LOB: 1 BB: 0 P: 6	R: 0 E: 0 K: 0 S: 4	H: 1 LOB: 1 BB: 0 P: 4	R: 1 E: 0 K: 0 S: 5	H: 2 LOB: 2 BB: 1 P: 9	R: 0 E: 0 K: 0 S: 3	H: 0 LOB: 0 BB: 0 P: 3	R: 0 E: 0 K: 1 S: 6	H: 1 LOB: 2 BB: 1 P: 10	R: 0 E: 0 K: 0 S: 4	H: 1 LOB: 1 BB: 0 P: 4	R: 0 E: 0 K: 0 S: 3	H: 0 LOB: 0 BB: 0 P: 3	R: 0 E: 0 K: 0 S: 3	H: 1 LOB: 0 BB: 0 P: 3	1B: 8 2B: 1 3B: 0 HR: 0	SF: 0 SAC: 0 DP: 1 HBP: 0	WP: 0 PB: 0 SB: 0 CS: 0	PA: 37		
PITCHER	IP WLS BF H R ER SO BB IBB HBP BLK WP HR S P ERA WHIP	9.0 W 37 9 1 1 3 1 1 0 0 0 0 41 49 1.00 1.111																						



Batter	1	2	3	4	5	6	7	8	9	AB	R	H	RBI	BB	SO	LOB	TOP			
Bill Tuttle, R OBP: 0.314, SLG: 0.302 (1, 8)										4	0	0	0	0	2	1	Kansas City Athletics @ Baltimore Orioles Memorial Stadium, Baltimore, MD Thu Jul 28 1960, 7:05 PM EDT Att: 6,073 - Unknown livebaseballscorecards.com			
Jerry Lumpe, L OBP: 0.322, SLG: 0.366 (1, 4)										4	0	0	0	0	1	1				
Hank Bauer, R OBP: 0.338, SLG: 0.404 (1, 9)										3	0	1	0	1	0	0				
Dick Williams, R OBP: 0.335, SLG: 0.382 (1, 3)										3	0	0	0	1	2	2				
Norm Siebern, L OBP: 0.379, SLG: 0.495 (1, 7)										4	0	0	0	0	1	2				
Pete Daley, R OBP: 0.281, SLG: 0.395 (1, 2)										3	0	0	0	0	2	1				
Bob Johnson, R OBP: 0.330, SLG: 0.234 (1, 5)										2	0	0	0	1	1	1				
Ken Hamlin, R OBP: 0.269, SLG: 0.238 (1, 6)										2	0	0	0	1	1	0				
Bud Daley, L OBP: 0.237, SLG: 0.173 (1, 1)										0	0	0	0	0	0	0				
Andy Carey, R OBP: 0.292, SLG: 0.480 (2, PH)										1	0	0	0	0	0	2				
Ned Garver, R OBP: 0.167, SLG: 0.182 (2, 1)										0	0	0	0	1	0	0				
Lou Klimchok, L OBP: 0.333, SLG: 0.333 (8, PH)										1	0	0	0	0	0	0				
Marty Kutyna, R OBP: 0.250, SLG: 0.250 (8, 1)										0	0	0	0	0	0	0				
Inning Stats	R: 0 E: 0 K: 1 S: 5	H: 0 LOB: 1 BB: 1 P: 9	R: 0 E: 0 K: 1 S: 5	H: 0 LOB: 2 BB: 2 P: 13	R: 0 E: 0 K: 1 S: 5	H: 0 LOB: 0 BB: 0 P: 5	R: 0 E: 0 K: 3 S: 9	H: 0 LOB: 1 BB: 1 P: 13	R: 0 E: 0 K: 1 S: 5	H: 1 LOB: 0 BB: 0 P: 5	R: 0 E: 0 K: 1 S: 5	H: 0 LOB: 0 BB: 0 P: 5	R: 0 E: 0 K: 0 S: 3	H: 0 LOB: 0 BB: 0 P: 3	R: 0 E: 0 K: 1 S: 5	H: 0 LOB: 0 BB: 0 P: 5	1B: 1 2B: 0 3B: 0 HR: 0	SF: 0 SAC: 0 DP: 1 HBP: 0	WP: 0 PB: 0 CS: 0	PA: 32
PITCHER Steve Barber, L ERA: 3.1 (1, 1)	IP: 9.0 WLS: W BF: 32 H: 1 R: 0 ER: 0 SO: 10	BB: 5 IBB: 0 HBP: 0 BLK: 0	WP: 0 HR: 0 S: 47 P: 67	ERA: 0.00 WHIP: 0.667	PITCHER IP WLS BF H R ER SO BB IBB HBP BLK WP HR S P ERA WHIP															

Batter	1	2	3	4	5	6	7	8	9	AB	R	H	RBI	BB	SO	LOB	BOTTOM			
Jackie Brandt, R OBP: 0.336, SLG: 0.413 (1, 9)										4	1	1	0	0	0	0	Kansas City Athletics @ Baltimore Orioles Memorial Stadium, Baltimore, MD Thu Jul 28 1960, 7:05 PM EDT Att: 6,073 - Unknown livebaseballscorecards.com			
Al Pilarcik, L OBP: 0.315, SLG: 0.357 (9, 9)										0	0	0	0	0	0	0				
Gene Woodling, L OBP: 0.407, SLG: 0.396 (1, 7)										4	1	1	1	0	0	1				
Gene Stephens, L OBP: 0.308, SLG: 0.372 (9, 7)										0	0	0	0	0	0	0				
Brooks Robinson, R OBP: 0.343, SLG: 0.447 (1, 5)										4	1	2	2	0	0	0				
Walt Dropo, R OBP: 0.363, SLG: 0.385 (1, 3)										1	0	0	0	0	0	0				
Jim Gentile, L OBP: 0.435, SLG: 0.525 (3, PH) (4, 3)										3	0	0	0	0	0	1				
Gus Triandos, R OBP: 0.337, SLG: 0.352 (1, 2)										2	1	0	0	1	0	0				
Ron Hansen, R OBP: 0.321, SLG: 0.413 (1, 6)										3	1	1	2	0	1	0				
Jim Busby, R OBP: 0.339, SLG: 0.327 (1, 8)										3	0	1	0	0	1	0				
Mary Breeding, R OBP: 0.322, SLG: 0.340 (1, 4)										3	0	0	0	0	0	1				
Steve Barber, L OBP: 0.132, SLG: 0.057 (1, 1)										3	0	0	0	0	2	0				
Inning Stats	R: 4 E: 0 K: 0 S: 7	H: 4 LOB: 1 BB: 1 P: 11	R: 0 E: 0 K: 1 S: 5	H: 0 LOB: 0 BB: 0 P: 5	R: 0 E: 0 K: 1 S: 5	H: 0 LOB: 0 BB: 0 P: 3	R: 0 E: 0 K: 1 S: 5	H: 0 LOB: 0 BB: 0 P: 5	R: 1 E: 0 K: 1 S: 6	H: 1 LOB: 0 BB: 0 P: 6	R: 0 E: 0 K: 0 S: 3	H: 0 LOB: 0 BB: 0 P: 3	R: 0 E: 0 K: 1 S: 5	H: 0 LOB: 0 BB: 0 P: 5	R: 0 E: 0 K: 0 S: 4	H: 1 LOB: 1 BB: 0 P: 4	1B: 3 2B: 0 3B: 0 HR: 3	SF: 0 SAC: 0 DP: 0 HBP: 0	WP: 0 PB: 0 CS: 0	PA: 31
PITCHER Bud Daley, L ERA: 4.28 (1, 1)	IP: 1.0 WLS: L BF: 8 H: 4 R: 4 ER: 4 SO: 4	BB: 1 IBB: 0 HBP: 0 BLK: 0	WP: 0 HR: 0 S: 7 P: 11	ERA: 36.00 WHIP: 5.000	PITCHER IP WLS BF H R ER SO BB IBB HBP BLK WP HR S P ERA WHIP															
Ned Garver, R ERA: 5.9 (2, 1)	6.0 19 1 1 1 4	0 0 0 0	0 1 27 27	1.50 0.167																
Marty Kutyna, R ERA: 3.27 (8, 1)	1.0 4 1 0 0 0	0 0 0 0	0 0 4 4	0.00 1.000																



Batter	1	2	3	4	5	6	7	8	9	AB	R	H	RBI	BB	SO	LOB	TOP				
Russ Snyder, L OBP: 0.335, SLG: 0.399 (1, 8)	4-3			1B BLK SF7 1B	4-3			K		4	1	1	0	0	1	0	Kansas City Athletics @ New York Yankees Yankee Stadium, Bronx, NY Fri Jul 29 1960, 7:05 PM EDT Att: 15,635 - Unknown - 79 F livebaseballscorecards.com				
Jerry Lumpe, L OBP: 0.321, SLG: 0.365 (1, 4)	F9			BB HR 1B	4-3			5-3		4	1	1	0	0	0	0					
Whitney Herzog, L OBP: 0.366, SLG: 0.425 Bill Tuttle, R OBP: 0.313, SLG: 0.301 (6, PH)	F7			SF7				K		2	0	0	1	0	0	0					
Norm Siebern, L OBP: 0.375, SLG: 0.489 (1, 7)		L6		3H F8						4	0	0	0	0	0	1					
Dick Williams, R OBP: 0.333, SLG: 0.377 (1, 5)		K		BB HR BB						3	1	0	0	1	1	0					
Danny Kravitz, L OBP: 0.270, SLG: 0.383 (1, 2)	F9			1H 2H HR						4	1	1	3	0	0	0					
Mary Throneberry, L OBP: 0.277, SLG: 0.430 (1, 3)			G3	WP 1B						3	1	2	1	0	0	0					
Ken Hamlin, R OBP: 0.266, SLG: 0.236 (1, 6)			K	F3				1-3		3	0	0	0	0	1	1					
Ray Herbert, R OBP: 0.245, SLG: 0.140 (1, 1)			K		L5			F8		3	0	0	0	0	1	0					
Inning Stats	R: 0 E: 0 K: 0 S: 3	H: 0 LOB: 0 BB: 0 P: 3	R: 0 E: 0 K: 1 S: 5	H: 0 LOB: 0 BB: 0 P: 5	R: 0 E: 0 K: 2 S: 7	H: 0 LOB: 0 BB: 0 P: 7	R: 4 E: 0 K: 0 S: 7	H: 4 LOB: 1 BB: 1 P: 11	R: 0 E: 0 K: 0 S: 3	H: 0 LOB: 0 BB: 0 P: 3	R: 1 E: 0 K: 0 S: 4	H: 1 LOB: 0 BB: 0 P: 4	R: 0 E: 0 K: 2 S: 7	H: 0 LOB: 0 BB: 0 P: 7	R: 0 E: 0 K: 0 S: 3	H: 0 LOB: 0 BB: 0 P: 3	1B: 3 2B: 0 3B: 0 HR: 2	SF: 1 SAC: 0 DP: 0 HBP: 0	WP: 1 PB: 0 SB: 0 CS: 0	PA: 33	
PITCHER	IP	WLS	BF	H	R	ER	SO	BB	IBB	HBP	BLK	WP	HR	S	P	ERA	WHIP				
Eli Grba, R ERA: 4.78 Jim Coates, R ERA: 4.59 Duke Maas, R ERA: 4.7 Luis Arroyo, L ERA:	4.0	L	17	4	4	4	3	1	0	0	0	1	1	22	26	9.00	1.250				

Batter	1	2	3	4	5	6	7	8	9	AB	R	H	RBI	BB	SO	LOB	BOTTOM				
Hector Lopez, R OBP: 0.366, SLG: 0.398 (1, 7)	K		1-3			E6 2B 2B		5-3		4	1	0	0	0	1	1	Kansas City Athletics @ New York Yankees Yankee Stadium, Bronx, NY Fri Jul 29 1960, 7:05 PM EDT Att: 15,635 - Unknown - 79 F livebaseballscorecards.com				
Tony Kubek, L OBP: 0.331, SLG: 0.448 (1, 6)	4-3			F8 1B		2B 2B		FC4-6 1B		4	1	3	0	0	0	0					
Roger Maris, L OBP: 0.389, SLG: 0.660 (1, 9)	F6			F8 1-2		F3		FC4-6 FC6-4		4	0	0	0	0	0	4					
Bill Skowron, R OBP: 0.355, SLG: 0.576 (1, 3)		F9		K				FC6-4		4	0	1	2	0	1	2					
Mickey Mantle, S OBP: 0.404, SLG: 0.593 (1, 8)		F2		6-3		K			K	4	0	0	0	0	2	2					
Eli Grba, R ERA: 4.78 Jim Coates, R ERA: 4.59 Duke Maas, R ERA: 4.7 Luis Arroyo, L ERA:					6-3				K	4	0	0	0	0	1	0					
Clete Boyer, R OBP: 0.294, SLG: 0.440 (1, 5)				E 1B	G6-4-3 BB			FC6-4 1B		3	0	2	0	1	0	0					
Bobby Richardson, R OBP: 0.317, SLG: 0.322 Luis Arroyo, L OBP: 0.337, SLG: 0.432 (8, 7)			F7		G6-4-3			FC6-4		3	0	0	0	0	0	3					
Inning Stats	R: 0 E: 0 K: 1 S: 5	H: 0 LOB: 0 BB: 0 P: 5	R: 0 E: 0 K: 0 S: 3	H: 0 LOB: 0 BB: 0 P: 3	R: 0 E: 1 K: 0 S: 4	H: 1 LOB: 1 BB: 0 P: 4	R: 0 E: 0 K: 1 S: 6	H: 1 LOB: 1 BB: 0 P: 6	R: 0 E: 0 K: 1 S: 2	H: 0 LOB: 0 BB: 1 P: 6	R: 2 E: 1 K: 1 S: 8	H: 2 LOB: 1 BB: 0 P: 8	R: 0 E: 0 K: 0 S: 4	H: 1 LOB: 1 BB: 0 P: 4	R: 0 E: 0 K: 2 S: 7	H: 0 LOB: 0 BB: 0 P: 7	1B: 4 2B: 2 3B: 0 HR: 0	SF: 0 SAC: 0 DP: 1 HBP: 0	WP: 0 PB: 0 SB: 0 CS: 0	PA: 34	
PITCHER	IP	WLS	BF	H	R	ER	SO	BB	IBB	HBP	BLK	WP	HR	S	P	ERA	WHIP				
Ray Herbert, R ERA: 3.29	9.0	W	34	6	2	0	6	1	0	0	0	0	0	45	49	0.00	0.778				


Batter	1	2	3	4	5	6	7	8	9	10	11	AB	R	H	RBI	BB	SO	LOB
Bill Tuttle, R OBP: 0.312, SLG: 0.298 Whitney Herzog, L OBP: 0.367, SLG: 0.423	F7		FC6-4		L1-4			FC1-4 BB		1-3	BB	3	0	0	0	1	0	2
Jerry Lumpe, L OBP: 0.316, SLG: 0.359	F9			6-3			F8	FC1-5-2		K	BB	6	0	0	0	0	1	5
Hank Bauer, R OBP: 0.331, SLG: 0.396 Russ Snyder, L OBP: 0.332, SLG: 0.394	6-3			F5			F9	3-1			F8	3	0	0	0	0	0	0
Norm Siebern, L OBP: 0.375, SLG: 0.486		4-3					3-1			3-1	BB	4	1	1	0	1	0	0
Dick Williams, R OBP: 0.331, SLG: 0.373		5-3					6-3				E5	5	1	1	0	0	1	1
Pete Daley, R OBP: 0.278, SLG: 0.400		F8					HR				BB	4	2	2	0	1	1	0
Mary Throneberry, L OBP: 0.263, SLG: 0.453 Andy Carey, R OBP: 0.266, SLG: 0.477 Bob Johnson, R OBP: 0.330, SLG: 0.234			K				HR			F9	E5	4	1	2	2	0	1	1
Ken Hamlin, R OBP: 0.272, SLG: 0.237			L8				L1-4 SH3-4 BB				BB	3	0	1	0	2	1	1
Johnny Kucks, R OBP: 0.231, SLG: 0.167 Ken Johnson, R OBP: 0.190, SLG: 0.190							SH3-4			SH2-4	K	2	0	1	0	0	1	0

TOP

Kansas City Athletics @ New York Yankees
Yankee Stadium, Bronx, NY
Sun Jul 31 1960, 3:33 AM EDT
Sunny

livebaseballscores.com

AB 39
R 5
H 8
RBI 3
BB 6
SO 7
LOB 16



WP: 0 PA: 47
PB: 0
SB: 0
CS: 0

Inning Stats	R	H	E	K	S	P	IP	WLS	BF	H	R	ER	SO	BB	IBB	HBP	BLK	WP	HR	S	P	ERA	WHIP
	0	0	0	0	3	3	6.0		22	4	2	0	3	1	0	0	0	0	0	13	17	0.00	1.000
	0	0	0	0	3	3	5.0		12	3	3	0	2	1	1	0	0	0	0	14	22	0.00	1.714
	0	0	0	0	1	1	11.1		5	0	0	0	1	1	1	0	0	0	0	5	13	0.00	1.500


Batter	1	2	3	4	5	6	7	8	9	10	11	AB	R	H	RBI	BB	SO	LOB
Hector Lopez, R OBP: 0.362, SLG: 0.401	6-3	FC5-2			K		F7			3-1		6	1	1	0	0	1	4
Tony Kubek, L OBP: 0.337, SLG: 0.450	BB	K			BB						K	5	0	3	1	1	2	3
Roger Maris, L OBP: 0.384, SLG: 0.650	F7		G3		F8		F8		SH5-3		K	5	0	0	0	0	1	3
Bill Skowron, R OBP: 0.351, SLG: 0.567			1-3			F4	F8		5-3		K	5	0	0	0	1	1	2
Mickey Mantle, S OBP: 0.407, SLG: 0.601	4-3		K			BB		HR			FC6-4	4	1	2	1	1	1	2
Elston Howard, R OBP: 0.314, SLG: 0.393		BB			K			F9		FC6-4		4	0	1	0	1	1	2
Clete Boyer, R OBP: 0.294, SLG: 0.439 Bob Cerv, R OBP: 0.333, SLG: 0.427		FC5-2			5-3		K		4-3		E7	3	0	1	0	0	1	2
Bobby Richardson, R OBP: 0.316, SLG: 0.446 Yogi Berra, L OBP: 0.322, SLG: 0.486 Joe Judge, R OBP: 0.299, SLG: 0.200 Ryne Duren, R OBP: 0.258, SLG: 0.412 Kent Hensley, L OBP: 0.258, SLG: 0.412 Bobby Shantz, R OBP: 0.258, SLG: 0.412 Luis Arroyo, L		5-3			F7			FC6-4			SH1-4	2	0	0	0	0	0	2
Bill Short, L OBP: 0.250, SLG: 0.182 Gil McDougald, R OBP: 0.316, SLG: 0.407					1-3		FC6-4		F9		F2	1	0	0	0	1	0	0

BOTTOM

Kansas City Athletics @ New York Yankees
Yankee Stadium, Bronx, NY
Sun Jul 31 1960, 3:33 AM EDT
Sunny

livebaseballscores.com

AB 40
R 2
H 8
RBI 2
BB 7
SO 8
LOB 25



WP: 0 PA: 49
PB: 0
SB: 0
CS: 0

Inning Stats	R	H	E	K	S	P	IP	WLS	BF	H	R	ER	SO	BB	IBB	HBP	BLK	WP	HR	S	P	ERA	WHIP	
	0	1	0	0	11	11	7.0		37	7	2	2	5	6	0	0	0	0	0	1	41	65	2.25	1.625
	0	0	0	0	5	5	3.0		12	1	0	0	3	0	1	0	0	0	0	17	21	0.00	0.333	

Batter	1	2	3	4	5	6	7	8	9	AB	R	H	RBI	BB	SO	LOB	TOP			
Russ Snyder, L (1, 8) OBP: 0.330, SLG: 0.391	0-0 4-3		0-0 6-3			0-0 FC4-6 BB 1B		0-0 F8		4	0	1	0	0	0	1	Kansas City Athletics @ New York Yankees Yankee Stadium, Bronx, NY Sun Jul 31 1960, 3:38 AM EDT Att: 29,012 - Unknown livebaseballscorecards.com			
Jerry Lumpe, L (1, 4) OBP: 0.316, SLG: 0.359	0-0 3-1			0-0 G4-6-3 1B		4-0 FC4-6 BB 1-2		0-0 F8		3	0	1	0	1	0	1				
Whitey Herzog, L (1, 9) OBP: 0.365, SLG: 0.429	0-0 3B		0-0 G4-6-3 1-2		0-0 FC4-6 1-2 2-3		0-0 6-3			4	0	1	0	0	0	4				
Norm Siebern, L (1, 7) OBP: 0.374, SLG: 0.481	0-0 F7		4-0 BB		0-0 F7			0-0 E5		3	0	0	0	1	0	3				
Dick Williams, R (1, 5) OBP: 0.329, SLG: 0.371		0-0 F8		0-0 F6			0-0 F2		0-0 F8 1B	4	0	1	0	0	0	1				
Danny Kravitz, L (1, 2) OBP: 0.269, SLG: 0.376		0-0 5-3			0-0 F5		0-0 F9		0-0 1-2 1B	4	0	1	0	0	0	0				
Mary Throneberry, L (1, 3) OBP: 0.289, SLG: 0.456		0-0 F2		4-0 G6-4-3 BB			0-0 2B		0-0 F8 2-3	3	0	1	0	1	0	2				
Ken Hamlin, R (1, 6) OBP: 0.269, SLG: 0.234 Andy Carey, R (9, PH) OBP: 0.269, SLG: 0.474			0-0 F2		0-0 G6-4-3 1-2		0-3 K		0-3 K	3	0	0	0	0	1	2				
Bud Daley, L (1, 1) OBP: 0.233, SLG: 0.170 Lou Klimchuck, L (6, PH) OBP: 0.300, SLG: 0.300 John Briggs, R (6, PH) OBP: 0.125, SLG: 0.125 Hank Bauer, R (8, PH) OBP: 0.335, SLG: 0.407 Bob Davis, R (8, 1)			0-0 6-3			0-0 F9		0-0 2B		1	0	0	0	0	0	0				
Inning Stats	R: 0 E: 0 K: 0 S: 4	H: 1 LOB: 1 BB: 0 P: 4	R: 0 E: 0 K: 0 S: 3	H: 0 LOB: 0 BB: 0 P: 3	R: 0 E: 0 K: 0 S: 3	H: 1 LOB: 1 BB: 1 P: 7	R: 0 E: 0 K: 0 S: 2	H: 0 LOB: 0 BB: 1 P: 6	R: 0 E: 0 K: 0 S: 4	H: 1 LOB: 2 BB: 1 P: 8	R: 0 E: 0 K: 1 S: 6	H: 1 LOB: 0 BB: 0 P: 6	R: 0 E: 0 K: 0 S: 4	H: 1 LOB: 1 BB: 0 P: 4	R: 0 E: 1 K: 1 S: 7	H: 2 LOB: 2 BB: 0 P: 7		1B: 4 2B: 2 3B: 1 HR: 0	SF: 0 SAC: 0 DP: 2 HBP: 0	WP: 0 PB: 0 SB: 0 CS: 0
PITCHER Art Ditmar, R (1, 1) ERA: 3.3	IP: 9.0 WLS: W BF: 35 H: 7 R: 0 ER: 0 SO: 2 BB: 3 IBB: 0 HBP: 0 BLK: 0 WP: 0 HR: 0 S: 36 P: 48 ERA: 0.00 WHIP: 1.111															PITCHER				

Batter	1	2	3	4	5	6	7	8	9	AB	R	H	RBI	BB	SO	LOB	BOTTOM			
Gil McDougald, R (1, 5) OBP: 0.324, SLG: 0.410	0-3 K	0-0 2-H 3-H 1B			4-0 CS BB		0-0 1B 1B			3	1	2	2	1	1	0	Kansas City Athletics @ New York Yankees Yankee Stadium, Bronx, NY Sun Jul 31 1960, 3:38 AM EDT Att: 29,012 - Unknown livebaseballscorecards.com			
Hector Lopez, R (1, 7) OBP: 0.385, SLG: 0.399 Tony Kubek, L (7, PH) OBP: 0.336, SLG: 0.449	4-0 BB	0-3 K			4-0 FC4 BB 1-2		0-0 F6			1	0	0	0	2	1	1				
Roger Maris, L (1, 9) OBP: 0.382, SLG: 0.645	0-3 K		0-3 K		0-3 K		0-0 1B E 1B			4	1	1	0	0	3	2				
Bill Skowron, R (1, 3) OBP: 0.353, SLG: 0.576 Kent Hadley, L (8, 3) OBP: 0.250, SLG: 0.412	0-3 K				0-0 FC4 1-2		0-0 E8 1B			4	1	2	2	0	1	2				
Mickey Mantle, S (1, 8) OBP: 0.408, SLG: 0.599		0-0 2B SF8 1B		0-0 F5		4-0 6-3 SH1-3 BB		0-3 K		3	1	1	0	1	1	1				
Elston Howard, R (1, 2) OBP: 0.314, SLG: 0.397		0-0 6-3 1B 2B		0-0 6-3		0-0 SH1-3 1-2		0-3 K		3	1	1	0	0	1	0				
Clete Boyer, R (1, 6) OBP: 0.294, SLG: 0.432		4-0 6-3 1B BB			0-0 F8		0-0 6-3 2-3		0-0 F8	3	1	0	0	1	0	1				
Bobby Richardson, R (1, 4) OBP: 0.311, SLG: 0.317		0-0 SF8			0-0 F8		0-0 5-3		0-0 E5	3	0	0	1	0	0	1				
Art Ditmar, R (1, 1) OBP: 0.238, SLG: 0.250		3-H 6-3			0-0 G3		0-0 6-3		0-0 4-3	4	0	0	0	0	0	3				
Inning Stats	R: 0 E: 0 K: 3 S: 9	H: 0 LOB: 1 BB: 1 P: 13	R: 3 E: 0 K: 1 S: 8	H: 3 LOB: 1 BB: 1 P: 12	R: 1 E: 0 K: 1 S: 6	H: 1 LOB: 0 BB: 0 P: 6	R: 0 E: 0 K: 0 S: 3	H: 0 LOB: 0 BB: 0 P: 3	R: 0 E: 0 K: 1 S: 4	H: 0 LOB: 1 BB: 2 P: 12	R: 2 E: 0 K: 1 S: 8	H: 3 LOB: 1 BB: 0 P: 8	R: 0 E: 1 K: 1 S: 6	H: 0 LOB: 1 BB: 0 P: 6	R: 0 E: 1 K: 1 S: 6	H: 0 LOB: 1 BB: 0 P: 6		1B: 5 2B: 1 3B: 0 HR: 1	SF: 1 SAC: 1 DP: 0 HBP: 0	WP: 0 PB: 0 SB: 1 CS: 1
PITCHER Bud Daley, L (1, 1) ERA: 4.37 John Briggs, R (6, 1) ERA: 4.46 Bob Davis, R (8, 1) ERA: 1.5	IP: 5.0 WLS: L BF: 22 H: 4 R: 4 ER: 4 SO: 6 BB: 4 IBB: 0 HBP: 0 BLK: 0 WP: 0 HR: 1 S: 30 P: 46 ERA: 7.20 WHIP: 1.600															PITCHER				


Batter	1	2	3	4	5	6	7	8	9	10	AB	R	H	RBI	BB	SO	LOB	
Russ Snyder, L OBP: 0.325, SLG: 0.400 (1.8)	F8	K		HR		K		6-3			6	1	1	1	0	2	1	
Jerry Lumpe, L OBP: 0.321, SLG: 0.364 (1.4)	P6		FC4-6 1B	P6				F7		2B	6	2	3	0	0	0	0	
Hank Bauer, R OBP: 0.339, SLG: 0.409 Bill Tuttle, R OBP: 0.313, SLG: 0.303 (1.9)	1-3		FC4-6 1B		FC6-4 1B	F9				4-3 E 2B	4	1	2	0	0	0	1	
Norm Siebern, L OBP: 0.373, SLG: 0.482 (1.7)		3-1	FC4-6 1B E		FC6-4 1B	K			1B 2B	4-3 E 2B	6	1	2	0	0	1	4	
Dick Williams, R OBP: 0.329, SLG: 0.367 (1.5)		HR 1B	E5 1B		FC6-4 1B		5-3		F7	E BB 1BB	5	1	1	1	1	0	4	
Mary Throneberry, L OBP: 0.391, SLG: 0.469 Andy Carey, R OBP: 0.293, SLG: 0.474 (1.3)		HR 1B	G5-4-3 1B		K				1B 1B	E BB	3	2	2	0	2	1	2	
Pete Daley, R OBP: 0.291, SLG: 0.438 (1.2)		HR	G5-4-3		BB 1B		K		1B 1B	E6	6	1	3	4	0	1	6	
Ken Hamlin, R OBP: 0.272, SLG: 0.235 Whitey Herzog, L OBP: 0.357, SLG: 0.432 Bob Johnson, R OBP: 0.326, SLG: 0.231 (1.6)		SH1-3 1B		5-3		5-3		F8		F7	3	0	1	0	1	0	1	
Dick Hall, R OBP: 0.139, SLG: 0.088 Bob Davis, R OBP: 0.174, SLG: 0.174 Ken Johnson, R OBP: 0.174, SLG: 0.174 Marty Kutyna, R OBP: 0.250, SLG: 0.250 (1.1)		SH1-3		K	K			K	K		2	0	0	0	0	2	3	
Inning Stats	R: 0 E: 0 K: 0 S: 3	H: 0 LOB: 0 BB: 0 P: 3	R: 3 E: 0 K: 1 S: 8	H: 3 LOB: 1 BB: 1 P: 12	R: 1 E: 1 K: 0 S: 6	H: 3 LOB: 2 BB: 0 P: 6	R: 1 E: 0 K: 2 S: 10	H: 1 LOB: 3 BB: 1 P: 14	R: 0 E: 0 K: 1 S: 8	H: 1 LOB: 2 BB: 0 P: 6	R: 0 E: 0 K: 1 S: 5	H: 0 LOB: 0 BB: 0 P: 5	R: 2 E: 0 K: 1 S: 8	H: 3 LOB: 2 BB: 2 P: 12	R: 2 E: 1 K: 0 S: 6	H: 2 LOB: 3 BB: 2 P: 14	1B: 11 2B: 4 3B: 0 HR: 2	SF: 0 SAC: 1 DP: 1 HBP: 0
PITCHER	IP WLS BF H R ER SO ERA WHIP	IP WLS BF H R ER SO ERA WHIP	IP WLS BF H R ER SO ERA WHIP	IP WLS BF H R ER SO ERA WHIP	IP WLS BF H R ER SO ERA WHIP	IP WLS BF H R ER SO ERA WHIP	IP WLS BF H R ER SO ERA WHIP	IP WLS BF H R ER SO ERA WHIP	IP WLS BF H R ER SO ERA WHIP	IP WLS BF H R ER SO ERA WHIP	IP WLS BF H R ER SO ERA WHIP	IP WLS BF H R ER SO ERA WHIP	IP WLS BF H R ER SO ERA WHIP	IP WLS BF H R ER SO ERA WHIP	IP WLS BF H R ER SO ERA WHIP	IP WLS BF H R ER SO ERA WHIP	IP WLS BF H R ER SO ERA WHIP	IP WLS BF H R ER SO ERA WHIP
Ike Delock, R ERA: 5.4 Ted Willis, L ERA: 6.0 Mike Fomieses, R ERA: 3.24 Tom Sturdivant, R ERA: 4.89 Tom Borland, L ERA: 6.49 (1.1)	2.1	3.2	2.0	1.0	1.0	1.0	1.0	1.0	1.0	1.0	2.1	3.2	2.0	1.0	1.0	1.0	1.0	1.0

TOP

Kansas City Athletics @ Boston Red Sox
Fenway Park, Boston, MA
Mon Aug 01 1960, 3:33 AM EDT
Att: 13,782 - Unknown

livebaseballscorecards.com

AB 47
R 10
H 17
RBI 9
BB 5
SO 9
LOB 27



WP: 0 PA: 53
PB: 0
SB: 0
CS: 0


Batter	1	2	3	4	5	6	7	8	9	10	AB	R	H	RBI	BB	SO	LOB			
Willie Tasby, R OBP: 0.363, SLG: 0.370 (1.8)	F8		2B 1B		E BB		K	G	FC5		5	2	1	0	1	1	5			
Pete Runnels, L OBP: 0.382, SLG: 0.397 (1.4)	3-1		1H 2B		F7		1-3	F8			6	0	1	2	0	0	4			
Ted Williams, L OBP: 0.462, SLG: 0.680 (1.7)	4-0 BB		F9		E2 3-1 2B		BB BB		G	1B BB	3	1	1	2	3	0	1			
Vic Wertz, L OBP: 0.333, SLG: 0.486 (1.3)	F7		F7		3-1		BB BB		G	2B 2B	5	1	1	1	1	0	3			
Russ Nixon, L OBP: 0.332, SLG: 0.406 (1.2)		F8		6-3	K		4-3		1B 2B	1-2 1B	6	1	2	1	0	1	2			
Frank Malzone, R OBP: 0.332, SLG: 0.412 (1.5)		P3			SH2-3 1B				E 1B	1-3 1B	6	0	3	1	0	0	2			
Lou Clinton, R OBP: 0.291, SLG: 0.354 (1.9)		K		P5		SH2-3 1B		1B BB	E4 FC5 1B		3	1	0	0	1	1	2			
Pumpsie Green, S OBP: 0.314, SLG: 0.323 (1.6)			P2	3-1		F8		G 1B		1-3 1B	4	0	1	0	1	0	2			
Ike Delock, R ERA: 5.4 Ted Willis, L ERA: 6.0 Rip Repulisti, R ERA: 3.80 Mike Fomieses, R ERA: 3.24 Ray Boone, R ERA: 4.29 Tom Sturdivant, R ERA: 4.89 Tom Borland, L ERA: 6.49 (1.1)	4.1	2.1	1.2	1.2	1.0	1.0	1.0	1.0	1.0	1.0	4.1	2.1	1.2	1.2	1.0	1.0	1.0			
Inning Stats	R: 0 E: 0 K: 0 S: 3	H: 0 LOB: 1 BB: 1 P: 7	R: 0 E: 0 K: 1 S: 5	H: 0 LOB: 0 BB: 0 P: 5	R: 2 E: 0 K: 0 S: 6	H: 3 LOB: 1 BB: 0 P: 6	R: 0 E: 0 K: 0 S: 4	H: 1 LOB: 1 BB: 0 P: 4	R: 3 E: 1 K: 1 S: 7	H: 2 LOB: 0 BB: 1 P: 11	R: 0 E: 0 K: 1 S: 4	H: 1 LOB: 2 BB: 2 P: 13	R: 1 E: 0 K: 0 S: 5	H: 2 LOB: 2 BB: 1 P: 9	R: 2 E: 1 K: 0 S: 7	H: 3 LOB: 3 BB: 11 P: 11	R: 0 E: 0 K: 0 S: 4	H: 1 LOB: 2 BB: 1 P: 8	1B: 7 2B: 6 3B: 0 HR: 0	SF: 0 SAC: 1 DP: 0 HBP: 0
PITCHER	IP WLS BF H R ER SO ERA WHIP	IP WLS BF H R ER SO ERA WHIP	IP WLS BF H R ER SO ERA WHIP	IP WLS BF H R ER SO ERA WHIP	IP WLS BF H R ER SO ERA WHIP	IP WLS BF H R ER SO ERA WHIP	IP WLS BF H R ER SO ERA WHIP	IP WLS BF H R ER SO ERA WHIP	IP WLS BF H R ER SO ERA WHIP	IP WLS BF H R ER SO ERA WHIP	IP WLS BF H R ER SO ERA WHIP	IP WLS BF H R ER SO ERA WHIP	IP WLS BF H R ER SO ERA WHIP	IP WLS BF H R ER SO ERA WHIP	IP WLS BF H R ER SO ERA WHIP	IP WLS BF H R ER SO ERA WHIP	IP WLS BF H R ER SO ERA WHIP	IP WLS BF H R ER SO ERA WHIP		
Dick Hall, R ERA: 4.19 Bob Davis, R ERA: 1.06 Ken Johnson, R ERA: 4.2 Marty Kutyna, R ERA: 3.15 (1.1)	4.1	2.1	1.2	1.2	1.0	1.0	1.0	1.0	1.0	1.0	4.1	2.1	1.2	1.2	1.0	1.0	1.0			

BOTTOM

Kansas City Athletics @ Boston Red Sox
Fenway Park, Boston, MA
Mon Aug 01 1960, 3:33 AM EDT
Att: 13,782 - Unknown

livebaseballscorecards.com

AB 43
R 8
H 13
RBI 8
BB 7
SO 3
LOB 25



WP: 0 PA: 51
PB: 0
SB: 0
CS: 0

Batter	1	2	3	4	5	6	7	8	9	AB	R	H	RBI	BB	SO	LOB	TOP								
Russ Snyder, L OBP: 0.327, SLG: 0.397 (1, 8)	G3		4-3 1B BB		G4-6-3 1B		G3	P6		4	1	1	0	1	0	2	Kansas City Athletics @ Boston Red Sox Fenway Park, Boston, MA Tue Aug 02 1960, 7:05 PM EDT Att: 16,321 - Unknown								
Jerry Lumpe, L OBP: 0.322, SLG: 0.367 (1, 4)	6-3		4-3		G4-6-3		WP HR 1B	2B		5	1	2	1	0	0	3									
Hank Bauer, R OBP: 0.345, SLG: 0.411 Bill Tuttle, R OBP: 0.317, SLG: 0.305 (1, 9) (6, 8)	F2		BB 1B		HR BB		WP HR 1B	BB		2	1	1	2	1	0	0									
Norm Siebern, L OBP: 0.379, SLG: 0.503 (1, 7)		G4-6-3 BB 1B	1-2 BB		HR BB		HR BB	1-3		4	2	3	5	1	0	2									
Dick Williams, R OBP: 0.331, SLG: 0.365 (1, 5)		G4-6-3 BB	F8		HR		6-3		F9	4	0	1	0	1	0	2									
Mary Throneberry, L OBP: 0.391, SLG: 0.450 (1, 3)	G4-6-3			K		HR	F8		P3	5	1	1	1	0	1	3									
Pete Daley, R OBP: 0.278, SLG: 0.416 (1, 2)	6-3		F9		6-3		6-3		F8	5	0	0	0	0	0	2									
Ken Hamlin, R OBP: 0.275, SLG: 0.236 (1, 6)			4-3 1B SH3-4 BB	6-3		6-3		SH1-3 2B 1B		3	2	1	0	1	0	0									
Ray Herbert, R OBP: 0.255, SLG: 0.178 (1, 1)			SH3-4		5-3		G3 1B 2B	SH1-3		2	1	1	0	0	0	0									
Inning Stats	R: 0 E: 0 K: 0 S: 3	H: 0 LOB: 0 BB: 0 P: 3	R: 0 E: 0 K: 0 S: 3	H: 1 LOB: 1 BB: 1 P: 7	R: 2 E: 0 K: 0 S: 4	H: 1 LOB: 2 BB: 3 P: 16	R: 0 E: 0 K: 1 S: 5	H: 0 LOB: 0 BB: 0 P: 5	R: 0 E: 0 K: 0 S: 3	H: 1 LOB: 0 BB: 0 P: 3	R: 3 E: 0 K: 0 S: 5	H: 2 LOB: 0 BB: 1 P: 9	R: 4 E: 0 K: 0 S: 8	H: 5 LOB: 1 BB: 0 P: 8	R: 1 E: 0 K: 0 S: 5	H: 2 LOB: 2 BB: 1 P: 9		R: 0 E: 0 K: 0 S: 3	H: 0 LOB: 0 BB: 0 P: 3	1B: 7 2B: 2 3B: 0 HR: 3	SF: 0 SAC: 2 DP: 2 HBP: 0	WP: 1 PB: 0 SB: 0 CS: 0	PA: 43		
PITCHER	IP WLS BF H R ER SO BB IBB HBP BLK WP HR S P ERA WHIP	6.1 L 30 8 8 8 1 5 0 0 0 0 2 27 47 11.37 2.053	2.2 13 4 2 2 0 1 0 0 0 1 1 12 16 6.75 1.875																						

AB	35
R	10
H	12
RBI	10
BB	6
SO	1
LOB	14



Batter	1	2	3	4	5	6	7	8	9	AB	R	H	RBI	BB	SO	LOB	BOTTOM								
Willie Tasby, R OBP: 0.365, SLG: 0.372 (1, 8)	1-3		G1-4-3		G1-6-3 1B			G4-6-3 1B		4	0	2	0	0	0	1	Kansas City Athletics @ Boston Red Sox Fenway Park, Boston, MA Tue Aug 02 1960, 7:05 PM EDT Att: 16,321 - Unknown								
Pete Runnels, L OBP: 0.381, SLG: 0.394 (1, 4)	F7		BB		G1-6-3			G4-6-3		3	0	0	0	1	0	3									
Ted Williams, L OBP: 0.462, SLG: 0.672 Carroll Hardy, R OBP: 0.218, SLG: 0.240 (9, PR) (1, 7)	2B BB		F8		F8			HR BB		2	0	0	0	2	0	1									
Vic Wertz, L OBP: 0.336, SLG: 0.502 (1, 3)				F5		4-3		HR BB		4	1	2	2	0	0	0									
Russ Nixon, L OBP: 0.335, SLG: 0.424 (1, 2)	4-3					4-3		HR 2B		4	1	2	0	0	0	2									
Frank Malzone, R OBP: 0.333, SLG: 0.421 (1, 5)		L3 1B		K			F2	HR		4	1	2	2	0	1	1									
Lou Clinton, R OBP: 0.281, SLG: 0.340 (1, 9)		F8		G3			4-3	F8		4	0	0	0	0	0	3									
Don Buddin, R OBP: 0.356, SLG: 0.378 (1, 6)		L3					4-3	F6		4	0	1	0	0	0	2									
Tom Brewer, R OBP: 0.262, SLG: 0.341 Jerry Casale, R OBP: 0.281, SLG: 0.300 Ray Boone, R OBP: 0.340, SLG: 0.289 (9, PH) (1, 1) (7, 1)			G1-4-3 1B		K			K	K	2	0	1	0	0	0	1									
Inning Stats	R: 0 E: 0 K: 0 S: 4	H: 1 LOB: 2 BB: 1 P: 8	R: 0 E: 0 K: 0 S: 3	H: 1 LOB: 0 BB: 0 P: 3	R: 0 E: 0 K: 1 S: 6	H: 1 LOB: 1 BB: 1 P: 7	R: 0 E: 0 K: 1 S: 6	H: 1 LOB: 1 BB: 0 P: 6	R: 0 E: 0 K: 0 S: 3	H: 2 LOB: 1 BB: 0 P: 6	R: 0 E: 0 K: 0 S: 3	H: 0 LOB: 0 BB: 0 P: 3	R: 0 E: 0 K: 1 S: 5	H: 0 LOB: 0 BB: 0 P: 3	R: 0 E: 0 K: 1 S: 5	H: 1 LOB: 0 BB: 0 P: 5		R: 4 E: 0 K: 1 S: 8	H: 3 LOB: 1 BB: 1 P: 12	1B: 5 2B: 3 3B: 1 HR: 2	SF: 0 SAC: 0 DP: 4 HBP: 0	WP: 0 PB: 0 SB: 0 CS: 0	PA: 36		
PITCHER	IP WLS BF H R ER SO BB IBB HBP BLK WP HR S P ERA WHIP	9.0 W 36 10 4 4 4 3 0 0 0 0 2 41 53 4.00 1.444																							



Batter	1	2	3	4	5	6	7	8	9	AB	R	H	RBI	BB	SO	LOB	TOP					
Bill Tuttle, R OBP: 0.317, SLG: 0.301 (1, 8)	4-0 CS BB		0-0 1-3		0-0 4-3		0-0 6-3		4-0 1B BB	3	0	0	0	2	0	1	Kansas City Athletics @ Boston Red Sox Fenway Park, Boston, MA Thu Aug 04 1960, 3:38 AM EDT Att: 16,156 - Unknown livebaseballscorecards.com					
Jerry Lumpe, L OBP: 0.324, SLG: 0.369 (1, 4)	0-0 P5		0-0 6-3		0-0 F8			0-0 1B	0-0 1B	5	0	2	1	0	0	2						
Russ Snyder, L OBP: 0.313, SLG: 0.379 (1, 9)	0-0 L8			0-0 1-3		0-0 F8		0-0 F9	0-0 F7	5	0	0	0	0	0	5						
Norm Siebern, L OBP: 0.381, SLG: 0.507 (1, 7)		4-0 FC5-4 BB		0-0 3-1		0-0 E3 FC6-4		0-0 F9		3	0	0	0	1	0	1						
Ray Jablonski, R (1, 5)		0-0 FC5-4 1-2		4-0 BB 1B BB		0-0 FC6-4 1-2		0-3 K		3	0	0	0	1	1	3						
Mary Throneberry, L OBP: 0.310, SLG: 0.451 (1, 3)		0-3 K		0-0 BB 1-2 1B		0-0 1-2 1B			0-0 BB 1B 1B	4	1	3	0	0	1	1						
Pete Daley, R OBP: 0.286, SLG: 0.413 (1, 2)		0-3 K		4-0 1-2 2-3 BB		0-0 F7			0-0 1B BB 1B	3	0	1	0	1	1	3						
Ken Hamlin, R OBP: 0.279, SLG: 0.236 (1, 6)			4-0 E:0 LOB:1 K:0 BB:1 S:7	0-3 K			0-3 K			0	0	0	0	1	0	0						
Whitey Herzog, L OBP: 0.355, SLG: 0.428 (4, PH)										1	0	0	0	0	1	3						
Bob Johnson, R OBP: 0.319, SLG: 0.225 (4, 6)			4-0 5-3 BB						0-0 F7	2	0	0	0	0	1	2						
Don Larsen, R OBP: 0.105, SLG: 0.158 (1, 1)			0-0 5-3						0-0 F3	2	0	0	0	0	0	1						
Ned Garver, R OBP: 0.154, SLG: 0.167 (5, 1)			0-0 1-2		0-0 5-3					1	0	0	0	0	0	0						
Dick Williams, R OBP: 0.325, SLG: 0.359 (9, PH)										1	0	0	0	0	0	2						
Inning Stats	R: 0 E: 0 K: 0 S: 2	H: 0 LOB: 0 BB: 1 P: 6	R: 0 E: 0 K: 2 S: 7	H: 0 LOB: 1 BB: 1 P: 11	R: 0 E: 0 K: 1 S: 3	H: 0 LOB: 1 BB: 1 P: 7	R: 0 E: 0 K: 1 S: 6	H: 1 LOB: 3 BB: 2 P: 14	R: 0 E: 0 K: 0 S: 3	H: 0 LOB: 0 BB: 0 P: 3	R: 0 E: 0 K: 1 S: 5	H: 1 LOB: 2 BB: 0 P: 5	R: 0 E: 0 K: 1 S: 5	H: 0 LOB: 0 BB: 0 P: 5	R: 0 E: 0 K: 1 S: 6	H: 1 LOB: 1 BB: 1 P: 6	R: 1 E: 0 K: 0 S: 6	H: 3 LOB: 3 BB: 1 P: 10	1B: 6 2B: 0 3B: 0 HR: 0	SF: 0 SAC: 0 DP: 0 HBP: 0	WP: 0 PB: 0 SB: 0 CS: 1	PA: 39
PITCHER Earl Wilson, R ERA: 3.38 (1, 1)	IP: 9.0 WLS: W BF: 39 H: 6 R: 1 ER: 1 SO: 5 BB: 6 IBB: 0 HBP: 0 BLK: 0 WP: 0 HR: 0 S: 43 P: 67 ERA: 1.00 WHIP: 1.333															PITCHER						


Batter	1	2	3	4	5	6	7	8	9	AB	R	H	RBI	BB	SO	LOB	BOTTOM				
Pete Runnels, L OBP: 0.382, SLG: 0.396 (1, 4) (7, 3)	0-0 3-1 BB 1B		0-0 5-3			0-0 2B		0-0 4-3		5	2	2	0	0	0	1	Kansas City Athletics @ Boston Red Sox Fenway Park, Boston, MA Thu Aug 04 1960, 3:38 AM EDT Att: 16,156 - Unknown livebaseballscorecards.com				
Willie Tasby, R OBP: 0.373, SLG: 0.370 (1, 8)	4-0 1B 3-1 2B BB	4-0 1B BB			4-0 2B BB	4-0 BB		0-0 F9		1	2	0	0	4	0	0					
Vic Wertz, L OBP: 0.337, SLG: 0.513 (1, 3)	0-0 3-1				0-0 2B					4	1	2	3	0	0	3					
Pumpsie Green, S OBP: 0.314, SLG: 0.323 (7, 4)	0-0 1-2 2-3	0-0 1-3 2-H			0-0 1-H 2-H 2B					0	0	0	0	0	0	0					
Frank Maltzone, R OBP: 0.341, SLG: 0.430 (1, 5)	0-0 5-3		0-0 1B		0-0 2B HR		0-0 FC4-6 1B			4	1	3	1	0	0	2					
Rip Repulski, R OBP: 0.283, SLG: 0.368 (1, 7)	0-0 2B 1B		0-0 4-3		0-3 K		0-0 FC4-6 1B			4	1	2	1	0	1	1					
Jim Pagliaroni, R OBP: 0.200, SLG: 0.400 (1, 2)	0-0 1-H 3-H 2B		0-3 K		0-3 K		0-0 P3			4	0	1	2	0	2	3					
Lou Clinton, R OBP: 0.273, SLG: 0.355 (1, 9)	0-0 F7			0-0 6-3	0-0 HR		0-0 FC4-6			4	1	1	2	0	0	3					
Don Buddin, R OBP: 0.351, SLG: 0.370 (1, 6)		0-0 4-3		0-0 6-3	0-0 6-3		0-0 F9			4	0	0	0	0	0	2					
Earl Wilson, R OBP: 0.167, SLG: 0.167 (1, 1)		0-0 5-3 1B		0-0 6-3		0-3 K		0-0 1-3		4	1	1	0	0	1	0					
Inning Stats	R: 3 E: 0 K: 0 S: 6	H: 3 LOB: 1 BB: 1 P: 10	R: 1 E: 0 K: 0 S: 4	H: 2 LOB: 2 BB: 1 P: 8	R: 0 E: 0 K: 1 S: 5	H: 1 LOB: 0 BB: 0 P: 5	R: 0 E: 0 K: 0 S: 3	H: 0 LOB: 0 BB: 0 P: 3	R: 5 E: 0 K: 2 S: 11	H: 4 LOB: 0 BB: 1 P: 15	R: 0 E: 0 K: 1 S: 5	H: 0 LOB: 1 BB: 1 P: 9	R: 0 E: 0 K: 0 S: 5	H: 2 LOB: 2 BB: 0 P: 5	R: 0 E: 0 K: 0 S: 3	H: 0 LOB: 0 BB: 0 P: 3		1B: 7 2B: 4 3B: 0 HR: 1	SF: 0 SAC: 0 DP: 0 HBP: 0	WP: 0 PB: 0 SB: 0 CS: 0	PA: 38
PITCHER Don Larsen, R ERA: 5.57 (1, 1)	IP: 4.0 WLS: L BF: 21 H: 8 R: 7 ER: 7 SO: 3 BB: 3 IBB: 0 HBP: 0 BLK: 0 WP: 0 HR: 0 S: 20 P: 32 ERA: 15.75 WHIP: 2.750															PITCHER					
Ned Garver, R ERA: 5.6 (5, 1)	IP: 4.0 WLS: L BF: 17 H: 4 R: 2 ER: 2 SO: 3 BB: 1 IBB: 0 HBP: 0 BLK: 0 WP: 0 HR: 1 S: 22 P: 26 ERA: 4.50 WHIP: 1.250															PITCHER					

Batter	1	2	3	4	5	6	7	8	9	AB	R	H	RBI	BB	SO	LOB	TOP						
Gil McDougald, R OBP: 0.330, SLG: 0.405 (1, 4) (9, 5)	0-0 5-3	0-0 F7			0-0 L8 2B		0-0 FC6-4 1B	0-3 K		5	0	2	0	0	1	2	New York Yankees @ Kansas City Athletics Municipal Stadium, Kansas City, MO Fri Aug 05 1960, 8:05 PM EDT Att: 28,111 - Unknown livebaseballscorecards.com						
Tony Kubek, L OBP: 0.334, SLG: 0.444 (1, 6) (9, 7)	0-0 BB 1B		0-0 F8		0-0 L8		0-0 FC6-4 PB BB 1-2 WP		0-0 6-3	5	1	1	0	0	0	2							
Bob Cerv, R OBP: 0.338, SLG: 0.436 Bobby Richardson, R OBP: 0.302, SLG: 0.305 (1, 7) (9, 4)	0-0 L9		4-0 HR BB		0-0 5-3		0-0 F4		0-0 5-3	4	1	0	0	1	0	3							
Roger Maris, L OBP: 0.380, SLG: 0.641 (1, 9) BB BB BB	4-0 BB 1-2 BB		0-0 HR		0-3 K		4-0 WP BB		0-3 K	3	1	1	2	2	2	1							
Mickey Mantle, S OBP: 0.400, SLG: 0.578 (1, 8) BB BB BB	4-0 BB 1-2 2-3 BB		0-0 4-3				4-0 F8		4-0 FC6-4 BB	2	0	0	0	2	0	0							
Bill Skowron, R OBP: 0.344, SLG: 0.560 (1, 3) BB BB BB	0-0 5-3		0-0 F3				0-0 F5		0-0 FC6-4	4	0	0	0	0	0	5							
Johnny Blanchard, L OBP: 0.333, SLG: 0.936 (1, 2)		0-0 L4		0-0 F2		0-0 2B		0-0 5-3		4	1	1	0	0	0	0							
Clete Boyer, R OBP: 0.289, SLG: 0.419 (1, 5) (9, 6)		0-0 5-3 1B		0-0 5-3		0-0 2B		0-3 K		4	0	2	1	0	1	0							
Art Ditmar, R OBP: 0.222, SLG: 0.233 Luis Arroyo, L (6, 1) Bob Turley, R OBP: 0.199, SLG: 0.143 Bobby Shantz, R (9, 1)		0-0 5-3 1-2		0-0 P3		0-0 G3		4-0 BB		3	0	0	0	0	0	2							
Inning Stats	R: 0 E: 0 K: 0 S: 4	H: 1 LOB: 3 BB: 2 P: 12	R: 0 E: 0 K: 0 S: 4	H: 1 LOB: 1 BB: 0 P: 4	R: 2 E: 0 K: 0 S: 4	H: 1 LOB: 0 BB: 1 P: 8	R: 0 E: 0 K: 0 S: 3	H: 0 LOB: 0 BB: 0 P: 3	R: 0 E: 0 K: 1 S: 6	H: 1 LOB: 1 BB: 0 P: 6	R: 1 E: 0 K: 0 S: 5	H: 2 LOB: 1 BB: 0 P: 5	R: 1 E: 0 K: 0 S: 4	H: 1 LOB: 2 BB: 2 P: 12	R: 0 E: 0 K: 2 S: 7	H: 0 LOB: 1 BB: 1 P: 11		R: 0 E: 0 K: 1 S: 5	H: 0 LOB: 0 BB: 0 P: 5	1B: 3 2B: 3 3B: 0 HR: 1	SF: 0 SAC: 0 DP: 0 HBP: 0	WP: 1 PB: 1 CS: 0	PA: 40
PITCHER	IP WLS BF	H R ER SO	BB IBB HBP BLK	WP HR S P	ERA WHIP	PITCHER										IP WLS BF	H R ER SO	BB IBB HBP BLK	WP HR S P	ERA WHIP			
Johnny Kucks, R ERA: 6.16 Bob Davis, R ERA: 0.79	(1, 1) 6.0 L	27 6 3 3 1	3 0 0 0	0 1 26 38	4.50 1.500																		

Batter	1	2	3	4	5	6	7	8	9	AB	R	H	RBI	BB	SO	LOB	BOTTOM					
Russ Snyder, L OBP: 0.311, SLG: 0.376 (1, 8)	0-0 6-3		0-0 L7		0-0 1B 2H 1B		0-0 4-3		0-0 SF7	4	0	1	2	0	0	0	New York Yankees @ Kansas City Athletics Municipal Stadium, Kansas City, MO Fri Aug 05 1960, 8:05 PM EDT Att: 28,111 - Unknown livebaseballscorecards.com					
Jerry Lumpe, L OBP: 0.325, SLG: 0.369 (1, 4)	0-0 F8		0-0 WP 1B		0-0 1-3 1B		0-0 4-3		0-0 F8	5	0	2	0	0	0	1						
Hank Bauer, R OBP: 0.350, SLG: 0.405 (1, 9)	0-0 1B		0-0 6-3 1-2		0-0 F3		0-0 6-3		4-0 BB	4	0	1	0	1	0	3						
Norm Siebern, L OBP: 0.379, SLG: 0.501 (1, 7)	0-0 G3			0-0 G3		4-0 BB 1B BB		0-0 F3	0-0 F9	4	0	0	0	1	0	3						
Dick Williams, R OBP: 0.324, SLG: 0.357 (1, 5)		0-0 1-3		0-3 K		0-0 1-2 1B		0-0 F7		4	0	1	0	0	1	0						
Mary Thronberry, L OBP: 0.315, SLG: 0.478 (1, 3)		0-0 FC4-6 1B		0-0 F8		4-0 1-2 2-3 BB		0-3 K		3	0	1	0	1	1	0						
Danny Kravitz, L OBP: 0.263, SLG: 0.363 Andy Carey, R OBP: 0.289, SLG: 0.469 Ken Hamlin, R OBP: 0.282, SLG: 0.236 (1, 2) (6, PH) (7, 6)		0-0 FC4-6 1-2 FC6-4		0-0 F7		0-3 K		4-0 2B 1B BB		2	0	0	0	0	0	1						
Bob Johnson, R OBP: 0.323, SLG: 0.232 Ray Jablonski, R (6, PH) Bob Davis, R (7, 1) Bill Tuttle, R OBP: 0.319, SLG: 0.306 (9, PH)		0-0 FC6-4 1-2		0-0 SH2-4 1B 1B		0-0 F5		0-0 1B SF7 2B		2	1	1	0	0	0	1						
Johnny Kucks, R OBP: 0.214, SLG: 0.154 Pete Daley, R OBP: 0.289, SLG: 0.415 (1, 1) (6, PH) (7, 2)			0-0 4-3		0-0 SH2-4 1-2		0-0 FC6-4		0-0 WP 1B	1	0	0	0	0	0	0						
Inning Stats	R: 0 E: 0 K: 0 S: 4	H: 1 LOB: 1 BB: 0 P: 4	R: 0 E: 0 K: 0 S: 4	H: 1 LOB: 0 BB: 0 P: 4	R: 0 E: 0 K: 1 S: 5	H: 0 LOB: 0 BB: 0 P: 5	R: 1 E: 0 K: 0 S: 6	H: 3 LOB: 2 BB: 0 P: 6	R: 0 E: 0 K: 1 S: 3	H: 1 LOB: 3 BB: 2 P: 14	R: 0 E: 0 K: 0 S: 3	H: 0 LOB: 0 BB: 0 P: 3	R: 0 E: 0 K: 1 S: 5	H: 0 LOB: 0 BB: 0 P: 5	R: 2 E: 0 K: 0 S: 5	H: 2 LOB: 2 BB: 2 P: 13		1B: 8 2B: 1 3B: 0 HR: 0	SF: 1 SAC: 1 DP: 0 HBP: 0	WP: 2 PB: 0 CS: 0	PA: 40	
PITCHER	IP WLS BF	H R ER SO	BB IBB HBP BLK	WP HR S P	ERA WHIP	PITCHER										IP WLS BF	H R ER SO	BB IBB HBP BLK	WP HR S P	ERA WHIP		
Art Ditmar, R ERA: 3.24 Luis Arroyo, L ERA: 1.59 Bob Turley, R ERA: 3.22 Bobby Shantz, L ERA: 2.17	(1, 1) 3.0 W	23 2 2 2 2	2 0 0 0	0 0 15 23	6.00 1.333																	

Batter	1	2	3	4	5	6	7	8	9	AB	R	H	RBI	BB	SO	LOB	TOP			
Gil McDougald, R OBP: 0.320, SLG: 0.392 (1, 4) (7, 5)	F7		F7		K			L7		4	0	0	0	0	1	1	New York Yankees @ Kansas City Athletics Municipal Stadium, Kansas City, MO Sun Aug 07 1960, 4:33 AM EDT Unknown - 90 F livebaseballscorecards.com			
Tony Kubek, L OBP: 0.336, SLG: 0.443 (1, 6) (9, 7)	1B		K			F4		4-3		4	0	1	0	0	1	0				
Mickey Mantle, S OBP: 0.401, SLG: 0.575 (1, 8)	K		4-3			6-3		K		4	0	0	0	0	2	1				
Roger Maris, L OBP: 0.382, SLG: 0.654 (1, 9)	L7			1-3		4-3			HR	3	1	0	0	1	0	1				
Johnny Blanchard, L OBP: 0.308, SLG: 0.459 (1, 2)		PB		K			G3		K	4	0	1	0	0	2	1				
Bill Skowron, R OBP: 0.347, SLG: 0.570 (1, 3)	F4		K			2B		HR		4	2	2	2	0	1	1				
Bob Cerv, R OBP: 0.339, SLG: 0.452 Bobby Richardson, R OBP: 0.301, SLG: 0.304 (1, 7) (9, 4)	1-3			4-3		3-1		F8		4	0	1	1	0	0	1				
Clete Boyer, R OBP: 0.298, SLG: 0.423 (7, PH) Yogi Berra, L OBP: 0.373, SLG: 0.486 Bobby Shantz, R (7, 1)	1-2				K	2B		4-3		1	0	0	0	1	1	0				
Eli Grba, R OBP: 0.375, SLG: 0.286 (7, PH) Hector Lopez, R OBP: 0.356, SLG: 0.388 Joe Demaestri, R OBP: 0.154, SLG: 0.154 (7, 4) (9, 6)	IBB		4-3			6-3				1	0	0	0	0	0	1				
Inning Stats	R: 0 E: 0 K: 1 S: 6	H: 1 LOB: 1 BB: 0 P: 6	R: 0 E: 0 K: 0 S: 4	H: 1 LOB: 2 BB: 1 P: 8	R: 0 E: 0 K: 1 S: 5	H: 0 LOB: 0 BB: 0 P: 5	R: 0 E: 0 K: 2 S: 7	H: 0 LOB: 0 BB: 0 P: 7	R: 0 E: 0 K: 0 S: 8	H: 1 LOB: 1 BB: 0 P: 8	R: 0 E: 0 K: 0 S: 3	H: 0 LOB: 0 BB: 0 P: 3	R: 1 E: 0 K: 0 S: 5	H: 2 LOB: 1 BB: 0 P: 5	R: 0 E: 0 K: 1 S: 5	H: 0 LOB: 0 BB: 1 P: 10		1B: 3 2B: 2 3B: 0 HR: 1	SF: 0 SAC: 0 DP: 0 HBP: 0	WP: 0 PB: 1 CS: 0
PITCHER Ray Herbert, R ERA: 3.31 (1, 1)	IP: 9.0 WLS: L BF: 35	H: 6 R: 3 ER: 3 SO: 8	BB: 1 IBB: 1 HBP: 0 BLK: 0	WP: 0 HR: 1 S: 49 P: 57	ERA: 3.00 WHIP: 0.778	PITCHER										IP: 9.0 WLS: L BF: 35	H: 6 R: 3 ER: 3 SO: 8	BB: 1 IBB: 1 HBP: 0 BLK: 0	WP: 0 HR: 1 S: 49 P: 57	ERA: 3.00 WHIP: 0.778

Batter	1	2	3	4	5	6	7	8	9	AB	R	H	RBI	BB	SO	LOB	BOTTOM					
Bill Tuttle, R OBP: 0.325, SLG: 0.331 (1, 8)	4-3	4-3			1B		BB			3	0	2	0	1	0	1	New York Yankees @ Kansas City Athletics Municipal Stadium, Kansas City, MO Sun Aug 07 1960, 4:33 AM EDT Unknown - 90 F livebaseballscorecards.com					
Jerry Lumpe, L OBP: 0.325, SLG: 0.373 (1, 4)	4-3		4-3		1B		K			4	0	1	1	0	1	2						
Russ Snyder, L OBP: 0.308, SLG: 0.372 (1, 9)	K		4-3		4-3			4-3		4	0	0	0	0	1	2						
Norm Siebern, L OBP: 0.377, SLG: 0.494 (1, 7)	BB		4-3			F9		K		3	0	0	0	1	1	0						
Mary Throneberry, L OBP: 0.313, SLG: 0.473 (1, 3)	K			G3		F5		1B		4	0	1	0	0	1	2						
Dick Williams, R OBP: 0.321, SLG: 0.353 (1, 5)		K		6-3		1B		K		4	0	1	0	0	2	1						
Danny Kravitz, L OBP: 0.255, SLG: 0.351 Ray Jablonski, R OBP: 0.182, SLG: 0.111 (9, PH)	4-3		4-3			K			L9	3	0	0	0	0	1	1						
Ken Hamlin, R OBP: 0.285, SLG: 0.237 Andy Carey, R OBP: 0.266, SLG: 0.463 (9, PH)	2B	BB			1B		F8		6-3	2	2	1	0	1	0	0						
Ray Herbert, R OBP: 0.259, SLG: 0.208 Hank Bauer, R OBP: 0.348, SLG: 0.398 (9, PH)	1-H	2B			L8		F4		6-3	3	0	1	1	0	0	1						
Inning Stats	R: 0 E: 0 K: 2 S: 8	H: 1 LOB: 2 BB: 1 P: 12	R: 1 E: 0 K: 1 S: 6	H: 1 LOB: 1 BB: 1 P: 10	R: 0 E: 0 K: 0 S: 3	H: 0 LOB: 0 BB: 0 P: 3	R: 0 E: 0 K: 0 S: 3	H: 0 LOB: 0 BB: 0 P: 3	R: 1 E: 0 K: 0 S: 5	H: 3 LOB: 1 BB: 0 P: 5	R: 0 E: 0 K: 1 S: 6	H: 1 LOB: 1 BB: 0 P: 6	R: 0 E: 0 K: 1 S: 5	H: 0 LOB: 1 BB: 1 P: 9	R: 0 E: 0 K: 2 S: 8	H: 1 LOB: 1 BB: 0 P: 8		R: 0 E: 0 K: 0 S: 3	H: 0 LOB: 0 BB: 0 P: 3	1B: 5 2B: 2 3B: 0 HR: 0	SF: 0 SAC: 0 DP: 0 HBP: 0	WP: 0 PB: 0 CS: 0
PITCHER Eli Grba, R ERA: 4.15 Bobby Shantz, L ERA: 2.03 (7, 1)	IP: 6.0 WLS: W BF: 11	H: 1 R: 0 ER: 0 SO: 3	BB: 2 IBB: 0 HBP: 0 BLK: 0	WP: 0 HR: 0 S: 16 P: 20	ERA: 0.00 WHIP: 0.667	PITCHER										IP: 6.0 WLS: W BF: 11	H: 1 R: 0 ER: 0 SO: 3	BB: 2 IBB: 0 HBP: 0 BLK: 0	WP: 0 HR: 0 S: 16 P: 20	ERA: 0.00 WHIP: 0.667		



Batter	1	2	3	4	5	6	7	8	9	AB	R	H	RBI	BB	SO	LOB	TOP			
Tony Kubek, L (1,6) OBP: 0.332, SLG: 0.438 Joe Demaestri, R (7,6) OBP: 0.143, SLG: 0.143	F2		L9	3-1		3-1			FC5-4	4	0	0	0	0	0	4				
Clete Boyer, R (1,5) OBP: 0.300, SLG: 0.420	1B SF9		L7			F8			F3	4	1	1	0	1	0	1				
Mickey Mantle, S (1,8) OBP: 0.402, SLG: 0.577			F4							4	1	2	0	0	0	1				
Bill Skowron, R (1,3) OBP: 0.346, SLG: 0.571 Kent Hadley, L (7,3) OBP: 0.254, SLG: 0.414	SF9			K						3	1	1	2	0	2	0				
Bob Cerv, R (1,7) OBP: 0.338, SLG: 0.448	F4			F6		4-3				4	0	1	0	0	0	3				
Hector Lopez, R (1,9) OBP: 0.358, SLG: 0.393										4	0	2	1	0	1	2				
Bobby Richardson, R (1,4) OBP: 0.302, SLG: 0.304										3	0	1	0	0	0	1				
Elston Howard, R (1,2) OBP: 0.309, SLG: 0.390										4	0	0	0	0	0	3				
Ralph Terry, R (1,1) OBP: 0.091, SLG: 0.063 Jim Coates, R (1,1) OBP: 0.333, SLG: 0.359 Gil McDougald, R (4,PH) OBP: 0.322, SLG: 0.392 Duke Maas, R (4,1) OBP: 0.381, SLG: 0.652 Roger Maris, L (9,PH)										0	0	0	0	0	0	0				
Inning Stats	R: 1 E: 0 K: 0 S: 5	H: 2 LOB: 1 BB: 0 P: 5	R: 0 E: 0 K: 1 S: 6	H: 1 LOB: 0 BB: 0 P: 6	R: 0 E: 0 K: 0 S: 3	H: 0 LOB: 0 BB: 0 P: 3	R: 1 E: 0 K: 1 S: 8	H: 2 LOB: 3 BB: 1 P: 12	R: 1 E: 0 K: 0 S: 7	H: 2 LOB: 1 BB: 0 P: 7	R: 0 E: 0 K: 1 S: 4	H: 0 LOB: 0 BB: 1 P: 4	R: 0 E: 0 K: 0 S: 3	H: 1 LOB: 0 BB: 0 P: 3	R: 0 E: 1 K: 0 S: 4	H: 0 LOB: 1 BB: 0 P: 4	1B: 5 2B: 4 3B: 0 HR: 0	SF: 1 SAC: 1 DP: 1 HBP: 0	WP: 0 PB: 1 CS: 0	PA: 38
PITCHER Bud Daley, L (1,1) ERA: 4.24	IP: 9.0 WLS: W BF: 38 H: 8 R: 3 ER: 2 SO: 4 BB: 2 IBB: 0 HBP: 0 BLK: 1 WP: 0 HR: 0 S: 44 P: 52 ERA: 2.00 WHIP: 1.111															PITCHER				

New York Yankees @ Kansas City Athletics
Municipal Stadium, Kansas City, MO
Sun Aug 07 1960, 4:38 AM EDT
Att: 31,384 - Unknown - 90 F

AB 34
R 3
H 8
RBI 3
BB 2
SO 4
LOB 18



Batter	1	2	3	4	5	6	7	8	9	AB	R	H	RBI	BB	SO	LOB	BOTTOM			
Bill Tuttle, R (1,8) OBP: 0.324, SLG: 0.330	1B	SH		E5		K		6-3		4	3	1	0	0	1	3				
Jerry Lumpe, L (1,4) OBP: 0.326, SLG: 0.375	1B	SF9		E5		F8		6-3		4	2	2	3	0	0	1				
Whitey Herzog, L (1,9) OBP: 0.394, SLG: 0.426 Russ Snyder, L (6,PR) OBP: 0.308, SLG: 0.372	1B	6-3		L7		F7				5	1	2	2	0	0	2				
Norm Siebern, L (1,7) OBP: 0.379, SLG: 0.494	SH1-4	F7		SF8						2	2	1	2	2	0	0				
Mary Throneberry, L (1,3) OBP: 0.316, SLG: 0.471	SH1-4			F8		F9		L9		5	0	2	2	0	0	1				
Dick Williams, R (1,5) OBP: 0.324, SLG: 0.356	SH1-4			6-3		F4				4	1	2	1	0	0	0				
Pete Daley, R (1,2) OBP: 0.301, SLG: 0.417	K			K		K				5	0	2	1	0	3	2				
Ken Hamlin, R (1,6) OBP: 0.284, SLG: 0.238	K					F6				4	1	1	1	0	1	5				
Bud Daley, L (1,1) OBP: 0.266, SLG: 0.182		SH						FC4-6		2	2	1	0	2	0	1				
Inning Stats	R: 3 E: 0 K: 2 S: 12	H: 5 LOB: 2 BB: 0 P: 12	R: 2 E: 1 K: 0 S: 4	H: 0 LOB: 0 BB: 1 P: 8	R: 0 E: 0 K: 1 S: 5	H: 0 LOB: 0 BB: 0 P: 5	R: 4 E: 2 K: 0 S: 6	H: 2 LOB: 0 BB: 1 P: 10	R: 0 E: 0 K: 1 S: 5	H: 0 LOB: 0 BB: 0 P: 5	R: 0 E: 0 K: 1 S: 6	H: 1 LOB: 0 BB: 0 P: 6	R: 2 E: 0 K: 0 S: 5	H: 2 LOB: 1 BB: 1 P: 9	R: 2 E: 0 K: 0 S: 7	H: 4 LOB: 3 BB: 1 P: 11	1B: 14 2B: 0 3B: 0 HR: 0	SF: 3 SAC: 2 DP: 0 HBP: 0	WP: 0 PB: 0 CS: 0	PA: 44
PITCHER Ralph Terry, R (1,1) ERA: 4.21 Jim Coates, R (1,1) ERA: 4.92 Duke Maas, R (4,1) ERA: 4.87	IP: 0.0 WLS: L BF: 4 H: 4 R: 3 ER: 3 SO: 3 BB: 0 IBB: 0 HBP: 0 BLK: 0 WP: 0 HR: 0 S: 4 P: 4 ERA: ∞ WHIP: ∞															PITCHER				

New York Yankees @ Kansas City Athletics
Municipal Stadium, Kansas City, MO
Sun Aug 07 1960, 4:38 AM EDT
Att: 31,384 - Unknown - 90 F

AB 35
R 13
H 14
RBI 12
BB 4
SO 5
LOB 15



Batter	1	2	3	4	5	6	7	8	9	AB	R	H	RBI	BB	SO	LOB	TOP										
Reno Bertoia, R OBP: 0.350, SLG: 0.378 (1, 5)	4-0 1B SH1-3 BB	0-0 FC4-6 1B		0-0 F8	0-3 K		4-0 S BB		0-0 P5	4	0	1	1	2	1	3											
Lenny Green, L OBP: 0.357, SLG: 0.387 (1, 8)	0-0 SH1-3	0-0 FC4-6 FC5-4			0-0 F9	0-0 HR 1B	0-0 F8		0-0 3-1	5	1	1	0	0	0	3											
Harmon Killebrew, R OBP: 0.382, SLG: 0.514 (1, 3)	0-0 BB 1B	0-0 FC5-4			0-0 BB WP 2B 1B	0-0 HR 1B	0-0 F8			6	2	4	2	0	0	3											
Jim Lemon, R OBP: 0.368, SLG: 0.527 (1, 7)	0-3 K		0-3 K		1-0 BB 2B HBP	0-0 F9		0-3 K	0-3 K	5	1	0	0	0	4	3											
Billy Gardner, R OBP: 0.337, SLG: 0.393 (1, 4)	4-0 1-2 BB		0-0 F9		0-0 F3	0-0 6-3		4-0 1B E BB		3	1	0	0	2	0	2											
Bob Allison, R OBP: 0.378, SLG: 0.430 (1, 9)	0-0 5-3		0-3 K		4-0 1-2 2-3 2B BB	4-0 1B BB		0-3 K		3	2	0	0	2	2	4											
Earl Batley, R OBP: 0.348, SLG: 0.428 (1, 2)				0-0 F8	4-3 SH5-3 1B	0-0 1B 2B	0-0 1B	0-0 E 1B		5	2	4	4	0	0	0											
Billy Conso, R OBP: 0.343, SLG: 0.325 (1, 6)		0-0 SH 1B		0-0 SH5-3	0-0 BB 1B	0-3 K		0-0 E9		4	1	2	1	0	1	1											
Hal Woodeshick, R OBP: 0.107, SLG: 0.038 Rudy Hernandez, R ERA: 2.31 (5, 1)		0-0 SH 1B		0-0 4-3	4-0 1-2 BB		0-0 P3	0-0 F9		1	0	0	0	1	0	1											
Ray Moore, R OBP: 0.083, SLG: 0.083 (9, 1)		0-0 FC4-6 1B		0-0 2-3	1-2 BB					2	0	0	0	0	0	0											
Inning Stats	R: 0 E: 0 K: 1 S: 6	H: 1 LOB: 3 BB: 2 P: 14	R: 1 E: 1 K: 0 S: 6	H: 2 LOB: 0 BB: 0 P: 6	R: 0 E: 0 K: 2 S: 7	H: 0 LOB: 0 BB: 0 P: 7	R: 0 E: 0 K: 0 S: 4	H: 1 LOB: 1 BB: 0 P: 4	R: 4 E: 0 K: 1 S: 8	H: 3 LOB: 2 BB: 2 P: 17	R: 3 E: 0 K: 1 S: 8	H: 3 LOB: 1 BB: 1 P: 12	R: 0 E: 0 K: 0 S: 3	H: 1 LOB: 1 BB: 1 P: 7	R: 0 E: 0 K: 1 S: 6	H: 1 LOB: 1 BB: 0 P: 6	1B: 10 2B: 1 3B: 0 HR: 1	SF: 0 SAC: 3 DP: 0 HBP: 1	WP: 1 PB: 0 SB: 1 CS: 0	PA: 49							
PITCHER	IP	WLS	BF	H	R	ER	SO	BB	IBB	HBP	BLK	WP	HR	S	P	ERA	WHIP										
John Tsitouris, R ERA: 5.19	4.2	L	25	6	5	5	3	3	0	1	0	1	0	27	40	9.64	1.929										
Bob Davis, R ERA: 2.31	0.1		5	3	2	2	1	1	0	0	0	0	1	6	10	54.00	12.000										
Marty Kutyna, R ERA: 3.16	3.0		15	2	3	1	3	3	0	0	0	0	0	18	30	3.00	1.667										
Ken Johnson, R ERA: 4.15	1.0		4	1	0	0	1	0	0	0	0	0	0	6	6	0.00	1.000										

Washington Senators @ Kansas City Athletics
Municipal Stadium, Kansas City, MO
Mon Aug 08 1960, 8:05 PM EDT
Att: 6,651 - Unknown

AB 38
R 10
H 12
RBI 8
BB 7
SO 8
LOB 21



Batter	1	2	3	4	5	6	7	8	9	AB	R	H	RBI	BB	SO	LOB	BOTTOM										
Bill Tuttle, R OBP: 0.325, SLG: 0.331 (1, 8)	0-0 5-3	0-0 E6 1-3 1B		0-0 5-3		0-0 1B		0-0 G1-6-3		5	0	2	0	0	0	1											
Jerry Lumpe, L OBP: 0.325, SLG: 0.371 (1, 4)	0-0 6-3	0-0 1-3 2-3			4-0 1B 2B BB	0-0 4-3			0-0 4-3	4	1	0	0	1	0	2											
Hank Bauer, R OBP: 0.394, SLG: 0.394 Whitey Herzog, L OBP: 0.366, SLG: 0.432 (9, PH)	0-0 1B 1B	0-0 F9			0-0 F9		0-0 6-3		0-0 1B 2B	4	1	1	0	0	0	2											
Norm Siebern, L OBP: 0.384, SLG: 0.504 (1, 7)	0-0 1B BB 1B		0-0 P6		0-0 2B 1B	0-0 2B 3B		0-0 1B 1B	0-0 2B 1B	5	4	4	1	0	0	0											
Dick Williams, R OBP: 0.336, SLG: 0.376 (6, 5)	0-0 BB BB 1B		0-0 1B 1B		0-0 1B 2B	0-0 F8 2B		0-0 1B 1B		5	0	5	3	0	0	0											
Ray Jablonski, R OBP: 0.308, SLG: 0.200 Mary Throneberry, L OBP: 0.321, SLG: 0.474 (5, PH)	4-0 BB BB		0-0 G6-4-3 1B		0-0 2B 1B	0-0 F8 2B		0-0 F8	0-0 1B 1B	1	0	1	0	1	0	0											
Pete Daley, R OBP: 0.299, SLG: 0.407 Danny Kravitz, L OBP: 0.252, SLG: 0.347 (9, PH)	4-0 BB BB		0-0 G6-4-3 1B		0-0 K	0-0 F3		0-0 F8	0-0 F8	3	0	0	1	1	1	4											
Ken Hamlin, R OBP: 0.280, SLG: 0.234 Andy Carey, R OBP: 0.265, SLG: 0.461 (9, PH)	0-0 F9			0-0 F8		0-0 F7		0-0 P2	0-0 L7	4	0	0	0	0	0	3											
John Tsitouris, R (1, 1)				0-0 5-3		0-0 P3		4-0 BB		2	0	0	0	0	0	0											
Bob Davis, R (5, 1)										0	0	0	0	0	0	0											
Marty Kutyna, R OBP: 0.200, SLG: 0.200 Russ Snyder, L OBP: 0.311, SLG: 0.372 Ken Johnson, R OBP: 0.374, SLG: 0.174 (9, 1)										1	0	0	0	0	0	0											
Inning Stats	R: 2 E: 0 K: 0 S: 6	H: 3 LOB: 3 BB: 2 P: 14	R: 0 E: 1 K: 0 S: 4	H: 1 LOB: 1 BB: 0 P: 4	R: 0 E: 0 K: 0 S: 3	H: 2 LOB: 1 BB: 0 P: 4	R: 0 E: 0 K: 0 S: 3	H: 0 LOB: 0 BB: 0 P: 3	R: 2 E: 0 K: 1 S: 7	H: 3 LOB: 1 BB: 1 P: 11	R: 0 E: 0 K: 0 S: 4	H: 1 LOB: 1 BB: 0 P: 4	R: 1 E: 0 K: 0 S: 5	H: 2 LOB: 1 BB: 0 P: 5	R: 0 E: 0 K: 0 S: 2	H: 0 LOB: 0 BB: 1 P: 6	R: 0 E: 0 K: 0 S: 7	H: 4 LOB: 2 BB: 0 P: 7	1B: 12 2B: 3 3B: 1 HR: 0	SF: 0 SAC: 0 DP: 2 HBP: 0	WP: 0 PB: 0 SB: 0 CS: 0	PA: 44					
PITCHER	IP	WLS	BF	H	R	ER	SO	BB	IBB	HBP	BLK	WP	HR	S	P	ERA	WHIP										
Hal Woodeshick, L ERA: 4.3	4.1		23	8	4	4	0	3	0	0	0	0	0	20	32	8.31	2.538										
Rudy Hernandez, R ERA: 3.09	4.0	W	18	7	3	3	1	1	0	0	0	0	0	19	23	6.75	2.000										
Ray Moore, R ERA: 3.86	0.2	S	3	1	0	0	0	0	0	0	0	0	0	3	3	0.00	1.500										

Washington Senators @ Kansas City Athletics
Municipal Stadium, Kansas City, MO
Mon Aug 08 1960, 8:05 PM EDT
Att: 6,651 - Unknown

AB 40
R 7
H 16
RBI 7
BB 4
SO 1
LOB 17



Batter	1	2	3	4	5	6	7	8	9	10	11	12	AB	R	H	RBI	BB	SO	LOB	TOP																		
Reno Bertoia, R OBP: 0.347, SLG: 0.375	0-0 SH5-3 1B		0-0 F9			0-0 5-3		0-0 F7			0-0 L7		5	0	1	0	0	0	0																			
Lenny Green, L OBP: 0.360, SLG: 0.386	0-0 SH5-3		0-0 F7							0-0 F9 SH1-4 1B			3	0	1	0	1	0	0																			
Dan Dobbek, L OBP: 0.305, SLG: 0.372	4-0 G5-4-3 BB					0-0 F8		0-0 F3		0-0 SH1-4		0-0 HR 1B	3	1	1	0	1	0	1																			
Harmon Killebrew, R OBP: 0.379, SLG: 0.520	0-0 G5-4-3				0-3 K					0-0 F9		0-0 HR 1B	5	1	1	2	0	2	3																			
Faye Throneberry, L OBP: 0.324, SLG: 0.331		0-0 4-3								0-0 K		0-0 HR 1B	5	0	1	0	0	1	1																			
Pete Winsenator, R OBP: 0.309, SLG: 0.337												0-0 4-3	0	0	0	0	0	0	0																			
Billy Gardner, R OBP: 0.336, SLG: 0.390		0-0 5-3								0-0 F8		0-0 G6-4-3 1B	5	0	1	0	0	0	1																			
Earl Battey, R OBP: 0.346, SLG: 0.424		0-0 F9								0-0 5-3		0-0 G6-4-3 1B	5	0	1	0	0	0	2																			
Billy Conzolo, R OBP: 0.338, SLG: 0.320			0-0 5-3							0-0 F2			2	0	0	0	0	0	1																			
Elmer Valo, L OBP: 0.375, SLG: 0.262													1	0	0	0	0	0	0																			
Jose Valdivielso, R OBP: 0.373, SLG: 0.252													1	0	0	0	0	0	0																			
Don Lee, R OBP: 0.284, SLG: 0.280													3	1	1	1	0	1	0																			
Jim Lemon, R OBP: 0.387, SLG: 0.525													1	0	0	0	0	0	0																			
Hal Woodeshick, R OBP: 0.107, SLG: 0.038													0	0	0	0	0	0	0																			
Ray Moore, R OBP: 0.083, SLG: 0.083													0	0	0	0	0	0	0																			
Inning Stats	R: 0 E: 0 K: 0 S: 3	H: 1 LOB: 1 BB: 1 P: 7	R: 0 E: 0 K: 0 S: 3	H: 0 LOB: 0 BB: 0 P: 3	R: 1 E: 0 K: 0 S: 4	H: 1 LOB: 0 BB: 0 P: 4	R: 0 E: 0 K: 1 S: 5	H: 0 LOB: 0 BB: 0 P: 6	R: 0 E: 0 K: 0 S: 3	H: 1 LOB: 1 BB: 0 P: 7	R: 0 E: 0 K: 1 S: 6	H: 0 LOB: 0 BB: 0 P: 5	R: 0 E: 0 K: 0 S: 3	H: 1 LOB: 0 BB: 0 P: 6	R: 0 E: 0 K: 0 S: 3	H: 0 LOB: 0 BB: 0 P: 3	R: 0 E: 0 K: 0 S: 5	H: 3 LOB: 0 BB: 0 P: 6	1B: 6 2B: 0 3B: 0 HR: 2	SF: 0 SAC: 2 DP: 3 HBP: 0	WP: 0 PB: 0 CS: 0	PA: 43																
PITCHER	IP WLS BF L	H R ER SO	BB IBB HBP BLK	WP HR S P	ERA WHIP	PITCHER																IP WLS BF H R ER SO BB IBB HBP BLK WP HR S P ERA WHIP																
Johnny Kucks, R ERA: 3.59	(1, 1) 11.1	42	8	3	3	4	2	0	0	0	0	0	0	0	0	0	0	0	0	0	2.38	0.882																
Ken Johnson, R ERA: 4.12	(12, 1) 0.2	1	0	0	0	0	0	0	0	0	0	0	0	0	0	0	0	0	0	0	0.00	0.000																

Washington Senators @ Kansas City Athletics
Municipal Stadium, Kansas City, MO
Tue Aug 09 1960, 8:05 PM EDT
Unknown

AB 39
R 3
H 8
RBI 3
BB 2
SO 4
LOB 9



Batter	1	2	3	4	5	6	7	8	9	10	11	12	AB	R	H	RBI	BB	SO	LOB	BOTTOM																		
Bill Tuttle, R OBP: 0.323, SLG: 0.329	0-0 4-3		0-0 G3		0-3 K			0-0 FC3-6 1B		0-0 F9		0-0 4-3	6	0	1	0	0	1	2																			
Jerry Lumpe, L OBP: 0.326, SLG: 0.370	0-0 1B		4-0 BB		0-0 G6-4-3			0-0 FC3-6 1-2f		0-0 4-3			4	0	1	0	1	0	3																			
Whitey Herzog, L OBP: 0.363, SLG: 0.425	0-0 F7		0-0 1-3					0-0 L1		0-0 BB		0-0 6-3	4	0	0	0	1	0	2																			
Norm Siebern, L OBP: 0.384, SLG: 0.511	0-0 F8							0-0 G3		0-3 K		0-0 E 1B	5	1	2	1	0	1	3																			
Mary Throneberry, L OBP: 0.313, SLG: 0.461		0-0 L4						0-0 F7		0-3 K		0-0 E4	5	0	0	0	0	1	1																			
Dick Williams, R OBP: 0.337, SLG: 0.376		0-3 K						0-0 FC4-6 1B		0-0 K		0-0 F5	5	0	2	0	0	2	2																			
Danny Kravitz, L OBP: 0.259, SLG: 0.343		4-0 BB						0-0 FC4-6 1B		0-0 L4-3 1B		0-0 4-3	4	0	1	0	1	0	4																			
Ken Hamlin, R OBP: 0.280, SLG: 0.234		0-0 1-3						0-0 G6-3 1B		0-0 L4-3			4	0	1	0	0	1	3																			
Russ Snyder, L OBP: 0.310, SLG: 0.370								0-0 K				0-0 1-3	1	0	0	0	0	0	0																			
Johnny Kucks, R OBP: 0.222, SLG: 0.176	(1, 1)	10.0	38	8	1	1	8	3	0	0	0	0	4	0	1	0	0	2	1																			
Ken Johnson, R OBP: 0.174, SLG: 0.174	(12, 1)	0.1	3	1	0	0	0	0	0	0	0	0	0	0	0	0	0	0	0																			
Andy Carey, R OBP: 0.284, SLG: 0.458	(12, PH)	1.2	W	5	0	0	0	1	0	0	0	0	1	0	0	0	0	0	1																			
Inning Stats	R: 0 E: 0 K: 0 S: 4	H: 1 LOB: 1 BB: 0 P: 7	R: 0 E: 0 K: 1 S: 5	H: 0 LOB: 1 BB: 1 P: 9	R: 0 E: 0 K: 1 S: 5	H: 0 LOB: 1 BB: 1 P: 9	R: 1 E: 0 K: 1 S: 7	H: 2 LOB: 1 BB: 0 P: 7	R: 0 E: 0 K: 1 S: 5	H: 1 LOB: 0 BB: 0 P: 5	R: 0 E: 0 K: 1 S: 6	H: 1 LOB: 2 BB: 1 P: 10	R: 0 E: 0 K: 0 S: 3	H: 1 LOB: 1 BB: 0 P: 6	R: 0 E: 0 K: 0 S: 5	H: 1 LOB: 2 BB: 0 P: 5	R: 0 E: 0 K: 1 S: 5	H: 0 LOB: 0 BB: 0 P: 6	1B: 8 2B: 1 3B: 0 HR: 1	SF: 0 SAC: 0 DP: 3 HBP: 0	WP: 0 PB: 0 CS: 0	PA: 46																
PITCHER	IP WLS BF L	H R ER SO	BB IBB HBP BLK	WP HR S P	ERA WHIP	PITCHER																IP WLS BF H R ER SO BB IBB HBP BLK WP HR S P ERA WHIP																
Don Lee, R ERA: 3.93	(1, 1) 10.0	38	8	1	1	8	3	0	0	0	0	0	4	0	1	0	0	2	1	0.90	1.100																	
Hal Woodeshick, L ERA: 4.29	(11, 1) 0.1	3	1	0	0	0	0	0	0	0	0	0	0	0	0	0	0	0	3	3	0.00	3.000																
Ray Moore, R ERA: 3.76	(11, 1) 1.2	W	5	0	0	0	1	0	0	0	0	0	1	0	0	0	0	0	7	7	0.00	0.000																

Washington Senators @ Kansas City Athletics
Municipal Stadium, Kansas City, MO
Tue Aug 09 1960, 8:05 PM EDT
Unknown

AB 43
R 1
H 9
RBI 1
BB 3
SO 9
LOB 21



Batter	1	2	3	4	5	6	7	8	9	AB	R	H	RBI	BB	SO	LOB	TOP										
Reno Bertioia, R OBP: 0.349, SLG: 0.381 (1, 5)										4	1	2	1	0	1	0	Washington Senators @ Kansas City Athletics Municipal Stadium, Kansas City, MO Tue Aug 09 1960, 8:05 PM EDT Att: 11,535 - Unknown										
Lenny Green, L OBP: 0.357, SLG: 0.389 (1, 8)										4	0	1	1	0	0	1											
Harmon Killebrew, R OBP: 0.374, SLG: 0.512 (1, 3)										4	0	0	0	0	1	1											
Jim Lemon, R OBP: 0.364, SLG: 0.519 (1, 7)										4	0	0	0	0	2	0											
Billy Gardner, R OBP: 0.339, SLG: 0.396 (1, 4)										4	0	3	0	0	0	0											
Earl Battey, R OBP: 0.342, SLG: 0.419 (1, 2)										4	0	0	0	0	1	3											
Bob Allison, R OBP: 0.376, SLG: 0.427 Dan Dobbek, L OBP: 0.307, SLG: 0.374 (6, 9)										2	0	0	0	0	0	1											
Billy Consono, R OBP: 0.338, SLG: 0.328 (1, 6)										3	1	1	1	0	1	1											
Jack Kralick, L OBP: 0.158, SLG: 0.059 Tom Morgan, R (5, 1)										1	0	0	0	0	0	0											
Elmer Valo, L OBP: 0.368, SLG: 0.256 Julio Becquer, L OBP: 0.268, SLG: 0.388 (8, 1)										1	0	0	0	0	1	0											
Inning Stats	R: 0 E: 0 K: 1 S: 5	H: 0 LOB: 0 BB: 0 P: 5	R: 0 E: 0 K: 1 S: 5	H: 0 LOB: 0 BB: 0 P: 5	R: 0 E: 0 K: 1 S: 5	H: 0 LOB: 0 BB: 0 P: 5	R: 1 E: 0 K: 0 S: 4	H: 2 LOB: 0 BB: 0 P: 4	R: 0 E: 0 K: 1 S: 6	H: 1 LOB: 1 BB: 0 P: 6	R: 0 E: 0 K: 1 S: 5	H: 0 LOB: 0 BB: 0 P: 5	R: 0 E: 0 K: 0 S: 4	H: 1 LOB: 1 BB: 0 P: 4	R: 2 E: 0 K: 1 S: 8	H: 3 LOB: 1 BB: 0 P: 8	R: 0 E: 0 K: 1 S: 6	H: 1 LOB: 1 BB: 0 P: 6	1B: 4 2B: 4 3B: 0 HR: 0	SF: 0 SAC: 0 DP: 0 HBP: 0	WP: 0 PB: 0 SB: 0 CS: 0	PA: 34					
PITCHER	IP	WLS	BF	H	R	ER	SO	BB	IBB	HBP	BLK	WP	HR	S	P	ERA	WHIP										
Don Larsen, R ERA: 5.34 Ken Johnson, R ERA: 4.04	(1, 1)	7.1	W	28	7	3	3	5	0	0	0	0	0	38	38	3.68	0.955										
	(8, 1)	1.2	S	6	1	0	0	2	0	0	0	0	0	10	10	0.00	0.600										

Batter	1	2	3	4	5	6	7	8	9	AB	R	H	RBI	BB	SO	LOB	BOTTOM											
Russ Snyder, L OBP: 0.312, SLG: 0.371 (1, 9)										5	1	2	0	0	0	6	Washington Senators @ Kansas City Athletics Municipal Stadium, Kansas City, MO Tue Aug 09 1960, 8:05 PM EDT Att: 11,535 - Unknown											
Jerry Lumpe, L OBP: 0.327, SLG: 0.370 (1, 4)										5	0	2	2	0	1	3												
Bill Tuttle, R OBP: 0.321, SLG: 0.325 (1, 8)										4	0	0	1	1	1	2												
Norm Siebern, L OBP: 0.385, SLG: 0.518 (1, 7)										5	1	2	1	0	0	1												
Dick Williams, R OBP: 0.341, SLG: 0.396 (1, 3)										5	2	3	1	0	0	3												
Ray Jablonski, R OBP: 0.333, SLG: 0.154 (1, 5)										3	2	0	0	2	0	1												
Pete Daley, R OBP: 0.305, SLG: 0.418 (1, 2)										4	0	2	0	0	1	2												
Ken Hamlin, R OBP: 0.289, SLG: 0.245 (1, 6)										4	1	4	0	0	0	0												
Don Larsen, R OBP: 0.130, SLG: 0.174 Ken Johnson, R OBP: 0.174, SLG: 0.174 (8, 1)										4	1	1	2	0	1	6												
Inning Stats	R: 0 E: 0 K: 0 S: 4	H: 2 LOB: 2 BB: 1 P: 8	R: 0 E: 0 K: 0 S: 4	H: 2 LOB: 1 BB: 0 P: 4	R: 1 E: 0 K: 0 S: 5	H: 2 LOB: 1 BB: 0 P: 5	R: 3 E: 1 K: 1 S: 8	H: 3 LOB: 1 BB: 1 P: 12	R: 2 E: 1 K: 0 S: 6	H: 2 LOB: 2 BB: 1 P: 10	R: 1 E: 0 K: 2 S: 9	H: 2 LOB: 1 BB: 0 P: 9	R: 0 E: 0 K: 1 S: 7	H: 2 LOB: 2 BB: 0 P: 7	R: 1 E: 0 K: 0 S: 4	H: 1 LOB: 0 BB: 0 P: 4		1B: 12 2B: 2 3B: 0 HR: 2	SF: 0 SAC: 0 DP: 2 HBP: 0	WP: 0 PB: 0 SB: 0 CS: 0	PA: 42							
PITCHER	IP	WLS	BF	H	R	ER	SO	BB	IBB	HBP	BLK	WP	HR	S	P	ERA	WHIP											
Jack Kralick, L ERA: 3.38 Tom Morgan, R ERA: 4.14 Julio Becquer, L ERA: 9.0	(1, 1)	4.0	L	21	9	4	4	4	2	0	0	1	0	21	29	9.00	2.750											
	(5, 1)	3.0		17	6	3	1	3	1	0	0	0	0	1	22	26	3.00	2.333										
	(8, 1)	1.0		4	1	1	1	0	0	0	0	0	0	1	4	4	9.00	1.000										

Batter	1	2	3	4	5	6	7	8	9	AB	R	H	RBI	BB	SO	LOB	TOP					
Reno Bertioia, R OBP: 0.344, SLG: 0.375 (1, 5)	F7		6-3			G6-4-3		FC6-4		4	0	0	0	0	0	4	Washington Senators @ Kansas City Athletics Municipal Stadium, Kansas City, MO Wed Aug 10 1960, 8:05 PM EDT Att: 21,892 - Unknown					
Lenny Green, L OBP: 0.355, SLG: 0.383 (1, 8)	F5			4-3			BB	F5		3	0	0	0	1	0	2						
Dan Dobbek, L OBP: 0.306, SLG: 0.371 (1, 9)	F2			3-1				F5		4	0	1	0	0	0	1						
Harmon Killebrew, R OBP: 0.369, SLG: 0.504 (1, 3)		F9		K				K		4	0	0	0	0	2	2						
Faye Throneberry, L OBP: 0.314, SLG: 0.320 (1, 7)		6-3				F8		1-3		4	0	0	0	0	0	1						
Billy Gardner, R OBP: 0.338, SLG: 0.394 Julio Becquer, L OBP: 0.271, SLG: 0.394 (5, 3)			K			1-3				2	0	0	0	0	1	0						
Earl Batley, R OBP: 0.339, SLG: 0.415 (1, 2)			F8			P4		F9		3	0	0	0	0	0	1						
Billy Consolo, R OBP: 0.344, SLG: 0.331 (1, 6)			5-3					FC6-4	E	2	0	1	1	1	0	0						
Camilo Pascual, R OBP: 0.261, SLG: 0.310 Rudy Hernandez, R (3, 1) Tom Morgan, R (5, 1)						F7		E4	FC6-4	1	0	1	0	0	0	0						
										0	0	0	0	0	0	0						
										2	0	0	0	0	0	2						
Inning Stats	R: 0 E: 0 K: 0 S: 3	H: 0 LOB: 0 BB: 0 P: 3	R: 0 E: 0 K: 1 S: 5	H: 0 LOB: 0 BB: 0 P: 5	R: 0 E: 0 K: 0 S: 4	H: 1 LOB: 0 BB: 0 P: 4	R: 0 E: 0 K: 1 S: 5	H: 0 LOB: 0 BB: 0 P: 5	R: 0 E: 0 K: 0 S: 3	H: 0 LOB: 0 BB: 0 P: 3	R: 0 E: 0 K: 0 S: 2	H: 0 LOB: 0 BB: 1 P: 6	R: 0 E: 0 K: 1 S: 5	H: 0 LOB: 1 BB: 1 P: 9	R: 1 E: 1 K: 0 S: 6	H: 2 LOB: 2 BB: 0 P: 6	R: 0 E: 0 K: 0 S: 3	H: 1 LOB: 0 BB: 0 P: 3	1B: 2 2B: 1 3B: 1 HR: 0	SF: 0 SAC: 0 DP: 2 HBP: 0	WP: 0 PB: 0 SB: 0 CS: 0	PA: 32
PITCHER Dick Hall, R ERA: 4.14 (1, 1)	IP: 9.0 WLS: W BF: 32 H: 4 R: 1 ER: 1 SO: 3 BB: 2 IBB: 0 HBP: 0 BLK: 0 WP: 0 HR: 0 S: 36 P: 44 ERA: 1.00 WHIP: 0.667															PITCHER						

Batter	1	2	3	4	5	6	7	8	9	AB	R	H	RBI	BB	SO	LOB	BOTTOM			
Bill Tuttle, R OBP: 0.320, SLG: 0.323 (1, 8)	4-3							L4		5	1	1	0	0	1	3	Washington Senators @ Kansas City Athletics Municipal Stadium, Kansas City, MO Wed Aug 10 1960, 8:05 PM EDT Att: 21,892 - Unknown			
Jerry Lumpe, L OBP: 0.325, SLG: 0.367 (1, 4)	6-3		FC4		4-3			L3		4	1	0	0	1	0	2				
Whitey Herzog, L OBP: 0.365, SLG: 0.421 Russ Snyder, L OBP: 0.310, SLG: 0.369 (7, 9)										2	2	0	0	2	1	0				
Norm Siebern, L OBP: 0.380, SLG: 0.511 (1, 7)		F8	4-3		G3-2			K		5	0	0	1	0	2	3				
Mary Throneberry, L OBP: 0.320, SLG: 0.481 (1, 3)		K	E6							5	2	3	1	0	1	0				
Dick Williams, R OBP: 0.342, SLG: 0.404 (1, 5)		P4								4	2	1	2	1	0	2				
Danny Kravitz, L OBP: 0.286, SLG: 0.412 (1, 2)										3	4	3	1	1	0	0				
Ken Hamlin, R OBP: 0.291, SLG: 0.248 (1, 6)										4	0	2	3	0	0	1				
Dick Hall, R OBP: 0.175, SLG: 0.132 (1, 1)										3	1	2	2	0	1	0				
Inning Stats	R: 0 E: 0 K: 1 S: 5	H: 0 LOB: 0 BB: 0 P: 5	R: 8 E: 2 K: 0 S: 10	H: 5 LOB: 2 BB: 3 P: 22	R: 4 E: 0 K: 0 S: 5	H: 3 LOB: 0 BB: 2 P: 13	R: 0 E: 0 K: 1 S: 6	H: 1 LOB: 1 BB: 0 P: 6	R: 1 E: 0 K: 0 S: 5	H: 2 LOB: 1 BB: 0 P: 5	R: 0 E: 0 K: 1 S: 6	H: 1 LOB: 1 BB: 0 P: 6	R: 0 E: 0 K: 1 S: 6	H: 1 LOB: 1 BB: 0 P: 6	R: 0 E: 0 K: 1 S: 6	H: 1 LOB: 1 BB: 0 P: 6	1B: 6 2B: 4 3B: 1 HR: 2	SF: 0 SAC: 1 DP: 1 HBP: 0	WP: 2 PB: 0 SB: 1 CS: 0	PA: 42
PITCHER Camilo Pascual, R ERA: 3.03 Rudy Hernandez, R ERA: 4.38 Tom Morgan, R ERA: 3.97 (1, 1)	IP: 2.2 WLS: L BF: 17 H: 4 R: 8 ER: 2 SO: 2 BB: 3 IBB: 0 HBP: 0 BLK: 0 WP: 1 HR: 0 S: 18 P: 30 ERA: 6.75 WHIP: 2.625															PITCHER				

Batter	1	2	3	4	5	6	7	8	9	AB	R	H	RBI	BB	SO	LOB	TOP					
Bill Tuttle, R OBP: 0.315, SLG: 0.319 (1, 8)	0-0 2-3			0-0 F8		0-0 6-3		0-0 1B		4	0	1	0	0	0	0	Kansas City Athletics @ Chicago White Sox Comiskey Park, Chicago, IL Sun Aug 14 1960, 4:33 AM EDT Unknown livebaseballscorecards.com					
Jerry Lumpe, L OBP: 0.323, SLG: 0.363 (1, 4)	0-0 4-3			0-0 G4-3 1B		0-0 3-1		0-0 4-3		4	0	1	0	0	0	1						
Ray Jablonski, R OBP: 0.346, SLG: 0.286 (1, 5)	0-0 F7			0-0 G4-3 1-2			0-0 P5		0-0 5-3	4	0	0	0	0	0	1						
Norm Siebern, L OBP: 0.381, SLG: 0.525 (1, 7)		0-0 L8			0-0 F5		0-0 HR		0-0 6-3	4	1	1	1	0	0	0						
Dick Williams, R OBP: 0.347, SLG: 0.431 (1, 3)		0-0 P4			0-0 1B 2B		0-0 HR		0-0 F7	4	2	2	1	0	0	0						
Pete Daley, R OBP: 0.302, SLG: 0.408 (1, 2)		0-0 2-3			0-0 2H 1B		0-0 5-3			3	0	1	1	0	0	0						
Russ Snyder, L OBP: 0.306, SLG: 0.362 (1, 9)			0-0 4-3		0-3 K		0-3 K			3	0	0	0	0	2	1						
Ken Hamlin, R OBP: 0.300, SLG: 0.256 (1, 6)			0-3 K		0-0 F9			0-0 6-3		3	0	0	0	0	1	1						
Johnny Kucks, R OBP: 0.200, SLG: 0.158 (1, 1)			0-3 K		0-0 F8			0-0 6-3		2	0	0	0	0	1	0						
Marty Kutyna, R OBP: 0.200, SLG: 0.200 (7, 1)										0	0	0	0	0	0	0						
Hank Bauer, R OBP: 0.344, SLG: 0.392 (6, PH)										1	0	0	0	0	0	0						
Bob Davis, R OBP: 0.500, SLG: 0.500 (8, 1)										0	0	0	0	0	0	0						
Inning Stats	R: 0 E: 0 K: 0 S: 3	H: 0 LOB: 0 BB: 0 P: 3	R: 0 E: 0 K: 0 S: 3	H: 0 LOB: 0 BB: 0 P: 3	R: 0 E: 0 K: 2 S: 7	H: 0 LOB: 0 BB: 0 P: 7	R: 0 E: 0 K: 0 S: 3	H: 1 LOB: 0 BB: 0 P: 3	R: 1 E: 0 K: 1 S: 7	H: 2 LOB: 1 BB: 0 P: 7	R: 0 E: 0 K: 0 S: 3	H: 0 LOB: 0 BB: 0 P: 3	R: 2 E: 0 K: 1 S: 7	H: 2 LOB: 0 BB: 0 P: 7	R: 0 E: 0 K: 0 S: 4	H: 1 LOB: 1 BB: 0 P: 4	R: 0 E: 0 K: 0 S: 3	H: 0 LOB: 0 BB: 0 P: 3	1B: 3 2B: 1 3B: 0 HR: 2	SF: 0 SAC: 0 DP: 1 HBP: 0	WP: 0 PB: 0 SB: 0 CS: 0	PA: 32
PITCHER Billy Pierce, L ERA: 3.29 (1, 1)	IP: 9.0 WLS: W BF: 32 H: 6 R: 3 ER: 3 SO: 4 BB: 0 IBB: 0 HBP: 0 BLK: 0 WP: 0 HR: 2 S: 40 P: 40 ERA: 3.00 WHIP: 0.667															PITCHER						

Batter	1	2	3	4	5	6	7	8	9	AB	R	H	RBI	BB	SO	LOB	BOTTOM			
Jim Landis, R OBP: 0.369, SLG: 0.375 (1, 8)	0-0 P4		0-0 1-3		0-0 1B 1B	0-0 P4		4-0 1B BB		4	2	1	0	1	0	1	Kansas City Athletics @ Chicago White Sox Comiskey Park, Chicago, IL Sun Aug 14 1960, 4:33 AM EDT Unknown livebaseballscorecards.com			
Nellie Fox, L OBP: 0.338, SLG: 0.359 (1, 4)	0-0 F8		0-0 F8		0-0 F8 1B 1-2		0-0 2B 1B	0-0 1B E		5	3	3	0	0	0	0				
Roy Sievers, R OBP: 0.427, SLG: 0.582 (1, 3)	0-0 F9		0-0 1B		0-0 1B 1-2 2H	0-0 F8 HR	0-0 2B 1B	0-0 E7 1B 1-2 2H		5	1	4	3	0	0	0				
Minnie Minoso, R OBP: 0.386, SLG: 0.472 (1, 7)		0-0 1-3	0-0 F8		0-0 F8 2-3		0-0 1-3	0-0 4-3		5	0	0	0	0	0	5				
Gene Freese, R OBP: 0.320, SLG: 0.499 (1, 5)		0-0 1B 1B		0-0 5-3	0-0 1B 1-2 3H		0-0 F8			4	1	2	1	0	0	1				
Al Smith, R OBP: 0.380, SLG: 0.465 (1, 9)		0-0 1B 1-3		0-0 1B 2B	0-0 1-3		0-0 HR			4	2	3	2	0	0	2				
Luis Aparicio, R OBP: 0.321, SLG: 0.344 (1, 6)		0-0 1B 1-2 3H		0-0 CS 2H	0-0 1B 2H	0-0 E5 4-3 S	0-0 F9			4	0	2	2	0	0	0				
Sherm Lollar, R OBP: 0.341, SLG: 0.386 (1, 2)		0-0 F8		0-0 6-3	0-0 2-3		0-0 4-3	0-0 6-3		4	0	0	0	0	0	4				
Billy Pierce, L OBP: 0.271, SLG: 0.222 (1, 1)		0-0 4-3		0-0 5-3	0-0 1-3			0-3 K		4	0	0	0	0	1	3				
Inning Stats	R: 0 E: 0 K: 0 S: 3	H: 0 LOB: 0 BB: 0 P: 3	R: 1 E: 0 K: 0 S: 6	H: 3 LOB: 0 BB: 0 P: 6	R: 0 E: 0 K: 0 S: 4	H: 1 LOB: 1 BB: 0 P: 4	R: 1 E: 0 K: 0 S: 4	H: 2 LOB: 0 BB: 0 P: 4	R: 2 E: 0 K: 0 S: 7	H: 4 LOB: 2 BB: 0 P: 7	R: 0 E: 1 K: 0 S: 4	H: 0 LOB: 1 BB: 0 P: 4	R: 3 E: 0 K: 0 S: 6	H: 3 LOB: 0 BB: 0 P: 6	R: 2 E: 1 K: 1 S: 7	H: 2 LOB: 1 BB: 1 P: 11		1B: 12 2B: 2 3B: 0 HR: 1	SF: 0 SAC: 0 DP: 0 HBP: 0	WP: 0 PB: 0 SB: 1 CS: 1
PITCHER Johnny Kucks, R ERA: 5.84 (1, 1)	IP: 6.0 WLS: L BF: 30 H: 12 R: 6 ER: 6 SO: 0 BB: 0 IBB: 0 HBP: 0 BLK: 0 WP: 0 HR: 0 S: 30 P: 30 ERA: 9.00 WHIP: 2.000															PITCHER				
Marty Kutyna, R ERA: 3.19 (7, 1)	1.0	4	1	1	1	0	0	0	0	0	0	0	0	0	0	0	9.00	1.000		
Bob Davis, R ERA: 3.45 (8, 1)	1.0	6	2	2	1	1	1	0	0	0	0	0	0	0	0	0	9.00	3.000		

Batter	1	2	3	4	5	6	7	8	9	AB	R	H	RBI	BB	SO	LOB	TOP																			
Russ Snyder, L (1, 9) OBP: 0.304, SLG: 0.363	6-3			F9		E	1-3		1-3	5	1	1	0	0	0	2																				
Jerry Lumpe, L (1, 4) OBP: 0.322, SLG: 0.362	P6			4-3		F8				4	0	1	0	0	0	1																				
Mary Throneberry, L (1, 3) OBP: 0.302, SLG: 0.449	K			K		K			P4	4	0	0	0	0	3	2																				
Whitey Herzog, L (1, 7) OBP: 0.366, SLG: 0.422		P6			1B	E9			F2	4	1	1	0	0	0	1																				
Dick Williams, R (1, 5) OBP: 0.346, SLG: 0.432		P5			F2	1B			4-3	4	0	1	0	0	0	2																				
Danny Kravitz, L (1, 2) OBP: 0.301, SLG: 0.434		K			1B	1B				4	0	2	1	0	2	0																				
Bill Tuttle, R (1, 8) OBP: 0.315, SLG: 0.319			6-3		F5	6-3			1-3	4	0	1	0	0	0	4																				
Ken Hamlin, R (1, 6) OBP: 0.302, SLG: 0.259			F8		1-2	6-3			1-3	4	0	2	0	0	0	0																				
Don Larsen, R (1, 1) Ken Johnson, R (1, 1) Ray Garber, R (5, PH) Ned Garver, R (5, PH) Hank Bauer, R (7, PH) John Tsitouris, R (7, PH) Norm Siebern, L (9, PH)			K		K	F7			1-3	0	0	0	0	0	0	0																				
Inning Stats	R: 0 E: 0 K: 1 S: 5	H: 0 LOB: 0 BB: 0 P: 5	R: 0 E: 0 K: 1 S: 5	H: 0 LOB: 0 BB: 0 P: 5	R: 0 E: 0 K: 1 S: 5	H: 0 LOB: 0 BB: 0 P: 5	R: 0 E: 0 K: 1 S: 5	H: 3 LOB: 3 BB: 0 P: 8	R: 2 E: 1 K: 1 S: 9	H: 3 LOB: 2 BB: 0 P: 9	R: 0 E: 0 K: 0 S: 3	H: 0 LOB: 0 BB: 0 P: 3	R: 0 E: 0 K: 0 S: 4	H: 1 LOB: 1 BB: 0 P: 4	R: 0 E: 0 K: 1 S: 7	H: 2 LOB: 2 BB: 0 P: 7	1B: 7 2B: 2 3B: 0 HR: 0	SF: 0 SAC: 0 DP: 0 HBP: 0	WP: 0 PA: 37																	
PITCHER	IP	WLS	BF	H	R	ER	SO	BB	IBB	HBP	BLK	WP	HR	S	P	ERA	WHIP	PITCHER		IP	WLS	BF	H	R	ER	SO	BB	IBB	HBP	BLK	WP	HR	S	P	ERA	WHIP
Early Wynn, R (1, 1) ERA: 4.26	9.0	W	37	9	2	0	7	0	0	0	0	0	0	51	51	0.00	1.000																			

Kansas City Athletics @ Chicago White Sox
Comiskey Park, Chicago, IL
Sun Aug 14 1960, 4:38 AM EDT
Att: 24,477 - Unknown

AB 37
R 2
H 9
RBI 1
BB 0
SO 7
LOB 17



Batter	1	2	3	4	5	6	7	8	9	AB	R	H	RBI	BB	SO	LOB	BOTTOM																			
Jim Landis, R (1, 8) OBP: 0.397, SLG: 0.372	K	SH1-3		5-3		F7			F9	5	1	1	0	0	1	0																				
Nellie Fox, L (1, 4) OBP: 0.341, SLG: 0.365	1B	SH1-3		2B					6-3	4	1	3	0	0	0	0																				
Roy Sievers, R (1, 3) OBP: 0.425, SLG: 0.578	2B	6-3		K		1-3				4	1	1	0	0	1	3																				
Minnie Minoso, R (1, 7) OBP: 0.385, SLG: 0.472	F9					E5			F9	4	1	1	1	0	0	2																				
Gene Freese, R (1, 5) OBP: 0.322, SLG: 0.500	1B	4-3				F5			WP	3	2	1	1	1	0	2																				
Al Smith, R (1, 9) OBP: 0.381, SLG: 0.464	1B			5-3		FC1-6			F7	3	0	1	0	1	0	1																				
Luis Aparicio, R (1, 6) OBP: 0.323, SLG: 0.346				F8		FC1-6			S	4	0	2	4	0	0	1																				
Joe Ginsberg, L (1, 2) OBP: 0.358, SLG: 0.304	F8			F5		G3			4-1	4	0	0	0	0	0	4																				
Early Wynn, S (1, 1) OBP: 0.317, SLG: 0.315		HR				1-3			L8	4	1	1	1	0	0	0																				
Inning Stats	R: 3 E: 0 K: 1 S: 9	H: 4 LOB: 2 BB: 1 P: 13	R: 2 E: 0 K: 0 S: 6	H: 3 LOB: 1 BB: 0 P: 6	R: 0 E: 0 K: 0 S: 3	H: 0 LOB: 0 BB: 0 P: 3	R: 0 E: 0 K: 1 S: 6	H: 1 LOB: 1 BB: 0 P: 6	R: 1 E: 1 K: 0 S: 5	H: 1 LOB: 1 BB: 0 P: 5	R: 0 E: 0 K: 0 S: 4	H: 1 LOB: 1 BB: 0 P: 4	R: 1 E: 0 K: 0 S: 4	H: 1 LOB: 1 BB: 1 P: 8	R: 0 E: 0 K: 0 S: 3	H: 0 LOB: 0 BB: 0 P: 3	1B: 7 2B: 3 3B: 0 HR: 1	SF: 0 SAC: 1 DP: 0 HBP: 0	WP: 1 PA: 38																	
PITCHER	IP	WLS	BF	H	R	ER	SO	BB	IBB	HBP	BLK	WP	HR	S	P	ERA	WHIP	PITCHER		IP	WLS	BF	H	R	ER	SO	BB	IBB	HBP	BLK	WP	HR	S	P	ERA	WHIP
Don Larsen, R (1, 1) ERA: 5.73	3.1	L	14	4	2	2	1	0	0	0	0	0	1	16	16	5.40	1.200																			
Ken Johnson, R (1, 1) ERA: 4.0	2.0		9	2	1	0	0	0	0	0	0	0	0	9	9	0.00	1.000																			
Ned Garver, R (5, 1) ERA: 5.48	2.0		8	1	1	1	0	1	0	0	0	1	0	7	11	4.50	1.000																			

Kansas City Athletics @ Chicago White Sox
Comiskey Park, Chicago, IL
Sun Aug 14 1960, 4:38 AM EDT
Att: 24,477 - Unknown

AB 35
R 7
H 11
RBI 7
BB 2
SO 2
LOB 13



Batter	1	2	3	4	5	6	7	8	9	10	AB	R	H	RBI	BB	SO	LOB	
Bill Tuttle, R OBP: 0.316, SLG: 0.320 (1, 8)	6-3							K		L6	5	1	2	0	0	1	0	
Jerry Lumpe, L OBP: 0.321, SLG: 0.363 (1, 4)	F9		4-3					F7			4	1	1	0	0	0	1	
Hank Bauer, R OBP: 0.340, SLG: 0.388 (8, PR)	F8										3	0	1	1	0	0	0	
Russ Snyder, L OBP: 0.304, SLG: 0.363 (8, 9)											0	0	0	0	0	0	0	
Dick Williams, R OBP: 0.351, SLG: 0.446 (1, 3)											4	1	3	2	0	0	0	
Norm Siebern, L OBP: 0.321, SLG: 0.521 (1, 7)											2	0	0	0	2	1	1	
Andy Carey, R OBP: 0.276, SLG: 0.448 (1, 5)											4	0	0	0	0	1	4	
Pete Daley, R OBP: 0.294, SLG: 0.396 (1, 2)											4	0	0	0	0	0	2	
Ken Hamlin, R OBP: 0.299, SLG: 0.256 (1, 6)											4	0	0	0	0	0	0	
Dick Hall, R OBP: 0.163, SLG: 0.122 (7, 1)											3	0	0	0	0	1	0	
Ken Johnson, R OBP: 0.160, SLG: 0.160 (7, 1)											1	0	0	0	0	1	0	
Inning Stats	R: 0 E: 0 K: 0 S: 3	H: 0 LOB: 0 BB: 0 P: 3	R: 0 E: 0 K: 0 S: 3	H: 1 LOB: 1 BB: 1 P: 7	R: 0 E: 0 K: 0 S: 4	H: 1 LOB: 1 BB: 0 P: 4	R: 0 E: 0 K: 1 S: 5	H: 0 LOB: 0 BB: 0 P: 5	R: 2 E: 0 K: 1 S: 8	H: 3 LOB: 1 BB: 0 P: 8	R: 0 E: 0 K: 1 S: 5	H: 1 LOB: 1 BB: 0 P: 5	R: 1 E: 0 K: 1 S: 6	H: 1 LOB: 0 BB: 0 P: 6	R: 0 E: 0 K: 1 S: 5	H: 0 LOB: 0 BB: 0 P: 5	1B: 5 2B: 1 3B: 0 HR: 1	SF: 1 SAC: 0 DP: 1 HBP: 0
PITCHER	IP	WLS	BF	H	R	ER	SO	BB	IBB	HBP	BLK	WP	HR	S	P	ERA	WHIP	
Jack Harshman, L ERA: 3.76 (1, 1)	6.0		24	5	2	2	2	2	2	0	0	0	0	0	26	3.00	1.167	
Barry Latman, R ERA: 4.5 (7, 1)	1.0		3	0	0	0	0	0	0	0	0	0	0	3	3	0.00	0.000	
Don Newcombe, R ERA: 4.56 (8, 1)	3.0	W	10	2	1	1	3	0	0	0	0	0	1	16	16	3.00	0.667	


TOP

Kansas City Athletics @ Cleveland Indians
Cleveland Municipal Stadium, Cleveland, OH

Tue Aug 16 1960, 7:05 PM EDT
Att: 6,358 - Unknown

livebaseballscorecards.com

AB	34
R	3
H	7
RBI	3
BB	2
SO	5
LOB	8



WP	0	PA	38
PB	0		
SB	0		
CS	1		

Batter	1	2	3	4	5	6	7	8	9	10	AB	R	H	RBI	BB	SO	LOB	
Ken Aspromonte, R OBP: 0.373, SLG: 0.388 (1, 5)	F7										5	0	1	1	0	0	3	
Johnny Temple, R OBP: 0.334, SLG: 0.329 (1, 4)	4-3										5	1	2	0	0	0	1	
Harvey Kuenn, R OBP: 0.372, SLG: 0.408 (1, 9)											4	0	1	0	0	0	1	
Vic Power, R OBP: 0.331, SLG: 0.401 (1, 3)											4	0	1	0	1	1	1	
Jim Piersall, R OBP: 0.325, SLG: 0.456 (1, 8)											5	1	3	0	0	0	2	
Tito Francona, L OBP: 0.388, SLG: 0.425 (1, 7)											5	1	3	3	0	0	2	
Miguel de la Hoz, R OBP: 0.301, SLG: 0.425 (1, 6)											3	1	1	0	0	0	0	
Red Wilson, R OBP: 0.300, SLG: 0.277 (1, 2)											2	0	0	0	0	1	0	
Jack Harshman, L OBP: 0.167, SLG: 0.333 (7, 1)											2	0	1	0	0	1	0	
Barry Latman, R OBP: 0.211, SLG: 0.167 (7, PH)											0	0	0	0	0	0	0	
Bob Hale, L OBP: 0.263, SLG: 0.346 (7, PH)											1	0	1	0	0	0	0	
Bubba Phillips, R OBP: 0.251, SLG: 0.291 (7, PR)											0	0	0	0	0	0	0	
Don Newcombe, L OBP: 0.196, SLG: 0.163 (8, 1)											1	0	0	0	0	1	2	
Inning Stats	R: 0 E: 0 K: 1 S: 6	H: 1 LOB: 1 BB: 0 P: 6	R: 2 E: 0 K: 1 S: 7	H: 2 LOB: 3 BB: 0 P: 7	R: 0 E: 0 K: 0 S: 3	H: 0 LOB: 0 BB: 0 P: 3	R: 0 E: 0 K: 1 S: 6	H: 2 LOB: 2 BB: 0 P: 6	R: 1 E: 0 K: 0 S: 5	H: 2 LOB: 1 BB: 0 P: 5	R: 0 E: 0 K: 0 S: 3	H: 1 LOB: 0 BB: 0 P: 3	R: 0 E: 0 K: 1 S: 6	H: 1 LOB: 2 BB: 0 P: 7	R: 1 E: 0 K: 0 S: 4	H: 3 LOB: 3 BB: 1 P: 8	1B: 12 2B: 1 3B: 0 HR: 1	SF: 0 SAC: 3 DP: 0 HBP: 1
PITCHER	IP	WLS	BF	H	R	ER	SO	BB	IBB	HBP	BLK	WP	HR	S	P	ERA	WHIP	
Dick Hall, R ERA: 4.14 (1, 1)	6.1		27	9	3	3	3	0	0	0	0	0	0	33	33	4.26	1.421	
Ken Johnson, R ERA: 3.97 (7, 1)	3.0	L	15	5	1	1	1	0	1	1	0	0	0	15	20	3.00	1.667	


BOTTOM

Kansas City Athletics @ Cleveland Indians
Cleveland Municipal Stadium, Cleveland, OH

Tue Aug 16 1960, 7:05 PM EDT
Att: 6,358 - Unknown

livebaseballscorecards.com

AB	37
R	4
H	14
RBI	4
BB	1
SO	4
LOB	12



WP	0	PA	43
PB	0		
SB	0		
CS	1		

Batter	1	2	3	4	5	6	7	8	9	AB	R	H	RBI	BB	SO	LOB	TOP			
Bill Tuttle, R OBP: 0.315, SLG: 0.319 (1.8)	1-6-3		E 1B		6-3			L7		4	1	1	1	0	0	0	Kansas City Athletics @ Detroit Tigers Briggs Stadium, Detroit, MI Wed Aug 17 1960, 7:05 PM EDT Att: 14,364 - Unknown			
Jerry Lumpe, L OBP: 0.323, SLG: 0.364 (1.4)	4-3		E9 L8 1B			FC3-6 1B		P3		4	0	2	0	0	0	0				
Whitey Herzog, L OBP: 0.364, SLG: 0.417 (1.9)	F7		L8 2-3		FC3-6 G5-3 1B 1-2			BB		3	0	0	0	1	0	2				
Norm Siebern, L OBP: 0.380, SLG: 0.518 (1.7)		4-3	4-3			1-2 1B		L8		4	0	1	0	0	0	2				
Dick Williams, R OBP: 0.349, SLG: 0.443 (1.3)		4-3 1B		F6		G5-3 2-3		F7		4	0	1	0	0	0	2				
Andy Carey, R OBP: 0.277, SLG: 0.441 (1.5)	4-3 1-2			K			FC4-6 BB	P4		3	0	0	0	1	1	1				
Danny Kravitz, L OBP: 0.291, SLG: 0.419 (1.2)	F9			F9			F7	4-3		4	0	0	0	0	0	2				
Ken Hamlin, R OBP: 0.300, SLG: 0.257 (7, PH)			SH3-4 1B		K		FC4-6 1-2			2	1	1	0	0	1	0				
Russ Snyder, L OBP: 0.303, SLG: 0.362 (7, PH)										1	0	0	0	0	0	1				
Bob Johnson, R OBP: 0.310, SLG: 0.221 (7, PH)										0	0	0	0	0	0	0				
Ray Herbert, R OBP: 0.246, SLG: 0.196 (7, PH)			SH3-4 1-2		6-3		P4			1	0	0	0	0	0	0				
Hank Bauer, R OBP: 0.339, SLG: 0.386 (7, PH)										1	0	0	0	0	0	1				
Marty Kutyna, R OBP: 0.200, SLG: 0.200 (7, 1)										0	0	0	0	0	0	0				
John Tsitouris, R OBP: 0.200, SLG: 0.200 (7, 1)										0	0	0	0	0	0	0				
Inning Stats	R: 0 E: 0 K: 0 S: 3	H: 0 LOB: 0 BB: 0 P: 3	R: 0 E: 0 K: 0 S: 4	H: 1 LOB: 1 BB: 0 P: 4	R: 2 E: 1 K: 0 S: 6	H: 3 LOB: 1 BB: 0 P: 6	R: 0 E: 0 K: 1 S: 5	H: 0 LOB: 0 BB: 0 P: 5	R: 0 E: 0 K: 1 S: 5	H: 2 LOB: 1 BB: 0 P: 4	R: 0 E: 0 K: 0 S: 3	H: 0 LOB: 1 BB: 1 P: 7	R: 0 E: 0 K: 0 S: 3	H: 0 LOB: 1 BB: 0 P: 7	R: 0 E: 0 K: 0 S: 3	H: 0 LOB: 0 BB: 0 P: 3	1B: 6 2B: 0 3B: 0 HR: 0	SF: 0 SAC: 1 DP: 1 HBP: 0	WP: 0 PB: 0 SB: 0 CS: 0	PA: 34
PITCHER Frank Lary, R ERA: 3.46 (1.1)	IP: 9.0 WLS: W BF: 34 H: 6 R: 2 ER: 2 SO: 2 BB: 2 IBB: 0 HBP: 0 BLK: 0 WP: 0 HR: 0 S: 36 P: 44 ERA: 2.00 WHIP: 0.889																			

Batter	1	2	3	4	5	6	7	8	9	AB	R	H	RBI	BB	SO	LOB	BOTTOM			
Eddie Yost, R OBP: 0.412, SLG: 0.366 (7, PH)	K						FC4-6 BB			3	0	1	0	1	1	1	Kansas City Athletics @ Detroit Tigers Briggs Stadium, Detroit, MI Wed Aug 17 1960, 7:05 PM EDT Att: 14,364 - Unknown			
Neil Chrissy, L OBP: 0.304, SLG: 0.411 (8.5)		F9				HBP 5-3 1B				1	0	0	1	0	0	1				
Coot Veal, R OBP: 0.478, SLG: 0.444 (1.6)										0	0	0	0	0	0	0				
Chico Fernandez, R OBP: 0.311, SLG: 0.329 (1.3)	HR 1B		S BB 1B		G5-3 2-3		5-3 1-2			4	1	2	0	1	0	3				
Norm Cash, L OBP: 0.390, SLG: 0.486 (1.3)		HR		P3		F8				4	1	1	2	1	0	3				
Charlie Maxwell, L OBP: 0.332, SLG: 0.450 (1.7)				S BB		1B HBP				2	1	1	0	1	0	0				
Rocky Colavito, R OBP: 0.335, SLG: 0.486 (1.9)	L7			S BB		1B HBP				5	0	1	0	0	1	6				
Al Kaline, R OBP: 0.320, SLG: 0.369 (1.8)	FC5-4 1-2					L7				3	1	1	0	2	0	3				
Ozzie Virgil, R OBP: 0.250, SLG: 0.348 (1.4)						L7				4	0	2	1	0	0	4				
Harry Chiti, R OBP: 0.272, SLG: 0.300 (1.2)						SH3 1B				4	1	1	1	0	0	3				
Frank Lary, R OBP: 0.222, SLG: 0.242 (1.1)						SH3 1B				3	0	2	0	0	0	0				
Inning Stats	R: 2 E: 0 K: 1 S: 8	H: 3 LOB: 1 BB: 0 P: 8	R: 0 E: 0 K: 0 S: 4	H: 1 LOB: 1 BB: 0 P: 4	R: 0 E: 0 K: 1 S: 6	H: 1 LOB: 3 BB: 2 P: 14	R: 0 E: 0 K: 0 S: 3	H: 1 LOB: 1 BB: 1 P: 7	R: 1 E: 0 K: 0 S: 5	H: 2 LOB: 2 BB: 0 P: 6	R: 0 E: 0 K: 0 S: 4	H: 1 LOB: 3 BB: 1 P: 9	R: 2 E: 0 K: 0 S: 6	H: 3 LOB: 2 BB: 1 P: 10	R: 0 E: 0 K: 0 S: 3	H: 0 LOB: 1 BB: 1 P: 7	1B: 10 2B: 1 3B: 0 HR: 1	SF: 0 SAC: 2 DP: 1 HBP: 2	WP: 0 PB: 0 SB: 0 CS: 0	PA: 43
PITCHER Ray Herbert, R ERA: 3.47 (7.1)	IP: 6.0 WLS: L BF: 32 H: 9 R: 3 ER: 3 SO: 3 BB: 3 IBB: 1 HBP: 2 BLK: 0 WP: 1 HR: 1 S: 30 P: 48 ERA: 4.50 WHIP: 2.000																			
Marty Kutyna, R ERA: 3.5 (7.1)	0.1	4	3	2	2	0	0	0	0	0	0	4	4	54.00	9.000					
John Tsitouris, R ERA: 5.25 (7.1)	1.2	7	0	0	0	0	2	0	0	0	0	5	13	0.00	1.200					

Batter	1	2	3	4	5	6	7	8	9	AB	R	H	RBI	BB	SO	LOB	TOP							
Bill Tuttle, R OBP: 0.318, SLG: 0.321 (1, 8)	0-0 6-3		0-0 1B		4-0 BB	0-0 FC4-6 1B		0-3 K		4	0	2	1	1	1	2	Kansas City Athletics @ Detroit Tigers Briggs Stadium, Detroit, MI Thu Aug 18 1960, 4:33 AM EDT Att: 7,238 - Unknown							
Jerry Lumpe, L OBP: 0.320, SLG: 0.360 (1, 4)	0-0 L8		0-0 6-3		0-0 P6	0-0 FC4-6		0-0 FC4-6		5	0	0	1	0	0	5								
Hank Bauer, R OBP: 0.330, SLG: 0.375 (1, 9)	0-0 F7		0-0 1-3		0-0 F2		0-0 G3		0-3 K	5	0	0	0	0	1	3								
Dick Williams, R OBP: 0.350, SLG: 0.441 (1, 3)		0-0 P6	4-0 BB		0-0 5-3	0-0 F5		0-0 G4-6-3 1B		4	0	1	0	1	0	0								
Norm Siebern, L OBP: 0.380, SLG: 0.515 (1, 7)		4-0 1B BB	0-0 F2		0-0 BB FC6-4 1B	0-3 K		0-0 G4-6-3 1B		4	1	1	0	1	1	3								
Andy Carey, R OBP: 0.285, SLG: 0.445 (1, 5)		0-0 BB 1B		0-0 F9	0-0 FC6-4 BB 1B		0-0 BB 1B	0-0 P5		5	2	3	0	0	0	0								
Pete Daley, R OBP: 0.299, SLG: 0.394 (1, 2)		0-0 F2		0-0 F7	4-0 FC6-4 BB		0-0 BB 1B			3	1	1	0	1	0	2								
Ken Hamlin, R OBP: 0.300, SLG: 0.255 (8, PH)		4-0 BB		0-0 L8	0-0 FC6-4 1B		4-0 1B FC4-6 BB			2	1	0	1	1	0	2								
Russ Snyder, L OBP: 0.306, SLG: 0.362 (8, PH)		1-2 BB			1-2 2-3 3-H		1-2 2-3 3-H			0	1	0	0	1	0	0								
Bob Johnson, R OBP: 0.310, SLG: 0.221 (8, PH)		0-0 4-3			0-3 K	0-0 1B		0-0 FC4-6 1B		0	0	0	0	0	0	0								
Bud Daley, L OBP: 0.246, SLG: 0.167 (8, PH)										2	0	0	0	0	1	3								
Ray Jablonski, R OBP: 0.357, SLG: 0.304 (6, 1)										1	0	1	1	0	0	0								
Ned Garver, R OBP: 0.143, SLG: 0.154 (8, PH)										0	0	0	0	0	0	0								
Mary Throneberry, L OBP: 0.306, SLG: 0.452 (8, PH)										1	0	1	2	0	0	0								
Ken Johnson, R OBP: 0.160, SLG: 0.160 (8, 1)										0	0	0	0	0	0	0								
Inning Stats	R: 0 E: 0 K: 0 S: 3	H: 0 LOB: 0 BB: 0 P: 3	R: 0 E: 0 K: 0 S: 4	H: 1 LOB: 3 BB: 2 P: 12	R: 0 E: 0 K: 0 S: 4	H: 1 LOB: 2 BB: 1 P: 8	R: 0 E: 0 K: 0 S: 3	H: 0 LOB: 0 BB: 0 P: 3	R: 0 E: 0 K: 1 S: 5	H: 0 LOB: 1 BB: 1 P: 9	R: 3 E: 0 K: 0 S: 7	H: 4 LOB: 2 BB: 1 P: 11	R: 0 E: 0 K: 1 S: 5	H: 0 LOB: 0 BB: 0 P: 5	R: 3 E: 0 K: 2 S: 10	H: 3 LOB: 1 BB: 1 P: 14	R: 0 E: 0 K: 0 S: 3	H: 1 LOB: 0 BB: 0 P: 3	1B: 10 2B: 0 3B: 0 HR: 0	SF: 0 SAC: 0 DP: 1 HBP: 0	WP: 0 PB: 0 SB: 0 CS: 0	PA: 42		
PITCHER	IP WLS BF H R ER SO BB IBB HBP BLK WP HR S P ERA WHIP	5.2 W 27 5 3 3 1 5 0 0 0 0 0 24 44 4.76 1.765	3.1 S 15 5 3 3 3 1 0 0 0 0 0 20 24 8.10 1.800																					

AB	36
R	6
H	10
RBI	6
BB	6
SO	4
LOB	20



Batter	1	2	3	4	5	6	7	8	9	AB	R	H	RBI	BB	SO	LOB	BOTTOM							
Ozzie Virgil, R OBP: 0.247, SLG: 0.366 (1, 4)	0-0 F3		0-0 1B 3B		0-3 K	0-0 4-3		0-0 4-3		5	1	1	0	0	1	2	Kansas City Athletics @ Detroit Tigers Briggs Stadium, Detroit, MI Thu Aug 18 1960, 4:33 AM EDT Att: 7,238 - Unknown							
Chico Fernandez, R OBP: 0.315, SLG: 0.332 (1, 6)	0-0 1B SF8		0-0 HR 1B		0-0 1B		0-3 K	0-0 1-3		5	2	3	1	0	1	0								
Al Kaline, R OBP: 0.325, SLG: 0.384 (1, 8)	0-0 1-3 1B		0-0 L3		0-0 HR		0-0 S 2B	0-0 2B E 1B		5	3	4	1	0	0	1								
Rocky Colavito, R OBP: 0.337, SLG: 0.495 (6, PR)	0-0 SF8		0-0 HR		1-0 FC4-6 HBP		0-0 F9	0-0 E9		1	1	1	3	0	0	0								
Neil Chrissy, L OBP: 0.306, SLG: 0.417 (6, PR)	0-0 3-H		0-0 HR		0-0 FC4-6 HBP		0-0 F9	0-0 E9		2	1	1	0	0	0	1								
Steve Bilko, R OBP: 0.270, SLG: 0.375 (7, PR)	0-0 1-3		0-0 F8		0-0 FC4-6		0-0 BB 2B	0-0 HR		4	0	1	1	0	0	2								
Norm Cash, L OBP: 0.392, SLG: 0.500 (8, 3)					1-2		2-H 2B	2-H HR		1	2	1	2	0	0	0								
Charlie Maxwell, L OBP: 0.332, SLG: 0.446 (1, 7)		0-0 F7		4-0 G6-4-3 BB		0-3 K	4-0 BB 2B	0-0 F7		3	1	0	0	2	1	0								
Harry Chiti, R OBP: 0.276, SLG: 0.301 (1, 2)		0-0 6-3		0-0 G6-4-3		0-0 1B	4-0 2B BB			3	0	1	0	1	0	1								
Coot Veal, R OBP: 0.519, SLG: 0.524 (1, 5)		0-0 F7		4-0 BB		0-0 1B	0-0 2B			3	0	2	2	1	0	0								
Pete Burnside, R OBP: 0.222, SLG: 0.160 (6, 1)					0-0 K		0-3 K			2	0	0	0	0	1	1								
Dave Sisler, R OBP: 0.154, SLG: 0.083 (6, 1)					0-0 F2		0-0 L1			2	0	0	0	0	1	4								
Inning Stats	R: 1 E: 0 K: 0 S: 5	H: 2 LOB: 1 BB: 0 P: 5	R: 0 E: 0 K: 0 S: 3	H: 0 LOB: 0 BB: 0 P: 3	R: 3 E: 0 K: 1 S: 8	H: 3 LOB: 0 BB: 0 P: 8	R: 0 E: 0 K: 0 S: 2	H: 0 LOB: 2 BB: 2 P: 10	R: 1 E: 0 K: 1 S: 6	H: 2 LOB: 1 BB: 0 P: 7	R: 0 E: 0 K: 2 S: 9	H: 2 LOB: 2 BB: 0 P: 9	R: 3 E: 0 K: 1 S: 8	H: 3 LOB: 2 BB: 2 P: 16	R: 3 E: 1 K: 0 S: 6	H: 3 LOB: 0 BB: 0 P: 6	R: 3 E: 0 K: 0 S: 3	H: 3 LOB: 0 BB: 0 P: 6	1B: 7 2B: 4 3B: 1 HR: 3	SF: 1 SAC: 0 DP: 1 HBP: 1	WP: 0 PB: 0 SB: 1 CS: 0	PA: 42		
PITCHER	IP WLS BF H R ER SO BB IBB HBP BLK WP HR S P ERA WHIP	5.0 L 23 5 3 5 2 2 0 1 0 0 0 17 25 13.50 3.000	2.0 5 13 5 3 3 3 1 1 0 0 0 0 17 25 13.50 3.000																					



Batter	1	2	3	4	5	6	7	8	9	AB	R	H	RBI	BB	SO	LOB	TOP										
Luis Aparicio, R OBP: 0.324, SLG: 0.345	0-0 1B 6-3	0-0 E5 G3		0-0 5-3	0-0 2B 1B		0-0 6-3		0-0 6-3	6	2	2	2	0	0	1											
Nellie Fox, L OBP: 0.339, SLG: 0.359	0-0 1-3 1B	0-0 G3		4-0 BB	0-0 2B 1B		0-0 6-3			4	0	2	0	1	0	2											
Roy Sievers, R OBP: 0.418, SLG: 0.565	0-0 1-3 1-2 1B	0-0 4-3		0-0 F4	0-0 2B			0-0 F6		5	0	1	2	0	0	5											
Minnie Minoso, R OBP: 0.383, SLG: 0.471	0-0 6-3		0-0 HR					0-0 1B 1B		4	2	2	2	1	0	3											
Gene Freese, R OBP: 0.316, SLG: 0.497	0-0 F2		0-0 F8		0-0 2B	0-0 1B		0-3 K		5	0	2	0	0	1	2											
Al Smith, R OBP: 0.380, SLG: 0.465		0-0 1B FC6-4	1-0 HBP		1-0 1B HBP	0-0 G6-4-3		0-0 1B		3	2	2	1	0	0	1											
Sherm Lollar, R OBP: 0.343, SLG: 0.381		0-0 FC6-4	1-0 HBP		0-0 FC5-2-5	4-0 FC6-4		0-0 F7		3	1	1	0	1	0	4											
Jim Landis, R OBP: 0.364, SLG: 0.379		0-0 FC6-4	0-0 G6-4-3		0-0 1B	0-0 FC6-4		0-3 K		5	2	1	1	0	1	4											
Early Wynn, S OBP: 0.324, SLG: 0.298	4-0 G3 E BB		0-0 1-3		4-0 1B 2B BB		0-3 K		0-3 K	3	1	0	1	2	2	0											
Inning Stats	R: 1 E: 0 K: 0 S: 5	H: 2 LOB: 1 BB: 0 P: 5	R: 2 E: 1 K: 0 S: 6	H: 2 LOB: 2 BB: 1 P: 10	R: 1 E: 0 K: 0 S: 3	H: 1 LOB: 1 BB: 0 P: 5	R: 0 E: 0 K: 0 S: 3	H: 0 LOB: 1 BB: 1 P: 7	R: 5 E: 0 K: 0 S: 7	H: 5 LOB: 2 BB: 2 P: 16	R: 0 E: 0 K: 0 S: 3	H: 1 LOB: 1 BB: 1 P: 7	R: 0 E: 0 K: 1 S: 5	H: 0 LOB: 0 BB: 0 P: 5	R: 1 E: 0 K: 1 S: 7	H: 2 LOB: 1 BB: 0 P: 7	R: 0 E: 0 K: 2 S: 7	H: 0 LOB: 0 BB: 0 P: 7	1B: 10 2B: 2 3B: 0 HR: 1	SF: 0 SAC: 0 DP: 3 HBP: 3	WP: 0 PB: 0 SB: 2 CS: 0	PA: 46					
PITCHER	IP	WLS	BF	H	R	ER	SO	BB	IBB	HBP	BLK	WP	HR	S	P	ERA	WHIP										
Johnny Kucks, R ERA: 5.93	0.1	L	3	2	1	1	0	0	0	0	0	0	0	3	3	27.00	6.000										
John Tsitouris, R ERA: 5.54	2.0		13	3	3	2	0	1	0	2	0	0	1	10	16	9.00	2.000										
Bob Davis, R ERA: 4.15	1.2		8	1	3	3	0	2	0	1	0	0	0	5	14	16.20	1.800										
Marty Kutyna, R ERA: 3.95	0.2		6	4	2	2	0	1	0	0	0	0	0	5	9	27.00	7.500										
John Briggs, R ERA: 6.44	4.1		16	3	1	1	4	1	0	0	0	0	0	23	27	2.08	0.923										
Batter	1	2	3	4	5	6	7	8	9	AB	R	H	RBI	BB	SO	LOB	BOTTOM										
Russ Snyder, L OBP: 0.308, SLG: 0.363	0-0 FC3-6 1B		0-0 FC6-4 BB		0-0 4-3		0-0 L7		0-0 F7	5	0	2	0	0	0	3											
Jerry Lumpe, L OBP: 0.319, SLG: 0.359	0-0 FC3-6 1B		0-0 F8		0-0 3-1		0-0 4-3			4	0	1	0	0	0	2											
Andy Carey, R OBP: 0.284, SLG: 0.438	0-0 F5		4-0 FC6-4 BB		0-0 4-3		0-0 4-3			3	0	0	0	1	0	2											
Norm Siebern, L OBP: 0.379, SLG: 0.511	0-0 FC3-6 BB		0-0 FC6-4		4-0 1B BB		0-0 F8			3	0	0	0	1	0	4											
Dick Williams, R OBP: 0.349, SLG: 0.436	4-0 1-2 BB		0-0 F3		0-3 K		0-0 F7			3	0	0	0	1	1	3											
Bill Tuttle, R OBP: 0.320, SLG: 0.323	0-3 K		0-0 5-3		0-0 1B		0-0 F8		0-0 BB	4	0	2	0	0	1	3											
Danny Kravitz, L OBP: 0.290, SLG: 0.413		0-3 K		0-0 G4-6-3		0-0 F8		0-0 F8		4	0	1	0	0	1	3											
Ken Hamlin, R OBP: 0.302, SLG: 0.256		0-0 F9		0-0 G4-6-3		0-0 1B		4-0 BB		3	0	1	0	1	0	1											
Johnny Kucks, R OBP: 0.226, SLG: 0.158		0-3 K		0-3 K		0-0 F8		0-3 K		0	0	0	0	0	0	0											
John Tsitouris, R OBP: 0.300, SLG: 0.200										1	0	0	0	0	0	1											
Bob Davis, R OBP: 0.300, SLG: 0.500										0	0	0	0	0	0	0											
Marty Kutyna, R OBP: 0.290, SLG: 0.200										0	0	0	0	0	0	0											
John Briggs, R OBP: 0.302, SLG: 0.100										2	0	0	0	0	1	1											
Marv Throneberry, L OBP: 0.000, SLG: 0.000										1	0	0	0	0	1	2											
Inning Stats	R: 0 E: 0 K: 1 S: 7	H: 2 LOB: 3 BB: 1 P: 11	R: 0 E: 0 K: 2 S: 7	H: 0 LOB: 0 BB: 0 P: 7	R: 0 E: 0 K: 0 S: 4	H: 1 LOB: 2 BB: 1 P: 8	R: 0 E: 0 K: 0 S: 3	H: 1 LOB: 0 BB: 0 P: 3	R: 0 E: 0 K: 1 S: 5	H: 0 LOB: 0 BB: 0 P: 5	R: 0 E: 0 K: 1 S: 6	H: 1 LOB: 2 BB: 1 P: 10	R: 0 E: 0 K: 0 S: 4	H: 1 LOB: 1 BB: 0 P: 4	R: 0 E: 0 K: 0 S: 3	H: 0 LOB: 0 BB: 0 P: 3	R: 0 E: 0 K: 1 S: 6	H: 1 LOB: 2 BB: 1 P: 10	1B: 7 2B: 0 3B: 0 HR: 0	SF: 0 SAC: 0 DP: 1 HBP: 0	WP: 0 PB: 0 SB: 0 CS: 0	PA: 37					
PITCHER	IP	WLS	BF	H	R	ER	SO	BB	IBB	HBP	BLK	WP	HR	S	P	ERA	WHIP										
Early Wynn, R ERA: 4.03	9.0	W	37	7	0	0	6	4	0	0	0	0	0	45	61	0.00	1.222										

Chicago White Sox @ Kansas City Athletics
Municipal Stadium, Kansas City, MO
Fri Aug 19 1960, 8:05 PM EDT
Att: 22,974 - Unknown

AB 38
R 10
H 13
RBI 9
BB 5
SO 4
LOB 22




Chicago White Sox @ Kansas City Athletics
Municipal Stadium, Kansas City, MO
Fri Aug 19 1960, 8:05 PM EDT
Att: 22,974 - Unknown

AB 33
R 0
H 7
RBI 0
BB 4
SO 6
LOB 24



Batter	1	2	3	4	5	6	7	8	9	AB	R	H	RBI	BB	SO	LOB	TOP								
Luis Aparicio, R OBP: 0.323, SLG: 0.344	F9			F9		6-3		2H 1B		4	0	1	1	0	0	0	Chicago White Sox @ Kansas City Athletics Municipal Stadium, Kansas City, MO Sat Aug 20 1960, 4:33 AM EDT Att: 10,077 - Unknown livebaseballscorecards.com								
Nellie Fox, L OBP: 0.336, SLG: 0.356	3-1			F7		F9		F4		4	0	0	0	0	0	1									
Roy Sievers, R OBP: 0.416, SLG: 0.564	K					F6		F6		4	0	1	0	0	1	1									
Minnie Minoso, R OBP: 0.380, SLG: 0.467		F8				6-3			K	4	0	0	0	0	1	1									
Gene Freese, R OBP: 0.318, SLG: 0.497		F7				FC5-4 S			S HR	4	1	2	0	0	0	0									
Al Smith, R OBP: 0.383, SLG: 0.477		F8				FC5-4			S HR	3	1	2	2	1	0	0									
Sherm Lollar, R OBP: 0.340, SLG: 0.376			L7			FC5-4			6-3	4	0	0	0	0	1	3									
Jim Landis, R OBP: 0.365, SLG: 0.383			K			1-2 BB			6-3	4	1	2	0	0	1	0									
Herb Score, L OBP: 0.200, SLG: 0.217			L4			K			SH1-3	2	0	0	0	0	1	2									
Inning Stats	R: 0 E: 0 K: 1 S: 5	H: 0 LOB: 0 BB: 0 P: 5	R: 0 E: 0 K: 0 S: 3	H: 0 LOB: 0 BB: 0 P: 3	R: 0 E: 0 K: 1 S: 5	H: 0 LOB: 0 BB: 0 P: 5	R: 0 E: 0 K: 0 S: 4	H: 1 LOB: 1 BB: 0 P: 4	R: 0 E: 0 K: 1 S: 6	H: 2 LOB: 2 BB: 1 P: 10	R: 0 E: 0 K: 0 S: 3	H: 0 LOB: 0 BB: 0 P: 3	R: 0 E: 0 K: 1 S: 6	H: 1 LOB: 1 BB: 0 P: 6	R: 1 E: 0 K: 0 S: 5	H: 2 LOB: 1 BB: 0 P: 5	R: 2 E: 0 K: 1 S: 7	H: 2 LOB: 2 BB: 0 P: 7	1B: 4 2B: 2 3B: 1 HR: 1	SF: 0 SAC: 1 DP: 1 HBP: 0	WP: 0 PB: 0 CS: 0	PA: 35			
PITCHER	IP	WLS	BF	H	R	ER	SO	BB	IBB	HBP	BLK	WP	HR	S	P	ERA	WHIP								
Don Larsen, R ERA: 5.19	8.0	L	30	6	1	1	4	1	0	0	0	0	0	37	41	1.12	0.875								
Ken Johnson, R ERA: 4.36	1.0		5	2	2	2	1	0	0	0	0	0	1	7	7	18.00	2.000								

Batter	1	2	3	4	5	6	7	8	9	AB	R	H	RBI	BB	SO	LOB	BOTTOM								
Bill Tuttle, R OBP: 0.320, SLG: 0.321	BB			4-3		SH3-4		6-3		2	0	0	0	1	0	0	Chicago White Sox @ Kansas City Athletics Municipal Stadium, Kansas City, MO Sat Aug 20 1960, 4:33 AM EDT Att: 10,077 - Unknown livebaseballscorecards.com								
Jerry Lumpe, L OBP: 0.318, SLG: 0.357	K			F5		F2			4-0 BB	3	0	0	0	1	1	2									
Andy Carey, R OBP: 0.284, SLG: 0.431	1-2 BB			5-3		K			F4	3	0	0	0	1	1	2									
Dick Williams, R OBP: 0.345, SLG: 0.431	F9			F7		5-3			K	4	0	0	0	0	1	3									
Norm Siebern, L OBP: 0.380, SLG: 0.510	F5			K					1B	3	0	1	0	1	1	2									
Hank Bauer, R OBP: 0.323, SLG: 0.367		F3				6-3			F4	4	0	0	0	0	0	3									
Pete Daley, R OBP: 0.293, SLG: 0.386		F8				K			F8	3	0	0	0	0	1	1									
Ken Hamlin, R OBP: 0.300, SLG: 0.254		K				K			K	3	0	0	0	0	3	0									
Don Larsen, R OBP: 0.160, SLG: 0.200									K	2	0	1	0	0	0	0									
Ray Jablonski, R OBP: 0.345, SLG: 0.292									K	1	0	0	0	0	1	0									
Ken Johnson, R OBP: 0.160, SLG: 0.160									K	0	0	0	0	0	0	0									
Inning Stats	R: 0 E: 0 K: 1 S: 5	H: 0 LOB: 2 BB: 2 P: 13	R: 0 E: 0 K: 1 S: 5	H: 0 LOB: 0 BB: 0 P: 5	R: 0 E: 0 K: 0 S: 3	H: 0 LOB: 0 BB: 0 P: 3	R: 0 E: 0 K: 1 S: 5	H: 0 LOB: 0 BB: 0 P: 5	R: 0 E: 0 K: 2 S: 7	H: 0 LOB: 0 BB: 0 P: 7	R: 0 E: 0 K: 1 S: 6	H: 1 LOB: 1 BB: 0 P: 6	R: 0 E: 0 K: 0 S: 4	H: 1 LOB: 1 BB: 0 P: 4	R: 0 E: 0 K: 2 S: 7	H: 0 LOB: 0 BB: 0 P: 7	R: 0 E: 0 K: 1 S: 5	H: 0 LOB: 2 BB: 2 P: 13	1B: 2 2B: 0 3B: 0 HR: 0	SF: 0 SAC: 1 DP: 0 HBP: 0	WP: 1 PB: 0 CS: 0	PA: 33			
PITCHER	IP	WLS	BF	H	R	ER	SO	BB	IBB	HBP	BLK	WP	HR	S	P	ERA	WHIP								
Herb Score, L ERA: 3.49	9.0	W	33	2	0	0	9	4	0	0	0	1	0	47	63	0.00	0.667								



Batter	1	2	3	4	5	6	7	8	9	AB	R	H	RBI	BB	SO	LOB	TOP
Luis Aparicio, R OBP: 0.323, SLG: 0.346	0-0 SH5-3 SF8 2B		0-0 4-3			0-3 K			0-0 4-3	4	1	1	0	0	1	0	Chicago White Sox @ Kansas City Athletics Municipal Stadium, Kansas City, MO Sun Aug 21 1960, 4:33 AM EDT Att: 21,793 - Unknown
Nellie Fox, L OBP: 0.335, SLG: 0.354	0-0 SH5-3 2-3			0-0 3-1		0-0 4-3			0-0 6-3	3	0	0	0	0	0	0	
Roy Sievers, R OBP: 0.412, SLG: 0.559	0-0 SF8 3-H			0-0 F9			0-0 6-3		0-0 F7	3	0	0	1	0	0	0	
Minnie Minoso, R OBP: 0.377, SLG: 0.464	0-0 F5			0-0 6-3			0-0 6-3			3	0	0	0	0	0	0	
Gene Freese, R OBP: 0.316, SLG: 0.493		0-0 6-3			0-0 F6			0-0 F7		3	0	0	0	0	0	0	
Al Smith, R OBP: 0.383, SLG: 0.476		0-0 4-3			0-0 4-3 1B			0-0 6-3		3	0	1	0	0	0	0	
Sherm Lollar, R OBP: 0.340, SLG: 0.376 Joe Ginsberg, L OBP: 0.348, SLG: 0.295		0-0 L6			0-0 4-3 1-2 1B			0-0 1B		3	0	1	0	0	0	1	
Jim Landis, R OBP: 0.364, SLG: 0.381 Earl Torgerson, L OBP: 0.492, SLG: 0.489 Jim Rivera, L OBP: 0.455, SLG: 0.700			0-3 K		0-3 K			0-0 F7		2	0	0	0	0	2	1	
Bob Shaw, R OBP: 0.179, SLG: 0.100 Floyd Robinson, L OBP: 0.303, SLG: 0.314 Russ Kemmerer, R OBP: 0.325, SLG: 0.368 Frank Baumann, L OBP: 0.333, SLG: 0.400 Turk Lown, R OBP: 0.348, SLG: 0.330 Ted Kuszewski, L OBP: 0.348, SLG: 0.330 Dick Donovan, L OBP: 0.281, SLG: 0.174			0-0 G3			0-0 4-3		0-0 F2		0	0	0	0	0	0	0	
Inning Stats	R: 1 E: 0 K: 0 S: 4	H: 1 LOB: 0 BB: 0 P: 4	R: 0 E: 0 K: 0 S: 3	H: 0 LOB: 0 BB: 0 P: 3	R: 0 E: 0 K: 1 S: 5	H: 0 LOB: 0 BB: 0 P: 5	R: 0 E: 0 K: 1 S: 6	H: 1 LOB: 1 BB: 0 P: 6	R: 0 E: 0 K: 0 S: 3	H: 0 LOB: 0 BB: 0 P: 3	R: 0 E: 0 K: 0 S: 4	H: 1 LOB: 1 BB: 0 P: 4	R: 0 E: 0 K: 0 S: 3	H: 0 LOB: 0 BB: 0 P: 3	1B: 2 2B: 1 3B: 0 HR: 0	SF: 1 SAC: 1 DP: 0 HBP: 0	
PITCHER Ray Herbert, R ERA: 3.36	IP: 9.0 WLS: W BF: 30 H: 3 R: 1 ER: 1 SO: 3 BB: 0 IBB: 0 HBP: 0 BLK: 0 WP: 0 HR: 0 S: 36 P: 36 ERA: 1.00 WHIP: 0.333											PITCHER	IP: 9.0 WLS: W BF: 30 H: 3 R: 1 ER: 1 SO: 3 BB: 0 IBB: 0 HBP: 0 BLK: 0 WP: 0 HR: 0 S: 36 P: 36 ERA: 1.00 WHIP: 0.333				

Batter	1	2	3	4	5	6	7	8	9	AB	R	H	RBI	BB	SO	LOB	BOTTOM		
Russ Snyder, L OBP: 0.308, SLG: 0.362 Hank Bauer, R OBP: 0.325, SLG: 0.368	0-0 E1 4-3 1B	0-0 G4-6-3 1-2		0-3 K2-3		0-0 FC6-4 1-2 3-H 1B		0-3 K		3	1	1	0	0	1	2	Chicago White Sox @ Kansas City Athletics Municipal Stadium, Kansas City, MO Sun Aug 21 1960, 4:33 AM EDT Att: 21,793 - Unknown		
Jerry Lumpe, L OBP: 0.317, SLG: 0.355	0-0 4-3 2-3		0-0 1B		0-0 F8	0-0 FC6-4 1-2 2-3 HR		0-0 F8		5	1	1	0	0	3				
Andy Carey, R OBP: 0.291, SLG: 0.450	0-0 6-3		0-0 1B		0-0 5-3	0-0 1-H 3-H HR		0-0 1B		5	1	3	3	0	1				
Norm Siebern, L OBP: 0.380, SLG: 0.509	0-0 1B		0-3 K		0-0 1B	0-0 3-1		0-3 K		5	0	2	1	0	2	3			
Dick Williams, R OBP: 0.344, SLG: 0.429	0-0 1-3 1B		0-3 K		0-0 F6		0-0 1-3			4	0	1	0	0	1	3			
Danny Kravitz, L OBP: 0.281, SLG: 0.400	0-0 4-3		0-0 G3			0-0 5-3	0-0 F2			4	0	0	0	0	4				
Bill Tuttle, R OBP: 0.322, SLG: 0.330		0-0 F9		0-0 5-3		0-0 1B 1B	0-0 HR			4	2	2	1	0	0	0			
Ken Hamlin, R OBP: 0.305, SLG: 0.266		0-0 1B 3B		0-3 K		0-0 1B 1-2 1B 1B	0-0 1B			4	2	3	0	0	1	0			
Ray Herbert, R OBP: 0.279, SLG: 0.255		0-0 G4-6-3 3-H 1B		0-0 2B		0-0 FC6-4 1-3 2-H 1B	0-3 K			4	1	3	2	0	1	1			
Inning Stats	R: 1 E: 1 K: 0 S: 6	H: 3 LOB: 2 BB: 0 P: 6	R: 1 E: 0 K: 0 S: 4	H: 2 LOB: 0 BB: 0 P: 4	R: 0 E: 0 K: 2 S: 9	H: 2 LOB: 2 BB: 0 P: 9	R: 0 E: 0 K: 2 S: 8	H: 1 LOB: 1 BB: 0 P: 8	R: 0 E: 0 K: 0 S: 4	H: 1 LOB: 1 BB: 0 P: 4	R: 5 E: 0 K: 0 S: 8	H: 5 LOB: 0 BB: 0 P: 8	R: 1 E: 0 K: 1 S: 7	H: 2 LOB: 1 BB: 0 P: 7	R: 0 E: 0 K: 2 S: 8	H: 1 LOB: 1 BB: 0 P: 8		1B: 13 2B: 1 3B: 1 HR: 2	SF: 0 SAC: 0 DP: 1 HBP: 0
PITCHER Bob Shaw, R ERA: 3.73 Russ Kemmerer, R ERA: 3.9 Frank Baumann, L ERA: 2.57 Turk Lown, R ERA: 3.47 Dick Donovan, R ERA: 5.21	IP: 2.0 WLS: L BF: 10 H: 5 R: 2 ER: 2 SO: 2 BB: 0 IBB: 0 HBP: 0 BLK: 0 WP: 0 HR: 0 S: 10 P: 10 ERA: 9.00 WHIP: 2.500											PITCHER	IP: 2.0 WLS: L BF: 10 H: 5 R: 2 ER: 2 SO: 2 BB: 0 IBB: 0 HBP: 0 BLK: 0 WP: 0 HR: 0 S: 10 P: 10 ERA: 9.00 WHIP: 2.500						

Batter	1	2	3	4	5	6	7	8	9	AB	R	H	RBI	BB	SO	LOB	TOP			
Bill Tuttle, R OBP: 0.321, SLG: 0.329 (1, 8)	0-0 6-3		0-0 FC6-4 2H 1B		0-0 F8			0-0 F8		4	0	1	1	0	0	1	Kansas City Athletics @ Washington Senators Griffith Stadium, Washington, DC Tue Aug 23 1960, 7:05 PM EDT Att: 8,591 - Unknown			
Jerry Lumpe, L OBP: 0.315, SLG: 0.352 (1, 4)	0-0 P2		0-0 FC6-4 1-2		0-3 K			0-0 4-3		4	0	0	0	0	1	2				
Andy Carey, R OBP: 0.286, SLG: 0.442 (1, 5)	0-0 F3			0-0 P6				0-0 F7		4	0	0	0	0	0	0				
Dick Williams, R OBP: 0.343, SLG: 0.426 (1, 3)		0-0 6-3		0-0 E4 2B FC6-2				0-0 F8		4	0	1	0	0	0	0				
Norm Siebern, L OBP: 0.379, SLG: 0.508 (1, 7)		0-0 F7		0-0 FC6-2 1-3 2B				0-0 F7		4	0	1	0	0	0	1				
Hank Bauer, R OBP: 0.324, SLG: 0.366 (1, 9)		0-0 6-3		0-0 FC6-2 2-3 3H 0-0				0-0 F7		4	0	1	0	0	0	3				
Pete Daley, R OBP: 0.286, SLG: 0.375 (1, 2)			0-0 4-3	0-0 L8				0-0 G5-4-3 1B 1-2		4	0	0	0	0	0	4				
Ken Hamlin, R OBP: 0.307, SLG: 0.272 (1, 6)			0-0 1B 2B		0-0 F9			0-0 1B		3	1	2	0	0	0	0				
Dick Hall, R OBP: 0.174, SLG: 0.136 (1, 1)			0-0 F8		0-0 1B			0-3 K		3	0	1	0	0	1	2				
Inning Stats	R: 0 E: 0 K: 0 S: 3	H: 0 LOB: 0 BB: 0 P: 3	R: 0 E: 0 K: 0 S: 3	H: 0 LOB: 0 BB: 0 P: 3	R: 1 E: 0 K: 0 S: 5	H: 2 LOB: 1 BB: 0 P: 5	R: 0 E: 1 K: 0 S: 5	H: 1 LOB: 2 BB: 0 P: 5	R: 0 E: 0 K: 1 S: 6	H: 0 LOB: 0 BB: 0 P: 3	R: 0 E: 0 K: 1 S: 6	H: 2 LOB: 1 BB: 0 P: 6	R: 0 E: 0 K: 0 S: 3	H: 0 LOB: 0 BB: 0 P: 3	R: 0 E: 0 K: 0 S: 4	H: 1 LOB: 1 BB: 0 P: 4	1B: 5 2B: 2 3B: 0 HR: 0	SF: 0 SAC: 0 DP: 1 HBP: 0	WP: 0 PB: 0 CS: 0	PA: 34
PITCHER Jack Kralick, L ERA: 3.64 (1, 1)	IP: 9.0 WLS: W BF: 34 H: 7 R: 1 ER: 1 SO: 2 BB: 0 IBB: 0 HBP: 0 BLK: 0 WP: 0 HR: 0 S: 38 P: 38 ERA: 1.00 WHIP: 0.778															PITCHER				

Batter	1	2	3	4	5	6	7	8	9	AB	R	H	RBI	BB	SO	LOB	BOTTOM	
Billy Gardner, R OBP: 0.328, SLG: 0.381 (1, 4)	0-0 F7		0-3 K		0-0 F2			0-0 FC3-6 1-2		4	0	0	0	0	1	5	Kansas City Athletics @ Washington Senators Griffith Stadium, Washington, DC Tue Aug 23 1960, 7:05 PM EDT Att: 8,591 - Unknown	
Lenny Green, L OBP: 0.380, SLG: 0.391 (1, 8)	0-0 F5		0-0 P4			0-0 E4 HR		0-0 P6		4	1	0	0	0	0	3		
Harmon Killebrew, R OBP: 0.370, SLG: 0.530 (1, 3)	0-0 F2			0-3 K		0-0 K HR		0-0 F8		4	1	1	2	0	1	1		
Jim Lemon, R OBP: 0.365, SLG: 0.521 (1, 7)		0-3 K		0-3 K		0-3 K		0-0 F8		4	0	0	0	0	3	0		
Bob Allison, R OBP: 0.376, SLG: 0.431 (1, 9)		0-0 F7		0-0 6-3		4-0 1B BB		0-3 K		3	0	0	0	1	1	0		
Reno Bertoia, R OBP: 0.332, SLG: 0.377 (1, 5)		0-0 F9			0-0 F9		0-0 1B	0-0 K IHR		4	1	2	1	0	0	0		
Earl Batley, R OBP: 0.347, SLG: 0.415 (1, 2)			0-0 1B SH3 1B		0-0 2B 1B		0-0 F8	0-3 K		4	0	2	0	0	1	2		
Jose Valdivielso, R OBP: 0.282, SLG: 0.253 (1, 6) Elmer Vallo, L OBP: 0.388, SLG: 0.280 (5, PR) Billy Consolo, R OBP: 0.339, SLG: 0.333 (6, 6)			0-0 SH3		0-0 2B		0-3 K			0	0	0	0	0	0	0		
Jack Kralick, L OBP: 0.231, SLG: 0.130 (1, 1)			0-0 1B		0-0 F7		4-0 FC3-6 BB			2	0	1	0	1	0	2		
Inning Stats	R: 0 E: 0 K: 0 S: 3	H: 0 LOB: 0 BB: 0 P: 3	R: 0 E: 0 K: 1 S: 5	H: 0 LOB: 0 BB: 0 P: 5	R: 0 E: 0 K: 2 S: 7	H: 0 LOB: 0 BB: 0 P: 7	R: 0 E: 0 K: 2 S: 7	H: 0 LOB: 0 BB: 0 P: 7	R: 2 E: 1 K: 2 S: 10	H: 2 LOB: 2 BB: 1 P: 14	R: 0 E: 0 K: 0 S: 3	H: 0 LOB: 1 BB: 1 P: 7	R: 1 E: 0 K: 2 S: 8	H: 1 LOB: 0 BB: 0 P: 8	1B: 4 2B: 1 3B: 0 HR: 2	SF: 0 SAC: 1 DP: 0 HBP: 0	WP: 0 PB: 0 CS: 0	PA: 34
PITCHER Dick Hall, R ERA: 4.03 (1, 1)	IP: 8.0 WLS: L BF: 34 H: 7 R: 3 ER: 2 SO: 8 BB: 2 IBB: 0 HBP: 0 BLK: 0 WP: 0 HR: 1 S: 48 P: 56 ERA: 2.25 WHIP: 1.125															PITCHER		

Batter	1	2	3	4	5	6	7	8	9	AB	R	H	RBI	BB	SO	LOB	TOP										
Russ Snyder, L (1, 9) OBP: 0.310, SLG: 0.363	4-3		5-3		E7		1B		F8	5	1	2	1	0	0	0	Kansas City Athletics @ Washington Senators Griffith Stadium, Washington, DC Wed Aug 24 1960, 7:05 PM EDT Att: 10,046 - Unknown										
Jerry Lumpe, L (1, 4) OBP: 0.315, SLG: 0.352	K			4-3	1B		1B			3	0	1	1	0	1	0											
Hank Bauer, R (7, PH) OBP: 0.327, SLG: 0.369							1B			1	0	1	2	0	0	0											
Bob Johnson, R (7, 4) OBP: 0.317, SLG: 0.221							1B		BB	0	0	0	0	1	0	0											
Andy Carey, R (1, 5) OBP: 0.284, SLG: 0.433	BB			6-3	K		K		F2	4	0	0	0	1	2	4											
Norm Siebern, L (1, 7) OBP: 0.376, SLG: 0.504	4-3			4-3		4-3	P4			4	0	0	0	0	0	3											
Mary Throneberry, L (1, 3) OBP: 0.308, SLG: 0.448		FC6-4			1B	4-3		K		3	1	1	0	1	1	0											
Danny Kravitz, L (1, 2) OBP: 0.281, SLG: 0.395		FC6-4			1B	F9		K		4	1	1	0	0	1	1											
Bill Tuttle, R (1, 8) OBP: 0.323, SLG: 0.331		G4-6-3			K		1B	FC3-5	1B	4	0	2	0	0	1	3											
Ken Hamlin, R (1, 6) OBP: 0.307, SLG: 0.272			K		K		1B	FC3-5	1B	4	1	1	0	0	2	3											
Johnny Kucks, R (1, 1) OBP: 0.174, SLG: 0.136			L9		E5			FC3-5	1B	3	2	0	0	0	0	3											
Ray Herbert, R (8, 1) OBP: 0.274, SLG: 0.250					1B			1B		1	0	0	0	0	1	0											
Inning Stats	R: 0 E: 0 K: 1 S: 5	H: 0 LOB: 1 BB: 1 P: 9	R: 0 E: 0 K: 0 S: 2	H: 0 LOB: 0 BB: 1 P: 6	R: 0 E: 0 K: 1 S: 5	H: 0 LOB: 0 BB: 0 P: 5	R: 0 E: 0 K: 0 S: 3	H: 0 LOB: 0 BB: 0 P: 3	R: 4 E: 2 K: 3 S: 14	H: 4 LOB: 1 BB: 0 P: 14	R: 0 E: 0 K: 0 S: 3	H: 0 LOB: 0 BB: 0 P: 3	R: 2 E: 0 K: 1 S: 9	H: 4 LOB: 2 BB: 0 P: 9	R: 0 E: 0 K: 2 S: 8	H: 1 LOB: 1 BB: 0 P: 8	R: 0 E: 0 K: 1 S: 5	H: 0 LOB: 1 BB: 1 P: 9	1B: 9 2B: 0 3B: 0 HR: 0	SF: 0 SAC: 0 DP: 1 HBP: 0	WP: 0 PB: 0 CS: 0	PA: 39					
PITCHER	IP	WLS	BF	H	R	ER	SO	BB	IBB	HBP	BLK	WP	HR	S	P	ERA	WHIP	PITCHER									
Camilo Pascual, R (1, 1) ERA: 3.03	6.1	L	28	7	6	2	5	2	0	0	0	0	0	36	44	2.84	1.421										
Hal Woodeshick, L (7, 1) ERA: 4.09	1.2		7	2	0	0	3	0	0	0	0	0	0	13	13	0.00	1.200										
Tex Clevenger, R (9, 1) ERA: 3.93	1.0		4	0	0	0	1	1	0	0	0	0	0	5	9	0.00	1.000										

AB	36
R	6
H	9
RBI	4
BB	3
SO	9
LOB	17



Batter	1	2	3	4	5	6	7	8	9	AB	R	H	RBI	BB	SO	LOB	BOTTOM										
Billy Gardner, R (1, 4) OBP: 0.331, SLG: 0.384	2B		F2			G3				2	2	1	0	2	0	0	Kansas City Athletics @ Washington Senators Griffith Stadium, Washington, DC Wed Aug 24 1960, 7:05 PM EDT Att: 10,046 - Unknown										
Lenny Green, L (1, 8) OBP: 0.358, SLG: 0.393	1B		L9			G3		P5		4	1	1	1	0	0	3											
Harmon Killebrew, R (1, 3) OBP: 0.374, SLG: 0.531	1B			G5-4-3		PB		F9		3	0	2	2	1	0	2											
Jim Lemon, R (1, 7) OBP: 0.364, SLG: 0.518	G6-4-3			L5		F8				4	1	1	0	0	0	3											
Bob Allison, R (1, 9) OBP: 0.373, SLG: 0.427	6-3			G5-4-3			5-3		F8	4	0	0	0	0	0	2											
Reno Bertoia, R (1, 5) OBP: 0.332, SLG: 0.375		5-3			K		4-3		E	4	0	1	0	0	1	0											
Earl Batley, R (1, 2) OBP: 0.343, SLG: 0.410		1-3			P2		F2		4-3	4	0	0	0	0	0	2											
Jose Valdivielso, R (1, 6) OBP: 0.280, SLG: 0.251										2	0	0	0	0	0	0											
Elmer Valo, L (8, PH) OBP: 0.397, SLG: 0.280										0	0	0	0	1	0	0											
Pedro Ramos, S (8, PH) OBP: 0.133, SLG: 0.258										0	0	0	0	0	0	0											
Tex Clevenger, R (9, 1) OBP: 0.290, SLG: 0.111										0	0	0	0	0	0	0											
Julio Becquer, L (8, PH) OBP: 0.282, SLG: 0.398										1	0	0	0	0	0	1											
Camilo Pascual, R (1, 1) OBP: 0.259, SLG: 0.347										2	0	0	0	0	0	0											
Hal Woodeshick, R (7, 1) OBP: 0.333, SLG: 0.071										0	0	0	0	0	0	0											
Faye Throneberry, L (8, PH) OBP: 0.323, SLG: 0.324										1	0	0	0	0	0	1											
Billy Consolo, R (9, 6) OBP: 0.339, SLG: 0.333										0	0	0	0	0	0	0											
Dan Dobbek, L (9, PH) OBP: 0.310, SLG: 0.371										1	0	0	0	0	1	2											
Inning Stats	R: 2 E: 0 K: 0 S: 4	H: 2 LOB: 0 BB: 1 P: 8	R: 0 E: 0 K: 0 S: 3	H: 0 LOB: 0 BB: 0 P: 3	R: 0 E: 0 K: 0 S: 3	H: 0 LOB: 0 BB: 0 P: 3	R: 0 E: 0 K: 0 S: 2	H: 0 LOB: 0 BB: 1 P: 6	R: 0 E: 0 K: 1 S: 5	H: 0 LOB: 0 BB: 0 P: 5	R: 1 E: 0 K: 0 S: 5	H: 2 LOB: 1 BB: 0 P: 5	R: 0 E: 0 K: 0 S: 3	H: 0 LOB: 0 BB: 0 P: 3	R: 0 E: 0 K: 0 S: 3	H: 0 LOB: 2 BB: 2 P: 11	R: 1 E: 1 K: 1 S: 8	H: 2 LOB: 2 BB: 0 P: 8	1B: 4 2B: 2 3B: 0 HR: 0	SF: 0 SAC: 0 DP: 2 HBP: 0	WP: 0 PB: 1 CS: 0	PA: 36					
PITCHER	IP	WLS	BF	H	R	ER	SO	BB	IBB	HBP	BLK	WP	HR	S	P	ERA	WHIP	PITCHER									
Johnny Kucks, R (1, 1) ERA: 5.74	1.2	S	8	2	1	0	1	0	0	0	0	0	0	10	10	0.00	1.200										
Ray Herbert, R (8, 1) ERA: 3.33																											

AB	32
R	4
H	6
RBI	3
BB	4
SO	2
LOB	16



Batter	1	2	3	4	5	6	7	8	9	AB	R	H	RBI	BB	SO	LOB	TOP										
Bill Tuttle, R OBP: 0.320, SLG: 0.328 (1, 8)										4	0	0	0	0	1	2											
Jerry Lumpe, L OBP: 0.312, SLG: 0.349 (1, 4)										4	0	0	0	0	1	0											
Andy Carey, R OBP: 0.283, SLG: 0.430 (1, 5)										4	0	1	0	0	0	0											
Dick Williams, R OBP: 0.339, SLG: 0.421 (1, 3)										4	0	0	0	0	1	1											
Norm Siebern, L OBP: 0.374, SLG: 0.500 (1, 7)										3	0	0	0	0	0	1											
Hank Bauer, R OBP: 0.332, SLG: 0.379 (1, 9)										3	0	2	0	0	0	0											
Pete Daley, R OBP: 0.280, SLG: 0.367 (1, 2)										3	0	0	0	0	0	2											
Ken Hamlin, R OBP: 0.307, SLG: 0.273 (1, 6)										3	0	1	0	0	1	0											
Don Larsen, R OBP: 0.148, SLG: 0.185 (7, 1)										2	0	0	0	0	0	1											
Ken Johnson, R OBP: 0.169, SLG: 0.160 (7, 1)										0	0	0	0	0	0	0											
Bob Davis, R OBP: 0.200, SLG: 0.200 (7, 1)										0	0	0	0	0	0	0											
Marty Kutyna, R OBP: 0.356, SLG: 0.361 (8, PH)										1	0	0	0	0	0	2											
Russ Snyder, L OBP: 0.100, SLG: 0.100 (8, 1)										0	0	0	0	0	0	0											
Inning Stats	R: 0 E: 0 K: 0 S: 3	H: 0 LOB: 0 BB: 0 P: 3	R: 0 E: 0 K: 0 S: 4	H: 1 LOB: 1 BB: 0 P: 4	R: 0 E: 0 K: 0 S: 3	H: 0 LOB: 0 BB: 0 P: 3	R: 0 E: 0 K: 2 S: 7	H: 0 LOB: 0 BB: 0 P: 7	R: 0 E: 0 K: 0 S: 3	H: 0 LOB: 0 BB: 0 P: 3	R: 0 E: 0 K: 0 S: 4	H: 1 LOB: 1 BB: 0 P: 4	R: 0 E: 0 K: 1 S: 7	H: 2 LOB: 2 BB: 0 P: 7	R: 0 E: 0 K: 0 S: 3	H: 0 LOB: 0 BB: 0 P: 3	1B: 3 2B: 1 3B: 0 HR: 0	SF: 0 SAC: 0 DP: 0 HBP: 0	WP: 0 PB: 0 SB: 0 CS: 0	PA: 31							
PITCHER	IP	WLS	BF	H	R	ER	SO	BB	IBB	HBP	BLK	WP	HR	S	P	ERA	WHIP										
Chuck Stobbs, L ERA: 4.09	(1, 1)	7.0	W	23	2	0	0	4	0	0	0	0	0	31	31	0.00	0.286										
Ray Moore, R ERA: 3.59	(8, 1)	2.0	S	8	2	0	0	1	0	0	0	0	0	10	10	0.00	1.000										

Kansas City Athletics @ Washington Senators
Griffith Stadium, Washington, DC
Thu Aug 25 1960, 7:05 PM EDT
Att: 7,348 - Unknown

AB 31
R 0
H 4
RBI 0
BB 0
SO 5
LOB 8



Batter	1	2	3	4	5	6	7	8	9	AB	R	H	RBI	BB	SO	LOB	BOTTOM										
Billy Gardner, R OBP: 0.332, SLG: 0.383 (1, 4)										4	1	1	2	1	1	2											
Lenny Green, L OBP: 0.359, SLG: 0.393 (9, 7)										5	2	2	1	0	0	1											
Harmon Killebrew, R OBP: 0.380, SLG: 0.536 (1, 3)										3	1	2	0	2	0	1											
Jim Lemon, R OBP: 0.366, SLG: 0.521 (8, PR)										4	1	3	2	0	0	1											
Dan Dobbek, L OBP: 0.310, SLG: 0.371 (9, 8)										0	0	0	0	0	0	0											
Reno Bertoia, R OBP: 0.330, SLG: 0.373 (1, 5)										5	0	1	1	0	0	6											
Bob Allison, R OBP: 0.371, SLG: 0.423 (1, 9)										4	1	0	0	1	1	3											
Earl Batley, R OBP: 0.344, SLG: 0.408 (1, 2)										4	1	1	1	0	0	3											
Jose Valdivielso, R OBP: 0.285, SLG: 0.253 (7, PH)										2	0	1	0	1	1	1											
Elmer Vallo, L OBP: 0.406, SLG: 0.294 (7, PR)										1	0	1	2	0	0	0											
Billy Consolo, R OBP: 0.339, SLG: 0.333 (8, 6)										0	1	0	0	0	0	0											
Chuck Stobbs, L OBP: 0.185, SLG: 0.083 (7, PH)										3	0	1	0	0	1	3											
Faye Throneberry, L OBP: 0.327, SLG: 0.324 (8, 1)										0	1	0	0	1	0	0											
Ray Moore, R OBP: 0.087, SLG: 0.087 (8, 1)										0	0	0	0	0	0	0											
Inning Stats	R: 0 E: 0 K: 1 S: 7	H: 2 LOB: 2 BB: 0 P: 7	R: 0 E: 0 K: 0 S: 5	H: 2 LOB: 0 BB: 0 P: 5	R: 1 E: 0 K: 0 S: 5	H: 2 LOB: 1 BB: 0 P: 5	R: 0 E: 0 K: 2 S: 7	H: 1 LOB: 0 BB: 0 P: 7	R: 0 E: 0 K: 0 S: 3	H: 0 LOB: 1 BB: 1 P: 7	R: 0 E: 0 K: 0 S: 4	H: 1 LOB: 2 BB: 1 P: 8	R: 8 E: 0 K: 0 S: 7	H: 4 LOB: 1 BB: 4 P: 24	R: 0 E: 0 K: 1 S: 6	H: 1 LOB: 2 BB: 0 P: 6	1B: 12 2B: 1 3B: 0 HR: 0	SF: 1 SAC: 0 DP: 0 HBP: 1	WP: 0 PB: 0 SB: 1 CS: 1	PA: 43							
PITCHER	IP	WLS	BF	H	R	ER	SO	BB	IBB	HBP	BLK	WP	HR	S	P	ERA	WHIP										
Don Larsen, R ERA: 5.13	(1, 1)	6.0	L	29	9	3	3	3	0	0	0	0	0	32	44	4.50	2.000										
Ken Johnson, R ERA: 4.72	(7, 1)	0.1		5	1	1	1	0	0	2	1	0	0	2	11	27.00	3.000										
Bob Davis, R ERA: 5.19	(7, 1)	0.0		3	2	4	4	0	1	0	0	0	0	2	6	∞	∞										
Marty Kutyna, R ERA: 3.9	(7, 1)	0.2		2	0	1	1	0	0	0	0	0	0	2	2	13.50	0.000										
John Briggs, R ERA: 6.29	(8, 1)	1.0		4	1	0	0	1	0	0	0	0	0	6	6	0.00	1.000										

Kansas City Athletics @ Washington Senators
Griffith Stadium, Washington, DC
Thu Aug 25 1960, 7:05 PM EDT
Att: 7,348 - Unknown

AB 35
R 9
H 13
RBI 9
BB 6
SO 4
LOB 21

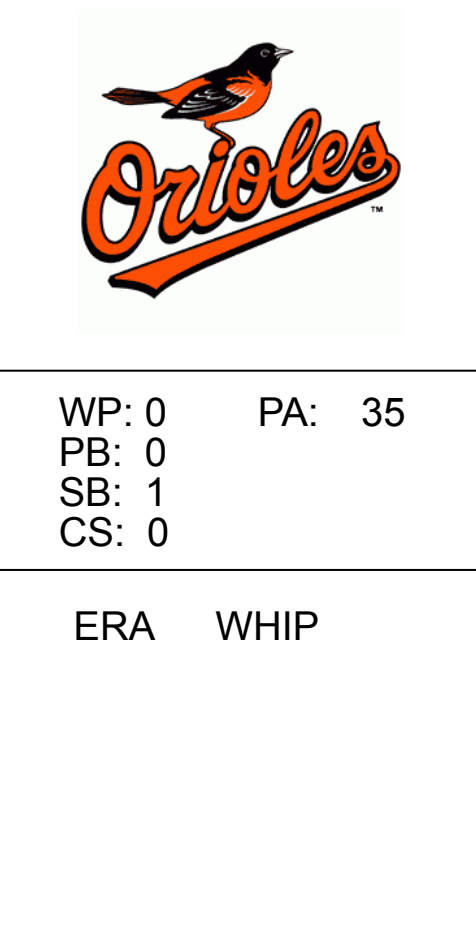


Batter	1	2	3	4	5	6	7	8	9	AB	R	H	RBI	BB	SO	LOB	TOP			
Bill Tuttle, R OBP: 0.323, SLG: 0.330 (1, 8)	4-0 WP BB BB		0-0 G6-3 1B			0-0 F9		0-0 SF8 BB 1B		3	0	2	0	1	0	0	Kansas City Athletics @ Baltimore Orioles Memorial Stadium, Baltimore, MD Fri Aug 26 1960, 7:05 PM EDT Unknown			
Jerry Lumpe, L OBP: 0.314, SLG: 0.350 (1, 4)	4-0		0-0 G6-3			0-0		0-3 K		2	0	1	0	1	0	1				
Ray Jablonski, R OBP: 0.333, SLG: 0.280 (8, PH)	1-2 WP BB		1-2			0-0 E 1B				1	0	0	0	0	1	2				
Bob Johnson, R OBP: 0.317, SLG: 0.221 (8, 4)	1-2 WP BB		1-2			0-0 E 1B				0	0	0	0	0	0	0				
Andy Carey, R OBP: 0.283, SLG: 0.424 (1, 5)	0-0 G3		0-0 F9			0-0 E3		4-0 BB		3	0	0	0	1	0	3				
Dick Williams, R OBP: 0.338, SLG: 0.418 (1, 3)	0-3 K		4-0 G6-4-3 BB			0-3 K		0-0 SF8		2	0	0	1	1	2	4				
Norm Siebern, L OBP: 0.371, SLG: 0.495 (1, 7)	0-0 F5		0-0 G6-4-3			0-3 K		0-0 F8		4	0	0	0	0	1	7				
Hank Bauer, R OBP: 0.326, SLG: 0.371 (1, 9)		0-0 4-3		0-0 5-3			0-0 1-3		0-3 K	4	0	0	0	0	1	0				
Pete Daley, R OBP: 0.273, SLG: 0.358 (1, 2)		0-3 K			0-0 5-3		0-3 K		0-0 4-3	4	0	0	0	0	2	0				
Ken Hamlin, R OBP: 0.306, SLG: 0.272 (1, 6)		0-0 FC6-4 1B			0-3 K		0-0 6-3		0-0 3-1	4	0	1	0	0	1	0				
Ned Garver, R OBP: 0.176, SLG: 0.133 (1, 1)		0-0 FC6-4			0-0 6-3			4-0 1B SF8 BB		2	1	0	0	1	0	1				
Inning Stats	R: 0 E: 0 K: 1 S: 5	H: 0 LOB: 2 BB: 2 P: 13	R: 0 E: 0 K: 1 S: 6	H: 1 LOB: 1 BB: 0 P: 6	R: 0 E: 0 K: 0 S: 3	H: 1 LOB: 0 BB: 1 P: 3	R: 0 E: 0 K: 0 S: 2	H: 0 LOB: 0 BB: 1 P: 6	R: 0 E: 0 K: 1 S: 5	H: 1 LOB: 2 BB: 0 P: 9	R: 0 E: 0 K: 1 S: 9	H: 0 LOB: 0 BB: 0 P: 5	R: 0 E: 0 K: 1 S: 5	H: 0 LOB: 0 BB: 0 P: 5	R: 0 E: 0 K: 1 S: 5	H: 0 LOB: 0 BB: 0 P: 5	1B: 4 2B: 0 3B: 0 HR: 0	SF: 1 SAC: 0 DP: 2 HBP: 0	WP: 1 PB: 0 SB: 0 CS: 0	PA: 35
PITCHER Steve Barber, L ERA: 3.07 (1, 1)	IP: 9.0 WLS: W BF: 35 H: 4 R: 1 ER: 1 SO: 8 BB: 5 IBB: 0 HBP: 0 BLK: 0 WP: 1 HR: 0 S: 46 P: 66 ERA: 1.00 WHIP: 1.000															PITCHER	IP: 9.0 WLS: W BF: 35 H: 4 R: 1 ER: 1 SO: 8 BB: 5 IBB: 0 HBP: 0 BLK: 0 WP: 1 HR: 0 S: 46 P: 66 ERA: 1.00 WHIP: 1.000			

Batter	1	2	3	4	5	6	7	8	9	AB	R	H	RBI	BB	SO	LOB	BOTTOM							
Jackie Brandt, R OBP: 0.327, SLG: 0.427 (1, 8)	0-0 G3		0-0 S 1B			0-0 SH SF9 1B		0-0 F9		4	1	2	0	0	0	0	Kansas City Athletics @ Baltimore Orioles Memorial Stadium, Baltimore, MD Fri Aug 26 1960, 7:05 PM EDT Unknown							
Al Pilarcik, L OBP: 0.337, SLG: 0.375 (1, 9)	0-0 2-3		0-0 F7			0-0 SH SF9 1-3 1B		0-0 FC1-6 1B		3	0	1	0	0	0	1								
Brooks Robinson, R OBP: 0.344, SLG: 0.450 (1, 5)	0-0 1B		0-3 K			0-0 SF9		0-0 FC1-6 FC3-6		3	0	1	1	0	1	2								
Jim Gentile, L OBP: 0.413, SLG: 0.527 (1, 3)	0-0 1B		0-0 F3			0-0 F3		0-0 FC3-6		4	0	1	0	0	0	2								
Ron Hansen, R OBP: 0.340, SLG: 0.467 (1, 6)	0-0 F8		0-0 5-3			0-3 K2-3		0-0 F7		4	0	0	0	0	1	3								
Clint Courtney, L OBP: 0.375, SLG: 0.265 (1, 2)		0-0 3-1		0-0 FC5 BB 1B		0-0 4-3			0-0 2B SF8 1B	3	0	1	0	0	0	0								
Gus Triandos, R OBP: 0.337, SLG: 0.401 (8, 2)				0-0 FC5 BB 1B		0-0 4-3			0-0 2B SF8 1B	1	0	1	0	0	0	0								
Jim Busby, R OBP: 0.317, SLG: 0.290 (8, PR)				0-0 FC5 BB 1B		0-0 4-3			0-0 2B SF8 1B	0	1	0	0	0	0	0								
Gene Stephens, L OBP: 0.312, SLG: 0.356 (1, 7)		0-3 K		4-0 BB		0-0 F4		0-0 2B		2	0	0	0	1	1	0								
Gene Woodling, L OBP: 0.400, SLG: 0.410 (8, PH)				1-2 BB		0-0 F4		1-3 2B		1	0	1	0	0	0	0								
Mary Breeding, R OBP: 0.321, SLG: 0.345 (1, 4)		0-3 K		0-0 FC5				0-0 SF8		3	0	1	1	0	1	2								
Steve Barber, L OBP: 0.122, SLG: 0.065 (1, 1)			0-0 G3			0-3 K		0-0 SH1-4-5		2	0	0	0	0	1	0								
Inning Stats	R: 0 E: 0 K: 0 S: 5	H: 2 LOB: 0 BB: 0 P: 5	R: 0 E: 0 K: 2 S: 7	H: 0 LOB: 0 BB: 0 P: 7	R: 0 E: 0 K: 1 S: 6	H: 1 LOB: 1 BB: 0 P: 6	R: 0 E: 0 K: 0 S: 4	H: 1 LOB: 2 BB: 1 P: 8	R: 0 E: 0 K: 0 S: 4	H: 1 LOB: 1 BB: 0 P: 7	R: 0 E: 0 K: 1 S: 7	H: 1 LOB: 1 BB: 0 P: 7	R: 0 E: 0 K: 1 S: 5	H: 0 LOB: 0 BB: 0 P: 5	R: 0 E: 0 K: 0 S: 3	H: 1 LOB: 0 BB: 0 P: 3	R: 0 E: 0 K: 0 S: 4	H: 1 LOB: 1 BB: 0 P: 4	R: 1 E: 0 K: 0 S: 3	H: 2 LOB: 2 BB: 0 P: 3	1B: 8 2B: 2 3B: 0 HR: 0	SF: 2 SAC: 2 DP: 1 HBP: 0	WP: 0 PB: 0 SB: 1 CS: 0	PA: 35
PITCHER Ned Garver, R ERA: 5.21 (1, 1)	IP: 8.1 WLS: L BF: 35 H: 9 R: 2 ER: 1 SO: 5 BB: 1 IBB: 0 HBP: 0 BLK: 0 WP: 0 HR: 0 S: 44 P: 48 ERA: 1.08 WHIP: 1.200															PITCHER	IP: 8.1 WLS: L BF: 35 H: 9 R: 2 ER: 1 SO: 5 BB: 1 IBB: 0 HBP: 0 BLK: 0 WP: 0 HR: 0 S: 44 P: 48 ERA: 1.08 WHIP: 1.200							

AB	29
R	1
H	4
RBI	1
BB	5
SO	8
LOB	18

AB	30
R	2
H	9
RBI	2
BB	1
SO	5
LOB	10



Batter	1	2	3	4	5	6	7	8	9	AB	R	H	RBI	BB	SO	LOB	TOP														
Russ Snyder, L (1.9) OBP: 0.308, SLG: 0.364	4-3		SF9 1-3 2B		6-3			4-3		4	0	1	0	0	0	0	Kansas City Athletics @ Baltimore Orioles Memorial Stadium, Baltimore, MD Fri Aug 26 1960, 7:05 PM EDT Att: 16,582 - Unknown														
Jerry Lumpe, L (1.4) OBP: 0.316, SLG: 0.354	1B		SF9			PB FC4-6 2B		4-3		3	2	2	1	0	0																
Bill Tuttle, R (1.8) OBP: 0.325, SLG: 0.330	1B		6-3			FC4-6 BB		F9		3	0	1	0	1	0	1															
Norm Siebern, L (1.7) OBP: 0.370, SLG: 0.493	G4-6-3 1B		F9			FC4-6 FC6-4		F8		4	0	1	2	0	0	2															
Mary Throneberry, L (1.3) OBP: 0.302, SLG: 0.439	G4-6-3			K		K		4-3		4	0	0	0	0	2	3															
Andy Carey, R (1.5) OBP: 0.276, SLG: 0.416		F3		F6		FC6-4		E6		4	0	0	0	0	0	1															
Danny Kravitz, L (1.2) OBP: 0.273, SLG: 0.383		F9		F5				E3		4	0	0	0	0	0	1															
Ken Hamlin, R (1.6) OBP: 0.303, SLG: 0.269		F8			F6			FC6-4		4	0	0	0	0	0	2															
Bud Daley, L (1.1) OBP: 0.257, SLG: 0.180					F2					1	1	1	0	0	0	0															
John Tsitouris, R (3.1) John Briggs, R (4.1) Bob Davis, R (6.1) OBP: 0.091, SLG: 0.091 OBP: 0.333, SLG: 0.333			2B SF9 1B					F3		0	0	0	0	0	0	0															
Inning Stats	R: 1 E: 0 K: 0 S: 5	H: 3 LOB: 1 BB: 0 P: 5	R: 0 E: 0 K: 0 S: 3	H: 0 LOB: 0 BB: 0 P: 3	R: 1 E: 0 K: 0 S: 5	H: 2 LOB: 1 BB: 0 P: 5	R: 0 E: 0 K: 1 S: 5	H: 0 LOB: 0 BB: 0 P: 5	R: 0 E: 0 K: 1 S: 6	H: 1 LOB: 1 BB: 1 P: 10	R: 0 E: 0 K: 0 S: 3	H: 0 LOB: 0 BB: 0 P: 3	R: 0 E: 0 K: 0 S: 3	H: 0 LOB: 0 BB: 0 P: 3	R: 0 E: 2 K: 0 S: 5	H: 0 LOB: 0 BB: 0 P: 5	1B: 4 2B: 2 3B: 0 HR: 0	SF: 1 SAC: 0 DP: 1 HBP: 0	WP: 0 PB: 1 SB: 0 CS: 0	PA: 35											
PITCHER	IP WLS BF H R ER SO BB IBB HBP BLK WP HR S P ERA WHIP																														
Hal Brown, R (1.1) ERA: 3.57	3.0	13	5	2	2	0	0	0	0	0	0	13	13	6.00	1.667																
Hoyt Wilhelm, R (4.1) ERA: 3.31	6.0	W 22	1	1	0	2	1	0	0	0	0	25	29	0.00	0.333																

Batter	1	2	3	4	5	6	7	8	9	AB	R	H	RBI	BB	SO	LOB	BOTTOM															
Jackie Brandt, R (1.9) OBP: 0.327, SLG: 0.425	1B	FC5-4	F9	F9		9-1-2-1-5		1B		6	1	2	0	0	0	9	Kansas City Athletics @ Baltimore Orioles Memorial Stadium, Baltimore, MD Fri Aug 26 1960, 7:05 PM EDT Att: 16,582 - Unknown															
Gene Woodling, L (1.7) OBP: 0.400, SLG: 0.417	F9	K		4-3		HR		1B	1B	6	1	2	1	0	2	3																
Brooks Robinson, R (1.5) OBP: 0.342, SLG: 0.445	F9		1B WP BB	5-3	F8		5-3	F5		5	1	0	0	1	0	3																
Walt Dropo, R (1.3) OBP: 0.345, SLG: 0.384										2	1	2	0	0	0	0																
Jim Gentile, L (4.7) OBP: 0.416, SLG: 0.530	BB		WP	WP	K		BB			4	2	3	1	0	1	0																
Dave Nicholson, R (9.9) OBP: 0.310, SLG: 0.374	1B		1B	1B	K		1B	1B		0	0	0	0	0	0	0																
Ron Hansen, R (1.6) OBP: 0.344, SLG: 0.467	BB		HBP SF7 BB	2B	1B		1B	BB		2	2	1	1	3	0	0																
Gus Triandos, R (1.2) OBP: 0.345, SLG: 0.410			SF7 HBP	BB	2B			BB		4	2	3	3	1	1	3																
Clint Courtney, L (9.2) OBP: 0.375, SLG: 0.265	K		SF7 HBP	BB	2B		FC5 BB	1B		0	0	0	0	0	0	0																
Jim Busby, R (1.8) OBP: 0.315, SLG: 0.288										1	0	0	0	0	0	0																
Al Pilarcik, L (3.7) OBP: 0.341, SLG: 0.375		F7		BB	BB		1B	BB		0	0	0	0	0	0	0																
Gene Stephens, L (3.7) OBP: 0.319, SLG: 0.363			SF7 HBP	BB	BB		1B	BB		1	1	1	0	2	0	0																
Mary Breeding, R (1.4) OBP: 0.324, SLG: 0.348		FC5-4 SH 1B	SF7	BB	BB		G3	FC5		3	0	2	2	1	0	3																
Hal Brown, R (1.1) OBP: 0.342, SLG: 0.250		SH								0	0	0	0	0	0	0																
Bob Boyd, L (3.7) OBP: 0.378, SLG: 0.412			K							1	0	0	0	0	1	3																
Hoyt Wilhelm, R (4.1) OBP: 0.119, SLG: 0.077								1-3		2	0	0	2	1	0	1																
Inning Stats	R: 0 E: 0 K: 1 S: 7	H: 2 LOB: 3 BB: 1 P: 11	R: 0 E: 0 K: 1 S: 7	H: 1 LOB: 2 BB: 0 P: 7	R: 3 E: 0 K: 1 S: 7	H: 2 LOB: 3 BB: 2 P: 16	R: 3 E: 0 K: 0 S: 6	H: 3 LOB: 3 BB: 3 P: 18	R: 1 E: 0 K: 0 S: 4	H: 2 LOB: 0 BB: 1 P: 8	R: 1 E: 0 K: 1 S: 7	H: 2 LOB: 3 BB: 2 P: 15	R: 1 E: 0 K: 0 S: 5	H: 3 LOB: 2 BB: 0 P: 5	1B: 13 2B: 3 3B: 0 HR: 1	SF: 1 SAC: 1 DP: 1 HBP: 1	WP: 2 PB: 0 SB: 0 CS: 0	PA: 49														
PITCHER	IP WLS BF H R ER SO BB IBB HBP BLK WP HR S P ERA WHIP																															
Bud Daley, L (1.1) ERA: 4.65	2.0	L 15	5	3	3	2	3	0	0	0	1	0	16	28	13.50	4.000																
John Tsitouris, R (3.1) ERA: 6.19	1.2	11	3	3	3	1	2	0	1	0	1	0	10	19	16.20	3.000																
John Briggs, R (4.1) ERA: 6.7	1.1	9	3	3	3	1	2	0	0	0	0	1	9	17	20.25	3.750																
Bob Davis, R (6.1) ERA: 5.31	3.0	14	5	2	2	1	2	0	0	0	0	0	14	22	6.00	2.333																



Batter	1	2	3	4	5	6	7	8	9	AB	R	H	RBI	BB	SO	LOB	TOP			
Bill Tuttle, R OBP: 0.325, SLG: 0.331 (1, 8)	0-0 6-3 1B		4-0 BB			0-0 E5 1B		0-0 5-3		3	1	0	0	1	0	0	Kansas City Athletics @ Boston Red Sox Fenway Park, Boston, MA Sun Aug 28 1960, 3:33 AM EDT Unknown livebaseballscorecards.com			
Jerry Lumpe, L OBP: 0.316, SLG: 0.354 (1, 4)	0-0 5-3		0-0 1B			0-0 F9		0-0 L8		4	0	1	0	0	0	1				
Russ Snyder, L OBP: 0.305, SLG: 0.364 (1, 9)	0-0 1B		0-3 K			0-0 P6			0-0 F8	4	0	1	0	0	1	3				
Norm Siebern, L OBP: 0.371, SLG: 0.493 (1, 7)	0-0 4-3			0-0 G4-6-3 1B		0-0 FC6 1B			0-0 F9	4	0	2	1	0	0	1				
Dick Williams, R OBP: 0.341, SLG: 0.418 (1, 3)		0-0 G4-6-3 1B		0-3 K		0-0 FC6			0-0 P6	4	0	1	0	0	1	2				
Andy Carey, R OBP: 0.273, SLG: 0.406 (1, 5)		0-3 K		0-0 G4-6-3				0-0 F7		3	0	0	0	0	1	2				
Danny Kravitz, L OBP: 0.272, SLG: 0.371 (1, 2)		0-0 G4-6-3			0-0 F7			0-0 L4		3	0	0	0	0	0	1				
Ken Hamlin, R OBP: 0.301, SLG: 0.267 (1, 6)			0-0 F9		0-0 F7		0-3 K			3	0	0	0	0	1	0				
Dick Hall, R OBP: 0.163, SLG: 0.128 (1, 1)			0-3 K		0-0 P3			0-3 K		3	0	0	0	0	2	0				
Inning Stats	R: 0 E: 0 K: 0 S: 4	H: 1 LOB: 1 BB: 0 P: 4	R: 0 E: 0 K: 1 S: 5	H: 1 LOB: 0 BB: 0 P: 5	R: 0 E: 0 K: 2 S: 8	H: 1 LOB: 2 BB: 1 P: 12	R: 0 E: 0 K: 1 S: 5	H: 1 LOB: 0 BB: 0 P: 5	R: 0 E: 0 K: 1 S: 5	H: 0 LOB: 0 BB: 0 P: 3	R: 1 E: 1 K: 0 S: 5	H: 1 LOB: 1 BB: 0 P: 5	R: 0 E: 0 K: 1 S: 5	H: 0 LOB: 0 BB: 0 P: 5	R: 0 E: 0 K: 0 S: 3	H: 0 LOB: 0 BB: 0 P: 3	1B: 5 2B: 0 3B: 0 HR: 0	SF: 0 SAC: 0 DP: 2 HBP: 0	WP: 0 PB: 0 SB: 1 CS: 0	PA: 32
PITCHER Frank Sullivan, R ERA: 5.24 (1, 1)	IP: 9.0 WLS: W BF: 32 H: 5 R: 1 ER: 0 SO: 6 BB: 1 IBB: 0 HBP: 0 BLK: 0 WP: 0 HR: 0 S: 43 P: 47 ERA: 0.00 WHIP: 0.667															PITCHER				


Batter	1	2	3	4	5	6	7	8	9	AB	R	H	RBI	BB	SO	LOB	BOTTOM			
Don Buddin, R OBP: 0.351, SLG: 0.381 (1, 6)	4-0 G6-4-3 BB			0-0 5-3	0-0 1-2 2-3 1B				0-0 SH3-4	2	0	1	1	1	0	0	Kansas City Athletics @ Boston Red Sox Fenway Park, Boston, MA Sun Aug 28 1960, 3:33 AM EDT Unknown livebaseballscorecards.com			
Willie Tasby, R OBP: 0.365, SLG: 0.358 (1, 8)	0-0 G6-4-3 1-2			0-0 HR	0-0 6-3		0-0 3H F8			4	1	1	1	0	0	4				
Vic Wertz, L OBP: 0.366, SLG: 0.488 Pumpsie Green, S OBP: 0.339, SLG: 0.321 (1, 3) (9, 4)	0-0 P5			0-0 F8		0-0 F8		0-0 F7		4	0	0	0	0	0	0				
Russ Nixon, L OBP: 0.326, SLG: 0.413 (1, 2)		0-0 6-3		0-0 1B		0-0 BB 1B		0-0 4-3		4	0	2	0	0	0	0				
Frank Matzone, R OBP: 0.333, SLG: 0.419 (1, 5)		0-0 6-3		0-3 K		0-0 F5			0-0 2B	4	0	1	0	0	1	2				
Pete Runnels, L OBP: 0.386, SLG: 0.384 (1, 4) (9, 3)	0-0 F7				0-0 1B 1B	4-0 1-2 BB		4-0 FC6-4 IBB		2	0	1	0	2	0	0				
Rip Repulski, R OBP: 0.279, SLG: 0.376 (1, 7)			0-3 K		0-0 F7	0-0 1-3		0-0 FC6-4		4	0	0	0	0	1	5				
Lou Clinton, R OBP: 0.281, SLG: 0.402 (1, 9)			0-3 K		0-0 1B 1B		0-0 SH1-4 SH3-4 2B			3	1	2	0	0	1	0				
Frank Sullivan, R OBP: 0.200, SLG: 0.111 (1, 1)			0-0 4-3		0-0 P4		0-0 SH1-4			2	0	0	0	0	0	2				
Inning Stats	R: 0 E: 0 K: 0 S: 2	H: 0 LOB: 0 BB: 1 P: 6	R: 0 E: 0 K: 0 S: 3	H: 0 LOB: 0 BB: 0 P: 3	R: 0 E: 0 K: 2 S: 7	H: 0 LOB: 0 BB: 0 P: 7	R: 1 E: 0 K: 1 S: 7	H: 2 LOB: 1 BB: 0 P: 7	R: 0 E: 0 K: 0 S: 6	H: 3 LOB: 3 BB: 0 P: 6	R: 0 E: 0 K: 0 S: 4	H: 1 LOB: 2 BB: 1 P: 8	R: 0 E: 0 K: 0 S: 4	H: 1 LOB: 0 BB: 0 P: 4	R: 0 E: 0 K: 0 S: 4	H: 1 LOB: 2 BB: 1 P: 8		1B: 5 2B: 2 3B: 0 HR: 1	SF: 0 SAC: 2 DP: 1 HBP: 0	WP: 0 PB: 0 SB: 0 CS: 0
PITCHER Dick Hall, R ERA: 3.94 (1, 1)	IP: 8.0 WLS: L BF: 34 H: 8 R: 2 ER: 2 SO: 3 BB: 2 IBB: 1 HBP: 0 BLK: 0 WP: 0 HR: 1 S: 37 P: 49 ERA: 2.25 WHIP: 1.250															PITCHER				

Batter	1	2	3	4	5	6	7	8	9	AB	R	H	RBI	BB	SO	LOB	TOP																	
Bill Tuttle, R OBP: 0.326, SLG: 0.332 (1, 8)										5	1	2	1	0	0	1	Kansas City Athletics @ Boston Red Sox Fenway Park, Boston, MA Sun Aug 28 1960, 3:38 AM EDT Att: 22,355 - Unknown																	
Jerry Lumpe, L OBP: 0.321, SLG: 0.357 (1, 4)										4	0	3	1	1	0	0																		
Hank Bauer, R OBP: 0.323, SLG: 0.369 (1, 9)										4	1	1	1	0	1	5																		
Norm Siebern, L OBP: 0.368, SLG: 0.489 (1, 7)										4	0	0	0	0	0	5																		
Dick Williams, R OBP: 0.342, SLG: 0.422 (1, 3)										4	0	2	0	0	0	1																		
Andy Carey, R OBP: 0.273, SLG: 0.403 (1, 5)										4	0	1	1	0	0	2																		
Pete Daley, R OBP: 0.273, SLG: 0.355 (1, 2)										4	0	1	0	0	1	2																		
Ken Hamlin, R OBP: 0.298, SLG: 0.265 (8, PH)										3	1	0	0	0	0	1																		
Mary Throneberry, L OBP: 0.297, SLG: 0.431 (8, PH)										1	0	0	0	0	0	1																		
Bob Johnson, R OBP: 0.317, SLG: 0.221 (8, 6)										0	0	0	0	0	0	0																		
Johnny Kucks, R OBP: 0.160, SLG: 0.125 (1, 1)										2	1	0	0	0	1	0																		
Jim Deising, L OBP: 1.000, SLG: 1.000 (7, PH)										1	0	1	0	0	0	0																		
Ken Johnson, R OBP: 0.160, SLG: 0.160 (7, 1)										0	0	0	0	0	0	0																		
Marty Kutyna, R OBP: 0.200, SLG: 0.200 (8, 1)										0	0	0	0	0	0	0																		
Russ Snyder, L OBP: 0.304, SLG: 0.363 (8, PH)										1	0	0	0	0	0	0																		
Inning Stats	R: 1 E: 1 K: 0 S: 5	H: 2 LOB: 1 BB: 0 P: 5	R: 0 E: 0 K: 0 S: 3	H: 0 LOB: 0 BB: 0 P: 3	R: 0 E: 0 K: 1 S: 5	H: 0 LOB: 0 BB: 0 P: 5	R: 1 E: 0 K: 0 S: 5	H: 2 LOB: 1 BB: 0 P: 5	R: 1 E: 1 K: 0 S: 5	H: 1 LOB: 1 BB: 0 P: 5	R: 0 E: 0 K: 0 S: 3	H: 1 LOB: 0 BB: 0 P: 3	R: 1 E: 0 K: 0 S: 7	H: 4 LOB: 3 BB: 0 P: 7	R: 0 E: 0 K: 1 S: 6	H: 1 LOB: 1 BB: 0 P: 6	R: 0 E: 0 K: 1 S: 5	H: 0 LOB: 1 BB: 1 P: 9	1B: 10 2B: 1 3B: 0 HR: 0	SF: 1 SAC: 0 DP: 1 HBP: 0	WP: 0 PB: 0 SB: 0 CS: 0	PA: 39												
PITCHER	IP WLS BF H R ER SO BB IBB HBP BLK WP HR S P ERA WHIP																	PITCHER	IP WLS BF H R ER SO BB IBB HBP BLK WP HR S P ERA WHIP															
Billy Muffett, R ERA: 3.85 (1, 1)	6.1	27	8	4	3	1	0	0	0	0	0	0	0	0	29	29	4.26	1.263																
Bill Monbouquette, R ERA: 3.65 (7, 1)	0.2	4	2	0	0	0	0	0	0	0	0	0	0	4	4	0.00	3.000																	
Mike Fornieles, R ERA: 2.92 (8, 1)	2.0	W	8	1	0	0	2	1	0	0	0	0	0	0	11	15	0.00	1.000																

Batter	1	2	3	4	5	6	7	8	9	AB	R	H	RBI	BB	SO	LOB	BOTTOM																	
Don Buddin, R OBP: 0.348, SLG: 0.377 (1, 6)										4	0	0	0	0	1	3	Kansas City Athletics @ Boston Red Sox Fenway Park, Boston, MA Sun Aug 28 1960, 3:38 AM EDT Att: 22,355 - Unknown																	
Willie Tasby, R OBP: 0.363, SLG: 0.355 (1, 8)										5	1	1	0	0	0	4																		
Vic Wertz, L OBP: 0.335, SLG: 0.488 (1, 3)										4	0	1	1	0	0	2																		
Russ Nixon, L OBP: 0.332, SLG: 0.416 (1, 2)										3	1	2	0	1	0	1																		
Frank Matzone, R OBP: 0.334, SLG: 0.420 (1, 5)										4	1	2	1	0	0	3																		
Pete Runnels, L OBP: 0.387, SLG: 0.385 (1, 4)										4	0	2	1	0	0	1																		
Carroll Hardy, R OBP: 0.211, SLG: 0.206 (1, 7)										3	1	1	1	0	2	2																		
Lou Clinton, R OBP: 0.281, SLG: 0.396 (1, 9)										3	0	0	0	1	0	3																		
Billy Muffett, R OBP: 0.321, SLG: 0.333 (7, 1)										2	0	0	0	0	2	1																		
Bill Monbouquette, R OBP: 0.199, SLG: 0.077 (7, PH)										0	0	0	0	0	0	0																		
Pumpsie Green, S OBP: 0.342, SLG: 0.325 (7, PH)										1	1	1	0	0	0	0																		
Mike Fornieles, R OBP: 0.462, SLG: 0.462 (8, 1)										1	0	1	1	0	0	0																		
Inning Stats	R: 0 E: 1 K: 0 S: 4	H: 0 LOB: 1 BB: 0 P: 4	R: 0 E: 0 K: 1 S: 6	H: 2 LOB: 0 BB: 0 P: 6	R: 0 E: 0 K: 1 S: 5	H: 0 LOB: 0 BB: 0 P: 5	R: 0 E: 0 K: 0 S: 4	H: 1 LOB: 1 BB: 0 P: 4	R: 0 E: 1 K: 3 S: 10	H: 0 LOB: 1 BB: 0 P: 10	R: 3 E: 0 K: 0 S: 7	H: 4 LOB: 1 BB: 0 P: 7	R: 1 E: 0 K: 0 S: 5	H: 2 LOB: 2 BB: 1 P: 9	R: 0 E: 0 K: 0 S: 5	H: 2 LOB: 2 BB: 1 P: 9	R: 1 E: 0 K: 0 S: 5	H: 2 LOB: 2 BB: 1 P: 9	1B: 10 2B: 1 3B: 0 HR: 0	SF: 1 SAC: 1 DP: 1 HBP: 0	WP: 0 PB: 0 SB: 0 CS: 0	PA: 38												
PITCHER	IP WLS BF H R ER SO BB IBB HBP BLK WP HR S P ERA WHIP																	PITCHER	IP WLS BF H R ER SO BB IBB HBP BLK WP HR S P ERA WHIP															
Johnny Kucks, R ERA: 5.66 (1, 1)	6.0	L	26	7	3	3	5	0	0	0	0	0	0	0	36	36	4.50	1.167																
Ken Johnson, R ERA: 4.84 (7, 1)	1.1	L	8	3	2	2	0	0	1	0	0	0	0	7	11	13.50	2.250																	
Marty Kutyna, R ERA: 3.86 (8, 1)	0.2	4	1	0	0	0	1	0	0	0	0	0	0	3	7	0.00	3.000																	

Batter	1	2	3	4	5	6	7	8	9	AB	R	H	RBI	BB	SO	LOB	TOP					
Bill Tuttle, R OBP: 0.325, SLG: 0.331 (1, 8)										4	0	1	0	0	0	3	Kansas City Athletics @ Boston Red Sox Fenway Park, Boston, MA Mon Aug 29 1960, 3:33 AM EDT Att: 10,426 - Unknown					
Jerry Lumpe, L OBP: 0.320, SLG: 0.355 (1, 4)										3	0	0	0	1	0	3						
Jim Delsing, L OBP: 0.400, SLG: 0.400 (1, 7)										4	0	1	1	0	0	1						
Dick Williams, R OBP: 0.341, SLG: 0.420 (1, 3)										4	0	1	0	0	1	3						
Hank Bauer, R OBP: 0.321, SLG: 0.366 (1, 9)										4	0	1	0	0	0	1						
Danny Kravitz, L OBP: 0.266, SLG: 0.364 (1, 2)										3	0	0	0	0	1	1						
Andy Carey, R OBP: 0.270, SLG: 0.398 (1, 5)										3	0	0	0	0	0	0						
Ken Hamlin, R OBP: 0.297, SLG: 0.263 (8, PH)										2	0	0	0	0	0	0						
Russ Snyder, L OBP: 0.306, SLG: 0.365 (8, PH)										1	0	1	0	0	0	0						
Bob Johnson, R OBP: 0.317, SLG: 0.221 (8, 6)										0	0	0	0	0	0	0						
Don Larsen, R OBP: 0.207, SLG: 0.241 (7, 1)										2	1	2	0	0	0	0						
Marty Kutyna, R OBP: 0.200, SLG: 0.200 (8, PH)										0	0	0	0	0	0	0						
Norm Siebern, L OBP: 0.369, SLG: 0.490 (8, 1)										1	0	1	0	0	0	0						
Bob Davis, R OBP: 0.333, SLG: 0.333 (8, 1)										0	0	0	0	0	0	0						
Inning Stats	R: 0 E: 0 K: 0 S: 3	H: 0 LOB: 0 BB: 0 P: 3	R: 0 E: 0 K: 1 S: 5	H: 1 LOB: 0 BB: 0 P: 5	R: 0 E: 0 K: 0 S: 4	H: 1 LOB: 1 BB: 0 P: 4	R: 0 E: 0 K: 0 S: 2	H: 0 LOB: 0 BB: 1 P: 6	R: 0 E: 0 K: 1 S: 3	H: 1 LOB: 0 BB: 0 P: 3	R: 1 E: 0 K: 1 S: 8	H: 3 LOB: 2 BB: 0 P: 8	R: 0 E: 0 K: 0 S: 3	H: 0 LOB: 0 BB: 0 P: 3	R: 0 E: 0 K: 0 S: 4	H: 2 LOB: 1 BB: 0 P: 4	R: 0 E: 0 K: 0 S: 3	H: 0 LOB: 0 BB: 0 P: 3	1B: 8 2B: 2 3B: 0 HR: 0	SF: 0 SAC: 0 DP: 4 HBP: 0	WP: 0 PB: 0 SB: 0 CS: 0	PA: 32
PITCHER Tom Brewer, R ERA: 4.92 (1, 1)	IP: 9.0 WLS: W BF: 32 H: 8 R: 1 ER: 1 SO: 2 BB: 1 IBB: 0 HBP: 0 BLK: 0 WP: 0 HR: 0 S: 35 P: 39 ERA: 1.00 WHIP: 1.000															PITCHER	IP: 9.0 WLS: W BF: 32 H: 8 R: 1 ER: 1 SO: 2 BB: 1 IBB: 0 HBP: 0 BLK: 0 WP: 0 HR: 0 S: 35 P: 39 ERA: 1.00 WHIP: 1.000					

Batter	1	2	3	4	5	6	7	8	9	AB	R	H	RBI	BB	SO	LOB	BOTTOM	
Don Buddin, R OBP: 0.347, SLG: 0.376 (1, 6)										4	0	1	0	0	1	0	Kansas City Athletics @ Boston Red Sox Fenway Park, Boston, MA Mon Aug 29 1960, 3:33 AM EDT Att: 10,426 - Unknown	
Willie Tasby, R OBP: 0.362, SLG: 0.357 (1, 8)										4	1	1	0	0	0	1		
Vic Wertz, L OBP: 0.334, SLG: 0.486 (1, 3)										4	0	1	1	0	0	1		
Russ Nixon, L OBP: 0.331, SLG: 0.414 (1, 2)										4	0	1	0	0	0	1		
Frank Matzone, R OBP: 0.333, SLG: 0.425 (1, 5)										4	1	1	1	0	0	2		
Pete Runnels, L OBP: 0.388, SLG: 0.386 (1, 4)										4	0	2	0	0	0	0		
Carroll Hardy, R OBP: 0.253, SLG: 0.258 (1, 7)										3	1	3	0	1	0	0		
Lou Clinton, R OBP: 0.285, SLG: 0.411 (1, 9)										3	1	1	2	1	1	3		
Tom Brewer, R OBP: 0.216, SLG: 0.280 (1, 1)										4	0	0	0	0	1	6		
Inning Stats	R: 0 E: 0 K: 0 S: 3	H: 0 LOB: 0 BB: 0 P: 3	R: 3 E: 0 K: 0 S: 6	H: 3 LOB: 0 BB: 0 P: 6	R: 0 E: 0 K: 2 S: 9	H: 2 LOB: 2 BB: 0 P: 9	R: 0 E: 0 K: 2 S: 5	H: 0 LOB: 0 BB: 0 P: 5	R: 1 E: 0 K: 0 S: 5	H: 3 LOB: 1 BB: 0 P: 5	R: 0 E: 0 K: 0 S: 3	H: 0 LOB: 1 BB: 1 P: 7	R: 0 E: 0 K: 0 S: 3	H: 0 LOB: 1 BB: 1 P: 7	1B: 7 2B: 2 3B: 0 HR: 2	SF: 0 SAC: 0 DP: 1 HBP: 0		WP: 1 PB: 0 SB: 0 CS: 0
PITCHER Don Larsen, R ERA: 5.18 (7, 1)	IP: 0.2 WLS: L BF: 2 H: 1 R: 0 ER: 0 SO: 0 BB: 0 IBB: 0 HBP: 0 BLK: 0 WP: 0 HR: 0 S: 2 P: 2 ERA: 0.00 WHIP: 1.500															PITCHER	IP: 0.2 WLS: L BF: 2 H: 1 R: 0 ER: 0 SO: 0 BB: 0 IBB: 0 HBP: 0 BLK: 0 WP: 0 HR: 0 S: 2 P: 2 ERA: 0.00 WHIP: 1.500	
PITCHER Marty Kutyna, R ERA: 3.51 (8, 1)	IP: 1.0 WLS: L BF: 4 H: 0 R: 0 ER: 0 SO: 0 BB: 0 IBB: 0 HBP: 0 BLK: 0 WP: 0 HR: 0 S: 3 P: 7 ERA: 0.00 WHIP: 1.000															PITCHER	IP: 1.0 WLS: L BF: 4 H: 0 R: 0 ER: 0 SO: 0 BB: 0 IBB: 0 HBP: 0 BLK: 0 WP: 0 HR: 0 S: 3 P: 7 ERA: 0.00 WHIP: 1.000	



Batter	1	2	3	4	5	6	7	8	9	AB	R	H	RBI	BB	SO	LOB	TOP			
Bill Tuttle, R OBP: 0.327, SLG: 0.337 (1, 8)			1-3					F8		4	2	2	0	0	0	0	Kansas City Athletics @ New York Yankees Yankee Stadium, Bronx, NY Tue Aug 30 1960, 7:05 PM EDT Att: 16,590 - Unknown - 81 F			
Jerry Lumpe, L OBP: 0.320, SLG: 0.354 (1, 4)				4-3		SH5-4 1B BB		L8		2	0	0	1	1	0	0				
Hank Bauer, R OBP: 0.325, SLG: 0.369 (1, 9)				1-3		SH5-4 1B				4	0	2	1	0	1	0				
Norm Siebern, L OBP: 0.367, SLG: 0.486 (1, 7)				G3		SH5-4 1B		F9		3	0	0	0	0	0	1				
Mary Thronberry, L OBP: 0.297, SLG: 0.429 Dick Williams, R OBP: 0.343, SLG: 0.420 (9, PH) (9, 3)		4-3		2B 1B		1-3		FC5-6 BB		3	0	1	0	0	0	2				
Danny Kravitz, L OBP: 0.295, SLG: 0.354 (1, 2)				K		K		FC5-6 1-2		4	0	0	0	0	3	4				
Andy Carey, R OBP: 0.265, SLG: 0.392 (1, 5)				F8		F2		F3		4	0	0	0	0	1	2				
Ken Hamlin, R OBP: 0.296, SLG: 0.266 (1, 6)			5-3	1-3 2B		6-3		K		4	0	1	0	0	1	1				
Bud Daley, L OBP: 0.247, SLG: 0.172 (1, 1)				L8		L7		5-3		3	0	0	0	0	0	2				
Inning Stats	R: 1 E: 0 K: 1 S: 6	H: 1 LOB: 0 BB: 0 P: 6	R: 0 E: 0 K: 2 S: 7	H: 0 LOB: 0 BB: 0 P: 7	R: 0 E: 0 K: 0 S: 3	H: 0 LOB: 0 BB: 0 P: 3	R: 0 E: 0 K: 0 S: 3	H: 0 LOB: 0 BB: 0 P: 3	R: 0 E: 0 K: 1 S: 7	H: 2 LOB: 2 BB: 1 P: 7	R: 0 E: 0 K: 0 S: 3	H: 0 LOB: 0 BB: 0 P: 3	R: 0 E: 0 K: 0 S: 4	H: 1 LOB: 1 BB: 0 P: 4	R: 0 E: 0 K: 1 S: 5	H: 0 LOB: 1 BB: 1 P: 9	1B: 4 2B: 1 3B: 1 HR: 0	SF: 1 SAC: 1 DP: 0 HBP: 0	WP: 0 PB: 0 SB: 1 CS: 0	PA: 35
PITCHER	IP WLS BF H R ER SO BB IBB HBP BLK WP HR S P ERA WHIP	8.0 31 6 2 2 5 1 0 0 0 0 0 40 44 2.25 0.875	1.0 W 4 0 0 0 1 1 0 0 0 0 0 5 9 0.00 1.000																	

Batter	1	2	3	4	5	6	7	8	9	AB	R	H	RBI	BB	SO	LOB	BOTTOM			
Clete Boyer, R OBP: 0.301, SLG: 0.431 (1, 5)					K2-3				SH1-3	4	1	3	2	0	1	1	Kansas City Athletics @ New York Yankees Yankee Stadium, Bronx, NY Tue Aug 30 1960, 7:05 PM EDT Att: 16,590 - Unknown - 81 F			
Hector Lopez, R OBP: 0.358, SLG: 0.376 (1, 9)	5-3 1-2		K			F4	F8			5	0	1	1	0	1	2				
Bob Cerv, R OBP: 0.353, SLG: 0.470 (1, 7)				6-3		BB WP 1B		BB BB 1B		4	0	2	0	0	1	0				
Mickey Mantle, S OBP: 0.405, SLG: 0.557 (1, 8)		G6-4-3 BB		F8		F8		BB BB 1B		2	0	0	0	2	0	1				
Bill Skowron, R OBP: 0.348, SLG: 0.559 (1, 3)	L8			BB		BB BB		K		2	0	0	0	2	1	3				
Elston Howard, R OBP: 0.304, SLG: 0.378 (1, 2)	G6-4-3 1-2			K		BB BB		L8		3	0	0	0	1	1	4				
Tony Kubek, L OBP: 0.326, SLG: 0.415 Gil McDougald, R OBP: 0.338, SLG: 0.390 (6, PH) (9, 4)			SH1-4 HR 1B		4-3	4-3		BB BB 1B		3	1	1	0	0	0	3				
Bobby Richardson, R OBP: 0.303, SLG: 0.296 Yogi Berra, L OBP: 0.368, SLG: 0.496 Luis Arroyo, L (9, 1)			F4			3-1		K		3	0	1	0	0	0	1				
Bob Turley, R OBP: 0.109, SLG: 0.111 Joe DeMaestri, R OBP: 0.231, SLG: 0.269 (9, 6)		SH1-4 1-2		F4		K		SH1-3 1B		2	0	0	0	0	1	1				
Inning Stats	R: 0 E: 0 K: 1 S: 5	H: 1 LOB: 0 BB: 1 P: 5	R: 0 E: 0 K: 0 S: 2	H: 0 LOB: 0 BB: 1 P: 6	R: 2 E: 0 K: 1 S: 7	H: 2 LOB: 0 BB: 0 P: 7	R: 0 E: 0 K: 1 S: 5	H: 0 LOB: 1 BB: 1 P: 9	R: 0 E: 0 K: 1 S: 6	H: 1 LOB: 1 BB: 0 P: 6	R: 0 E: 0 K: 0 S: 4	H: 1 LOB: 3 BB: 2 P: 12	R: 0 E: 0 K: 2 S: 8	H: 1 LOB: 3 BB: 2 P: 16	R: 1 E: 0 K: 0 S: 3	H: 2 LOB: 1 BB: 0 P: 3	1B: 7 2B: 1 3B: 0 HR: 1	SF: 0 SAC: 2 DP: 1 HBP: 0	WP: 1 PB: 0 SB: 0 CS: 1	PA: 38
PITCHER	IP WLS BF H R ER SO BB IBB HBP BLK WP HR S P ERA WHIP	8.1 L 38 9 3 3 7 6 0 0 0 0 1 1 46 70 3.24 1.800																		

Batter	1	2	3	4	5	6	7	8	9	AB	R	H	RBI	BB	SO	LOB	TOP	
Bill Tuttle, R OBP: 0.324, SLG: 0.334 (1, 8)										4	0	0	0	0	0	1	Kansas City Athletics @ New York Yankees Yankee Stadium, Bronx, NY Wed Aug 31 1960, 3:33 AM EDT Unknown - 78 F livebaseballscores.com	
Jerry Lumpe, L OBP: 0.321, SLG: 0.354 (1, 4)										3	0	1	0	1	1	1		
Hank Bauer, R OBP: 0.319, SLG: 0.362 (1, 9)										4	0	0	0	0	1	2		
Norm Siebern, L OBP: 0.364, SLG: 0.482 (1, 7)										4	0	0	0	0	1	2		
Mary Throneberry, L OBP: 0.292, SLG: 0.421 (1, 3)										4	0	0	0	0	2	0		
Danny Kravitz, L OBP: 0.281, SLG: 0.353 (1, 2)										3	0	1	0	0	0	0		
Andy Carey, R OBP: 0.266, SLG: 0.391 (1, 5)										3	0	1	0	0	0	0		
Ken Hamlin, R OBP: 0.295, SLG: 0.264 (8, PH)										2	0	0	0	0	1	2		
Russ Snyder, L OBP: 0.309, SLG: 0.367 (8, 6)										1	0	1	0	0	0	0		
Bob Johnson, R OBP: 0.317, SLG: 0.221 (8, 6)										0	0	0	0	0	0	0		
Ray Herbert, R OBP: 0.265, SLG: 0.242 (1, 1)										2	0	0	0	0	1	2		
Inning Stats	R: 0 E: 0 K: 0 S: 3	H: 0 LOB: 1 BB: 1 P: 7	R: 0 E: 0 K: 3 S: 11	H: 2 LOB: 2 BB: 0 P: 11	R: 0 E: 0 K: 1 S: 6	H: 1 LOB: 1 BB: 0 P: 6	R: 0 E: 0 K: 0 S: 3	H: 0 LOB: 0 BB: 0 P: 3	R: 0 E: 0 K: 0 S: 3	H: 0 LOB: 0 BB: 0 P: 3	R: 0 E: 0 K: 1 S: 6	H: 1 LOB: 1 BB: 0 P: 6	R: 0 E: 0 K: 2 S: 7	H: 0 LOB: 0 BB: 0 P: 7	1B: 4 2B: 0 3B: 0 HR: 0	SF: 0 SAC: 1 DP: 0 HBP: 0	WP: 0 PB: 0 SB: 1 CS: 0	PA: 32
PITCHER Bill Stafford, R ERA: 2.16 (1, 1)	IP: 9.0 WLS: W BF: 32 H: 4 R: 0 ER: 0 SO: 7 BB: 1 IBB: 0 HBP: 0 BLK: 0 WP: 0 HR: 0 S: 45 P: 49 ERA: 0.00 WHIP: 0.556																	

Batter	1	2	3	4	5	6	7	8	9	AB	R	H	RBI	BB	SO	LOB	BOTTOM	
Clete Boyer, R OBP: 0.297, SLG: 0.425 (1, 5)										4	0	0	0	0	0	0	Kansas City Athletics @ New York Yankees Yankee Stadium, Bronx, NY Wed Aug 31 1960, 3:33 AM EDT Unknown - 78 F livebaseballscores.com	
Bob Cerv, R OBP: 0.351, SLG: 0.471 (1, 7)										4	0	1	0	0	1	0		
Yogi Berra, L OBP: 0.366, SLG: 0.493 (1, 9)										4	1	1	0	0	0	1		
Mickey Mantle, S OBP: 0.405, SLG: 0.560 (1, 8)										3	0	1	1	0	0	1		
Bill Skowron, R OBP: 0.348, SLG: 0.557 (1, 3)										3	0	1	0	0	1	1		
Tony Kubek, L OBP: 0.328, SLG: 0.415 (1, 6)										2	0	1	0	1	0	1		
Johnny Blanchard, L OBP: 0.311, SLG: 0.437 (1, 2)										3	0	0	0	0	0	3		
Bobby Richardson, R OBP: 0.300, SLG: 0.294 (1, 4)										3	0	0	0	0	1	3		
Bill Stafford, R (1, 1)										3	0	0	0	0	1	2		
Inning Stats	R: 0 E: 0 K: 0 S: 4	H: 1 LOB: 1 BB: 0 P: 4	R: 0 E: 0 K: 0 S: 4	H: 1 LOB: 1 BB: 0 P: 4	R: 0 E: 0 K: 1 S: 5	H: 0 LOB: 0 BB: 0 P: 5	R: 0 E: 0 K: 1 S: 5	H: 0 LOB: 0 BB: 0 P: 5	R: 1 E: 0 K: 0 S: 5	H: 2 LOB: 1 BB: 0 P: 5	R: 0 E: 0 K: 1 S: 6	H: 1 LOB: 1 BB: 0 P: 6	R: 0 E: 0 K: 0 S: 3	H: 0 LOB: 0 BB: 0 P: 3	1B: 3 2B: 1 3B: 1 HR: 0	SF: 0 SAC: 0 DP: 0 HBP: 0		WP: 0 PB: 0 SB: 1 CS: 0
PITCHER Ray Herbert, R ERA: 3.23 (1, 1)	IP: 8.0 WLS: L BF: 30 H: 5 R: 1 ER: 1 SO: 4 BB: 1 IBB: 0 HBP: 0 BLK: 0 WP: 0 HR: 0 S: 37 P: 41 ERA: 1.12 WHIP: 0.750																	

Batter	1	2	3	4	5	6	7	8	9	AB	R	H	RBI	BB	SO	LOB	TOP								
Bill Tuttle, R OBP: 0.325, SLG: 0.333 (1, 8)	F8		F5			BB 1B BB		SH1-4	BB 1B BB	2	2	0	0	2	0	1	Kansas City Athletics @ New York Yankees Yankee Stadium, Bronx, NY Wed Aug 31 1960, 3:38 AM EDT Att: 15,210 - Unknown - 80 F livebaseballscorecards.com								
Jerry Lumpe, L OBP: 0.324, SLG: 0.355 (1, 4)	6-3			L3		BB 1B BB		BB 1B BB	BB 1B BB	4	1	2	0	1	0	0									
Russ Snyder, L OBP: 0.314, SLG: 0.369 (1, 9)	4-3			4-3		BB 1B BB		FC6-4 1B BB	BB 1B BB	4	1	2	3	1	0	0									
Norm Sieben, L OBP: 0.363, SLG: 0.479 Mary Throneberry, L OBP: 0.292, SLG: 0.421 (1, 3) (9, 3)		L4		F8		BB 1B BB		FC6-4 1B BB	BB 1B BB	5	0	1	2	0	0	3									
Jim Delsing, L OBP: 0.333, SLG: 0.444 (1, 7)		F5			6-3			FC6-4 2B BB	BB 1B BB	4	0	1	0	0	0	2									
Andy Carey, R OBP: 0.296, SLG: 0.393 (1, 5)		K			L6			BB 1B BB	BB 1B BB	4	0	1	1	0	1	1									
Pete Daley, R OBP: 0.266, SLG: 0.346 (1, 2)			K		5-3			BB 1B BB	BB 1B BB	4	0	0	0	0	1	3									
Ken Hamlin, R OBP: 0.297, SLG: 0.268 (1, 6)						BB 1B BB	F4		BB 1B BB	3	1	1	0	1	0	1									
Ned Garver, R OBP: 0.200, SLG: 0.167 (1, 1)			F2			BB 1B BB	SH2-4	BB 1B BB	BB 1B BB	3	1	1	0	0	0	1									
Inning Stats	R: 0 E: 0 K: 0 S: 3	H: 0 LOB: 0 BB: 0 P: 3	R: 0 E: 0 K: 1 S: 5	H: 0 LOB: 0 BB: 0 P: 5	R: 0 E: 0 K: 1 S: 6	H: 1 LOB: 1 BB: 0 P: 6	R: 0 E: 0 K: 0 S: 3	H: 0 LOB: 0 BB: 0 P: 3	R: 0 E: 0 K: 0 S: 3	H: 0 LOB: 0 BB: 0 P: 3	R: 2 E: 0 K: 0 S: 3	H: 1 LOB: 1 BB: 3 P: 15	R: 0 E: 0 K: 0 S: 4	H: 1 LOB: 1 BB: 0 P: 4	R: 3 E: 0 K: 0 S: 7	H: 4 LOB: 2 BB: 1 P: 11	R: 1 E: 0 K: 0 S: 5	H: 2 LOB: 2 BB: 1 P: 9	1B: 6 2B: 3 3B: 0 HR: 0	SF: 0 SAC: 2 DP: 0 HBP: 0	WP: 0 PB: 0 SB: 0 CS: 0	PA: 40			
PITCHER	IP	WLS	BF	H	R	ER	SO	BB	IBB	HBP	BLK	WP	HR	S	P	ERA	WHIP								
Ralph Terry, R ERA: 4.15 Duke Maas, R ERA: 4.47	(1, 1) (8, 1)	7.0 L	26 26	3 3	2 2	2 2	2 2	3 3	0 0	0 0	0 0	0 0	0 0	27 12	39 20	2.57 18.00	0.857 4.000								

Batter	1	2	3	4	5	6	7	8	9	AB	R	H	RBI	BB	SO	LOB	BOTTOM								
Gil McDougald, R OBP: 0.334, SLG: 0.385 (1, 4) (8, 5)	5-3		SH1-3		6-3			F2		3	0	0	0	0	0	0	Kansas City Athletics @ New York Yankees Yankee Stadium, Bronx, NY Wed Aug 31 1960, 3:38 AM EDT Att: 15,210 - Unknown - 80 F livebaseballscorecards.com								
Tony Kubek, L OBP: 0.327, SLG: 0.414 (1, 6)	F8		F6		1B			F7		4	0	1	0	0	0	1									
Roger Maris, L OBP: 0.372, SLG: 0.628 (1, 9)	F7		K		K			F4		4	0	0	0	0	2	2									
Mickey Mantle, S OBP: 0.404, SLG: 0.557 (1, 8)		FC4-6 BB 1B		F7		K			K	4	0	1	0	0	2	0									
Yogi Berra, L OBP: 0.368, SLG: 0.490 (1, 7) (8, 2)		FC4-6 BB			1B BB			F9		2	0	0	0	2	0	0									
Dale Long, L OBP: 0.319, SLG: 0.393 (1, 3)		FC4-6 1-2 2-3			1B			L8		4	0	1	0	0	0	2									
Johnny Blanchard, L OBP: 0.312, SLG: 0.425 Bobby Richardson, R OBP: 0.300, SLG: 0.294 (1, 2) (7, PR) (8, 4)		F5		F7				G6-4-3 BB		2	0	0	0	1	0	4									
Clete Boyer, R OBP: 0.296, SLG: 0.423 Bill Skowron, R OBP: 0.347, SLG: 0.556 Duke Maas, R (1, 5) (7, PH) (8, 1)		F6		F8				G6-4-3 1-2		1	0	0	0	0	0	1									
Ralph Terry, R OBP: 0.105, SLG: 0.081 Hector Lopez, R OBP: 0.357, SLG: 0.375 (1, 1) (7, PH) (8, 7)			SH1-3 1B		4-3			6-3		2	0	1	0	0	0	0									
Inning Stats	R: 0 E: 0 K: 0 S: 3	H: 1 LOB: 2 BB: 1 P: 8	R: 0 E: 0 K: 1 S: 6	H: 1 LOB: 1 BB: 0 P: 6	R: 0 E: 0 K: 0 S: 4	H: 1 LOB: 2 BB: 1 P: 8	R: 0 E: 0 K: 1 S: 5	H: 0 LOB: 0 BB: 0 P: 5	R: 0 E: 0 K: 0 S: 2	H: 0 LOB: 1 BB: 1 P: 6	R: 0 E: 0 K: 0 S: 3	H: 0 LOB: 0 BB: 0 P: 3	R: 0 E: 0 K: 1 S: 5	H: 0 LOB: 0 BB: 0 P: 5	1B: 4 2B: 0 3B: 0 HR: 0	SF: 0 SAC: 1 DP: 1 HBP: 0	WP: 0 PB: 0 SB: 0 CS: 0	PA: 33							
PITCHER	IP	WLS	BF	H	R	ER	SO	BB	IBB	HBP	BLK	WP	HR	S	P	ERA	WHIP								
Ned Garver, R ERA: 4.64	(1, 1)	9.0 W	33 33	4 4	0 0	0 0	4 4	3 3	0 0	0 0	0 0	0 0	0 0	38 38	50	0.00 0.778									


Batter	1	2	3	4	5	6	7	8	9	AB	R	H	RBI	BB	SO	LOB	TOP		
Ken Aspromonte, R (1.4) OBP: 0.371, SLG: 0.406										5	1	1	0	0	0	3	Cleveland Indians @ Kansas City Athletics Municipal Stadium, Kansas City, MO Fri Sep 02 1960, 8:05 PM EDT Att: 8,432 - Unknown		
Tito Francona, L (1.7) OBP: 0.376, SLG: 0.455										4	0	0	0	0	0	3			
Harvey Kuenn, R (1.9) OBP: 0.381, SLG: 0.424										4	1	2	2	0	0	0			
Vic Power, R (1.3) OBP: 0.319, SLG: 0.402										4	1	1	0	0	0	1			
Woodie Held, R (1.6) OBP: 0.326, SLG: 0.460										4	1	1	0	0	2	1			
Marty Keough, L (1.8) OBP: 0.297, SLG: 0.351										3	1	1	2	0	0	0			
Bubba Phillips, R (1.5) OBP: 0.254, SLG: 0.297										4	0	0	0	0	0	1			
John Romano, R (1.2) OBP: 0.336, SLG: 0.481										2	1	0	0	2	0	0			
Bobby Locke, R (1.1) OBP: 0.310, SLG: 0.269										3	0	1	0	0	0	1			
Bob Hale, L (9, PH) OBP: 0.258, SLG: 0.377										1	0	1	2	0	0	0			
Mudcat Grant, R (9, PH) OBP: 0.256, SLG: 0.302										0	0	0	0	0	0	0			
Johnny Klippstein, R (9, 1) OBP: 0.214, SLG: 0.154										0	0	0	0	0	0	0			
Inning Stats	R: 0 E: 0 K: 0 S: 4	H: 1 LOB: 1 BB: 0 P: 4	R: 0 E: 0 K: 0 S: 3	H: 0 LOB: 0 BB: 0 P: 3	R: 0 E: 0 K: 0 S: 4	H: 1 LOB: 1 BB: 0 P: 4	R: 2 E: 0 K: 1 S: 7	H: 2 LOB: 0 BB: 0 P: 7	R: 0 E: 0 K: 0 S: 3	H: 0 LOB: 0 BB: 0 P: 3	R: 2 E: 0 K: 0 S: 5	H: 2 LOB: 0 BB: 0 P: 5	R: 0 E: 0 K: 0 S: 3	H: 0 LOB: 0 BB: 0 P: 3	R: 2 E: 0 K: 0 S: 5	H: 2 LOB: 1 BB: 1 P: 9	1B: 4 2B: 2 3B: 0 HR: 2	SF: 0 SAC: 1 DP: 0 HBP: 0	WP: 0 PA: 37 PB: 0 SB: 0 CS: 0
PITCHER Dick Hall, R (1.1) ERA: 4.06	IP: 9.0 WLS: L BF: 37 H: 8 R: 6 ER: 6 SO: 2 BB: 1 IBB: 1 HBP: 0 BLK: 0 WP: 0 HR: 2 S: 39 P: 47 ERA: 6.00 WHIP: 1.000															PITCHER			

Cleveland Indians @ Kansas City Athletics
 Municipal Stadium, Kansas City, MO
 Fri Sep 02 1960, 8:05 PM EDT
 Att: 8,432 - Unknown

AB	34
R	6
H	8
RBI	6
BB	2
SO	2
LOB	10




Batter	1	2	3	4	5	6	7	8	9	AB	R	H	RBI	BB	SO	LOB	BOTTOM		
Ken Hamlin, R (1.6) OBP: 0.298, SLG: 0.270										4	1	2	0	0	0	2	Cleveland Indians @ Kansas City Athletics Municipal Stadium, Kansas City, MO Fri Sep 02 1960, 8:05 PM EDT Att: 8,432 - Unknown		
Dick Williams, R (9, PH) OBP: 0.347, SLG: 0.422										0	0	0	0	1	0	0			
Bill Tuttle, R (1.8) OBP: 0.325, SLG: 0.332										5	0	2	1	0	0	3			
Russ Snyder, L (1.9) OBP: 0.311, SLG: 0.365										4	0	0	0	0	0	5			
Norm Siebern, L (1.3) OBP: 0.361, SLG: 0.477										4	0	1	1	0	1	2			
Jim Delsing, L (1.7) OBP: 0.353, SLG: 0.375										3	0	0	0	1	0	0			
Andy Carey, R (1.5) OBP: 0.273, SLG: 0.408										4	0	1	0	0	1	3			
Danny Kravitz, L (1.2) OBP: 0.266, SLG: 0.354										4	0	1	0	0	0	1			
Bob Johnson, R (1.4) OBP: 0.327, SLG: 0.250										4	1	3	0	0	0	1			
Dick Hall, R (1.1) OBP: 0.160, SLG: 0.125										1	0	0	0	0	0	0			
Hank Bauer, R (9, PH) OBP: 0.316, SLG: 0.358										1	0	0	0	0	0	1			
Inning Stats	R: 1 E: 1 K: 0 S: 5	H: 2 LOB: 2 BB: 1 P: 9	R: 0 E: 0 K: 0 S: 4	H: 1 LOB: 0 BB: 0 P: 4	R: 0 E: 0 K: 0 S: 4	H: 1 LOB: 0 BB: 0 P: 4	R: 0 E: 0 K: 0 S: 5	H: 2 LOB: 2 BB: 0 P: 5	R: 0 E: 0 K: 2 S: 7	H: 0 LOB: 0 BB: 0 P: 7	R: 1 E: 0 K: 0 S: 5	H: 2 LOB: 1 BB: 0 P: 5	R: 0 E: 0 K: 2 S: 7	H: 0 LOB: 0 BB: 0 P: 7	R: 0 E: 0 K: 0 S: 4	H: 1 LOB: 2 BB: 1 P: 8	1B: 9 2B: 1 3B: 0 HR: 0	SF: 0 SAC: 2 DP: 2 HBP: 0	WP: 0 PA: 38 PB: 1 SB: 0 CS: 0
PITCHER Bobby Locke, R (1.1) ERA: 3.39	IP: 8.0 WLS: W BF: 33 H: 9 R: 2 ER: 1 SO: 2 BB: 1 IBB: 0 HBP: 0 BLK: 0 WP: 0 HR: 0 S: 36 P: 40 ERA: 1.12 WHIP: 1.250															PITCHER			
PITCHER Johnny Klippstein, R (9, 1) ERA: 2.73	IP: 1.0 WLS: S BF: 5 H: 1 R: 0 ER: 0 SO: 0 BB: 0 IBB: 0 HBP: 0 BLK: 0 WP: 0 HR: 0 S: 4 P: 8 ERA: 0.00 WHIP: 2.000															PITCHER			



Batter	1	2	3	4	5	6	7	8	9	AB	R	H	RBI	BB	SO	LOB	TOP																
Ken Aspromonte, R OBP: 0.374, SLG: 0.410 (1, 4)										4	1	2	0	1	0	1	Cleveland Indians @ Kansas City Athletics Municipal Stadium, Kansas City, MO Sat Sep 03 1960, 8:05 PM EDT Att: 9,019 - Unknown																
Tito Francona, L OBP: 0.376, SLG: 0.452 (1, 7)										3	2	0	0	2	0	3																	
Harvey Kuenn, R OBP: 0.383, SLG: 0.423 (1, 9)										3	1	1	1	2	0	3																	
Vic Power, R OBP: 0.315, SLG: 0.397 (1, 3)										5	0	0	0	0	0	7																	
Woodie Held, R OBP: 0.327, SLG: 0.468 (1, 6)										4	1	1	3	1	1	0																	
Marty Keough, L OBP: 0.295, SLG: 0.352 (1, 8)										5	0	2	0	0	1	1																	
Bubba Phillips, R OBP: 0.257, SLG: 0.299 (1, 5)										5	0	2	0	0	2	2																	
John Romano, R OBP: 0.336, SLG: 0.482 (1, 2)										4	0	2	0	0	0	2																	
Jim Perry, S OBP: 0.237, SLG: 0.287 (5, 1)										2	0	0	0	0	0	2																	
Carl Mathias, S OBP: 0.207, SLG: 0.241 (7, PH)										0	0	0	0	0	0	0																	
Joe Morgan, L OBP: 0.207, SLG: 0.241 (7, 1)										0	0	0	0	0	0	1																	
Frank Funk, R OBP: 0.207, SLG: 0.241 (7, 1)										0	0	0	0	0	0	0																	
Bob Hale, L OBP: 0.207, SLG: 0.241 (9, PH)										0	0	0	0	0	0	0																	
Mudcat Grant, R OBP: 0.207, SLG: 0.241 (9, PH)										0	0	0	0	0	0	0																	
Don Newcombe, R OBP: 0.207, SLG: 0.241 (9, 1)										0	0	0	0	0	0	0																	
Inning Stats	R: 2 E: 0 K: 0 S: 3	H: 1 LOB: 1 BB: 3 P: 15	R: 0 E: 0 K: 0 S: 4	H: 1 LOB: 3 BB: 2 P: 12	R: 0 E: 0 K: 0 S: 4	H: 1 LOB: 1 BB: 0 P: 4	R: 0 E: 0 K: 0 S: 3	H: 1 LOB: 0 BB: 0 P: 3	R: 0 E: 0 K: 2 S: 7	H: 0 LOB: 0 BB: 0 P: 7	R: 0 E: 0 K: 0 S: 5	H: 2 LOB: 3 BB: 1 P: 9	R: 0 E: 0 K: 1 S: 6	H: 1 LOB: 1 BB: 0 P: 6	R: 4 E: 1 K: 1 S: 10	H: 4 LOB: 2 BB: 0 P: 10	1B: 9 2B: 2 3B: 0 HR: 1	SF: 0 SAC: 0 DP: 2 HBP: 0	WP: 1 PB: 1 SB: 0 CS: 0	PA: 43													
PITCHER	IP WLS BF H R ER SO BB IBB HBP BLK WP HR S P ERA WHIP	IP WLS BF H R ER SO BB IBB HBP BLK WP HR S P ERA WHIP																															
Don Larsen, R ERA: 5.29 (1, 1)	1.2	11	2	2	2	0	5	0	0	0	1	0	6	26	10.80	4.200																	
Ken Johnson, R ERA: 4.6 (2, 1)	7.0	L	31	9	4	1	3	1	0	0	0	1	36	40	1.29	1.429																	
Bob Davis, R ERA: 4.56 (9, 1)	0.1	1	0	0	0	1	0	0	0	0	0	0	3	3	0.00	0.000																	



Batter	1	2	3	4	5	6	7	8	9	AB	R	H	RBI	BB	SO	LOB	BOTTOM																
Ken Hamlin, R OBP: 0.300, SLG: 0.270 (1, 6)										3	1	1	1	1	0	3	Cleveland Indians @ Kansas City Athletics Municipal Stadium, Kansas City, MO Sat Sep 03 1960, 8:05 PM EDT Att: 9,019 - Unknown																
Mary Throneberry, L OBP: 0.294, SLG: 0.419 (9, PH)										1	0	0	0	0	0	0																	
Bill Tuttle, R OBP: 0.326, SLG: 0.330 (1, 8)										2	0	0	0	2	1	1																	
Jim Delsing, L OBP: 0.353, SLG: 0.350 (1, 9)										4	0	1	1	0	1	1																	
Russ Snyder, L OBP: 0.311, SLG: 0.365 (9, 9)										0	0	0	0	0	0	0																	
Norm Siebern, L OBP: 0.360, SLG: 0.474 (1, 3)										3	0	0	0	1	0	3																	
Dick Williams, R OBP: 0.343, SLG: 0.417 (1, 7)										4	0	0	0	0	1	3																	
Danny Kravitz, L OBP: 0.272, SLG: 0.358 (1, 2)										4	1	2	0	0	0	0																	
Andy Carey, R OBP: 0.276, SLG: 0.415 (1, 5)										3	1	1	1	1	0	1																	
Bob Johnson, R OBP: 0.345, SLG: 0.277 (1, 4)										2	2	2	1	1	0	0																	
Jerry Lumpe, L OBP: 0.324, SLG: 0.355 (9, PH)										1	0	0	0	0	1	0																	
Don Larsen, R OBP: 0.207, SLG: 0.241 (1, 1)										0	0	0	0	0	0	0																	
Ken Johnson, R OBP: 0.165, SLG: 0.222 (2, 1)										2	0	1	1	0	1	2																	
Bob Davis, R OBP: 0.333, SLG: 0.333 (9, 1)										0	0	0	0	0	0	0																	
Hank Bauer, R OBP: 0.315, SLG: 0.357 (9, PH)										1	0	0	0	0	0	0																	
Inning Stats	R: 1 E: 0 K: 1 S: 5	H: 1 LOB: 1 BB: 2 P: 13	R: 3 E: 0 K: 0 S: 6	H: 4 LOB: 0 BB: 0 P: 6	R: 0 E: 0 K: 1 S: 4	H: 0 LOB: 0 BB: 1 P: 8	R: 1 E: 0 K: 0 S: 5	H: 2 LOB: 1 BB: 0 P: 5	R: 0 E: 0 K: 0 S: 3	H: 0 LOB: 1 BB: 1 P: 7	R: 0 E: 0 K: 1 S: 5	H: 0 LOB: 2 BB: 2 P: 13	R: 0 E: 0 K: 1 S: 5	H: 0 LOB: 0 BB: 0 P: 5	R: 0 E: 0 K: 0 S: 3	H: 1 LOB: 0 BB: 0 P: 3	R: 0 E: 0 K: 1 S: 5	H: 0 LOB: 0 BB: 0 P: 5	1B: 5 2B: 3 3B: 1 HR: 0	SF: 0 SAC: 1 DP: 4 HBP: 0	WP: 0 PB: 0 SB: 0 CS: 0	PA: 37											
PITCHER	IP WLS BF H R ER SO BB IBB HBP BLK WP HR S P ERA WHIP	IP WLS BF H R ER SO BB IBB HBP BLK WP HR S P ERA WHIP																															
Jim Perry, R ERA: 3.45 (1, 1)	4.0	19	7	5	5	2	3	0	0	0	0	0	8	20	0.00	1.500																	
Carl Mathias, L ERA: 2.84 (5, 1)	2.0	9	0	0	0	1	3	0	0	0	0	0	8	20	0.00	1.500																	
Frank Funk, R ERA: (7, 1)	2.0	W	6	1	0	0	1	0	0	0	0	0	8	8	0.00	0.500																	
Don Newcombe, R ERA: 4.75 (9, 1)	1.0	S	3	0	0	0	1	0	0	0	0	0	5	5	0.00	0.000																	

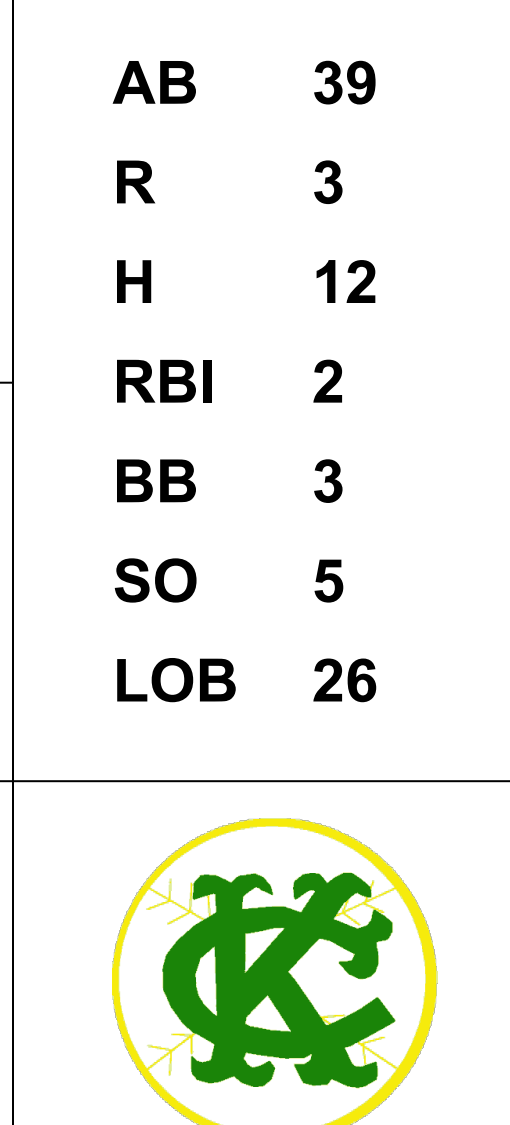


Batter	1	2	3	4	5	6	7	8	9	AB	R	H	RBI	BB	SO	LOB	TOP									
Ken Aspromonte, R OBP: 0.372, SLG: 0.408	F7	F2				L5		SF7		4	0	1	1	0	0	2	Cleveland Indians @ Kansas City Athletics Municipal Stadium, Kansas City, MO Sun Sep 04 1960, 4:33 AM EDT Att: 12,318 - Unknown									
Tito Francona, L OBP: 0.376, SLG: 0.451	G4-6-3 1B		3-1		G4-6-3 1-2		F8	4-3 1B		5	0	2	0	0	0	1										
Harvey Kuenn, R OBP: 0.386, SLG: 0.423	G4-6-3 1-2		HR	1B	HR	BB	1B	4-3	1-2 2-3	3	2	1	0	2	0	3										
Vic Power, R OBP: 0.318, SLG: 0.397		2B	F8		HR	BB	1B	5-3		3	2	1	0	2	0	3										
Woodie Held, R OBP: 0.334, SLG: 0.496	HR	2B	HR		HR		G6-4-3 BB		K	4	3	3	6	1	1	0										
Jim Piersall, R OBP: 0.325, SLG: 0.457	HR		F2		F8		G6-4-3 1-2	6-3		5	1	1	2	0	0	3										
Bubba Phillips, R OBP: 0.256, SLG: 0.297	F8			K		5-3		F8		5	1	1	0	0	1	0										
John Romano, R OBP: 0.344, SLG: 0.492				K						3	1	2	0	1	1	0										
Jack Harshman, L OBP: 0.154, SLG: 0.231										4	0	1	1	0	2	2	C									
Dick Stigman, R OBP: 0.333, SLG: 0.276				3-1		K		4-3 1B		0	0	0	0	0	0	0										
Inning Stats	R: 0 E: 0 K: 0 S: 3	H: 1 LOB: 0 BB: 0 P: 3	R: 3 E: 0 K: 1 S: 8	H: 3 LOB: 1 BB: 1 P: 12	R: 2 E: 0 K: 0 S: 5	H: 2 LOB: 0 BB: 0 P: 5	R: 0 E: 0 K: 2 S: 7	H: 0 LOB: 0 BB: 0 P: 7	R: 3 E: 0 K: 0 S: 4	H: 2 LOB: 0 BB: 2 P: 12	R: 0 E: 0 K: 1 S: 5	H: 0 LOB: 1 BB: 1 P: 9	R: 0 E: 0 K: 0 S: 3	H: 1 LOB: 2 BB: 2 P: 11	R: 2 E: 0 K: 0 S: 7	H: 4 LOB: 2 BB: 0 P: 7	R: 0 E: 0 K: 1 S: 5	H: 0 LOB: 0 BB: 0 P: 5	1B: 8 2B: 1 3B: 1 HR: 3	SF: 1 SAC: 0 DP: 3 HBP: 0	WP: 0 PB: 0 CS: 0	PA: 43				
PITCHER	IP WLS BF H R ER SO BB IBB HBP BLK WP HR S P ERA WHIP	IP WLS BF H R ER SO BB IBB HBP BLK WP HR S P ERA WHIP	IP WLS BF H R ER SO BB IBB HBP BLK WP HR S P ERA WHIP	IP WLS BF H R ER SO BB IBB HBP BLK WP HR S P ERA WHIP	IP WLS BF H R ER SO BB IBB HBP BLK WP HR S P ERA WHIP	IP WLS BF H R ER SO BB IBB HBP BLK WP HR S P ERA WHIP	IP WLS BF H R ER SO BB IBB HBP BLK WP HR S P ERA WHIP	IP WLS BF H R ER SO BB IBB HBP BLK WP HR S P ERA WHIP	IP WLS BF H R ER SO BB IBB HBP BLK WP HR S P ERA WHIP	IP WLS BF H R ER SO BB IBB HBP BLK WP HR S P ERA WHIP	IP WLS BF H R ER SO BB IBB HBP BLK WP HR S P ERA WHIP	IP WLS BF H R ER SO BB IBB HBP BLK WP HR S P ERA WHIP	IP WLS BF H R ER SO BB IBB HBP BLK WP HR S P ERA WHIP	IP WLS BF H R ER SO BB IBB HBP BLK WP HR S P ERA WHIP	IP WLS BF H R ER SO BB IBB HBP BLK WP HR S P ERA WHIP	IP WLS BF H R ER SO BB IBB HBP BLK WP HR S P ERA WHIP	IP WLS BF H R ER SO BB IBB HBP BLK WP HR S P ERA WHIP	IP WLS BF H R ER SO BB IBB HBP BLK WP HR S P ERA WHIP	IP WLS BF H R ER SO BB IBB HBP BLK WP HR S P ERA WHIP	IP WLS BF H R ER SO BB IBB HBP BLK WP HR S P ERA WHIP	IP WLS BF H R ER SO BB IBB HBP BLK WP HR S P ERA WHIP	IP WLS BF H R ER SO BB IBB HBP BLK WP HR S P ERA WHIP	IP WLS BF H R ER SO BB IBB HBP BLK WP HR S P ERA WHIP	IP WLS BF H R ER SO BB IBB HBP BLK WP HR S P ERA WHIP	IP WLS BF H R ER SO BB IBB HBP BLK WP HR S P ERA WHIP	
Bud Daley, L ERA: 4.75	3.0	L	15	6	5	5	1	1	0	0	0	0	0	0	0	0	15.00	2.333								
Marty Kutyna, R ERA: 4.14	2.0		9	2	3	3	2	2	0	0	0	0	0	1	11	19	13.50	2.000								
John Briggs, R ERA: 6.42	0.0		0	0	0	0	0	0	0	0	0	0	0	0	0	0	∞	∞								
John Tsitouris, R ERA: 6.61	2.0		10	4	2	2	1	0	0	0	0	0	0	0	12	12	9.00	2.000								
PITCHER	IP WLS BF H R ER SO BB IBB HBP BLK WP HR S P ERA WHIP	IP WLS BF H R ER SO BB IBB HBP BLK WP HR S P ERA WHIP	IP WLS BF H R ER SO BB IBB HBP BLK WP HR S P ERA WHIP	IP WLS BF H R ER SO BB IBB HBP BLK WP HR S P ERA WHIP	IP WLS BF H R ER SO BB IBB HBP BLK WP HR S P ERA WHIP	IP WLS BF H R ER SO BB IBB HBP BLK WP HR S P ERA WHIP	IP WLS BF H R ER SO BB IBB HBP BLK WP HR S P ERA WHIP	IP WLS BF H R ER SO BB IBB HBP BLK WP HR S P ERA WHIP	IP WLS BF H R ER SO BB IBB HBP BLK WP HR S P ERA WHIP	IP WLS BF H R ER SO BB IBB HBP BLK WP HR S P ERA WHIP	IP WLS BF H R ER SO BB IBB HBP BLK WP HR S P ERA WHIP	IP WLS BF H R ER SO BB IBB HBP BLK WP HR S P ERA WHIP	IP WLS BF H R ER SO BB IBB HBP BLK WP HR S P ERA WHIP	IP WLS BF H R ER SO BB IBB HBP BLK WP HR S P ERA WHIP	IP WLS BF H R ER SO BB IBB HBP BLK WP HR S P ERA WHIP	IP WLS BF H R ER SO BB IBB HBP BLK WP HR S P ERA WHIP	IP WLS BF H R ER SO BB IBB HBP BLK WP HR S P ERA WHIP	IP WLS BF H R ER SO BB IBB HBP BLK WP HR S P ERA WHIP	IP WLS BF H R ER SO BB IBB HBP BLK WP HR S P ERA WHIP	IP WLS BF H R ER SO BB IBB HBP BLK WP HR S P ERA WHIP	IP WLS BF H R ER SO BB IBB HBP BLK WP HR S P ERA WHIP	IP WLS BF H R ER SO BB IBB HBP BLK WP HR S P ERA WHIP	IP WLS BF H R ER SO BB IBB HBP BLK WP HR S P ERA WHIP	IP WLS BF H R ER SO BB IBB HBP BLK WP HR S P ERA WHIP	IP WLS BF H R ER SO BB IBB HBP BLK WP HR S P ERA WHIP	IP WLS BF H R ER SO BB IBB HBP BLK WP HR S P ERA WHIP
Ken Hamlin, R OBP: 0.304, SLG: 0.273	F8					FC4-6-3-2 1-2 2-H				4	1	2	0	1	0	2	Cleveland Indians @ Kansas City Athletics Municipal Stadium, Kansas City, MO Sun Sep 04 1960, 4:33 AM EDT Att: 12,318 - Unknown									
Bill Tuttle, R OBP: 0.327, SLG: 0.332	1-4-3							6-3		4	1	1	0	1	0	2										
Hank Bauer, R OBP: 0.310, SLG: 0.352	4-3							4-3		3	0	0	1	0	0	2										
Dick Williams, R OBP: 0.342, SLG: 0.418		P4						K		4	0	1	1	0	1	0										
Andy Carey, R OBP: 0.279, SLG: 0.424		G3						F8		4	0	2	0	0	0	1										
Mary Throneberry, L OBP: 0.269, SLG: 0.412		G3						K		4	0	0	0	0	1	3										
Bob Johnson, R OBP: 0.351, SLG: 0.278		P3								3	0	1	0	1	0	1										
Pete Daley, R OBP: 0.272, SLG: 0.350								F9		4	0	2	0	0	0	2										
Bud Daley, L OBP: 0.247, SLG: 0.172										0	0	0	0	0	0	0	C									
Jim O'Rourke, L OBP: 0.376, SLG: 0.333								F6		1	0	0	0	0	0	0										
Marty Kutyna, R OBP: 0.306, SLG: 0.330										0	0	0	0	0	0	0										
Ray Jabonicki, R OBP: 0.206, SLG: 0.299										0	0	0	0	0	0	0										
John Briggs, R OBP: 0.319, SLG: 0.299										0	0	0	0	0	0	0										
John Tsitouris, R OBP: 0.319, SLG: 0.299										0	0	0	0	0	0	0										
Russ Snyder, L OBP: 0.303, SLG: 0.363										0	0	0	0	0	0	0										
John Tsitouris, R OBP: 0.323, SLG: 0.354										0	0	0	0	0	0	0										
Inning Stats	R: 0 E: 0 K: 0 S: 3	H: 0 LOB: 0 BB: 0 P: 3	R: 0 E: 0 K: 0 S: 4	H: 1 LOB: 1 BB: 0 P: 4	R: 0 E: 0 K: 1 S: 5	H: 0 LOB: 2 BB: 2 P: 13	R: 0 E: 0 K: 0 S: 3	H: 0 LOB: 0 BB: 0 P: 3	R: 0 E: 0 K: 0 S: 4	H: 2 LOB: 1 BB: 0 P: 4	R: 0 E: 0 K: 1 S: 5	H: 0 LOB: 0 BB: 0 P: 5	R: 0 E: 0 K: 1 S: 6	H: 1 LOB: 2 BB: 1 P: 10	R: 2 E: 0 K: 0 S: 6	H: 3 LOB: 1 BB: 0 P: 6	R: 0 E: 0 K: 1 S: 7	H: 2 LOB: 2 BB: 0 P: 7	1B: 5 2B: 5 3B: 0 HR: 0	SF: 1 SAC: 0 DP: 1 HBP: 0	WP: 1 PB: 0 SB: 0 CS: 0	PA: 38				
PITCHER	IP WLS BF H R ER SO BB IBB HBP BLK WP HR S P ERA WHIP	IP WLS BF H R ER SO BB IBB HBP BLK WP HR S P ERA WHIP	IP WLS BF H R ER SO BB IBB HBP BLK WP HR S P ERA WHIP	IP WLS BF H R ER SO BB IBB HBP BLK WP HR S P ERA WHIP	IP WLS BF H R ER SO BB IBB HBP BLK WP HR S P ERA WHIP	IP WLS BF H R ER SO BB IBB HBP BLK WP HR S P ERA WHIP	IP WLS BF H R ER SO BB IBB HBP BLK WP HR S P ERA WHIP	IP WLS BF H R ER SO BB IBB HBP BLK WP HR S P ERA WHIP	IP WLS BF H R ER SO BB IBB HBP BLK WP HR S P ERA WHIP	IP WLS BF H R ER SO BB IBB HBP BLK WP HR S P ERA WHIP	IP WLS BF H R ER SO BB IBB HBP BLK WP HR S P ERA WHIP	IP WLS BF H R ER SO BB IBB HBP BLK WP HR S P ERA WHIP	IP WLS BF H R ER SO BB IBB HBP BLK WP HR S P ERA WHIP	IP WLS BF H R ER SO BB IBB HBP BLK WP HR S P ERA WHIP	IP WLS BF H R ER SO BB IBB HBP BLK WP HR S P ERA WHIP	IP WLS BF H R ER SO BB IBB HBP BLK WP HR S P ERA WHIP	IP WLS BF H R ER SO BB IBB HBP BLK WP HR S P ERA WHIP	IP WLS BF H R ER SO BB IBB HBP BLK WP HR S P ERA WHIP	IP WLS BF H R ER SO BB IBB HBP BLK WP HR S P ERA WHIP	IP WLS BF H R ER SO BB IBB HBP BLK WP HR S P ERA WHIP	IP WLS BF H R ER SO BB IBB HBP BLK WP HR S P ERA WHIP	IP WLS BF H R ER SO BB IBB HBP BLK WP HR S P ERA WHIP	IP WLS BF H R ER SO BB IBB HBP BLK WP HR S P ERA WHIP	IP WLS BF H R ER SO BB IBB HBP BLK WP HR S P ERA WHIP	IP WLS BF H R ER SO BB IBB HBP BLK WP HR S P ERA WHIP	IP WLS BF H R ER SO BB IBB HBP BLK WP HR S P ERA WHIP
Jack Harshman, L ERA: 3.56	8.0	W	33	7	2	2	3	3	0	0	0	0	0	0	0	0	2.25	1.250								
Dick Stigman, L ERA: 4.2	1.0	S	5	2	0	0	1	0	0	0	0	0	0	1	7	7	0.00	2.000								

Batter	1	2	3	4	5	6	7	8	9	AB	R	H	RBI	BB	SO	LOB	TOP										
Billy Gardner, R OBP: 0.316, SLG: 0.371 (1, 4)										5	0	0	0	0	1	3	Washington Senators @ Kansas City Athletics Municipal Stadium, Kansas City, MO Wed Sep 07 1960, 8:05 PM EDT Att. 4,603 - Unknown										
Lenny Green, L OBP: 0.369, SLG: 0.416 (1, 8)										5	1	2	0	0	0	0											
Harmon Killebrew, R OBP: 0.374, SLG: 0.533 (1, 3)										4	0	0	0	0	1	2											
Jim Lemon, R OBP: 0.362, SLG: 0.523 (1, 7)										3	2	2	1	1	0	0											
Reno Bertoia, R OBP: 0.331, SLG: 0.386 (1, 5)										4	1	3	1	0	0	1											
Earl Battey, R OBP: 0.341, SLG: 0.409 (1, 2)										4	1	2	1	0	0	1											
Bob Allison, R OBP: 0.371, SLG: 0.419 (1, 9)										3	0	2	1	1	0	1											
Jose Valdivielso, R OBP: 0.287, SLG: 0.258 (1, 6)										4	0	1	0	0	0	4											
Don Lee, R OBP: 0.195, SLG: 0.216 (1, 1)										2	0	0	0	0	1	4											
Elmer Valo, L OBP: 0.416, SLG: 0.310 (6, PH)										1	0	0	0	0	0	1											
Hal Woodeshick, R OBP: 0.128, SLG: 0.069 (6, 1)										1	0	0	0	0	0	0											
Ted Sadowski, R (9, 1)										0	0	0	0	0	0	0											
Inning Stats	R: 0 E: 0 K: 2 S: 7	H: 0 LOB: 0 BB: 0 P: 7	R: 2 E: 1 K: 1 S: 8	H: 3 LOB: 2 BB: 1 P: 12	R: 0 E: 0 K: 0 S: 3	H: 0 LOB: 0 BB: 0 P: 3	R: 0 E: 0 K: 0 S: 5	H: 2 LOB: 2 BB: 0 P: 5	R: 2 E: 0 K: 0 S: 5	H: 3 LOB: 1 BB: 0 P: 5	R: 1 E: 0 K: 0 S: 5	H: 2 LOB: 1 BB: 0 P: 5	R: 0 E: 0 K: 0 S: 4	H: 2 LOB: 1 BB: 0 P: 4	R: 0 E: 0 K: 0 S: 2	H: 0 LOB: 0 BB: 1 P: 6	R: 0 E: 0 K: 0 S: 3	H: 0 LOB: 0 BB: 0 P: 3	1B: 9 2B: 2 3B: 0 HR: 1	SF: 0 SAC: 0 DP: 1 HBP: 0	WP: 0 PB: 0 SB: 1 CS: 1	PA: 38					
PITCHER	IP	WLS	BF	H	R	ER	SO	BB	IBB	HBP	BLK	WP	HR	S	P	ERA	WHIP										
Johnny Kucks, R ERA: 5.81 (1, 1)	6.0	L	28	10	5	4	3	1	0	0	0	0	1	33	37	6.00	1.833										
Don Larsen, R ERA: 5.23 (7, 1)	1.0		4	2	0	0	0	0	0	0	0	0	0	4	4	0.00	2.000										
Marty Kutyna, R ERA: 4.07 (8, 1)	1.0		3	0	0	0	0	1	0	0	0	0	0	2	6	0.00	1.000										
Bob Davis, R ERA: 4.0 (9, 1)	1.0		3	0	0	0	0	0	0	0	0	0	0	3	3	0.00	0.000										

Batter	1	2	3	4	5	6	7	8	9	AB	R	H	RBI	BB	SO	LOB	BOTTOM										
Ken Hamlin, R OBP: 0.302, SLG: 0.270 (1, 6)										3	0	0	0	0	0	0	Washington Senators @ Kansas City Athletics Municipal Stadium, Kansas City, MO Wed Sep 07 1960, 8:05 PM EDT Att. 4,603 - Unknown										
Ray Jablonski, R OBP: 0.294, SLG: 0.241 (7, PH)										1	0	0	0	0	1	2											
Bob Johnson, R OBP: 0.352, SLG: 0.272 (8, 6)										1	0	0	0	0	0	1											
Jerry Lumpe, L OBP: 0.323, SLG: 0.354 (1, 4)										5	1	2	0	0	0	2											
Russ Snyder, L OBP: 0.313, SLG: 0.366 (1, 9)										5	0	1	0	0	2	3											
Norm Siebern, L OBP: 0.363, SLG: 0.482 (1, 3)										5	1	2	0	0	1	2											
Jim Delsing, L OBP: 0.310, SLG: 0.357 (1, 7)										3	0	0	0	0	0	0											
Marty Kutyna, R OBP: 0.200, SLG: 0.200 (8, 1)										0	0	0	0	0	0	0											
Dick Williams, R OBP: 0.207, SLG: 0.419 (8, PH)										1	0	1	0	0	0	0											
Bob Davis, R OBP: 0.250, SLG: 0.250 (9, 1)										0	0	0	0	0	0	0											
Mary Throneberry, L OBP: 0.252, SLG: 0.414 (9, PH)										1	0	1	2	0	0	0											
Andy Carey, R OBP: 0.297, SLG: 0.417 (1, 5)										3	0	1	0	2	0	2											
Bill Tuttle, R OBP: 0.330, SLG: 0.335 (1, 8)										4	0	3	0	0	0	2											
Danny Kravitz, L OBP: 0.278, SLG: 0.367 (1, 2)										2	0	0	0	0	1	4											
Pete Daley, R OBP: 0.279, SLG: 0.357 (5, 2)										2	0	1	0	0	0	2											
Johnny Kucks, R OBP: 0.179, SLG: 0.148 (1, 1)										2	0	0	0	0	0	4											
Don Larsen, R OBP: 0.207, SLG: 0.241 (7, 1)										0	0	0	0	0	0	0											
Hank Bauer, R OBP: 0.313, SLG: 0.351 (8, 9)										1	1	0	0	1	0	2											
Inning Stats	R: 0 E: 0 K: 1 S: 6	H: 1 LOB: 1 BB: 0 P: 6	R: 0 E: 0 K: 1 S: 6	H: 1 LOB: 2 BB: 1 P: 10	R: 0 E: 0 K: 0 S: 4	H: 1 LOB: 1 BB: 0 P: 4	R: 0 E: 0 K: 0 S: 5	H: 2 LOB: 2 BB: 0 P: 5	R: 0 E: 0 K: 0 S: 3	H: 0 LOB: 0 BB: 0 P: 3	R: 0 E: 0 K: 1 S: 7	H: 2 LOB: 2 BB: 0 P: 7	R: 1 E: 0 K: 1 S: 7	H: 2 LOB: 2 BB: 1 P: 11	R: 2 E: 0 K: 1 S: 8	H: 3 LOB: 2 BB: 1 P: 12	1B: 11 2B: 1 3B: 0 HR: 0	SF: 0 SAC: 0 DP: 0 HBP: 0	WP: 1 PB: 0 SB: 0 CS: 0	PA: 42							
PITCHER	IP	WLS	BF	H	R	ER	SO	BB	IBB	HBP	BLK	WP	HR	S	P	ERA	WHIP										
Don Lee, R ERA: 3.41 (1, 1)	5.0	W	21	5	0	0	2	1	0	0	0	0	0	24	28	0.00	1.200										
Hal Woodeshick, L ERA: 4.42 (6, 1)	3.2		20	7	3	3	3	2	0	0	0	1	0	24	32	7.36	2.455										
Ted Sadowski, R ERA: 2.08 (9, 1)	0.1	S	1	0	0	0	0	0	0	0	0	0	0	1	1	0.00	0.000										

AB 36
R 5
H 12
RBI 4
BB 2
SO 3
LOB 17




Batter	1	2	3	4	5	6	7	8	9	AB	R	H	RBI	BB	SO	LOB	TOP					
Pumpsie Green, S (1, 6) OBP: 0.336, SLG: 0.327	E2 5-3		4-0 BB		0-0 G6-4-3 1B			0-0 5-3		3	0	1	0	1	0	0	Boston Red Sox @ Kansas City Athletics Municipal Stadium, Kansas City, MO Fri Sep 09 1960, 8:05 PM EDT Att: 9,614 - Unknown livebaseballscorecards.com					
Carroll Hardy, R (1, 7) OBP: 0.276, SLG: 0.311	F3		0-0 F8		0-0 G6-4-3			0-0 6-3		4	0	0	0	0	0	5						
Willie Tasby, R (1, 8) OBP: 0.357, SLG: 0.356	5-3 1-2			0-0 6-3				4-0 5-3 BB		3	0	0	0	1	0	1						
Frank Maltzone, R (1, 5) OBP: 0.321, SLG: 0.407	K			0-3 K				0-0 6-3 BB		4	0	0	0	0	2	2						
Don Gile, R (1, 3) OBP: 0.189, SLG: 0.222		0-3 K		0-3 K				0-0 E6		4	0	0	0	0	2	0						
Lou Clinton, R (1, 9) OBP: 0.286, SLG: 0.409	5-3				0-0 E6 1B			0-0 1-3		4	2	1	1	0	0	1						
Haywood Sullivan, R (1, 2) OBP: 0.255, SLG: 0.248	6-3				0-0 5-3			0-0 L4		3	0	0	0	0	0	1						
Ted Williams, L (9, PH) OBP: 0.457, SLG: 0.663								0-0 6-3		1	0	0	0	0	0	0						
Marian Coughtry, L (1, 4) OBP: 0.286, SLG: 0.375			0-0 F9		4-0 1B 1B BB			0-3 K		2	0	0	0	1	1	0						
Rip Repulski, R (9, PH) OBP: 0.286, SLG: 0.375								0-3 K		1	0	0	0	0	1	0						
Earl Wilson, R (1, 1) OBP: 0.227, SLG: 0.238			0-0 F8		0-0 F8			0-0 5-3		2	0	1	1	0	0	0						
Chet Nichols, S (6, 1)					1-2 2-H 1B					1	0	0	0	0	0	0						
Inning Stats	R: 0 E: 1 K: 1 S: 6	H: 0 LOB: 1 BB: 0 P: 6	R: 0 E: 0 K: 1 S: 5	H: 0 LOB: 0 BB: 0 P: 5	R: 0 E: 0 K: 2 S: 3	H: 0 LOB: 1 BB: 1 P: 7	R: 0 E: 0 K: 2 S: 7	H: 0 LOB: 0 BB: 0 P: 7	R: 1 E: 1 K: 0 S: 5	H: 2 LOB: 2 BB: 1 P: 9	R: 0 E: 1 K: 0 S: 4	H: 0 LOB: 1 BB: 0 P: 4	R: 0 E: 0 K: 1 S: 5	H: 0 LOB: 0 BB: 0 P: 5	R: 0 E: 0 K: 0 S: 3	H: 0 LOB: 1 BB: 1 P: 7	R: 1 E: 0 K: 1 S: 6	H: 1 LOB: 0 BB: 0 P: 6	1B: 2 2B: 0 3B: 0 HR: 1	SF: 0 SAC: 0 DP: 1 HBP: 0	WP: 0 PB: 0 SB: 0 CS: 0	PA: 35
PITCHER Bud Daley, L (1, 1) ERA: 4.88	IP: 9.0 WLS: W BF: 35 H: 3 R: 2 ER: 1 SO: 6 BB: 3 IBB: 0 HBP: 0 BLK: 0 WP: 0 HR: 1 S: 44 P: 56 ERA: 1.00 WHIP: 0.667															PITCHER						

Batter	1	2	3	4	5	6	7	8	9	AB	R	H	RBI	BB	SO	LOB	BOTTOM	
Bill Tuttle, R (1, 8) OBP: 0.330, SLG: 0.332	6-3 1B		0-0 6-3		4-0 1-2 2-3 BB			0-0 4-3		3	0	1	0	1	0	1	Boston Red Sox @ Kansas City Athletics Municipal Stadium, Kansas City, MO Fri Sep 09 1960, 8:05 PM EDT Att: 9,614 - Unknown livebaseballscorecards.com	
Jerry Lumpe, L (1, 4) OBP: 0.323, SLG: 0.352	G6-3 1-2			0-0 4-3 1B				0-0 L4		3	1	1	0	1	0	4		
Russ Snyder, L (1, 9) OBP: 0.313, SLG: 0.376	4-3				0-0 F7			0-0 HR		3	1	1	1	0	0	1		
Hank Bauer, R (7, PH) OBP: 0.311, SLG: 0.348								0-0 FC5 1B 1B		1	0	1	1	0	0	0		
Norm Siebern, L (1, 3) OBP: 0.365, SLG: 0.484		0-0 2B			0-0 4-3			0-0 1B		4	0	3	1	0	0	1		
Mary Throneberry, L (9, 3) OBP: 0.292, SLG: 0.414					1-2 3-H 1B			0-0 1B		0	0	0	0	0	0	0		
Jim Delsing, L (1, 7) OBP: 0.314, SLG: 0.382	6-3				0-3 K			0-3 K		2	0	0	0	0	1	2		
Dick Williams, R (6, PH) OBP: 0.342, SLG: 0.416								0-0 FC5		2	0	0	0	0	1	3		
Andy Carey, R (1, 5) OBP: 0.283, SLG: 0.406	K				4-0 FC1-5 1B BB			0-0 F8		3	0	0	0	1	1	2		
Danny Kravitz, L (1, 2) OBP: 0.277, SLG: 0.364	P6				0-0 FC5 FC1-5 1B			0-0 4-3		4	0	1	0	0	0	2		
Ken Hamlin, R (1, 6) OBP: 0.303, SLG: 0.270			0-3 K		0-0 FC1-5 BB FC5			0-0 SH1-4 1B 1B		4	1	1	0	0	1	2		
Bud Daley, L (1, 1) OBP: 0.240, SLG: 0.167			0-3 K		0-0 FC5 BB			0-0 SH1-4		2	0	0	0	0	1	2		
Inning Stats	R: 0 E: 0 K: 0 S: 3	H: 1 LOB: 0 BB: 0 P: 3	R: 0 E: 0 K: 1 S: 6	H: 1 LOB: 0 BB: 0 P: 6	R: 0 E: 0 K: 2 S: 7	H: 0 LOB: 0 BB: 0 P: 7	R: 0 E: 0 K: 1 S: 6	H: 1 LOB: 1 BB: 0 P: 6	R: 1 E: 0 K: 1 S: 7	H: 2 LOB: 1 BB: 0 P: 7	R: 2 E: 0 K: 0 S: 6	H: 3 LOB: 2 BB: 1 P: 10	R: 0 E: 0 K: 0 S: 3	H: 0 LOB: 0 BB: 0 P: 3	1B: 7 2B: 1 3B: 0 HR: 1	SF: 0 SAC: 1 DP: 1 HBP: 0	WP: 0 PB: 0 SB: 0 CS: 0	PA: 35
PITCHER Earl Wilson, R (1, 1) ERA: 3.88	IP: 5.0 WLS: L BF: 22 H: 6 R: 1 ER: 1 SO: 4 BB: 2 IBB: 0 HBP: 0 BLK: 0 WP: 0 HR: 1 S: 28 P: 36 ERA: 1.80 WHIP: 1.600															PITCHER		
Chet Nichols, L (6, 1) ERA: 5.4	IP: 3.0 WLS: L BF: 13 H: 3 R: 2 ER: 2 SO: 1 BB: 1 IBB: 0 HBP: 0 BLK: 0 WP: 0 HR: 0 S: 14 P: 18 ERA: 6.00 WHIP: 1.333															PITCHER		

Batter	1	2	3	4	5	6	7	8	9	AB	R	H	RBI	BB	SO	LOB	TOP								
Pumpsie Green, S OBP: 0.337, SLG: 0.333 (1, 6)	1-3		K		K	2B			WP 1B	5	1	2	2	0	2	1	Boston Red Sox @ Kansas City Athletics Municipal Stadium, Kansas City, MO Sat Sep 10 1960, 4:33 AM EDT Att: 10,871 - Unknown livebaseballscorecards.com								
Carroll Hardy, R OBP: 0.291, SLG: 0.346 (1, 8) (7, 7)	BB 1B		S 2B 1B		HR	F9			F7	5	2	3	2	0	0	2									
Ted Williams, L OBP: 0.457, SLG: 0.664 (1, 7) Willie Tasby, R OBP: 0.356, SLG: 0.358 (7, 8)	BB 1B		1-H 2B		F8				S 1B	4	0	2	1	0	0	0									
Vic Vertz, L OBP: 0.335, SLG: 0.465 (1, 3) Marian Coughtry, L (7, 4)	1-2 BB 1B		1-H 2B		F7				2-H 1B	3	0	0	0	1	0	1									
Russ Nixon, L OBP: 0.322, SLG: 0.408 (1, 2)	G6-4-3 BB		F7		6-3				1-2 BB	0	0	0	0	1	0	0									
Frank Malzone, R OBP: 0.321, SLG: 0.406 (1, 5)	G6-4-3 1-2		4-3		4-3				K 1B	5	1	1	0	0	1	5									
Pete Runnels, L OBP: 0.403, SLG: 0.401 (1, 4) (7, 3)	5-3		4-3		F7				1B 1B	4	1	1	0	0	0	0									
Lou Clinton, R OBP: 0.285, SLG: 0.407 (1, 9)	G1-4-3 BB		S BB		K				P5	2	0	0	0	2	2	2									
Ike Delock, R OBP: 0.105, SLG: 0.105 (1, 1) Mike Fomieleles, R OBP: 0.429, SLG: 0.429 (9, 1)	G1-4-3 1-2		4-3		4-3				K	4	1	1	1	0	1	2									
Mike Fomieleles, R OBP: 0.429, SLG: 0.429 (9, 1)	6-3		6-3		HR 1B				SH5-4 1B	3	1	1	0	0	0	0									
Inning Stats	R: 0 E: 0 K: 0 S: 4	H: 2 LOB: 2 BB: 1 P: 8	R: 0 E: 0 K: 0 S: 2	H: 0 LOB: 0 BB: 1 P: 6	R: 1 E: 0 K: 1 S: 7	H: 2 LOB: 1 BB: 0 P: 7	R: 0 E: 0 K: 0 S: 3	H: 0 LOB: 1 BB: 0 P: 7	R: 2 E: 0 K: 1 S: 7	H: 2 LOB: 0 BB: 0 P: 7	R: 3 E: 0 K: 1 S: 9	H: 4 LOB: 1 BB: 0 P: 9	R: 0 E: 0 K: 0 S: 3	H: 0 LOB: 0 BB: 0 P: 3	R: 0 E: 0 K: 2 S: 7	H: 0 LOB: 0 BB: 0 P: 7	R: 1 E: 0 K: 1 S: 7	H: 2 LOB: 2 BB: 1 P: 11	1B: 9 2B: 2 3B: 0 HR: 1	SF: 0 SAC: 1 DP: 2 HBP: 0	WP: 1 PB: 0 SB: 3 CS: 0	PA: 41			
PITCHER	IP	WLS	BF	H	R	ER	SO	BB	IBB	HBP	BLK	WP	HR	S	P	ERA	WHIP								
Ray Herbert, R ERA: 3.46 (1, 1)	5.1	L	26	9	6	6	3	3	0	0	0	0	1	29	41	10.12	2.250								
Ken Johnson, R ERA: 4.4 (6, 1)	2.2		9	1	0	0	2	0	0	0	0	0	0	13	13	0.00	0.375								
Marty Kutyna, R ERA: 4.09 (9, 1)	1.0		6	2	1	1	1	1	0	0	0	1	0	7	11	9.00	3.000								

Batter	1	2	3	4	5	6	7	8	9	AB	R	H	RBI	BB	SO	LOB	BOTTOM								
Bill Tuttle, R OBP: 0.331, SLG: 0.333 (1, 8)	1-3		E6			F8			FC5-4 1B	5	0	2	2	0	0	1	Boston Red Sox @ Kansas City Athletics Municipal Stadium, Kansas City, MO Sat Sep 10 1960, 4:33 AM EDT Att: 10,871 - Unknown livebaseballscorecards.com								
Jerry Lumpe, L OBP: 0.320, SLG: 0.349 (1, 4)	F7		2-3		F2				E4	5	0	0	0	0	0	2									
Russ Snyder, L OBP: 0.311, SLG: 0.373 (1, 9)	F5				F2				1-2 FC6-4	5	0	1	0	0	0	3									
Norm Siebern, L OBP: 0.364, SLG: 0.483 (1, 3)	4-3				F7				G3	4	0	1	0	0	0	0									
Jim Delsing, L OBP: 0.333, SLG: 0.361 (1, 7)	4-3				F7				G3	2	1	0	0	2	0	2									
Andy Carey, R OBP: 0.282, SLG: 0.404 (1, 5)	K				1B BB				1B 1B 2B BB	4	1	1	0	0	1	1									
Danny Kravitz, L OBP: 0.282, SLG: 0.364 (1, 2)					L9				1-2 2B 1B	3	1	1	0	1	0	1									
Ken Hamlin, R OBP: 0.303, SLG: 0.271 (1, 6) Dick Williams, R OBP: 0.341, SLG: 0.415 (9, PH)					F2				2B 1B 1B	3	0	1	0	0	0	1									
Ray Herbert, R OBP: 0.254, SLG: 0.231 (1, 1) Ken Johnson, R OBP: 0.155, SLG: 0.222 (6, 1) Mary Throneberry, L OBP: 0.291, SLG: 0.413 (8, PH) Marty Kutyna, R OBP: 0.200, SLG: 0.200 (9, 1) Hank Bauer, R OBP: 0.313, SLG: 0.355 (9, PH)					F7				K	1	0	0	0	0	0	0									
Inning Stats	R: 0 E: 0 K: 0 S: 3	H: 0 LOB: 0 BB: 0 P: 3	R: 0 E: 0 K: 1 S: 5	H: 0 LOB: 0 BB: 0 P: 5	R: 0 E: 1 K: 0 S: 3	H: 0 LOB: 2 BB: 1 P: 7	R: 0 E: 0 K: 0 S: 3	H: 0 LOB: 0 BB: 0 P: 3	R: 0 E: 0 K: 0 S: 4	H: 1 LOB: 2 BB: 1 P: 8	R: 0 E: 0 K: 0 S: 5	H: 2 LOB: 2 BB: 0 P: 5	R: 0 E: 0 K: 0 S: 3	H: 0 LOB: 0 BB: 0 P: 3	R: 0 E: 0 K: 1 S: 6	H: 1 LOB: 1 BB: 0 P: 6		R: 4 E: 1 K: 1 S: 10	H: 4 LOB: 2 BB: 1 P: 14	1B: 7 2B: 1 3B: 0 HR: 0	SF: 0 SAC: 1 DP: 0 HBP: 0	WP: 0 PB: 0 SB: 0 CS: 0	PA: 39		
PITCHER	IP	WLS	BF	H	R	ER	SO	BB	IBB	HBP	BLK	WP	HR	S	P	ERA	WHIP								
Ike Delock, R ERA: 5.19 (1, 1)	8.2	W	38	8	4	4	3	3	0	0	0	0	0	41	53	4.15	1.269								
Mike Fomieleles, R ERA: 2.63 (9, 1)	0.1	S	1	0	0	0	0	0	0	0	0	0	0	1	1	0.00	0.000								



Batter	1	2	3	4	5	6	7	8	9	AB	R	H	RBI	BB	SO	LOB	TOP		
Gil McDougald, R OBP: 0.333, SLG: 0.395 (1, 4)	0-0 2B	0-0 1-3 2-H 1B			0-0 F8		4-0 FC3-6 BB		0-0 F9	4	0	2	1	1	0	1	New York Yankees @ Kansas City Athletics Municipal Stadium, Kansas City, MO Tue Sep 13 1960, 8:05 PM EDT Att: 13,058 - Unknown livebaseballscorecards.com		
Roger Maris, L OBP: 0.368, SLG: 0.604 (1, 9)	0-0 L3	0-3 K			0-0 F4		0-0 FC3-6 1B		0-0 L3	5	0	0	0	0	1	5			
Hector Lopez, R OBP: 0.361, SLG: 0.407 (1, 7)	0-0 5-3			0-3 K	0-0 F3		0-0 FC6-4 1B			4	0	1	0	0	1	1			
Mickey Mantle, S OBP: 0.405, SLG: 0.554 (1, 8)	4-0 BB			0-0 5-3		0-0 6-3	0-0 FC6-4 1-2			3	0	0	0	1	0	2			
Bill Skowron, R OBP: 0.343, SLG: 0.531 (1, 3)	0-0 1-3			0-0 F5		0-0 1B 2B		0-0 L7		4	1	1	0	0	0	2			
Elston Howard, R OBP: 0.301, SLG: 0.366 (1, 2)		0-3 K2-3			0-0 F9		0-0 6-3	0-0 G6-4-3 1B		4	0	1	0	0	1	1			
Clete Boyer, R OBP: 0.287, SLG: 0.403 (7, 6)		4-0 BB 1B BB			0-0 HR		0-0 1B	0-0 G6-4-3 1-2		3	2	2	2	1	0	1			
Tony Kubek, L OBP: 0.321, SLG: 0.408 Duke Maas, R (7, 1)	4-0 1B 1-2 BB			0-0 F9		0-0 F6		0-0 G3		2	0	0	0	1	0	1			
Yogi Berra, L OBP: 0.348, SLG: 0.451 (9, FH)		0-0 F4			0-0 L8		0-0 F7		0-0 1B	0	0	0	0	0	0	0			
Whitely Ford, L OBP: 0.286, SLG: 0.208 Bob Carey, R OBP: 0.341, SLG: 0.455 Bill Stafford, R OBP: 0.269, SLG: 0.287 Luis Arroyo, L OBP: 0.297, SLG: 0.290 (1, 1) (2, PH) (2, 1) (4, 1) (7, PH) (7, 9)										0	0	0	0	0	0	0			
Inning Stats	R: 0 E: 0 K: 0 S: 4	H: 1 LOB: 2 BB: 1 P: 8	R: 1 E: 0 K: 2 S: 8	H: 1 LOB: 2 BB: 2 P: 16	R: 0 E: 0 K: 1 S: 5	H: 0 LOB: 0 BB: 0 P: 5	R: 1 E: 0 K: 0 S: 4	H: 1 LOB: 0 BB: 0 P: 4	R: 0 E: 0 K: 0 S: 3	H: 2 LOB: 1 BB: 1 P: 5	R: 0 E: 0 K: 0 S: 4	H: 1 LOB: 2 BB: 1 P: 8	R: 0 E: 0 K: 0 S: 3	H: 1 LOB: 0 BB: 0 P: 3	R: 0 E: 0 K: 0 S: 4	H: 1 LOB: 1 BB: 0 P: 4	1B: 5 2B: 2 3B: 0 HR: 1	SF: 0 SAC: 0 DP: 1 HBP: 0	WP: 0 PA: 38 CS: 0
PITCHER Bud Daley, L ERA: 4.51 (1, 1)	IP: 9.0 WLS: W BF: 38 H: 8 R: 3 ER: 3 SO: 3 BB: 4 IBB: 0 HBP: 0 BLK: 0 WP: 0 HR: 1 S: 40 P: 56 ERA: 3.00 WHIP: 1.333															PITCHER Bud Daley, L ERA: 4.51 (1, 1)	IP: 9.0 WLS: W BF: 38 H: 8 R: 3 ER: 3 SO: 3 BB: 4 IBB: 0 HBP: 0 BLK: 0 WP: 0 HR: 1 S: 40 P: 56 ERA: 3.00 WHIP: 1.333		

Batter	1	2	3	4	5	6	7	8	9	AB	R	H	RBI	BB	SO	LOB	BOTTOM		
Bill Tuttle, R OBP: 0.330, SLG: 0.330 (1, 8)	0-0 4-3	0-0 1-3		4-0 BB 1B BB		0-0 SH1-4	0-0 FC4-6 G4-6-3			3	1	0	0	1	0	2	New York Yankees @ Kansas City Athletics Municipal Stadium, Kansas City, MO Tue Sep 13 1960, 8:05 PM EDT Att: 13,058 - Unknown livebaseballscorecards.com		
Jerry Lumpe, L OBP: 0.321, SLG: 0.347 (1, 6)	0-0 BB HR 1B	0-0 F7		4-0 BB 1B BB		0-0 4-3	0-0 G4-6-3			4	2	1	0	1	0	3			
Hank Bauer, R OBP: 0.322, SLG: 0.359 (1, 9)	4-0 1-2 HR BB			4-0 1B BB		0-0 2B 2B		4-0 1-3 BB		2	3	1	2	3	0	0			
Dick Williams, R OBP: 0.343, SLG: 0.425 Russ Snyder, L OBP: 0.311, SLG: 0.373 (9, 7)	0-0 HR			0-0 1B		0-0 2B 2B		0-0 F6		5	2	3	6	0	0	1			
Norm Siebern, L OBP: 0.362, SLG: 0.476 (1, 3)	4-0 1B BB			0-0 F5		4-0 2B BB		0-0 1-3		3	1	0	0	2	1	3			
Andy Carey, R OBP: 0.293, SLG: 0.424 (1, 5)	0-0 G5-4-3 1B			0-0 1B 3B		0-0 F8	0-0 1-1 2-H 2B	0-0 1B		5	1	4	3	0	0	0			
Bob Johnson, R OBP: 0.346, SLG: 0.264 (1, 4)	0-0 G5-4-3 1-2			0-0 1-3 BB		0-0 4-3	4-0 BB	0-0 1B		4	0	1	0	1	0	3			
Pete Daley, R OBP: 0.288, SLG: 0.358 (1, 2)				0-0 SH5-4 1B		0-0 K	0-0 K	0-0 F8		5	1	2	1	0	2	4			
Bud Daley, L OBP: 0.260, SLG: 0.179 (1, 1)				0-0 SH5-4		4-0 4-3 2B BB	0-0 FC4-6 1B			1	1	1	0	1	0	0			
Inning Stats	R: 3 E: 0 K: 0 S: 5	H: 3 LOB: 1 BB: 2 P: 13	R: 0 E: 0 K: 0 S: 4	H: 1 LOB: 0 BB: 0 P: 4	R: 0 E: 0 K: 1 S: 5	H: 0 LOB: 0 BB: 0 P: 5	R: 4 E: 0 K: 0 S: 6	H: 3 LOB: 2 BB: 3 P: 18	R: 0 E: 0 K: 1 S: 5	H: 0 LOB: 0 BB: 0 P: 5	R: 4 E: 0 K: 1 S: 8	H: 3 LOB: 3 BB: 0 P: 20	R: 0 E: 0 K: 0 S: 3	H: 1 LOB: 2 BB: 0 P: 3	R: 1 E: 0 K: 0 S: 5	H: 2 LOB: 2 BB: 1 P: 9		1B: 8 2B: 3 3B: 1 HR: 1	SF: 0 SAC: 0 DP: 2 HBP: 0
PITCHER Whitely Ford, L ERA: 3.14 Bill Stafford, R ERA: 2.68 Luis Arroyo, L ERA: 3.31 Duke Maas, R ERA: 4.55 (1, 1) (2, 1) (4, 1) (7, 1)	IP: 1.0 WLS: L BF: 7 H: 3 R: 3 ER: 3 SO: 3 BB: 2 IBB: 0 HBP: 0 BLK: 0 WP: 0 HR: 1 S: 5 P: 13 ERA: 27.00 WHIP: 5.000															PITCHER Whitely Ford, L ERA: 3.14 Bill Stafford, R ERA: 2.68 Luis Arroyo, L ERA: 3.31 Duke Maas, R ERA: 4.55 (1, 1) (2, 1) (4, 1) (7, 1)	IP: 1.0 WLS: L BF: 7 H: 3 R: 3 ER: 3 SO: 3 BB: 2 IBB: 0 HBP: 0 BLK: 0 WP: 0 HR: 1 S: 5 P: 13 ERA: 27.00 WHIP: 5.000		

Batter	1	2	3	4	5	6	7	8	9	AB	R	H	RBI	BB	SO	LOB	TOP
Tony Kubek, L (1.6) OBP: 0.321, SLG: 0.407	0-0 4-3 1B		0-0 5-3		0-0 F7		0-0 F8		0-0 SH3-4	4	0	1	0	0	0	0	New York Yankees @ Kansas City Athletics Municipal Stadium, Kansas City, MO Wed Sep 14 1960, 8:05 PM EDT Att: 13,727 - Unknown livebaseballscorecards.com
Hector Lopez, R (1.7) OBP: 0.359, SLG: 0.402	0-0 4-3 1-2		4-0 BB 1B BB		0-0 L7		0-0 4-3		0-0 FC1-6 1B	4	1	0	0	1	0	2	
Mickey Mantle, S (1.8) OBP: 0.407, SLG: 0.553	0-0 F7		4-0 1B 1-2 BB		0-0 BB 1B		0-3 K		0-0 1-2 1B	4	0	2	0	1	1	1	
Roger Maris, L (1.9) OBP: 0.369, SLG: 0.601	0-0 L9		0-0 1-3 2H 1B		4-0 1-2 BB				0-0 3-1 F8	4	0	1	1	1	0	3	
Yogi Berra, L (1.2)		0-0 F7		0-0 1-6-3		0-0 F9			1-0 HBP	3	0	0	0	0	0	4	
Bill Skowron, R (1.3) OBP: 0.345, SLG: 0.530		0-0 FC5-4 1B		0-0 6-3		0-0 FC6-4 1B			0-3 K	4	0	2	0	0	1	1	
Gil McDougald, R (1.4) OBP: 0.335, SLG: 0.397		0-0 FC5-4 1-2		0-0 2B		0-0 F8			4-0 BB	3	0	1	0	1	0	2	
Clete Boyer, R (1.5) OBP: 0.285, SLG: 0.399		0-0 F3		0-3 K		0-0 FC6-4			0-0 4-3	3	0	0	0	0	1	3	
Dale Long, L (8. PH) OBP: 0.305, SLG: 0.366				0-3 K		1-2				1	0	0	0	0	0	2	
Bobby Richardson, R (8. 5) OBP: 0.297, SLG: 0.290				0-3 K		1-2				0	0	0	0	0	0	0	
Art Ditmar, R (1.1) OBP: 0.212, SLG: 0.206			0-0 4-3		0-3 K		0-0 4-3		0-0 FC1-6 SH3-4 1B	4	0	1	0	0	1	2	
Inning Stats	R: 0 E: 0 K: 0 S: 4	H: 1 LOB: 1 BB: 0 P: 4	R: 0 E: 0 K: 0 S: 4	H: 1 LOB: 1 BB: 0 P: 4	R: 1 E: 0 K: 0 S: 4	H: 1 LOB: 2 BB: 2 P: 12	R: 0 E: 0 K: 2 S: 8	H: 1 LOB: 1 BB: 0 P: 8	R: 0 E: 0 K: 0 S: 4	H: 0 LOB: 0 BB: 0 P: 5	R: 0 E: 0 K: 1 S: 5	H: 0 LOB: 2 BB: 1 P: 10	R: 0 E: 0 K: 1 S: 5	H: 2 LOB: 2 BB: 0 P: 5	1B: 7 2B: 1 3B: 0 HR: 0	SF: 0 SAC: 1 DP: 0 HBP: 1	WP: 0 PA: 40 SB: 0 CS: 1
PITCHER Ray Herbert, R (1.1) ERA: 3.37	IP: 9.0 WLS: W BF: 40 H: 8 R: 1 ER: 1 SO: 4 BB: 4 IBB: 0 HBP: 1 BLK: 0 WP: 0 HR: 0 S: 43 P: 60 ERA: 1.00 WHIP: 1.333															PITCHER	

Batter	1	2	3	4	5	6	7	8	9	AB	R	H	RBI	BB	SO	LOB	BOTTOM		
Ken Hamlin, R (1.6) OBP: 0.305, SLG: 0.271	4-0 FC4-6 BB		0-0 FC5-4		0-0 6-3			0-0 G6-4-3 1B		3	0	1	0	1	0	2	New York Yankees @ Kansas City Athletics Municipal Stadium, Kansas City, MO Wed Sep 14 1960, 8:05 PM EDT Att: 13,727 - Unknown livebaseballscorecards.com		
Bill Tuttle, R (1.8) OBP: 0.327, SLG: 0.327	0-0 FC4-6 1B		0-0 5-3		0-0 6-3		0-0 G6-4-3 1-2		0-0 1B	4	1	0	0	0	0	4			
Hank Bauer, R (1.9) OBP: 0.325, SLG: 0.366	0-0 F7		0-0 G4-3 1B		0-0 6-3		0-0 2B		0-0 IBB	4	0	2	0	0	0	1			
Norm Siebern, L (1.3) OBP: 0.363, SLG: 0.475	0-0 1B		0-3 K		0-3 K		4-0 K		4-0 IBB	3	0	1	0	1	2	1			
Dick Williams, R (1.7) OBP: 0.342, SLG: 0.423	0-0 1-2 2H 1B		0-0 G4-3 1-2		0-3 K2-3		0-3 K		0-0 HR	4	0	1	1	0	2	3			
Andy Carey, R (1.5) OBP: 0.293, SLG: 0.432	0-0 F7		0-0 L7		0-0 3-1				0-0 HR	4	1	1	1	0	0	2			
Bob Johnson, R (1.4) OBP: 0.338, SLG: 0.257		0-0 F7		0-0 4-3		0-0 4-3			0-0 HR	3	0	0	0	0	0	0			
Pete Daley, R (1.2) OBP: 0.294, SLG: 0.363		0-0 FC5-4 BB 1B		0-0 F2		0-0 FC6-4 1B			0-0 HR	3	0	2	0	0	0	0			
Ray Herbert, R (1.1) OBP: 0.257, SLG: 0.224		4-0 FC5-4 BB		0-0 L7		0-0 FC6-4 1-2			0-0 HR	2	0	0	0	1	0	1			
Inning Stats	R: 1 E: 0 K: 0 S: 5	H: 2 LOB: 2 BB: 1 P: 9	R: 0 E: 0 K: 0 S: 4	H: 1 LOB: 1 BB: 1 P: 8	R: 0 E: 0 K: 1 S: 5	H: 1 LOB: 0 BB: 0 P: 5	R: 0 E: 0 K: 0 S: 3	H: 0 LOB: 0 BB: 0 P: 3	R: 0 E: 0 K: 2 S: 7	H: 0 LOB: 0 BB: 0 P: 7	R: 0 E: 0 K: 0 S: 4	H: 1 LOB: 1 BB: 0 P: 4	R: 0 E: 0 K: 1 S: 6	H: 2 LOB: 2 BB: 1 P: 10	R: 1 E: 0 K: 0 S: 1	H: 1 LOB: 0 BB: 0 P: 1		1B: 6 2B: 1 3B: 0 HR: 1	SF: 0 SAC: 0 DP: 2 HBP: 0
PITCHER Art Ditmar, R (1.1) ERA: 2.89	IP: 8.0 WLS: L BF: 33 H: 8 R: 2 ER: 2 SO: 4 BB: 2 IBB: 1 HBP: 0 BLK: 0 WP: 0 HR: 1 S: 38 P: 50 ERA: 2.25 WHIP: 1.250															PITCHER			

Batter	1	2	3	4	5	6	7	8	9	AB	R	H	RBI	BB	SO	LOB	TOP										
Ken Hamlin, R (1, 6) OBP: 0.302, SLG: 0.269 Danny Kravitz, L (9, PH) OBP: 0.280, SLG: 0.362	L8	FC6-4			L6		F7		F6	4	0	0	0	0	0	3											
Bill Tuttle, R (1, 8) OBP: 0.327, SLG: 0.333	HR		F4		4-3			6-3		4	1	1	1	0	0	0											
Hank Bauer, R (1, 9) OBP: 0.327, SLG: 0.368	L8		G4-6-3 1B		K			1B 2B		4	1	2	0	0	1	0											
Norm Siebern, L (1, 3) OBP: 0.364, SLG: 0.474	BB		G4-6-3 1-2		F7			2B 1B		3	0	1	0	1	0	1											
Dick Williams, R (1, 7) OBP: 0.341, SLG: 0.424 Russ Snyder, L (8, PR) OBP: 0.311, SLG: 0.373	F5				6-3		F4		1-3 2-H 2B	4	0	1	1	0	0	1											
Andy Carey, R (1, 5) OBP: 0.292, SLG: 0.430		F7			1B 1B		K		F3	4	0	1	0	0	1	2											
Bob Johnson, R (1, 4) OBP: 0.343, SLG: 0.265		1B 1B			1-2 1B		5-3		K	4	0	2	0	0	1	2											
Pete Daley, R (1, 2) OBP: 0.298, SLG: 0.371		FC6-4 1B			F9				K	4	0	2	0	0	1	2											
Ned Garver, R (1, 1) OBP: 0.154, SLG: 0.125 Jim Delsing, L (7, PH) OBP: 0.355, SLG: 0.351 Bob Davis, R (7, 1) OBP: 0.250, SLG: 0.250 Mary Throneberry, L (9, PH) OBP: 0.289, SLG: 0.409	F3				K		F7		3-1	2	0	0	0	0	1	4											
Inning Stats	R: 1 E: 0 K: 0 S: 4	H: 1 LOB: 1 BB: 1 P: 8	R: 0 E: 0 K: 0 S: 5	H: 2 LOB: 2 BB: 0 P: 5	R: 0 E: 0 K: 0 S: 3	H: 1 LOB: 0 BB: 0 P: 3	R: 0 E: 0 K: 1 S: 7	H: 2 LOB: 2 BB: 0 P: 7	R: 0 E: 0 K: 1 S: 5	H: 0 LOB: 0 BB: 0 P: 5	R: 0 E: 0 K: 1 S: 4	H: 1 LOB: 1 BB: 0 P: 4	R: 1 E: 0 K: 1 S: 8	H: 3 LOB: 2 BB: 0 P: 8	R: 0 E: 0 K: 1 S: 5	H: 0 LOB: 0 BB: 0 P: 5	1B: 7 2B: 2 3B: 0 HR: 1	SF: 0 SAC: 0 DP: 1 HBP: 0	WP: 0 PB: 0 SB: 0 CS: 0	PA: 37							
PITCHER	IP	WLS	BF	H	R	ER	SO	BB	IBB	HBP	BLK	WP	HR	S	P	ERA	WHIP										
Jim Perry, R (1, 1) ERA: 3.48	7.1	W	32	10	2	2	3	1	0	0	0	0	1	37	41	2.46	1.500										
Johnny Klippstein, R (8, 1) ERA: 2.86	1.2	S	5	0	0	0	2	0	0	0	0	0	0	9	9	0.00	0.000										

Kansas City Athletics @ Cleveland Indians
Cleveland Municipal Stadium, Cleveland, OH

AB 36
R 2
H 10
RBI 2
BB 1
SO 5
LOB 16



WP: 0 PA: 37
PB: 0
SB: 0
CS: 0

Fri Sep 16 1960, 7:05 PM EDT
Att: 6,656 - Unknown

livebaseballscorecards.com

Batter	1	2	3	4	5	6	7	8	9	AB	R	H	RBI	BB	SO	LOB	BOTTOM										
Ken Aspromonte, R (1, 4) OBP: 0.362, SLG: 0.398	5-3		4-3		L5		4-3			4	0	0	0	0	0	1											
Tito Francona, L (1, 7) OBP: 0.375, SLG: 0.466 Bubba Phillips, R (9, 7) OBP: 0.244, SLG: 0.293	5-3		HR			E 1B BB		K		3	2	1	1	1	1	0											
Ty Cline, L (1, 8) OBP: 0.444, SLG: 0.667 Jim Piersall, R (9, 8) OBP: 0.321, SLG: 0.442	L1-3		1B			E1 1B		L4-3		4	0	2	0	0	0	0											
Woodie Held, R (1, 6) OBP: 0.345, SLG: 0.495		L4	F8			FC6-4 1B		K		4	0	1	1	0	1	1											
Walt Bond, L (1, 9) OBP: 0.291, SLG: 0.315		F7		FC6-4 BB		FC6-4				2	0	0	0	1	0	1											
Vic Power, R (1, 3) OBP: 0.319, SLG: 0.398		4-3		FC6-4 G1-4-3 1-2		F8				3	0	0	0	0	0	2											
Miguel de la Hoz, R (1, 5) OBP: 0.299, SLG: 0.430			HR		G1-4-3 1-2		F8			3	1	1	1	0	0	1											
John Romano, R (1, 2) OBP: 0.349, SLG: 0.489			HR		K			FC2-8 BB		2	1	1	1	1	1	0											
Jim Perry, S (1, 1) OBP: 0.235, SLG: 0.262 Johnny Klippstein, R (8, 1) OBP: 0.214, SLG: 0.154			G3		5-3			FC2-6 1-2		3	0	0	0	0	0	1											
Inning Stats	R: 0 E: 0 K: 0 S: 3	H: 0 LOB: 0 BB: 0 P: 3	R: 0 E: 0 K: 0 S: 3	H: 0 LOB: 0 BB: 0 P: 3	R: 3 E: 0 K: 0 S: 7	H: 4 LOB: 1 BB: 0 P: 7	R: 0 E: 0 K: 0 S: 2	H: 0 LOB: 0 BB: 1 P: 6	R: 0 E: 0 K: 1 S: 5	H: 0 LOB: 0 BB: 0 P: 5	R: 1 E: 1 K: 0 S: 4	H: 2 LOB: 1 BB: 1 P: 8	R: 0 E: 0 K: 2 S: 7	H: 0 LOB: 0 BB: 0 P: 7	R: 0 E: 0 K: 2 S: 7	H: 0 LOB: 0 BB: 0 P: 7	1B: 3 2B: 0 3B: 0 HR: 3	SF: 0 SAC: 0 DP: 1 HBP: 0	WP: 0 PB: 0 SB: 0 CS: 0	PA: 31							
PITCHER	IP	WLS	BF	H	R	ER	SO	BB	IBB	HBP	BLK	WP	HR	S	P	ERA	WHIP										
Ned Garver, R (1, 1) ERA: 4.4	6.0	L	24	6	4	4	1	2	0	0	0	0	0	24	32	6.00	1.333										
Bob Davis, R (7, 1) ERA: 3.64	2.0		7	0	0	0	2	1	0	0	0	0	0	10	14	0.00	0.500										

Kansas City Athletics @ Cleveland Indians
Cleveland Municipal Stadium, Cleveland, OH

AB 28
R 4
H 6
RBI 4
BB 3
SO 3
LOB 7



WP: 0 PA: 31
PB: 0
SB: 0
CS: 0

Fri Sep 16 1960, 7:05 PM EDT
Att: 6,656 - Unknown

livebaseballscorecards.com

Batter	1	2	3	4	5	6	7	8	9	10	AB	R	H	RBI	BB	SO	LOB	TOP									
Ken Hamlin, R OBP: 0.301, SLG: 0.275 (1.6)	K		F5		F2			E3 SH1-3 1B		HR	5	2	1	1	0	1	0	Kansas City Athletics @ Cleveland Indians Cleveland Municipal Stadium, Cleveland, OH Sat Sep 17 1960, 3:33 AM EDT Att: 2,706 - Unknown livebaseballscorecards.com									
Bill Tuttle, R OBP: 0.329, SLG: 0.340 (1.8)	HR		K		L8			1B SH1-3		1B SH3	4	3	2	1	1	1	0										
Hank Bauer, R OBP: 0.327, SLG: 0.371 Russ Snyder, L OBP: 0.311, SLG: 0.373 (1.9)	2B		5-3		F7			SH1-3		SH3	3	0	1	0	0	0	0										
Dick Williams, R OBP: 0.342, SLG: 0.432 (1.7)	5-3				1B			F3		K	5	1	2	1	0	1	4										
Norm Siebern, L OBP: 0.304, SLG: 0.472 (1.3)	K		F9		1B			HR		K	4	1	1	2	1	2	2										
Andy Carey, R OBP: 0.297, SLG: 0.432 (1.5)					1B G6-4-3			F9		1B	5	1	3	1	0	0	1										
Bob Johnson, R OBP: 0.345, SLG: 0.270 (1.4)					1B			F9		1B	5	0	2	1	0	0	2										
Pete Daley, R OBP: 0.291, SLG: 0.361 (1.2)					L8			F9		F3	5	0	0	0	0	2	5										
Dick Hall, R OBP: 0.164, SLG: 0.115 Ray Jablonski, R OBP: 0.297, SLG: 0.250 Ken Johnson, R OBP: 0.179, SLG: 0.214 (1.1)					1B G6-4-3			5-3		K	5	0	0	0	0	2	5										
Inning Stats	R: 1 E: 0 K: 2 S: 9	H: 2 LOB: 1 BB: 0 P: 9	R: 1 E: 0 K: 0 S: 4	H: 2 LOB: 0 BB: 0 P: 4	R: 0 E: 0 K: 1 S: 5	H: 0 LOB: 0 BB: 0 P: 5	R: 0 E: 0 K: 0 S: 5	H: 2 LOB: 2 BB: 0 P: 5	R: 0 E: 0 K: 0 S: 3	H: 0 LOB: 0 BB: 0 P: 3	R: 1 E: 0 K: 1 S: 6	H: 1 LOB: 0 BB: 0 P: 6	R: 0 E: 0 K: 0 S: 3	H: 0 LOB: 0 BB: 0 P: 3	R: 2 E: 1 K: 0 S: 6	H: 2 LOB: 1 BB: 0 P: 6	R: 0 E: 0 K: 1 S: 5		H: 0 LOB: 0 BB: 0 P: 5	R: 3 E: 0 K: 2 S: 10	H: 3 LOB: 2 BB: 2 P: 18	1B: 8 2B: 1 3B: 0 HR: 3	SF: 0 SAC: 2 DP: 1 HBP: 0	WP: 0 PB: 0 SB: 0 CS: 0	PA: 44		
PITCHER	IP	WLS	BF	H	R	ER	SO	BB	IBB	HBP	BLK	WP	HR	S	P	ERA	WHIP										
Jack Harshman, L ERA: 4.29 Frank Funk, R ERA: 2.12 (1.1)	7.0		29	8	5	3	4	0	0	0	0	0	2	37	37	3.86	1.143										
(8.1)	3.0	L	15	4	3	3	3	1	1	0	0	0	1	19	27	9.00	1.667										

Batter	1	2	3	4	5	6	7	8	9	10	AB	R	H	RBI	BB	SO	LOB	BOTTOM									
Ken Aspromonte, R OBP: 0.362, SLG: 0.399 (1.4)	2B				FC6-4			E6 1B WP		F7	4	1	1	0	1	0	1	Kansas City Athletics @ Cleveland Indians Cleveland Municipal Stadium, Cleveland, OH Sat Sep 17 1960, 3:33 AM EDT Att: 2,706 - Unknown livebaseballscorecards.com									
Tito Francona, L OBP: 0.379, SLG: 0.485 (1.7)	F7		K		F8			WP 1B		1B	5	0	2	0	0	1	3										
Ty Cline, L OBP: 0.308, SLG: 0.462 Jim Piersall, R OBP: 0.320, SLG: 0.441 (1.8)	L6		L8					F5		F7	4	0	0	0	0	1	3										
Woodie Held, R OBP: 0.343, SLG: 0.489 (1.6)	F4		F7					6-3		BB	4	0	0	0	1	1	2										
Walt Bond, L OBP: 0.306, SLG: 0.355 (1.9)					F3			4-3			4	2	2	1	0	0	2										
Vic Power, R OBP: 0.318, SLG: 0.402 (1.3)	F8		6-3					HR HBP		FC6-4 1B	5	1	1	2	0	0	1										
Miguel de la Hoz, R OBP: 0.302, SLG: 0.449 (1.5)					F8			HR		K	5	1	2	1	0	1	1										
John Romano, R OBP: 0.345, SLG: 0.482 (1.2)	F5				F8			HR		FC6-4 1B	4	0	0	0	0	0	1										
Jack Harshman, L OBP: 0.188, SLG: 0.250 Frank Funk, R OBP: 0.333, SLG: 0.200 (1.1)	4-3							5-3		F9	3	0	1	0	0	0	1										
Inning Stats	R: 0 E: 0 K: 0 S: 4	H: 1 LOB: 1 BB: 0 P: 4	R: 1 E: 0 K: 0 S: 5	H: 2 LOB: 1 BB: 0 P: 5	R: 0 E: 0 K: 1 S: 5	H: 0 LOB: 1 BB: 1 P: 9	R: 0 E: 0 K: 0 S: 3	H: 0 LOB: 0 BB: 0 P: 3	R: 0 E: 0 K: 0 S: 4	H: 1 LOB: 1 BB: 1 P: 4	R: 3 E: 0 K: 1 S: 7	H: 2 LOB: 0 BB: 0 P: 8	R: 1 E: 1 K: 0 S: 5	H: 1 LOB: 2 BB: 1 P: 9	R: 0 E: 0 K: 1 S: 5	H: 0 LOB: 0 BB: 0 P: 5	R: 0 E: 0 K: 1 S: 6		H: 1 LOB: 1 BB: 0 P: 6	R: 0 E: 0 K: 1 S: 6	H: 1 LOB: 1 BB: 0 P: 6	1B: 5 2B: 1 3B: 0 HR: 3	SF: 0 SAC: 0 DP: 0 HBP: 1	WP: 1 PB: 0 SB: 0 CS: 0	PA: 43		
PITCHER	IP	WLS	BF	H	R	ER	SO	BB	IBB	HBP	BLK	WP	HR	S	P	ERA	WHIP										
Dick Hall, R ERA: 4.15 Ken Johnson, R ERA: 4.41 (1.1)	6.0		26	6	4	4	2	1	0	0	0	0	3	28	33	6.00	1.167										
(7.1)	4.0	W	17	3	1	0	3	1	0	0	0	1	0	22	26	0.00	1.000										

Batter	1	2	3	4	5	6	7	8	9	AB	R	H	RBI	BB	SO	LOB	TOP			
Ken Hamlin, R OBP: 0.299, SLG: 0.273 (1,6)										4	1	0	0	0	0	0	Kansas City Athletics @ Cleveland Indians Cleveland Municipal Stadium, Cleveland, OH Sun Sep 18 1960, 3:33 AM EDT Unknown livebaseballscorecards.com			
Bill Tuttle, R OBP: 0.327, SLG: 0.337 (1,8)										4	0	0	0	0	0	1				
Russ Snyder, L OBP: 0.307, SLG: 0.368 (1,9)										4	0	0	1	0	0	0				
Norm Siebern, L OBP: 0.364, SLG: 0.469 (1,3)										3	1	0	0	1	0	0				
Dick Williams, R OBP: 0.341, SLG: 0.438 (1,7)										4	1	1	2	0	0	0				
Andy Carey, R OBP: 0.297, SLG: 0.430 (1,5)										2	0	0	0	0	0	0				
Bob Johnson, R OBP: 0.338, SLG: 0.264 (1,4)										3	0	0	0	0	1	1				
Pete Daley, R OBP: 0.291, SLG: 0.361 (1,2)										3	0	1	0	0	1	1				
Ray Herbert, R OBP: 0.247, SLG: 0.214 (1,1)										3	0	0	0	0	1	1				
Inning Stats	R: 1 E: 1 K: 0 S: 4	H: 0 LOB: 0 BB: 0 P: 4	R: 0 E: 0 K: 0 S: 3	H: 0 LOB: 0 BB: 0 P: 3	R: 0 E: 0 K: 0 S: 3	H: 0 LOB: 0 BB: 0 P: 3	R: 2 E: 0 K: 1 S: 6	H: 1 LOB: 1 BB: 1 P: 11	R: 0 E: 0 K: 0 S: 3	H: 0 LOB: 0 BB: 0 P: 3	R: 0 E: 1 K: 1 S: 6	H: 0 LOB: 1 BB: 0 P: 6	R: 0 E: 0 K: 1 S: 5	H: 0 LOB: 0 BB: 0 P: 5	R: 0 E: 0 K: 0 S: 3	H: 0 LOB: 0 BB: 0 P: 3	1B: 1 2B: 0 3B: 0 HR: 1	SF: 0 SAC: 0 DP: 1 HBP: 1	WP: 0 PB: 0 CS: 0	PA: 32
PITCHER	IP WLS BF H R ER SO BB IBB HBP BLK WP HR S P ERA WHIP																			
Bobby Locke, R ERA: 3.56 (1,1)	7.0 L 26 2 3 2 2 1 0 0 0 0 0 1 28 33 2.57 0.429																			
Don Newcombe, R ERA: 4.59 (8,1)	2.0 6 0 0 0 1 0 0 0 0 0 0 0 8 8 0.00 0.000																			

Batter	1	2	3	4	5	6	7	8	9	AB	R	H	RBI	BB	SO	LOB	BOTTOM			
Ken Aspromonte, R OBP: 0.359, SLG: 0.395 (1,4)										4	0	0	0	0	0	3	Kansas City Athletics @ Cleveland Indians Cleveland Municipal Stadium, Cleveland, OH Sun Sep 18 1960, 3:33 AM EDT Unknown livebaseballscorecards.com			
Tito Francona, L OBP: 0.376, SLG: 0.464 (1,7)										4	0	1	1	0	0	1				
Ty Cline, L OBP: 0.294, SLG: 0.412 (1,8)										4	0	1	0	0	1	2				
Woodie Held, R OBP: 0.339, SLG: 0.483 (1,6)										4	0	0	0	0	0	1				
Walt Bond, L OBP: 0.313, SLG: 0.361 (1,9)										4	1	2	0	0	0	1				
Vic Power, R OBP: 0.319, SLG: 0.403 (1,3)										4	0	2	0	0	0	1				
Miguel de la Hoz, R OBP: 0.295, SLG: 0.437 (1,5)										4	0	0	0	0	0	5				
John Romano, R OBP: 0.347, SLG: 0.486 (1,2)										2	1	1	1	1	0	0				
Bobby Locke, R OBP: 0.351, SLG: 0.281 (1,1)										2	0	1	0	0	0	1				
Joe Morgan, L OBP: 0.244, SLG: 0.296 (7, PH)										1	0	0	0	0	0	0				
Don Newcombe, L OBP: 0.241, SLG: 0.222 (8,1)										1	0	0	0	0	1	1				
Inning Stats	R: 0 E: 0 K: 0 S: 3	H: 0 LOB: 0 BB: 0 P: 3	R: 0 E: 0 K: 0 S: 3	H: 0 LOB: 0 BB: 0 P: 3	R: 1 E: 0 K: 0 S: 5	H: 2 LOB: 2 BB: 1 P: 9	R: 0 E: 0 K: 0 S: 4	H: 1 LOB: 1 BB: 0 P: 4	R: 0 E: 0 K: 0 S: 4	H: 1 LOB: 1 BB: 0 P: 4	R: 0 E: 0 K: 0 S: 5	H: 2 LOB: 2 BB: 0 P: 5	R: 0 E: 0 K: 1 S: 5	H: 0 LOB: 0 BB: 0 P: 5	R: 0 E: 0 K: 1 S: 7	H: 2 LOB: 1 BB: 0 P: 7	1B: 7 2B: 1 3B: 0 HR: 0	SF: 1 SAC: 0 DP: 0 HBP: 0	WP: 0 PB: 0 CS: 0	PA: 36
PITCHER	IP WLS BF H R ER SO BB IBB HBP BLK WP HR S P ERA WHIP																			
Ray Herbert, R ERA: 3.31 (1,1)	9.0 W 36 8 2 2 2 1 0 0 0 0 0 0 39 43 2.00 1.000																			

Batter	1	2	3	4	5	6	7	8	9	AB	R	H	RBI	BB	SO	LOB	TOP					
Ken Hamlin, R OBP: 0.296, SLG: 0.270										4	0	0	0	0	1	0						
Bill Tuttle, R OBP: 0.330, SLG: 0.338										2	1	1	0	2	1	0						
Russ Snyder, L OBP: 0.307, SLG: 0.366										4	1	1	0	0	0	2						
Norm Siebern, L OBP: 0.363, SLG: 0.467										3	0	0	0	1	1	2						
Dick Williams, R OBP: 0.340, SLG: 0.436										4	0	1	2	0	2	2						
Andy Carey, R OBP: 0.297, SLG: 0.427										4	0	1	0	0	1	0						
Danny Kravitz, L OBP: 0.275, SLG: 0.354										4	0	0	0	0	0	2						
Bob Johnson, R OBP: 0.333, SLG: 0.260										2	0	0	0	0	1	0						
Jerry Lumpe, L OBP: 0.320, SLG: 0.347										1	0	0	0	0	0	0						
Chet Boak, R OBP: 0.347, SLG: 0.347										0	0	0	0	0	0	0						
Johnny Kucks, R OBP: 0.167, SLG: 0.138										2	0	0	0	0	1	1						
Howie Reed, R OBP: 0.317, SLG: 0.342										0	0	0	0	0	0	0						
Jim Delsing, L OBP: 0.317, SLG: 0.342										1	0	0	0	0	1	0						
Dave Wickersham, R OBP: 0.317, SLG: 0.342										0	0	0	0	0	0	0						
Inning Stats	R: 0 E: 0 K: 1 S: 5	H: 0 LOB: 2 BB: 2 P: 13	R: 0 E: 1 K: 0 S: 4	H: 0 LOB: 1 BB: 0 P: 4	R: 0 E: 0 K: 3 S: 3	H: 1 LOB: 0 BB: 0 P: 3	R: 0 E: 0 K: 3 S: 9	H: 0 LOB: 0 BB: 0 P: 9	R: 0 E: 0 K: 2 S: 7	H: 0 LOB: 0 BB: 0 P: 7	R: 2 E: 0 K: 0 S: 6	H: 3 LOB: 2 BB: 1 P: 10	R: 0 E: 0 K: 1 S: 5	H: 0 LOB: 0 BB: 0 P: 5	R: 0 E: 0 K: 1 S: 5	H: 0 LOB: 0 BB: 0 P: 5	R: 0 E: 0 K: 1 S: 5	H: 0 LOB: 0 BB: 0 P: 5	1B: 4 2B: 0 3B: 0 HR: 0	SF: 0 SAC: 0 DP: 1 HBP: 0	WP: 1 PB: 1 SB: 0 CS: 0	PA: 34
PITCHER Barry Latman, R ERA: 3.67	IP: 9.0 WLS: W BF: 34 H: 4 R: 2 ER: 2 SO: 9 BB: 3 IBB: 0 HBP: 0 BLK: 0 WP: 1 HR: 0 S: 49 P: 61 ERA: 2.00 WHIP: 0.778															PITCHER	IP: 9.0 WLS: W BF: 34 H: 4 R: 2 ER: 2 SO: 9 BB: 3 IBB: 0 HBP: 0 BLK: 0 WP: 1 HR: 0 S: 49 P: 61 ERA: 2.00 WHIP: 0.778					

Kansas City Athletics @ Cleveland Indians
Cleveland Municipal Stadium, Cleveland, OH
Sun Sep 18 1960, 3:38 AM EDT
Att: 5,918 - Unknown

AB 31
R 2
H 4
RBI 2
BB 3
SO 9
LOB 9



Batter	1	2	3	4	5	6	7	8	9	AB	R	H	RBI	BB	SO	LOB	BOTTOM					
Ken Aspromonte, R OBP: 0.362, SLG: 0.396										4	2	2	0	1	0	2						
Tito Francona, L OBP: 0.380, SLG: 0.467										5	1	3	0	0	0	2						
Bubba Phillips, R OBP: 0.244, SLG: 0.293										0	0	0	0	0	0	0						
Ty Cline, L OBP: 0.238, SLG: 0.333										4	0	0	0	0	1	4						
Jim Piersall, R OBP: 0.320, SLG: 0.441										0	0	0	0	0	0	0						
Walt Bond, L OBP: 0.316, SLG: 0.402										5	1	2	3	0	0	2						
Vic Power, R OBP: 0.322, SLG: 0.405										4	2	3	0	0	0	1						
Woodie Held, R OBP: 0.341, SLG: 0.484										4	1	2	0	0	0	1						
Miguel de la Hoz, R OBP: 0.266, SLG: 0.426										4	1	0	0	0	0	4						
Red Wilson, R OBP: 0.287, SLG: 0.276										3	1	1	2	1	0	1						
Barry Latman, R OBP: 0.244, SLG: 0.231										4	0	1	1	0	2	0						
Inning Stats	R: 1 E: 0 K: 0 S: 4	H: 1 LOB: 1 BB: 1 P: 8	R: 0 E: 0 K: 0 S: 3	H: 0 LOB: 0 BB: 0 P: 3	R: 0 E: 0 K: 1 S: 6	H: 1 LOB: 1 BB: 0 P: 6	R: 2 E: 1 K: 0 S: 6	H: 3 LOB: 2 BB: 1 P: 10	R: 5 E: 1 K: 1 S: 10	H: 5 LOB: 0 BB: 0 P: 10	R: 0 E: 0 K: 0 S: 4	H: 1 LOB: 1 BB: 0 P: 4	R: 0 E: 0 K: 0 S: 4	H: 1 LOB: 1 BB: 0 P: 4	R: 1 E: 0 K: 1 S: 7	H: 2 LOB: 1 BB: 0 P: 7	R: 1 E: 0 K: 1 S: 7	H: 2 LOB: 1 BB: 0 P: 7	1B: 10 2B: 2 3B: 0 HR: 2	SF: 0 SAC: 1 DP: 0 HBP: 0	WP: 1 PB: 0 SB: 0 CS: 0	PA: 40
PITCHER Johnny Kucks, R ERA: 5.89	IP: 4.1 WLS: L BF: 24 H: 9 R: 7 ER: 4 SO: 1 BB: 1 IBB: 0 HBP: 0 BLK: 0 WP: 1 HR: 1 S: 24 P: 32 ERA: 8.31 WHIP: 2.308															PITCHER	IP: 4.1 WLS: L BF: 24 H: 9 R: 7 ER: 4 SO: 1 BB: 1 IBB: 0 HBP: 0 BLK: 0 WP: 1 HR: 1 S: 24 P: 32 ERA: 8.31 WHIP: 2.308					
Howie Reed, R ERA: 5.89	IP: 1.2 WLS: 7 BF: 2 H: 2 R: 1 ER: 0 SO: 1 BB: 0 IBB: 0 HBP: 0 BLK: 0 WP: 0 HR: 1 S: 9 P: 9 ERA: 0.00 WHIP: 1.200															PITCHER	IP: 1.2 WLS: 7 BF: 2 H: 2 R: 1 ER: 0 SO: 1 BB: 0 IBB: 0 HBP: 0 BLK: 0 WP: 0 HR: 1 S: 9 P: 9 ERA: 0.00 WHIP: 1.200					
Dave Wickersham, R ERA: 4.5	IP: 2.0 WLS: 9 BF: 3 H: 3 R: 1 ER: 1 SO: 1 BB: 0 IBB: 0 HBP: 0 BLK: 1 WP: 0 HR: 0 S: 11 P: 11 ERA: 4.50 WHIP: 1.500															PITCHER	IP: 2.0 WLS: 9 BF: 3 H: 3 R: 1 ER: 1 SO: 1 BB: 0 IBB: 0 HBP: 0 BLK: 1 WP: 0 HR: 0 S: 11 P: 11 ERA: 4.50 WHIP: 1.500					

Kansas City Athletics @ Cleveland Indians
Cleveland Municipal Stadium, Cleveland, OH
Sun Sep 18 1960, 3:38 AM EDT
Att: 5,918 - Unknown

AB 37
R 9
H 14
RBI 6
BB 2
SO 3
LOB 17



Batter	1	2	3	4	5	6	7	8	9	AB	R	H	RBI	BB	SO	LOB	TOP											
Bill Tuttle, R OBP: 0.331, SLG: 0.340 (1, 8)										3	0	1	0	1	0	1												
Jerry Lumpe, L OBP: 0.320, SLG: 0.346 (1, 6)										4	1	1	0	0	0	2												
Hank Bauer, R OBP: 0.330, SLG: 0.373 (1, 9)										4	1	2	0	0	0	2												
Dick Williams, R OBP: 0.340, SLG: 0.433 (1, 7)										3	0	0	0	1	2	2												
Norm Siebern, L OBP: 0.365, SLG: 0.472 (1, 3)										3	0	2	2	0	0	0												
Andy Carey, R OBP: 0.293, SLG: 0.422 (1, 5)										4	0	0	0	0	1	4												
Bob Johnson, R OBP: 0.327, SLG: 0.254 (9, PH)										3	0	0	0	0	0	1												
Pete Daley, R OBP: 0.297, SLG: 0.365 (1, 2)										3	0	2	0	0	0	1												
Bud Daley, L OBP: 0.256, SLG: 0.176 (6, PH)										1	0	0	0	0	0	1												
Leo Posada, R OBP: 0.207, SLG: 0.241 (7, PH)										1	0	0	0	0	1	0												
Don Larsen, R OBP: 0.290, SLG: 0.250 (7, 1)										0	0	0	0	0	0	0												
Inning Stats	R: 0 E: 0 K: 0 S: 2	H: 0 LOB: 0 BB: 1 P: 6	R: 0 E: 0 K: 1 S: 4	H: 0 LOB: 0 BB: 0 P: 5	R: 0 E: 0 K: 1 S: 3	H: 1 LOB: 0 BB: 0 P: 3	R: 0 E: 0 K: 1 S: 6	H: 1 LOB: 1 BB: 0 P: 6	R: 0 E: 0 K: 0 S: 4	H: 1 LOB: 1 BB: 0 P: 4	R: 2 E: 0 K: 1 S: 8	H: 3 LOB: 2 BB: 1 P: 12	R: 0 E: 0 K: 1 S: 6	H: 1 LOB: 1 BB: 0 P: 6	R: 0 E: 0 K: 1 S: 5	H: 0 LOB: 0 BB: 0 P: 5	1B: 5 2B: 4 3B: 0 HR: 0	SF: 0 SAC: 0 DP: 4 HBP: 1	WP: 0 PA: 34									
PITCHER	IP: 5.2 WLS: W BF: 23 ERA: 3.72	H: 6 R: 2 ER: 2 SO: 3	H: 2 R: 0 ER: 0 SO: 2	H: 2 R: 0 ER: 0 SO: 2	H: 2 R: 0 ER: 0 SO: 2	H: 2 R: 0 ER: 0 SO: 2	H: 2 R: 0 ER: 0 SO: 2	H: 2 R: 0 ER: 0 SO: 2	H: 2 R: 0 ER: 0 SO: 2	H: 2 R: 0 ER: 0 SO: 2	H: 2 R: 0 ER: 0 SO: 2	H: 2 R: 0 ER: 0 SO: 2	H: 2 R: 0 ER: 0 SO: 2	H: 2 R: 0 ER: 0 SO: 2	H: 2 R: 0 ER: 0 SO: 2	H: 2 R: 0 ER: 0 SO: 2	ERA: 3.72 WHIP: 1.412	PITCHER	IP: 3.1 WLS: S BF: 11 ERA: 3.54	H: 2 R: 0 ER: 0 SO: 2	H: 2 R: 0 ER: 0 SO: 2	H: 2 R: 0 ER: 0 SO: 2	H: 2 R: 0 ER: 0 SO: 2	H: 2 R: 0 ER: 0 SO: 2	H: 2 R: 0 ER: 0 SO: 2	H: 2 R: 0 ER: 0 SO: 2	H: 2 R: 0 ER: 0 SO: 2	ERA: 3.54 WHIP: 0.600

Kansas City Athletics @ Chicago White Sox
Comiskey Park, Chicago, IL
Wed Sep 21 1960, 8:05 PM EDT
Att: 11,430 - Unknown

AB	31
R	2
H	8
RBI	2
BB	2
SO	5
LOB	15



Batter	1	2	3	4	5	6	7	8	9	AB	R	H	RBI	BB	SO	LOB	BOTTOM											
Luis Aparicio, R OBP: 0.324, SLG: 0.349 (1, 6)										5	1	3	1	0	0	1												
Nellie Fox, L OBP: 0.353, SLG: 0.377 (1, 4)										4	0	0	1	0	0	3												
Jim Landis, R OBP: 0.370, SLG: 0.401 (1, 8)										4	2	2	2	0	0	1												
Roy Sievers, R OBP: 0.405, SLG: 0.546 (1, 3)										3	0	0	0	1	0	1												
Minnie Minoso, R OBP: 0.370, SLG: 0.470 (1, 7)										3	1	2	2	0	0	1												
Gene Freese, R OBP: 0.307, SLG: 0.474 (1, 5)										4	0	1	0	0	1	3												
Floyd Robinson, L OBP: 0.182, SLG: 0.182 (6, PR)										2	0	1	0	1	0	1												
Jim Rivera, L OBP: 0.471, SLG: 0.571 (7, 9)										1	1	1	0	0	0	0												
Sherm Lollar, R OBP: 0.325, SLG: 0.356 (1, 2)										2	1	0	0	2	0	1												
Herb Score, L OBP: 0.182, SLG: 0.167 (6, 1)										1	0	0	0	1	1	3												
Inning Stats	R: 0 E: 0 K: 0 S: 3	H: 0 LOB: 0 BB: 0 P: 3	R: 0 E: 0 K: 0 S: 4	H: 1 LOB: 1 BB: 0 P: 4	R: 0 E: 0 K: 0 S: 2	H: 0 LOB: 0 BB: 1 P: 6	R: 2 E: 0 K: 1 S: 8	H: 3 LOB: 3 BB: 2 P: 16	R: 2 E: 0 K: 1 S: 7	H: 2 LOB: 1 BB: 0 P: 8	R: 2 E: 0 K: 0 S: 5	H: 2 LOB: 1 BB: 1 P: 9	R: 0 E: 0 K: 0 S: 2	H: 0 LOB: 0 BB: 1 P: 6	R: 1 E: 1 K: 0 S: 4	H: 2 LOB: 0 BB: 0 P: 4	1B: 7 2B: 2 3B: 0 HR: 2	SF: 0 SAC: 0 DP: 3 HBP: 1	WP: 0 PA: 38									
PITCHER	IP: 5.0 WLS: L BF: 24 ERA: 4.58	H: 6 R: 4 ER: 4 SO: 2	H: 4 R: 2 ER: 2 SO: 0	H: 4 R: 2 ER: 2 SO: 0	H: 4 R: 2 ER: 2 SO: 0	H: 4 R: 2 ER: 2 SO: 0	H: 4 R: 2 ER: 2 SO: 0	H: 4 R: 2 ER: 2 SO: 0	H: 4 R: 2 ER: 2 SO: 0	H: 4 R: 2 ER: 2 SO: 0	H: 4 R: 2 ER: 2 SO: 0	H: 4 R: 2 ER: 2 SO: 0	H: 4 R: 2 ER: 2 SO: 0	H: 4 R: 2 ER: 2 SO: 0	H: 4 R: 2 ER: 2 SO: 0	H: 4 R: 2 ER: 2 SO: 0	ERA: 4.58 WHIP: 1.800	PITCHER	IP: 1.0 WLS: S BF: 6 ERA: 5.98	H: 2 R: 2 ER: 2 SO: 0	H: 2 R: 1 ER: 1 SO: 0	H: 2 R: 1 ER: 1 SO: 0	H: 2 R: 1 ER: 1 SO: 0	H: 2 R: 1 ER: 1 SO: 0	H: 2 R: 1 ER: 1 SO: 0	H: 2 R: 1 ER: 1 SO: 0	H: 2 R: 1 ER: 1 SO: 0	ERA: 5.98 WHIP: 3.000
PITCHER	IP: 2.0 WLS: S BF: 7 ERA: 3.69	H: 2 R: 1 ER: 1 SO: 0	H: 1 R: 1 ER: 1 SO: 0	H: 1 R: 1 ER: 1 SO: 0	H: 1 R: 1 ER: 1 SO: 0	H: 1 R: 1 ER: 1 SO: 0	H: 1 R: 1 ER: 1 SO: 0	H: 1 R: 1 ER: 1 SO: 0	H: 1 R: 1 ER: 1 SO: 0	H: 1 R: 1 ER: 1 SO: 0	H: 1 R: 1 ER: 1 SO: 0	H: 1 R: 1 ER: 1 SO: 0	H: 1 R: 1 ER: 1 SO: 0	H: 1 R: 1 ER: 1 SO: 0	H: 1 R: 1 ER: 1 SO: 0	H: 1 R: 1 ER: 1 SO: 0	ERA: 3.69 WHIP: 1.500											

Kansas City Athletics @ Chicago White Sox
Comiskey Park, Chicago, IL
Wed Sep 21 1960, 8:05 PM EDT
Att: 11,430 - Unknown

AB	31
R	7
H	10
RBI	6
BB	5
SO	2
LOB	18



Batter	1	2	3	4	5	6	7	8	9	AB	R	H	RBI	BB	SO	LOB	TOP									
Bill Tuttle, R OBP: 0.332, SLG: 0.344 (1, 8)	0-3 K		0-0 P4		0-0 2H 3B		0-0 6-3		0-0 2H 1B	5	0	2	2	0	1	1	Kansas City Athletics @ Detroit Tigers Briggs Stadium, Detroit, MI Fri Sep 23 1960, 4:33 AM EDT Att: 1,050 - Unknown livebaseballscorecards.com									
Jerry Lumpe, L OBP: 0.320, SLG: 0.346 (1, 6) (8, 4)	0-0 BB 1B		0-0 L8		0-0 6-3			0-0 2B 1B	5	1	2	0	0	1	1											
Leo Posada, R OBP: 0.200, SLG: 0.200 (1, 9)	0-3 K			0-0 G4-6-3 1B		0-0 L8		0-3 K	4	0	1	0	0	2	2											
Norm Siebern, L OBP: 0.366, SLG: 0.471 (1, 3)	4-0 BB 1-2			0-0 G4-6-3 1-2		0-0 6-3		0-0 2B 1B	3	0	1	0	1	0	1											
Dick Williams, R OBP: 0.343, SLG: 0.446 (1, 7)	0-0 P5			0-0 FC6-4 1B		0-0 HR		0-0 1-3 2-H 2B	4	1	3	2	0	0	2											
Andy Carey, R OBP: 0.293, SLG: 0.418 (1, 5)		0-0 P4		0-0 FC6-4 1-2		0-0 F7		0-0 G5-4-3 BB	3	0	0	0	1	0	1											
Bob Johnson, R OBP: 0.320, SLG: 0.248 (1, 4)		0-0 P6			0-0 F7		0-0 F7	0-0 G5-4-3	3	0	0	0	0	0	0											
Russ Snyder, L OBP: 0.307, SLG: 0.366 (8, PH)								0-0 1-2	0	0	0	0	0	0	0											
Hank Bauer, R OBP: 0.329, SLG: 0.372 (8, PH)									1	0	0	0	0	0	3											
Ken Hamlin, R OBP: 0.296, SLG: 0.270 (8, 6)									0	0	0	0	0	0	0											
Pete Daley, R OBP: 0.305, SLG: 0.373 (1, 2)	0-3 K				0-0 SH2-4 3B 1B		0-0 SH2-4 1B	0-0 SH3-4 1B	4	2	3	0	0	1	0											
Ned Garver, R OBP: 0.148, SLG: 0.120 (1, 1)			0-0 6-3		0-0 SH2-4		0-0 SH2-4	0-0 SH3-4	1	0	0	0	0	0	0											
Inning Stats	R: 0 E: 0 K: 2 S: 8	H: 1 LOB: 2 BB: 1 P: 12	R: 0 E: 0 K: 1 S: 5	H: 0 LOB: 0 BB: 0 P: 5	R: 0 E: 0 K: 0 S: 3	H: 0 LOB: 0 BB: 0 P: 3	R: 0 E: 0 K: 0 S: 4	H: 2 LOB: 1 BB: 0 P: 4	R: 1 E: 0 K: 0 S: 5	H: 2 LOB: 1 BB: 0 P: 5	R: 1 E: 0 K: 0 S: 4	H: 1 LOB: 0 BB: 0 P: 4	R: 0 E: 0 K: 0 S: 4	H: 1 LOB: 0 BB: 0 P: 4	R: 1 E: 0 K: 1 S: 7	H: 3 LOB: 2 BB: 1 P: 11	R: 1 E: 0 K: 1 S: 6	H: 2 LOB: 0 BB: 0 P: 6	1B: 9 2B: 1 3B: 1 HR: 1	SF: 0 SAC: 3 DP: 2 HBP: 0	WP: 0 PB: 0 SB: 0 CS: 0	PA: 38				
PITCHER	IP	WLS	BF	H	R	ER	SO	BB	IBB	HBP	BLK	WP	HR	S	P	ERA	WHIP									
Jim Bunning, R ERA: 2.89	(1, 1)	7.0	L	28	7	2	2	3	1	0	0	0	0	1	33	37	2.57	1.143								
Dave Sisler, R ERA: 2.55	(8, 1)	0.1		4	3	1	1	1	0	0	0	0	0	0	6	6	27.00	9.000								
Bill Fischer, R ERA: 4.13	(8, 1)	0.0		1	0	0	0	0	1	0	0	0	0	0	4	∞	∞	∞								
Hank Aguirre, L ERA: 2.91	(8, 1)	1.2		5	2	1	1	1	0	0	0	0	0	7	7	5.40	1.200									

Batter	1	2	3	4	5	6	7	8	9	AB	R	H	RBI	BB	SO	LOB	BOTTOM									
Eddie Yost, R OBP: 0.414, SLG: 0.381 (1, 5)	0-0 6-3		4-0 BB			4-0 FC4 BB		0-0 6-3		2	0	0	0	2	0	0	Kansas City Athletics @ Detroit Tigers Briggs Stadium, Detroit, MI Fri Sep 23 1960, 4:33 AM EDT Att: 1,050 - Unknown livebaseballscorecards.com									
Cool Veal, R OBP: 0.400, SLG: 0.406 (1, 6)	0-0 F8		0-3 K2-3			0-0 FC4 FC5 1B 1-2		0-0 6-3		2	0	0	0	0	1	2										
Sandy Amoros, L OBP: 0.277, SLG: 0.190 (6, PH)										1	0	0	0	0	0	1										
Chico Fernandez, R OBP: 0.301, SLG: 0.398 (7, 6)										1	0	0	0	0	0	0										
Al Kaline, R OBP: 0.350, SLG: 0.417 (1, 8)	0-0 L9				0-0 L6		0-0 1-2 1B		0-0 1B	4	0	2	0	0	0	0										
Charlie Maxwell, L OBP: 0.331, SLG: 0.448 (1, 7)		0-0 L8			0-0 P6		0-0 F3		0-0 4-3	4	0	0	0	0	0	4										
Frank Bolling, R OBP: 0.309, SLG: 0.361 (1, 4)		0-0 5-3			0-0 6-3		0-0 FC5		0-3 K	4	0	0	0	0	1	3										
Rocky Colavito, R OBP: 0.316, SLG: 0.465 (1, 9)		0-0 F9			0-0 3-1		0-0 HR		0-0 F8	4	1	1	1	0	0	1										
Dick Gemert, R OBP: 0.336, SLG: 0.314 (1, 3)			0-0 5-3		0-0 6-3		0-0 6-3		0-3 K	4	0	0	0	0	1	0										
Lou Berberet, L OBP: 0.314, SLG: 0.279 (1, 2)			0-0 5-3 1B		0-0 4-3		0-0 F7			3	0	1	0	0	0	0										
Jim Bunning, R OBP: 0.185, SLG: 0.167 (1, 1)			0-0 5-3		0-0 K		0-3 K			2	0	0	0	0	1	1										
Neil Christley, L OBP: 0.316, SLG: 0.403 (7, PH)										1	0	0	0	0	1	0										
Dave Sisler, R OBP: 0.222, SLG: 0.125 (8, 1)										0	0	0	0	0	0	0										
Bill Fischer, R OBP: 0.353, SLG: 0.379 (8, 1)										0	0	0	0	0	0	0										
Hank Aguirre, R OBP: 0.037, SLG: 0.037 (8, 1)										0	0	0	0	0	0	0										
Inning Stats	R: 0 E: 0 K: 0 S: 3	H: 0 LOB: 0 BB: 0 P: 3	R: 0 E: 0 K: 0 S: 3	H: 0 LOB: 0 BB: 0 P: 3	R: 0 E: 0 K: 1 S: 6	H: 1 LOB: 2 BB: 1 P: 10	R: 0 E: 0 K: 0 S: 4	H: 0 LOB: 1 BB: 0 P: 4	R: 0 E: 0 K: 0 S: 5	H: 0 LOB: 0 BB: 0 P: 5	R: 0 E: 0 K: 1 S: 5	H: 0 LOB: 0 BB: 0 P: 5	R: 0 E: 0 K: 0 S: 4	H: 1 LOB: 2 BB: 1 P: 8	R: 1 E: 0 K: 1 S: 6	H: 1 LOB: 0 BB: 0 P: 6	R: 0 E: 0 K: 0 S: 4	H: 1 LOB: 1 BB: 0 P: 4	R: 0 E: 0 K: 2 S: 7	H: 0 LOB: 0 BB: 0 P: 7	1B: 3 2B: 0 3B: 0 HR: 1	SF: 0 SAC: 0 DP: 0 HBP: 0	WP: 0 PB: 0 SB: 1 CS: 0	PA: 34		
PITCHER	IP	WLS	BF	H	R	ER	SO	BB	IBB	HBP	BLK	WP	HR	S	P	ERA	WHIP									
Ned Garver, R ERA: 4.13	(1, 1)	9.0	W	34	4	1	1	5	2	0	0	0	0	1	42	50	1.00	0.667								

Batter	1	2	3	4	5	6	7	8	9	AB	R	H	RBI	BB	SO	LOB	TOP					
Bill Tuttle, R OBP: 0.336, SLG: 0.347 (1, 8)										4	0	3	1	1	0	0	Kansas City Athletics @ Detroit Tigers Briggs Stadium, Detroit, MI Sat Sep 24 1960, 4:33 AM EDT Att: 3,139 - Unknown					
Jerry Lumpe, L OBP: 0.321, SLG: 0.347 (1, 6) (6, 4)										5	0	2	0	0	1	4						
Leo Posada, R OBP: 0.200, SLG: 0.200 (1, 9)										5	1	1	0	0	1	3						
Norm Siebern, L OBP: 0.368, SLG: 0.471 (1, 3)										4	1	2	0	1	0	1						
Dick Williams, R OBP: 0.344, SLG: 0.448 (1, 7)										5	1	2	0	0	2	4						
Andy Carey, R OBP: 0.289, SLG: 0.413 (1, 5)										4	0	0	0	0	1	5						
Pete Daley, R OBP: 0.304, SLG: 0.368 (1, 2)										3	1	0	0	1	1	4						
Bob Johnson, R OBP: 0.310, SLG: 0.244 (1, 4) Mary Throneberry, L OBP: 0.291, SLG: 0.425 (6, PH) Ken Hamlin, R OBP: 0.297, SLG: 0.272 (6, 6)										2	0	0	0	0	0	0						
Dick Hall, R OBP: 0.169, SLG: 0.109 (1, 1)										3	0	0	0	1	0	0						
Inning Stats	R: 0 E: 0 K: 1 S: 6	H: 2 LOB: 2 BB: 1 P: 10	R: 0 E: 0 K: 1 S: 5	H: 0 LOB: 0 BB: 0 P: 5	R: 0 E: 0 K: 0 S: 4	H: 1 LOB: 1 BB: 0 P: 4	R: 0 E: 1 K: 1 S: 6	H: 2 LOB: 1 BB: 0 P: 6	R: 0 E: 0 K: 0 S: 3	H: 0 LOB: 1 BB: 1 P: 7	R: 4 E: 1 K: 1 S: 9	H: 3 LOB: 0 BB: 0 P: 9	R: 0 E: 1 K: 0 S: 4	H: 1 LOB: 1 BB: 0 P: 4	R: 2 E: 0 K: 1 S: 7	H: 3 LOB: 2 BB: 2 P: 15		R: 0 E: 0 K: 1 S: 5	H: 0 LOB: 0 BB: 0 P: 5	1B: 10 2B: 2 3B: 0 HR: 1	SF: 0 SAC: 0 DP: 3 HBP: 0	WP: 1 PB: 0 SB: 0 CS: 0
PITCHER	IP WLS BF H R ER SO BB IBB HBP BLK WP HR S P ERA WHIP	7.2 L 37 12 6 2 4 4 0 0 0 1 1 41 57 2.35 2.087	0.1 1 0 0 0 1 0 0 0 0 0 0 0 3 3 0.00 0.000	1.0 3 0 0 0 1 0 0 0 0 0 0 0 5 5 0.00 0.000																		

Batter	1	2	3	4	5	6	7	8	9	AB	R	H	RBI	BB	SO	LOB	BOTTOM			
Eddie Yost, R OBP: 0.411, SLG: 0.378 (1, 5)										4	0	0	0	0	1	0	Kansas City Athletics @ Detroit Tigers Briggs Stadium, Detroit, MI Sat Sep 24 1960, 4:33 AM EDT Att: 3,139 - Unknown			
Dick McAuliffe, L OBP: 0.500, SLG: 0.667 (1, 6)										4	0	1	0	0	0	0				
Neil Chrisley, L OBP: 0.315, SLG: 0.405 (1, 8)										4	1	1	0	0	0	1				
Charlie Maxwell, L OBP: 0.331, SLG: 0.446 (1, 7)										4	0	1	0	0	0	0				
Frank Bolling, R OBP: 0.307, SLG: 0.359 (1, 4)										4	0	0	1	0	0	1				
Rocky Colavito, R OBP: 0.317, SLG: 0.477 (1, 9)										4	2	2	2	0	0	1				
Dick Gemert, R OBP: 0.336, SLG: 0.323 (1, 3)										3	0	1	0	0	0	0				
Lou Berberet, L OBP: 0.310, SLG: 0.275 (1, 2)										3	0	0	0	0	0	1				
Bob Bruce, R OBP: 0.256, SLG: 0.171 (1, 1) Pete Burnside, R OBP: 0.207, SLG: 0.148 (8, 1) Sandy Amoros, L OBP: 0.274, SLG: 0.188 (6, PH) Paul Foytack, R OBP: 0.357, SLG: 0.320 (9, 1)										2	0	0	0	0	1	0				
Inning Stats	R: 0 E: 0 K: 0 S: 3	H: 0 LOB: 0 BB: 0 P: 3	R: 1 E: 0 K: 0 S: 5	H: 2 LOB: 1 BB: 0 P: 5	R: 0 E: 0 K: 2 S: 8	H: 1 LOB: 1 BB: 0 P: 8	R: 0 E: 0 K: 0 S: 3	H: 0 LOB: 0 BB: 0 P: 3	R: 0 E: 0 K: 0 S: 3	H: 0 LOB: 0 BB: 0 P: 3	R: 1 E: 0 K: 0 S: 4	H: 1 LOB: 0 BB: 0 P: 4	R: 0 E: 0 K: 0 S: 3	H: 0 LOB: 0 BB: 0 P: 3	R: 1 E: 0 K: 0 S: 5	H: 2 LOB: 1 BB: 0 P: 5		1B: 2 2B: 2 3B: 0 HR: 2	SF: 0 SAC: 0 DP: 0 HBP: 0	WP: 0 PB: 0 SB: 0 CS: 0
PITCHER	IP WLS BF H R ER SO BB IBB HBP BLK WP HR S P ERA WHIP	9.0 W 33 6 3 3 2 0 0 0 0 0 2 37 37 3.00 0.667																		

Batter	1	2	3	4	5	6	7	8	9	AB	R	H	RBI	BB	SO	LOB	TOP									
Bill Tuttle, R OBP: 0.335, SLG: 0.345 (1, 8)										3	0	0	0	1	0	0	Kansas City Athletics @ Detroit Tigers Briggs Stadium, Detroit, MI Sun Sep 25 1960, 4:33 AM EDT Att: 6,200 - Unknown									
Jerry Lumpe, L OBP: 0.321, SLG: 0.346 (1, 6)										4	0	1	0	0	0	1										
Leo Posada, R OBP: 0.357, SLG: 0.500 (1, 9)										4	2	3	0	0	0	1										
Mary Throneberry, L OBP: 0.295, SLG: 0.426 (1, 3)										4	0	2	1	0	0	1										
Dick Williams, R OBP: 0.341, SLG: 0.445 Russ Snyder, L OBP: 0.307, SLG: 0.366 (1, 7) (9, 7)										3	0	0	1	0	1	3										
Andy Carey, R OBP: 0.286, SLG: 0.407 (1, 5)										4	1	0	0	0	1	0										
Pete Daley, R OBP: 0.308, SLG: 0.385 (1, 2)										4	1	2	2	0	0	0										
Bob Johnson, R OBP: 0.314, SLG: 0.266 (1, 4)										4	1	1	1	0	1	1										
Johnny Kucks, R OBP: 0.161, SLG: 0.133 Jim McManus, L (5, PH) Ken Johnson, R OBP: 0.172, SLG: 0.207 Bob Davis, R OBP: 0.250, SLG: 0.250 (1, 1) (5, PH) (9, 1)										1	0	0	0	0	0	0										
Inning Stats	R: 0 E: 0 K: 0 S: 5	H: 2 LOB: 2 BB: 0 P: 5	R: 0 E: 0 K: 0 S: 3	H: 0 LOB: 0 BB: 0 P: 3	R: 0 E: 0 K: 0 S: 3	H: 0 LOB: 0 BB: 0 P: 3	R: 3 E: 1 K: 2 S: 10	H: 2 LOB: 0 BB: 0 P: 10	R: 0 E: 0 K: 0 S: 2	H: 0 LOB: 0 BB: 1 P: 6	R: 1 E: 0 K: 0 S: 6	H: 1 LOB: 0 BB: 0 P: 6	R: 1 E: 0 K: 0 S: 4	H: 1 LOB: 0 BB: 0 P: 4	R: 0 E: 0 K: 0 S: 4	H: 2 LOB: 1 BB: 0 P: 4		R: 0 E: 0 K: 0 S: 3	H: 1 LOB: 0 BB: 0 P: 3	1B: 6 2B: 2 3B: 1 HR: 2	SF: 1 SAC: 0 DP: 3 HBP: 0	WP: 0 PB: 0 SB: 1 CS: 0	PA: 35			
PITCHER	IP	WLS	BF	H	R	ER	SO	BB	IBB	HBP	BLK	WP	HR	S	P	ERA		WHIP								
Frank Lary, R ERA: 3.53 Dave Sisler, R ERA: 2.52 (1, 1) (9, 1)	8.0		32	8	5	3	3	1	0	0	0	0	2	37	41	3.38		1.125								

Batter	1	2	3	4	5	6	7	8	9	AB	R	H	RBI	BB	SO	LOB	BOTTOM									
Eddie Yost, R OBP: 0.414, SLG: 0.392 Ozzie Virgil, R OBP: 0.244, SLG: 0.357 (1, 5) (8, PR) (9, 5)										3	2	2	2	0	0	0	Kansas City Athletics @ Detroit Tigers Briggs Stadium, Detroit, MI Sun Sep 25 1960, 4:33 AM EDT Att: 6,200 - Unknown									
Dick McAuliffe, L OBP: 0.428, SLG: 0.538 (1, 6)										4	0	1	0	0	1	0										
Neil Chrisley, L OBP: 0.314, SLG: 0.399 (1, 8)										3	0	0	0	1	0	0										
Charlie Maxwell, L OBP: 0.328, SLG: 0.443 (1, 7)										4	0	0	0	0	0	2										
Frank Bolling, R OBP: 0.308, SLG: 0.360 (1, 4)										4	2	2	0	0	0	0										
Rocky Colavito, R OBP: 0.318, SLG: 0.482 (1, 9)										4	2	2	2	0	1	0										
Dick Gemert, R OBP: 0.336, SLG: 0.331 Chico Fernandez, R OBP: 0.301, SLG: 0.308 (1, 3) (9, PH)										3	0	1	0	0	0	0										
Lou Berberet, L OBP: 0.313, SLG: 0.276 Hank Foiles, R OBP: 0.338, SLG: 0.336 (1, 2) (9, PR)										3	0	1	0	1	0	1										
Frank Lary, R OBP: 0.237, SLG: 0.311 Sandy Amoros, L OBP: 0.271, SLG: 0.185 Dave Sisler, R OBP: 0.222, SLG: 0.125 Al Kaline, R OBP: 0.352, SLG: 0.420 (1, 1) (8, PH) (9, 1) (9, PH)										2	0	0	0	0	0	0										
Inning Stats	R: 1 E: 0 K: 1 S: 6	H: 1 LOB: 0 BB: 0 P: 6	R: 0 E: 0 K: 0 S: 4	H: 1 LOB: 1 BB: 0 P: 4	R: 1 E: 0 K: 0 S: 4	H: 1 LOB: 0 BB: 0 P: 4	R: 2 E: 0 K: 0 S: 5	H: 3 LOB: 1 BB: 0 P: 5	R: 0 E: 0 K: 0 S: 3	H: 0 LOB: 0 BB: 0 P: 3	R: 0 E: 0 K: 1 S: 5	H: 0 LOB: 0 BB: 0 P: 5	R: 0 E: 0 K: 0 S: 3	H: 0 LOB: 2 BB: 1 P: 8	R: 0 E: 0 K: 0 S: 4	H: 3 LOB: 3 BB: 1 P: 8		1B: 5 2B: 2 3B: 0 HR: 3	SF: 0 SAC: 1 DP: 0 HBP: 1	WP: 0 PB: 0 SB: 0 CS: 0	PA: 36					
PITCHER	IP	WLS	BF	H	R	ER	SO	BB	IBB	HBP	BLK	WP	HR	S	P	ERA		WHIP								
Johnny Kucks, R ERA: 6.0 Ken Johnson, R ERA: 4.41 Bob Davis, R ERA: 3.66 (1, 1) (5, 1) (9, 1)	4.0	L	16	3	2	2	1	1	0	1	0	0	0	16	21	4.50		1.000								

Batter	1	2	3	4	5	6	7	8	9	AB	R	H	RBI	BB	SO	LOB	TOP				
Ken Aspromonte, R (1.4) OBP: 0.360, SLG: 0.399	0-0 1B		0-0 P4			0-0 1-3		0-0 5-3		4	0	1	0	0	0	1					
Tito Francona, L (1.7) OBP: 0.374, SLG: 0.461	0-0 F7		0-0 F9			0-0 G3			0-0 6-3	4	0	0	0	0	0	2					
Jim Piersall, R (1.8) OBP: 0.315, SLG: 0.432	0-0 F9			0-0 1B		0-0 P3			0-0 F8	4	0	1	0	0	0	1					
Vic Power, R (1.3) OBP: 0.316, SLG: 0.401	0-0 F9			0-0 F8			0-0 6-3		0-0 F8	4	0	0	0	0	0	1					
Woodie Held, R (1.6) OBP: 0.346, SLG: 0.486		0-0 F8		0-3 K			0-0 2B			3	0	1	0	0	1	0					
Bubba Phillips, R (1.5) OBP: 0.247, SLG: 0.294		0-0 5-3			0-0 F8		0-0 F8			3	0	0	0	0	0	1					
Walt Bond, L (1.9) OBP: 0.312, SLG: 0.383		0-0 4-3			0-0 SF9		0-0 P4			3	1	1	0	0	0	1					
John Romano, R (1.2) OBP: 0.348, SLG: 0.473			4-0 FC1-4 BB		0-0 SF9		0-0 P4			1	0	0	1	1	0	0					
Dick Stigman, R (1.1) OBP: 0.316, SLG: 0.265			0-0 FC1-4		0-0 L3			0-0 6-3		2	0	0	0	0	0	1					
Don Newcombe, L (6.1) OBP: 0.250, SLG: 0.232										0	0	0	0	0	0	0					
Miguel de la Hoz, R (8. PH) OBP: 0.288, SLG: 0.415										1	0	0	0	0	0	0					
Carl Mathias, S (8.1) OBP: 0.286, SLG: 0.405										0	0	0	0	0	0	0					
Inning Stats	R: 0 E: 0 K: 0 S: 4	H: 1 LOB: 1 BB: 0 P: 4	R: 0 E: 0 K: 0 S: 3	H: 0 LOB: 0 BB: 0 P: 3	R: 0 E: 0 K: 0 S: 3	H: 0 LOB: 1 BB: 1 P: 7	R: 0 E: 0 K: 1 S: 5	H: 1 LOB: 0 BB: 0 P: 5	R: 1 E: 0 K: 0 S: 4	H: 1 LOB: 0 BB: 0 P: 4	R: 0 E: 0 K: 0 S: 3	H: 0 LOB: 0 BB: 0 P: 3	R: 0 E: 0 K: 0 S: 4	H: 1 LOB: 1 BB: 0 P: 4	R: 0 E: 0 K: 0 S: 3	H: 0 LOB: 0 BB: 0 P: 3	R: 0 E: 0 K: 0 S: 3	H: 0 LOB: 0 BB: 0 P: 3	1B: 2 2B: 1 3B: 1 HR: 0	SF: 1 SAC: 0 DP: 0 HBP: 0	WP: 0 PA: 31
PITCHER Bud Daley, L (1.1) ERA: 4.43	IP: 9.0 WLS: W BF: 31 H: 4 R: 1 ER: 1 SO: 1 BB: 1 IBB: 0 HBP: 0 BLK: 0 WP: 0 HR: 0 S: 32 P: 36 ERA: 1.00 WHIP: 0.556															PITCHER	IP: 9.0 WLS: W BF: 31 H: 4 R: 1 ER: 1 SO: 1 BB: 1 IBB: 0 HBP: 0 BLK: 0 WP: 0 HR: 0 S: 32 P: 36 ERA: 1.00 WHIP: 0.556				

Cleveland Indians @ Kansas City Athletics
Municipal Stadium, Kansas City, MO
Mon Sep 26 1960, 8:05 PM EDT
Att: 3,463 - Unknown


AB	29
R	1
H	4
RBI	1
BB	1
SO	1
LOB	8



Batter	1	2	3	4	5	6	7	8	9	AB	R	H	RBI	BB	SO	LOB	BOTTOM		
Bill Tuttle, R (1.8) OBP: 0.334, SLG: 0.346	0-0 F2		0-0 6-3		0-0 6-3	0-0 1B 2B		0-0 FC4-6		5	1	1	0	0	0	1			
Jerry Lumpe, L (1.6) OBP: 0.325, SLG: 0.351	4-0 BB 1B BB		0-0 1B		0-0 1B 2B	0-0 2H 3H 1B		0-0 4-3		4	2	3	2	1	0	1			
Leo Posada, R (1.7) OBP: 0.444, SLG: 0.529	4-0 1B 1-2 BB		0-0 1B		0-0 2H 1B	0-3 K				3	1	2	1	1	1	1			
Dick Williams, R (1.3) OBP: 0.342, SLG: 0.448	0-3 K		0-0 F7		0-0 2H 2B		0-0 G5-4-3 1B			4	0	2	1	0	1	4			
Hank Bauer, R (1.9) OBP: 0.327, SLG: 0.370	0-0 1-2 2H 1B		0-0 F8		0-0 F8		0-0 F7			4	0	1	1	0	0	4			
Andy Carey, R (1.5) OBP: 0.296, SLG: 0.405	0-3 K			0-0 FC6-4 1B	0-0 4-3		0-0 G5-4-3			4	0	1	0	0	1	4			
Pete Daley, R (1.2) OBP: 0.311, SLG: 0.401		0-0 6-3		0-0 F3		0-0 FC5-6 1B		0-0 HR		4	1	2	1	0	0	1			
Bob Johnson, R (1.4) OBP: 0.307, SLG: 0.259		0-0 F8		0-3 K		0-0 FC5-6 1B PB		0-0 F9		4	0	0	0	0	1	2			
Ken Hamlin, R (9.6) OBP: 0.237, SLG: 0.272						0-0 1-2 1B PB				0	0	0	0	0	0	0			
Bud Daley, L (1.1) OBP: 0.288, SLG: 0.194		0-3 K		0-0 FC6-4		0-0 2B 1-3 1B 1B		0-0 FC4-6 1B		4	1	2	0	0	1	1			
Inning Stats	R: 1 E: 0 K: 2 S: 8	H: 1 LOB: 2 BB: 2 P: 16	R: 0 E: 0 K: 1 S: 5	H: 0 LOB: 0 BB: 0 P: 5	R: 0 E: 0 K: 1 S: 6	H: 1 LOB: 0 BB: 0 P: 6	R: 2 E: 0 K: 0 S: 6	H: 3 LOB: 1 BB: 0 P: 6	R: 2 E: 0 K: 1 S: 8	H: 4 LOB: 1 BB: 0 P: 8	R: 0 E: 0 K: 0 S: 3	H: 1 LOB: 0 BB: 0 P: 3	R: 1 E: 0 K: 0 S: 5	H: 2 LOB: 1 BB: 0 P: 5	R: 0 E: 0 K: 0 S: 5	H: 0 LOB: 0 BB: 0 P: 5	1B: 10 2B: 3 3B: 0 HR: 1	SF: 0 SAC: 0 DP: 1 HBP: 0	WP: 0 PA: 38
PITCHER Dick Stigman, L (1.1) ERA: 4.33	IP: 5.0 WLS: L BF: 24 H: 7 R: 3 ER: 3 SO: 4 BB: 2 IBB: 0 HBP: 0 BLK: 0 WP: 0 HR: 0 S: 30 P: 38 ERA: 5.40 WHIP: 1.800															PITCHER	IP: 5.0 WLS: L BF: 24 H: 7 R: 3 ER: 3 SO: 4 BB: 2 IBB: 0 HBP: 0 BLK: 0 WP: 0 HR: 0 S: 30 P: 38 ERA: 5.40 WHIP: 1.800		
PITCHER Don Newcombe, R (6.1) ERA: 4.49	IP: 2.0 WLS: 9 BF: 5 H: 5 R: 2 ER: 2 SO: 1 BB: 0 IBB: 0 HBP: 0 BLK: 0 WP: 0 HR: 1 S: 11 P: 11 ERA: 9.00 WHIP: 2.500															PITCHER	IP: 2.0 WLS: 9 BF: 5 H: 5 R: 2 ER: 2 SO: 1 BB: 0 IBB: 0 HBP: 0 BLK: 0 WP: 0 HR: 1 S: 11 P: 11 ERA: 9.00 WHIP: 2.500		
PITCHER Carl Mathias, L (8.1) ERA: 3.52	IP: 1.0 WLS: 5 BF: 2 H: 2 R: 1 ER: 1 SO: 0 BB: 0 IBB: 0 HBP: 0 BLK: 0 WP: 0 HR: 1 S: 5 P: 5 ERA: 9.00 WHIP: 2.000															PITCHER	IP: 1.0 WLS: 5 BF: 2 H: 2 R: 1 ER: 1 SO: 0 BB: 0 IBB: 0 HBP: 0 BLK: 0 WP: 0 HR: 1 S: 5 P: 5 ERA: 9.00 WHIP: 2.000		

Cleveland Indians @ Kansas City Athletics
Municipal Stadium, Kansas City, MO
Mon Sep 26 1960, 8:05 PM EDT
Att: 3,463 - Unknown

AB	36
R	6
H	14
RBI	6
BB	2
SO	5
LOB	19




Batter	1	2	3	4	5	6	7	8	9	AB	R	H	RBI	BB	SO	LOB	TOP			
Ken Aspromonte, R (1.4) OBP: 0.359, SLG: 0.397										4	0	1	0	0	0	2	Cleveland Indians @ Kansas City Athletics Municipal Stadium, Kansas City, MO Wed Sep 28 1960, 8:05 PM EDT Att: 4,553 - Unknown livebaseballscorecards.com			
Tito Francona, L (1.7) OBP: 0.374, SLG: 0.459										3	0	0	0	1	0	1				
Jim Piersall, R (1.8) OBP: 0.316, SLG: 0.431										4	0	1	0	0	0	3				
Walt Bond, L (1.9) OBP: 0.301, SLG: 0.367											4	0	1	0	0	0		1		
Vic Power, R (1.3) OBP: 0.312, SLG: 0.396											3	0	0	0	0	0		1		
Woodie Held, R (1.6) OBP: 0.342, SLG: 0.478											2	0	0	0	0	0		0		
Bubba Phillips, R (1.5) OBP: 0.244, SLG: 0.294										3	0	0	0	0	0	0		1		
John Romano, R (1.2) OBP: 0.350, SLG: 0.470										2	0	0	0	1	0	1				
Jim Perry, S (1.1) OBP: 0.225, SLG: 0.250 Bob Hale, L (8. PH) OBP: 0.307, SLG: 0.397 Johnny Klippstein, R (8.1) OBP: 0.214, SLG: 0.154										2	0	0	0	0	1	1				
										1	0	0	0	0	0	1				
										0	0	0	0	0	0	0				
Inning Stats	R: 0 E: 0 K: 0 S: 3	H: 1 LOB: 0 BB: 0 P: 3	R: 0 E: 0 K: 0 S: 3	H: 1 LOB: 1 BB: 0 P: 4	R: 0 E: 0 K: 0 S: 3	H: 0 LOB: 0 BB: 0 P: 3	R: 0 E: 0 K: 0 S: 3	H: 1 LOB: 0 BB: 0 P: 3	R: 0 E: 0 K: 1 S: 5	H: 0 LOB: 2 BB: 2 P: 13	R: 0 E: 0 K: 0 S: 3	H: 0 LOB: 0 BB: 0 P: 3	R: 0 E: 1 K: 0 S: 4	H: 0 LOB: 1 BB: 0 P: 4	R: 0 E: 0 K: 0 S: 3	H: 0 LOB: 0 BB: 0 P: 3	1B: 3 2B: 0 3B: 0 HR: 0	SF: 0 SAC: 0 DP: 3 HBP: 1	WP: 0 PB: 0 SB: 0 CS: 0	PA: 31
PITCHER Ned Garver, R (1.1) ERA: 3.83	IP: 9.0 WLS: W BF: 31 H: 3 R: 0 ER: 0 SO: 1 BB: 2 IBB: 0 HBP: 1 BLK: 0 WP: 0 HR: 0 S: 30 P: 39 ERA: 0.00 WHIP: 0.556															PITCHER				

Batter	1	2	3	4	5	6	7	8	9	AB	R	H	RBI	BB	SO	LOB	BOTTOM			
Bill Tuttle, R (1.8) OBP: 0.334, SLG: 0.347										4	0	2	0	0	0	1	Cleveland Indians @ Kansas City Athletics Municipal Stadium, Kansas City, MO Wed Sep 28 1960, 8:05 PM EDT Att: 4,553 - Unknown livebaseballscorecards.com			
Jerry Lumpe, L (1.6) OBP: 0.328, SLG: 0.361										3	1	0	0	1	0	1				
Leo Posada, R (1.9) OBP: 0.423, SLG: 0.583 (9.7)										4	2	2	1	0	1	1				
Mary Throneberry, L (1.3) OBP: 0.313, SLG: 0.443										2	0	2	0	2	0	0				
Dick Williams, R (1.7) OBP: 0.347, SLG: 0.450 (8. PR) Russ Snyder, L (8. PR) OBP: 0.307, SLG: 0.366 (9.9)										3	1	1	1	1	1	3				
										0	0	0	0	0	0	0				
										4	0	1	1	0	1	1				
Andy Carey, R (1.5) OBP: 0.285, SLG: 0.403										4	0	1	1	0	1	1				
Chet Boak, R (1.4)										3	0	0	1	0	1	3				
Pete Daley, R (1.2) OBP: 0.303, SLG: 0.390										3	0	0	0	0	1	0				
Ned Garver, R (1.1) OBP: 0.167, SLG: 0.111										2	0	0	0	1	1	0				
Inning Stats	R: 0 E: 0 K: 2 S: 8	H: 1 LOB: 2 BB: 1 P: 12	R: 0 E: 0 K: 1 S: 5	H: 0 LOB: 0 BB: 0 P: 5	R: 0 E: 0 K: 0 S: 3	H: 0 LOB: 0 BB: 0 P: 3	R: 1 E: 0 K: 1 S: 6	H: 2 LOB: 0 BB: 0 P: 6	R: 0 E: 0 K: 1 S: 5	H: 0 LOB: 1 BB: 1 P: 9	R: 0 E: 0 K: 0 S: 3	H: 1 LOB: 1 BB: 0 P: 3	R: 1 E: 0 K: 0 S: 4	H: 1 LOB: 0 BB: 0 P: 4	R: 2 E: 0 K: 1 S: 7	H: 3 LOB: 3 BB: 3 P: 19	1B: 6 2B: 1 3B: 0 HR: 1	SF: 1 SAC: 0 DP: 1 HBP: 0	WP: 1 PB: 1 SB: 0 CS: 1	PA: 34
PITCHER Jim Perry, R (1.1) ERA: 3.78 Johnny Klippstein, R (8.1) ERA: 2.99	IP: 7.0 WLS: L BF: 26 H: 2 R: 2 ER: 2 SO: 5 BB: 2 IBB: 0 HBP: 0 BLK: 0 WP: 1 HR: 1 S: 34 P: 42 ERA: 2.57 WHIP: 1.000															PITCHER				

Batter	1	2	3	4	5	6	7	8	9	AB	R	H	RBI	BB	SO	LOB	TOP			
Eddie Yost, R OBP: 0.413, SLG: 0.393 (1, 5)	F8		FC6-4 2H 1B	1-1 2H 2B			F7			4	0	2	3	0	0	0				
Dick McAuliffe, L OBP: 0.308, SLG: 0.333 (1, 6)	K		F7		P6			K		4	0	0	0	0	2	1				
Al Kaline, R OBP: 0.351, SLG: 0.417 (1, 8)	BB		FC6-4 1-2		L6-3			2B		3	0	1	0	1	0	1				
Charlie Maxwell, L OBP: 0.325, SLG: 0.439 (1, 7)	F7			1-3 E4 2B	G3			P5		4	0	1	0	0	0	2				
Rocky Colavito, R OBP: 0.322, SLG: 0.482 (1, 9)		L7		1-3		P4				3	0	0	0	1	0	1				
Dick Gernert, R OBP: 0.342, SLG: 0.348 (1, 3)	K			FC E 1B		K		F7		4	1	1	0	0	2	2				
Frank Bolling, R OBP: 0.309, SLG: 0.358 (1, 4)				E4 FC 1B		P3				4	1	1	0	0	0	2				
Harry Chiti, R OBP: 0.263, SLG: 0.290 (1, 2)	CS		1-3 1B	FC 1B		4-3				4	2	1	0	0	1	2				
Frank Lary, R OBP: 0.240, SLG: 0.312 (1, 1)			1-3 1B							3	1	1	2	0	1	1				
Hank Aguirre, R OBP: 0.036, SLG: 0.036 (8, 1)			1-3 1B	1-2 2H 3H 2B 1B		K2-3		4-3		1	0	0	0	0	0	0				
Inning Stats	R: 0 E: 0 K: 1 S: 5	H: 0 LOB: 1 BB: 1 P: 9	R: 0 E: 0 K: 1 S: 5	H: 1 LOB: 1 BB: 0 P: 5	R: 1 E: 0 K: 0 S: 5	H: 2 LOB: 1 BB: 0 P: 5	R: 4 E: 1 K: 0 S: 7	H: 4 LOB: 1 BB: 0 P: 7	R: 0 E: 0 K: 0 S: 3	H: 0 LOB: 0 BB: 0 P: 3	R: 0 E: 0 K: 1 S: 5	H: 0 LOB: 0 BB: 0 P: 5	R: 0 E: 0 K: 1 S: 6	H: 1 LOB: 2 BB: 1 P: 10	R: 0 E: 0 K: 1 S: 5	H: 0 LOB: 0 BB: 0 P: 5	1B: 5 2B: 3 3B: 0 HR: 0	SF: 0 SAC: 0 DP: 0 HBP: 0	WP: 0 PB: 0 SB: 0 CS: 1	PA: 37
PITCHER	IP	WLS	BF	H	R	ER	SO	BB	IBB	HBP	BLK	WP	HR	S	P	ERA	WHIP			
Dick Hall, R ERA: 4.05 (1, 1)	4.0	L	19	7	5	1	2	1	0	0	0	0	0	22	26	2.25	2.000			
Ken Johnson, R ERA: 4.25 (5, 1)	4.0		14	1	0	0	3	1	0	0	0	0	0	19	23	0.00	0.500			
Dave Wickersham, R ERA: 1.42 (9, 1)	1.0		3	0	0	0	1	0	0	0	0	0	0	5	5	0.00	0.000			

Detroit Tigers @ Kansas City Athletics
Municipal Stadium, Kansas City, MO
Fri Sep 30 1960, 8:05 PM EDT
Att. 4,679 - Unknown


AB 34
R 5
H 8
RBI 5
BB 2
SO 6
LOB 12



Batter	1	2	3	4	5	6	7	8	9	AB	R	H	RBI	BB	SO	LOB	BOTTOM			
Bill Tuttle, R OBP: 0.334, SLG: 0.347 (1, 8)	G1			6-3						4	1	1	1	1	1	1				
Jerry Lumpe, L OBP: 0.327, SLG: 0.359 (1, 6)	4-3			L8						5	0	1	0	0	0	2				
Leo Posada, R OBP: 0.452, SLG: 0.655 (1, 9)					G4-6-3 1B					5	0	3	0	0	1	3				
Dick Williams, R OBP: 0.348, SLG: 0.449 (1, 7)	1-3									5	0	2	0	0	2	2				
Jim McManus, L OBP: 0.333, SLG: 0.833 (1, 3)				L4		G4-6-3 1B				4	1	2	1	0	0	2				
Andy Carey, R OBP: 0.285, SLG: 0.401 (1, 5)				5-3						4	0	1	0	0	1	3				
Chet Boak, R OBP: 0.167, SLG: 0.100 (1, 4)										4	1	1	0	0	1	1				
Pete Daley, R OBP: 0.298, SLG: 0.383 (1, 2)				E6 FC5-4 1B						4	0	0	0	0	1	1				
Dick Hall, R OBP: 0.167, SLG: 0.107 (1, 1)										1	0	0	0	0	0	2				
Jim Deising, L OBP: 0.302, SLG: 0.325 (4, PH)				FC5-4 1B						1	0	0	0	0	0	0				
Ken Johnson, R OBP: 0.167, SLG: 0.200 (5, 1)				1B						1	0	0	0	0	1	0				
Hank Bauer, R OBP: 0.326, SLG: 0.369 (8, PH)				1-2 2-3						1	0	0	0	0	0	0				
Dave Wickersham, R ERA: 2.85 (9, 1)					6-3 WP					0	0	0	0	0	0	0				
Inning Stats	R: 0 E: 0 K: 0 S: 4	H: 1 LOB: 3 BB: 0 P: 4	R: 2 E: 1 K: 1 S: 10	H: 4 LOB: 3 BB: 0 P: 10	R: 0 E: 0 K: 1 S: 6	H: 1 LOB: 1 BB: 0 P: 6	R: 0 E: 0 K: 0 S: 4	H: 0 LOB: 1 BB: 0 P: 4	R: 0 E: 0 K: 3 S: 9	H: 0 LOB: 0 BB: 0 P: 9	R: 1 E: 1 K: 1 S: 7	H: 2 LOB: 2 BB: 1 P: 11	R: 0 E: 0 K: 0 S: 3	H: 0 LOB: 0 BB: 0 P: 3	R: 0 E: 0 K: 2 S: 8	H: 1 LOB: 1 BB: 0 P: 8	1B: 9 2B: 0 3B: 1 HR: 1	SF: 0 SAC: 0 DP: 1 HBP: 0	WP: 1 PB: 1 SB: 0 CS: 0	PA: 40
PITCHER	IP	WLS	BF	H	R	ER	SO	BB	IBB	HBP	BLK	WP	HR	S	P	ERA	WHIP			
Frank Lary, R ERA: 3.48 (1, 1)	7.0	W	33	10	3	1	6	1	0	0	0	0	0	11	44	1.29	1.571			
Hank Aguirre, L ERA: 2.85 (8, 1)	2.0	S	7	1	0	0	2	0	0	0	0	0	0	11	11	0.00	0.500			

Detroit Tigers @ Kansas City Athletics
Municipal Stadium, Kansas City, MO
Fri Sep 30 1960, 8:05 PM EDT
Att. 4,679 - Unknown

AB 39
R 3
H 11
RBI 2
BB 1
SO 8
LOB 17




Batter	1	2	3	4	5	6	7	8	9	AB	R	H	RBI	BB	SO	LOB	TOP			
Eddie Yost, R OBP: 0.413, SLG: 0.396 Ozzie Virgil, R OBP: 0.246, SLG: 0.357	G3		1B		1B	FC5-2		2B		4	1	2	0	0	0	2	Detroit Tigers @ Kansas City Athletics Municipal Stadium, Kansas City, MO Sat Oct 01 1960, 8:05 PM EDT Att: 4,691 - Unknown			
Chico Fernandez, R OBP: 0.303, SLG: 0.313	P2		L6-3		FC5-2		6-3	2B		5	1	3	4	0	0					
Al Kaline, R OBP: 0.355, SLG: 0.424			L6-3		FC5-2			2B		5	0	4	1	0	0	1				
Rocky Colavito, R OBP: 0.319, SLG: 0.477	F8		5-3		FC5-2		P6	K		5	0	0	0	0	1	7				
Steve Bilko, R OBP: 0.292, SLG: 0.396 Neil Chrisley, L OBP: 0.313, SLG: 0.397		6-3			5-3		L7		F8	3	0	0	0	1	0	3				
Dick Gernert, R OBP: 0.331, SLG: 0.336		5-3		FC5-4		F5		F8	6-3	5	0	0	0	0	0	1				
Frank Bolling, R OBP: 0.310, SLG: 0.357		F9		F2		1B		1B	4-3	4	1	1	0	1	0	1				
Harry Chiti, R OBP: 0.269, SLG: 0.296			1-3		1-2	1B		1B		4	1	3	0	0	0	0				
Bob Bruce, R OBP: 0.256, SLG: 0.179 Dave Sisler, R OBP: 0.222, SLG: 0.125			2B	1B	1-3		K	K		4	1	1	0	0	2	6				
Inning Stats	R: 0 E: 0 K: 0 S: 4	H: 1 LOB: 1 BB: 0 P: 4	R: 0 E: 0 K: 0 S: 3	H: 0 LOB: 0 BB: 0 P: 3	R: 2 E: 0 K: 0 S: 6	H: 3 LOB: 1 BB: 0 P: 6	R: 0 E: 0 K: 0 S: 4	H: 1 LOB: 2 BB: 1 P: 8	R: 0 E: 0 K: 1 S: 7	H: 2 LOB: 2 BB: 0 P: 7	R: 0 E: 0 K: 0 S: 4	H: 1 LOB: 1 BB: 0 P: 4	R: 4 E: 0 K: 2 S: 11	H: 4 LOB: 1 BB: 1 P: 15	R: 0 E: 0 K: 0 S: 3	H: 0 LOB: 0 BB: 0 P: 3		1B: 11 2B: 4 3B: 0 HR: 0	SF: 0 SAC: 0 DP: 1 HBP: 0	WP: 0 PB: 0 SB: 0 CS: 0
PITCHER	IP	WLS	BF	H	R	ER	SO	BB	IBB	HBP	BLK	WP	HR	S	P	ERA	WHIP			
Bud Daley, L ERA: 4.52	(1, 1)	7.2	L	38	14	6	6	2	2	0	0	0	0	40	48	7.04	2.087			
Bob Davis, R ERA: 3.62	(8, 1)	0.1		2	1	0	0	1	0	0	0	0	0	4	4	0.00	3.000			
Dave Wickersham, R ERA: 1.23	(9, 1)	1.0		3	0	0	0	0	0	0	0	0	0	3	3	0.00	0.000			

Batter	1	2	3	4	5	6	7	8	9	AB	R	H	RBI	BB	SO	LOB	BOTTOM			
Bill Tuttle, R OBP: 0.337, SLG: 0.348	SH1-3		G4-6-3		5-3			F9		4	0	2	0	0	0	2	Detroit Tigers @ Kansas City Athletics Municipal Stadium, Kansas City, MO Sat Oct 01 1960, 8:05 PM EDT Att: 4,691 - Unknown			
Jerry Lumpe, L OBP: 0.326, SLG: 0.358	SH1-3		G4-6-3		4-3		F9	F7		5	0	1	0	0	0	2				
Leo Posada, R OBP: 0.457, SLG: 0.625	SH1-3		5-3		1B		P5	2B		3	1	1	0	1	0	1				
Dick Williams, R OBP: 0.348, SLG: 0.451	L4-6				6-3		1B	6-3		5	1	2	0	0	0	2				
Jim McManus, L OBP: 0.364, SLG: 0.600			4-3		K		1B	L9		4	0	1	1	1	1	0				
Andy Carey, R OBP: 0.289, SLG: 0.404			6-3		1B		1B	P4		5	1	3	1	0	0	3				
Chet Boak, R OBP: 0.200, SLG: 0.154 Ken Hamlin, R OBP: 0.297, SLG: 0.271 Russ Snyder, L OBP: 0.306, SLG: 0.365			BB	1B	1-3		F9	E6	6-3	3	0	1	0	0	0	3				
Pete Daley, R OBP: 0.301, SLG: 0.382			1B		1-3		P6	1B		3	0	1	0	1	0	2				
Bud Daley, L OBP: 0.259, SLG: 0.187 Bob Davis, R OBP: 0.250, SLG: 0.250 Mary Throneberry, L OBP: 0.319, SLG: 0.445 Dave Wickersham, R ERA: 2.46			6-3		6-3		6-3	1B		3	0	0	0	0	0	2				
Inning Stats	R: 0 E: 0 K: 0 S: 4	H: 2 LOB: 1 BB: 0 P: 4	R: 0 E: 0 K: 0 S: 4	H: 1 LOB: 2 BB: 1 P: 8	R: 0 E: 0 K: 1 S: 6	H: 1 LOB: 1 BB: 0 P: 6	R: 0 E: 0 K: 0 S: 3	H: 0 LOB: 0 BB: 0 P: 3	R: 2 E: 0 K: 0 S: 7	H: 4 LOB: 2 BB: 0 P: 7	R: 0 E: 0 K: 0 S: 4	H: 1 LOB: 1 BB: 0 P: 4	R: 2 E: 1 K: 0 S: 7	H: 3 LOB: 3 BB: 0 P: 7	R: 0 E: 0 K: 0 S: 4	H: 1 LOB: 3 BB: 2 P: 12		1B: 12 2B: 2 3B: 0 HR: 0	SF: 0 SAC: 1 DP: 2 HBP: 1	WP: 0 PB: 0 SB: 0 CS: 0
PITCHER	IP	WLS	BF	H	R	ER	SO	BB	IBB	HBP	BLK	WP	HR	S	P	ERA	WHIP			
Bob Bruce, R ERA: 3.74	(1, 1)	7.2	W	36	12	4	2	1	0	1	0	0	0	36	41	2.35	1.696			
Dave Sisler, R ERA: 2.46	(8, 1)	1.1	S	7	1	0	0	0	2	0	0	0	0	5	13	0.00	2.250			

Batter	1	2	3	4	5	6	7	8	9	AB	R	H	RBI	BB	SO	LOB	TOP					
Eddie Yost, R (1, 5) OBP: 0.414, SLG: 0.398										4	0	2	0	0	0	1						
Dick McAuliffe, L (1, 6) OBP: 0.310, SLG: 0.333										3	0	1	0	0	0	1						
Neil Christley, L (8, PH) OBP: 0.311, SLG: 0.395										1	0	0	0	0	0	2						
Coot Veal, R (8, 6) OBP: 0.400, SLG: 0.406										0	0	0	0	0	0	0						
Al Kaline, R (1, 8) OBP: 0.354, SLG: 0.426										4	1	1	0	0	1	1						
Charlie Maxwell, L (1, 7) OBP: 0.325, SLG: 0.440										4	0	1	1	0	2	1						
Sandy Amoros, L (9, PR) OBP: 0.271, SLG: 0.185										0	0	0	0	0	0	0						
Rocky Colavito, R (1, 9) OBP: 0.317, SLG: 0.474										4	0	0	0	0	0	2						
Frank Bolling, R (1, 4) OBP: 0.309, SLG: 0.356										4	0	1	0	0	0	1						
Dick Gemert, R (1, 3) OBP: 0.331, SLG: 0.336										3	0	1	0	0	0	0						
Ozzie Virgil, R (1, 2) OBP: 0.248, SLG: 0.356										3	0	1	0	0	0	2						
Phil Regan, R (1, 1) OBP: 0.158, SLG: 0.059										1	0	0	0	0	1	2						
Norm Cash, L (8, PH) OBP: 0.402, SLG: 0.501										1	0	1	0	0	0	0						
Pete Burnside, R (8, 1) OBP: 0.207, SLG: 0.148										0	0	0	0	0	0	0						
Inning Stats	R: 0 E: 0 K: 0 S: 3	H: 1 LOB: 0 BB: 0 P: 3	R: 0 E: 0 K: 1 S: 5	H: 0 LOB: 0 BB: 0 P: 5	R: 0 E: 0 K: 0 S: 4	H: 1 LOB: 1 BB: 0 P: 4	R: 0 E: 0 K: 2 S: 8	H: 1 LOB: 1 BB: 0 P: 8	R: 0 E: 0 K: 1 S: 6	H: 2 LOB: 1 BB: 0 P: 6	R: 0 E: 0 K: 0 S: 3	H: 0 LOB: 0 BB: 0 P: 3	R: 0 E: 0 K: 0 S: 3	H: 0 LOB: 0 BB: 0 P: 3	R: 0 E: 0 K: 0 S: 5	H: 2 LOB: 2 BB: 0 P: 5	R: 1 E: 0 K: 0 S: 4	H: 2 LOB: 1 BB: 0 P: 4	1B: 6 2B: 3 3B: 1 HR: 0	SF: 0 SAC: 1 DP: 2 HBP: 0	WP: 0 PB: 0 SB: 0 CS: 0	PA: 33
PITCHER	IP WLS BF H R ER SO BB IBB HBP BLK WP HR S P ERA WHIP																					
Ray Herbert, R (1, 1) ERA: 3.28	8.0 W 31 9 1 1 4 0 0 0 0 0 0 0 39 39 1.12 1.125																					
Dave Wickersham, R (9, 1) ERA: 1.09	1.0 S 2 0 0 0 0 0 0 0 0 0 0 0 2 2 0.00 0.000																					

Detroit Tigers @ Kansas City Athletics
Municipal Stadium, Kansas City, MO
Sun Oct 02 1960, 4:33 AM EDT
Att: 9,630 - Unknown

AB 32
R 1
H 9
RBI 1
BB 0
SO 4
LOB 13



Batter	1	2	3	4	5	6	7	8	9	AB	R	H	RBI	BB	SO	LOB	BOTTOM			
Bill Tuttle, R (1, 8) OBP: 0.336, SLG: 0.347										4	0	1	0	0	0	1				
Jerry Lumpe, L (1, 6) OBP: 0.326, SLG: 0.357										4	0	1	0	0	1	1				
Leo Posada, R (1, 9) OBP: 0.410, SLG: 0.556										4	0	0	0	0	0	3				
Dick Williams, R (1, 7) OBP: 0.346, SLG: 0.448										3	0	0	0	0	0	1				
Russ Snyder, L (9, 9) OBP: 0.306, SLG: 0.365										0	0	0	0	0	0	0				
Jim McManus, L (1, 3) OBP: 0.357, SLG: 0.538										3	2	1	0	0	0	0				
Andy Carey, R (1, 5) OBP: 0.297, SLG: 0.402										2	0	0	0	0	0	1				
Pete Daley, R (1, 2) OBP: 0.306, SLG: 0.390										3	0	2	2	0	0	0				
Bob Johnson, R (1, 4) OBP: 0.301, SLG: 0.253										3	0	0	0	0	0	2				
Ray Herbert, R (1, 1) OBP: 0.241, SLG: 0.211										3	0	1	0	0	0	0				
Dave Wickersham, R (9, 1) ERA: 4.29										0	0	0	0	0	0	0				
Inning Stats	R: 0 E: 2 K: 1 S: 6	H: 0 LOB: 1 BB: 0 P: 6	R: 0 E: 0 K: 0 S: 3	H: 0 LOB: 0 BB: 0 P: 3	R: 0 E: 0 K: 0 S: 3	H: 0 LOB: 0 BB: 0 P: 3	R: 0 E: 0 K: 0 S: 3	H: 0 LOB: 0 BB: 0 P: 3	R: 1 E: 0 K: 0 S: 4	H: 2 LOB: 0 BB: 0 P: 4	R: 0 E: 0 K: 0 S: 4	H: 2 LOB: 1 BB: 0 P: 4	R: 1 E: 1 K: 0 S: 5	H: 1 LOB: 1 BB: 0 P: 5	R: 0 E: 0 K: 0 S: 4	H: 1 LOB: 1 BB: 0 P: 4	1B: 5 2B: 2 3B: 0 HR: 0	SF: 0 SAC: 1 DP: 2 HBP: 0	WP: 0 PB: 0 SB: 0 CS: 0	PA: 30
PITCHER	IP WLS BF H R ER SO BB IBB HBP BLK WP HR S P ERA WHIP																			
Phil Regan, R (1, 1) ERA: 4.5	7.0 L 26 5 2 1 1 0 0 0 0 0 0 0 28 28 1.29 0.714																			
Pete Burnside, L (8, 1) ERA: 4.29	1.0 4 1 0 0 0 0 0 0 0 0 0 0 4 4 0.00 1.000																			

Detroit Tigers @ Kansas City Athletics
Municipal Stadium, Kansas City, MO
Sun Oct 02 1960, 4:33 AM EDT
Att: 9,630 - Unknown

AB 29
R 2
H 6
RBI 2
BB 0
SO 1
LOB 9

