

**Kansas City Athletics - 1962**

Batter	1	2	3	4	5	6	7	8	9	AB R H RBI BB SO LOB	TOP											
Lenny Green, L (1, 8) OBP: 0.500, SLG: 0.333	0-0 1B G6-4-3 1B		0-0 F3		4-0 BB 1-2		0-0 4-3			3 1 1 0 1 0 0												
Vic Power, R (1, 3) OBP: 0.250, SLG: 0.250	0-0 1-3 G6-4-3 1B		0-0 6-3		0-0 F9			0-0 1-3		4 0 1 0 0 0 2												
Harmon Killebrew, R (1, 7)	0-0 G6-4-3 1-2f 3-H		0-0 P5			0-0 6-3		0-0 F7		4 0 0 0 0 0 1												
Bob Allison, R (1, 9)	4-0 BB			0-3 K		0-0 5-3		0-3 K		3 0 0 0 1 2 0												
Earl Battey, R (1, 2) OBP: 0.250, SLG: 0.500	0-0 5-3			0-3 K		0-0 3B 2B		0-0 1-3		4 1 1 0 0 1 1												
Bernie Allen, L (1, 4) OBP: 0.250, SLG: 0.750		0-0 L5		0-0 4-3		0-0 3B 2-H		0-0 3-1		4 0 1 1 0 0 0												
Zoilo Versalles, R (1, 6) OBP: 0.250, SLG: 0.250		0-0 1-3			0-0 K 1B 1B	0-0 1-3		0-0 6-3		4 0 1 0 0 0 1												
Rich Rollins, R (1, 5) OBP: 0.667, SLG: 0.667		0-0 1B			0-0 BB 1-2 1B		0-0 5-3			3 0 2 0 0 0 0												
Jack Kralick, L (1, 1)		0-0 F7			0-3 K 2-3		0-0 4-3			2 0 0 0 0 1 3												
Don Mincher, L (7, PH)										1 0 0 0 0 0 0												
Ray Moore, R (7, 1)										0 0 0 0 0 0 0												
<b>Inning Stats</b>	R: 1 E: 0 K: 0 S: 4	H: 2 LOB: 1 BB: 1 P: 8	R: 0 E: 0 K: 0 S: 4	H: 1 LOB: 1 BB: 0 P: 4	R: 0 E: 0 K: 0 S: 3	H: 0 LOB: 0 BB: 0 P: 3	R: 0 E: 0 K: 2 S: 7	H: 0 LOB: 0 BB: 0 P: 7	R: 0 E: 0 K: 1 S: 6	H: 2 LOB: 2 BB: 1 P: 10	R: 1 E: 0 K: 0 S: 5	H: 2 LOB: 1 BB: 0 P: 5	R: 0 E: 0 K: 0 S: 3	H: 0 LOB: 0 BB: 0 P: 3	R: 0 E: 0 K: 1 S: 5	H: 0 LOB: 0 BB: 0 P: 5	R: 0 E: 0 K: 0 S: 3	H: 0 LOB: 0 BB: 0 P: 3	1B: 5 2B: 1 3B: 1 HR: 0	SF: 0 SAC: 0 DP: 1 HBP: 0	WP: 0 PB: 0 SB: 0 CS: 0	PA: 34
<b>PITCHER</b> Ed Rakow, R (1, 1) ERA: 2.0	IP: 9.0 WLS: W BF: 34 H: 7 R: 2 ER: 2 SO: 4 BB: 2 IBB: 0 HBP: 0 BLK: 0 WP: 0 HR: 0 S: 40 P: 48 ERA: 2.00 WHIP: 1.000											<b>PITCHER</b>	IP: 9.0 WLS: W BF: 34 H: 7 R: 2 ER: 2 SO: 4 BB: 2 IBB: 0 HBP: 0 BLK: 0 WP: 0 HR: 0 S: 40 P: 48 ERA: 2.00 WHIP: 1.000									

**Minnesota Twins @ Kansas City Athletics**  
 Municipal Stadium, Kansas City, MO  
 Tue Apr 10 1962, 4:33 AM EST  
 Att: 21,012 - Unknown

<b>AB</b>	32
<b>R</b>	2
<b>H</b>	7
<b>RBI</b>	1
<b>BB</b>	2
<b>SO</b>	4
<b>LOB</b>	8





Batter	1	2	3	4	5	6	7	8	9	AB R H RBI BB SO LOB
Lenny Green, L OBP: 0.333, SLG: 0.375 (1, 8) (9, 7)	0-0 4-3		0-0 5-3 SF8 2B		0-0 F9	0-0 4-3			0-0 F5	5 1 1 0 0 0 2
Vic Power, R OBP: 0.333, SLG: 0.667 (1, 3)	0-3 K		0-0 5-3		0-0 F9 BB 1-3 2B		0-0 F9		0-0 WP 3B	5 1 2 0 0 1 1
Harmon Killebrew, R Bill Tuttle, R (1, 7) (9, 8)	4-0 BB BB		0-0 SF8		4-0 BB IBB		0-3 K		0-0 5-3	2 0 0 1 2 1 1 0 0 0 0 0 0 0
Bob Allison, R OBP: 0.556, SLG: 0.800 (1, 9)	4-0 1-2 BB		0-0 F8 3-H		4-0 FC4-6 BB 1-2 2-3 3-H		0-0 HR		4-0 HR BB 3-H	2 2 1 2 3 0 0
Earl Battey, R OBP: 0.333, SLG: 0.778 (1, 2)	0-3 K			0-0 3B 1B	0-0 F3		0-0 F8		0-0 HR 1-H	5 2 2 2 0 1 5
Bernie Allen, L OBP: 0.111, SLG: 0.333 (1, 4)		0-3 K		0-0 F7	0-0 FC4-6 1-2f			0-0 F9	0-3 K	5 0 0 0 0 2 4
Zoilo Versalles, R OBP: 0.250, SLG: 0.250 (1, 6)		0-0 E 1B		0-0 F8		0-0 5-3		0-0 4-3		4 0 1 0 0 0 1
Rich Rollins, R OBP: 0.714, SLG: 1.500 (1, 5)		0-0 1-3		0-0 K 1-2 3B		1-0 HBP		0-0 HR		3 1 2 2 0 0 1
Camilo Pascual, R OBP: 0.250, SLG: 0.250 (1, 1)		0-0 1-3			0-0 2B BB 1B		0-0 F8		0-0 F9	4 1 1 0 0 0 2

**TOP**

**Minnesota Twins @ Kansas City Athletics**  
Municipal Stadium, Kansas City, MO

Wed Apr 11 1962, 7:05 PM EST  
Att. 4,064 - Unknown

AB	35
R	8
H	10
RBI	7
BB	5
SO	5
LOB	17



Inning Stats	R: 0	H: 0	E: 0	K: 2	S: 7	P: 15	R: 0	H: 1	E: 1	K: 1	S: 6	P: 6	R: 1	H: 1	E: 0	K: 0	S: 4	P: 4	R: 1	H: 2	E: 0	K: 0	S: 4	P: 4	R: 1	H: 2	E: 0	K: 0	S: 5	P: 13	R: 0	H: 0	E: 0	K: 0	S: 3	P: 4	R: 1	H: 1	E: 0	K: 1	S: 6	P: 6	R: 1	H: 1	E: 0	K: 0	S: 4	P: 4	R: 3	H: 2	E: 0	K: 1	S: 7	P: 11	1B: 3	SF: 1	2B: 2	3B: 2	HR: 3	WP: 1	PA: 42
--------------	------	------	------	------	------	-------	------	------	------	------	------	------	------	------	------	------	------	------	------	------	------	------	------	------	------	------	------	------	------	-------	------	------	------	------	------	------	------	------	------	------	------	------	------	------	------	------	------	------	------	------	------	------	------	-------	-------	-------	-------	-------	-------	-------	--------

PITCHER	IP	WLS	BF	H	R	ER	SO	BB	IBB	HBP	BLK	WP	HR	S	P	ERA	WHIP
John Wyatt, R ERA: 4.5 (1, 1)	6.0	L	28	6	3	3	3	3	1	1	0	0	0	29	46	4.50	1.500
Bill Kunkel, R ERA: 9.0 (7, 1)	2.0		8	2	2	2	1	0	0	0	0	0	2	10	10	9.00	1.000
Dan Osinski, R ERA: 27.0 (9, 1)	1.0		6	2	3	3	1	1	0	0	0	1	1	7	11	27.00	3.000

Batter	1	2	3	4	5	6	7	8	9
Dick Howser, R OBP: 0.250, SLG: 0.143 (1, 6)	0-0 5-3		0-0 5-3			4-0 BB S BB		0-0 6-3	
Jose Tartabull, L (1, 8)	0-0 5-3			0-0 3-1		0-0 G1 1-2		0-0 F2	
Jerry Lumpe, L (1, 4)	0-3 K			0-0 F7		0-0 F8		0-0 5-3	
Norm Siebern, L (1, 3)		0-3 K		0-3 K		0-0 1B		4-0 BB	
Manny Jimenez, L (1, 7)		0-0 FC3-6 1B		0-0 L6 2-3 1B		0-0 FC5-4 1B		0-0 4-3	
Wayne Causey, L (1, 5)		0-0 FC3-6 1-2f		0-0 2-3 1-2		0-3 K			
Gino Cimoli, R (1, 9)		0-3 K		0-0 L6 2-3		0-0 FC5-4 1-2f			
Haywood Sullivan, R (1, 2)			1-0 HBP			0-3 K		0-0 P4	
John Wyatt, R (1, 1)			0-0 1-4			0-3 K		0-0 6-3	
Gene Stephens, L (6, PH)									
Bill Kunkel, R (7, 1)									
Ed Charles, R (8, PH)									
Dan Osinski, R (9, 1)									

Inning Stats	R: 0	H: 0	E: 0	K: 1	S: 5	LOB: 0	BB: 0	P: 5	R: 0	H: 1	E: 0	K: 2	S: 8	LOB: 1	BB: 0	P: 8	R: 0	H: 0	E: 0	K: 0	S: 2	LOB: 0	BB: 0	P: 3	R: 0	H: 0	E: 0	K: 1	S: 5	LOB: 0	BB: 0	P: 5	R: 0	H: 1	E: 0	K: 0	S: 3	LOB: 0	BB: 0	P: 3	R: 0	H: 0	E: 0	K: 2	S: 7	LOB: 1	BB: 1	P: 11	R: 0	H: 2	E: 0	K: 1	S: 7	LOB: 2	BB: 0	P: 7	R: 0	H: 0	E: 0	K: 0	S: 3	LOB: 0	BB: 0	P: 3	R: 0	H: 0	E: 0	K: 0	S: 3	LOB: 1	BB: 1	P: 7	1B: 4	2B: 2	3B: 0	HR: 0	SF: 0	SAC: 0	DP: 2	HBP: 1	WP: 0	PB: 0	SB: 1	CS: 0	PA: 32
--------------	------	------	------	------	------	--------	-------	------	------	------	------	------	------	--------	-------	------	------	------	------	------	------	--------	-------	------	------	------	------	------	------	--------	-------	------	------	------	------	------	------	--------	-------	------	------	------	------	------	------	--------	-------	-------	------	------	------	------	------	--------	-------	------	------	------	------	------	------	--------	-------	------	------	------	------	------	------	--------	-------	------	-------	-------	-------	-------	-------	--------	-------	--------	-------	-------	-------	-------	--------

PITCHER	IP	WLS	BF	H	R	ER	SO	BB	IBB	HBP	BLK	WP	HR	S	P	ERA	WHIP
Camilo Pascual, R (1, 1)	9.0	W	32	4	0	0	7	2	0	1	0	0	0	43	52	0.00	0.667

**BOTTOM**

**Minnesota Twins @ Kansas City Athletics**  
Municipal Stadium, Kansas City, MO

Wed Apr 11 1962, 7:05 PM EST  
Att. 4,064 - Unknown

AB	29
R	0
H	4
RBI	0
BB	2
SO	7
LOB	11



Batter	1	2	3	4	5	6	7	8	9	AB R H RBI BB SO LOB	TOP											
Lenny Green, L (1, 8) OBP: 0.429, SLG: 0.455 (8, 7)	0-0 F8		0-0 2B		4-0 1B	4-0 BB		0-0 P5		3 2 1 0 2 0 0												
Vic Power, R (1, 3) OBP: 0.462, SLG: 0.750	0-0 1-3		0-0 2B		0-0 SH1-3	4-0 BB		0-0 CS		3 1 2 2 1 0 0												
Harmon Killebrew, R (1, 7) Bill Tuttle, R (8, 8)	0-0 2B		0-0 2B		4-0 1B	0-0 IBB		0-3 K		4 0 1 0 1 1 5 0 0 0 0 0 0 0												
Bob Allison, R (1, 9) OBP: 0.571, SLG: 0.625	0-0 4-3		0-0 2B		0-0 1B					3 2 1 2 2 0 2												
Earl Battey, R (1, 2) OBP: 0.308, SLG: 0.846		0-0 HR			0-0 F9					4 1 1 1 0 0 3												
Bernie Allen, L (1, 4) OBP: 0.071, SLG: 0.214		0-0 6-3			0-0 FC6-4					5 0 0 0 0 0 4												
Zoilo Versalles, R (1, 6) OBP: 0.308, SLG: 0.182		0-0 5-3			0-0 1-3					3 1 0 0 2 1 0												
Rich Rollins, R (1, 5) OBP: 0.667, SLG: 1.222		0-0 6-3			0-0 5-3					3 0 1 2 2 0 0												
Don Lee, R (1, 1) Joe Bonikowski, R (4, 1) OBP: 0.250, SLG: 0.250			0-0 2B		0-0 1B					1 1 1 0 0 0 0 4 1 1 0 0 2 4												
<b>Inning Stats</b>	R: 0 E: 0 K: 0 S: 4	H: 1 LOB: 1 BB: 0 P: 4	R: 1 E: 0 K: 0 S: 4	H: 1 LOB: 0 BB: 0 P: 4	R: 3 E: 0 K: 0 S: 6	H: 3 LOB: 0 BB: 0 P: 6	R: 0 E: 0 K: 0 S: 3	H: 0 LOB: 0 BB: 0 P: 3	R: 2 E: 0 K: 1 S: 5	H: 2 LOB: 2 BB: 2 P: 13	R: 0 E: 0 K: 1 S: 5	H: 0 LOB: 3 BB: 3 P: 17	R: 2 E: 0 K: 1 S: 6	H: 1 LOB: 1 BB: 2 P: 14	R: 0 E: 0 K: 1 S: 5	H: 1 LOB: 0 BB: 0 P: 5	R: 1 E: 0 K: 1 S: 5	H: 0 LOB: 2 BB: 3 P: 17	1B: 4 2B: 4 3B: 0 HR: 1	SF: 0 SAC: 2 DP: 0 HBP: 0	WP: 1 PB: 1 SB: 0 CS: 1	PA: 45
<b>PITCHER</b>	IP WLS BF H R ER SO BB IBB HBP BLK WP HR S P ERA WHIP																					
Norm Bass, R ERA: 12.46	(1, 1) 4.1 L 21 6 6 6 0 1 1 0 0 0 0 1 19 27 12.46 1.615																					
Diego Segui, R ERA:	(5, 1) 1.2 9 1 0 0 1 3 0 0 0 0 0 8 20 0.00 2.400																					
Dan Pfister, R ERA: 9.0	(7, 1) 2.0 9 2 2 2 2 2 0 0 0 0 0 11 19 9.00 2.000																					
Dan Osinski, R ERA: 18.0	(9, 1) 1.0 6 0 1 1 1 3 0 0 0 1 0 5 17 9.00 3.000																					

Minnesota Twins @ Kansas City Athletics  
Municipal Stadium, Kansas City, MO  
Thu Apr 12 1962, 4:33 AM EST  
Att: 854 - Unknown - 45 F

AB	33
R	9
H	9
RBI	7
BB	10
SO	4
LOB	18




Batter	1	2	3	4	5	6	7	8	9	AB	R	H	RBI	BB	SO	LOB
Dick Howser, R OBP: 0.385, SLG: 0.583 (1, 6)	0-0 F9	0-3 K		0-0 HR		0-0 FC4-6 1B		0-0 1B FC4-6		5	2	3	3	0	1	2
Bobby Del Greco, R OBP: 0.250, SLG: 0.143 Jose Tartabull, L OBP: 0.200, SLG: 0.200 (1, 8) (7, 8)	0-0 P4		0-0 6-3	4-0 1B BB		0-3 K		0-0 1B FC4-6		3	0	0	0	1	1	2
Jerry Lumpe, L OBP: 0.231, SLG: 0.231 (1, 4)	0-0 1B		0-0 BB 1B	0-0 1B		0-0 FC4-6 BB		0-0 FC4-6 BB		5	0	3	1	0	0	3
Norm Siebern, L OBP: 0.500, SLG: 0.250 (1, 3)	0-0 1-4-3		0-0 F8	4-0 1-2 IBB		4-0 1-2 BB		4-0 1-2 BB		2	0	0	0	3	0	2
Leo Posada, R OBP: 0.429, SLG: 0.333 Manny Jimenez, L OBP: 0.600, SLG: 0.600 (1, 7) (8, 7)		0-0 L9 1B 1B	4-0 1-2 BB	0-0 G5-4-3 1-2f		0-3 K		0-0 4-3		3	1	1	0	1	1	6
Wayne Causey, L OBP: 0.091, SLG: 0.091 (1, 5)		0-0 1B 1B	0-3 K		0-0 3-1		0-0 3-1		0-0 3-1	5	0	1	0	0	1	2
Gino Cimoli, R OBP: 0.182, SLG: 0.455 (1, 9)		0-0 L9 2-3		0-0 2B HR 1B		0-0 5-3		0-3 K		5	1	1	0	0	1	2
Joe Azcue, R OBP: 0.400, SLG: 0.600 (1, 2)		0-0 1B		0-0 HR 2B		0-0 F8		0-0 6-3		5	1	2	1	0	0	0
Norm Bass, R Diego Segui, R Gene Stephens, L Gordie Windhorn, R Dan Pfister, R Ed Charles, R Dan Osinski, R (1, 1) (5, 1) (6, PH) (6, PR) (7, 1) (8, PH) (9, 1)		0-3 K		0-3 K		4-0 FC4-6 1B BB		0-0 5-3		2	0	0	0	0	2	4

Inning Stats	R: 0	H: 1	E: 0	LOB: 1	K: 0	BB: 0	S: 4	P: 4
	R: 1	H: 3	E: 0	LOB: 2	K: 2	BB: 0	S: 10	P: 10
	R: 0	H: 1	E: 0	LOB: 2	K: 1	BB: 1	S: 6	P: 10
	R: 3	H: 4	E: 0	LOB: 2	K: 1	BB: 2	S: 8	P: 16
	R: 0	H: 0	E: 0	LOB: 0	K: 0	BB: 0	S: 3	P: 3
	R: 0	H: 1	E: 0	LOB: 3	K: 2	BB: 2	S: 8	P: 16
	R: 0	H: 0	E: 0	LOB: 0	K: 1	BB: 0	S: 5	P: 5
	R: 1	H: 2	E: 0	LOB: 2	K: 0	BB: 1	S: 5	P: 9
	R: 0	H: 0	E: 0	LOB: 0	K: 0	BB: 0	S: 3	P: 3

PITCHER	IP	WLS	BF	H	R	ER	SO	BB	IBB	HBP	BLK	WP	HR	S	P	ERA	WHIP
Don Lee, R ERA: 10.8 (1, 1)	3.1		21	9	4	4	4	2	0	0	0	0	1	27	35	10.80	3.300
Joe Bonikowski, R ERA: 1.59 (4, 1)	5.2	W	23	3	1	1	3	3	1	0	0	0	0	25	41	1.59	1.059

**MINNESOTA TWINS @ KANSAS CITY ATHLETICS**  
**Municipal Stadium, Kansas City, MO**  
 Thu Apr 12 1962, 4:33 AM EST  
 Att: 854 - Unknown - 45 F

AB	38
R	5
H	12
RBI	5
BB	6
SO	7
LOB	25



WP: 0	PA: 44
PB: 0	
SB: 0	
CS: 0	

Batter	1	2	3	4	5	6	7	8	9	AB R H RBI BB SO LOB	TOP		
Luis Aparicio, R (1, 6) OBP: 0.267, SLG: 0.429	0-0 6-3		0-0 6-3		0-0 HR	0-0 4-3	0-0 5-3		0-0 SF7 1B S	6 2 2 1 0 0 2			
Nellie Fox, L (1, 4) OBP: 0.400, SLG: 0.500	0-0 F7		0-0 3B		0-0 3-1	0-0 G3	0-0 4-3		4-0 1B BB	5 0 1 0 1 0 2			
Joe Cunningham, L (1, 3) OBP: 0.333, SLG: 0.100	0-0 6-3		0-0 6-3		0-0 F8		4-0 2B BB	4-0 FC6-4 BB	0-0 SF7	3 1 0 1 2 0 1			
Floyd Robinson, L (1, 9) OBP: 0.500, SLG: 0.300		4-0 HBP 1B BB		0-0 6-3	0-0 E6 2B 1B		0-0 3-4-1	0-0 FC6-4 1B	0-0 1B	5 2 1 1 1 0 2			
Al Smith, R (1, 7) OBP: 0.467, SLG: 0.417		0-3 K		0-0 1B 1B	0-0 1B 2B		4-0 2B FC4 BB	0-0 1B 1B	0-0 F3	5 3 3 0 1 1 3			
Mike Hershberger, R (1, 8) OBP: 0.667, SLG: 0.636		0-0 HBP 1B		0-0 1B 1B	0-0 2B 1B		0-0 FC4 2B	0-0 1B	0-0 F8	6 1 5 4 0 0 2			
Charley Smith, R (1, 5) Bob Sadowski, L (2, PR) Sammy Esposito, R (8, PH) (8, 5)		1-0 G5-4-3 HBP		0-3 K	0-0 F8		0-0 FC4 2B 1B	0-3 K		0 0 0 0 0 0 0	AB 42		
Sherm Lollar, R (1, 2) OBP: 0.615, SLG: 0.727		0-0 G5-4-3		0-0 1B		4-0 FC2-6 BB	0-0 1B 2B	0-0 F2		3 1 0 1 0 1 4	R 12		
Ray Herbert, R (1, 1) Bob Farley, L (4, PH) Dom Zanni, R (4, 1) OBP: 0.667, SLG: 0.500			0-0 5-3	0-0 F5		0-0 FC2-6 4-3	0-0 5-3 1B	4-0 1B SF7 BB		1 0 0 0 0 0 0	H 15		
<b>Inning Stats</b>	R: 0 H: 0 E: 0 LOB: 0 K: 0 BB: 0 S: 3 P: 3	R: 0 H: 1 E: 0 LOB: 3 K: 1 BB: 1 S: 5 P: 10	R: 0 H: 1 E: 0 LOB: 1 K: 0 BB: 0 S: 4 P: 4	R: 1 H: 3 E: 0 LOB: 2 K: 1 BB: 0 S: 8 P: 8	R: 3 H: 3 E: 1 LOB: 1 K: 0 BB: 0 S: 7 P: 7	R: 0 H: 0 E: 0 LOB: 1 K: 0 BB: 1 S: 3 P: 7	R: 5 H: 3 E: 0 LOB: 1 K: 0 BB: 2 S: 7 P: 15	R: 1 H: 2 E: 0 LOB: 2 K: 1 BB: 1 S: 7 P: 11	R: 2 H: 2 E: 0 LOB: 2 K: 0 BB: 2 S: 5 P: 13	1B: 10 SF: 1 2B: 3 SAC: 0 3B: 1 DP: 1 HR: 1 HBP: 1	WP: 0 PA: 51 PB: 0 SB: 1 CS: 0		
<b>PITCHER</b>	IP WLS BF H R ER SO BB IBB HBP BLK WP HR S P ERA WHIP											<b>PITCHER</b>	IP WLS BF H R ER SO BB IBB HBP BLK WP HR S P ERA WHIP
Art Ditmar, R (1, 1) ERA: 9.95	6.1 L 35 10 9 7 2 4 0 1 0 0 0 1 34 51 9.95 2.211												
Bill Kunkel, R (7, 1) ERA: 6.75	0.2 3 1 0 0 0 0 0 0 0 0 0 0 3 3 0.00 1.500												
Dan Osinski, R (8, 1) ERA: 15.75	2.0 13 4 3 3 1 3 0 0 0 0 0 0 12 24 13.50 3.500												

Chicago White Sox @ Kansas City Athletics  
Municipal Stadium, Kansas City, MO  
Fri Apr 13 1962, 7:05 PM EST  
Att. 3,229 - Unknown

AB	42
R	12
H	15
RBI	12
BB	7
SO	3
LOB	26



livebaseballscorecards.com



Batter	1	2	3	4	5	6	7	8	9	AB	R	H	RBI	BB	SO	LOB
Dick Howser, R OBP: 0.333, SLG: 0.471 (1, 6)	0-0 F3		0-0 1B		0-0 F6			0-0 F4	0-0 6-3	5	1	1	0	0	0	0
Bobby Del Greco, R OBP: 0.333, SLG: 0.111 (1, 8)	0-0 5-3		4-0 1B SF7 BB		0-0 F6			1-0 FC4-6 HBP 1B		2	1	0	0	1	0	0
Jerry Lumpe, L OBP: 0.353, SLG: 0.353 (1, 4)	0-0 1B		0-0 4-3 1B		0-0 4-3			0-0 FC4-6 1B		4	0	3	1	0	0	0
Norm Siebern, L OBP: 0.375, SLG: 0.182 (1, 3)	0-0 6-3		0-0 SF7		0-3 K			0-0 FC4-6 1-2f 2-3		3	0	0	1	0	1	3
Gino Cimoli, R OBP: 0.133, SLG: 0.333 (1, 9)		0-3 K	0-0 4-3		0-0 F4			0-0 F2		4	0	0	0	0	1	3
Wayne Causey, L OBP: 0.200, SLG: 0.077 (1, 5)		4-0 1B SF9 BB	0-3 K		0-0 G3			4-0 3B BB		2	2	0	0	2	1	1
Leo Posada, R OBP: 0.455, SLG: 0.600 (1, 7)		0-0 1B		0-0 L5			0-0 F3	0-0 WP 3B		4	1	2	1	0	0	0
Joe Azcue, R OBP: 0.222, SLG: 0.375 (1, 2)		0-0 SF9		0-0 F9			0-3 K	0-3 K		3	0	0	1	0	2	0
Art Ditmar, R (1, 1)		0-3 K		0-0 5-3			0-0 4-3	0-0 4-3		2	0	0	0	0	1	1
Bill Kunkel, R (7, 1)										0	0	0	0	0	0	0
Gene Stephens, L (7, PH)										1	0	0	0	0	0	0
Dan Osinski, R (8, 1)										0	0	0	0	0	0	0
Manny Jimenez, L (9, PH)										1	0	0	0	0	0	0

Inning Stats	R: 0	H: 1	E: 0	K: 0	S: 4	H: 1	LOB: 1	BB: 0	P: 4	R: 1	H: 1	E: 0	K: 2	S: 8	H: 1	LOB: 1	BB: 1	P: 12	R: 2	H: 2	E: 0	K: 1	S: 7	H: 0	LOB: 0	BB: 0	P: 3	R: 0	H: 0	E: 0	K: 0	S: 3	R: 0	H: 0	E: 0	K: 1	S: 5	R: 0	H: 0	E: 0	K: 1	S: 5	R: 0	H: 1	E: 0	K: 0	S: 4	R: 2	H: 1	E: 0	K: 1	S: 6	H: 1	LOB: 0	BB: 1	P: 10	1B: 5	SF: 2	2B: 0	SAC: 0	3B: 1	DP: 0	HR: 0	HBP: 1	WP: 1	PA: 37
--------------	------	------	------	------	------	------	--------	-------	------	------	------	------	------	------	------	--------	-------	-------	------	------	------	------	------	------	--------	-------	------	------	------	------	------	------	------	------	------	------	------	------	------	------	------	------	------	------	------	------	------	------	------	------	------	------	------	--------	-------	-------	-------	-------	-------	--------	-------	-------	-------	--------	-------	--------


PITCHER	IP	WLS	BF	H	R	ER	SO	BB	IBB	HBP	BLK	WP	HR	S	P	ERA	WHIP
Ray Herbert, R (1, 1)	3.0		15	4	3	3	3	2	0	0	0	0	0	19	27	9.00	2.000
Dom Zanni, R (4, 1)	6.0	W	22	2	2	2	3	1	0	1	0	1	0	26	31	3.00	0.500

**BOTTOM**

**Chicago White Sox @ Kansas City Athletics**  
Municipal Stadium, Kansas City, MO

Fri Apr 13 1962, 7:05 PM EST  
Att. 3,229 - Unknown

AB	31
R	5
H	6
RBI	4
BB	3
SO	6
LOB	8



Batter	1	2	3	4	5	6	7	8	9	AB R H RBI BB SO LOB	TOP		
Luis Aparicio, R (1, 6) OBP: 0.350, SLG: 0.500	0-0 4-3 S 1B		0-0 1B 2B	0-0 1-3			0-0 6-3		4-0 FC4-6 1B BB	4 0 2 0 1 0 3			
Nellie Fox, L (1, 4) OBP: 0.421, SLG: 0.467 Jim Landis, R (7, PR) (7, 8)	0-0 F9 1-2		0-0 2-3 1B		0-0 5-3		1-0 FC6-4 HBP		0-3 K	3 0 1 0 0 0 1 1 0 0 0 0 1 1			
Joe Cunningham, L (1, 3) OBP: 0.300, SLG: 0.133	0-0 4-3 2-3		0-3 K		0-0 F7		0-0 FC6-4 HR		0-0 FC4-6 1B	5 1 1 0 0 1 4			
Floyd Robinson, L (1, 9) OBP: 0.474, SLG: 0.533 (7, 7)	0-0 F8		0-0 F5		0-0 FC5-4 1B		0-0 HR		0-0 FC4-6	5 1 2 2 0 0 5			
Al Smith, R (1, 7) OBP: 0.450, SLG: 0.333 (7, 5)		4-0 G4-6-3 BB		1-0 3-1 BB HBP		0-0 FC5-4		0-0 F7	0-0 5-3	3 0 0 0 1 0 4			
Mike Hershberger, R (1, 8) OBP: 0.526, SLG: 0.467 (7, 9)		0-0 G4-6-3 1-2f		0-0 F9		0-0 4-3		0-0 6-3		4 0 0 0 0 0 2			
Bob Sadowski, L (1, 5) (7, 4)		0-3 K		4-0 3-1 1-2 BB		0-3 K		0-0 F9		3 0 0 0 1 2 0			
Sherm Lollar, R (1, 2) OBP: 0.647, SLG: 0.929			0-0 HR	0-0 3-1		0-0 1B		4-0 BB		3 1 2 1 1 0 2			
John Buzhardt, R (1, 1) Eddie Fisher, R (2, 1) Bob Farley, L (4, PH) Russ Kemmerer, R (4, 1) J.C. Martin, L (6, PH) Gary Peters, L (6, 1) Bob Roselli, R (8, PH) Turk Lown, R (8, 1)			0-3 K	4-0 BB		0-3 K2-3		0-0 F8		0 0 0 0 0 0 0 1 0 0 0 0 0 1 0 0 0 0 0 1 0 0 0 0 0 0 0 0 1 0 0 0 0 1 1 0 0 0 0 0 0 0 1 0 0 0 0 0 1 0 0 0 0 0 0 0			
<b>Inning Stats</b>	R: 0 H: 1 E: 0 LOB: 1 K: 0 BB: 0 S: 4 P: 4	R: 0 H: 0 E: 0 LOB: 0 K: 1 BB: 1 S: 4 P: 8	R: 1 H: 3 E: 0 LOB: 2 K: 2 BB: 0 S: 10 P: 10	R: 0 H: 0 E: 0 LOB: 3 K: 0 BB: 2 S: 3 P: 12	R: 0 H: 1 E: 0 LOB: 1 K: 0 BB: 0 S: 4 P: 4	R: 0 H: 1 E: 0 LOB: 1 K: 2 BB: 0 S: 8 P: 8	R: 2 H: 1 E: 0 LOB: 1 K: 0 BB: 0 S: 4 P: 5	R: 0 H: 0 E: 0 LOB: 1 K: 0 BB: 1 S: 3 P: 7	R: 0 H: 1 E: 0 LOB: 2 K: 1 BB: 1 S: 6 P: 10	1B: 5 SF: 0 2B: 1 SAC: 0 3B: 0 DP: 1 HR: 2 HBP: 2	WP: 0 PA: 41 PB: 0 SB: 1 CS: 0		
<b>PITCHER</b>	IP WLS BF H R ER SO BB IBB HBP BLK WP HR S P ERA WHIP											<b>PITCHER</b>	IP WLS BF H R ER SO BB IBB HBP BLK WP HR S P ERA WHIP
Jerry Walker, R (1, 1) ERA: 3.38	8.0 W 37 7 3 3 5 5 0 2 0 0 2 40 62 3.38 1.500												
Bob Grim, R (9, 1) ERA:	1.0 S 4 1 0 0 1 0 0 0 0 0 0 6 6 0.00 1.000												


Chicago White Sox @ Kansas City Athletics  
Municipal Stadium, Kansas City, MO  
Sat Apr 14 1962, 7:05 PM EST  
Att. 3,254 - Unknown

livebaseballscorecards.com

AB	34
R	3
H	8
RBI	3
BB	5
SO	6
LOB	24





Batter	1	2	3	4	5	6	7	8	9	AB R H RBI BB SO LOB	TOP	
Luis Aparicio, R (1, 6) OBP: 0.280, SLG: 0.391	0-0 E6 4-3		0-0 F8		0-0 F7		0-3 K		0-0 F4	5 0 0 0 0 1 1		
Joe Cunningham, L (1, 3) OBP: 0.360, SLG: 0.222	0-0 4-3 2-3		0-0 G3			4-0 1B 2B BB	0-0 1B 2B		4-0 BB	3 2 1 0 2 0 1		
Al Smith, R (1, 5) OBP: 0.400, SLG: 0.316	0-0 F5			0-0 6-3		0-0 2B 1-2 HR 1B	0-0 SF7		0-3 K	4 1 1 1 0 1 2		
Floyd Robinson, L (1, 7) OBP: 0.522, SLG: 0.632	0-0 6-3			0-0 1B		0-0 1-3 2-H HR 2B	0-0 3-H 1B			4 1 3 2 0 0 1		
Jim Landis, R (1, 8) OBP: 0.400, SLG: 1.600		0-0 HR		0-3 K		0-0 2-H 3-H HR	0-0 5-3			4 2 2 4 0 1 2		
Mike Hershberger, R (1, 9) OBP: 0.435, SLG: 0.368		0-0 4-3		0-0 1-3		0-0 F6		0-0 6-3		4 0 0 0 0 0 1		
Bob Sadowski, L (1, 4) Sammy Esposito, R (1, 4) OBP: 0.200, SLG: 0.400		0-0 1-2			0-0 F8 4-3 2B		0-0 6-3		0-3 K	0 0 0 0 0 0 0 4 1 1 0 0 1 0	AB 36 R 8 H 8 RBI 8 BB 2 SO 6 LOB 9	
Cam Carreon, R (1, 2)		0-0 F9			0-0 F8 2-3		0-3 K		0-0 6-3	4 0 0 0 0 1 1		
Juan Pizarro, L (1, 1) OBP: 0.286, SLG: 0.286			0-0 F8		0-0 4-3 3-H		0-0 E3 2B SF7		0-3 K	4 1 0 1 0 1 0		
<b>Inning Stats</b>	R: 0 E: 1 K: 0 S: 4 H: 0 LOB: 1 BB: 0 P: 4	R: 1 E: 0 K: 0 S: 4 H: 1 LOB: 0 BB: 0 P: 4	R: 0 E: 0 K: 0 S: 3 H: 0 LOB: 0 BB: 0 P: 3	R: 0 E: 0 K: 1 S: 6 H: 1 LOB: 1 BB: 0 P: 6	R: 1 E: 0 K: 0 S: 4 H: 1 LOB: 0 BB: 0 P: 4	R: 4 E: 0 K: 1 S: 8 H: 3 LOB: 0 BB: 1 P: 12	R: 2 E: 1 K: 1 S: 8 H: 2 LOB: 1 BB: 0 P: 8	R: 0 E: 0 K: 1 S: 5 H: 0 LOB: 0 BB: 0 P: 5	R: 0 E: 0 K: 2 S: 7 H: 0 LOB: 1 BB: 1 P: 11	1B: 3 2B: 3 3B: 0 HR: 2 SF: 1 SAC: 0 DP: 0 HBP: 0	WP: 0 PB: 0 SB: 0 CS: 0 PA: 39	
<b>PITCHER</b>	IP WLS BF H R ER SO BB IBB HBP BLK WP HR S P ERA WHIP											
Ed Rakow, R (1, 1) ERA: 4.5	7.0 L 32 8 8 6 3 1 0 0 0 0 0 2 37 41 7.71 1.286											
Dan Pfister, R (8, 1) ERA: 4.5	2.0 7 0 0 0 3 1 0 0 0 0 0 0 12 16 0.00 0.500											

Chicago White Sox @ Kansas City Athletics  
Municipal Stadium, Kansas City, MO  
Sun Apr 15 1962, 4:33 AM EST  
Att. 4,834 - Unknown

livebaseballscorecards.com

Batter	1	2	3	4	5	6	7	8	9	AB R H RBI BB SO LOB
Dick Howser, R (1, 6) OBP: 0.308, SLG: 0.400	0-0 E5 FC6-4		0-0 F8		0-0 6-3		0-0 F4		0-0 F8	5 0 0 0 0 0 2
Bobby Del Greco, R (1, 8) OBP: 0.409, SLG: 0.353	0-0 FC6-4 L6-3 1-2f		0-0 2B		0-3 K		4-0 1B BB		0-0 F9	4 1 1 1 1 1 2
Jerry Lumpe, L (1, 4) OBP: 0.346, SLG: 0.385	0-0 L6-3 1-2		0-0 E 2B		0-0 4-3		0-0 1-3 1B		0-0 F8	5 1 2 1 0 0 2
Norm Siebern, L (1, 3) OBP: 0.292, SLG: 0.158		0-0 4-3	0-0 E6 1B 2-H		0-0 4-3		0-0 F5			4 0 0 0 0 0 2
Gino Cimoli, R (1, 9) OBP: 0.304, SLG: 0.409		0-0 1B	0-0 1-3 1B		4-0 FC5-4 BB		0-0 6-3			3 0 2 0 1 0 0
Leo Posada, R (1, 7) OBP: 0.316, SLG: 0.353		0-0 F9	0-3 K		0-0 FC5-4 1B 1-2f		0-3 K			4 0 0 0 0 2 4
Wayne Causey, L (1, 5) OBP: 0.261, SLG: 0.150		0-0 F9		0-0 4-3		0-0 WP 1B		4-0 BB		3 0 1 0 1 0 1
Haywood Sullivan, R (1, 2) OBP: 0.231, SLG: 0.091			4-0 2B BB	0-0 5-3		0-0 5-3		0-0 L5		3 1 0 0 1 0 3
Ed Rakow, S (1, 1)			0-3 K	0-3 K			0-3 K2-3		4-0 BB	2 0 0 0 0 2 1
Gordie Windhorn, R (7, PH)										1 0 0 0 0 1 0
Dan Pfister, R (8, 1)										0 0 0 0 0 0 0
Ed Charles, R (9, PH)										0 0 0 0 1 0 0

<b>Inning Stats</b>	R: 0 E: 1 K: 0 S: 3	H: 0 LOB: 0 BB: 0 P: 3	R: 0 E: 0 K: 0 S: 4	H: 1 LOB: 1 BB: 0 P: 4	R: 3 E: 1 K: 2 S: 11	H: 3 LOB: 2 BB: 1 P: 15	R: 0 E: 0 K: 1 S: 5	H: 0 LOB: 0 BB: 0 P: 5	R: 0 E: 0 K: 1 S: 5	H: 0 LOB: 0 BB: 0 P: 5	R: 0 E: 0 K: 0 S: 4	H: 1 LOB: 2 BB: 1 P: 8	R: 0 E: 0 K: 1 S: 6	H: 1 LOB: 2 BB: 1 P: 10	R: 0 E: 0 K: 1 S: 5	H: 0 LOB: 1 BB: 1 P: 9	R: 0 E: 0 K: 0 S: 3	H: 0 LOB: 1 BB: 1 P: 7	1B: 4 2B: 3 3B: 0 HR: 0	SF: 0 SAC: 0 DP: 1 HBP: 0
<b>PITCHER</b> Juan Pizarro, L (1, 1) ERA: 1.5	IP: 9.0 WLS: W BF: 39 H: 6 R: 3 ER: 2 SO: 6 BB: 5 IBB: 0 HBP: 0 BLK: 0 WP: 1 HR: 0 S: 46 P: 66 ERA: 2.00 WHIP: 1.222																		WP: 1 PB: 0 SB: 0 CS: 0	PA: 39 ERA WHIP

**BOTTOM**

**Chicago White Sox @ Kansas City Athletics**  
Municipal Stadium, Kansas City, MO

livebaseballscorecards.com

<b>AB</b>	<b>34</b>
<b>R</b>	<b>3</b>
<b>H</b>	<b>6</b>
<b>RBI</b>	<b>2</b>
<b>BB</b>	<b>5</b>
<b>SO</b>	<b>6</b>
<b>LOB</b>	<b>17</b>




Sun Apr 15 1962, 4:33 AM EST  
Att. 4,834 - Unknown

Batter	1	2	3	4	5	6	7	8	9	AB R H RBI BB SO LOB	TOP	
Dick Howser, R (1, 6) OBP: 0.323, SLG: 0.379	0-0 CS HBP 1B		0-0 E6 1B	0-0 E5 IBB BB 1-2 2-3		0-0 F9		4-0 S BB		4 1 1 0 1 0 2		
Bobby Del Greco, R (1, 8) OBP: 0.407, SLG: 0.300	1-0 HBP		0-0 F7	4-0 IBB BB 1-2 2-3 3-H		0-0 6-3		0-0 F9		3 0 0 1 1 0 2		
Jerry Lumpe, L (1, 4) OBP: 0.323, SLG: 0.367	0-0 F8		0-0 BB 1B 2-H	0-0 SF7 BB 3-H		0-0 1-3		0-0 6-3 1-2		4 1 1 2 0 0 3		
Norm Siebern, L (1, 3) OBP: 0.345, SLG: 0.217	0-3 K 2-3		0-3 K 2	4-0 IBB 1-2 2-3		0-0 BB 1B 1B		0-0 1B SF9 1B		4 1 2 0 1 2 3		
Gino Cimoli, R (1, 9) OBP: 0.357, SLG: 0.423		0-0 6-3	4-0 1B BB 1-2	0-0 F8		0-0 BB 1B 1-2		0-0 5-3 1B 1-3		4 0 2 0 1 0 3		
Wayne Causey, L (1, 5) OBP: 0.250, SLG: 0.167		0-0 4-3	0-0 PO 1B 1-2 2-H		0-0 4-3		0-0 F6		0-0 SF9	4 0 1 2 0 0 2		
Leo Posada, R (1, 7) OBP: 0.375, SLG: 0.350		0-0 E 1B	0-0 PO 1-2	4-0 FC1-5 1B BB		0-0 6-3		4-0 FC6 BB 1-2 2-3		3 0 1 0 2 0 1		
Haywood Sullivan, R (1, 2) OBP: 0.278, SLG: 0.133		0-0 E5 FC6-4 1-2		0-0 E FC1-5 BB 1B		0-0 F7		0-0 FC6 1-2f		4 1 1 0 1 0 4		
John Wyatt, R (1, 1) Danny McDevitt, L (7, 1) Bob Grim, R (8, 1)		0-0 FC6-4 1-2f		0-0 BB E SF7 1-2 2-3f		0-3 K		0-3 K	0-3 K	3 1 0 0 0 1 4 1 0 0 0 0 1 0 1 0 0 0 0 1 2		
<b>Inning Stats</b>	R: 0 H: 1 E: 0 LOB: 2 K: 1 BB: 0 S: 5 P: 6	R: 0 H: 1 E: 1 LOB: 2 K: 0 BB: 0 S: 5 P: 5	R: 2 H: 2 E: 1 LOB: 1 K: 1 BB: 1 S: 7 P: 11	R: 2 H: 1 E: 1 LOB: 3 K: 0 BB: 3 S: 5 P: 17	R: 0 H: 0 E: 0 LOB: 0 K: 0 BB: 0 S: 3 P: 3	R: 0 H: 0 E: 0 LOB: 0 K: 1 BB: 0 S: 5 P: 5	R: 0 H: 2 E: 0 LOB: 3 K: 0 BB: 1 S: 5 P: 9	R: 0 H: 0 E: 0 LOB: 1 K: 1 BB: 1 S: 5 P: 9	R: 1 H: 2 E: 0 LOB: 2 K: 1 BB: 1 S: 7 P: 11	1B: 9 SF: 2 2B: 1 SAC: 0 3B: 0 DP: 1 HR: 0 HBP: 1	WP: 0 PA: 46 PB: 0 SB: 1 CS: 1	
<b>PITCHER</b>	IP WLS BF H R ER SO BB IBB HBP BLK WP HR S P ERA WHIP											
Ken McBride, R (1, 1) ERA:	5.0 L 26 5 4 0 2 3 1 1 0 0 0 25 42 0.00 1.600											
Jack Spring, L (6, 1) ERA:	1.2 8 2 0 0 1 1 0 0 0 0 0 9 13 0.00 1.800											
Art Fowler, R (7, 1) ERA:	0.1 1 0 0 0 0 0 0 0 0 0 0 1 1 0.00 0.000											
Tom Morgan, R (8, 1) ERA: 1.42	2.0 10 2 1 1 2 2 0 0 0 0 0 12 20 4.50 2.000											

**Kansas City Athletics @ Los Angeles Angels**  
**Dodger Stadium, Los Angeles, CA**  
 Tue Apr 17 1962, 6:05 PM PST  
 Att. 18,416 - Unknown

livebaseballscorecards.com

AB	35
R	5
H	9
RBI	5
BB	7
SO	5
LOB	26



Batter	1	2	3	4	5	6	7	8	9	AB R H RBI BB SO LOB
Albie Pearson, L (1, 9) OBP: 0.400, SLG: 0.167	4-0 WP PB SF8 BB		0-0 FC3-6 1-2f		0-0 BB 1B		4-0 1B BB		0-0 F8	3 1 1 1 2 0 1
Joe Koppe, R (1, 6) OBP: 0.522, SLG: 0.471	0-0 SF8 1-H		0-0 F9		4-0 BB 1B		0-0 1B BB			2 0 1 2 1 0 1
Lee Thomas, L (1, 8) OBP: 0.130, SLG: 0.190	0-3 K			0-0 3-1	0-0 L3		0-0 L9			4 0 0 0 0 1 5
Leon Wagner, L (1, 7) OBP: 0.409, SLG: 0.667	0-0 CS 1B			0-0 E4 G4-6-3		0-0 G3		0-0 FC6-4 1B		4 0 2 0 0 0 0
Frank Leja, L (1, 3) Steve Bilko, R (8, PH) Ken Hunt, R (8, PR) Felix Torres, R (9, 5)	0-0 CS 1-2	0-3 K		0-0 G4-6-3 1-2f		0-3 K		0-0 FC6-4 1-2f		3 0 0 0 0 2 1 1 0 0 0 0 0 1 0 0 0 0 0 0 0 0 0 0 0 0 0 0
Buck Rodgers, S (1, 2) OBP: 0.333, SLG: 0.368		0-3 K			4-0 BB 1B BB	0-0 F8		0-0 F8		3 1 0 0 1 1 1
Eddie Yost, R (1, 5) OBP: 0.455, SLG: 0.471		0-0 1-5-3			4-0 1B BB		4-0 BB 1B BB	0-0 F9		2 1 0 0 2 0 1
Billy Moran, R (1, 4) OBP: 0.438, SLG: 0.250			0-0 FC3-6 1B		0-0 F8		0-3 K		4-0 G6-4-3 BB	3 0 1 0 1 1 3
Ken McBride, R (1, 1) Tom Burgess, L (5, PH) Jack Spring, R (6, 1) Art Fowler, R (7, 1) Marian Coughtry, L (7, PH) Tom Morgan, R (8, 1) Chuck Tanner, L (9, PH)			0-0 F2		0-0 F9		0-0 P4		0-0 G6-4-3 1-2f	1 0 0 0 0 0 1 1 0 0 0 0 0 2 0 0 0 0 0 0 0 0 0 0 0 0 0 0 1 0 0 0 0 0 1 0 0 0 0 0 0 0 1 0 0 0 0 0 1

Inning Stats	R: 1	H: 1	E: 0	LOB: 0	K: 1	S: 5	R: 0	H: 0	E: 0	LOB: 0	K: 2	S: 7	R: 0	H: 1	E: 0	LOB: 1	K: 0	S: 4	R: 0	H: 0	E: 1	LOB: 0	K: 0	S: 3	R: 1	H: 1	E: 0	LOB: 3	K: 0	S: 4	R: 0	H: 0	E: 0	LOB: 0	K: 1	S: 5	R: 1	H: 1	E: 0	LOB: 2	K: 1	S: 6	R: 0	H: 1	E: 0	LOB: 1	K: 0	S: 4	R: 0	H: 0	E: 0	LOB: 0	K: 0	S: 2	1B: 5	SF: 1	2B: 0	SAC: 0	3B: 0	DP: 2	HR: 0	HBP: 0	WP: 1	PA: 38
--------------	------	------	------	--------	------	------	------	------	------	--------	------	------	------	------	------	--------	------	------	------	------	------	--------	------	------	------	------	------	--------	------	------	------	------	------	--------	------	------	------	------	------	--------	------	------	------	------	------	--------	------	------	------	------	------	--------	------	------	-------	-------	-------	--------	-------	-------	-------	--------	-------	--------

PITCHER	IP	WLS	BF	H	R	ER	SO	BB	IBB	HBP	BLK	WP	HR	S	P	ERA	WHIP
John Wyatt, R (1, 1) ERA: 4.26	6.2	W	29	4	3	3	5	6	0	0	0	1	0	33	57	4.05	1.500
Danny McDevitt, L (7, 1) ERA:	0.1		2	1	0	0	0	0	0	0	0	0	0	2	2	0.00	3.000
Bob Grim, R (8, 1) ERA:	2.0	S	6	0	0	0	0	1	0	0	0	0	0	5	9	0.00	0.500

**BOTTOM**

**Kansas City Athletics @ Los Angeles Angels**  
**Dodger Stadium, Los Angeles, CA**  
 Tue Apr 17 1962, 6:05 PM PST  
 Att. 18,416 - Unknown

livebaseballscorecards.com

<b>AB</b>	<b>29</b>
<b>R</b>	<b>3</b>
<b>H</b>	<b>5</b>
<b>RBI</b>	<b>3</b>
<b>BB</b>	<b>7</b>
<b>SO</b>	<b>5</b>
<b>LOB</b>	<b>19</b>



Batter	1	2	3	4	5	6	7	8	9	AB R H RBI BB SO LOB	TOP
Dick Howser, R (1, 6) OBP: 0.324, SLG: 0.355	4-0 2B BB		0-0 4-3		0-0 G4-3		0-0 SH2-4			2 1 0 0 1 0 1	<b>Kansas City Athletics @ Los Angeles Angels</b> <b>Dodger Stadium, Los Angeles, CA</b> Wed Apr 18 1962, 6:05 PM PST Att. 7,055 - Unknown
Bobby Del Greco, R (1, 8) OBP: 0.419, SLG: 0.375	0-0 1B 2B		0-3 K		0-0 E6 1B		0-0 F2			4 1 2 1 0 1 2	
Jerry Lumpe, L (1, 4) OBP: 0.314, SLG: 0.333	4-0 1B BB		0-0 E6		0-0 E6		0-0 6-3			3 0 0 0 1 0 3	
Norm Siebern, L (1, 3) OBP: 0.333, SLG: 0.222	0-0 1B		0-3 K			0-0 4-3		0-0 F9		4 0 1 1 0 1 1	
Gino Cimoli, R (1, 9) OBP: 0.375, SLG: 0.414	0-3 K			0-0 CS 1B		4-0 1B BB		0-0 4-3		3 0 1 0 1 1 2	
Leo Posada, R (1, 7) OBP: 0.321, SLG: 0.292	0-0 F9			0-0 F9		0-0 F9		0-0 F8		4 0 0 0 0 0 3	
Wayne Causey, L (1, 5) OBP: 0.281, SLG: 0.185		0-3 K		4-0 WP BB		0-0 FC6-4 1B		0-0 F9		3 0 1 0 1 1 0	
Haywood Sullivan, R (1, 2) OBP: 0.238, SLG: 0.111 Billy Bryan, L (9, PH)		0-3 K		0-0 F3		0-0 FC6-4		0-3 K		3 0 0 0 0 1 3 1 0 0 0 0 1 0	
Norm Bass, R (1, 1) Manny Jimenez, L (7, PH) Gordie Windhorn, R (7, PR) Diego Segui, R (7, 1) Gene Stephens, L (9, PH)		0-3 K			4-0 G4-3 BB		0-0 SH2-4 PB 1B		0-0 F9	1 0 0 0 1 1 0 1 0 1 0 0 0 0 0 0 0 0 0 0 0 0 0 0 0 0 0 0 1 0 0 0 0 0 0	
<b>Inning Stats</b>	R: 2 H: 2 E: 0 LOB: 1 K: 1 BB: 2 S: 6 P: 14	R: 0 H: 0 E: 0 LOB: 0 K: 3 BB: 0 S: 9 P: 9	R: 0 H: 0 E: 1 LOB: 1 K: 2 BB: 0 S: 8 P: 8	R: 0 H: 1 E: 0 LOB: 1 K: 0 BB: 1 S: 3 P: 7	R: 0 H: 1 E: 1 LOB: 1 K: 0 BB: 1 S: 3 P: 7	R: 0 H: 1 E: 0 LOB: 2 K: 0 BB: 1 S: 4 P: 8	R: 0 H: 1 E: 0 LOB: 2 K: 0 BB: 0 S: 4 P: 4	R: 0 H: 0 E: 0 LOB: 0 K: 0 BB: 0 S: 3 P: 3	R: 0 H: 0 E: 0 LOB: 0 K: 1 BB: 0 S: 5 P: 5	1B: 5 SF: 0 2B: 1 SAC: 1 3B: 0 DP: 1 HR: 0 HBP: 0	WP: 1 PA: 36 PB: 1 SB: 0 CS: 1
<b>PITCHER</b>	IP WLS BF H R ER SO BB IBB HBP BLK WP HR S P ERA WHIP										
Bo Belinsky, L (1, 1) ERA: 3.0	6.0 W 26 5 2 2 6 5 0 0 0 0 1 0 33 53 3.00 1.667										
Art Fowler, R (7, 1) ERA:	3.0 S 10 1 0 0 1 0 0 0 0 0 0 0 12 12 0.00 0.333										

livebaseballscorecards.com

**AB 30**  
**R 2**  
**H 6**  
**RBI 2**  
**BB 5**  
**SO 7**  
**LOB 15**





Batter	1	2	3	4	5	6	7	8	9
Albie Pearson, L OBP: 0.379, SLG: 0.227 (1, 9)	0-0 1B 2B		0-0 7-3 1-2f	0-0 G3			0-0 G4-3 1-2f		
Joe Koppe, R OBP: 0.481, SLG: 0.400 (1, 6)	0-3 K		0-0 6-3		0-3 K			4-0 BB	
Lee Thomas, L OBP: 0.185, SLG: 0.208 (1, 8)	0-0 2-3 1B			4-0 WP 1B BB	0-0 3-1			0-0 F8	
Leon Wagner, L OBP: 0.346, SLG: 0.560 (1, 7)	0-0 L4			0-0 1-3 1-2	0-3 K			0-0 F8	
Buck Rodgers, S OBP: 0.280, SLG: 0.304 (1, 2)	0-0 F7			0-0 1-3 2-3		0-0 F8		0-0 F2	
Steve Bilko, R OBP: 0.400, SLG: 0.750 (1, 3)		0-0 F9		4-0 BB 1B BB		0-3 K			
Eddie Yost, R OBP: 0.440, SLG: 0.421 (1, 5)		0-0 F9		4-0 1B 1-2 BB		0-0 5-3			
Billy Moran, R OBP: 0.421, SLG: 0.267 (1, 4)		0-0 L4		0-0 1B 1-2 2-H 3-H 1B			0-0 6-3		
Bo Belinsky, L OBP: 1.000, SLG: 1.000 Art Fowler, R (7, 1)			4-0 7-3 BB	0-0 1-2 2-H 1B			4-0 G4-3 BB		

Inning Stats	R: 0	H: 2	E: 0	LOB: 2	K: 1	S: 7	P: 7	R: 0	H: 0	E: 0	LOB: 0	K: 0	S: 3	P: 3	R: 0	H: 0	E: 0	LOB: 0	K: 0	S: 2	P: 6	R: 3	H: 2	E: 0	LOB: 2	K: 0	S: 5	P: 17	R: 0	H: 0	E: 0	LOB: 0	K: 2	S: 7	P: 7	R: 0	H: 0	E: 0	LOB: 0	K: 1	S: 5	P: 5	R: 0	H: 0	E: 0	LOB: 0	K: 0	S: 2	P: 6	R: 0	H: 0	E: 0	LOB: 1	K: 0	S: 3	P: 7
--------------	------	------	------	--------	------	------	------	------	------	------	--------	------	------	------	------	------	------	--------	------	------	------	------	------	------	--------	------	------	-------	------	------	------	--------	------	------	------	------	------	------	--------	------	------	------	------	------	------	--------	------	------	------	------	------	------	--------	------	------	------

PITCHER	IP	WLS	BF	H	R	ER	SO	BB	IBB	HBP	BLK	WP	HR	S	P	ERA	WHIP
Norm Bass, R ERA: 7.84 (1, 1)	6.0	L	25	4	3	3	4	4	0	0	0	1	0	29	45	4.50	1.333
Diego Segui, R ERA: (7, 1)	2.0		7	0	0	0	0	2	0	0	0	0	0	5	13	0.00	1.000

**BOTTOM**

**Kansas City Athletics @ Los Angeles Angels**  
**Dodger Stadium, Los Angeles, CA**  
 Wed Apr 18 1962, 6:05 PM PST  
 Att. 7,055 - Unknown

AB	26
R	3
H	4
RBI	3
BB	6
SO	4
LOB	14



1B: 3	SF: 0	WP: 1	PA: 32
2B: 2	SAC: 0	PB: 0	
3B: 0	DP: 2	SB: 0	
HR: 0	HBP: 0	CS: 0	

PITCHER	IP	WLS	BF	H	R	ER	SO	BB	IBB	HBP	BLK	WP	HR	S	P	ERA	WHIP
---------	----	-----	----	---	---	----	----	----	-----	-----	-----	----	----	---	---	-----	------

Batter	1	2	3	4	5	6	7	8	9	10	11	12	AB	R	H	RBI	BB	SO	LOB	TOP						
Dick Howser, R (1, 6) OBP: 0.275, SLG: 0.306	0-0 5-3		0-0 6-3		0-3 K		0-0 F7		0-0 SF9		0-0 F7		5	0	0	1	0	1	1							
Bobby Del Greco, R (1, 8) OBP: 0.378, SLG: 0.367	0-0 L1		0-0 F8		0-0 F8		0-0 2B		0-0 F8		0-3 K		6	1	1	0	0	1	1							
Jerry Lumpe, L (1, 4) OBP: 0.317, SLG: 0.359	0-0 1B		0-0 3-1		0-0 4-3		0-0 2B			0-0 4-3		0-0 F2		6	0	2	1	0	0	0						
Norm Siebern, L (1, 3) OBP: 0.308, SLG: 0.212	0-0 1-3			0-0 FC4-6 1B		0-0 4-3	0-0 F6			0-0 4-3		0-0 1-3		6	0	1	0	0	0	2						
Manny Jimenez, L (1, 7) OBP: 0.500, SLG: 0.500		0-0 4-3		0-0 FC4-6 1B		0-0 4-3	0-0 1-3			0-3 K		0-3 K		5	0	2	0	0	1	0						
Bill Kunkel, R (11, 1)				1-2 FC4-6 1B		4-0 FC4-6 BB 1B								0	0	0	0	0	0	0						
Ed Rakow, S (11, 1)						1-2 FC4-6 BB								0	0	0	0	0	0	0						
Jerry Walker, S (12, PH) OBP: 0.500, SLG: 0.500						1-2 FC4-6 BB								1	0	0	0	0	1	0						
Dave Wickersham, R (12, 1)						1-2 FC4-6 BB								0	0	0	0	0	0	0						
Gino Cimoli, R (1, 9) OBP: 0.351, SLG: 0.364		0-3 K		0-0 FC4-6 BB		4-0 FC4-6 BB		0-0 F4			0-0 1-3			4	0	0	0	1	1	2						
Wayne Causey, L (1, 5) OBP: 0.286, SLG: 0.172		4-0 BB BB		0-3 K		0-0 FC4-6		0-0 F9			0-0 WP E 2B			2	0	0	0	1	1	4						
Ed Charles, R (8, PH) OBP: 0.400, SLG: 0.500						1-2 FC4-6		1-2 FC4-6						2	1	1	0	0	0	0						
Billy Bryan, L (1, 2)		4-0 BB BB		4-0 FC4 BB		0-0 4-3		0-0 4-3		0-0 4-3 SF9 2B		4-0 WP E IBB		1	0	0	0	2	0	2						
Haywood Sullivan, R (9, PH) OBP: 0.304, SLG: 0.211				1-2 FC4 BB		0-0 4-3								1	2	1	0	1	0	0						
Art Dinnar, R Gene Stephens, L Dan Pfister, R Jose Tagliabue, R Diego Segui, R Gordie Windhorn, R Bob Grim, R Danny McDevitt, L Leo Pineda, R		0-3 K		0-0 FC4		0-0 1-3		0-0 1-3		0-0 4-3		0-0 E8 F7 1B		1	0	0	0	0	1	2						
Inning Stats	R: 0 E: 0 K: 0 S: 4	H: 1 LOB: 1 BB: 0 P: 4	R: 0 E: 0 K: 2 S: 7	H: 0 LOB: 2 BB: 2 P: 15	R: 0 E: 0 K: 1 S: 3	H: 0 LOB: 0 BB: 0 P: 3	R: 0 E: 0 K: 1 S: 7	H: 2 LOB: 3 BB: 1 P: 11	R: 0 E: 0 K: 1 S: 5	H: 0 LOB: 2 BB: 1 P: 8	R: 1 E: 0 K: 0 S: 5	H: 2 LOB: 1 BB: 0 P: 5	R: 0 E: 0 K: 0 S: 3	H: 0 LOB: 0 BB: 0 P: 3	R: 1 E: 0 K: 0 S: 4	H: 1 LOB: 0 BB: 0 P: 4	R: 0 E: 0 K: 1 S: 5	H: 0 LOB: 0 BB: 0 P: 5	R: 2 E: 1 K: 1 S: 7	H: 2 LOB: 1 BB: 1 P: 11	R: 0 E: 0 K: 1 S: 5	H: 0 LOB: 0 BB: 0 P: 5	1B: 5 2B: 4 3B: 0 HR: 0	SF: 1 SAC: 0 DP: 0 HBP: 0	WP: 1 PB: 0 SB: 0 CS: 0	PA: 50
PITCHER	IP	WLS	BF	H	R	ER	SO	BB	IBB	HBP	BLK	WP	HR	S	P	ERA	WHIP									
Dean Chance, R (1, 1) ERA: 1.29	6.2		30	6	1	1	4	4	0	0	0	0	0	34	50	1.35	1.500									
Joe Nuxhall, L (7, 1) ERA: 5.4	1.1		5	1	1	1	0	0	0	0	0	0	0	5	5	6.75	0.750									
Tom Morgan, R (9, 1) ERA: 1.23	1.0		3	0	0	0	0	0	0	0	0	0	0	3	3	0.00	0.000									
Jack Spring, L (10, 1) ERA: 4.15	1.1		6	1	2	2	1	0	1	0	0	0	0	7	11	13.50	0.750									
Jim Donohue, R (11, 1) ERA:	0.2		3	1	0	0	1	0	0	0	0	1	0	5	5	0.00	1.500									

Kansas City Athletics @ Los Angeles Angels  
Dodger Stadium, Los Angeles, CA  
Thu Apr 19 1962, 3:33 AM PST  
Att: 6,338 - Sunny

livebaseballscorecards.com

AB	44
R	4
H	9
RBI	3
BB	5
SO	7
LOB	18





Batter	1	2	3	4	5	6	7	8	9	AB R H RBI BB SO LOB	TOP		
Dick Howser, R (1, 6) OBP: 0.267, SLG: 0.341	0-0 F8		0-0 F8		0-0 1-4-3	0-0 6-3		0-0 3B		5 0 1 0 0 0 0	<b>Kansas City Athletics @ Chicago White Sox</b> Comiskey Park, Chicago, IL Fri Apr 20 1962, 7:05 PM EST Att. 12,246 - Unknown <a href="http://livebaseballscorecards.com">livebaseballscorecards.com</a>		
Bobby Del Greco, R (1, 8) OBP: 0.429, SLG: 0.424	0-0 4-3 2B		4-0 1B SF9 BB		4-0 1B HR BB		0-0 1B 2B 1B	0-3 K		3 3 2 0 2 1 1			
Jerry Lumpe, L (1, 4) OBP: 0.348, SLG: 0.386	0-0 4-3 2-3		0-0 WP 1B		0-0 1-2 HR 1B		0-0 1-2 2B 1B	0-0 G1		5 2 3 0 0 0 2			
Norm Siebern, L (1, 3) OBP: 0.341, SLG: 0.333	4-0 BB		0-0 SF9		0-0 1-1 2-2 HR		0-0 2B CS 1B	0-0 3-1		3 1 2 4 1 0 0			
Gino Cimoli, R (1, 9) OBP: 0.333, SLG: 0.368	0-3 K		0-0 F9		0-0 G3		0-0 CS 2B	0-0 5-3		5 0 1 2 0 1 3			
Ed Charles, R (1, 5) Wayne Causey, L (7, 5) OBP: 0.333, SLG: 0.375 OBP: 0.278, SLG: 0.167		0-0 5-3		0-0 5-3	0-0 S 1B		0-0 6-3	0-0 F7		4 0 1 0 0 0 2 1 0 0 0 0 0 0			
Leo Posada, R (1, 7) OBP: 0.364, SLG: 0.357		0-0 4-3		0-0 2B	0-0 F7		2-3 3-H 4-0 IBB			3 0 1 0 1 0 1			
Billy Bryan, L (1, 2) Gordie Windhorn, R (7, PH) Haywood Sullivan, R (7, 2) OBP: 0.304, SLG: 0.211		0-0 F8		0-3 K		0-3 K	0-0 F9			3 0 0 0 0 2 1 1 0 0 0 0 0 2 0 0 0 0 0 0 0			
Jerry Walker, S (1, 1) Manny Jimenez, L (8, PH) Danny McDevitt, L (8, 1) Diego Segui, R (9, 1) OBP: 0.429, SLG: 0.857 OBP: 0.462, SLG: 0.462			0-0 HR		0-0 6-3		0-3 K	0-0 5-3		3 1 1 1 0 1 1 1 0			
<b>Inning Stats</b>	R: 0 E: 0 K: 1 S: 6 H: 1 LOB: 2 BB: 1 P: 10	R: 0 E: 0 K: 0 S: 3 H: 0 LOB: 0 BB: 0 P: 3	R: 2 E: 0 K: 0 S: 5 H: 2 LOB: 1 BB: 1 P: 9	R: 0 E: 0 K: 1 S: 6 H: 1 LOB: 1 BB: 0 P: 6	R: 3 E: 0 K: 0 S: 6 H: 3 LOB: 1 BB: 1 P: 10	R: 0 E: 0 K: 2 S: 7 H: 0 LOB: 0 BB: 0 P: 7	R: 2 E: 0 K: 0 S: 6 H: 4 LOB: 2 BB: 1 P: 10	R: 0 E: 0 K: 1 S: 6 H: 1 LOB: 1 BB: 0 P: 6	R: 0 E: 0 K: 0 S: 3 H: 0 LOB: 0 BB: 0 P: 3	1B: 6 2B: 3 3B: 1 HR: 2 SF: 1 SAC: 0 DP: 0 HBP: 0		WP: 1 PB: 0 SB: 1 CS: 2 PA: 42	
<b>PITCHER</b>	IP WLS BF H R ER SO BB IBB HBP BLK WP HR S P ERA WHIP											<b>PITCHER</b>	IP WLS BF H R ER SO BB IBB HBP BLK WP HR S P ERA WHIP
Juan Pizarro, L (1, 1) ERA: 3.22	4.1 L 22 6 5 5 2 3 0 0 0 1 2 23 35 10.38 2.077												
Russ Kemmerer, R (5, 1) ERA: 3.38	0.2 3 1 0 0 0 0 0 0 0 0 0 0 3 3 0.00 1.500												
Frank Baumann, L (6, 1) ERA: 9.0	2.0 10 4 2 2 2 0 0 1 0 0 0 0 13 17 9.00 2.000												
Turk Lown, R (8, 1) ERA: 2.45	2.0 7 1 0 0 1 0 0 0 0 0 0 0 9 9 0.00 0.500												



Batter	1	2	3	4	5	6	7	8	9	AB	R	H	RBI	BB	SO	LOB
Jim Landis, R (1, 8) OBP: 0.304, SLG: 0.850	0-0 6-3 ①		0-3 K ②			0-0 L7 ①	0-0 SF7 ②		4-0 BLK BB	3	0	0	1	1	1	0
Nellie Fox, L (1, 4) OBP: 0.314, SLG: 0.323 Sherm Lollar, R (9, PH) OBP: 0.500, SLG: 0.696	0-0 4-3 ②		0-0 F2 ③			0-0 WP BB 1B	0-0 L3 ③		0-0 5-3 ③	4	1	1	0	0	0	0
Joe Cunningham, L (1, 3) OBP: 0.452, SLG: 0.400	0-0 1-4-3 ③				0-0 4-3 ①	4-0 WP BB 1B		4-0 G4-6-3 BB		2	1	0	0	2	0	0
Floyd Robinson, L (1, 7) OBP: 0.528, SLG: 0.750		0-0 4-3 ①		0-0 4-3 ②		0-0 1-3 ②		0-0 G4-6-3 ① ②		4	0	0	0	0	0	3
Al Smith, R (1, 5) OBP: 0.357, SLG: 0.333		4-0 BB 1B BB		0-0 E5		4-0 BB 1B BB		0-0 1-3 ③		2	0	0	0	2	0	0
Mike Hershberger, R (1, 9) OBP: 0.359, SLG: 0.294		0-0 BB 1B		0-0 P5 ③		0-0 BB 1B			0-0 1-3 ③	4	1	3	2	0	0	1
Luis Aparicio, R (1, 6) OBP: 0.214, SLG: 0.275		0-3 K ②			0-0 6-3 ①	0-0 6-3 ③			0-0 WP BB BLK 1B	4	0	0	0	0	1	5
Cam Carreon, R (1, 2) OBP: 0.250, SLG: 0.273		0-0 4-3 ③			0-0 P4 ②		0-0 SF7 2B		4-0 BLK WP BB 1-2	3	1	1	0	1	0	2
Juan Pizarro, L (1, 1) OBP: 0.250, SLG: 0.250 Russ Kemmerer, R (5, 1) Bob Farley, L (5, PH) Frank Baumann, L (6, 1) J.C. Martin, L (7, PH) Turk Lown, R (8, 1) Charley Smith, R (9, PH)			0-0 3-1 ①		0-0 4-3 ③		0-0 3-1 ①		0-3 K ②	1	0	0	0	0	0	0

Inning Stats	R: 0	H: 0	E: 0	K: 0	S: 3	R: 0	H: 1	E: 0	K: 1	S: 6	R: 0	H: 0	E: 0	K: 1	S: 5	R: 0	H: 0	E: 1	K: 0	S: 4	R: 0	H: 0	E: 0	K: 0	S: 3	R: 2	H: 2	E: 0	K: 0	S: 5	R: 1	H: 1	E: 0	K: 0	S: 4	R: 0	H: 0	E: 0	K: 0	S: 2	R: 1	H: 1	E: 0	K: 1	S: 6	1B: 4	SF: 1	2B: 1	3B: 0	HR: 0
Jerry Walker, R (1, 1) ERA: 3.6	IP: 7.0	WLS: W	BF: 29	H: 4	R: 3	ER: 3	SO: 2	BB: 3	IBB: 0	HBP: 0	BLK: 0	WP: 1	HR: 0	S: 30	P: 42	ERA: 3.86	WHIP: 1.000																																	
Danny McDevitt, L (8, 1) ERA: 3.0	IP: 1.2	WLS: W	BF: 8	H: 1	R: 1	ER: 1	SO: 1	BB: 3	IBB: 0	HBP: 0	BLK: 0	WP: 1	HR: 0	S: 7	P: 19	ERA: 5.40	WHIP: 2.400																																	
Diego Segui, R (9, 1) ERA:	IP: 0.1	WLS: S	BF: 1	H: 0	R: 0	ER: 0	SO: 0	BB: 0	IBB: 0	HBP: 0	BLK: 1	WP: 0	HR: 0	S: 1	P: 1	ERA: 0.00	WHIP: 0.000																																	

**BOTTOM**

**Kansas City Athletics @ Chicago White Sox**  
Comiskey Park, Chicago, IL  
Fri Apr 20 1962, 7:05 PM EST  
Att. 12,246 - Unknown

AB	31
R	4
H	5
RBI	3
BB	6
SO	3
LOB	16



WP: 2	PA: 38
PB: 0	
SB: 0	
CS: 0	

PITCHER	IP	WLS	BF	H	R	ER	SO	BB	IBB	HBP	BLK	WP	HR	S	P	ERA	WHIP
Jerry Walker, R (1, 1) ERA: 3.6	7.0	W	29	4	3	3	2	3	0	0	0	1	0	30	42	3.86	1.000
Danny McDevitt, L (8, 1) ERA: 3.0	1.2	W	8	1	1	1	1	3	0	0	0	1	0	7	19	5.40	2.400
Diego Segui, R (9, 1) ERA:	0.1	S	1	0	0	0	0	0	0	0	1	0	0	1	1	0.00	0.000

Batter	1	2	3	4	5	6	7	8	9	AB	R	H	RBI	BB	SO	LOB	TOP					
Dick Howser, R OBP: 0.245, SLG: 0.311 (1, 6)	0-0 1-3		0-0 6-3	0-0 SH1-3		0-0 1-3		0-0 6-3		4	0	0	1	0	0	0						
Bobby Del Greco, R OBP: 0.468, SLG: 0.500 (1, 8)	1-0 BB HBP		0-0 2B	0-0 F8			0-0 HR	4-0 1B		3	2	2	0	1	0	1						
Jerry Lumpe, L OBP: 0.392, SLG: 0.500 (1, 4)	4-0 1-2 BB		0-0 HR		0-0 5-3		0-0 HR	0-0 1B		4	2	3	3	1	0	0						
Norm Siebern, L OBP: 0.388, SLG: 0.462 (1, 3)	0-3 K		0-0 HR		0-0 E		4-0 SH5-4 1B	4-0 1B		3	3	2	2	2	1	2						
Manny Jimenez, L OBP: 0.438, SLG: 0.438 (1, 7)	0-3 K		0-0 4-3		0-0 E5		0-0 SH5-4	0-0 F7		3	1	1	0	0	1	2						
Gordie Windhorn, R (7, PH)										1	0	0	0	0	0	3						
Gordie Windhorn, R (7, 7)																						
Gino Cimoli, R OBP: 0.340, SLG: 0.372 (1, 9)		0-0 1B	0-0 F9		0-0 6-3		0-0 FC5-6-4 1B		0-0 F9	5	0	2	1	0	0	0						
Ed Charles, R OBP: 0.357, SLG: 0.333 (1, 5)		0-0 F9		4-0 2B	0-0 6-3		0-0 FC5-6-4		0-0 1B	4	1	1	0	1	0	2						
Wayne Causey, L OBP: 0.278, SLG: 0.167 (9, 5)				BB SH1-3			1-2f			0	0	0	0	0	0	0						
Billy Bryan, L OBP: 0.250, SLG: 0.200 (1, 2)		0-3 K		0-0 SH1-3		0-0 1-3		0-3 K2-3		5	0	1	0	0	2	3						
				1-3 2B																		
John Wyatt, R (1, 1)		0-3 K		0-3 K		0-3 K		0-0 5-3		3	0	0	0	0	3	3						
Dan Osinski, R (6, 1)										0	0	0	0	0	0	0						
Dave Wickersham, R (6, 1)										2	0	0	0	0	0	1						
<b>Inning Stats</b>	R: 0 E: 0 K: 2 S: 7	H: 0 LOB: 2 BB: 1 P: 12	R: 0 E: 0 K: 2 S: 8	H: 1 LOB: 1 BB: 0 P: 8	R: 3 E: 0 K: 0 S: 6	H: 3 LOB: 0 BB: 0 P: 6	R: 1 E: 0 K: 1 S: 6	H: 1 LOB: 1 BB: 1 P: 10	R: 2 E: 1 K: 0 S: 5	H: 2 LOB: 0 BB: 0 P: 5	R: 0 E: 0 K: 1 S: 5	H: 0 LOB: 0 BB: 0 P: 5	R: 3 E: 0 K: 1 S: 8	H: 3 LOB: 1 BB: 1 P: 12	R: 0 E: 0 K: 0 S: 4	H: 1 LOB: 3 BB: 2 P: 12	R: 0 E: 0 K: 0 S: 4	H: 1 LOB: 1 BB: 0 P: 4	1B: 5 2B: 5 3B: 0 HR: 2	SF: 0 SAC: 2 DP: 0 HBP: 1	WP: 0 PB: 0 SB: 1 CS: 0	PA: 45
<b>PITCHER</b>	IP	WLS	BF	H	R	ER	SO	BB	IBB	HBP	BLK	WP	HR	S	P	ERA	WHIP					
Early Wynn, R (1, 1) ERA: 9.0	4.0		20	5	4	4	5	2	0	1	0	0	1	27	36	9.00	1.750					
Gary Peters, L (5, 1) ERA: 2.08	2.0		8	2	2	1	1	0	0	0	0	0	0	10	10	4.50	1.000					
Eddie Fisher, R (7, 1) ERA: 13.5	0.0	L	3	2	3	3	0	1	0	0	0	0	1	2	6	∞	∞					
Frank Baumann, L (7, 1) ERA: 6.0	1.0		4	1	0	0	1	0	0	0	0	0	0	6	6	0.00	1.000					
Russ Kemmerer, R (8, 1) ERA: 2.45	1.0		6	1	0	0	0	1	1	0	0	0	0	4	12	0.00	2.000					
<b>PITCHER</b>	IP	WLS	BF	H	R	ER	SO	BB	IBB	HBP	BLK	WP	HR	S	P	ERA	WHIP					
Herb Score, L (9, 1) ERA:	1.0		4	1	0	0	0	0	0	0	0	0	0	4	4	0.00	1.000					

**Kansas City Athletics @ Chicago White Sox**  
 Comiskey Park, Chicago, IL  
 Sat Apr 21 1962, 4:33 AM EST  
 Att. 6,507 - Unknown

AB	37
R	9
H	12
RBI	7
BB	5
SO	7
LOB	17



WP	0	PA	45
PB	0		
SB	1		
CS	0		

1B	5	SF	0
2B	5	SAC	2
3B	0	DP	0
HR	2	HBP	1

livebaseballscores.com

**BOTTOM**

**Kansas City Athletics @ Chicago White Sox**  
Comiskey Park, Chicago, IL  
Sat Apr 21 1962, 4:33 AM EST  
Att. 6,507 - Unknown

[livebaseballscorecards.com](http://livebaseballscorecards.com)

<b>AB</b>	<b>37</b>
<b>R</b>	<b>6</b>
<b>H</b>	<b>9</b>
<b>RBI</b>	<b>5</b>
<b>BB</b>	<b>7</b>
<b>SO</b>	<b>5</b>
<b>LOB</b>	<b>32</b>



<b>WP:</b> 2	<b>PA:</b> 44
<b>PB:</b> 0	
<b>SB:</b> 4	
<b>CS:</b> 0	

Batter	1	2	3	4	5	6	7	8	9	AB	R	H	RBI	BB	SO	LOB	
<b>Jim Landis, R</b> OBP: 0.393, SLG: 0.818 (1, 8)	0-0 L4		4-0 3-1 BB		0-0 G3 BB 1B	4-0 1-2 2-3 2B BB		4-0 1B S BB		2	1	1	0	3	0	0	
<b>Nellie Fox, L</b> OBP: 0.300, SLG: 0.306 (1, 4)	0-0 E4 WP		0-0 3-1		0-0 F9	0-0 F4		0-0 1-3 WP 1B		5	0	1	0	0	0	6	
<b>Joe Cunningham, L</b> OBP: 0.447, SLG: 0.412 (1, 3)	0-3 K		0-0 F5		4-0 G3 BB	0-0 1-H 2-H 3-H 1B 2B		0-3 K		4	1	1	3	1	2	5	
<b>Floyd Robinson, L</b> OBP: 0.488, SLG: 0.676 (1, 7)	0-0 4-3		0-0 L3		0-0 G3	0-0 2-H BB 1B		0-0 1-3		5	0	1	1	0	0	7	
<b>Al Smith, R</b> OBP: 0.383, SLG: 0.432 (1, 5)		0-0 HR		0-0 2B 1B	0-0 L8	4-0 1-2 BB		0-0 6-3		4	1	2	1	1	0	4	
<b>Mike Hershberger, R</b> OBP: 0.364, SLG: 0.359 (1, 9)		0-0 F8		0-0 1-3 2B				0-0 1-3		5	1	2	0	0	0	2	
<b>Luis Aparicio, R</b> OBP: 0.213, SLG: 0.267 (1, 6)		0-0 P6		0-0 F3		0-0 E9 S 2B 1B	0-0 F7	0-0 1-3		5	1	1	0	0	0	2	
<b>Sherm Lollar, R</b> OBP: 0.452, SLG: 0.593 (1, 2)		0-0 P6		0-0 L4		4-0 1-2 S 2B BB	0-0 F5	0-3 K		4	1	0	0	1	1	2	
<b>Early Wynn, S</b> Bob Sadowski, L Gary Peters, L Bob Farley, L Eddie Fisher, R Frank Baumann, L J.C. Martin, L Russ Kemmerer, R Herb Score, L			4-0 3-1 BB BB	0-3 K		0-3 K	0-0 4-3			0	0	0	0	0	1	0	0

Inning Stats	R: 0	H: 0	R: 1	H: 1	R: 0	H: 0	R: 0	H: 2	R: 0	H: 1	R: 5	H: 4	R: 0	H: 0	R: 0	H: 1	R: 0	H: 0	1B: 5	SF: 0	WP: 2	PA: 44
	E: 1	LOB: 1	E: 0	LOB: 0	E: 0	LOB: 2	E: 0	LOB: 2	E: 0	LOB: 2	E: 1	LOB: 2	E: 0	LOB: 0	E: 0	LOB: 0	E: 0	LOB: 0	2B: 3 <td>SAC: 0 <td>PB: 0 <td></td> </td></td>	SAC: 0 <td>PB: 0 <td></td> </td>	PB: 0 <td></td>	
	K: 1	BB: 0	K: 0	BB: 0	K: 0	BB: 2	K: 1	BB: 0	K: 0	BB: 1	K: 1	BB: 3	K: 0	BB: 0	K: 1	BB: 1	K: 1	BB: 0	3B: 0	DP: 0 <td>SB: 4</td> <td></td>	SB: 4	
	S: 6	P: 6	S: 4	P: 4	S: 3	P: 11	S: 7	P: 7	S: 4	P: 8	S: 9	P: 21	S: 3	P: 3	S: 6	P: 10	S: 5	P: 5	HR: 1	HBP: 0	CS: 0	

PITCHER	IP	WLS	BF	H	R	ER	SO	BB	IBB	HBP	BLK	WP	HR	S	P	ERA	WHIP
<b>John Wyatt, R</b> ERA: 5.09 (1, 1)	5.0		26	6	4	4	2	4	0	0	0	1	1	26	42	7.20	2.000
<b>Dan Osinski, R</b> ERA: 17.36 (6, 1)	0.2		5	2	2	2	1	1	0	0	0	0	0	6	10	27.00	4.500
<b>Dave Wickersham, R</b> ERA: 4.5 (6, 1)	3.1	W	13	1	0	0	2	2	0	0	0	1	0	15	23	0.00	0.900

Batter	1	2	3	4	5	6	7	8	9	AB R H RBI BB SO LOB	TOP			
Dick Howser, R (1, 6) OBP: 0.273, SLG: 0.327	0-0 2B 4-3 1B	0-0 F8		0-0 SF8		0-0 F9	0-0 HBP 1B		4-0 WP BB	4 1 2 1 1 0 1	<b>Kansas City Athletics @ Chicago White Sox</b> Comiskey Park, Chicago, IL Sun Apr 22 1962, 4:33 AM EST Unknown <a href="http://livebaseballscorecards.com">livebaseballscorecards.com</a>			
Bobby Del Greco, R (1, 8) OBP: 0.491, SLG: 0.525	0-0 4-3 1-3 2B		0-0 6-3	0-0 E6		0-0 1B SF7 1B	1-0 HBP	4-0 FC6-4 BB	4 2 2 0 1 0 1					
Wayne Causey, L (1, 4) OBP: 0.262, SLG: 0.167	0-0 4-3 2-3 3-H 2B		0-0 4-3	0-0 4-3		0-0 1-3 3B 1B	0-0 F5	0-0 FC6-4 1-2f	6 1 1 1 0 0 9					
Norm Siebern, L (1, 3) OBP: 0.407, SLG: 0.500	0-0 2B		4-0 BB		0-0 E1 F8 WP 1B	0-0 SF7		0-0 F9	3 1 2 2 1 0 0					
Gino Cimoli, R (1, 9) OBP: 0.346, SLG: 0.404	0-0 1-3		0-0 4-3		4-0 WP BB	0-0 2-H 3B		0-0 6-3	4 0 1 1 1 0 2					
Ed Charles, R (1, 5) OBP: 0.368, SLG: 0.500	0-0 6-3			0-0 HR	0-0 F8	0-0 F8		4-0 CS BB	4 1 1 1 1 0 4					
Manny Jimenez, L (1, 7) OBP: 0.526, SLG: 0.500 Gordie Windhorn, R (6, 7)		0-0 G6-3 1B 1B		0-0 1B SF8 1B	4-0 1-2 3-H BB		0-0 5-3	0-0 CS 1-2 F8	2 1 2 0 1 0 0 2 0 0 0 0 0 0					
Billy Bryan, L (1, 2) OBP: 0.353, SLG: 0.333		0-0 G6-3 1-2 1B		0-0 E 1-3 1B	0-0 F7		0-0 HBP 1B 1B	0-3 K	5 0 3 0 0 1 2					
Ed Rakow, S (1, 1) OBP: 0.100, SLG: 0.100		0-0 G6-3 1-2f 2-3 1B		0-3 K	0-0 F7		0-3 K	0-0 WP BB 1B	5 0 1 0 0 2 7					
<b>Inning Stats</b>	R: 2 E: 0 K: 0 S: 6 H: 3 LOB: 1 BB: 0 P: 6	R: 0 E: 0 K: 0 S: 4 H: 2 LOB: 1 BB: 0 P: 4	R: 0 E: 0 K: 0 S: 3 H: 0 LOB: 1 BB: 1 P: 7	R: 2 E: 1 K: 1 S: 9 H: 3 LOB: 2 BB: 0 P: 9	R: 1 E: 1 K: 0 S: 4 H: 1 LOB: 2 BB: 2 P: 12	R: 2 E: 0 K: 0 S: 6 H: 3 LOB: 1 BB: 0 P: 6	R: 0 E: 0 K: 1 S: 7 H: 2 LOB: 3 BB: 0 P: 8	R: 0 E: 0 K: 0 S: 2 H: 0 LOB: 0 BB: 1 P: 6	R: 0 E: 0 K: 1 S: 6 H: 1 LOB: 3 BB: 2 P: 14	1B: 11 2B: 2 3B: 1 HR: 1 SF: 2 SAC: 0 DP: 1 HBP: 1	WP: 2 PB: 0 SB: 0 CS: 1 PA: 49			
<b>PITCHER</b>	IP WLS BF H R ER SO BB IBB HBP BLK WP HR S P ERA WHIP												<b>PITCHER</b>	IP WLS BF H R ER SO BB IBB HBP BLK WP HR S P ERA WHIP
Ray Herbert, R (1, 1) ERA: 5.93	3.0 L 17 8 4 4 0 1 0 0 0 0 0 1 16 20 12.00 3.000													
Frank Baumann, L (4, 1) ERA: 6.75	1.0 6 1 1 1 1 1 1 0 0 0 0 0 7 11 9.00 2.000													
Dave DeBusschere, R (5, 1) ERA:	1.0 4 0 0 0 0 1 0 0 0 0 1 0 3 7 0.00 1.000													
Gary Peters, L (6, 1) ERA: 4.26	2.0 12 5 2 2 1 0 0 1 0 0 0 0 13 14 9.00 2.500													
Herb Score, L (8, 1) ERA:	2.0 9 1 0 0 1 3 0 0 0 0 1 0 8 20 0.00 2.000													








Batter	1	2	3	4	5	6	7	8	9	AB	R	H	RBI	BB	SO	LOB	TOP								
Dick Howser, R OBP: 0.250, SLG: 0.296 (1, 6)	0-0 1-3		0-0 F9	0-0 5-3		0-0 F8		0-0 1-3		5	0	0	0	0	0	1									
Bobby Del Greco, R OBP: 0.500, SLG: 0.535 (1, 8)	0-3 K		0-0 G3 HR 2B		0-0 E5 1B FC1-2	4-0 BB		4-0 1B SF9 BB		3	2	1	0	2	1	0									
Wayne Causey, L OBP: 0.319, SLG: 0.205 (1, 4)	4-0 2B 2B BB		4-0 G3 HR BB		0-0 FC1-2 BB 1B	0-3 K		0-0 SF9 1-3 1B		3	3	2	0	2	1	2									
Norm Siebern, L OBP: 0.424, SLG: 0.522 (1, 3)	0-0 1-3 2B 2B		0-0 G3 1-2 2-3		4-0 FC1-2 BB 1B		0-0 FC1-6 1B		0-0 1-3		4	1	2	0	1	0	4								
Gino Cimoli, R OBP: 0.368, SLG: 0.490 (1, 9)	0-0 2-H 3-H 2B		0-0 2-H 3-H HR		0-3 K		0-0 FC1-6 4-3		4-0 1B IBB		4	1	2	5	1	1	4								
Ed Charles, R OBP: 0.333, SLG: 0.450 (1, 5)	0-3 K		0-0 1B		0-0 FC1-2		0-0 4-3		0-0 SF9		4	0	1	1	0	1	5								
Manny Jimenez, L OBP: 0.435, SLG: 0.409 (1, 7)		0-0 4-3	0-0 4-3		0-0 1-3		0-3 K		0-0 1-2 3-H 1B		4	0	0	0	0	1	5								
Gordie Windhorn, R OBP: 0.143, SLG: 0.143 (7, 7)										1	0	1	1	0	0	0									
Haywood Sullivan, R OBP: 0.286, SLG: 0.208 (1, 2)		0-0 F8		0-0 5-3		0-0 FC3-6 1B		0-0 F7	0-0 1-4-3		5	0	1	0	0	0	2								
Norm Bass, R (1, 1)		0-0 6-3		0-3 K		0-0 FC3-6 BB		0-0 F5			3	0	0	0	0	1	1								
Billy Bryan, L OBP: 0.333, SLG: 0.313 (8, PH)										1	0	0	0	0	0	0									
Diego Segui, R (8, 1)										0	0	0	0	0	0	0									
<b>Inning Stats</b>	R: 2 E: 0 K: 2 S: 9	H: 2 LOB: 1 BB: 1 P: 13	R: 0 E: 0 K: 0 S: 3	H: 0 LOB: 0 BB: 0 P: 3	R: 3 E: 0 K: 0 S: 6	H: 3 LOB: 1 BB: 1 P: 10	R: 0 E: 0 K: 1 S: 5	H: 0 LOB: 0 BB: 0 P: 5	R: 0 E: 1 K: 1 S: 7	H: 1 LOB: 3 BB: 1 P: 11	R: 0 E: 0 K: 1 S: 6	H: 1 LOB: 2 BB: 1 P: 10	R: 0 E: 0 K: 1 S: 6	H: 1 LOB: 1 BB: 0 P: 6	R: 0 E: 0 K: 0 S: 3	H: 0 LOB: 0 BB: 0 P: 3	R: 2 E: 0 K: 0 S: 5	H: 2 LOB: 2 BB: 2 P: 13	1B: 6 2B: 3 3B: 0 HR: 1	SF: 1 SAC: 0 DP: 0 HBP: 0	WP: 0 PB: 0 SB: 0 CS: 0	PA: 44			
<b>PITCHER</b>	IP	WLS	BF	H	R	ER	SO	BB	IBB	HBP	BLK	WP	HR	S	P	ERA	WHIP								
Joe Herten, R ERA: 2.45 (1, 1)	4.0		22	6	5	5	3	3	0	0	0	0	1	25	37	11.25	2.250								
Russ Kemmerer, R ERA: 1.59 (5, 1)	2.0		8	1	0	0	2	1	0	0	0	0	0	11	15	0.00	1.000								
Turk Lown, R ERA: 4.05 (7, 1)	3.0	L	14	3	2	2	1	1	1	0	0	0	0	14	22	6.00	1.333								

**Kansas City Athletics @ Chicago White Sox**  
Comiskey Park, Chicago, IL  
Sun Apr 22 1962, 4:38 AM EST  
Att: 11,715 - Unknown

AB	37
R	7
H	10
RBI	7
BB	6
SO	6
LOB	24



Batter	1	2	3	4	5	6	7	8	9	AB	R	H	RBI	BB	SO	LOB
Luis Aparicio, R (1, 6) OBP: 0.182, SLG: 0.226 Bob Sadowski, L (9, PH)	0-0 F6		0-0 F3		0-0 F8		0-0 F4		0-0 G3	4	0	0	0	0	0	0
Nellie Fox, L (1, 4) OBP: 0.327, SLG: 0.386	0-0 1B		0-0 F7		0-0 4-3		0-0 BB 2B 1B		0-0 F8	5	1	2	0	0	0	0
Joe Cunningham, L (1, 3) OBP: 0.491, SLG: 0.500	0-0 1B		0-0 1B 2B		0-0 E 2B		4-0 BB 1-2 2B BB			3	3	3	0	1	0	0
Floyd Robinson, L (1, 7) OBP: 0.510, SLG: 0.733	0-0 F7		0-0 1B		0-0 E2 2B		0-0 1-H 2-H 2B			4	0	3	4	0	0	1
Al Smith, R (1, 5) OBP: 0.364, SLG: 0.386		0-0 2B 1B	0-0 6-3		4-0 BB 2B		0-0 1-3			3	1	1	0	1	0	1
Jim Landis, R (1, 8) OBP: 0.333, SLG: 0.633		0-0 F8		0-0 FC6-4 1B	0-0 F8		0-0 F9			4	0	1	0	0	0	3
Mike Hershberger, R (1, 9) OBP: 0.308, SLG: 0.298		0-0 F8		0-0 F9		0-0 F2		0-0 6-3		4	0	0	0	0	0	2
Bob Roselli, R (1, 2) OBP: 0.167, SLG: 0.333		0-0 1-H 2B	0-0 F4		0-3 K		0-3 K			4	0	1	1	0	2	1
Joe Herten, R (1, 1) OBP: 0.111, SLG: 0.111 Russ Kemmerer, R (5, 1) Bob Farley, L (6, PH) Turk Lown, R (7, 1) J.C. Martin, L (9, PH)		0-0 6-3	0-0 FC6-4 1-2f		0-0 F8			0-0 F7		2	0	0	0	0	0	2

Inning Stats	R: 0	H: 2	E: 0	LOB: 1	K: 0	BB: 0	S: 4	R: 1	H: 2	E: 0	LOB: 1	K: 0	BB: 0	S: 5	R: 1	H: 2	E: 0	LOB: 1	K: 0	BB: 0	S: 5	R: 1	H: 2	E: 1	LOB: 2	K: 0	BB: 1	S: 5	R: 2	H: 2	E: 0	LOB: 0	K: 0	BB: 1	S: 4	R: 0	H: 0	E: 0	LOB: 0	K: 1	BB: 0	S: 5	R: 0	H: 0	E: 0	LOB: 0	K: 0	BB: 0	S: 3	R: 0	H: 0	E: 0	LOB: 0	K: 0	BB: 0	S: 3	1B: 6	SF: 0	2B: 5	SAC: 0	3B: 0	DP: 0	HR: 0	HBP: 0	WP: 0	PA: 38
--------------	------	------	------	--------	------	-------	------	------	------	------	--------	------	-------	------	------	------	------	--------	------	-------	------	------	------	------	--------	------	-------	------	------	------	------	--------	------	-------	------	------	------	------	--------	------	-------	------	------	------	------	--------	------	-------	------	------	------	------	--------	------	-------	------	-------	-------	-------	--------	-------	-------	-------	--------	-------	--------

PITCHER	IP	WLS	BF	H	R	ER	SO	BB	IBB	HBP	BLK	WP	HR	S	P	ERA	WHIP
Norm Bass, R (1, 1) ERA: 7.27	7.0		32	11	5	5	1	2	0	0	0	0	0	32	40	6.43	1.857
Diego Segui, R (8, 1) ERA:	2.0	W	6	0	0	0	1	0	0	0	0	0	0	8	8	0.00	0.000


**BOTTOM**

**Kansas City Athletics @ Chicago White Sox**  
Comiskey Park, Chicago, IL

Sun Apr 22 1962, 4:38 AM EST  
Att. 11,715 - Unknown

livebaseballscorecards.com

AB	36
R	5
H	11
RBI	5
BB	2
SO	2
LOB	10




Batter	1	2	3	4	5	6	7	8	9	AB R H RBI BB SO LOB	TOP															
Dick Howser, R OBP: 0.250, SLG: 0.281 (1, 6) BBB	4-0 1B BB		0-0 L6		0-0 F8			0-0 F8		3 0 0 0 1 0 1																
Bobby Del Greco, R OBP: 0.484, SLG: 0.500 (1, 8) X	0-0 F3		0-3 K			4-0 BB		0-0 6-3		3 0 0 0 1 1 1																
Jerry Lumpe, L OBP: 0.382, SLG: 0.481 (1, 4) X	0-0 1-3 1B		0-0 4-3			0-0 F2			0-0 F8	4 0 1 0 0 0 1																
Norm Siebern, L OBP: 0.413, SLG: 0.490 Jose Tartabull, L OBP: 0.167, SLG: 0.167 (1, 3) (9, PR) X	0-0 F7			0-0 F8		0-0 F8		4-0 1B BB	BBB	3 0 0 0 1 0 3 0 0 0 0 0 0 0																
Gino Cimoli, R OBP: 0.344, SLG: 0.455 (1, 9) SSS	0-3 K			0-0 L9		0-3 K		0-3 K	SSS	4 0 0 0 0 3 4																
Ed Charles, R OBP: 0.357, SLG: 0.458 (1, 5)		0-0 1B		0-0 L9			0-0 F2		0-0 1-2 1B	4 0 2 0 0 0 0																
Gordie Windhorn, R OBP: 0.091, SLG: 0.091 (1, 7) X		0-0 F4			0-0 F6		0-3 K		0-0 F8	4 0 0 0 0 1 3																
Haywood Sullivan, R OBP: 0.258, SLG: 0.185 (1, 2) SSS		0-3 K			0-0 F5		0-3 K			3 0 0 0 0 2 1																
Dan Pfister, R OBP: 0.333, SLG: 0.333 (1, 1) X		0-0 F3			0-0 1B			0-0 F8		3 0 1 0 0 0 1																
Inning Stats	R: 0 E: 0 K: 1 S: 6	H: 1 LOB: 2 BB: 1 P: 10	R: 0 E: 0 K: 1 S: 6	H: 1 LOB: 1 BB: 0 P: 6	R: 0 E: 0 K: 1 S: 5	H: 0 LOB: 0 BB: 0 P: 5	R: 0 E: 0 K: 0 S: 3	H: 0 LOB: 0 BB: 0 P: 3	R: 0 E: 0 K: 1 S: 4	H: 1 LOB: 1 BB: 0 P: 4	R: 0 E: 0 K: 1 S: 5	H: 0 LOB: 1 BB: 1 P: 9	R: 0 E: 0 K: 2 S: 7	H: 0 LOB: 0 BB: 0 P: 7	R: 0 E: 0 K: 0 S: 3	H: 0 LOB: 0 BB: 0 P: 3	R: 0 E: 0 K: 1 S: 6	H: 1 LOB: 2 BB: 1 P: 10	1B: 4 2B: 0 3B: 0 HR: 0	SF: 0 SAC: 0 DP: 0 HBP: 0	WP: 0 PB: 0 SB: 0 CS: 0	PA: 34				
PITCHER Don Mossi, L ERA: 0.75 (1, 1)	IP 9.0	WLS W	BF 34	H 4	R 0	ER 0	SO 7	BB 3	IBB 0	HBP 0	BLK 0	WP 0	HR 0	S 45	P 57	ERA 0.00	WHIP 0.778									
					PITCHER					IP	WLS	BF	H	R	ER	SO	BB	IBB	HBP	BLK	WP	HR	S	P	ERA	WHIP

**Kansas City Athletics @ Detroit Tigers**  
 Tiger Stadium, Detroit, MI  
 Tue Apr 24 1962, 6:05 PM EST  
 Att. 20,372 - Unknown

[livebaseballscorecards.com](http://livebaseballscorecards.com)

**AB** 31  
**R** 0  
**H** 4  
**RBI** 0  
**BB** 3  
**SO** 7  
**LOB** 15



Batter	1	2	3	4	5	6	7	8	9	AB	R	H	RBI	BB	SO	LOB	
Jake Wood, R OBP: 0.350, SLG: 0.343 (1, 4)	0-0 1-3		0-0 5-3		0-0 6-3			0-0 L3-1 1B 2B		4	1	1	0	0	0	2	
Bill Bruton, L OBP: 0.400, SLG: 0.394 (1, 8)	4-0 FC5-6 S BB			0-0 F7		0-0 6-3		0-0 F5		3	0	0	0	1	0	1	
Al Kaline, R OBP: 0.436, SLG: 0.636 (1, 9)	0-0 L7 1-2			4-0 FC3-6 BB		0-3 K		0-0 L3-1 2-3		3	0	0	0	1	1	2	
Norm Cash, L OBP: 0.385, SLG: 0.871 (1, 3)	0-0 FC5-6 2-2			0-0 FC3-6 1-2f		4-0 BB		4-0 WP 1B IBB		2	0	0	0	2	0	2	
Rocky Colavito, R OBP: 0.229, SLG: 0.156 (1, 7)		0-0 5-3		0-0 4-3		0-0 6-3		0-0 WP 1B 1-2 3-H		4	0	1	1	0	0	2	
Steve Boros, R OBP: 0.351, SLG: 0.290 (1, 5)		0-0 5-3			0-0 SH1-4 E 1B		0-3 K	4-0 1-2 2-3 BB		3	0	1	0	1	1	0	
Dick McAuliffe, L OBP: 0.400, SLG: 0.250 (1, 6)		0-0 F5			0-0 E5 SH1-4 1-2		0-0 1-3	0-0 4-3		4	0	0	0	0	0	4	
Dick Brown, R OBP: 0.318, SLG: 0.500 (1, 2)			0-3 K		0-0 SH1-4 1-2 2-3		0-0 E8			2	0	0	0	0	1	0	
Don Mossi, L OBP: 0.375, SLG: 0.375 (1, 1)			0-0 1-3		0-0 4-3		0-0 F2			3	0	0	0	0	0	3	
<b>Inning Stats</b>	R: 0 E: 0 K: 0 S: 3	H: 0 LOB: 1 BB: 1 P: 7	R: 0 E: 0 K: 0 S: 3	H: 0 LOB: 0 BB: 0 P: 3	R: 0 E: 0 K: 1 S: 5	H: 0 LOB: 1 BB: 0 P: 5	R: 0 E: 1 K: 0 S: 5	H: 1 LOB: 2 BB: 0 P: 5	R: 0 E: 0 K: 1 S: 5	H: 0 LOB: 1 BB: 1 P: 9	R: 0 E: 1 K: 1 S: 6	H: 0 LOB: 1 BB: 0 P: 6	R: 1 E: 0 K: 0 S: 5	H: 2 LOB: 3 BB: 2 P: 13	1B: 2 2B: 1 3B: 0 HR: 0	SF: 0 SAC: 1 DP: 0 HBP: 0	
<b>PITCHER</b> Dan Pfister, R ERA: 1.8 (1, 1)	IP: 8.0 WLS: L BF: 34 H: 3 R: 1 ER: 1 SO: 3	IP: 8.0 WLS: L BF: 34 H: 3 R: 1 ER: 1 SO: 3	IP: 8.0 WLS: L BF: 34 H: 3 R: 1 ER: 1 SO: 3	IP: 8.0 WLS: L BF: 34 H: 3 R: 1 ER: 1 SO: 3	IP: 8.0 WLS: L BF: 34 H: 3 R: 1 ER: 1 SO: 3	IP: 8.0 WLS: L BF: 34 H: 3 R: 1 ER: 1 SO: 3	IP: 8.0 WLS: L BF: 34 H: 3 R: 1 ER: 1 SO: 3	IP: 8.0 WLS: L BF: 34 H: 3 R: 1 ER: 1 SO: 3	IP: 8.0 WLS: L BF: 34 H: 3 R: 1 ER: 1 SO: 3	IP: 8.0 WLS: L BF: 34 H: 3 R: 1 ER: 1 SO: 3	IP: 8.0 WLS: L BF: 34 H: 3 R: 1 ER: 1 SO: 3	IP: 8.0 WLS: L BF: 34 H: 3 R: 1 ER: 1 SO: 3	IP: 8.0 WLS: L BF: 34 H: 3 R: 1 ER: 1 SO: 3	IP: 8.0 WLS: L BF: 34 H: 3 R: 1 ER: 1 SO: 3	IP: 8.0 WLS: L BF: 34 H: 3 R: 1 ER: 1 SO: 3	IP: 8.0 WLS: L BF: 34 H: 3 R: 1 ER: 1 SO: 3	IP: 8.0 WLS: L BF: 34 H: 3 R: 1 ER: 1 SO: 3

**BOTTOM**

**Kansas City Athletics @ Detroit Tigers**  
Tiger Stadium, Detroit, MI  
Tue Apr 24 1962, 6:05 PM EST  
Att. 20,372 - Unknown

[livebaseballscorecards.com](http://livebaseballscorecards.com)

<b>AB</b>	<b>28</b>
<b>R</b>	<b>1</b>
<b>H</b>	<b>3</b>
<b>RBI</b>	<b>1</b>
<b>BB</b>	<b>5</b>
<b>SO</b>	<b>3</b>
<b>LOB</b>	<b>16</b>




WP: 1	PA: 34
PB: 0	
SB: 1	
CS: 0	

**Kansas City Athletics @ Detroit Tigers**  
 Tiger Stadium, Detroit, MI  
 Wed Apr 25 1962, 3:33 AM EST  
 Att. 9,260 - Unknown

[livebaseballscorecards.com](http://livebaseballscorecards.com)

<b>AB</b>	<b>37</b>
<b>R</b>	<b>9</b>
<b>H</b>	<b>10</b>
<b>RBI</b>	<b>5</b>
<b>BB</b>	<b>7</b>
<b>SO</b>	<b>4</b>
<b>LOB</b>	<b>24</b>



WP:	1	PA:	46
PB:	1		
SB:	0		
CS:	0		

AB R H RBI BB SO LOB

5	0	1	1	1	0	4
5	1	0	0	0	1	4
3	2	1	0	2	0	2
3	1	1	1	2	0	0
5	1	2	1	0	2	3
4	2	1	0	1	1	3
4	1	2	0	0	0	4
4	0	1	2	0	0	1
3	0	1	0	0	0	3
0	0	0	0	0	0	0
0	0	0	0	1	0	0
0	1	0	0	0	0	0
0	0	0	0	0	0	0
1	0	0	0	0	0	0

Batter	1	2	3	4	5	6	7	8	9
Dick Howser, R (1, 6) OBP: 0.257, SLG: 0.274	4-0 FC6-4 BB	0-0 6-3		0-0 6-3	0-0 4-3		0-0 E6 1B		0-0 4-3
Bobby Del Greco, R (1, 8) OBP: 0.448, SLG: 0.451	0-0 FC6-4 1B	0-0 E5			0-0 F3	0-3 K	0-0 6-3		
Jerry Lumpe, L (1, 4) OBP: 0.400, SLG: 0.509	4-0 1B BB	0-0 4-3			4-0 1B BB	0-0 G3		0-0 WP 3B	
Norm Siebern, L (1, 3) OBP: 0.426, SLG: 0.481	0-0 FC6-4 1B		0-0 F8		4-0 1B 1B BB	4-0 BB		0-0 G3	
Gino Cimoli, R (1, 9) OBP: 0.348, SLG: 0.450	0-3 K		0-0 F2		0-0 1B 1B	0-3 K		0-0 1B	
Ed Charles, R (1, 5) OBP: 0.364, SLG: 0.429	0-0 FC6-4		0-3 K		0-0 E 1B PB 1B		4-0 SH5-3 E BB	0-0 F8	
Gordie Windhorn, R (1, 7) OBP: 0.200, SLG: 0.267		0-0 E 2B		0-0 SH1-3 1B	0-0 F2		0-0 SH5-3	0-0 F8	
Haywood Sullivan, R (1, 2) OBP: 0.257, SLG: 0.194		0-0 L9		0-0 SH1-3	0-0 PB E 1B		0-0 F3	0-0 5-3	
Jerry Walker, S (1, 1) OBP: 0.400, SLG: 0.700		0-0 6-3 1B		0-0 F8	0-0 E6 PB		4-0 E BB	0-0 F8	

Inning Stats	R: 1	H: 1	E: 1	K: 1	S: 6	P: 14	R: 1	H: 2	E: 2	K: 0	S: 6	P: 6	R: 0	H: 0	E: 0	K: 1	S: 5	P: 5	R: 0	H: 1	E: 0	K: 0	S: 4	P: 4	R: 4	H: 3	E: 1	K: 0	S: 7	P: 15	R: 0	H: 0	E: 0	K: 2	S: 7	P: 11	R: 2	H: 1	E: 1	K: 0	S: 4	P: 12	R: 1	H: 2	E: 0	K: 0	S: 5	P: 5	R: 0	H: 0	E: 0	K: 0	S: 3	P: 3	1B: 8	2B: 1	3B: 1	HR: 0	SF: 0	SAC: 2	DP: 0	HBP: 0	WP: 1	PA: 46
--------------	------	------	------	------	------	-------	------	------	------	------	------	------	------	------	------	------	------	------	------	------	------	------	------	------	------	------	------	------	------	-------	------	------	------	------	------	-------	------	------	------	------	------	-------	------	------	------	------	------	------	------	------	------	------	------	------	-------	-------	-------	-------	-------	--------	-------	--------	-------	--------

PITCHER	IP	WLS	BF	H	R	ER	SO	BB	IBB	HBP	BLK	WP	HR	S	P	ERA	WHIP
Doug Gallagher, L (1, 1) ERA: 7.11	4.2	L	27	7	6	5	2	4	0	0	0	0	0	27	43	9.64	2.357
Sam Jones, R (5, 1) ERA:	1.1		5	0	0	0	2	1	0	0	0	0	0	8	12	0.00	0.750
Paul Foytack, R (7, 1) ERA: 11.57	1.1		9	3	3	2	0	2	0	0	0	1	0	7	15	13.50	3.750
Fred Gladding, R (8, 1) ERA:	0.2		2	0	0	0	0	0	0	0	0	0	0	2	2	0.00	0.000
Phil Regan, R (9, 1) ERA: 10.61	1.0		3	0	0	0	0	0	0	0	0	0	0	3	3	0.00	0.000

BOTTOM

Kansas City Athletics @ Detroit Tigers  
Tiger Stadium, Detroit, MI  
Wed Apr 25 1962, 3:33 AM EST  
Att. 9,260 - Unknown

livebaseballscorecards.com

AB 35  
R 8  
H 10  
RBI 7  
BB 6  
SO 4  
LOB 17



WP: 0 PA: 42  
PB: 0  
SB: 1  
CS: 0

AB R H RBI BB SO LOB

4 0 2 0 1 0 0

4 1 1 2 1 0 3

5 1 1 0 0 0 5

4 2 1 1 1 0 1

4 1 1 0 1 1 1

2 0 1 0 0 0 1  
0 0 0 1 1 0 0  
0 0 0 0 0 0 0  
0 0 0 0 0 0 0  
1 0 1 1 0 0 0  
0 0 0 0 0 0 0  
0 0 0 0 0 0 0

3 0 0 0 0 1 3  
1 1 0 1 0 0 1

1 0 1 0 0 0 0  
1 0 0 0 0 1 0  
1 0 0 0 0 0 1  
0 0 0 0 0 0 0  
1 0 1 0 0 0 0  
0 1 0 0 0 0 0

1B: 10 SF: 0  
2B: 0 SAC: 0  
3B: 0 DP: 2  
HR: 0 HBP: 1

Batter	1	2	3	4	5	6	7	8	9
Jake Wood, R (1, 4) OBP: 0.378, SLG: 0.359	0-0 1B		0-0 1B		0-0 5-3		0-0 5-3	4-0 1B BB	
Bill Bruton, L (1, 8) OBP: 0.400, SLG: 0.378	0-0 F4		0-0 FC3-6			4-0 1B BB	0-0 2-3	0-0 1B	
Al Kaline, R (1, 9) OBP: 0.409, SLG: 0.579	0-0 L9		0-0 L6-4-3			0-0 1B BB	0-0 L4-3	0-0 L1-3	
Norm Cash, L (1, 3) OBP: 0.386, SLG: 0.800	0-0 L3			0-0 6-3		0-0 1B BB		4-0 1B BB	0-0 F8
Rocky Colavito, R (1, 7) OBP: 0.250, SLG: 0.167		0-0 F8		0-0 1-3		4-0 1B BB		0-3 K	0-0 6-3
Steve Boros, R (1, 5) OBP: 0.357, SLG: 0.265		0-0 F7		0-0 1-3		1-0 HBP		4-0 1B BB	0-3 K
Dick McAuliffe, L (1, 6) OBP: 0.417, SLG: 0.300		0-0		0-0		4-0 1B BB		0-0	
Bubba Morton, R (6, PH) OBP: 0.571, SLG: 0.400		0-0		0-0		4-0 1B BB		0-0	
Paul Foytack, R (7, 1)		0-0		0-0		4-0 1B BB		0-0	
Fred Gladding, L (8, 1)		0-0		0-0		4-0 1B BB		0-0	
Vic Wertz, L (8, PH) OBP: 0.210, SLG: 0.200		0-0		0-0		4-0 1B BB		0-0	
Terry Fox, R (8, PR)		0-0		0-0		4-0 1B BB		0-0	
Phil Regan, R (9, 1)		0-0		0-0		4-0 1B BB		0-0	
Dick Brown, R (1, 2) OBP: 0.280, SLG: 0.435		0-0 F6			0-3 K	0-0 G6-4-3		0-0 FC4-6	
Bobo Osborne, L (8, PH) (9, 2)		0-0			0-3 K	0-0 F7		0-0 1B BB	
Doug Gallagher, R (1, 1) OBP: 1.000, SLG: 1.000		0-0			0-3 K			0-0	
Sam Jones, R (5, 1)		0-0			0-3 K			0-0	
George Alusk, R (6, PH) (7, 6)		0-0			0-3 K			0-0	
Chico Fernandez, R (7, 6) OBP: 0.308, SLG: 0.250		0-0			0-3 K			0-0	
Charlie Maxwell, L (8, PH) OBP: 0.500, SLG: 0.333		0-0			0-3 K			0-0	
Reno Bertoia, R (8, PR) (9, 6)		0-0			0-3 K			0-0	

Inning Stats	R: 0	H: 1	E: 0	LOB: 1	K: 0	BB: 0	S: 4	P: 4
	R: 0	H: 1	E: 0	LOB: 1	K: 0	BB: 0	S: 4	P: 4
	R: 0	H: 2	E: 0	LOB: 1	K: 0	BB: 0	S: 4	P: 4
	R: 0	H: 1	E: 0	LOB: 1	K: 0	BB: 0	S: 4	P: 4
	R: 0	H: 0	E: 0	LOB: 0	K: 2	BB: 0	S: 7	P: 7
	R: 4	H: 2	E: 0	LOB: 1	K: 0	BB: 3	S: 4	P: 17
	R: 0	H: 0	E: 0	LOB: 0	K: 0	BB: 0	S: 3	P: 3
	R: 4	H: 3	E: 0	LOB: 2	K: 1	BB: 3	S: 8	P: 20
	R: 0	H: 0	E: 0	LOB: 0	K: 1	BB: 0	S: 5	P: 5

PITCHER	IP	WLS	BF	H	R	ER	SO	BB	IBB	HBP	BLK	WP	HR	S	P	ERA	WHIP
Jerry Walker, R (1, 1) ERA: 4.5	5.0	W	24	7	4	4	2	2	0	1	0	0	0	25	34	7.20	1.800
Danny McDevitt, L (6, 1) ERA: 2.25	1.0		3	0	0	0	0	1	0	0	0	0	0	2	6	0.00	1.000
Diego Segui, R (7, 1) ERA: 3.72	1.2		9	2	4	4	1	2	0	0	0	0	0	9	17	21.60	2.400
Bob Grim, R (8, 1) ERA:	1.1	S	6	1	0	0	1	1	0	0	0	0	0	7	11	0.00	1.500

Batter	1	2	3	4	5	6	7	8	9	AB R H RBI BB SO LOB	TOP																
Dick Howser, R (1, 6) OBP: 0.253, SLG: 0.269	0-0 5-3	0-0 HR 1B	0-0 F7		0-0 5-3			0-0 6-3		5 1 1 1 0 0 1																	
Bobby Del Greco, R (1, 8) OBP: 0.472, SLG: 0.509	1-0 1B S 1B HBP	0-0 HR		4-0 1B BB		0-0 F4		4-0 BB		2 2 1 3 2 0 0																	
Jerry Lumpe, L (1, 4) OBP: 0.415, SLG: 0.517	0-0 1B 1-3	0-0 FC4-6 1B		0-0 1B		0-3 K		0-0 F7		5 0 3 0 0 1 1																	
Norm Siebern, L (1, 3) OBP: 0.411, SLG: 0.456	0-0 FC6-4 1B	0-0 FC4-6		0-3 K		0-0 F7		0-0 4-3		5 0 1 1 0 1 4																	
Gino Cimoli, R (1, 9) OBP: 0.338, SLG: 0.431	0-0 L9	0-3 K		0-0 F2			0-0 BB 1B	0-0 L9		5 0 1 0 0 1 5																	
Ed Charles, R (1, 5) OBP: 0.342, SLG: 0.375	0-0 FC6-4		0-0 6-3		0-3 K		0-3 K	4-0 FC5-4 BB		4 0 0 0 1 2 5																	
Manny Jimenez, L (1, 7) OBP: 0.500, SLG: 0.680		0-0 L9	0-0 HR		0-0 HR		4-0 BB	0-0 FC5-4		3 2 2 2 1 0 0																	
Jose Tartabull, L (7, PR) OBP: 0.167, SLG: 0.167							1-2 BB	1-2 BB		0 0 0 0 0 0 0																	
Gordie Windhorn, R (7, 7) OBP: 0.188, SLG: 0.250								0-3 K		1 0 0 0 0 0 1																	
Billy Bryan, L (1, 2) OBP: 0.348, SLG: 0.350		4-0 1B 1B BB	0-0 2B		0-3 K		0-3 K	0-3 K		4 1 1 0 1 3 3																	
John Wyatt, R (1, 1)		0-0 HR 1B	0-0 L4		0-3 K		0-0 5-3			0 0 0 0 0 0 0																	
Dave Wickersham, R (1, 1) OBP: 0.167, SLG: 0.167										4 1 1 0 0 1 3																	
Bob Grim, R (7, 1)										0 0 0 0 0 0 0																	
Danny McDevitt, L (7, 1)										0 0 0 0 0 0 0																	
<b>Inning Stats</b>	R: 1 E: 0 K: 0 S: 5	H: 2 LOB: 2 BB: 0 P: 6	R: 4 E: 0 K: 1 S: 9	H: 4 LOB: 1 BB: 1 P: 13	R: 1 E: 0 K: 0 S: 5	H: 2 LOB: 1 BB: 0 P: 5	R: 0 E: 0 K: 2 S: 8	H: 1 LOB: 2 BB: 1 P: 12	R: 1 E: 0 K: 2 S: 8	H: 1 LOB: 0 BB: 0 P: 8	R: 0 E: 0 K: 1 S: 5	H: 0 LOB: 0 BB: 0 P: 5	R: 0 E: 0 K: 2 S: 8	H: 1 LOB: 2 BB: 1 P: 12	R: 0 E: 0 K: 0 S: 3	H: 0 LOB: 1 BB: 1 P: 7	R: 0 E: 0 K: 1 S: 5	H: 0 LOB: 1 BB: 1 P: 9	1B: 7 2B: 1 3B: 0 HR: 3	SF: 0 SAC: 0 DP: 0 HBP: 1	WP: 0 PB: 0 SB: 1 CS: 0	PA: 44					
<b>PITCHER</b>	IP WLS BF H R ER SO BB IBB HBP BLK WP HR S P ERA WHIP																										
Frank Lary, R (1, 1) ERA: 6.61	1.1		11	5	5	5	0	1	0	1	0	0	1	9	14	33.75	4.500										
Sam Jones, R (2, 1) ERA: 3.6	3.2		17	5	2	2	5	1	0	0	0	0	2	26	30	4.91	1.636										
Hank Aguirre, L (6, 1) ERA: 5.4	4.0	W	16	1	0	0	4	3	0	0	0	0	0	21	33	0.00	1.000										

**Kansas City Athletics @ Detroit Tigers**  
 Tiger Stadium, Detroit, MI  
 Thu Apr 26 1962, 3:33 AM EST  
 Att. 7,030 - Unknown

[livebaseballscorecards.com](http://livebaseballscorecards.com)

**AB 38**  
**R 7**  
**H 11**  
**RBI 7**  
**BB 5**  
**SO 9**  
**LOB 23**





BOTTOM

Kansas City Athletics @ Detroit Tigers  
Tiger Stadium, Detroit, MI  
Thu Apr 26 1962, 3:33 AM EST  
Att. 7,030 - Unknown

livebaseballscores.com

AB	33
R	11
H	10
RBI	11
BB	8
SO	4
LOB	14



WP:	1	PA:	41
PB:	0		
SB:	0		
CS:	0		

AB	R	H	RBI	BB	SO	LOB
4	1	2	1	1	0	0
5	0	0	0	0	0	3
5	2	2	2	0	1	1
1	2	0	0	4	1	0
4	2	1	0	1	0	3
2	0	0	1	1	0	1
1	0	1	1	0	0	0
0	1	0	0	0	0	0
2	0	1	2	1	0	0
1	1	1	2	0	0	0
0	0	0	0	0	0	0
4	1	1	1	0	1	3
0	0	0	0	0	0	0
2	1	1	1	0	0	0
2	0	0	0	0	1	3

1B:	6	SF:	0
2B:	1	SAC:	0
3B:	1	DP:	1
HR:	2	HBP:	0

Batter	1	2	3	4	5	6	7	8	9
Jake Wood, R OBP: 0.400, SLG: 0.372 (1, 4)	0-0 F8 BB	4-0 4-3 BB		0-0 5-3			B1-4 HR 1B		
Bill Bruton, L OBP: 0.360, SLG: 0.333 (1, 8)	0-0 F9	0-0 4-3 1-2		0-0 L5			B1-4 G3		
Al Kaline, R OBP: 0.408, SLG: 0.628 (1, 9)	0-0 BB BB 1B	0-0 L9		0-3 K			0-0 2-H HR	0-0 L6-3	
Norm Cash, L OBP: 0.429, SLG: 0.778 (1, 3)	4-0 BB BB 1B BB	4-0 FC5-4 BB		4-0 BB			4-0 1B BB	0-3 K	
Rocky Colavito, R OBP: 0.267, SLG: 0.175 (1, 7)	4-0 1-2 2-3 1B BB	0-0 FC5-4 1-2f		0-0 F8			0-0 1-2 3B 1B	0-0 F2	
Steve Boros, R OBP: 0.356, SLG: 0.250 Vic Wertz, L OBP: 0.333, SLG: 0.333 Reno Bertoia, R (7, PH) (7, PR) (8, 5)	4-0 1B BB		0-0 6-3		0-0 F8		0-0 1-3 2-H 3B 1B		
Dick McAuliffe, L OBP: 0.467, SLG: 0.333 Bubba Morton, R OBP: 0.625, SLG: 0.833 Chico Fernandez, R OBP: 0.308, SLG: 0.250 (1, 6) (7, PH) (8, 6)	0-0 1-3 2-H 3-H 1B		0-0 F6		4-0 G4-6-3 BB		0-0 1-H 3-H 2B 3B		
Dick Brown, R OBP: 0.276, SLG: 0.444 (1, 2)	0-3 K		0-0 1-3		0-0 F8		0-0 WP 1B 2B		
Frank Lary, R OBP: 0.500, SLG: 0.800 Sam Jones, R OBP: 0.333, SLG: 1.333 Hank Aguirre, R (1, 1) (2, 1) (6, 1)		0-0 HR		0-0 5-3		0-0 G4-6-3 1-2f	0-3 K		

<b>Inning Stats</b>	R: 3 E: 0 K: 1 S: 7	H: 2 LOB: 2 BB: 3 P: 19	R: 1 E: 0 K: 0 S: 4	H: 1 LOB: 2 BB: 2 P: 12	R: 0 E: 0 K: 0 S: 3	H: 0 LOB: 0 BB: 0 P: 3	R: 0 E: 0 K: 0 S: 3	H: 0 LOB: 0 BB: 0 P: 3	R: 0 E: 0 K: 1 S: 5	H: 0 LOB: 1 BB: 1 P: 9	R: 0 E: 0 K: 0 S: 2	H: 0 LOB: 0 BB: 1 P: 6	R: 7 E: 0 K: 1 S: 12	H: 7 LOB: 1 BB: 1 P: 16	R: 0 E: 0 K: 1 S: 5	H: 0 LOB: 0 BB: 0 P: 5
---------------------	------------------------------	----------------------------------	------------------------------	----------------------------------	------------------------------	---------------------------------	------------------------------	---------------------------------	------------------------------	---------------------------------	------------------------------	---------------------------------	-------------------------------	----------------------------------	------------------------------	---------------------------------

PITCHER	IP	WLS	BF	H	R	ER	SO	BB	IBB	HBP	BLK	WP	HR	S	P	ERA	WHIP
John Wyatt, R ERA: 6.38 (1, 1)	0.2		7	2	3	3	0	3	3	0	0	0	0	4	16	40.50	7.500
Dave Wickersham, R ERA: 5.59 (1, 1)	5.2		24	3	4	4	2	5	0	0	0	0	2	23	43	6.35	1.412
Bob Grim, R ERA: 3.38 (7, 1)	0.0	L	2	2	0	0	0	0	0	0	0	0	0	2	2	∞	∞
Danny McDevitt, L ERA: 4.76 (7, 1)	1.2		8	3	4	4	2	0	0	0	0	1	0	12	12	21.60	1.800

Batter	1	2	3	4	5	6	7	8	9	AB R H RBI BB SO LOB	TOP													
Johnny Temple, R (1, 4) OBP: 0.431, SLG: 0.465 Bill Short, L (7, 1)	0-0 F9			0-0 1-3	0-0 FC4-2 1B		0-0 F9			4 1 1 0 0 0 0 0 0 0 0 0 0 0	<p><b>Baltimore Orioles @ Kansas City Athletics</b></p> <p>Municipal Stadium, Kansas City, MO</p> <p>Fri Apr 27 1962, 7:05 PM EST Att. 7,838 - Unknown</p> <p>livebaseballscorecards.com</p>													
Whitey Herzog, L (1, 9) OBP: 0.250, SLG: 0.190	0-0 F7			0-0 WP HR 2B	0-0 FC4-2 1B		0-0 F9			4 2 1 0 0 0 2														
Boog Powell, L (1, 7) OBP: 0.333, SLG: 0.294	0-0 F3			4-0 HR BB	0-0 1B			0-3 K		3 1 1 1 1 1 0														
Jim Gentile, L (1, 3) OBP: 0.390, SLG: 0.458		0-0 F7		0-0 HR	0-0 1B			0-0 G3		4 1 2 4 0 0 0														
Jackie Brandt, R (1, 8) OBP: 0.345, SLG: 0.408		0-3 K		4-0 4-3 BB	0-3 K			0-3 K		3 0 0 0 1 3 2														
Brooks Robinson, R (1, 5) OBP: 0.232, SLG: 0.327		0-0 L9		0-0 4-3		0-0 1-3			0-0 6-3	4 0 0 0 0 0 1														
Gus Triandos, R (1, 2) OBP: 0.306, SLG: 0.500 Charlie Lau, L (6, 2) OBP: 0.333, SLG: 0.600			0-3 K	0-0 F6		0-0 F7			0-3 K	3 0 0 0 0 1 1 1 0 0 0 0 1 0														
Jerry Adair, R (1, 6) OBP: 0.216, SLG: 0.212			0-0 F7		0-0 5-3				0-3 K	4 0 0 0 0 2 0														
Art Quirk, R (1, 1) OBP: 1.000, SLG: 1.000 Jim Lebew, R (2, 1) Ron Hansen, R (5, PH) Billy Hoelt, L (5, 1) Russ Snyder, L (7, PH) Marv Breeding, R (7, 4) OBP: 0.143, SLG: 0.143 OBP: 0.273, SLG: 0.364			0-3 K		0-0 1B FC4-2 1B				0-3 K	0 0 0 0 0 0 0 1 0 0 0 0 1 0 1 0 1 0 0 0 0 0 0 0 0 0 0 0 1 0 0 0 0 1 0 0 0 0 0 0 0 0														
<b>Inning Stats</b>	R: 0 E: 0 K: 0 S: 3	H: 0 LOB: 0 BB: 0 P: 3	R: 0 E: 0 K: 1 S: 5	H: 0 LOB: 0 BB: 0 P: 5	R: 0 E: 0 K: 2 S: 7	H: 0 LOB: 0 BB: 0 P: 7	R: 3 E: 0 K: 0 S: 5	H: 2 LOB: 1 BB: 2 P: 13	R: 2 E: 0 K: 1 S: 9	H: 4 LOB: 2 BB: 0 P: 9		R: 0 E: 0 K: 1 S: 5	H: 0 LOB: 0 BB: 0 P: 5	R: 0 E: 0 K: 1 S: 5	H: 0 LOB: 0 BB: 0 P: 5	R: 0 E: 0 K: 2 S: 7	H: 0 LOB: 0 BB: 0 P: 7	R: 0 E: 0 K: 2 S: 7	H: 0 LOB: 0 BB: 0 P: 7	R: 0 E: 0 K: 2 S: 7	H: 0 LOB: 0 BB: 0 P: 7	1B: 4 2B: 1 3B: 0 HR: 1	SF: 0 SAC: 0 DP: 0 HBP: 0	WP: 1 PB: 0 SB: 0 CS: 0
<b>PITCHER</b>	IP WLS BF H R ER SO BB IBB HBP BLK WP HR S P ERA WHIP	IP WLS BF H R ER SO BB IBB HBP BLK WP HR S P ERA WHIP											IP WLS BF H R ER SO BB IBB HBP BLK WP HR S P ERA WHIP											
Ed Rakow, R (1, 1) ERA: 3.71	8.0 W 32 6 5 5 8 2 0 0 0 1 1 46 54 5.62 1.000																							
Diego Segui, R (9, 1) ERA: 3.38	1.0 S 3 0 0 0 2 0 0 0 0 0 0 7 7 0.00 0.000																							



Batter	1	2	3	4	5	6	7	8	9	AB	R	H	RBI	BB	SO	LOB
Dick Howser, R OBP: 0.288, SLG: 0.296 (1, 6)	4-0 2B BB	0-0 1B SH1-3 2-H 3-H		0-0 F4		0-0 2B 1B	0-0 BB 1B			4	3	3	2	1	0	0
Bobby Del Greco, R OBP: 0.474, SLG: 0.518 (1, 8)	0-0 L7	0-0 SH1-3		0-0 F2		0-0 1B 2B	4-0 1B BB			3	2	1	2	1	0	1
Jerry Lumpe, L OBP: 0.414, SLG: 0.508 (1, 4)	0-0 4-3	0-0 1B		0-0 6-3		0-0 F6	0-0 1B			5	1	2	1	0	0	2
Norm Siebern, L OBP: 0.423, SLG: 0.459 (1, 3)	4-0 2B BB	0-0 4-3		0-0 F6		0-0 3B 1B	0-0 1B			4	2	2	3	1	0	1
Gino Cimoli, R OBP: 0.382, SLG: 0.557 (1, 9)	0-0 1-H 2-H 2B		0-0 1B 2B		0-0 PB 3B	0-0 1-H 3B	0-0 1-2 1B			5	2	5	2	0	0	0
Ed Charles, R OBP: 0.326, SLG: 0.333 (1, 5)	0-0 F9		0-0 1-3		0-0 6-3	4-0 BB	0-0 F9			4	0	0	0	1	0	4
Manny Jimenez, L OBP: 0.485, SLG: 0.733 (1, 7)		0-0 HR	0-0 2-H 1B		0-0 F5	0-3 K		0-0 4-3		5	1	2	2	0	1	2
Haywood Sullivan, R OBP: 0.270, SLG: 0.212 Billy Bryan, L OBP: 0.308, SLG: 0.304 (1, 2) (4, 2)		0-0 2B 1B	0-0 F5		0-3 K	0-3 K	0-0 G3			2	1	1	0	0	0	1
Ed Rakow, S OBP: 0.200, SLG: 0.267 Diego Segui, R (9, 1)		0-0 1B 2B	0-3 K		0-0 1B 2B	0-3 K	0-3 K			3	0	0	0	0	2	0
		0-0 1B 2B	0-3 K		0-0 1B 2B	0-3 K	0-3 K			5	2	2	0	0	3	1
		0-0 1B 2B	0-3 K		0-0 1B 2B	0-3 K	0-3 K			0	0	0	0	0	0	0

Inning Stats	R: 2	H: 1	E: 0	K: 0	S: 4	H: 1	LOB: 1	BB: 2	P: 12	R: 3	H: 5	E: 0	K: 0	S: 7	H: 2	LOB: 1	BB: 0	P: 7	R: 1	H: 0	E: 0	K: 1	S: 7	H: 2	LOB: 1	BB: 0	P: 7	R: 0	H: 0	E: 0	K: 0	S: 3	R: 1	H: 1	E: 0	K: 0	S: 4	R: 4	H: 5	E: 0	K: 2	S: 12	H: 5	LOB: 2	BB: 1	P: 16	R: 3	H: 4	E: 0	K: 2	S: 11	H: 4	LOB: 2	BB: 1	P: 15	R: 0	H: 0	E: 0	K: 1	S: 5	H: 0	LOB: 0	BB: 0	P: 5
	1B: 11	SF: 0	2B: 4	SAC: 1	3B: 2	DP: 0	HR: 1	HBP: 0	WP: 0	PA: 45	1B: 11	SF: 0	2B: 4	SAC: 1	3B: 2	DP: 0	HR: 1	HBP: 0	WP: 0	PA: 45	1B: 11	SF: 0	2B: 4	SAC: 1	3B: 2	DP: 0	HR: 1	HBP: 0	WP: 0	PA: 45	1B: 11	SF: 0	2B: 4	SAC: 1	3B: 2	DP: 0	HR: 1	HBP: 0	WP: 0	PA: 45	1B: 11	SF: 0	2B: 4	SAC: 1	3B: 2	DP: 0	HR: 1	HBP: 0	WP: 0	PA: 45														

PITCHER	IP	WLS	BF	H	R	ER	SO	BB	IBB	HBP	BLK	WP	HR	S	P	ERA	WHIP
Art Quirk, L ERA: 11.37 (1, 1)	1.0	L	9	4	5	5	0	2	0	0	0	0	1	7	15	45.00	6.000
Jim Lebew, R ERA: 1.59 (2, 1)	3.0		12	4	1	1	1	0	0	0	0	0	0	14	14	3.00	1.333
Billy Hoeft, L ERA: 9.72 (5, 1)	2.0		13	6	5	5	2	1	0	0	0	0	0	16	20	22.50	3.500
Bill Short, L ERA: 10.8 (7, 1)	2.0		11	4	3	3	3	1	0	0	0	0	0	16	20	13.50	2.500

BOTTOM

Baltimore Orioles @ Kansas City Athletics  
Municipal Stadium, Kansas City, MO

livebaseballscores.com

AB	40
R	14
H	18
RBI	12
BB	4
SO	6
LOB	12



WP	HR	S	P	ERA	WHIP
0	0	0	0	0	0

Fri Apr 27 1962, 7:05 PM EST  
Att. 7,838 - Unknown

Batter	1	2	3	4	5	6	7	8	9	AB R H RBI BB SO LOB	TOP									
Johnny Temple, R (1, 4) OBP: 0.429, SLG: 0.521	0-0 2B	0-0 3B			0-0 L7		0-0 FC6		0-0	5 0 2 2 0 0 1										
Whitey Herzog, L (1, 8) OBP: 0.250, SLG: 0.167	0-0 5-3	4-0 BB			0-0 F8			0-0 E9 2B WP		3 1 0 0 1 0 1										
Boog Powell, L (1, 7) OBP: 0.317, SLG: 0.278	0-3 K	0-0 4-3			0-0 F2			0-0 WP 1-3 2B		3 0 0 0 0 1 3										
Russ Snyder, L (7, 8) OBP: 0.250, SLG: 0.375										1 0 1 0 0 0 0										
Jim Gentile, L (1, 3) OBP: 0.413, SLG: 0.449	4-0 BB			4-0 G6-4-3 BB		0-0 3-1		4-0 2-3 3-H IBB		1 0 0 0 3 0 0										
Marv Throneberry, L (1, 9) OBP: 0.316, SLG: 0.303	0-3 K			0-0 F6		0-3 K		0-3 K		3 0 0 0 0 2 3										
Earl Robinson, R (7, 9)										1 0 0 0 0 1 2										
Brooks Robinson, R (1, 5) OBP: 0.233, SLG: 0.339		0-0 SH1-3 3B 2B		0-0 G6-4-3		0-0 1-3		0-3 K		4 1 1 0 0 1 3										
Charlie Lau, L (1, 2) OBP: 0.400, SLG: 0.500		4-0 SH1-3 3B BB		0-0 F8		0-0 FC3-6 1B		0-0 F8		3 1 1 0 1 0 2										
Jerry Adair, R (1, 6) OBP: 0.185, SLG: 0.189		0-0 F3		0-3 K		0-0 F3		0-0 F4		4 0 0 0 0 1 3										
Steve Barber, L (1, 1)		0-0 SH1-3		0-3 K		0-0 FC3-6 FC6		0-0 F8		3 0 0 0 0 1 1										
Hoyt Wilhelm, R (9, 1)		1-2 2-3								0 0 0 0 0 0 0										
<b>Inning Stats</b>	R: 0 E: 0 K: 2 S: 8	H: 1 LOB: 2 BB: 1 P: 12	R: 2 E: 0 K: 0 S: 5	H: 2 LOB: 2 BB: 2 P: 13	R: 0 E: 0 K: 0 S: 2	H: 0 LOB: 0 BB: 1 P: 6	R: 0 E: 0 K: 2 S: 7	H: 0 LOB: 0 BB: 0 P: 7	R: 0 E: 0 K: 1 S: 5	H: 0 LOB: 0 BB: 0 P: 5	R: 0 E: 0 K: 0 S: 4	H: 1 LOB: 1 BB: 0 P: 4	R: 1 E: 1 K: 2 S: 9	H: 1 LOB: 2 BB: 1 P: 13	R: 0 E: 0 K: 0 S: 3	H: 0 LOB: 0 BB: 0 P: 3	1B: 1 2B: 3 3B: 1 HR: 0	SF: 0 SAC: 1 DP: 1 HBP: 0	WP: 1 PB: 0 SB: 0 CS: 0	PA: 37
<b>PITCHER</b>	IP WLS BF H R ER SO BB IBB HBP BLK WP HR S P ERA WHIP																			
Norm Bass, R (1, 1) ERA: 5.92	7.0 L 28 4 2 2 5 4 0 0 0 0 0 0 34 50 2.57 1.143																			
John Wyatt, R (8, 1) ERA: 6.05	1.0 6 1 1 0 2 0 1 0 0 1 0 9 13 0.00 1.000																			
Art Ditmar, R (9, 1) ERA: 7.84	1.0 3 0 0 0 0 0 0 0 0 0 0 0 3 3 0.00 0.000																			

Baltimore Orioles @ Kansas City Athletics  
Municipal Stadium, Kansas City, MO  
Sat Apr 28 1962, 7:05 PM EST  
Att. 7,183 - Unknown

AB	31
R	3
H	5
RBI	2
BB	5
SO	7
LOB	19





Batter	1	2	3	4	5	6	7	8	9	AB R H RBI BB SO LOB	TOP									
<b>Johnny Temple, R</b> (1, 4) <small>OBP: 0.417, SLG: 0.490</small> <b>Mary Breeding, R</b> (7, PR) <small>OBP: 0.250, SLG: 0.333</small> (7, 4)	0-0 5-3		0-0 F2		0-0 F9		SH1-4 HR BB 1-3			3 0 0 0 1 0 0 1 1 0 0 0 0 2	<b>Baltimore Orioles @ Kansas City Athletics</b> Municipal Stadium, Kansas City, MO Sun Apr 29 1962, 4:33 AM EDT Att: 11,429 - Unknown <a href="http://livebaseballscorecards.com">livebaseballscorecards.com</a>									
<b>Whitey Herzog, L</b> (1, 7) <small>OBP: 0.303, SLG: 0.185</small>	0-3 K		4-0 CS BB		0-0 1B		SH1-4 HR BB	0-0 G3		3 1 1 0 2 1 0										
<b>Brooks Robinson, R</b> (1, 5) <small>OBP: 0.250, SLG: 0.356</small>	1-0 1B HBP		0-0 1-2 2B		0-0 F3		SH1-4 1-2 2-3	0-0 6-3		3 0 1 0 0 0 1										
<b>Jim Gentile, L</b> (1, 3) <small>OBP: 0.441, SLG: 0.585</small> <b>Dick Williams, R</b> (8, PR) <small>OBP: 0.500, SLG: 0.333</small> (8, 3)	0-0 1-3 BB 1B		0-3 K			HR	2-H 3-H HR	HBP		4 2 3 4 0 1 1 0 0 0 0 0 0 0										
<b>Marv Throneberry, L</b> (1, 9) <small>OBP: 0.200, SLG: 0.200</small> <b>Billy Hoelt, L</b> (7, 1) <small>OBP: 0.200, SLG: 0.200</small> <b>Dick Hall, R</b> (7, 1)	4-0 1-2 BB		0-3 K		4-0 BB		BB 1B BB	0-3 K		1 1 0 0 3 1 0 0 0 0 0 0 0 0 1 0 0 0 0 0 1 1										
<b>Gus Triandos, R</b> (1, 2) <small>OBP: 0.278, SLG: 0.444</small>	0-0 5-3		0-0 F6		0-0 F9		0-0 F7		0-0 F8	5 0 0 0 0 0 5										
<b>Dave Nicholson, R</b> (1, 8)		0-0 5-3	0-3 K		0-3 K		4-0 1-2 1B BB		0-3 K	4 1 0 0 1 3 1										
<b>Jerry Adair, R</b> (1, 6) <small>OBP: 0.217, SLG: 0.214</small>		0-0 G1-4-3 1B			0-0 F7		5-3		0-0 L8	5 0 2 1 0 0 1										
<b>Milt Pappas, R</b> (1, 1) <small>OBP: 0.286, SLG: 1.143</small> <b>Wes Stock, R</b> (5, 1) <small>OBP: 0.400, SLG: 0.800</small> <b>Russ Snyder, L</b> (7, PH) <small>OBP: 0.400, SLG: 0.800</small> (7, 9)		0-0 G1-4-3			0-0 HR		HR			2 1 1 1 0 0 1 0 0 0 0 0 0 0 2 1 2 2 0 0 0										
<b>Inning Stats</b>	R: 0 E: 0 K: 1 S: 6	H: 1 LOB: 3 BB: 1 P: 11	R: 0 E: 0 K: 0 S: 3	H: 1 LOB: 0 BB: 0 P: 3	R: 0 E: 0 K: 1 S: 5	H: 0 LOB: 0 BB: 0 P: 7	R: 1 E: 0 K: 1 S: 5	H: 2 LOB: 1 BB: 0 P: 5	R: 1 E: 0 K: 1 S: 6	H: 1 LOB: 1 BB: 1 P: 10	R: 6 E: 0 K: 0 S: 7	H: 4 LOB: 2 BB: 4 P: 23	R: 0 E: 0 K: 1 S: 5	H: 0 LOB: 1 BB: 0 P: 6	R: 0 E: 0 K: 1 S: 5	H: 0 LOB: 0 BB: 0 P: 5	1B: 5 2B: 1 3B: 0 HR: 4	SF: 0 SAC: 1 DP: 1 HBP: 2	WP: 0 PB: 0 SB: 0 CS: 1	PA: 44
<b>PITCHER</b>	IP WLS BF H R ER SO BB IBB HBP BLK WP HR S P ERA WHIP																			
<b>Dan Pfister, R</b> (1, 1) <small>ERA: 3.0</small>	6.0 L 28 7 4 4 5 4 0 1 0 0 3 33 50 6.00 1.833																			
<b>Jim Archer, L</b> (7, 1) <small>ERA: 54.0</small>	0.2 6 1 2 2 0 3 0 0 0 0 1 3 15 27.00 6.000																			
<b>Dave Wickersham, R</b> (7, 1) <small>ERA: 4.91</small>	1.1 7 2 2 2 1 0 0 1 0 0 0 8 9 13.50 1.500																			
<b>John Wyatt, R</b> (9, 1) <small>ERA: 5.75</small>	1.0 3 0 0 0 0 1 0 0 0 0 0 5 5 0.00 0.000																			

**Baltimore Orioles @ Kansas City Athletics**  
 Municipal Stadium, Kansas City, MO  
 Sun Apr 29 1962, 4:33 AM EDT  
 Att: 11,429 - Unknown

AB	34
R	8
H	10
RBI	8
BB	7
SO	7
LOB	13



Batter	1	2	3	4	5	6	7	8	9	AB	R	H	RBI	BB	SO	LOB
Dick Howser, R OBP: 0.303, SLG: 0.316 (1, 6)	0-0 FC3-6 2B		0-0 4-3		0-0 SH1-4	0-0 L9		0-0 1B		4	0	2	0	0	0	1
Bobby Del Greco, R OBP: 0.447, SLG: 0.460 (1, 8)	4-0 FC3-6 BB		0-3 K		0-0 F8	0-3 K		0-3 K		4	0	0	0	1	3	3
Jerry Lumpe, L OBP: 0.418, SLG: 0.486 (1, 4)	0-0 FC3-6 1-2f 2-3		4-0 1B BB		4-0 1B 2B BB		0-0 F6		0-0 F6	3	1	0	0	2	0	2
Norm Siebern, L OBP: 0.402, SLG: 0.429 (1, 3)	0-3 K		0-0 1B		0-0 2B 1B		0-0 E3 BB		0-0 4-3	5	1	2	1	0	1	2
Manny Jimenez, L OBP: 0.452, SLG: 0.658 (1, 7)	0-3 K		0-0 F2		0-0 WP 1-H 3-H 2B		4-0 1-2 BB		0-0 F7	4	0	1	2	1	1	4
Gino Cimoli, R OBP: 0.381, SLG: 0.532 (1, 9)		0-0 FC5-4 1B		0-0 F9	0-0 FC6-4 BB		0-3 K			3	0	1	0	1	1	2
Ed Charles, R OBP: 0.294, SLG: 0.318 (1, 5)		0-0 FC5-4 1-2f S		0-0 F8	0-0 FC6-4 1-2f		0-3 K			4	0	0	0	0	1	5
Billy Bryan, L OBP: 0.267, SLG: 0.259 (1, 2)		0-3 K		0-0 F8		0-0 L4		0-3 K		4	0	0	0	0	2	1
Dan Pfister, R OBP: 0.500, SLG: 0.500 Jim Archer, R OBP: 0.167, SLG: 0.167 Dave Wickersham, R OBP: 0.143, SLG: 0.143 Jose Tartabull, L John Wyatt, R		0-3 K		0-0 SH1-4 1B		0-0 1B		0-0 F9		3	1	2	0	0	1	1

Inning Stats	R: 0	H: 1	E: 0	LOB: 2	K: 2	BB: 1	S: 8	R: 0	H: 1	E: 0	LOB: 1	K: 2	BB: 0	S: 8	R: 0	H: 0	E: 0	LOB: 0	K: 0	BB: 0	S: 3	R: 3	H: 3	E: 0	LOB: 2	K: 0	BB: 2	S: 6	R: 0	H: 1	E: 0	LOB: 1	K: 1	BB: 0	S: 6	R: 0	H: 0	E: 1	LOB: 2	K: 2	BB: 1	S: 8	R: 0	H: 1	E: 0	LOB: 1	K: 2	BB: 0	S: 8	R: 0	H: 0	E: 0	LOB: 0	K: 0	BB: 0	S: 3	1B: 6	SF: 0	2B: 2	SAC: 1	3B: 0	DP: 0	HR: 0	HBP: 0	WP: 1	PA: 41
--------------	------	------	------	--------	------	-------	------	------	------	------	--------	------	-------	------	------	------	------	--------	------	-------	------	------	------	------	--------	------	-------	------	------	------	------	--------	------	-------	------	------	------	------	--------	------	-------	------	------	------	------	--------	------	-------	------	------	------	------	--------	------	-------	------	-------	-------	-------	--------	-------	-------	-------	--------	-------	--------

PITCHER	IP	WLS	BF	H	R	ER	SO	BB	IBB	HBP	BLK	WP	HR	S	P	ERA	WHIP
Milt Pappas, R ERA: 3.05 (1, 1)	4.2		23	6	3	3	5	3	0	0	0	0	0	30	42	5.79	1.929
Wes Stock, R ERA: (5, 1)	1.1	W	6	1	0	0	1	1	0	0	0	1	0	7	11	0.00	1.500
Billy Hoelt, L ERA: 9.53 (7, 1)	0.1		3	0	0	0	0	1	0	0	0	0	0	2	6	0.00	3.000
Dick Hall, R ERA: 1.74 (7, 1)	2.2	S	9	1	0	0	4	0	0	0	0	0	0	17	17	0.00	0.375

BOTTOM

Baltimore Orioles @ Kansas City Athletics  
Municipal Stadium, Kansas City, MO

livebaseballscorecards.com

AB	35
R	3
H	8
RBI	3
BB	5
SO	10
LOB	21



PITCHER	IP	WLS	BF	H	R	ER	SO	BB	IBB	HBP	BLK	WP	HR	S	P	ERA	WHIP
---------	----	-----	----	---	---	----	----	----	-----	-----	-----	----	----	---	---	-----	------

Sun Apr 29 1962, 4:33 AM EDT  
Att. 11,429 - Unknown

Batter	1	2	3	4	5	6	7	8	9	10	AB R H RBI BB SO LOB	TOP												
Jake Wood, R (1, 4) OBP: 0.348, SLG: 0.339	0-0 F8		0-0 L1-3		0-0 FC6-4		0-0 F4			4-0 FC1-6 SH 1B BB	4 1 0 0 1 0 3													
Bill Bruton, L (1, 8) OBP: 0.371, SLG: 0.459	0-0 F8		0-0 G3			0-0 CS 1B	0-0 F2			0-0 SH FC1-6	4 0 1 0 0 0 1													
Al Kaline, R (1, 9) OBP: 0.406, SLG: 0.710	0-0 L8			0-0 HR		0-0 L9		0-0 L5-3		0-0 FC1-6 1B	5 2 1 1 0 0 3													
Norm Cash, L (1, 3) OBP: 0.500, SLG: 0.729		1-0 G6-4-3 HBP		0-0 G3-5-3 2B		0-0 BB 1B		0-0 FC6-4 1B		4-0 1B IBB	3 0 3 0 1 0 0													
Rocky Colavito, R (1, 7) OBP: 0.297, SLG: 0.232		0-0 G6-4-3		0-0 G3-5-3		4-0 BB BB		0-0 F3		0-0 L3	4 0 0 0 1 0 6													
Steve Boros, R (1, 5) OBP: 0.355, SLG: 0.275		4-0 1B BB		0-0 F2		4-0 BB BB		0-0 FC6-4		0-0 1B	2 0 0 0 2 0 1													
Vic Wertz, L (10, PH) OBP: 0.500, SLG: 0.500											1 0 1 2 0 0 0													
Chico Fernandez, R (10, PR) OBP: 0.333, SLG: 0.393											0 0 0 0 0 0 0													
Dick McAuliffe, L (1, 6) OBP: 0.500, SLG: 0.435		0-0 1-3 1B		0-0 FC5-2 3B		0-0 F8			0-0 F8	0-0 F5	5 0 2 0 0 0 5													
Dick Brown, R (1, 2) OBP: 0.326, SLG: 0.581		0-0 F1		0-0 4-3					0-0 5-3		4 0 1 0 0 0 3													
Jim Bunning, R (1, 1) OBP: 0.357, SLG: 0.308			0-0 L1-3 1B		0-0 FC5-2 FC6-4 3-H		0-0 FC1-6 1B		0-0 F3		4 0 1 0 0 0 2													
<b>Inning Stats</b>	R: 0 E: 0 K: 0 S: 3	H: 0 LOB: 0 BB: 0 P: 3	R: 0 E: 0 K: 0 S: 3	H: 1 LOB: 2 BB: 1 P: 8	R: 0 E: 0 K: 0 S: 3	H: 1 LOB: 0 BB: 0 P: 3	R: 1 E: 0 K: 0 S: 4	H: 2 LOB: 0 BB: 0 P: 4	R: 0 E: 0 K: 0 S: 4	H: 1 LOB: 1 BB: 0 P: 4	R: 0 E: 0 K: 0 S: 4	H: 2 LOB: 3 BB: 2 P: 12	R: 0 E: 0 K: 0 S: 4	H: 1 LOB: 1 BB: 0 P: 4	R: 0 E: 0 K: 0 S: 3	H: 0 LOB: 0 BB: 0 P: 3	R: 2 E: 0 K: 0 S: 5	H: 1 LOB: 2 BB: 2 P: 13	1B: 7 2B: 2 3B: 1 HR: 1	SF: 0 SAC: 1 DP: 3 HBP: 1	WP: 0 PB: 0 SB: 0 CS: 1	PA: 43		
<b>PITCHER</b> Jerry Walker, R (1, 1) ERA: 3.9	IP 10.0	WLS L	BF 43	H 10	R 3	ER 3	SO 0	BB 4	IBB 1	HBP 1	BLK 0	WP 0	HR 1	S 37	P 58	ERA 2.70	WHIP 1.400							

**Detroit Tigers @ Kansas City Athletics**  
 Municipal Stadium, Kansas City, MO  
 Tue May 01 1962, 8:05 PM EDT  
 Att: 4,470 - Unknown

AB	36
R	3
H	10
RBI	3
BB	5
SO	0
LOB	24



livebaseballscorecards.com



Batter	1	2	3	4	5	6	7	8	9	10	AB	R	H	RBI	BB	SO	LOB
Dick Howser, R (1, 6) OBP: 0.309, SLG: 0.313	0-0 F8		0-0 1-3		4-0 S BB		0-0 1B		0-0 L8		4	0	1	0	1	0	2
Bobby Del Greco, R (1, 8) OBP: 0.433, SLG: 0.441	0-0 F8		0-0 1B		0-0 1-2		0-0 F4		0-0	0-0 5-3	5	0	1	0	0	0	2
Jerry Lumpe, L (1, 4) OBP: 0.417, SLG: 0.519	0-3 K		0-0 F4		0-0 HBP BB SF8 1B		0-0 F8		0-0 HR	5	2	2	1	0	1	1	
Norm Siebern, L (1, 3) OBP: 0.413, SLG: 0.438		4-0 G4-3 HBP BB		0-0 2B		4-0 HBP BB		0-0 F8		0-0 F7	3	0	1	0	2	0	0
Manny Jimenez, L (1, 7) OBP: 0.467, SLG: 0.641		1-0 H		0-0 L9		1-0 H		0-0 F3		0-3 K	1	0	0	0	0	0	1
Gordie Windhorn, R (6, PR) OBP: 0.167, SLG: 0.222		G4-3		G3-6		1-2 2-3 HBP		0-0 F3			1	0	0	0	0	0	0
Ed Charles, R (10, PH) OBP: 0.288, SLG: 0.311		1-2 HBP		0-3 K		1-2 2-3 HBP		0-0 SF8		0-0 F3	1	0	0	0	0	1	0
Gino Cimoli, R (1, 9) OBP: 0.364, SLG: 0.513		0-0 G4-3		0-3 K		0-0 SF8		0-0 F3		0-0 F7	3	0	0	1	0	1	3
Wayne Causey, L (1, 5) OBP: 0.327, SLG: 0.209		4-0 BB		0-0 L9		0-0 G3-6-1		0-0 F7			3	0	0	0	1	0	3
Haywood Sullivan, R (1, 2) OBP: 0.256, SLG: 0.205		0-0 F5		0-3 K		0-3 K		0-0 F2		0-0 1B	4	0	1	0	0	1	2
Jose Tartabull, L (9, PR) OBP: 0.143, SLG: 0.143										1B	0	0	0	0	0	0	0
Joe Azcue, R (10, 2) OBP: 0.300, SLG: 0.444										1B	0	0	0	0	0	0	0
Jerry Walker, S (1, 1) OBP: 0.357, SLG: 0.571			0-3 K		0-0 5-3		0-3 K		0-0 1B		4	0	1	0	0	2	0

Inning Stats	R: 0	H: 0	E: 0	K: 1	S: 5	R: 0	H: 0	E: 0	K: 0	S: 2	R: 0	H: 1	E: 0	K: 1	S: 6	R: 0	H: 1	E: 0	K: 1	S: 6	R: 1	H: 1	E: 0	K: 0	S: 3	R: 0	H: 1	E: 0	K: 1	S: 6	R: 0	H: 0	E: 0	K: 0	S: 3	R: 0	H: 2	E: 0	K: 0	S: 5	R: 1	H: 1	E: 0	K: 1	S: 6	1B: 5	SF: 1	2B: 1	3B: 0	HR: 1	WP: 0	PA: 41
	LOB: 0	BB: 0	P: 5	ER: 0	SO: 2	LOB: 2	BB: 2	P: 11	ER: 0	SO: 6	LOB: 1	BB: 0	P: 6	ER: 0	SO: 6	LOB: 1	BB: 1	P: 9	ER: 0	SO: 8	LOB: 2	BB: 1	P: 8	ER: 0	SO: 6	LOB: 2	BB: 0	P: 6	ER: 0	SO: 3	LOB: 2	BB: 0	P: 3	ER: 0	SO: 5	LOB: 2	BB: 0	P: 5	ER: 0	SO: 6	LOB: 0	BB: 0	P: 6	1B: 5 <td>SF: 1 <td>2B: 1 <td>3B: 0 <td>HR: 1 <td>WP: 0 <td>PA: 41</td> </td></td></td></td></td>	SF: 1 <td>2B: 1 <td>3B: 0 <td>HR: 1 <td>WP: 0 <td>PA: 41</td> </td></td></td></td>	2B: 1 <td>3B: 0 <td>HR: 1 <td>WP: 0 <td>PA: 41</td> </td></td></td>	3B: 0 <td>HR: 1 <td>WP: 0 <td>PA: 41</td> </td></td>	HR: 1 <td>WP: 0 <td>PA: 41</td> </td>	WP: 0 <td>PA: 41</td>	PA: 41		

PITCHER	IP	WLS	BF	H	R	ER	SO	BB	IBB	HBP	BLK	WP	HR	S	P	ERA	WHIP
Jim Bunning, R (1, 1) ERA: 3.45	10.0	W	41	7	2	2	6	4	0	2	0	0	1	47	65	1.80	1.100

**DETROIT TIGERS @ KANSAS CITY ATHLETICS**  
Municipal Stadium, Kansas City, MO  
Tue May 01 1962, 8:05 PM EDT  
Att. 4,470 - Unknown

livebaseballscorecards.com

**AB 34**  
**R 2**  
**H 7**  
**RBI 2**  
**BB 4**  
**SO 6**  
**LOB 14**



Batter	1	2	3	4	5	6	7	8	9	AB R H RBI BB SO LOB	TOP																
Jake Wood, R (1, 4) OBP: 0.378, SLG: 0.365	0-0 6-3 1B		0-0 FC1-6 1B	4-0 HR BB	0-0 1B		0-0 FC6-4 1-2f			4 2 3 2 1 0 2																	
Bill Bruton, L (1, 8) OBP: 0.360, SLG: 0.485	0-0 6-3 1-3		0-0 FC1-6 1-2f HR	0-0 HR	0-0 F9			0-0 F5		5 2 1 2 0 0 4																	
Al Kaline, R (1, 9) OBP: 0.419, SLG: 0.746	0-0 E S 1B		0-0 HR	0-0 1B				0-0 L8		5 1 3 3 0 0 0																	
Norm Cash, L (1, 3) OBP: 0.479, SLG: 0.673	0-0 F6 1-3		4-0 FC2-4 1B BB	0-0 F8			0-3 K	0-3 K		4 0 0 0 1 2 2																	
Rocky Colavito, R (1, 7) OBP: 0.304, SLG: 0.233	0-3 K		0-0 FC2-4 1-2 1B		4-0 1B 1B BB		0-0 F3		0-0 5-3	4 1 1 0 1 1 1																	
Steve Boros, R (1, 5) OBP: 0.328, SLG: 0.250		0-0 6-3	0-0 FC2-4 1-2f 2-3		0-0 F8		0-0 5-3		0-0 6-3	5 0 0 0 0 0 3																	
Dick McAuliffe, L (1, 6) OBP: 0.429, SLG: 0.357		0-0 6-3	0-3 K		0-0 F7		0-0 5-3		0-0 F7	5 0 0 0 0 1 3																	
Dick Brown, R (1, 2) OBP: 0.360, SLG: 0.660		0-0 HR		0-0 F7	0-0 1B 1B BB		0-0 1B 1B			4 2 3 1 0 0 0																	
Don Mossi, L (1, 1) OBP: 0.300, SLG: 0.300		0-0 G3		0-3 K	4-0 1B		0-0 FC6-4 1-2 1B			1 0 0 0 0 0 0 0																	
Sam Jones, R (2, 1) OBP: 0.250, SLG: 1.000										1 0 0 0 0 0 1 0																	
Fred Gladding, L (4, 1)										0 0 0 0 0 0 0 0																	
Bobo Osborne, L (5, PH)										0 0 0 0 0 1 0 0																	
Hank Aguirre, R (5, 1)										0 0 0 0 0 0 0 0																	
Vic Wertz, L (7, PH) OBP: 0.556, SLG: 0.556										1 0 1 0 0 0 0 0																	
Jim Bunning, R (7, PR) OBP: 0.357, SLG: 0.308										0 0 0 0 0 0 0 0																	
Ron Kline, R (7, 1)										0 0 0 0 0 0 0 0																	
<b>Inning Stats</b>	R: 1 E: 0 K: 1 S: 7	H: 2 LOB: 1 BB: 0 P: 7	R: 1 E: 0 K: 0 S: 4	H: 1 LOB: 0 BB: 0 P: 4	R: 2 E: 0 K: 1 S: 8	H: 3 LOB: 2 BB: 1 P: 12	R: 2 E: 0 K: 1 S: 7	H: 2 LOB: 1 BB: 1 P: 11	R: 2 E: 0 K: 0 S: 5	H: 2 LOB: 2 BB: 2 P: 13	R: 0 E: 0 K: 1 S: 5	H: 0 LOB: 0 BB: 0 P: 5	R: 0 E: 0 K: 0 S: 5	H: 2 LOB: 2 BB: 0 P: 5	R: 0 E: 0 K: 1 S: 5	H: 0 LOB: 0 BB: 0 P: 5	R: 0 E: 0 K: 0 S: 3	H: 0 LOB: 0 BB: 0 P: 3	1B: 9 2B: 0 3B: 0 HR: 3	SF: 0 SAC: 0 DP: 0 HBP: 0	WP: 0 PB: 0 SB: 2 CS: 0	PA: 43					
<b>PITCHER</b>	IP WLS BF H R ER SO BB IBB HBP BLK WP HR S P ERA WHIP																										
Norm Bass, R (1, 1) ERA: 7.07	3.2		20	7	6	6	3	2	0	0	0	0	3	24	32	14.73	2.455										
John Wyatt, R (4, 1) ERA: 5.7	3.1	W	17	5	2	2	1	2	0	0	0	0	0	17	25	5.40	2.100										
Diego Segui, R (8, 1) ERA: 2.84	2.0	S	6	0	0	0	1	0	0	0	0	0	0	8	8	0.00	0.000										

**Detroit Tigers @ Kansas City Athletics**  
 Municipal Stadium, Kansas City, MO  
 Wed May 02 1962, 8:05 PM EDT  
 Att. 4,914 - Unknown

[livebaseballscorecards.com](http://livebaseballscorecards.com)

<b>AB</b>	39
<b>R</b>	8
<b>H</b>	12
<b>RBI</b>	8
<b>BB</b>	4
<b>SO</b>	5
<b>LOB</b>	15



Batter	1	2	3	4	5	6	7	8	9
Dick Howser, R OBP: 0.313, SLG: 0.302 (1, 6)	0-0 F2	4-0 SF8 BB	4-0 FC5-4 BB		0-0 L9		0-0 L1-3		
Bobby Del Greco, R OBP: 0.421, SLG: 0.438 (1, 8)	0-0 L6	0-0 1B 2B	0-0 FC5-4 FC6-4		0-0 F7		0-0 F8		
Jerry Lumpe, L OBP: 0.416, SLG: 0.531 (1, 4)	0-0 1B 1B	0-0 SF8	0-0 FC6-4		0-0 4-3		0-0 4-3 1B 2B		
Norm Siebern, L OBP: 0.423, SLG: 0.487 (1, 3)	0-0 1B 1B	0-0 2B 1B		0-0 HR		0-0 F5		0-0 4-3	
Manny Jimenez, L OBP: 0.480, SLG: 0.651 (1, 7)	0-0 6-3	1-0 2B HBP		0-0 4-3 2B		0-0 6-3		0-0 2B 1B	
Gino Cimoli, R OBP: 0.376, SLG: 0.565 (1, 9)		0-0 1B 3B		0-0 4-3		0-3 K		0-0 1-3 2B	
Wayne Causey, L OBP: 0.368, SLG: 0.304 (1, 5)		0-0 SH5-4 1B		0-0 HR		1-0 3B HBP		4-0 1B 1B	
Haywood Sullivan, R OBP: 0.271, SLG: 0.209 (1, 2)		0-0 SH5-4 2B 1B	4-0 FC5-4 BB	0-0 5-3		0-0 F5		0-0 L1-2-3	
Norm Bass, R (1, 1)		0-0 SH5-4	0-3 K	0-3 K		0-0 1-H 3B			
John Wyatt, R (4, 1)									
Jose Tartabull, L (7, PH)									
Diego Segui, R (8, 1)									

Inning Stats	R: 0	H: 2	E: 0	K: 0	S: 5	H: 2	LOB: 2	BB: 0	P: 5	R: 7	H: 6	E: 0	K: 1	S: 11	H: 6	LOB: 1	BB: 1	P: 16	R: 0	H: 0	E: 0	K: 1	S: 5	R: 3	H: 3	E: 0	K: 1	S: 8	R: 0	H: 0	E: 0	K: 0	S: 3	R: 0	H: 0	E: 0	K: 1	S: 5	R: 1	H: 1	E: 0	K: 0	S: 4	R: 1	H: 3	E: 0	K: 0	S: 5	R: 1	H: 3	E: 0	K: 0	S: 5
--------------	------	------	------	------	------	------	--------	-------	------	------	------	------	------	-------	------	--------	-------	-------	------	------	------	------	------	------	------	------	------	------	------	------	------	------	------	------	------	------	------	------	------	------	------	------	------	------	------	------	------	------	------	------	------	------	------


PITCHER	IP	WLS	BF	H	R	ER	SO	BB	IBB	HBP	BLK	WP	HR	S	P	ERA	WHIP
Don Mossi, L (1, 1)	1.2	L	13	7	6	6	0	1	0	0	0	0	0	12	16	32.40	4.800
Sam Jones, R (2, 1)	1.2		12	4	4	4	2	2	0	1	0	0	2	13	22	21.60	3.600
Fred Gladding, R (4, 1)	0.2		2	0	0	0	1	0	0	0	0	0	0	4	4	0.00	0.000
Hank Aguirre, L (5, 1)	2.0		6	0	0	0	1	0	0	0	0	0	0	8	8	0.00	0.000
Ron Kline, R (7, 1)	2.0		11	4	2	2	0	0	1	1	0	0	0	9	14	9.00	2.000

**BOTTOM**

**AB R H RBI BB SO LOB**

3	1	0	0	2	0	1
5	1	1	2	0	0	3
4	1	2	1	0	0	2
5	2	3	2	0	0	1
4	2	2	1	0	0	2
5	1	3	2	0	1	1
3	3	2	3	1	1	1
4	1	1	0	1	0	4
1	0	0	0	0	1	1
1	0	0	0	0	1	0
1	0	1	1	0	0	0
0	0	0	0	0	0	0

**AB 36**  
**R 12**  
**H 15**  
**RBI 12**  
**BB 4**  
**SO 4**  
**LOB 16**



**WP: 0 PA: 44**  
**PB: 0**  
**SB: 0**  
**CS: 0**

**Detroit Tigers @ Kansas City Athletics**  
Municipal Stadium, Kansas City, MO

Wed May 02 1962, 8:05 PM EDT  
Att. 4,914 - Unknown

livebaseballscorecards.com



Batter	1	2	3	4	5	6	7	8	9
Dick Howser, R OBP: 0.311, SLG: 0.300 (1, 6)	0-0 E6 HR		0-0 5-3		0-0 WP SF9 1B		0-0 F7	0-0 SH4-3	
Bobby Del Greco, R OBP: 0.440, SLG: 0.432 (1, 8)	0-0 L9		4-0 FC6-4 BB		4-0 SF9 1B BB		4-0 1B SF7 BB	4-0 BB	
Jerry Lumpe, L OBP: 0.404, SLG: 0.518 (1, 4)	0-3 K		0-0 FC6-4 1-2f		0-0 SF9 1-3 2-H		0-0 SF7 1B 1-3	0-0 6-3	
Norm Siebern, L OBP: 0.426, SLG: 0.531 (1, 3)	0-0 HR		0-3 K		0-0 1B 3-H		0-0 SF7 1-2		
Manny Jimenez, L OBP: 0.444, SLG: 0.596 (1, 7)	0-0 G3			0-0 F7	0-0 L1		0-0 4-3		
Gino Cimoli, R OBP: 0.371, SLG: 0.551 (1, 9)		0-3 K		0-0 6-3		0-0 F8		0-0 BB SH4-3 HBP 1B	
Wayne Causey, L OBP: 0.393, SLG: 0.313 (1, 5)		0-0 L8		4-0 BB		0-0 1B		1-0 SH4-3 BB HBP	
Joe Azcue, R OBP: 0.286, SLG: 0.385 (1, 2)		0-0 1B		0-0 6-3		0-0 L9		0-0 L9	
Ed Rakow, S OBP: 0.176, SLG: 0.235 (1, 1)		0-0 5-3			0-0 4-3		0-3 K	4-0 SH4-3 BB	
Leo Posada, R OBP: 0.343, SLG: 0.333 (6, PH)								1-2 2-3	
Diego Segui, R (7, 1)									

AB	R	H	RBI	BB	SO	LOB
4	2	1	1	0	0	0
1	2	0	0	4	0	1
4	0	1	1	0	1	5
3	1	2	4	0	1	1
4	0	0	0	0	0	2
4	1	1	0	0	1	0
2	0	1	0	1	0	0
4	0	1	0	0	0	4
2	0	0	0	0	0	1
1	0	0	0	0	1	1
0	0	0	0	1	0	0

**BOTTOM**

**Detroit Tigers @ Kansas City Athletics**  
**Municipal Stadium, Kansas City, MO**  
 Thu May 03 1962, 4:33 AM EDT  
 Att. 3,021 - Unknown

livebaseballscores.com

<b>AB</b>	<b>29</b>
<b>R</b>	<b>6</b>
<b>H</b>	<b>7</b>
<b>RBI</b>	<b>6</b>
<b>BB</b>	<b>6</b>
<b>SO</b>	<b>4</b>
<b>LOB</b>	<b>15</b>



1B: 6	SF: 2	WP: 1	PA: 39
2B: 0	SAC: 1	PB: 0	
3B: 0	DP: 0	SB: 2	
HR: 1	HBP: 1	CS: 0	

Inning Stats														
R	H	E	K	S	R	H	E	K	S	R	H	E	K	S
2	1	1	1	7	0	1	0	1	6	0	0	0	3	9
1	0	0	1	7	0	0	1	1	6	0	0	0	1	9
0	0	0	1	3	0	0	0	0	3	0	0	0	2	10
0	0	0	0	3	0	0	0	0	3	0	0	0	0	10
0	0	0	0	3	0	0	0	0	3	0	0	0	0	10
0	0	0	0	3	0	0	0	0	3	0	0	0	0	10
0	0	0	0	3	0	0	0	0	3	0	0	0	0	10
0	0	0	0	3	0	0	0	0	3	0	0	0	0	10
0	0	0	0	3	0	0	0	0	3	0	0	0	0	10
0	0	0	0	3	0	0	0	0	3	0	0	0	0	10

PITCHER														
IP	WLS	BF	H	R	ER	SO	BB	IBB	HBP	BLK	WP	HR	S	P
6.1	L	30	6	5	3	4	4	0	0	0	1	1	34	50
1.0		5	1	1	1	0	0	0	1	0	0	0	4	5
0.2		4	0	0	0	0	2	0	0	0	0	0	2	10

ERA	WHIP
4.26	1.579
9.00	1.000
0.00	3.000



Batter	1	2	3	4	5	6	7	8	9	AB	R	H	RBI	BB	SO	LOB
Dick Howser, R (1, 6) OBP: 0.315, SLG: 0.309	0-0 L8	0-0 1B 2B		0-0 1-3		4-0 FC6-4 BB		0-0 F7		4	1	1	2	1	0	0
Bobby Del Greco, R (1, 8) OBP: 0.448, SLG: 0.456	0-0	0-0 4-3 1B		0-0		0-0 FC6-4 1-2f			0-3 K	5	0	3	1	0	1	2
Jerry Lumpe, L (1, 4) OBP: 0.384, SLG: 0.489	0-0 L8	0-0 4-3 1-2		0-0 F7					0-0 F8	5	0	0	0	0	1	3
Norm Siebern, L (1, 3) OBP: 0.415, SLG: 0.523	0-0 F7	0-3 K							0-0 F7	5	0	1	0	0	1	2
Manny Jimenez, L (1, 7) OBP: 0.448, SLG: 0.588		0-0 E 1B 1B	0-0 E6 FC1-6			0-0 G4-6-3 1B			0-0 6-3	4	1	2	0	0	0	1
Gino Cimoli, R (1, 9) OBP: 0.376, SLG: 0.543		0-0 E5 1B 1B	0-0 FC1-6 FC6-4			0-0 G4-6-3 1-2f			4-0 BB	3	1	1	0	1	0	2
Wayne Causey, L (1, 5) OBP: 0.369, SLG: 0.288		0-0 F9	0-0 F2						0-0 1-3 F7	4	0	0	0	0	0	5
Haywood Sullivan, R (1, 2) OBP: 0.288, SLG: 0.255		0-0 1B 2B 1B	0-0 FC6-4						0-0 4-3	4	1	2	2	0	0	1
Dan Pfister, R (1, 1) OBP: 0.444, SLG: 0.444		0-0		0-3 K					0-0 F9	3	1	1	0	0	1	1
Dave Wickersham, R (8, 1) OBP: 0.167, SLG: 0.167										0	0	0	0	0	0	0
Jose Tartabull, L (8, PH) OBP: 0.222, SLG: 0.444										1	0	0	0	0	1	0
John Wyatt, R (9, 1)		1-2 2B 1B								0	0	0	0	0	0	0

Inning Stats	R: 0	H: 1	E: 0	K: 0	S: 4	P: 4	R: 5	H: 6	E: 1	K: 1	S: 11	R: 0	H: 0	E: 1	K: 0	S: 4	R: 0	H: 1	E: 0	K: 0	S: 6	R: 0	H: 1	E: 0	K: 0	S: 3	R: 0	H: 1	E: 0	K: 1	S: 6	R: 0	H: 1	E: 0	K: 0	S: 4	R: 0	H: 0	E: 0	K: 1	S: 5	R: 0	H: 0	E: 0	K: 1	S: 5	R: 0	H: 0	E: 0	K: 1	S: 5	1B: 7	2B: 4	3B: 0	HR: 0	SF: 0	SAC: 0	DP: 1	HBP: 0	WP: 0	PB: 0	SB: 0	CS: 0	PA: 40
--------------	------	------	------	------	------	------	------	------	------	------	-------	------	------	------	------	------	------	------	------	------	------	------	------	------	------	------	------	------	------	------	------	------	------	------	------	------	------	------	------	------	------	------	------	------	------	------	------	------	------	------	------	-------	-------	-------	-------	-------	--------	-------	--------	-------	-------	-------	-------	--------

PITCHER	IP	WLS	BF	H	R	ER	SO	BB	IBB	HBP	BLK	WP	HR	S	P	ERA	WHIP
Dick Donovan, R (1, 1) ERA: 2.75	1.1		11	7	5	5	0	0	0	0	0	0	0	11	11	33.75	5.250
Frank Funk, R (2, 1) ERA: 1.42	2.2		10	1	0	0	2	0	0	0	0	0	0	14	14	0.00	0.375
Sam McDowell, L (5, 1) ERA: 5.11	3.0	W	13	3	0	0	1	2	0	0	0	0	0	13	21	0.00	1.667
Barry Latman, R (8, 1) ERA: 7.53	2.0	S	6	0	0	0	2	0	0	0	0	0	0	10	10	0.00	0.000


**BOTTOM**

**Cleveland Indians @ Kansas City Athletics**  
Municipal Stadium, Kansas City, MO

Fri May 04 1962, 8:05 PM EDT  
Att. 7,608 - Unknown

livebaseballscorecards.com

<b>AB</b>	<b>38</b>
<b>R</b>	<b>5</b>
<b>H</b>	<b>11</b>
<b>RBI</b>	<b>5</b>
<b>BB</b>	<b>2</b>
<b>SO</b>	<b>5</b>
<b>LOB</b>	<b>17</b>



Batter	1	2	3	4	5	6	7	8	9	AB R H RBI BB SO LOB	TOP	
Ty Cline, L (1, 8) OBP: 0.343, SLG: 0.458	0-0 L8		0-0 L4-1		0-0 L8		0-0 1B		0-0 3B	5 0 2 2 0 0 1	<b>Cleveland Indians @ Kansas City Athletics</b> Municipal Stadium, Kansas City, MO Sat May 05 1962, 8:05 PM EDT Unknown	
Al Luplow, L (1, 7) OBP: 0.364, SLG: 0.564	0-0 2B SF9 1B		0-0 F2		0-0 2B 1B		0-0 G3	0-3 K	5 2 2 0 0 1 3			
Tito Francona, L (1, 3) OBP: 0.325, SLG: 0.315	0-0 1-3 2B		0-0 F9		0-0 1B G6-4-3 2B		0-0 4-3		4 1 2 0 0 0 0			
Willie Kirkland, L (1, 9) OBP: 0.299, SLG: 0.263	0-0 SF9		0-0 F9		0-0 2-3 3-H 1B		0-3 K		3 0 1 2 0 1 0			
John Romano, R (1, 2) OBP: 0.400, SLG: 0.500 Doc Edwards, R (8, 2)	0-0 6-3		0-0 F7		0-0 G6-4-3 1-2f 3-H		0-0 3-1		3 0 0 0 0 0 2 1 0 0 0 0 0 0			
Woodie Held, R (1, 6) OBP: 0.320, SLG: 0.348		0-0 F9		0-0 F9		0-0 F8		0-0 F9	4 0 0 0 0 0 0			
Bubba Phillips, R (1, 5) OBP: 0.266, SLG: 0.377		0-0 HR		0-0 F7		0-0 F8		0-0 3B 2B	4 2 2 1 0 0 0			
Jerry Kindall, R (1, 4) OBP: 0.328, SLG: 0.383		0-3 K		0-0 1B		0-0 F9		0-0 4-3	4 0 1 0 0 1 1			
Ron Taylor, R (1, 1) OBP: 0.273, SLG: 0.273 Gary Bell, R (3, 1) Don Dillard, L (5, PH) Barry Latman, R (5, 1) Pedro Ramos, S (6, 1) Frank Funk, R (7, 1) Willie Tasby, R (9, PH) OBP: 0.270, SLG: 0.206		0-0 1-3		0-0 F7		1-0 1B HBP		4-0 3B BB	1 0 0 0 0 0 0 0 0 0 0 0 0 0 1 0 0 0 0 0 1 0 1 0 0 1 0 0			
<b>Inning Stats</b>	R: 1 H: 2 E: 0 LOB: 1 K: 0 BB: 0 S: 5 P: 5	R: 1 H: 1 E: 0 LOB: 0 K: 1 BB: 0 S: 6 P: 6	R: 0 H: 0 E: 0 LOB: 0 K: 0 BB: 0 S: 3 P: 3	R: 0 H: 0 E: 0 LOB: 0 K: 0 BB: 0 S: 3 P: 3	R: 0 H: 1 E: 0 LOB: 1 K: 0 BB: 0 S: 4 P: 4	R: 2 H: 3 E: 0 LOB: 0 K: 0 BB: 0 S: 5 P: 5	R: 0 H: 1 E: 0 LOB: 2 K: 0 BB: 0 S: 4 P: 5	R: 0 H: 0 E: 0 LOB: 0 K: 1 BB: 0 S: 5 P: 5	R: 2 H: 2 E: 0 LOB: 1 K: 1 BB: 1 S: 7 P: 11	1B: 5 SF: 1 2B: 3 SAC: 0 3B: 1 DP: 1 HR: 1 HBP: 1	WP: 0 PA: 38 PB: 0 SB: 0 CS: 0	
<b>PITCHER</b> Jerry Walker, R (1, 1) ERA: 4.14 Danny McDevitt, L (8, 1) ERA: 5.87	IP WLS BF H R ER SO BB IBB HBP BLK WP HR S P ERA WHIP	7.0 W 29 8 4 4 1 0 0 1 0 0 0 1 30 31 5.14 1.143	2.0 S 9 2 2 2 2 1 0 0 0 0 0 0 0 12 16 9.00 1.500	<b>PITCHER</b>								IP WLS BF H R ER SO BB IBB HBP BLK WP HR S P ERA WHIP

AB	35
R	6
H	10
RBI	5
BB	1
SO	3
LOB	8







Batter	1	2	3	4	5	6	7	8	9	AB R H RBI BB SO LOB	TOP							
Tito Francona, L OBP: 0.329, SLG: 0.333 (1, 3) X	0-0 4-3 BB 1B	0-0 1-2 BB 1B		0-3 K 2B		0-0 1B SF8 2B		0-0 L9		5 2 2 0 0 1 0	<b>Cleveland Indians @ Kansas City Athletics</b> Municipal Stadium, Kansas City, MO Sat May 05 1962, 8:05 PM EDT Att. 14,530 - Unknown							
Al Luplow, L OBP: 0.408, SLG: 0.643 (1, 9) X (8, 7)	0-0 1B 3B	4-0 1-2 2-3 BB		0-0 1-H 2B		0-0 L3		4-0 HR BB		3 2 2 1 2 0 1								
Chuck Essegian, R OBP: 0.500, SLG: 0.684 Ty Cline, L OBP: 0.343, SLG: 0.458 (1, 7) H (8, 8)	1-0 1B HBP	0-0 5-3		4-0 BB 2B		0-0 2-3 1B		0-0 1-H HR		3 1 2 2 1 0 3 0 0 0 0 0 0 0								
Willie Kirkland, L OBP: 0.306, SLG: 0.279 (1, 8) X (8, 9)	0-0 P6		0-0 E4 WP 1B	0-0 L9		0-0 SF8		0-0 1B		4 0 2 1 0 0 4								
John Romano, R OBP: 0.400, SLG: 0.484 (1, 2) X	0-0 1-2 3-H 1B		0-0 F7 2-3		4-0 1B BB	0-3 K		0-0 F3		4 0 1 1 1 1 3								
Woodie Held, R OBP: 0.313, SLG: 0.329 (1, 6) X	0-0 F2		0-3 K		0-0 F9		0-3 K		4-0 F7 BB	4 0 0 0 1 2 4								
Bubba Phillips, R OBP: 0.263, SLG: 0.365 (1, 5)		0-3 K	0-3 K		0-0 1-2 1B		0-0 F6		0-0 F7 1-2	5 0 1 0 0 2 2								
Jerry Kindall, R OBP: 0.306, SLG: 0.354 (1, 4)		0-0 5-3		0-0 P5		0-0 F9		0-0 F7		5 0 0 0 0 1 2								
Jim Perry, S Bob Allen, L Barry Latman, R OBP: 0.500, SLG: 1.000 (1, 1) (9, 1) (9, 1)		0-0 E6 BB 1B		0-0 L8		0-0 P4		0-0 F8		4 0 0 0 0 0 2 0 0 0 0 0 0 0 0 0 0 0 0 0 0								
<b>Inning Stats</b>	R: 1 E: 0 K: 0 S: 5	H: 2 LOB: 2 BB: 0 P: 6	R: 0 E: 1 K: 1 S: 7	H: 1 LOB: 3 BB: 1 P: 11	R: 0 E: 1 K: 2 S: 8	H: 1 LOB: 1 BB: 0 P: 8	R: 1 E: 0 K: 1 S: 7	H: 2 LOB: 1 BB: 0 P: 7	R: 0 E: 0 K: 1 S: 5	H: 0 LOB: 0 BB: 0 P: 5	R: 2 E: 0 K: 0 S: 5	H: 2 LOB: 1 BB: 1 P: 9	R: 0 E: 0 K: 1 S: 4	H: 0 LOB: 0 BB: 1 P: 8	1B: 6 2B: 2 3B: 1 HR: 1	SF: 1 SAC: 0 DP: 0 HBP: 1	WP: 1 PB: 1 SB: 0 CS: 0	PA: 44
<b>PITCHER</b> Art Ditmar, R ERA: 5.87 Dave Wickersham, R ERA: 5.65 Bob Grim, R ERA: 2.84 (1, 1) (6, 1) (9, 1)	IP WLS BF H R ER SO BB IBB HBP BLK WP HR S P ERA WHIP	5.0 L 27 6 2 1 4 3 0 1 0 1 0 31 44 1.80 1.800	3.0 L 14 4 3 3 2 1 0 0 0 0 1 17 21 9.00 1.667	1.0 L 3 0 0 0 0 1 1 0 0 0 0 4 8 0.00 1.000		<b>PITCHER</b> IP WLS BF H R ER SO BB IBB HBP BLK WP HR S P ERA WHIP												

livebaseballscores.com

<b>AB</b>	37
<b>R</b>	5
<b>H</b>	10
<b>RBI</b>	5
<b>BB</b>	5
<b>SO</b>	7
<b>LOB</b>	21





Batter	1	2	3	4	5	6	7	8	9	AB R H RBI BB SO LOB	TOP		
Tito Francona, L (1, 3) OBP: 0.344, SLG: 0.361	0-0 2B		0-0 F8		0-0 HR 1B	0-0 E9 1B			0-0 F8	5 1 3 1 0 0 0	<b>Cleveland Indians @ Kansas City Athletics</b> Municipal Stadium, Kansas City, MO Sun May 06 1962, 4:33 AM EDT Att. 7,421 - Unknown		
Al Luplow, L (1, 9) OBP: 0.370, SLG: 0.574 (7, 7)	0-0		0-0 P5		0-3 K	0-0		0-0 4-3	5 0 0 0 0 1 3				
Chuck Essegian, R (1, 7) OBP: 0.480, SLG: 0.643 Ty Cline, L (7, 8) OBP: 0.338, SLG: 0.450	0-3 K		0-0 5-3		0-0 HR 1B		0-0 F8	0-0 L1-3	4 1 1 0 0 1 1 1 0 0 0 0 0 0				
Willie Kirkland, L (1, 8) OBP: 0.303, SLG: 0.323 (7, 9)	0-0 G3			0-0 F8	0-0 HR		0-0 P5		4 1 1 3 0 0 1				
John Romano, R (1, 2) OBP: 0.405, SLG: 0.470		4-0 2B SF9 BB		0-0 F4	4-0 WP BB		0-0 5-3		2 1 0 0 2 0 0				
Woodie Held, R (1, 6) OBP: 0.321, SLG: 0.342		0-0 SF9 1-3 2B		4-0 1B BB	0-0 4-3		0-3 K		3 0 1 0 1 1 1				
Bubba Phillips, R (1, 5) OBP: 0.263, SLG: 0.364		0-0 SF9 2-3 3-H		0-0 1-2 1B		0-0 F7	0-0 F7		3 0 1 1 0 0 0				
Jerry Kindall, R (1, 4) OBP: 0.303, SLG: 0.348		0-0 F8		0-0 1-3		0-0 5-3	0-0 FC4-6 1B		4 0 1 0 0 0 3				
Mudcat Grant, R (1, 1) OBP: 0.250, SLG: 0.500 Sam McDowell, L (7, 1) OBP: 0.333, SLG: 0.333 Bob Allen, L (8, 1)		0-0 5-3		0-0 2-3	0-0 E 2B		0-0 FC4-6 1-2f		3 1 1 0 0 0 1 1 0 0 0 0 0 1 0 0 0 0 0 0 0				
<b>Inning Stats</b>	R: 0 H: 1 E: 0 LOB: 1 K: 1 BB: 0 S: 6 P: 6	R: 1 H: 1 E: 0 LOB: 1 K: 0 BB: 1 S: 4 P: 8	R: 0 H: 0 E: 0 LOB: 0 K: 0 BB: 0 S: 3 P: 3	R: 0 H: 1 E: 0 LOB: 2 K: 0 BB: 1 S: 4 P: 8	R: 3 H: 3 E: 0 LOB: 1 K: 1 BB: 1 S: 8 P: 12	R: 1 H: 2 E: 1 LOB: 1 K: 0 BB: 0 S: 5 P: 5	R: 0 H: 0 E: 0 LOB: 0 K: 0 BB: 0 S: 3 P: 3	R: 0 H: 1 E: 0 LOB: 1 K: 1 BB: 0 S: 6 P: 6	R: 0 H: 0 E: 0 LOB: 0 K: 0 BB: 0 S: 3 P: 3	1B: 5 SF: 1 2B: 3 SAC: 0 3B: 0 DP: 0 HR: 1 HBP: 0		WP: 1 PA: 39 PB: 0 SB: 0 CS: 0	
<b>PITCHER</b>	IP WLS BF H R ER SO BB IBB HBP BLK WP HR S P ERA WHIP											<b>PITCHER</b>	IP WLS BF H R ER SO BB IBB HBP BLK WP HR S P ERA WHIP
Norm Bass, R (1, 1) ERA: 7.09	5.0 L 24 6 4 4 2 3 0 0 0 0 1 1 25 37 7.20 1.800												
Jim Archer, L (6, 1) ERA: 12.27	3.0 12 3 1 1 1 0 0 0 0 0 0 14 14 3.00 1.000												
Bob Grim, R (9, 1) ERA: 2.45	1.0 3 0 0 0 0 0 0 0 0 0 0 3 3 0.00 0.000												

livebaseballscorecards.com

<b>AB</b>	<b>35</b>
<b>R</b>	<b>5</b>
<b>H</b>	<b>9</b>
<b>RBI</b>	<b>5</b>
<b>BB</b>	<b>3</b>
<b>SO</b>	<b>3</b>
<b>LOB</b>	<b>11</b>



Batter	1	2	3	4	5	6	7	8	9	AB	R	H	RBI	BB	SO	LOB
Dick Howser, R OBP: 0.320, SLG: 0.336 (1, 6)	0-0 4-3		0-3 K			0-0 3-1		4-0 1B HBP BB		3	0	0	0	1	1	0
Bobby Del Greco, R OBP: 0.441, SLG: 0.427 (1, 8)	0-0 F5		0-0 5-6-3			0-0 5-3		1-0 1B HBP		3	0	0	0	0	0	0
Jerry Lumpe, L OBP: 0.381, SLG: 0.471 (1, 4)	0-0 2B			0-0 F8		0-0 F9		0-0 1B		4	0	2	1	0	0	0
Norm Siebern, L OBP: 0.417, SLG: 0.505 (1, 3)	0-3 K			0-0 F8			4-0 1B BB	0-0 3-1		3	0	0	0	1	1	4
Manny Jimenez, L OBP: 0.451, SLG: 0.609 (1, 7)		0-0 4-3		0-0 F8			0-0 1B	0-0 3-1		4	0	1	0	0	0	0
Gino Cimoli, R OBP: 0.383, SLG: 0.538 (1, 9)		0-0 1B			0-0 1-3		0-0 1B	0-0 1B		4	0	2	0	0	0	1
Wayne Causey, L OBP: 0.342, SLG: 0.323 (1, 5)		0-0 F9			0-0 4-3			0-0 F7	0-0 F9	2	0	0	0	0	0	1
Ed Charles, R OBP: 0.278, SLG: 0.298 (8, 5)		0-0 F9			0-0 4-3			0-0 F9		2	0	0	0	0	0	1
Haywood Sullivan, R OBP: 0.328, SLG: 0.264 (1, 2)		0-0 F8			0-0 FC6-4 1B			4-0 HBP BB 1B BB	0-0 F9	3	1	1	0	1	0	2
Norm Bass, R (1, 1)			0-3 K			0-0 FC6-4		0-3 K		1	0	0	0	0	1	0
Leo Posada, R (5, PH)						0-0 FC6-4				1	0	0	0	0	0	1
Jim Archer, R (6, 1)										0	0	0	0	0	0	0
Gordie Windhorn, R (8, PH)										1	0	0	0	0	1	1
Bob Grim, R (9, 1)										0	0	0	0	0	0	0

Inning Stats	R: 0	H: 1	E: 0	LOB: 1	K: 1	BB: 0	S: 6	P: 6	R: 0	H: 1	E: 0	LOB: 1	K: 0	BB: 0	S: 4	P: 4	R: 0	H: 0	E: 0	LOB: 0	K: 2	BB: 0	S: 7	P: 7	R: 0	H: 0	E: 0	LOB: 0	K: 0	BB: 0	S: 3	P: 3	R: 0	H: 1	E: 0	LOB: 1	K: 0	BB: 0	S: 4	P: 4	R: 0	H: 0	E: 0	LOB: 0	K: 0	BB: 0	S: 3	P: 3	R: 0	H: 1	E: 0	LOB: 0	K: 0	BB: 1	S: 2	P: 6	R: 1	H: 1	E: 0	LOB: 3	K: 1	BB: 2	S: 6	P: 15	R: 0	H: 1	E: 0	LOB: 1	K: 0	BB: 0	S: 4	P: 4	1B: 5	SF: 0	2B: 1	SAC: 0	3B: 0	DP: 1	HR: 0	HBP: 1	WP: 0	PA: 35
--------------	------	------	------	--------	------	-------	------	------	------	------	------	--------	------	-------	------	------	------	------	------	--------	------	-------	------	------	------	------	------	--------	------	-------	------	------	------	------	------	--------	------	-------	------	------	------	------	------	--------	------	-------	------	------	------	------	------	--------	------	-------	------	------	------	------	------	--------	------	-------	------	-------	------	------	------	--------	------	-------	------	------	-------	-------	-------	--------	-------	-------	-------	--------	-------	--------

PITCHER	IP	WLS	BF	H	R	ER	SO	BB	IBB	HBP	BLK	WP	HR	S	P	ERA	WHIP
Mudcat Grant, R (1, 1)	6.0	W	22	3	0	0	3	1	0	0	0	0	0	27	31	0.00	0.667
Sam McDowell, L (7, 1)	1.2		8	2	1	1	1	2	0	1	0	0	0	7	16	5.40	2.400
Bob Allen, L (8, 1)	1.1	S	5	1	0	0	0	0	0	0	0	0	0	5	5	0.00	0.750

BOTTOM

Cleveland Indians @ Kansas City Athletics  
Municipal Stadium, Kansas City, MO

livebaseballscores.com

AB	31
R	1
H	6
RBI	1
BB	3
SO	4
LOB	11



Sun May 06 1962, 4:33 AM EDT  
Att. 7,421 - Unknown



Batter	1	2	3	4	5	6	7	8	9	AB	R	H	RBI	BB	SO	LOB
Johnny Temple, R (1, 4) OBP: 0.400, SLG: 0.443	0-0 E6 PB 1B	0-0 HR 1B	0-3 K			0-0 6-3 4-3 1B		4-0 S BB		4	1	2	1	1	1	1
Whitey Herzog, L (1, 9) OBP: 0.327, SLG: 0.244	0-0 PB 1B	4-0 HR BB				0-0 4-3 1B		0-0 4-3 1B		4	1	2	0	1	0	2
Brooks Robinson, R (1, 5) OBP: 0.280, SLG: 0.471	0-3 K	0-0 HR				0-0 6-3 1B		0-0 2-3		4	1	2	4	0	1	3
Jim Gentile, L (1, 3) OBP: 0.446, SLG: 0.563	4-0 G4-3 IBB	1-0 HBP				0-0 F2		0-0 F8		0	0	0	0	1	0	0
Dick Williams, R (2, PR) OBP: 0.154, SLG: 0.083										2	0	0	0	0	0	3
Jackie Brandt, R (1, 8) OBP: 0.325, SLG: 0.386	0-0 G4-3	0-0 F2				0-0 F8		0-0 2B		4	0	1	0	0	0	6
Boog Powell, L (1, 7) OBP: 0.300, SLG: 0.342		F7				0-0 3-H 1B		0-0 4-3		4	0	1	0	0	0	1
Russ Snyder, L (8, 7) OBP: 0.222, SLG: 0.444		F9								0	0	0	0	0	0	0
Charlie Lau, L (1, 2) OBP: 0.421, SLG: 0.529		0-0 2B	0-0 1B			0-0 F6		0-0 4-3		4	1	2	0	0	0	0
Jerry Adair, R (1, 6) OBP: 0.222, SLG: 0.224		0-0 1B	0-3 K			0-0 F8		0-3 K		4	1	1	1	0	2	1
Milt Pappas, R (1, 1) OBP: 0.250, SLG: 0.800		4-0 BB 1B HR BB	0-3 K			0-0 F7		0-3 K		3	1	0	0	1	2	1

Inning Stats	R: 0	H: 1	E: 1	LOB: 2	K: 1	P: 10	R: 6	H: 4	E: 0	LOB: 1	K: 0	P: 16	R: 0	H: 1	E: 0	LOB: 1	K: 3	P: 10	R: 0	H: 3	E: 0	LOB: 2	K: 0	P: 5	R: 0	H: 0	E: 0	LOB: 0	K: 0	P: 3	R: 0	H: 1	E: 0	LOB: 1	K: 0	P: 4	R: 0	H: 1	E: 0	LOB: 0	K: 0	P: 3	R: 0	H: 0	E: 0	LOB: 1	K: 2	P: 11	R: 0	H: 0	E: 0	LOB: 1	K: 2	P: 11
	1	2	1	10	1	10	2	16	3	1	10	16	0	1	0	1	10	3	10	0	3	0	2	5	0	0	0	0	0	0	3	0	1	4	0	4	0	1	3	0	3	0	3	0	11	0	11							


PITCHER	IP	WLS	BF	H	R	ER	SO	BB	IBB	HBP	BLK	WP	HR	S	P	ERA	WHIP
Ed Rakow, R (1, 1) ERA: 5.23	1.1	L	12	5	6	6	1	2	1	0	0	0	1	11	23	40.50	5.250
John Wyatt, R (2, 1) ERA: 5.13	1.2		7	1	0	0	3	0	0	1	0	0	0	12	13	0.00	0.600
Jim Archer, L (4, 1) ERA: 7.94	2.0		8	3	0	0	0	0	0	0	0	0	0	8	8	0.00	1.500
Danny McDevitt, L (6, 1) ERA: 4.22	3.0		11	2	0	0	2	1	0	0	0	0	0	14	18	0.00	1.000

**BOTTOM**

**Kansas City Athletics @ Baltimore Orioles**  
**Memorial Stadium, Baltimore, MD**  
 Wed May 09 1962, 7:05 PM EDT  
 Att. 5,157 - Unknown

AB	33
R	6
H	11
RBI	6
BB	4
SO	6
LOB	18

livebaseballscorecards.com



WP: 0	PA: 38
PB: 1	
SB: 1	
CS: 0	





Batter	1	2	3	4	5	6	7	8	9
<b>Johnny Temple, R</b> (1, 4) <small>OBP: 0.389, SLG: 0.429</small>	0-0 F9	0-0 F7			0-0 E4		0-0 FC1-6	0-0 6-3	
<b>Whitey Herzog, L</b> (1, 9) <small>OBP: 0.321, SLG: 0.227</small>	0-3 K		4-0 BB		0-0 FC1-6		0-0 FC1-6		
<b>Brooks Robinson, R</b> (1, 5) <small>OBP: 0.289, SLG: 0.467</small>	0-0 HR		0-0 F9		4-0 WP		0-0 FC6-4		
<b>Jim Gentile, L</b> (1, 3) <small>OBP: 0.438, SLG: 0.587</small>	0-0 HR		0-0 F8		0-0 G3		0-0 F8		
<b>Jackie Brandt, R</b> (1, 8) <small>OBP: 0.333, SLG: 0.384</small>	4-0 BB		0-0 F8		0-0 L5			0-0 SH3	
<b>Boog Powell, L</b> (1, 7) <b>Dave Nicholson, R</b> (7, 7) <small>OBP: 0.289, SLG: 0.329</small> <small>OBP: 0.286, SLG: 0.182</small>	0-3 K			0-0 G3		0-0 F3		0-0 SH3	
<b>Charlie Lau, L</b> (1, 2) <small>OBP: 0.435, SLG: 0.650</small>		0-0 F9		0-0 HR		0-0 F4		4-0 2B	
<b>Jerry Adair, R</b> (1, 6) <small>OBP: 0.239, SLG: 0.242</small>		0-0 SH1		0-0 F4		0-0 1B		0-0 F9	
<b>Chuck Estrada, R</b> (1, 1) <b>Russ Snyder, L</b> (8, PH) <b>Hoyt Wilhelm, R</b> (9, 1) <small>OBP: 0.091, SLG: 0.091</small> <small>OBP: 0.263, SLG: 0.526</small>		0-0 SH1		0-0 4-3		0-0 F4		0-0 2B	


AB	R	H	RBI	BB	SO	LOB
5	0	1	0	0	0	3
3	1	0	0	1	1	2
3	1	1	0	1	0	2
4	1	1	2	0	0	4
3	1	1	0	1	0	2
3	0	0	0	0	1	1
0	0	0	0	0	0	0
3	1	1	1	1	0	0
4	0	2	0	0	0	2
2	0	0	0	0	0	1
1	0	1	1	0	0	0
0	0	0	0	0	0	0

Inning	R	H	E	K	S	LOB	BB	IBB	HBP	BLK	WP	HR	S	P	ERA	WHIP
1	2	2	0	2	9	1	0	0	0	0	0	0	28	40	4.50	1.333
2	0	1	0	0	4	0	0	0	0	0	0	0	4	13	4.50	1.500
3	0	0	0	0	3	0	0	0	0	0	0	0	0	0	4.50	1.333
4	1	1	0	0	4	0	0	0	0	0	0	0	4	13	4.50	1.500
5	1	0	1	0	8	1	0	0	0	0	0	0	8	13	4.50	1.500
6	0	1	0	0	4	1	0	0	0	0	0	0	4	13	4.50	1.500
7	0	1	0	0	4	1	0	0	0	0	0	0	4	13	4.50	1.500
8	1	2	0	0	9	2	0	0	0	0	0	0	9	13	4.50	1.500
9	0	0	0	0	0	0	0	0	0	0	0	0	0	13	4.50	1.500

**BOTTOM**

**Kansas City Athletics @ Baltimore Orioles**  
**Memorial Stadium, Baltimore, MD**  
 Thu May 10 1962, 7:05 PM EDT  
 Att. 4,433 - Unknown

<b>AB</b>	<b>31</b>
<b>R</b>	<b>5</b>
<b>H</b>	<b>8</b>
<b>RBI</b>	<b>4</b>
<b>BB</b>	<b>4</b>
<b>SO</b>	<b>2</b>
<b>LOB</b>	<b>17</b>



PITCHER	IP	WLS	BF	H	R	ER	SO	BB	IBB	HBP	BLK	WP	HR	S	P	ERA	WHIP
<b>Jerry Walker, R</b> (1, 1) <small>ERA: 4.19</small>	6.0	L	27	5	4	3	2	3	0	0	0	1	2	28	40	4.50	1.333
<b>Bob Grim, R</b> (7, 1) <small>ERA: 2.89</small>	2.0		10	3	1	1	0	0	1	0	0	0	0	9	13	4.50	1.500

Batter	1	2	3	4	5	6	7	8	9	AB R H RBI BB SO LOB	TOP
Dick Howser, R (1, 6) OBP: 0.333, SLG: 0.347	0-0 6-3 1-3 1B		0-0 G3		0-0 CS 1B		0-0 F7			4 1 2 0 0 0 0	
Jose Tartabull, L (1, 8) OBP: 0.222, SLG: 0.333	0-0 6-3 1-3		0-0 1B E 1B		0-3 K 1-2		0-0 P6			4 1 1 0 0 1 2	
Jerry Lumpe, L (1, 4) OBP: 0.384, SLG: 0.450	0-0 1-3 3-H		0-0 E 1-2 1B		4-0 BB E BB		0-0 4-3			3 1 1 1 1 0 0	
Norm Siebern, L (1, 3) OBP: 0.409, SLG: 0.477	0-0 F7 3-H		0-0 E4 1-2 2-H		0-0 E 1B 1B		0-3 K S S			4 1 1 0 0 1 1	
Manny Jimenez, L (1, 7) OBP: 0.447, SLG: 0.603 Diego Segui, R (8, 1)		0-0 1B 2B	0-3 K S S		0-3 K S S		0-0 3-1			4 1 1 0 0 2 4 0 0 0 0 0 0 0	
Gino Cimoli, R (1, 9) OBP: 0.378, SLG: 0.517		0-0 2-H 1B		0-0 6-3		0-0 E5 1-H 2-H 1B		0-0 1B		4 0 3 2 0 0 0	
Ed Charles, R (1, 5) OBP: 0.258, SLG: 0.246		0-3 K S S		0-0 6-3		0-3 K S S		0-0 F8		4 0 0 0 0 2 2	
Haywood Sullivan, R (1, 2) OBP: 0.333, SLG: 0.258		0-3 K S S		0-0 4-3		4-0 IBB				2 0 0 0 1 1 0	
Dan Pfister, R (1, 1) OBP: 0.400, SLG: 0.400 Dave Wickersham, R (3, 1) OBP: 0.125, SLG: 0.125 Bobby Del Greco, R (8, 7) OBP: 0.413, SLG: 0.392			0-3 K S S		0-3 K S S		0-3 K S S			1 0 0 0 0 1 0 2 0 0 0 0 2 2 0 0 0 0 0 0 0	
<b>Inning Stats</b>	R: 1 E: 0 K: 0 S: 4 H: 1 LOB: 0 BB: 0 P: 4	R: 1 E: 0 K: 2 S: 8 H: 2 LOB: 0 BB: 0 P: 8	R: 1 E: 1 K: 2 S: 10 H: 2 LOB: 2 BB: 0 P: 10	R: 0 E: 0 K: 0 S: 3 H: 0 LOB: 0 BB: 0 P: 3	R: 0 E: 0 K: 2 S: 7 H: 1 LOB: 0 BB: 0 P: 7	R: 2 E: 1 K: 3 S: 11 H: 2 LOB: 2 BB: 2 P: 19	R: 0 E: 0 K: 0 S: 3 H: 0 LOB: 0 BB: 0 P: 3	R: 0 E: 0 K: 1 S: 6 H: 1 LOB: 1 BB: 0 P: 6		1B: 8 2B: 1 3B: 0 HR: 0 SF: 0 SAC: 0 DP: 0 HBP: 0	WP: 0 PB: 0 SB: 1 CS: 1 PA: 34
<b>PITCHER</b> Camilo Pascual, R (1, 1) ERA: 3.46 Ray Moore, R (8, 1) ERA: 5.25	IP 7.0 WLS L BF 30 H 8 R 5 ER 3 SO 9 BB 1 IBB 1 HBP 0 BLK 0 WP 0 HR 0 S 46 P 54 ERA 3.86 WHIP 1.286					<b>PITCHER</b> IP 1.0 WLS L BF 4 H 1 R 0 ER 0 SO 1 BB 0 IBB 0 HBP 0 BLK 0 WP 0 HR 0 S 6 P 6 ERA 0.00 WHIP 1.000					

Kansas City Athletics @ Minnesota Twins  
Metropolitan Stadium, Bloomington, MI

Fri May 11 1962, 8:05 PM EDT  
Att. 4,578 - Unknown - 55 F

AB	32
R	5
H	9
RBI	3
BB	2
SO	10
LOB	11



Batter	1	2	3	4	5	6	7	8	9
Lenny Green, L OBP: 0.388, SLG: 0.518 (1, 8)	0-0 3-1		0-0 1B 2B		0-0 1-3		0-0 FC4-6		
Vic Power, R OBP: 0.325, SLG: 0.400 (1, 3)	0-0 P6		0-0 F8 1B 1B		0-0 1-3		0-0 P4		
Rich Rollins, R OBP: 0.418, SLG: 0.620 (1, 5)	0-0 WP 2B		0-0 F8		0-0 2B		0-0 BB 1B		
Harmon Killebrew, R OBP: 0.373, SLG: 0.372 (1, 7)	0-0 F9		1-0 FC5 1B HBP		0-3 K		0-0 F7		
Earl Battey, R OBP: 0.362, SLG: 0.458 (1, 2)		0-0 6-3	0-0 1-2 1B		0-3 K		0-0 F9		
Zoilo Versalles, R OBP: 0.267, SLG: 0.380 (1, 6)		0-0 F8	0-0 FC5		0-0 6-3		4-0 BB		
Bernie Allen, L OBP: 0.292, SLG: 0.471 (1, 4)		0-0 F8		0-0 L6		0-3 K			
Bill Tuttle, R OBP: 0.346, SLG: 0.341 (1, 9)			4-0 WP 1B BB	0-0 6-3		0-0 6-3			
Camilo Pascual, R OBP: 0.273, SLG: 0.455 (1, 1)			0-0 2B 1B 1B	0-0 4-3		4-0 FC4-6 BB			
Hal Naragon, L (7, PH)									
Bob Allison, R (7, PR)									
Ray Moore, R (8, 1)									

Inning Stats	R: 0	H: 1	E: 0	LOB: 1	K: 0	BB: 0	S: 4	P: 4
	R: 0	H: 0	E: 0	LOB: 0	K: 0	BB: 0	S: 3	P: 3
	R: 3	H: 4	E: 0	LOB: 2	K: 0	BB: 1	S: 6	P: 11
	R: 0	H: 0	E: 0	LOB: 0	K: 0	BB: 0	S: 3	P: 3
	R: 0	H: 1	E: 0	LOB: 1	K: 1	BB: 0	S: 6	P: 6
	R: 0	H: 0	E: 0	LOB: 0	K: 2	BB: 0	S: 7	P: 7
	R: 0	H: 0	E: 0	LOB: 1	K: 0	BB: 1	S: 3	P: 7
	R: 0	H: 1	E: 0	LOB: 2	K: 0	BB: 1	S: 3	P: 7

PITCHER	IP	WLS	BF	H	R	ER	SO	BB	IBB	HBP	BLK	WP	HR	S	P	ERA	WHIP
Dan Pfister, R (1, 1)	2.2		14	5	3	3	0	0	1	0	0	2	0	12	17	10.12	2.250
Dave Wickersham, R (3, 1)	4.1	W	15	1	0	0	3	1	0	0	0	0	0	20	24	0.00	0.462
Diego Segui, R (8, 1)	0.2	S	4	1	0	0	0	1	0	0	0	0	0	3	7	0.00	3.000

**BOTTOM**

**Kansas City Athletics @ Minnesota Twins**  
Metropolitan Stadium, Bloomington, MI

Fri May 11 1962, 8:05 PM EDT  
Att. 4,578 - Unknown - 55 F

AB	R	H	RBI	BB	SO	LOB
4	0	1	0	0	0	1
4	1	1	1	0	0	1
4	0	3	0	0	0	1
3	0	0	0	0	1	3
4	0	1	1	0	1	1
3	0	0	0	1	0	2
3	0	0	0	0	1	0
2	1	0	0	1	0	0
2	1	1	1	0	0	0
0	0	0	0	1	0	0
0	0	0	0	0	0	0
0	0	0	0	0	0	0

livebaseballscorecards.com

AB	29
R	3
H	7
RBI	3
BB	3
SO	3
LOB	9



WP	PA
2	33
PB	0
SB	0
CS	0

Batter	1	2	3	4	5	6	7	8	9	AB R H RBI BB SO LOB	TOP										
Dick Howser, R (1, 6) OBP: 0.331, SLG: 0.344	0-0 L8	0-0 1-3 1-2 3-H			0-0 6-3			0-0 FC5-6 1B		4 0 1 1 0 0 1											
Jose Tartabull, L (1, 8) OBP: 0.182, SLG: 0.273	0-0 F9	0-0 L8			0-0 F7			0-0 FC5-6 1-2f		4 0 0 0 0 0 2											
Jerry Lumpe, L (1, 4) OBP: 0.380, SLG: 0.461	0-0 F5				0-0 2-3			0-3 K		4 0 1 0 0 1 1											
Norm Siebern, L (1, 3) OBP: 0.412, SLG: 0.468		4-0 1B 1B BB			0-3 K			0-3 K		2 1 0 0 2 2 1											
Manny Jimenez, L (1, 7) OBP: 0.438, SLG: 0.583		0-0 1B 1-2 1B 1B			0-3 K			0-0 FC1-6 8-4		4 1 1 0 0 1 2											
Gino Cimoli, R (1, 9) OBP: 0.374, SLG: 0.508		0-0 1B 1-2 FC6-2 2-H 1B			0-0 6-3			0-0 8-4 1-2f		4 0 1 1 0 0 2											
Ed Charles, R (1, 5) OBP: 0.257, SLG: 0.246		0-0 1B 1-3 FC6-2 2-H 1B			0-0 L8			0-0 5-3		4 1 1 1 0 0 0											
Joe Azcue, R (1, 2) OBP: 0.238, SLG: 0.300		0-0 FC6-2 1B 1-2 3-H 1-3			0-0 F9			0-0 F3		3 1 0 0 0 0 2											
Art Ditmar, R (1, 1) OBP: 0.200, SLG: 0.200		0-0 1-3 2-H 1B			0-0 4-3			0-0 G3		1 0 1 1 0 0 0											
John Wyatt, R (4, 1)										2 0 0 0 0 0 0											
<b>Inning Stats</b>	R: 0 E: 0 K: 0 S: 3	H: 0 LOB: 0 BB: 0 P: 3	R: 4 E: 0 K: 0 S: 7	H: 4 LOB: 1 BB: 1 P: 11	R: 0 E: 0 K: 2 S: 7	H: 0 LOB: 0 BB: 0 P: 7	R: 0 E: 0 K: 0 S: 3	H: 0 LOB: 0 BB: 0 P: 3	R: 0 E: 0 K: 0 S: 3	H: 1 LOB: 1 BB: 1 P: 7	R: 0 E: 0 K: 0 S: 3	H: 0 LOB: 0 BB: 0 P: 3	R: 0 E: 0 K: 2 S: 8	H: 1 LOB: 1 BB: 0 P: 8	R: 0 E: 0 K: 0 S: 3	H: 0 LOB: 0 BB: 0 P: 3	1B: 5 2B: 1 3B: 1 HR: 0	SF: 0 SAC: 0 DP: 1 HBP: 0	WP: 0 PB: 0 SB: 0 CS: 0	PA: 34	
<b>PITCHER</b>	IP WLS BF H R ER SO BB IBB HBP BLK WP HR S P ERA WHIP																				
Lee Stange, R (1, 1) ERA: 2.81	1.1	9	4	4	4	0	1	0	0	0	0	0	8	12	27.00	3.750					
Jim Kaat, L (2, 1) ERA: 4.72	7.2	25	2	0	0	4	1	0	0	0	0	0	32	36	0.00	0.391					

Kansas City Athletics @ Minnesota Twins  
Metropolitan Stadium, Bloomington, MI

Sat May 12 1962, 4:33 AM EDT  
Att: 9,129 - Unknown - 72 F

AB	32
R	4
H	6
RBI	4
BB	2
SO	4
LOB	11



livebaseballscorecards.com

Batter	1	2	3	4	5	6	7	8	9
Lenny Green, L OBP: 0.388, SLG: 0.504 (1, 8) BB (8, 7)	4-0 1B BB	0-0 F9		4-0 BB BB		0-0 6-3		0-0 1-3	
Vic Power, R OBP: 0.333, SLG: 0.405 (1, 3) X	0-0 F9 1-3 1B		0-0 FC6-5 SH5-3 1B	0-0 F8		0-0 G1			
Rich Rollins, R OBP: 0.408, SLG: 0.604 (1, 5) X	0-0 F9 1-2		0-0 SH5-3 1-2		0-3 K		0-0 F8		
Harmon Killebrew, R OBP: 0.387, SLG: 0.367 Bob Allison, R OBP: 0.395, SLG: 0.394 (1, 7) (8, 9)	4-0 1B IBB		0-3 K		4-0 1B BB		4-0 HR BB		
Earl Battey, R OBP: 0.367, SLG: 0.459 (1, 2) X	0-0 1-2 2-H 3-H 1B		0-0 FC6-5 2-3		0-0 1-3 1B		0-0 F8		
Zoilo Versalles, R OBP: 0.275, SLG: 0.411 (1, 6) S	0-3 K			0-0 1B SF8 1B		0-0 F8		0-0 1-H HR	
Bernie Allen, L OBP: 0.290, SLG: 0.462 (1, 4) X	0-0 F9			0-0 1-3 SF8 1B		0-3 K		0-0 3-1	
Bill Tuttle, R OBP: 0.321, SLG: 0.313 (1, 9) (8, 8)		0-3 K		0-3 K		0-0 4-3		0-0 4-3	
Lee Stange, R Jim Kaat, L OBP: 0.214, SLG: 0.250 (1, 1) (2, 1)		0-0 P4		0-0 1-2 3-H SF8		0-0 2B		0-0 4-3	

AB	R	H	RBI	BB	SO	LOB
3	1	0	0	2	0	1
4	1	2	0	0	0	3
3	0	0	0	0	1	2
1	1	0	0	3	1	1
0	0	0	0	0	0	0
4	0	2	2	0	0	2
4	2	2	2	0	1	4
4	0	1	0	0	1	4
4	0	0	0	0	2	2
0	0	0	0	0	0	0
3	0	1	1	0	0	0

AB	30
R	5
H	8
RBI	5
BB	5
SO	6
LOB	19

Inning Stats	R	H	E	K	S	R	H	E	K	S	R	H	E	K	S	R	H	E	K	S	R	H	E	K	S	R	H	E	K	S	R	H	E	K	S	
	2	2	0	1	15	0	0	0	1	5	0	1	0	1	6	0	1	0	1	6	0	1	0	1	11	0	1	0	1	12	0	1	0	4	0	3

WP	HR	S	P	ERA	WHIP
0	0	0	37	7.36	1.909
0	1	2	28	4.15	1.154

**BOTTOM**

**Kansas City Athletics @ Minnesota Twins**  
Metropolitan Stadium, Bloomington, MI

livebaseballscorecards.com

AB 30  
R 5  
H 8  
RBI 5  
BB 5  
SO 6  
LOB 19



WP: 0 PA: 37  
PB: 0  
SB: 0  
CS: 0

Sat May 12 1962, 4:33 AM EDT  
Att. 9,129 - Unknown - 72 F

Batter	1	2	3	4	5	6	7	8	9	AB R H RBI BB SO LOB	TOP																												
Dick Howser, R (1, 6) OBP: 0.329, SLG: 0.365	0-0 F7		0-0 HR		0-0 F8		0-0 6-3			4 1 1 2 0 0 1																													
Jose Tartabull, L (1, 8) OBP: 0.192, SLG: 0.269	0-0 CS 1B		0-0 4-3		0-0 F8			0-0 F8		4 0 1 0 0 0 1																													
Jerry Lumpe, L (1, 4) OBP: 0.383, SLG: 0.462	0-0 F7 1-2			0-0 G3 1B		0-0 1B SF9 1B		0-0 4-3		4 1 2 0 0 0 1																													
Norm Siebern, L (1, 3) OBP: 0.407, SLG: 0.456		4-0 BB FC3-6 BB		0-0 G3 1-2		0-0 F9		0-0 G3		3 0 0 0 1 0 2																													
Manny Jimenez, L (1, 7) OBP: 0.440, SLG: 0.579		0-0 FC3-6 G4-6-3 1-2f		0-0 F9		0-0 SF9 1B		0-0 5-3 1B		4 0 2 0 0 0 2																													
Gino Cimoli, R (1, 9) OBP: 0.370, SLG: 0.500		0-0 G4-6-3 1-2f		4-0 BB		0-0 SF9 2-3 3-H		0-0 5-3 1-2		2 0 0 1 1 0 2																													
Marlan Coughtry, L (1, 5) OBP: 0.192, SLG: 0.160			4-0 G6-4-3 BB		0-0 3-1		0-0 6-3		0-3 K	3 0 0 0 1 1 4																													
Haywood Sullivan, R (1, 2) OBP: 0.329, SLG: 0.258			0-0 G6-4-3 1-2f		0-0 1B		0-0 F5		0-0 P6	4 0 1 0 0 0 2																													
Norm Bass, R (1, 1) OBP: 0.154, SLG: 0.083			0-0 K		0-3 K		0-0 F7			2 1 1 0 0 1 1																													
Bob Grim, R (6, 1)										0 0 0 0 0 0 0																													
George Alusik, R (7, PH) OBP: 0.100, SLG: 0.100										1 0 0 0 0 0 0																													
Dan Pfister, R (7, 1) OBP: 0.400, SLG: 0.400			HR 1B							0 0 0 0 0 0 0																													
Diego Segui, R (8, 1)										0 0 0 0 0 0 0																													
<b>Inning Stats</b>	R: 0 E: 0 K: 0 S: 3	H: 1 LOB: 0 BB: 0 P: 3	R: 0 E: 0 K: 0 S: 2	H: 0 LOB: 0 BB: 1 P: 6	R: 2 E: 0 K: 0 S: 4	H: 2 LOB: 0 BB: 1 P: 8	R: 0 E: 0 K: 0 S: 4	H: 1 LOB: 2 BB: 1 P: 8	R: 0 E: 0 K: 1 S: 6	H: 1 LOB: 1 BB: 0 P: 6	R: 1 E: 0 K: 0 S: 5	H: 2 LOB: 1 BB: 0 P: 5	R: 0 E: 0 K: 0 S: 3	H: 0 LOB: 0 BB: 0 P: 3	R: 0 E: 0 K: 1 S: 6	H: 1 LOB: 1 BB: 0 P: 6	1B: 7 2B: 0 3B: 0 HR: 1	SF: 1 SAC: 0 DP: 2 HBP: 0	WP: 0 PB: 0 SB: 0 CS: 1	PA: 35																			
<b>PITCHER</b> Joe Bonikowski, R (1, 1) ERA: 2.63	IP 9.0	WLS W	BF 35	H 8	R 3	ER 3	SO 2	BB 3	IBB 0	HBP 0	BLK 0	WP 0	HR 1	S 36	P 48	ERA 3.00	WHIP 1.222					<b>PITCHER</b>	IP 9.0	WLS W	BF 35	H 8	R 3	ER 3	SO 2	BB 3	IBB 0	HBP 0	BLK 0	WP 0	HR 1	S 36	P 48	ERA 3.00	WHIP 1.222

Kansas City Athletics @ Minnesota Twins  
Metropolitan Stadium, Bloomington, MI

Sun May 13 1962, 4:33 AM EDT  
Att. 10,130 - Unknown - 74 F

AB	31
R	3
H	8
RBI	3
BB	3
SO	2
LOB	16



BOTTOM

Kansas City Athletics @ Minnesota Twins  
Metropolitan Stadium, Bloomington, MI  
Sun May 13 1962, 4:33 AM EDT  
Att. 10,130 - Unknown - 74 F

livebaseballscores.com

AB	34
R	10
H	11
RBI	10
BB	10
SO	2
LOB	21



WP	1	PA	44
PB	0		
SB	0		
CS	0		

AB R H RBI BB SO LOB

2 3 0 0 3 0 1

4 1 2 5 1 0 1

5 0 2 2 0 1 1

3 0 1 1 2 0 0  
0 0 0 0 0 0 0

4 1 1 0 1 0 6

5 0 0 0 0 0 6

5 2 4 2 0 0 0

3 2 1 0 2 0 2

3 1 0 0 1 1 4

1B: 4 SF: 0  
2B: 5 SAC: 0  
3B: 0 DP: 1  
HR: 2 HBP: 0

WP: 1 PA: 44  
PB: 0  
SB: 0  
CS: 0

Batter	1	2	3	4	5	6	7	8	9
Lenny Green, L OBP: 0.396, SLG: 0.496 (1, 8) (9, 7)	0-0 F3	0-0 F7			4-0 2B BB	4-0 2B BB	4-0 HR BB		
Vic Power, R OBP: 0.348, SLG: 0.446 (1, 3)	4-0 1B BB		0-0 G3		0-0 5-3	0-0 2B 1B	0-0 HR		
Rich Rollins, R OBP: 0.408, SLG: 0.603 (1, 5)	0-0 1B BB		0-0 4-3		0-0 5-3	0-0 2B	0-3 K		
Harmon Killebrew, R OBP: 0.398, SLG: 0.378 Bob Allison, R OBP: 0.395, SLG: 0.394 (1, 7) (9, 9)	4-0 1-2 BB		0-0 5-3		0-0 2B	4-0 G5-4-3 IBB		0-0 F8	
Earl Battey, R OBP: 0.368, SLG: 0.452 (1, 2)	0-0 F9			0-0 F9	4-0 IBB	0-0 G5-4-3		0-0 5-3 2B 1B	
Zoilo Versalles, R OBP: 0.264, SLG: 0.393 (1, 6)	0-0 1-3			0-0 5-3	0-0 P4		0-0 5-3	0-0 5-3	
Bernie Allen, L OBP: 0.314, SLG: 0.531 (1, 4)		0-0 1B		0-0 HR		0-0 4-3	0-0 BB HR 2B	0-0 WP 2B	
Bill Tuttle, R OBP: 0.344, SLG: 0.333 (1, 9) (9, 8)		0-0 F9		4-0 BB		0-0 BB 1B 2B	4-0 BB HR BB	0-0 6-3	
Joe Bonikowski, R OBP: 0.250, SLG: 0.143 (1, 1)		0-0 F9		0-0 L8		4-0 1B BB 2B BB	0-3 K		


Inning Stats	R: 0	H: 1	E: 0	LOB: 3	K: 0	BB: 2	S: 4	R: 0	H: 1	E: 0	LOB: 1	K: 0	BB: 0	S: 4	R: 0	H: 0	E: 0	LOB: 0	K: 0	BB: 0	S: 3	R: 1	H: 1	E: 0	LOB: 1	K: 0	BB: 1	S: 4	R: 1	H: 1	E: 0	LOB: 2	K: 0	BB: 2	S: 4	R: 3	H: 3	E: 0	LOB: 2	K: 0	BB: 3	S: 5	R: 4	H: 2	E: 0	LOB: 0	K: 2	BB: 2	S: 9	R: 1	H: 2	E: 0	LOB: 1	K: 0	BB: 0	S: 5
--------------	------	------	------	--------	------	-------	------	------	------	------	--------	------	-------	------	------	------	------	--------	------	-------	------	------	------	------	--------	------	-------	------	------	------	------	--------	------	-------	------	------	------	------	--------	------	-------	------	------	------	------	--------	------	-------	------	------	------	------	--------	------	-------	------

PITCHER	IP	WLS	BF	H	R	ER	SO	BB	IBB	HBP	BLK	WP	HR	S	P	ERA	WHIP
Norm Bass, R ERA: 7.28 (1, 1)	5.1	L	28	5	5	5	0	6	1	0	0	0	1	21	49	8.44	2.062
Bob Grim, R ERA: 2.7 (6, 1)	0.2		4	2	0	0	0	0	1	0	0	0	0	3	7	0.00	3.000
Dan Pfister, R ERA: 5.57 (7, 1)	1.0		7	2	4	4	2	2	0	0	0	0	1	9	17	36.00	4.000
Diego Segui, R ERA: 2.6 (8, 1)	1.0		5	2	1	1	0	0	0	0	0	1	0	5	5	9.00	2.000

Dick Howser, R OBP: 0.331, SLG: 0.366 (1, 6)	0-0 P3		0-0 F3		0-0 5-3		0-0 SH1-4 SF8 1B	0-0 WP 1B	5	1	2	0	0	0	0	
Jose Tartabull, L OBP: 0.267, SLG: 0.345 (1, 8)	0-0 HR 2B		0-0 5-3		0-0 E7 1B		0-0 SH SH1-4 1-2	4-0 BB 1-2	3	1	2	0	1	0	0	
Jerry Lumpe, L OBP: 0.387, SLG: 0.459 (1, 4)	0-0 F5				0-0 HR 1B		0-0 SH1-4 1-2 2-3	0-3 K 3-H	3	1	1	0	1	1	3	
Norm Siebern, L OBP: 0.414, SLG: 0.508 (1, 3)	0-0 HR 2-H				0-0 HR 1B		0-0 F8 1-H	4-0 IBB	4	2	2	4	1	0	2	
Manny Jimenez, L OBP: 0.420, SLG: 0.557 Bobby Del Greco, R OBP: 0.409, SLG: 0.388 (1, 7) (7, 7)	0-0 6-3				0-0 4-3		0-3 K 3-H	0-3 K	3	0	0	1	0	1	2	
Gino Cimoli, R OBP: 0.371, SLG: 0.492 (1, 9)					0-0 4-3		0-3 K 3-H	0-3 K	4	0	1	0	1	2	2	
Marlan Coughtry, L OBP: 0.241, SLG: 0.185 (1, 5)					0-0 K		0-0 SH3 1-2	4-0 1B WP BB	2	1	1	0	1	1	0	
Joe Azcue, R OBP: 0.200, SLG: 0.250 (1, 2)					0-0 3-1		0-3 K	0-0 F7	4	0	0	0	0	1	4	
Ed Rakow, S OBP: 0.150, SLG: 0.200 Wayne Causey, L OBP: 0.338, SLG: 0.317 Dave Wickersham, R OBP: 0.111, SLG: 0.111 Diego Segui, R (1, 1) (6, PH) (6, 1) (9, 1)					0-3 K		0-3 K	0-3 K	2	0	0	0	0	1	2	

Kansas City Athletics @ Cleveland Indians  
Cleveland Municipal Stadium, Cleveland, OH  
Tue May 15 1962, 7:05 PM EDT  
Att. 5,437 - Unknown

AB	33
R	6
H	9
RBI	5
BB	5
SO	10
LOB	17



Inning Stats	R: 2	H: 2	E: 0	K: 0	S: 5	P: 5	R: 0	H: 0	E: 0	K: 1	S: 5	P: 5	R: 0	H: 0	E: 0	K: 1	S: 5	P: 5	R: 2	H: 3	E: 0	K: 0	S: 6	P: 10	R: 0	H: 1	E: 1	K: 1	S: 6	P: 10	R: 0	H: 1	E: 0	K: 2	S: 8	P: 8	R: 1	H: 1	E: 0	K: 1	S: 7	P: 11	R: 1	H: 1	E: 0	K: 2	S: 8	P: 16	R: 0	H: 0	E: 0	K: 2	S: 7	P: 7	1B: 6	2B: 1	3B: 0	HR: 2	SF: 1	SAC: 3	DP: 0	HBP: 0	WP: 1	PB: 0	SB: 0	CS: 0	PA: 42
--------------	------	------	------	------	------	------	------	------	------	------	------	------	------	------	------	------	------	------	------	------	------	------	------	-------	------	------	------	------	------	-------	------	------	------	------	------	------	------	------	------	------	------	-------	------	------	------	------	------	-------	------	------	------	------	------	------	-------	-------	-------	-------	-------	--------	-------	--------	-------	-------	-------	-------	--------

PITCHER	IP	WLS	BF	H	R	ER	SO	BB	IBB	HBP	BLK	WP	HR	S	P	ERA	WHIP
Jim Perry, R ERA: 2.45 (1, 1)	4.1		21	6	4	4	2	2	0	0	0	0	2	23	31	8.31	1.846
Gary Bell, R ERA: 5.64 (5, 1)	2.0	L	10	2	1	1	3	0	1	0	0	0	0	15	19	4.50	1.000
Bob Allen, L ERA: 2.57 (7, 1)	0.2		2	0	0	0	1	0	0	0	0	0	0	4	4	0.00	0.000
Frank Funk, R ERA: 2.74 (8, 1)	0.2		5	1	1	1	1	2	0	0	0	1	0	5	13	13.50	4.500
Sam McDowell, L ERA: 5.29 (8, 1)	1.1		4	0	0	0	3	0	0	0	0	0	0	10	10	0.00	0.000





Batter	1	2	3	4	5	6	7	8	9	AB R H RBI BB SO LOB	TOP																									
Dick Howser, R OBP: 0.346, SLG: 0.381 (1, 6) X	0-0 6-3 1B		4-0 SF9 1B 1B BB	0-0 2-H 1B		4-0 WP 1-2 BB		0-0 E 1-3 2B		3 2 2 1 2 0 0																										
Jose Tartabull, L OBP: 0.314, SLG: 0.364 (1, 8) BB	4-0 4-3 BB		0-0 SF9 1B 1-2 1B		0-0 P6	0-0 4-3		0-0 E4 2-H 1B 3-H		4 1 2 1 1 0 2																										
Jerry Lumpe, L OBP: 0.373, SLG: 0.444 (1, 4) X	0-0 4-3 1-2		0-0 SF9 1-2 2-3 3-H		0-0 F9		0-0 4-3	0-0 L5		4 0 0 1 0 0 3																										
Norm Siebern, L OBP: 0.420, SLG: 0.500 (1, 3) S	0-3 K		4-0 1B IBB		0-0 3-1		4-0 FC3-6 BB	4-0 BB 1B BB		2 1 0 0 3 1 1																										
Manny Jimenez, L OBP: 0.419, SLG: 0.548 Bobby Del Greco, R OBP: 0.409, SLG: 0.388 (1, 7) X (9, 7)		0-0 4-3	0-0 1-2 1B 2-H 2-3 3-H			0-0 F7 BB 1B	0-0 FC3-6 FC6-4	0-0 F8		5 1 2 2 0 0 2 0 0 0 0 0 0 0																										
Gino Cimoli, R OBP: 0.372, SLG: 0.481 (1, 9) X		0-0 4-3	0-0 L6			4-0 F7 1-2 1B BB	0-0 FC6-4	4-0 1B BB		3 1 0 0 2 0 3																										
Marlan Coughtry, L OBP: 0.265, SLG: 0.194 (1, 5) X		0-0 F8		0-0 G3		0-0 F7 1-2 2-3		4-0 FC6-4 BB	0-0 1-2 2-H 1B	4 0 1 1 1 0 2																										
Joe Azcue, R OBP: 0.207, SLG: 0.222 Dan Pfister, R OBP: 0.400, SLG: 0.400 Haywood Sullivan, R OBP: 0.325, SLG: 0.254 (1, 2) BB (8, PR) (8, 2)			4-0 1B BB SF9 BB	0-3 K		0-0 P4		0-0 FC6-4 2B 1-2f E	0-0 F9	3 1 0 0 1 1 3 0 1 0 0 0 0 0 1 0 0 0 0 0 2																										
Jerry Walker, S OBP: 0.348, SLG: 0.652 Jim Archer, R OBP: 1.000, SLG: 1.000 Wayne Causey, L OBP: 0.333, SLG: 0.313 Diego Segui, R (8, 1)			0-3 K	0-0 1B 2B		0-0 WP BB 2-H 3-H 1B		0-3 K	0-0 F5	2 1 1 0 0 1 1 1 0 1 2 0 0 0 1 0 0 0 0 1 1 1 0 0 0 0 0 2																										
<b>Inning Stats</b>	R: 0 H: 0 E: 0 LOB: 1 K: 1 BB: 1 S: 5 P: 9	R: 0 H: 0 E: 0 LOB: 0 K: 0 BB: 0 S: 3 P: 3	R: 3 H: 2 E: 0 LOB: 2 K: 1 BB: 3 S: 7 P: 19	R: 1 H: 2 E: 0 LOB: 2 K: 1 BB: 0 S: 6 P: 6	R: 0 H: 0 E: 0 LOB: 0 K: 0 BB: 0 S: 3 P: 3	R: 2 H: 2 E: 0 LOB: 2 K: 0 BB: 2 S: 5 P: 13	R: 0 H: 0 E: 0 LOB: 1 K: 0 BB: 1 S: 3 P: 7	R: 2 H: 2 E: 1 LOB: 2 K: 1 BB: 1 S: 7 P: 11	R: 1 H: 1 E: 0 LOB: 2 K: 0 BB: 2 S: 4 P: 12	1B: 7 SF: 1 2B: 2 SAC: 0 3B: 0 DP: 0 HR: 0 HBP: 0	WP: 1 PA: 45 PB: 0 SB: 0 CS: 0																									
<b>PITCHER</b>	IP WLS BF H R ER SO BB IBB HBP BLK WP HR S P ERA WHIP											<b>PITCHER</b>	IP WLS BF H R ER SO BB IBB HBP BLK WP HR S P ERA WHIP																							
Mudcat Grant, R ERA: 2.66 (1, 1)	5.0																																			
Barry Latman, R ERA: 6.14 (6, 1)	1.0																																			
Bob Allen, L ERA: 2.4 (7, 1)	1.0																																			
Pedro Ramos, R ERA: 9.82 (8, 1)	1.1																																			
Ron Taylor, R ERA: 5.93 (9, 1)	0.2	W																																		

**Kansas City Athletics @ Cleveland Indians**  
 Cleveland Municipal Stadium, Cleveland, OH  
 Wed May 16 1962, 3:33 AM EDT  
 Att. 5,131 - Unknown

AB	34
R	9
H	9
RBI	8
BB	10
SO	4
LOB	22




Batter	1	2	3	4	5	6	7	8	9	AB R H RBI BB SO LOB	BOTTOM
--------	---	---	---	---	---	---	---	---	---	----------------------	--------

<p><b>Tito Francona, L</b>  <small>(1, 3)            OBP: 0.326, SLG: 0.355</small></p>	<p>0-0 <span style="color:red">①</span></p>		<p>0-0 <span style="color:red">①</span> <span style="color:blue">x</span></p>	<p>0-0 <span style="color:red">②</span> <span style="color:blue">x</span></p>		<p>0-0 <span style="color:red">③</span> <span style="color:blue">x</span></p>		<p>0-0 <span style="color:red">③</span> <span style="color:blue">x</span></p>		<p>5 0 0 0 0 0 3</p>	<p style="font-size: 24pt; font-weight: bold;">Kansas City Athletics @ Cleveland Indians</p> <p style="font-size: 18pt; font-weight: bold;">Cleveland Municipal Stadium, Cleveland, OH</p> <p style="font-size: 12pt;">Wed May 16 1962, 3:33 AM EDT            Att. 5,131 - Unknown</p> <p style="font-size: 10pt; color: blue;">livebaseballscorecards.com</p> <table style="width: 100%; border-collapse: collapse;"> <tr> <td style="width: 50%;"><b>AB</b></td> <td style="text-align: right;"><b>33</b></td> </tr> <tr> <td><b>R</b></td> <td style="text-align: right;"><b>10</b></td> </tr> <tr> <td><b>H</b></td> <td style="text-align: right;"><b>8</b></td> </tr> <tr> <td><b>RBI</b></td> <td style="text-align: right;"><b>9</b></td> </tr> <tr> <td><b>BB</b></td> <td style="text-align: right;"><b>7</b></td> </tr> <tr> <td><b>SO</b></td> <td style="text-align: right;"><b>3</b></td> </tr> <tr> <td><b>LOB</b></td> <td style="text-align: right;"><b>13</b></td> </tr> </table>	<b>AB</b>	<b>33</b>	<b>R</b>	<b>10</b>	<b>H</b>	<b>8</b>	<b>RBI</b>	<b>9</b>	<b>BB</b>	<b>7</b>	<b>SO</b>	<b>3</b>	<b>LOB</b>	<b>13</b>
<b>AB</b>	<b>33</b>																								
<b>R</b>	<b>10</b>																								
<b>H</b>	<b>8</b>																								
<b>RBI</b>	<b>9</b>																								
<b>BB</b>	<b>7</b>																								
<b>SO</b>	<b>3</b>																								
<b>LOB</b>	<b>13</b>																								
<p><b>Al Luplow, L</b>  <small>(1, 9)            OBP: 0.353, SLG: 0.560</small></p> <p><b>Bob Allen, L</b>  <small>(7, 1)            (7, PH)            OBP: 0.111, SLG: 0.111</small></p> <p><b>Miguel de la Hoz, R</b>  <small>(8, 1)            OBP: 0.667, SLG: 1.000</small></p> <p><b>Ron Taylor, R</b>  <small>(9, 1)            OBP: 0.273, SLG: 0.273</small></p> <p><b>Don Dillard, L</b>  <small>(9, PH)            OBP: 0.281, SLG: 0.387</small></p>	<p>4-0</p> <p>BB</p>		<p>0-0 <span style="color:red">②</span> <span style="color:blue">x</span></p>	<p>4-0 <span style="color:red">②</span> <span style="color:blue">x</span></p>		<p>0-3 <span style="color:red">①</span> <span style="color:blue">x</span></p>		<p>0-0 <span style="color:red">①</span> <span style="color:blue">x</span></p> <p>2B</p>	<p>1 1 0 0 2 0 0            0 0 0 0 0 0 0            1 0 0 0 0 0 1            0 0 0 0 0 0 0            0 0 0 0 0 0 0            1 1 1 0 0 0 0</p>																
<p><b>Chuck Essegian, R</b>  <small>(1, 7)            OBP: 0.459, SLG: 0.683</small></p>	<p>0-0 <span style="color:red">②</span> <span style="color:blue">x</span></p>		<p>0-0 <span style="color:red">②</span> <span style="color:blue">x</span></p>	<p>0-0 <span style="color:red">③</span> <span style="color:blue">x</span></p>		<p>4-0 <span style="color:red">①</span> <span style="color:blue">x</span></p>		<p>0-0 <span style="color:red">①</span> <span style="color:blue">x</span></p>	<p>4 2 1 1 1 0 5</p>																
<p><b>Willie Kirkland, L</b>  <small>(1, 8)            OBP: 0.299, SLG: 0.356</small></p>	<p>0-0 <span style="color:red">①</span> <span style="color:blue">x</span></p>		<p>0-0 <span style="color:red">③</span> <span style="color:blue">x</span></p>		<p>0-0 <span style="color:red">①</span> <span style="color:blue">x</span></p>	<p>4-0 <span style="color:red">①</span> <span style="color:blue">x</span></p>		<p>0-0 <span style="color:red">②</span> <span style="color:blue">x</span></p>	<p>4 1 1 2 1 0 1</p>																
<p><b>John Romano, R</b>  <small>(1, 2)            OBP: 0.417, SLG: 0.570</small></p>	<p>0-0 <span style="color:red">③</span> <span style="color:blue">x</span></p>			<p>4-0 <span style="color:red">②</span> <span style="color:blue">x</span></p>	<p>0-0 <span style="color:red">②</span> <span style="color:blue">x</span></p>		<p>0-0 <span style="color:red">②</span> <span style="color:blue">x</span></p>	<p>4 3 1 2 1 0 1</p>																	
<p><b>Woodie Held, R</b>  <small>(1, 6)            OBP: 0.388, SLG: 0.398</small></p>		<p>4-0 <span style="color:red">①</span> <span style="color:blue">x</span></p>		<p>0-0 <span style="color:red">③</span> <span style="color:blue">x</span></p>	<p>0-3 <span style="color:red">③</span> <span style="color:blue">x</span></p>		<p>0-0 <span style="color:red">③</span> <span style="color:blue">x</span></p>		<p>3 2 2 2 1 1 0</p>																
<p><b>Bubba Phillips, R</b>  <small>(1, 5)            OBP: 0.273, SLG: 0.358</small></p>		<p>0-0 <span style="color:red">①</span> <span style="color:blue">x</span></p>		<p>0-0 <span style="color:red">①</span> <span style="color:blue">x</span></p>		<p>0-0 <span style="color:red">①</span> <span style="color:blue">x</span></p>		<p>0-0 <span style="color:red">③</span> <span style="color:blue">x</span></p>	<p>4 0 1 1 0 0 1</p>																
<p><b>Jerry Kindall, R</b>  <small>(1, 4)            OBP: 0.300, SLG: 0.370</small></p>			<p>0-0 <span style="color:red">②</span> <span style="color:blue">x</span></p>	<p>0-0 <span style="color:red">①</span> <span style="color:blue">x</span></p>		<p>0-0 <span style="color:red">②</span> <span style="color:blue">x</span></p>		<p>0-3 <span style="color:red">①</span> <span style="color:blue">x</span></p>	<p>3 0 0 1 0 1 1</p>																
<p><b>Mudcat Grant, R</b>  <small>(1, 1)            OBP: 0.300, SLG: 0.333</small></p> <p><b>Barry Latman, R</b>  <small>(6, 1)            OBP: 0.667, SLG: 1.000</small></p> <p><b>Gene Green, R</b>  <small>(6, PH)            OBP: 0.414, SLG: 0.667</small></p> <p><b>Willie Tasby, R</b>  <small>(9, 8)            OBP: 0.278, SLG: 0.220</small></p>	<p>0-0 <span style="color:red">③</span> <span style="color:blue">x</span></p>		<p>0-0 <span style="color:red">③</span> <span style="color:blue">x</span></p>	<p>4-0 <span style="color:red">①</span> <span style="color:blue">x</span></p>		<p>0-0 <span style="color:red">②</span> <span style="color:blue">x</span></p>		<p>0-0 <span style="color:red">②</span> <span style="color:blue">x</span></p>	<p>1 0 0 0 1 0 1            0 0 0 0 0 0 0            2 0 1 0 0 0 0            0 0 0 0 0 0 0</p>																

<b>Inning Stats</b>	R: 2 H: 1 E: 0 K: 0 S: 4	H: 1 LOB: 0 BB: 1 P: 8	R: 0 H: 0 E: 0 K: 0 S: 3	H: 0 LOB: 1 BB: 1 P: 7	R: 1 H: 1 E: 0 K: 0 S: 4	H: 1 LOB: 0 BB: 0 P: 4	R: 2 H: 2 E: 0 K: 0 S: 5	H: 2 LOB: 3 BB: 3 P: 17	R: 0 H: 0 E: 0 K: 1 S: 5	H: 0 LOB: 0 BB: 0 P: 5	R: 0 H: 1 E: 0 K: 0 S: 4	H: 1 LOB: 1 BB: 0 P: 4	R: 3 H: 1 E: 1 K: 1 S: 6	H: 1 LOB: 0 BB: 2 P: 14	R: 0 H: 0 E: 0 K: 1 S: 5	H: 0 LOB: 0 BB: 0 P: 5	R: 2 H: 2 E: 0 K: 0 S: 4	H: 2 LOB: 0 BB: 0 P: 4	1B: 2 2B: 2 3B: 0 HR: 4	SF: 1 SAC: 0 DP: 0 HBP: 0	WP: 0 PB: 0 SB: 0 CS: 0	PA: 41
---------------------	--------------------------	------------------------	--------------------------	------------------------	--------------------------	------------------------	--------------------------	-------------------------	--------------------------	------------------------	--------------------------	------------------------	--------------------------	-------------------------	--------------------------	------------------------	--------------------------	------------------------	-------------------------	---------------------------	-------------------------	--------

<b>PITCHER</b>	IP WLS BF H R ER SO BB IBB HBP BLK WP HR S P ERA WHIP	3.1 0 18 4 5 5 0 4 0 0 0 0 2 30 13.50 2.400	3.2 0 16 2 3 3 2 3 0 0 0 0 1 29 7.36 1.364	1.2 L 7 2 2 2 1 0 0 0 0 0 0 1 9 10.80 1.200
<b>Jerry Walker, R</b> <small>ERA: 4.86</small>	<b>Jim Archer, L</b> <small>ERA: 7.71</small>	<b>Diego Segui, R</b> <small>ERA: 3.15</small>		

Batter	1	2	3	4	5	6	7	8	9	AB R H RBI BB SO LOB	TOP
Dick Howser, R OBP: 0.350, SLG: 0.399 (1, 6) X	0-0 PB 1B 2B		0-0 P4		0-0 1B 2B		0-0 L7			4 2 2 0 0 0 0	<b>Kansas City Athletics @ Washington Senators</b> <b>D.C. Stadium, Washington, DC</b> Fri May 18 1962, 7:05 PM EDT Att. 7,316 - Unknown <a href="http://livebaseballscorecards.com">livebaseballscorecards.com</a>
Bobby Del Greco, R OBP: 0.412, SLG: 0.392 (1, 8) X	0-0 2B 1B 2-H		0-0 P3		0-0 1B 2-H		0-0 F2			4 0 2 2 0 0 0	
Jerry Lumpe, L OBP: 0.363, SLG: 0.431 (1, 4) X	0-0 L4		0-0 4-3		0-3 K			0-0 P3		4 0 0 0 0 1 2	
Norm Siebern, L OBP: 0.409, SLG: 0.484 (1, 3) X	0-0 P6			0-0 F8		0-0 P6		0-0 P5		4 0 0 0 0 0 2	
Manny Jimenez, L OBP: 0.423, SLG: 0.557 (1, 7) X	0-0 1-3 2B			0-0 2B 1B		0-0 P4		0-0 4-3		4 0 2 0 0 0 1	
Gino Cimoli, R OBP: 0.369, SLG: 0.481 (1, 9) S S S	0-3 K			0-0 1-3 2B		0-0 4-3			0-0 F7	4 0 1 0 0 1 2	
Ed Charles, R OBP: 0.257, SLG: 0.234 (1, 5) X		0-0 5-3		4-0 BB		0-0 F3		0-3 K		3 0 0 0 1 1 0	
Haywood Sullivan, R OBP: 0.309, SLG: 0.239 (1, 2) X		0-0 F8		0-3 K		0-0 F8		0-0 F7		4 0 0 0 0 1 3	
Dan Pfister, R OBP: 0.333, SLG: 0.333 (1, 1) X George Alusik, R OBP: 0.091, SLG: 0.091 (7, PH) Dave Wickersham, R OBP: 0.111, SLG: 0.111 (7, 1) X		0-0 5-3		0-0 F3			0-0 F8			2 0 0 0 0 0 3 1 0 0 0 0 0 0 0 0 0 0 0 0 0	
<b>Inning Stats</b>	R: 1 H: 3 E: 0 LOB: 2 K: 1 BB: 0 S: 8 P: 8	R: 0 H: 0 E: 0 LOB: 0 K: 0 BB: 0 S: 3 P: 3	R: 0 H: 0 E: 0 LOB: 0 K: 0 BB: 0 S: 3 P: 3	R: 0 H: 2 E: 0 LOB: 3 K: 1 BB: 1 S: 7 P: 11	R: 1 H: 2 E: 0 LOB: 1 K: 1 BB: 0 S: 7 P: 7	R: 0 H: 0 E: 0 LOB: 0 K: 0 BB: 0 S: 3 P: 3	R: 0 H: 0 E: 0 LOB: 0 K: 0 BB: 0 S: 3 P: 3	R: 0 H: 0 E: 0 LOB: 0 K: 1 BB: 0 S: 5 P: 5	R: 0 H: 0 E: 0 LOB: 0 K: 1 BB: 0 S: 5 P: 5	1B: 3 SF: 0 2B: 4 SAC: 0 3B: 0 DP: 0 HR: 0 HBP: 0	WP: 0 PA: 35 PB: 1 SB: 0 CS: 0
<b>PITCHER</b> Pete Burnside, L ERA: 3.8 (1, 1)	IP WLS BF H R ER SO BB IBB HBP BLK WP HR S P ERA WHIP	IP WLS BF H R ER SO BB IBB HBP BLK WP HR S P ERA WHIP									



Batter	1	2	3	4	5	6	7	8	9	AB	R	H	RBI	BB	SO	LOB
Jim Piersall, R OBP: 0.284, SLG: 0.330 (1, 8)	0-0 E9 BLK FC 1B	0-3 K		0-0 1-3 BLK 1B		0-0 1-3 BLK 1B				4	1	2	0	0	1	2
Danny O'Connell, R OBP: 0.279, SLG: 0.316 (1, 4)	0-3 K 2-3		4-0 5-3 BB BB	0-3 K 1-2 3-H			0-0 G3			3	0	0	0	1	2	2
Johnny Schaive, R OBP: 0.278, SLG: 0.465 (1, 5)	0-0 FC 3-H		0-0 F8		0-0 F8		0-0 P6			4	0	0	1	0	0	1
Dale Long, L OBP: 0.390, SLG: 0.440 (1, 3)	0-0 F9		4-0 1-2 5-3 BB		0-0 F5		0-3 K			3	0	0	0	1	1	1
Gene Woodling, L OBP: 0.463, SLG: 0.615 (1, 9) Chuck Hinton, R OBP: 0.254, SLG: 0.264 (9, 9)	0-0 F7		0-0 5-3		4-0 BB			0-0 3-1		3	0	0	0	1	0	3
Jim King, L OBP: 0.384, SLG: 0.397 (1, 7)		4-0 1B BB	0-0 F8		0-0 4-3			4-0 FC6-4 BB		2	0	0	0	2	0	3
Bob Schmidt, R OBP: 0.237, SLG: 0.365 (1, 2)		0-0 F7		0-0 6-3		0-0 HR		0-0 F7		4	1	1	1	0	0	2
Ken Hamlin, R OBP: 0.182, SLG: 0.100 (1, 6)		0-0 1-2 1B		4-0 1B BLK BB		0-0 F7		0-0 FC6-4 1-2f		3	1	1	0	1	0	1
Pete Burnside, R (1, 1)		0-0 P1		0-0 F3		0-3 K				3	0	0	0	0	1	3

Inning Stats	R: 1	H: 1	E: 1	K: 1	S: 7	R: 0	H: 1	E: 0	K: 1	S: 6	R: 0	H: 0	E: 0	K: 0	S: 3	R: 1	H: 1	E: 0	K: 1	S: 6	R: 0	H: 0	E: 0	K: 0	S: 3	R: 1	H: 1	E: 0	K: 1	S: 6	R: 0	H: 0	E: 0	K: 1	S: 5	R: 0	H: 0	E: 0	K: 0	S: 3	R: 0	H: 0	E: 0	K: 0	S: 3	
	1	1	1	1	7	0	1	0	1	6	0	0	0	0	3	1	1	0	1	6	0	0	0	0	3	1	1	0	1	6	0	0	0	5	0	0	0	3	0	0	0	3	0	0	0	3

**BOTTOM**

Kansas City Athletics @ Washington Senators  
D.C. Stadium, Washington, DC  
Fri May 18 1962, 7:05 PM EDT  
Att. 7,316 - Unknown


AB	29
R	3
H	4
RBI	2
BB	6
SO	5
LOB	18



1B:	3	SF:	0	WP:	0	PA:	35
2B:	0	SAC:	0	PB:	0		
3B:	0	DP:	0	SB:	0		
HR:	1	HBP:	0	CS:	0		

PITCHER	IP	WLS	BF	H	R	ER	SO	BB	IBB	HBP	BLK	WP	HR	S	P	ERA	WHIP
Dan Pfister, R ERA: 5.4 (1, 1)	6.0	L	28	4	3	3	4	5	0	0	2	0	1	31	51	4.50	1.500
Dave Wickersham, R ERA: 3.8 (7, 1)	2.0		7	0	0	0	1	1	0	0	0	0	0	8	12	0.00	0.500

Kansas City Athletics @ Washington Senators  
 D.C. Stadium, Washington, DC  
 Sat May 19 1962, 3:33 AM EDT  
 Att. 5,623 - Unknown

Batter	1	2	3	4	5	6	7	8	9	AB R H RBI BB SO LOB	TOP														
Dick Howser, R OBP: 0.352, SLG: 0.420 (1, 6) X	0-0 5-3		0-0 F8		0-0 1-H HR		0-0 1B		0-0 4-3	5 1 2 2 0 0 0	<table border="0"> <tr><td>AB</td><td>37</td></tr> <tr><td>R</td><td>8</td></tr> <tr><td>H</td><td>11</td></tr> <tr><td>RBI</td><td>8</td></tr> <tr><td>BB</td><td>3</td></tr> <tr><td>SO</td><td>4</td></tr> <tr><td>LOB</td><td>13</td></tr> </table> 	AB	37	R	8	H	11	RBI	8	BB	3	SO	4	LOB	13
AB	37																								
R	8																								
H	11																								
RBI	8																								
BB	3																								
SO	4																								
LOB	13																								
Bobby Del Greco, R OBP: 0.412, SLG: 0.387 (1, 8) X (9, 7)	0-0 F7			0-0 F2	0-0 1B		0-0 F8		4-0 3B BB	4 1 1 0 1 0 1															
Jerry Lumpe, L OBP: 0.351, SLG: 0.415 (1, 4) X	0-0 4-3		0-0 F9	0-0 F9	0-0 4-3		0-0 F8		0-0 F8	5 0 0 0 0 0 3															
Norm Siebern, L OBP: 0.421, SLG: 0.504 (1, 3) X		0-0 G3		0-0 1B		4-0 SH2-3 1B BB		4-0 SH3-4 1B BB	0-0 1-H 3B	3 3 2 1 2 0 0															
Manny Jimenez, L OBP: 0.430, SLG: 0.582 Jose Tartabull, L OBP: 0.314, SLG: 0.364 (1, 7) X (9, PR) (9, 8)		0-0 1B		0-0 4-3		0-0 SH2-3		0-0 SH3-4	0-0 3B	3 0 2 1 0 0 1 0 0 0 0 0 0 0															
Gino Cimoli, R OBP: 0.364, SLG: 0.471 (1, 9) X		0-0 F8			0-0 F9	0-3 K		0-0 2-H 1B	0-0 6-3	5 1 1 1 0 1 3															
Ed Charles, R OBP: 0.282, SLG: 0.309 (1, 5) X		0-0 1-3			0-0 HR	0-0 2-H FC5-4 1B		0-0 2-H 1B		4 1 3 3 0 0 1															
Haywood Sullivan, R OBP: 0.294, SLG: 0.227 (1, 2) X			0-0 F7		0-0 E5 HR	0-0 FC5-4		0-0 F9		4 1 0 0 0 0 2															
Art Ditmar, R OBP: 0.167, SLG: 0.167 Norm Bass, R OBP: 0.125, SLG: 0.067 (1, 1) X (3, 1)			0-0 4-3		0-3 K		0-3 K	0-3 K		1 0 0 0 0 0 0 3 0 0 0 0 3 2															
Inning Stats	R: 0 E: 0 K: 0 S: 3	H: 0 LOB: 0 BB: 0 P: 3	R: 0 E: 0 K: 0 S: 4	H: 1 LOB: 1 BB: 0 P: 4	R: 0 E: 0 K: 0 S: 3	H: 0 LOB: 0 BB: 0 P: 3	R: 0 E: 0 K: 0 S: 4	H: 1 LOB: 1 BB: 0 P: 4	R: 3 E: 1 K: 1 S: 9	H: 3 LOB: 1 BB: 0 P: 9	R: 1 E: 0 K: 1 S: 6	H: 1 LOB: 1 BB: 1 P: 10	R: 0 E: 0 K: 1 S: 6	H: 1 LOB: 1 BB: 0 P: 6	R: 2 E: 0 K: 1 S: 7	H: 2 LOB: 1 BB: 1 P: 11	R: 2 E: 0 K: 0 S: 5	H: 2 LOB: 1 BB: 1 P: 9	1B: 7 2B: 0 3B: 2 HR: 2	SF: 0 SAC: 2 DP: 0 HBP: 0	WP: 0 PB: 0 SB: 1 CS: 0	PA: 42			
PITCHER	IP WLS BF H R ER SO BB IBB HBP BLK WP HR S P ERA WHIP																								
Don Rudolph, L ERA: 3.42 (1, 1)	7.1 L 34 9 6 4 3 2 0 0 0 0 0 2 38 46 4.91 1.500																								
Joe McClain, R ERA: 9.5 (8, 1)	0.2 2 0 0 0 1 0 0 0 0 0 0 4 4 0.00 0.000																								
Marty Kutyna, R ERA: 3.45 (9, 1)	1.0 6 2 2 2 0 1 0 0 0 0 0 5 9 18.00 3.000																								

livebaseballscorecards.com

Batter	1	2	3	4	5	6	7	8	9	AB	R	H	RBI	BB	SO	LOB	BOTTOM										
<b>Jim Piersall, R</b> (1, 8) OBP: 0.290, SLG: 0.333	0-0 F9		0-0 1B 2B	0-0 1B		0-3 K		0-0 F9		5	1	2	0	0	1	2	<b>Kansas City Athletics @ Washington Senators</b> <b>D.C. Stadium, Washington, DC</b> Sat May 19 1962, 3:33 AM EDT Att. 5,623 - Unknown										
<b>Danny O'Connell, R</b> (1, 4) OBP: 0.303, SLG: 0.371	0-0 1B		0-0 1B 2B	0-0 F9		0-0 3B		0-0 P3		5	1	3	1	0	0	1											
<b>Johnny Schaive, R</b> (1, 5) OBP: 0.273, SLG: 0.447	0-0 5-3		0-3 K		0-0 FC5-4 1B	0-0 F8		0-3 K		5	0	1	0	0	2	3											
<b>Dale Long, L</b> (1, 3) OBP: 0.391, SLG: 0.448		0-0 F8 S 2B 1B	0-0 E 1-H 3-H 2B		0-0 FC5-4 FC1-6 1-2f		0-0 P6		0-0 4-3	5	1	2	2	0	0	1											
<b>Gene Woodling, L</b> (1, 9) OBP: 0.452, SLG: 0.588 <b>Chuck Hinton, R</b> (8, 9) OBP: 0.254, SLG: 0.264		0-0 F8 1-3	0-0 FC5 E BB		0-0 FC1-6 1-2f 1B		0-0 G3			3	0	0	0	1	0	2											
<b>Jim King, L</b> (1, 7) OBP: 0.378, SLG: 0.390		0-0 5-3	0-0 E3 1-2 2-3		0-0 1-2 1B		0-0 F3			4	0	1	0	0	0	3											
<b>Bob Schmidt, R</b> (1, 2) OBP: 0.238, SLG: 0.372		0-0 3-H 2B	0-0 FC5 2-3f		0-3 K			0-0 5-3		4	0	1	1	0	1	5											
<b>Ken Hamlin, R</b> (1, 6) OBP: 0.143, SLG: 0.077 <b>Ken Retzer, L</b> (8, PH) OBP: 0.294, SLG: 0.233 <b>Bob Johnson, R</b> (9, 6) OBP: 0.327, SLG: 0.412		0-0 1-3		0-0 F8		0-3 K		0-0 F5		3	0	0	0	0	1	1											
<b>Don Rudolph, L</b> (1, 1) OBP: 0.333, SLG: 0.444 <b>Joe McClain, R</b> (8, 1) <b>Joe Hicks, L</b> (8, PH) OBP: 0.241, SLG: 0.154 <b>Marty Kutyna, R</b> (9, 1)			0-0 4-3	0-3 K		0-0 3B 1B		0-0 1B		1	0	0	0	0	0	0											
<b>Inning Stats</b>	R: 0 E: 0 K: 0 S: 3	H: 1 LOB: 0 BB: 0 P: 3	R: 1 E: 0 K: 0 S: 5	H: 2 LOB: 1 BB: 5	R: 2 E: 1 K: 1 S: 9	H: 3 LOB: 3 BB: 1 P: 13	R: 0 E: 0 K: 1 S: 6	H: 1 LOB: 1 BB: 0 P: 6	R: 0 E: 0 K: 1 S: 7	H: 2 LOB: 2 BB: 0 P: 7	R: 1 E: 0 K: 2 S: 9	H: 2 LOB: 1 BB: 0 P: 9	R: 0 E: 0 K: 0 S: 3	H: 0 LOB: 0 BB: 0 P: 3	R: 0 E: 0 K: 0 S: 4	H: 1 LOB: 1 BB: 0 P: 4		R: 0 E: 0 K: 1 S: 5	H: 0 LOB: 0 BB: 0 P: 5	1B: 9 2B: 2 3B: 1 HR: 0	SF: 0 SAC: 0 DP: 0 HBP: 0	WP: 0 PB: 0 SB: 1 CS: 0	PA: 40				
<b>PITCHER</b> <b>Art Ditmar, R</b> (1, 1) ERA: 6.65 <b>Norm Bass, R</b> (3, 1) ERA: 6.45	IP 2.2	WLS 14	H 6	R 3	ER 3	SO 1	BB 1	IBB 0	HBP 0	BLK 0	WP 0	HR 0	S 15	P 19	ERA 10.12	WHIP 2.625											
	IP 6.1	WLS 26	H 6	R 1	ER 1	SO 5	BB 0	IBB 0	HBP 0	BLK 0	WP 0	HR 0	S 36	P 36	ERA 1.42	WHIP 0.947											

<b>AB</b>	<b>39</b>
<b>R</b>	<b>4</b>
<b>H</b>	<b>12</b>
<b>RBI</b>	<b>4</b>
<b>BB</b>	<b>1</b>
<b>SO</b>	<b>6</b>
<b>LOB</b>	<b>18</b>



Batter	1	2	3	4	5	6	7	8	9	AB R H RBI BB SO LOB	TOP
Dick Howser, R OBP: 0.343, SLG: 0.408 (1, 6) X	0-0 F9		0-0 5-3			0-0 4-3		0-0 E6 1-2 2-3		4 0 0 0 0 0 2	
Bobby Del Greco, R OBP: 0.400, SLG: 0.373 (1, 8) X (9, 7)	0-0 F9			0-0 4-3		0-0 F7		0-0 L5		4 0 0 0 0 0 3	
Jerry Lumpe, L OBP: 0.348, SLG: 0.410 (1, 4) X	0-0 1-3			0-0 G6-3 1B		0-0 4-3		0-0 4-3		4 0 1 0 0 0 3	
Norm Siebern, L OBP: 0.411, SLG: 0.489 (1, 3) X		0-0 6-3		0-0 G6-3 1-2f		0-0 6-3		0-0 6-3		4 0 0 0 0 0 1	
Manny Jimenez, L OBP: 0.433, SLG: 0.611 Jose Tartabull, L OBP: 0.314, SLG: 0.364 (1, 7) X (9, 8)		0-0 FC6-4 1B			0-0 1-3		0-0 6-3		0-0 HR	4 1 2 1 0 0 0 0 0 0 0 0 0 0	
Gino Cimoli, R OBP: 0.361, SLG: 0.472 (1, 9) X		0-0 FC6-4 FC5-4 1-2f			0-0 2B		0-0 F3		0-0 F8	4 0 1 0 0 0 1	
Ed Charles, R OBP: 0.283, SLG: 0.300 (1, 5) X		0-0 FC5-4 1-2f			0-0 5-3			4-0 E SH1-4 BB	4-0 WP BB	2 0 0 0 2 0 2	
Joe Azcue, R OBP: 0.250, SLG: 0.214 (1, 2) X			0-0 4-3		4-0 FC5-4 IBB		0-0 SH1-4	0-0 SH1-4	4-0 WP BB	1 0 0 0 2 0 0	
Ed Rakow, S OBP: 0.167, SLG: 0.208 (1, 1) X			0-0 F8		0-0 FC5-4 1-2f		0-0 E 1B	0-0 E	0-3 K	4 0 1 0 0 1 4	

Kansas City Athletics @ Washington Senators  
D.C. Stadium, Washington, DC  
Sun May 20 1962, 3:33 AM EDT  
Unknown

AB	31
R	1
H	5
RBI	1
BB	4
SO	1
LOB	16



WP	1	PA	36
PB	0		
SB	0		
CS	0		

Inning Stats		R: 0	H: 0	R: 0	H: 1	R: 0	H: 0	R: 0	H: 1	R: 0	H: 0	R: 0	H: 0	R: 0	H: 1	R: 0	H: 0	R: 0	H: 1	R: 1	H: 1	1B: 3	SF: 0	WP: 1	PA: 36
E: 0	LOB: 0	E: 0	LOB: 1	E: 0	LOB: 0	E: 0	LOB: 0	E: 0	LOB: 2	E: 0	LOB: 0	E: 1	LOB: 3	E: 0	LOB: 2	E: 0	LOB: 0	E: 0	LOB: 0	E: 0	LOB: 2	2B: 1	SAC: 1	PB: 0	
K: 0	BB: 0	K: 0	BB: 0	K: 0	BB: 0	K: 0	BB: 0	K: 0	BB: 1	K: 0	BB: 0	K: 0	BB: 1	K: 0	BB: 0	K: 1	BB: 2	K: 0	BB: 0	K: 1	BB: 2	3B: 0	DP: 1	SB: 0	
S: 3	P: 3	S: 4	P: 4	S: 3	P: 3	S: 3	P: 3	S: 4	P: 8	S: 3	P: 3	S: 3	P: 3	S: 5	P: 9	S: 6	P: 14	S: 5	P: 9	S: 6	P: 14	HR: 1	HBP: 0	CS: 0	

PITCHER																		PITCHER																	
Claude Osteen, L ERA: 6.87 (1, 1)	IP	WLS	BF	H	R	ER	SO	BB	IBB	HBP	BLK	WP	HR	S	P	ERA	WHIP	Bennie Daniels, R ERA: 4.46 (9, 1)	IP	WLS	BF	H	R	ER	SO	BB	IBB	HBP	BLK	WP	HR	S	P	ERA	WHIP
8.2	L	35	5	1	1	0	0	2	2	0	0	1	1	31	47	1.04	0.808	0.1		1	0	0	0	1	0	0	0	0	3	3	0.00	0.000			



Batter	1	2	3	4	5	6	7	8	9	AB R H RBI BB SO LOB
Jim Piersall, R OBP: 0.279, SLG: 0.320 (1, 8) X	0-0 5-3 ①		0-0 6-3 ③			0-3 K2-3 ②			0-0 F8 ①	4 0 0 0 0 1 0
Danny O'Connell, R OBP: 0.290, SLG: 0.354 Joe Hicks, L OBP: 0.233, SLG: 0.148 (1, 4) X (9, PH)	0-0 6-3 ②			0-0 6-3 ①		0-3 K ③			0-0 4-3 ②	3 0 0 0 0 1 0 1 0 0 0 0 0 0
Gene Woodling, L OBP: 0.443, SLG: 0.569 (1, 9) X	0-0 1B ③			0-0 G3 ②			0-0 3-1 ①		0-0 3-1 ③	4 0 1 0 0 0 0
Dale Long, L OBP: 0.381, SLG: 0.434 (1, 3) X	0-0 4-3 ③			0-0 F8 ③			0-0 3-1 ②			3 0 0 0 0 0 1
Jim King, L OBP: 0.387, SLG: 0.400 (1, 7) X		0-0 G3 ①			0-0 1B ①		0-0 WP 1B			3 0 2 0 0 0 0
Johnny Schaive, R OBP: 0.275, SLG: 0.443 (1, 5) X		0-0 F5 ②			0-0 G4-6-3 1B		0-0 6-3 ③			3 0 1 0 0 0 1
Bob Johnson, R OBP: 0.328, SLG: 0.410 (1, 6) X		0-0 F3 ③			0-0 P3 ①			0-0 L6 1B		3 0 1 0 0 0 2
Ken Retzer, L OBP: 0.270, SLG: 0.212 (1, 2) X			0-0 3-1 ①		0-0 G4-6-3 ② ③			0-0 L6 ① ②		3 0 0 0 0 0 3
Claude Osteen, L OBP: 0.167, SLG: 0.167 Bennie Daniels, L OBP: 0.231, SLG: 0.231 (1, 1) X (9, 1)			0-0 4-3 ②			0-0 2-3 ①		0-0 1-3 ③		3 0 0 0 0 0 0 0 0 0 0 0 0 0

Inning Stats	R: 0	H: 1	E: 0	LOB: 1	K: 0	BB: 0	S: 4	P: 4	R: 0	H: 0	E: 0	LOB: 0	K: 0	BB: 0	S: 3	P: 3	R: 0	H: 0	E: 0	LOB: 0	K: 0	BB: 0	S: 3	P: 3	R: 0	H: 2	E: 0	LOB: 1	K: 0	BB: 0	S: 4	P: 4	R: 0	H: 0	E: 0	LOB: 0	K: 2	BB: 0	S: 7	P: 7	R: 0	H: 1	E: 0	LOB: 1	K: 0	BB: 0	S: 4	P: 4	R: 0	H: 1	E: 0	LOB: 0	K: 0	BB: 0	S: 3	P: 3	R: 0	H: 0	E: 0	LOB: 0	K: 0	BB: 0	S: 3	P: 3
Ed Rakow, R ERA: 4.39 (1, 1)	IP	WLS	BF	H	R	ER	SO	BB	IBB	HBP	BLK	WP	HR	S	P	ERA	WHIP	IP	WLS	BF	H	R	ER	SO	BB	IBB	HBP	BLK	WP	HR	S	P	ERA	WHIP	IP	WLS	BF	H	R	ER	SO	BB	IBB	HBP	BLK	WP	HR	S	P	ERA	WHIP													

**BOTTOM**

Kansas City Athletics @ Washington Senators  
D.C. Stadium, Washington, DC

Sun May 20 1962, 3:33 AM EDT  
Unknown

livebaseballscores.com

AB	30
R	0
H	5
RBI	0
BB	0
SO	2
LOB	7



WP: 1	PA: 30
PB: 0	SB: 0
CS: 0	

Batter	1	2	3	4	5	6	7	8	9	AB	R	H	RBI	BB	SO	LOB	TOP					
Dick Howser, R (1, 6) OBP: 0.341, SLG: 0.404	0-3 K		0-0 SF8 E 1-3 2-H 1B		0-0 E6	0-0 FC6-4		0-0 SH4-3		4	1	1	1	0	1	3						
Jose Tartabull, L (1, 8) OBP: 0.300, SLG: 0.342	0-0 1-3		0-0 1-3		0-0 F7		0-0 FC4-6 1B	0-0 4-3		5	0	1	0	0	0	5						
Jerry Lumpe, L (1, 4) OBP: 0.344, SLG: 0.420	0-0 3B		0-0 SF8		0-0 F5		0-0 FC4-6 1B	0-0 G3		4	1	1	1	0	0	4						
Norm Siebern, L (1, 3) OBP: 0.405, SLG: 0.478	0-0 L6		0-0 E4		0-0 4-3		0-0 BB 1-2 1B		0-0 3-1	5	0	1	0	0	0	3						
Manny Jimenez, L (1, 7) OBP: 0.413, SLG: 0.580		0-3 K	0-0 F2		0-0 4-3	0-0 K		0-0 1-3		5	0	0	0	0	2	3						
Gino Cimoli, R (1, 9) OBP: 0.368, SLG: 0.473		0-0 P4		4-0 BB BB BB BB	0-0 G6-4-3 BB	0-0 1B SF7 1B	0-0 1-2 2-H 1B	0-0 F9		4	1	2	1	1	0	0						
Ed Charles, R (1, 5) OBP: 0.302, SLG: 0.301		0-0 5-3		0-0 G6-4-3	0-0 1-2f	0-0 1B 1-3 1B	4-0 1-2 2-3 BB			3	0	1	0	1	0	1						
Haywood Sullivan, R (1, 2) OBP: 0.292, SLG: 0.221			4-0 BB 1B BB	0-0 P4		0-0 SF7	0-0 P4			2	1	0	1	1	0	3						
Jim Archer, R (1, 1) OBP: 1.000, SLG: 1.000			4-0 BB BB BB		0-0 E	0-0 FC6-4		0-0 SH4-3		0	0	0	0	0	0	0						
Leo Posada, R (3, PH) OBP: 0.325, SLG: 0.294										0	1	0	0	1	0	0						
John Wyatt, R (3, 1) OBP: 0.091, SLG: 0.091										1	0	1	0	0	0	0						
Wayne Causey, L (6, PH) OBP: 0.342, SLG: 0.323										1	0	1	0	0	0	0						
Bob Grim, R (6, 1) OBP: 0.167, SLG: 0.250			1-2 SF8 BB							0	0	0	0	0	0	0						
George Alusik, R (8, PH) OBP: 0.167, SLG: 0.250										1	0	1	0	0	0	0						
Diego Segui, R (8, 1)										0	0	0	0	0	0	0						
<b>Inning Stats</b>	R: 0 E: 0 K: 1 S: 6	H: 1 LOB: 1 BB: 0 P: 6	R: 0 E: 0 K: 1 S: 5	H: 0 LOB: 0 BB: 0 P: 5	R: 3 E: 1 K: 0 S: 5	H: 1 LOB: 1 BB: 2 P: 13	R: 0 E: 0 K: 0 S: 2	H: 0 LOB: 0 BB: 1 P: 6	R: 0 E: 1 K: 0 S: 5	H: 1 LOB: 2 BB: 0 P: 6	R: 1 E: 0 K: 0 S: 6	H: 3 LOB: 2 BB: 0 P: 6	R: 1 E: 0 K: 1 S: 8	H: 3 LOB: 3 BB: 1 P: 12	R: 0 E: 0 K: 0 S: 4	H: 1 LOB: 1 BB: 0 P: 4	R: 0 E: 0 K: 0 S: 3	H: 0 LOB: 0 BB: 0 P: 3	1B: 8 2B: 1 3B: 1 HR: 0	SF: 2 SAC: 1 DP: 1 HBP: 0	WP: 0 PB: 0 SB: 0 CS: 0	PA: 42
<b>PITCHER</b>	IP	WLS	BF	H	R	ER	SO	BB	IBB	HBP	BLK	WP	HR	S	P	ERA	WHIP					
Tom Cheney, R (1, 1) ERA: 4.29	5.2	W	27	6	4	3	2	3	0	0	0	0	0	28	40	4.76	1.588					
Ray Rippelmeyer, R (6, 1) ERA: 4.71	0.2		4	2	1	1	0	0	0	0	0	0	0	4	4	13.50	3.000					
Steve Hamilton, L (7, 1) ERA: 6.48	0.1		3	1	0	0	1	1	0	0	0	0	0	4	8	0.00	6.000					
Bennie Daniels, R (7, 1) ERA: 4.22	2.1	S	8	1	0	0	0	0	0	0	0	0	0	8	8	0.00	0.429					

**Kansas City Athletics @ Washington Senators**  
**D.C. Stadium, Washington, DC**  
 Sun May 20 1962, 3:38 AM EDT  
 Att. 8,052 - Unknown

[livebaseballscorecards.com](http://livebaseballscorecards.com)

<b>AB</b>	35
<b>R</b>	5
<b>H</b>	10
<b>RBI</b>	4
<b>BB</b>	4
<b>SO</b>	3
<b>LOB</b>	22



Batter	1	2	3	4	5	6	7	8	9
<b>Jim Piersall, R</b> <small>OBP: 0.278, SLG: 0.346</small> (1, 8)	0-0 P6 	0-0 HR 		0-3 K 			0-0 4-3 		
<b>Chuck Cottier, R</b> <small>OBP: 0.297, SLG: 0.333</small> (1, 4)	0-0 2B 1B 	0-0 F3 		0-0 F8 			0-0 F9 		
<b>Chuck Hinton, R</b> <small>OBP: 0.286, SLG: 0.304</small> (1, 9)	0-0 1B 2B 		0-0 5-3 		0-0 CS 1B 		4-0 SH3-4 E BB 		
<b>Harry Bright, R</b> <small>OBP: 0.414, SLG: 0.786</small> (1, 3)	0-0 1B FC3-6 		0-0 1B 2B 		0-0 F8 		0-0 SH3-4 		
<b>Bob Johnson, R</b> <small>OBP: 0.342, SLG: 0.422</small> (1, 6)	0-0 FC3-6 		0-0 S 1B 		0-0 F7 		0-0 E8 		
<b>Johnny Schaive, R</b> <small>OBP: 0.262, SLG: 0.422</small> (1, 5)	0-0 FC3-6 CS 		0-0 P5 			0-0 1-3 		0-0 F8 	
<b>Jim King, L</b> <small>OBP: 0.392, SLG: 0.390</small> (1, 7)	0-0 CS 	0-3 K 	4-0 BB 			0-0 4-3 		4-0 IBB 	
<b>Bob Schmidt, R</b> <small>OBP: 0.241, SLG: 0.383</small> <b>Gene Woodling, L</b> <small>OBP: 0.438, SLG: 0.562</small> (8, PH) <b>Ken Retzer, L</b> <small>OBP: 0.270, SLG: 0.212</small> (9, 2)		0-0 HR 2B 		0-0 F9 		0-0 5-3 		0-0 4-3 	
<b>Tom Cheney, R</b> (1, 1) <b>Ray Rippelmeyer, R</b> <small>OBP: 0.600, SLG: 1.400</small> (6, 1) <b>Steve Hamilton, L</b> (7, 1) <b>Bennie Daniels, L</b> <small>OBP: 0.214, SLG: 0.214</small> (7, 1)		0-0 F9 		0-0 6-3 			0-0 F5 		

Inning Stats	R: 3	H: 4	E: 0	LOB: 0	K: 0	P: 6	R: 2	H: 2	E: 0	LOB: 0	K: 1	P: 7	R: 1	H: 2	E: 0	LOB: 2	K: 0	BB: 1	S: 5	R: 0	H: 0	E: 0	LOB: 0	K: 1	BB: 0	S: 5	R: 0	H: 1	E: 0	LOB: 0	K: 0	BB: 0	S: 3	R: 0	H: 0	E: 0	LOB: 0	K: 0	BB: 0	S: 3	R: 0	H: 0	E: 0	LOB: 0	K: 0	BB: 0	S: 3	R: 1	H: 1	E: 1	LOB: 2	K: 0	BB: 2	S: 4	P: 12
--------------	------	------	------	--------	------	------	------	------	------	--------	------	------	------	------	------	--------	------	-------	------	------	------	------	--------	------	-------	------	------	------	------	--------	------	-------	------	------	------	------	--------	------	-------	------	------	------	------	--------	------	-------	------	------	------	------	--------	------	-------	------	-------

PITCHER	IP	WLS	BF	H	R	ER	SO	BB	IBB	HBP	BLK	WP	HR	S	P	ERA	WHIP
<b>Jim Archer, L</b> <small>ERA: 10.32</small> (1, 1)	2.0	L	11	6	5	5	1	0	0	0	0	0	1	13	13	22.50	3.000
<b>John Wyatt, R</b> <small>ERA: 4.81</small> (3, 1)	3.0		12	3	1	1	1	1	0	0	0	0	0	13	17	3.00	1.333
<b>Bob Grim, R</b> <small>ERA: 2.25</small> (6, 1)	2.0		6	0	0	0	0	0	0	0	0	0	0	6	6	0.00	0.000
<b>Diego Segui, R</b> <small>ERA: 3.43</small> (8, 1)	1.0		6	1	1	1	0	1	1	0	0	0	0	4	12	9.00	2.000

**BOTTOM**

**Kansas City Athletics @ Washington Senators**  
**D.C. Stadium, Washington, DC**

Sun May 20 1962, 3:38 AM EDT  
 Att. 8,052 - Unknown

AB	31
R	7
H	10
RBI	7
BB	3
SO	2
LOB	9

WP	PA	ERA	WHIP
0	36		

Batter	1	2	3	4	5	6	7	8	9	AB R H RBI BB SO LOB	TOP		
Dick Howser, R OBP: 0.343, SLG: 0.404 (1, 6) X	0-0 E5 2B		0-0 6-3	0-0 2B 1B		0-0 1B 1B	0-0 F7			5 3 2 0 0 0 0			
Jerry Lumpe, L OBP: 0.352, SLG: 0.432 (1, 4) X	0-0 F8		0-0 1B 1B	0-0 1B 2B		0-0 1B 1B		0-0 F9		5 1 3 3 0 0 1			
Norm Siebern, L OBP: 0.410, SLG: 0.479 (1, 3) S S S	0-3 K		0-0 1B 1B	0-0 3-1		0-0 1B		4-0 BB		4 0 2 1 1 1 2			
Manny Jimenez, L OBP: 0.412, SLG: 0.581 Bobby Del Greco, R OBP: 0.400, SLG: 0.373 (1, 7) X (8, 8)	0-0 1-H 2B		0-0 1-2 2-H 1B		0-0 1-3	0-0 F2		0-0 G4-6-3 1-2f		5 0 2 2 0 0 3 0 0 0 0 0 0 0			
Gino Cimoli, R OBP: 0.363, SLG: 0.471 (1, 8) X (8, 9)	0-0 6-3		0-0 4-3		0-0 4-3		0-0 4-3 SH 2B		0-3 K	5 1 1 0 0 1 3			
George Alusik, R OBP: 0.118, SLG: 0.176 (1, 9) S S S (8, 7)		0-3 K		0-0 5-3		0-0 F7		0-0 4-3	0-0 1-3	5 0 0 0 0 1 1			
Ed Charles, R OBP: 0.289, SLG: 0.286 (1, 5) X		0-0 F9		0-0 F8		0-3 K		0-0 SH FC6-4	0-0 L3	4 0 0 1 0 1 0			
Joe Azcue, R OBP: 0.278, SLG: 0.344 (1, 2) X		0-0 6-3		0-0 HR		0-0 FC6-4 1B		0-0 FC6-4 1-2f HR		4 2 2 1 0 0 1			
Jerry Walker, S OBP: 0.370, SLG: 0.741 (1, 1) S S S		0-3 K		0-0 1B WP 2B 1B		0-0 FC6-4 1B		0-0 1-H HR		4 3 2 2 0 1 1			
<b>Inning Stats</b>	R: 1 E: 1 K: 1 S: 7 H: 1 LOB: 1 BB: 0 P: 7	R: 0 E: 0 K: 1 S: 5 H: 0 LOB: 0 BB: 0 P: 5	R: 1 E: 0 K: 1 S: 8 H: 3 LOB: 2 BB: 0 P: 8	R: 3 E: 0 K: 0 S: 7 H: 4 LOB: 1 BB: 0 P: 7	R: 0 E: 0 K: 0 S: 3 H: 0 LOB: 0 BB: 0 P: 3	R: 2 E: 0 K: 1 S: 9 H: 4 LOB: 2 BB: 0 P: 9	R: 3 E: 1 K: 0 S: 6 H: 2 LOB: 0 BB: 0 P: 6	R: 0 E: 0 K: 0 S: 2 H: 0 LOB: 0 BB: 1 P: 6	R: 0 E: 0 K: 1 S: 5 H: 0 LOB: 0 BB: 0 P: 5	1B: 9 2B: 3 3B: 0 HR: 2 SF: 0 SAC: 1 DP: 1 HBP: 0	WP: 1 PB: 0 SB: 0 CS: 0 PA: 43		
<b>PITCHER</b>	IP WLS BF H R ER SO BB IBB HBP BLK WP HR S P ERA WHIP											<b>PITCHER</b>	IP WLS BF H R ER SO BB IBB HBP BLK WP HR S P ERA WHIP
Gene Conley, R ERA: 3.03 (1, 1)	5.2 L 28 10 7 6 4 0 0 0 0 0 1 1 36 36 9.53 1.765												
Arnold Earley, L ERA: 2.53 (6, 1)	0.1 3 2 0 0 0 0 0 0 0 0 0 0 3 3 0.00 6.000												
Mike Fornieles, R ERA: 5.57 (7, 1)	2.0 9 2 3 1 0 1 0 0 0 0 0 1 8 12 4.50 1.500												
Hal Koistad, R ERA: (9, 1)	1.0 3 0 0 0 0 1 0 0 0 0 0 0 5 5 0.00 0.000												

**Kansas City Athletics @ Boston Red Sox**  
 Fenway Park, Boston, MA  
 Mon May 21 1962, 7:05 PM EDT  
 Att. 4,937 - Unknown

[livebaseballscorecards.com](http://livebaseballscorecards.com)

<b>AB</b>	<b>41</b>
<b>R</b>	<b>10</b>
<b>H</b>	<b>14</b>
<b>RBI</b>	<b>10</b>
<b>BB</b>	<b>1</b>
<b>SO</b>	<b>5</b>
<b>LOB</b>	<b>12</b>



Batter	1	2	3	4	5	6	7	8	9	AB R H RBI BB SO LOB
Pete Runnels, L OBP: 0.405, SLG: 0.405 (1, 3)	0-0 FC3-6 1B		H 1-0 1B 1B 1B HBP	0-0 SF7 1-3 2-H		0-0 F8			0-0 F9	3 1 1 1 0 0 2
Eddie Bressoud, R OBP: 0.302, SLG: 0.404 (1, 6)	0-0 F9		0-0 1B 1-2 1B	0-0 F3		0-0 F9			0-0 HR	5 2 2 1 0 0 4
Carl Yastrzemski, L OBP: 0.380, SLG: 0.462 (1, 7)	0-0 FC3-6 1-2f		0-0 1B 1-2 2-3 1B	0-0 L4			0-0 BB 1B		4-0 1B BB	4 0 2 0 1 0 2
Frank Malzone, R OBP: 0.336, SLG: 0.403 (1, 5)	0-0 F6		0-0 BB 1-1 2-H 3-H 1B		0-3 K		4-0 BB 1-2 G5-4-3 BB		0-0 1-2 G1-6-3 1B	4 1 2 2 1 1 1
Gary Geiger, L OBP: 0.330, SLG: 0.301 (1, 8)		0-0 1B	0-0 1B 1-2 BB		0-3 K		0-0 F4		0-0 1-2f G1-6-3	4 0 1 0 1 1 4
Bob Tillman, R OBP: 0.400, SLG: 0.636 (1, 2)		0-3 K	0-0 FC6-4 1-2 2-H 1B		0-0 L5		0-0 G5-4-3 1-2f			4 0 1 1 0 1 3
Carroll Hardy, R OBP: 0.333, SLG: 0.380 (1, 9)		0-0 F8	0-0 FC6-4 1-2f			0-0 1B 1B		0-3 K		4 0 1 0 0 1 3
Chuck Schilling, R OBP: 0.269, SLG: 0.296 (1, 4)		0-3 K		4-0 PB SF7 BB		0-0 1B		0-0 5-3		3 1 1 0 1 1 1
Gene Conley, R OBP: 0.292, SLG: 0.435 (1, 1)			0-0 6-3		0-0 E PB 1B		0-0 F7		0-0 1-3	2 0 1 0 0 0 0
Arnold Earley, L OBP: 0.368, SLG: 0.200 (6, PH)										0 0 0 0 0 0 0
Dave Philley, S OBP: 0.368, SLG: 0.200 (6, PH)										1 0 0 0 0 0 2
Mike Fornieles, R OBP: 0.143, SLG: 0.244 (8, PH)										0 0 0 0 0 0 0
Lou Clinton, R OBP: 0.143, SLG: 0.244 (8, PH)										1 0 0 0 0 0 0
Hal Kolstad, R OBP: 0.143, SLG: 0.244 (9, 1)										0 0 0 0 0 0 0

Inning Stats	R: 0	H: 1	E: 0	LOB: 1	K: 0	BB: 0	S: 4	P: 4
	R: 0	H: 1	E: 0	LOB: 1	K: 2	BB: 0	S: 8	P: 8
	R: 3	H: 4	E: 0	LOB: 2	K: 0	BB: 1	S: 6	P: 11
	R: 1	H: 1	E: 1	LOB: 1	K: 0	BB: 1	S: 4	P: 8
	R: 0	H: 0	E: 0	LOB: 0	K: 2	BB: 0	S: 7	P: 7
	R: 0	H: 2	E: 0	LOB: 2	K: 0	BB: 0	S: 5	P: 5
	R: 0	H: 1	E: 0	LOB: 1	K: 0	BB: 1	S: 3	P: 7
	R: 0	H: 0	E: 0	LOB: 0	K: 1	BB: 0	S: 5	P: 5
	R: 1	H: 2	E: 0	LOB: 1	K: 0	BB: 1	S: 4	P: 8
	1B: 11	SF: 1	2B: 0	SAC: 0	3B: 0	DP: 2	HR: 1	HBP: 1

PITCHER	IP	WLS	BF	H	R	ER	SO	BB	IBB	HBP	BLK	WP	HR	S	P	ERA	WHIP
Jerry Walker, R ERA: 4.72 (1, 1)	9.0	W	41	12	5	4	5	4	0	1	0	0	1	46	63	4.00	1.778

BOTTOM

Kansas City Athletics @ Boston Red Sox  
Fenway Park, Boston, MA  
Mon May 21 1962, 7:05 PM EDT  
Att. 4,937 - Unknown

livebaseballscores.com

AB	35
R	5
H	12
RBI	5
BB	4
SO	5
LOB	22



WP: 0	PA: 41
PB: 1	
SB: 0	
CS: 0	

Batter	1	2	3	4	5	6	7	8	9	AB R H RBI BB SO LOB	TOP		
Dick Howser, R (1, 6) OBP: 0.339, SLG: 0.394	0-3 K		0-0 F9	0-0 6-3		4-0 1B CS BB		0-0 F9		4 0 0 0 1 1 3			
Jerry Lumpe, L (1, 4) OBP: 0.353, SLG: 0.431	0-0 F4		0-0 BB 1B		0-0 F8	0-0 1B		0-0 F8		5 0 2 1 0 0 0			
Norm Siebern, L (1, 3) OBP: 0.410, SLG: 0.472	4-0 HR BB		0-0 F9		0-0 4-3	0-0 CS	0-0 3-1		0-0 BB 1B 1B	4 1 1 0 1 0 1			
Manny Jimenez, L (1, 7) Bobby Del Greco, R (8, 8) OBP: 0.432, SLG: 0.617 OBP: 0.404, SLG: 0.378	0-0 1-H HR		4-0 1-2 BB		4-0 BB		0-0 G5-4-3 1B		0-0 1-2 BB 1B	2 1 2 2 2 0 0 1 0 1 0 0 0 0			
Gino Cimoli, R (1, 8) OBP: 0.353, SLG: 0.456	0-0 L3		0-0 F8		0-0 F3		0-0 G5-4-3		0-0 F9	5 0 0 0 0 0 6			
George Alusik, R (1, 9) OBP: 0.227, SLG: 0.381		0-3 K		0-0 6-3 2B		0-0 6-3		0-0 3B	4-0 1-2 2-3 BB	4 1 2 0 1 1 0			
Ed Charles, R (1, 5) OBP: 0.295, SLG: 0.293		0-0 4-3 1B		0-0 6-3		0-0 2B 1B		0-3 K	0-3 K	5 1 2 0 0 2 5			
Joe Azcue, R (1, 2) OBP: 0.325, SLG: 0.382		0-0 4-3		4-0 6-3 BB		0-0 SH1-3 1B 2B		4-0 FC1-2-5-1 BB		2 1 1 1 2 0 1			
Dave Wickersham, R (1, 1) Diego Segui, R (9, 1) OBP: 0.083, SLG: 0.083		0-0 6-3		0-0 6-3		0-0 SH1-3		0-0 FC1-2-5-1		3 0 0 1 0 0 4 0 0 0 0 0 0 0			
<b>Inning Stats</b>	R: 2 H: 1 E: 0 LOB: 0 K: 1 BB: 1 S: 6 P: 10	R: 0 H: 1 E: 0 LOB: 1 K: 1 BB: 0 S: 6 P: 6	R: 0 H: 1 E: 0 LOB: 2 K: 0 BB: 1 S: 4 P: 8	R: 1 H: 1 E: 0 LOB: 1 K: 0 BB: 1 S: 4 P: 8	R: 0 H: 0 E: 0 LOB: 1 K: 0 BB: 1 S: 3 P: 7	R: 2 H: 3 E: 0 LOB: 1 K: 0 BB: 1 S: 5 P: 9	R: 0 H: 1 E: 0 LOB: 0 K: 0 BB: 0 S: 3 P: 3	R: 0 H: 1 E: 0 LOB: 2 K: 1 BB: 1 S: 6 P: 10	R: 0 H: 2 E: 0 LOB: 3 K: 1 BB: 1 S: 7 P: 11	1B: 7 SF: 0 2B: 2 SAC: 1 3B: 1 DP: 1 HR: 1 HBP: 0	WP: 0 PA: 44 PB: 0 SB: 1 CS: 1		
<b>PITCHER</b>	IP WLS BF H R ER SO BB IBB HBP BLK WP HR S P ERA WHIP											<b>PITCHER</b>	IP WLS BF H R ER SO BB IBB HBP BLK WP HR S P ERA WHIP
Galen Cisco, R (1, 1) ERA: 6.46	5.2 L 29 7 5 5 2 5 0 0 0 0 0 1 28 48 7.94 2.118												
Chet Nichols, L (6, 1) ERA: 0.87	2.1 8 2 0 0 1 1 0 0 0 0 0 0 9 13 0.00 1.286												
Hal Kolstad, R (9, 1) ERA:	1.0 6 2 0 0 1 1 0 0 0 0 0 0 7 11 0.00 3.000												

**Kansas City Athletics @ Boston Red Sox**  
**Fenway Park, Boston, MA**  
 Tue May 22 1962, 3:33 AM EDT  
 Att. 1,424 - Unknown

AB	35
R	5
H	11
RBI	5
BB	7
SO	4
LOB	20



livebaseballscorecards.com

Batter	1	2	3	4	5	6	7	8	9	AB	R	H	RBI	BB	SO	LOB
Pete Runnels, L OBP: 0.401, SLG: 0.400 (1, 3)	0-0 1B		0-0 FC4-6 1-2f			0-0 4-3		0-0 6-3		4	0	1	0	0	0	2
Eddie Bressoud, R OBP: 0.294, SLG: 0.393 (1, 6)	0-0 F7		0-0 4-3			0-0 6-3			0-0 F9	4	0	0	0	0	0	2
Carl Yastrzemski, L OBP: 0.370, SLG: 0.448 (1, 7)	0-0 F8			0-0 4-3			0-0 6-3		0-0 4-3	4	0	0	0	0	0	1
Frank Malzone, R OBP: 0.327, SLG: 0.391 (1, 5)	0-3 K			0-0 F8			0-0 F7		0-0 6-3	4	0	0	0	0	1	1
Gary Geiger, L OBP: 0.322, SLG: 0.292 (1, 8)		0-3 K		0-0 4-3			0-0 G1			3	0	0	0	0	1	0
Bob Tillman, R OBP: 0.444, SLG: 0.857 (1, 2)		0-0 4-3			0-0 G6-4-3 1B			0-0 HR		3	1	2	1	0	0	0
Carroll Hardy, R OBP: 0.333, SLG: 0.378 (1, 9)		0-3 K			0-0 G6-4-3 1-2f			0-0 6-3 1B		3	0	1	0	0	1	1
Chuck Schilling, R OBP: 0.270, SLG: 0.297 (1, 4)			0-0 FC6-4 1B		0-0 5-3			0-0 F8		3	0	1	0	0	0	1
Galen Cisco, R OBP: 0.200, SLG: 0.214 (1, 1) Chet Nichols, S (6, 1) Dave Philley, S (8, PH) Hal Kolstad, R (9, 1)			0-0 FC6-4 1-2f			0-3 K		0-0 6-3 1-2		1	0	0	0	0	0	1
										1	0	0	0	0	1	0
										1	0	0	0	0	0	1
										0	0	0	0	0	0	0

Inning Stats	R: 0	H: 1	E: 0	K: 1	S: 6	LOB: 1	BB: 0	P: 6	R: 0	H: 0	E: 0	K: 2	S: 7	LOB: 0	BB: 0	P: 7	R: 0	H: 1	E: 0	K: 0	S: 4	LOB: 1	BB: 0	P: 4	R: 0	H: 0	E: 0	K: 0	S: 3	LOB: 0	BB: 0	P: 3	R: 0	H: 1	E: 0	K: 0	S: 3	LOB: 0	BB: 0	P: 3	R: 0	H: 0	E: 0	K: 1	S: 5	LOB: 0	BB: 0	P: 5	R: 0	H: 0	E: 0	K: 0	S: 3	LOB: 0	BB: 0	P: 3	R: 1	H: 2	E: 0	K: 0	S: 5	LOB: 1	BB: 0	P: 5	R: 0	H: 0	E: 0	K: 0	S: 3	LOB: 0	BB: 0	P: 3
1B: 4	SF: 0	2B: 0	SAC: 0	3B: 0	DP: 1	HR: 1	HBP: 0	WP: 0	PA: 31	SB: 0	CS: 0																																																													

PITCHER	IP	WLS	BF	H	R	ER	SO	BB	IBB	HBP	BLK	WP	HR	S	P	ERA	WHIP
Dave Wickersham, R (1, 1) ERA: 3.13	8.0	W	28	5	1	1	4	0	0	0	0	0	1	36	36	1.12	0.625
Diego Segui, R (9, 1) ERA: 3.27	1.0	S	3	0	0	0	0	0	0	0	0	0	0	3	3	0.00	0.000

**BOTTOM**

**Kansas City Athletics @ Boston Red Sox**  
Fenway Park, Boston, MA  
Tue May 22 1962, 3:33 AM EDT  
Att. 1,424 - Unknown

livebaseballscorecards.com

AB	31
R	1
H	5
RBI	1
BB	0
SO	4
LOB	10



Batter	1	2	3	4	5	6	7	8	9	AB R H RBI BB SO LOB	TOP																		
Dick Howser, R (1, 6) OBP: 0.341, SLG: 0.390	0-0 3-1	0-0 1-2 1B			0-0 L5		4-0 SH2-3 1B BB		0-0 G5-4-3 1-2f	4 1 1 0 1 0 2	<b>Kansas City Athletics @ New York Yankees</b> Yankee Stadium, Bronx, NY Wed May 23 1962, 3:33 AM EDT Att: 9,047 - Unknown - 78 F <a href="http://livebaseballscorecards.com">livebaseballscorecards.com</a>																		
Jerry Lumpe, L (1, 4) OBP: 0.351, SLG: 0.427	0-0 2B E 1B	0-0 4-3			0-0 F3		0-0 SH2-3 1-2		0-0 6-3	4 1 1 0 0 0 2																			
Norm Siebern, L (1, 3) OBP: 0.418, SLG: 0.483	0-0 FC6 1-3 4-3 2B				4-0 F8 1-2 HR BB		0-0 2-H 1B			3 2 2 1 1 0 0																			
Manny Jimenez, L (1, 9) OBP: 0.426, SLG: 0.631 Bobby Del Greco, R (7, 8) OBP: 0.404, SLG: 0.378	0-0 FC6 4-3 2-3 3-H				0-0 F7 1-H 2-H HR		0-3 K			4 1 1 3 0 1 2 0 0 0 0 0 0 0																			
Gino Cimoli, R (1, 8) OBP: 0.350, SLG: 0.451	0-0 4-3 2-3 3-H				0-0 1-3 1B		0-0 F8			4 0 1 1 0 0 2																			
George Alusik, R (1, 7) OBP: 0.192, SLG: 0.320	0-0 5-3				0-0 5-3 K				0-0 F7	4 0 0 0 0 1 2																			
Ed Charles, R (1, 5) OBP: 0.283, SLG: 0.326					0-3 K		0-0 F7		0-0 F4	4 1 1 1 0 1 0																			
Joe Azcue, R (1, 2) OBP: 0.318, SLG: 0.368					0-0 F9		0-0 F4		0-0 F4	4 0 1 0 0 0 0																			
Dan Pfister, R (1, 1) OBP: 0.333, SLG: 0.333 Diego Segui, R (8, 1) Bob Grim, R (8, 1) John Wyatt, R (8, 1) OBP: 0.091, SLG: 0.091 Wayne Causey, L (9, PH) OBP: 0.350, SLG: 0.333					0-0 B3		0-0 HR BB 1B		0-0 G5-4-3 1B	3 1 1 0 0 0 1 0 1 0 1 0 0 0 0																			
<b>Inning Stats</b>	R: 2 E: 1 K: 0 S: 6	H: 2 LOB: 1 BB: 0 P: 6	R: 1 E: 0 K: 0 S: 5	H: 3 LOB: 1 BB: 0 P: 5	R: 0 E: 0 K: 1 S: 3	H: 0 LOB: 0 BB: 0 P: 3	R: 0 E: 0 K: 1 S: 5	H: 0 LOB: 0 BB: 0 P: 5	R: 3 E: 0 K: 1 S: 8	H: 3 LOB: 1 BB: 1 P: 12		R: 0 E: 0 K: 0 S: 3	H: 0 LOB: 0 BB: 0 P: 3	R: 1 E: 0 K: 1 S: 6	H: 1 LOB: 1 BB: 1 P: 10	R: 0 E: 0 K: 0 S: 3	H: 0 LOB: 0 BB: 0 P: 3	R: 0 E: 0 K: 0 S: 3	H: 1 LOB: 0 BB: 0 P: 3	1B: 7 2B: 1 3B: 0 HR: 2	SF: 0 SAC: 1 DP: 1 HBP: 0	WP: 0 PB: 0 SB: 0 CS: 0	PA: 38						
<b>PITCHER</b>	IP WLS BF H R ER SO BB IBB HBP BLK WP HR S P ERA WHIP												IP WLS BF H R ER SO BB IBB HBP BLK WP HR S P ERA WHIP																
Ralph Terry, R (1, 1) ERA: 4.16	5.0		24	8	6	4	2	1	0	0	0	0	0	2	27	31	7.20	1.800											
Jim Bouton, R (6, 1) ERA: 3.26	2.0		8	1	1	1	1	1	0	0	0	0	0	0	9	13	4.50	1.000											
Tex Clevenger, R (8, 1) ERA:	1.0	W	3	0	0	0	0	0	0	0	0	0	0	3	3	0.00	0.000												
Rollie Sheldon, R (9, 1) ERA: 4.88	1.0	S	3	1	0	0	0	0	0	0	0	0	0	3	3	0.00	1.000												





Batter	1	2	3	4	5	6	7	8	9
<b>Bobby Richardson, R</b> (1, 4) OBP: 0.315, SLG: 0.329	0-0 5-3		0-0 E5 BB BB 1-3 1B		0-0 F7		0-0 4-3	0-0 HR 1-2 2-3 3-H 1B	
<b>Tom Tresh, S</b> (1, 6) OBP: 0.370, SLG: 0.425	0-0 4-3		4-0 BB 1-2 BB		0-0 F8		0-3 K	0-0 SF7 3-H	
<b>Joe Pepitone, L</b> (1, 7) OBP: 0.289, SLG: 0.667 (9, 3)	0-0 L3		0-0 F5		0-0 3-1			HR	
<b>Roger Maris, L</b> (1, 8) OBP: 0.393, SLG: 0.512		0-0 3-1	4-0 BB 1-2 2-3 3-H BB			0-3 K		BB 1B BB G3	
<b>Johnny Blanchard, L</b> (1, 9) OBP: 0.310, SLG: 0.484		0-0 HR	0-0 3-1			0-3 K		BB 1B BB K	
<b>Elston Howard, R</b> (1, 2) OBP: 0.282, SLG: 0.429		0-0 F4		0-0 FC1-6 1B		0-0 6-3		0-0 BB 1B 1B	
<b>Bill Skowron, R</b> (1, 3) OBP: 0.268, SLG: 0.383 <b>Yogi Berra, L</b> (8, PH) OBP: 0.280, SLG: 0.308 <b>Jack Reed, R</b> (8, PR) (9, 7)		0-0 F9		0-3 K			4-0 HR BB	4-0 BB 1B BB	
<b>Clete Boyer, R</b> (1, 5) OBP: 0.407, SLG: 0.513 <b>Phil Linz, R</b> (4, 5) OBP: 0.400, SLG: 1.000			1-0 FC5-4 HBP	0-0 FC1-6 FC6-4			0-0 HR	0-0 1B BB SF7 1B	
<b>Ralph Terry, R</b> (1, 1) OBP: 0.143, SLG: 0.111 <b>Jim Bouton, R</b> (6, 1) <b>Hector Lopez, R</b> (7, PH) OBP: 0.573, SLG: 0.319 <b>Tex Clevenger, R</b> (8, 1) <b>Bob Cerv, R</b> (8, PH) OBP: 0.333, SLG: 0.296 <b>Billy Gardner, R</b> (8, PR) <b>Rollie Sheldon, R</b> (9, 1)			0-0 FC5-4 E 1B 1-2f BB	0-0 FC6-4 1-2f			0-0 F8	4-0 HR 1B BB	

Inning Stats	R: 0 E: 0 K: 0 S: 3	H: 0 LOB: 0 BB: 0 P: 3	R: 1 E: 0 K: 0 S: 4	H: 1 LOB: 0 BB: 0 P: 4	R: 1 E: 1 K: 0 S: 4	H: 1 LOB: 3 BB: 2 P: 13	R: 0 E: 0 K: 1 S: 6	H: 1 LOB: 1 BB: 0 P: 6	R: 0 E: 0 K: 0 S: 3	H: 0 LOB: 0 BB: 0 P: 3	R: 0 E: 0 K: 2 S: 7	H: 0 LOB: 0 BB: 0 P: 7	R: 2 E: 0 K: 1 S: 6	H: 1 LOB: 0 BB: 1 P: 10	R: 9 E: 0 K: 1 S: 10	H: 5 LOB: 1 BB: 4 P: 26
--------------	------------------------------	---------------------------------	------------------------------	---------------------------------	------------------------------	----------------------------------	------------------------------	---------------------------------	------------------------------	---------------------------------	------------------------------	---------------------------------	------------------------------	----------------------------------	-------------------------------	----------------------------------

PITCHER	IP	WLS	BF	H	R	ER	SO	BB	IBB	HBP	BLK	WP	HR	S	P	ERA	WHIP
<b>Dan Pfister, R</b> (1, 1) ERA: 5.56	7.0		30	5	5	5	4	3	0	1	0	0	3	34	47	6.43	1.143
<b>Diego Segui, R</b> (8, 1) ERA: 4.5	0.0	L	3	1	1	1	0	2	0	0	0	0	0	1	9	∞	∞
<b>Bob Grim, R</b> (8, 1) ERA: 5.25	0.0		4	2	3	3	0	2	0	0	0	0	0	2	10	∞	∞
<b>John Wyatt, R</b> (8, 1) ERA: 4.93	1.0		4	1	4	4	1	0	0	0	0	0	1	6	6	36.00	1.000

**BOTTOM**


**Kansas City Athletics @ New York Yankees**  
Yankee Stadium, Bronx, NY

Wed May 23 1962, 3:33 AM EDT  
Att. 9,047 - Unknown - 78 F

AB	R	H	RBI	BB	SO	LOB
5	1	2	1	0	0	0
3	0	0	1	1	1	0
5	2	2	4	0	0	3
3	1	0	1	2	1	1
4	2	1	1	1	2	4
4	1	2	1	0	0	0
2	1	0	0	1	1	1
0	0	0	0	1	0	0
0	1	0	0	0	0	0
0	0	0	0	0	0	0
0	0	0	0	1	0	0
0	1	0	0	0	0	0
0	0	0	0	0	0	0

AB	32
R	13
H	9
RBI	13
BB	7
SO	5
LOB	12

livebaseballscorecards.com



WP	PA
41	

Batter	1	2	3	4	5	6	7	8	9	AB R H RBI BB SO LOB	TOP											
Dick Howser, R (1, 6) OBP: 0.332, SLG: 0.379	0-0 6-3		0-0 4-3		0-0 FC4-6 1B	0-0 G3		0-0 FC1-5		5 1 0 0 0 0 6	<b>Kansas City Athletics @ New York Yankees</b> Yankee Stadium, Bronx, NY Thu May 24 1962, 3:33 AM EDT Att: 9,515 - Unknown - 78 F											
Jerry Lumpe, L (1, 4) OBP: 0.341, SLG: 0.414	0-0 G3		0-0 F8		0-0 F6	0-0 E6		0-3 K		5 0 0 0 0 1 5												
Norm Siebern, L (1, 3) OBP: 0.412, SLG: 0.474	0-0 4-3			0-0 5-3	0-0 1B	0-0 F7		0-3 K		5 0 1 0 0 1 2												
Manny Jimenez, L (1, 9) OBP: 0.425, SLG: 0.647		0-0 1-3		0-0 HR	0-0 1B		0-3 K	0-0 L6		5 1 2 2 0 1 0												
Gino Cimoli, R (1, 7) OBP: 0.341, SLG: 0.437		0-0 5-3		0-3 K	0-0 F9		0-3 K	0-0 F8		5 0 0 0 0 2 2												
Ed Charles, R (1, 5) OBP: 0.291, SLG: 0.322		0-0 1B		0-0 E4 2B		0-0 E6 1B	0-0 4-3			4 1 1 0 0 0 0												
Bobby Del Greco, R (1, 8) OBP: 0.407, SLG: 0.391		0-0 F5		0-0 2B	0-0 2B	0-0 G3 1B E 1B		0-3 K		4 1 2 0 0 1 1												
Joe Azcue, R (1, 2) OBP: 0.333, SLG: 0.390			0-0 4-3 2B	0-3 K		0-0 F9		4-0 FC1-5 1B BB		3 0 1 0 1 1 4												
Ed Rakow, S (1, 1) OBP: 0.160, SLG: 0.200			0-0 1-3		4-0 FC4-6 BB	0-0 E G3 1B		0-0 FC1-5 1B		1 0 0 0 0 0 1												
Leo Posada, R (5, PH) OBP: 0.341, SLG: 0.294										0 0 0 0 0 1 0 0												
Jim Archer, R (5, 1) OBP: 1.000, SLG: 1.000										0 0 0 0 0 0 0 0												
George Alusik, R (6, PH) OBP: 0.222, SLG: 0.346										1 0 1 1 0 0 0 0												
John Wyatt, R (6, 1) OBP: 0.091, SLG: 0.091										0 0 0 0 0 0 0 0												
Wayne Causey, L (8, PH) OBP: 0.358, SLG: 0.343										1 0 1 0 0 0 0 0												
Bob Grim, R (8, 1)										0 0 0 0 0 0 0 0												
<b>Inning Stats</b>	R: 0 E: 0 K: 0 S: 3	H: 0 LOB: 0 BB: 0 P: 3	R: 0 E: 0 K: 0 S: 4	H: 1 LOB: 1 BB: 0 P: 4	R: 0 E: 0 K: 0 S: 4	H: 1 LOB: 1 BB: 0 P: 4	R: 1 E: 1 K: 2 S: 10	H: 2 LOB: 2 BB: 0 P: 10	R: 1 E: 0 K: 0 S: 5	H: 2 LOB: 2 BB: 1 P: 9	R: 2 E: 2 K: 0 S: 7	H: 2 LOB: 2 BB: 0 P: 7	R: 0 E: 0 K: 2 S: 7	H: 0 LOB: 0 BB: 0 P: 7	R: 0 E: 0 K: 2 S: 8	H: 1 LOB: 2 BB: 1 P: 12	R: 0 E: 0 K: 1 S: 5	H: 0 LOB: 0 BB: 0 P: 5	1B: 6 2B: 2 3B: 0 HR: 1	SF: 0 SAC: 0 DP: 0 HBP: 0	WP: 0 PB: 0 SB: 0 CS: 0	PA: 41
<b>PITCHER</b>	IP WLS BF H R ER SO BB IBB HBP BLK WP HR S P ERA WHIP																					
Bud Daley, L (1, 1) ERA: 5.95	5.1 W 27 8 4 2 2 1 0 0 0 0 0 1 30 34 3.38 1.688																					
Jim Coates, R (6, 1) ERA: 3.82	3.2 S 14 1 0 0 5 1 0 0 0 0 0 0 23 27 0.00 0.545																					

livebaseballscorecards.com

<b>AB</b>	39
<b>R</b>	4
<b>H</b>	9
<b>RBI</b>	3
<b>BB</b>	2
<b>SO</b>	7
<b>LOB</b>	21



Batter	1	2	3	4	5	6	7	8	9	AB	R	H	RBI	BB	SO	LOB	BOTTOM
<b>Bobby Richardson, R</b> (1, 4) OBP: 0.311, SLG: 0.321	0-0 <b>L5</b>		0-0 <b>E5</b> 3B	0-0 <b>F6</b>			4-0 <b>FC4-6</b> BB	0-0 <b>6-3</b>		4	1	0	1	1	0	6	<b>Kansas City Athletics @ New York Yankees</b> <b>Yankee Stadium, Bronx, NY</b> <b>Thu May 24 1962, 3:33 AM EDT</b> <b>Att. 9,515 - Unknown - 78 F</b>
<b>Tom Tresh, S</b> (1, 6) OBP: 0.361, SLG: 0.416	0-0 <b>1-3</b>		0-0 <b>SF7</b>		0-0 <b>5-3</b>		0-0 <b>FC4-6</b> G4-6-3 1-2f			3	0	0	1	0	0	1	
<b>Joe Pepitone, L</b> (1, 7) OBP: 0.306, SLG: 0.755	0-0 <b>4-3</b>		0-0 <b>1B</b> 3B		0-0 <b>HR</b>		0-0 <b>G4-6-3</b> 1-2f			4	2	2	3	0	0	1	
<b>Roger Maris, L</b> (1, 8) OBP: 0.396, SLG: 0.508 (9, 9)		0-0 <b>F7</b>	0-0 <b>FC6-4</b> 1B		0-0 <b>F9</b>		4-0 <b>FC3-6</b> BB			3	0	1	1	1	0	0	
<b>Johnny Blanchard, L</b> (1, 9) OBP: 0.307, SLG: 0.515 <b>Jack Reed, R</b> (8, PR) (9, 8)		0-0 <b>F4</b>	0-0 <b>F8</b>		0-0 <b>HR</b>		0-0 <b>FC3-6</b> BB 1-2f 1B			4	1	1	1	0	0	2	
<b>Elston Howard, R</b> (1, 2) OBP: 0.281, SLG: 0.431		0-3 <b>K</b>	0-0 <b>FC6-4</b> 1-2f		0-3 <b>K</b>		0-0 <b>1B</b> 1-3 1B 2B			4	1	1	0	0	2	1	
<b>Bill Skowron, R</b> (1, 3) OBP: 0.282, SLG: 0.385			4-0 <b>1B</b> BB E BB		4-0 <b>SH1-4</b> BB		0-3 <b>K</b>			2	1	1	1	2	1	0	
<b>Phil Linz, R</b> (1, 5) OBP: 0.444, SLG: 0.750			4-0 <b>E</b> 1B SF7 BB		0-0 <b>F4</b>		0-0 <b>F4</b>			3	1	1	1	1	0	1	
<b>Bud Daley, L</b> (1, 1) OBP: 0.600, SLG: 0.600 <b>Jim Coates, R</b> (6, 1)			0-0 <b>SF7</b> E 3B 1B		0-0 <b>SH1-4</b>		0-3 <b>K</b>			1	1	1	0	0	0	0	
			1-2 2-3 3-H		1-2		1-2 2-3			1	0	0	0	0	1	0	

Inning Stats	R: 0	H: 0	E: 0	K: 0	S: 3	R: 0	H: 0	E: 0	K: 1	S: 5	R: 5	H: 3	E: 1	K: 0	S: 7	R: 0	H: 0	E: 0	K: 0	S: 3	R: 2	H: 2	E: 0	K: 1	S: 7	R: 0	H: 0	E: 0	K: 2	S: 7	R: 0	H: 0	E: 0	K: 0	S: 2	R: 2	H: 3	E: 0	K: 0	S: 6	1B: 4	SF: 1	2B: 1	SAC: 2	3B: 1	DP: 1	HR: 2	HBP: 0	WP: 0	PA: 37	PB: 0	SB: 0	CS: 0		
<b>PITCHER</b>	<b>IP</b>	<b>WLS</b>	<b>BF</b>	<b>H</b>	<b>R</b>	<b>ER</b>	<b>SO</b>	<b>BB</b>	<b>IBB</b>	<b>HBP</b>	<b>BLK</b>	<b>WP</b>	<b>HR</b>	<b>S</b>	<b>P</b>	<b>ERA</b>	<b>WHIP</b>	<b>IP</b>	<b>WLS</b>	<b>BF</b>	<b>H</b>	<b>R</b>	<b>ER</b>	<b>SO</b>	<b>BB</b>	<b>IBB</b>	<b>HBP</b>	<b>BLK</b>	<b>WP</b>	<b>HR</b>	<b>S</b>	<b>P</b>	<b>ERA</b>	<b>WHIP</b>																					
<b>Ed Rakow, R</b> (1, 1) ERA: 4.7	4.0	L	19	3	5	4	1	3	0	0	0	0	0	18	30	9.00	1.500																																						
<b>Jim Archer, L</b> (5, 1) ERA: 10.95	1.0		5	2	2	2	1	0	0	0	0	0	2	7	7	18.00	2.000																																						
<b>John Wyatt, R</b> (6, 1) ERA: 4.66	2.0		6	0	0	0	2	1	0	0	0	0	0	9	13	0.00	0.500																																						
<b>Bob Grim, R</b> (8, 1) ERA: 6.23	1.0		7	3	2	2	0	1	0	0	0	0	0	6	10	18.00	4.000																																						



Batter	1	2	3	4	5	6	7	8	9	AB R H RBI BB SO LOB	TOP														
Albie Pearson, L (1, 8) OBP: 0.395, SLG: 0.362	0-0 1-3		4-0 1B BB	4-0 BB BB		0-0 6-3		0-0 E 2B		3 2 1 0 2 0 0	<b>Los Angeles Angels @ Kansas City Athletics</b> <b>Municipal Stadium, Kansas City, MO</b> Fri May 25 1962, 8:05 PM EDT Att. 6,671 - Unknown														
Billy Moran, R (1, 4) OBP: 0.323, SLG: 0.400	0-0 1B		0-3 K	4-0 1B BB		0-0 6-3		0-0 F7		4 0 1 0 1 1 2															
Leon Wagner, L (1, 7) OBP: 0.352, SLG: 0.593	0-3 K		0-0 F9	0-0 1B		0-0 4-3		0-0 E9 1B		5 0 2 2 0 1 2															
Lee Thomas, L (1, 9) OBP: 0.333, SLG: 0.351	0-0 L6		0-0 1B 1B	0-0 5-3			0-0 2B	0-0 3-1		5 2 2 1 0 0 4															
Buck Rodgers, S (1, 2) OBP: 0.322, SLG: 0.363		0-0 4-1	0-0 1B 1B		0-0 G4-3 1B		0-0 SH1-3 2B	0-0 CS 1B		5 0 4 1 0 0 0															
Tom Burgess, L (1, 3) OBP: 0.340, SLG: 0.444		0-0 F9	0-0 1B		4-0 G4-3 BB		0-0 SH1-3	0-3 K		3 0 1 1 1 1 1															
Eddie Yost, R (1, 5) OBP: 0.468, SLG: 0.352		4-0 BB BB	0-3 K		0-0 G4-3		0-3 K	0-0 P6		2 0 0 0 1 1 4															
Earl Averill, R (7, PH) OBP: 0.333, SLG: 0.355					1-2 2-3					1 0 0 0 0 1 1															
Billy Console, R (7, 5) OBP: 0.222, SLG: 0.222										1 0 0 0 0 0 0															
Joe Koppe, R (1, 6) OBP: 0.368, SLG: 0.336		4-0 1B BB		0-0 PB 1B	4-0 BB BB		0-0 F3			2 1 1 0 2 0 1															
Ken McBride, R (1, 1) OBP: 0.111, SLG: 0.167		0-0 F8		0-3 K	0-0 1-3			0-3 K		3 0 0 0 0 1 5															
Art Fowler, R (6, 1)										0 0 0 0 0 0 0															
Jack Spring, R (6, 1)										1 0 0 0 0 1 0															
<b>Inning Stats</b>	R: 0 E: 0 K: 1 S: 6	H: 1 LOB: 1 BB: 0 P: 6	R: 0 E: 0 K: 0 S: 3	H: 0 LOB: 2 BB: 2 P: 11	R: 2 E: 0 K: 2 S: 10	H: 3 LOB: 2 BB: 1 P: 14	R: 1 E: 0 K: 1 S: 6	H: 2 LOB: 2 BB: 2 P: 14	R: 0 E: 0 K: 0 S: 3	H: 1 LOB: 2 BB: 2 P: 11	R: 0 E: 0 K: 0 S: 3	H: 0 LOB: 0 BB: 0 P: 3	R: 1 E: 0 K: 1 S: 7	H: 2 LOB: 1 BB: 0 P: 7	R: 1 E: 1 K: 1 S: 7	H: 2 LOB: 1 BB: 0 P: 7	R: 0 E: 0 K: 1 S: 5	H: 1 LOB: 0 BB: 0 P: 5	1B: 9 2B: 3 3B: 0 HR: 0	SF: 0 SAC: 1 DP: 1 HBP: 0	WP: 0 PB: 1 SB: 0 CS: 1	PA: 43			
<b>PITCHER</b>	IP WLS BF H R ER SO BB IBB HBP BLK WP HR S P ERA WHIP																								
Norm Bass, R (1, 1) ERA: 6.14	3.2		21	6	3	1	4	5	0	0	0	0	0	24	44	2.46	3.000								
Danny McDevitt, L (4, 1) ERA: 3.46	2.1		9	1	0	0	0	2	0	0	0	0	0	7	15	0.00	1.286								
John Wyatt, R (7, 1) ERA: 4.76	3.0	L	13	5	2	2	3	0	0	0	0	0	0	19	19	6.00	1.667								

livebaseballscorecards.com

**AB 35**  
**R 5**  
**H 12**  
**RBI 5**  
**BB 7**  
**SO 7**  
**LOB 20**



Batter	1	2	3	4	5	6	7	8	9	AB	R	H	RBI	BB	SO	LOB
Dick Howser, R (1, 6) OBP: 0.328, SLG: 0.374	0-0 F7		0-0 F7		0-0 F9		0-0 1B		0-0 P5	5	0	1	0	0	0	0
Jerry Lumpe, L (1, 4) OBP: 0.350, SLG: 0.440	0-3 K		0-0 1B		0-0 1B		0-0 3B			4	2	3	0	0	1	0
Norm Siebern, L (1, 3) OBP: 0.419, SLG: 0.481	0-0 1B		0-0 2B		0-0 4-3		0-0 1B			4	1	3	2	0	0	1
Manny Jimenez, L (1, 7) OBP: 0.427, SLG: 0.675	0-0 F9		0-0 2B		0-0 HR		0-0 G1-6-3			4	1	2	2	0	0	2
Gino Cimoli, R (1, 9) OBP: 0.339, SLG: 0.439		0-0 1-3	0-3 K2-3				0-0 1B		0-3 K	4	0	1	0	0	2	1
Ed Charles, R (1, 5) OBP: 0.290, SLG: 0.319		0-0 5-3		0-0 5-3		0-0 1B		0-0 F8		4	0	1	0	0	0	0
Bobby Del Greco, R (1, 8) OBP: 0.403, SLG: 0.387		0-0 1B		0-0 5-3		0-3 K		0-0 P3		4	0	1	0	0	1	2
Joe Azcue, R (1, 2) OBP: 0.320, SLG: 0.372		0-3 K		0-0 6-3		0-3 K			0-0 F3	2	0	0	0	0	1	1
Wayne Causey, L (6, PH) OBP: 0.364, SLG: 0.338										1	0	0	0	0	1	2
Haywood Sullivan, R (7, 2) OBP: 0.289, SLG: 0.218										1	0	0	0	0	0	0
Norm Bass, R (1, 1) OBP: 0.118, SLG: 0.063			0-0 F9		0-3 K		0-0 L5		0-3 K	1	0	0	0	0	0	0
Danny McDevitt, L (4, 1)										1	0	0	0	0	1	0
George Alusik, R (6, PH) OBP: 0.214, SLG: 0.333										1	0	0	0	0	0	2
John Wyatt, R (7, 1) OBP: 0.091, SLG: 0.091										0	0	0	0	0	0	0
Leo Posada, R (9, PH) OBP: 0.333, SLG: 0.286										1	0	0	0	0	1	0

Inning Stats	R: 0	H: 1	E: 0	K: 1	S: 6	R: 0	H: 1	E: 0	K: 1	S: 6	R: 2	H: 3	E: 0	K: 1	S: 8	R: 0	H: 0	E: 0	K: 0	S: 3	R: 0	H: 1	E: 0	K: 1	S: 6	R: 1	H: 3	E: 0	K: 2	S: 10	R: 1	H: 3	E: 0	K: 0	S: 4	R: 0	H: 0	E: 0	K: 1	S: 5	R: 0	H: 0	E: 0	K: 1	S: 5	R: 0	H: 0	E: 0	K: 1	S: 5
	LOB: 1	BB: 0	P: 6	LOB: 1	BB: 0	P: 6	LOB: 1	BB: 0	P: 6	LOB: 0	BB: 0	P: 3	LOB: 0	BB: 0	P: 3	LOB: 1	BB: 0	P: 6	LOB: 2	BB: 0	P: 10	LOB: 0	BB: 0	P: 4	LOB: 0	BB: 0	P: 5	LOB: 0	BB: 0	P: 5	LOB: 0	BB: 0	P: 5	LOB: 0	BB: 0	P: 5	LOB: 0	BB: 0	P: 5	LOB: 0	BB: 0	P: 5	LOB: 0	BB: 0	P: 5					

PITCHER	IP	WLS	BF	H	R	ER	SO	BB	IBB	HBP	BLK	WP	HR	S	P	ERA	WHIP
Ken McBride, R (1, 1) ERA: 4.29	5.0		24	9	3	3	4	0	0	0	0	0	1	32	32	5.40	1.800
Art Fowler, R (6, 1) ERA: 2.05	0.1		1	0	0	0	1	0	0	0	0	0	0	3	3	0.00	0.000
Jack Spring, L (6, 1) ERA: 1.88	3.2	W	12	3	1	1	3	0	0	0	0	0	0	18	18	2.46	0.818

**BOTTOM**

Los Angeles Angels @ Kansas City Athletics  
Municipal Stadium, Kansas City, MO


Fri May 25 1962, 8:05 PM EDT  
Att. 6,671 - Unknown

AB	37
R	4
H	12
RBI	4
BB	0
SO	8
LOB	11

WP: 0 PA: 37  
PB: 0  
SB: 0  
CS: 0



PITCHER	IP	WLS	BF	H	R	ER	SO	BB	IBB	HBP	BLK	WP	HR	S	P	ERA	WHIP
Ken McBride, R (1, 1) ERA: 4.29	5.0		24	9	3	3	4	0	0	0	0	0	1	32	32	5.40	1.800
Art Fowler, R (6, 1) ERA: 2.05	0.1		1	0	0	0	1	0	0	0	0	0	0	3	3	0.00	0.000
Jack Spring, L (6, 1) ERA: 1.88	3.2	W	12	3	1	1	3	0	0	0	0	0	0	18	18	2.46	0.818

Batter	1	2	3	4	5	6	7	8	9	AB	R	H	RBI	BB	SO	LOB	TOP					
Albie Pearson, L (1, 8) OBP: 0.395, SLG: 0.362										0	0	0	0	0	0	0	<b>Los Angeles Angels @ Kansas City Athletics</b> <b>Municipal Stadium, Kansas City, MO</b> Sat May 26 1962, 8:05 PM EDT Att. 4,168 - Unknown  <a href="http://livebaseballscorecards.com">livebaseballscorecards.com</a>					
Billy Moran, R (1, 4) OBP: 0.323, SLG: 0.400										0	0	0	0	0	0	0						
Leon Wagner, L (1, 7) OBP: 0.352, SLG: 0.593										0	0	0	0	0	0	0						
Lee Thomas, L (1, 9) OBP: 0.333, SLG: 0.351										0	0	0	0	0	0	0						
Buck Rodgers, S (1, 2) OBP: 0.322, SLG: 0.363										0	0	0	0	0	0	0						
Tom Burgess, L (1, 3) OBP: 0.340, SLG: 0.444										0	0	0	0	0	0	0						
Felix Torres, R (1, 5) OBP: 0.308, SLG: 0.315										0	0	0	0	0	0	0						
Joe Koppe, R (1, 6) OBP: 0.368, SLG: 0.336										0	0	0	0	0	0	0						
Dean Chance, R (1, 1)										0	0	0	0	0	0	0						
<b>Inning Stats</b>										1B: 0	SF: 0	WP: 0	PA: 0	2B: 0	SAC: 0	PB: 0		3B: 0	DP: 0	SB: 0	HR: 0	HBP: 0
<b>PITCHER</b> Jerry Walker, R (1, 1) ERA: 4.72	IP	WLS	BF	H	R	ER	SO	BB	IBB	HBP	BLK	WP	HR	S	P	ERA	WHIP	<b>PITCHER</b> IP WLS BF H R ER SO BB IBB HBP BLK WP HR S P ERA WHIP				
	0.0		0	0	0	0	0	0	0	0	0	0	0	0	0	∞	∞					



Batter	1	2	3	4	5	6	7	8	9	AB R H RBI BB SO LOB	TOP											
Albie Pearson, L (1, 8) OBP: 0.392, SLG: 0.360	0-0 FC1-5 1B	0-0 4-3			0-0 1B			0-0 3-1		4 0 2 0 0 0 0	<p>Los Angeles Angels @ Kansas City Athletics</p> <p>Municipal Stadium, Kansas City, MO</p> <p>Sun May 27 1962, 4:33 AM EDT</p> <p>Unknown</p>											
Billy Moran, R (1, 4) OBP: 0.335, SLG: 0.401	0-0 FC1-5 2B 1B		1-0 FC1-6 HBP		0-3 K			0-0 1B		3 1 2 0 0 1 1												
Leon Wagner, L (1, 7) OBP: 0.345, SLG: 0.597	0-0 FC1-5 2B		0-0 F8		0-0 1-3			0-3 K		4 1 0 0 0 1 5												
Lee Thomas, L (1, 9) OBP: 0.340, SLG: 0.403	0-0 1B 2B		0-0 FC1-6 1B		4-0 BB			0-0 F8		3 0 1 2 1 0 2												
Buck Rodgers, S (1, 2) OBP: 0.329, SLG: 0.371	0-0 F4		0-0 1B		0-0 G4-6-3			0-0 F7		4 0 1 0 0 0 2												
Tom Burgess, L (1, 3) OBP: 0.333, SLG: 0.412	4-0 BB		0-0 F9		0-0 4-3			0-0 F9		3 0 0 0 1 0 0												
Felix Torres, R (1, 5) Earl Averill, R (9, PH) OBP: 0.282, SLG: 0.288 OBP: 0.316, SLG: 0.333	0-0 F5		0-0 5-3		0-3 K			0-3 K		3 0 0 0 0 1 2 1 0 0 0 0 1 0												
Joe Koppe, R (1, 6) OBP: 0.371, SLG: 0.336		0-0 F7		0-0 5-3		0-0 6-3				3 0 0 0 0 0 0												
Jim Donohue, R (1, 1) Jack Spring, R (4, 1) Steve Bilko, R (7, PH) Ryne Duren, R (7, 1) OBP: 0.400, SLG: 0.250 OBP: 0.404, SLG: 0.486 OBP: 0.143, SLG: 0.286		0-3 K		0-3 K		0-3 K				1 0 0 0 0 1 0 1 0 0 0 0 1 0 1 0 0 0 0 1 0 0 0 0 0 0 0 0												
<b>Inning Stats</b>	R: 2 E: 0 K: 0 S: 6	H: 3 LOB: 2 BB: 1 P: 10	R: 0 E: 0 K: 1 S: 5	H: 0 LOB: 0 BB: 0 P: 5	R: 0 E: 0 K: 0 S: 3	H: 1 LOB: 2 BB: 0 P: 4	R: 0 E: 0 K: 0 S: 3	H: 0 LOB: 0 BB: 0 P: 3	R: 0 E: 0 K: 2 S: 8	H: 1 LOB: 1 BB: 0 P: 8		R: 0 E: 0 K: 0 S: 2	H: 0 LOB: 0 BB: 1 P: 6	R: 0 E: 0 K: 2 S: 7	H: 0 LOB: 0 BB: 0 P: 7	R: 0 E: 0 K: 1 S: 6	H: 1 LOB: 1 BB: 0 P: 6	R: 0 E: 0 K: 1 S: 5	H: 0 LOB: 0 BB: 0 P: 5	1B: 5 2B: 1 3B: 0 HR: 0	SF: 0 SAC: 0 DP: 1 HBP: 1	WP: 0 PB: 0 SB: 1 CS: 0
<b>PITCHER</b> Dave Wickersham, R (1, 1) ERA: 2.88	IP: 9.0 WLS: W BF: 34 H: 6 R: 2 ER: 2 SO: 7 BB: 2 IBB: 0 HBP: 1 BLK: 0 WP: 0 HR: 0 S: 45 P: 54 ERA: 2.00 WHIP: 0.889											<b>PITCHER</b>	IP: WLS: BF: H: R: ER: SO: BB: IBB: HBP: BLK: WP: HR: S: P: ERA: WHIP:									

AB	31
R	2
H	6
RBI	2
BB	2
SO	7
LOB	12



livebaseballscorecards.com



Batter	1	2	3	4	5	6	7	8	9	AB	R	H	RBI	BB	SO	LOB
Dick Howser, R OBP: 0.332, SLG: 0.379 (1, 6)	0-0 F2		0-0 F7			0-0 1B 3B	0-0 FC4-2			4	1	1	0	0	0	2
Jose Tartabull, L OBP: 0.318, SLG: 0.357 (1, 8)	0-0 1B 1B		0-0 F8			0-0 CS 1B	0-0 F6			4	1	2	1	0	0	2
Norm Siebern, L OBP: 0.418, SLG: 0.476 (1, 3)	0-0 1B 1B		0-0 F7			4-0 BB		0-3 K		3	0	1	0	1	1	0
Manny Jimenez, L OBP: 0.433, SLG: 0.656 (1, 7)	0-0 1B			0-0 4-3		0-0 F7		0-0 1B		4	0	2	1	0	0	1
Bobby Del Greco, R OBP: 0.416, SLG: 0.383 (8, PR) (9, 7)	1-2 1B									0	0	0	0	0	0	0
Jerry Lumpe, L OBP: 0.349, SLG: 0.428 (1, 4)	0-0 F2			0-0 G1-6-3 1B		0-0 F6		4-0 BB		3	0	1	0	1	0	3
Gino Cimoli, R OBP: 0.347, SLG: 0.436 (1, 9)	0-0 F4			0-0 G1-6-3			4-0 E 1B BB	0-0 F3		3	1	0	0	1	0	5
Ed Charles, R OBP: 0.302, SLG: 0.353 (1, 5)		0-0 F4				0-0 5-3	0-0 E5 WP 1B FC4-2	0-3 K		4	0	0	0	0	1	3
Joe Azcue, R OBP: 0.321, SLG: 0.375 (1, 2)		0-0 F9				0-0 F9	0-0 FC4-2 WP 1B			3	0	1	1	0	0	0
Dave Wickersham, R OBP: 0.067, SLG: 0.067 (1, 1)		0-3 K				0-3 K	0-3 K			3	0	0	0	0	3	2

Inning Stats		R: 1	H: 3	E: 0	K: 0	S: 6	R: 0	H: 0	E: 0	K: 1	S: 5	R: 0	H: 0	E: 0	K: 0	S: 3	R: 0	H: 1	E: 0	K: 0	S: 3	R: 0	H: 0	E: 0	K: 1	S: 5	R: 1	H: 2	E: 0	K: 0	S: 4	R: 1	H: 1	E: 1	K: 1	S: 7	R: 0	H: 1	E: 0	K: 2	S: 8												
PITCHER		IP	WLS	BF	H	R	ER	SO	BB	IBB	HBP	BLK	WP	HR	S	P	ERA	WHIP													IP	WLS	BF	H	R	ER	SO	BB	IBB	HBP	BLK	WP	HR	S	P	ERA	WHIP						
Jim Donohue, R ERA: 3.7 (1, 1)	3.1			14	4	1	1	1	0	0	0	0	0	0	16	16	2.70	1.200																																			
Jack Spring, L ERA: 2.01 (4, 1)	2.2			9	2	1	1	1	1	0	0	0	0	0	10	14	3.38	1.125																																			
Ryne Duren, R ERA: 2.32 (7, 1)	2.0	L		11	2	1	0	3	2	0	0	0	1	0	15	23	0.00	2.000																																			

**BOTTOM**

**Los Angeles Angels @ Kansas City Athletics**  
**Municipal Stadium, Kansas City, MO**


Sun May 27 1962, 4:33 AM EDT  
Unknown

AB	31
R	3
H	8
RBI	3
BB	3
SO	5
LOB	18

[livebaseballscorecards.com](http://livebaseballscorecards.com)



Inning Stats		WP: 1	PA: 34
1B: 7	SF: 0	PB: 0	
2B: 0	SAC: 0	SB: 2	
3B: 1	DP: 1	CS: 1	
HR: 0	HBP: 0		

Batter	1	2	3	4	5	6	7	8	9	AB	R	H	RBI	BB	SO	LOB	TOP	
Albie Pearson, L (1, 8) OBP: 0.392, SLG: 0.360										0	0	0	0	0	0	0	<b>Los Angeles Angels @ Kansas City Athletics</b> <b>Municipal Stadium, Kansas City, MO</b> Sun May 27 1962, 8:05 PM EDT Att. 10,693 - Unknown  <a href="http://livebaseballscorecards.com">livebaseballscorecards.com</a>	
Billy Moran, R (1, 4) OBP: 0.335, SLG: 0.401										0	0	0	0	0	0	0		
Leon Wagner, L (1, 7) OBP: 0.345, SLG: 0.597										0	0	0	0	0	0	0		
Lee Thomas, L (1, 9) OBP: 0.340, SLG: 0.403										0	0	0	0	0	0	0		
Tom Burgess, L (1, 3) OBP: 0.333, SLG: 0.412										0	0	0	0	0	0	0		
Eddie Yost, R (1, 5) OBP: 0.468, SLG: 0.352										0	0	0	0	0	0	0		
Joe Koppe, R (1, 6) OBP: 0.371, SLG: 0.336										0	0	0	0	0	0	0		
Ed Sadowski, R (1, 2) OBP: 0.250, SLG: 0.273										0	0	0	0	0	0	0		
Eli Grba, R (1, 1) OBP: 0.300, SLG: 0.222										0	0	0	0	0	0	0		
<b>Inning Stats</b>																		1B: 0 SF: 0 2B: 0 SAC: 0 3B: 0 DP: 0 HR: 0 HBP: 0
<b>PITCHER</b> Dan Pfister, R (1, 1) ERA: 5.56	IP	WLS	BF	H	R	ER	SO	BB	IBB	HBP	BLK	WP	HR	S	P	ERA	WHIP	<b>PITCHER</b> IP WLS BF H R ER SO BB IBB HBP BLK WP HR S P ERA WHIP



Batter	1	2	3	4	5	6	7	8	9	AB R H RBI BB SO LOB	TOP		
<b>Bobby Richardson, R</b> OBP: 0.309, SLG: 0.309 (1, 4) X	0-0 FC3-6 HBP 1B		0-0 5-3		0-0 F9		0-0 L8		0-0 FC5-4	5 0 1 0 0 0 3			
<b>Tom Tresh, S</b> OBP: 0.341, SLG: 0.384 (1, 6) H	1-0 FC3-6 HBP		0-0 F7		0-0 F6		0-0 4-3		0-0 4-1	4 0 0 0 0 0 3			
<b>Joe Pepitone, L</b> OBP: 0.258, SLG: 0.591 (1, 7) X	0-0 FC3-6 BB 1-2f 2-3		0-0 G3		0-0 G3				0-0 4-3	4 0 0 0 0 0 2			
<b>Roger Maris, L</b> OBP: 0.377, SLG: 0.470 (1, 8) (8, 9) B B B B	4-0 1-2 BB			0-0 4-3		0-0 BB 1B		0-0 3-1		3 1 1 0 1 0 0			
<b>Johnny Blanchard, L</b> OBP: 0.322, SLG: 0.487 (1, 9) X <b>Phil Linz, R</b> OBP: 0.313, SLG: 0.467 (8, PR) <b>Jack Reed, R</b> (8, 8)	0-0 F6			0-0 F4		4-0 BB 1B 1-2 BB		0-0 1B S 1B		3 0 1 0 1 0 3 0 0 0 0 0 0 0 0 0 0 0 0 0 0			
<b>Elston Howard, R</b> OBP: 0.302, SLG: 0.418 (1, 2) X	0-0 4-3			0-0 1-3		0-0 F8		0-0 1-3 1B		4 0 1 0 0 0 5			
<b>Bill Skowron, R</b> OBP: 0.297, SLG: 0.431 (1, 3) X		0-0 F7			4-0 BB BB BB F9 1B BB		0-0 1-2 2-H 1B		0-3 K	3 0 1 1 1 1 2			
<b>Clete Boyer, R</b> OBP: 0.428, SLG: 0.516 (1, 5) X		0-3 K			0-0 1-2 1B		0-3 K		0-0 FC5-4 1B	4 0 2 0 0 2 2			
<b>Jim Bouton, R</b> (1, 1) <b>Yogi Berra, L</b> OBP: 0.259, SLG: 0.282 (7, PH) <b>Bud Daley, L</b> OBP: 0.600, SLG: 0.600 (7, 1) <b>Hector Lopez, R</b> OBP: 0.342, SLG: 0.295 (9, PH)		0-3 K			0-3 K				0-0 L9	2 0 0 0 0 2 2 1 0 0 0 0 0 0 0 0 0 0 0 0 0 1 0 0 0 0 0 1			
<b>Inning Stats</b>	R: 0 H: 1 E: 0 LOB: 3 K: 0 BB: 1 S: 4 P: 9	R: 0 H: 0 E: 0 LOB: 0 K: 2 BB: 0 S: 7 P: 7	R: 0 H: 0 E: 0 LOB: 0 K: 0 BB: 0 S: 3 P: 3	R: 0 H: 0 E: 0 LOB: 0 K: 0 BB: 0 S: 3 P: 3	R: 0 H: 1 E: 0 LOB: 2 K: 1 BB: 1 S: 6 P: 10	R: 1 H: 2 E: 0 LOB: 2 K: 1 BB: 1 S: 7 P: 11	R: 0 H: 0 E: 0 LOB: 0 K: 0 BB: 0 S: 3 P: 3	R: 0 H: 2 E: 0 LOB: 2 K: 1 BB: 0 S: 7 P: 7	R: 0 H: 1 E: 0 LOB: 1 K: 0 BB: 0 S: 4 P: 4	1B: 7 SF: 0 2B: 0 SAC: 0 3B: 0 DP: 0 HR: 0 HBP: 1	WP: 0 PA: 38 PB: 0 SB: 1 CS: 0		
<b>PITCHER</b> <b>John Wyatt, R</b> ERA: 4.24 (1, 1) <b>Bill Fischer, R</b> ERA: (8, 1)	IP WLS BF H R ER SO BB IBB HBP BLK WP HR S P ERA WHIP	7.0 W 29 4 1 1 4 3 0 1 0 0 0 0 33 46 1.29 1.000	2.0 S 9 3 0 0 1 0 0 0 0 0 0 0 11 11 0.00 1.500									<b>PITCHER</b> IP WLS BF H R ER SO BB IBB HBP BLK WP HR S P ERA WHIP	

**New York Yankees @ Kansas City Athletics**  
Municipal Stadium, Kansas City, MO

**AB 34**  
**R 1**  
**H 7**  
**RBI 1**  
**BB 3**  
**SO 5**  
**LOB 23**



Tue May 29 1962, 4:33 AM EDT  
Att: 8,623 - Unknown - 68 F

livebaseballscorecards.com

Batter	1	2	3	4	5	6	7	8	9	AB	R	H	RBI	BB	SO	LOB
Dick Howser, R (1, 6) OBP: 0.327, SLG: 0.365	4-0 FC1-6 BB	0-3 K			0-0 F9		0-0 5-3			3	0	0	0	1	1	0
Jose Tartabull, L (1, 8) OBP: 0.327, SLG: 0.400	0-0 FC1-6 1B 1-2f PB		0-0 F8		0-0 F5		0-0 E8 PB 1B			4	1	1	0	0	0	1
Norm Siebern, L (1, 3) OBP: 0.421, SLG: 0.480	0-0 PB 1-3 1B		0-0	0-0 2B	0-0 2B 1B		0-0 4-3 2-3			4	1	3	0	0	0	1
Manny Jimenez, L (1, 7) OBP: 0.450, SLG: 0.669 Bobby Del Greco, R (8, PR) OBP: 0.416, SLG: 0.383 (9, 7)	0-0 BB 1-3 1B		0-0 F4		0-0 2B			1-0 CS HBP		3	0	2	1	0	0	1
Jerry Lumpe, L (1, 4) OBP: 0.350, SLG: 0.422	4-0 FC5-4 1-2 BB		0-0 L4		0-0 L8			0-0 B2		3	0	0	0	1	0	4
Gino Cimoli, R (1, 9) OBP: 0.333, SLG: 0.417	0-0 F6			0-0 F8		0-0 5-3		0-0 1-3 1-2		4	0	0	0	0	0	3
Ed Charles, R (1, 5) OBP: 0.285, SLG: 0.330	0-0 FC5-4 1-2f		0-3 K		0-0 5-3					3	0	0	0	0	1	2
Joe Azcue, R (1, 2) OBP: 0.322, SLG: 0.373		0-0 F2		0-0 1B		0-0 F6				3	0	1	0	0	0	0
John Wyatt, R (1, 1) OBP: 0.077, SLG: 0.077 George Alusik, R (7, PH) OBP: 0.200, SLG: 0.310 Bill Fischer, R (8, 1)		0-3 K		0-0 1-3			0-0 5-3			2	0	0	0	0	1	1
<b>Inning Stats</b>	R: 2 H: 2 E: 0 LOB: 2 K: 0 BB: 2 S: 5 P: 13	R: 0 H: 0 E: 0 LOB: 0 K: 2 BB: 0 S: 7 P: 7	R: 0 H: 1 E: 0 LOB: 1 K: 0 BB: 0 S: 4 P: 4	R: 0 H: 1 E: 0 LOB: 1 K: 1 BB: 0 S: 6 P: 6	R: 0 H: 2 E: 0 LOB: 2 K: 0 BB: 0 S: 5 P: 5	R: 0 H: 0 E: 0 LOB: 0 K: 0 BB: 0 S: 3 P: 3	R: 0 H: 1 E: 1 LOB: 1 K: 0 BB: 0 S: 4 P: 4	R: 0 H: 0 E: 0 LOB: 1 K: 0 BB: 0 S: 2 P: 3		1B: 5 SF: 0 2B: 2 SAC: 0 3B: 0 DP: 0 HR: 0 HBP: 1	WP: 0 PA: 33 PB: 2 SB: 0 CS: 1					
<b>PITCHER</b> Jim Bouton, R (1, 1) ERA: 2.73 Bud Daley, L (7, 1) ERA: 5.4	IP WLS BF H R ER SO BB IBB HBP BLK WP HR S P ERA WHIP 6.0 L 26 6 2 1 3 2 0 0 0 0 0 0 6 7 1.50 1.333 2.0 7 1 0 0 0 0 0 0 0 0 0 0 6 7 0.00 0.500															

**BOTTOM**

**New York Yankees @ Kansas City Athletics**  
Municipal Stadium, Kansas City, MO

Tue May 29 1962, 4:33 AM EDT  
Att. 8,623 - Unknown - 68 F

livebaseballscorecards.com

**AB 30**  
**R 2**  
**H 7**  
**RBI 1**  
**BB 2**  
**SO 3**  
**LOB 13**



Batter	1	2	3	4	5	6	7	8	9	AB R H RBI BB SO LOB	TOP											
Danny O'Connell, R (1, 5) OBP: 0.364, SLG: 0.461	0-0 SH3-1 1B 2B	0-0 SH3-4		0-0 F9		0-0 F9		0-0 1B		4 1 2 1 0 0 1												
Chuck Cottier, R (1, 4) OBP: 0.315, SLG: 0.372	0-0 SH3-1	0-0 SF8		0-0 FC5-4		0-3 K		0-0 F3		3 0 0 1 0 1 2												
Gene Woodling, L (1, 9) OBP: 0.422, SLG: 0.479	0-3 K	0-0 3-1			1-0 F9 1B HBP	0-3 K		0-0 1B 1B		4 1 1 0 0 2 2												
Harry Bright, R (1, 3) OBP: 0.448, SLG: 0.647	4-0 1B HR BB			0-0 F8		4-0 BB 1B FC5-4 BB		0-0 P4		3 2 0 0 2 1 1												
Chuck Hinton, R (1, 7) OBP: 0.322, SLG: 0.383	0-0 1-2 HR 1B			0-0 5-3		0-0 F9		0-0 F9		5 1 1 1 0 0 3												
Ken Retzer, L (1, 2) OBP: 0.348, SLG: 0.390	0-0 1-H 2-H HR			0-0 BB		0-0 FC5-4 BB 1-2 1B		0-0 FC4-6 1B		4 1 3 4 1 1 0												
Jim Piersall, R (1, 8) OBP: 0.269, SLG: 0.356	4-0 CS BB			0-3 K		4-0 FC5-4 1-2 2-3 BB		0-0 E6 4-3 1B		3 1 0 0 2 1 3												
Bob Johnson, R (1, 6) OBP: 0.340, SLG: 0.434	0-0 CS	0-0 SH3-4 1B SF8 1B		0-0 F8		0-0 FC5-4 FC4-6 1-2f 2-3 3-H		0-3 K		4 1 1 1 0 1 3												
Claude Osteen, L (1, 1) OBP: 0.250, SLG: 0.250		0-0 SF8 SH3-4 1B		0-0 FC5-4 1B		0-0 FC4-6		0-0 4-3		4 0 2 0 0 0 3												
<b>Inning Stats</b>	R: 4 E: 0 K: 1 S: 7	H: 3 LOB: 0 BB: 2 P: 15	R: 1 E: 0 K: 0 S: 5	H: 2 LOB: 1 BB: 0 P: 5	R: 0 E: 0 K: 1 S: 5	H: 0 LOB: 1 BB: 1 P: 9	R: 0 E: 0 K: 0 S: 4	H: 1 LOB: 1 BB: 0 P: 4	R: 2 E: 0 K: 2 S: 7	H: 1 LOB: 2 BB: 2 P: 13	R: 0 E: 0 K: 2 S: 7	H: 0 LOB: 0 BB: 0 P: 7	R: 0 E: 0 K: 2 S: 7	H: 0 LOB: 0 BB: 0 P: 7	R: 1 E: 1 K: 1 S: 7	H: 1 LOB: 1 BB: 0 P: 7	R: 0 E: 0 K: 0 S: 5	H: 2 LOB: 2 BB: 0 P: 5	1B: 8 2B: 1 3B: 0 HR: 1	SF: 1 SAC: 2 DP: 0 HBP: 1	WP: 0 PB: 0 SB: 0 CS: 1	PA: 44
<b>PITCHER</b>	IP WLS BF H R ER SO BB IBB HBP BLK WP HR S P ERA WHIP	IP WLS BF H R ER SO BB IBB HBP BLK WP HR S P ERA WHIP																			IP WLS BF H R ER SO BB IBB HBP BLK WP HR S P ERA WHIP	
Ed Rakow, R (1, 1) ERA: 5.25	0.2 L 7 3 4 4 1 2 0 0 0 0 1 7 15 54.00 7.500																				Diego Segui, R (9, 1) ERA: 4.26	
Dan Pfister, R (1, 1) ERA: 5.82	3.2 18 4 3 3 1 3 0 1 0 0 0 0 16 29 7.36 1.909																					
Gordon Jones, R (5, 1) ERA:	1.2 5 0 0 0 2 0 0 0 0 0 0 0 9 9 0.00 0.000																					
Bill Kunkel, R (7, 1) ERA: 3.6	1.0 3 0 0 0 2 0 0 0 0 0 0 0 7 7 0.00 0.000																					
Danny McDevitt, L (8, 1) ERA: 3.21	1.0 5 1 1 0 1 0 0 0 0 0 0 0 7 7 0.00 1.000																					

Washington Senators @ Kansas City Athletics  
Municipal Stadium, Kansas City, MO  
Wed May 30 1962, 4:33 AM EDT  
Unknown

livebaseballscorecards.com

AB	34
R	8
H	10
RBI	8
BB	5
SO	7
LOB	18



Batter	1	2	3	4	5	6	7	8	9	AB	R	H	RBI	BB	SO	LOB
Dick Howser, R OBP: 0.330, SLG: 0.373 (1, 6)	0-0 1-3			0-0 G6-4-3 1B		0-0 2B		0-0 F7		4	0	2	0	0	0	2
Bobby Del Greco, R OBP: 0.405, SLG: 0.371 (1, 8)	0-0 F2			0-0 G6-4-3 1-2f		0-0 6-3		0-0 FC6-4 1-2f		4	0	0	0	0	0	4
Norm Siebern, L OBP: 0.423, SLG: 0.477 (1, 3)	0-0 L7			0-0 1B			4-0 BB		0-3 K	3	0	1	0	1	1	0
Manny Jimenez, L OBP: 0.444, SLG: 0.654 (1, 7)		0-0 F5		0-0 4-3			0-0 F8		1-0 1B HBP	3	0	0	0	0	0	2
Jerry Lumpe, L OBP: 0.348, SLG: 0.418 (1, 4)		0-0 6-3			0-0 3-1		0-3 K		0-0 1-2 1B	4	0	1	0	0	1	1
Gino Cimoli, R OBP: 0.330, SLG: 0.413 Leo Posada, R OBP: 0.318, SLG: 0.270 (1, 9) (6, 9)		0-0 6-3			0-0 F3		0-3 K		0-3 K	2	0	0	0	0	0	0
Ed Charles, R OBP: 0.283, SLG: 0.327 (1, 5)			0-3 K		0-0 F9			0-0 1B 1B	0-0 F3	4	0	1	0	0	1	2
Joe Azcue, R OBP: 0.323, SLG: 0.370 (1, 2)			0-0 4-3			0-0 G3		0-0 1-2 FC6-4 1B		3	0	1	0	0	0	0
Ed Rakow, S OBP: 0.188, SLG: 0.200 Dan Pfister, R OBP: 0.278, SLG: 0.278 Gordon Jones, R (5, 1) Jerry Walker, S OBP: 0.375, SLG: 0.688 Bill Kunkel, R (7, 1) Danny McDevitt, L (8, 1) George Alusik, R OBP: 0.194, SLG: 0.300 Diego Segui, R (9, 1)			0-0 F8			0-3 K		0-0 F7		0	0	0	0	0	0	0

**BOTTOM**

Washington Senators @ Kansas City Athletics  
Municipal Stadium, Kansas City, MO  
Wed May 30 1962, 4:33 AM EDT  
Unknown

AB	32
R	0
H	6
RBI	0
BB	1
SO	6
LOB	16



Inning Stats	R: 0	H: 0	E: 0	K: 0	S: 3	LOB: 0	BB: 0	P: 3	R: 0	H: 0	E: 0	K: 1	S: 5	LOB: 0	BB: 0	P: 5	R: 0	H: 2	E: 0	K: 0	S: 4	LOB: 1	BB: 0	P: 4	R: 0	H: 0	E: 0	K: 0	S: 3	LOB: 0	BB: 0	P: 3	R: 0	H: 1	E: 0	K: 1	S: 6	LOB: 1	BB: 0	P: 6	R: 0	H: 0	E: 0	K: 2	S: 7	LOB: 1	BB: 1	P: 11	R: 0	H: 2	E: 0	K: 0	S: 5	LOB: 2	BB: 0	P: 5	R: 0	H: 1	E: 0	K: 2	S: 8	LOB: 2	BB: 0	P: 9	1B: 5	SF: 0	2B: 1	SAC: 0	3B: 0	DP: 1	HR: 0	HBP: 1	WP: 0	PA: 34	ERA	WHIP
<b>PITCHER</b> Claude Osteen, L ERA: 4.08 (1, 1)	IP	WLS	BF	H	R	ER	SO	BB	IBB	HBP	BLK	WP	HR	S	P	ERA	WHIP																																																											

Batter	1	2	3	4	5	6	7	8	9	AB R H RBI BB SO LOB	TOP	
Danny O'Connell, R (1, 5) OBP: 0.377, SLG: 0.472	0-0 G3 5-3 1B		0-0 F8		0-0 1B		0-0 1B			4 0 3 0 0 0 0		
Chuck Cottier, R (1, 4) OBP: 0.306, SLG: 0.361	0-0 5-3 1-2		0-0 F2		0-3 K			0-3 K		4 0 0 0 0 2 2		
Joe Hicks, L (1, 9) OBP: 0.256, SLG: 0.171	0-0 G3 2-3		0-0 1B		4-0 BB			0-0 F7		3 0 1 0 1 0 1		
Harry Bright, R (1, 3) OBP: 0.419, SLG: 0.600	0-0 F8		0-0 6-3		0-0 G5-4-3			0-0 F3		4 0 0 0 0 0 3		
Chuck Hinton, R (1, 7) OBP: 0.330, SLG: 0.381		0-0 2B 1B		0-0 5-3		0-0 P4			4-0 FC1-4 BB	3 1 1 0 1 0 0		
Jim Piersall, R (1, 8) OBP: 0.268, SLG: 0.359		0-0 F9		0-0 F3			0-0 SH3 SF9 2B		0-3 K	4 1 1 0 0 1 2		
Bob Johnson, R (1, 6) OBP: 0.340, SLG: 0.438		0-0 1-H 2B		0-0 6-3			0-0 SH3		0-0 FC1-4 BB	3 0 1 1 0 0 1	AB 30 R 2 H 7 RBI 2 BB 4 SO 4 LOB 13	
Bob Schmidt, R (1, 2) OBP: 0.246, SLG: 0.358		0-0 L1			0-0 P6		0-0 SF9		4-0 1-2 BB	2 0 0 1 0 0 1 0 0 0 0 1 0 0		
Jim King, L (9, PH) OBP: 0.367, SLG: 0.343							0-0 1-3		0-0 F7	2 0 0 0 1 1 1 0 0 0 0 0 0 0 0 0 0 0 0 0 0 1 0 0 0 0 0 2		
Tom Cheney, R (1, 1)												
Marty Kutyna, R (7, 1)												
Pete Burnside, R (7, 1)												
Ed Hobaugh, R (8, 1)												
Dale Long, L (9, PH) OBP: 0.363, SLG: 0.420												
<b>Inning Stats</b>	R: 0 H: 1 E: 0 LOB: 1 K: 0 BB: 0 S: 4 P: 4	R: 1 H: 2 E: 0 LOB: 1 K: 1 BB: 0 S: 7 P: 7	R: 0 H: 1 E: 0 LOB: 1 K: 0 BB: 0 S: 4 P: 4	R: 0 H: 0 E: 0 LOB: 0 K: 0 BB: 0 S: 3 P: 3	R: 0 H: 1 E: 0 LOB: 1 K: 1 BB: 0 S: 6 P: 6	R: 0 H: 0 E: 0 LOB: 0 K: 0 BB: 1 S: 2 P: 6	R: 1 H: 2 E: 0 LOB: 2 K: 0 BB: 1 S: 4 P: 8	R: 0 H: 0 E: 0 LOB: 0 K: 1 BB: 0 S: 5 P: 5	R: 0 H: 0 E: 0 LOB: 2 K: 1 BB: 2 S: 5 P: 13	1B: 5 SF: 1 2B: 2 SAC: 1 3B: 0 DP: 1 HR: 0 HBP: 0	WP: 1 PA: 36 PB: 0 SB: 0 CS: 0	
<b>PITCHER</b>	IP WLS BF H R ER SO BB IBB HBP BLK WP HR S P ERA WHIP											
Norm Bass, R (1, 1) ERA: 5.69	7.0 W 28 7 2 2 2 2 2 0 0 0 1 0 30 38 2.57 1.286											
Gordon Jones, R (8, 1) ERA:	2.0 S 8 0 0 0 2 2 0 0 0 0 0 0 10 18 0.00 1.000											

Washington Senators @ Kansas City Athletics  
Municipal Stadium, Kansas City, MO  
Wed May 30 1962, 4:38 AM EDT  
Att. 10,405 - Unknown

livebaseballscorecards.com





Batter	1	2	3	4	5	6	7	8	9
Dick Howser, R (1, 6) OBP: 0.336, SLG: 0.372	0-0 BB 1B		4-0 F7 BB		0-0 P6		4-0 PB 1B BB	0-0 P4	
Jose Tartabull, L (1, 8) OBP: 0.327, SLG: 0.385 Bobby Del Greco, R (7, PH) OBP: 0.403, SLG: 0.368	4-0 BB BB 1-2 BB		0-0 P6		0-0 F9		0-3 K 1-2 2-3 3-H		
Norm Siebern, L (1, 3) OBP: 0.424, SLG: 0.475	4-0 BB 1-2 BB		0-0 F7 1-2		0-0 4-3		0-0 1B 2-H 3-H		
Manny Jimenez, L (1, 7) OBP: 0.439, SLG: 0.640	4-0 1-2 2-3 BB		0-0 F5		0-3 K		0-0 6-3		
Jerry Lumpe, L (1, 4) OBP: 0.351, SLG: 0.420	0-3 K		0-0 F7		0-0 1B		0-0 SH1-3 1B		
Gino Cimoli, R (1, 9) OBP: 0.325, SLG: 0.406	0-3 K		0-0 F9		0-3 K		0-0 SH1-3		
Ed Charles, R (1, 5) OBP: 0.290, SLG: 0.345		0-0 F8		0-0 P6		0-0 PB 3B	4-0 1B SH1-3 BB		
Haywood Sullivan, R (1, 2) OBP: 0.295, SLG: 0.220 Wayne Causey, L (7, PH) OBP: 0.376, SLG: 0.348 Joe Azcue, R (8, 2) OBP: 0.333, SLG: 0.382		0-3 K		4-0 FC1-6 BB		4-0 PB 1B BB	0-0 SH1-3 1B 1-3 2-H		
Norm Bass, R (1, 1) OBP: 0.105, SLG: 0.056 Marlan Coughtry, L (7, PH) OBP: 0.276, SLG: 0.188 Gordon Jones, R (8, 1)		0-3 K		0-0 FC1-6		0-3 K	0-0 SH1-3		

AB	R	H	RBI	BB	SO	LOB
3	1	1	0	2	0	2
2	0	0	0	1	0	2
1	0	0	0	0	1	2
3	0	1	2	1	0	1
3	0	0	0	1	1	2
4	1	2	0	0	1	3
3	0	0	0	0	2	4
3	2	1	0	1	0	0
1	0	0	0	1	1	0
0	1	0	0	1	0	0
1	0	1	1	0	0	0
2	0	0	0	0	1	1
1	0	0	0	0	1	2
0	0	0	1	0	0	0

AB	R	H	RBI	BB	SO	LOB
27	5	6	4	8	8	19

Inning Stats	R	H	E	K	S	H	LOB	BB	P
R: 0 E: 0 K: 2 S: 7	1	3	3	19		R: 0 E: 0 K: 2 S: 7	0	7	
R: 0 E: 0 K: 0 S: 3	0	0	0	7		R: 0 E: 0 K: 0 S: 3	0	7	
R: 0 E: 0 K: 0 S: 3	0	1	0	1		R: 0 E: 0 K: 0 S: 3	0	7	
R: 0 E: 0 K: 0 S: 3	0	0	0	3		R: 0 E: 0 K: 0 S: 3	0	3	
R: 0 E: 0 K: 0 S: 3	0	1	0	8		R: 0 E: 0 K: 0 S: 3	0	8	
R: 3 E: 0 K: 2 S: 9	2	1	2	17		R: 3 E: 0 K: 2 S: 9	1	17	
R: 2 E: 0 K: 0 S: 5	2	1	1	9		R: 2 E: 0 K: 0 S: 5	1	9	

WP	HR	S	P	ERA	WHIP
0	0	0	0	0.00	3.000
0	0	0	0	9.00	2.000
0	0	0	0	13.50	3.000

**BOTTOM**

Washington Senators @ Kansas City Athletics  
Municipal Stadium, Kansas City, MO  
Wed May 30 1962, 4:38 AM EDT  
Att. 10,405 - Unknown

livebaseballscorecards.com



Batter	1	2	3	4	5	6	7	8	9	AB R H RBI BB SO LOB	TOP
Danny O'Connell, R (1, 5) OBP: 0.373, SLG: 0.459	4-0 BB G4-6-3		x 0-0 F8		x 0-0 F9			x 0-0 P6		3 0 0 0 1 0 1	
Chuck Cottier, R (1, 4) OBP: 0.298, SLG: 0.350	0-0 G4-6-3 1-2f		x 0-0 F2		x 0-0 F7			0-3 K		4 0 0 0 0 1 2	
Joe Hicks, L (1, 9) OBP: 0.326, SLG: 0.216	4-0 BB 1B		x 0-0 CS 1B		x 0-0 G4-6-3 1B			4-0 BB		2 0 2 0 2 0 0	
Dale Long, L (1, 3) OBP: 0.360, SLG: 0.415	0-0 FC6-4 1-3 1B		x 0-0 CS 1-2	0-0 F5		x 0-0 G4-6-3 1-2f		x 0-0 F9		4 0 1 0 0 0 2	
Chuck Hinton, R (1, 7) OBP: 0.327, SLG: 0.368	0-0 FC6-4 1-2f			0-0 6-3		x 0-0 5-3		BB 4-0 SH1-4 BB		3 0 0 0 1 0 2	
Ken Retzer, L (1, 2) OBP: 0.367, SLG: 0.395		x 0-0 F8		BB 4-0 BB		x 0-0 FC1-6 1B		x 0-0 SH1-4 1-2		2 0 1 0 1 0 0	
Jim Piersall, R (1, 8) OBP: 0.262, SLG: 0.350		x 0-0 P6		0-3 K		x 0-0 FC1-6 1-2f 2B		0-3 K		4 0 0 0 0 2 3	
Bob Johnson, R (1, 6) OBP: 0.343, SLG: 0.453		x 0-0 2B		x 0-0 P6		x 0-0 1-H 2B		x 0-0 F8		4 0 2 0 0 0 1	
Steve Hamilton, L (1, 1) OBP: 0.343, SLG: 0.453		x 0-0 F5		BB 4-0 BB		x 0-0 F8				2 0 0 0 1 0 2	
<b>Inning Stats</b>	R: 0 H: 1 E: 0 LOB: 2 K: 0 BB: 2 S: 3 P: 11	R: 0 H: 1 E: 0 LOB: 1 K: 0 BB: 0 S: 4 P: 4	R: 0 H: 1 E: 0 LOB: 0 K: 0 BB: 0 S: 3 P: 3	R: 0 H: 0 E: 0 LOB: 1 K: 1 BB: 1 S: 5 P: 9	R: 0 H: 0 E: 0 LOB: 1 K: 0 BB: 1 S: 3 P: 7	R: 0 H: 1 E: 0 LOB: 0 K: 0 BB: 0 S: 3 P: 3	R: 0 H: 2 E: 0 LOB: 1 K: 0 BB: 0 S: 4 P: 4	R: 0 H: 0 E: 0 LOB: 1 K: 1 BB: 1 S: 5 P: 9	R: 0 H: 0 E: 0 LOB: 1 K: 1 BB: 1 S: 5 P: 9	1B: 4 SF: 0 2B: 2 SAC: 1 3B: 0 DP: 2 HR: 0 HBP: 0	WP: 0 PA: 36 PB: 0 SB: 0 CS: 1
<b>PITCHER</b> Jerry Walker, R (1, 1) ERA: 4.44	IP WLS BF H R ER SO BB IBB HBP BLK WP HR S P ERA WHIP										
	9.0 W 35 6 0 0 3 6 0 0 0 0 0 0 35 59 0.00 1.333										

Washington Senators @ Kansas City Athletics  
Municipal Stadium, Kansas City, MO  
Thu May 31 1962, 8:05 PM EDT  
Att. 3,952 - Unknown

livebaseballscorecards.com

AB	28
R	0
H	6
RBI	0
BB	6
SO	3
LOB	13



Batter	1	2	3	4	5	6	7	8	9	AB	R	H	RBI	BB	SO	LOB
Dick Howser, R OBP: 0.339, SLG: 0.372 (1, 6)	0-0 P4		0-0 F7			0-0 SH3-4 1B		4-0 BB		3	0	1	0	1	0	1
Bobby Del Greco, R OBP: 0.407, SLG: 0.370 (1, 8)	0-0 P4			0-0 1B		0-0 SH3-4 1-2		4-0 BB		2	0	1	0	1	0	0
Norm Siebern, L OBP: 0.416, SLG: 0.464 (1, 3)	0-3 K			0-0 F9		0-0 3-1 2-3		0-0 F9		4	0	0	0	0	1	4
Manny Jimenez, L OBP: 0.429, SLG: 0.622 (1, 7)		0-0 F7		0-0 P5		0-0 P6		0-0 F8		4	0	0	0	0	0	4
Jerry Lumpe, L OBP: 0.344, SLG: 0.411 (1, 4)		0-0 P5		0-0 L7			0-0 6-3		0-0 4-3	4	0	0	0	0	0	1
Gino Cimoli, R OBP: 0.324, SLG: 0.403 (1, 9)		0-0 6-3			0-0 SH3-4 1B		0-0 L8		0-0 1-3	4	0	1	0	0	0	0
Ed Charles, R OBP: 0.306, SLG: 0.356 (1, 5)			1-0 HBP		0-0 SH3-4 1-2		0-0 1B		0-0 1B	2	1	2	0	0	0	0
Joe Azcue, R OBP: 0.328, SLG: 0.373 (1, 2)			0-3 K		0-3 K		0-0 F8		0-0 E9	4	0	1	0	0	2	3
Jerry Walker, S OBP: 0.371, SLG: 0.657 (1, 1)			0-0 1B		0-3 K			0-3 K2-3		3	0	1	0	0	2	1

BOTTOM	
<b>Washington Senators @ Kansas City Athletics</b> <b>Municipal Stadium, Kansas City, MO</b> Thu May 31 1962, 8:05 PM EDT Att. 3,952 - Unknown	<b>AB 30</b> <b>R 1</b> <b>H 7</b> <b>RBI 0</b> <b>BB 2</b> <b>SO 5</b> <b>LOB 14</b>

Inning Stats	R: 0	H: 0	E: 0	K: 1	S: 5	R: 0	H: 0	E: 0	K: 0	S: 3	R: 0	H: 1	E: 0	K: 1	S: 5	R: 0	H: 1	E: 0	K: 2	S: 8	R: 0	H: 1	E: 0	K: 0	S: 4	R: 0	H: 1	E: 0	K: 0	S: 4	R: 0	H: 0	E: 0	K: 1	S: 5	R: 1	H: 2	E: 1	K: 0	S: 4	1B: 7	2B: 0	3B: 0	HR: 0	SF: 0	SAC: 2	DP: 0	HBP: 1	WP: 0	PB: 0	SB: 1	CS: 0	PA: 35
<b>PITCHER</b> <b>Steve Hamilton, L</b> ERA: 2.61 (1, 1)	IP	WLS	BF	H	R	ER	SO	BB	IBB	HBP	BLK	WP	HR	S	P	ERA	WHIP																																				
<b>PITCHER</b> IP WLS BF H R ER SO BB IBB HBP BLK WP HR S P ERA WHIP														IP	WLS	BF	H	R	ER	SO	BB	IBB	HBP	BLK	WP	HR	S	P	ERA	WHIP																							



Batter	1	2	3	4	5	6	7	8	9	AB R H RBI BB SO LOB	TOP
<b>Chuck Schilling, R</b> (1, 4) <small>OBP: 0.295, SLG: 0.322</small>	0-0 		0-0 1-3 		0-0 6-3 		0-3 K 		4 0 1 0 0 1 1		
<b>Gary Geiger, L</b> (1, 8) <small>OBP: 0.321, SLG: 0.336</small>	0-0 FC6-4 		0-0 		0-0 		0-3 K 		4 0 2 0 0 1 2		
<b>Carl Yastrzemski, L</b> (1, 7) <small>OBP: 0.390, SLG: 0.503</small>	0-0 6-3 		0-0 3-1 		0-0 3-1 		0-0 F8 		4 0 0 0 0 0 4		
<b>Frank Malzone, R</b> (1, 5) <small>OBP: 0.318, SLG: 0.387</small>	0-3 K 			0-0 		0-0 		0-3 K 	4 1 2 1 0 2 1		
<b>Pete Runnels, L</b> (1, 3) <small>OBP: 0.417, SLG: 0.419</small>		0-0 3-1 		0-0 		0-3 K 		0-0 6-3 	4 1 1 0 0 1 1		
<b>Bob Tillman, R</b> (1, 2) <small>OBP: 0.367, SLG: 0.648</small>		0-3 K 		0-0 		0-0 F8 		0-0 F8 	4 0 1 1 0 1 1		
<b>Carroll Hardy, R</b> (1, 9) <small>OBP: 0.355, SLG: 0.394</small>		1-0 		0-0 G3 		4-0 		0-3 K 	2 0 0 0 1 1 1		
<b>Eddie Bressoud, R</b> (1, 6) <small>OBP: 0.280, SLG: 0.395</small>		0-0 		0-0 9-2 		0-0 6-3 		0-0 5-3 	4 0 1 0 0 0 3		
<b>Don Schwall, R</b> (1, 1) <small>OBP: 0.200, SLG: 0.158</small> <b>Galen Cisco, R</b> (4, 1) <small>OBP: 0.176, SLG: 0.188</small> <b>Dave Philley, S</b> (7, PH) <small>OBP: 0.348, SLG: 0.167</small> <b>Chet Nichols, S</b> (7, 1) <b>Pumpsie Green, S</b> (9, PH) <small>OBP: 0.261, SLG: 0.211</small>	0-0 5-3 		0-0 		0-0 		4-0 	0-0 1-3 	1 0 0 0 0 0 2 1 0 0 0 0 0 0 0 0 0 0 1 0 0 0 0 0 0 0 0 0 1 0 0 0 0 0 0		
<b>Inning Stats</b>	R: 0 H: 1 E: 0 LOB: 1 K: 1 BB: 0 S: 6 P: 6	R: 0 H: 1 E: 0 LOB: 2 K: 1 BB: 0 S: 6 P: 7	R: 0 H: 1 E: 0 LOB: 0 K: 0 BB: 0 S: 3 P: 3	R: 2 H: 3 E: 0 LOB: 0 K: 0 BB: 0 S: 5 P: 5	R: 0 H: 1 E: 0 LOB: 1 K: 0 BB: 0 S: 4 P: 4	R: 0 H: 1 E: 0 LOB: 2 K: 1 BB: 1 S: 6 P: 10	R: 0 H: 0 E: 0 LOB: 1 K: 2 BB: 1 S: 7 P: 11	R: 0 H: 0 E: 0 LOB: 0 K: 1 BB: 0 S: 5 P: 5	R: 0 H: 0 E: 0 LOB: 0 K: 1 BB: 0 S: 5 P: 5	1B: 4 SF: 0 2B: 3 SAC: 0 3B: 1 DP: 1 HR: 1 HBP: 1	WP: 0 PA: 36 PB: 1 SB: 0 CS: 1
<b>PITCHER</b> <b>Dave Wickersham, R</b> (1, 1) <small>ERA: 2.72</small>	IP WLS BF H R ER SO BB IBB HBP BLK WP HR S P ERA WHIP 9.0 W 36 8 2 2 7 2 0 1 0 0 1 47 56 2.00 1.111						<b>PITCHER</b> IP WLS BF H R ER SO BB IBB HBP BLK WP HR S P ERA WHIP				

**Boston Red Sox @ Kansas City Athletics**  
 Municipal Stadium, Kansas City, MO  
 Fri Jun 01 1962, 8:05 PM EDT  
 Att. 6,309 - Unknown

livebaseballscorecards.com

AB	33
R	2
H	8
RBI	2
BB	2
SO	7
LOB	16



Batter	1	2	3	4	5	6	7	8	9
Dick Howser, R OBP: 0.341, SLG: 0.369 (1, 6)	1-0 FC4 HBP		0-0 S 3B 1B	0-0 G6-4-3 1-2f			0-0 5-3	0-0 6-3	
Jose Tartabull, L OBP: 0.350, SLG: 0.393 (1, 8)	0-0 FC4 1B 1-2f FC4-6		4-0 3B BB		0-3 K		0-0 S 2B 1B	0-0 1B	
Norm Siebern, L OBP: 0.425, SLG: 0.489 (1, 3)	0-0 FC4-6 1-3 1B		0-0 G6-4-3 1-H 2-H 3B		0-0 1B SF8 1B		0-0 BB 1B 2B	0-3 K	
Manny Jimenez, L OBP: 0.430, SLG: 0.616 (1, 7)	0-0 FC4-6 BB 1-2f		4-0 G6-4-3 BB		0-0 1B		0-3 K		
Bobby Del Greco, R OBP: 0.407, SLG: 0.370 (8, 7)	0-0 FC4-6 BB 1-2f		4-0 G6-4-3 BB		1-3 1B				
Jerry Lumpe, L OBP: 0.347, SLG: 0.409 (1, 4)	4-0 1-2 BB		0-0 G6-4-3 1-2f		0-0 SF8		4-0 BB 1B BB		
Gino Cimoli, R OBP: 0.323, SLG: 0.397 (1, 9)	0-0 4-3		0-0 4-3		0-3 K		4-0 1B BB		
Ed Charles, R OBP: 0.319, SLG: 0.364 (1, 5)		0-3 K		4-0 HBP BB		0-0 CS 1B	0-0 1-H 2-H 3-H 1B		
Joe Azcue, R OBP: 0.324, SLG: 0.355 (1, 2)		0-0 6-3		1-0 G6-4-3 1-2 HBP		0-3 K	0-0 F4		
Dave Wickersham, R OBP: 0.053, SLG: 0.053 (1, 1)		0-3 K		0-3 K		0-0 6-3		0-3 K	

AB	R	H	RBI	BB	SO	LOB
4	1	1	0	0	0	2
4	3	2	0	1	1	1
5	3	4	3	0	1	1
3	0	1	1	1	1	2
0	0	0	0	0	0	0
1	1	0	1	2	0	1
3	1	0	0	1	1	3
3	0	2	3	1	1	0
3	0	0	0	0	1	2
4	0	0	0	0	3	2

**BOTTOM**

**Boston Red Sox @ Kansas City Athletics**  
Municipal Stadium, Kansas City, MO  
Fri Jun 01 1962, 8:05 PM EDT  
Att. 6,309 - Unknown

AB	30
R	9
H	10
RBI	8
BB	6
SO	9
LOB	14



1B:	8	SF:	1
2B:	1	SAC:	0
3B:	1	DP:	2
HR:	0	HBP:	2

WP:	0	PA:	39
PB:	0		
SB:	2		
CS:	1		

Inning Stats	R	H	E	K	S	R	H	E	K	S	R	H	E	K	S	R	H	E	K	S	R	H	E	K	S
1	1	1	0	4	9	0	0	0	2	7	0	0	0	4	9	0	0	0	2	7	0	0	0	4	9
2	0	0	0	2	7	0	0	0	3	7	0	0	0	0	0	0	0	0	0	0	0	0	0	0	0
3	3	2	0	0	12	0	0	0	0	0	0	0	0	0	0	0	0	0	0	0	0	0	0	0	0
4	0	0	0	1	9	0	0	0	1	9	0	0	0	1	9	0	0	0	1	9	0	0	0	0	0
5	1	2	0	2	9	0	0	0	1	9	0	0	0	1	9	0	0	0	1	9	0	0	0	0	0
6	0	1	0	1	5	0	0	0	1	5	0	0	0	1	5	0	0	0	1	5	0	0	0	0	0
7	4	3	0	1	16	0	0	0	1	16	0	0	0	1	16	0	0	0	1	16	0	0	0	0	0
8	0	1	0	0	8	0	0	0	0	8	0	0	0	0	8	0	0	0	0	8	0	0	0	0	0
9	0	0	0	0	8	0	0	0	0	8	0	0	0	0	8	0	0	0	0	8	0	0	0	0	0

PITCHER	IP	WLS	BF	H	R	ER	SO	BB	IBB	HBP	BLK	WP	HR	S	P	ERA	WHIP
Don Schwall, R ERA: 5.34 (1, 1)	3.0	L	17	3	4	4	2	4	0	0	0	0	0	15	33	12.00	2.333
Galen Cisco, R ERA: 6.15 (4, 1)	3.0		10	3	1	1	4	0	0	0	0	0	0	18	18	3.00	1.000
Chet Nichols, L ERA: 2.49 (7, 1)	2.0		12	4	4	4	3	2	0	0	0	0	0	16	24	18.00	3.000

PITCHER	IP	WLS	BF	H	R	ER	SO	BB	IBB	HBP	BLK	WP	HR	S	P	ERA	WHIP
Don Schwall, R ERA: 5.34 (1, 1)	3.0	L	17	3	4	4	2	4	0	0	0	0	0	15	33	12.00	2.333
Galen Cisco, R ERA: 6.15 (4, 1)	3.0		10	3	1	1	4	0	0	0	0	0	0	18	18	3.00	1.000
Chet Nichols, L ERA: 2.49 (7, 1)	2.0		12	4	4	4	3	2	0	0	0	0	0	16	24	18.00	3.000

Batter	1	2	3	4	5	6	7	8	9	AB R H RBI BB SO LOB	TOP
<b>Chuck Schilling, R</b> (1, 4) <small>OBP: 0.294, SLG: 0.316</small>	0-0 5-3 			0-0 F6 			0-0 6-3 	4-0 1B BB 		3 1 0 1 1 0 0	<b>Boston Red Sox @ Kansas City Athletics</b> Municipal Stadium, Kansas City, MO Sat Jun 02 1962, 8:05 PM EDT Att. 2,347 - Unknown
<b>Gary Geiger, L</b> (1, 8) <small>OBP: 0.325, SLG: 0.341</small>	0-0 G4-6-3 1B 			0-0 3-1 		0-3 K 	0-0 1B 1B 		4 0 2 1 0 1 0		
<b>Carl Yastrzemski, L</b> (1, 7) <small>OBP: 0.387, SLG: 0.497</small>	0-0 G4-6-3 1-2f 			0-3 K 		0-3 K 	0-0 FC6-4 1B 		4 0 1 2 0 2 1		
<b>Frank Malzone, R</b> (1, 5) <small>OBP: 0.316, SLG: 0.384</small>		0-0 6-3 		0-0 F6 			0-0 BB BB E 1B 	FC6-4 		4 1 1 0 0 0 2	
<b>Pete Runnels, L</b> (1, 3) <small>OBP: 0.414, SLG: 0.426</small>		0-0 6-3 		0-3 K 		0-3 K 	0-0 F7 	0-0 3B 		4 0 1 0 0 1 1	
<b>Bob Tillman, R</b> (1, 2) <small>OBP: 0.359, SLG: 0.614</small>		0-3 K 		0-3 K 		4-0 BB BB BB E BB 1-2 	P4 		3 1 0 0 1 2 1		
<b>Carroll Hardy, R</b> (1, 9) <small>OBP: 0.347, SLG: 0.384</small>			0-3 K 		0-0 6-3 		0-0 E3 BB BB 1B 1-2 2-H 	K 		4 1 0 0 0 2 2	
<b>Eddie Bressoud, R</b> (1, 6) <small>OBP: 0.274, SLG: 0.386</small>			0-0 6-3 		0-0 5-3 		0-3 K 	0-3 K 		4 0 0 0 0 2 3	
<b>Earl Wilson, R</b> (1, 1) <small>OBP: 0.333, SLG: 0.200</small> <b>Dave Philley, S</b> (8, PH) <small>OBP: 0.375, SLG: 0.167</small> <b>Dick Radatz, R</b> (8, 1) <small>OBP: 0.333, SLG: 0.333</small>			0-3 K 		0-0 4-3 		4-0 1B BB 1B BB 1-2 2-3 		2 0 0 0 0 1 0 0 1 0 0 1 0 0 0 0 0 0 0 0 0		
<b>Inning Stats</b>	R: 0 H: 1 E: 0 LOB: 0 K: 0 BB: 0 S: 3 P: 3	R: 0 H: 0 E: 0 LOB: 0 K: 1 BB: 0 S: 5 P: 5	R: 0 H: 0 E: 0 LOB: 0 K: 2 BB: 0 S: 7 P: 7	R: 0 H: 0 E: 0 LOB: 0 K: 1 BB: 0 S: 5 P: 5	R: 0 H: 0 E: 0 LOB: 0 K: 2 BB: 0 S: 7 P: 7	R: 0 H: 0 E: 0 LOB: 0 K: 0 BB: 0 S: 3 P: 3	R: 0 H: 0 E: 0 LOB: 0 K: 2 BB: 0 S: 7 P: 7	R: 5 H: 3 E: 1 LOB: 2 K: 1 BB: 3 S: 9 P: 21	R: 0 H: 1 E: 0 LOB: 1 K: 2 BB: 0 S: 8 P: 8	1B: 4 SF: 0 2B: 0 SAC: 0 3B: 1 DP: 1 HR: 0 HBP: 0	
<b>PITCHER</b> <b>Ed Rakow, R</b> (1, 1) <small>ERA: 4.66</small> <b>Bill Fischer, R</b> (8, 1) <small>ERA:</small> <b>Gordon Jones, R</b> (9, 1) <small>ERA:</small>	IP WLS BF H R ER SO BB IBB HBP BLK WP HR S P ERA WHIP 7.2 L 29 3 5 0 9 3 0 0 0 0 0 0 44 56 0.00 0.783 0.1 2 1 0 0 0 0 0 0 0 0 0 0 2 2 0.00 3.000 1.0 4 1 0 0 0 2 0 0 0 0 0 0 8 8 0.00 1.000										

AB	32
R	5
H	5
RBI	4
BB	3
SO	11
LOB	10



Batter	1	2	3	4	5	6	7	8	9	AB	R	H	RBI	BB	SO	LOB
Dick Howser, R OBP: 0.338, SLG: 0.365 (1, 6)	F8		6-3				L6		P3	5	0	1	1	0	0	0
Jose Tartabull, L OBP: 0.375, SLG: 0.407 Gino Cimoli, R OBP: 0.326, SLG: 0.397 (1, 8) (9, 9)	BB BB		F6				S 1B		BB	3	0	2	0	1	0	0
Norm Siebern, L OBP: 0.424, SLG: 0.481 (1, 3)	BB BB						BB BB		S S	3	0	0	0	2	1	3
Manny Jimenez, L OBP: 0.426, SLG: 0.604 Bobby Del Greco, R OBP: 0.405, SLG: 0.367 (1, 7) (8, 7) (9, 8)	F7		6-3				G3		S S	3	0	0	0	1	0	4
Jerry Lumpe, L OBP: 0.345, SLG: 0.406 (1, 4)	1-3						F8		S S	4	0	1	0	0	1	3
George Alusik, R OBP: 0.229, SLG: 0.303 (1, 9) (9, 7)			FC6-4				F7			3	1	1	0	1	0	2
Ed Charles, R OBP: 0.331, SLG: 0.387 (1, 5)			FC4-6				G3 WP 1B HBP			3	1	2	1	0	0	1
Joe Azcue, R OBP: 0.307, SLG: 0.333 (1, 2)			K				6-3			4	0	0	0	0	3	5
Ed Rakow, S OBP: 0.143, SLG: 0.179 Bill Fischer, R (8, 1) Wayne Causey, L OBP: 0.372, SLG: 0.343 Gordon Jones, R (9, 1)			F8				G3			3	0	0	0	0	1	1

Inning Stats	R: 0	H: 0	E: 0	K: 0	S: 3	R: 0	H: 0	E: 0	K: 1	S: 4	R: 0	H: 0	E: 0	K: 0	S: 3	R: 0	H: 1	E: 0	K: 0	S: 4	R: 1	H: 2	E: 0	K: 0	S: 5	R: 0	H: 1	E: 0	K: 1	S: 6	R: 0	H: 1	E: 0	K: 1	S: 6	R: 1	H: 2	E: 0	K: 2	S: 9	R: 0	H: 0	E: 0	K: 2	S: 7	1B: 6	2B: 0	3B: 1	HR: 0	SF: 0	SAC: 0	DP: 0	HBP: 1	WP: 1	PA: 40
PITCHER	IP	WLS	BF	H	R	ER	SO	BB	IBB	HBP	BLK	WP	HR	S	P	ERA	WHIP																																						
Earl Wilson, R ERA: 2.94 Dick Radatz, R ERA: 2.15	(1, 1) (8, 1)	7.0 S	31 9	5 2	1 1	1 1	3 4	5 1	0 0	1 0	0 0	1 0	0 0	31 16	52 20	1.29 4.50	1.429 1.500																																						

BOTTOM

Boston Red Sox @ Kansas City Athletics  
Municipal Stadium, Kansas City, MO

livebaseballscorecards.com


AB	33
R	2
H	7
RBI	2
BB	6
SO	7
LOB	21



Sat Jun 02 1962, 8:05 PM EDT  
Att. 2,347 - Unknown

Batter	1	2	3	4	5	6	7	8	9	AB R H RBI BB SO LOB	TOP
Dick Howser, R (1, 6) OBP: 0.335, SLG: 0.362	0-0 F8		0-0 6-3		0-0 6-3		0-0 1B		0-0 F8	5 0 1 0 0 0 0	<b>Kansas City Athletics @ Minnesota Twins</b> Metropolitan Stadium, Bloomington, MI Tue Jun 05 1962, 8:05 PM EDT Att. 15,297 - Unknown - 70 F
Bobby Del Greco, R (1, 8) OBP: 0.407, SLG: 0.374	0-0 F2		4-0 HR BB		0-0 G2-3 2B		0-0 F9		3 2 1 0 1 0 1		
Norm Siebern, L (1, 3) OBP: 0.426, SLG: 0.503	0-0 2B		0-0 HR		0-0 G2-3		0-3 K		4 2 2 2 0 1 1		
Manny Jimenez, L (1, 7) OBP: 0.428, SLG: 0.608 George Alusik, R (9, 7) OBP: 0.229, SLG: 0.303	0-0 2B		0-3 K		0-0 L3		0-0 SH3-4 1B		4 0 2 1 0 1 0 0 0 0 0 0 0 0		
Jerry Lumpe, L (1, 4) OBP: 0.344, SLG: 0.403	0-0 L6		0-0 E4 SH3-4		0-0 1B		0-0 F7		4 0 1 0 0 0 2		
Gino Cimoli, R (1, 9) OBP: 0.323, SLG: 0.393		0-3 K	0-0 SH3-4		0-0 F5		0-0 SH3-4		2 0 0 0 0 1 1		
Ed Charles, R (1, 5) OBP: 0.322, SLG: 0.375		0-3 K	0-0 5-3		0-0 F9		0-0 4-3		4 0 0 0 0 1 3		
Joe Azcue, R (1, 2) OBP: 0.304, SLG: 0.319		0-0 1-4-3	4-0 IBB		0-0 5-3		0-3 K		3 0 0 0 1 1 1		
John Wyatt, R (1, 1) OBP: 0.067, SLG: 0.067 Wayne Causey, L (7, PH) OBP: 0.368, SLG: 0.338 Diego Segui, R (7, 1) Gordon Jones, R (8, 1)		0-3 K	0-3 K		0-0 F7		0-0 F9		2 0 0 0 0 2 2 1 0 0 0 0 0 0 0 0 0 0 0 0 0 1 0 0 0 0 0 0		
<b>Inning Stats</b>	R: 1 H: 2 E: 0 LOB: 1 K: 0 BB: 0 S: 5 P: 5	R: 0 H: 0 E: 0 LOB: 0 K: 2 BB: 0 S: 7 P: 7	R: 2 H: 1 E: 0 LOB: 0 K: 2 BB: 1 S: 8 P: 12	R: 0 H: 0 E: 1 LOB: 2 K: 1 BB: 1 S: 6 P: 10	R: 1 H: 1 E: 0 LOB: 0 K: 0 BB: 0 S: 4 P: 4	R: 0 H: 1 E: 0 LOB: 1 K: 0 BB: 0 S: 4 P: 4	R: 0 H: 1 E: 0 LOB: 1 K: 1 BB: 0 S: 6 P: 6	R: 0 H: 1 E: 0 LOB: 1 K: 0 BB: 0 S: 4 P: 4	R: 0 H: 0 E: 0 LOB: 0 K: 1 BB: 0 S: 5 P: 5	1B: 3 SF: 0 2B: 3 SAC: 2 3B: 0 DP: 0 HR: 1 HBP: 0	WP: 0 PA: 37 PB: 0 SB: 0 CS: 0
<b>PITCHER</b>	IP WLS BF H R ER SO BB IBB HBP BLK WP HR S P ERA WHIP										
Camilo Pascual, R (1, 1) ERA: 3.41	7.0 L 30 6 4 4 6 1 1 0 0 0 1 40 48 5.14 1.000										
Dick Stigman, L (8, 1) ERA: 1.83	1.0 4 1 0 0 0 0 0 0 0 0 0 4 4 0.00 1.000										
Ray Moore, R (9, 1) ERA: 3.12	1.0 3 0 0 0 0 1 0 0 0 0 0 5 5 0.00 0.000										

AB	33
R	4
H	7
RBI	3
BB	2
SO	7
LOB	11





Batter	1	2	3	4	5	6	7	8	9	AB	R	H	RBI	BB	SO	LOB
Lenny Green, L OBP: 0.400, SLG: 0.483 (1, 8) (9, 7)	0-0 4-3 ①		0-0 P6 ②		4-0 1B 2B BB		0-0 F9 ①		0-0 F8 ①	4	1	0	0	1	0	1
Vic Power, R OBP: 0.337, SLG: 0.435 (1, 3)	0-0 F8 ②		0-0 E 1B 1-2		0-0 2B 1B 1-3		4-0 BB		0-0 P6 ②	4	1	2	0	1	0	0
Rich Rollins, R OBP: 0.405, SLG: 0.525 (1, 5)	0-0 F9 ③		0-0 E6 1-2 2-H		0-0 PB 2B 1-H 3-H		0-3 K ②		0-0 F3 ③	5	0	1	2	0	1	2
Bob Allison, R OBP: 0.391, SLG: 0.402 (1, 9)		0-0 F9 ①	0-0 F8 ③		4-0 2B BB 2-3		0-0 5-3 ③			3	0	0	0	1	0	3
Harmon Killebrew, R OBP: 0.396, SLG: 0.472 Jim Kaat, L OBP: 0.192, SLG: 0.174 Johnny Goryl, R OBP: 0.294, SLG: 0.600 (1, 7) (8, PR) (9, 6)		0-0 F3 ②		0-3 K ①	0-0 F8 ③			4-0 BB BB		3	0	0	0	1	1	2
Earl Battey, R OBP: 0.364, SLG: 0.428 (1, 2)	0-0 2B		0-0 6-3 ②		0-0 6-3 ①		0-0 6-3 ①	0-3 K ①		4	0	1	0	0	1	1
Bernie Allen, L OBP: 0.294, SLG: 0.434 (1, 4)	0-0 F8 ③		0-0 F5 ③		0-3 K ②		0-3 K ②	0-0 P3 ②		4	0	0	0	0	1	2
Marty Martinez, S OBP: 0.455, SLG: 0.250 George Banks, R OBP: 0.388, SLG: 0.512 Zoilo Versalles, R OBP: 0.249, SLG: 0.317 Don Mincher, L OBP: 0.435, SLG: 0.612 Bill Tuttle, R OBP: 0.311, SLG: 0.286 (1, 6) (6, PH) (7, 6) (8, PH) (9, 8)			4-0 1B E BB		0-0 F3 ①	4-0 FC5-4 BB	4-0 FC5-4 BB	4-0 1-2 BB		1	1	0	0	1	0	0
Camilo Pascual, R OBP: 0.268, SLG: 0.366 Dick Stigman, R Hal Naragon, L OBP: 0.281, SLG: 0.276 Ray Moore, R (1, 1) (8, 1) (9, 1)			0-0 F9 ①		0-0 F9 ②	0-0 FC5-4 ③		0-0 3-1 ③		0	0	0	0	0	0	2

Inning Stats	R: 0	H: 0	E: 0	K: 0	S: 3	P: 3	R: 0	H: 1	E: 0	K: 0	S: 4	P: 4	R: 1	H: 1	E: 1	K: 0	S: 5	R: 0	H: 0	E: 0	K: 1	S: 5	R: 2	H: 2	E: 0	K: 0	S: 5	R: 0	H: 0	E: 0	K: 1	S: 5	R: 0	H: 0	E: 0	K: 1	S: 5	R: 0	H: 0	E: 0	K: 1	S: 5	R: 0	H: 0	E: 0	K: 0	S: 3	R: 0	H: 0	E: 0	K: 0	S: 3	1B: 2	2B: 2	3B: 0	HR: 0	SF: 0	SAC: 0	DP: 0	HBP: 0	WP: 0	PB: 1	SB: 0	CS: 0	PA: 39
--------------	------	------	------	------	------	------	------	------	------	------	------	------	------	------	------	------	------	------	------	------	------	------	------	------	------	------	------	------	------	------	------	------	------	------	------	------	------	------	------	------	------	------	------	------	------	------	------	------	------	------	------	------	-------	-------	-------	-------	-------	--------	-------	--------	-------	-------	-------	-------	--------

PITCHER	IP	WLS	BF	H	R	ER	SO	BB	IBB	HBP	BLK	WP	HR	S	P	ERA	WHIP
John Wyatt, R ERA: 4.1 (1, 1)	6.0	W	27	4	3	2	2	4	0	0	0	0	0	27	43	3.00	1.333
Diego Segui, R ERA: 4.1 (7, 1)	1.0		5	0	0	0	1	2	0	0	0	0	0	5	13	0.00	2.000
Gordon Jones, R ERA: (8, 1)	2.0	S	7	0	0	0	1	1	0	0	0	0	0	8	12	0.00	0.500

BOTTOM

Kansas City Athletics @ Minnesota Twins  
Metropolitan Stadium, Bloomington, MI

livebaseballscores.com

AB	32
R	3
H	4
RBI	2
BB	7
SO	4
LOB	15



Tue Jun 05 1962, 8:05 PM EDT  
Att: 15,297 - Unknown - 70 F

Batter	1	2	3	4	5	6	7	8	9	AB R H RBI BB SO LOB	TOP											
Dick Howser, R (1, 6) OBP: 0.329, SLG: 0.355	0-0 F3		0-0 5-3			0-0 5-3		0-0 6-3		4 0 0 0 0 0 0												
Bobby Del Greco, R (1, 8) OBP: 0.415, SLG: 0.381	0-0 BB 1B		0-3 K			0-0 4-3-2 1B 1B		1-0 4-3 HBP		3 0 2 0 0 1 0												
Norm Siebern, L (1, 3) OBP: 0.427, SLG: 0.503	0-0 F7			0-0 G4-6-3 1B		0-0 1-2 1B		0-0 4-3		4 0 2 0 0 0 2												
Manny Jimenez, L (1, 7) OBP: 0.424, SLG: 0.596	4-0 FC5-4 BB 1-2			0-0 G4-6-3 1-2f		0-0 4-3-2 2-3f		0-0 L7		3 0 0 0 1 0 4												
Jerry Lumpe, L (1, 4) OBP: 0.342, SLG: 0.400	0-0 FC5-4 1-2f			0-0 1B			0-0 F8	0-3 K		4 0 1 0 0 1 3												
Ed Charles, R (1, 5) OBP: 0.315, SLG: 0.366		0-0 6-3		0-0 L7			0-0 F8			3 0 0 0 0 0 1												
Gino Cimoli, R (1, 9) OBP: 0.318, SLG: 0.387			0-0 F9		0-0 L8		0-0 4-3			3 0 0 0 0 0 0												
Joe Azcue, R (1, 2) OBP: 0.293, SLG: 0.306			0-0 6-3		0-0 F8			0-3 K		3 0 0 0 0 1 0												
Jerry Walker, S (1, 1) OBP: 0.361, SLG: 0.639			0-0 L6		0-3 K			0-0 5-3		1 0 0 0 0 0 0												
Bill Kunkel, R (4, 1)										0 0 0 0 0 0 0												
Leo Posada, R (5, PH) OBP: 0.331, SLG: 0.263										1 0 0 0 0 0 1 0												
Danny McDevitt, L (5, 1)										0 0 0 0 0 0 0 0												
George Alusik, R (8, PH) OBP: 0.222, SLG: 0.294										1 0 0 0 0 0 0 0												
Bill Fischer, R (8, 1)										0 0 0 0 0 0 0 0												
<b>Inning Stats</b>	R: 0 E: 0 K: 0 S: 4	H: 1 LOB: 2 BB: 1 P: 8	R: 0 E: 0 K: 0 S: 3	H: 0 LOB: 0 BB: 0 P: 3	R: 0 E: 0 K: 1 S: 5	H: 0 LOB: 0 BB: 0 P: 5	R: 0 E: 0 K: 0 S: 4	H: 2 LOB: 1 BB: 0 P: 4	R: 0 E: 0 K: 1 S: 5	H: 0 LOB: 0 BB: 0 P: 5	R: 0 E: 0 K: 0 S: 4	H: 2 LOB: 1 BB: 0 P: 4	R: 0 E: 0 K: 0 S: 3	H: 0 LOB: 0 BB: 0 P: 3	R: 0 E: 0 K: 1 S: 5	H: 0 LOB: 0 BB: 0 P: 5	R: 0 E: 0 K: 1 S: 5	H: 0 LOB: 1 BB: 0 P: 6	1B: 5 2B: 1 3B: 0 HR: 0	SF: 0 SAC: 0 DP: 2 HBP: 1	WP: 0 PB: 0 SB: 0 CS: 0	PA: 32
<b>PITCHER</b> Jim Kaat, L (1, 1) ERA: 3.38	IP: 9.0 WLS: W BF: 32 H: 5 R: 0 ER: 0 SO: 4 BB: 1 IBB: 0 HBP: 1 BLK: 0 WP: 0 HR: 0 S: 38 P: 43 ERA: 0.00 WHIP: 0.667																				<b>PITCHER</b> IP: WLS: BF: H: R: ER: SO: BB: IBB: HBP: BLK: WP: HR: S: P: ERA: WHIP	

Kansas City Athletics @ Minnesota Twins  
Metropolitan Stadium, Bloomington, MI

Wed Jun 06 1962, 8:05 PM EDT  
Att. 11,619 - Unknown - 69 F

livebaseballscorecards.com

AB 30  
R 0  
H 5  
RBI 0  
BB 1  
SO 4  
LOB 10



Batter	1	2	3	4	5	6	7	8	9	AB R H RBI BB SO LOB
Lenny Green, L (1, 8) OBP: 0.396, SLG: 0.474	0-0 E4 G5-4-3 1B 2B	0-0 G3		4-0 1B 3B BB		0-0 G1		0-0 L4		4 2 0 0 1 0 2
Rich Rollins, R (1, 5) OBP: 0.405, SLG: 0.522	0-0 1B		0-0 E6 F8 SF8 BB	0-0 1B 3B		0-0 6-3		0-0		5 2 2 0 0 0 1
George Banks, R (1, 7) OBP: 0.396, SLG: 0.545	0-0 G5-4-3		4-0 SF8 F8 1B BB	0-0 1B 3B			0-3 K			3 2 1 2 1 1 2
Bill Tuttle, R (8, 8) OBP: 0.311, SLG: 0.286	1-2f 2-3		1-2 3B	1-H 2-H						0 0 0 0 0 0 0
Don Mincher, L (1, 3) OBP: 0.439, SLG: 0.596	4-0 2B BB		0-0 F8	1-2 2-3 1B			0-0 5-3			3 0 1 1 1 0 2
Bob Allison, R (1, 9) OBP: 0.394, SLG: 0.412	0-0 1-3 3-H 2B		0-0 SF8	3-H 0-0 F8			4-0 FC5-4 BB			2 0 1 2 1 0 1
Earl Battey, R (1, 2) OBP: 0.361, SLG: 0.423	0-0 F8		0-0 1B		0-0 4-3		0-0 FC5-4			4 0 1 1 0 0 3
Bernie Allen, L (1, 4) OBP: 0.294, SLG: 0.430		0-0 3-1	0-0 1B		0-3 K			0-0 F9		4 0 1 0 0 1 0
Zoilo Versalles, R (1, 6) OBP: 0.254, SLG: 0.321		0-0 FC4-6 1B		0-0 F5	0-0 6-3			0-0 2B 1B		4 1 2 0 0 0 0
Jim Kaat, L (1, 1) OBP: 0.200, SLG: 0.222		0-0 FC4-6		0-0 4-3		0-0 5-3		0-0 2B		4 0 1 1 0 0 1

Inning Stats		R: 1	H: 2	E: 1	K: 0	S: 5	LOB: 2	BB: 1	P: 9	R: 0	H: 1	E: 0	K: 0	S: 4	LOB: 1	BB: 0	P: 4	R: 2	H: 2	E: 1	K: 0	S: 5	LOB: 2	BB: 1	P: 9	R: 3	H: 3	E: 0	K: 1	S: 5	LOB: 1	BB: 1	P: 10	R: 0	H: 0	E: 0	K: 1	S: 5	LOB: 0	BB: 0	P: 5	R: 0	H: 0	E: 0	K: 0	S: 3	LOB: 0	BB: 0	P: 3	R: 0	H: 0	E: 0	K: 1	S: 5	LOB: 1	BB: 1	P: 9	R: 1	H: 2	E: 0	K: 0	S: 5	LOB: 1	BB: 0	P: 5
PITCHER	IP	WLS	BF	H	R	ER	SO	BB	IBB	HBP	BLK	WP	HR	S	P	ERA	WHIP																																																
Jerry Walker, R ERA: 4.58	(1, 1)	3.2	22	8	6	3	0	3	0	0	0	0	0	19	31	7.36	3.000																																																
Bill Kunkel, R ERA: 3.38	(4, 1)	0.1	1	0	0	0	0	0	0	0	0	0	0	1	1	0.00	0.000																																																
Danny McDevitt, L ERA: 2.65	(5, 1)	3.0	10	0	0	0	2	1	0	0	0	0	0	13	17	0.00	0.333																																																
Bill Fischer, R ERA: 2.08	(8, 1)	1.0	5	2	1	1	0	0	0	0	0	0	0	5	5	9.00	2.000																																																

**BOTTOM**

**Kansas City Athletics @ Minnesota Twins**  
Metropolitan Stadium, Bloomington, MI

Wed Jun 06 1962, 8:05 PM EDT  
Att: 11,619 - Unknown - 69 F


[livebaseballscores.com](http://livebaseballscores.com)

AB	33
R	7
H	10
RBI	7
BB	4
SO	2
LOB	12



WP: 0	PA: 38
PB: 0	
SB: 0	
CS: 0	

Batter	1	2	3	4	5	6	7	8	9	AB R H RBI BB SO LOB	TOP																													
Dick Howser, R (1, 6) OBP: 0.328, SLG: 0.357	0-0 F8		0-0 5-3			0-0 6-3		0-0 2B		4 0 1 1 0 0 1	<b>Kansas City Athletics @ Minnesota Twins</b> Metropolitan Stadium, Bloomington, MI Thu Jun 07 1962, 4:33 AM EDT Att: 6,163 - Unknown - 72 F <a href="http://livebaseballscorecards.com">livebaseballscorecards.com</a>																													
Bobby Del Greco, R (1, 8) OBP: 0.406, SLG: 0.370	0-0 F9			0-3 K		0-0 1-3		0-0 P6		4 0 0 0 0 1 1																														
Norm Siebern, L (1, 3) OBP: 0.420, SLG: 0.493	0-0 6-3			0-0 F7		0-0 4-3			0-0 F9	4 0 0 0 0 0 0																														
Manny Jimenez, L (1, 7) OBP: 0.414, SLG: 0.581		0-0 F9		0-0 4-3			0-0 5-3		0-0 F8	4 0 0 0 0 0 0																														
Jerry Lumpe, L (1, 4) OBP: 0.341, SLG: 0.397		0-0 L8			0-0 G6-4-3 1B WP		0-0 1-3		0-0 4-3	4 1 1 0 0 0 0																														
Ed Charles, R (1, 5) OBP: 0.316, SLG: 0.366		0-3 K			0-0 G6-4-3 1B		0-0 6-3			3 0 1 0 0 1 0																														
George Alusik, R (1, 9) OBP: 0.231, SLG: 0.297			0-3 K		0-0 G6-4-3 1-2f 2-3			0-0 WP 2B 1B		3 1 1 0 0 1 2																														
Haywood Sullivan, R (1, 2) OBP: 0.306, SLG: 0.247			0-0 4-3 2B		0-0 FC4-6 1B			0-3 K		3 0 2 0 0 1 1																														
Dave Wickersham, R (1, 1) OBP: 0.048, SLG: 0.048 Wayne Causey, L (8, PH) OBP: 0.364, SLG: 0.333 Diego Segui, R (8, 1)			0-0 4-3		0-0 FC4-6 1-2f			0-3 K		2 0 0 0 0 0 2 1 0 0 0 0 1 1 0 0 0 0 0 0 0																														
<b>Inning Stats</b>	R: 0 E: 0 K: 0 S: 3	H: 0 LOB: 0 BB: 0 P: 3	R: 0 E: 0 K: 1 S: 5	H: 0 LOB: 0 BB: 0 P: 5	R: 0 E: 0 K: 1 S: 6	H: 1 LOB: 1 BB: 0 P: 6	R: 0 E: 0 K: 1 S: 5	H: 0 LOB: 0 BB: 0 P: 5	R: 1 E: 0 K: 0 S: 5	H: 3 LOB: 1 BB: 0 P: 5	R: 0 E: 0 K: 0 S: 3	H: 0 LOB: 0 BB: 0 P: 3	R: 0 E: 0 K: 0 S: 3	H: 0 LOB: 0 BB: 0 P: 3	R: 1 E: 0 K: 2 S: 9	H: 2 LOB: 1 BB: 0 P: 9	R: 0 E: 0 K: 0 S: 3	H: 0 LOB: 0 BB: 0 P: 3	1B: 4 2B: 2 3B: 0 HR: 0	SF: 0 SAC: 0 DP: 1 HBP: 0	WP: 2 PB: 0 SB: 0 CS: 0	PA: 32																		
<b>PITCHER</b> Joe Bonikowski, R (1, 1) ERA: 3.23	IP 9.0	WLS W	BF 32	H 6	R 2	ER 2	SO 5	BB 0	IBB 0	HBP 0	BLK 0	WP 2	HR 0	S 42	P 42	ERA 2.00	WHIP 0.667						<b>PITCHER</b>	IP 9.0	WLS W	BF 32	H 6	R 2	ER 2	SO 5	BB 0	IBB 0	HBP 0	BLK 0	WP 2	HR 0	S 42	P 42	ERA 2.00	WHIP 0.667




Batter	1	2	3	4	5	6	7	8	9	AB R H RBI BB SO LOB	BOTTOM
--------	---	---	---	---	---	---	---	---	---	----------------------	--------


Lenny Green, L OBP: 0.402, SLG: 0.472 (1, 8) (8, 7)	1-0 1B G5-4-3 HBP		0-0 5-3		4-0 2B 1-2 2-3 BB		4-0 2B BB			1 1 0 0 2 0 0	<b>Kansas City Athletics @ Minnesota Twins</b> Metropolitan Stadium, Bloomington, MI Thu Jun 07 1962, 4:33 AM EDT Att. 6,163 - Unknown - 72 F
Rich Rollins, R OBP: 0.411, SLG: 0.536 (1, 5)	0-0 1B G5-4-3			0-0 5-3	0-0 2B 1-3 2-H 3-H		0-0 2B 1-H 2-H			4 0 3 3 0 0 0	
George Banks, R OBP: 0.386, SLG: 0.521 Bill Tuttle, R OBP: 0.311, SLG: 0.286 (1, 7) (8, 8)	0-0 1B G5-4-3 1-2f 3-H			0-0 1B G3-6-3	0-3 K		0-0 F6			4 0 1 0 0 1 4 0 0 0 0 0 0 0	
Don Mincher, L OBP: 0.414, SLG: 0.554 (1, 3)	0-0 F9			0-0 1B G3-6-3 1-2f		0-0 P6		0-3 K		4 0 0 0 0 1 1	
Bob Allison, R OBP: 0.390, SLG: 0.402 (1, 9)		0-0 F7			4-0 1B 1B BB		0-0 F9		0-0 F3	3 1 0 0 1 0 0	
Earl Battey, R OBP: 0.370, SLG: 0.438 (1, 2)		0-0 P4			0-0 1B BB 2B 1B		0-0 2B		0-0 1B	4 1 3 0 0 0 0	
Bernie Allen, L OBP: 0.293, SLG: 0.426 (1, 4)		0-3 K			0-0 1B BB 2B 1B		0-0 G3		0-3 K	4 1 1 1 0 2 2	
Zoilo Versalles, R OBP: 0.255, SLG: 0.321 (1, 6)			0-0 F9		0-0 F9				0-0 SH1-4 2B 1B	3 1 1 0 0 0 2	
Joe Bonikowski, R OBP: 0.200, SLG: 0.158 (1, 1)			0-3 K		0-3 K				0-0 SH1-4	2 0 0 0 0 2 2	

Inning Stats	R: 1	H: 1	E: 0	LOB: 0	K: 0	S: 3	P: 4	R: 0	H: 0	E: 0	LOB: 0	K: 1	S: 5	P: 5	R: 0	H: 0	E: 0	LOB: 0	K: 1	S: 5	P: 5	R: 0	H: 1	E: 0	LOB: 0	K: 0	S: 3	P: 3	R: 3	H: 3	E: 1	LOB: 2	K: 2	S: 10	P: 18	R: 0	H: 1	E: 0	LOB: 1	K: 0	S: 4	P: 4	R: 1	H: 2	E: 0	LOB: 1	K: 0	S: 4	P: 8	R: 0	H: 1	E: 0	LOB: 1	K: 2	S: 8	P: 8	1B: 6	2B: 3	3B: 0	HR: 0	SF: 0	SAC: 1	DP: 2	HBP: 1	WP: 0	PA: 34
PITCHER	IP	WLS	BF	H	R	ER	SO	BB	IBB	HBP	BLK	WP	HR	S	P	ERA	WHIP											PITCHER										IP	WLS	BF	H	R	ER	SO	BB	IBB	HBP	BLK	WP	HR	S	P	ERA	WHIP												
Dave Wickersham, R ERA: 3.18 (1, 1)	7.0	L	30	8	5	5	4	3	0	1	0	0	0	34	47	6.43	1.571																																																	
Diego Segui, R ERA: 3.95 (8, 1)	1.0		4	1	0	0	2	0	0	0	0	0	0	8	8	0.00	1.000																																																	



Batter	1	2	3	4	5	6	7	8	9	AB R H RBI BB SO LOB	TOP														
Dick Howser, R (1, 6) OBP: 0.327, SLG: 0.353	0-0 6-3			0-0 6-3		4-0 4-3 BB			0-0 F9	3 0 0 0 1 0 0	<p>Kansas City Athletics @ Los Angeles Angels Dodger Stadium, Los Angeles, CA</p> <p>Fri Jun 08 1962, 7:05 PM PDT Att: 8,286 - Unknown - 59 F</p> <p>livebaseballscorecards.com</p> <table border="1"> <tr><td>AB</td><td>28</td></tr> <tr><td>R</td><td>1</td></tr> <tr><td>H</td><td>2</td></tr> <tr><td>RBI</td><td>1</td></tr> <tr><td>BB</td><td>2</td></tr> <tr><td>SO</td><td>2</td></tr> <tr><td>LOB</td><td>5</td></tr> </table> 	AB	28	R	1	H	2	RBI	1	BB	2	SO	2	LOB	5
AB	28																								
R	1																								
H	2																								
RBI	1																								
BB	2																								
SO	2																								
LOB	5																								
Bobby Del Greco, R (1, 8) OBP: 0.397, SLG: 0.359	0-0 F9			0-0 6-3		0-0 4-3			0-0 F7	4 0 0 1 0 0 1															
Norm Siebern, L (1, 3) OBP: 0.417, SLG: 0.485	0-0 1-3			4-0 BB		1-2 3-H 0-3 K			0-0 F7	3 0 0 0 1 1 1															
Manny Jimenez, L (1, 7) OBP: 0.408, SLG: 0.571		0-0 4-3		0-0 F5					0-0 4-3	3 0 0 0 0 0 1															
Jerry Lumpe, L (1, 4) OBP: 0.340, SLG: 0.396		0-0 G6-4-3 1B			0-0 F8				0-0 6-3	3 0 1 0 0 0 0															
Ed Charles, R (1, 5) OBP: 0.310, SLG: 0.358		0-0 G6-4-3 1-2f			0-0 6-3				0-0 5-3	3 0 0 0 0 0 1															
George Alusik, R (1, 9) OBP: 0.214, SLG: 0.275			0-0 6-3		0-3 K				0-0 5-3	3 0 0 0 0 1 0															
Joe Azcue, R (1, 2) OBP: 0.294, SLG: 0.320			0-0 5-3			0-0 F8 4-3 2B			0-0 5-3	3 1 1 0 0 0 0															
Ed Rakow, S (1, 1) OBP: 0.138, SLG: 0.172			0-0 F7			0-0 F8			0-0 F6	1 0 0 0 0 0 0 0															
Diego Segui, R (5, 1)										0 0 0 0 0 0 0 0															
Wayne Causey, L (6, PH) OBP: 0.350, SLG: 0.329										1 0 0 0 0 0 0 1															
Dan Pfister, R (6, 1) OBP: 0.276, SLG: 0.278										0 0 0 0 0 0 0 0															
Danny McDevitt, L (7, 1)										0 0 0 0 0 0 0 0															
Marian Coughtry, L (8, PH) OBP: 0.276, SLG: 0.182										1 0 0 0 0 0 0 0															
Bill Kunkel, R (8, 1)										0 0 0 0 0 0 0 0															
<b>Inning Stats</b>	R: 0 E: 0 K: 0 S: 3	H: 0 LOB: 0 BB: 0 P: 3	R: 0 E: 0 K: 0 S: 3	H: 1 LOB: 0 BB: 0 P: 3	R: 0 E: 0 K: 0 S: 3	H: 0 LOB: 0 BB: 0 P: 3	R: 0 E: 0 K: 0 S: 3	H: 0 LOB: 1 BB: 1 P: 7	R: 0 E: 0 K: 1 S: 5	H: 0 LOB: 0 BB: 0 P: 5	R: 1 E: 0 K: 1 S: 6	H: 1 LOB: 1 BB: 1 P: 10	R: 0 E: 0 K: 0 S: 3	H: 0 LOB: 0 BB: 0 P: 3	R: 0 E: 0 K: 0 S: 3	H: 0 LOB: 0 BB: 0 P: 3	R: 0 E: 0 K: 0 S: 3	H: 0 LOB: 0 BB: 0 P: 3	1B: 1 2B: 1 3B: 0 HR: 0	SF: 0 SAC: 0 DP: 1 HBP: 0	WP: 0 PB: 0 SB: 0 CS: 0	PA: 30			
<b>PITCHER</b> Don Lee, R (1, 1) ERA: 3.98	IP: 9.0 WLS: W BF: 30 H: 2 R: 1 ER: 1 SO: 2 BB: 2 IBB: 0 HBP: 0 BLK: 0 WP: 0 HR: 0 S: 32 P: 40 ERA: 1.00 WHIP: 0.444											<b>PITCHER</b>	IP: 9.0 WLS: W BF: 30 H: 2 R: 1 ER: 1 SO: 2 BB: 2 IBB: 0 HBP: 0 BLK: 0 WP: 0 HR: 0 S: 32 P: 40 ERA: 1.00 WHIP: 0.444												

Batter	1	2	3	4	5	6	7	8	9	AB	R	H	RBI	BB	SO	LOB
Albie Pearson, L OBP: 0.403, SLG: 0.363 (1, 8)	4-0 FC6-4 BB		0-0 F6		0-0 FC2-6 1B SF9		4-0 SH1 HR BB	0-0 F9		3	2	0	0	2	0	1
Billy Moran, R OBP: 0.323, SLG: 0.404 (1, 4)	0-0 FC6-4 2B			0-0 L4	0-0 1B 1B		0-0 SH1			3	1	1	0	0	0	1
Leon Wagner, L OBP: 0.353, SLG: 0.581 (1, 9)	0-0 CS 2B			0-0 3-1	0-0 SF9		4-0 HR BB			2	1	1	2	1	0	0
Lee Thomas, L OBP: 0.359, SLG: 0.421 (1, 3)	0-3 K			0-0 1B 1B	0-0 1B		0-0 HR			4	2	3	3	0	1	1
Buck Rodgers, S OBP: 0.323, SLG: 0.359 (1, 2)		0-0 FC5-4 1B		0-0 1B 1B	0-0 F8		0-0 4-3			4	1	2	0	0	0	2
Earl Averill, R OBP: 0.388, SLG: 0.390 (1, 7)		0-0 FC5-4		4-0 1B BB		0-0 1B	4-0 FC5-4 BB			2	0	1	0	2	0	1
Gordie Windhorn, R OBP: 0.200, SLG: 0.276 (7, PR) (8, 7)		0-0 G6-4-3		1-2 2-3						0	0	0	0	0	0	0
Felix Torres, R OBP: 0.291, SLG: 0.291 (1, 5)		0-0 G6-4-3		1-2 2-H 3-H	1B		0-3 K	0-0 FC5-4		4	0	1	2	0	1	3
Joe Koppe, R OBP: 0.368, SLG: 0.319 (1, 6)			0-0 K	0-3 K		0-0 F8		0-3 K		2	0	1	0	0	1	2
Billy Consono, R OBP: 0.182, SLG: 0.182 (5, 6)										2	0	0	0	0	1	1
Don Lee, R OBP: 0.250, SLG: 0.217 (1, 1)			0-3 K		0-0 FC2-6 1B		0-3 K		0-3 K	4	0	1	0	0	3	2

BOTTOM	
<p>Kansas City Athletics @ Los Angeles Angels            Dodger Stadium, Los Angeles, CA            Fri Jun 08 1962, 7:05 PM PDT            Att. 8,286 - Unknown - 59 F</p>	
<p>AB 30            R 7            H 11            RBI 7            BB 5            SO 7            LOB 14</p>	
<p>1B: 8 SF: 1            2B: 2 SAC: 1            3B: 0 DP: 1            HR: 1 HBP: 0</p>	<p>WP: 0 PA: 37            PB: 0            SB: 0            CS: 1</p>


Inning Stats		R: 1	H: 1	R: 0	H: 1	R: 0	H: 1	R: 2	H: 3	R: 1	H: 3	R: 0	H: 1	R: 3	H: 1	R: 0	H: 0	
Pitcher		IP	WLS	BF	H	R	ER	SO	BB	IBB	HBP	BLK	WP	HR	S	P	ERA	WHIP
Ed Rakow, R ERA: 4.88 (1, 1)	4.1	0	L	20	8	4	4	3	2	0	0	0	0	0	24	32	8.31	2.308
Diego Segui, R ERA: 3.86 (5, 1)	0.2	0		3	1	0	0	0	0	0	0	0	0	0	3	3	0.00	1.500
Dan Pfister, R ERA: 6.0 (6, 1)	1.1	0		7	1	2	2	2	2	0	0	0	0	0	9	17	13.50	2.250
Danny McDevitt, L ERA: 3.06 (7, 1)	0.2	0		4	1	1	1	0	1	0	0	0	0	1	3	7	13.50	3.000
Bill Kunkel, R ERA: 2.84 (8, 1)	1.0	0		3	0	0	0	2	0	0	0	0	0	0	7	7	0.00	0.000

Batter	1	2	3	4	5	6	7	8	9	AB R H RBI BB SO LOB	TOP								
Dick Howser, R (1, 6) OBP: 0.329, SLG: 0.352	4-0 FC1-6 BB		0-0 5-3		0-0 F8		0-0 1B			3 0 1 0 1 0 1									
Jose Tartabull, L (1, 8) OBP: 0.368, SLG: 0.413	0-0 FC1-6 1B 1-2f		0-0 G3			0-0 1B 2B	0-0 F8			4 1 1 0 0 0 3									
Norm Siebern, L (1, 3) OBP: 0.414, SLG: 0.481	0-0 G5-4-3 1B 1-3			0-0 L6		0-0 6-3		0-0 6-3		4 0 1 0 0 0 1									
Manny Jimenez, L (1, 7) OBP: 0.410, SLG: 0.569	0-0 G5-4-3 1-2f			0-0 FC6-4 1B		0-0 1B 2-H		0-0 G3		4 0 2 1 0 0 2									
Jerry Lumpe, L (1, 4) OBP: 0.335, SLG: 0.389		0-0 F9		0-0 F8		0-3 K		0-0 4-3		4 0 0 0 0 1 2									
Ed Charles, R (1, 5) OBP: 0.314, SLG: 0.362		0-0 1-3 1B		0-0 FC6-4 1-2f		0-0 3-1		0-0 E6 1B		4 0 2 0 0 0 2									
Gino Cimoli, R (1, 9) OBP: 0.313, SLG: 0.380		0-0 1-3			0-0 F6		0-0 1-3		0-0 3-1	4 0 0 0 0 0 2									
Joe Azcue, R (1, 2) OBP: 0.292, SLG: 0.316		0-0 2-H 1B			0-0 F7		0-0 F9		0-0 F4	4 0 1 0 0 0 1									
John Wyatt, R (1, 1) OBP: 0.063, SLG: 0.063			0-0 4-3		0-0 1B		0-0 1B		0-0 4-3	1 0 0 0 0 0 0									
Leo Posada, R (5, PH) OBP: 0.326, SLG: 0.282										1 0 1 0 0 0 0									
Bill Kunkel, R (5, 1)										0 0 0 0 0 0 0									
Danny McDevitt, L (5, 1) OBP: 0.250, SLG: 0.250										1 0 1 0 0 0 0									
Wayne Causey, L (9, PH) OBP: 0.356, SLG: 0.324										1 0 0 0 0 0 1									
<b>Inning Stats</b>	R: 0 E: 0 K: 0 S: 3	H: 1 LOB: 1 BB: 1 P: 7	R: 0 E: 0 K: 0 S: 4	H: 2 LOB: 2 BB: 0 P: 4	R: 0 E: 0 K: 0 S: 3	H: 0 LOB: 0 BB: 0 P: 3	R: 0 E: 0 K: 0 S: 4	H: 1 LOB: 1 BB: 0 P: 4	R: 0 E: 0 K: 0 S: 5	H: 2 LOB: 2 BB: 0 P: 5	R: 0 E: 0 K: 0 S: 3	H: 0 LOB: 0 BB: 0 P: 3	R: 0 E: 1 K: 0 S: 4	H: 1 LOB: 1 BB: 0 P: 4	1B: 9 2B: 1 3B: 0 HR: 0	SF: 0 SAC: 0 DP: 1 HBP: 0	WP: 0 PB: 0 SB: 0 CS: 0	PA: 36	
<b>PITCHER</b> Dean Chance, R (1, 1) ERA: 4.19	IP: 9.0 WLS: W BF: 36 H: 10 R: 1 ER: 1 SO: 1 BB: 1 IBB: 0 HBP: 0 BLK: 0 WP: 0 HR: 0 S: 37 P: 41 ERA: 1.00 WHIP: 1.222																		
<b>PITCHER</b>	IP	WLS	BF	H	R	ER	SO	BB	IBB	HBP	BLK	WP	HR	S	P	ERA	WHIP		

**Kansas City Athletics @ Los Angeles Angels**  
**Dodger Stadium, Los Angeles, CA**  
 Sat Jun 09 1962, 3:33 AM PDT  
 Att. 4,366 - Unknown

[livebaseballscorecards.com](http://livebaseballscorecards.com)

<b>AB</b>	35
<b>R</b>	1
<b>H</b>	10
<b>RBI</b>	1
<b>BB</b>	1
<b>SO</b>	1
<b>LOB</b>	15





Batter	1	2	3	4	5	6	7	8	9	AB	R	H	RBI	BB	SO	LOB
Albie Pearson, L OBP: 0.398, SLG: 0.364 (1, 8)	F9		L6	2B		L4	FC4-6			5	0	1	2	0	0	2
Billy Moran, R OBP: 0.324, SLG: 0.398 (1, 4)	1-3		K	HBP		6-3		CS	BB	3	0	0	0	1	1	0
Leon Wagner, L OBP: 0.354, SLG: 0.591 (1, 9)	1B		HR	F5		G3		K		5	1	2	1	0	1	3
Lee Thomas, L OBP: 0.365, SLG: 0.419 (1, 3)	F6		K		BB	BB	BB	BB	BB	3	2	1	0	2	1	1
Buck Rodgers, S OBP: 0.327, SLG: 0.367 (1, 2)		BB		2B		E6	SH1-4	6-3		4	2	2	0	0	0	2
Earl Averill, R OBP: 0.434, SLG: 0.429 (1, 7)		BB		2B		SF8	FC6-4			1	1	1	1	3	0	0
Gordie Windhorn, R OBP: 0.200, SLG: 0.276 (7, PR) (8, 7)		BB		2B		FC6-4	BB			0	1	0	0	0	0	0
Felix Torres, R OBP: 0.281, SLG: 0.283 (1, 5)	F7		K			SF8	1-3			3	0	0	1	0	1	5
Joe Koppe, R OBP: 0.368, SLG: 0.315 (1, 6)	F5			SH3-4		FC6-4				2	1	0	1	1	0	3
Billy Consolo, R OBP: 0.217, SLG: 0.182 (7, PH) (8, 6)				2B		BB	BB			0	0	0	0	0	1	0
Dean Chance, R OBP: 0.176, SLG: 0.067 (1, 1)	F8		SH3-4			K				3	0	1	1	0	1	3

Inning Stats	R: 0	H: 1	E: 0	K: 0	S: 4	R: 0	H: 1	E: 0	K: 0	S: 4	R: 1	H: 1	E: 0	K: 2	S: 8	R: 3	H: 3	E: 0	K: 1	S: 8	R: 2	H: 0	E: 1	K: 1	S: 6	R: 0	H: 0	E: 0	K: 0	S: 3	R: 2	H: 2	E: 0	K: 0	S: 5	R: 0	H: 0	E: 0	K: 1	S: 4
	LOB: 1	BB: 0	P: 4	LOB: 2	BB: 1	P: 8	LOB: 0	BB: 0	P: 8	LOB: 2	BB: 1	P: 13	LOB: 1	BB: 2	P: 14	LOB: 0	BB: 0	P: 3	LOB: 2	BB: 2	P: 13	LOB: 1	BB: 2	P: 12	LOB: 1	BB: 2	P: 12	1B: 4	SF: 1	2B: 3	SAC: 2	3B: 0	DP: 0	HR: 1	HBP: 1	WP: 1	PB: 0	SB: 1	CS: 1	PA: 41

PITCHER	IP	WLS	BF	H	R	ER	SO	BB	IBB	HBP	BLK	WP	HR	S	P	ERA	WHIP
John Wyatt, R ERA: 4.45 (1, 1)	4.0	L	21	6	4	4	3	2	0	0	0	0	1	24	33	9.00	2.000
Bill Kunkel, R ERA: 2.7 (5, 1)	0.1		4	0	2	0	0	2	0	0	0	0	0	2	10	0.00	6.000
Danny McDevitt, L ERA: 3.38 (5, 1)	3.2		16	2	2	2	2	3	1	0	0	1	0	16	32	4.91	1.364

BOTTOM

Kansas City Athletics @ Los Angeles Angels  
 Dodger Stadium, Los Angeles, CA  
 Sat Jun 09 1962, 3:33 AM PDT  
 Att. 4,366 - Unknown

livebaseballscorecards.com

AB	29
R	8
H	8
RBI	7
BB	8
SO	5
LOB	19




Batter	1	2	3	4	5	6	7	8	9	AB R H RBI BB SO LOB	TOP
Jose Tartabull, L (1, 8) OBP: 0.370, SLG: 0.418	0-0 4-3	0-0 2B			0-0 P6		0-0 6-3		4-0 BB BB BB BB	4 0 1 1 1 0 0	
Dick Howser, R (1, 6) OBP: 0.331, SLG: 0.351	0-0 1B 1B	0-0 5-3			0-0 5-3		0-0 L6		4-0 BB BB	4 1 1 0 1 0 1	
Jerry Lumpe, L (1, 4) OBP: 0.340, SLG: 0.395	0-0 BB 1B FC6-4 1B		0-0 4-3			0-0 G3 3-1 2B		0-0 6-3	4-0 BB BB BB BB	4 2 2 0 1 0 0	
Manny Jimenez, L (1, 7) OBP: 0.409, SLG: 0.570	0-0 FC6-4 BB 1-2 1B		0-0 P6		0-0 G3		0-0 2-3	0-0 2B	0-0 F5	5 1 2 1 0 0 4	
Norm Siebern, L (1, 3) OBP: 0.414, SLG: 0.481	4-0 FC6-4 BB 1-2 2-3		0-0 4-3		0-0 3-1		0-0 2B	0-0 1B 2B	0-0 4-3	4 1 1 2 1 0 3	
Ed Charles, R (1, 5) OBP: 0.313, SLG: 0.366	0-0 FC6-4 FC5-4 1-2f 2-3 3-H			0-0 F8		0-0 2B		0-0 5-3		4 0 1 1 0 0 3	
Bobby Del Greco, R (1, 9) OBP: 0.399, SLG: 0.359	0-0 FC5-4 1-2f		H 1-0 G5-4-3 HBP		0-0 P6		0-0 2B	0-0 1B		3 0 1 1 0 0 3	
Joe Azcue, R (1, 2) OBP: 0.290, SLG: 0.325		0-0 5-3		0-0 G5-4-3		0-0 4-3 6-3 2B		0-0 F7		4 1 1 0 0 0 2	
Jerry Walker, S (1, 1) OBP: 0.351, SLG: 0.622		0-3 K			0-0 1-3		0-0 4-3		0-0 G3	1 0 0 0 0 1 0	
Bill Fischer, R (2, 1)										0 0 0 0 0 0 0	
Dan Pfister, R (4, 1) OBP: 0.250, SLG: 0.250										2 0 0 0 0 0 1	
Wayne Causey, L (9, PH) OBP: 0.352, SLG: 0.320										1 0 0 0 0 0 0	
<b>Inning Stats</b>	R: 2 H: 3 E: 0 LOB: 2 K: 0 BB: 1 S: 6 P: 10	R: 0 H: 1 E: 0 LOB: 1 K: 1 BB: 0 S: 6 P: 6	R: 0 H: 0 E: 0 LOB: 0 K: 0 BB: 0 S: 3 P: 3	R: 0 H: 0 E: 0 LOB: 0 K: 0 BB: 0 S: 2 P: 3	R: 0 H: 0 E: 0 LOB: 0 K: 0 BB: 0 S: 3 P: 3	R: 1 H: 2 E: 0 LOB: 1 K: 0 BB: 0 S: 5 P: 5	R: 1 H: 1 E: 0 LOB: 0 K: 0 BB: 0 S: 4 P: 4	R: 2 H: 3 E: 0 LOB: 1 K: 0 BB: 0 S: 6 P: 6	R: 0 H: 0 E: 0 LOB: 3 K: 0 BB: 3 S: 3 P: 15	1B: 4 SF: 0 2B: 6 SAC: 0 3B: 0 DP: 1 HR: 0 HBP: 1	WP: 0 PA: 41 PB: 0 SB: 0 CS: 0
<b>PITCHER</b>	IP WLS BF H R ER SO BB IBB HBP BLK WP HR S P ERA WHIP										
Ken McBride, R (1, 1) ERA: 4.08	7.2 W 34 10 6 6 1 1 0 1 0 0 0 0 34 39 7.04 1.435										
Art Fowler, R (8, 1) ERA: 2.41	0.1 1 0 0 0 0 0 0 0 0 0 0 0 0 1 1 0.00 0.000										
Ryne Duren, R (9, 1) ERA: 2.65	0.1 4 0 0 0 0 0 3 0 0 0 0 0 0 1 13 0.00 9.000										
Jack Spring, L (9, 1) ERA: 2.06	0.2 S 2 0 0 0 0 0 0 0 0 0 0 0 0 2 2 0.00 0.000										

Kansas City Athletics @ Los Angeles Angels  
Dodger Stadium, Los Angeles, CA  
Sun Jun 10 1962, 3:33 AM PDT  
Unknown

livebaseballscorecards.com

AB 36  
R 6  
H 10  
RBI 6  
BB 4  
SO 1  
LOB 17



Batter	1	2	3	4	5	6	7	8	9
Albie Pearson, L (1, 8) OBP: 0.397, SLG: 0.363	0-0 FC4-6 1B	0-0 P4	0-0 1B 1B		0-0 4-3		0-0 G3	0-0 FC3-2 BB 1B	
Billy Moran, R (1, 4) OBP: 0.333, SLG: 0.422	0-0 F7	0-0 HR	0-0 1B			0-0 6-3	0-0 WP 2B	4-0 1B BB	
Leon Wagner, L (1, 9) (9, 7) OBP: 0.362, SLG: 0.601	0-0 FC4-6 2B	0-0 BB 1B	0-0 P6			0-0 1B 3B	4-0 2-3 BB	0-0 G3 1B	
Lee Thomas, L (1, 3) OBP: 0.369, SLG: 0.424	0-0 1-H 2B	4-0 1-2 BB		0-0 P6		0-0 WP 1B 1B	0-0 L4	0-0 G3	
Buck Rodgers, S (1, 2) OBP: 0.324, SLG: 0.363	0-0 F9	0-0 F7		0-0 F9		0-0 L6-4 WP 1B		0-0 6-3	
Earl Averill, R (1, 7) Gordie Windhorn, R (8, PR) OBP: 0.200, SLG: 0.276		0-0 HR	0-0 1-3 1B 1B	0-0 E1		4-0 1-2 2-3 BB	4-0 BB 1B BB		
Felix Torres, R (1, 5) OBP: 0.286, SLG: 0.282		4-0 2B HR BB	0-0 1-3	0-0 6-3		0-0 L6-4	0-0 BB BB 1B		
Joe Koppe, R (1, 6) Billy Consolo, R (8, 6) OBP: 0.250, SLG: 0.182		0-3 K	4-0 1B BB		0-3 K		0-0 5-3	4-0 FC3-2 BB BB	
Ken McBride, R (1, 1) Art Fowler, R (8, 1) Tom Burgess, L (8, PH) Ryne Duren, R (9, 1) Jack Spring, R (9, 1)		0-0 HR 2B	0-0 1-3 1B 1B		0-3 K		0-0 G3 2B 1B	4-0 BB FC3-2 1B BB	

Inning Stats	R: 1 E: 0 K: 0 S: 5	H: 2 LOB: 1 BB: 0 P: 5	R: 4 E: 0 K: 1 S: 9	H: 4 LOB: 2 BB: 2 P: 17	R: 3 E: 0 K: 0 S: 6	H: 4 LOB: 1 BB: 1 P: 10	R: 0 E: 1 K: 0 S: 4	H: 0 LOB: 1 BB: 0 P: 4	R: 0 E: 0 K: 2 S: 7	H: 0 LOB: 0 BB: 0 P: 7	R: 1 E: 0 K: 0 S: 5	H: 3 LOB: 2 BB: 1 P: 9	R: 1 E: 0 K: 0 S: 5	H: 2 LOB: 2 BB: 1 P: 9	R: 4 E: 0 K: 0 S: 5	H: 2 LOB: 2 BB: 4 P: 21
--------------	------------------------------	---------------------------------	------------------------------	----------------------------------	------------------------------	----------------------------------	------------------------------	---------------------------------	------------------------------	---------------------------------	------------------------------	---------------------------------	------------------------------	---------------------------------	------------------------------	----------------------------------

PITCHER	IP	WLS	BF	H	R	ER	SO	BB	IBB	HBP	BLK	WP	HR	S	P	ERA	WHIP
Jerry Walker, R (1, 1) ERA: 5.07	1.2	L	11	5	5	5	1	1	0	0	0	0	2	12	16	27.00	3.600
Bill Fischer, R (2, 1) ERA: 6.35	1.1		10	5	3	3	0	2	0	0	0	0	0	8	16	20.25	5.250
Dan Pfister, R (4, 1) ERA: 6.39	5.0		28	7	6	6	2	6	0	0	0	2	0	26	50	10.80	2.600

**BOTTOM**

**Kansas City Athletics @ Los Angeles Angels**  
**Dodger Stadium, Los Angeles, CA**

Sun Jun 10 1962, 3:33 AM PDT  
Unknown

AB	R	H	RBI	BB	SO	LOB
6	2	2	1	0	0	6
5	1	3	6	1	0	1
5	2	3	2	1	0	2
5	0	2	2	1	0	4
5	0	1	0	0	0	3
3	2	2	1	2	0	0
0	1	0	0	0	0	0
4	1	1	0	1	0	5
3	0	0	0	1	2	1
0	1	0	0	1	0	0
4	3	3	1	0	1	0
0	0	0	0	0	0	0
0	1	0	1	1	0	0
0	0	0	0	0	0	0
0	0	0	0	0	0	0

AB	40
R	14
H	17
RBI	14
BB	9
SO	3
LOB	22

livebaseballscorecards.com



WP	PA
2	49
PB	0
SB	0
CS	0

Batter	1	2	3	4	5	6	7	8	9	AB R H RBI BB SO LOB	TOP																										
Dick Howser, R (1, 6) OBP: 0.332, SLG: 0.349	4-0 2B E BB	0-0 1B		0-0 F9		0-0 5-3		0-3 K		4 1 1 0 1 1 4																											
Bobby Del Greco, R (1, 8) OBP: 0.401, SLG: 0.365 Jose Tartabull, L (8, PH) OBP: 0.365, SLG: 0.412 (8, 8)	0-0 1-3 E 2B	0-0 F8		0-0 G3		4-0 BB		0-3 K		3 1 1 0 1 0 1 1 0 0 0 0 1 2																											
Jerry Lumpe, L (1, 4) OBP: 0.333, SLG: 0.387	0-0 E4 BB 2-H 3-H		0-0 1-3		0-0 F8	0-0 F6		0-0 G3		5 0 0 1 0 0 5																											
Manny Jimenez, L (1, 7) OBP: 0.404, SLG: 0.557	0-0 F8		1-0 HBP		0-3 K		0-0 4-3	0-0 F8		4 0 0 0 0 1 1																											
Norm Siebern, L (1, 3) OBP: 0.414, SLG: 0.477	4-0 1-2 BB		0-3 K		0-0 4-3		0-0 1B	0-0 F7		4 0 1 0 1 1 1																											
Ed Charles, R (1, 5) OBP: 0.315, SLG: 0.387	0-3 K		0-0 F7			0-0 HR	0-0 F9	0-0 1B 1B		5 1 2 1 0 1 4																											
Gino Cimoli, R (1, 9) OBP: 0.319, SLG: 0.385	0-0 F5			0-0 HR 1B		0-0 FC1-5 1B 1B	0-0 F9	0-0 1B 1B		5 1 3 0 0 0 3																											
Haywood Sullivan, R (1, 2) OBP: 0.324, SLG: 0.303 Dan Pfister, R (8, PR) OBP: 0.250, SLG: 0.250 Joe Azcue, R (8, 2) OBP: 0.287, SLG: 0.321		0-0 F8		0-0 HR		0-0 5-3 FC1-5 1B 1B		0-0 BB 1B	0-3 K	4 1 3 2 0 0 0 0 0 0 0 0 0 0 1 0 0 0 0 1 2																											
Norm Bass, R (1, 1) OBP: 0.100, SLG: 0.053 Ed Rakow, S (3, 1) OBP: 0.129, SLG: 0.161 Diego Segui, R (6, 1) Wayne Causey, L (8, PH) OBP: 0.359, SLG: 0.320 Gordon Jones, R (8, 1)		0-3 K		0-3 K		0-0 FC1-5 5-3		4-0 BB		1 0 0 0 0 1 0 2 0 0 0 0 1 2 0 0 0 0 0 0 0 0 0 0 0 1 0 0 0 0 0 0 0 0 0																											
<b>Inning Stats</b>	R: 2 E: 1 K: 1 S: 7	H: 1 LOB: 2 BB: 2 P: 15	R: 0 E: 0 K: 1 S: 6	H: 1 LOB: 1 BB: 0 P: 6	R: 0 E: 0 K: 1 S: 5	H: 0 LOB: 1 BB: 0 P: 6	R: 2 E: 0 K: 1 S: 7	H: 2 LOB: 0 BB: 0 P: 7	R: 0 E: 0 K: 0 S: 5	H: 0 LOB: 0 BB: 0 P: 5	R: 1 E: 0 K: 0 S: 6	H: 3 LOB: 3 BB: 1 P: 10	R: 0 E: 0 K: 0 S: 4	H: 1 LOB: 1 BB: 0 P: 4	R: 0 E: 0 K: 2 S: 8	H: 1 LOB: 2 BB: 1 P: 12	R: 0 E: 0 K: 1 S: 7	H: 2 LOB: 2 BB: 0 P: 7	1B: 8 2B: 1 3B: 0 HR: 2	SF: 0 SAC: 0 DP: 0 HBP: 1	WP: 0 PB: 0 SB: 0 CS: 0	PA: 44															
<b>PITCHER</b>	IP WLS BF H R ER SO BB IBB HBP BLK WP HR S P ERA WHIP																																				
Bo Belinsky, L (1, 1) ERA: 3.11	5.0		25	6	5	4	5	2	0	1	0	0	2	32	41	7.20	1.600																				
Art Fowler, R (6, 1) ERA: 2.35	1.0	W	5	1	0	0	0	1	0	0	0	0	0	4	8	0.00	2.000																				
Ryne Duren, R (7, 1) ERA: 2.58	1.0		6	2	0	0	0	1	0	0	0	0	0	5	9	0.00	3.000																				
Tom Morgan, R (8, 1) ERA: 3.46	2.0	S	8	2	0	0	3	0	0	0	0	0	0	14	14	0.00	1.000																				

Kansas City Athletics @ Los Angeles Angels  
Dodger Stadium, Los Angeles, CA

Sun Jun 10 1962, 3:38 AM PDT  
Att: 12,873 - Unknown

livebaseballscorecards.com

AB	39
R	5
H	11
RBI	4
BB	4
SO	8
LOB	25



Batter	1	2	3	4	5	6	7	8	9
Albie Pearson, L OBP: 0.397, SLG: 0.361 (1, 8)	0-0 1B S E 1B	0-0 F7		0-0 F5		4-0 5-3 1B BB	0-0 F4		
Billy Moran, R OBP: 0.335, SLG: 0.421 (1, 4)	0-0 S 1-3 1B		0-0 B5-3	0-0 F9		0-0 5-3 1-2		0-0 L3-6 SH3-4 1B	
Leon Wagner, L OBP: 0.364, SLG: 0.599 (1, 9)	0-0 F7 1-2 3-H		0-0 BB 2B 1B		0-0 F7	0-0 1B 2-H 1B		0-0 SH3-4 1-2	
Lee Thomas, L OBP: 0.374, SLG: 0.423 (1, 3)	0-0 F5		4-0 1-2 2B BB		1-0 FC1-4-6 HBP	0-0 1-3 BB 1B		0-0 L3-6 2-3	
Buck Rodgers, S OBP: 0.327, SLG: 0.367 (1, 2)	0-0 3-1		0-0 1-H 2-H 1B 2B		0-0 FC1-4-6 BB 1-2 1B	4-0 1-2 BB			
Earl Averill, R OBP: 0.468, SLG: 0.500 (1, 7)		0-3 K	0-0 F8 2-H 1B		4-0 1-2 1B BB	0-0 1-3			
Felix Torres, R OBP: 0.293, SLG: 0.289 (1, 5)		0-3 K	0-0 F8 2-3		0-0 1-2 2-H 1B		0-0 4-3 1B		
Billy Conso, R OBP: 0.250, SLG: 0.182 (7, PR) (8, 5)		0-0 K	0-0 F8		0-3 K		0-0 4-3		
Joe Koppe, R OBP: 0.363, SLG: 0.309 (1, 6)		0-0 1B 1B	0-0 F8		0-3 K		0-0 1-2 4-3		
Bo Belinsky, L OBP: 0.286, SLG: 0.091 (1, 1)		0-0 1B		0-3 K		0-3 K	0-3 K		
Art Fowler, R (6, 1)									
Gordie Windhorn, R (6, PH)									
Ryne Duren, R (7, 1)									
Tom Morgan, R (8, 1)									

Inning Stats	R: 1	H: 2	E: 0	K: 0	S: 5	H: 2	LOB: 1	BB: 0	P: 5	R: 0	H: 2	E: 0	K: 2	S: 9	R: 0	H: 3	E: 0	K: 0	S: 6	R: 0	H: 0	E: 0	K: 1	S: 5	R: 1	H: 1	E: 0	K: 1	S: 6	R: 1	H: 2	E: 0	K: 1	S: 7	R: 0	H: 1	E: 0	K: 1	S: 6	R: 0	H: 1	E: 0	K: 0	S: 3
--------------	------	------	------	------	------	------	--------	-------	------	------	------	------	------	------	------	------	------	------	------	------	------	------	------	------	------	------	------	------	------	------	------	------	------	------	------	------	------	------	------	------	------	------	------	------

PITCHER	IP	WLS	BF	H	R	ER	SO	BB	IBB	HBP	BLK	WP	HR	S	P	ERA	WHIP
Norm Bass, R (1, 1) ERA: 5.93	2.1		15	7	4	3	2	1	0	0	0	0	0	18	22	11.57	3.429
Ed Rakow, R (3, 1) ERA: 4.9	3.1	L	16	3	2	2	3	2	0	1	0	0	0	19	28	5.40	1.500
Diego Segui, R (6, 1) ERA: 3.68	1.1		6	1	0	0	1	1	0	0	0	0	0	7	11	0.00	1.500
Gordon Jones, R (8, 1) ERA:	1.0		3	1	0	0	0	0	0	0	0	0	0	3	3	0.00	1.000

**BOTTOM**

AB	R	H	RBI	BB	SO	LOB
4	2	1	0	1	0	4
5	0	2	0	0	0	1
4	1	2	1	0	0	1
3	1	1	0	1	0	2
3	2	1	2	1	0	2
3	0	1	1	1	1	3
4	0	2	1	0	1	1
0	0	0	0	0	0	0
4	0	1	0	0	1	4
2	0	1	0	0	1	0
0	0	0	0	0	0	0
1	0	0	0	0	1	2
0	0	0	0	0	0	0

<b>AB</b>	<b>34</b>
<b>R</b>	<b>6</b>
<b>H</b>	<b>12</b>
<b>RBI</b>	<b>5</b>
<b>BB</b>	<b>4</b>
<b>SO</b>	<b>6</b>
<b>LOB</b>	<b>20</b>



WP	PA
0	40

**Kansas City Athletics @ Los Angeles Angels**  
**Dodger Stadium, Los Angeles, CA**  
 Sun Jun 10 1962, 3:38 AM PDT  
 Att. 12,873 - Unknown

livebaseballscorecards.com

Batter	1	2	3	4	5	6	7	8	9	AB R H RBI BB SO LOB	TOP		
<b>Jim Landis, R</b> (1, 8) OBP: 0.365, SLG: 0.495 BB 										3 0 0 0 1 0 0	<b>Chicago White Sox @ Kansas City Athletics</b> Municipal Stadium, Kansas City, MO Tue Jun 12 1962, 8:05 PM EDT Att. 7,234 - Unknown  <b>AB 26</b> <b>R 1</b> <b>H 3</b> <b>RBI 1</b> <b>BB 3</b> <b>SO 3</b> <b>LOB 6</b>  		
<b>Nellie Fox, L</b> (1, 4) OBP: 0.319, SLG: 0.360 									4 0 0 0 0 0 1				
<b>Joe Cunningham, L</b> (1, 3) OBP: 0.452, SLG: 0.443 									4 0 2 0 0 1 0				
<b>Floyd Robinson, L</b> (1, 9) OBP: 0.393, SLG: 0.523 BB 									2 1 0 0 1 1 2				
<b>Al Smith, R</b> (1, 7) OBP: 0.396, SLG: 0.509 									2 0 1 0 1 0 1				
<b>Bob Sadowski, L</b> (1, 5) OBP: 0.286, SLG: 0.453 <b>Charley Smith, R</b> (7, 5) OBP: 0.254, SLG: 0.264 									2 0 0 1 0 1 1 0 0 0 0 0 0 0				
<b>Luis Aparicio, R</b> (1, 6) OBP: 0.254, SLG: 0.296 									2 0 0 1 0 1 1 0 0 0 0 0 0 0				
<b>Cam Carreon, R</b> (1, 2) OBP: 0.317, SLG: 0.330 									2 0 0 1 0 1 1 0 0 0 0 0 0 0				
<b>Juan Pizarro, L</b> (1, 1) OBP: 0.194, SLG: 0.194 									2 0 0 1 0 1 1 0 0 0 0 0 0 0				
<b>Inning Stats</b> R: 0 H: 0 E: 0 K: 0 S: 2 H: 0 LOB: 0 BB: 1 P: 6 R: 1 H: 1 E: 0 K: 0 S: 3 H: 1 LOB: 0 BB: 1 P: 7 R: 0 H: 0 E: 0 K: 0 S: 3 H: 0 LOB: 0 BB: 0 P: 3 R: 0 H: 1 E: 0 K: 1 S: 6 H: 1 LOB: 1 BB: 0 P: 6 R: 0 H: 0 E: 0 K: 0 S: 3 H: 0 LOB: 0 BB: 0 P: 3 R: 0 H: 0 E: 0 K: 1 S: 5 H: 0 LOB: 1 BB: 1 P: 9 R: 0 H: 0 E: 0 K: 0 S: 3 H: 0 LOB: 0 BB: 0 P: 3 R: 0 H: 0 E: 0 K: 1 S: 5 H: 0 LOB: 0 BB: 0 P: 5 1B: 3 SF: 1 2B: 0 SAC: 0 3B: 0 DP: 2 HR: 0 HBP: 0										3 0 0 0 0 0 1 3 0 0 0 0 0 0 3 0 0 0 0 0 0	WP: 0 PA: 30 PB: 0 SB: 0 CS: 0		
<b>PITCHER</b> <b>Dave Wickersham, R</b> (1, 1) ERA: 2.88	IP: 9.0 WLS: W BF: 30 H: 3 R: 1 ER: 1 SO: 3 BB: 3 IBB: 0 HBP: 0 BLK: 0 WP: 0 HR: 0 S: 33 P: 45 ERA: 1.00 WHIP: 0.667											<b>PITCHER</b> IP: WLS: BF: H: R: ER: SO: BB: IBB: HBP: BLK: WP: HR: S: P: ERA: WHIP	

Batter	1	2	3	4	5	6	7	8	9	AB	R	H	RBI	BB	SO	LOB		
Dick Howser, R OBP: 0.335, SLG: 0.346 (1, 6)	4-0 WP BB	0-0 L6		4-0 BB			0-0 4-3			2	0	0	0	2	0	2		
Bobby Del Greco, R OBP: 0.393, SLG: 0.355 (1, 8) (9, 7)	0-0 F7		0-0 F2	0-0 F8			0-0 F6			4	0	0	0	0	0	4		
Jerry Lumpe, L OBP: 0.332, SLG: 0.382 (1, 4)	4-0 BB		0-3 K		0-0 G3		0-0 4-3			3	0	0	0	1	1	0		
Manny Jimenez, L OBP: 0.411, SLG: 0.561 (1, 7) Jose Tartabull, L OBP: 0.365, SLG: 0.412 (8, PR) (9, 8)	0-0 F7		0-0 1B		0-0 1B			0-0 3B 1B		4	0	3	0	0	0	2		
Norm Siebern, L OBP: 0.408, SLG: 0.468 (1, 3)	0-0 F5		0-0 4-3		0-0 6-3			0-0 F2		0	1	0	0	0	0	0		
Ed Charles, R OBP: 0.314, SLG: 0.379 (1, 5)		0-0 F9		4-0 FC5-4 1B BB		0-0 F9		0-0 F8		3	0	0	0	1	0	1		
Gino Cimoli, R OBP: 0.326, SLG: 0.398 (1, 9)		4-0 FC1-4 BB		0-0 FC5-4 1B		0-3 K		0-0 1B 3B		3	1	2	1	1	1	0		
Joe Azcue, R OBP: 0.296, SLG: 0.330 (1, 2)		0-0 FC1-4 1B		0-0 FC5-4 BB		0-0 1B		0-0 1B		4	0	2	1	0	0	3		
Dave Wickersham, R OBP: 0.080, SLG: 0.080 (1, 1)		0-0 1B		0-0 F4		0-0 6-3		0-0 F4		4	0	1	0	0	0	4		
<b>Inning Stats</b>	R: 0 E: 0 K: 0 S: 3	H: 0 LOB: 2 BB: 2 P: 11	R: 0 E: 0 K: 0 S: 4	H: 1 LOB: 2 BB: 1 P: 8	R: 0 E: 0 K: 1 S: 6	H: 1 LOB: 1 BB: 0 P: 6	R: 0 E: 0 K: 0 S: 4	H: 1 LOB: 3 BB: 2 P: 12	R: 0 E: 0 K: 1 S: 6	H: 1 LOB: 1 BB: 0 P: 6	R: 0 E: 0 K: 0 S: 3	H: 0 LOB: 0 BB: 0 P: 3	R: 0 E: 0 K: 0 S: 3	H: 0 LOB: 0 BB: 0 P: 3	R: 2 E: 0 K: 0 S: 6	H: 3 LOB: 1 BB: 0 P: 6	1B: 7 2B: 0 3B: 1 HR: 0	SF: 0 SAC: 0 DP: 0 HBP: 0

**BOTTOM**

**Chicago White Sox @ Kansas City Athletics**  
Municipal Stadium, Kansas City, MO  
Tue Jun 12 1962, 8:05 PM EDT  
Att. 7,234 - Unknown

[livebaseballscorecards.com](http://livebaseballscorecards.com)

<b>AB</b>	<b>31</b>
<b>R</b>	<b>2</b>
<b>H</b>	<b>8</b>
<b>RBI</b>	<b>2</b>
<b>BB</b>	<b>5</b>
<b>SO</b>	<b>2</b>
<b>LOB</b>	<b>20</b>



PITCHER	IP	WLS	BF	H	R	ER	SO	BB	IBB	HBP	BLK	WP	HR	S	P	ERA	WHIP
Juan Pizarro, L ERA: 4.07 (1, 1)	8.0	L	36	8	2	2	2	5	0	0	0	1	0	35	55	2.25	1.625

WP: 1	PA: 36
PB: 0	SB: 0
CS: 0	

Batter	1	2	3	4	5	6	7	8	9	AB R H RBI BB SO LOB	TOP
<b>Jim Landis, R</b> (1, 8) <small>OBP: 0.371, SLG: 0.495</small>	0-0 		4-0 		0-3 		0-0 		0-0 	4 1 2 0 1 1 1	<b>Chicago White Sox @ Kansas City Athletics</b> Municipal Stadium, Kansas City, MO Wed Jun 13 1962, 8:05 PM EDT Att. 6,448 - Unknown  <b>livebaseballscorecards.com</b>
<b>Joe Cunningham, L</b> (1, 3) <small>OBP: 0.451, SLG: 0.441</small>	0-0 		0-0 		0-0 		0-0 	0-3 	5 0 2 1 0 1 3		
<b>Floyd Robinson, L</b> (1, 9) <small>OBP: 0.391, SLG: 0.518</small>	0-0 		0-0 		0-0 		0-0 		4 0 1 2 0 0 4		
<b>Al Smith, R</b> (1, 7) <small>OBP: 0.393, SLG: 0.515</small>		0-0 	0-3 		0-0 		0-0 		4 0 1 0 0 1 3		
<b>Sherm Lollar, R</b> (1, 2) <small>OBP: 0.377, SLG: 0.362</small>		0-3 		0-3 		0-0 		0-0 	4 0 1 0 0 2 1		
<b>Bob Sadowski, L</b> (1, 5) <small>OBP: 0.270, SLG: 0.426</small>		0-3 		0-0 		0-0 		0-0 	4 0 0 0 0 1 2		
<b>Nellie Fox, L</b> (1, 4) <small>OBP: 0.313, SLG: 0.353</small>		0-0 		0-0 		0-0 		0-0 	4 0 0 0 0 0 2		
<b>Sammy Esposito, R</b> (1, 6) <small>OBP: 0.375, SLG: 0.296</small> <b>Mike Hershberger, R</b> (9, PH) <small>OBP: 0.343, SLG: 0.344</small>			4-0 		0-0 		0-0 	0-3 	2 2 0 0 1 0 0 1 0 0 0 0 1 0		
<b>John Buzhardt, R</b> (1, 1) <small>OBP: 0.194, SLG: 0.138</small> <b>Eddie Fisher, R</b> (7, 1) <b>Cam Carreon, R</b> (9, PH) <small>OBP: 0.314, SLG: 0.327</small>			0-3 		0-0 		0-0 	0-3 	3 0 1 0 0 1 2 0 0 0 0 0 0 0 1 0 0 0 0 1 0		
<b>Inning Stats</b>	R: 0 H: 0 E: 0 LOB: 0 K: 0 BB: 0 S: 3 P: 3	R: 0 H: 1 E: 0 LOB: 1 K: 2 BB: 0 S: 8 P: 8	R: 2 H: 1 E: 0 LOB: 1 K: 2 BB: 2 S: 8 P: 16	R: 0 H: 0 E: 0 LOB: 0 K: 1 BB: 0 S: 5 P: 5	R: 0 H: 2 E: 0 LOB: 2 K: 1 BB: 0 S: 7 P: 7	R: 0 H: 1 E: 0 LOB: 1 K: 0 BB: 0 S: 4 P: 4	R: 1 H: 2 E: 1 LOB: 2 K: 0 BB: 0 S: 6 P: 6	R: 0 H: 0 E: 0 LOB: 0 K: 0 BB: 0 S: 3 P: 3	R: 0 H: 1 E: 0 LOB: 1 K: 3 BB: 0 S: 10 P: 10	1B: 7 SF: 0 2B: 0 SAC: 0 3B: 1 DP: 0 HR: 0 HBP: 0	WP: 0 PA: 38 PB: 0 SB: 0 CS: 0
<b>PITCHER</b> <b>Ed Rakow, R</b> (1, 1) <small>ERA: 4.7</small> <b>Gordon Jones, R</b> (8, 1) <small>ERA:</small>	IP WLS BF H R ER SO BB IBB HBP BLK WP HR S P ERA WHIP 7.0 W 31 7 3 2 6 2 0 0 0 0 0 0 41 49 2.57 1.286										





Batter	1	2	3	4	5	6	7	8	9
Dick Howser, R OBP: 0.333, SLG: 0.344 (1, 6)	0-0 1B		0-0 4-3		0-0 F8		0-0 FC1-6 1B		
Jose Tartabull, L OBP: 0.372, SLG: 0.417 (1, 8)	0-0 1B		0-0 F3		0-0 4-3		0-0 1B		
Jerry Lumpe, L OBP: 0.331, SLG: 0.377 (1, 4)	4-0 BB		0-0 4-3		0-0 4-3		0-0 4-3		
Manny Jimenez, L OBP: 0.413, SLG: 0.565 (1, 7)	0-0 L6-4			0-0 1B		0-0 1-3	0-0 1B		
Bobby Del Greco, R OBP: 0.393, SLG: 0.355 (7, PR)									
Norm Siebern, L OBP: 0.413, SLG: 0.468 (1, 3)	4-0 BB			0-3 K		4-0 BB	0-0 1B		
Ed Charles, R OBP: 0.307, SLG: 0.369 (1, 5)	0-3 K			0-0 6-3		0-0 F9	0-0 F9		
Gino Cimoli, R OBP: 0.329, SLG: 0.397 (1, 9)		0-0 4-3		0-0 1B		4-0 BB		0-3 K	
Joe Azcue, R OBP: 0.294, SLG: 0.326 (1, 2)		0-0 5-3		0-0 1B		0-0 L9		0-3 K	
Ed Rakow, S OBP: 0.121, SLG: 0.152 (1, 1)		0-3 K		0-0 5-3			4-0 FC1-6 BB	0-0 6-3	

Inning Stats	R: 1	H: 2	E: 0	K: 1	S: 6	R: 0	H: 0	E: 0	K: 1	S: 5	R: 0	H: 0	E: 0	K: 0	S: 3	R: 1	H: 3	E: 0	K: 1	S: 8	R: 0	H: 0	E: 0	K: 0	S: 3	R: 0	H: 0	E: 0	K: 0	S: 3	R: 2	H: 3	E: 0	K: 0	S: 6	R: 0	H: 0	E: 0	K: 2	S: 7
	LOB: 2	BB: 2	P: 14	LOB: 0	BB: 0	P: 5	LOB: 2	BB: 0	P: 3	LOB: 0	BB: 0	LOB: 0	BB: 0	P: 3	LOB: 2	BB: 2	LOB: 2	BB: 1	P: 10	LOB: 0	BB: 0	LOB: 0	BB: 0	P: 7	LOB: 0	BB: 0	LOB: 0	BB: 0	P: 7	SF: 0	SAC: 0	DP: 1	HBP: 0	1B: 7	2B: 2	3B: 0	HR: 0			

PITCHER	IP	WLS	BF	H	R	ER	SO	BB	IBB	HBP	BLK	WP	HR	S	P	ERA	WHIP
John Buzhardt, R ERA: 3.56 (1, 1)	6.2	L	31	7	4	4	3	5	0	0	0	0	0	32	52	5.40	1.800
Eddie Fisher, R ERA: 4.31 (7, 1)	1.1		5	1	0	0	2	0	0	0	0	0	0	9	9	0.00	0.750


**BOTTOM**

Chicago White Sox @ Kansas City Athletics  
Municipal Stadium, Kansas City, MO

Wed Jun 13 1962, 8:05 PM EDT  
Att. 6,448 - Unknown

AB	R	H	RBI	BB	SO	LOB
4	2	1	0	0	0	1
4	1	2	2	0	0	0
3	0	0	0	1	0	1
4	1	2	1	0	0	2
0	0	0	0	0	0	0
2	0	1	0	2	1	1
4	0	0	0	0	1	6
3	0	1	1	1	1	0
4	0	1	0	0	1	2
2	0	0	0	0	1	2
0	0	0	0	1	0	0
1	0	0	0	0	0	0

AB	31
R	4
H	8
RBI	4
BB	5
SO	5
LOB	15



WP	PA	36
WP: 0	PA: 36	
PB: 0	SB: 3	CS: 0

Batter	1	2	3	4	5	6	7	8	9	AB R H RBI BB SO LOB	TOP											
Jim Landis, R (1, 8) OBP: 0.378, SLG: 0.510	0-0 E 1B	4-0 BB		0-0 HR		0-0 FC6-4 2B 1B	0-3 K		4-0 1B SF8 BB	4 4 2 1 2 1 3												
Nellie Fox, L (1, 4) OBP: 0.314, SLG: 0.357	0-0 F8	0-0 3-1		0-0 F8		0-0 1B 2B	0-0 F6		0-0 1B	6 1 2 0 0 0 5												
Joe Cunningham, L (1, 3) OBP: 0.452, SLG: 0.448	0-3 K		0-0 L8 E 2B	4-0 1B BB		0-0 BB 1B		0-0 4-3	0-0 SF8	4 1 2 3 1 1 1												
Floyd Robinson, L (1, 9) OBP: 0.398, SLG: 0.516	4-0 1B BB		0-0 L8	0-0 1-2 1B		4-0 1-2 BB		4-0 1B BB	0-0 F4	3 1 1 0 3 0 2												
Al Smith, R (1, 5) OBP: 0.398, SLG: 0.514	0-0 1-2 1B		4-0 E SF9 BB	0-0 4-3		0-3 K		0-0 S 1B 1B		4 1 2 1 1 1 4												
Mike Hershberger, R (1, 7) OBP: 0.340, SLG: 0.340	0-0 F9		0-0 E1 S		0-0 4-3	0-3 K		0-0 1-2 2-H 1B		5 0 1 2 0 1 5												
Luis Aparicio, R (1, 6) OBP: 0.257, SLG: 0.304		0-0	0-0 SF9		0-0 F8		0-0 FC3-6 1B	0-3 K		4 0 2 1 0 1 2												
Sammy Esposito, R (8, 6) OBP: 0.375, SLG: 0.296		0-0 2B	1-2 3-H SF9		0-0 F8		0-0 FC3-6 1B	1-2 2-3 K		0 0 0 0 0 0 0												
Sherm Lollar, R (1, 2) OBP: 0.362, SLG: 0.345		0-3 K	0-3 K		0-0 4-3		0-0 FC3-6 1B	0-0 F7		5 0 0 0 0 2 5												
Joe Horlen, R Charley Smith, R Dom Zanni, R Cam Carreon, R Turk Lavin, R Bob Sadowski, L Russ Kemmerer, R Eddie Fisher, R Bob Farley, L		0-3 K		0-3 K		4-0 FC6-4 BB	0-0 1-2 1B		0-3 K	1 0 0 0 0 0 1 1 1 0 0 0 0 0 1 0 0 0 0 0 0 0 0 0 0 0 0 0 0 0 1 0 0 0 0 0 0 0 0 0 1 0 1 0 0 0 0 0 0 0 0 0 0 0 0 0 1 0 0 0 0 0 0 0 1 0 0 0 0 0 1 0												
Inning Stats	R: 1 E: 1 K: 1 S: 7	H: 2 LOB: 2 BB: 1 P: 11	R: 0 E: 0 K: 2 S: 8	H: 1 LOB: 2 BB: 1 P: 12	R: 2 E: 1 K: 1 S: 7	H: 1 LOB: 1 BB: 1 P: 11	R: 1 E: 0 K: 1 S: 7	H: 2 LOB: 2 BB: 1 P: 11	R: 0 E: 0 K: 2 S: 9	H: 2 LOB: 2 BB: 2 P: 17	R: 0 E: 0 K: 1 S: 7	H: 2 LOB: 2 BB: 0 P: 7	R: 1 E: 0 K: 1 S: 7	H: 2 LOB: 2 BB: 1 P: 11	R: 1 E: 0 K: 1 S: 6	H: 1 LOB: 1 BB: 1 P: 10	1B: 9 2B: 3 3B: 0 HR: 1	SF: 2 SAC: 0 DP: 0 HBP: 0	WP: 0 PB: 0 SB: 3 CS: 0	PA: 49		
PITCHER	IP WLS BF H R ER SO BB IBB HBP BLK WP HR S P ERA WHIP																					
John Wyatt, R (1, 1) ERA: 4.48	3.2		5 4 2 5 4 0 0 0 0 0 0 0 1 27 43 4.91 2.455																			
Norm Bass, R (4, 1) ERA: 6.07	1.2		9 3 2 2 0 1 0 0 0 0 0 0 0 8 12 10.80 2.400																			
Dan Pfister, R (6, 1) ERA: 6.33	2.0		12 4 1 1 3 2 0 0 0 0 0 0 0 16 24 4.50 3.000																			
Gordon Jones, R (8, 1) ERA: 0.79	1.2	W	7 1 1 1 2 1 0 0 0 0 0 0 0 10 14 5.40 1.200																			

Chicago White Sox @ Kansas City Athletics  
Municipal Stadium, Kansas City, MO  
Thu Jun 14 1962, 8:05 PM EDT  
Att. 6,328 - Unknown

AB	39
R	8
H	13
RBI	8
BB	8
SO	10
LOB	28



WP: 0	PA: 49
-------	--------

PITCHER	IP	WLS	BF	H	R	ER	SO	BB	IBB	HBP	BLK	WP	HR	S	P	ERA	WHIP
John Wyatt, R	3.2		21	5	4	2	5	4	0	0	0	0	1	27	43	4.91	2.455
Norm Bass, R	1.2		9	3	2	2	0	1	0	0	0	0	0	8	12	10.80	2.400
Dan Pfister, R	2.0		12	4	1	1	3	2	0	0	0	0	0	16	24	4.50	3.000
Gordon Jones, R	1.2	W	7	1	1	1	2	1	0	0	0	0	0	10	14	5.40	1.200

Batter	1	2	3	4	5	6	7	8	9	AB	R	H	RBI	BB	SO	LOB
Dick Howser, R OBP: 0.335, SLG: 0.344 (1, 6)	0-0 4-3	0-0 SF9		4-0 SH1-4 HR BB	0-0 1B		0-0 6-3			3	1	1	2	1	0	0
Jose Tartabull, L OBP: 0.366, SLG: 0.408 (1, 8)	0-0 1-3	0-3 K		0-0 SH1-4 1-2	0-0 F7			0-0 E1 WP 1B		4	1	1	0	0	1	2
Jerry Lumpe, L OBP: 0.340, SLG: 0.396 (1, 4)	0-0 E5 2B 1B			0-0 FC3-6 HBP HR 1B	0-0 HR 2-H	4-0 FC5 1B BB		0-0 F7		4	3	3	2	1	0	0
Manny Jimenez, L OBP: 0.417, SLG: 0.569 (1, 7)	0-0			0-0 1-3		0-0 F7		0-0 E S 1B		4	0	2	1	0	0	1
Bobby Del Greco, R OBP: 0.393, SLG: 0.355 (8, PR) (9, 7)	2-H 2B			1-2 FC3-6 HBP				1B		0	1	0	0	0	0	0
Norm Siebern, L OBP: 0.416, SLG: 0.469 (1, 3)	0-0 3-1			0-0 FC3-6 HR 1-2f 2-3	4-0 BB	0-0 FC5 1B		0-0 5-3 1B		4	1	2	1	1	0	3
Ed Charles, R OBP: 0.309, SLG: 0.407 (1, 5)		0-0 HR	0-0 HR 1-H 3-H	0-0 L4		0-0 FC5	1-2 2-3f	0-0 5-3		5	2	2	4	0	0	4
Gino Cimoli, R OBP: 0.331, SLG: 0.397 (1, 9)		0-0 1B SF9 1B	0-0 4-3		0-0 F7 F8 1B 1B	0-0 F8		0-0 G3		5	2	2	0	0	0	4
Joe Azcue, R OBP: 0.302, SLG: 0.333 (1, 2)		0-0 SF9 WP 1B	0-0 FC6-4 1B		0-0 F8		0-0 F8			4	0	2	0	0	0	1
John Wyatt, R OBP: 0.056, SLG: 0.056 (1, 1)		0-3 K	0-0 FC6-4		0-0 F7		0-0 6-3			2	0	0	0	0	1	3
Norm Bass, R OBP: 0.095, SLG: 0.050 (4, 1)										1	0	0	0	0	0	1
Dan Pfister, R OBP: 0.238, SLG: 0.238 (6, 1)										1	0	0	0	0	0	0
Gordon Jones, R (8, 1)										0	0	0	0	0	0	0

Inning Stats	R: 1	H: 2	E: 1	LOB: 1	K: 0	BB: 0	S: 5	R: 2	H: 3	E: 0	LOB: 1	K: 2	BB: 0	S: 10	R: 3	H: 3	E: 0	LOB: 1	K: 0	BB: 0	S: 6	R: 2	H: 1	E: 0	LOB: 1	K: 0	BB: 2	S: 4	R: 1	H: 2	E: 0	LOB: 1	K: 0	BB: 0	S: 5	R: 0	H: 1	E: 0	LOB: 2	K: 0	BB: 1	S: 8	R: 0	H: 0	E: 0	LOB: 0	K: 0	BB: 0	S: 3	R: 2	H: 3	E: 1	LOB: 2	K: 0	BB: 0	S: 6	P: 6
--------------	------	------	------	--------	------	-------	------	------	------	------	--------	------	-------	-------	------	------	------	--------	------	-------	------	------	------	------	--------	------	-------	------	------	------	------	--------	------	-------	------	------	------	------	--------	------	-------	------	------	------	------	--------	------	-------	------	------	------	------	--------	------	-------	------	------


PITCHER	IP	WLS	BF	H	R	ER	SO	BB	IBB	HBP	BLK	WP	HR	S	P	ERA	WHIP
Joe Horlen, R ERA: 5.5 (1, 1)	3.0	L	18	8	6	5	2	0	0	1	0	1	2	21	22	15.00	2.667
Dom Zanni, R ERA: 3.38 (4, 1)	2.0		11	3	3	3	0	2	0	0	0	0	1	9	17	13.50	2.500
Turk Lown, R ERA: 3.47 (6, 1)	1.0		5	1	0	0	0	1	0	0	0	0	0	4	8	0.00	2.000
Russ Kemmerer, R ERA: 4.5 (7, 1)	1.0		4	1	1	1	0	0	0	0	0	0	0	4	4	9.00	1.000
Eddie Fisher, R ERA: 4.41 (8, 1)	1.0		5	2	1	1	0	0	0	0	0	1	0	5	5	9.00	2.000

**BOTTOM**

**Chicago White Sox @ Kansas City Athletics**  
Municipal Stadium, Kansas City, MO

Thu Jun 14 1962, 8:05 PM EDT  
Att. 6,328 - Unknown

<b>AB</b>	<b>37</b>
<b>R</b>	<b>11</b>
<b>H</b>	<b>15</b>
<b>RBI</b>	<b>10</b>
<b>BB</b>	<b>3</b>
<b>SO</b>	<b>2</b>
<b>LOB</b>	<b>19</b>



1B	2B	3B	HR	SF	SAC	DP	HBP	WP	HR	S	P	ERA	WHIP
11	1	0	3	1	0	0	1	2	0	43			

Batter	1	2	3	4	5	6	7	8	9	AB R H RBI BB SO LOB	TOP													
Lenny Green, L OBP: 0.387, SLG: 0.468 (1, 8) X	0-0 G3		0-0 3-1			0-0 F9	0-0 F3			4 0 0 0 0 0 3														
Rich Rollins, R OBP: 0.426, SLG: 0.556 (1, 5) X	0-0 FC5 BB 1B		0-0 F8			4-0 1B BB	0-0 L6			3 0 1 0 1 0 3														
Harmon Killebrew, R OBP: 0.393, SLG: 0.481 (1, 7) S S S	0-3 K			0-0 HR		0-0 1-3 1B		0-0 1-3		4 1 2 1 0 1 1														
Don Mincher, L OBP: 0.396, SLG: 0.500 (1, 3) B B B	4-0 1-2 BB			0-0 L9		0-0 P6		4-0 FC5-4 BB		2 0 0 0 2 0 2														
Bob Allison, R OBP: 0.374, SLG: 0.432 (1, 9) X	0-0 FC5 2-3f			0-3 K		0-0 F5		0-0 FC5-4 1-2f		4 0 0 0 0 1 5														
Earl Battey, R OBP: 0.366, SLG: 0.435 (1, 2) X		0-0 P4		0-0 P4			0-0 E 1B 1B	0-0 P6		4 0 1 0 0 0 1														
Bernie Allen, L OBP: 0.288, SLG: 0.423 (1, 4) X			0-0 F9		0-0 F8		0-0 1-2 E 1B		0-0 4-3	4 0 1 0 0 0 0														
Zoilo Versalles, R OBP: 0.255, SLG: 0.357 (1, 6) X			0-0 F8		0-0 6-3		0-0 F7		0-0 F7	4 0 0 0 0 0 2														
Camilo Pascual, R OBP: 0.267, SLG: 0.341 Ted Sadowski, R OBP: 0.667, SLG: 0.667 Johnny Goryl, R OBP: 0.276, SLG: 0.563 Georges Maranda, R OBP: 0.590, SLG: 0.833 George Banks, R OBP: 0.375, SLG: 0.450 Lee Stanges, R OBP: 0.257, SLG: 0.250 (1, 1) (4, 1) (5, PH) (5, 1) (7, PH) (7, 1) (9, PH)			0-0 4-3		0-0 6-3		0-0 E8 1-2 2-3		0-0 1-3	1 0 0 0 0 0 0 0 0 0 0 0 0 0 1 0 0 0 0 0 0 0 0 0 0 0 0 0 1 0 0 0 0 0 2 0 0 0 0 0 0 0 1 0 0 0 0 0 0														
<b>Inning Stats</b>	R: 0 E: 0 K: 1 S: 6	H: 1 LOB: 2 BB: 1 P: 10	R: 0 E: 0 K: 0 S: 3	H: 0 LOB: 0 BB: 0 P: 3	R: 0 E: 0 K: 0 S: 3	H: 0 LOB: 0 BB: 0 P: 3	R: 1 E: 0 K: 1 S: 6	H: 1 LOB: 0 BB: 0 P: 6	R: 0 E: 0 K: 0 S: 3	H: 0 LOB: 0 BB: 0 P: 3	R: 0 E: 0 K: 0 S: 4	H: 1 LOB: 2 BB: 1 P: 8	R: 0 E: 1 K: 0 S: 6	H: 2 LOB: 3 BB: 0 P: 6	R: 0 E: 0 K: 0 S: 3	H: 0 LOB: 1 BB: 1 P: 7	R: 0 E: 0 K: 0 S: 3	H: 0 LOB: 0 BB: 0 P: 3	1B: 4 2B: 0 3B: 0 HR: 1	SF: 0 SAC: 0 DP: 0 HBP: 0	WP: 0 PB: 0 SB: 0 CS: 0	PA: 36		
<b>PITCHER</b> Jerry Walker, R ERA: 4.73 Ed Rakow, R ERA: 4.61	IP 7.1 WLS W BF 31 H 5 R 1 ER 1 SO 2 BB 3 IBB 0 HBP 0 BLK 0 WP 0 HR 1 S 32 P 44 ERA 1.23 WHIP 1.091																							

Minnesota Twins @ Kansas City Athletics  
Municipal Stadium, Kansas City, MO  
Fri Jun 15 1962, 8:05 PM EDT  
Att. 10,473 - Unknown

livebaseballscorecards.com

AB	33
R	1
H	5
RBI	1
BB	3
SO	2
LOB	19



Batter	1	2	3	4	5	6	7	8	9	AB	R	H	RBI	BB	SO	LOB
Dick Howser, R (1, 6) OBP: 0.331, SLG: 0.340	0-0 4-3		0-0 5-3	0-0 SH4-3			0-0 F9			3	0	0	1	0	0	0
Jose Tartabull, L (1, 8) OBP: 0.360, SLG: 0.400	0-0 5-3		0-0 1B	0-0 4-3			0-0 6-3			4	0	1	0	0	0	0
Jerry Lumpe, L (1, 4) OBP: 0.335, SLG: 0.389	0-0 L7		0-0 F8				0-0 F8		0-0 P4	4	0	0	0	0	0	1
Manny Jimenez, L (1, 7) Bobby Del Greco, R (9, 7) OBP: 0.409, SLG: 0.557 OBP: 0.393, SLG: 0.355		0-0 P4	0-0 F8				0-0 F7		0-0 P5	4	0	0	0	0	0	1
Norm Siebern, L (1, 3) OBP: 0.421, SLG: 0.480		0-0 3B		0-0 1B			0-0 F9		4-0 BB	3	2	2	0	1	0	0
Ed Charles, R (1, 5) OBP: 0.314, SLG: 0.422		0-0 2B		0-0 1B			0-0 F8		0-0 F3	4	2	2	1	0	0	1
Gino Cimoli, R (1, 9) OBP: 0.335, SLG: 0.405		0-0 2B		0-0 1B			0-3 K			3	1	2	2	0	1	0
Joe Azcue, R (1, 2) OBP: 0.303, SLG: 0.343		0-3 K		0-0 SH1-4			0-0 P4			3	1	1	2	0	1	1
Jerry Walker, S (1, 1) Ed Rakow, S (8, 1) OBP: 0.333, SLG: 0.590 OBP: 0.121, SLG: 0.152		0-0 5-3		0-0 SH1-4			0-3 K			2	0	0	0	0	1	1
										0	0	0	0	0	0	0

Inning Stats	R: 0	H: 0	E: 0	K: 0	S: 3	R: 2	H: 3	E: 0	K: 1	S: 8	R: 0	H: 1	E: 0	K: 0	S: 4	R: 4	H: 4	E: 0	K: 0	S: 7	R: 0	H: 0	E: 0	K: 1	S: 5	R: 0	H: 0	E: 0	K: 1	S: 5	R: 0	H: 0	E: 0	K: 0	S: 5	R: 0	H: 0	E: 0	K: 0	S: 3	R: 0	H: 0	E: 0	K: 1	S: 5	R: 0	H: 0	E: 0	K: 0	S: 3						
	LOB: 0	BB: 0	P: 3	LOB: 1	BB: 0	P: 8	LOB: 0	BB: 0	P: 4	LOB: 0	BB: 0	LOB: 0	BB: 0	P: 3	LOB: 0	BB: 0	LOB: 0	BB: 0	P: 5	LOB: 1	BB: 1	P: 7																																		
PITCHER	IP	WLS	BF	H	R	ER	SO	BB	IBB	HBP	BLK	WP	HR	S	P	ERA	WHIP																																							
Camilo Pascual, R (1, 1) ERA: 4.01	3.0	L	17	8	6	6	1	0	0	0	0	0	0	19	19	18.00	2.667																																							
Ted Sadowski, R (4, 1) ERA: 4.5	1.0		3	0	0	0	0	0	0	0	0	0	0	3	3	0.00	0.000																																							
Georges Maranda, R (5, 1) ERA: 4.94	2.0		6	0	0	0	1	0	0	0	0	0	0	8	8	0.00	0.000																																							
Lee Stange, R (7, 1) ERA: 3.73	2.0		7	0	0	0	1	1	0	0	0	0	0	8	12	0.00	0.500																																							

BOTTOM

Minnesota Twins @ Kansas City Athletics  
Municipal Stadium, Kansas City, MO  
Fri Jun 15 1962, 8:05 PM EDT  
Att. 10,473 - Unknown

livebaseballscorecards.com

AB	30
R	6
H	8
RBI	6
BB	1
SO	3
LOB	5



WP: 0	PA: 33
PB: 0	SB: 0
CS: 0	

Batter	1	2	3	4	5	6	7	8	9	AB R H RBI BB SO LOB	TOP
Lenny Green, L (1, 8) OBP: 0.385, SLG: 0.467	0-0 4-3		0-0 F8		0-0 SF7			0-0 1B		3 0 1 1 0 0 1	<b>Minnesota Twins @ Kansas City Athletics</b> <b>Municipal Stadium, Kansas City, MO</b> Sat Jun 16 1962, 8:05 PM EDT Att. 12,519 - Unknown <a href="http://livebaseballscorecards.com">livebaseballscorecards.com</a>
Vic Power, R (1, 3) OBP: 0.335, SLG: 0.432	0-0 S BB E 1B		0-3 K		0-0 5-3			0-0 F9		4 1 1 0 0 1 2	
Rich Rollins, R (1, 5) OBP: 0.427, SLG: 0.553	4-0 S 1-2 BB		0-0 F5		0-0 F8 1B			0-0 F8		3 0 1 0 1 0 2	
Harmon Killebrew, R (1, 7) OBP: 0.391, SLG: 0.476	0-3 K 1-3 2-H		0-0 G6-4-3 1B		0-0 F8 1-2			0-3 K		4 0 1 0 0 2 3	
Bob Allison, R (1, 9) OBP: 0.371, SLG: 0.424	0-0 F4		0-0 G6-4-3 1-2f		4-0 G6-4-3 BB			0-0 5-3		3 0 0 0 1 0 2	
Earl Battey, R (1, 2) OBP: 0.364, SLG: 0.432		0-3 K		0-0 1B		0-0 G6-4-3 1-2f		0-0 F9		4 0 1 0 0 1 2	
Bernie Allen, L (1, 4) OBP: 0.283, SLG: 0.415		0-0 G3		0-0 4-1		0-0 3-1		0-3 K		4 0 0 0 0 1 1	
Zoilo Versalles, R (1, 6) OBP: 0.252, SLG: 0.353		0-0 F9			0-0 F7		0-0 5-3			3 0 0 0 0 0 0	
Joe Bonikowski, R (1, 1) OBP: 0.217, SLG: 0.182			0-0 1B		0-0 SF7 3B		0-0 F2			1 0 1 0 0 0 0	
Johnny Goryl, R (5, PH) OBP: 0.316, SLG: 0.706										1 1 1 0 0 0 0	
Lee Stange, R (5, 1)										0 0 0 0 0 0 0	
Don Mincher, L (7, PH) OBP: 0.392, SLG: 0.494										1 0 0 0 0 0 0	
Georges Maranda, R (7, 1) OBP: 0.500, SLG: 0.833										0 0 0 0 0 0 0	
<b>Inning Stats</b>	R: 1 H: 1 E: 0 LOB: 1 K: 1 BB: 1 S: 6 P: 10	R: 0 H: 0 E: 0 LOB: 0 K: 1 BB: 0 S: 5 P: 5	R: 0 H: 1 E: 0 LOB: 1 K: 1 BB: 0 S: 6 P: 6	R: 0 H: 2 E: 0 LOB: 1 K: 0 BB: 0 S: 4 P: 4	R: 1 H: 1 E: 0 LOB: 0 K: 0 BB: 0 S: 4 P: 4	R: 0 H: 1 E: 0 LOB: 1 K: 0 BB: 1 S: 3 P: 7	R: 0 H: 0 E: 0 LOB: 0 K: 0 BB: 0 S: 3 P: 3	R: 0 H: 1 E: 0 LOB: 1 K: 1 BB: 0 S: 6 P: 6	R: 0 H: 0 E: 0 LOB: 0 K: 1 BB: 0 S: 5 P: 5	1B: 6 SF: 1 2B: 0 SAC: 0 3B: 1 DP: 2 HR: 0 HBP: 0	WP: 0 PA: 34 PB: 0 SB: 3 CS: 0
<b>PITCHER</b> Diego Segui, R (1, 1) ERA: 3.05	IP WLS BF H R ER SO BB IBB HBP BLK WP HR S P ERA WHIP										

Batter	1	2	3	4	5	6	7	8	9
Dick Howser, R OBP: 0.337, SLG: 0.367 (1, 6)	0-0 1B 1B	0-0 1-H SF8 3B			0-0 IHR		0-3 K		
Jose Tartabull, L OBP: 0.356, SLG: 0.398 (1, 8)	0-0 1B 1-2 FC4-6 1B	0-0 SF8			0-0 F2		0-0 G3		
Jerry Lumpe, L OBP: 0.330, SLG: 0.383 (1, 4)	0-0 F8	0-0 3-H F2			0-0 F8		0-0 F8		
Manny Jimenez, L OBP: 0.406, SLG: 0.551 Bobby Del Greco, R OBP: 0.393, SLG: 0.355 (1, 7) (9, 7)	0-0 FC4-6 1-3 2-H 1B		0-0 L3		0-0 G3			0-0 F9	
Norm Siebern, L OBP: 0.415, SLG: 0.472 (1, 3)	0-0 FC4-6 1-2 3-H 1B		0-0 G3			0-3 K		0-0 F9	
Ed Charles, R OBP: 0.328, SLG: 0.459 (1, 5)	0-0 1-2 1B		0-0 2B			0-0 HR		0-0 CS 1B	
Gino Cimoli, R OBP: 0.339, SLG: 0.413 (1, 9)	0-0 F9			0-0 L6-3 1B		0-0 2B		0-0 CS	
Joe Azcue, R OBP: 0.295, SLG: 0.333 (1, 2)		0-3 K		0-0 L6-3		0-0 F9			
Diego Segui, R OBP: 0.333, SLG: 0.200 (1, 1)		0-0 3B 1B		0-3 K		0-3 K			

AB	R	H	RBI	BB	SO	LOB
4	3	3	2	0	1	0
3	1	1	1	0	0	0
4	0	0	0	0	0	2
4	0	1	1	0	0	0
0	0	0	0	0	0	0
4	0	0	1	0	1	1
4	1	4	1	0	0	0
3	0	2	0	0	0	2
3	0	0	0	0	1	2
3	1	1	0	0	2	1

**BOTTOM**

**Minnesota Twins @ Kansas City Athletics**  
Municipal Stadium, Kansas City, MO  
Sat Jun 16 1962, 8:05 PM EDT  
Att. 12,519 - Unknown

AB	32
R	6
H	12
RBI	6
BB	0
SO	5
LOB	8



1B:	7	SF:	1
2B:	3	SAC:	0
3B:	1	DP:	1
HR:	2	HBP:	0

WP:	0	PA:	34
PB:	0		
SB:	0		
CS:	1		

Inning Stats	R	H	E	K	S	P	R	H	E	K	S	P	R	H	E	K	S	P	R	H	E	K	S	P	R	H	E	K	S	P	R	H	E	K	S	P	
Joe Bonikowski, R ERA: 4.06 (1, 1)	4.0	WLS	18	8	4	2	0	0	0	0	0	0	0	0	0	0	0	0	0	0	0	0	0	0	0	0	0	0	0	0	0	0	0	0	0	0	0
Lee Stange, R ERA: 3.98 (5, 1)	2.0	WLS	9	3	2	2	0	0	0	0	0	0	0	1	13	13	9.00	1.500																			
Georges Maranda, R ERA: 4.56 (7, 1)	2.0	WLS	6	1	0	0	1	0	0	0	0	0	0	0	8	8	0.00	0.500																			

PITCHER	IP	WLS	BF	H	R	ER	SO	BB	IBB	HBP	BLK	WP	HR	S	P	ERA	WHIP	
Joe Bonikowski, R ERA: 4.06 (1, 1)	4.0	WLS	18	8	4	2	0	0	0	0	0	0	0	0	0	0	0	0
Lee Stange, R ERA: 3.98 (5, 1)	2.0	WLS	9	3	2	2	0	0	0	0	0	0	1	13	13	9.00	1.500	
Georges Maranda, R ERA: 4.56 (7, 1)	2.0	WLS	6	1	0	0	1	0	0	0	0	0	0	8	8	0.00	0.500	

Batter	1	2	3	4	5	6	7	8	9	AB R H RBI BB SO LOB	TOP											
Lenny Green, L (1, 8) OBP: 0.389, SLG: 0.477	4-0 BB S BB		0-0 F8 2		0-0 L3 1		4-0 FC6-4 BB		0-0 HR	3 1 1 1 2 0 0												
Vic Power, R (1, 3) OBP: 0.332, SLG: 0.426	0-0 F8 1-2		0-0 F5 3		0-0 1B 1B		0-0 FC6-4 1-2f		0-0 F4 1	5 0 1 0 0 0 2												
Rich Rollins, R (1, 5) OBP: 0.430, SLG: 0.552	4-0 G6-4-3 BB			0-0 1B 1B		0-0 1-2 1B		0-0 F8		4 1 2 0 1 0 1												
Earl Battey, R (1, 2) OBP: 0.355, SLG: 0.421	0-0 G6-4-3 1-2f			0-0 F4 1		0-0 G6-4-3 1-2f		0-3 K 3		5 0 0 0 0 1 6												
Bob Allison, R (1, 9) OBP: 0.379, SLG: 0.425		4-0 FC4-6 BB		0-0 1B 1-2 1B		0-0 G3 1		4-0 HR BB		2 1 1 0 2 0 0												
Harmon Killebrew, R (1, 7) OBP: 0.393, SLG: 0.489		0-0 F2		0-3 K 2		4-0 3B BB		0-0 1-H HR		3 2 1 2 1 1 3												
Bernie Allen, L (1, 4) OBP: 0.287, SLG: 0.425		0-0 FC4-6 1-2f		0-0 1-3 2-H 1B		0-0 1B 3B		0-3 K 1		4 1 2 2 0 1 1												
Zoilo Versalles, R (1, 6) OBP: 0.256, SLG: 0.352		0-3 K		4-0 BB		0-0 G5-4-3 1B		0-3 K 2		3 0 1 1 1 2 1												
Jack Kralick, L (1, 1) OBP: 0.229, SLG: 0.273			0-3 K 1		0-3 K 3		0-0 G5-4-3 1-2f		0-3 K 3	2 0 0 0 0 2 3												
Ted Sadowski, R (4, 1) OBP: 0.667, SLG: 0.667										0 0 0 0 0 0 0												
George Banks, R (6, PH) OBP: 0.370, SLG: 0.443										1 0 0 0 0 0 1												
Jim Donohue, R (6, 1) OBP: 0.286, SLG: 0.167										0 0 0 0 0 0 0												
Don Mincher, L (8, PH) OBP: 0.388, SLG: 0.488										1 0 0 0 0 1 0												
Dick Stigman, R (8, 1) OBP: 0.388, SLG: 0.488										0 0 0 0 0 0 0												
<b>Inning Stats</b>	R: 0 E: 0 K: 0 S: 2	H: 0 LOB: 1 BB: 2 P: 10	R: 0 E: 0 K: 1 S: 5	H: 0 LOB: 1 BB: 1 P: 9	R: 0 E: 0 K: 1 S: 5	H: 0 LOB: 0 BB: 0 P: 5	R: 1 E: 0 K: 2 S: 10	H: 3 LOB: 3 BB: 1 P: 14	R: 0 E: 0 K: 0 S: 4	H: 2 LOB: 1 BB: 0 P: 4	R: 2 E: 0 K: 0 S: 4	H: 2 LOB: 0 BB: 1 P: 8	R: 0 E: 0 K: 1 S: 5	H: 0 LOB: 1 BB: 1 P: 9	R: 2 E: 0 K: 3 S: 10	H: 1 LOB: 0 BB: 1 P: 14	R: 1 E: 0 K: 0 S: 4	H: 1 LOB: 0 BB: 0 P: 4	1B: 6 2B: 0 3B: 1 HR: 2	SF: 0 SAC: 0 DP: 3 HBP: 0	WP: 0 PB: 0 SB: 1 CS: 0	PA: 40
<b>PITCHER</b>	IP WLS BF H R ER SO BB IBB HBP BLK WP HR S P ERA WHIP																					
Dave Wickersham, R (1, 1) ERA: 3.04	5.1 W 26 7 3 3 4 5 0 0 0 0 0 0 29 49 5.06 2.250																					
Dan Pfister, R (6, 1) ERA: 6.23	1.0 3 0 0 0 0 1 0 0 0 0 0 0 2 6 0.00 1.000																					
Bill Fischer, R (7, 1) ERA: 5.68	0.2 2 0 0 0 1 0 0 0 0 0 0 0 4 4 0.00 0.000																					
Gordon Jones, R (8, 1) ERA: 2.7	2.0 S 9 2 3 3 3 1 0 0 0 0 0 2 14 18 13.50 1.500																					

Minnesota Twins @ Kansas City Athletics  
Municipal Stadium, Kansas City, MO  
Sun Jun 17 1962, 4:33 AM EDT  
Att. 11,097 - Unknown - 92 F

AB	33
R	6
H	9
RBI	6
BB	7
SO	8
LOB	18





Batter	1	2	3	4	5	6	7	8	9	AB	R	H	RBI	BB	SO	LOB	BOTTOM			
Dick Howser, R (1, 6) OBP: 0.341, SLG: 0.364	0-0 F9	0-0 F6		4-0 WP S G3 BB		4-0 SH1-4 BB	4-0 1-2 BB			2	1	0	0	3	0	2	<b>Minnesota Twins @ Kansas City Athletics</b> Municipal Stadium, Kansas City, MO Sun Jun 17 1962, 4:33 AM EDT Att: 11,097 - Unknown - 92 F			
Bobby Del Greco, R (1, 8) OBP: 0.395, SLG: 0.351	4-0 SH5-3 BB		0-3 K	4-0 G3 BB		0-0 SH1-4	0-0 CS	0-3 K		2	0	0	0	2	2	0				
Jerry Lumpe, L (1, 4) OBP: 0.328, SLG: 0.381	0-0 SH5-3		0-0 3-1	0-0 G3		0-0 F7		0-0 WP 1B		4	1	1	1	0	0	2				
Manny Jimenez, L (1, 7) OBP: 0.406, SLG: 0.547 George Alusik, R (8, PR) OBP: 0.214, SLG: 0.275	0-0 4-3		0-0 1B	0-3 K		0-0 F7		0-0 HR 1B		5	0	2	1	0	1	3				
Norm Siebern, L (1, 3) OBP: 0.418, SLG: 0.500		0-0 2B 1B	0-0 F7	0-0 F9			0-0 HR	0-0 HR		5	3	3	3	0	0	3				
Ed Charles, R (1, 5) OBP: 0.330, SLG: 0.480		0-0 F9		0-0 HR	0-0 4-3		0-0 1B 2B	0-0 F8		5	2	2	1	0	0	2				
Gino Cimoli, R (1, 9) OBP: 0.336, SLG: 0.406		0-0 F8		1-0 3B HBP	0-0 F8		0-3 K	0-3 K		4	1	0	0	0	2	3				
Joe Azcue, R (1, 2) OBP: 0.310, SLG: 0.377		0-0 1-H 2B		0-0 1-H S 3B	0-0 1B		0-0 F4			4	1	3	2	0	0	1				
Dave Wickersham, R (1, 1) OBP: 0.107, SLG: 0.074 Dan Pfister, R (6, 1) OBP: 0.238, SLG: 0.238 Bill Fischer, R (7, 1) Wayne Causey, L (7, PH) OBP: 0.372, SLG: 0.329 Jose Tartabull, L (7, PR) OBP: 0.356, SLG: 0.398 Gordon Jones, R (8, 1)		4-0 BB		0-0 4-3	0-3 K		0-0 CS BB 1B			2	0	0	0	1	1	1				
Inning Stats	R: 0 E: 0 K: 0 S: 3	H: 0 LOB: 1 BB: 1 P: 7	R: 1 E: 0 K: 0 S: 5	H: 2 LOB: 2 BB: 1 P: 9	R: 0 E: 0 K: 1 S: 6	H: 1 LOB: 1 BB: 0 P: 6	R: 4 E: 0 K: 1 S: 8	H: 2 LOB: 2 BB: 2 P: 17	R: 0 E: 0 K: 1 S: 6	H: 1 LOB: 1 BB: 0 P: 6	R: 0 E: 0 K: 0 S: 3	H: 0 LOB: 1 BB: 1 P: 7	R: 2 E: 0 K: 1 S: 7	H: 3 LOB: 1 BB: 1 P: 11	R: 3 E: 0 K: 2 S: 10	H: 3 LOB: 1 BB: 0 P: 10		1B: 6 2B: 2 3B: 1 HR: 3	SF: 0 SAC: 2 DP: 0 HBP: 1	WP: 2 PB: 1 SB: 2 CS: 1
PITCHER	IP WLS BF H R ER SO	WLS L	BF H R ER SO	BF H R ER SO	IP WLS BF H R ER SO	IP WLS BF H R ER SO	IP WLS BF H R ER SO	IP WLS BF H R ER SO	IP WLS BF H R ER SO	IP WLS BF H R ER SO	IP WLS BF H R ER SO	IP WLS BF H R ER SO	IP WLS BF H R ER SO	IP WLS BF H R ER SO	IP WLS BF H R ER SO	IP WLS BF H R ER SO	ERA WHIP	ERA WHIP		
Jack Kralick, L (1, 1) ERA: 4.41	3.1		19	5	5	5	1	3	0	0	0	0	3	0	0	0	13.50	2.400		
Ted Sadowski, R (4, 1) ERA: 4.23	1.2		8	1	0	0	2	1	0	0	0	0	1	0	11	15	0.00	1.200		
Jim Donohue, R (6, 1) ERA: 4.68	2.0		10	3	2	2	1	2	0	0	0	0	0	1	10	18	9.00	2.500		
Dick Stigman, L (8, 1) ERA: 3.57	1.0		6	3	3	3	2	0	0	0	0	0	1	1	10	10	27.00	3.000		

livebaseballscorecards.com

**AB** 34  
**R** 10  
**H** 12  
**RBI** 9  
**BB** 6  
**SO** 6  
**LOB** 17



Batter	1	2	3	4	5	6	7	8	9	AB R H RBI BB SO LOB	TOP							
Lenny Green, L OBP: 0.386, SLG: 0.469 (1, 8) BB	4-0 6-3 1B 1B BB	0-0 1-3			0-0 F2	0-0 F6		0-0 FC3-6 1B E 1-2f		4 2 0 0 1 0 2								
Vic Power, R OBP: 0.338, SLG: 0.435 (1, 3) X	0-0 F5		0-3 K		0-0 1B 1B	0-0 5-4-6 2B		0-0 E 1B 1-3		5 1 3 0 0 1 1								
Rich Rollins, R OBP: 0.433, SLG: 0.553 (1, 5) X	0-0 6-3 1B 1B		0-0 5-3		0-0 1B 1B	0-0 5-4-6 2-3f		0-0 E9 FC5-4 1B 1-3		5 2 3 1 0 0 1								
Harmon Killebrew, R OBP: 0.393, SLG: 0.487 Bill Tuttle, R OBP: 0.316, SLG: 0.292 (1, 7) (8, 8) X	0-0 6-3 1-2 2-3		0-0 1B		0-0 1B BB 1B 3-H		0-0 F9	0-0 FC5-4 1-2f		5 0 2 1 0 0 4 0 0 0 0 0 0 0								
Bob Allison, R OBP: 0.380, SLG: 0.424 (1, 9) X	0-0 2-H 3-H 1B		0-3 K		0-0 PB 1B 1B 3-H		0-0 F6		0-3 K	5 1 2 3 0 2 1								
Earl Battey, R OBP: 0.361, SLG: 0.432 (1, 2) X	0-0 F8			0-0 3B	4-0 2-3 3-H 1B BB		0-0 6-3		0-0 1B SF8 1B	4 2 2 0 1 0 1								
Bernie Allen, L OBP: 0.297, SLG: 0.429 (1, 4) X		0-0 F8		4-0 G1-6-3 BB	4-0 1-2 1B BB			0-0 SH1-3 1B 1B	0-0 1-3 1B	3 1 2 0 2 0 0								
Zoilo Versalles, R OBP: 0.260, SLG: 0.361 (1, 6) X		0-0 2B		0-0 F4	0-0 FC4-6 1B 1-2 2-H 3-H			0-0 SH1-3	0-0 SF8	3 0 2 3 0 0 2								
Camilo Pascual, R OBP: 0.260, SLG: 0.327 (1, 1) X		0-3 K		0-0 G1-6-3 1-2f	0-0 FC4-6 1-2f			0-0 FC3-6 1B 2-H	0-0 F7	5 0 1 1 0 1 6								
<b>Inning Stats</b>	R: 2 E: 0 K: 0 S: 5	H: 2 LOB: 1 BB: 1 P: 9	R: 0 E: 0 K: 1 S: 6	H: 1 LOB: 1 BB: 0 P: 6	R: 0 E: 0 K: 2 S: 8	H: 1 LOB: 1 BB: 1 P: 7	R: 0 E: 0 K: 0 S: 3	H: 1 LOB: 0 BB: 0 P: 3	R: 0 E: 0 K: 0 S: 3	H: 0 LOB: 0 BB: 0 P: 3	R: 2 E: 1 K: 0 S: 7	H: 4 LOB: 2 BB: 0 P: 7	R: 1 E: 0 K: 1 S: 7	H: 2 LOB: 1 BB: 0 P: 7	1B: 14 2B: 3 3B: 1 HR: 0	SF: 1 SAC: 1 DP: 2 HBP: 0	WP: 0 PB: 1 SB: 0 CS: 0	PA: 45
<b>PITCHER</b>	IP WLS BF H R ER SO BB IBB HBP BLK WP HR S P ERA WHIP																	
Ed Rakow, R ERA: 4.79 (1, 1)	4.1 L 22 8 5 5 3 2 0 0 0 0 0 0 26 34 10.38 2.308																	
Dan Pfister, R ERA: 6.47 (5, 1)	0.1 3 1 0 0 0 2 0 0 0 0 0 0 1 9 0.00 9.000																	
Danny McDevitt, L ERA: 3.32 (5, 1)	0.1 2 1 1 1 0 0 0 0 0 0 0 0 2 2 27.00 3.000																	
Norm Bass, R ERA: 6.06 (6, 1)	3.0 13 5 2 2 0 0 0 0 0 0 0 0 13 13 6.00 1.667																	
Bill Fischer, R ERA: 6.14 (9, 1)	1.0 5 2 1 1 1 0 0 0 0 0 0 0 7 7 9.00 2.000																	

**Minnesota Twins @ Kansas City Athletics**  
**Municipal Stadium, Kansas City, MO**  
 Mon Jun 18 1962, 8:05 PM EDT  
 Att. 9,662 - Unknown

AB	39
R	9
H	17
RBI	9
BB	4
SO	4
LOB	18















Batter	1	2	3	4	5	6	7	8	9	AB	R	H	RBI	BB	SO	LOB	TOP																														
<a href="#">Albie Pearson, L</a> (1, 8) OBP: 0.389, SLG: 0.354																	0	0	0	0	0	0	0	0	<b>Los Angeles Angels @ Kansas City Athletics</b> <b>Municipal Stadium, Kansas City, MO</b> Thu Jun 21 1962, 8:05 PM EDT Att. 9,767 - Unknown  <a href="http://livebaseballscorecards.com">livebaseballscorecards.com</a>																						
<a href="#">Billy Moran, R</a> (1, 4) OBP: 0.338, SLG: 0.439																	0	0	0	0	0	0	0																								
<a href="#">Leon Wagner, L</a> (1, 9) OBP: 0.367, SLG: 0.615																	0	0	0	0	0	0	0																								
<a href="#">Lee Thomas, L</a> (1, 3) OBP: 0.387, SLG: 0.469																	0	0	0	0	0	0	0																								
<a href="#">Buck Rodgers, S</a> (1, 2) OBP: 0.331, SLG: 0.409																	0	0	0	0	0	0	0																								
<a href="#">Felix Torres, R</a> (1, 5) OBP: 0.310, SLG: 0.372																	0	0	0	0	0	0	0																								
<a href="#">Gordie Windhorn, R</a> (1, 7) OBP: 0.255, SLG: 0.341																	0	0	0	0	0	0	0																								
<a href="#">Joe Koppe, R</a> (1, 6) OBP: 0.364, SLG: 0.300																	0	0	0	0	0	0	0																								
<a href="#">Bo Belinsky, L</a> (1, 1) OBP: 0.250, SLG: 0.077	0	0	0	0	0	0	0																																								
<b>Inning Stats</b>	1B: 0	SF: 0	WP: 0	PA: 0	2B: 0	SAC: 0	PB: 0			3B: 0	DP: 0	SB: 0		HR: 0	HBP: 0	CS: 0																															
<b>PITCHER</b> <a href="#">Diego Segui, R</a> (1, 1) ERA: 3.05	IP	WLS	BF	H	R	ER	SO	BB	IBB	HBP	BLK	WP	HR	S	P	ERA	WHIP	0.0	L	0	0	0	0	0	0	0	0	0	∞	∞	<b>PITCHER</b> IP	WLS	BF	H	R	ER	SO	BB	IBB	HBP	BLK	WP	HR	S	P	ERA	WHIP



Batter	1	2	3	4	5	6	7	8	9	AB R H RBI BB SO LOB	BOTTOM
--------	---	---	---	---	---	---	---	---	---	----------------------	--------

Dick Howser, R (1, 6) OBP: 0.337, SLG: 0.364										0 0 0 0 0 0 0 0	<b>Los Angeles Angels @ Kansas City Athletics</b> <b>Municipal Stadium, Kansas City, MO</b> Thu Jun 21 1962, 8:05 PM EDT Att. 9,767 - Unknown <a href="http://livebaseballscorecards.com">livebaseballscorecards.com</a>
Jose Tartabull, L (1, 8) OBP: 0.350, SLG: 0.380										0 0 0 0 0 0 0 0	
Gino Cimoli, R (1, 9) OBP: 0.341, SLG: 0.429										0 0 0 0 0 0 0 0	
Norm Siebern, L (1, 3) OBP: 0.417, SLG: 0.490										0 0 0 0 0 0 0 0	
Manny Jimenez, L (1, 7) OBP: 0.401, SLG: 0.533										0 0 0 0 0 0 0 0	
Ed Charles, R (1, 5) OBP: 0.320, SLG: 0.460										0 0 0 0 0 0 0 0	
Jerry Lumpe, L (1, 4) OBP: 0.338, SLG: 0.395										0 0 0 0 0 0 0 0	
Haywood Sullivan, R (1, 2) OBP: 0.324, SLG: 0.303										0 0 0 0 0 0 0 0	
Diego Segui, R (1, 1) OBP: 0.333, SLG: 0.200										0 0 0 0 0 0 0 0	

AB	0
R	0
H	0
RBI	0
BB	0
SO	0
LOB	0




Inning Stats	1B: 0	SF: 0	WP: 0	PA: 0
--------------	-------	-------	-------	-------

PITCHER	IP	WLS	BF	H	R	ER	SO	BB	IBB	HBP	BLK	WP	HR	S	P	ERA	WHIP	PITCHER	IP	WLS	BF	H	R	ER	SO	BB	IBB	HBP	BLK	WP	HR	S	P	ERA	WHIP
Bo Belinsky, L (1, 1) ERA: 3.11	0.0	W	0	0	0	0	0	0	0	0	0	0	0	0	0	∞	∞																		

2B: 0	SAC: 0	PB: 0	
3B: 0	DP: 0	SB: 0	
HR: 0	HBP: 0	CS: 0	

Batter	1	2	3	4	5	6	7	8	9	AB R H RBI BB SO LOB	TOP						
Dick Howser, R (1, 6) OBP: 0.332, SLG: 0.358	0-0 3-1 1B	0-0 5-3		0-0 5-3			0-0 F8		0-0 E5	5 0 1 0 0 0 3	<b>Kansas City Athletics @ Chicago White Sox</b> Comiskey Park, Chicago, IL Fri Jun 22 1962, 8:05 PM EDT Att. 15,282 - Unknown <a href="http://livebaseballscorecards.com">livebaseballscorecards.com</a>						
Jose Tartabull, L (1, 8) OBP: 0.352, SLG: 0.380 Haywood Sullivan, R (8, 2) OBP: 0.327, SLG: 0.293	0-0 3-1 1B		0-0 F8		0-0 FC3-6 1B		0-0 1B	0-3 K	4 0 3 0 0 0 0 1 0 0 0 0 1 1								
Jerry Lumpe, L (1, 4) OBP: 0.334, SLG: 0.390	0-0 3-1 1-2 2-3		0-0 F8		0-0 FC3-6 1-2f		0-0 F8	0-0 F8	5 0 0 0 0 0 5								
Norm Siebern, L (1, 3) OBP: 0.410, SLG: 0.479	0-3 K		0-0 1B		0-3 K		0-3 K	0-0 1-3	5 0 1 0 0 3 4								
Manny Jimenez, L (1, 7) OBP: 0.400, SLG: 0.523 Bobby Del Greco, R (8, PR) OBP: 0.387, SLG: 0.342	4-0 IBB		0-0 F9		0-0 L4		0-0 E 1B		3 0 1 0 1 0 2 0 1 0 0 0 0 0								
Ed Charles, R (1, 5) OBP: 0.322, SLG: 0.454	0-0 F8		0-0 5-3		0-0 5-3		0-0 E5 1-2 1B		4 0 0 0 0 0 4								
Gino Cimoli, R (1, 9) OBP: 0.344, SLG: 0.422		0-0 F9		4-0 1B BB		0-3 K	0-0 L4		3 0 0 0 1 1 2								
Joe Azcue, R (1, 2) OBP: 0.298, SLG: 0.353 Leo Posada, R (8, PR) OBP: 0.313, SLG: 0.268 Gordon Jones, R (8, 1)		0-0 F7		0-0 1-2 1B		0-0 F7	0-0 FC5-4 1-2 2-H 1B		4 0 2 1 0 0 0 0 0 0 0 0 0 0 0 0 0 0 0 0 0								
Dan Pfister, R (1, 1) OBP: 0.261, SLG: 0.261 Wayne Causey, L (7, PH) OBP: 0.367, SLG: 0.325 John Wyatt, R (7, 1) OBP: 0.150, SLG: 0.105 George Alusik, R (8, PH) OBP: 0.217, SLG: 0.341		0-0 1B		0-3 K		0-0 4-3	0-0 FC5-4 1-2f		2 0 1 0 0 1 2 1 0 0 0 0 0 0 0 0 0 0 0 0 0 1 0 0 0 0 0 2								
<b>Inning Stats</b>	R: 0 H: 2 E: 0 LOB: 3 K: 1 BB: 1 S: 7 P: 11	R: 0 H: 1 E: 0 LOB: 1 K: 0 BB: 0 S: 4 P: 4	R: 0 H: 1 E: 0 LOB: 1 K: 0 BB: 0 S: 4 P: 4	R: 0 H: 1 E: 0 LOB: 2 K: 1 BB: 1 S: 6 P: 10	R: 0 H: 1 E: 0 LOB: 1 K: 1 BB: 0 S: 6 P: 6	R: 0 H: 0 E: 0 LOB: 0 K: 1 BB: 0 S: 5 P: 5	R: 0 H: 1 E: 0 LOB: 1 K: 0 BB: 0 S: 4 P: 4	R: 1 H: 2 E: 1 LOB: 2 K: 1 BB: 0 S: 8 P: 8	R: 0 H: 0 E: 1 LOB: 1 K: 1 BB: 0 S: 6 P: 6	1B: 9 SF: 0 2B: 0 SAC: 0 3B: 0 DP: 0 HR: 0 HBP: 0		WP: 0 PA: 40 PB: 0 SB: 0 CS: 0					
<b>PITCHER</b>	IP WLS BF H R ER SO BB IBB HBP BLK WP HR S P ERA WHIP											<b>PITCHER</b>	IP WLS BF H R ER SO BB IBB HBP BLK WP HR S P ERA WHIP				
Joe Horlen, R (1, 1) ERA: 5.4	0.0	W 38	7 1 0 6	1 1 0 0	0 0 2 2	∞ ∞											0.00 0.889
Dom Zanni, R (1, 1) ERA: 3.52	9.0	W 38	7 1 0 6	1 1 0 0	0 0 48 56	0.00 0.889											



Batter	1	2	3	4	5	6	7	8	9
Luis Aparicio, R OBP: 0.266, SLG: 0.323 (1, 6)	0-0 6-3		0-0 G1			0-0 2B 1B	0-3 K		
Nellie Fox, L OBP: 0.324, SLG: 0.381 (1, 4)	0-0 F8			0-0 6-3		0-0 2B 1-2 E		0-0 F7	
Jim Landis, R OBP: 0.383, SLG: 0.505 (1, 8)	0-3 K			0-0 6-3		0-3 K		0-0 HR 1B	
Floyd Robinson, L OBP: 0.385, SLG: 0.504 (1, 7)		0-0 F8		0-0 4-3		0-0 1-H 2-H 2B		0-0 F9	
Joe Cunningham, L OBP: 0.440, SLG: 0.455 (1, 3)		0-0 F7			0-3 K	0-0 4-3		4-0 HR IBB	
Al Smith, R OBP: 0.386, SLG: 0.522 (1, 5)		0-3 K			0-0 F9		0-0 6-3	0-0 1-H 2-H HR	
Charley Smith, R OBP: 0.259, SLG: 0.287 (8, 5)									
Bob Sadowski, L OBP: 0.300, SLG: 0.486 (8, PH)									
Sammy Esposito, R OBP: 0.364, SLG: 0.286 (9, 5)									
Mike Hershberger, R OBP: 0.346, SLG: 0.344 (1, 9)			4-0 SH1-3 BB			0-0 1B		0-0 F8	
Cam Carreon, R OBP: 0.299, SLG: 0.302 (1, 2)			0-0 SH1-3		0-0 4-3		0-3 K		
Joe Horten, R OBP: 0.121, SLG: 0.065 (1, 1)			0-3 K			0-0 1-3			
Dom Zanni, R OBP: 0.500, SLG: 0.385 (1, 1)							0-0 1-3 1B		


AB	R	H	RBI	BB	SO	LOB
4	1	1	0	0	1	3
4	1	0	0	0	0	1
4	1	1	0	0	2	2
4	0	1	1	0	0	1
3	1	0	0	1	1	1
3	0	0	0	0	1	0
0	0	0	0	0	0	0
1	1	1	3	0	0	0
0	0	0	0	0	0	0
3	0	2	0	1	0	0
2	0	0	0	0	1	2
0	0	0	0	0	0	0
3	0	1	0	0	1	1

**BOTTOM**

**Kansas City Athletics @ Chicago White Sox**  
Comiskey Park, Chicago, IL

Fri Jun 22 1962, 8:05 PM EDT  
Att. 15,282 - Unknown

AB	31
R	5
H	7
RBI	4
BB	2
SO	7
LOB	11




Inning Stats	R	H	E	K	S	H	LOB	BB	P	R	H	E	K	S	R	H	E	K	S	R	H	E	K	S	R	H	E	K	S	R	H	E	K	S		
	0	0	1	5		0	0	5		0	0	0	1	6	2	2	0	8		0	3	2	0	9	0	0	0	5	3	2	0	9		0	0	9

PITCHER	IP	WLS	BF	H	R	ER	SO	BB	IBB	HBP	BLK	WP	HR	S	P	ERA	WHIP
Dan Pfister, R ERA: 5.93 (1, 1)	6.0	L	23	3	2	0	5	1	0	0	0	0	0	32	36	0.00	0.667
John Wyatt, R ERA: 4.75 (7, 1)	1.0		5	2	0	0	2	0	0	0	0	0	0	9	9	0.00	2.000
Gordon Jones, R ERA: 4.41 (8, 1)	1.0		6	2	3	3	0	0	1	0	0	0	1	5	9	27.00	2.000

WP	HR	S	P	ERA	WHIP
0	0	0	34		

Batter	1	2	3	4	5	6	7	8	9	AB R H RBI BB SO LOB	TOP									
Dick Howser, R (1, 6) OBP: 0.328, SLG: 0.353	0-0 F6		0-0 F7			0-0 1-3		0-0 F8		4 0 0 0 0 0 0	<b>Kansas City Athletics @ Chicago White Sox</b> Comiskey Park, Chicago, IL Sat Jun 23 1962, 4:33 AM EDT Att. 6,085 - Unknown <a href="http://livebaseballscorecards.com">livebaseballscorecards.com</a>									
Jerry Lumpe, L (1, 4) OBP: 0.330, SLG: 0.384	0-0 1-3			0-0 F6		0-0 4-3		0-0 F5	4 0 0 0 0 0 0											
Gino Cimoli, R (1, 9) OBP: 0.346, SLG: 0.433	0-0 F9			4-0 BB		0-0 HR		0-0 6-3	3 1 1 1 1 0 0											
Manny Jimenez, L (1, 7) OBP: 0.398, SLG: 0.522		0-0 G3 2B		0-0 L6		0-0 F3		0-0 5-3	4 0 1 0 0 0 1											
Norm Siebern, L (1, 3) OBP: 0.409, SLG: 0.477		0-0 G3 2-3		0-0 F6		0-0 G6-4-3 1B			3 0 1 0 0 0 2											
Ed Charles, R (1, 5) OBP: 0.318, SLG: 0.447		0-0 5-3		0-0 L5		0-0 G6-4-3 1-2f			3 0 0 0 0 0 2											
Joe Azcue, R (1, 2) OBP: 0.289, SLG: 0.352 Haywood Sullivan, R (7, 2) OBP: 0.327, SLG: 0.293		0-0 F8				0-0 4-3			3 0 1 0 0 0 1 0 0 0 0 0 0 0											
Bobby Del Greco, R (1, 8) OBP: 0.381, SLG: 0.335			0-3 K		0-3 K			0-0 F8	3 0 0 0 0 2 1											
Ed Rakow, S (1, 1) OBP: 0.111, SLG: 0.139 Bill Fischer, R (7, 1) George Alusik, R (8, PH) OBP: 0.213, SLG: 0.333 Bill Kunkel, R (8, 1)			0-0 5-3		0-3 K			0-0 5-3	2 0 0 0 0 1 1 0 0 0 0 0 0 0 1 0 0 0 0 0 0 0 0 0 0 0 0 0											
<b>Inning Stats</b>	R: 0 E: 0 K: 0 S: 3	H: 0 LOB: 0 BB: 0 P: 3	R: 0 E: 0 K: 0 S: 4	H: 1 LOB: 1 BB: 0 P: 4	R: 0 E: 0 K: 1 S: 5	H: 0 LOB: 0 BB: 0 P: 5	R: 0 E: 0 K: 2 S: 8	H: 1 LOB: 1 BB: 0 P: 8	R: 1 E: 0 K: 0 S: 4	H: 1 LOB: 0 BB: 0 P: 4		R: 0 E: 0 K: 0 S: 3	H: 1 LOB: 0 BB: 0 P: 3	R: 0 E: 0 K: 0 S: 3	H: 0 LOB: 0 BB: 0 P: 3	R: 0 E: 0 K: 0 S: 3	H: 0 LOB: 0 BB: 0 P: 3	1B: 2 2B: 1 3B: 0 HR: 1	SF: 0 SAC: 0 DP: 1 HBP: 0	WP: 0 PB: 0 SB: 0 CS: 0
<b>PITCHER</b>	IP WLS BF H R ER SO BB IBB HBP BLK WP HR S P ERA WHIP																			
Juan Pizarro, L (1, 1) ERA: 4.25	6.0 W 22 3 1 1 3 1 0 0 0 0 1 27 31 1.50 0.667																			
Frank Baumann, L (7, 1) ERA: 4.6	3.0 S 9 1 0 0 0 0 0 0 0 0 0 9 9 0.00 0.333																			



Batter	1	2	3	4	5	6	7	8	9
Luis Aparicio, R OBP: 0.280, SLG: 0.336 (1, 6)	0-0 CS 1B		0-0 1B 1-3		0-0 2-3 1B		0-0 WP 1B 1B	0-0 E 1B	
Nellie Fox, L OBP: 0.327, SLG: 0.384 Sammy Esposito, R OBP: 0.382, SLG: 0.310 (7, PR) (8, 4)	0-0 6-3 1-2		0-0 FC5-4 1B 3-H		0-0 SF8 3-H		0-0 WP 1B 1B	0-0 E4 1B 1-3	
Jim Landis, R OBP: 0.375, SLG: 0.493 (1, 8)	0-0 6-3		0-0 FC5-4 1B G4-6-3 1-2f		0-0 6-3		0-0 F5	0-0 L5	
Floyd Robinson, L OBP: 0.378, SLG: 0.494 (1, 7)		0-0 F8	0-0 G4-6-3 1-2f			0-3 K	0-0 F5	0-0 G3	
Joe Cunningham, L OBP: 0.441, SLG: 0.460 (1, 3)		0-3 K2-3		0-0 F7		0-0 1B 2B	0-0 1B 1B 1-H 2-H		
Al Smith, R OBP: 0.388, SLG: 0.522 Charley Smith, R OBP: 0.259, SLG: 0.287 (8, 5)		0-0 S 1B		0-3 K		0-0 F6	0-0 FC6-4 1B 1-2		
Mike Hershberger, R OBP: 0.349, SLG: 0.344 (1, 9)		4-0 BB 1-2		0-0 5-3		0-0 1B 2-H	0-0 FC6-4 1B 1-2f		
Cam Carreon, R OBP: 0.304, SLG: 0.331 (1, 2)		0-0 F9			0-0 L8	0-0 1B		0-0 HR	
Juan Pizarro, L OBP: 0.235, SLG: 0.265 Frank Baumann, L (7, 1)			0-0 1B 1B		0-0 1B SF8 2B	0-0 1-3		0-3 K	

Inning Stats	R: 0 E: 0 K: 0 S: 3	H: 1 LOB: 0 BB: 0 P: 3	R: 0 E: 0 K: 1 S: 6	H: 1 LOB: 2 BB: 1 P: 10	R: 1 E: 0 K: 0 S: 5	H: 3 LOB: 1 BB: 0 P: 5	R: 0 E: 0 K: 1 S: 5	H: 0 LOB: 0 BB: 0 P: 5	R: 1 E: 0 K: 0 S: 5	H: 2 LOB: 1 BB: 0 P: 5	R: 1 E: 0 K: 1 S: 8	H: 3 LOB: 2 BB: 0 P: 8	R: 2 E: 0 K: 0 S: 7	H: 4 LOB: 2 BB: 0 P: 7	R: 1 E: 1 K: 1 S: 8	H: 3 LOB: 2 BB: 0 P: 8
1B: 14 2B: 2 3B: 0 HR: 1	SF: 1 SAC: 0 DP: 1 HBP: 0	WP: 1 PB: 0 SB: 1 CS: 1	PA: 40													

PITCHER	IP	WLS	BF	H	R	ER	SO	BB	IBB	HBP	BLK	WP	HR	S	P	ERA	WHIP
Ed Rakow, R ERA: 4.91 (1, 1)	6.0	L	29	12	5	5	3	1	0	0	0	0	0	34	38	7.50	2.167
Bill Fischer, R ERA: 4.76 (7, 1)	1.0		5	2	0	0	0	0	0	0	0	1	0	5	5	0.00	2.000
Bill Kunkel, R ERA: 3.52 (8, 1)	1.0		6	3	1	1	1	0	0	0	0	0	1	8	8	9.00	3.000

**BOTTOM**

**Kansas City Athletics @ Chicago White Sox**  
Comiskey Park, Chicago, IL

Sat Jun 23 1962, 4:33 AM EDT  
Att: 6,085 - Unknown

AB	R	H	RBI	BB	SO	LOB
5	1	5	0	0	0	0
3	0	2	2	0	0	1
1	1	1	0	0	0	0
5	0	0	0	0	0	7
5	0	0	0	0	1	6
4	1	2	2	0	1	0
4	0	2	0	0	1	1
0	0	0	0	0	0	0
3	0	1	1	1	0	2
4	1	2	1	0	0	2
3	2	2	0	0	0	2
1	0	0	0	0	1	0

AB	38
R	6
H	17
RBI	6
BB	1
SO	4
LOB	21



PITCHER	IP	WLS	BF	H	R	ER	SO	BB	IBB	HBP	BLK	WP	HR	S	P	ERA	WHIP
Ed Rakow, R ERA: 4.91 (1, 1)	6.0	L	29	12	5	5	3	1	0	0	0	0	0	34	38	7.50	2.167
Bill Fischer, R ERA: 4.76 (7, 1)	1.0		5	2	0	0	0	0	0	0	0	1	0	5	5	0.00	2.000
Bill Kunkel, R ERA: 3.52 (8, 1)	1.0		6	3	1	1	1	0	0	0	0	0	1	8	8	9.00	3.000

Batter	1	2	3	4	5	6	7	8	9	AB R H RBI BB SO LOB	TOP									
Dick Howser, R (1, 6) OBP: 0.324, SLG: 0.348	0-0 4-3		0-0 1-3		0-0 F6			0-0 6-3		4 0 0 0 0 0 0	<b>Kansas City Athletics @ Chicago White Sox</b> Comiskey Park, Chicago, IL Sun Jun 24 1962, 4:33 AM EDT Unknown									
Jerry Lumpe, L (1, 4) OBP: 0.329, SLG: 0.382	0-0 FC4-6 1B		0-0 6-3			0-0 4-3		0-0 F8		4 0 1 0 0 0 0										
Gino Cimoli, R (1, 9) OBP: 0.342, SLG: 0.426	0-0 FC4-6 FC6 1-2f		0-3 K			0-0 4-3		0-0 F7		4 0 0 0 0 1 1										
Manny Jimenez, L (1, 7) OBP: 0.391, SLG: 0.513	0-0 FC6 1-2f			0-0 F4		0-0 F6		0-0 4-3		4 0 0 0 0 0 1										
Norm Siebern, L (1, 3) OBP: 0.407, SLG: 0.474		0-0 F8		0-0 6-3 1B			0-0 F7		0-3 K	4 0 1 0 0 1 0										
Ed Charles, R (1, 5) OBP: 0.323, SLG: 0.460		0-0 1B 1B 2B		0-0 6-3 1-2			0-0 2B			3 1 2 0 0 0 1										
Bobby Del Greco, R (1, 8) OBP: 0.380, SLG: 0.335		0-0 1B 2-3 1B		0-0 5-3			0-0 F8			3 0 1 0 0 0 2										
Haywood Sullivan, R (1, 2) OBP: 0.327, SLG: 0.295		0-0 G4-6-3 1-3 3-H 1B			0-0 6-3			0-0 F9		3 0 1 1 0 0 1										
Jerry Walker, S (1, 1) OBP: 0.326, SLG: 0.558		0-0 G4-6-3			0-0 1-3			0-0 4-3		2 0 0 0 0 0 2										
Norm Bass, R (6, 1) OBP: 0.091, SLG: 0.048										0 0 0 0 0 0 0										
Wayne Causey, L (8, PH) OBP: 0.364, SLG: 0.321										1 0 0 0 0 0 0										
Danny McDevitt, L (8, 1) OBP: 0.250, SLG: 0.250										0 0 0 0 0 0 0										
<b>Inning Stats</b>	R: 0 E: 0 K: 0 S: 4	H: 1 LOB: 1 BB: 0 P: 4	R: 1 E: 0 K: 0 S: 5	H: 3 LOB: 1 BB: 0 P: 5	R: 0 E: 0 K: 1 S: 5	H: 0 LOB: 0 BB: 0 P: 5	R: 0 E: 0 K: 0 S: 4	H: 1 LOB: 1 BB: 0 P: 4	R: 0 E: 0 K: 0 S: 3	H: 0 LOB: 0 BB: 0 P: 3	R: 0 E: 0 K: 0 S: 4	H: 1 LOB: 1 BB: 0 P: 4	R: 0 E: 0 K: 0 S: 3	H: 0 LOB: 0 BB: 0 P: 3	R: 0 E: 0 K: 1 S: 5	H: 0 LOB: 0 BB: 0 P: 5	1B: 4 2B: 2 3B: 0 HR: 0	SF: 0 SAC: 0 DP: 1 HBP: 0	WP: 0 PB: 0 SB: 0 CS: 0	PA: 32
<b>PITCHER</b> Ray Herbert, R (1, 1) ERA: 4.16	IP: 9.0 WLS: W BF: 32 H: 6 R: 1 ER: 1 SO: 2 BB: 0 IBB: 0 HBP: 0 BLK: 0 WP: 0 HR: 0 S: 36 P: 36 ERA: 1.00 WHIP: 0.667																			

livebaseballscorecards.com

AB	32
R	1
H	6
RBI	1
BB	0
SO	2
LOB	8



Batter	1	2	3	4	5	6	7	8	9	AB	R	H	RBI	BB	SO	LOB
Luis Aparicio, R OBP: 0.279, SLG: 0.335 (1, 6)	0-0 5-3		0-0 F7		0-0 2B 1B	0-0 F4				4	1	1	0	0	0	1
Nellie Fox, L OBP: 0.326, SLG: 0.386 (1, 4) Sammy Esposito, R OBP: 0.382, SLG: 0.310 (8, 4)	0-0 4-3		0-0 F9		0-0 1B 2B			0-0 5-3		4	1	1	2	0	0	0
Jim Landis, R OBP: 0.370, SLG: 0.484 (1, 8)	0-0 F8		0-0 F8		0-0 5-3			0-3 K		4	0	0	0	0	1	1
Floyd Robinson, L OBP: 0.380, SLG: 0.498 (1, 7)		0-0 E6 2B 2B		0-0 4-3	0-0 2B 1B			0-0 1-3		4	1	2	1	0	0	0
Joe Cunningham, L OBP: 0.435, SLG: 0.452 (1, 3)		0-3 K		0-0 1-3	0-0 F7			0-3 K		4	0	0	0	0	2	2
Al Smith, R OBP: 0.390, SLG: 0.519 (1, 5) Charley Smith, R OBP: 0.259, SLG: 0.287 (9, 5)		0-0 6-3		4-0 BB		0-0 SH1-3 E 1B		0-0 F9		3	1	1	0	1	0	1
Mike Hershberger, R OBP: 0.349, SLG: 0.349 (1, 9)		0-0 2B 2B		0-0 F8		0-0 SH1-3 1-2		0-0 5-3		3	1	1	1	0	0	1
Cam Carreon, R OBP: 0.318, SLG: 0.348 (1, 2)		0-0 2B 2B			0-0 1B SH1-4 2B 1B	4-0 FC1-6 BB				2	1	2	1	1	0	0
Ray Herbert, R OBP: 0.212, SLG: 0.290 (1, 1)		0-3 K			0-0 SH1-4 1-2	0-0 FC1-6 1-2 2-H				2	0	0	0	0	1	2

Inning Stats	R: 0	H: 0	E: 0	K: 0	S: 3	LOB: 0	BB: 0	P: 3	R: 2	H: 3	E: 1	K: 2	S: 10	LOB: 1	BB: 0	P: 10	R: 0	H: 0	E: 0	K: 0	S: 3	LOB: 0	BB: 0	P: 3	R: 0	H: 0	E: 0	K: 0	S: 3	LOB: 1	BB: 1	P: 7	R: 3	H: 4	E: 0	K: 0	S: 7	LOB: 1	BB: 0	P: 7	R: 1	H: 1	E: 1	K: 0	S: 4	LOB: 1	BB: 1	P: 8	R: 0	H: 0	E: 0	K: 1	S: 5	LOB: 0	BB: 0	P: 5	R: 0	H: 0	E: 0	K: 1	S: 5	LOB: 0	BB: 0	P: 5
--------------	------	------	------	------	------	--------	-------	------	------	------	------	------	-------	--------	-------	-------	------	------	------	------	------	--------	-------	------	------	------	------	------	------	--------	-------	------	------	------	------	------	------	--------	-------	------	------	------	------	------	------	--------	-------	------	------	------	------	------	------	--------	-------	------	------	------	------	------	------	--------	-------	------

PITCHER	IP	WLS	BF	H	R	ER	SO	BB	IBB	HBP	BLK	WP	HR	S	P	ERA	WHIP
Jerry Walker, R ERA: 5.0 (1, 1)	5.0	L	23	7	5	5	2	1	0	0	0	0	0	26	30	9.00	1.600
Norm Bass, R ERA: 5.45 (6, 1)	2.0		8	1	1	0	1	1	0	0	0	0	0	9	13	0.00	1.000
Danny McDevitt, L ERA: 3.38 (8, 1)	1.0		3	0	0	0	1	0	0	0	0	0	0	5	5	0.00	0.000

**BOTTOM**

**Kansas City Athletics @ Chicago White Sox**  
Comiskey Park, Chicago, IL  
Sun Jun 24 1962, 4:33 AM EDT  
Unknown

AB	30
R	6
H	8
RBI	5
BB	2
SO	4
LOB	8



WP	HR	S	P	ERA	WHIP
0	0	0	0	0	0


Batter	1	2	3	4	5	6	7	8	9	AB R H RBI BB SO LOB	TOP											
Jerry Lumpe, L (1, 4) OBP: 0.327, SLG: 0.376	0-0 G3		0-0 FC3-6			0-0 G3	0-0 F6	4-0 BB BB		4 0 0 0 1 0 1												
George Alusik, R (1, 9) (9, 7) OBP: 0.250, SLG: 0.347	1-0 HBP		0-0 F7			0-0 1B 1B	0-0 CS 1B	0-3 K		4 1 2 0 0 1 2												
Gino Cimoli, R (1, 8) (9, 9) OBP: 0.346, SLG: 0.427	0-0 F6				0-3 K	0-0 1B 1B	0-0 BB 1B	4-0 BB		4 2 2 0 1 1 1												
Norm Siebern, L (1, 3) OBP: 0.407, SLG: 0.470	0-3 K				0-0 F3	0-0 1B 1B 1B	4-0 1B BB	0-3 K		4 2 1 1 1 2 3												
Manny Jimenez, L (1, 7) Bobby Del Greco, R (9, 8) OBP: 0.399, SLG: 0.519 OBP: 0.380, SLG: 0.335			0-0 1B		0-0 1B	0-0 1B 1B	0-0 BB FC1 1B		0-0 F5	5 0 4 2 0 0 0 0 0 0 0 0 0 0												
Ed Charles, R (1, 5) OBP: 0.324, SLG: 0.456			0-3 K		0-0 F9	0-3 K	4-0 1B BB		0-0 SH5-3 1B	4 0 1 0 1 2 3												
Dick Howser, R (1, 6) OBP: 0.326, SLG: 0.350			0-0 1-3			0-0 F9	0-0 1B 1B		0-0 SH5-3	4 0 2 1 0 0 0												
Joe Azcue, R (1, 2) OBP: 0.302, SLG: 0.349			0-0 F9			0-0 6-3	0-0 FC1		4-0 IBB	4 0 1 1 1 0 3												
Diego Segui, R (1, 1) John Wyatt, R (9, 1) OBP: 0.364, SLG: 0.400 OBP: 0.150, SLG: 0.105			0-0 FC3-6 1B			0-0 F6	0-0 F4		0-0 2B	0-3 K	5 0 2 0 0 1 5 0 0 0 0 0 0 0											
<b>Inning Stats</b>	R: 0 E: 0 K: 1 S: 5	H: 0 LOB: 1 BB: 0 P: 6	R: 0 E: 0 K: 1 S: 5	H: 1 LOB: 0 BB: 0 P: 5	R: 0 E: 0 K: 0 S: 4	H: 1 LOB: 1 BB: 0 P: 4	R: 0 E: 0 K: 1 S: 6	H: 1 LOB: 1 BB: 0 P: 6	R: 0 E: 0 K: 0 S: 3	H: 0 LOB: 0 BB: 0 P: 3	R: 3 E: 0 K: 1 S: 11	H: 6 LOB: 3 BB: 0 P: 11	R: 2 E: 0 K: 0 S: 6	H: 4 LOB: 3 BB: 2 P: 14	R: 0 E: 0 K: 2 S: 7	H: 1 LOB: 2 BB: 2 P: 15	R: 0 E: 0 K: 1 S: 6	H: 1 LOB: 2 BB: 1 P: 10	1B: 14 2B: 1 3B: 0 HR: 0	SF: 0 SAC: 1 DP: 0 HBP: 1	WP: 0 PB: 0 SB: 0 CS: 1	PA: 45
<b>PITCHER</b>	IP WLS BF H R ER SO BB IBB HBP BLK WP HR S P ERA WHIP																					
Early Wynn, R (1, 1) ERA: 5.66	5.1 L 22 6 3 3 3 0 0 1 0 0 0 0 27 28 5.06 1.125																					
Frank Baumann, L (6, 1) ERA: 4.5	0.2 5 3 0 0 1 0 0 0 0 0 0 0 7 7 0.00 4.500																					
Turk Lown, R (7, 1) ERA: 3.16	3.0 18 6 2 2 3 4 1 0 0 0 0 0 19 39 6.00 3.333																					

**Kansas City Athletics @ Chicago White Sox**  
 Comiskey Park, Chicago, IL  
 Sun Jun 24 1962, 4:38 AM EDT  
 Att. 24,707 - Unknown

<b>AB</b>	38
<b>R</b>	5
<b>H</b>	15
<b>RBI</b>	5
<b>BB</b>	5
<b>SO</b>	7
<b>LOB</b>	18





Batter	1	2	3	4	5	6	7	8	9	AB	R	H	RBI	BB	SO	LOB	BOTTOM				
Luis Aparicio, R OBP: 0.278, SLG: 0.332 (1, 6)	0-0 6-3	0-0 FC4		0-0 2B 1B		0-0 F2			0-0 F9	5	0	1	0	0	0	3	<b>Kansas City Athletics @ Chicago White Sox</b> Comiskey Park, Chicago, IL Sun Jun 24 1962, 4:38 AM EDT Att. 24,707 - Unknown  <b>AB 32</b> <b>R 2</b> <b>H 7</b> <b>RBI 2</b> <b>BB 6</b> <b>SO 3</b> <b>LOB 17</b>  				
Nellie Fox, L OBP: 0.330, SLG: 0.391 (1, 4)	0-0 1B 2B 1B	0-0 FC6		0-0 1-3 2B			0-0 G3		4-0 1-2 BB	4	1	2	1	1	0	1					
Jim Landis, R OBP: 0.367, SLG: 0.478 (1, 8)	0-0 2B 1-2 1B		0-3 K	0-3 K			0-0 2-3		0-0 L6	5	0	1	0	0	2	4					
Floyd Robinson, L OBP: 0.378, SLG: 0.498 (1, 7)	0-0 1-3 2-H 2B		0-0 5-3		0-0 G3		0-0 1-3			4	0	1	1	0	0	0					
Joe Cunningham, L OBP: 0.436, SLG: 0.451 (1, 3)	0-0 L6		4-0 FC6-4 BB		0-3 K			0-0 G5-4-3 1B		3	0	1	0	1	1	2					
Al Smith, R OBP: 0.388, SLG: 0.512 (1, 5)	4-0 BB		0-0 FC6-4		0-0 F9			0-0 G5-4-3		3	0	0	0	1	0	2					
Mike Hershberger, R OBP: 0.347, SLG: 0.344 (1, 9)	0-0 F9			0-0 F4		4-0 G3 BB		0-0 F2		3	0	0	0	1	0	3					
Bob Roselli, R OBP: 0.167, SLG: 0.136 (1, 2)		0-0 F4		0-0 1B SH1-3 2B 1B		0-0 G3		0-0 5-3		4	1	1	0	0	0	1					
Early Wynn, S OBP: 0.263, SLG: 0.067 (1, 1)		4-0 BB		0-0 SH1-3		0-0 F8		4-0 BB		0	0	0	0	1	0	0					
Frank Baumann, L (6, 1)										0	0	0	0	0	0	0					
Bob Sadowski, L OBP: 0.296, SLG: 0.480 (6, PH)										1	0	0	0	0	0	1					
Turk Lown, R (7, 1)										0	0	0	0	0	0	0					
Cam Carreon, R OBP: 0.322, SLG: 0.348 (9, PH)										0	0	0	0	1	0	0					
<b>Inning Stats</b>	R: 1 E: 0 K: 0 S: 6	H: 3 LOB: 3 BB: 1 P: 10	R: 0 E: 0 K: 0 S: 3	H: 0 LOB: 1 BB: 1 P: 7	R: 0 E: 0 K: 1 S: 5	H: 0 LOB: 1 BB: 1 P: 9	R: 1 E: 0 K: 1 S: 8	H: 3 LOB: 2 BB: 0 P: 8	R: 0 E: 0 K: 1 S: 5	H: 0 LOB: 0 BB: 0 P: 5	R: 0 E: 0 K: 0 S: 3	H: 0 LOB: 0 BB: 0 P: 3	R: 0 E: 0 K: 0 S: 3	H: 1 LOB: 0 BB: 0 P: 3	R: 0 E: 0 K: 0 S: 3	H: 0 LOB: 2 BB: 2 P: 11	1B: 5 2B: 2 3B: 0 HR: 0	SF: 0 SAC: 1 DP: 1 HBP: 0	WP: 0 PB: 0 SB: 0 CS: 0	PA: 39	
<b>PITCHER</b>	IP WLS BF H R ER SO ERA WHIP	WLS W 38	H 7	R 2	ER 2	SO 3	BB 6	IBB 0	HBP 0	BLK 0	WP 0	HR 0	S 38	P 62	ERA 2.08	WHIP 1.500					
Diego Segui, R ERA: 3.31 (1, 1)	8.2	W	38	7	2	2	3	6	0	0	0	0	0	1	1	0.00	0.000				
John Wyatt, R ERA: 4.73 (9, 1)	0.1	S	1	0	0	0	0	0	0	0	0	0	0	0	0	0.00	0.000				

Batter	1	2	3	4	5	6	7	8	9	AB R H RBI BB SO LOB	TOP									
Jose Tartabull, L (1, 8) OBP: 0.345, SLG: 0.371	0-0 E S 1B	0-0 F5		0-0 L9			0-0 F2		0-0 L4	5 1 1 0 0 0 2	<b>Kansas City Athletics @ Washington Senators</b> <b>D.C. Stadium, Washington, DC</b> Tue Jun 26 1962, 7:05 PM EDT Att. 9,286 - Unknown									
Jerry Lumpe, L (1, 4) OBP: 0.323, SLG: 0.371	0-0 F8		0-0 F8		0-0 1-3		0-0 3-1			4 0 0 0 0 0 1										
Gino Cimoli, R (1, 9) OBP: 0.348, SLG: 0.426	0-0 BB 1B		4-0 BB 2B		0-0 F8		0-0 1-3			3 1 1 1 1 0 0										
Manny Jimenez, L (1, 7) OBP: 0.401, SLG: 0.523 Bobby Del Greco, R (8, PR) OBP: 0.380, SLG: 0.335	0-3 K		0-0 1-H 2B		0-0 1-6-3		0-0 F8 1-3 1B			4 0 2 1 0 1 1 0 0 0 0 0 0 0										
Norm Siebern, L (1, 3) OBP: 0.408, SLG: 0.469	4-0 1-2 BB		0-0 2B 1B		0-3 K		0-0 1-3 1-2			3 0 1 0 1 1 1										
Ed Charles, R (1, 5) OBP: 0.323, SLG: 0.457	0-0 F2		0-0 1-3 2B		0-0 F5		0-0 F8 2-3			4 0 1 0 0 0 4										
Joe Azcue, R (1, 2) OBP: 0.301, SLG: 0.346		0-0 F7		0-3 K		0-0 1B 1B		0-0 6-3		4 0 1 0 0 1 4										
Billy Consolo, R (1, 6) OBP: 0.290, SLG: 0.214		4-0 BB		0-0 6-3		0-0 1-3 1B		0-0 L4 SH2-4 1B		3 0 2 0 1 0 0										
Dan Pfister, R (1, 1) OBP: 0.231, SLG: 0.231		0-3 K		0-0 F3		0-3 K		0-0 SH2-4		3 0 0 0 0 2 3										
<b>Inning Stats</b>	R: 1 E: 0 K: 1 S: 7	H: 2 LOB: 2 BB: 1 P: 11	R: 0 E: 0 K: 1 S: 5	H: 0 LOB: 1 BB: 1 P: 9	R: 1 E: 0 K: 1 S: 7	H: 3 LOB: 2 BB: 1 P: 11	R: 0 E: 0 K: 0 S: 3	H: 0 LOB: 0 BB: 0 P: 3	R: 0 E: 0 K: 2 S: 9	H: 2 LOB: 2 BB: 0 P: 9	R: 0 E: 0 K: 0 S: 3	H: 0 LOB: 0 BB: 0 P: 3	R: 0 E: 0 K: 0 S: 4	H: 1 LOB: 2 BB: 0 P: 4	R: 0 E: 0 K: 0 S: 3	H: 1 LOB: 0 BB: 0 P: 3	1B: 7 2B: 3 3B: 0 HR: 0	SF: 0 SAC: 1 DP: 1 HBP: 0	WP: 0 PB: 0 SB: 1 CS: 0	PA: 37
<b>PITCHER</b>	IP WLS BF H R ER SO BB IBB HBP BLK WP HR S P ERA WHIP																			
Tom Cheney, R (1, 1) ERA: 3.7	5.0 L 22 5 2 2 3 3 0 0 0 0 0 0 25 37 3.60 1.600																			
Don Rudolph, L (6, 1) ERA: 3.84	2.0 8 2 0 0 2 0 0 0 0 0 0 0 12 12 0.00 1.000																			
Pete Burnside, L (8, 1) ERA: 4.34	2.0 7 2 0 0 0 0 0 0 0 0 0 0 7 7 0.00 1.000																			

livebaseballscorecards.com

AB	33
R	2
H	9
RBI	2
BB	3
SO	5
LOB	16



BOTTOM

Kansas City Athletics @ Washington Senators  
D.C. Stadium, Washington, DC  
Tue Jun 26 1962, 7:05 PM EDT  
Att. 9,286 - Unknown

livebaseballscorecards.com

AB 31  
R 1  
H 6  
RBI 0  
BB 2  
SO 2  
LOB 17



WP: 1 PA: 35  
PB: 0  
SB: 0  
CS: 0

AB R H RBI BB SO LOB

4	0	1	0	0	0	0
3	0	0	0	1	0	1
3	0	1	0	1	0	2
4	0	0	0	0	0	4
3	1	1	0	0	0	0
4	0	2	0	0	0	1
0	0	0	0	0	0	0
3	0	1	0	0	1	1
3	0	0	0	0	1	4
1	0	0	0	0	0	0
1	0	0	0	0	0	2
0	0	0	0	0	0	0
1	0	0	0	0	0	1
0	0	0	0	0	0	0

Batter	1	2	3	4	5	6	7	8	9
Jim Piersall, R (1, 8) OBP: 0.296, SLG: 0.358	0-0 FC4-6 1B		0-0 F8			0-0 5-3		0-0 6-3	
Chuck Cottier, R (1, 4) OBP: 0.303, SLG: 0.335	0-0 FC4-6 FC6-4 1-2f			0-0 P6		0-0 6-3		4-0 WP BB	
Chuck Hinton, R (1, 9) OBP: 0.340, SLG: 0.492	0-0 FC6-4 1-2f			4-0 G4-6-3 BB		0-0 FC5-4 1B		0-0 5-3 1-2	
Harry Bright, R (1, 3) OBP: 0.371, SLG: 0.562	0-0 1-3			0-0 G4-6-3 1-2f		0-0 FC5-4 1-2f		0-0 P4	
Bud Zipfel, L (1, 7) OBP: 0.333, SLG: 0.200		0-0 4-3			0-0 SH1-3 1B		1-0 1B E HBP		0-0 4-3
Ken Retzer, L (1, 2) OBP: 0.361, SLG: 0.477		0-0 4-3			0-0 SH1-3 1B		0-0 P6		0-0 1B
Claude Osteen, L (9, PR) OBP: 0.190, SLG: 0.238									
Bob Johnson, R (1, 5) OBP: 0.328, SLG: 0.406		0-3 K			0-0 SH1-3		0-0 E8 1B		0-0 F9
Ken Hamlin, R (1, 6) OBP: 0.294, SLG: 0.290			0-0 4-3		0-3 K		0-0 F9		0-0 6-3
Joe Hicks, L (9, PH) OBP: 0.297, SLG: 0.407									
Tom Cheney, R (1, 1) OBP: 0.125, SLG: 0.067			0-0 1-3		0-0 5-3		0-0 E8 1-H 2-H		
Dale Long, L (5, PH) OBP: 0.318, SLG: 0.362									
Don Rudolph, L (6, 1) OBP: 0.280, SLG: 0.417									
Jim King, L (7, PH) OBP: 0.357, SLG: 0.316									
Pete Burnside, R (8, 1)									

Inning Stats	R: 0	H: 1	E: 0	LOB: 1	K: 0	BB: 0	S: 4	P: 4
R: 0	H: 0	E: 0	LOB: 0	K: 1	BB: 0	S: 5	P: 5	
R: 0	H: 0	E: 0	LOB: 0	K: 0	BB: 0	S: 3	P: 3	
R: 0	H: 0	E: 0	LOB: 0	K: 0	BB: 1	S: 2	P: 6	
R: 0	H: 2	E: 0	LOB: 2	K: 1	BB: 0	S: 7	P: 7	
R: 0	H: 1	E: 0	LOB: 1	K: 0	BB: 0	S: 4	P: 4	
R: 1	H: 1	E: 1	LOB: 1	K: 0	BB: 0	S: 4	P: 5	
R: 0	H: 0	E: 0	LOB: 1	K: 0	BB: 1	S: 3	P: 7	
R: 0	H: 1	E: 0	LOB: 1	K: 0	BB: 0	S: 4	P: 4	

PITCHER	IP	WLS	BF	H	R	ER	SO	BB	IBB	HBP	BLK	WP	HR	S	P	ERA	WHIP
Dan Pfister, R (1, 1) ERA: 5.27	9.0	W	35	6	1	0	2	2	0	1	0	1	0	36	45	0.00	0.889

1B	2B	3B	HR	SF	SAC	DP	HBP
6	0	0	0	0	1	1	1

WP	HR	S	P	ERA	WHIP
1	0	0	35		

Batter	1	2	3	4	5	6	7	8	9	AB R H RBI BB SO LOB	TOP																		
<b>Billy Consolo, R</b> (1, 6) OBP: 0.314, SLG: 0.250	0-0 F8		0-0 F8		0-0 CS 1B		0-0 2-H 1B			4 0 2 1 0 0 0	<b>Kansas City Athletics @ Washington Senators</b> <b>D.C. Stadium, Washington, DC</b> Wed Jun 27 1962, 7:05 PM EDT Att. 3,954 - Unknown																		
<b>George Alusik, R</b> (1, 9) OBP: 0.232, SLG: 0.321 (8, 7)	0-0 P5			0-0 E6 S 2B	0-0 F7 1-2		0-0 F8			4 1 0 0 0 0 2																			
<b>Gino Cimoli, R</b> (1, 8) OBP: 0.347, SLG: 0.431 (8, 9)	0-0 F7			0-3 K 1-2		0-0 1B 3B		0-0 F8		4 1 1 0 0 1 1																			
<b>Manny Jimenez, L</b> (1, 7) OBP: 0.402, SLG: 0.521 <b>Bobby Del Greco, R</b> (8, 8) OBP: 0.380, SLG: 0.335		4-0 BB		0-3 K		0-0 G6-4-3 1B 3-H		0-0 6-3		3 0 1 1 1 1 1 0 0 0 0 0 0 0																			
<b>Norm Siebern, L</b> (1, 3) OBP: 0.406, SLG: 0.464		0-0 F9		4-0 2B BB		0-0 F9		0-0 F9		3 1 0 0 1 0 2																			
<b>Ed Charles, R</b> (1, 5) OBP: 0.326, SLG: 0.462		0-3 K		0-0 2B 1-H 2-H		0-0 G6-4-3 1-2f		0-0 FC1-6 1B		4 0 2 2 0 1 2																			
<b>Joe Azcue, R</b> (1, 2) OBP: 0.306, SLG: 0.346		0-0 F2		4-0 IBB		0-0 SH1-3 1B 1B		0-0 FC1-6 WP 1-2f		3 1 1 0 1 0 2																			
<b>Charlie Shoemaker, L</b> (1, 4)			0-0 F8	0-0 4-3		0-3 K		0-3 K 1-3		4 0 0 0 0 2 4																			
<b>Ed Rakow, S</b> (1, 1) OBP: 0.103, SLG: 0.128			0-0 5-3		0-0 5-3	0-0 SH1-3 1-2		0-0 4-3		3 0 0 0 0 0 1																			
<b>Inning Stats</b>	R: 0 E: 0 K: 0 S: 3	H: 0 LOB: 0 BB: 0 P: 3	R: 0 E: 0 K: 1 S: 5	H: 0 LOB: 1 BB: 1 P: 9	R: 0 E: 0 K: 0 S: 3	H: 0 LOB: 0 BB: 0 P: 3	R: 2 E: 1 K: 2 S: 9	H: 1 LOB: 2 BB: 2 P: 17	R: 0 E: 0 K: 0 S: 3	H: 1 LOB: 0 BB: 0 P: 3		R: 1 E: 0 K: 0 S: 4	H: 2 LOB: 0 BB: 0 P: 4	R: 1 E: 0 K: 1 S: 7	H: 2 LOB: 1 BB: 0 P: 7	R: 0 E: 0 K: 0 S: 3	H: 0 LOB: 0 BB: 0 P: 3	R: 0 E: 0 K: 1 S: 6	H: 1 LOB: 1 BB: 0 P: 6	1B: 5 2B: 1 3B: 1 HR: 0	SF: 0 SAC: 1 DP: 1 HBP: 0	WP: 2 PB: 0 SB: 1 CS: 1	PA: 36						
<b>PITCHER</b> <b>Steve Hamilton, L</b> (1, 1) ERA: 3.2 <b>Jim Hannan, R</b> (9, 1) ERA: 4.85	IP 8.0	WLS L	BF 32	H 6	R 4	ER 2	SO 4	BB 2	IBB 1	HBP 0	BLK 0	WP 0	HR 0	S 37	P 49	ERA 2.25	WHIP 1.000												
						<b>PITCHER</b>	IP 1.0	WLS 4	BF 1	H 1	R 0	ER 0	SO 1	BB 0	IBB 0	HBP 0	BLK 0	WP 1	HR 0	S 6	P 6	ERA 0.00	WHIP 1.000						

livebaseballscorecards.com

<b>AB</b>	32
<b>R</b>	4
<b>H</b>	7
<b>RBI</b>	4
<b>BB</b>	3
<b>SO</b>	5
<b>LOB</b>	15



Batter	1	2	3	4	5	6	7	8	9	AB	R	H	RBI	BB	SO	LOB
<b>Jim Piersall, R</b> (1, 8) <small>OBP: 0.295, SLG: 0.357</small> <b>Jim Hannan, R</b> (9, 1) <small>OBP: 0.250, SLG: 0.250</small>	0-0 4-3		0-3 K			0-0 FC6-4 1B		0-3 K		4	0	1	0	0	2	0
<b>Chuck Cottier, R</b> (1, 4) <small>OBP: 0.297, SLG: 0.329</small>	0-0 F2			0-0 P3		0-0 FC6-4 FC5-4 1-2f		0-0 1-3		4	0	0	0	0	0	1
<b>Chuck Hinton, R</b> (1, 9) <small>OBP: 0.338, SLG: 0.484</small>	4-0 CS BB			0-0 F7		0-0 FC5-4 PB 1-2f		0-0 F9		3	0	0	0	1	0	1
<b>Harry Bright, R</b> (1, 3) <small>OBP: 0.383, SLG: 0.587</small>	0-0 CS 1-2	0-0 1B		0-0 3B		0-0 P4 1-2		0-0 FC4-6 1B		4	0	3	0	0	0	1
<b>Bud Zipfel, L</b> (1, 7) <small>OBP: 0.300, SLG: 0.125</small>		0-0 P6		0-0 1-3		4-0 G6-3 BB		0-0 FC4-6 1B		3	1	0	0	1	0	3
<b>Ken Retzer, L</b> (1, 2) <small>OBP: 0.366, SLG: 0.478</small>		0-0 L9			0-0 3-1 1B	0-0 G6-3 1-2f		0-0 1B		4	0	2	0	0	0	2
<b>Bob Johnson, R</b> (1, 5) <small>OBP: 0.331, SLG: 0.407</small>		0-3 K			0-0 3-1 1-2	0-0 1B		0-0 1B		4	0	2	1	0	1	2
<b>Ken Hamlin, R</b> (1, 6) <small>OBP: 0.282, SLG: 0.277</small> <b>Dale Long, L</b> (9, PH) <small>OBP: 0.317, SLG: 0.360</small>			0-0 F7		0-0 F7	0-3 K		0-0 P5		3	0	0	0	0	1	2
<b>Steve Hamilton, L</b> (1, 1) <b>Joe Hicks, L</b> (8, PH) <small>OBP: 0.294, SLG: 0.402</small> (9, 8)			0-0 5-3		0-0 3-1			0-0 F7		1	0	0	0	0	0	0

Inning Stats	R: 0	H: 0	E: 0	K: 0	S: 2	R: 0	H: 1	E: 0	K: 1	S: 6	R: 0	H: 0	E: 0	K: 1	S: 5	R: 0	H: 1	E: 0	K: 0	S: 4	R: 0	H: 1	E: 0	K: 0	S: 4	R: 0	H: 1	E: 0	K: 1	S: 5	R: 0	H: 1	E: 0	K: 1	S: 5	R: 0	H: 0	E: 0	K: 1	S: 5	R: 1	H: 3	E: 0	K: 0	S: 6	1B: 7	2B: 0	3B: 1	HR: 0	SF: 0	SAC: 0	DP: 1	HBP: 0	WP: 0	PA: 36
<b>PITCHER</b> <b>Ed Rakow, R</b> (1, 1) <small>ERA: 4.57</small>	IP	WLS	BF	H	R	ER	SO	BB	IBB	HBP	BLK	WP	HR	S	P	ERA	WHIP																			IP	WLS	BF	H	R	ER	SO	BB	IBB	HBP	BLK	WP	HR	S	P	ERA	WHIP			

**BOTTOM**

**Kansas City Athletics @ Washington Senators**  
**D.C. Stadium, Washington, DC**

Wed Jun 27 1962, 7:05 PM EDT  
Att. 3,954 - Unknown

livebaseballscorecards.com

<b>AB</b>	<b>33</b>
<b>R</b>	<b>1</b>
<b>H</b>	<b>8</b>
<b>RBI</b>	<b>1</b>
<b>BB</b>	<b>2</b>
<b>SO</b>	<b>4</b>
<b>LOB</b>	<b>15</b>



Batter	1	2	3	4	5	6	7	8	9	AB R H RBI BB SO LOB	TOP											
Jose Tartabull, L (1, 8) OBP: 0.353, SLG: 0.373 Gordon Jones, R (8, 1)	0-0 CS 1B	4-0 BB		0-0 2-3 4-3		0-0 1B SF9	0-0 2B 1B	0-0 F5		5 2 2 0 1 0 3 0 0 0 0 0 0 0												
Billy Consolo, R (1, 6) OBP: 0.366, SLG: 0.324	4-0 1-2 1B BB	0-3 K		0-0 F9		0-0 1-3 1B 1B	0-0 1-H 2B		0-0 CS 1B	5 2 3 1 1 1 2												
Gino Cimoli, R (1, 9) OBP: 0.347, SLG: 0.426	4-0 1-2 1B BB	0-0 L9				0-0 F8	0-0 3-H SF9	0-0 1-3	4-0 1-2 1B WP BB	3 2 0 1 2 0 2												
Manny Jimenez, L (1, 7) OBP: 0.406, SLG: 0.527 Bobby Del Greco, R (8, PR) OBP: 0.383, SLG: 0.339	0-0 1-3 2-H BB 1B		0-0 F5			0-0 F2	0-0 1-2 1B 1B		0-0 1-H 1B 1B	5 1 3 1 0 0 0 1 1 1 1 0 0 0												
Norm Siebern, L (1, 3) OBP: 0.411, SLG: 0.464	4-0 1-2 BB BB		0-3 K			4-0 1B 1B	0-0 1-3 2-H 1B		0-0 F8 1B	4 1 2 1 2 1 1												
Ed Charles, R (1, 5) OBP: 0.331, SLG: 0.461	4-0 1-2 2-3 3-H BB		0-0 E5			0-0 1-2 1B 1B	0-0 1-2 3-H 1B		0-3 K K	5 0 2 2 1 2 3												
Joe Azcue, R (1, 2) OBP: 0.307, SLG: 0.341	0-3 K		0-0 F5			0-0 1-3 2-H 1B	0-0 F9		4-0 1B 1B IBB	5 1 1 1 1 1 8												
Charlie Shoemaker, L (1, 4) OBP: 0.125, SLG: 0.565 George Alusik, R (8, PH) OBP: 0.246, SLG: 0.333	0-0 F9			0-0 4-3 3-1 1B		0-0 P5		0-0 F8	0-0 1-2 2-H 1B 1B	4 0 1 0 0 0 5 1 0 1 1 0 0 0												
Jerry Walker, S (1, 1) OBP: 0.326, SLG: 0.565 John Wyatt, R (6, 1) OBP: 0.143, SLG: 0.100 Jerry Lumpe, L (8, PH) OBP: 0.325, SLG: 0.373		0-0 F2		0-0 3-1		0-0 2B		0-3 K	0-0 1-3 2-H 1B	3 0 1 0 0 0 1 1 0 0 0 0 1 0 1 0 1 1 0 0 0												
<b>Inning Stats</b>	R: 2 H: 2 E: 0 K: 1 S: 6	H: 2 LOB: 3 BB: 4 P: 22	R: 0 H: 0 E: 0 K: 1 S: 5	H: 0 LOB: 1 BB: 1 P: 9	R: 0 H: 0 E: 1 K: 1 S: 6	H: 0 LOB: 1 BB: 0 P: 6	R: 0 H: 1 E: 0 K: 0 S: 4	H: 1 LOB: 1 BB: 0 P: 4	R: 1 H: 2 E: 0 K: 0 S: 5	H: 2 LOB: 2 BB: 1 P: 9	R: 3 H: 5 E: 1 K: 0 S: 8	H: 5 LOB: 2 BB: 0 P: 8	R: 1 H: 2 E: 0 K: 1 S: 7	H: 2 LOB: 1 BB: 0 P: 7	R: 2 H: 3 E: 0 K: 1 S: 8	H: 3 LOB: 2 BB: 1 P: 12	R: 1 H: 3 E: 0 K: 1 S: 7	H: 3 LOB: 2 BB: 1 P: 11	1B: 15 SF: 1 2B: 3 SAC: 0 3B: 0 DP: 0 HR: 0 HBP: 0	WP: 1 PA: 52 PB: 0 SB: 0 CS: 2		
<b>PITCHER</b> Bennie Daniels, R (1, 1) ERA: 5.3 Don Rudolph, L (1, 1) ERA: 3.69 Marty Kutyna, R (6, 1) ERA: 2.63 Pete Burnside, L (7, 1) ERA: 4.55 Jim Hannan, R (9, 1) ERA: 5.0	IP WLS BF H R ER SO BB IBB HBP BLK WP HR S P ERA WHIP																					
																				<b>PITCHER</b> IP WLS BF H R ER SO BB IBB HBP BLK WP HR S P ERA WHIP		

Kansas City Athletics @ Washington Senators  
D.C. Stadium, Washington, DC  
Thu Jun 28 1962, 7:05 PM EDT  
Att. 3,633 - Unknown

[livebaseballscorecards.com](http://livebaseballscorecards.com)

AB	43
R	10
H	18
RBI	10
BB	8
SO	6
LOB	25



Batter	1	2	3	4	5	6	7	8	9	AB	R	H	RBI	BB	SO	LOB	BOTTOM						
<b>Ken Hamlin, R</b> (1, 6) OBP: 0.267, SLG: 0.261 <b>Chuck Hinton, R</b> (8, PH) OBP: 0.337, SLG: 0.482 <b>Jim Hannan, R</b> (9, 1) OBP: 0.250, SLG: 0.250										4	0	0	0	0	0	2							
<b>Danny O'Connell, R</b> (1, 4) OBP: 0.331, SLG: 0.382										3	1	0	0	2	2	1							
<b>Jim King, L</b> (1, 9) OBP: 0.363, SLG: 0.327										4	1	2	0	1	0	1							
<b>Harry Bright, R</b> (1, 3) OBP: 0.376, SLG: 0.575										4	1	1	1	0	0	3							
<b>Ken Retzer, L</b> (1, 2) OBP: 0.375, SLG: 0.487										4	2	2	0	1	0	1							
<b>Bud Zipfel, L</b> (1, 7) OBP: 0.333, SLG: 0.231										5	1	2	2	0	0	1							
<b>Jim Piersall, R</b> (1, 8) OBP: 0.297, SLG: 0.357										5	0	2	2	0	1	2							
<b>Bob Johnson, R</b> (1, 5) OBP: 0.338, SLG: 0.418										4	1	3	1	0	0	0							
<b>Bennie Daniels, L</b> (1, 1) OBP: 0.130, SLG: 0.130 <b>Don Rudolph, L</b> (1, 1) OBP: 0.250, SLG: 0.385 <b>Marty Kulyva, R</b> (6, 1) OBP: 0.333, SLG: 0.200 <b>Dale Long, L</b> (6, PH) OBP: 0.315, SLG: 0.358 <b>Pete Burnside, R</b> (7, 1) <b>Joe Hicks, L</b> (8, PH) OBP: 0.301, SLG: 0.409 <b>Ed Brinkman, R</b> (9, 8) OBP: 0.188, SLG: 0.250										0	0	0	0	0	0	0							
<b>Inning Stats</b>	R: 0 E: 0 K: 0 S: 3	H: 0 LOB: 0 BB: 0 P: 3	R: 1 E: 0 K: 0 S: 6	H: 3 LOB: 2 BB: 0 P: 6	R: 1 E: 0 K: 0 S: 4	H: 1 LOB: 1 BB: 1 P: 8	R: 0 E: 0 K: 0 S: 3	H: 0 LOB: 0 BB: 0 P: 3	R: 0 E: 0 K: 1 S: 5	H: 0 LOB: 0 BB: 0 P: 5	R: 3 E: 0 K: 1 S: 10	H: 5 LOB: 2 BB: 0 P: 10	R: 1 E: 0 K: 1 S: 6	H: 2 LOB: 2 BB: 2 P: 14	R: 1 E: 0 K: 1 S: 7	H: 2 LOB: 2 BB: 1 P: 11	R: 0 E: 0 K: 0 S: 3	H: 0 LOB: 0 BB: 0 P: 3	1B: 10 2B: 3 3B: 0 HR: 0	SF: 1 SAC: 0 DP: 1 HBP: 0	WP: 0 PB: 1 SB: 0 CS: 0	PA: 43	
<b>PITCHER</b>	IP WLS BF H R ER SO	WLS W 9 3 1 1 2	BF 25 3 1 1 1 1	H 8 3 2 1 1 1	R 5 1 1 1 1 1	ER 5 1 1 1 1 1	SO 1 2 1 1 1 1	BB 1 0 0 0 0 0	IBB 0 0 0 0 0 0	HBP 0 0 0 0 0 0	BLK 0 0 0 0 0 0	WP 0 0 0 0 0 0	HR 0 0 0 0 0 0	S 26 11 10 14	P 30 19 14	ERA 8.44 5.40 4.50	WHIP 1.688 3.000 1.500						
<b>Jerry Walker, R</b> (1, 1) ERA: 5.18 <b>John Wyatt, R</b> (6, 1) ERA: 4.74 <b>Gordon Jones, R</b> (8, 1) ERA: 4.42																							

**Kansas City Athletics @ Washington Senators**  
**D.C. Stadium, Washington, DC**  
 Thu Jun 28 1962, 7:05 PM EDT  
 Att. 3,633 - Unknown

livebaseballscores.com

**AB 38**  
**R 7**  
**H 13**  
**RBI 7**  
**BB 4**  
**SO 4**  
**LOB 16**



Batter	1	2	3	4	5	6	7	8	9	AB R H RBI BB SO LOB	TOP											
<b>Billy Consolo, R</b> (1, 6) OBP: 0.326, SLG: 0.286	0-0 F3		0-3 K		0-3 K			0-0 F9	0-3 K	5 0 0 0 0 3 1												
<b>Jerry Lumpe, L</b> (1, 4) OBP: 0.330, SLG: 0.378	4-0 BB		0-0 3-1			0-0 2B		4-0 2B BB		2 1 1 0 2 0 0												
<b>Gino Cimoli, R</b> (1, 8) OBP: 0.345, SLG: 0.422	0-0 F8		4-0 BB			0-3 K		0-0 F9		3 0 0 0 1 1 3												
<b>Manny Jimenez, L</b> (1, 7) OBP: 0.404, SLG: 0.526	0-0 F8		0-0 F2			0-0 F8		0-0 1B 2B		4 1 1 1 0 0 3												
<b>Norm Siebern, L</b> (1, 3) OBP: 0.409, SLG: 0.461		0-0 F7		0-0 F8		0-0 F5		0-0 1B		4 0 1 1 0 0 1												
<b>Ed Charles, R</b> (1, 5) OBP: 0.333, SLG: 0.457		4-0 2B 6-3 BB		4-0 CS BB			0-3 K	0-0 F8		2 1 0 0 2 1 1												
<b>George Alusik, R</b> (1, 9) OBP: 0.246, SLG: 0.345			0-0 1-3 2B		0-3 K		0-0 F5		0-0 E6 5-3	4 0 1 0 0 1 1	<b>AB 32</b>											
<b>Joe Azcue, R</b> (1, 2) OBP: 0.306, SLG: 0.345		0-0 6-3		0-0 CS 1-2	0-0 F5		0-0 2B		0-0 5-3	4 0 1 1 0 0 2	<b>R 3</b>											
<b>Diego Segui, R</b> (1, 1) OBP: 0.308, SLG: 0.333		0-0 3-H 5-3			0-3 K		0-3 K		0-3 K	2 0 0 0 0 1 1	<b>H 5</b>											
<b>Wayne Causey, L</b> (7, PH) OBP: 0.360, SLG: 0.317										1 0 0 0 0 1 1	<b>RBI 3</b>											
<b>Jim Archer, R</b> (7, 1) OBP: 1.000, SLG: 1.000										0 0 0 0 0 0 0	<b>BB 5</b>											
<b>Haywood Sullivan, R</b> (9, PH) OBP: 0.324, SLG: 0.292										1 0 0 0 0 1 1	<b>SO 9</b>											
<b>Inning Stats</b>	R: 0 E: 0 K: 0 S: 3	H: 0 LOB: 1 BB: 1 P: 7	R: 1 E: 0 K: 0 S: 4	H: 1 LOB: 1 BB: 1 P: 8	R: 0 E: 0 K: 1 S: 4	H: 0 LOB: 0 BB: 1 P: 8	R: 0 E: 0 K: 1 S: 7	H: 0 LOB: 0 BB: 0 P: 7	R: 0 E: 0 K: 2 S: 8	H: 1 LOB: 1 BB: 0 P: 8	R: 0 E: 0 K: 0 S: 5	H: 2 LOB: 1 BB: 1 P: 9	R: 0 E: 1 K: 2 S: 8	H: 0 LOB: 1 BB: 0 P: 8	1B: 1 2B: 4 3B: 0 HR: 0	SF: 0 SAC: 0 DP: 0 HBP: 0	WP: 0 PB: 0 SB: 0 CS: 1	PA: 38				
<b>PITCHER</b> <b>Bill Monbouquette, R</b> (1, 1) ERA: 3.66	IP 9.0 WLS W BF 37 H 5 R 3 ER 3 SO 9 BB 5 IBB 0 HBP 0 BLK 0 WP 0 HR 0 S 50 P 70 ERA 3.00 WHIP 1.111											<b>PITCHER</b> IP WLS BF H R ER SO BB IBB HBP BLK WP HR S P ERA WHIP										

**Kansas City Athletics @ Boston Red Sox**  
**Fenway Park, Boston, MA**  
 Fri Jun 29 1962, 7:05 PM EDT  
 Att. 11,299 - Unknown

**AB 32**  
**R 3**  
**H 5**  
**RBI 3**  
**BB 5**  
**SO 9**  
**LOB 15**





Batter	1	2	3	4	5	6	7	8	9	AB	R	H	RBI	BB	SO	LOB
<b>Billy Gardner, R</b> OBP: 0.286, SLG: 0.288 (1, 4)	0-3 K	0-3 K			0-0 1-3		0-3 K			4	0	0	0	0	3	0
<b>Gary Geiger, L</b> OBP: 0.327, SLG: 0.373 (1, 8)	4-0 2B 5-3 BB		0-0 F3			0-0 4-3	4-0 1B E BB			2	2	0	0	2	0	0
<b>Carl Yastrzemski, L</b> OBP: 0.367, SLG: 0.488 (1, 7)	0-0 5-3 1-3 2B		0-0 L7			0-3 K	0-0 E1 1B			4	1	2	0	0	1	0
<b>Frank Malzone, R</b> OBP: 0.321, SLG: 0.436 (1, 5)	0-0 5-3		0-0 1-3			0-0 HR 3B	0-0 6-3			4	1	1	1	0	0	2
<b>Pete Runnels, L</b> OBP: 0.442, SLG: 0.451 (1, 3)	0-0 2B			0-0 4-3		4-0 HR IBB	0-0 6-3 1B			3	2	2	1	1	0	0
<b>Jim Pagliaroni, R</b> OBP: 0.365, SLG: 0.407 (1, 2)	1-0 HBP			0-0 F8		4-0 HR BB	0-0 6-3			2	1	0	0	1	0	1
<b>Lou Clinton, R</b> OBP: 0.188, SLG: 0.297 (1, 9)	0-3 K			0-0 F5		0-0 HR	0-0 HR			4	2	2	6	0	1	2
<b>Eddie Bressoud, R</b> OBP: 0.296, SLG: 0.377 (1, 6)		0-3 K			0-0 5-3	0-0 F4	0-0 4-3			4	0	0	0	0	1	0
<b>Bill Monbouquette, R</b> OBP: 0.200, SLG: 0.097 (1, 1)		0-3 K			0-3 K		0-0 1-3	0-0 F3		4	0	0	0	0	2	0

Inning Stats	R: 2	H: 2	E: 0	K: 2	S: 9	LOB: 2	BB: 1	P: 14	R: 0	H: 0	E: 0	K: 3	S: 9	LOB: 0	BB: 0	P: 9	R: 0	H: 0	E: 0	K: 0	S: 3	LOB: 0	BB: 0	P: 3	R: 0	H: 0	E: 0	K: 0	S: 3	LOB: 0	BB: 0	P: 3	R: 0	H: 0	E: 0	K: 1	S: 5	LOB: 0	BB: 0	P: 5	R: 4	H: 2	E: 0	K: 1	S: 7	LOB: 0	BB: 2	P: 15	R: 1	H: 1	E: 1	K: 1	S: 6	LOB: 1	BB: 1	P: 10	R: 2	H: 2	E: 0	K: 0	S: 5	LOB: 0	BB: 0	P: 5
--------------	------	------	------	------	------	--------	-------	-------	------	------	------	------	------	--------	-------	------	------	------	------	------	------	--------	-------	------	------	------	------	------	------	--------	-------	------	------	------	------	------	------	--------	-------	------	------	------	------	------	------	--------	-------	-------	------	------	------	------	------	--------	-------	-------	------	------	------	------	------	--------	-------	------

PITCHER	IP	WLS	BF	H	R	ER	SO	BB	IBB	HBP	BLK	WP	HR	S	P	ERA	WHIP
<b>Diego Segui, R</b> ERA: 3.93 (1, 1)	6.0	L	26	4	6	6	7	2	1	1	0	0	1	36	49	9.00	1.000
<b>Jim Archer, L</b> ERA: 10.67 (7, 1)	2.0		10	3	3	2	1	1	0	0	0	0	1	11	15	9.00	2.000

**BOTTOM**

**Kansas City Athletics @ Boston Red Sox**  
Fenway Park, Boston, MA  
Fri Jun 29 1962, 7:05 PM EDT  
Att. 11,299 - Unknown


<b>AB</b>	<b>31</b>
<b>R</b>	<b>9</b>
<b>H</b>	<b>7</b>
<b>RBI</b>	<b>8</b>
<b>BB</b>	<b>4</b>
<b>SO</b>	<b>8</b>
<b>LOB</b>	<b>5</b>



1B: 2	SF: 0	WP: 0	PA: 36
2B: 2	SAC: 0	PB: 0	
3B: 1	DP: 0	SB: 0	
HR: 2	HBP: 1	CS: 0	

PITCHER	IP	WLS	BF	H	R	ER	SO	BB	IBB	HBP	BLK	WP	HR	S	P	ERA	WHIP
---------	----	-----	----	---	---	----	----	----	-----	-----	-----	----	----	---	---	-----	------

Batter	1	2	3	4	5	6	7	8	9	AB R H RBI BB SO LOB	TOP											
<b>Billy Consolo, R</b> (1, 6) OBP: 0.314, SLG: 0.298	0-3 K		0-0 1-3 3-H 2B		0-3 K		0-3 K		0-3 K	5 0 1 1 0 4 2	<b>Kansas City Athletics @ Boston Red Sox</b> Fenway Park, Boston, MA Sat Jun 30 1962, 3:33 AM EDT Att. 5,555 - Unknown <a href="http://livebaseballscorecards.com">livebaseballscorecards.com</a>											
<b>Jerry Lumpe, L</b> (1, 4) OBP: 0.329, SLG: 0.377	0-3 K		0-0 SF7		0-0 L7		0-0		0-0	3 0 1 3 0 1 0												
<b>Gino Cimoli, R</b> (1, 8) OBP: 0.341, SLG: 0.416	0-0 F9		0-0 G3		0-0	0-0 6-3	0-0 P3		0-0	4 0 0 0 0 0 2												
<b>Manny Jimenez, L</b> (1, 7) OBP: 0.405, SLG: 0.526		0-0 F8		0-0 HR 1B		0-0 1B		0-0 6-3		4 1 2 0 0 0 0												
<b>Norm Siebern, L</b> (1, 3) OBP: 0.405, SLG: 0.456	0-3 K		0-0 F7		0-0 F9		0-0 1B		0-0 1B	3 0 0 0 0 1 2												
<b>Joe Azcue, R</b> (6, 2) OBP: 0.310, SLG: 0.350										1 0 1 0 0 0 0												
<b>Ed Charles, R</b> (1, 5) OBP: 0.332, SLG: 0.453	0-0 6-3		0-0 F3		0-0 F8		0-0 1B	0-0 G5-4-3 1-2		4 0 1 0 0 0 2												
<b>George Alusik, R</b> (1, 9) OBP: 0.277, SLG: 0.435			0-0 1B 2B 2B	0-0 1-H HR		0-0 2B 1B 1B	0-0 G5-4-3 1-2	0-0 G5-4-3 1-2		4 3 3 2 0 0 2												
<b>Haywood Sullivan, R</b> (1, 2) OBP: 0.322, SLG: 0.300			0-0 F5	0-0 F4		0-0 1B 2B		0-0 P4		4 1 1 0 0 0 1												
<b>Dave Wickersham, R</b> (1, 1) OBP: 0.107, SLG: 0.074			0-0 2B SF7 1B		0-0 F7		0-3 K		0-0 P4	0 0 0 0 0 0 0												
<b>Leo Posada, R</b> (3, PH) OBP: 0.327, SLG: 0.286										1 1 1 0 0 0 0												
<b>Norm Bass, R</b> (3, 1) OBP: 0.097, SLG: 0.045										1 0 0 0 0 0 0												
<b>Danny McDevitt, L</b> (5, 1) OBP: 0.250, SLG: 0.250										0 0 0 0 0 0 0												
<b>Wayne Causey, L</b> (7, PH) OBP: 0.358, SLG: 0.313										1 0 0 0 0 1 2												
<b>Bill Fischer, R</b> (7, 1) OBP: 0.382, SLG: 0.337										0 0 0 0 0 0 0												
<b>Bobby Del Greco, R</b> (9, PH) OBP: 0.382, SLG: 0.337										1 0 0 0 0 0 0												
<b>Inning Stats</b>	R: 0 E: 0 K: 2 S: 7	H: 0 LOB: 0 BB: 0 P: 7	R: 0 E: 0 K: 1 S: 5	H: 0 LOB: 0 BB: 0 P: 5	R: 2 E: 0 K: 0 S: 6	H: 3 LOB: 1 BB: 0 P: 6	R: 2 E: 0 K: 0 S: 5	H: 2 LOB: 0 BB: 0 P: 5	R: 0 E: 0 K: 1 S: 5	H: 0 LOB: 0 BB: 0 P: 5	R: 0 E: 0 K: 2 S: 10	H: 1 LOB: 1 BB: 0 P: 4	R: 2 E: 0 K: 2 S: 10	H: 3 LOB: 1 BB: 0 P: 10	R: 0 E: 0 K: 0 S: 4	H: 2 LOB: 1 BB: 0 P: 4	R: 0 E: 0 K: 1 S: 5	H: 0 LOB: 0 BB: 0 P: 5	1B: 7 2B: 3 3B: 0 HR: 1	SF: 1 SAC: 0 DP: 1 HBP: 0	WP: 0 PB: 0 SB: 0 CS: 0	PA: 37
<b>PITCHER</b>	IP WLS BF H R ER SO BB IBB HBP BLK WP HR S P ERA WHIP																					
<b>Gene Conley, R</b> (1, 1) ERA: 3.95	7.1 W 33 11 6 6 6 0 0 0 0 0 0 1 45 45 7.36 1.500																					
<b>Dick Radatz, R</b> (8, 1) ERA: 2.23	1.2 S 4 0 0 0 1 0 0 0 0 0 0 0 6 6 0.00 0.000																					



Batter	1	2	3	4	5	6	7	8	9	AB	R	H	RBI	BB	SO	LOB
<b>Billy Gardner, R</b> OBP: 0.268, SLG: 0.269 (1, 4) X	0-0 F8	0-0 F9		0-0 1-3	0-0 F9			0-3 K		5	0	0	0	0	1	1
<b>Gary Geiger, L</b> OBP: 0.336, SLG: 0.399 (1, 8) X	0-0 2B 1B 2B		0-0 1B 1B		0-0 3B 1B	0-3 K		0-0 HR		5	4	4	1	0	1	0
<b>Carl Yastrzemski, L</b> OBP: 0.376, SLG: 0.505 (1, 7) X	0-0 1B 2B		0-0 1B 1B		0-0 SF7 3B	4-0 WP BB		0-0 1B		4	2	4	1	1	0	0
<b>Frank Malzone, R</b> OBP: 0.322, SLG: 0.437 (1, 5) X	0-0 1B 1B		0-0 1B 1B		0-0 SF7 3B	0-0 F8		0-0 F9		4	0	2	4	0	0	2
<b>Pete Runnels, L</b> OBP: 0.442, SLG: 0.450 (1, 3) X	0-0 1B 1B		0-0 K		0-0 3B 1B	0-0 P6		0-0 4-3		5	1	2	0	0	1	4
<b>Jim Pagliaroni, R</b> OBP: 0.363, SLG: 0.403 (1, 2) X	0-0 G1-4-3		0-0 G6-4-3		0-0 3B 1B		0-0 P2			4	1	1	0	0	0	4
<b>Lou Clinton, R</b> OBP: 0.205, SLG: 0.382 (1, 9) X		0-0 6-3		0-0 HR	0-0 SF7 3B		0-0 P6			4	2	2	3	0	0	0
<b>Eddie Bressoud, R</b> OBP: 0.305, SLG: 0.408 (1, 6) X		0-0 HR		0-0 2B	0-0 BB		0-0 HR			3	2	3	2	1	0	0
<b>Gene Conley, R</b> OBP: 0.234, SLG: 0.341 (1, 1) X		0-0 5-3		0-0 L8	0-0 SF7		0-0 P3			3	0	0	1	0	0	0
<b>Dick Radatz, R</b> OBP: 0.167, SLG: 0.167 (8, 1) X										0	0	0	0	0	0	0

Inning Stats	R: 2	H: 4	E: 0	K: 0	S: 6	LOB: 1	BB: 0	P: 6
	R: 1	H: 1	E: 0	K: 0	S: 4	LOB: 0	BB: 0	P: 4
	R: 1	H: 3	E: 0	K: 1	S: 7	LOB: 1	BB: 0	P: 7
	R: 1	H: 2	E: 0	K: 0	S: 4	LOB: 0	BB: 0	P: 4
	R: 5	H: 5	E: 0	K: 0	S: 8	LOB: 1	BB: 1	P: 12
	R: 0	H: 0	E: 0	K: 1	S: 5	LOB: 1	BB: 1	P: 9
	R: 1	H: 1	E: 0	K: 0	S: 4	LOB: 0	BB: 0	P: 4
	R: 1	H: 2	E: 0	K: 1	S: 7	LOB: 1	BB: 0	P: 7

PITCHER	IP	WLS	BF	H	R	ER	SO	BB	IBB	HBP	BLK	WP	HR	S	P	ERA	WHIP
<b>Dave Wickersham, R</b> ERA: 3.33 (1, 1)	2.0		10	5	3	3	0	0	0	0	0	0	1	10	10	13.50	2.500
<b>Norm Bass, R</b> ERA: 5.9 (3, 1)	2.1	L	13	8	5	5	1	0	0	0	0	0	1	15	15	19.29	3.429
<b>Danny McDevitt, L</b> ERA: 3.81 (5, 1)	1.2		9	2	2	2	1	2	0	0	0	1	0	9	17	10.80	2.400
<b>Bill Fischer, R</b> ERA: 5.4 (7, 1)	2.0		9	3	2	2	1	0	0	0	0	0	2	11	11	9.00	1.500

**BOTTOM**

**Kansas City Athletics @ Boston Red Sox**  
Fenway Park, Boston, MA  
Sat Jun 30 1962, 3:33 AM EDT  
Att. 5,555 - Unknown

<b>AB</b>	<b>37</b>
<b>R</b>	<b>12</b>
<b>H</b>	<b>18</b>
<b>RBI</b>	<b>12</b>
<b>BB</b>	<b>2</b>
<b>SO</b>	<b>3</b>
<b>LOB</b>	<b>11</b>



1B	2B	3B	HR	SF	SAC	DP	HBP	WP	HR	S	P	ERA	WHIP
9	3	2	4	2	0	2	0	1	1	10	10		

Batter	1	2	3	4	5	6	7	8	9	AB R H RBI BB SO LOB	TOP																										
<b>Bobby Del Greco, R</b> (1, 8) OBP: 0.387, SLG: 0.359	0-0 F7		0-0 1B		4-0 BB		0-0 HR	0-0 F6		4 2 2 1 1 0 0																											
<b>Jerry Lumpe, L</b> (1, 4) OBP: 0.327, SLG: 0.372	0-0 4-3		0-0 4-3		0-0 F5		4-0 HR	0-0 4-3		4 1 0 0 1 0 2																											
<b>George Alusik, R</b> (1, 9) OBP: 0.300, SLG: 0.485	4-0 BB 1B		0-0 1B		0-0 G5-4-3		0-0 HR	0-3 K		4 1 2 3 1 1 1																											
<b>Manny Jimenez, L</b> (1, 7) OBP: 0.405, SLG: 0.523 <b>Gino Cimoli, R</b> (9, PR) OBP: 0.341, SLG: 0.416	0-0 1-2 1B		0-0 1-2 1B		0-0 4-3		0-0 F7		0-0 E4 1B	5 0 2 0 0 0 0 0 1 0 0 0 0 0																											
<b>Norm Siebern, L</b> (1, 3) OBP: 0.411, SLG: 0.464	4-0 1-2 2-3 BB		0-3 K		0-0 1B BB		0-0 3B 1B	0-0 S 1B	0-0 S 1B	4 2 3 0 1 1 2																											
<b>Ed Charles, R</b> (1, 5) OBP: 0.337, SLG: 0.465	0-0 F9		0-0 5-3		0-0 BB HBP		0-0 SF8 3B	0-0 S 1B	0-0 S 1B	5 2 3 2 0 0 5																											
<b>Joe Azcue, R</b> (1, 2) OBP: 0.315, SLG: 0.345 <b>Haywood Sullivan, R</b> (7, 2) OBP: 0.319, SLG: 0.297		0-0 F8		0-0 F7		1-0 BB HBP	1-0 HBP	0-3 K	0-3 K	2 0 0 0 0 0 0 1 0 0 0 0 1 2																											
<b>Billy Consolo, R</b> (1, 6) OBP: 0.304, SLG: 0.280		0-3 K		0-0 6-3		4-0 BB HBP	0-0 SF8	0-3 K	0-3 K	3 0 0 2 1 2 2																											
<b>Dan Pfister, R</b> (1, 1) OBP: 0.214, SLG: 0.214 <b>Bill Fischer, R</b> (5, 1) <b>Wayne Causey, L</b> (6, PH) OBP: 0.353, SLG: 0.313 <b>Gordon Jones, R</b> (6, 1)		0-0 1-3		0-3 K		0-0 SF9-1-3	0-0 F8	0-0 6-3	0-0 6-3	2 0 0 0 0 1 0 0 0 0 0 0 0 0 0 0 0 1 0 0 0 2 0 0 0 0 0 3																											
<b>Inning Stats</b>	R: 0 E: 0 K: 0 S: 4	H: 1 LOB: 3 BB: 2 P: 12	R: 0 E: 0 K: 1 S: 5	H: 0 LOB: 0 BB: 0 P: 5	R: 1 E: 0 K: 1 S: 8	H: 3 LOB: 2 BB: 0 P: 8	R: 0 E: 0 K: 1 S: 5	H: 0 LOB: 0 BB: 0 P: 5	R: 0 E: 0 K: 0 S: 2	H: 0 LOB: 0 BB: 1 P: 6	R: 2 E: 0 K: 0 S: 4	H: 2 LOB: 1 BB: 1 P: 9	R: 5 E: 0 K: 0 S: 7	H: 4 LOB: 1 BB: 1 P: 12	R: 0 E: 0 K: 1 S: 5	H: 0 LOB: 0 BB: 0 P: 5	R: 1 E: 1 K: 2 S: 10	H: 2 LOB: 2 BB: 0 P: 10	1B: 8 2B: 2 3B: 1 HR: 2	SF: 2 SAC: 0 DP: 2 HBP: 2	WP: 0 PB: 0 SB: 2 CS: 0	PA: 45															
<b>PITCHER</b>	IP WLS BF H R ER SO BB IBB HBP BLK WP HR S P ERA WHIP																																				
<b>Earl Wilson, R</b> (1, 1) ERA: 3.39	6.0		28	7	4	4	3	4	0	1	0	0	0	1	29	46	6.00	1.833																			
<b>Dick Radatz, R</b> (7, 1) ERA: 2.96	0.1	L	5	3	3	3	0	1	0	0	0	0	0	1	4	8	81.00	12.000																			
<b>Galen Cisco, R</b> (7, 1) ERA: 5.56	1.2		6	0	1	1	1	0	0	1	0	0	0	0	7	8	5.40	0.000																			
<b>Arnold Earley, L</b> (9, 1) ERA: 4.05	1.0		6	2	1	0	2	0	0	0	0	0	0	0	10	10	0.00	2.000																			

**Kansas City Athletics @ Boston Red Sox**  
**Fenway Park, Boston, MA**  
 Sun Jul 01 1962, 3:33 AM EDT  
 Att: 19,322 - Unknown

AB 36  
 R 9  
 H 12  
 RBI 9  
 BB 5  
 SO 6  
 LOB 17



WP: 0 PA: 45  
 PB: 0  
 SB: 2  
 CS: 0

livebaseballscorecards.com

Batter	1	2	3	4	5	6	7	8	9	AB	R	H	RBI	BB	SO	LOB
<b>Billy Gardner, R</b> OBP: 0.287, SLG: 0.289 (1, 4)	0-0 3-1 HR 1B	0-0 F6		0-0 F2		0-0 1B			0-0 SH5-3 1B	5	1	3	0	0	0	2
<b>Gary Geiger, L</b> OBP: 0.331, SLG: 0.393 (1, 8)	0-0 3-1 1-2		0-0 F7	0-0 4-1		0-3 K			0-0 SH5-3 1-2	4	0	0	0	0	1	3
<b>Carl Yastrzemski, L</b> OBP: 0.374, SLG: 0.498 (1, 7)	4-0 HR BB		0-0 3-1		0-0 F9	0-0 F8			0-0 F8	4	1	0	0	1	0	2
<b>Frank Malzone, R</b> OBP: 0.326, SLG: 0.451 (1, 5)	0-0 1-H 2-H HR		4-0 BB		0-0 1B 2B		0-3 K2-3		0-0 F7	4	1	2	3	1	1	1
<b>Pete Runnels, L</b> OBP: 0.439, SLG: 0.447 (1, 3)	0-0 F5		0-0 F4		0-0 BB 1B		0-0 F7			4	0	1	0	0	0	1
<b>Jim Pagliaroni, R</b> OBP: 0.366, SLG: 0.423 (1, 2)	0-0 F8			0-0 HR	4-0 1-2 BB FC6-4		0-0 F4			3	1	1	1	1	0	0
<b>Lou Clinton, R</b> OBP: 0.221, SLG: 0.371 (1, 9)		4-0 BB		4-0 CS BB	0-3 K			0-0 F7		2	0	0	0	2	1	3
<b>Eddie Bressoud, R</b> OBP: 0.305, SLG: 0.403 (1, 6)		0-3 K		4-0 1-2 2B BB	0-0 FC6-4			0-0 F8		3	1	0	0	1	1	4
<b>Earl Wilson, R</b> OBP: 0.286, SLG: 0.538 (1, 1)		0-3 K		0-0 1-H 2B		0-3 K		0-0 F5		3	0	1	1	0	2	1
<b>Dick Radatz, R</b> OBP: 0.167, SLG: 0.167 (7, 1)										0	0	0	0	0	0	0
<b>Galen Cisco, R</b> OBP: 0.200, SLG: 0.136 (7, 1)										0	0	0	0	0	0	0
<b>Dave Philley, S</b> OBP: 0.256, SLG: 0.162 (8, PH)										1	0	0	0	0	0	0
<b>Arnold Earley, L</b> (9, 1)										0	0	0	0	0	0	0

Inning Stats	R: 3	H: 2	E: 0	LOB: 0	K: 5	S: 5	P: 9	R: 0	H: 0	E: 0	LOB: 1	K: 2	S: 7	P: 11	R: 0	H: 0	E: 0	LOB: 1	K: 0	S: 3	P: 7	R: 2	H: 2	E: 0	LOB: 1	K: 0	S: 4	P: 12	R: 0	H: 2	E: 0	LOB: 3	K: 1	S: 7	P: 11	R: 0	H: 1	E: 0	LOB: 1	K: 2	S: 8	P: 8	R: 0	H: 0	E: 0	LOB: 0	K: 1	S: 5	P: 5	R: 0	H: 0	E: 0	LOB: 0	K: 0	S: 3	P: 3	R: 0	H: 1	E: 0	LOB: 1	K: 0	S: 4	P: 4	1B: 4	SF: 0	2B: 2	SAC: 1	3B: 0	DP: 0	HR: 2	HBP: 0	WP: 0	PA: 40
--------------	------	------	------	--------	------	------	------	------	------	------	--------	------	------	-------	------	------	------	--------	------	------	------	------	------	------	--------	------	------	-------	------	------	------	--------	------	------	-------	------	------	------	--------	------	------	------	------	------	------	--------	------	------	------	------	------	------	--------	------	------	------	------	------	------	--------	------	------	------	-------	-------	-------	--------	-------	-------	-------	--------	-------	--------

PITCHER	IP	WLS	BF	H	R	ER	SO	BB	IBB	HBP	BLK	WP	HR	S	P	ERA	WHIP
<b>Dan Pfister, R</b> ERA: 5.53 (1, 1)	4.1		24	6	5	5	2	6	0	0	0	0	2	22	46	10.38	2.769
<b>Bill Fischer, R</b> ERA: 5.14 (5, 1)	0.2		2	0	0	0	1	0	0	0	0	0	0	4	4	0.00	0.000
<b>Gordon Jones, R</b> ERA: 3.63 (6, 1)	4.0	W	14	2	0	0	3	0	0	0	0	0	0	20	20	0.00	0.500

**BOTTOM**

**Kansas City Athletics @ Boston Red Sox**  
Fenway Park, Boston, MA  
Sun Jul 01 1962, 3:33 AM EDT  
Att. 19,322 - Unknown

[livebaseballscorecards.com](http://livebaseballscorecards.com)

<b>AB</b>	<b>33</b>
<b>R</b>	<b>5</b>
<b>H</b>	<b>8</b>
<b>RBI</b>	<b>5</b>
<b>BB</b>	<b>6</b>
<b>SO</b>	<b>6</b>
<b>LOB</b>	<b>17</b>



Batter	1	2	3	4	5	6	7	8	9	AB R H RBI BB SO LOB	TOP											
<b>Bobby Del Greco, R</b> (1, 8) OBP: 0.381, SLG: 0.353 <b>Gino Cimoli, R</b> (7, PH) OBP: 0.342, SLG: 0.416 (7, 8)	0-3 K		0-0 6-3			0-3 K	0-0 1B		0-0 F8	3 0 0 0 0 2 0 2 0 1 1 0 0 1	<b>Kansas City Athletics @ New York Yankees</b> Yankee Stadium, Bronx, NY Mon Jul 02 1962, 7:05 PM EDT Att. 17,427 - Unknown - 80 F											
<b>Jerry Lumpe, L</b> (1, 4) OBP: 0.322, SLG: 0.366 (7, 6)	0-3 K			0-0 6-3		0-0 6-3	0-0 L4		0-0 F9	5 0 0 0 0 1 4												
<b>George Alusik, R</b> (1, 7) OBP: 0.297, SLG: 0.514	0-0 F2			0-0 F2			HR K			4 1 1 1 0 1 3												
<b>Manny Jimenez, L</b> (1, 9) OBP: 0.406, SLG: 0.523		0-0 FC3-6 1B		0-0 F6			0-0 1B 1B	0-3 K		4 1 2 0 0 1 0												
<b>Norm Siebern, L</b> (1, 3) OBP: 0.412, SLG: 0.464		0-0 FC3-6 1-2f			0-0 2-3 1B		0-0 BB 1B HBP 1B	0-3 K		4 1 2 0 0 1 1												
<b>Ed Charles, R</b> (1, 5) OBP: 0.340, SLG: 0.463		0-0 L8			0-0 F9		0-0 HBP BB 1B 1B	4-0 BB		3 1 1 1 1 0 2												
<b>Haywood Sullivan, R</b> (1, 2) OBP: 0.317, SLG: 0.288		0-3 K			0-0 2-3		4-0 BB BB 1B HBP BB	0-0 F8		3 0 0 0 1 1 3												
<b>Billy Consolo, R</b> (1, 6) OBP: 0.293, SLG: 0.269 <b>Wayne Causey, L</b> (7, PH) OBP: 0.350, SLG: 0.310 <b>Charlie Shoemaker, L</b> (7, 4) OBP: 0.222, SLG: 0.222			0-0 6-3		0-3 K		0-0 L3		0-0 FC5-4 1B	2 0 0 0 0 1 1 1 0 0 0 0 0 3 1 0 1 0 0 0 0												
<b>Ed Rakow, S</b> (1, 1) OBP: 0.098, SLG: 0.122 <b>Jose Tartabull, L</b> (7, PH) OBP: 0.358, SLG: 0.373 <b>John Wyatt, R</b> (7, 1) OBP: 0.143, SLG: 0.100 <b>Leo Posada, R</b> (9, PH) OBP: 0.320, SLG: 0.279			0-3 K		0-3 K		1-0 1B HBP		0-0 FC5-4 1-2f	2 0 0 0 0 2 0 0 0 0 1 0 0 0 0 0 0 0 0 0 0 1 0 0 0 0 0 1												
<b>Inning Stats</b>	R: 0 E: 0 K: 2 S: 7	H: 0 LOB: 0 BB: 0 P: 7	R: 0 E: 0 K: 1 S: 6	H: 1 LOB: 1 BB: 0 P: 6	R: 0 E: 0 K: 1 S: 5	H: 0 LOB: 0 BB: 0 P: 5	R: 0 E: 0 K: 0 S: 3	H: 0 LOB: 0 BB: 0 P: 3	R: 0 E: 0 K: 1 S: 6	H: 1 LOB: 1 BB: 0 P: 6		R: 0 E: 0 K: 2 S: 7	H: 0 LOB: 0 BB: 0 P: 7	R: 4 E: 0 K: 1 S: 10	H: 5 LOB: 3 BB: 1 P: 15	R: 0 E: 0 K: 2 S: 7	H: 0 LOB: 1 BB: 1 P: 11	R: 0 E: 0 K: 0 S: 4	H: 1 LOB: 1 BB: 0 P: 4	1B: 7 2B: 0 3B: 0 HR: 1	SF: 0 SAC: 0 DP: 0 HBP: 1	WP: 0 PB: 0 SB: 0 CS: 0
<b>PITCHER</b>	IP WLS BF H R ER SO BB IBB HBP BLK WP HR S P ERA WHIP																					
<b>Bill Stafford, R</b> (1, 1) ERA: 3.84 <b>Luis Arroyo, L</b> (7, 1) ERA: 5.14	6.0 3.0	WLS W	BF 25 13	H 6 2	R 4 0	ER 4 0	SO 7 3	BB 1 1	IBB 0 0	HBP 0 1	BLK 0 0	WP 0 0	HR 1 0	S 38 17	P 42 22	ERA 6.00 0.00	WHIP 1.167 1.000					

livebaseballscorecards.com

<b>AB</b>	35
<b>R</b>	4
<b>H</b>	8
<b>RBI</b>	4
<b>BB</b>	2
<b>SO</b>	10
<b>LOB</b>	19



Batter	1	2	3	4	5	6	7	8	9
Tom Tresh, S OBP: 0.339, SLG: 0.375 (1, 6)	0-0 E4 F7 PO 6-3		0-3 K		0-0 F7		0-0 FC3-6 1-2f	0-0 1B 1-2 2-H 3-H	
Bobby Richardson, R OBP: 0.334, SLG: 0.353 (1, 4)	0-0 6-3 1-2		0-0 FC6-4 1-2f		0-0 6-3		0-0 F4	0-0 F9	
Roger Maris, L OBP: 0.333, SLG: 0.453 (1, 8)	0-0 F7 2-3			0-0 HR	0-0 F6			0-0 4-3	
Mickey Mantle, S OBP: 0.494, SLG: 0.602 (1, 9) Jack Reed, R OBP: 0.333, SLG: 0.474 (8, PR) (9, 9)	0-0 PO 3-H	4-0 G5-4-3 BB		4-0 HR BB		0-0 HR		4-0 WP S SF9 BB	
Hector Lopez, R OBP: 0.341, SLG: 0.385 (1, 7)		0-0 G5-4-3 1-2f		0-0 HR 1-H		0-0 6-3		4-0 SF9 IBB 1B BB	
Elston Howard, R OBP: 0.306, SLG: 0.419 (1, 2)		0-0 2B		0-0 4-3		0-0 F9		4-0 1B 1B 1B IBB	
Bill Skowron, R OBP: 0.327, SLG: 0.442 (1, 3)		0-0 5-3		0-0 FC6-4 1B		0-0 5-3		0-0 SF9 2-3 3-H	
Phil Linz, R OBP: 0.311, SLG: 0.381 (1, 5)			0-0 6-3	0-3 K		0-3 K		0-0 1B 1B 1-2 3-H	
Bill Stafford, R OBP: 0.256, SLG: 0.263 (1, 1) Luis Arroyo, L OBP: 0.667, SLG: 0.667 (7, 1)			0-0 FC6-4 1B	0-0 FC6-4 1-2f		0-0 FC3-6 1B		0-0 1B 1-2 2-3	

AB	R	H	RBI	BB	SO	LOB
5	0	1	2	0	1	2
5	0	0	0	0	0	5
4	1	1	1	0	0	1
1	2	1	1	3	0	0
0	1	0	0	0	0	0
3	2	1	2	1	0	1
3	1	1	0	1	0	0
3	0	1	1	0	0	1
4	1	1	1	0	2	1
2	0	1	0	0	0	1
2	0	2	0	0	0	0

BOTTOM	
<b>Kansas City Athletics @ New York Yankees</b> Yankee Stadium, Bronx, NY Mon Jul 02 1962, 7:05 PM EDT Att: 17,427 - Unknown - 80 F	
<b>AB</b> 32 <b>R</b> 8 <b>H</b> 10 <b>RBI</b> 8 <b>BB</b> 5 <b>SO</b> 3 <b>LOB</b> 12	

Inning Stats		R: 0	H: 0	R: 0	H: 1	R: 0	H: 1	R: 3	H: 3	R: 0	H: 0	R: 1	H: 1	R: 0	H: 1	R: 4	H: 3
		E: 1	LOB: 0	E: 0	LOB: 1	E: 0	LOB: 1	E: 0	LOB: 1	E: 0	LOB: 0	E: 0	LOB: 0	E: 0	LOB: 1	E: 0	LOB: 2
		K: 0	BB: 0	K: 0	BB: 1	K: 1	BB: 0	K: 1	BB: 1	K: 0	BB: 0	K: 1	BB: 0	K: 1	BB: 0	K: 0	BB: 3
		S: 3	P: 3	S: 3	P: 7	S: 6	P: 6	S: 8	P: 12	S: 3	P: 3	S: 4	P: 4	S: 6	P: 6	S: 6	P: 18

PITCHER		IP	WLS	BF	H	R	ER	SO	BB	IBB	HBP	BLK	WP	HR	S	P	ERA	WHIP
Ed Rakow, R	(1, 1)	6.0		25	6	4	4	2	2	0	0	0	0	3	27	35	6.00	1.333
John Wyatt, R	(7, 1)	2.0	L	13	4	4	4	1	2	1	0	0	1	0	12	24	18.00	3.000

WP	HR	S	P	ERA	WHIP
1	0	1	39		
0	1	0			
1	0	1			
0	0	0			

Batter	1	2	3	4	5	6	7	8	9	AB R H RBI BB SO LOB	TOP																									
<b>Bobby Del Greco, R</b> (1, 8) OBP: 0.382, SLG: 0.354	0-0 FC1-6 1B	0-0 F7		0-0 F6		0-0 HR 1B		0-0 F5		5 1 2 0 0 0 2	<b>Kansas City Athletics @ New York Yankees</b> Yankee Stadium, Bronx, NY Tue Jul 03 1962, 3:33 AM EDT Att. 13,378 - Unknown - 78 F <a href="http://livebaseballscorecards.com">livebaseballscorecards.com</a>																									
<b>Jerry Lumpe, L</b> (1, 4) OBP: 0.326, SLG: 0.383	0-0 FC1-6 2B 1-2f		0-0 E9 1B E	0-0 4-3		0-0 HR 1H		0-0 1B 2B	5 2 3 2 0 0 1																											
<b>Gino Cimoli, R</b> (1, 7) OBP: 0.349, SLG: 0.437	0-0 1-3 2B		0-0 E6 HR 2-H	0-0 1B		0-0 HR		0-0 2-3 1B	5 2 4 1 0 0 0																											
<b>Manny Jimenez, L</b> (1, 9) OBP: 0.403, SLG: 0.528	0-0 F4		0-0 HR 2-H	0-3 K		0-0 F8		0-0 F3	5 1 1 2 0 1 5																											
<b>Norm Siebern, L</b> (1, 3) OBP: 0.406, SLG: 0.457	0-0 F7		0-3 K		0-3 K		0-0 F5	0-3 K	5 0 0 0 0 3 4																											
<b>Ed Charles, R</b> (1, 5) OBP: 0.337, SLG: 0.455		4-0 1B BB	0-0 L7		0-0 L7		0-0 L9	0-0 F9	4 0 0 0 1 0 2																											
<b>Haywood Sullivan, R</b> (1, 2) OBP: 0.323, SLG: 0.306		0-0 1-2 1B	0-0 1B 2B		0-0 F7		0-3 K		4 1 2 0 0 1 0																											
<b>Billy Consolo, R</b> (1, 6) OBP: 0.290, SLG: 0.268		0-0 F3	0-0 2-H 1B		0-0 F7		0-0 4-3		4 0 1 1 0 0 2																											
<b>Jerry Walker, S</b> (1, 1) OBP: 0.306, SLG: 0.531 <b>Gordon Jones, R</b> (7, 1)		0-0 F2	0-0 4-3		0-0 F4		0-0 1-3		3 0 0 0 0 0 3 1 0 0 0 0 0 0																											
<b>Inning Stats</b>	R: 0 E: 0 K: 0 S: 5	H: 2 LOB: 2 BB: 0 P: 5	R: 0 E: 0 K: 0 S: 4	H: 1 LOB: 2 BB: 1 P: 8	R: 4 E: 2 K: 1 S: 10	H: 4 LOB: 1 BB: 0 P: 10	R: 0 E: 0 K: 1 S: 6	H: 1 LOB: 1 BB: 0 P: 6	R: 0 E: 0 K: 1 S: 5	H: 0 LOB: 0 BB: 0 P: 5	R: 3 E: 0 K: 0 S: 6	H: 3 LOB: 0 BB: 0 P: 6	R: 0 E: 0 K: 1 S: 5	H: 0 LOB: 0 BB: 0 P: 5	R: 0 E: 0 K: 0 S: 3	H: 0 LOB: 0 BB: 0 P: 3	R: 0 E: 0 K: 1 S: 7	H: 2 LOB: 2 BB: 0 P: 7	1B: 7 2B: 3 3B: 0 HR: 3	SF: 0 SAC: 0 DP: 0 HBP: 0	WP: 0 PB: 0 SB: 0 CS: 0	PA: 42														
<b>PITCHER</b>	IP WLS BF H R ER SO BB IBB HBP BLK WP HR S P ERA WHIP																																			
<b>Whitey Ford, L</b> (1, 1) ERA: 2.68	4.0		22	8	4	2	2	1	0	0	0	0	1	25	29	4.50	2.250																			
<b>Tex Clevenger, R</b> (5, 1) ERA: 2.7	2.0		9	3	3	3	1	0	0	0	0	0	2	11	11	13.50	1.500																			
<b>Bud Daley, L</b> (7, 1) ERA: 5.35	2.0	W	6	0	0	0	1	0	0	0	0	0	0	8	8	0.00	0.000																			
<b>Marshall Bridges, L</b> (9, 1) ERA: 2.52	1.0	S	5	2	0	0	1	0	0	0	0	0	0	7	7	0.00	2.000																			





**BOTTOM**

**Kansas City Athletics @ New York Yankees**  
 Yankee Stadium, Bronx, NY  
 Tue Jul 03 1962, 3:33 AM EDT  
 Att: 13,378 - Unknown - 78 F

livebaseballscorecards.com

<b>AB</b>	<b>37</b>
<b>R</b>	<b>8</b>
<b>H</b>	<b>12</b>
<b>RBI</b>	<b>8</b>
<b>BB</b>	<b>4</b>
<b>SO</b>	<b>3</b>
<b>LOB</b>	<b>24</b>



WP:	0	PA:	41
PB:	0	SB:	0
CS:	0		

AB	R	H	RBI	BB	SO	LOB	
4	0	2	0	1	0	0	
5	2	1	1	0	0	5	
4	3	3	4	1	0	1	
5	2	3	3	0	1	3	
0	0	0	0	0	0	0	
4	0	0	0	1	0	2	
3	0	2	0	1	0	3	
4	0	0	0	0	2	4	
4	0	0	0	0	0	3	
1	0	0	0	0	0	0	
1	0	0	0	0	0	2	
0	0	0	0	0	0	0	
1	0	0	0	0	0	1	
0	0	0	0	0	0	0	
1	0	1	0	0	0	0	
0	1	0	0	0	0	0	
0	0	0	0	0	0	0	
1B:	5	SF:	0	WP:	0	PA:	41
2B:	2	SAC:	0	PB:	0		
3B:	0	DP:	1	SB:	0		
HR:	5	HBP:	0	CS:	0		

Batter	1	2	3	4	5	6	7	8	9											
<b>Tom Tresh, S</b> OBP: 0.343, SLG: 0.376 (1, 6)	0-0 2B 1B		0-0 1B		0-0 E3 G5-4-3		0-0 4-3 BB	4-0 1-2 BB FC4-6 BB												
<b>Bobby Richardson, R</b> OBP: 0.332, SLG: 0.360 (1, 4)	0-0 F2		0-0 F5		0-0 G5-4-3 1-2f		0-0 HR	0-0 1-2f 2-3 HR												
<b>Roger Maris, L</b> OBP: 0.341, SLG: 0.482 (1, 8)	0-0 1-3 2B		0-0 F6		4-0 HR BB		0-0 HR	0-0 1-H 3-H HR												
<b>Mickey Mantle, S</b> OBP: 0.497, SLG: 0.647 (1, 9)	0-3 K		0-0 4-3		0-0 HR		0-0 FC3-6 1B	0-0 HR												
<b>Jack Reed, R</b> OBP: 0.333, SLG: 0.474 (9, 9)																				
<b>Yogi Berra, L</b> OBP: 0.280, SLG: 0.348 (1, 2)	4-0 FC6-4 BB			0-0 6-3	0-0 G3		0-0 FC3-6 2B 1-2f	0-0 L4												
<b>Hector Lopez, R</b> OBP: 0.352, SLG: 0.400 (1, 7)	0-0 FC6-4 1-2f			4-0 FC6-4 E BB		0-0 FC6-4 1B	0-0 1-3 2B													
<b>Bill Skowron, R</b> OBP: 0.322, SLG: 0.434 (1, 3)		0-0 B1		0-0 E6 FC6-4 1-2		0-3 K	0-3 K													
<b>Phil Linz, R</b> OBP: 0.286, SLG: 0.348 (1, 5)		0-0 1-3		0-0 FC6-4 1-2f 2-3		0-0 FC6-4 1-2f		0-0 L7												
<b>Whitey Ford, L</b> OBP: 0.193, SLG: 0.083 (4, PH)		0-0 5-3		0-0 4-3		0-0 4-3		0-0 FC4-6 BB HR 1B												
<b>Johnny Blanchard, L</b> OBP: 0.301, SLG: 0.433 (5, 1)																				
<b>Tex Clevenger, R</b> OBP: 0.333, SLG: 0.333 (6, PH)																				
<b>Joe Pepitone, L</b> OBP: 0.277, SLG: 0.448 (7, 1)																				
<b>Bud Daley, L</b> OBP: 0.339, SLG: 0.422 (8, PH)																				
<b>Elston Howard, R</b> OBP: 0.364, SLG: 0.435 (8, PR)																				
<b>Clete Boyer, R</b> OBP: 0.364, SLG: 0.435 (9, 1)																				
<b>Marshall Bridges, S</b> (9, 1)																				
<b>Inning Stats</b>	R: 0 E: 0 K: 1 S: 7	H: 2 LOB: 3 BB: 1 P: 11	R: 0 E: 0 K: 0 S: 3	H: 0 LOB: 0 BB: 0 P: 3	R: 0 E: 0 K: 0 S: 4	H: 1 LOB: 1 BB: 0 P: 4	R: 0 E: 1 K: 0 S: 4	H: 0 LOB: 2 BB: 1 P: 8	R: 2 E: 1 K: 0 S: 4	H: 1 LOB: 0 BB: 1 P: 8	R: 0 E: 0 K: 1 S: 6	H: 1 LOB: 1 BB: 0 P: 6	R: 2 E: 0 K: 1 S: 9	H: 4 LOB: 2 BB: 0 P: 9	R: 4 E: 0 K: 0 S: 6	H: 3 LOB: 1 BB: 1 P: 10	1B: 5 2B: 2 3B: 0 HR: 5	SF: 0 SAC: 0 DP: 1 HBP: 0	WP: 0 PB: 0 SB: 0 CS: 0	
<b>PITCHER</b>	IP WLS BF H R ER SO	WLS BF H R ER SO	WLS BF H R ER SO	WLS BF H R ER SO	WLS BF H R ER SO	WLS BF H R ER SO	WLS BF H R ER SO	WLS BF H R ER SO	WLS BF H R ER SO	WLS BF H R ER SO	WLS BF H R ER SO	WLS BF H R ER SO	WLS BF H R ER SO	WLS BF H R ER SO	WLS BF H R ER SO	WLS BF H R ER SO	WLS BF H R ER SO	WLS BF H R ER SO	WLS BF H R ER SO	
<b>Jerry Walker, R</b> ERA: 5.2 (1, 1)	6.2																			
<b>Gordon Jones, R</b> ERA: 4.94 (7, 1)	1.1	L	8	3	4	4	1	1	0	0	0	0	0	2	9	13	27.00	3.000		

ERA	WHIP
5.40	1.800
27.00	3.000

Batter	1	2	3	4	5	6	7	8	9	AB R H RBI BB SO LOB	TOP											
Jose Tartabull, L (1, 8) OBP: 0.357, SLG: 0.371	0-3 K		0-0 FC4-6 1B SF8	0-0 S 1B		0-0 F6	0-0 F8		0-0 3B 1B	6 3 2 1 0 1 1	<b>Kansas City Athletics @ New York Yankees</b> Yankee Stadium, Bronx, NY Wed Jul 04 1962, 3:33 AM EDT Unknown - 80 F											
Jerry Lumpe, L (1, 4) OBP: 0.332, SLG: 0.405	0-0 HR		0-0 1B	0-0 1B		0-0 L6		0-0 E3 1B G5-4-3	0-0 3B	6 2 4 4 0 0 0												
Gino Cimoli, R (1, 7) OBP: 0.346, SLG: 0.433	0-3 K		0-0 SF8	0-3 K		0-0 E6 S 1B		0-0 G5-4-3 1B	0-0 F3	5 1 1 1 0 2 2												
Manny Jimenez, L (1, 9) Bobby Del Greco, R (8, 9) OBP: 0.403, SLG: 0.524 OBP: 0.380, SLG: 0.352	0-0 1B		0-0 3-1		0-0 F7	4-0 1B 1-2 BB		0-0 G5-4-3 1-2f 3-H	0-0 F7	4 0 1 0 1 0 2 1 0 0 0 0 0 1												
Norm Siebern, L (1, 3) OBP: 0.406, SLG: 0.456	0-0 1-3			0-0 FC6-4 1B 2B 1B	0-0 4-3	0-0 BB 1-3 2-H 1B		0-0 E6 FC5 1B		5 1 2 1 0 0 1												
Ed Charles, R (1, 5) OBP: 0.346, SLG: 0.460		0-0 6-3		0-0 FC6-4 1-2 1B	0-0 E4 2B 1B	4-0 FC6-4 1-2 BB		0-0 1-2 1B		4 1 3 0 1 0 0												
Haywood Sullivan, R (1, 2) OBP: 0.318, SLG: 0.310		0-0 5-3		0-0 FC6-4 1-2f 2-3 2B	0-0 2B	0-0 FC6-4 1-2f		0-0 FC5 2-3f		5 1 1 1 0 0 7												
Billy Consolo, R (1, 6) OBP: 0.299, SLG: 0.283		0-0 5-3		0-0 1-3 1-H 3-H 1B 2B	4-0 BB		0-3 K	0-0 F7		4 1 1 2 1 1 0												
Diego Segui, R (1, 1) OBP: 0.278, SLG: 0.294			0-0 E5 FC4-6	0-0 1-3 2-3	0-3 K		0-0 F7	0-0 1B 3B 1B		5 1 1 0 0 1 3												
<b>Inning Stats</b>	R: 1 E: 0 K: 2 S: 9	H: 2 LOB: 1 BB: 0 P: 9	R: 0 E: 0 K: 0 S: 3	H: 0 LOB: 0 BB: 0 P: 3	R: 1 E: 1 K: 0 S: 5	H: 1 LOB: 1 BB: 0 P: 5	R: 4 E: 0 K: 1 S: 10	H: 5 LOB: 1 BB: 0 P: 10	R: 1 E: 1 K: 1 S: 7	H: 2 LOB: 2 BB: 1 P: 11	R: 1 E: 1 K: 0 S: 5	H: 1 LOB: 3 BB: 2 P: 13	R: 0 E: 0 K: 1 S: 5	H: 0 LOB: 0 BB: 0 P: 5	R: 1 E: 2 K: 0 S: 6	H: 2 LOB: 2 BB: 0 P: 6	R: 2 E: 0 K: 0 S: 6	H: 3 LOB: 1 BB: 0 P: 6	1B: 12 2B: 2 3B: 1 HR: 1	SF: 1 SAC: 0 DP: 1 HBP: 0	WP: 0 PB: 0 SB: 2 CS: 0	PA: 49
<b>PITCHER</b>	IP WLS BF H R ER SO BB IBB HBP BLK WP HR S P ERA WHIP																					
Rollie Sheldon, R (1, 1) ERA: 5.33	3.1 L 17 6 5 4 2 0 0 0 0 0 0 1 21 21 10.80 1.800																					
Jim Coates, R (4, 1) ERA: 4.77	3.2 20 5 3 1 3 3 0 0 0 0 0 0 23 35 2.46 2.182																					
Tex Clevenger, R (8, 1) ERA: 3.38	2.0 12 5 3 2 0 0 0 0 0 0 0 0 12 12 9.00 2.500																					

livebaseballscorecards.com

<b>AB</b>	45
<b>R</b>	11
<b>H</b>	16
<b>RBI</b>	10
<b>BB</b>	3
<b>SO</b>	5
<b>LOB</b>	17



Batter	1	2	3	4	5	6	7	8	9
Tom Tresh, S OBP: 0.342, SLG: 0.378 Clete Boyer, R OBP: 0.364, SLG: 0.435	0-0 SH2-3 2B		0-0 F7		0-0 F9		0-0 F3		
Bobby Richardson, R OBP: 0.332, SLG: 0.360	0-0 SH2-3 2-3		0-0 BB 1B		0-0 F8			0-0 5-3	
Roger Maris, L OBP: 0.336, SLG: 0.475	0-3 K		0-0 F5		0-0 F2			0-0 F9	
Mickey Mantle, S OBP: 0.495, SLG: 0.637 Bill Skowron, R OBP: 0.320, SLG: 0.432	0-3 K		4-0 BB			0-0 F8		0-0 F3	
Yogi Berra, L OBP: 0.286, SLG: 0.355		0-0 2B	0-0 4-3			4-0 BB		0-0 F6	
Hector Lopez, R OBP: 0.356, SLG: 0.411		0-0 2B		0-0 1B		0-0 F9		0-0 3-1	
Joe Pepitone, L OBP: 0.268, SLG: 0.433		0-0 F7		0-0 F9		0-0 L3		0-0 3-1	
Phil Linz, R OBP: 0.288, SLG: 0.347		0-0 1B		0-3 K			0-0 E5 G6-4-3		
Rollie Sheldon, R OBP: 0.222, SLG: 0.067 Jim Coates, R OBP: 0.111, SLG: 0.059 Jack Reed, R OBP: 0.318, SLG: 0.450 Tex Clevenger, R OBP: 0.318, SLG: 0.450		0-3 K		0-0 F4			0-0 G6-4-3		

AB	R	H	RBI	BB	SO	LOB
4	0	1	0	0	0	0
0	0	0	0	0	0	0
3	0	1	0	0	0	0
4	0	0	0	0	1	2
2	0	0	0	1	1	1
1	0	0	0	0	0	0
3	1	1	0	1	0	2
4	0	2	1	0	0	1
4	0	0	0	0	0	2
3	0	1	0	0	1	1
1	0	0	0	0	1	1
1	0	0	0	0	0	1
0	0	0	0	0	0	0

**BOTTOM**

**Kansas City Athletics @ New York Yankees**  
 Yankee Stadium, Bronx, NY  
 Wed Jul 04 1962, 3:33 AM EDT  
 Unknown - 80 F

livebaseballscorecards.com

<b>AB</b>	<b>31</b>
<b>R</b>	<b>1</b>
<b>H</b>	<b>6</b>
<b>RBI</b>	<b>1</b>
<b>BB</b>	<b>2</b>
<b>SO</b>	<b>4</b>
<b>LOB</b>	<b>12</b>



Inning Stats	R: 0	H: 1	E: 0	K: 2	S: 8	H: 3	LOB: 1	BB: 0	P: 8	R: 1	H: 3	E: 0	K: 1	S: 7	R: 0	H: 1	E: 0	K: 0	S: 4	R: 0	H: 1	E: 0	K: 1	S: 6	R: 0	H: 0	E: 0	K: 0	S: 3	R: 0	H: 0	E: 0	K: 0	S: 3	R: 0	H: 0	E: 1	K: 0	S: 3	R: 0	H: 0	E: 0	K: 0	S: 3	R: 0	H: 0	E: 0	K: 0	S: 3	R: 0	H: 0	E: 0	K: 0	S: 3
<b>PITCHER</b> Diego Segui, R ERA: 3.52	IP	WLS	BF	H	R	ER	SO	BB	IBB	HBP	BLK	WP	HR	S	P	ERA	WHIP																																					
	9.0	W	34	6	1	1	4	2	0	0	0	0	0	40	48	1.00	0.889																																					

WP	PA	ERA	WHIP
0	34		
0			
0			

Batter	1	2	3	4	5	6	7	8	9	AB R H RBI BB SO LOB	TOP																									
Jose Tartabull, L (1, 8) OBP: 0.351, SLG: 0.364	0-3 K		0-3 K		0-0 FC4-6 1B		0-0 F4		0-3 K	5 0 1 0 0 3 0	<b>Kansas City Athletics @ New York Yankees</b> Yankee Stadium, Bronx, NY Wed Jul 04 1962, 7:05 PM EDT Att. 27,901 - Unknown - 80 F  <b>AB 36</b> <b>R 3</b> <b>H 10</b> <b>RBI 3</b> <b>BB 1</b> <b>SO 9</b> <b>LOB 16</b>																									
Jerry Lumpe, L (1, 4) OBP: 0.330, SLG: 0.401	0-0 F7		0-0 CS 1B		0-0 FC4-6 1B 1-2		0-0 F7		0-0 3-1	5 0 1 0 0 0 1																										
Gino Cimoli, R (1, 7) OBP: 0.351, SLG: 0.437	0-0 F9		0-0 1B		0-0 BB 1B 1-3			0-0 SF8 1B		4 1 3 0 0 0 0																										
Manny Jimenez, L (1, 9) OBP: 0.404, SLG: 0.522		0-0 IHR 1B	0-0 F7		4-0 BB 1B 1-2			0-0 E4 WP 1B 1-3		3 1 1 0 1 0 2																										
Norm Siebern, L (1, 3) OBP: 0.404, SLG: 0.461		0-0 F7		0-0 3B	0-0 F8			0-0 SF8		3 0 1 1 0 0 4																										
Ed Charles, R (1, 5) OBP: 0.348, SLG: 0.473		0-0 IHR		0-0 1-3	0-0 F8			0-0 WP 1B 1-2		4 1 2 2 0 0 1																										
Haywood Sullivan, R (1, 2) OBP: 0.316, SLG: 0.308		0-0 1B		0-3 K	0-3 K			0-0 F4		4 0 1 0 0 2 3																										
Billy Consolo, R (1, 6) OBP: 0.282, SLG: 0.266		0-0 F6		0-3 K	0-3 K			0-3 K		4 0 0 0 0 3 4																										
Dan Pfister, R (1, 1) OBP: 0.200, SLG: 0.200 Bill Fischer, R (6, 1) John Wyatt, R (6, 1) George Alusik, R (7, PH) Danny McDevitt, L (7, 1) Bobby Del Greco, R (8, PH) OBP: 0.378, SLG: 0.350		0-3 K		0-0 3-1	0-0 3-1		0-0 F7		0-0 F4	2 0 0 0 0 0 1 1 0 0 0 0 0 0 0 0 0 0 0 0 0 0 0 0 1 0 0 0 0 0 0 0 0 0 0 0 0 0 0 0 1 0 0 0 0 0 0 0																										
<b>Inning Stats</b>	R: 0 E: 0 K: 1 S: 5	H: 0 LOB: 0 BB: 0 P: 5	R: 2 E: 0 K: 1 S: 8	H: 3 LOB: 1 BB: 0 P: 8	R: 0 E: 0 K: 1 S: 6	H: 2 LOB: 1 BB: 0 P: 6	R: 0 E: 0 K: 2 S: 8	H: 1 LOB: 1 BB: 0 P: 8	R: 0 E: 0 K: 2 S: 5	H: 2 LOB: 3 BB: 1 P: 9	R: 0 E: 0 K: 2 S: 7	H: 0 LOB: 0 BB: 0 P: 7	R: 0 E: 0 K: 0 S: 3	H: 0 LOB: 0 BB: 0 P: 3	R: 1 E: 1 K: 1 S: 8	H: 2 LOB: 2 BB: 0 P: 8	R: 0 E: 0 K: 1 S: 5	H: 0 LOB: 0 BB: 0 P: 5	1B: 8 2B: 0 3B: 1 HR: 1	SF: 1 SAC: 0 DP: 0 HBP: 0	WP: 1 PB: 0 SB: 0 CS: 1	PA: 38														
<b>PITCHER</b>	IP WLS BF H R ER SO BB IBB HBP BLK WP HR S P ERA WHIP																																			
Bob Turley, R (1, 1) ERA: 3.54	4.2	22	8	2	2	5	1	0	0	0	0	0	0	31	35	3.86	1.929																			
Bud Daley, L (5, 1) ERA: 4.81	4.1	W	16	2	1	0	4	0	0	0	0	1	0	24	24	0.00	0.462																			



Batter	1	2	3	4	5	6	7	8	9
Phil Linz, R OBP: 0.298, SLG: 0.352 (1, 6)	0-0 WP 3-1 1B		0-3 K		0-0 5-3	0-0 1B HR 1B	0-0 F3		
Bobby Richardson, R OBP: 0.336, SLG: 0.361 (1, 4)	0-0 3-1 1-2		4-0 1B BB		0-0 HR 1B	0-0 1-3 HR 1B		0-0 F7	
Roger Maris, L OBP: 0.337, SLG: 0.484 (1, 8)	0-0 F8		0-0 BB 1B		0-0 F9	0-0 1-H 3-H HR		0-0 F8	
Mickey Mantle, S OBP: 0.505, SLG: 0.686 Jack Reed, R OBP: 0.348, SLG: 0.450 (1, 9) (7, 9)	4-0 FC5-4 BB		4-0 FC5-4 BB		0-0 HR 1-H	0-0 HR		4-0 PB BB	
Hector Lopez, R OBP: 0.364, SLG: 0.417 (1, 7)	0-0 FC5-4 1-2f		0-3 K		0-0 2B	4-0 1-3 BB		4-0 FC4-6 BB	
Elston Howard, R OBP: 0.307, SLG: 0.418 Johnny Blanchard, L OBP: 0.302, SLG: 0.428 (1, 2) (4, 2)		0-3 K	0-0 FC5-4 1-2f		4-0 BB	0-0 1-3		0-0 FC4-6 1-2f	
Bill Skowron, R OBP: 0.315, SLG: 0.425 (1, 3)		0-0 F7		0-0 6-3	0-3 K	0-0 6-3			
Clete Boyer, R OBP: 0.362, SLG: 0.444 (1, 5)		0-0 E4		0-3 K		0-0 HR	0-0 F8		
Bob Turley, R Bud Daley, L OBP: 0.273, SLG: 0.273 (1, 1) (5, 1)		0-0 6-3		0-0 4-3		0-0 1-3	0-3 K		

AB	R	H	RBI	BB	SO	LOB
5	1	2	0	0	1	0
4	2	2	0	1	0	1
5	1	2	3	0	0	2
2	2	2	3	2	0	0
0	0	0	0	1	0	0
3	0	1	0	2	1	5
2	0	0	0	0	1	3
2	0	0	0	1	0	3
4	0	0	0	0	1	3
4	1	1	1	0	1	0
2	0	0	0	0	0	1
2	0	0	0	0	1	0

**Kansas City Athletics @ New York Yankees**  
 Yankee Stadium, Bronx, NY  
 Wed Jul 04 1962, 7:05 PM EDT  
 Att: 27,901 - Unknown - 80 F

AB	35
R	7
H	10
RBI	7
BB	7
SO	6
LOB	18

livebaseballscores.com

Inning Stats	R	H	E	K	S	IP	WLS	BF	H	R	ER	SO	BB	IBB	HBP	BLK	WP	HR	S	P	ERA	WHIP
	0	1	0	4	8	5.1		28	7	4	4	5	4	0	0	0	1	2	34	50	6.75	2.062
	0	0	1	2	16	0.0		2	2	2	0	0	0	0	0	0	0	1	2	2	∞	∞
	0	1	0	1	6	0.2		4	1	1	1	0	1	0	0	0	0	1	3	7	13.50	3.000
	0	0	0	2	6	2.0		8	0	0	0	1	2	0	0	0	0	0	8	16	0.00	1.000

PITCHER	IP	WLS	BF	H	R	ER	SO	BB	IBB	HBP	BLK	WP	HR	S	P	ERA	WHIP
Dan Pfister, R ERA: 5.6 (1, 1)	5.1		28	7	4	4	5	4	0	0	0	1	2	34	50	6.75	2.062
Bill Fischer, R ERA: 6.43 (6, 1)	0.0		2	2	2	2	0	0	0	0	0	0	1	2	2	∞	∞
John Wyatt, R ERA: 5.2 (6, 1)	0.2		4	1	1	1	0	1	0	0	0	0	1	3	7	13.50	3.000
Danny McDevitt, L ERA: 3.56 (7, 1)	2.0		8	0	0	0	1	2	0	0	0	0	0	8	16	0.00	1.000

Batter	1	2	3	4	5	6	7	8	9	AB	R	H	RBI	BB	SO	LOB	TOP										
Jim King, L (1, 9) OBP: 0.359, SLG: 0.339	0-0 F8	0-0 L7			0-3 K		0-0 HR	4-0 BB		4	1	1	1	1	1	1											
Chuck Cottier, R (1, 4) OBP: 0.303, SLG: 0.349	0-0 F2		0-0 G4-6-3 1B		0-0 FC1-5-6 2B		0-0 F8	4-0 1B BB		4	0	2	0	1	0	0											
Ken Retzer, L (1, 2) OBP: 0.361, SLG: 0.452	0-0 F6		0-0 G4-6-3 1-2f		0-0 FC1-5-6 2-3		0-0 HR	0-0 1B		3	0	0	0	0	0	2											
Bob Schmidt, R (7, PH) OBP: 0.262, SLG: 0.401										2	1	2	1	0	0	0											
Dale Long, L (1, 3) OBP: 0.311, SLG: 0.347		0-0 1B WP 1B	0-0 F6		0-0 1-3		4-0 HR BB 3B	0-0 F6		4	2	1	0	1	0	3											
Chuck Hinton, R (1, 8) OBP: 0.345, SLG: 0.488		0-0 WP S HR 1B		0-0 HR		0-0 6-3	4-0 1-2 3B BB	0-3 K		4	3	2	1	1	1	0											
Bud Zipfel, L (1, 7) OBP: 0.316, SLG: 0.324		0-3 K		0-0 FC5-4 1B		0-3 K	0-0 SH1-4 3B	0-0 4-3		4	1	2	2	0	2	2											
Jim Piersall, R (7, 8) OBP: 0.300, SLG: 0.362										0	0	0	0	0	0	0											
Joe Hicks, L (9, PH) OBP: 0.292, SLG: 0.396										1	0	0	0	0	0	0											
Bob Johnson, R (1, 5) OBP: 0.336, SLG: 0.416		0-0 HR		0-0 FC5-4 1B		4-0 1B BB	0-0 SH1-4	4-0 BB		2	1	1	2	1	0	1											
Danny O'Connell, R (7, PH) OBP: 0.337, SLG: 0.372		2-H 3-H		0-0 1-2f						0	0	0	1	1	0	0											
Ken Hamlin, R (1, 6) OBP: 0.324, SLG: 0.302		4-0 SH3-4 BB		0-0 1-2f		0-0 1B	0-0 F8	0-0 F9		4	0	2	0	1	0	1											
Tom Cheney, R (1, 1) OBP: 0.100, SLG: 0.053		0-0 SH3-4		0-0 G6-4-3 1B		0-0 F7		0-3 K		1	0	0	0	0	0	2											
Steve Hamilton, L (5, 1) OBP: 0.270, SLG: 0.378										0	0	0	0	0	0	0											
Johnny Schaive, R (6, PH) OBP: 0.125, SLG: 0.125										0	0	0	0	0	0	2											
Bennie Daniels, L (6, 1) OBP: 0.353, SLG: 0.200										1	0	0	0	0	1	0											
Marty Kutyna, R (8, 1) OBP: 0.227, SLG: 0.273										0	0	0	0	0	0	0											
Claude Ostern, L (8, 1)										0	0	0	0	0	0	0											
<b>Inning Stats</b>	R: 0 E: 0 K: 0 S: 3	H: 0 LOB: 0 BB: 0 P: 3	R: 3 E: 0 K: 1 S: 8	H: 3 LOB: 1 BB: 1 P: 12	R: 0 E: 0 K: 0 S: 3	H: 1 LOB: 0 BB: 0 P: 3	R: 1 E: 0 K: 0 S: 5	H: 3 LOB: 1 BB: 0 P: 5	R: 0 E: 0 K: 1 S: 6	H: 1 LOB: 2 BB: 1 P: 10	R: 5 E: 0 K: 0 S: 6	H: 3 LOB: 0 BB: 2 P: 14	R: 0 E: 0 K: 1 S: 5	H: 1 LOB: 2 BB: 2 P: 13	R: 0 E: 0 K: 1 S: 5	H: 0 LOB: 1 BB: 1 P: 9	1B: 7 2B: 1 3B: 1 HR: 4	SF: 0 SAC: 2 DP: 2 HBP: 0	WP: 1 PB: 0 SB: 1 CS: 1	PA: 44							
<b>PITCHER</b>	IP	WLS	BF	H	R	ER	SO	BB	IBB	HBP	BLK	WP	HR	S	P	ERA	WHIP										
Ed Rakow, R (1, 1) ERA: 4.84	3.0		15	6	4	4	1	1	0	0	0	1	2	16	20	12.00	2.333										
Danny McDevitt, L (4, 1) ERA: 3.74	3.1		15	5	2	2	2	1	0	0	0	0	2	18	22	5.40	1.800										
John Wyatt, R (7, 1) ERA: 5.58	0.0		3	1	2	2	0	2	0	0	0	0	0	1	9	∞	∞										
Gordon Jones, R (7, 1) ERA: 4.62	1.2	W	7	1	1	1	1	2	0	0	0	0	0	7	15	5.40	1.800										
Dan Pfister, R (9, 1) ERA: 5.54	1.0	S	4	0	0	0	1	1	0	0	0	0	0	5	9	0.00	1.000										

Washington Senators @ Kansas City Athletics  
Municipal Stadium, Kansas City, MO  
Fri Jul 06 1962, 8:05 PM EDT  
Att. 7,750 - Unknown

livebaseballscorecards.com

AB	35
R	9
H	13
RBI	8
BB	7
SO	5
LOB	14



Batter	1	2	3	4	5	6	7	8	9
<b>Bobby Del Greco, R</b> OBP: 0.383, SLG: 0.353 (1, 8) (9, 7)	0-3 K		4-0 1-3 1B 2B BB		0-0 2B SF7 1B	0-0 6-3		0-0 1-2 2-3 2B 1B	
<b>Jerry Lumpe, L</b> OBP: 0.337, SLG: 0.414 (1, 4) (9, 6)	0-0 1B		0-0 1-2 2B 1B		0-0 1-3 3B 2B		0-0 4-3	0-0 4-3 1B 2B	
<b>Gino Cimoli, R</b> OBP: 0.345, SLG: 0.431 (1, 9)	0-3 K		0-0 1-3		0-0 SF7		0-0 G3	0-0 F9	
<b>Manny Jimenez, L</b> OBP: 0.401, SLG: 0.523 (1, 7) <b>Jose Tartabull, L</b> OBP: 0.351, SLG: 0.364 (9, 8)	0-0 4-3		0-3 K		0-0 1B 3B		0-0 G3	0-0 4-3	
<b>Norm Siebern, L</b> OBP: 0.410, SLG: 0.470 (1, 3)		0-0 F5	0-0 2B		0-0 1B			WP 1B BB 1B	
<b>Ed Charles, R</b> OBP: 0.353, SLG: 0.469 (1, 5)		4-0 BB BB	0-0 5-3		0-3 K			FC6 BB WP BB	
<b>Joe Azcue, R</b> OBP: 0.313, SLG: 0.338 <b>Charlie Shoemaker, L</b> OBP: 0.200, SLG: 0.200 (8, PR) (9, 4)		0-0 F9		0-0 5-3	0-0 F8			FC6 BB FC6 BB	
<b>Billy Consolo, R</b> OBP: 0.284, SLG: 0.258 <b>Wayne Causey, L</b> OBP: 0.356, SLG: 0.318 <b>Haywood Sullivan, R</b> OBP: 0.316, SLG: 0.308 (9, 2)		4-0 1-2 BB		0-0 F7		0-0 6-3		0-0 1B 1B 2B 1B	
<b>Ed Rakow, S</b> OBP: 0.096, SLG: 0.119 <b>Danny McDevitt, L</b> OBP: 0.167, SLG: 0.167 <b>John Wyatt, R</b> OBP: 0.143, SLG: 0.100 <b>Gordon Jones, R</b> OBP: 0.143, SLG: 0.100 <b>George Alusik, R</b> OBP: 0.000, SLG: 0.514 <b>Dan Pfister, R</b> OBP: 0.200, SLG: 0.200 (9, 1)		0-3 K		0-3 K		0-0 F5		0-0 1-2 2-H 2B 1B	

Inning Stats	R: 0 E: 0 K: 2 S: 8	H: 1 LOB: 1 BB: 0 P: 8	R: 0 E: 0 K: 1 S: 5	H: 0 LOB: 2 BB: 2 P: 13	R: 2 E: 0 K: 1 S: 7	H: 2 LOB: 1 BB: 1 P: 11	R: 0 E: 0 K: 1 S: 5	H: 0 LOB: 0 BB: 0 P: 5	R: 3 E: 0 K: 1 S: 9	H: 4 LOB: 1 BB: 0 P: 9	R: 0 E: 0 K: 0 S: 3	H: 0 LOB: 0 BB: 0 P: 3	R: 0 E: 0 K: 0 S: 3	H: 0 LOB: 0 BB: 0 P: 3	R: 7 E: 0 K: 0 S: 9	H: 6 LOB: 2 BB: 3 P: 21
--------------	------------------------------	---------------------------------	------------------------------	----------------------------------	------------------------------	----------------------------------	------------------------------	---------------------------------	------------------------------	---------------------------------	------------------------------	---------------------------------	------------------------------	---------------------------------	------------------------------	----------------------------------

PITCHER	IP	WLS	BF	H	R	ER	SO	BB	IBB	HBP	BLK	WP	HR	S	P	ERA	WHIP
<b>Tom Cheney, R</b> ERA: 3.5 (1, 1)	4.1		21	5	4	4	5	3	0	0	0	0	0	28	40	8.31	1.846
<b>Steve Hamilton, L</b> ERA: 3.43 (5, 1)	0.2		4	2	1	1	1	0	0	0	0	0	0	6	6	13.50	3.000
<b>Bennie Daniels, R</b> ERA: 5.91 (6, 1)	2.0	L	11	3	5	5	0	2	0	0	0	1	0	9	17	22.50	2.500
<b>Marty Kutyna, R</b> ERA: 3.07 (8, 1)	0.1		3	2	1	1	0	0	0	0	0	0	0	3	3	27.00	6.000
<b>Claude Osteen, L</b> ERA: 3.49 (8, 1)	0.2		4	1	1	1	0	1	0	0	0	0	0	3	7	13.50	3.000

**BOTTOM**

**Washington Senators @ Kansas City Athletics**  
Municipal Stadium, Kansas City, MO  
Fri Jul 06 1962, 8:05 PM EDT  
Att. 7,750 - Unknown

livebaseballscorecards.com

<b>AB</b>	<b>36</b>
<b>R</b>	<b>12</b>
<b>H</b>	<b>13</b>
<b>RBI</b>	<b>12</b>
<b>BB</b>	<b>6</b>
<b>SO</b>	<b>6</b>
<b>LOB</b>	<b>18</b>



1B	2B	3B	HR	SF	SAC	DP	HBP	WP	PA
9	3	1	0	1	0	0	0	1	43

WP	HR	S	P	ERA	WHIP
1	0	0	0	8.31	1.846

Batter	1	2	3	4	5	6	7	8	9	AB R H RBI BB SO LOB	TOP																									
Jim King, L (1, 9) OBP: 0.369, SLG: 0.370	0-0 SH1-3 2B		4-0 BB		0-0 F7		0-0 HR	0-0 1B 1B		4 2 3 1 1 0 1																										
Chuck Cottier, R (1, 4) OBP: 0.306, SLG: 0.352	0-0 SH1-3 2-3		0-0 F2		0-0 L7		0-0 FC1-5 1B	0-0 1B S FC5-2 1B		4 0 2 1 0 0 2																										
Ken Retzer, L (1, 2) OBP: 0.362, SLG: 0.450	0-0 F2		0-0 G3		0-0 F2		0-0 FC1-5 1B	0-0 FC5-2 1B		5 1 2 1 0 0 3																										
Harry Bright, R (1, 3) OBP: 0.364, SLG: 0.537	0-0 1-3			4-0 1B BB		0-0 2B 2B	0-0 FC1-5 1B WP 2-3f	0-0 FC5-2 1-3 3-H		4 2 1 0 1 0 5																										
Chuck Hinton, R (1, 8) OBP: 0.346, SLG: 0.491		0-3 K		0-0 L7		0-0 1B 2B	0-0 WP 1B	0-0 F3		5 1 2 2 0 1 3																										
Bud Zipfel, L (1, 7) OBP: 0.326, SLG: 0.410		0-0 HR		0-0 L7		0-0 G1-4-3 1B	0-0 F5		0-0 4-3	5 1 2 2 0 0 2																										
Bob Johnson, R (1, 5) OBP: 0.333, SLG: 0.411		0-0 5-3		0-0 1-2 1B		0-0 G1-4-3 1-2f	0-0 6-3		0-3 K	5 0 1 0 0 1 2																										
Ed Brinkman, R (1, 6) OBP: 0.250, SLG: 0.350		0-3 K		0-0 4-3		0-0 1B		0-0 FC1-5 2B		4 0 2 0 0 1 2																										
Dale Long, L (9, PH) OBP: 0.310, SLG: 0.346									0-3 K	1 0 0 0 0 1 0																										
Pete Burnside, R (1, 1) OBP: 0.103, SLG: 0.037			0-0 1-3		0-0 1B		0-3 K		0-0 FC1-5 1B	3 0 1 0 0 1 1																										
Dave Stenhouse, R (7, 1) OBP: 0.069, SLG: 0.036										1 1 0 0 0 0 1																										
Steve Hamilton, L (8, 1)										0 0 0 0 0 0 0																										
<b>Inning Stats</b>	R: 0 E: 0 K: 0 S: 4	H: 1 LOB: 1 BB: 0 P: 4	R: 1 E: 0 K: 2 S: 8	H: 1 LOB: 0 BB: 0 P: 8	R: 0 E: 0 K: 0 S: 3	H: 0 LOB: 1 BB: 1 P: 7	R: 0 E: 0 K: 0 S: 4	H: 1 LOB: 2 BB: 1 P: 8	R: 0 E: 0 K: 0 S: 4	H: 1 LOB: 1 BB: 0 P: 4	R: 2 E: 0 K: 1 S: 8	H: 4 LOB: 1 BB: 0 P: 8	R: 3 E: 0 K: 0 S: 7	H: 4 LOB: 1 BB: 0 P: 7	R: 2 E: 0 K: 0 S: 7	H: 4 LOB: 2 BB: 0 P: 7	R: 0 E: 0 K: 2 S: 7	H: 0 LOB: 0 BB: 0 P: 7	1B: 10 2B: 4 3B: 0 HR: 2	SF: 0 SAC: 1 DP: 1 HBP: 0	WP: 1 PB: 0 SB: 1 CS: 0	PA: 44														
<b>PITCHER</b>	IP WLS BF H R ER SO BB IBB HBP BLK WP HR S P ERA WHIP																																			
Jerry Walker, R (1, 1) ERA: 5.32	6.0		29	10	5	5	3	2	0	0	0	0	2	33	41	7.50	2.000																			
Dan Pfister, R (7, 1) ERA: 5.58	1.0		5	2	1	1	0	0	0	0	0	1	0	5	5	9.00	2.000																			
Ed Rakow, R (8, 1) ERA: 4.99	0.1		5	4	2	2	0	0	0	0	0	0	0	5	5	54.00	12.000																			
Bill Fischer, R (8, 1) ERA: 6.14	0.2	W	2	0	0	0	0	0	0	0	0	0	0	2	2	0.00	0.000																			
Gordon Jones, R (9, 1) ERA: 4.44	1.0	S	3	0	0	0	2	0	0	0	0	0	0	7	7	0.00	0.000																			

Washington Senators @ Kansas City Athletics  
Municipal Stadium, Kansas City, MO  
Sat Jul 07 1962, 8:05 PM EDT  
Att. 7,955 - Unknown

livebaseballscorecards.com

AB	41
R	8
H	16
RBI	7
BB	2
SO	5
LOB	22





Batter	1	2	3	4	5	6	7	8	9
<b>Bobby Del Greco, R</b> OBP: 0.384, SLG: 0.367 (1, 8) (9, 7)	0-0 F7		4-0 BB		0-0 5-3		0-3 K	0-0 HR	
<b>Jerry Lumpe, L</b> OBP: 0.338, SLG: 0.414 (1, 4)	0-0 G4-6-3 1B		0-0 F8			0-0 4-3	0-0 F9	0-0 BB 1B	
<b>Gino Cimoli, R</b> OBP: 0.346, SLG: 0.429 (1, 9)	0-0 G4-6-3 1-2f		0-0 L7			0-0 E 4-3 1B	0-0 F9	4-0 1-2 BB	
<b>Manny Jimenez, L</b> OBP: 0.401, SLG: 0.519 <b>Jose Tartabull, L</b> OBP: 0.351, SLG: 0.364 (1, 7) (9, 8)		0-0 FC3-6 1B		0-0 4-1		0-0 E4 1-3		2B 4-3 BB 5-3	
<b>Norm Siebern, L</b> OBP: 0.408, SLG: 0.470 (1, 3)		0-0 F4		0-0 G3		0-0 4-3		0-0 4-3 3B 2B	
<b>Ed Charles, R</b> OBP: 0.348, SLG: 0.462 (1, 5)		0-0 FC3-6 1B 1-2f		0-0 F9		0-0 5-3		0-3 K	
<b>Haywood Sullivan, R</b> OBP: 0.321, SLG: 0.314 (1, 2)		0-0 1-2 1B			0-0 E5 SH5-3		0-0 HR 1B 1B	0-0 4-3 2-3 3-H	
<b>Billy Consolo, R</b> OBP: 0.299, SLG: 0.304 (1, 6)		0-3 K			0-0 SH5-3 1-2		0-0 HR 1B	0-0 HR 3B 3-H	
<b>Jerry Walker, S</b> OBP: 0.294, SLG: 0.510 <b>Dan Pfister, R</b> OBP: 0.200, SLG: 0.200 <b>George Alusik, R</b> OBP: 0.312, SLG: 0.562 <b>Ed Rakow, S</b> OBP: 0.069, SLG: 0.119 <b>Bill Fischer, R</b> OBP: 0.382, SLG: 0.318 <b>Wayne Causey, L</b> OBP: 0.382, SLG: 0.318 <b>Gordon Jones, R</b> (1, 1) (7, 1) (7, PH) (8, 1) (8, 1) (8, PH) (9, 1)			0-0 5-3		0-3 K		0-0 1-H 2-H HR	4-0 HR BB	

AB	R	H	RBI	BB	SO	LOB
4	1	1	3	1	1	1
5	0	2	0	0	0	1
4	1	1	0	1	0	2
4	1	1	0	1	0	3
0	0	0	0	0	0	0
4	1	1	1	0	0	2
4	0	0	0	0	1	4
4	1	2	1	0	0	1
3	2	2	1	0	1	2
2	0	0	0	0	1	1
0	0	0	0	0	0	0
1	1	1	3	0	0	0
0	0	0	0	0	0	0
0	0	0	0	0	0	0
0	1	0	0	1	0	0
0	0	0	0	0	0	0

WP	HR	S	P	ERA	WHIP
0	0	0	0	0.00	0.000
0	0	0	0	4.50	1.333
0	0	0	0	27.00	4.200
0	0	0	0	0.00	0.000

1B	2B	3B	HR	SF	SAC	DP	HBP
7	1	1	2	0	1	1	0
0	0	0	0	0	0	0	0
0	0	0	0	0	0	0	0
0	0	0	0	0	0	0	0
0	0	0	0	0	0	0	0
0	0	0	0	0	0	0	0
0	0	0	0	0	0	0	0

WP	HR	S	P	ERA	WHIP
0	0	0	0	0.00	0.000
0	0	0	0	4.50	1.333
0	0	0	0	27.00	4.200
0	0	0	0	0.00	0.000

**Washington Senators @ Kansas City Athletics**  
**Municipal Stadium, Kansas City, MO**  
 Sat Jul 07 1962, 8:05 PM EDT  
 Att. 7,955 - Unknown

<b>AB</b>	<b>35</b>
<b>R</b>	<b>9</b>
<b>H</b>	<b>11</b>
<b>RBI</b>	<b>9</b>
<b>BB</b>	<b>4</b>
<b>SO</b>	<b>4</b>
<b>LOB</b>	<b>17</b>




Inning Stats	R	H	E	K	S	P	IP	WLS	BF	H	R	ER	SO	BB	IBB	HBP	BLK	WP	HR	S	P	ERA	WHIP
<b>Pete Burnside, L</b> ERA: 4.32 (1, 1)	0	1	0	0	3	6	6.0		27	7	4	3	2	1	0	0	0	0	1	30	34	4.50	1.333
<b>Dave Stenhouse, R</b> ERA: 3.03 (7, 1)	0	0	0	0	0	0	1.2	L	12	4	5	5	2	3	0	0	0	0	1	13	25	27.00	4.200
<b>Steve Hamilton, L</b> ERA: 3.4 (8, 1)	0	0	0	0	0	0	0.1		1	0	0	0	0	0	0	0	0	0	0	1	1	0.00	0.000



Batter	1	2	3	4	5	6	7	8	9	10	11	12	13	14	15	AB	R	H	RBI	BB	SO	LOB	BOTTOM
Bobby Del Greco, R Wayne Causey, L Gordon Jones, R Danny McDevitt, L Charlie Shoemaker, L John Wyatt, R	K		F4	L4			1B	G4-6-3		F7		K		K		4	1	1	0	0	1	3	<p>Washington Senators @ Kansas City Athletics Municipal Stadium, Kansas City, MO</p> <p>Sun Jul 08 1962, 4:33 AM EDT Att. 6,834 - Unknown</p> <p>livebaseballscorecards.com</p>
Jerry Lumpe, L	F4		FC6-4 1B		F9		E6 1B 1-3		1-3		F8		1-3		BB SH3-4 E BB	7	2	2	0	1	0	2	
Gino Cimoli, R			FC6-4		FC3-6 1B		1-3		1-3		BB 1B		FC1-6 1B		SH3-4	6	0	4	1	1	0	1	
Manny Jimenez, L	1-3		L6		FC3-6 E 2B		F5		F8		BB 1-2 BB		FC1-6 BB		E BB BB	6	1	0	0	2	0	6	
Norm Siebern, L			F8		4-3 E 1B 1-H		1-3				4-3 1B 2B		F6		1-2 BB	6	1	3	2	2	0	3	
Ed Charles, R			2-3 2B BB		E6 4-3		F4		6-3		4-3 1B 2B		F9		F8	7	1	0	0	1	0	10	
Joe Azcue, R Jose Tartabull, L	2-3		4-3		6-3		1B SH2-4 1B				F8 S 1B		SH3-4 1B		F4	4	0	1	0	0	0	3	
Billy Consolo, R			2B		K		SH2-4				F8 IBB		SH3-4		5-3	3	0	1	1	2	1	0	
Diego Segui, R Norm Edwards, R Leo Kowarski, R Bill Fischer, R George Alusik, R Dan Fritzer, R Haywood Sullivan, R	5-3		K		K		G4-6-3 1B				F8		BB		K	2	0	0	0	0	1	4	
Inning Stats	R:0 H:0 E:0 LOB:1 K:1 BB:1 S:5 P:9	R:1 H:1 E:0 LOB:1 K:0 BB:1 S:4 P:8	R:0 H:1 E:0 LOB:1 K:0 BB:0 S:4 P:4	R:0 H:1 E:1 LOB:3 K:1 BB:1 S:7 P:11	R:1 H:2 E:1 LOB:1 K:0 BB:0 S:5 P:5	R:0 H:0 E:0 LOB:0 K:2 BB:0 S:7 P:7	R:2 H:3 E:1 LOB:1 K:0 BB:0 S:6 P:6	R:0 H:2 E:0 LOB:2 K:0 BB:0 S:4 P:4	R:0 H:0 E:0 LOB:0 K:0 BB:0 S:3 P:3	R:1 H:2 E:0 LOB:2 K:0 BB:1 S:5 P:9	R:0 H:1 E:0 LOB:2 K:0 BB:1 S:4 P:8	R:0 H:1 E:0 LOB:2 K:1 BB:1 S:6 P:10	R:0 H:1 E:0 LOB:2 K:0 BB:1 S:4 P:8	R:0 H:1 E:0 LOB:2 K:2 BB:0 S:7 P:7	R:1 H:0 E:2 LOB:2 K:0 BB:3 S:1 P:13	R:1 H:0 E:2 LOB:2 K:0 BB:3 S:1 P:13	1B:12 SF:0 2B:3 SAC:3 3B:0 DP:1 HR:0 HBP:0	WP:0 PA:69 PB:0 SB:1 CS:0					
PITCHER	IP WLS BF H R ER SO BB IBB HBP BLK WP HR S P ERA WHIP																						
Don Rudolph, L	(1,1) 6.0 30 8 4 3 4 2 1 0 0 0 0 0 35 47 4.50 1.667																						
Claude Osteen, L	(7,1) 1.1 6 2 0 0 0 0 0 0 0 0 0 0 6 6 0.00 1.500																						
Bennie Daniels, R	(8,1) 2.0 6 1 1 1 0 0 0 0 0 0 0 0 6 6 4.50 0.500																						
Steve Hamilton, L	(10,1) 0.0 1 1 0 0 0 0 0 0 0 0 0 0 1 1 ∞ ∞																						
Marty Kutyna, R	(10,1) 1.0 6 1 0 0 0 1 1 0 0 0 0 0 4 12 0.00 2.000																						
PITCHER	IP WLS BF H R ER SO BB IBB HBP BLK WP HR S P ERA WHIP																						
Tom Cheney, R	(11,1) 4.0 L 19 2 1 0 3 5 0 0 0 0 0 0 0 0 0 0.00 1.750																						
Jim Hannan, R	(15,1) 0.0 1 0 0 0 0 0 0 0 0 0 0 0 0 0 0 ∞ ∞																						

AB	56
R	6
H	15
RBI	5
BB	10
SO	7
LOB	42



Batter	1	2	3	4	5	6	7	8	9	AB R H RBI BB SO LOB	TOP
<b>Billy Gardner, R</b> (1, 4) <small>OBP: 0.298, SLG: 0.292</small> <b>Russ Nixon, L</b> (8, PH) <small>OBP: 0.267, SLG: 0.241</small> <b>Chuck Schilling, R</b> (8, PR) <small>OBP: 0.295, SLG: 0.333</small>	0-0 F9		0-0 L1		0-3 K			0-0 1B	0-0 1-3	3 0 0 0 0 1 1 1 0 1 0 0 0 0 1 0 0 0 0 0 2	<b>Boston Red Sox @ Kansas City Athletics</b> Municipal Stadium, Kansas City, MO Thu Jul 12 1962, 8:05 PM EDT Unknown
<b>Carroll Hardy, R</b> (1, 8) <small>OBP: 0.319, SLG: 0.356</small>	0-3 K			0-0 HR		4-0 G4-6-3 BB		0-0 5-3		3 1 1 1 1 1 1	
<b>Carl Yastrzemski, L</b> (1, 7) <small>OBP: 0.367, SLG: 0.483</small>	0-0 3-1			0-0 G3		0-0 G4-6-3 1-2f			1-0 1B HR HBP	3 1 0 0 0 0 1	
<b>Frank Malzone, R</b> (1, 5) <small>OBP: 0.322, SLG: 0.437</small>		0-0 5-3		0-0 F8		0-0 F7			0-0 1-2 HR 1B	4 1 1 0 0 0 0	
<b>Pete Runnels, L</b> (1, 3) <small>OBP: 0.435, SLG: 0.477</small>		0-0 F5		0-0 2B		0-0 F8			0-0 1-H 2-H HR	4 1 2 3 0 0 0	
<b>Jim Pagliaroni, R</b> (1, 2) <small>OBP: 0.380, SLG: 0.473</small>		4-0 FC6-4 BB		0-0 5-3		0-0 6-3			0-3 K	3 0 0 0 1 1 1	
<b>Lou Clinton, R</b> (1, 9) <small>OBP: 0.330, SLG: 0.554</small>		0-0 FC6-4 1-2f			0-0 4-3 1B		0-3 K		0-0 BB 1B	4 0 2 0 0 1 1	
<b>Eddie Bressoud, R</b> (1, 6) <small>OBP: 0.313, SLG: 0.401</small>			0-3 K		0-0 4-3			0-0 F8	4-0 1-2 BB	3 0 0 0 1 1 1	
<b>Gene Conley, R</b> (1, 1) <small>OBP: 0.231, SLG: 0.333</small> <b>Dave Philley, S</b> (8, PH) <small>OBP: 0.250, SLG: 0.158</small> <b>Chet Nichols, S</b> (8, 1) <b>Pumpsie Green, S</b> (9, PH) <small>OBP: 0.286, SLG: 0.226</small> <b>Mike Fornieles, R</b> (9, 1) <small>OBP: 0.300, SLG: 0.300</small>			0-0 1-3		0-3 K			0-0 4-3	0-0 F8	2 0 0 0 0 1 1 1 0 0 0 0 0 0 0 0 0 0 0 0 0 1 0 0 0 0 0 2 0 0 0 0 0 0 0	
<b>Inning Stats</b>	R: 0 H: 0 E: 0 LOB: 0 K: 1 BB: 0 S: 5 P: 5	R: 0 H: 0 E: 0 LOB: 1 K: 0 BB: 1 S: 3 P: 7	R: 0 H: 0 E: 0 LOB: 0 K: 1 BB: 0 S: 5 P: 5	R: 1 H: 2 E: 0 LOB: 1 K: 0 BB: 0 S: 5 P: 5	R: 0 H: 1 E: 0 LOB: 1 K: 2 BB: 0 S: 8 P: 8	R: 0 H: 0 E: 0 LOB: 0 K: 0 BB: 1 S: 2 P: 6	R: 0 H: 0 E: 0 LOB: 0 K: 1 BB: 0 S: 5 P: 5	R: 0 H: 1 E: 0 LOB: 1 K: 0 BB: 0 S: 4 P: 4	R: 3 H: 3 E: 0 LOB: 2 K: 1 BB: 1 S: 8 P: 13	1B: 4 SF: 0 2B: 1 SAC: 0 3B: 0 DP: 1 HR: 2 HBP: 1	
<b>PITCHER</b> <b>Dan Pfister, R</b> (1, 1) <small>ERA: 5.4</small> <b>Gordon Jones, R</b> (9, 1) <small>ERA: 4.76</small> <b>John Wyatt, R</b> (9, 1) <small>ERA: 5.17</small>	IP WLS BF H R ER SO BB IBB HBP BLK WP HR S P ERA WHIP 8.0 0 31 5 3 3 5 2 0 1 0 0 1 38 47 3.38 0.875 0.1 4 2 1 1 1 1 1 0 0 0 0 1 5 9 27.00 9.000 0.2 W 2 0 0 0 0 0 0 0 0 0 0 0 2 2 0.00 0.000	<b>PITCHER</b> IP WLS BF H R ER SO BB IBB HBP BLK WP HR S P ERA WHIP									

AB	33
R	4
H	7
RBI	4
BB	3
SO	6
LOB	11



Batter	1	2	3	4	5	6	7	8	9	AB	R	H	RBI	BB	SO	LOB
Jose Tartabull, L (1, 8) OBP: 0.362, SLG: 0.375	0-0 F9		0-0 S E 1B		0-0 4-3			0-0 SH1-3 1B		4	1	2	0	0	0	0
Jerry Lumpe, L (1, 4) OBP: 0.339, SLG: 0.416	0-0 4-3		0-0 E4 1B 1-H			0-0 HR 3B		0-0 SH1-3 1-2		3	1	1	0	0	0	0
Gino Cimoli, R (1, 9) OBP: 0.352, SLG: 0.431	0-0 5-3		0-0 1-2 1B			0-0 4-3		0-3 K		4	0	1	0	0	1	2
Manny Jimenez, L (1, 7) OBP: 0.392, SLG: 0.502		0-0 F6	0-0 5-3			0-0 F7		0-0 5-3		4	0	0	0	0	0	4
Bobby Del Greco, R (9, 7) OBP: 0.361, SLG: 0.365										0	0	0	0	0	0	0
Norm Siebern, L (1, 3) OBP: 0.413, SLG: 0.495		0-0 HR			0-0 4-3			0-0 HR		4	2	2	3	0	0	0
Ed Charles, R (1, 5) OBP: 0.341, SLG: 0.452		0-3 K			0-3 K			0-0 6-3		4	1	1	0	0	2	0
Joe Azcue, R (1, 2) OBP: 0.306, SLG: 0.329		0-0 1-3			0-0 6-3			0-0 5-3		3	0	0	0	0	0	0
Wayne Causey, L (9, PH) OBP: 0.364, SLG: 0.314										0	0	0	0	1	0	0
Billy Consolo, R (1, 6) OBP: 0.302, SLG: 0.303			0-0 5-3			0-0 F7		0-0 F8		4	0	0	0	0	0	2
Dan Pfister, R (1, 1) OBP: 0.182, SLG: 0.182			0-0 F8			0-0 6-3		0-0 6-3		3	0	0	0	0	0	0
Gordon Jones, R (9, 1)										0	0	0	0	0	0	0
John Wyatt, R (9, 1) OBP: 0.130, SLG: 0.091										0	0	0	0	0	0	0
George Alusik, R (9, PH) OBP: 0.329, SLG: 0.573								1-2 2-H 1B		1	0	1	1	0	0	0

Inning Stats	R: 0	H: 0	E: 0	K: 0	S: 3	R: 1	H: 1	E: 0	K: 1	S: 6	R: 1	H: 2	E: 1	K: 0	S: 6	R: 0	H: 0	E: 0	K: 1	S: 5	R: 0	H: 0	E: 0	K: 0	S: 3	R: 2	H: 2	E: 0	K: 0	S: 5	R: 0	H: 0	E: 0	K: 0	S: 3	R: 0	H: 1	E: 0	K: 1	S: 6	R: 1	H: 2	E: 0	K: 0	S: 4	1B: 4	2B: 1	3B: 1	SF: 0	SAC: 1	DP: 0	HBP: 0	WP: 0	PA: 36
--------------	------	------	------	------	------	------	------	------	------	------	------	------	------	------	------	------	------	------	------	------	------	------	------	------	------	------	------	------	------	------	------	------	------	------	------	------	------	------	------	------	------	------	------	------	------	-------	-------	-------	-------	--------	-------	--------	-------	--------

PITCHER	IP	WLS	BF	H	R	ER	SO	BB	IBB	HBP	BLK	WP	HR	S	P	ERA	WHIP
Gene Conley, R (1, 1) ERA: 4.07	7.0		27	5	4	3	2	0	0	0	0	0	0	31	31	3.86	0.714
Chet Nichols, L (8, 1) ERA: 2.12	1.0		4	1	0	0	1	0	0	0	0	0	0	6	6	0.00	1.000
Mike Fornieles, R (9, 1) ERA: 5.59	0.2	L	5	2	1	1	0	0	1	0	0	0	0	4	8	13.50	3.000

**BOTTOM**

**Boston Red Sox @ Kansas City Athletics**  
Municipal Stadium, Kansas City, MO

Thu Jul 12 1962, 8:05 PM EDT  
Unknown

livebaseballscorecards.com

<b>AB</b>	<b>34</b>
<b>R</b>	<b>5</b>
<b>H</b>	<b>8</b>
<b>RBI</b>	<b>4</b>
<b>BB</b>	<b>1</b>
<b>SO</b>	<b>3</b>
<b>LOB</b>	<b>8</b>



Batter	1	2	3	4	5	6	7	8	9	10	11	AB	R	H	RBI	BB	SO	LOB	TOP
<b>Chuck Schilling, R</b> (1, 4) <small>OBP: 0.297, SLG: 0.341</small> <b>Pumpsie Green, S</b> (11, PH) <small>OBP: 0.281, SLG: 0.222</small> (11, 4)												5	1	2	0	0	1	0	
<b>Carroll Hardy, R</b> (1, 8) <small>OBP: 0.326, SLG: 0.366</small>												4	2	2	0	2	0	0	
<b>Carl Yastrzemski, L</b> (1, 7) <small>OBP: 0.364, SLG: 0.478</small>												6	0	1	1	0	0	5	
<b>Frank Malzone, R</b> (1, 5) <small>OBP: 0.325, SLG: 0.436</small>												3	1	1	1	2	0	0	
<b>Pete Runnels, L</b> (1, 3) <small>OBP: 0.436, SLG: 0.479</small>												5	1	2	1	1	1	3	
<b>Lou Clinton, R</b> (1, 9) <small>OBP: 0.339, SLG: 0.626</small>												6	3	3	4	0	0	4	
<b>Bob Tillman, R</b> (1, 2) <small>OBP: 0.303, SLG: 0.500</small>												6	1	1	2	0	3	2	
<b>Eddie Bressoud, R</b> (1, 6) <small>OBP: 0.316, SLG: 0.403</small>												6	0	3	0	0	1	2	
<b>Earl Wilson, R</b> (1, 1) <small>OBP: 0.273, SLG: 0.484</small> <b>Chet Nichols, S</b> (6, 1) <small>OBP: 0.258, SLG: 0.233</small> <b>Russ Nixon, L</b> (7, PH) <small>OBP: 0.125, SLG: 0.125</small> <b>Dick Radatz, R</b> (7, 1)												2	0	0	0	0	0	1	
<b>Inning Stats</b>	R: 0 H: 0 E: 0 LOB: 0 K: 0 BB: 0 S: 3 P: 3	R: 1 H: 1 E: 0 LOB: 0 K: 0 BB: 0 S: 4 P: 4	R: 0 H: 0 E: 0 LOB: 0 K: 1 BB: 0 S: 5 P: 5	R: 0 H: 0 E: 1 LOB: 1 K: 0 BB: 0 S: 4 P: 4	R: 1 H: 3 E: 0 LOB: 3 K: 0 BB: 1 S: 6 P: 10	R: 0 H: 2 E: 0 LOB: 2 K: 1 BB: 0 S: 7 P: 7	R: 2 H: 3 E: 0 LOB: 2 K: 1 BB: 1 S: 8 P: 12	R: 0 H: 0 E: 0 LOB: 0 K: 1 BB: 0 S: 5 P: 5	R: 0 H: 1 E: 0 LOB: 2 K: 2 BB: 1 S: 8 P: 12	R: 0 H: 1 E: 0 LOB: 1 K: 2 BB: 0 S: 8 P: 8	R: 5 H: 4 E: 0 LOB: 1 K: 1 BB: 2 S: 9 P: 17	1B: 8 SF: 1 2B: 2 SAC: 0 3B: 2 DP: 0 HR: 3 HBP: 0	WP: 0 PA: 54 PB: 0 SB: 1 CS: 0						
<b>PITCHER</b>	IP WLS BF H R ER SO BB IBB HBP BLK WP HR S P ERA WHIP																		
<b>Ed Rakow, R</b> (1, 1) <small>ERA: 5.03</small>	6.1	30	9	4	4	3	1	0	0	0	0	0	2	35	39	5.68	1.579		
<b>Norm Bass, R</b> (7, 1) <small>ERA: 5.74</small>	0.2	3	0	0	0	0	1	0	0	0	0	0	0	2	6	0.00	1.500		
<b>John Wyatt, R</b> (8, 1) <small>ERA: 5.06</small>	1.2	7	1	0	0	2	1	0	0	0	0	0	0	10	14	0.00	1.200		
<b>Danny McDevitt, L</b> (9, 1) <small>ERA: 3.67</small>	0.1	1	0	0	0	1	0	0	0	0	0	0	0	3	3	0.00	0.000		
<b>Gordon Jones, R</b> (10, 1) <small>ERA: 5.93</small>	2.0	L	13	5	5	5	3	2	0	0	0	0	1	17	25	22.50	3.500		

**Boston Red Sox @ Kansas City Athletics**  
 Municipal Stadium, Kansas City, MO  
 Thu Jul 12 1962, 8:05 PM EDT  
 Att: 8,622 - Unknown

AB	48
R	9
H	15
RBI	9
BB	5
SO	9
LOB	19



BOTTOM

Boston Red Sox @ Kansas City Athletics  
Municipal Stadium, Kansas City, MO  
Thu Jul 12 1962, 8:05 PM EDT  
Att: 8,622 - Unknown

livebaseballscores.com

AB	41
R	4
H	10
RBI	4
BB	4
SO	10
LOB	18



WP:	1	PA:	47
PB:	0		
SB:	1		
CS:	0		

AB	R	H	RBI	BB	SO	LOB
----	---	---	-----	----	----	-----

6	0	0	0	0	0	3
---	---	---	---	---	---	---

6	1	3	1	0	0	2
---	---	---	---	---	---	---

5	0	0	0	0	2	3
---	---	---	---	---	---	---

2	0	0	1	1	1	0
---	---	---	---	---	---	---

4	0	1	0	0	0	1
1	1	0	0	0	0	2

4	0	2	1	1	1	3
---	---	---	---	---	---	---

4	1	2	1	1	1	2
---	---	---	---	---	---	---

2	0	0	0	0	1	0
2	0	0	0	1	1	2

2	1	1	0	0	1	0
0	0	0	0	0	0	0
1	0	0	0	0	1	0
0	0	0	0	0	0	0
0	0	0	0	0	0	0
1	0	0	0	0	1	0
0	0	0	0	0	0	0
1	0	1	0	0	0	0

1B:	6	SF:	1
2B:	2	SAC:	0
3B:	1	DP:	0
HR:	1	HBP:	1

11

0-0 K

0-0 IBB

0-3 K

4-0 IBB

0-0 F3

0-3 K

0-3 K

4-0 1B BB

0-0 1B

10

0-0 3B

0-0 3B

0-3 K

4-0 IBB

0-0 F3

0-3 K

0-3 K

4-0 1B BB

0-0 1B

9

0-0 F8

0-0 3B

0-3 K

1-0 FC4-6 HBP

0-0 FC4-6 2B

0-0 2B

0-0 F3

0-0 F9

0-3 K

8

0-0 F7

0-0 4-3

0-3 K

1-0 FC4-6 HBP

0-0 FC4-6 2B

0-0 2B

0-0 F3

0-0 F9

0-3 K

7

0-0 F7

0-0 4-3

0-0 4-3

0-0 F8

0-0 F6

0-0 1B

4-0 1B

0-3 K

0-3 K

6

0-0 1-3

0-0 1B

0-0 F9

0-0 F8

0-0 F6

0-0 1B

4-0 1B

0-3 K

0-3 K

5

0-0 1-3

0-0 1B

0-0 F9

0-0 F8

0-0 F6

0-0 1B

4-0 1B

0-3 K

0-3 K

4

0-0 4-3

0-0 SF8 2B

0-0 3-1

0-0 SF8

0-0 FC4-6 1B

0-0 FC4-6 1B

0-0 HR

0-0 6-3

0-0 1B 1B

3

0-0 4-3

0-0 3-1

0-0 F9

0-0 SF8

0-0 FC4-6 1B

0-0 FC4-6 1B

0-0 HR

0-3 K

0-3 K

2

0-0 5-3

0-0 F8

0-0 1-3

0-3 K

0-0 4-3

4-0 WP 1B BB

0-0 1B

0-3 K

0-3 K

1

0-0 5-3

0-0 F8

0-0 1-3

0-3 K

0-0 4-3

4-0 WP 1B BB

0-0 1B

0-3 K

0-3 K

Batter

Jose Tartabull, L (1, 8)

Jerry Lumpe, L (1, 4)

Gino Cimoli, R (1, 9)

Norm Siebern, L (1, 3)

Manny Jimenez, L (1, 7)  
Bobby Del Greco, R (8, PR)

Ed Charles, R (1, 5)

Haywood Sullivan, R (1, 2)

Billy Consolo, R (1, 6)  
Wayne Causey, L (6, 6)

Ed Rakow, S (1, 1)  
Norm Sasse, R (7, 1)  
George Alusk, R (7, PH)  
John Wyatt, R (8, 1)  
Danny McDevitt, L (9, 1)  
Leo Posada, R (9, PH)  
Gordon Jones, R (10, 1)  
Joe Azcue, R (11, PH)

Inning Stats

Earl Wilson, R (1, 1)  
Chet Nichols, L (6, 1)  
Dick Radatz, R (7, 1)

PITCHER	IP	WLS	BF	H	R	ER	SO	BB	IBB	HBP	BLK	WP	HR	S	P	ERA	WHIP
Earl Wilson, R	5.2		25	7	3	3	3	2	0	0	0	1	1	29	37	4.76	1.588
Chet Nichols, L	0.1		1	0	0	0	1	0	0	0	0	0	0	3	3	0.00	0.000
Dick Radatz, R	5.0	W	21	3	1	1	6	1	1	1	0	0	0	30	39	1.80	0.800

Batter	1	2	3	4	5	6	7	8	9	10	11	12	13	14	15	AB	R	H	RBI	BB	SO	LOB	TOP							
<b>Chuck Schilling, R</b> <small>OBP: 0.305, SLG: 0.344</small> (1, 4)	F8		FC6-4 1B	F3		BB 1B BB	2-6 1B		FC5 2-3		2-H 1B			6-3		7	2	3	0	1	0	2								
<b>Carroll Hardy, R</b> <small>OBP: 0.333, SLG: 0.364</small> (1, 8)	G3 BB		FC6-4 1B		HR BB	1B BB	K			K		CS BB		L6		4	2	1	0	4	2	1								
<b>Carl Yastrzemski, L</b> <small>OBP: 0.367, SLG: 0.478</small> (1, 7)	G3 1-2r		FC6-4 BB		F8	IBB 1B 1-2 2-H	2-6			1-3		K			1B 2B	6	1	2	1	2	1	3								
<b>Frank Malzone, R</b> <small>OBP: 0.324, SLG: 0.430</small> (1, 5)			FC6-4		F7	K		G4-6-3 1-2r		1B		F4 1-2		P5		7	0	1	1	1	1	8								
<b>Pete Runnels, L</b> <small>OBP: 0.438, SLG: 0.478</small> (1, 3)		L5-3 1-2	F9		HR 1B	IBB 1B 1-2 2-H		F8		1B				3-1		7	1	3	1	1	0	3								
<b>Lou Clinton, R</b> <small>OBP: 0.366, SLG: 0.684</small> (1, 9)		1B 3B			2B 2B	HR 1-2 2-H			2B 1B		K			K		7	4	5	4	1	2	2								
<b>Jim Pagliaroni, R</b> <small>OBP: 0.386, SLG: 0.488</small> (1, 2)					F8	K			FC5 1-H		K			F8		5	1	3	2	0	1	4								
<b>Billy Gardner, R</b> <small>OBP: 0.298, SLG: 0.292</small> (9, PR)					1B 2B										K	0	0	0	0	0	0	0								
<b>Bob Tillman, R</b> <small>OBP: 0.298, SLG: 0.490</small> (9, 2)		3-H 1B			1B 2B											3	0	0	0	0	2	2								
<b>Eddie Bressoud, R</b> <small>OBP: 0.316, SLG: 0.404</small> (1, 6)		F2			6-3	1B			K					6-3		7	0	2	1	0	1	6								
<b>Bill Monbouquette, R</b> <small>OBP: 0.250, SLG: 0.135</small> (1, 1)																1	0	0	0	0	0	0								
<b>Chet Nichols, S</b> <small>OBP: 0.281, SLG: 0.290</small> (3, 1)																0	0	0	0	0	0	0								
<b>Russ Nixon, L</b> <small>OBP: 0.187, SLG: 0.167</small> (4, PH)																1	0	1	1	0	0	0								
<b>Hal Killebrew, R</b> <small>OBP: 0.273, SLG: 0.273</small> (5, 1)																1	0	0	0	0	0	1								
<b>Mike Fortman, R</b> <small>OBP: 0.277, SLG: 0.218</small> (9, PH)																1	0	0	0	0	0	1								
<b>Pumpkin, S</b> <small>OBP: 0.111, SLG: 0.111</small> (9, 1)																2	0	0	0	0	2	1								
<b>Dick Radatz, R</b> <small>OBP: 0.111, SLG: 0.111</small> (9, 1)																														
<b>Inning Stats</b>	R: 0 E: 0 K: 0 S: 2	H: 0 LOB: 0 BB: 1 P: 6	R: 1 E: 0 K: 0 S: 4	H: 2 LOB: 1 BB: 1 P: 8	R: 1 E: 0 K: 0 S: 5	H: 2 LOB: 2 BB: 1 P: 9	R: 4 E: 0 K: 1 S: 9	H: 4 LOB: 1 BB: 1 P: 13	R: 2 E: 0 K: 2 S: 9	H: 2 LOB: 3 BB: 3 P: 21	R: 0 E: 0 K: 1 S: 5	H: 1 LOB: 1 BB: 0 P: 5	R: 0 E: 0 K: 0 S: 2	H: 0 LOB: 0 BB: 1 P: 6	R: 1 E: 0 K: 1 S: 7	H: 2 LOB: 1 BB: 0 P: 7	R: 0 E: 0 K: 2 S: 9	H: 2 LOB: 2 BB: 0 P: 9	R: 0 E: 0 K: 1 S: 4	H: 0 LOB: 0 BB: 1 P: 8	R: 0 E: 0 K: 1 S: 5	H: 0 LOB: 0 BB: 0 P: 5	R: 0 E: 0 K: 1 S: 5	H: 0 LOB: 2 BB: 1 P: 11	R: 1 E: 0 K: 1 S: 7	H: 2 LOB: 2 BB: 1 P: 11	1B: 13 2B: 7 3B: 1 HR: 1	SF: 0 SAC: 0 DP: 3 HBP: 0	WP: 0 PB: 0 SB: 0 CS: 1	PA: 70
<b>PITCHER</b>	IP WLS BF H R ER SO BB IBB HBP BLK WP HR S P ERA WHIP																					<b>PITCHER</b>	IP WLS BF H R ER SO BB IBB HBP BLK WP HR S P ERA WHIP							
<b>Jerry Walker, R</b> <small>ERA: 5.65</small> (1, 1)	4.2																													
<b>Norm Bass, R</b> <small>ERA: 5.96</small> (5, 1)	0.1	4	1	2	2	1	2	0	0	0	0	0	0	4	12	54.00	9.000													
<b>John Wyatt, R</b> <small>ERA: 4.96</small> (6, 1)	3.1	15	4	1	1	4	1	1	0	0	0	0	0	20	28	2.70	1.500													
<b>Ed Rakow, R</b> <small>ERA: 4.83</small> (9, 1)	6.2	L	26	6	1	1	8	2	0	0	0	0	0	40	48	1.35	1.200													

**Boston Red Sox @ Kansas City Athletics**  
 Municipal Stadium, Kansas City, MO  
 Fri Jul 13 1962, 8:05 PM EDT  
 Att. 6,905 - Unknown

AB	60
R	11
H	21
RBI	11
BB	10
SO	13
LOB	34





Batter	1	2	3	4	5	6	7	8	9	10	11	12	13	14	15	AB	R	H	RBI	BB	SO	LOB
Jose Tartabull, L (1, 8) OBP: 0.349, SLG: 0.373	F9	1B	1B		FC3-2		6-3			FC3-6 1B		F5			3-1	8	2	3	4	0	0	4
Jerry Lumpe, L (1, 4) OBP: 0.342, SLG: 0.425	L8	E8 1B	FC6-4 1B		5-3			F8		FC3-6 1B		F5				8	0	3	2	0	0	5
Ed Charles, R (1, 5) OBP: 0.343, SLG: 0.459	BB	F7	FC6-4 1B			HR		F2		F9			L6		F8	7	1	1	1	1	0	5
Norm Siebern, L (1, 3) OBP: 0.411, SLG: 0.497	L7		HR		F9			F5			G3		K			7	1	2	1	0	1	1
Manny Jimenez, L (1, 7) OBP: 0.392, SLG: 0.498 Bobby Del Greco, R (9, 7) OBP: 0.379, SLG: 0.362		2B 1B	1B 1B		F6		G3-6 1B		5-3		2B 1B		K		K	4	2	2	0	0	0	1
Wayne Causey, L (1, 6) OBP: 0.359, SLG: 0.326		1B 2B	F7		F8		F8		F8		2B			F8		7	1	2	0	0	0	1
Gino Cimoli, R (1, 9) OBP: 0.346, SLG: 0.425		K	5-3 1B		1B FC3-2 2B		K		K		F8			F9		7	1	2	0	0	3	3
Haywood Sullivan, R (1, 2) OBP: 0.353, SLG: 0.359 Dan Pfister, R (10, PR) OBP: 0.162, SLG: 0.182 Joe Azcue, R (11, 2) OBP: 0.307, SLG: 0.329		1B BB	5-3 1B		2-3 1B					FC3-6 1B		F9		5-3		4	2	4	0	1	0	0
Jerry Walker, S (1, 1) OBP: 0.283, SLG: 0.491 Norm Bass, R (5, 1) OBP: 0.125, SLG: 0.045 John Wyatt, R (6, 1) OBP: 0.125, SLG: 0.087 Ed Rakow, S (9, 1) OBP: 0.130, SLG: 0.133 George Alusik, R (15, PH) OBP: 0.321, SLG: 0.558		F9	5-3		FC3-2 BB		K		K		F1		HBP		K	2	0	0	1	0	0	5

Inning Stats	R: 0	H: 0	E: 0	K: 0	S: 3	R: 4	H: 4	E: 1	K: 1	S: 9	R: 5	H: 6	E: 0	K: 0	S: 9	R: 0	H: 2	E: 0	K: 0	S: 4	R: 1	H: 2	E: 0	K: 2	S: 8	R: 0	H: 1	E: 0	K: 0	S: 3	R: 0	H: 0	E: 0	K: 1	S: 5	R: 0	H: 2	E: 0	K: 0	S: 5	R: 0	H: 2	E: 0	K: 0	S: 4	R: 0	H: 0	E: 0	K: 0	S: 3	R: 0	H: 0	E: 0	K: 0	S: 7	R: 0	H: 0	E: 0	K: 2	S: 3	R: 0	H: 0	E: 0	K: 0	S: 3	R: 0	H: 1	E: 0	K: 1	S: 6
	LOB: 1	BB: 1	P: 7	LOB: 1	BB: 0	P: 13	LOB: 1	BB: 0	P: 9	LOB: 0	BB: 0	P: 3	LOB: 2	BB: 1	P: 8	LOB: 0	BB: 0	P: 4	LOB: 1	BB: 0	P: 8	LOB: 0	BB: 0	P: 3	LOB: 0	BB: 0	P: 3	LOB: 0	BB: 0	P: 5	LOB: 0	BB: 0	P: 5	LOB: 0	BB: 0	P: 4	LOB: 1	BB: 1	P: 4	LOB: 0	BB: 0	P: 7	LOB: 0	BB: 0	P: 3	LOB: 0	BB: 0	P: 3	LOB: 1	BB: 0	P: 6																			
1B: 14	SF: 0	2B: 3	SAC: 0	3B: 1	DP: 1	HR: 2	HBP: 1	WP: 0	PA: 66																																																													

PITCHER	IP	WLS	BF	H	R	ER	SO	BB	IBB	HBP	BLK	WP	HR	S	P	ERA	WHIP
Bill Monbouquette, R (1, 1) ERA: 4.3	2.2		18	8	8	7	1	2	0	0	0	0	0	3	26	23.62	3.750
Chet Nichols, L (3, 1) ERA: 2.34	0.1		3	2	1	1	0	0	0	0	0	0	0	3	3	27.00	6.000
Hal Kolstad, R (4, 1) ERA: 7.2	1.1		6	2	0	0	0	1	0	0	0	0	0	5	9	0.00	2.250
Mike Formieles, R (5, 1) ERA: 5.35	3.2		13	3	1	1	2	0	0	0	0	0	1	17	17	2.46	0.818
Dick Radatz, R (9, 1) ERA: 2.28	7.0	W	26	5	0	0	4	0	0	1	0	0	0	33	34	0.00	0.714


**BOTTOM**

**Boston Red Sox @ Kansas City Athletics**  
Municipal Stadium, Kansas City, MO

Fri Jul 13 1962, 8:05 PM EDT  
Att. 6,905 - Unknown

livebaseballscorecards.com

AB	62
R	10
H	20
RBI	9
BB	3
SO	7
LOB	27



Batter	1	2	3	4	5	6	7	8	9	AB R H RBI BB SO LOB	TOP
<b>Chuck Schilling, R</b> (1, 4) <small>OBP: 0.308, SLG: 0.342</small>	0-0 		0-0 			0-0 		0-0 	4-0 	4 0 1 0 1 0 0	
<b>Carroll Hardy, R</b> (1, 8) <small>OBP: 0.331, SLG: 0.361</small>	0-3 			0-0 		0-0 		0-0 	0-0 	5 0 1 0 0 1 4	
<b>Carl Yastrzemski, L</b> (1, 7) <small>OBP: 0.365, SLG: 0.476</small>	0-0 			0-0 			0-0 	0-0 		4 0 1 0 0 0 2	
<b>Frank Malzone, R</b> (1, 5) <small>OBP: 0.326, SLG: 0.432</small>		0-0 		0-0 		0-0 			0-0 	3 0 2 0 0 0 0	
<b>Pete Runnels, L</b> (1, 3) <small>OBP: 0.438, SLG: 0.486</small>		0-0 		0-0 		4-0 		0-0 		3 2 1 1 1 0 2	
<b>Lou Clinton, R</b> (1, 9) <small>OBP: 0.362, SLG: 0.667</small>		0-0 			0-0 	0-0 		4-0 		3 1 0 0 1 0 2	
<b>Jim Pagliaroni, R</b> (1, 2) <small>OBP: 0.383, SLG: 0.483</small>		0-0 			0-3 	0-0 		0-0 		4 0 1 1 0 1 2	
<b>Eddie Bressoud, R</b> (1, 6) <small>OBP: 0.315, SLG: 0.411</small>			0-0 		0-0 		0-0 	0-0 		4 1 1 1 0 0 2	
<b>Arnold Earley, L</b> (1, 1) <small>OBP: 0.250, SLG: 0.143</small> <b>Earl Wilson, R</b> (9, 1) <small>OBP: 0.273, SLG: 0.484</small> <b>Chet Nichols, S</b> (9, 1)			0-0 		0-3 		0-0 	4-0 		3 0 0 0 1 1 0	
<b>Inning Stats</b>	R: 0 H: 1 E: 0 LOB: 0 K: 1 BB: 0 S: 5 P: 5	R: 1 H: 1 E: 0 LOB: 0 K: 0 BB: 0 S: 4 P: 4	R: 0 H: 0 E: 0 LOB: 0 K: 0 BB: 0 S: 3 P: 3	R: 0 H: 1 E: 0 LOB: 1 K: 0 BB: 0 S: 4 P: 4	R: 0 H: 0 E: 0 LOB: 0 K: 1 BB: 0 S: 5 P: 5	R: 0 H: 0 E: 0 LOB: 0 K: 1 BB: 0 S: 5 P: 5	R: 0 H: 1 E: 0 LOB: 2 K: 0 BB: 1 S: 4 P: 8	R: 1 H: 2 E: 0 LOB: 1 K: 0 BB: 0 S: 5 P: 5	R: 2 H: 2 E: 0 LOB: 3 K: 0 BB: 3 S: 5 P: 17	1B: 6 SF: 0 2B: 1 SAC: 1 3B: 0 DP: 1 HR: 2 HBP: 0	WP: 2 PA: 38 PB: 0 SB: 2 CS: 0
<b>PITCHER</b> <b>Bill Fischer, R</b> (1, 1) <small>ERA: 4.38</small> <b>Norm Bass, R</b> (9, 1) <small>ERA: 6.12</small>	IP WLS BF H R ER SO BB IBB HBP BLK WP HR S P ERA WHIP 8.0 L 30 6 2 2 3 0 1 0 0 0 2 35 39 2.25 0.750							<b>PITCHER</b> IP WLS BF H R ER SO BB IBB HBP BLK WP HR S P ERA WHIP 1.0 8 2 2 2 0 3 0 0 0 1 0 5 17 18.00 5.000			

**Boston Red Sox @ Kansas City Athletics**  
 Municipal Stadium, Kansas City, MO

Sat Jul 14 1962, 4:33 AM EDT  
 Att. 6,800 - Unknown

AB	33
R	4
H	8
RBI	3
BB	4
SO	3
LOB	14



[livebaseballscorecards.com](http://livebaseballscorecards.com)

Batter	1	2	3	4	5	6	7	8	9	AB	R	H	RBI	BB	SO	LOB
<b>Bobby Del Greco, R</b> (1, 8) OBP: 0.377, SLG: 0.357 <b>Jose Tartabull, L</b> (9, PH) OBP: 0.349, SLG: 0.373	4-0 BB BB		0-3 K		0-0 L7		0-0 P5		0-0 SH1-3	3	0	0	0	1	1	1
<b>Jerry Lumpe, L</b> (1, 4) OBP: 0.340, SLG: 0.420	4-0 FC6-4 BB		0-0 F5		0-0 6-3		0-0 L9		0-0 FC1-5-2	4	0	0	0	0	1	0
<b>Ed Charles, R</b> (1, 5) OBP: 0.342, SLG: 0.458 <b>Wayne Causey, L</b> (2, 5) OBP: 0.350, SLG: 0.316	0-0 F7		0-3 K		0-0 F8		0-0 F8			1	0	0	0	0	0	2
<b>Norm Siebern, L</b> (1, 3) OBP: 0.407, SLG: 0.491	0-3 K			0-0 3-1		0-0 6-3		0-3 K		4	0	0	0	0	2	2
<b>Manny Jimenez, L</b> (1, 7) OBP: 0.393, SLG: 0.497	0-0 FC6-4			4-0 BB 1-3 BB		0-0 1B		0-3 K		3	0	1	0	1	1	2
<b>Gino Cimoli, R</b> (1, 9) OBP: 0.348, SLG: 0.432		0-0 1B		0-0 1-3		0-0 F8		0-0 HR		4	1	2	0	0	0	2
<b>Haywood Sullivan, R</b> (1, 2) OBP: 0.357, SLG: 0.381		0-0 P1		4-0 BB BB		0-0 F3		0-0 HR		3	1	1	2	1	0	2
<b>Billy Consolo, R</b> (1, 6) OBP: 0.304, SLG: 0.288		0-3 K		4-0 1-2 2-3 BB		0-0 5-3		4-0 SH1-3 FC1-5-2 BB		2	0	0	0	2	1	1
<b>Bill Fischer, R</b> (1, 1) OBP: 0.333, SLG: 0.667 <b>Norm Bass, R</b> (9, 1) OBP: 0.125, SLG: 0.045 <b>George Alusik, R</b> (9, PH) OBP: 0.329, SLG: 0.564		0-3 K		0-0 F9		0-0 2B		0-0 FC1-5-2 SH1-3 1B		3	0	1	0	0	1	4

Inning Stats		R: 0	H: 0	E: 0	K: 1	S: 5	R: 0	H: 1	E: 0	K: 2	S: 8	R: 0	H: 0	E: 0	K: 2	S: 7	R: 0	H: 0	E: 0	K: 0	S: 3	R: 0	H: 1	E: 0	K: 0	S: 4	R: 0	H: 1	E: 0	K: 0	S: 4	R: 0	H: 0	E: 0	K: 2	S: 7	R: 2	H: 3	E: 0	K: 0	S: 5	1B: 3	SF: 0	WP: 0	PA: 38
Inning Stats		R: 0	H: 0	E: 0	K: 1	S: 5	R: 0	H: 1	E: 0	K: 2	S: 8	R: 0	H: 0	E: 0	K: 2	S: 7	R: 0	H: 0	E: 0	K: 0	S: 3	R: 0	H: 1	E: 0	K: 0	S: 4	R: 0	H: 1	E: 0	K: 0	S: 4	R: 0	H: 0	E: 0	K: 2	S: 7	R: 2	H: 3	E: 0	K: 0	S: 5	1B: 3	SF: 0	WP: 0	PA: 38
<b>Arnold Earley, L</b> (1, 1) ERA: 3.48	IP	WLS	BF	H	R	ER	SO	BB	IBB	HBP	BLK	WP	HR	S	P	ERA	WHIP																												
<b>Earl Wilson, R</b> (9, 1) ERA: 3.86	0.1		2	1	0	0	0	0	0	0	0	0	0	2	2	0.00	3.000																												
<b>Chet Nichols, L</b> (9, 1) ERA: 2.29	0.2	S	1	0	0	0	0	0	0	0	0	0	0	1	1	0.00	0.000																												


**BOTTOM**

**Boston Red Sox @ Kansas City Athletics**  
Municipal Stadium, Kansas City, MO

Sat Jul 14 1962, 4:33 AM EDT  
Att. 6,800 - Unknown

livebaseballscorecards.com

<b>AB</b>	<b>31</b>
<b>R</b>	<b>2</b>
<b>H</b>	<b>6</b>
<b>RBI</b>	<b>2</b>
<b>BB</b>	<b>6</b>
<b>SO</b>	<b>7</b>
<b>LOB</b>	<b>19</b>



Batter	1	2	3	4	5	6	7	8	9	10	AB	R	H	RBI	BB	SO	LOB	TOP						
<b>Tom Tresh, S</b> (1, 6) OBP: 0.341, SLG: 0.393	0-3 <b>K</b>		0-0 <b>F2</b>			0-0 <b>G3</b>		0-0 <b>1B</b> <b>HR</b> <b>1B</b>	0-0 <b>F7</b>		5	1	1	0	0	1	2							
<b>Bobby Richardson, R</b> (1, 4) OBP: 0.334, SLG: 0.379	0-0 <b>B1-3</b>			0-0 <b>F7</b>		0-0 <b>6-3</b>		0-0 <b>HR</b> <b>1B</b>	0-0 <b>3-1</b>		5	1	1	1	0	0	1							
<b>Roger Maris, L</b> (1, 8) OBP: 0.349, SLG: 0.517	0-0 <b>F8</b>			0-0 <b>G3</b>			0-0 <b>HR</b>	0-0 <b>HR</b>		0-0 <b>4-3</b>	5	2	2	4	0	0	0							
<b>Mickey Mantle, S</b> (1, 9) OBP: 0.502, SLG: 0.677		0-0 <b>F7</b>		0-0 <b>F2</b>			0-0 <b>F5</b>	0-0 <b>1B</b> <b>1B</b>		4-0 <b>HR</b> <b>BB</b>	4	2	1	0	1	0	0							
<b>Yogi Berra, L</b> (1, 2) OBP: 0.288, SLG: 0.373		0-0 <b>G3</b>			0-0 <b>6-3</b>		0-0 <b>4-3</b>	0-0 <b>BB</b> <b>1B</b> <b>1B</b>		0-0 <b>HR</b>	5	1	2	2	0	0	0							
<b>Johnny Blanchard, L</b> (1, 7) <b>Jack Reed, R</b> (8, PR) OBP: 0.333, SLG: 0.429	0-3 <b>K</b>			0-0 <b>F8</b>		0-0 <b>F8</b>		0-0 <b>BB</b> <b>1B</b>		0-0 <b>6-3</b>	4	0	1	1	0	1	0							
<b>Dale Long, L</b> (1, 3) OBP: 0.313, SLG: 0.343			0-0 <b>5-3</b>		0-0 <b>1-3</b>			0-0 <b>BB</b> <b>1B</b>		0-0 <b>F7</b>	4	1	1	0	1	0	0							
<b>Clete Boyer, R</b> (1, 5) OBP: 0.361, SLG: 0.439			0-0 <b>6-3</b>			0-0 <b>2B</b>		0-0 <b>F8</b>		0-0 <b>F9</b>	4	0	1	0	0	0	4							
<b>Bud Daley, L</b> (1, 1) <b>Joe Pepitone, L</b> (6, PH) <b>Bob Turley, R</b> (6, 1) <b>Hector Lopez, R</b> (8, PH) <b>Luis Arroyo, L</b> (8, 1) <b>Marshall Bridges, S</b> (8, 1) <b>Ralph Terry, R</b> (10, 1)			0-0 <b>1B</b>			0-3 <b>K</b>		0-0 <b>F9</b>	0-0 <b>F5</b>		1	0	1	0	0	0	0							
<b>Inning Stats</b>	R: 0 E: 0 K: 1 S: 5	H: 0 LOB: 0 BB: 0 P: 5	R: 0 E: 0 K: 1 S: 5	H: 0 LOB: 0 BB: 0 P: 5	R: 0 E: 0 K: 0 S: 4	H: 1 LOB: 1 BB: 0 P: 4	R: 0 E: 0 K: 0 S: 3	H: 0 LOB: 0 BB: 0 P: 3	R: 0 E: 0 K: 1 S: 6	H: 1 LOB: 1 BB: 0 P: 6	R: 1 E: 0 K: 0 S: 4	H: 1 LOB: 0 BB: 0 P: 4	R: 5 E: 0 K: 0 S: 10	H: 7 LOB: 3 BB: 1 P: 14	R: 0 E: 0 K: 0 S: 3	H: 0 LOB: 0 BB: 0 P: 3	R: 2 E: 0 K: 0 S: 4	H: 1 LOB: 0 BB: 1 P: 8	1B: 7 2B: 1 3B: 0 HR: 3	SF: 0 SAC: 0 DP: 0 HBP: 0	WP: 0 PB: 0 SB: 0 CS: 0	PA: 43		
<b>PITCHER</b>	IP	WLS	BF	H	R	ER	SO	BB	IBB	HBP	BLK	WP	HR	S	P	ERA	WHIP							
<b>Diego Segui, R</b> (1, 1) ERA: 4.13	7.2		31	8	6	6	3	0	0	0	0	0	0	37	37	7.04	1.043							
<b>John Wyatt, R</b> (8, 1) ERA: 4.94	0.1		4	2	0	0	0	1	0	0	0	0	0	3	7	0.00	9.000							
<b>Jerry Walker, R</b> (9, 1) ERA: 5.7	2.0	L	8	1	2	2	0	1	0	0	0	0	1	7	11	9.00	1.000							

**New York Yankees @ Kansas City Athletics**  
Municipal Stadium, Kansas City, MO  
Sun Jul 15 1962, 4:33 AM EDT  
Unknown - 89 F

[livebaseballscorecards.com](http://livebaseballscorecards.com)

**AB** 41  
**R** 8  
**H** 11  
**RBI** 8  
**BB** 2  
**SO** 3  
**LOB** 9





Batter	1	2	3	4	5	6	7	8	9	AB R H RBI BB SO LOB	TOP	
Phil Linz, R OBP: 0.328, SLG: 0.377 (1, 6) X	0-0 4-3 ①		0-0 E6 WP SH5-3 E	0-0 F8 2-H 1B		0-0 F8 ③		0-0 FC6-4 2-3 1B	0-0 1B 1-2 2-H 3-H	6 1 3 3 0 0 0		
Bobby Richardson, R OBP: 0.332, SLG: 0.377 (1, 4) X	0-0 4-3 ②		0-0 SH5-3 1-2	0-0 F8 1-2 ② ③			0-0 1B SF8 1B	0-0 FC6-4 1-2f ③ X	0-0 F7 ③	5 1 1 0 0 0 5		
Roger Maris, L OBP: 0.347, SLG: 0.519 (1, 8) X	0-0 3B		0-3 K 2-3		0-0 F8 ①		0-0 F3		0-0 F9 ①	5 0 1 0 0 1 2		
Mickey Mantle, S OBP: 0.500, SLG: 0.667 Jack Reed, R OBP: 0.333, SLG: 0.429 (1, 9) X (9, 9) X	0-0 6-3 ③		0-0 E6 FC4-6 3-H		4-0 HR BB		0-0 1B 1-3		0-3 K ②	4 1 1 0 1 1 1 0 0 0 0 0 0 0		
Elston Howard, R OBP: 0.306, SLG: 0.444 (1, 2) X		0-0 6-3 ① X	0-0 FC4-6 1-2f ③		0-0 HR 1-H		0-0 SF8 3-H ②		0-0 HR	4 2 2 4 0 0 1		
Hector Lopez, R OBP: 0.346, SLG: 0.417 (1, 7) X		0-0 F8 ②		0-0 HR 1B		0-0 F8 ②		0-0 L9 ③	0-0 1B 1B BB 1B	5 2 2 0 0 0 1		
Bill Skowron, R OBP: 0.325, SLG: 0.451 (1, 3) X		0-0 1B 1B		0-0 HR 1-H		0-0 1-3 ③		0-0 F6 ① X	0-0 BB 1B 1B 1B	5 2 3 2 0 0 0		
Clete Boyer, R OBP: 0.368, SLG: 0.441 (1, 5) X		0-0 1B 1-3		4-0 1B SH1-4 BB		0-0 F6 ①		4-0 1B SH1-4 BB	0-0 1B BB 1B 1B	3 2 2 0 2 0 0		
Rollie Sheldon, R OBP: 0.238, SLG: 0.059 (1, 1) X		0-3 K ③		0-0 SH1-4 1-2		0-3 K2-3 ②		0-0 SH1-4 1-2	4-0 1B BB 1B	2 0 0 1 1 2 2		
<b>Inning Stats</b>	R: 0 E: 0 K: 0 S: 4 H: 1 LOB: 1 BB: 0 P: 4	R: 0 E: 0 K: 1 S: 7 H: 2 LOB: 2 BB: 0 P: 7	R: 1 E: 2 K: 1 S: 7 H: 0 LOB: 1 BB: 0 P: 7	R: 3 E: 0 K: 0 S: 5 H: 3 LOB: 0 BB: 1 P: 9	R: 2 E: 0 K: 0 S: 4 H: 1 LOB: 0 BB: 1 P: 8	R: 0 E: 0 K: 1 S: 5 H: 0 LOB: 0 BB: 0 P: 5	R: 1 E: 0 K: 0 S: 5 H: 2 LOB: 1 BB: 0 P: 5	R: 0 E: 0 K: 0 S: 4 H: 1 LOB: 2 BB: 1 P: 8	R: 4 E: 0 K: 1 S: 10 H: 5 LOB: 2 BB: 1 P: 14	1B: 11 2B: 0 3B: 1 HR: 3 SF: 1 SAC: 3 DP: 0 HBP: 0	WP: 1 PB: 0 SB: 0 CS: 0 PA: 47	
<b>PITCHER</b>	IP WLS BF H R ER SO BB IBB HBP BLK WP HR S P ERA WHIP											
Danny McDevitt, L ERA: 4.28 (1, 1)	5.2 L 27 7 6 5 3 2 0 0 0 0 1 2 31 39 7.94 1.588											
Gordon Jones, R ERA: 5.97 (6, 1)	1.1 6 2 1 1 0 0 0 0 0 0 0 0 6 6 6.75 1.500											
Jim Archer, L ERA: 11.81 (8, 1)	1.2 11 5 4 4 1 1 0 0 0 0 1 12 16 21.60 3.600											
Norm Bass, R ERA: 6.09 (9, 1)	0.1 3 1 0 0 0 0 1 0 0 0 0 0 2 6 0.00 6.000											

**New York Yankees @ Kansas City Athletics**  
Municipal Stadium, Kansas City, MO  
Sun Jul 15 1962, 4:38 AM EDT  
Att: 34,865 - Unknown

AB	39
R	11
H	15
RBI	10
BB	4
SO	4
LOB	12



WP: 1	PA: 47
PB: 0	
SB: 0	
CS: 0	

Batter	1	2	3	4	5	6	7	8	9	AB R H RBI BB SO LOB
Jose Tartabull, L (1, 8) OBP: 0.344, SLG: 0.366	0-0 K BB 1B	0-0 4-3		0-0 1B			0-0 F5		0-0 FC4-6 FC6-4 1-2f	5 0 2 0 0 0 3
Jerry Lumpe, L (1, 4) OBP: 0.344, SLG: 0.422	4-0 G4-6-3 1-2 BB		0-0 1B 1B	0-0 F8			0-0 5-3		0-0 FC6-4 1-2f	4 1 1 0 1 0 2
Gino Cimoli, R (1, 9) OBP: 0.350, SLG: 0.445	0-3 K 2-3		0-0 1B SF8 1B				0-0 F8	0-0 F8		4 1 1 0 0 1 2
Norm Siebern, L (1, 3) OBP: 0.408, SLG: 0.489	0-0 G4-6-3 1-2f		0-0 FC4-6 1-3 1B				0-0 F8	0-0 FC4-6 1B		4 0 2 1 0 0 2
Manny Jimenez, L (1, 7) OBP: 0.390, SLG: 0.494		0-0 E4 BB SF9		0-0 SF8 3-H			0-0 G1	0-0 FC4-6 2B 1-2f		3 1 0 1 0 0 1
Wayne Causey, L (1, 5) OBP: 0.357, SLG: 0.349		4-0 BB 1-2 BB		0-0 FC4-6 1-2f			0-0 L8	0-0 1-3 2B		3 0 1 0 1 0 1
Joe Azcue, R (1, 2) OBP: 0.302, SLG: 0.323		0-3 K					0-3 K	0-0 F7		3 0 0 0 0 3 3
George Alusik, R (8, PH) OBP: 0.307, SLG: 0.524										1 0 0 0 0 0 2
Haywood Sullivan, R (9, 2) OBP: 0.346, SLG: 0.367										0 0 0 0 0 0 0
Billy Consolo, R (1, 6) OBP: 0.320, SLG: 0.291		4-0 1-2 2-3 BB		0-0 1-3			0-3 K		4-0 FC4-6 BB	2 0 0 0 2 1 0
Danny McDevitt, L (1, 1) OBP: 0.126, SLG: 0.143		0-0 SF9							0-0 F6	1 0 0 0 1 0 0 0
Gordon Jones, R (6, 1)										0 0 0 0 0 0 0 0
Ed Charles, R (7, PH) OBP: 0.340, SLG: 0.454										1 0 0 0 0 0 1 0
Jim Archer, R (8, 1) OBP: 1.000, SLG: 1.000										0 0 0 0 0 0 0 0
Norm Bass, R (9, 1) OBP: 0.126, SLG: 0.045										0 0 0 0 0 0 0 0
Bobby Del Greco, R (9, PH) OBP: 0.376, SLG: 0.355										1 0 0 0 0 0 0 1

**BOTTOM**

**New York Yankees @ Kansas City Athletics**  
Municipal Stadium, Kansas City, MO

livebaseballscores.com

<b>AB</b>	<b>32</b>
<b>R</b>	<b>3</b>
<b>H</b>	<b>7</b>
<b>RBI</b>	<b>3</b>
<b>BB</b>	<b>4</b>
<b>SO</b>	<b>6</b>
<b>LOB</b>	<b>17</b>



<b>WP:</b> 0	<b>PA:</b> 38
<b>PB:</b> 0	
<b>SB:</b> 0	
<b>CS:</b> 0	

Inning Stats	R: 0 H: 1 E: 1 K: 1 S: 5	H: 1 LOB: 1 BB: 1 P: 9	R: 1 H: 0 E: 1 K: 1 S: 6	H: 0 LOB: 2 BB: 2 P: 14	R: 2 H: 3 E: 0 K: 1 S: 8	H: 3 LOB: 1 BB: 0 P: 8	R: 0 H: 1 E: 0 K: 0 S: 4	H: 1 LOB: 1 BB: 0 P: 4	R: 0 H: 0 E: 0 K: 0 S: 3	H: 0 LOB: 0 BB: 0 P: 3	R: 0 H: 0 E: 0 K: 2 S: 7	H: 0 LOB: 0 BB: 0 P: 7	R: 0 H: 0 E: 0 K: 1 S: 5	H: 0 LOB: 0 BB: 0 P: 5	R: 0 H: 2 E: 0 K: 0 S: 5	H: 2 LOB: 2 BB: 0 P: 5	R: 0 H: 0 E: 0 K: 0 S: 3	H: 0 LOB: 1 BB: 1 P: 7	1B: 6 2B: 1 3B: 0 HR: 0	SF: 2 SAC: 0 DP: 1 HBP: 0	WP: 0 PB: 0 SB: 0 CS: 0
--------------	--------------------------	------------------------	--------------------------	-------------------------	--------------------------	------------------------	--------------------------	------------------------	--------------------------	------------------------	--------------------------	------------------------	--------------------------	------------------------	--------------------------	------------------------	--------------------------	------------------------	-------------------------	---------------------------	-------------------------

PITCHER	IP	WLS	BF	H	R	ER	SO	BB	IBB	HBP	BLK	WP	HR	S	P	ERA	WHIP
<b>Rollie Sheldon, R</b> (1, 1) ERA: 4.96	9.0	W	38	7	3	2	6	4	0	0	0	0	0	46	62	2.00	1.222

PITCHER	IP	WLS	BF	H	R	ER	SO	BB	IBB	HBP	BLK	WP	HR	S	P	ERA	WHIP

Sun Jul 15 1962, 4:38 AM EDT  
Att. 34,865 - Unknown

Batter	1	2	3	4	5	6	7	8	9	AB R H RBI BB SO LOB	TOP									
Phil Linz, R (1, 6) OBP: 0.319, SLG: 0.354	0-3 K	0-0 5-3		4-0 G6-4-3 BB			0-3 K		0-0 E6	4 0 0 0 1 2 1										
Bobby Richardson, R (1, 4) OBP: 0.333, SLG: 0.380	0-0 5-3		0-0 3-1 1B 2B	0-0 G6-4-3 1-2f			0-0 1B		0-0 6-3	5 1 2 0 0 0 4										
Roger Maris, L (1, 8) OBP: 0.346, SLG: 0.514	4-0 BB		0-0 3-1 2-3		0-0 F5		0-0 6-3			3 0 0 0 1 0 2										
Mickey Mantle, S (1, 9) OBP: 0.496, SLG: 0.657	0-0 3-1		0-0 1B 1B 3-H		0-3 K			0-0 F7		4 0 1 1 0 1 1										
Elston Howard, R (1, 2) OBP: 0.313, SLG: 0.450		0-0 1-3 E 2B	0-0 1-2 1B	0-0 G6-4-3 1B		0-3 K		4-0 S BB		3 1 2 0 1 1 0										
Bill Skowron, R (1, 3) OBP: 0.321, SLG: 0.444		0-0 1-3 2-3	0-0 G6-4-3 1-2f			0-0 F3		0-3 K		4 0 0 0 0 1 4										
Hector Lopez, R (1, 7) OBP: 0.349, SLG: 0.416		4-0 E FC4 SF7 BB		0-0 SH5-4 1B 1B		0-3 K		0-0 F6		3 1 1 0 1 1 1										
Clete Boyer, R (1, 5) OBP: 0.366, SLG: 0.439		0-0 FC4 1-3 3-H		0-0 SH5-4 1B		0-3 K			0-0 F4	4 0 1 1 0 1 1										
Whitey Ford, L (1, 1) OBP: 0.085, SLG: 0.070		0-0 SF7 3-H		0-0 SH5-4 1-2 2-3			0-0 6-3		0-0 F8	2 0 0 1 0 0 0 0 0 0 0 0 0 0										
Jim Bouton, R (9, 1) OBP: 0.083, SLG: 0.083																				
<b>Inning Stats</b>	R: 0 E: 0 K: 1 S: 5	H: 0 LOB: 1 BB: 1 P: 9	R: 2 E: 1 K: 0 S: 5	H: 1 LOB: 1 BB: 1 P: 9	R: 1 E: 0 K: 0 S: 5	H: 3 LOB: 1 BB: 0 P: 5	R: 0 E: 0 K: 0 S: 4	H: 2 LOB: 2 BB: 1 P: 8	R: 0 E: 0 K: 2 S: 7	H: 0 LOB: 0 BB: 0 P: 7	R: 0 E: 0 K: 1 S: 6	H: 1 LOB: 1 BB: 0 P: 6	R: 0 E: 0 K: 1 S: 5	H: 0 LOB: 1 BB: 1 P: 9	R: 0 E: 1 K: 0 S: 4	H: 0 LOB: 1 BB: 0 P: 4	1B: 5 2B: 2 3B: 0 HR: 0	SF: 1 SAC: 1 DP: 2 HBP: 0	WP: 0 PB: 0 SB: 1 CS: 0	PA: 38
<b>PITCHER</b>	IP WLS BF H R ER SO BB IBB HBP BLK WP HR S P ERA WHIP																			
Dan Pfister, R (1, 1) ERA: 5.17	8.0 L 34 7 3 2 7 4 0 0 0 0 0 0 44 60 2.25 1.375																			
Bob Giggie, R (9, 1) ERA:	1.0 4 0 0 0 0 0 0 0 0 0 0 0 4 4 0.00 0.000																			

**New York Yankees @ Kansas City Athletics**  
**Municipal Stadium, Kansas City, MO**  
 Mon Jul 16 1962, 4:33 AM EDT  
 Att. 13,795 - Unknown - 81 F

AB	32
R	3
H	7
RBI	3
BB	4
SO	7
LOB	14





Batter	1	2	3	4	5	6	7	8	9	AB	R	H	RBI	BB	SO	LOB
<b>Billy Consolo, R</b> OBP: 0.308, SLG: 0.278 (1, 6)	0-0 F8		0-3 K			0-0 F8		0-3 K		4	0	0	0	0	2	3
<b>Jerry Lumpe, L</b> OBP: 0.341, SLG: 0.418 (1, 4)	0-0 6-3			0-0 F6		0-0 F9		0-0 4-3		4	0	0	0	0	0	2
<b>Gino Cimoli, R</b> OBP: 0.349, SLG: 0.449 (1, 9)	0-0 F8			0-0 6-3			0-0 4-3		0-0 1B 3B	4	1	1	0	0	0	0
<b>Norm Siebern, L</b> OBP: 0.404, SLG: 0.483 (1, 3)		0-3 K		0-0 F6			0-3 K		0-0 L3	4	0	0	0	0	2	1
<b>Manny Jimenez, L</b> OBP: 0.391, SLG: 0.494 (1, 7)		0-0 F8			0-0 F9				0-0 DI G3 1B	4	0	2	1	0	0	0
<b>Jose Tartabull, L</b> OBP: 0.344, SLG: 0.366 (9, PR)										0	0	0	0	0	0	0
<b>Wayne Causey, L</b> OBP: 0.353, SLG: 0.345 (1, 5)		0-0 G3			0-0 1B		0-0 4-3		0-0 G3 1-2	4	0	1	0	0	0	2
<b>Haywood Sullivan, R</b> OBP: 0.350, SLG: 0.366 (1, 2)			0-3 K		0-0 L8			0-0 1B 1B	4-0 2-3 BB FC6-4	3	0	1	0	1	1	1
<b>Bobby Del Greco, R</b> OBP: 0.375, SLG: 0.360 (1, 8)			0-0 2B		0-0 F8			0-0 F7	0-0 FC6-4 1-2f	3	0	1	0	0	0	2
<b>Ed Charles, R</b> OBP: 0.339, SLG: 0.453 (9, PH)										1	0	0	0	0	0	2
<b>Dan Pfister, R</b> OBP: 0.171, SLG: 0.171 (1, 1)			0-0 1-3			0-3 K		0-0 1B		2	0	0	0	0	1	1
<b>George Alusik, R</b> OBP: 0.315, SLG: 0.529 (8, PH)										1	0	1	0	0	0	0
<b>Bob Giggie, R</b> (9, 1)										0	0	0	0	0	0	0

BOTTOM	
<b>New York Yankees @ Kansas City Athletics</b> Municipal Stadium, Kansas City, MO	<p>Mon Jul 16 1962, 4:33 AM EDT Att: 13,795 - Unknown - 81 F</p>
<b>AB</b> 34 <b>R</b> 1 <b>H</b> 7 <b>RBI</b> 1 <b>BB</b> 1 <b>SO</b> 6 <b>LOB</b> 14	

Inning Stats																	1B	SF	WP	PA													
R: 0	H: 0	R: 0	H: 0	R: 0	H: 1	R: 0	H: 0	R: 0	H: 1	R: 0	H: 0	R: 0	H: 1	R: 0	H: 2	R: 1	H: 2	1B: 5	SF: 0	WP: 0	PA: 35												
E: 0	LOB: 0	E: 0	LOB: 0	E: 0	LOB: 1	E: 0	LOB: 0	E: 0	LOB: 1	E: 0	LOB: 0	E: 0	LOB: 1	E: 0	LOB: 2	E: 0	LOB: 2	2B: 1	SAC: 0	PB: 0													
K: 0	BB: 0	K: 1	BB: 0	K: 2	BB: 0	K: 0	BB: 0	K: 0	BB: 0	K: 1	BB: 0	K: 1	BB: 0	K: 1	BB: 0	K: 0	BB: 1	3B: 1	DP: 0	SB: 0													
S: 3	P: 3	S: 5	P: 5	S: 8	P: 8	S: 3	P: 3	S: 4	P: 4	S: 5	P: 5	S: 6	P: 6	S: 7	P: 7	S: 5	P: 9	HR: 0	HBP: 0	CS: 0													
PITCHER																	IP	WLS	BF	H	R	ER	SO	BB	IBB	HBP	BLK	WP	HR	S	P	ERA	WHIP
<b>Whitey Ford, L</b> ERA: 3.03 (1, 1)	8.2	W	34	7	1	1	6	1	0	0	0	0	0	0	0	0	1.04	0.923															
<b>Jim Bouton, R</b> ERA: 2.75 (9, 1)	0.1	S	1	0	0	0	0	0	0	0	0	0	0	0	0	0	0.00	0.000															

Batter	1	2	3	4	5	6	7	8	9	AB R H RBI BB SO LOB	TOP											
Jerry Adair, R (1, 6) OBP: 0.293, SLG: 0.343	0-0 6-3		0-0 SH1-3		0-0 G5-4-3			0-0 F9		3 0 0 0 0 0 1	<p><b>Baltimore Orioles @ Kansas City Athletics</b> Municipal Stadium, Kansas City, MO</p> <p>Tue Jul 17 1962, 8:05 PM EDT Att. 6,094 - Unknown</p>											
Whitey Herzog, L (1, 9) OBP: 0.385, SLG: 0.406	0-0 CS 1B		4-0 1B BB			0-0 6-3		0-0 4-3		3 1 1 0 1 0 0												
Jackie Brandt, R (1, 8) OBP: 0.324, SLG: 0.448	0-0 FC4-6 1B		0-0 G6-3 1B			0-3 K		0-0 6-3		4 0 2 2 0 1 0												
Jim Gentile, L (1, 3) OBP: 0.368, SLG: 0.558	0-0 FC4-6		0-0 G6-3			0-0 3-1		0-0 F8		4 0 0 0 0 0 3												
Boog Powell, L (1, 7) OBP: 0.320, SLG: 0.416	0-0 4-3			4-0 G6-4-3 BB		0-0 G3		0-3 K		2 0 0 0 1 0 1												
Dave Nicholson, R (7, 7) OBP: 0.295, SLG: 0.286										1 0 0 0 0 1 0												
Brooks Robinson, R (1, 5) OBP: 0.299, SLG: 0.461		0-3 K		0-0 G6-4-3		0-0 F9		0-0 6-3		4 0 0 0 0 1 1												
Mary Breeding, R (1, 4) OBP: 0.250, SLG: 0.296		0-0 G3 1B		0-3 K		0-0 HR				3 1 2 1 0 1 0												
Hobie Landrith, L (1, 2) OBP: 0.343, SLG: 0.390		0-0 G3			0-0 G3		4-0 BB			2 0 0 0 1 0 1												
Robin Roberts, S (1, 1) OBP: 0.346, SLG: 0.200			0-0 SH1-3 1B		4-0 G5-4-3 BB		0-0 4-3			2 1 1 0 1 0 1												
<b>Inning Stats</b>	R: 1 E: 0 K: 0 S: 5	H: 2 LOB: 1 BB: 0 P: 5	R: 0 E: 0 K: 1 S: 5	H: 1 LOB: 0 BB: 0 P: 5	R: 1 E: 0 K: 0 S: 4	H: 2 LOB: 1 BB: 1 P: 8	R: 0 E: 0 K: 1 S: 4	H: 0 LOB: 0 BB: 1 P: 8	R: 0 E: 0 K: 0 S: 2	H: 0 LOB: 0 BB: 1 P: 6	R: 0 E: 0 K: 1 S: 5	H: 0 LOB: 0 BB: 0 P: 5	R: 1 E: 0 K: 0 S: 4	H: 1 LOB: 1 BB: 1 P: 8	R: 0 E: 0 K: 0 S: 3	H: 0 LOB: 0 BB: 0 P: 3	R: 0 E: 0 K: 1 S: 5	H: 0 LOB: 0 BB: 0 P: 5	1B: 5 2B: 0 3B: 0 HR: 1	SF: 0 SAC: 1 DP: 3 HBP: 0	WP: 0 PB: 0 SB: 0 CS: 1	PA: 33
<b>PITCHER</b> Ed Rakow, R (1, 1) ERA: 4.64	IP: 9.0 WLS: L BF: 33 H: 6 R: 3 ER: 2 SO: 4 BB: 4 IBB: 0 HBP: 0 BLK: 0 WP: 0 HR: 1 S: 37 P: 53 ERA: 2.00 WHIP: 1.111											<b>PITCHER</b>	IP: WLS: BF: H: R: ER: SO: BB: IBB: HBP: BLK: WP: HR: S: P: ERA: WHIP:									

livebaseballscorecards.com

AB	28
R	3
H	6
RBI	3
BB	4
SO	4
LOB	8



Batter	1	2	3	4	5	6	7	8	9	AB	R	H	RBI	BB	SO	LOB
Jose Tartabull, L (1, 8) OBP: 0.335, SLG: 0.357	0-0 6-3		0-0 F9			0-0 F2	0-0 3-1			4	0	0	0	0	0	0
Jerry Lumpe, L (1, 4) OBP: 0.342, SLG: 0.418	0-0 F9			0-0 G4-6-3 1B		0-0 BB 2B 1B		0-0 L9		4	1	2	0	0	0	0
Gino Cimoli, R (1, 9) OBP: 0.346, SLG: 0.443	0-0 F9			0-0 F8		0-0 F9		0-0 6-3		4	0	0	0	0	0	2
Norm Siebern, L (1, 3) OBP: 0.402, SLG: 0.479		0-0 F5		0-0 G4-6-3 1-2f		4-0 BB BB BB 2B 1-2 BB		0-0 F8		3	0	0	0	1	0	1
Manny Jimenez, L (1, 7) OBP: 0.395, SLG: 0.500 Dan Pfister, R (9, PR) OBP: 0.171, SLG: 0.171		0-0 FC6-4 1B			0-0 F9	0-0 FC5 1-3 2-H 2B		0-0 G4-6-3 1B		4	0	3	1	0	0	0
Wayne Causey, L (1, 5) OBP: 0.358, SLG: 0.354		0-0 F6			0-0 1B 2B	4-0 IBB		0-0 G4-6-3 1-2f		3	1	1	0	1	0	2
Haywood Sullivan, R (1, 2) OBP: 0.343, SLG: 0.359 George Alusik, R (9, PH) OBP: 0.311, SLG: 0.523		0-0 FC6-4 1-2f			0-3 K	0-0 FC5 2-3f		0-3 K		3	0	0	0	0	1	5
Billy Consolo, R (1, 6) OBP: 0.308, SLG: 0.280			0-0 F9		0-0 2-H 1B		0-0 F8			3	0	1	1	0	0	0
Ed Rakow, S (1, 1) OBP: 0.122, SLG: 0.125			0-3 K		0-0 F2		0-0 F7			3	0	0	0	0	1	1

<b>Inning Stats</b>	R: 0 E: 0 K: 0 S: 3	H: 0 LOB: 0 BB: 0 P: 3	R: 0 E: 0 K: 0 S: 4	H: 1 LOB: 1 BB: 0 P: 4	R: 0 E: 0 K: 1 S: 5	H: 0 LOB: 0 BB: 0 P: 5	R: 0 E: 0 K: 0 S: 3	H: 1 LOB: 0 BB: 0 P: 3	R: 1 E: 0 K: 1 S: 7	H: 2 LOB: 1 BB: 0 P: 7	R: 1 E: 0 K: 0 S: 5	H: 2 LOB: 3 BB: 2 P: 13	R: 0 E: 0 K: 0 S: 3	H: 0 LOB: 0 BB: 0 P: 3	R: 0 E: 0 K: 1 S: 5	H: 1 LOB: 1 BB: 0 P: 5	1B: 5 2B: 2 3B: 0 HR: 0	SF: 0 SAC: 0 DP: 2 HBP: 0	
<b>PITCHER</b> Robin Roberts, R (1, 1) ERA: 2.5	IP: 9.0 WLS: W BF: 34 H: 7 R: 2 ER: 2 SO: 3 BB: 1 IBB: 1 HBP: 0 BLK: 0 WP: 0 HR: 0 S: 38 P: 46 ERA: 2.00 WHIP: 0.889																		

**BOTTOM**

**Baltimore Orioles @ Kansas City Athletics**  
Municipal Stadium, Kansas City, MO

Tue Jul 17 1962, 8:05 PM EDT  
Att. 6,094 - Unknown

<b>AB</b>	<b>32</b>
<b>R</b>	<b>2</b>
<b>H</b>	<b>7</b>
<b>RBI</b>	<b>2</b>
<b>BB</b>	<b>2</b>
<b>SO</b>	<b>3</b>
<b>LOB</b>	<b>12</b>



WP: 0 PA: 34  
PB: 0  
SB: 0  
CS: 0

livebaseballscorecards.com

Batter	1	2	3	4	5	6	7	8	9	AB R H RBI BB SO LOB	TOP									
Jerry Adair, R (1, 6) OBP: 0.292, SLG: 0.339	0-0 6-3		0-0 F4		4-0 1B FC5-2-6 BB		0-0 L7			3 0 0 0 1 0 1	<b>Baltimore Orioles @ Kansas City Athletics</b> Municipal Stadium, Kansas City, MO Wed Jul 18 1962, 8:05 PM EDT Att. 6,399 - Unknown									
Russ Snyder, L (1, 7) OBP: 0.309, SLG: 0.460	0-0 F8		0-0 2-H 1B		0-0 1-3 1B FC5-2-6		0-0 6-3			4 0 2 1 0 0 0										
Jackie Brandt, R (1, 8) OBP: 0.320, SLG: 0.441	0-3 K		0-0 L8		0-0 1-2 3-H FC5-2-6 FC6		0-0 F3			4 0 0 0 0 1 3										
Jim Gentile, L (1, 3) OBP: 0.370, SLG: 0.554		4-0 BB G4-6-3		0-0 3-1	0-0 1-2f FC6		4-0 BB			2 0 0 0 2 0 1										
Whitey Herzog, L (1, 9) OBP: 0.382, SLG: 0.402		0-0 1-2f G4-6-3		0-0 1B 1B		0-0 F8		0-3 K		4 1 1 0 0 1 2										
Brooks Robinson, R (1, 5) OBP: 0.303, SLG: 0.467		0-0 2B		0-0 1-3 1B 1B		0-0 F9		0-0 1B 1B		4 0 3 0 0 0 0										
Mary Breeding, R (1, 4) OBP: 0.242, SLG: 0.286		0-3 K		0-0 F4		0-0 F6		0-0 F8		4 0 0 0 0 1 4										
Hobie Landrith, L (1, 2) OBP: 0.354, SLG: 0.402 Dave Nicholson, R (9, PR) OBP: 0.295, SLG: 0.286			0-0 SH3-4 1B 1B		0-0 1-2 3-H FC6-4 1B		0-0 L7		0-0 1-3 G4-6-3 1B	4 1 3 1 0 0 0 0 0 0 0 0 0 0										
Milt Pappas, R (1, 1) OBP: 0.109, SLG: 0.372 Billy Hoft, L (7, 1) OBP: 0.500, SLG: 0.455 Charlie Lau, L (9, PH) OBP: 0.317, SLG: 0.405			0-0 SH3-4		0-0 1-2f FC6-4		0-0 F3		0-0 1-2f G4-6-3	2 0 0 0 0 0 2 0 0 0 0 0 0 0 1 0 0 0 0 0 2										
<b>Inning Stats</b>	R: 0 E: 0 K: 1 S: 5	H: 0 LOB: 0 BB: 0 P: 5	R: 0 E: 0 K: 1 S: 5	H: 1 LOB: 1 BB: 1 P: 9	R: 1 E: 0 K: 0 S: 5	H: 2 LOB: 1 BB: 0 P: 5	R: 1 E: 0 K: 0 S: 6	H: 3 LOB: 2 BB: 0 P: 6	R: 0 E: 0 K: 0 S: 3	H: 0 LOB: 0 BB: 0 P: 3		R: 0 E: 0 K: 0 S: 3	H: 0 LOB: 0 BB: 0 P: 3	R: 0 E: 0 K: 1 S: 5	H: 0 LOB: 1 BB: 1 P: 9	R: 0 E: 0 K: 0 S: 4	H: 2 LOB: 2 BB: 0 P: 4	1B: 8 2B: 2 3B: 0 HR: 0	SF: 0 SAC: 1 DP: 3 HBP: 0	WP: 0 PB: 0 SB: 0 CS: 0
<b>PITCHER</b>	IP WLS BF H R ER SO BB IBB HBP BLK WP HR S P ERA WHIP																			ERA WHIP
Bob Giggie, R (1, 1) ERA: 1.93	8.1 W 35 9 2 2 3 3 0 0 0 0 0 38 50 2.16 1.440																			
John Wyatt, R (9, 1) ERA: 4.9	0.2 S 1 0 0 0 0 0 0 0 0 0 0 1 1 0.00 0.000																			

livebaseballscorecards.com

AB	32
R	2
H	9
RBI	2
BB	3
SO	3
LOB	15



Batter	1	2	3	4	5	6	7	8	9	AB R H RBI BB SO LOB
Jose Tartabull, L (1, 8) OBP: 0.341, SLG: 0.363	0-0 F8 1B	0-0 F8			0-0 CS 1B		0-0 SH3-4			3 0 2 0 0 0 1
Jerry Lumpe, L (1, 4) OBP: 0.341, SLG: 0.417	0-0 F8 1-2		0-0 F7		0-0 4-3 1-2		0-0 G5-4-3 1B 2-H			4 0 1 1 0 0 2
Gino Cimoli, R (1, 9) OBP: 0.342, SLG: 0.438	0-3 K		0-0 4-3		0-0 4-3		0-0 G5-4-3 1-2f			4 0 0 0 0 1 2
Norm Siebern, L (1, 3) OBP: 0.403, SLG: 0.478	4-0 BB		0-0 1B		0-0 F7		0-0 6-3			3 0 1 0 1 0 0
Manny Jimenez, L (1, 7) OBP: 0.394, SLG: 0.497 Bobby Del Greco, R (9, 7) OBP: 0.375, SLG: 0.360	0-0 L8		0-0 F9		0-0 FC1-6-4 1B		0-0 F8			4 0 1 0 0 0 3 0 0 0 0 0 0 0
Wayne Causey, L (1, 6) OBP: 0.362, SLG: 0.385		0-0 4-1		0-0 HR		0-0 FC1-6-4 1B		0-0 3-1		4 1 2 1 0 0 0
Ed Charles, R (1, 5) OBP: 0.339, SLG: 0.451		0-0 1B 1B		0-0 F3		0-0 FC1-6-4 1-2f 2-3				3 1 1 0 0 0 2
Haywood Sullivan, R (1, 2) OBP: 0.343, SLG: 0.358		0-0 1-3 1B 1-H		0-0 G3		0-3 K				3 0 1 1 0 1 2
Bob Giggie, R (1, 1) John Wyatt, R (9, 1) OBP: 0.125, SLG: 0.087		0-0 1-3 1-2		0-3 K2-3		0-0 E3 SH3-4 1B				3 1 0 0 0 1 1 0 0 0 0 0 0 0

**BOTTOM**


**Baltimore Orioles @ Kansas City Athletics**  
Municipal Stadium, Kansas City, MO  
Wed Jul 18 1962, 8:05 PM EDT  
Att. 6,399 - Unknown

AB	31
R	3
H	9
RBI	3
BB	1
SO	3
LOB	13



Inning Stats		R	H	E	K	S	IP	WLS	BF	H	R	ER	SO	BB	IBB	HBP	BLK	WP	HR	S	P	ERA	WHIP
Pitcher		0	1	0	1	6	6.1	L	29	9	3	2	3	1	0	0	0	0	0	1	38	2.84	1.579
Pitcher		0	2	0	0	6	1.2		4	0	0	0	0	0	0	0	0	0	0	4	4	0.00	0.000

1B:	8	SF:	0	WP:	0	PA:	33
2B:	0	SAC:	1	PB:	0		
3B:	0	DP:	1	SB:	0		
HR:	1	HBP:	0	CS:	1		

Batter	1	2	3	4	5	6	7	8	9	AB R H RBI BB SO LOB	TOP														
Jerry Adair, R (1, 6) OBP: 0.290, SLG: 0.340	0-3 K		0-0 6-3		0-0 4-3 2B		0-0 F2		0-0 L5-3	5 0 1 0 0 1 1	<p><b>Baltimore Orioles @ Kansas City Athletics</b> Municipal Stadium, Kansas City, MO</p> <p>Thu Jul 19 1962, 8:05 PM EDT Att. 5,255 - Unknown</p> <p>livebaseballscorecards.com</p> <table> <tr><td>AB</td><td>37</td></tr> <tr><td>R</td><td>7</td></tr> <tr><td>H</td><td>12</td></tr> <tr><td>RBI</td><td>7</td></tr> <tr><td>BB</td><td>2</td></tr> <tr><td>SO</td><td>3</td></tr> <tr><td>LOB</td><td>11</td></tr> </table> 	AB	37	R	7	H	12	RBI	7	BB	2	SO	3	LOB	11
AB	37																								
R	7																								
H	12																								
RBI	7																								
BB	2																								
SO	3																								
LOB	11																								
Russ Snyder, L (1, 7) OBP: 0.311, SLG: 0.464	0-0 1B		0-0 F8		0-0 4-3		0-0 F8		0-0 HR	5 1 2 0 0 0 1															
Jackie Brandt, R (1, 8) OBP: 0.321, SLG: 0.451	0-0 L8		0-0 6-3		0-0 1-3			0-0 1B SF8	0-0 HR	5 2 2 2 0 0 2															
Jim Gentile, L (1, 3) OBP: 0.376, SLG: 0.557	0-0 FC5-3 1B			0-0 FC4-6 1B	4-0 IBB			0-0 HR	0-0 F4	4 1 3 0 1 0 0															
Whitey Herzog, L (1, 9) OBP: 0.374, SLG: 0.395	0-0 FC5-3			0-0 FC4-6 HR	0-0 F8			0-0 SF8		3 1 0 1 0 0 5															
Charlie Lau, L (1, 2) OBP: 0.323, SLG: 0.458		0-0 F9		0-0 HR		0-0 3-1		0-0 HR		4 2 2 4 0 0 0															
Brooks Robinson, R (1, 5) OBP: 0.300, SLG: 0.462		0-0 6-3		0-0 6-3		0-0 F4		0-3 K		4 0 0 0 0 1 0															
Mary Breeding, R (1, 4) OBP: 0.250, SLG: 0.293		0-0 FC4-6 1B		0-0 1B		0-0 5-3		0-0 F4		4 0 2 0 0 0 0															
Steve Barber, L (1, 1) OBP: 0.154, SLG: 0.083		0-0 FC4-6		0-3 K			0-0 5-3		4-0 L5-3 BB	2 0 0 0 0 1 2															
Gus Triandos, R (7, PH) OBP: 0.245, SLG: 0.323										1 0 0 0 0 0 0															
Hoyt Wilhelm, R (7, 1) OBP: 0.182, SLG: 0.100										0 0 0 0 1 0 0															
<b>Inning Stats</b>	R: 0 E: 0 K: 1 S: 7	H: 2 LOB: 2 BB: 0 P: 7	R: 0 E: 0 K: 0 S: 4	H: 1 LOB: 1 BB: 0 P: 4	R: 0 E: 0 K: 0 S: 3	H: 0 LOB: 0 BB: 0 P: 3	R: 2 E: 0 K: 1 S: 8	H: 3 LOB: 1 BB: 0 P: 8	R: 0 E: 0 K: 0 S: 4	H: 1 LOB: 2 BB: 1 P: 8	R: 0 E: 0 K: 0 S: 3	H: 0 LOB: 0 BB: 0 P: 3	R: 0 E: 0 K: 0 S: 3	H: 0 LOB: 0 BB: 0 P: 3	R: 3 E: 0 K: 1 S: 8	H: 3 LOB: 0 BB: 0 P: 8	R: 2 E: 0 K: 0 S: 4	H: 2 LOB: 0 BB: 1 P: 8	1B: 7 2B: 3 3B: 0 HR: 3	SF: 1 SAC: 0 DP: 1 HBP: 0	WP: 0 PB: 0 SB: 0 CS: 0	PA: 40			
<b>PITCHER</b>	IP WLS BF H R ER SO BB IBB HBP BLK WP HR S P ERA WHIP																								
Bill Fischer, R (1, 1) ERA: 4.5	7.1 L 32 9 4 4 2 0 0 0 0 0 0 1 35 39 4.91 1.227																								
John Wyatt, R (8, 1) ERA: 4.97	0.2 3 1 1 1 1 0 0 0 0 0 0 1 5 5 13.50 1.500																								
Gordon Jones, R (9, 1) ERA: 6.34	1.0 5 2 2 2 0 1 0 0 0 0 0 1 4 8 18.00 3.000																								

Batter	1	2	3	4	5	6	7	8	9	AB R H RBI BB SO LOB
Jose Tartabull, L (1, 8) OBP: 0.331, SLG: 0.352	0-0 4-3		0-0 4-3		0-0 F5		0-3 K		0-0 5-3	5 0 0 0 0 1 3
Jerry Lumpe, L (1, 4) OBP: 0.341, SLG: 0.420	0-0 3B			0-3 K		0-0 G3		0-0 F7		4 0 1 0 0 1 0
Gino Cimoli, R (1, 9) OBP: 0.341, SLG: 0.435	0-0 5-3			0-3 K		0-3 K		4-0 G3 BB		3 0 0 0 1 2 0
Norm Siebern, L (1, 3) OBP: 0.404, SLG: 0.476		0-0 F5		0-0 1B		4-0 1B BB		0-0 G3		3 1 1 0 1 0 1
Manny Jimenez, L (1, 7) OBP: 0.392, SLG: 0.494		0-3 K		0-0 1-3		0-0 1B 1B		0-0 F8		4 0 1 0 0 1 2
Wayne Causey, L (1, 6) OBP: 0.366, SLG: 0.388		0-0 F2			0-0 3-1	0-0 FC5-4 1B			0-0 PB 4-3 1B	4 1 2 1 0 0 0
Ed Charles, R (1, 5) OBP: 0.338, SLG: 0.448			0-0 6-3		0-0 E 1B 1B	0-0 FC5-4 1-2f			0-0 4-3	4 1 1 1 0 0 2
Haywood Sullivan, R (1, 2) OBP: 0.353, SLG: 0.364			0-0 1B		0-0 E8 FC5-4 1-3 1B		0-0 F9		4-0 BB	3 0 2 0 1 0 0
Bill Fischer, R (1, 1) OBP: 0.167, SLG: 0.333			0-0 F8		0-0 FC5-4 1-2f 3-H		0-3 K		0-3 K	3 0 0 0 0 1 2
John Wyatt, R (8, 1) OBP: 0.125, SLG: 0.087										0 0 0 0 0 0 0
Gordon Jones, R (9, 1)										0 0 0 0 0 0 0
George Alusik, R (9, PH) OBP: 0.308, SLG: 0.517										1 0 0 0 0 1 1

Inning Stats	R: 0	H: 1	E: 0	LOB: 0	K: 0	S: 3	P: 3	R: 0	H: 0	E: 0	LOB: 0	K: 1	S: 5	P: 5	R: 0	H: 1	E: 0	LOB: 1	K: 0	S: 4	P: 4	R: 0	H: 1	E: 0	LOB: 1	K: 2	S: 8	P: 8	R: 1	H: 2	E: 2	LOB: 1	K: 0	S: 5	P: 5	R: 0	H: 0	E: 0	LOB: 0	K: 2	S: 7	P: 7	R: 0	H: 0	E: 0	LOB: 1	K: 0	S: 3	P: 7	R: 1	H: 1	E: 0	LOB: 1	K: 1	S: 6	P: 10	1B: 7	2B: 0	3B: 1	HR: 0	SF: 0	SAC: 0	DP: 0	HBP: 0
--------------	------	------	------	--------	------	------	------	------	------	------	--------	------	------	------	------	------	------	--------	------	------	------	------	------	------	--------	------	------	------	------	------	------	--------	------	------	------	------	------	------	--------	------	------	------	------	------	------	--------	------	------	------	------	------	------	--------	------	------	-------	-------	-------	-------	-------	-------	--------	-------	--------


PITCHER	IP	WLS	BF	H	R	ER	SO	BB	IBB	HBP	BLK	WP	HR	S	P	ERA	WHIP
Steve Barber, L (1, 1) ERA: 3.59	6.0		25	7	2	1	4	1	0	0	0	0	0	32	36	1.50	1.333
Hoyt Wilhelm, R (7, 1) ERA: 1.1	3.0	W	12	1	1	0	3	2	0	0	0	0	0	16	24	0.00	1.000

**BOTTOM**

**Baltimore Orioles @ Kansas City Athletics**  
Municipal Stadium, Kansas City, MO

Thu Jul 19 1962, 8:05 PM EDT  
Att. 5,255 - Unknown

<b>AB</b>	<b>34</b>
<b>R</b>	<b>3</b>
<b>H</b>	<b>8</b>
<b>RBI</b>	<b>2</b>
<b>BB</b>	<b>3</b>
<b>SO</b>	<b>7</b>
<b>LOB</b>	<b>11</b>



WP: 0 PA: 37  
PB: 2  
SB: 0  
CS: 0

PITCHER	IP	WLS	BF	H	R	ER	SO	BB	IBB	HBP	BLK	WP	HR	S	P	ERA	WHIP
---------	----	-----	----	---	---	----	----	----	-----	-----	-----	----	----	---	---	-----	------

Batter	1	2	3	4	5	6	7	8	9	AB R H RBI BB SO LOB	TOP											
Jake Wood, R (1, 4) OBP: 0.289, SLG: 0.347	0-3 K		0-0 F8		0-3 K		0-0 6-3	0-0 FC6-4		5 0 0 0 0 2 2												
Dick McAuliffe, L (1, 5) OBP: 0.353, SLG: 0.397	0-3 K		0-0 1B 2B		0-3 K		0-0 HR		0-0 E4 HR	5 3 2 1 0 2 0												
Bill Bruton, L (1, 8) OBP: 0.339, SLG: 0.436	0-0 FC4-6 1B		0-0 2-H 1B		0-0 5-3		0-0 BB 1B		0-0 HR	5 1 4 3 0 0 0												
Rocky Colavito, R (1, 7) OBP: 0.369, SLG: 0.534	0-0 FC4-6 1-2f			0-0 HR 2B		4-0 3-1 WP HR BB	4-0 1-2 BB		0-0 F7	3 2 1 0 2 0 1												
Norm Cash, L (1, 3) OBP: 0.391, SLG: 0.530		0-3 K		0-0 HR		0-0 3-1	0-0 F8		0-0 HR	5 2 2 3 0 1 3												
Bob Farley, L (1, 9) OBP: 0.320, SLG: 0.293		4-0 BB		0-0 F8		0-0 G3		4-0 FC1-6 BB	0-0 HR	3 1 1 1 2 0 1												
Chico Fernandez, R (1, 6) OBP: 0.282, SLG: 0.393		0-3 K		0-0 F8		0-0 HR		0-0 FC1-6 BB 1-2f	0-0 5-3	5 1 1 2 0 1 2												
Dick Brown, R (1, 2) OBP: 0.263, SLG: 0.357		0-0 L4		0-0 1B		0-0 6-3		0-0 F7	0-0 5-3	5 0 1 0 0 0 2												
Don Mossi, L (1, 1) OBP: 0.319, SLG: 0.179			0-0 4-3		0-3 K		0-0 L6	4-0 FC6-4 BB		3 0 0 0 1 1 1												
<b>Inning Stats</b>	R: 0 E: 0 K: 2 S: 8	H: 1 LOB: 1 BB: 0 P: 8	R: 0 E: 0 K: 2 S: 7	H: 0 LOB: 1 BB: 1 P: 11	R: 1 E: 0 K: 0 S: 4	H: 2 LOB: 2 BB: 0 P: 4	R: 2 E: 0 K: 1 S: 8	H: 3 LOB: 1 BB: 0 P: 8	R: 0 E: 0 K: 2 S: 7	H: 0 LOB: 0 BB: 1 P: 7	R: 2 E: 0 K: 0 S: 4	H: 1 LOB: 0 BB: 1 P: 8	R: 1 E: 0 K: 0 S: 5	H: 2 LOB: 2 BB: 1 P: 9	R: 0 E: 0 K: 0 S: 3	H: 0 LOB: 2 BB: 2 P: 11	R: 4 E: 1 K: 0 S: 7	H: 3 LOB: 0 BB: 0 P: 7	1B: 4 2B: 2 3B: 0 HR: 6	SF: 0 SAC: 0 DP: 0 HBP: 0	WP: 1 PB: 0 SB: 0 CS: 0	PA: 44
<b>PITCHER</b>	IP WLS BF H R ER SO BB IBB HBP BLK WP HR S P ERA WHIP																					
Diego Segui, R (1, 1) ERA: 4.37	6.0 L 26 7 5 5 7 2 0 0 0 1 2 38 46 7.50 1.500																					
Jerry Walker, R (7, 1) ERA: 5.68	2.0 11 2 1 1 0 3 0 0 0 0 1 8 20 4.50 2.500																					
Bob Giggie, R (9, 1) ERA: 4.35	1.0 7 3 4 3 0 0 0 0 0 0 3 7 7 27.00 3.000																					

**Detroit Tigers @ Kansas City Athletics**  
 Municipal Stadium, Kansas City, MO  
 Fri Jul 20 1962, 8:05 PM EDT  
 Att. 8,446 - Unknown

livebaseballscorecards.com

<b>AB</b>	<b>39</b>
<b>R</b>	<b>10</b>
<b>H</b>	<b>12</b>
<b>RBI</b>	<b>10</b>
<b>BB</b>	<b>5</b>
<b>SO</b>	<b>7</b>
<b>LOB</b>	<b>12</b>





Batter	1	2	3	4	5	6	7	8	9	AB	R	H	RBI	BB	SO	LOB						
<b>Bobby Del Greco, R</b> OBP: 0.373, SLG: 0.357 (1, 8)	0-0 F4		0-0 F5			0-0 F7		0-0 L4-3 1B		4	0	1	0	0	0	0						
<b>Jerry Lumpe, L</b> OBP: 0.340, SLG: 0.426 (1, 4)	0-0 HR			0-0 6-3		0-0 F5		0-0 L4-3 1-2		4	1	1	1	0	0	1						
<b>George Alusik, R</b> OBP: 0.326, SLG: 0.538 (1, 9)	0-0 E6			0-0 1B			0-0 2B		0-0 1B	4	0	3	0	0	0	0						
<b>Norm Siebern, L</b> OBP: 0.400, SLG: 0.471 (1, 3)	0-0 G1-6-3			0-3 K			0-0 F8 2-3		0-0 L9	4	0	0	0	0	1	4						
<b>Manny Jimenez, L</b> OBP: 0.393, SLG: 0.495 (1, 7)		0-0 4-3		0-0 F9			4-0 1B BB		0-0 2B 1-H	3	0	1	1	1	0	1						
<b>Wayne Causey, L</b> OBP: 0.369, SLG: 0.387 (1, 6)		0-0 F7			0-0 F5		0-0 1-2 3-H 1B		4-0 1B BB	3	0	1	1	1	0	0						
<b>Ed Charles, R</b> OBP: 0.336, SLG: 0.446 (1, 5)		0-0 F7			0-3 K		0-0 F7		0-0 1-2 1B	4	0	1	0	0	1	2						
<b>Haywood Sullivan, R</b> OBP: 0.345, SLG: 0.355 (1, 2)			0-3 K		0-0 F7		0-0 6-3		0-0 F8	4	0	0	0	0	1	4						
<b>Diego Segui, R</b> OBP: 0.292, SLG: 0.304 (6, PH)			0-3 K			0-0 5-3		0-0 5-3		1	0	0	0	0	1	0						
<b>Leo Posada, R</b> OBP: 0.302, SLG: 0.261 (7, 1)										1	0	0	0	0	0	0						
<b>Jerry Walker, S</b> OBP: 0.283, SLG: 0.491 (8, PH)										0	0	0	0	0	0	0						
<b>Gino Cimoli, R</b> OBP: 0.340, SLG: 0.433 (9, 1)										1	0	0	0	0	0	0						
<b>Bob Giggie, R</b> (9, 1)										0	0	0	0	0	0	0						
<b>Inning Stats</b>	R: 1 E: 1 K: 0 S: 4	H: 1 LOB: 0 BB: 0 P: 4	R: 0 E: 0 K: 0 S: 3	H: 0 LOB: 0 BB: 0 P: 3	R: 0 E: 0 K: 2 S: 7	H: 0 LOB: 0 BB: 0 P: 7	R: 0 E: 0 K: 1 S: 6	H: 1 LOB: 1 BB: 0 P: 6	R: 0 E: 0 K: 1 S: 5	H: 0 LOB: 0 BB: 0 P: 5	R: 0 E: 0 K: 0 S: 3	H: 0 LOB: 0 BB: 0 P: 3	R: 1 E: 0 K: 0 S: 5	H: 2 LOB: 2 BB: 1 P: 9	R: 0 E: 0 K: 0 S: 3	H: 1 LOB: 0 BB: 0 P: 3	R: 1 E: 0 K: 0 S: 5	H: 3 LOB: 2 BB: 1 P: 9	1B: 5 2B: 3 3B: 0 HR: 1	SF: 0 SAC: 0 DP: 2 HBP: 0	WP: 0 PB: 0 SB: 0 CS: 0	PA: 35
<b>PITCHER</b> <b>Don Mossi, L</b> ERA: 3.47 (1, 1)	IP 9.0	WLS W	BF 35	H 8	R 3	ER 3	SO 4	BB 2	IBB 0	HBP 0	BLK 0	WP 0	HR 1	S 41	P 49	ERA 3.00	WHIP 1.111					

**BOTTOM**

**Detroit Tigers @ Kansas City Athletics**  
Municipal Stadium, Kansas City, MO  
Fri Jul 20 1962, 8:05 PM EDT  
Att. 8,446 - Unknown

livebaseballscorecards.com

<b>AB</b>	<b>33</b>
<b>R</b>	<b>1</b>
<b>H</b>	<b>8</b>
<b>RBI</b>	<b>3</b>
<b>BB</b>	<b>2</b>
<b>SO</b>	<b>4</b>
<b>LOB</b>	<b>12</b>



Batter	1	2	3	4	5	6	7	8	9	AB R H RBI BB SO LOB	TOP											
Jake Wood, R (1, 4) OBP: 0.288, SLG: 0.344	0-0 F4		0-0 F9		0-3 K		0-0 HR 1B	0-0 F9		5 1 1 0 0 1 4												
Dick McAuliffe, L (1, 5) OBP: 0.353, SLG: 0.407	4-0 BB BB		0-0 L9		0-0 F8		0-0 HR 1B	0-0 F6		4 1 1 3 1 0 4												
Bill Bruton, L (1, 8) OBP: 0.340, SLG: 0.434	4-0 G4-6-3 1-2 BB			0-0 F7		0-0 4-3	0-0 F5		0-0 FC3-6 1B FC4-6 1B	4 1 1 0 1 0 0												
Rocky Colavito, R (1, 7) OBP: 0.367, SLG: 0.529	0-0 G4-6-3 1-2f			0-0 F5		0-0 F8	0-0 F7		0-0 FC3-6 1B	5 0 1 0 0 0 2												
Norm Cash, L (1, 3) OBP: 0.391, SLG: 0.536		0-3 K		4-0 BB BB		0-0 HR	0-0 F5		0-0 FC3-6 FC4-6 1-2f 2-3	4 1 1 1 1 1 2												
Bob Farley, L (1, 9) OBP: 0.333, SLG: 0.306		0-0 4-3		4-0 1-2 BB		4-0 2B BB		0-0 SH3-4 1B 2B	0-0 FC4-6 1-2f 3-H	3 2 1 1 2 0 1												
Chico Fernandez, R (1, 6) OBP: 0.282, SLG: 0.394		0-0 L5		0-0 F4		0-0 2B		0-0 SH3-4	0-0 F7	4 0 1 1 0 0 3												
Dick Brown, R (1, 2) OBP: 0.267, SLG: 0.356			0-3 K		0-0 1B		0-0 F8		4-0 1B BB	3 0 1 0 1 1 1												
Hank Aguirre, R (1, 1) OBP: 0.061, SLG: 0.031			4-0 BB		0-3 K			4-0 HR BB	0-0 1B	0 0 0 0 1 0 0												
Bobo Osborne, L (5, PH) OBP: 0.343, SLG: 0.218									1-2 3-H	1 0 0 0 0 1 1												
Phil Regan, R (5, 1) OBP: 0.226, SLG: 0.207										0 0 0 0 0 0 0												
Bubba Morton, R (7, PH) OBP: 0.349, SLG: 0.341										0 1 0 0 1 0 0												
Ron Nischwitz, S (7, 1) OBP: 0.500, SLG: 0.500										1 0 1 1 0 0 0												
Terry Fox, R (8, 1) OBP: 0.500, SLG: 0.250										0 0 0 0 0 0 0												
<b>Inning Stats</b>	R: 0 E: 0 K: 0 S: 2	H: 0 LOB: 1 BB: 2 P: 10	R: 0 E: 0 K: 1 S: 5	H: 0 LOB: 0 BB: 0 P: 5	R: 0 E: 0 K: 1 S: 5	H: 0 LOB: 1 BB: 1 P: 9	R: 0 E: 0 K: 1 S: 3	H: 0 LOB: 2 BB: 2 P: 11	R: 0 E: 0 K: 2 S: 8	H: 1 LOB: 1 BB: 0 P: 8	R: 2 E: 0 K: 0 S: 5	H: 2 LOB: 1 BB: 1 P: 9	R: 3 E: 0 K: 0 S: 5	H: 2 LOB: 0 BB: 1 P: 9	R: 1 E: 0 K: 0 S: 5	H: 2 LOB: 2 BB: 1 P: 9	R: 1 E: 0 K: 0 S: 5	H: 2 LOB: 1 BB: 0 P: 5	1B: 5 2B: 2 3B: 0 HR: 2	SF: 0 SAC: 1 DP: 1 HBP: 0	WP: 0 PB: 0 SB: 0 CS: 0	PA: 43
<b>PITCHER</b>	IP WLS BF H R ER SO BB IBB HBP BLK WP HR S P ERA WHIP																					
Dan Pfister, R (1, 1) ERA: 5.26	6.2 L 31 5 5 5 4 7 0 0 0 0 2 32 60 6.75 1.800																					
John Wyatt, R (7, 1) ERA: 5.0	1.1 7 2 1 1 0 1 0 0 0 0 0 6 10 6.75 2.250																					
Danny McDevitt, L (9, 1) ERA: 4.39	1.0 5 2 1 1 0 0 0 0 0 0 0 5 5 9.00 2.000																					

**Detroit Tigers @ Kansas City Athletics**  
 Municipal Stadium, Kansas City, MO  
 Sat Jul 21 1962, 8:05 PM EDT  
 Att: 11,413 - Unknown

[livebaseballscorecards.com](http://livebaseballscorecards.com)

AB	34
R	7
H	9
RBI	7
BB	8
SO	4
LOB	18




BOTTOM

Detroit Tigers @ Kansas City Athletics  
Municipal Stadium, Kansas City, MO

livebaseballscorecards.com

AB 39  
R 5  
H 11  
RBI 5  
BB 3  
SO 7  
LOB 18



WP: 0 PA: 42  
PB: 0  
SB: 2  
CS: 0

ERA WHIP

Sat Jul 21 1962, 8:05 PM EDT  
Att. 11,413 - Unknown

AB R H RBI BB SO LOB

4 1 2 2 0 0 0  
1 0 0 0 0 0 2

5 1 2 0 0 0 1

4 2 3 2 1 1 1

4 0 0 0 1 1 4

5 0 0 1 0 2 3

5 0 1 0 0 1 1

4 0 1 0 0 0 1

3 0 1 0 1 1 1

3 1 1 0 0 1 2  
0 0 0 0 0 0 0  
1 0 0 0 0 0 2  
0 0 0 0 0 0 0  
0 0 0 0 0 0 0

1B: 8 SF: 0  
2B: 0 SAC: 0  
3B: 1 DP: 0  
HR: 2 HBP: 0

WP HR S P ERA WHIP

Batter	1	2	3	4	5	6	7	8	9
Bobby Del Greco, R (1, 8) OBP: 0.375, SLG: 0.374 Jose Tartabull, L (8, PH) OBP: 0.330, SLG: 0.349 (9, 8)	0-0 5-3 1B		0-0 1-H HR		0-0 F5		0-0 L7	0-0 F4	
Jerry Lumpe, L (1, 4) OBP: 0.340, SLG: 0.426	0-0 5-3 1-2		0-0 HR 1B		0-0 4-3		0-0 BB 1B	0-0 F8	
Gino Cimoli, R (1, 9) OBP: 0.346, SLG: 0.451	0-3 K		0-0 1-H HR		0-0 1B		4-0 1-2 BB	0-0 G3 3B	
Norm Siebern, L (1, 3) OBP: 0.398, SLG: 0.466	0-0 3-1		0-0 3-1		0-0 1-3		0-3 K	4-0 G3 BB	
Manny Jimenez, L (1, 7) OBP: 0.388, SLG: 0.488		0-3 K	0-3 K			0-0 4-3	0-0 F7	0-0 G3	0-0 1-2 3-H G3
Wayne Causey, L (1, 6) OBP: 0.364, SLG: 0.380		0-3 K	0-0 F5			0-0 G3		0-0 FC1-4 1B	0-0 F6
Ed Charles, R (1, 5) OBP: 0.335, SLG: 0.443		0-0 S 1B		0-0 F8		0-0 E3		0-0 G1-6 1B 1-2f	
Haywood Sullivan, R (1, 2) OBP: 0.348, SLG: 0.354		0-3 K 1-2		0-0 5-3		4-0 1-2 BB		0-0 G1-6 1B 1-2	
Dan Pfister, R (1, 1) OBP: 0.184, SLG: 0.184 John Wyatt, R (7, 1) OBP: 0.125, SLG: 0.087 George Alusik, R (8, PH) OBP: 0.323, SLG: 0.533 Jerry Walker, S (8, PR) OBP: 0.283, SLG: 0.491 Danny McDevitt, L (9, 1) OBP: 0.125, SLG: 0.143			0-0 HR 1B		0-0 F7		0-3 K	0-0 G1-6 1-2f 2-3	

Inning Stats	R: 0 E: 0 K: 1 S: 6	H: 1 LOB: 1 BB: 0 P: 6	R: 0 E: 0 K: 3 S: 10	H: 1 LOB: 1 BB: 0 P: 10	R: 4 E: 0 K: 1 S: 9	H: 4 LOB: 0 BB: 0 P: 9	R: 0 E: 0 K: 0 S: 3	H: 0 LOB: 0 BB: 0 P: 3	R: 0 E: 0 K: 0 S: 4	H: 1 LOB: 1 BB: 0 P: 4	R: 0 E: 1 K: 1 S: 6	H: 0 LOB: 2 BB: 1 P: 10	R: 0 E: 0 K: 1 S: 6	H: 1 LOB: 2 BB: 1 P: 10	R: 0 E: 0 K: 0 S: 5	H: 2 LOB: 2 BB: 0 P: 5	R: 1 E: 0 K: 0 S: 4	H: 1 LOB: 1 BB: 1 P: 8
--------------	------------------------------	---------------------------------	-------------------------------	----------------------------------	------------------------------	---------------------------------	------------------------------	---------------------------------	------------------------------	---------------------------------	------------------------------	----------------------------------	------------------------------	----------------------------------	------------------------------	---------------------------------	------------------------------	---------------------------------

PITCHER	IP	WLS	BF	H	R	ER	SO	BB	IBB	HBP	BLK	WP	HR	S	P	ERA	WHIP
Hank Aguirre, L (1, 1) ERA: 2.37	4.0		18	6	4	4	5	0	0	0	0	0	2	28	28	9.00	1.500
Phil Regan, R (5, 1) ERA: 4.87	2.0	W	9	1	0	0	1	1	0	0	0	0	0	10	14	0.00	1.000
Ron Nischwitz, L (7, 1) ERA: 2.05	1.1		8	3	0	0	1	1	0	0	0	0	0	9	13	0.00	3.000
Terry Fox, R (8, 1) ERA: 1.33	1.2	S	7	1	1	1	0	1	0	0	0	0	0	6	10	5.40	1.200

Batter	1	2	3	4	5	6	7	8	9	AB R H RBI BB SO LOB	TOP									
Jake Wood, R (1, 4) OBP: 0.289, SLG: 0.352	0-0 HR		0-0 FC6-4			0-0 F8	0-0 6-3		4-0 BB	4 1 1 1 1 0 3										
Dick McAuliffe, L (1, 5) OBP: 0.354, SLG: 0.416	0-0 F8		4-0 BB			0-0 HR		0-0 F7	0-0 4-3	4 1 1 1 1 0 2										
Bill Bruton, L (1, 8) OBP: 0.341, SLG: 0.433	0-0 F6		0-0 G4-6-3			0-0 1B		4-0 2B		3 1 1 0 1 0 2										
Rocky Colavito, R (1, 7) OBP: 0.365, SLG: 0.528	0-0 6-3				0-0 F5	0-0 F7		0-0 2B		4 0 1 0 0 0 1										
Norm Cash, L (1, 3) OBP: 0.387, SLG: 0.529		0-0 4-3		0-0 4-3		0-0 1-6-3		0-0 4-3		4 0 0 1 0 0 2										
Bob Farley, L (1, 9) OBP: 0.324, SLG: 0.295		0-0 5-3		0-0 3-1			0-0 F8		0-0 F8	3 0 0 0 0 0 0										
Bubba Morton, R (8, PH) OBP: 0.347, SLG: 0.339										1 0 0 0 0 0 1										
Chico Fernandez, R (1, 6) OBP: 0.288, SLG: 0.406		0-0 1B			0-0 F7		0-0 2B		0-0 2B	4 0 3 0 0 0 0										
Dick Brown, R (1, 2) OBP: 0.267, SLG: 0.354		0-0 FC5-4			0-0 5-3		0-0 1B		0-0 F7	4 0 1 0 0 0 2										
Sam Jones, R (1, 1) OBP: 0.100, SLG: 0.250			0-0 1B		0-0 K		0-0 FC4-6		0-0 L6	1 0 1 0 0 0 0										
Phil Regan, R (3, 1) OBP: 0.226, SLG: 0.207										0 0 0 0 0 0 0										
Jerry Casale, R (4, 1) OBP: 0.226, SLG: 0.207										1 0 0 0 0 0 1										
Vic Wertz, L (7, PH) OBP: 0.265, SLG: 0.408										1 0 0 0 0 0 2										
Ron Kline, R (7, 1) OBP: 0.265, SLG: 0.408										0 0 0 0 0 0 0										
Steve Boros, R (8, PH) OBP: 0.330, SLG: 0.366										1 0 0 0 0 0 1										
<b>Inning Stats</b>	R: 1 E: 0 K: 0 S: 4	H: 1 LOB: 0 BB: 0 P: 4	R: 0 E: 0 K: 0 S: 4	H: 1 LOB: 1 BB: 0 P: 4	R: 0 E: 0 K: 0 S: 3	H: 1 LOB: 1 BB: 1 P: 7	R: 0 E: 0 K: 1 S: 5	H: 0 LOB: 0 BB: 0 P: 5	R: 1 E: 0 K: 0 S: 5	H: 2 LOB: 1 BB: 0 P: 5	R: 0 E: 0 K: 0 S: 5	H: 2 LOB: 2 BB: 0 P: 5	R: 1 E: 0 K: 0 S: 4	H: 1 LOB: 1 BB: 1 P: 8	R: 0 E: 0 K: 0 S: 4	H: 1 LOB: 2 BB: 1 P: 8	1B: 4 2B: 3 3B: 0 HR: 2	SF: 0 SAC: 0 DP: 1 HBP: 0	WP: 0 PB: 0 SB: 1 CS: 0	PA: 38
<b>PITCHER</b>	IP WLS BF H R ER SO BB IBB HBP BLK WP HR S P ERA WHIP																			
Ed Rakow, R (1, 1) ERA: 4.57	6.0 W 23 5 2 2 1 1 0 0 0 0 0 2 24 28 3.00 1.000																			
Bill Fischer, R (7, 1) ERA: 4.59	1.1 8 3 1 1 0 1 0 0 0 0 0 0 7 11 6.75 3.000																			
Danny McDevitt, L (8, 1) ERA: 4.22	1.2 S 7 1 0 0 0 1 0 0 0 0 0 0 6 10 0.00 1.200																			

Detroit Tigers @ Kansas City Athletics  
Municipal Stadium, Kansas City, MO  
Sun Jul 22 1962, 4:33 AM EDT  
Att. 7,351 - Unknown

livebaseballscorecards.com

AB	35
R	3
H	9
RBI	3
BB	3
SO	1
LOB	16





Batter	1	2	3	4	5	6	7	8	9	AB R H RBI BB SO LOB	TOP											
Ty Cline, L (1, 8) OBP: 0.337, SLG: 0.355	0-0 SH 4-3 HR 1B		0-0 1B FC4-6 1B		0-3 K	0-3 K			0-0 L1-3	5 2 2 0 0 2 1	<b>Cleveland Indians @ Kansas City Athletics</b> Municipal Stadium, Kansas City, MO Tue Jul 24 1962, 8:05 PM EDT Att. 7,460 - Unknown <a href="http://livebaseballscorecards.com">livebaseballscorecards.com</a>											
Don Dillard, L (1, 7) OBP: 0.271, SLG: 0.393	0-0 4-3 1-2		0-0 FC4-6 1-3 1B		4-0 BB WP BB			0-3 K	3 0 1 0 1 1 1													
Tito Francona, L (1, 3) OBP: 0.313, SLG: 0.382	0-0 SH HR 2-3		0-0 FC4-6 FC6-4 1-2f 3-H		0-3 K 1-2			0-0 3-1	3 1 0 1 0 1 2													
Willie Kirkland, L (1, 9) OBP: 0.302, SLG: 0.418	0-0 HR 1-H 3-H		0-0 F4		4-0 BB BB			0-0 F7	3 1 1 3 1 0 1													
Woodie Held, R (1, 6) OBP: 0.363, SLG: 0.401	1-0 G5-4-3 HBP		0-0 FC6-4 1-2f		4-0 FC5-4 1-2 2-3 BB			0-0 G1-4-3 1B	2 0 1 0 1 0 1													
Doc Edwards, R (1, 2) OBP: 0.365, SLG: 0.511	0-0 G5-4-3 1-2f			0-0 HR	0-0 FC5-4 1-2f			0-0 F8	4 1 1 1 0 0 5													
Bubba Phillips, R (1, 5) OBP: 0.297, SLG: 0.360		0-0 5-3		0-0 5-3		0-0 6-3		0-0 G1-4-3 1-2f	4 0 0 0 0 0 1													
Jerry Kindall, R (1, 4) OBP: 0.284, SLG: 0.381		0-0 F9		0-0 6-3		0-0 4-3		0-3 K	4 0 0 0 0 1 0													
Dick Donovan, L (1, 1) OBP: 0.230, SLG: 0.286 Ruben Gomez, R (9, 1) OBP: 0.222, SLG: 0.222 Gary Bell, R (9, 1) OBP: 0.200, SLG: 0.158		0-3 K		0-0 F8		4-0 PB BB		0-3 K	3 0 0 0 1 2 0 0 0 0 0 0 0 0 0 0 0 0 0 0 0													
<b>Inning Stats</b>	R: 3 E: 0 K: 0 S: 5	H: 2 LOB: 0 BB: 0 P: 6	R: 0 E: 0 K: 1 S: 5	H: 0 LOB: 0 BB: 0 P: 5	R: 1 E: 0 K: 0 S: 5	H: 2 LOB: 1 BB: 0 P: 5	R: 1 E: 0 K: 0 S: 4	H: 1 LOB: 0 BB: 0 P: 4	R: 0 E: 0 K: 2 S: 7	H: 0 LOB: 3 BB: 3 P: 19	R: 0 E: 0 K: 1 S: 5	H: 0 LOB: 1 BB: 1 P: 9	R: 0 E: 0 K: 1 S: 5	H: 0 LOB: 0 BB: 0 P: 5	R: 0 E: 0 K: 0 S: 3	H: 1 LOB: 0 BB: 0 P: 3	R: 0 E: 0 K: 2 S: 7	H: 0 LOB: 0 BB: 0 P: 7	1B: 4 2B: 0 3B: 0 HR: 2	SF: 0 SAC: 1 DP: 2 HBP: 1	WP: 1 PB: 1 SB: 0 CS: 0	PA: 37
<b>PITCHER</b>	IP WLS BF H R ER SO BB IBB HBP BLK WP HR S P ERA WHIP												<b>PITCHER</b>	IP WLS BF H R ER SO BB IBB HBP BLK WP HR S P ERA WHIP								
Bob Giggie, R (1, 1) ERA: 6.28	4.0 L 18 5 5 5 1 0 0 1 0 0 2 19 20 11.25 1.250																					
Danny McDevitt, L (5, 1) ERA: 3.86	4.0 16 1 0 0 4 4 0 0 0 1 0 20 36 0.00 1.250																					
John Wyatt, R (9, 1) ERA: 4.94	1.0 3 0 0 0 2 0 0 0 0 0 0 7 7 0.00 0.000																					

**Cleveland Indians @ Kansas City Athletics**  
Municipal Stadium, Kansas City, MO  
Tue Jul 24 1962, 8:05 PM EDT  
Att. 7,460 - Unknown

AB	31
R	5
H	6
RBI	5
BB	4
SO	7
LOB	12



Batter	1	2	3	4	5	6	7	8	9	AB	R	H	RBI	BB	SO	LOB
Jose Tartabull, L OBP: 0.339, SLG: 0.358 (1, 8)	0-0 6-3		4-0 BB		0-0 G4-6-3			0-0 F6	0-0 F9	4	0	0	0	1	0	6
Ed Charles, R OBP: 0.341, SLG: 0.446 (1, 5)	0-0 3B		0-0 G6-4-3			0-3 K		0-0 4-3		4	1	1	0	0	1	2
Jerry Lumpe, L OBP: 0.345, SLG: 0.442 (1, 4)	0-0 SF9		0-3 K			0-0 G4-6-3			0-0 1B	4	2	3	1	0	1	0
Norm Siebern, L OBP: 0.404, SLG: 0.465 (1, 3)	0-0 SF9			0-0 L8		0-0 G4-6-3			4-0 BB	2	1	0	1	1	0	1
Manny Jimenez, L OBP: 0.392, SLG: 0.493 (1, 7)	0-0			0-0 4-3			0-0 G4-6-3		0-0 3-1	4	0	3	0	0	0	0
Jerry Walker, S OBP: 0.283, SLG: 0.491 (9, PR)									1-2 2-3	0	0	0	0	0	0	0
Gino Cimoli, R OBP: 0.345, SLG: 0.447 (1, 9)	0-3 K			0-0 6-3			0-0 L6		4-0 BB	3	0	0	1	1	1	2
Billy Consolo, R OBP: 0.304, SLG: 0.276 (1, 6)		0-0 6-3			0-0 1B		0-0 G4-6-3		0-0 F3	4	0	1	0	0	0	4
Haywood Sullivan, R OBP: 0.339, SLG: 0.339 (1, 2)		0-3 K			0-0 L8			0-0 F6	0-0 3-1	3	0	0	0	0	1	1
George Alusik, R OBP: 0.320, SLG: 0.527 (9, PH)									1-2 2-3 3-H	1	0	0	1	0	0	2
Bob Giggie, R (1, 1)		0-0 4-3			0-0 1B			0-0 1B	4-0 BB	1	0	0	0	0	0	0
Danny McDevitt, L (5, 1)										1	0	1	0	0	0	0
Wayne Gausey, L (8, PH)										1	0	1	0	0	0	0
Dan Pfister, R (8, PR)										0	0	0	0	0	0	0
John Wyatt, R (9, 1)										0	0	0	0	0	0	0
Bobby Del Greco, R (9, PH)										0	0	0	0	0	0	0

Inning Stats	R: 2	H: 3	E: 0	K: 1	S: 8	LOB: 1	BB: 0	P: 8	R: 0	H: 0	E: 0	K: 1	S: 5	LOB: 0	BB: 0	P: 5	R: 0	H: 0	E: 0	K: 1	S: 4	LOB: 0	BB: 1	P: 8	R: 0	H: 0	E: 0	K: 0	S: 3	LOB: 1	BB: 0	P: 4	R: 0	H: 1	E: 0	K: 1	S: 5	LOB: 0	BB: 0	P: 5	R: 0	H: 1	E: 0	K: 0	S: 3	LOB: 0	BB: 0	P: 3	R: 0	H: 1	E: 0	K: 0	S: 4	LOB: 1	BB: 0	P: 4	R: 2	H: 2	E: 0	K: 0	S: 5	LOB: 3	BB: 3	P: 17	1B: 8	2B: 1	3B: 1	HR: 0	SF: 1	SAC: 0	DP: 4	HBP: 0	WP: 0	PB: 0	SB: 0	CS: 0	PA: 37
--------------	------	------	------	------	------	--------	-------	------	------	------	------	------	------	--------	-------	------	------	------	------	------	------	--------	-------	------	------	------	------	------	------	--------	-------	------	------	------	------	------	------	--------	-------	------	------	------	------	------	------	--------	-------	------	------	------	------	------	------	--------	-------	------	------	------	------	------	------	--------	-------	-------	-------	-------	-------	-------	-------	--------	-------	--------	-------	-------	-------	-------	--------

PITCHER	IP	WLS	BF	H	R	ER	SO	BB	IBB	HBP	BLK	WP	HR	S	P	ERA	WHIP
Dick Donovan, R ERA: 3.04 (1, 1)	8.0	W	31	9	4	4	4	2	0	0	0	0	0	37	45	4.50	1.375
Ruben Gomez, R ERA: 2.83 (9, 1)	0.0		1	1	0	0	0	0	0	0	0	0	0	1	1	∞	∞
Gary Bell, R ERA: 3.71 (9, 1)	1.0	S	5	0	0	0	0	2	0	0	0	0	0	3	11	0.00	2.000

BOTTOM

Cleveland Indians @ Kansas City Athletics  
Municipal Stadium, Kansas City, MO

livebaseballscorecards.com

AB	32
R	4
H	10
RBI	4
BB	4
SO	4
LOB	18



WP: 0	PA: 37
PB: 0	
SB: 0	
CS: 0	

Tue Jul 24 1962, 8:05 PM EDT  
Att. 7,460 - Unknown

Batter	1	2	3	4	5	6	7	8	9	AB R H RBI BB SO LOB	TOP							
Ty Cline, L (1, 8) OBP: 0.332, SLG: 0.349	0-0 L6-3		0-0 L1-3			0-0 L4-6-3		0-0 L6-3		4 0 0 0 0 0 2								
Don Dillard, L (1, 7) OBP: 0.273, SLG: 0.400 Chuck Essegian, R (9, PH) OBP: 0.371, SLG: 0.532	0-0 4-3			0-3 K			0-0 2B 2B		0-0 WP 1B	3 1 1 0 0 1 0 1 1 1 0 0 0 0								
Tito Francona, L (1, 3) OBP: 0.312, SLG: 0.383	0-0 5-3			0-0 F9			0-0 6-3 2-H 4-3 2B		0-0 E6 WP 1B	4 2 1 1 0 0 1								
Willie Kirkland, L (1, 9) OBP: 0.299, SLG: 0.413 Gene Green, R (9, PH) OBP: 0.337, SLG: 0.575		0-3 K		0-0 4-3			0-0 6-3 2-3		0-3 K	3 0 0 0 0 1 1 1 0 0 0 0 1 1								
Woodie Held, R (1, 6) OBP: 0.359, SLG: 0.396		0-0 6-3			0-0 F8		0-0 4-3		0-0 F2	4 0 0 1 0 0 1								
Doc Edwards, R (1, 2) OBP: 0.364, SLG: 0.500 John Romano, R (9, PH) OBP: 0.349, SLG: 0.462		0-0 1B			0-0 4-3		0-0 K		4-0 1B BB	3 0 1 0 0 1 0 0 0 0 0 1 0 0								
Bubba Phillips, R (1, 5) OBP: 0.294, SLG: 0.357 Al Luplow, L (9, PH) OBP: 0.400, SLG: 0.529 Mudcat Grant, R (9, PR) OBP: 0.200, SLG: 0.241		0-0 1-3			0-0 F6			0-0 F9	0-0 1B	3 0 0 0 0 0 1 1 0 1 1 0 0 0 0 0 0 0 0 0 0								
Jerry Kindall, R (1, 4) OBP: 0.283, SLG: 0.377			0-3 K			4-0 L4-6-3 BB		0-0 F9	0-0 F3	3 0 0 0 1 1 2								
Sam McDowell, L (1, 1) OBP: 0.182, SLG: 0.182 Frank Funk, R (5, 1) OBP: 0.100, SLG: 0.100 Willie Tasby, R (6, PH) OBP: 0.336, SLG: 0.347 Bill Dailey, R (6, 1) Jack Kubiszyn, R (8, PH) OBP: 0.600, SLG: 0.500 Pedro Ramos, S (8, 1) OBP: 0.263, SLG: 0.528		0-0 L6						0-0 F4	4-0 WP BB	1 0 0 0 0 0 0 0 0 0 0 0 0 0 1 0 0 0 0 0 1 0 0 0 0 0 0 0 0 0 0 0 1 0 0 0 0 0 0 0 0 0								
<b>Inning Stats</b>	R: 0 E: 0 K: 0 S: 3	H: 0 LOB: 0 BB: 0 P: 3	R: 0 E: 0 K: 1 S: 6	H: 1 LOB: 1 BB: 0 P: 6	R: 0 E: 0 K: 1 S: 5	H: 0 LOB: 0 BB: 0 P: 5	R: 0 E: 0 K: 1 S: 5	H: 0 LOB: 0 BB: 0 P: 3	R: 2 E: 0 K: 1 S: 7	H: 2 LOB: 0 BB: 0 P: 7	R: 0 E: 0 K: 0 S: 3	H: 0 LOB: 1 BB: 1 P: 7	R: 2 E: 1 K: 1 S: 8	H: 2 LOB: 2 BB: 1 P: 12	1B: 3 2B: 2 3B: 0 HR: 0	SF: 0 SAC: 0 DP: 1 HBP: 0	WP: 3 PB: 0 SB: 0 CS: 0	PA: 35
<b>PITCHER</b>	IP WLS BF H R ER SO BB IBB HBP BLK WP HR S P ERA WHIP																	
Diego Segui, R (1, 1) ERA: 4.18	8.0 W 28 3 2 2 4 2 0 0 0 1 0 34 42 2.25 0.625																	
Danny McDevitt, L (9, 1) ERA: 3.86	0.0 2 1 2 0 0 0 0 0 0 0 0 0 2 2 ∞ ∞																	
John Wyatt, R (9, 1) ERA: 4.9	0.2 4 1 0 0 1 1 0 0 0 1 0 5 9 0.00 3.000																	
Bill Fischer, R (9, 1) ERA: 4.54	0.1 S 1 0 0 0 0 0 0 0 0 0 0 0 1 1 0.00 0.000																	

Cleveland Indians @ Kansas City Athletics  
Municipal Stadium, Kansas City, MO  
Wed Jul 25 1962, 8:05 PM EDT  
Att. 8,007 - Unknown

livebaseballscorecards.com

AB	32
R	4
H	5
RBI	3
BB	3
SO	5
LOB	10






BOTTOM

Cleveland Indians @ Kansas City Athletics  
Municipal Stadium, Kansas City, MO  
Wed Jul 25 1962, 8:05 PM EDT  
Att. 8,007 - Unknown

livebaseballscorecards.com

AB 29  
R 5  
H 8  
RBI 4  
BB 7  
SO 4  
LOB 14



WP: 2 PA: 37  
PB: 0  
SB: 0  
CS: 1

AB	R	H	RBI	BB	SO	LOB
4	1	2	0	0	0	0
3	0	0	0	1	0	1
2	1	1	0	2	0	2
4	0	1	0	0	1	3
3	0	0	1	1	0	1
3	1	1	0	0	0	2
0	0	0	0	1	0	0
3	1	2	1	1	0	0
3	1	1	2	1	0	4
0	0	0	0	0	0	0
0	0	0	0	0	0	0
3	0	0	0	0	3	0
1	0	0	0	0	0	1
0	0	0	0	0	0	0
0	0	0	0	0	0	0
0	0	0	0	0	0	0
1B: 7	SF: 0	2B: 0	SAC: 0	3B: 0	DP: 3	HR: 1

Batter	1	2	3	4	5	6	7	8	9
<b>Bobby Del Greco, R</b> OBP: 0.383, SLG: 0.393 (1, 8) (6, 9)	0-0 F4	0-0 WP BB BB 1B		0-0 F4		0-0 E 1B			
<b>Jerry Lumpe, L</b> OBP: 0.344, SLG: 0.438 (1, 4)	0-0 1-3	4-0 WP BB 1-2 BB		0-0 4-3		0-0 E6 G4-3 1-2			
<b>Ed Charles, R</b> OBP: 0.346, SLG: 0.446 (1, 5)	4-0 BB	4-0 WP BB 1-2 2-3			0-0 1B FC4 1B	0-0 G4-3 1-2f			
<b>Norm Siebern, L</b> OBP: 0.402, SLG: 0.463 (1, 3)	0-0 L8	0-3 K 1-2 2-3 3-H			0-0 FC4 1-3 1B		0-0 1-3		
<b>Manny Jimenez, L</b> OBP: 0.391, SLG: 0.488 (1, 7)		0-0 4-3	4-0 1B BB		0-0 FC4 1-2f 3-H BB		0-0 6-3		
<b>Gino Cimoli, R</b> OBP: 0.345, SLG: 0.446 <b>Jose Tartabull, L</b> OBP: 0.342, SLG: 0.358 (1, 9) (6, 8)		0-0 WP 1B 1B	0-0 L8		0-0 F9		4-0 CS BB		
<b>Billy Consolo, R</b> OBP: 0.319, SLG: 0.287 (1, 6)		0-0 1-H HR 1B	0-0 G6-4-3 1-2 1B		4-0 FC6-5 1-2 BB		0-0 CS 1-2	0-0 5-3	
<b>Joe Azcue, R</b> OBP: 0.306, SLG: 0.341 <b>Dan Pfister, R</b> OBP: 0.164, SLG: 0.164 <b>Haywood Sullivan, R</b> OBP: 0.339, SLG: 0.339 (1, 2) (8, PR) (9, 2)		0-0 1-H HR	0-0 G6-4-3 1-2f		0-0 FC6-5 1-2f		4-0 G4-6-3 BB		
<b>Diego Segui, R</b> OBP: 0.259, SLG: 0.269 <b>Wayne Causey, L</b> OBP: 0.356, SLG: 0.373 <b>Danny McDevitt, L</b> OBP: 0.222, SLG: 0.250 <b>John Wyatt, R</b> OBP: 0.125, SLG: 0.087 <b>Bill Fischer, R</b> OBP: 0.143, SLG: 0.286 (1, 1) (8, PH) (9, 1) (9, 1) (9, 1)		0-3 K	0-3 K		0-3 K		0-0 G4-6-3 1-2f		

Inning Stats	R: 0	H: 0	E: 0	K: 0	S: 3	H: 0	LOB: 1	BB: 1	P: 7	R: 4	H: 4	E: 0	K: 2	S: 11	H: 4	LOB: 2	BB: 2	P: 19	R: 0	H: 1	E: 0	K: 0	S: 3	R: 0	H: 0	E: 0	K: 1	S: 5	H: 0	LOB: 0	BB: 0	P: 5	R: 1	H: 2	E: 0	K: 0	S: 5	R: 0	H: 1	E: 1	K: 1	S: 6	H: 0	LOB: 0	BB: 1	P: 6	R: 0	H: 0	E: 0	K: 0	S: 2	R: 0	H: 0	E: 0	K: 0	S: 2	H: 0	LOB: 1	BB: 1	P: 6
--------------	------	------	------	------	------	------	--------	-------	------	------	------	------	------	-------	------	--------	-------	-------	------	------	------	------	------	------	------	------	------	------	------	--------	-------	------	------	------	------	------	------	------	------	------	------	------	------	--------	-------	------	------	------	------	------	------	------	------	------	------	------	------	--------	-------	------

PITCHER	IP	WLS	BF	H	R	ER	SO	BB	IBB	HBP	BLK	WP	HR	S	P	ERA	WHIP
<b>Sam McDowell, L</b> ERA: 6.55 (1, 1)	4.2	L	25	7	5	5	3	5	0	0	0	2	1	26	46	9.64	2.571
<b>Frank Funk, R</b> ERA: 3.47 (5, 1)	0.1		1	0	0	0	0	0	0	0	0	0	0	1	1	0.00	0.000
<b>Bill Dailey, R</b> ERA: 3.38 (6, 1)	2.0		7	1	0	0	1	1	0	0	0	0	0	8	12	0.00	1.000
<b>Pedro Ramos, R</b> ERA: 4.62 (8, 1)	1.0		3	0	0	0	0	1	0	0	0	0	0	2	6	0.00	1.000

WP	PA	ERA	WHIP
2	37		

Batter	1	2	3	4	5	6	7	8	9	10	AB R H RBI BB SO LOB	TOP								
Jose Tartabull, L (1, 8) OBP: 0.344, SLG: 0.360	0-0 F5		0-0 1-3		0-0 4-3			0-0 8-4 SH5-4 1B		0-0 S 1B	5 1 2 0 0 0 1	<b>Kansas City Athletics @ Baltimore Orioles</b> <b>Memorial Stadium, Baltimore, MD</b> Fri Jul 27 1962, 7:05 PM EDT Att: 9,121 - Unknown <a href="http://livebaseballscorecards.com">livebaseballscorecards.com</a>								
Ed Charles, R (1, 5) OBP: 0.351, SLG: 0.458	0-0 HR		0-0 1B			0-0 5-3		0-0 SH5-4 1-2		4-0 1B 1-2 BB	3 1 2 1 1 0 0									
Jerry Lumpe, L (1, 4) OBP: 0.342, SLG: 0.435	0-0 F8		0-0 F8			0-0 F6		0-0 8-4 2-3f		0-0 1-3 2-H BB 1B	5 0 1 1 0 0 2									
Norm Siebern, L (1, 3) OBP: 0.402, SLG: 0.459	0-0 G3			0-0 F7		4-0 BB			0-0 F7	4-0 1-2 BB	3 0 0 0 2 0 0									
Manny Jimenez, L (1, 7) OBP: 0.386, SLG: 0.483 Bobby Del Greco, R (9, 7) OBP: 0.382, SLG: 0.391		0-0 F7		0-0 F9		0-0 4-3			0-0 6-3	0-3 K	4 0 0 0 0 0 1 1 0 0 0 0 1 3									
Gino Cimoli, R (1, 9) OBP: 0.346, SLG: 0.450		0-0 1B		0-0 6-3			0-0 5-3		0-0 2B		4 0 2 0 0 0 0									
Billy Consolo, R (1, 6) OBP: 0.317, SLG: 0.286		0-3 K			0-0 5-3		0-0 1B		0-3 K		4 0 1 0 0 2 2									
Joe Azcue, R (1, 2) OBP: 0.299, SLG: 0.333		0-3 K			0-0 F8		0-0 F4			0-0 4-3	4 0 0 0 0 1 2									
Dan Pfister, R (1, 1) OBP: 0.190, SLG: 0.190 Danny McDevitt, L (10, 1) OBP: 0.222, SLG: 0.250			0-0 L7			0-0 1B		0-0 F6		0-0 6-3	4 0 1 0 0 0 1 0 0 0 0 0 0 0									
<b>Inning Stats</b>	R: 1 E: 0 K: 0 S: 4	H: 1 LOB: 0 BB: 0 P: 4	R: 0 E: 0 K: 2 S: 8	H: 1 LOB: 1 BB: 0 P: 8	R: 0 E: 0 K: 0 S: 4	H: 1 LOB: 1 BB: 0 P: 4	R: 0 E: 0 K: 0 S: 3	H: 0 LOB: 0 BB: 0 P: 3	R: 0 E: 0 K: 0 S: 4	H: 1 LOB: 1 BB: 0 P: 4	R: 0 E: 0 K: 0 S: 3		H: 1 LOB: 1 BB: 0 P: 3	R: 0 E: 0 K: 1 S: 6	H: 1 LOB: 1 BB: 0 P: 6	R: 1 E: 0 K: 1 S: 7	H: 2 LOB: 3 BB: 2 P: 15	1B: 7 2B: 2 3B: 0 HR: 1	SF: 0 SAC: 1 DP: 1 HBP: 0	WP: 0 PB: 0 SB: 1 CS: 0
<b>PITCHER</b> Robin Roberts, R (1, 1) ERA: 2.51 Hoyt Wilhelm, R (9, 1) ERA: 1.16	IP 8.0	WLS 30	BF 11	H 3	R 1	ER 1	SO 2	BB 1	IBB 0	HBP 0	BLK 0	WP 0	HR 1	S 33	P 37	ERA 1.12	WHIP 0.875			

BOTTOM

Kansas City Athletics @ Baltimore Orioles  
Memorial Stadium, Baltimore, MD

Fri Jul 27 1962, 7:05 PM EDT  
Att. 9,121 - Unknown

livebaseballscorecards.com

AB	33
R	3
H	9
RBI	3
BB	4
SO	3
LOB	19



WP	1	PA	41
PB	0		
SB	0		
CS	1		

AB R H RBI BB SO LOB

4 0 3 0 0 0 1

2 0 0 0 1 0 3  
1 1 1 1 0 0 0

3 0 1 0 2 0 3

5 0 1 1 0 0 5

4 1 0 0 0 1 2  
4 0 2 0 0 0 2  
0 0 0 0 0 0 0

3 0 0 1 0 1 1

4 0 0 0 0 0 2

2 0 0 0 0 1 0  
1 0 1 0 0 0 0  
0 0 0 0 0 0 0  
0 0 0 0 0 0 0  
0 1 0 0 1 0 0

1B: 6 SF: 1  
2B: 3 SAC: 2  
3B: 0 DP: 1  
HR: 0 HBP: 0

Batter	1	2	3	4	5	6	7	8	9	10									
Johnny Temple, R (1, 4) OBP: 0.367, SLG: 0.328	0-0 BB 1B		0-0 CS 1B			0-0 SH1-3 1B		0-0 F2 1-2		0-0 SH1-4 1-2									
Whitey Herzog, L (1, 9) OBP: 0.370, SLG: 0.387 Dick Williams, R (10, PH) OBP: 0.274, SLG: 0.272	0-0 F5		0-0 CS 1-2	4-0 2B BB		0-0 SH1-3 1-2		0-0 5-3 2-3		0-0 1B 2B 2-H									
Jackie Brandt, R (1, 8) OBP: 0.336, SLG: 0.478	4-0 G4-6-3 BB 1-2			0-0 2B 1-3		0-0 F2 1-2		0-0 6-3 2-3		4-0 1B IBB									
Jim Gentile, L (1, 3) OBP: 0.369, SLG: 0.537	0-0 G4-6-3 1-2f			0-0 F6		0-0 F5			0-0 F9	0-0 1B 1-2 2-H									
Brooks Robinson, R (1, 5) OBP: 0.314, SLG: 0.471		0-0 5-3		0-3 K			0-0 6-3		0-0 E7 1B SF8										
Boog Powell, L (1, 7) OBP: 0.325, SLG: 0.411 Dave Nicholson, R (9, PR) OBP: 0.288, SLG: 0.277 (10, 7)		0-0 6-3		0-0 F9			0-0 2B		0-0 1B 1-3										
Jerry Adair, R (1, 6) OBP: 0.290, SLG: 0.344		0-0 F5			0-0 L9		0-3 K		0-0 SF8 3-H										
Hobie Landrith, L (1, 2) OBP: 0.337, SLG: 0.381			0-0 F7		0-0 F3		0-0 F7		0-0 F9										
Robin Roberts, S (1, 1) OBP: 0.323, SLG: 0.240 Charlie Lau, L (8, PH) OBP: 0.319, SLG: 0.445 Mary Breeding, R (8, PR) OBP: 0.242, SLG: 0.283 Hoyt Wilhelm, R (9, 1) OBP: 0.182, SLG: 0.100 Russ Snyder, L (10, PH) OBP: 0.307, SLG: 0.447			0-3 K		0-0 4-3			0-0 5-3 E 1B		4-0 WP SH1-4 2B BB									
Inning Stats	R: 0 H: 1 E: 0 K: 0 S: 3	H: 1 LOB: 0 BB: 0 P: 3	R: 0 H: 1 E: 0 K: 1 S: 5	H: 1 LOB: 0 BB: 0 P: 5	R: 0 H: 1 E: 0 K: 1 S: 6	H: 1 LOB: 2 BB: 1 P: 10	R: 0 H: 0 E: 0 K: 0 S: 3	H: 0 LOB: 0 BB: 0 P: 3	R: 0 H: 1 E: 0 K: 1 S: 4	H: 1 LOB: 1 BB: 0 P: 6	R: 0 H: 1 E: 1 K: 0 S: 4	H: 1 LOB: 2 BB: 0 P: 4	R: 1 H: 1 E: 1 K: 0 S: 5	H: 1 LOB: 1 BB: 0 P: 5	R: 2 H: 2 E: 0 K: 0 S: 3	H: 2 LOB: 2 BB: 2 P: 11	1B: 6 SF: 1 2B: 3 SAC: 2 3B: 0 DP: 1 HR: 0 HBP: 0	WP: 1 PA: 41 PB: 0 SB: 0 CS: 1	
PITCHER	IP WLS BF H R ER SO BB IBB HBP BLK WP HR S P ERA WHIP																		
Dan Pfister, R (1, 1) ERA: 4.94	9.1	37	7	2	1	3	3	0	0	0	0	0	0	40	52	0.96	1.071		
Danny McDevitt, L (10, 1) ERA: 4.05	0.0	L	3	2	1	1	0	0	1	0	0	1	0	2	6	∞	∞		

Batter	1	2	3	4	5	6	7	8	9	AB R H RBI BB SO LOB	TOP											
Jose Tartabull, L (1, 8) OBP: 0.342, SLG: 0.354	0-0 4-3		4-0 BB G6-4-3		0-0 4-3		0-0 E1			3 0 0 0 1 0 2												
Ed Charles, R (1, 5) OBP: 0.350, SLG: 0.456	0-3 K		0-0 G6-4-3			0-0 1B	0-0 L9			4 0 1 0 0 1 3												
Jerry Lumpe, L (1, 4) OBP: 0.346, SLG: 0.438	0-0 1B			0-0 F7		0-0 FC4-6		0-0 1B		4 0 3 0 0 0 0												
Norm Siebern, L (1, 3) OBP: 0.401, SLG: 0.457	0-0 6-3			0-0 FC3-6		0-0 L3		0-0 4-3		4 0 1 0 0 0 4												
Manny Jimenez, L (1, 7) OBP: 0.385, SLG: 0.480		0-0 4-3		0-0 FC3-6		0-0 F2		0-0 1B		4 0 1 0 0 0 3												
Gino Cimoli, R (1, 9) OBP: 0.343, SLG: 0.445		0-3 K		0-0 F4		0-0 FC4-6		0-0 L6-5		4 0 0 0 0 1 5												
Billy Consolo, R (1, 6) OBP: 0.331, SLG: 0.290		0-0 1B			4-0 BB		4-0 G5-4-3		0-0 6-3	2 0 1 0 2 0 0	AB 33											
Joe Azcue, R (1, 2) OBP: 0.293, SLG: 0.326		0-0 F4			0-0 F9		0-0 G5-4-3		0-3 K	4 0 0 0 0 1 3	R 0											
Ed Rakow, S (1, 1) OBP: 0.127, SLG: 0.130			0-3 K						0-0 5-3	3 0 1 0 0 2 1	H 8											
George Alusik, R (9, PH) OBP: 0.316, SLG: 0.521										1 0 0 0 0 0 0	RBI 0											
<b>Inning Stats</b>	R: 0 E: 0 K: 1 S: 6	H: 1 LOB: 1 BB: 0 P: 6	R: 0 E: 0 K: 1 S: 6	H: 1 LOB: 1 BB: 0 P: 6	R: 0 E: 0 K: 1 S: 4	H: 0 LOB: 0 BB: 1 P: 8	R: 0 E: 0 K: 0 S: 4	H: 1 LOB: 1 BB: 0 P: 4	R: 0 E: 0 K: 1 S: 5	H: 0 LOB: 1 BB: 1 P: 9	R: 0 E: 0 K: 0 S: 5	H: 2 LOB: 2 BB: 0 P: 5	R: 0 E: 1 K: 0 S: 4	H: 1 LOB: 2 BB: 1 P: 8	R: 0 E: 0 K: 0 S: 4	H: 2 LOB: 1 BB: 0 P: 4	R: 0 E: 0 K: 1 S: 5	H: 0 LOB: 0 BB: 0 P: 5	1B: 8 2B: 1 3B: 0 HR: 0	SF: 0 SAC: 0 DP: 3 HBP: 0	WP: 0 PB: 0 SB: 0 CS: 0	PA: 36
<b>PITCHER</b> Steve Barber, L (1, 1) ERA: 3.26	IP 9.0 WLS W BF 36 H 8 R 0 ER 0 SO 5 BB 3 IBB 0 HBP 0 BLK 0 WP 0 HR 0 S 43 P 55 ERA 0.00 WHIP 1.222											<b>PITCHER</b>	IP WLS BF H R ER SO BB IBB HBP BLK WP HR S P ERA WHIP									

**Kansas City Athletics @ Baltimore Orioles**  
 Memorial Stadium, Baltimore, MD  
 Sat Jul 28 1962, 7:05 PM EDT  
 Unknown

AB	33
R	0
H	8
RBI	0
BB	3
SO	5
LOB	21



livebaseballscorecards.com



Batter	1	2	3	4	5	6	7	8	9	AB R H RBI BB SO LOB	TOP									
Jose Tartabull, L (1, 8) OBP: 0.340, SLG: 0.351	0-3 K2-3		0-0 FC6-4 1B			0-0 4-3		0-0 G1		4 0 1 0 0 1 0										
Ed Charles, R (1, 5) OBP: 0.346, SLG: 0.450	0-3 K		0-0 FC6-4 1-2f			0-3 K			0-0 F8	4 0 0 0 0 2 1										
Jerry Lumpe, L (1, 4) OBP: 0.345, SLG: 0.439	0-3 K				0-0 F6		0-0 F9		0-0 1B 2B	4 1 1 0 0 1 0										
Norm Siebern, L (1, 3) OBP: 0.400, SLG: 0.455		0-0 F7			0-3 K		0-0 F5		0-0 1B	4 0 1 1 0 1 0										
Manny Jimenez, L (1, 7) OBP: 0.384, SLG: 0.480		0-0 F6			0-0 6-3		0-0 2B		0-0 F7	4 0 1 0 0 0 1										
Gino Cimoli, R (1, 9) OBP: 0.342, SLG: 0.443		0-0 1B			0-3 K		0-0 F7		0-3 K	4 0 1 0 0 2 2										
Billy Consolo, R (1, 6) OBP: 0.331, SLG: 0.291		0-3 K			0-0 1B		0-3 K			3 0 1 0 0 2 2										
Haywood Sullivan, R (1, 2) OBP: 0.333, SLG: 0.333			0-3 K		0-3 K			0-0 F3		3 0 0 0 0 2 1										
Jerry Walker, S (1, 1) OBP: 0.273, SLG: 0.473			0-3 K		0-0 G3			0-0 4-3		2 0 0 0 0 1 1										
Granny Hamner, R (6, 1)										0 0 0 0 0 0 0										
Wayne Causey, L (8, PH) OBP: 0.354, SLG: 0.370										1 0 0 0 0 0 0										
John Wyatt, R (8, 1) OBP: 0.125, SLG: 0.087										0 0 0 0 0 0 0										
Rupe Toppin, R (8, 1)										0 0 0 0 0 0 0										
<b>Inning Stats</b>	R: 0 E: 0 K: 3 S: 9	H: 0 LOB: 0 BB: 0 P: 9	R: 0 E: 0 K: 1 S: 6	H: 1 LOB: 1 BB: 0 P: 6	R: 0 E: 0 K: 2 S: 8	H: 1 LOB: 1 BB: 0 P: 8	R: 0 E: 0 K: 1 S: 5	H: 0 LOB: 0 BB: 0 P: 5	R: 0 E: 0 K: 1 S: 5	H: 1 LOB: 1 BB: 0 P: 8	R: 0 E: 0 K: 1 S: 6	H: 1 LOB: 1 BB: 0 P: 6	R: 0 E: 0 K: 0 S: 3	H: 0 LOB: 0 BB: 0 P: 3	R: 1 E: 0 K: 1 S: 7	H: 2 LOB: 1 BB: 0 P: 7	1B: 4 2B: 2 3B: 0 HR: 0	SF: 0 SAC: 0 DP: 0 HBP: 0	WP: 0 PB: 0 SB: 0 CS: 0	PA: 33
<b>PITCHER</b> Dick Hall, R (1, 1) ERA: 2.05	IP: 9.0 WLS: W BF: 33 H: 6 R: 1 ER: 1 SO: 12 BB: 0 IBB: 0 HBP: 0 BLK: 0 WP: 0 HR: 0 S: 57 P: 57 ERA: 1.00 WHIP: 0.667																			

**Kansas City Athletics @ Baltimore Orioles**  
 Memorial Stadium, Baltimore, MD  
 Sat Jul 28 1962, 7:05 PM EDT  
 Att. 11,399 - Unknown

AB	33
R	1
H	6
RBI	1
BB	0
SO	12
LOB	8



Batter	1	2	3	4	5	6	7	8	9	AB	R	H	RBI	BB	SO	LOB	
Johnny Temple, R OBP: 0.359, SLG: 0.320 (1, 4)	0-0 6-3	0-0 F2		0-0 5-3		0-0 6-3		0-0 1B 1B		5	1	1	0	0	0	3	
Whitey Herzog, L OBP: 0.384, SLG: 0.398 (1, 9) Russ Snyder, L OBP: 0.310, SLG: 0.450 (8, 7)	0-0 F8	4-0 1B 1-2 2-3 BB		0-0 2B 2-H		4-0 BB		0-0 1B 1-3 HR 1B		2	0	1	1	2	0	0	
Jackie Brandt, R OBP: 0.333, SLG: 0.471 (1, 8)	0-0 E6 BB BB	0-0 1B 1-3 2-H 3-H		0-0 4-3		0-0 F4		0-0 1B 1-3 HR 1B		5	1	2	3	0	0	2	
Jim Gentile, L OBP: 0.366, SLG: 0.538 (1, 3)	4-0 1-2 BB BB		0-0 F4		0-0 F7		0-0 F6		0-0 1B 1-H 3-H HR		4	1	1	3	1	0	1
Brooks Robinson, R OBP: 0.315, SLG: 0.467 (1, 5)	4-0 1-2 2-3 BB		4-0 PB BB		0-0 B1-3		0-0 5-3		0-0 F9		3	0	0	0	2	0	0
Boog Powell, L OBP: 0.324, SLG: 0.420 (1, 7) Dave Nicholson, R OBP: 0.296, SLG: 0.288 (8, 9)	0-0 G3		0-3 K		0-0 2B 1B		0-0 1-3		0-0 1B G5-4-3 1B		4	0	1	0	0	1	4
Jerry Adair, R OBP: 0.299, SLG: 0.365 (1, 6)		0-0 BB 1B 4-3 1B		0-0 6-3		0-0 2B		0-0 1B G5-4-3 1B		5	1	3	0	0	0	2	
Hobie Landrith, L OBP: 0.341, SLG: 0.376 (1, 2)		0-0 4-3		0-0 E8 SH1-4 2B		4-0 IBB		4-0 1B 1-2 BB		2	1	0	0	2	0	1	
Dick Hall, R OBP: 0.231, SLG: 0.182 (1, 1)		4-0 BB 1B BB		0-0 SH1-4		0-0 F8		0-0 F3		2	1	0	0	1	0	5	

Inning Stats	R: 0	H: 0	E: 1	K: 0	S: 4	LOB: 3	BB: 2	P: 12	R: 2	H: 2	E: 0	K: 0	S: 4	LOB: 3	BB: 2	P: 12	R: 0	H: 0	E: 0	K: 1	S: 5	LOB: 1	BB: 1	P: 9	R: 1	H: 1	E: 1	K: 0	S: 5	LOB: 1	BB: 0	P: 5	R: 0	H: 2	E: 0	K: 0	S: 5	LOB: 3	BB: 1	P: 9	R: 0	H: 0	E: 0	K: 0	S: 3	LOB: 1	BB: 1	P: 7	R: 0	H: 1	E: 0	K: 0	S: 4	LOB: 2	BB: 1	P: 8	R: 4	H: 5	E: 0	K: 0	S: 7	LOB: 0	BB: 0	P: 7
--------------	------	------	------	------	------	--------	-------	-------	------	------	------	------	------	--------	-------	-------	------	------	------	------	------	--------	-------	------	------	------	------	------	------	--------	-------	------	------	------	------	------	------	--------	-------	------	------	------	------	------	------	--------	-------	------	------	------	------	------	------	--------	-------	------	------	------	------	------	------	--------	-------	------

PITCHER	IP	WLS	BF	H	R	ER	SO	BB	IBB	HBP	BLK	WP	HR	S	P	ERA	WHIP
Jerry Walker, R ERA: 5.6 (1, 1)	5.0	L	27	5	3	2	1	5	1	0	0	0	0	23	47	3.60	2.000
Granny Hamner, R ERA: (6, 1)	2.0		9	1	0	0	0	2	0	0	0	0	0	7	15	0.00	1.500
John Wyatt, R ERA: 5.32 (8, 1)	0.0		4	4	4	4	0	0	0	0	0	0	1	4	4	∞	∞
Rupe Toppin, R ERA: (8, 1)	1.0		3	1	0	0	0	0	0	0	0	0	0	3	3	0.00	1.000

**BOTTOM**

**Kansas City Athletics @ Baltimore Orioles**  
**Memorial Stadium, Baltimore, MD**  
 Sat Jul 28 1962, 7:05 PM EDT  
 Att. 11,399 - Unknown

AB	34
R	7
H	11
RBI	7
BB	8
SO	1
LOB	18



WP	PA	ERA	WHIP
0	43		
1			
0			
0			

**Kansas City Athletics @ Baltimore Orioles**  
 Memorial Stadium, Baltimore, MD  
 Sun Jul 29 1962, 3:33 AM EDT  
 Att. 4,768 - Unknown

[livebaseballscorecards.com](http://livebaseballscorecards.com)

<b>AB</b>	37
<b>R</b>	7
<b>H</b>	13
<b>RBI</b>	7
<b>BB</b>	5
<b>SO</b>	1
<b>LOB</b>	17



WP:	1	PA:	44
PB:	0		
SB:	2		
CS:	1		

AB	R	H	RBI	BB	SO	LOB
3	2	1	1	1	0	0
5	2	2	0	0	0	1
5	1	4	3	0	0	0
4	1	2	1	1	0	3
5	0	2	1	0	0	3
0	0	0	0	0	0	0
3	0	1	1	2	1	1
4	0	0	0	1	0	3
5	1	1	0	0	0	6
3	0	0	0	0	0	0

1B:	11	SF:	0
2B:	3	SAC:	2
3B:	0	DP:	2
HR:	0	HBP:	0

1B:	11	SF:	0
2B:	3	SAC:	2
3B:	0	DP:	2
HR:	0	HBP:	0

Batter	1	2	3	4	5	6	7	8	9
Jose Tartabull, L (1, 8) OBP: 0.343, SLG: 0.351	0-0 L6		0-0 F2		4-0 1B S BB	0-0 1B S 1B		0-0 SH1-4 2-H	
Ed Charles, R (1, 5) OBP: 0.347, SLG: 0.452	0-0 L8		0-0 E6 2B		0-0 F8 1-2	0-0 1B 1B		0-0 1B 2B	
Jerry Lumpe, L (1, 4) OBP: 0.350, SLG: 0.446	0-0 F7		0-0 1-H 2B		0-0 1B 1B	0-0 1B G4-6-3		0-0 1B 2-H	
Norm Siebern, L (1, 3) OBP: 0.402, SLG: 0.455		0-0 4-3 1B	4-0 BB		0-0 1B 1B	0-0 G4-6-3 1-2f		0-0 G3	
Manny Jimenez, L (1, 7) OBP: 0.384, SLG: 0.479		0-0 4-3	0-0 F5		0-0 1B 1B		0-0 CS 1B	0-0 F2	
Bobby Del Greco, R (9, 7) OBP: 0.382, SLG: 0.391		1-2			1-2 3-H 1B				
Gino Cimoli, R (1, 9) OBP: 0.345, SLG: 0.442		4-0 BB		0-0 4-3	0-0 BB 1B	1-3 2-H	0-3 K 1-2	4-0 BB	
Billy Consolo, R (1, 6) OBP: 0.326, SLG: 0.281		0-0 F7		0-0 F8	4-0 BB	1-2 BB	0-0 6-3	0-0 F6	
Joe Azcue, R (1, 2) OBP: 0.291, SLG: 0.322		0-0 F2		0-0 F2	0-0 5-3			0-0 WP SH1-3 SH1-4 1B	0-0 F8
Bill Fischer, R (1, 1) OBP: 0.100, SLG: 0.200			0-0 F4		0-0 F9	0-0 F8		0-0 SH1-3 1-2	

Inning Stats	R: 0	H: 0	E: 0	K: 0	S: 3	R: 0	H: 1	E: 0	K: 0	S: 4	R: 1	H: 1	E: 1	K: 0	S: 5	R: 0	H: 0	E: 0	K: 0	S: 3	R: 3	H: 4	E: 0	K: 0	S: 7	R: 1	H: 3	E: 0	K: 0	S: 5	R: 0	H: 1	E: 0	K: 1	S: 5	R: 2	H: 3	E: 0	K: 0	S: 6	R: 0	H: 0	E: 0	K: 0	S: 3	1B: 11	2B: 3	3B: 0	HR: 0	WP: 1	PB: 0	SB: 2	CS: 1
--------------	------	------	------	------	------	------	------	------	------	------	------	------	------	------	------	------	------	------	------	------	------	------	------	------	------	------	------	------	------	------	------	------	------	------	------	------	------	------	------	------	------	------	------	------	------	--------	-------	-------	-------	-------	-------	-------	-------

PITCHER	IP	WLS	BF	H	R	ER	SO	BB	IBB	HBP	BLK	WP	HR	S	P	ERA	WHIP
Chuck Estrada, R (1, 1) ERA: 4.13	4.2	L	25	6	4	3	0	4	0	0	0	0	0	21	37	5.79	2.143
Wes Stock, R (5, 1) ERA: 3.61	0.1		1	0	0	0	0	0	0	0	0	0	0	1	1	0.00	0.000
Billy Hoelt, L (6, 1) ERA: 4.81	1.0		5	3	1	1	0	0	0	0	0	0	0	5	5	9.00	3.000
Milt Pappas, R (7, 1) ERA: 3.93	2.0		9	4	2	2	1	0	0	0	0	1	0	11	11	9.00	2.000
Hoyt Wilhelm, R (9, 1) ERA: 1.14	1.0		4	0	0	0	0	1	0	0	0	0	0	3	7	0.00	1.000

PITCHER	IP	WLS	BF	H	R	ER	SO	BB	IBB	HBP	BLK	WP	HR	S	P	ERA	WHIP
---------	----	-----	----	---	---	----	----	----	-----	-----	-----	----	----	---	---	-----	------



Batter	1	2	3	4	5	6	7	8	9	AB	R	H	RBI	BB	SO	LOB
Johnny Temple, R (1, 4) OBP: 0.355, SLG: 0.316	0-0 5-3		0-0 L4		0-0 FC6-4			0-0 5-3		4	0	0	0	0	0	3
Whitey Herzog, L (1, 9) OBP: 0.377, SLG: 0.390	0-0 4-3		0-0 F5			0-0 4-3		0-0 F7		4	0	0	0	0	0	1
Jackie Brandt, R (1, 8) OBP: 0.335, SLG: 0.472	0-0 5-3			0-0 4-3 1B		0-0 6-3-6 1B			0-0 6-3	4	0	2	0	0	0	0
Jim Gentile, L (1, 3) OBP: 0.365, SLG: 0.535		0-0 2B 1B 1B		0-0 4-3 1-2		0-0 6-3-6 1-2f			0-0 F4	4	1	1	0	0	0	2
Brooks Robinson, R (1, 5) OBP: 0.317, SLG: 0.477		0-0 1B 1-3 2B		0-0 F6			0-3 K		0-0 HR	4	2	2	1	0	1	0
Boog Powell, L (1, 7) OBP: 0.323, SLG: 0.417		0-0 2-H 3-H 1B			0-0 4-3		0-0 5-3		0-0 G3	4	0	1	2	0	0	0
Jerry Adair, R (1, 6) OBP: 0.299, SLG: 0.364		0-3 K			0-0 1B 1B			0-0 F7		3	0	1	0	0	1	1
Hobie Landrith, L (1, 2) OBP: 0.346, SLG: 0.388		0-0 G1-4-6-3 1-2f			0-0 1-3 FC6-4 1B			0-0 2B		3	0	2	0	0	0	1
Chuck Estrada, R (1, 1) Wes Stock, R (5, 1) Russ Snyder, L (5, PH) Billy Hoelt, L (6, 1) Milt Pappas, R (7, 1) Charlie Lau, L (8, PH) Hoyt Wilhelm, R (9, 1)			0-0 4-3		0-0 L4			0-0 F8		1	0	0	0	0	0	0


Inning Stats	R: 0	H: 0	E: 0	K: 0	S: 3	R: 2	H: 3	E: 0	K: 1	S: 7	R: 0	H: 0	E: 0	K: 0	S: 3	R: 0	H: 1	E: 0	K: 0	S: 3	R: 0	H: 2	E: 0	K: 0	S: 5	R: 0	H: 1	E: 0	K: 1	S: 5	R: 0	H: 0	E: 0	K: 1	S: 5	R: 0	H: 1	E: 0	K: 0	S: 4	R: 1	H: 1	E: 0	K: 0	S: 4	1B: 6	SF: 0	2B: 3	SAC: 0	3B: 0	DP: 2	HR: 1	HBP: 0	WP: 0	PA: 33
PITCHER Bill Fischer, R (1, 1) ERA: 4.22	IP	WLS	BF	H	R	ER	SO	BB	IBB	HBP	BLK	WP	HR	S	P	ERA	WHIP																			IP	WLS	BF	H	R	ER	SO	BB	IBB	HBP	BLK	WP	HR	S	P	ERA	WHIP			

**BOTTOM**

**Kansas City Athletics @ Baltimore Orioles**  
**Memorial Stadium, Baltimore, MD**  
 Sun Jul 29 1962, 3:33 AM EDT  
 Att. 4,768 - Unknown

livebaseballscorecards.com

**AB 33**  
**R 3**  
**H 9**  
**RBI 3**  
**BB 0**  
**SO 2**  
**LOB 11**



Batter	1	2	3	4	5	6	7	8	9	AB	R	H	RBI	BB	SO	LOB	TOP
<b>Jose Tartabull, L</b> (1, 8) <small>OBP: 0.341, SLG: 0.349</small> <b>George Alusik, R</b> (8, PH) <small>OBP: 0.313, SLG: 0.516</small> <b>Danny McDevitt, L</b> (8, 1) <small>OBP: 0.200, SLG: 0.222</small> <b>Granny Hamner, R</b> (9, 1)	0-0 F6		0-0 1-3	0-0 1B		0-0 F8		0-0 F5	0-0 L3	4	0	1	0	0	0	0	
<b>Ed Charles, R</b> (1, 5) <small>OBP: 0.353, SLG: 0.459</small>	0-0 6-3		4-0 BB BB	0-0 1B		0-0 2B		0-0 1B 1B		4	1	3	2	1	0	0	
<b>Jerry Lumpe, L</b> (1, 4) <small>OBP: 0.349, SLG: 0.443</small>	0-0 4-1		0-0 L9	0-3 K		0-0 F7		0-0 1B 1B		5	0	1	0	0	1	4	
<b>Norm Siebern, L</b> (1, 3) <small>OBP: 0.404, SLG: 0.454</small>		0-0 3-1	4-0 BB BB		4-0 FC2-5 1B BB		0-3 K	0-0 1B 1B		3	0	1	1	2	1	0	
<b>Manny Jimenez, L</b> (1, 7) <small>OBP: 0.387, SLG: 0.478</small>		4-0 FC4-6 BB 2B BB	4-0 FC6-4 BB		0-0 FC2-5 1B		0-0 4-3	0-0 5-3		3	1	1	0	2	0	2	
<b>Wayne Causey, L</b> (1, 6) <small>OBP: 0.361, SLG: 0.370</small>		4-0 FC4-6 BB	0-0 FC6-4		0-0 FC2-5 FC5-4		4-0 BB		0-0 SH1-3 1B	3	0	1	0	2	0	5	
<b>Gino Cimoli, R</b> (1, 9) <small>OBP: 0.342, SLG: 0.437</small>		0-0 FC4-6 2B		0-0 4-3	0-0 F3		0-0 L3		0-0 SH1-3	4	1	0	0	0	0	5	
<b>Joe Azcue, R</b> (1, 2) <small>OBP: 0.300, SLG: 0.330</small> <b>Bobby Del Greco, R</b> (8, PR) <small>OBP: 0.384, SLG: 0.391</small> (8, 8)		0-0 1B SH1-4 1B 2B		4-0 1B SH1-4 BB	0-0 FC5-4			4-0 SH1-4 1B BB	4-0 BB BB	2	1	1	2	2	0	2	
<b>Dan Pfister, R</b> (1, 1) <small>OBP: 0.186, SLG: 0.186</small> <b>John Wyatt, R</b> (5, 1) <small>OBP: 0.120, SLG: 0.083</small> <b>Billy Consolo, R</b> (8, PH) <small>OBP: 0.326, SLG: 0.281</small> <b>Haywood Sullivan, R</b> (8, 2) <small>OBP: 0.332, SLG: 0.331</small>		0-0 6-3		0-0 SH1-4		0-3 K		0-0 SH1-4	0-0 F5	1	0	0	0	0	0	1	
<b>Inning Stats</b>	R: 0 E: 0 K: 0 S: 3 H: 0 LOB: 0 BB: 0 P: 3	R: 2 E: 0 K: 0 S: 4 H: 1 LOB: 1 BB: 2 P: 12	R: 0 E: 0 K: 0 S: 3 H: 0 LOB: 3 BB: 3 P: 15	R: 1 E: 0 K: 1 S: 7 H: 2 LOB: 2 BB: 1 P: 11	R: 0 E: 0 K: 0 S: 4 H: 1 LOB: 2 BB: 1 P: 8	R: 0 E: 0 K: 1 S: 6 H: 1 LOB: 1 BB: 0 P: 6	R: 0 E: 0 K: 1 S: 5 H: 0 LOB: 1 BB: 1 P: 9	R: 2 E: 0 K: 0 S: 6 H: 3 LOB: 2 BB: 1 P: 10	R: 0 E: 0 K: 0 S: 4 H: 1 LOB: 2 BB: 1 P: 8	1B: 7 2B: 2 3B: 0 HR: 0 SF: 0 SAC: 3 DP: 0 HBP: 0	WP: 0 PB: 0 SB: 0 CS: 0	PA: 46					
<b>PITCHER</b> <b>Paul Foytack, R</b> (1, 1) <small>ERA: 4.09</small> <b>Ron Nischwitz, L</b> (4, 1) <small>ERA: 2.5</small> <b>Ron Kline, R</b> (9, 1) <small>ERA: 4.5</small>	IP	WLS	BF	H	R	ER	SO	BB	IBB	HBP	BLK	WP	HR	S	P	ERA	WHIP
	3.2		20	3	3	3	0	6	0	0	0	0	0	14	38	7.36	2.455
	4.2		24	6	2	2	3	4	0	0	0	0	0	26	42	3.86	2.143
	0.2	W	2	0	0	0	0	0	0	0	0	0	0	2	2	0.00	0.000

**Kansas City Athletics @ Detroit Tigers**  
 Tiger Stadium, Detroit, MI  
 Wed Aug 01 1962, 7:05 PM EDT  
 Unknown

[livebaseballscorecards.com](http://livebaseballscorecards.com)

AB	32
R	5
H	9
RBI	5
BB	10
SO	3
LOB	23



BOTTOM

Kansas City Athletics @ Detroit Tigers  
Tiger Stadium, Detroit, MI  
Wed Aug 01 1962, 7:05 PM EDT  
Unknown

livebaseballscorecards.com

AB 33  
R 6  
H 9  
RBI 6  
BB 9  
SO 7  
LOB 17



WP: 2 PA: 42  
PB: 0  
SB: 1  
CS: 0

AB R H RBI BB SO LOB

3	2	1	1	2	0	1
3	0	1	1	1	0	1
0	0	0	0	1	0	0
0	1	0	0	0	0	0
4	2	2	1	1	1	3
4	0	1	2	1	0	4
3	0	0	0	2	0	3
4	0	2	1	1	1	1
4	0	0	0	0	3	3
4	0	0	0	0	1	1
1	0	0	0	0	1	0
2	1	2	0	0	0	0
0	0	0	0	0	0	0
1	0	0	0	0	0	0

Batter	1	2	3	4	5	6	7	8	9
Chico Fernandez, R (1, 6) OBP: 0.289, SLG: 0.406	0-0 F3		4-0 F8 S BB		0-0 1B 2B		0-0 FC3-6 WP		4-0 WP BB 1B BB
Bill Bruton, L (1, 8) OBP: 0.341, SLG: 0.420	0-0 4-3		0-0 F8		0-0 1B 1B		4-0 1-2 BB		4-0 WP BB 1B BB
Don Buddin, R (9, PH) OBP: 0.336, SLG: 0.326									
Jake Wood, R (9, PR) OBP: 0.295, SLG: 0.357									
Al Kaline, R (1, 9) OBP: 0.395, SLG: 0.627	0-0 HR		0-0 L5-3		0-0 1B		0-3 K		4-0 1B 1B BB
Rocky Colavito, R (1, 7) OBP: 0.367, SLG: 0.522	0-0 F8			4-0 G4-6-3 BB	0-0 F8		0-0 6-3		0-0 1B IBB 1B
Norm Cash, L (1, 3) OBP: 0.383, SLG: 0.548		0-0 F3		0-0 G4-6-3 BB	0-0 6-3			4-0 G5-4-3 BB	4-0 1B IBB
Dick McAuliffe, L (1, 4) OBP: 0.365, SLG: 0.412		0-0 1B		4-0 BB		0-0 F3		0-3 K	0-0 1B
Steve Boros, R (1, 5) OBP: 0.323, SLG: 0.358		0-3 K		0-3 K		0-3 K		0-0 G5-4-3	
Dick Brown, R (1, 2) OBP: 0.279, SLG: 0.367		0-0 F7			0-3 K	0-0 F4			0-0 1-3
Paul Foytack, R (1, 1) OBP: 0.205, SLG: 0.162			0-3 K				0-0 FC3-6		0-0 6-3
Ron Nischwitz, S (4, 1) OBP: 0.667, SLG: 1.000									
Ron Kline, R (9, 1)									
Bubba Morton, R (9, PH) OBP: 0.358, SLG: 0.338					2B 3B				

Inning Stats	R: 1	H: 1	E: 0	K: 0	S: 4	H: 1	LOB: 0	BB: 0	P: 4	R: 0	H: 0	E: 0	K: 1	S: 6	H: 1	LOB: 1	BB: 0	P: 6	R: 0	H: 0	E: 0	K: 1	S: 5	H: 0	LOB: 1	BB: 1	P: 9	R: 0	H: 0	E: 0	K: 1	S: 4	H: 0	LOB: 1	BB: 2	P: 12	R: 2	H: 4	E: 0	K: 1	S: 9	H: 0	LOB: 2	BB: 0	P: 9	R: 0	H: 0	E: 0	K: 1	S: 5	H: 0	LOB: 0	BB: 0	P: 5	R: 0	H: 1	E: 0	K: 1	S: 6	H: 1	LOB: 2	BB: 1	P: 10	R: 0	H: 0	E: 0	K: 1	S: 4	H: 0	LOB: 0	BB: 1	P: 8	R: 3	H: 2	E: 0	K: 0	S: 4	H: 2	LOB: 3	BB: 4	P: 20	1B: 6	SF: 0	2B: 1	SAC: 0	3B: 1	DP: 2	HR: 1	HBP: 0	WP: 2	PA: 42
--------------	------	------	------	------	------	------	--------	-------	------	------	------	------	------	------	------	--------	-------	------	------	------	------	------	------	------	--------	-------	------	------	------	------	------	------	------	--------	-------	-------	------	------	------	------	------	------	--------	-------	------	------	------	------	------	------	------	--------	-------	------	------	------	------	------	------	------	--------	-------	-------	------	------	------	------	------	------	--------	-------	------	------	------	------	------	------	------	--------	-------	-------	-------	-------	-------	--------	-------	-------	-------	--------	-------	--------

PITCHER	IP	WLS	BF	H	R	ER	SO	BB	IBB	HBP	BLK	WP	HR	S	P	ERA	WHIP
Dan Pfister, R (1, 1) ERA: 4.98	4.1		20	5	3	3	4	3	0	0	0	0	1	25	37	6.23	1.846
John Wyatt, R (5, 1) ERA: 5.16	2.2		11	2	0	0	2	1	0	0	0	1	0	14	18	0.00	1.125
Danny McDevitt, L (8, 1) ERA: 4.28	1.2		7	0	2	2	1	3	0	0	0	0	0	6	18	10.80	1.800
Granny Hamner, R (9, 1) ERA: 4.5	0.0	L	4	2	1	1	0	1	1	0	0	1	0	2	10	∞	∞

Batter	1	2	3	4	5	6	7	8	9	AB R H RBI BB SO LOB	TOP											
Jose Tartabull, L (1, 8) OBP: 0.335, SLG: 0.342	0-0 4-3		0-3 K		0-0 L9		0-0 1-3			4 0 0 0 0 1 2												
Ed Charles, R (1, 5) OBP: 0.349, SLG: 0.453	0-0 F8		0-0 5-3		0-3 K			0-0 L9		4 0 0 0 0 1 0												
Jerry Lumpe, L (1, 4) OBP: 0.348, SLG: 0.440	4-0 BB			0-0 F8		0-0 F6		0-0 F4		3 0 0 0 1 0 0												
Norm Siebern, L (1, 3) OBP: 0.405, SLG: 0.461	0-0 F7			4-0 1B 1B BB		0-0 HR		0-0 3-1		3 1 1 1 1 0 1												
Manny Jimenez, L (1, 7) OBP: 0.388, SLG: 0.478		0-0 4-3		0-0 1B 1B		0-0 F8		0-0 FC6-4 1B		4 0 2 0 0 0 0												
Wayne Causey, L (1, 6) OBP: 0.365, SLG: 0.373		0-0 1B		0-0 1-2 2-3 1B		0-0 F8		0-0 F8		4 0 2 0 0 0 1												
Gino Cimoli, R (1, 9) OBP: 0.341, SLG: 0.435		0-0 L9		0-3 K			0-0 FC6-4 1B		0-0 FC6-4	4 0 1 0 0 1 5												
Haywood Sullivan, R (1, 2) OBP: 0.325, SLG: 0.324		0-0 F7		0-0 F6			0-0 FC6-4		0-0 F3	4 0 0 0 0 0 6												
Jerry Walker, S (1, 1) OBP: 0.268, SLG: 0.464			0-0 6-3		0-0 L9 1B		0-0 F4			1 0 0 0 0 0 0												
Rupe Toppin, R (4, 1) OBP: 1.000, SLG: 1.000										1 0 1 0 0 0 0												
Jim Archer, R (5, 1) OBP: 1.000, SLG: 1.000										0 0 0 0 0 0 0												
Deron Johnson, R (7, PH)										1 0 0 0 0 0 1												
Granny Hamner, R (7, 1)										0 0 0 0 0 0 0												
<b>Inning Stats</b>	R: 0 E: 0 K: 0 S: 3	H: 0 LOB: 1 BB: 1 P: 7	R: 0 E: 0 K: 0 S: 4	H: 1 LOB: 1 BB: 0 P: 4	R: 0 E: 0 K: 1 S: 5	H: 0 LOB: 0 BB: 0 P: 5	R: 0 E: 0 K: 1 S: 7	H: 2 LOB: 3 BB: 1 P: 11	R: 0 E: 0 K: 1 S: 5	H: 1 LOB: 0 BB: 0 P: 5	R: 1 E: 0 K: 0 S: 4	H: 1 LOB: 0 BB: 0 P: 4	R: 0 E: 0 K: 0 S: 4	H: 1 LOB: 1 BB: 0 P: 4	R: 0 E: 0 K: 0 S: 3	H: 0 LOB: 0 BB: 0 P: 3	R: 0 E: 0 K: 0 S: 4	H: 1 LOB: 1 BB: 0 P: 4	1B: 6 2B: 0 3B: 0 HR: 1	SF: 0 SAC: 0 DP: 0 HBP: 0	WP: 0 PB: 0 SB: 0 CS: 0	PA: 35
<b>PITCHER</b> Howie Koplitz, R (1, 1) ERA: 1.0	IP: 9.0 WLS: W BF: 35 H: 7 R: 1 ER: 1 SO: 3 BB: 2 IBB: 0 HBP: 0 BLK: 0 WP: 0 HR: 1 S: 39 P: 47 ERA: 1.00 WHIP: 1.000																					

**Kansas City Athletics @ Detroit Tigers**  
 Tiger Stadium, Detroit, MI  
 Wed Aug 01 1962, 7:05 PM EDT  
 Att: 20,230 - Unknown

livebaseballscorecards.com

<b>AB</b>	33
<b>R</b>	1
<b>H</b>	7
<b>RBI</b>	1
<b>BB</b>	2
<b>SO</b>	3
<b>LOB</b>	16



Batter	1	2	3	4	5	6	7	8	9	AB	R	H	RBI	BB	SO	LOB
Don Buddin, R OBP: 0.331, SLG: 0.313 (1, 6)	0-3 K		0-0 FC1-6 BB 1-2f		4-0 BB E BB	0-0 E6 FC6-4	0-0 F9			4	1	0	0	1	1	3
Bill Bruton, L OBP: 0.347, SLG: 0.419 (1, 8)	4-0 E S SF8 BB		4-0 BB 1-2 BB		4-0 BB E BB	0-3 K		4-0 BB 1B BB		1	3	0	0	4	1	1
Al Kaline, R OBP: 0.395, SLG: 0.622 (1, 9)	0-0 SF8 1-H		0-0 L6		4-0 BB E 1B BB	0-0 FC6-4		0-0 BB 1B 1B		3	2	1	1	1	0	3
Rocky Colavito, R OBP: 0.368, SLG: 0.519 (1, 7)	0-3 K		0-0 F7		0-0 E8 1B 1B 1-H 2-H 3-H		0-0 E5 1B FC4-6	4-0 1-2 2-3 1B BB		4	1	1	2	1	1	2
Norm Cash, L OBP: 0.386, SLG: 0.549 (1, 3)		0-0 K BB 1B		0-0 F7		0-3 K		0-0 FC4-6 1B	0-0 1-2 1B 1B	5	1	3	0	0	1	1
Dick McAuliffe, L OBP: 0.372, SLG: 0.414 (1, 4)		4-0 BB 1-2 BB		4-0 BB BB		0-0 1B		0-0 FC4-6 2B 5-3	0-0 1-3 2-H 3-H 1B 1B	3	1	2	3	2	0	1
Steve Boros, R OBP: 0.325, SLG: 0.355 (1, 5)		0-3 K 2-3		4-0 BB 1-2 BB		0-0 F4		0-0 5-3	0-0 1-2 G5-4-3 1B	4	0	1	1	1	1	5
Mike Roarke, R OBP: 0.235, SLG: 0.320 (1, 2)		0-0 F3		0-0 F3		0-0 F9		0-0 1B 2B 2-H	0-0 G5-4-3 1-2f	5	0	1	1	0	0	7
Howie Koplitz, R OBP: 0.500, SLG: 0.333 (1, 1)			4-0 FC1-6 BB		0-3 K		0-0 5-3		0-0 2-3 1B	3	0	1	0	1	1	2


Inning Stats	R: 1	H: 0	E: 0	K: 2	S: 7	LOB: 0	BB: 1	P: 11	R: 0	H: 1	E: 0	K: 1	S: 5	LOB: 1	BB: 1	P: 9	R: 0	H: 0	E: 0	K: 0	S: 3	LOB: 2	BB: 2	P: 11	R: 0	H: 0	E: 0	K: 1	S: 5	LOB: 2	BB: 2	P: 13	R: 3	H: 2	E: 1	K: 1	S: 7	LOB: 2	BB: 3	P: 19	R: 0	H: 0	E: 1	K: 1	S: 6	LOB: 1	BB: 0	P: 6	R: 2	H: 3	E: 1	K: 0	S: 7	LOB: 2	BB: 0	P: 7	R: 3	H: 4	E: 0	K: 0	S: 5	LOB: 1	BB: 2	P: 13
--------------	------	------	------	------	------	--------	-------	-------	------	------	------	------	------	--------	-------	------	------	------	------	------	------	--------	-------	-------	------	------	------	------	------	--------	-------	-------	------	------	------	------	------	--------	-------	-------	------	------	------	------	------	--------	-------	------	------	------	------	------	------	--------	-------	------	------	------	------	------	------	--------	-------	-------

PITCHER	IP	WLS	BF	H	R	ER	SO	BB	IBB	HBP	BLK	WP	HR	S	P	ERA	WHIP
Jerry Walker, R ERA: 5.47 (1, 1)	3.0	L	13	1	1	0	3	4	0	0	0	0	0	15	31	0.00	1.667
Rupe Toppin, R ERA: 13.5 (4, 1)	1.0		7	0	2	2	1	4	0	0	0	0	0	5	21	18.00	4.000
Jim Archer, L ERA: 10.5 (5, 1)	2.0		10	2	1	1	2	1	0	0	0	0	0	13	17	4.50	1.500
Granny Hamner, R ERA: 9.0 (7, 1)	2.0		14	7	5	3	0	2	0	0	0	0	0	12	20	13.50	4.500

**BOTTOM**

**Kansas City Athletics @ Detroit Tigers**  
Tiger Stadium, Detroit, MI  
Wed Aug 01 1962, 7:05 PM EDT  
Att. 20,230 - Unknown

AB	32
R	9
H	10
RBI	8
BB	11
SO	6
LOB	25




WP	HR	S	P	ERA	WHIP
0	0	1	44		

Batter	1	2	3	4	5	6	7	8	9	AB R H RBI BB SO LOB	TOP									
<b>Bobby Del Greco, R</b> OBP: 0.381, SLG: 0.384 (1, 8) BB (8, 7) BB	4-0 1B G5-4-3 BB		0-3 K			0-0 E3 HR	0-0 L9		0-0 6-3	4 2 0 0 1 1 1										
<b>Jerry Lumpe, L</b> OBP: 0.348, SLG: 0.439 (1, 4) X	0-0 1-3 1B		0-0 4-3			0-0 4-3		0-0 F8	0-0 FC6-4 1B	5 0 2 0 0 0 1										
<b>Ed Charles, R</b> OBP: 0.347, SLG: 0.448 (1, 5) X	0-0 G5-4-3 1-2f 3-H		0-0 F3			4-0 HR BB		0-0 6-3	0-0 FC6-4 1-2f	4 1 0 0 1 0 2										
<b>Norm Siebern, L</b> OBP: 0.407, SLG: 0.470 (1, 3) X	0-0 BB 1B			0-0 F8		0-0 1-H 2-H HR		4-0 BB 1B BB		3 2 2 3 1 0 0										
<b>Manny Jimenez, L</b> OBP: 0.389, SLG: 0.476 (1, 7) BB <b>Jose Tartabull, L</b> OBP: 0.335, SLG: 0.342 (8, PR) BB (8, 8)	4-0 1-2 BB			0-0 1-3		0-0 F6		4-0 1B 1B 1-2 BB		2 0 0 0 2 0 0 0 0 0 0 0 0 0										
<b>Gino Cimoli, R</b> OBP: 0.340, SLG: 0.433 (1, 9) X	0-0 4-3			0-0 6-3		0-3 K		0-0 1-2 2-H 1B		4 0 1 1 0 1 2										
<b>Billy Consolo, R</b> OBP: 0.331, SLG: 0.288 (1, 6) X		0-0 F5			0-0 6-3		0-0 SH1-4 1B	0-0 1-2 2-3 1B		4 0 2 0 0 0 0										
<b>Joe Azcue, R</b> OBP: 0.294, SLG: 0.322 (1, 2) X		0-0 F7			0-0 F8		0-0 L9	0-0 FC5-4 1-2f		4 0 0 0 0 0 4										
<b>Ed Rakow, S</b> OBP: 0.123, SLG: 0.125 (1, 1) <b>Danny McDevitt, L</b> OBP: 0.200, SLG: 0.222 (7, 1) <b>John Wyatt, R</b> OBP: 0.115, SLG: 0.080 (8, 1)		0-0 F8			0-0 F4		0-0 SH1-4 1-2	0-0 1-3		2 0 0 0 0 0 0 0 0 0 0 0 0 0 1 0 0 0 0 0 0										
<b>Inning Stats</b>	R: 1 E: 0 K: 0 S: 4	H: 2 LOB: 2 BB: 2 P: 12	R: 0 E: 0 K: 0 S: 3	H: 0 LOB: 0 BB: 0 P: 3	R: 0 E: 0 K: 1 S: 5	H: 0 LOB: 0 BB: 0 P: 5	R: 0 E: 0 K: 0 S: 3	H: 0 LOB: 0 BB: 0 P: 3	R: 3 E: 1 K: 1 S: 7	H: 1 LOB: 0 BB: 1 P: 11	R: 0 E: 0 K: 0 S: 4	H: 1 LOB: 1 BB: 0 P: 4	R: 1 E: 0 K: 0 S: 5	H: 2 LOB: 3 BB: 2 P: 13	R: 0 E: 0 K: 0 S: 4	H: 1 LOB: 1 BB: 0 P: 4	1B: 6 2B: 0 3B: 0 HR: 1	SF: 0 SAC: 1 DP: 1 HBP: 0	WP: 0 PB: 0 SB: 0 CS: 0	PA: 39
<b>PITCHER</b> <b>Hank Aguirre, L</b> ERA: 2.45 (1, 1) <b>Phil Regan, R</b> ERA: 5.14 (8, 1) <b>Terry Fox, R</b> ERA: 1.17 (9, 1)	IP WLS BF H R ER SO BB IBB HBP BLK WP HR S P ERA WHIP	7.0 L 28 4 4 3 2 3 0 0 0 0 1 29 41 3.86 1.000	1.0 7 2 1 1 0 2 0 0 0 0 0 0 5 13 9.00 4.000	1.0 4 1 0 0 0 0 0 0 0 0 0 0 4 4 0.00 1.000	<b>PITCHER</b> IP WLS BF H R ER SO BB IBB HBP BLK WP HR S P ERA WHIP															

**Kansas City Athletics @ Detroit Tigers**  
Tiger Stadium, Detroit, MI  
Thu Aug 02 1962, 4:33 AM EDT  
Att. 8,794 - Unknown

[livebaseballscorecards.com](http://livebaseballscorecards.com)

AB	33
R	5
H	7
RBI	4
BB	5
SO	2
LOB	10



Batter	1	2	3	4	5	6	7	8	9	AB	R	H	RBI	BB	SO	LOB
<b>Don Buddin, R</b> OBP: 0.333, SLG: 0.310 (1, 6)	0-3 K	0-0 FC4		0-0 5-3			4-0 1B BB	0-0 1B		4	0	1	1	1	1	1
<b>Bill Bruton, L</b> OBP: 0.348, SLG: 0.417 (1, 8)	0-0 1-4-3		0-0 HR	0-0 F9			4-0 BB 1B	0-0 F4		4	1	1	0	1	0	2
<b>Al Kaline, R</b> OBP: 0.400, SLG: 0.636 (1, 9)	4-0 BB BB		0-0 1-H HR		0-3 K		0-0 1-2 2-3 BB	0-3 K		4	1	2	2	1	2	2
<b>Rocky Colavito, R</b> OBP: 0.370, SLG: 0.517 (1, 7)	4-0 1-2 BB		4-0 F8 G3 BB		0-3 K		4-0 1-2 2-3 BB		0-3 K	2	0	0	0	3	2	0
<b>Norm Cash, L</b> OBP: 0.388, SLG: 0.547 (1, 3)	4-0 1-2 2-3 BB		0-0 G3		4-0 CS BB		0-0 4-1		0-0 1B 1B	3	0	1	0	2	0	4
<b>Dick McAuliffe, L</b> OBP: 0.369, SLG: 0.410 (1, 4)	0-0 4-3		0-0 F8		0-0 CS	0-0 3-1		4-0 6-3 BB	0-0 1B	3	0	0	0	0	0	4
<b>Jake Wood, R</b> OBP: 0.297, SLG: 0.357 (8, PH)			2-3		1-2			BB BB	1-2 1B	0	1	0	0	1	0	0
<b>Bobo Osborne, L</b> OBP: 0.353, SLG: 0.232 (9, PH)								BB BB	1-2 1B	1	0	1	0	0	0	0
<b>Steve Boros, R</b> OBP: 0.330, SLG: 0.355 (1, 5)		0-0 F3	4-0 BB		0-0 F8		4-0 1B 6-3 BB	0-0 1B	0-0 1-2 2-3	3	1	1	0	2	0	0
<b>Dick Brown, R</b> OBP: 0.277, SLG: 0.364 (1, 2)		0-0 FC4 1B	0-0 F4		0-0 4-3		0-0 6-3	0-0 F6		5	0	1	0	0	0	6
<b>Hank Aguirre, R</b> OBP: 0.051, SLG: 0.026 (7, PH)		0-3 K		0-0 F7			0-0 5-3	0-0 1B		2	0	0	0	0	1	1
<b>Bob Farley, L</b> OBP: 0.115, SLG: 0.286 (8, 1)								2-3 3-H	1B	0	0	0	0	0	0	0
<b>Phil Regino, R</b> OBP: 0.226, SLG: 0.207 (8, PH)										1	0	1	1	0	0	0
<b>Vic Wertz, L</b> OBP: 0.309, SLG: 0.415 (8, PR)										0	0	0	0	0	0	0
<b>Howie Kopitz, R</b> OBP: 0.160, SLG: 0.333 (9, 1)										0	0	0	0	0	0	0
<b>Terry Fox, R</b> OBP: 0.429, SLG: 0.200 (9, 1)										0	0	0	0	0	0	0

Inning Stats	R: 0	H: 0	E: 0	K: 1	S: 5	LOB: 3	BB: 3	P: 17	R: 0	H: 1	E: 0	K: 1	S: 6	LOB: 1	BB: 0	P: 6	R: 2	H: 2	E: 0	K: 0	S: 5	LOB: 2	BB: 2	P: 13	R: 0	H: 0	E: 0	K: 0	S: 3	LOB: 0	BB: 0	P: 3	R: 0	H: 0	E: 0	K: 2	S: 6	LOB: 0	BB: 1	P: 10	R: 0	H: 0	E: 0	K: 0	S: 3	LOB: 0	BB: 0	P: 3	R: 0	H: 1	E: 0	K: 0	S: 3	LOB: 3	BB: 3	P: 15	R: 2	H: 2	E: 0	K: 1	S: 7	LOB: 2	BB: 2	P: 15	R: 0	H: 3	E: 0	K: 1	S: 7	LOB: 2	BB: 0	P: 7	1B: 8	2B: 0	3B: 0	HR: 1	SF: 0	SAC: 0	DP: 0	HBP: 0	WP: 0	PA: 45
--------------	------	------	------	------	------	--------	-------	-------	------	------	------	------	------	--------	-------	------	------	------	------	------	------	--------	-------	-------	------	------	------	------	------	--------	-------	------	------	------	------	------	------	--------	-------	-------	------	------	------	------	------	--------	-------	------	------	------	------	------	------	--------	-------	-------	------	------	------	------	------	--------	-------	-------	------	------	------	------	------	--------	-------	------	-------	-------	-------	-------	-------	--------	-------	--------	-------	--------

PITCHER	IP	WLS	BF	H	R	ER	SO	BB	IBB	HBP	BLK	WP	HR	S	P	ERA	WHIP
<b>Ed Rakow, R</b> ERA: 4.32 (1, 1)	6.2		31	4	2	2	4	9	0	0	0	0	1	30	66	2.70	1.950
<b>Danny McDevitt, L</b> ERA: 4.44 (7, 1)	0.1		2	0	1	1	0	1	0	0	0	0	0	1	5	27.00	3.000
<b>John Wyatt, R</b> ERA: 5.14 (8, 1)	2.0	S	11	5	1	1	2	1	0	0	0	0	0	14	18	4.50	3.000

BOTTOM

**Kansas City Athletics @ Detroit Tigers**  
Tiger Stadium, Detroit, MI  
Thu Aug 02 1962, 4:33 AM EDT  
Att. 8,794 - Unknown

livebaseballscores.com

<b>AB</b>	<b>33</b>
<b>R</b>	<b>4</b>
<b>H</b>	<b>9</b>
<b>RBI</b>	<b>4</b>
<b>BB</b>	<b>11</b>
<b>SO</b>	<b>6</b>
<b>LOB</b>	<b>20</b>



Batter	1	2	3	4	5	6	7	8	9	AB R H RBI BB SO LOB	TOP																			
Jose Tartabull, L (1, 8) OBP: 0.329, SLG: 0.335	0-0 3-1		0-0 F4			0-0 F4		0-0 4-3		4 0 0 0 0 0 1	<b>Kansas City Athletics @ Cleveland Indians</b> Cleveland Municipal Stadium, Cleveland, OH Fri Aug 03 1962, 7:05 PM EDT Att. 7,504 - Unknown <a href="http://livebaseballscorecards.com">livebaseballscorecards.com</a>																			
Ed Charles, R (1, 5) OBP: 0.349, SLG: 0.448	0-0 F8		0-0 F8			0-0 G4-6-3 1B		0-0 G3-6-3 1B	4 0 2 0 0 0 1																					
Jerry Lumpe, L (1, 4) OBP: 0.347, SLG: 0.438	0-0 1B			0-0 3-1		0-0 G4-6-3 1-2f		0-0 G3-6-3 1-2f	4 0 1 0 0 0 2																					
Norm Siebern, L (1, 3) OBP: 0.406, SLG: 0.468	0-0 4-3			0-0 4-3			0-0 4-1	0-0 FC4-6 1B	4 0 1 0 0 0 1																					
Manny Jimenez, L (1, 7) OBP: 0.385, SLG: 0.471		0-0 3-1		0-0 F9			0-0 F7	0-0 FC4-6 1-2f	4 0 0 0 0 0 1																					
Deron Johnson, R (1, 9) OBP: 0.250, SLG: 0.250		0-0 F8			0-0 4-3		0-0 1B		3 0 1 0 0 0 0																					
Billy Consolo, R (1, 6) OBP: 0.338, SLG: 0.298		0-0 CS 1B			0-0 4-3 1B		0-3 K		3 0 2 0 0 1 1																					
Joe Azcue, R (1, 2) OBP: 0.290, SLG: 0.317		0-0 CS 1-2	0-0 6-3		0-0 4-3		0-0 F9		3 0 0 0 0 0 1																					
Bill Fischer, R (1, 1) OBP: 0.154, SLG: 0.231			0-0 1B		0-0 F7		0-3 K		3 0 1 0 0 1 1																					
<b>Inning Stats</b>	R: 0 E: 0 K: 0 S: 4	H: 1 LOB: 1 BB: 0 P: 4	R: 0 E: 0 K: 0 S: 3	H: 1 LOB: 0 BB: 0 P: 3	R: 0 E: 0 K: 0 S: 4	H: 0 LOB: 0 BB: 0 P: 3	R: 0 E: 0 K: 0 S: 4	H: 1 LOB: 1 BB: 0 P: 4	R: 0 E: 0 K: 1 S: 3	H: 1 LOB: 0 BB: 0 P: 3	R: 0 E: 0 K: 1 S: 6	H: 1 LOB: 1 BB: 0 P: 6	R: 0 E: 0 K: 1 S: 5	H: 0 LOB: 0 BB: 0 P: 5	R: 0 E: 0 K: 0 S: 4	H: 2 LOB: 1 BB: 0 P: 4	1B: 8 2B: 0 3B: 0 HR: 0	SF: 0 SAC: 0 DP: 2 HBP: 0	WP: 0 PB: 0 SB: 0 CS: 1	PA: 33										
<b>PITCHER</b> Dick Donovan, R (1, 1) ERA: 2.78	IP 9.0	WLS W	BF 32	H 8	R 0	ER 0	SO 2	BB 0	IBB 0	HBP 0	BLK 0	WP 0	HR 0	S 36	P 36	ERA 0.00	WHIP 0.889													
											<b>PITCHER</b>	IP	WLS	BF	H	R	ER	SO	BB	IBB	HBP	BLK	WP	HR	S	P	ERA	WHIP		



Batter	1	2	3	4	5	6	7	8	9
<b>Bubba Phillips, R</b> OBP: 0.296, SLG: 0.362 (1, 5) BBB	4-0 1B 4-1 BB		x 0-0 F4		x 0-0 F4			x 0-0 F5	
<b>Al Luplow, L</b> OBP: 0.383, SLG: 0.503 (1, 7) X	0-0 4-1 1-2		x 0-0 4-3			x 0-0 G3		x 0-0 4-3	
<b>Tito Francona, L</b> OBP: 0.322, SLG: 0.390 (1, 3) X	0-0 2-3 1B			x 0-0 F2		x 0-0 5-3 1B		x 0-0 3-1	
<b>John Romano, R</b> OBP: 0.363, SLG: 0.487 (1, 2) X	0-0 F3			x 0-0 2B 1B		x 0-0 5-3 1-2			
<b>Willie Kirkland, L</b> OBP: 0.287, SLG: 0.399 (1, 9) SSS	0-3 K			SSS 0-3 K		x 0-0 G3			
<b>Willie Tasby, R</b> OBP: 0.346, SLG: 0.350 (1, 8) X		x 0-0 6-3		x 0-0 1-3 2B		SSS 0-3 K			
<b>Jerry Kindall, R</b> OBP: 0.272, SLG: 0.353 (1, 4) SSS		SSS 0-3 K		x 0-0 F3		x 0-0 5-3			
<b>Jack Kubiszyn, R</b> OBP: 0.261, SLG: 0.368 (1, 6) X		x 0-0 F8			x 0-0 F7		x 0-0 HR		
<b>Dick Donovan, L</b> OBP: 0.224, SLG: 0.274 (1, 1) X			x 0-0 F7		x 0-0 1-3		x 0-0 F9		

AB	R	H	RBI	BB	SO	LOB
3	0	0	0	1	0	0
4	0	0	0	0	0	1
4	0	2	0	0	0	0
3	0	1	0	0	0	3
3	0	0	0	0	2	4
3	0	1	0	0	1	0
3	0	0	0	0	1	2
3	1	1	1	0	0	0
3	0	0	0	0	0	0

**BOTTOM**

**Kansas City Athletics @ Cleveland Indians**  
Cleveland Municipal Stadium, Cleveland, OH

livebaseballscorecards.com

<b>AB</b>	<b>29</b>
<b>R</b>	<b>1</b>
<b>H</b>	<b>5</b>
<b>RBI</b>	<b>1</b>
<b>BB</b>	<b>1</b>
<b>SO</b>	<b>4</b>
<b>LOB</b>	<b>10</b>



WP: 0	PA: 30
PB: 0	
SB: 0	
CS: 0	


PITCHER	IP	WLS	BF	H	R	ER	SO	BB	IBB	HBP	BLK	WP	HR	S	P	ERA	WHIP
<b>Bill Fischer, R</b> ERA: 3.73 (1, 1)	8.0	L	30	5	1	1	4	1	0	0	0	0	1	37	41	1.12	0.750

Fri Aug 03 1962, 7:05 PM EDT  
Att. 7,504 - Unknown

Batter	1	2	3	4	5	6	7	8	9	AB R H RBI BB SO LOB	TOP											
Jose Tartabull, L (1, 8) OBP: 0.324, SLG: 0.330	0-3 K	0-0 FC4-6		0-0 4-3 S E 1B		0-0 F3	0-0 F8		0-0 F9	6 1 1 0 0 1 4	<b>Kansas City Athletics @ Cleveland Indians</b> Cleveland Municipal Stadium, Cleveland, OH Sat Aug 04 1962, 3:33 AM EDT Att. 3,643 - Unknown											
Ed Charles, R (1, 5) OBP: 0.352, SLG: 0.447	0-0 2B 1B	0-0 F4		0-3 K		4-0 1B E BB	4-0 FC6 BB			3 2 1 0 2 1 3												
Jerry Lumpe, L (1, 4) OBP: 0.348, SLG: 0.439	0-0 4-3 1-H 2B		0-3 K	0-0 4-3		0-0 E 1B 1B	0-0 FC6 1-2f			5 1 2 1 0 1 3												
Norm Siebern, L (1, 3) OBP: 0.404, SLG: 0.465	0-0 4-3 2-3		0-0 2B 1B	0-0 E3 FC4-6 3-H		0-0 E5 1B 1-3 3-H		0-0 3-1		5 1 1 1 0 0 2												
Manny Jimenez, L (1, 7) OBP: 0.385, SLG: 0.472	0-3 K		0-0 1B 2B	0-0 FC4-6 1-2f		0-0 FC4-6 1B 1-3 3-H		0-0 L8		5 1 2 2 0 1 2 0 0 0 0 0 0 0												
Bobby Del Greco, R (8, 7) OBP: 0.381, SLG: 0.384										4 1 1 0 1 3 3 0 0 0 0 0 0 0												
Deron Johnson, R (1, 9) OBP: 0.333, SLG: 0.375		0-0 1B 1B 2B	0-3 K		4-0 FC6-4 BB	0-3 K		0-3 K		4 1 1 0 1 3 3 0 0 0 0 0 0 0												
Gino Cimoli, R (8, 9) OBP: 0.340, SLG: 0.433																						
Billy Consolo, R (1, 6) OBP: 0.340, SLG: 0.302		0-0 FC1-5 1B 2-3 1B	0-0 1B	0-0 FC6-4 1-2f		0-0 FC4-6 1-2f			0-0 5-3	5 0 2 1 0 0 3												
Joe Azcue, R (1, 2) OBP: 0.292, SLG: 0.319		0-0 FC1-5 1B 1-2 3-H	0-0 F8		0-0 F5		0-0 F8 SH1-4 1B		0-0 F8	5 0 2 1 0 0 2												
Diego Segui, R (1, 1) OBP: 0.267, SLG: 0.379		0-0 FC1-5 FC4-6 1-2 2-3f		0-0 HR		0-0 F9		0-0 SH1-4	4-0 BB	3 1 1 1 0 0 3 0 0 0 0 1 0 0 0 0 0 0 0 0 0												
George Alusik, R (9, PH) OBP: 0.320, SLG: 0.516																						
John Wyatt, R (9, 1) OBP: 0.115, SLG: 0.080																						
<b>Inning Stats</b>	R: 1 E: 0 K: 2 S: 9	H: 2 LOB: 1 BB: 0 P: 9	R: 1 E: 0 K: 0 S: 6	H: 3 LOB: 2 BB: 0 P: 6	R: 2 E: 0 K: 2 S: 10	H: 3 LOB: 1 BB: 0 P: 10	R: 2 E: 1 K: 1 S: 8	H: 2 LOB: 1 BB: 0 P: 8	R: 0 E: 0 K: 0 S: 3	H: 0 LOB: 1 BB: 1 P: 7	R: 2 E: 1 K: 1 S: 8	H: 2 LOB: 2 BB: 1 P: 12	R: 0 E: 0 K: 0 S: 4	H: 1 LOB: 2 BB: 1 P: 8	R: 0 E: 0 K: 1 S: 5	H: 0 LOB: 0 BB: 0 P: 5	R: 0 E: 0 K: 0 S: 3	H: 0 LOB: 1 BB: 1 P: 7	1B: 9 2B: 3 3B: 0 HR: 1	SF: 0 SAC: 1 DP: 0 HBP: 0	WP: 0 PB: 0 SB: 1 CS: 0	PA: 46
<b>PITCHER</b>	IP WLS BF H R ER SO BB IBB HBP BLK WP HR S P ERA WHIP																					
Jim Perry, R (1, 1) ERA: 4.17	3.0 L 18 9 5 5 4 0 0 0 0 0 0 1 26 26 15.00 3.000																					
Frank Funk, R (4, 1) ERA: 3.14	6.0 28 4 3 1 3 4 0 0 0 0 0 0 30 46 1.50 1.333																					

livebaseballscorecards.com

<b>AB</b>	41
<b>R</b>	8
<b>H</b>	13
<b>RBI</b>	7
<b>BB</b>	4
<b>SO</b>	7
<b>LOB</b>	25



Batter	1	2	3	4	5	6	7	8	9	AB	R	H	RBI	BB	SO	LOB
Bubba Phillips, R OBP: 0.295, SLG: 0.359 (1, 5)	4-0 HR BB 4-3		0-0 F2 1		0-0 6-3 2			0-0 F9 1		3	1	0	0	1	0	0
Al Luplow, L OBP: 0.385, SLG: 0.516 (1, 7)	0-0 4-3 1-2		4-0 BB BB BB BB		0-3 K 3			0-0 HR		3	1	1	1	1	1	1
Tito Francona, L OBP: 0.319, SLG: 0.386 (1, 3)	0-0 F8 2		0-0 F7 2				0-0 F4 1	0-0 F7 2		4	0	0	0	0	0	2
John Romano, R OBP: 0.365, SLG: 0.494 (1, 2)	0-0 HR 2-H		4-0 BB 1-2				0-0 4-3 2	0-0 1-3 3		3	1	1	2	1	0	0
Willie Kirkland, L OBP: 0.287, SLG: 0.395 (1, 9)	0-3 K 3		0-0 1-3 3				4-0 FC5-4 BB	0-0 F9 1		3	0	0	0	1	1	2
Willie Tasby, R OBP: 0.343, SLG: 0.354 (1, 8)		0-0 1B F3 2B		0-3 K 1			0-0 FC5-4 1-2f 3	0-0 F7 2		4	0	1	0	0	1	1
Jack Kubiszyn, R OBP: 0.259, SLG: 0.348 (1, 6)		0-0 2-3 1B		0-0 F8 2				0-0 F7 1	0-3 K 3	4	0	1	0	0	1	0
Jim Mahoney, R OBP: 0.160, SLG: 0.280 (1, 4)		0-0 F3 3-H 2		0-0 4-3 3				0-0 F3 2		3	0	0	0	0	0	2
Jim Perry, S OBP: 0.174, SLG: 0.178 Frank Funk, R OBP: 0.083, SLG: 0.083 (1, 1) (4, 1)		0-3 K 3					0-0 F9 1	0-0 5-3 3		1	0	0	0	0	1	1
										2	0	0	0	0	0	0

Inning Stats	R: 2	H: 1	E: 0	K: 1	S: 6	LOB: 0	BB: 1	P: 10	R: 0	H: 2	E: 0	K: 1	S: 6	LOB: 1	BB: 0	P: 6	R: 0	H: 0	E: 0	K: 0	S: 3	LOB: 2	BB: 2	P: 11	R: 0	H: 0	E: 0	K: 1	S: 5	LOB: 0	BB: 0	P: 5	R: 0	H: 0	E: 0	K: 0	S: 5	LOB: 0	BB: 0	P: 5	R: 0	H: 0	E: 0	K: 0	S: 3	LOB: 1	BB: 1	P: 7	R: 0	H: 0	E: 0	K: 0	S: 3	LOB: 0	BB: 0	P: 3	R: 1	H: 1	E: 0	K: 0	S: 4	LOB: 0	BB: 0	P: 4	R: 0	H: 0	E: 0	K: 1	S: 5	LOB: 0	BB: 0	P: 5	1B: 1	2B: 1	3B: 0	HR: 2	SF: 0	SAC: 0	DP: 0	HBP: 0	WP: 0	PB: 0	SB: 0	CS: 0	PA: 34
PITCHER	IP	WLS	BF	H	R	ER	SO	BB	IBB	HBP	BLK	WP	HR	S	P	ERA	WHIP																																																																				
Diego Segui, R ERA: 4.12 (1, 1)	8.0	W	31	4	3	3	4	4	0	0	0	0	2	35	51	3.38	1.000																																																																				
John Wyatt, R ERA: 5.09 (9, 1)	1.0	S	3	0	0	0	1	0	0	0	0	0	0	5	5	0.00	0.000																																																																				

BOTTOM

Kansas City Athletics @ Cleveland Indians  
Cleveland Municipal Stadium, Cleveland, OH

Sat Aug 04 1962, 3:33 AM EDT  
Att. 3,643 - Unknown

livebaseballscorecards.com

AB	30
R	3
H	4
RBI	3
BB	4
SO	5
LOB	9



Batter	1	2	3	4	5	6	7	8	9	AB R H RBI BB SO LOB	TOP											
Jose Tartabull, L (1, 8) OBP: 0.327, SLG: 0.333	0-0 F7		0-0 1B			0-0 1B SH3-4 4-3 1B		0-0 L8		4 1 2 1 0 0 0	<b>Kansas City Athletics @ Cleveland Indians</b> <b>Cleveland Municipal Stadium, Cleveland, OH</b> Sun Aug 05 1962, 3:33 AM EDT Unknown <a href="http://livebaseballscorecards.com">livebaseballscorecards.com</a>											
Ed Charles, R (1, 5) OBP: 0.349, SLG: 0.443	0-0 F7		0-0 F9			0-0 SH3-4		0-0 6-3		3 0 0 0 0 0 1												
Jerry Lumpe, L (1, 4) OBP: 0.347, SLG: 0.438	0-0 L8				0-0 3-1				0-0 G3	4 0 1 0 0 0 0												
Norm Siebern, L (1, 3) OBP: 0.401, SLG: 0.460		0-0 F7			0-0 5-3				0-0 F7	4 0 0 1 0 0 1												
Manny Jimenez, L (1, 7) OBP: 0.384, SLG: 0.478 Bobby Del Greco, R (9, 7) OBP: 0.381, SLG: 0.384		0-0 G3			0-0 HR				0-0 6-3	4 1 1 1 0 0 1 0 0 0 0 0 0 0												
Gino Cimoli, R (1, 9) OBP: 0.340, SLG: 0.433		0-0 F9			0-0 6-3					3 0 1 0 0 0 0												
Billy Consolo, R (1, 6) OBP: 0.347, SLG: 0.305			4-0 1B BB			0-0 FC1-6 1B		0-0 6-3-6		2 1 1 0 1 0 1												
Haywood Sullivan, R (1, 2) OBP: 0.320, SLG: 0.318			0-3 K			0-0 FC1-6 L6-3		0-0 F7		3 0 0 0 0 1 2												
Dan Pfister, R (1, 1) OBP: 0.174, SLG: 0.174 John Wyatt, R (9, 1) OBP: 0.115, SLG: 0.080			0-0 1-3			0-0 L6-3		0-0 6-3		3 0 0 0 0 0 2 0 0 0 0 0 0 0												
<b>Inning Stats</b>	R: 0 E: 0 K: 0 S: 3	H: 0 LOB: 0 BB: 0 P: 3	R: 0 E: 0 K: 0 S: 3	H: 0 LOB: 0 BB: 0 P: 3	R: 1 E: 0 K: 1 S: 6	H: 1 LOB: 1 BB: 1 P: 10	R: 1 E: 0 K: 0 S: 4	H: 1 LOB: 0 BB: 0 P: 4	R: 0 E: 0 K: 0 S: 3	H: 1 LOB: 0 BB: 0 P: 3		R: 1 E: 0 K: 0 S: 5	H: 2 LOB: 1 BB: 0 P: 5	R: 0 E: 0 K: 0 S: 3	H: 1 LOB: 0 BB: 0 P: 3	R: 0 E: 0 K: 0 S: 3	H: 0 LOB: 0 BB: 0 P: 3	R: 0 E: 0 K: 0 S: 3	H: 0 LOB: 0 BB: 0 P: 3	1B: 5 2B: 2 3B: 0 HR: 1	SF: 0 SAC: 1 DP: 2 HBP: 0	WP: 0 PB: 0 SB: 0 CS: 0
<b>PITCHER</b>	IP WLS BF H R ER SO BB IBB HBP BLK WP HR S P ERA WHIP												<b>PITCHER</b>	IP WLS BF H R ER SO BB IBB HBP BLK WP HR S P ERA WHIP								
Barry Latman, R (1, 1) ERA: 3.81	8.0 L 29 6 3 3 1 1 0 0 0 0 0 1 30 34 3.38 0.875																					
Ruben Gomez, R (9, 1) ERA: 4.14	1.0 3 0 0 0 0 0 0 0 0 0 0 0 3 3 0.00 0.000																					



Batter	1	2	3	4	5	6	7	8	9	AB	R	H	RBI	BB	SO	LOB
Ty Cline, L OBP: 0.328, SLG: 0.336 (1, 8) X	0-0 L6		H 1-0			X 0-0 F2		X 0-0 BB 1B		3	1	1	0	0	0	0
Al Luplow, L OBP: 0.387, SLG: 0.518 (1, 7) X	0-0 2B		X 0-0 4-3			S S S 0-3 K		B B B B 4-0 1B BB		3	0	1	0	1	1	1
Tito Francona, L OBP: 0.321, SLG: 0.386 (1, 3) X	0-0 F7				S S S 0-3 K		B B B B 4-0 BB	X 0-0 1B		3	0	1	1	1	1	1
John Romano, R OBP: 0.361, SLG: 0.488 (1, 2) X	0-0 6-3				X 0-0 F6		X 0-0 F6	X 0-0 1-3		4	0	0	0	0	0	4
Willie Tasby, R OBP: 0.347, SLG: 0.349 (1, 9)		B B B B 4-0			S S S 0-3 K		X 0-0 6-3	B B B B 4-0 BB		2	0	0	0	2	1	0
Bubba Phillips, R OBP: 0.292, SLG: 0.356 (1, 5)		X 0-0 F2			S S S 0-3 K		S S S 0-3 K	X 0-0 F2		4	0	0	0	0	2	2
Jack Kubiszyn, R OBP: 0.226, SLG: 0.296 (1, 6)		X 0-0 G5-4-3 1-2			X 0-0 F7		X 0-0 F7	X 0-0 F4		4	0	0	0	0	0	2
Jim Mahoney, R OBP: 0.179, SLG: 0.393 (1, 4)			S S S 0-3 K		X 0-0			S S S 0-3 K		3	1	1	1	0	2	0
Chuck Essegian, R OBP: 0.368, SLG: 0.511 (9, PH)						X 0-0 HR		S S S 0-3 K		1	0	0	0	0	1	1
Barry Latman, R OBP: 0.250, SLG: 0.346 (1, 1)			S S S 0-3 K					S S S 0-3 K		2	0	0	0	0	2	0
Don Dillard, L OBP: 0.284, SLG: 0.394 (8, PH)										1	0	0	0	0	1	0
Ruben Gomez, R OBP: 0.273, SLG: 0.273 (9, 1)										0	0	0	0	0	0	0


Inning Stats	R: 0	H: 1	E: 0	K: 0	S: 4	R: 0	H: 0	E: 0	K: 0	S: 2	R: 0	H: 0	E: 0	K: 2	S: 7	R: 1	H: 1	E: 0	K: 2	S: 8	R: 0	H: 0	E: 0	K: 1	S: 5	R: 0	H: 0	E: 0	K: 1	S: 5	R: 1	H: 2	E: 0	K: 2	S: 9	R: 0	H: 0	E: 0	K: 1	S: 5	R: 0	H: 0	E: 0	K: 1	S: 9	1B: 2	SF: 0	2B: 1	SAC: 0	3B: 0	DP: 1	HR: 1	HBP: 1	WP: 0	PA: 35
PITCHER	IP	WLS	BF	H	R	ER	SO	BB	IBB	HBP	BLK	WP	HR	S	P	ERA	WHIP																																						
Dan Pfister, R ERA: 4.82 (1, 1)	8.0	W	32	4	2	2	10	4	0	1	0	0	1	47	64	2.25	1.000																																						
John Wyatt, R ERA: 5.03 (9, 1)	1.0	S	3	0	0	0	1	0	0	0	0	0	0	5	5	0.00	0.000																																						

**BOTTOM**

**Kansas City Athletics @ Cleveland Indians**  
Cleveland Municipal Stadium, Cleveland, OH

Sun Aug 05 1962, 3:33 AM EDT  
Unknown

AB	30
R	2
H	4
RBI	2
BB	4
SO	11
LOB	11



livebaseballscorecards.com

Batter	1	2	3	4	5	6	7	8	9	AB R H RBI BB SO LOB	TOP	
Jose Tartabull, L (1, 8) OBP: 0.333, SLG: 0.336	4-0 BB G5-4-3		0-0 4-3		0-0 HR 1B		0-0 4-3		0-0 1B 1B	4 2 2 0 1 0 0	<b>Kansas City Athletics @ Cleveland Indians</b> Cleveland Municipal Stadium, Cleveland, OH Sun Aug 05 1962, 3:38 AM EDT Att. 8,936 - Unknown	
Ed Charles, R (1, 5) OBP: 0.350, SLG: 0.452	0-0 G5-4-3 1-2f		0-0 4-3		0-0 HR		0-0 4-3		0-0 1B 1B	5 1 2 4 0 0 1		
Jerry Lumpe, L (1, 4) OBP: 0.346, SLG: 0.435	0-0 F6				0-0 1B		0-0 4-3		0-0 F9 1-2	5 0 1 0 0 0 1		
Norm Siebern, L (1, 3) OBP: 0.400, SLG: 0.458		0-0 BB 1B G6-4-3		0-3 K2-3	0-0 G3				0-0 6-3	4 0 1 0 0 1 1		
Manny Jimenez, L (1, 7) OBP: 0.387, SLG: 0.479 Bobby Del Greco, R (8, 7) OBP: 0.381, SLG: 0.384		4-0 BB 1B G6-4-3		0-0 1B		0-0 1-3 1B 1B			0-0 4-3	3 1 2 0 1 0 0 0 0 0 0 0 0 0		
Gino Cimoli, R (1, 9) OBP: 0.339, SLG: 0.431		0-0 BB 1B G6-4-3		0-3 K		0-0 1-3			0-0 1B	4 0 1 0 0 1 4		
Billy Consolo, R (1, 6) OBP: 0.344, SLG: 0.298		4-0 BB			0-3 K	0-0 5-3			0-0 F7	3 0 0 0 1 1 2		
Joe Azcue, R (1, 2) OBP: 0.296, SLG: 0.320		0-0 L8			0-0 HR 1B 1B	4-0 1B IBB			0-0 F3	3 1 1 0 1 0 2		
Orlando Pena, R (1, 1) OBP: 0.250, SLG: 0.250			0-3 K		0-0 F1	0-0 1B			0-3 K	4 0 1 1 0 2 1		
<b>Inning Stats</b>	R: 0 E: 0 K: 0 S: 2 H: 0 LOB: 0 BB: 1 P: 6	R: 0 E: 0 K: 0 S: 3 H: 1 LOB: 2 BB: 2 P: 11	R: 0 E: 0 K: 1 S: 5 H: 0 LOB: 0 BB: 0 P: 5	R: 0 E: 0 K: 2 S: 8 H: 1 LOB: 1 BB: 0 P: 8	R: 3 E: 0 K: 1 S: 9 H: 4 LOB: 1 BB: 0 P: 9	R: 1 E: 0 K: 0 S: 4 H: 2 LOB: 2 BB: 1 P: 8	R: 0 E: 0 K: 0 S: 3 H: 0 LOB: 0 BB: 0 P: 3	R: 0 E: 0 K: 0 S: 4 H: 1 LOB: 1 BB: 0 P: 4	R: 1 E: 0 K: 1 S: 7 H: 2 LOB: 1 BB: 0 P: 7	1B: 10 2B: 0 3B: 0 HR: 1 SF: 0 SAC: 0 DP: 2 HBP: 0		WP: 0 PB: 0 SB: 2 CS: 0 PA: 39
<b>PITCHER</b>	IP WLS BF H R ER SO BB IBB HBP BLK WP HR S P ERA WHIP											
Pedro Ramos, R (1, 1) ERA: 4.45	5.0 L 22 6 3 3 4 3 0 0 0 0 0 1 27 39 5.40 1.800											
Bill Dailey, R (6, 1) ERA: 3.08	3.0 12 3 1 1 0 0 0 1 0 0 0 0 11 15 3.00 1.000											
Gary Bell, R (9, 1) ERA: 3.89	1.0 5 2 1 1 1 1 0 0 0 0 0 0 7 7 9.00 2.000											

livebaseballscorecards.com

AB	35
R	5
H	11
RBI	5
BB	4
SO	5
LOB	12



Batter	1	2	3	4	5	6	7	8	9	AB	R	H	RBI	BB	SO	LOB
Ty Cline, L (1, 8) OBP: 0.324, SLG: 0.331	L7		L8			L3		FC4-6 1-3		4	0	0	0	0	0	1
Jim Mahoney, R (1, 4) OBP: 0.161, SLG: 0.355 Gene Green, R (8, PH) OBP: 0.343, SLG: 0.550 Gary Bell, R (9, 1) OBP: 0.273, SLG: 0.200	F8			F8		4-3		1-3		3	0	0	0	0	0	0
Tito Francona, L (1, 3) OBP: 0.320, SLG: 0.391	F9			1-3		HR		4-3		4	1	1	1	0	0	1
Al Luplow, L (1, 7) OBP: 0.385, SLG: 0.528		HR		F6		F2			K	4	1	1	1	0	1	0
Doc Edwards, R (1, 2) OBP: 0.382, SLG: 0.492		L5			F9		2B		F5	4	0	1	0	0	0	0
Willie Tasby, R (1, 9) OBP: 0.339, SLG: 0.340		K			K		5-3		F6	4	0	0	0	0	2	1
Bubba Phillips, R (1, 5) OBP: 0.293, SLG: 0.356		5-3				1B 1B				3	0	1	0	0	1	1
Jack Kubiszyn, R (1, 6) OBP: 0.235, SLG: 0.300				6-3				F8		3	0	1	0	0	0	1
Pedro Ramos, S (1, 1) OBP: 0.256, SLG: 0.514 Willie Kirkland, L (5, PH) OBP: 0.286, SLG: 0.394 Bill Dailey, R (6, 1) Don Dillard, L (8, PH) OBP: 0.289, SLG: 0.398			K			F5			FC4-6 1B	1	0	0	0	0	1	0
										1	0	0	0	0	0	2
										0	0	0	0	0	0	0
										1	0	1	0	0	0	0

Inning Stats	R: 0	H: 0	E: 0	K: 0	S: 3	R: 1	H: 1	E: 0	K: 1	S: 6	R: 0	H: 0	E: 0	K: 1	S: 5	R: 0	H: 0	E: 0	K: 0	S: 3	R: 0	H: 0	E: 0	K: 1	S: 7	R: 1	H: 1	E: 0	K: 0	S: 4	R: 0	H: 1	E: 0	K: 1	S: 6	R: 0	H: 1	E: 0	K: 0	S: 4	R: 0	H: 0	E: 0	K: 1	S: 5	1B: 3	SF: 0	2B: 1	SAC: 0	3B: 0	DP: 0	HR: 2	HBP: 0	WP: 0	PA: 33
PITCHER Orlando Pena, R (1, 1) ERA: 2.0	IP	WLS	BF	H	R	ER	SO	BB	IBB	HBP	BLK	WP	HR	S	P	ERA	WHIP	IP	WLS	BF	H	R	ER	SO	BB	IBB	HBP	BLK	WP	HR	S	P	ERA	WHIP	IP	WLS	BF	H	R	ER	SO	BB	IBB	HBP	BLK	WP	HR	S	P	ERA	WHIP				

BOTTOM

Kansas City Athletics @ Cleveland Indians  
Cleveland Municipal Stadium, Cleveland, OH

Sun Aug 05 1962, 3:38 AM EDT  
Att. 8,936 - Unknown

AB	33
R	2
H	6
RBI	2
BB	0
SO	5
LOB	8




WP: 0	PA: 33
PB: 0	SB: 0
CS: 0	

ERA	2.00
WHIP	0.667

Batter	1	2	3	4	5	6	7	8	9	AB R H RBI BB SO LOB	TOP									
<b>Billy Consolo, R</b> (1, 6) OBP: 0.348, SLG: 0.304	0-0 4-3		0-0 1B		0-0 1B		0-0 F4			4 0 2 0 0 0 2	<b>Kansas City Athletics @ Washington Senators</b> <b>D.C. Stadium, Washington, DC</b> Mon Aug 06 1962, 7:05 PM EDT Att. 5,299 - Unknown									
<b>Jerry Lumpe, L</b> (1, 4) OBP: 0.343, SLG: 0.431	0-0 5-3		0-0 1-3		0-0 G1-6-3			0-0 4-3		4 0 0 0 0 0 3										
<b>Ed Charles, R</b> (1, 5) OBP: 0.349, SLG: 0.452	0-3 K			0-0 WP 2B		0-0 6-3		0-0 F9		4 1 1 0 0 1 0										
<b>Norm Siebern, L</b> (1, 3) OBP: 0.400, SLG: 0.460		4-0 BB		0-0 5-3 2B		0-0 F7		0-0 4-3		3 0 1 1 1 0 0										
<b>Manny Jimenez, L</b> (1, 7) OBP: 0.384, SLG: 0.474		0-0 G4-6-3		0-0 5-3		0-0 4-3		0-0 4-3		4 0 0 0 0 0 2										
<b>Jose Tartabull, L</b> (9, 8) OBP: 0.333, SLG: 0.336				0-0 2-3						0 0 0 0 0 0 0										
<b>George Altusik, R</b> (1, 9) OBP: 0.317, SLG: 0.505		0-0 FC5-4 1B		0-0 6-3		0-0 5-3		0-0 F7		4 0 1 0 0 0 1										
<b>Bobby Del Greco, R</b> (9, 7) OBP: 0.381, SLG: 0.384				0-0 5-3						0 0 0 0 0 0 0										
<b>Gino Cimoli, R</b> (1, 8) OBP: 0.336, SLG: 0.426		0-0 FC5-4		0-0 5-3		0-0 E4 1B		0-3 K		4 0 0 0 0 1 2										
<b>Joe Azcue, R</b> (1, 2) OBP: 0.297, SLG: 0.320			0-0 5-3		0-0 F7		0-0 1B			3 0 1 0 0 0 0										
<b>Ed Rakow, S</b> (1, 1) OBP: 0.133, SLG: 0.121			0-0 F4		4-0 1B BB		0-0 F4			2 0 0 0 1 0 2										
<b>Inning Stats</b>	R: 0 E: 0 K: 1 S: 5	H: 0 LOB: 0 BB: 0 P: 5	R: 0 E: 0 K: 0 S: 3	H: 1 LOB: 1 BB: 1 P: 7	R: 0 E: 0 K: 0 S: 4	H: 1 LOB: 1 BB: 0 P: 4	R: 1 E: 0 K: 0 S: 5	H: 2 LOB: 1 BB: 0 P: 5	R: 0 E: 0 K: 0 S: 3	H: 0 LOB: 0 BB: 0 P: 3	R: 0 E: 1 K: 0 S: 5	H: 1 LOB: 2 BB: 0 P: 5	R: 0 E: 0 K: 0 S: 3	H: 0 LOB: 0 BB: 0 P: 3	R: 0 E: 0 K: 1 S: 5	H: 0 LOB: 0 BB: 0 P: 5	1B: 4 2B: 2 3B: 0 HR: 0	SF: 0 SAC: 0 DP: 2 HBP: 0	WP: 1 PB: 0 SB: 0 CS: 0	PA: 34
<b>PITCHER</b>	IP WLS BF H R ER SO BB IBB HBP BLK WP HR S P ERA WHIP																			
<b>Claude Osteen, L</b> (1, 1) ERA: 3.58	8.0 L 31 6 1 1 1 2 0 0 0 1 0 31 39 1.12 1.000																			
<b>Steve Hamilton, L</b> (9, 1) ERA: 3.47	1.0 3 0 0 0 1 0 0 0 0 0 0 5 5 0.00 0.000																			

livebaseballscorecards.com

<b>AB</b>	32
<b>R</b>	1
<b>H</b>	6
<b>RBI</b>	1
<b>BB</b>	2
<b>SO</b>	2
<b>LOB</b>	12





Batter	1	2	3	4	5	6	7	8	9	AB	R	H	RBI	BB	SO	LOB
<b>Jim Piersall, R</b> (1, 8) <small>OBP: 0.324, SLG: 0.358</small> <b>Joe Hicks, L</b> (8, PR) <small>OBP: 0.303, SLG: 0.405</small> (9, 8)	0-0 4-3		0-3 K			0-0 F9		0-0 1B		4	0	1	0	0	1	0
<b>Chuck Cottier, R</b> (1, 4) <small>OBP: 0.319, SLG: 0.365</small> <b>Bud Zipfel, L</b> (8, PH) <small>OBP: 0.316, SLG: 0.391</small> <b>Steve Hamilton, L</b> (9, 1) <small>OBP: 0.133, SLG: 0.071</small>	0-0 3-1		0-3 K			0-0 F8		0-3 K		3	0	0	0	0	1	0
<b>Johnny Schaive, R</b> (1, 5) <small>OBP: 0.271, SLG: 0.438</small>	0-0 5-3				0-3 K			0-0 F6		4	0	0	0	0	1	1
<b>Harry Bright, R</b> (1, 3) <small>OBP: 0.347, SLG: 0.492</small>		0-0 FC4-6 1B G1-2-3 1B		0-0 F4			0-0 F7		0-0 2B	4	0	2	0	0	0	0
<b>Chuck Hinton, R</b> (1, 9) <small>OBP: 0.346, SLG: 0.471</small> (8, 7)		0-0 FC4-6 1B		0-0 F9			0-3 K		0-3 K	4	0	1	0	0	2	1
<b>Ken Retzer, L</b> (1, 2) <small>OBP: 0.362, SLG: 0.437</small> <b>Ken Hamlin, R</b> (7, PR) <small>OBP: 0.306, SLG: 0.310</small> (8, 6)		0-0 FC4-6 BB			0-0 1B		4-0 1B BB		0-0 5-3	2	0	1	0	1	0	2
<b>Don Lock, R</b> (1, 7) <small>OBP: 0.324, SLG: 0.500</small> <b>Bob Schmidt, R</b> (8, 2) <small>OBP: 0.267, SLG: 0.395</small>		4-0 1-2f 2-3 BB			0-3 K		0-0 1B		0-0 6-3	2	0	1	0	1	1	1
<b>Ed Brinkman, R</b> (1, 6) <small>OBP: 0.208, SLG: 0.219</small> <b>Jim King, L</b> (7, PH) <small>OBP: 0.346, SLG: 0.370</small> (8, 9)		0-0 G1-2-3 3-Hf			0-3 K		0-3 K			2	0	0	0	0	1	4
<b>Claude Osteen, L</b> (1, 1) <small>OBP: 0.179, SLG: 0.214</small> <b>Danny O'Connell, R</b> (8, PH) <small>OBP: 0.330, SLG: 0.368</small> (9, 4)			0-3 K			0-3 K		0-0 F4		2	0	0	0	0	2	1
										1	0	0	0	0	0	0

Inning Stats	R: 0	H: 0	R: 0	H: 2	R: 0	H: 0	R: 0	H: 0	R: 0	H: 1	R: 0	H: 0	R: 0	H: 1	R: 0	H: 1	R: 0	H: 1	R: 0	H: 1	1B: 5	SF: 0	WP: 0	PA: 34
	E: 0	LOB: 0	E: 0	LOB: 2	E: 0	LOB: 0	E: 0	LOB: 0	E: 0	LOB: 1	E: 0	LOB: 0	E: 0	LOB: 2	E: 0	LOB: 1	E: 0	LOB: 1	E: 0	LOB: 1	2B: 1	SAC: 0	PB: 0	
	K: 0	BB: 0	K: 0	BB: 1	K: 3	BB: 0	K: 1	BB: 0	K: 3	BB: 0	K: 2	BB: 1	K: 1	BB: 0	K: 1	BB: 0	K: 1	BB: 0	K: 1	BB: 0	3B: 0	DP: 1	SB: 0	
	S: 3	P: 3	S: 4	P: 8	S: 9	P: 9	S: 5	P: 5	S: 10	P: 10	S: 8	P: 12	S: 6	P: 6	S: 6	P: 6	S: 6	P: 6	S: 6	P: 6	HR: 0	HBP: 0	CS: 0	

PITCHER	IP	WLS	BF	H	R	ER	SO	BB	IBB	HBP	BLK	WP	HR	S	P	ERA	WHIP
<b>Ed Rakow, R</b> (1, 1) <small>ERA: 4.08</small>	9.0	W	34	6	0	0	11	2	0	0	0	0	0	54	62	0.00	0.889


**BOTTOM**

**Kansas City Athletics @ Washington Senators**  
**D.C. Stadium, Washington, DC**

Mon Aug 06 1962, 7:05 PM EDT  
 Att. 5,299 - Unknown

livebaseballscorecards.com

**AB 32**  
**R 0**  
**H 6**  
**RBI 0**  
**BB 2**  
**SO 11**  
**LOB 15**




Batter	1	2	3	4	5	6	7	8	9	AB R H RBI BB SO LOB	TOP											
Billy Consolo, R (1, 6) OBP: 0.344, SLG: 0.300	0-0 E3 L4-3		0-0 FC1-6 1-2f	0-3 K 1-2 2-3			0-0 SH5-4 SF6 1B	0-0 F5		5 1 1 0 0 1 3												
Jerry Lumpe, L (1, 4) Wayne Causey, L (7, 4) OBP: 0.342, SLG: 0.430 OBP: 0.363, SLG: 0.371	0-0 L4-3 1-2		0-0 G3	0-0 SF8 3-H			0-0 SH5-4 HR 1B		0-0 1-3	3 1 1 1 0 0 2 1 0 0 0 0 0 0												
Ed Charles, R (1, 5) OBP: 0.350, SLG: 0.451	0-0 F7						0-0 SH5-4 1-2 2-3		4-0 FC6-4 BB	3 1 1 0 1 0 1												
Norm Siebern, L (1, 3) Deron Johnson, R (7, 3) OBP: 0.401, SLG: 0.461 OBP: 0.300, SLG: 0.333		0-0 F4		0-0 1B 1B 2B	0-0 4-3		4-0 HR IBB		0-3 K	3 2 1 0 1 0 0 1 0 0 0 0 1 1												
Manny Jimenez, L (1, 7) OBP: 0.362, SLG: 0.472		0-0 F5		0-0 1B 3B 1B	0-0 F8		0-0 SF6		0-0 FC6-4 1-2f	4 1 1 2 0 0 1												
George Alusik, R (1, 9) OBP: 0.333, SLG: 0.544		0-0 1B		0-0 3B 1B	0-0 F3		0-0 HR			4 2 3 4 0 0 0												
Gino Cimoli, R (1, 8) OBP: 0.336, SLG: 0.430		0-0 F3		0-0 E 3B		0-0 F9	0-0 F5			4 1 1 2 0 0 1												
Joe Azcue, R (1, 2) OBP: 0.300, SLG: 0.323			0-0 FC1-6 1B	0-0 E SF8 1B		0-0 F8		0-0 5-3		4 1 2 0 0 0 0												
Bill Fischer, R (1, 1) OBP: 0.118, SLG: 0.176			0-3 K	0-0 E4 1-2 3-H		0-3 K		0-3 K		4 0 0 1 0 3 2												
<b>Inning Stats</b>	R: 0 E: 1 K: 0 S: 3	H: 0 LOB: 0 BB: 0 P: 3	R: 0 E: 0 K: 0 S: 4	H: 1 LOB: 1 BB: 0 P: 4	R: 0 E: 0 K: 1 S: 6	H: 1 LOB: 1 BB: 0 P: 6	R: 6 E: 2 K: 1 S: 12	H: 6 LOB: 1 BB: 0 P: 12	R: 0 E: 0 K: 0 S: 3	H: 0 LOB: 0 BB: 0 P: 3	R: 0 E: 0 K: 1 S: 5	H: 0 LOB: 0 BB: 0 P: 5	R: 4 E: 0 K: 0 S: 6	H: 3 LOB: 0 BB: 1 P: 10	R: 0 E: 0 K: 1 S: 5	H: 0 LOB: 0 BB: 0 P: 5	R: 0 E: 0 K: 1 S: 5	H: 0 LOB: 1 BB: 1 P: 9	1B: 8 2B: 2 3B: 1 HR: 1	SF: 2 SAC: 1 DP: 1 HBP: 0	WP: 0 PB: 0 SB: 0 CS: 0	PA: 41
<b>PITCHER</b>	IP WLS BF H R ER SO BB IBB HBP BLK WP HR S P ERA WHIP																					
Don Rudolph, L (1, 1) ERA: 3.44	3.0 L 16 7 5 5 1 0 0 0 0 0 0 0 0 18 18 15.00 2.333																					
Ed Hobaugh, R (4, 1) ERA: 4.64	5.0 21 4 5 4 3 0 1 0 0 0 0 1 26 30 7.20 0.800																					
Marty Kutyna, R (9, 1) ERA: 2.89	1.0 4 0 0 0 0 1 1 0 0 0 0 0 0 5 9 0.00 1.000																					

Kansas City Athletics @ Washington Senators  
D.C. Stadium, Washington, DC  
Tue Aug 07 1962, 7:05 PM EDT  
Att. 5,041 - Unknown

livebaseballscorecards.com

AB	36
R	10
H	11
RBI	10
BB	2
SO	5
LOB	11



Batter	1	2	3	4	5	6	7	8	9	AB	R	H	RBI	BB	SO	LOB
--------	---	---	---	---	---	---	---	---	---	----	---	---	-----	----	----	-----

**BOTTOM**

<b>Jim Piersall, R</b> <small>OBP: 0.323, SLG: 0.357</small> (1, 8)	0-0 <b>4-3</b> 		0-0 <b>1B</b>		0-0 <b>6-3</b> 			0-0 <b>F8</b> 		4	0	1	0	0	0	1	
<b>Danny O'Connell, R</b> <small>OBP: 0.329, SLG: 0.365</small> (1, 4)	0-0 <b>G6-4-3</b> <b>1B</b>		0-0 <b>F5</b> 			0-0 <b>5-3</b> 		0-0 <b>4-3</b> 		4	0	1	0	0	0	1	
<b>Johnny Schaive, R</b> <small>OBP: 0.271, SLG: 0.434</small> (1, 5)	0-0 <b>G6-4-3</b> <b>1-2f</b>			0-0 <b>6-3</b> 		0-0 <b>F6</b> 		0-0 <b>FC6-4</b> <b>1B</b>		4	0	1	0	0	0	1	
<b>Harry Bright, R</b> <small>OBP: 0.342, SLG: 0.484</small> (1, 3)		0-0 <b>6-3</b> 		0-0 <b>F8</b> 		0-3 <b>K</b> 		0-0 <b>FC6-4</b> <b>HR</b>		4	1	0	0	0	1	1	
<b>Chuck Hinton, R</b> <small>OBP: 0.351, SLG: 0.487</small> (1, 9)		0-0 <b>4-3</b> 		0-0 <b>1B</b>		0-0 <b>F8</b> <b>2B</b>		0-0 <b>HR</b>		4	1	3	2	0	0	0	
<b>Ken Retzer, L</b> <small>OBP: 0.356, SLG: 0.429</small> (1, 2)		0-0 <b>4-3</b> 		0-0 <b>F7</b> 		0-0 <b>F8</b> <b>2-3</b>		0-0 <b>F8</b> 		4	0	0	0	0	0	2	
<b>Don Lock, R</b> <small>OBP: 0.333, SLG: 0.550</small> (1, 7)			0-0 <b>HR</b>		0-0 <b>5-3</b> 		0-0 <b>4-3</b> 		0-0 <b>FC6-4</b> <b>1B</b>		4	1	2	1	0	0	1
<b>Ed Brinkman, R</b> <small>OBP: 0.198, SLG: 0.208</small> (1, 6)			0-0 <b>4-3</b> 		0-0 <b>L8</b> 		0-0 <b>4-3</b> 		0-0 <b>FC6-4</b> <b>1-2f</b>		4	0	0	0	0	0	2
<b>Don Rudolph, L</b> <small>OBP: 0.273, SLG: 0.300</small> (1, 1)			0-3 <b>K</b> 		0-0 <b>3B</b>		0-0 <b>F9</b> 			1	0	0	0	0	1	0	
<b>Ed Hobaugh, R</b> <small>OBP: 0.250, SLG: 0.750</small> (4, 1)										1	0	1	0	0	0	0	
<b>Bud Zipfel, L</b> <small>OBP: 0.313, SLG: 0.386</small> (8, PH)										1	0	0	0	0	0	0	
<b>Marty Kutyna, R</b> <small>OBP: 0.286, SLG: 0.167</small> (9, 1)										0	0	0	0	0	0	0	

**Kansas City Athletics @ Washington Senators**  
**D.C. Stadium, Washington, DC**  
 Tue Aug 07 1962, 7:05 PM EDT  
 Att. 5,041 - Unknown

<b>AB</b>	<b>35</b>
<b>R</b>	<b>3</b>
<b>H</b>	<b>9</b>
<b>RBI</b>	<b>3</b>
<b>BB</b>	<b>0</b>
<b>SO</b>	<b>2</b>
<b>LOB</b>	<b>9</b>



Inning Stats	R: 0	H: 1	E: 0	K: 0	S: 3	LOB: 0	BB: 0	P: 3	R: 0	H: 0	E: 0	K: 0	S: 3	LOB: 0	BB: 0	P: 3	R: 0	H: 2	E: 0	K: 1	S: 7	LOB: 1	BB: 0	P: 7	R: 0	H: 1	E: 0	K: 0	S: 4	LOB: 1	BB: 0	P: 4	R: 0	H: 0	E: 0	K: 1	S: 5	LOB: 0	BB: 0	P: 5	R: 0	H: 1	E: 0	K: 0	S: 4	LOB: 1	BB: 0	P: 4	R: 0	H: 0	E: 0	K: 0	S: 3	LOB: 0	BB: 0	P: 3	R: 2	H: 3	E: 1	K: 0	S: 6	LOB: 1	BB: 0	P: 6	1B: 5	SF: 0	2B: 1	SAC: 0	3B: 1	DP: 1	HR: 2	HBP: 0	WP: 0	PA: 35
--------------	------	------	------	------	------	--------	-------	------	------	------	------	------	------	--------	-------	------	------	------	------	------	------	--------	-------	------	------	------	------	------	------	--------	-------	------	------	------	------	------	------	--------	-------	------	------	------	------	------	------	--------	-------	------	------	------	------	------	------	--------	-------	------	------	------	------	------	------	--------	-------	------	-------	-------	-------	--------	-------	-------	-------	--------	-------	--------

PITCHER	IP	WLS	BF	H	R	ER	SO	BB	IBB	HBP	BLK	WP	HR	S	P	ERA	WHIP
<b>Bill Fischer, R</b> <small>ERA: 3.62</small>	9.0	W	35	9	3	3	2	0	0	0	0	0	2	39	39	3.00	1.000

Batter	1	2	3	4	5	6	7	8	9	AB R H RBI BB SO LOB	TOP																									
Lenny Green, L OBP: 0.370, SLG: 0.431 (1, 8) X	0-0 F6		0-0 F5			0-0 F5		0-0 3-1		4 0 0 0 0 0 0																										
Vic Power, R OBP: 0.330, SLG: 0.441 (1, 3) X	0-0 1B			0-0 F8		0-3 K		4-0 BB		3 0 1 0 1 1 0																										
Rich Rollins, R OBP: 0.378, SLG: 0.461 (1, 5) X	0-0 F9			0-0 1-3			0-0 5-3	0-0 F9		4 0 0 0 0 0 2																										
Harmon Killebrew, R OBP: 0.374, SLG: 0.535 (1, 7) X	0-0 F2			0-3 K			0-0 F5		0-0 HR	4 1 1 1 0 1 1																										
Bob Allison, R OBP: 0.365, SLG: 0.494 (1, 9)		0-0 6-3			4-0 E BB		0-0 E1 HR		0-0 F3	3 1 0 0 1 0 0																										
Bernie Allen, L OBP: 0.329, SLG: 0.425 (1, 4)		0-0 F6			0-0 F7		0-0 HR		4-0 1B BB	3 1 1 2 1 0 1																										
Zoilo Versalles, R OBP: 0.264, SLG: 0.348 (1, 6)		0-0 F8			0-0 F7		0-0 S 1B		0-0 1B	4 0 2 0 0 0 1																										
Jerry Zimmerman, R OBP: 0.289, SLG: 0.286 (1, 2)			0-0 5-3		0-0 6-3		0-0 5-3		0-3 K	4 0 0 0 0 1 4																										
Jack Kralick, L OBP: 0.219, SLG: 0.217 (8, PH)			0-3 K			0-3 K		0-0 G3	0-3 K	2 0 0 0 0 2 0																										
Don Mincher, L OBP: 0.400, SLG: 0.500 (8, 1)										1 0 0 0 0 0 0																										
Frank Sullivan, R (8, 1)										0 0 0 0 0 0 0																										
George Banks, R OBP: 0.408, SLG: 0.442 (9, PH)										1 0 0 0 0 1 2																										
Bill Pleis, L OBP: 0.333, SLG: 0.333 (9, 1)										0 0 0 0 0 0 0																										
Ray Moore, R (9, 1)										0 0 0 0 0 0 0																										
<b>Inning Stats</b>	R: 0 E: 0 K: 0 S: 4	H: 1 LOB: 1 BB: 0 P: 4	R: 0 E: 0 K: 0 S: 3	H: 0 LOB: 0 BB: 0 P: 3	R: 0 E: 0 K: 1 S: 5	H: 0 LOB: 0 BB: 0 P: 5	R: 0 E: 1 K: 0 S: 3	H: 0 LOB: 1 BB: 1 P: 7	R: 0 E: 0 K: 2 S: 7	H: 0 LOB: 0 BB: 0 P: 7	R: 2 E: 1 K: 0 S: 6	H: 2 LOB: 1 BB: 0 P: 6	R: 0 E: 0 K: 0 S: 3	H: 0 LOB: 1 BB: 1 P: 7	R: 1 E: 0 K: 2 S: 9	H: 2 LOB: 2 BB: 1 P: 13	1B: 3 2B: 0 3B: 0 HR: 2	SF: 0 SAC: 0 DP: 0 HBP: 0	WP: 0 PB: 0 SB: 1 CS: 0	PA: 36																
<b>PITCHER</b>	IP WLS BF H R ER SO BB IBB HBP BLK WP HR S P ERA WHIP																																			
Diego Segui, R ERA: 3.88 (1, 1)	8.1		33	4	3	1	4	3	0	0	0	0	2	38	50	1.08	0.840																			
Ed Rakow, R ERA: 4.07 (9, 1)	0.2	W	3	1	0	0	2	0	0	0	0	0	0	7	7	0.00	1.500																			

Minnesota Twins @ Kansas City Athletics  
Municipal Stadium, Kansas City, MO  
Wed Aug 08 1962, 8:05 PM EDT  
Att. 9,907 - Unknown

livebaseballscorecards.com

AB	33
R	3
H	5
RBI	3
BB	3
SO	6
LOB	11




Batter	1	2	3	4	5	6	7	8	9	AB	R	H	RBI	BB	SO	LOB
Billy Consolo, R OBP: 0.335, SLG: 0.292 (1, 6)	0-0 6-3		0-0 5-3			0-0 6-3		0-0 6-3		4	0	0	0	0	0	0
Jerry Lumpe, L OBP: 0.341, SLG: 0.428 (1, 4)	4-0 CS BB			0-0 3-1		0-0 3-1		0-0 F6		3	0	0	0	1	0	0
Ed Charles, R OBP: 0.349, SLG: 0.449 (1, 5)	0-3 K 1-2			0-0 4-3		0-0 5-3			0-0 SH5-4 SH S 1B	4	1	1	0	0	1	1
Norm Siebern, L OBP: 0.405, SLG: 0.465 (1, 3)		0-0 4-3 2B		4-0 BB		4-0 HR BB			0-0 SH SH5-4 1-2	1	1	1	0	2	0	0
Manny Jimenez, L OBP: 0.379, SLG: 0.469 (1, 7)		0-0 F9		0-3 K		0-3 K			0-0 SH5-4 1-2 2-3	3	0	0	0	0	2	3
Jose Tartabull, L OBP: 0.333, SLG: 0.336 (9, 8)									0-0 SH5-4	0	0	0	0	0	0	0
George Alusik, R OBP: 0.333, SLG: 0.566 (1, 9)		0-0 4-3		0-3 K		0-0 HR			4-0 IBB	3	1	1	2	0	1	1
Bobby Del Greco, R OBP: 0.381, SLG: 0.384 (9, 7)										0	0	0	0	0	0	0
Wayne Causey, L OBP: 0.366, SLG: 0.371 (9, PH)		2-3								0	0	0	0	1	0	0
Gino Cimoli, R OBP: 0.335, SLG: 0.433 (1, 8)		0-0 1-3		0-0 SF8 3B		0-3 K			0-3 K	4	1	1	0	0	2	4
Joe Azcue, R OBP: 0.296, SLG: 0.320 (1, 2)			0-0 F9		0-0 SF8 3-H		0-0 L3		0-0 S 3-H	3	0	0	1	0	0	2
Diego Segui, R OBP: 0.242, SLG: 0.344 (1, 1)			0-3 K		0-3 K			0-3 K		3	0	0	0	0	3	0
Ed Rakow, S OBP: 0.133, SLG: 0.121 (9, 1)										0	0	0	0	0	0	0

Inning Stats	R: 0	H: 0	E: 0	K: 1	S: 4	H: 0	LOB: 0	BB: 1	P: 8	R: 0	H: 1	E: 0	K: 0	S: 4	H: 0	LOB: 1	BB: 0	P: 4	R: 0	H: 0	E: 0	K: 1	S: 5	H: 0	LOB: 0	BB: 0	P: 5	R: 0	H: 0	E: 0	K: 1	S: 5	H: 0	LOB: 1	BB: 1	P: 9	R: 1	H: 1	E: 0	K: 2	S: 8	H: 1	LOB: 0	BB: 0	P: 8	R: 0	H: 0	E: 0	K: 0	S: 3	H: 0	LOB: 0	BB: 0	P: 3	R: 2	H: 1	E: 0	K: 2	S: 8	H: 1	LOB: 0	BB: 1	P: 12	R: 0	H: 0	E: 0	K: 1	S: 5	H: 0	LOB: 0	BB: 0	P: 5	R: 1	H: 1	E: 0	K: 1	S: 6	H: 1	LOB: 2	BB: 1	P: 10	1B: 1	SF: 1	2B: 1	SAC: 2	3B: 1	DP: 0	HR: 1	HBP: 0	WP: 0	PA: 35
--------------	------	------	------	------	------	------	--------	-------	------	------	------	------	------	------	------	--------	-------	------	------	------	------	------	------	------	--------	-------	------	------	------	------	------	------	------	--------	-------	------	------	------	------	------	------	------	--------	-------	------	------	------	------	------	------	------	--------	-------	------	------	------	------	------	------	------	--------	-------	-------	------	------	------	------	------	------	--------	-------	------	------	------	------	------	------	------	--------	-------	-------	-------	-------	-------	--------	-------	-------	-------	--------	-------	--------

PITCHER	IP	WLS	BF	H	R	ER	SO	BB	IBB	HBP	BLK	WP	HR	S	P	ERA	WHIP
Jack Kralick, L ERA: 4.49 (1, 1)	7.0		26	3	3	3	7	3	0	0	0	0	1	37	49	3.86	0.857
Frank Sullivan, R ERA: 3.99 (8, 1)	1.0		3	0	0	0	1	0	0	0	0	0	0	5	5	0.00	0.000
Bill Pleis, L ERA: 4.5 (9, 1)	0.1	L	3	1	1	1	0	0	0	0	0	0	0	3	3	27.00	3.000
Ray Moore, R ERA: 3.75 (9, 1)	0.1		3	0	0	0	1	0	1	0	0	0	0	3	7	0.00	0.000

**MINNESOTA TWINS @ KANSAS CITY ATHLETICS**  
**Municipal Stadium, Kansas City, MO**  
 Wed Aug 08 1962, 8:05 PM EDT  
 Att. 9,907 - Unknown

AB	28
R	4
H	4
RBI	3
BB	4
SO	9
LOB	11



Batter	1	2	3	4	5	6	7	8	9	AB	R	H	RBI	BB	SO	LOB	TOP								
Lenny Green, L OBP: 0.378, SLG: 0.437 (1, 8) (9, 7)	0-0 2B 6-3 1B	0-0 E 1B		0-0 2-3 1B 1-3		0-0 BB 1B 1B	4-0 BB BB BB	4-0 BB BB	4-0 E 1B BB	4	3	4	0	2	0	0									
Vic Power, R OBP: 0.333, SLG: 0.443 (1, 3)	0-0 1B 2B 1-3	0-0 E5 1B 1-2		0-0 2-3 1B 1-2 3-H		4-0 BB 1B BB 1-2	0-0 F9	0-0 F9	0-0 E1 1B 1-3	5	3	2	1	1	0	3									
Rich Rollins, R OBP: 0.377, SLG: 0.459 (1, 5)	0-0 6-3 3-H	0-0 F6		0-0 2-3 1B 1-2 2-3		0-0 BB 1B 1B 1-2 2-H	0-0 F4	0-0 F4	0-0 1B 1B 2-H 3-H	6	2	2	4	0	0	6									
Harmon Killebrew, R OBP: 0.373, SLG: 0.529 Bill Tuttle, R OBP: 0.316, SLG: 0.272 (1, 7) (9, 8)	0-3 K		0-0 F2	4-0 BB BB BB	4-0 BB BB	0-0 F6		4-0 BB BB BB	0-0 F9	4	1	0	0	2	1	4									
Bob Allison, R OBP: 0.367, SLG: 0.493 (1, 9)	4-0 1B BB		0-0 6-3	0-0 L5		0-3 K		0-0 1B BB	0-0 1B 1B 1-2	5	1	2	0	1	1	5									
Earl Battey, R OBP: 0.347, SLG: 0.410 (1, 2)	0-0 1B 1-3 2-H		0-0 5-3			4-0 FC6-4 1B		4-0 1B BB 1-2 2-3	0-0 F8	5	0	3	2	1	0	2									
Bernie Allen, L OBP: 0.333, SLG: 0.431 (1, 4)	0-0 F7			0-0 WP 1B 2B		0-0 F8		0-0 1B 1-2 2-H 3-H	0-0 G5-4-3 1B 1-3 2-H	6	1	4	4	0	0	3									
Zoilo Versalles, R OBP: 0.263, SLG: 0.345 (1, 6)		0-3 K2-3		0-0 1B 1B 2-H		0-0 FC6-4 1-2f		0-0 F6	0-0 G5-4-3 1B 1-2f	6	1	1	1	0	1	7									
Lee Stange, R OBP: 0.077, SLG: 0.077 Georges Maranda, R OBP: 0.357, SLG: 0.462 Bill Pleis, L OBP: 0.286, SLG: 0.286 Don Mincher, L OBP: 0.397, SLG: 0.495 Frank Sullivan, R (7, 1) (7, 1)		0-0 4-3		0-3 K		0-0 6-3		0-3 K	0-0 L1	2	0	0	0	0	1	1									
Inning Stats	R: 2 E: 0 K: 1 S: 8	H: 3 LOB: 2 BB: 1 P: 12	R: 0 E: 1 K: 1 S: 7	H: 1 LOB: 2 BB: 0 P: 7	R: 0 E: 0 K: 0 S: 3	H: 0 LOB: 0 BB: 0 P: 3	R: 2 E: 0 K: 1 S: 9	H: 4 LOB: 3 BB: 1 P: 13	R: 0 E: 0 K: 0 S: 4	H: 1 LOB: 1 BB: 0 P: 4	R: 3 E: 0 K: 1 S: 8	H: 3 LOB: 2 BB: 2 P: 16	R: 0 E: 0 K: 1 S: 5	H: 0 LOB: 1 BB: 1 P: 9	R: 2 E: 0 K: 0 S: 5	H: 3 LOB: 1 BB: 1 P: 9	R: 3 E: 1 K: 0 S: 7	H: 3 LOB: 2 BB: 1 P: 11	1B: 16 2B: 2 3B: 0 HR: 0	SF: 0 SAC: 0 DP: 1 HBP: 0	WP: 1 PB: 0 SB: 0 CS: 0	PA: 53			
PITCHER	IP	WLS	BF	H	R	ER	SO	BB	IBB	HBP	BLK	WP	HR	S	P	ERA	WHIP								
Dan Pfister, R ERA: 5.03 (1, 1)	5.0		29	10	6	6	3	3	0	0	0	1	0	32	44	10.80	2.600								
John Wyatt, R ERA: 5.21 (6, 1)	2.0		13	4	3	3	2	3	0	0	0	0	0	14	26	13.50	3.500								
Bill Fischer, R ERA: 3.56 (8, 1)	1.0		3	1	0	0	0	0	0	0	0	0	0	3	3	0.00	1.000								
Danny McDevitt, L ERA: 4.96 (9, 1)	0.1	L	5	2	3	3	0	1	0	0	0	0	0	4	8	81.00	9.000								
Jim Archer, L ERA: 10.13 (9, 1)	0.2		3	1	0	0	0	0	0	0	0	0	0	3	3	0.00	1.500								

Minnesota Twins @ Kansas City Athletics  
Municipal Stadium, Kansas City, MO  
Thu Aug 09 1962, 4:33 AM EDT  
Att. 5,213 - Unknown


AB	46
R	12
H	18
RBI	12
BB	7
SO	5
LOB	33



BOTTOM

Minnesota Twins @ Kansas City Athletics  
Municipal Stadium, Kansas City, MO

AB 41  
R 10  
H 14  
RBI 10  
BB 3  
SO 2  
LOB 17



WP: 0 PA: 44  
PB: 0  
SB: 0  
CS: 0

ERA WHIP

AB R H RBI BB SO LOB

5	1	1	0	0	0	2
5	2	2	4	0	1	0
5	0	2	0	0	0	1
4	2	2	2	1	0	1
5	2	3	0	0	0	3
5	1	2	3	0	0	1
0	0	0	0	0	0	0
4	0	1	1	1	0	2
3	1	1	0	1	0	1
1	0	0	0	0	0	2
3	1	0	0	0	0	1
0	0	0	0	0	0	0
0	0	0	0	0	0	0
0	0	0	0	0	0	0
0	0	0	0	0	0	0
0	0	0	0	0	0	0

Batter	1	2	3	4	5	6	7	8	9
Jose Tartabull, L (1, 8) OBP: 0.331, SLG: 0.342	0-0 6-3 3B		0-0 F8	0-0 F4		0-0 6-3		0-0 4-3	
Ed Charles, R (1, 5) OBP: 0.350, SLG: 0.459	0-0 6-3		0-0 4-3	0-0 HR		0-0 F8 1B 2B		0-3 K	
Jerry Lumpe, L (1, 4) OBP: 0.342, SLG: 0.427	0-0 F5		0-0 F8	0-0 BB 1B		0-0 F8 2-3		0-0 FC4-6 1B	
Norm Siebern, L (1, 3) OBP: 0.407, SLG: 0.472	0-0 6-3			0-0 HR		0-0 FC6 1B		0-0 FC4-6 1B	
Manny Jimenez, L (1, 7) OBP: 0.381, SLG: 0.475		0-0 4-3 1B 2B		0-0 HR 1B		0-0 FC6 1-2f		0-0 1B 2B	
George Alusik, R (1, 9) OBP: 0.336, SLG: 0.586 Bobby Del Greco, R (9, PR) OBP: 0.381, SLG: 0.384		0-0 4-3	0-0 1-2 HR	0-0 F7		0-0 6-3		0-0 2-3 3-H 1B	
Wayne Causey, L (1, 6) OBP: 0.367, SLG: 0.367		0-0 3-H 1B	0-0 FC3-5 BB BB	0-0 F7		0-0 3-1		0-0 F4	
Joe Azcue, R (1, 2) OBP: 0.300, SLG: 0.320 Deron Johnson, R (9, PH) OBP: 0.273, SLG: 0.300		0-0 F6	0-0 FC3-5 HR BB	0-0 F3		0-0 F3		0-0 F5	
Dan Pfister, R (1, 1) OBP: 0.118, SLG: 0.163 John Wyatt, R (8, 1) OBP: 0.115, SLG: 0.080 Bill Fischer, R (8, 1) OBP: 0.118, SLG: 0.176 Gino Cimoli, R (8, PH) OBP: 0.334, SLG: 0.432 Danny McDevitt, L (9, 1) OBP: 0.220, SLG: 0.222 Jim Archer, R (9, 1) OBP: 1.000, SLG: 1.000		0-0 L4	0-0 FC3-5 HR	0-3 K				0-0 F6	

Inning Stats	R: 1 H: 1 E: 0 K: 0 S: 4	H: 1 LOB: 0 BB: 0 P: 4	R: 1 H: 2 E: 0 K: 0 S: 5	H: 2 LOB: 1 BB: 0 P: 5	R: 0 H: 0 E: 0 K: 0 S: 3	H: 0 LOB: 0 BB: 0 P: 3	R: 6 H: 5 E: 0 K: 0 S: 8	H: 2 LOB: 2 BB: 3 P: 20	R: 0 H: 1 E: 0 K: 1 S: 6	H: 1 LOB: 1 BB: 0 P: 6	R: 1 H: 2 E: 0 K: 0 S: 5	H: 2 LOB: 1 BB: 0 P: 5	R: 0 H: 0 E: 0 K: 0 S: 3	H: 0 LOB: 0 BB: 0 P: 3	R: 0 H: 0 E: 0 K: 1 S: 5	H: 0 LOB: 0 BB: 0 P: 5	R: 1 H: 3 E: 0 K: 0 S: 6	H: 3 LOB: 2 BB: 0 P: 6
--------------	--------------------------	------------------------	--------------------------	------------------------	--------------------------	------------------------	--------------------------	-------------------------	--------------------------	------------------------	--------------------------	------------------------	--------------------------	------------------------	--------------------------	------------------------	--------------------------	------------------------

PITCHER	IP	WLS	BF	H	R	ER	SO	BB	IBB	HBP	BLK	WP	HR	S	P	ERA	WHIP
Lee Stange, R (1, 1) ERA: 3.84	3.0		17	6	7	7	0	2	0	0	0	0	2	15	23	21.00	2.667
Georges Maranda, R (4, 1) ERA: 4.17	0.2		5	2	1	1	0	1	0	0	0	0	1	4	8	13.50	4.500
Bill Pleis, L (4, 1) ERA: 4.43	2.1		10	3	1	1	1	0	0	0	0	0	0	12	12	3.86	1.286
Frank Sullivan, R (7, 1) ERA: 3.92	3.0	W	12	3	1	1	1	0	0	0	0	0	0	14	14	3.00	1.000

Thu Aug 09 1962, 4:33 AM EDT  
Att. 5,213 - Unknown

Batter	1	2	3	4	5	6	7	8	9	AB R H RBI BB SO LOB	TOP	
<b>Jim Landis, R</b> (1, 8) <small>OBP: 0.343, SLG: 0.410</small>	0-0 	0-3 		0-3 		0-0 		0-0 		5 0 0 0 0 2 4		
<b>Nellie Fox, L</b> (1, 4) <small>OBP: 0.304, SLG: 0.331</small>	0-0 		0-0 	0-0 		0-0 		4-0 		4 1 2 1 1 0 1		
<b>Joe Cunningham, L</b> (1, 3) <small>OBP: 0.410, SLG: 0.445</small>	4-0 		0-0 	0-0 		0-0 		0-0 		4 1 1 0 1 0 4		
<b>Charlie Maxwell, L</b> (1, 7) <small>OBP: 0.360, SLG: 0.462</small> <b>Luis Aparicio, R</b> (7, 6) <small>OBP: 0.269, SLG: 0.344</small>	0-3 		0-0 		4-0 		0-0 		0-0 	3 0 1 1 1 1 2 1 0 0 0 0 0 0		
<b>Al Smith, R</b> (1, 5) <small>OBP: 0.381, SLG: 0.506</small> (7, 7)	0-0 		0-0 		0-0 		0-0 		4-0 	4 0 2 0 1 0 4		
<b>Mike Hershberger, R</b> (1, 9) <small>OBP: 0.331, SLG: 0.322</small>		0-0 	0-0 		0-0 		0-0 		0-0 	4 0 0 1 0 0 4		
<b>Sherm Lollar, R</b> (1, 2) <small>OBP: 0.348, SLG: 0.352</small>		0-0 	4-0 		0-0 		0-0 		0-0 	4 0 1 0 1 0 3		
<b>Sammy Esposito, R</b> (1, 6) <small>OBP: 0.333, SLG: 0.245</small> (7, 5)		4-0 	0-3 		0-0 		4-0 		0-0 	2 0 0 0 2 1 2 1 0 0 0 0 0 2 0 0 0 0 0 0 0		
<b>Floyd Robinson, L</b> (9, PH) <small>OBP: 0.380, SLG: 0.458</small> <b>Ramon Conde, R</b> (9, 5)												
<b>Early Wynn, S</b> (1, 1) <small>OBP: 0.244, SLG: 0.189</small> <b>Dean Stone, L</b> (8, 1) <small>OBP: 0.316, SLG: 0.333</small>	0-0 			0-0 		0-0 		0-3 		4 1 1 0 0 1 3 0 0 0 0 0 0 0		
<b>Inning Stats</b>	R: 0 H: 0 E: 1 LOB: 2 K: 1 BB: 1 S: 6 P: 10	R: 0 H: 0 E: 1 LOB: 2 K: 1 BB: 1 S: 6 P: 10	R: 2 H: 3 E: 1 LOB: 2 K: 1 BB: 1 S: 8 P: 12	R: 0 H: 0 E: 1 LOB: 1 K: 1 BB: 0 S: 6 P: 6	R: 0 H: 1 E: 0 LOB: 1 K: 0 BB: 1 S: 3 P: 7	R: 1 H: 2 E: 0 LOB: 1 K: 0 BB: 0 S: 5 P: 5	R: 0 H: 1 E: 0 LOB: 1 K: 0 BB: 0 S: 4 P: 4	R: 0 H: 0 E: 0 LOB: 2 K: 1 BB: 2 S: 5 P: 13	R: 0 H: 1 E: 0 LOB: 2 K: 0 BB: 1 S: 4 P: 8	1B: 6 SF: 1 2B: 2 SAC: 0 3B: 0 DP: 0 HR: 0 HBP: 0	WP: 0 PA: 44 PB: 0 SB: 1 CS: 1	
<b>PITCHER</b>	IP WLS BF H R ER SO BB IBB HBP BLK WP HR S P ERA WHIP											
<b>Orlando Pena, R</b> (1, 1) <small>ERA: 2.81</small> <b>John Wyatt, R</b> (8, 1) <small>ERA: 5.1</small>	7.0 L 34 7 3 3 4 4 0 0 0 0 0 0 38 54 3.86 1.571											
	2.0 10 1 0 0 1 3 0 0 0 0 0 0 9 21 0.00 2.000											

Chicago White Sox @ Kansas City Athletics  
Municipal Stadium, Kansas City, MO  
Fri Aug 10 1962, 8:05 PM EDT  
Att. 9,488 - Unknown

AB	36
R	3
H	8
RBI	3
BB	7
SO	5
LOB	29



livebaseballscorecards.com



Batter	1	2	3	4	5	6	7	8	9	AB	R	H	RBI	BB	SO	LOB
Jose Tartabull, L OBP: 0.329, SLG: 0.338 (1, 8)	0-0 4-3		0-3 K		0-0 F5			4-0 FC1-8 BB		3	0	0	0	1	1	0
Wayne Causey, L OBP: 0.359, SLG: 0.358 (1, 6)	0-0 4-3		0-0 F7			0-0 6-3		0-0 FC1-6 BB		4	0	0	0	0	0	1
Jerry Lumpe, L OBP: 0.341, SLG: 0.425 (1, 4)	0-0 F7			0-0 F8		0-0 4-3		4-0 FC6-4 BB		3	0	0	0	1	0	0
Norm Siebern, L OBP: 0.407, SLG: 0.470 (1, 3)		4-0 1B BB		4-0 FC6 BB		0-0 F7		0-0 F8		2	0	0	0	2	0	2
Ed Charles, R OBP: 0.347, SLG: 0.454 (1, 5)		0-3 K		0-0 FC6 1B			0-3 K	0-0 FC6-4		4	0	0	0	0	2	4
George Alusik, R OBP: 0.350, SLG: 0.617 (1, 7)		0-0 1-2 1B		0-0 1-2 1B			0-0 HR		0-0 5-3	4	1	3	1	0	0	0
Gino Cimoli, R OBP: 0.333, SLG: 0.430 (1, 9)		0-0 F4		0-3 K			0-0 1B		0-0 3-1	4	0	1	0	0	1	4
Joe Azcue, R OBP: 0.296, SLG: 0.316 (1, 2)		0-3 K			0-0 F8		0-0 F8		0-0 F1	3	0	0	0	0	1	3
Deron Johnson, R OBP: 0.250, SLG: 0.273 (9, PH)										1	0	0	0	0	0	0
Orlando Pena, R OBP: 0.167, SLG: 0.167 (1, 1)			0-0 6-3		0-3 K					2	0	0	0	0	1	0
Manny Jimenez, L OBP: 0.381, SLG: 0.474 (7, PH)										1	0	0	0	0	0	1
John Wyatt, R OBP: 0.115, SLG: 0.080 (8, 1)							0-0 F8			0	0	0	0	0	0	0

Inning Stats	R: 0	H: 0	E: 0	K: 0	S: 3	R: 0	H: 1	E: 0	K: 2	S: 8	R: 0	H: 0	E: 0	K: 1	S: 5	R: 0	H: 1	E: 0	K: 1	S: 6	R: 0	H: 0	E: 0	K: 1	S: 5	R: 0	H: 0	E: 0	K: 0	S: 3	R: 1	H: 2	E: 0	K: 1	S: 7	R: 0	H: 0	E: 1	K: 0	S: 3	R: 0	H: 0	E: 0	K: 0	S: 3	R: 0	H: 0	E: 0	K: 0	S: 3
	LOB: 0	BB: 0	P: 3	LOB: 2	BB: 1	P: 12	LOB: 0	BB: 0	P: 5	LOB: 2	BB: 1	P: 10	LOB: 0	BB: 0	P: 5	LOB: 0	BB: 0	P: 3	LOB: 1	BB: 0	P: 7	LOB: 2	BB: 2	P: 11	LOB: 0	BB: 0	P: 3	LOB: 0	BB: 0	P: 3	LOB: 0	BB: 0	P: 3	LOB: 0	BB: 2	P: 11	LOB: 0	BB: 0	P: 3	LOB: 0	BB: 0	P: 3	LOB: 0	BB: 0	P: 3					


PITCHER	IP	WLS	BF	H	R	ER	SO	BB	IBB	HBP	BLK	WP	HR	S	P	ERA	WHIP
Early Wynn, R ERA: 4.0 (1, 1)	7.0	W	28	4	1	1	6	3	0	0	0	0	1	37	49	1.29	1.000
Dean Stone, L ERA: 4.06 (8, 1)	2.0	S	7	0	0	0	0	1	0	0	0	0	0	6	10	0.00	0.500

**BOTTOM**

**Chicago White Sox @ Kansas City Athletics**  
Municipal Stadium, Kansas City, MO

Fri Aug 10 1962, 8:05 PM EDT  
Att. 9,488 - Unknown

AB	31
R	1
H	4
RBI	1
BB	4
SO	6
LOB	15



WP	PA	ERA	WHIP
0	35		

Batter	1	2	3	4	5	6	7	8	9	AB R H RBI BB SO LOB	TOP		
Jim Landis, R (1, 8) OBP: 0.345, SLG: 0.419	0-0 F2		0-0 F8	0-0 3-1 3B 2B		0-0 6-3	0-0		0-0 3B	6 1 3 5 0 0 1			
Nellie Fox, L (1, 4) OBP: 0.303, SLG: 0.327	0-0 F5		0-0 4-3	0-0 3-1		4-0 1B BB	0-0 F5		0-0 F5	5 0 0 0 1 0 5			
Joe Cunningham, L (1, 3) OBP: 0.415, SLG: 0.456	4-0 BB BB			0-0 1B 2B		0-0 1B	0-0 4-3			4 1 3 2 1 0 2			
Floyd Robinson, L (1, 9) OBP: 0.380, SLG: 0.455	4-0 1-2 BB			4-0 1B BB		0-0 G3		0-0 G3		3 1 0 0 2 0 4			
Charlie Maxwell, L (1, 7) Mike Hershberger, R (6, 9) OBP: 0.335, SLG: 0.325	0-0 4-3			0-0 F5	0-0 5-3		4-0 1B BB			3 0 0 0 0 0 4 1 1 1 0 1 0 0			
Al Smith, R (1, 5) Ramon Conde, R (7, 5)		0-0 1-3		4-0 1B BB	4-0 G6-4-3 BB		0-0 BB BB	0-3 K		2 2 1 0 2 0 0 1 0 0 0 0 1 1			
Sherm Lollar, R (1, 2) OBP: 0.349, SLG: 0.350		0-0 6-3		0-0 1B 2B 1B	0-0 G6-4-3		4-0 1B BB	0-0 4-3		4 2 1 1 1 0 2			
Sammy Esposito, R (1, 6) Bob Sadowski, L (4, PH) Luis Aparicio, R (4, PR) OBP: 0.272, SLG: 0.345		0-0 5-3		0-0 2B 1B		0-0 S SH1-4 1B	4-0 1B BB		0-0 F3	1 0 0 0 0 0 0 1 0 1 2 0 0 0 2 2 1 1 1 0 0			
John Buzhardt, R (1, 1) OBP: 0.231, SLG: 0.167			0-3 K	4-0 2B BB		0-0 SH1-4	0-0 F3		0-3 K	3 1 0 0 1 2 3			
<b>Inning Stats</b>	R: 0 H: 0 E: 0 LOB: 2 K: 0 BB: 2 S: 3 P: 11	R: 0 H: 0 E: 0 LOB: 0 K: 0 BB: 0 S: 3 P: 3	R: 0 H: 0 E: 0 LOB: 0 K: 1 BB: 0 S: 5 P: 5	R: 7 H: 5 E: 0 LOB: 2 K: 0 BB: 3 S: 8 P: 20	R: 0 H: 0 E: 0 LOB: 0 K: 0 BB: 1 S: 2 P: 6	R: 1 H: 2 E: 0 LOB: 2 K: 0 BB: 1 S: 5 P: 9	R: 3 H: 2 E: 0 LOB: 2 K: 0 BB: 3 S: 5 P: 17	R: 0 H: 1 E: 0 LOB: 1 K: 1 BB: 0 S: 6 P: 6	R: 0 H: 1 E: 0 LOB: 1 K: 1 BB: 0 S: 6 P: 6	1B: 7 SF: 0 2B: 2 SAC: 1 3B: 2 DP: 1 HR: 0 HBP: 0	WP: 0 PA: 47 PB: 0 SB: 1 CS: 0		
<b>PITCHER</b>	IP WLS BF H R ER SO BB IBB HBP BLK WP HR S P ERA WHIP											<b>PITCHER</b>	IP WLS BF H R ER SO BB IBB HBP BLK WP HR S P ERA WHIP
Ed Rakow, R (1, 1) ERA: 4.31	3.1 L 18 3 6 6 1 5 0 0 0 0 0 0 15 35 16.20 2.400												
Jim Archer, L (4, 1) ERA: 9.74	1.2 7 2 1 1 0 1 0 0 0 0 0 0 6 10 5.40 1.800												
Danny McDevitt, L (6, 1) ERA: 5.58	1.0 10 3 4 4 0 4 0 0 0 0 0 0 6 22 36.00 7.000												
Dan Pfister, R (7, 1) ERA: 4.93	3.0 12 3 0 0 2 0 0 0 0 0 0 0 16 16 0.00 1.000												

Chicago White Sox @ Kansas City Athletics  
Municipal Stadium, Kansas City, MO  
Sat Aug 11 1962, 8:05 PM EDT  
Att: 11,189 - Unknown

AB	36
R	11
H	11
RBI	11
BB	10
SO	3
LOB	22



livebaseballscorecards.com

Batter	1	2	3	4	5	6	7	8	9	AB	R	H	RBI	BB	SO	LOB
Jose Tartabull, L (1, 8) OBP: 0.324, SLG: 0.332	0-0 5-3		0-0 4-3			0-3 K		0-0 6-3		4	0	0	0	0	1	0
Ed Charles, R (1, 5) OBP: 0.350, SLG: 0.456	4-0 S 2B BB		0-0 6-3			0-0 G4-6-3 1B		0-0 FC6-4 1B		3	1	2	0	1	0	0
Jerry Lumpe, L (1, 4) OBP: 0.341, SLG: 0.426 Billy Consolo, R (7, 6) OBP: 0.333, SLG: 0.290	0-0 1-H 2B		0-0 4-3			0-0 G4-6-3 1-2f		0-0 FC6-4 1-2f		3	0	1	1	0	0	1
Norm Siebern, L (1, 3) OBP: 0.404, SLG: 0.465	0-0 F7			0-0 3-1				0-0 4-3		4	0	0	0	0	0	1
George Alusik, R (1, 7) OBP: 0.363, SLG: 0.644	4-0 BB			0-0 G6-3 1B				0-0 E5 1B		3	1	2	1	1	0	0
Gino Cimoli, R (1, 9) OBP: 0.335, SLG: 0.431	0-0 4-3			0-0 G6-3 1-2f				0-0 FC6-4 1B		4	0	2	0	0	0	3
Wayne Causey, L (1, 6) OBP: 0.351, SLG: 0.348		0-0 F7						0-0 F8		4	0	0	0	0	0	3
Joe Azcue, R (1, 2) OBP: 0.295, SLG: 0.315		0-0 E5 L1-3						0-0 FC6-4 1-2f		4	0	1	0	0	0	3
Ed Rakow, S (1, 1) OBP: 0.131, SLG: 0.119 Jim Archer, R (4, 1) OBP: 1.000, SLG: 1.000 Deron Johnson, R (5, PH) OBP: 0.231, SLG: 0.250 Danny McDevitt, L (6, 1) OBP: 0.200, SLG: 0.222 Dan Pfister, R (7, 1) OBP: 0.160, SLG: 0.160		0-0 L1-3						0-0 F8		1	0	0	0	0	0	1

Inning Stats	R: 1	H: 1	E: 0	K: 0	S: 4	H: 0	LOB: 2	BB: 2	P: 12	R: 0	H: 0	E: 1	K: 0	S: 3	R: 0	H: 0	E: 0	K: 0	S: 3	R: 0	H: 1	E: 0	K: 0	S: 3	R: 0	H: 1	E: 0	K: 1	S: 5	R: 0	H: 1	E: 1	K: 0	S: 5	R: 0	H: 1	E: 0	K: 0	S: 4	R: 1	H: 2	E: 0	K: 0	S: 5	1B: 6	2B: 2	3B: 0	HR: 1	SF: 0	SAC: 0	DP: 4	HBP: 0	WP: 0	PB: 0	SB: 1	CS: 0	PA: 35
--------------	------	------	------	------	------	------	--------	-------	-------	------	------	------	------	------	------	------	------	------	------	------	------	------	------	------	------	------	------	------	------	------	------	------	------	------	------	------	------	------	------	------	------	------	------	------	-------	-------	-------	-------	-------	--------	-------	--------	-------	-------	-------	-------	--------

PITCHER	IP	WLS	BF	H	R	ER	SO	BB	IBB	HBP	BLK	WP	HR	S	P	ERA	WHIP
John Buzhardt, R (1, 1) ERA: 3.77	9.0	W	35	8	2	2	1	2	0	0	0	0	1	35	43	2.00	1.111

**BOTTOM**

**Chicago White Sox @ Kansas City Athletics**  
Municipal Stadium, Kansas City, MO

Sat Aug 11 1962, 8:05 PM EDT  
Att. 11,189 - Unknown

<b>AB</b>	<b>33</b>
<b>R</b>	<b>2</b>
<b>H</b>	<b>8</b>
<b>RBI</b>	<b>2</b>
<b>BB</b>	<b>2</b>
<b>SO</b>	<b>1</b>
<b>LOB</b>	<b>14</b>



Batter	1	2	3	4	5	6	7	8	9	AB R H RBI BB SO LOB	TOP									
Jim Landis, R (1, 8) OBP: 0.344, SLG: 0.425	0-3 K		0-0 F9		0-0 FC6-4			0-0 HR		4 1 1 1 0 1 2										
Nellie Fox, L (1, 4) OBP: 0.302, SLG: 0.327	0-0 4-3 1B		0-0 F8			0-0 3-1		0-0 F9		4 0 1 0 0 0 1										
Joe Cunningham, L (1, 3) OBP: 0.413, SLG: 0.457	0-0 4-3 1-2			0-0 SH1-3 2B		0-0 4-3		0-0 3-1		4 0 1 0 0 0 1										
Floyd Robinson, L (1, 7) OBP: 0.378, SLG: 0.451	0-0 5-3			0-0 SH1-3 2-3		0-0 5-3			0-0 3-1	3 0 0 0 0 0 1										
Al Smith, R (1, 5) OBP: 0.383, SLG: 0.503		0-0 F8		0-0 F4			0-0 6-3		0-0 FC4-6 1B	4 0 1 0 0 0 1										
Sammy Esposito, R (9, 5) OBP: 0.328, SLG: 0.240										0 0 0 0 0 0 0										
Mike Hershberger, R (1, 9) OBP: 0.334, SLG: 0.324		0-0 F5		0-0 F9			0-0 FC4 1B		0-0 FC4-6 CS	4 0 1 0 0 0 2										
Luis Aparicio, R (1, 6) OBP: 0.270, SLG: 0.343		0-0 4-3			0-0 F7		0-0 FC4 1-2f		0-0 CS 1-2	3 0 0 0 0 0 1										
Cam Carreon, R (1, 2) OBP: 0.311, SLG: 0.329			0-0 F7		0-0 5-3		0-0 F8			3 0 0 0 0 0 1										
Ray Herbert, R (1, 1) OBP: 0.213, SLG: 0.276			0-0		0-0			0-0 F7		3 0 2 0 0 0 0										
Juan Pizarro, L (8, 1) OBP: 0.206, SLG: 0.172					FC6-4 1B					0 0 0 0 0 0 0										
<b>Inning Stats</b>	R: 0 E: 0 K: 1 S: 6	H: 1 LOB: 1 BB: 0 P: 6	R: 0 E: 0 K: 0 S: 3	H: 0 LOB: 0 BB: 0 P: 3	R: 0 E: 0 K: 0 S: 4	H: 1 LOB: 1 BB: 0 P: 4	R: 0 E: 0 K: 0 S: 4	H: 1 LOB: 1 BB: 0 P: 4	R: 0 E: 0 K: 0 S: 3	H: 0 LOB: 0 BB: 0 P: 3	R: 0 E: 0 K: 0 S: 4	H: 1 LOB: 1 BB: 0 P: 4	R: 1 E: 0 K: 0 S: 4	H: 1 LOB: 0 BB: 0 P: 4	R: 0 E: 0 K: 0 S: 3	H: 1 LOB: 0 BB: 0 P: 3	1B: 4 2B: 2 3B: 0 HR: 1	SF: 0 SAC: 1 DP: 0 HBP: 0	WP: 0 PB: 0 SB: 0 CS: 1	PA: 34
<b>PITCHER</b>	IP WLS BF H R ER SO BB IBB HBP BLK WP HR S P ERA WHIP																			
Bill Fischer, R (1, 1) ERA: 3.28	8.0 L 30 6 1 1 1 1 0 0 0 0 0 1 32 32 1.12 0.750																			
Orlando Pena, R (9, 1) ERA: 2.65	1.0 3 1 0 0 0 0 0 0 0 0 0 0 3 3 0.00 1.000																			

Chicago White Sox @ Kansas City Athletics  
Municipal Stadium, Kansas City, MO  
Sun Aug 12 1962, 4:33 AM EDT  
Att. 7,691 - Unknown

AB	32
R	1
H	7
RBI	1
BB	0
SO	1
LOB	10



Batter	1	2	3	4	5	6	7	8	9	AB	R	H	RBI	BB	SO	LOB
Jose Tartabull, L (1, 8) OBP: 0.327, SLG: 0.332	0-0 F6		0-0 F3			0-0 G4-6-3 1B		4-0 BB BB		3	0	1	0	1	0	2
Ed Charles, R (1, 5) OBP: 0.350, SLG: 0.452	0-0 E5 G1-6-3		0-0 FC6-4 1-2f			0-0 F8		4-0 BB 1-2		3	0	0	0	1	0	3
Jerry Lumpe, L (1, 4) OBP: 0.339, SLG: 0.423	0-0 G1-6-3 1-2f			0-0 F7		0-0 G4-6-3 1-2f		0-3 K		4	0	0	0	0	1	4
Norm Siebern, L (1, 3) OBP: 0.407, SLG: 0.468		0-0 4-3		0-0 1B			0-0 FC6 1B		0-0 FC3 1B	4	0	3	0	0	0	0
Manny Jimenez, L (1, 7) OBP: 0.377, SLG: 0.469 Dick Howser, R (9, PR) OBP: 0.326, SLG: 0.350		0-0 F8		0-0 F8			0-3 K		0-0 FC3 1-2f	4	0	0	0	0	1	3
George Alusik, R (1, 9) OBP: 0.352, SLG: 0.623		0-0 6-3		0-0 F8			0-0 F7		0-3 K	4	0	0	0	0	1	3
Wayne Causey, L (1, 6) OBP: 0.351, SLG: 0.348 Deron Johnson, R (9, PH) OBP: 0.214, SLG: 0.231			0-0 FC4-6 1B		0-0 F8		0-0 FC6 1-2f		0-3 K	3	0	1	0	0	0	1
Haywood Sullivan, R (1, 2) OBP: 0.317, SLG: 0.315 Gino Cimoli, R (8, PH) OBP: 0.334, SLG: 0.430 Joe Azcue, R (9, 2) OBP: 0.285, SLG: 0.315			0-0 FC4-6 1B 1-2f		0-0 F2			0-0 5-3		2	0	0	0	0	0	1
Bill Fischer, R (1, 1) OBP: 0.158, SLG: 0.211 Billy Consolo, R (8, PH) OBP: 0.331, SLG: 0.288 Orlando Pena, R (9, 1) OBP: 0.167, SLG: 0.167			0-0 FC6-4 1B 1-2		0-0 F9			0-0 6-3		1	0	0	0	0	0	0

Inning Stats	R: 0	H: 0	E: 1	LOB: 0	K: 0	BB: 0	S: 3	P: 3	R: 0	H: 0	E: 0	LOB: 0	K: 0	BB: 0	S: 3	P: 3	R: 0	H: 1	E: 0	LOB: 1	K: 0	BB: 0	S: 4	P: 4	R: 0	H: 0	E: 0	LOB: 0	K: 0	BB: 0	S: 3	P: 3	R: 0	H: 1	E: 0	LOB: 0	K: 1	BB: 0	S: 6	P: 6	R: 0	H: 0	E: 0	LOB: 2	K: 1	BB: 2	S: 5	P: 13	R: 0	H: 1	E: 0	LOB: 1	K: 2	BB: 0	S: 8	P: 8	1B: 6	SF: 0	2B: 0	SAC: 0	3B: 0	DP: 2	HR: 0	HBP: 0	WP: 0	PA: 34
--------------	------	------	------	--------	------	-------	------	------	------	------	------	--------	------	-------	------	------	------	------	------	--------	------	-------	------	------	------	------	------	--------	------	-------	------	------	------	------	------	--------	------	-------	------	------	------	------	------	--------	------	-------	------	-------	------	------	------	--------	------	-------	------	------	-------	-------	-------	--------	-------	-------	-------	--------	-------	--------

PITCHER	IP	WLS	BF	H	R	ER	SO	BB	IBB	HBP	BLK	WP	HR	S	P	ERA	WHIP
Ray Herbert, R (1, 1) ERA: 3.48	7.2	W	29	5	0	0	1	2	0	0	0	0	0	29	37	0.00	0.913
Juan Pizarro, L (8, 1) ERA: 3.89	1.1	S	5	1	0	0	3	0	0	0	0	0	0	11	11	0.00	0.750

BOTTOM

Chicago White Sox @ Kansas City Athletics  
Municipal Stadium, Kansas City, MO  
Sun Aug 12 1962, 4:33 AM EDT  
Att. 7,691 - Unknown

livebaseballscores.com

AB	32
R	0
H	6
RBI	0
BB	2
SO	4
LOB	18



Batter	1	2	3	4	5	6	7	8	9	AB R H RBI BB SO LOB	TOP															
Ken Hamlin, R (1, 6) OBP: 0.309, SLG: 0.323	0-0 4-3 1B 2B	0-0 6-3			0-0 2B 2B		0-0 F3			4 2 2 0 0 0 0	Washington Senators @ Kansas City Athletics Municipal Stadium, Kansas City, MO Tue Aug 14 1962, 8:05 PM EDT Att. 4,861 - Unknown															
Jim Piersall, R (1, 8) OBP: 0.318, SLG: 0.353	0-0 F8		0-0 F9		0-3 K		0-0 1-3			4 0 0 0 0 1 2																
Chuck Hinton, R (1, 9) OBP: 0.365, SLG: 0.497	0-0 4-3 2-3		0-0 F3		0-0 2B		0-0 F2			4 0 1 1 0 0 1																
Harry Bright, R (1, 3) OBP: 0.337, SLG: 0.502	4-0 1B BB		0-0 2B		0-0 F8		0-3 K			3 1 1 0 1 1 1																
Ken Retzer, L (1, 2) OBP: 0.359, SLG: 0.424	0-0 HR 1B		0-0 F5		0-0 4-3		0-0 4-3			4 1 1 2 0 0 2																
Don Lock, R (1, 7) OBP: 0.324, SLG: 0.517	0-0 HR			4-0 WP BB		0-0 F8		0-0 6-3		3 1 1 2 1 0 0																
Bob Johnson, R (1, 5) OBP: 0.324, SLG: 0.412	0-0 4-3		0-0 5-3		0-3 K		0-0 4-3			4 0 0 0 0 1 1																
Chuck Cottier, R (1, 4) OBP: 0.314, SLG: 0.369		0-3 K		0-0 5-3		0-0 F9		0-0 L4		4 0 0 0 0 1 1																
Tom Cheney, R (1, 1) OBP: 0.176, SLG: 0.097		0-0 4-3		0-0 4-3		0-0 G3				3 0 0 0 0 0 1																
Pete Burnside, R (7, 1) OBP: 0.111, SLG: 0.059										0 0 0 0 0 0 0																
Marty Kutyna, R (9, 1) OBP: 0.250, SLG: 0.143										0 0 0 0 0 0 0																
<b>Inning Stats</b>	R: 4 E: 0 K: 0 S: 6	H: 3 LOB: 0 BB: 1 P: 10	R: 0 E: 0 K: 1 S: 5	H: 0 LOB: 0 BB: 0 P: 5	R: 0 E: 0 K: 0 S: 4	H: 1 LOB: 1 BB: 0 P: 4	R: 0 E: 0 K: 0 S: 3	H: 0 LOB: 1 BB: 1 P: 7	R: 1 E: 0 K: 1 S: 7	H: 2 LOB: 1 BB: 0 P: 7	R: 0 E: 0 K: 1 S: 5	H: 0 LOB: 0 BB: 0 P: 5	R: 0 E: 0 K: 0 S: 3	H: 0 LOB: 0 BB: 0 P: 3	R: 0 E: 0 K: 1 S: 5	H: 0 LOB: 0 BB: 0 P: 5	R: 0 E: 0 K: 0 S: 3	H: 0 LOB: 0 BB: 0 P: 3	R: 0 E: 0 K: 0 S: 3	H: 0 LOB: 0 BB: 0 P: 3	1B: 1 2B: 4 3B: 0 HR: 1	SF: 0 SAC: 0 DP: 0 HBP: 0	WP: 1 PB: 0 SB: 1 CS: 0	PA: 35		
<b>PITCHER</b>	IP WLS BF H R ER SO BB IBB HBP BLK WP HR S P ERA WHIP																									
Orlando Pena, R (1, 1) ERA: 3.75	7.0	29	6	5	5	3	2	0	0	0	1	1	33	41	6.43	1.143										
John Wyatt, R (8, 1) ERA: 5.0	2.0	W	6	0	0	0	1	0	0	0	0	0	8	8	0.00	0.000										

livebaseballscorecards.com

<b>AB</b>	33
<b>R</b>	5
<b>H</b>	6
<b>RBI</b>	5
<b>BB</b>	2
<b>SO</b>	4
<b>LOB</b>	9



Batter	1	2	3	4	5	6	7	8	9	AB	R	H	RBI	BB	SO	LOB
Wayne Causey, L (1, 6) OBP: 0.354, SLG: 0.348 Deron Johnson, R (9, PH) OBP: 0.267, SLG: 0.231 Dick Howser, R (9, PR) OBP: 0.326, SLG: 0.350	0-0 F7	0-0 F8			4-0 FC5-4 BB		0-0 1B 1-3 1B		4-0 1B BB	3	0	1	0	1	0	1
Ed Charles, R (1, 5) OBP: 0.350, SLG: 0.450	4-0 2B BB		0-0 F3		0-0 FC5-4 HR		0-0 F2		0-0 1B 1-2 1B	4	3	1	0	1	0	3
Jerry Lumpe, L (1, 4) OBP: 0.341, SLG: 0.429	0-0 1-H 2B		0-0 2B		0-0 F8		0-0 F4		0-0 1B 1-3 2-H 1B	5	0	3	2	0	0	3
Norm Siebern, L (1, 3) OBP: 0.412, SLG: 0.477	4-0 BB		4-0 FC5-4 BB		0-0 1-H HR		0-0 1-3 1B		4-0 1B BB	2	1	2	3	3	0	0
Manny Jimenez, L (1, 7) OBP: 0.374, SLG: 0.465 John Wyatt, R (8, 1) OBP: 0.115, SLG: 0.080 Billy Console, R (9, PH) OBP: 0.335, SLG: 0.293	0-0 F8		0-0 F6		0-3 K		0-0 4-3		0-0 1-2 2-3 3-H 1B	4	0	0	0	0	1	6
George Alusik, R (1, 9) OBP: 0.341, SLG: 0.603	0-3 K		0-0 FC5-4		0-3 K		0-0 5-3			4	0	0	0	0	2	4
Bobby Del Greco, R (1, 8) OBP: 0.383, SLG: 0.386 (8, 7)		0-0 1B		0-0 G6-4-3 1B		0-0 5-3		0-3 K		4	0	2	0	0	1	0
Haywood Sullivan, R (1, 2) OBP: 0.311, SLG: 0.308		0-3 K		0-3 K		0-0 F8		0-0 6-3		4	0	0	0	0	2	2
Orlando Pena, R (1, 1) OBP: 0.125, SLG: 0.125 Jose Tartabull, L (7, PH) OBP: 0.329, SLG: 0.335 (8, 8) Gino Cimoli, R (9, PH) OBP: 0.333, SLG: 0.429		0-3 K		0-0 G6-4-3			0-0 1B 1B 1B		0-0 6-3	2	0	0	0	0	1	2
										1	1	1	0	0	0	0
										1	0	0	0	0	0	0

Inning Stats	R: 1	H: 1	E: 0	K: 1	S: 6	H: 1	LOB: 2	BB: 2	P: 14	R: 0	H: 1	E: 0	K: 2	S: 8	H: 1	LOB: 1	BB: 0	P: 8	R: 0	H: 1	E: 0	K: 0	S: 4	H: 1	LOB: 2	BB: 1	P: 8	R: 0	H: 1	E: 0	K: 1	S: 5	H: 1	LOB: 0	BB: 0	P: 5	R: 2	H: 1	E: 0	K: 1	S: 6	H: 0	LOB: 0	BB: 0	P: 5	R: 0	H: 0	E: 0	K: 1	S: 5	H: 3	LOB: 2	BB: 0	P: 6	R: 0	H: 0	E: 0	K: 1	S: 5	H: 0	LOB: 0	BB: 0	P: 5	R: 2	H: 3	E: 0	K: 0	S: 4	H: 3	LOB: 3	BB: 2	P: 12	1B: 8	SF: 0	2B: 2	SAC: 0	3B: 0	DP: 1	HR: 1	HBP: 0	WP: 0	PA: 41
--------------	------	------	------	------	------	------	--------	-------	-------	------	------	------	------	------	------	--------	-------	------	------	------	------	------	------	------	--------	-------	------	------	------	------	------	------	------	--------	-------	------	------	------	------	------	------	------	--------	-------	------	------	------	------	------	------	------	--------	-------	------	------	------	------	------	------	------	--------	-------	------	------	------	------	------	------	------	--------	-------	-------	-------	-------	-------	--------	-------	-------	-------	--------	-------	--------

PITCHER	IP	WLS	BF	H	R	ER	SO	BB	IBB	HBP	BLK	WP	HR	S	P	ERA	WHIP
Tom Cheney, R (1, 1) ERA: 3.42	6.2		31	8	4	4	6	4	0	0	0	0	1	39	55	5.40	1.800
Pete Burnside, L (7, 1) ERA: 4.44	1.2	L	9	2	2	2	1	2	0	0	0	0	0	9	17	10.80	2.400
Marty Kutyna, R (9, 1) ERA: 3.32	0.0		1	1	0	0	0	0	0	0	0	0	0	1	1	∞	∞


**BOTTOM**

**Washington Senators @ Kansas City Athletics**  
**Municipal Stadium, Kansas City, MO**

Tue Aug 14 1962, 8:05 PM EDT  
Att. 4,861 - Unknown

[livebaseballscorecards.com](http://livebaseballscorecards.com)

<b>AB</b>	<b>35</b>
<b>R</b>	<b>6</b>
<b>H</b>	<b>11</b>
<b>RBI</b>	<b>6</b>
<b>BB</b>	<b>6</b>
<b>SO</b>	<b>7</b>
<b>LOB</b>	<b>21</b>



Batter	1	2	3	4	5	6	7	8	9	AB	R	H	RBI	BB	SO	LOB	TOP		
<b>Ken Hamlin, R</b> (1, 6) <small>OBP: 0.308, SLG: 0.337</small> <b>Don Rudolph, L</b> (7, 1) <small>OBP: 0.283, SLG: 0.310</small> <b>Marty Kutyna, R</b> (7, 1) <small>OBP: 0.250, SLG: 0.143</small>	0-0 6-3		0-0 F3			0-0 HR	0-0 G6-4-3			4	1	1	1	0	0	3			
<b>Jim Piersall, R</b> (1, 8) <small>OBP: 0.317, SLG: 0.352</small>	0-0 4-3			0-0 F9		0-0 F4		0-0 1B 1B		4	0	1	0	0	0	0			
<b>Chuck Hinton, R</b> (1, 9) <small>OBP: 0.363, SLG: 0.493</small> (7, 6)	0-0 F7			0-0 F2		4-0 BB		0-0 F9		3	0	0	0	1	0	1			
<b>Harry Bright, R</b> (1, 3) <small>OBP: 0.335, SLG: 0.498</small>		0-0 F9		0-3 K		0-0 F9		0-0 1B 1B		4	0	1	0	0	1	1			
<b>Ken Retzer, L</b> (1, 2) <small>OBP: 0.361, SLG: 0.425</small>		0-0 F8			0-0 1-3		0-0 1B E 1B	0-0 1-2 1B		4	1	2	0	0	0	0			
<b>Don Lock, R</b> (1, 7) <small>OBP: 0.330, SLG: 0.548</small>		0-0 5-3			0-0 HR		0-0 1B E 1B	0-0 F8		4	2	2	1	0	0	2			
<b>Bob Johnson, R</b> (1, 5) <small>OBP: 0.323, SLG: 0.410</small>			0-0 G1-5-3 1B 1B		0-0 F9		0-0 F3		0-0 4-3	4	0	1	0	0	0	2			
<b>Chuck Cottier, R</b> (1, 4) <small>OBP: 0.313, SLG: 0.368</small>			0-0 G1-5-3 1-2 1B		0-0 F3		0-0 E6 1B 1-3 2-H		0-0 F6	4	0	1	0	0	0	1			
<b>Dave Stenhouse, R</b> (1, 1) <small>OBP: 0.102, SLG: 0.064</small> <b>Joe Hicks, L</b> (6, PH) <small>OBP: 0.305, SLG: 0.397</small> <b>Bennie Daniels, L</b> (6, 1) <small>OBP: 0.132, SLG: 0.211</small> <b>Jim Hannan, R</b> (6, 1) <small>OBP: 0.100, SLG: 0.100</small> <b>Jim King, L</b> (7, PH) <small>OBP: 0.349, SLG: 0.381</small> (7, 9)			0-0 G1-5-3 1-2 2-3f		0-0 F8		0-0 F8 G6-4-3 1-3 3-H 1B		0-0 F9	1	0	0	0	0	0	2			
<b>Inning Stats</b>	R: 0 E: 0 K: 0 S: 3	H: 0 LOB: 0 BB: 0 P: 3	R: 0 E: 0 K: 0 S: 3	H: 0 LOB: 0 BB: 0 P: 3	R: 0 E: 0 K: 1 S: 5	H: 0 LOB: 0 BB: 0 P: 5	R: 1 E: 0 K: 0 S: 4	H: 1 LOB: 0 BB: 1 P: 8	R: 2 E: 1 K: 0 S: 6	H: 3 LOB: 1 BB: 0 P: 6	R: 0 E: 0 K: 0 S: 5	H: 3 LOB: 2 BB: 0 P: 5	R: 0 E: 0 K: 0 S: 3	H: 0 LOB: 0 BB: 0 P: 3	1B: 8 2B: 0 3B: 0 HR: 2	SF: 0 SAC: 0 DP: 2 HBP: 0	WP: 0 PB: 0 SB: 0 CS: 0	PA: 36	
<b>PITCHER</b>	IP WLS BF H R ER SO BB IBB HBP BLK WP HR S P ERA WHIP																	<b>PITCHER</b>	IP WLS BF H R ER SO BB IBB HBP BLK WP HR S P ERA WHIP
<b>Dan Pfister, R</b> (1, 1) <small>ERA: 4.91</small> <b>John Wyatt, R</b> (7, 1) <small>ERA: 4.85</small>	6.0 W 24 6 4 3 1 1 0 0 0 0 2 25 29 4.50 1.167																		3.0 S 12 4 0 0 0 0 0 0 0 0 0 12 12 0.00 1.333

Washington Senators @ Kansas City Athletics  
Municipal Stadium, Kansas City, MO  
Wed Aug 15 1962, 8:05 PM EDT  
Att. 4,928 - Unknown

livebaseballscorecards.com

<b>AB</b>	35
<b>R</b>	4
<b>H</b>	10
<b>RBI</b>	3
<b>BB</b>	1
<b>SO</b>	1
<b>LOB</b>	12





Batter	1	2	3	4	5	6	7	8	9
Wayne Causey, L (1, 6) OBP: 0.371, SLG: 0.366	0-0 HR 1B		4-0 SH1-4 BB		0-0 1B 2B		0-0 SH1-4 1B	4-0 1-2 2-3 BB	
Ed Charles, R (1, 5) OBP: 0.352, SLG: 0.452	0-3 K		0-0 SH1-4		0-0 1B		0-0 SH1-4	0-0 1-2 2-3 1B	
Jerry Lumpe, L (1, 4) OBP: 0.342, SLG: 0.435	0-0 1-H HR		0-0 4-3		0-0 3-1		0-0 2-H 1B	0-0 3-H SF7	
Norm Siebern, L (1, 3) OBP: 0.410, SLG: 0.473	0-0 1-3		0-0 F8			4-0 1B BB	0-0 2 FC4-6 1B	0-0 3 4-3	
Manny Jimenez, L (1, 7) OBP: 0.375, SLG: 0.465	0-0 4-3			0-0 F6		0-0 FC2-5 1B	0-0 1-3 FC5-4 1B		
Gino Cimoli, R (7, PR) OBP: 0.333, SLG: 0.429						0-0 1-3 1B	0-0 1-2 3-H FC5-4		
George Alusik, R (1, 9) OBP: 0.346, SLG: 0.597		0-3 K		4-0 G5-3 BB		0-0 2-3 FC2-5 1B	0-0 1-2 2-3f FC5-4		
Bobby Del Greco, R (1, 8) OBP: 0.388, SLG: 0.400		0-0 HR		4-0 1-2 BB		0-0 FC2-5 2-3		4-0 FC2-5 1B BB	
Haywood Sullivan, R (1, 2) OBP: 0.310, SLG: 0.306		0-3 K		0-0 G5-3		0-0 2-3		0-0 1-2 BB FC2-5 1B	
Dan Pfister, R (1, 1) OBP: 0.151, SLG: 0.151		0-0 F6			0-0 4-3		0-0 1-3	0-0 1-2 2-3f FC2-5 1B BB SF7	
John Wyatt, R (7, 1) OBP: 0.111, SLG: 0.077									

AB	R	H	RBI	BB	SO	LOB
3	3	3	0	2	0	0
3	0	2	2	0	1	1
4	1	2	4	0	0	1
4	1	0	0	1	0	4
4	0	2	0	0	0	0
0	0	0	0	0	0	0
3	0	1	1	1	1	2
2	1	1	1	2	0	2
4	1	1	0	0	1	4
3	0	0	0	0	0	2
1	1	0	0	0	0	2

BOTTOM	
AB	31
R	8
H	12
RBI	8
BB	6
SO	3
LOB	18

Inning Stats	
R: 2	H: 2
E: 0	LOB: 0
K: 1	BB: 0
S: 7	P: 7
R: 1	H: 1
E: 0	LOB: 0
K: 2	BB: 0
S: 8	P: 8
R: 0	H: 0
E: 0	LOB: 1
K: 0	BB: 1
S: 3	P: 7
R: 0	H: 0
E: 0	LOB: 1
K: 0	BB: 2
S: 2	P: 10
R: 1	H: 2
E: 0	LOB: 0
K: 0	BB: 0
S: 4	P: 4
R: 1	H: 2
E: 0	LOB: 2
K: 0	BB: 1
S: 5	P: 9
R: 1	H: 3
E: 0	LOB: 2
K: 0	BB: 0
S: 6	P: 6
R: 2	H: 2
E: 0	LOB: 2
K: 0	BB: 2
S: 5	P: 13
1B: 9	SF: 1
2B: 1	SAC: 2
3B: 0	DP: 1
HR: 2	HBP: 0
WP: 0	PA: 40
PB: 0	
SB: 0	
CS: 0	

PITCHER		IP	WLS	BF	H	R	ER	SO	BB	IBB	HBP	BLK	WP	HR	S	P	ERA	WHIP
Dave Stenhouse, R (1, 1) ERA: 3.28		5.0	L	21	5	4	4	3	3	0	0	0	0	2	24	36	7.20	1.600
Bennie Daniels, R (6, 1) ERA: 5.57		0.0		2	1	1	1	0	1	0	0	0	0	0	1	5	∞	∞
Jim Hannan, R (6, 1) ERA: 2.93		1.0		4	1	0	0	0	0	0	0	0	0	0	4	4	0.00	1.000
Don Rudolph, L (7, 1) ERA: 3.6		0.2		5	3	1	1	0	0	0	0	0	0	0	5	5	13.50	4.500
Marty Kutyna, R (7, 1) ERA: 3.53		1.1		8	2	2	2	0	2	0	0	0	0	0	6	14	13.50	3.000

PITCHER		IP	WLS	BF	H	R	ER	SO	BB	IBB	HBP	BLK	WP	HR	S	P	ERA	WHIP

Washington Senators @ Kansas City Athletics  
Municipal Stadium, Kansas City, MO  
Wed Aug 15 1962, 8:05 PM EDT  
Att. 4,928 - Unknown

livebaseballscorecards.com



Batter	1	2	3	4	5	6	7	8	9	AB R H RBI BB SO LOB	TOP	
Ken Hamlin, R (1, 6) OBP: 0.307, SLG: 0.332	4-0 FC1-5 HBP BB		x 0-0 L7		x 0-0 F8			x 0-0 1-3		3 0 0 0 1 0 0		
Jim King, L (1, 9) OBP: 0.351, SLG: 0.381	1-0 FC1-5 HBP		x 0-0 1-3			x 0-0 4-3		x 0-0 2B		0 1 0 0 0 0 0 3 0 1 0 0 0 0		
Joe Hicks, L (3, PH) OBP: 0.305, SLG: 0.403	1-2 1B											
Chuck Hinton, R (1, 8) OBP: 0.362, SLG: 0.491	0-0 FC1-5 1B 1-2 2-3f			x 0-0 5-3 1B		x 0-0 5-3		x 0-0 5-3		4 1 1 0 0 0 3		
Harry Bright, R (1, 3) OBP: 0.334, SLG: 0.495	0-0 WP 1B 1-3 2-H			x 0-0 5-3		x 0-0 6-3			x 0-0 6-3	4 0 1 1 0 0 1		
Ken Retzer, L (1, 2) OBP: 0.363, SLG: 0.424	0-3 K 1-2			x 0-0 FC6-4 1B 2-H		x 0-0 4-3			B B B B 4-0 FC5-4 BB	3 0 1 1 1 1 1		
Don Lock, R (1, 7) OBP: 0.327, SLG: 0.531		x 0-0 L5		x 0-0 FC6-4 1-2f		B B B B 4-0 FC6-4 BB		x 0-0 FC5-4 1-2f		3 0 0 0 1 0 2		
Johnny Schaive, R (1, 5) OBP: 0.268, SLG: 0.429		x 0-0 5-3		x 0-0 F8		x 0-0 FC6-4 1-2f		x 0-0 FC5-4 1-2f		4 0 0 0 0 0 3		
Chuck Cottier, R (1, 4) OBP: 0.311, SLG: 0.364		x 0-0 L7			x 0-0 F5		x 0-0 F4			3 0 0 0 0 0 1		
Claude Osteen, L (1, 1) OBP: 0.206, SLG: 0.294			x 0-0 F8		x 0-0 F7			x 0-0 F2		2 0 0 0 0 0 0		
Bud Zipfel, L (8, PH) OBP: 0.314, SLG: 0.368										1 0 0 0 0 0 0		
Pete Burnside, R (8, 1) OBP: 0.111, SLG: 0.059										0 0 0 0 0 0 0		
<b>Inning Stats</b>	R: 1 H: 1 E: 0 LOB: 1 K: 1 BB: 1 S: 5 P: 10	R: 0 H: 0 E: 0 LOB: 0 K: 0 BB: 0 S: 3 P: 3	R: 0 H: 0 E: 0 LOB: 0 K: 0 BB: 0 S: 3 P: 3	R: 1 H: 2 E: 0 LOB: 1 K: 0 BB: 0 S: 5 P: 5	R: 0 H: 0 E: 0 LOB: 0 K: 0 BB: 0 S: 3 P: 3	R: 0 H: 0 E: 0 LOB: 0 K: 0 BB: 0 S: 3 P: 3	R: 0 H: 0 E: 0 LOB: 1 K: 0 BB: 1 S: 3 P: 7	R: 0 H: 1 E: 0 LOB: 1 K: 0 BB: 0 S: 4 P: 4	R: 0 H: 0 E: 0 LOB: 1 K: 0 BB: 1 S: 3 P: 7	1B: 3 SF: 0 2B: 1 SAC: 0 3B: 0 DP: 0 HR: 0 HBP: 1	WP: 1 PA: 34 PB: 0 SB: 0 CS: 0	
<b>PITCHER</b> Ed Rakow, R (1, 1) ERA: 4.19	IP WLS BF H R ER SO BB IBB HBP BLK WP HR S P ERA WHIP											
	9.0 W 34 4 2 2 1 3 0 1 0 1 0 0 32 45 2.00 0.778											

Washington Senators @ Kansas City Athletics  
Municipal Stadium, Kansas City, MO  
Thu Aug 16 1962, 8:05 PM EDT  
Att. 3,135 - Unknown

livebaseballscorecards.com

AB 30  
R 2  
H 4  
RBI 2  
BB 3  
SO 1  
LOB 11



Batter	1	2	3	4	5	6	7	8	9
<b>Billy Consolo, R</b> OBP: 0.331, SLG: 0.285 (1, 6)	4-0 FC6-4 BB	0-0 5-3			0-0 F9	0-0 F9		0-0 F7	
<b>Ed Charles, R</b> OBP: 0.351, SLG: 0.455 (1, 5) <b>Wayne Causey, L</b> OBP: 0.371, SLG: 0.366 (7, 5)	0-0 FC6-4 1B 1-2f		0-3 K		0-0 2B 3B	0-3 K			
<b>Jerry Lumpe, L</b> OBP: 0.343, SLG: 0.438 (1, 4)	0-0 G4-6-3 1B 1-2		0-0 F7		0-0 1B 2B 3-H		0-0 4-3		
<b>Norm Siebern, L</b> OBP: 0.409, SLG: 0.470 (1, 3)	0-0 G4-6-3 1-2f		0-3 K		4-0 1B BB		0-0 1-3		
<b>George Alusik, R</b> OBP: 0.357, SLG: 0.602 (1, 7)		0-0 E9 1-3 3B 1B		0-0 6-3	0-0 1-2 2-H 1B		0-0 FC6-4 1B		
<b>Gino Cimoli, R</b> OBP: 0.333, SLG: 0.426 (1, 9)		0-0 1-3 2-3		4-0 1B BB	0-0 F9		0-0 FC6-4 1-2f		
<b>Bobby Del Greco, R</b> OBP: 0.386, SLG: 0.406 (1, 8)		0-0 1B 3B 3-H		0-0 L7	0-3 K		0-0 F9		
<b>Haywood Sullivan, R</b> OBP: 0.322, SLG: 0.317 (1, 2)		0-0 FC6-4 1B 3-H		0-0 1-3 1B		0-0 SH1-4 1B		4-0 SH3-4 BB	
<b>Ed Rakow, S</b> OBP: 0.127, SLG: 0.115 (1, 1)		0-0 FC6-4 1-2f		0-0 F8		0-0 SH1-4 1-2		0-0 SH3-4 1-2	

Inning Stats	R: 0	H: 1	E: 0	LOB: 1	K: 0	BB: 1	S: 3	R: 2	H: 3	E: 1	LOB: 1	K: 0	BB: 0	S: 6	R: 0	H: 0	E: 0	LOB: 0	K: 2	BB: 0	S: 7	R: 0	H: 1	E: 0	LOB: 2	K: 0	BB: 1	S: 4	R: 2	H: 3	E: 0	LOB: 2	K: 1	BB: 1	S: 8	R: 0	H: 1	E: 0	LOB: 1	K: 1	BB: 0	S: 6	R: 0	H: 1	E: 0	LOB: 1	K: 0	BB: 0	S: 4	R: 0	H: 0	E: 0	LOB: 1	K: 0	BB: 1	S: 3	1B: 7	SF: 0	2B: 1	SAC: 2	3B: 2	DP: 1	HR: 0	HBP: 0
--------------	------	------	------	--------	------	-------	------	------	------	------	--------	------	-------	------	------	------	------	--------	------	-------	------	------	------	------	--------	------	-------	------	------	------	------	--------	------	-------	------	------	------	------	--------	------	-------	------	------	------	------	--------	------	-------	------	------	------	------	--------	------	-------	------	-------	-------	-------	--------	-------	-------	-------	--------


PITCHER	IP	WLS	BF	H	R	ER	SO	BB	IBB	HBP	BLK	WP	HR	S	P	ERA	WHIP
<b>Claude Osteen, L</b> ERA: 3.55 (1, 1)	7.0	L	33	10	4	4	4	3	0	0	0	0	0	38	50	5.14	1.857
<b>Pete Burnside, L</b> ERA: 4.41 (8, 1)	1.0		4	0	0	0	0	1	0	0	0	0	0	3	7	0.00	1.000

**BOTTOM**

Washington Senators @ Kansas City Athletics  
Municipal Stadium, Kansas City, MO

Thu Aug 16 1962, 8:05 PM EDT  
Att. 3,135 - Unknown

AB	31
R	4
H	10
RBI	4
BB	4
SO	4
LOB	17



WP	HR	S	P	ERA	WHIP
0	0	0	0	0	0



Batter	1	2	3	4	5	6	7	8	9
Wayne Causey, L (1, 6) OBP: 0.373, SLG: 0.361	0-0 1-3 1B		0-0 G1-6-3 1-2f			4-0 1B BB 1-2		4-0 1B BB 1B	
Ed Charles, R (1, 5) OBP: 0.355, SLG: 0.459	0-0 G3 2B			0-0 5-3		0-0 1B 1B 1-3 2-H		4-0 1B BB 1-2	
Jerry Lumpe, L (1, 4) OBP: 0.344, SLG: 0.439	0-0 G3 2-3			0-0 6-3		0-0 G4-6-3 1B 1-3 3-H		0-0 1B 1B 1-2 2-3	
Norm Siebern, L (1, 3) OBP: 0.408, SLG: 0.468	0-0 G3			0-0 4-3		0-0 F6		0-0 1B 1B 1-3 2-H 3-H	
Manny Jimenez, L (1, 7) OBP: 0.372, SLG: 0.461 Dan Pfister, R (8, PR) OBP: 0.151, SLG: 0.151 Haywood Sullivan, R (9, 2) OBP: 0.322, SLG: 0.317		0-0 4-3		0-0 3-1		0-0 G4-6-3 1-2f		0-0 E1 1B G2 1-3 3-H	
George Alusik, R (1, 9) OBP: 0.361, SLG: 0.593		0-3 K		0-0 5-3			4-0 G6-4-3 BB	4-0 1B IBB	
Billy Bryan, L (1, 2) OBP: 0.242, SLG: 0.233 Gino Cimoli, R (8, PH) OBP: 0.334, SLG: 0.427		0-3 K		0-0 F4			0-0 F1	0-0 1B 1-2 2-3 3-H	
Bobby Del Greco, R (1, 8) OBP: 0.388, SLG: 0.420			0-0 G1-6-3 1B			0-0 HR	0-0 G6-4-3 1-2f	0-0 G2 3-Hf	
Bill Fischer, R (1, 1) OBP: 0.182, SLG: 0.227			0-0 L7			0-0 1B 1B		0-0 F7	

Inning Stats	R: 0	H: 1	E: 0	LOB: 1	K: 0	BB: 0	S: 4	P: 4
	R: 0	H: 0	E: 0	LOB: 0	K: 2	BB: 0	S: 7	P: 7
	R: 0	H: 1	E: 0	LOB: 0	K: 0	BB: 0	S: 3	P: 3
	R: 0	H: 0	E: 0	LOB: 0	K: 0	BB: 0	S: 3	P: 3
	R: 0	H: 0	E: 0	LOB: 0	K: 0	BB: 0	S: 3	P: 3
	R: 3	H: 4	E: 0	LOB: 1	K: 0	BB: 1	S: 6	P: 10
	R: 0	H: 0	E: 0	LOB: 0	K: 0	BB: 1	S: 2	P: 6
	R: 4	H: 3	E: 1	LOB: 2	K: 0	BB: 3	S: 6	P: 18

PITCHER	IP	WLS	BF	H	R	ER	SO	BB	IBB	HBP	BLK	WP	HR	S	P	ERA	WHIP
Jim Bouton, R (1, 1) ERA: 3.53	5.0	L	20	5	3	3	2	1	0	0	0	0	1	23	27	5.40	1.200
Bud Daley, L (6, 1) ERA: 3.89	2.0		6	1	0	0	0	1	0	0	0	0	0	5	9	0.00	1.000
Luis Arroyo, L (8, 1) ERA: 5.54	1.0		9	3	4	3	0	2	1	0	0	0	0	6	18	27.00	5.000

**BOTTOM**

**New York Yankees @ Kansas City Athletics**  
Municipal Stadium, Kansas City, MO

Fri Aug 17 1962, 8:05 PM EDT  
Att. 23,578 - Unknown

AB	R	H	RBI	BB	SO	LOB
2	2	0	0	2	0	1
3	1	2	1	1	0	0
4	1	2	1	0	0	1
4	1	1	2	0	0	3
4	0	0	0	0	0	3
0	0	0	0	0	0	0
0	0	0	0	0	0	0
2	0	0	0	2	1	0
3	0	0	0	0	1	1
1	0	1	1	0	0	0
4	1	2	1	0	0	4
3	1	1	0	0	0	1

AB	30
R	7
H	9
RBI	6
BB	5
SO	2
LOB	14

livebaseballscorecards.com

WP	PA
0	35



Batter	1	2	3	4	5	6	7	8	9	AB R H RBI BB SO LOB	TOP																		
Tom Tresh, S OBP: 0.349, SLG: 0.438 (1, 7) X	0-0 3-1		0-0 FC6-4		0-0 HR		H 1-0 HBP			3 1 1 1 0 0 1																			
Bobby Richardson, R OBP: 0.339, SLG: 0.403 (1, 4) X	0-0 L6		0-0 F7		0-0 HR 2B		X 0-0 L7			4 1 1 0 0 0 2																			
Roger Maris, L OBP: 0.352, SLG: 0.475 (1, 9) X	0-0 G3		0-0 F2		0-0 HR		X 0-0 F5			4 1 1 2 0 0 1																			
Mickey Mantle, S OBP: 0.466, SLG: 0.590 (1, 8)		0-0 F7		0-0 HR		0-0 F8		B 4-0 BB		3 1 1 1 1 0 0																			
Elston Howard, R OBP: 0.308, SLG: 0.434 (1, 2)		0-3 K		0-0 F9		X 0-0 6-3		X 0-0 L8		4 0 0 0 0 1 1																			
Tony Kubek, L OBP: 0.382, SLG: 0.419 (1, 6)		4-0 BB BB		0-0 PO 1B		X 0-0 6-3		X 0-0 F6		3 0 1 0 1 0 1																			
Bill Skowron, R OBP: 0.322, SLG: 0.460 (1, 3)		4-0 BB BB		0-3 K		S 0-3 K		S 0-3 K		3 0 0 0 1 3 1																			
Clete Boyer, R OBP: 0.343, SLG: 0.425 (1, 5)		0-0 6-3		0-0 PO 1-2		0-3 K		S 0-3 K		4 0 0 0 0 3 2																			
Whitey Ford, L OBP: 0.141, SLG: 0.108 (1, 1) X			0-0 FC6-4 1B		0-0 6-3		X 0-0 6-3		X 0-0 6-3	4 0 1 0 0 0 0																			
<b>Inning Stats</b>	R: 0 E: 0 K: 0 S: 3	H: 0 LOB: 0 BB: 0 P: 3	R: 0 E: 0 K: 1 S: 5	H: 0 LOB: 2 BB: 2 P: 13	R: 0 E: 0 K: 0 S: 4	H: 1 LOB: 1 BB: 0 P: 4	R: 1 E: 0 K: 1 S: 6	H: 2 LOB: 0 BB: 0 P: 6	R: 3 E: 0 K: 1 S: 8	H: 3 LOB: 0 BB: 0 P: 8	R: 0 E: 0 K: 1 S: 5	H: 0 LOB: 0 BB: 0 P: 5	R: 0 E: 0 K: 1 S: 5	H: 0 LOB: 1 BB: 0 P: 6	R: 0 E: 0 K: 0 S: 3	H: 0 LOB: 1 BB: 1 P: 7	R: 0 E: 0 K: 2 S: 7	H: 0 LOB: 0 BB: 0 P: 7	1B: 2 2B: 1 3B: 0 HR: 3	SF: 0 SAC: 0 DP: 0 HBP: 1	WP: 0 PB: 0 SB: 0 CS: 0	PA: 37							
<b>PITCHER</b>	IP WLS BF H R ER SO BB IBB HBP BLK WP HR S P ERA WHIP																												
Diego Segui, R ERA: 3.99 (1, 1)	6.0		25	6	4	4	4	2	0	0	0	0	0	3	31	39	6.00	1.333											
Moe Drabowsky, R ERA: 4.87 (7, 1)	2.0		8	0	0	0	1	1	0	1	0	0	0	0	8	13	0.00	0.500											
John Wyatt, R ERA: 4.81 (9, 1)	1.0	W	3	0	0	0	2	0	0	0	0	0	0	0	7	7	0.00	0.000											

**New York Yankees @ Kansas City Athletics**  
Municipal Stadium, Kansas City, MO  
Sat Aug 18 1962, 8:05 PM EDT  
Unknown

AB	32
R	4
H	6
RBI	4
BB	3
SO	7
LOB	9



livebaseballscorecards.com

Batter	1	2	3	4	5	6	7	8	9	AB	R	H	RBI	BB	SO	LOB	BOTTOM	
Wayne Causey, L (1, 6) OBP: 0.369, SLG: 0.357	0-0 4-3		0-0 1B FC6-4 1B	0-0 F8		0-0 F6		0-0 4-3		5	1	1	0	0	0	4	<b>New York Yankees @ Kansas City Athletics</b> Municipal Stadium, Kansas City, MO Sat Aug 18 1962, 8:05 PM EDT Unknown	
Ed Charles, R (1, 5) OBP: 0.360, SLG: 0.465	0-0 2B		0-0 1B FC6-4 1B		0-0 1-3		0-0 2B 1B 1B	0-0 S BB		4	1	3	0	1	0	0		
Jerry Lumpe, L (1, 4) OBP: 0.343, SLG: 0.438	0-0 4-3		0-0 FC6-4 1B		0-3 K		0-0 1B 2B	0-0 1-2		5	1	1	1	0	1	3		
Norm Siebern, L (1, 3) OBP: 0.410, SLG: 0.471	0-0 1-4-3		0-3 K		0-0 2B		0-0 2B SF7 1B		0-0 B1-6-4 1B	5	1	3	1	0	1	2		
George Alusik, R (1, 7) OBP: 0.356, SLG: 0.586		0-0 5-3	0-0 FC6-4		0-0 F8		0-0 SF7 2B		0-0 B1-6-4	5	0	1	1	0	0	3		
Gino Cimoli, R (1, 9) OBP: 0.337, SLG: 0.430		0-0 BB 1B		0-0 L8		0-0 FC5-4 1B		0-0 SF7	0-0 BB 1B	4	1	3	1	0	0	0		
Bobby Del Greco, R (1, 8) OBP: 0.388, SLG: 0.417		0-0 F9		1-0 FC5-4 1B HBP		0-0 FC5-4 1B		0-3 K	0-0 BB 1B	4	0	1	0	0	1	3		
Haywood Sullivan, R (1, 2) OBP: 0.329, SLG: 0.321		4-0 BB		0-0 FC5-4 1B		0-0 1B		0-0 F8	0-0 BB 1B	4	0	2	1	1	0	2		
Diego Segui, R (1, 1) OBP: 0.257, SLG: 0.353		0-3 K		0-0 1B		0-3 K			0-0 1-4-3	2	0	1	0	0	1	2		
Deron Johnson, R (6, PH) OBP: 0.250, SLG: 0.214										1	0	0	0	0	1	2		
Moe Drabowsky, R (7, 1)										0	0	0	0	0	0	0		
Billy Consolo, R (8, PH) OBP: 0.329, SLG: 0.283										1	0	0	0	0	0	0		
John Wyatt, R (9, 1) OBP: 0.111, SLG: 0.077				1-3 1B						0	0	0	0	0	0	0		

Inning Stats		R: 0	H: 1	R: 0	H: 1	R: 1	H: 2	R: 0	H: 1	R: 0	H: 2	R: 3	H: 4	R: 0	H: 0	R: 1	H: 4	1B: 12	SF: 1	WP: 0	PA: 44	
		E: 0	LOB: 1	E: 0	LOB: 2	E: 0	LOB: 1	E: 0	LOB: 2	E: 0	LOB: 2	E: 0	LOB: 1	E: 0	LOB: 1	E: 0	LOB: 2	2B: 4	SAC: 0	PB: 0		
		K: 0	BB: 0	K: 1	BB: 1	K: 1	BB: 0	K: 0	BB: 0	K: 1	BB: 0	K: 1	BB: 0	K: 0	BB: 1	K: 0	BB: 0	3B: 0	DP: 1	SB: 1		
		S: 4	P: 4	S: 6	P: 10	S: 7	P: 7	S: 4	P: 5	S: 6	P: 6	S: 9	P: 9	S: 3	P: 7	S: 5	P: 5	HR: 0	HBP: 1	CS: 0		
PITCHER	Whitey Ford, L (1, 1) ERA: 2.97	IP: 8.2	WLS: L	BF: 44	H: 16	R: 5	ER: 5	SO: 5	BB: 2	IBB: 0	HBP: 1	BLK: 0	WP: 0	HR: 0	S: 51	P: 60	ERA: 5.19	WHIP: 2.077				
PITCHER		IP:	WLS:	BF:	H:	R:	ER:	SO:	BB:	IBB:	HBP:	BLK:	WP:	HR:	S:	P:	ERA:	WHIP:				



# New York Yankees @ Kansas City Athletics

## Municipal Stadium, Kansas City, MO

Sat Aug 18 1962, 8:05 PM EDT  
Att: 35,147 - Unknown

AB	36
R	11
H	10
RBI	11
BB	7
SO	7
LOB	18



Batter	1	2	3	4	5	6	7	8	9	AB R H RBI BB SO LOB
<b>Hector Lopez, R</b> (1, 7) OBP: 0.361, SLG: 0.423	0-0 2B	4-0 HR BB		0-0 F9			0-3 K		0-0 5-3	4 1 1 0 1 1 1
<b>Bobby Richardson, R</b> (1, 4) OBP: 0.339, SLG: 0.407	0-0 F3	0-0 HR 1-H 2-H			0-0 F7		0-0 F8		4-0 BB WP FC6-4 BB	4 2 1 3 1 0 1
<b>Roger Maris, L</b> (1, 9) (9, 8) OBP: 0.352, SLG: 0.475	0-0 F7	0-0 L9			0-0 2B		0-0 F8		4-0 FC6-4 BB 1-2 1B IBB	4 1 1 0 1 0 1
<b>Mickey Mantle, S</b> (1, 8) OBP: 0.463, SLG: 0.584 <b>Jack Reed, R</b> (8, PR) OBP: 0.308, SLG: 0.429 <b>Johnny Blanchard, L</b> (9, PH) OBP: 0.306, SLG: 0.411	0-3 K		0-3 K		0-0 F2			4-0 2B BB	4-0 FC6-4 BB	3 0 0 0 1 2 2 0 1 0 0 0 0 0 0 0 0 0 1 0 0
<b>Yogi Berra, L</b> (1, 2) OBP: 0.295, SLG: 0.371		0-0 4-3	0-3 K		0-0 F7			0-0 4-3 1-H 2B	0-0 FC6-4 1B	5 1 1 2 0 1 3
<b>Tony Kubek, L</b> (1, 6) OBP: 0.385, SLG: 0.417		0-0 HR 1B	0-0 F6		0-0 F5			0-0 4-3 2-3 1B 1B	0-0 1B 1B	5 2 2 1 0 0 2
<b>Dale Long, L</b> (1, 3) OBP: 0.330, SLG: 0.386		0-0 HR 1-H		4-0 BB		0-0 F8		4-0 BB	0-0 1B 1B	3 1 2 3 2 0 0
<b>Clete Boyer, R</b> (1, 5) OBP: 0.346, SLG: 0.433		1-0 HR SH3 HBP		0-3 K		0-0 HR		0-3 K	0-0 1B	4 2 2 2 0 2 3
<b>Bob Turley, R</b> (1, 1) <b>Jim Coates, R</b> (4, 1) OBP: 0.105, SLG: 0.056 <b>Bud Daley, L</b> (4, 1) OBP: 0.250, SLG: 0.250 <b>Tom Tresh, S</b> (8, PH) OBP: 0.348, SLG: 0.437 <b>Marshall Bridges, S</b> (8, 1)		0-0 SH3		0-3 K		0-0 1-3		0-0 F6	0-0 F6	1 0 0 0 0 1 1 0 0 0 0 0 0 0 1 0 0 0 0 0 0 1 0 0 0 0 0 2 1 0 0 0 0 0 2

Inning Stats	R: 0	H: 1	E: 0	K: 1	S: 6	P: 6	R: 5	H: 3	E: 0	K: 0	S: 6	P: 11	R: 0	H: 0	E: 0	K: 2	S: 7	P: 7	R: 0	H: 1	E: 0	K: 0	S: 4	P: 4	R: 1	H: 1	E: 0	K: 0	S: 4	P: 4	R: 0	H: 0	E: 0	K: 1	S: 5	P: 5	R: 1	H: 1	E: 0	K: 1	S: 6	P: 14	R: 4	H: 3	E: 0	K: 0	S: 6	P: 18	1B: 4	SF: 0	2B: 3	SAC: 1	3B: 0	DP: 0	HR: 3	HBP: 1	WP: 1	PA: 45
--------------	------	------	------	------	------	------	------	------	------	------	------	-------	------	------	------	------	------	------	------	------	------	------	------	------	------	------	------	------	------	------	------	------	------	------	------	------	------	------	------	------	------	-------	------	------	------	------	------	-------	-------	-------	-------	--------	-------	-------	-------	--------	-------	--------

PITCHER	IP	WLS	BF	H	R	ER	SO	BB	IBB	HBP	BLK	WP	HR	S	P	ERA	WHIP
<b>Orlando Pena, R</b> (1, 1) ERA: 5.0	3.0		15	4	5	5	3	1	0	1	0	0	2	19	24	15.00	1.667
<b>Jerry Walker, R</b> (4, 1) ERA: 5.43	1.0		4	0	0	0	2	1	0	0	0	0	0	7	11	0.00	1.000
<b>Moe Drabowsky, R</b> (5, 1) ERA: 4.91	3.0		13	3	2	2	1	1	0	0	0	0	1	14	18	6.00	1.333
<b>John Wyatt, R</b> (8, 1) ERA: 5.0	1.1	L	8	0	3	3	1	3	1	0	0	1	0	6	22	20.25	2.250
<b>Jim Archer, L</b> (9, 1) ERA: 9.86	0.2		5	3	1	1	0	0	0	0	0	0	0	5	5	13.50	4.500




BOTTOM

New York Yankees @ Kansas City Athletics  
Municipal Stadium, Kansas City, MO

livebaseballscorecards.com

AB 34  
R 7  
H 9  
RBI 6  
BB 8  
SO 3  
LOB 19



WP: 1 PA: 42  
PB: 0  
SB: 1  
CS: 0

ERA WHIP

AB R H RBI BB SO LOB

5 0 0 0 0 1 4

1 1 1 0 4 0 0

5 0 0 1 0 0 7

4 2 2 1 1 0 2

4 1 1 0 1 1 2

5 1 1 1 0 1 1

2 1 0 0 2 0 1

4 1 1 1 0 0 2

0 0 0 0 0 0 0  
1 0 1 0 0 0 0  
0 0 0 0 0 0 0  
1 0 1 2 0 0 0  
0 0 0 0 0 0 0  
1 0 0 0 0 0 0  
1 0 1 0 0 0 0  
0 0 0 0 0 0 0

1B: 8 SF: 0  
2B: 1 SAC: 0  
3B: 0 DP: 2  
HR: 0 HBP: 0

IP WLS BF H R ER SO BB IBB HBP BLK WP HR S P ERA WHIP

Batter

Wayne Causey, L (1, 6)  
OBP: 0.360, SLG: 0.347



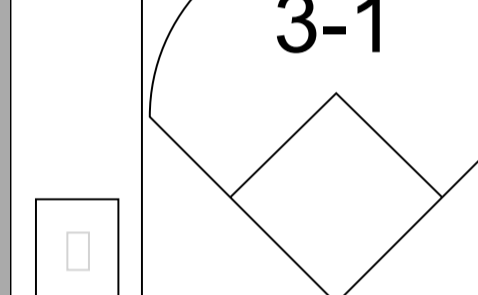
Ed Charles, R (1, 5)  
OBP: 0.368, SLG: 0.466



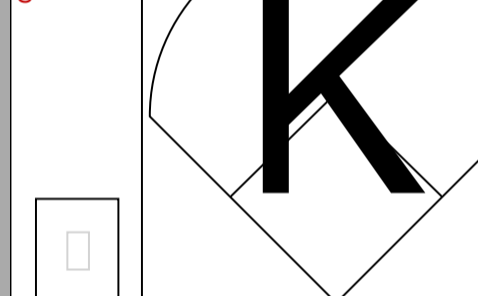
Jerry Lumpe, L (1, 4)  
OBP: 0.339, SLG: 0.434



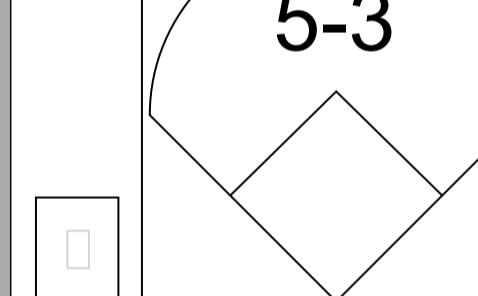
Norm Siebern, L (1, 3)  
OBP: 0.412, SLG: 0.474



George Alusik, R (1, 7)  
OBP: 0.357, SLG: 0.576



Gino Cimoli, R (1, 9)  
OBP: 0.335, SLG: 0.427



Bobby Del Greco, R (1, 8)  
OBP: 0.389, SLG: 0.414



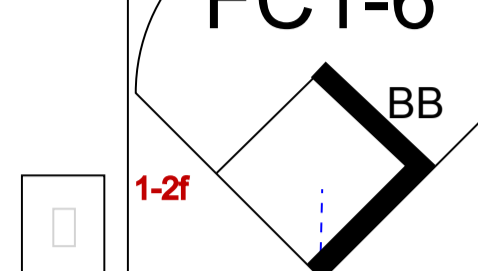
Haywood Sullivan, R (1, 2)  
OBP: 0.327, SLG: 0.320



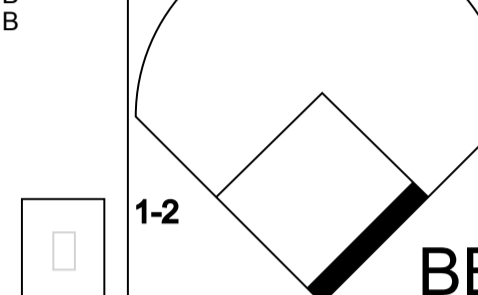
Orlando Pena, R (1, 1)  
OBP: 0.125, SLG: 0.125  
Jose Tartabull, L (3, PH)  
OBP: 0.332, SLG: 0.338  
Jerry Walker, S (4, 1)  
OBP: 0.268, SLG: 0.464  
Manny Jimenez, L (4, PH)  
OBP: 0.373, SLG: 0.462  
Dick Howser, R (4, PR)  
OBP: 0.326, SLG: 0.350  
Moe Drabowsky, R (5, 1)  
John Wyatt, R (8, 1)  
OBP: 0.143, SLG: 0.111  
Jim Archer, R (9, 1)  
OBP: 1.000, SLG: 1.000

1

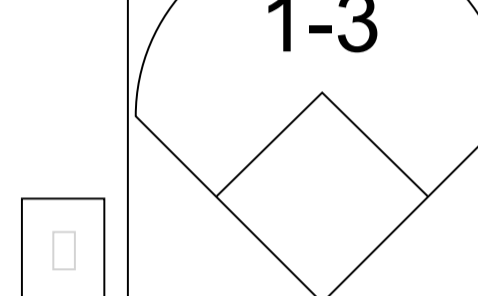
0-3



2



3



4



5



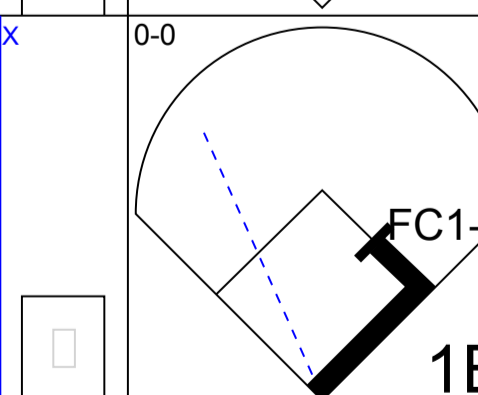
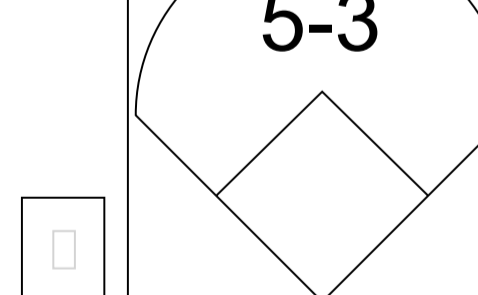
6



7



8



1

0-0



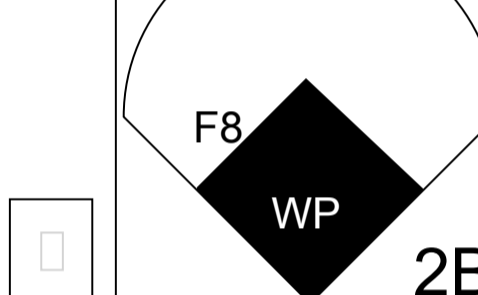
2



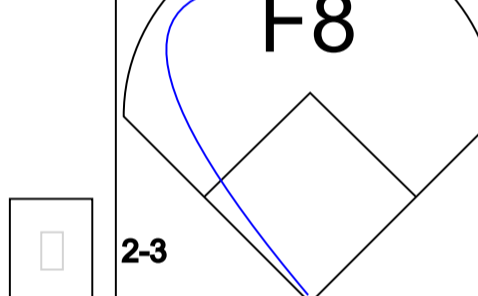
3



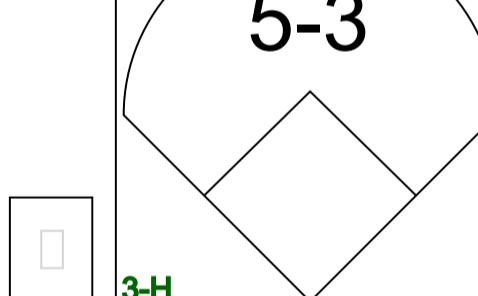
4



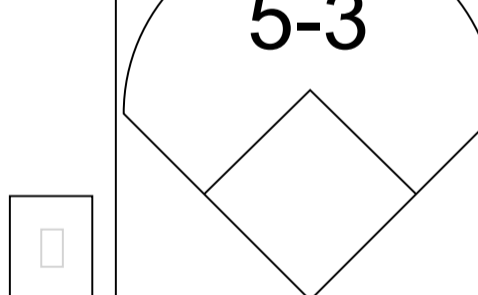
5



6



7

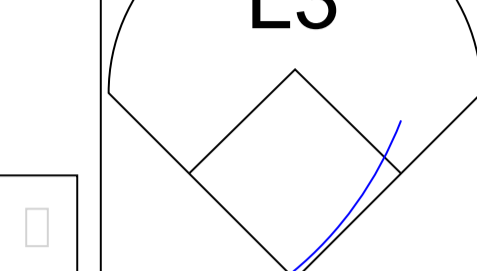


8

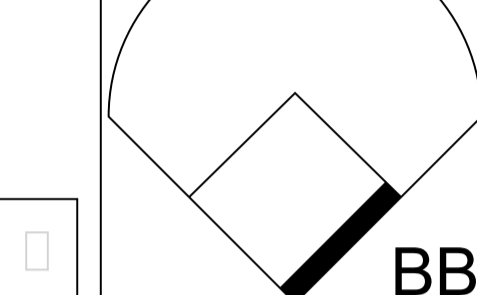


1

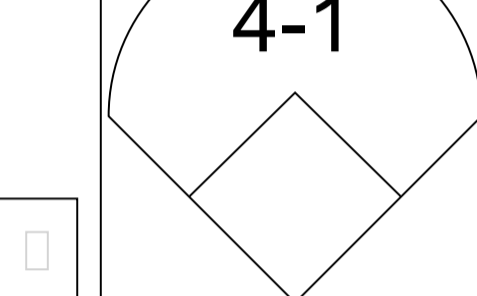
0-0



2



3



4



5



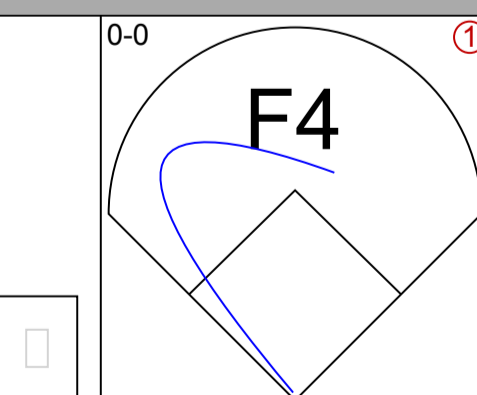
6



7



8



1

0-0



2



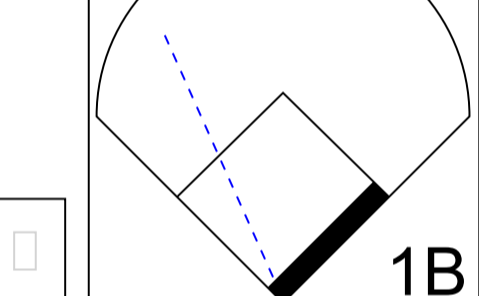
3



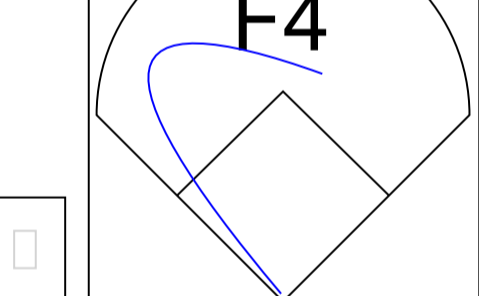
4



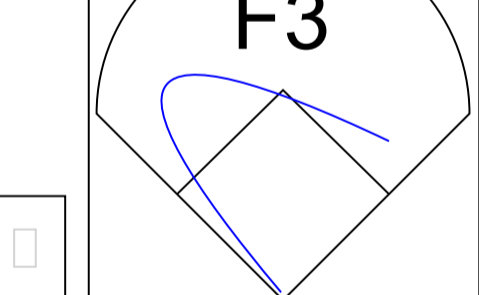
5




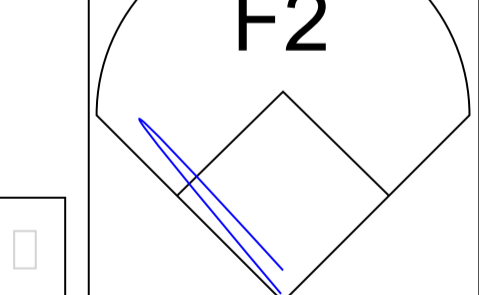
6



7

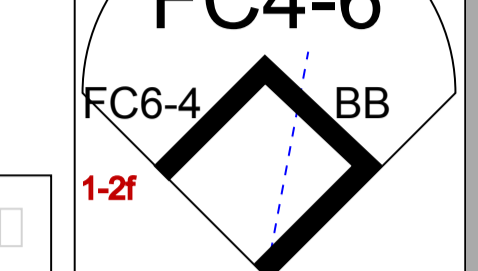


8

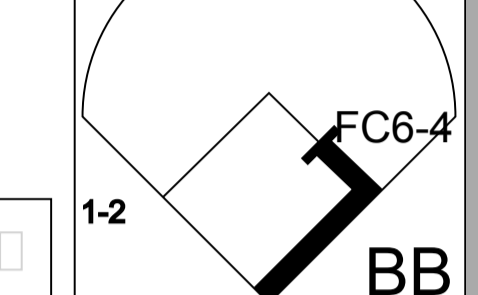


1

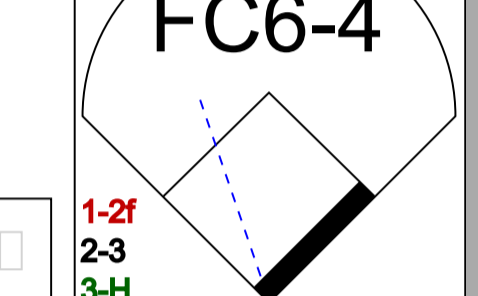
0-0



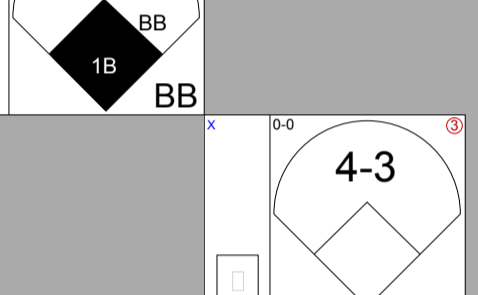
2



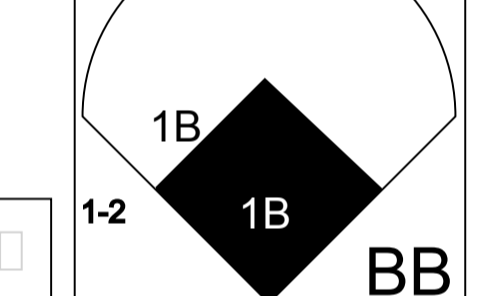
3



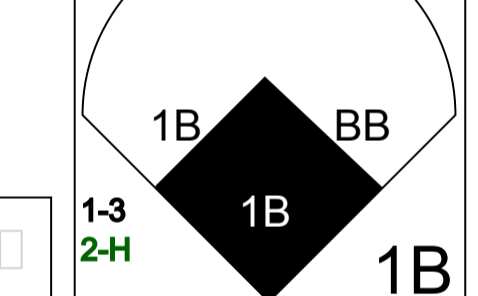
4



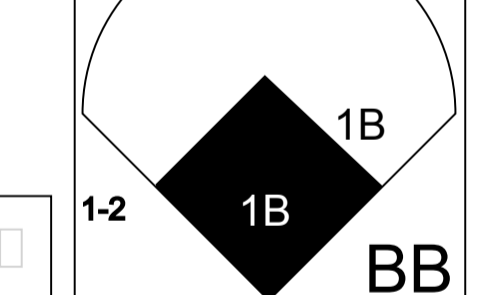
5



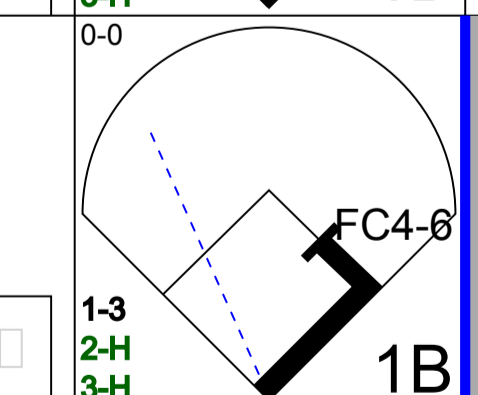
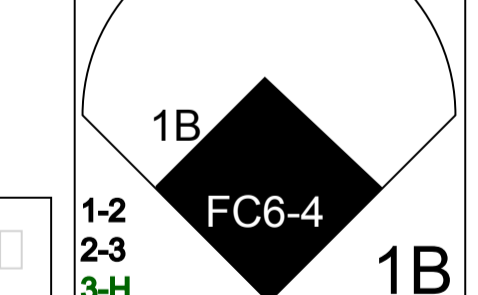
6



7

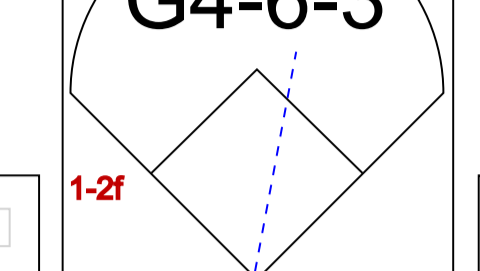


8

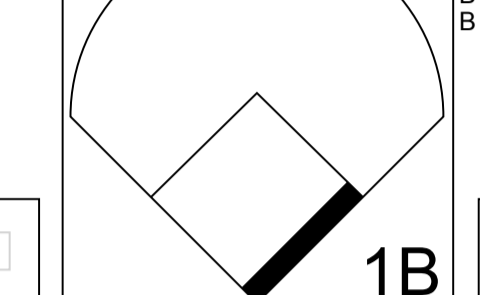


1

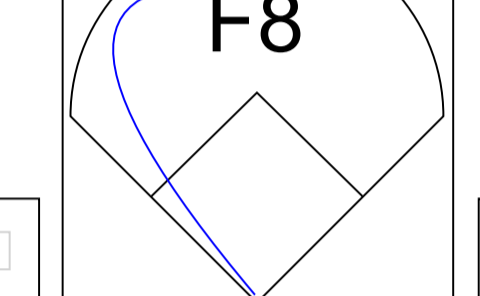
0-0



2



3



4



5



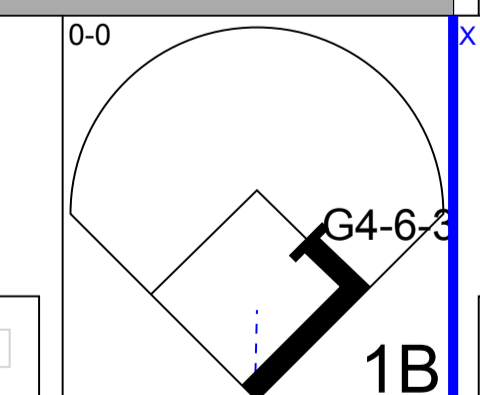
6



7



8



1

0-0



2



3



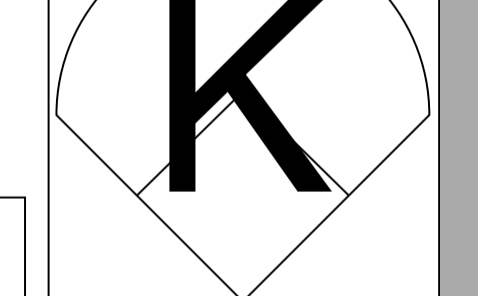
4



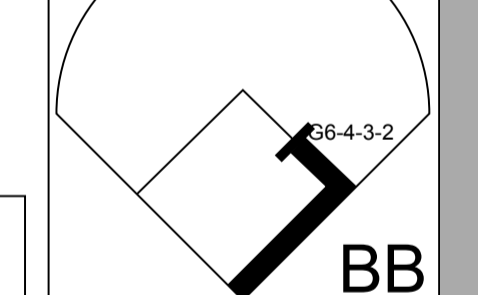
5




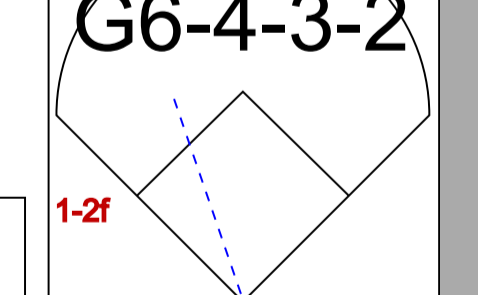
6



7

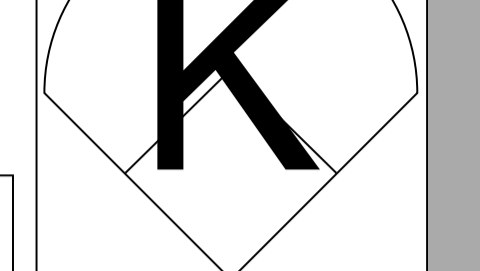


8

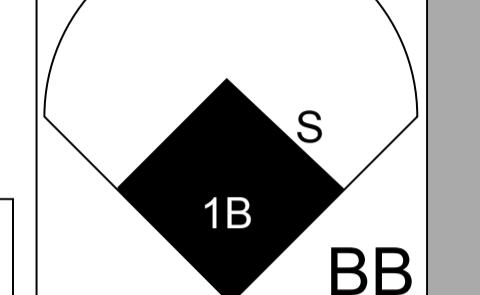


1

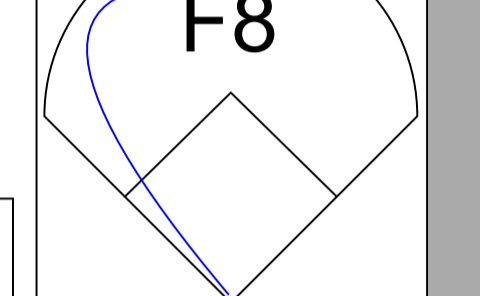
0-0



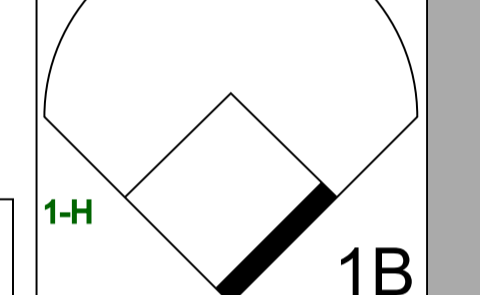
2



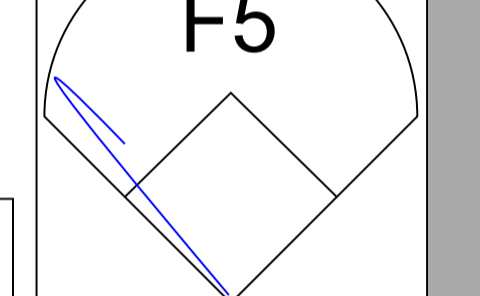
3



4



5




6



7



8



Inning Stats

R: 1 H: 1 E: 0 K: 1 S: 6

H: 1 LOB: 1 BB: 1 P: 10

R: 0 H: 0 E: 0 K: 1 S: 4

LOB: 0 BB: 1 P: 8

R: 0 H: 2 E: 0 K: 0 S: 4

LOB: 1 BB: 0 P: 4

R: 5 H: 3 E: 0 K: 0 S: 6

LOB: 2 BB: 4 P: 22

R: 0 H: 1 E: 0 K: 0 S: 4

LOB: 1 BB: 0 P: 4

R: 1 H: 1 E: 0 K: 0 S: 3

LOB: 1 BB: 1 P: 7

R: 1 H: 1 E: 0 K: 0 S: 4

LOB: 0 BB: 0 P: 4

R: 0 H: 1 E: 0 K: 0 S: 4

LOB: 2 BB: 1 P: 8

R: 0 H: 0 E: 0 K: 1 S: 5

LOB: 0 BB: 0 P: 5

1B: 8 SF: 0

2B: 1 SAC: 0  
3B: 0 DP: 2  
HR: 0 HBP: 0

IP WLS BF H R ER SO BB IBB HBP BLK WP HR S P ERA WHIP

Bob Turley, R (1, 1) ERA: 3.63  
Jim Coates, R (4, 1) ERA: 4.63  
Bud Daley, L (4, 1) ERA: 3.92  
Marshall Bridges, L (8, 1) ERA: 2.23

WP: 1 PA: 42  
PB: 0  
SB: 1  
CS: 0  
ERA WHIP

Sat Aug 18 1962, 8:05 PM EDT  
Att. 35,147 - Unknown

Batter	1	2	3	4	5	6	7	8	9	AB	R	H	RBI	BB	SO	LOB									
Tom Tresh, S OBP: 0.352, SLG: 0.438 (1, 7)	4-0 1B BB	0-0 F5		0-0 HR BB 1B		0-0 2B 1B	0-0 4-1	0-0 1B		5	3	3	2	1	0	1									
Bobby Richardson, R OBP: 0.338, SLG: 0.409 (1, 4)	0-0 F3		0-0 FC4-6 3B	0-0 F2		0-0 F1	0-0 5-3	0-0 5-3		5	1	1	0	0	0	5									
Phil Linz, R OBP: 0.337, SLG: 0.372 (7, 4)										1	0	0	0	0	0	2									
Roger Maris, L OBP: 0.358, SLG: 0.479 (1, 9)	0-0 1B HR 1B		4-0 FC4-6 BB	4-0 HR BB		4-0 2B HR BB		0-0 WP 1B 2B	0-0 6-3	2	4	2	0	3	0	0									
Johnny Blanchard, L OBP: 0.305, SLG: 0.409 (8, 9)										1	0	0	0	0	0	0									
Mickey Mantle, S OBP: 0.467, SLG: 0.601 (1, 8)	0-0 1B HR 1B		0-0 FC4-6 S	0-0 HR BB		0-0 HR 2B		0-0 F3	0-0 3B 1B	4	3	3	7	0	0	1									
Jack Reed, R OBP: 0.317, SLG: 0.432 (6, 8)			0-3 K	0-0 5-3		0-0 HR		0-0 2B 1B	0-0 HR 3B	2	1	1	0	0	0	1									
Elston Howard, R OBP: 0.313, SLG: 0.459 (1, 2)	0-0 HR		0-0 4-3		0-0 F9	0-0 1B		0-0 1B 2B	0-0 5-3	6	4	4	8	0	1	1									
Tony Kubek, L OBP: 0.378, SLG: 0.429 (1, 6)	0-0 F7				0-0 F2	0-3 K		0-0 F6	0-0 1B HBP 1B	6	2	2	4	0	1	1									
Bill Skowron, R OBP: 0.322, SLG: 0.467 (1, 3)	0-0 3-1								0-0 HR	6	2	2	4	0	1	1									
Clete Boyer, R OBP: 0.346, SLG: 0.434 (1, 5)		0-0 6-3		0-0 1B 2B	0-0 F3		0-0 4-1 SH3 1B	0-0 L7	0-0 F7	6	1	2	0	0	0	1									
Ralph Terry, R OBP: 0.207, SLG: 0.167 (1, 1)				4-0 BB 1B HR BB		0-0 L4	0-0 SH3	1-0 1B HBP		2	1	0	0	1	0	0									
<b>Inning Stats</b>	R: 4 E: 0 K: 0 S: 6	H: 3 LOB: 0 BB: 1 P: 10	R: 0 E: 0 K: 0 S: 3	H: 0 LOB: 0 BB: 0 P: 3	R: 1 E: 0 K: 1 S: 6	H: 1 LOB: 1 BB: 1 P: 10	R: 5 E: 0 K: 0 S: 6	H: 3 LOB: 0 BB: 2 P: 14	R: 0 E: 0 K: 1 S: 5	H: 0 LOB: 0 BB: 0 P: 5	R: 4 E: 0 K: 0 S: 7	H: 4 LOB: 1 BB: 1 P: 11	R: 0 E: 0 K: 0 S: 4	H: 1 LOB: 1 BB: 0 P: 4	R: 4 E: 0 K: 0 S: 8	H: 5 LOB: 2 BB: 0 P: 9	R: 3 E: 0 K: 0 S: 6	H: 3 LOB: 0 BB: 0 P: 6	1B: 10 2B: 4 3B: 2 HR: 4	SF: 0 SAC: 1 DP: 0 HBP: 1	WP: 1 PB: 0 SB: 3 CS: 0	PA: 53			
<b>PITCHER</b>	IP	WLS	BF	H	R	ER	SO	BB	IBB	HBP	BLK	WP	HR	S	P	ERA	WHIP								
Dan Pfister, R ERA: 5.11 (1, 1)	3.0	L	15	4	5	5	1	2	0	0	0	0	1	15	23	15.00	2.000								
Jerry Walker, R ERA: 5.92 (4, 1)	3.0		19	7	9	9	1	3	0	0	0	0	2	18	30	27.00	3.333								
Don Williams, R ERA: 18.0 (7, 1)	2.0		13	6	4	4	0	0	0	1	0	1	0	12	13	18.00	3.000								
Jim Archer, L ERA: 10.64 (9, 1)	1.0		6	3	3	3	0	0	0	0	0	0	1	6	6	27.00	3.000								

**New York Yankees @ Kansas City Athletics**  
Municipal Stadium, Kansas City, MO

Sun Aug 19 1962, 4:33 AM EDT  
Att: 29,274 - Unknown - 100 F

AB	46
R	21
H	20
RBI	21
BB	5
SO	2
LOB	15



Batter	1	2	3	4	5	6	7	8	9	AB	R	H	RBI	BB	SO	LOB
Jose Tartabull, L (1, 8) OBP: 0.325, SLG: 0.331	0-0 1-3 ①		0-0 F9 ②			0-0 G3 ① X	0-0 4-3 ②		0-0 F8 ③	5	0	0	0	0	0	1
Ed Charles, R (1, 5) OBP: 0.364, SLG: 0.462	0-0 F6 ②		0-0 F9 ③			0-0 F2 ② X	0-0 F3 ③			4	0	0	0	0	0	0
Jerry Lumpe, L (1, 4) OBP: 0.341, SLG: 0.434	0-3 K ③			0-0 G4-6-3 1B		0-0 HR 1B		0-0 L3 ①		4	1	2	0	0	1	0
Norm Siebern, L (1, 3) OBP: 0.412, SLG: 0.485		0-0 F7 ①		0-0 G4-6-3 ① ②		0-0 HR 1B		0-0 4-3 3B		4	2	2	2	0	0	1
Jim Archer, R (9, 1) OBP: 1.000, SLG: 1.000				1-2		1-H				0	0	0	0	0	0	0
Manny Jimenez, L (1, 7) OBP: 0.372, SLG: 0.460		0-0 E SF8 1B		0-0 L4 ③		0-0 4-3 ③		0-0 4-3 ②		4	1	1	1	0	0	0
Gino Cimoli, R (1, 9) OBP: 0.339, SLG: 0.442		0-0 E8 SF8 1B			0-0 3B		0-0 HR	3-H	0-0 F4 ③	4	1	3	1	0	0	0
Wayne Causey, L (1, 6) OBP: 0.363, SLG: 0.369		0-0 SF8 ②			0-0 F3 ①		0-0 HR		0-0 FC3-6 1B	3	1	2	2	0	0	1
Haywood Sullivan, R (1, 2) OBP: 0.327, SLG: 0.320		1-2 3-H			0-0 F2 ②		0-0 HR		0-0 FC3-6 ①	0	0	0	0	0	0	0
Billy Bryan, L (1, 2) OBP: 0.243, SLG: 0.324		0-0 F5 ③			0-0 F2 ②		0-0 HR		1-2	4	1	1	1	0	0	3
Dan Pfister, R (1, 1) OBP: 0.151, SLG: 0.151			0-3 K ①			0-0 6-3 ③		0-0 F5 ①		0	0	0	0	0	0	0
Deron Johnson, R (3, PH) OBP: 0.235, SLG: 0.200									0-0 F8 ②	1	0	0	0	0	1	0
Jerry Walker, S (4, 1) OBP: 0.263, SLG: 0.456										1	0	0	0	0	0	1
Don Williams, R (7, 1)										1	0	0	0	0	0	0
George Alusik, R (9, 3) OBP: 0.355, SLG: 0.572										1	0	0	0	0	0	1
<b>Inning Stats</b>	R: 0 H: 0 E: 0 K: 1 S: 5	R: 1 H: 2 E: 1 K: 0 S: 5	R: 0 H: 0 E: 0 K: 1 S: 5	R: 0 H: 1 E: 0 K: 0 S: 3	R: 0 H: 1 E: 0 K: 0 S: 4	R: 2 H: 2 E: 0 K: 0 S: 5	R: 3 H: 3 E: 0 K: 0 S: 6	R: 1 H: 1 E: 0 K: 0 S: 4	R: 0 H: 1 E: 0 K: 0 S: 4	1B: 5 2B: 0 3B: 2 HR: 4	SF: 1 SAC: 0 DP: 1 HBP: 0	WP: 0 PB: 0 SB: 0 CS: 0	PA: 37			
<b>PITCHER</b> Ralph Terry, R (1, 1) ERA: 3.35	IP 9.0 WLS W BF 37 H 11 R 7 ER 6 SO 2 BB 0 IBB 0 HBP 0 BLK 0 WP 0 HR 4 S 41 P 41 ERA 6.00 WHIP 1.222															

**BOTTOM**

**New York Yankees @ Kansas City Athletics**  
Municipal Stadium, Kansas City, MO

Sun Aug 19 1962, 4:33 AM EDT  
Att. 29,274 - Unknown - 100 F

[livebaseballscorecards.com](http://livebaseballscorecards.com)

<b>AB</b>	<b>36</b>
<b>R</b>	<b>7</b>
<b>H</b>	<b>11</b>
<b>RBI</b>	<b>7</b>
<b>BB</b>	<b>0</b>
<b>SO</b>	<b>2</b>
<b>LOB</b>	<b>8</b>





Batter	1	2	3	4	5	6	7	8	9
<b>Bobby Del Greco, R</b> OBP: 0.394, SLG: 0.427 (1, 8) X	0-0 F4 ①			0-0 1B E ①	0-0 HR 2B 3-H		0-0 2B		
<b>Ed Charles, R</b> OBP: 0.363, SLG: 0.467 (1, 5) X	0-0 F6 ②			0-0 F7 ①	0-0 HR 2-H		0-0 F8 ③		
<b>Jerry Lumpe, L</b> OBP: 0.342, SLG: 0.441 (1, 4) X	0-0 F7 ③			0-0 E4 1B 1-2 SF7	0-0 1B G3-6-3			0-0 HR	
<b>Norm Siebern, L</b> OBP: 0.411, SLG: 0.483 (1, 3)		0-0 L7 ①		0-0 1B 1-3 2-H	0-0 G3-6-3 ② ③ 1-2f			0-0 F7 ①	
<b>Manny Jimenez, L</b> OBP: 0.369, SLG: 0.457 <b>George Alusik, R</b> OBP: 0.355, SLG: 0.572 (1, 7) (9, 7)		0-0 F8 ②		0-0 SF7 ② 3-H		0-0 3-1 ①		0-0 6-3 ②	
<b>Gino Cimoli, R</b> OBP: 0.336, SLG: 0.438 (1, 9)		0-0 5-3 ③		0-0 F9 ③		0-0 F8 ②		0-0 F9 ③	
<b>Wayne Causey, L</b> OBP: 0.362, SLG: 0.368 (1, 6)			0-0 6-3 ①		0-0 E5 3B 1B	0-0 L6 ③			
<b>Billy Bryan, L</b> OBP: 0.275, SLG: 0.405 (1, 2)			0-0 1B G6-4-3		0-0 2B 3B 3-H		0-0 L9 ①		
<b>Ed Rakow, S</b> OBP: 0.123, SLG: 0.111 <b>John Wyatt, R</b> OBP: 0.138, SLG: 0.107 (1, 1) (7, 1)			0-0 G6-4-3 ② ③ 1-2f		0-0 6-3 ①		0-0 4-3 ②		

AB	R	H	RBI	BB	SO	LOB
4	2	3	1	0	0	0
4	1	1	2	0	0	2
4	2	2	1	0	0	1
4	0	1	1	0	0	1
3	0	0	1	0	0	0
0	0	0	0	0	0	0
4	0	0	0	0	0	1
3	1	1	0	0	0	0
3	1	2	1	0	0	0
2	0	0	0	0	0	2
1	0	0	0	0	0	0


**BOTTOM**

**New York Yankees @ Kansas City Athletics**  
Municipal Stadium, Kansas City, MO

Mon Aug 20 1962, 4:33 AM EDT  
Att. 13,271 - Unknown

livebaseballscorecards.com


<b>AB</b>	<b>32</b>
<b>R</b>	<b>7</b>
<b>H</b>	<b>10</b>
<b>RBI</b>	<b>7</b>
<b>BB</b>	<b>0</b>
<b>SO</b>	<b>0</b>
<b>LOB</b>	<b>7</b>



Inning Stats	R: 0	H: 0	E: 0	LOB: 0	K: 0	BB: 0	S: 3	P: 3
<b>Inning Stats</b>	R: 0	H: 0	E: 0	LOB: 0	K: 0	BB: 0	S: 3	P: 3
<b>Inning Stats</b>	R: 0	H: 0	E: 0	LOB: 0	K: 0	BB: 0	S: 3	P: 3
<b>Inning Stats</b>	R: 0	H: 1	E: 0	LOB: 0	K: 0	BB: 0	S: 3	P: 3
<b>Inning Stats</b>	R: 2	H: 2	E: 1	LOB: 1	K: 0	BB: 0	S: 6	P: 6
<b>Inning Stats</b>	R: 4	H: 5	E: 1	LOB: 0	K: 0	BB: 0	S: 7	P: 7
<b>Inning Stats</b>	R: 0	H: 0	E: 0	LOB: 0	K: 0	BB: 0	S: 3	P: 3
<b>Inning Stats</b>	R: 0	H: 1	E: 0	LOB: 1	K: 0	BB: 0	S: 4	P: 4
<b>Inning Stats</b>	R: 1	H: 1	E: 0	LOB: 0	K: 0	BB: 0	S: 4	P: 4

PITCHER	IP	WLS	BF	H	R	ER	SO	BB	IBB	HBP	BLK	WP	HR	S	P	ERA	WHIP
<b>Rollie Sheldon, R</b> ERA: 5.52 (1, 1)	4.1	L	20	7	6	4	0	0	0	0	0	0	1	20	20	8.31	1.615
<b>Bud Daley, L</b> ERA: 3.69 (5, 1)	2.2		9	2	0	0	0	0	0	0	0	0	0	9	9	0.00	0.750
<b>Jim Coates, R</b> ERA: 4.69 (8, 1)	1.0		4	1	1	1	0	0	0	0	0	0	1	4	4	9.00	1.000

WP	PA	CS
0	33	0

Batter	1	2	3	4	5	6	7	8	9	AB R H RBI BB SO LOB	TOP											
Gary Geiger, L (1, 8) OBP: 0.333, SLG: 0.398	0-0 4-3	0-0 1B 3B		0-0 FC3-6 PB S HR 1-2f		0-0 F8	0-3 K			5 2 1 0 0 1 2												
Eddie Bressoud, R (1, 6) OBP: 0.329, SLG: 0.441	0-0 2B 3B	0-0 F3		1-0 HR HBP		0-0 2B		0-0 WP 1B 2B		4 3 3 0 0 0 1												
Carl Yastrzemski, L (1, 7) OBP: 0.364, SLG: 0.477	0-0 PB E 2B	0-0 S 1B		0-0 HR		0-3 K		0-0 F9		5 2 3 5 0 1 2												
Lou Clinton, R (1, 9) OBP: 0.341, SLG: 0.576	0-0 E2 2B	0-0 F3		0-3 K		0-3 K		0-3 K		5 1 0 0 0 3 3												
Pete Runnels, L (1, 3) OBP: 0.419, SLG: 0.476	0-0 FC5-2 2B		0-0 F7		0-0 E6 6-3 1-3 2B		0-0 1B 3B 1B	0-0 1B		5 2 3 2 0 0 0												
Frank Malzone, R (1, 5) OBP: 0.312, SLG: 0.411	0-0 FC5-2 2B		0-0 F7		0-0 1-3		0-0 3B 1B	0-0 F6		5 1 1 0 0 0 3												
Russ Nixon, L (1, 2) OBP: 0.294, SLG: 0.385	0-0 1-3 2B		0-0 1-3		0-0 6-3		0-0 3B		0-0 F7	5 0 2 2 0 0 1	AB 44 R 11 H 15 RBI 10 BB 0 SO 7 LOB 18											
Chuck Schilling, R (1, 4) OBP: 0.291, SLG: 0.330	0-0 1-3			0-0 FC3-6 1B	0-0 2B		0-3 K		0-0 G3	5 0 2 1 0 1 3												
Earl Wilson, R (1, 1) OBP: 0.214, SLG: 0.377		0-0 P6		0-0 F9	0-0 4-3		0-0 L3		0-3 K	5 0 0 0 0 1 3												
Arnold Earley, L (9, 1) OBP: 0.273, SLG: 0.200										0 0 0 0 0 0 0												
<b>Inning Stats</b>	R: 3 E: 1 K: 0 S: 8	H: 4 LOB: 2 BB: 0 P: 8	R: 1 E: 0 K: 0 S: 5	H: 2 LOB: 1 BB: 0 P: 5	R: 0 E: 0 K: 0 S: 3	H: 0 LOB: 0 BB: 0 P: 3	R: 3 E: 0 K: 1 S: 7	H: 2 LOB: 0 BB: 0 P: 8	R: 1 E: 1 K: 0 S: 5	H: 1 LOB: 1 BB: 0 P: 5	R: 0 E: 0 K: 2 S: 8	H: 1 LOB: 1 BB: 0 P: 8	R: 2 E: 0 K: 2 S: 10	H: 3 LOB: 1 BB: 0 P: 10	R: 1 E: 0 K: 1 S: 7	H: 2 LOB: 1 BB: 0 P: 7	R: 0 E: 0 K: 1 S: 5	H: 0 LOB: 0 BB: 0 P: 5	1B: 5 2B: 6 3B: 3 HR: 1	SF: 0 SAC: 0 DP: 0 HBP: 1	WP: 1 PB: 2 SB: 2 CS: 0	PA: 45
<b>PITCHER</b>	IP WLS BF H R ER SO BB IBB HBP BLK WP HR S P ERA WHIP																					
Bill Fischer, R (1, 1) ERA: 3.64	4.0 L 22 8 7 6 1 0 0 0 1 0 0 1 23 24 13.50 2.000																					
Dan Pfister, R (5, 1) ERA: 5.04	2.0 9 2 1 0 2 0 0 0 0 0 0 0 13 13 0.00 1.000																					
Jerry Walker, R (7, 1) ERA: 6.03	2.0 11 5 3 3 3 0 0 0 0 1 0 17 17 13.50 2.500																					
Don Williams, R (9, 1) ERA: 12.0	1.0 3 0 0 0 0 1 0 0 0 0 0 0 5 5 0.00 0.000																					

**Boston Red Sox @ Kansas City Athletics**  
Municipal Stadium, Kansas City, MO  
Tue Aug 21 1962, 8:05 PM EDT  
Att. 6,551 - Unknown


[livebaseballscorecards.com](http://livebaseballscorecards.com)

**BOTTOM**

**Boston Red Sox @ Kansas City Athletics**  
**Municipal Stadium, Kansas City, MO**  
 Tue Aug 21 1962, 8:05 PM EDT  
 Att. 6,551 - Unknown

livebaseballscorecards.com

<b>AB</b>	<b>35</b>
<b>R</b>	<b>6</b>
<b>H</b>	<b>9</b>
<b>RBI</b>	<b>6</b>
<b>BB</b>	<b>7</b>
<b>SO</b>	<b>8</b>
<b>LOB</b>	<b>25</b>



WP: 0	PA: 43
PB: 0	
SB: 0	
CS: 0	

AB R H RBI BB SO LOB

5	0	1	0	0	2	4
4	1	0	0	0	1	1
4	1	1	0	1	1	1
4	3	3	4	1	0	2
4	0	0	0	1	0	4
4	1	2	0	1	1	1
3	0	2	1	2	0	1
4	0	0	1	0	2	6
1	0	0	0	0	1	2
1	0	0	0	0	0	1
0	0	0	0	0	0	0
1	0	0	0	0	0	2
0	0	0	0	0	0	0
0	0	0	0	1	0	0
0	0	0	0	0	0	0

1B: 3	SF: 0
2B: 4	SAC: 0
3B: 0	DP: 1
HR: 2	HBP: 1

WP	HR	S	P	ERA	WHIP
0	0	0	0	0.00	1.500

Batter	1	2	3	4	5	6	7	8	9
<b>Bobby Del Greco, R</b> OBP: 0.391, SLG: 0.423 (1, 8)	0-0 P6 1B	0-3 K			0-0 1-3 1B		0-0 P6 1B	0-3 K	
<b>Ed Charles, R</b> OBP: 0.361, SLG: 0.462 (1, 5)	1-0 HR HBP		0-3 K		0-0 1-3 1-2		0-0 5-3		0-0 F2
<b>Jerry Lumpe, L</b> OBP: 0.342, SLG: 0.441 (1, 4)	0-3 K		0-0 4-3		4-0 BB		0-0 4-3		0-0 HR 2B
<b>Norm Siebern, L</b> OBP: 0.414, SLG: 0.500 (1, 3)	0-0 1-H HR		0-0 2B		0-0 F7		4-0 1B BB		0-0 2-H HR
<b>Manny Jimenez, L</b> OBP: 0.367, SLG: 0.452 (1, 7)	0-0 4-1		0-0 F7		0-0 P6		0-0 4-3 1-2		4-0 FC4-6 BB
<b>George Alusik, R</b> OBP: 0.363, SLG: 0.584 (1, 9)		0-0 2B		0-0 F7		0-0 FC4-6 2B		4-0 1B 3-1 BB	0-3 K
<b>Wayne Causey, L</b> OBP: 0.372, SLG: 0.373 (1, 6)		4-0 BB		0-0 1B		4-0 FC4-6 BB		0-0 1-3 2-H 1B	0-0 FC4-6 1-2f
<b>Billy Bryan, L</b> OBP: 0.250, SLG: 0.366 (1, 2)		0-3 K		0-3 K		0-0 FC4-6 1-2f 2-3		0-0 3-1 1-2 3-H	
<b>Bill Fischer, R</b> OBP: 0.174, SLG: 0.217 (4, PH)		0-3 K		0-0 5-3		0-0 G6-4-3 1-2f		4-0 BB	

Inning Stats	R: 2	H: 1	E: 0	LOB: 0	K: 1	S: 6	R: 0	H: 1	E: 0	LOB: 2	K: 3	S: 10	R: 0	H: 1	E: 0	LOB: 1	K: 1	BB: 0	S: 6	R: 0	H: 1	E: 0	LOB: 1	K: 1	BB: 0	S: 6	R: 0	H: 1	E: 0	LOB: 2	K: 0	BB: 1	S: 4	R: 0	H: 1	E: 0	LOB: 1	K: 0	BB: 1	S: 3	R: 0	H: 0	E: 0	LOB: 0	K: 0	BB: 0	S: 3	R: 2	H: 1	E: 0	LOB: 2	K: 1	BB: 3	S: 6	R: 2	H: 2	E: 0	LOB: 1	K: 1	BB: 1	S: 7	1B: 3	SF: 0	2B: 4	SAC: 0	3B: 0	DP: 1	HR: 2	WP: 0	PA: 43
--------------	------	------	------	--------	------	------	------	------	------	--------	------	-------	------	------	------	--------	------	-------	------	------	------	------	--------	------	-------	------	------	------	------	--------	------	-------	------	------	------	------	--------	------	-------	------	------	------	------	--------	------	-------	------	------	------	------	--------	------	-------	------	------	------	------	--------	------	-------	------	-------	-------	-------	--------	-------	-------	-------	-------	--------

PITCHER	IP	WLS	BF	H	R	ER	SO	BB	IBB	HBP	BLK	WP	HR	S	P	ERA	WHIP
<b>Earl Wilson, R</b> ERA: 3.72 (1, 1)	8.1	W	40	9	6	6	7	6	0	1	0	0	2	47	72	6.48	1.800
<b>Arnold Earley, L</b> ERA: 5.31 (9, 1)	0.2	S	3	0	0	0	1	1	0	0	0	0	0	4	8	0.00	1.500

Batter	1	2	3	4	5	6	7	8	9	AB R H RBI BB SO LOB	TOP											
Gary Geiger, L (1, 8) OBP: 0.333, SLG: 0.405	0-0 G3		0-0 3-1		0-0 L8			0-0 HR		4 1 1 1 0 0 3	<b>Boston Red Sox @ Kansas City Athletics</b> Municipal Stadium, Kansas City, MO Wed Aug 22 1962, 8:05 PM EDT Att. 6,926 - Unknown											
Eddie Bressoud, R (1, 6) OBP: 0.328, SLG: 0.446	0-0 F7			0-0 HR		0-0 4-3		0-3 K		4 1 1 1 0 1 0												
Carl Yastrzemski, L (1, 7) OBP: 0.363, SLG: 0.474	0-3 K			0-3 K		0-0 F7		4-0 BB		3 0 0 0 1 2 0												
Lou Clinton, R (1, 9) OBP: 0.339, SLG: 0.575		0-0 L5		0-0 F8		0-0 2B		0-3 K		4 0 1 0 0 1 1												
Pete Runnels, L (1, 3) OBP: 0.416, SLG: 0.471		0-3 K		0-0 L7		0-0 F8			0-3 K	4 0 0 0 0 2 1												
Frank Malzone, R (1, 5) OBP: 0.309, SLG: 0.407		0-3 K			0-0 F8		0-0 1-3		0-0 6-3	4 0 0 0 0 1 0												
Russ Nixon, L (1, 2) OBP: 0.306, SLG: 0.391			0-0 6-3		0-0 1B		0-0 4-3		0-0 HBP	4 0 2 0 0 0 0												
Chuck Schilling, R (1, 4) OBP: 0.291, SLG: 0.330			0-0 SH3-4		0-0 F3		0-0 4-3		1-0 1B	3 0 1 0 0 0 1												
Jim Pagliaroni, R (9, PH) OBP: 0.361, SLG: 0.456			0-0 1B							0 0 0 0 0 0 0												
Billy Gardner, R (9, PR) OBP: 0.294, SLG: 0.322										0 0 0 0 0 0 0												
Ike Delock, R (1, 1) OBP: 0.136, SLG: 0.095			0-0 SH3-4		0-0 1B			0-3 K	0-3 K	1 0 1 0 0 0 0												
Arnold Earley, L (6, 1) OBP: 0.273, SLG: 0.200										0 0 0 0 0 0 0												
Pumpsie Green, S (8, PH) OBP: 0.253, SLG: 0.200										1 0 0 0 0 1 0												
Hal Kolstad, R (8, 1) OBP: 0.071, SLG: 0.071										0 0 0 0 0 0 0												
Carroll Hardy, R (9, PH) OBP: 0.311, SLG: 0.334			1-2		1-2 1B					1 0 0 0 0 1 2												
<b>Inning Stats</b>	R: 0 E: 0 K: 1 S: 5	H: 0 LOB: 0 BB: 0 P: 5	R: 0 E: 0 K: 2 S: 7	H: 0 LOB: 0 BB: 0 P: 7	R: 0 E: 0 K: 0 S: 4	H: 1 LOB: 1 BB: 0 P: 4	R: 1 E: 0 K: 1 S: 6	H: 1 LOB: 0 BB: 0 P: 6	R: 0 E: 0 K: 0 S: 5	H: 2 LOB: 2 BB: 0 P: 5	R: 0 E: 0 K: 0 S: 4	H: 1 LOB: 1 BB: 0 P: 4	R: 0 E: 0 K: 0 S: 3	H: 0 LOB: 0 BB: 0 P: 3	R: 1 E: 0 K: 3 S: 10	H: 1 LOB: 1 BB: 1 P: 14	R: 0 E: 0 K: 2 S: 8	H: 1 LOB: 2 BB: 0 P: 9	1B: 4 2B: 1 3B: 0 HR: 2	SF: 0 SAC: 1 DP: 0 HBP: 1	WP: 0 PB: 0 SB: 0 CS: 0	PA: 36
<b>PITCHER</b>	IP WLS BF H R ER SO BB IBB HBP BLK WP HR S P ERA WHIP																					
Moe Drabowsky, R (1, 1) ERA: 4.72	7.1 W 28 6 2 2 5 0 0 0 0 0 0 2 38 38 2.46 0.818																					
John Wyatt, R (8, 1) ERA: 4.8	1.2 S 8 1 0 0 4 1 0 1 0 0 0 0 14 19 0.00 1.200																					

livebaseballscorecards.com

AB	33
R	2
H	7
RBI	2
BB	1
SO	9
LOB	8





Batter	1	2	3	4	5	6	7	8	9
Wayne Causey, L (1, 6) OBP: 0.374, SLG: 0.378	0-3 K		0-0 1B 2B		4-0 1B 2B BB	0-0 4-3			
Ed Charles, R (1, 5) OBP: 0.363, SLG: 0.463	0-0 6-3		0-0 BB 1B 2-H		0-0 1-2 2B 1B		0-3 K		
Jerry Lumpe, L (1, 4) OBP: 0.343, SLG: 0.442	0-0 P6		4-0 1-2 BB		0-0 1-H 2-H 2B		0-0 6-3		
Norm Siebern, L (1, 3) OBP: 0.417, SLG: 0.501		0-0 FC3-6 1B	0-0 L3		4-0 IBB		0-0 1B		
George Alusik, R (1, 7) OBP: 0.354, SLG: 0.569		0-0 FC3-6 1-2f		0-0 5-3	0-0 F5		0-0 L8		
Gino Cimoli, R (1, 9) OBP: 0.335, SLG: 0.442	0-3 K		0-0 L8			0-0 HR		0-0 1-3	
Bobby Del Greco, R (1, 8) OBP: 0.389, SLG: 0.418	0-0 F9		0-3 K			4-0 BB		0-3 K	
Billy Bryan, L (1, 2) OBP: 0.229, SLG: 0.333			0-3 K		0-0 F5	0-3 K		0-0 F8	
Moe Drabowsky, R (1, 1) John Wyatt, R (8, 1) OBP: 0.138, SLG: 0.107			0-0 F2		0-0 P1	0-3 K			

Inning Stats	R: 0 E: 0 K: 1 S: 5	H: 0 LOB: 0 BB: 0 P: 5	R: 0 E: 0 K: 1 S: 6	H: 1 LOB: 1 BB: 0 P: 6	R: 1 E: 0 K: 1 S: 7	H: 2 LOB: 2 BB: 1 P: 11	R: 0 E: 0 K: 1 S: 5	H: 0 LOB: 0 BB: 0 P: 5	R: 2 E: 0 K: 0 S: 5	H: 2 LOB: 2 BB: 2 P: 13	R: 1 E: 0 K: 2 S: 8	H: 1 LOB: 1 BB: 1 P: 12	R: 0 E: 0 K: 1 S: 6	H: 1 LOB: 1 BB: 0 P: 6	R: 0 E: 0 K: 1 S: 5	H: 0 LOB: 0 BB: 0 P: 5
1B: 4 2B: 2 3B: 0 HR: 1	SF: 0 SAC: 0 DP: 0 HBP: 0	WP: 0 PB: 0 SB: 0 CS: 0	PA: 35													

PITCHER	IP	WLS	BF	H	R	ER	SO	BB	IBB	HBP	BLK	WP	HR	S	P	ERA	WHIP
Ike Delock, R (1, 1) ERA: 3.03	5.0	L	25	6	4	4	4	3	1	0	0	0	1	29	45	7.20	1.800
Arnold Earley, L (6, 1) ERA: 5.13	2.0		7	1	0	0	3	0	0	0	0	0	0	13	13	0.00	0.500
Hal Kolstad, R (8, 1) ERA: 5.96	1.0		3	0	0	0	1	0	0	0	0	0	0	5	5	0.00	0.000

BOTTOM

Boston Red Sox @ Kansas City Athletics  
Municipal Stadium, Kansas City, MO  
Wed Aug 22 1962, 8:05 PM EDT  
Att. 6,926 - Unknown

livebaseballscorecards.com

AB	31
R	4
H	7
RBI	4
BB	4
SO	8
LOB	11



Batter	1	2	3	4	5	6	7	8	9	AB R H RBI BB SO LOB	TOP														
<b>Gary Geiger, L</b> OBP: 0.333, SLG: 0.401 (1, 8) X	0-0 P3		0-0 F8		0-0 P6	4-0 FC6-4 BB		4-0 HR BB		3 1 0 0 2 0 3	<b>Boston Red Sox @ Kansas City Athletics</b> Municipal Stadium, Kansas City, MO Thu Aug 23 1962, 4:33 AM EDT Att. 3,439 - Unknown <a href="http://livebaseballscorecards.com">livebaseballscorecards.com</a>														
<b>Eddie Bressoud, R</b> OBP: 0.329, SLG: 0.451 (1, 6) X	0-0 E7 1B		0-0 P5		0-3 K	0-0 FC6-4		0-0 HR		5 1 2 3 0 1 5															
<b>Carl Yastrzemski, L</b> OBP: 0.362, SLG: 0.472 (1, 7) X	0-0 F8		0-0 L8		0-0 1B 1B	0-0 F8		0-0 G3		5 0 1 2 0 0 4															
<b>Lou Clinton, R</b> OBP: 0.340, SLG: 0.571 (1, 9) X	0-0 F7			0-0 L6	0-0 1B		0-0 1B		0-0 6-3	5 0 2 0 0 0 1															
<b>Pete Runnels, L</b> OBP: 0.416, SLG: 0.471 (1, 3) X		0-0 PB 1B 1B		0-0 6-3		0-0 1B FC5 1B	0-3 K		0-0 F7	5 2 2 0 0 1 1															
<b>Frank Malzone, R</b> OBP: 0.308, SLG: 0.405 (1, 5) X		0-0 P5 1-2		0-0 WP 1B		0-0 1B	0-0 P6		0-0 6-3	5 0 1 0 0 0 3															
<b>Russ Nixon, L</b> OBP: 0.316, SLG: 0.397 (1, 2) X		0-0 G5-4-3 1B 2-H		0-0 4-3 1-3		0-0 FC5 2B 1B	0-0 F7			4 1 2 1 0 0 2															
<b>Chuck Schilling, R</b> OBP: 0.291, SLG: 0.332 (1, 4) X		0-0 G5-4-3 1-2f			0-0 FC6 1B 2B	0-0 FC5 2B FC6-4		0-0 F8		4 2 1 1 0 0 2															
<b>Gene Conley, R</b> OBP: 0.264, SLG: 0.397 (1, 1) X			0-0 1B		0-0 FC6 1B PB	0-0 2B		0-0 5-3		4 1 2 1 0 0 1															
<b>Inning Stats</b>	R: 0 E: 1 K: 0 S: 4	H: 1 LOB: 1 BB: 0 P: 4	R: 1 E: 0 K: 0 S: 4	H: 2 LOB: 0 BB: 0 P: 4	R: 0 E: 0 K: 0 S: 4	H: 1 LOB: 1 BB: 0 P: 4	R: 2 E: 0 K: 1 S: 8	H: 3 LOB: 2 BB: 0 P: 8	R: 3 E: 0 K: 0 S: 7	H: 3 LOB: 1 BB: 1 P: 11		R: 0 E: 0 K: 1 S: 6	H: 1 LOB: 1 BB: 0 P: 6	R: 2 E: 0 K: 0 S: 4	H: 1 LOB: 0 BB: 1 P: 8	R: 0 E: 0 K: 0 S: 3	H: 0 LOB: 0 BB: 0 P: 3	1B: 10 2B: 2 3B: 0 HR: 1	SF: 0 SAC: 0 DP: 1 HBP: 0	WP: 2 PB: 2 SB: 0 CS: 0	PA: 42				
<b>PITCHER</b>	IP	WLS	BF	H	R	ER	SO	BB	IBB	HBP	BLK	WP	HR	S	P	ERA	WHIP								
<b>Diego Segui, R</b> ERA: 3.96 (1, 1)	1.0		4	1	0	0	0	0	0	0	0	0	0	4	4	0.00	1.000								
<b>Dan Pfister, R</b> ERA: 4.97 (2, 1)	4.0	L	18	7	3	1	1	0	0	0	0	1	0	20	20	2.25	1.750								
<b>Jim Archer, L</b> ERA: 11.69 (6, 1)	0.1		5	3	3	3	0	0	0	0	0	0	0	5	5	81.00	9.000								
<b>Jerry Walker, R</b> ERA: 6.04 (6, 1)	2.2		12	2	2	2	1	2	0	0	0	0	1	12	20	6.75	1.500								
<b>Don Williams, R</b> ERA: 9.0 (9, 1)	1.0		3	0	0	0	0	0	0	0	0	0	0	3	3	0.00	0.000								



BOTTOM

Boston Red Sox @ Kansas City Athletics

Municipal Stadium, Kansas City, MO

Thu Aug 23 1962, 4:33 AM EDT

Att. 3,439 - Unknown

livebaseballscorecards.com

AB	32
R	2
H	6
RBI	2
BB	3
SO	4
LOB	12



WP:	0	PA:	35
PB:	0	SB:	0
CS:	0		

AB R H RBI BB SO LOB

3 0 1 0 1 0 0

3 0 1 0 1 1 0

4 0 1 0 0 0 4

4 0 0 0 0 2 3

4 1 1 0 0 0 2

4 1 1 2 0 0 0

3 0 1 0 1 0 0

4 0 0 0 0 1 2

0 0 0 0 0 0 0

1 0 0 0 0 0 1  
1 0 0 0 0 0 0  
0 0 0 0 0 0 0  
0 0 0 0 0 0 0  
0 0 0 0 0 0 0  
1 0 0 0 0 0 0  
0 0 0 0 0 0 0

1B: 4 SF: 0  
2B: 1 SAC: 0  
3B: 0 DP: 1  
HR: 1 HBP: 0

Batter	1	2	3	4	5	6	7	8	9
Wayne Causey, L (1, 6) OBP: 0.377, SLG: 0.382	4-0 1B BB		0-0 1-3		0-0 P5			0-0 2B	
Ed Charles, R (1, 5) OBP: 0.364, SLG: 0.462	0-0 1-2 1B		0-3 K		0-0 F8			4-0 G6-3 BB	
Jerry Lumpe, L (1, 4) OBP: 0.343, SLG: 0.441	0-0 F7		0-0 1B		0-0 4-3			0-0 G6-3 1-2f	
Norm Siebern, L (1, 3) OBP: 0.414, SLG: 0.497	0-3 K		0-0 L8		0-0 4-3			0-3 K	
George Alusik, R (1, 7) OBP: 0.351, SLG: 0.561	0-0 P5			0-0 6-3		0-0 L5		0-0 HR 1B	
Gino Cimoli, R (1, 9) OBP: 0.334, SLG: 0.447		0-0 F9		0-0 6-3		0-0 F5		0-0 HR 1-H	
Bobby Del Greco, R (1, 8) OBP: 0.390, SLG: 0.417		0-0 1B		4-0 BB		0-0 L8		0-0 6-3	
Billy Bryan, L (1, 2) OBP: 0.212, SLG: 0.306		0-0 F7		0-0 3-1		0-0 L8		0-3 K	
Diego Segui, R (1, 1) OBP: 0.227, SLG: 0.353		0-0 3-1			0-0 P4			0-0 6-3	
Dan Pfister, R (2, 1) OBP: 0.146, SLG: 0.148									
Jose Tartabull, L (5, PH) OBP: 0.323, SLG: 0.328									
Jim Archer, R (6, 1) OBP: 1.000, SLG: 1.000									
Jerry Walker, S (6, 1) OBP: 0.386, SLG: 0.456									
Manny Jimenez, L (8, PH) OBP: 0.366, SLG: 0.451									
Don Williams, R (9, 1)									

Inning Stats

R: 0 H: 1  
E: 0 LOB: 2  
K: 1 BB: 1  
S: 6 P: 10

R: 0 H: 1  
E: 0 LOB: 1  
K: 0 BB: 0  
S: 4 P: 4

R: 0 H: 1  
E: 0 LOB: 1  
K: 1 BB: 0  
S: 6 P: 6

R: 0 H: 0  
E: 0 LOB: 1  
K: 0 BB: 1  
S: 3 P: 7

R: 0 H: 0  
E: 0 LOB: 0  
K: 0 BB: 0  
S: 3 P: 3

R: 0 H: 0  
E: 0 LOB: 0  
K: 0 BB: 0  
S: 3 P: 3

R: 0 H: 0  
E: 0 LOB: 0  
K: 0 BB: 0  
S: 3 P: 3

R: 0 H: 1  
E: 0 LOB: 1  
K: 0 BB: 1  
S: 3 P: 7

R: 2 H: 2  
E: 0 LOB: 0  
K: 2 BB: 0  
S: 9 P: 9

1B: 4 SF: 0  
2B: 1 SAC: 0  
3B: 0 DP: 1  
HR: 1 HBP: 0

WP: 0 PA: 35  
PB: 0 SB: 0  
CS: 0

PITCHER  
Gene Conley, R (1, 1)  
ERA: 4.0  
IP: 9.0 WLS: W BF: 35 H: 6 R: 2 ER: 2 SO: 4 BB: 3 IBB: 0 HBP: 0 BLK: 0 WP: 0 HR: 1 S: 40 P: 52 ERA: 2.00 WHIP: 1.000

PITCHER  
IP: WLS: BF: H: R: ER: SO: BB: IBB: HBP: BLK: WP: HR: S: P: ERA: WHIP

Batter	1	2	3	4	5	6	7	8	9	AB R H RBI BB SO LOB	TOP									
<b>Bobby Del Greco, R</b> (1, 8) OBP: 0.396, SLG: 0.418	0-0 PB 1B		0-0 1B BB		0-0 F5		0-3 K		1-0 FC4-6 HBP	4 2 2 0 1 1 2										
<b>Ed Charles, R</b> (1, 5) OBP: 0.363, SLG: 0.460	0-0 5-3 1-2		0-0 1B BB			0-0 F6		0-0 6-3	0-0 FC4-6 BB 1-2f	6 1 2 0 0 0 2										
<b>Jerry Lumpe, L</b> (1, 4) OBP: 0.345, SLG: 0.441 <b>Billy Consolo, R</b> (8, 6) OBP: 0.333, SLG: 0.283	0-0 BB 2-H 1B		0-0 1B BB		0-0 F5	4-0 BB		0-0 1B 2B 1B	4-0 BB 1-2 BB	4 2 2 2 1 0 3 0 0 0 0 1 0 0										
<b>Norm Siebern, L</b> (1, 3) OBP: 0.416, SLG: 0.499 <b>Deron Johnson, R</b> (8, 3) OBP: 0.263, SLG: 0.188	4-0 1-2 BB		0-0 1B 2B K		0-0 K	0-0 F7		0-0 1-3 2B 1B	0-3 K	4 2 2 1 1 1 3 1 0 0 0 0 1 2										
<b>Gino Cimoli, R</b> (1, 9) OBP: 0.335, SLG: 0.448	0-3 K		0-0 1B 1B 2-H 3-H	0-0 4-3		0-0 5-3		0-0 1-H 3-H 1B 2B		5 2 2 4 0 1 3										
<b>George Alusik, R</b> (1, 7) OBP: 0.347, SLG: 0.549	0-0 F3		0-0 1B HR 1B	0-0 1-3			0-0 6-3	0-0 F2		5 1 1 0 0 0 3										
<b>Wayne Causey, L</b> (1, 6) OBP: 0.377, SLG: 0.383		0-3 K	0-0 1-3 2-H 1B HR	0-0 4-3			0-0 F8	0-0 2-H 1B		5 1 2 2 0 1 0										
<b>Billy Bryan, L</b> (1, 2) OBP: 0.246, SLG: 0.377		0-0 K2-3-2 1B	0-0 1-H 3-H HR		0-3 K		4-0 BB BB	0-0 4-3		4 1 2 3 1 1 1										
<b>Orlando Pena, R</b> (1, 1) OBP: 0.154, SLG: 0.083		0-3 K2-3-2 1-1	0-3 K		0-3 K		4-0 1-2 BB		0-3 K	4 0 0 0 1 4 1										
<b>Inning Stats</b>	R: 1 E: 0 K: 1 S: 7	H: 2 LOB: 2 BB: 1 P: 11	R: 0 E: 0 K: 2 S: 7	H: 1 LOB: 1 BB: 0 P: 7	R: 8 E: 1 K: 2 S: 16	H: 8 LOB: 2 BB: 1 P: 20	R: 0 E: 0 K: 0 S: 3	H: 0 LOB: 0 BB: 0 P: 3	R: 0 E: 0 K: 0 S: 7	H: 0 LOB: 1 BB: 1 P: 7	R: 0 E: 0 K: 1 S: 5	H: 0 LOB: 2 BB: 2 P: 13	R: 3 E: 0 K: 0 S: 7	H: 4 LOB: 1 BB: 0 P: 7	R: 0 E: 0 K: 2 S: 7	H: 0 LOB: 2 BB: 1 P: 12	1B: 12 2B: 3 3B: 0 HR: 1	SF: 0 SAC: 0 DP: 1 HBP: 1	WP: 0 PA: 49 PB: 1 SB: 0 CS: 0	
<b>PITCHER</b>	IP WLS BF H R ER SO BB IBB HBP BLK WP HR S P ERA WHIP																			
<b>Bill Pleis, L</b> (1, 1) ERA: 4.76	2.0 L 13 6 5 4 3 1 1 0 0 0 0 0 0 18 22 18.00 3.500																			
<b>Lee Stange, R</b> (3, 1) ERA: 4.52	0.1 6 4 4 3 1 1 0 0 0 0 0 1 7 11 81.00 15.000																			
<b>Georges Maranda, R</b> (3, 1) ERA: 4.52	2.2 9 1 0 0 3 0 0 0 0 0 0 0 0 15 15 0.00 0.375																			
<b>Frank Sullivan, R</b> (6, 1) ERA: 4.2	2.0 9 0 0 0 1 3 0 0 0 0 0 0 8 20 0.00 1.500																			
<b>Ray Moore, R</b> (8, 1) ERA: 4.15	2.0 12 4 3 3 2 1 0 1 0 0 0 0 14 19 13.50 2.500																			

**Kansas City Athletics @ Minnesota Twins**  
Metropolitan Stadium, Bloomington, MI

Fri Aug 24 1962, 8:05 PM EDT  
Att. 21,900 - Unknown - 66 F

<b>AB</b>	42
<b>R</b>	12
<b>H</b>	15
<b>RBI</b>	12
<b>BB</b>	6
<b>SO</b>	10
<b>LOB</b>	20



Batter	1	2	3	4	5	6	7	8	9	AB	R	H	RBI	BB	SO	LOB
Lenny Green, L OBP: 0.371, SLG: 0.427 (1, 8)	0-0 F7	0-0 6-3			0-0 FC4-6 FC5-4		0-0 3-1		0-0 F9	5	0	0	0	0	0	6
Vic Power, R OBP: 0.325, SLG: 0.427 (1, 3)	0-0 6-3		0-0 F9		0-0 SF8		0-0 1B			3	0	1	1	0	0	0
Rich Rollins, R OBP: 0.385, SLG: 0.444 (1, 5)	4-0 BB		0-0 F9		0-0 FC5-4		0-0 F8			3	0	0	0	1	0	2
Harmon Killebrew, R OBP: 0.363, SLG: 0.518 (1, 7)	0-3 K		0-0 5-3			0-3 K		0-0 F8		4	0	0	0	0	2	1
Bob Allison, R OBP: 0.367, SLG: 0.476 (1, 9)		0-0 2-3		0-0 F6		4-0 BB		0-0 F5		3	0	0	0	1	0	0
Earl Battey, R OBP: 0.348, SLG: 0.408 Jerry Zimmerman, R OBP: 0.260, SLG: 0.255 (1, 2) (9, 2)		0-0 F8		0-0 G4-6-3 1B		0-0 F8		0-0 F9		4	0	1	0	0	0	1
Bernie Allen, L OBP: 0.339, SLG: 0.431 (1, 4)		0-0 1B		0-0 G4-6-3		0-0 E3			4-0 BB	3	0	1	0	1	0	2
Zoilo Versalles, R OBP: 0.262, SLG: 0.354 (1, 6)		0-0 BB		0-0 FC4-6 SF8		0-0 F6			0-0 FC5-4	4	1	2	0	0	0	3
Bill Pleis, L OBP: 0.273, SLG: 0.200 Lee Starke, R OBP: 0.111, SLG: 0.059 Georges Maranda, R OBP: 0.294, SLG: 0.375 Don Mincher, L OBP: 0.406, SLG: 0.473 Frank Sullivan, R OBP: 0.299, SLG: 0.500 Johnny Goryl, R OBP: 0.299, SLG: 0.500 Ray Moore, R OBP: 0.398, SLG: 0.410 (1, 1) (3, 1) (3, 1) (5, PH) (6, 1) (7, PH) (8, 1) (9, PH)		4-0 BB		4-0 FC4-6 BB		0-3 K			0-0 F6	0	0	0	0	1	0	0

**BOTTOM**

**Kansas City Athletics @ Minnesota Twins**  
Metropolitan Stadium, Bloomington, MI  
Fri Aug 24 1962, 8:05 PM EDT  
Att: 21,900 - Unknown - 66 F

livebaseballscores.com

<b>AB</b>	<b>31</b>
<b>R</b>	<b>1</b>
<b>H</b>	<b>5</b>
<b>RBI</b>	<b>1</b>
<b>BB</b>	<b>5</b>
<b>SO</b>	<b>3</b>
<b>LOB</b>	<b>16</b>



Inning Stats	R: 0 E: 0 K: 1 S: 5	H: 0 LOB: 1 BB: 1 P: 9	R: 0 E: 0 K: 0 S: 5	H: 2 LOB: 3 BB: 1 P: 9	R: 0 E: 0 K: 0 S: 3	H: 0 LOB: 0 BB: 0 P: 3	R: 0 E: 0 K: 0 S: 3	H: 1 LOB: 0 BB: 0 P: 3	R: 1 E: 0 K: 0 S: 4	H: 1 LOB: 1 BB: 1 P: 8	R: 0 E: 1 K: 1 S: 6	H: 0 LOB: 2 BB: 1 P: 10	R: 0 E: 0 K: 1 S: 6	H: 1 LOB: 1 BB: 0 P: 6	R: 0 E: 0 K: 0 S: 3	H: 0 LOB: 0 BB: 0 P: 3	R: 0 E: 0 K: 0 S: 3	H: 0 LOB: 1 BB: 1 P: 7	1B: 5 2B: 0 3B: 0 HR: 0	SF: 1 SAC: 0 DP: 1 HBP: 0	WP: 0 PB: 0 SB: 0 CS: 0	PA: 37
--------------	------------------------------	---------------------------------	------------------------------	---------------------------------	------------------------------	---------------------------------	------------------------------	---------------------------------	------------------------------	---------------------------------	------------------------------	----------------------------------	------------------------------	---------------------------------	------------------------------	---------------------------------	------------------------------	---------------------------------	----------------------------------	------------------------------------	----------------------------------	--------

PITCHER	IP	WLS	BF	H	R	ER	SO	BB	IBB	HBP	BLK	WP	HR	S	P	ERA	WHIP
Orlando Pena, R ERA: 4.0 (1, 1)	9.0	W	37	5	1	1	3	5	0	0	0	0	0	38	58	1.00	1.111

Batter	1	2	3	4	5	6	7	8	9	AB R H RBI BB SO LOB	TOP	
Bobby Del Greco, R (1, 8) OBP: 0.394, SLG: 0.427	0-0 HR		0-0 G5-4-3			0-0 F9		0-3 K		4 1 1 1 0 1 2		
Ed Charles, R (1, 5) OBP: 0.365, SLG: 0.460	0-0 L7		0-0 F9			0-0 G4-6-3 1B			0-0 1B 1B	4 0 2 0 0 0 0		
Jerry Lumpe, L (1, 4) OBP: 0.344, SLG: 0.442	0-0 2B			0-0 F2		0-0 G4-6-3			0-0 F8	4 0 1 0 0 0 2		
Norm Siebern, L (1, 3) OBP: 0.414, SLG: 0.497	0-0 F8			0-0 4-3			0-3 K		0-0 1B	4 0 1 0 0 1 1		
Gino Cimoli, R (1, 9) OBP: 0.334, SLG: 0.449	0-3 K			0-0 2B			0-0 6-3		0-3 K	4 0 1 0 0 2 3		
George Alusik, R (1, 7) OBP: 0.339, SLG: 0.536		0-0 5-3		0-3 K			0-0 F4		0-0 L5	4 0 0 0 0 1 3		
Wayne Causey, L (1, 6) OBP: 0.377, SLG: 0.382		0-0 F6			0-0 F9			0-0 1B		3 0 1 0 0 0 0		
Billy Bryan, L (1, 2) OBP: 0.233, SLG: 0.357		0-0 L3			0-0 L6			0-0 L4		3 0 0 0 0 0 1		
Ed Rakow, S (1, 1) OBP: 0.134, SLG: 0.123 Manny Jimenez, L (8, PH) OBP: 0.366, SLG: 0.450 Dave Wickersham, R (8, 1) OBP: 0.107, SLG: 0.074			0-0 G5-4-3 1B		0-3 K			0-3 K		2 0 1 0 0 1 0 1 0 0 0 0 1 1 0 0 0 0 0 0 0		
<b>Inning Stats</b>	R: 1 H: 2 E: 0 LOB: 1 K: 1 BB: 0 S: 7 P: 7	R: 0 H: 0 E: 0 LOB: 0 K: 0 BB: 0 S: 3 P: 3	R: 0 H: 1 E: 0 LOB: 0 K: 0 BB: 0 S: 3 P: 3	R: 0 H: 1 E: 0 LOB: 1 K: 1 BB: 0 S: 6 P: 6	R: 0 H: 0 E: 0 LOB: 0 K: 1 BB: 0 S: 5 P: 5	R: 0 H: 1 E: 0 LOB: 0 K: 0 BB: 0 S: 3 P: 3	R: 0 H: 0 E: 0 LOB: 0 K: 1 BB: 0 S: 5 P: 5	R: 0 H: 1 E: 0 LOB: 1 K: 2 BB: 0 S: 8 P: 8	R: 0 H: 2 E: 0 LOB: 2 K: 1 BB: 0 S: 7 P: 7	1B: 5 SF: 0 2B: 2 SAC: 0 3B: 0 DP: 2 HR: 1 HBP: 0	WP: 0 PA: 33 PB: 0 SB: 0 CS: 0	
<b>PITCHER</b> Dick Stigman, L (1, 1) ERA: 3.39	IP WLS BF H R ER SO BB IBB HBP BLK WP HR S P ERA WHIP	9.0 W 33 8 1 1 7 0 0 0 0 0 1 47 47 1.00 0.889										

Kansas City Athletics @ Minnesota Twins  
Metropolitan Stadium, Bloomington, MI

Sat Aug 25 1962, 4:33 AM EDT  
Att. 16,790 - Unknown - 78 F

AB	33
R	1
H	8
RBI	1
BB	0
SO	7
LOB	13



Batter	1	2	3	4	5	6	7	8	9	AB R H RBI BB SO LOB
--------	---	---	---	---	---	---	---	---	---	----------------------

<b>Lenny Green, L</b> <small>(1, 8) OBP: 0.370, SLG: 0.425</small> 										4 1 1 0 0 0 4
<b>Vic Power, R</b> <small>(1, 3) OBP: 0.324, SLG: 0.425</small> 										4 0 1 0 0 1 1
<b>Rich Rollins, R</b> <small>(1, 5) OBP: 0.384, SLG: 0.443</small> 										4 1 1 0 0 2 1
<b>Harmon Killebrew, R</b> <small>(1, 7) OBP: 0.364, SLG: 0.520</small> <b>Bill Tuttle, R</b> <small>(9, 8) OBP: 0.319, SLG: 0.287</small> 										4 0 2 1 0 1 1 0 0 0 0 0 0 0
<b>Bob Allison, R</b> <small>(1, 9) OBP: 0.364, SLG: 0.472</small> 										4 0 0 1 0 1 3
<b>Earl Battey, R</b> <small>(1, 2) OBP: 0.347, SLG: 0.408</small> 										4 1 1 0 0 1 1
<b>Bernie Allen, L</b> <small>(1, 4) OBP: 0.340, SLG: 0.431</small> 										3 0 1 0 1 1 1
<b>Zoilo Versalles, R</b> <small>(1, 6) OBP: 0.264, SLG: 0.356</small> 										3 0 2 1 0 0 1
<b>Dick Stigman, R</b> <small>(1, 1) OBP: 0.097, SLG: 0.069</small> 										3 0 0 0 0 2 4

Inning Stats	R: 2 H: 3 E: 1 K: 2 S: 10	H: 3 LOB: 1 BB: 0 P: 10	R: 0 H: 1 E: 0 K: 0 S: 4	H: 1 LOB: 1 BB: 0 P: 4	R: 0 H: 1 E: 0 K: 2 S: 8	H: 1 LOB: 1 BB: 0 P: 8	R: 1 H: 2 E: 0 K: 2 S: 9	H: 2 LOB: 1 BB: 0 P: 9	R: 0 H: 1 E: 0 K: 1 S: 6	H: 1 LOB: 1 BB: 0 P: 6	R: 0 H: 0 E: 0 K: 1 S: 5	H: 0 LOB: 0 BB: 0 P: 5	R: 0 H: 0 E: 0 K: 0 S: 3	H: 0 LOB: 0 BB: 0 P: 3	1B: 7 2B: 2 3B: 0 HR: 0	SF: 0 SAC: 0 DP: 0 HBP: 0
--------------	---------------------------	-------------------------	--------------------------	------------------------	--------------------------	------------------------	--------------------------	------------------------	--------------------------	------------------------	--------------------------	------------------------	--------------------------	------------------------	-------------------------	---------------------------

PITCHER	IP	WLS	BF	H	R	ER	SO	BB	IBB	HBP	BLK	WP	HR	S	P	ERA	WHIP
<b>Ed Rakow, R</b> <small>(1, 1) ERA: 4.13</small>	7.0	L	31	9	3	2	9	1	0	0	0	1	0	48	52	2.57	1.429
<b>Dave Wickersham, R</b> <small>(8, 1) ERA: 3.28</small>	1.0		3	0	0	0	0	0	0	0	0	0	0	3	3	0.00	0.000

**BOTTOM**

**Kansas City Athletics @ Minnesota Twins**  
 Metropolitan Stadium, Bloomington, MI

AB	33
R	3
H	9
RBI	3
BB	1
SO	9
LOB	17



WP: 1	PA: 34
PB: 1	
SB: 0	
CS: 0	

Sat Aug 25 1962, 4:33 AM EDT  
 Att: 16,790 - Unknown - 78 F

[livebaseballscorecards.com](http://livebaseballscorecards.com)

Batter	1	2	3	4	5	6	7	8	9	AB R H RBI BB SO LOB	TOP																													
<b>Bobby Del Greco, R</b> (1, 8) OBP: 0.389, SLG: 0.421	0-0 F7			x 0-0 6-3			x 0-0 5-3		x 0-0 F3	4 0 0 0 0 0 1																														
<b>Ed Charles, R</b> (1, 5) OBP: 0.362, SLG: 0.457	0-0 F9			x 0-0 F9			x 0-3 K			3 0 0 0 0 1 0																														
<b>Jerry Lumpe, L</b> (1, 4) OBP: 0.343, SLG: 0.439	0-0 G3			x 0-0 3-1			x 0-0 1-3			3 0 0 0 0 0 0																														
<b>Norm Siebern, L</b> (1, 3) OBP: 0.412, SLG: 0.494		0-3 K			x 0-0 F8			x 0-0 4-3		3 0 0 0 0 1 0																														
<b>Gino Cimoli, R</b> (1, 9) OBP: 0.332, SLG: 0.446		0-0 1-3			x 0-0 4-3			x 0-0 F9		3 0 0 0 0 0 0																														
<b>Manny Jimenez, L</b> (1, 7) OBP: 0.363, SLG: 0.447		0-0 1-3			x 0-0 3-1			x 0-0 3-1		3 0 0 0 0 0 0																														
<b>Wayne Causey, L</b> (1, 6) OBP: 0.372, SLG: 0.376			x 0-0 5-3			x 0-0 L5		x 0-0 4-3		3 0 0 0 0 0 0																														
<b>Billy Bryan, L</b> (1, 2) OBP: 0.226, SLG: 0.345 <b>George Alusik, R</b> (9, PH) OBP: 0.343, SLG: 0.536 <b>Dick Howser, R</b> (9, PR) OBP: 0.326, SLG: 0.350		0-3 K			x 0-0 F3			x 4-0 BB		2 0 0 0 0 1 0 0 0 0 0 1 0 0 0 0 0 0 0 0 0																														
<b>Bill Fischer, R</b> (1, 1) OBP: 0.160, SLG: 0.200 <b>Billy Consolo, R</b> (9, PH) OBP: 0.331, SLG: 0.281		0-0 4-3			x 0-0 F7			x 0-0 F3		2 0 0 0 0 0 0 1 0 0 0 0 0 1																														
<b>Inning Stats</b>	R: 0 E: 0 K: 0 S: 3	H: 0 LOB: 0 BB: 0 P: 3	R: 0 E: 0 K: 1 S: 5	H: 0 LOB: 0 BB: 0 P: 5	R: 0 E: 0 K: 1 S: 5	H: 0 LOB: 0 BB: 0 P: 5	R: 0 E: 0 K: 0 S: 3	H: 0 LOB: 0 BB: 0 P: 3	R: 0 E: 0 K: 1 S: 5	H: 0 LOB: 0 BB: 0 P: 5	R: 0 E: 0 K: 0 S: 3	H: 0 LOB: 0 BB: 0 P: 3	R: 0 E: 0 K: 1 S: 5	H: 0 LOB: 0 BB: 0 P: 5	R: 0 E: 0 K: 0 S: 3	H: 0 LOB: 0 BB: 0 P: 3	R: 0 E: 0 K: 0 S: 3	H: 0 LOB: 1 BB: 1 P: 7	1B: 0 2B: 0 3B: 0 HR: 0	SF: 0 SAC: 0 DP: 0 HBP: 0	WP: 0 PB: 0 SB: 0 CS: 0	PA: 28																		
<b>PITCHER</b> <b>Jack Kralick, L</b> (1, 1) ERA: 4.02	IP 9.0	WLS W	BF 28	H 0	R 0	ER 0	SO 3	BB 1	IBB 0	HBP 0	BLK 0	WP 0	HR 0	S 33	P 37	ERA 0.00	WHIP 0.111						<b>PITCHER</b>	IP 9.0	WLS W	BF 28	H 0	R 0	ER 0	SO 3	BB 1	IBB 0	HBP 0	BLK 0	WP 0	HR 0	S 33	P 37	ERA 0.00	WHIP 0.111

**Kansas City Athletics @ Minnesota Twins**  
**Metropolitan Stadium, Bloomington, MI**  
 Sun Aug 26 1962, 4:33 AM EDT  
 Att. 23,224 - Unknown - 78 F

<b>AB</b>	<b>27</b>
<b>R</b>	<b>0</b>
<b>H</b>	<b>0</b>
<b>RBI</b>	<b>0</b>
<b>BB</b>	<b>1</b>
<b>SO</b>	<b>3</b>
<b>LOB</b>	<b>2</b>



WP: 0	PA: 28
PB: 0	
SB: 0	
CS: 0	



Batter	1	2	3	4	5	6	7	8	9	AB	R	H	RBI	BB	SO	LOB
Lenny Green, L OBP: 0.368, SLG: 0.423 (1, 8) (9, 7)	0-3 K2-3		0-0 F7		0-0 F9		0-0 SF8			3	0	0	1	0	1	1
Vic Power, R OBP: 0.325, SLG: 0.426 (1, 3)	0-0 E7 1B		0-0 1-2 1B		0-0 4-3		0-0 F6			4	0	2	0	0	0	1
Rich Rollins, R OBP: 0.381, SLG: 0.439 (1, 5)	0-0 5-3		0-0 F8		0-0 F4		0-0 F6			4	0	0	0	0	0	3
Harmon Killebrew, R OBP: 0.361, SLG: 0.515 Bill Tuttle, R OBP: 0.319, SLG: 0.287 (1, 7) (9, 8)	0-3 K		0-0 L7		0-0 6-3		0-0 5-3			4	0	0	0	0	1	3
Bob Allison, R OBP: 0.361, SLG: 0.467 (1, 9)		0-3 K		0-3 K		0-3 K		0-3 K		4	0	0	0	0	4	0
Earl Battey, R OBP: 0.347, SLG: 0.408 (1, 2)		0-0 1B 1B		0-0 6-3		0-0 6-3				3	0	1	0	0	0	0
Bernie Allen, L OBP: 0.344, SLG: 0.434 (1, 4)		0-0 1-2 G5-4-3 1B		0-0 1B 1B		0-0 SH5-4 SH SF8 1B				3	1	3	0	0	0	0
Zoilo Versalles, R OBP: 0.265, SLG: 0.357 (1, 6)		0-0 G5-4-3 1-2		0-0 1-2 1B		0-0 SH SF8 SH5-4				2	0	1	0	0	0	2
Jack Kralick, L OBP: 0.240, SLG: 0.282 (1, 1)			0-0 1B 1B		0-0 4-3		0-0 SH5-4 1-2 2-3			2	0	1	0	0	0	2

Inning Stats	R: 0	H: 1	E: 1	K: 2	S: 8	LOB: 1	BB: 0	P: 8	R: 0	H: 2	E: 0	K: 1	S: 6	LOB: 1	BB: 0	P: 6	R: 0	H: 2	E: 0	K: 0	S: 5	LOB: 2	BB: 0	P: 5	R: 0	H: 0	E: 0	K: 1	S: 7	LOB: 0	BB: 0	P: 7	R: 0	H: 0	E: 0	K: 0	S: 3	LOB: 0	BB: 0	P: 3	R: 1	H: 1	E: 0	K: 0	S: 5	LOB: 1	BB: 0	P: 5	R: 0	H: 0	E: 0	K: 1	S: 5	LOB: 0	BB: 0	P: 5
1B: 8	SF: 1	2B: 0	SAC: 2	3B: 0	DP: 1	HR: 0	HBP: 0	WP: 0	PA: 32	PB: 0	SB: 0	CS: 0																																												

PITCHER	IP	WLS	BF	H	R	ER	SO	BB	IBB	HBP	BLK	WP	HR	S	P	ERA	WHIP
Bill Fischer, R ERA: 3.41 (1, 1)	8.0	L	32	8	1	1	6	0	0	0	0	0	0	44	44	1.12	1.000

**BOTTOM**

**Kansas City Athletics @ Minnesota Twins**  
Metropolitan Stadium, Bloomington, MI

Sun Aug 26 1962, 4:33 AM EDT  
Att. 23,224 - Unknown - 78 F

livebaseballscorecards.com

AB	29
R	1
H	8
RBI	1
BB	0
SO	6
LOB	12



Batter	1	2	3	4	5	6	7	8	9	AB R H RBI BB SO LOB	TOP
Albie Pearson, L (1, 8) OBP: 0.378, SLG: 0.366	0-0 E6 SH3 4-3		0-0 F7		0-0 3-1	0-0 1B 2B		0-0 3-1		5 2 1 1 0 0 1	<b>Los Angeles Angels @ Kansas City Athletics</b> <b>Municipal Stadium, Kansas City, MO</b> Tue Aug 28 1962, 8:05 PM EDT Att: 11,521 - Unknown
Billy Moran, R (1, 4) OBP: 0.332, SLG: 0.430	0-0 SH3		0-0 F5		0-0 1B	0-0 2B 1B		4-0 BB		3 0 2 1 1 0 1	
Lee Thomas, L (1, 3) OBP: 0.358, SLG: 0.466	0-0 4-3			0-0 HR	0-0 G4-6-3	0-0 G3		0-0 F7		5 1 1 2 0 0 3	
Leon Wagner, L (1, 7) OBP: 0.336, SLG: 0.521	0-3 K			0-0 HR		0-0 HR	0-0 BB SH1-4 1B	0-0 F9		5 2 3 2 0 1 1	
Buck Rodgers, S (1, 2) OBP: 0.317, SLG: 0.383		0-0 4-3		0-0 HR		0-0 HR 1B	0-0 SH1-4		0-0 E 1B	4 3 3 1 0 0 0	
Felix Torres, R (1, 5) Joe Koppe, R (7, PR) OBP: 0.353, SLG: 0.301		0-0 F8		0-3 K		0-0 HR	1-0 BB HBP	0-0 F7		3 1 1 2 0 1 0 1 0 0 0 0 0 1	
George Thomas, R (1, 9) OBP: 0.325, SLG: 0.379		0-0 F8		0-0 1B		0-0 2B 3B	0-0 F8	0-0 F8		5 1 2 0 0 0 3	
Jim Fregosi, R (1, 6) OBP: 0.333, SLG: 0.311			0-0 1B	0-3 K		0-3 K	4-0 BB BB	0-0 E6		4 0 2 1 1 2 2	
Dean Chance, R (1, 1) Dan Osinski, R (7, 1) Ted Bowsfield, R (9, 1) OBP: 0.122, SLG: 0.065			0-3 K	0-0 F9		0-3 K	0-3 K	0-0 1-3		4 0 0 0 0 3 6 1 0 0 0 0 0 1 0 0 0 0 0 0 0	
<b>Inning Stats</b>	R: 1 H: 0 E: 1 LOB: 0 K: 1 BB: 0 S: 6 P: 6	R: 0 H: 0 E: 0 LOB: 0 K: 0 BB: 0 S: 3 P: 3	R: 0 H: 1 E: 0 LOB: 1 K: 1 BB: 0 S: 6 P: 6	R: 3 H: 4 E: 0 LOB: 1 K: 2 BB: 0 S: 11 P: 11	R: 0 H: 1 E: 0 LOB: 0 K: 0 BB: 0 S: 3 P: 3	R: 5 H: 6 E: 0 LOB: 1 K: 2 BB: 0 S: 13 P: 13	R: 0 H: 1 E: 0 LOB: 3 K: 1 BB: 1 S: 6 P: 11	R: 0 H: 0 E: 0 LOB: 1 K: 0 BB: 1 S: 3 P: 7	R: 1 H: 2 E: 1 LOB: 1 K: 0 BB: 0 S: 5 P: 5	1B: 7 SF: 0 2B: 2 SAC: 2 3B: 1 DP: 1 HR: 5 HBP: 1	WP: 0 PA: 45 PB: 0 SB: 0 CS: 0
<b>PITCHER</b>	IP WLS BF H R ER SO BB IBB HBP BLK WP HR S P ERA WHIP										
Moe Drabowsky, R (1, 1) ERA: 4.93	5.0 L 23 8 6 5 4 0 0 0 0 0 0 4 31 31 9.00 1.600										
Dave Wickersham, R (6, 1) ERA: 3.43	2.0 13 5 3 2 3 1 0 1 0 0 0 1 17 22 9.00 3.000										
Jerry Walker, R (8, 1) ERA: 6.02	2.0 9 2 1 1 0 1 0 0 0 0 0 0 8 12 4.50 1.500										

livebaseballscorecards.com

AB	40
R	10
H	15
RBI	10
BB	2
SO	7
LOB	19



Batter	1	2	3	4	5	6	7	8	9	AB	R	H	RBI	BB	SO	LOB
Wayne Causey, L (1, 6) OBP: 0.368, SLG: 0.369	4-0 FC4-6 BB	0-0 4-3		0-0 3-1			0-0 F9		0-0 3-1	4	0	0	0	1	0	4
Ed Charles, R (1, 5) OBP: 0.361, SLG: 0.454	0-0 FC4-6 1B HR		0-3 K		0-0 5-3		1-0 1B HBP		4-0 1B BB	3	1	0	0	0	1	1
Billy Consolo, R (8, 6) OBP: 0.335, SLG: 0.281										0	0	0	0	1	0	0
Jerry Lumpe, L (1, 4) OBP: 0.343, SLG: 0.439	0-0 1-2 HR 1B		0-0 F8		0-0 F9		0-0 1-2 1B		0-0 F8	5	1	2	0	0	0	3
Norm Siebern, L (1, 3) OBP: 0.414, SLG: 0.507	0-0 1-H 2-H HR		0-0 HR		0-0 F9		0-3 K		0-0 1-2 2-3 3-H 1B	5	2	3	5	0	1	2
Manny Jimenez, L (1, 7) OBP: 0.362, SLG: 0.443	0-0 1-3		1-0 HBP		0-0 G3		0-0 F7		0-0 L4	4	0	0	0	0	0	3
Gino Cimoli, R (1, 9) OBP: 0.329, SLG: 0.442	0-3 K		0-0 F2		0-0 F8		0-0 F9		0-0 F9	4	0	0	0	0	1	1
Bobby Del Greco, R (1, 8) OBP: 0.390, SLG: 0.422		0-3 K		0-0 SH1-4 1B		0-0 1B		0-0 F9		4	0	2	0	0	1	0
Billy Bryan, L (1, 2) OBP: 0.227, SLG: 0.328		0-3 K		0-3 K		0-3 K			4-0 3-1 BB 1B BB	3	1	0	0	1	3	2
Moe Drabowsky, R (1, 1) OBP: 0.087, SLG: 0.045		0-0 1B		0-0 SH1-4			0-0 4-3		4-0 1B 3-1 BB	1	0	1	0	0	0	0
Dave Wickersham, R (6, 1) OBP: 0.107, SLG: 0.074										0	0	0	0	0	0	0
Jose Tartabull, L (7, PH) OBP: 0.322, SLG: 0.326										1	0	0	0	0	0	0
Jerry Walker, S (8, 1) OBP: 0.263, SLG: 0.456										0	0	0	0	0	0	0
George Alusik, R (9, PH) OBP: 0.346, SLG: 0.536										0	0	0	0	1	0	0

Inning Stats	R: 3	H: 2	E: 0	K: 1	S: 7	H: 2	LOB: 0	BB: 1	P: 11	R: 0	H: 1	E: 0	K: 2	S: 8	H: 1	LOB: 1	BB: 0	P: 8	R: 1	H: 1	E: 0	K: 1	S: 6	H: 1	LOB: 1	BB: 0	P: 7	R: 0	H: 1	E: 0	K: 1	S: 6	H: 0	LOB: 0	BB: 0	P: 3	R: 0	H: 1	E: 0	K: 1	S: 6	H: 1	LOB: 2	BB: 0	P: 6	R: 0	H: 1	E: 0	K: 1	S: 6	H: 1	LOB: 0	BB: 0	P: 7	R: 0	H: 0	E: 0	K: 0	S: 3	H: 0	LOB: 0	BB: 0	P: 3	R: 1	H: 1	E: 0	K: 0	S: 4	H: 1	LOB: 3	BB: 3	P: 16	1B: 6	SF: 0	2B: 0	SAC: 1	3B: 0	DP: 0	HR: 2	HBP: 2	WP: 0	PA: 41
--------------	------	------	------	------	------	------	--------	-------	-------	------	------	------	------	------	------	--------	-------	------	------	------	------	------	------	------	--------	-------	------	------	------	------	------	------	------	--------	-------	------	------	------	------	------	------	------	--------	-------	------	------	------	------	------	------	------	--------	-------	------	------	------	------	------	------	------	--------	-------	------	------	------	------	------	------	------	--------	-------	-------	-------	-------	-------	--------	-------	-------	-------	--------	-------	--------

PITCHER	IP	WLS	BF	H	R	ER	SO	BB	IBB	HBP	BLK	WP	HR	S	P	ERA	WHIP
Dean Chance, R (1, 1) ERA: 3.06	6.2	W	30	7	4	4	6	1	0	2	0	0	2	39	45	5.40	1.200
Dan Osinski, R (7, 1) ERA: 5.09	1.2		8	0	1	1	1	3	0	0	0	0	0	7	19	5.40	1.800
Ted Bowsfield, L (9, 1) ERA: 4.62	0.2	S	3	1	0	0	0	0	0	0	0	0	0	3	3	0.00	1.500

**BOTTOM**

**Los Angeles Angels @ Kansas City Athletics**  
**Municipal Stadium, Kansas City, MO**  
 Tue Aug 28 1962, 8:05 PM EDT  
 Att. 11,521 - Unknown

livebaseballscorecards.com

<b>AB</b>	<b>34</b>
<b>R</b>	<b>5</b>
<b>H</b>	<b>8</b>
<b>RBI</b>	<b>5</b>
<b>BB</b>	<b>4</b>
<b>SO</b>	<b>7</b>
<b>LOB</b>	<b>16</b>



Batter	1	2	3	4	5	6	7	8	9	AB R H RBI BB SO LOB	TOP									
Albie Pearson, L (1, 8) OBP: 0.375, SLG: 0.363	0-0 F4		0-0 F8			0-0 F7			0-0 F7	4 0 0 0 0 0 0	<b>Los Angeles Angels @ Kansas City Athletics</b> <b>Municipal Stadium, Kansas City, MO</b> Wed Aug 29 1962, 8:05 PM EDT Att: 11,768 - Unknown <a href="http://livebaseballscorecards.com">livebaseballscorecards.com</a>									
Billy Moran, R (1, 4) OBP: 0.331, SLG: 0.430	0-0 F8 2B		0-0 F9			0-0 F6			0-0 F8	4 0 1 0 0 0 0										
Lee Thomas, L (1, 3) OBP: 0.357, SLG: 0.463	0-0 F8 2-3		0-3 K			4-0 FC1-6 BB			0-0 G3	3 0 0 0 1 1 1										
Leon Wagner, L (1, 7) OBP: 0.334, SLG: 0.518	0-3 K		0-0 E6 CS			0-0 FC1-6 1-2f				3 0 0 0 0 1 2										
Buck Rodgers, S (1, 2) OBP: 0.315, SLG: 0.380		0-0 3-1		0-0 CS 1-2	0-0 L4				0-0 F8	3 0 0 0 0 0 1										
Felix Torres, R (1, 5) OBP: 0.315, SLG: 0.407		0-0 F4		0-0 F7					0-3 K	3 0 0 0 0 1 0										
George Thomas, R (1, 9) OBP: 0.316, SLG: 0.368		0-3 K		0-0 F3					0-3 K	3 0 0 0 0 2 0										
Jim Fregosi, R (1, 6) OBP: 0.345, SLG: 0.325			0-0 CS 1B			0-3 K			0-0 1B	3 0 2 0 0 1 0										
Bo Belinsky, L (1, 1) OBP: 0.232, SLG: 0.140			0-0 F2			0-0 4-3			0-0 F9	2 0 0 0 0 0 1										
Tom Burgess, L (8, PH) OBP: 0.355, SLG: 0.323										1 0 0 0 0 0 1										
Art Fowler, R (8, 1) OBP: 0.385, SLG: 0.273										0 0 0 0 0 0 0										
Tom Morgan, R (8, 1)										0 0 0 0 0 0 0										
<b>Inning Stats</b>	R: 0 E: 0 K: 1 S: 6	H: 1 LOB: 1 BB: 0 P: 6	R: 0 E: 0 K: 1 S: 5	H: 0 LOB: 0 BB: 0 P: 5	R: 0 E: 0 K: 0 S: 3	H: 1 LOB: 0 BB: 0 P: 3	R: 0 E: 1 K: 1 S: 5	H: 0 LOB: 0 BB: 0 P: 5	R: 0 E: 0 K: 1 S: 3	H: 0 LOB: 0 BB: 0 P: 3	R: 0 E: 0 K: 0 S: 5	H: 0 LOB: 1 BB: 1 P: 7	R: 0 E: 0 K: 2 S: 8	H: 1 LOB: 1 BB: 0 P: 8	R: 0 E: 0 K: 0 S: 3	H: 0 LOB: 0 BB: 0 P: 3	1B: 2 2B: 1 3B: 0 HR: 0	SF: 0 SAC: 0 DP: 0 HBP: 0	WP: 0 PB: 0 SB: 0 CS: 2	PA: 31
<b>PITCHER</b> Orlando Pena, R (1, 1) ERA: 3.2	IP: 9.0 WLS: W BF: 30 H: 3 R: 0 ER: 0 SO: 6 BB: 1 IBB: 0 HBP: 0 BLK: 0 WP: 0 HR: 0 S: 41 P: 45 ERA: 0.00 WHIP: 0.444																			



Batter	1	2	3	4	5	6	7	8	9	AB	R	H	RBI	BB	SO	LOB
<b>Billy Consolo, R</b> OBP: 0.331, SLG: 0.274 (1, 6) X	0-0 F8 ①		4-0 BB BB		0-0 E6 S 1B		0-0 4-3 1-2	0-0 G3-6-1 1-2f ② ③		4	1	0	0	1	0	3
<b>Bobby Del Greco, R</b> OBP: 0.395, SLG: 0.424 (1, 8) X	0-0 6-3 ②		4-0 BB 1-2 2-3		0-0 1B 1-H		0-0 2B 1B 2-H			3	1	2	2	1	0	0
<b>Jerry Lumpe, L</b> OBP: 0.342, SLG: 0.439 (1, 4) X	0-0 3-1 ③		0-0 L1 ③		0-0 F8 ③		0-0 2B 2-H			4	0	1	1	0	0	4
<b>Norm Siebern, L</b> OBP: 0.413, SLG: 0.509 (1, 3) X		0-0 4-3 ①		0-0 4-3 3B		0-0 E4 SH1-3		0-0 F5 ③		4	1	1	0	0	0	1
<b>Gino Cimoli, R</b> OBP: 0.329, SLG: 0.441 (1, 9) X		0-0 4-3 ②		0-0 4-3 ① 3-H		0-0 SH1-3 1-2		0-0 SH1-4 1B 1B		3	1	1	1	0	0	0
<b>George Alusik, R</b> OBP: 0.341, SLG: 0.527 (1, 7) X		0-0 F4 ③		0-0 6-3 ②		0-0 F4 ②		0-0 SH1-4 1-2		3	0	0	0	0	0	1
<b>Wayne Causey, L</b> OBP: 0.371, SLG: 0.368 (1, 5) X			0-0 BB SH1-3 1B		0-0 F5 ③		0-0 F7 ③	4-0 BB BB		3	1	1	0	1	0	1
<b>Haywood Sullivan, R</b> OBP: 0.327, SLG: 0.320 (1, 2) X			0-0 SH1-3 1-2		0-0 F8 ①		0-0 5-3 ①	0-0 1B 1-3 2-H		3	0	1	1	0	0	0
<b>Orlando Pena, R</b> OBP: 0.235, SLG: 0.188 (1, 1) X			0-0 5-3 ②		0-0 F7 ②		0-0 4-3 1B 1B	0-0 G3-6-1 1-2 3-H 1B		4	1	2	1	0	0	1

Inning Stats	R: 0	H: 0	E: 0	K: 0	S: 3	LOB: 0	BB: 0	P: 3	R: 0	H: 0	E: 0	K: 0	S: 3	LOB: 0	BB: 0	P: 3	R: 1	H: 1	E: 0	K: 0	S: 4	LOB: 0	BB: 0	P: 4	R: 1	H: 1	E: 1	K: 0	S: 5	LOB: 1	BB: 0	P: 5	R: 0	H: 0	E: 1	K: 0	S: 4	LOB: 1	BB: 0	P: 4	R: 2	H: 3	E: 0	K: 0	S: 6	LOB: 1	BB: 0	P: 6	R: 2	H: 3	E: 0	K: 0	S: 5	LOB: 1	BB: 1	P: 9
	0	0	0	0	3	0	0	3	0	0	0	0	3	0	0	3	1	1	0	0	4	0	0	0	4	0	0	1	0	5	1	0	0	4	0	1	0	4	0	0	6	0	0	6	0	0	9	1	3	0	0	9				

PITCHER	IP	WLS	BF	H	R	ER	SO	BB	IBB	HBP	BLK	WP	HR	S	P	ERA	WHIP	IP	WLS	BF	H	R	ER	SO	BB	IBB	HBP	BLK	WP	HR	S	P	ERA	WHIP																							
<b>Bo Belinsky, L</b> ERA: 3.45 (1, 1)	7.0	L	31	6	4	3	0	2	0	0	0	0	0	29	37	3.86	1.143																																								
<b>Art Fowler, R</b> ERA: 2.85 (8, 1)	0.1		4	2	2	2	0	1	0	0	0	0	0	3	7	54.00	9.000																																								
<b>Tom Morgan, R</b> ERA: 3.26 (8, 1)	0.2		2	1	0	0	0	0	0	0	0	0	0	2	2	0.00	1.500																																								

**BOTTOM**

**Los Angeles Angels @ Kansas City Athletics**  
**Municipal Stadium, Kansas City, MO**

Wed Aug 29 1962, 8:05 PM EDT  
Att. 11,768 - Unknown

livebaseballscorecards.com

<b>AB</b>	<b>31</b>
<b>R</b>	<b>6</b>
<b>H</b>	<b>9</b>
<b>RBI</b>	<b>6</b>
<b>BB</b>	<b>3</b>
<b>SO</b>	<b>0</b>
<b>LOB</b>	<b>11</b>



<b>WP:</b> 0	<b>PA:</b> 37
<b>PB:</b> 0	
<b>SB:</b> 1	
<b>CS:</b> 0	

Batter	1	2	3	4	5	6	7	8	9	AB R H RBI BB SO LOB	TOP		
<b>Bobby Del Greco, R</b> OBP: 0.389, SLG: 0.417 (1, 8) X	0-0 F7		0-0 E5 FC4-8	0-0 F2			0-0 F9		0-0 L8	5 0 0 0 0 0 3	<b>Kansas City Athletics @ New York Yankees</b> Yankee Stadium, Bronx, NY Fri Aug 31 1962, 7:05 PM EDT Att. 24,450 - Overcast - 75 F <a href="http://livebaseballscorecards.com">livebaseballscorecards.com</a>		
<b>Ed Charles, R</b> OBP: 0.362, SLG: 0.453 (1, 5) X	0-0 E6 1B		0-3 K		0-3 K		0-0 1B 1B		0-0 L8	5 0 2 0 0 2 2			
<b>Jerry Lumpe, L</b> OBP: 0.342, SLG: 0.438 (1, 4) X	0-0 F2		0-0 L9		0-0 3-1		0-0 1-2 1B			4 0 1 0 0 0 2			
<b>Norm Siebern, L</b> OBP: 0.413, SLG: 0.508 (1, 3) B B B	4-0 BB		0-0 FC4-6 1-2f		0-0 1B		0-3 K			3 0 1 0 1 1 3			
<b>Gino Cimoli, R</b> OBP: 0.327, SLG: 0.438 (1, 9) S S	0-3 K			0-0 L1	0-0 5-3			0-0 6-3		4 0 0 0 0 1 3			
<b>George Alusik, R</b> OBP: 0.344, SLG: 0.526 (1, 7)		0-0 1B 1B		0-0 BB 2B 1B		0-0 6-3		0-0 5-3		4 1 2 0 0 0 0			
<b>Wayne Causey, L</b> OBP: 0.373, SLG: 0.368 (1, 6) X		0-0 1-2 1B G6-4-3		4-0 BB 2B BB		0-0 5-3		0-0 1-3		3 0 1 0 1 0 0			
<b>Haywood Sullivan, R</b> OBP: 0.326, SLG: 0.319 (1, 2) X	0-0 F7		0-3 K		0-0 F4				0-0 1B	4 0 1 0 0 1 4			
<b>Ed Rakow, S</b> OBP: 0.132, SLG: 0.121 (1, 1) <b>Manny Jimenez, L</b> OBP: 0.363, SLG: 0.447 (4, PH) <b>Dave Wickersham, R</b> OBP: 0.197, SLG: 0.074 (4, 1) <b>Deron Johnson, R</b> OBP: 0.259, SLG: 0.176 (7, PH) <b>Dan Pfister, R</b> OBP: 0.148, SLG: 0.148 (7, 1) <b>Billy Conzolo, R</b> OBP: 0.330, SLG: 0.272 (8, PH)	0-0 G6-4-3 1-2f		0-0 2B		0-0 2B		0-0 F8		0-3 K	1 0 0 0 0 0 2 1 0 1 1 0 0 0 0 0 0 0 0 0 0 1 0 0 0 0 0 0 0 0 0 0 0 0 0 1 0 0 0 0 1 1			
<b>Inning Stats</b>	R: 0 E: 1 K: 1 S: 6 H: 1 LOB: 2 BB: 1 P: 10	R: 0 E: 0 K: 0 S: 4 H: 2 LOB: 1 BB: 0 P: 4	R: 0 E: 1 K: 1 S: 6 H: 0 LOB: 1 BB: 0 P: 6	R: 1 E: 0 K: 1 S: 7 H: 2 LOB: 2 BB: 1 P: 11	R: 0 E: 0 K: 1 S: 6 H: 1 LOB: 1 BB: 0 P: 6	R: 0 E: 0 K: 0 S: 3 H: 0 LOB: 0 BB: 0 P: 3	R: 0 E: 0 K: 1 S: 7 H: 2 LOB: 2 BB: 0 P: 7	R: 0 E: 0 K: 0 S: 3 H: 0 LOB: 0 BB: 0 P: 3	R: 0 E: 0 K: 1 S: 6 H: 1 LOB: 1 BB: 0 P: 6	1B: 8 2B: 1 3B: 0 HR: 0 SF: 0 SAC: 0 DP: 1 HBP: 0	WP: 0 PB: 0 SB: 0 CS: 0 PA: 38		
<b>PITCHER</b>	IP WLS BF H R ER SO BB IBB HBP BLK WP HR S P ERA WHIP											<b>PITCHER</b>	IP WLS BF H R ER SO BB IBB HBP BLK WP HR S P ERA WHIP
<b>Whitey Ford, L</b> ERA: 2.94 (1, 1)	7.1 W 32 8 1 1 5 2 0 0 0 0 0 0 40 48 1.23 1.364												
<b>Marshall Bridges, L</b> ERA: 2.44 (8, 1)	1.2 S 6 1 0 0 1 0 0 0 0 0 0 0 8 8 0.00 0.600												



BOTTOM

Kansas City Athletics @ New York Yankees  
Yankee Stadium, Bronx, NY

livebaseballscorecards.com

AB 35  
R 5  
H 15  
RBI 5  
BB 4  
SO 5  
LOB 17



WP: 0 PA: 42  
PB: 0  
SB: 1  
CS: 1

Fri Aug 31 1962, 7:05 PM EDT  
Att. 24,450 - Overcast - 75 F

AB R H RBI BB SO LOB

5 1 2 0 0 0 1

4 0 2 0 1 0 0

4 2 3 2 0 1 1

3 1 1 0 2 1 1

4 0 2 0 0 0 3

3 0 0 0 1 0 3

4 1 1 1 0 0 3

4 0 2 1 0 1 1

4 0 2 1 0 2 4  
0 0 0 0 0 0 0

1B: 13 SF: 1  
2B: 2 SAC: 1  
3B: 0 DP: 1  
HR: 1 HBP: 0

Batter	1	2	3	4	5	6	7	8	9
Phil Linz, R OBP: 0.327, SLG: 0.390 (1, 6)	0-0 6-3 BB 1B	0-0 1-2 BB 1B		0-0 1B SF9 1B	0-0 4-3			0-0 F9	
Bobby Richardson, R OBP: 0.332, SLG: 0.399 (1, 4)	0-0 6-3	4-0 1-2 2-3 BB		0-0 1B S 1B		0-0 CS 1B		0-0 F6	
Tom Tresh, S OBP: 0.354, SLG: 0.445 (1, 7)	0-0 BB 1B	0-0 PO 3-H	0-0 SH1-4 FC6-4 BB 1B	0-0 SF9 3-H		0-3 K 1-2		0-0 HR	
Mickey Mantle, S OBP: 0.471, SLG: 0.582 (1, 8)	4-0 1-2 BB		4-0 FC6-4 SH1-4 1B BB	0-0 F7		0-3 K		0-0 2B	
Hector Lopez, R OBP: 0.362, SLG: 0.422 (1, 9)	0-0 F9		0-0 SH1-4 1-2 2-3	0-0 1-3 1B			0-0 1B 1B	0-0 6-3	
Elston Howard, R OBP: 0.310, SLG: 0.447 (1, 2)		0-0 4-3	4-0 FC6-4 BB	0-0 4-3			0-0 F7		
Bill Skowron, R OBP: 0.317, SLG: 0.450 (1, 3)		0-0 E1 1B 1B	0-0 FC6-4 1B 1-2 2-3 3-H		0-0 L8		0-0 F2		
Clete Boyer, R OBP: 0.341, SLG: 0.430 (1, 5)		0-0 6-3	0-0 1-2 3-H 1B		0-3 K		0-0 1-3 1B		
Whitey Ford, L OBP: 0.165, SLG: 0.137 Marshall Bridges, S (8, 1)		0-0 BB PO 1B 2-H	0-3 K		0-0 1B		0-3 K		

Inning Stats	R: 0	H: 1	E: 0	K: 0	S: 4	R: 1	H: 3	E: 1	K: 0	S: 5	R: 2	H: 2	E: 0	K: 1	S: 7	R: 1	H: 3	E: 0	K: 0	S: 6	R: 0	H: 1	E: 0	K: 1	S: 6	R: 0	H: 1	E: 0	K: 2	S: 7	R: 0	H: 2	E: 0	K: 1	S: 7	R: 1	H: 2	E: 0	K: 0	S: 5
	LOB: 2	BB: 1	P: 8	LOB: 2	BB: 1	P: 9	LOB: 2	BB: 2	P: 15	LOB: 2	BB: 0	P: 6	LOB: 1	BB: 0	P: 6	LOB: 0	BB: 0	P: 7	LOB: 2	BB: 0	P: 7	LOB: 1	BB: 0	P: 5	LOB: 1	BB: 0	P: 5	LOB: 0	BB: 0	P: 5	LOB: 2	BB: 0	P: 7	LOB: 1	BB: 0	P: 5	LOB: 1	BB: 0	P: 5	

PITCHER	IP	WLS	BF	H	R	ER	SO	BB	IBB	HBP	BLK	WP	HR	S	P	ERA	WHIP
Ed Rakow, R ERA: 4.21 (1, 1)	3.0	L	18	6	3	3	1	4	0	0	0	0	0	16	32	9.00	3.333
Dave Wickersham, R ERA: 3.42 (4, 1)	3.0		13	5	1	1	3	0	0	0	0	0	0	19	19	3.00	1.667
Dan Pfister, R ERA: 4.96 (7, 1)	2.0		10	4	1	1	1	0	0	0	0	0	1	12	12	4.50	2.000

Batter	1	2	3	4	5	6	7	8	9	AB R H RBI BB SO LOB	TOP											
Wayne Causey, L (1, 6) OBP: 0.367, SLG: 0.361	0-0 F8		0-0 6-3			0-0 F6	0-3 K			4 0 0 0 0 1 2	<b>Kansas City Athletics @ New York Yankees</b> Yankee Stadium, Bronx, NY Sat Sep 01 1962, 3:33 AM EDT Att. 17,383 - Unknown - 83 F <a href="http://livebaseballscorecards.com">livebaseballscorecards.com</a>											
Ed Charles, R (1, 5) OBP: 0.363, SLG: 0.457	0-0 5-3			4-0 BB CS BB		0-0 3B		0-3 K		3 0 1 0 1 1 0												
Jerry Lumpe, L (1, 4) OBP: 0.343, SLG: 0.444	0-0 1B			0-0 1-2 HR		0-0 6-3		0-0 3-1		4 1 2 1 0 0 1												
Norm Siebern, L (1, 3) OBP: 0.414, SLG: 0.507	0-0 F8			0-0 FC6-4 1B		4-0 BB		0-0 F6		3 0 1 0 1 0 1												
Gino Cimoli, R (1, 9) OBP: 0.324, SLG: 0.434		0-0 4-3		0-0 FC6-4 1-2f		0-0 5-3			0-0 F9	4 0 0 0 0 0 3												
George Alusik, R (1, 7) OBP: 0.337, SLG: 0.514		0-0 F5		0-3 K			0-0 5-3		0-0 F7	4 0 0 0 0 1 1												
Bobby Del Greco, R (1, 8) OBP: 0.387, SLG: 0.415		0-3 K			0-0 F6		0-0 1B 1B		0-0 5-3	4 0 1 0 0 1 0												
Haywood Sullivan, R (1, 2) OBP: 0.326, SLG: 0.319			0-3 K		0-0 G5-4-3 1B		0-0 F3			3 0 1 0 0 1 1												
Bill Fischer, R (1, 1) OBP: 0.148, SLG: 0.185			0-0 F7		0-0 G5-4-3		0-0 1B			2 0 0 0 0 0 1												
Manny Jimenez, L (7, PH) OBP: 0.364, SLG: 0.448					0-0 1-2f					1 0 1 0 0 0 0												
Dick Howser, R (7, PR) OBP: 0.326, SLG: 0.350										0 0 0 0 0 0 0												
John Wyatt, R (7, 1) OBP: 0.138, SLG: 0.107										0 0 0 0 0 0 0												
<b>Inning Stats</b>	R: 0 E: 0 K: 0 S: 4	H: 1 LOB: 1 BB: 0 P: 4	R: 0 E: 0 K: 1 S: 5	H: 0 LOB: 0 BB: 0 P: 5	R: 0 E: 0 K: 1 S: 5	H: 0 LOB: 0 BB: 0 P: 5	R: 1 E: 0 K: 1 S: 6	H: 2 LOB: 1 BB: 1 P: 10	R: 0 E: 0 K: 0 S: 3	H: 1 LOB: 0 BB: 0 P: 3	R: 0 E: 0 K: 0 S: 4	H: 1 LOB: 2 BB: 1 P: 8	R: 0 E: 0 K: 1 S: 7	H: 2 LOB: 2 BB: 0 P: 7	R: 0 E: 0 K: 1 S: 5	H: 0 LOB: 0 BB: 0 P: 5	R: 0 E: 0 K: 0 S: 3	H: 0 LOB: 0 BB: 0 P: 3	1B: 5 2B: 0 3B: 1 HR: 1	SF: 0 SAC: 0 DP: 1 HBP: 0	WP: 0 PB: 0 SB: 0 CS: 1	PA: 34
<b>PITCHER</b> Ralph Terry, R (1, 1) ERA: 3.19	IP: 9.0 WLS: W BF: 34 H: 7 R: 1 ER: 1 SO: 5 BB: 2 IBB: 0 HBP: 0 BLK: 0 WP: 0 HR: 1 S: 42 P: 50 ERA: 1.00 WHIP: 1.000											<b>PITCHER</b>	IP: 0.0 WLS: 0 BF: 0 H: 0 R: 0 ER: 0 SO: 0 BB: 0 IBB: 0 HBP: 0 BLK: 0 WP: 0 HR: 0 S: 0 P: 0 ERA: 0.00 WHIP: 0.000									





Batter	1	2	3	4	5	6	7	8	9
Tony Kubek, L OBP: 0.341, SLG: 0.420 (1, 6)	0-0 5-3		0-0 F8		0-0 G4-6-3		0-0 F7		
Bobby Richardson, R OBP: 0.332, SLG: 0.398 (1, 4)	0-0 B1-3			0-0 FC4-6 1B		0-0 6-3	0-3 K		
Tom Tresh, S OBP: 0.354, SLG: 0.444 (1, 7)	0-0 3-1			0-0 FC4-6 1B		0-0 1B FC5-2 1B	0-3 K		
Mickey Mantle, S OBP: 0.474, SLG: 0.583 (1, 8)		0-0 L4-3 1B		0-0 F6		0-0 FC5-2 3B 1B	4-0 E S BB		
Hector Lopez, R OBP: 0.361, SLG: 0.420 (1, 9)		0-0 L4-3		0-0 1B		0-0 FC5-2 3B	0-3 K		
Elston Howard, R OBP: 0.310, SLG: 0.450 (1, 2)		0-0 F9		0-0 F9		0-0 3B	0-3 K		
Bill Skowron, R OBP: 0.317, SLG: 0.451 (1, 3)			0-0 L4		0-0 1B 2B	0-0 6-3			
Clete Boyer, R OBP: 0.339, SLG: 0.427 (1, 5)			0-3 K		0-0 F4		0-3 K		
Ralph Terry, R OBP: 0.226, SLG: 0.191 (1, 1)			0-0 1B		0-0 G4-6-3 1B		0-0 1B		

AB R H RBI BB SO LOB

4	0	0	0	0	0	3
4	0	1	0	0	1	1
4	0	1	0	0	1	1
3	1	2	0	1	0	1
4	1	1	0	0	1	4
4	0	1	2	0	1	3
3	1	1	0	0	0	1
3	0	0	0	0	2	1
3	0	3	1	0	0	0

**BOTTOM**

**Kansas City Athletics @ New York Yankees**  
**Yankee Stadium, Bronx, NY**  
 Sat Sep 01 1962, 3:33 AM EDT  
 Att: 17,383 - Unknown - 83 F

livebaseballscorecards.com

AB	32
R	3
H	10
RBI	3
BB	1
SO	6
LOB	15




1B: 8	SF: 0
2B: 2	SAC: 0
3B: 1	DP: 2
HR: 0	HBP: 0

WP: 0	PA: 33
PB: 0	
SB: 1	
CS: 0	

Inning Stats		PITCHER																	
R	H	E	IP	WLS	BF	H	R	ER	SO	BB	IBB	HBP	BLK	WP	HR	S	P	ERA	WHIP
0	0	0	6.0	L	25	9	3	3	1	0	0	0	0	0	0	27	27	4.50	1.500
0	1	0	2.0		8	1	0	0	5	1	0	0	0	0	0	17	21	0.00	1.000

Batter	1	2	3	4	5	6	7	8	9	AB R H RBI BB SO LOB	TOP						
Wayne Causey, L (1, 6) OBP: 0.361, SLG: 0.355	0-0 4-3		0-0 F7			0-0 1-3		0-0 G3		4 0 0 0 0 0 1	<b>Kansas City Athletics @ New York Yankees</b> Yankee Stadium, Bronx, NY Sun Sep 02 1962, 3:33 AM EDT Att. 12,933 - Unknown - 70 F <a href="http://livebaseballscorecards.com">livebaseballscorecards.com</a>						
Ed Charles, R (1, 5) OBP: 0.364, SLG: 0.460	0-0 6-3 1B		0-0 2B			0-0 L7		0-0 6-3	4 0 2 0 0 0 0								
Jerry Lumpe, L (1, 4) OBP: 0.342, SLG: 0.443	0-0 6-3 1-2		0-0 4-3			0-0 3-1		0-0 1B	4 0 1 0 0 0 2								
Norm Siebern, L (1, 3) OBP: 0.413, SLG: 0.505	0-0 F7			0-0 G1-6-3 1B			0-0 4-3	0-0 F8	4 0 1 0 0 0 2								
Manny Jimenez, L (1, 7) OBP: 0.361, SLG: 0.444		0-0 4-3		0-0 G1-6-3 1-2f			0-0 4-3	0-0 G3	4 0 0 0 0 0 2								
Gino Cimoli, R (1, 9) OBP: 0.323, SLG: 0.431		0-0 F3		0-0 6-3			0-0 F7		3 0 0 0 0 0 0								
Bobby Del Greco, R (1, 8) OBP: 0.387, SLG: 0.414		0-0 F5			0-0 G6-4-3 1B			0-0 F9	3 0 1 0 0 0 0								
Haywood Sullivan, R (1, 2) OBP: 0.331, SLG: 0.333			0-0 SF7 3B		0-0 G6-4-3 1-2f			0-0 1B	3 1 2 0 0 0 1								
Orlando Pena, R (1, 1) OBP: 0.200, SLG: 0.167			0-0 SF7 3-H		0-3 K			0-0 B2	2 0 0 1 0 1 1								
<b>Inning Stats</b>	R: 0 E: 0 K: 0 S: 4 H: 1 LOB: 1 BB: 0 P: 4	R: 0 E: 0 K: 0 S: 3 H: 0 LOB: 0 BB: 0 P: 3	R: 1 E: 0 K: 0 S: 5 H: 2 LOB: 1 BB: 0 P: 5	R: 0 E: 0 K: 0 S: 3 H: 1 LOB: 0 BB: 0 P: 3	R: 0 E: 0 K: 1 S: 5 H: 1 LOB: 0 BB: 0 P: 5	R: 0 E: 0 K: 0 S: 3 H: 0 LOB: 0 BB: 0 P: 3	R: 0 E: 0 K: 0 S: 3 H: 0 LOB: 0 BB: 0 P: 3	R: 0 E: 0 K: 0 S: 4 H: 1 LOB: 1 BB: 0 P: 4	R: 0 E: 0 K: 0 S: 4 H: 1 LOB: 1 BB: 0 P: 4	1B: 5 2B: 1 3B: 1 HR: 0 SF: 1 SAC: 0 DP: 2 HBP: 0	WP: 0 PB: 0 SB: 0 CS: 0 PA: 32						
<b>PITCHER</b>	IP WLS BF H R ER SO BB IBB HBP BLK WP HR S P ERA WHIP																
Jim Bouton, R (1, 1) ERA: 4.09	6.0	21	5	1	1	1	1	0	0	0	0	0	0	23	23	1.50	0.833
Bud Daley, L (7, 1) ERA: 3.56	3.0	W	11	2	0	0	0	0	0	0	0	0	0	11	11	0.00	0.667



Batter	1	2	3	4	5	6	7	8	9	AB R H RBI BB SO LOB
Tony Kubek, L (1, 6) OBP: 0.333, SLG: 0.400	0-3 K		0-0 1-3		4-0 FC3-2 BB	0-0 F6			0-0 FC1-6 2B	4 1 0 0 1 1 5
Bobby Richardson, R (1, 4) OBP: 0.331, SLG: 0.398	0-0 F6		0-0 6-3		0-0 FC3-2			0-0 F9	0-0 2B	5 0 1 1 0 0 4
Tom Tresh, S (1, 7) OBP: 0.351, SLG: 0.440	0-0 L3			0-0 4-3	0-0 FC1-2			0-0 G3		4 0 0 0 0 0 3
Mickey Mantle, S (1, 8) OBP: 0.474, SLG: 0.579		0-0 F6		4-0 BB		4-0 1B BLK BB		0-0 F2		2 1 0 0 2 0 0
Yogi Berra, L (1, 2) OBP: 0.305, SLG: 0.394		0-0 E3 G3		0-3 K		0-0 F6		0-0 F5		4 0 0 0 0 1 2
Johnny Blanchard, L (1, 9) OBP: 0.311, SLG: 0.408 Jack Reed, R (6, PR) OBP: 0.333, SLG: 0.447 Bud Daley, L (7, 1) OBP: 0.217, SLG: 0.217		0-0 G3		0-0 4-3		0-0 BLK BB 1B		0-0 4-3		3 0 1 0 0 0 2 0 0 0 0 0 0 0 1 0 0 0 0 0 0
Dale Long, L (1, 3) OBP: 0.343, SLG: 0.388 Phil Linz, R (8, PR) OBP: 0.327, SLG: 0.390 Bill Skowron, R (9, 3) OBP: 0.317, SLG: 0.451		0-0 F2			0-0 SH5-4 FC3-2 1B	4-0 1B BLK BB		0-0 S 1B		3 0 2 0 1 0 1 0 0 0 0 0 0 0 0 0 0 0 0 0 0
Clete Boyer, R (1, 5) OBP: 0.340, SLG: 0.427			4-0 1-3 BB		0-0 FC3-2 SH5-4 FC1-2 1B	0-0 F9		0-3 K		3 0 1 0 1 1 4
Jim Bouton, R (1, 1) OBP: 0.156, SLG: 0.071 Roger Maris, L (6, PH) OBP: 0.358, SLG: 0.489			0-0 F1		0-0 SH5-4	4-0 IBB		0-0 FC1-6 1B		1 0 0 0 0 0 1 1 0 1 0 1 0 0

Inning Stats	R: 0 E: 0 K: 1 S: 5	H: 0 LOB: 0 BB: 0 P: 5	R: 0 E: 1 K: 0 S: 4	H: 0 LOB: 1 BB: 0 P: 4	R: 0 E: 0 K: 0 S: 3	H: 0 LOB: 1 BB: 1 P: 7	R: 0 E: 0 K: 1 S: 5	H: 0 LOB: 1 BB: 1 P: 9	R: 0 E: 0 K: 0 S: 5	H: 2 LOB: 3 BB: 1 P: 9	R: 1 E: 0 K: 0 S: 4	H: 1 LOB: 3 BB: 3 P: 16	R: 0 E: 0 K: 0 S: 3	H: 0 LOB: 0 BB: 0 P: 3	R: 0 E: 0 K: 1 S: 6	H: 1 LOB: 2 BB: 0 P: 6	R: 1 E: 0 K: 0 S: 3	H: 2 LOB: 1 BB: 0 P: 3	1B: 5 2B: 1 3B: 0 HR: 0	SF: 0 SAC: 1 DP: 0 HBP: 0	WP: 0 PB: 0 SB: 1 CS: 0	PA: 38
PITCHER Orlando Pena, R (1, 1) ERA: 3.04	IP: 8.1 WLS: L BF: 38 H: 6 R: 2 ER: 2 SO: 3																					


**BOTTOM**

**Kansas City Athletics @ New York Yankees**  
 Yankee Stadium, Bronx, NY


Sun Sep 02 1962, 3:33 AM EDT  
 Att: 12,933 - Unknown - 70 F

livebaseballscorecards.com

AB	31
R	2
H	6
RBI	1
BB	6
SO	3
LOB	22



Batter	1	2	3	4	5	6	7	8	9	AB R H RBI BB SO LOB	TOP											
<b>Bobby Del Greco, R</b> (1, 8) OBP: 0.384, SLG: 0.420	0-3 K	0-0 HR		0-0 FC6-4 FC4-6 1-2f		0-0 6-3			0-0 P3	5 1 1 1 0 1 1	<b>Kansas City Athletics @ Boston Red Sox</b> Fenway Park, Boston, MA Mon Sep 03 1962, 3:33 AM EDT Unknown <a href="http://livebaseballscorecards.com">livebaseballscorecards.com</a>											
<b>Wayne Causey, L</b> (1, 6) OBP: 0.358, SLG: 0.356	0-0 P5	0-0 F8		0-0 FC4-6 1-2f			0-0 4-3		0-0 HR 2B	5 1 1 0 0 0 1												
<b>Jerry Lumpe, L</b> (1, 4) OBP: 0.344, SLG: 0.442	0-0 BB 2B 1B		4-0 BB BB BB BB		4-0 BB 2B BB		0-0 G3		0-0 6-3	3 2 1 0 2 0 1												
<b>Norm Siebern, L</b> (1, 3) OBP: 0.414, SLG: 0.510	4-0 BB 2B 1-2		4-0 BB BB BB		0-3 K		0-0 4-3		0-0 HR 2-H	3 2 1 2 2 1 1												
<b>Ed Charles, R</b> (1, 5) OBP: 0.366, SLG: 0.463	0-0 BB 2B 1-H 2-H		0-0 F2		0-0 P1		0-0 1-3 S E 1B		0-0 FC6-4 1B	5 2 3 2 0 0 3												
<b>George Alusik, R</b> (1, 7) OBP: 0.338, SLG: 0.522	0-0 BB 2B 2-H		0-0 F2		0-0 2B 1-H		0-0 1-3		0-0 FC6-4 1-2f	5 0 2 2 0 0 4												
<b>Gino Cimoli, R</b> (1, 9) OBP: 0.320, SLG: 0.428	0-3 K		0-0 P4		0-0 F9		0-0 FC1 FC1-4 3-H			4 0 0 0 0 1 4												
<b>Haywood Sullivan, R</b> (1, 2) OBP: 0.325, SLG: 0.327		0-3 K		0-0 6-3		0-0 5-3		0-0 FC1-4 1-2f		4 0 0 0 0 1 1												
<b>Moe Drabowsky, R</b> (1, 1) OBP: 0.083, SLG: 0.043		0-3 K		4-0 FC6-4 BB		0-0 F9		0-3 K		1 0 0 0 0 1 0												
<b>Dave Wickersham, R</b> (3, 1) OBP: 0.133, SLG: 0.071										1 0 0 0 1 0 0												
<b>John Wyatt, R</b> (6, 1) OBP: 0.133, SLG: 0.103										1 0 0 0 0 1 1												
<b>Inning Stats</b>	R: 3 E: 0 K: 2 S: 10	H: 3 LOB: 1 BB: 1 P: 14	R: 1 E: 0 K: 2 S: 8	H: 1 LOB: 0 BB: 0 P: 8	R: 0 E: 0 K: 0 S: 3	H: 0 LOB: 2 BB: 2 P: 11	R: 0 E: 0 K: 0 S: 3	H: 0 LOB: 1 BB: 1 P: 7	R: 1 E: 0 K: 1 S: 6	H: 1 LOB: 1 BB: 1 P: 10	R: 0 E: 0 K: 0 S: 3	H: 0 LOB: 0 BB: 0 P: 3	R: 0 E: 0 K: 0 S: 3	H: 0 LOB: 0 BB: 0 P: 3	R: 1 E: 1 K: 1 S: 7	H: 1 LOB: 1 BB: 0 P: 7	R: 2 E: 0 K: 0 S: 6	H: 3 LOB: 1 BB: 0 P: 6	1B: 3 2B: 4 3B: 0 HR: 2	SF: 0 SAC: 0 DP: 0 HBP: 0	WP: 0 PB: 0 SB: 1 CS: 0	PA: 42
<b>PITCHER</b>	IP WLS BF H R ER SO BB IBB HBP BLK WP HR S P ERA WHIP																					
<b>Ike Delock, R</b> (1, 1) ERA: 3.52	2.0 L 11 4 4 4 4 1 0 0 0 0 0 1 18 22 18.00 2.500																					
<b>Hal Kolstad, R</b> (3, 1) ERA: 5.57	4.0 17 1 1 1 1 4 0 0 0 0 0 0 15 31 2.25 1.250																					
<b>Mike Fornieles, R</b> (7, 1) ERA: 5.24	2.0 8 1 1 0 1 0 0 0 0 0 0 0 10 10 0.00 0.500																					
<b>Arnold Earley, L</b> (9, 1) ERA: 5.6	1.0 6 3 2 2 0 0 0 0 0 0 0 1 6 6 18.00 3.000																					



Batter	1	2	3	4	5	6	7	8	9	AB R H RBI BB SO LOB
Gary Geiger, L (1, 8) OBP: 0.336, SLG: 0.397	0-0 3-1 2B	0-0 SF9		0-0 6-3		0-0 1B			0-0 G3	4 0 2 2 0 0 1
Billy Gardner, R (1, 6) OBP: 0.297, SLG: 0.330	0-0 6-3	0-0 1B		0-3 K		0-0 1B			0-0 1B 2B	5 1 2 1 0 1 4
Carl Yastrzemski, L (1, 7) OBP: 0.367, SLG: 0.477	4-0 3-1 BB	0-0 4-3			0-0 G3	0-0 6-3			0-0 1B	4 0 1 1 1 0 3
Lou Clinton, R (1, 9) OBP: 0.334, SLG: 0.552	0-0 3-1		4-0 G6-3 BB		0-0 5-3		0-3 K		0-0 F7	4 0 0 0 1 1 3
Pete Runnels, L (1, 3) OBP: 0.416, SLG: 0.466	0-0 6-3		0-0 G6-3		0-0 1B		0-3 K		0-3 K	5 0 1 0 0 2 4
Frank Malzone, R (1, 5) OBP: 0.319, SLG: 0.425		0-0 WP 2B 1B	4-0 BB BB		0-0 F7		0-0 6-3			3 1 1 0 1 0 1
Jim Pagliaroni, R (1, 2) OBP: 0.355, SLG: 0.447		0-0 P6	0-3 K			0-0 E8 1B		0-0 5-3		4 1 0 0 0 1 2
Chuck Schilling, R (1, 4) OBP: 0.307, SLG: 0.356		4-0 2B WP SF9 BB		0-0 6-3 SH1-4 1B		0-0 BB 1B		0-3 K		3 1 2 0 1 1 0
Ike Delock, R (1, 1) OBP: 0.125, SLG: 0.087		0-0 1B 2B		0-0 SH1-4		4-0 1B BB		0-3 K		0 0 0 0 0 0 0
Russ Nixon, L (2, PH) OBP: 0.289, SLG: 0.372										1 1 1 1 0 0 0
Hal Kiskadee, R (3, 1) OBP: 0.067, SLG: 0.067										0 0 0 0 0 0 0
Pumpsie Green, S (6, PH) OBP: 0.271, SLG: 0.216										0 0 0 0 0 1 0
Mike Fornieles, R (7, 1) OBP: 0.200, SLG: 0.200										0 0 0 0 0 0 0
Bob Tillman, R (8, PH) OBP: 0.279, SLG: 0.452										1 0 0 0 0 1 0
Arnold Earley, L (9, 1) OBP: 0.273, SLG: 0.200										0 0 0 0 0 0 0

Inning Stats	R: 0	H: 1	E: 0	K: 0	S: 4	H: 1	LOB: 2	BB: 1	P: 8	R: 3	H: 3	E: 0	K: 0	S: 6	H: 0	LOB: 1	BB: 2	P: 12	R: 0	H: 1	E: 0	K: 1	S: 4	H: 1	LOB: 1	BB: 0	P: 6	R: 0	H: 1	E: 0	K: 0	S: 4	R: 1	H: 2	E: 1	K: 0	S: 5	H: 0	LOB: 0	BB: 0	P: 7	R: 0	H: 0	E: 0	K: 2	S: 7	H: 0	LOB: 0	BB: 0	P: 7	R: 1	H: 2	E: 0	K: 1	S: 7	H: 2	LOB: 1	BB: 0	P: 7	1B: 7	SF: 1	2B: 3	SAC: 1	3B: 0	DP: 1	HR: 0	HBP: 0	WP: 1	PA: 41
--------------	------	------	------	------	------	------	--------	-------	------	------	------	------	------	------	------	--------	-------	-------	------	------	------	------	------	------	--------	-------	------	------	------	------	------	------	------	------	------	------	------	------	--------	-------	------	------	------	------	------	------	------	--------	-------	------	------	------	------	------	------	------	--------	-------	------	-------	-------	-------	--------	-------	-------	-------	--------	-------	--------


PITCHER	IP	WLS	BF	H	R	ER	SO	BB	IBB	HBP	BLK	WP	HR	S	P	ERA	WHIP
Moe Drabowsky, R (1, 1) ERA: 5.1	2.0		12	4	3	3	0	2	0	0	0	1	0	10	18	13.50	3.000
Dave Wickersham, R (3, 1) ERA: 3.29	3.0		15	3	1	0	2	3	0	0	0	0	0	16	28	0.00	2.000
John Wyatt, R (6, 1) ERA: 4.63	4.0	W	14	3	1	1	5	0	0	0	0	0	0	24	24	2.25	0.750

**BOTTOM**

**Kansas City Athletics @ Boston Red Sox**  
 Fenway Park, Boston, MA  
 Mon Sep 03 1962, 3:33 AM EDT  
 Unknown

livebaseballscorecards.com

AB	34
R	5
H	10
RBI	5
BB	5
SO	7
LOB	18



Batter	1	2	3	4	5	6	7	8	9	AB R H RBI BB SO LOB	TOP												
<b>Bobby Del Greco, R</b> (1, 8) OBP: 0.383, SLG: 0.418	0-0 1-3 BB 4-3 1B		0-0 P4			0-0 F7		0-0 F7		4 1 1 0 0 0 1													
<b>Wayne Causey, L</b> (1, 6) OBP: 0.357, SLG: 0.351	4-0 4-3 1-3 1-2 BB		0-0 6-3			0-0 G3		0-0 F7		3 0 0 0 1 0 1													
<b>Jerry Lumpe, L</b> (1, 4) OBP: 0.344, SLG: 0.441	0-0 1-3 1-2 2-3				0-0 F7		0-0 1B		0-0 6-3	4 0 1 0 0 0 2													
<b>Norm Siebern, L</b> (1, 3) OBP: 0.412, SLG: 0.506	0-0 4-3 2-3 3-H				0-0 4-3		0-0 4-3		0-0 5-3	4 0 0 1 0 0 2													
<b>Ed Charles, R</b> (1, 5) OBP: 0.363, SLG: 0.459	0-0 F9				0-0 F7			0-0 6-3	0-0 6-3	4 0 0 0 0 0 1													
<b>Manny Jimenez, L</b> (1, 7) OBP: 0.359, SLG: 0.441		0-0 4-3			0-0 4-3		0-0 6-3			3 0 0 0 0 0 0													
<b>George Alusik, R</b> (1, 9) OBP: 0.338, SLG: 0.519		0-0 4-3			0-0 1B		0-0 6-3			3 0 1 0 0 0 0													
<b>Haywood Sullivan, R</b> (1, 2) OBP: 0.325, SLG: 0.327		0-3 K			0-0 F3			0-0 FC3-6 1B		3 0 1 0 0 1 1													
<b>Dan Pfister, R</b> (1, 1) OBP: 0.143, SLG: 0.143			0-0 6-3			0-0 L5		0-0 FC3-6 1-2f		2 0 0 0 0 0 1													
<b>Jose Tartabull, L</b> (8, PH) OBP: 0.320, SLG: 0.325										1 0 0 0 0 0 1													
<b>Jerry Walker, S</b> (8, 1) OBP: 0.263, SLG: 0.456										0 0 0 0 0 0 0													
<b>Jim Archer, R</b> (8, 1) OBP: 1.000, SLG: 1.000										0 0 0 0 0 0 0													
<b>Inning Stats</b>	R: 1 E: 0 K: 0 S: 4	H: 1 LOB: 1 BB: 1 P: 8	R: 0 E: 0 K: 1 S: 5	H: 0 LOB: 0 BB: 0 P: 5	R: 0 E: 0 K: 0 S: 3	H: 0 LOB: 0 BB: 0 P: 3	R: 0 E: 0 K: 0 S: 4	H: 1 LOB: 1 BB: 0 P: 4	R: 0 E: 0 K: 0 S: 4	H: 1 LOB: 1 BB: 0 P: 4	R: 0 E: 1 K: 0 S: 4	H: 1 LOB: 1 BB: 0 P: 4	R: 0 E: 0 K: 0 S: 3	H: 0 LOB: 0 BB: 0 P: 3	R: 0 E: 0 K: 0 S: 3	H: 0 LOB: 0 BB: 0 P: 3	R: 0 E: 0 K: 0 S: 3	H: 0 LOB: 0 BB: 0 P: 3	1B: 4 2B: 0 3B: 0 HR: 0	SF: 0 SAC: 0 DP: 0 HBP: 0	WP: 0 PB: 0 SB: 0 CS: 0	PA: 32	
<b>PITCHER</b> <b>Don Schwall, R</b> (1, 1) ERA: 5.08	IP 9.0	WLS W	BF 32	H 4	R 1	ER 1	SO 1	BB 1	IBB 0	HBP 0	BLK 0	WP 0	HR 0	S 33	P 37	ERA 1.00	WHIP 0.556						<b>PITCHER</b> IP WLS BF H R ER SO BB IBB HBP BLK WP HR S P ERA WHIP

**Kansas City Athletics @ Boston Red Sox**  
**Fenway Park, Boston, MA**  
 Mon Sep 03 1962, 3:38 AM EDT  
 Att: 12,953 - Unknown

[livebaseballscorecards.com](http://livebaseballscorecards.com)

**AB 31**  
**R 1**  
**H 4**  
**RBI 1**  
**BB 1**  
**SO 1**  
**LOB 10**





Batter	1	2	3	4	5	6	7	8	9	AB R H RBI BB SO LOB	TOP
Jose Tartabull, L (1, 8) OBP: 0.326, SLG: 0.331	0-0 S 1B		0-0 E 1B		0-0 P4		0-0 F8		0-0 2B 2-H	5 1 3 1 0 0 0	
Bobby Del Greco, R (1, 7) OBP: 0.380, SLG: 0.418	0-3 K		0-3 K			0-0 F3	0-3 K		0-0 2B 1-H	5 1 1 1 0 3 2	
Jerry Lumpe, L (1, 4) OBP: 0.346, SLG: 0.446	0-0 F7			0-0 BB 1B		0-0 1B 2B		0-0 F7	0-0 2B 2-H	5 1 3 1 0 0 1	
Norm Siebern, L (1, 3) OBP: 0.413, SLG: 0.506	0-0 F9			4-0 BB 1B		0-0 2B 1B		0-0 1B 1B	0-3 K	4 1 2 0 1 1 2	
Ed Charles, R (1, 5) OBP: 0.364, SLG: 0.461		0-0 F7		0-0 F8		0-0 HR 2B		0-0 1B	0-0 F9	5 1 2 2 0 0 3	
George Alusik, R (1, 9) OBP: 0.337, SLG: 0.529		0-0 4-3		0-0 F8		0-0 HR		0-0 F8		4 1 1 2 0 0 4	
Wayne Causey, L (1, 6) OBP: 0.351, SLG: 0.345		0-3 K		0-0 F8		0-0 F7		0-0 L6		4 0 0 0 0 1 4	
Haywood Sullivan, R (1, 2) OBP: 0.324, SLG: 0.323			0-0 6-3		0-3 K	0-0 F8			4-0 S 1B SH3-4 BB	3 1 0 0 1 1 0	
Ed Rakow, S (1, 1) OBP: 0.127, SLG: 0.116			0-3 K		0-0 4-3		0-0 1-3		0-0 SH3-4	3 0 0 0 0 1 0	
<b>Inning Stats</b>	R: 0 H: 1 E: 0 LOB: 1 K: 1 BB: 0 S: 6 P: 6	R: 0 H: 0 E: 0 LOB: 0 K: 1 BB: 0 S: 5 P: 5	R: 0 H: 1 E: 1 LOB: 1 K: 2 BB: 0 S: 8 P: 8	R: 0 H: 1 E: 0 LOB: 2 K: 0 BB: 1 S: 4 P: 8	R: 0 H: 0 E: 0 LOB: 0 K: 1 BB: 0 S: 5 P: 5	R: 4 H: 4 E: 0 LOB: 0 K: 0 BB: 0 S: 7 P: 7	R: 0 H: 0 E: 0 LOB: 0 K: 1 BB: 0 S: 5 P: 5	R: 0 H: 2 E: 0 LOB: 2 K: 0 BB: 0 S: 5 P: 5	R: 3 H: 3 E: 0 LOB: 1 K: 1 BB: 1 S: 8 P: 12	1B: 7 SF: 0 2B: 4 SAC: 1 3B: 0 DP: 0 HR: 1 HBP: 0	WP: 0 PA: 41 PB: 0 SB: 2 CS: 0
<b>PITCHER</b>	IP WLS BF H R ER SO BB IBB HBP BLK WP HR S P ERA WHIP										
Bill Monbouquette, R (1, 1) ERA: 3.74	7.0 L 29 7 4 4 6 1 0 0 0 0 1 40 44 5.14 1.143										
Chet Nichols, L (8, 1) ERA: 3.09	2.0 12 5 3 3 1 1 0 0 0 0 0 0 13 17 13.50 3.000										

**Kansas City Athletics @ Boston Red Sox**  
 Fenway Park, Boston, MA  
 Tue Sep 04 1962, 7:05 PM EDT  
 Att. 6,212 - Unknown

[livebaseballscorecards.com](http://livebaseballscorecards.com)

AB	38
R	7
H	12
RBI	7
BB	2
SO	7
LOB	16





Batter	1	2	3	4	5	6	7	8	9	AB R H RBI BB SO LOB
<b>Gary Geiger, L</b> (1, 8) OBP: 0.334, SLG: 0.391	4-0 FC1-6 BB		0-0 1B			0-0 F8	0-3 K		0-0 4-3	4 0 1 0 1 1 2
<b>Billy Gardner, R</b> (1, 6) OBP: 0.301, SLG: 0.328 <b>Don Schwall, R</b> (7, PR) OBP: 0.155, SLG: 0.125 <b>Chet Nichols, S</b> (8, 1)	0-0 FC1-6 FC4-6 1-2f		0-3 K			0-0 5-3	1-0 HBP		0-3 K	3 0 0 0 0 1 2 0 0 0 0 0 0 0 0 0 0 0 0 0 0 1 0 0 0 0 1 0
<b>Carl Yastrzemski, L</b> (1, 7) OBP: 0.370, SLG: 0.479	0-0 FC4-6 CS 1-2f			4-0 G5-4-3 BB		0-0 1B 1B	0-0 4-3		0-0 1B	4 1 2 0 1 0 4
<b>Lou Clinton, R</b> (1, 9) OBP: 0.337, SLG: 0.552	0-0 CS 1-2	0-3 K		0-0 G5-4-3 1-2f		0-0 1B 1B		0-0 FC6-4 1B	0-0 1B	5 0 2 0 0 1 2
<b>Pete Runnels, L</b> (1, 3) OBP: 0.415, SLG: 0.464		0-0 4-3		0-0 FC5-4 1B		0-0 1B		0-0 F7		4 0 2 1 0 0 1
<b>Frank Malzone, R</b> (1, 5) OBP: 0.318, SLG: 0.421		0-0 1B		0-0 FC5-4 1-2f		0-0 P6		0-0 FC6-4 1B		4 0 1 0 0 0 4
<b>Russ Nixon, L</b> (1, 2) OBP: 0.276, SLG: 0.351		0-0 P5			0-0 6-3		0-0 F8	0-0 1B		4 0 1 0 0 0 1
<b>Chuck Schilling, R</b> (1, 4) OBP: 0.306, SLG: 0.355			0-3 K		0-0 1-3		0-0 HBP 1B 1B	0-3 K		4 0 1 0 0 2 2
<b>Bill Monbouquette, R</b> (1, 1) OBP: 0.182, SLG: 0.115 <b>Pumpsie Green, S</b> (7, PH) OBP: 0.287, SLG: 0.276 (8, 6)			0-0 L3		0-3 K		0-0 HBP 1B		0-0 HR	2 0 0 0 0 1 0 2 1 2 1 0 0 0


Inning Stats	R: 0 E: 0 K: 0 S: 2	H: 0 LOB: 0 BB: 1 P: 6	R: 0 E: 0 K: 1 S: 6	H: 1 LOB: 1 BB: 0 P: 6	R: 0 E: 0 K: 2 S: 8	H: 1 LOB: 1 BB: 0 P: 8	R: 0 E: 0 K: 0 S: 3	H: 1 LOB: 1 BB: 1 P: 7	R: 0 E: 0 K: 1 S: 5	H: 0 LOB: 0 BB: 0 P: 5	R: 1 E: 0 K: 0 S: 6	H: 3 LOB: 2 BB: 0 P: 6	R: 0 E: 0 K: 1 S: 7	H: 2 LOB: 3 BB: 0 P: 8	R: 0 E: 0 K: 1 S: 7	H: 2 LOB: 2 BB: 0 P: 7	R: 1 E: 0 K: 1 S: 7	H: 2 LOB: 1 BB: 0 P: 7	1B: 11 2B: 0 3B: 0 HR: 1	SF: 0 SAC: 0 DP: 1 HBP: 1
--------------	------------------------------	---------------------------------	------------------------------	---------------------------------	------------------------------	---------------------------------	------------------------------	---------------------------------	------------------------------	---------------------------------	------------------------------	---------------------------------	------------------------------	---------------------------------	------------------------------	---------------------------------	------------------------------	---------------------------------	-----------------------------------	------------------------------------

PITCHER	IP	WLS	BF	H	R	ER	SO	BB	IBB	HBP	BLK	WP	HR	S	P	ERA	WHIP	PITCHER	IP	WLS	BF	H	R	ER	SO	BB	IBB	HBP	BLK	WP	HR	S	P	ERA	WHIP	
<b>Ed Rakow, R</b> (1, 1) ERA: 4.11	9.0	W	40	12	2	2	7	2	0	1	0	0	1	51	60	2.00	1.556																			


**BOTTOM**

**Kansas City Athletics @ Boston Red Sox**  
Fenway Park, Boston, MA  
Tue Sep 04 1962, 7:05 PM EDT  
Att. 6,212 - Unknown

<b>AB</b>	<b>37</b>
<b>R</b>	<b>2</b>
<b>H</b>	<b>12</b>
<b>RBI</b>	<b>2</b>
<b>BB</b>	<b>2</b>
<b>SO</b>	<b>7</b>
<b>LOB</b>	<b>18</b>



Batter	1	2	3	4	5	6	7	8	9	AB R H RBI BB SO LOB	TOP											
Jose Tartabull, L (1, 8) OBP: 0.327, SLG: 0.332	0-0 E6 1B		0-0 S 1B 1B		0-0 F7		0-0 5-3		0-0 F7	5 1 2 0 0 0 0	<b>Kansas City Athletics @ Boston Red Sox</b> Fenway Park, Boston, MA Wed Sep 05 1962, 3:33 AM EDT Att. 1,217 - Unknown  livebaseballscorecards.com  <b>AB 36</b> <b>R 4</b> <b>H 11</b> <b>RBI 4</b> <b>BB 3</b> <b>SO 7</b> <b>LOB 16</b>											
Bobby Del Greco, R (1, 7) OBP: 0.378, SLG: 0.414	0-0 F7		0-3 K 1-2		0-0 6-3		0-0 F3		0-0 1B 1B	5 0 1 0 0 1 2												
Jerry Lumpe, L (1, 4) OBP: 0.346, SLG: 0.445	0-0 G3		0-0 6-3		0-0 HR 1B		0-3 K		0-0 1-2 1B	5 1 2 0 0 1 2												
Norm Siebern, L (1, 3) OBP: 0.415, SLG: 0.511	0-0 G3		4-0 1B BB		0-0 1-H HR		0-0 G5-4-3 BB		0-3 K	3 1 1 2 2 1 3												
Ed Charles, R (1, 5) OBP: 0.365, SLG: 0.463		0-0 5-3 SH1-3 2B	0-0 1-2 2-H 1B		0-0 F9		0-0 G5-4-3			4 1 2 1 0 0 1												
George Alusik, R (1, 9) OBP: 0.335, SLG: 0.521		0-0 5-3 2-3	0-0 G3			0-0 F8		4-0 1B BB		3 0 0 0 1 0 3												
Wayne Causey, L (1, 6) OBP: 0.355, SLG: 0.349		0-0 SH1-3 3-H		0-0 4-3		0-0 6-3 1B		0-0 1-2 FC6-4 1B		3 0 2 1 0 0 0												
Haywood Sullivan, R (1, 2) OBP: 0.323, SLG: 0.321		0-0 1B		0-3 K		0-0 6-3 1-2		0-0 1-2 FC6-4		4 0 1 0 0 1 3												
Bill Fischer, R (1, 1) OBP: 0.143, SLG: 0.179		0-3 K		0-3 K		0-0 4-3		0-3 K2-3		1 0 0 0 0 0 1 1												
Dave Wickersham, R (3, 1) OBP: 0.133, SLG: 0.071										0 0 0 0 0 0 0 0												
Deron Johnson, R (4, PH) OBP: 0.239, SLG: 0.167										1 0 0 0 0 0 1 0												
Moe Drabowsky, R (4, 1) OBP: 0.083, SLG: 0.043										0 0 0 0 0 0 0 0												
Manny Jimenez, L (6, PH) OBP: 0.358, SLG: 0.440										1 0 0 0 0 0 0 1												
Jim Archer, R (6, 1) OBP: 1.000, SLG: 1.000										0 0 0 0 0 0 0 0												
Billy Bryan, L (9, PH) OBP: 0.224, SLG: 0.323										1 0 0 0 0 0 1 0												
<b>Inning Stats</b>	R: 0 E: 1 K: 0 S: 4	H: 1 LOB: 1 BB: 0 P: 4	R: 1 E: 0 K: 1 S: 7	H: 2 LOB: 1 BB: 0 P: 7	R: 1 E: 0 K: 1 S: 7	H: 2 LOB: 2 BB: 1 P: 11	R: 0 E: 0 K: 2 S: 7	H: 0 LOB: 0 BB: 0 P: 7	R: 2 E: 0 K: 0 S: 5	H: 2 LOB: 0 BB: 0 P: 5	R: 0 E: 0 K: 0 S: 4	H: 1 LOB: 1 BB: 0 P: 4	R: 0 E: 0 K: 1 S: 5	H: 0 LOB: 0 BB: 0 P: 5	R: 0 E: 0 K: 0 S: 3	H: 1 LOB: 2 BB: 2 P: 11	R: 0 E: 0 K: 2 S: 9	H: 2 LOB: 2 BB: 0 P: 9	1B: 9 2B: 1 3B: 0 HR: 1	SF: 0 SAC: 1 DP: 1 HBP: 0	WP: 0 PB: 0 SB: 1 CS: 0	PA: 40
<b>PITCHER</b> Earl Wilson, R (1, 1) ERA: 3.91	IP 9.0 WLS W BF 40 H 11 R 4 ER 4 SO 7 BB 3 IBB 0 HBP 0 BLK 0 WP 0 HR 1 S 51 P 63 ERA 4.00 WHIP 1.556											<b>PITCHER</b>	IP WLS BF H R ER SO BB IBB HBP BLK WP HR S P ERA WHIP									



Batter	1	2	3	4	5	6	7	8	9
<b>Gary Geiger, L</b> OBP: 0.335, SLG: 0.390 (1, 8)	F8		3B 1B		SF7 FC6-4 BB		K		
<b>Pumpsie Green, S</b> OBP: 0.293, SLG: 0.300 (1, 6)	P5		1B 3B	K	FC6-4 BB		K2-3		
<b>Carl Yastrzemski, L</b> OBP: 0.370, SLG: 0.479 (1, 7)	1B		2B 1B	F7	SF7		4-3		
<b>Lou Clinton, R</b> OBP: 0.341, SLG: 0.556 (1, 9)	F8		1B 2B	HR 1B	FC6-4		L3 1B		
<b>Pete Runnels, L</b> OBP: 0.417, SLG: 0.465 (1, 3)			G6-4-3 1B E 1B	HR 1B	FC6-4		L3		
<b>Frank Malzone, R</b> OBP: 0.319, SLG: 0.428 (1, 5)	F8		E6 1B FC4-6 1B	HR		5-3			
<b>Russ Nixon, L</b> OBP: 0.284, SLG: 0.367 (1, 2)	G6-4-3		FC4-6 1B	2B		K			
<b>Chuck Schilling, R</b> OBP: 0.306, SLG: 0.354 (1, 4)			FC4-6	P1		F7			
<b>Earl Wilson, R</b> OBP: 0.222, SLG: 0.367 (1, 1)			F3 1B		E6 BB SF7 BB		1-3		

AB	R	H	RBI	BB	SO	LOB
4	2	1	0	1	1	2
4	1	1	2	1	2	0
4	1	2	2	0	0	0
5	2	3	1	0	0	2
5	2	3	2	0	0	2
4	2	2	3	0	0	1
4	0	2	0	0	1	1
4	1	1	1	0	0	2
4	1	1	0	0	0	1

**BOTTOM**

**Kansas City Athletics @ Boston Red Sox**  
**Fenway Park, Boston, MA**  
 Wed Sep 05 1962, 3:33 AM EDT  
 Att. 1,217 - Unknown

[livebaseballscorecards.com](http://livebaseballscorecards.com)

<b>AB</b>	<b>38</b>
<b>R</b>	<b>12</b>
<b>H</b>	<b>16</b>
<b>RBI</b>	<b>11</b>
<b>BB</b>	<b>2</b>
<b>SO</b>	<b>4</b>
<b>LOB</b>	<b>11</b>



Inning Stats	R: 0	H: 1	E: 0	LOB: 1	K: 0	BB: 0	S: 4	P: 4	R: 0	H: 1	E: 0	LOB: 0	K: 0	BB: 0	S: 3	P: 3	R: 7	H: 9	E: 1	LOB: 2	K: 0	BB: 0	S: 12	P: 12	R: 3	H: 4	E: 0	LOB: 1	K: 1	BB: 0	S: 9	P: 9	R: 2	H: 0	E: 1	LOB: 1	K: 0	BB: 2	S: 4	P: 12	R: 0	H: 0	E: 0	LOB: 0	K: 1	BB: 0	S: 5	P: 5	R: 0	H: 0	E: 0	LOB: 0	K: 2	BB: 0	S: 7	P: 7	R: 0	H: 1	E: 0	LOB: 0	K: 0	BB: 0	S: 3	P: 3
--------------	------	------	------	--------	------	-------	------	------	------	------	------	--------	------	-------	------	------	------	------	------	--------	------	-------	-------	-------	------	------	------	--------	------	-------	------	------	------	------	------	--------	------	-------	------	-------	------	------	------	--------	------	-------	------	------	------	------	------	--------	------	-------	------	------	------	------	------	--------	------	-------	------	------

PITCHER	IP	WLS	BF	H	R	ER	SO	BB	IBB	HBP	BLK	WP	HR	S	P	ERA	WHIP
<b>Bill Fischer, R</b> ERA: 3.86 (1, 1)	2.1	L	13	7	5	5	0	0	0	0	0	0	0	13	13	19.29	3.000
<b>Dave Wickersham, R</b> ERA: 3.48 (3, 1)	0.2		6	4	2	2	0	0	0	0	0	0	0	6	6	27.00	6.000
<b>Moe Drabowsky, R</b> ERA: 5.26 (4, 1)	2.0		13	4	5	3	1	2	0	0	0	0	1	13	21	13.50	3.000
<b>Jim Archer, L</b> ERA: 10.17 (6, 1)	3.0		9	1	0	0	3	0	0	0	0	0	0	15	15	0.00	0.333

WP	HR	S	P	ERA	WHIP
0	0	0	0	0	0
0	0	0	0	0	0
0	0	0	0	0	0
0	0	0	0	0	0

Batter	1	2	3	4	5	6	7	8	9	AB R H RBI BB SO LOB	TOP
Jose Tartabull, L (1, 8) OBP: 0.322, SLG: 0.327	0-0 4-3			0-0 1-3		0-0 L4		0-0 5-3		4 0 0 0 0 0 0	<b>Kansas City Athletics @ Cleveland Indians</b> <b>Cleveland Municipal Stadium, Cleveland, OH</b> Fri Sep 07 1962, 7:05 PM EDT Att. 3,394 - Unknown <a href="http://livebaseballscorecards.com">livebaseballscorecards.com</a>
Gino Cimoli, R (1, 9) OBP: 0.321, SLG: 0.427	4-0 BB BB CS BB			0-0 3-1		0-0 F8		0-0 SH1-4 1B	3 1 1 0 1 0 0		
Jerry Lumpe, L (1, 4) OBP: 0.346, SLG: 0.446	0-0 F9 1-2			0-0 2B		0-0 4-3		0-0 SH1-4 1-3 E2	4 0 1 0 0 0 2		
Norm Siebern, L (1, 3) OBP: 0.415, SLG: 0.509		0-0 4-3		0-0 F7		4-0 BB BB BB BB 1-3 BB		4-0 FC6-5 SH1-4 IBB	2 0 0 0 2 0 1		
Ed Charles, R (1, 5) OBP: 0.363, SLG: 0.460		0-0 1-6-3		0-0 F2		0-3 K		0-0 SH1-4	3 0 0 1 0 1 1		
George Alujik, R (1, 7) OBP: 0.333, SLG: 0.513		0-0 4-3		4-0 BB BB BB BB BB BB 1-2 BB BB		0-0 1-3		0-0 1-2 FC6-5	3 0 0 0 1 0 3 0 0 0 0 0 0 0		
Bobby Del Greco, R (9, 7) OBP: 0.378, SLG: 0.414											
Wayne Causey, L (1, 6) OBP: 0.350, SLG: 0.343			0-0 F4		0-0 F9		0-0 1-3		0-0 4-3	4 0 0 0 0 0 4	
Haywood Sullivan, R (1, 2) OBP: 0.323, SLG: 0.319			0-0 F9		4-0 BB BB BB BB 1-2 BB		0-0 F9		0-0 F9	2 0 0 0 1 0 0	
Orlando Pena, R (1, 1) OBP: 0.174, SLG: 0.143			0-3 K		0-0 F4		0-3 K			3 0 0 0 0 2 2 0 0 0 0 0 0 0	
John Wyatt, R (9, 1) OBP: 0.133, SLG: 0.103											
<b>Inning Stats</b>	R: 0 E: 0 K: 0 S: 2 H: 0 LOB: 0 BB: 1 P: 6	R: 0 E: 0 K: 0 S: 3 H: 0 LOB: 0 BB: 0 P: 3	R: 0 E: 0 K: 1 S: 5 H: 0 LOB: 0 BB: 0 P: 5	R: 0 E: 0 K: 0 S: 4 H: 1 LOB: 1 BB: 0 P: 4	R: 0 E: 0 K: 0 S: 3 H: 0 LOB: 2 BB: 2 P: 11	R: 0 E: 0 K: 0 S: 3 H: 0 LOB: 0 BB: 0 P: 3	R: 0 E: 0 K: 1 S: 5 H: 0 LOB: 1 BB: 1 P: 9	R: 0 E: 0 K: 1 S: 5 H: 0 LOB: 0 BB: 0 P: 5	R: 1 E: 1 K: 0 S: 5 H: 1 LOB: 2 BB: 1 P: 9	1B: 1 2B: 1 3B: 0 HR: 0 SF: 0 SAC: 1 DP: 0 HBP: 0	WP: 0 PB: 0 SB: 0 CS: 1 PA: 34
<b>PITCHER</b> Pedro Ramos, R (1, 1) ERA: 3.63	IP: 9.0 WLS: W BF: 34 H: 2 R: 1 ER: 1 SO: 3 BB: 4 IBB: 1 HBP: 0 BLK: 0 WP: 0 HR: 0 S: 35 P: 55 ERA: 1.00 WHIP: 0.667										



Batter	1	2	3	4	5	6	7	8	9	AB	R	H	RBI	BB	SO	LOB
Willie Tasby, R (1, 8) OBP: 0.321, SLG: 0.327	0-0 1B		0-0 F4		0-3 K			0-3 K		4	0	1	0	0	2	1
Al Luplow, L (1, 7) OBP: 0.357, SLG: 0.469	0-0 F8		0-0 F6			0-0 F8		0-3 K		4	0	0	0	0	1	1
Tito Francona, L (1, 3) OBP: 0.320, SLG: 0.396	0-0 F8			0-0 L4		0-0 4-3			0-0 SH3-4 1B	4	1	1	0	0	0	1
Willie Kirkland, L (1, 9) OBP: 0.275, SLG: 0.374	0-3 K			0-3 K		0-0 F7			0-0 SH3-4 1-2	3	0	0	0	0	2	1
Doc Edwards, R (1, 2) OBP: 0.359, SLG: 0.439		0-0 5-3		0-0 1B		0-0 5-3			0-0 E5 1B IBB BB	4	0	1	0	0	0	1
Jim Mahoney, R (9, PR) OBP: 0.257, SLG: 0.408									2-3	0	1	0	0	0	0	0
Woodie Held, R (1, 6) OBP: 0.356, SLG: 0.391		0-0 F9		0-0 5-3		0-3 K			4-0 BB 1B 1-2 IBB	3	0	0	0	1	1	1
Bubba Phillips, R (1, 5) OBP: 0.291, SLG: 0.356		0-0 1B			0-0 2B		0-0 1B		0-0 BB 1-2 2-3 3-H 1B	4	0	4	1	0	0	0
Jerry Kindall, R (1, 4) OBP: 0.291, SLG: 0.352		0-0 F8			0-0 6-3		0-0 F8		4-0 BB 1-2 2-3 3-H BB	3	0	0	1	1	0	3
Pedro Ramos, S (1, 1) OBP: 0.186, SLG: 0.368			0-0 4-3		0-0 5-3			0-3 K		3	0	0	0	0	1	1

Inning Stats	R: 0	H: 1	E: 0	LOB: 1	K: 1	BB: 0	S: 6	R: 0	H: 1	E: 0	LOB: 1	K: 0	BB: 0	S: 4	R: 0	H: 0	E: 0	LOB: 0	K: 0	BB: 0	S: 3	R: 0	H: 1	E: 0	LOB: 1	K: 1	BB: 0	S: 6	R: 0	H: 0	E: 0	LOB: 0	K: 0	BB: 0	S: 3	R: 0	H: 1	E: 0	LOB: 1	K: 1	BB: 0	S: 6	R: 0	H: 0	E: 0	LOB: 0	K: 3	BB: 0	S: 9	R: 0	H: 0	E: 1	LOB: 3	K: 0	BB: 2	S: 4	R: 2	H: 2	E: 1	LOB: 3	K: 0	BB: 2	S: 4	1B: 6	SF: 0	2B: 1	SAC: 1	3B: 0	DP: 0	HR: 0	HBP: 0	WP: 0	PA: 35
--------------	------	------	------	--------	------	-------	------	------	------	------	--------	------	-------	------	------	------	------	--------	------	-------	------	------	------	------	--------	------	-------	------	------	------	------	--------	------	-------	------	------	------	------	--------	------	-------	------	------	------	------	--------	------	-------	------	------	------	------	--------	------	-------	------	------	------	------	--------	------	-------	------	-------	-------	-------	--------	-------	-------	-------	--------	-------	--------

PITCHER	IP	WLS	BF	H	R	ER	SO	BB	IBB	HBP	BLK	WP	HR	S	P	ERA	WHIP
Orlando Pena, R (1, 1) ERA: 2.77	8.1	L	33	6	2	1	7	0	1	0	0	0	0	46	50	1.08	0.720
John Wyatt, R (9, 1) ERA: 4.63	0.0		2	1	0	0	0	1	0	0	0	0	0	1	5	∞	∞

**BOTTOM**

**Kansas City Athletics @ Cleveland Indians**  
Cleveland Municipal Stadium, Cleveland, OH


livebaseballscorecards.com

<b>AB</b>	<b>32</b>
<b>R</b>	<b>2</b>
<b>H</b>	<b>7</b>
<b>RBI</b>	<b>2</b>
<b>BB</b>	<b>2</b>
<b>SO</b>	<b>7</b>
<b>LOB</b>	<b>10</b>



Fri Sep 07 1962, 7:05 PM EDT  
Att. 3,394 - Unknown

Batter	1	2	3	4	5	6	7	8	9	AB R H RBI BB SO LOB	TOP											
<b>Bobby Del Greco, R</b> (1, 8) OBP: 0.376, SLG: 0.410	1-0 FC6-4 HBP		0-0 F7		0-0 G5-4-3			0-0 F6		3 0 0 0 0 0 1	<b>Kansas City Athletics @ Cleveland Indians</b> <b>Cleveland Municipal Stadium, Cleveland, OH</b> Sat Sep 08 1962, 7:05 PM EDT Att. 3,230 - Unknown <a href="http://livebaseballscorecards.com">livebaseballscorecards.com</a>											
<b>Gino Cimoli, R</b> (1, 9) OBP: 0.319, SLG: 0.424	0-0 FC6-4 1B			0-0 F9		0-0 6-3		0-0 5-3		4 0 0 0 0 0 1												
<b>Jerry Lumpe, L</b> (1, 4) OBP: 0.348, SLG: 0.448	0-0 G4-6-3 1B			0-0 1B 1B		0-0 4-3 1B		0-0 4-3		4 1 3 0 0 0 0												
<b>Norm Siebern, L</b> (1, 3) OBP: 0.414, SLG: 0.507	0-0 G4-6-3			0-0 1B 1B E		0-0 4-3		0-0 4-3		4 1 1 0 0 0 3												
<b>Ed Charles, R</b> (1, 5) OBP: 0.362, SLG: 0.459		0-3 K		0-0 FC3-6 1B		0-0 F8		0-0 5-3		4 0 1 1 0 1 1												
<b>Manny Jimenez, L</b> (1, 7) OBP: 0.356, SLG: 0.437		0-0 F5		0-0 FC3-6 1B		0-0 F4				3 0 0 0 0 0 1												
<b>Billy Consolo, R</b> (1, 6) OBP: 0.324, SLG: 0.267		0-0 F4		0-0 6-3		0-0 F3				3 0 0 0 0 0 1												
<b>Haywood Sullivan, R</b> (1, 2) OBP: 0.319, SLG: 0.314		0-3 K		0-0 4-3		0-0 F8				3 0 0 0 0 1 0												
<b>Dan Pfister, R</b> (1, 1) OBP: 0.155, SLG: 0.155		0-0 1-3		0-0 G5-4-3 1B				0-0 F7		2 0 1 0 0 0 0												
<b>Jose Tartabull, L</b> (8, PH) OBP: 0.321, SLG: 0.325										1 0 0 0 0 0 0												
<b>John Wyatt, R</b> (8, 1) OBP: 0.133, SLG: 0.103										0 0 0 0 0 0 0												
<b>Inning Stats</b>	R: 0 E: 0 K: 0 S: 3	H: 1 LOB: 1 BB: 0 P: 4	R: 0 E: 0 K: 1 S: 5	H: 0 LOB: 0 BB: 0 P: 5	R: 0 E: 0 K: 1 S: 5	H: 0 LOB: 0 BB: 0 P: 5	R: 2 E: 1 K: 0 S: 6	H: 3 LOB: 1 BB: 0 P: 6	R: 0 E: 0 K: 0 S: 3	H: 1 LOB: 0 BB: 0 P: 3	R: 0 E: 0 K: 0 S: 4	H: 1 LOB: 1 BB: 0 P: 4	R: 0 E: 0 K: 0 S: 3	H: 0 LOB: 0 BB: 0 P: 3	R: 0 E: 0 K: 0 S: 3	H: 0 LOB: 0 BB: 0 P: 3	R: 0 E: 0 K: 0 S: 3	H: 0 LOB: 0 BB: 0 P: 3	1B: 6 2B: 0 3B: 0 HR: 0	SF: 0 SAC: 0 DP: 2 HBP: 1	WP: 0 PB: 0 SB: 0 CS: 0	PA: 32
<b>PITCHER</b> <b>Barry Latman, R</b> (1, 1) ERA: 3.9	IP: 9.0 WLS: W BF: 32 H: 6 R: 2 ER: 1 SO: 2 BB: 0 IBB: 0 HBP: 1 BLK: 0 WP: 0 HR: 0 S: 35 P: 36 ERA: 1.00 WHIP: 0.667											<b>PITCHER</b>	IP: 9.0 WLS: W BF: 32 H: 6 R: 2 ER: 1 SO: 2 BB: 0 IBB: 0 HBP: 1 BLK: 0 WP: 0 HR: 0 S: 35 P: 36 ERA: 1.00 WHIP: 0.667									



Batter	1	2	3	4	5	6	7	8	9	AB	R	H	RBI	BB	SO	LOB	BOTTOM				
Willie Tasby, R OBP: 0.324, SLG: 0.327 (1, 8) X	0-0 2B E 1B		4-0 CS BB		0-0 4-3			0-3 K		3	1	1	0	1	1	0	<b>Kansas City Athletics @ Cleveland Indians</b> Cleveland Municipal Stadium, Cleveland, OH Sat Sep 08 1962, 7:05 PM EDT Att. 3,230 - Unknown				
Al Luplow, L OBP: 0.353, SLG: 0.463 (1, 7) X	0-0 F9		0-3 K 1-2			0-0 4-3		0-0 F8		4	0	0	0	0	1	2					
Tito Francona, L OBP: 0.322, SLG: 0.403 (1, 3) X	0-0 F7			0-0 HR		0-0 G4-6-3 1B				3	1	2	1	0	0	1					
Willie Kirkland, L OBP: 0.276, SLG: 0.376 (1, 9) X	0-0 E2 1-H 2B			0-0 F7		0-0 G4-6-3 1-2f				3	0	1	0	0	0	1					
Doc Edwards, R OBP: 0.367, SLG: 0.445 (1, 2) SSS	0-3 K			0-0 2B 1B			0-0 FC5-4 1B			3	1	2	0	0	1	1					
Woodie Held, R OBP: 0.354, SLG: 0.388 (1, 6) X		0-0 1-3		0-3 K			0-0 F2			3	0	0	0	0	1	2					
Bubba Phillips, R OBP: 0.291, SLG: 0.358 (1, 5) X		0-0 F9		0-0 1-H 2B			0-0 FC5-4 1-2f			3	0	1	1	0	0	1					
Jerry Kindall, R OBP: 0.290, SLG: 0.350 (1, 4) SSS		0-3 K			0-0 F8		0-0 F8			3	0	0	0	0	1	1					
Barry Latman, R OBP: 0.235, SLG: 0.271 (1, 1) X			0-0 4-3		0-0 F5			0-0 1-3		3	0	0	0	0	0	0					
<b>Inning Stats</b>	R: 1 E: 1 K: 1 S: 7	H: 2 LOB: 1 BB: 0 P: 7	R: 0 E: 0 K: 1 S: 5	H: 0 LOB: 0 BB: 0 P: 5	R: 0 E: 0 K: 1 S: 4	H: 0 LOB: 0 BB: 1 P: 8	R: 2 E: 0 K: 1 S: 7	H: 3 LOB: 1 BB: 0 P: 7	R: 0 E: 0 K: 0 S: 3	H: 1 LOB: 0 BB: 0 P: 3	R: 0 E: 0 K: 0 S: 3	H: 1 LOB: 0 BB: 0 P: 3	R: 0 E: 0 K: 0 S: 4	H: 1 LOB: 1 BB: 0 P: 4	R: 0 E: 0 K: 1 S: 5	H: 0 LOB: 0 BB: 0 P: 5	1B: 4 2B: 2 3B: 0 HR: 1	SF: 0 SAC: 0 DP: 1 HBP: 0	WP: 0 PB: 0 SB: 0 CS: 1	PA: 29	
PITCHER	IP	WLS	BF	H	R	ER	SO	BB	IBB	HBP	BLK	WP	HR	S	P	ERA	WHIP				
Dan Pfister, R ERA: 4.77 (1, 1)	7.0	L	26	7	3	2	4	1	0	0	0	0	0	33	37	2.57	1.143				
John Wyatt, R ERA: 4.59 (8, 1)	1.0		3	0	0	0	1	0	0	0	0	0	0	5	5	0.00	0.000				

AB	28
R	3
H	7
RBI	2
BB	1
SO	5
LOB	9



Batter	1	2	3	4	5	6	7	8	9	AB R H RBI BB SO LOB	TOP											
Jose Tartabull, L (1, 8) OBP: 0.326, SLG: 0.331	0-0 F9	0-0 1-3		0-0 1B		0-0 1B		0-0 1B		5 1 3 0 0 0 0	<b>Kansas City Athletics @ Cleveland Indians</b> <b>Cleveland Municipal Stadium, Cleveland, OH</b> Sun Sep 09 1962, 3:33 AM EDT Att. 3,077 - Unknown <a href="http://livebaseballscorecards.com">livebaseballscorecards.com</a>											
Gino Cimoli, R (1, 9) OBP: 0.322, SLG: 0.424	0-0 E3	0-0 1B		4-0 1B		0-0 FC4-6		0-0 1B		4 0 2 0 1 0 1												
Jerry Lumpe, L (1, 4) OBP: 0.347, SLG: 0.446	0-0 F7	0-0 FC6		0-0 1B		0-0 F5		0-0 4-3		5 0 1 1 0 0 5												
Norm Siebern, L (1, 3) OBP: 0.411, SLG: 0.502	0-3 K		0-0 E7	0-0 G3		0-0 4-3		0-0 4-3		5 1 0 0 0 1 4												
Ed Charles, R (1, 5) OBP: 0.360, SLG: 0.458		0-0 E	0-0 F9	0-0 FC5-2		0-0 6-3		0-0 6-3		5 1 1 0 0 0 3												
Manny Jimenez, L (1, 7) OBP: 0.355, SLG: 0.434		0-0 HR	0-0 1B	0-0 F9		0-0 F4		0-0 F5		5 2 1 1 0 0 3												
Wayne Causey, L (1, 6) OBP: 0.345, SLG: 0.337		0-0 HR	0-0 1-4-3		0-0 F8		0-0 3-1			4 1 0 0 0 0 2												
Haywood Sullivan, R (1, 2) OBP: 0.322, SLG: 0.330		0-0 HR	0-0 1B		0-0 5-3		0-0 F7			4 1 2 4 0 0 0												
Ed Rakow, S (1, 1) OBP: 0.123, SLG: 0.113	0-3 K	0-0 F4			0-0 6-3		0-0 F3			2 0 0 0 0 1 1												
Dave Wickersham, R (3, 1) OBP: 0.129, SLG: 0.069										1 0 0 0 0 0 0												
Moe Drabowsky, R (6, 1) OBP: 0.083, SLG: 0.043										0 0 0 0 0 0 0												
John Wojcik, L (8, PH)										1 0 0 0 0 0 0												
Jim Archer, R (8, 1) OBP: 1.000, SLG: 1.000										0 0 0 0 0 0 0												
<b>Inning Stats</b>	R: 0 E: 1 K: 1 S: 6	H: 0 LOB: 1 BB: 0 P: 6	R: 4 E: 1 K: 1 S: 10	H: 3 LOB: 1 BB: 0 P: 10	R: 2 E: 1 K: 0 S: 6	H: 2 LOB: 1 BB: 0 P: 6	R: 1 E: 0 K: 0 S: 5	H: 2 LOB: 2 BB: 1 P: 9	R: 0 E: 0 K: 0 S: 3	H: 0 LOB: 0 BB: 0 P: 3	R: 0 E: 0 K: 0 S: 4	H: 1 LOB: 1 BB: 0 P: 4	R: 0 E: 0 K: 0 S: 3	H: 0 LOB: 0 BB: 0 P: 3	R: 0 E: 0 K: 0 S: 5	H: 2 LOB: 2 BB: 0 P: 5	R: 0 E: 0 K: 0 S: 3	H: 0 LOB: 0 BB: 0 P: 3	1B: 8 2B: 1 3B: 0 HR: 1	SF: 0 SAC: 0 DP: 0 HBP: 0	WP: 0 PB: 0 SB: 1 CS: 0	PA: 42
<b>PITCHER</b> Dick Donovan, R (1, 1) ERA: 3.29	IP: 9.0 WLS: W BF: 42 H: 10 R: 7 ER: 4 SO: 2 BB: 1 IBB: 0 HBP: 0 BLK: 0 WP: 0 HR: 1 S: 45 P: 49 ERA: 4.00 WHIP: 1.222											<b>PITCHER</b>	IP: WLS: BF: H: R: ER: SO: BB: IBB: HBP: BLK: WP: HR: S: P: ERA: WHIP:									





Batter	1	2	3	4	5	6	7	8	9	AB	R	H	RBI	BB	SO	LOB
Willie Tasby, R OBP: 0.325, SLG: 0.329 (1, 8)	0-0 4-3		0-0 1B HBP	0-0 1B HR		0-0 F6	0-0 F9			5	2	2	0	0	0	1
Al Luplow, L OBP: 0.357, SLG: 0.471 (1, 7)	0-0 F4		1-0 1B 2B HBP	0-0 1B HR		4-0 G3 BB		0-0 F3		3	2	1	2	1	0	0
Tito Francona, L OBP: 0.321, SLG: 0.401 (1, 3)	0-0 L4		0-0 2B 1B WP	0-0 L8		0-0 G3		0-0 4-3		5	1	1	1	0	0	1
Willie Kirkland, L OBP: 0.279, SLG: 0.389 (1, 9)		0-0 HR	0-0 WP 1-3 5-3 2B		0-0 1B SF8 1B	0-3 K		0-0 L4		5	3	3	2	0	1	1
Doc Edwards, R OBP: 0.379, SLG: 0.456 (1, 2)		0-0 WP 1B	0-0 5-3		0-0 1B SF8 2B 1B		0-0 E 1B 1B			4	2	3	1	0	0	0
Woodie Held, R OBP: 0.353, SLG: 0.395 (1, 6)		0-0 F4	0-0 HR		0-0 SF8		0-0 F4			3	1	1	2	0	0	2
Bubba Phillips, R OBP: 0.291, SLG: 0.357 (1, 5)		0-0 F8	0-0 F8		0-0 5-3		0-0 E5 1B 1B			4	1	1	0	0	0	2
Jerry Kindall, R OBP: 0.291, SLG: 0.353 (1, 4)		0-3 K		0-0 5-3		0-0 2B		0-0 SH3-4 1B		4	0	2	3	0	1	1
Dick Donovan, L OBP: 0.264, SLG: 0.349 (1, 1)			0-0 F7	0-3 K		0-0 F5		0-0 SH3-4		3	0	0	0	0	1	1

Inning Stats	R: 0	H: 0	E: 0	K: 0	S: 3	P: 3	R: 1	H: 2	E: 0	K: 1	S: 7	R: 5	H: 4	E: 0	K: 0	S: 7	R: 2	H: 2	E: 0	K: 1	S: 7	R: 2	H: 3	E: 0	K: 0	S: 6	R: 0	H: 0	E: 0	K: 1	S: 5	R: 2	H: 3	E: 1	K: 0	S: 6	R: 0	H: 0	E: 0	K: 0	S: 3	1B: 9	SF: 1	3B: 0	HR: 3
--------------	------	------	------	------	------	------	------	------	------	------	------	------	------	------	------	------	------	------	------	------	------	------	------	------	------	------	------	------	------	------	------	------	------	------	------	------	------	------	------	------	------	-------	-------	-------	-------

PITCHER	IP	WLS	BF	H	R	ER	SO	BB	IBB	HBP	BLK	WP	HR	S	P	ERA	WHIP
Ed Rakow, R ERA: 4.32 (1, 1)	2.2		15	6	6	6	1	0	0	1	0	2	2	16	17	20.25	2.250
Dave Wickersham, R ERA: 3.81 (3, 1)	2.1	L	12	5	4	4	1	0	0	0	0	0	1	14	14	15.43	2.143
Moe Drabowsky, R ERA: 5.25 (6, 1)	2.0		10	3	2	1	1	1	0	0	0	0	0	11	15	4.50	2.000
Jim Archer, L ERA: 9.79 (8, 1)	1.0		3	0	0	0	0	0	0	0	0	0	0	3	3	0.00	0.000

**BOTTOM**


**Kansas City Athletics @ Cleveland Indians**  
Cleveland Municipal Stadium, Cleveland, OH

Sun Sep 09 1962, 3:33 AM EDT  
Att. 3,077 - Unknown

AB 36  
R 12  
H 14  
RBI 11  
BB 1  
SO 3  
LOB 9



Batter	1	2	3	4	5	6	7	8	9	AB R H RBI BB SO LOB	TOP									
Jose Tartabull, L (1, 8) OBP: 0.320, SLG: 0.325	0-0 6-3		0-0 F2			0-0 G3	0-0 FC1-6-4 1B E		0-0 F8	5 1 0 1 0 0 1	<b>Kansas City Athletics @ Chicago White Sox</b> Comiskey Park, Chicago, IL Mon Sep 10 1962, 8:05 PM EDT Att. 5,706 - Unknown  <a href="http://livebaseballscorecards.com">livebaseballscorecards.com</a>  <b>AB 38</b> <b>R 3</b> <b>H 10</b> <b>RBI 2</b> <b>BB 1</b> <b>SO 1</b> <b>LOB 15</b>									
Gino Cimoli, R (1, 9) OBP: 0.322, SLG: 0.426	0-0 4-3		0-0 4-3			0-0 F4	0-0 E 1-3 1B		0-0 2B	5 0 2 0 0 0 0										
Jerry Lumpe, L (1, 4) OBP: 0.346, SLG: 0.443	0-0 F7				0-0 6-3	0-0 2B 1B	0-0 E3 1-3 3-H		0-3 K	5 0 1 0 0 1 2										
Norm Siebern, L (1, 3) OBP: 0.410, SLG: 0.502		0-0 3-1			0-0 5-3	0-0 1-3 2B	0-0 1-3			4 0 1 0 0 0 2										
Ed Charles, R (1, 5) OBP: 0.361, SLG: 0.457		0-0 E 1B			4-0 BB	0-0 F9		0-0 F7		3 0 1 0 1 0 2										
Manny Jimenez, L (1, 7) OBP: 0.354, SLG: 0.433		0-0 F8			0-0 4-3		0-0 1B 1B		0-0 4-3	4 1 1 0 0 0 2										
Wayne Causey, L (1, 6) OBP: 0.347, SLG: 0.340		0-0 E3 1-3					0-0 F8		0-0 1B	4 0 2 0 0 0 2										
Haywood Sullivan, R (1, 2) OBP: 0.321, SLG: 0.329		0-0 G3				0-0 G6-3 1B	0-0 1B FC1-6-4 1B		0-0 F8	4 1 1 0 0 0 4										
Bill Fischer, R (1, 1) OBP: 0.133, SLG: 0.167			0-0 F4				0-0 1B FC1-6-4 1B		0-0 4-3	2 0 0 0 0 0 0										
John Wojcik, L (7, PH) OBP: 0.500, SLG: 0.500										1 0 1 1 0 0 0										
Dave Wickersham, R (7, 1) OBP: 0.129, SLG: 0.069										0 0 0 0 0 0 0										
George Alusik, R (9, PH) OBP: 0.332, SLG: 0.510										1 0 0 0 0 0 0										
<b>Inning Stats</b>	R: 0 E: 0 K: 0 S: 3	H: 0 LOB: 0 BB: 0 P: 3	R: 0 E: 1 K: 0 S: 5	H: 1 LOB: 2 BB: 0 P: 5	R: 0 E: 0 K: 0 S: 3	H: 0 LOB: 0 BB: 0 P: 3	R: 0 E: 0 K: 0 S: 3	H: 1 LOB: 0 BB: 0 P: 3	R: 0 E: 0 K: 0 S: 5	H: 2 LOB: 2 BB: 0 P: 5	R: 3 E: 1 K: 0 S: 8	H: 4 LOB: 2 BB: 0 P: 8	R: 0 E: 0 K: 0 S: 4	H: 1 LOB: 1 BB: 0 P: 4	R: 0 E: 0 K: 1 S: 6	H: 1 LOB: 1 BB: 0 P: 6	1B: 8 2B: 2 3B: 0 HR: 0	SF: 0 SAC: 0 DP: 1 HBP: 0	WP: 0 PB: 0 SB: 0 CS: 0	PA: 39
<b>PITCHER</b> Ray Herbert, R (1, 1) ERA: 3.22	IP 9.0 WLS W BF 39 H 10 R 3 ER 2 SO 1 BB 1 IBB 0 HBP 0 BLK 0 WP 0 HR 0 S 40 P 44 ERA 2.00 WHIP 1.222																			



Batter	1	2	3	4	5	6	7	8	9	AB R H RBI BB SO LOB	BOTTOM
--------	---	---	---	---	---	---	---	---	---	----------------------	--------

Luis Aparicio, R OBP: 0.284, SLG: 0.349 (1, 6)	0-0 S 2B 1B	0-0 F9			0-0 E 1B 1B		0-0 L3 1B			4 2 3 0 0 0 1	<p><b>Kansas City Athletics @ Chicago White Sox</b> Comiskey Park, Chicago, IL Mon Sep 10 1962, 8:05 PM EDT Att. 5,706 - Unknown</p> <p>livebaseballscorecards.com</p>
Nellie Fox, L OBP: 0.310, SLG: 0.338 (1, 4)	0-0 SH5-3 1-H FC4-2 2B		0-0 FC4-6 1B		0-0 E6 1B 4-3 1B		0-0 L3 1-2			4 1 2 1 0 0 2	
Deacon Jones, L OBP: 0.429, SLG: 0.333 (1, 3)	0-0 SH5-3 2-3		0-0 FC4-6 FC3-6 1-2f		0-0 4-3 1B		0-0 G3 1-3 2-H			3 0 1 1 0 0 1	
Floyd Robinson, L OBP: 0.382, SLG: 0.461 (1, 7)	0-0 FC4-2 3-H		0-0 FC3-6 1-2f		0-0 4-3		0-0 L5 1-2			4 0 0 1 0 0 3	
Jim Landis, R OBP: 0.333, SLG: 0.389 (1, 8)	0-0 F8		0-3 K		0-0 F2 3-H		0-0 L5 BB G6-4-3 BB			3 0 0 0 1 1 3	
Mike Hershberger, R OBP: 0.325, SLG: 0.319 (1, 9)		0-0 E6 G3 2B		0-0 E6 6-3		0-0 6-3	0-0 L5 BB G6-4-3 1-2f			4 1 0 0 0 0 2	
J.C. Martin, L OBP: 0.083, SLG: 0.083 (1, 2)		0-0 G3 1-2		0-0 F8 6-3		0-0 G4-6-3 1B				3 0 1 0 0 0 2	
Sammy Esposito, R OBP: 0.361, SLG: 0.238 (1, 5)		0-0 5-3		0-0 6-3 2-3		0-0 G4-6-3 1-2f				3 0 0 0 0 0 3	
Ray Herbert, R OBP: 0.237, SLG: 0.292 (1, 1)		0-0 2-H 2B		0-0 F6		0-0 5-3				3 0 1 1 0 0 1	

Inning Stats	R: 1 E: 0 K: 0 S: 5	H: 2 LOB: 1 BB: 0 P: 5	R: 1 E: 1 K: 0 S: 5	H: 1 LOB: 1 BB: 0 P: 5	R: 0 E: 0 K: 1 S: 6	H: 1 LOB: 1 BB: 0 P: 6	R: 0 E: 1 K: 0 S: 4	H: 0 LOB: 1 BB: 0 P: 4	R: 2 E: 1 K: 0 S: 6	H: 2 LOB: 1 BB: 0 P: 6	R: 0 E: 0 K: 0 S: 3	H: 1 LOB: 0 BB: 0 P: 3	R: 0 E: 0 K: 0 S: 3	H: 1 LOB: 0 BB: 0 P: 3	R: 0 E: 0 K: 0 S: 2	H: 0 LOB: 0 BB: 1 P: 6	1B: 6 2B: 3 3B: 0 HR: 0	SF: 0 SAC: 1 DP: 3 HBP: 0	WP: 0 PB: 0 SB: 1 CS: 0	PA: 33
--------------	------------------------------	---------------------------------	------------------------------	---------------------------------	------------------------------	---------------------------------	------------------------------	---------------------------------	------------------------------	---------------------------------	------------------------------	---------------------------------	------------------------------	---------------------------------	------------------------------	---------------------------------	----------------------------------	------------------------------------	----------------------------------	--------

PITCHER	IP	WLS	BF	H	R	ER	SO	BB	IBB	HBP	BLK	WP	HR	S	P	ERA	WHIP	IP	WLS	BF	H	R	ER	SO	BB	IBB	HBP	BLK	WP	HR	S	P	ERA	WHIP	
Bill Fischer, R ERA: 3.81 (1, 1)	6.0	L	27	7	4	2	1	0	0	0	0	0	0	29	29	3.00	1.167																		
Dave Wickersham, R ERA: 3.72 (7, 1)	2.0		6	1	0	0	0	1	0	0	0	0	0	5	9	0.00	1.000																		



Batter	1	2	3	4	5	6	7	8	9	AB R H RBI BB SO LOB	TOP											
<b>Bobby Del Greco, R</b> (1, 8) OBP: 0.375, SLG: 0.408	0-0 F3		0-3 K		0-0 F8			0-0 SH2-4 2B 1B		4 1 1 0 0 1 1	<b>Kansas City Athletics @ Los Angeles Angels</b> <b>Dodger Stadium, Los Angeles, CA</b> Wed Sep 12 1962, 7:05 PM PDT Att: 8,670 - Unknown - 67 F											
<b>Gino Cimoli, R</b> (1, 9) OBP: 0.322, SLG: 0.425	0-0 F8			0-0 F7		0-0 WP SH1-3 1B		0-0 SH2-4		3 0 1 0 0 0 0												
<b>Jerry Lumpe, L</b> (1, 4) OBP: 0.346, SLG: 0.445	0-0 1-3			0-0 F5		0-0 SH1-3		0-0 G3 3B 2B		3 1 1 1 0 0 0												
<b>Norm Siebern, L</b> (1, 3) OBP: 0.410, SLG: 0.500		4-0 BB FC5-4		0-0 F8		4-0 BB 2-3		0-0 G3		2 0 0 0 2 0 1												
<b>Ed Charles, R</b> (1, 5) OBP: 0.361, SLG: 0.460		0-0 FC5-4 FC6-4		0-3 K		0-0 F3		0-0 3B		4 0 1 1 0 1 3												
<b>George Alusik, R</b> (1, 7) OBP: 0.326, SLG: 0.500		0-0 FC6-4 PB		0-0 F2		0-0 5-3		0-0 5-3		4 0 0 0 0 0 4												
<b>Billy Consolo, R</b> (1, 6) OBP: 0.323, SLG: 0.262		0-3 K		4-0 2B BB		0-3 K		0-0 6-3		3 1 0 0 1 2 1												
<b>Haywood Sullivan, R</b> (1, 2) OBP: 0.320, SLG: 0.332			0-0 L4		0-0 1B 2B		0-0 F2		0-3 K	4 1 1 1 0 1 0												
<b>Orlando Pena, R</b> (1, 1) OBP: 0.185, SLG: 0.160			0-3 K		0-0 2B 1B		0-3 K		0-3 K	4 0 1 1 0 3 0												
<b>Inning Stats</b>	R: 0 E: 0 K: 0 S: 3	H: 0 LOB: 0 BB: 0 P: 3	R: 0 E: 0 K: 1 S: 5	H: 0 LOB: 1 BB: 1 P: 9	R: 0 E: 0 K: 2 S: 7	H: 0 LOB: 0 BB: 0 P: 7	R: 0 E: 0 K: 0 S: 3	H: 0 LOB: 0 BB: 0 P: 3	R: 2 E: 0 K: 1 S: 7	H: 2 LOB: 1 BB: 1 P: 11	R: 0 E: 0 K: 0 S: 4	H: 1 LOB: 2 BB: 1 P: 8	R: 0 E: 0 K: 2 S: 7	H: 0 LOB: 0 BB: 0 P: 7	R: 2 E: 0 K: 0 S: 6	H: 3 LOB: 1 BB: 0 P: 6	R: 0 E: 0 K: 2 S: 7	H: 0 LOB: 0 BB: 0 P: 7	1B: 3 2B: 2 3B: 1 HR: 0	SF: 0 SAC: 2 DP: 0 HBP: 0	WP: 1 PB: 1 SB: 0 CS: 0	PA: 36
<b>PITCHER</b>	IP WLS BF H R ER SO BB IBB HBP BLK WP HR S P ERA WHIP																					
<b>Bo Belinsky, L</b> (1, 1) ERA: 3.63	7.2 L 32 6 4 4 6 3 0 0 0 0 1 0 41 53 4.70 1.174																					
<b>Tom Morgan, R</b> (8, 1) ERA: 2.95	0.1 1 0 0 0 0 0 0 0 0 0 0 0 1 1 0.00 0.000																					
<b>Bob Botz, R</b> (9, 1) ERA: 3.76	1.0 3 0 0 0 0 2 0 0 0 0 0 0 0 7 7 0.00 0.000																					

livebaseballscorecards.com

AB	31
R	4
H	6
RBI	4
BB	3
SO	8
LOB	10



Batter	1	2	3	4	5	6	7	8	9	AB R H RBI BB SO LOB
--------	---	---	---	---	---	---	---	---	---	----------------------

**BOTTOM**

<b>Albie Pearson, L</b> <small>OBP: 0.365, SLG: 0.351</small> (1, 8) X	0-0 F9 ① 		0-0 F9 ② 			0-0 4-3 ① 			0-0 F8 ① 	4 0 0 0 0 0 0
<b>Billy Moran, R</b> <small>OBP: 0.322, SLG: 0.408</small> (1, 4) X	0-0 6-3 ② 		0-0 4-3 ③ 			0-0 6-3 ② 			0-3 K ② 	4 0 0 0 0 1 0
<b>Lee Thomas, L</b> <small>OBP: 0.355, SLG: 0.474</small> (1, 3) X	0-0 1B 			0-0 F5 ① 		0-3 K ③ 			0-0 HR 	4 1 2 1 0 1 0
<b>Leon Wagner, L</b> <small>OBP: 0.331, SLG: 0.516</small> (1, 7) X	0-0 F8 ③ 			0-0 F5 ② 			0-0 4-3 ① 		0-0 L3 ③ 	4 0 0 0 0 0 1
<b>Buck Rodgers, S</b> <small>OBP: 0.313, SLG: 0.378</small> (1, 2) X		0-0 F8 ① 		0-0 1B 			0-0 F8 ② 			3 0 1 0 0 0 0
<b>George Thomas, R</b> <small>OBP: 0.317, SLG: 0.388</small> (1, 9) X		0-0 4-3 ② 		0-3 K ③ 			0-0 F7 ③ 			3 0 0 0 0 1 1
<b>Felix Torres, R</b> <small>OBP: 0.310, SLG: 0.396</small> (1, 5) X		0-0 1B 			0-3 K ① 			0-0 F8 ① 		3 0 1 0 0 1 0
<b>Jim Fregosi, R</b> <small>OBP: 0.308, SLG: 0.319</small> <b>Tom Satriano, L</b> (8, PH) <b>Bob Botz, R</b> (9, 1)		0-3 K ③ 			0-3 K ② 			0-0 6-3 ② 		2 0 0 0 0 2 1 1 0 0 0 0 0 0 0 0 0 0 0 0 0
<b>Bo Belinsky, L</b> <small>OBP: 0.222, SLG: 0.125</small> <b>Tom Morgan, R</b> (8, 1) <b>Tom Burgess, L</b> (8, PH) <b>Joe Koppe, R</b> (9, 6)			0-0 F4 ① 		0-0 4-3 ③ 			0-3 K ③ 		2 0 0 0 0 0 0 0 0 0 0 0 0 0 1 0 0 0 0 1 0 0 0 0 0 0 0 0

Kansas City Athletics @ Los Angeles Angels  
 Dodger Stadium, Los Angeles, CA  
 Wed Sep 12 1962, 7:05 PM PDT  
 Att. 8,670 - Unknown - 67 F

AB	31
R	1
H	4
RBI	1
BB	0
SO	7
LOB	3



<b>Inning Stats</b>	R: 0 H: 1 E: 0 K: 4 S: 4	R: 0 H: 1 E: 0 K: 1 S: 6	R: 0 H: 0 E: 0 K: 3 S: 3	R: 0 H: 1 E: 0 K: 1 S: 6	R: 0 H: 0 E: 0 K: 2 S: 7	R: 0 H: 0 E: 0 K: 1 S: 5	R: 0 H: 0 E: 0 K: 0 S: 3	R: 0 H: 0 E: 0 K: 1 S: 5	R: 1 H: 1 E: 0 K: 1 S: 6	1B: 3 2B: 0 3B: 0 HR: 1	SF: 0 SAC: 0 DP: 0 HBP: 0	WP: 0 PB: 0 SB: 0 CS: 0	PA: 31
	<b>PITCHER</b> <b>Orlando Pena, R</b> (1, 1) <small>ERA: 2.55</small>	IP: 9.0 WLS: 1 W: 31 H: 4 R: 1 ER: 1 SO: 7 BB: 0 IBB: 0 HBP: 0 BLK: 0 WP: 0 HR: 1 S: 45 P: 45 ERA: 1.00 WHIP: 0.444											

**PITCHER**  
 IP WLS BF H R ER SO BB IBB HBP BLK WP HR S P ERA WHIP

Batter	1	2	3	4	5	6	7	8	9	AB R H RBI BB SO LOB	TOP														
<b>Bobby Del Greco, R</b> (1, 8) OBP: 0.371, SLG: 0.403 <b>John Wojcik, L</b> (8, PH) OBP: 0.667, SLG: 1.000 <b>John Wyatt, R</b> (8, 1) OBP: 0.133, SLG: 0.103	0-0 F6	0-3 K		0-0 G6-4-3		0-0 F2		0-0 1B 2B		4 0 0 0 0 1 3 1 1 1 1 0 0 0 0 0 0 0 0 0 0	<b>Kansas City Athletics @ Los Angeles Angels</b> <b>Dodger Stadium, Los Angeles, CA</b> Thu Sep 13 1962, 3:33 AM PDT Att: 3,625 - Unknown - 78 F														
<b>Gino Cimoli, R</b> (1, 9) OBP: 0.325, SLG: 0.431	0-0 2B	0-0 1B			0-0 6-3	0-3 K		0-0 1B		5 1 3 2 0 1 0															
<b>Jerry Lumpe, L</b> (1, 4) OBP: 0.345, SLG: 0.444	0-0 2B	0-0 F5			0-0 E6 1B BB E		0-0 F6	0-0 F8		5 1 1 1 0 0 3															
<b>Norm Siebern, L</b> (1, 3) OBP: 0.409, SLG: 0.496	0-3 K		0-3 K		4-0 1B BB		0-0 3-1		0-3 K	4 0 0 0 1 3 1															
<b>Ed Charles, R</b> (1, 5) OBP: 0.365, SLG: 0.462	4-0 BB		0-0 1-3		0-0 E5 BB 1B		0-0 1B	0-0 1B		4 0 3 0 1 0 0															
<b>George Alusik, R</b> (1, 7) OBP: 0.323, SLG: 0.493	0-0 F3		0-0 FC6-4 1B		0-0 F3		0-0 F8		0-0 6-3	5 0 1 0 0 0 5															
<b>Billy Consolo, R</b> (1, 6) OBP: 0.323, SLG: 0.259 <b>Jose Tartabull, L</b> (8, PH) OBP: 0.323, SLG: 0.327 (8, 8)		0-0 F4	0-0 FC6-4		4-0 BB			0-0 CS SH5-3 1B		2 0 0 0 1 0 1 1 0 1 0 0 0 0															
<b>Haywood Sullivan, R</b> (1, 2) OBP: 0.320, SLG: 0.332		0-0 1B 1B		0-0 F3	0-0 F9			0-0 SH5-3		3 1 1 0 0 0 3															
<b>Dan Pfister, R</b> (1, 1) OBP: 0.183, SLG: 0.183 <b>Manny Jimenez, L</b> (6, PH) OBP: 0.353, SLG: 0.432 <b>Dave Wickersham, R</b> (6, 1) OBP: 0.129, SLG: 0.069 <b>Wayne Causey, L</b> (8, PH) OBP: 0.349, SLG: 0.340 (8, 6)		0-0 1B		0-0 G6-4-3 1B		0-0 F8		4-0 2B BB		2 0 2 0 0 0 0 1 0 0 0 0 0 0 0 0 0 0 0 0 0 0 1 0 0 1 0 0															
<b>Inning Stats</b>	R: 1 E: 0 K: 1 S: 7	H: 2 LOB: 2 BB: 1 P: 11	R: 1 E: 0 K: 1 S: 8	H: 3 LOB: 2 BB: 0 P: 8	R: 0 E: 0 K: 1 S: 6	H: 1 LOB: 1 BB: 0 P: 6	R: 0 E: 0 K: 0 S: 3	H: 1 LOB: 0 BB: 0 P: 3	R: 1 E: 2 K: 0 S: 5	H: 1 LOB: 3 BB: 2 P: 13		R: 0 E: 0 K: 1 S: 5	H: 0 LOB: 0 BB: 0 P: 5	R: 0 E: 0 K: 0 S: 4	H: 1 LOB: 1 BB: 0 P: 4	R: 2 E: 0 K: 0 S: 5	H: 3 LOB: 1 BB: 1 P: 9	R: 0 E: 0 K: 1 S: 5	H: 1 LOB: 0 BB: 0 P: 5	1B: 10 2B: 2 3B: 1 HR: 0	SF: 0 SAC: 1 DP: 1 HBP: 0	WP: 0 PB: 0 SB: 0 CS: 1	PA: 42		
<b>PITCHER</b>	IP WLS BF H R ER SO BB IBB HBP BLK WP HR S P ERA WHIP																								
<b>Ted Bowsfield, L</b> (1, 1) ERA: 4.6	1.2		11	5	2	2	2	1	0	0	0	0	0	14	18	10.80	3.600								
<b>Dan Osinski, R</b> (2, 1) ERA: 4.14	4.1		18	3	1	0	2	2	0	0	0	0	0	20	28	0.00	1.154								
<b>Don Lee, R</b> (7, 1) ERA: 3.57	1.2	L	8	3	2	2	0	1	0	0	0	0	0	7	11	10.80	2.400								
<b>Bob Botz, R</b> (8, 1) ERA: 3.67	1.1		5	2	0	0	1	0	0	0	0	0	0	7	7	0.00	1.500								

livebaseballscorecards.com

<b>AB</b>	37
<b>R</b>	5
<b>H</b>	13
<b>RBI</b>	4
<b>BB</b>	4
<b>SO</b>	5
<b>LOB</b>	16



Batter	1	2	3	4	5	6	7	8	9	AB R H RBI BB SO LOB
<b>Albie Pearson, L</b> OBP: 0.362, SLG: 0.348 (1, 8) X	0-0 5-3		0-0 G3		0-0 E9		0-0 4-3		0-0 4-3	5 0 0 0 0 0 1
<b>Billy Moran, R</b> OBP: 0.322, SLG: 0.406 (1, 4) X	0-0 F8		4-0 BB		0-0 4-3		0-0 5-3			3 0 0 0 1 0 1
<b>Lee Thomas, L</b> OBP: 0.353, SLG: 0.471 (1, 3) X	0-0 3-1		0-3 K		0-0 F5		0-0 F5			4 0 0 0 0 1 3
<b>Leon Wagner, L</b> OBP: 0.328, SLG: 0.512 (1, 7) X		0-0 F8		0-0 4-3		0-0 F9		0-3 K		4 0 0 0 0 1 1
<b>Buck Rodgers, S</b> OBP: 0.317, SLG: 0.381 (1, 2)		4-0 BB		0-0 2B HR		0-0 E 1B		0-0 1B		3 1 3 0 1 0 0
<b>Gene Leek, R</b> OBP: 0.500, SLG: 0.500 (8, PR)										0 0 0 0 0 0 0
<b>Ed Sadowski, R</b> OBP: 0.214, SLG: 0.300 (9, 2)										0 0 0 0 0 0 0
<b>Tom Satriano, L</b> OBP: 0.200, SLG: 0.400 (1, 5) X		0-0 G4-6-3		0-0 1-3 HR		0-0 F6		0-0 F7		4 1 1 0 0 0 3
<b>George Thomas, R</b> OBP: 0.316, SLG: 0.381 (1, 9)			4-0 E 1B G3 BB		0-3 K		0-3 K			3 1 0 0 1 3 4
<b>Jim Fregosi, R</b> OBP: 0.313, SLG: 0.350 (1, 6) X			0-0 E1 G3 1B		0-0 HR		0-0 E5		0-3 K	4 1 2 3 0 1 1
<b>Ted Bowsfield, R</b> OBP: 0.286, SLG: 0.194 (1, 1)					0-0 F5					0 0 0 0 0 0 0
<b>Dan Ostriski, R</b> (2, 1)										2 0 0 0 0 0 2
<b>Tom Burgess, L</b> OBP: 0.355, SLG: 0.314 (6, PH)										1 0 0 0 0 0 2
<b>Don Lee, R</b> OBP: 0.215, SLG: 0.219 (7, 1)										0 0 0 0 0 0 0
<b>Bob Bötzi, R</b> (8, 1)										0 0 0 0 0 0 0
<b>Ed Kirkpatrick, L</b> (9, PH)										1 0 0 0 0 0 0

Inning Stats	R: 0	H: 0	E: 0	LOB: 0	K: 0	BB: 0	S: 3	P: 3	R: 0	H: 0	E: 0	LOB: 0	K: 0	BB: 1	S: 2	P: 6	R: 1	H: 1	E: 1	LOB: 2	K: 1	BB: 2	S: 6	P: 14	R: 3	H: 3	E: 0	LOB: 0	K: 1	BB: 0	S: 8	P: 8	R: 0	H: 0	E: 1	LOB: 1	K: 0	BB: 0	S: 4	P: 4	R: 0	H: 1	E: 1	LOB: 2	K: 1	BB: 0	S: 7	P: 7	R: 0	H: 0	E: 0	LOB: 0	K: 0	BB: 0	S: 3	P: 3	R: 0	H: 1	E: 0	LOB: 1	K: 1	BB: 0	S: 5	P: 5	R: 0	H: 0	E: 0	LOB: 0	K: 1	BB: 0	S: 5	P: 5	1B: 4	SF: 0	2B: 1	SAC: 0	3B: 0	DP: 1	HR: 1	HBP: 0	WP: 0	PA: 37
--------------	------	------	------	--------	------	-------	------	------	------	------	------	--------	------	-------	------	------	------	------	------	--------	------	-------	------	-------	------	------	------	--------	------	-------	------	------	------	------	------	--------	------	-------	------	------	------	------	------	--------	------	-------	------	------	------	------	------	--------	------	-------	------	------	------	------	------	--------	------	-------	------	------	------	------	------	--------	------	-------	------	------	-------	-------	-------	--------	-------	-------	-------	--------	-------	--------

PITCHER	IP	WLS	BF	H	R	ER	SO	BB	IBB	HBP	BLK	WP	HR	S	P	ERA	WHIP
<b>Dan Pfister, R</b> ERA: 4.79 (1, 1)	5.0		22	4	4	3	2	3	0	0	0	0	1	23	35	5.40	1.400
<b>Dave Wickersham, R</b> ERA: 3.64 (6, 1)	2.0	W	8	1	0	0	1	0	0	0	0	0	0	10	10	0.00	0.500
<b>John Wyatt, R</b> ERA: 4.51 (8, 1)	2.0	S	7	1	0	0	3	0	0	0	0	0	0	13	13	0.00	0.500

**BOTTOM**

**Kansas City Athletics @ Los Angeles Angels**  
**Dodger Stadium, Los Angeles, CA**  
 Thu Sep 13 1962, 3:33 AM PDT  
 Att. 3,625 - Unknown - 78 F

livebaseballscorecards.com

<b>AB</b>	<b>34</b>
<b>R</b>	<b>4</b>
<b>H</b>	<b>6</b>
<b>RBI</b>	<b>3</b>
<b>BB</b>	<b>3</b>
<b>SO</b>	<b>6</b>
<b>LOB</b>	<b>18</b>



Batter	1	2	3	4	5	6	7	8	9	10	AB	R	H	RBI	BB	SO	LOB
Jerry Adair, R (1, 6) OBP: 0.316, SLG: 0.400	0-0 F7		0-0 1B 2B 1B	0-0 6-3			0-0 F5			0-0 F2	5	1	1	0	0	0	0
Jackie Brandt, R (1, 9) OBP: 0.328, SLG: 0.441	0-3 K		0-0 1-2 2B 1B		4-0 G6-4-3 BB			0-0 F7		4-0 S BB	3	1	1	0	2	1	0
Brooks Robinson, R (1, 5) OBP: 0.342, SLG: 0.487	0-0 6-3		0-0 F9		0-0 G6-4-3 1-2f			0-0 WP 1B		0-3 K	5	0	1	0	0	1	4
Jim Gentile, L (1, 3) OBP: 0.353, SLG: 0.488		0-0 F9	0-0 1-H 2-H 2B		0-0 F2			0-0 F9		4-0 IBB	4	0	1	2	1	0	1
Boog Powell, L (1, 7) OBP: 0.313, SLG: 0.412		4-0 BB 1B BB	4-0 BB			0-0 F6		0-0 1-3		0-0 F5	3	0	0	0	2	0	3
Dave Nicholson, R (1, 8) OBP: 0.302, SLG: 0.356		0-0 1-2 BB 1B	0-0 F2			0-3 K			0-0 HR		4	1	2	1	0	1	2
Gus Triandos, R (1, 2) OBP: 0.261, SLG: 0.280		4-0 BB BB	0-3 K			0-3 K			0-0 4-3		2	0	0	0	1	2	2
Whitey Herzog, L (9, PH) OBP: 0.376, SLG: 0.412		1-2 2-3 BB									1	0	0	0	0	0	0
Hobie Landrith, L (9, 2) OBP: 0.321, SLG: 0.349											0	0	0	0	0	0	0
Mary Breeding, R (1, 4) OBP: 0.269, SLG: 0.324		0-3 K		0-0 F2			0-0 5-3		0-0 6-3		4	0	0	0	0	1	3
Jack Fisher, R (1, 1) OBP: 0.189, SLG: 0.104		0-3 K		0-3 K			0-0 4-3		0-3 K		2	0	0	0	0	2	3
Steve Barber, L (5, 1) OBP: 0.133, SLG: 0.071											0	0	0	0	0	0	0
Russ Snyder, L (7, PH) OBP: 0.321, SLG: 0.425											1	0	0	0	0	0	0
Billy Hoelt, L (7, 1) OBP: 0.265, SLG: 0.263											0	0	0	0	0	0	0
Barry Shetrone, L (9, PH) OBP: 0.273, SLG: 0.545											1	0	0	0	0	1	0
Hoyt Wilhelm, R (9, 1) OBP: 0.178, SLG: 0.125											0	0	0	0	0	0	0

Inning Stats	R: 0	H: 0	E: 0	LOB: 0	K: 1	S: 5	P: 5	R: 0	H: 1	E: 0	LOB: 3	K: 2	S: 8	P: 16	R: 2	H: 3	E: 0	LOB: 2	K: 1	S: 8	P: 12	R: 0	H: 0	E: 0	LOB: 0	K: 1	S: 5	P: 5	R: 0	H: 0	E: 0	LOB: 0	K: 0	S: 2	P: 6	R: 0	H: 0	E: 0	LOB: 0	K: 2	S: 7	P: 7	R: 0	H: 0	E: 0	LOB: 0	K: 0	S: 3	P: 3	R: 0	H: 1	E: 0	LOB: 1	K: 0	S: 4	P: 4	R: 1	H: 1	E: 0	LOB: 0	K: 1	S: 6	P: 6	R: 0	H: 0	E: 0	LOB: 2	K: 1	S: 5	P: 13	1B: 4	SF: 0	2B: 1	SAC: 0	3B: 0	DP: 1	HR: 1	HBP: 0	WP: 1	PA: 41
--------------	------	------	------	--------	------	------	------	------	------	------	--------	------	------	-------	------	------	------	--------	------	------	-------	------	------	------	--------	------	------	------	------	------	------	--------	------	------	------	------	------	------	--------	------	------	------	------	------	------	--------	------	------	------	------	------	------	--------	------	------	------	------	------	------	--------	------	------	------	------	------	------	--------	------	------	-------	-------	-------	-------	--------	-------	-------	-------	--------	-------	--------

PITCHER	IP	WLS	BF	H	R	ER	SO	BB	IBB	HBP	BLK	WP	HR	S	P	ERA	WHIP
Ed Rakow, R (1, 1) ERA: 4.26	9.0		36	6	3	3	8	4	0	0	0	1	1	48	64	3.00	1.111
John Wyatt, R (10, 1) ERA: 4.47	1.0	W	5	0	0	0	1	1	1	0	0	0	0	5	13	0.00	1.000

**TOP**

**Baltimore Orioles @ Kansas City Athletics**  
Municipal Stadium, Kansas City, MO

Sat Sep 15 1962, 8:05 PM EDT  
Unknown

[livebaseballscorecards.com](http://livebaseballscorecards.com)

<b>AB</b>	<b>35</b>
<b>R</b>	<b>3</b>
<b>H</b>	<b>6</b>
<b>RBI</b>	<b>3</b>
<b>BB</b>	<b>6</b>
<b>SO</b>	<b>9</b>
<b>LOB</b>	<b>18</b>



BOTTOM

Baltimore Orioles @ Kansas City Athletics  
Municipal Stadium, Kansas City, MO  
Sat Sep 15 1962, 8:05 PM EDT  
Unknown

livebaseballscorecards.com

AB 39  
R 4  
H 12  
RBI 4  
BB 5  
SO 8  
LOB 22



WP: 0 PA: 44  
PB: 4  
SB: 3  
CS: 0

AB R H RBI BB SO LOB

5 1 4 0 0 0 1

5 0 0 0 0 0 6

5 0 1 1 0 1 4

4 1 2 0 1 0 0

5 0 0 0 0 3 5

2 0 0 0 3 0 0

4 1 1 0 1 1 3

5 1 2 2 0 1 3

3 0 1 1 0 2 0

1 0 1 0 0 0 0

0 0 0 0 0 0 0

0 0 0 0 0 0 0

1B: 9 SF: 0  
2B: 2 SAC: 0  
3B: 1 DP: 0  
HR: 0 HBP: 0

Batter	1	2	3	4	5	6	7	8	9	10
Jose Tartabull, L (1, 8) OBP: 0.331, SLG: 0.343	0-0 3-1 S 4-3 1B		0-0 F8 2B		0-0 L6		0-0 F8 2B		0-0 PB 1-3 1B	
Gino Cimoli, R (1, 9) OBP: 0.322, SLG: 0.427	0-0 3-1 1-3		0-0 F8 2-3		0-0 FC1-6 E 1-2f 1B		0-0 F8 2-3		0-0 F9 1-3 3-H	
Jerry Lumpe, L (1, 4) OBP: 0.344, SLG: 0.442	0-0 4-3 3-H		0-0 L7		0-0 E7 BB 1-3 1B		0-0 6-3		0-3 K	
Norm Siebern, L (1, 3) OBP: 0.410, SLG: 0.496	0-0 4-3			0-0 6-3	0-0 BB 1-2 BB			0-0 FC6-4 1B		0-0 PB S 1B 1B
Ed Charles, R (1, 5) OBP: 0.361, SLG: 0.457		0-0 F9		0-3 K	0-3 K			0-0 FC6-4 S 1-2f		0-3 K
John Wojcik, L (1, 7) OBP: 0.625, SLG: 0.600		4-0 BB		0-0 F9		0-0 1-3		4-0 BB 1-2		4-0 1B IBB BB
Wayne Causey, L (1, 6) OBP: 0.350, SLG: 0.339		0-0 F7			0-0 3B 1B	0-3 K		0-0 F6		4-0 1B IBB
Haywood Sullivan, R (1, 2) OBP: 0.321, SLG: 0.341		0-0 6-3			0-0 1B 3B	0-3 K		0-0 F8		0-0 1-2 2-3 3-H 1B
Ed Rakow, S (1, 1) OBP: 0.132, SLG: 0.122			0-3 K		0-0 FC1-6 3-H 1B		0-3 K		0-0 1B PB F9 1B	
Manny Jimenez, L (9, PH) OBP: 0.354, SLG: 0.433										
Dick Howser, R (9, PR) OBP: 0.326, SLG: 0.350										
John Wyatt, R (10, 1) OBP: 0.133, SLG: 0.103										

Inning Stats	R: 1	H: 1	E: 0	K: 0	S: 4	H: 0	LOB: 1	BB: 1	P: 7	R: 0	H: 0	E: 0	K: 0	S: 3	R: 0	H: 1	E: 0	K: 1	S: 6	R: 0	H: 0	E: 0	K: 1	S: 5	R: 2	H: 4	E: 1	K: 1	S: 9	R: 0	H: 0	E: 0	K: 2	S: 7	R: 0	H: 1	E: 0	K: 1	S: 6	R: 0	H: 1	E: 0	K: 0	S: 4	R: 0	H: 2	E: 0	K: 1	S: 6	R: 1	H: 2	E: 0	K: 1	S: 5	R: 0	H: 2	E: 0	K: 1	S: 5	1B: 9	SF: 0	2B: 2	SAC: 0	3B: 1	DP: 0	HR: 0	HBP: 0	WP: 0	PA: 44
--------------	------	------	------	------	------	------	--------	-------	------	------	------	------	------	------	------	------	------	------	------	------	------	------	------	------	------	------	------	------	------	------	------	------	------	------	------	------	------	------	------	------	------	------	------	------	------	------	------	------	------	------	------	------	------	------	------	------	------	------	------	-------	-------	-------	--------	-------	-------	-------	--------	-------	--------

PITCHER	IP	WLS	BF	H	R	ER	SO	BB	IBB	HBP	BLK	WP	HR	S	P	ERA	WHIP
Jack Fisher, R (1, 1) ERA: 4.67	4.2		21	6	3	3	2	1	0	0	0	0	0	24	28	5.79	1.500
Steve Barber, L (5, 1) ERA: 3.22	1.1		5	0	0	0	3	1	0	0	0	0	0	10	14	0.00	0.750
Billy Hoefl, L (7, 1) ERA: 4.81	2.0		9	2	0	0	1	1	0	0	0	0	0	10	14	0.00	1.500
Hoyt Wilhelm, R (9, 1) ERA: 1.9	1.1	L	9	4	1	1	2	1	1	0	0	0	0	11	19	6.75	3.750


Batter	1	2	3	4	5	6	7	8	9	10	11	AB R H RBI BB SO LOB	TOP					
Jerry Adair, R OBP: 0.319, SLG: 0.405 (1, 6) (8, 4)												6 1 3 0 0 0 1	<p><b>Baltimore Orioles @ Kansas City Athletics</b> Municipal Stadium, Kansas City, MO</p> <p>Sat Sep 15 1962, 8:05 PM EDT Att: 7,884 - Unknown</p>					
Russ Snyder, L OBP: 0.324, SLG: 0.423 (1, 7)												4 1 1 2 1 0 2						
Brooks Robinson, R OBP: 0.343, SLG: 0.486 (1, 5)												5 0 2 0 0 0 4						
Jim Gentile, L OBP: 0.353, SLG: 0.485 (1, 3)												5 0 1 0 1 0 3						
Charlie Lau, L OBP: 0.328, SLG: 0.460 (1, 2)												6 0 2 1 0 1 4						
Dave Nicholson, R OBP: 0.297, SLG: 0.369 (1, 8)												6 1 1 1 0 1 6						
Whitey Herzog, L OBP: 0.377, SLG: 0.416 (1, 9)												5 1 2 0 0 0 1						
Marv Breeding, R OBP: 0.265, SLG: 0.320 (1, 4) Boog Powell, L OBP: 0.314, SLG: 0.414 (8, PH) Mickey McGuire, R (8, 6)												3 0 0 0 0 1 1 1 0 1 0 0 0 0 1 0 0 0 0 0 0						
Robin Roberts, S OBP: 0.273, SLG: 0.208 (7, PH) Barry Shetrone, L OBP: 0.333, SLG: 0.583 (7, 1) Dick Luebke, R OBP: 0.289, SLG: 0.286 (8, PH) Wes Stock, R (8, 1) Billy Hoft, L OBP: 0.385, SLG: 0.263 (9, 1)												2 0 0 0 0 1 1 1 0 1 0 0 0 0 0 0 0 0 0 0 0 1 0 0 0 0 0 2 0 0 0 0 0 0 0 0 0 0 0 1 0 0						
<b>Inning Stats</b>	R: 1 H: 2 E: 0 LOB: 1 K: 0 BB: 0 S: 5 P: 5	R: 0 H: 0 E: 0 LOB: 0 K: 0 BB: 0 S: 3 P: 3	R: 0 H: 0 E: 0 LOB: 0 K: 0 BB: 0 S: 3 P: 3	R: 0 H: 1 E: 0 LOB: 1 K: 0 BB: 0 S: 4 P: 4	R: 1 H: 3 E: 0 LOB: 2 K: 1 BB: 0 S: 8 P: 8	R: 0 H: 1 E: 0 LOB: 1 K: 0 BB: 0 S: 4 P: 4	R: 0 H: 2 E: 0 LOB: 2 K: 1 BB: 0 S: 7 P: 7	R: 1 H: 3 E: 0 LOB: 2 K: 0 BB: 0 S: 6 P: 6	R: 1 H: 2 E: 0 LOB: 2 K: 1 BB: 1 S: 7 P: 11	R: 0 H: 0 E: 0 LOB: 1 K: 0 BB: 1 S: 3 P: 7	R: 0 H: 0 E: 0 LOB: 2 K: 1 BB: 1 S: 5 P: 10	1B: 10 SF: 0 2B: 2 SAC: 1 3B: 1 DP: 0 HR: 1 HBP: 1		WP: 0 PA: 51 PB: 0 SB: 2 CS: 0				
<b>PITCHER</b>	IP WLS BF H R ER SO BB IBB HBP BLK WP HR S P ERA WHIP																	
Bill Fischer, R ERA: 3.79 (1, 1)	7.2	34	11	3	3	2	0	0	0	0	0	0	0	1	38	38	3.52	1.435
John Wyatt, R ERA: 4.5 (8, 1)	1.1	8	3	1	1	1	1	0	0	0	0	0	0	0	9	13	6.75	3.000
Dave Wickersham, R ERA: 3.56 (10, 1)	2.0	W 9	0	0	0	1	1	1	1	0	0	0	0	0	8	17	0.00	0.500

livebaseballscorecards.com

AB	46
R	4
H	14
RBI	4
BB	3
SO	4
LOB	25



Batter	1	2	3	4	5	6	7	8	9	10	11	AB R H RBI BB SO LOB
Jose Tartabull, L (1, 8) OBP: 0.332, SLG: 0.348	3-1		F5		1B 2B		K		SH1-4		2-H 1B	5 1 2 1 0 1 0
John Wojcik, L (1, 9) OBP: 0.538, SLG: 0.500 (8, 7)	3-1		F9		6-3 2-H 1B 1B		FC5 BB 1B		F7			5 1 2 1 0 0 2
Jerry Lumpe, L (1, 4) OBP: 0.343, SLG: 0.440	1B			4-3	6-3		F4		K			5 0 1 0 0 1 4
Norm Siebern, L (1, 3) OBP: 0.412, SLG: 0.496	F9			HR 1B	1B		1-2 BB			6-3		4 1 2 1 1 0 1
Ed Charles, R (1, 5) OBP: 0.360, SLG: 0.461		E5 G6-4-3		HR	F3		FC5			F9		5 1 1 2 0 0 3
Manny Jimenez, L (1, 7) OBP: 0.354, SLG: 0.435 Gino Cimoli, R (8, 9) OBP: 0.321, SLG: 0.425		G6-4-3 1-2f		2B	F9			4-3		F9		3 0 1 0 0 0 2 2 0 0 0 0 0 0
Wayne Causey, L (1, 6) OBP: 0.348, SLG: 0.336		1B		3-1		F9		F3			E4 FC1-6	5 0 1 0 0 0 1
Haywood Sullivan, R (1, 2) OBP: 0.319, SLG: 0.336		F3		IBB		5-3		1-3			FC1-6 SH1-4 1B	4 1 0 0 1 0 2
Bill Fischer, R (1, 1) OBP: 0.121, SLG: 0.152 John Wyatt, R (8, 1) OBP: 0.133, SLG: 0.103 George Alusik, R (9, PH) OBP: 0.326, SLG: 0.493 Dick Howser, R (9, PR) OBP: 0.326, SLG: 0.350 Dave Wickersham, R (10, 1) OBP: 0.129, SLG: 0.069			6-3	1-3		1-3			SH1-4 BB		SH1-4	3 0 0 0 0 0 2 0 0 0 0 0 0 0 0 0 0 0 1 0 0 0 0 0 0 0 0 0 0 0 0 0 0 0 0

<b>BOTTOM</b>	
<b>Baltimore Orioles @ Kansas City Athletics</b> Municipal Stadium, Kansas City, MO Sat Sep 15 1962, 8:05 PM EDT Att: 7,884 - Unknown	
<b>AB</b> 41 <b>R</b> 5 <b>H</b> 10 <b>RBI</b> 5 <b>BB</b> 3 <b>SO</b> 2 <b>LOB</b> 17	

Inning Stats	R: 0	H: 1	R: 0	H: 1	R: 0	H: 0	R: 2	H: 3	R: 2	H: 3	R: 0	H: 0	R: 0	H: 1	R: 0	H: 0	R: 0	H: 0	R: 1	H: 1	1B: 7	SF: 0	WP: 0	PA: 46	
	E: 0	LOB: 1	E: 1	LOB: 1	E: 0	LOB: 0	E: 0	LOB: 2	E: 0	LOB: 1	E: 0	LOB: 0	E: 0	LOB: 2	E: 0	LOB: 0	E: 0	LOB: 0	E: 1	LOB: 1	2B: 2	SAC: 2	PB: 0		
	K: 0	BB: 0	K: 0	BB: 0	K: 0	BB: 0	K: 0	BB: 1	K: 0	BB: 0	K: 1	BB: 1	K: 0	BB: 0	K: 1	BB: 1	K: 0	BB: 0	K: 0	BB: 0	3B: 0	DP: 1	SB: 1		
	S: 4	P: 4	S: 4	P: 4	S: 3	P: 3	S: 6	P: 10	S: 6	P: 6	S: 3	P: 3	S: 6	P: 10	S: 3	P: 3	S: 5	P: 9	S: 4	P: 4	HR: 1	HBP: 0	CS: 0		
<b>PITCHER</b>	IP	WLS	BF	H	R	ER	SO	BB	IBB	HBP	BLK	WP	HR	S	P	ERA	WHIP								
Robin Roberts, R (1, 1) ERA: 2.8	6.0		27	8	4	4	0	0	1	0	0	0	1	26	30	6.00	1.333								
Dick Luebke, L (7, 1) ERA: 2.89	1.0		5	1	0	0	1	1	0	0	0	0	0	6	10	0.00	2.000								
Wes Stock, R (8, 1) ERA: 3.77	1.1		5	0	0	0	0	1	0	0	0	0	0	4	8	0.00	0.750								
Billy Hoelt, L (9, 1) ERA: 4.71	2.1	L	9	1	1	0	1	0	0	0	0	0	0	11	11	0.00	0.429								

Batter	1	2	3	4	5	6	7	8	9	AB R H RBI BB SO LOB	TOP			
Jerry Adair, R (1, 6) OBP: 0.320, SLG: 0.410 Mickey McGuire, R (6, 6) (6, 6)	0-0 5-3		0-0 6-3		0-0 HR 2B	0-0 2-H 2B		0-0 F6		4 1 2 1 0 0 0 1 0 0 0 0 0 1				
Jackie Brandt, R (1, 9) OBP: 0.330, SLG: 0.442 (8, 5)	0-3 K		0-0 1B 2B		0-3 K	4-0 FC5-4 BB			4-0 S 1B BB	3 1 1 0 2 2 1				
Brooks Robinson, R (1, 5) OBP: 0.346, SLG: 0.496 (8, 4)	0-0 2B		0-0 2-H 1B		0-0 2-H HR	0-0 FC5-4 1-2f			0-0 1-H FC3-6 1B	5 1 4 3 0 0 2				
Charlie Lau, L (1, 2) OBP: 0.330, SLG: 0.470 (1, 2)	0-0 L6			0-0 1B BB 1B	0-0 SF7 3B		0-0 F5		0-0 F9	5 1 2 0 0 0 2				
Boog Powell, L (1, 3) OBP: 0.313, SLG: 0.411 (1, 3)		0-0 5-3		4-0 FC5-4 1B 1-2 BB	0-0 SF7		0-0 G3		0-0 FC3-6 FC5-4 1-2f	3 0 0 1 1 0 1				
Dave Nicholson, R (1, 8) OBP: 0.294, SLG: 0.363 (1, 8)		0-0 S 1B		0-3 K	0-0 1-3		0-3 K		0-0 FC5-4 1-2f	5 0 1 0 0 2 3				
Whitey Herzog, L (1, 7) OBP: 0.372, SLG: 0.409 (1, 7)		0-3 K		0-3 K		0-0 F8		0-0 F7		4 0 0 0 0 2 3				
Mary Breeding, R (1, 4) OBP: 0.266, SLG: 0.320 Russ Snyder, L (8, PH) OBP: 0.325, SLG: 0.424 (8, 9)		0-0 4-3		0-0 1-2 2-3 1B		0-0 4-3		0-0 1B		3 0 1 0 0 0 1 1 0 1 0 0 0 0				
Milt Pappas, R (1, 1) OBP: 0.100, SLG: 0.284 Steve Barber, L (5, 1) OBP: 0.133, SLG: 0.071 Barry Shetrone, L (6, PH) OBP: 0.080, SLG: 0.092 Dick Luebke, R (6, 1) Jim Gentile, L (8, PH) OBP: 0.352, SLG: 0.484 John Papp, R (8, 1)		0-3 K		0-0 FC5 2-3f		0-0 2B 2B		0-0 F4		2 0 0 0 0 0 1 3 0 0 0 0 0 0 0 0 1 1 1 0 0 0 0 0 0 0 0 0 0 0 0 0 1 0 0 0 0 0 0 1 0 0 0 0 0 0 0 0				
<b>Inning Stats</b>	R: 0 H: 1 E: 0 LOB: 1 K: 1 BB: 0 S: 6 P: 6	R: 0 H: 1 E: 0 LOB: 1 K: 1 BB: 0 S: 6 P: 6	R: 0 H: 2 E: 0 LOB: 2 K: 1 BB: 0 S: 6 P: 6	R: 0 H: 2 E: 0 LOB: 3 K: 2 BB: 1 S: 9 P: 13	R: 3 H: 3 E: 0 LOB: 0 K: 1 BB: 0 S: 8 P: 8	R: 1 H: 2 E: 0 LOB: 2 K: 0 BB: 1 S: 5 P: 9	R: 0 H: 0 E: 0 LOB: 0 K: 1 BB: 0 S: 5 P: 5	R: 0 H: 1 E: 0 LOB: 1 K: 0 BB: 0 S: 4 P: 4	R: 1 H: 1 E: 0 LOB: 1 K: 0 BB: 1 S: 4 P: 8	1B: 6 SF: 1 2B: 5 SAC: 0 3B: 1 DP: 0 HR: 1 HBP: 0	WP: 0 PA: 42 PB: 0 SB: 3 CS: 0			
<b>PITCHER</b> Orlando Pena, R (1, 1) ERA: 2.74 Dave Wickersham, R (6, 1) ERA: 3.6	IP WLS BF H R ER SO BB IBB HBP BLK WP HR S P ERA WHIP	5.0 W 24 9 3 3 6 1 0 0 0 0 1 35 39 5.40 2.000	4.0 S 18 4 2 2 1 2 0 0 0 0 0 0 18 26 4.50 1.500	<b>PITCHER</b> IP WLS BF H R ER SO BB IBB HBP BLK WP HR S P ERA WHIP										

**Baltimore Orioles @ Kansas City Athletics**  
Municipal Stadium, Kansas City, MO  
Sun Sep 16 1962, 4:33 AM EDT  
Att. 6,607 - Unknown

<b>AB</b>	<b>38</b>
<b>R</b>	<b>5</b>
<b>H</b>	<b>13</b>
<b>RBI</b>	<b>5</b>
<b>BB</b>	<b>3</b>
<b>SO</b>	<b>7</b>
<b>LOB</b>	<b>18</b>



WP: 0	PA: 42
PB: 0	
SB: 3	
CS: 0	

Batter	1	2	3	4	5	6	7	8	9	AB	R	H	RBI	BB	SO	LOB
Jose Tartabull, L (1, 8) OBP: 0.330, SLG: 0.345	0-0 1-3		0-0 6-3	0-0 F7	0-0 1B 1-2 2-H		0-0 FC4-6			5	0	1	1	0	0	3
Gino Cimoli, R (1, 9) OBP: 0.323, SLG: 0.427	0-0 F6		0-0 S 1B		0-0 1B		0-0 F9			5	1	3	1	0	0	1
Jerry Lumpe, L (1, 4) OBP: 0.341, SLG: 0.440 Billy Consolo, R (9, 6) OBP: 0.323, SLG: 0.259	0-0 F7		0-0 F9		0-0 2B			0-0 4-3		5	1	1	1	0	0	3
Norm Siebern, L (1, 3) OBP: 0.412, SLG: 0.494		0-3 K	0-0 4-3		4-0 E SH 4-3 BB		0-0 4-3	4-0 1B BB		3	2	0	0	2	1	1
Ed Charles, R (1, 5) OBP: 0.361, SLG: 0.467		0-0 5-3		0-0 HR	0-0 SH 4-3 E SF9		0-0 L5	0-0 1B 1B		4	3	2	1	0	0	0
John Wojcik, L (1, 7) OBP: 0.611, SLG: 0.538		4-0 2B BB		0-0 S 1B	0-0 E4 1B 4-3		4-0 BB	0-0 1B SF8 1B		3	3	2	2	2	0	2
Wayne Causey, L (1, 6) OBP: 0.349, SLG: 0.341		0-0 1B 2B		0-3 K	0-0 4-3		0-0 4-3	0-0 1B		5	1	2	2	0	1	4
Haywood Sullivan, R (1, 2) OBP: 0.324, SLG: 0.340		0-0 1B		0-3 K	4-0 1B 1B IBB		0-0 FC4-6 1B	0-0 SF8		3	1	2	2	1	1	1
Orlando Pena, R (1, 1) OBP: 0.207, SLG: 0.154 George Alusik, R (5, PH) OBP: 0.324, SLG: 0.493 Dave Wickersham, R (6, 1) OBP: 0.121, SLG: 0.065		0-3 K		4-0 BB	0-0 SF9		0-0 F2	0-0 6-3		1	0	0	0	1	1	1
										0	0	0	1	0	0	0
										2	0	0	0	0	0	2

Inning Stats	R: 0	H: 0	E: 0	K: 0	S: 3	R: 2	H: 2	E: 0	K: 2	S: 9	R: 0	H: 1	E: 0	K: 0	S: 4	R: 1	H: 2	E: 0	K: 2	S: 9	R: 6	H: 4	E: 1	K: 0	S: 9	R: 0	H: 0	E: 0	K: 0	S: 3	R: 0	H: 1	E: 0	K: 0	S: 4	R: 3	H: 3	E: 0	K: 0	S: 6
	LOB: 0	BB: 0	P: 3	LOB: 1	BB: 1	P: 13	LOB: 1	BB: 0	P: 4	LOB: 2	BB: 1	P: 13	LOB: 2	BB: 2	P: 17	LOB: 1	BB: 1	P: 7	LOB: 1	BB: 0	P: 4	LOB: 1	BB: 1	P: 10	LOB: 1	BB: 1	P: 10	LOB: 1	BB: 1	P: 10	LOB: 1	BB: 1	P: 10	LOB: 1	BB: 1	P: 10	LOB: 1	BB: 1	P: 10	


PITCHER	IP	WLS	BF	H	R	ER	SO	BB	IBB	HBP	BLK	WP	HR	S	P	ERA	WHIP
Milt Pappas, R (1, 1) ERA: 3.9	4.0	L	23	7	7	5	4	3	0	0	0	0	1	28	40	11.25	2.500
Steve Barber, L (5, 1) ERA: 3.2	1.0		7	2	2	0	0	0	1	0	0	0	0	6	10	0.00	2.000
Dick Luebke, L (6, 1) ERA: 2.38	2.0		8	1	0	0	0	1	0	0	0	0	0	7	11	0.00	1.000
John Papa, R (8, 1) ERA: 27.0	1.0		7	3	3	3	0	1	0	0	0	0	0	6	10	27.00	4.000

**BOTTOM**

**Baltimore Orioles @ Kansas City Athletics**  
Municipal Stadium, Kansas City, MO

Sun Sep 16 1962, 4:33 AM EDT  
Att. 6,607 - Unknown

AB	36
R	12
H	13
RBI	11
BB	6
SO	4
LOB	18



WP	PA	ERA	WHIP
0	45	0	0
0	0	0	0
3	0	0	0
0	0	0	0

Batter	1	2	3	4	5	6	7	8	9	AB R H RBI BB SO LOB	TOP												
<b>Tommie Agee, R</b> (1, 8) OBP: 0.167, SLG: 0.167	0-0 F8		0-0 4-3		0-0 2-H 1B		0-0 F3			4 0 1 1 0 0 2	<b>Cleveland Indians @ Kansas City Athletics</b> Municipal Stadium, Kansas City, MO Tue Sep 18 1962, 8:05 PM EDT Att. 4,221 - Unknown												
<b>Al Luplow, L</b> (1, 7) OBP: 0.359, SLG: 0.475 <b>Don Dillard, L</b> (5, PH) OBP: 0.267, SLG: 0.347 (5, 7)	0-0 L3			0-0 1B 1B 1B	0-3 K		0-0 1-3			2 0 1 0 0 0 0 2 0 0 0 0 1 1													
<b>Max Alvis, R</b> (1, 5) OBP: 0.294, SLG: 0.250	0-3 K			0-0 1B 1-2 1B		0-0 2B 1B		0-0 L1		4 0 2 0 0 1 0													
<b>Walt Bond, L</b> (1, 9) OBP: 0.125, SLG: 0.125		0-0 1-3		0-0 1B 1-2 2-3 1B		0-0 F8		0-0 F8		4 0 1 0 0 0 1													
<b>Hal Jones, R</b> (1, 3) OBP: 0.200, SLG: 0.400		0-0 F9		0-0 F7		0-0 1-3 2B		0-3 K		4 0 1 0 0 1 3													
<b>Doc Edwards, R</b> (1, 2) OBP: 0.345, SLG: 0.405 <b>Jim Mahoney, R</b> (9, PR) OBP: 0.257, SLG: 0.408		0-0 5-3		0-0 F5		0-3 K		4-0 L5-3 BB		3 0 0 0 1 1 5 0 0 0 0 0 0 0													
<b>Jack Kubiszyn, R</b> (1, 6) OBP: 0.185, SLG: 0.220 <b>Ty Cline, L</b> (9, PH) OBP: 0.308, SLG: 0.322			0-0 5-3	0-0 F3		0-0 F8		0-0 L5-3 1-2		3 0 0 0 0 0 5 1 0 0 0 0 0 1													
<b>Jerry Kindall, R</b> (1, 4) OBP: 0.289, SLG: 0.352			4-0 BB		4-0 SH5-4 1B BB		0-0 1-3		0-3 K	2 1 0 0 2 1 2													
<b>Jim Perry, S</b> (1, 1) OBP: 0.186, SLG: 0.175 <b>Gary Bell, R</b> (8, 1) OBP: 0.296, SLG: 0.208 <b>Bob Allen, L</b> (8, 1) <b>Willie Kirkland, L</b> (9, PH) OBP: 0.276, SLG: 0.384			0-0 F7		0-0 SH5-4 1-2		4-0 BB		0-3 K	1 0 0 0 1 0 1 0 0 0 0 0 0 0 0 0 0 0 0 0 0 1 0 0 0 0 1 2													
<b>Inning Stats</b>	R: 0 E: 0 K: 1 S: 5	H: 0 LOB: 0 BB: 0 P: 5	R: 0 E: 0 K: 0 S: 3	H: 0 LOB: 0 BB: 0 P: 3	R: 0 E: 0 K: 0 S: 3	H: 0 LOB: 1 BB: 1 P: 7	R: 0 E: 0 K: 0 S: 6	H: 3 LOB: 3 BB: 0 P: 6	R: 1 E: 0 K: 1 S: 5	H: 1 LOB: 0 BB: 1 P: 9		R: 0 E: 0 K: 1 S: 7	H: 2 LOB: 2 BB: 0 P: 7	R: 0 E: 0 K: 0 S: 3	H: 0 LOB: 1 BB: 1 P: 7	R: 0 E: 0 K: 1 S: 5	H: 0 LOB: 0 BB: 0 P: 5	R: 0 E: 0 K: 2 S: 7	H: 0 LOB: 2 BB: 1 P: 11	1B: 5 2B: 1 3B: 0 HR: 0	SF: 0 SAC: 1 DP: 0 HBP: 0	WP: 0 PB: 0 SB: 0 CS: 0	PA: 36
<b>PITCHER</b> <b>Dan Pfister, R</b> (1, 1) ERA: 4.64 <b>John Wyatt, R</b> (9, 1) ERA: 4.46	IP: 8.0 WLS: W BF: 32 H: 6 R: 1 ER: 1 SO: 4 BB: 3 IBB: 0 HBP: 0 BLK: 0 WP: 0 HR: 0 S: 37 P: 49 ERA: 1.12 WHIP: 1.125	IP: 1.0 WLS: S BF: 4 H: 0 R: 0 ER: 0 SO: 2 BB: 1 IBB: 0 HBP: 0 BLK: 0 WP: 0 HR: 0 S: 7 P: 11 ERA: 0.00 WHIP: 1.000											<b>PITCHER</b> IP WLS BF H R ER SO BB IBB HBP BLK WP HR S P ERA WHIP										

livebaseballscorecards.com

<b>AB</b>	31
<b>R</b>	1
<b>H</b>	6
<b>RBI</b>	1
<b>BB</b>	4
<b>SO</b>	6
<b>LOB</b>	23



Batter	1	2	3	4	5	6	7	8	9
Jose Tartabull, L (1, 8) OBP: 0.328, SLG: 0.343	0-0 1-3		0-0 F8		0-3 K		0-0 F8 SH1-4 1B	0-0 FC4-2 1B	
Gino Cimoli, R (1, 9) OBP: 0.326, SLG: 0.429	0-0 F9		0-0 FC4-6 BB 1-3 1B		0-0 CS 1B		0-0 SH1-4 1-2	0-0 1B 1-2 2-H 1B	
Jerry Lumpe, L (1, 4) OBP: 0.343, SLG: 0.440	0-0 1B 1B		4-0 FC4-6 1-2 BB		0-0 F9 1-2		0-0 F8 2-3	0-0 1-3 2-H 1B	
Norm Siebern, L (1, 3) OBP: 0.410, SLG: 0.491	0-0 1-2 1B		0-0 FC4-6 1-2f 2-3 3-H		0-0 F7		0-0 4-3	0-0 F5	
Ed Charles, R (1, 5) OBP: 0.360, SLG: 0.467	0-0 4-3		0-0 4-3		0-0 2B 2B		0-0 5-3		
John Wojcik, L (1, 7) OBP: 0.591, SLG: 0.467		0-3 K2-3		0-0 F7		4-0 2B BB	1-0 1B 1B HBP		
Wayne Causey, L (1, 6) OBP: 0.354, SLG: 0.351		0-0 F7		0-0 FC1-4 1B		0-0 1-3 2-H 2B	0-0 1B 1-2 1B		
Haywood Sullivan, R (1, 2) OBP: 0.323, SLG: 0.338		0-0 6-3		0-0 FC1-4 1-2f		0-3 K	0-0 1B 1-2 2-3 FC4-2 1B		
Dan Pfister, R (1, 1) OBP: 0.190, SLG: 0.190			0-0 1B FC4-6 1B		0-3 K		0-0 1-3 2-H 3-H 1B		
Manny Jimenez, L (8, PH) OBP: 0.355, SLG: 0.436									
Dick Howser, R (8, PR) OBP: 0.326, SLG: 0.350									
John Wyatt, R (9, 1) OBP: 0.133, SLG: 0.103									

AB	R	H	RBI	BB	SO	LOB
5	1	1	0	0	1	3
4	0	3	1	0	0	0
4	0	2	1	1	0	2
5	0	1	1	0	0	5
4	1	1	0	0	0	4
2	1	0	0	1	1	0
4	1	3	1	0	0	0
4	0	1	0	0	1	3
3	1	1	0	0	1	3
1	0	1	2	0	0	0
0	1	0	0	0	0	0
0	0	0	0	0	0	0

**BOTTOM**

**Cleveland Indians @ Kansas City Athletics**  
Municipal Stadium, Kansas City, MO  
Tue Sep 18 1962, 8:05 PM EDT  
Att. 4,221 - Unknown

[livebaseballscorecards.com](http://livebaseballscorecards.com)

<b>AB</b>	<b>36</b>
<b>R</b>	<b>6</b>
<b>H</b>	<b>14</b>
<b>RBI</b>	<b>6</b>
<b>BB</b>	<b>2</b>
<b>SO</b>	<b>4</b>
<b>LOB</b>	<b>20</b>



Inning Stats	R: 0	H: 2	E: 0	LOB: 2	K: 0	BB: 0	S: 5	R: 0	H: 0	E: 0	LOB: 0	K: 1	BB: 0	S: 5	R: 1	H: 2	E: 0	LOB: 2	K: 0	BB: 1	S: 5	R: 0	H: 1	E: 0	LOB: 1	K: 1	BB: 0	S: 6	R: 0	H: 1	E: 0	LOB: 0	K: 1	BB: 0	S: 5	R: 1	H: 2	E: 0	LOB: 2	K: 1	BB: 1	S: 7	R: 0	H: 1	E: 0	LOB: 1	K: 0	BB: 0	S: 4	R: 4	H: 5	E: 0	LOB: 2	K: 0	BB: 0	S: 8	R: 0	H: 0	E: 0	LOB: 0	K: 0	BB: 0	S: 8
--------------	------	------	------	--------	------	-------	------	------	------	------	--------	------	-------	------	------	------	------	--------	------	-------	------	------	------	------	--------	------	-------	------	------	------	------	--------	------	-------	------	------	------	------	--------	------	-------	------	------	------	------	--------	------	-------	------	------	------	------	--------	------	-------	------	------	------	------	--------	------	-------	------

PITCHER	IP	WLS	BF	H	R	ER	SO	BB	IBB	HBP	BLK	WP	HR	S	P	ERA	WHIP
Jim Perry, R (1, 1) ERA: 4.02	7.1	L	34	10	4	4	4	2	0	0	0	0	0	39	48	4.91	1.636
Gary Bell, R (8, 1) ERA: 4.28	0.1		4	3	1	1	0	0	0	0	0	0	0	4	4	27.00	9.000
Bob Allen, L (8, 1) ERA: 6.21	0.1		2	1	1	1	0	0	0	0	0	0	0	2	2	27.00	3.000

WP	PA
0	40

WP	HR	S	P	ERA	WHIP
0	0	1	0	0	0

Batter	1	2	3	4	5	6	7	8	9	AB R H RBI BB SO LOB	TOP		
Ty Cline, L (1, 8) OBP: 0.309, SLG: 0.321	0-0 5-3 HR 1B		4-0 2B 2B BB	0-0 L7			0-0 L5-3	0-0 L5-3 1-2		4 2 1 0 1 0 1			
Tito Francona, L (1, 3) OBP: 0.322, SLG: 0.399	0-0 5-3 1-2		0-0 2B 2B		0-3 K		1-0 HR HBP		0-3 K	4 2 1 0 0 2 1			
Chuck Essegian, R (1, 7) OBP: 0.372, SLG: 0.516 Willie Kirkland, L (9, 9) OBP: 0.276, SLG: 0.384	0-0 F3		0-3 K2-3		0-0 4-3 2B		0-3 K		4-0 BB 2B BB	4 1 1 0 1 2 4 0 0 0 0 0 0 0			
Walt Bond, L (1, 9) OBP: 0.385, SLG: 0.917	0-0 2-H HR		0-0 2-H 3-H 2B		0-0 4-3 2-3		0-0 1-H HR		4-0 1-2 2B BB	4 3 3 6 1 0 1			
John Romano, R (1, 2) OBP: 0.357, SLG: 0.462	0-0 HR		0-0 F9		4-0 FC5-4 BB		0-0 HR		0-0 1-H 2-H 2B	4 2 3 4 1 0 1			
Woodie Held, R (1, 6) OBP: 0.359, SLG: 0.404	0-3 K		4-0 BB		0-0 FC5-4 1-2f		0-0 2B		4-0 FC6-4 BB	3 0 1 0 2 1 2			
Max Alvis, R (1, 5) OBP: 0.227, SLG: 0.190		0-0 4-3	0-3 K			0-0 F3	0-0 F6		0-0 FC6-4 1-2f	5 0 0 0 0 1 5			
Jerry Kindall, R (1, 4) OBP: 0.286, SLG: 0.348		0-3 K		0-0 F8		0-3 K		0-0 E6 FC3-6	0-0 5-3	5 0 0 0 0 2 2			
Dick Donovan, L (1, 1) OBP: 0.253, SLG: 0.333 Sam McDowell, L (6, 1) OBP: 0.130, SLG: 0.130 Bob Allen, L (9, 1)		0-3 K		0-3 K		0-0 G3		0-0 FC3-6 L5-3 1-2f		3 0 0 0 0 2 0 1 0 0 0 0 0 1 0 0 0 0 0 0 0			
<b>Inning Stats</b>	R: 3 E: 0 K: 1 S: 8 H: 3 LOB: 0 BB: 0 P: 8	R: 0 E: 0 K: 2 S: 7 H: 0 LOB: 0 BB: 0 P: 7	R: 2 E: 0 K: 2 S: 9 H: 2 LOB: 2 BB: 2 P: 17	R: 0 E: 0 K: 1 S: 5 H: 0 LOB: 0 BB: 0 P: 5	R: 0 E: 0 K: 1 S: 6 H: 1 LOB: 2 BB: 1 P: 10	R: 0 E: 0 K: 1 S: 5 H: 0 LOB: 0 BB: 0 P: 5	R: 3 E: 0 K: 1 S: 8 H: 3 LOB: 1 BB: 0 P: 9	R: 0 E: 1 K: 0 S: 3 H: 0 LOB: 0 BB: 0 P: 3	R: 2 E: 0 K: 1 S: 6 H: 1 LOB: 2 BB: 3 P: 18	1B: 1 2B: 6 3B: 0 HR: 4 SF: 0 SAC: 0 DP: 1 HBP: 1	WP: 0 PB: 0 SB: 0 CS: 0 PA: 44		
<b>PITCHER</b>	IP WLS BF H R ER SO BB IBB HBP BLK WP HR S P ERA WHIP											<b>PITCHER</b>	IP WLS BF H R ER SO BB IBB HBP BLK WP HR S P ERA WHIP
Ed Rakow, R (1, 1) ERA: 4.42	2.1 L 13 5 5 5 4 1 0 0 0 0 2 20 24 19.29 2.571											Danny McDevitt, L (9, 1) ERA: 5.82	1.0 7 1 2 2 1 3 0 0 0 0 0 6 18 18.00 4.000
Jerry Walker, R (3, 1) ERA: 5.99	1.2 6 0 0 0 2 1 0 0 0 0 0 9 13 0.00 0.600												
Moe Drabowsky, R (5, 1) ERA: 5.15	2.0 8 1 0 0 2 1 0 0 0 0 0 11 15 0.00 1.000												
Dave Wickersham, R (7, 1) ERA: 3.84	1.0 7 3 3 3 1 0 0 1 0 0 2 8 9 27.00 3.000												
Jim Archer, L (8, 1) ERA: 9.43	1.0 3 0 0 0 0 0 0 0 0 0 0 3 3 0.00 0.000												

Cleveland Indians @ Kansas City Athletics  
Municipal Stadium, Kansas City, MO  
Wed Sep 19 1962, 8:05 PM EDT  
Att. 3,523 - Unknown

AB	37
R	10
H	10
RBI	10
BB	6
SO	10
LOB	18



livebaseballscorecards.com




BOTTOM

Cleveland Indians @ Kansas City Athletics  
Municipal Stadium, Kansas City, MO

livebaseballscorecards.com

AB	38
R	9
H	14
RBI	8
BB	7
SO	2
LOB	25



WP:	0	PA:	46
PB:	1	SB:	0
CS:	0		

ERA	7.20	WHIP	2.400
ERA	6.3		
ERA	6.0		

Wed Sep 19 1962, 8:05 PM EDT  
Att. 3,523 - Unknown

AB R H RBI BB SO LOB

4	0	0	1	1	0	1
5	1	1	0	0	1	2
4	3	3	0	1	0	1
3	1	2	2	2	0	1
4	1	2	1	1	0	1
3	1	1	1	2	0	2
5	1	2	0	0	0	7
5	1	1	0	0	1	7
1	0	0	0	0	0	1
0	0	0	0	0	0	0
1	0	0	0	0	0	2
0	0	0	0	0	0	0
1	0	1	0	0	0	0
0	0	0	0	0	0	0
0	0	0	0	0	0	0
0	0	0	0	0	0	0
0	0	0	0	0	0	0
0	0	0	0	0	0	0
1	0	1	3	0	0	0

1B: 12 SF: 1  
2B: 2 SAC: 0  
3B: 0 DP: 2  
HR: 0 HBP: 0

IP	WLS	BF	H	R	ER	SO	BB	IBB	HBP	BLK	WP	HR	S	P	ERA	WHIP
5.0		27	12	4	4	0	0	0	0	0	0	0	27	27	7.20	2.400
3.0		15	1	5	5	2	7	0	0	0	0	0	12	40	15.00	2.667
1.0	S	4	1	0	0	0	0	0	0	0	0	0	4	4	0.00	1.000

Batter	1	2	3	4	5	6	7	8	9
Jose Tartabull, L (1, 8) OBP: 0.325, SLG: 0.338	0-0 F6		0-0 F4		0-0 F3	0-0 SF9		4-0 G6-4-3 BB	0-0 G3
Gino Cimoli, R (1, 9) OBP: 0.325, SLG: 0.427	0-0 4-3		0-0 6-3		0-0 1B 1B	0-3 K		0-0 G6-4-3 1-2f	
Jerry Lumpe, L (1, 4) OBP: 0.347, SLG: 0.444	0-0 1B 2B		0-0 1B		0-0 1B 1B	0-0 1-3		4-0 1B BB BB	4-0 1B BB BB
Norm Siebern, L (1, 3) OBP: 0.413, SLG: 0.492	0-0 1B		0-0 4-3		0-0 PB 1B 1B		4-0 BB BB G4-3 BB	4-0 BB 1B BB	4-0 BB 1B BB
Ed Charles, R (1, 5) OBP: 0.362, SLG: 0.468	0-0 L8		0-0 F7		0-0 PB 1B		4-0 G4-3 BB	0-0 FC1-2 BB	0-0 FC1-2 BB
John Wojcik, L (1, 7)		0-0 L3	0-0 1B 1B		0-0 L8		4-0 G4-3 BB	4-0 FC1-2 BB	4-0 FC1-2 BB
Wayne Causey, L (1, 6)		0-0 FC5-4 1B	0-0 1B		0-0 L8		0-0 G4-3	0-0 FC1-2 2B BB	0-0 FC1-2 2B BB
Haywood Sullivan, R (1, 2)		0-0 FC5-4 1-2f	0-0 F4		0-0 SF9 1B		0-3 K	0-0 F3	0-0 F3
Ed Rakow, S Jerry Walker, S Manny Jimenez, L Alvin Dark, R Bill Kirtz, R Dick Howser, 2B Dave Wickham, R Jim Archer, R George Muller, R Danny McChesney, L Bobby Delaney, R		0-0 F5	0-0 F7		0-0 1B		0-0 5-3	0-0 1-H 2-H 3-H	0-0 2B

R: 1 H: 2 E: 0 K: 0 S: 5	H: 2 LOB: 1 BB: 0 P: 5	R: 0 H: 1 E: 0 K: 0 S: 4	LOB: 1 BB: 0 P: 4	R: 0 H: 1 E: 0 K: 0 S: 4	LOB: 1 BB: 0 P: 4	R: 0 H: 2 E: 0 K: 0 S: 5	LOB: 2 BB: 0 P: 5	R: 2 H: 4 E: 0 K: 0 S: 7	LOB: 2 BB: 0 P: 7	R: 1 H: 2 E: 0 K: 1 S: 4	LOB: 1 BB: 3 P: 16	R: 0 H: 0 E: 0 K: 0 S: 2	LOB: 0 BB: 1 P: 6	R: 4 H: 2 E: 0 K: 0 S: 5	LOB: 1 BB: 3 P: 17	1B: 12 SF: 1 2B: 2 SAC: 0 3B: 0 DP: 2 HR: 0 HBP: 0
--------------------------	------------------------	--------------------------	-------------------	--------------------------	-------------------	--------------------------	-------------------	--------------------------	-------------------	--------------------------	--------------------	--------------------------	-------------------	--------------------------	--------------------	---

PITCHER	IP	WLS	BF	H	R	ER	SO	BB	IBB	HBP	BLK	WP	HR	S	P	ERA	WHIP
Dick Donovan, R (1, 1) ERA: 3.58	5.0		27	12	4	4	0	0	0	0	0	0	0	27	27	7.20	2.400
Sam McDowell, L (6, 1) ERA: 6.3	3.0		15	1	5	5	2	7	0	0	0	0	0	12	40	15.00	2.667
Bob Allen, L (9, 1) ERA: 6.0	1.0	S	4	1	0	0	0	0	0	0	0	0	0	4	4	0.00	1.000

Batter	1	2	3	4	5	6	7	8	9	AB R H RBI BB SO LOB	TOP											
Ty Cline, L (1, 8) OBP: 0.310, SLG: 0.324	0-0 L6-3		0-0 L3	0-0 2B		0-3 K		4-0 BB		4 0 1 1 1 1 0	<b>Cleveland Indians @ Kansas City Athletics</b> Municipal Stadium, Kansas City, MO Thu Sep 20 1962, 8:05 PM EDT Att. 1,954 - Unknown <a href="http://livebaseballscorecards.com">livebaseballscorecards.com</a>											
Tito Francona, L (1, 3) OBP: 0.321, SLG: 0.398	0-0 1B 1B		0-3 K	0-0 G3		0-3 K		0-0 F7		5 1 1 0 0 2 3												
Chuck Essegian, R (1, 7) OBP: 0.373, SLG: 0.517	0-0 1B SF4 1B		0-0 2B		0-0 E5 1B SF8		0-3 K		0-0 F4	5 2 2 0 0 1 0												
Walt Bond, L (1, 9) OBP: 0.444, SLG: 0.824	0-0 SF4 1B		0-0 G3		0-0 S 1B		0-0 F4		0-0 FC4-6 1B	5 0 3 1 0 0 1												
John Romano, R (1, 2) OBP: 0.358, SLG: 0.469	0-0 SF4			0-0 HR		0-0 SF8		4-0 BB BB	0-0 FC4-6 1B	2 1 1 3 1 0 1												
Woodie Held, R (1, 6) OBP: 0.361, SLG: 0.404	0-0 F5			0-0 F7		0-0 BB		4-0 BB BB	0-0 1B	3 0 1 0 2 0 1												
Max Alvis, R (1, 5) OBP: 0.185, SLG: 0.154		0-0 1-3		0-0 F2		0-0 F6		0-0 F8		5 0 0 0 0 0 6												
Jerry Kindall, R (1, 4) OBP: 0.286, SLG: 0.347		0-0 6-3		0-0 1B 2B 1B		0-0 F7		0-3 K		4 1 1 0 0 1 2												
Pedro Ramos, S (1, 1) OBP: 0.182, SLG: 0.344		0-0 F6		0-0 2B 1B		0-3 K		0-3 K		4 0 1 0 0 2 0												
<b>Inning Stats</b>	R: 2 E: 0 K: 0 S: 6	H: 3 LOB: 1 BB: 0 P: 6	R: 0 E: 0 K: 0 S: 3	H: 0 LOB: 0 BB: 0 P: 3	R: 0 E: 0 K: 1 S: 6	H: 1 LOB: 1 BB: 0 P: 6	R: 2 E: 0 K: 0 S: 7	H: 4 LOB: 2 BB: 0 P: 7	R: 1 E: 1 K: 0 S: 5	H: 1 LOB: 2 BB: 1 P: 9	R: 0 E: 0 K: 3 S: 9	H: 0 LOB: 0 BB: 0 P: 9	R: 0 E: 0 K: 1 S: 5	H: 0 LOB: 2 BB: 2 P: 13	R: 0 E: 0 K: 2 S: 7	H: 0 LOB: 1 BB: 1 P: 11	R: 0 E: 0 K: 0 S: 5	H: 2 LOB: 2 BB: 0 P: 5	1B: 8 2B: 2 3B: 0 HR: 1	SF: 2 SAC: 0 DP: 0 HBP: 0	WP: 0 PB: 0 SB: 1 CS: 0	PA: 43
<b>PITCHER</b>	IP WLS BF H R ER SO BB IBB HBP BLK WP HR S P ERA WHIP																					
Bill Fischer, R (1, 1) ERA: 3.97	4.0 L 22 9 5 4 1 0 0 0 0 0 0 1 24 24 9.00 2.250																					
Diego Segui, R (5, 1) ERA: 3.92	1.0 4 0 0 0 0 1 0 0 0 0 0 0 3 7 0.00 1.000																					
Moe Drabowsky, R (6, 1) ERA: 5.06	2.0 8 0 0 0 4 2 0 0 0 0 0 0 14 22 0.00 1.000																					
Jerry Walker, R (8, 1) ERA: 5.9	2.0 9 2 0 0 2 1 0 0 0 0 0 0 12 16 0.00 1.500																					



Batter	1	2	3	4	5	6	7	8	9	AB	R	H	RBI	BB	SO	LOB
Jose Tartabull, L (1, 8) OBP: 0.324, SLG: 0.334	4-0 1B G6-3 BB		0-0 6-3		0-0 4-3		0-0 F9			3	1	0	0	1	0	2
Gino Cimoli, R (1, 9) OBP: 0.326, SLG: 0.430	0-0 1-3 G6-3 1B		0-0 F7		0-3 K			0-0 3-1 4-3 2B		4	1	2	0	0	1	1
Jerry Lumpe, L (1, 4) OBP: 0.345, SLG: 0.441	0-0 1-2f 3-H G6-3		0-0 L8			0-0 E6 FC4		0-0 3-1 2-3		4	0	0	0	0	0	2
Norm Siebern, L (1, 3) OBP: 0.412, SLG: 0.490	0-0 4-3			0-0 FC5-4 1B		0-0 FC4 1-2f		0-0 4-3 3-H		4	0	1	1	0	0	1
Ed Charles, R (1, 5) OBP: 0.361, SLG: 0.468		0-0 S 2B		0-0 FC5-4 1-2f		0-0 F5		0-0 6-3		4	0	1	0	0	0	2
John Wojcik, L (1, 7) OBP: 0.581, SLG: 0.400		4-0 BB BB BB S 2-3 BB		0-0 F7		0-0 F9		4-0 BB BB BB G4-6-3 BB		2	0	0	0	2	0	2
Wayne Causey, L (1, 6) OBP: 0.350, SLG: 0.347		0-0 F7 1-2		0-0 F9			0-0 4-3	0-0 G4-6-3 1-2f		4	0	0	0	0	0	4
Haywood Sullivan, R (1, 2) OBP: 0.323, SLG: 0.336		0-3 K		4-0 BB BB BB 4-3 5-3 BB		0-0 FC4-6 1B		0-3 K		3	0	1	0	1	2	2
Bill Fischer, R (1, 1) OBP: 0.118, SLG: 0.147		0-0 L6		0-0 5-3		0-0 FC4-6 1-2f				1	0	0	0	0	0	2
Diego Segui, R (5, 1) OBP: 0.267, SLG: 0.353										0	0	0	0	0	0	0
Bill Kern, R (5, PH) OBP: 0.500, SLG: 0.500										0	0	0	0	0	0	1
Moe Drabowsky, R (6, 1) OBP: 0.063, SLG: 0.043										0	0	0	0	0	0	0
Manny Jimenez, L (7, PH) OBP: 0.294, SLG: 0.434										1	0	0	0	0	0	1
Jerry Walker, S (8, 1) OBP: 0.263, SLG: 0.456										0	0	0	0	0	0	0

Inning Stats	R: 1	H: 1	E: 0	LOB: 0	K: 0	BB: 1	S: 3	P: 7	R: 0	H: 1	E: 0	LOB: 2	K: 1	BB: 1	S: 6	P: 10	R: 0	H: 0	E: 0	LOB: 0	K: 0	BB: 0	S: 3	P: 3	R: 0	H: 1	E: 0	LOB: 1	K: 0	BB: 0	S: 4	P: 4	R: 0	H: 0	E: 1	LOB: 1	K: 0	BB: 0	S: 4	P: 4	R: 0	H: 1	E: 0	LOB: 1	K: 0	BB: 0	S: 4	P: 4	R: 1	H: 1	E: 0	LOB: 0	K: 0	BB: 0	S: 4	P: 4	R: 0	H: 0	E: 0	LOB: 0	K: 1	BB: 1	S: 4	P: 8	1B: 3	SF: 0	2B: 2	SAC: 0	3B: 0	DP: 2	HR: 0	HBP: 0	WP: 0	PA: 35
PITCHER Pedro Ramos, R (1, 1) ERA: 3.84	IP	WLS	BF	H	R	ER	SO	BB	IBB	HBP	BLK	WP	HR	S	P	ERA	WHIP	IP	WLS	BF	H	R	ER	SO	BB	IBB	HBP	BLK	WP	HR	S	P	ERA	WHIP	IP	WLS	BF	H	R	ER	SO	BB	IBB	HBP	BLK	WP	HR	S	P	ERA	WHIP																							


**BOTTOM**

**Cleveland Indians @ Kansas City Athletics**  
Municipal Stadium, Kansas City, MO

Thu Sep 20 1962, 8:05 PM EDT  
Att. 1,954 - Unknown

livebaseballscorecards.com

AB	31
R	2
H	5
RBI	1
BB	4
SO	3
LOB	20



Batter	1	2	3	4	5	6	7	8	9	AB R H RBI BB SO LOB	TOP
Chico Fernandez, R OBP: 0.305, SLG: 0.421 (1, 6) X	0-0 6-3 1-2	0-3 K			0-0 HR	0-0 L1-3 1-2			0-0 5-3 1-2	5 1 1 1 0 1 3	
Bill Bruton, L OBP: 0.346, SLG: 0.431 (1, 8) X	0-0 F9 WP 2B 1B		0-0 F7		0-0 F9		0-0 1-4		0-3 K	5 1 1 0 0 1 1	
Al Kaline, R OBP: 0.382, SLG: 0.601 (1, 9) B B B	4-0 2B HR 1-2 BB		0-0 2B		4-0 WP BB		0-0 L6		0-0 BLK 1B	3 1 2 0 2 0 0	
Rocky Colavito, R OBP: 0.369, SLG: 0.516 (1, 7) X	0-0 F9 2-3		0-0 6-3		0-0 6-3 1-2		0-3 K		0-0 5-3 1-2 3-H	5 0 0 0 0 1 5	
Norm Cash, L OBP: 0.376, SLG: 0.506 (1, 3) X	0-0 HR 1-3 3-H 2B		0-3 K		4-0 BB			0-0 F7		3 1 1 1 1 1 1	
Dick McAuliffe, L OBP: 0.346, SLG: 0.396 (1, 4) X	0-0 HR 2-H 3-H			0-0 FC1-5-6 S 1B	0-0 F7			0-0 WP 1B		4 1 3 3 0 0 2	
Frank Kostro, R OBP: 0.268, SLG: 0.333 (1, 5) S S S	0-3 K			0-0 5-3 1-2		0-0 1B 1B		0-0 F8 1-2		4 0 1 0 0 1 2	
Dick Brown, R OBP: 0.281, SLG: 0.357 (1, 2) X		0-0 F4		0-0 FC1-5-6-4 FC6 2-3		0-3 K		0-0 F5		4 0 0 0 0 1 3	
Don Mossi, L OBP: 0.292, SLG: 0.164 (1, 1) X		0-0 F2		0-0 FC6 1-2f		0-0 L1-3 1B		4-0 1B BLK 5-3 BB		3 1 1 0 1 0 1	
<b>Inning Stats</b>	R: 4 E: 0 K: 1 S: 8 H: 3 LOB: 0 BB: 1 P: 12	R: 0 E: 0 K: 1 S: 5 H: 0 LOB: 0 BB: 0 P: 5	R: 0 E: 0 K: 1 S: 6 H: 1 LOB: 1 BB: 0 P: 6	R: 0 E: 0 K: 0 S: 4 H: 1 LOB: 1 BB: 0 P: 4	R: 1 E: 0 K: 0 S: 4 H: 1 LOB: 2 BB: 2 P: 12	R: 0 E: 0 K: 1 S: 6 H: 2 LOB: 1 BB: 0 P: 6	R: 0 E: 0 K: 1 S: 5 H: 0 LOB: 0 BB: 0 P: 5	R: 0 E: 0 K: 0 S: 4 H: 1 LOB: 1 BB: 0 P: 4	R: 1 E: 0 K: 1 S: 6 H: 1 LOB: 1 BB: 1 P: 10	1B: 6 2B: 3 3B: 0 HR: 2 SF: 0 SAC: 0 DP: 1 HBP: 0	WP: 3 PB: 0 SB: 1 CS: 0 PA: 40
<b>PITCHER</b> Orlando Pena, R ERA: 3.12 Diego Segui, R ERA: 3.86 Fred Norman, L ERA: 4.5	IP WLS BF H R ER SO BB IBB HBP BLK WP HR S P ERA WHIP	IP WLS BF H R ER SO BB IBB HBP BLK WP HR S P ERA WHIP	IP WLS BF H R ER SO BB IBB HBP BLK WP HR S P ERA WHIP	IP WLS BF H R ER SO BB IBB HBP BLK WP HR S P ERA WHIP	IP WLS BF H R ER SO BB IBB HBP BLK WP HR S P ERA WHIP	IP WLS BF H R ER SO BB IBB HBP BLK WP HR S P ERA WHIP	IP WLS BF H R ER SO BB IBB HBP BLK WP HR S P ERA WHIP	IP WLS BF H R ER SO BB IBB HBP BLK WP HR S P ERA WHIP	IP WLS BF H R ER SO BB IBB HBP BLK WP HR S P ERA WHIP	IP WLS BF H R ER SO BB IBB HBP BLK WP HR S P ERA WHIP	IP WLS BF H R ER SO BB IBB HBP BLK WP HR S P ERA WHIP

Detroit Tigers @ Kansas City Athletics  
Municipal Stadium, Kansas City, MO  
Fri Sep 21 1962, 8:05 PM EDT  
Att. 1,993 - Unknown

livebaseballscorecards.com

AB 36  
R 6  
H 10  
RBI 5  
BB 4  
SO 6  
LOB 18



**BOTTOM**

**Detroit Tigers @ Kansas City Athletics**  
Municipal Stadium, Kansas City, MO

[livebaseballscorecards.com](http://livebaseballscorecards.com)

<b>AB</b>	<b>32</b>
<b>R</b>	<b>1</b>
<b>H</b>	<b>5</b>
<b>RBI</b>	<b>1</b>
<b>BB</b>	<b>2</b>
<b>SO</b>	<b>7</b>
<b>LOB</b>	<b>15</b>



WP:	0	PA:	34
PB:	0	SB:	0
CS:	0		

Fri Sep 21 1962, 8:05 PM EDT  
Att. 1,993 - Unknown

Batter	1	2	3	4	5	6	7	8	9	AB	R	H	RBI	BB	SO	LOB
<b>Bobby Del Greco, R</b> OBP: 0.369, SLG: 0.403 (1, 8)	0-0 F8		0-0 F8		0-0 F7		0-0 L9			4	0	0	0	0	0	3
<b>John Wojcik, L</b> OBP: 0.514, SLG: 0.333 (1, 7)	0-0 4-3		0-0 F8		0-0 F8			0-0 1-3		4	0	0	0	0	0	1
<b>Jerry Lumpe, L</b> OBP: 0.344, SLG: 0.440 (1, 4)	0-0 F8			0-0 FC6-4 1B		0-0 F7		0-0 4-3		4	0	1	0	0	0	0
<b>Norm Siebern, L</b> OBP: 0.410, SLG: 0.487 (1, 3)		0-3 K		0-0 FC6-4 BB 1B		0-0 F8		0-0 F6		4	1	0	0	0	1	1
<b>Ed Charles, R</b> OBP: 0.361, SLG: 0.466 (1, 5)		0-0 1B		0-3 K		0-0 5-3		0-3 K		4	0	1	0	0	2	1
<b>Gino Cimoli, R</b> OBP: 0.328, SLG: 0.429 (1, 9)		0-0 F7		4-0 1B 1-2 BB			0-0 1B 1B		0-0 L9	3	0	1	0	1	0	1
<b>Wayne Causey, L</b> OBP: 0.352, SLG: 0.349 (1, 6)		0-3 K		0-0 1B 1-3 2-H			0-0 1B 1B		0-0 L4	4	0	2	1	0	1	1
<b>Haywood Sullivan, R</b> OBP: 0.323, SLG: 0.333 (1, 2)			4-0 BB	0-3 K			0-0 F3			2	0	0	0	1	1	4
<b>Orlando Pena, R</b> OBP: 0.200, SLG: 0.148 (1, 1)			0-3 K		0-0 F7		0-3 K			1	0	0	0	0	1	1
<b>Bill Kern, R</b> OBP: 0.333, SLG: 0.333 (5, PH)										1	0	0	0	0	0	0
<b>Diego Segui, R</b> OBP: 0.257, SLG: 0.353 (6, 1)										0	0	0	0	0	0	0
<b>George Alusik, R</b> OBP: 0.321, SLG: 0.488 (7, PH)										1	0	0	0	0	1	2
<b>Fred Norman, S</b> (8, 1)										0	0	0	0	0	0	0

Batter	1	2	3	4	5	6	7	8	9
<b>Bobby Del Greco, R</b> OBP: 0.369, SLG: 0.403 (1, 8)	0-0 F8		0-0 F8		0-0 F7		0-0 L9		
<b>John Wojcik, L</b> OBP: 0.514, SLG: 0.333 (1, 7)	0-0 4-3		0-0 F8		0-0 F8			0-0 1-3	
<b>Jerry Lumpe, L</b> OBP: 0.344, SLG: 0.440 (1, 4)	0-0 F8			0-0 FC6-4 1B		0-0 F7		0-0 4-3	
<b>Norm Siebern, L</b> OBP: 0.410, SLG: 0.487 (1, 3)		0-3 K		0-0 FC6-4 BB 1B		0-0 F8		0-0 F6	
<b>Ed Charles, R</b> OBP: 0.361, SLG: 0.466 (1, 5)		0-0 1B		0-3 K		0-0 5-3		0-3 K	
<b>Gino Cimoli, R</b> OBP: 0.328, SLG: 0.429 (1, 9)		0-0 F7		4-0 1B 1-2 BB			0-0 1B 1B		0-0 L9
<b>Wayne Causey, L</b> OBP: 0.352, SLG: 0.349 (1, 6)		0-3 K		0-0 1B 1-3 2-H			0-0 1B 1B		0-0 L4
<b>Haywood Sullivan, R</b> OBP: 0.323, SLG: 0.333 (1, 2)			4-0 BB	0-3 K			0-0 F3		
<b>Orlando Pena, R</b> OBP: 0.200, SLG: 0.148 (1, 1)			0-3 K		0-0 F7		0-3 K		
<b>Bill Kern, R</b> OBP: 0.333, SLG: 0.333 (5, PH)									
<b>Diego Segui, R</b> OBP: 0.257, SLG: 0.353 (6, 1)									
<b>George Alusik, R</b> OBP: 0.321, SLG: 0.488 (7, PH)									
<b>Fred Norman, S</b> (8, 1)									

Inning Stats	R: 0	H: 0	E: 0	K: 0	S: 3	H: 0	LOB: 0	BB: 0	P: 3	R: 0	H: 1	E: 0	K: 2	S: 8	H: 0	LOB: 1	BB: 0	P: 8	R: 0	H: 0	E: 0	K: 1	S: 5	H: 0	LOB: 1	BB: 1	P: 9	R: 1	H: 2	E: 0	K: 2	S: 9	H: 0	LOB: 0	BB: 0	P: 3	R: 0	H: 0	E: 0	K: 0	S: 3	H: 2	LOB: 2	BB: 1	P: 13	R: 0	H: 0	E: 0	K: 0	S: 3	H: 2	LOB: 2	BB: 0	P: 7	R: 0	H: 0	E: 0	K: 1	S: 7	H: 0	LOB: 0	BB: 0	P: 3	R: 0	H: 2	E: 0	K: 1	S: 7	H: 0	LOB: 2	BB: 0	P: 7	R: 0	H: 0	E: 0	K: 0	S: 3	H: 0	LOB: 0	BB: 0	P: 3	R: 0	H: 0	E: 0	K: 1	S: 5	H: 0	LOB: 0	BB: 0	P: 5	1B: 5	SF: 0	2B: 0	3B: 0	HR: 0	SAC: 0	DP: 0	HBP: 0	WP: 0	PB: 0	SB: 0	CS: 0
--------------	------	------	------	------	------	------	--------	-------	------	------	------	------	------	------	------	--------	-------	------	------	------	------	------	------	------	--------	-------	------	------	------	------	------	------	------	--------	-------	------	------	------	------	------	------	------	--------	-------	-------	------	------	------	------	------	------	--------	-------	------	------	------	------	------	------	------	--------	-------	------	------	------	------	------	------	------	--------	-------	------	------	------	------	------	------	------	--------	-------	------	------	------	------	------	------	------	--------	-------	------	-------	-------	-------	-------	-------	--------	-------	--------	-------	-------	-------	-------

PITCHER	IP	WLS	BF	H	R	ER	SO	BB	IBB	HBP	BLK	WP	HR	S	P	ERA	WHIP
<b>Don Mossi, L</b> ERA: 4.09 (1, 1)	9.0	W	34	5	1	1	7	2	0	0	0	0	0	46	54	1.00	0.778

Batter	1	2	3	4	5	6	7	8	9	AB R H RBI BB SO LOB	TOP	
Chico Fernandez, R (1, 6) OBP: 0.302, SLG: 0.416	0-0 F8		0-0 6-3		0-0 6-3		0-0 F8		0-0 F2	5 0 0 0 0 0 0		
Bill Bruton, L (1, 8) OBP: 0.346, SLG: 0.430	0-0 4-3			0-0 BB 1B 1B 1B		0-0 F2		0-3 K		4 1 1 0 0 1 0		
Al Kaline, R (1, 9) OBP: 0.378, SLG: 0.594	0-3 K			0-0 F5		0-0 L5-3		0-0 L8		4 0 0 0 0 1 1		
Rocky Colavito, R (1, 7) OBP: 0.372, SLG: 0.519		0-3 K		0-0 1B BB 1-2 1B		0-0 G3 2B		4-0 1B BB 1B		3 1 2 0 1 1 0		
Norm Cash, L (1, 3) OBP: 0.380, SLG: 0.508		0-0 1B		4-0 1B BB 1-2 2-3		4-0 G3 BB BB		0-0 1B 1-3 1B		2 0 2 0 2 0 0		
Dick McAuliffe, L (1, 4) OBP: 0.346, SLG: 0.395		0-0 F6		0-0 F6		0-0 G3		0-0 1B 1-2 3-H		4 0 1 1 0 0 6		
Frank Kostro, R (1, 5) OBP: 0.279, SLG: 0.341		0-0 F4		0-0 1B		0-0 F7		0-0 F2		2 0 1 1 0 0 1		
Steve Boros, R (4, PR) OBP: 0.324, SLG: 0.411										1 0 0 0 0 0 2		
Vic Wertz, L (8, PH) OBP: 0.364, SLG: 0.490										1 0 0 0 0 0 2		
Don Buddin, R (8, 5) OBP: 0.353, SLG: 0.290				1-2 2-3 3-H 1B						0 0 0 0 0 0 0		
Dick Brown, R (1, 2) OBP: 0.279, SLG: 0.354			0-0 F7	0-0 F7			0-0 5-3		0-0 4-3	4 0 0 0 0 0 3		
Jim Bunning, R (1, 1) OBP: 0.255, SLG: 0.319			0-0 1-3		0-0 6-3		0-0 F8		0-0 F7	2 0 0 0 0 0 0		
Bob Farley, L (7, PH) OBP: 0.346, SLG: 0.284										1 0 0 0 0 0 0		
Ron Nischwitz, S (7, 1) OBP: 0.417, SLG: 0.583										0 0 0 0 0 0 0		
Bobo Osborne, L (9, PH) OBP: 0.371, SLG: 0.247										1 0 0 0 0 0 0		
<b>Inning Stats</b>	R: 0 H: 0 E: 0 LOB: 0 K: 1 BB: 0 S: 5 P: 5	R: 0 H: 1 E: 0 LOB: 1 K: 1 BB: 0 S: 6 P: 6	R: 0 H: 0 E: 0 LOB: 0 K: 0 BB: 0 S: 3 P: 3	R: 1 H: 3 E: 0 LOB: 3 K: 0 BB: 1 S: 6 P: 10	R: 0 H: 0 E: 0 LOB: 0 K: 0 BB: 0 S: 3 P: 3	R: 0 H: 1 E: 0 LOB: 2 K: 0 BB: 1 S: 4 P: 8	R: 0 H: 0 E: 0 LOB: 0 K: 0 BB: 0 S: 3 P: 3	R: 1 H: 2 E: 0 LOB: 2 K: 1 BB: 1 S: 7 P: 11	R: 0 H: 0 E: 0 LOB: 0 K: 0 BB: 0 S: 3 P: 3	1B: 6 SF: 0 2B: 1 SAC: 0 3B: 0 DP: 0 HR: 0 HBP: 0	WP: 0 PA: 37 PB: 0 SB: 0 CS: 0	
<b>PITCHER</b> Dave Wickersham, R (1, 1) ERA: 3.67 John Wyatt, R (8, 1) ERA: 4.46	IP WLS BF H R ER SO BB IBB HBP BLK WP HR S P ERA WHIP	7.0 W 28 5 1 1 2 2 0 0 0 0 0 0 30 38 1.29 1.000	2.0 S 9 2 1 1 1 1 0 0 0 0 0 0 10 14 4.50 1.500	<b>PITCHER</b> IP WLS BF H R ER SO BB IBB HBP BLK WP HR S P ERA WHIP								

**Detroit Tigers @ Kansas City Athletics**  
 Municipal Stadium, Kansas City, MO  
 Sat Sep 22 1962, 8:05 PM EDT  
 Att. 3,609 - Unknown

[livebaseballscorecards.com](http://livebaseballscorecards.com)

<b>AB</b>	<b>34</b>
<b>R</b>	<b>2</b>
<b>H</b>	<b>7</b>
<b>RBI</b>	<b>2</b>
<b>BB</b>	<b>3</b>
<b>SO</b>	<b>3</b>
<b>LOB</b>	<b>15</b>



Batter	1	2	3	4	5	6	7	8	9	AB	R	H	RBI	BB	SO	LOB
Jose Tartabull, L (1, 8) OBP: 0.323, SLG: 0.333	0-0 L5-3 1B	0-0 FC6 CS		0-0 2-3			0-0 L9 1-2			4	0	1	0	0	0	4
Ed Charles, R (1, 5) OBP: 0.358, SLG: 0.463	0-0 L5-3 1-2 1B	0-0 CS 1-2 1B	0-0 5-3		0-0 6-3		0-0 6-3			4	0	0	0	0	0	3
Jerry Lumpe, L (1, 4) OBP: 0.345, SLG: 0.440	0-0 HBP BB 1B		0-3 K		0-0 G3-6-3 1B			0-0 L1		4	1	2	0	0	1	0
Norm Siebern, L (1, 3) OBP: 0.412, SLG: 0.488	0-0 BB HBP 2B 1B		4-0 BB		0-0 G3-6-3 1-2f			0-0 1-3 2B 1B		3	2	2	0	1	0	1
Manny Jimenez, L (1, 7) OBP: 0.354, SLG: 0.432	1-0 BB 2B HBP		0-0 F5		0-0 6-3			0-0 1-3		2	1	0	0	0	0	1
Gino Cimoli, R (7, 9) OBP: 0.327, SLG: 0.428	1-2 2-3 HBP							1-2		1	0	0	0	0	0	1
John Wojcik, L (1, 9) OBP: 0.513, SLG: 0.370	4-0 BB BB BB 1-2 2-3 3-H 2B BB		0-0 3-1		0-0 F8			0-0 2-H 2B		3	1	1	2	1	0	0
Wayne Causey, L (1, 6) OBP: 0.354, SLG: 0.358	0-0 1-H 2-H 3-H 2B		0-0 2B		0-0 F8			0-0 G3		4	0	2	3	0	0	1
Haywood Sullivan, R (1, 2) OBP: 0.327, SLG: 0.335		0-0 FC3-6 1B		4-0 BB		0-0 6-3		0-0 6-3		2	0	1	0	1	0	0
Dave Wickersham, R (1, 1) OBP: 0.114, SLG: 0.061		0-0 FC3-6		0-3 K		0-0 PB 1B				2	0	0	0	0	1	3
Bill Kern, R (7, PH) OBP: 0.500, SLG: 0.500		0-0 FC6								1	0	1	0	0	0	0
Dick Howser, R (7, PR) OBP: 0.326, SLG: 0.350		1-2f								0	0	0	0	0	0	0
John Wyatt, R (8, 1) OBP: 0.133, SLG: 0.103										0	0	0	0	0	0	0


Inning Stats	R: 4	H: 4	E: 0	LOB: 1	K: 0	BB: 1	S: 5	P: 10	R: 0	H: 1	E: 0	LOB: 0	K: 0	BB: 0	S: 3	R: 0	H: 0	E: 0	LOB: 1	K: 1	BB: 1	S: 5	P: 9	R: 0	H: 1	E: 0	LOB: 2	K: 1	BB: 1	S: 6	R: 0	H: 0	E: 0	LOB: 0	K: 0	BB: 0	S: 3	P: 3	R: 0	H: 0	E: 0	LOB: 0	K: 0	BB: 0	S: 3	P: 3	R: 0	H: 1	E: 0	LOB: 2	K: 0	BB: 0	S: 4	P: 4	R: 1	H: 2	E: 0	LOB: 1	K: 0	BB: 0	S: 5	P: 5
PITCHER	IP	WLS	BF	H	R	ER	SO	BB	IBB	HBP	BLK	WP	HR	S	P	ERA	WHIP																																													
Jim Bunning, R (1, 1) ERA: 3.53	6.0	L	25	7	4	4	2	3	0	1	0	0	0	25	38	6.00	1.667																																													
Ron Nischwitz, L (7, 1) ERA: 3.73	2.0		9	3	1	1	0	0	0	0	0	0	0	9	9	4.50	1.500																																													

**BOTTOM**

**Detroit Tigers @ Kansas City Athletics**  
Municipal Stadium, Kansas City, MO

Sat Sep 22 1962, 8:05 PM EDT  
Att. 3,609 - Unknown

AB	30
R	5
H	10
RBI	5
BB	3
SO	2
LOB	14



WP	PA	3B	HR	S	P	ERA	WHIP
0	35	0	0	2	1		

Batter	1	2	3	4	5	6	7	8	9	AB R H RBI BB SO LOB	TOP												
Chico Fernandez, R (1, 6) OBP: 0.301, SLG: 0.413	0-0 5-3	0-0 L7			0-0 6-3				0-0 F3	4 0 0 0 1 0 0													
Bill Bruton, L (1, 8) OBP: 0.346, SLG: 0.430	0-0 1B 1B 2B				0-0 F8				0-0 F7	4 1 1 0 1 0 2													
Al Kaline, R (1, 9) OBP: 0.379, SLG: 0.594	0-0 BB 1B 2-3				0-3 K				0-0 L5-3	5 1 2 0 0 2 1													
Rocky Colavito, R (1, 7) OBP: 0.372, SLG: 0.517	4-0 1B 1-2 BB				0-0 L4				0-0 5-3	2 0 0 0 2 0 0													
Norm Cash, L (1, 3) OBP: 0.379, SLG: 0.505	0-3 K				0-0 F6				4-0 S E BB	3 1 0 0 1 1 5													
Dick McAuliffe, L (1, 4) OBP: 0.345, SLG: 0.394	0-0 1-2 2-H 3-H 1B				0-0 F4				0-0 F9	4 0 1 2 0 0 2													
Steve Boros, R (1, 5) OBP: 0.323, SLG: 0.407	0-0 F2				0-0 5-3				0-0 5-3	3 0 0 0 1 0 2													
Dick Brown, R (1, 2) OBP: 0.279, SLG: 0.352					0-0 L7				4-0 SH3 BB	2 0 0 0 1 0 0													
Vic Wertz, L (8, PH) OBP: 0.360, SLG: 0.486									0-0 F5	1 0 0 0 0 0 2													
Mike Roarke, R (8, 2) OBP: 0.275, SLG: 0.351									0-0 SH3	0 0 0 0 0 0 0													
Hank Aguirre, R (1, 1) OBP: 0.041, SLG: 0.028					0-3 K				0-3 K	3 0 0 0 0 3 0													
Inning Stats	R: 2 E: 0 K: 1 S: 8	H: 3 LOB: 2 BB: 1 P: 12	R: 0 E: 0 K: 1 S: 5	H: 0 LOB: 0 BB: 0 P: 5	R: 0 E: 0 K: 1 S: 5	H: 0 LOB: 0 BB: 0 P: 5	R: 0 E: 0 K: 0 S: 3	H: 0 LOB: 0 BB: 0 P: 3	R: 0 E: 0 K: 1 S: 5	H: 0 LOB: 0 BB: 0 P: 5	R: 0 E: 0 K: 0 S: 4	H: 1 LOB: 2 BB: 1 P: 8	R: 0 E: 0 K: 0 S: 3	H: 0 LOB: 2 BB: 2 P: 11	R: 1 E: 1 K: 0 S: 4	H: 0 LOB: 2 BB: 2 P: 12	R: 0 E: 0 K: 2 S: 7	H: 0 LOB: 1 BB: 1 P: 11	1B: 2 2B: 2 3B: 0 HR: 0	SF: 0 SAC: 1 DP: 0 HBP: 0	WP: 0 PB: 0 SB: 2 CS: 0	PA: 39	
PITCHER	IP WLS BF H R ER SO BB IBB HBP BLK WP HR S P ERA WHIP																					PITCHER	IP WLS BF H R ER SO BB IBB HBP BLK WP HR S P ERA WHIP
Dan Pfister, R (1, 1) ERA: 4.54	8.0 L 35 4 3 2 4 6 0 0 0 0 0 0 37 61 2.25 1.250																						
John Wyatt, R (9, 1) ERA: 4.43	1.0 4 0 0 0 2 1 0 0 0 0 0 0 7 11 0.00 1.000																						

**Detroit Tigers @ Kansas City Athletics**  
**Municipal Stadium, Kansas City, MO**  
 Sun Sep 23 1962, 4:33 AM EDT  
 Att. 7,561 - Unknown

AB	31
R	3
H	4
RBI	2
BB	7
SO	6
LOB	14



WP: 0	PA: 39
PB: 0	
SB: 2	
CS: 0	

livebaseballscores.com



Batter	1	2	3	4	5	6	7	8	9	AB	R	H	RBI	BB	SO	LOB
--------	---	---	---	---	---	---	---	---	---	----	---	---	-----	----	----	-----

<b>Bobby Del Greco, R</b> OBP: 0.373, SLG: 0.405 (1, 8) BB BB	4-0 FC6-4 BB		X 0-0 1B		X 0-0 F7			X 0-0 1B		3	0	2	0	1	0	0
<b>Gino Cimoli, R</b> OBP: 0.325, SLG: 0.425 (1, 9) X	0-0 F7		X 0-0 F7			X 0-0 L9		X 0-0 L9		4	0	0	0	0	0	3
<b>Jerry Lumpe, L</b> OBP: 0.345, SLG: 0.439 (1, 4) X	0-0 FC6-4 1-2f			X 0-0 E4 1B		X 0-0 F4		X 0-0 1-3		4	1	1	0	0	0	2
<b>Norm Siebern, L</b> OBP: 0.409, SLG: 0.484 (1, 3) X	0-0 G3			X 0-0 F8		X 0-0 F8			X 0-0 F8	4	0	0	0	0	0	2
<b>Ed Charles, R</b> OBP: 0.359, SLG: 0.463 (1, 5)		X 0-0 L9		X 0-0 FC6-4 1B 2-H		X 0-0 F2		X 0-0 1B		4	0	2	1	0	0	0
<b>Bill Kern, R</b> OBP: 0.375, SLG: 0.375 (1, 7)		X 0-0 5-3		X 0-0 L9		X 0-0 FC4-6 1B		X 0-0 F2		4	0	1	0	0	0	2
<b>Wayne Causey, L</b> OBP: 0.349, SLG: 0.353 (1, 6)		X 0-0 F7		X 0-0 FC6-4 1-2f		X 0-0 FC4-6 1-2f		X 0-0 F7		4	0	0	0	0	0	3
<b>Haywood Sullivan, R</b> OBP: 0.325, SLG: 0.332 (1, 2) <b>Billy Bryan, L</b> OBP: 0.221, SLG: 0.317 (6, 2) S S			S 0-3 K		S 0-3 K		X 0-0 FC4-6 1-2f			2	0	0	0	0	2	0
<b>Dan Pfister, R</b> OBP: 0.185, SLG: 0.185 (1, 1) <b>George Alusik, R</b> OBP: 0.320, SLG: 0.486 (8, PH) <b>John Wyatt, R</b> OBP: 0.133, SLG: 0.103 (9, 1)			X 0-0 F3		X 0-0 6-3		X 0-0 5-3			1	0	0	0	0	0	0

Inning Stats	R: 0	H: 0	R: 0	H: 0	R: 0	H: 1	R: 0	H: 0	R: 0	H: 0	R: 0	H: 1	R: 0	H: 1	R: 0	H: 1	R: 0	H: 1	1B: 6	SF: 0	WP: 0	PA: 34
	E: 0	LOB: 1	E: 0	LOB: 0	E: 1	LOB: 1	E: 0	LOB: 0	E: 0	LOB: 0	E: 0	LOB: 1	E: 0	LOB: 1	E: 0	LOB: 1	E: 0	LOB: 1	2B: 0	SAC: 0	PB: 0	
	K: 0	BB: 1	K: 0	BB: 0	K: 0	BB: 0	K: 1	BB: 0	K: 0	BB: 0	K: 0	BB: 0	K: 0	BB: 0	K: 0	BB: 0	K: 0	BB: 0	3B: 0	DP: 0	SB: 0	
	S: 3	P: 7	S: 3	P: 3	S: 5	P: 5	S: 5	P: 5	S: 4	P: 4	S: 4	P: 4	S: 4	P: 4	S: 4	P: 4	S: 4	P: 4	HR: 0	HBP: 0	CS: 0	

PITCHER	IP	WLS	BF	H	R	ER	SO	BB	IBB	HBP	BLK	WP	HR	S	P	ERA	WHIP
<b>Hank Aguirre, L</b> ERA: 2.24 (1, 1)	9.0	W	34	6	1	0	2	1	0	0	0	0	0	37	41	0.00	0.778

**BOTTOM**

**Detroit Tigers @ Kansas City Athletics**  
Municipal Stadium, Kansas City, MO  
Sun Sep 23 1962, 4:33 AM EDT  
Att. 7,561 - Unknown

[livebaseballscorecards.com](http://livebaseballscorecards.com)

<b>AB</b>	<b>33</b>
<b>R</b>	<b>1</b>
<b>H</b>	<b>6</b>
<b>RBI</b>	<b>1</b>
<b>BB</b>	<b>1</b>
<b>SO</b>	<b>2</b>
<b>LOB</b>	<b>13</b>





Batter	1	2	3	4	5	6	7	8	9	AB R H RBI BB SO LOB
Jerry Adair, R (1, 6) OBP: 0.318, SLG: 0.405	0-0 F3		0-0 F7		0-0 2-H 1B			0-0 FC4 1B		4 0 2 1 0 0 0
Pete Ward, L (1, 9) OBP: 0.500, SLG: 0.250	0-0 F8		4-0 BB		0-0 6-3			0-3 K		3 0 0 0 1 1 2
Brooks Robinson, R (1, 5) OBP: 0.342, SLG: 0.489	0-0 F7		0-0 6-3			0-0 SF8 3B		0-0 FC4 1-2f		4 1 1 0 0 0 2
Jim Gentile, L (1, 3) OBP: 0.354, SLG: 0.490		4-0 G3 1B BB		0-0 G3		0-0 SF8		0-3 K		2 0 0 1 1 1 1
Charlie Lau, L (1, 2) OBP: 0.320, SLG: 0.466		0-0 G3 1B		0-0 G3		0-0 G3		0-0 6-3		4 0 1 0 0 0 0
Boog Powell, L (1, 7) OBP: 0.314, SLG: 0.401		0-0 G3		0-0 4-3		0-0 F6		0-0 4-3		4 0 0 0 0 0 2
Dave Nicholson, R (1, 8) OBP: 0.292, SLG: 0.358		4-0 G4-6-3 BB		0-3 K		0-3 K		0-3 K		3 0 0 0 1 3 0
Bob Saverine, S (1, 4) OBP: 0.250, SLG: 0.500		0-0 G4-6-3		0-0 1B 2B		0-0 4-3		0-0 4-3		3 1 1 0 0 0 3
Jack Fisher, R (1, 1) OBP: 0.200, SLG: 0.102			0-3 K		0-0 5-3		0-3 K			1 0 0 0 0 0 1 0
Billy Hoelt, L (4, 1) OBP: 0.385, SLG: 0.263										0 0 0 0 0 0 0 0
Barry Shetrone, L (5, PH) OBP: 0.333, SLG: 0.600										1 0 0 0 0 0 0 1
Dick Luebke, R (6, 1) OBP: 0.371, SLG: 0.406										0 0 0 0 0 0 0 0
Whitey Herzog, L (7, PH) OBP: 0.371, SLG: 0.406										1 0 0 0 0 0 1 0
Hoyt Wilhelm, R (8, 1) OBP: 0.176, SLG: 0.125										0 0 0 0 0 0 0 0

**BOTTOM**

**Kansas City Athletics @ Baltimore Orioles**  
**Memorial Stadium, Baltimore, MD**  
 Mon Sep 24 1962, 7:05 PM EDT  
 Att. 2,297 - Unknown

[livebaseballscorecards.com](http://livebaseballscorecards.com)

<b>AB</b>	<b>30</b>
<b>R</b>	<b>2</b>
<b>H</b>	<b>5</b>
<b>RBI</b>	<b>2</b>
<b>BB</b>	<b>3</b>
<b>SO</b>	<b>7</b>
<b>LOB</b>	<b>11</b>



Inning Stats	R: 0	H: 0	E: 0	K: 0	S: 3	R: 0	H: 1	E: 0	K: 0	S: 3	R: 0	H: 0	E: 0	K: 1	S: 5	R: 0	H: 0	E: 0	K: 0	S: 3	R: 1	H: 2	E: 0	K: 1	S: 7	R: 1	H: 1	E: 0	K: 0	S: 4	R: 0	H: 0	E: 0	K: 2	S: 7	R: 0	H: 1	E: 0	K: 2	S: 8	R: 0	H: 0	E: 0	K: 1	S: 5	1B: 3	SF: 1	2B: 1	SAC: 0	3B: 1	DP: 1	HR: 0	HBP: 0	WP: 0	PA: 34
<b>PITCHER</b> Ed Rakow, R (1, 1) ERA: 4.33	IP: 9.0	WLS: W	BF: 34	H: 5	R: 2	ER: 2	SO: 7	BB: 3	IBB: 0	HBP: 0	BLK: 0	WP: 0	HR: 0	S: 45	P: 57	ERA: 2.00	WHIP: 0.889																																						

Batter	1	2	3	4	5	6	7	8	9	AB R H RBI BB SO LOB	TOP																								
<b>Bobby Del Greco, R</b> (1, 8) OBP: 0.374, SLG: 0.408 BB BB	4-0 G6-4-3 BB		x 0-0 2B		0-3 K			0-3 K		3 0 1 0 1 2 0	<b>Kansas City Athletics @ Baltimore Orioles</b> <b>Memorial Stadium, Baltimore, MD</b> Wed Sep 26 1962, 7:05 PM EDT Unknown																								
<b>Gino Cimoli, R</b> (1, 9) OBP: 0.323, SLG: 0.422	x 0-0 F8		x 0-0 4-3			x 0-0 F8		x 0-0 F9	4 0 0 0 0 0 2																										
<b>Jerry Lumpe, L</b> (1, 4) OBP: 0.342, SLG: 0.433	x 0-0 G6-4-3 1-2f			BB BB BB 4-0 FC4-6 BB		x 0-0 4-3		x 0-0 F5	3 0 0 0 1 0 1																										
<b>Norm Siebern, L</b> (1, 3) OBP: 0.409, SLG: 0.488		x 0-0 1-3		x 0-0 FC4-6 1B 1-2f		x 0-0 4-3		SS SS 0-3 K	4 0 0 0 0 1 1																										
<b>Ed Charles, R</b> (1, 5) OBP: 0.358, SLG: 0.460		x 0-0 6-3		x 0-0 FC4-6 1B 1-2		x 0-0 5-3			3 0 1 0 0 0 0																										
<b>George Alusik, R</b> (1, 7) OBP: 0.320, SLG: 0.481		BB BB BB 4-0 FC6-4 BB		x 0-0 F8		SS SS 0-3 K			2 0 0 0 1 1 2																										
<b>Wayne Causey, L</b> (1, 6) OBP: 0.348, SLG: 0.347		x 0-0 FC6-4 1-2f		x 0-0 FC4-6 1-2f		x 0-0 F8			3 0 0 0 0 0 3																										
<b>Joe Azcue, R</b> (1, 2) OBP: 0.292, SLG: 0.310			x 0-0 1-3		x 0-0 6-3		x 0-0 F9		3 0 0 0 0 0 0																										
<b>Bill Fischer, R</b> (1, 1) OBP: 0.111, SLG: 0.139			x 0-0 6-3		x 0-0 5-3		x 0-0 5-3		2 0 0 0 0 0 0																										
<b>Bill Kern, R</b> (8, PH) OBP: 0.333, SLG: 0.333									1 0 0 0 0 0 0																										
<b>John Wyatt, R</b> (8, 1) OBP: 0.133, SLG: 0.103									0 0 0 0 0 0 0																										
<b>Inning Stats</b>	R: 0 E: 0 K: 0 S: 2 H: 0 LOB: 0 BB: 1 P: 6	R: 0 E: 0 K: 0 S: 3 H: 0 LOB: 1 BB: 1 P: 7	R: 0 E: 0 K: 0 S: 4 H: 1 LOB: 1 BB: 0 P: 4	R: 0 E: 0 K: 0 S: 4 H: 1 LOB: 2 BB: 1 P: 8	R: 0 E: 0 K: 1 S: 5 H: 0 LOB: 0 BB: 0 P: 5	R: 0 E: 0 K: 0 S: 3 H: 0 LOB: 0 BB: 0 P: 3	R: 0 E: 0 K: 1 S: 5 H: 0 LOB: 0 BB: 0 P: 5	R: 0 E: 0 K: 1 S: 5 H: 0 LOB: 0 BB: 0 P: 5	R: 0 E: 0 K: 1 S: 5 H: 0 LOB: 0 BB: 0 P: 5	1B: 1 2B: 1 3B: 0 HR: 0 SF: 0 SAC: 0 DP: 1 HBP: 0	WP: 0 PB: 0 SB: 0 CS: 0 PA: 31																								
<b>PITCHER</b> <b>Dave McNally, L</b> (1, 1) ERA:	IP 9.0	WLS W	BF 31	H 2	R 0	ER 0	SO 4	BB 3	IBB 0	HBP 0	BLK 0	WP 0	HR 0	S 36	P 48	ERA 0.00	WHIP 0.556	<b>PITCHER</b>	IP	WLS	BF	H	R	ER	SO	BB	IBB	HBP	BLK	WP	HR	S	P	ERA	WHIP

livebaseballscorecards.com



Batter	1	2	3	4	5	6	7	8	9
Jerry Adair, R (1, 6) OBP: 0.319, SLG: 0.414	0-0 F8		0-0 3-1 2B		0-0 5-3			0-0 HR	
Barry Shetrone, L (1, 8) OBP: 0.263, SLG: 0.474	0-0 6-3		0-0 3-1 2-3		0-0 1-3			0-3 K	
Brooks Robinson, R (1, 5) OBP: 0.343, SLG: 0.491	0-0 6-3		0-0 6-3			0-0 1B		0-0 2B	
Jim Gentile, L (1, 3) OBP: 0.353, SLG: 0.489		0-0 2B 4-3 1B	0-0 F7			0-0 4-3		0-0 F9	
Pete Ward, L (1, 9) OBP: 0.444, SLG: 0.429		0-0 4-3 1B 2B		0-0 G3		0-0 4-3			
Boog Powell, L (1, 7) OBP: 0.314, SLG: 0.403		0-0 F2		0-0 3-1 2B			0-0 6-3		
Bob Saverine, S (1, 4) OBP: 0.143, SLG: 0.286		0-0 4-3 2-3 3-H		0-0 3-1 2-3			0-0 G3		
Andy Etchebarren, R (1, 2) OBP: 0.333, SLG: 0.333		0-0 3-H 1B		0-0 F9			0-0 6-3		
Dave McNally, R (1, 1) OBP: 0.333, SLG: 0.333		0-3 K			0-0 5-3			0-3 K	

Inning Stats	R: 0	H: 0	E: 0	K: 0	S: 3	R: 2	H: 3	E: 0	K: 1	S: 8	R: 0	H: 1	E: 0	K: 0	S: 4	R: 0	H: 1	E: 0	K: 0	S: 4	R: 0	H: 0	E: 0	K: 0	S: 3	R: 0	H: 1	E: 0	K: 0	S: 3	R: 0	H: 0	E: 0	K: 0	S: 3	R: 1	H: 2	E: 0	K: 2	S: 9
	LOB: 0	BB: 0	BB: 0	BB: 0	BB: 3	LOB: 1	BB: 0	LOB: 1	BB: 0	LOB: 1	LOB: 0	BB: 0	LOB: 0	BB: 0	LOB: 0	LOB: 0	BB: 0	LOB: 0	BB: 0	LOB: 0	LOB: 0	BB: 0	LOB: 1	BB: 0	LOB: 0	BB: 0	LOB: 0	BB: 0	LOB: 0	BB: 0	LOB: 0	BB: 0	LOB: 1	BB: 0	LOB: 1	BB: 0	LOB: 0	BB: 0	LOB: 0	

PITCHER	IP	WLS	BF	H	R	ER	SO	BB	IBB	HBP	BLK	WP	HR	S	P	ERA	WHIP
Bill Fischer, R (1, 1) ERA: 3.89	7.0	L	26	6	2	2	1	0	0	0	0	0	0	28	28	2.57	0.857
John Wyatt, R (8, 1) ERA: 4.46	1.0		5	2	1	1	2	0	0	0	0	0	1	9	9	9.00	2.000


AB	R	H	RBI	BB	SO	LOB	BOTTOM									
4	1	2	1	0	0	0										
4	0	0	0	0	1	1										
4	0	2	0	0	0	1										
4	1	1	0	0	0	2										
3	1	1	0	0	0	0										
3	0	1	0	0	0	2										
3	0	0	1	0	0	2										
3	0	1	1	0	0	1										
3	0	0	0	0	2	1										
1B: 3	SF: 0	WP: 0	PA: 31	2B: 4	SAC: 0	PB: 0	3B: 0	DP: 0	SB: 0	HR: 1	HBP: 0	CS: 0				

AB	R	H	RBI	BB	SO	LOB
31	3	8	3	0	3	10

**Kansas City Athletics @ Baltimore Orioles**  
**Memorial Stadium, Baltimore, MD**  
 Wed Sep 26 1962, 7:05 PM EDT  
 Unknown



livebaseballscorecards.com

Batter	1	2	3	4	5	6	7	8	9	AB R H RBI BB SO LOB	TOP											
Jose Tartabull, L (1, 8) OBP: 0.325, SLG: 0.333	0-0 4-3		0-0 1-3		0-0 1B		0-0 F9		0-0 1B 1B 1B	5 1 2 1 0 0 0												
Ed Charles, R (1, 5) OBP: 0.358, SLG: 0.459	0-3 K		0-0 F9		0-0 1B		0-0 F8		0-0 1B 1B	5 1 2 1 0 1 0												
John Wojcik, L (1, 9) OBP: 0.542, SLG: 0.471	0-0 1B		0-0 F9		0-0 F8		0-0 2B		0-0 1B 1B	5 0 3 0 0 0 2												
Norm Siebern, L (1, 3) OBP: 0.410, SLG: 0.491	0-0 1B			0-0 F5		0-0 1B 2B		0-0 F8	0-0 1B 2B	5 1 3 2 0 0 1												
Manny Jimenez, L (1, 7) OBP: 0.354, SLG: 0.428	0-0 F9			0-0 6-3		0-0 F7		0-0 1B	0-0 FC4 BB	4 0 1 0 1 0 3												
Wayne Causey, L (1, 4) OBP: 0.346, SLG: 0.348		0-0 G3		0-0 6-3		0-0 1B 2B		0-0 G4-6-3	0-0 F4	5 1 1 1 0 0 4												
Billy Consolo, R (1, 6) OBP: 0.325, SLG: 0.275		0-3 K			0-0 1B 3B		0-0 1B	0-0 5-3	0-0 FC4	5 1 2 1 0 1 3	AB 42 R 6 H 16 RBI 6 BB 1 SO 8 LOB 18											
Billy Bryan, L (1, 2) OBP: 0.211, SLG: 0.296		0-0 1B			0-3 K		0-3 K		0-3 K	4 0 1 0 0 3 2												
Orlando Pena, R (1, 1) OBP: 0.206, SLG: 0.161		0-3 K			0-3 K		0-3 K		0-0 1B 1B	4 1 1 0 0 3 3												
<b>Inning Stats</b>	R: 0 E: 0 K: 1 S: 7	H: 2 LOB: 2 BB: 0 P: 7	R: 0 E: 0 K: 2 S: 8	H: 1 LOB: 1 BB: 0 P: 8	R: 0 E: 0 K: 0 S: 3	H: 0 LOB: 0 BB: 0 P: 3	R: 0 E: 0 K: 0 S: 3	H: 0 LOB: 0 BB: 0 P: 3	R: 1 E: 0 K: 2 S: 10	H: 3 LOB: 2 BB: 0 P: 10	R: 2 E: 0 K: 2 S: 10	H: 3 LOB: 1 BB: 0 P: 10	R: 0 E: 0 K: 0 S: 4	H: 1 LOB: 1 BB: 0 P: 4	R: 0 E: 0 K: 0 S: 3	H: 1 LOB: 0 BB: 0 P: 3	R: 3 E: 0 K: 1 S: 10	H: 5 LOB: 3 BB: 1 P: 14	1B: 12 2B: 3 3B: 1 HR: 0	SF: 0 SAC: 0 DP: 1 HBP: 0	WP: 0 PB: 0 SB: 0 CS: 0	PA: 43
<b>PITCHER</b>	IP WLS BF H R ER SO BB IBB HBP BLK WP HR S P ERA WHIP																					
Robin Roberts, R (1, 1) ERA: 2.78	7.0 L 31 10 3 3 7 0 0 0 0 0 0 0 45 45 3.86 1.429																					
Steve Barber, L (8, 1) ERA: 3.45	1.1 9 6 3 3 1 0 0 0 0 0 0 0 11 11 20.25 4.500																					
Billy Hoft, L (9, 1) ERA: 4.54	0.2 3 0 0 0 0 1 0 0 0 0 0 0 2 6 0.00 1.500																					

**Kansas City Athletics @ Baltimore Orioles**  
 Memorial Stadium, Baltimore, MD  
 Wed Sep 26 1962, 7:05 PM EDT  
 Att. 2,840 - Unknown

[livebaseballscorecards.com](http://livebaseballscorecards.com)

Batter	1	2	3	4	5	6	7	8	9	AB	R	H	RBI	BB	SO	LOB	BOTTOM																						
Jerry Adair, R <small>OBP: 0.318, SLG: 0.413</small> (1, 6)	0-3 <b>K</b> <small>SS</small>		0-0 <b>1B</b> <small>1-2</small>		0-0 <b>F8</b>		0-0 <b>5-3</b>			4	0	1	0	0	1	1	<b>Kansas City Athletics @ Baltimore Orioles</b> <b>Memorial Stadium, Baltimore, MD</b> Wed Sep 26 1962, 7:05 PM EDT Att. 2,840 - Unknown																						
Russ Snyder, L <small>OBP: 0.335, SLG: 0.435</small> (1, 8)	0-0 <b>1B</b> <small>G4-6-3</small>		0-0 <b>5-3</b>			0-0 <b>1B</b> <small>G3</small>		0-0 <b>3B</b>		4	1	3	0	0	0	2																							
Brooks Robinson, R <small>OBP: 0.343, SLG: 0.490</small> (1, 5)	0-0 <b>G4-6-3</b> <small>1-2f</small>			0-0 <b>6-3</b>		0-0 <b>1B</b> <small>G3</small>		0-0 <b>6-3</b>		4	1	1	0	0	0	2																							
Jim Gentile, L <small>OBP: 0.351, SLG: 0.485</small> (1, 3)		0-3 <b>K</b> <small>SS</small>		0-0 <b>F4</b>		0-0 <b>G3</b> <small>1-2</small>		0-0 <b>4-3</b>		4	0	0	0	0	1	3																							
Pete Ward, L <small>OBP: 0.538, SLG: 0.556</small> (1, 9)		0-3 <b>K</b> <small>SS</small>		0-0 <b>2B</b>		4-0 <b>BB</b> <small>1B</small>		4-0 <b>BB</b>		2	0	1	0	2	1	0																							
Charlie Lau, L <small>OBP: 0.319, SLG: 0.462</small> (1, 2)		0-0 <b>F4</b>		0-0 <b>G3</b>		0-0 <b>1B</b> <small>1-3</small>		0-0 <b>F6</b>		4	0	1	2	0	0	3																							
Barry Shetrone, L <small>OBP: 0.217, SLG: 0.391</small> (1, 7)			0-0 <b>4-3</b>		0-0 <b>F7</b>	0-0 <b>4-3</b>			0-3 <b>K</b> <small>SS</small>	4	0	0	0	0	1	1																							
Bob Saverine, S <small>OBP: 0.091, SLG: 0.182</small> (1, 4)			0-3 <b>K</b> <small>SS</small>		0-3 <b>K</b>		0-0 <b>4-3</b>		0-0 <b>F5</b>	4	0	0	0	0	2	0																							
Robin Roberts, S <small>OBP: 0.283, SLG: 0.212</small> Whitey Herzog, L <small>OBP: 0.370, SLG: 0.405</small> (7, PH) Steve Barber, L <small>OBP: 0.133, SLG: 0.071</small> (8, 1) Billy Hoef, L <small>OBP: 0.385, SLG: 0.263</small> (9, 1) Boog Powell, L <small>OBP: 0.314, SLG: 0.402</small> (9, PH)			4-0 <b>BB</b> <small>1B</small>		0-0 <b>1B</b>		0-0 <b>F6</b>		0-0 <b>F7</b>	1	0	1	0	1	0	0																							
<b>Inning Stats</b>	R: 0 E: 0 K: 1 S: 5	H: 1 LOB: 0 BB: 0 P: 5	R: 0 E: 0 K: 2 S: 7	H: 0 LOB: 0 BB: 0 P: 7	R: 0 E: 0 K: 1 S: 6	H: 1 LOB: 2 BB: 1 P: 10	R: 0 E: 0 K: 0 S: 4	H: 1 LOB: 1 BB: 0 P: 4	R: 0 E: 0 K: 1 S: 6	H: 1 LOB: 1 BB: 0 P: 6	R: 2 E: 0 K: 0 S: 5	H: 3 LOB: 1 BB: 1 P: 9	R: 0 E: 0 K: 0 S: 3	H: 0 LOB: 0 BB: 0 P: 3	R: 0 E: 0 K: 0 S: 4	H: 1 LOB: 2 BB: 1 P: 8		R: 0 E: 0 K: 1 S: 5	H: 0 LOB: 0 BB: 0 P: 5	1B: 6 2B: 1 3B: 1 HR: 0	SF: 0 SAC: 0 DP: 1 HBP: 0	WP: 0 PB: 0 SB: 0 CS: 0	PA: 36																
<b>PITCHER</b> Orlando Pena, R <small>ERA: 3.01</small> (1, 1)	IP 9.0	WLS W	BF 36	H 8	R 2	ER 2	SO 6	BB 3	IBB 0	HBP 0	BLK 0	WP 0	HR 0	S 45	P 57	ERA 2.00	WHIP 1.222					<b>PITCHER</b>	IP 9.0	WLS W	BF 36	H 8	R 2	ER 2	SO 6	BB 3	IBB 0	HBP 0	BLK 0	WP 0	HR 0	S 45	P 57	ERA 2.00	WHIP 1.222

AB	33
R	2
H	8
RBI	2
BB	3
SO	6
LOB	12



WP: 0	PA: 36
PB: 0	
SB: 0	
CS: 0	

ERA	WHIP

Batter	1	2	3	4	5	6	7	8	9	AB R H RBI BB SO LOB	TOP																
<b>Bobby Del Greco, R</b> (1, 8) OBP: 0.371, SLG: 0.404	0-0 F5	0-0 F5			0-0 L9					3 0 0 0 0 0 0	<b>Kansas City Athletics @ Detroit Tigers</b> Tiger Stadium, Detroit, MI Fri Sep 28 1962, 4:33 AM EDT Att: 588 - Unknown																
<b>Gino Cimoli, R</b> (1, 9) OBP: 0.323, SLG: 0.420	4-0 HR BB		0-0 4-3		0-0 F7					2 1 0 0 1 0 0																	
<b>Jerry Lumpe, L</b> (1, 4) OBP: 0.341, SLG: 0.432	0-0 F8		0-0 G3		0-0 F7					2 0 0 0 0 0 1																	
<b>Billy Consolo, R</b> (3, 6) OBP: 0.323, SLG: 0.273										1 0 0 0 0 0 0																	
<b>Norm Siebern, L</b> (1, 3) OBP: 0.411, SLG: 0.496	0-0 1-H HR		4-0 BB		0-0 F8					2 1 1 2 1 0 0																	
<b>Ed Charles, R</b> (1, 5) OBP: 0.359, SLG: 0.460	0-0 1B		0-0 F8		0-0 1B					3 0 2 0 0 0 1																	
<b>Bill Kern, R</b> (1, 7) OBP: 0.250, SLG: 0.250	0-0 F3		0-0 F7		0-3 K					3 0 0 0 0 1 2																	
<b>Wayne Causey, L</b> (1, 6) OBP: 0.346, SLG: 0.351		0-0 1B 2B	0-0 F6		0-0 F8					3 1 1 0 0 0 0																	
<b>Joe Azcue, R</b> (1, 2) OBP: 0.292, SLG: 0.311		0-0 2-H 1B	0-0 4-3		0-0 F7					3 0 1 1 0 0 0																	
<b>Dave Wickersham, R</b> (1, 1) OBP: 0.108, SLG: 0.057		0-0 G5-6-3 1-2f	0-3 K		0-3 K					2 0 0 0 0 1 1																	
<b>John Wojcik, L</b> (7, PH) OBP: 0.531, SLG: 0.457										1 0 0 0 0 1 0																	
<b>Moe Drabowsky, R</b> (7, 1) OBP: 0.083, SLG: 0.043										0 0 0 0 0 0 0																	
<b>Inning Stats</b>	R: 2 E: 0 K: 0 S: 5	H: 2 LOB: 1 BB: 1 P: 9	R: 1 E: 0 K: 0 S: 4	H: 2 LOB: 0 BB: 0 P: 4	R: 0 E: 0 K: 0 S: 3	H: 0 LOB: 1 BB: 1 P: 7	R: 0 E: 0 K: 0 S: 3	H: 0 LOB: 0 BB: 0 P: 3	R: 0 E: 0 K: 1 S: 5	H: 0 LOB: 0 BB: 0 P: 5	R: 0 E: 0 K: 1 S: 6	H: 1 LOB: 1 BB: 0 P: 6	R: 0 E: 0 K: 1 S: 5	H: 0 LOB: 0 BB: 0 P: 5	1B: 3 2B: 1 3B: 0 HR: 1	SF: 0 SAC: 0 DP: 1 HBP: 0	WP: 0 PB: 0 SB: 0 CS: 0	PA: 27									
<b>PITCHER</b>	IP WLS BF H R ER SO BB IBB HBP BLK WP HR S P ERA WHIP																										
<b>Don Mossi, L</b> (1, 1) ERA: 4.19	2.0	10	4	3	3	0	1	0	0	0	0	1	9	13	13.50	2.500											
<b>Paul Foytack, R</b> (3, 1) ERA: 4.39	5.0	W	17	1	0	0	3	1	0	0	0	0	22	26	0.00	0.400											

livebaseballscorecards.com

<b>AB</b>	25
<b>R</b>	3
<b>H</b>	5
<b>RBI</b>	3
<b>BB</b>	2
<b>SO</b>	3
<b>LOB</b>	5





Batter	1	2	3	4	5	6	7	8	9	AB	R	H	RBI	BB	SO	LOB
Chico Fernandez, R OBP: 0.304, SLG: 0.411 (1, 6)	0-0 L5-3 BB 9-2 1B	0-0 G6-3 1-2f		4-0 BB BB		0-0 6-3				3	0	1	0	1	0	3
Bubba Morton, R OBP: 0.365, SLG: 0.388 (1, 8)	4-0 L5-3 BB 1-2		0-0 F8	0-0 F8		4-0 BB HR				2	1	0	0	2	0	1
Al Kaline, R OBP: 0.380, SLG: 0.601 (1, 9)	0-0 L5-3 1-2 2-3		0-0 HR 1B		0-0 L6-3	0-0 HR				4	2	2	2	0	0	2
Rocky Colavito, R OBP: 0.370, SLG: 0.514 (1, 7)	0-0 9-2 3-Hf		0-0 HR		0-0 5-3	0-0 F4				4	1	1	2	0	0	2
Norm Cash, L OBP: 0.378, SLG: 0.507 (1, 3)		0-0 1B BB 2B	0-0 G3		0-0 2B 2B	0-0 F6				4	2	2	0	0	0	0
Dick McAuliffe, L OBP: 0.348, SLG: 0.404 (1, 4)		0-0 BB BB 1B	0-0 2B		0-0 1B 2B	0-0 1-3				4	1	3	1	0	0	0
Steve Boros, R OBP: 0.331, SLG: 0.408 (1, 5)		4-0 BB 1-2 BB	0-0 5-3		0-0 2B 1B	0-0 F5				3	0	1	1	1	0	1
Dick Brown, R OBP: 0.280, SLG: 0.353 (1, 2)		0-0 F6		0-0 5-3		0-0 2B				3	0	1	0	0	0	3
Don Mossi, L OBP: 0.292, SLG: 0.164 (1, 1)		4-0 BB 1-2 2-3 3-H		0-0 4-3		0-3 K				0	0	0	0	0	0	0
Bobo Osborne, L OBP: 0.374, SLG: 0.243 (2, PH)										0	0	0	1	1	0	0
Paul Foytack, R OBP: 0.182, SLG: 0.143 (3, 1)										2	0	0	0	0	1	2

Inning Stats	R: 0	H: 1	E: 0	K: 0	S: 3	H: 1	LOB: 1	BB: 1	P: 7	R: 1	H: 2	E: 0	K: 0	S: 4	H: 3	LOB: 2	BB: 2	P: 12	R: 2	H: 0	E: 0	K: 0	S: 3	H: 4	LOB: 2	BB: 0	P: 9	R: 2	H: 1	E: 0	K: 0	S: 4	H: 0	LOB: 0	BB: 1	P: 8	R: 0	H: 0	E: 0	K: 0	S: 2	H: 0	LOB: 0	BB: 0	P: 2
--------------	------	------	------	------	------	------	--------	-------	------	------	------	------	------	------	------	--------	-------	-------	------	------	------	------	------	------	--------	-------	------	------	------	------	------	------	------	--------	-------	------	------	------	------	------	------	------	--------	-------	------

PITCHER	IP	WLS	BF	H	R	ER	SO	BB	IBB	HBP	BLK	WP	HR	S	P	ERA	WHIP
Dave Wickersham, R ERA: 4.05 (1, 1)	6.0	L	32	11	7	7	1	5	0	0	0	0	2	29	49	10.50	2.667
Moe Drabowsky, R ERA: 5.03 (7, 1)	0.2		2	0	0	0	0	0	0	0	0	0	0	2	2	0.00	0.000

**BOTTOM**

**Kansas City Athletics @ Detroit Tigers**  
Tiger Stadium, Detroit, MI  
Fri Sep 28 1962, 4:33 AM EDT  
Att. 588 - Unknown

AB	29
R	7
H	11
RBI	7
BB	5
SO	1
LOB	14



WP	HR	S	P	ERA	WHIP
0	0	0	34		

Batter	1	2	3	4	5	6	7	8	9	AB R H RBI BB SO LOB	TOP
<b>Bobby Del Greco, R</b> (1, 8) OBP: 0.370, SLG: 0.402	0-0 F8		0-0 1B E 1B		0-3 K			0-0 F7		4 1 1 0 0 1 0	
<b>Billy Consolo, R</b> (1, 6) OBP: 0.327, SLG: 0.278	0-0 L9		0-0 1-3 E 1B			0-0 6-3		0-0 1B		4 0 2 0 0 0 0	
<b>John Wojcik, L</b> (1, 7) OBP: 0.491, SLG: 0.410	0-0 6-3		0-0 1-2 3-H E6			0-0 L9		0-3 K		4 0 0 0 0 1 2	
<b>Norm Siebern, L</b> (1, 3) OBP: 0.410, SLG: 0.494		0-3 K	0-0 F8			0-0 1B		0-0 F7		4 0 1 0 0 1 2	
<b>Ed Charles, R</b> (1, 5) OBP: 0.357, SLG: 0.457 (9, 4)		0-3 K		0-0 F6		0-0 5-3		0-0 F8		4 0 0 0 0 1 1	
<b>Gino Cimoli, R</b> (1, 9) OBP: 0.324, SLG: 0.420		4-0 BB		0-3 K			0-0 F7		WP 1B	3 1 1 0 1 1 0	
<b>Wayne Causey, L</b> (1, 4) OBP: 0.343, SLG: 0.348 <b>George Alusik, R</b> (9, PH) OBP: 0.323, SLG: 0.483 <b>Dick Howser, R</b> (9, PR) OBP: 0.326, SLG: 0.350 <b>Deron Johnson, R</b> (9, 5) OBP: 0.238, SLG: 0.167		0-0 F7		0-0 L9			0-0 6-3		1B	3 0 0 0 0 0 1 0	<b>AB 33</b> <b>R 2</b> <b>H 5</b> <b>RBI 0</b> <b>BB 1</b> <b>SO 6</b> <b>LOB 7</b>
<b>Joe Azcue, R</b> (1, 2) OBP: 0.287, SLG: 0.305			0-0 4-3			0-0 L9		0-0 5-3		4 0 0 0 0 0 1	
<b>Ed Rakow, S</b> (1, 1) OBP: 0.119, SLG: 0.110			0-3 K			0-0 6-3		0-0 6-3		3 0 0 0 0 1 0	
<b>Inning Stats</b>	R: 0 E: 0 K: 0 S: 3 H: 0 LOB: 0 BB: 0 P: 3	R: 0 E: 0 K: 2 S: 7 H: 0 LOB: 1 BB: 1 P: 11	R: 1 E: 1 K: 1 S: 8 H: 2 LOB: 2 BB: 0 P: 8	R: 0 E: 0 K: 1 S: 5 H: 0 LOB: 0 BB: 0 P: 5	R: 0 E: 0 K: 1 S: 5 H: 0 LOB: 0 BB: 0 P: 5	R: 0 E: 0 K: 0 S: 4 H: 1 LOB: 1 BB: 0 P: 4	R: 0 E: 0 K: 0 S: 3 H: 0 LOB: 0 BB: 0 P: 3	R: 0 E: 0 K: 1 S: 6 H: 1 LOB: 1 BB: 0 P: 6	R: 1 E: 0 K: 0 S: 5 H: 2 LOB: 1 BB: 0 P: 5	1B: 6 2B: 0 3B: 0 HR: 0 SF: 0 SAC: 0 DP: 0 HBP: 0	WP: 1 PB: 0 SB: 0 CS: 0 PA: 35
<b>PITCHER</b> <b>Hank Aguirre, L</b> (1, 1) ERA: 2.21	IP 9.0 WLS W BF 35 H 6 R 2 ER 1 SO 6 BB 1 IBB 0 HBP 0 BLK 0 WP 1 HR 0 S 46 P 50 ERA 1.00 WHIP 0.778										

**Kansas City Athletics @ Detroit Tigers**  
Tiger Stadium, Detroit, MI  
Sat Sep 29 1962, 4:33 AM EDT  
Att. 4,245 - Unknown

[livebaseballscorecards.com](http://livebaseballscorecards.com)



Batter	1	2	3	4	5	6	7	8	9	AB R H RBI BB SO LOB
Chico Fernandez, R OBP: 0.303, SLG: 0.409 (1, 6)	0-0 F8		0-0 5-3		0-0 WP SH1-3 SF8 1B		0-0 6-3		0-0 F9	5 1 1 0 0 0 2
Bubba Morton, R OBP: 0.363, SLG: 0.385 (1, 8)	0-0 5-3		0-0 F9		0-0 SH1-3 1-2		0-0 G3		0-0 2-H 1B	4 0 1 1 0 0 0
Al Kaline, R OBP: 0.379, SLG: 0.599 (1, 9)	0-0 E 1B		0-3 K		0-0 2-H SF8		0-0 L5-3			3 0 1 1 0 1 0
Rocky Colavito, R OBP: 0.369, SLG: 0.513 (1, 7)	0-0 E6 1-2			0-0 1B BB G5-2-3 1B	0-0 F5		0-3 K			4 0 1 0 0 1 1
Norm Cash, L OBP: 0.379, SLG: 0.505 (1, 3)	0-0 F5			4-0 G5-2-3 1-2 1B BB	0-0 F8		4-0 S E BB			2 1 0 0 2 0 2
Dick McAuliffe, L OBP: 0.351, SLG: 0.407 (1, 4)		0-0 K BB 1B		0-0 G5-2-3 1-2 2-3 1B	0-0 1B		0-0 E1 1-H			4 0 3 0 0 0 0
Steve Boros, R OBP: 0.328, SLG: 0.403 (1, 5)		0-0 F2		0-0 G5-2-3 1-2 2-3 3-Hf 1B	0-0 F3		0-0 5-3			4 0 0 0 0 0 6
Mike Roarke, R OBP: 0.288, SLG: 0.348 (1, 2)		4-0 BB		4-0 IBB	0-0 F7			4-0 SH1-4 1B BB	1 0 0 0 3 0 1	
Jake Wood, R OBP: 0.291, SLG: 0.346 (9, PR)		1-2 BB							0 1 0 0 0 0 0	
Hank Aguirre, R OBP: 0.039, SLG: 0.027 (1, 1)		0-3 K		0-3 K			0-3 K		3 0 0 0 0 3 5	
Bobo Osborne, L OBP: 0.374, SLG: 0.243 (9, PH)		2-3						0-0 SH1-4	0 0 0 0 0 0 0	

Inning Stats	R: 0 E: 1 K: 0 S: 5	H: 1 LOB: 2 BB: 0 P: 5	R: 0 E: 0 K: 1 S: 5	H: 1 LOB: 1 BB: 1 P: 9	R: 0 E: 0 K: 1 S: 5	H: 0 LOB: 0 BB: 0 P: 5	R: 0 E: 0 K: 1 S: 6	H: 2 LOB: 3 BB: 2 P: 14	R: 1 E: 0 K: 0 S: 4	H: 1 LOB: 0 BB: 0 P: 4	R: 0 E: 0 K: 0 S: 4	H: 1 LOB: 1 BB: 0 P: 4	R: 0 E: 0 K: 1 S: 5	H: 0 LOB: 0 BB: 0 P: 5	R: 1 E: 1 K: 1 S: 6	H: 0 LOB: 1 BB: 1 P: 10	R: 1 E: 0 K: 0 S: 3	H: 1 LOB: 1 BB: 1 P: 7	1B: 7 2B: 0 3B: 0 HR: 0	SF: 1 SAC: 2 DP: 1 HBP: 0	WP: 1 PB: 0 SB: 1 CS: 0	PA: 38
--------------	------------------------------	---------------------------------	------------------------------	---------------------------------	------------------------------	---------------------------------	------------------------------	----------------------------------	------------------------------	---------------------------------	------------------------------	---------------------------------	------------------------------	---------------------------------	------------------------------	----------------------------------	------------------------------	---------------------------------	----------------------------------	------------------------------------	----------------------------------	--------


PITCHER	IP	WLS	BF	H	R	ER	SO	BB	IBB	HBP	BLK	WP	HR	S	P	ERA	WHIP
Ed Rakow, R ERA: 4.25 (1, 1)	8.2	L	38	7	3	2	5	4	1	0	0	1	0	43	63	2.08	1.269


**BOTTOM**

**Kansas City Athletics @ Detroit Tigers**  
Tiger Stadium, Detroit, MI

Sat Sep 29 1962, 4:33 AM EDT  
Att. 4,245 - Unknown

AB	30
R	3
H	7
RBI	2
BB	5
SO	5
LOB	17



Batter	1	2	3	4	5	6	7	8	9	AB R H RBI BB SO LOB	TOP											
Jose Tartabull, L (1, 8) OBP: 0.321, SLG: 0.329	0-0 4-3		0-0 F4		0-3 K			0-0 F5		4 0 0 0 0 1 0												
Wayne Causey, L (1, 4) OBP: 0.340, SLG: 0.344 Fred Norman, S (6, 1) Hector Martinez, R (8, PH) Dave Wickersham, R (8, 1) OBP: 0.108, SLG: 0.057	0-0 4-3		0-0 L9			0-0 4-3		0-3 K		3 0 0 0 0 0 0 0 0 0 0 0 0 0 1 0 0 0 0 1 0 0 0 0 0 0 0 0												
Ed Charles, R (1, 5) OBP: 0.356, SLG: 0.454	4-0 BB		0-0 F6			0-0 F8			0-0 F5	3 0 0 0 1 0 0												
Norm Siebern, L (1, 3) OBP: 0.412, SLG: 0.495	4-0 BB			0-0 1B		0-0 G3			0-0 1B	3 0 2 0 1 0 0												
John Wojcik, L (1, 9) OBP: 0.474, SLG: 0.395	0-3 K			0-0 1-2		0-0 4-3		0-0 F2	0-0 1B	4 0 1 0 0 1 3												
Bill Kern, R (1, 7) OBP: 0.250, SLG: 0.438		0-0 HR		0-3 K		0-3 K2-3			0-0 F7	4 1 1 1 0 2 2												
Billy Consolo, R (1, 6) OBP: 0.322, SLG: 0.274			0-0 F8		0-0 F8		0-0 E5			3 0 0 0 0 0 1	AB 31 R 1 H 4 RBI 1 BB 2 SO 6 LOB 7											
Billy Bryan, L (1, 2) OBP: 0.203, SLG: 0.284			0-0 F2			0-0 4-3		0-3 K		3 0 0 0 0 1 1												
Bill Fischer, R (1, 1) OBP: 0.105, SLG: 0.132 Deron Johnson, R (6, 5) OBP: 0.227, SLG: 0.158			0-0 1-3			0-0 5-3			0-0 F4	2 0 0 0 0 0 0 1 0 0 0 0 0 0												
<b>Inning Stats</b>	R: 0 E: 0 K: 1 S: 5	H: 0 LOB: 2 BB: 2 P: 13	R: 1 E: 0 K: 0 S: 4	H: 1 LOB: 0 BB: 0 P: 4	R: 0 E: 0 K: 0 S: 3	H: 0 LOB: 0 BB: 0 P: 3	R: 0 E: 0 K: 1 S: 6	H: 1 LOB: 1 BB: 0 P: 6	R: 0 E: 0 K: 1 S: 5	H: 0 LOB: 0 BB: 0 P: 5	R: 0 E: 0 K: 0 S: 3	H: 0 LOB: 0 BB: 0 P: 3	R: 0 E: 1 K: 2 S: 8	H: 0 LOB: 1 BB: 0 P: 8	R: 0 E: 0 K: 1 S: 5	H: 0 LOB: 0 BB: 0 P: 5	R: 0 E: 0 K: 0 S: 4	H: 2 LOB: 1 BB: 0 P: 4	1B: 3 2B: 0 3B: 0 HR: 1	SF: 0 SAC: 0 DP: 0 HBP: 0	WP: 0 PB: 0 SB: 1 CS: 0	PA: 33
<b>PITCHER</b> Jim Bunning, R (1, 1) ERA: 3.59	IP 9.0 WLS W BF 33 H 4 R 1 ER 1 SO 6 BB 2 IBB 0 HBP 0 BLK 0 WP 0 HR 1 S 43 P 51 ERA 1.00 WHIP 0.667	<b>PITCHER</b>										IP WLS BF H R ER SO BB IBB HBP BLK WP HR S P ERA WHIP										

**Kansas City Athletics @ Detroit Tigers**  
 Tiger Stadium, Detroit, MI  
 Sun Sep 30 1962, 4:33 AM EDT  
 Att. 6,229 - Unknown

[livebaseballscorecards.com](http://livebaseballscorecards.com)

Batter	1	2	3	4	5	6	7	8	9
Chico Fernandez, R OBP: 0.305, SLG: 0.410	0-0 F8		0-0 1B 1-2 1B		0-0 1B		0-3 K		
Bubba Morton, R OBP: 0.366, SLG: 0.385	0-0 1B		0-0 F9		4-0 WP BB		0-0 E5		
Al Kaline, R OBP: 0.376, SLG: 0.593	0-0 F3		0-0 L4		0-0 L5		0-0 F2		
Rocky Colavito, R OBP: 0.371, SLG: 0.514	0-0 1B		0-0 1B 1-3 2-H		0-0 F2		0-0 2B 1B		
Norm Cash, L OBP: 0.382, SLG: 0.513		0-0 HR	0-0 1B 2-H 3-H		0-0 1B WP		0-3 K		
Dick McAuliffe, L OBP: 0.349, SLG: 0.403		0-0 5-3	0-0 F9		0-0 F6		0-0 F2		
Steve Boros, R OBP: 0.329, SLG: 0.407		0-0 F4		0-0 F8		0-0 G6-4-3 1B		0-0 1B 2B	
Mike Roarke, R OBP: 0.287, SLG: 0.346		0-0 F8		0-0 F8		0-0 G6-4-3		0-0 FC5-4 1B	
Jim Bunning, R OBP: 0.255, SLG: 0.316			0-0 1B 1B		0-0 1-3		0-0 6-3	0-0 FC5-4	

Inning Stats	R: 0 E: 0 K: 0 S: 4	H: 2 LOB: 2 BB: 0 P: 4	R: 1 E: 0 K: 0 S: 4	H: 1 LOB: 0 BB: 0 P: 4	R: 3 E: 0 K: 0 S: 7	H: 4 LOB: 1 BB: 0 P: 7	R: 0 E: 0 K: 0 S: 3	H: 0 LOB: 0 BB: 0 P: 3	R: 0 E: 0 K: 0 S: 3	H: 1 LOB: 1 BB: 0 P: 4	R: 0 E: 0 K: 1 S: 6	H: 0 LOB: 1 BB: 0 P: 6	R: 2 E: 0 K: 1 S: 8	H: 3 LOB: 1 BB: 0 P: 8
1B: 11 2B: 1 3B: 0 HR: 1	SF: 0 SAC: 0 DP: 1 HBP: 0	WP: 2 PB: 0 SB: 0 CS: 0	PA: 36											

PITCHER	IP	WLS	BF	H	R	ER	SO	BB	IBB	HBP	BLK	WP	HR	S	P	ERA	WHIP
Bill Fischer, R ERA: 4.02	(1, 1)	5.0	L	22	8	4	4	0	1	0	0	1	0	21	25	7.20	1.800
Fred Norman, L ERA: 2.25	(6, 1)	2.0		8	2	0	1	0	0	0	0	1	0	10	10	0.00	1.000
Dave Wickersham, R ERA: 4.17	(8, 1)	1.0		6	3	2	1	0	0	0	0	0	0	8	8	18.00	3.000

BOTTOM

Kansas City Athletics @ Detroit Tigers  
Tiger Stadium, Detroit, MI  
Sun Sep 30 1962, 4:33 AM EDT  
Att. 6,229 - Unknown

livebaseballscores.com

AB	35
R	6
H	13
RBI	6
BB	1
SO	2
LOB	15

