

# Kansas City Athletics - 1962

Batter	1	2	3	4	5	6	7	8	9	AB	R	H	RBI	BB	SO	LOB	TOP			
Lenny Green, L (1.8) OBP: 0.500, SLG: 0.333										3	1	1	0	1	0	0				
Vic Power, R (1.3) OBP: 0.250, SLG: 0.250										4	0	1	0	0	0	2				
Harmon Killebrew, R (1.7) OBP: 0.500, SLG: 0.500										4	0	0	0	0	0	1				
Bob Allison, R (1.9) OBP: 0.250, SLG: 0.250										3	0	0	0	1	2	0				
Earl Battey, R (1.2) OBP: 0.250, SLG: 0.500										4	1	1	0	0	1	1				
Bernie Allen, L (1.4) OBP: 0.250, SLG: 0.750										4	0	1	1	0	0	0				
Zolio Versailles, R (1.6) OBP: 0.250, SLG: 0.250										4	0	1	0	0	0	1				
Rich Rollins, R (1.5) OBP: 0.667, SLG: 0.667										3	0	2	0	0	0	0				
Jack Kralick, L (1.1) Don Mincher, L (7, PH) Ray Moore, R (7.1)										2	0	0	0	0	1	3				
										1	0	0	0	0	0	0				
										0	0	0	0	0	0	0				
<b>Inning Stats</b>	R: 1 E: 0 K: 0 S: 4	H: 2 LOB: 1 BB: 1 P: 8	R: 0 E: 0 K: 0 S: 4	H: 1 LOB: 1 BB: 0 P: 4	R: 0 E: 0 K: 0 S: 3	H: 0 LOB: 0 BB: 0 P: 3	R: 0 E: 0 K: 2 S: 7	H: 0 LOB: 0 BB: 0 P: 7	R: 0 E: 0 K: 1 S: 6	H: 2 LOB: 2 BB: 1 P: 10	R: 0 E: 0 K: 0 S: 5	H: 2 LOB: 1 BB: 0 P: 5	R: 0 E: 0 K: 0 S: 3	H: 0 LOB: 0 BB: 0 P: 3	R: 0 E: 0 K: 0 S: 3	H: 0 LOB: 0 BB: 0 P: 3	1B: 5 2B: 1 3B: 1 HR: 0	SF: 0 SAC: 0 DP: 1 HBP: 0	WP: 0 PB: 0 CS: 0	PA: 34
<b>PITCHER</b>	IP WLS BF H R ER SO BB IBB HBP BLK WP HR S P ERA WHIP																			
Ed Rakow, R (1.1) ERA: 2.0	9.0 W 34 7 2 2 4 2 0 0 0 0 0 40 48 2.00 1.000																			

Minnesota Twins @ Kansas City Athletics  
Municipal Stadium, Kansas City, MO  
Tue Apr 10 1962, 4:33 AM EST  
Att: 21,012 - Unknown


AB	32
R	2
H	7
RBI	1
BB	2
SO	4
LOB	8



Batter	1	2	3	4	5	6	7	8	9	AB	R	H	RBI	BB	SO	LOB	BOTTOM			
Dick Howser, R (1.6) OBP: 0.250, SLG: 0.250										4	0	1	0	0	0	0				
Bobby Del Greco, R (1.8) OBP: 0.250, SLG: 0.250										4	0	1	0	0	0	2				
Jerry Lumpe, L (1.4) OBP: 0.250, SLG: 0.250										4	1	0	0	0	1	2				
Norm Siebern, L (1.3) OBP: 0.333, SLG: 0.333										3	1	1	0	0	1	0				
Leo Posada, R (1.7) Jose Tartabull, L (9.8)										3	1	1	1	0	0	0				
Gino Cimoli, R (1.9) OBP: 0.333, SLG: 1.333										3	1	1	3	0	0	0				
Wayne Causey, L (1.5) OBP: 0.250, SLG: 0.250										3	0	0	0	0	1	0				
Haywood Sullivan, R (1.2) OBP: 0.250, SLG: 0.250										3	0	0	0	0	0	0				
Ed Rakow, S (1.1) ERA: 6.0										3	0	0	0	0	1	0				
<b>Inning Stats</b>	R: 0 E: 0 K: 0 S: 3	H: 0 LOB: 0 BB: 0 P: 3	R: 0 E: 0 K: 1 S: 5	H: 0 LOB: 0 BB: 0 P: 5	R: 0 E: 0 K: 2 S: 7	H: 0 LOB: 0 BB: 0 P: 7	R: 4 E: 0 K: 0 S: 7	H: 4 LOB: 0 BB: 0 P: 7	R: 0 E: 0 K: 0 S: 4	H: 1 LOB: 1 BB: 0 P: 4	R: 0 E: 0 K: 0 S: 3	H: 0 LOB: 0 BB: 0 P: 3	R: 0 E: 0 K: 0 S: 3	H: 0 LOB: 0 BB: 0 P: 3	R: 0 E: 1 K: 1 S: 6	H: 0 LOB: 1 BB: 0 P: 6	1B: 4 2B: 0 3B: 0 HR: 1	SF: 0 SAC: 0 DP: 0 HBP: 0	WP: 0 PB: 0 CS: 0	PA: 30
<b>PITCHER</b>	IP WLS BF H R ER SO BB IBB HBP BLK WP HR S P ERA WHIP																			
Jack Kralick, L (7.1) ERA: 6.0	6.0 L 23 5 4 4 3 0 0 0 0 0 0 0 9 9 6.00 0.833																			
Ray Moore, R (7.1) ERA: 6.0	2.0 7 0 0 0 1 0 0 0 0 0 0 0 9 9 0.00 0.000																			

Minnesota Twins @ Kansas City Athletics  
Municipal Stadium, Kansas City, MO  
Tue Apr 10 1962, 4:33 AM EST  
Att: 21,012 - Unknown

AB	30
R	4
H	5
RBI	4
BB	0
SO	4
LOB	4





Batter	1	2	3	4	5	6	7	8	9	AB	R	H	RBI	BB	SO	LOB	TOP										
Lenny Green, L OBP: 0.333, SLG: 0.375 (1, 8)	4-3		SF8 2B		F9	4-3			F5	5	1	1	0	0	0	2	<b>Minnesota Twins @ Kansas City Athletics</b> Municipal Stadium, Kansas City, MO Wed Apr 11 1962, 7:05 PM EST Att. 4,064 - Unknown <a href="http://livebaseballscorecards.com">livebaseballscorecards.com</a>										
Vic Power, R OBP: 0.333, SLG: 0.667 (1, 3)	K		5-3		BB 1-3 2B		F9		WP 3B	5	1	2	0	0	1	1											
Harmon Killebrew, R Bill Tuttle, R (1, 7)	BB BB		SF8		BB IBB		K		5-3	2	0	0	1	2	1	1											
Bob Allison, R OBP: 0.556, SLG: 0.800 (1, 9)	1-2 BB		3-H F8		FC4-6 BB		HR		HR BB	2	2	1	2	3	0	0											
Earl Battey, R OBP: 0.333, SLG: 0.778 (1, 2)	K			3B 1B	F3		F8		3-H HR	5	2	2	2	0	1	5											
Bernie Allen, L OBP: 0.111, SLG: 0.333 (1, 4)		K		F7	FC4-6			F9	K	5	0	0	0	0	2	4											
Zolio Versailles, R OBP: 0.111, SLG: 0.250 (1, 6)		E 1B		F8		5-3		4-3		4	0	1	0	0	0	1											
Rich Rollins, R OBP: 0.714, SLG: 1.500 (1, 5)	1-3			1-H 3B				HR		3	1	2	2	0	0	1											
Camilo Pascual, R OBP: 0.250, SLG: 0.250 (1, 1)	1-3			2B BB 1B		F8		F9		4	1	1	0	0	0	2											
<b>Inning Stats</b>	R: 0 E: 0 K: 2 S: 7	H: 0 LOB: 2 P: 15	R: 0 E: 1 K: 1 S: 6	H: 1 LOB: 1 BB: 0 P: 6	R: 1 E: 0 K: 0 S: 4	H: 1 LOB: 0 BB: 0 P: 4	R: 1 E: 0 K: 0 S: 4	H: 2 LOB: 1 BB: 0 P: 4	R: 1 E: 0 K: 0 S: 5	H: 2 LOB: 3 BB: 2 P: 13	R: 0 E: 0 K: 0 S: 3	H: 0 LOB: 1 BB: 0 P: 4	R: 1 E: 0 K: 1 S: 6	H: 1 LOB: 0 BB: 0 P: 6	R: 1 E: 0 K: 0 S: 4	H: 1 LOB: 0 BB: 0 P: 4	R: 3 E: 0 K: 1 S: 7	H: 2 LOB: 0 BB: 1 P: 11	1B: 3 2B: 2 3B: 2 HR: 3	SF: 1 SAC: 0 DP: 0 HBP: 1	WP: 1 PB: 0 CS: 0	PA: 42					
<b>PITCHER</b>	IP	WLS	BF	H	R	ER	SO	BB	IBB	HBP	BLK	WP	HR	S	P	ERA	WHIP										
John Wyatt, R ERA: 4.5 (1, 1)	6.0	L	28	6	3	3	3	3	1	1	0	0	0	29	46	4.50	1.500										
Bill Kunkel, R ERA: 9.0 (7, 1)	2.0		8	2	2	2	1	0	0	0	0	0	2	10	10	9.00	1.000										
Dan Osinski, R ERA: 27.0 (9, 1)	1.0		6	2	3	3	1	1	0	0	0	1	1	7	11	27.00	3.000										

Batter	1	2	3	4	5	6	7	8	9	AB	R	H	RBI	BB	SO	LOB	BOTTOM										
Dick Howser, R OBP: 0.250, SLG: 0.143 (1, 6)	5-3		5-3			S BB		6-3		3	0	0	0	1	0	0	<b>Minnesota Twins @ Kansas City Athletics</b> Municipal Stadium, Kansas City, MO Wed Apr 11 1962, 7:05 PM EST Att. 4,064 - Unknown <a href="http://livebaseballscorecards.com">livebaseballscorecards.com</a>										
Jose Tartabull, L (1, 8)	5-3			3-1		G1			F2	4	0	0	0	0	1												
Jerry Lumpe, L (1, 4)	K			F7		F8			5-3	4	0	0	0	0	1												
Norm Siebern, L OBP: 0.429, SLG: 0.333 (1, 3)		K		K		1B 1B			BB	3	0	1	0	1	2	0											
Manny Jimenez, L OBP: 0.750, SLG: 0.750 (1, 7)		FC3-6 1B		L6 2-3 1B		FC5-4 1B			4-3	4	0	3	0	0	0	1											
Wayne Causey, L (1, 5)	FC3-6 1-2			2-3 1-2		K				3	0	0	0	0	1	4											
Gino Cimoli, R OBP: 0.167, SLG: 0.667 (1, 9)	K			L6 2-3		FC5-4 1-2				3	0	0	0	0	1	4											
Haywood Sullivan, R (1, 2)			1-4 HBP			K			P4	2	0	0	0	0	1	0											
John Wyatt, R (1, 1)			1-4			K			6-3	1	0	0	0	0	0	1											
Gene Stephens, L (6, PH)						K				1	0	0	0	0	1	0											
Bill Kunkel, R (7, 1)										0	0	0	0	0	0	0											
Ed Charles, R (8, PH)										1	0	0	0	0	0	0											
Dan Osinski, R (9, 1)										0	0	0	0	0	0	0											
<b>Inning Stats</b>	R: 0 E: 0 K: 1 S: 5	H: 0 LOB: 0 P: 5	R: 0 E: 0 K: 2 S: 8	H: 1 LOB: 0 BB: 0 P: 8	R: 0 E: 0 K: 0 S: 2	H: 0 LOB: 0 BB: 0 P: 3	R: 0 E: 0 K: 1 S: 5	H: 0 LOB: 0 BB: 0 P: 5	R: 0 E: 0 K: 0 S: 3	H: 1 LOB: 0 BB: 0 P: 3	R: 0 E: 0 K: 2 S: 7	H: 0 LOB: 1 BB: 1 P: 11	R: 0 E: 0 K: 1 S: 7	H: 2 LOB: 2 BB: 0 P: 7	R: 0 E: 0 K: 0 S: 3	H: 0 LOB: 0 BB: 0 P: 3	R: 0 E: 0 K: 0 S: 3	H: 0 LOB: 1 BB: 1 P: 7	1B: 4 2B: 2 3B: 0 HR: 0	SF: 0 SAC: 0 DP: 2 HBP: 1	WP: 0 PB: 0 CS: 0	PA: 32					
<b>PITCHER</b>	IP	WLS	BF	H	R	ER	SO	BB	IBB	HBP	BLK	WP	HR	S	P	ERA	WHIP										
Camilo Pascual, R ERA: (1, 1)	9.0	W	32	4	0	0	7	2	0	1	0	0	0	43	52	0.00	0.667										




Batter	1	2	3	4	5	6	7	8	9	AB	R	H	RBI	BB	SO	LOB	TOP																					
Lenny Green, L OBP: 0.429, SLG: 0.455 (1, 8)	F8		2B		1B	1B		P5		3	2	1	0	2	0	0	<b>Minnesota Twins @ Kansas City Athletics</b> Municipal Stadium, Kansas City, MO Thu Apr 12 1962, 4:33 AM EST Att: 854 - Unknown - 45 F																					
Vic Power, R OBP: 0.462, SLG: 0.750 (1, 3)	1-3		5-3		SH1-3	BB		CS		3	1	2	2	1	0	0																						
Harmon Killebrew, R OBP: 0.286, SLG: 0.280 Bill Tuttle, R (8, 8)	2B		5-3		1B	IBB		K		4	0	1	0	1	1	5																						
Bob Allison, R OBP: 0.571, SLG: 0.625 (1, 9)	4-3		5-3		FC6-4	1B		2B		3	2	1	2	2	0	2																						
Earl Battey, R OBP: 0.308, SLG: 0.846 (1, 2)		HR	1-3		F9			SH1-3		4	1	1	1	0	0	3																						
Bernie Allen, L OBP: 0.071, SLG: 0.214 (1, 4)	6-3			4-3	FC6-4			4-3		5	0	0	0	0	0	4																						
Zolio Versalles, R OBP: 0.308, SLG: 0.182 (1, 6)	5-3			1-3				BB		3	1	0	0	2	1	0																						
Rich Rollins, R OBP: 0.667, SLG: 1.222 (1, 5)	6-3			5-3				BB		3	0	1	2	2	0	0																						
Don Lee, R OBP: 1.000, SLG: 1.000 Joe Bonikowski, R OBP: 0.250, SLG: 0.250 (4, 1)			2B		SH1-3	1B		FC2-6		1	1	1	0	0	0	0																						
<b>Inning Stats</b>	R: 0 E: 0 K: 0 S: 4	H: 1 LOB: 1 BB: 0 P: 4	R: 1 E: 0 K: 0 S: 4	H: 1 LOB: 0 BB: 0 P: 4	R: 3 E: 0 K: 0 S: 6	H: 3 LOB: 0 BB: 0 P: 6	R: 0 E: 0 K: 0 S: 3	H: 0 LOB: 0 BB: 0 P: 3	R: 2 E: 0 K: 1 S: 5	H: 2 LOB: 2 BB: 2 P: 13	R: 0 E: 0 K: 1 S: 5	H: 0 LOB: 3 BB: 3 P: 17	R: 2 E: 0 K: 1 S: 6	H: 1 LOB: 1 BB: 2 P: 14	R: 0 E: 0 K: 1 S: 5	H: 1 LOB: 0 BB: 0 P: 5	R: 1 E: 0 K: 1 S: 5	H: 0 LOB: 2 BB: 3 P: 17	1B: 4 2B: 4 3B: 0 HR: 1	SF: 0 SAC: 2 DP: 0 HBP: 0	WP: 1 PB: 1 CS: 0	PA: 45																
<b>PITCHER</b>	IP	WLS	BF	H	R	ER	SO	BB	IBB	HBP	BLK	WP	HR	S	P	ERA	WHIP	<b>PITCHER</b>				IP	WLS	BF	H	R	ER	SO	BB	IBB	HBP	BLK	WP	HR	S	P	ERA	WHIP
Norm Bass, R ERA: 12.46 (1, 1)	4.1	L	21	6	6	6	0	1	1	0	0	0	1	19	27	12.46	1.615																					
Diego Segui, R ERA: (5, 1)	1.2		9	1	0	0	1	3	0	0	0	0	0	8	20	0.00	2.400																					
Dan Pfister, R ERA: 9.0 (7, 1)	2.0		9	2	2	2	2	2	0	0	0	0	0	11	19	9.00	2.000																					
Dan Osinski, R ERA: 18.0 (9, 1)	1.0		6	0	1	1	1	3	0	0	0	1	0	5	17	9.00	3.000																					

AB	33
R	9
H	9
RBI	7
BB	10
SO	4
LOB	18



Batter	1	2	3	4	5	6	7	8	9	AB	R	H	RBI	BB	SO	LOB	BOTTOM																					
Dick Howser, R OBP: 0.385, SLG: 0.583 (1, 6)	F9			HR		FC4-6		1B		5	2	3	3	0	1	2	<b>Minnesota Twins @ Kansas City Athletics</b> Municipal Stadium, Kansas City, MO Thu Apr 12 1962, 4:33 AM EST Att: 854 - Unknown - 45 F																					
Bobby Del Greco, R OBP: 0.250, SLG: 0.143 Jose Tartabull, L OBP: 0.200, SLG: 0.200 (1, 8)	P4		6-3	1B		K		FC4-6		3	0	0	0	1	1	2																						
Jose Tartabull, L OBP: 0.200, SLG: 0.200 (7, 8)				BB				1B		1	0	1	0	0	0	0																						
Jerry Lumpe, L OBP: 0.231, SLG: 0.231 (1, 4)	1B			1B		FC4-6		FC4-6		5	0	3	1	0	0	3																						
Norm Siebern, L OBP: 0.500, SLG: 0.250 (1, 3)	1-4-3			1B				BB		2	0	0	0	3	0	2																						
Leo Posada, R OBP: 0.429, SLG: 0.333 Manny Jimenez, L OBP: 0.600, SLG: 0.600 (1, 7)		L9		G5-4-3		K		4-3		3	1	1	0	1	1	6																						
Manny Jimenez, L OBP: 0.600, SLG: 0.600 (8, 7)		1B		BB						1	0	0	0	0	0	2																						
Wayne Causey, L OBP: 0.091, SLG: 0.091 (1, 5)	1B			K		3-1		3-1		5	0	1	0	0	1	2																						
Gino Cimoli, R OBP: 0.182, SLG: 0.455 (1, 9)	L9			2B		5-3		6-3		5	1	1	0	0	1	2																						
Joe Azcue, R OBP: 0.400, SLG: 0.600 (1, 2)	1B			HR		F8		F2		5	1	2	1	0	0	0																						
Norm Bass, R Diego Segui, R Gene Stephens, L Gordie Windhorn, R Dan Pfister, R Ed Charles, R Dan Osinski, R (1, 1)				K		FC4-6		5-3		2	0	0	0	0	2	4																						
<b>Inning Stats</b>	R: 0 E: 0 K: 0 S: 4	H: 1 LOB: 1 BB: 0 P: 4	R: 1 E: 0 K: 2 S: 10	H: 3 LOB: 2 BB: 0 P: 10	R: 0 E: 0 K: 1 S: 6	H: 1 LOB: 2 BB: 1 P: 10	R: 3 E: 0 K: 1 S: 8	H: 4 LOB: 2 BB: 2 P: 16	R: 0 E: 0 K: 2 S: 8	H: 1 LOB: 3 BB: 2 P: 16	R: 0 E: 0 K: 1 S: 5	H: 0 LOB: 0 BB: 0 P: 5	R: 1 E: 0 K: 0 S: 5	H: 2 LOB: 2 BB: 1 P: 9	R: 0 E: 0 K: 0 S: 3	H: 0 LOB: 0 BB: 0 P: 3	1B: 10 2B: 1 3B: 0 HR: 1	SF: 0 SAC: 0 DP: 1 HBP: 0	WP: 0 PB: 0 CS: 0	PA: 44																		
<b>PITCHER</b>	IP	WLS	BF	H	R	ER	SO	BB	IBB	HBP	BLK	WP	HR	S	P	ERA	WHIP	<b>PITCHER</b>				IP	WLS	BF	H	R	ER	SO	BB	IBB	HBP	BLK	WP	HR	S	P	ERA	WHIP
Don Lee, R ERA: 10.8 (1, 1)	3.1		21	9	4	4	4	3	1	0	0	0	0	25	41	10.80	3.300																					
Joe Bonikowski, R ERA: 1.59 (4, 1)	5.2	W	23	3	1	1	3	3	1	0	0	0	0	25	41	1.59	1.059																					

AB	38
R	5
H	12
RBI	5
BB	6
SO	7
LOB	25














Batter	1	2	3	4	5	6	7	8	9	AB R H RBI BB SO LOB	TOP												
Luis Aparicio, R (1, 6) OBP: 0.280, SLG: 0.391	E6 4-3		F8		F7		K		F4	5 0 0 0 0 1 1	<b>Chicago White Sox @ Kansas City Athletics</b> Municipal Stadium, Kansas City, MO Sun Apr 15 1962, 4:33 AM EST Att: 4,834 - Unknown <a href="http://livebaseballscorecards.com">livebaseballscorecards.com</a>												
Joe Cunningham, L (1, 3) OBP: 0.360, SLG: 0.222	4-3		G3			1B 2B BB	1B 2B		BB	3 2 1 0 2 0 1													
Al Smith, R (1, 5) OBP: 0.400, SLG: 0.316	F5			6-3		2B HR 1B	SF7		K	4 1 1 1 0 1 2													
Floyd Robinson, L (1, 7) OBP: 0.522, SLG: 0.632	6-3			1B		HR 2B	3H 1B			4 1 3 2 0 0 1													
Jim Landis, R (1, 8) OBP: 0.400, SLG: 1.600		HR		K		HR	5-3			4 2 2 4 0 1 2													
Mike Hershberger, R (1, 9) OBP: 0.432, SLG: 0.268	4-3		1-3			F6		6-3		4 0 0 0 0 0 1													
Bob Sadowski, L (1, 4) Sammy Esposito, R (1, 4) OBP: 0.200, SLG: 0.400	1-2				F8 4-3 2B	6-3		K		0 0 0 0 0 0 0 4 1 1 0 0 1 0													
Cam Carreon, R (1, 2)	F9				F8	K		6-3		4 0 0 0 0 1 1													
Juan Pizarro, L (1, 1) OBP: 0.286, SLG: 0.286			F8		4-3		E3 2B SF7		K	4 1 0 1 0 1 0													
<b>Inning Stats</b>	R: 0 E: 1 K: 0 S: 4	H: 0 LOB: 1 BB: 0 P: 4	R: 1 E: 0 K: 0 S: 4	H: 1 LOB: 0 BB: 0 P: 4	R: 0 E: 0 K: 1 S: 3	H: 0 LOB: 0 BB: 0 P: 3	R: 0 E: 0 K: 1 S: 6	H: 1 LOB: 1 BB: 0 P: 6	R: 1 E: 0 K: 0 S: 4	H: 1 LOB: 0 BB: 0 P: 4		R: 4 E: 0 K: 1 S: 8	H: 3 LOB: 0 BB: 1 P: 12	R: 2 E: 1 K: 1 S: 8	H: 2 LOB: 1 BB: 0 P: 8	R: 0 E: 0 K: 1 S: 5	H: 0 LOB: 0 BB: 0 P: 5	R: 0 E: 0 K: 2 S: 7	H: 0 LOB: 1 BB: 1 P: 11	1B: 3 2B: 3 3B: 0 HR: 2	SF: 1 SAC: 0 DP: 0 HBP: 0	WP: 0 PB: 0 CS: 0	PA: 39
<b>PITCHER</b>	IP WLS BF H R ER SO BB IBB HBP BLK WP HR S P ERA WHIP											<b>PITCHER</b>	IP WLS BF H R ER SO BB IBB HBP BLK WP HR S P ERA WHIP										
Ed Rakow, R (1, 1) ERA: 4.5	7.0 L 32 8 8 6 3 1 0 0 0 0 0 2 37 41 7.71 1.286											Dan Pfister, R (8, 1) ERA: 4.5	2.0 7 0 0 0 3 1 0 0 0 0 0 0 12 16 0.00 0.500										

Batter	1	2	3	4	5	6	7	8	9	AB R H RBI BB SO LOB	BOTTOM												
Dick Howser, R (1, 6) OBP: 0.308, SLG: 0.400	E5 FC6-4		F8		6-3		F4		F8	5 0 0 0 0 0 2	<b>Chicago White Sox @ Kansas City Athletics</b> Municipal Stadium, Kansas City, MO Sun Apr 15 1962, 4:33 AM EST Att: 4,834 - Unknown <a href="http://livebaseballscorecards.com">livebaseballscorecards.com</a>												
Bobby Del Greco, R (1, 8) OBP: 0.409, SLG: 0.353	FC6-4 L6-3		2B		K		1B BB		F9	4 1 1 1 1 1 2													
Jerry Lumpe, L (1, 4) OBP: 0.346, SLG: 0.385	L6-3		F		4-3		1B		F8	5 1 2 1 0 0 2													
Norm Siebern, L (1, 3) OBP: 0.292, SLG: 0.158		4-3	E6 1B		4-3		F5			4 0 0 0 0 0 2													
Gino Cimoli, R (1, 9) OBP: 0.304, SLG: 0.409						FC5-4 BB		6-3		3 0 2 0 1 0 0													
Leo Posada, R (1, 7) OBP: 0.316, SLG: 0.353		1B	1B		K		FC5-4 1B		K	4 0 0 0 0 2 4													
Wayne Causey, L (1, 5) OBP: 0.261, SLG: 0.150		F9			4-3		WP 1B		BB	3 0 1 0 1 0 1													
Haywood Sullivan, R (1, 2) OBP: 0.231, SLG: 0.091			2B BB		5-3		5-3		L5	3 1 0 0 1 0 3													
Ed Rakow, S (1, 1) Gordie Windhorn, R (7, PH) Dan Pfister, R (8, 1) Ed Charles, R (8, PH)			K		K		K2-3		BB	2 0 0 0 0 2 1 1 0 0 0 0 1 0 0 0 0 0 0 0 0 0 0 0 0 1 0 0													
<b>Inning Stats</b>	R: 0 E: 1 K: 0 S: 3	H: 0 LOB: 0 BB: 0 P: 3	R: 0 E: 0 K: 0 S: 4	H: 1 LOB: 1 BB: 0 P: 4	R: 3 E: 1 K: 2 S: 11	H: 3 LOB: 2 BB: 1 P: 15	R: 0 E: 0 K: 1 S: 5	H: 0 LOB: 0 BB: 0 P: 5	R: 0 E: 0 K: 1 S: 5	H: 0 LOB: 0 BB: 0 P: 5		R: 0 E: 0 K: 0 S: 4	H: 1 LOB: 2 BB: 1 P: 8	R: 0 E: 0 K: 1 S: 6	H: 1 LOB: 2 BB: 1 P: 10	R: 0 E: 0 K: 1 S: 5	H: 0 LOB: 1 BB: 1 P: 9	R: 0 E: 0 K: 0 S: 3	H: 0 LOB: 1 BB: 1 P: 7	1B: 4 2B: 3 3B: 0 HR: 0	SF: 0 SAC: 0 DP: 1 HBP: 0	WP: 1 PB: 0 CS: 0	PA: 39
<b>PITCHER</b>	IP WLS BF H R ER SO BB IBB HBP BLK WP HR S P ERA WHIP											<b>PITCHER</b>	IP WLS BF H R ER SO BB IBB HBP BLK WP HR S P ERA WHIP										
Juan Pizarro, L (1, 1) ERA: 1.5	9.0 W 39 6 3 2 6 5 0 0 0 0 1 0 46 66 2.00 1.222																						



Batter	1	2	3	4	5	6	7	8	9	AB	R	H	RBI	BB	SO	LOB	TOP
Dick Howser, R OBP: 0.323, SLG: 0.379										4	1	1	0	1	0	2	<b>Kansas City Athletics @ Los Angeles Angels</b> <b>Dodger Stadium, Los Angeles, CA</b> Tue Apr 17 1962, 6:05 PM PST Att: 18,416 - Unknown
Bobby Del Greco, R OBP: 0.407, SLG: 0.300										3	0	0	1	1	0	2	
Jerry Lumpe, L OBP: 0.323, SLG: 0.367										4	1	1	2	0	0	3	
Norm Siebern, L OBP: 0.345, SLG: 0.217										4	1	2	0	1	2	3	
Gino Cimoli, R OBP: 0.357, SLG: 0.423										4	0	2	0	1	0	3	
Wayne Causey, L OBP: 0.250, SLG: 0.167										4	0	1	2	0	0	2	
Leo Posada, R OBP: 0.375, SLG: 0.350										3	0	1	0	2	0	1	
Haywood Sullivan, R OBP: 0.278, SLG: 0.133										4	1	1	0	1	0	4	
John Wyatt, R Danny McDevitt, L Bob Grim, R										3	1	0	0	0	1	4	
<b>Inning Stats</b>	R: 0 E: 0 K: 1 S: 5	H: 1 LOB: 2 BB: 0 P: 6	R: 2 E: 1 K: 0 S: 5	H: 2 LOB: 1 BB: 1 P: 11	R: 2 E: 1 K: 0 S: 5	H: 1 LOB: 3 BB: 3 P: 17	R: 0 E: 0 K: 0 S: 3	H: 0 LOB: 0 BB: 0 P: 3	R: 0 E: 0 K: 1 S: 5	H: 2 LOB: 2 BB: 1 P: 9	R: 0 E: 0 K: 1 S: 5	H: 0 LOB: 1 BB: 1 P: 9	R: 1 E: 0 K: 1 S: 7	H: 2 LOB: 2 BB: 1 P: 11	1B: 9 2B: 1 3B: 0 HR: 0	SF: 2 SAC: 0 DP: 1 HBP: 1	WP: 0 PA: 46 PB: 0 SB: 1 CS: 1
<b>PITCHER</b>	IP WLS BF H R ER SO BB IBB HBP BLK WP HR S P ERA WHIP	IP WLS BF H R ER SO BB IBB HBP BLK WP HR S P ERA WHIP	IP WLS BF H R ER SO BB IBB HBP BLK WP HR S P ERA WHIP	IP WLS BF H R ER SO BB IBB HBP BLK WP HR S P ERA WHIP	IP WLS BF H R ER SO BB IBB HBP BLK WP HR S P ERA WHIP	IP WLS BF H R ER SO BB IBB HBP BLK WP HR S P ERA WHIP	IP WLS BF H R ER SO BB IBB HBP BLK WP HR S P ERA WHIP	IP WLS BF H R ER SO BB IBB HBP BLK WP HR S P ERA WHIP	IP WLS BF H R ER SO BB IBB HBP BLK WP HR S P ERA WHIP	IP WLS BF H R ER SO BB IBB HBP BLK WP HR S P ERA WHIP	IP WLS BF H R ER SO BB IBB HBP BLK WP HR S P ERA WHIP	IP WLS BF H R ER SO BB IBB HBP BLK WP HR S P ERA WHIP	IP WLS BF H R ER SO BB IBB HBP BLK WP HR S P ERA WHIP	IP WLS BF H R ER SO BB IBB HBP BLK WP HR S P ERA WHIP	IP WLS BF H R ER SO BB IBB HBP BLK WP HR S P ERA WHIP	IP WLS BF H R ER SO BB IBB HBP BLK WP HR S P ERA WHIP	IP WLS BF H R ER SO BB IBB HBP BLK WP HR S P ERA WHIP
Ken McBride, R ERA: 1.42	5.0 L 26 5 4 0 2 3 1 1 0 0 0 0 25 42 0.00 1.600	1.2 8 2 0 0 1 0 0 0 0 0 0 9 13 0.00 1.800	0.1 1 0 0 0 0 0 0 0 0 0 0 1 1 0.00 0.000	2.0 10 2 1 1 2 2 0 0 0 0 0 12 20 4.50 2.000													

Batter	1	2	3	4	5	6	7	8	9	AB	R	H	RBI	BB	SO	LOB	BOTTOM				
Albie Pearson, L OBP: 0.400, SLG: 0.167											3	1	1	1	2	0	1				
Joe Koppe, R OBP: 0.522, SLG: 0.471											2	0	1	2	1	0	1				
Lee Thomas, L OBP: 0.130, SLG: 0.190											4	0	0	0	0	1	5				
Leon Wagner, L OBP: 0.309, SLG: 0.667										4	0	2	0	0	0	0					
Frank Leja, L Steve Bilko, R Ken Hunt, R Felix Torres, R										3	0	0	0	0	2	1					
Buck Rodgers, S OBP: 0.333, SLG: 0.368										3	1	0	0	1	1	1					
Eddie Yost, R OBP: 0.455, SLG: 0.471										2	1	0	0	2	0	1					
Billy Moran, R OBP: 0.438, SLG: 0.250											3	0	1	0	1	3					
Ken McBride, R Tom Burgess, L Jack Spring, R Art Fowler, R Marlan Coughtry, L Tom Morgan, R Chuck Tanner, L											1	0	0	0	0	0	1				
<b>Inning Stats</b>	R: 1 E: 0 K: 1 S: 5	H: 1 LOB: 0 BB: 1 P: 9	R: 0 E: 0 K: 2 S: 7	H: 0 LOB: 0 BB: 0 P: 7	R: 0 E: 0 K: 0 S: 4	H: 1 LOB: 1 BB: 0 P: 4	R: 0 E: 0 K: 0 S: 3	H: 0 LOB: 0 BB: 0 P: 3	R: 0 E: 0 K: 0 S: 4	H: 1 LOB: 3 BB: 3 P: 16	R: 0 E: 0 K: 1 S: 5	H: 0 LOB: 0 BB: 0 P: 5	R: 1 E: 0 K: 1 S: 6	H: 1 LOB: 2 BB: 2 P: 14	R: 0 E: 0 K: 0 S: 4	H: 1 LOB: 1 BB: 0 P: 4	R: 0 E: 0 K: 0 S: 2	H: 0 LOB: 0 BB: 1 P: 6	1B: 5 2B: 0 3B: 0 HR: 0	SF: 1 SAC: 0 DP: 2 HBP: 0	WP: 1 PA: 38 PB: 1 SB: 0 CS: 1
<b>PITCHER</b>	IP WLS BF H R ER SO BB IBB HBP BLK WP HR S P ERA WHIP	IP WLS BF H R ER SO BB IBB HBP BLK WP HR S P ERA WHIP	IP WLS BF H R ER SO BB IBB HBP BLK WP HR S P ERA WHIP	IP WLS BF H R ER SO BB IBB HBP BLK WP HR S P ERA WHIP	IP WLS BF H R ER SO BB IBB HBP BLK WP HR S P ERA WHIP	IP WLS BF H R ER SO BB IBB HBP BLK WP HR S P ERA WHIP	IP WLS BF H R ER SO BB IBB HBP BLK WP HR S P ERA WHIP	IP WLS BF H R ER SO BB IBB HBP BLK WP HR S P ERA WHIP	IP WLS BF H R ER SO BB IBB HBP BLK WP HR S P ERA WHIP	IP WLS BF H R ER SO BB IBB HBP BLK WP HR S P ERA WHIP	IP WLS BF H R ER SO BB IBB HBP BLK WP HR S P ERA WHIP	IP WLS BF H R ER SO BB IBB HBP BLK WP HR S P ERA WHIP	IP WLS BF H R ER SO BB IBB HBP BLK WP HR S P ERA WHIP	IP WLS BF H R ER SO BB IBB HBP BLK WP HR S P ERA WHIP	IP WLS BF H R ER SO BB IBB HBP BLK WP HR S P ERA WHIP	IP WLS BF H R ER SO BB IBB HBP BLK WP HR S P ERA WHIP	IP WLS BF H R ER SO BB IBB HBP BLK WP HR S P ERA WHIP				
John Wyatt, R ERA: 4.26	6.2 W 29 4 3 3 5 6 0 0 0 0 1 0 33 57 4.05 1.500	0.1 2 1 0 0 0 0 0 0 0 0 0 2 2 0.00 3.000	2.0 S 6 0 0 0 0 1 0 0 0 0 0 0 5 9 0.00 0.500																		










Batter	1	2	3	4	5	6	7	8	9	10	11	12	AB	R	H	RBI	BB	SO	LOB	TOP					
Dick Howser, R OBP: 0.275, SLG: 0.306 (1, 6)	5-3		6-3		K		F7		SF9		F7		5	0	0	1	0	1	1						
Bobby Del Greco, R OBP: 0.378, SLG: 0.367 (1, 8)	L1		F8		F8		2B		F8		K		6	1	1	0	0	1	1						
Jerry Lumpe, L OBP: 0.317, SLG: 0.359 (1, 4)			3-1		4-3						4-3		6	0	2	1	0	0	0						
Norm Siebern, L OBP: 0.306, SLG: 0.212 (1, 3)	1-3				FC4-6 1B		4-3		F6		4-3		6	0	1	0	0	0	2						
Manny Jimenez, L OBP: 0.500, SLG: 0.500 (1, 7)		4-3											5	0	2	0	0	1	0						
Bill Kunkel, R (11, 1)					FC4-6 1B								0	0	0	0	0	0	0						
Ed Rakow, S (11, 1)					FC4-6 1B								0	0	0	0	0	0	0						
Jerry Walker, S OBP: 0.500, SLG: 0.500 (12, PH)					FC4-6 1B								0	0	0	0	0	0	0						
Dave Wickersham, R (12, 1)					FC4-6 1B								0	0	0	0	0	0	0						
Gino Cimoli, R OBP: 0.351, SLG: 0.354 (1, 9)	K				FC4-6 BB				F4		1-3		4	0	0	0	1	1	2						
Wayne Causey, L OBP: 0.286, SLG: 0.172 (8, PH)					FC4-6 BB				F9				2	0	0	0	1	1	4						
Ed Charles, R OBP: 0.400, SLG: 0.500 (8, 5)	BB BB				K						WP E		2	1	1	0	0	0	0						
Billy Bryan, L (1, 2)													1	0	0	0	2	0	2						
Haywood Sullivan, R OBP: 0.304, SLG: 0.211 (9, PH)					FC4 BB						WP E		1	2	1	0	1	0	0						
Art Chava, R Gene Stephens, L Dan Pfister, R Tom Morgan, R Jack Spring, R Jim Conwell, R Ed Alvert, R Darryl McDevitt, L Walter Coughtry, L (1, 1)	K				FC4				1-3		E8 F7 1B		1	0	0	0	0	0	0						
<b>Inning Stats</b>	R: 0 E: 0 K: 4 S: 4	H: 1 LOB: 1 BB: 0 P: 4	R: 0 E: 0 K: 2 S: 7	H: 0 LOB: 2 BB: 2 P: 15	R: 0 E: 0 K: 0 S: 3	H: 0 LOB: 0 BB: 0 P: 3	R: 0 E: 0 K: 1 S: 7	H: 2 LOB: 3 BB: 1 P: 11	R: 0 E: 0 K: 1 S: 5	H: 0 LOB: 0 BB: 0 P: 5	R: 0 E: 0 K: 0 S: 3	H: 0 LOB: 0 BB: 0 P: 3	R: 1 E: 0 K: 0 S: 4	H: 1 LOB: 0 BB: 0 P: 4	R: 0 E: 0 K: 1 S: 5	H: 0 LOB: 0 BB: 0 P: 5	R: 2 E: 1 K: 1 S: 7	H: 2 LOB: 1 BB: 1 P: 11	R: 0 E: 0 K: 1 S: 5	H: 0 LOB: 0 BB: 0 P: 6	1B: 5 2B: 4 3B: 0 HR: 0	SF: 1 SAC: 0 DP: 0 HBP: 0	WP: 1 PB: 0 SB: 0 CS: 0	PA: 50	
<b>PITCHER</b>	IP WLS BF H R ER SO BB IBB HBP BLK WP HR S P ERA WHIP	Dean Chance, R ERA: 1.29 Joe Nuxhall, L ERA: 5.4 Tom Morgan, R ERA: 1.23 Jack Spring, L ERA: 4.15 Jim Donohue, R ERA:	1.1 5 1 1 1 0 0 0 0 0 0 0 0 5 5 6.75 0.750	1.0 3 0 0 0 0 0 0 0 0 0 0 3 3 0.00 0.000	1.1 6 1 2 2 1 0 0 1 0 0 0 7 11 13.50 0.750	0.2 3 1 0 0 1 0 0 0 0 1 0 5 5 0.00 1.500	<b>PITCHER</b>	IP WLS BF H R ER SO BB IBB HBP BLK WP HR S P ERA WHIP	George Witt, R ERA: 7.71 (12, 1)	1.0 1 0 3 0 0 0 0 1 0 0 0 5 5 0.00 0.000															

Kansas City Athletics @ Los Angeles Angels  
Dodger Stadium, Los Angeles, CA  
Thu Apr 19 1962, 3:33 AM PST  
Att. 6,338 - Sunny


AB	44
R	4
H	9
RBI	3
BB	5
SO	7
LOB	18



Batter	1	2	3	4	5	6	7	8	9	10	11	12	AB	R	H	RBI	BB	SO	LOB	BOTTOM				
Albie Pearson, L OBP: 0.371, SLG: 0.222 (1, 9)	E8 1B		5-3		F9		5-3		4-3		FC3-1 FC6-2 1B IBB		5	0	1	0	1	0	4					
Joe Koppe, R OBP: 0.455, SLG: 0.462 (1, 6)	1-3				1B 2B		L4-6 2B		K		FC6-2 FC3-1 1-2 2-3 3-H		6	1	2	0	0	1	4					
Lee Thomas, L OBP: 0.182, SLG: 0.200 (1, 8)	F5				E 1B		L4-6 2-3		F7		F4 FC3-1 1-2 2-3 3-H		6	0	1	1	0	0	5					
Leon Wagner, L OBP: 0.313, SLG: 0.516 (1, 7)	K				F8		4-3				6-3		6	0	1	0	0	2	5					
Buck Rodgers, S OBP: 0.258, SLG: 0.276 (1, 2)					E3		5-3		G3		F8		6	1	1	0	0	0	2					
Steve Bilko, R OBP: 0.400, SLG: 0.625 (11, PR)					BB BB G6-4-3 1B		5-3		G3		F8		4	0	1	0	1	1	2					
Ken Hunt, R OBP: 0.455, SLG: 0.462 (11, PR)					F5		K		6-3		1B BB E 1B		0	1	0	0	0	0	0					
George Witt, R OBP: 0.333, SLG: 0.333 (12, 1)					G6-4-3 BB 1-2		K		6-3		1B BB E 1B		1	0	0	0	0	0	0					
Eddie Yost, R OBP: 0.452, SLG: 0.384 (12, 3)					G6-4-3 BB 1-2 2-3		K		4-3		1B BB 1B BB		3	2	0	0	3	1	0					
Billy Moran, R OBP: 0.440, SLG: 0.450 (1, 4)					G6-4-3 BB 1-2 2-3 3-H		K		6-3		E1 FC6-2 FC3-1 1B		5	1	2	2	1	1	2					
Dean Chance, R Gene Stephens, L Dan Pfister, R Tom Morgan, R Jack Spring, R Jim Conwell, R Ed Alvert, R Darryl McDevitt, L Walter Coughtry, L (1, 1)	K				K				1-6-3		FC6-2 FC3-1 IBB		1	0	0	0	2	1	1					
<b>Inning Stats</b>	R: 0 E: 1 K: 1 S: 6	H: 1 LOB: 1 BB: 0 P: 6	R: 1 E: 0 K: 1 S: 5	H: 1 LOB: 1 BB: 2 P: 13	R: 1 E: 1 K: 0 S: 6	H: 2 LOB: 2 BB: 0 P: 6	R: 0 E: 0 K: 2 S: 7	H: 0 LOB: 1 BB: 1 P: 11	R: 0 E: 0 K: 0 S: 3	H: 0 LOB: 0 BB: 0 P: 3	R: 0 E: 1 K: 1 S: 6	H: 0 LOB: 3 BB: 2 P: 14	R: 0 E: 0 K: 0 S: 3	H: 0 LOB: 0 BB: 0 P: 3	R: 0 E: 0 K: 0 S: 3	H: 0 LOB: 0 BB: 0 P: 5	R: 2 E: 1 K: 1 S: 7	H: 2 LOB: 3 BB: 3 P: 19	R: 2 E: 0 K: 0 S: 3	H: 1 LOB: 0 BB: 1 P: 7	1B: 5 2B: 4 3B: 0 HR: 1	SF: 0 SAC: 0 DP: 2 HBP: 0	WP: 0 PB: 0 SB: 0 CS: 0	PA: 53
<b>PITCHER</b>	IP WLS BF H R ER SO BB IBB HBP BLK WP HR S P ERA WHIP	Art Ditmar, R ERA: 8.68 Dan Pfister, R ERA: 2.57 Diego Segui, R ERA: 2.57 Bob Grim, R ERA: Danny McDevitt, L ERA:	3.0 13 1 0 0 3 2 1 0 0 0 0 0 16 28 6.00 1.000	2.0 7 1 0 0 1 0 0 0 0 0 0 0 9 9 0.00 0.500	1.0 3 0 0 0 0 0 0 0 0 0 0 3 3 0.00 0.000	1.0 3 0 0 0 0 0 0 0 0 0 0 3 3 0.00 0.000	<b>PITCHER</b>	IP WLS BF H R ER SO BB IBB HBP BLK WP HR S P ERA WHIP	Bill Kunkel, R ERA: 6.75 Ed Rakow, R ERA: 4.24 Dave Wickersham, R ERA: 27.0 (11, 1)	0.0 2 1 0 0 1 0 2 0 0 0 0 6 14 0.00 1.000	0.2 L 4 1 2 2 0 1 0 0 0 0 1 3 27.00 3.000													

Kansas City Athletics @ Los Angeles Angels  
Dodger Stadium, Los Angeles, CA  
Thu Apr 19 1962, 3:33 AM PST  
Att. 6,338 - Sunny

AB	44
R	6
H	9
RBI	3
BB	9
SO	7
LOB	25

















Batter	1	2	3	4	5	6	7	8	9	AB	R	H	RBI	BB	SO	LOB	TOP				
Dick Howser, R (1, 6) OBP: 0.250, SLG: 0.296	1-3		F9	5-3		F8		1-3		5	0	0	0	0	0	1					
Bobby Del Greco, R (1, 8) OBP: 0.500, SLG: 0.535	K		G3 HR			E5 1B FC1-2			1B SF9 BB	3	2	1	0	2	1	0					
Wayne Causey, L (1, 4) OBP: 0.319, SLG: 0.205	2B BB		G3 HR			FC1-2 1B			SF9 1-3 1B	3	3	2	0	2	1	2					
Norm Siebern, L (1, 3) OBP: 0.424, SLG: 0.522	2B		G3			FC1-2 BB			1-3	4	1	2	0	1	0	4					
Gino Cimoli, R (1, 9) OBP: 0.368, SLG: 0.490	2B		HR			K			1B IBB	4	1	2	5	1	1	4					
Ed Charles, R (1, 5) OBP: 0.333, SLG: 0.450	K		1B			FC1-2			SF9	4	0	1	1	0	1	5					
Manny Jimenez, L (1, 7) OBP: 0.333, SLG: 0.409			4-3			1-3			1-2 3-H 1B	4	0	0	0	0	1	5					
Gordie Windhorn, R (7, 7) OBP: 0.143, SLG: 0.143			4-3			1-3			1-2 3-H 1B	1	0	1	1	0	0	0					
Haywood Sullivan, R (1, 2) OBP: 0.286, SLG: 0.208			F8			5-3			1-4-3	5	0	1	0	0	0	2					
Norm Bass, R (1, 1)			6-3			K			F5	3	0	0	0	0	1	1					
Billy Bryan, L (8, PH) OBP: 0.333, SLG: 0.313						FC3-6 BB				1	0	0	0	0	0	0					
Diego Segui, R (8, 1)										0	0	0	0	0	0	0					
<b>Inning Stats</b>	R: 2 E: 0 K: 2 S: 9	H: 2 LOB: 1 BB: 1 P: 13	R: 0 E: 0 K: 0 S: 3	H: 0 LOB: 0 BB: 0 P: 3	R: 3 E: 0 K: 0 S: 6	H: 3 LOB: 1 BB: 1 P: 10	R: 0 E: 0 K: 1 S: 5	H: 0 LOB: 0 BB: 0 P: 5	R: 0 E: 1 K: 1 S: 7	H: 1 LOB: 3 BB: 1 P: 11	R: 0 E: 0 K: 1 S: 6	H: 1 LOB: 1 BB: 0 P: 6	R: 0 E: 0 K: 0 S: 3	H: 0 LOB: 0 BB: 0 P: 3	R: 2 E: 0 K: 0 S: 5	H: 2 LOB: 2 BB: 2 P: 13	1B: 6 2B: 3 3B: 0 HR: 1	SF: 1 SAC: 0 DP: 0 HBP: 0	WP: 0 PB: 0 CS: 0	PA: 44	
<b>PITCHER</b>	IP	WLS	BF	H	R	ER	SO	BB	IBB	HBP	BLK	WP	HR	S	P	ERA	WHIP				
Joe Horlen, R (1, 1) ERA: 2.45	4.0		22	6	5	5	3	3	0	0	0	0	1	25	37	11.25	2.250				
Russ Kemmerer, R (5, 1) ERA: 1.59	2.0		8	1	0	0	2	1	0	0	0	0	0	11	15	0.00	1.000				
Turk Lown, R (7, 1) ERA: 4.05	3.0	L	14	3	2	2	1	1	1	0	0	0	0	14	22	6.00	1.333				

**Kansas City Athletics @ Chicago White Sox**  
Comiskey Park, Chicago, IL  
Sun Apr 22 1962, 4:38 AM EST  
Att: 11,715 - Unknown

AB	37
R	7
H	10
RBI	7
BB	6
SO	6
LOB	24



Batter	1	2	3	4	5	6	7	8	9	AB	R	H	RBI	BB	SO	LOB	BOTTOM					
Luis Aparicio, R (1, 6) OBP: 0.182, SLG: 0.226	F6		F3			F8			G3	4	0	0	0	0	0	0						
Bob Sadowski, L (9, PH)										1	0	0	0	0	0	0						
Nellie Fox, L (1, 4) OBP: 0.327, SLG: 0.386	1B		F7			4-3			F8	5	1	2	0	0	0	0						
Joe Cunningham, L (1, 3) OBP: 0.491, SLG: 0.500	1B		1B 2B			E 2B			2B BB	3	3	3	0	1	0	0						
Floyd Robinson, L (1, 7) OBP: 0.510, SLG: 0.733	F7		1B			E2 2B			2B	4	0	3	4	0	0	1						
Al Smith, R (1, 5) OBP: 0.364, SLG: 0.386			6-3			BB			1-3	3	1	1	0	1	0	1						
Jim Landis, R (1, 8) OBP: 0.333, SLG: 0.633			F8			FC6-4 1B			F9	4	0	1	0	0	0	3						
Mike Hershberger, R (1, 9) OBP: 0.309, SLG: 0.296			F8			F9			F2	4	0	0	0	0	0	2						
Bob Roselli, R (1, 2) OBP: 0.167, SLG: 0.333			1-H 2B			F4			K	4	0	1	1	0	2	1						
Joe Horlen, R (1, 1) OBP: 0.111, SLG: 0.111			6-3			FC6-4			F8	2	0	0	0	0	0	2						
Russ Kemmerer, R (5, 1)										0	0	0	0	0	0	0						
Bob Farley, L (6, PH)										1	0	0	0	0	0	0						
Turk Lown, R (7, 1)										0	0	0	0	0	0	0						
J.C. Martin, L (9, PH)										1	0	0	0	0	0	0						
<b>Inning Stats</b>	R: 0 E: 0 K: 0 S: 4	H: 2 LOB: 1 BB: 0 P: 4	R: 1 E: 0 K: 0 S: 5	H: 2 LOB: 1 BB: 0 P: 5	R: 1 E: 0 K: 0 S: 5	H: 2 LOB: 1 BB: 0 P: 5	R: 0 E: 0 K: 0 S: 4	H: 1 LOB: 1 BB: 0 P: 4	R: 1 E: 1 K: 0 S: 5	H: 2 LOB: 2 BB: 1 P: 9	R: 0 E: 0 K: 1 S: 5	H: 0 LOB: 0 BB: 0 P: 5	R: 2 E: 0 K: 0 S: 4	H: 2 LOB: 0 BB: 1 P: 8	R: 0 E: 0 K: 1 S: 5	H: 0 LOB: 0 BB: 0 P: 5	R: 0 E: 0 K: 0 S: 3	H: 0 LOB: 0 BB: 0 P: 3	1B: 6 2B: 5 3B: 0 HR: 0	SF: 0 SAC: 0 DP: 0 HBP: 0	WP: 0 PB: 0 CS: 0	PA: 38
<b>PITCHER</b>	IP	WLS	BF	H	R	ER	SO	BB	IBB	HBP	BLK	WP	HR	S	P	ERA	WHIP					
Norm Bass, R (1, 1) ERA: 7.27	7.0		32	11	5	5	1	2	0	0	0	0	0	32	40	6.43	1.857					
Diego Segui, R (8, 1) ERA:	2.0	W	6	0	0	0	1	0	0	0	0	0	0	8	8	0.00	0.000					

**Kansas City Athletics @ Chicago White Sox**  
Comiskey Park, Chicago, IL  
Sun Apr 22 1962, 4:38 AM EST  
Att: 11,715 - Unknown

AB	36
R	5
H	11
RBI	5
BB	2
SO	2
LOB	10





Batter	1	2	3	4	5	6	7	8	9	AB	R	H	RBI	BB	SO	LOB	TOP					
Dick Howser, R (1, 6) OBP: 0.250, SLG: 0.281	4-0 1B BB		0-0 L6		0-0 F8			0-0 F8		3	0	0	0	1	0	1						
Bobby Del Greco, R (1, 8) OBP: 0.494, SLG: 0.500	0-0 F3		0-3 K			4-0 BB		0-0 6-3		3	0	0	0	1	1	1						
Jerry Lumpe, L (1, 4) OBP: 0.382, SLG: 0.481	0-0 1-3 1B		0-0 4-3			0-0 F2			0-0 F8	4	0	1	0	0	0	1						
Norm Siebern, L (1, 3) OBP: 0.413, SLG: 0.490 Jose Tartabull, L (9, PR) OBP: 0.167, SLG: 0.167	0-0 F7			0-0 F8		0-0 F8			4-0 1B BB	3	0	0	0	1	0	3						
Gino Cimoli, R (1, 9) OBP: 0.344, SLG: 0.455	0-3 K			0-0 L9		0-3 K			0-3 K	4	0	0	0	0	3	4						
Ed Charles, R (1, 5) OBP: 0.357, SLG: 0.458		0-0 1B		0-0 L9			0-0 F2		0-0 1-2 1B	4	0	2	0	0	0	0						
Gordie Windhorn, R (1, 7) OBP: 0.091, SLG: 0.091		0-0 F4			0-0 F6		0-3 K		0-0 F8	4	0	0	0	0	1	3	AB 31 R 0 H 4 RBI 0 BB 3 SO 7 LOB 15					
Haywood Sullivan, R (1, 2) OBP: 0.258, SLG: 0.185		0-3 K			0-0 F5		0-3 K			3	0	0	0	0	2	1						
Dan Pfister, R (1, 1) OBP: 0.333, SLG: 0.333		0-0 F3			0-0 1B			0-0 F8		3	0	1	0	0	0	1						
<b>Inning Stats</b>	R: 0 E: 0 K: 1 S: 6	H: 1 LOB: 2 BB: 1 P: 10	R: 0 E: 0 K: 1 S: 6	H: 1 LOB: 1 BB: 0 P: 6	R: 0 E: 0 K: 1 S: 5	H: 0 LOB: 0 BB: 0 P: 5	R: 0 E: 0 K: 0 S: 3	H: 0 LOB: 0 BB: 0 P: 3	R: 0 E: 0 K: 0 S: 4	H: 1 LOB: 1 BB: 0 P: 4	R: 0 E: 0 K: 1 S: 5	H: 0 LOB: 1 BB: 1 P: 9	R: 0 E: 0 K: 2 S: 7	H: 0 LOB: 0 BB: 0 P: 7	R: 0 E: 0 K: 0 S: 3	H: 0 LOB: 0 BB: 0 P: 3	R: 0 E: 0 K: 1 S: 6	H: 1 LOB: 2 BB: 1 P: 10	1B: 4 2B: 0 3B: 0 HR: 0	SF: 0 SAC: 0 DP: 0 HBP: 0	WP: 0 PB: 0 SB: 0 CS: 0	PA: 34
<b>PITCHER</b> Don Mossi, L (1, 1) ERA: 0.75	IP: 9.0 WLS: W BF: 34 H: 4 R: 0 ER: 0 SO: 7 BB: 3 IBB: 0 HBP: 0 BLK: 0 WP: 0 HR: 0 S: 45 P: 57 ERA: 0.00 WHIP: 0.778															<b>PITCHER</b>						

Kansas City Athletics @ Detroit Tigers  
Tiger Stadium, Detroit, MI  
Tue Apr 24 1962, 6:05 PM EST  
Att: 20,372 - Unknown

AB 31  
R 0  
H 4  
RBI 0  
BB 3  
SO 7  
LOB 15



Batter	1	2	3	4	5	6	7	8	9	AB	R	H	RBI	BB	SO	LOB	BOTTOM			
Jake Wood, R (1, 4) OBP: 0.350, SLG: 0.343	0-0 1-3		0-0 5-3		0-0 6-3			0-0 L3-1 1B 2B		4	1	1	0	0	0	2				
Bill Bruton, L (1, 8) OBP: 0.400, SLG: 0.394	4-0 FC5-6 BB			0-0 F7		0-0 6-3		0-0 F5		3	0	0	0	1	0	1				
Al Kaline, R (1, 9) OBP: 0.436, SLG: 0.636	0-0 L7 1-2			4-0 FC3-6 BB		0-3 K		0-0 L3-1		3	0	0	0	1	1	2				
Norm Cash, L (1, 3) OBP: 0.385, SLG: 0.871	0-0 FC5-6 2-2			0-0 FC3-6 1-2		4-0 BB		4-0 WP 1B IBB		2	0	0	0	2	0	2				
Rocky Colavito, R (1, 7) OBP: 0.229, SLG: 0.156		0-0 5-3		0-0 4-3		0-0 6-3		0-0 WP 1B		4	0	1	1	0	0	2				
Steve Boros, R (1, 5) OBP: 0.351, SLG: 0.290		0-0 5-3			0-0 SH1-4 1B		0-3 K	4-0 1-2 2-3 BB		3	0	1	0	1	1	0				
Dick McAuliffe, L (1, 6) OBP: 0.400, SLG: 0.250		0-0 F5			0-0 E5 SH1-4		0-0 1-3	0-0 4-3		4	0	0	0	0	0	4	AB 28 R 1 H 3 RBI 1 BB 5 SO 3 LOB 16			
Dick Brown, R (1, 2) OBP: 0.318, SLG: 0.500			0-3 K		0-0 SH1-4		0-0 E8			2	0	0	0	0	1	0				
Don Mossi, L (1, 1) OBP: 0.375, SLG: 0.375			0-0 1-3		0-0 4-3		0-0 F2			3	0	0	0	0	0	3				
<b>Inning Stats</b>	R: 0 E: 0 K: 0 S: 3	H: 0 LOB: 1 BB: 1 P: 7	R: 0 E: 0 K: 0 S: 3	H: 0 LOB: 0 BB: 0 P: 3	R: 0 E: 0 K: 1 S: 5	H: 0 LOB: 0 BB: 0 P: 5	R: 0 E: 0 K: 0 S: 3	H: 0 LOB: 1 BB: 1 P: 7	R: 0 E: 1 K: 0 S: 5	H: 1 LOB: 2 BB: 0 P: 5	R: 0 E: 0 K: 1 S: 5	H: 0 LOB: 1 BB: 1 P: 9	R: 0 E: 1 K: 1 S: 6	H: 0 LOB: 1 BB: 0 P: 6	R: 1 E: 0 K: 0 S: 5	H: 2 LOB: 3 BB: 2 P: 13	1B: 2 2B: 1 3B: 0 HR: 0	SF: 0 SAC: 1 DP: 0 HBP: 0	WP: 1 PB: 0 SB: 1 CS: 0	PA: 34
<b>PITCHER</b> Dan Pfister, R (1, 1) ERA: 1.8	IP: 8.0 WLS: L BF: 34 H: 3 R: 1 ER: 1 SO: 3 BB: 4 IBB: 1 HBP: 0 BLK: 0 WP: 1 HR: 0 S: 35 P: 55 ERA: 1.12 WHIP: 0.875															<b>PITCHER</b>				

Kansas City Athletics @ Detroit Tigers  
Tiger Stadium, Detroit, MI  
Tue Apr 24 1962, 6:05 PM EST  
Att: 20,372 - Unknown

AB 28  
R 1  
H 3  
RBI 1  
BB 5  
SO 3  
LOB 16

















Batter	1	2	3	4	5	6	7	8	9	AB	R	H	RBI	BB	SO	LOB	TOP										
Johnny Temple, R OBP: 0.429, SLG: 0.521	0-0 2B	0-0 3B			0-0 L7		0-0 FC6		0-0	5	0	2	2	0	0	1											
Whitey Herzog, L OBP: 0.250, SLG: 0.167	0-0 5-3	0-0 BB			0-0 F8			0-0 E9		3	1	0	0	1	0	1											
Boog Powell, L OBP: 0.278, SLG: 0.278	0-3 K	0-0 4-3			0-0 F2			0-0 WP		3	0	0	0	0	1	3											
Russ Snyder, L OBP: 0.250, SLG: 0.375								1-3 2B		1	0	1	0	0	0	0											
Jim Gentile, L OBP: 0.413, SLG: 0.449	4-0 BB		4-0 G6-4-3 BB		0-0 3-1			4-0 IBB		1	0	0	0	3	0	0											
Mary Throneberry, L Earl Robinson, R OBP: 0.316, SLG: 0.303	0-3 K		0-0 F6		0-3 K			0-3 K		3	0	0	0	0	2	3											
Brooks Robinson, R OBP: 0.233, SLG: 0.339		0-0 SH1-3 2B	0-0 G6-4-3		0-0 1-3			0-3 K		4	1	1	0	0	1	3											
Charlie Lau, L OBP: 0.400, SLG: 0.500		4-0 SH1-3 3B		0-0 F8			0-0 FC3-6 1B	0-0 F8		3	1	1	0	1	0	2											
Jerry Adair, R OBP: 0.195, SLG: 0.189		0-0 F3		0-3 K			0-0 F3	0-0 F4		4	0	0	0	0	1	3											
Steve Barber, L Hoyt Wilhelm, R		0-0 SH1-3		0-3 K			0-0 FC3-6 FC6	0-0 F8		3	0	0	0	0	1	1											
<b>Inning Stats</b>	R: 0 E: 0 K: 2 S: 8	H: 1 LOB: 2 BB: 1 P: 12	R: 2 E: 0 K: 0 S: 5	H: 2 LOB: 2 BB: 2 P: 13	R: 0 E: 0 K: 0 S: 2	H: 0 LOB: 0 BB: 1 P: 6	R: 0 E: 0 K: 1 S: 7	H: 0 LOB: 0 BB: 0 P: 7	R: 0 E: 0 K: 0 S: 3	H: 0 LOB: 0 BB: 0 P: 3	R: 0 E: 0 K: 1 S: 5	H: 1 LOB: 1 BB: 0 P: 4	R: 1 E: 1 K: 2 S: 9	H: 1 LOB: 2 BB: 1 P: 13	R: 0 E: 0 K: 0 S: 3	H: 0 LOB: 0 BB: 0 P: 3	1B: 1 2B: 3 3B: 1 HR: 0	SF: 0 SAC: 1 DP: 1 HBP: 0	WP: 1 PA: 37 PB: 0 CS: 0								
<b>PITCHER</b>	IP	WLS	BF	H	R	ER	SO	BB	IBB	HBP	BLK	WP	HR	S	P	ERA	WHIP										
Norm Bass, R ERA: 5.92	7.0	L	28	4	2	2	5	4	0	0	0	0	0	34	50	2.57	1.143										
John Wyatt, R ERA: 5.05	1.0		6	1	1	0	2	0	1	0	0	1	0	9	13	0.00	1.000										
Art Ditmar, R ERA: 7.84	1.0		3	0	0	0	0	0	0	0	0	0	0	3	3	0.00	0.000										

Baltimore Orioles @ Kansas City Athletics  
Municipal Stadium, Kansas City, MO  
Sat Apr 28 1962, 7:05 PM EST  
Att: 7,183 - Unknown

AB 31  
R 3  
H 5  
RBI 2  
BB 5  
SO 7  
LOB 19



Batter	1	2	3	4	5	6	7	8	9	AB	R	H	RBI	BB	SO	LOB	BOTTOM										
Dick Howser, R OBP: 0.294, SLG: 0.293	4-0 4-3 FC BB		0-0 L4-3			0-0 6-3		0-0 PB 1B	0-0 F7	4	1	1	0	1	0	3											
Bobby Del Greco, R OBP: 0.463, SLG: 0.492	0-0 4-3		0-0 FC4 BB			0-0 F9		0-3 K		3	0	0	0	1	1	2											
Jerry Lumpe, L OBP: 0.419, SLG: 0.507	0-0 FC		0-0 FC4			0-0 1B		0-0 1B		4	0	2	1	0	0	2											
Norm Siebern, L OBP: 0.402, SLG: 0.431	0-3 K			0-3 K		0-0 F6		0-0 3-1		4	0	0	0	0	2	3											
Gino Cimoli, R OBP: 0.375, SLG: 0.541				0-0 6-3			0-0 1-3		0-0 6-3	4	0	1	0	0	0	0											
Ed Charles, R OBP: 0.319, SLG: 0.350				0-0 F9			0-0 3-1 2B		0-0 F2	4	0	1	0	0	0	1											
Manny Jimenez, L OBP: 0.459, SLG: 0.676					0-0 F7				0-0 1B	4	0	1	0	0	0	2											
Jose Tartabull, L OBP: 0.167, SLG: 0.167					1-3		0-0 3-1		0-0 1B	0	1	0	0	0	0	0											
Haywood Sullivan, R OBP: 0.250, SLG: 0.200					0-3 K				0-0 1B	2	0	0	0	0	2	1											
Gordie Windhorn, R OBP: 0.176, SLG: 0.235									0-0 1B	1	0	0	0	0	0	1											
Billy Bryan, L OBP: 0.306, SLG: 0.304									0-0 1B	0	0	0	0	0	0	0											
Joe Azcue, R OBP: 0.300, SLG: 0.444									1-2 1B	1	0	1	0	0	0	0											
Norm Bass, R John Wyatt, R					0-0 E6				0-0 1B	2	0	0	0	0	0	0											
Leo Posada, R OBP: 0.353, SLG: 0.345					0-0 L4-3				0-0 1B	1	0	0	0	0	0	0											
Art Ditmar, R Wayne Causey, L OBP: 0.333, SLG: 0.225									1-2 2H	1	0	1	1	0	0	0											
<b>Inning Stats</b>	R: 0 E: 0 K: 1 S: 5	H: 0 LOB: 1 BB: 1 P: 9	R: 0 E: 0 K: 1 S: 6	H: 1 LOB: 1 BB: 0 P: 6	R: 0 E: 1 K: 0 S: 3	H: 0 LOB: 1 BB: 1 P: 7	R: 0 E: 0 K: 1 S: 5	H: 0 LOB: 0 BB: 0 P: 5	R: 0 E: 0 K: 0 S: 4	H: 1 LOB: 1 BB: 0 P: 4	R: 0 E: 0 K: 0 S: 4	H: 1 LOB: 1 BB: 0 P: 4	R: 1 E: 0 K: 1 S: 7	H: 2 LOB: 1 BB: 0 P: 7	R: 1 E: 0 K: 0 S: 6	H: 3 LOB: 2 BB: 0 P: 6	1B: 7 2B: 2 3B: 0 HR: 0	SF: 0 SAC: 0 DP: 1 HBP: 0	WP: 0 PA: 37 PB: 1 CS: 0								
<b>PITCHER</b>	IP	WLS	BF	H	R	ER	SO	BB	IBB	HBP	BLK	WP	HR	S	P	ERA	WHIP										
Steve Barber, L ERA: 1.01	8.2	W	36	8	2	1	5	2	0	0	0	0	0	44	52	1.04	1.154										
Hoyt Wilhelm, R ERA:	0.1	S	1	0	0	0	0	0	0	0	0	0	0	1	1	0.00	0.000										

Baltimore Orioles @ Kansas City Athletics  
Municipal Stadium, Kansas City, MO  
Sat Apr 28 1962, 7:05 PM EST  
Att: 7,183 - Unknown

AB 35  
R 2  
H 8  
RBI 2  
BB 2  
SO 5  
LOB 15





Batter	1	2	3	4	5	6	7	8	9	AB	R	H	RBI	BB	SO	LOB	TOP										
Johnny Temple, R (1,4) OBP: 0.417, SLG: 0.490 Mary Breeding, R (7, PR) OBP: 0.250, SLG: 0.333 (7,4)	5-3		F2		F9		SH1-4 BB			3	0	0	0	1	0	0											
Whitey Herzog, L (1,7) OBP: 0.303, SLG: 0.185	K		CS BB		1B		SH1-4 HR BB	G3		3	1	1	0	2	1	0											
Brooks Robinson, R (1,5) OBP: 0.250, SLG: 0.356	1B HBP		2B		F3		SH1-4 1-2 2-3	6-3		3	0	1	0	0	0	1											
Jim Gentile, L (1,3) OBP: 0.441, SLG: 0.585 Dick Williams, R (8, PR) OBP: 0.250, SLG: 0.333 (8,3)	BB 1B		K				HR	HR	HBP	4	2	3	4	0	1	1											
Mary Throneberry, L (1,9) OBP: 0.200, SLG: 0.200 Billy Hoelt, L (7,1) OBP: 0.200, SLG: 0.200 Dick Hall, R (7,1)	1-2 BB		K				BB 1B BB	K		1	1	0	0	3	1	0											
Gus Triandos, R (1,2) OBP: 0.276, SLG: 0.444	5-3		F6		F9		F7		F8	5	0	0	0	0	0	5											
Dave Nicholson, R (1,8)	5-3		K				1B BB	K		4	1	0	0	1	3	1											
Jerry Adair, R (1,6) OBP: 0.217, SLG: 0.214			G1-4-3 1B		F7		5-3 1B 2H	L8		5	0	2	1	0	0	1											
Mitt Pappas, R (1,1) OBP: 0.286, SLG: 1.143 Wes Stock, R (5,1) Russ Snyder, L (7, PH) OBP: 0.400, SLG: 0.800 (7,9)	G1-4-3				HR		HR			2	1	1	1	0	0	1											
<b>Inning Stats</b>	R: 0 E: 0 K: 1 S: 6	H: 1 LOB: 3 BB: 1 P: 11	R: 0 E: 0 K: 0 S: 3	H: 1 LOB: 0 BB: 0 P: 3	R: 0 E: 0 K: 1 S: 5	H: 1 LOB: 1 BB: 1 P: 9	R: 0 E: 0 K: 2 S: 7	H: 0 LOB: 0 BB: 0 P: 7	R: 1 E: 0 K: 0 S: 5	H: 2 LOB: 1 BB: 0 P: 5	R: 1 E: 0 K: 1 S: 6	H: 1 LOB: 1 BB: 1 P: 10	R: 6 E: 0 K: 0 S: 7	H: 4 LOB: 2 BB: 4 P: 23	R: 0 E: 0 K: 1 S: 5	H: 0 LOB: 0 BB: 0 P: 5	R: 0 E: 0 K: 1 S: 5	H: 0 LOB: 0 BB: 0 P: 5	1B: 5 2B: 1 3B: 0 HR: 4	SF: 0 SAC: 1 DP: 1 HBP: 2	WP: 0 PB: 0 SB: 0 CS: 1	PA: 44					
<b>PITCHER</b>	IP	WLS	BF	H	R	ER	SO	BB	IBB	HBP	BLK	WP	HR	S	P	ERA	WHIP										
Dan Pfister, R (1,1) ERA: 3.0	6.0	L	28	7	4	4	5	4	0	1	0	0	3	33	50	6.00	1.833										
Jim Archer, L (7,1) ERA: 54.0	0.2		6	1	2	2	0	3	0	0	0	0	1	3	15	27.00	6.000										
Dave Wickersham, R (7,1) ERA: 4.91	1.1		7	2	2	2	1	0	0	1	0	0	0	8	9	13.50	1.500										
John Wyatt, R (9,1) ERA: 5.75	1.0		3	0	0	0	1	0	0	0	0	0	0	5	5	0.00	0.000										

Baltimore Orioles @ Kansas City Athletics  
Municipal Stadium, Kansas City, MO  
Sun Apr 29 1962, 4:33 AM EDT  
Att: 11,429 - Unknown

AB 34  
R 8  
H 10  
RBI 8  
BB 7  
SO 7  
LOB 13




Batter	1	2	3	4	5	6	7	8	9	AB	R	H	RBI	BB	SO	LOB	BOTTOM										
Dick Howser, R (1,6) OBP: 0.303, SLG: 0.316	FC3-6 2B		4-3		SH1-4		L9			4	0	2	0	0	0	1											
Bobby Del Greco, R (1,8) OBP: 0.447, SLG: 0.460	FC3-6 BB		K		F8		K		K	4	0	0	0	1	3	3											
Jerry Lumpe, L (1,4) OBP: 0.418, SLG: 0.486	FC3-6 1-2 2-3		1B BB		1B 2B BB		F6		F6	3	1	0	0	2	0	2											
Norm Siebern, L (1,3) OBP: 0.402, SLG: 0.429	K		1B		2B 1B		E3 BB		4-3	5	1	2	1	0	1	2											
Manny Jimenez, L (1,7) OBP: 0.452, SLG: 0.658	K		F2		WP 1-1 3H		2B BB		F7	4	0	1	2	1	1	4											
Gino Cimoli, R (1,9) OBP: 0.381, SLG: 0.532			FC5-4 1B		F9		FC6-4 BB		K	3	0	1	0	1	1	2											
Ed Charles, R (1,5) OBP: 0.294, SLG: 0.318	FC5-4 1-2		F8		F8		FC6-4 1-2		K	4	0	0	0	0	1	5											
Billy Bryan, L (1,2) OBP: 0.267, SLG: 0.259	K		K		F8		L4		K	4	0	0	0	0	2	1											
Dan Pfister, R (1,1) OBP: 0.500, SLG: 0.500 Jim Archer, R (7,1) Dave Wickersham, R (7,1) OBP: 0.167, SLG: 0.167 Jose Tartabull, L (8, PH) OBP: 0.143, SLG: 0.143 John Wyatt, R (9,1)	K		K		SH1-4 1B 1B		1B		F9	3	1	2	0	0	1	1											
<b>Inning Stats</b>	R: 0 E: 0 K: 2 S: 8	H: 1 LOB: 2 BB: 1 P: 12	R: 0 E: 0 K: 2 S: 8	H: 1 LOB: 0 BB: 0 P: 8	R: 0 E: 0 K: 1 S: 6	H: 1 LOB: 2 BB: 1 P: 10	R: 0 E: 0 K: 0 S: 3	H: 0 LOB: 0 BB: 0 P: 3	R: 3 E: 0 K: 0 S: 6	H: 3 LOB: 2 BB: 2 P: 14	R: 0 E: 0 K: 1 S: 6	H: 1 LOB: 1 BB: 0 P: 6	R: 0 E: 1 K: 2 S: 8	H: 0 LOB: 2 BB: 1 P: 12	R: 0 E: 0 K: 2 S: 8	H: 1 LOB: 1 BB: 0 P: 8	R: 0 E: 0 K: 0 S: 3	H: 0 LOB: 0 BB: 0 P: 3	1B: 6 2B: 2 3B: 0 HR: 0	SF: 0 SAC: 1 DP: 0 HBP: 0	WP: 1 PB: 0 SB: 1 CS: 0	PA: 41					
<b>PITCHER</b>	IP	WLS	BF	H	R	ER	SO	BB	IBB	HBP	BLK	WP	HR	S	P	ERA	WHIP										
Mitt Pappas, R (1,1) ERA: 3.05	4.2		23	6	3	3	5	3	0	0	0	0	0	30	42	5.79	1.929										
Wes Stock, R (5,1) ERA: 1.74	1.1	W	6	1	0	0	1	1	0	0	0	1	0	7	11	0.00	1.500										
Billy Hoelt, L (7,1) ERA: 9.53	0.1		3	0	0	0	0	1	0	0	0	0	0	2	6	0.00	3.000										
Dick Hall, R (7,1) ERA: 1.74	2.2	S	9	1	0	0	4	0	0	0	0	0	0	17	17	0.00	0.375										


Baltimore Orioles @ Kansas City Athletics  
Municipal Stadium, Kansas City, MO  
Sun Apr 29 1962, 4:33 AM EDT  
Att: 11,429 - Unknown

AB 35  
R 3  
H 8  
RBI 3  
BB 5  
SO 10  
LOB 21







Batter	1	2	3	4	5	6	7	8	9	10	AB	R	H	RBI	BB	SO	LOB	TOP
Jake Wood, R OBP: 0.348, SLG: 0.339 (1,4)	F8		L1-3		FC6-4		F4			FC1-6 SH 1B BB	4	1	0	0	1	0	3	Detroit Tigers @ Kansas City Athletics Municipal Stadium, Kansas City, MO Tue May 01 1962, 8:05 PM EDT Att: 4,470 - Unknown  livebaseballscorecards.com  AB 36 R 3 H 10 RBI 3 BB 5 SO 0 LOB 24  
Bill Bruton, L OBP: 0.371, SLG: 0.459 (1,8)	F8		G3				F2			SH FC1-6	4	0	1	0	0	0	1	
Al Kaline, R OBP: 0.406, SLG: 0.710 (1,9)	L8									FC1-6 1B IBB	5	2	1	1	0	0	3	
Norm Cash, L OBP: 0.500, SLG: 0.729 (1,3)																		
Rocky Colavito, R OBP: 0.297, SLG: 0.232 (1,7)																		
Steve Boros, R OBP: 0.355, SLG: 0.275 (1,5)																		
Vic Wertz, L OBP: 0.500, SLG: 0.500 (10, PH)																		
Chico Fernandez, R OBP: 0.333, SLG: 0.393 (10, PR)																		
Dick McAuliffe, L OBP: 0.500, SLG: 0.435 (1,6)																		
Dick Brown, R OBP: 0.326, SLG: 0.581 (1,2)																		
Jim Bunning, R OBP: 0.357, SLG: 0.308 (1,1)																		
<b>Inning Stats</b>	R: 0 E: 0 K: 0 S: 3	H: 0 LOB: 0 BB: 0 P: 3	R: 0 E: 0 K: 0 S: 3	H: 1 LOB: 2 BB: 1 P: 8	R: 0 E: 0 K: 0 S: 3	H: 1 LOB: 0 BB: 0 P: 3	R: 1 E: 0 K: 0 S: 4	H: 2 LOB: 0 BB: 0 P: 4	R: 0 E: 0 K: 0 S: 4	H: 1 LOB: 1 BB: 0 P: 4	R: 0 E: 0 K: 0 S: 4	H: 0 LOB: 0 BB: 0 P: 3	R: 2 E: 0 K: 0 S: 5	H: 1 LOB: 2 BB: 2 P: 13	1B: 7 2B: 2 3B: 1 HR: 1	SF: 0 SAC: 1 DP: 3 HBP: 1	WP: 0 PB: 0 SB: 0 CS: 1	PA: 43
<b>PITCHER</b> Jerry Walker, R ERA: 3.9 (1,1)	IP 10.0 WLS L BF 43 H 10 R 3 ER 3 SO 0 BB 4 IBB 1 HBP 1 BLK 0 WP 0 HR 1 S 37 P 58 ERA 2.70 WHIP 1.400																	

Batter	1	2	3	4	5	6	7	8	9	10	AB	R	H	RBI	BB	SO	LOB	BOTTOM
Dick Howser, R OBP: 0.309, SLG: 0.313 (1,6)	F8		1-3							L8	4	0	1	0	1	0	2	Detroit Tigers @ Kansas City Athletics Municipal Stadium, Kansas City, MO Tue May 01 1962, 8:05 PM EDT Att: 4,470 - Unknown  livebaseballscorecards.com  AB 34 R 2 H 7 RBI 2 BB 4 SO 6 LOB 14  
Bobby Del Greco, R OBP: 0.433, SLG: 0.441 (1,8)	F8									5-3	5	0	1	0	0	0	2	
Jerry Lumpe, L OBP: 0.417, SLG: 0.519 (1,4)	K		F4							HR	5	2	2	1	0	1	1	
Norm Siebern, L OBP: 0.413, SLG: 0.438 (1,3)																		
Manny Jimenez, L OBP: 0.457, SLG: 0.641 (1,7)																		
Gordie Windhorn, R OBP: 0.167, SLG: 0.222 (6, PR)																		
Ed Charles, R OBP: 0.288, SLG: 0.311 (10, PH)																		
Gino Cimoli, R OBP: 0.364, SLG: 0.513 (1,9)																		
Wayne Causey, L OBP: 0.327, SLG: 0.209 (1,5)																		
Haywood Sullivan, R OBP: 0.256, SLG: 0.205 (1,2)																		
Joe Tartabull, L OBP: 0.143, SLG: 0.143 (9, PR)																		
Joe Azcue, R OBP: 0.300, SLG: 0.444 (10, 2)																		
Jerry Walker, S OBP: 0.357, SLG: 0.571 (1,1)																		
<b>Inning Stats</b>	R: 0 E: 0 K: 1 S: 5	H: 0 LOB: 0 BB: 0 P: 5	R: 0 E: 0 K: 0 S: 2	H: 0 LOB: 2 BB: 2 P: 11	R: 0 E: 0 K: 1 S: 6	H: 1 LOB: 1 BB: 0 P: 6	R: 0 E: 0 K: 1 S: 6	H: 1 LOB: 1 BB: 0 P: 6	R: 0 E: 0 K: 0 S: 3	H: 0 LOB: 0 BB: 0 P: 3	R: 0 E: 0 K: 0 S: 5	H: 2 LOB: 2 BB: 0 P: 5	R: 1 E: 0 K: 1 S: 6	H: 1 LOB: 0 BB: 0 P: 6	1B: 5 2B: 1 3B: 0 HR: 1	SF: 1 SAC: 0 DP: 2 HBP: 2	WP: 0 PB: 0 SB: 1 CS: 0	PA: 41
<b>PITCHER</b> Jim Bunning, R ERA: 3.45 (1,1)	IP 10.0 WLS W BF 41 H 7 R 2 ER 2 SO 6 BB 4 IBB 0 HBP 2 BLK 0 WP 0 HR 1 S 47 P 65 ERA 1.80 WHIP 1.100																	



Batter	1	2	3	4	5	6	7	8	9	AB	R	H	RBI	BB	SO	LOB	TOP					
Jake Wood, R OBP: 0.378, SLG: 0.365 (1, 4)	6-3 1B		FC1-6 1B	HR BB	1-2 2-H 3-H 1B		FC6-4 1-2			4	2	3	2	1	0	2	<b>Detroit Tigers @ Kansas City Athletics</b> Municipal Stadium, Kansas City, MO Wed May 02 1962, 8:05 PM EDT Att.: 4,914 - Unknown 					
Bill Bruton, L OBP: 0.360, SLG: 0.485 (1, 8)	6-3		FC1-6 HR	HR	F9			F5		5	2	1	2	0	0	4						
Al Kaline, R OBP: 0.419, SLG: 0.746 (1, 9)	E S 1B		HR	HR	1B			L8		5	1	3	3	0	0	0						
Norm Cash, L OBP: 0.479, SLG: 0.673 (1, 3)	F6		FC2-4 1B BB	F8	K			K		4	0	0	0	1	2	2						
Rocky Colavito, R OBP: 0.304, SLG: 0.233 (1, 7)	K		FC2-4 1B	1B BB	F3			5-3		4	1	1	0	1	1	1						
Steve Boros, R OBP: 0.328, SLG: 0.250 (1, 5)	6-3		FC2-4	F8	5-3			6-3		5	0	0	0	0	0	3						
Dick McAuliffe, L OBP: 0.429, SLG: 0.357 (1, 6)	6-3		K	F7	5-3			F7		5	0	0	0	0	1	3						
Dick Brown, R OBP: 0.360, SLG: 0.660 (1, 2)	HR		F7	1B BB	1B			1B		4	2	3	1	0	0	0						
Don Mossi, L OBP: 0.306, SLG: 0.300 Sam Jones, R OBP: 0.226, SLG: 1.000 Fred Gladding, L OBP: 0.300, SLG: 0.300 Bobo Osborne, L OBP: 0.300, SLG: 0.300 Hank Aguirre, R OBP: 0.300, SLG: 0.300 Vic Wertz, L OBP: 0.300, SLG: 0.300 Jim Bunning, R OBP: 0.300, SLG: 0.300 Ron Kline, R OBP: 0.300, SLG: 0.300 (1, 1) (2, 1) (4, 1) (5, PH) (5, 1) (7, PH) (7, PH) (7, 1)	G3		K	1B BB	1B			FC6-4 1B		1	0	0	0	0	0	0						
<b>Inning Stats</b>	R: 1 E: 0 K: 1 S: 7	H: 2 LOB: 1 BB: 0 P: 7	R: 1 E: 0 K: 0 S: 4	H: 1 LOB: 0 BB: 0 P: 4	R: 2 E: 0 K: 1 S: 8	H: 3 LOB: 2 BB: 1 P: 12	R: 2 E: 0 K: 1 S: 7	H: 2 LOB: 1 BB: 1 P: 11	R: 2 E: 0 K: 0 S: 5	H: 2 LOB: 2 BB: 2 P: 13	R: 0 E: 0 K: 1 S: 5	H: 0 LOB: 0 BB: 0 P: 5	R: 0 E: 0 K: 0 S: 5	H: 2 LOB: 2 BB: 0 P: 5	R: 0 E: 0 K: 1 S: 3	H: 0 LOB: 0 BB: 0 P: 3		R: 0 E: 0 K: 0 S: 3	H: 0 LOB: 0 BB: 0 P: 3	1B: 9 2B: 0 3B: 0 HR: 3	SF: 0 SAC: 0 DP: 0 HBP: 0	WP: 0 PB: 0 SB: 2 CS: 0
<b>PITCHER</b>	IP WLS BF H R ER SO BB IBB HBP BLK WP HR S P ERA WHIP	3.2 L 20 7 6 6 3 2 0 0 0 0 3 24 32 14.73 2.455	3.1 W 17 5 2 2 1 2 0 0 0 0 0 17 25 5.40 2.100	2.0 S 6 0 0 0 1 0 0 0 0 0 0 8 8 0.00 0.000											IP WLS BF H R ER SO BB IBB HBP BLK WP HR S P ERA WHIP	3.2 L 20 7 6 6 3 2 0 0 0 0 3 24 32 14.73 2.455						
Norm Bass, R ERA: 7.07 (1, 1)	John Wyatt, R ERA: 5.7 (4, 1)	Diego Segui, R ERA: 2.84 (8, 1)											Norm Bass, R ERA: 7.07 (1, 1)									

Batter	1	2	3	4	5	6	7	8	9	AB	R	H	RBI	BB	SO	LOB	BOTTOM			
Dick Howser, R OBP: 0.313, SLG: 0.302 (1, 6)	F2	2B SF8 BB	FC5-4 BB		L9		L1-3			3	1	0	0	2	0	1	<b>Detroit Tigers @ Kansas City Athletics</b> Municipal Stadium, Kansas City, MO Wed May 02 1962, 8:05 PM EDT Att.: 4,914 - Unknown 			
Bobby Del Greco, R OBP: 0.421, SLG: 0.438 (1, 8)	L6	1B	FC5-4 FC6-4		F7		F8			5	1	1	2	0	0	3				
Jerry Lumpe, L OBP: 0.416, SLG: 0.531 (1, 4)	1B	SF8	FC6-4		4-3			4-3 1B 2B		4	1	2	1	0	0	2				
Norm Siebern, L OBP: 0.423, SLG: 0.487 (1, 3)	1B	HBP 2B 1B	HR		F5		4-3			5	2	3	2	0	0	1				
Manny Jimenez, L OBP: 0.480, SLG: 0.651 (1, 7)	6-3	2B HBP	4-3 HR 2B		6-3		2B 1-2-3 1B			4	2	2	1	0	0	2				
Gino Cimoli, R OBP: 0.376, SLG: 0.565 (1, 9)		3B	4-3		4-3		K			5	1	3	2	0	1	1				
Wayne Causey, L OBP: 0.368, SLG: 0.304 (1, 5)		1B K	HR		3B HBP		3B HBP			3	3	2	3	1	1	1				
Haywood Sullivan, R OBP: 0.271, SLG: 0.209 (1, 2)		SH5-4 2B 1B	FC5-4 BB BB		5-3		F5			4	1	1	0	1	0	4				
Norm Bass, R (1, 1)	John Wyatt, R (4, 1)	Jose Tartabull, L OBP: 0.250, SLG: 0.500 (7, PH)	Diego Segui, R (8, 1)											Norm Bass, R (1, 1)						
<b>Inning Stats</b>	R: 0 E: 0 K: 0 S: 5	H: 2 LOB: 2 BB: 0 P: 5	R: 7 E: 0 K: 1 S: 11	H: 6 LOB: 1 BB: 1 P: 16	R: 0 E: 0 K: 1 S: 5	H: 0 LOB: 2 BB: 2 P: 13	R: 3 E: 0 K: 1 S: 8	H: 3 LOB: 0 BB: 0 P: 8	R: 0 E: 0 K: 0 S: 3	H: 0 LOB: 0 BB: 0 P: 3	R: 0 E: 0 K: 1 S: 5	H: 0 LOB: 0 BB: 0 P: 5	R: 1 E: 0 K: 0 S: 4	H: 1 LOB: 1 BB: 0 P: 5	R: 1 E: 0 K: 0 S: 5	H: 3 LOB: 2 BB: 1 P: 9		1B: 6 2B: 5 3B: 2 HR: 2	SF: 1 SAC: 1 DP: 1 HBP: 2	WP: 0 PB: 0 SB: 0 CS: 0
<b>PITCHER</b>	IP WLS BF H R ER SO BB IBB HBP BLK WP HR S P ERA WHIP	1.2 L 13 4 4 4 2 2 0 1 0 0 2 13 22 21.60 3.600	0.2 L 2 0 0 0 1 0 0 0 0 0 0 4 4 0.00 0.000	2.0 L 6 0 0 0 1 0 0 0 0 0 0 8 8 0.00 0.000	2.0 L 11 4 2 2 0 0 1 1 0 0 9 14 9.00 2.000											IP WLS BF H R ER SO BB IBB HBP BLK WP HR S P ERA WHIP	1.2 L 13 4 4 4 2 2 0 1 0 0 2 13 22 21.60 3.600			
Don Mossi, L ERA: 4.13 (1, 1)	Sam Jones, R ERA: 8.1 (2, 1)	Fred Gladding, R ERA: (4, 1)	Hank Aguirre, L ERA: 3.12 (5, 1)	Ron Kline, R ERA: 4.61 (7, 1)											Don Mossi, L (1, 1)					



Batter	1	2	3	4	5	6	7	8	9	AB	R	H	RBI	BB	SO	LOB	TOP				
Jake Wood, R OBP: 0.354, SLG: 0.338 (1, 4)	6-3	K			F7		6-3		FC5	5	0	0	0	0	1	4					
Bill Bruton, L OBP: 0.367, SLG: 0.522 (1, 8)	HR BB		K		HR		G3			3	2	1	1	1	1	0					
Al Kaline, R OBP: 0.397, SLG: 0.704 (1, 9)	F3		L3		F2			L6-3		4	0	0	0	0	0	1					
Norm Cash, L OBP: 0.494, SLG: 0.722 (1, 3)	HR					PB 1B BB		F8		2	2	1	2	2	0	0					
Rocky Colavito, R OBP: 0.288, SLG: 0.219 (1, 7)	5-3		K		K			F4		4	0	0	0	0	2	2					
Steve Boros, R OBP: 0.329, SLG: 0.254 Charlie Maxwell, L (9, PH) OBP: 0.333, SLG: 0.200 (1, 5)		4-3			G4-6-3 1B		L7		F8	3	0	1	0	0	0	1					
Dick McAuliffe, L OBP: 0.436, SLG: 0.375 (1, 6)	K		G4-6-3 1B					FC5 BB 1B		4	0	2	1	0	1	1					
Dick Brown, R OBP: 0.358, SLG: 0.660 Vic Wertz, L (9, PH) OBP: 0.500, SLG: 0.500 (1, 2)			K		K			K		3	0	1	0	0	2	1					
Doug Gallagher, R OBP: 0.400, SLG: 0.250 Hank Aguirre, R Fred Gladding, L Bobo Osborne, L (9, PH) (1, 1)					K					2	0	0	0	1	2	0					
<b>Inning Stats</b>	R: 2 E: 0 K: 0 S: 4	H: 1 LOB: 0 BB: 1 P: 8	R: 0 E: 0 K: 2 S: 8	H: 1 LOB: 2 BB: 1 P: 12	R: 0 E: 0 K: 2 S: 7	H: 0 LOB: 1 BB: 1 P: 11	R: 0 E: 0 K: 1 S: 5	H: 1 LOB: 0 BB: 0 P: 5	R: 1 E: 0 K: 2 S: 6	H: 1 LOB: 1 BB: 0 P: 6	R: 0 E: 0 K: 1 S: 5	H: 0 LOB: 0 BB: 0 P: 5	R: 0 E: 0 K: 0 S: 3	H: 0 LOB: 0 BB: 0 P: 3	R: 0 E: 0 K: 1 S: 6	H: 1 LOB: 2 BB: 1 P: 10	1B: 3 2B: 1 3B: 0 HR: 2	SF: 0 SAC: 0 DP: 1 HBP: 0	WP: 0 PB: 1 SB: 0 CS: 0	PA: 37	
<b>PITCHER</b>	IP	WLS	BF	H	R	ER	SO	BB	IBB	HBP	BLK	WP	HR	S	P	ERA	WHIP				
Ed Rakow, R ERA: 4.05 (1, 1)	6.0		26	5	4	4	8	4	0	0	0	0	2	38	54	6.00	1.500				
Diego Segui, R ERA: 2.3 (7, 1)	3.0	W	11	1	0	0	2	1	0	0	0	0	0	14	18	0.00	0.667				

Detroit Tigers @ Kansas City Athletics  
Municipal Stadium, Kansas City, MO  
Thu May 03 1962, 4:33 AM EDT  
Att: 3,021 - Unknown


AB 32  
R 4  
H 6  
RBI 4  
BB 5  
SO 10  
LOB 11



Batter	1	2	3	4	5	6	7	8	9	AB	R	H	RBI	BB	SO	LOB	BOTTOM				
Dick Howser, R OBP: 0.311, SLG: 0.300 (1, 6)	E6 HR		5-3		S WP SF9 1B		F7	SH4-3		4	2	1	1	0	0	0					
Bobby Del Greco, R OBP: 0.440, SLG: 0.432 (1, 8)	L9		FC6-4 BB		SF9 S 1B BB		1B SF7 BB			1	2	0	0	4	0	1					
Jerry Lumpe, L OBP: 0.404, SLG: 0.518 (1, 4)	K		FC6-4 1-2		SF9 1-3 2-H		SF7 1B	6-3		4	0	1	1	0	1	5					
Norm Siebern, L OBP: 0.426, SLG: 0.531 (1, 3)	HR		K				SF7			3	1	2	4	0	1	1					
Manny Jimenez, L OBP: 0.444, SLG: 0.596 (1, 7)	G3				F7		L1			4	0	0	0	0	0	2					
Gino Cimoli, R OBP: 0.371, SLG: 0.551 (1, 9)		K			6-3		F8	BB HBP SH4-3 1B		4	1	1	0	0	1	0					
Wayne Causey, L OBP: 0.393, SLG: 0.313 (1, 5)		L8						SH4-3 BB HBP		2	0	1	0	1	0	0					
Joe Azcue, R OBP: 0.286, SLG: 0.385 (1, 2)					6-3		L9	L9		4	0	1	0	0	0	4					
Ed Rakow, S OBP: 0.176, SLG: 0.235 Leo Posada, R (6, PH) OBP: 0.343, SLG: 0.333 Diego Segui, R (7, 1)		5-3			4-3		K	SH4-3 BB		2	0	0	0	0	0	1					
<b>Inning Stats</b>	R: 2 E: 1 K: 1 S: 7	H: 1 LOB: 0 BB: 0 P: 7	R: 0 E: 0 K: 1 S: 6	H: 1 LOB: 0 BB: 0 P: 6	R: 0 E: 0 K: 1 S: 5	H: 0 LOB: 1 BB: 1 P: 9	R: 0 E: 0 K: 0 S: 3	H: 0 LOB: 1 BB: 1 P: 7	R: 2 E: 0 K: 0 S: 5	H: 2 LOB: 1 BB: 1 P: 9	R: 0 E: 0 K: 1 S: 6	H: 1 LOB: 1 BB: 0 P: 6	R: 1 E: 0 K: 0 S: 4	H: 1 LOB: 1 BB: 1 P: 8	R: 1 E: 0 K: 0 S: 4	H: 1 LOB: 3 BB: 2 P: 13	1B: 6 2B: 0 3B: 0 HR: 1	SF: 2 SAC: 1 DP: 0 HBP: 1	WP: 1 PB: 0 SB: 2 CS: 0	PA: 39	
<b>PITCHER</b>	IP	WLS	BF	H	R	ER	SO	BB	IBB	HBP	BLK	WP	HR	S	P	ERA	WHIP				
Doug Gallagher, L ERA: 4.6 (1, 1)	6.1	L	30	6	5	3	4	4	0	0	0	0	1	34	50	4.26	1.579				
Hank Aguirre, L ERA: 3.72 (7, 1)	1.0		5	1	1	1	0	0	0	1	0	0	0	4	5	9.00	1.000				
Fred Gladding, R ERA: (8, 1)	0.2		4	0	0	0	0	2	0	0	0	0	0	2	10	0.00	3.000				

Detroit Tigers @ Kansas City Athletics  
Municipal Stadium, Kansas City, MO  
Thu May 03 1962, 4:33 AM EDT  
Att: 3,021 - Unknown

AB 29  
R 6  
H 7  
RBI 6  
BB 6  
SO 4  
LOB 15









Batter	1	2	3	4	5	6	7	8	9	AB	R	H	RBI	BB	SO	LOB	TOP	
Ty Cline, L OBP: 0.343, SLG: 0.458 (1, 8)	L8		L4-1		L8		1B		3B	5	0	2	2	0	0	1	<b>Cleveland Indians @ Kansas City Athletics</b> Municipal Stadium, Kansas City, MO Sat May 05 1962, 8:05 PM EDT Unknown <a href="http://livebaseballscorecards.com">livebaseballscorecards.com</a>	
Al Luplow, L OBP: 0.364, SLG: 0.564 (1, 7)	2B SF9 1B		F2			2B 1B	G3		K	5	2	2	0	0	1	3		
Tito Francona, L OBP: 0.325, SLG: 0.315 (1, 3)	1-3 2B		F9			1B G6-4-3 2B			4-3	4	1	2	0	0	0	0		
Willie Kirkland, L OBP: 0.299, SLG: 0.263 (1, 9)	SF9		F9			G6-4-3 1B			K	3	0	1	2	0	1	0		
John Romano, R OBP: 0.400, SLG: 0.500 Doc Edwards, R (8, PH) (8, 2)	6-3		F7			G6-4-3 1-2 3-H			3-1	3	0	0	0	0	0	2		
Woodie Held, R OBP: 0.321, SLG: 0.348 (1, 6)			F9			3-H F8			F9	4	0	0	0	0	0	0		
Bubba Phillips, R OBP: 0.266, SLG: 0.377 (1, 5)			HR			F7			F8	4	2	2	1	0	0	0		
Jerry Kindall, R OBP: 0.328, SLG: 0.383 (1, 4)			K			F9			4-3	4	0	1	0	0	1	1		
Ron Taylor, R OBP: 0.273, SLG: 0.273 Gary Bell, R OBP: 0.297, SLG: 0.200 Don Dilardi, L (5, PH) Barry Latman, R OBP: 0.302, SLG: 1.000 Pedro Ramos, S OBP: 0.307, SLG: 1.000 Frank Funk, R (7, 1) Willie Tasby, R OBP: 0.275, SLG: 0.206 (9, PH)	1-3					F7			1B HBP	1	0	0	0	0	0	0	<b>C</b> WP: 0 PA: 38 R: 6 H: 10 RBI: 5 BB: 1 SO: 3 LOB: 8	
<b>Inning Stats</b>	R: 1 E: 0 K: 0 S: 5	H: 2 LOB: 1 BB: 0 P: 5	R: 1 E: 0 K: 1 S: 6	H: 1 LOB: 0 BB: 0 P: 6	R: 0 E: 0 K: 0 S: 3	H: 0 LOB: 0 BB: 0 P: 3	R: 0 E: 0 K: 0 S: 3	H: 1 LOB: 1 BB: 0 P: 4	R: 2 E: 0 K: 0 S: 5	H: 3 LOB: 0 BB: 0 P: 5	R: 0 E: 0 K: 0 S: 4	H: 1 LOB: 2 BB: 0 P: 5	R: 0 E: 0 K: 1 S: 5	H: 0 LOB: 0 BB: 0 P: 5	R: 2 E: 0 K: 1 S: 7	H: 2 LOB: 1 BB: 1 P: 11		1B: 5 2B: 3 3B: 1 HR: 1
<b>PITCHER</b>	IP WLS BF H R ER SO BB IBB HBP BLK WP HR S P ERA WHIP	7.0 W 29 8 4 4 1 0 0 1 0 0 1 30 31 5.14 1.143	2.0 S 9 2 2 2 2 1 0 0 0 0 0 12 16 9.00 1.500															

Batter	1	2	3	4	5	6	7	8	9	AB	R	H	RBI	BB	SO	LOB	BOTTOM		
Dick Howser, R OBP: 0.333, SLG: 0.360 (1, 6)	F9		HR		L8		E5 1B FC6 1B		BLK 1B 1B	6	4	4	1	0	0	0	<b>Cleveland Indians @ Kansas City Athletics</b> Municipal Stadium, Kansas City, MO Sat May 05 1962, 8:05 PM EDT Unknown <a href="http://livebaseballscorecards.com">livebaseballscorecards.com</a>		
Bobby Del Greco, R OBP: 0.455, SLG: 0.458 Danny McDevitt, L (8, 1)	L8		1B BB PB HBP		F7		FC6 1B		1B K	4	2	2	0	0	0	0			
Jerry Lumpe, L OBP: 0.381, SLG: 0.474 (1, 4)	5-3		PB 1B BB		F9		FC6 4-3 E 1B		K E 1B	5	2	1	2	1	1	3			
Norm Siebern, L OBP: 0.438, SLG: 0.543 (1, 3)			1B 2B 1B		1B PB SF8 1B		E3 HR		E4-3 E 1B 1B	6	5	5	1	0	0	0			
Manny Jimenez, L OBP: 0.460, SLG: 0.643 Leo Posada, R OBP: 0.333, SLG: 0.323 (7, PR) (8, 7)			L7		L7		4-3		1B K	5	2	3	3	0	0	4			
Gino Cimoli, R OBP: 0.374, SLG: 0.541 (1, 9)			1-2 2B 1B		1-2 2-3 3-H		1-H HR		1-3 3-H 1B	1	0	0	0	0	1	2			
Wayne Causey, L OBP: 0.371, SLG: 0.357 (1, 5)			WP 1-H 2-H 2B		SF8 1B		K		E1 HR	6	1	2	3	0	2	4			
Haywood Sullivan, R OBP: 0.316, SLG: 0.260 (1, 2)			1-H 2-H F7		SF8		F9		HR 1B	4	1	2	4	0	0	1			
Jerry Walker, S OBP: 0.333, SLG: 0.667 Jose Tartabull, L OBP: 0.200, SLG: 0.400 (7, PH) (8, 8)			K		IBB		FC6-4 1B		5-3 BB	3	0	1	0	2	1	1	<b>C</b> WP: 1 PA: 51 R: 18 H: 21 RBI: 15 BB: 3 SO: 6 LOB: 23		
<b>Inning Stats</b>	R: 0 E: 0 K: 0 S: 3	H: 0 LOB: 0 BB: 0 P: 3	R: 2 E: 0 K: 1 S: 8	H: 3 LOB: 1 BB: 0 P: 8	R: 4 E: 0 K: 0 S: 6	H: 3 LOB: 2 BB: 2 P: 15	R: 0 E: 0 K: 0 S: 3	H: 0 LOB: 0 BB: 0 P: 3	R: 2 E: 1 K: 1 S: 8	H: 2 LOB: 1 BB: 0 P: 8	R: 5 E: 2 K: 0 S: 8	H: 4 LOB: 0 BB: 0 P: 8	R: 4 E: 0 K: 2 S: 13	H: 6 LOB: 3 BB: 1 P: 17	R: 1 E: 1 K: 2 S: 10	H: 3 LOB: 2 BB: 0 P: 10		1B: 16 2B: 1 3B: 0 HR: 4	SF: 1 SAC: 0 DP: 0 HBP: 1
<b>PITCHER</b>	IP WLS BF H R ER SO BB IBB HBP BLK WP HR S P ERA WHIP	2.1 L 15 6 6 0 0 0 0 1 0 0 0 5 9 0.00 0.000	6.0 R 6 2 2 1 1 0 0 0 0 0 0 8 8 9.00 2.000	7.0 R 7 8 4 0 0 0 0 0 0 0 0 11 11 36.00 7.000	2.0 L 13 6 2 2 4 1 0 0 1 0 0 20 24 9.00 3.500														







Batter	1	2	3	4	5	6	7	8	9	AB	R	H	RBI	BB	SO	LOB	TOP										
<b>Tito Francona, L</b> OBP: 0.344, SLG: 0.361 (1, 3)	0-0 2B		0-0 F8		0-0 1B HR	0-0 E9 1B		0-0 F8	0-0 F8	5	1	3	1	0	0	0											
<b>Al Luplow, L</b> OBP: 0.370, SLG: 0.574 (1, 9) (7, 7)	0-0		0-0 P5		0-3 K	0-0 1B		0-0 4-3	0-0 4-3	5	0	0	0	0	1	3											
<b>Chuck Essegian, R</b> OBP: 0.480, SLG: 0.643 <b>Ty Cline, L</b> OBP: 0.338, SLG: 0.450 (1, 7) (7, 8)	0-3 K		0-0 5-3		0-0 1B HR			0-0 F8	0-0 L1-3	4	1	1	0	0	1	1											
<b>Willie Kirkland, L</b> OBP: 0.303, SLG: 0.323 (1, 8) (7, 9)	0-0 G3				0-0 F8	0-0 1B HR		0-0 P5		4	1	1	3	0	0	1											
<b>John Romano, R</b> OBP: 0.405, SLG: 0.470 (1, 2)		4-0 2B SF9 BB			0-0 F4	4-0 WP BB		0-0 5-3		2	1	0	0	2	0	0											
<b>Woodie Held, R</b> OBP: 0.321, SLG: 0.342 (1, 6)		0-0 SF9 1-3 2B			4-0 1B BB	0-0 4-3		0-3 K		3	0	1	0	1	1	1											
<b>Bubba Phillips, R</b> OBP: 0.263, SLG: 0.364 (1, 5)		0-0 SF9			0-0 1B	0-0 F7		0-0 F7		3	0	1	1	0	0	0											
<b>Jerry Kindall, R</b> OBP: 0.303, SLG: 0.348 (1, 4)		0-0 F8			0-0 1-3	0-0 5-3		0-0 FC4-6 1B		4	0	1	0	0	0	3											
<b>Mudcat Grant, R</b> OBP: 0.250, SLG: 0.500 <b>Sam McDowell, L</b> OBP: 0.333, SLG: 0.333 <b>Bob Allen, L</b> (8, 1)		0-0 5-3			0-0 2-3	0-0 E 2B		0-0 FC4-6 1-2		3	1	1	0	0	0	1											
<b>Inning Stats</b>	R: 0 E: 0 K: 1 S: 6	H: 1 LOB: 1 BB: 0 P: 6	R: 1 E: 0 K: 0 S: 4	H: 1 LOB: 1 BB: 1 P: 8	R: 0 E: 0 K: 0 S: 3	H: 0 LOB: 0 BB: 0 P: 3	R: 0 E: 0 K: 0 S: 4	H: 1 LOB: 2 BB: 1 P: 8	R: 3 E: 0 K: 1 S: 8	H: 3 LOB: 1 BB: 1 P: 12	R: 1 E: 1 K: 0 S: 5	H: 2 LOB: 1 BB: 0 P: 5	R: 0 E: 0 K: 0 S: 3	H: 0 LOB: 0 BB: 0 P: 3	R: 0 E: 0 K: 1 S: 6	H: 1 LOB: 1 BB: 0 P: 6	R: 0 E: 0 K: 0 S: 3	H: 0 LOB: 0 BB: 0 P: 3	1B: 5 2B: 3 3B: 0 HR: 1	SF: 1 SAC: 0 DP: 0 HBP: 0	WP: 1 PB: 0 SB: 0 CS: 0	PA: 39					
<b>PITCHER</b>	IP	WLS	BF	H	R	ER	SO	BB	IBB	HBP	BLK	WP	HR	S	P	ERA	WHIP										
<b>Norm Bass, R</b> ERA: 7.09 <b>Jim Archer, L</b> ERA: 12.27 <b>Bob Grim, R</b> ERA: 2.45	(1, 1) 5.0	L 24	6	4	4	2	2	3	0	0	0	1	1	25	37	7.20	1.800										
	(6, 1) 3.0	12	3	1	1	1	1	0	0	0	0	0	0	14	14	3.00	1.000										
	(9, 1) 1.0	3	0	0	0	0	0	0	0	0	0	0	0	3	3	0.00	0.000										

Cleveland Indians @ Kansas City Athletics  
Municipal Stadium, Kansas City, MO  
Sun May 06 1962, 4:33 AM EDT  
Att: 7,421 - Unknown


AB	35
R	5
H	9
RBI	5
BB	3
SO	3
LOB	11



Batter	1	2	3	4	5	6	7	8	9	AB	R	H	RBI	BB	SO	LOB	BOTTOM										
<b>Dick Howser, R</b> OBP: 0.320, SLG: 0.336 (1, 6)	0-0 4-3		0-3 K			0-0 3-1		4-0 1B HBP BB		3	0	0	0	1	1	0											
<b>Bobby Del Greco, R</b> OBP: 0.441, SLG: 0.427 (1, 8)	0-0 F5		0-0 5-6-3			0-0 5-3		1-0 1B HBP		3	0	0	0	0	0	0											
<b>Jerry Lumpe, L</b> OBP: 0.381, SLG: 0.471 (1, 4)	0-0 2B				0-0 F8	0-0 F9		0-0 1B		4	0	2	1	0	0	0											
<b>Norm Siebern, L</b> OBP: 0.417, SLG: 0.505 (1, 3)	0-3 K				0-0 F8	4-0 1B BB		0-0 3-1		3	0	0	0	1	1	4											
<b>Manny Jimenez, L</b> OBP: 0.451, SLG: 0.609 (1, 7)		0-0 4-3			0-0 F8	0-0 G4-3 1B		0-0 3-1		4	0	1	0	0	0	0											
<b>Gino Cimoli, R</b> OBP: 0.383, SLG: 0.538 (1, 9)		0-0 1B			0-0 1-3	0-0 G4-3 1-2		0-0 1B		4	0	2	0	0	0	1											
<b>Wayne Causey, L</b> OBP: 0.342, SLG: 0.323 <b>Ed Charles, R</b> OBP: 0.278, SLG: 0.298 (1, 5) (8, 5)		0-0 F9			0-0 4-3	0-0 F7		0-0 F9		2	0	0	0	0	0	1											
<b>Haywood Sullivan, R</b> OBP: 0.328, SLG: 0.264 (1, 2)		0-0 F8			0-0 FC6-4 1B	4-0 HBP BB 1B BB		0-0 F9		3	1	1	0	1	0	2											
<b>Norm Bass, R</b> <b>Leo Posada, R</b> OBP: 0.316, SLG: 0.303 <b>Jim Archer, R</b> <b>Gordie Windhorn, R</b> OBP: 0.158, SLG: 0.211 <b>Bob Grim, R</b> (1, 1) (5, PH) (6, 1) (8, PH) (9, 1)			0-3 K		0-0 FC6-4	0-3 K		0-3 K		1	0	0	0	0	1	0											
<b>Inning Stats</b>	R: 0 E: 0 K: 1 S: 6	H: 1 LOB: 0 BB: 0 P: 6	R: 0 E: 0 K: 0 S: 4	H: 1 LOB: 0 BB: 0 P: 4	R: 0 E: 0 K: 2 S: 7	H: 0 LOB: 0 BB: 0 P: 7	R: 0 E: 0 K: 0 S: 3	H: 0 LOB: 0 BB: 0 P: 3	R: 0 E: 0 K: 0 S: 2	H: 1 LOB: 0 BB: 1 P: 6	R: 1 E: 0 K: 1 S: 6	H: 1 LOB: 3 BB: 2 P: 15	R: 0 E: 0 K: 0 S: 4	H: 1 LOB: 1 BB: 0 P: 4	R: 0 E: 0 K: 0 S: 4	H: 1 LOB: 1 BB: 0 P: 4	1B: 5 2B: 1 3B: 0 HR: 0	SF: 0 SAC: 0 DP: 1 HBP: 1	WP: 0 PB: 0 SB: 0 CS: 0	PA: 35							
<b>PITCHER</b>	IP	WLS	BF	H	R	ER	SO	BB	IBB	HBP	BLK	WP	HR	S	P	ERA	WHIP										
<b>Mudcat Grant, R</b> ERA: 5.14 <b>Sam McDowell, L</b> ERA: 4.7	(1, 1) 6.0	W 22	8	2	1	1	1	2	0	1	0	0	0	7	16	5.40	2.400										
	(8, 1) 1.1	S 5	1	0	0	0	0	0	0	0	0	0	0	5	5	0.00	0.750										

Cleveland Indians @ Kansas City Athletics  
Municipal Stadium, Kansas City, MO  
Sun May 06 1962, 4:33 AM EDT  
Att: 7,421 - Unknown

AB	31
R	1
H	6
RBI	1
BB	3
SO	4
LOB	11





Batter	1	2	3	4	5	6	7	8	9	AB	R	H	RBI	BB	SO	LOB	TOP			
Dick Howser, R OBP: 0.323, SLG: 0.348 (1, 6)	0-0 4-3 1B	0-0 1-2 1B		0-0 1-H 2-H 2B		0-0 1-3			0-0 6-3	5	0	2	2	0	0	0				
Bobby Del Greco, R OBP: 0.426, SLG: 0.409 (1, 8)	0-0 5-3	0-3 K		0-3 K			0-0 F8			4	0	0	0	0	0	2	3			
Jerry Lumpe, L OBP: 0.385, SLG: 0.467 (1, 4)	0-0 HBP BB 1B	0-0 4-3		4-0 BB			0-3 K			3	0	1	0	1	1	2				
Norm Siebern, L OBP: 0.411, SLG: 0.490 (1, 3)	4-0 HBP BB 1-2		0-0 1-3	0-3 K			0-3 K			3	0	0	0	1	2	2				
Manny Jimenez, L OBP: 0.458, SLG: 0.609 George Alusik, R (1, PR) (1, 7)	1-0 1-2 2-3 HBP		0-0 F1		0-0 F6		0-3 K			0	0	0	0	0	0	0				
Gino Cimoli, R OBP: 0.370, SLG: 0.518 (1, 9)	0-3 K		0-3 K		0-0 F3		0-3 K			4	0	0	0	0	3	3				
Ed Charles, R OBP: 0.276, SLG: 0.280 (1, 5)		0-0 E6 1B		4-0 WP 1B BB		0-3 K		0-0 F9		3	2	0	0	1	1	0				
Haywood Sullivan, R OBP: 0.338, SLG: 0.281 (1, 2)		0-0 1B 2H 1B		0-0 WP 2B 1B		0-0 6-3		0-3 K		4	1	2	1	0	1	0				
Ed Rakow, S OBP: 0.167, SLG: 0.222 John Wyatt, R OBP: 0.149, SLG: 0.182 Jerry Walker, S OBP: 0.149, SLG: 0.182 Jim Archer, L OBP: 0.398, SLG: 0.234 Leo Posada, R OBP: 0.398, SLG: 0.234 Danny McDevitt, L OBP: 0.250, SLG: 0.417 (1, 1) (2, 1) (4, PH) (4, 1) (6, PH) (6, 1) (9, PH)	0-3 K		0-3 K		0-0 F9		0-0 F8			1	0	0	0	0	1	1				
<b>Inning Stats</b>	R: 0 E: 0 K: 1 S: 6	H: 1 LOB: 3 BB: 1 P: 11	R: 1 E: 1 K: 2 S: 10	H: 2 LOB: 2 BB: 0 P: 10	R: 0 E: 0 K: 1 S: 5	H: 0 LOB: 0 BB: 0 P: 5	R: 2 E: 0 K: 3 S: 11	H: 2 LOB: 2 BB: 2 P: 19	R: 0 E: 0 K: 0 S: 3	H: 0 LOB: 0 BB: 0 P: 3	R: 0 E: 0 K: 2 S: 7	H: 0 LOB: 0 BB: 0 P: 7	R: 0 E: 0 K: 2 S: 7	H: 0 LOB: 0 BB: 0 P: 7	R: 0 E: 0 K: 1 S: 5	H: 0 LOB: 0 BB: 0 P: 5	1B: 4 2B: 1 3B: 0 HR: 0	SF: 0 SAC: 0 DP: 0 HBP: 1	WP: 1 PA: 37 PB: 0 SB: 1 CS: 0	
<b>PITCHER</b> Mitt Pappas, R ERA: 3.62 (1, 1)	IP 9.0	WLS W	BF 37	H 5	R 3	ER 2	SO 13	BB 3	IBB 0	HBP 1	BLK 0	WP 1	HR 0	S 59	P 72	ERA 2.00	WHIP 0.889			

Kansas City Athletics @ Baltimore Orioles  
Memorial Stadium, Baltimore, MD  
Wed May 09 1962, 7:05 PM EDT  
Att: 5,157 - Unknown

AB	33
R	3
H	5
RBI	3
BB	3
SO	13
LOB	13



Batter	1	2	3	4	5	6	7	8	9	AB	R	H	RBI	BB	SO	LOB	BOTTOM			
Johnny Temple, R OBP: 0.400, SLG: 0.443 (1, 4)	0-0 E6 PB 1B	0-0 1-2 2-H HR 1B	0-3 K			0-0 6-3 4-3 1B		4-0 S BB		4	1	2	1	1	1	1				
Whitey Herzog, L OBP: 0.327, SLG: 0.244 (1, 9)	0-0 PB 1B	4-0 1-2 2-3 HR BB		0-0 1B 2B		0-0 4-3		0-0 4-3		4	1	2	0	1	0	2				
Brooks Robinson, R OBP: 0.280, SLG: 0.471 (1, 5)	0-3 K	0-0 1-2 2-3 HR		0-0 2-3 1B		0-0 6-3		0-0 6-3		4	1	2	4	0	1	3				
Jim Gentile, L OBP: 0.446, SLG: 0.563 Dick Williams, R OBP: 0.154, SLG: 0.083 (1, 3) (2, PR) (3, 3)	4-0 G4-3 IBB	0-0 1-0 HBP		0-0 F2		0-0 F8		0-0 F8		0	0	0	0	1	0	0				
Jackie Brandt, R OBP: 0.325, SLG: 0.386 (1, 8)	0-0 G4-3	0-0 F2		0-0 F8		0-0 F8		0-0 2B		4	0	1	0	0	0	6				
Boog Powell, L OBP: 0.300, SLG: 0.342 Russ Snyder, L OBP: 0.222, SLG: 0.444 (1, 7) (8, 7)		0-0 F7		0-0 F9		0-0 1-2 3-H 1B		0-0 4-3		4	0	1	0	0	0	1				
Charlie Lau, L OBP: 0.421, SLG: 0.529 (1, 2)		0-0 2B 2B		0-0 1B		0-0 F6		0-0 4-3		4	1	2	0	0	0	0				
Jerry Adair, R OBP: 0.222, SLG: 0.224 (1, 6)		0-0 2H 1B 2B		0-3 K		0-0 F8		0-3 K		4	1	1	1	0	2	1				
Mitt Pappas, R OBP: 0.250, SLG: 0.800 (1, 1)		4-0 BB 1B HR BB		0-3 K		0-0 F7		0-3 K		3	1	0	0	1	2	1				
<b>Inning Stats</b>	R: 0 E: 1 K: 1 S: 6	H: 1 LOB: 2 BB: 1 P: 10	R: 6 E: 0 K: 0 S: 7	H: 4 LOB: 1 BB: 2 P: 16	R: 0 E: 0 K: 3 S: 10	H: 1 LOB: 1 BB: 0 P: 10	R: 0 E: 0 K: 0 S: 5	H: 3 LOB: 0 BB: 0 P: 5	R: 0 E: 0 K: 0 S: 3	H: 0 LOB: 0 BB: 0 P: 3	R: 0 E: 0 K: 0 S: 4	H: 1 LOB: 1 BB: 0 P: 4	R: 0 E: 0 K: 2 S: 3	H: 0 LOB: 1 BB: 1 P: 11	R: 0 E: 0 K: 2 S: 7	H: 0 LOB: 1 BB: 1 P: 11	1B: 6 2B: 4 3B: 0 HR: 1	SF: 0 SAC: 0 DP: 1 HBP: 1	WP: 0 PA: 38 PB: 1 SB: 1 CS: 0	
<b>PITCHER</b> Ed Rakow, R ERA: 5.23 John Wyatt, R ERA: 5.13 Jim Archer, L ERA: 7.94 Danny McDevitt, L ERA: 4.22 (1, 1) (2, 1) (4, 1) (6, 1)	IP 1.1	WLS L	BF 12	H 5	R 6	ER 6	SO 6	BB 2	IBB 0	HBP 1	BLK 0	WP 0	HR 1	S 11	P 23	ERA 40.50	WHIP 5.250			

Kansas City Athletics @ Baltimore Orioles  
Memorial Stadium, Baltimore, MD  
Wed May 09 1962, 7:05 PM EDT  
Att: 5,157 - Unknown


AB	33
R	6
H	11
RBI	6
BB	4
SO	6
LOB	18





Batter	1	2	3	4	5	6	7	8	9	AB	R	H	RBI	BB	SO	LOB	TOP								
Dick Howser, R (1, 6) OBP: 0.328, SLG: 0.342										2	1	0	0	2	0	1	<b>Kansas City Athletics @ Baltimore Orioles</b> Memorial Stadium, Baltimore, MD Thu May 10 1962, 7:05 PM EDT Att. 4,433 - Unknown <a href="http://livebaseballscorecards.com">livebaseballscorecards.com</a>								
Bobby Del Greco, R (1, 8) OBP: 0.413, SLG: 0.392 Bob Grim, R (7, 1)										4	0	0	0	0	2	3									
Jerry Lumpe, L (1, 4) OBP: 0.380, SLG: 0.454										3	0	0	0	1	0	1									
Norm Siebern, L (1, 3) OBP: 0.414, SLG: 0.486										3	1	1	1	1	0	1									
George Alusik, R (1, 7) OBP: 0.111, SLG: 0.111										4	0	1	0	0	0	2									
Gino Cimoli, R (1, 9) OBP: 0.366, SLG: 0.509										4	0	1	1	0	1	1									
Ed Charles, R (1, 5) OBP: 0.274, SLG: 0.264										3	0	0	0	1	0	0									
Haywood Sullivan, R (1, 2) OBP: 0.333, SLG: 0.267										3	0	0	0	1	2	4									
Jerry Walker, S (1, 1) OBP: 0.333, SLG: 0.619 Jose Tartabull, L (7, PH) OBP: 0.214, SLG: 0.357										2	0	1	0	0	0	1									
										2	0	0	0	0	0	1									
<b>Inning Stats</b>	R: 2 E: 0 K: 2 S: 10	H: 3 LOB: 3 BB: 2 P: 18	R: 0 E: 0 K: 0 S: 3	H: 1 LOB: 0 BB: 0 P: 3	R: 0 E: 0 K: 0 S: 3	H: 0 LOB: 1 BB: 1 P: 7	R: 0 E: 1 K: 1 S: 6	H: 0 LOB: 2 BB: 1 P: 10	R: 0 E: 0 K: 0 S: 3	H: 0 LOB: 0 BB: 0 P: 3	R: 0 E: 0 K: 2 S: 7	H: 0 LOB: 0 BB: 0 P: 7	R: 0 E: 0 K: 0 S: 3	H: 0 LOB: 0 BB: 0 P: 3	R: 0 E: 0 K: 0 S: 2	H: 0 LOB: 0 BB: 1 P: 6	R: 0 E: 0 K: 0 S: 3	H: 0 LOB: 1 BB: 1 P: 7	1B: 4 2B: 1 3B: 0 HR: 0	SF: 0 SAC: 0 DP: 2 HBP: 0	WP: 0 PB: 0 SB: 3 CS: 0	PA: 36			
<b>PITCHER</b>	IP WLS BF H R ER SO BB IBB HBP BLK WP HR S P ERA WHIP	8.0 W 32 4 2 2 5 5 0 0 0 0 0 0 37 57 2.25 1.125	1.0 S 4 0 0 0 0 1 0 0 0 0 0 0 3 7 0.00 1.000																						

Batter	1	2	3	4	5	6	7	8	9	AB	R	H	RBI	BB	SO	LOB	BOTTOM							
Johnny Temple, R (1, 4) OBP: 0.389, SLG: 0.429										5	0	1	0	0	0	3	<b>Kansas City Athletics @ Baltimore Orioles</b> Memorial Stadium, Baltimore, MD Thu May 10 1962, 7:05 PM EDT Att. 4,433 - Unknown <a href="http://livebaseballscorecards.com">livebaseballscorecards.com</a>							
Whitey Herzog, L (1, 9) OBP: 0.321, SLG: 0.227										3	1	0	0	1	1	2								
Brooks Robinson, R (1, 5) OBP: 0.289, SLG: 0.467										3	1	1	0	1	0	2								
Jim Gentile, L (1, 3) OBP: 0.438, SLG: 0.587										4	1	1	2	0	0	4								
Jackie Brandt, R (1, 8) OBP: 0.333, SLG: 0.384										3	1	1	0	1	0	2								
Boog Powell, L (1, 7) OBP: 0.289, SLG: 0.329 Dave Nicholson, R (7, 7) OBP: 0.286, SLG: 0.182										3	0	0	0	0	1	1								
Charlie Lau, L (1, 2) OBP: 0.435, SLG: 0.650										3	1	1	1	1	0	0								
Jerry Adair, R (1, 6) OBP: 0.239, SLG: 0.242										4	0	2	0	0	0	2								
Chuck Estrada, R (1, 1) OBP: 0.091, SLG: 0.091 Russ Snyder, L (8, PH) OBP: 0.263, SLG: 0.526 Hoyt Wilhelm, R (9, 1) ERA: 2.89										2	0	0	0	0	0	1								
										1	0	1	1	0	0	0								
										0	0	0	0	0	0	0								
<b>Inning Stats</b>	R: 2 E: 0 K: 2 S: 9	H: 2 LOB: 1 BB: 1 P: 13	R: 0 E: 0 K: 0 S: 4	H: 1 LOB: 1 BB: 0 P: 4	R: 0 E: 0 K: 0 S: 3	H: 0 LOB: 1 BB: 1 P: 7	R: 1 E: 0 K: 0 S: 4	H: 1 LOB: 0 BB: 0 P: 4	R: 1 E: 0 K: 0 S: 4	H: 0 LOB: 1 BB: 1 P: 8	R: 0 E: 0 K: 0 S: 4	H: 1 LOB: 1 BB: 0 P: 4	R: 0 E: 0 K: 0 S: 4	H: 1 LOB: 1 BB: 0 P: 4	R: 1 E: 0 K: 0 S: 5	H: 2 LOB: 2 BB: 1 P: 9	1B: 5 2B: 1 3B: 0 HR: 2	SF: 0 SAC: 2 DP: 0 HBP: 0	WP: 1 PB: 0 SB: 0 CS: 0	PA: 37				
<b>PITCHER</b>	IP WLS BF H R ER SO BB IBB HBP BLK WP HR S P ERA WHIP	6.0 L 27 5 4 3 2 3 0 0 0 0 0 2 28 40 4.50 1.333	2.0 10 3 1 1 0 0 1 0 0 0 0 0 9 13 4.50 1.500																					





Batter	1	2	3	4	5	6	7	8	9	AB	R	H	RBI	BB	SO	LOB	TOP	
Dick Howser, R (1, 6) OBP: 0.333, SLG: 0.347	0-0 6-3 1B		0-0 G3		0-0 CS 1B		0-0 F7			4	1	2	0	0	0	0		
Jose Tartabull, L (1, 8) OBP: 0.222, SLG: 0.333	0-0 6-3 1B		0-0 1B E 1B		0-3 K		0-0 P6			4	1	1	0	0	1	2		
Jerry Lumpe, L (1, 4) OBP: 0.384, SLG: 0.450	0-0 1-3 1B		0-0 E 1B		4-0 1B E BB		0-0 4-3			3	1	1	1	1	0	0		
Norm Siebern, L (1, 3) OBP: 0.409, SLG: 0.477	0-0 3-H F7		0-0 E4 1-2 2-H 1B		0-0 1B E 1B		0-3 K			4	1	1	0	0	1	1		
Manny Jimenez, L (1, 7) OBP: 0.447, SLG: 0.603 Diego Segui, R (8, 1)		0-0 1B 2B	0-3 K		0-3 K		0-0 3-1			4	1	1	0	0	2	4		
Gino Cimoli, R (1, 9) OBP: 0.376, SLG: 0.517		0-0 2-H 1B		0-0 6-3		0-0 1-H 2-H 1B		0-0 1B		4	0	3	2	0	0	0		
Ed Charles, R (1, 5) OBP: 0.258, SLG: 0.246		0-3 K		0-0 6-3		0-3 K		0-0 F8		4	0	0	0	0	2	2		
Haywood Sullivan, R (1, 2) OBP: 0.333, SLG: 0.258		0-3 K		0-0 4-3		4-0 IBB				2	0	0	0	1	1	0		
Dan Pfister, R (1, 1) OBP: 0.400, SLG: 0.400 Dave Wickersham, R (3, 1) OBP: 0.125, SLG: 0.125 Bobby Del Greco, R (8, 7) OBP: 0.413, SLG: 0.392			0-3 K		0-3 K		0-3 K			1	0	0	0	0	1	0		
										2	0	0	0	0	2	2		
										0	0	0	0	0	0	0		
<b>Inning Stats</b>	R: 1 E: 0 K: 0 S: 4	H: 1 LOB: 0 BB: 0 P: 4	R: 1 E: 0 K: 2 S: 8	H: 2 LOB: 0 BB: 0 P: 8	R: 1 E: 1 K: 2 S: 10	H: 2 LOB: 2 BB: 0 P: 10	R: 0 E: 0 K: 0 S: 3	H: 0 LOB: 0 BB: 0 P: 3	R: 0 E: 0 K: 2 S: 7	H: 1 LOB: 0 BB: 0 P: 7	R: 2 E: 1 K: 3 S: 11	H: 2 LOB: 2 BB: 2 P: 19	R: 0 E: 0 K: 0 S: 3	H: 0 LOB: 0 BB: 0 P: 3	R: 0 E: 0 K: 1 S: 6	H: 1 LOB: 1 BB: 0 P: 6		
<b>PITCHER</b>	IP WLS BF H R ER SO BB IBB HBP BLK WP HR S P ERA WHIP	IP WLS BF H R ER SO BB IBB HBP BLK WP HR S P ERA WHIP	IP WLS BF H R ER SO BB IBB HBP BLK WP HR S P ERA WHIP	IP WLS BF H R ER SO BB IBB HBP BLK WP HR S P ERA WHIP	IP WLS BF H R ER SO BB IBB HBP BLK WP HR S P ERA WHIP	IP WLS BF H R ER SO BB IBB HBP BLK WP HR S P ERA WHIP	IP WLS BF H R ER SO BB IBB HBP BLK WP HR S P ERA WHIP	IP WLS BF H R ER SO BB IBB HBP BLK WP HR S P ERA WHIP	IP WLS BF H R ER SO BB IBB HBP BLK WP HR S P ERA WHIP									
Camilo Pascual, R (1, 1) ERA: 3.46	7.0	L	30	8	5	3	9	1	1	0	0	0	0	0	0	0	3.86	1.286
Ray Moore, R (8, 1) ERA: 5.25	1.0		4	1	0	0	1	0	0	0	0	0	0	0	0	0	0.00	1.000

**Kansas City Athletics @ Minnesota Twins**  
Metropolitan Stadium, Bloomington, MI  
Fri May 11 1962, 8:05 PM EDT  
Att. 4,578 - Unknown - 55 F

livebaseballscores.com

AB 32  
R 5  
H 9  
RBI 3  
BB 2  
SO 10  
LOB 11



WP: 0 PA: 34  
PB: 0  
SB: 0  
CS: 1

Batter	1	2	3	4	5	6	7	8	9	AB	R	H	RBI	BB	SO	LOB	BOTTOM	
Lenny Green, L (1, 8) OBP: 0.388, SLG: 0.518	0-0 3-1		0-0 1B 2B		0-0 1-3 1B		0-0 FC4-6 1-2			4	0	1	0	0	0	1		
Vic Power, R (1, 3) OBP: 0.325, SLG: 0.400	0-0 P6		0-0 F8 1B		0-0 1-3		0-0 P4			4	1	1	1	0	0	1		
Rich Rollins, R (1, 5) OBP: 0.418, SLG: 0.620	0-0 WP 2B		0-0 F8 2-3		0-0 2B		0-0 BB 1B			4	0	3	0	0	0	1		
Harmon Killebrew, R (1, 7) OBP: 0.373, SLG: 0.372	0-0 F9 2-3		1-0 FC5 1B HBP		0-3 K		0-0 F7			3	0	0	0	0	1	3		
Earl Battey, R (1, 2) OBP: 0.362, SLG: 0.458		0-0 6-3	0-0 1-2 3-H 1B		0-3 K		0-0 F9			4	0	1	1	0	1	1		
Zoilo Versalles, R (1, 6) OBP: 0.297, SLG: 0.380		0-0 F8	0-0 FC5 2-3		0-0 6-3		0-0 BB			3	0	0	0	1	0	2		
Bernie Allen, L (1, 4) OBP: 0.292, SLG: 0.471		0-0 F8		0-0 L6		0-3 K				3	0	0	0	0	1	0		
Bill Tuttle, R (1, 9) OBP: 0.346, SLG: 0.341			4-0 WP 1B BB		0-0 6-3		0-0 6-3			2	1	0	0	1	0	0		
Camilo Pascual, R (1, 1) OBP: 0.273, SLG: 0.455 Hal Naragon, L (7, PH)			0-0 2B 1B		0-0 4-3		4-0 FC4-6 BB			2	1	1	1	0	0	0		
Bob Allison, R (7, PR) OBP: 0.395, SLG: 0.394 Ray Moore, R (8, 1)			1-H 1B 1B							0	0	0	0	0	0	0		
										0	0	0	0	0	0	0		
<b>Inning Stats</b>	R: 0 E: 0 K: 0 S: 4	H: 1 LOB: 1 BB: 0 P: 4	R: 0 E: 0 K: 0 S: 3	H: 0 LOB: 0 BB: 0 P: 3	R: 3 E: 0 K: 0 S: 6	H: 4 LOB: 2 BB: 1 P: 11	R: 0 E: 0 K: 0 S: 3	H: 0 LOB: 0 BB: 0 P: 3	R: 0 E: 0 K: 1 S: 6	H: 1 LOB: 1 BB: 0 P: 6	R: 0 E: 0 K: 2 S: 7	H: 0 LOB: 0 BB: 0 P: 7	R: 0 E: 0 K: 0 S: 3	H: 0 LOB: 1 BB: 1 P: 7	R: 0 E: 0 K: 0 S: 3	H: 1 LOB: 2 BB: 1 P: 7		
<b>PITCHER</b>	IP WLS BF H R ER SO BB IBB HBP BLK WP HR S P ERA WHIP	IP WLS BF H R ER SO BB IBB HBP BLK WP HR S P ERA WHIP	IP WLS BF H R ER SO BB IBB HBP BLK WP HR S P ERA WHIP	IP WLS BF H R ER SO BB IBB HBP BLK WP HR S P ERA WHIP	IP WLS BF H R ER SO BB IBB HBP BLK WP HR S P ERA WHIP	IP WLS BF H R ER SO BB IBB HBP BLK WP HR S P ERA WHIP	IP WLS BF H R ER SO BB IBB HBP BLK WP HR S P ERA WHIP	IP WLS BF H R ER SO BB IBB HBP BLK WP HR S P ERA WHIP	IP WLS BF H R ER SO BB IBB HBP BLK WP HR S P ERA WHIP									
Dan Pfister, R (1, 1) ERA: 4.6	2.2		14	5	3	3	0	1	0	1	0	0	0	0	0	0	10.12	2.250
Dave Wickersham, R (3, 1) ERA: 4.34	4.1	W	15	1	0	0	3	1	0	0	0	0	0	0	0	0	0.00	0.462
Diego Segui, R (8, 1) ERA: 2.2	0.2	S	4	1	0	0	0	1	0	0	0	0	0	0	0	0	0.00	3.000

**Kansas City Athletics @ Minnesota Twins**  
Metropolitan Stadium, Bloomington, MI  
Fri May 11 1962, 8:05 PM EDT  
Att. 4,578 - Unknown - 55 F

livebaseballscores.com

AB 29  
R 3  
H 7  
RBI 3  
BB 3  
SO 3  
LOB 9




WP: 2 PA: 33  
PB: 0  
SB: 0  
CS: 0



Batter	1	2	3	4	5	6	7	8	9	AB	R	H	RBI	BB	SO	LOB	TOP				
Dick Howser, R OBP: 0.331, SLG: 0.344 (1, 6)	L8	1-3			6-3			FC5-6 1B		4	0	1	1	0	0	1					
Jose Tartabull, L OBP: 0.182, SLG: 0.273 (1, 8)	F9	L8			F7			FC5-6 1-2		4	0	0	0	0	0	2					
Jerry Lumpe, L OBP: 0.380, SLG: 0.461 (1, 4)	F5			2-3				K		4	0	1	0	0	1	1					
Norm Siebern, L OBP: 0.412, SLG: 0.468 (1, 3)		1B BB		K				K		2	1	0	0	2	2	1					
Manny Jimenez, L OBP: 0.438, SLG: 0.583 (1, 7)		1B 1B		K				K		4	1	1	0	0	1	2					
Gino Cimoli, R OBP: 0.374, SLG: 0.508 (1, 9)		1B FC6-2 1B			6-3			8-4		4	0	1	1	0	0	2					
Ed Charles, R OBP: 0.257, SLG: 0.246 (1, 5)		FC6-2 1B		L8				5-3		4	1	1	1	0	0	0					
Joe Azcue, R OBP: 0.238, SLG: 0.300 (1, 2)		FC6-2 1B		F9				F3		3	1	0	0	0	0	2					
Art Ditmar, R OBP: 0.200, SLG: 0.200 John Wyatt, R (4, 1)		1-3 3-H 1B			4-3			G3		1	0	1	1	0	0	0					
										2	0	0	0	0	0	0					
<b>Inning Stats</b>	R: 0 E: 0 K: 0 S: 3	H: 0 LOB: 0 BB: 0 P: 3	R: 4 E: 0 K: 0 S: 7	H: 4 LOB: 1 BB: 1 P: 11	R: 0 E: 0 K: 2 S: 7	H: 0 LOB: 0 BB: 0 P: 7	R: 0 E: 0 K: 0 S: 3	H: 0 LOB: 0 BB: 0 P: 3	R: 0 E: 0 K: 0 S: 3	H: 1 LOB: 1 BB: 1 P: 7	R: 0 E: 0 K: 0 S: 3	H: 0 LOB: 0 BB: 0 P: 3	R: 0 E: 0 K: 2 S: 8	H: 1 LOB: 1 BB: 0 P: 8	R: 0 E: 0 K: 0 S: 3	H: 0 LOB: 0 BB: 0 P: 3	1B: 5 2B: 1 3B: 1 HR: 0	SF: 0 SAC: 0 DP: 1 HBP: 0	WP: 0 PB: 0 SB: 0 CS: 0	PA: 34	
<b>PITCHER</b>	IP	WLS	BF	H	R	ER	SO	BB	IBB	HBP	BLK	WP	HR	S	P	ERA	WHIP				
Lee Stange, R ERA: 2.81 Jim Kaat, L ERA: 4.72	(1, 1)	1.1	9	4	4	4	0	1	0	0	0	0	0	8	12	27.00	3.750				
	(2, 1)	7.2	W	25	2	0	0	4	1	0	0	0	0	32	36	0.00	0.391				

Kansas City Athletics @ Minnesota Twins  
Metropolitan Stadium, Bloomington, MI

AB 32  
R 4  
H 6  
RBI 4  
BB 2  
SO 4  
LOB 11



livebaseballscores.com

Sat May 12 1962, 4:33 AM EDT  
Att. 9,129 - Unknown - 72 F

Batter	1	2	3	4	5	6	7	8	9	AB	R	H	RBI	BB	SO	LOB	BOTTOM				
Lenny Green, L OBP: 0.388, SLG: 0.504 (8, 7)	1B BB	F9			6-3			1-3		3	1	0	0	2	0	1					
Vic Power, R OBP: 0.333, SLG: 0.405 (1, 3)	1B F9			FC6-5 SH5-3 1B	F8			G1		4	1	2	0	0	0	3					
Rich Rollins, R OBP: 0.408, SLG: 0.604 (1, 5)	F9			SH5-3	K			F8		3	0	0	0	0	1	2					
Harmon Killebrew, R OBP: 0.387, SLG: 0.367 Bob Allison, R OBP: 0.385, SLG: 0.394 (8, 9)	1B IBB			K	1B BB			HR BB		1	1	0	0	3	1	1					
Earl Battey, R OBP: 0.367, SLG: 0.459 (1, 2)				FC6-5				F8		4	0	2	2	0	0	2					
Zoilo Versalles, R OBP: 0.275, SLG: 0.411 (1, 6)		K			1B SF8 1B			F8		4	2	2	2	0	1	4					
Bernie Allen, L OBP: 0.290, SLG: 0.462 (1, 4)	F9				1B SF8 1B			K		4	0	1	0	0	1	4					
Bill Tuttle, R OBP: 0.321, SLG: 0.313 (8, 8)		K			K			4-3		4	0	0	0	0	2	2					
Lee Stange, R Jim Kaat, L OBP: 0.214, SLG: 0.250 (2, 1)		P4			SF8			4-3		0	0	0	0	0	0	0					
					1-2 3-H 2B					3	0	1	1	0	0	0					
<b>Inning Stats</b>	R: 2 E: 0 K: 1 S: 7	H: 2 LOB: 2 BB: 2 P: 15	R: 0 E: 0 K: 1 S: 5	H: 0 LOB: 0 BB: 0 P: 5	R: 0 E: 0 K: 1 S: 6	H: 1 LOB: 1 BB: 0 P: 6	R: 1 E: 0 K: 1 S: 7	H: 2 LOB: 2 BB: 1 P: 11	R: 0 E: 0 K: 2 S: 8	H: 1 LOB: 1 BB: 1 P: 12	R: 0 E: 0 K: 0 S: 4	H: 1 LOB: 1 BB: 0 P: 4	R: 2 E: 0 K: 0 S: 4	H: 1 LOB: 0 BB: 1 P: 8	R: 0 E: 0 K: 0 S: 3	H: 0 LOB: 0 BB: 0 P: 3	1B: 6 2B: 1 3B: 0 HR: 1	SF: 1 SAC: 1 DP: 0 HBP: 0	WP: 0 PB: 0 SB: 0 CS: 0	PA: 37	
<b>PITCHER</b>	IP	WLS	BF	H	R	ER	SO	BB	IBB	HBP	BLK	WP	HR	S	P	ERA	WHIP				
Art Ditmar, R ERA: 6.16 John Wyatt, R ERA: 4.99	(1, 1)	3.2	L	19	3	2	2	2	0	0	0	0	1	24	28	4.15	1.544				
	(4, 1)	4.1	L	18	3	2	2	2	0	0	0	0	0	20	28	4.15	1.544				

Kansas City Athletics @ Minnesota Twins  
Metropolitan Stadium, Bloomington, MI

AB 30  
R 5  
H 8  
RBI 5  
BB 5  
SO 6  
LOB 19



livebaseballscores.com

Sat May 12 1962, 4:33 AM EDT  
Att. 9,129 - Unknown - 72 F



Batter	1	2	3	4	5	6	7	8	9	AB	R	H	RBI	BB	SO	LOB	TOP										
Dick Howser, R (1.6)	F7		HR		F8		6-3			4	1	1	2	0	0	1	<b>Kansas City Athletics @ Minnesota Twins</b> Metropolitan Stadium, Bloomington, MI Sun May 13 1962, 4:33 AM EDT Att: 10,130 - Unknown - 74 F <a href="http://livebaseballscorecards.com">livebaseballscorecards.com</a>										
Jose Tartabull, L (1.8)	CS		4-3		F8			F8		4	0	1	0	0	0	1											
Jerry Lumpe, L (1.4)	F7			G3		1B		4-3		4	1	2	0	0	0	1											
Norm Siebern, L (1.3)		FC3-6		G3		F9		G3		3	0	0	0	1	0	2											
Manny Jimenez, L (1.7)	FC3-6			F9		SF9		5-3		4	0	2	0	0	0	2											
Gino Cimoli, R (1.9)	G4-6-3					SF9		5-3		2	0	0	1	1	0	2											
Marlan Coughtry, L (1.5)			G6-4-3	3-1		6-3		K		3	0	0	0	1	1	4											
Haywood Sullivan, R (1.2)			G6-4-3					P6		4	0	1	0	0	0	2											
Norm Bass, R (1.1)										2	1	1	0	0	1	1											
Bob Grim, R (6.1)										0	0	0	0	0	0	0											
George Alusik, R (7. PH)										1	0	0	0	0	0	0											
Dan Pfister, R (7.1)										0	0	0	0	0	0	0											
Diego Segui, R (8.1)										0	0	0	0	0	0	0											
<b>Inning Stats</b>	R: 0 E: 0 K: 0 S: 3	H: 1 LOB: 0 BB: 0 P: 3	R: 0 E: 0 K: 0 S: 2	H: 0 LOB: 0 BB: 1 P: 6	R: 2 E: 0 K: 0 S: 4	H: 2 LOB: 0 BB: 1 P: 8	R: 0 E: 0 K: 0 S: 4	H: 1 LOB: 2 BB: 1 P: 8	R: 0 E: 0 K: 1 S: 6	H: 1 LOB: 1 BB: 0 P: 6	R: 1 E: 0 K: 0 S: 5	H: 2 LOB: 1 BB: 0 P: 5	R: 0 E: 0 K: 0 S: 3	H: 0 LOB: 0 BB: 0 P: 3	R: 0 E: 0 K: 1 S: 6	H: 1 LOB: 1 BB: 0 P: 6	1B: 7 2B: 0 3B: 0 HR: 1	SF: 1 SAC: 0 DP: 2 HBP: 0	WP: 0 PB: 0 SB: 0 CS: 1	PA: 35							
<b>PITCHER</b>	IP	WLS	BF	H	R	ER	SO	BB	IBB	HBP	BLK	WP	HR	S	P	ERA	WHIP										
Joe Bonikowski, R (1.1)	9.0	W	35	8	3	3	2	3	0	0	0	0	1	36	48	3.00	1.222										

Batter	1	2	3	4	5	6	7	8	9	AB	R	H	RBI	BB	SO	LOB	BOTTOM										
Lenny Green, L (1.8)	F3	F7			5-3	1B	HR			2	3	0	0	3	0	1	<b>Kansas City Athletics @ Minnesota Twins</b> Metropolitan Stadium, Bloomington, MI Sun May 13 1962, 4:33 AM EDT Att: 10,130 - Unknown - 74 F <a href="http://livebaseballscorecards.com">livebaseballscorecards.com</a>										
Vic Power, R (1.3)	1B		G3		5-3	2B	HR			4	1	2	5	1	0	1											
Rich Rollins, R (1.5)	BB		4-3		5-3	1B	HR			5	0	2	2	0	1	1											
Harmon Killebrew, R (1.7)			5-3							3	0	1	1	2	0	0											
Bob Allison, R (9.9)										0	0	0	0	0	0	0											
Earl Battey, R (1.2)	F9				5-3	IBB				4	1	1	0	1	0	6											
Zoilo Versalles, R (1.6)	1-3				P4					5	0	0	0	0	0	6											
Bernie Allen, L (1.4)										5	2	4	2	0	0	0											
Bill Tuttle, R (1.9)		F9								3	2	1	0	2	0	2											
Joe Bonikowski, R (1.1)		F9			L8					3	1	0	0	1	1	4											
<b>Inning Stats</b>	R: 0 E: 0 K: 0 S: 4	H: 1 LOB: 3 BB: 2 P: 12	R: 0 E: 0 K: 0 S: 4	H: 1 LOB: 1 BB: 0 P: 4	R: 0 E: 0 K: 0 S: 3	H: 0 LOB: 0 BB: 0 P: 3	R: 1 E: 0 K: 0 S: 4	H: 1 LOB: 1 BB: 1 P: 8	R: 1 E: 0 K: 0 S: 4	H: 1 LOB: 2 BB: 2 P: 12	R: 3 E: 0 K: 0 S: 5	H: 3 LOB: 2 BB: 3 P: 17	R: 4 E: 0 K: 2 S: 9	H: 2 LOB: 0 BB: 2 P: 17	R: 1 E: 0 K: 0 S: 5	H: 2 LOB: 1 BB: 0 P: 5		1B: 4 2B: 5 3B: 0 HR: 2	SF: 0 SAC: 0 DP: 1 HBP: 0	WP: 1 PB: 0 SB: 0 CS: 0	PA: 44						
<b>PITCHER</b>	IP	WLS	BF	H	R	ER	SO	BB	IBB	HBP	BLK	WP	HR	S	P	ERA		WHIP									
Norm Bass, R (1.1)	5.1	L	28	5	5	5	0	6	1	0	0	0	0	3	7	0.00	3.000										
Bob Grim, R (6.1)	0.2		4	2	0	0	0	0	1	0	0	0	0	3	7	0.00	3.000										
Dan Pfister, R (7.1)	1.0		7	2	4	4	2	2	0	0	0	0	1	9	17	36.00	4.000										
Diego Segui, R (8.1)	1.0		5	2	1	1	0	0	0	0	0	1	0	5	5	9.00	2.000										











Batter	1	2	3	4	5	6	7	8	9	AB	R	H	RBI	BB	SO	LOB	TOP			
Dick Howser, R OBP: 0.350, SLG: 0.399										4	2	2	0	0	0	0				
Bobby Del Greco, R OBP: 0.412, SLG: 0.392										4	0	2	2	0	0	0				
Jerry Lumpe, L OBP: 0.363, SLG: 0.431										4	0	0	0	0	1	2				
Norm Siebern, L OBP: 0.409, SLG: 0.484										4	0	0	0	0	0	2				
Manny Jimenez, L OBP: 0.423, SLG: 0.557										4	0	2	0	0	0	1				
Gino Cimoli, R OBP: 0.365, SLG: 0.481										4	0	1	0	0	1	2				
Ed Charles, R OBP: 0.257, SLG: 0.234										3	0	0	0	1	1	0				
Haywood Sullivan, R OBP: 0.309, SLG: 0.239										4	0	0	0	0	1	3				
Dan Pfister, R OBP: 0.333, SLG: 0.333										2	0	0	0	0	0	3				
George Alusik, R OBP: 0.091, SLG: 0.091										1	0	0	0	0	0	0				
Dave Wickersham, R OBP: 0.111, SLG: 0.111										0	0	0	0	0	0	0				
<b>Inning Stats</b>	R: 1 E: 0 K: 1 S: 8	H: 3 LOB: 2 BB: 0 P: 8	R: 0 E: 0 K: 0 S: 3	H: 0 LOB: 0 BB: 0 P: 3	R: 0 E: 0 K: 1 S: 3	H: 0 LOB: 0 BB: 0 P: 3	R: 0 E: 0 K: 1 S: 7	H: 2 LOB: 3 BB: 1 P: 11	R: 1 E: 0 K: 0 S: 7	H: 2 LOB: 1 BB: 0 P: 7	R: 0 E: 0 K: 0 S: 3	H: 0 LOB: 0 BB: 0 P: 3	R: 0 E: 0 K: 0 S: 3	H: 0 LOB: 0 BB: 0 P: 3	R: 0 E: 0 K: 1 S: 5	H: 0 LOB: 0 BB: 0 P: 5	1B: 3 2B: 4 3B: 0 HR: 0	SF: 0 SAC: 0 DP: 0 HBP: 0	WP: 0 PB: 1 SB: 0 CS: 0	PA: 35
<b>PITCHER</b> Pete Burnside, L ERA: 3.8	IP: 9.0 WLS: W BF: 35 H: 7 R: 2 ER: 2 SO: 4 BB: 1 IBB: 0 HBP: 0 BLK: 0 WP: 0 HR: 0 S: 42 P: 46 ERA: 2.00 WHIP: 0.889																			

Kansas City Athletics @ Washington Senators  
D.C. Stadium, Washington, DC  
Fri May 18 1962, 7:05 PM EDT  
Att: 7,316 - Unknown

AB	34
R	2
H	7
RBI	2
BB	1
SO	4
LOB	13



Batter	1	2	3	4	5	6	7	8	9	AB	R	H	RBI	BB	SO	LOB	BOTTOM			
Jim Piersall, R OBP: 0.284, SLG: 0.330										4	1	2	0	0	1	2				
Danny O'Connell, R OBP: 0.279, SLG: 0.316										3	0	0	0	1	2	2				
Johnny Schaive, R OBP: 0.278, SLG: 0.465										4	0	0	1	0	0	1				
Dale Long, L OBP: 0.390, SLG: 0.440										3	0	0	0	1	1	1				
Gene Woodling, L OBP: 0.463, SLG: 0.615										3	0	0	0	1	0	3				
Chuck Hinton, R OBP: 0.254, SLG: 0.264										0	0	0	0	0	0	0				
Jim King, L OBP: 0.384, SLG: 0.397										2	0	0	0	2	0	3				
Bob Schmidt, R OBP: 0.237, SLG: 0.365										4	1	1	1	0	0	2				
Ken Hamlin, R OBP: 0.182, SLG: 0.100										3	1	1	0	1	0	1				
Pete Burnside, R OBP: 0.182, SLG: 0.100										3	0	0	0	0	1	3				
<b>Inning Stats</b>	R: 1 E: 1 K: 1 S: 7	H: 1 LOB: 1 BB: 0 P: 7	R: 0 E: 0 K: 1 S: 6	H: 1 LOB: 2 BB: 1 P: 10	R: 0 E: 0 K: 0 S: 3	H: 0 LOB: 2 BB: 2 P: 11	R: 1 E: 0 K: 1 S: 6	H: 1 LOB: 1 BB: 1 P: 10	R: 0 E: 0 K: 0 S: 3	H: 0 LOB: 1 BB: 1 P: 7	R: 1 E: 0 K: 1 S: 6	H: 1 LOB: 0 BB: 0 P: 6	R: 0 E: 0 K: 1 S: 5	H: 0 LOB: 0 BB: 0 P: 5	R: 0 E: 0 K: 0 S: 3	H: 0 LOB: 1 BB: 1 P: 7	1B: 3 2B: 0 3B: 0 HR: 1	SF: 0 SAC: 0 DP: 0 HBP: 0	WP: 0 PB: 0 SB: 0 CS: 0	PA: 35
<b>PITCHER</b> Dan Pfister, R ERA: 5.4	IP: 6.0 WLS: L BF: 28 H: 4 R: 3 ER: 3 SO: 4 BB: 5 IBB: 0 HBP: 0 BLK: 2 WP: 0 HR: 1 S: 31 P: 51 ERA: 4.50 WHIP: 1.500																			
<b>PITCHER</b> Dave Wickersham, R ERA: 3.6	IP: 2.0 WLS: 7 BF: 7 H: 0 R: 0 ER: 0 SO: 1 BB: 1 IBB: 0 HBP: 0 BLK: 0 WP: 0 HR: 0 S: 8 P: 12 ERA: 0.00 WHIP: 0.500																			

Kansas City Athletics @ Washington Senators  
D.C. Stadium, Washington, DC  
Fri May 18 1962, 7:05 PM EDT  
Att: 7,316 - Unknown

AB	29
R	3
H	4
RBI	2
BB	6
SO	5
LOB	18



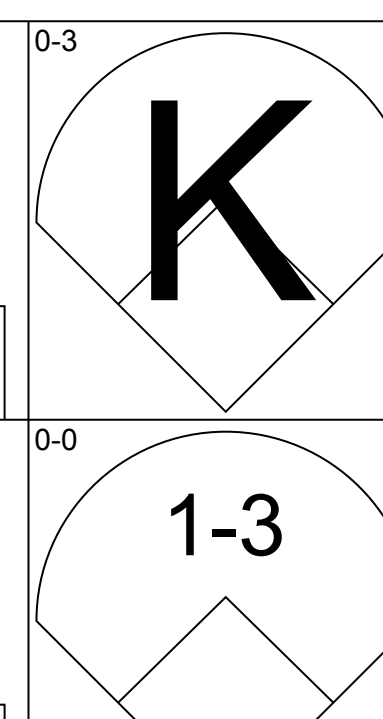
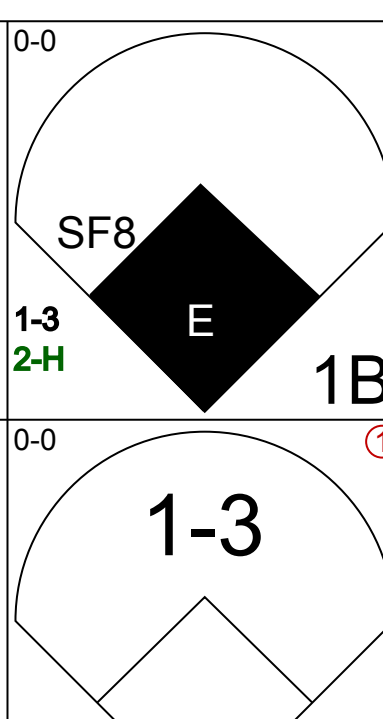
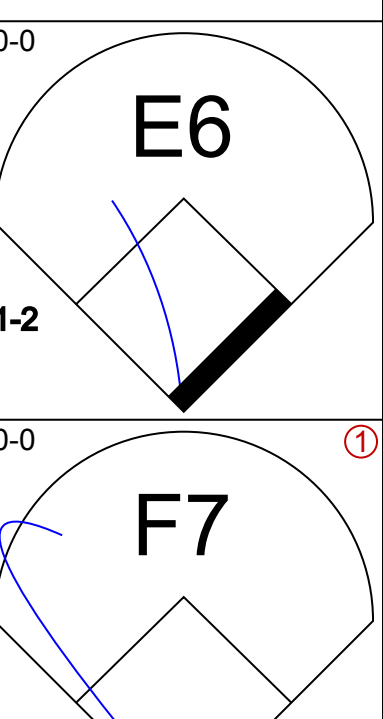
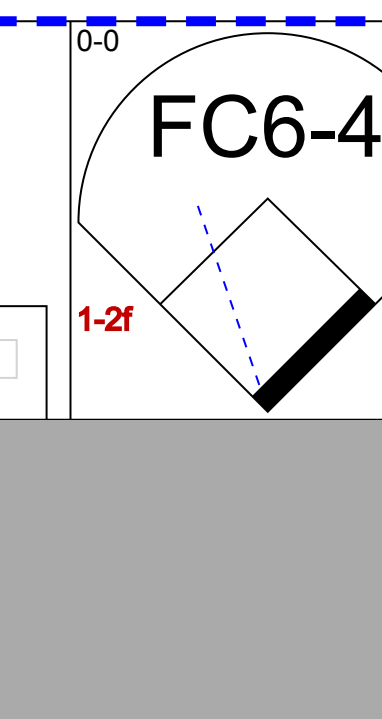
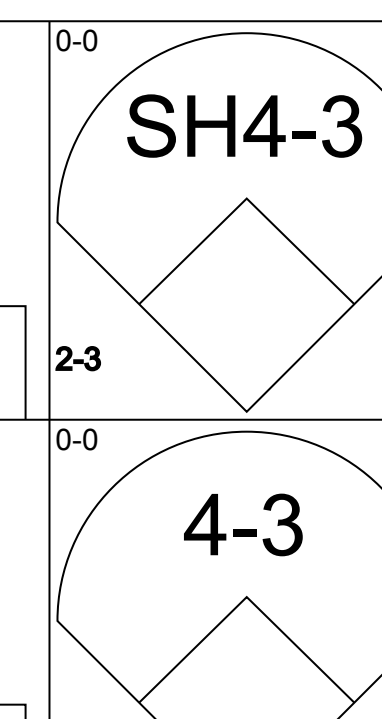
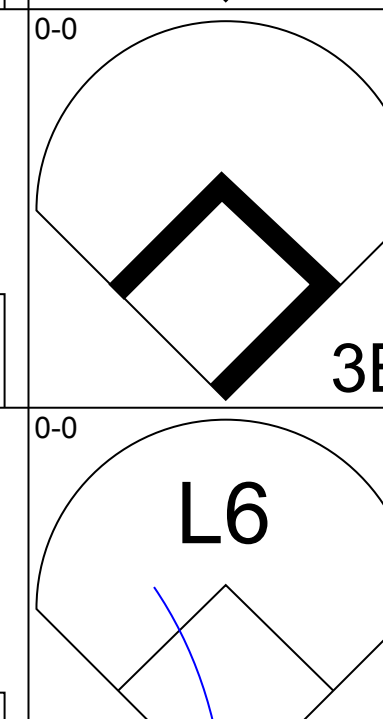
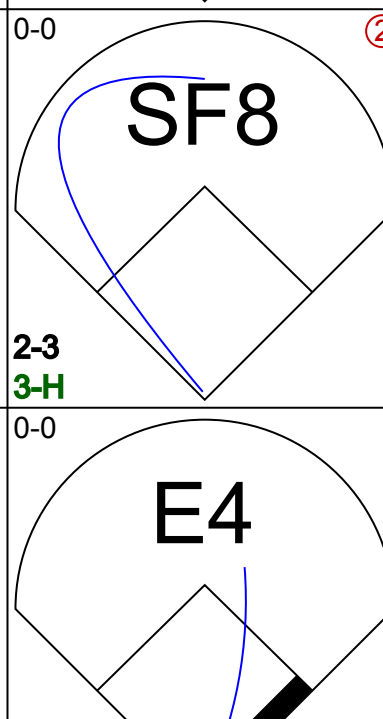
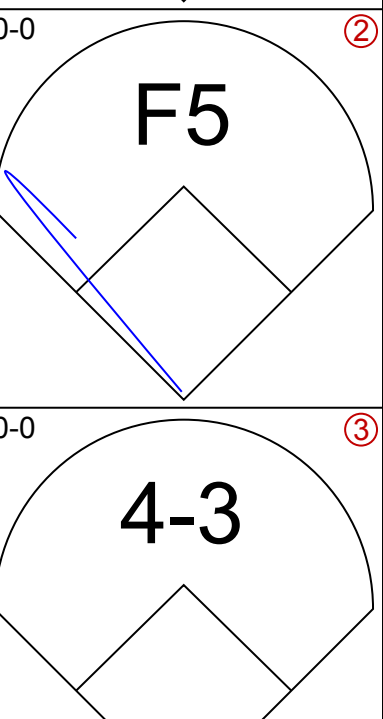

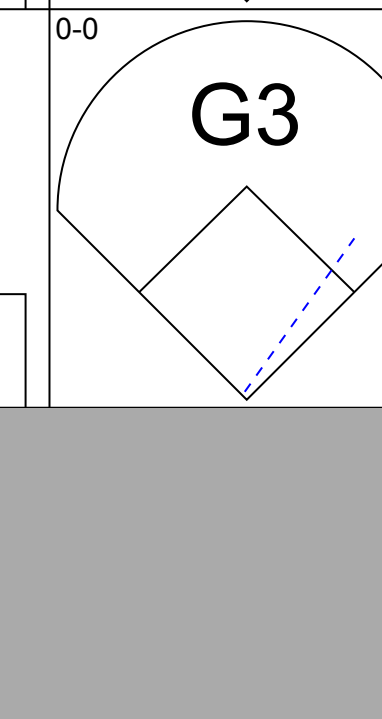

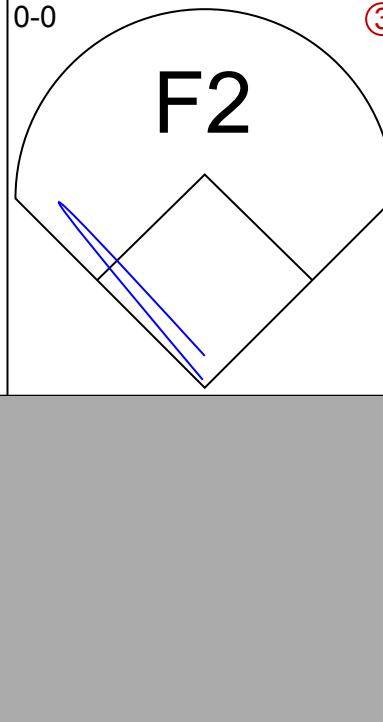

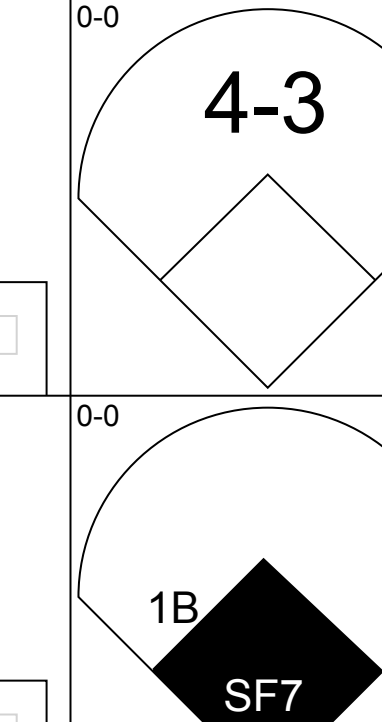


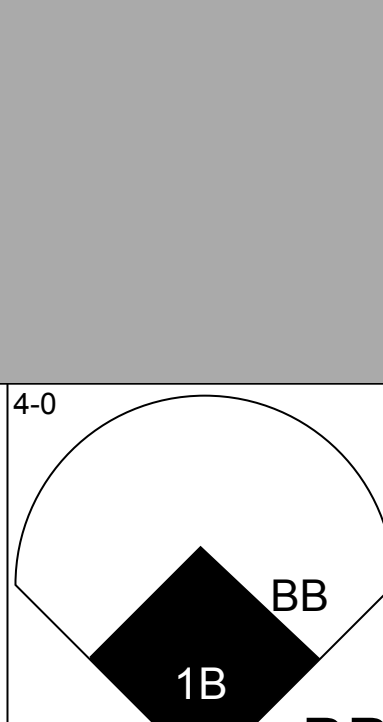

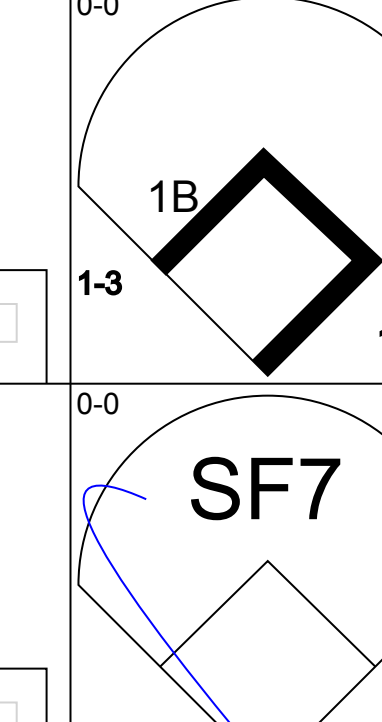

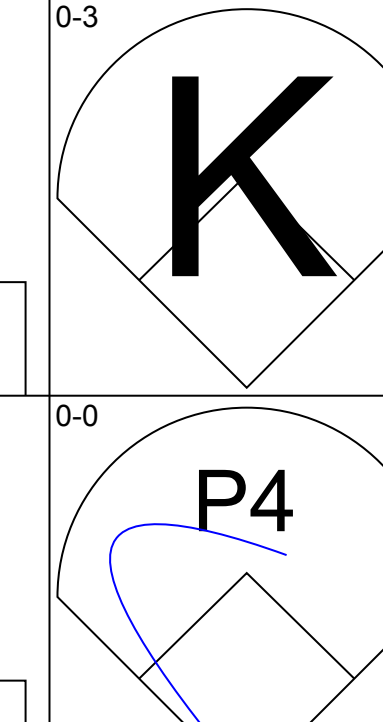
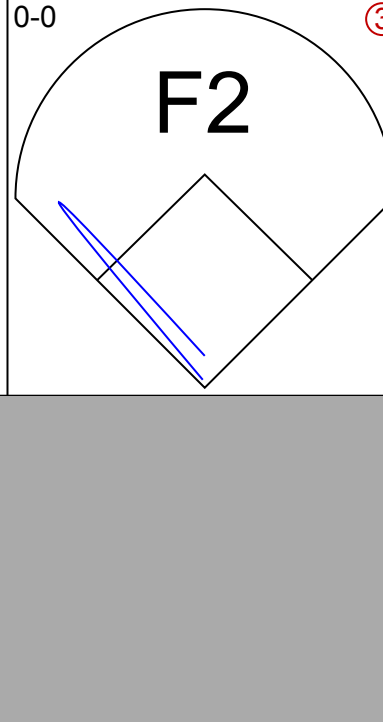
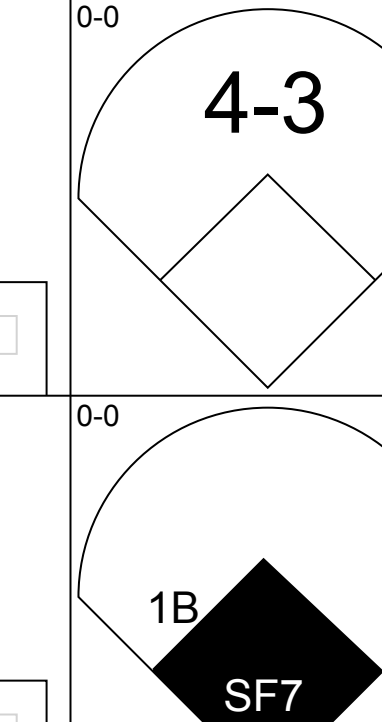

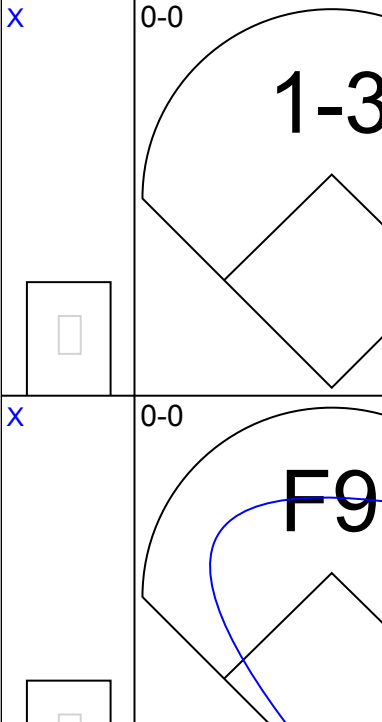
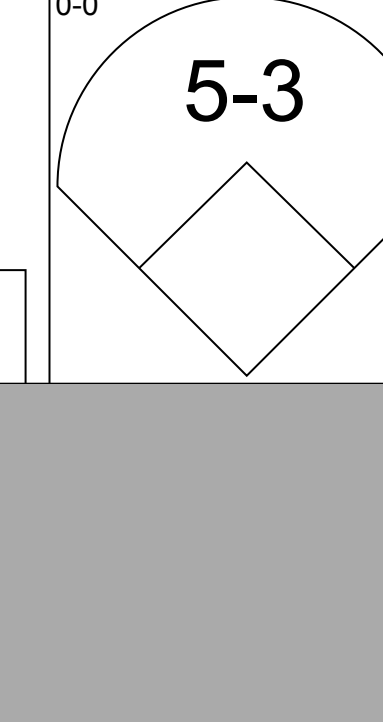
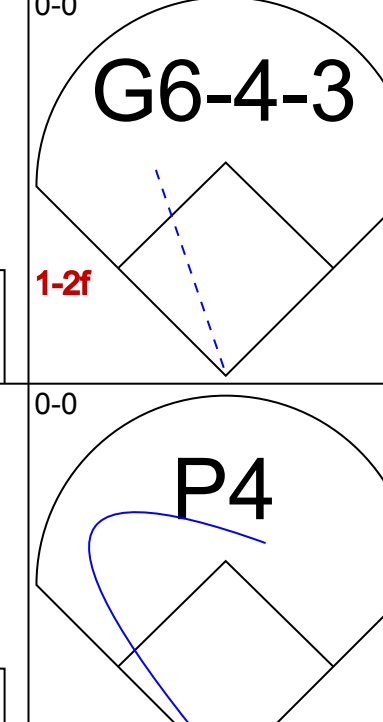
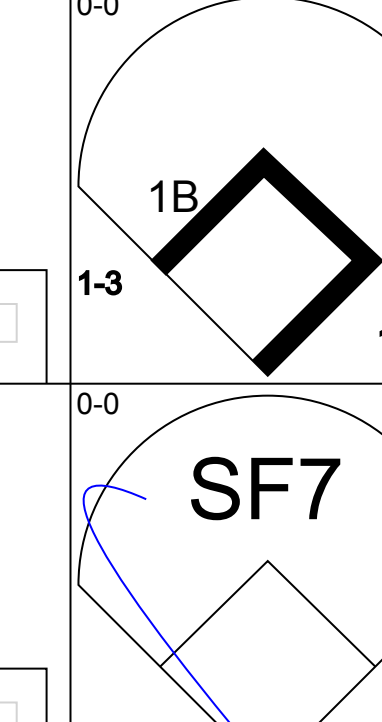
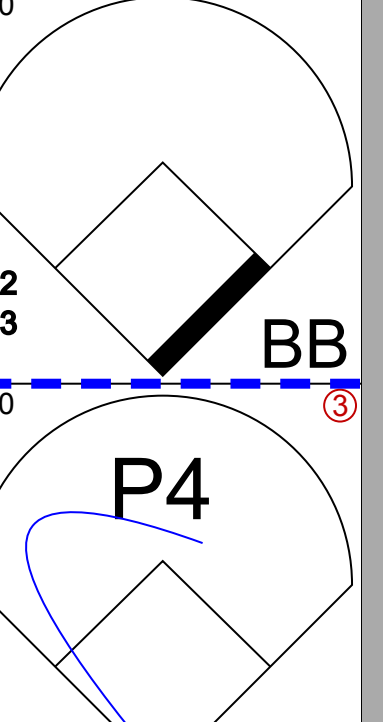



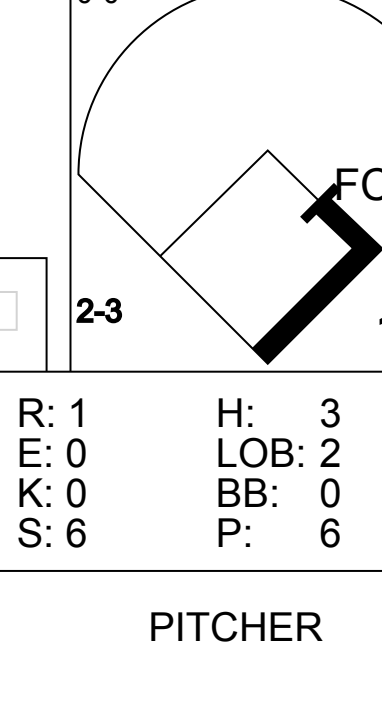
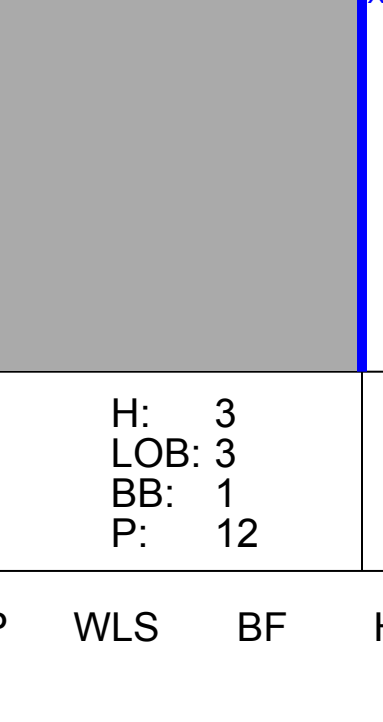
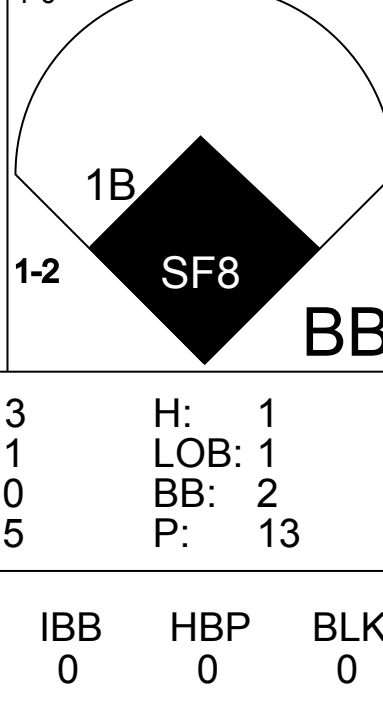

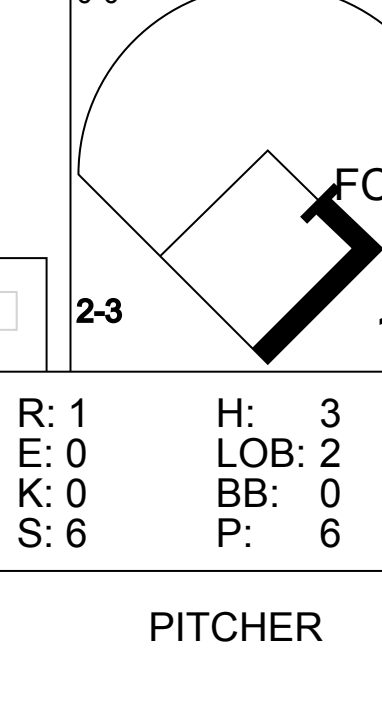
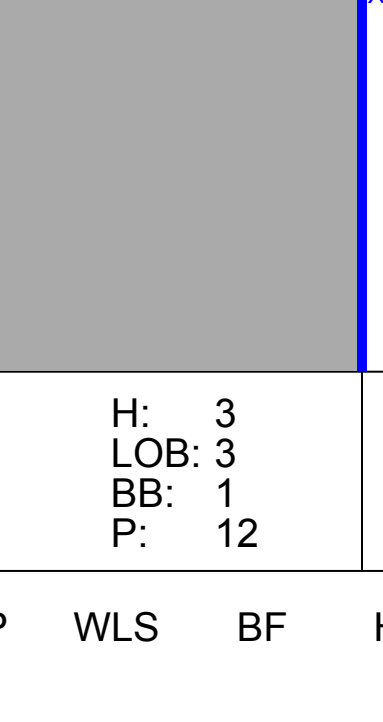
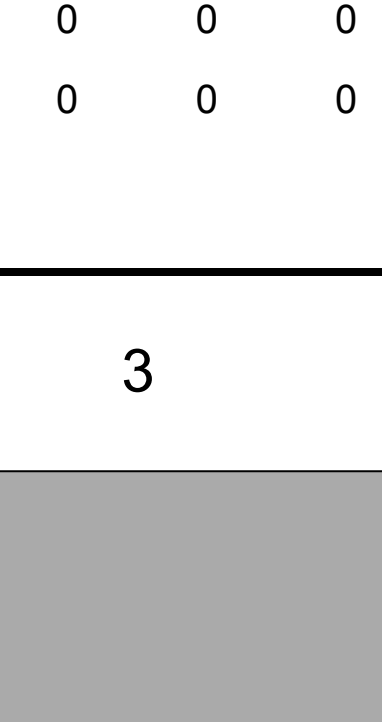
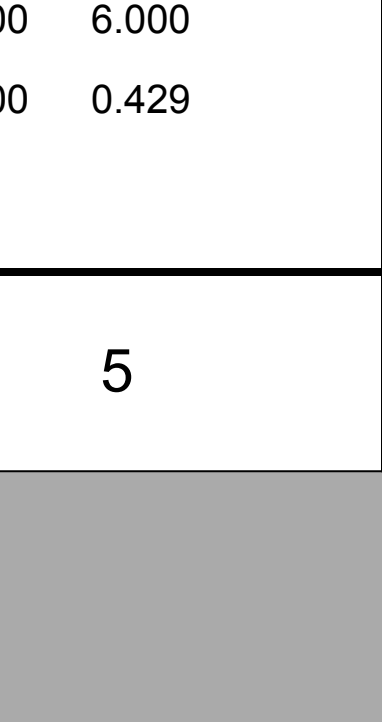
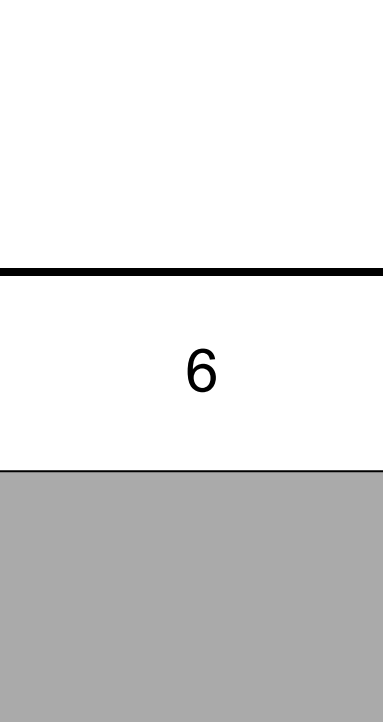
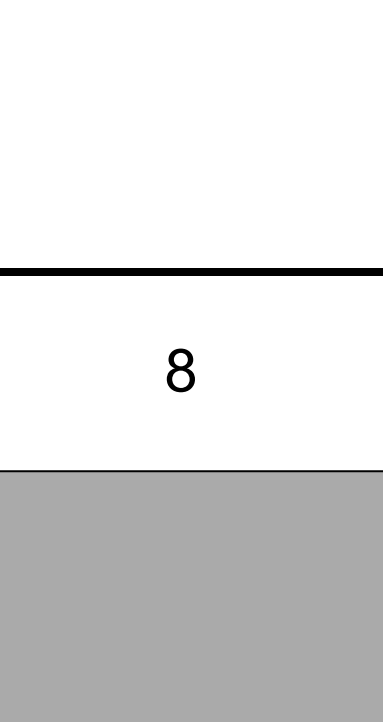



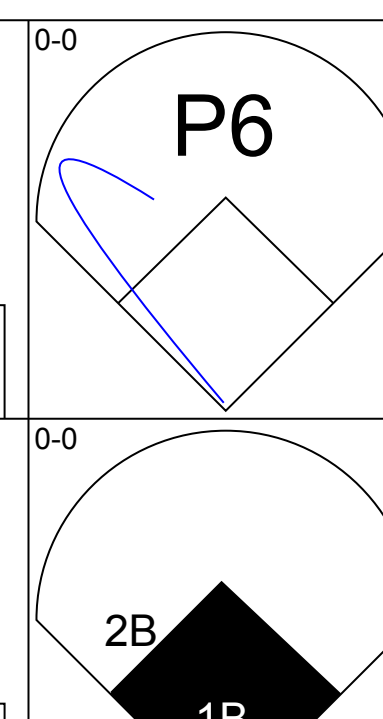
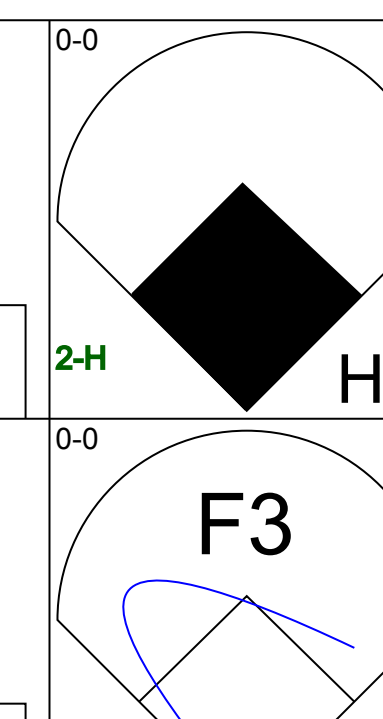
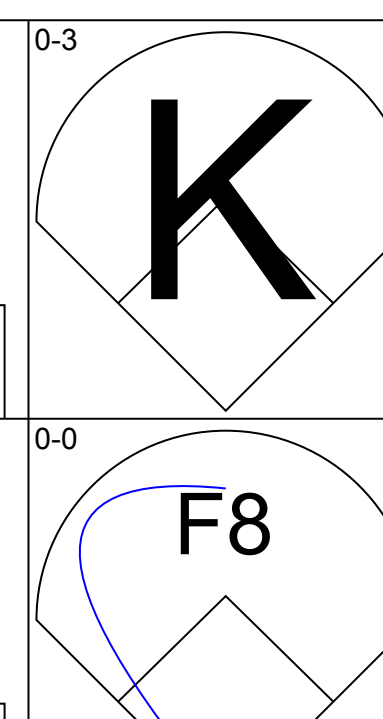
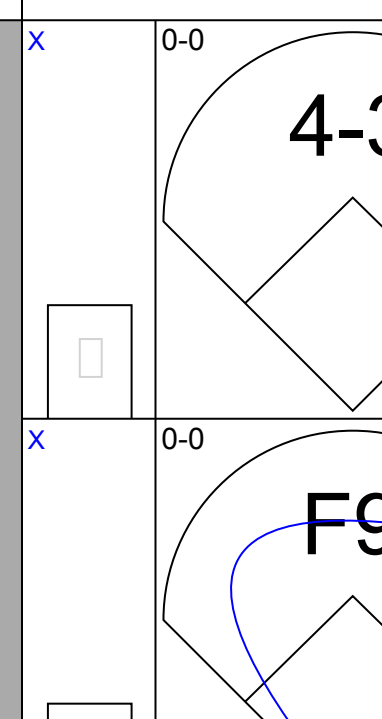
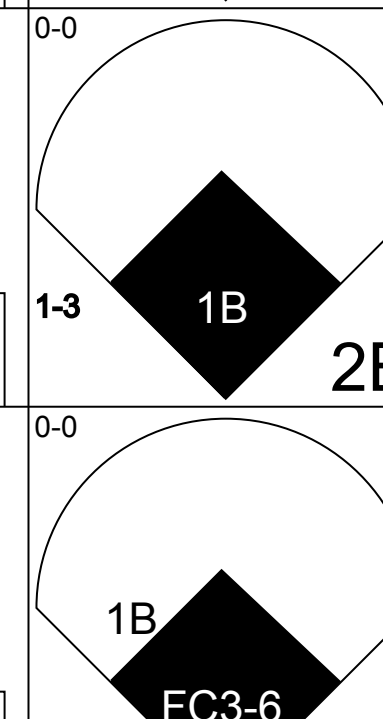



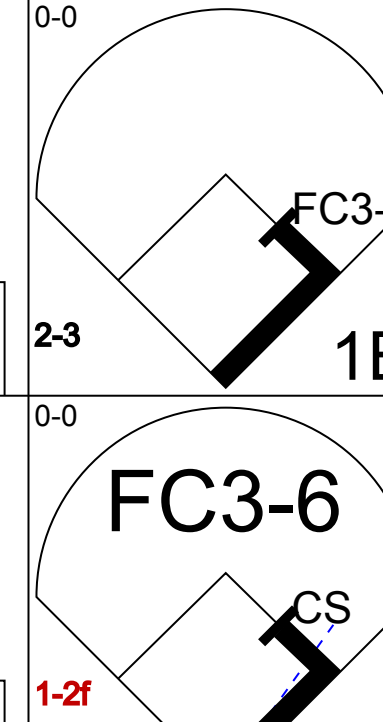
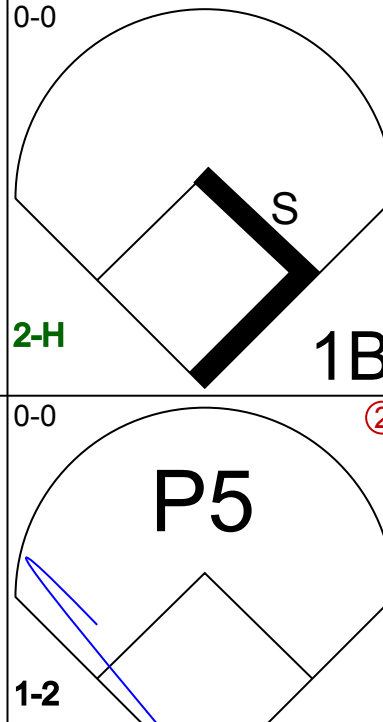
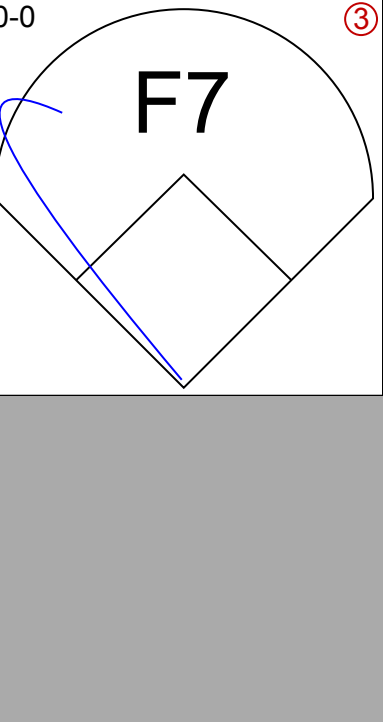
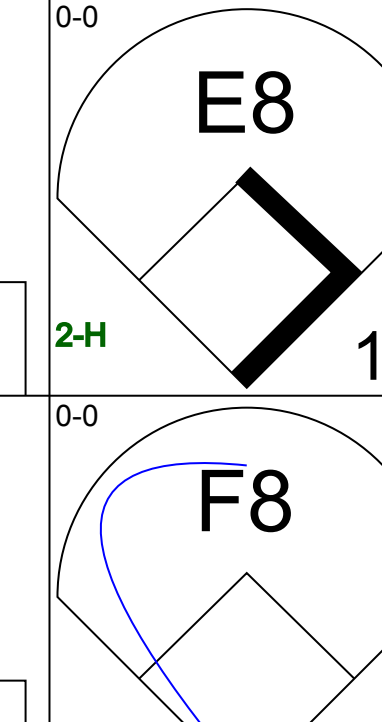
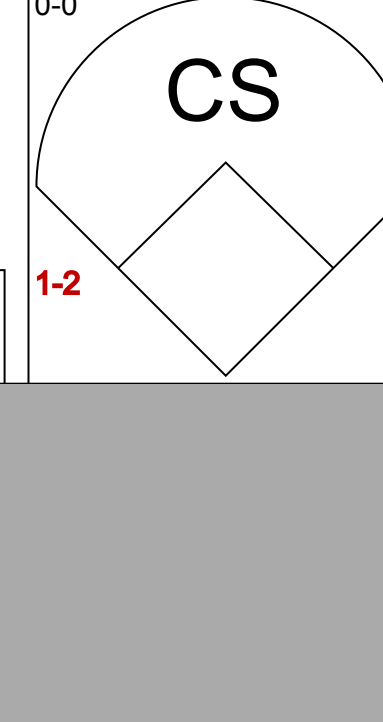
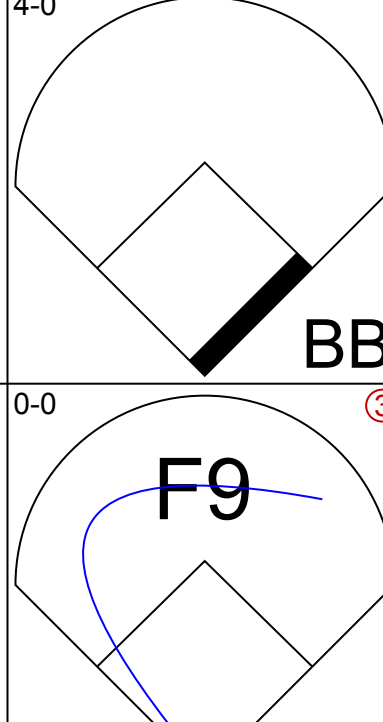

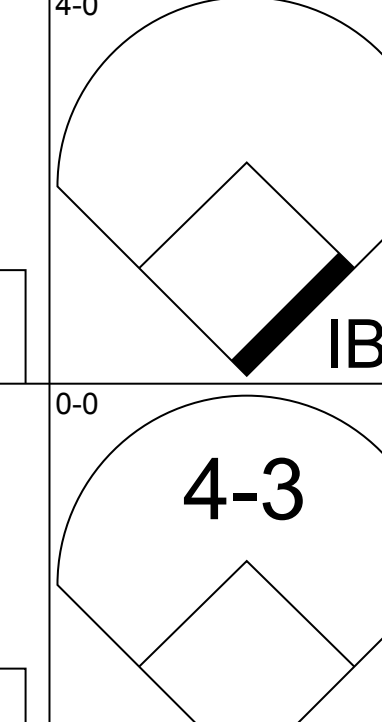


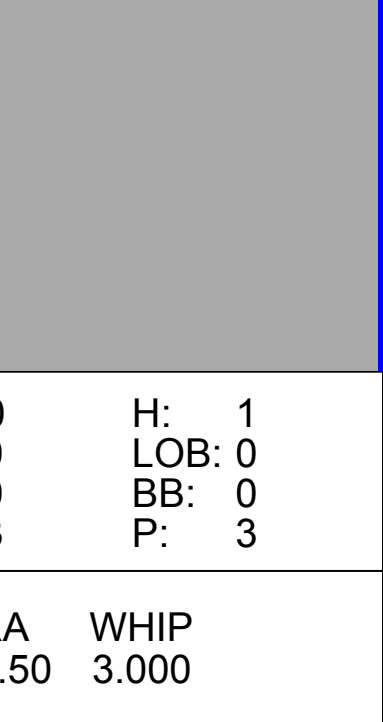













Batter	1	2	3	4	5	6	7	8	9	AB	R	H	RBI	BB	SO	LOB	TOP				
Dick Howser, R OBP: 0.341, SLG: 0.404 (1, 6)										4	1	1	1	0	1	3	<p>Kansas City Athletics @ Washington Senators D.C. Stadium, Washington, DC Sun May 20 1962, 3:38 AM EDT Att: 8,052 - Unknown</p> <p>livebaseballscorecards.com</p>				
Jose Tartabull, L OBP: 0.300, SLG: 0.342 (1, 8)										5	0	1	0	0	0	5					
Jerry Lumpe, L OBP: 0.344, SLG: 0.420 (1, 4)										4	1	1	1	0	0	4					
Norm Siebern, L OBP: 0.405, SLG: 0.478 (1, 3)										5	0	1	0	0	0	3					
Manny Jimenez, L OBP: 0.413, SLG: 0.580 (1, 7)										5	0	0	0	0	2	3					
Gino Cimoli, R OBP: 0.366, SLG: 0.473 (1, 9)										4	1	2	1	1	0	0					
Ed Charles, R OBP: 0.302, SLG: 0.301 (1, 5)										3	0	1	0	1	0	1					
Haywood Sullivan, R OBP: 0.292, SLG: 0.221 (1, 2)										2	1	0	1	1	0	3					
Jim Archer, R OBP: 1.000, SLG: 1.000 (3, PH) Leo Rosado, R OBP: 0.328, SLG: 0.294 (3, PH) John Wyatt, L OBP: 0.297, SLG: 0.091 (6, PH) Wayne Chappuis, L OBP: 0.349, SLG: 0.323 (6, PH) Bob Grim, R OBP: 0.187, SLG: 0.250 (8, PH) George Aluskis, R OBP: 0.187, SLG: 0.250 (8, PH) Diego Segui, R (8, 1)										0	0	0	0	0	0	0					
<b>Inning Stats</b>	R: 0 E: 0 K: 1 S: 6	H: 1 LOB: 1 BB: 0 P: 6	R: 0 E: 0 K: 1 S: 5	H: 0 LOB: 0 BB: 0 P: 5	R: 3 E: 1 K: 0 S: 5	H: 1 LOB: 1 BB: 2 P: 13	R: 0 E: 0 K: 0 S: 2	H: 0 LOB: 0 BB: 0 P: 6	R: 0 E: 1 K: 0 S: 5	H: 1 LOB: 2 BB: 0 P: 5	R: 1 E: 0 K: 0 S: 6	H: 3 LOB: 2 BB: 0 P: 6	R: 1 E: 0 K: 1 S: 8	H: 3 LOB: 3 BB: 1 P: 12	R: 0 E: 0 K: 0 S: 4	H: 1 LOB: 1 BB: 0 P: 4			R: 0 E: 0 K: 0 S: 3	H: 0 LOB: 0 BB: 0 P: 3	1B: 8 2B: 1 3B: 1 HR: 0
<b>PITCHER</b>	IP WLS BF H R ER SO BB IBB HBP BLK WP HR S P ERA WHIP																				
Tom Cheney, R ERA: 4.29 (1, 1)	5.2 W 27 6 4 3 2 3 0 0 0 0 0 0 28 40 4.76 1.588																				
Ray Rippelmeyer, R ERA: 4.71 (6, 1)	0.2 4 2 1 1 0 0 0 0 0 0 0 0 4 4 13.50 3.000																				
Steve Hamilton, L ERA: 6.48 (7, 1)	0.1 3 1 0 0 1 1 0 0 0 0 0 0 4 8 0.00 6.000																				
Bennie Daniels, R ERA: 4.22 (7, 1)	2.1 S 8 1 0 0 0 0 0 0 0 0 0 0 8 8 0.00 0.429																				

Batter	1	2	3	4	5	6	7	8	9	AB	R	H	RBI	BB	SO	LOB	BOTTOM		
Jim Piersall, R OBP: 0.278, SLG: 0.346 (1, 8)										4	1	1	2	0	1	0	<p>Kansas City Athletics @ Washington Senators D.C. Stadium, Washington, DC Sun May 20 1962, 3:38 AM EDT Att: 8,052 - Unknown</p> <p>livebaseballscorecards.com</p>		
Chuck Cottier, R OBP: 0.297, SLG: 0.333 (1, 4)										4	1	1	0	0	0	0			
Chuck Hinton, R OBP: 0.286, SLG: 0.304 (1, 9)										3	2	2	0	1	0	0			
Harry Bright, R OBP: 0.314, SLG: 0.786 (1, 3)										3	2	2	2	0	0	1			
Bob Johnson, R OBP: 0.342, SLG: 0.422 (1, 6)										4	0	3	2	0	0	0			
Johnny Schaive, R OBP: 0.282, SLG: 0.422 (1, 5)										4	0	0	1	0	0	3			
Jim King, L OBP: 0.392, SLG: 0.390 (1, 7)										2	0	0	0	2	1	0			
Bob Schmidt, R OBP: 0.241, SLG: 0.383 (8, PH) Gene Woodling, L OBP: 0.438, SLG: 0.562 (9, 2) Ken Retzer, L OBP: 0.270, SLG: 0.212 (9, 2)										3	1	1	0	0	0	2			
Tom Cheney, R OBP: 0.600, SLG: 1.400 (6, 1) Steve Hamilton, L OBP: 0.214, SLG: 0.214 (7, 1)										0	0	0	0	0	0	0			
<b>Inning Stats</b>	R: 3 E: 0 K: 0 S: 6	H: 4 LOB: 0 BB: 0 P: 6	R: 2 E: 0 K: 1 S: 7	H: 2 LOB: 0 BB: 0 P: 7	R: 1 E: 0 K: 0 S: 5	H: 2 LOB: 2 BB: 1 P: 9	R: 0 E: 0 K: 1 S: 5	H: 0 LOB: 0 BB: 0 P: 5	R: 0 E: 0 K: 0 S: 3	H: 1 LOB: 0 BB: 0 P: 3	R: 0 E: 0 K: 0 S: 3	H: 0 LOB: 0 BB: 0 P: 3	R: 0 E: 1 K: 0 S: 4	H: 0 LOB: 2 BB: 2 P: 12	R: 1 E: 1 K: 0 S: 4	H: 1 LOB: 2 BB: 2 P: 12		1B: 6 2B: 3 3B: 0 HR: 1	SF: 0 SAC: 1 DP: 0 HBP: 0
<b>PITCHER</b>	IP WLS BF H R ER SO BB IBB HBP BLK WP HR S P ERA WHIP																		
Jim Archer, L ERA: 10.32 (3, 1)	2.0 L 11 3 1 1 1 1 0 0 0 0 0 0 13 17 3.00 1.333																		
John Wyatt, R ERA: 4.41 (6, 1)	3.0 12 3 1 1 1 1 0 0 0 0 0 0 13 17 3.00 1.333																		
Bob Grim, R ERA: 2.25 (8, 1)	2.0 6 0 0 0 0 0 0 0 0 0 0 0 6 6 0.00 0.000																		
Diego Segui, R ERA: 3.43 (8, 1)	1.0 6 1 1 1 0 1 1 0 0 0 0 0 4 12 9.00 2.000																		







Batter	1	2	3	4	5	6	7	8	9	AB	R	H	RBI	BB	SO	LOB	TOP										
Dick Howser, R (1, 6) OBP: 0.339, SLG: 0.394										4	0	0	0	1	1	3											
Jerry Lumpe, L (1, 4) OBP: 0.353, SLG: 0.431										5	0	2	1	0	0	0											
Norm Siebern, L (1, 3) OBP: 0.410, SLG: 0.472										4	1	1	0	1	0	1											
Manny Jimenez, L (1, 7) OBP: 0.432, SLG: 0.617										2	1	2	2	2	0	0											
Bobby Del Greco, R (8, 8) OBP: 0.404, SLG: 0.378										1	0	1	0	0	0	0											
Gino Cimoli, R (1, 8) OBP: 0.353, SLG: 0.456										5	0	0	0	0	0	6											
George Aluskis, R (1, 9) OBP: 0.227, SLG: 0.381										4	1	2	0	1	1	0											
Ed Charles, R (1, 5) OBP: 0.295, SLG: 0.293										5	1	2	0	0	2	5											
Joe Azcue, R (1, 2) OBP: 0.325, SLG: 0.382										2	1	1	1	2	0	1											
Dave Wickersham, R (1, 1) OBP: 0.083, SLG: 0.083										3	0	0	1	0	0	4											
Diego Segui, R (9, 1)										0	0	0	0	0	0	0											
<b>Inning Stats</b>	R: 2 E: 0 K: 1 S: 6	H: 1 LOB: 0 BB: 1 P: 10	R: 0 E: 0 K: 1 S: 6	H: 1 LOB: 1 BB: 0 P: 6	R: 0 E: 0 K: 0 S: 4	H: 1 LOB: 2 BB: 1 P: 8	R: 1 E: 0 K: 0 S: 4	H: 1 LOB: 1 BB: 1 P: 8	R: 0 E: 0 K: 0 S: 3	H: 0 LOB: 1 BB: 1 P: 7	R: 2 E: 0 K: 0 S: 5	H: 3 LOB: 1 BB: 1 P: 9	R: 0 E: 0 K: 0 S: 3	H: 1 LOB: 0 BB: 0 P: 3	R: 0 E: 0 K: 1 S: 6	H: 1 LOB: 2 BB: 1 P: 10	R: 0 E: 0 K: 1 S: 7	H: 2 LOB: 3 BB: 1 P: 11	1B: 7 2B: 2 3B: 1 HR: 1	SF: 0 SAC: 1 DP: 1 HBP: 0	WP: 0 PB: 0 SB: 1 CS: 1	PA: 44					
<b>PITCHER</b>	IP	WLS	BF	H	R	ER	SO	BB	IBB	HBP	BLK	WP	HR	S	P	ERA	WHIP										
Galen Cisco, R (1, 1) ERA: 6.46	5.2	L	29	7	5	5	2	5	0	0	0	0	1	28	48	7.94	2.118										
Chet Nichols, L (6, 1) ERA: 9.87	2.1		8	2	0	0	1	1	0	0	0	0	0	9	13	0.00	1.286										
Hal Kolstad, R (9, 1) ERA:	1.0	S	6	2	0	0	1	1	0	0	0	0	0	7	11	0.00	3.000										

**Kansas City Athletics @ Boston Red Sox**  
Fenway Park, Boston, MA  
Tue May 22 1962, 3:33 AM EDT  
Att: 1,424 - Unknown

AB	35
R	5
H	11
RBI	5
BB	7
SO	4
LOB	20



Batter	1	2	3	4	5	6	7	8	9	AB	R	H	RBI	BB	SO	LOB	BOTTOM										
Pete Runnels, L (1, 3) OBP: 0.401, SLG: 0.400										4	0	1	0	0	0	2											
Eddie Brasspud, R (1, 6) OBP: 0.294, SLG: 0.393										4	0	0	0	0	0	2											
Carl Yastrzemski, L (1, 7) OBP: 0.370, SLG: 0.448										4	0	0	0	0	0	1											
Frank Maltzone, R (1, 5) OBP: 0.327, SLG: 0.391										4	0	0	0	0	1	1											
Gary Geiger, L (1, 8) OBP: 0.322, SLG: 0.292										3	0	0	0	0	1	0											
Bob Tillman, R (1, 2) OBP: 0.444, SLG: 0.857										3	1	2	1	0	0	0											
Carroll Hardy, R (1, 9) OBP: 0.333, SLG: 0.378										3	0	1	0	0	1	1											
Chuck Schilling, R (1, 4) OBP: 0.270, SLG: 0.297										3	0	1	0	0	0	1											
Galen Cisco, R (1, 1) OBP: 0.200, SLG: 0.214										1	0	0	0	0	0	1											
Chet Nichols, S (6, 1)										1	0	0	0	0	1	0											
Dave Philley, S (6, PH) OBP: 0.350, SLG: 0.188										1	0	0	0	0	0	1											
Hal Kolstad, R (9, 1)										0	0	0	0	0	0	0											
<b>Inning Stats</b>	R: 0 E: 0 K: 1 S: 6	H: 0 LOB: 0 BB: 0 P: 7	R: 0 E: 0 K: 2 S: 7	H: 0 LOB: 0 BB: 0 P: 7	R: 0 E: 0 K: 0 S: 4	H: 1 LOB: 1 BB: 0 P: 4	R: 0 E: 0 K: 0 S: 3	H: 0 LOB: 0 BB: 0 P: 3	R: 0 E: 0 K: 1 S: 5	H: 0 LOB: 0 BB: 0 P: 5	R: 0 E: 0 K: 0 S: 3	H: 0 LOB: 0 BB: 0 P: 3	R: 1 E: 0 K: 0 S: 5	H: 2 LOB: 1 BB: 0 P: 5	R: 0 E: 0 K: 0 S: 3	H: 0 LOB: 0 BB: 0 P: 3	1B: 4 2B: 0 3B: 0 HR: 1	SF: 0 SAC: 0 DP: 1 HBP: 0	WP: 0 PB: 0 SB: 0 CS: 0	PA: 31							
<b>PITCHER</b>	IP	WLS	BF	H	R	ER	SO	BB	IBB	HBP	BLK	WP	HR	S	P	ERA	WHIP										
Dave Wickersham, R (1, 1) ERA: 3.13	8.0	W	28	5	1	1	4	0	0	0	0	0	0	36	36	1.12	0.625										
Diego Segui, R (9, 1) ERA: 3.27	1.0	S	3	0	0	0	0	0	0	0	0	0	0	3	3	0.00	0.000										

**Kansas City Athletics @ Boston Red Sox**  
Fenway Park, Boston, MA  
Tue May 22 1962, 3:33 AM EDT  
Att: 1,424 - Unknown

AB	31
R	1
H	5
RBI	1
BB	0
SO	4
LOB	10







Batter	1	2	3	4	5	6	7	8	9	AB	R	H	RBI	BB	SO	LOB	TOP					
Dick Howser, R OBP: 0.341, SLG: 0.390 (1, 6)	3-1	1-2 1B			L5		SH2-3 1B BB	G5-4-3		4	1	1	0	1	0	2	<b>Kansas City Athletics @ New York Yankees</b> Yankee Stadium, Bronx, NY Wed May 23 1962, 3:33 AM EDT Alt. 9,047 - Unknown - 78 F  <b>AB 35</b> <b>R 7</b> <b>H 10</b> <b>RBI 6</b> <b>BB 2</b> <b>SO 3</b> <b>LOB 11</b>					
Jerry Lumpe, L OBP: 0.351, SLG: 0.427 (1, 4)	2B E 1B	4-3			F3		SH2-3	6-3		4	1	1	0	0	0	2						
Norm Siebern, L OBP: 0.418, SLG: 0.483 (1, 3)	FC6 4-3 2B		F8		HR BB		1B			3	2	2	1	1	0	0						
Manny Jimenez, L OBP: 0.426, SLG: 0.631 Bobby Del Greco, R OBP: 0.404, SLG: 0.378 (7, 8)	FC6 4-3 2-3 3-H		F7		HR		K			4	1	1	3	0	1	2						
Gino Cimoli, R OBP: 0.350, SLG: 0.451 (1, 8) (7, 9)	4-3		1-3		HR		F8			0	0	0	0	0	0	0						
George Alusik, R OBP: 0.192, SLG: 0.320 (1, 7)	5-3			5-3	K			F7		4	0	0	0	0	1	2						
Ed Charles, R OBP: 0.293, SLG: 0.326 (1, 5)		HR		K			F7	F4		4	1	1	1	0	1	0						
Joe Azcue, R OBP: 0.318, SLG: 0.368 (1, 2)		1B 1B		F9			F4	F4		4	0	1	0	0	0	0						
Dan Pfister, R OBP: 0.333, SLG: 0.333 Diego Segui, R (8, 1) Bob Grim, R (8, 1) John Wyatt, R OBP: 0.091, SLG: 0.091 Wayne Causey, L OBP: 0.350, SLG: 0.333 (9, PH)		B3			BB HR 1B		F8	G5-4-3 1B		3	1	1	0	0	0	1						
<b>Inning Stats</b>	R: 2 E: 1 K: 0 S: 6	H: 2 LOB: 1 BB: 0 P: 6	R: 1 E: 0 K: 0 S: 5	H: 3 LOB: 1 BB: 0 P: 5	R: 0 E: 0 K: 1 S: 3	H: 0 LOB: 0 BB: 0 P: 3	R: 0 E: 0 K: 1 S: 5	H: 0 LOB: 0 BB: 0 P: 5	R: 3 E: 0 K: 1 S: 8	H: 3 LOB: 1 BB: 1 P: 12	R: 0 E: 0 K: 0 S: 3	H: 0 LOB: 0 BB: 0 P: 3	R: 1 E: 0 K: 1 S: 6	H: 1 LOB: 1 BB: 1 P: 10	R: 0 E: 0 K: 0 S: 3	H: 0 LOB: 0 BB: 0 P: 3		R: 0 E: 0 K: 0 S: 3	H: 1 LOB: 0 BB: 0 P: 3	1B: 7 2B: 1 3B: 0 HR: 2	SF: 0 SAC: 1 DP: 1 HBP: 0	WP: 0 PB: 0 SB: 0 CS: 0
<b>PITCHER</b>	IP WLS BF H R ER SO BB IBB HBP BLK WP HR S P ERA WHIP	5.0 24 8 6 4 2 1 0 0 0 0 2 27 31 7.20 1.800	2.0 8 1 1 1 1 1 0 0 0 0 0 9 13 4.50 1.000	1.0 W 3 0 0 0 0 0 0 0 0 0 3 3 0.00 0.000	1.0 S 3 1 0 0 0 0 0 0 0 0 3 3 0.00 1.000	<b>PITCHER</b>										IP WLS BF H R ER SO BB IBB HBP BLK WP HR S P ERA WHIP						

Batter	1	2	3	4	5	6	7	8	9	AB	R	H	RBI	BB	SO	LOB	BOTTOM	
Bobby Richardson, R OBP: 0.315, SLG: 0.329 (1, 4)	5-3		E5 BB BB 1-3 1B		F7		4-3	HR 1-2 2-3 3-H 1B		5	1	2	1	0	0	0	<b>Kansas City Athletics @ New York Yankees</b> Yankee Stadium, Bronx, NY Wed May 23 1962, 3:33 AM EDT Alt. 9,047 - Unknown - 78 F  <b>AB 32</b> <b>R 13</b> <b>H 9</b> <b>RBI 13</b> <b>BB 7</b> <b>SO 5</b> <b>LOB 12</b>	
Tom Tresh, S OBP: 0.370, SLG: 0.425 (1, 6)	4-3		BB BB 1-2 BB		F8		K	SF7 3-H		3	0	0	1	1	1	0		
Joe Pepitone, L OBP: 0.289, SLG: 0.667 (1, 7) (9, 3)	L3		F5		3-1			HR HR		5	2	2	4	0	0	3		
Roger Maris, L OBP: 0.393, SLG: 0.512 (1, 8)		3-1	4-0 1-2 2-3 3-H BB				K	BB G3		3	1	0	1	2	1	1		
Johnny Blanchard, L OBP: 0.310, SLG: 0.484 (1, 9)		HR	3-1				K	BB BB K		4	2	1	1	1	2	4		
Elston Howard, R OBP: 0.282, SLG: 0.429 (1, 2)		F4		FC1-6 1B		6-3		BB 1-2 2-H 1B 1B		4	1	2	1	0	0	0		
Bill Skowron, R OBP: 0.268, SLG: 0.383 Yogi Berra, L OBP: 0.280, SLG: 0.308 Jack Reed, R (8, PR) (9, 7)		F9		K			HR BB	BB 1B BB		2	1	0	0	1	1	1		
Clete Boyer, R OBP: 0.407, SLG: 0.513 Phil Linz, R OBP: 0.400, SLG: 1.000 (1, 5) (4, 5)			FC5-4 HBP	FC6-4 1-2			HR BB	1B BB SF7 1B		0	0	0	0	0	0	0		
Ralph Terry, R OBP: 0.143, SLG: 0.111 Jim Bouton, R (7, PH) Hector Lopez, R OBP: 0.375, SLG: 0.319 Tex Clevenger, R (8, 1) Bob Cary, R OBP: 0.333, SLG: 0.298 Billy Gardner, R (8, PR) Rollie Sheldon, R (9, 1)			FC5-4 E 1B 1-2 BB	FC6-4 1-2			F8	HR 1-2 2-3 3-H 1B BB		2	1	0	0	0	0	2		
<b>Inning Stats</b>	R: 0 E: 0 K: 0 S: 3	H: 0 LOB: 0 BB: 0 P: 3	R: 1 E: 0 K: 0 S: 4	H: 1 LOB: 0 BB: 0 P: 4	R: 1 E: 1 K: 0 S: 4	H: 1 LOB: 3 BB: 2 P: 13	R: 0 E: 0 K: 1 S: 6	H: 1 LOB: 1 BB: 0 P: 6	R: 0 E: 0 K: 2 S: 7	H: 0 LOB: 0 BB: 0 P: 7	R: 2 E: 0 K: 1 S: 6	H: 1 LOB: 0 BB: 1 P: 10	R: 9 E: 0 K: 1 S: 10	H: 5 LOB: 1 BB: 4 P: 26	1B: 5 2B: 0 3B: 0 HR: 4	SF: 1 SAC: 0 DP: 0 HBP: 1		WP: 0 PB: 0 SB: 0 CS: 0
<b>PITCHER</b>	IP WLS BF H R ER SO BB IBB HBP BLK WP HR S P ERA WHIP	7.0 30 5 5 5 4 3 0 1 0 0 0 3 34 47 6.43 1.143	0.0 L 3 1 1 1 0 2 0 0 0 0 0 1 9 ∞ ∞	0.0 4 2 3 3 0 2 0 0 0 0 0 2 10 ∞ ∞	1.0 4 1 4 4 1 0 0 0 0 0 1 6 6 36.00 1.000	<b>PITCHER</b>										IP WLS BF H R ER SO BB IBB HBP BLK WP HR S P ERA WHIP		



Batter	1	2	3	4	5	6	7	8	9	AB	R	H	RBI	BB	SO	LOB	TOP							
Dick Howser, R OBP: 0.332, SLG: 0.379 (1, 6)	0-0 6-3		0-0 4-3		0-0 FC4-6 1B	0-0 G3		0-0 FC1-5		5	1	0	0	0	0	6	<b>Kansas City Athletics @ New York Yankees</b> Yankee Stadium, Bronx, NY Thu May 24 1962, 3:33 AM EDT Alt. 9:515 - Unknown - 78 F  <b>AB 39</b> <b>R 4</b> <b>H 9</b> <b>RBI 3</b> <b>BB 2</b> <b>SO 7</b> <b>LOB 21</b>  							
Jerry Lumpe, L OBP: 0.341, SLG: 0.414 (1, 4)	0-0 G3		0-0 F8		0-0 F6	0-0 E6		0-3 K		5	0	0	0	0	1	5								
Norm Siebern, L OBP: 0.412, SLG: 0.474 (1, 3)	0-0 4-3			0-0 5-3	0-0 1B	0-0 F7			0-3 K	5	0	1	0	0	1	2								
Manny Jimenez, L OBP: 0.425, SLG: 0.647 (1, 9)		0-0 1-3		0-0 HR	0-0 1B		0-3 K		0-0 L6	5	1	2	2	0	1	0								
Gino Cimoli, R OBP: 0.341, SLG: 0.437 (1, 7)		0-0 5-3		0-3 K	0-0 F9		0-3 K		0-0 F8	5	0	0	0	0	2	2								
Ed Charles, R OBP: 0.291, SLG: 0.322 (1, 5)				0-0 E4 2B		0-0 E6 1B	0-0 4-3			4	1	1	0	0	0	0								
Bobby Del Greco, R OBP: 0.407, SLG: 0.391 (1, 8)				0-0 F5	0-0 2B	0-0 G3 1B		0-3 K		4	1	2	0	0	1	1								
Joe Azcue, R OBP: 0.333, SLG: 0.390 (1, 2)			0-0 4-3 2B	0-3 K		0-0 F9		4-0 FC1-5 1B		3	0	1	0	1	1	4								
Ed Rakow, S OBP: 0.160, SLG: 0.200 (5, PH)			0-0 1-3		4-0 FC4-6 BB	0-0 E G3 1B		0-0 FC1-5 1B		1	0	0	0	0	0	1								
Leo Rosado, R OBP: 0.341, SLG: 0.294 (5, PH)										0	0	0	0	0	0	0								
Jim Archer, R OBP: 0.300, SLG: 1.000 (5, PH)										0	0	0	0	0	0	0								
George Altier, R OBP: 0.295, SLG: 0.346 (5, PH)										0	0	0	0	0	0	0								
John Wyatt, R OBP: 0.300, SLG: 0.295 (5, PH)										0	0	0	0	0	0	0								
Wayne Causey, L OBP: 0.290, SLG: 0.343 (5, PH)										0	0	0	0	0	0	0								
Bob Grim, R (5, 1)										0	0	0	0	0	0	0								
<b>Inning Stats</b>	R: 0 E: 0 K: 0 S: 3	H: 0 LOB: 0 BB: 0 P: 3	R: 0 E: 0 K: 0 S: 4	H: 1 LOB: 1 BB: 0 P: 4	R: 0 E: 0 K: 0 S: 4	H: 1 LOB: 1 BB: 0 P: 4	R: 1 E: 1 K: 2 S: 10	H: 2 LOB: 2 BB: 0 P: 10	R: 1 E: 0 K: 0 S: 5	H: 2 LOB: 2 BB: 1 P: 9	R: 2 E: 2 K: 0 S: 7	H: 2 LOB: 2 BB: 0 P: 7	R: 0 E: 0 K: 2 S: 7	H: 0 LOB: 0 BB: 0 P: 7	R: 0 E: 0 K: 2 S: 8	H: 1 LOB: 2 BB: 1 P: 12	R: 0 E: 0 K: 1 S: 5	H: 0 LOB: 0 BB: 0 P: 5	1B: 6 2B: 2 3B: 0 HR: 1	SF: 0 SAC: 0 DP: 0 HBP: 0	WP: 0 PB: 0 SB: 0 CS: 0	PA: 41		
<b>PITCHER</b>	IP WLS BF H R ER SO BB IBB HBP BLK WP HR S P ERA WHIP	5.1 W 27 8 4 2 2 1 0 0 0 0 1 30 34 3.38 1.688	6.1 S 14 1 0 0 5 1 0 0 0 0 0 23 27 0.00 0.545											IP WLS BF H R ER SO BB IBB HBP BLK WP HR S P ERA WHIP										
Bud Daley, L ERA: 5.95 Jim Coates, R ERA: 3.82																								

Batter	1	2	3	4	5	6	7	8	9	AB	R	H	RBI	BB	SO	LOB	BOTTOM								
Bobby Richardson, R OBP: 0.311, SLG: 0.321 (1, 4)	0-0 L5		0-0 E5 3B	0-0 F6			4-0 FC4-6 BB	0-0 6-3		4	1	0	1	1	0	6	<b>Kansas City Athletics @ New York Yankees</b> Yankee Stadium, Bronx, NY Thu May 24 1962, 3:33 AM EDT Alt. 9:515 - Unknown - 78 F  <b>AB 29</b> <b>R 9</b> <b>H 8</b> <b>RBI 9</b> <b>BB 5</b> <b>SO 4</b> <b>LOB 12</b>  								
Tom Tresh, S OBP: 0.361, SLG: 0.416 (1, 6)	0-0 1-3		0-0 SF7		0-0 5-3		0-0 FC4-6 G4-6-3			3	0	0	1	0	0	1									
Joe Pepitone, L OBP: 0.306, SLG: 0.755 (1, 7)	0-0 4-3		0-0 1B 3B		0-0 HR		0-0 G4-6-3			4	2	2	3	0	0	1									
Roger Maris, L OBP: 0.396, SLG: 0.508 (1, 8) (9, 9)		0-0 F7	0-0 FC6-4 1B		0-0 F9		4-0 FC3-6 BB			3	0	1	1	1	0	0									
Johnny Blanchard, L OBP: 0.307, SLG: 0.515 Jack Reed, R (8, PH) (9, 8)		0-0 F4	0-0 F8		0-0 HR		0-0 FC3-6 2B 1B			4	1	1	1	0	0	2									
Elston Howard, R OBP: 0.281, SLG: 0.431 (1, 2)		0-3 K	0-0 FC6-4		0-3 K		0-0 1B 2B			4	1	1	0	0	2	1									
Bill Skowron, R OBP: 0.282, SLG: 0.385 (1, 3)			4-0 1B BB E BB	4-0 SH1-4 BB		0-3 K		0-0 SH1-3 1B		2	1	1	1	2	1	0									
Phil Linz, R OBP: 0.444, SLG: 0.750 (1, 5)			4-0 E 1B SF7 BB	0-0 F4		0-0 F4		0-0 SH1-3 1B		3	1	1	1	1	0	1									
Bud Daley, L OBP: 0.600, SLG: 0.600 Jim Coates, R (6, 1)			0-0 SF7 E 3B 1B	0-0 SH1-4		0-3 K		0-0 SH1-3		1	1	1	0	0	0	0									
<b>Inning Stats</b>	R: 0 E: 0 K: 0 S: 3	H: 0 LOB: 0 BB: 0 P: 3	R: 0 E: 0 K: 1 S: 5	H: 0 LOB: 0 BB: 0 P: 5	R: 5 E: 1 K: 0 S: 7	H: 3 LOB: 1 BB: 2 P: 15	R: 0 E: 0 K: 0 S: 3	H: 0 LOB: 1 BB: 1 P: 7	R: 2 E: 0 K: 1 S: 7	H: 2 LOB: 0 BB: 0 P: 7	R: 0 E: 0 K: 2 S: 7	H: 0 LOB: 0 BB: 0 P: 7	R: 0 E: 0 K: 0 S: 2	H: 0 LOB: 0 BB: 1 P: 6	R: 2 E: 0 K: 0 S: 6	H: 3 LOB: 3 BB: 1 P: 10		R: 0 E: 0 K: 0 S: 6	H: 0 LOB: 0 BB: 0 P: 10	1B: 4 2B: 1 3B: 1 HR: 2	SF: 1 SAC: 2 DP: 1 HBP: 0	WP: 0 PB: 0 SB: 0 CS: 0	PA: 37		
<b>PITCHER</b>	IP WLS BF H R ER SO BB IBB HBP BLK WP HR S P ERA WHIP	4.0 L 19 3 5 4 1 0 0 0 0 0 2 7 7 18.00 2.000	6.1 6 0 0 0 2 1 0 0 0 0 0 9 13 0.00 0.500	8.1 7 3 2 2 0 1 0 0 0 0 0 6 10 18.00 4.000											IP WLS BF H R ER SO BB IBB HBP BLK WP HR S P ERA WHIP										
Ed Rakow, R ERA: 4.7 Jim Archer, L ERA: 10.95 John Wyatt, R ERA: 4.66 Bob Grim, R ERA: 6.23																									




Batter	1	2	3	4	5	6	7	8	9	AB	R	H	RBI	BB	SO	LOB	TOP				
<b>Albie Pearson, L</b> OBP: 0.395, SLG: 0.362 (1, 8)	0-0 1-3		4-0 E 1B BB	4-0 BB		0-0 6-3		0-0 E 2B		3	2	1	0	2	0	0					
<b>Billy Moran, R</b> OBP: 0.323, SLG: 0.400 (1, 4)	0-0 1B		0-3 K	4-0 1B BB		0-0 6-3		0-0 F7		4	0	1	0	1	1	2					
<b>Leon Wagner, L</b> OBP: 0.352, SLG: 0.593 (1, 7)	0-3 K		0-0 F9	0-0 1B BB		0-0 4-3		0-0 E9 1B		5	0	2	2	0	1	2					
<b>Lee Thomas, L</b> OBP: 0.333, SLG: 0.351 (1, 9)	0-0 L6		0-0 1B BB	0-0 5-3				0-0 3-1		5	2	2	1	0	0	4					
<b>Buck Rodgers, S</b> OBP: 0.322, SLG: 0.363 (1, 2)		0-0 4-1	0-0 1B BB		0-0 G4-3 BB 1B		0-0 SH1-3 2B		0-0 CS 1B	5	0	4	1	0	0	0					
<b>Tom Burgess, L</b> OBP: 0.340, SLG: 0.444 (1, 3)		0-0 F9	0-0 1B BB		4-0 G4-3 BB 1B		0-0 SH1-3		0-3 K	3	0	1	1	1	1	1					
<b>Eddie Yost, R</b> OBP: 0.466, SLG: 0.352 (7, PH)		4-0 BB BB	0-3 K		0-0 G4-3		0-3 K		0-0 P6	2	0	0	0	1	1	4					
<b>Earl Averill, R</b> OBP: 0.333, SLG: 0.355 (7, PH)					1-2 2-3					1	0	0	0	0	1	1					
<b>Billy Consolo, R</b> OBP: 0.222, SLG: 0.222 (7, 5)										1	0	0	0	0	0	0					
<b>Joe Koppe, R</b> OBP: 0.366, SLG: 0.336 (1, 6)		4-0 BB		0-0 PB 1B 1B		4-0 BB		0-0 F3		2	1	1	0	2	0	1					
<b>Ken McBride, R</b> OBP: 0.111, SLG: 0.167 (1, 1)		0-0 BB		0-3 K		0-0 1-3				3	0	0	0	0	1	5					
<b>Art Fowler, R</b> (6, 1)		0-0 F8								0	0	0	0	0	0	0					
<b>Jack Spring, R</b> (6, 1)				1-2 K						1	0	0	0	0	1	0					
<b>Inning Stats</b>	R: 0 E: 0 K: 1 S: 6	H: 1 LOB: 1 BB: 0 P: 6	R: 0 E: 0 K: 0 S: 3	H: 0 LOB: 2 BB: 2 P: 11	R: 2 E: 0 K: 2 S: 10	H: 3 LOB: 2 BB: 1 P: 14	R: 1 E: 0 K: 1 S: 6	H: 2 LOB: 2 BB: 2 P: 14	R: 0 E: 0 K: 0 S: 3	H: 0 LOB: 0 BB: 0 P: 3	R: 1 E: 0 K: 1 S: 7	H: 2 LOB: 1 BB: 0 P: 7	R: 1 E: 1 K: 1 S: 7	H: 2 LOB: 1 BB: 0 P: 7	R: 0 E: 0 K: 1 S: 5	H: 1 LOB: 0 BB: 0 P: 5	1B: 9 2B: 3 3B: 0 HR: 0	SF: 0 SAC: 1 DP: 1 HBP: 0	WP: 0 PB: 1 SB: 0 CS: 1	PA: 43	
<b>PITCHER</b>	IP WLS BF H R ER SO	IP WLS BF H R ER SO	IP WLS BF H R ER SO	IP WLS BF H R ER SO	IP WLS BF H R ER SO	IP WLS BF H R ER SO	IP WLS BF H R ER SO	IP WLS BF H R ER SO	IP WLS BF H R ER SO	IP WLS BF H R ER SO	IP WLS BF H R ER SO	IP WLS BF H R ER SO	IP WLS BF H R ER SO	IP WLS BF H R ER SO	IP WLS BF H R ER SO	IP WLS BF H R ER SO	ERA WHIP	ERA WHIP			
<b>Norm Bass, R</b> ERA: 6.14 (1, 1)	3.2	21	6	3	1	4	5	0	0	0	0	0	0	0	0	0	0	2.46	3.000		
<b>Danny McDevitt, L</b> ERA: 3.46 (4, 1)	2.1	9	1	0	0	0	2	0	0	0	0	0	0	0	0	0	0	0.00	1.286		
<b>John Wyatt, R</b> ERA: 4.76 (7, 1)	3.0	L	13	5	2	2	3	0	0	0	0	0	0	0	0	0	0	6.00	1.667		

Los Angeles Angels @ Kansas City Athletics  
Municipal Stadium, Kansas City, MO  
Fri May 25 1962, 8:05 PM EDT  
Att: 6,671 - Unknown

livebaseballscorecards.com

AB 35  
R 5  
H 12  
RBI 5  
BB 7  
SO 7  
LOB 20




Batter	1	2	3	4	5	6	7	8	9	AB	R	H	RBI	BB	SO	LOB	BOTTOM					
<b>Dick Howser, R</b> OBP: 0.326, SLG: 0.374 (1, 6)	0-0 F7		0-0 F7		0-0 F9		0-0 1B		0-0 P5	5	0	1	0	0	0	0						
<b>Jerry Lumpe, L</b> OBP: 0.350, SLG: 0.440 (1, 4)	0-3 K		0-0 1B 2B		0-0 1B		0-0 1B 3B			4	2	3	0	0	1	0						
<b>Norm Siebern, L</b> OBP: 0.419, SLG: 0.481 (1, 3)	0-0 1B		0-0 2B 1B		0-0 4-3		0-0 G1-6-3 1B			4	1	3	2	0	0	1						
<b>Manny Jimenez, L</b> OBP: 0.427, SLG: 0.675 (1, 7)	0-0 F9		0-0 2B		0-0 G1-6-3		0-0 HR			4	1	2	2	0	0	2						
<b>Gino Cimoli, R</b> OBP: 0.339, SLG: 0.439 (1, 9)		0-0 1-3	0-3 K2-3		0-0 1B 2B		0-0 K			4	0	1	0	0	2	1						
<b>Ed Charles, R</b> OBP: 0.280, SLG: 0.319 (1, 5)		0-0 5-3		0-0 5-3		0-0 1B		0-0 F8		4	0	1	0	0	0	0						
<b>Bobby Del Greco, R</b> OBP: 0.403, SLG: 0.387 (1, 8)		0-0 1B		0-0 5-3		0-3 K		0-0 P3		4	0	1	0	0	1	2						
<b>Joe Azcue, R</b> OBP: 0.320, SLG: 0.372 (1, 2)		0-3 K		0-0 6-3		0-3 K		0-0 F3		2	0	0	0	0	1	1						
<b>Wayne Causey, L</b> OBP: 0.354, SLG: 0.338 (6, PH)										1	0	0	0	0	1	2						
<b>Haywood Sullivan, R</b> OBP: 0.286, SLG: 0.218 (7, 2)										1	0	0	0	0	0	0						
<b>Norm Bass, R</b> OBP: 0.118, SLG: 0.063 (1, 1)			0-0 F9		0-3 K		0-0 L5		0-3 K	1	0	0	0	0	0	0						
<b>Danny McDevitt, L</b> (4, 1)										1	0	0	0	0	1	0						
<b>George Alusik, R</b> OBP: 0.214, SLG: 0.333 (6, PH)										1	0	0	0	0	0	2						
<b>John Wyatt, R</b> OBP: 0.091, SLG: 0.091 (7, 1)										0	0	0	0	0	0	0						
<b>Leo Posada, R</b> OBP: 0.333, SLG: 0.286 (9, PH)										1	0	0	0	0	1	0						
<b>Inning Stats</b>	R: 0 E: 0 K: 1 S: 6	H: 1 LOB: 1 BB: 0 P: 6	R: 0 E: 0 K: 1 S: 6	H: 1 LOB: 1 BB: 0 P: 6	R: 2 E: 0 K: 1 S: 8	H: 3 LOB: 1 BB: 0 P: 8	R: 0 E: 0 K: 0 S: 3	H: 0 LOB: 0 BB: 0 P: 3	R: 0 E: 0 K: 1 S: 6	H: 1 LOB: 1 BB: 0 P: 6	R: 1 E: 0 K: 2 S: 10	H: 3 LOB: 2 BB: 0 P: 10	R: 1 E: 0 K: 0 S: 4	H: 3 LOB: 0 BB: 0 P: 4	R: 0 E: 0 K: 1 S: 5	H: 0 LOB: 0 BB: 0 P: 5	R: 0 E: 0 K: 1 S: 5	H: 0 LOB: 0 BB: 0 P: 5	1B: 7 2B: 3 3B: 1 HR: 1	SF: 0 SAC: 0 DP: 1 HBP: 0	WP: 0 PB: 0 SB: 0 CS: 0	PA: 37
<b>PITCHER</b>	IP WLS BF H R ER SO	IP WLS BF H R ER SO	IP WLS BF H R ER SO	IP WLS BF H R ER SO	IP WLS BF H R ER SO	IP WLS BF H R ER SO	IP WLS BF H R ER SO	IP WLS BF H R ER SO	IP WLS BF H R ER SO	IP WLS BF H R ER SO	IP WLS BF H R ER SO	IP WLS BF H R ER SO	IP WLS BF H R ER SO	IP WLS BF H R ER SO	IP WLS BF H R ER SO	IP WLS BF H R ER SO	ERA WHIP	ERA WHIP				
<b>Ken McBride, R</b> ERA: 4.29 (1, 1)	5.0	24	9	3	3	4	0	0	0	0	0	0	0	0	0	0	5.40	1.800				
<b>Art Fowler, R</b> ERA: 2.05 (6, 1)	0.1	1	0	0	0	1	0	0	0	0	0	3	3	0	0	0	0.00	0.000				
<b>Jack Spring, L</b> ERA: 1.88 (6, 1)	3.2	W	12	3	1	1	3	0	0	0	0	18	18	2	46	0	2.46	0.818				

Los Angeles Angels @ Kansas City Athletics  
Municipal Stadium, Kansas City, MO  
Fri May 25 1962, 8:05 PM EDT  
Att: 6,671 - Unknown

livebaseballscorecards.com

AB 37  
R 4  
H 12  
RBI 4  
BB 0  
SO 8  
LOB 11















Batter	1	2	3	4	5	6	7	8	9	AB	R	H	RBI	BB	SO	LOB	TOP	
<a href="#">Albie Pearson, L</a> (1, 8) OBP: 0.392, SLG: 0.360											0	0	0	0	0	0	0	<b>Los Angeles Angels @ Kansas City Athletics</b> <b>Municipal Stadium, Kansas City, MO</b> Sun May 27 1962, 8:05 PM EDT Att: 10,693 - Unknown <a href="http://livebaseballscorecards.com">livebaseballscorecards.com</a>
<a href="#">Billy Moran, R</a> (1, 4) OBP: 0.335, SLG: 0.401											0	0	0	0	0	0	0	
<a href="#">Leon Wagner, L</a> (1, 7) OBP: 0.345, SLG: 0.597											0	0	0	0	0	0	0	
<a href="#">Lee Thomas, L</a> (1, 9) OBP: 0.340, SLG: 0.403											0	0	0	0	0	0	0	
<a href="#">Tom Burgess, L</a> (1, 3) OBP: 0.333, SLG: 0.412											0	0	0	0	0	0	0	
<a href="#">Eddie Yost, R</a> (1, 5) OBP: 0.488, SLG: 0.352											0	0	0	0	0	0	0	
<a href="#">Joe Koppe, R</a> (1, 6) OBP: 0.371, SLG: 0.336											0	0	0	0	0	0	0	
<a href="#">Ed Sadowski, R</a> (1, 2) OBP: 0.250, SLG: 0.273											0	0	0	0	0	0	0	
<a href="#">Eli Grba, R</a> (1, 1) OBP: 0.300, SLG: 0.222											0	0	0	0	0	0	0	
<b>Inning Stats</b>											1B: 0 SF: 0 2B: 0 SAC: 0 3B: 0 DP: 0 HR: 0 HBP: 0	WP: 0 PA: 0 FB: 0 SB: 0 CS: 0						
<b>PITCHER</b> <a href="#">Dan Pfister, R</a> (1, 1) ERA: 5.56	IP	WLS	BF	H	R	ER	SO	BB	IBB	HBP	BLK	WP	HR	S	P	ERA	WHIP	<b>PITCHER</b> IP WLS BF H R ER SO BB IBB HBP BLK WP HR S P ERA WHIP

Batter	1	2	3	4	5	6	7	8	9	AB	R	H	RBI	BB	SO	LOB	BOTTOM	
<a href="#">Dick Howser, R</a> (1, 6) OBP: 0.332, SLG: 0.379											0	0	0	0	0	0	0	<b>Los Angeles Angels @ Kansas City Athletics</b> <b>Municipal Stadium, Kansas City, MO</b> Sun May 27 1962, 8:05 PM EDT Att: 10,693 - Unknown <a href="http://livebaseballscorecards.com">livebaseballscorecards.com</a>
<a href="#">Jose Tartabull, L</a> (1, 8) OBP: 0.318, SLG: 0.357											0	0	0	0	0	0	0	
<a href="#">Norm Siebern, L</a> (1, 3) OBP: 0.418, SLG: 0.476											0	0	0	0	0	0	0	
<a href="#">Manny Jimenez, L</a> (1, 7) OBP: 0.433, SLG: 0.656											0	0	0	0	0	0	0	
<a href="#">Jerry Lumpe, L</a> (1, 4) OBP: 0.349, SLG: 0.428											0	0	0	0	0	0	0	
<a href="#">Gino Cimoli, R</a> (1, 9) OBP: 0.347, SLG: 0.436											0	0	0	0	0	0	0	
<a href="#">Ed Charles, R</a> (1, 5) OBP: 0.302, SLG: 0.353											0	0	0	0	0	0	0	
<a href="#">Haywood Sullivan, R</a> (1, 2) OBP: 0.289, SLG: 0.218											0	0	0	0	0	0	0	
<a href="#">Dan Pfister, R</a> (1, 1) OBP: 0.333, SLG: 0.333											0	0	0	0	0	0	0	
<b>Inning Stats</b>											1B: 0 SF: 0 2B: 0 SAC: 0 3B: 0 DP: 0 HR: 0 HBP: 0	WP: 0 PA: 0 FB: 0 SB: 0 CS: 0						
<b>PITCHER</b> <a href="#">Eli Grba, R</a> (1, 1) ERA: 7.52	IP	WLS	BF	H	R	ER	SO	BB	IBB	HBP	BLK	WP	HR	S	P	ERA	WHIP	<b>PITCHER</b> IP WLS BF H R ER SO BB IBB HBP BLK WP HR S P ERA WHIP



Batter	1	2	3	4	5	6	7	8	9	AB	R	H	RBI	BB	SO	LOB	TOP		
<b>Bobby Richardson, R</b> OBP: 0.309, SLG: 0.309 (1,4)										5	0	1	0	0	0	3	<b>New York Yankees @ Kansas City Athletics</b> Municipal Stadium, Kansas City, MO Tue May 29 1962, 4:33 AM EDT Att: 8,623 - Unknown - 68 F <a href="http://livebaseballscorecards.com">livebaseballscorecards.com</a>		
<b>Tom Tresh, S</b> OBP: 0.341, SLG: 0.384 (1,6)										4	0	0	0	0	0	3			
<b>Joe Pepitone, L</b> OBP: 0.258, SLG: 0.591 (1,7)										4	0	0	0	0	0	2			
<b>Roger Maris, L</b> OBP: 0.377, SLG: 0.470 (1,8)										3	1	1	0	1	0	0			
<b>Johnny Blanchard, L</b> OBP: 0.322, SLG: 0.457 (1,9)										3	0	1	0	1	0	3			
<b>Phil Linz, R</b> OBP: 0.313, SLG: 0.467 (8, PR)										0	0	0	0	0	0	0			
<b>Jack Reed, R</b> (8, 8)										0	0	0	0	0	0	0			
<b>Elston Howard, R</b> OBP: 0.302, SLG: 0.418 (1,2)										4	0	1	0	0	0	5			
<b>Bill Skowron, R</b> OBP: 0.297, SLG: 0.431 (1,3)										3	0	1	1	1	1	2			
<b>Clete Boyer, R</b> OBP: 0.428, SLG: 0.516 (1,5)										4	0	2	0	0	2	2			
<b>Jim Bouton, R</b> (1, 1)										2	0	0	0	0	2	2			
<b>Yogi Berra, L</b> OBP: 0.259, SLG: 0.282 (7, PH)										1	0	0	0	0	0	0			
<b>Bud Daley, L</b> OBP: 0.600, SLG: 0.600 (7, 1)										0	0	0	0	0	0	0			
<b>Hector Lopez, R</b> OBP: 0.342, SLG: 0.295 (9, PH)										1	0	0	0	0	0	1			
<b>Inning Stats</b>	R: 0 E: 0 K: 0 S: 4	H: 1 LOB: 3 BB: 1 P: 9	R: 0 E: 0 K: 2 S: 7	H: 0 LOB: 0 BB: 0 P: 7	R: 0 E: 0 K: 0 S: 3	H: 0 LOB: 0 BB: 0 P: 3	R: 0 E: 0 K: 0 S: 3	H: 0 LOB: 0 BB: 0 P: 3	R: 0 E: 0 K: 1 S: 6	H: 1 LOB: 2 BB: 1 P: 10	R: 0 E: 0 K: 0 S: 3	H: 0 LOB: 0 BB: 0 P: 3	R: 0 E: 0 K: 1 S: 7	H: 2 LOB: 2 BB: 0 P: 7	R: 0 E: 0 K: 0 S: 4	H: 1 LOB: 1 BB: 0 P: 4	1B: 7 2B: 0 3B: 0 HR: 0	SF: 0 SAC: 0 DP: 0 HBP: 1	WP: 0 PA: 38 CS: 1
<b>PITCHER</b>	IP WLS BF H R ER SO BB IBB HBP BLK WP HR S P ERA WHIP																		
<b>John Wyatt, R</b> ERA: 4.24 (1, 1)	7.0 W 29 4 1 1 4 3 0 1 0 0 0 33 46 1.29 1.000																		
<b>Bill Fischer, R</b> ERA: (8, 1)	2.0 S 9 3 0 0 1 0 0 0 0 0 0 0 11 11 0.00 1.500																		

Batter	1	2	3	4	5	6	7	8	9	AB	R	H	RBI	BB	SO	LOB	BOTTOM		
<b>Dick Howser, R</b> OBP: 0.327, SLG: 0.365 (1,6)										3	0	0	0	1	1	0	<b>New York Yankees @ Kansas City Athletics</b> Municipal Stadium, Kansas City, MO Tue May 29 1962, 4:33 AM EDT Att: 8,623 - Unknown - 68 F <a href="http://livebaseballscorecards.com">livebaseballscorecards.com</a>		
<b>Jose Tartabull, L</b> OBP: 0.327, SLG: 0.400 (1,8)										4	1	1	0	0	0	1			
<b>Norm Siebern, L</b> OBP: 0.421, SLG: 0.480 (1,3)										4	1	3	0	0	0	1			
<b>Manny Jimenez, L</b> OBP: 0.450, SLG: 0.669 (1,7)										3	0	2	1	0	0	1			
<b>Bobby Del Greco, R</b> OBP: 0.416, SLG: 0.393 (8, PR)										0	0	0	0	0	0	0			
<b>Jerry Lumpe, L</b> OBP: 0.350, SLG: 0.422 (1,4)										3	0	0	0	1	0	4			
<b>Gino Cimoli, R</b> OBP: 0.333, SLG: 0.417 (1,9)										4	0	0	0	0	0	3			
<b>Ed Charles, R</b> OBP: 0.285, SLG: 0.330 (1,5)										3	0	0	0	0	1	2			
<b>Joe Azcue, R</b> OBP: 0.322, SLG: 0.373 (1,2)										3	0	1	0	0	0	0			
<b>John Wyatt, R</b> OBP: 0.077, SLG: 0.077 (1, 1)										2	0	0	0	0	1	1			
<b>George Alusik, R</b> OBP: 0.200, SLG: 0.310 (7, PH)										1	0	0	0	0	0	0			
<b>Bill Fischer, R</b> ERA: (8, 1)										0	0	0	0	0	0	0			
<b>Inning Stats</b>	R: 2 E: 0 K: 0 S: 5	H: 2 LOB: 2 BB: 2 P: 13	R: 0 E: 0 K: 2 S: 7	H: 0 LOB: 0 BB: 0 P: 7	R: 0 E: 0 K: 0 S: 4	H: 1 LOB: 1 BB: 0 P: 4	R: 0 E: 0 K: 1 S: 6	H: 1 LOB: 1 BB: 0 P: 6	R: 0 E: 0 K: 0 S: 5	H: 2 LOB: 2 BB: 0 P: 5	R: 0 E: 0 K: 0 S: 3	H: 0 LOB: 0 BB: 0 P: 3	R: 0 E: 1 K: 0 S: 4	H: 1 LOB: 1 BB: 0 P: 4	R: 0 E: 0 K: 0 S: 2	H: 0 LOB: 1 BB: 0 P: 3	1B: 5 2B: 2 3B: 0 HR: 0	SF: 0 SAC: 0 DP: 0 HBP: 1	WP: 0 PA: 33 CS: 1
<b>PITCHER</b>	IP WLS BF H R ER SO BB IBB HBP BLK WP HR S P ERA WHIP																		
<b>Jim Bouton, R</b> ERA: 2.73 (1, 1)	6.0 L 26 6 2 1 3 2 0 0 0 0 0 0 30 38 1.50 1.333																		
<b>Bud Daley, L</b> ERA: 5.4 (7, 1)	2.0 7 1 0 0 0 0 0 0 1 0 0 0 6 7 0.00 0.500																		



Batter	1	2	3	4	5	6	7	8	9	AB	R	H	RBI	BB	SO	LOB	TOP					
Danny O'Connell, R OBP: 0.364, SLG: 0.461	SH3-1 1B 2B	SH3-4		F9		F9		3-H 1B		4	1	2	1	0	0	1	Washington Senators @ Kansas City Athletics Municipal Stadium, Kansas City, MO Wed May 30 1962, 4:33 AM EDT Unknown					
Chuck Cottier, R OBP: 0.315, SLG: 0.372	SH3-1 2-3	SF8		FC5-4 1-2		K		F3		3	0	0	1	0	1	2						
Gene Woodling, L OBP: 0.422, SLG: 0.479	K	3-1				K			1B 1B	4	1	1	0	0	2	2						
Harry Bright, R OBP: 0.348, SLG: 0.647	1B HR BB			F8		BB 1B FC5-4 BB		K	1B P4	3	2	0	0	2	1	1						
Chuck Hinton, R OBP: 0.322, SLG: 0.383	1-2 HR 1B			5-3		F9		F8	F9	5	1	1	1	0	0	3						
Ken Retzer, L OBP: 0.348, SLG: 0.390	1-2 3-H 2-H HR					FC5-4 BB 1-2 1B		K	FC4-6 1B	4	1	3	4	1	1	0						
Jim Piersall, R OBP: 0.269, SLG: 0.356	1-2 HR BB					FC5-4 BB 1-2 1B			FC4-6 1B	3	1	0	0	2	1	3						
Bob Johnson, R OBP: 0.340, SLG: 0.434	CS	SH3-4 1B SF8 1B		F8		FC5-4 FC4-6 1-2 2-3 3-H		K		4	1	1	1	0	1	3						
Claude Osteen, L OBP: 0.250, SLG: 0.250		SF8 SH3-4 1B				FC5-4 1B 1-2		4-3		4	0	2	0	0	0	3						
<b>Inning Stats</b>	R: 4 E: 0 K: 1 S: 7	H: 3 LOB: 0 BB: 2 P: 15	R: 1 E: 0 K: 0 S: 5	H: 2 LOB: 1 BB: 0 P: 5	R: 0 E: 0 K: 1 S: 5	H: 0 LOB: 1 BB: 1 P: 9	R: 0 E: 0 K: 0 S: 4	H: 1 LOB: 1 BB: 0 P: 4	R: 2 E: 0 K: 0 S: 4	H: 1 LOB: 2 BB: 2 P: 13	R: 0 E: 0 K: 2 S: 7	H: 0 LOB: 0 BB: 0 P: 7	R: 0 E: 0 K: 2 S: 7	H: 0 LOB: 0 BB: 0 P: 7	R: 1 E: 1 K: 1 S: 7	H: 1 LOB: 1 BB: 0 P: 7		R: 0 E: 0 K: 0 S: 5	H: 2 LOB: 2 BB: 0 P: 5	1B: 8 2B: 1 3B: 0 HR: 1	SF: 1 SAC: 2 DP: 0 HBP: 1	WP: 0 PB: 0 SB: 0 CS: 1
<b>PITCHER</b>	IP WLS BF H R ER SO BB IBB HBP BLK WP HR S P ERA WHIP	IP WLS BF H R ER SO BB IBB HBP BLK WP HR S P ERA WHIP															IP WLS BF H R ER SO BB IBB HBP BLK WP HR S P ERA WHIP					
Ed Rakow, R ERA: 5.25	(1, 1) 0.2 L 7 3 4 4 1 2 0 0 0 0 1 7 15 54.00 7.500	(1, 1) 3.2 18 4 3 3 1 3 0 1 0 0 0 0 16 29 7.36 1.909	(5, 1) 1.2 5 0 0 2 0 0 0 0 0 0 0 9 9 0.00 0.000	(7, 1) 1.0 3 0 0 2 0 0 0 0 0 0 0 7 7 0.00 0.000	(8, 1) 1.0 5 1 1 0 1 0 0 0 0 0 0 7 7 0.00 1.000	(9, 1) 1.0 5 2 0 0 0 0 0 0 0 0 0 9 9 0.00 2.000															IP WLS BF H R ER SO BB IBB HBP BLK WP HR S P ERA WHIP	
Dan Pfister, R ERA: 5.82	(1, 1) 3.2 18 4 3 3 1 3 0 1 0 0 0 0 16 29 7.36 1.909	(5, 1) 1.2 5 0 0 2 0 0 0 0 0 0 0 9 9 0.00 0.000	(7, 1) 1.0 3 0 0 2 0 0 0 0 0 0 0 7 7 0.00 0.000	(8, 1) 1.0 5 1 1 0 1 0 0 0 0 0 0 7 7 0.00 1.000	(9, 1) 1.0 5 2 0 0 0 0 0 0 0 0 0 9 9 0.00 2.000															IP WLS BF H R ER SO BB IBB HBP BLK WP HR S P ERA WHIP		
Gordon Jones, R ERA: 5.82	(1, 1) 3.2 18 4 3 3 1 3 0 1 0 0 0 0 16 29 7.36 1.909	(5, 1) 1.2 5 0 0 2 0 0 0 0 0 0 0 9 9 0.00 0.000	(7, 1) 1.0 3 0 0 2 0 0 0 0 0 0 0 7 7 0.00 0.000	(8, 1) 1.0 5 1 1 0 1 0 0 0 0 0 0 7 7 0.00 1.000	(9, 1) 1.0 5 2 0 0 0 0 0 0 0 0 0 9 9 0.00 2.000															IP WLS BF H R ER SO BB IBB HBP BLK WP HR S P ERA WHIP		
Bill Kunkel, R ERA: 3.6	(1, 1) 3.2 18 4 3 3 1 3 0 1 0 0 0 0 16 29 7.36 1.909	(5, 1) 1.2 5 0 0 2 0 0 0 0 0 0 0 9 9 0.00 0.000	(7, 1) 1.0 3 0 0 2 0 0 0 0 0 0 0 7 7 0.00 0.000	(8, 1) 1.0 5 1 1 0 1 0 0 0 0 0 0 7 7 0.00 1.000	(9, 1) 1.0 5 2 0 0 0 0 0 0 0 0 0 9 9 0.00 2.000															IP WLS BF H R ER SO BB IBB HBP BLK WP HR S P ERA WHIP		
Danny McDevitt, L ERA: 3.21	(1, 1) 3.2 18 4 3 3 1 3 0 1 0 0 0 0 16 29 7.36 1.909	(5, 1) 1.2 5 0 0 2 0 0 0 0 0 0 0 9 9 0.00 0.000	(7, 1) 1.0 3 0 0 2 0 0 0 0 0 0 0 7 7 0.00 0.000	(8, 1) 1.0 5 1 1 0 1 0 0 0 0 0 0 7 7 0.00 1.000	(9, 1) 1.0 5 2 0 0 0 0 0 0 0 0 0 9 9 0.00 2.000															IP WLS BF H R ER SO BB IBB HBP BLK WP HR S P ERA WHIP		
<b>Batter</b>	1	2	3	4	5	6	7	8	9	AB <td>R <td>H <td>RBI <td>BB <td>SO <td>LOB <td>BOTTOM</td> </td></td></td></td></td></td>	R <td>H <td>RBI <td>BB <td>SO <td>LOB <td>BOTTOM</td> </td></td></td></td></td>	H <td>RBI <td>BB <td>SO <td>LOB <td>BOTTOM</td> </td></td></td></td>	RBI <td>BB <td>SO <td>LOB <td>BOTTOM</td> </td></td></td>	BB <td>SO <td>LOB <td>BOTTOM</td> </td></td>	SO <td>LOB <td>BOTTOM</td> </td>	LOB <td>BOTTOM</td>	BOTTOM					
Dick Howser, R OBP: 0.330, SLG: 0.373	1-3			G6-4-3 1B				F7		4	0	2	0	0	0	2	Washington Senators @ Kansas City Athletics Municipal Stadium, Kansas City, MO Wed May 30 1962, 4:33 AM EDT Unknown					
Bobby Del Greco, R OBP: 0.405, SLG: 0.371	F2			G6-4-3 1-2		6-3		FC6-4 1-2		4	0	0	0	0	0	4						
Norm Siebern, L OBP: 0.423, SLG: 0.477	L7			1B				K		3	0	1	0	1	1	0						
Manny Jimenez, L OBP: 0.444, SLG: 0.654		F5		4-3				F8	1B HBP	3	0	0	0	0	0	2						
Jerry Lumpe, L OBP: 0.348, SLG: 0.418		6-3				3-1		K	1B	4	0	1	0	0	1	1						
Gino Cimoli, R OBP: 0.330, SLG: 0.413						F3		K		2	0	0	0	0	0	0						
Leo Posada, R OBP: 0.318, SLG: 0.270		6-3				F3		K		2	0	0	0	0	2	3						
Ed Charles, R OBP: 0.283, SLG: 0.327				K		F9		1B 1B	F3	4	0	1	0	0	1	2						
Joe Azcue, R OBP: 0.323, SLG: 0.370				4-3		G3		FC6-4 1B		3	0	1	0	0	0	0						
Ed Rakow, R OBP: 0.169, SLG: 0.200									F7	0	0	0	0	0	0	0						
Dan Pfister, R OBP: 0.276, SLG: 0.276										1	0	0	0	0	0	0						
Gordon Jones, R ERA: 5.82										0	0	0	0	0	0	0						
Jerry Walker, S OBP: 0.195, SLG: 0.688										0	0	0	0	0	1	0						
Bill Kunkel, R ERA: 3.6										0	0	0	0	0	0	0						
Danny McDevitt, L ERA: 3.21										0	0	0	0	0	0	0						
George Alusik, R OBP: 0.195, SLG: 0.300										1	0	0	0	0	0	2						
Diego Segui, R ERA: 4.26										0	0	0	0	0	0	0						
<b>Inning Stats</b>	R: 0 E: 0 K: 0 S: 3	H: 0 LOB: 0 BB: 0 P: 3	R: 0 E: 0 K: 0 S: 3	H: 0 LOB: 0 BB: 0 P: 3	R: 0 E: 0 K: 1 S: 5	H: 0 LOB: 0 BB: 0 P: 5	R: 0 E: 0 K: 0 S: 4	H: 2 LOB: 1 BB: 0 P: 4	R: 0 E: 0 K: 0 S: 3	H: 0 LOB: 0 BB: 0 P: 3	R: 0 E: 0 K: 1 S: 6	H: 1 LOB: 1 BB: 0 P: 6	R: 0 E: 0 K: 2 S: 7	H: 0 LOB: 1 BB: 1 P: 11	R: 0 E: 0 K: 0 S: 5	H: 2 LOB: 2 BB: 0 P: 5	R: 0 E: 0 K: 2 S: 8	H: 1 LOB: 2 BB: 0 P: 9	1B: 5 2B: 1 3B: 0 HR: 0	SF: 0 SAC: 0 DP: 1 HBP: 1	WP: 0 PB: 0 SB: 0 CS: 0	PA: 34
<b>PITCHER</b>	IP WLS BF H R ER SO BB IBB HBP BLK WP HR S P ERA WHIP	IP WLS BF H R ER SO BB IBB HBP BLK WP HR S P ERA WHIP															IP WLS BF H R ER SO BB IBB HBP BLK WP HR S P ERA WHIP					
Claude Osteen, L ERA: 4.08	(1, 1) 9.0 W 34 6 0 0 6 1 0 1 0 0 0 44 49 0.00 0.778	(1, 1) 9.0 W 34 6 0 0 6 1 0 1 0 0 0 44 49 0.00 0.778															IP WLS BF H R ER SO BB IBB HBP BLK WP HR S P ERA WHIP					








Batter	1	2	3	4	5	6	7	8	9	AB	R	H	RBI	BB	SO	LOB	TOP				
Danny O'Connell, R OBP: 0.373, SLG: 0.459										3	0	0	0	1	0	1	Washington Senators @ Kansas City Athletics Municipal Stadium, Kansas City, MO Thu May 31 1962, 8:05 PM EDT Att: 3,952 - Unknown				
Chuck Cottier, R OBP: 0.298, SLG: 0.350										4	0	0	0	0	1	2					
Joe Hicks, L OBP: 0.326, SLG: 0.216										2	0	2	0	2	0	0					
Dale Long, L OBP: 0.360, SLG: 0.415										4	0	1	0	0	0	2					
Chuck Hinton, R OBP: 0.327, SLG: 0.368										3	0	0	0	1	0	2					
Ken Retzer, L OBP: 0.367, SLG: 0.395										2	0	1	0	1	0	0					
Jim Piersall, R OBP: 0.262, SLG: 0.350										4	0	0	0	0	2	3					
Bob Johnson, R OBP: 0.343, SLG: 0.453										4	0	2	0	0	0	1					
Steve Hamilton, L (1, 1)										2	0	0	0	1	0	2					
<b>Inning Stats</b>	R: 0 E: 0 K: 0 S: 3	H: 1 LOB: 2 BB: 2 P: 11	R: 0 E: 0 K: 0 S: 4	H: 1 LOB: 1 BB: 0 P: 4	R: 0 E: 0 K: 0 S: 3	H: 1 LOB: 0 BB: 0 P: 3	R: 0 E: 0 K: 1 S: 5	H: 0 LOB: 1 BB: 1 P: 9	R: 0 E: 0 K: 0 S: 3	H: 1 LOB: 0 BB: 0 P: 3	R: 0 E: 0 K: 0 S: 4	H: 2 LOB: 1 BB: 0 P: 4	R: 0 E: 0 K: 1 S: 5	H: 0 LOB: 1 BB: 1 P: 9	R: 0 E: 0 K: 1 S: 5	H: 0 LOB: 1 BB: 1 P: 9	1B: 4 2B: 2 3B: 0 HR: 0	SF: 0 SAC: 1 DP: 2 HBP: 0	WP: 0 PB: 0 SB: 0 CS: 1	PA: 36	
<b>PITCHER</b> Jerry Walker, R ERA: 4.44	IP: 9.0 WLS: W BF: 35	H: 6 R: 0 ER: 0 SO: 3	BB: 6 IBB: 0 HBP: 0 BLK: 0	WP: 0 HR: 0 S: 35 P: 59	ERA: 0.00 WHIP: 1.333											ERA: 0.00 WHIP: 1.333					


Batter	1	2	3	4	5	6	7	8	9	AB	R	H	RBI	BB	SO	LOB	BOTTOM				
Dick Howser, R OBP: 0.339, SLG: 0.372										3	0	1	0	1	0	1	Washington Senators @ Kansas City Athletics Municipal Stadium, Kansas City, MO Thu May 31 1962, 8:05 PM EDT Att: 3,952 - Unknown				
Bobby Del Greco, R OBP: 0.407, SLG: 0.370										2	0	1	0	1	0	0					
Norm Siebern, L OBP: 0.416, SLG: 0.464										4	0	0	0	0	1	4					
Manny Jimenez, L OBP: 0.429, SLG: 0.622										4	0	0	0	0	0	4					
Jerry Lumpe, L OBP: 0.344, SLG: 0.411										4	0	0	0	0	0	1					
Gino Cimoli, R OBP: 0.324, SLG: 0.403										4	0	1	0	0	0	0					
Ed Charles, R OBP: 0.306, SLG: 0.356										2	1	2	0	0	0	0					
Joe Azcue, R OBP: 0.328, SLG: 0.373										4	0	1	0	0	2	3					
Jerry Walker, S OBP: 0.371, SLG: 0.657										3	0	1	0	0	2	1					
<b>Inning Stats</b>	R: 0 E: 0 K: 1 S: 5	H: 0 LOB: 0 BB: 0 P: 5	R: 0 E: 0 K: 0 S: 3	H: 0 LOB: 0 BB: 0 P: 3	R: 0 E: 0 K: 1 S: 5	H: 1 LOB: 1 BB: 0 P: 6	R: 0 E: 0 K: 0 S: 4	H: 1 LOB: 1 BB: 0 P: 4	R: 0 E: 0 K: 2 S: 8	H: 1 LOB: 1 BB: 0 P: 8	R: 0 E: 0 K: 0 S: 4	H: 1 LOB: 1 BB: 0 P: 4	R: 0 E: 0 K: 1 S: 5	H: 0 LOB: 2 BB: 2 P: 13	R: 1 E: 1 K: 0 S: 4	H: 2 LOB: 1 BB: 0 P: 4	1B: 7 2B: 0 3B: 0 HR: 0	SF: 0 SAC: 2 DP: 0 HBP: 1	WP: 0 PB: 0 SB: 1 CS: 0	PA: 35	
<b>PITCHER</b> Steve Hamilton, L ERA: 2.61	IP: 8.2 WLS: L BF: 35	H: 7 R: 1 ER: 0 SO: 5	BB: 2 IBB: 0 HBP: 1 BLK: 0	WP: 0 HR: 0 S: 42 P: 51	ERA: 0.00 WHIP: 1.038											ERA: 0.00 WHIP: 1.038					







Batter	1	2	3	4	5	6	7	8	9	AB	R	H	RBI	BB	SO	LOB	TOP								
Chuck Schilling, R (1.4) OBP: 0.294, SLG: 0.316	5-3			F6			6-3	1B BB		3	1	0	1	1	0	0	<b>Boston Red Sox @ Kansas City Athletics</b> Municipal Stadium, Kansas City, MO Sat Jun 02 1962, 8:05 PM EDT Att: 2,347 - Unknown  <b>AB 32</b> <b>R 5</b> <b>H 5</b> <b>RBI 4</b> <b>BB 3</b> <b>SO 11</b> <b>LOB 10</b> 								
Gary Geiger, L (1.8) OBP: 0.325, SLG: 0.341	G4-6-3 1B			3-1			K	1B BB		4	0	2	1	0	1	0									
Carl Yastrzemski, L (1.7) OBP: 0.387, SLG: 0.497	G4-6-3 1-2			K			K	FC6-4 1B		4	0	1	2	0	2	1									
Frank Maltzone, R (1.5) OBP: 0.316, SLG: 0.384		6-3			F6			1B FC6-4		4	1	1	0	0	0	2									
Pete Runnels, L (1.3) OBP: 0.414, SLG: 0.426		6-3			K			F7 BB		4	0	1	0	0	1	1									
Bob Tillman, R (1.2) OBP: 0.359, SLG: 0.614		K			K			BB BB E BB	P4	3	1	0	0	1	2	1									
Carroll Hardy, R (1.9) OBP: 0.347, SLG: 0.384				K			6-3	E3 BB BB 1B	K	4	1	0	0	0	2	2									
Eddie Bressoud, R (1.6) OBP: 0.274, SLG: 0.386		6-3			5-3			K	K	4	0	0	0	0	2	3									
Earl Wilson, R (1.1) OBP: 0.333, SLG: 0.200				K			4-3			2	0	0	0	0	1	0									
Dave Philley, S (8, PH) OBP: 0.375, SLG: 0.167								1B BB BB		0	1	0	0	1	0	0									
Dick Radatz, R (8, 1) OBP: 0.333, SLG: 0.333										0	0	0	0	0	0	0									
<b>Inning Stats</b>	R: 0 E: 0 K: 0 S: 3	H: 1 LOB: 0 BB: 0 P: 3	R: 0 E: 0 K: 1 S: 5	H: 0 LOB: 0 BB: 0 P: 5	R: 0 E: 0 K: 2 S: 7	H: 0 LOB: 0 BB: 0 P: 7	R: 0 E: 0 K: 1 S: 5	H: 0 LOB: 0 BB: 0 P: 5	R: 0 E: 0 K: 2 S: 7	H: 0 LOB: 0 BB: 0 P: 7	R: 0 E: 0 K: 2 S: 7	H: 0 LOB: 0 BB: 0 P: 3	R: 0 E: 0 K: 1 S: 9	H: 3 LOB: 2 BB: 3 P: 21	R: 0 E: 0 K: 2 S: 8	H: 1 LOB: 1 BB: 0 P: 8	1B: 4 2B: 0 3B: 1 HR: 0	SF: 0 SAC: 0 DP: 1 HBP: 0	WP: 0 PB: 0 SB: 0 CS: 0	PA: 35					
<b>PITCHER</b>	IP	WLS	BF	H	R	ER	SO	BB	IBB	HBP	BLK	WP	HR	S	P	ERA	WHIP								
Ed Rakow, R (1.1) ERA: 4.66	7.2	L	29	3	5	0	9	3	0	0	0	0	0	44	56	0.00	0.783								
Bill Fischer, R (8, 1) ERA:	0.1		2	1	0	0	0	0	0	0	0	0	0	2	2	0.00	3.000								
Gordon Jones, R (9, 1) ERA:	1.0		4	1	0	0	2	0	0	0	0	0	0	8	8	0.00	1.000								

Batter	1	2	3	4	5	6	7	8	9	AB	R	H	RBI	BB	SO	LOB	BOTTOM								
Dick Howser, R (1.6) OBP: 0.338, SLG: 0.365	F8		6-3		1B 1B		L6		P3	5	0	1	1	0	0	0	<b>Boston Red Sox @ Kansas City Athletics</b> Municipal Stadium, Kansas City, MO Sat Jun 02 1962, 8:05 PM EDT Att: 2,347 - Unknown  <b>AB 33</b> <b>R 2</b> <b>H 7</b> <b>RBI 2</b> <b>BB 6</b> <b>SO 7</b> <b>LOB 21</b> 								
Jose Tartabull, L (1.8) OBP: 0.375, SLG: 0.407			F6		FC6-4 1B		S 1B			3	0	2	0	1	0	0									
Gino Cimoli, R (9, 9) OBP: 0.326, SLG: 0.397									BB	0	0	0	0	1	0	0									
Norm Siebern, L (1.3) OBP: 0.424, SLG: 0.481				3-1	FC6-4 1-2				BB	3	0	0	0	2	1	3									
Manny Jimenez, L (1.7) OBP: 0.426, SLG: 0.604							G3			3	0	0	0	1	0	4									
Bobby Del Greco, R (8, 7) OBP: 0.405, SLG: 0.387				6-3						1	0	0	0	0	1	1									
Jerry Lumpe, L (1.4) OBP: 0.345, SLG: 0.406							BB 1B			4	0	1	0	0	1	3									
George Aluskis, R (1.9) OBP: 0.228, SLG: 0.303					FC6-4 1-2					3	1	1	0	1	0	2									
Ed Charles, R (1.5) OBP: 0.331, SLG: 0.387					FC4-6 1-2					3	1	2	1	0	0	1									
Joe Azcue, R (1.2) OBP: 0.307, SLG: 0.333					K					4	0	0	0	0	3	5									
Ed Rakow, S (1.1) OBP: 0.143, SLG: 0.179										3	0	0	0	0	1	1									
Bill Fischer, R (8, 1) ERA:										0	0	0	0	0	0	0									
Wayne Causey, L (8, PH) OBP: 0.372, SLG: 0.343										1	0	0	0	0	0	1									
Gordon Jones, R (9, 1) ERA:										0	0	0	0	0	0	0									
<b>Inning Stats</b>	R: 0 E: 0 K: 0 S: 3	H: 0 LOB: 2 BB: 2 P: 11	R: 0 E: 0 K: 1 S: 4	H: 0 LOB: 1 BB: 1 P: 8	R: 0 E: 0 K: 0 S: 3	H: 0 LOB: 0 BB: 0 P: 3	R: 0 E: 0 K: 0 S: 4	H: 1 LOB: 1 BB: 0 P: 4	R: 1 E: 0 K: 0 S: 5	H: 2 LOB: 2 BB: 0 P: 6	R: 0 E: 0 K: 1 S: 6	H: 1 LOB: 2 BB: 1 P: 10	R: 0 E: 0 K: 1 S: 6	H: 1 LOB: 2 BB: 1 P: 10	R: 1 E: 0 K: 2 S: 9	H: 2 LOB: 1 BB: 0 P: 9		R: 0 E: 0 K: 2 S: 7	H: 0 LOB: 1 BB: 1 P: 11	1B: 6 2B: 0 3B: 1 HR: 0	SF: 0 SAC: 0 DP: 0 HBP: 1	WP: 1 PB: 0 SB: 1 CS: 0	PA: 40		
<b>PITCHER</b>	IP	WLS	BF	H	R	ER	SO	BB	IBB	HBP	BLK	WP	HR	S	P	ERA		WHIP							
Earl Wilson, R (1.1) ERA: 2.94	7.0	W	31	5	1	1	3	5	0	1	0	0	0	31	52	1.29	1.429								
Dick Radatz, R (8, 1) ERA: 2.15	2.0	S	9	2	1	1	4	1	0	0	0	0	0	16	20	4.50	1.500								



Batter	1	2	3	4	5	6	7	8	9	AB	R	H	RBI	BB	SO	LOB	TOP								
Dick Howser, R (1, 6) OBP: 0.335, SLG: 0.362	F8		6-3		6-3				F8	5	0	1	0	0	0	0	<b>Kansas City Athletics @ Minnesota Twins</b> Metropolitan Stadium, Bloomington, MI Tue Jun 05 1962, 8:05 PM EDT Att: 15,297 - Unknown - 70 F <a href="http://livebaseballscorecards.com">livebaseballscorecards.com</a>								
Bobby Del Greco, R (1, 8) OBP: 0.407, SLG: 0.374	F2		HR		G2-3		F9			3	2	1	0	1	0	1									
Norm Siebern, L (1, 3) OBP: 0.426, SLG: 0.503	2B		HR		G2-3		K			4	2	2	2	0	1	1									
Manny Jimenez, L (1, 7) OBP: 0.428, SLG: 0.608 George Alusk, R (9, 7) OBP: 0.229, SLG: 0.303	2B		K		L3			SH3-4	1B	4	0	2	1	0	1	0									
Jerry Lumpe, L (1, 4) OBP: 0.344, SLG: 0.403	L6				E4			F7	1B	4	0	1	0	0	0	2									
Gino Cimoli, R (1, 9) OBP: 0.323, SLG: 0.393		K			SH3-4		F5	SH3-4		2	0	0	0	0	1	1									
Ed Charles, R (1, 5) OBP: 0.322, SLG: 0.375		K			5-3		F9	4-3		4	0	0	0	0	1	3									
Joe Azcue, R (1, 2) OBP: 0.304, SLG: 0.319		1-4-3					5-3		K	3	0	0	0	1	1	1									
John Wyatt, R (1, 1) OBP: 0.067, SLG: 0.067 Wayne Causey, L (7, PH) OBP: 0.368, SLG: 0.338 Diego Segui, R (7, 1) Gordon Jones, R (8, 1)			K		K		F7	F9		2	0	0	0	0	2	2									
<b>Inning Stats</b>	R: 1 E: 0 K: 0 S: 5	H: 2 LOB: 1 BB: 0 P: 5	R: 0 E: 0 K: 2 S: 7	H: 0 LOB: 0 BB: 0 P: 7	R: 2 E: 0 K: 2 S: 8	H: 1 LOB: 0 BB: 1 P: 12	R: 0 E: 1 K: 1 S: 6	H: 0 LOB: 2 BB: 1 P: 10	R: 1 E: 0 K: 0 S: 4	H: 1 LOB: 0 BB: 0 P: 4	R: 0 E: 0 K: 0 S: 4	H: 1 LOB: 1 BB: 0 P: 4	R: 0 E: 0 K: 1 S: 6	H: 1 LOB: 1 BB: 0 P: 6	R: 0 E: 0 K: 0 S: 4	H: 1 LOB: 1 BB: 0 P: 4		R: 0 E: 0 K: 1 S: 5	H: 0 LOB: 0 BB: 0 P: 5	1B: 3 2B: 3 3B: 0 HR: 1	SF: 0 SAC: 2 DP: 0 HBP: 0	WP: 0 PB: 0 SB: 0 CS: 0	PA: 37		
<b>PITCHER</b>	IP	WLS	BF	H	R	ER	SO	BB	IBB	HBP	BLK	WP	HR	S	P	ERA	WHIP								
Camilo Pascual, R (1, 1) ERA: 3.41	7.0	L	30	6	4	4	6	1	1	0	0	0	1	40	48	5.14	1.000								
Dick Stigman, L (8, 1) ERA: 1.53	1.0		4	1	0	0	0	0	0	0	0	0	0	4	4	0.00	1.000								
Ray Moore, R (9, 1) ERA: 3.12	1.0		3	0	0	0	1	0	0	0	0	0	0	5	5	0.00	0.000								

Batter	1	2	3	4	5	6	7	8	9	AB	R	H	RBI	BB	SO	LOB	BOTTOM								
Lenny Green, L (1, 8) OBP: 0.400, SLG: 0.483	4-3		P6		1B		F9		F8	4	1	0	0	1	0	1	<b>Kansas City Athletics @ Minnesota Twins</b> Metropolitan Stadium, Bloomington, MI Tue Jun 05 1962, 8:05 PM EDT Att: 15,297 - Unknown - 70 F <a href="http://livebaseballscorecards.com">livebaseballscorecards.com</a>								
Vic Power, R (1, 3) OBP: 0.337, SLG: 0.435	F8		E		2B				P6	4	1	2	0	1	0	0									
Rich Rollins, R (1, 5) OBP: 0.405, SLG: 0.525	F9		E6		PB		K		F3	5	0	1	2	0	1	2									
Bob Allison, R (1, 9) OBP: 0.391, SLG: 0.402		F9	F8				5-3			3	0	0	0	1	0	3									
Harmon Killebrew, R (1, 7) OBP: 0.396, SLG: 0.472 Jim Kaat, L (8, PH) OBP: 0.152, SLG: 0.174 Johnny Goryl, R (9, 6) OBP: 0.294, SLG: 0.600		F3		K		F8		BB	BB	3	0	0	0	1	1	2									
Earl Battey, R (1, 2) OBP: 0.364, SLG: 0.428				6-3		6-3		K		4	0	1	0	0	1	1									
Bernie Allen, L (1, 4) OBP: 0.294, SLG: 0.434		F8		F5		K		P3		4	0	0	0	0	1	2									
Marty Martinez, S (1, 6) OBP: 0.455, SLG: 0.250 George Banks, R (6, PH) OBP: 0.388, SLG: 0.512 Zoilo Versalles, R (7, 6) OBP: 0.249, SLG: 0.317 Don Mincher, L (8, PH) OBP: 0.435, SLG: 0.612 Bill Tuttle, R (8, PH) OBP: 0.311, SLG: 0.286			1B		F3		FC5-4		BB	1	1	0	0	1	0	0									
Camilo Pascual, R (1, 1) OBP: 0.268, SLG: 0.366 Dick Stigman, R (8, 1)		F9		F9		FC5-4		3-1		3	0	0	0	0	0	2									
Hal Naragon, L (8, PH) OBP: 0.281, SLG: 0.276 Ray Moore, R (9, 1)					F9		1-2			1	0	0	0	0	0	2									
<b>Inning Stats</b>	R: 0 E: 0 K: 0 S: 3	H: 0 LOB: 0 BB: 0 P: 3	R: 0 E: 0 K: 0 S: 4	H: 1 LOB: 1 BB: 0 P: 4	R: 1 E: 1 K: 0 S: 5	H: 1 LOB: 2 BB: 1 P: 9	R: 0 E: 0 K: 1 S: 5	H: 0 LOB: 0 BB: 0 P: 5	R: 0 E: 0 K: 1 S: 5	H: 0 LOB: 2 BB: 2 P: 13	R: 0 E: 0 K: 1 S: 5	H: 0 LOB: 1 BB: 1 P: 9	R: 0 E: 0 K: 1 S: 5	H: 0 LOB: 1 BB: 1 P: 9	R: 0 E: 0 K: 1 S: 5	H: 0 LOB: 2 BB: 2 P: 13	R: 0 E: 0 K: 0 S: 3	H: 0 LOB: 0 BB: 0 P: 3	1B: 2 2B: 2 3B: 0 HR: 0	SF: 0 SAC: 0 DP: 0 HBP: 0	WP: 0 PB: 1 SB: 0 CS: 0	PA: 39			
<b>PITCHER</b>	IP	WLS	BF	H	R	ER	SO	BB	IBB	HBP	BLK	WP	HR	S	P	ERA	WHIP								
John Wyatt, R (1, 1) ERA: 4.1	6.0	W	27	4	3	2	2	4	0	0	0	0	0	27	43	3.00	1.333								
Diego Segui, R (7, 1) ERA: 4.1	1.0		5	0	0	0	1	2	0	0	0	0	0	5	13	0.00	2.000								
Gordon Jones, R (8, 1) ERA:	2.0	S	7	0	0	0	1	1	0	0	0	0	0	8	12	0.00	0.500								





Batter	1	2	3	4	5	6	7	8	9	AB	R	H	RBI	BB	SO	LOB	TOP			
Dick Howser, R OBP: 0.329, SLG: 0.355	F3		5-3			5-3		6-3		4	0	0	0	0	0	0				
Bobby Del Greco, R OBP: 0.415, SLG: 0.381	BB 1B		K			4-3-2 1B			4-3 HBP	3	0	2	0	0	1	0				
Norm Siebern, L OBP: 0.427, SLG: 0.503	F7					G4-6-3 1B			4-3	4	0	2	0	0	0	2				
Manny Jimenez, L OBP: 0.424, SLG: 0.596	FC5-4 BB					G4-6-3 1-2			L7	3	0	0	0	1	0	4				
Jerry Lumpe, L OBP: 0.342, SLG: 0.400	FC5-4 1-2								K	4	0	1	0	0	1	3				
Ed Charles, R OBP: 0.315, SLG: 0.366						L7				3	0	0	0	0	0	1				
Gino Cimoli, R OBP: 0.318, SLG: 0.387						L8				3	0	0	0	0	0	0				
Joe Azcue, R OBP: 0.293, SLG: 0.306						F8				3	0	0	0	0	1	0				
Jerry Walker, S OBP: 0.381, SLG: 0.639										1	0	0	0	0	0	0				
Bill Kunkel, R OBP: 0.350, SLG: 0.263										0	0	0	0	0	0	0				
Leo Posada, R OBP: 0.280, SLG: 0.223										0	0	0	0	0	1	0				
Danny McDevitt, L OBP: 0.220, SLG: 0.234										0	0	0	0	0	0	0				
George Alusk, R OBP: 0.220, SLG: 0.234										1	0	0	0	0	0	0				
Bill Fischer, R OBP: 0.220, SLG: 0.234										0	0	0	0	0	0	0				
<b>Inning Stats</b>	R: 0 E: 0 K: 0 S: 4	H: 1 LOB: 2 BB: 1 P: 8	R: 0 E: 0 K: 0 S: 3	H: 0 LOB: 0 BB: 0 P: 3	R: 0 E: 0 K: 1 S: 5	H: 0 LOB: 0 BB: 0 P: 5	R: 0 E: 0 K: 0 S: 4	H: 2 LOB: 1 BB: 0 P: 4	R: 0 E: 0 K: 1 S: 5	H: 0 LOB: 0 BB: 0 P: 5	R: 0 E: 0 K: 0 S: 3	H: 0 LOB: 0 BB: 0 P: 3	R: 0 E: 0 K: 1 S: 5	H: 0 LOB: 1 BB: 0 P: 6	R: 0 E: 0 K: 1 S: 5	H: 0 LOB: 0 BB: 0 P: 6	1B: 5 2B: 1 3B: 0 HR: 0	SF: 0 SAC: 0 DP: 2 HBP: 1	WP: 0 PB: 0 SB: 0 CS: 0	PA: 32
<b>PITCHER</b> Jim Kaat, L ERA: 3.38	IP: 9.0 WLS: W BF: 32 H: 5 R: 0 ER: 0 SO: 4 BB: 1 IBB: 0 HBP: 1 BLK: 0 WP: 0 HR: 0 S: 38 P: 43 ERA: 0.00 WHIP: 0.667																			

**Kansas City Athletics @ Minnesota Twins**  
 Metropolitan Stadium, Bloomington, MI  
 Wed Jun 06 1962, 8:05 PM EDT  
 Att: 11,619 - Unknown - 69 F

AB	30
R	0
H	5
RBI	0
BB	1
SO	4
LOB	10



Batter	1	2	3	4	5	6	7	8	9	AB	R	H	RBI	BB	SO	LOB	BOTTOM			
Lenny Green, L OBP: 0.396, SLG: 0.474	E4 G5-4-3 1B 2B	G3				G1		L4		4	2	0	0	1	0	2				
Rich Rollins, R OBP: 0.405, SLG: 0.522						6-3				5	2	2	0	0	0	1				
George Banks, R OBP: 0.545										3	2	1	2	1	1	2				
Bill Tuttle, R OBP: 0.311, SLG: 0.286	G5-4-3 1-2 2-3									0	0	0	0	0	0	0				
Don Mincher, L OBP: 0.439, SLG: 0.596	2B BB									3	0	1	1	1	0	2				
Bob Allison, R OBP: 0.394, SLG: 0.412										2	0	1	2	1	0	1				
Earl Battey, R OBP: 0.361, SLG: 0.423	F8									4	0	1	1	0	0	3				
Bernie Allen, L OBP: 0.294, SLG: 0.430										4	0	1	0	0	1	0				
Zoilo Versalles, R OBP: 0.254, SLG: 0.321										4	1	2	0	0	0	0				
Jim Kaat, L OBP: 0.200, SLG: 0.222	FC4-6 1-2									4	0	1	1	0	0	1				
<b>Inning Stats</b>	R: 1 E: 1 K: 0 S: 5	H: 2 LOB: 2 BB: 1 P: 9	R: 0 E: 0 K: 0 S: 4	H: 1 LOB: 1 BB: 0 P: 4	R: 2 E: 1 K: 0 S: 5	H: 2 LOB: 2 BB: 1 P: 9	R: 3 E: 0 K: 0 S: 6	H: 3 LOB: 1 BB: 1 P: 10	R: 0 E: 0 K: 1 S: 5	H: 0 LOB: 0 BB: 0 P: 5	R: 0 E: 0 K: 0 S: 3	H: 0 LOB: 0 BB: 0 P: 3	R: 0 E: 0 K: 1 S: 5	H: 0 LOB: 1 BB: 1 P: 9	R: 1 E: 0 K: 0 S: 5	H: 2 LOB: 1 BB: 0 P: 5	1B: 7 2B: 2 3B: 1 HR: 0	SF: 1 SAC: 0 DP: 1 HBP: 0	WP: 0 PB: 0 SB: 0 CS: 0	PA: 38
<b>PITCHER</b> Jerry Walker, R ERA: 4.58	IP: 3.2 WLS: L BF: 22 H: 8 R: 6 ER: 3 SO: 3 BB: 3 IBB: 0 HBP: 0 BLK: 0 WP: 0 HR: 0 S: 19 P: 31 ERA: 7.36 WHIP: 3.000																			
Bill Kunkel, R ERA: 3.38	0.1	1	0	0	0	0	0	0	0	0	0	1	1	0.00	0.000					
Danny McDevitt, L ERA: 2.65	3.0	10	0	0	0	2	1	0	0	0	0	13	17	0.00	0.333					
Bill Fischer, R ERA: 2.08	1.0	5	2	1	1	0	0	0	0	0	0	5	5	9.00	2.000					

**Kansas City Athletics @ Minnesota Twins**  
 Metropolitan Stadium, Bloomington, MI  
 Wed Jun 06 1962, 8:05 PM EDT  
 Att: 11,619 - Unknown - 69 F

AB	33
R	7
H	10
RBI	7
BB	4
SO	2
LOB	12





Batter	1	2	3	4	5	6	7	8	9	AB	R	H	RBI	BB	SO	LOB	TOP				
Dick Howser, R OBP: 0.328, SLG: 0.357 (1, 6)										4	0	1	1	0	0	1	<b>Kansas City Athletics @ Minnesota Twins</b> Metropolitan Stadium, Bloomington, MI Thu Jun 07 1962, 4:33 AM EDT Alt. 6, 163 - Unknown - 72 F <a href="http://livebaseballscorecards.com">livebaseballscorecards.com</a>				
Bobby Del Greco, R OBP: 0.406, SLG: 0.370 (1, 8)										4	0	0	0	0	1						
Norm Siebern, L OBP: 0.420, SLG: 0.493 (1, 3)										4	0	0	0	0	0						
Manny Jimenez, L OBP: 0.414, SLG: 0.581 (1, 7)										4	0	0	0	0	0						
Jerry Lumpe, L OBP: 0.341, SLG: 0.397 (1, 4)										4	1	1	0	0	0						
Ed Charles, R OBP: 0.316, SLG: 0.366 (1, 5)										3	0	1	0	0	1						
George Alusik, R OBP: 0.231, SLG: 0.297 (1, 9)										3	1	1	0	0	1						
Haywood Sullivan, R OBP: 0.306, SLG: 0.247 (1, 2)										3	0	2	0	0	1						
Dave Wickersham, R OBP: 0.048, SLG: 0.048 (8, PH)										2	0	0	0	0	0	2					
Wayne Causey, L OBP: 0.364, SLG: 0.333 (8, 1)										1	0	0	0	0	1	1					
Diego Segui, R (8, 1)										0	0	0	0	0	0	0					
<b>Inning Stats</b>	R: 0 E: 0 K: 0 S: 3	H: 0 LOB: 0 BB: 0 P: 3	R: 0 E: 0 K: 1 S: 5	H: 0 LOB: 0 BB: 0 P: 5	R: 0 E: 0 K: 1 S: 6	H: 1 LOB: 1 BB: 0 P: 6	R: 0 E: 0 K: 1 S: 5	H: 0 LOB: 0 BB: 0 P: 5	R: 1 E: 0 K: 0 S: 5	H: 3 LOB: 1 BB: 0 P: 5	R: 0 E: 0 K: 0 S: 3	H: 0 LOB: 0 BB: 0 P: 3	R: 0 E: 0 K: 0 S: 3	H: 0 LOB: 0 BB: 0 P: 3	R: 1 E: 0 K: 2 S: 9	H: 2 LOB: 1 BB: 0 P: 9	R: 0 E: 0 K: 0 S: 3	H: 0 LOB: 0 BB: 0 P: 3	1B: 4 2B: 2 3B: 0 HR: 0	SF: 0 SAC: 0 DP: 1 HBP: 0	WP: 2 PA: 32 CS: 0
<b>PITCHER</b> Joe Bonikowski, R ERA: 3.23 (1, 1)	IP: 9.0 WLS: W BF: 32 H: 6 R: 2 ER: 2 SO: 5 BB: 0 IBB: 0 HBP: 0 BLK: 0 WP: 2 HR: 0 S: 42 P: 42 ERA: 2.00 WHIP: 0.667											<b>PITCHER</b> Joe Bonikowski, R ERA: 3.23 (1, 1)	IP: 9.0 WLS: W BF: 32 H: 6 R: 2 ER: 2 SO: 5 BB: 0 IBB: 0 HBP: 0 BLK: 0 WP: 2 HR: 0 S: 42 P: 42 ERA: 2.00 WHIP: 0.667								

Batter	1	2	3	4	5	6	7	8	9	AB	R	H	RBI	BB	SO	LOB	BOTTOM		
Lenny Green, L OBP: 0.402, SLG: 0.472 (8, 7)										1	1	0	0	2	0	0	<b>Kansas City Athletics @ Minnesota Twins</b> Metropolitan Stadium, Bloomington, MI Thu Jun 07 1962, 4:33 AM EDT Alt. 6, 163 - Unknown - 72 F <a href="http://livebaseballscorecards.com">livebaseballscorecards.com</a>		
Rich Rollins, R OBP: 0.411, SLG: 0.536 (1, 5)										4	0	3	3	0	0				
George Banks, R OBP: 0.386, SLG: 0.521 (1, 7)										4	0	1	0	0	1	4			
Bill Tuttle, R OBP: 0.311, SLG: 0.286 (8, 8)										0	0	0	0	0	0	0			
Don Mincher, L OBP: 0.414, SLG: 0.554 (1, 3)										4	0	0	0	0	1	1			
Bob Allison, R OBP: 0.390, SLG: 0.402 (1, 9)										3	1	0	0	1	0	0			
Earl Battey, R OBP: 0.370, SLG: 0.438 (1, 2)										4	1	3	0	0	0	0			
Bernie Allen, L OBP: 0.293, SLG: 0.426 (1, 4)										4	1	1	1	0	2	2			
Zoilo Versalles, R OBP: 0.255, SLG: 0.321 (1, 6)										3	1	1	0	0	0	2			
Joe Bonikowski, R OBP: 0.200, SLG: 0.158 (1, 1)										2	0	0	0	0	2	2			
<b>Inning Stats</b>	R: 1 E: 0 K: 0 S: 3	H: 1 LOB: 0 BB: 0 P: 4	R: 0 E: 0 K: 1 S: 5	H: 0 LOB: 0 BB: 0 P: 5	R: 0 E: 0 K: 1 S: 5	H: 0 LOB: 0 BB: 0 P: 5	R: 0 E: 0 K: 0 S: 3	H: 1 LOB: 0 BB: 0 P: 3	R: 3 E: 1 K: 2 S: 10	H: 3 LOB: 2 BB: 2 P: 18	R: 0 E: 0 K: 0 S: 4	H: 1 LOB: 1 BB: 0 P: 4	R: 1 E: 0 K: 0 S: 4	H: 2 LOB: 1 BB: 1 P: 8	R: 0 E: 0 K: 2 S: 8	H: 1 LOB: 1 BB: 0 P: 8	1B: 6 2B: 3 3B: 0 HR: 0	SF: 0 SAC: 1 DP: 2 HBP: 1	WP: 0 PA: 34 CS: 0
<b>PITCHER</b> Dave Wickersham, R ERA: 3.18 (1, 1)	IP: 7.0 WLS: L BF: 30 H: 8 R: 5 ER: 5 SO: 4 BB: 3 IBB: 0 HBP: 1 BLK: 0 WP: 0 HR: 0 S: 34 P: 47 ERA: 6.43 WHIP: 1.571											<b>PITCHER</b> Diego Segui, R ERA: 3.95 (8, 1)	IP: 1.0 WLS: L BF: 4 H: 1 R: 0 ER: 0 SO: 2 BB: 0 IBB: 0 HBP: 0 BLK: 0 WP: 0 HR: 0 S: 8 P: 8 ERA: 0.00 WHIP: 1.000						


AB	32
R	2
H	6
RBI	1
BB	0
SO	5
LOB	8




AB	29
R	5
H	9
RBI	4
BB	3
SO	6
LOB	11





Batter	1	2	3	4	5	6	7	8	9	AB	R	H	RBI	BB	SO	LOB	TOP			
Dick Howser, R (1, 6) OBP: 0.327, SLG: 0.353	0-0 6-3			0-0 6-3		4-0 4-3 BB			0-0 F9	3	0	0	0	1	0	0	<p>Kansas City Athletics @ Los Angeles Angels Dodger Stadium, Los Angeles, CA</p> <p>Fri Jun 08 1962, 7:05 PM PDT Att: 8,286 - Unknown - 59 F</p> <p>livebaseballscores.com</p> <p>AB 28 R 1 H 2 RBI 1 BB 2 SO 2 LOB 5</p> 			
Bobby Del Greco, R (1, 8) OBP: 0.397, SLG: 0.359	0-0 F9			0-0 6-3		0-0 4-3			0-0 F7	4	0	0	1	0	0	1				
Norm Siebern, L (1, 3) OBP: 0.417, SLG: 0.485	0-0 1-3			4-0 BB		0-0 K			0-0 F7	3	0	0	0	1	1	1				
Manny Jimenez, L (1, 7) OBP: 0.408, SLG: 0.571		0-0 4-3		0-0 F5					0-0 4-3	3	0	0	0	0	0	1				
Jerry Lumpe, L (1, 4) OBP: 0.340, SLG: 0.396		0-0 G6-4-3 1B			0-0 F8				0-0 6-3	3	0	1	0	0	0	0				
Ed Charles, R (1, 5) OBP: 0.310, SLG: 0.358		0-0 G6-4-3 1-2			0-0 6-3				0-0 5-3	3	0	0	0	0	0	1				
George Alusik, R (1, 9) OBP: 0.214, SLG: 0.275			0-0 6-3		0-3 K				0-0 5-3	3	0	0	0	0	1	0				
Joe Azcue, R (1, 2) OBP: 0.294, SLG: 0.320			0-0 5-3			0-0 F8 4-3 2B			0-0 5-3	3	1	1	0	0	0	0				
Ed Rakow, S (1, 1) OBP: 0.138, SLG: 0.172			0-0 F7			0-0 F8			0-0 F6	1	0	0	0	0	0	0				
Diego Segui, R (5, PH) Wayne Causey, L (6, PH) Dan Pfister, R (6, PH) Danny McDevitt, L (7, PH) Marlan Coughtry, L (8, PH) Bill Kunkel, R (8, PH)										1	0	0	0	0	0	0				
<b>Inning Stats</b>	R: 0 E: 0 K: 0 S: 3	H: 0 LOB: 0 BB: 0 P: 3	R: 0 E: 0 K: 0 S: 3	H: 1 LOB: 0 BB: 0 P: 3	R: 0 E: 0 K: 0 S: 3	H: 0 LOB: 0 BB: 1 P: 7	R: 0 E: 0 K: 1 S: 5	H: 0 LOB: 0 BB: 0 P: 5	R: 1 E: 0 K: 1 S: 6	H: 1 LOB: 1 BB: 1 P: 10	R: 0 E: 0 K: 0 S: 3	H: 0 LOB: 0 BB: 0 P: 3	R: 0 E: 0 K: 0 S: 3	H: 0 LOB: 0 BB: 0 P: 3	R: 0 E: 0 K: 0 S: 3	H: 0 LOB: 0 BB: 0 P: 3	1B: 1 2B: 1 3B: 0 HR: 0	SF: 0 SAC: 0 DP: 1 HBP: 0	WP: 0 PB: 0 SB: 0 CS: 0	PA: 30
<b>PITCHER</b> Don Lee, R (1, 1) ERA: 3.98	IP: 9.0 WLS: W BF: 30 H: 2 R: 1 ER: 1 SO: 2 BB: 2 IBB: 0 HBP: 0 BLK: 0 WP: 0 HR: 0 S: 32 P: 40 ERA: 1.00 WHIP: 0.444															<b>PITCHER</b>				

Batter	1	2	3	4	5	6	7	8	9	AB	R	H	RBI	BB	SO	LOB	BOTTOM			
Albie Pearson, L (1, 8) OBP: 0.403, SLG: 0.363	4-0 FC6-4 BB		0-0 F6		0-0 FC2-6 1B SF9		4-0 SH1 HR BB	0-0 F9		3	2	0	0	2	0	1	<p>Kansas City Athletics @ Los Angeles Angels Dodger Stadium, Los Angeles, CA</p> <p>Fri Jun 08 1962, 7:05 PM PDT Att: 8,286 - Unknown - 59 F</p> <p>livebaseballscores.com</p> <p>AB 30 R 7 H 11 RBI 7 BB 5 SO 7 LOB 14</p> 			
Billy Moran, R (1, 4) OBP: 0.323, SLG: 0.404	0-0 FC6-4 1-2 2B			0-0 L4	0-0 1B		0-0 SH1			3	1	1	0	0	0	1				
Leon Wagner, L (1, 9) OBP: 0.353, SLG: 0.581	0-0 CS 1-H 2B			0-0 3-1	0-0 SF9		4-0 HR BB			2	1	1	2	1	0	0				
Lee Thomas, L (1, 3) OBP: 0.359, SLG: 0.421	0-3 K			0-0 BB 1B	0-0 1B		0-0 HR			4	2	3	3	0	1	1				
Buck Rodgers, S (1, 2) OBP: 0.323, SLG: 0.359		0-0 FC5-4 1B		0-0 BB 1B	0-0 F8		0-0 4-3			4	1	2	0	0	0	2				
Earl Averill, R (1, 7) OBP: 0.388, SLG: 0.390		0-0 FC5-4		4-0 1B		0-0 1B		4-0 FC5-4		2	0	1	0	2	0	1				
Gordie Windhorn, R (7, FR) OBP: 0.200, SLG: 0.276		0-0 G6-4-3 1-2		1-2 2-3 BB			0-0 FC5-4 BB			0	0	0	0	0	0	0				
Felix Torres, R (1, 5) OBP: 0.291, SLG: 0.291	0-0 G6-4-3 1-2			0-0 1B	0-3 K		0-0 FC5-4			4	0	1	2	0	1	3				
Joe Koppe, R (1, 6) OBP: 0.368, SLG: 0.319			0-0 K		0-0 K		0-0 F8		0-3 K	2	0	1	0	0	1	2				
Billy Conzolo, R (5, 6) OBP: 0.182, SLG: 0.182			0-0 K		0-0 K				0-0 K	2	0	0	0	0	1	1				
Don Lee, R (1, 1) OBP: 0.250, SLG: 0.217			0-3 K		0-0 FC2-6 1B		0-3 K		0-3 K	4	0	1	0	0	3	2				
<b>Inning Stats</b>	R: 1 E: 0 K: 1 S: 5	H: 1 LOB: 1 BB: 1 P: 9	R: 0 E: 0 K: 0 S: 3	H: 1 LOB: 0 BB: 0 P: 3	R: 0 E: 0 K: 1 S: 5	H: 1 LOB: 0 BB: 0 P: 5	R: 2 E: 0 K: 1 S: 8	H: 3 LOB: 2 BB: 1 P: 12	R: 1 E: 0 K: 0 S: 6	H: 3 LOB: 2 BB: 0 P: 6	R: 0 E: 0 K: 2 S: 8	H: 1 LOB: 0 BB: 0 P: 8	R: 3 E: 0 K: 0 S: 4	H: 1 LOB: 3 BB: 3 P: 16	R: 0 E: 0 K: 2 S: 7	H: 0 LOB: 0 BB: 0 P: 7	1B: 8 2B: 2 3B: 0 HR: 1	SF: 1 SAC: 1 DP: 1 HBP: 0	WP: 0 PB: 0 SB: 0 CS: 1	PA: 37
<b>PITCHER</b> Ed Rakow, R (1, 1) ERA: 4.88 Diego Segui, R (5, 1) ERA: 3.69 Dan Pfister, R (6, 1) ERA: 6.0 Danny McDevitt, L (7, 1) ERA: 3.06 Bill Kunkel, R (8, 1) ERA: 2.84	IP: 4.1 WLS: L BF: 20 H: 8 R: 4 ER: 4 SO: 3 BB: 2 IBB: 0 HBP: 0 BLK: 0 WP: 0 HR: 0 S: 24 P: 32 ERA: 8.31 WHIP: 2.308															<b>PITCHER</b>				



Batter	1	2	3	4	5	6	7	8	9	AB	R	H	RBI	BB	SO	LOB	TOP					
Dick Howser, R (1, 6) OBP: 0.329, SLG: 0.352	FC1-6 BB		5-3		F8		1-2 1B			3	0	1	0	1	0	1						
Jose Tartabull, L (1, 8) OBP: 0.398, SLG: 0.413	FC1-6 1B		G3			1B 2B	F8			4	1	1	0	0	0	3						
Norm Siebern, L (1, 3) OBP: 0.414, SLG: 0.481	G5-4-3 1B			L6		6-3		6-3		4	0	1	0	0	0	1						
Manny Jimenez, L (1, 7) OBP: 0.410, SLG: 0.569	G5-4-3 1-2			FC6-4 1B		2H 1B		G3		4	0	2	1	0	0	2						
Jerry Lumpe, L (1, 4) OBP: 0.335, SLG: 0.389		F9		F8		K		4-3		4	0	0	0	0	1	2						
Ed Charles, R (1, 5) OBP: 0.314, SLG: 0.362	1-3 1B			FC6-4 1-2		3-1			E6 1B	4	0	2	0	0	0	2						
Gino Cimoli, R (1, 9) OBP: 0.313, SLG: 0.380	1-3 1-2				F6		1-3		3-1	4	0	0	0	0	0	2						
Joe Azcue, R (1, 2) OBP: 0.292, SLG: 0.316	2H 1B				F7		F9		F4	4	0	1	0	0	0	1						
John Wyatt, R (1, 1) OBP: 0.063, SLG: 0.063									4-3	1	0	0	0	0	0	0						
Leo Posada, R (5, PH) OBP: 0.326, SLG: 0.282			4-3						4-3	1	0	1	0	0	0	0						
Bill Kunkel, R (5, 1) OBP: 0.250, SLG: 0.250							1B			0	0	0	0	0	0	0						
Danny McDevitt, L (5, 1) OBP: 0.356, SLG: 0.324							1B			1	0	1	0	0	0	0						
Wayne Causey, L (9, PH)							1B			1	0	0	0	0	0	1						
<b>Inning Stats</b>	R: 0 E: 0 K: 0 S: 3	H: 1 LOB: 1 BB: 1 P: 7	R: 0 E: 0 K: 0 S: 4	H: 2 LOB: 2 BB: 0 P: 4	R: 0 E: 0 K: 0 S: 3	H: 0 LOB: 0 BB: 0 P: 3	R: 0 E: 0 K: 0 S: 4	H: 1 LOB: 1 BB: 0 P: 4	R: 0 E: 0 K: 0 S: 4	H: 1 LOB: 1 BB: 0 P: 4	R: 1 E: 0 K: 1 S: 7	H: 2 LOB: 1 BB: 0 P: 7	R: 0 E: 0 K: 0 S: 5	H: 2 LOB: 2 BB: 0 P: 5	R: 0 E: 0 K: 0 S: 3	H: 0 LOB: 0 BB: 0 P: 3	R: 0 E: 1 K: 0 S: 4	H: 1 LOB: 1 BB: 0 P: 4	1B: 9 2B: 1 3B: 0 HR: 0	SF: 0 SAC: 0 DP: 1 HBP: 0	WP: 0 PB: 0 SB: 0 CS: 0	PA: 36
<b>PITCHER</b>	IP WLS BF H R ER SO BB IBB HBP BLK WP HR S P ERA WHIP																					
Dean Chance, R (1, 1) ERA: 4.19	9.0 W 36 10 1 1 1 1 1 0 0 0 0 0 0 0 1.00 1.222																					

Kansas City Athletics @ Los Angeles Angels  
Dodger Stadium, Los Angeles, CA  
Sat Jun 09 1962, 3:33 AM PDT  
Att: 4,366 - Unknown

AB	35
R	1
H	10
RBI	1
BB	1
SO	1
LOB	15



Batter	1	2	3	4	5	6	7	8	9	AB	R	H	RBI	BB	SO	LOB	BOTTOM			
Albie Pearson, L (1, 8) OBP: 0.398, SLG: 0.364	F9		L6	2H 3H 2B		L4	FC4-6 1-2			5	0	1	2	0	0	2				
Billy Moran, R (1, 4) OBP: 0.324, SLG: 0.398	1-3		K	HBP		6-3		CS S BB		3	0	0	0	1	1	0				
Leon Wagner, L (1, 9) OBP: 0.354, SLG: 0.591	1B		HR	F5		G3		K 1-3		5	1	2	1	0	1	3				
Lee Thomas, L (1, 3) OBP: 0.365, SLG: 0.419	F6		K		BB SF8 BB		1-3 SH1-4 WP 1B	BB		3	2	1	0	2	1	1				
Buck Rodgers, S (1, 2) OBP: 0.327, SLG: 0.367		BB 1B		2B 2B	E6 SF8 FC6-4		SH1-4	6-3		4	2	2	0	0	0	2				
Earl Averill, R (1, 7) OBP: 0.434, SLG: 0.429				SH3-4 2B 2B			WP 1-3 1B IBB			1	1	1	1	3	0	0				
Gordie Windhorn, R (7, FR) OBP: 0.200, SLG: 0.276		BB		2H 2B	1-2 2-3 BB		FC6-4			0	1	0	0	0	0	0				
Felix Torres, R (1, 5) OBP: 0.281, SLG: 0.283	F7			K		SF8		1-3		3	0	0	1	0	1	5				
Joe Koppe, R (1, 6) OBP: 0.368, SLG: 0.315				SH3-4 2B BB		FC6-4		1B		2	1	0	1	1	0	3				
Billy Consoletto, R (7, PH) OBP: 0.217, SLG: 0.182				1-2 3-H BB				2-3 3-H BB		0	0	0	0	1	0	0				
Dean Chance, R (1, 1) OBP: 0.176, SLG: 0.067	F8		SH3-4	1-2 2-3 K			FC4-6 1B			3	0	1	1	0	1	3				
<b>Inning Stats</b>	R: 0 E: 0 K: 0 S: 4	H: 1 LOB: 1 BB: 0 P: 4	R: 0 E: 0 K: 0 S: 4	H: 1 LOB: 2 BB: 1 P: 8	R: 1 E: 0 K: 2 S: 8	H: 1 LOB: 0 BB: 0 P: 8	R: 3 E: 0 K: 1 S: 8	H: 3 LOB: 2 BB: 1 P: 13	R: 2 E: 1 K: 1 S: 6	H: 0 LOB: 1 BB: 2 P: 14	R: 0 E: 0 K: 0 S: 3	H: 0 LOB: 0 BB: 0 P: 3	R: 2 E: 0 K: 0 S: 5	H: 2 LOB: 2 BB: 2 P: 13	R: 0 E: 0 K: 1 S: 4	H: 0 LOB: 1 BB: 2 P: 12	1B: 4 2B: 3 3B: 0 HR: 1	SF: 1 SAC: 2 DP: 0 HBP: 1	WP: 1 PB: 0 SB: 1 CS: 1	PA: 41
<b>PITCHER</b>	IP WLS BF H R ER SO BB IBB HBP BLK WP HR S P ERA WHIP																			
John Wyatt, R (1, 1) ERA: 4.45	4.0 L 21 6 4 4 4 3 2 0 0 0 0 0 0 2 9.00 2.000																			
Bill Kunkel, R (5, 1) ERA: 2.7	0.1 4 0 2 0 0 2 0 0 0 0 0 0 2 10 0.00 6.000																			
Danny McDevitt, L (5, 1) ERA: 3.38	3.2 16 2 2 2 2 3 1 0 0 1 0 0 16 32 4.91 1.364																			

Kansas City Athletics @ Los Angeles Angels  
Dodger Stadium, Los Angeles, CA  
Sat Jun 09 1962, 3:33 AM PDT  
Att: 4,366 - Unknown


AB	29
R	8
H	8
RBI	7
BB	8
SO	5
LOB	19










Batter	1	2	3	4	5	6	7	8	9	AB	R	H	RBI	BB	SO	LOB	TOP					
Dick Howser, R (1, 6) OBP: 0.332, SLG: 0.349	4-0 2B E BB	0-0 1B		0-0 F9		0-0 5-3		0-3 K		4	1	1	0	1	1	4	<p>Kansas City Athletics @ Los Angeles Angels Dodger Stadium, Los Angeles, CA Sun Jun 10 1962, 3:38 AM PDT Att: 12,873 - Unknown</p> <p>AB 39 R 5 H 11 RBI 4 BB 4 SO 8 LOB 25</p> 					
Bobby Del Greco, R (1, 8) OBP: 0.401, SLG: 0.365	0-0 BB	0-0 F8		0-0 G3		1-2 2-3		0-3 K		3	1	1	0	1	0	1						
Jose Tartabull, L (8, PH) OBP: 0.365, SLG: 0.412	1-3 E 2B									1	0	0	0	0	1	2						
Jerry Lumpe, L (1, 4) OBP: 0.333, SLG: 0.387	0-0 E4 BB 2H 3H			0-0 1-3		0-0 F8		0-0 F6		5	0	0	1	0	0	5						
Manny Jimenez, L (1, 7) OBP: 0.404, SLG: 0.557	0-0 F8			1-0 HBP		0-3 K		0-0 4-3		4	0	0	0	0	1	1						
Norm Siebern, L (1, 3) OBP: 0.414, SLG: 0.477	4-0 1-2 BB			0-3 K		0-0 4-3		0-0 F7		4	0	1	0	1	1	1						
Ed Charles, R (1, 5) OBP: 0.315, SLG: 0.387	0-3 K			0-0 F7		0-0 HR		0-0 1B		5	1	2	1	0	1	4						
Gino Cimoli, R (1, 9) OBP: 0.319, SLG: 0.385	0-0 F5			0-0 HR 1B		0-0 FC1-5 1B		0-0 F9		5	1	3	0	0	0	3						
Haywood Sullivan, R (1, 2) OBP: 0.324, SLG: 0.303				0-0 F8		0-0 1H HR		0-0 5-3 FC1-5 1B		4	1	3	2	0	0	0						
Dan Pfister, R (8, PR) OBP: 0.250, SLG: 0.250										0	0	0	0	0	0	0						
Joe Azcue, R (8, 2) OBP: 0.287, SLG: 0.321										1	0	0	0	0	1	2						
Norm Bass, R (1, 1) OBP: 0.100, SLG: 0.053				0-3 K		0-3 K		0-0 FC1-5		1	0	0	0	0	1	0						
Ed Rakow, S (3, 1) OBP: 0.129, SLG: 0.161										2	0	0	0	0	1	2						
Diego Segui, R (6, 1) OBP: 0.359, SLG: 0.320										0	0	0	0	0	0	0						
Wayne Causey, L (8, PH) OBP: 0.359, SLG: 0.320										0	0	0	0	1	0	0						
Gordon Jones, R (8, 1) OBP: 0.359, SLG: 0.320										0	0	0	0	0	0	0						
<b>Inning Stats</b>	R: 2 E: 1 K: 1 S: 7	H: 1 LOB: 2 BB: 2 P: 15	R: 0 E: 0 K: 1 S: 6	H: 1 LOB: 1 BB: 0 P: 6	R: 0 E: 0 K: 1 S: 5	H: 0 LOB: 1 BB: 0 P: 6	R: 2 E: 0 K: 1 S: 7	H: 2 LOB: 0 BB: 0 P: 7	R: 0 E: 0 K: 1 S: 5	H: 0 LOB: 0 BB: 0 P: 5	R: 1 E: 0 K: 0 S: 6	H: 3 LOB: 3 BB: 1 P: 10	R: 0 E: 0 K: 0 S: 4	H: 1 LOB: 1 BB: 0 P: 4	R: 0 E: 0 K: 2 S: 8	H: 1 LOB: 2 BB: 0 P: 12	R: 0 E: 0 K: 1 S: 7	H: 2 LOB: 2 BB: 0 P: 7	1B: 8 2B: 1 3B: 0 HR: 2	SF: 0 SAC: 0 DP: 0 HBP: 1	WP: 0 PB: 0 SB: 0 CS: 0	PA: 44
<b>PITCHER</b>	IP WLS BF H R ER SO BB IBB HBP BLK WP HR S P ERA WHIP																					
Bo Belinsky, L (1, 1) ERA: 3.11	5.0	25	6	5	4	5	2	0	0	0	0	0	0	2	32	41	7.20	1.600				
Art Fowler, R (6, 1) ERA: 2.35	1.0	W 5	1	0	0	0	1	0	0	0	0	0	0	0	4	8	0.00	2.000				
Ryne Duren, R (7, 1) ERA: 2.58	1.0	6	2	0	0	0	1	0	0	0	0	0	0	5	9	0.00	3.000					
Tom Morgan, R (8, 1) ERA: 3.46	2.0	S 8	2	0	0	3	0	0	0	0	0	0	0	14	14	0.00	1.000					

Batter	1	2	3	4	5	6	7	8	9	AB	R	H	RBI	BB	SO	LOB	BOTTOM				
Albie Pearson, L (1, 8) OBP: 0.397, SLG: 0.361	0-0 1B S E 1B			0-0 F5		4-0 5-3 1B BB		0-0 F4		4	2	1	0	1	0	4	<p>Kansas City Athletics @ Los Angeles Angels Dodger Stadium, Los Angeles, CA Sun Jun 10 1962, 3:38 AM PDT Att: 12,873 - Unknown</p> <p>AB 34 R 6 H 12 RBI 5 BB 4 SO 6 LOB 20</p> 				
Billy Moran, R (1, 4) OBP: 0.335, SLG: 0.421	0-0 S 1B			0-0 B5-3 F9		0-0 5-3		0-0 L3-6 SH3-4 1B		5	0	2	0	0	0	1					
Leon Wagner, L (1, 9) OBP: 0.364, SLG: 0.599	0-0 F7 1-2 3H			0-0 BB 2B 1B		0-0 F7 1B 2H 1B		0-0 SH3-4 1-2 1B		4	1	2	1	0	0	1					
Lee Thomas, L (1, 3) OBP: 0.374, SLG: 0.423	0-0 F5			4-0 2B BB		0-0 FC1-4-6 HBP 1B		0-0 L3-6 2-3		3	1	1	0	1	0	2					
Buck Rodgers, S (1, 2) OBP: 0.327, SLG: 0.367	0-0 3-1			0-0 1B 2B		0-0 FC1-4-6 1B 1-2		4-0 BB 1-2 BB		3	2	1	2	1	0	2					
Earl Averill, R (1, 7) OBP: 0.486, SLG: 0.500				0-0 K 2H 1B		4-0 F8 1B		0-0 1-3 1B BB		3	0	1	1	1	1	3					
Felix Torres, R (1, 5) OBP: 0.293, SLG: 0.289				0-3 K		0-0 F8 2-3		0-0 4-3 1B		4	0	2	1	0	1	1					
Billy Conzolo, R (7, PR) OBP: 0.250, SLG: 0.182										0	0	0	0	0	0	0					
Joe Koppe, R (1, 6) OBP: 0.363, SLG: 0.309				0-0 1B 1B		0-0 F8		0-0 4-3		4	0	1	0	0	1	4					
Bo Belinsky, L (1, 1) OBP: 0.286, SLG: 0.091				0-0 K		0-3 K		0-3 K		2	0	1	0	0	1	0					
Art Fowler, R (6, 1) ERA: 4.5										0	0	0	0	0	0	0					
Gordie Windhorn, R (6, PH) OBP: 0.194, SLG: 0.267										1	0	0	0	0	1	0					
Ryne Duren, R (7, 1) OBP: 0.111, SLG: 0.222				1-3 1B						1	0	0	0	0	1	2					
Tom Morgan, R (8, 1) ERA: 3.46										0	0	0	0	0	0	0					
<b>Inning Stats</b>	R: 1 E: 0 K: 0 S: 5	H: 2 LOB: 1 BB: 0 P: 5	R: 0 E: 0 K: 2 S: 9	H: 2 LOB: 2 BB: 0 P: 9	R: 3 E: 0 K: 0 S: 6	H: 3 LOB: 1 BB: 1 P: 10	R: 0 E: 0 K: 1 S: 5	H: 0 LOB: 0 BB: 0 P: 5	R: 1 E: 0 K: 1 S: 6	H: 1 LOB: 2 BB: 1 P: 11	R: 1 E: 0 K: 1 S: 7	H: 2 LOB: 3 BB: 2 P: 15	R: 0 E: 0 K: 1 S: 6	H: 1 LOB: 2 BB: 0 P: 6	R: 0 E: 0 K: 0 S: 3	H: 1 LOB: 0 BB: 0 P: 3		1B: 11 2B: 2 3B: 0 HR: 0	SF: 0 SAC: 1 DP: 1 HBP: 1	WP: 0 PB: 0 SB: 2 CS: 0	PA: 40
<b>PITCHER</b>	IP WLS BF H R ER SO BB IBB HBP BLK WP HR S P ERA WHIP																				
Norm Bass, R (1, 1) ERA: 5.93	2.1	15	7	4	3	2	1	0	0	0	0	0	0	18	22	11.57	3.429				
Ed Rakow, S (3, 1) ERA: 4.5	3.1	L 16	3	2	2	3	2	0	1	0	0	0	0	19	28	5.40	1.500				
Diego Segui, R (6, 1) ERA: 3.68	1.1	6	1	0	0	1	1	0	0	0	0	0	0	7	11	0.00	1.500				
Gordon Jones, R (8, 1) ERA: 3.46	1.0	3	1	0	0	0	0	0	0	0	0	0	0	3	3	0.00	1.000				




Batter	1	2	3	4	5	6	7	8	9	AB	R	H	RBI	BB	SO	LOB	TOP		
Jim Landis, R (1, 8) OBP: 0.395, SLG: 0.495	4-0 L6 BB		0-0 G3			0-0 6-3			0-0 F3	3	0	0	0	1	0	0	Chicago White Sox @ Kansas City Athletics Municipal Stadium, Kansas City, MO Tue Jun 12 1962, 8:05 PM EDT Att: 7,234 - Unknown		
Nelle Fox, L (1, 4) OBP: 0.319, SLG: 0.360	0-0 L6 1-2				0-0 F7	0-0 1-3			0-0 4-3	4	0	0	0	0	0	1			
Joe Cunningham, L (1, 3) OBP: 0.452, SLG: 0.443	0-0 4-3				0-0 1B				0-3 K	4	0	2	0	0	1	0			
Floyd Robinson, L (1, 9) OBP: 0.393, SLG: 0.523		4-0 1B SF8 BB			0-3 K				0-0 G4-6-3 1B	2	1	0	0	1	1	2			
Al Smith, R (1, 7) OBP: 0.396, SLG: 0.509		0-0 G1-4-3 1B			0-0 F9				4-0 BB	2	0	1	0	1	0	1			
Bob Sadowski, L (1, 5) OBP: 0.286, SLG: 0.453 Charley Smith, R (7, 5) OBP: 0.254, SLG: 0.264		0-0 SF8			0-0 3-1				0-3 K	2	0	0	1	0	1	1			
Luis Aparicio, R (1, 6) OBP: 0.254, SLG: 0.296		0-0 G1-4-3 1-2			0-0 5-3				0-0 F7	3	0	0	0	0	0	1			
Cam Carreon, R (1, 2) OBP: 0.317, SLG: 0.330					0-0 6-3				0-0 6-3	3	0	0	0	0	0	0			
Juan Pizarro, L (1, 1) OBP: 0.194, SLG: 0.194					0-0 F8				0-0 L8	3	0	0	0	0	0	0			
<b>Inning Stats</b>	R: 0 E: 0 K: 0 S: 2	H: 0 LOB: 0 BB: 1 P: 6	R: 1 E: 0 K: 0 S: 3	H: 1 LOB: 0 BB: 1 P: 7	R: 0 E: 0 K: 0 S: 3	H: 0 LOB: 0 BB: 0 P: 3	R: 0 E: 0 K: 1 S: 6	H: 1 LOB: 1 BB: 0 P: 6	R: 0 E: 0 K: 0 S: 3	H: 0 LOB: 0 BB: 0 P: 3	R: 0 E: 0 K: 1 S: 5	H: 1 LOB: 1 BB: 1 P: 9	R: 0 E: 0 K: 0 S: 3	H: 0 LOB: 0 BB: 0 P: 3	R: 0 E: 0 K: 1 S: 5	H: 0 LOB: 0 BB: 0 P: 5	1B: 3 2B: 0 3B: 0 HR: 0	SF: 1 SAC: 0 DP: 2 HBP: 0	WP: 0 PA: 30 CS: 0
<b>PITCHER</b> Dave Wickersham, R (1, 1) ERA: 2.88	IP: 9.0 WLS: W BF: 30 H: 3 R: 1 ER: 1 SO: 3 BB: 3 IBB: 0 HBP: 0 BLK: 0 WP: 0 HR: 0 S: 33 P: 45 ERA: 1.00 WHIP: 0.667															<b>PITCHER</b>			

Batter	1	2	3	4	5	6	7	8	9	AB	R	H	RBI	BB	SO	LOB	BOTTOM		
Dick Howser, R (1, 6) OBP: 0.335, SLG: 0.346	4-0 WP BB	0-0 L6		4-0 1-2 BB			0-0 4-3			2	0	0	0	2	0	2	Chicago White Sox @ Kansas City Athletics Municipal Stadium, Kansas City, MO Tue Jun 12 1962, 8:05 PM EDT Att: 7,234 - Unknown		
Bobby Del Greco, R (1, 8) OBP: 0.393, SLG: 0.355	0-0 F7 1-2		0-0 F2	0-0 F8			0-0 F6			4	0	0	0	0	0	4			
Jerry Lumpe, L (1, 4) OBP: 0.332, SLG: 0.382	4-0 BB		0-3 K		0-0 G3		0-0 4-3			3	0	0	0	1	1	0			
Manny Jimenez, L (1, 7) OBP: 0.411, SLG: 0.561 Jose Tartabull, L (8, PR) OBP: 0.395, SLG: 0.412	0-0 F7		0-0 1B		0-0 1B				0-0 3B 1B	4	0	3	0	0	0	2			
Norm Siebern, L (1, 3) OBP: 0.408, SLG: 0.468	0-0 F5		0-0 4-3		0-0 6-3				0-0 F2	4	0	0	0	0	0	4			
Ed Charles, R (1, 5) OBP: 0.314, SLG: 0.379		0-0 F9		4-0 FC5-4 1B BB			0-0 F9		0-0 F8	3	0	0	0	1	0	1			
Gino Cimoli, R (1, 9) OBP: 0.326, SLG: 0.398		4-0 FC1-4 BB		0-0 FC5-4 1B		0-3 K			0-0 1B 3B	3	1	2	1	1	1	0			
Joe Azcue, R (1, 2) OBP: 0.296, SLG: 0.330		0-0 FC1-4 1B		0-0 FC5-4 BB					0-0 1B	4	0	2	1	0	0	3			
Dave Wickersham, R (1, 1) OBP: 0.080, SLG: 0.080		0-0 1-2 1B		0-0 F4			0-0 6-3		0-0 F4	4	0	1	0	0	0	4			
<b>Inning Stats</b>	R: 0 E: 0 K: 0 S: 3	H: 0 LOB: 2 BB: 2 P: 11	R: 0 E: 0 K: 0 S: 4	H: 1 LOB: 2 BB: 1 P: 8	R: 0 E: 0 K: 1 S: 6	H: 1 LOB: 1 BB: 0 P: 6	R: 0 E: 0 K: 0 S: 4	H: 1 LOB: 3 BB: 2 P: 12	R: 0 E: 0 K: 0 S: 3	H: 1 LOB: 0 BB: 0 P: 3	R: 0 E: 0 K: 1 S: 6	H: 1 LOB: 1 BB: 0 P: 6	R: 0 E: 0 K: 0 S: 3	H: 0 LOB: 0 BB: 0 P: 3	R: 2 E: 0 K: 0 S: 6	H: 3 LOB: 1 BB: 0 P: 6	1B: 7 2B: 0 3B: 1 HR: 0	SF: 0 SAC: 0 DP: 0 HBP: 0	WP: 1 PA: 36 CS: 0
<b>PITCHER</b> Juan Pizarro, L (1, 1) ERA: 4.07	IP: 8.0 WLS: L BF: 36 H: 8 R: 2 ER: 2 SO: 2 BB: 5 IBB: 0 HBP: 0 BLK: 0 WP: 1 HR: 0 S: 35 P: 55 ERA: 2.25 WHIP: 1.625															<b>PITCHER</b>			



Batter	1	2	3	4	5	6	7	8	9	AB	R	H	RBI	BB	SO	LOB	TOP								
Jim Landis, R (1, 8) OBP: 0.371, SLG: 0.495	G3		2-3 1B BB		K		1B		1B	4	1	2	0	1	1	1	<b>Chicago White Sox @ Kansas City Athletics</b> Municipal Stadium, Kansas City, MO Wed Jun 13 1962, 8:05 PM EDT Att: 6,448 - Unknown <a href="http://livebaseballscorecards.com">livebaseballscorecards.com</a>								
Joe Cunningham, L (1, 3) OBP: 0.451, SLG: 0.441	1-3		2-3		FC4-6 1B		1B		K	5	0	2	1	0	1	3									
Floyd Robinson, L (1, 9) OBP: 0.391, SLG: 0.518	1-3		1B		FC4-6 1-2		F8			4	0	1	2	0	0	4									
Al Smith, R (1, 7) OBP: 0.393, SLG: 0.515		3B	K		6-3		5-3			4	0	1	0	0	1	3									
Sherm Lollar, R (1, 2) OBP: 0.377, SLG: 0.362	K				K		F4			4	0	1	0	0	2	1									
Bob Sadowski, L (1, 5) OBP: 0.270, SLG: 0.426	K2-3		L6		F7		F5			4	0	0	0	0	1	2									
Nellie Fox, L (1, 4) OBP: 0.313, SLG: 0.353	5-3		4-3		F7		F6			4	0	0	0	0	0	2									
Sammy Esposito, R (1, 6) OBP: 0.375, SLG: 0.296			2-3 1B BB		4-3		E1 1B		K	2	2	0	0	1	0	0									
Mike Hershberger, R (9, PH) OBP: 0.343, SLG: 0.344									K	1	0	0	0	0	1	0									
John Buzhardt, R (1, 1) OBP: 0.194, SLG: 0.138			K				F8		K	3	0	1	0	0	1	2									
Eddie Fisher, R (7, 1)										0	0	0	0	0	0	0									
Cam Carreon, R (9, PH) OBP: 0.314, SLG: 0.327					1B				K	1	0	0	0	0	1	0									
<b>Inning Stats</b>	R: 0 E: 0 K: 0 S: 3	H: 0 LOB: 0 BB: 0 P: 3	R: 0 E: 0 K: 2 S: 8	H: 1 LOB: 1 BB: 0 P: 8	R: 2 E: 0 K: 2 S: 8	H: 1 LOB: 1 BB: 2 P: 16	R: 0 E: 0 K: 1 S: 5	H: 0 LOB: 0 BB: 0 P: 5	R: 0 E: 0 K: 1 S: 7	H: 2 LOB: 2 BB: 0 P: 7	R: 0 E: 0 K: 0 S: 4	H: 1 LOB: 1 BB: 0 P: 4	R: 1 E: 1 K: 0 S: 6	H: 2 LOB: 2 BB: 0 P: 6	R: 0 E: 0 K: 0 S: 3	H: 0 LOB: 0 BB: 0 P: 3	R: 0 E: 0 K: 3 S: 10	H: 1 LOB: 1 BB: 0 P: 10	1B: 7 2B: 0 3B: 1 HR: 0	SF: 0 SAC: 0 DP: 0 HBP: 0	WP: 0 PB: 0 SB: 0 CS: 0	PA: 38			
<b>PITCHER</b>	IP	WLS	BF	H	R	ER	SO	BB	IBB	HBP	BLK	WP	HR	S	P	ERA	WHIP								
Ed Rakow, R (1, 1) ERA: 4.7	7.0	W	31	7	3	2	6	2	0	0	0	0	0	41	49	2.57	1.286								
Gordon Jones, R (8, 1) ERA:	2.0	S	7	1	0	0	3	0	0	0	0	0	0	13	13	0.00	0.500								

Batter	1	2	3	4	5	6	7	8	9	AB	R	H	RBI	BB	SO	LOB	BOTTOM								
Dick Howser, R (1, 6) OBP: 0.333, SLG: 0.344	S 1B		4-3		F8		FC1-6 1B			4	2	1	0	0	0	1	<b>Chicago White Sox @ Kansas City Athletics</b> Municipal Stadium, Kansas City, MO Wed Jun 13 1962, 8:05 PM EDT Att: 6,448 - Unknown <a href="http://livebaseballscorecards.com">livebaseballscorecards.com</a>								
Jose Tartabull, L (1, 8) OBP: 0.372, SLG: 0.417	L6-4 1H 1B		F3		4-3		S 1B			4	1	2	2	0	0	0									
Jerry Lumpe, L (1, 4) OBP: 0.331, SLG: 0.377	BB BB		4-3		4-3		4-3			3	0	0	0	1	0	1									
Manny Jimenez, L (1, 7) OBP: 0.413, SLG: 0.565	L6-4						1B			4	1	2	1	0	0	2									
Bobby Del Greco, R (7, PR) OBP: 0.393, SLG: 0.355	2-3				1B		2B			0	0	0	0	0	0	0									
Norm Siebern, L (1, 3) OBP: 0.413, SLG: 0.468	1-2 BB				K		BB			2	0	1	0	2	1	1									
Ed Charles, R (1, 5) OBP: 0.307, SLG: 0.369	K				6-3		F9			4	0	0	0	0	1	6									
Gino Cimoli, R (1, 9) OBP: 0.329, SLG: 0.397			4-3		1B		1B			3	0	1	1	1	1	0									
Joe Azcue, R (1, 2) OBP: 0.294, SLG: 0.326	5-3				1B		L9			4	0	1	0	0	1	2									
Ed Rakow, S (1, 1) OBP: 0.121, SLG: 0.152					5-3					2	0	0	0	0	1	2									
Wayne Causey, L (7, PH) OBP: 0.366, SLG: 0.320							FC1-6 BB			0	0	0	0	1	0	0									
Gordon Jones, R (8, 1) ERA:										1	0	0	0	0	0	0									
<b>Inning Stats</b>	R: 1 E: 0 K: 1 S: 6	H: 2 LOB: 2 BB: 2 P: 14	R: 0 E: 0 K: 1 S: 5	H: 0 LOB: 0 BB: 0 P: 5	R: 0 E: 0 K: 0 S: 3	H: 0 LOB: 0 BB: 0 P: 3	R: 1 E: 0 K: 1 S: 8	H: 3 LOB: 2 BB: 0 P: 8	R: 0 E: 0 K: 0 S: 3	H: 0 LOB: 0 BB: 0 P: 3	R: 0 E: 0 K: 0 S: 3	H: 0 LOB: 2 BB: 2 P: 11	R: 2 E: 0 K: 0 S: 6	H: 3 LOB: 2 BB: 1 P: 10	R: 0 E: 0 K: 2 S: 7	H: 0 LOB: 0 BB: 0 P: 7	1B: 7 2B: 2 3B: 0 HR: 0	SF: 0 SAC: 0 DP: 1 HBP: 0	WP: 0 PB: 0 SB: 3 CS: 0	PA: 36					
<b>PITCHER</b>	IP	WLS	BF	H	R	ER	SO	BB	IBB	HBP	BLK	WP	HR	S	P	ERA	WHIP								
John Buzhardt, R (1, 1) ERA: 3.56	6.2	L	31	7	4	4	3	5	0	0	0	0	0	32	52	5.40	1.800								
Eddie Fisher, R (7, 1) ERA: 4.31	1.1		5	1	0	0	2	0	0	0	0	0	0	9	9	0.00	0.750								





Batter	1	2	3	4	5	6	7	8	9	AB	R	H	RBI	BB	SO	LOB	TOP			
Jim Landis, R OBP: 0.378, SLG: 0.510 (1,8)										4	4	2	1	2	1	3	<b>Chicago White Sox @ Kansas City Athletics</b> Municipal Stadium, Kansas City, MO Thu Jun 14 1962, 8:05 PM EDT Att: 6,328 - Unknown <a href="http://livebaseballscorecards.com">livebaseballscorecards.com</a>			
Nelle Fox, L OBP: 0.314, SLG: 0.357 (1,4)										6	1	2	0	0	0	5				
Joe Cunningham, L OBP: 0.452, SLG: 0.448 (1,3)										4	1	2	3	1	1	1				
Floyd Robinson, L OBP: 0.398, SLG: 0.516 (1,9)										3	1	1	0	3	0	2				
Al Smith, R OBP: 0.398, SLG: 0.514 (1,5)										4	1	2	1	1	1	4				
Mike Hershberger, R OBP: 0.340, SLG: 0.340 (1,7)										5	0	1	2	0	1	5				
Luis Aparicio, R Sammy Esposito, R OBP: 0.375, SLG: 0.296 (8,6)										4	0	2	1	0	1	2				
Sherm Lollar, R OBP: 0.362, SLG: 0.345 (1,2)										5	0	0	0	0	2	5				
Joe Horlen, R Chasley Smith, R Don Zanni, R Curt Casper, R Turk Lown, R Russ Kemmerer, R Eddie Fisher, R Gordon Jones, R ERA: 5.07 (8,8)										1	0	0	0	0	0	1				
<b>Inning Stats</b>	R: 1 E: 1 K: 1 S: 7	H: 2 LOB: 2 BB: 1 P: 11	R: 0 E: 0 K: 2 S: 8	H: 1 LOB: 2 BB: 1 P: 12	R: 2 E: 1 K: 1 S: 7	H: 1 LOB: 1 BB: 1 P: 11	R: 1 E: 0 K: 1 S: 7	H: 2 LOB: 2 BB: 1 P: 11	R: 0 E: 0 K: 0 S: 3	H: 0 LOB: 0 BB: 0 P: 3	R: 2 E: 0 K: 2 S: 9	H: 2 LOB: 2 BB: 2 P: 17	R: 0 E: 0 K: 1 S: 7	H: 2 LOB: 2 BB: 0 P: 7	R: 1 E: 0 K: 1 S: 6	H: 1 LOB: 1 BB: 1 P: 10		1B: 9 2B: 3 3B: 0 HR: 1	SF: 2 SAC: 0 DP: 0 HBP: 0	WP: 0 PB: 0 SB: 3 CS: 0
<b>PITCHER</b>	IP WLS BF H R ER SO BB IBB HBP BLK WP HR S P ERA WHIP	3.2 0 21 5 4 2 5 4 0 0 0 0 1 27 43 4.91 2.455	1.2 9 3 2 2 0 1 0 0 0 0 0 8 12 10.80 2.400	2.0 12 4 1 1 3 2 0 0 0 0 0 16 24 4.50 3.000	1.2 W 7 1 1 1 2 1 0 0 0 0 0 10 14 5.40 1.200															

Batter	1	2	3	4	5	6	7	8	9	AB	R	H	RBI	BB	SO	LOB	BOTTOM			
Dick Howser, R OBP: 0.335, SLG: 0.344 (1,6)										3	1	1	2	1	0	0	<b>Chicago White Sox @ Kansas City Athletics</b> Municipal Stadium, Kansas City, MO Thu Jun 14 1962, 8:05 PM EDT Att: 6,328 - Unknown <a href="http://livebaseballscorecards.com">livebaseballscorecards.com</a>			
Jose Tartabull, L OBP: 0.366, SLG: 0.408 (1,8)										4	1	1	0	0	1	2				
Jerry Lumpe, L OBP: 0.340, SLG: 0.396 (1,4)										4	3	3	2	1	0	0				
Manny Jimenez, L Bobby Del Greco, R OBP: 0.417, SLG: 0.569 (8, PR)										4	0	2	1	0	0	1				
Norm Siebern, L OBP: 0.416, SLG: 0.469 (1,3)										4	1	2	1	1	0	3				
Ed Charles, R OBP: 0.309, SLG: 0.407 (1,5)										5	2	2	4	0	0	4				
Gino Cimoli, R OBP: 0.331, SLG: 0.397 (1,9)										5	2	2	0	0	0	4				
Joe Azcue, R OBP: 0.302, SLG: 0.333 (1,2)										4	0	2	0	0	0	1				
John Wyatt, R Norm Bass, R Dan Pfister, R Gordon Jones, R OBP: 0.056, SLG: 0.056 (8, PR)										2	0	0	0	0	1	3				
<b>Inning Stats</b>	R: 1 E: 1 K: 0 S: 5	H: 2 LOB: 1 BB: 0 P: 5	R: 2 E: 0 K: 2 S: 10	H: 3 LOB: 0 BB: 0 P: 10	R: 3 E: 0 K: 0 S: 6	H: 3 LOB: 1 BB: 0 P: 7	R: 2 E: 0 K: 0 S: 4	H: 1 LOB: 1 BB: 2 P: 12	R: 1 E: 0 K: 0 S: 5	H: 2 LOB: 1 BB: 0 P: 5	R: 0 E: 0 K: 0 S: 4	H: 1 LOB: 2 BB: 1 P: 8	R: 0 E: 0 K: 0 S: 3	H: 0 LOB: 0 BB: 0 P: 3	R: 2 E: 1 K: 0 S: 6	H: 3 LOB: 2 BB: 0 P: 6		1B: 11 2B: 1 3B: 0 HR: 3	SF: 1 SAC: 1 DP: 0 HBP: 1	WP: 2 PB: 0 SB: 1 CS: 0
<b>PITCHER</b>	IP WLS BF H R ER SO BB IBB HBP BLK WP HR S P ERA WHIP	3.0 L 18 3 3 3 0 2 0 0 0 0 1 9 17 13.50 2.667	2.0 11 3 3 3 0 2 0 0 0 0 0 4 8 0.00 2.000	1.0 5 1 0 0 0 1 0 0 0 0 0 4 4 9.00 1.000	1.0 5 2 1 1 0 0 0 0 0 0 1 0 5 9.00 2.000															







Batter	1	2	3	4	5	6	7	8	9	AB	R	H	RBI	BB	SO	LOB	TOP					
Lenny Green, L (1, 8) OBP: 0.385, SLG: 0.467	0-0 4-3		0-0 F8		0-0 SF7			0-0 1B		3	0	1	1	0	0	1	<b>Minnesota Twins @ Kansas City Athletics</b> Municipal Stadium, Kansas City, MO Sat Jun 16 1962, 8:05 PM EDT Att: 12,519 - Unknown <a href="http://livebaseballscorecards.com">livebaseballscorecards.com</a>					
Vic Power, R (1, 3) OBP: 0.335, SLG: 0.432	0-0 S BB E 1B		0-3 K		0-0 5-3			0-0 F9		4	1	1	0	0	1	2						
Rich Rollins, R (1, 5) OBP: 0.427, SLG: 0.553	4-0 S 1-2 BB		0-0 F5		0-0 F8 1B			0-0 F8		3	0	1	0	1	0	2						
Harmon Killebrew, R (1, 7) OBP: 0.391, SLG: 0.476	0-3 K 1-3 2H			0-0 G6-4-3 1B		0-0 F8 1-2		0-3 K		4	0	1	0	0	2	3						
Bob Allison, R (1, 9) OBP: 0.371, SLG: 0.424	0-0 F4			0-0 G6-4-3 1-2		0-0 G6-4-3 BB		0-0 5-3		3	0	0	0	1	0	2						
Earl Battey, R (1, 2) OBP: 0.364, SLG: 0.432		0-3 K			0-0 1B		0-0 G6-4-3 1-2		0-0 F9		4	0	1	0	0	1		2				
Bernie Allen, L (1, 4) OBP: 0.283, SLG: 0.415		0-0 G3			0-0 4-1			0-3 K		4	0	0	0	0	1	1						
Zolio Versalles, R (1, 6) OBP: 0.252, SLG: 0.353		0-0 F9				0-0 F7				3	0	0	0	0	0	0						
Joe Bonikowski, R (1, 1) OBP: 0.217, SLG: 0.182										1	0	1	0	0	0	0						
Johanny Goyri, R (5, PH) OBP: 0.316, SLG: 0.706										1	1	1	0	0	0	0						
Lee Stange, R (5, 1) OBP: 0.500, SLG: 0.633										0	0	0	0	0	0	0						
Don Mincher, L (7, PH) OBP: 0.392, SLG: 0.494										1	0	0	0	0	0	0						
Georges Maranda, R (7, 1) OBP: 0.500, SLG: 0.633										0	0	0	0	0	0	0						
<b>Inning Stats</b>	R: 1 E: 0 K: 1 S: 6	H: 1 LOB: 1 BB: 1 P: 10	R: 0 E: 0 K: 1 S: 5	H: 0 LOB: 0 BB: 0 P: 5	R: 0 E: 0 K: 1 S: 6	H: 1 LOB: 1 BB: 0 P: 6	R: 0 E: 0 K: 0 S: 4	H: 2 LOB: 1 BB: 0 P: 4	R: 1 E: 0 K: 0 S: 4	H: 1 LOB: 0 BB: 0 P: 4	R: 0 E: 0 K: 0 S: 3	H: 0 LOB: 0 BB: 1 P: 7	R: 0 E: 0 K: 0 S: 3	H: 0 LOB: 0 BB: 0 P: 3	R: 0 E: 0 K: 1 S: 6	H: 1 LOB: 1 BB: 0 P: 6	R: 0 E: 0 K: 1 S: 5	H: 0 LOB: 0 BB: 0 P: 5	1B: 6 2B: 0 3B: 1 HR: 0	SF: 1 SAC: 0 DP: 2 HBP: 0	WP: 0 PB: 0 SB: 3 CS: 0	PA: 34
<b>PITCHER</b> Diego Segui, R (1, 1) ERA: 3.05	IP: 9.0 WLS: W BF: 34 H: 7 R: 2 ER: 1 SO: 5 BB: 2 IBB: 0 HBP: 0 BLK: 0 WP: 0 HR: 0 S: 42 P: 50 ERA: 1.00 WHIP: 1.000															<b>PITCHER</b>	IP: 9.0 WLS: W BF: 34 H: 7 R: 2 ER: 1 SO: 5 BB: 2 IBB: 0 HBP: 0 BLK: 0 WP: 0 HR: 0 S: 42 P: 50 ERA: 1.00 WHIP: 1.000					

Batter	1	2	3	4	5	6	7	8	9	AB	R	H	RBI	BB	SO	LOB	BOTTOM				
Dick Howser, R (1, 6) OBP: 0.337, SLG: 0.367	0-0 1B 1B							0-3 K		4	3	3	2	0	1	0	<b>Minnesota Twins @ Kansas City Athletics</b> Municipal Stadium, Kansas City, MO Sat Jun 16 1962, 8:05 PM EDT Att: 12,519 - Unknown <a href="http://livebaseballscorecards.com">livebaseballscorecards.com</a>				
Jose Tartabull, L (1, 8) OBP: 0.356, SLG: 0.398	0-0 1B 1-2 FC4-6							0-0 G3		3	1	1	1	0	0	0					
Jerry Lumpe, L (1, 4) OBP: 0.330, SLG: 0.383	0-0 F8							0-0 F8		4	0	0	0	0	0	2					
Manny Jimenez, L (1, 7) OBP: 0.406, SLG: 0.551	0-0 FC4-6 1-3 2H							0-0 F9		4	0	1	1	0	0	0					
Bobby Del Greco, R (9, 7) OBP: 0.393, SLG: 0.355	0-0 FC4-6 1-3 2H							0-0 F9		0	0	0	0	0	0	0					
Norm Siebern, L (1, 3) OBP: 0.415, SLG: 0.472	0-0 FC4-6 1-2 1B							0-0 F9		4	0	0	1	0	1	1					
Ed Charles, R (1, 5) OBP: 0.328, SLG: 0.459	0-0 1-2 1B							0-0 CS 1B		4	1	4	1	0	0	0					
Gino Cimoli, R (1, 9) OBP: 0.339, SLG: 0.413	0-0 F9							0-0 CS		3	0	2	0	0	0	2					
Joe Azcue, R (1, 2) OBP: 0.295, SLG: 0.333		0-3 K						0-0 CS		3	0	0	0	0	1	2					
Diego Segui, R (1, 1) OBP: 0.333, SLG: 0.200		0-0 3B 1B						0-3 K		3	1	1	0	0	2	1					
<b>Inning Stats</b>	R: 2 E: 0 K: 0 S: 7	H: 4 LOB: 2 BB: 0 P: 7	R: 2 E: 0 K: 1 S: 7	H: 2 LOB: 0 BB: 0 P: 7	R: 0 E: 0 K: 1 S: 3	H: 1 LOB: 1 BB: 0 P: 3	R: 0 E: 0 K: 1 S: 5	H: 1 LOB: 0 BB: 0 P: 5	R: 1 E: 0 K: 0 S: 4	H: 1 LOB: 0 BB: 0 P: 4	R: 1 E: 0 K: 2 S: 9	H: 2 LOB: 1 BB: 0 P: 9	R: 0 E: 0 K: 1 S: 5	H: 0 LOB: 0 BB: 0 P: 5	R: 0 E: 0 K: 0 S: 3	H: 1 LOB: 0 BB: 0 P: 3		1B: 7 2B: 3 3B: 1 HR: 2	SF: 1 SAC: 0 DP: 1 HBP: 0	WP: 0 PB: 0 SB: 0 CS: 1	PA: 34
<b>PITCHER</b> Joe Bonikowski, R (1, 1) ERA: 4.06 Lee Stange, R (5, 1) ERA: 3.58 Georges Maranda, R (7, 1) ERA: 4.56	IP: 4.0 WLS: L BF: 18 H: 8 R: 4 ER: 4 SO: 2 BB: 0 IBB: 0 HBP: 0 BLK: 0 WP: 0 HR: 0 S: 22 P: 22 ERA: 9.00 WHIP: 2.000															<b>PITCHER</b>		IP: 4.0 WLS: L BF: 18 H: 8 R: 4 ER: 4 SO: 2 BB: 0 IBB: 0 HBP: 0 BLK: 0 WP: 0 HR: 0 S: 22 P: 22 ERA: 9.00 WHIP: 2.000			








Batter	1	2	3	4	5	6	7	8	9	AB	R	H	RBI	BB	SO	LOB	TOP						
<b>Lenny Green, L</b> OBP: 0.396, SLG: 0.469 (1, 8)	4-0 6-3 1B BB	0-0 1-3				0-0 F2		0-0 F6		0-0 FC3-6 1B E							4 2 0 0 1 0 2						
<b>Vic Power, R</b> OBP: 0.338, SLG: 0.435 (1, 3)	0-0 F5		0-3 K			0-0 1B 1B		0-0 5-4-6 2B		0-0 E 1B 1B							5 1 3 0 0 1 1						
<b>Rich Rollins, R</b> OBP: 0.433, SLG: 0.553 (1, 5)	0-0 6-3 1B 1B		0-0 5-3			0-0 1B 1B		0-0 5-4-6 2B		0-0 E9 FC5-4 1B							5 2 3 1 0 0 1						
<b>Harmon Killebrew, R</b> OBP: 0.393, SLG: 0.487 <b>Bill Tuttle, R</b> OBP: 0.316, SLG: 0.292 (8, 8)	0-0 6-3 1B 2-3 2-3		0-0			0-0 1B BB 1B		0-0 F9		0-0 FC5-4 1B							5 0 2 1 0 0 4 0 0 0 0 0 0 0						
<b>Bob Allison, R</b> OBP: 0.380, SLG: 0.424 (1, 9)	0-0 1B 2-H 3-H		0-3 K			0-0 PB 1B 1B		0-0 F6		0-3 K							5 1 2 3 0 2 1						
<b>Earl Battley, R</b> OBP: 0.361, SLG: 0.432 (1, 2)	0-0 F8					0-0 3B 2-3 3-H 3-H		0-0 6-3		0-0 1B SF8 1B							4 2 2 0 1 0 1						
<b>Bernie Allen, L</b> OBP: 0.297, SLG: 0.429 (1, 4)		0-0 F8				4-0 G1-6-3 BB		4-0 1B BB		0-0 SH1-3 1B 1B							3 1 2 0 2 0 0						
<b>Zoilo Versalles, R</b> OBP: 0.260, SLG: 0.361 (1, 6)		0-0				0-0 F4 BB		0-0 FC4-6 1B		0-0 SH1-3 1B 1B							3 0 2 3 0 0 2						
<b>Camilo Pascual, R</b> OBP: 0.260, SLG: 0.327 (1, 1)		0-3 K				0-0 G1-6-3 1-2		0-0 FC4-6 1-2 2-H 3-H		0-0 FC3-6 1B							5 0 1 1 0 1 6						
<b>Inning Stats</b>	R: 2 E: 0 K: 0 S: 5	H: 2 LOB: 1 BB: 1 P: 9	R: 0 E: 0 K: 1 S: 6	H: 1 LOB: 1 BB: 0 P: 6	R: 0 E: 0 K: 2 S: 8	H: 1 LOB: 1 BB: 0 P: 8	R: 0 E: 0 K: 0 S: 3	H: 1 LOB: 1 BB: 1 P: 7	R: 4 E: 0 K: 0 S: 7	H: 5 LOB: 2 BB: 2 P: 15	R: 0 E: 0 K: 0 S: 3	H: 1 LOB: 0 BB: 0 P: 3	R: 0 E: 0 K: 0 S: 3	H: 0 LOB: 0 BB: 0 P: 3	R: 2 E: 1 K: 0 S: 7	H: 4 LOB: 2 BB: 0 P: 7	R: 1 E: 0 K: 1 S: 7	H: 2 LOB: 1 BB: 0 P: 7	1B: 14 2B: 3 3B: 1 HR: 0	SF: 1 SAC: 1 DP: 2 HBP: 0	WP: 0 PB: 1 CS: 0	PA: 45	
<b>PITCHER</b>	IP WLS BF H R ER SO BB IBB HBP BLK WP HR S P ERA WHIP																						
<b>Ed Rakow, R</b> ERA: 4.79 <b>Dan Pfister, R</b> ERA: 6.47 <b>Danny McDevitt, L</b> ERA: 3.32 <b>Norm Bass, R</b> ERA: 6.06 <b>Bill Fischer, R</b> ERA: 6.14	(1, 1) (5, 1) (5, 1) (6, 1) (9, 1)	4.1 0.1 0.1 3.0 1.0	WLS L 2 13 5	BF 22 3 2 5	H 8 1 5 2	R 5 0 2 1	ER 5 0 2 1	SO 3 0 0 1	BB 2 0 0 0	IBB 0 0 0 0	HBP 0 0 0 0	BLK 0 0 0 0	WP 0 0 0 0	HR 0 0 0 0	S 26 1 2 13	P 34 9 2 13 7	ERA 10.38 0.00 27.00 6.00 9.00	WHIP 2.308 9.000 3.000 1.667 2.000					

Minnesota Twins @ Kansas City Athletics  
Municipal Stadium, Kansas City, MO  
Mon Jun 18 1962, 8:05 PM EDT  
Att: 9,662 - Unknown

livebaseballscorecards.com

AB	39
R	9
H	17
RBI	9
BB	4
SO	4
LOB	18




Batter	1	2	3	4	5	6	7	8	9	AB	R	H	RBI	BB	SO	LOB	BOTTOM						
<b>Dick Howser, R</b> OBP: 0.343, SLG: 0.375 (1, 6)	0-0 6-3					0-0 6-3		4-0 1B 2B BB									3 2 1 1 1 0 0						
<b>Jose Tartabull, L</b> OBP: 0.351, SLG: 0.391 (1, 8)	0-0 F7					0-0 4-3		0-0 2B 1B									4 1 1 0 0 0 0						
<b>Jerry Lumpe, L</b> OBP: 0.331, SLG: 0.386 (1, 4)	0-0 4-3					0-0 F8		0-0 1B		0-0 E 1-H 2-H							4 0 2 2 0 0 0						
<b>Manny Jimenez, L</b> OBP: 0.404, SLG: 0.541 <b>Bobby Del Greco, R</b> OBP: 0.395, SLG: 0.351 (8, PR) (9, 7)		0-0 F7				0-0 WP BB 1B		0-0 3-1		0-0 E4 FC6-4 2-3							4 0 1 0 0 0 2 0 0 0 0 0 0 0						
<b>Norm Siebern, L</b> OBP: 0.416, SLG: 0.494 (1, 3)		0-0 L8				4-0 WP BB		0-0 6-3		0-3 K							3 0 0 0 1 1 2						
<b>Ed Charles, R</b> OBP: 0.323, SLG: 0.469 (1, 5)		0-3 K				0-0 6-3 1-2 2-3		0-0 6-3		0-0 FC6-4 1-2							4 0 0 0 0 1 4						
<b>Gino Cimoli, R</b> OBP: 0.336, SLG: 0.420 (1, 9)						0-0 6-3		0-0 L8		0-0 HR							4 1 2 1 0 0 0						
<b>Joe Azcue, R</b> OBP: 0.300, SLG: 0.364 (1, 2)						0-0 6-3		0-0 6-3		0-0 F4							4 0 0 0 0 0 1						
<b>Ed Rakow, S</b> OBP: 0.118, SLG: 0.147 <b>Dan Pfister, R</b> OBP: 0.236, SLG: 0.236 <b>Danny McDevitt, L</b> OBP: 0.295, SLG: 0.275 <b>Leo Posada, R</b> OBP: 0.191, SLG: 0.275 <b>Norm Bass, R</b> OBP: 0.250, SLG: 0.325 <b>Wayne Causey, R</b> OBP: 0.206, SLG: 0.268 <b>Bill Fischer, R</b> OBP: 0.266, SLG: 0.268 (1, 1) (5, 1) (5, 1) (5, PR) (8, 1) (8, PR) (9, 1) (9, PR)	(1, 1) (5, 1) (5, 1) (5, PR) (8, 1) (8, PR) (9, 1) (9, PR)	9.0 0.1 0.1 3.0 1.0	WLS W L 2 5	BF 36 3 2 5	H 7 1 5 7	R 4 0 2 1	ER 4 0 1 1	SO 4 0 0 1	BB 2 0 0 0	IBB 0 0 0 0	HBP 0 0 0 0	BLK 0 0 0 0	WP 1 0 0 0	HR 2 0 0 0	S 42 1 2 4	P 50 2 4 4	ERA 4.00 0.00 27.00 6.00 9.00	WHIP 1.000 9.000 3.000 1.667 2.000					
<b>Inning Stats</b>	R: 0 E: 0 K: 0 S: 3	H: 0 LOB: 0 BB: 0 P: 3	R: 0 E: 0 K: 1 S: 5	H: 0 LOB: 0 BB: 0 P: 5	R: 0 E: 0 K: 0 S: 3	H: 0 LOB: 0 BB: 0 P: 3	R: 1 E: 0 K: 0 S: 5	H: 2 LOB: 2 BB: 1 P: 9	R: 0 E: 0 K: 0 S: 3	H: 0 LOB: 0 BB: 0 P: 3	R: 0 E: 0 K: 0 S: 4	H: 1 LOB: 1 BB: 0 P: 4	R: 1 E: 0 K: 0 S: 4	H: 1 LOB: 0 BB: 0 P: 4	R: 2 E: 1 K: 2 S: 10	H: 2 LOB: 2 BB: 1 P: 14	R: 0 E: 0 K: 1 S: 5	H: 1 LOB: 0 BB: 0 P: 5	1B: 4 2B: 1 3B: 1 HR: 2	SF: 0 SAC: 0 DP: 1 HBP: 0	WP: 1 PB: 0 CS: 0	PA: 36	
<b>PITCHER</b>	IP WLS BF H R ER SO BB IBB HBP BLK WP HR S P ERA WHIP																						

Minnesota Twins @ Kansas City Athletics  
Municipal Stadium, Kansas City, MO  
Mon Jun 18 1962, 8:05 PM EDT  
Att: 9,662 - Unknown

livebaseballscorecards.com


AB	34
R	4
H	7
RBI	4
BB	2
SO	4
LOB	9










Batter	1	2	3	4	5	6	7	8	9	AB	R	H	RBI	BB	SO	LOB	TOP																	
<a href="#">Albie Pearson, L</a> (1, 8) OBP: 0.389, SLG: 0.359											0	0	0	0	0	0	0	<b>Los Angeles Angels @ Kansas City Athletics</b> <b>Municipal Stadium, Kansas City, MO</b> Wed Jun 20 1962, 8:05 PM EDT Att: 6,739 - Unknown <a href="http://livebaseballscorecards.com">livebaseballscorecards.com</a>																
<a href="#">Billy Moran, R</a> (1, 4) OBP: 0.341, SLG: 0.444											0	0	0	0	0	0	0																	
<a href="#">Leon Wagner, L</a> (1, 9) OBP: 0.364, SLG: 0.603											0	0	0	0	0	0	0																	
<a href="#">Lee Thomas, L</a> (1, 3) OBP: 0.389, SLG: 0.473											0	0	0	0	0	0	0																	
<a href="#">Buck Rodgers, S</a> (1, 2) OBP: 0.332, SLG: 0.398											0	0	0	0	0	0	0																	
<a href="#">Felix Torres, R</a> (1, 5) OBP: 0.305, SLG: 0.355											0	0	0	0	0	0	0																	
<a href="#">Gordie Windhorn, R</a> (1, 7) OBP: 0.279, SLG: 0.375											0	0	0	0	0	0	0																	
<a href="#">Joe Koppe, R</a> (1, 6) OBP: 0.362, SLG: 0.300											0	0	0	0	0	0	0																	
<a href="#">Ted Bowsfield, R</a> (1, 1)											0	0	0	0	0	0	0																	
<b>Inning Stats</b>											1B: 0	SF: 0	WP: 0	PA: 0	2B: 0	SAC: 0	FB: 0	3B: 0	DP: 0	SB: 0	CS: 0	HR: 0	HBP: 0											
<b>PITCHER</b> <a href="#">Jerry Walker, R</a> (1, 1) ERA: 4.73	IP	WLS	BF	H	R	ER	SO	BB	IBB	HBP	BLK	WP	HR	S	P	ERA	WHIP																	
<b>PITCHER</b>																		IP	WLS	BF	H	R	ER	SO	BB	IBB	HBP	BLK	WP	HR	S	P	ERA	WHIP

Batter	1	2	3	4	5	6	7	8	9	AB	R	H	RBI	BB	SO	LOB	BOTTOM																	
<a href="#">Dick Howser, R</a> (1, 6) OBP: 0.341, SLG: 0.369											0	0	0	0	0	0	0	<b>Los Angeles Angels @ Kansas City Athletics</b> <b>Municipal Stadium, Kansas City, MO</b> Wed Jun 20 1962, 8:05 PM EDT Att: 6,739 - Unknown <a href="http://livebaseballscorecards.com">livebaseballscorecards.com</a>																
<a href="#">Bobby Del Greco, R</a> (1, 8) OBP: 0.395, SLG: 0.351											0	0	0	0	0	0	0																	
<a href="#">Jerry Lumpe, L</a> (1, 4) OBP: 0.339, SLG: 0.398											0	0	0	0	0	0	0																	
<a href="#">Manny Jimenez, L</a> (1, 7) OBP: 0.403, SLG: 0.538											0	0	0	0	0	0	0																	
<a href="#">Norm Siebern, L</a> (1, 3) OBP: 0.416, SLG: 0.490											0	0	0	0	0	0	0																	
<a href="#">Ed Charles, R</a> (1, 5) OBP: 0.325, SLG: 0.467											0	0	0	0	0	0	0																	
<a href="#">Gino Cimoli, R</a> (1, 9) OBP: 0.337, SLG: 0.417											0	0	0	0	0	0	0																	
<a href="#">Joe Azcue, R</a> (1, 2) OBP: 0.290, SLG: 0.354											0	0	0	0	0	0	0																	
<a href="#">Jerry Walker, S</a> (1, 1) OBP: 0.333, SLG: 0.590											0	0	0	0	0	0	0																	
<b>Inning Stats</b>											1B: 0	SF: 0	WP: 0	PA: 0	2B: 0	SAC: 0	FB: 0	3B: 0	DP: 0	SB: 0	CS: 0	HR: 0	HBP: 0											
<b>PITCHER</b> <a href="#">Ted Bowsfield, L</a> (1, 1) ERA: 7.31	IP	WLS	BF	H	R	ER	SO	BB	IBB	HBP	BLK	WP	HR	S	P	ERA	WHIP																	
<b>PITCHER</b>																		IP	WLS	BF	H	R	ER	SO	BB	IBB	HBP	BLK	WP	HR	S	P	ERA	WHIP







Batter	1	2	3	4	5	6	7	8	9	AB	R	H	RBI	BB	SO	LOB	TOP		
Dick Howser, R OBP: 0.332, SLG: 0.358 (1, 6)										5	0	1	0	0	0	3			
Jose Tartabull, L OBP: 0.332, SLG: 0.380 Haywood Sullivan, R OBP: 0.327, SLG: 0.293 (1, 8) (8, 2)										4	0	3	0	0	0	0			
Jerry Lumpe, L OBP: 0.334, SLG: 0.390 (1, 4)										5	0	0	0	0	0	5			
Norm Siebern, L OBP: 0.410, SLG: 0.479 (1, 3)										5	0	1	0	0	3	4			
Manny Jimenez, L OBP: 0.400, SLG: 0.523 Bobby Del Greco, R OBP: 0.387, SLG: 0.342 (1, 7) (8, 8)										3	0	1	0	1	0	2			
Ed Charles, R OBP: 0.322, SLG: 0.454 (1, 5)										4	0	0	0	0	0	4			
Gino Cimoli, R OBP: 0.344, SLG: 0.422 (1, 9)										3	0	0	0	1	1	2			
Joe Azcue, R OBP: 0.298, SLG: 0.353 Leo Posada, R OBP: 0.313, SLG: 0.268 Gordon Jones, R (1, 2) (8, PR) (8, 1)										4	0	2	1	0	0	0			
Dan Pfister, R OBP: 0.261, SLG: 0.261 Wayne Causey, L OBP: 0.367, SLG: 0.325 John Wyatt, R OBP: 0.150, SLG: 0.105 George Alusik, R OBP: 0.217, SLG: 0.341 (1, 1) (7, PH) (7, 1) (8, PH) (8, 7)										2	0	1	0	0	1	2			
<b>Inning Stats</b>	R: 0 E: 0 K: 1 S: 7	H: 2 LOB: 3 BB: 1 P: 11	R: 0 E: 0 K: 0 S: 4	H: 1 LOB: 1 BB: 0 P: 4	R: 0 E: 0 K: 0 S: 4	H: 1 LOB: 1 BB: 0 P: 4	R: 0 E: 0 K: 1 S: 6	H: 1 LOB: 1 BB: 0 P: 10	R: 0 E: 0 K: 1 S: 5	H: 0 LOB: 0 BB: 0 P: 5	R: 0 E: 0 K: 0 S: 4	H: 1 LOB: 1 BB: 0 P: 4	R: 1 E: 1 K: 1 S: 8	H: 2 LOB: 2 BB: 0 P: 8	R: 0 E: 1 K: 1 S: 6	H: 0 LOB: 1 BB: 0 P: 6	1B: 9 2B: 0 3B: 0 HR: 0	SF: 0 SAC: 0 DP: 0 HBP: 0	WP: 0 PA: 40 CS: 0
<b>PITCHER</b>	IP WLS BF H R ER SO BB IBB HBP BLK WP HR S P ERA WHIP																		
Joe Horlen, R ERA: 5.4 Dom Zanni, R ERA: 3.52 (1, 1) (1, 1)	0.0 2 2 0 0 0 0 0 0 0 0 0 2 2 ∞ ∞																		
9.0 W 38 7 1 0 6 1 1 0 0 0 0 48 56 0.00 0.889																			

Kansas City Athletics @ Chicago White Sox  
Comiskey Park, Chicago, IL  
Fri Jun 22 1962, 8:05 PM EDT  
Att: 15,282 - Unknown

AB	38
R	1
H	9
RBI	1
BB	2
SO	6
LOB	25



Batter	1	2	3	4	5	6	7	8	9	AB	R	H	RBI	BB	SO	LOB	BOTTOM		
Luis Aparicio, R OBP: 0.266, SLG: 0.323 (1, 6)										4	1	1	0	0	1	3			
Nellie Fox, L OBP: 0.324, SLG: 0.381 (1, 4)										4	1	0	0	0	0	1			
Jim Landis, R OBP: 0.383, SLG: 0.505 (1, 8)										4	1	1	0	0	2	2			
Floyd Robinson, L OBP: 0.385, SLG: 0.504 (1, 7)										4	0	1	1	0	0	1			
Joe Cunningham, L OBP: 0.440, SLG: 0.455 (1, 3)										3	1	0	0	1	1	1			
Al Smith, R OBP: 0.386, SLG: 0.522 Charley Smith, R OBP: 0.259, SLG: 0.287 Bob Sadowski, L OBP: 0.300, SLG: 0.486 Sammy Esposito, R OBP: 0.364, SLG: 0.286 (1, 5) (8, 5) (8, PH) (9, 5)										3	0	0	0	0	1	0			
Mike Hershberger, R OBP: 0.346, SLG: 0.344 (1, 9)										3	0	2	0	1	0	0			
Cam Carreon, R OBP: 0.299, SLG: 0.302 (1, 2)										2	0	0	0	0	1	2			
Joe Horlen, R OBP: 0.121, SLG: 0.065 Dom Zanni, R OBP: 0.500, SLG: 0.385 (1, 1) (1, 1)										0	0	0	0	0	0	0			
<b>Inning Stats</b>	R: 0 E: 0 K: 1 S: 5	H: 0 LOB: 0 BB: 0 P: 5	R: 0 E: 0 K: 1 S: 5	H: 0 LOB: 0 BB: 0 P: 5	R: 0 E: 0 K: 1 S: 5	H: 0 LOB: 1 BB: 1 P: 9	R: 0 E: 0 K: 0 S: 3	H: 0 LOB: 0 BB: 0 P: 3	R: 0 E: 0 K: 1 S: 6	H: 1 LOB: 1 BB: 0 P: 6	R: 2 E: 2 K: 1 S: 8	H: 2 LOB: 1 BB: 0 P: 8	R: 0 E: 0 K: 2 S: 9	H: 2 LOB: 2 BB: 0 P: 9	R: 3 E: 0 K: 0 S: 5	H: 2 LOB: 0 BB: 1 P: 9	1B: 5 2B: 1 3B: 0 HR: 1	SF: 0 SAC: 1 DP: 0 HBP: 0	WP: 0 PA: 34 CS: 0
<b>PITCHER</b>	IP WLS BF H R ER SO BB IBB HBP BLK WP HR S P ERA WHIP																		
Dan Pfister, R ERA: 5.93 John Wyatt, R ERA: 4.75 Gordon Jones, R ERA: 4.41 (1, 1) (7, 1) (8, 1)	6.0 L 23 3 2 0 5 0 0 0 0 0 0 9 9 0.00 2.000																		
1.0 5 2 0 0 2 0 0 0 0 0 0 1 5 9 27.00 2.000																			

Kansas City Athletics @ Chicago White Sox  
Comiskey Park, Chicago, IL  
Fri Jun 22 1962, 8:05 PM EDT  
Att: 15,282 - Unknown

AB	31
R	5
H	7
RBI	4
BB	2
SO	7
LOB	11





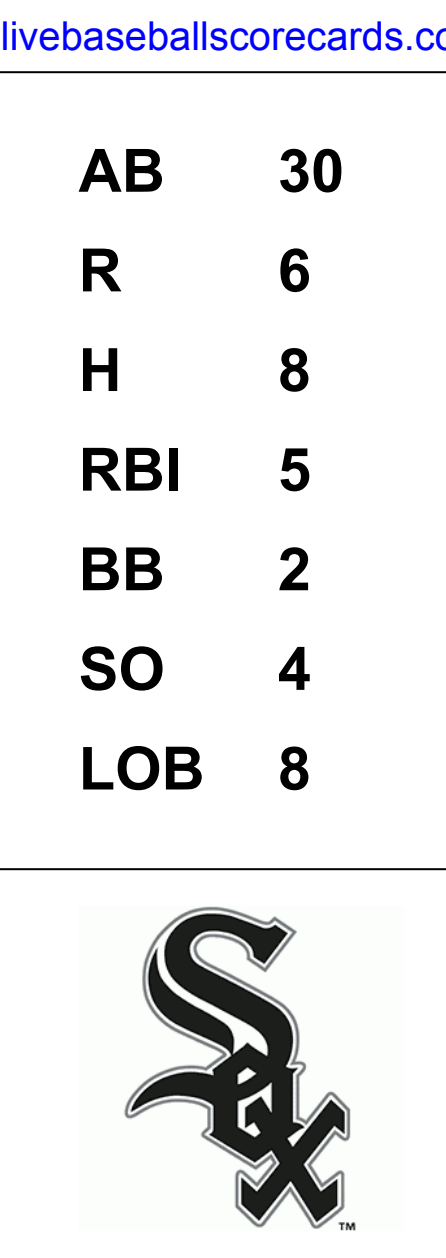





Batter	1	2	3	4	5	6	7	8	9	AB	R	H	RBI	BB	SO	LOB	TOP			
Dick Howser, R OBP: 0.324, SLG: 0.348 (1, 6)	0-0 4-3		0-0 1-3		0-0 F6			0-0 6-3		4	0	0	0	0	0	0	<b>Kansas City Athletics @ Chicago White Sox</b> Comiskey Park, Chicago, IL Sun Jun 24 1962, 4:33 AM EDT Unknown			
Jerry Lumpe, L OBP: 0.329, SLG: 0.382 (1, 4)	0-0 FC4-6 1B		0-0 6-3			0-0 4-3		0-0 F8		4	0	1	0	0	0	0				
Gino Cimoli, R OBP: 0.342, SLG: 0.426 (1, 9)	0-0 FC4-6 FC6 1-2		0-3 K			0-0 4-3			0-0 F7	4	0	0	0	0	1	1				
Manny Jimenez, L OBP: 0.391, SLG: 0.513 (1, 7)	0-0 FC6 1-2			0-0 F4		0-0 F6			0-0 4-3	4	0	0	0	0	0	1				
Norm Siebern, L OBP: 0.407, SLG: 0.474 (1, 3)		0-0 F8		0-0 6-3 1B			0-0 F7		0-3 K	4	0	1	0	0	1	0				
Ed Charles, R OBP: 0.323, SLG: 0.460 (1, 5)		0-0 1B 1B 2B		0-0 6-3 1-2			0-0 2B			3	1	2	0	0	0	1				
Bobby Del Greco, R OBP: 0.380, SLG: 0.335 (1, 8)		0-0 1B 2-3 1B		0-0 5-3			0-0 F8			3	0	1	0	0	0	2				
Haywood Sullivan, R OBP: 0.327, SLG: 0.295 (1, 2)		0-0 1-3 3-H 1B			0-0 6-3			0-0 F9		3	0	1	1	0	0	1				
Jerry Walker, S OBP: 0.326, SLG: 0.558 (1, 1)			0-0 G4-6-3		0-0 1-3				0-0 4-3	2	0	0	0	0	0	2				
Norm Bass, R OBP: 0.391, SLG: 0.048 (6, 1)										0	0	0	0	0	0	0				
Wayne Causey, L OBP: 0.364, SLG: 0.321 (6, PH)										1	0	0	0	0	0	0				
Danny McDevitt, L OBP: 0.250, SLG: 0.250 (8, 1)										0	0	0	0	0	0	0				
<b>Inning Stats</b>	R: 0 E: 0 K: 0 S: 4	H: 1 LOB: 1 BB: 0 P: 4	R: 1 E: 0 K: 0 S: 5	H: 3 LOB: 1 BB: 0 P: 5	R: 0 E: 0 K: 0 S: 4	H: 0 LOB: 0 BB: 0 P: 5	R: 0 E: 0 K: 0 S: 4	H: 1 LOB: 1 BB: 0 P: 4	R: 0 E: 0 K: 0 S: 3	H: 0 LOB: 0 BB: 0 P: 3	R: 0 E: 0 K: 0 S: 4	H: 1 LOB: 1 BB: 0 P: 4	R: 0 E: 0 K: 0 S: 3	H: 0 LOB: 0 BB: 0 P: 3	R: 0 E: 0 K: 1 S: 5	H: 0 LOB: 0 BB: 0 P: 5	1B: 4 2B: 2 3B: 0 HR: 0	SF: 0 SAC: 0 DP: 1 HBP: 0	WP: 0 PB: 0 CS: 0	PA: 32
<b>PITCHER</b> Ray Herbert, R ERA: 4.16 (1, 1)	IP: 9.0 WLS: W BF: 32 H: 6 R: 1 ER: 1 SO: 2 BB: 0 IBB: 0 HBP: 0 BLK: 0 WP: 0 HR: 0 S: 36 P: 36 ERA: 1.00 WHIP: 0.667															<b>PITCHER</b>				

Batter	1	2	3	4	5	6	7	8	9	AB	R	H	RBI	BB	SO	LOB	BOTTOM			
Luis Aparicio, R OBP: 0.279, SLG: 0.335 (1, 6)	0-0 5-3		0-0 F7		0-0 2B 1B	0-0 F4				4	1	1	0	0	0	1	<b>Kansas City Athletics @ Chicago White Sox</b> Comiskey Park, Chicago, IL Sun Jun 24 1962, 4:33 AM EDT Unknown			
Nellie Fox, L OBP: 0.326, SLG: 0.386 (1, 4)	0-0 4-3		0-0 F9		0-0 1B 2B		0-0 5-3			4	1	1	2	0	0	0				
Sammy Esposito, R OBP: 0.382, SLG: 0.310 (8, 4)					1-H 3-H 2B					0	0	0	0	0	0	0				
Jim Landis, R OBP: 0.370, SLG: 0.484 (1, 8)	0-0 F8		0-0 F8		0-0 5-3		0-3 K			4	0	0	0	0	1	1				
Floyd Robinson, L OBP: 0.380, SLG: 0.498 (1, 7)		0-0 E6 2B 2B		0-0 4-3	0-0 2H 1B		0-0 1-3			4	1	2	1	0	0	0				
Joe Cunningham, L OBP: 0.435, SLG: 0.452 (1, 3)		0-3 K		0-0 1-3	0-0 F7		0-3 K			4	0	0	0	0	2	2				
Al Smith, R OBP: 0.390, SLG: 0.519 (1, 5)		0-0 6-3		4-0 BB		0-0 SH1-3 E 1B		0-0 F9		3	1	1	0	1	0	1				
Charley Smith, R OBP: 0.259, SLG: 0.287 (9, 5)										0	0	0	0	0	0	0				
Mike Hershberger, R OBP: 0.349, SLG: 0.349 (1, 9)		0-0 2B 2B		0-0 F8		0-0 SH1-3		0-0 5-3		3	1	1	1	0	0	1				
Cam Carreon, R OBP: 0.318, SLG: 0.348 (1, 2)		0-0 2H 2B			0-0 1B 2B 1B	4-0 SH1-4 2B 1B		0-0 FC1-6 BB		2	1	2	1	1	0	0				
Ray Herbert, R OBP: 0.212, SLG: 0.290 (1, 1)		0-3 K			0-0 SH1-4	0-0 FC1-6				2	0	0	0	0	1	2				
<b>Inning Stats</b>	R: 0 E: 0 K: 0 S: 3	H: 0 LOB: 0 BB: 0 P: 3	R: 2 E: 1 K: 2 S: 10	H: 3 LOB: 1 BB: 0 P: 10	R: 0 E: 0 K: 0 S: 3	H: 0 LOB: 0 BB: 0 P: 3	R: 0 E: 0 K: 0 S: 3	H: 0 LOB: 1 BB: 1 P: 7	R: 3 E: 0 K: 0 S: 7	H: 4 LOB: 1 BB: 0 P: 7	R: 1 E: 1 K: 0 S: 4	H: 1 LOB: 1 BB: 1 P: 8	R: 0 E: 0 K: 1 S: 5	H: 0 LOB: 0 BB: 0 P: 5	R: 0 E: 0 K: 1 S: 5	H: 0 LOB: 0 BB: 0 P: 5	1B: 4 2B: 4 3B: 0 HR: 0	SF: 0 SAC: 2 DP: 0 HBP: 0	WP: 0 PB: 0 CS: 0	PA: 34
<b>PITCHER</b> Jerry Walker, R ERA: 5.0 (1, 1)	IP: 5.0 WLS: L BF: 23 H: 7 R: 5 ER: 5 SO: 2 BB: 1 IBB: 0 HBP: 0 BLK: 0 WP: 0 HR: 0 S: 26 P: 30 ERA: 9.00 WHIP: 1.600															<b>PITCHER</b>				
Norm Bass, R ERA: 5.45 (6, 1)	2.0 8 1 1 0 1 1 0 0 0 0 0 9 13 0.00 1.000																			
Danny McDevitt, L ERA: 3.38 (8, 1)	1.0 3 0 0 0 1 0 0 0 0 0 0 5 5 0.00 0.000																			

AB	32
R	1
H	6
RBI	1
BB	0
SO	2
LOB	8










Batter	1	2	3	4	5	6	7	8	9	AB	R	H	RBI	BB	SO	LOB	TOP										
Jose Tartabull, L (1,8) OBP: 0.345, SLG: 0.371										5	1	1	0	0	0	2											
Jerry Lumpe, L (1,4) OBP: 0.323, SLG: 0.371										4	0	0	0	0	0	1											
Gino Cimoli, R (1,9) OBP: 0.348, SLG: 0.426										3	1	1	1	1	0	0											
Manny Jimenez, L (1,7) OBP: 0.401, SLG: 0.523										4	0	2	1	0	1	1											
Bobby Del Greco, R (8, PR) OBP: 0.390, SLG: 0.335										0	0	0	0	0	0	0											
Norm Siebern, L (1,3) OBP: 0.408, SLG: 0.469										3	0	1	0	1	1	1											
Ed Charles, R (1,5) OBP: 0.323, SLG: 0.457										4	0	1	0	0	0	4											
Joe Azcue, R (1,2) OBP: 0.301, SLG: 0.346										4	0	1	0	0	1	4											
Billy Consolo, R (1,6) OBP: 0.290, SLG: 0.214										3	0	2	0	1	0	0											
Dan Pfister, R (1,1) OBP: 0.231, SLG: 0.231										3	0	0	0	0	2	3											
<b>Inning Stats</b>	R: 1 E: 0 K: 1 S: 7	H: 2 LOB: 2 BB: 1 P: 11	R: 0 E: 0 K: 1 S: 5	H: 0 LOB: 1 BB: 1 P: 9	R: 1 E: 0 K: 1 S: 7	H: 3 LOB: 2 BB: 1 P: 11	R: 0 E: 0 K: 0 S: 3	H: 0 LOB: 0 BB: 0 P: 3	R: 0 E: 0 K: 2 S: 9	H: 2 LOB: 2 BB: 0 P: 9	R: 0 E: 0 K: 0 S: 3	H: 0 LOB: 0 BB: 0 P: 3	R: 0 E: 0 K: 0 S: 4	H: 1 LOB: 2 BB: 0 P: 4	R: 0 E: 0 K: 0 S: 3	H: 1 LOB: 0 BB: 0 P: 3	1B: 7 2B: 3 3B: 0 HR: 0	SF: 0 SAC: 1 DP: 1 HBP: 0	WP: 0 PB: 0 SB: 1 CS: 0	PA: 37							
<b>PITCHER</b>	IP	WLS	BF	H	R	ER	SO	BB	IBB	HBP	BLK	WP	HR	S	P	ERA	WHIP										
Tom Cheney, R (1,1) ERA: 3.7	5.0	L	22	5	2	2	3	3	0	0	0	0	0	25	37	3.60	1.600										
Don Rudolph, L (6,1) ERA: 3.84	2.0		8	2	0	0	2	0	0	0	0	0	0	12	12	0.00	1.000										
Pete Burnside, L (8,1) ERA: 4.34	2.0		7	2	0	0	0	0	0	0	0	0	0	7	7	0.00	1.000										

Kansas City Athletics @ Washington Senators  
D.C. Stadium, Washington, DC  
Tue Jun 26 1962, 7:05 PM EDT  
Att: 9,286 - Unknown



AB 33  
R 2  
H 9  
RBI 2  
BB 3  
SO 5  
LOB 16

Batter	1	2	3	4	5	6	7	8	9	AB	R	H	RBI	BB	SO	LOB	BOTTOM										
Jim Piersall, R (1,8) OBP: 0.296, SLG: 0.358										4	0	1	0	0	0	0											
Chuck Cottier, R (1,4) OBP: 0.303, SLG: 0.335										3	0	0	0	1	0	1											
Chuck Hinton, R (1,9) OBP: 0.340, SLG: 0.492										3	0	1	0	1	0	2											
Harry Bright, R (1,3) OBP: 0.371, SLG: 0.562										4	0	0	0	0	0	4											
Bud Zipfel, L (1,7) OBP: 0.333, SLG: 0.200										3	1	1	0	0	0	0											
Ken Retzer, L (1,2) OBP: 0.361, SLG: 0.477										4	0	2	0	0	0	1											
Claude Osteen, L (8, PR) OBP: 0.190, SLG: 0.238										0	0	0	0	0	0	0											
Bob Johnson, R (1,5) OBP: 0.328, SLG: 0.406										3	0	1	0	0	1	1											
Ken Hamlin, R (1,6) OBP: 0.294, SLG: 0.290										3	0	0	0	0	1	4											
Joe Hicks, L (9, PH) OBP: 0.297, SLG: 0.407										1	0	0	0	0	0	1											
Tom Cheney, R (1,1) OBP: 0.125, SLG: 0.067										1	0	0	0	0	0	0											
Dale Long, L (5, PH) OBP: 0.316, SLG: 0.362										1	0	0	0	0	0	2											
Don Rudolph, L (6,1) OBP: 0.280, SLG: 0.417										0	0	0	0	0	0	0											
Jim King, L (7, PH) OBP: 0.357, SLG: 0.316										1	0	0	0	0	0	1											
Pete Burnside, R (8,1) ERA: 5.27										0	0	0	0	0	0	0											
<b>Inning Stats</b>	R: 0 E: 0 K: 0 S: 4	H: 1 LOB: 1 BB: 0 P: 4	R: 0 E: 0 K: 1 S: 5	H: 0 LOB: 0 BB: 0 P: 5	R: 0 E: 0 K: 0 S: 3	H: 0 LOB: 0 BB: 0 P: 3	R: 0 E: 0 K: 0 S: 2	H: 0 LOB: 0 BB: 1 P: 6	R: 0 E: 0 K: 1 S: 7	H: 2 LOB: 2 BB: 0 P: 7	R: 0 E: 0 K: 0 S: 4	H: 1 LOB: 1 BB: 0 P: 4	R: 1 E: 1 K: 0 S: 4	H: 1 LOB: 1 BB: 0 P: 5	R: 0 E: 0 K: 0 S: 3	H: 0 LOB: 1 BB: 1 P: 7	R: 0 E: 0 K: 0 S: 4	H: 1 LOB: 1 BB: 0 P: 4	1B: 6 2B: 0 3B: 0 HR: 0	SF: 0 SAC: 1 DP: 1 HBP: 1	WP: 1 PB: 0 SB: 0 CS: 0	PA: 35					
<b>PITCHER</b>	IP	WLS	BF	H	R	ER	SO	BB	IBB	HBP	BLK	WP	HR	S	P	ERA	WHIP										
Dan Pfister, R (1,1) ERA: 5.27	9.0	W	35	6	1	0	2	2	0	1	0	1	0	36	45	0.00	0.889										

Kansas City Athletics @ Washington Senators  
D.C. Stadium, Washington, DC  
Tue Jun 26 1962, 7:05 PM EDT  
Att: 9,286 - Unknown



AB 31  
R 1  
H 6  
RBI 0  
BB 2  
SO 2  
LOB 17



Batter	1	2	3	4	5	6	7	8	9	AB	R	H	RBI	BB	SO	LOB	TOP										
<b>Billy Consolo, R</b> OBP: 0.314, SLG: 0.250 (1, 6)										4	0	2	1	0	0	0	<b>Kansas City Athletics @ Washington Senators</b> <b>D.C. Stadium, Washington, DC</b> Wed Jun 27 1962, 7:05 PM EDT Att: 3,954 - Unknown										
<b>George Alusik, R</b> OBP: 0.232, SLG: 0.321 (1, 9) (8, 7)										4	1	0	0	0	0	2											
<b>Gino Cimoli, R</b> OBP: 0.347, SLG: 0.431 (1, 8) (8, 9)										4	1	1	0	0	1	1											
<b>Manny Jimenez, L</b> OBP: 0.402, SLG: 0.521 <b>Bobby DeGrego, R</b> OBP: 0.390, SLG: 0.335 (1, 7) (8, 8)										3	0	1	1	1	1	1											
<b>Norm Siebern, L</b> OBP: 0.406, SLG: 0.464 (1, 3)										3	1	0	0	1	0	2											
<b>Ed Charles, R</b> OBP: 0.326, SLG: 0.462 (1, 5)										4	0	2	2	0	1	2											
<b>Joe Azcue, R</b> OBP: 0.306, SLG: 0.346 (1, 2)										3	1	1	0	1	0	2											
<b>Charlie Shoemaker, L</b> (1, 4)										4	0	0	0	0	2	4											
<b>Ed Rakow, S</b> OBP: 0.103, SLG: 0.128 (1, 1)										3	0	0	0	0	0	1											
<b>Inning Stats</b>	R: 0 E: 0 K: 0 S: 3	H: 0 LOB: 0 BB: 0 P: 3	R: 0 E: 0 K: 1 S: 5	H: 0 LOB: 1 BB: 1 P: 9	R: 0 E: 0 K: 1 S: 3	H: 0 LOB: 0 BB: 0 P: 3	R: 2 E: 1 K: 2 S: 9	H: 1 LOB: 2 BB: 2 P: 17	R: 0 E: 0 K: 0 S: 3	H: 1 LOB: 0 BB: 0 P: 3	R: 1 E: 0 K: 0 S: 4	H: 2 LOB: 1 BB: 0 P: 4	R: 1 E: 0 K: 1 S: 7	H: 2 LOB: 1 BB: 0 P: 7	R: 0 E: 0 K: 0 S: 3	H: 0 LOB: 0 BB: 0 P: 3	R: 0 E: 0 K: 1 S: 6	H: 1 LOB: 1 BB: 0 P: 6	1B: 5 2B: 1 3B: 1 HR: 0	SF: 0 SAC: 1 DP: 1 HBP: 0	WP: 2 PB: 0 SB: 1 CS: 1	PA: 36					
<b>PITCHER</b>	IP	WLS	BF	H	R	ER	SO	BB	IBB	HBP	BLK	WP	HR	S	P	ERA	WHIP										
<b>Steve Hamilton, L</b> ERA: 3.2 (1, 1)	8.0	L	32	6	4	2	4	2	1	0	0	0	0	37	49	2.25	1.000										
<b>Jim Hannan, R</b> ERA: 4.85 (9, 1)	1.0		4	1	0	0	1	0	0	0	0	1	0	6	6	0.00	1.000										

Batter	1	2	3	4	5	6	7	8	9	AB	R	H	RBI	BB	SO	LOB	BOTTOM										
<b>Jim Piersall, R</b> OBP: 0.295, SLG: 0.357 <b>Jim Hannan, R</b> OBP: 0.250, SLG: 0.250 (1, 8) (9, 1)										4	0	1	0	0	2	0	<b>Kansas City Athletics @ Washington Senators</b> <b>D.C. Stadium, Washington, DC</b> Wed Jun 27 1962, 7:05 PM EDT Att: 3,954 - Unknown										
<b>Chuck Cottier, R</b> OBP: 0.297, SLG: 0.329 (1, 4)										4	0	0	0	0	0	1											
<b>Chuck Hinton, R</b> OBP: 0.338, SLG: 0.484 (1, 9)										3	0	0	0	1	0	1											
<b>Harry Bright, R</b> OBP: 0.383, SLG: 0.587 (1, 3)										4	0	3	0	0	0	1											
<b>Bud Zipfel, L</b> OBP: 0.300, SLG: 0.125 (1, 7)										3	1	0	0	1	0	3											
<b>Ken Retzer, L</b> OBP: 0.366, SLG: 0.478 (1, 2)										4	0	2	0	0	0	2											
<b>Bob Johnson, R</b> OBP: 0.331, SLG: 0.407 (1, 5)										4	0	2	1	0	1	2											
<b>Ken Hamlin, R</b> OBP: 0.282, SLG: 0.277 <b>Dale Long, L</b> OBP: 0.317, SLG: 0.360 (1, 6) (9, PH)										3	0	0	0	0	1	2											
<b>Steve Hamilton, L</b> <b>Joe Hicks, L</b> OBP: 0.294, SLG: 0.402 (1, 1) (8, PH) (9, 8)										2	0	0	0	0	0	1											
<b>Inning Stats</b>	R: 0 E: 0 K: 0 S: 2	H: 0 LOB: 0 BB: 1 P: 6	R: 0 E: 0 K: 1 S: 6	H: 1 LOB: 0 BB: 0 P: 6	R: 0 E: 0 K: 1 S: 5	H: 0 LOB: 0 BB: 0 P: 5	R: 0 E: 0 K: 0 S: 4	H: 1 LOB: 1 BB: 0 P: 4	R: 0 E: 0 K: 0 S: 4	H: 1 LOB: 1 BB: 0 P: 4	R: 0 E: 0 K: 0 S: 4	H: 1 LOB: 1 BB: 0 P: 4	R: 0 E: 0 K: 1 S: 5	H: 1 LOB: 1 BB: 1 P: 9	R: 0 E: 0 K: 1 S: 5	H: 0 LOB: 0 BB: 0 P: 5	R: 1 E: 0 K: 0 S: 6	H: 3 LOB: 2 BB: 0 P: 6	1B: 7 2B: 0 3B: 1 HR: 0	SF: 0 SAC: 0 DP: 1 HBP: 0	WP: 0 PB: 1 SB: 0 CS: 1	PA: 36					
<b>PITCHER</b>	IP	WLS	BF	H	R	ER	SO	BB	IBB	HBP	BLK	WP	HR	S	P	ERA	WHIP										
<b>Ed Rakow, R</b> ERA: 4.57 (1, 1)	9.0	W	35	8	1	1	4	2	0	0	0	0	0	41	49	1.00	1.111										








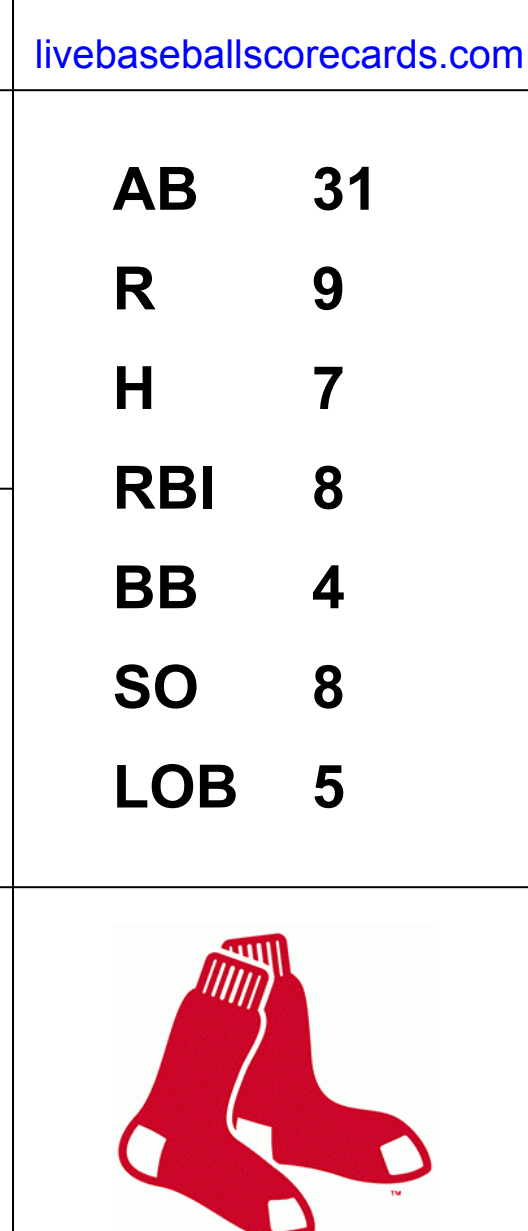
Batter	1	2	3	4	5	6	7	8	9	AB	R	H	RBI	BB	SO	LOB	TOP										
<b>Billy Conso</b> , R (1, 6) OBP: 0.326, SLG: 0.286	F3		K		K			F9	K	5	0	0	0	0	3	1	<b>Kansas City Athletics @ Boston Red Sox</b> Fenway Park, Boston, MA Fri Jun 29 1962, 7:05 PM EDT Att: 11,299 - Unknown										
<b>Jerry Lumpe</b> , L (1, 4) OBP: 0.330, SLG: 0.378	BB		3-1			2B		2B	BB	2	1	1	0	2	0	0											
<b>Gino Cimoli</b> , R (1, 8) OBP: 0.345, SLG: 0.422	F8		BB			K		F9		3	0	0	0	1	1	3											
<b>Manny Jimenez</b> , L (1, 7) OBP: 0.404, SLG: 0.526	F8		BB		F2		F8	1B	2B	4	1	1	1	0	0	3											
<b>Norm Siebern</b> , L (1, 3) OBP: 0.409, SLG: 0.461		F7			F8		F5			4	0	1	1	0	0	1											
<b>Ed Charles</b> , R (1, 5) OBP: 0.333, SLG: 0.457		2B	6-3	BB				K	F8	2	1	0	0	2	1	1											
<b>George Alusik</b> , R (1, 9) OBP: 0.246, SLG: 0.345					K			F5		4	0	1	0	0	1	1											
<b>Joe Azcue</b> , R (1, 2) OBP: 0.306, SLG: 0.345		6-3			CS	F5			5-3	4	0	1	1	0	0	2											
<b>Diego Segui</b> , R (1, 1) OBP: 0.308, SLG: 0.333										2	0	0	0	0	1	1											
<b>Wayne Causey</b> , L (7, PH) OBP: 0.300, SLG: 0.317										1	0	0	0	0	1	1											
<b>Jim Archer</b> , R (7, PH) OBP: 1.000, SLG: 1.000										0	0	0	0	0	0	0											
<b>Haywood Sullivan</b> , R (9, PH) OBP: 0.324, SLG: 0.292										1	0	0	0	0	1	1											
<b>Inning Stats</b>	R: 0 E: 0 K: 0 S: 3	H: 0 LOB: 1 BB: 1 P: 7	R: 1 E: 0 K: 0 S: 4	H: 1 LOB: 1 BB: 1 P: 8	R: 0 E: 0 K: 1 S: 5	H: 0 LOB: 0 BB: 1 P: 9	R: 0 E: 0 K: 1 S: 4	H: 0 LOB: 0 BB: 0 P: 8	R: 0 E: 0 K: 2 S: 7	H: 1 LOB: 1 BB: 0 P: 6	R: 0 E: 0 K: 2 S: 8	H: 1 LOB: 1 BB: 0 P: 8	R: 2 E: 0 K: 0 S: 5	H: 2 LOB: 1 BB: 1 P: 9	R: 0 E: 1 K: 2 S: 8	H: 0 LOB: 1 BB: 0 P: 8	1B: 1 2B: 4 3B: 0 HR: 0	SF: 0 SAC: 0 DP: 0 HBP: 0	WP: 0 PB: 0 SB: 0 CS: 1	PA: 38							
<b>PITCHER</b>	IP	WLS	BF	H	R	ER	SO	BB	IBB	HBP	BLK	WP	HR	S	P	ERA	WHIP										
<b>Bill Monbouquette</b> , R (1, 1) ERA: 3.68	9.0	W	37	5	3	3	9	5	0	0	0	0	0	50	70	3.00	1.111										

livebaseballscores.com

AB 32  
R 3  
H 5  
RBI 3  
BB 5  
SO 9  
LOB 15



Batter	1	2	3	4	5	6	7	8	9	AB	R	H	RBI	BB	SO	LOB	BOTTOM										
<b>Billy Gardner</b> , R (1, 4) OBP: 0.286, SLG: 0.288	K	K			1-3			K		4	0	0	0	0	3	0	<b>Kansas City Athletics @ Boston Red Sox</b> Fenway Park, Boston, MA Fri Jun 29 1962, 7:05 PM EDT Att: 11,299 - Unknown										
<b>Gary Geiger</b> , L (1, 8) OBP: 0.327, SLG: 0.373	2B	5-3	BB		F3		4-3	1B	BB	2	2	0	0	2	0	0											
<b>Carl Yastrzemski</b> , L (1, 7) OBP: 0.367, SLG: 0.488	5-3	1-3	2B		L7		K	E1	1B	4	1	2	0	0	1	0											
<b>Frank Maltzone</b> , R (1, 5) OBP: 0.321, SLG: 0.436	5-3				1-3			6-3		4	1	1	1	0	0	2											
<b>Pete Runnels</b> , L (1, 3) OBP: 0.442, SLG: 0.451	2B				4-3			BB	HR	3	2	2	1	1	0	0											
<b>Jim Pagliaroni</b> , R (1, 2) OBP: 0.365, SLG: 0.407	HBP				F8			HR	BB	2	1	0	0	1	0	1											
<b>Lou Clinton</b> , R (1, 9) OBP: 0.188, SLG: 0.297	K				F5			HR		4	2	2	6	0	1	2											
<b>Eddie Bressoud</b> , R (1, 6) OBP: 0.296, SLG: 0.377			K					4-3		4	0	0	0	0	1	0											
<b>Bill Monbouquette</b> , R (1, 1) OBP: 0.200, SLG: 0.097			K					1-3	F3	4	0	0	0	0	2	0											
<b>Inning Stats</b>	R: 2 E: 0 K: 2 S: 9	H: 2 LOB: 2 BB: 1 P: 14	R: 0 E: 0 K: 3 S: 9	H: 0 LOB: 0 BB: 0 P: 9	R: 0 E: 0 K: 0 S: 3	H: 0 LOB: 0 BB: 0 P: 3	R: 0 E: 0 K: 0 S: 3	H: 0 LOB: 0 BB: 0 P: 3	R: 0 E: 0 K: 1 S: 5	H: 0 LOB: 0 BB: 0 P: 5	R: 4 E: 0 K: 1 S: 7	H: 2 LOB: 2 BB: 2 P: 15	R: 1 E: 1 K: 1 S: 6	H: 1 LOB: 1 BB: 1 P: 10	R: 2 E: 0 K: 0 S: 5	H: 2 LOB: 2 BB: 0 P: 5		1B: 2 2B: 2 3B: 1 HR: 2	SF: 0 SAC: 0 DP: 0 HBP: 1	WP: 0 PB: 0 SB: 0 CS: 0	PA: 36						
<b>PITCHER</b>	IP	WLS	BF	H	R	ER	SO	BB	IBB	HBP	BLK	WP	HR	S	P	ERA	WHIP										
<b>Diego Segui</b> , R (1, 1) ERA: 3.93	6.0	L	26	4	6	6	7	2	1	0	0	0	1	36	49	9.00	1.000										
<b>Jim Archer</b> , L (7, 1) ERA: 10.67	2.0		10	3	3	2	1	1	0	0	0	0	1	11	15	9.00	2.000										









Batter	1	2	3	4	5	6	7	8	9	AB	R	H	RBI	BB	SO	LOB	TOP								
<b>Bobby Del Greco, R</b> OBP: 0.387, SLG: 0.359 (1, 8)										4	2	2	1	1	0	0	<b>Kansas City Athletics @ Boston Red Sox</b> Fenway Park, Boston, MA Sun Jul 01 1962, 3:33 AM EDT Att: 19,322 - Unknown								
<b>Jerry Lumpe, L</b> OBP: 0.327, SLG: 0.372 (1, 4)										4	1	0	0	1	0	2									
<b>George Alusik, R</b> OBP: 0.300, SLG: 0.485 (1, 9)										4	1	2	3	1	1	1									
<b>Manny Jimenez, L</b> OBP: 0.405, SLG: 0.523 (9, PR)										5	0	2	0	0	0	0									
<b>Gino Cimoli, R</b> OBP: 0.341, SLG: 0.416 (9, 7)										0	1	0	0	0	0	0									
<b>Norm Siebern, L</b> OBP: 0.411, SLG: 0.464 (1, 3)										4	2	3	0	1	1	2									
<b>Ed Charles, R</b> OBP: 0.337, SLG: 0.465 (1, 5)										5	2	3	2	0	0	5									
<b>Joe Azcue, R</b> OBP: 0.319, SLG: 0.345 (1, 2)										2	0	0	0	0	0	0									
<b>Haywood Sullivan, R</b> OBP: 0.319, SLG: 0.297 (7, 2)										1	0	0	0	0	1	2									
<b>Billy Consolo, R</b> OBP: 0.304, SLG: 0.280 (1, 6)										3	0	0	2	1	2	2									
<b>Dan Pfister, R</b> OBP: 0.214, SLG: 0.214 (1, 1)										2	0	0	0	0	1	0									
<b>Bill Fischer, R</b> OBP: 0.353, SLG: 0.313 (5, 1)										0	0	0	0	0	0	0									
<b>Wayne Causey, L</b> OBP: 0.353, SLG: 0.313 (6, PH)										0	0	0	1	0	0	0									
<b>Gordon Jones, R</b> OBP: 0.337, SLG: 0.465 (6, 1)										2	0	0	0	0	0	3									
<b>Inning Stats</b>	R: 0 E: 0 K: 0 S: 4	H: 1 LOB: 3 BB: 2 P: 12	R: 0 E: 0 K: 1 S: 5	H: 0 LOB: 0 BB: 0 P: 5	R: 1 E: 0 K: 1 S: 8	H: 3 LOB: 2 BB: 0 P: 8	R: 0 E: 0 K: 1 S: 5	H: 0 LOB: 0 BB: 0 P: 5	R: 0 E: 0 K: 0 S: 2	H: 0 LOB: 0 BB: 1 P: 6	R: 2 E: 0 K: 0 S: 4	H: 2 LOB: 1 BB: 1 P: 9	R: 5 E: 0 K: 0 S: 7	H: 4 LOB: 1 BB: 1 P: 12	R: 0 E: 0 K: 1 S: 5	H: 0 LOB: 0 BB: 0 P: 5	R: 1 E: 1 K: 2 S: 10	H: 2 LOB: 2 BB: 0 P: 10	1B: 8 2B: 2 3B: 1 HR: 2	SF: 2 SAC: 0 DP: 2 HBP: 2	WP: 0 PB: 0 SB: 0 CS: 2	PA: 45			
<b>PITCHER</b>	IP	WLS	BF	H	R	ER	SO	BB	IBB	HBP	BLK	WP	HR	S	P	ERA	WHIP								
<b>Earl Wilson, R</b> ERA: 3.39 (1, 1)	6.0		28	7	4	4	3	4	0	1	0	0	1	29	46	6.00	1.833								
<b>Dick Radatz, R</b> ERA: 2.99 (7, 1)	0.1	L	5	3	3	3	0	1	0	0	0	0	1	4	8	81.00	12.000								
<b>Galen Cisco, R</b> ERA: 5.56 (7, 1)	1.2		6	0	1	1	1	0	0	1	0	0	0	7	8	5.40	0.000								
<b>Arnold Earley, L</b> ERA: 4.05 (9, 1)	1.0		6	2	1	0	2	0	0	0	0	0	0	10	10	0.00	2.000								

Batter	1	2	3	4	5	6	7	8	9	AB	R	H	RBI	BB	SO	LOB	BOTTOM								
<b>Billy Gardner, R</b> OBP: 0.287, SLG: 0.289 (1, 4)										5	1	3	0	0	0	2	<b>Kansas City Athletics @ Boston Red Sox</b> Fenway Park, Boston, MA Sun Jul 01 1962, 3:33 AM EDT Att: 19,322 - Unknown								
<b>Gary Geiger, L</b> OBP: 0.331, SLG: 0.393 (1, 8)										4	0	0	0	0	1	3									
<b>Carl Yastrzemski, L</b> OBP: 0.374, SLG: 0.498 (1, 7)										4	1	0	0	1	0	2									
<b>Frank Malzone, R</b> OBP: 0.326, SLG: 0.451 (1, 5)										4	1	2	3	1	1	1									
<b>Pete Runnels, L</b> OBP: 0.439, SLG: 0.447 (1, 3)										4	0	1	0	0	0	1									
<b>Jim Pagliaroni, R</b> OBP: 0.366, SLG: 0.423 (1, 2)										3	1	1	1	1	0	0									
<b>Lou Clinton, R</b> OBP: 0.221, SLG: 0.371 (1, 9)										2	0	0	0	2	1	3									
<b>Eddie Bressoud, R</b> OBP: 0.305, SLG: 0.403 (1, 6)										3	1	0	0	1	1	4									
<b>Earl Wilson, R</b> OBP: 0.286, SLG: 0.538 (1, 1)										3	0	1	1	0	2	1									
<b>Dick Radatz, R</b> OBP: 0.167, SLG: 0.167 (7, 1)										0	0	0	0	0	0	0									
<b>Galen Cisco, R</b> OBP: 0.200, SLG: 0.136 (7, 1)										0	0	0	0	0	0	0									
<b>Dave Philley, S</b> OBP: 0.256, SLG: 0.162 (8, PH)										1	0	0	0	0	0	0									
<b>Arnold Earley, L</b> ERA: 3.63 (9, 1)										0	0	0	0	0	0	0									
<b>Inning Stats</b>	R: 3 E: 0 K: 0 S: 5	H: 2 LOB: 0 BB: 1 P: 9	R: 0 E: 0 K: 2 S: 7	H: 0 LOB: 1 BB: 1 P: 11	R: 0 E: 0 K: 0 S: 3	H: 0 LOB: 1 BB: 1 P: 7	R: 2 E: 0 K: 0 S: 4	H: 2 LOB: 1 BB: 2 P: 12	R: 0 E: 0 K: 1 S: 7	H: 2 LOB: 3 BB: 1 P: 11	R: 0 E: 0 K: 2 S: 8	H: 1 LOB: 1 BB: 0 P: 8	R: 0 E: 0 K: 1 S: 5	H: 0 LOB: 0 BB: 0 P: 5	R: 0 E: 0 K: 0 S: 3	H: 0 LOB: 0 BB: 0 P: 3	R: 0 E: 0 K: 0 S: 4	H: 1 LOB: 1 BB: 0 P: 4	1B: 4 2B: 2 3B: 0 HR: 2	SF: 0 SAC: 1 DP: 0 HBP: 0	WP: 0 PB: 0 SB: 0 CS: 1	PA: 40			
<b>PITCHER</b>	IP	WLS	BF	H	R	ER	SO	BB	IBB	HBP	BLK	WP	HR	S	P	ERA	WHIP								
<b>Dan Pfister, R</b> ERA: 5.53 (1, 1)	4.1		24	6	5	5	2	6	0	0	0	0	0	4	4	0.00	0.000								
<b>Bill Fischer, R</b> ERA: 5.14 (5, 1)	0.2		2	0	0	0	1	0	0	0	0	0	0	4	4	0.00	0.000								
<b>Gordon Jones, R</b> ERA: 3.63 (6, 1)	4.0	W	14	2	0	0	3	0	0	0	0	0	0	20	20	0.00	0.500								



Batter	1	2	3	4	5	6	7	8	9	AB	R	H	RBI	BB	SO	LOB	TOP																			
Bobby Del Greco, R OBP: 0.381, SLG: 0.353 Gino Cimoli, R OBP: 0.342, SLG: 0.416 (1, 8) (7, PH) (7, 8)	K		6-3			K			F8	3	0	0	0	0	2	0	<b>Kansas City Athletics @ New York Yankees</b> Yankee Stadium, Bronx, NY Mon Jul 02 1962, 7:05 PM EDT Att: 17,427 - Unknown - 80 F																			
Jerry Lumpe, L OBP: 0.322, SLG: 0.366 (1, 4) (7, 6)	K			6-3		6-3	L4		F9	5	0	0	0	0	1	4																				
George Alusik, R OBP: 0.297, SLG: 0.514 (1, 7)	F2			F2						4	1	1	1	0	1	3																				
Manny Jimenez, L OBP: 0.406, SLG: 0.523 (1, 9)				F6						4	1	2	0	0	1	0																				
Norm Siebern, L OBP: 0.412, SLG: 0.464 (1, 3)				FC3-6						4	1	2	0	0	1	1																				
Ed Charles, R OBP: 0.340, SLG: 0.463 (1, 5)				L8						3	1	1	1	1	0	2																				
Haywood Sullivan, R OBP: 0.317, SLG: 0.288 (1, 2)				K						3	0	0	0	1	1	3																				
Billy Consolo, R OBP: 0.293, SLG: 0.269 Wayne Causey, L OBP: 0.350, SLG: 0.310 Charlie Shoemaker, L OBP: 0.222, SLG: 0.222 (1, 6) (7, PH) (7, 4)				6-3						2	0	0	0	0	1	1																				
Ed Rakow, S OBP: 0.098, SLG: 0.122 Jose Tartabull, L OBP: 0.358, SLG: 0.373 John Wyatt, R OBP: 0.143, SLG: 0.100 Leo Posada, R OBP: 0.320, SLG: 0.279 (1, 1) (7, PH) (7, 1) (9, PH)				K						0	0	0	0	0	0	0																				
Inning Stats	R: 0 E: 0 K: 2 S: 7	H: 0 LOB: 0 BB: 0 P: 7	R: 0 E: 0 K: 1 S: 6	H: 1 LOB: 1 BB: 0 P: 6	R: 0 E: 0 K: 1 S: 5	H: 0 LOB: 0 BB: 0 P: 5	R: 0 E: 0 K: 0 S: 3	H: 0 LOB: 0 BB: 0 P: 3	R: 0 E: 0 K: 1 S: 6	H: 1 LOB: 1 BB: 0 P: 6	R: 0 E: 0 K: 2 S: 7	H: 0 LOB: 0 BB: 0 P: 7	R: 4 E: 0 K: 1 S: 10	H: 5 LOB: 3 BB: 1 P: 15	R: 0 E: 0 K: 2 S: 7	H: 0 LOB: 1 BB: 1 P: 11		R: 0 E: 0 K: 0 S: 4	H: 1 LOB: 1 BB: 0 P: 4	1B: 7 2B: 0 3B: 0 HR: 1	SF: 0 SAC: 0 DP: 0 HBP: 1	WP: 0 PB: 0 SB: 0 CS: 0	PA: 38													
PITCHER	IP	WLS	BF	H	R	ER	SO	BB	IBB	HBP	BLK	WP	HR	S	P	ERA	WHIP	PITCHER		IP	WLS	BF	H	R	ER	SO	BB	IBB	HBP	BLK	WP	HR	S	P	ERA	WHIP
Bill Stafford, R ERA: 3.84 Luis Arroyo, L ERA: 5.14 (1, 1) (7, 1)	6.0		25	6	4	4	7	1	0	0	0	0	1	38	42	6.00	1.167			3.0	W	13	2	0	0	3	1	0	1	0	0	0	17	22	0.00	1.000

AB	35
R	4
H	8
RBI	4
BB	2
SO	10
LOB	19



Batter	1	2	3	4	5	6	7	8	9	AB	R	H	RBI	BB	SO	LOB	BOTTOM																			
Tom Tresh, S OBP: 0.339, SLG: 0.375 (1, 6)	E4		K							5	0	1	2	0	1	2	<b>Kansas City Athletics @ New York Yankees</b> Yankee Stadium, Bronx, NY Mon Jul 02 1962, 7:05 PM EDT Att: 17,427 - Unknown - 80 F																			
Bobby Richardson, R OBP: 0.334, SLG: 0.353 (1, 4)	6-3		FC6-4							5	0	0	0	0	0	5																				
Roger Maris, L OBP: 0.333, SLG: 0.453 (1, 8)	F7									4	1	1	1	0	0	1																				
Mickey Mantle, S OBP: 0.494, SLG: 0.602 Jack Reed, R OBP: 0.333, SLG: 0.474 (1, 9) (9, PR) (9, 9)	PO									1	2	1	1	3	0	0																				
Hector Lopez, R OBP: 0.341, SLG: 0.385 (1, 7)										0	1	0	0	0	0	0																				
Eiston Howard, R OBP: 0.306, SLG: 0.419 (1, 2)										3	2	1	2	1	0	1																				
Bill Skowron, R OBP: 0.327, SLG: 0.442 (1, 3)										3	1	1	0	1	0	0																				
Phil Linz, R OBP: 0.311, SLG: 0.381 (1, 5)										4	1	1	1	0	2	1																				
Bill Stafford, R OBP: 0.256, SLG: 0.263 Luis Arroyo, L OBP: 0.667, SLG: 0.667 (1, 1) (7, 1)										2	0	1	0	0	0	1																				
Inning Stats	R: 0 E: 1 K: 0 S: 3	H: 0 LOB: 0 BB: 0 P: 3	R: 0 E: 0 K: 0 S: 3	H: 1 LOB: 1 BB: 1 P: 7	R: 0 E: 0 K: 1 S: 6	H: 1 LOB: 1 BB: 0 P: 6	R: 3 E: 0 K: 1 S: 8	H: 3 LOB: 1 BB: 1 P: 12	R: 0 E: 0 K: 0 S: 3	H: 0 LOB: 0 BB: 0 P: 3	R: 1 E: 0 K: 0 S: 4	H: 1 LOB: 0 BB: 0 P: 4	R: 0 E: 0 K: 1 S: 6	H: 1 LOB: 1 BB: 0 P: 6	R: 4 E: 0 K: 0 S: 6	H: 3 LOB: 3 BB: 3 P: 18		R: 0 E: 0 K: 0 S: 6	H: 0 LOB: 2 BB: 3 P: 18	1B: 6 2B: 1 3B: 0 HR: 3	SF: 1 SAC: 0 DP: 1 HBP: 0	WP: 1 PB: 0 SB: 1 CS: 0	PA: 39													
PITCHER	IP	WLS	BF	H	R	ER	SO	BB	IBB	HBP	BLK	WP	HR	S	P	ERA	WHIP	PITCHER		IP	WLS	BF	H	R	ER	SO	BB	IBB	HBP	BLK	WP	HR	S	P	ERA	WHIP
Ed Rakow, R ERA: 4.65 John Wyatt, R ERA: 5.12 (1, 1) (7, 1)	6.0		25	6	4	4	2	2	0	0	0	1	0	27	35	6.00	1.333			2.0	L	13	4	4	4	1	2	1	0	0	1	0	12	24	18.00	3.000





Batter	1	2	3	4	5	6	7	8	9	AB	R	H	RBI	BB	SO	LOB	TOP								
<b>Bobby Del Greco, R</b> OBP: 0.382, SLG: 0.354 (1, 8)										5	1	2	0	0	0	2									
<b>Jerry Lumpe, L</b> OBP: 0.326, SLG: 0.383 (1, 4)										5	2	3	2	0	0	1									
<b>Gino Cimoli, R</b> OBP: 0.349, SLG: 0.437 (1, 7)										5	2	4	1	0	0	0									
<b>Manny Jimenez, L</b> OBP: 0.403, SLG: 0.528 (1, 9)										5	1	1	2	0	1	5									
<b>Norm Siebern, L</b> OBP: 0.406, SLG: 0.457 (1, 3)										5	0	0	0	0	3	4									
<b>Ed Charles, R</b> OBP: 0.337, SLG: 0.455 (1, 5)										4	0	0	0	1	0	2									
<b>Haywood Sullivan, R</b> OBP: 0.323, SLG: 0.306 (1, 2)										4	1	2	0	0	1	0									
<b>Billy Consolo, R</b> OBP: 0.290, SLG: 0.268 (1, 6)										4	0	1	1	0	0	2									
<b>Jerry Walker, S</b> OBP: 0.306, SLG: 0.531 <b>Gordon Jones, R</b> (7, 1)										3	0	0	0	0	0	3									
										1	0	0	0	0	0	0									
<b>Inning Stats</b>	R: 0 E: 0 K: 0 S: 5	H: 2 LOB: 2 BB: 0 P: 5	R: 0 E: 0 K: 0 S: 4	H: 1 LOB: 2 BB: 1 P: 8	R: 4 E: 2 K: 1 S: 10	H: 4 LOB: 1 BB: 0 P: 10	R: 0 E: 0 K: 1 S: 6	H: 1 LOB: 0 BB: 0 P: 6	R: 0 E: 0 K: 1 S: 5	H: 0 LOB: 0 BB: 0 P: 5	R: 3 E: 0 K: 0 S: 6	H: 3 LOB: 0 BB: 0 P: 6	R: 0 E: 0 K: 1 S: 5	H: 0 LOB: 0 BB: 0 P: 5	R: 0 E: 0 K: 0 S: 3	H: 0 LOB: 0 BB: 0 P: 3	R: 0 E: 0 K: 1 S: 7	H: 2 LOB: 2 BB: 0 P: 7	1B: 7 2B: 3 3B: 0 HR: 3	SF: 0 SAC: 0 DP: 0 HBP: 0	WP: 0 PB: 0 SB: 0 CS: 0	PA: 42			
<b>PITCHER</b>	IP	WLS	BF	H	R	ER	SO	BB	IBB	HBP	BLK	WP	HR	S	P	ERA	WHIP								
<b>Whitey Ford, L</b> ERA: 2.69	(1, 1)	4.0	22	8	4	2	2	1	0	0	0	0	1	25	29	4.50	2.250								
<b>Tex Clevenger, R</b> ERA: 2.7	(5, 1)	2.0	9	3	3	3	1	0	0	0	0	0	2	11	11	13.50	1.500								
<b>Bud Daley, L</b> ERA: 5.95	(7, 1)	2.0	W	6	0	0	1	0	0	0	0	0	0	8	8	0.00	0.000								
<b>Marshall Bridges, L</b> ERA: 2.52	(9, 1)	1.0	S	5	2	0	1	0	0	0	0	0	0	7	7	0.00	2.000								

**Kansas City Athletics @ New York Yankees**  
Yankee Stadium, Bronx, NY  
Tue Jul 03 1962, 3:33 AM EDT  
Att: 13,378 - Unknown - 78 F

AB 41  
R 7  
H 13  
RBI 6  
BB 1  
SO 5  
LOB 19



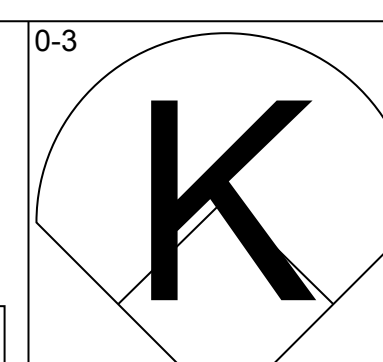
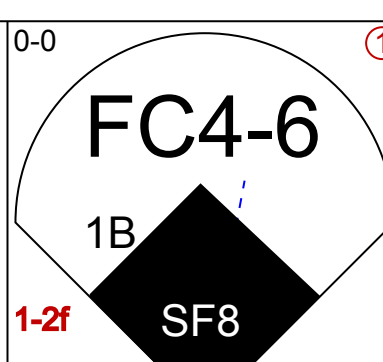
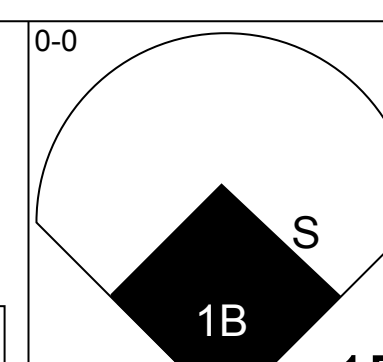
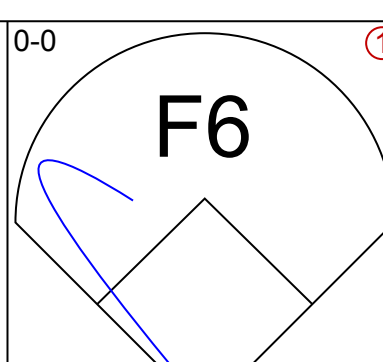
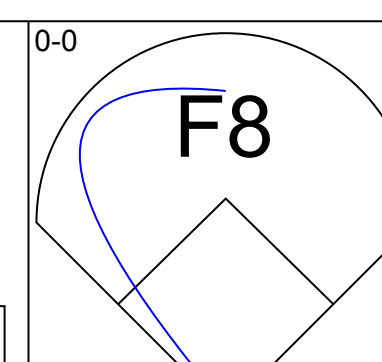
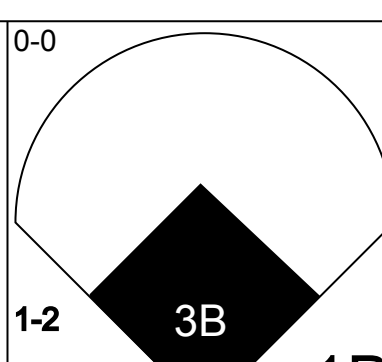
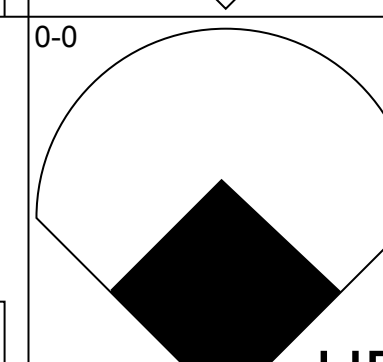
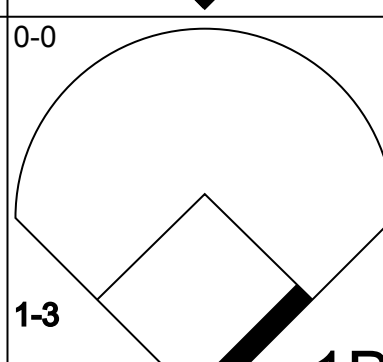
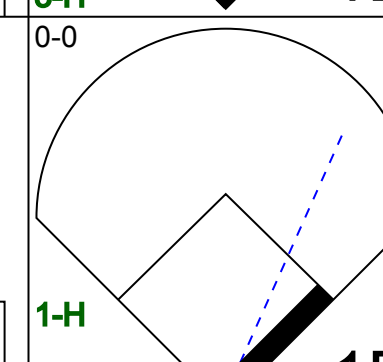
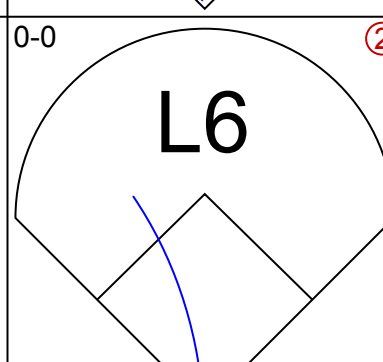
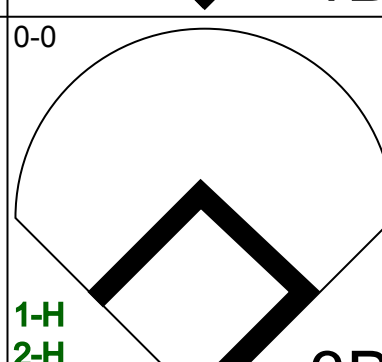
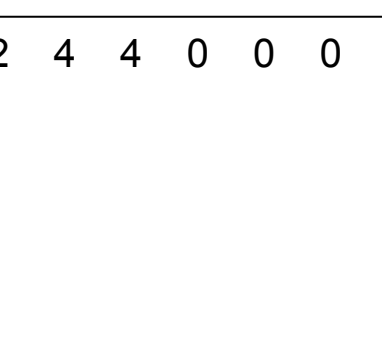
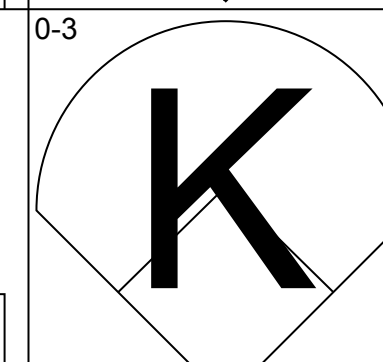
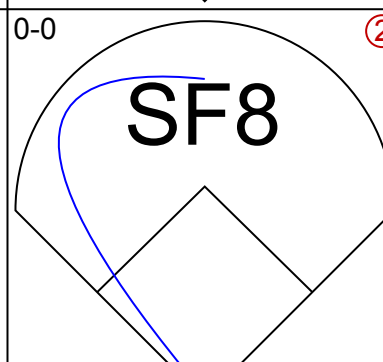
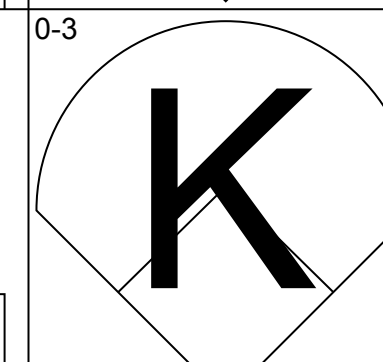
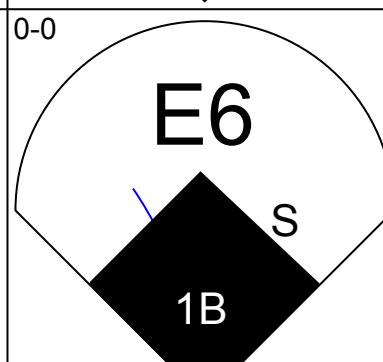
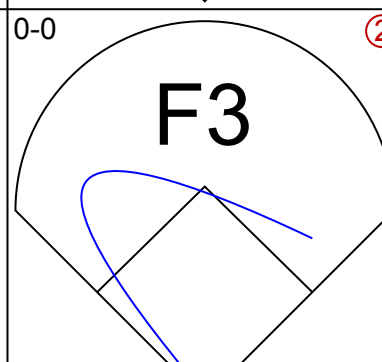

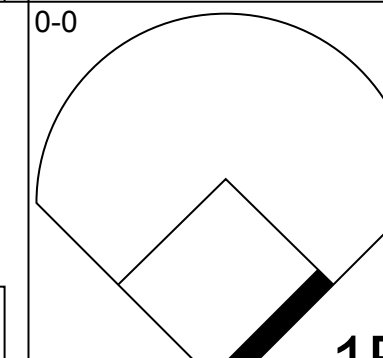
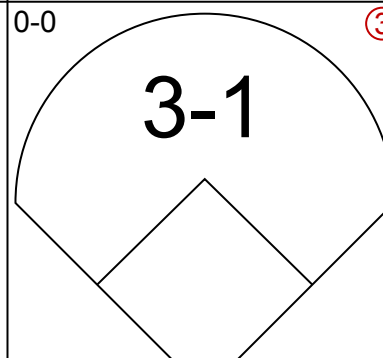
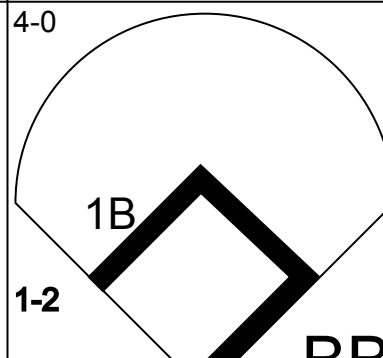
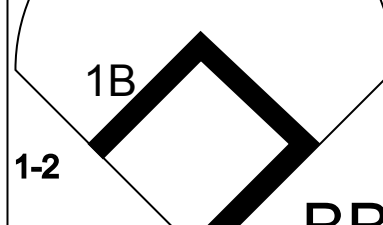
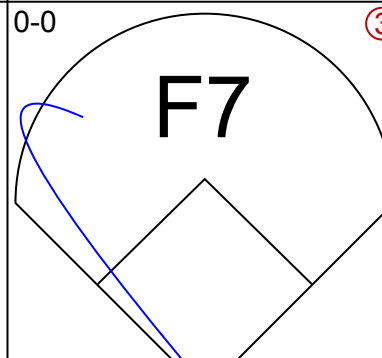

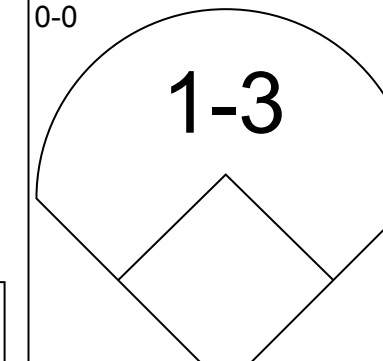
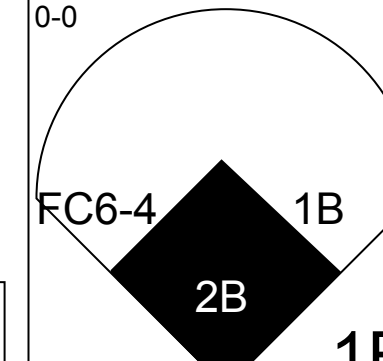
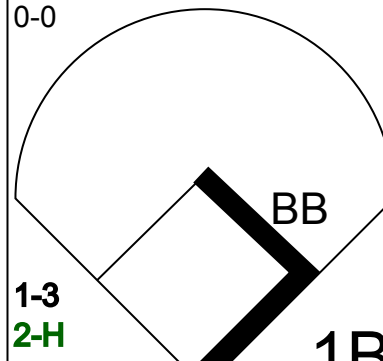
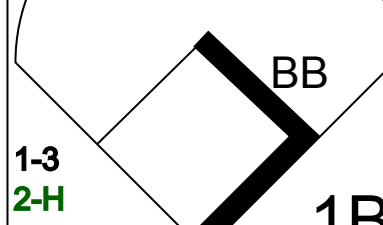

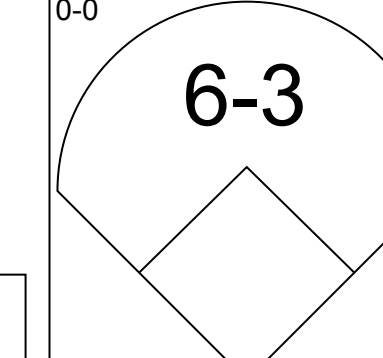
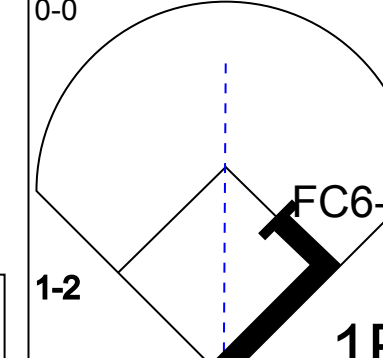
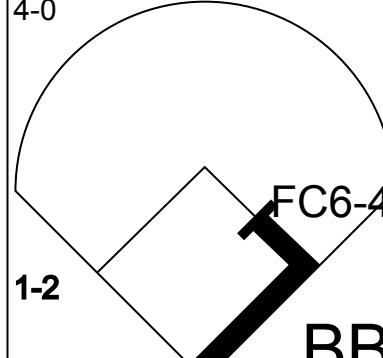
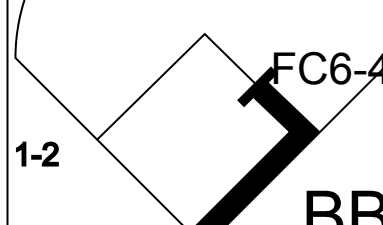

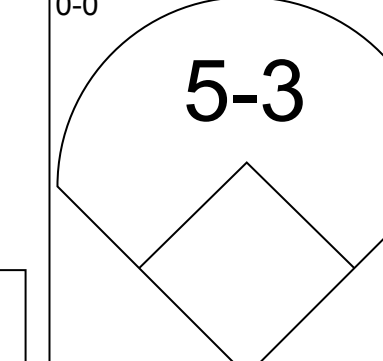
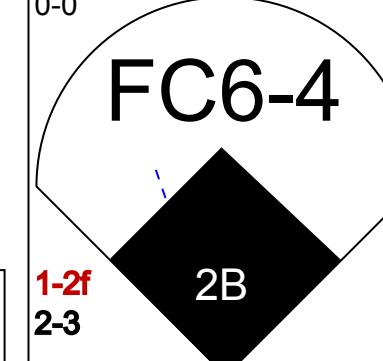
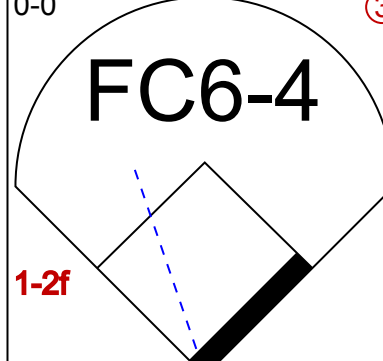
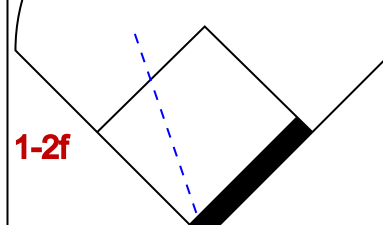

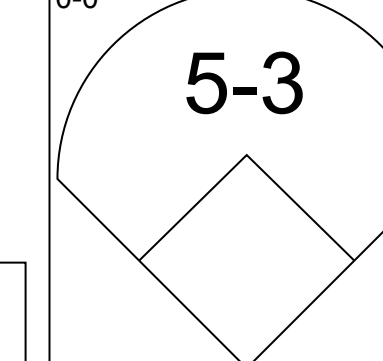
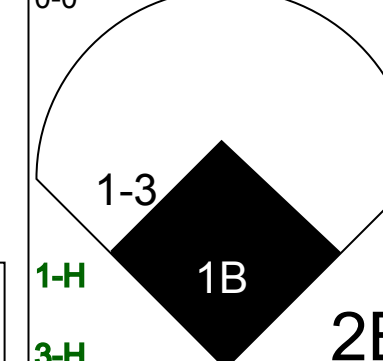

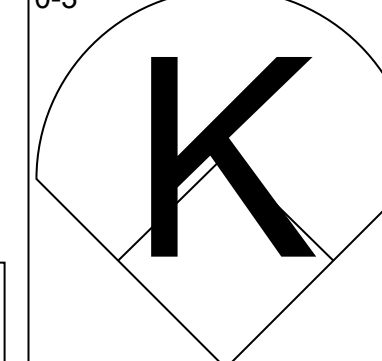

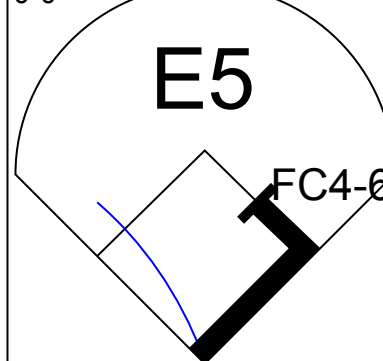
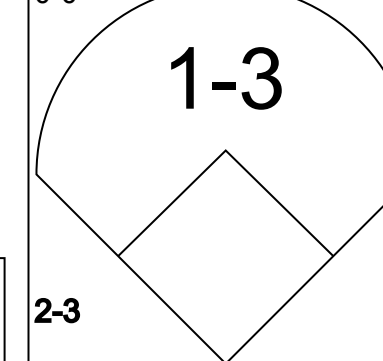

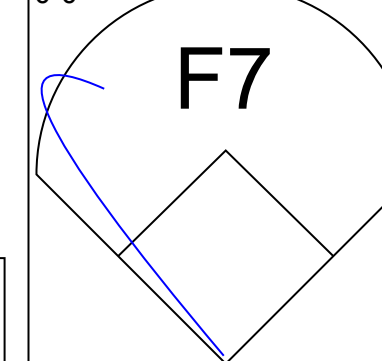
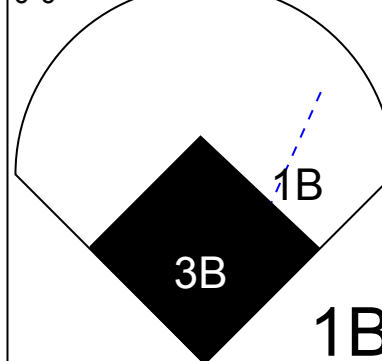
Batter	1	2	3	4	5	6	7	8	9	AB	R	H	RBI	BB	SO	LOB	BOTTOM								
<b>Tom Tresh, S</b> OBP: 0.343, SLG: 0.376 (1, 6)										4	0	2	0	1	0	0									
<b>Bobby Richardson, R</b> OBP: 0.332, SLG: 0.360 (1, 4)										5	2	1	1	0	0	5									
<b>Roger Maris, L</b> OBP: 0.341, SLG: 0.482 (1, 8)										4	3	3	4	1	0	1									
<b>Mickey Mantle, S</b> OBP: 0.497, SLG: 0.647 <b>Jack Reed, R</b> OBP: 0.333, SLG: 0.474 (9, 9)										5	2	3	3	0	1	3									
										0	0	0	0	0	0	0									
<b>Yogi Berra, L</b> OBP: 0.280, SLG: 0.348 (1, 2)										4	0	0	0	1	0	2									
<b>Hector Lopez, R</b> OBP: 0.352, SLG: 0.400 (1, 7)										3	0	2	0	1	0	3									
<b>Bill Skowron, R</b> OBP: 0.322, SLG: 0.434 (1, 3)										4	0	0	0	0	2	4									
<b>Phil Linz, R</b> OBP: 0.286, SLG: 0.348 (1, 5)										4	0	0	0	0	0	3									
<b>Whitey Ford, L</b> OBP: 0.103, SLG: 0.093 <b>Johnny Blanchard, L</b> OBP: 0.301, SLG: 0.423 <b>Tex Clevenger, R</b> (5, 1)										1	0	0	0	0	0	0									
<b>Joe Penitente, L</b> OBP: 0.277, SLG: 0.448 <b>Bud Daley, L</b> OBP: 0.329, SLG: 0.333 <b>Elston Howard, R</b> OBP: 0.422, SLG: 0.422 <b>Clete Boyer, R</b> OBP: 0.435, SLG: 0.435 <b>Marshall Bridges, S</b> (9, 1)										0	0	0	0	0	0	0									
<b>Inning Stats</b>	R: 0 E: 0 K: 1 S: 7	H: 2 LOB: 3 BB: 1 P: 11	R: 0 E: 0 K: 0 S: 3	H: 0 LOB: 0 BB: 0 P: 3	R: 0 E: 0 K: 0 S: 4	H: 1 LOB: 1 BB: 0 P: 4	R: 0 E: 1 K: 0 S: 4	H: 0 LOB: 0 BB: 1 P: 8	R: 2 E: 0 K: 1 S: 6	H: 1 LOB: 1 BB: 0 P: 6	R: 2 E: 0 K: 1 S: 9	H: 4 LOB: 2 BB: 0 P: 9	R: 4 E: 0 K: 0 S: 6	H: 3 LOB: 1 BB: 1 P: 10	R: 4 E: 0 K: 0 S: 6	H: 3 LOB: 1 BB: 1 P: 10	1B: 5 2B: 2 3B: 0 HR: 5	SF: 0 SAC: 0 DP: 1 HBP: 0	WP: 0 PB: 0 SB: 0 CS: 0	PA: 41					
<b>PITCHER</b>	IP	WLS	BF	H	R	ER	SO	BB	IBB	HBP	BLK	WP	HR	S	P	ERA	WHIP								
<b>Jerry Walker, R</b> ERA: 5.2	(1, 1)	6.2	33	9	4	4	2	3	0	0	0	0	3	34	46	5.40	1.800								
<b>Gordon Jones, R</b> ERA: 4.94	(7, 1)	1.1	L	8	3	4	4	1	0	0	0	0	2	9	13	27.00	3.000								

**Kansas City Athletics @ New York Yankees**  
Yankee Stadium, Bronx, NY  
Tue Jul 03 1962, 3:33 AM EDT  
Att: 13,378 - Unknown - 78 F

AB 37  
R 8  
H 12  
RBI 8  
BB 4  
SO 3  
LOB 24



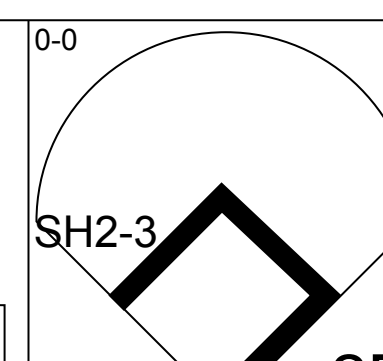
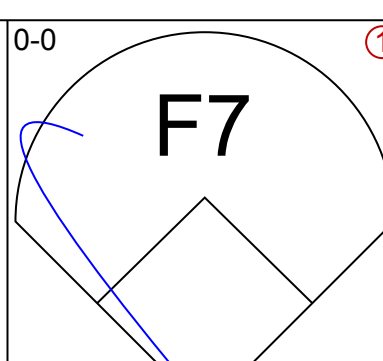

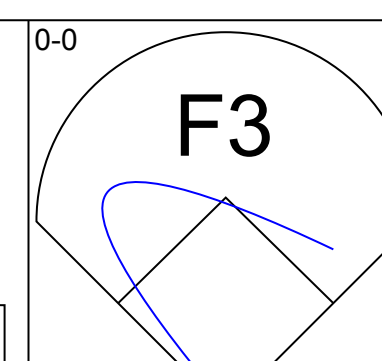
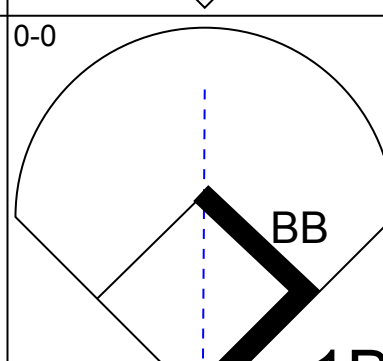


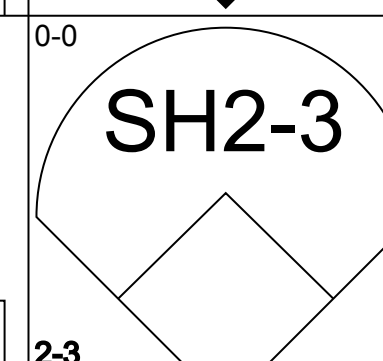
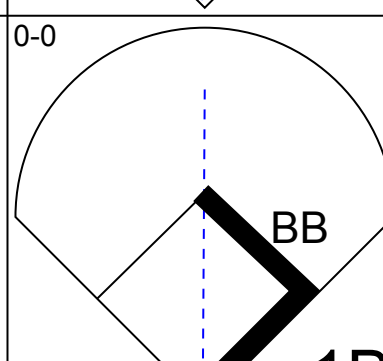


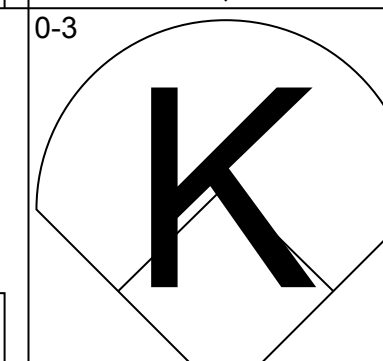
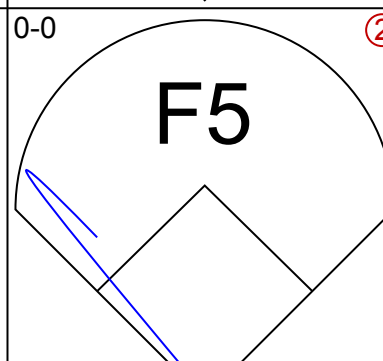


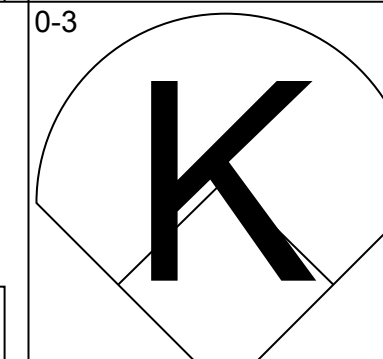
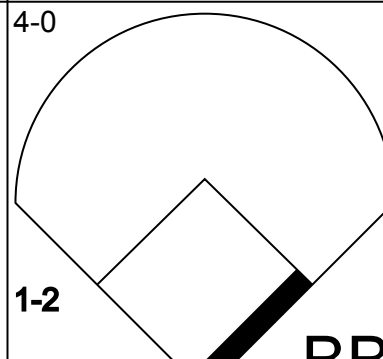
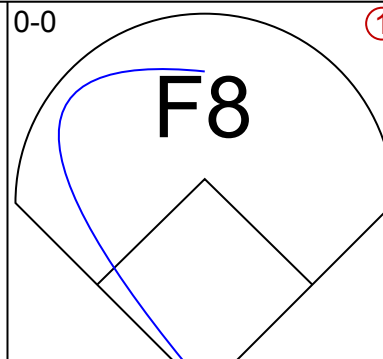

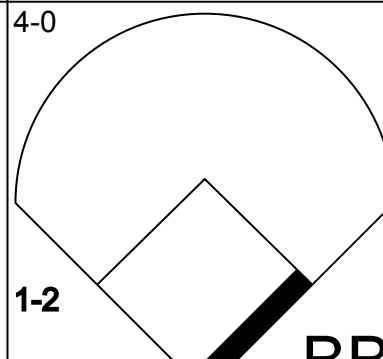
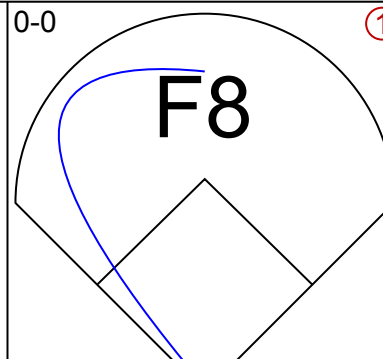

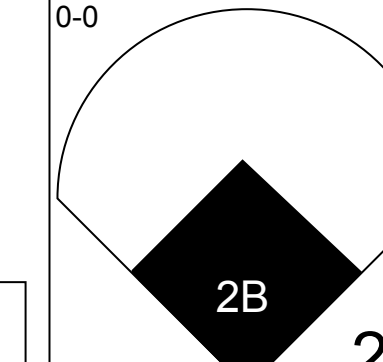
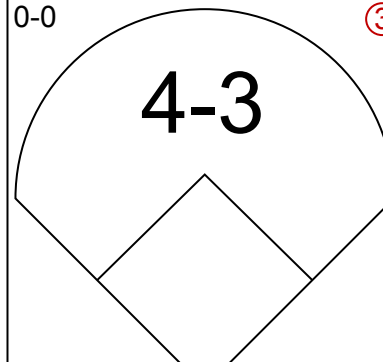
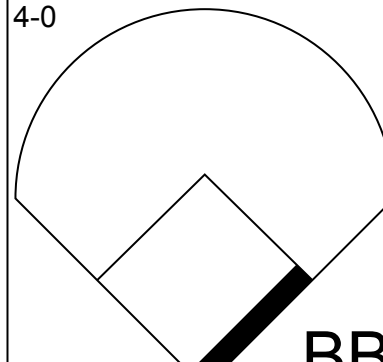
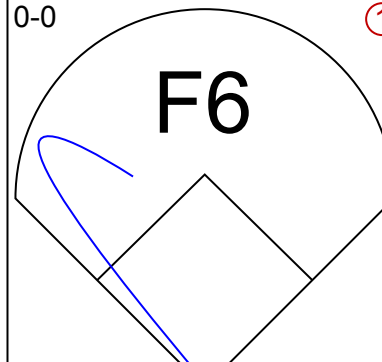
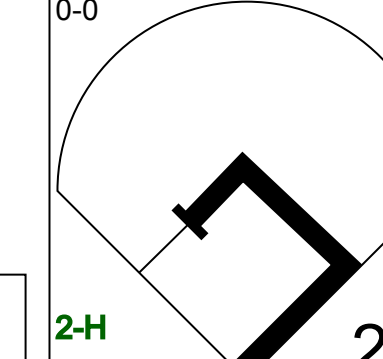
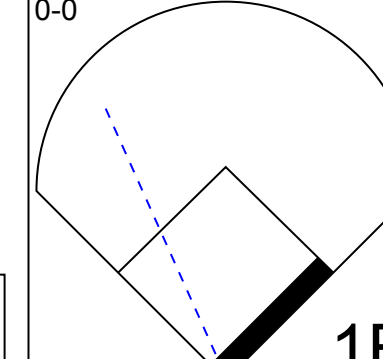
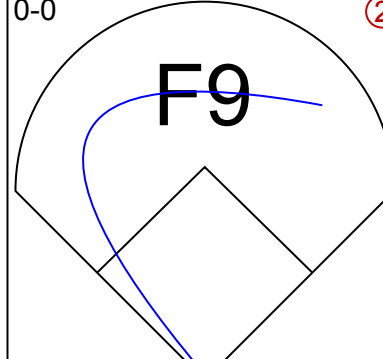

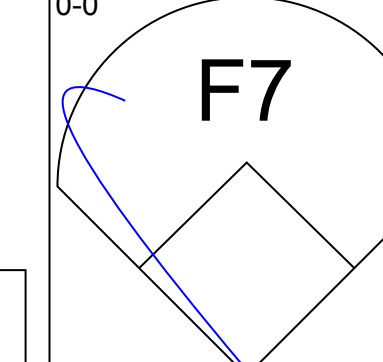
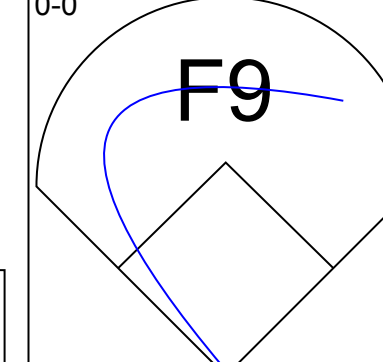
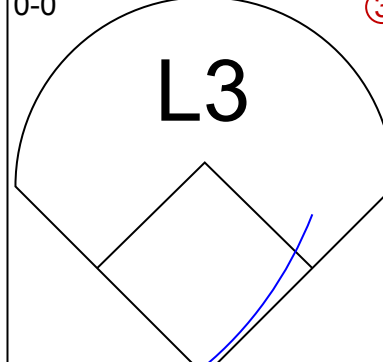

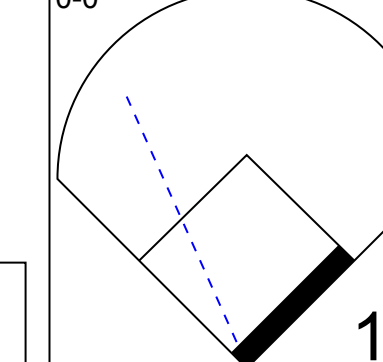
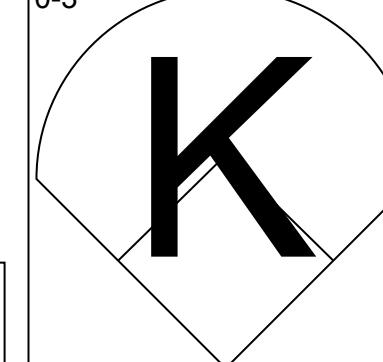
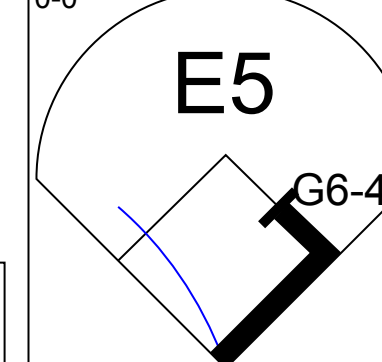
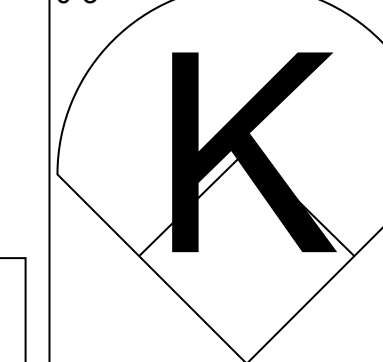
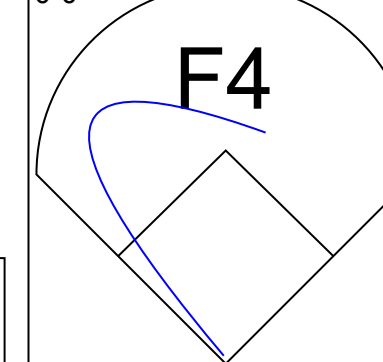
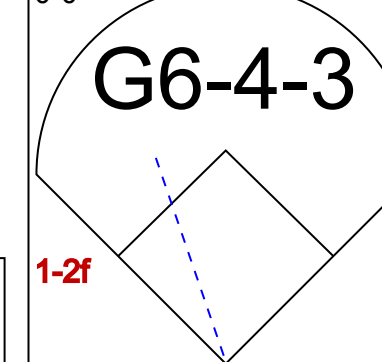


Batter	1	2	3	4	5	6	7	8	9	AB	R	H	RBI	BB	SO	LOB	TOP				
Jose Tartabull, L (1, 8) OBP: 0.357, SLG: 0.371										6	3	2	1	0	1	1					
Jerry Lumpe, L (1, 4) OBP: 0.332, SLG: 0.405										6	2	4	4	0	0	0					
Gino Cimoli, R (1, 7) OBP: 0.346, SLG: 0.433										5	1	1	1	1	0	2					
Manny Jimenez, L (1, 9) OBP: 0.403, SLG: 0.524										4	0	1	0	1	0	2					
Bobby Del Greco, R (8, 9) OBP: 0.390, SLG: 0.352										1	0	0	0	0	0	1					
Norm Siebern, L (1, 3) OBP: 0.406, SLG: 0.456										5	1	2	1	0	0	1					
Ed Charles, R (1, 5) OBP: 0.346, SLG: 0.460										4	1	3	0	1	0	0					
Haywood Sullivan, R (1, 2) OBP: 0.319, SLG: 0.310										5	1	1	1	0	0	7					
Billy Consolo, R (1, 6) OBP: 0.299, SLG: 0.283										4	1	1	2	1	1	0					
Diego Segui, R (1, 1) OBP: 0.278, SLG: 0.294										5	1	1	0	0	1	3					
<b>Inning Stats</b>	R: 1 E: 0 K: 2 S: 9	H: 2 LOB: 1 BB: 0 P: 9	R: 0 E: 0 K: 0 S: 3	H: 0 LOB: 0 BB: 0 P: 3	R: 1 E: 1 K: 0 S: 5	H: 1 LOB: 1 BB: 0 P: 5	R: 4 E: 0 K: 1 S: 10	H: 5 LOB: 1 BB: 0 P: 10	R: 1 E: 1 K: 1 S: 7	H: 2 LOB: 3 BB: 2 P: 11	R: 0 E: 0 K: 0 S: 5	H: 0 LOB: 0 BB: 0 P: 5	R: 1 E: 2 K: 0 S: 6	H: 2 LOB: 2 BB: 0 P: 6	R: 2 E: 0 K: 0 S: 6	H: 3 LOB: 1 BB: 0 P: 6	1B: 12 2B: 2 3B: 1 HR: 1	SF: 1 SAC: 0 DP: 1 HBP: 0	WP: 0 PB: 0 SB: 2 CS: 0	PA: 49	
<b>PITCHER</b>	IP WLS BF H R ER SO BB IBB HBP BLK WP HR S P ERA WHIP	IP WLS BF H R ER SO BB IBB HBP BLK WP HR S P ERA WHIP	IP WLS BF H R ER SO BB IBB HBP BLK WP HR S P ERA WHIP	IP WLS BF H R ER SO BB IBB HBP BLK WP HR S P ERA WHIP	IP WLS BF H R ER SO BB IBB HBP BLK WP HR S P ERA WHIP	IP WLS BF H R ER SO BB IBB HBP BLK WP HR S P ERA WHIP	IP WLS BF H R ER SO BB IBB HBP BLK WP HR S P ERA WHIP	IP WLS BF H R ER SO BB IBB HBP BLK WP HR S P ERA WHIP	IP WLS BF H R ER SO BB IBB HBP BLK WP HR S P ERA WHIP	IP WLS BF H R ER SO BB IBB HBP BLK WP HR S P ERA WHIP	IP WLS BF H R ER SO BB IBB HBP BLK WP HR S P ERA WHIP	IP WLS BF H R ER SO BB IBB HBP BLK WP HR S P ERA WHIP	IP WLS BF H R ER SO BB IBB HBP BLK WP HR S P ERA WHIP	IP WLS BF H R ER SO BB IBB HBP BLK WP HR S P ERA WHIP	IP WLS BF H R ER SO BB IBB HBP BLK WP HR S P ERA WHIP	IP WLS BF H R ER SO BB IBB HBP BLK WP HR S P ERA WHIP	IP WLS BF H R ER SO BB IBB HBP BLK WP HR S P ERA WHIP	IP WLS BF H R ER SO BB IBB HBP BLK WP HR S P ERA WHIP	IP WLS BF H R ER SO BB IBB HBP BLK WP HR S P ERA WHIP	IP WLS BF H R ER SO BB IBB HBP BLK WP HR S P ERA WHIP	IP WLS BF H R ER SO BB IBB HBP BLK WP HR S P ERA WHIP
Rollie Sheldon, R (1, 1) ERA: 5.33	3.1	L	17	6	5	4	2	0	0	0	0	0	0	0	0	0	0	10.80	1.800		
Jim Coates, R (4, 1) ERA: 4.77	3.2		20	5	3	1	3	3	0	0	0	0	0	0	0	0	0	2.46	2.182		
Tex Clevenger, R (8, 1) ERA: 3.38	2.0		12	5	3	2	0	0	0	0	0	0	0	0	0	0	0	9.00	2.500		

Kansas City Athletics @ New York Yankees  
Yankee Stadium, Bronx, NY  
Wed Jul 04 1962, 3:33 AM EDT  
Unknown - 80 F

AB 45  
R 11  
H 16  
RBI 10  
BB 3  
SO 5  
LOB 17



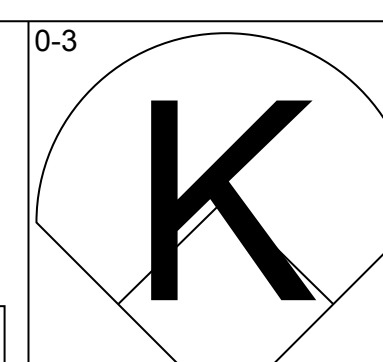
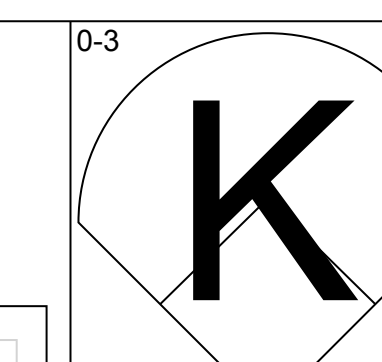
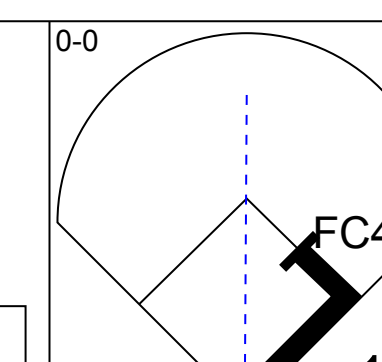
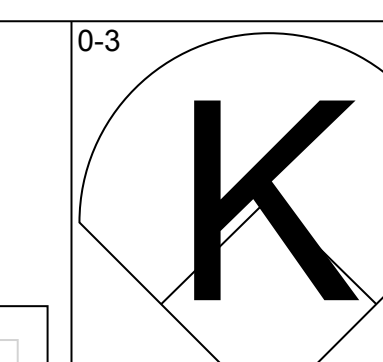
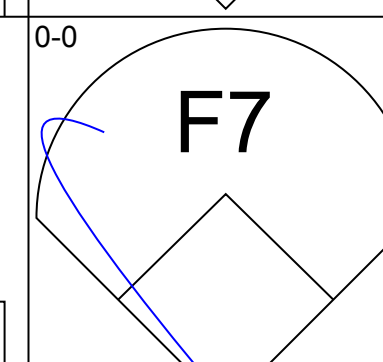
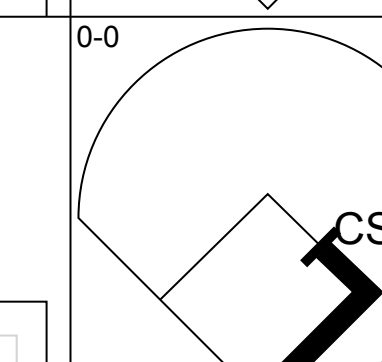
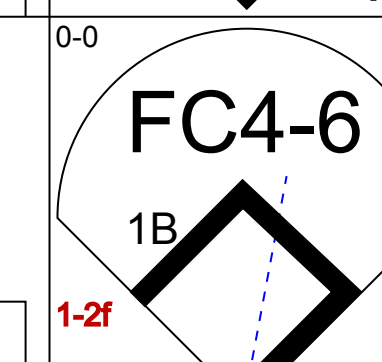
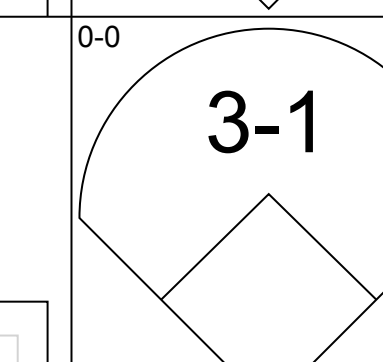
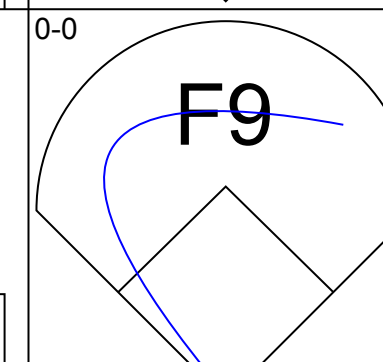
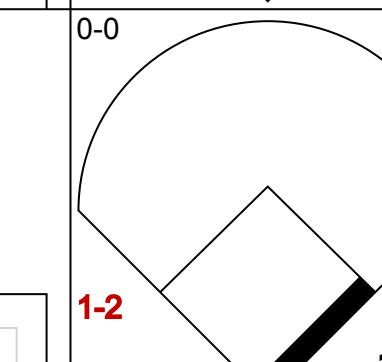
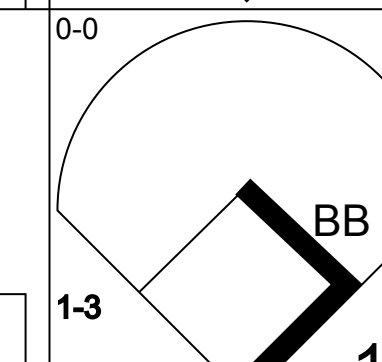

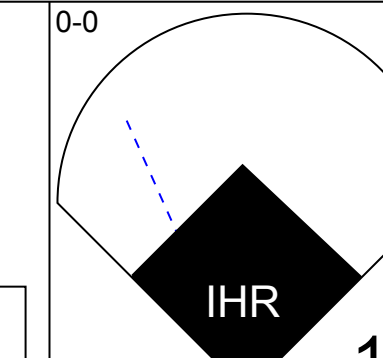
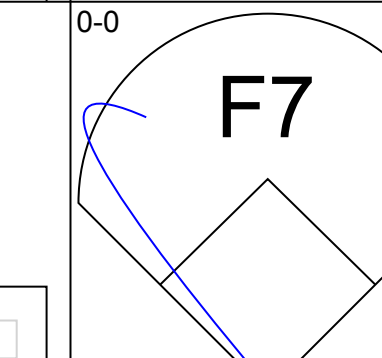
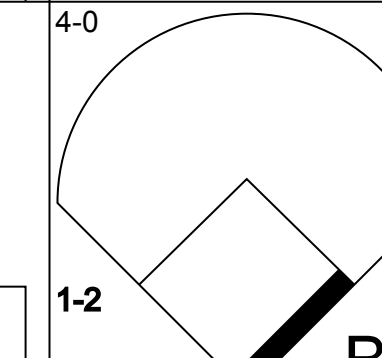


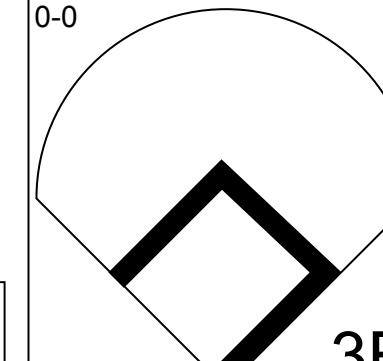
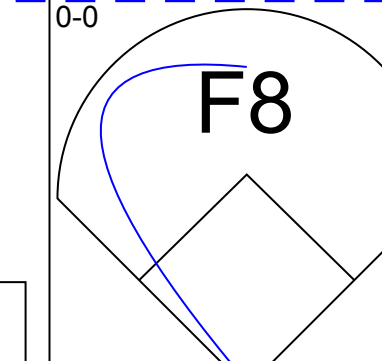

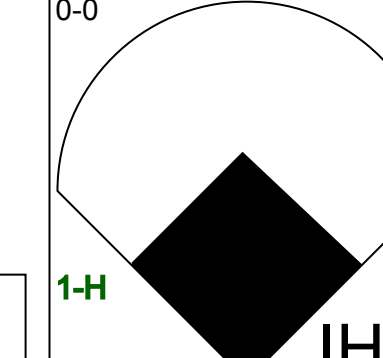
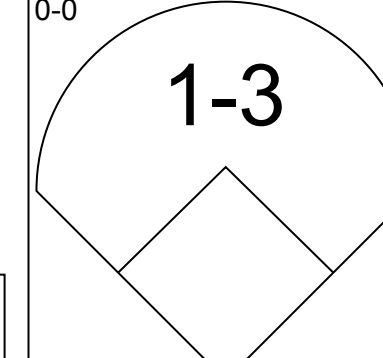


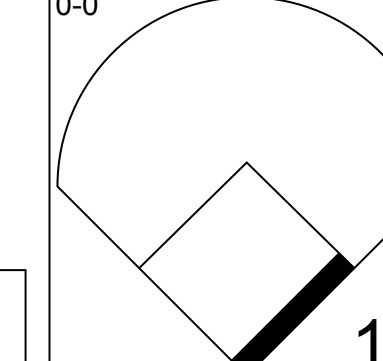

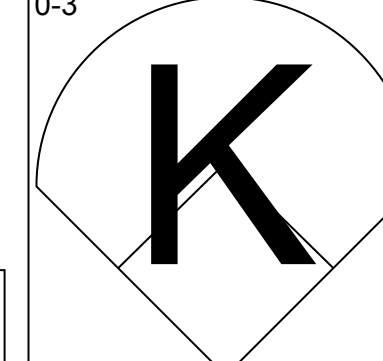




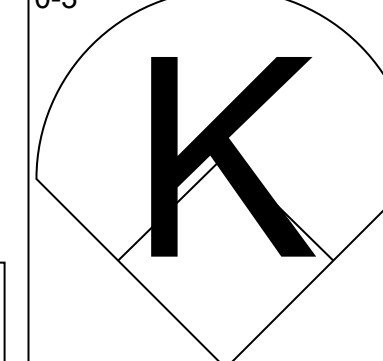




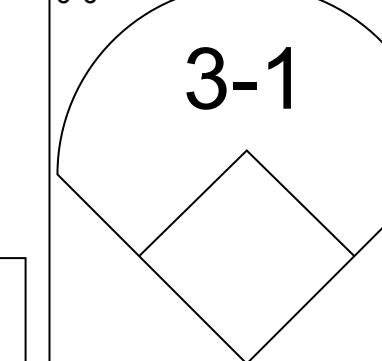
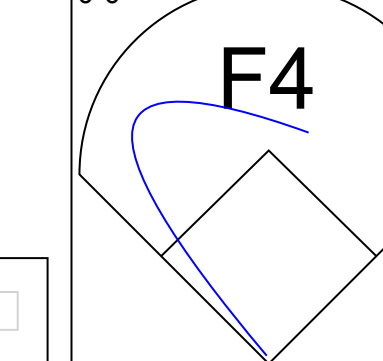
Batter	1	2	3	4	5	6	7	8	9	AB	R	H	RBI	BB	SO	LOB	BOTTOM				
Tom Tresh, S (1, 6) OBP: 0.342, SLG: 0.378										4	0	1	0	0	0	0					
Clete Boyer, R (9, 5) OBP: 0.364, SLG: 0.435										0	0	0	0	0	0	0					
Bobby Richardson, R (1, 4) OBP: 0.332, SLG: 0.360										3	0	1	0	0	0	0					
Roger Maris, L (1, 8) OBP: 0.336, SLG: 0.475										4	0	0	0	0	1	2					
Mickey Mantle, S (1, 9) OBP: 0.495, SLG: 0.637										2	0	0	0	1	1	1					
Bill Skowron, R (7, 3) OBP: 0.320, SLG: 0.432										1	0	0	0	0	0	0					
Yogi Berra, L (1, 2) OBP: 0.286, SLG: 0.355										3	1	1	0	1	0	2					
Hector Lopez, R (1, 7) OBP: 0.356, SLG: 0.411										4	0	2	1	0	0	1					
Joe Pepitone, L (1, 3) OBP: 0.288, SLG: 0.433										4	0	0	0	0	0	2					
Phil Linz, R (1, 5) OBP: 0.288, SLG: 0.347										3	0	1	0	0	1	1					
Rollie Sheldon, R (1, 1) OBP: 0.222, SLG: 0.067										1	0	0	0	0	1	1					
Jim Coates, R (4, 1) OBP: 0.111, SLG: 0.059										1	0	0	0	0	0	1					
Jack Reed, R (7, PH) OBP: 0.318, SLG: 0.450										1	0	0	0	0	0	1					
Tex Clevenger, R (8, 1) OBP: 0.318, SLG: 0.450										0	0	0	0	0	0	0					
<b>Inning Stats</b>	R: 0 E: 0 K: 2 S: 8	H: 1 LOB: 1 BB: 0 P: 8	R: 1 E: 0 K: 1 S: 7	H: 3 LOB: 1 BB: 0 P: 7	R: 0 E: 0 K: 0 S: 4	H: 1 LOB: 2 BB: 1 P: 8	R: 0 E: 0 K: 1 S: 6	H: 1 LOB: 1 BB: 0 P: 6	R: 0 E: 0 K: 0 S: 3	H: 0 LOB: 0 BB: 0 P: 3	R: 0 E: 0 K: 0 S: 3	H: 0 LOB: 0 BB: 0 P: 3	R: 0 E: 0 K: 0 S: 3	H: 0 LOB: 0 BB: 0 P: 3	R: 0 E: 0 K: 0 S: 3	H: 0 LOB: 0 BB: 0 P: 3	1B: 3 2B: 3 3B: 0 HR: 0	SF: 0 SAC: 1 DP: 1 HBP: 0	WP: 0 PB: 0 SB: 0 CS: 0	PA: 34	
<b>PITCHER</b>	IP WLS BF H R ER SO BB IBB HBP BLK WP HR S P ERA WHIP	IP WLS BF H R ER SO BB IBB HBP BLK WP HR S P ERA WHIP	IP WLS BF H R ER SO BB IBB HBP BLK WP HR S P ERA WHIP	IP WLS BF H R ER SO BB IBB HBP BLK WP HR S P ERA WHIP	IP WLS BF H R ER SO BB IBB HBP BLK WP HR S P ERA WHIP	IP WLS BF H R ER SO BB IBB HBP BLK WP HR S P ERA WHIP	IP WLS BF H R ER SO BB IBB HBP BLK WP HR S P ERA WHIP	IP WLS BF H R ER SO BB IBB HBP BLK WP HR S P ERA WHIP	IP WLS BF H R ER SO BB IBB HBP BLK WP HR S P ERA WHIP	IP WLS BF H R ER SO BB IBB HBP BLK WP HR S P ERA WHIP	IP WLS BF H R ER SO BB IBB HBP BLK WP HR S P ERA WHIP	IP WLS BF H R ER SO BB IBB HBP BLK WP HR S P ERA WHIP	IP WLS BF H R ER SO BB IBB HBP BLK WP HR S P ERA WHIP	IP WLS BF H R ER SO BB IBB HBP BLK WP HR S P ERA WHIP	IP WLS BF H R ER SO BB IBB HBP BLK WP HR S P ERA WHIP	IP WLS BF H R ER SO BB IBB HBP BLK WP HR S P ERA WHIP	IP WLS BF H R ER SO BB IBB HBP BLK WP HR S P ERA WHIP	IP WLS BF H R ER SO BB IBB HBP BLK WP HR S P ERA WHIP	IP WLS BF H R ER SO BB IBB HBP BLK WP HR S P ERA WHIP	IP WLS BF H R ER SO BB IBB HBP BLK WP HR S P ERA WHIP	IP WLS BF H R ER SO BB IBB HBP BLK WP HR S P ERA WHIP
Diego Segui, R (1, 1) ERA: 3.52	9.0	W	34	6	1	1	4	2	0	0	0	0	0	0	0	0	0	1.00	0.889		

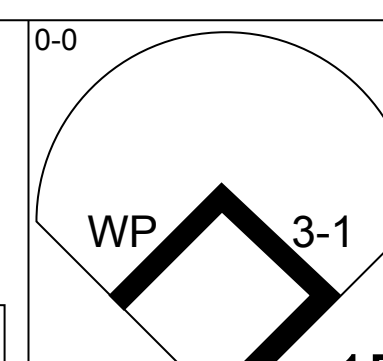
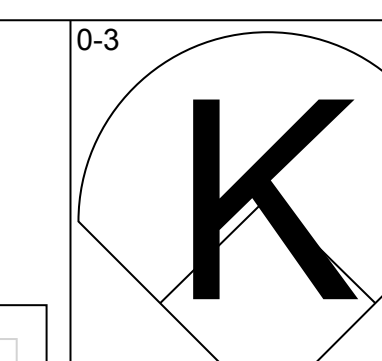
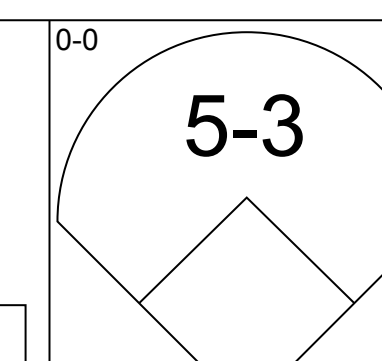
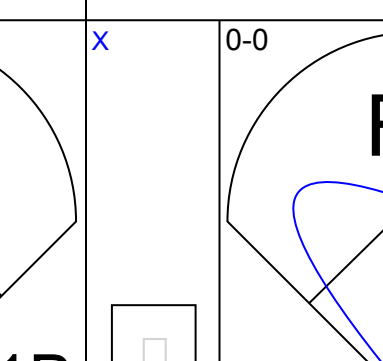
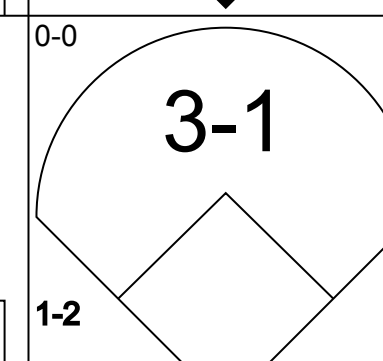
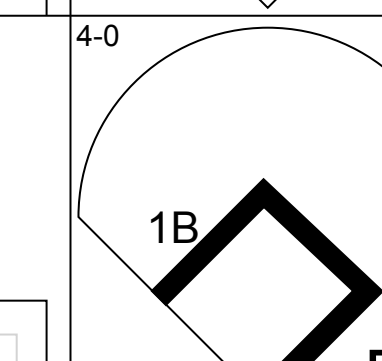
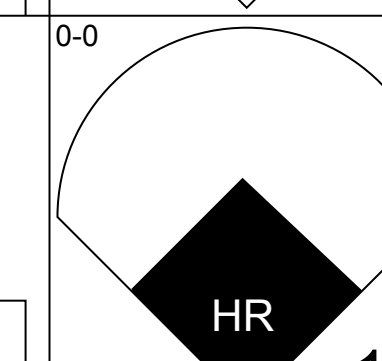

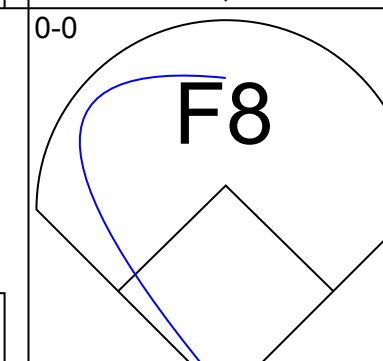
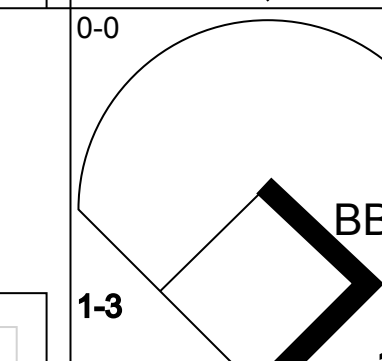
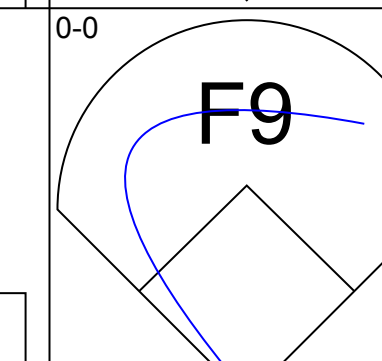


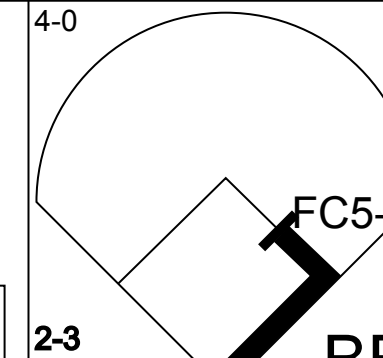
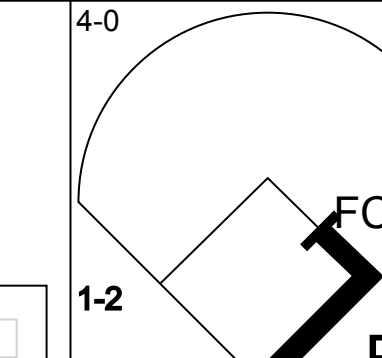
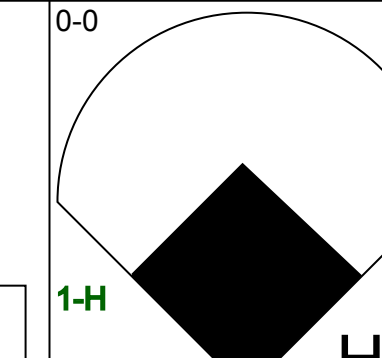


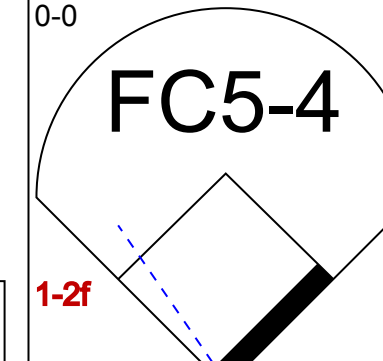
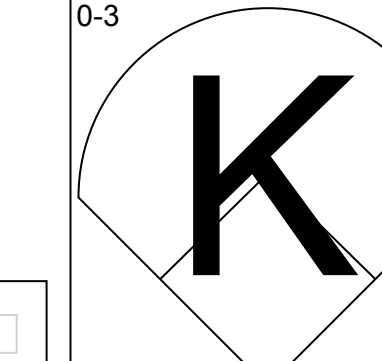
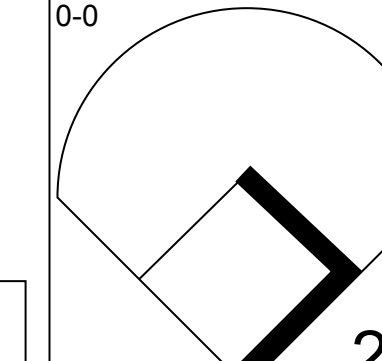



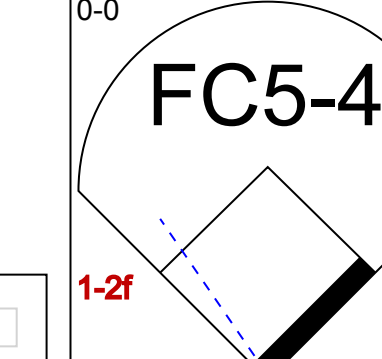
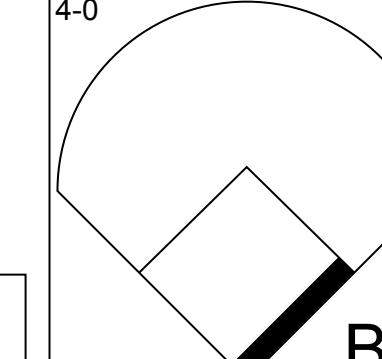
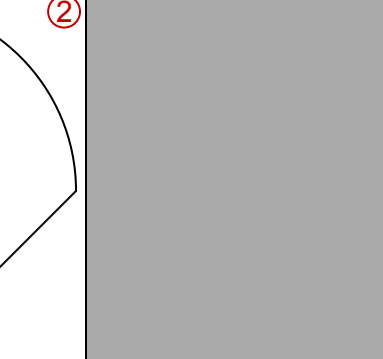


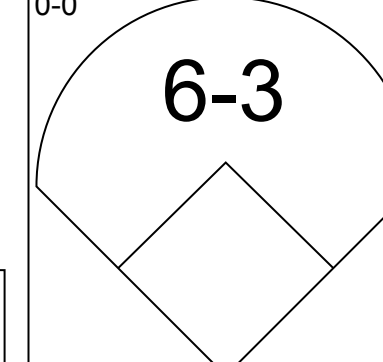
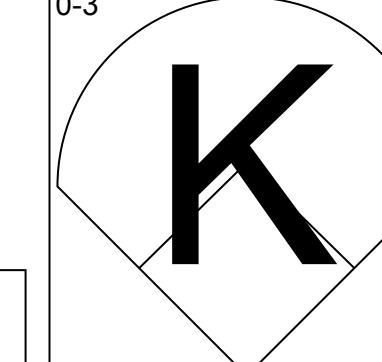
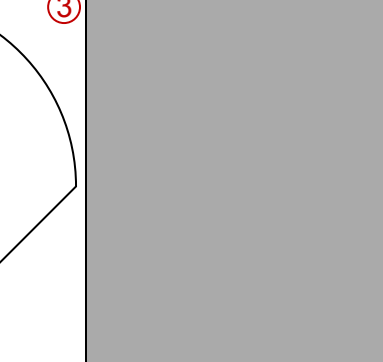

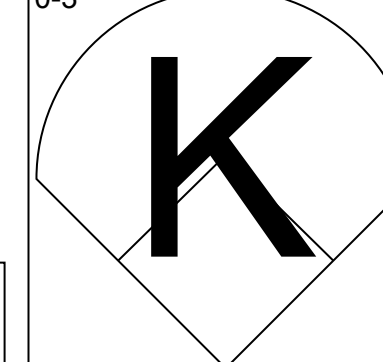
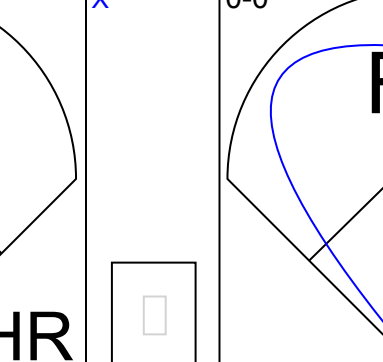


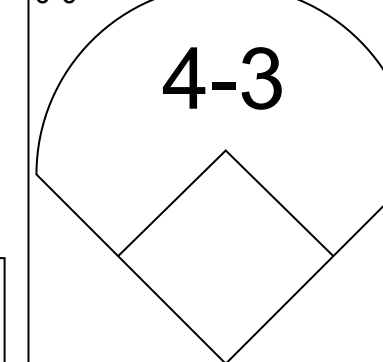
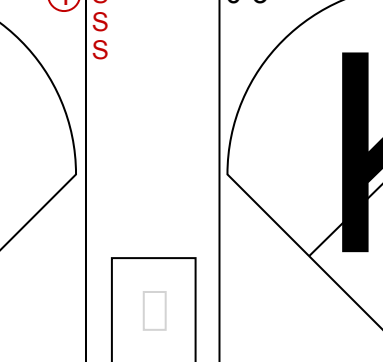

Kansas City Athletics @ New York Yankees  
Yankee Stadium, Bronx, NY  
Wed Jul 04 1962, 3:33 AM EDT  
Unknown - 80 F

AB 31  
R 1  
H 6  
RBI 1  
BB 2  
SO 4  
LOB 12





Batter	1	2	3	4	5	6	7	8	9	AB	R	H	RBI	BB	SO	LOB	TOP																		
Jose Tartabull, L OBP: 0.351, SLG: 0.364 (1, 8)										5	0	1	0	0	3	0	<b>Kansas City Athletics @ New York Yankees</b> Yankee Stadium, Bronx, NY Wed Jul 04 1962, 7:05 PM EDT Att: 27,901 - Unknown - 80 F																		
Jerry Lumpe, L OBP: 0.330, SLG: 0.401 (1, 4)										5	0	1	0	0	0	1																			
Gino Cimoli, R OBP: 0.351, SLG: 0.437 (1, 7)										4	1	3	0	0	0	0																			
Manny Jimenez, L OBP: 0.404, SLG: 0.522 (1, 9)										3	1	1	0	1	0	2																			
Norm Siebern, L OBP: 0.404, SLG: 0.461 (1, 3)										3	0	1	1	0	0	4																			
Ed Charles, R OBP: 0.348, SLG: 0.473 (1, 5)										4	1	2	2	0	0	1																			
Haywood Sullivan, R OBP: 0.316, SLG: 0.368 (1, 2)										4	0	1	0	0	2	3																			
Billy Consolo, R OBP: 0.282, SLG: 0.266 (1, 6)										4	0	0	0	0	3	4																			
Dan Pfister, R OBP: 0.226, SLG: 0.200 (5, 1) Bill Fischer, R OBP: 0.245, SLG: 0.100 (7, PH) George Aluska, R OBP: 0.265, SLG: 0.200 (7, PH) Danny McDevitt, L OBP: 0.296, SLG: 0.220 (7, PH) Bobby Del Greco, R OBP: 0.278, SLG: 0.220 (8, PH)										2	0	0	0	0	1	1																			
<b>Inning Stats</b>	R: 0 E: 0 K: 1 S: 5	H: 0 LOB: 0 BB: 0 P: 5	R: 2 E: 0 K: 1 S: 8	H: 3 LOB: 1 BB: 0 P: 8	R: 0 E: 0 K: 1 S: 6	H: 2 LOB: 1 BB: 0 P: 6	R: 0 E: 0 K: 2 S: 8	H: 1 LOB: 1 BB: 0 P: 8	R: 0 E: 0 K: 0 S: 5	H: 2 LOB: 3 BB: 1 P: 9	R: 0 E: 0 K: 0 S: 7	H: 0 LOB: 0 BB: 0 P: 7	R: 0 E: 0 K: 0 S: 3	H: 0 LOB: 0 BB: 0 P: 3	R: 1 E: 1 K: 1 S: 8	H: 2 LOB: 2 BB: 0 P: 8	R: 0 E: 0 K: 1 S: 5	H: 0 LOB: 0 BB: 0 P: 5	1B: 8 2B: 0 3B: 1 HR: 1	SF: 1 SAC: 0 DP: 0 HBP: 0	WP: 1 PB: 0 SB: 0 CS: 1	PA: 38													
<b>PITCHER</b>	IP WLS BF H R ER SO BB IBB HBP BLK WP HR S P ERA WHIP																																		
Bob Turley, R ERA: 3.54 (1, 1)	4.2		22	8	2	2	5	1	0	0	0	0	0	0	0	31	35	3.86	1.929																
Bud Daley, L ERA: 4.81 (5, 1)	4.1	W	16	2	1	0	4	0	0	0	0	1	0	24	24	0.00	0.462																		

Batter	1	2	3	4	5	6	7	8	9	AB	R	H	RBI	BB	SO	LOB	BOTTOM																		
Phil Linz, R OBP: 0.298, SLG: 0.352 (1, 6)										5	1	2	0	0	1	0	<b>Kansas City Athletics @ New York Yankees</b> Yankee Stadium, Bronx, NY Wed Jul 04 1962, 7:05 PM EDT Att: 27,901 - Unknown - 80 F																		
Bobby Richardson, R OBP: 0.336, SLG: 0.361 (1, 4)										4	2	2	0	1	0	1																			
Roger Maris, L OBP: 0.337, SLG: 0.484 (1, 8)										5	1	2	3	0	0	2																			
Mickey Mantle, S OBP: 0.505, SLG: 0.686 (1, 9) Jack Reed, R OBP: 0.346, SLG: 0.450 (7, 9)										2	2	2	3	2	0	0																			
Hector Lopez, R OBP: 0.364, SLG: 0.417 (1, 7)										3	0	1	0	2	1	5																			
Elston Howard, R OBP: 0.397, SLG: 0.418 (1, 2) Johnny Blanchard, L OBP: 0.302, SLG: 0.428 (4, 2)										2	0	0	0	0	1	3																			
Bill Skowron, R OBP: 0.315, SLG: 0.425 (1, 3)										4	0	0	0	0	1	3																			
Clete Boyer, R OBP: 0.362, SLG: 0.444 (1, 5)										4	1	1	1	0	1	0																			
Bob Turley, R (1, 1) Bud Daley, L OBP: 0.273, SLG: 0.273 (5, 1)										2	0	0	0	0	0	1																			
<b>Inning Stats</b>	R: 0 E: 0 K: 0 S: 4	H: 1 LOB: 2 BB: 1 P: 8	R: 0 E: 1 K: 1 S: 6	H: 0 LOB: 0 BB: 0 P: 6	R: 0 E: 0 K: 2 S: 8	H: 1 LOB: 2 BB: 2 P: 16	R: 0 E: 0 K: 1 S: 5	H: 0 LOB: 0 BB: 0 P: 5	R: 2 E: 0 K: 1 S: 8	H: 3 LOB: 2 BB: 1 P: 12	R: 5 E: 0 K: 0 S: 8	H: 5 LOB: 1 BB: 1 P: 12	R: 0 E: 0 K: 1 S: 5	H: 0 LOB: 0 BB: 0 P: 5	R: 0 E: 0 K: 0 S: 3	H: 0 LOB: 2 BB: 2 P: 11	1B: 5 2B: 1 3B: 0 HR: 4	SF: 0 SAC: 0 DP: 0 HBP: 0	WP: 1 PB: 1 SB: 0 CS: 0	PA: 42															
<b>PITCHER</b>	IP WLS BF H R ER SO BB IBB HBP BLK WP HR S P ERA WHIP																																		
Dan Pfister, R ERA: 5.6 (1, 1)	5.1	L	28	7	4	4	5	4	0	0	0	0	0	0	0	1	2	6.75	2.062																
Bill Fischer, R ERA: 6.43 (6, 1)	0.0		2	2	2	2	0	0	0	0	0	0	0	0	0	2	2	∞	∞																
John Wyatt, R ERA: 5.2 (6, 1)	0.2		4	1	1	1	0	1	0	0	0	0	0	1	3	7	13.50	3.000																	
Danny McDevitt, L ERA: 3.56 (7, 1)	2.0		8	0	0	0	1	2	0	0	0	0	0	0	8	16	0.00	1.000																	



Batter	1	2	3	4	5	6	7	8	9	AB	R	H	RBI	BB	SO	LOB	TOP			
Jim King, L OBP: 0.359, SLG: 0.339 (1, 9)										4	1	1	1	1	1	1	Washington Senators @ Kansas City Athletics Municipal Stadium, Kansas City, MO Fri Jul 06 1962, 8:05 PM EDT Att: 7,750 - Unknown			
Chuck Cottler, R OBP: 0.303, SLG: 0.349 (1, 4)										4	0	2	0	1	0	0				
Ken Retzer, L OBP: 0.361, SLG: 0.452 Bob Schmidt, R OBP: 0.262, SLG: 0.401 (7, PH) (7, 2)										3	0	0	0	0	0	2				
Dale Long, L OBP: 0.311, SLG: 0.347 (1, 3)										4	2	1	0	1	0	3				
Chuck Hinton, R OBP: 0.345, SLG: 0.488 (7, 7)										4	3	2	1	1	1	0				
Bud Zipfel, L OBP: 0.316, SLG: 0.324 Jim Piersall, R OBP: 0.300, SLG: 0.362 Joe Hicks, L OBP: 0.292, SLG: 0.396 (9, PH) (7, 8)										4	1	2	2	0	2	2				
Bob Johnson, R OBP: 0.336, SLG: 0.416 Danny O'Connell, R OBP: 0.337, SLG: 0.372 (7, PH) (7, 5)										2	1	1	2	1	0	1				
Ken Hamlin, R OBP: 0.324, SLG: 0.302 (1, 6)										4	0	2	0	1	0	1				
Tom Cheney, R OBP: 0.107, SLG: 0.053 Steve Hamilton, L OBP: 0.276, SLG: 0.378 Johnny Schave, R OBP: 0.143, SLG: 0.128 Bennie Daniels, R OBP: 0.323, SLG: 0.200 Marty Kutyna, R OBP: 0.323, SLG: 0.200 Claude Osteen, L OBP: 0.221, SLG: 0.273 (8, PH) (5, 1) (6, 1) (8, 1) (8, 1)										1	0	0	0	0	0	2				
<b>Inning Stats</b>	R: 0 E: 0 K: 0 S: 3	H: 0 LOB: 0 BB: 0 P: 3	R: 3 E: 0 K: 1 S: 8	H: 3 LOB: 1 BB: 1 P: 12	R: 0 E: 0 K: 0 S: 3	H: 1 LOB: 0 BB: 0 P: 3	R: 1 E: 0 K: 0 S: 5	H: 3 LOB: 1 BB: 0 P: 5	R: 0 E: 0 K: 1 S: 6	H: 1 LOB: 2 BB: 1 P: 10	R: 5 E: 0 K: 0 S: 6	H: 3 LOB: 0 BB: 2 P: 14	R: 0 E: 0 K: 1 S: 5	H: 1 LOB: 1 BB: 2 P: 13	R: 0 E: 0 K: 1 S: 5	H: 0 LOB: 1 BB: 1 P: 9		1B: 7 2B: 1 3B: 1 HR: 4	SF: 0 SAC: 2 DP: 2 HBP: 0	WP: 1 PB: 0 SB: 1 CS: 1
<b>PITCHER</b>	IP WLS BF H R ER SO BB IBB HBP BLK WP HR S P ERA WHIP																			
Ed Rakow, R ERA: 4.84 (1, 1)	3.0	15	6	4	4	1	1	0	0	0	1	2	16	20	12.00	2.333				
Danny McDevitt, L ERA: 3.74 (4, 1)	3.1	15	5	2	2	2	1	0	0	0	0	2	18	22	5.40	1.800				
John Wyatt, R ERA: 5.58 (7, 1)	0.0	3	1	2	2	0	2	0	0	0	0	0	1	9	∞	∞				
Gordon Jones, R ERA: 4.62 (7, 1)	1.2	W 7	1	1	1	1	2	0	0	0	0	0	7	15	5.40	1.800				
Dan Pfister, R ERA: 5.54 (9, 1)	1.0	S 4	0	0	0	1	1	0	0	0	0	0	5	9	0.00	1.000				

Batter	1	2	3	4	5	6	7	8	9	AB	R	H	RBI	BB	SO	LOB	BOTTOM			
Bobby Del Greco, R OBP: 0.383, SLG: 0.353 (9, 7)										4	3	2	0	1	1	0	Washington Senators @ Kansas City Athletics Municipal Stadium, Kansas City, MO Fri Jul 06 1962, 8:05 PM EDT Att: 7,750 - Unknown			
Jerry Lumpe, L OBP: 0.337, SLG: 0.414 (9, 6)										5	3	4	3	0	0	0				
Gino Cimoli, R OBP: 0.345, SLG: 0.431 (1, 9)										4	0	0	1	0	1	5				
Manny Jimenez, L OBP: 0.401, SLG: 0.523 Jose Tartabull, L OBP: 0.351, SLG: 0.364 (1, 7) (9, 8)										5	1	1	1	0	1	5				
Norm Siebern, L OBP: 0.410, SLG: 0.470 (1, 3)										5	1	4	4	0	0	0				
Ed Charles, R OBP: 0.353, SLG: 0.469 (1, 5)										2	1	0	0	3	1	2				
Joe Azcue, R OBP: 0.333, SLG: 0.338 Charlie Shoemaker, L OBP: 0.200, SLG: 0.200 (1, 2) (8, PH) (9, 4)										3	0	0	0	1	0	2				
Billy Consolo, R OBP: 0.284, SLG: 0.258 Wayne Causey, L OBP: 0.356, SLG: 0.318 Haywood Sullivan, R OBP: 0.316, SLG: 0.358 (1, 6) (8, PH) (9, 2)										2	0	0	0	1	0	0				
Ed Rakow, S OBP: 0.296, SLG: 0.119 Danny McDevitt, L OBP: 0.167, SLG: 0.167 John Wyatt, R OBP: 0.323, SLG: 0.100 Gordon Jones, R OBP: 0.323, SLG: 0.554 George Alusk, R OBP: 0.200, SLG: 0.200 (1, 1) (4, 1) (7, 1) (7, 1) (8, PH) (9, 1)										1	0	0	0	0	1	2				
<b>Inning Stats</b>	R: 0 E: 0 K: 2 S: 8	H: 1 LOB: 1 BB: 0 P: 8	R: 0 E: 0 K: 1 S: 5	H: 0 LOB: 2 BB: 2 P: 13	R: 2 E: 0 K: 1 S: 7	H: 2 LOB: 1 BB: 1 P: 11	R: 0 E: 0 K: 1 S: 5	H: 0 LOB: 0 BB: 0 P: 5	R: 3 E: 0 K: 1 S: 9	H: 4 LOB: 1 BB: 0 P: 9	R: 0 E: 0 K: 0 S: 3	H: 0 LOB: 0 BB: 0 P: 3	R: 0 E: 0 K: 0 S: 3	H: 0 LOB: 0 BB: 0 P: 3	R: 7 E: 0 K: 0 S: 9	H: 6 LOB: 2 BB: 3 P: 21		1B: 9 2B: 3 3B: 1 HR: 0	SF: 1 SAC: 0 DP: 0 HBP: 0	WP: 1 PB: 0 SB: 0 CS: 0
<b>PITCHER</b>	IP WLS BF H R ER SO BB IBB HBP BLK WP HR S P ERA WHIP																			
Tom Cheney, R ERA: 3.5 (5, 1)	0.2	4	2	1	1	1	0	0	0	0	0	0	6	6	13.50	3.000				
Steve Hamilton, L ERA: 3.43 (6, 1)	2.0	L 11	3	5	5	0	2	0	0	0	1	0	9	17	22.50	2.500				
Bennie Daniels, R ERA: 5.91 (8, 1)	0.1	3	2	1	1	0	0	0	0	0	0	0	3	3	27.00	6.000				
Marty Kutyna, R ERA: 3.07 Claude Osteen, L ERA: 3.49 (8, 1)	0.2	4	1	1	1	0	1	0	0	0	0	0	3	7	13.50	3.000				



Batter	1	2	3	4	5	6	7	8	9	AB	R	H	RBI	BB	SO	LOB	TOP			
Jim King, L OBP: 0.369, SLG: 0.370 (1,9)	SH1-3 2B		BB		F7		HR	1B 1B		4	2	3	1	1	0	1	Washington Senators @ Kansas City Athletics Municipal Stadium, Kansas City, MO Sat Jul 07 1962, 8:05 PM EDT Att: 7,955 - Unknown			
Chuck Cottier, R OBP: 0.306, SLG: 0.352 (1,4)	SH1-3		F2		L7		FC1-5 1B	1B S FC5-2 1B		4	0	2	1	0	0	2				
Ken Retzer, L OBP: 0.362, SLG: 0.450 (1,2)	F2		G3		F2		FC1-5 1B	FC5-2 1B		5	1	2	1	0	0	3				
Harry Bright, R OBP: 0.364, SLG: 0.537 (1,3)	1-3			1B BB		2B 2B	FC1-5 1B WP	FC5-2 1B		4	2	1	0	1	0	5				
Chuck Hinton, R OBP: 0.346, SLG: 0.491 (1,8)		K		L7		1B 2B	WP 1B	F3		5	1	2	2	0	1	3				
Bud Zupfel, L OBP: 0.326, SLG: 0.410 (1,7)		HR		L7		G1-4-3 1B	F5		4-3	5	1	2	2	0	0	2				
Bob Johnson, R OBP: 0.333, SLG: 0.411 (1,5)		5-3		1B		G1-4-3 1B	6-3		K	5	0	1	0	0	1	2				
Ed Brinkman, R OBP: 0.250, SLG: 0.350 (1,6)				4-3					K	4	0	2	0	0	1	2				
Dale Long, L OBP: 0.310, SLG: 0.346 (9, PH)		K					FC1-5 2B		K	1	0	0	0	0	1	0				
Pete Burnside, R OBP: 0.103, SLG: 0.037 (1,1)			1-3				FC1-5 1B			3	0	1	0	0	1	1				
Dave Stenhouse, R OBP: 0.069, SLG: 0.036 (7,1)										1	1	0	0	0	0	1				
Steve Hamilton, L OBP: 0.000, SLG: 0.000 (8,1)										0	0	0	0	0	0	0				
<b>Inning Stats</b>	R: 0 E: 0 K: 0 S: 4	H: 1 LOB: 1 BB: 0 P: 4	R: 1 E: 0 K: 2 S: 8	H: 1 LOB: 0 BB: 0 P: 8	R: 0 E: 0 K: 0 S: 3	H: 0 LOB: 1 BB: 1 P: 7	R: 0 E: 0 K: 0 S: 4	H: 1 LOB: 2 BB: 0 P: 8	R: 0 E: 0 K: 1 S: 8	H: 4 LOB: 1 BB: 0 P: 8	R: 3 E: 0 K: 0 S: 7	H: 4 LOB: 1 BB: 0 P: 7	R: 2 E: 0 K: 0 S: 7	H: 4 LOB: 2 BB: 0 P: 7	R: 0 E: 0 K: 2 S: 7	H: 0 LOB: 0 BB: 0 P: 7	1B: 10 2B: 4 3B: 0 HR: 2	SF: 0 SAC: 1 DP: 1 HBP: 0	WP: 1 PB: 0 SB: 1 CS: 0	PA: 44
<b>PITCHER</b>	IP WLS BF H R ER SO BB IBB HBP BLK WP HR S P ERA WHIP	IP WLS BF H R ER SO BB IBB HBP BLK WP HR S P ERA WHIP	IP WLS BF H R ER SO BB IBB HBP BLK WP HR S P ERA WHIP	IP WLS BF H R ER SO BB IBB HBP BLK WP HR S P ERA WHIP	IP WLS BF H R ER SO BB IBB HBP BLK WP HR S P ERA WHIP	IP WLS BF H R ER SO BB IBB HBP BLK WP HR S P ERA WHIP	IP WLS BF H R ER SO BB IBB HBP BLK WP HR S P ERA WHIP	IP WLS BF H R ER SO BB IBB HBP BLK WP HR S P ERA WHIP	IP WLS BF H R ER SO BB IBB HBP BLK WP HR S P ERA WHIP	IP WLS BF H R ER SO BB IBB HBP BLK WP HR S P ERA WHIP	IP WLS BF H R ER SO BB IBB HBP BLK WP HR S P ERA WHIP	IP WLS BF H R ER SO BB IBB HBP BLK WP HR S P ERA WHIP	IP WLS BF H R ER SO BB IBB HBP BLK WP HR S P ERA WHIP	IP WLS BF H R ER SO BB IBB HBP BLK WP HR S P ERA WHIP	IP WLS BF H R ER SO BB IBB HBP BLK WP HR S P ERA WHIP	IP WLS BF H R ER SO BB IBB HBP BLK WP HR S P ERA WHIP	IP WLS BF H R ER SO BB IBB HBP BLK WP HR S P ERA WHIP			
Jerry Walker, R ERA: 5.32 (1,1)	6.0	29	10	5	5	3	2	0	0	0	0	0	0	1	0	5	5	9.00	2.000	
Dan Pfister, R ERA: 5.58 (7,1)	1.0	5	2	1	1	0	0	0	0	0	0	0	0	0	0	5	5	54.00	12.000	
Ed Rakow, R ERA: 4.99 (8,1)	0.1	5	4	2	2	0	0	0	0	0	0	0	0	0	0	2	2	0.00	0.000	
Bill Fischer, R ERA: 6.14 (9,1)	1.0	3	0	0	0	2	0	0	0	0	0	0	0	0	7	7	0.00	0.000		

Batter	1	2	3	4	5	6	7	8	9	AB	R	H	RBI	BB	SO	LOB	BOTTOM			
Bobby Del Greco, R OBP: 0.384, SLG: 0.367 (1,8)	F7		BB		5-3		K	HR		4	1	1	3	1	1	1	Washington Senators @ Kansas City Athletics Municipal Stadium, Kansas City, MO Sat Jul 07 1962, 8:05 PM EDT Att: 7,955 - Unknown			
Jerry Lumpe, L OBP: 0.338, SLG: 0.414 (1,4)	G4-6-3 1B		F8			4-3	F9	BB 1B		5	0	2	0	0	0	1				
Gino Cimoli, R OBP: 0.346, SLG: 0.429 (1,9)	G4-6-3 1B		L7			E 4-3 1B	F9	BB 1B		4	1	1	0	1	0	2				
Manny Jimenez, L OBP: 0.401, SLG: 0.519 (1,7)				4-1		E4				4	1	1	0	1	0	3				
Jose Tartabull, L OBP: 0.351, SLG: 0.364 (9,8)										0	0	0	0	0	0	0				
Norm Siebern, L OBP: 0.408, SLG: 0.470 (1,3)	F4			G3		4-3		4-3 3B 2B		4	1	1	1	0	0	2				
Ed Charles, R OBP: 0.348, SLG: 0.462 (1,5)	FC3-6 1B			F9		5-3		K		4	0	0	0	0	1	4				
Haywood Sullivan, R OBP: 0.321, SLG: 0.314 (1,2)					E5 SH5-3 1B		1B HR 1B	4-3		4	1	2	1	0	0	1				
Billy Consolo, R OBP: 0.299, SLG: 0.304 (1,6)					SH5-3		HR 1B	HR 3B		3	2	2	1	0	1	2				
Jerry Walker, S OBP: 0.294, SLG: 0.510 (1,1)										2	0	0	0	0	1	1				
Dan Pfister, R OBP: 0.206, SLG: 0.200 (7,1)										0	0	0	0	0	0	0				
George Alshuler, R OBP: 0.000, SLG: 0.000 (7, PH)										1	1	1	3	0	0	0				
Ed Rakow, R OBP: 0.000, SLG: 0.000 (8,1)										0	0	0	0	0	0	0				
Bill Fischer, R OBP: 0.000, SLG: 0.000 (9,1)										0	0	0	0	0	0	0				
Wayne Causey, L OBP: 0.000, SLG: 0.000 (8, PH)										0	1	0	0	1	0	0				
Gordon Jones, R OBP: 0.000, SLG: 0.000 (9,1)										0	0	0	0	0	0	0				
<b>Inning Stats</b>	R: 0 E: 0 K: 0 S: 3	H: 1 LOB: 0 BB: 0 P: 3	R: 0 E: 0 K: 1 S: 7	H: 2 LOB: 2 BB: 0 P: 7	R: 0 E: 0 K: 0 S: 3	H: 0 LOB: 1 BB: 1 P: 7	R: 0 E: 0 K: 0 S: 3	H: 0 LOB: 0 BB: 0 P: 3	R: 0 E: 1 K: 1 S: 6	H: 0 LOB: 1 BB: 0 P: 6	R: 1 E: 1 K: 0 S: 5	H: 1 LOB: 1 BB: 0 P: 5	R: 3 E: 0 K: 1 S: 8	H: 3 LOB: 3 BB: 0 P: 8	R: 5 E: 0 K: 1 S: 9	H: 4 LOB: 2 BB: 3 P: 21	1B: 7 2B: 1 3B: 1 HR: 2	SF: 0 SAC: 1 DP: 1 HBP: 0	WP: 0 PB: 0 SB: 0 CS: 0	PA: 40
<b>PITCHER</b>	IP WLS BF H R ER SO BB IBB HBP BLK WP HR S P ERA WHIP	IP WLS BF H R ER SO BB IBB HBP BLK WP HR S P ERA WHIP	IP WLS BF H R ER SO BB IBB HBP BLK WP HR S P ERA WHIP	IP WLS BF H R ER SO BB IBB HBP BLK WP HR S P ERA WHIP	IP WLS BF H R ER SO BB IBB HBP BLK WP HR S P ERA WHIP	IP WLS BF H R ER SO BB IBB HBP BLK WP HR S P ERA WHIP	IP WLS BF H R ER SO BB IBB HBP BLK WP HR S P ERA WHIP	IP WLS BF H R ER SO BB IBB HBP BLK WP HR S P ERA WHIP	IP WLS BF H R ER SO BB IBB HBP BLK WP HR S P ERA WHIP	IP WLS BF H R ER SO BB IBB HBP BLK WP HR S P ERA WHIP	IP WLS BF H R ER SO BB IBB HBP BLK WP HR S P ERA WHIP	IP WLS BF H R ER SO BB IBB HBP BLK WP HR S P ERA WHIP	IP WLS BF H R ER SO BB IBB HBP BLK WP HR S P ERA WHIP	IP WLS BF H R ER SO BB IBB HBP BLK WP HR S P ERA WHIP	IP WLS BF H R ER SO BB IBB HBP BLK WP HR S P ERA WHIP	IP WLS BF H R ER SO BB IBB HBP BLK WP HR S P ERA WHIP	IP WLS BF H R ER SO BB IBB HBP BLK WP HR S P ERA WHIP			
Pete Burnside, L ERA: 4.32 (1,1)	6.0	27	7	4	3	2	1	0	0	0	0	0	0	0	1	30	34	4.50	1.333	
Dave Stenhouse, R ERA: 3.03 (7,1)	1.2	12	4	5	5	2	3	0	0	0	0	1	13	25	27.00	4.200				
Steve Hamilton, L ERA: 3.4 (8,1)	0.1	1	0	0	0	0	0	0	0	0	0	0	1	1	0.00	0.000				



Batter	1	2	3	4	5	6	7	8	9	10	11	12	13	14	15	AB	R	H	RBI	BB	SO	LOB	TOP									
Jim King, L OBP: 0.362, SLG: 0.358 (1.9)	F9		K		HR	F8		3-1			F5			4-3		6	1	0	0	1	1	2	Washington Senators @ Kansas City Athletics Municipal Stadium, Kansas City, MO Sun Jul 08 1962, 4:33 AM EDT Att: 6,834 - Unknown  livebaseballscorecards.com  <b>AB 55</b> <b>R 5</b> <b>H 13</b> <b>RBI 5</b> <b>BB 5</b> <b>SO 10</b> <b>LOB 21</b>									
Chuck Cottler, R OBP: 0.317, SLG: 0.354 (1.4)	4-3		G3		L5						6-3			CS		4	1	2	0	3	0	1										
Ken Retzer, L OBP: 0.352, SLG: 0.456 (1.2)	4-3		G3		HR	F7					3-1			F2		7	1	1	2	0	0	7										
Harry Bright, R OBP: 0.301, SLG: 0.524 (1.3)	FC5-4		6-3		1B						L7					7	0	2	1	0	0	1										
Chuck Hinton, R OBP: 0.348, SLG: 0.489 (10.7)	FC5-4				1B						F8					7	1	3	0	0	0	1										
Bud Zipfel, L OBP: 0.333, SLG: 0.477 (1.7)					G3											5	1	2	2	0	2	3										
Jim Piersalle, R OBP: 0.297, SLG: 0.359 (10.8)			K		G1-6-3						HR					2	0	0	0	0	1	0										
Bob Johnson, R OBP: 0.330, SLG: 0.406 (1.5)			K		G1-6-3						5-3					6	0	1	0	0	1	2										
Ed Brinkman, R OBP: 0.306, SLG: 0.400 (1.6)					5-3											5	0	2	0	1	2	0										
Don Rudolph, L OBP: 0.275, SLG: 0.345 (11.1)					4-3						F7					3	0	0	0	0	1	3										
Claude Osteen, L OBP: 0.270, SLG: 0.341 (7.1)																1	0	0	0	0	1	0										
Bennie Daniels, R OBP: 0.310, SLG: 0.390 (8.1)																1	0	0	0	0	0	1										
Steve Hamilton, L OBP: 0.332, SLG: 0.400 (10.1)																0	0	0	0	0	0	0										
Marty Kutyna, R OBP: 0.310, SLG: 0.390 (11.1)																1	0	0	0	0	0	1										
Jim Hannan, R OBP: 0.300, SLG: 0.380 (16.1)																0	0	0	0	0	0	0										
<b>Inning Stats</b>	R: 1 E: 0 K: 1 S: 4	H: 1 LOB: 1 BB: 1 P: 8	R: 0 E: 0 K: 3 S: 10	H: 1 LOB: 1 BB: 0 P: 10	R: 0 E: 0 K: 1 S: 6	H: 1 LOB: 1 BB: 0 P: 6	R: 0 E: 0 K: 0 S: 4	H: 2 LOB: 0 BB: 0 P: 4	R: 2 E: 0 K: 0 S: 6	H: 3 LOB: 2 BB: 1 P: 10	R: 0 E: 0 K: 1 S: 7	H: 1 LOB: 1 BB: 0 P: 6	R: 0 E: 0 K: 2 S: 7	H: 0 LOB: 0 BB: 0 P: 7	R: 0 E: 0 K: 0 S: 3	H: 1 LOB: 0 BB: 0 P: 3	R: 1 E: 0 K: 0 S: 5	H: 2 LOB: 1 BB: 0 P: 5	R: 0 E: 0 K: 0 S: 3	H: 0 LOB: 0 BB: 0 P: 3	R: 0 E: 0 K: 2 S: 7	H: 0 LOB: 0 BB: 0 P: 7	R: 0 E: 0 K: 1 S: 5	H: 0 LOB: 0 BB: 1 P: 5	R: 0 E: 0 K: 0 S: 2	H: 0 LOB: 0 BB: 1 P: 6	R: 0 E: 0 K: 1 S: 5	H: 0 LOB: 0 BB: 0 P: 5	1B: 10 2B: 2 3B: 0 HR: 2	SF: 0 SAC: 0 DP: 2 HBP: 0	WP: 0 PB: 0 CS: 1	PA: 60
<b>PITCHER</b>	IP 4.2	WLS 8	BF 23	H 4	R 4	ER 4	SO 4	BB 2	IBB 0	HBP 0	BLK 0	WP 0	HR 0	S 29	P 37	ERA 4.23	WHIP 1.250															
Diego Segui, R ERA: 3.8											<b>PITCHER</b> John Wyatt, R ERA: 5.21 (11.1)																					
Norm Bass, R ERA: 5.79																																
Bill Fischer, R ERA: 5.4																																
Gordon Jones, R ERA: 4.5																																
Danny McDevitt, L ERA: 3.71																																

Batter	1	2	3	4	5	6	7	8	9	10	11	12	13	14	15	AB	R	H	RBI	BB	SO	LOB	BOTTOM									
Bobby Del Greco, R OBP: 0.345, SLG: 0.385 (8.1)	K		F4		L4						F7					4	1	1	0	0	1	3	Washington Senators @ Kansas City Athletics Municipal Stadium, Kansas City, MO Sun Jul 08 1962, 4:33 AM EDT Att: 6,834 - Unknown  livebaseballscorecards.com  <b>AB 56</b> <b>R 6</b> <b>H 15</b> <b>RBI 5</b> <b>BB 10</b> <b>SO 42</b>									
Walter Alston, R OBP: 0.280, SLG: 0.314 (8.1)																1	0	0	0	0	0	2										
Gordon Jones, R OBP: 0.310, SLG: 0.390 (8.1)																0	0	0	0	0	0	0										
Danny McDevitt, L ERA: 3.71 (10.1)																1	0	0	0	0	0	2										
Chuck Hinton, R OBP: 0.348, SLG: 0.489 (10.7)																2	0	0	0	0	2	2										
John Wyatt, R ERA: 5.21 (11.1)																2	0	0	0	0	2	2										
Jerry Lumpe, L OBP: 0.339, SLG: 0.411 (1.4)	F4		FC6-4		F9						1-3			1-3		7	2	2	0	1	0	2										
Gino Cimoli, R OBP: 0.354, SLG: 0.434 (1.9)			FC6-4		FC3-6						1-3					6	0	4	1	1	0	1										
Manny Jimenez, L OBP: 0.307, SLG: 0.509 (1.7)	BB		1-2		FC3-6						1-3			BB		6	1	0	0	2	0	6										
Norm Siebern, L OBP: 0.413, SLG: 0.477 (1.3)	1-3		L6		FC3-6						F5					6	1	0	0	2	0	6										
Ed Charles, R OBP: 0.343, SLG: 0.451 (1.5)					2B						F8					6	1	3	2	2	0	3										
Joe Azcue, R OBP: 0.312, SLG: 0.338 (8.1)											1-3					6	1	3	2	2	0	3										
Jose Tartabull, L OBP: 0.358, SLG: 0.371 (8.1)											1-3					7	1	0	0	1	0	10										
Joe Azcue, R OBP: 0.312, SLG: 0.338 (8.1)											4-3					4	0	1	0	0	0	3										
Billy Conzolo, R OBP: 0.317, SLG: 0.319 (1.6)											2B					3	0	2	3	2	0	2										
Diego Segui, R ERA: 3.8 (11.1)																4	0	1	0	0	0	3										
Norm Bass, R ERA: 5.79 (7.1)																3	0	2	1	0	0	2										
Bill Fischer, R ERA: 5.4 (8.1)																4	0	1	0	0	0	3										
Steve Hamilton, L OBP: 0.332, SLG: 0.400 (10.1)																1	0	1	0	0	0	0										
Marty Kutyna, R ERA: 3.0 (10.1)																2	0	0	0	0	1	4										
<b>Inning Stats</b>	R: 0 E: 0 K: 1 S: 5	H: 0 LOB: 1 BB: 1 P: 9	R: 0 E: 0 K: 0 S: 4	H: 1 LOB: 1 BB: 1 P: 8	R: 0 E: 0 K: 0 S: 4	H: 1 LOB: 1 BB: 0 P: 4	R: 0 E: 0 K: 0 S: 7	H: 1 LOB: 3 BB: 1 P: 11	R: 1 E: 1 K: 0 S: 5	H: 2 LOB: 1 BB: 0 P: 5	R: 0 E: 0 K: 2 S: 7	H: 0 LOB: 0 BB: 0 P: 7	R: 2 E: 1 K: 0 S: 6	H: 3 LOB: 1 BB: 0 P: 6	R: 0 E: 0 K: 0 S: 4	H: 2 LOB: 2 BB: 0 P: 4	R: 0 E: 0 K: 0 S: 3	H: 0 LOB: 0 BB: 0 P: 3	R: 1 E: 0 K: 0 S: 5	H: 2 LOB: 2 BB: 1 P: 9	R: 0 E: 0 K: 0 S: 4	H: 1 LOB: 2 BB: 1 P: 8	R: 0 E: 0 K: 0 S: 6	H: 1 LOB: 2 BB: 1 P: 10	R: 0 E: 0 K: 0 S: 7	H: 0 LOB: 0 BB: 0 P: 7	R: 1 E: 2 K: 0 S: 1	H: 0 LOB: 2 BB: 3 P: 13	1B: 12 2B: 3 3B: 0 HR: 0	SF: 0 SAC: 3 DP: 1 HBP: 0	WP: 0 PB: 0 CS: 0	PA: 69
<b>PITCHER</b>	IP 6.0	WLS 8	BF 30	H 4	R 4	ER 3	SO 4	BB 2	IBB 1	HBP 0	BLK 0	WP 0	HR 0	S 35	P 47	ERA 4.50	WHIP 1.667															
Don Rudolph, L ERA: 3.76											<b>PITCHER</b> Tom Cheney, R ERA: 3.31 (11.1)																					
Claude Osteen, L ERA: 3.42																																
Bennie Daniels, R ERA: 5.87																																
Steve Hamilton, L ERA: 3.4																																
Marty Kutyna, R ERA: 3.0																																




Batter	1	2	3	4	5	6	7	8	9	AB	R	H	RBI	BB	SO	LOB	TOP								
<b>Billy Gardner, R</b> (1, 4) OBP: 0.298, SLG: 0.292	F9		L1		K			1B	1-3	3	0	0	0	0	1	1	<b>Boston Red Sox @ Kansas City Athletics</b> Municipal Stadium, Kansas City, MO Thu Jul 12 1962, 8:05 PM EDT Unknown								
<b>Russ Nixon, L</b> (8, PH) OBP: 0.267, SLG: 0.241										1	0	1	0	0	0	0									
<b>Chuck Schilling, R</b> (8, PR) OBP: 0.295, SLG: 0.333										1	0	0	0	0	0	2									
<b>Carroll Hardy, R</b> (1, 8) OBP: 0.319, SLG: 0.356	K			HR				5-3		3	1	1	1	1	1	1									
<b>Carl Yastrzemski, L</b> (1, 7) OBP: 0.387, SLG: 0.483	3-1			G3				G4-6-3	1B	3	1	0	0	0	0	1									
<b>Frank Maltzone, R</b> (1, 5) OBP: 0.322, SLG: 0.437		5-3		F8				F7	HR	4	1	1	0	0	0	0									
<b>Pete Runnels, L</b> (1, 3) OBP: 0.435, SLG: 0.477		F5						F8	1B	4	1	2	3	0	0	0									
<b>Jim Paglioni, R</b> (1, 2) OBP: 0.380, SLG: 0.473				2B				6-3	HR	3	0	0	0	1	1	1									
<b>Lou Clinton, R</b> (1, 9) OBP: 0.330, SLG: 0.554				5-3				K	1B	4	0	2	0	0	1	1									
<b>Eddie Bressoud, R</b> (1, 6) OBP: 0.313, SLG: 0.401			K		4-3			F8	BB	3	0	0	0	1	1	1									
<b>Gene Conley, R</b> (1, 1) OBP: 0.231, SLG: 0.333			1-3		K			4-3	F8	2	0	0	0	0	1	1									
<b>Dave Philley, S</b> (8, PH) OBP: 0.250, SLG: 0.158										1	0	0	0	0	0	0									
<b>Chet Nichols, S</b> (8, 1) OBP: 0.286, SLG: 0.226										0	0	0	0	0	0	0									
<b>Pumpsie Green, S</b> (8, PH) OBP: 0.286, SLG: 0.226										1	0	0	0	0	0	2									
<b>Mike Fomiele, R</b> (8, 1) OBP: 0.300, SLG: 0.300										0	0	0	0	0	0	0									
<b>Inning Stats</b>	R: 0 E: 0 K: 1 S: 5	H: 0 LOB: 0 BB: 0 P: 5	R: 0 E: 0 K: 0 S: 3	H: 0 LOB: 1 BB: 1 P: 7	R: 0 E: 0 K: 1 S: 5	H: 0 LOB: 0 BB: 0 P: 5	R: 1 E: 0 K: 0 S: 5	H: 2 LOB: 1 BB: 0 P: 5	R: 0 E: 0 K: 2 S: 8	H: 1 LOB: 1 BB: 0 P: 8	R: 0 E: 0 K: 0 S: 2	H: 0 LOB: 0 BB: 1 P: 6	R: 0 E: 0 K: 1 S: 5	H: 0 LOB: 0 BB: 0 P: 5	R: 0 E: 0 K: 0 S: 4	H: 1 LOB: 1 BB: 0 P: 4	R: 3 E: 0 K: 1 S: 8	H: 3 LOB: 2 BB: 1 P: 13	1B: 4 2B: 1 3B: 0 HR: 2	SF: 0 SAC: 0 DP: 1 HBP: 1	WP: 0 PB: 0 SB: 0 CS: 0	PA: 37			
<b>PITCHER</b>	IP	WLS	BF	H	R	ER	SO	BB	IBB	HBP	BLK	WP	HR	S	P	ERA	WHIP								
<b>Dan Pfister, R</b> (1, 1) ERA: 5.4	8.0		31	5	3	3	5	2	0	1	0	0	1	38	47	3.38	0.875								
<b>Gordon Jones, R</b> (8, 1) ERA: 4.75	0.1		4	2	1	1	1	1	0	0	0	0	1	5	9	27.00	9.000								
<b>John Wyatt, R</b> (8, 1) ERA: 5.17	0.2	W	2	0	0	0	0	0	0	0	0	0	0	2	2	0.00	0.000								

AB	33
R	4
H	7
RBI	4
BB	3
SO	6
LOB	11



Batter	1	2	3	4	5	6	7	8	9	AB	R	H	RBI	BB	SO	LOB	BOTTOM								
<b>Jose Tartabull, L</b> (1, 8) OBP: 0.362, SLG: 0.375	F9		S		4-3			SH1-3		4	1	2	0	0	0	0	<b>Boston Red Sox @ Kansas City Athletics</b> Municipal Stadium, Kansas City, MO Thu Jul 12 1962, 8:05 PM EDT Unknown								
<b>Jerry Lumpe, L</b> (1, 4) OBP: 0.339, SLG: 0.416			E4					SH1-3		3	1	1	0	0	0	0									
<b>Gino Cimoli, R</b> (1, 9) OBP: 0.352, SLG: 0.431										4	0	1	0	0	1	2									
<b>Manny Jimenez, L</b> (1, 7) OBP: 0.392, SLG: 0.502		F6								4	0	0	0	0	0	4									
<b>Bobby Del Greco, R</b> (8, 7) OBP: 0.391, SLG: 0.365			5-3							0	0	0	0	0	0	0									
<b>Norm Siebern, L</b> (1, 3) OBP: 0.413, SLG: 0.495					4-3					4	2	2	3	0	0	0									
<b>Ed Charles, R</b> (1, 5) OBP: 0.341, SLG: 0.452		HR			K			HR		4	1	1	0	0	2	0									
<b>Joe Azcue, R</b> (1, 2) OBP: 0.306, SLG: 0.329										4	1	1	0	0	2	0									
<b>Wayne Causey, L</b> (8, PH) OBP: 0.364, SLG: 0.314		1-3			6-3					0	0	0	0	1	0	0									
<b>Billy Consolo, R</b> (1, 6) OBP: 0.302, SLG: 0.303					5-3					4	0	0	0	0	0	2									
<b>Dan Pfister, R</b> (1, 1) OBP: 0.182, SLG: 0.182										3	0	0	0	0	0	0									
<b>Gordon Jones, R</b> (8, 1) ERA: 2.12					F8					0	0	0	0	0	0	0									
<b>John Wyatt, R</b> (8, 1) OBP: 0.130, SLG: 0.091										0	0	0	0	0	0	0									
<b>George Alusik, R</b> (8, PH) OBP: 0.329, SLG: 0.573										1	0	1	1	0	0	0									
<b>Inning Stats</b>	R: 0 E: 0 K: 0 S: 3	H: 0 LOB: 0 BB: 0 P: 3	R: 1 E: 0 K: 1 S: 6	H: 1 LOB: 0 BB: 0 P: 6	R: 1 E: 1 K: 0 S: 6	H: 2 LOB: 2 BB: 0 P: 6	R: 0 E: 0 K: 1 S: 5	H: 0 LOB: 0 BB: 0 P: 5	R: 0 E: 0 K: 0 S: 3	H: 0 LOB: 0 BB: 0 P: 3	R: 2 E: 0 K: 0 S: 5	H: 2 LOB: 0 BB: 0 P: 5	R: 0 E: 0 K: 1 S: 6	H: 0 LOB: 1 BB: 0 P: 6	R: 0 E: 0 K: 0 S: 4	H: 1 LOB: 2 BB: 1 P: 8	R: 1 E: 0 K: 0 S: 4	H: 2 LOB: 2 BB: 1 P: 8	1B: 4 2B: 1 3B: 1 HR: 2	SF: 0 SAC: 1 DP: 0 HBP: 0	WP: 0 PB: 0 SB: 1 CS: 0	PA: 36			
<b>PITCHER</b>	IP	WLS	BF	H	R	ER	SO	BB	IBB	HBP	BLK	WP	HR	S	P	ERA	WHIP								
<b>Gene Conley, R</b> (1, 1) ERA: 4.07	7.0		27	5	4	3	2	0	0	0	0	0	0	31	31	3.86	0.714								
<b>Chet Nichols, L</b> (8, 1) ERA: 2.12	1.0		4	1	0	0	1	0	0	0	0	0	0	6	6	0.00	1.000								
<b>Mike Fomiele, R</b> (8, 1) ERA: 5.59	0.2	L	5	2	1	1	0	0	1	0	0	0	0	4	8	13.50	3.000								









Batter	1	2	3	4	5	6	7	8	9	10	11	12	13	14	15	AB	R	H	RBI	BB	SO	LOB	TOP										
Chuck Schilling, R OBP: 0.355, SLG: 0.344 (1, 4)	F8		BB FC6-4 1B	F3		BB 1B	2-6 1B		FC5 2-3		2H 1B			6-3		7	2	3	0	1	0	2											
Carroll Hardy, R OBP: 0.333, SLG: 0.364 (1, 8)	G3 BB		FC6-4 BB 1B		HR BB	1B BB	K			K		CS BB			L6	4	2	1	0	4	2	1											
Carl Yastrzemski, L OBP: 0.367, SLG: 0.478 (1, 7)	G3		FC6-4 BB		F8	1B IBB 1B	2-6			1-3		K			1B 2B	6	1	2	1	2	1	3											
Frank Malzone, R OBP: 0.324, SLG: 0.430 (1, 5)		L5-3 BB	FC6-4 BB		F7	K						F4			P5	7	0	1	1	1	1	8											
Pete Runnels, L OBP: 0.438, SLG: 0.478 (1, 3)		L5-3	F9		HR 1B	1B 1B																											
Lou Clinton, R OBP: 0.366, SLG: 0.684 (1, 9)		1B 3B			2B 2B	HR 1B	1B IBB																										
Jim Pagliaroni, R OBP: 0.288, SLG: 0.488 (9, FR)					F8	1B 2B	K									5	1	3	2	0	1	4											
Billy Gardner, R OBP: 0.298, SLG: 0.292 (9, FR)					1B 2B	K										0	0	0	0	0	0	0											
Boo Thillman, R OBP: 0.288, SLG: 0.490 (9, 2)					1B	K										3	0	0	0	0	2	2											
Eddie Brrossard, R OBP: 0.316, SLG: 0.404 (1, 6)	F2				6-3	1B	F3									7	0	2	1	0	1	6											
Bill Monbouquette, R OBP: 0.325, SLG: 0.158 (3, 1)					3-4-1											1	0	0	0	0	0	0											
Russ Nixon, L OBP: 0.290 (4, PH)																0	0	0	0	0	0	0											
Hal Kooliadis, R OBP: 0.145, SLG: 0.187 (4, 1)																1	0	1	0	0	0	1											
Mike Fommelles, R OBP: 0.275, SLG: 0.375 (9, PH)																1	0	0	0	0	0	0											
Purple, R OBP: 0.285, SLG: 0.224 (9, PH)																1	0	0	0	0	0	1											
Dick Radatz, R OBP: 0.115, SLG: 0.111 (9, 1)																2	0	0	0	0	2	1											
<b>Inning Stats</b>	R: 0 E: 0 K: 0 S: 2	H: 0 LOB: 0 BB: 1 P: 6	R: 1 E: 0 K: 1 S: 4	H: 2 LOB: 1 BB: 1 P: 8	R: 1 E: 0 K: 0 S: 5	H: 2 LOB: 2 BB: 0 P: 9	R: 1 E: 0 K: 0 S: 5	H: 2 LOB: 1 BB: 0 P: 5	R: 4 E: 0 K: 1 S: 9	H: 4 LOB: 1 BB: 1 P: 13	R: 2 E: 0 K: 2 S: 9	H: 2 LOB: 3 BB: 3 P: 21	R: 0 E: 0 K: 0 S: 2	H: 0 LOB: 0 BB: 1 P: 6	R: 1 E: 0 K: 1 S: 7	H: 2 LOB: 1 BB: 0 P: 7	R: 0 E: 0 K: 2 S: 9	H: 2 LOB: 2 BB: 0 P: 9	R: 0 E: 0 K: 2 S: 8	H: 2 LOB: 2 BB: 0 P: 8	R: 0 E: 0 K: 1 S: 4	H: 0 LOB: 0 BB: 1 P: 8	R: 0 E: 0 K: 1 S: 5	H: 0 LOB: 0 BB: 0 P: 5	R: 0 E: 0 K: 2 S: 5	H: 0 LOB: 0 BB: 0 P: 5	R: 1 E: 0 K: 1 S: 7	H: 2 LOB: 2 BB: 1 P: 11	1B: 13 2B: 7 3B: 1 HR: 1	SF: 0 SAC: 0 DP: 3 HBP: 0	WP: 0 PB: 0 SH: 0 CS: 1	PA: 70	
<b>PITCHER</b>	IP 4.2	WLS 0.1	BF 26	H 10	R 7	ER 7	SO 0	BB 4	IBB 0	HBP 0	BLK 0	WP 0	HR 1	S 22	P 38	ERA 13.50	WHIP 3.000																
Jerry Walker, R ERA: 5.65 (1, 1)																																	
Norm Bass, R ERA: 5.96 (5, 1)																																	
John Wyatt, R ERA: 4.96 (6, 1)																																	
Ed Rakow, R ERA: 4.58 (9, 1)																																	

**Boston Red Sox @ Kansas City Athletics**  
Municipal Stadium, Kansas City, MO  
Fri Jul 13 1962, 8:05 PM EDT  
Att: 6,905 - Unknown

AB 60  
R 11  
H 21  
RBI 11  
BB 10  
SO 13  
LOB 34



Batter	1	2	3	4	5	6	7	8	9	10	11	12	13	14	15	AB	R	H	RBI	BB	SO	LOB	BOTTOM								
Jose Tartabull, L OBP: 0.349, SLG: 0.373 (1, 8)	F9		1B E 1B		FC3-2 1-2 3H		6-3								3-1	8	2	3	4	0	0	4									
Jerry Lumpe, L OBP: 0.342, SLG: 0.425 (1, 4)	L8		FC6-4 1B		5-3											8	0	3	2	0	0	5									
Ed Charles, R OBP: 0.343, SLG: 0.459 (1, 5)			FC6-4 1B													7	1	1	1	1	0	5									
Norm Siebern, L OBP: 0.411, SLG: 0.497 (1, 3)	L7		HR		F9											7	1	2	1	0	1	1									
Manny Jimenez, L OBP: 0.382, SLG: 0.498 (1, 7)					F6											4	2	2	0	0	0	1									
Bobby Del Greco, R OBP: 0.379, SLG: 0.392 (9, 7)		2B 1B	1B 5-3 1B		G3-6											3	0	1	0	0	1	0									
Wayne Causey, L OBP: 0.359, SLG: 0.326 (1, 6)			F7		F8											7	1	2	0	0	0	1									
Gino Cimoli, R OBP: 0.346, SLG: 0.425 (1, 9)			K		5-3 1B 3B 1B											7	1	2	0	0	3	3									
Haywood Sullivan, R OBP: 0.356, SLG: 0.355 (1, 2)																4	2	4	0	1	0	0									
Dan Pflaster, R OBP: 0.182, SLG: 0.182 (10, FR)																0	0	0	0	0	0	0									
Joe Azcue, R OBP: 0.307, SLG: 0.329 (11, 2)			1B BB		5-3 3B 1B											2	0	0	0	0	0	0									
Jerry Walker, S OBP: 0.283, SLG: 0.491 (1, 1)																2	0	0	1	0	0	5									
Norm Bass, R OBP: 0.125, SLG: 0.045 (5, 1)																0	0	0	1	0	0	0									
John Wyatt, R OBP: 0.125, SLG: 0.087 (6, 1)																1	0	0	0	0	1	1									
Ed Rakow, S OBP: 0.130, SLG: 0.133 (15, PH)																1	0	0	0	0	1	1									
George Aluskis, R OBP: 0.321, SLG: 0.558 (1, 1)																1	0	0	0	0	1	0									
<b>Inning Stats</b>	R: 0 E: 0 K: 0 S: 3	H: 0 LOB: 1 BB: 1 P: 7	R: 4 E: 1 K: 1 S: 9	H: 4 LOB: 1 BB: 1 P: 13	R: 5 E: 0 K: 0 S: 9	H: 6 LOB: 1 BB: 0 P: 9	R: 0 E: 0 K: 0 S: 3	H: 0 LOB: 0 BB: 0 P: 3	R: 0 E: 0 K: 0 S: 4	H: 2 LOB: 2 BB: 1 P: 8	R: 0 E: 0 K: 0 S: 8	H: 1 LOB: 1 BB: 0 P: 8	R: 0 E: 0 K: 0 S: 3	H: 0 LOB: 0 BB: 0 P: 3	R: 0 E: 0 K: 1 S: 5	H: 0 LOB: 0 BB: 0 P: 5	R: 0 E: 0 K: 0 S: 5	H: 2 LOB: 2 BB: 0 P: 5	R: 0 E: 0 K: 0 S: 4	H: 1 LOB: 1 BB: 0 P: 4	R: 0 E: 0 K: 0 S: 3	H: 0 LOB: 0 BB: 0 P: 7	R: 0 E: 0 K: 0 S: 3	H: 0 LOB: 0 BB: 0 P: 3	R: 0 E: 0 K: 1 S: 6	H: 1 LOB: 1 BB: 0 P: 6	1B: 14 2B: 3 3B: 1 HR: 2	SF: 0 SAC: 0 DP: 1 HBP: 1	WP: 0 PB: 0 SH: 0 CS: 0	PA: 66	
<b>PITCHER</b>	IP 2.2	WLS 0.1	BF 18	H 8	R 8	ER 7	SO 0	BB 2	IBB 0	HBP 0	BLK 0	WP 0	HR 1	S 18	P 26	ERA 27.00	WHIP 6.000														
Bill Monbouquette, R ERA: 4.3 (3, 1)																															
Chel Nichols, L ERA: 2.34 (4, 1)																															
Hal Kooliadis, R ERA: 7.1 (5, 1)																															
Mike Fommelles, R ERA: 5.39 (9, 1)																															
Dick Radatz, R ERA: 2.28 (9, 1)																															

**Boston Red Sox @ Kansas City Athletics**  
Municipal Stadium, Kansas City, MO  
Fri Jul 13 1962, 8:05 PM EDT  
Att: 6,905 - Unknown

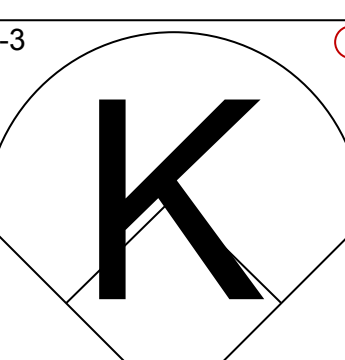
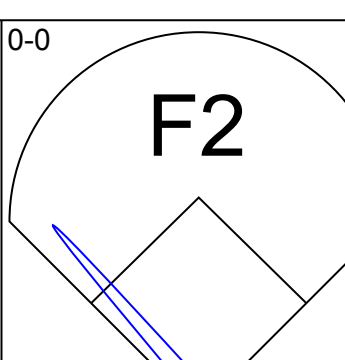
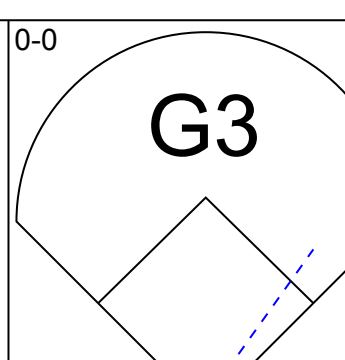
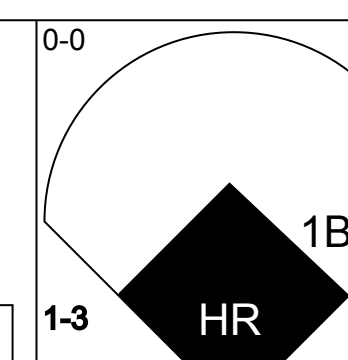
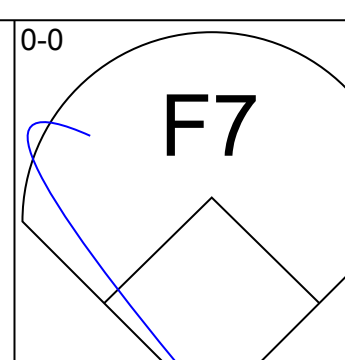
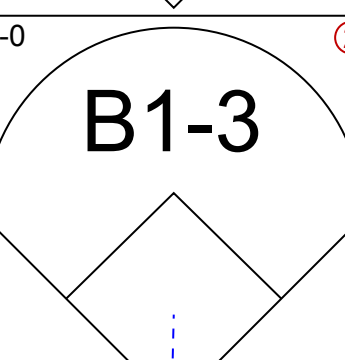
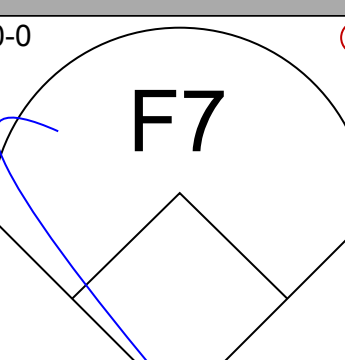
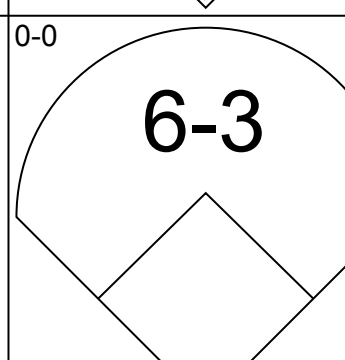
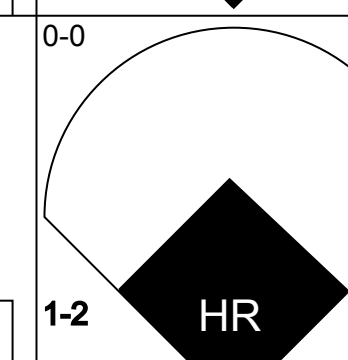
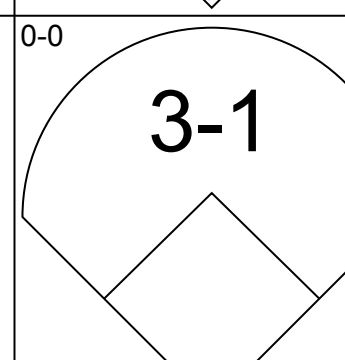
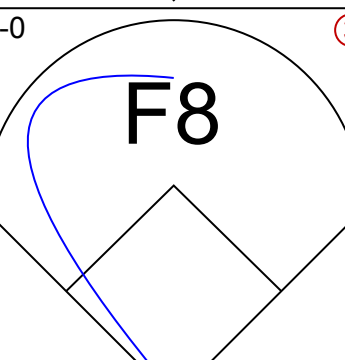
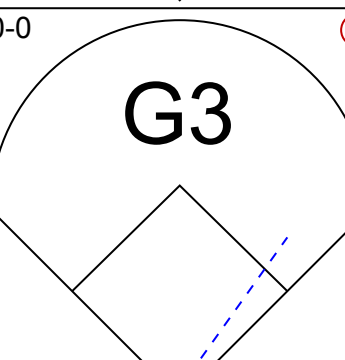
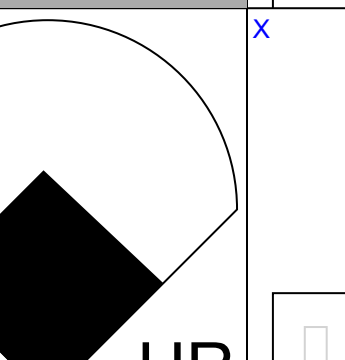
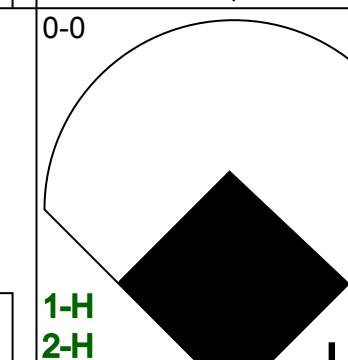
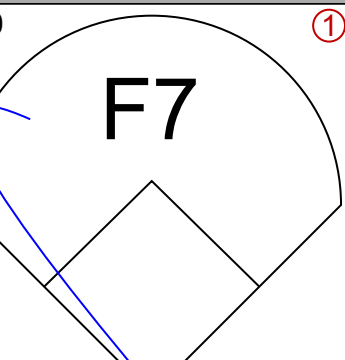
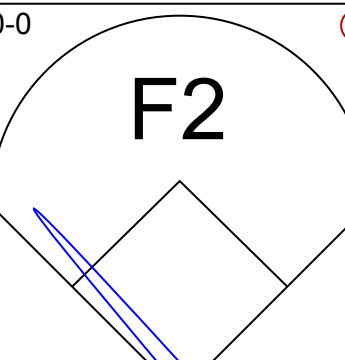
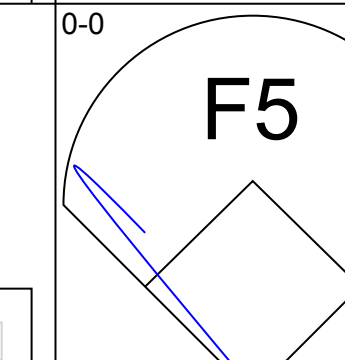
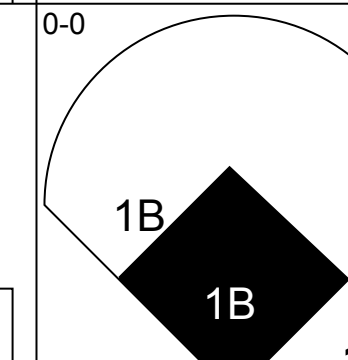
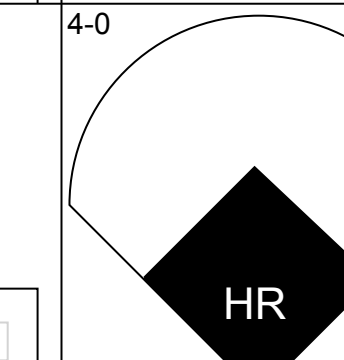
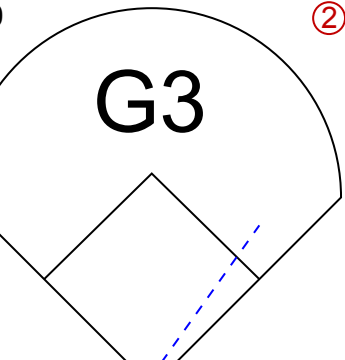
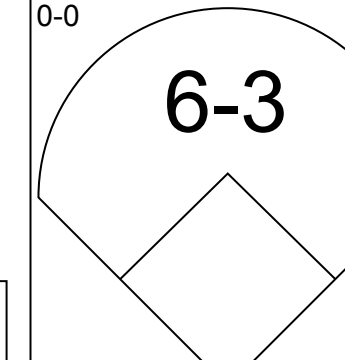
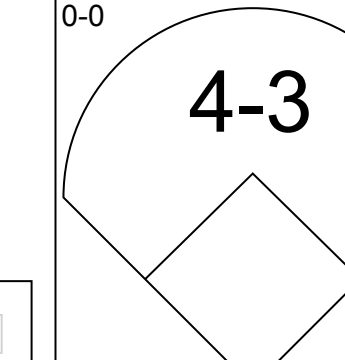
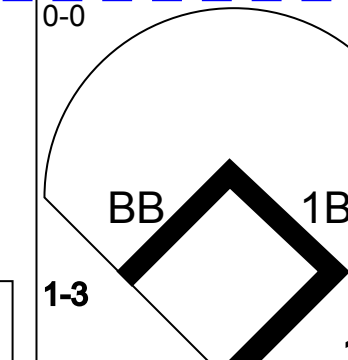

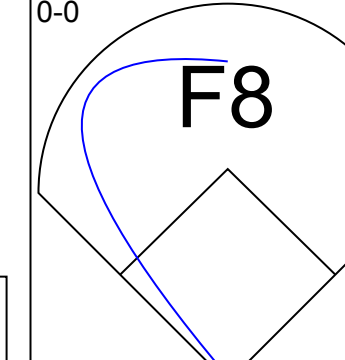
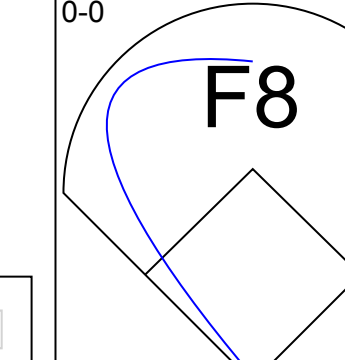
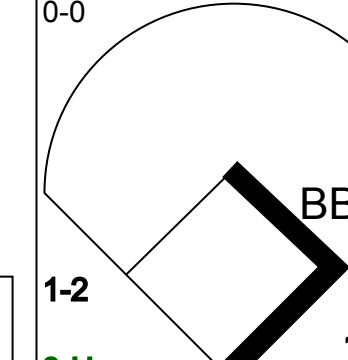
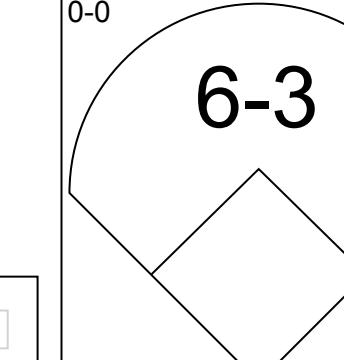
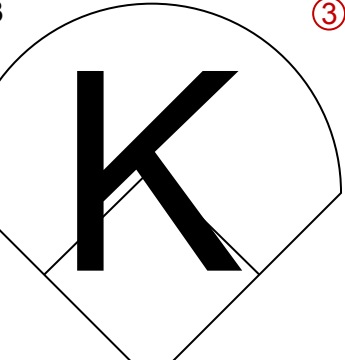
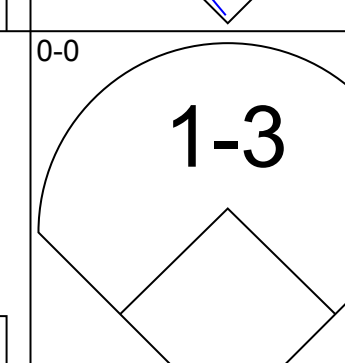
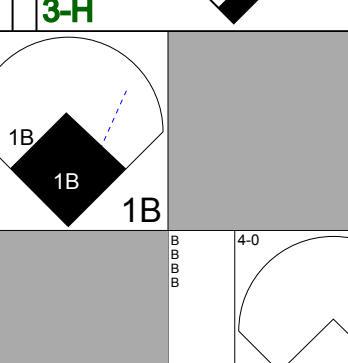
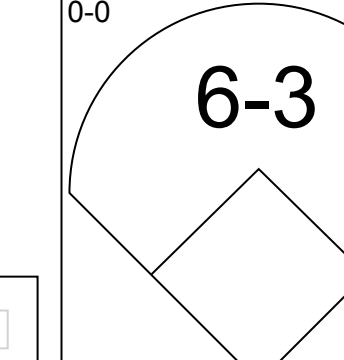
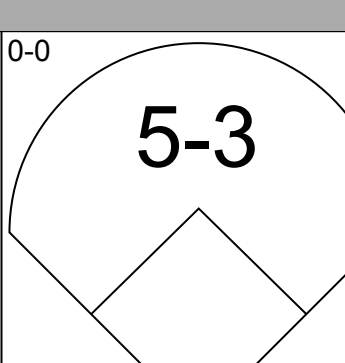
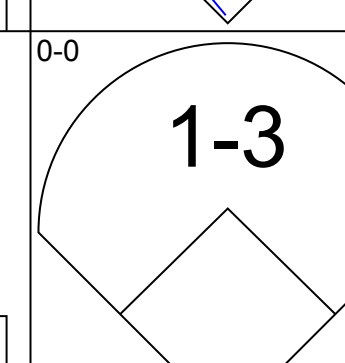
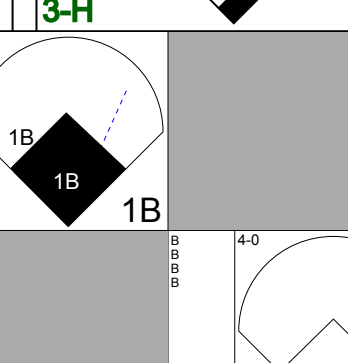
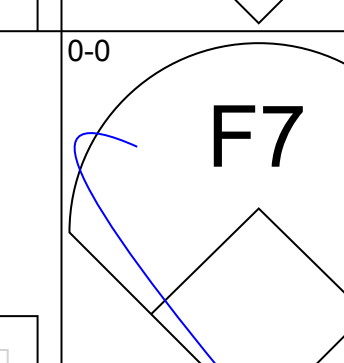
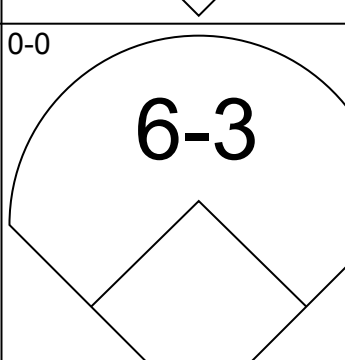
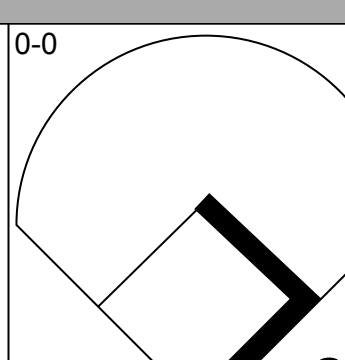
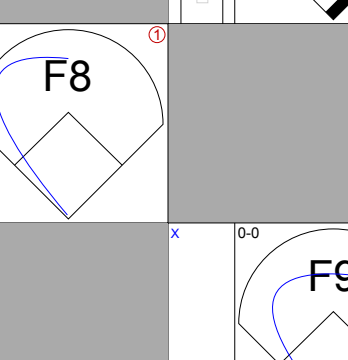
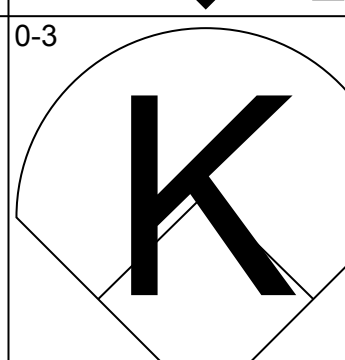
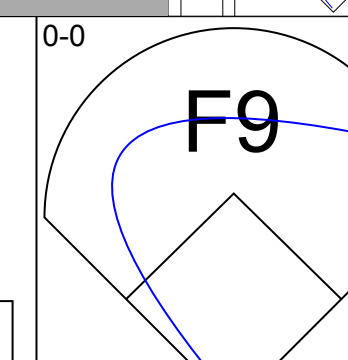
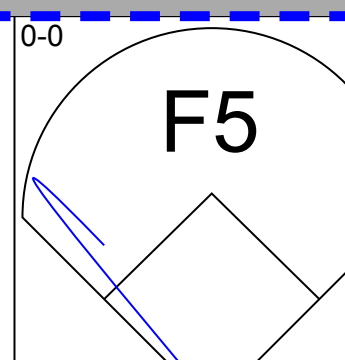
AB 62  
R 10  
H 20  
RBI 9  
BB 3  
SO 7  
LOB 27










Batter	1	2	3	4	5	6	7	8	9	10	AB	R	H	RBI	BB	SO	LOB				
<b>Tom Tresh, S</b> OBP: 0.341, SLG: 0.393 (1, 6)											5	1	1	0	0	1	2				
<b>Bobby Richardson, R</b> OBP: 0.334, SLG: 0.379 (1, 4)											5	1	1	1	1	0	0	1			
<b>Roger Maris, L</b> OBP: 0.349, SLG: 0.517 (1, 8)											5	2	2	4	0	0	0	0			
<b>Mickey Mantle, S</b> OBP: 0.502, SLG: 0.677 (1, 9)											4	2	1	0	1	0	0	0			
<b>Yogi Berra, L</b> OBP: 0.288, SLG: 0.373 (1, 2)											5	1	2	2	0	0	0	0			
<b>Johnny Blanchard, L</b> OBP: 0.297, SLG: 0.413 (1, 7)											4	0	1	1	0	1	0	0			
<b>Jack Reed, R</b> OBP: 0.333, SLG: 0.429 (8, PR) (8, 7)											1	0	0	0	0	0	0	0			
<b>Dale Long, L</b> OBP: 0.313, SLG: 0.343 (1, 3)											4	1	1	0	1	0	0	0			
<b>Clete Boyer, R</b> OBP: 0.361, SLG: 0.439 (1, 5)											4	0	1	0	0	0	0	4			
<b>Bud Daley, L</b> OBP: 0.338, SLG: 0.333 (8, PR) (8, 1)											1	0	1	0	0	0	0	0			
<b>Joe Pappalardo, L</b> OBP: 0.348, SLG: 0.426 (8, 1)											0	0	0	0	0	0	0	1			
<b>Bob Turley, R</b> OBP: 0.304, SLG: 0.418 (8, PR) (8, 1)											0	0	0	0	0	0	0	1			
<b>Hector Lopez, R</b> OBP: 0.294, SLG: 0.418 (8, PR) (8, 1)											0	0	0	0	0	0	0	1			
<b>Luis Arroyo, L</b> OBP: 0.300, SLG: 0.500 (8, PR) (8, 1)											0	0	0	0	0	0	0	0			
<b>Marshall Bridges, S</b> OBP: 0.172, SLG: 0.143 (10, 1)											0	0	0	0	0	0	0	0			
<b>Ralph Terry, R</b> OBP: 0.172, SLG: 0.143 (10, 1)											0	0	0	0	0	0	0	0			
<b>Inning Stats</b>	R: 0 E: 0 K: 1 S: 5	H: 0 LOB: 0 BB: 0 P: 5	R: 0 E: 0 K: 1 S: 5	H: 0 LOB: 0 BB: 0 P: 5	R: 0 E: 0 K: 0 S: 4	H: 1 LOB: 1 BB: 0 P: 4	R: 0 E: 0 K: 0 S: 3	H: 0 LOB: 0 BB: 0 P: 3	R: 0 E: 0 K: 1 S: 6	H: 1 LOB: 1 BB: 0 P: 6	R: 1 E: 0 K: 0 S: 4	H: 1 LOB: 0 BB: 0 P: 4	R: 5 E: 0 K: 0 S: 10	H: 7 LOB: 3 BB: 1 P: 14	R: 0 E: 0 K: 0 S: 3	H: 0 LOB: 0 BB: 0 P: 3	R: 2 E: 0 K: 0 S: 4	H: 1 LOB: 0 BB: 1 P: 8	1B: 7 2B: 1 3B: 0 HR: 3	SF: 0 SAC: 0 DP: 0 HBP: 0	WP: 0 PA: 43 PB: 0 SB: 0 CS: 0
<b>PITCHER</b>	IP 7.2	WLS 31	BF 8	H 6	R 6	ER 6	SO 3	BB 0	IBB 0	HBP 0	BLK 0	WP 0	HR 2	S 37	P 37	ERA 7.04	WHIP 1.043				
<b>Diego Segui, R</b> ERA: 4.13 (8, 1)	0.1	4	2	0	0	0	0	1	0	0	0	0	0	3	7	0.00	9.000				
<b>John Wyatt, R</b> ERA: 4.94 (9, 1)	2.0	L	8	1	2	2	0	1	0	0	0	0	1	7	11	9.00	1.000				
<b>Jerry Walker, R</b> ERA: 5.7 (10, 1)																					

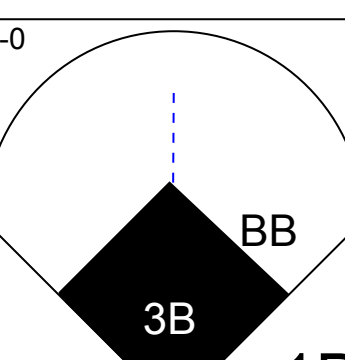
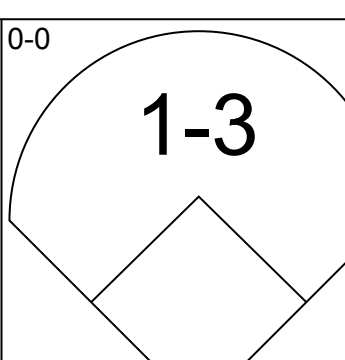
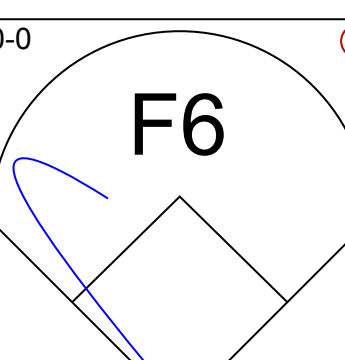
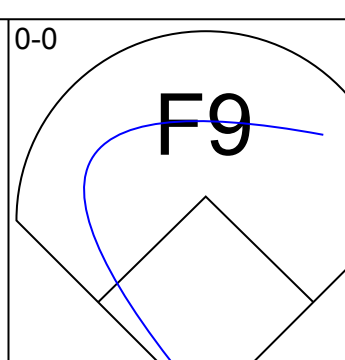
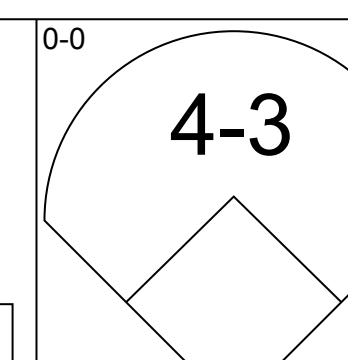
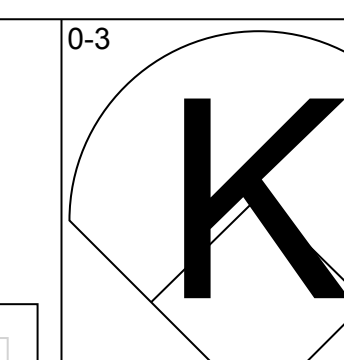
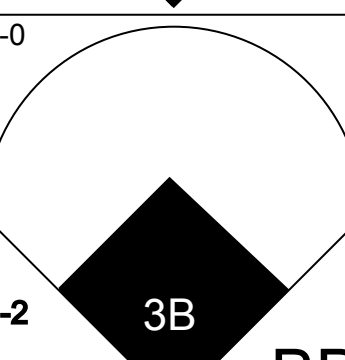
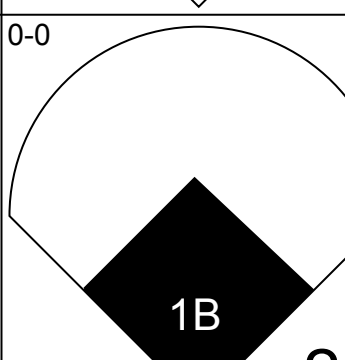
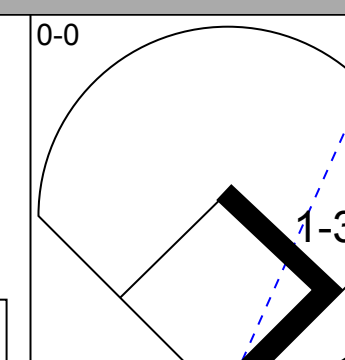
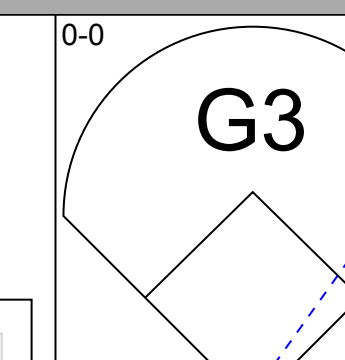
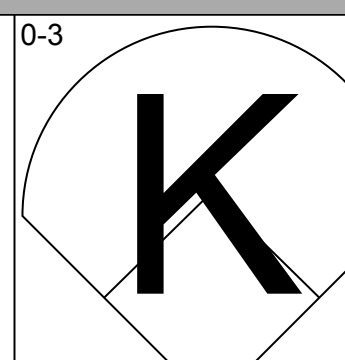
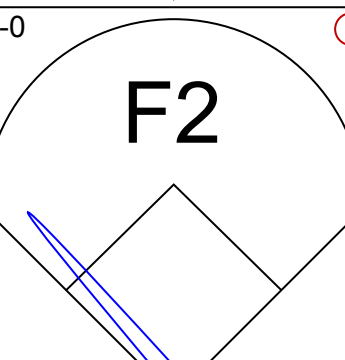
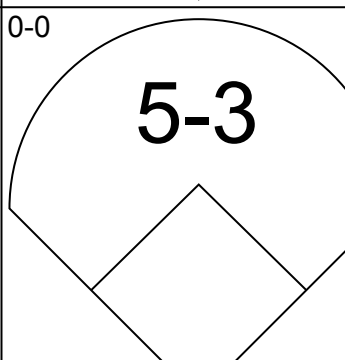
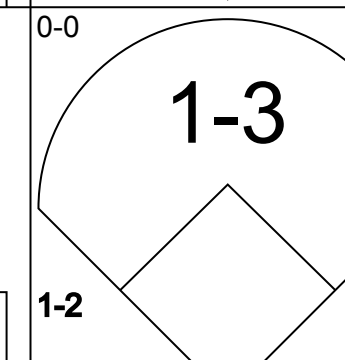
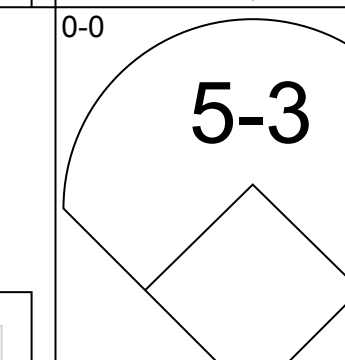
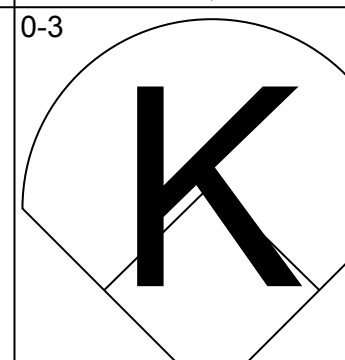
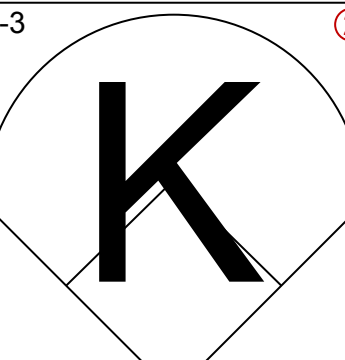
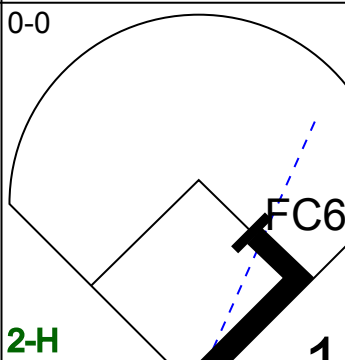
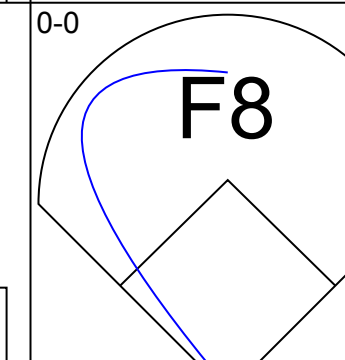
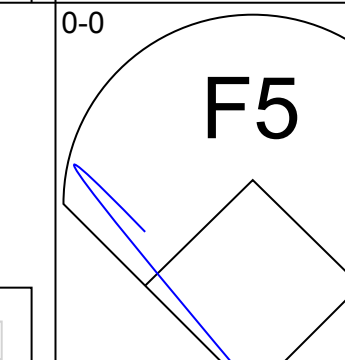
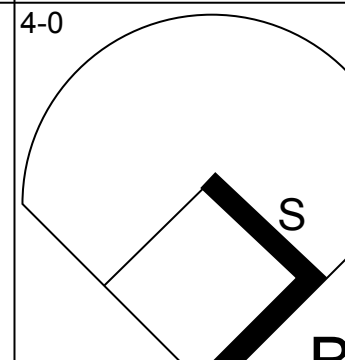
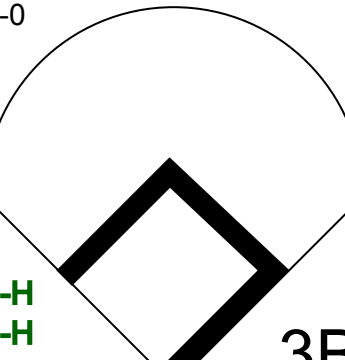
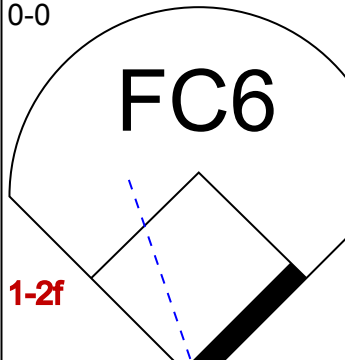
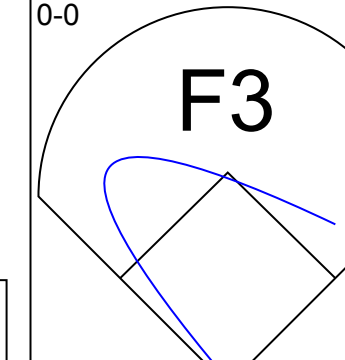
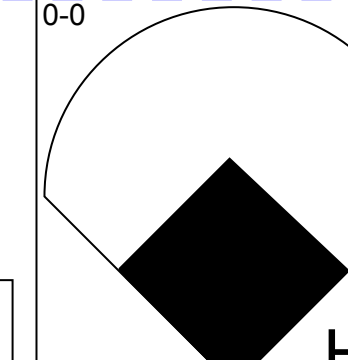
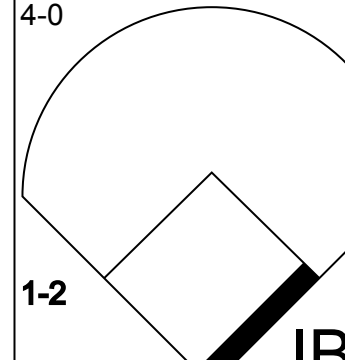
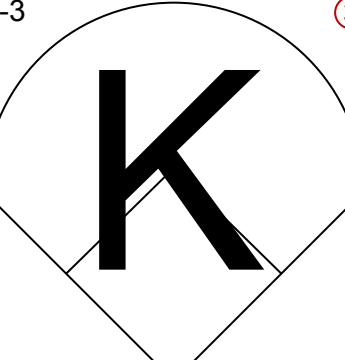
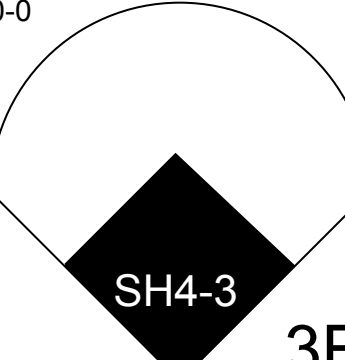
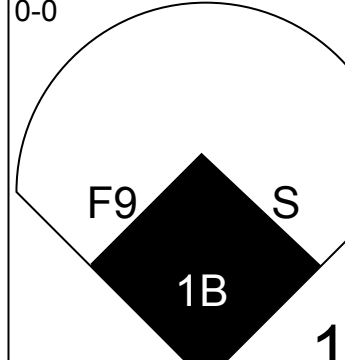
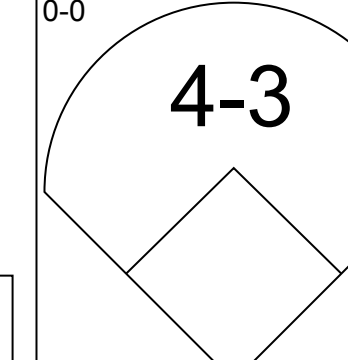
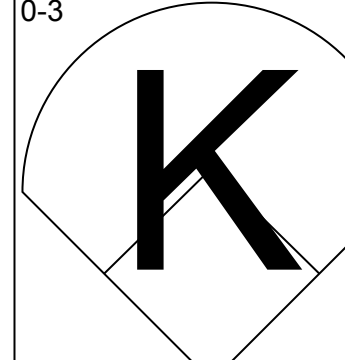
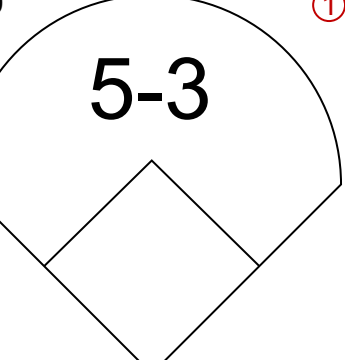
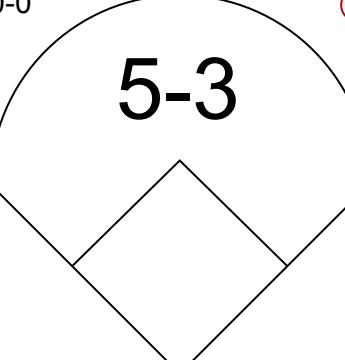
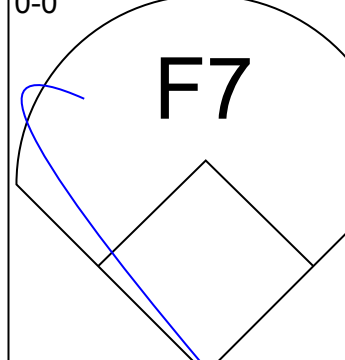
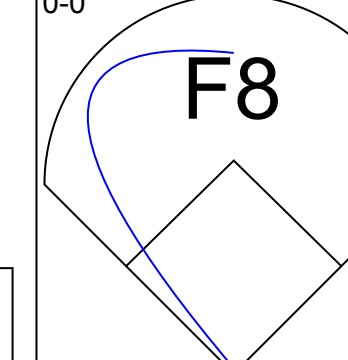
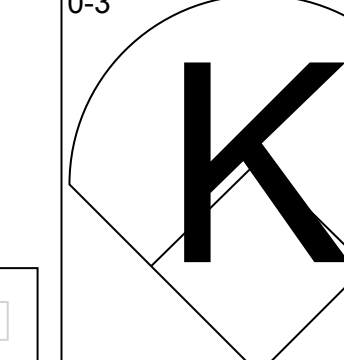
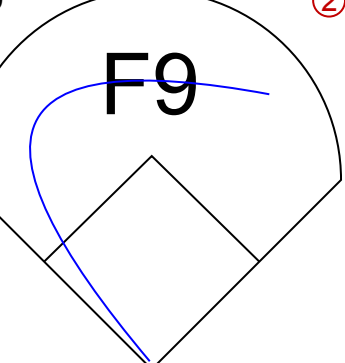
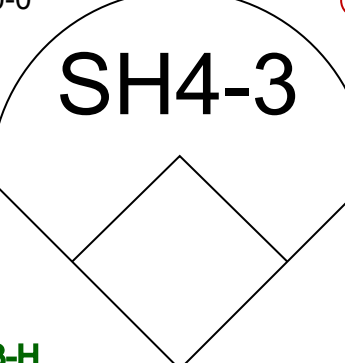
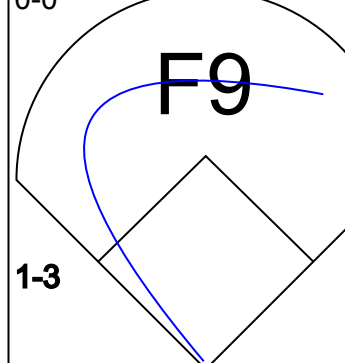
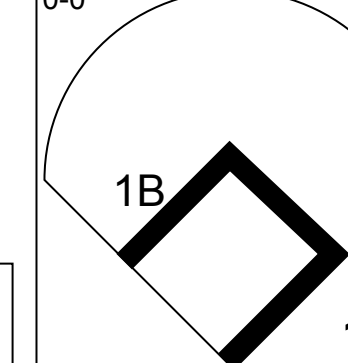
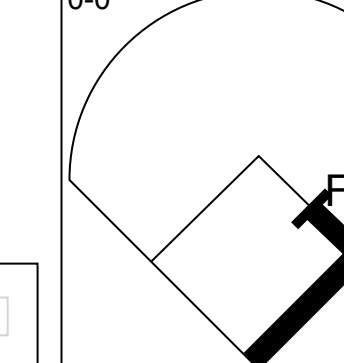
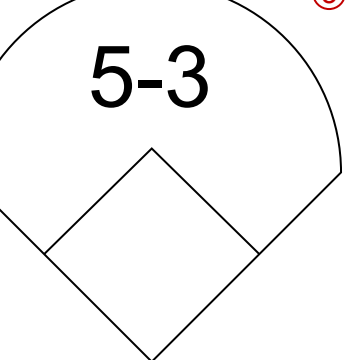
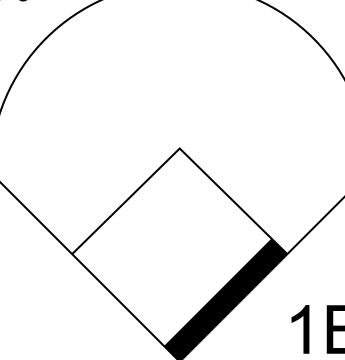
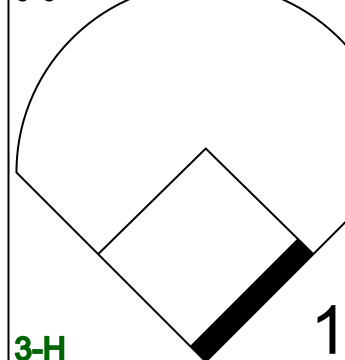
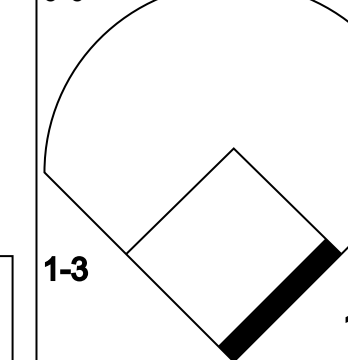
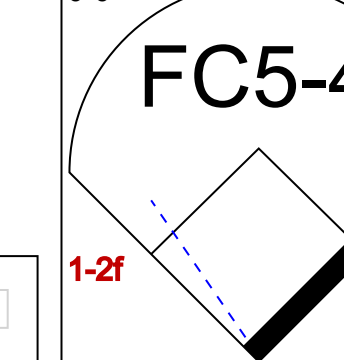
**TOP**

**New York Yankees @ Kansas City Athletics**  
Municipal Stadium, Kansas City, MO

Sun Jul 15 1962, 4:33 AM EDT  
Unknown - 89 F

AB 41  
R 8  
H 11  
RBI 8  
BB 2  
SO 3  
LOB 9




Batter	1	2	3	4	5	6	7	8	9	10	AB	R	H	RBI	BB	SO	LOB				
<b>Jose Tartabull, L</b> OBP: 0.342, SLG: 0.365 (1, 8)											6	1	1	0	0	1	5				
<b>Jerry Lumpe, L</b> OBP: 0.344, SLG: 0.424 (1, 4)											4	2	2	0	1	1	0				
<b>George Alusik, R</b> OBP: 0.310, SLG: 0.530 (1, 7)											5	0	0	0	0	1	4				
<b>Norm Siebern, L</b> OBP: 0.407, SLG: 0.488 (1, 3)											4	0	1	1	1	1	3				
<b>Gino Cimoli, R</b> OBP: 0.351, SLG: 0.447 (1, 9)											4	1	2	3	1	0	2				
<b>Wayne Causey, L</b> OBP: 0.352, SLG: 0.340 (1, 5)											5	2	2	0	0	2	3				
<b>Haywood Sullivan, R</b> OBP: 0.348, SLG: 0.367 (1, 2)											5	0	0	0	0	1	2				
<b>Billy Consolo, R</b> OBP: 0.313, SLG: 0.298 (1, 6)											4	0	2	1	0	0	1				
<b>Diego Segui, R</b> OBP: 0.342, SLG: 0.318 (8, 1)											3	0	2	1	0	0	0				
<b>John Wyatt, R</b> ERA: 5.06 (8, 1)											0	0	0	0	0	0	0				
<b>Bob Turley, R</b> ERA: 3.99 (8, PR) (8, 1)											0	0	0	0	0	0	0				
<b>Luis Arroyo, L</b> ERA: 5.21 (8, PR) (8, 1)											0	0	0	0	0	0	0				
<b>Marshall Bridges, L</b> ERA: 2.67 (8, PR) (8, 1)											0	0	0	0	0	0	0				
<b>Jerry Walker, R</b> OBP: 0.342, SLG: 0.481 (10, PR) (10, 1)											0	0	0	0	0	0	0				
<b>Ed Charles, R</b> OBP: 0.341, SLG: 0.456 (10, PR) (10, 1)											0	0	0	0	0	0	0				
<b>Inning Stats</b>	R: 2 E: 0 K: 2 S: 9	H: 2 LOB: 1 BB: 1 P: 13	R: 0 E: 0 K: 0 S: 3	H: 0 LOB: 0 BB: 0 P: 3	R: 1 E: 0 K: 0 S: 5	H: 2 LOB: 1 BB: 0 P: 5	R: 0 E: 0 K: 0 S: 4	H: 1 LOB: 1 BB: 0 P: 4	R: 1 E: 0 K: 0 S: 5	H: 2 LOB: 1 BB: 0 P: 5	R: 0 E: 0 K: 0 S: 3	H: 0 LOB: 0 BB: 0 P: 3	R: 1 E: 0 K: 0 S: 6	H: 3 LOB: 2 BB: 0 P: 6	R: 0 E: 0 K: 3 S: 9	H: 0 LOB: 2 BB: 0 P: 17	R: 0 E: 0 K: 2 S: 8	H: 1 LOB: 1 BB: 0 P: 8	1B: 9 2B: 1 3B: 2 HR: 1	SF: 0 SAC: 1 DP: 0 HBP: 0	WP: 0 PA: 46 PB: 0 SB: 2 CS: 0
<b>PITCHER</b>	IP 5.0	WLS 23	BF 7	H 4	R 4	ER 4	SO 2	BB 1	IBB 0	HBP 0	BLK 0	WP 0	HR 0	S 26	P 30	ERA 7.20	WHIP 1.600				
<b>Bud Daley, L</b> ERA: 5.06 (8, 1)	2.0	8	2	1	1	0	0	0	0	0	0	0	0	8	8	4.50	1.000				
<b>Luis Arroyo, L</b> ERA: 5.21 (8, 1)	0.2	4	2	1	1	0	0	0	0	0	0	0	1	4	4	13.50	3.000				
<b>Marshall Bridges, L</b> ERA: 2.67 (8, PR) (8, 1)	1.1	W	7	1	0	0	3	1	1	0	0	0	0	11	19	0.00	1.500				
<b>Ralph Terry, R</b> ERA: 3.53 (10, 1)	1.0	S	4	1	0	0	2	0	0	0	0	0	0	8	8	0.00	1.000				

**BOTTOM**

**New York Yankees @ Kansas City Athletics**  
Municipal Stadium, Kansas City, MO

Sun Jul 15 1962, 4:33 AM EDT  
Unknown - 89 F

AB 42  
R 6  
H 13  
RBI 6  
BB 3  
SO 7  
LOB 21





Batter	1	2	3	4	5	6	7	8	9	AB	R	H	RBI	BB	SO	LOB	TOP								
Phil Linz, R OBP: 0.328, SLG: 0.377 (1, 6)	4-3		E6 WP SH5-3 E	F8 2H 1B		F8		FC6-4 1B	1-2 2H 3H 1B	6	1	3	3	0	0	0									
Bobby Richardson, R OBP: 0.332, SLG: 0.377 (1, 4)	4-3		SH5-3	F8 1-2			1B SF8 1B	FC6-4 1-2	F7 1-2	5	1	1	0	0	0	5									
Roger Maris, L OBP: 0.347, SLG: 0.519 (1, 8)			K		F8		F3		F9	5	0	1	0	0	1	2									
Mickey Mantle, S OBP: 0.500, SLG: 0.667 Jack Reed, R OBP: 0.333, SLG: 0.429 (9, 9)	6-3		E6 FC4-6		HR BB				K	4	1	1	0	1	1	1									
Elston Howard, R OBP: 0.306, SLG: 0.444 (1, 2)		6-3	FC4-6 1-2		HR		SF8		HR	4	2	2	4	0	0	1									
Hector Lopez, R OBP: 0.346, SLG: 0.417 (1, 7)		F8		HR 1B	F8		L9		1B BB 1B	5	2	2	0	0	0	1									
Bill Skowron, R OBP: 0.325, SLG: 0.451 (1, 3)		1B		HR 1B	1-3			F6	BB 1B 1B	5	2	3	2	0	0	0									
Clete Boyer, R OBP: 0.366, SLG: 0.441 (1, 5)				SH1-4 1B BB		F6		1B SH1-4 BB	1-2 2-3 1B 1B	3	2	2	0	2	0	0									
Rollie Sheldon, R OBP: 0.238, SLG: 0.059 (1, 1)		K		SH1-4		K2-3		SH1-4	1-2 2-3 3-H 1B BB	2	0	0	1	1	2	2									
<b>Inning Stats</b>	R: 0 E: 0 K: 0 S: 4	H: 1 LOB: 1 BB: 0 P: 4	R: 0 E: 0 K: 1 S: 7	H: 2 LOB: 2 BB: 0 P: 7	R: 1 E: 2 K: 1 S: 7	H: 0 LOB: 1 BB: 0 P: 7	R: 3 E: 0 K: 0 S: 5	H: 3 LOB: 0 BB: 1 P: 9	R: 2 E: 0 K: 0 S: 4	H: 1 LOB: 0 BB: 1 P: 8	R: 0 E: 0 K: 1 S: 5	H: 0 LOB: 0 BB: 0 P: 5	R: 1 E: 0 K: 0 S: 5	H: 2 LOB: 1 BB: 0 P: 5	R: 0 E: 0 K: 0 S: 4	H: 1 LOB: 2 BB: 1 P: 8	R: 4 E: 0 K: 1 S: 10	H: 5 LOB: 2 BB: 1 P: 14	1B: 11 2B: 0 3B: 1 HR: 3	SF: 1 SAC: 3 DP: 0 HBP: 0	WP: 1 PB: 0 CS: 0	PA: 47			
<b>PITCHER</b>	IP	WLS	BF	H	R	ER	SO	BB	IBB	HBP	BLK	WP	HR	S	P	ERA	WHIP								
Danny McDevitt, L ERA: 4.28 (1, 1)	5.2	L	27	7	6	5	3	2	0	0	0	1	2	31	39	7.94	1.588								
Gordon Jones, R ERA: 5.97 (6, 1)	1.1		6	2	1	1	0	0	0	0	0	0	0	6	6	6.75	1.500								
Jim Archer, L ERA: 11.81 (8, 1)	1.2		11	5	4	4	1	1	0	0	0	0	1	12	16	21.60	3.600								
Norm Bass, R ERA: 6.09 (9, 1)	0.1		3	1	0	0	0	1	0	0	0	0	0	2	6	0.00	6.000								

**New York Yankees @ Kansas City Athletics**  
Municipal Stadium, Kansas City, MO  
Sun Jul 15 1962, 4:38 AM EDT  
Att: 34,865 - Unknown

livebaseballscorecards.com

AB 39  
R 11  
H 15  
RBI 10  
BB 4  
SO 4  
LOB 12



Batter	1	2	3	4	5	6	7	8	9	AB	R	H	RBI	BB	SO	LOB	BOTTOM								
Jose Tartabull, L OBP: 0.344, SLG: 0.366 (1, 8)	K BB 1B	4-3					F5		FC4-6 FC6-4 1-2	5	0	2	0	0	0	3									
Jerry Lumpe, L OBP: 0.344, SLG: 0.422 (1, 4)	G4-6-3 1-2 BB		1B 1B	F8			5-3		FC6-4 1-2	4	1	1	0	1	0	2									
Gino Cimoli, R OBP: 0.350, SLG: 0.445 (1, 9)	K		1B SF8 1B		F8			F8		4	1	1	0	0	1	2									
Norm Siebern, L OBP: 0.408, SLG: 0.489 (1, 3)	G4-6-3 1-2		FC4-6 1-3 3-H 1B		F8			FC4-6 1B		4	0	2	1	0	0	2									
Manny Jimenez, L OBP: 0.390, SLG: 0.494 (1, 7)		E4 BB SF9	SF8		G1			FC4-6 2B 1-2		3	1	0	1	0	0	1									
Wayne Causey, L OBP: 0.357, SLG: 0.349 (1, 5)		G4-6-3 1-2 BB	FC4-6 1-2			L8				3	0	1	0	1	0	1									
Joe Azcue, R OBP: 0.302, SLG: 0.323 George Altusik, R OBP: 0.307, SLG: 0.524 Haywood Sullivan, R OBP: 0.346, SLG: 0.367 (1, 2) (8, PH) (9, 2)	K		K			K		F7		3	0	0	0	0	3	3									
Billy Consolo, R OBP: 0.320, SLG: 0.291 (1, 6)				1-3 BB		K			FC4-6 BB	2	0	0	0	2	1	0									
Danny McDevitt, L OBP: 0.302, SLG: 0.143 Gordon Jones, R OBP: 0.346, SLG: 1.000 Ed Charles, R OBP: 0.454 Jim Archer, R OBP: 0.302, SLG: 0.465 Norm Bass, R OBP: 0.330, SLG: 0.326 (1, 1) (6, 1) (7, PH) (8, 1) (9, 1) (9, PH)	SF9			F7			K		F6	1	0	0	1	0	0	0									
<b>Inning Stats</b>	R: 0 E: 1 K: 1 S: 5	H: 1 LOB: 1 BB: 1 P: 9	R: 1 E: 1 K: 1 S: 6	H: 0 LOB: 2 BB: 2 P: 14	R: 2 E: 0 K: 1 S: 8	H: 3 LOB: 1 BB: 0 P: 8	R: 0 E: 0 K: 0 S: 4	H: 1 LOB: 0 BB: 0 P: 4	R: 0 E: 0 K: 2 S: 7	H: 0 LOB: 0 BB: 0 P: 7	R: 0 E: 0 K: 1 S: 5	H: 0 LOB: 0 BB: 0 P: 5	R: 0 E: 0 K: 0 S: 5	H: 2 LOB: 2 BB: 0 P: 5	R: 0 E: 0 K: 0 S: 3	H: 0 LOB: 1 BB: 1 P: 7	1B: 6 2B: 1 3B: 0 HR: 0	SF: 2 SAC: 0 DP: 1 HBP: 0	WP: 0 PB: 0 CS: 0	PA: 38					
<b>PITCHER</b>	IP	WLS	BF	H	R	ER	SO	BB	IBB	HBP	BLK	WP	HR	S	P	ERA	WHIP								
Rollie Sheldon, R ERA: 4.96 (1, 1)	9.0	W	38	7	3	2	6	4	0	0	0	0	0	46	62	2.00	1.222								

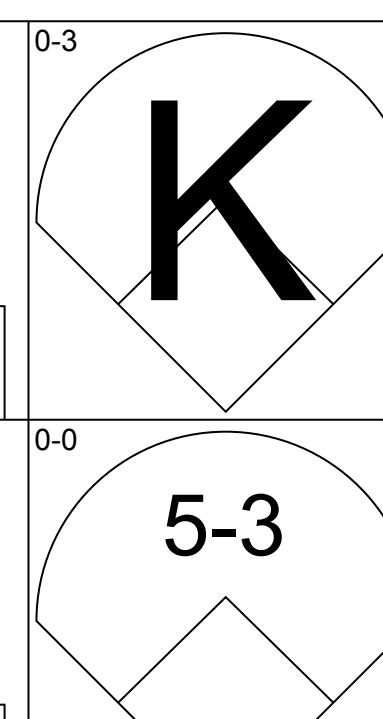
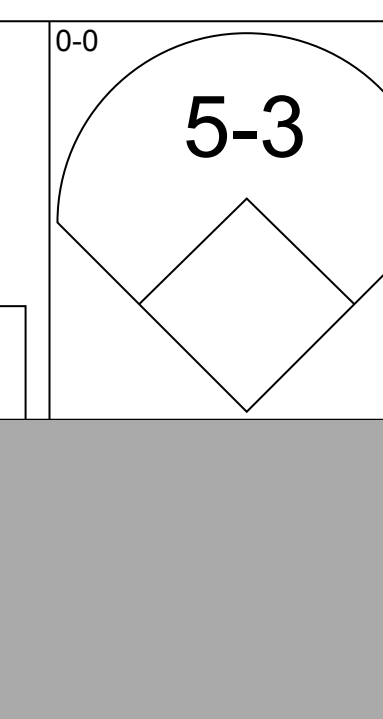
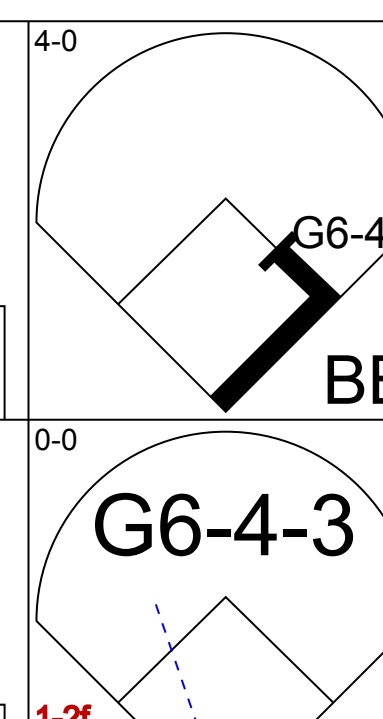
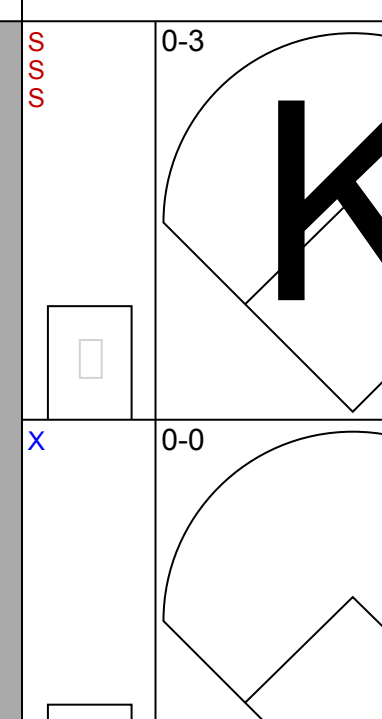
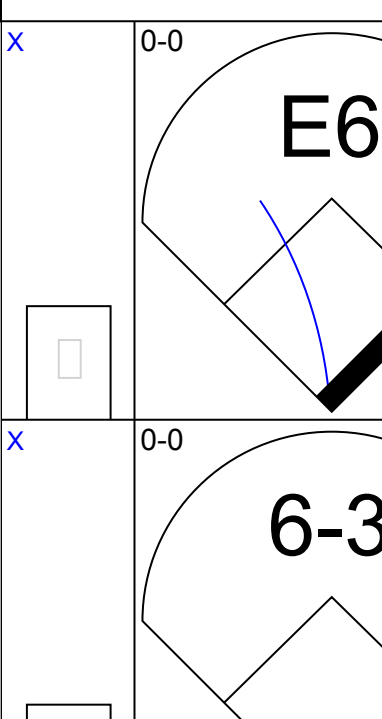
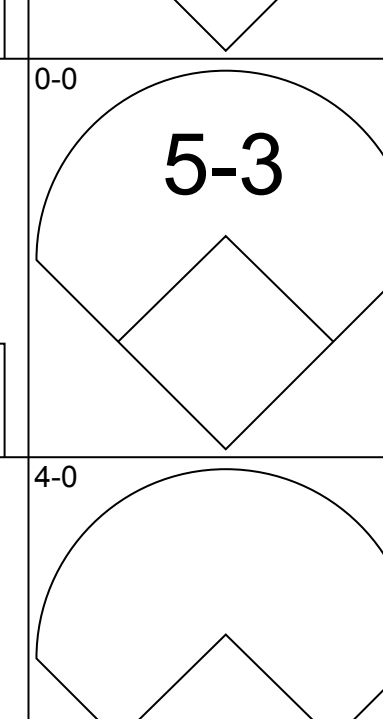
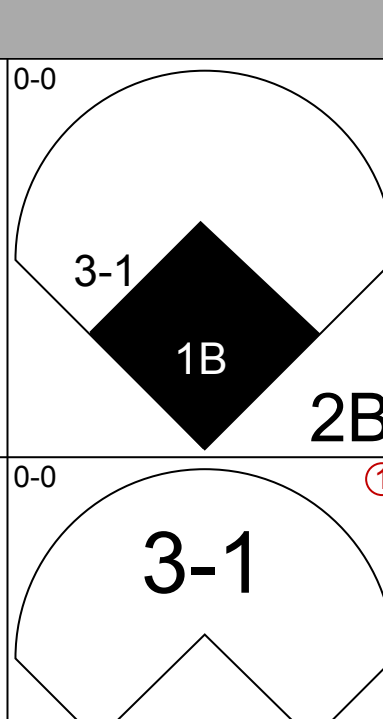
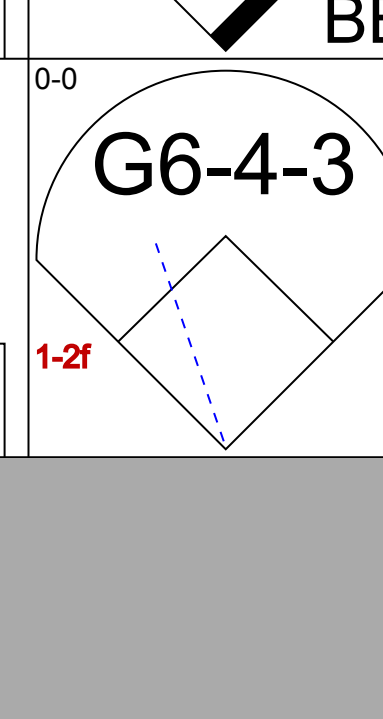
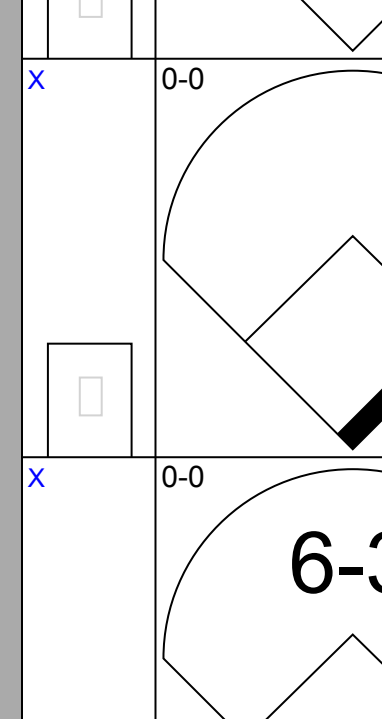
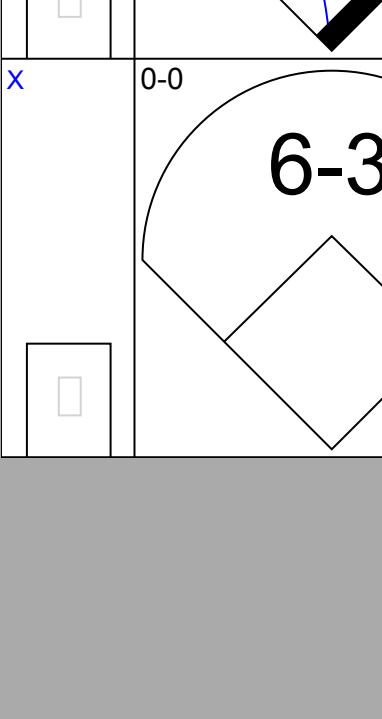
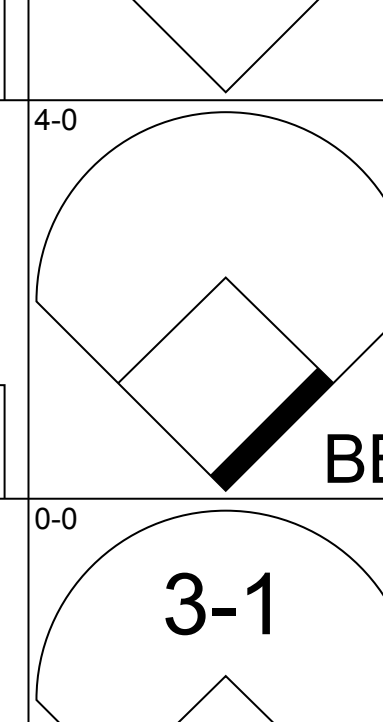
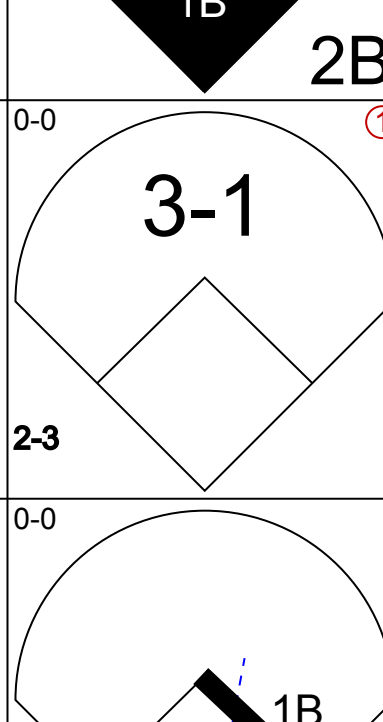
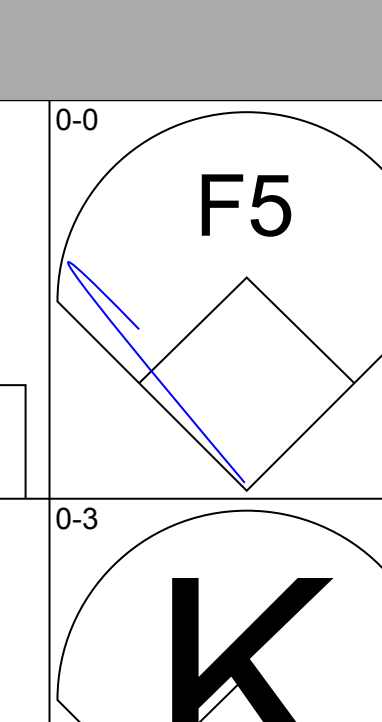
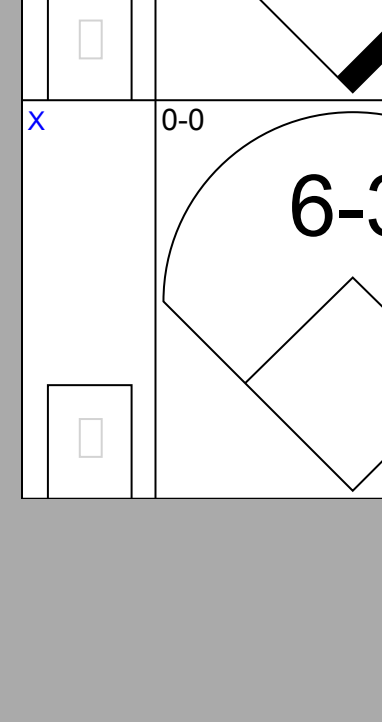
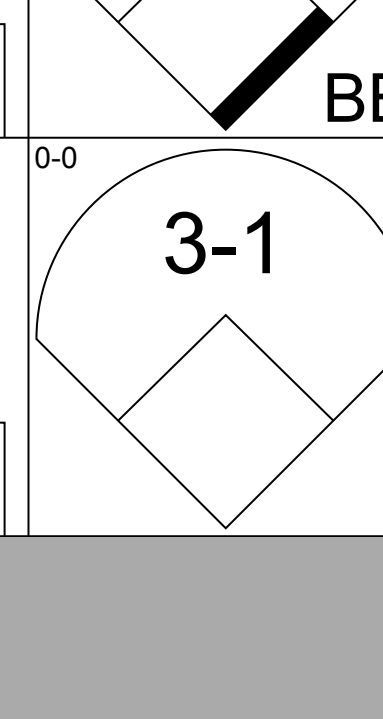
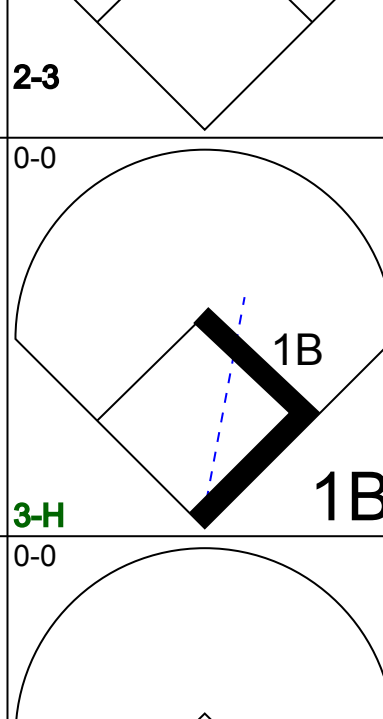
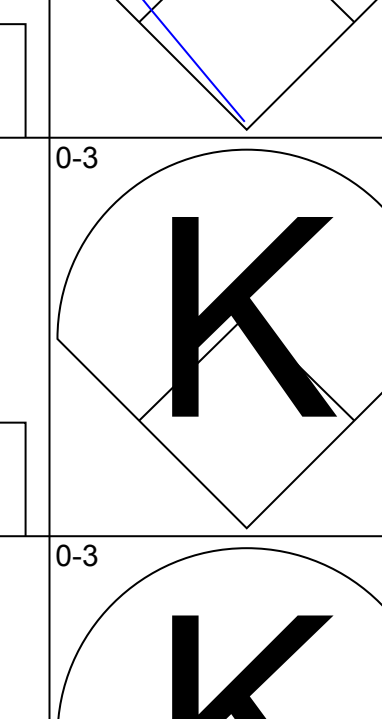
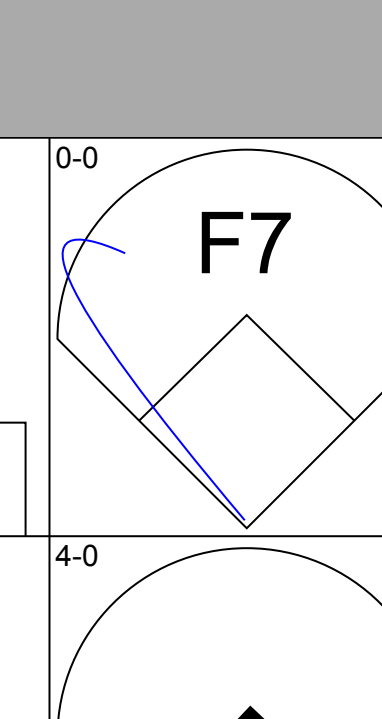
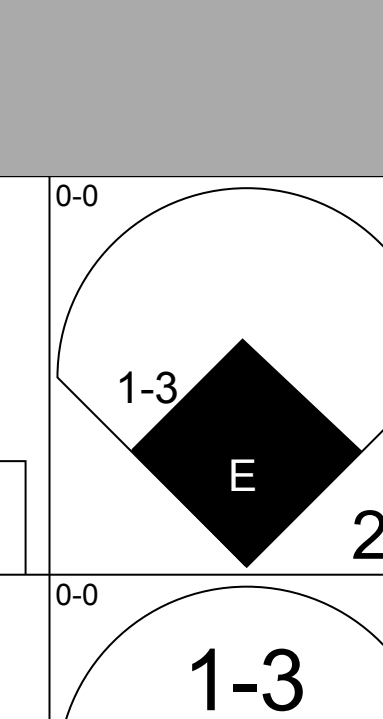
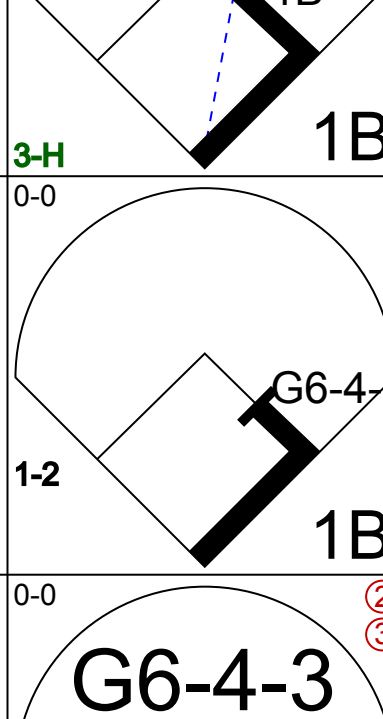

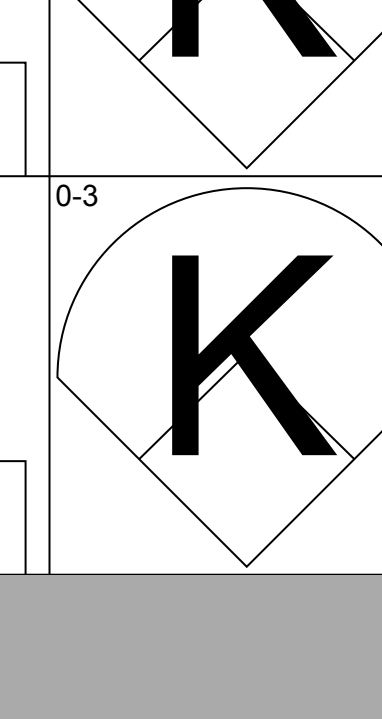
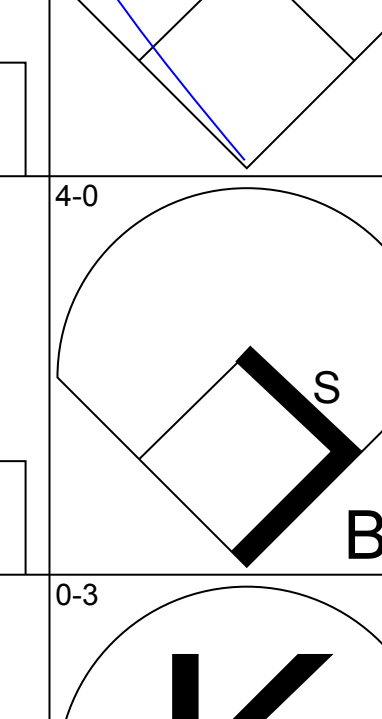
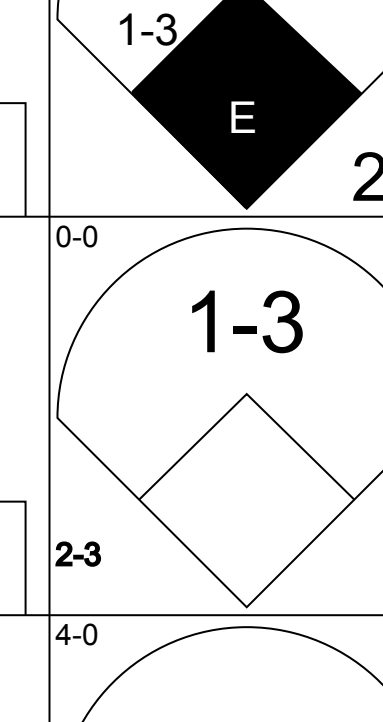
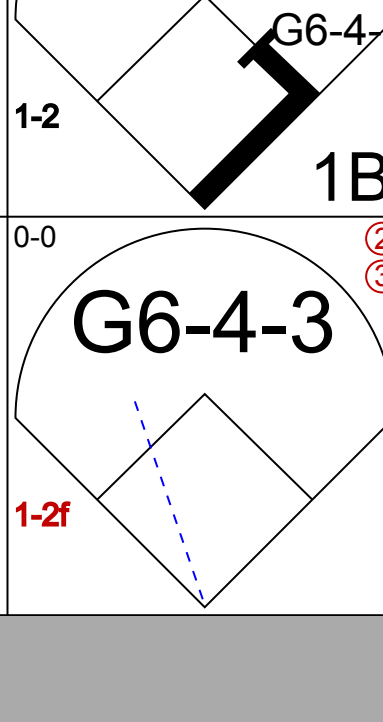
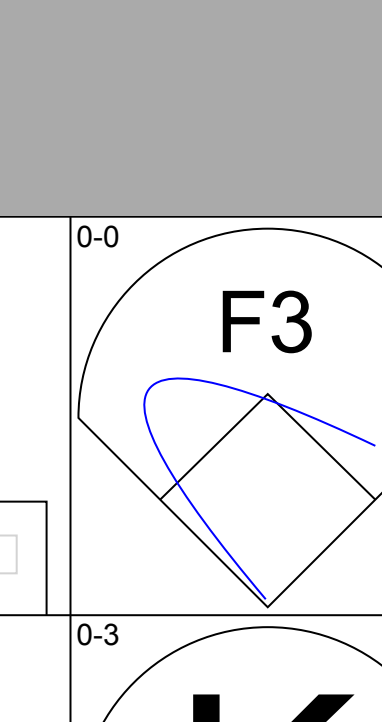
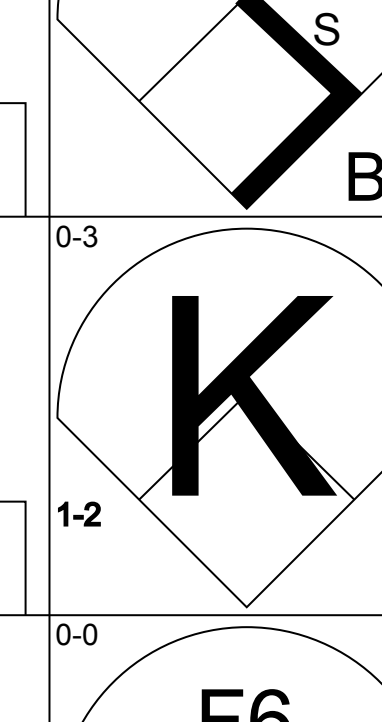
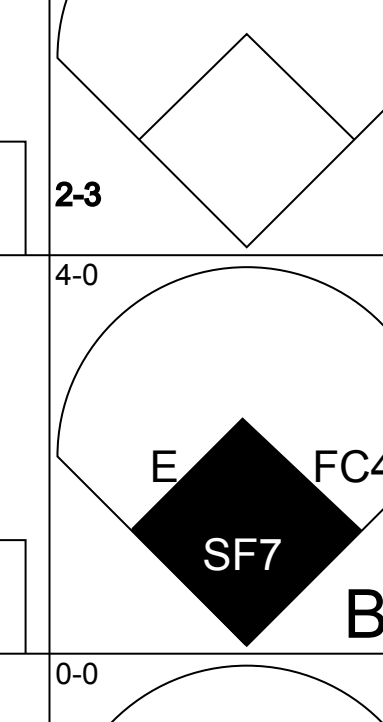
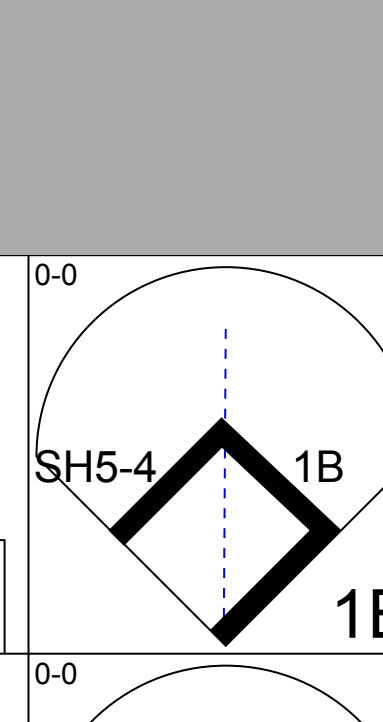
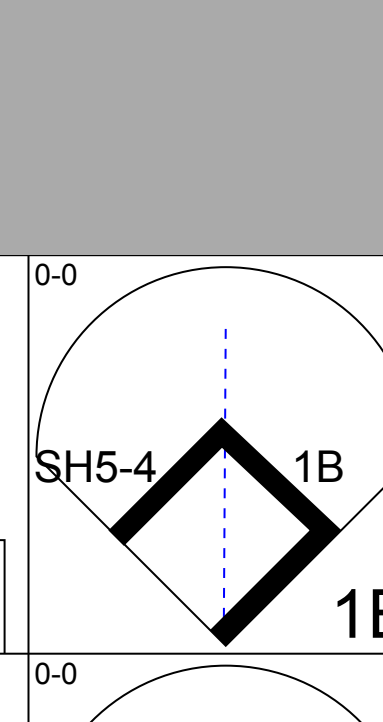
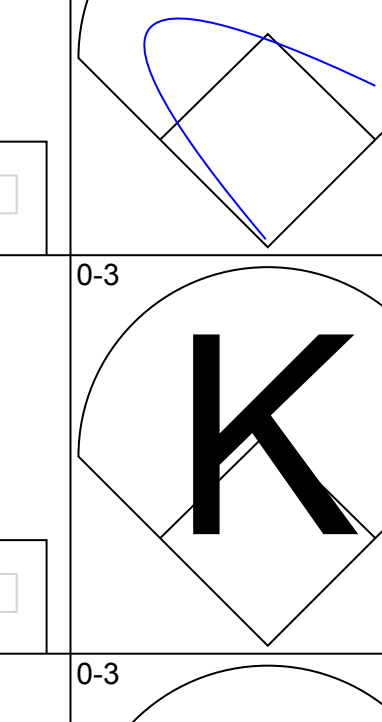
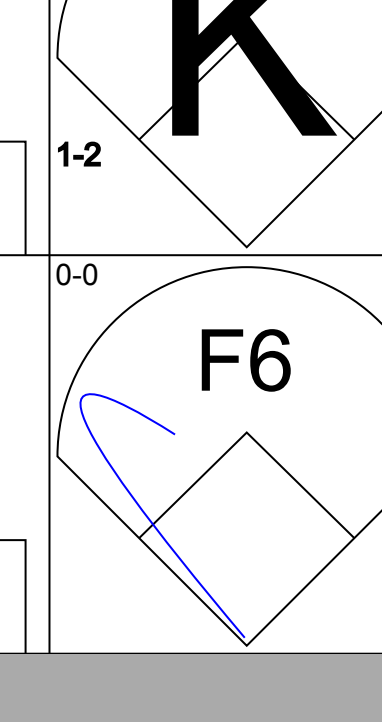
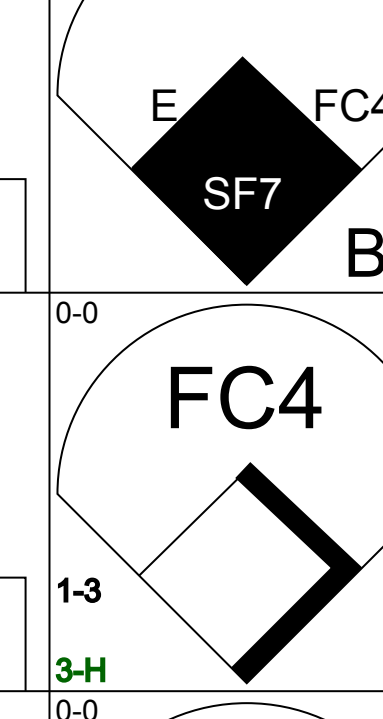
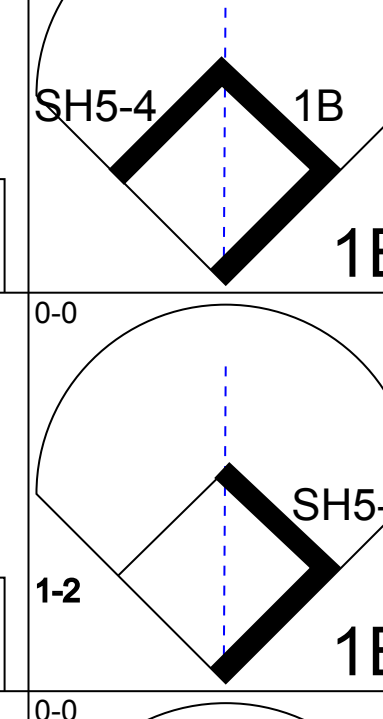
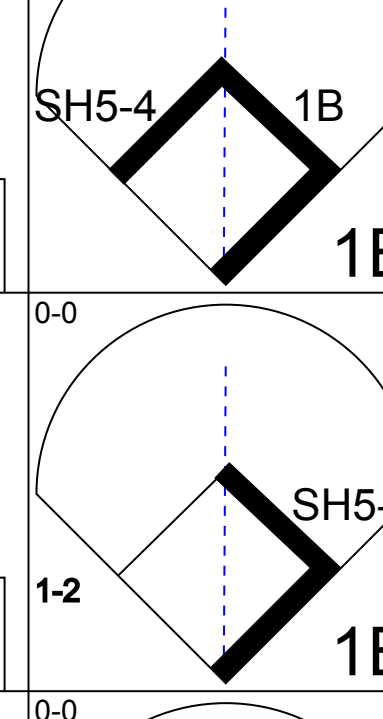
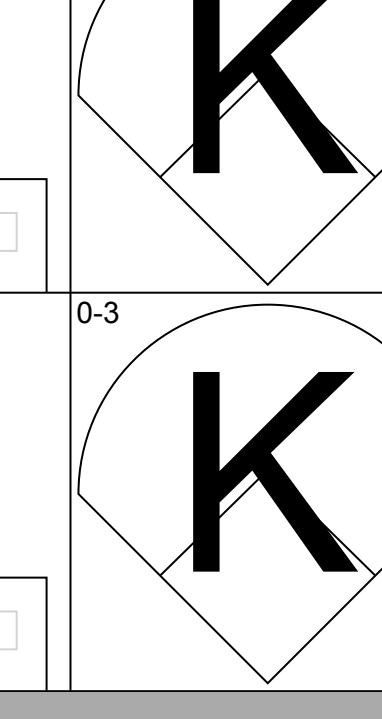
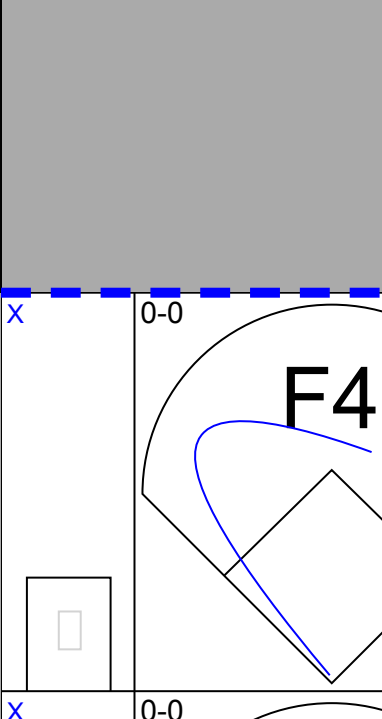
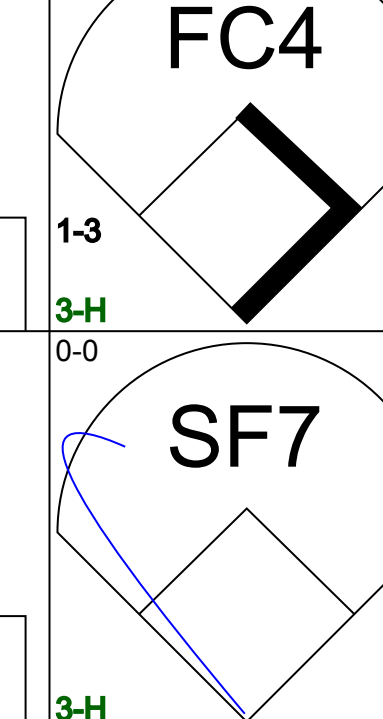
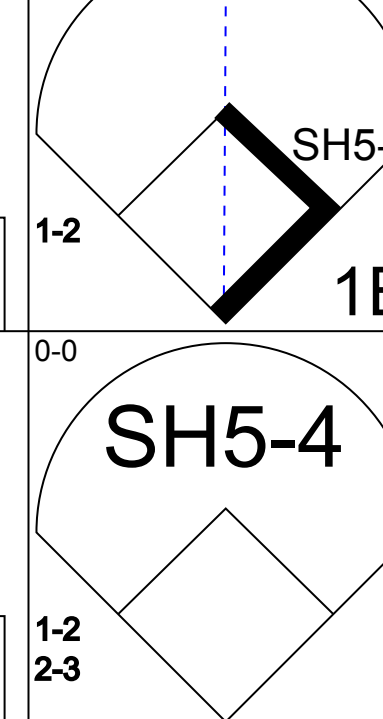
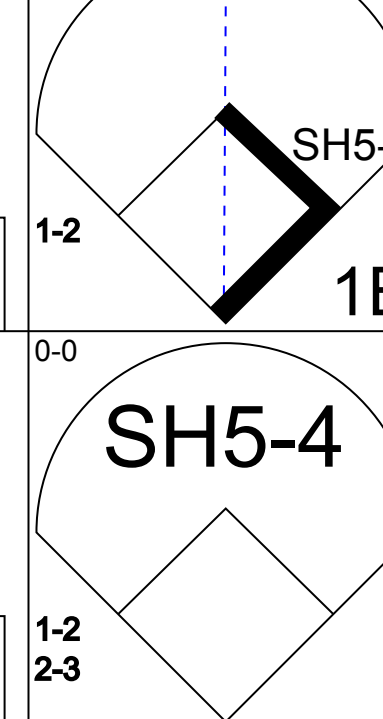
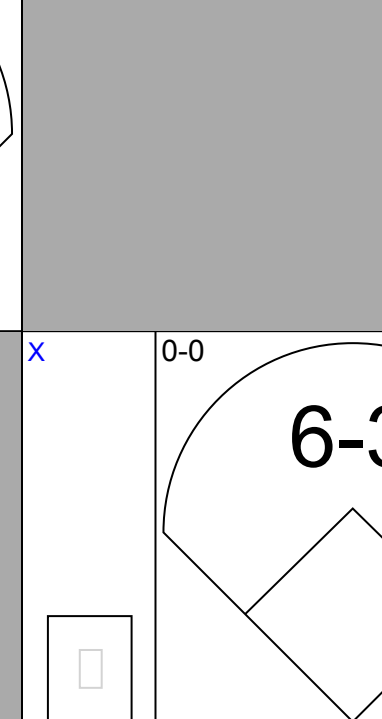
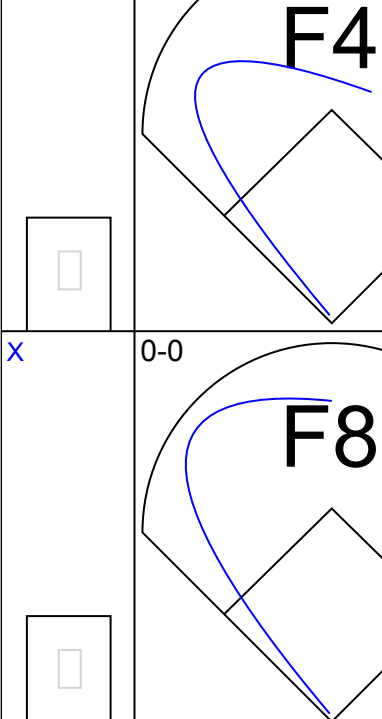
**New York Yankees @ Kansas City Athletics**  
Municipal Stadium, Kansas City, MO  
Sun Jul 15 1962, 4:38 AM EDT  
Att: 34,865 - Unknown

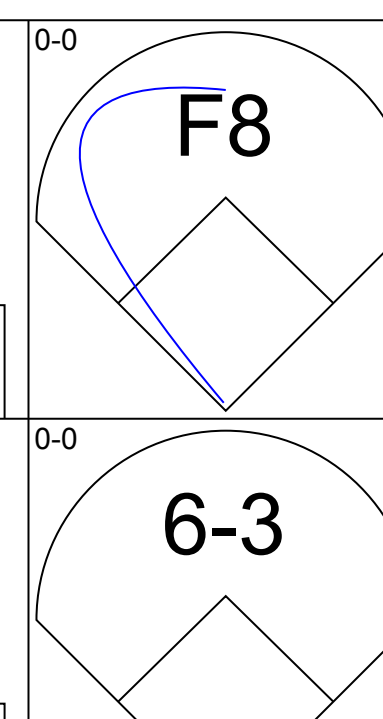

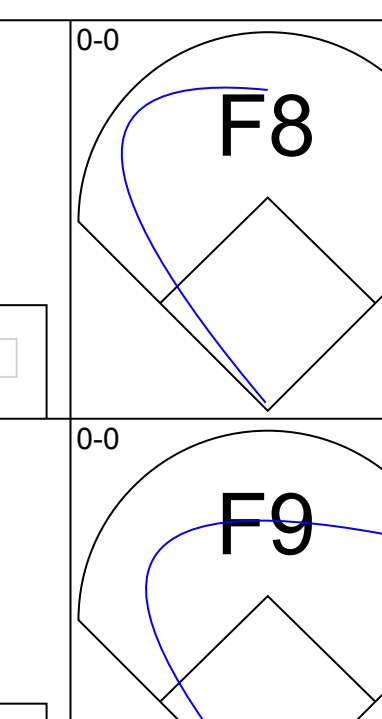
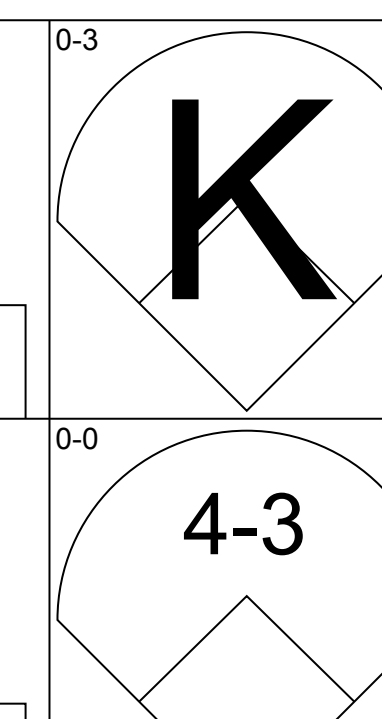
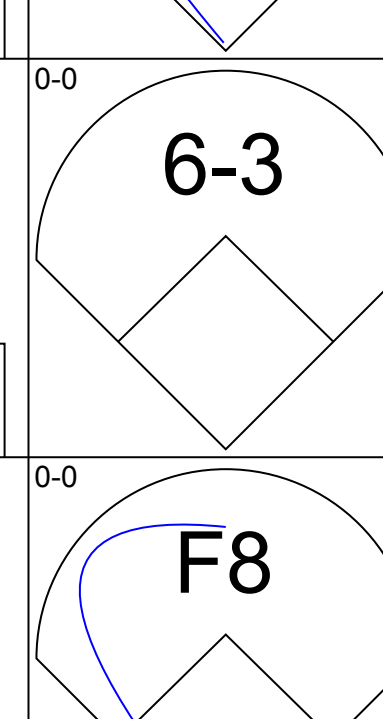
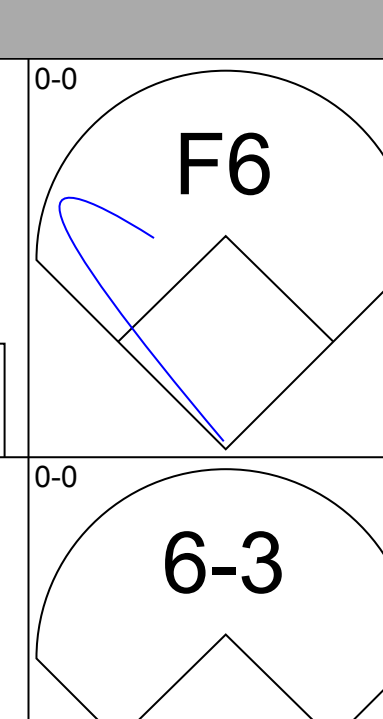
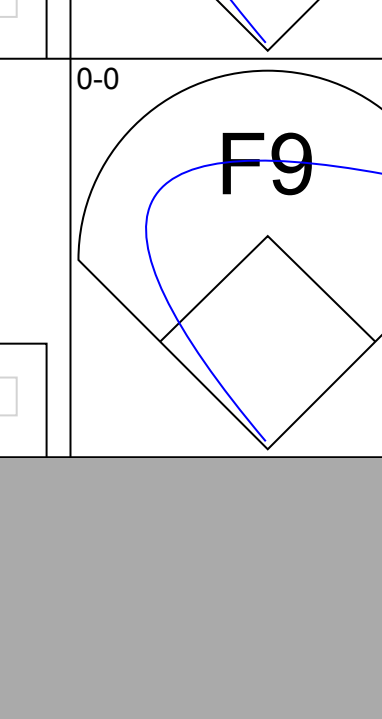
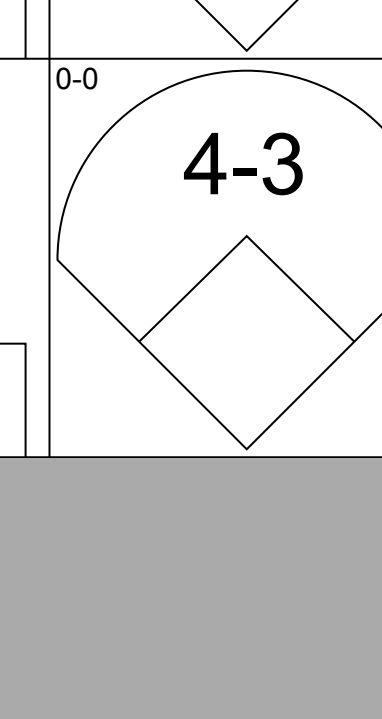
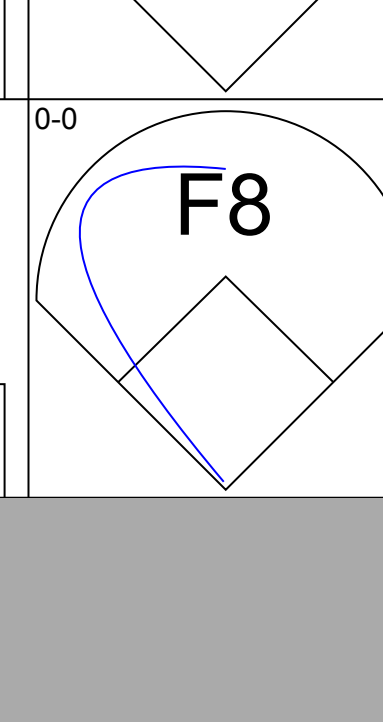
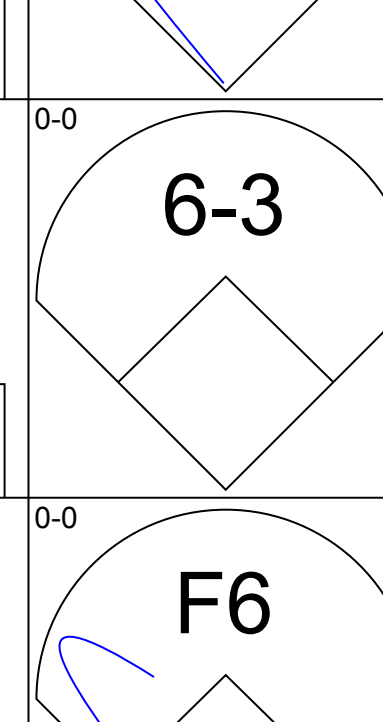
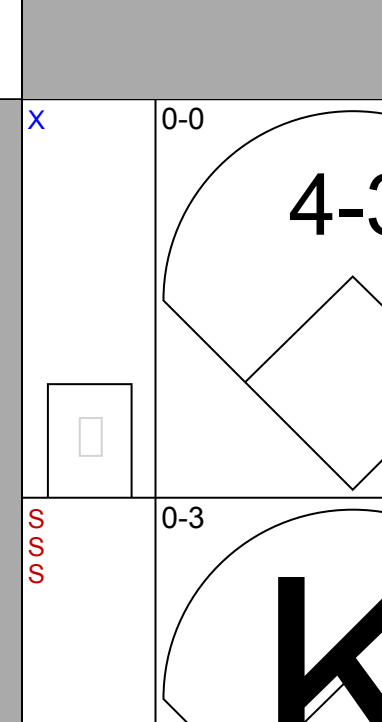
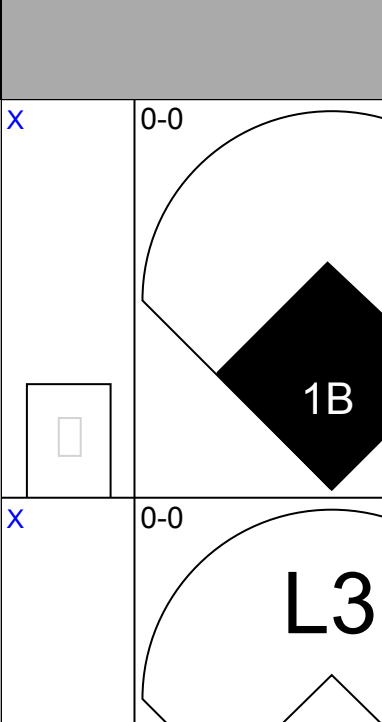
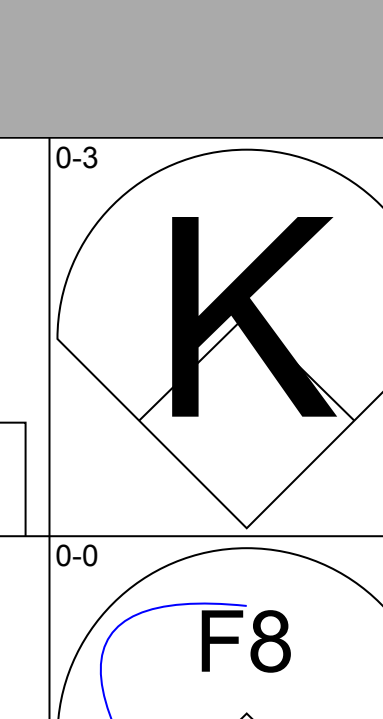
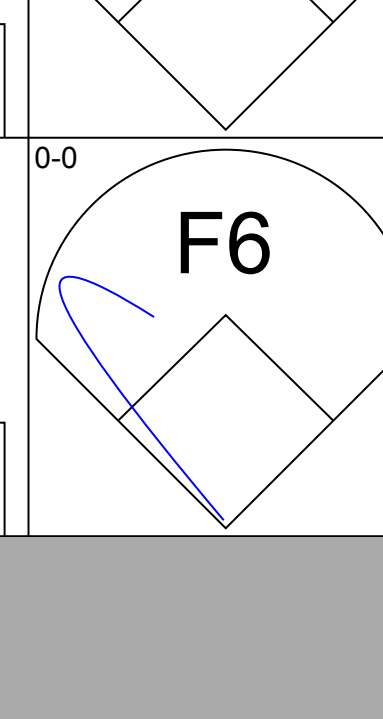
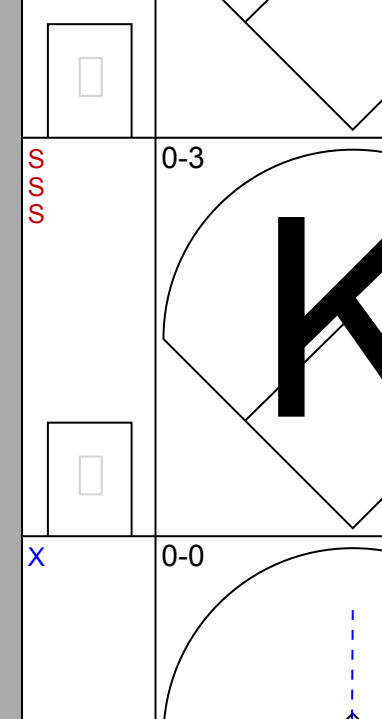
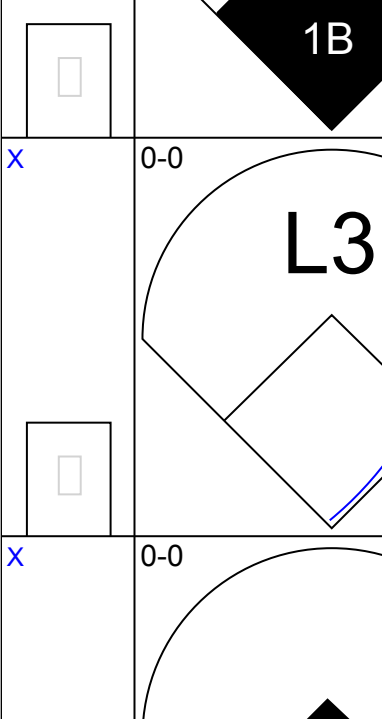
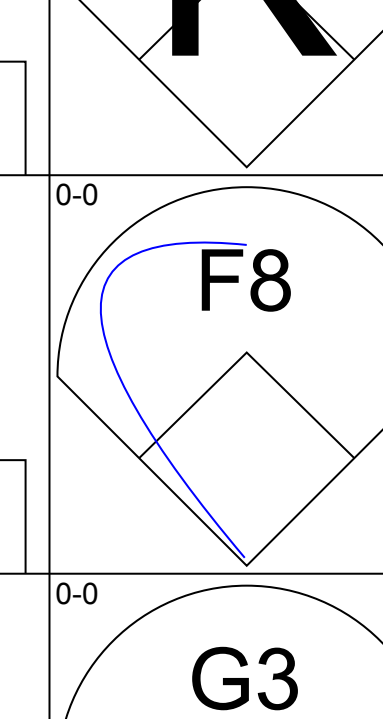
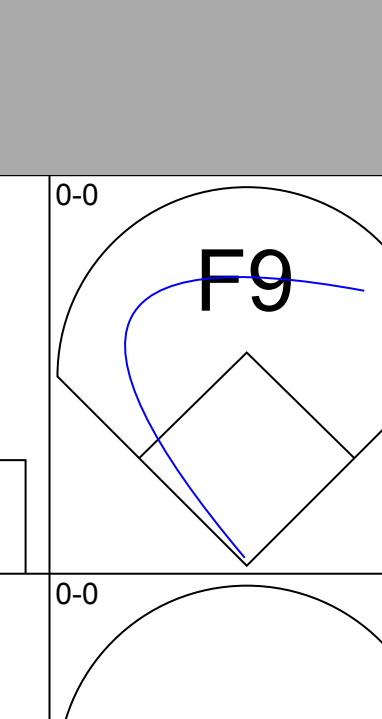
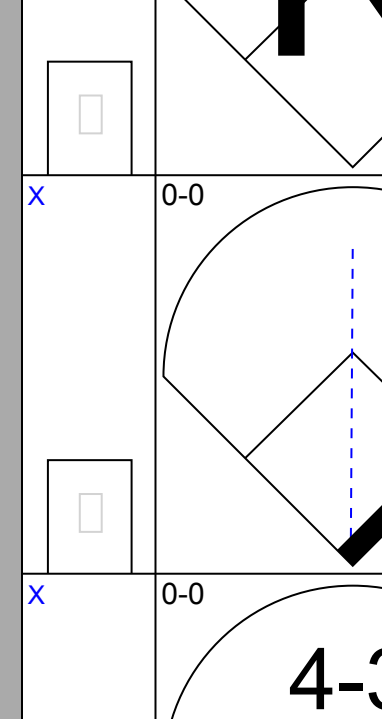
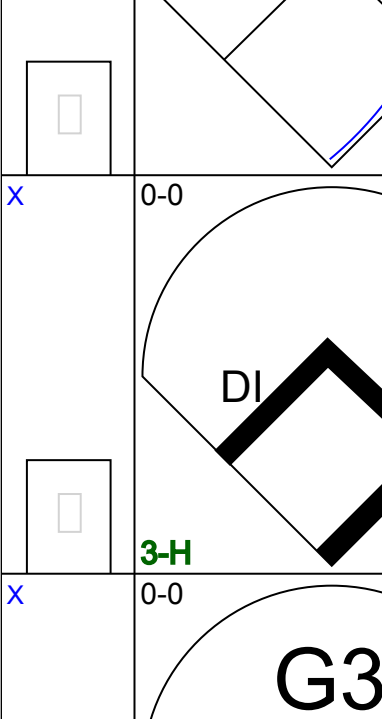
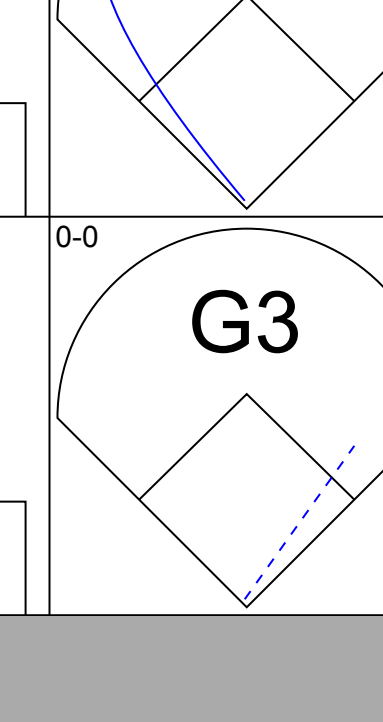
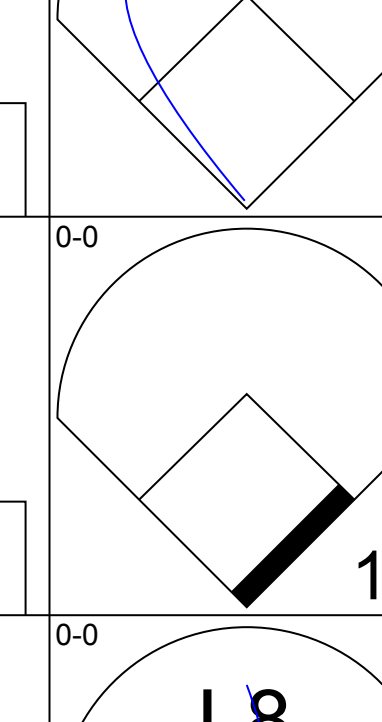
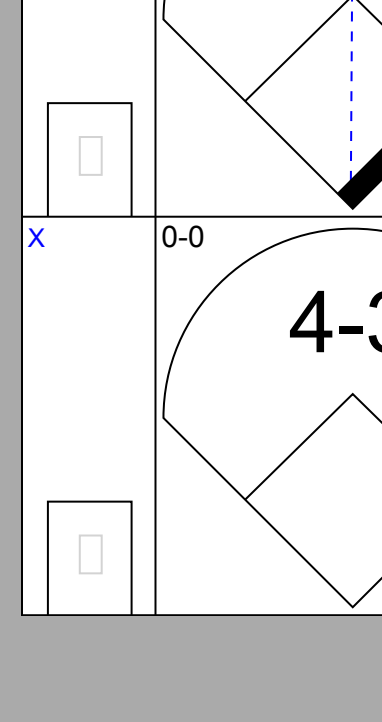
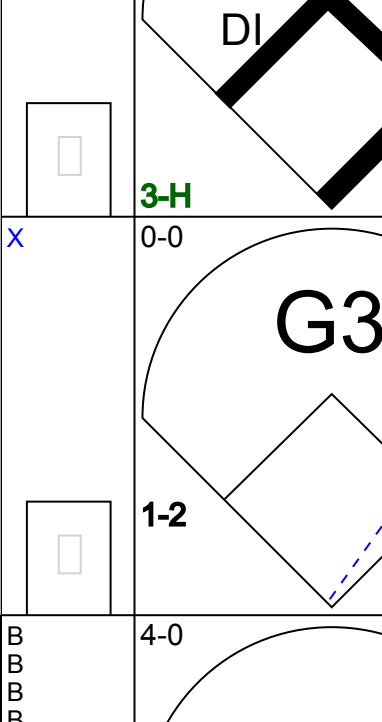
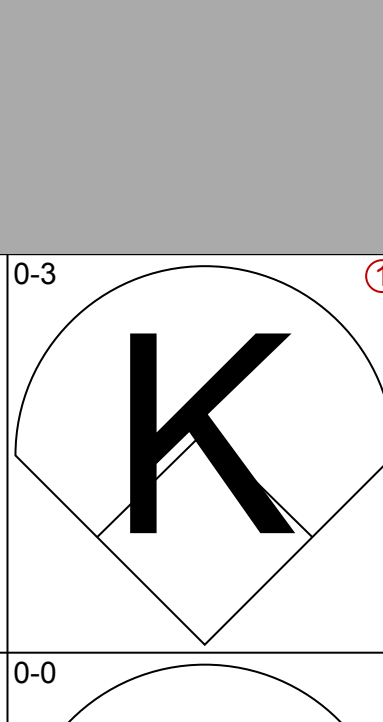
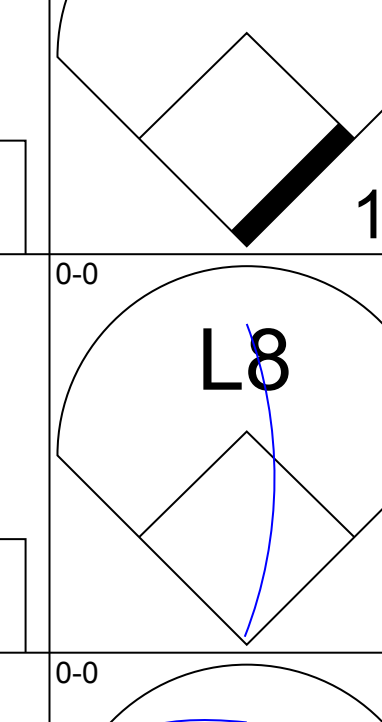
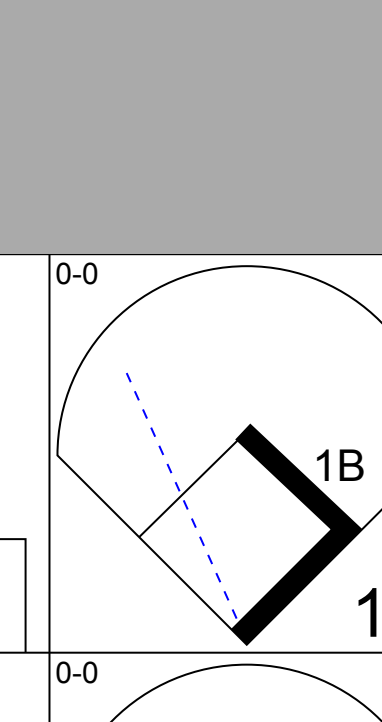
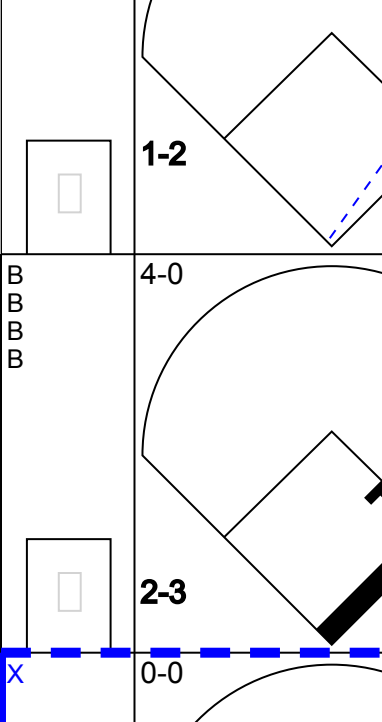
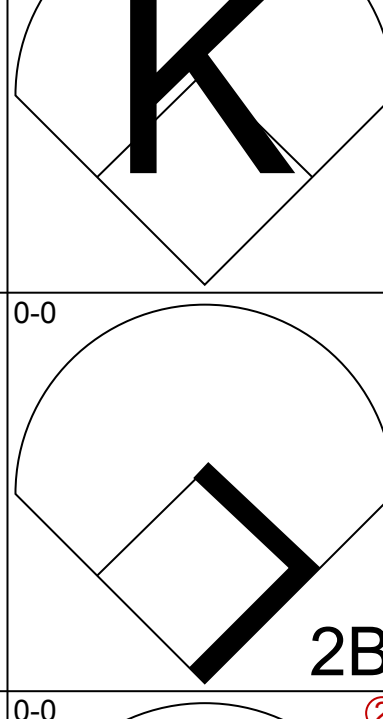
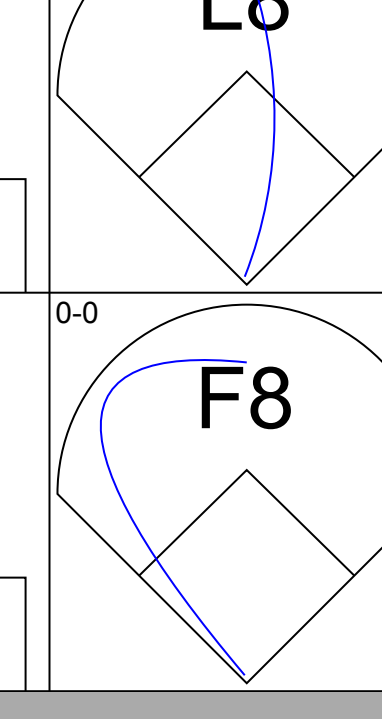
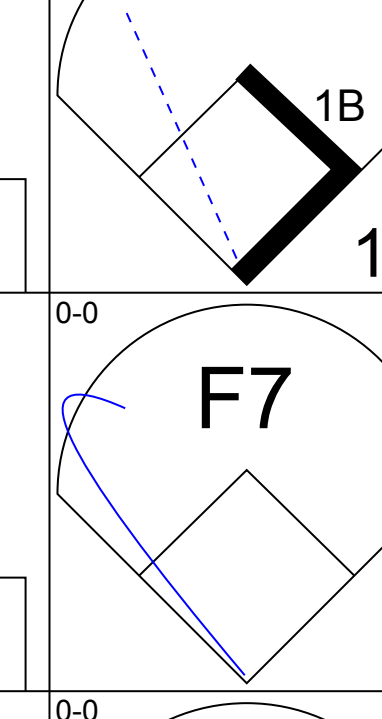
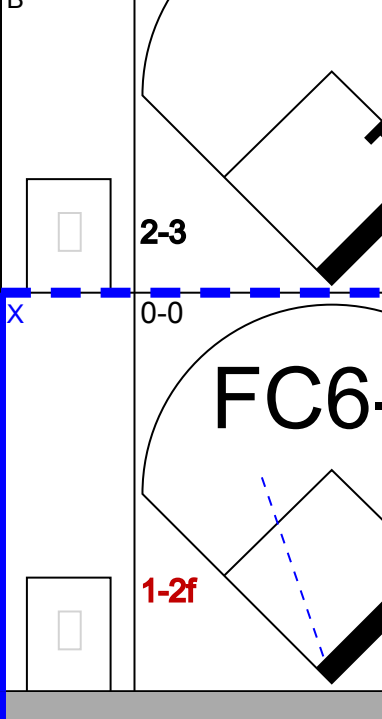
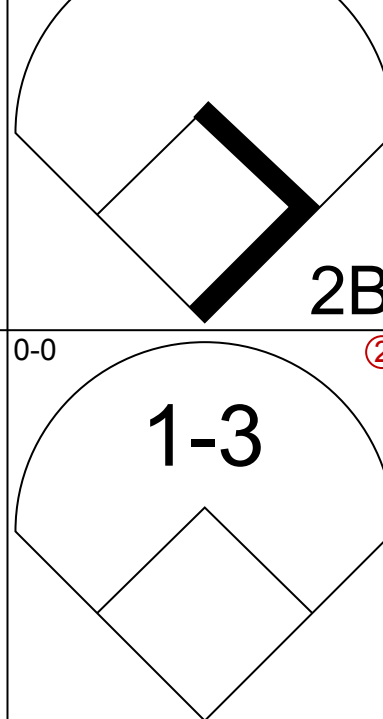
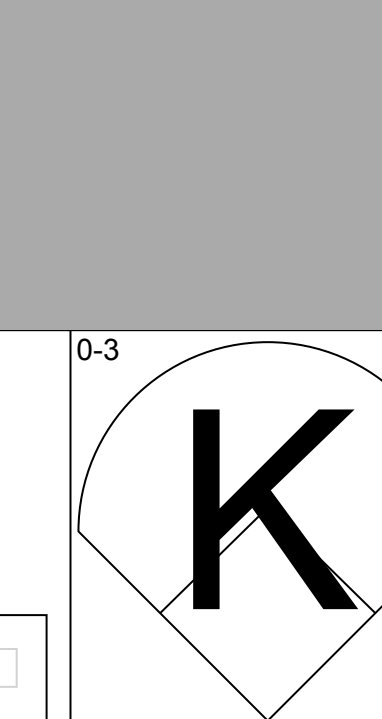
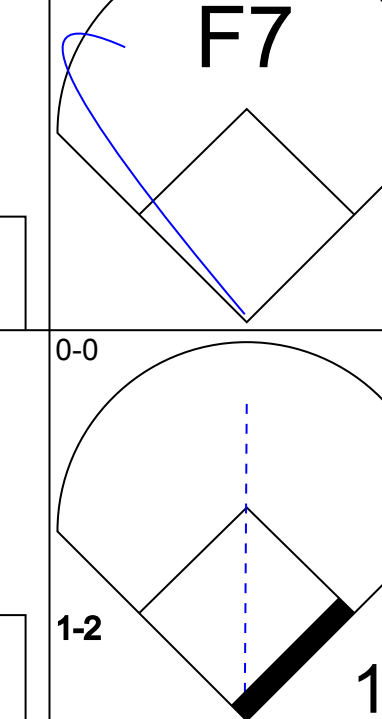
livebaseballscorecards.com

AB 32  
R 3  
H 7  
RBI 3  
BB 4  
SO 6  
LOB 17





Batter	1	2	3	4	5	6	7	8	9	AB	R	H	RBI	BB	SO	LOB	TOP		
Phil Linz, R OBP: 0.319, SLG: 0.354 (1, 6)										4	0	0	0	1	2	1	<b>New York Yankees @ Kansas City Athletics</b> Municipal Stadium, Kansas City, MO Mon Jul 16 1962, 4:33 AM EDT Att: 13,795 - Unknown - 81 F <a href="http://livebaseballscorecards.com">livebaseballscorecards.com</a>		
Bobby Richardson, R OBP: 0.333, SLG: 0.380 (1, 4)										5	1	2	0	0	0	4			
Roger Maris, L OBP: 0.346, SLG: 0.514 (1, 8)										3	0	0	0	1	0	2			
Mickey Mantle, S OBP: 0.496, SLG: 0.657 (1, 9)										4	0	1	1	0	1	1			
Elston Howard, R OBP: 0.313, SLG: 0.450 (1, 2)										3	1	2	0	1	1	0			
Bill Skowron, R OBP: 0.321, SLG: 0.444 (1, 3)										4	0	0	0	0	1	4			
Hector Lopez, R OBP: 0.349, SLG: 0.416 (1, 7)										3	1	1	0	1	1	1			
Clete Boyer, R OBP: 0.366, SLG: 0.439 (1, 5)										4	0	1	1	0	1	1			
Whitey Ford, L OBP: 0.085, SLG: 0.070 Jim Bouton, R OBP: 0.083, SLG: 0.083 (9, 1)										2	0	0	1	0	0	0			
<b>Inning Stats</b>	R: 0 E: 0 K: 1 S: 5	H: 0 LOB: 1 BB: 1 P: 9	R: 2 E: 1 K: 0 S: 5	H: 1 LOB: 1 BB: 1 P: 9	R: 1 E: 0 K: 0 S: 5	H: 3 LOB: 1 BB: 0 P: 5	R: 0 E: 0 K: 0 S: 4	H: 2 LOB: 2 BB: 1 P: 8	R: 0 E: 0 K: 2 S: 7	H: 0 LOB: 0 BB: 0 P: 7	R: 0 E: 0 K: 1 S: 6	H: 1 LOB: 1 BB: 0 P: 6	R: 0 E: 0 K: 1 S: 5	H: 0 LOB: 1 BB: 1 P: 9	R: 0 E: 1 K: 0 S: 4	H: 0 LOB: 1 BB: 0 P: 4	1B: 5 2B: 2 3B: 0 HR: 0	SF: 1 SAC: 1 DP: 2 HBP: 0	WP: 0 PA: 38 CS: 1
<b>PITCHER</b>	IP	WLS	BF	H	R	ER	SO	BB	IBB	HBP	BLK	WP	HR	S	P	ERA	WHIP		
Dan Pfister, R ERA: 5.17 Bob Giggie, R ERA:	(1, 1) (9, 1)	8.0 1.0	L 4	34 0	7 0	3 0	2 0	7 0	4 0	0 0	0 0	0 0	0 0	44 4	60 4	2.25 0.00	1.375 0.000		

Batter	1	2	3	4	5	6	7	8	9	AB	R	H	RBI	BB	SO	LOB	BOTTOM		
Billy Conso, R OBP: 0.308, SLG: 0.278 (1, 6)										4	0	0	0	0	2	3	<b>New York Yankees @ Kansas City Athletics</b> Municipal Stadium, Kansas City, MO Mon Jul 16 1962, 4:33 AM EDT Att: 13,795 - Unknown - 81 F <a href="http://livebaseballscorecards.com">livebaseballscorecards.com</a>		
Jerry Lumpe, L OBP: 0.341, SLG: 0.418 (1, 4)										4	0	0	0	0	0	2			
Gino Cimoli, R OBP: 0.349, SLG: 0.449 (1, 9)										4	1	1	0	0	0	0			
Norm Siebern, L OBP: 0.404, SLG: 0.483 (1, 3)										4	0	0	0	0	2	1			
Manny Jimenez, L OBP: 0.391, SLG: 0.494 Jose Tartabull, L OBP: 0.344, SLG: 0.366 (9, PR)										4	0	2	1	0	0	0			
Wayne Causey, L OBP: 0.353, SLG: 0.345 (1, 5)										4	0	1	0	0	0	2			
Haywood Sullivan, R OBP: 0.350, SLG: 0.366 (1, 2)										3	0	1	0	1	1	1			
Bobby Del Greco, R OBP: 0.375, SLG: 0.360 Ed Charles, R OBP: 0.339, SLG: 0.453 (9, PH)										3	0	1	0	0	0	2			
Dan Pfister, R OBP: 0.171, SLG: 0.171 George Alusik, R OBP: 0.315, SLG: 0.529 Bob Giggie, R (9, 1)										2	0	0	0	0	1	1			
<b>Inning Stats</b>	R: 0 E: 0 K: 0 S: 3	H: 0 LOB: 0 BB: 0 P: 3	R: 0 E: 0 K: 1 S: 5	H: 0 LOB: 0 BB: 0 P: 5	R: 0 E: 0 K: 2 S: 8	H: 1 LOB: 1 BB: 0 P: 8	R: 0 E: 0 K: 0 S: 3	H: 0 LOB: 0 BB: 0 P: 3	R: 0 E: 0 K: 1 S: 4	H: 1 LOB: 1 BB: 0 P: 4	R: 0 E: 0 K: 1 S: 6	H: 1 LOB: 1 BB: 0 P: 6	R: 0 E: 0 K: 1 S: 7	H: 2 LOB: 2 BB: 0 P: 7	R: 1 E: 0 K: 0 S: 5	H: 2 LOB: 2 BB: 1 P: 9	1B: 5 2B: 1 3B: 1 HR: 0	SF: 0 SAC: 0 DP: 0 HBP: 0	WP: 0 PA: 35 CS: 0
<b>PITCHER</b>	IP	WLS	BF	H	R	ER	SO	BB	IBB	HBP	BLK	WP	HR	S	P	ERA	WHIP		
Whitey Ford, L ERA: 3.03 Jim Bouton, R ERA: 2.75	(1, 1) (9, 1)	8.2 0.1	W S	34 1	7 0	1 0	1 0	6 0	1 0	0 0	0 0	0 0	0 1	45 1	49 1	1.04 0.000	0.923 0.000		



Batter	1	2	3	4	5	6	7	8	9	AB	R	H	RBI	BB	SO	LOB	TOP					
Jerry Adair, R OBP: 0.293, SLG: 0.343 (1, 6)	6-3		SH1-3		G5-4-3			F9		3	0	0	0	0	0	1						
Whitey Herzog, L OBP: 0.385, SLG: 0.406 (1, 9)	CS 1B		1B			6-3		4-3		3	1	1	0	1	0	0						
Jackie Brandt, R OBP: 0.324, SLG: 0.448 (1, 8)	FC4-6 1B		G6-3 1B			K		6-3		4	0	2	2	0	1	0						
Jim Gentile, L OBP: 0.368, SLG: 0.558 (1, 3)	FC4-6		G6-3			3-1			F8	4	0	0	0	0	0	3						
Boog Powell, L OBP: 0.320, SLG: 0.416 Dave Nicholson, R OBP: 0.295, SLG: 0.286 (1, 7) (7, 7)	4-3			G6-4-3 BB		G3			K	2	0	0	0	1	0	1						
Brooks Robinson, R OBP: 0.299, SLG: 0.461 (1, 5)		K		G6-4-3		F9			6-3	4	0	0	0	0	1	1						
Mary Breeding, R OBP: 0.250, SLG: 0.296 (1, 4)		G3 1B		K					HR	3	1	2	1	0	1	0						
Hobie Landrith, L OBP: 0.343, SLG: 0.390 (1, 2)		G3			G3				BB	2	0	0	0	1	0	1						
Robin Roberts, S OBP: 0.346, SLG: 0.200 (1, 1)									4-3	2	1	1	0	1	0	1						
<b>Inning Stats</b>	R: 1 E: 0 K: 0 S: 5	H: 2 LOB: 1 BB: 0 P: 5	R: 0 E: 0 K: 1 S: 5	H: 1 LOB: 0 BB: 0 P: 5	R: 1 E: 0 K: 0 S: 4	H: 2 LOB: 1 BB: 1 P: 8	R: 0 E: 0 K: 1 S: 4	H: 0 LOB: 0 BB: 1 P: 8	R: 0 E: 0 K: 0 S: 2	H: 0 LOB: 0 BB: 1 P: 6	R: 0 E: 0 K: 1 S: 5	H: 0 LOB: 0 BB: 0 P: 5	R: 1 E: 0 K: 0 S: 4	H: 1 LOB: 1 BB: 1 P: 8	R: 0 E: 0 K: 0 S: 3	H: 0 LOB: 0 BB: 0 P: 3	R: 0 E: 0 K: 1 S: 5	H: 0 LOB: 0 BB: 0 P: 5	1B: 5 2B: 0 3B: 0 HR: 1	SF: 0 SAC: 1 DP: 3 HBP: 0	WP: 0 PB: 0 SB: 0 CS: 1	PA: 33
<b>PITCHER</b> Ed Rakow, R ERA: 4.64 (1, 1)	IP: 9.0 WLS: L BF: 33 H: 6 R: 3 ER: 2 SO: 4 BB: 4 IBB: 0 HBP: 0 BLK: 0 WP: 0 HR: 1 S: 37 P: 53 ERA: 2.00 WHIP: 1.111															<b>PITCHER</b>						

Baltimore Orioles @ Kansas City Athletics  
Municipal Stadium, Kansas City, MO  
Tue Jul 17 1962, 8:05 PM EDT  
Att: 6,094 - Unknown

AB 28  
R 3  
H 6  
RBI 3  
BB 4  
SO 4  
LOB 8



Batter	1	2	3	4	5	6	7	8	9	AB	R	H	RBI	BB	SO	LOB	BOTTOM					
Jose Tartabull, L OBP: 0.335, SLG: 0.357 (1, 8)	6-3		F9			F2	3-1			4	0	0	0	0	0	0						
Jerry Lumpe, L OBP: 0.342, SLG: 0.418 (1, 4)	F9			G4-6-3 1B		BB 2B	1B		L9	4	1	2	0	0	0	0						
Gino Cimoli, R OBP: 0.346, SLG: 0.443 (1, 9)	F9		F8			F9			6-3	4	0	0	0	0	0	2						
Norm Siebern, L OBP: 0.402, SLG: 0.479 (1, 3)		F5		G4-6-3		2B BB			F8	3	0	0	0	1	0	1						
Manny Jimenez, L OBP: 0.395, SLG: 0.500 Dan Pfister, R OBP: 0.171, SLG: 0.171 (1, 7) (9, PR)		FC6-4 1B			F9	FC5 2B			G4-6-3 1B	4	0	3	1	0	0	0						
Wayne Causey, L OBP: 0.356, SLG: 0.354 (1, 5)		F6				1B 2B	IBB		G4-6-3	3	1	1	0	1	0	2						
Haywood Sullivan, R OBP: 0.343, SLG: 0.359 George Altusik, R OBP: 0.311, SLG: 0.523 (1, 2) (9, PH)		FC6-4				K	FC5		K	3	0	0	0	0	1	5						
Billy Consolo, R OBP: 0.308, SLG: 0.280 (1, 6)									F9	3	0	1	1	0	0	0						
Ed Rakow, S OBP: 0.122, SLG: 0.125 (1, 1)									K	3	0	0	0	0	1	1						
<b>Inning Stats</b>	R: 0 E: 0 K: 0 S: 3	H: 0 LOB: 0 BB: 0 P: 3	R: 0 E: 0 K: 0 S: 4	H: 1 LOB: 0 BB: 0 P: 4	R: 0 E: 0 K: 1 S: 5	H: 0 LOB: 0 BB: 0 P: 5	R: 0 E: 0 K: 0 S: 3	H: 1 LOB: 0 BB: 0 P: 3	R: 1 E: 0 K: 1 S: 7	H: 2 LOB: 1 BB: 0 P: 7	R: 1 E: 0 K: 0 S: 5	H: 2 LOB: 3 BB: 2 P: 13	R: 0 E: 0 K: 0 S: 3	H: 0 LOB: 0 BB: 0 P: 3	R: 0 E: 0 K: 0 S: 3	H: 0 LOB: 0 BB: 0 P: 3	R: 0 E: 0 K: 1 S: 5	H: 1 LOB: 1 BB: 0 P: 5	1B: 5 2B: 2 3B: 0 HR: 0	SF: 0 SAC: 0 DP: 2 HBP: 0	WP: 0 PB: 0 SB: 0 CS: 0	PA: 34
<b>PITCHER</b> Robin Roberts, R ERA: 2.5 (1, 1)	IP: 9.0 WLS: W BF: 34 H: 7 R: 2 ER: 2 SO: 3 BB: 1 IBB: 1 HBP: 0 BLK: 0 WP: 0 HR: 0 S: 38 P: 46 ERA: 2.00 WHIP: 0.889															<b>PITCHER</b>						

Baltimore Orioles @ Kansas City Athletics  
Municipal Stadium, Kansas City, MO  
Tue Jul 17 1962, 8:05 PM EDT  
Att: 6,094 - Unknown

AB 32  
R 2  
H 7  
RBI 2  
BB 2  
SO 3  
LOB 12





Batter	1	2	3	4	5	6	7	8	9	AB	R	H	RBI	BB	SO	LOB	TOP				
Jerry Adair, R OBP: 0.292, SLG: 0.339 (1, 6)	0-0 6-3		0-0 F4		4-0 1B BB		0-0 L7			3	0	0	0	1	0	1					
Russ Snyder, L OBP: 0.305, SLG: 0.460 (1, 7)	0-0 F8		0-0 1B		0-0 1B			0-0 6-3		4	0	2	1	0	0	0					
Jackie Brandt, R OBP: 0.320, SLG: 0.441 (1, 8)	0-3 K		0-0 L8		0-0 FC5-2-6 FC6			0-0 F3		4	0	0	0	0	1	3					
Jim Gentile, L OBP: 0.370, SLG: 0.554 (1, 3)		4-0 BB		0-0 3-1		0-0 FC6		4-0 BB		2	0	0	0	2	0	1					
Whitey Herzog, L OBP: 0.382, SLG: 0.402 (1, 9)	0-0 G4-6-3		0-0 1B		0-0 1B		0-0 F8		0-3 K		4	1	1	0	0	1	2				
Brooks Robinson, R OBP: 0.303, SLG: 0.467 (1, 5)	0-0 2B		0-0 1B		1-3 1B		0-0 F9		0-0 1B		4	0	3	0	0	0	0				
Mary Breeding, R OBP: 0.242, SLG: 0.286 (1, 4)	0-3 K		0-0 F4		0-0 1B		0-0 F6		0-0 F8		4	0	0	0	0	1	4				
Hobie Landrith, L OBP: 0.354, SLG: 0.402 (9, FR)			0-0 SH3-4 1B		0-0 FC6-4 1B		0-0 L7		0-0 G4-6-3 1B		4	1	3	1	0	0	0				
Mitt Pappas, R OBP: 0.109, SLG: 0.372 (7, 1)			0-0 SH3-4		0-0 FC6-4		0-0 F3		0-0 G4-6-3		2	0	0	0	0	0	2				
Charlie Lau, L OBP: 0.317, SLG: 0.405 (9, PH)			0-0 1-2		0-0 1-2				0-0 1-2		0	0	0	0	0	0	2				
<b>Inning Stats</b>	R: 0 E: 0 K: 1 S: 5	H: 0 LOB: 0 BB: 0 P: 5	R: 0 E: 0 K: 1 S: 5	H: 1 LOB: 1 BB: 1 P: 9	R: 1 E: 0 K: 0 S: 5	H: 2 LOB: 1 BB: 0 P: 5	R: 1 E: 0 K: 0 S: 6	H: 3 LOB: 2 BB: 0 P: 6	R: 0 E: 0 K: 0 S: 3	H: 0 LOB: 0 BB: 0 P: 3	R: 0 E: 0 K: 0 S: 3	H: 0 LOB: 0 BB: 0 P: 3	R: 0 E: 0 K: 1 S: 5	H: 0 LOB: 1 BB: 1 P: 9	R: 0 E: 0 K: 0 S: 4	H: 2 LOB: 2 BB: 0 P: 4	1B: 8 2B: 2 3B: 0 HR: 0	SF: 0 SAC: 1 DP: 3 HBP: 0	WP: 0 PB: 0 SB: 0 CS: 0	PA: 36	
<b>PITCHER</b>	IP WLS BF H R ER SO BB IBB HBP BLK WP HR S P ERA WHIP	IP WLS BF H R ER SO BB IBB HBP BLK WP HR S P ERA WHIP	IP WLS BF H R ER SO BB IBB HBP BLK WP HR S P ERA WHIP	IP WLS BF H R ER SO BB IBB HBP BLK WP HR S P ERA WHIP	IP WLS BF H R ER SO BB IBB HBP BLK WP HR S P ERA WHIP	IP WLS BF H R ER SO BB IBB HBP BLK WP HR S P ERA WHIP	IP WLS BF H R ER SO BB IBB HBP BLK WP HR S P ERA WHIP	IP WLS BF H R ER SO BB IBB HBP BLK WP HR S P ERA WHIP	IP WLS BF H R ER SO BB IBB HBP BLK WP HR S P ERA WHIP	IP WLS BF H R ER SO BB IBB HBP BLK WP HR S P ERA WHIP	IP WLS BF H R ER SO BB IBB HBP BLK WP HR S P ERA WHIP	IP WLS BF H R ER SO BB IBB HBP BLK WP HR S P ERA WHIP	IP WLS BF H R ER SO BB IBB HBP BLK WP HR S P ERA WHIP	IP WLS BF H R ER SO BB IBB HBP BLK WP HR S P ERA WHIP	IP WLS BF H R ER SO BB IBB HBP BLK WP HR S P ERA WHIP	IP WLS BF H R ER SO BB IBB HBP BLK WP HR S P ERA WHIP	IP WLS BF H R ER SO BB IBB HBP BLK WP HR S P ERA WHIP	IP WLS BF H R ER SO BB IBB HBP BLK WP HR S P ERA WHIP	IP WLS BF H R ER SO BB IBB HBP BLK WP HR S P ERA WHIP	IP WLS BF H R ER SO BB IBB HBP BLK WP HR S P ERA WHIP	IP WLS BF H R ER SO BB IBB HBP BLK WP HR S P ERA WHIP

Baltimore Orioles @ Kansas City Athletics  
Municipal Stadium, Kansas City, MO  
Wed Jul 18 1962, 8:05 PM EDT  
Att: 6,399 - Unknown

AB 32  
R 2  
H 9  
RBI 2  
BB 3  
SO 3  
LOB 15



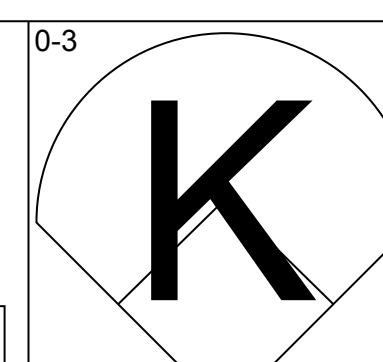
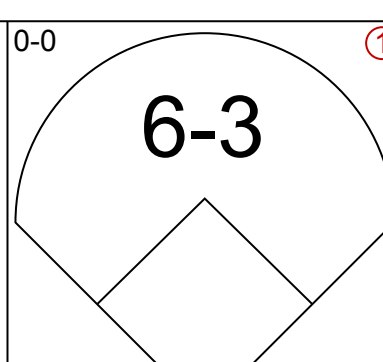
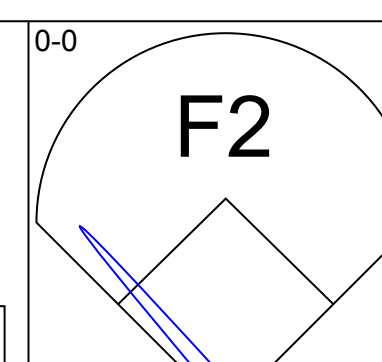
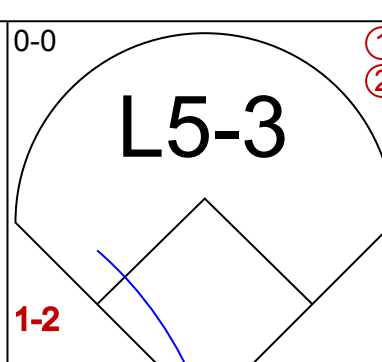
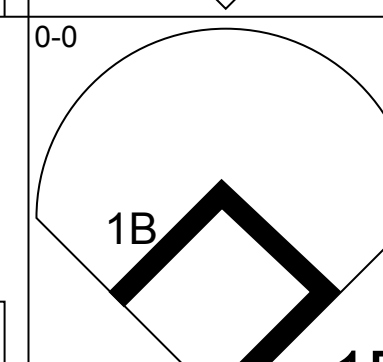
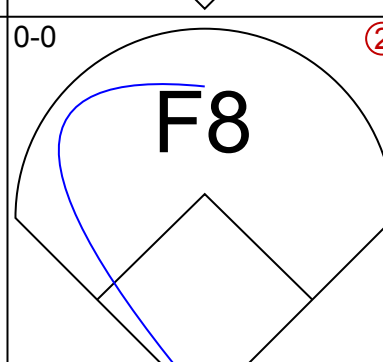
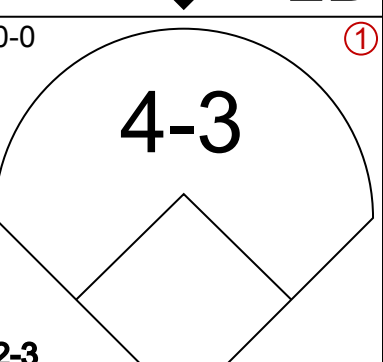
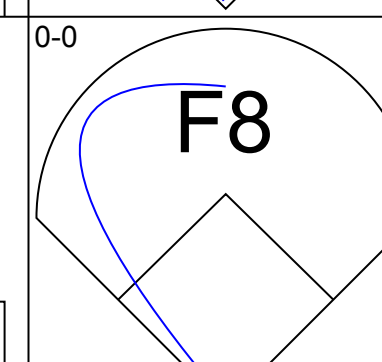
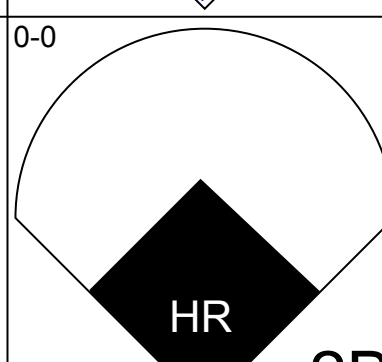
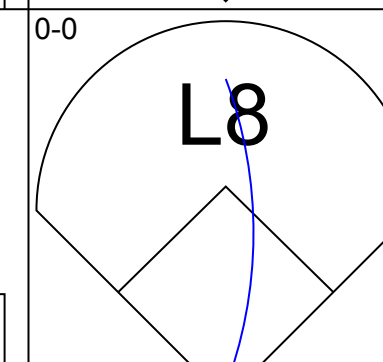
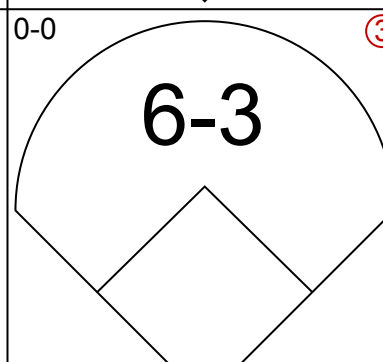
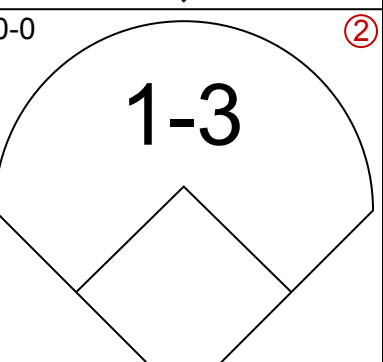
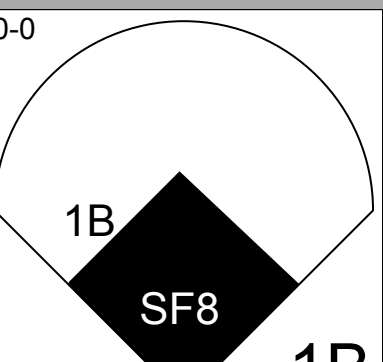
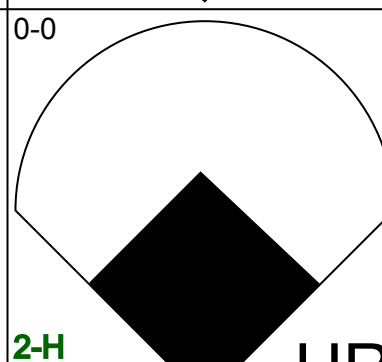
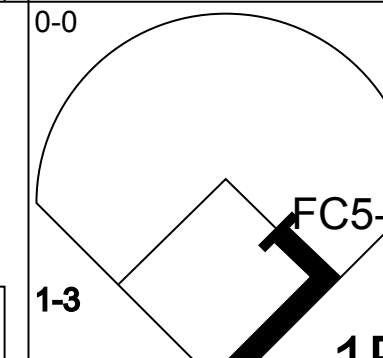
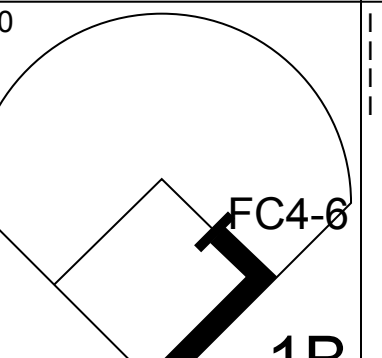
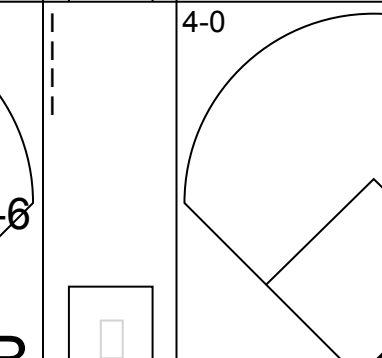

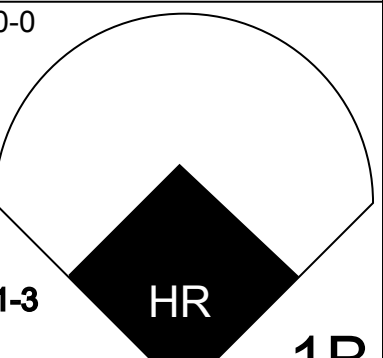
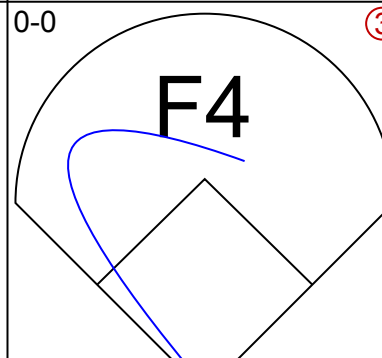
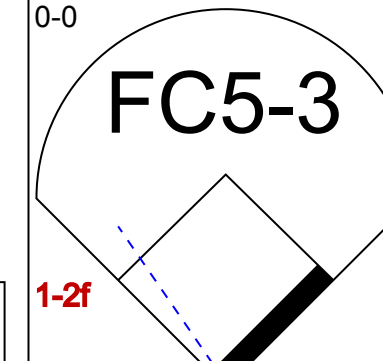
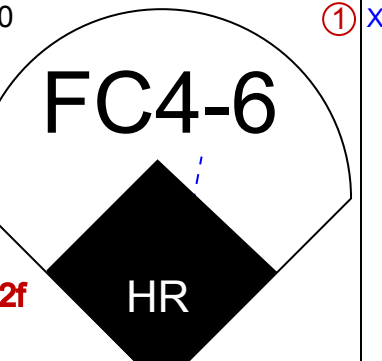
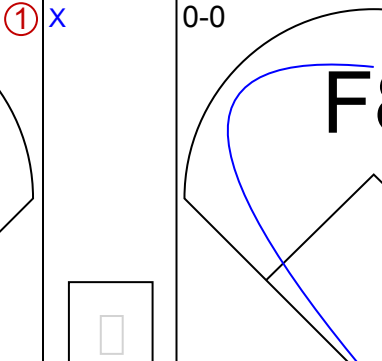
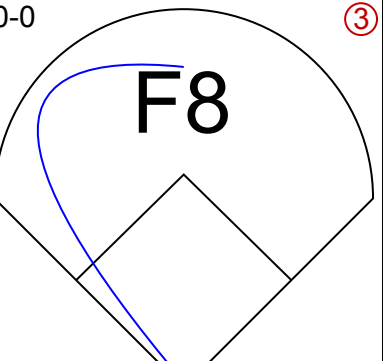
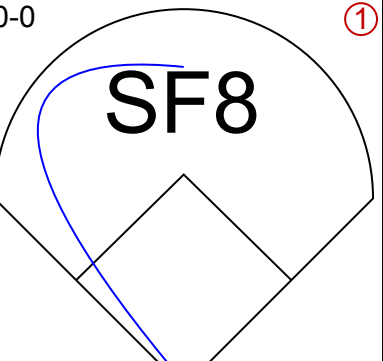
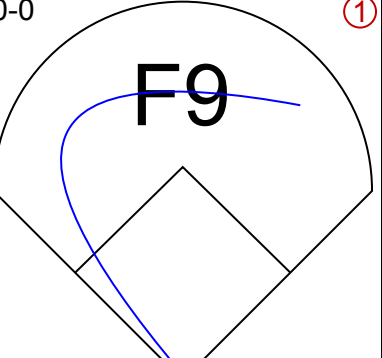
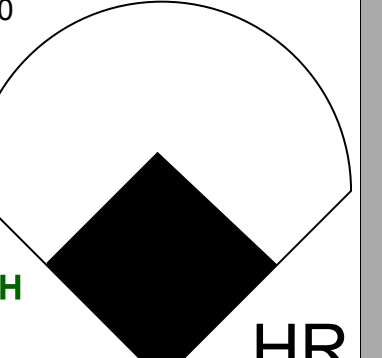
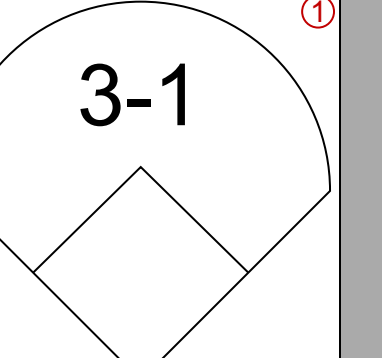
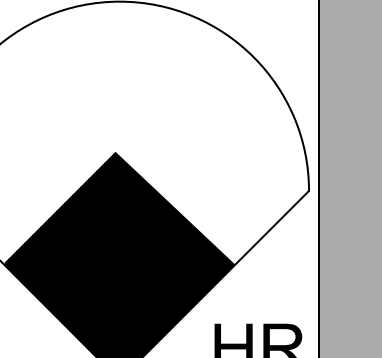
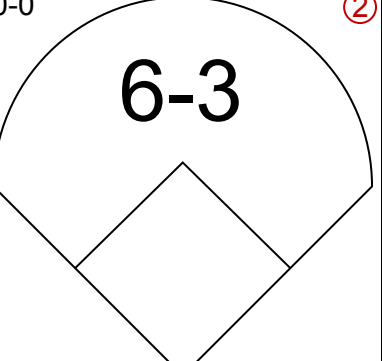
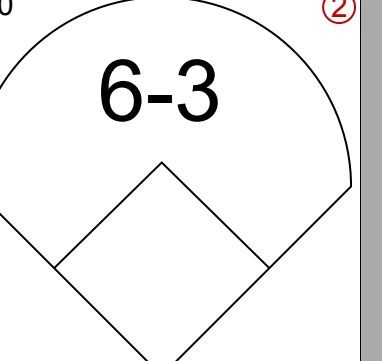
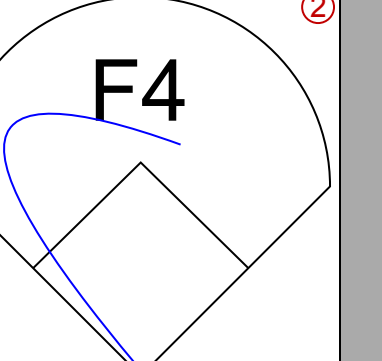

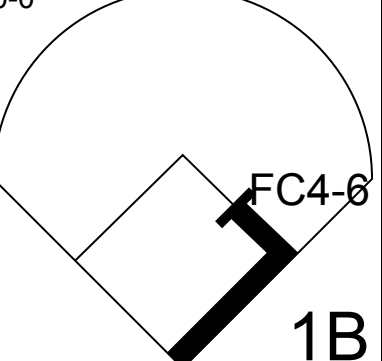
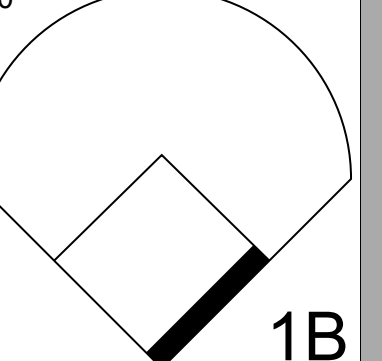
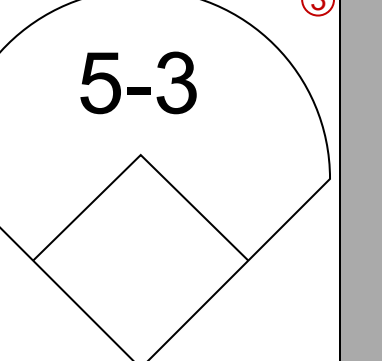
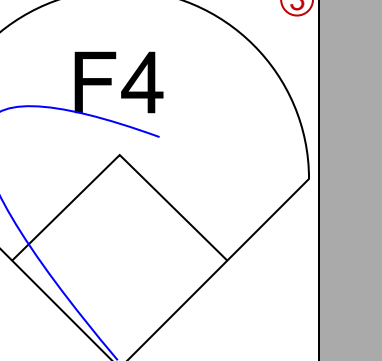
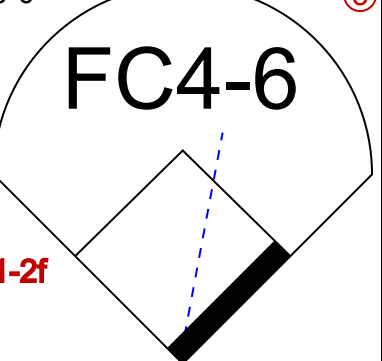

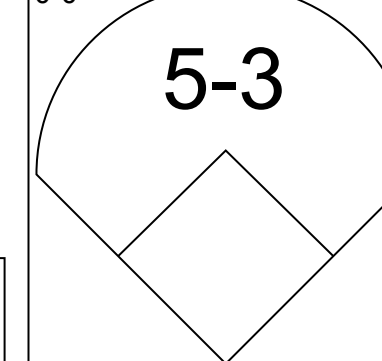
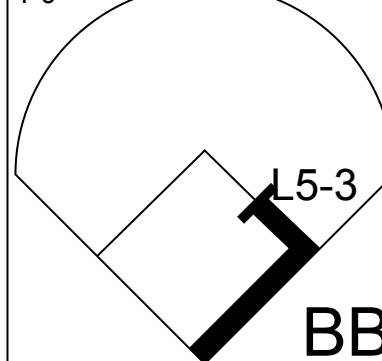
Batter	1	2	3	4	5	6	7	8	9	AB	R	H	RBI	BB	SO	LOB	BOTTOM				
Jose Tartabull, L OBP: 0.341, SLG: 0.363 (1, 8)	0-0 F8 1B		0-0 F8		0-0 CS 1B		0-0 SH3-4			3	0	2	0	0	0	1					
Jerry Lumpe, L OBP: 0.341, SLG: 0.417 (1, 4)	0-0 F8 1-2		0-0 F7		0-0 4-3 1-2		0-0 G5-4-3 1B 2-H			4	0	1	1	0	0	2					
Gino Cimoli, R OBP: 0.342, SLG: 0.438 (1, 9)	0-3 K		0-0 4-3		0-0 4-3		0-0 G5-4-3 1-2			4	0	0	0	0	1	2					
Norm Siebern, L OBP: 0.403, SLG: 0.478 (1, 3)	4-0 BB		0-0 1B		0-0 1B		0-0 F7		0-0 6-3		3	0	1	0	1	0	0				
Manny Jimenez, L OBP: 0.394, SLG: 0.497 (9, 7)	0-0 L8		0-0 F9		0-0 1B		0-0 FC1-6-4 1B		0-0 F8		4	0	1	0	0	0	3				
Wayne Causey, L OBP: 0.362, SLG: 0.385 (1, 6)		0-0 4-1		0-0 HR		0-0 1B		0-0 3-1		4	1	2	1	0	0	0					
Ed Charles, R OBP: 0.339, SLG: 0.451 (1, 5)		0-0 1B 1B		0-0 F3		0-0 FC1-6-4 1-2 2-3				3	1	1	0	0	0	2					
Haywood Sullivan, R OBP: 0.343, SLG: 0.358 (1, 2)		0-0 1-3 1B 1-H		0-0 G3		0-3 K				3	0	1	1	0	1	2					
Bob Giggie, R OBP: 0.125, SLG: 0.087 (9, 1)		0-0 1-3		0-3 K2-3			0-0 E3 SH3-4 1B			3	1	0	0	0	1	1					
<b>Inning Stats</b>	R: 0 E: 0 K: 1 S: 6	H: 1 LOB: 2 BB: 1 P: 10	R: 1 E: 0 K: 0 S: 5	H: 2 LOB: 1 BB: 0 P: 5	R: 0 E: 0 K: 0 S: 4	H: 1 LOB: 0 BB: 0 P: 4	R: 1 E: 0 K: 1 S: 6	H: 1 LOB: 0 BB: 0 P: 6	R: 0 E: 0 K: 0 S: 3	H: 2 LOB: 2 BB: 0 P: 7	R: 1 E: 1 K: 0 S: 4	H: 1 LOB: 0 BB: 0 P: 4	R: 0 E: 0 K: 0 S: 3	H: 0 LOB: 0 BB: 0 P: 3	R: 0 E: 0 K: 0 S: 3	H: 0 LOB: 0 BB: 0 P: 3	1B: 8 2B: 0 3B: 0 HR: 1	SF: 0 SAC: 1 DP: 1 HBP: 0	WP: 0 PB: 0 SB: 0 CS: 1	PA: 33	
<b>PITCHER</b>	IP WLS BF H R ER SO BB IBB HBP BLK WP HR S P ERA WHIP	IP WLS BF H R ER SO BB IBB HBP BLK WP HR S P ERA WHIP	IP WLS BF H R ER SO BB IBB HBP BLK WP HR S P ERA WHIP	IP WLS BF H R ER SO BB IBB HBP BLK WP HR S P ERA WHIP	IP WLS BF H R ER SO BB IBB HBP BLK WP HR S P ERA WHIP	IP WLS BF H R ER SO BB IBB HBP BLK WP HR S P ERA WHIP	IP WLS BF H R ER SO BB IBB HBP BLK WP HR S P ERA WHIP	IP WLS BF H R ER SO BB IBB HBP BLK WP HR S P ERA WHIP	IP WLS BF H R ER SO BB IBB HBP BLK WP HR S P ERA WHIP	IP WLS BF H R ER SO BB IBB HBP BLK WP HR S P ERA WHIP	IP WLS BF H R ER SO BB IBB HBP BLK WP HR S P ERA WHIP	IP WLS BF H R ER SO BB IBB HBP BLK WP HR S P ERA WHIP	IP WLS BF H R ER SO BB IBB HBP BLK WP HR S P ERA WHIP	IP WLS BF H R ER SO BB IBB HBP BLK WP HR S P ERA WHIP	IP WLS BF H R ER SO BB IBB HBP BLK WP HR S P ERA WHIP	IP WLS BF H R ER SO BB IBB HBP BLK WP HR S P ERA WHIP	IP WLS BF H R ER SO BB IBB HBP BLK WP HR S P ERA WHIP	IP WLS BF H R ER SO BB IBB HBP BLK WP HR S P ERA WHIP	IP WLS BF H R ER SO BB IBB HBP BLK WP HR S P ERA WHIP	IP WLS BF H R ER SO BB IBB HBP BLK WP HR S P ERA WHIP	IP WLS BF H R ER SO BB IBB HBP BLK WP HR S P ERA WHIP

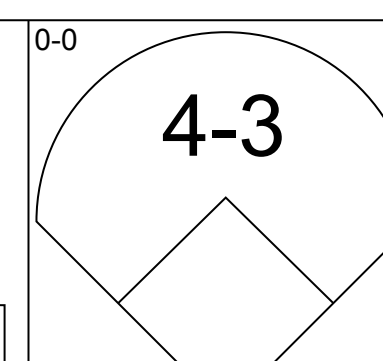
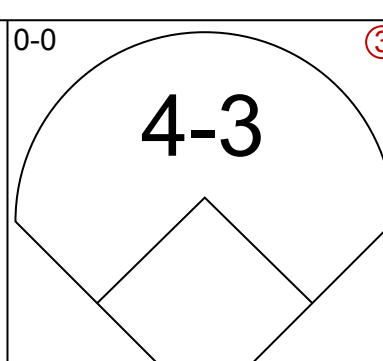
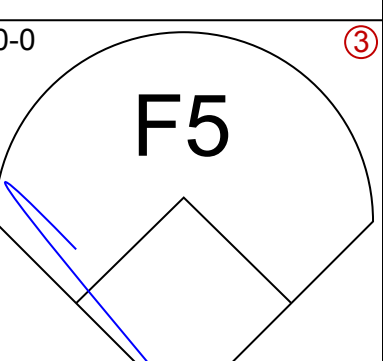
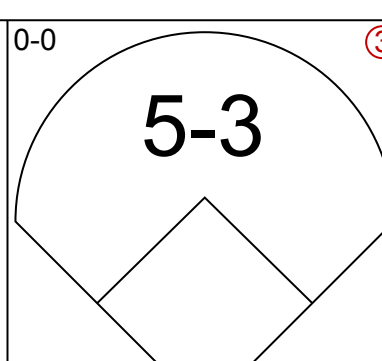
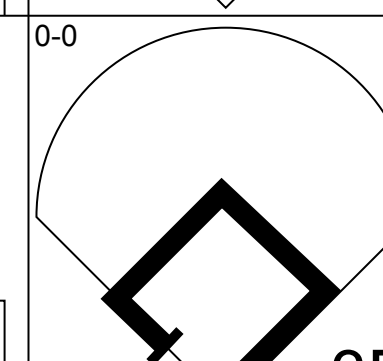
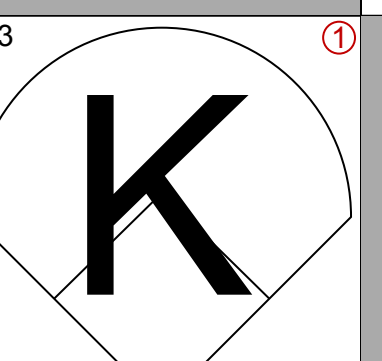
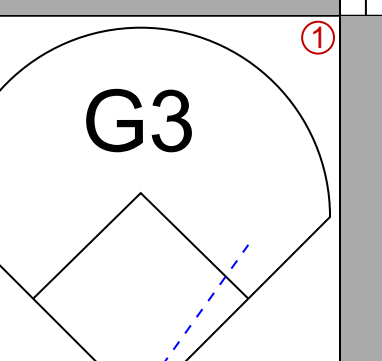
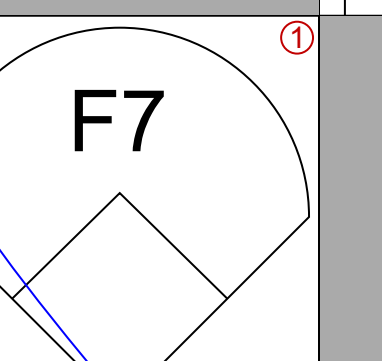
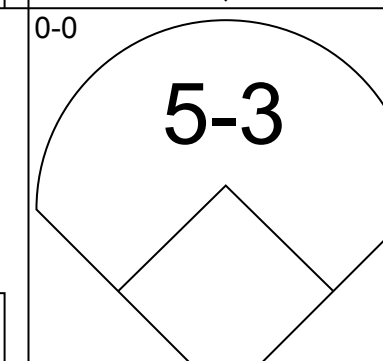
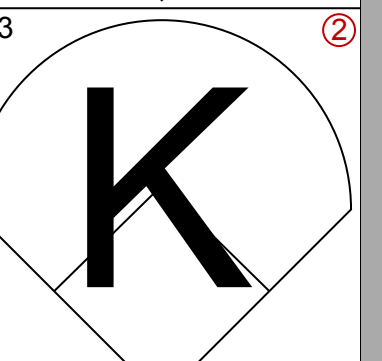
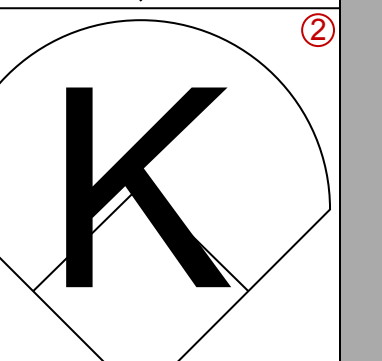
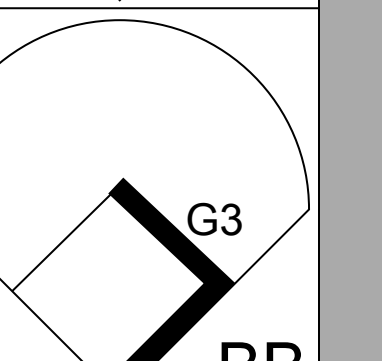
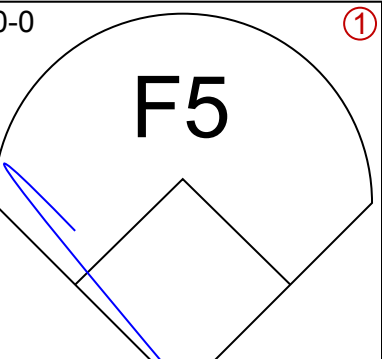
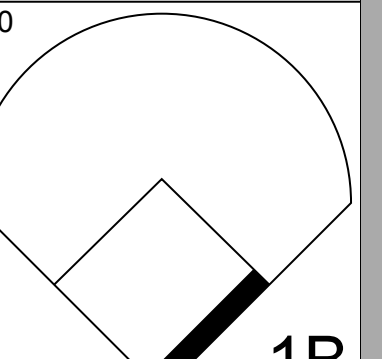
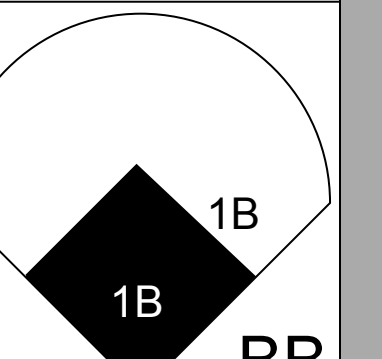
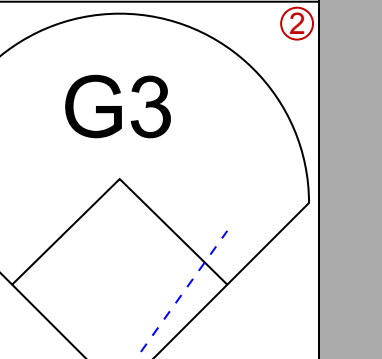

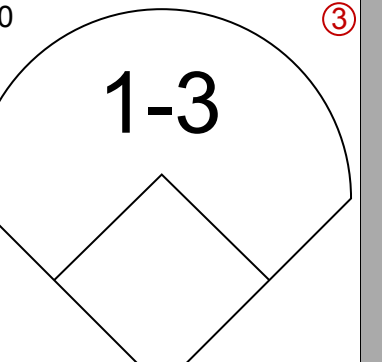
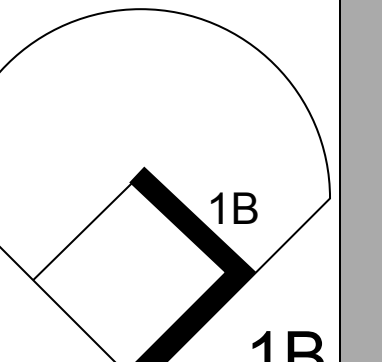
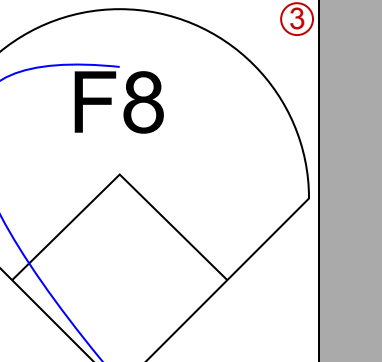

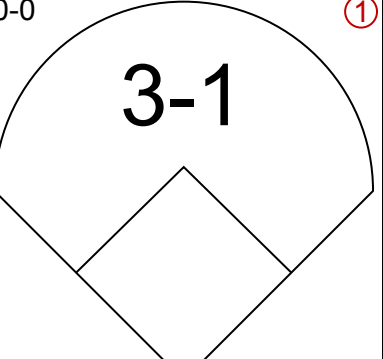
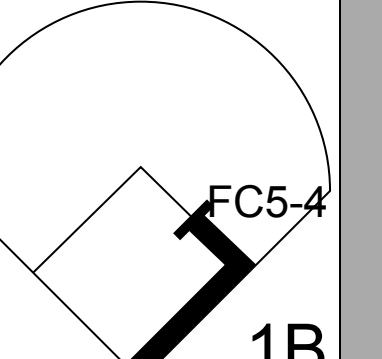

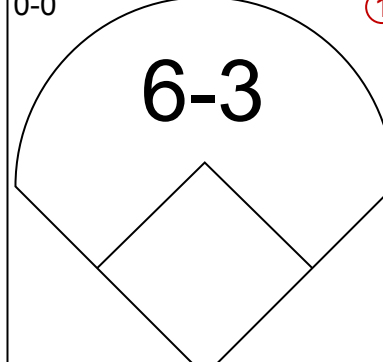
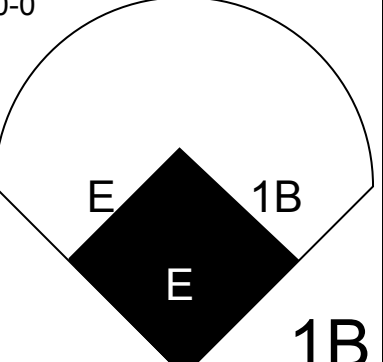
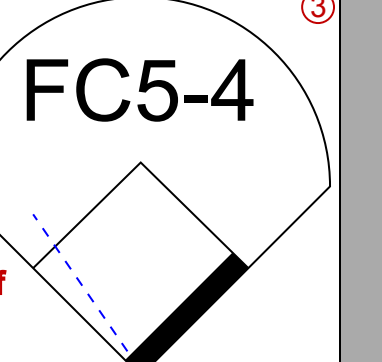
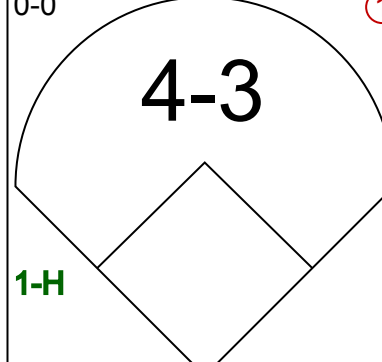
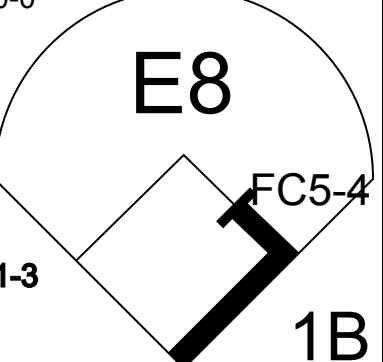
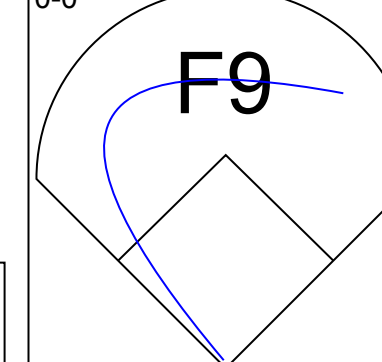
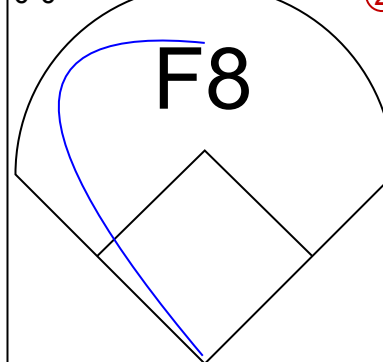
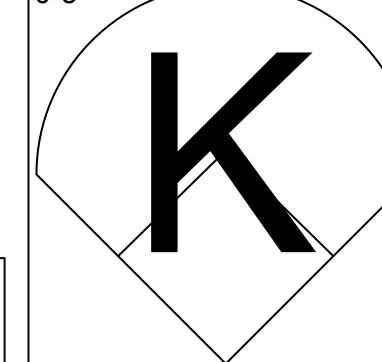

Baltimore Orioles @ Kansas City Athletics  
Municipal Stadium, Kansas City, MO  
Wed Jul 18 1962, 8:05 PM EDT  
Att: 6,399 - Unknown

AB 31  
R 3  
H 9  
RBI 3  
BB 1  
SO 3  
LOB 13

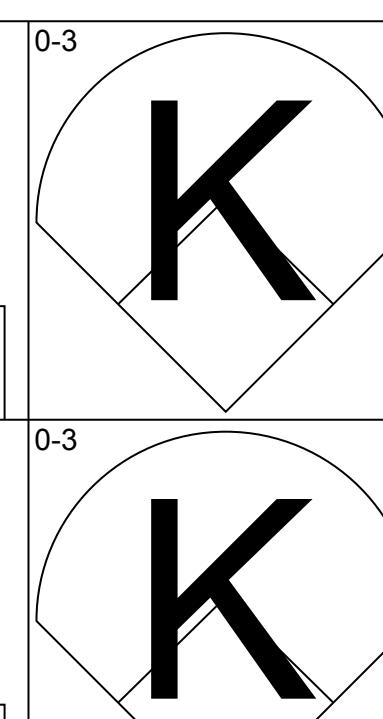
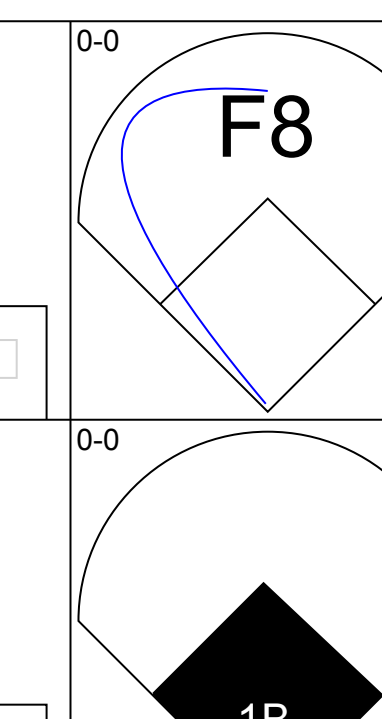
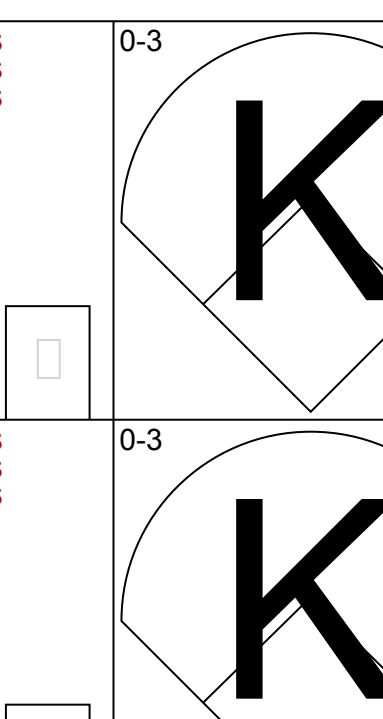
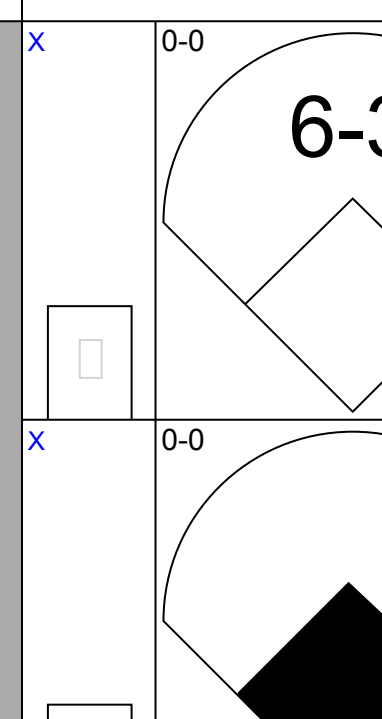
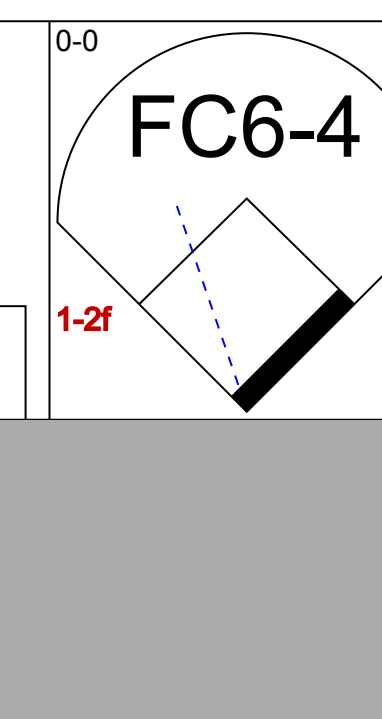
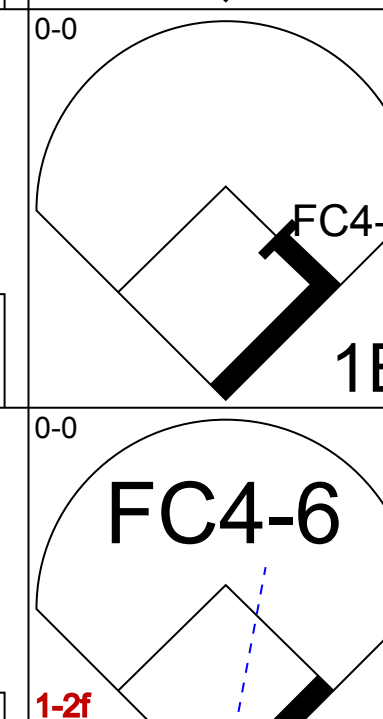
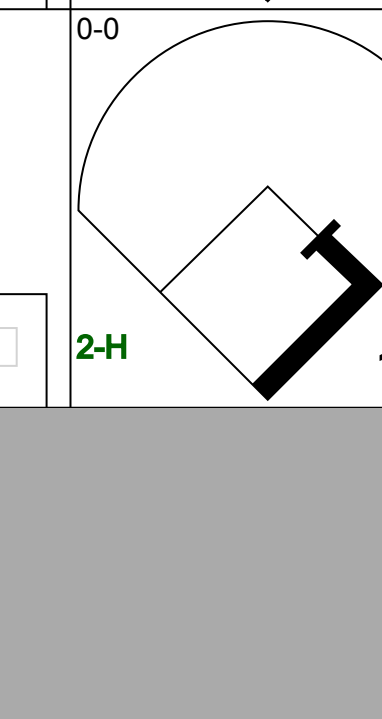
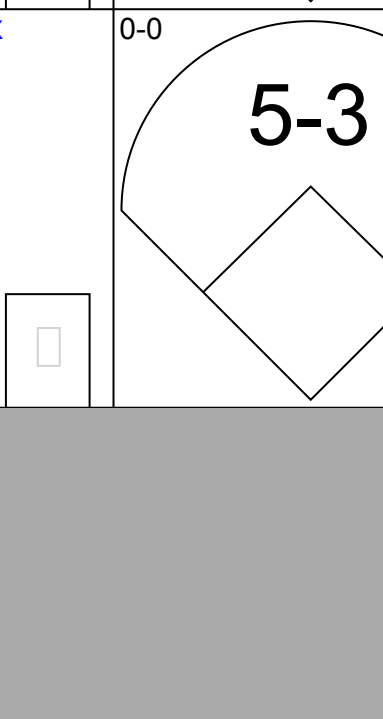
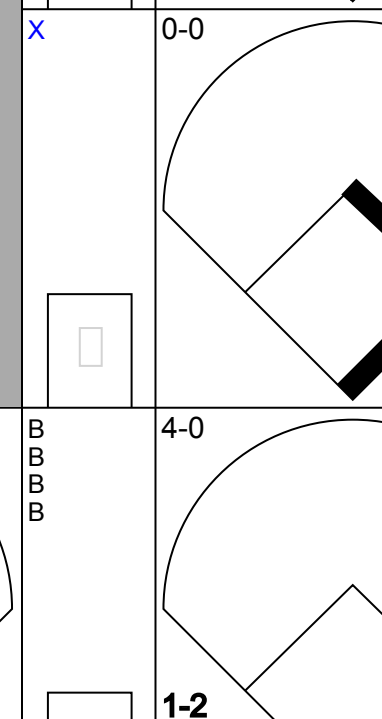




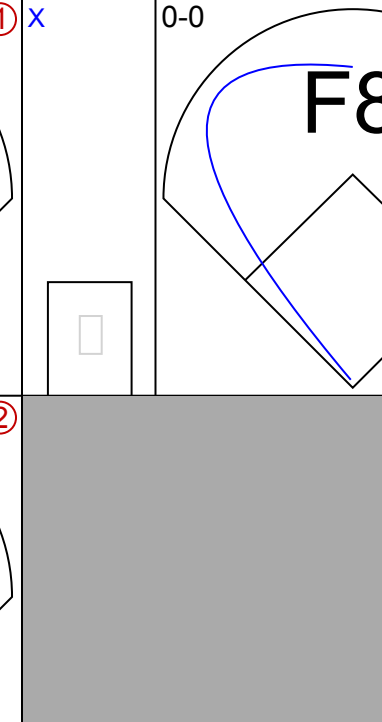
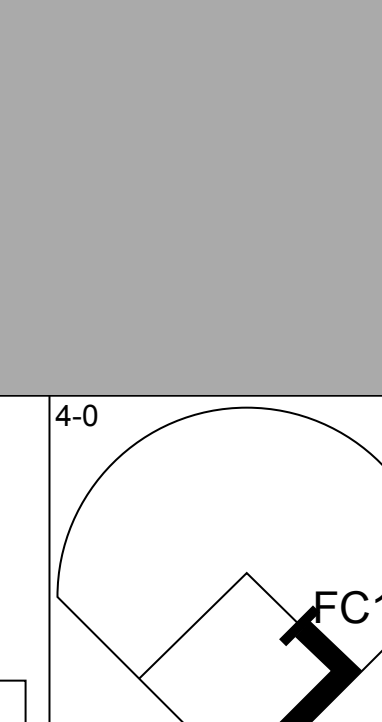

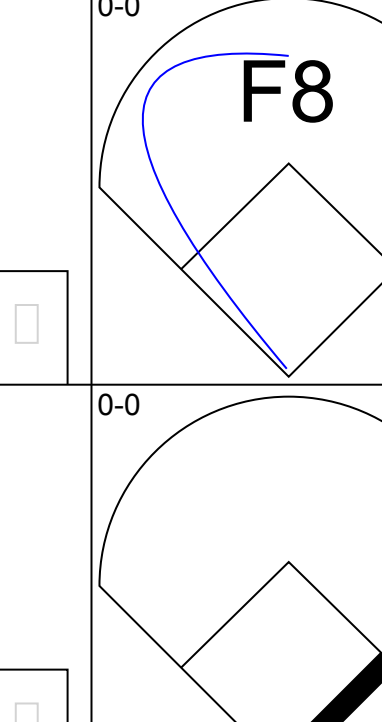
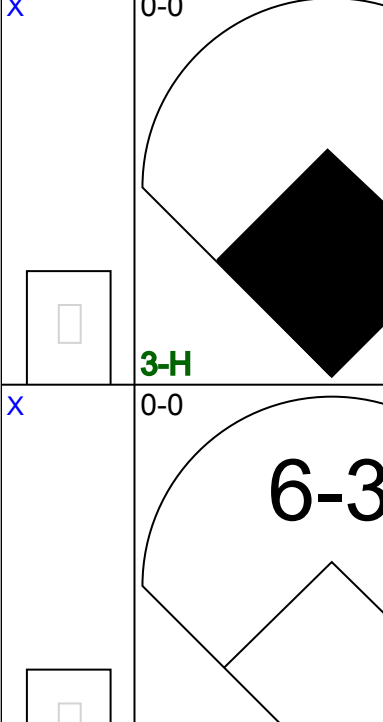

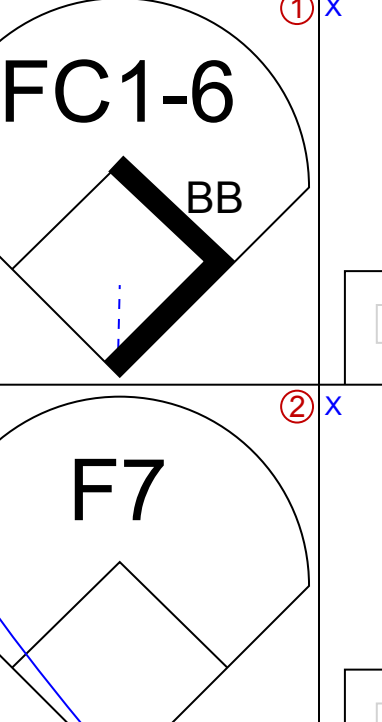
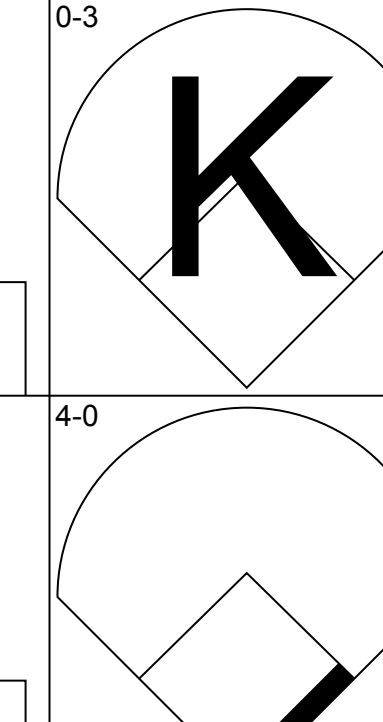
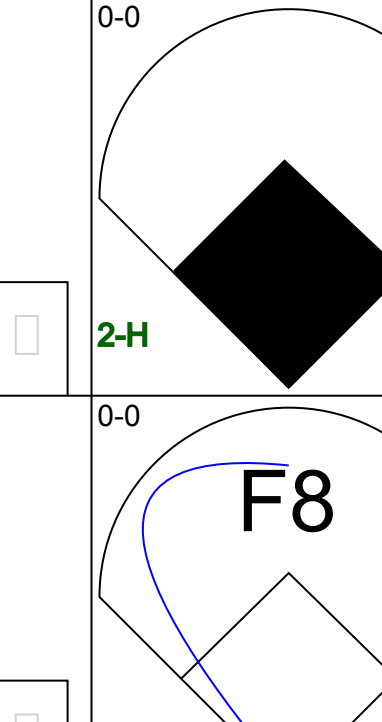
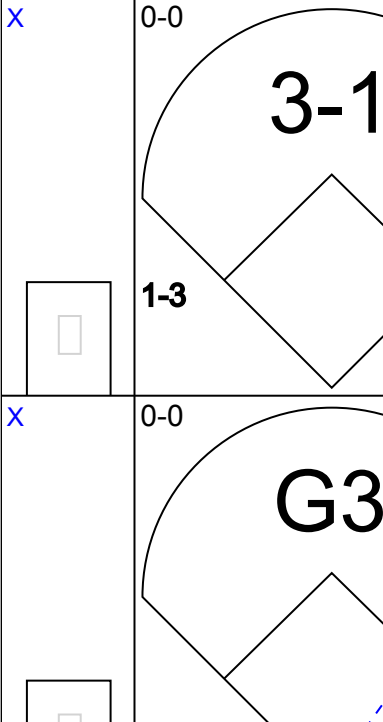
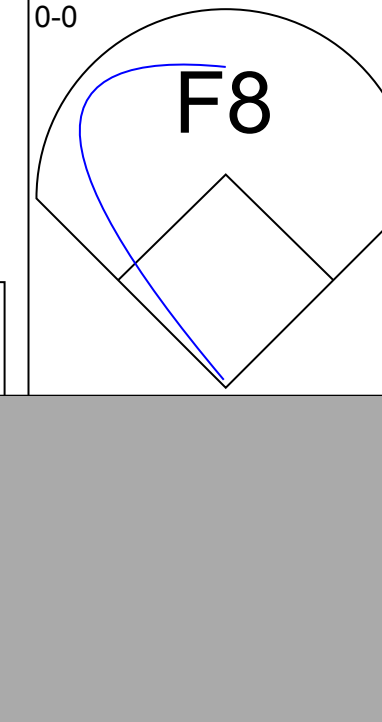
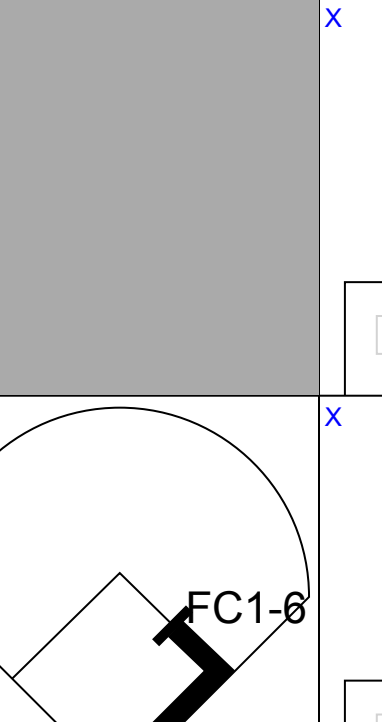
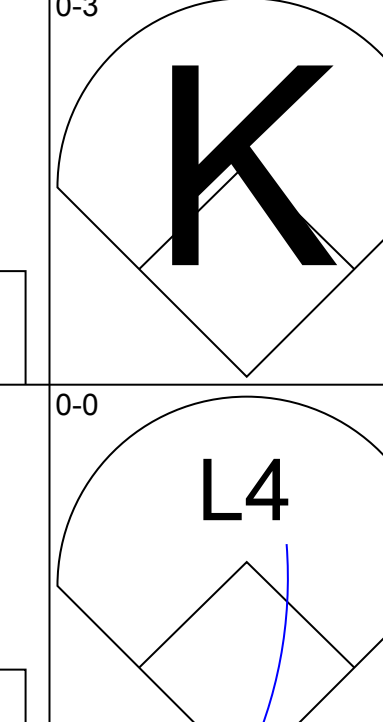
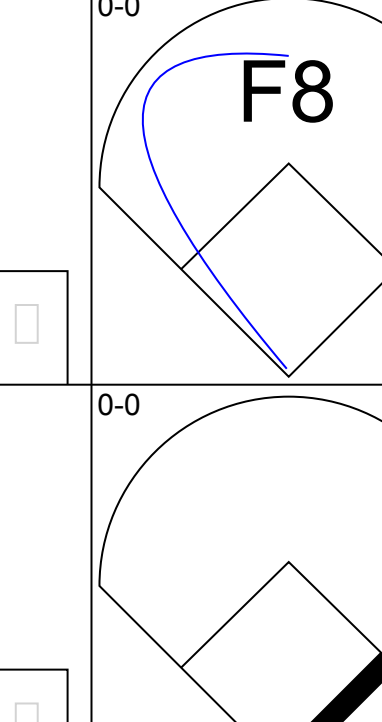
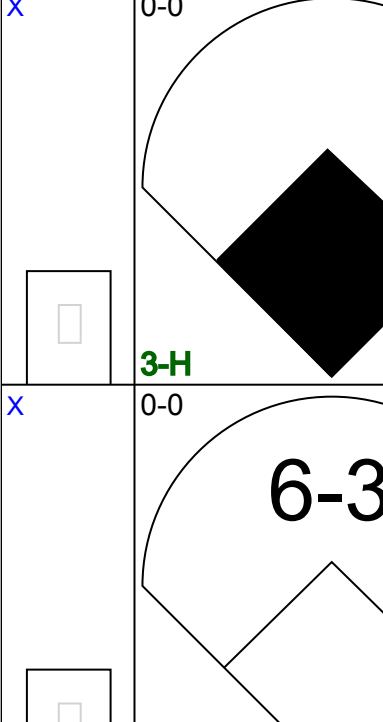
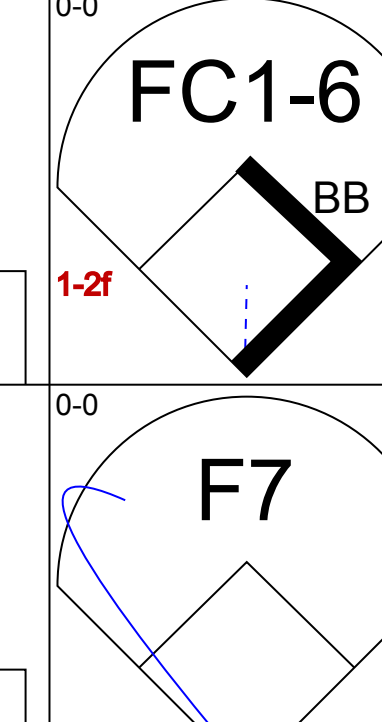
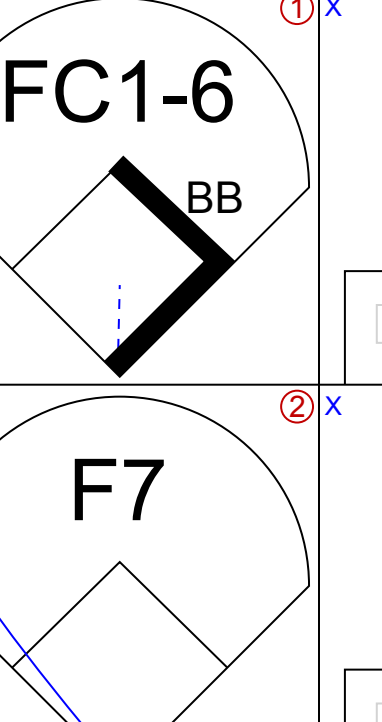
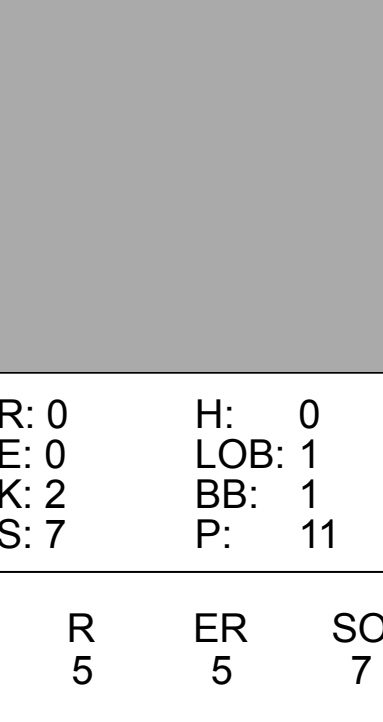
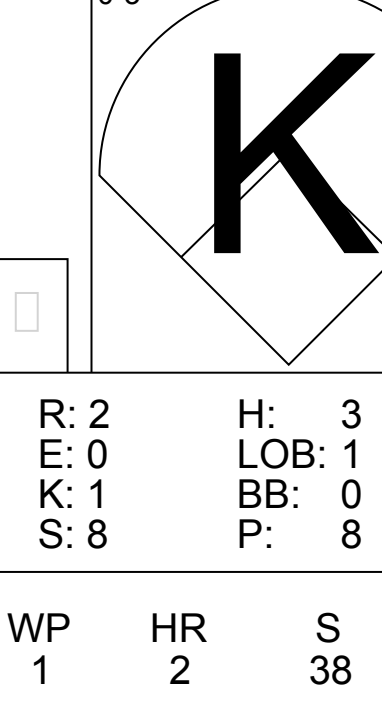
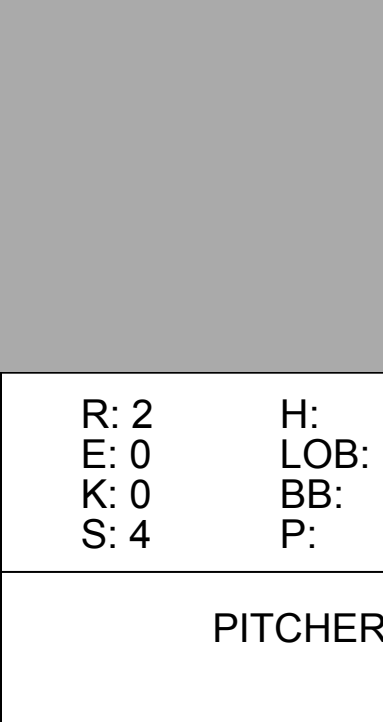
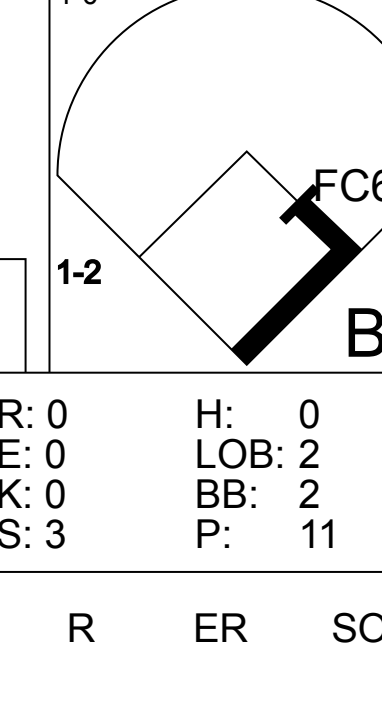
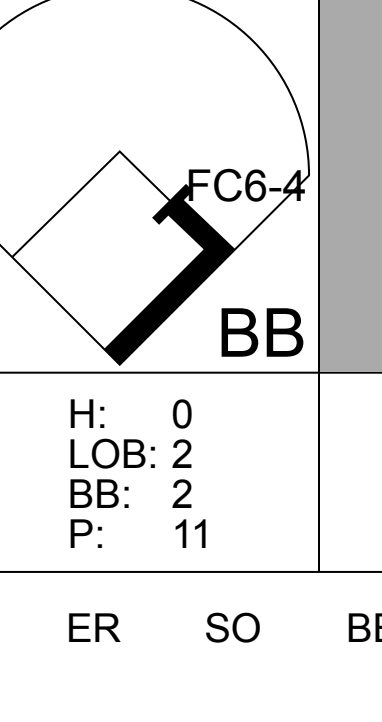
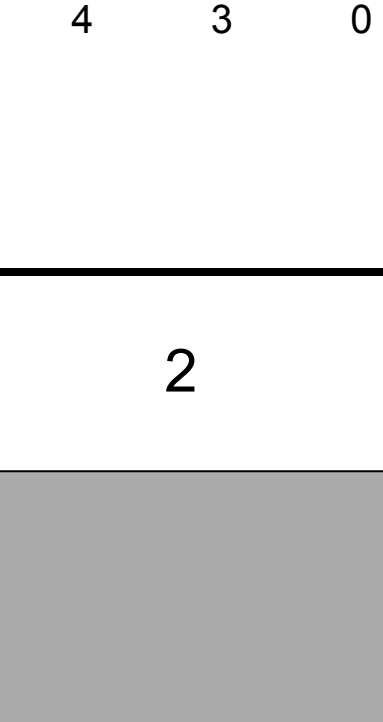
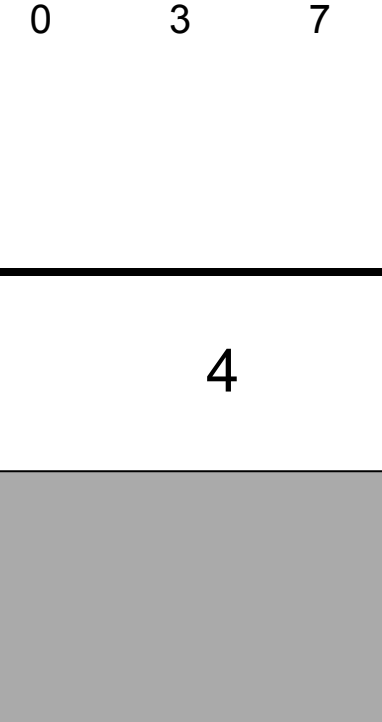
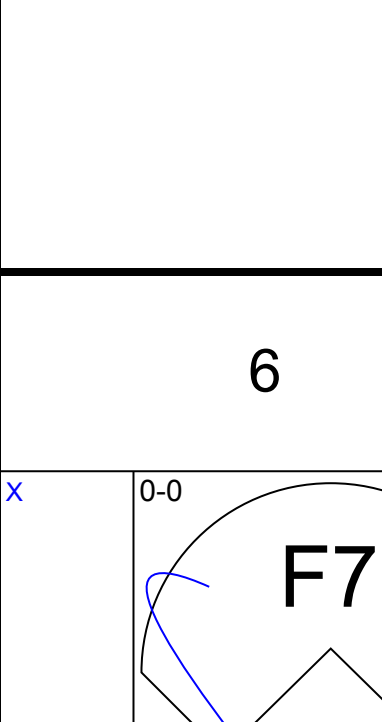
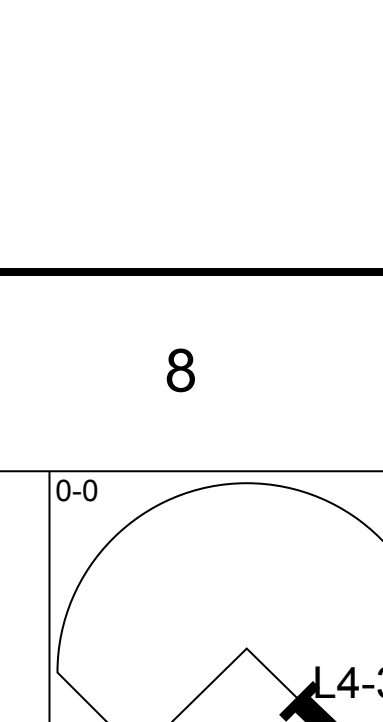
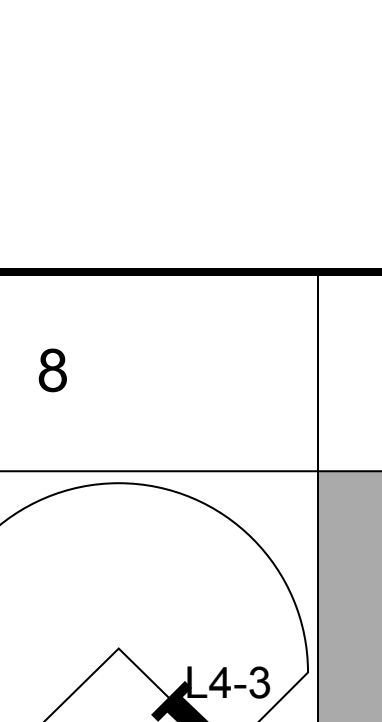

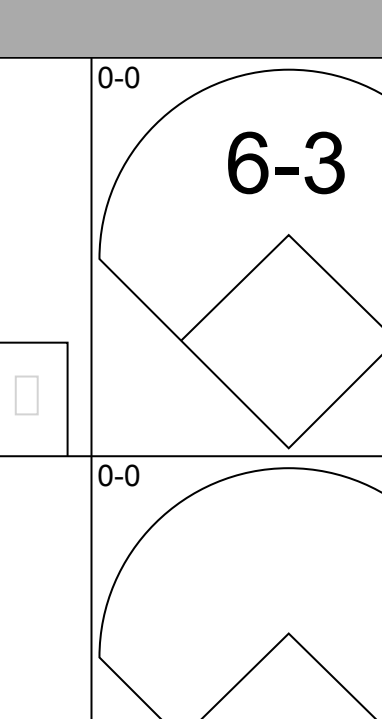
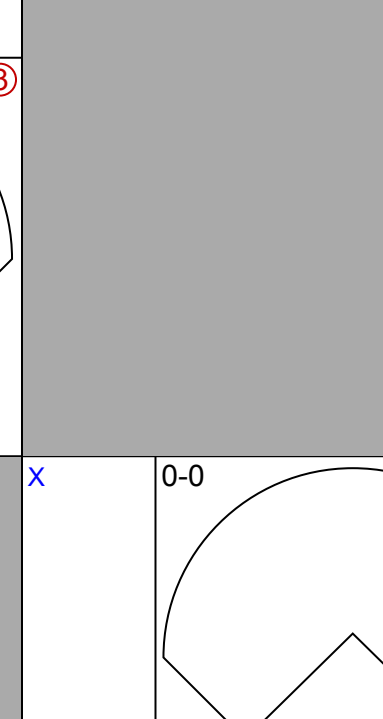
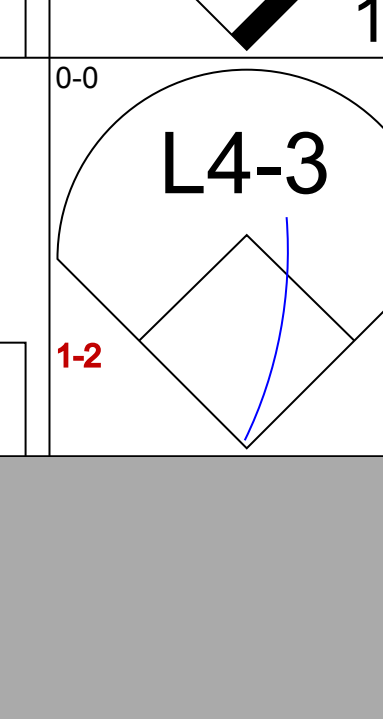




Batter	1	2	3	4	5	6	7	8	9	AB	R	H	RBI	BB	SO	LOB	TOP			
Jerry Adair, R OBP: 0.290, SLG: 0.340 (1, 6)										5	0	1	0	0	1	1	<p><b>Baltimore Orioles @ Kansas City Athletics</b> Municipal Stadium, Kansas City, MO</p> <p>Thu Jul 19 1962, 8:05 PM EDT Att: 5,255 - Unknown</p> <p>livebaseballscorecards.com</p>			
Russ Snyder, L OBP: 0.311, SLG: 0.464 (1, 7)										5	1	2	0	0	0	1				
Jackie Brandt, R OBP: 0.321, SLG: 0.451 (1, 8)										5	2	2	2	0	0	2				
Jim Gentile, L OBP: 0.376, SLG: 0.557 (1, 3)										4	1	3	0	1	0	0				
Whitey Herzog, L OBP: 0.374, SLG: 0.395 (1, 9)										3	1	0	1	0	0	5				
Charlie Lau, L OBP: 0.323, SLG: 0.458 (1, 2)										4	2	2	4	0	0	0				
Brooks Robinson, R OBP: 0.300, SLG: 0.462 (1, 5)										4	0	0	0	0	1	0				
Mary Breeding, R OBP: 0.250, SLG: 0.293 (1, 4)										4	0	2	0	0	0	0				
Steve Barber, L OBP: 0.154, SLG: 0.083 (7, PH)										2	0	0	0	0	1	2				
Gus Triandos, R OBP: 0.245, SLG: 0.323 (7, PH)										1	0	0	0	0	0	0				
Hoyt Wilhelm, R OBP: 0.182, SLG: 0.100 (7, 1)										0	0	0	0	1	0	0				
<b>Inning Stats</b>	R: 0 E: 0 K: 1 S: 7	H: 2 LOB: 2 BB: 0 P: 7	R: 0 E: 0 K: 0 S: 4	H: 1 LOB: 1 BB: 0 P: 4	R: 0 E: 0 K: 0 S: 3	H: 0 LOB: 0 BB: 0 P: 3	R: 2 E: 0 K: 1 S: 8	H: 3 LOB: 1 BB: 0 P: 8	R: 0 E: 0 K: 0 S: 3	H: 0 LOB: 0 BB: 0 P: 3	R: 0 E: 0 K: 0 S: 3	H: 0 LOB: 0 BB: 0 P: 3	R: 3 E: 0 K: 1 S: 8	H: 3 LOB: 0 BB: 1 P: 8	R: 2 E: 0 K: 0 S: 4	H: 2 LOB: 0 BB: 1 P: 8	1B: 7 2B: 3 3B: 0 HR: 3	SF: 1 SAC: 0 DP: 1 HBP: 0	WP: 0 PB: 0 SB: 0 CS: 0	PA: 40
<b>PITCHER</b>	IP WLS BF H R ER SO BB IBB HBP BLK WP HR S P ERA WHIP	7.1 L 32 9 4 4 2 0 0 1 0 0 0 1 35 39 4.91 1.227	0.2 3 1 1 1 1 0 0 0 0 0 1 5 5 13.50 1.500	1.0 5 2 2 2 0 1 0 0 0 0 1 4 8 18.00 3.000																

Batter	1	2	3	4	5	6	7	8	9	AB	R	H	RBI	BB	SO	LOB	BOTTOM		
Jose Tartabull, L OBP: 0.331, SLG: 0.352 (1, 8)										5	0	0	0	0	1	3	<p><b>Baltimore Orioles @ Kansas City Athletics</b> Municipal Stadium, Kansas City, MO</p> <p>Thu Jul 19 1962, 8:05 PM EDT Att: 5,255 - Unknown</p> <p>livebaseballscorecards.com</p>		
Jerry Lumpe, L OBP: 0.341, SLG: 0.420 (1, 4)										4	0	1	0	0	1	0			
Gino Cimoli, R OBP: 0.341, SLG: 0.435 (1, 9)										3	0	0	0	1	2	0			
Norm Siebern, L OBP: 0.404, SLG: 0.476 (1, 3)										3	1	1	0	1	0	1			
Manny Jimenez, L OBP: 0.392, SLG: 0.494 (1, 7)										4	0	1	0	0	1	2			
Wayne Causey, L OBP: 0.386, SLG: 0.388 (1, 6)										4	1	2	1	0	0	0			
Ed Charles, R OBP: 0.338, SLG: 0.448 (1, 5)										4	1	1	1	0	0	2			
Haywood Sullivan, R OBP: 0.353, SLG: 0.364 (1, 2)										3	0	2	0	1	0	0			
Bill Fischer, R OBP: 0.167, SLG: 0.333 (8, 1)										3	0	0	0	0	1	2			
John Wyatt, R OBP: 0.125, SLG: 0.087 (8, 1)										0	0	0	0	0	0	0			
Gordon Jones, R OBP: 0.308, SLG: 0.517 (8, PH)										1	0	0	0	0	1	1			
<b>Inning Stats</b>	R: 0 E: 0 K: 0 S: 3	H: 1 LOB: 0 BB: 0 P: 3	R: 0 E: 0 K: 1 S: 5	H: 0 LOB: 0 BB: 0 P: 5	R: 0 E: 0 K: 2 S: 8	H: 1 LOB: 1 BB: 0 P: 8	R: 1 E: 2 K: 1 S: 7	H: 2 LOB: 2 BB: 1 P: 11	R: 0 E: 0 K: 2 S: 7	H: 0 LOB: 0 BB: 0 P: 7	R: 0 E: 0 K: 0 S: 3	H: 0 LOB: 1 BB: 1 P: 7	R: 1 E: 0 K: 1 S: 6	H: 1 LOB: 1 BB: 1 P: 10	1B: 7 2B: 0 3B: 1 HR: 0	SF: 0 SAC: 0 DP: 0 HBP: 0	WP: 0 PB: 0 SB: 0 CS: 0	PA: 37	
<b>PITCHER</b>	IP WLS BF H R ER SO BB IBB HBP BLK WP HR S P ERA WHIP	6.0 0 25 7 2 1 4 1 0 0 0 0 32 36 1.50 1.333	3.0 W 12 1 1 0 3 2 0 0 0 0 0 16 24 0.00 1.000																

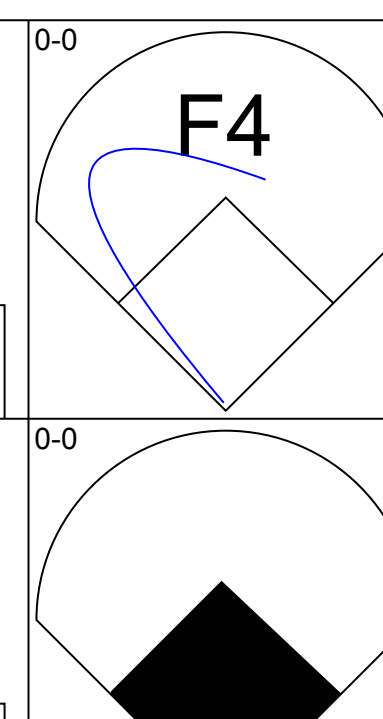
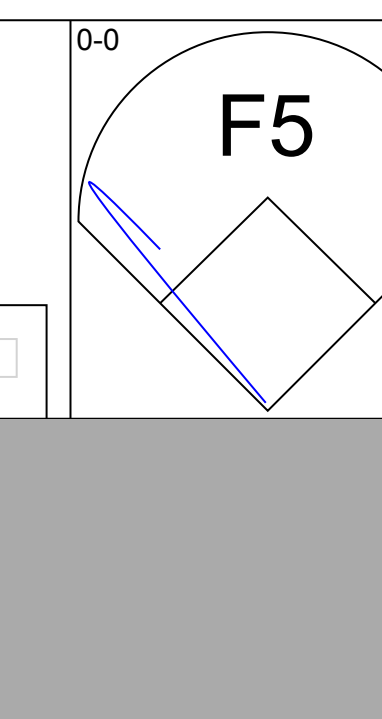
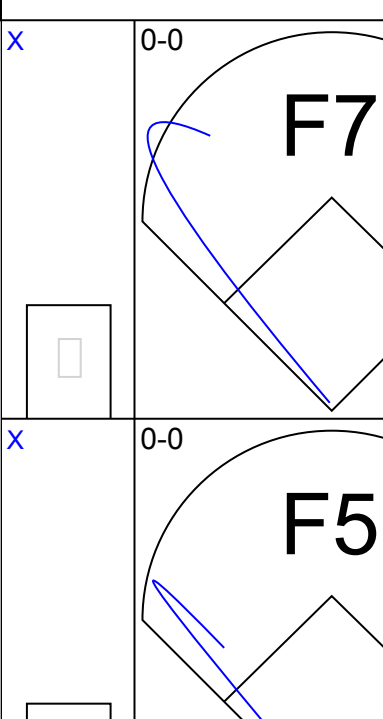
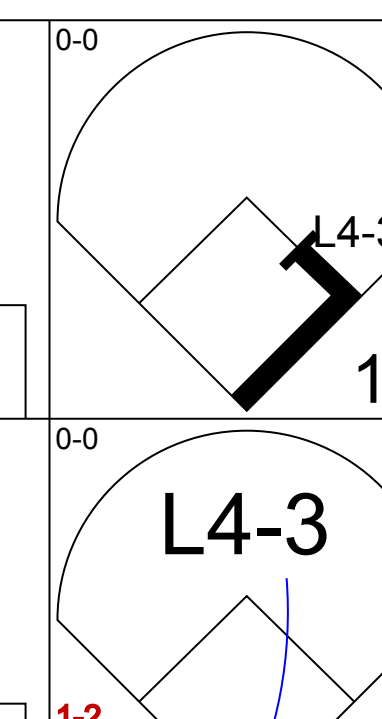
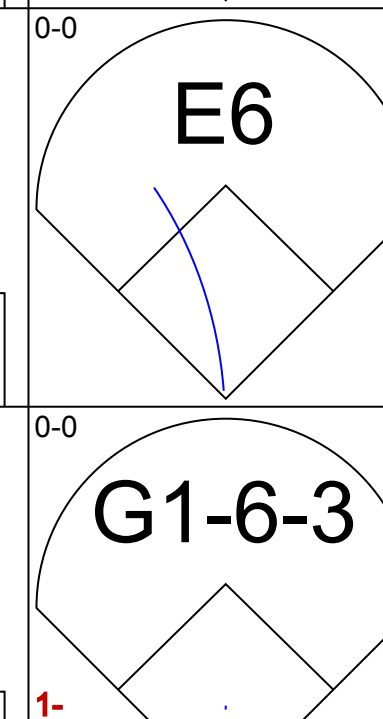
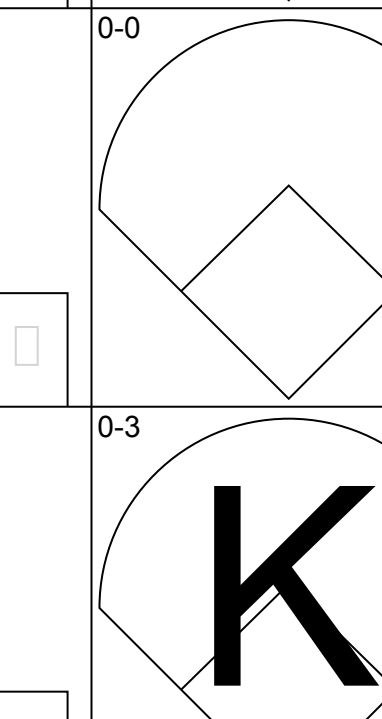



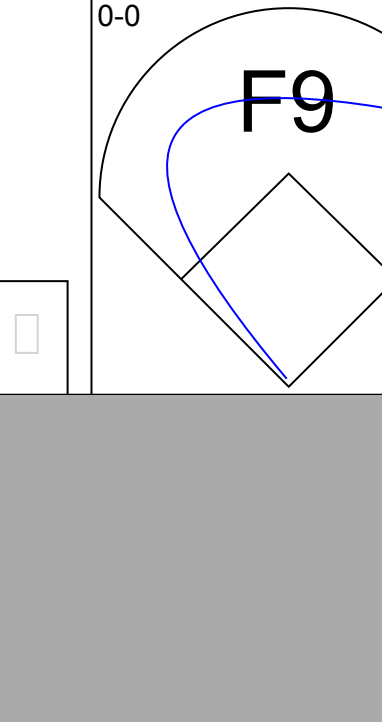
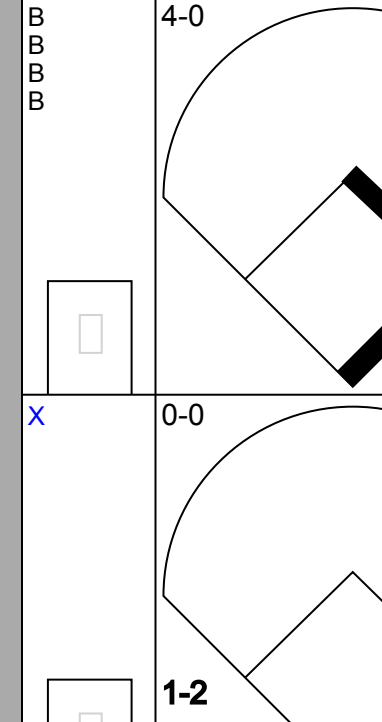



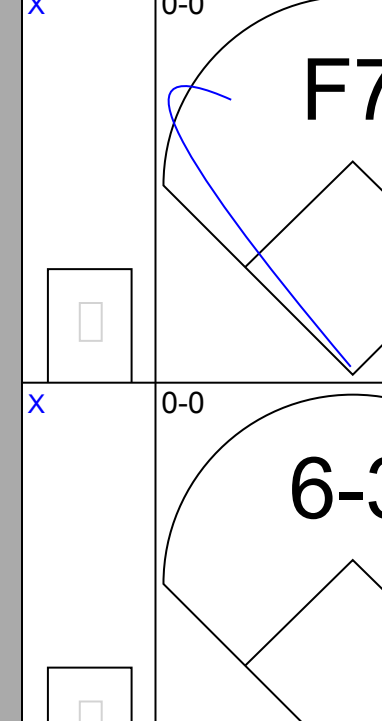
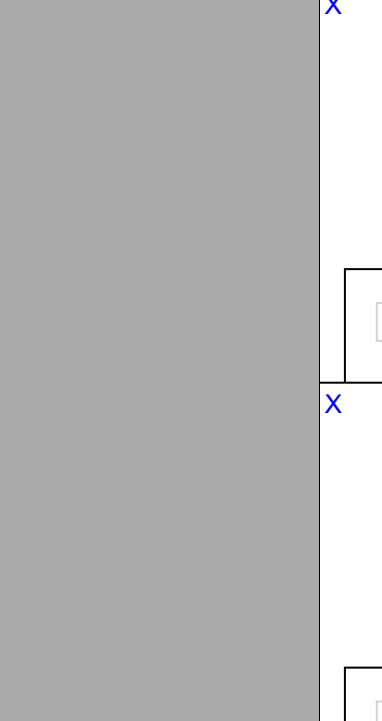
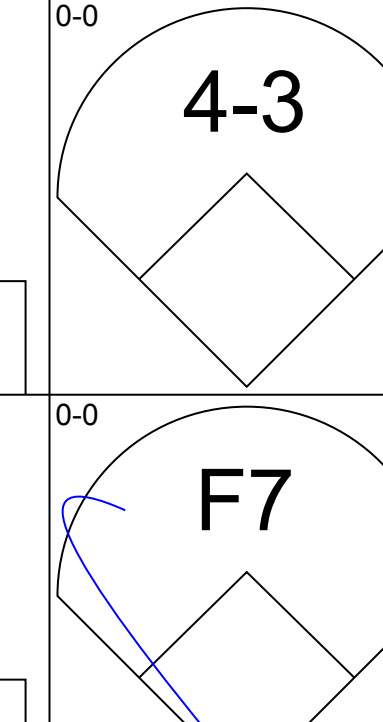
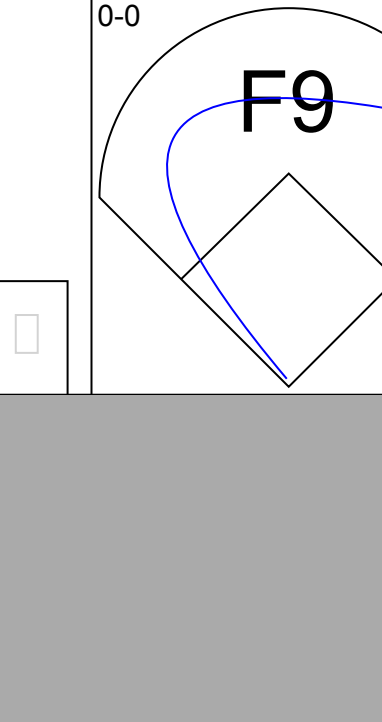
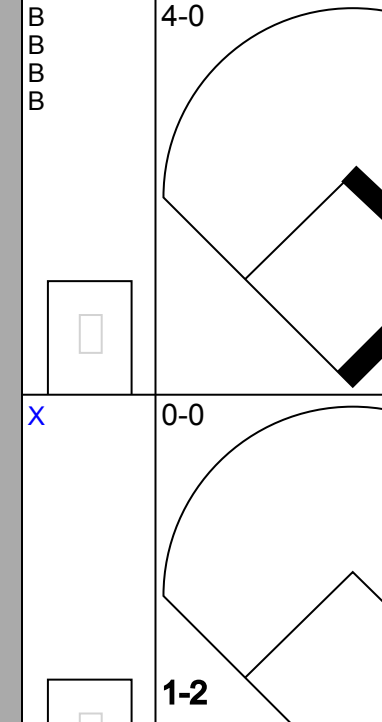

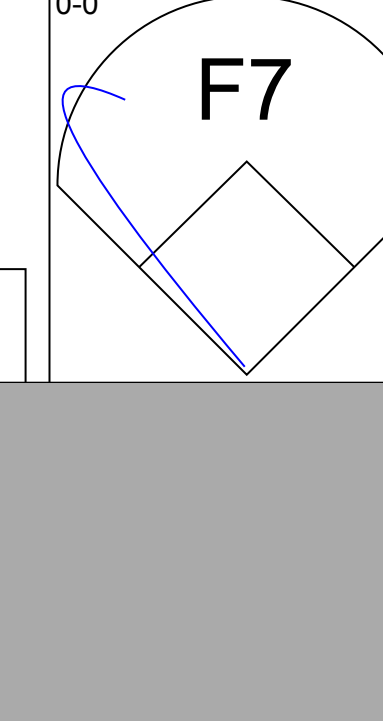
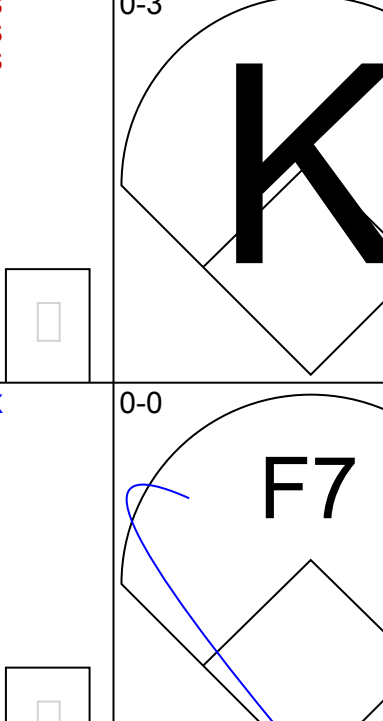
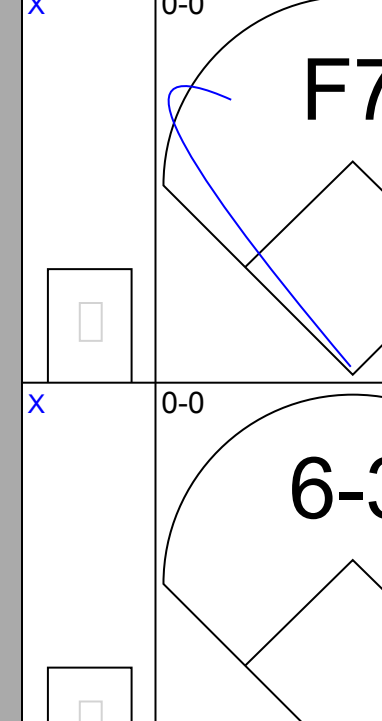
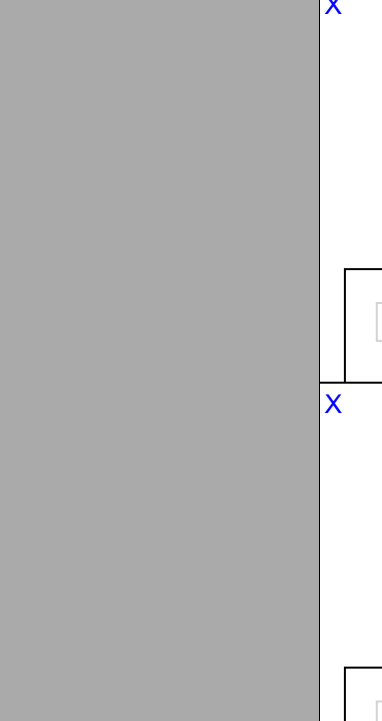

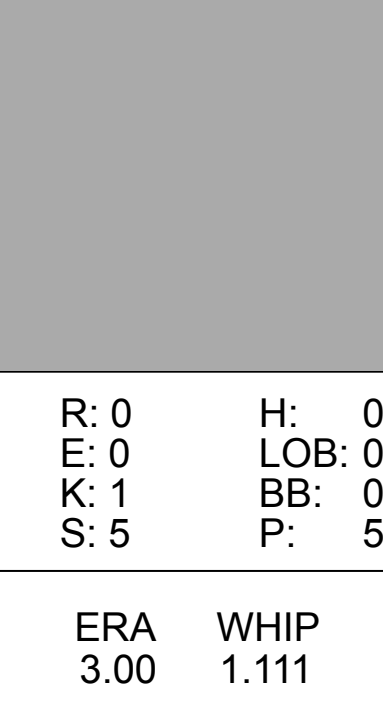
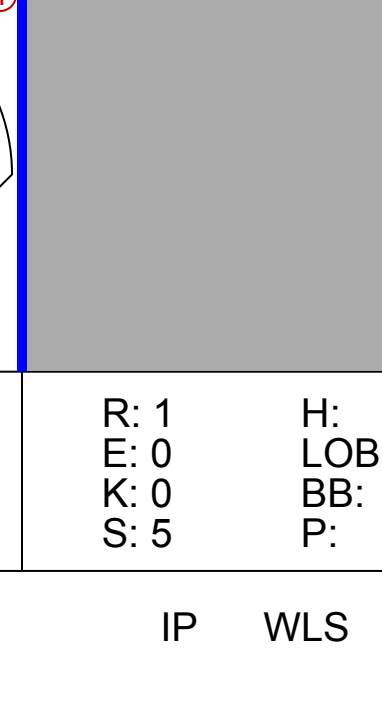
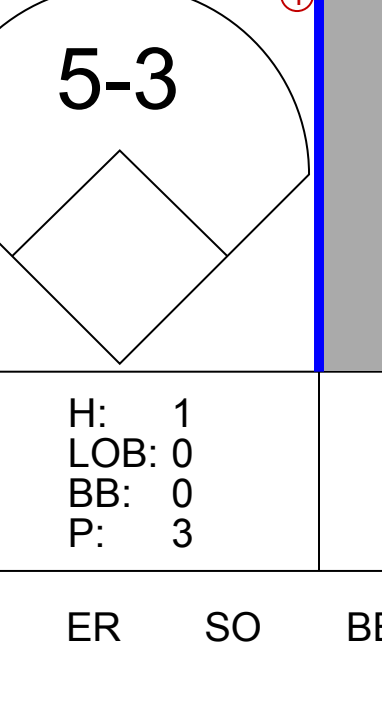
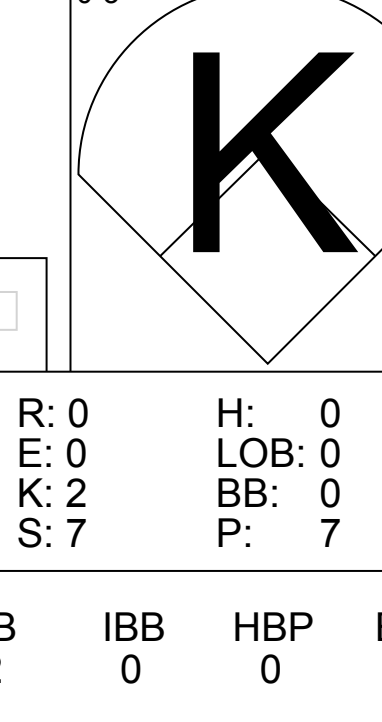
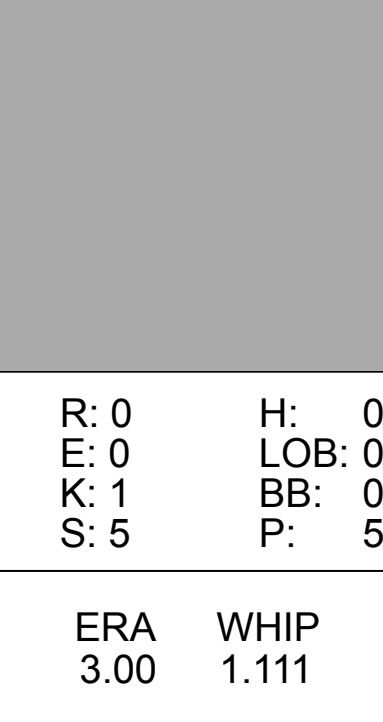
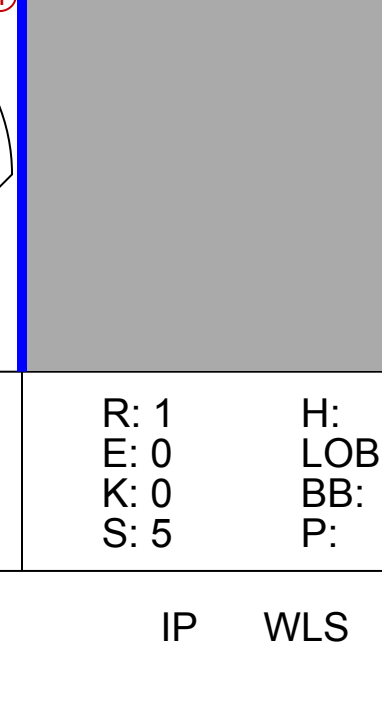
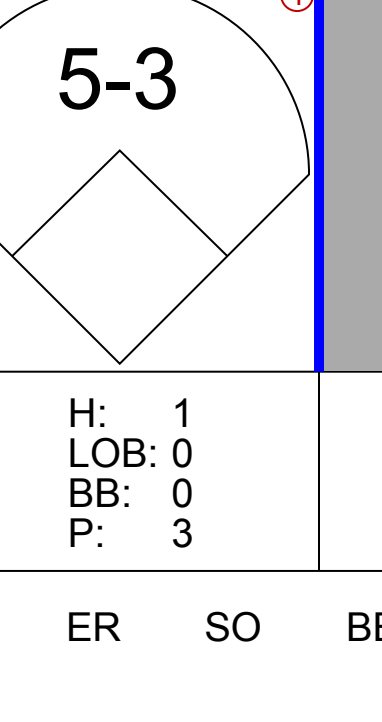





Batter	1	2	3	4	5	6	7	8	9	AB	R	H	RBI	BB	SO	LOB	TOP					
Jake Wood, R OBP: 0.289, SLG: 0.347 (1, 4)										5	0	0	0	0	2	2						
Dick McAuliffe, L OBP: 0.353, SLG: 0.397 (1, 5)										5	3	2	1	0	2	0						
Bill Bruton, L OBP: 0.339, SLG: 0.436 (1, 8)										5	1	4	3	0	0	0						
Rocky Colavito, R OBP: 0.369, SLG: 0.534 (1, 7)										3	2	1	0	2	0	1						
Norm Cash, L OBP: 0.391, SLG: 0.530 (1, 3)										5	2	2	3	0	1	3						
Bob Farley, L OBP: 0.293, SLG: 0.293 (1, 9)										3	1	1	1	2	0	1						
Chico Fernandez, R OBP: 0.282, SLG: 0.393 (1, 6)										5	1	1	2	0	1	2						
Dick Brown, R OBP: 0.263, SLG: 0.357 (1, 2)										5	0	1	0	0	0	2						
Don Mossi, L OBP: 0.319, SLG: 0.179 (1, 1)										3	0	0	0	1	1	1						
<b>Inning Stats</b>	R: 0 E: 0 K: 2 S: 8	H: 1 LOB: 1 BB: 0 P: 8	R: 0 E: 0 K: 2 S: 7	H: 0 LOB: 1 BB: 1 P: 11	R: 1 E: 0 K: 0 S: 4	H: 2 LOB: 2 BB: 0 P: 4	R: 2 E: 0 K: 1 S: 8	H: 3 LOB: 1 BB: 0 P: 8	R: 0 E: 0 K: 2 S: 7	H: 0 LOB: 0 BB: 0 P: 7	R: 2 E: 0 K: 0 S: 4	H: 1 LOB: 2 BB: 1 P: 8	R: 1 E: 0 K: 0 S: 5	H: 2 LOB: 2 BB: 1 P: 9	R: 0 E: 0 K: 0 S: 3	H: 0 LOB: 2 BB: 2 P: 11	R: 4 E: 1 K: 0 S: 7	H: 3 LOB: 0 BB: 0 P: 7	1B: 4 2B: 2 3B: 0 HR: 6	SF: 0 SAC: 0 DP: 0 HBP: 0	WP: 1 PB: 0 SB: 0 CS: 0	PA: 44
<b>PITCHER</b>	IP WLS BF H R ER SO BB IBB HBP BLK WP HR S P ERA WHIP																					
Diego Segui, R ERA: 4.37 (1, 1)	6.0 L 26 7 5 5 7 2 0 0 0 0 1 2 38 46 7.50 1.500																					
Jerry Walker, R ERA: 5.89 (7, 1)	2.0 11 2 1 1 0 3 0 0 0 0 0 1 8 20 4.50 2.500																					
Bob Giggie, R ERA: 4.35 (9, 1)	1.0 7 3 4 3 0 0 0 0 0 0 0 3 7 7 27.00 3.000																					

Detroit Tigers @ Kansas City Athletics  
Municipal Stadium, Kansas City, MO  
Fri Jul 20 1962, 8:05 PM EDT  
Att: 8,446 - Unknown

AB 39  
R 10  
H 12  
RBI 10  
BB 5  
SO 7  
LOB 12



Batter	1	2	3	4	5	6	7	8	9	AB	R	H	RBI	BB	SO	LOB	BOTTOM					
Bobby Del Greco, R OBP: 0.373, SLG: 0.357 (1, 8)										4	0	1	0	0	0	0						
Jerry Lumpe, L OBP: 0.340, SLG: 0.426 (1, 4)										4	1	1	1	0	0	1						
George Alusik, R OBP: 0.326, SLG: 0.538 (1, 9)										4	0	3	0	0	0	0						
Norm Siebern, L OBP: 0.400, SLG: 0.471 (1, 3)										4	0	0	0	0	1	4						
Manny Jimenez, L OBP: 0.393, SLG: 0.495 (1, 7)										3	0	1	1	1	0	1						
Wayne Causey, L OBP: 0.369, SLG: 0.387 (1, 6)										3	0	1	1	1	0	0						
Ed Charles, R OBP: 0.336, SLG: 0.446 (1, 5)										4	0	1	0	0	1	2						
Haywood Sullivan, R OBP: 0.345, SLG: 0.355 (1, 2)										4	0	0	0	0	1	4						
Diego Segui, R OBP: 0.292, SLG: 0.304 (1, 1)										1	0	0	0	0	1	0						
Leo Posada, R OBP: 0.302, SLG: 0.261 (6, PH)										1	0	0	0	0	0	0						
Jerry Walker, S OBP: 0.283, SLG: 0.491 (7, 1)										0	0	0	0	0	0	0						
Gino Cimoli, R OBP: 0.340, SLG: 0.433 (8, PH)										1	0	0	0	0	0	0						
Bob Giggie, R (9, 1)										0	0	0	0	0	0	0						
<b>Inning Stats</b>	R: 1 E: 1 K: 0 S: 4	H: 1 LOB: 0 BB: 0 P: 4	R: 0 E: 0 K: 0 S: 3	H: 0 LOB: 0 BB: 0 P: 3	R: 0 E: 0 K: 2 S: 7	H: 0 LOB: 0 BB: 0 P: 7	R: 0 E: 0 K: 1 S: 6	H: 1 LOB: 1 BB: 0 P: 6	R: 0 E: 0 K: 1 S: 5	H: 0 LOB: 0 BB: 0 P: 5	R: 0 E: 0 K: 0 S: 3	H: 0 LOB: 2 BB: 0 P: 3	R: 1 E: 0 K: 0 S: 5	H: 2 LOB: 2 BB: 1 P: 9	R: 0 E: 0 K: 0 S: 3	H: 1 LOB: 0 BB: 0 P: 3	R: 1 E: 0 K: 0 S: 5	H: 3 LOB: 2 BB: 1 P: 9	1B: 5 2B: 3 3B: 0 HR: 1	SF: 0 SAC: 0 DP: 2 HBP: 0	WP: 0 PB: 0 SB: 0 CS: 0	PA: 35
<b>PITCHER</b>	IP WLS BF H R ER SO BB IBB HBP BLK WP HR S P ERA WHIP																					
Don Mossi, L ERA: 3.47 (1, 1)	9.0 W 35 8 3 3 4 2 0 0 0 0 0 1 41 49 3.00 1.111																					

Detroit Tigers @ Kansas City Athletics  
Municipal Stadium, Kansas City, MO  
Fri Jul 20 1962, 8:05 PM EDT  
Att: 8,446 - Unknown

AB 33  
R 1  
H 8  
RBI 3  
BB 2  
SO 4  
LOB 12






Batter	1	2	3	4	5	6	7	8	9	AB	R	H	RBI	BB	SO	LOB	TOP				
<b>Jake Wood, R</b> OBP: 0.288, SLG: 0.344 (1, 4)	F4		F9		K		HR	F9		5	1	1	0	0	1	4	<b>Detroit Tigers @ Kansas City Athletics</b> Municipal Stadium, Kansas City, MO Sat Jul 21 1962, 8:05 PM EDT Att: 11,413 - Unknown				
<b>Dick McAuliffe, L</b> OBP: 0.353, SLG: 0.407 (1, 5)	BB		L9		F8		HR	F6		4	1	1	3	1	0	4					
<b>Bill Bruton, L</b> OBP: 0.340, SLG: 0.434 (1, 8)	G4-6-3				F7		4-3	F5		4	1	1	0	1	0	0					
<b>Rocky Colavito, R</b> OBP: 0.367, SLG: 0.529 (1, 7)	G4-6-3				F5		F8	F7		5	0	1	0	0	0	2					
<b>Norm Cash, L</b> OBP: 0.391, SLG: 0.536 (1, 3)			K		BB		HR	F5		4	1	1	1	1	1	2					
<b>Bob Farley, L</b> OBP: 0.333, SLG: 0.306 (1, 9)	4-3		4-3		BB		2B	BB		3	2	1	1	2	0	1					
<b>Chico Fernandez, R</b> OBP: 0.282, SLG: 0.394 (1, 6)	L5		L5		F4		2B	SH3-4		4	0	1	1	0	0	3					
<b>Dick Brown, R</b> OBP: 0.267, SLG: 0.356 (1, 2)			K		1B		F8	BB		3	0	1	0	1	1	1					
<b>Hank Aguirre, R</b> OBP: 0.081, SLG: 0.031 (5, PH)			BB				K			0	0	0	0	1	0	0					
<b>Bob Osborne, L</b> OBP: 0.341, SLG: 0.218 (5, PH)										1	0	0	0	0	1	1					
<b>Phil Regan, L</b> OBP: 0.226, SLG: 0.207 (6, PH)										0	0	0	0	0	0	0					
<b>Bubba Morton, R</b> OBP: 0.250, SLG: 0.341 (7, PH)										0	1	0	0	1	0	0					
<b>Ron Nischwitz, S</b> OBP: 0.292, SLG: 0.320 (7, 1)										1	0	1	1	0	0	0					
<b>Terry Fox, R</b> OBP: 0.200, SLG: 0.220 (8, 1)										0	0	0	0	0	0	0					
<b>Inning Stats</b>	R: 0 E: 0 K: 0 S: 2	H: 0 LOB: 1 BB: 2 P: 10	R: 0 E: 0 K: 1 S: 5	H: 0 LOB: 0 BB: 0 P: 5	R: 0 E: 0 K: 1 S: 5	H: 0 LOB: 1 BB: 1 P: 9	R: 0 E: 0 K: 0 S: 3	H: 0 LOB: 2 BB: 2 P: 11	R: 0 E: 0 K: 2 S: 8	H: 1 LOB: 1 BB: 0 P: 8	R: 2 E: 0 K: 0 S: 5	H: 2 LOB: 1 BB: 1 P: 9	R: 3 E: 0 K: 0 S: 5	H: 2 LOB: 0 BB: 1 P: 9	R: 1 E: 0 K: 0 S: 5	H: 2 LOB: 2 BB: 1 P: 5	1B: 5 2B: 2 3B: 0 HR: 2	SF: 0 SAC: 1 DP: 1 HBP: 0	WP: 0 PB: 0 SB: 0 CS: 0	PA: 43	
<b>PITCHER</b>	IP	WLS	BF	H	R	ER	SO	BB	IBB	HBP	BLK	WP	HR	S	P	ERA	WHIP				
<b>Dan Pfister, R</b> ERA: 5.26 (1, 1)	6.2	L	31	5	5	5	4	7	0	0	0	0	2	32	60	6.75	1.800				
<b>John Wyatt, R</b> ERA: 5.0 (7, 1)	1.1		7	2	1	1	0	1	0	0	0	0	0	6	10	6.75	2.250				
<b>Danny McDevitt, L</b> ERA: 4.39 (9, 1)	1.0		5	2	1	1	0	0	0	0	0	0	0	5	5	9.00	2.000				

Batter	1	2	3	4	5	6	7	8	9	AB	R	H	RBI	BB	SO	LOB	BOTTOM				
<b>Bobby Del Greco, R</b> OBP: 0.375, SLG: 0.374 (1, 8)	5-3		HR		F5		L7	F4		4	1	2	2	0	0	0	<b>Detroit Tigers @ Kansas City Athletics</b> Municipal Stadium, Kansas City, MO Sat Jul 21 1962, 8:05 PM EDT Att: 11,413 - Unknown				
<b>Jose Tartabull, L</b> OBP: 0.330, SLG: 0.349 (8, PH)	1B		HR		4-3		BB	F8		1	0	0	0	0	0	2					
<b>Jerry Lumpe, L</b> OBP: 0.340, SLG: 0.426 (1, 4)	5-3		HR		4-3		1B	F8		5	1	2	0	0	0	1					
<b>Gino Cimoli, R</b> OBP: 0.346, SLG: 0.451 (1, 9)	K		HR		1B		BB	G3		4	2	3	2	1	1	1					
<b>Norm Siebern, L</b> OBP: 0.398, SLG: 0.466 (1, 3)	3-1		HR		1-3		BB	G3		4	0	0	0	1	1	4					
<b>Manny Jimenez, L</b> OBP: 0.388, SLG: 0.488 (1, 7)			K		1-3		F7	G3		5	0	0	1	0	2	3					
<b>Wayne Causey, L</b> OBP: 0.364, SLG: 0.380 (1, 6)	K		F5		G3		FC1-4	F6		5	0	1	0	0	1	1					
<b>Ed Charles, R</b> OBP: 0.335, SLG: 0.443 (1, 5)	1B		F8		E3		FC1-4			4	0	1	0	0	0	1					
<b>Haywood Sullivan, R</b> OBP: 0.348, SLG: 0.354 (1, 2)	K		5-3		5-3		BB	G1-6		3	0	1	0	1	1	1					
<b>Dan Pfister, R</b> OBP: 0.184, SLG: 0.184 (1, 1)			HR		F7		K	G1-6		3	1	1	0	0	1	2					
<b>John Wyatt, R</b> OBP: 0.125, SLG: 0.087 (7, 1)										0	0	0	0	0	0	0					
<b>George Alusik, R</b> OBP: 0.323, SLG: 0.533 (6, PH)										1	0	0	0	0	0	2					
<b>Jerry Walker, S</b> OBP: 0.283, SLG: 0.491 (8, PR)										0	0	0	0	0	0	0					
<b>Danny McDevitt, L</b> OBP: 0.125, SLG: 0.143 (9, 1)										0	0	0	0	0	0	0					
<b>Inning Stats</b>	R: 0 E: 0 K: 1 S: 6	H: 1 LOB: 1 BB: 0 P: 6	R: 0 E: 0 K: 3 S: 10	H: 1 LOB: 0 BB: 0 P: 10	R: 4 E: 0 K: 1 S: 9	H: 4 LOB: 0 BB: 0 P: 9	R: 0 E: 0 K: 0 S: 3	H: 0 LOB: 0 BB: 0 P: 3	R: 0 E: 0 K: 1 S: 6	H: 1 LOB: 2 BB: 1 P: 10	R: 0 E: 0 K: 1 S: 6	H: 1 LOB: 2 BB: 1 P: 10	R: 0 E: 0 K: 0 S: 5	H: 2 LOB: 2 BB: 0 P: 5	R: 1 E: 0 K: 0 S: 4	H: 1 LOB: 1 BB: 1 P: 8	1B: 8 2B: 0 3B: 1 HR: 2	SF: 0 SAC: 0 DP: 0 HBP: 0	WP: 0 PB: 0 SB: 0 CS: 0	PA: 42	
<b>PITCHER</b>	IP	WLS	BF	H	R	ER	SO	BB	IBB	HBP	BLK	WP	HR	S	P	ERA	WHIP				
<b>Hank Aguirre, L</b> ERA: 2.37 (5, 1)	4.0	W	9	1	0	0	1	1	0	0	0	0	0	10	14	0.00	1.000				
<b>Phil Regan, R</b> ERA: 4.07 (7, 1)	1.1		8	3	0	0	1	1	0	0	0	0	0	9	13	0.00	3.000				
<b>Ron Nischwitz, L</b> ERA: 2.05 (8, 1)	1.2	S	7	1	1	1	0	1	0	0	0	0	0	6	10	5.40	1.200				

AB	34
R	7
H	9
RBI	7
BB	8
SO	4
LOB	18



AB	39
R	5
H	11
RBI	5
BB	3
SO	7
LOB	18





Batter	1	2	3	4	5	6	7	8	9	AB	R	H	RBI	BB	SO	LOB	TOP									
Jake Wood, R OBP: 0.288, SLG: 0.352	0-0 HR		0-0 FC6-4			0-0 F8	0-0 6-3		0-0 BB	4	1	1	1	1	0	3										
Dick McAuliffe, L OBP: 0.354, SLG: 0.416	0-0 F8		4-0 G4-6-3 BB			0-0 HR		0-0 F7	0-0 4-3	4	1	1	1	1	0	2										
Bill Bruton, L OBP: 0.341, SLG: 0.433	0-0 F6		0-0 G4-6-3			0-0 1B		4-0 2B 4-3 BB		3	1	1	0	1	0	2										
Rocky Colavito, R OBP: 0.365, SLG: 0.528	0-0 6-3				0-0 F5		0-0 F7	0-0 4-3 1-3 2B		4	0	1	0	0	0	1										
Norm Cash, L OBP: 0.387, SLG: 0.529		0-0 4-3		0-0 4-3		0-0 1-6-3		0-0 4-3 2-3 3-H		4	0	0	1	0	0	2										
Bob Farley, L OBP: 0.324, SLG: 0.295		0-0 5-3		0-0 3-1			0-0 F8	0-0 F8		3	0	0	0	0	0	0										
Bubba Morton, R OBP: 0.347, SLG: 0.339										1	0	0	0	0	0	1										
Chico Fernandez, R OBP: 0.288, SLG: 0.406		0-0 FC5-4 1B		0-0 F7		0-0 FC4-6 2B		0-0 2B		4	0	3	0	0	0	0										
Dick Brown, R OBP: 0.267, SLG: 0.354		0-0 FC5-4		0-0 5-3		0-0 FC4-6 1B		0-0 F7		4	0	1	0	0	0	2										
Sam Jones, R OBP: 0.100, SLG: 0.250			0-0 FC6-4 1B		0-3 K		0-0 FC4-6		0-0 L6	1	0	1	0	0	0	0										
Phil Regan, R OBP: 0.226, SLG: 0.207										0	0	0	0	0	0	0										
Jerry Casale, R OBP: 0.296, SLG: 0.207										1	0	0	0	0	1	0										
Vic Wertz, L OBP: 0.295, SLG: 0.408										1	0	0	0	0	0	2										
Ron Kline, R OBP: 0.100, SLG: 0.200										0	0	0	0	0	0	0										
Steve Boros, R OBP: 0.200, SLG: 0.200										1	0	0	0	0	0	1										
<b>Inning Stats</b>	R: 1 E: 0 K: 0 S: 4	H: 1 LOB: 0 BB: 0 P: 4	R: 0 E: 0 K: 0 S: 4	H: 1 LOB: 1 BB: 0 P: 4	R: 0 E: 0 K: 0 S: 3	H: 1 LOB: 1 BB: 1 P: 7	R: 0 E: 0 K: 0 S: 3	H: 0 LOB: 0 BB: 0 P: 3	R: 0 E: 0 K: 1 S: 5	H: 0 LOB: 0 BB: 0 P: 5	R: 1 E: 0 K: 0 S: 5	H: 2 LOB: 1 BB: 0 P: 5	R: 0 E: 0 K: 0 S: 5	H: 2 LOB: 2 BB: 0 P: 5	R: 1 E: 0 K: 0 S: 4	H: 1 LOB: 1 BB: 1 P: 8	R: 0 E: 0 K: 0 S: 4	H: 1 LOB: 2 BB: 1 P: 8	1B: 4 2B: 3 3B: 0 HR: 2	SF: 0 SAC: 0 DP: 1 HBP: 0	WP: 0 PB: 0 SB: 1 CS: 0	PA: 38				
<b>PITCHER</b>	IP	WLS	BF	H	R	ER	SO	BB	IBB	HBP	BLK	WP	HR	S	P	ERA	WHIP									
Ed Rakow, R ERA: 4.57	(1, 1)	6.0	W	23	5	2	2	1	1	0	0	0	0	2	24	28	3.00	1.000								
Bill Fischer, R ERA: 4.59	(7, 1)	1.1		8	3	1	1	0	1	0	0	0	0	0	7	11	6.75	3.000								
Danny McDevitt, L ERA: 4.22	(8, 1)	1.2	S	7	1	0	0	0	1	0	0	0	0	0	6	10	0.00	1.200								

Detroit Tigers @ Kansas City Athletics  
Municipal Stadium, Kansas City, MO  
Sun Jul 22 1962, 4:33 AM EDT  
Att: 7,351 - Unknown


AB 35  
R 3  
H 9  
RBI 3  
BB 3  
SO 1  
LOB 16



Batter	1	2	3	4	5	6	7	8	9	AB	R	H	RBI	BB	SO	LOB	BOTTOM									
Jose Tartabull, L OBP: 0.343, SLG: 0.367	0-0 6-3 3-1 1B		4-0 HR BB	4-0 1B SF9 BB	0-0 F6		0-0 3B			3	3	2	0	2	0	1										
Jerry Lumpe, L OBP: 0.341, SLG: 0.433	0-0 6-3 1-3		0-0 HR 1B	0-0 1B BB	0-0 F5		0-0 F7			5	2	2	2	0	0	3										
Wayne Causey, L OBP: 0.354, SLG: 0.371	0-0 3-1		0-0 F8	0-0 SF9		0-0 L6		0-0 6-3		3	0	0	2	0	0	0										
Billy Conzolo, R OBP: 0.306, SLG: 0.277	0-0 3-1		0-0 F8	0-0 SF9		0-0 L6		0-0 6-3		1	0	0	0	0	0	0										
Norm Siebern, L OBP: 0.405, SLG: 0.468	0-0 3-H BB		0-0 1B SF8 1B	0-0 1B 1B BB		0-0 1B WP BB		0-0 WP L1-3 BB		1	4	1	0	4	0	0										
Manny Jimenez, L OBP: 0.388, SLG: 0.487	0-0 3-1		0-0 HR 1B	0-0 1B 1B		0-0 F5 1-2		0-0 L1-3		5	1	2	1	0	0	3										
Ed Charles, R OBP: 0.343, SLG: 0.449		0-0 BB BB	0-0 SF8	0-0 1B 1-2 2-H		0-0 1B		0-0 1B		3	0	3	4	1	0	0										
Bobby Del Greco, R OBP: 0.379, SLG: 0.391		0-0 BB BB	0-0 G5-4-3 BB	0-0 HR	0-3 K		0-0 L5		0-0 FC6-4 1B	4	1	2	2	1	1	3										
Haywood Sullivan, R OBP: 0.344, SLG: 0.346		0-3 K	0-0 F8		0-0 FC3-6 BB		0-0 G3		0-0 FC6-4	4	0	0	0	1	1	4										
Ed Rakow, S OBP: 0.115, SLG: 0.118		0-0 G5-4-3		0-0 F6		0-0 FC3-6		0-0 F9		3	0	0	0	0	0	3										
Bill Fischer, R OBP: 0.143, SLG: 0.286										1	0	0	0	0	0	0										
Danny McDevitt, L OBP: 0.125, SLG: 0.143										0	0	0	0	0	0	0										
<b>Inning Stats</b>	R: 1 E: 0 K: 0 S: 4	H: 1 LOB: 1 BB: 1 P: 8	R: 0 E: 0 K: 1 S: 4	H: 0 LOB: 2 BB: 2 P: 12	R: 5 E: 0 K: 0 S: 7	H: 4 LOB: 0 BB: 1 P: 11	R: 3 E: 0 K: 1 S: 8	H: 3 LOB: 2 BB: 2 P: 16	R: 0 E: 0 K: 0 S: 3	H: 0 LOB: 1 BB: 1 P: 7	R: 1 E: 0 K: 0 S: 4	H: 1 LOB: 1 BB: 1 P: 8	R: 0 E: 0 K: 0 S: 4	H: 1 LOB: 1 BB: 0 P: 4	R: 1 E: 0 K: 0 S: 5	H: 2 LOB: 2 BB: 1 P: 9	1B: 9 2B: 0 3B: 1 HR: 2	SF: 2 SAC: 0 DP: 1 HBP: 0	WP: 2 PB: 0 SB: 1 CS: 0	PA: 44						
<b>PITCHER</b>	IP	WLS	BF	H	R	ER	SO	BB	IBB	HBP	BLK	WP	HR	S	P	ERA	WHIP									
Sam Jones, R ERA: 3.57	(1, 1)	2.2	L	16	5	6	2	1	4	0	0	0	0	2	14	30	6.75	3.375								
Phil Regan, R ERA: 5.12	(3, 1)	1.0		8	3	3	3	0	2	0	0	0	0	0	6	14	27.00	5.000								
Jerry Casale, R ERA: 4.66	(4, 1)	2.1		10	1	1	1	1	2	0	0	0	1	0	10	18	3.86	1.286								
Ron Kline, R ERA: 4.88	(7, 1)	2.0		10	3	1	1	0	1	0	0	0	1	0	9	13	4.50	2.000								

Detroit Tigers @ Kansas City Athletics  
Municipal Stadium, Kansas City, MO  
Sun Jul 22 1962, 4:33 AM EDT  
Att: 7,351 - Unknown

AB 33  
R 11  
H 12  
RBI 11  
BB 9  
SO 2  
LOB 17





Batter	1	2	3	4	5	6	7	8	9	AB	R	H	RBI	BB	SO	LOB	TOP			
Ty Cline, L OBP: 0.337, SLG: 0.355 (1, 8)	SH HR 4-3 1B		1B FC4-6 1B		K 0-3 1	K 0-3 3			L1-3 0-0 3	5	2	2	0	0	2	1				
Don Dillard, L OBP: 0.271, SLG: 0.393 (1, 7)	4-3 1-2		FC4-6 1-3 1B		BB WP BB		K 0-3 1			3	0	1	0	1	1	1				
Tito Francona, L OBP: 0.313, SLG: 0.382 (1, 3)	SH HR 2-3		FC4-6 FC6-4 1-2 3-H		K 0-3 2		3-1 0-0 2			3	1	0	1	0	1	2				
Willie Kirkland, L OBP: 0.302, SLG: 0.418 (1, 9)	HR 1-H 3-H		F4 0-0 2		BB BB		F7 0-0 3			3	1	1	3	1	0	1				
Woodie Held, R OBP: 0.363, SLG: 0.401 (1, 6)	G5-4-3 HBP		FC6-4 1-2		FC5-4 1-2 2-3 BB		G1-4-3 1B			2	0	1	0	1	0	1				
Doc Edwards, R OBP: 0.365, SLG: 0.511 (1, 2)	G5-4-3 1-2			HR 0-0 3	FC5-4 1-2		F8 0-0 1			4	1	1	1	0	0	5				
Bubba Phillips, R OBP: 0.297, SLG: 0.360 (1, 5)		5-3 0-0 1		5-3 0-0 1		6-3 0-0 1		G1-4-3 1-2		4	0	0	0	0	0	1				
Jerry Kindall, R OBP: 0.284, SLG: 0.381 (1, 4)		F9 0-0 2		6-3 0-0 2		4-3 0-0 2		K 0-3 1		4	0	0	0	0	1	0				
Dick Donovan, L OBP: 0.230, SLG: 0.286 (1, 1)					F8 0-0 3			K 0-3 2		3	0	0	0	1	2	0				
Ruben Gomez, R OBP: 0.222, SLG: 0.222 (9, 1)										0	0	0	0	0	0	0				
Gary Bell, R OBP: 0.200, SLG: 0.158 (9, 1)						PB BB				0	0	0	0	0	0	0				
<b>Inning Stats</b>	R: 3 E: 0 K: 0 S: 5	H: 2 LOB: 0 BB: 0 P: 6	R: 0 E: 0 K: 1 S: 5	H: 0 LOB: 0 BB: 0 P: 5	R: 1 E: 0 K: 0 S: 5	H: 2 LOB: 1 BB: 0 P: 5	R: 1 E: 0 K: 0 S: 4	H: 1 LOB: 0 BB: 0 P: 4	R: 0 E: 0 K: 2 S: 7	H: 0 LOB: 3 BB: 3 P: 19	R: 0 E: 0 K: 1 S: 5	H: 0 LOB: 0 BB: 0 P: 5	R: 0 E: 0 K: 0 S: 3	H: 1 LOB: 0 BB: 0 P: 3	R: 0 E: 0 K: 2 S: 7	H: 0 LOB: 0 BB: 0 P: 7	1B: 4 2B: 0 3B: 0 HR: 2	SF: 0 SAC: 1 DP: 2 HBP: 1	WP: 1 PB: 1 CS: 0	PA: 37
<b>PITCHER</b>	IP WLS BF H R ER SO BB IBB HBP BLK WP HR S P ERA WHIP	IP WLS BF H R ER SO BB IBB HBP BLK WP HR S P ERA WHIP																		
Bob Giggie, R ERA: 6.28 (1, 1)	4.0 L 18 5 5 5 1 0 0 0 0 0 2 19 20 11.25 1.250																			
Danny McDevitt, L ERA: 3.89 (5, 1)	4.0 16 1 0 0 4 4 0 0 0 1 0 20 36 0.00 1.250																			
John Wyatt, R ERA: 4.94 (9, 1)	1.0 3 0 0 0 2 0 0 0 0 0 0 7 7 0.00 0.000																			

Cleveland Indians @ Kansas City Athletics  
Municipal Stadium, Kansas City, MO  
Tue Jul 24 1962, 8:05 PM EDT  
Att: 7,460 - Unknown


AB 31  
R 5  
H 6  
RBI 5  
BB 4  
SO 7  
LOB 12



Batter	1	2	3	4	5	6	7	8	9	AB	R	H	RBI	BB	SO	LOB	BOTTOM					
Jose Tartabull, L OBP: 0.339, SLG: 0.358 (1, 8)	6-3 0-0 1		G6-4-3 BB		G4-6-3 1-2			F6 0-0 2	F9 0-0 3	4	0	0	0	1	0	6						
Ed Charles, R OBP: 0.341, SLG: 0.446 (1, 5)	3B 1B		G6-4-3 1-2		K 0-3 3		4-3 0-0 3			4	1	1	0	0	1	2						
Jerry Lumpe, L OBP: 0.345, SLG: 0.442 (1, 4)	1-H SF9 3B		K 0-3 3		G4-6-3 1B			1B BB 1B		4	2	3	1	0	1	0						
Norm Siebern, L OBP: 0.404, SLG: 0.465 (1, 3)	SF9 3-H			L8 0-0 1		G4-6-3 1-2		BB 1B BB		2	1	0	1	1	0	1						
Manny Jimenez, L OBP: 0.392, SLG: 0.493 (1, 7)				4-3 0-0 2				BB 1B		4	0	3	0	0	0	0						
Jerry Walker, S OBP: 0.283, SLG: 0.491 (9, PR)							G4-6-3 1B	3-1 BB 1B		0	0	0	0	0	0	0						
Gino Cimoli, R OBP: 0.345, SLG: 0.447 (1, 9)	K 0-3 3			6-3 0-0 3			L6 0-0 1	3-1 BB		3	0	0	1	1	1	2						
Billy Consolo, R OBP: 0.304, SLG: 0.276 (1, 6)				6-3 0-0 1			G4-6-3 1B	F3 0-0 1		4	0	1	0	0	0	4						
Haywood Sullivan, R OBP: 0.339, SLG: 0.339 (9, PH)				K 0-3 2			L8 0-0 1	F6 0-0 1	3-1 2	3	0	0	0	0	1	1						
George Altusik, R OBP: 0.320, SLG: 0.527 (9, PH)								1-2 2-3 3-H		1	0	0	1	0	0	2						
Bob Giggie, R OBP: 0.322, SLG: 0.280 (9, PH)								1-2 2-3 3-H		1	0	0	0	0	0	0						
Danny McDevitt, L OBP: 0.222, SLG: 0.222 (9, PH)								4-0		1	0	1	0	0	0	0						
Wayne Culler, L OBP: 0.285, SLG: 0.376 (9, PH)										1	0	1	0	0	0	0						
Dan Pflaster, R OBP: 0.186, SLG: 0.186 (9, PH)										0	0	0	0	0	0	0						
John Wyatt, R OBP: 0.283, SLG: 0.491 (9, PH)										0	0	0	0	0	0	0						
Bobby Del Greco, R OBP: 0.302, SLG: 0.371 (9, PH)										0	0	0	0	1	0	0						
<b>Inning Stats</b>	R: 2 E: 0 K: 1 S: 8	H: 3 LOB: 1 BB: 0 P: 8	R: 0 E: 0 K: 1 S: 5	H: 0 LOB: 0 BB: 0 P: 5	R: 0 E: 0 K: 1 S: 4	H: 0 LOB: 0 BB: 1 P: 8	R: 0 E: 0 K: 0 S: 3	H: 0 LOB: 0 BB: 0 P: 3	R: 0 E: 0 K: 0 S: 4	H: 2 LOB: 1 BB: 0 P: 4	R: 0 E: 0 K: 1 S: 5	H: 1 LOB: 0 BB: 0 P: 5	R: 0 E: 0 K: 0 S: 3	H: 1 LOB: 0 BB: 0 P: 3	R: 0 E: 0 K: 0 S: 4	H: 1 LOB: 1 BB: 0 P: 4	R: 2 E: 0 K: 0 S: 5	H: 2 LOB: 3 BB: 3 P: 17	1B: 8 2B: 1 3B: 1 HR: 0	SF: 1 SAC: 0 DP: 4 HBP: 0	WP: 0 PB: 0 CS: 0	PA: 37
<b>PITCHER</b>	IP WLS BF H R ER SO BB IBB HBP BLK WP HR S P ERA WHIP	IP WLS BF H R ER SO BB IBB HBP BLK WP HR S P ERA WHIP																				
Dick Donovan, R ERA: 3.04 (1, 1)	8.0 W 31 9 4 4 4 2 0 0 0 0 0 37 45 4.50 1.375																					
Ruben Gomez, R ERA: 2.83 (9, 1)	0.0 1 1 0 0 0 0 0 0 0 0 0 1 1 ∞ ∞																					
Gary Bell, R ERA: 3.71 (9, 1)	1.0 S 5 0 0 0 0 2 0 0 0 0 0 3 11 0.00 2.000																					

Cleveland Indians @ Kansas City Athletics  
Municipal Stadium, Kansas City, MO  
Tue Jul 24 1962, 8:05 PM EDT  
Att: 7,460 - Unknown

AB 32  
R 4  
H 10  
RBI 4  
BB 4  
SO 4  
LOB 18





Batter	1	2	3	4	5	6	7	8	9	AB	R	H	RBI	BB	SO	LOB	TOP										
Ty Cline, L OBP: 0.332, SLG: 0.349 (1, 8)	L6-3		L1-3			L4-6-3		L6-3		4	0	0	0	0	0	2	<b>Cleveland Indians @ Kansas City Athletics</b> Municipal Stadium, Kansas City, MO Wed Jul 25 1962, 8:05 PM EDT Att: 8,007 - Unknown										
Don Dillard, L OBP: 0.273, SLG: 0.400 Chuck Essegian, R OBP: 0.371, SLG: 0.532 (1, 7)	4-3			K			2B	WP	1B	3	1	1	0	0	1	0											
Tito Francona, L OBP: 0.312, SLG: 0.383 (1, 3)	5-3			F9		6-3	2B	E6	1B	4	2	1	1	0	0	1											
Willie Kirkland, L OBP: 0.299, SLG: 0.413 Gene Green, R OBP: 0.337, SLG: 0.575 (1, 9)	K		4-3			6-3		K		3	0	0	0	0	1	1											
Woodie Held, R OBP: 0.359, SLG: 0.396 (1, 6)	6-3				F8		4-3	F2		4	0	0	1	0	0	1											
Doc Edwards, R OBP: 0.384, SLG: 0.500 John Romano, R OBP: 0.349, SLG: 0.462 (1, 2)					4-3		K		1B	3	0	1	0	0	1	0											
Bubba Phillips, R OBP: 0.357 Al Luplow, L OBP: 0.400, SLG: 0.529 Mudcat Grant, R OBP: 0.200, SLG: 0.241 (1, 5)	1-3				F6		F9		1B	3	0	0	0	0	0	1											
Jerry Kindall, R OBP: 0.283, SLG: 0.377 (1, 4)			K			L4-6-3		F9	F3	3	0	0	0	1	1	2											
Sam McDowell, L OBP: 0.182, SLG: 0.182 Frank Funk, R OBP: 0.100, SLG: 0.100 Willie Taylor, R OBP: 0.347 Bill Dailey, R OBP: 0.338 Jack Kubiszyn, R OBP: 0.190, SLG: 0.200 Pedro Ramos, S OBP: 0.200, SLG: 0.200 (1, 1)	L6					F4		WP	BB	1	0	0	0	0	0	0											
<b>Inning Stats</b>	R: 0 E: 0 K: 0 S: 3	H: 0 LOB: 0 BB: 0 P: 3	R: 0 E: 0 K: 1 S: 6	H: 1 LOB: 1 BB: 0 P: 6	R: 0 E: 0 K: 1 S: 5	H: 0 LOB: 0 BB: 0 P: 5	R: 0 E: 0 K: 0 S: 3	H: 0 LOB: 0 BB: 0 P: 3	R: 0 E: 0 K: 0 S: 2	H: 0 LOB: 0 BB: 0 P: 6	R: 2 E: 0 K: 1 S: 7	H: 2 LOB: 0 BB: 0 P: 7	R: 0 E: 0 K: 0 S: 3	H: 0 LOB: 1 BB: 1 P: 7	R: 2 E: 1 K: 1 S: 8	H: 2 LOB: 2 BB: 1 P: 12		1B: 3 2B: 2 3B: 0 HR: 0	SF: 0 SAC: 0 DP: 1 HBP: 0	WP: 3 PB: 0 SB: 0 CS: 0	PA: 35						
<b>PITCHER</b>	IP	WLS	BF	H	R	ER	SO	BB	IBB	HBP	BLK	WP	HR	S	P	ERA	WHIP										
Diego Segui, R ERA: 4.18 (1, 1)	8.0	W	28	3	2	2	4	2	0	0	0	1	0	34	42	2.25	0.625										
Danny McDevitt, L ERA: 3.89 (9, 1)	0.0		2	1	2	0	0	0	0	0	0	0	0	2	2	∞	∞										
John Wyatt, R ERA: 4.9 (9, 1)	0.2	S	4	1	0	0	1	1	0	0	0	1	0	5	9	0.00	3.000										
Bill Fischer, R ERA: 4.84 (9, 1)	0.1	S	1	0	0	0	0	0	0	0	0	0	0	1	1	0.00	0.000										


Batter	1	2	3	4	5	6	7	8	9	AB	R	H	RBI	BB	SO	LOB	BOTTOM										
Bobby Del Greco, R OBP: 0.383, SLG: 0.393 (1, 8)	F4			F4						4	1	2	0	0	0	0	<b>Cleveland Indians @ Kansas City Athletics</b> Municipal Stadium, Kansas City, MO Wed Jul 25 1962, 8:05 PM EDT Att: 8,007 - Unknown										
Jerry Lumpe, L OBP: 0.344, SLG: 0.438 (1, 4)	1-3	BB		4-3		E6				3	0	0	0	1	0	1											
Ed Charles, R OBP: 0.346, SLG: 0.446 (1, 5)		BB				G4-3				2	1	1	0	2	0	2											
Norm Siebern, L OBP: 0.402, SLG: 0.463 (1, 3)	L8					1B				4	0	1	0	0	1	3											
Manny Jimenez, L OBP: 0.391, SLG: 0.488 (1, 7)		4-3				FC4				3	0	0	1	1	0	1											
Gino Cimoli, R OBP: 0.345, SLG: 0.446 Jose Tartabull, L OBP: 0.342, SLG: 0.358 (1, 9)				L8		F9				3	1	1	0	0	0	2											
Billy Consolo, R OBP: 0.319, SLG: 0.287 (1, 6)										3	1	2	1	1	0	0											
Joe Azcue, R OBP: 0.306, SLG: 0.341 Dan Pfister, R OBP: 0.184, SLG: 0.184 Haywood Sullivan, R OBP: 0.336, SLG: 0.339 (1, 2)				G6-4-3		FC6-5				3	1	1	2	1	0	4											
Diego Segui, R OBP: 0.259, SLG: 0.269 Wayne Causey, L OBP: 0.356, SLG: 0.373 Danny McDevitt, L OBP: 0.222, SLG: 0.250 John Wyatt, R OBP: 0.125, SLG: 0.087 Bill Fischer, R OBP: 0.343, SLG: 0.286 (1, 1)										3	0	0	0	0	3	0											
<b>Inning Stats</b>	R: 0 E: 0 K: 0 S: 3	H: 0 LOB: 1 BB: 1 P: 7	R: 4 E: 0 K: 2 S: 11	H: 4 LOB: 2 BB: 2 P: 19	R: 0 E: 0 K: 0 S: 3	H: 1 LOB: 1 BB: 1 P: 7	R: 0 E: 0 K: 1 S: 5	H: 0 LOB: 0 BB: 0 P: 5	R: 1 E: 0 K: 0 S: 5	H: 2 LOB: 2 BB: 1 P: 9	R: 0 E: 1 K: 1 S: 6	H: 1 LOB: 1 BB: 0 P: 6	R: 0 E: 0 K: 0 S: 2	H: 0 LOB: 1 BB: 1 P: 6	R: 0 E: 0 K: 0 S: 2	H: 0 LOB: 1 BB: 1 P: 6		1B: 7 2B: 0 3B: 0 HR: 1	SF: 0 SAC: 0 DP: 3 HBP: 0	WP: 2 PB: 0 SB: 0 CS: 1	PA: 37						
<b>PITCHER</b>	IP	WLS	BF	H	R	ER	SO	BB	IBB	HBP	BLK	WP	HR	S	P	ERA	WHIP										
Sam McDowell, L ERA: 6.55 (5, 1)	4.2	L	25	7	5	5	3	5	0	0	0	2	1	26	46	9.64	2.571										
Frank Funk, R ERA: 3.47 (6, 1)	0.1		1	0	0	0	0	0	0	0	0	0	0	1	1	0.00	0.000										
Bill Dailey, R ERA: 3.38 (8, 1)	2.0		7	1	0	0	1	1	0	0	0	0	0	8	12	0.00	1.000										
Pedro Ramos, R ERA: 4.62 (8, 1)	1.0		3	0	0	0	0	1	0	0	0	0	0	2	6	0.00	1.000										



Batter	1	2	3	4	5	6	7	8	9	10	AB	R	H	RBI	BB	SO	LOB	TOP
Jose Tartabull, L (1.8) OBP: 0.344, SLG: 0.360	F5		1-3		4-3			8-4 SH5-4 1B		1B	5	1	2	0	0	0	1	
Ed Charles, R (1.5) OBP: 0.351, SLG: 0.458	HR		1B			5-3		SH5-4 1-2		1B BB	3	1	2	1	1	0	0	
Jerry Lumpe, L (1.4) OBP: 0.342, SLG: 0.435	F8		F8			F6		8-4 2-3f		BB 1B	5	0	1	1	0	0	2	
Norm Siebern, L (1.3) OBP: 0.402, SLG: 0.459	G3				F7		BB			F7 1-2	3	0	0	0	2	0	0	
Manny Jimenez, L (1.7) OBP: 0.399, SLG: 0.483		F7			F9					6-3	4	0	0	0	0	0	1	
Bobby Del Greco, R (9.7) OBP: 0.382, SLG: 0.391					4-3					K	1	0	0	0	0	1	3	
Gino Cimoli, R (1.9) OBP: 0.346, SLG: 0.450					6-3						4	0	2	0	0	0	0	
Billy Conzolo, R (1.6) OBP: 0.317, SLG: 0.286		1B				5-3				2B	4	0	1	0	0	2	2	
Joe Azcue, R (1.2) OBP: 0.299, SLG: 0.333		K				F8				4-3	4	0	0	0	0	1	2	
Dan Pfister, R (1.1) OBP: 0.190, SLG: 0.190										6-3	4	0	1	0	0	0	1	
Danny McDevitt, L (10.1) OBP: 0.222, SLG: 0.250			L7					F6			0	0	0	0	0	0	0	
<b>Inning Stats</b>	R: 1 E: 0 K: 0 S: 4	H: 1 LOB: 0 BB: 0 P: 4	R: 0 E: 0 K: 2 S: 8	H: 1 LOB: 1 BB: 0 P: 8	R: 0 E: 0 K: 0 S: 4	H: 1 LOB: 1 BB: 0 P: 4	R: 0 E: 0 K: 0 S: 3	H: 0 LOB: 0 BB: 0 P: 3	R: 0 E: 0 K: 0 S: 4	H: 1 LOB: 1 BB: 0 P: 4	R: 0 E: 0 K: 1 S: 6	H: 1 LOB: 1 BB: 0 P: 6	R: 1 E: 0 K: 1 S: 7	H: 2 LOB: 3 BB: 2 P: 15	1B: 7 2B: 2 3B: 0 HR: 1	SF: 0 SAC: 1 DP: 1 HBP: 0	WP: 0 PB: 0 SB: 1 CS: 0	PA: 41
<b>PITCHER</b>	IP WLS BF H R ER SO BB IBB HBP BLK WP HR S P ERA WHIP																	
Robin Roberts, R (1.1) ERA: 2.51	8.0	30	6	1	1	2	2	0	0	0	0	0	13	21	4.50	2.500		
Hoyt Wilhelm, R (9.1) ERA: 1.16	2.0	11	3	1	1	2	2	0	0	0	0	0	13	21	4.50	2.500		

**Kansas City Athletics @ Baltimore Orioles**  
 Memorial Stadium, Baltimore, MD  
 Fri Jul 27 1962, 7:05 PM EDT  
 Att: 9,121 - Unknown

AB	37
R	2
H	9
RBI	2
BB	3
SO	4
LOB	12



Batter	1	2	3	4	5	6	7	8	9	10	AB	R	H	RBI	BB	SO	LOB	BOTTOM						
Johnny Temple, R (1.4) OBP: 0.367, SLG: 0.328	BB 1B		CS 1B			SH1-3 1B		F2 1-2		SH1-4 1-2	4	0	3	0	0	0	1							
Whitey Herzog, L (1.9) OBP: 0.370, SLG: 0.387	F5		CS		2B BB	SH1-3 1-2		5-3 2-3		1B 2B	2	0	0	0	1	0	3							
Dick Williams, R (10. PH) OBP: 0.274, SLG: 0.272										1B 2B	1	1	1	1	0	0	0							
Jackie Brandt, R (1.8) OBP: 0.336, SLG: 0.478	G4-6-3 BB					F2 1-3		6-3		1B IBB	3	0	1	0	2	0	3							
Jim Gentile, L (1.3) OBP: 0.369, SLG: 0.537	G4-6-3 1-2f				F6	F5				F9 1-2 2-H	5	0	1	1	0	0	5							
Brooks Robinson, R (1.5) OBP: 0.314, SLG: 0.471		5-3			K	6-3				E7 1B SF8	4	1	0	0	0	1	2							
Boog Powell, L (1.7) OBP: 0.325, SLG: 0.411		6-3			F9						4	0	2	0	0	0	2							
Dave Nicholson, R (9. PR) OBP: 0.288, SLG: 0.277										1B	0	0	0	0	0	0	0							
Jerry Adair, R (1.6) OBP: 0.290, SLG: 0.344		F5			L9	K				SF8 3-H	3	0	0	1	0	1	1							
Hobie Landrith, L (1.2) OBP: 0.337, SLG: 0.381			F7		F3	F7				F9	4	0	0	0	0	0	2							
Robin Roberts, S (1.1) OBP: 0.323, SLG: 0.240											2	0	0	0	0	1	0							
Charlie Lau, L (8. PH) OBP: 0.319, SLG: 0.445											1	0	1	0	0	0	0							
Mary Breeding, R (8. PR) OBP: 0.242, SLG: 0.283											0	0	0	0	0	0	0							
Hoyt Wilhelm, R (9.1) OBP: 0.152, SLG: 0.100											0	0	0	0	0	0	0							
Russ Snyder, L (10. PH) OBP: 0.307, SLG: 0.447								5-3 E 1B		WP SH1-4 2B BB	0	1	0	0	1	0	0							
<b>Inning Stats</b>	R: 0 E: 0 K: 0 S: 3	H: 1 LOB: 1 BB: 1 P: 7	R: 0 E: 0 K: 0 S: 3	H: 0 LOB: 0 BB: 0 P: 3	R: 0 E: 0 K: 1 S: 5	H: 1 LOB: 0 BB: 0 P: 5	R: 0 E: 0 K: 1 S: 6	H: 1 LOB: 2 BB: 1 P: 10	R: 0 E: 0 K: 0 S: 3	H: 0 LOB: 0 BB: 0 P: 3	R: 0 E: 0 K: 0 S: 4	H: 1 LOB: 1 BB: 0 P: 4	R: 0 E: 0 K: 1 S: 6	H: 1 LOB: 1 BB: 0 P: 6	R: 0 E: 1 K: 0 S: 4	H: 1 LOB: 2 BB: 0 P: 4	R: 1 E: 1 K: 0 S: 5	H: 1 LOB: 1 BB: 0 P: 5	R: 2 E: 0 K: 0 S: 3	H: 2 LOB: 2 BB: 2 P: 11	1B: 6 2B: 3 3B: 0 HR: 0	SF: 1 SAC: 2 DP: 1 HBP: 0	WP: 1 PB: 0 SB: 0 CS: 1	PA: 41
<b>PITCHER</b>	IP WLS BF H R ER SO BB IBB HBP BLK WP HR S P ERA WHIP																							
Dan Pfister, R (1.1) ERA: 4.94	9.1	37	7	2	1	3	3	0	0	0	0	0	40	52	0.96	1.071								
Danny McDevitt, L (10.1) ERA: 4.05	0.0	L	3	2	1	0	0	1	0	2	6	∞	∞											

**Kansas City Athletics @ Baltimore Orioles**  
 Memorial Stadium, Baltimore, MD  
 Fri Jul 27 1962, 7:05 PM EDT  
 Att: 9,121 - Unknown

AB	33
R	3
H	9
RBI	3
BB	4
SO	3
LOB	19






Batter	1	2	3	4	5	6	7	8	9	AB	R	H	RBI	BB	SO	LOB	TOP				
Jose Tartabull, L (1, 8) OBP: 0.342, SLG: 0.354	0-0 4-3		4-0 BB		0-0 4-3		0-0 E1			3	0	0	0	1	0	2					
Ed Charles, R (1, 5) OBP: 0.350, SLG: 0.456	0-3 K		0-0 G6-4-3			0-0 1B	0-0 L9			4	0	1	0	0	1	3					
Jerry Lumpe, L (1, 4) OBP: 0.346, SLG: 0.438	0-0 1B			0-0 F7		0-0 FC4-6		0-0 1B	0-0 1B	4	0	3	0	0	0	0					
Norm Siebern, L (1, 3) OBP: 0.401, SLG: 0.457	0-0 6-3			0-0 FC3-6		0-0 L3		0-0 4-3		4	0	1	0	0	0	4					
Manny Jimenez, L (1, 7) OBP: 0.385, SLG: 0.480		0-0 4-3		0-0 FC3-6		0-0 F2		0-0 1B		4	0	1	0	0	0	3					
Gino Cimoli, R (1, 9) OBP: 0.343, SLG: 0.445	0-3 K		0-0 F4		0-0 FC4-6		0-0 L6-5			4	0	0	0	0	1	5					
Billy Conso, R (1, 6) OBP: 0.331, SLG: 0.290	0-0 1B			4-0 BB		4-0 BB		0-0 6-3		2	0	1	0	2	0	0					
Joe Azcue, R (1, 2) OBP: 0.293, SLG: 0.326	0-0 F4			0-0 F9		0-0 G5-4-3		0-3 K		4	0	0	0	0	1	3					
Ed Rakow, S (1, 1) George Alusik, R (9, PH) OBP: 0.316, SLG: 0.521			0-3 K		0-3 K		0-0 E	0-0 5-3		3	0	1	0	0	2	1					
<b>Inning Stats</b>	R: 0 E: 0 K: 1 S: 6	H: 1 LOB: 1 BB: 0 P: 6	R: 0 E: 0 K: 1 S: 6	H: 1 LOB: 1 BB: 0 P: 6	R: 0 E: 0 K: 1 S: 4	H: 0 LOB: 0 BB: 1 P: 8	R: 0 E: 0 K: 0 S: 4	H: 1 LOB: 1 BB: 0 P: 4	R: 0 E: 0 K: 1 S: 5	H: 0 LOB: 1 BB: 1 P: 9	R: 0 E: 0 K: 0 S: 5	H: 2 LOB: 2 BB: 0 P: 5	R: 0 E: 1 K: 0 S: 4	H: 1 LOB: 2 BB: 1 P: 8	R: 0 E: 0 K: 0 S: 4	H: 2 LOB: 1 BB: 0 P: 4	R: 0 E: 0 K: 1 S: 5	H: 0 LOB: 0 BB: 0 P: 5	1B: 8 2B: 1 3B: 0 HR: 0	SF: 0 SAC: 0 DP: 3 HBP: 0	WP: 0 PA: 36
<b>PITCHER</b> Steve Barber, L (1, 1) ERA: 3.26	IP: 9.0 WLS: W BF: 36 H: 8 R: 0 ER: 0 SO: 5 BB: 3 IBB: 0 HBP: 0 BLK: 0 WP: 0 HR: 0 S: 43 P: 55 ERA: 0.00 WHIP: 1.222															<b>PITCHER</b>					

Kansas City Athletics @ Baltimore Orioles  
Memorial Stadium, Baltimore, MD  
Sat Jul 28 1962, 7:05 PM EDT  
Unknown


AB 33  
R 0  
H 8  
RBI 0  
BB 3  
SO 5  
LOB 21



Batter	1	2	3	4	5	6	7	8	9	AB	R	H	RBI	BB	SO	LOB	BOTTOM		
Johnny Temple, R (1, 4) OBP: 0.362, SLG: 0.323	0-0 F9		0-0 5-3			0-3 K		0-0 F4		4	0	0	0	0	1	0			
Whitey Herzog, L (1, 9) OBP: 0.377, SLG: 0.392	0-0 1B		0-0 4-3			4-0 E	0-0 CS	0-0 1B		3	0	2	0	1	0	0			
Jackie Brandt, R (1, 8) OBP: 0.332, SLG: 0.472	0-0 G1-6-3		0-3 K			0-3 K		0-0 5-3		4	0	0	0	0	2	3			
Jim Gentile, L (1, 3) OBP: 0.366, SLG: 0.533		0-0 G3		0-0 4-3		0-0 F8				3	0	0	0	0	0	1			
Brooks Robinson, R (1, 5) OBP: 0.314, SLG: 0.470		0-0 F6		0-0 6-3			0-0 G6-4-3			3	0	1	0	0	0	0			
Boog Powell, L (1, 7) OBP: 0.325, SLG: 0.422		0-0 HR		0-3 K		0-0 G6-4-3				3	1	1	1	0	1	1			
Charlie Lau, L (1, 2) OBP: 0.319, SLG: 0.458		0-0 E3			0-0 F8		0-0 3B			3	1	1	0	0	0	0			
Jerry Adair, R (1, 6) OBP: 0.294, SLG: 0.357		0-0 HR		0-0 4-3			4-0 S			2	1	1	2	1	0	0			
Steve Barber, L (1, 1) OBP: 0.133, SLG: 0.071		0-3 K			0-0 F8		0-3 K			3	0	0	0	0	2	2			
<b>Inning Stats</b>	R: 0 E: 0 K: 0 S: 3	H: 1 LOB: 0 BB: 0 P: 3	R: 3 E: 1 K: 1 S: 8	H: 2 LOB: 0 BB: 0 P: 8	R: 0 E: 0 K: 1 S: 5	H: 0 LOB: 0 BB: 0 P: 5	R: 0 E: 0 K: 1 S: 5	H: 0 LOB: 0 BB: 0 P: 5	R: 0 E: 0 K: 2 S: 7	H: 0 LOB: 1 BB: 1 P: 11	R: 0 E: 0 K: 1 S: 6	H: 2 LOB: 2 BB: 1 P: 10	R: 0 E: 0 K: 0 S: 3	H: 1 LOB: 0 BB: 0 P: 3	R: 0 E: 0 K: 0 S: 3	H: 1 LOB: 0 BB: 0 P: 3	1B: 3 2B: 0 3B: 1 HR: 2	SF: 0 SAC: 0 DP: 2 HBP: 0	WP: 0 PA: 30
<b>PITCHER</b> Ed Rakow, R (1, 1) ERA: 4.39	IP: 8.0 WLS: L BF: 30 H: 6 R: 3 ER: 1 SO: 6 BB: 1 IBB: 1 HBP: 0 BLK: 0 WP: 0 HR: 2 S: 40 P: 48 ERA: 1.12 WHIP: 0.875															<b>PITCHER</b>			

Kansas City Athletics @ Baltimore Orioles  
Memorial Stadium, Baltimore, MD  
Sat Jul 28 1962, 7:05 PM EDT  
Unknown

AB 28  
R 3  
H 6  
RBI 3  
BB 2  
SO 6  
LOB 7





Batter	1	2	3	4	5	6	7	8	9	AB	R	H	RBI	BB	SO	LOB	TOP				
Jose Tartabull, L (1.8) OBP: 0.340, SLG: 0.351	K2-3		FC6-4 1B			4-3		G1		4	0	1	0	0	1	0					
Ed Charles, R (1.5) OBP: 0.346, SLG: 0.450	K		FC6-4 1-2			K			F8	4	0	0	0	0	2	1					
Jerry Lumpe, L (1.4) OBP: 0.345, SLG: 0.439	K			F6		F9			1B 2B	4	1	1	0	0	1	0					
Norm Siebern, L (1.3) OBP: 0.400, SLG: 0.455		F7		K			F5		2B 1B	4	0	1	1	0	1	0					
Manny Jimenez, L (1.7) OBP: 0.384, SLG: 0.480		F6		6-3			2B		F7	4	0	1	0	0	0	1					
Gino Cimoli, R (1.9) OBP: 0.342, SLG: 0.443					K		F7		K	4	0	1	0	0	2	2					
Billy Consolo, R (1.6) OBP: 0.331, SLG: 0.291		K					K			3	0	1	0	0	2	2					
Haywood Sullivan, R (1.2) OBP: 0.333, SLG: 0.333			K		K			F3		3	0	0	0	0	2	1					
Jerry Walker, S (1.1) OBP: 0.273, SLG: 0.473			K					4-3		2	0	0	0	0	1	1					
Granny Hamner, R (6.1)										0	0	0	0	0	0	0					
Wayne Causey, L (8. PH) OBP: 0.354, SLG: 0.370										1	0	0	0	0	0	0					
John Wyatt, R (8.1) OBP: 0.125, SLG: 0.087										0	0	0	0	0	0	0					
Rupe Toppin, R (8.1)										0	0	0	0	0	0	0					
<b>Inning Stats</b>	R: 0 E: 0 K: 3 S: 9	H: 0 LOB: 0 BB: 0 P: 9	R: 0 E: 0 K: 1 S: 6	H: 1 LOB: 1 BB: 0 P: 6	R: 0 E: 0 K: 2 S: 8	H: 1 LOB: 1 BB: 0 P: 8	R: 0 E: 0 K: 1 S: 5	H: 0 LOB: 0 BB: 0 P: 5	R: 0 E: 0 K: 2 S: 8	H: 1 LOB: 1 BB: 0 P: 8	R: 0 E: 0 K: 1 S: 5	H: 0 LOB: 0 BB: 0 P: 5	R: 0 E: 0 K: 1 S: 6	H: 1 LOB: 1 BB: 0 P: 6	R: 0 E: 0 K: 0 S: 3	H: 0 LOB: 0 BB: 0 P: 3	R: 1 E: 0 K: 1 S: 7	H: 2 LOB: 1 BB: 0 P: 7	1B: 4 2B: 2 3B: 0 HR: 0	SF: 0 SAC: 0 DP: 0 HBP: 0	WP: 0 PA: 33 CS: 0
<b>PITCHER</b> Dick Hall, R (1.1) ERA: 2.05	IP: 9.0 WLS: W BF: 33 H: 6 R: 1 ER: 1 SO: 12 BB: 0 IBB: 0 HBP: 0 BLK: 0 WP: 0 HR: 0 S: 57 P: 57 ERA: 1.00 WHIP: 0.667															<b>PITCHER</b>	IP: 9.0 WLS: W BF: 33 H: 6 R: 1 ER: 1 SO: 12 BB: 0 IBB: 0 HBP: 0 BLK: 0 WP: 0 HR: 0 S: 57 P: 57 ERA: 1.00 WHIP: 0.667				

Kansas City Athletics @ Baltimore Orioles  
Memorial Stadium, Baltimore, MD  
Sat Jul 28 1962, 7:05 PM EDT  
Att: 11,399 - Unknown

AB	33
R	1
H	6
RBI	1
BB	0
SO	12
LOB	8



Batter	1	2	3	4	5	6	7	8	9	AB	R	H	RBI	BB	SO	LOB	BOTTOM				
Johnny Temple, R (1.4) OBP: 0.359, SLG: 0.320	6-3	F2		5-3		6-3		1B 1B		5	1	1	0	0	0	3					
Whitey Herzog, L (1.9) OBP: 0.384, SLG: 0.398	F8							1B 1B		2	0	1	1	2	0	0					
Russ Snyder, L (8.7) OBP: 0.310, SLG: 0.450		1B 2-3 2-3		2B				1B HR		1	1	1	0	0	0	0					
Jackie Brandt, R (1.8) OBP: 0.333, SLG: 0.471	E6			4-3		F4		1B HR		5	1	2	3	0	0	2					
Jim Gentile, L (1.3) OBP: 0.366, SLG: 0.538					F4	F7	F6	1B HR		4	1	1	3	1	0	1					
Brooks Robinson, R (1.5) OBP: 0.315, SLG: 0.467					B1-3		5-3	F9		3	0	0	0	2	0	0					
Boog Powell, L (1.7) OBP: 0.324, SLG: 0.420							1-3			4	0	1	0	0	1	4					
Dave Nicholson, R (8.9) OBP: 0.296, SLG: 0.288	G3				2B		1-3	G5-4-3 1B		1	0	1	0	0	0	0					
Jerry Adair, R (1.6) OBP: 0.299, SLG: 0.365			6-3					G5-4-3 1B		5	1	3	0	0	0	2					
Hobie Landrith, L (1.2) OBP: 0.341, SLG: 0.376		4-3		E8 SH1-4 2B						2	1	0	0	2	0	1					
Dick Hall, R (1.1) OBP: 0.231, SLG: 0.182				SH1-4		F8				2	1	0	0	1	0	5					
<b>Inning Stats</b>	R: 0 E: 1 K: 0 S: 4	H: 0 LOB: 3 BB: 2 P: 12	R: 2 E: 0 K: 0 S: 4	H: 2 LOB: 3 BB: 2 P: 12	R: 0 E: 0 K: 1 S: 5	H: 0 LOB: 1 BB: 1 P: 9	R: 1 E: 1 K: 0 S: 5	H: 1 LOB: 1 BB: 0 P: 5	R: 0 E: 0 K: 0 S: 3	H: 2 LOB: 3 BB: 1 P: 9	R: 0 E: 0 K: 0 S: 3	H: 0 LOB: 1 BB: 1 P: 7	R: 0 E: 0 K: 0 S: 4	H: 1 LOB: 2 BB: 1 P: 8	R: 4 E: 0 K: 0 S: 7	H: 5 LOB: 0 BB: 0 P: 7	R: 1 E: 0 K: 0 S: 7	H: 7 LOB: 1 BB: 0 P: 7	1B: 8 2B: 2 3B: 0 HR: 1	SF: 0 SAC: 1 DP: 1 HBP: 0	WP: 0 PA: 43 CS: 0
<b>PITCHER</b> Jerry Walker, R (1.1) ERA: 5.6	IP: 5.0 WLS: L BF: 27 H: 5 R: 3 ER: 3 SO: 3 BB: 5 IBB: 1 HBP: 0 BLK: 0 WP: 0 HR: 0 S: 23 P: 47 ERA: 3.60 WHIP: 2.000															<b>PITCHER</b>	IP: 5.0 WLS: L BF: 27 H: 5 R: 3 ER: 3 SO: 3 BB: 5 IBB: 1 HBP: 0 BLK: 0 WP: 0 HR: 0 S: 23 P: 47 ERA: 3.60 WHIP: 2.000				
Granny Hamner, R (6.1) ERA	2.0 9 1 0 0 0 2 0 0 0 0 0 0 7 15 0.00 1.500																				
John Wyatt, R (8.1) ERA: 5.32	0.0 4 4 4 4 0 0 0 0 0 0 1 4 4 ∞ ∞																				
Rupe Toppin, R (8.1) ERA	1.0 3 1 0 0 0 0 0 0 0 0 0 0 3 3 0.00 1.000																				

Kansas City Athletics @ Baltimore Orioles  
Memorial Stadium, Baltimore, MD  
Sat Jul 28 1962, 7:05 PM EDT  
Att: 11,399 - Unknown

AB	34
R	7
H	11
RBI	7
BB	8
SO	1
LOB	18





Batter	1	2	3	4	5	6	7	8	9	AB	R	H	RBI	BB	SO	LOB	TOP										
Jose Tartabull, L (1.8) OBP: 0.343, SLG: 0.351	L6		F2			1B S 1B BB		SH1-4 2H		3	2	1	1	1	1	0	0										
Ed Charles, R (1.5) OBP: 0.347, SLG: 0.452	L8		E6 2B			F8 1-2		1B 1B		5	2	2	0	0	0	0	1										
Jerry Lumpe, L (1.4) OBP: 0.350, SLG: 0.446	F7					1B 2-3		1B 2H		5	1	4	3	0	0	0	0										
Norm Siebern, L (1.3) OBP: 0.402, SLG: 0.455						1B 1-3		G4-6-3 3H		4	1	2	1	1	0	3											
Manny Jimenez, L (1.7) OBP: 0.384, SLG: 0.479 Bobby Del Greco, R (9.7) OBP: 0.382, SLG: 0.391	4-3		F5			1B 1-2				5	0	2	1	0	0	3											
Gino Cimoli, R (1.9) OBP: 0.345, SLG: 0.442						1B 1-3				3	0	1	1	2	1	1											
Billy Conso, R (1.6) OBP: 0.326, SLG: 0.281	F7					1B 1-2				4	0	0	0	1	0	3											
Joe Azcue, R (1.2) OBP: 0.291, SLG: 0.322	F2					5-3				5	1	1	0	0	0	6											
Bill Fischer, R (1.1) OBP: 0.100, SLG: 0.200			F4			F9		SH1-3 1-2		3	0	0	0	0	0	0											
<b>Inning Stats</b>	R: 0 E: 0 K: 0 S: 3	H: 0 LOB: 0 BB: 0 P: 3	R: 0 E: 0 K: 0 S: 4	H: 1 LOB: 2 BB: 1 P: 8	R: 1 E: 1 K: 0 S: 5	H: 1 LOB: 2 BB: 1 P: 9	R: 0 E: 0 K: 0 S: 3	H: 0 LOB: 0 BB: 0 P: 3	R: 3 E: 0 K: 0 S: 7	H: 4 LOB: 3 BB: 2 P: 15	R: 1 E: 0 K: 0 S: 5	H: 3 LOB: 1 BB: 0 P: 5	R: 0 E: 0 K: 1 S: 5	H: 1 LOB: 0 BB: 0 P: 5	R: 2 E: 0 K: 0 S: 6	H: 3 LOB: 1 BB: 0 P: 6	R: 0 E: 0 K: 0 S: 3	H: 0 LOB: 1 BB: 1 P: 7	1B: 11 2B: 3 3B: 0 HR: 0	SF: 0 SAC: 2 DP: 2 HBP: 0	WP: 1 PB: 0 CS: 2 PA: 44						
<b>PITCHER</b>	IP	WLS	BF	H	R	ER	SO	BB	IBB	HBP	BLK	WP	HR	S	P	ERA	WHIP										
Chuck Estrada, R (1.1) ERA: 4.13	4.2	L	25	6	4	3	0	4	0	0	0	0	0	21	37	5.79	2.143										
Wes Stock, R (5.1) ERA: 3.51	0.1		1	0	0	0	0	0	0	0	0	0	0	1	1	0.00	0.000										
Billy Hoelt, L (6.1) ERA: 4.81	1.0		5	3	1	1	0	0	0	0	0	0	0	5	5	9.00	3.000										
Mitt Pappas, R (7.1) ERA: 3.93	2.0		9	4	2	2	1	0	0	0	0	1	0	11	11	9.00	2.000										
Hoyt Wilhelm, R (9.1) ERA: 1.14	1.0		4	0	0	0	0	1	0	0	0	0	0	3	7	0.00	1.000										
<b>Batter</b>	<b>1</b>	<b>2</b>	<b>3</b>	<b>4</b>	<b>5</b>	<b>6</b>	<b>7</b>	<b>8</b>	<b>9</b>	<b>AB</b>	<b>R</b>	<b>H</b>	<b>RBI</b>	<b>BB</b>	<b>SO</b>	<b>LOB</b>	<b>BOTTOM</b>										
Johnny Temple, R (1.4) OBP: 0.355, SLG: 0.316	5-3		L4			FC6-4 1-2		5-3		4	0	0	0	0	0	3											
Whitey Herzog, L (1.9) OBP: 0.377, SLG: 0.390	4-3		F5			4-3		F7		4	0	0	0	0	0	1											
Jackie Brandt, R (1.8) OBP: 0.335, SLG: 0.472	5-3					4-3 1B		6-3-6 1B		4	0	2	0	0	0	0											
Jim Gentile, L (1.3) OBP: 0.365, SLG: 0.535						4-3 1-2		6-3-6 1-2		4	1	1	0	0	0	2											
Brooks Robinson, R (1.5) OBP: 0.317, SLG: 0.477						F6		K		4	2	2	1	0	1	0											
Boog Powell, L (1.7) OBP: 0.323, SLG: 0.417						4-3		5-3		4	0	1	2	0	0	0											
Jerry Adair, R (1.6) OBP: 0.299, SLG: 0.364						4-3		F7		3	0	1	0	0	1	1											
Hobie Landrith, L (1.2) OBP: 0.346, SLG: 0.388						G1-4-6-3 1-2		FC6-4 1-3		3	0	2	0	0	0	1											
Chuck Estrada, R (1.1) OBP: 0.128, SLG: 0.105 Wes Stock, R (5.1) ERA: 3.51 Russ Snyder, L (5. PH) OBP: 0.347, SLG: 0.448 Billy Hoelt, L (6.1) ERA: 4.81 Mitt Pappas, R (7.1) ERA: 3.93 Charlie Lau, L (8. PH) OBP: 0.317, SLG: 0.405 Hoyt Wilhelm, R (9.1) ERA: 1.14						4-3		L4		1	0	0	0	0	0	0											
<b>Inning Stats</b>	R: 0 E: 0 K: 0 S: 3	H: 0 LOB: 0 BB: 0 P: 3	R: 2 E: 0 K: 1 S: 7	H: 3 LOB: 0 BB: 0 P: 7	R: 0 E: 0 K: 0 S: 3	H: 0 LOB: 0 BB: 0 P: 3	R: 0 E: 0 K: 0 S: 3	H: 1 LOB: 0 BB: 0 P: 3	R: 0 E: 0 K: 0 S: 5	H: 2 LOB: 2 BB: 0 P: 5	R: 0 E: 0 K: 0 S: 3	H: 1 LOB: 0 BB: 0 P: 3	R: 0 E: 0 K: 1 S: 5	H: 0 LOB: 0 BB: 0 P: 5	R: 0 E: 0 K: 0 S: 4	H: 1 LOB: 1 BB: 0 P: 4	R: 1 E: 0 K: 0 S: 4	H: 1 LOB: 0 BB: 0 P: 4	1B: 6 2B: 3 3B: 0 HR: 1	SF: 0 SAC: 0 DP: 2 HBP: 0	WP: 0 PB: 0 CS: 0 PA: 33						
<b>PITCHER</b>	IP	WLS	BF	H	R	ER	SO	BB	IBB	HBP	BLK	WP	HR	S	P	ERA	WHIP										
Bill Fischer, R (1.1) ERA: 4.22	9.0	W	33	9	3	3	2	0	0	0	0	0	1	37	37	3.00	1.000										

Kansas City Athletics @ Baltimore Orioles  
Memorial Stadium, Baltimore, MD  
Sun Jul 29 1962, 3:33 AM EDT  
Att.: 4,768 - Unknown

AB 37  
R 7  
H 13  
RBI 7  
BB 5  
SO 1  
LOB 17



Kansas City Athletics @ Baltimore Orioles  
Memorial Stadium, Baltimore, MD  
Sun Jul 29 1962, 3:33 AM EDT  
Att.: 4,768 - Unknown

AB 33  
R 3  
H 9  
RBI 3  
BB 0  
SO 2  
LOB 11





Batter	1	2	3	4	5	6	7	8	9	AB	R	H	RBI	BB	SO	LOB	TOP					
Jose Tartabull, L (1, 8) OBP: 0.341, SLG: 0.349 George Alusik, R (8, FH) OBP: 0.313, SLG: 0.516 Danny McDevitt, L (8, 1) OBP: 0.200, SLG: 0.222 Granny Hamner, R (9, 1)	F6		1-3	1B		F8		F5	L3	4	0	1	0	0	0	0						
Ed Charles, R (1, 5) OBP: 0.353, SLG: 0.459	6-3		BB	BB				1B	1B	4	1	3	2	1	0	0						
Jerry Lumpe, L (1, 4) OBP: 0.349, SLG: 0.443	4-1		L9	K		F7		1B	1B	5	0	1	0	0	1	4						
Norm Siebern, L (1, 3) OBP: 0.404, SLG: 0.454		3-1	BB	BB		FC2-5		1B	1B	3	0	1	1	2	1	0						
Manny Jimenez, L (1, 7) OBP: 0.387, SLG: 0.478		FC4-6	BB	BB		FC2-5		1B	1B	3	1	1	0	2	0	2						
Wayne Causey, L (1, 6) OBP: 0.361, SLG: 0.370		FC4-6	BB	BB		FC2-5		1B	1B	3	0	1	0	2	0	5						
Gino Cimoli, R (1, 9) OBP: 0.342, SLG: 0.437	FC4-6		4-3	F3		L3		SH1-3	1B	4	1	0	0	0	0	5						
Joe Azcue, R (1, 2) OBP: 0.300, SLG: 0.330 Bobby Del Greco, R (8, PR) OBP: 0.394, SLG: 0.391			1B	SH1-4		FC5-4		SH1-4	BB	2	1	1	2	2	0	2						
Dan Pfister, R (1, 1) OBP: 0.186, SLG: 0.186 John Wyatt, R (5, 1) OBP: 0.120, SLG: 0.083 Billy Consolo, R (8, FH) OBP: 0.339, SLG: 0.291 Haywood Sullivan, R (8, 2) OBP: 0.332, SLG: 0.331	6-3		SH1-4	K				SH1-4	F5	1	0	0	0	0	0	1						
<b>Inning Stats</b>	R: 0 E: 0 K: 0 S: 3	H: 0 LOB: 0 BB: 0 P: 3	R: 2 E: 0 K: 0 S: 4	H: 1 LOB: 1 BB: 2 P: 12	R: 0 E: 0 K: 0 S: 3	H: 0 LOB: 3 BB: 3 P: 15	R: 1 E: 0 K: 1 S: 7	H: 2 LOB: 2 BB: 1 P: 11	R: 0 E: 0 K: 0 S: 4	H: 1 LOB: 1 BB: 0 P: 8	R: 0 E: 0 K: 1 S: 6	H: 1 LOB: 1 BB: 0 P: 6	R: 0 E: 0 K: 1 S: 5	H: 0 LOB: 1 BB: 1 P: 9	R: 2 E: 0 K: 0 S: 6	H: 3 LOB: 2 BB: 1 P: 10	R: 0 E: 0 K: 0 S: 4	H: 1 LOB: 2 BB: 1 P: 8	1B: 7 2B: 2 3B: 0 HR: 0	SF: 0 SAC: 3 DP: 0 HBP: 0	WP: 0 PB: 0 SB: 0 CS: 0	PA: 46
<b>PITCHER</b>	IP	WLS	BF	H	R	ER	SO	BB	IBB	HBP	BLK	WP	HR	S	P	ERA	WHIP					
Paul Foytack, R (1, 1) ERA: 4.09	3.2		20	3	3	3	0	6	0	0	0	0	0	14	38	7.36	2.455					
Ron Nischwitz, L (4, 1) ERA: 2.5	4.2		24	6	2	2	3	4	0	0	0	0	0	26	42	3.86	2.143					
Ron Kline, R (9, 1) ERA: 4.5	0.2	W	2	0	0	0	0	0	0	0	0	0	0	2	2	0.00	0.000					

Kansas City Athletics @ Detroit Tigers  
Tiger Stadium, Detroit, MI  
Wed Aug 01 1962, 7:05 PM EDT  
Unknown

AB 32  
R 5  
H 9  
RBI 5  
BB 10  
SO 3  
LOB 23



Batter	1	2	3	4	5	6	7	8	9	AB	R	H	RBI	BB	SO	LOB	BOTTOM					
Chico Fernandez, R (1, 6) OBP: 0.289, SLG: 0.406	F3		F8	S		1B		FC3-6	WP	3	2	1	1	2	0	1						
Bill Bruton, L (1, 8) OBP: 0.341, SLG: 0.420 Don Buddin, R (8, FH) OBP: 0.336, SLG: 0.326 Jake Wood, R (9, PR) OBP: 0.296, SLG: 0.357	4-3		F8	BB		3-H		1B	2B	3	0	1	1	1	0	1						
Al Kaline, R (1, 9) OBP: 0.395, SLG: 0.627			L5-3			2-H		1B	1B	4	2	2	1	1	1	3						
Rocky Colavito, R (1, 7) OBP: 0.367, SLG: 0.522	F8			G4-6-3		F8		6-3		4	0	1	2	1	0	4						
Norm Cash, L (1, 3) OBP: 0.383, SLG: 0.548		F3		G4-6-3		6-3		G5-4-3	BB	3	0	0	0	2	0	3						
Dick McAuliffe, L (1, 4) OBP: 0.365, SLG: 0.412						F3		K		4	0	2	1	1	1	1						
Steve Boros, R (1, 5) OBP: 0.323, SLG: 0.358						K		K		4	0	0	0	0	3	3						
Dick Brown, R (1, 2) OBP: 0.279, SLG: 0.367			F7			K		F4		4	0	0	0	0	1	1						
Paul Foytack, R (1, 1) OBP: 0.205, SLG: 0.162 Ron Nischwitz, S (4, 1) OBP: 0.667, SLG: 1.000 Ron Kline, R (9, 1) OBP: 0.358, SLG: 0.338						K		FC3-6	1B	1	0	0	0	0	1	0						
<b>Inning Stats</b>	R: 1 E: 0 K: 0 S: 4	H: 1 LOB: 0 BB: 0 P: 4	R: 0 E: 0 K: 1 S: 6	H: 1 LOB: 1 BB: 0 P: 6	R: 0 E: 0 K: 1 S: 5	H: 0 LOB: 1 BB: 1 P: 9	R: 0 E: 0 K: 1 S: 4	H: 0 LOB: 2 BB: 2 P: 12	R: 2 E: 0 K: 1 S: 9	H: 4 LOB: 2 BB: 0 P: 9	R: 0 E: 0 K: 1 S: 5	H: 0 LOB: 0 BB: 0 P: 5	R: 0 E: 0 K: 1 S: 6	H: 1 LOB: 2 BB: 1 P: 10	R: 0 E: 0 K: 1 S: 4	H: 0 LOB: 0 BB: 1 P: 8	R: 3 E: 0 K: 0 S: 4	H: 2 LOB: 3 BB: 4 P: 20	1B: 6 2B: 1 3B: 1 HR: 1	SF: 0 SAC: 0 DP: 2 HBP: 0	WP: 2 PB: 0 SB: 1 CS: 0	PA: 42
<b>PITCHER</b>	IP	WLS	BF	H	R	ER	SO	BB	IBB	HBP	BLK	WP	HR	S	P	ERA	WHIP					
Dan Pfister, R (1, 1) ERA: 4.98	4.1		20	5	3	3	4	3	0	0	0	1	0	25	37	6.23	1.846					
John Wyatt, R (5, 1) ERA: 5.16	2.2		11	2	0	0	2	1	0	0	0	1	0	14	18	0.00	1.125					
Danny McDevitt, L (8, 1) ERA: 4.28	1.2		7	0	2	2	1	3	0	0	0	0	0	6	18	10.80	1.800					
Granny Hamner, R (9, 1) ERA: 4.5	0.0	L	4	2	1	1	0	1	1	0	0	1	0	2	10	∞	∞					

Kansas City Athletics @ Detroit Tigers  
Tiger Stadium, Detroit, MI  
Wed Aug 01 1962, 7:05 PM EDT  
Unknown

AB 33  
R 6  
H 9  
RBI 6  
BB 9  
SO 7  
LOB 17





Batter	1	2	3	4	5	6	7	8	9	AB	R	H	RBI	BB	SO	LOB	TOP		
Jose Tartabull, L (1, 8) OBP: 0.335, SLG: 0.342	0-0 4-3		0-3 K		0-0 L9		0-0 1-3			4	0	0	0	0	1	2			
Ed Charles, R (1, 5) OBP: 0.349, SLG: 0.453	0-0 F8		0-0 5-3		0-3 K			0-0 L9		4	0	0	0	0	1	0			
Jerry Lumpe, L (1, 4) OBP: 0.348, SLG: 0.440	4-0 BB			0-0 F8		0-0 F6		0-0 F4		3	0	0	0	1	0	0			
Norm Siebern, L (1, 3) OBP: 0.405, SLG: 0.461	0-0 F7			4-0 1B BB		0-0 HR		0-0 3-1		3	1	1	1	1	0	1			
Manny Jimenez, L (1, 7) OBP: 0.388, SLG: 0.478		0-0 4-3		0-0 1B 1B		0-0 F8			0-0 FC6-4 1B	4	0	2	0	0	0	0			
Wayne Causey, L (1, 6) OBP: 0.365, SLG: 0.373		0-0 1B		0-0 1B 1-2 2-3		0-0 F8			0-0 F8	4	0	2	0	0	0	1			
Gino Cimoli, R (1, 9) OBP: 0.341, SLG: 0.435		0-0 L9		0-3 K			0-0 FC6-4 1B		0-0 FC6-4	4	0	1	0	0	1	5			
Haywood Sullivan, R (1, 2) OBP: 0.325, SLG: 0.324		0-0 F7		0-0 F6			0-0 FC6-4		0-0 F3	4	0	0	0	0	0	6			
Jerry Walker, S (1, 1) OBP: 0.268, SLG: 0.464			0-0 6-3		0-0 L9 1B		0-0 F4			1	0	0	0	0	0	0			
Rupe Toppin, R (4, 1) OBP: 1.000, SLG: 1.000										1	0	1	0	0	0	0			
Jim Archer, R (5, 1) OBP: 1.000, SLG: 1.000										0	0	0	0	0	0	0			
Deron Johnson, R (7, FH)										1	0	0	0	0	0	1			
Granny Hamner, R (7, 1)										0	0	0	0	0	0	0			
<b>Inning Stats</b>	R: 0 E: 0 K: 0 S: 3	H: 0 LOB: 1 BB: 1 P: 7	R: 0 E: 0 K: 0 S: 4	H: 1 LOB: 1 BB: 0 P: 4	R: 0 E: 0 K: 1 S: 5	H: 0 LOB: 0 BB: 0 P: 5	R: 0 E: 0 K: 1 S: 7	H: 2 LOB: 3 BB: 1 P: 11	R: 0 E: 0 K: 1 S: 5	H: 1 LOB: 0 BB: 0 P: 5	R: 1 E: 0 K: 0 S: 4	H: 1 LOB: 1 BB: 0 P: 4	R: 0 E: 0 K: 0 S: 4	H: 1 LOB: 0 BB: 0 P: 3	R: 0 E: 0 K: 0 S: 4	H: 1 LOB: 1 BB: 0 P: 4	1B: 6 2B: 0 3B: 0 HR: 1	SF: 0 SAC: 0 DP: 0 HBP: 0	WP: 0 PA: 35 PB: 0 SB: 0 CS: 0
<b>PITCHER</b> Howie Koplitz, R (1, 1) ERA: 1.0	IP: 9.0 WLS: W BF: 35 H: 7 R: 1 ER: 1 SO: 3 BB: 2 IBB: 0 HBP: 0 BLK: 0 WP: 0 HR: 1 S: 39 P: 47 ERA: 1.00 WHIP: 1.000															<b>PITCHER</b>			

Kansas City Athletics @ Detroit Tigers  
Tiger Stadium, Detroit, MI  
Wed Aug 01 1962, 7:05 PM EDT  
Att: 20,230 - Unknown

AB 33  
R 1  
H 7  
RBI 1  
BB 2  
SO 3  
LOB 16



Batter	1	2	3	4	5	6	7	8	9	AB	R	H	RBI	BB	SO	LOB	BOTTOM		
Don Buddin, R (1, 6) OBP: 0.331, SLG: 0.313	0-3 K		0-0 FC1-6 BB		4-0 BB E BB	0-0 E6 FC6-4	0-0 F9			4	1	0	0	1	1	3			
Bill Bruton, L (1, 8) OBP: 0.347, SLG: 0.419	4-0 E SF8 BB		4-0 1-2 BB		4-0 E BB	0-3 K		4-0 BB 1B BB		1	3	0	0	4	1	1			
Al Kaline, R (1, 9) OBP: 0.395, SLG: 0.622	0-0 SF8		0-0 L6		4-0 E 1B BB	0-0 FC6-4		0-0 1-2 BB 1B		3	2	1	1	1	0	3			
Rocky Colavito, R (1, 7) OBP: 0.368, SLG: 0.519	0-3 K		0-0 F7		0-0 E8 1B 1B		0-0 E5 1B FC4-6	4-0 1-2 2-3 BB		4	1	1	2	1	1	2			
Norm Cash, L (1, 3) OBP: 0.386, SLG: 0.549		0-0 K BB 1B		0-0 F7		0-3 K		0-0 FC4-6 1B	0-0 1-2 1B 1B	5	1	3	0	0	1	1			
Dick McAuliffe, L (1, 4) OBP: 0.372, SLG: 0.414		4-0 1-2 BB		4-0 BB BB		0-0 BB 1B		0-0 FC4-6 2B	0-0 1-3 2B 1B	3	1	2	3	2	0	1			
Steve Boros, R (1, 5) OBP: 0.325, SLG: 0.355		0-3 K		4-0 1-2 BB		0-0 F4		0-0 5-3	0-0 1-2 1B	4	0	1	1	1	1	5			
Mike Roarke, R (1, 2) OBP: 0.235, SLG: 0.320		0-0 F3		0-0 F3		0-0 F9		0-0 1B 2B	0-0 G5-4-3	5	0	1	1	0	0	7			
Howie Koplitz, R (1, 1) OBP: 0.500, SLG: 0.333			4-0 FC1-6 BB		0-3 K		0-0 5-3		0-0 2-3 1B	3	0	1	0	1	1	2			
<b>Inning Stats</b>	R: 1 E: 0 K: 2 S: 7	H: 0 LOB: 0 BB: 1 P: 11	R: 0 E: 0 K: 1 S: 5	H: 1 LOB: 1 BB: 1 P: 9	R: 0 E: 0 K: 0 S: 3	H: 0 LOB: 2 BB: 2 P: 11	R: 0 E: 0 K: 1 S: 5	H: 0 LOB: 2 BB: 2 P: 13	R: 3 E: 1 K: 1 S: 7	H: 2 LOB: 3 BB: 3 P: 19	R: 0 E: 1 K: 1 S: 6	H: 0 LOB: 1 BB: 0 P: 6	R: 2 E: 1 K: 0 S: 7	H: 3 LOB: 2 BB: 0 P: 7	R: 3 E: 0 K: 0 S: 5	H: 4 LOB: 1 BB: 2 P: 13	1B: 9 2B: 1 3B: 0 HR: 0	SF: 1 SAC: 0 DP: 1 HBP: 0	WP: 0 PA: 44 PB: 0 SB: 1 CS: 0
<b>PITCHER</b> Jerry Walker, R (1, 1) ERA: 5.47	IP: 3.0 WLS: L BF: 13 H: 1 R: 1 ER: 0 SO: 3 BB: 4 IBB: 0 HBP: 0 BLK: 0 WP: 0 HR: 0 S: 15 P: 31 ERA: 0.00 WHIP: 1.667															<b>PITCHER</b>			
Rupe Toppin, R (4, 1) ERA: 13.5	1.0 7 0 2 2 1 4 0 0 0 0 0 5 21 18.00 4.000																		
Jim Archer, L (5, 1) ERA: 10.5	2.0 10 2 1 1 2 1 0 0 0 0 0 13 17 4.50 1.500																		
Granny Hamner, R (7, 1) ERA: 9.0	2.0 14 7 5 3 0 2 0 0 0 0 0 12 20 13.50 4.500																		

Kansas City Athletics @ Detroit Tigers  
Tiger Stadium, Detroit, MI  
Wed Aug 01 1962, 7:05 PM EDT  
Att: 20,230 - Unknown

AB 32  
R 9  
H 10  
RBI 8  
BB 11  
SO 6  
LOB 25





Batter	1	2	3	4	5	6	7	8	9	AB	R	H	RBI	BB	SO	LOB	TOP			
<b>Bobby Del Greco, R</b> OBP: 0.381, SLG: 0.384 (1, 8)										4	2	0	0	1	1	1				
<b>Jerry Lumpe, L</b> OBP: 0.348, SLG: 0.439 (1, 4)										5	0	2	0	0	0	0	1			
<b>Ed Charles, R</b> OBP: 0.347, SLG: 0.448 (1, 5)										4	1	0	0	1	0	2				
<b>Norm Siebern, L</b> OBP: 0.407, SLG: 0.470 (1, 3)										3	2	2	3	1	0	0				
<b>Manny Jimenez, L</b> OBP: 0.389, SLG: 0.476 (1, 7)										2	0	0	0	2	0	0				
<b>Jose Tartabull, L</b> OBP: 0.335, SLG: 0.342 (8, PR)										0	0	0	0	0	0	0				
<b>Gino Cimoli, R</b> OBP: 0.340, SLG: 0.433 (1, 9)										4	0	1	1	0	1	2				
<b>Billy Console, R</b> OBP: 0.331, SLG: 0.288 (1, 6)										4	0	2	0	0	0	0				
<b>Joe Azcue, R</b> OBP: 0.294, SLG: 0.322 (1, 2)										4	0	0	0	0	0	4				
<b>Ed Rakow, S</b> OBP: 0.123, SLG: 0.125 (1, 1)										2	0	0	0	0	0	0				
<b>Danny McDevitt, L</b> OBP: 0.200, SLG: 0.222 (7, 1)										0	0	0	0	0	0	0				
<b>John Wyatt, R</b> OBP: 0.115, SLG: 0.080 (8, 1)										1	0	0	0	0	0	0				
<b>Inning Stats</b>	R: 1 E: 0 K: 0 S: 4	H: 2 LOB: 2 BB: 2 P: 12	R: 0 E: 0 K: 0 S: 3	H: 0 LOB: 0 BB: 0 P: 3	R: 0 E: 0 K: 1 S: 5	H: 0 LOB: 0 BB: 0 P: 5	R: 0 E: 0 K: 0 S: 3	H: 0 LOB: 0 BB: 0 P: 3	R: 0 E: 1 K: 1 S: 7	H: 1 LOB: 0 BB: 1 P: 11	R: 0 E: 0 K: 0 S: 4	H: 1 LOB: 0 BB: 0 P: 4	R: 1 E: 0 K: 0 S: 5	H: 2 LOB: 2 BB: 2 P: 13	R: 0 E: 0 K: 0 S: 4	H: 1 LOB: 1 BB: 0 P: 4	1B: 6 2B: 0 3B: 0 HR: 1	SF: 0 SAC: 1 DP: 1 HBP: 0	WP: 0 PB: 0 SB: 0 CS: 0	PA: 39
<b>PITCHER</b>	IP	WLS	BF	H	R	ER	SO	BB	IBB	HBP	BLK	WP	HR	S	P	ERA	WHIP			
<b>Hank Aguirre, L</b> ERA: 2.45 (1, 1)	7.0	L	28	4	4	3	2	3	0	0	0	0	1	29	41	3.86	1.000			
<b>Phil Regan, R</b> ERA: 5.14 (8, 1)	1.0		7	2	1	1	0	2	0	0	0	0	0	5	13	9.00	4.000			
<b>Terry Fox, R</b> ERA: 1.17 (9, 1)	1.0		4	1	0	0	0	0	0	0	0	0	0	4	4	0.00	1.000			

**Kansas City Athletics @ Detroit Tigers**  
Tiger Stadium, Detroit, MI  
Thu Aug 02 1962, 4:33 AM EDT  
Att: 8,794 - Unknown

AB	33
R	5
H	7
RBI	4
BB	5
SO	2
LOB	10



Batter	1	2	3	4	5	6	7	8	9	AB	R	H	RBI	BB	SO	LOB	BOTTOM					
<b>Don Buddin, R</b> OBP: 0.333, SLG: 0.310 (1, 6)										4	0	1	1	1	1	1						
<b>Bill Bruton, L</b> OBP: 0.348, SLG: 0.417 (1, 8)										4	1	1	0	1	0	2						
<b>Al Kaline, R</b> OBP: 0.400, SLG: 0.636 (1, 9)										4	1	2	2	1	2	2						
<b>Rocky Colavito, R</b> OBP: 0.370, SLG: 0.517 (1, 7)										2	0	0	0	3	2	0						
<b>Norm Cash, L</b> OBP: 0.388, SLG: 0.547 (1, 3)										3	0	1	0	2	0	4						
<b>Dick McAuliffe, L</b> OBP: 0.369, SLG: 0.410 (1, 4)										3	0	0	0	0	0	4						
<b>Jake Wood, R</b> OBP: 0.297, SLG: 0.357 (8, PH)										0	1	0	0	1	0	0						
<b>Bobo Osborne, L</b> OBP: 0.353, SLG: 0.232 (9, PH)										1	0	1	0	0	0	0						
<b>Steve Boros, R</b> OBP: 0.330, SLG: 0.355 (1, 5)										3	1	1	0	2	0	0						
<b>Dick Brown, R</b> OBP: 0.277, SLG: 0.364 (1, 2)										5	0	1	0	0	0	6						
<b>Hank Aguirre, R</b> OBP: 0.369, SLG: 0.410 (1, 1)										2	0	0	0	0	1	1						
<b>Bob Fothergill, L</b> OBP: 0.319, SLG: 0.286 (7, PH)										1	0	0	0	0	0	0						
<b>Phil Regan, L</b> OBP: 0.319, SLG: 0.286 (8, 1)										0	0	0	0	0	0	0						
<b>Vic Wertz, L</b> OBP: 0.359, SLG: 0.415 (8, PH)										1	0	1	0	0	0	0						
<b>Howie Koplitz, R</b> OBP: 0.359, SLG: 0.415 (8, PH)										0	0	0	0	0	0	0						
<b>Terry Fox, R</b> OBP: 0.353, SLG: 0.232 (9, 1)										0	0	0	0	0	0	0						
<b>Inning Stats</b>	R: 0 E: 0 K: 1 S: 5	H: 0 LOB: 3 BB: 3 P: 17	R: 0 E: 0 K: 1 S: 6	H: 1 LOB: 1 BB: 0 P: 6	R: 2 E: 0 K: 0 S: 5	H: 2 LOB: 2 BB: 2 P: 13	R: 0 E: 0 K: 0 S: 3	H: 0 LOB: 0 BB: 0 P: 3	R: 0 E: 0 K: 2 S: 6	H: 0 LOB: 0 BB: 1 P: 10	R: 0 E: 0 K: 0 S: 3	H: 0 LOB: 0 BB: 0 P: 3	R: 0 E: 0 K: 0 S: 3	H: 1 LOB: 3 BB: 3 P: 15	R: 2 E: 0 K: 1 S: 7	H: 2 LOB: 2 BB: 2 P: 15	R: 0 E: 0 K: 1 S: 7	H: 3 LOB: 2 BB: 0 P: 7	1B: 8 2B: 0 3B: 0 HR: 1	SF: 0 SAC: 0 DP: 0 HBP: 0	WP: 0 PB: 0 SB: 0 CS: 1	PA: 45
<b>PITCHER</b>	IP	WLS	BF	H	R	ER	SO	BB	IBB	HBP	BLK	WP	HR	S	P	ERA	WHIP					
<b>Ed Rakow, R</b> ERA: 4.32 (1, 1)	6.2		31	4	2	2	4	9	0	0	0	0	1	30	66	2.70	1.950					
<b>Danny McDevitt, L</b> ERA: 4.44 (7, 1)	0.1		2	0	1	1	0	1	0	0	0	0	0	1	5	27.00	3.000					
<b>John Wyatt, R</b> ERA: 5.14 (8, 1)	2.0	S	11	5	1	1	2	1	0	0	0	0	0	14	18	4.50	3.000					

**Kansas City Athletics @ Detroit Tigers**  
Tiger Stadium, Detroit, MI  
Thu Aug 02 1962, 4:33 AM EDT  
Att: 8,794 - Unknown

AB	33
R	4
H	9
RBI	4
BB	11
SO	6
LOB	20





Batter	1	2	3	4	5	6	7	8	9	AB	R	H	RBI	BB	SO	LOB	TOP
Jose Tartabull, L (1,8) OBP: 0.329, SLG: 0.335	0-0 3-1		0-0 F4			0-0 F4		0-0 4-3		4	0	0	0	0	0	1	
Ed Charles, R (1,5) OBP: 0.349, SLG: 0.448	0-0 F8		0-0 F8			0-0 G4-6-3 1B		0-0 1B	0-0 G3-6-3 1B	4	0	2	0	0	0	1	
Jerry Lumpe, L (1,4) OBP: 0.347, SLG: 0.438	0-0 1B			0-0 3-1				0-0 G4-6-3 1-2	0-0 G3-6-3 1-2	4	0	1	0	0	0	2	
Norm Siebern, L (1,3) OBP: 0.406, SLG: 0.468	0-0 4-3			0-0 4-3				0-0 1B	0-0 FC4-6 1B	4	0	1	0	0	0	1	
Manny Jimenez, L (1,7)		0-0 3-1		0-0 F9				0-0 F7	0-0 FC4-6 1-2	4	0	0	0	0	0	1	
Deron Johnson, R (1,9)		0-0 F8			0-0 4-3			0-0 1B		3	0	1	0	0	0	0	
Billy Console, R (1,6) OBP: 0.338, SLG: 0.298		0-0 CS 1B		0-0 4-3 1B			0-0 K			3	0	2	0	0	1	1	
Joe Azcue, R (1,2) OBP: 0.290, SLG: 0.317		0-0 CS 1-2	0-0 6-3		0-0 4-3			0-0 F9		3	0	0	0	0	0	1	
Bill Fischer, R (1,1) OBP: 0.154, SLG: 0.231			0-0 1B		0-0 F7			0-0 K		3	0	1	0	0	1	1	
<b>Inning Stats</b>	R: 0 E: 0 K: 0 S: 4	H: 1 LOB: 1 BB: 0 P: 4	R: 0 E: 0 K: 0 S: 3	H: 1 LOB: 0 BB: 0 P: 3	R: 0 E: 0 K: 0 S: 4	H: 0 LOB: 0 BB: 0 P: 3	R: 0 E: 0 K: 0 S: 4	H: 1 LOB: 1 BB: 0 P: 4	R: 0 E: 0 K: 1 S: 6	H: 1 LOB: 1 BB: 0 P: 6	R: 0 E: 0 K: 1 S: 5	H: 0 LOB: 0 BB: 0 P: 5	R: 0 E: 0 K: 0 S: 4	H: 2 LOB: 1 BB: 0 P: 4	1B: 8 2B: 0 3B: 0 HR: 0	SF: 0 SAC: 0 DP: 2 HBP: 0	WP: 0 PA: 33 CS: 1
<b>PITCHER</b> Dick Donovan, R (1,1) ERA: 2.78	IP: 9.0 WLS: W BF: 32 H: 8 R: 0 ER: 0 SO: 2 BB: 0 IBB: 0 HBP: 0 BLK: 0 WP: 0 HR: 0 S: 36 P: 36 ERA: 0.00 WHIP: 0.889																

Kansas City Athletics @ Cleveland Indians  
Cleveland Municipal Stadium, Cleveland, OH

AB	32
R	0
H	8
RBI	0
BB	0
SO	2
LOB	9



WP: 0	PA: 33
CS: 1	

Batter	1	2	3	4	5	6	7	8	9	AB	R	H	RBI	BB	SO	LOB	BOTTOM		
Bubba Phillips, R (1,5) OBP: 0.296, SLG: 0.362	4-0 1B 4-1 BB		0-0 F4		0-0 F4			0-0 F5		3	0	0	0	1	0	0			
Al Luplow, L (1,7) OBP: 0.383, SLG: 0.503	0-0 4-1 1-2		0-0 4-3			0-0 G3		0-0 4-3		4	0	0	0	0	0	1			
Tito Francona, L (1,3) OBP: 0.322, SLG: 0.390	0-0 2-3 1B			0-0 F2		0-0 5-3 1B		0-0 3-1		4	0	2	0	0	0	0			
John Romano, R (1,2) OBP: 0.363, SLG: 0.487	0-0 F3			0-0 2B 1B		0-0 5-3		0-0 G3		3	0	1	0	0	0	3			
Willie Kirkland, L (1,9) OBP: 0.287, SLG: 0.399	0-3 K			0-3 K		0-0 G3				3	0	0	0	0	2	4			
Willie Tasby, R (1,8) OBP: 0.346, SLG: 0.350		0-0 6-3		0-0 1-3 2B		0-3 K				3	0	1	0	0	1	0			
Jerry Kindall, R (1,4) OBP: 0.272, SLG: 0.353		0-3 K		0-0 F3		0-0 5-3				3	0	0	0	0	1	2			
Jack Kubiszyn, R (1,6) OBP: 0.261, SLG: 0.368		0-0 F8			0-0 F7			0-0 HR		3	1	1	1	0	0	0			
Dick Donovan, L (1,1) OBP: 0.224, SLG: 0.274			0-0 F7		0-0 1-3			0-0 F9		3	0	0	0	0	0	0			
<b>Inning Stats</b>	R: 0 E: 0 K: 1 S: 6	H: 1 LOB: 2 BB: 1 P: 10	R: 0 E: 0 K: 1 S: 5	H: 0 LOB: 0 BB: 0 P: 5	R: 0 E: 0 K: 0 S: 3	H: 0 LOB: 0 BB: 0 P: 3	R: 0 E: 0 K: 1 S: 7	H: 2 LOB: 2 BB: 0 P: 7	R: 0 E: 0 K: 0 S: 3	H: 0 LOB: 0 BB: 0 P: 3	R: 0 E: 0 K: 0 S: 4	H: 1 LOB: 1 BB: 0 P: 4	R: 1 E: 0 K: 1 S: 6	H: 1 LOB: 0 BB: 0 P: 6	R: 0 E: 0 K: 0 S: 3	H: 0 LOB: 0 BB: 0 P: 3	1B: 3 2B: 1 3B: 0 HR: 1	SF: 0 SAC: 0 DP: 0 HBP: 0	WP: 0 PA: 30 CS: 0
<b>PITCHER</b> Bill Fischer, R (1,1) ERA: 3.73	IP: 8.0 WLS: L BF: 30 H: 5 R: 1 ER: 1 SO: 4 BB: 1 IBB: 0 HBP: 0 BLK: 0 WP: 0 HR: 1 S: 37 P: 41 ERA: 1.12 WHIP: 0.750																		

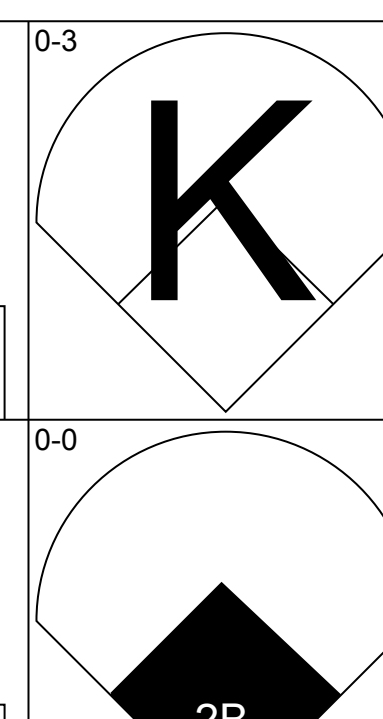
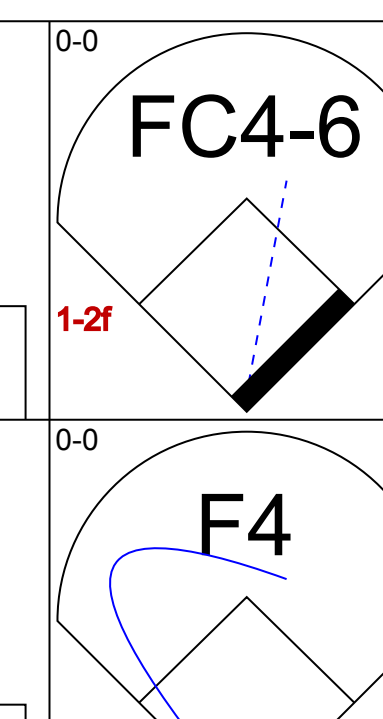
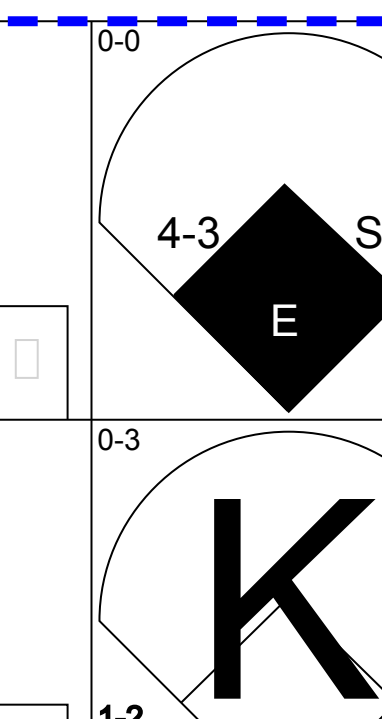
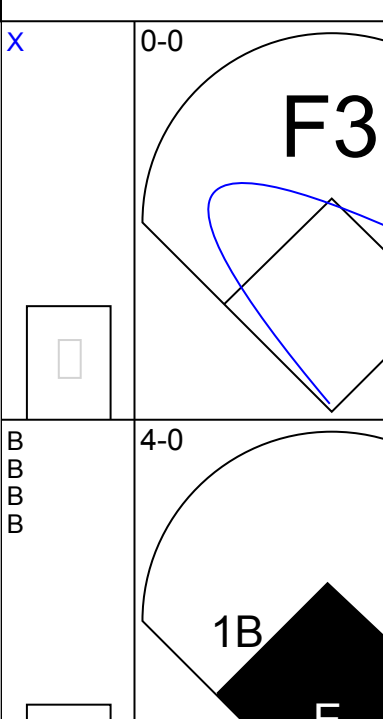
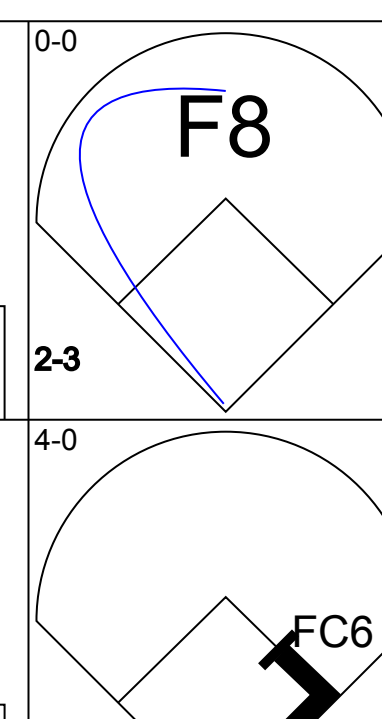
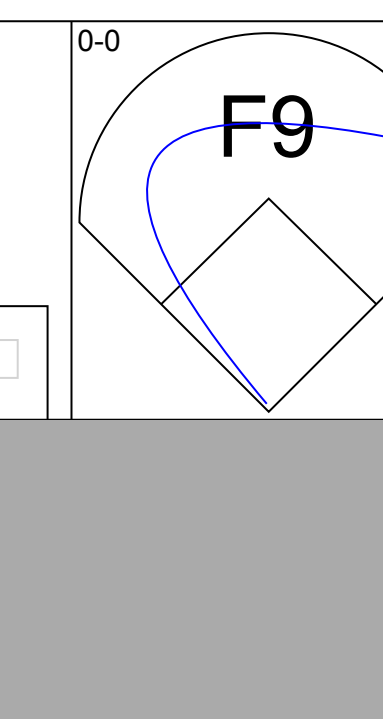
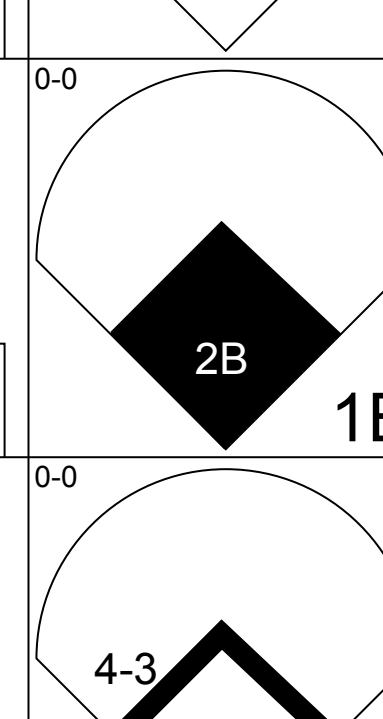
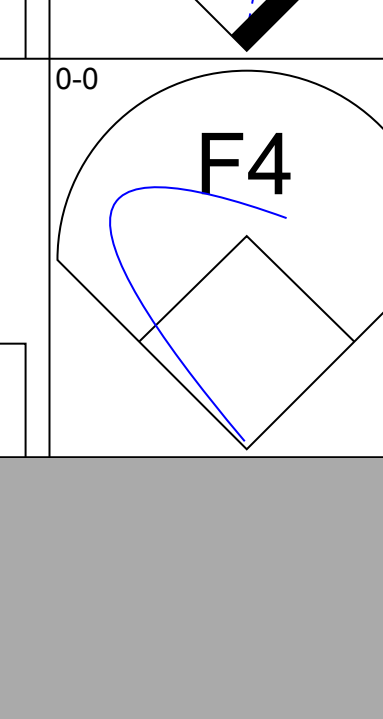
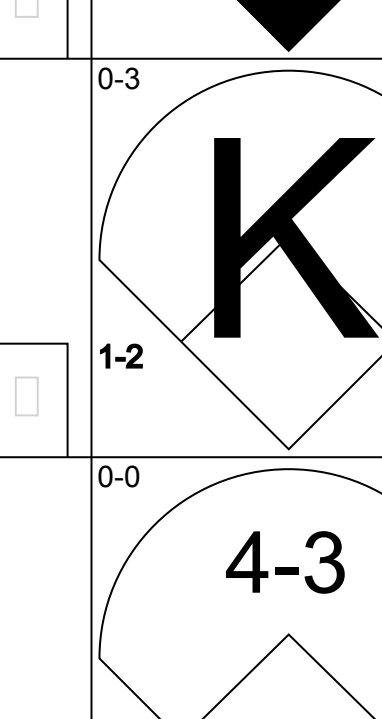
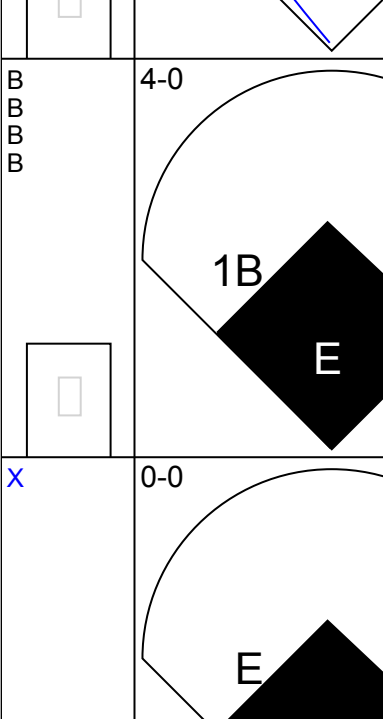
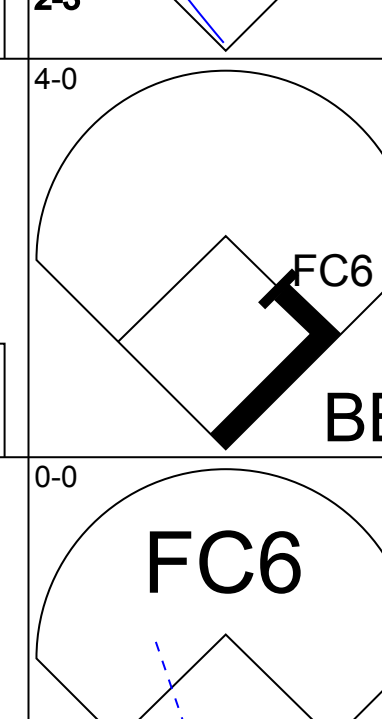
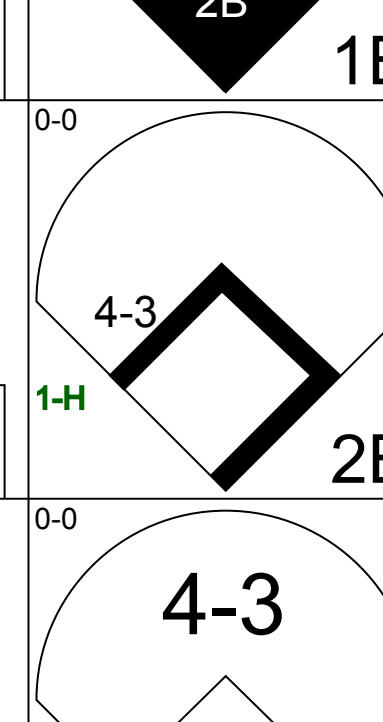
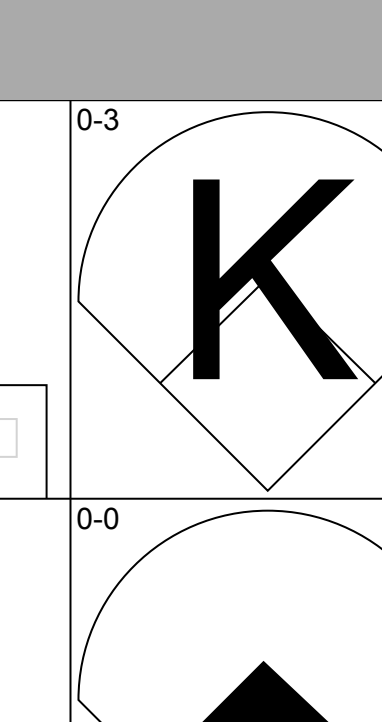
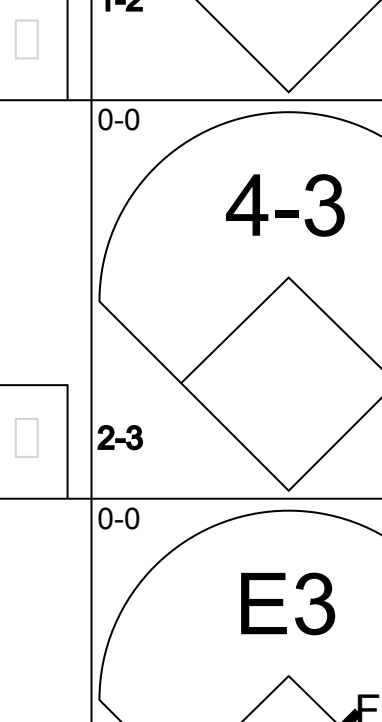
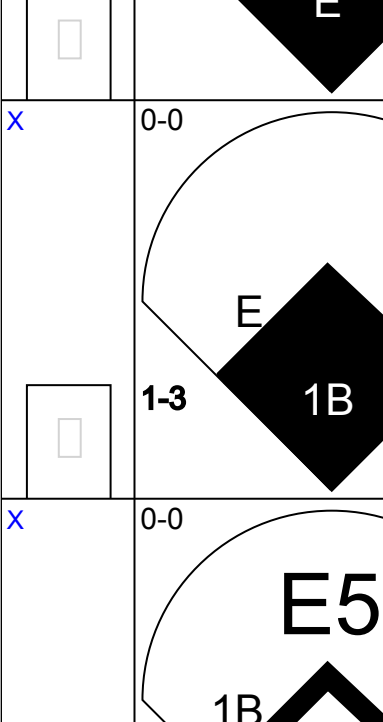
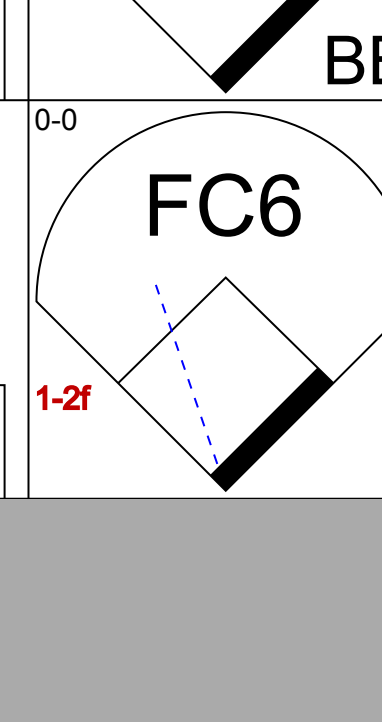
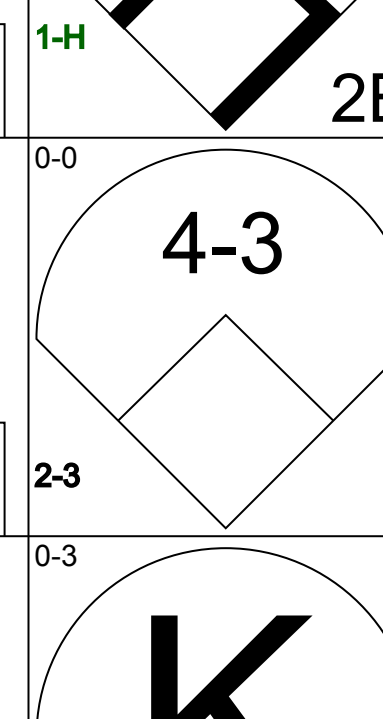
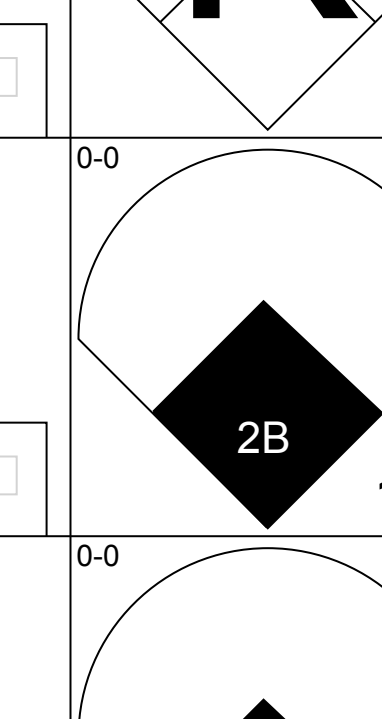
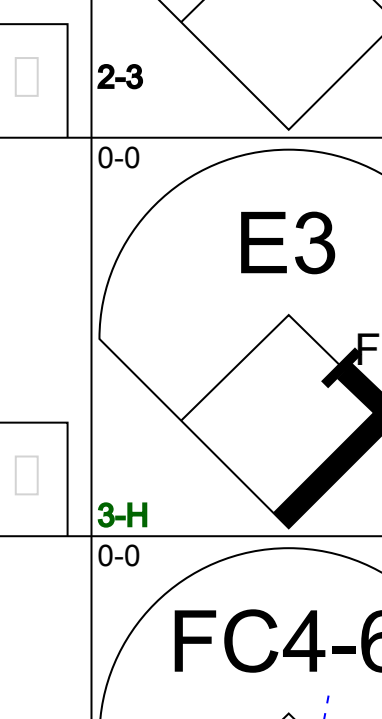
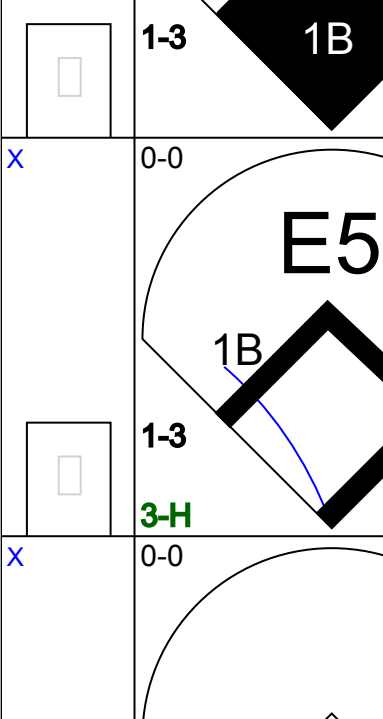
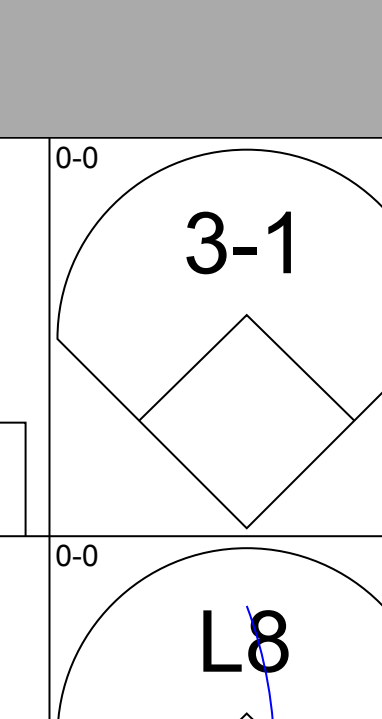
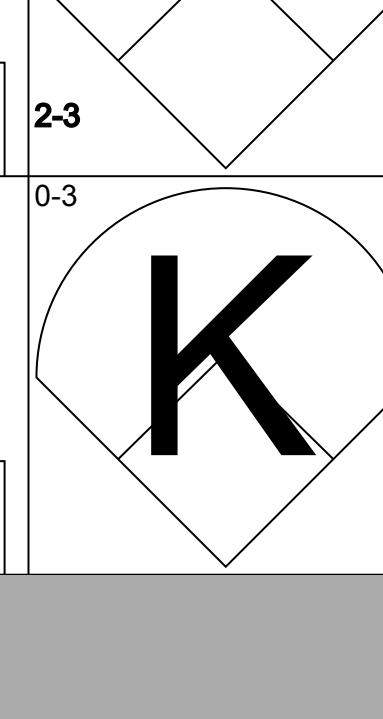
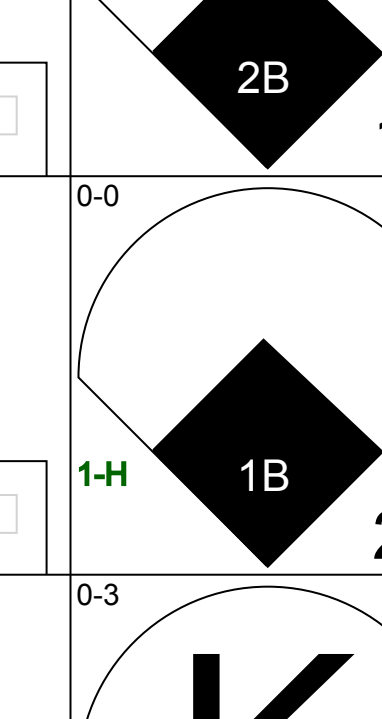
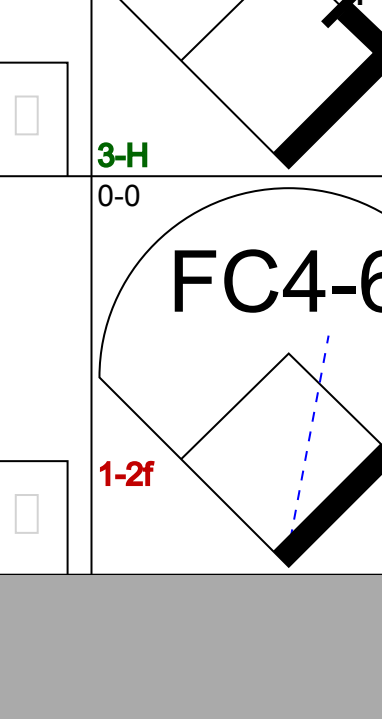
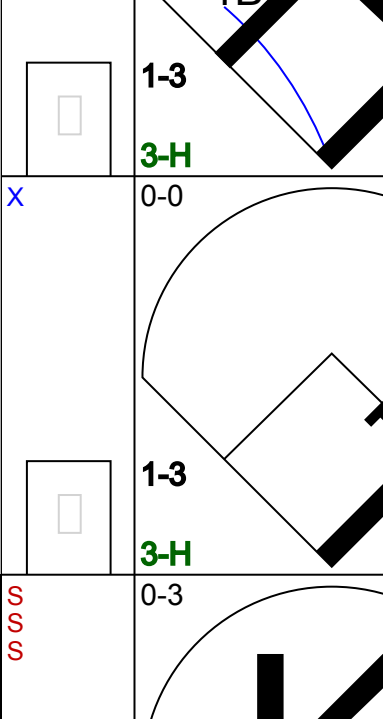
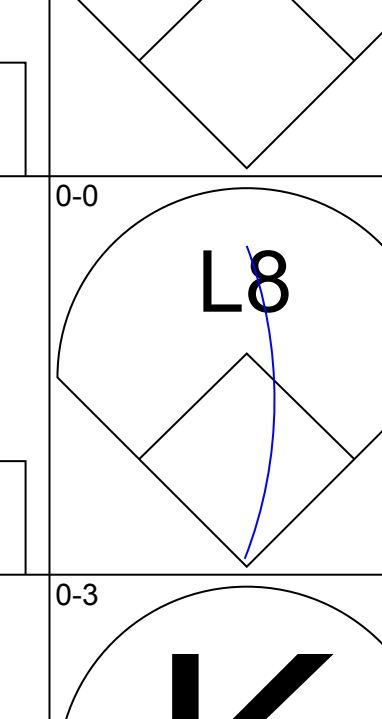
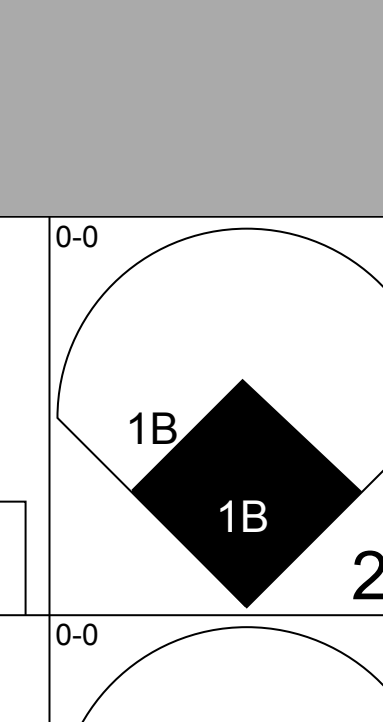
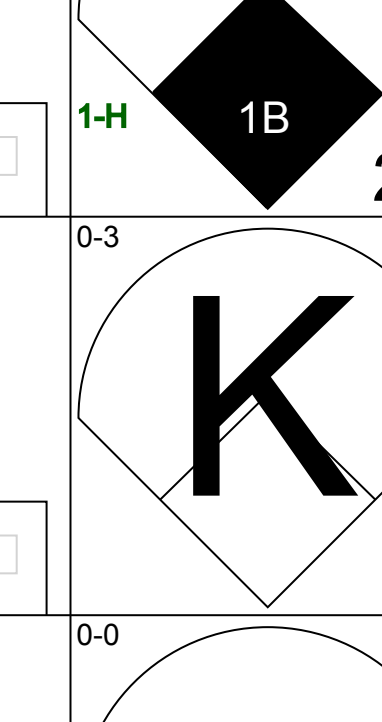
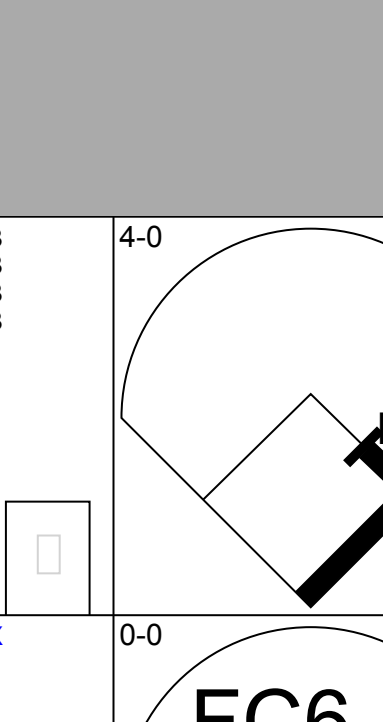
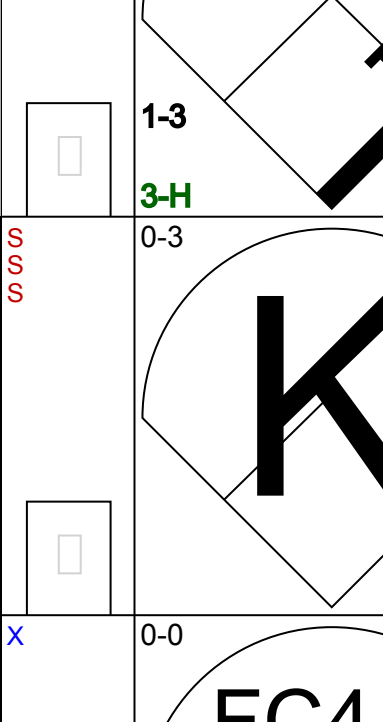
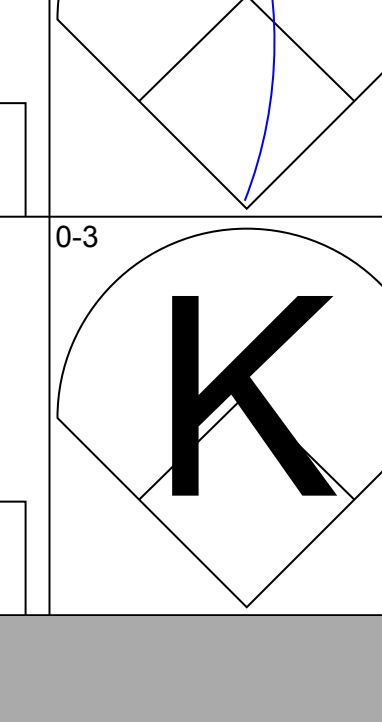
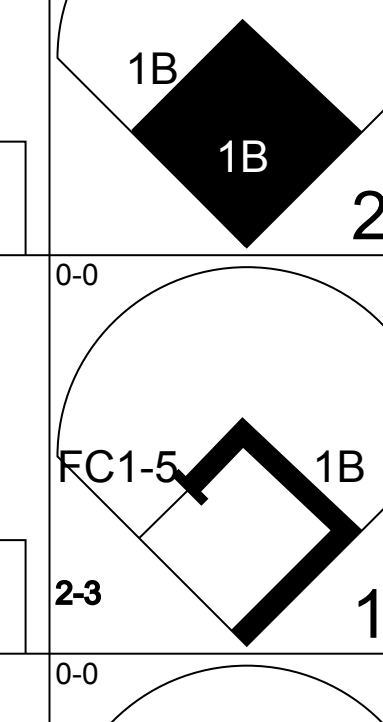
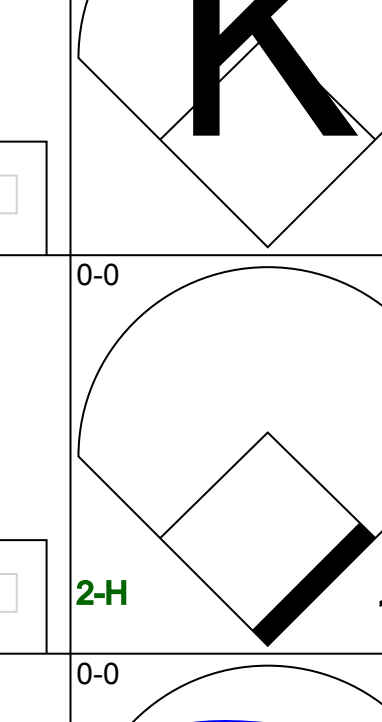
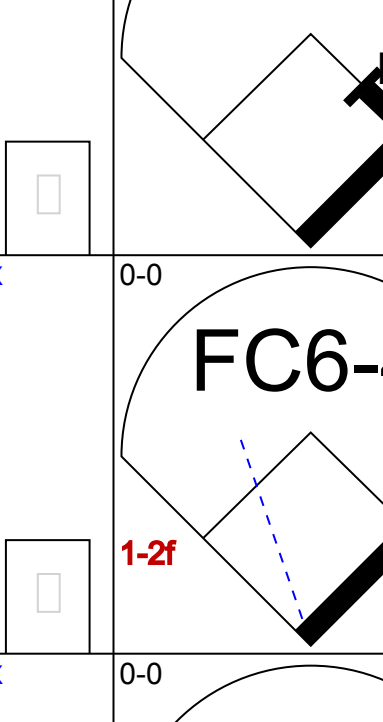
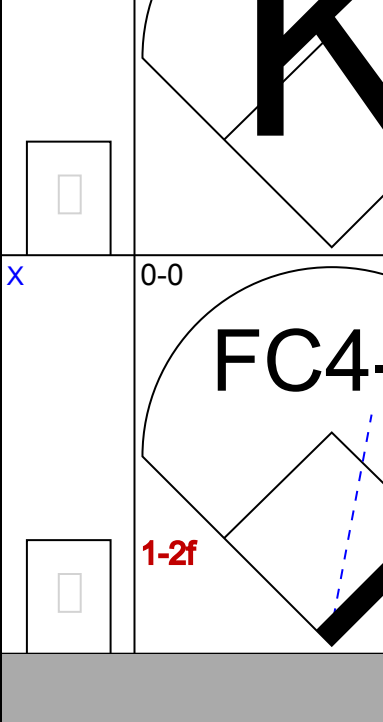
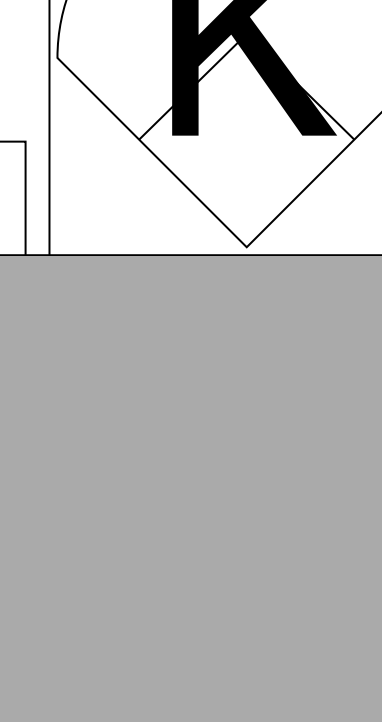
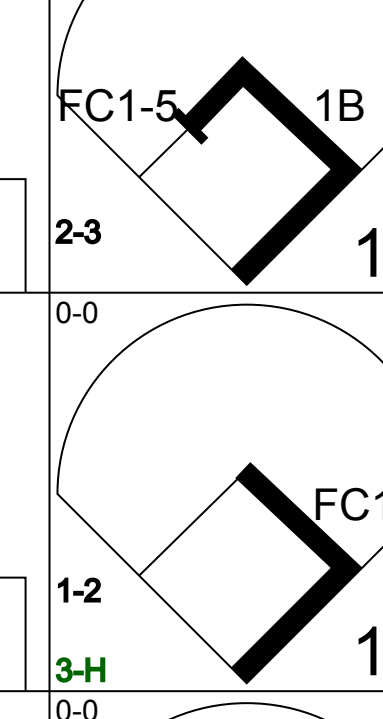
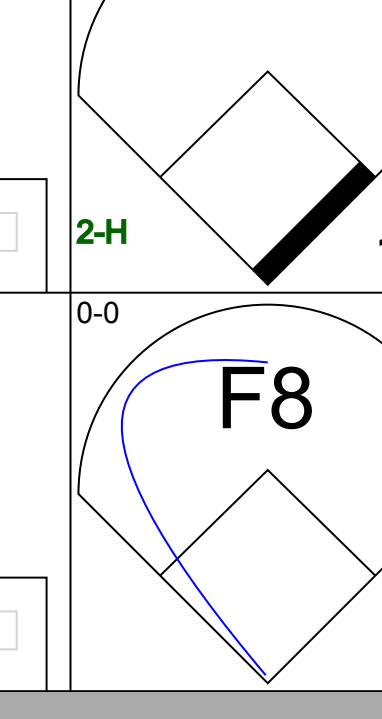
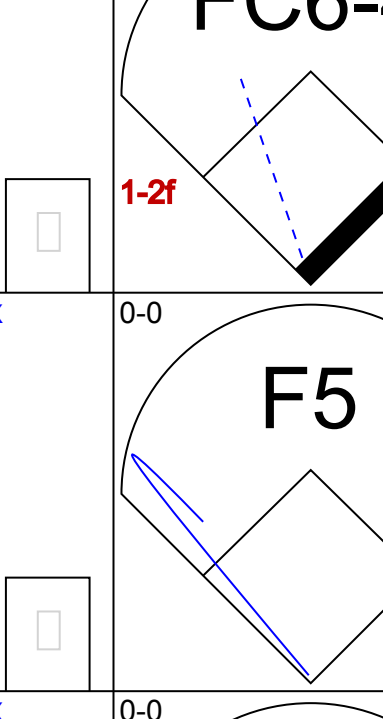
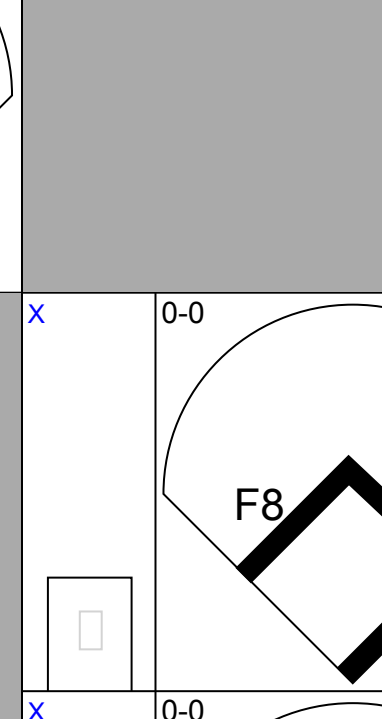
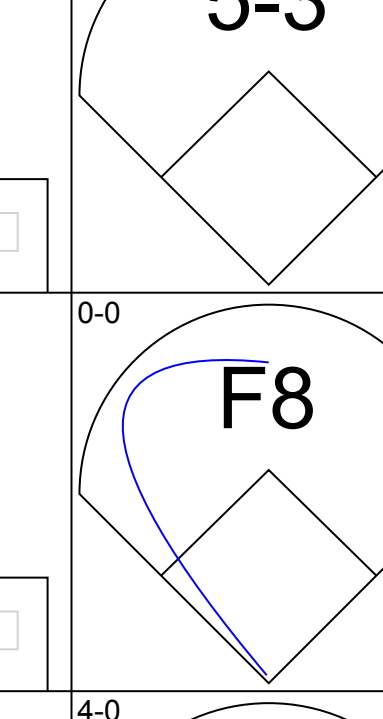

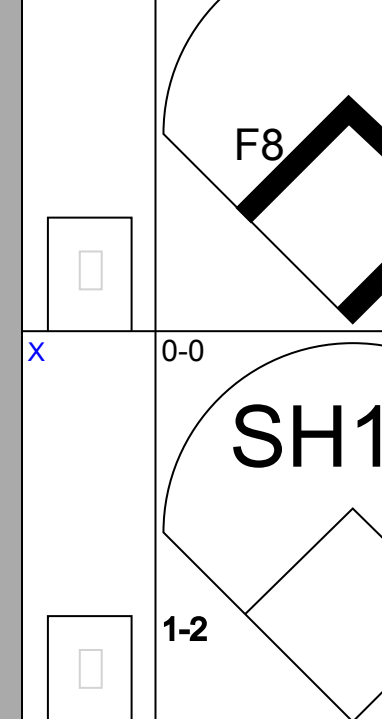

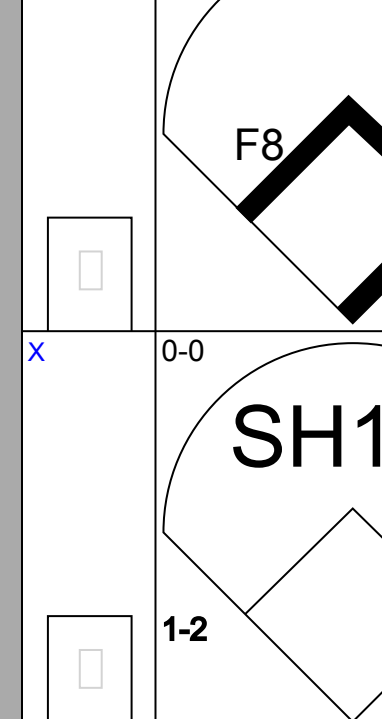
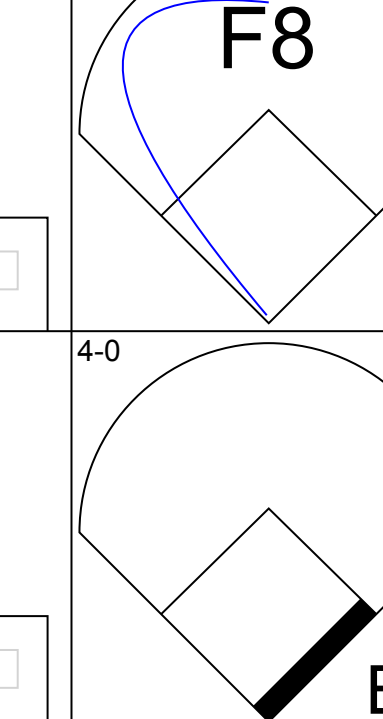
Kansas City Athletics @ Cleveland Indians  
Cleveland Municipal Stadium, Cleveland, OH

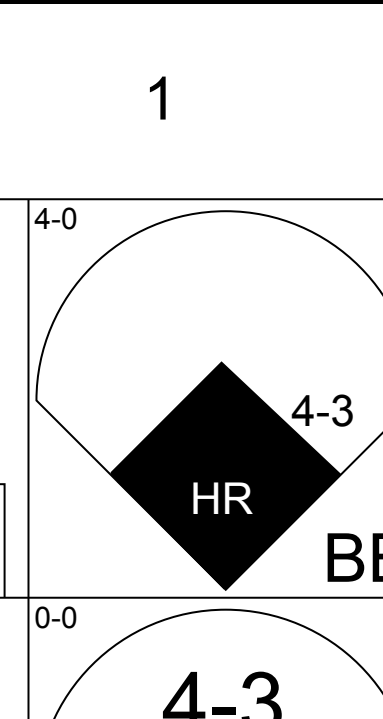
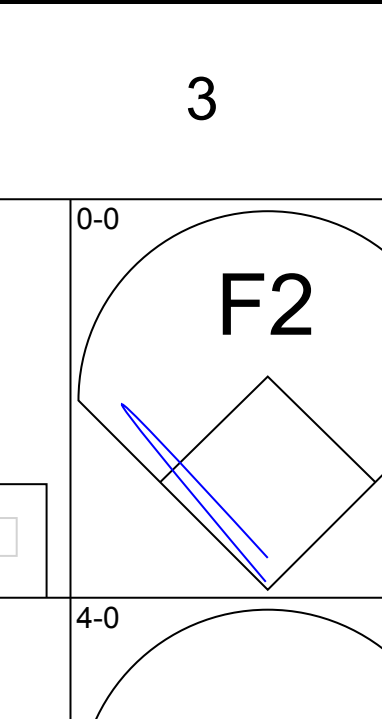
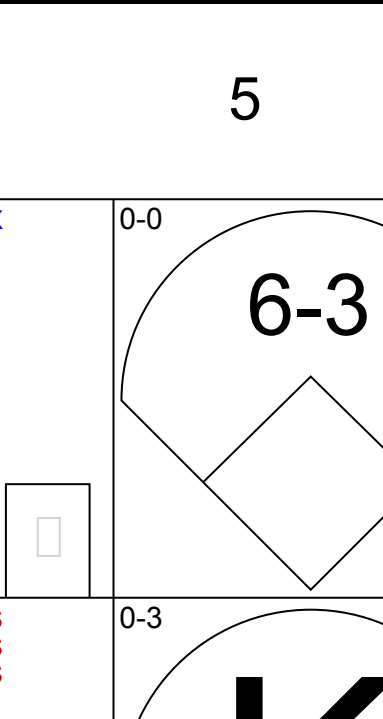
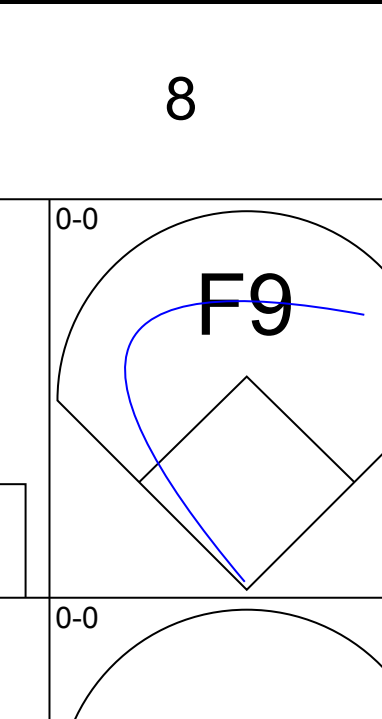
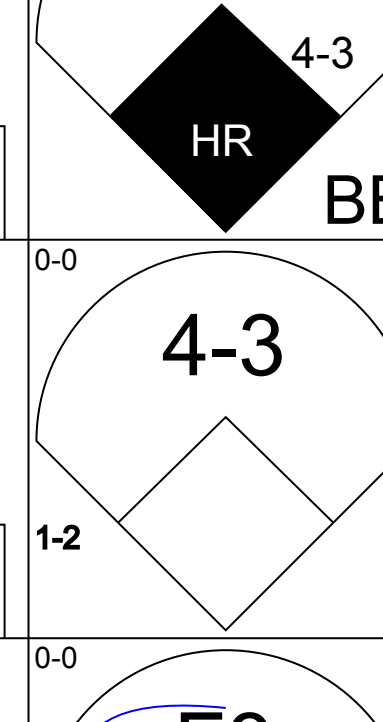
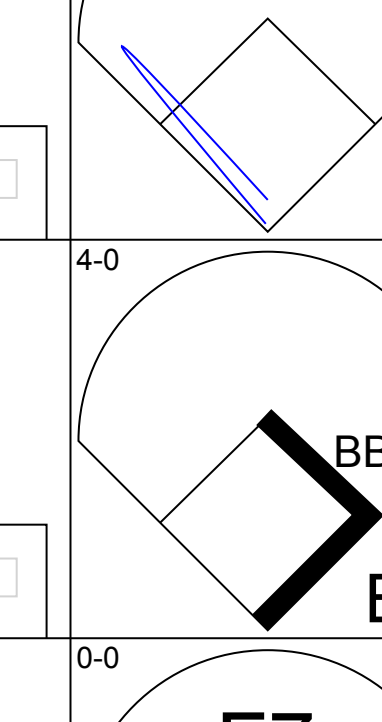
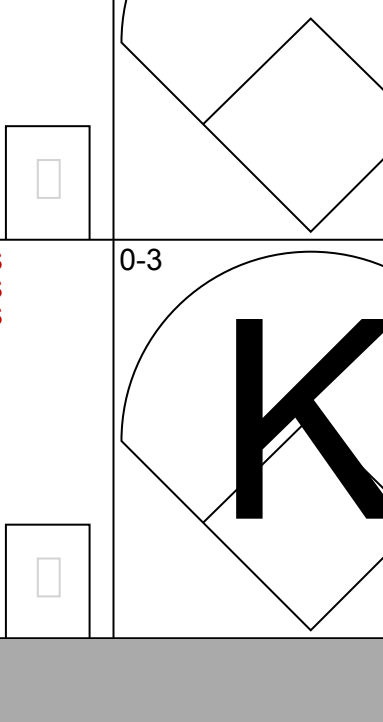
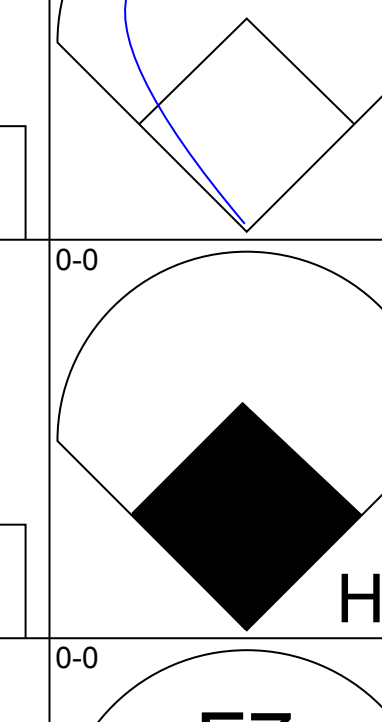
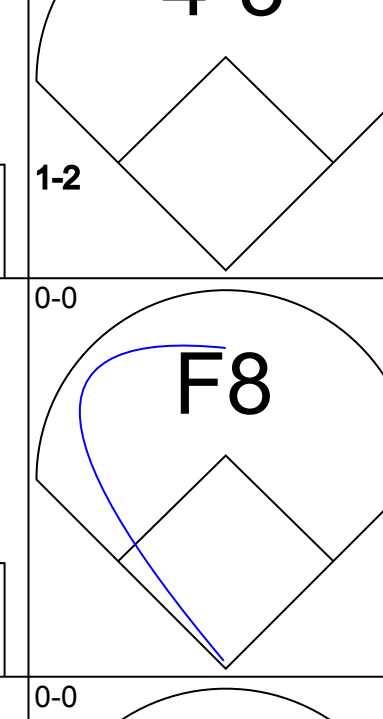
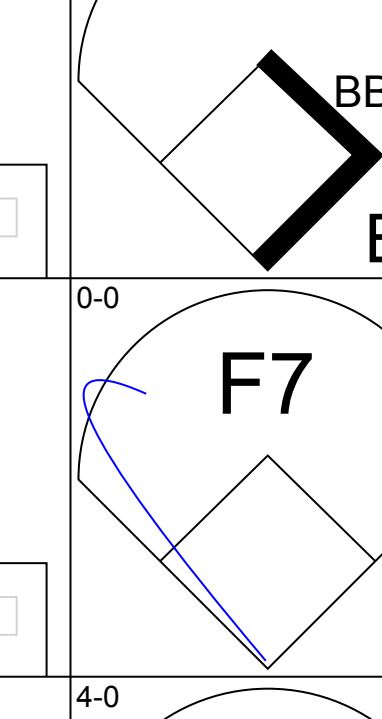
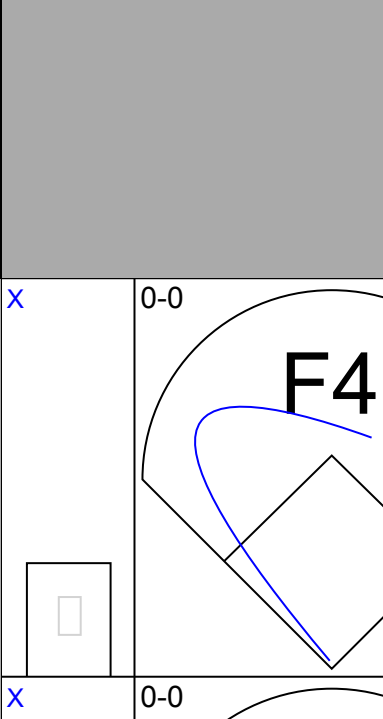
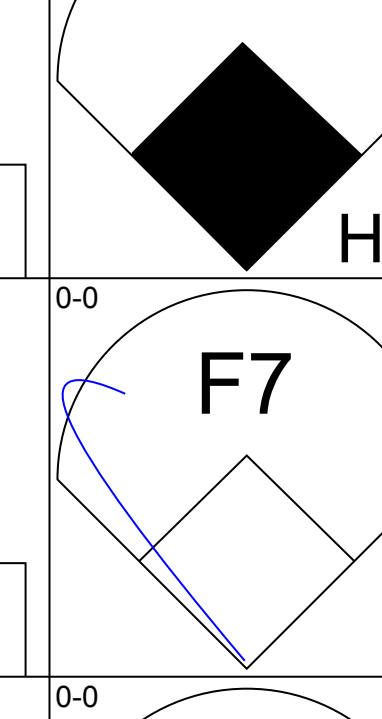
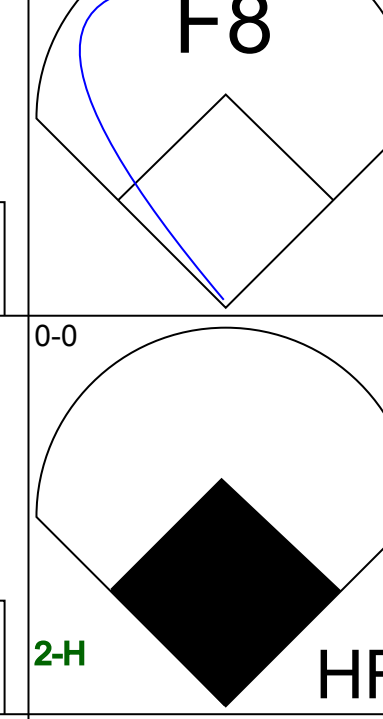
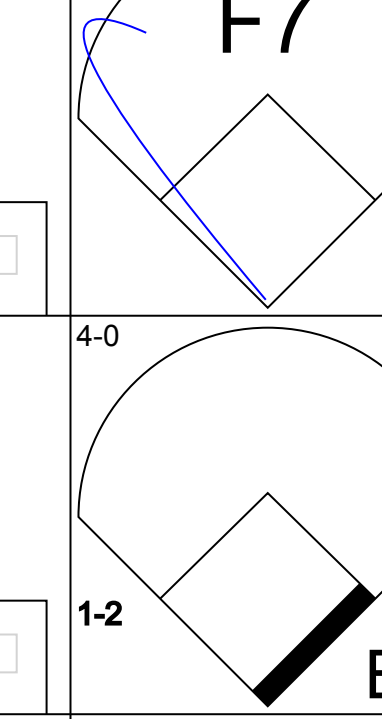
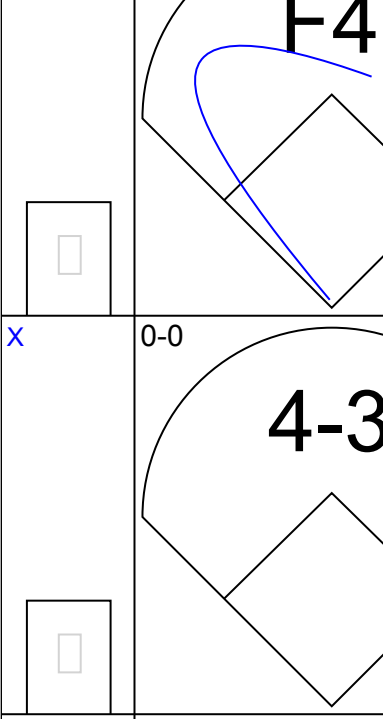
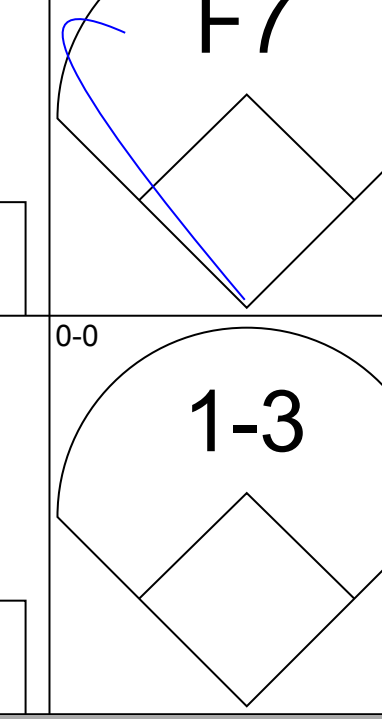
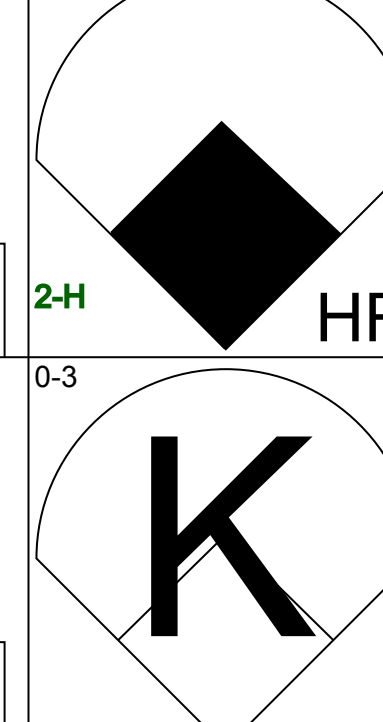
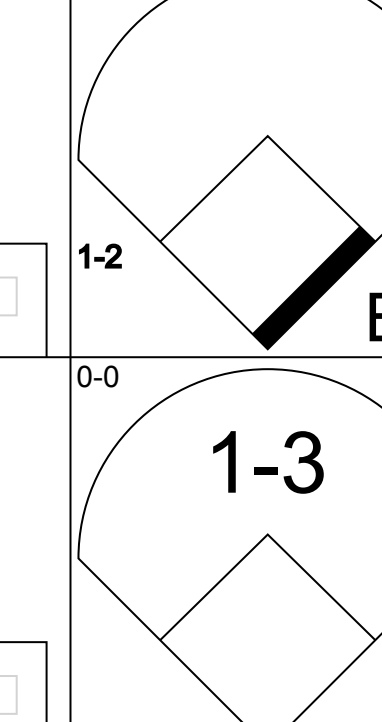
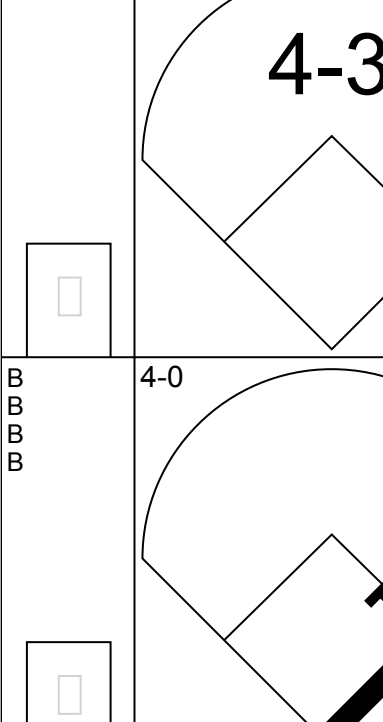
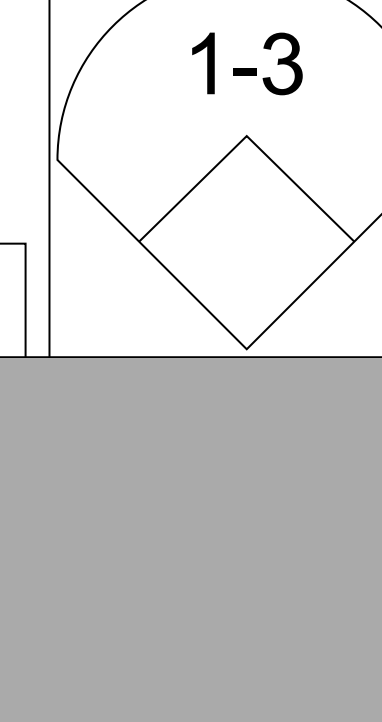
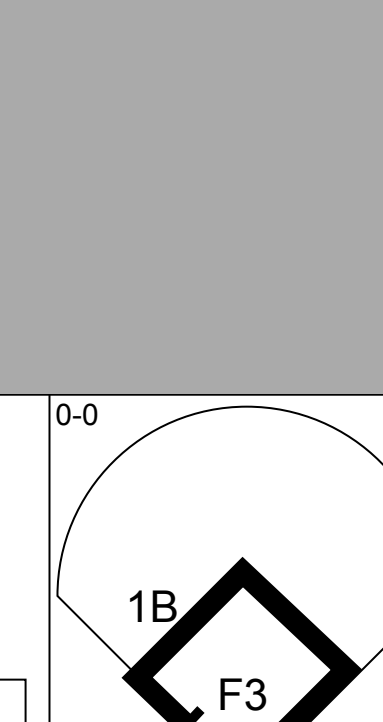
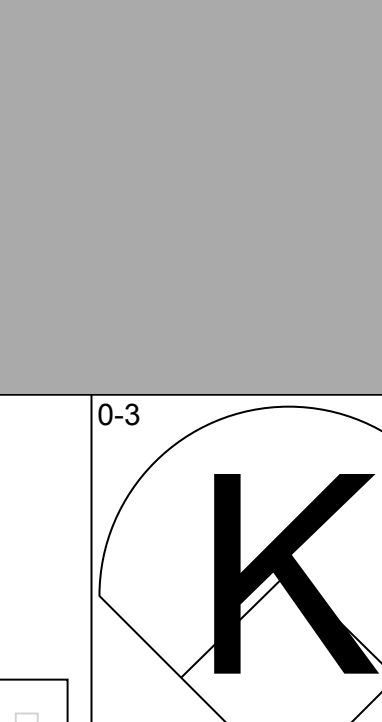
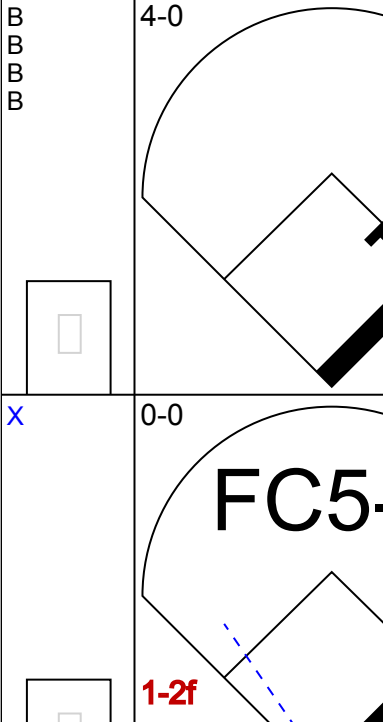

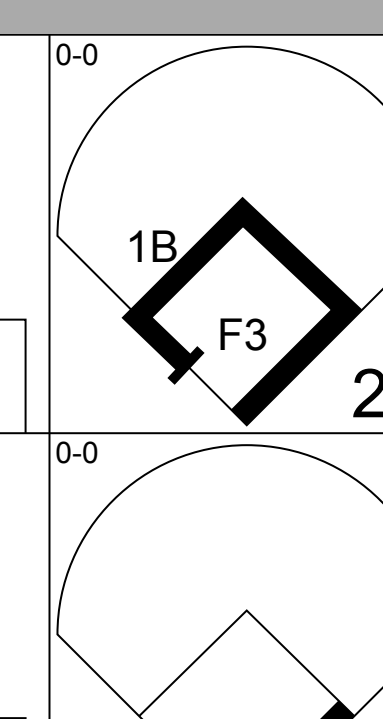
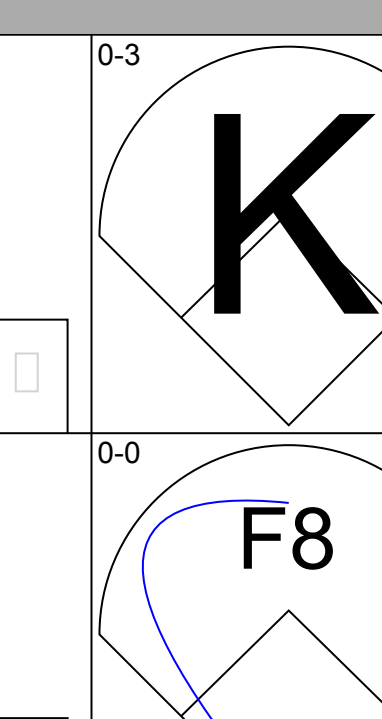
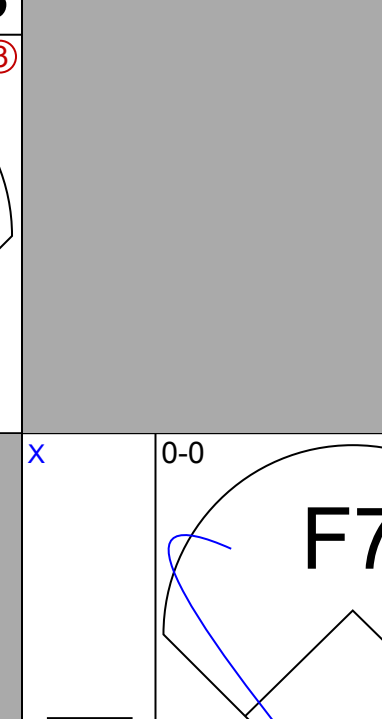
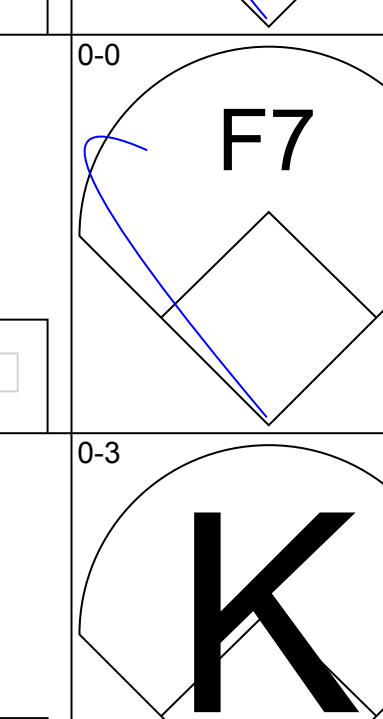
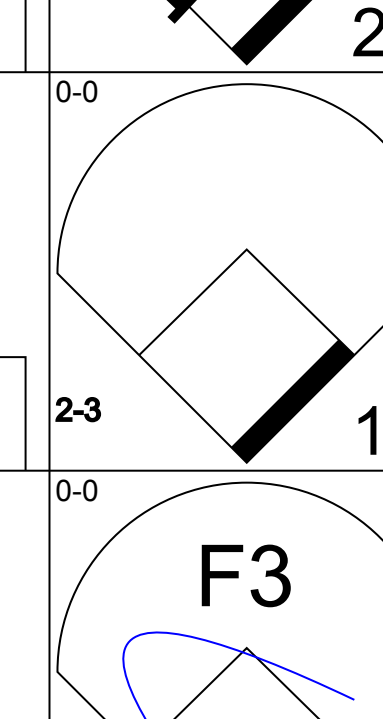
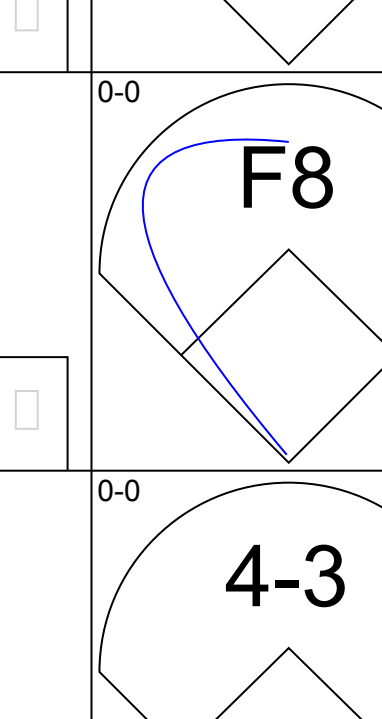
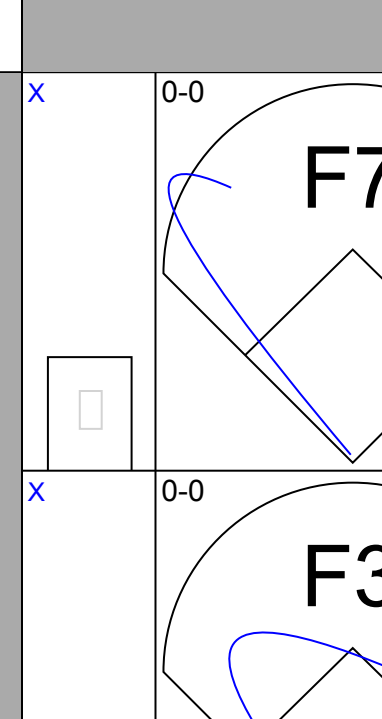
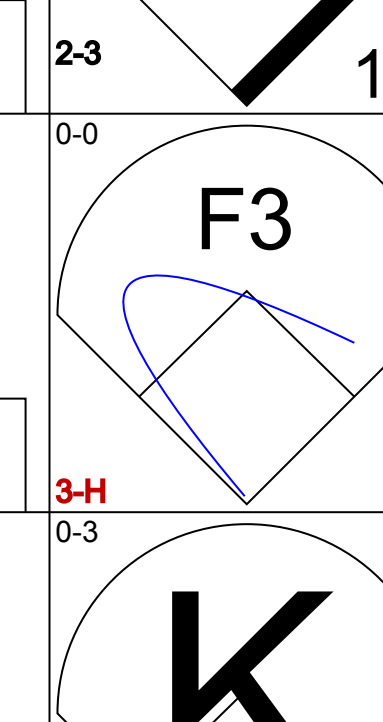
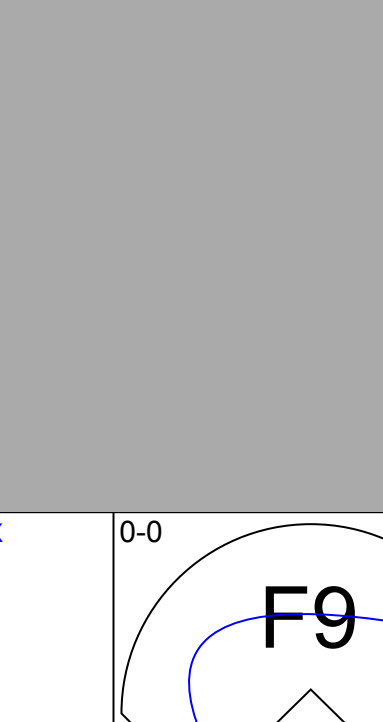

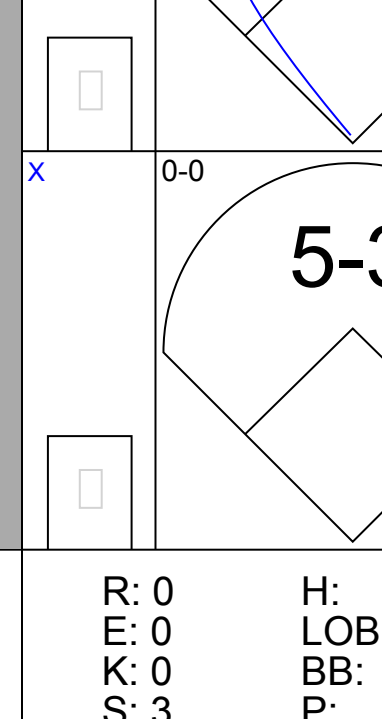
AB	29
R	1
H	5
RBI	1
BB	1
SO	4
LOB	10



WP: 0	PA: 30
CS: 0	



Batter	1	2	3	4	5	6	7	8	9	AB	R	H	RBI	BB	SO	LOB	TOP					
Jose Tartabull, L (1, 8) OBP: 0.324, SLG: 0.330										6	1	1	0	0	1	4	<b>Kansas City Athletics @ Cleveland Indians</b> Cleveland Municipal Stadium, Cleveland, OH Sat Aug 04 1962, 3:33 AM EDT Att: 3,643 - Unknown <a href="http://livebaseballscorecards.com">livebaseballscorecards.com</a>					
Ed Charles, R (1, 5) OBP: 0.352, SLG: 0.447										3	2	1	0	2	1	3						
Jerry Lumpe, L (1, 4) OBP: 0.348, SLG: 0.439										5	1	2	1	0	1	3						
Norm Siebern, L (1, 3) OBP: 0.404, SLG: 0.465										5	1	1	1	0	0	2						
Manny Jimenez, L (1, 7) OBP: 0.385, SLG: 0.472										5	1	2	2	0	1	2						
Bobby Del Greco, R (8, 7) OBP: 0.361, SLG: 0.384										0	0	0	0	0	0	0						
Deron Johnson, R (1, 9) OBP: 0.333, SLG: 0.375										4	1	1	0	1	3	3						
Gino Cimoli, R (8, 9) OBP: 0.340, SLG: 0.433										0	0	0	0	0	0	0						
Billy Consolo, R (1, 6) OBP: 0.340, SLG: 0.302										5	0	2	1	0	0	3						
Joe Azcue, R (1, 2) OBP: 0.292, SLG: 0.319										5	0	2	1	0	0	2						
Diego Segui, R (1, 1) OBP: 0.267, SLG: 0.379										3	1	1	1	0	0	3						
George Alusik, R (9, PH) OBP: 0.320, SLG: 0.516										0	0	0	0	1	0	0						
John Wyatt, R (9, 1) OBP: 0.115, SLG: 0.080										0	0	0	0	0	0	0						
<b>Inning Stats</b>	R: 1 E: 0 K: 2 S: 9	H: 2 LOB: 1 BB: 0 P: 9	R: 1 E: 0 K: 0 S: 6	H: 3 LOB: 2 BB: 0 P: 6	R: 2 E: 0 K: 2 S: 10	H: 3 LOB: 1 BB: 0 P: 10	R: 2 E: 1 K: 1 S: 8	H: 2 LOB: 1 BB: 0 P: 8	R: 0 E: 0 K: 0 S: 3	H: 0 LOB: 1 BB: 1 P: 7	R: 2 E: 1 K: 1 S: 8	H: 2 LOB: 2 BB: 1 P: 12	R: 0 E: 0 K: 0 S: 4	H: 1 LOB: 2 BB: 1 P: 8	R: 0 E: 0 K: 1 S: 5	H: 0 LOB: 0 BB: 0 P: 5	R: 0 E: 0 K: 0 S: 3	H: 0 LOB: 1 BB: 1 P: 7	1B: 9 2B: 3 3B: 0 HR: 1	SF: 0 SAC: 1 DP: 0 HBP: 0	WP: 0 PB: 0 SB: 1 CS: 0	PA: 46
<b>PITCHER</b>	IP WLS BF H R ER SO BB IBB HBP BLK WP HR S P ERA WHIP	IP WLS BF H R ER SO BB IBB HBP BLK WP HR S P ERA WHIP																				
Jim Perry, R (1, 1) ERA: 4.17	3.0 L 18 9 5 5 4 0 0 0 0 0 1 26 26 15.00 3.000																					
Frank Funk, R (4, 1) ERA: 3.14	6.0 S 28 4 3 1 3 4 0 0 0 0 0 0 30 46 1.50 1.333																					

Batter	1	2	3	4	5	6	7	8	9	AB	R	H	RBI	BB	SO	LOB	BOTTOM			
Bubba Phillips, R (1, 5) OBP: 0.295, SLG: 0.359										3	1	0	0	1	0	0	<b>Kansas City Athletics @ Cleveland Indians</b> Cleveland Municipal Stadium, Cleveland, OH Sat Aug 04 1962, 3:33 AM EDT Att: 3,643 - Unknown <a href="http://livebaseballscorecards.com">livebaseballscorecards.com</a>			
Al Luplow, L (1, 7) OBP: 0.385, SLG: 0.516										3	1	1	1	1	1	1				
Tito Francona, L (1, 3) OBP: 0.319, SLG: 0.386										4	0	0	0	0	0	2				
John Romano, R (1, 2) OBP: 0.365, SLG: 0.494										3	1	1	2	1	0	0				
Willie Kirkland, L (1, 9) OBP: 0.287, SLG: 0.395										3	0	0	0	1	1	2				
Willie Tasby, R (1, 8) OBP: 0.343, SLG: 0.354										4	0	1	0	0	1	1				
Jack Kubiszyn, R (1, 6) OBP: 0.259, SLG: 0.348										4	0	1	0	0	1	0				
Jim Mahoney, R (1, 4) OBP: 0.160, SLG: 0.280										3	0	0	0	0	0	2				
Jim Perry, S (1, 1) OBP: 0.174, SLG: 0.178										1	0	0	0	0	1	1				
Frank Funk, R (4, 1) OBP: 0.083, SLG: 0.083										2	0	0	0	0	0	0				
<b>Inning Stats</b>	R: 2 E: 0 K: 1 S: 6	H: 1 LOB: 0 BB: 1 P: 10	R: 0 E: 0 K: 1 S: 6	H: 2 LOB: 0 BB: 0 P: 6	R: 0 E: 0 K: 0 S: 3	H: 0 LOB: 2 BB: 2 P: 11	R: 0 E: 0 K: 1 S: 5	H: 0 LOB: 0 BB: 0 P: 5	R: 0 E: 0 K: 0 S: 3	H: 0 LOB: 1 BB: 1 P: 7	R: 0 E: 0 K: 0 S: 4	H: 0 LOB: 0 BB: 0 P: 4	R: 0 E: 0 K: 1 S: 5	H: 1 LOB: 0 BB: 0 P: 5	R: 0 E: 0 K: 0 S: 3	H: 0 LOB: 0 BB: 0 P: 5	1B: 1 2B: 1 3B: 0 HR: 2	SF: 0 SAC: 0 DP: 0 HBP: 0	WP: 0 PB: 0 SB: 0 CS: 0	PA: 34
<b>PITCHER</b>	IP WLS BF H R ER SO BB IBB HBP BLK WP HR S P ERA WHIP	IP WLS BF H R ER SO BB IBB HBP BLK WP HR S P ERA WHIP																		
Diego Segui, R (1, 1) ERA: 4.12	8.0 W 31 4 3 3 4 4 0 0 0 0 0 0 35 51 3.38 1.000																			
John Wyatt, R (9, 1) ERA: 5.09	1.0 S 3 0 0 0 1 0 0 0 0 0 0 0 5 5 0.00 0.000																			



Batter	1	2	3	4	5	6	7	8	9	AB	R	H	RBI	BB	SO	LOB	TOP			
Jose Tartabull, L (1, 8) OBP: 0.327, SLG: 0.333	F7		2H 1B			1B SH3-4 4-3 1B		L8		4	1	2	1	0	0	0	<b>Kansas City Athletics @ Cleveland Indians</b> Cleveland Municipal Stadium, Cleveland, OH Sun Aug 05 1962, 3:33 AM EDT Unknown <a href="http://livebaseballscorecards.com">livebaseballscorecards.com</a>			
Ed Charles, R (1, 5) OBP: 0.349, SLG: 0.443	F7		F9			SH3-4		6-3		3	0	0	0	0	0	1				
Jerry Lumpe, L (1, 4) OBP: 0.347, SLG: 0.438	L8			3-1					G3	4	0	1	0	0	0	0				
Norm Siebern, L (1, 3) OBP: 0.401, SLG: 0.460		F7			5-3				F7	4	0	0	1	0	0	1				
Manny Jimenez, L (1, 7) OBP: 0.384, SLG: 0.478 Bobby Del Greco, R (9, 7) OBP: 0.361, SLG: 0.384		G3								4	1	1	1	0	0	1				
Gino Cimoli, R (1, 9) OBP: 0.340, SLG: 0.433		F9								0	0	0	0	0	0	0				
Billy Consoletti, R (1, 6) OBP: 0.347, SLG: 0.305										3	0	1	0	0	0	0				
Haywood Sullivan, R (1, 2) OBP: 0.320, SLG: 0.318										2	1	1	0	1	0	1				
Dan Pfister, R (1, 1) OBP: 0.174, SLG: 0.174 John Wyatt, R (9, 1) OBP: 0.115, SLG: 0.080										3	0	0	0	0	0	2				
										0	0	0	0	0	0	0				
<b>Inning Stats</b>	R: 0 E: 0 K: 0 S: 3	H: 0 LOB: 0 BB: 0 P: 3	R: 0 E: 0 K: 0 S: 3	H: 0 LOB: 0 BB: 0 P: 3	R: 1 E: 0 K: 1 S: 6	H: 1 LOB: 1 BB: 1 P: 10	R: 1 E: 0 K: 0 S: 4	H: 1 LOB: 0 BB: 0 P: 4	R: 0 E: 0 K: 0 S: 3	H: 1 LOB: 0 BB: 0 P: 3	R: 1 E: 0 K: 0 S: 5	H: 2 LOB: 1 BB: 0 P: 5	R: 0 E: 0 K: 0 S: 3	H: 1 LOB: 0 BB: 0 P: 3	R: 0 E: 0 K: 0 S: 3	H: 0 LOB: 0 BB: 0 P: 3	1B: 5 2B: 2 3B: 0 HR: 1	SF: 0 SAC: 1 DP: 2 HBP: 0	WP: 0 PB: 0 SB: 0 CS: 0	PA: 32
<b>PITCHER</b>	IP WLS BF H R ER SO BB IBB HBP BLK WP HR S P ERA WHIP																			
Barry Latman, R (1, 1) ERA: 3.81	8.0 L 29 6 3 3 1 1 0 0 0 0 1 30 34 3.38 0.875																			
Ruben Gomez, R (9, 1) ERA: 4.14	1.0 3 0 0 0 0 0 0 0 0 0 0 3 3 0.00 0.000																			

Batter	1	2	3	4	5	6	7	8	9	AB	R	H	RBI	BB	SO	LOB	BOTTOM			
Ty Cline, L (1, 8) OBP: 0.328, SLG: 0.336	L6		HBP			F2		BB 1B		3	1	1	0	0	0	0	<b>Kansas City Athletics @ Cleveland Indians</b> Cleveland Municipal Stadium, Cleveland, OH Sun Aug 05 1962, 3:33 AM EDT Unknown <a href="http://livebaseballscorecards.com">livebaseballscorecards.com</a>			
Al Luplow, L (1, 7) OBP: 0.387, SLG: 0.518			4-3			K		1B BB		3	0	1	0	1	1	1				
Tito Francona, L (1, 3) OBP: 0.321, SLG: 0.386										3	0	1	1	1	1	1				
John Romano, R (1, 2) OBP: 0.361, SLG: 0.488										4	0	0	0	0	0	4				
Willie Tasby, R (1, 9) OBP: 0.347, SLG: 0.349										2	0	0	0	2	1	0				
Bubba Phillips, R (1, 5) OBP: 0.292, SLG: 0.356										4	0	0	0	0	2	2				
Jack Kubiszyn, R (1, 6) OBP: 0.226, SLG: 0.296										4	0	0	0	0	0	2				
Jim Mahoney, R (1, 4) OBP: 0.179, SLG: 0.393 Chuck Essegian, R (9, PH) OBP: 0.368, SLG: 0.511										3	1	1	1	0	2	0				
Barry Latman, R (1, 1) OBP: 0.250, SLG: 0.346 Don Dillard, L (8, PH) OBP: 0.294, SLG: 0.394 Ruben Gomez, R (9, 1) OBP: 0.273, SLG: 0.273										1	0	0	0	0	1	1				
										0	0	0	0	0	0	0				
<b>Inning Stats</b>	R: 0 E: 0 K: 0 S: 4	H: 1 LOB: 1 BB: 0 P: 4	R: 0 E: 0 K: 0 S: 2	H: 0 LOB: 0 BB: 1 P: 6	R: 0 E: 0 K: 2 S: 7	H: 0 LOB: 0 BB: 0 P: 8	R: 0 E: 0 K: 2 S: 7	H: 0 LOB: 0 BB: 0 P: 7	R: 1 E: 0 K: 1 S: 5	H: 1 LOB: 0 BB: 1 P: 8	R: 0 E: 0 K: 1 S: 5	H: 0 LOB: 0 BB: 0 P: 5	R: 0 E: 0 K: 1 S: 9	H: 2 LOB: 2 BB: 1 P: 13	R: 0 E: 0 K: 1 S: 5	H: 0 LOB: 1 BB: 1 P: 9	1B: 2 2B: 1 3B: 0 HR: 1	SF: 0 SAC: 0 DP: 1 HBP: 1	WP: 0 PB: 0 SB: 0 CS: 0	PA: 35
<b>PITCHER</b>	IP WLS BF H R ER SO BB IBB HBP BLK WP HR S P ERA WHIP																			
Dan Pfister, R (1, 1) ERA: 4.82	8.0 W 32 4 2 2 10 4 0 0 0 0 1 47 64 2.25 1.000																			
John Wyatt, R (9, 1) ERA: 5.03	1.0 S 3 0 0 0 1 0 0 0 0 0 0 5 5 0.00 0.000																			



Batter	1	2	3	4	5	6	7	8	9	AB R H RBI BB SO LOB	TOP											
Jose Tartabull, L (1, 8) OBP: 0.333, SLG: 0.336	4-0 BB G5-4-3		0-0 4-3		0-0 HR 1B		0-0 4-3		0-0 1B 1B	4 2 2 0 1 0 0	<b>Kansas City Athletics @ Cleveland Indians</b> Cleveland Municipal Stadium, Cleveland, OH Sun Aug 05 1962, 3:38 AM EDT Att: 8,936 - Unknown <a href="http://livebaseballscorecards.com">livebaseballscorecards.com</a>											
Ed Charles, R (1, 5) OBP: 0.350, SLG: 0.452	0-0 G5-4-3 1-2		0-0 4-3		0-0 HR		0-0 4-3		0-0 1B 1B	5 1 2 4 0 0 1												
Jerry Lumpe, L (1, 4) OBP: 0.346, SLG: 0.435	0-0 F6				0-0 F5		0-0 4-3		0-0 F9	5 0 1 0 0 0 1												
Norm Siebern, L (1, 3) OBP: 0.400, SLG: 0.458		0-0 BB 1B G6-4-3		0-3 K2-3	0-0 G3				0-0 6-3	4 0 1 0 0 1 1												
Manny Jimenez, L (1, 7) OBP: 0.387, SLG: 0.479 Bobby Del Greco, R (8, 7) OBP: 0.361, SLG: 0.384		4-0 BB 1B G6-4-3 1-2		0-0 1B		0-0 1-3 1B 1B		0-0 4-3		3 1 2 0 1 0 0 0 0 0 0 0 0 0												
Gino Cimoli, R (1, 9) OBP: 0.339, SLG: 0.431		0-0 G6-4-3 1-2 2-3		0-3 K		0-0 1-3		0-0 1B		4 0 1 0 0 1 4												
Billy Consoletto, R (1, 6) OBP: 0.344, SLG: 0.298		4-0 BB			0-3 K		0-0 5-3		0-0 F7	3 0 0 0 1 1 2												
Joe Azcue, R (1, 2) OBP: 0.296, SLG: 0.320		0-0 L8			0-0 HR 1B 1B		4-0 1B IBB		0-0 F3	3 1 1 0 1 0 2												
Orlando Pena, R (1, 1) OBP: 0.250, SLG: 0.250			0-3 K		0-0 F1		0-0 1-3 2H 1B		0-3 K	4 0 1 1 0 2 1												
<b>Inning Stats</b>	R: 0 E: 0 K: 0 S: 2	H: 0 LOB: 0 BB: 1 P: 6	R: 0 E: 0 K: 0 S: 3	H: 1 LOB: 2 BB: 11	R: 0 E: 0 K: 1 S: 5	H: 0 LOB: 0 BB: 0 P: 5	R: 0 E: 0 K: 2 S: 8	H: 1 LOB: 0 BB: 0 P: 8	R: 3 E: 0 K: 1 S: 9	H: 4 LOB: 1 BB: 0 P: 9	R: 1 E: 0 K: 0 S: 4	H: 2 LOB: 2 BB: 1 P: 8	R: 0 E: 0 K: 0 S: 3	H: 0 LOB: 0 BB: 0 P: 3	R: 0 E: 0 K: 0 S: 4	H: 1 LOB: 1 BB: 0 P: 4	R: 1 E: 0 K: 1 S: 7	H: 2 LOB: 1 BB: 0 P: 7	1B: 10 2B: 0 3B: 0 HR: 1	SF: 0 SAC: 0 DP: 2 HBP: 0	WP: 0 PB: 0 CS: 2	PA: 39
<b>PITCHER</b>	IP WLS BF H R ER SO BB IBB HBP BLK WP HR S P ERA WHIP																					
Pedro Ramos, R (1, 1) ERA: 4.45	5.0 L 22 6 3 3 4 3 0 0 0 0 1 27 39 5.40 1.800																					
Bill Dailey, R (6, 1) ERA: 3.08	3.0 12 3 1 1 0 0 1 0 0 0 0 11 15 3.00 1.000																					
Gary Bell, R (9, 1) ERA: 3.89	1.0 5 2 1 1 1 0 0 0 0 0 0 7 7 9.00 2.000																					

Batter	1	2	3	4	5	6	7	8	9	AB R H RBI BB SO LOB	BOTTOM											
Ty Cline, L (1, 8) OBP: 0.324, SLG: 0.331	0-0 L7		0-0 L8							4 0 0 0 0 0 1	<b>Kansas City Athletics @ Cleveland Indians</b> Cleveland Municipal Stadium, Cleveland, OH Sun Aug 05 1962, 3:38 AM EDT Att: 8,936 - Unknown <a href="http://livebaseballscorecards.com">livebaseballscorecards.com</a>											
Jim Mahoney, R (1, 4) OBP: 0.161, SLG: 0.355 Gene Green, R (8, PH) OBP: 0.343, SLG: 0.550 Gary Bell, R (9, 1) OBP: 0.273, SLG: 0.200	0-0 F8									3 0 0 0 0 0 0 1 0 0 0 0 0 1 0 0 0 0 0 0 0												
Tito Francona, L (1, 3) OBP: 0.320, SLG: 0.391	0-0 F9									4 1 1 1 0 0 1												
Al Luplow, L (1, 7) OBP: 0.385, SLG: 0.528		0-0 HR								4 1 1 1 0 1 0												
Doc Edwards, R (1, 2) OBP: 0.382, SLG: 0.492		0-0 L5								4 0 1 0 0 0 0												
Willie Tasby, R (1, 9) OBP: 0.336, SLG: 0.340		0-3 K								4 0 0 0 0 2 1												
Bubba Phillips, R (1, 5) OBP: 0.293, SLG: 0.356		0-0 5-3								3 0 1 0 0 1 1												
Jack Kubiszyn, R (1, 6) OBP: 0.235, SLG: 0.300			0-0 6-3							3 0 1 0 0 0 1												
Pedro Ramos, S (1, 1) OBP: 0.256, SLG: 0.514 Willie Kirkland, L (5, PH) OBP: 0.286, SLG: 0.394 Bill Dailey, R (6, 1) Don Dillard, L (8, PH) OBP: 0.289, SLG: 0.398			0-3 K							1 0 0 0 0 1 0 1 0 0 0 0 0 2 0 0 0 0 0 0 0 1 0 1 0 0 0 0												
<b>Inning Stats</b>	R: 0 E: 0 K: 0 S: 3	H: 0 LOB: 0 BB: 0 P: 3	R: 1 E: 0 K: 1 S: 6	H: 1 LOB: 0 BB: 0 P: 6	R: 0 E: 0 K: 1 S: 5	H: 0 LOB: 0 BB: 0 P: 5	R: 0 E: 0 K: 0 S: 3	H: 0 LOB: 0 BB: 0 P: 3	R: 0 E: 0 K: 1 S: 7	H: 2 LOB: 2 BB: 0 P: 7	R: 1 E: 0 K: 0 S: 4	H: 1 LOB: 0 BB: 0 P: 4	R: 0 E: 0 K: 1 S: 6	H: 1 LOB: 1 BB: 0 P: 6	R: 0 E: 0 K: 0 S: 4	H: 1 LOB: 1 BB: 0 P: 4	R: 0 E: 0 K: 1 S: 5	H: 0 LOB: 0 BB: 0 P: 5	1B: 3 2B: 1 3B: 0 HR: 2	SF: 0 SAC: 0 DP: 0 HBP: 0	WP: 0 PB: 0 CS: 0	PA: 33
<b>PITCHER</b>	IP WLS BF H R ER SO BB IBB HBP BLK WP HR S P ERA WHIP																					
Orlando Pena, R (1, 1) ERA: 2.0	9.0 W 33 6 2 2 5 0 0 0 0 0 2 43 43 2.00 0.667																					



Batter	1	2	3	4	5	6	7	8	9	AB	R	H	RBI	BB	SO	LOB	TOP										
<b>Billy Consolo, R</b> OBP: 0.348, SLG: 0.304 (1, 6)	0-0 4-3		0-0 1B		0-0 1-3 1B		0-0 F4			4	0	2	0	0	0	2											
<b>Jerry Lumpe, L</b> OBP: 0.343, SLG: 0.431 (1, 4)	0-0 5-3		0-0 1-3		0-0 G1-6-3 1-2			0-0 4-3		4	0	0	0	0	0	3											
<b>Ed Charles, R</b> OBP: 0.349, SLG: 0.452 (1, 5)	0-3 K			0-0 WP 2B		0-0 6-3		0-0 F9		4	1	1	0	0	1	0											
<b>Norm Siebern, L</b> OBP: 0.400, SLG: 0.460 (1, 3)		4-0 BB		0-0 5-3 2H 2B		0-0 F7		0-0 4-3		3	0	1	1	1	0	0											
<b>Manny Jimenez, L</b> OBP: 0.384, SLG: 0.474 <b>Jose Tartabull, L</b> OBP: 0.333, SLG: 0.336 (1, 7) (9, 8)		0-0 G4-6-3 1-2		0-0 5-3		0-0 4-3			0-0 4-3	4	0	0	0	0	0	2											
<b>George Alusik, R</b> OBP: 0.317, SLG: 0.505 <b>Bobby Del Greco, R</b> OBP: 0.381, SLG: 0.384 (1, 9) (9, 7)		0-0 FC5-4 1B		0-0 6-3			0-0 5-3		0-0 F7	4	0	1	0	0	0	1											
<b>Gino Cimoli, R</b> OBP: 0.336, SLG: 0.426 (1, 8) (9, 9)		0-0 FC5-4 1-2		0-0 5-3			0-0 E4 1B		0-3 K	4	0	0	0	0	1	2											
<b>Joe Azcue, R</b> OBP: 0.297, SLG: 0.320 (1, 2)			0-0 5-3		0-0 F7		0-0 1-2 1B			3	0	1	0	0	0	0											
<b>Ed Rakow, S</b> OBP: 0.133, SLG: 0.121 (1, 1)			0-0 F4		4-0 1B BB		0-0 F4			2	0	0	0	1	0	2											
<b>Inning Stats</b>	R: 0 E: 0 K: 1 S: 5	H: 0 LOB: 0 BB: 0 P: 5	R: 0 E: 0 K: 0 S: 3	H: 1 LOB: 1 BB: 1 P: 7	R: 0 E: 0 K: 0 S: 4	H: 1 LOB: 1 BB: 0 P: 4	R: 1 E: 0 K: 0 S: 5	H: 2 LOB: 1 BB: 0 P: 5	R: 0 E: 0 K: 0 S: 3	H: 0 LOB: 0 BB: 0 P: 3	R: 0 E: 1 K: 0 S: 5	H: 1 LOB: 2 BB: 0 P: 5	R: 0 E: 0 K: 0 S: 3	H: 0 LOB: 0 BB: 0 P: 3	R: 0 E: 0 K: 1 S: 5	H: 0 LOB: 0 BB: 0 P: 5	1B: 4 2B: 2 3B: 0 HR: 0	SF: 0 SAC: 0 DP: 2 HBP: 0	WP: 1 PB: 0 CS: 0	PA: 34							
<b>PITCHER</b>	IP	WLS	BF	H	R	ER	SO	BB	IBB	HBP	BLK	WP	HR	S	P	ERA	WHIP										
<b>Claude Osteen, L</b> ERA: 3.58 <b>Steve Hamilton, L</b> ERA: 3.47 (1, 1) (9, 1)	8.0	L	31	6	1	1	1	2	0	0	0	1	0	31	39	1.12	1.000										

Kansas City Athletics @ Washington Senators  
D.C. Stadium, Washington, DC  
Mon Aug 06 1962, 7:05 PM EDT  
Att: 5,299 - Unknown

AB 32  
R 1  
H 6  
RBI 1  
BB 2  
SO 2  
LOB 12



Batter	1	2	3	4	5	6	7	8	9	AB	R	H	RBI	BB	SO	LOB	BOTTOM										
<b>Jim Piersall, R</b> OBP: 0.324, SLG: 0.358 <b>Joe Hicks, L</b> OBP: 0.303, SLG: 0.405 (1, 8) (8, FR) (9, 8)	0-0 4-3		0-3 K			0-0 F9		0-0 1B		4	0	1	0	0	1	0											
<b>Chuck Cottier, R</b> OBP: 0.319, SLG: 0.365 <b>Bud Zipfel, L</b> OBP: 0.316, SLG: 0.391 <b>Steve Hamilton, L</b> OBP: 0.133, SLG: 0.071 (1, 4) (8, PH) (9, 1)	0-0 3-1		0-3 K			0-0 F8		0-3 K		3	0	0	0	0	1	0											
<b>Johnny Schaive, R</b> OBP: 0.271, SLG: 0.438 (1, 5)	0-0 5-3		0-3 K		0-0 1-3		0-0 F6			4	0	0	0	0	1	1											
<b>Harry Bright, R</b> OBP: 0.347, SLG: 0.492 (1, 3)		0-0 FC4-6 G1-2-3 1B 1B		0-0 F4		0-0 F7		0-0 2B		4	0	2	0	0	0	0											
<b>Chuck Hinton, R</b> OBP: 0.346, SLG: 0.471 (1, 9) (8, 7)		0-0 FC4-6 1-2 1B		0-0 F9		0-3 K		0-3 K		4	0	1	0	0	2	1											
<b>Ken Retzer, L</b> OBP: 0.362, SLG: 0.437 <b>Ken Hamlin, R</b> OBP: 0.306, SLG: 0.310 (1, 2) (7, FR) (8, 6)		0-0 FC4-6 1-2 2-3 BB			0-0 1B		4-0 1B BB		0-0 5-3	2	0	1	0	1	0	2											
<b>Don Lock, R</b> OBP: 0.179, SLG: 0.500 <b>Bob Schmidt, R</b> OBP: 0.267, SLG: 0.395 (1, 7) (8, 2)		4-0 1-2 BB		0-3 K		0-0 1-2 1B		0-0 6-3		2	0	1	0	1	1	1											
<b>Ed Brinkman, R</b> OBP: 0.208, SLG: 0.219 <b>Jim King, L</b> OBP: 0.346, SLG: 0.370 (1, 6) (7, PH) (8, 9)		0-0 G1-2-3 3-H		0-3 K		0-3 K		0-3 K		2	0	0	0	0	1	4											
<b>Claude Osteen, L</b> OBP: 0.179, SLG: 0.214 <b>Danny O'Connell, R</b> OBP: 0.330, SLG: 0.368 (1, 1) (8, PH) (9, 4)			0-3 K		0-3 K		0-0 F4			2	0	0	0	0	2	1											
<b>Inning Stats</b>	R: 0 E: 0 K: 0 S: 3	H: 0 LOB: 0 BB: 0 P: 3	R: 0 E: 0 K: 0 S: 4	H: 2 LOB: 2 BB: 1 P: 8	R: 0 E: 0 K: 3 S: 9	H: 0 LOB: 0 BB: 0 P: 9	R: 0 E: 0 K: 1 S: 5	H: 0 LOB: 0 BB: 0 P: 5	R: 0 E: 0 K: 3 S: 10	H: 1 LOB: 1 BB: 0 P: 10	R: 0 E: 0 K: 0 S: 3	H: 0 LOB: 0 BB: 0 P: 3	R: 0 E: 0 K: 2 S: 8	H: 1 LOB: 2 BB: 1 P: 12	R: 0 E: 0 K: 1 S: 6	H: 1 LOB: 1 BB: 0 P: 6	R: 0 E: 0 K: 1 S: 6	H: 1 LOB: 1 BB: 0 P: 6	1B: 5 2B: 1 3B: 0 HR: 0	SF: 0 SAC: 0 DP: 1 HBP: 0	WP: 0 PB: 0 CS: 0	PA: 34					
<b>PITCHER</b>	IP	WLS	BF	H	R	ER	SO	BB	IBB	HBP	BLK	WP	HR	S	P	ERA	WHIP										
<b>Ed Rakow, R</b> ERA: 4.08 (1, 1)	9.0	W	34	6	0	0	11	2	0	0	0	0	0	54	62	0.00	0.889										

Kansas City Athletics @ Washington Senators  
D.C. Stadium, Washington, DC  
Mon Aug 06 1962, 7:05 PM EDT  
Att: 5,299 - Unknown

AB 32  
R 0  
H 6  
RBI 0  
BB 2  
SO 11  
LOB 15





Batter	1	2	3	4	5	6	7	8	9	AB	R	H	RBI	BB	SO	LOB	TOP							
<b>Billy Conso</b> , R (1, 6) OBP: 0.344, SLG: 0.300										5	1	1	0	0	1	3								
<b>Jerry Lumpe</b> , L (1, 4) OBP: 0.342, SLG: 0.430										3	1	1	1	0	0	2								
<b>Wayne Causey</b> , L (7, 4) OBP: 0.363, SLG: 0.371										1	0	0	0	0	0	0								
<b>Ed Charles</b> , R (1, 5) OBP: 0.350, SLG: 0.451										3	1	1	0	1	0	1								
<b>Norm Sieber</b> , L (1, 3) OBP: 0.401, SLG: 0.461										3	2	1	0	1	0	0								
<b>Deron Johnson</b> , R (7, 3) OBP: 0.300, SLG: 0.333										1	0	0	0	0	1	1								
<b>Manny Jimenez</b> , L (1, 7) OBP: 0.382, SLG: 0.472										4	1	1	2	0	0	1								
<b>George Alusik</b> , R (1, 9) OBP: 0.333, SLG: 0.544										4	2	3	4	0	0	0								
<b>Gino Cimoli</b> , R (1, 8) OBP: 0.336, SLG: 0.430										4	1	1	2	0	0	1								
<b>Joe Azcue</b> , R (1, 2) OBP: 0.300, SLG: 0.323										4	1	2	0	0	0	0								
<b>Bill Fischer</b> , R (1, 1) OBP: 0.118, SLG: 0.176										4	0	0	1	0	3	2								
<b>Inning Stats</b>	R: 0 E: 1 K: 0 S: 3	H: 0 LOB: 0 BB: 0 P: 3	R: 0 E: 0 K: 0 S: 4	H: 1 LOB: 1 BB: 0 P: 4	R: 0 E: 0 K: 1 S: 6	H: 1 LOB: 1 BB: 0 P: 6	R: 6 E: 2 K: 1 S: 12	H: 6 LOB: 1 BB: 0 P: 12	R: 0 E: 0 K: 0 S: 3	H: 0 LOB: 0 BB: 0 P: 3	R: 0 E: 0 K: 1 S: 5	H: 0 LOB: 0 BB: 0 P: 5	R: 4 E: 0 K: 0 S: 6	H: 3 LOB: 0 BB: 1 P: 10	R: 0 E: 0 K: 1 S: 5	H: 0 LOB: 0 BB: 0 P: 5	R: 0 E: 0 K: 1 S: 5	H: 0 LOB: 1 BB: 1 P: 9	1B: 8 2B: 2 3B: 1 HR: 1	SF: 2 SAC: 1 DP: 1 HBP: 0	WP: 0 PB: 0 SB: 0 CS: 0	PA: 41		
<b>PITCHER</b>	IP	WLS	BF	H	R	ER	SO	BB	IBB	HBP	BLK	WP	HR	S	P	ERA	WHIP							
<b>Don Rudolph</b> , L (1, 1) ERA: 3.44	3.0	L	16	7	5	5	1	0	0	0	0	0	0	18	18	15.00	2.333							
<b>Ed Hobaugh</b> , R (4, 1) ERA: 4.54	5.0		21	4	5	4	3	0	1	0	0	0	1	26	30	7.20	0.800							
<b>Marty Kutyna</b> , R (9, 1) ERA: 2.89	1.0		4	0	0	0	1	1	0	0	0	0	0	5	9	0.00	1.000							

Kansas City Athletics @ Washington Senators  
D.C. Stadium, Washington, DC  
Tue Aug 07 1962, 7:05 PM EDT  
Att: 5,041 - Unknown

AB	36
R	10
H	11
RBI	10
BB	2
SO	5
LOB	11



Batter	1	2	3	4	5	6	7	8	9	AB	R	H	RBI	BB	SO	LOB	BOTTOM							
<b>Jim Piersall</b> , R (1, 8) OBP: 0.323, SLG: 0.357										4	0	1	0	0	0	1								
<b>Danny O'Connell</b> , R (1, 4) OBP: 0.329, SLG: 0.365										4	0	1	0	0	0	1								
<b>Johnny Schaive</b> , R (1, 5) OBP: 0.271, SLG: 0.434										4	0	1	0	0	0	1								
<b>Harry Bright</b> , R (1, 3) OBP: 0.342, SLG: 0.484										4	1	0	0	0	1	1								
<b>Chuck Hinton</b> , R (1, 9) OBP: 0.351, SLG: 0.487										4	1	3	2	0	0	0								
<b>Ken Retzer</b> , L (1, 2) OBP: 0.356, SLG: 0.429										4	0	0	0	0	0	2								
<b>Don Lock</b> , R (1, 7) OBP: 0.333, SLG: 0.550										4	1	2	1	0	0	1								
<b>Ed Brinkman</b> , R (1, 6) OBP: 0.198, SLG: 0.208										4	0	0	0	0	0	2								
<b>Don Rudolph</b> , L (1, 1) OBP: 0.273, SLG: 0.300										1	0	0	0	0	1	0								
<b>Ed Hobaugh</b> , R (4, 1) OBP: 0.250, SLG: 0.750										1	0	1	0	0	0	0								
<b>Bud Zippel</b> , L (6, PH) OBP: 0.313, SLG: 0.386										1	0	0	0	0	0	0								
<b>Marty Kutyna</b> , R (9, 1) OBP: 0.286, SLG: 0.167										0	0	0	0	0	0	0								
<b>Inning Stats</b>	R: 0 E: 0 K: 0 S: 3	H: 1 LOB: 0 BB: 0 P: 3	R: 0 E: 0 K: 0 S: 3	H: 0 LOB: 0 BB: 0 P: 3	R: 1 E: 0 K: 1 S: 7	H: 2 LOB: 1 BB: 0 P: 7	R: 0 E: 0 K: 0 S: 4	H: 1 LOB: 1 BB: 0 P: 4	R: 0 E: 0 K: 0 S: 4	H: 1 LOB: 1 BB: 0 P: 4	R: 0 E: 0 K: 1 S: 5	H: 0 LOB: 0 BB: 0 P: 5	R: 0 E: 0 K: 0 S: 4	H: 1 LOB: 1 BB: 0 P: 4	R: 0 E: 0 K: 0 S: 3	H: 0 LOB: 0 BB: 0 P: 3	R: 2 E: 1 K: 0 S: 6	H: 3 LOB: 1 BB: 0 P: 6	1B: 5 2B: 1 3B: 1 HR: 2	SF: 0 SAC: 0 DP: 1 HBP: 0	WP: 0 PB: 0 SB: 0 CS: 0	PA: 35		
<b>PITCHER</b>	IP	WLS	BF	H	R	ER	SO	BB	IBB	HBP	BLK	WP	HR	S	P	ERA	WHIP							
<b>Bill Fischer</b> , R (1, 1) ERA: 3.62	9.0	W	35	9	3	3	2	0	0	0	0	0	2	39	39	3.00	1.000							

Kansas City Athletics @ Washington Senators  
D.C. Stadium, Washington, DC  
Tue Aug 07 1962, 7:05 PM EDT  
Att: 5,041 - Unknown

AB	35
R	3
H	9
RBI	3
BB	0
SO	2
LOB	9





Batter	1	2	3	4	5	6	7	8	9	AB	R	H	RBI	BB	SO	LOB	TOP			
Lenny Green, L OBP: 0.370, SLG: 0.431	F6		F5			F5		3-1		4	0	0	0	0	0	0				
Vic Power, R OBP: 0.330, SLG: 0.441	1B			F8		K				3	0	1	0	1	1	0				
Rich Rollins, R OBP: 0.378, SLG: 0.461	F9			1-3				F9		4	0	0	0	0	0	2				
Harmon Killebrew, R OBP: 0.374, SLG: 0.535	F2			K				F5		4	1	1	1	0	1	1				
Bob Allison, R OBP: 0.365, SLG: 0.494		6-3						E1 HR		3	1	0	0	1	0	0				
Bernie Allen, L OBP: 0.329, SLG: 0.425	F6					F7				3	1	1	2	1	0	1				
Zolio Versailles, R OBP: 0.264, SLG: 0.348	F8					F7				4	0	2	0	0	0	1				
Jerry Zimmerman, R OBP: 0.289, SLG: 0.286			5-3			6-3				4	0	0	0	0	1	4				
Jack Kratlick, L Don Minter, L Frank Sullivan, R George Banks, R Bill Pleis, L Ray Moore, R			K							2	0	0	0	0	2	0				
<b>Inning Stats</b>	R: 0 E: 0 K: 0 S: 4	H: 1 LOB: 1 BB: 0 P: 4	R: 0 E: 0 K: 0 S: 3	H: 0 LOB: 0 BB: 0 P: 3	R: 0 E: 0 K: 1 S: 5	H: 0 LOB: 0 BB: 0 P: 5	R: 0 E: 0 K: 1 S: 5	H: 0 LOB: 1 BB: 1 P: 7	R: 0 E: 0 K: 0 S: 7	H: 0 LOB: 0 BB: 0 P: 7	R: 2 E: 1 K: 0 S: 6	H: 2 LOB: 1 BB: 0 P: 6	R: 0 E: 0 K: 0 S: 3	H: 0 LOB: 1 BB: 1 P: 7	R: 1 E: 0 K: 2 S: 9	H: 2 LOB: 2 BB: 1 P: 13	1B: 3 2B: 0 3B: 0 HR: 2	SF: 0 SAC: 0 DP: 0 HBP: 0	WP: 0 PB: 0 SB: 1 CS: 1	PA: 36
<b>PITCHER</b>	IP WLS BF H R ER SO BB IBB HBP BLK WP HR S P ERA WHIP																			
Diego Segui, R ERA: 3.88	(1, 1) 8.1 33 4 3 1 4 3 0 0 0 0 2 38 50 1.08 0.840																			
Ed Rakow, R ERA: 4.07	(9, 1) 0.2 W 3 1 0 0 2 0 0 0 0 0 0 7 7 0.00 1.500																			

Minnesota Twins @ Kansas City Athletics  
Municipal Stadium, Kansas City, MO  
Wed Aug 08 1962, 8:05 PM EDT  
Att: 9,907 - Unknown

AB	33
R	3
H	5
RBI	3
BB	3
SO	6
LOB	11



Batter	1	2	3	4	5	6	7	8	9	AB	R	H	RBI	BB	SO	LOB	BOTTOM			
Billy Consolo, R OBP: 0.335, SLG: 0.292	6-3		5-3			6-3		6-3		4	0	0	0	0	0	0				
Jerry Lumpe, L OBP: 0.341, SLG: 0.428	CS BB			3-1		3-1		F6		3	0	0	0	1	0	0				
Ed Charles, R OBP: 0.349, SLG: 0.449	K			4-3		5-3				4	1	1	0	0	1	1				
Norm Siebern, L OBP: 0.405, SLG: 0.465		4-3 2B						SH 1B		1	1	1	0	2	0	0				
Manny Jimenez, L OBP: 0.379, SLG: 0.469	F9							SH5-4 SH		3	0	0	0	0	2	3				
Jose Tartabull, L OBP: 0.333, SLG: 0.336								SH5-4		0	0	0	0	0	0	0				
George Alusik, R OBP: 0.333, SLG: 0.566	4-3							SH5-4 1B		3	1	1	2	0	1	1				
Bobby Del Greco, R OBP: 0.381, SLG: 0.384										0	0	0	0	0	0	0				
Wayne Causey, L OBP: 0.366, SLG: 0.371										0	0	0	0	1	0	0				
Gino Cimoli, R OBP: 0.335, SLG: 0.433	1-3							IBB		4	1	1	0	0	2	4				
Joe Azcue, R OBP: 0.296, SLG: 0.320			F9					S		3	0	0	1	0	0	2				
Diego Segui, R OBP: 0.242, SLG: 0.344										3	0	0	0	0	3	0				
Ed Rakow, S OBP: 0.133, SLG: 0.121			K							0	0	0	0	0	0	0				
<b>Inning Stats</b>	R: 0 E: 0 K: 1 S: 4	H: 0 LOB: 0 BB: 1 P: 8	R: 0 E: 0 K: 0 S: 4	H: 1 LOB: 1 BB: 0 P: 4	R: 0 E: 0 K: 1 S: 5	H: 0 LOB: 0 BB: 0 P: 5	R: 0 E: 0 K: 1 S: 5	H: 0 LOB: 1 BB: 1 P: 9	R: 1 E: 0 K: 2 S: 8	H: 1 LOB: 0 BB: 0 P: 8	R: 0 E: 0 K: 0 S: 3	H: 0 LOB: 0 BB: 0 P: 3	R: 2 E: 0 K: 2 S: 8	H: 1 LOB: 0 BB: 1 P: 12	R: 0 E: 0 K: 1 S: 5	H: 0 LOB: 2 BB: 1 P: 10	1B: 1 2B: 1 3B: 1 HR: 1	SF: 1 SAC: 2 DP: 0 HBP: 0	WP: 0 PB: 0 SB: 1 CS: 1	PA: 35
<b>PITCHER</b>	IP WLS BF H R ER SO BB IBB HBP BLK WP HR S P ERA WHIP																			
Jack Kratlick, L ERA: 4.49	(1, 1) 7.0 26 3 3 3 7 3 0 0 0 0 0 37 49 3.86 0.857																			
Frank Sullivan, R ERA: 3.99	(8, 1) 1.0 3 0 0 0 1 0 0 0 0 0 0 5 5 0.00 0.000																			
Bill Pleis, L ERA: 4.5	(9, 1) 0.1 L 3 1 1 1 0 0 0 0 0 0 0 3 3 27.00 3.000																			
Ray Moore, R ERA: 3.75	(9, 1) 0.1 3 0 0 0 1 0 1 0 0 0 0 3 7 0.00 0.000																			

Minnesota Twins @ Kansas City Athletics  
Municipal Stadium, Kansas City, MO  
Wed Aug 08 1962, 8:05 PM EDT  
Att: 9,907 - Unknown

AB	28
R	4
H	4
RBI	3
BB	4
SO	9
LOB	11









Batter	1	2	3	4	5	6	7	8	9	AB	R	H	RBI	BB	SO	LOB	TOP					
Jim Landis, R OBP: 0.343, SLG: 0.410 (1, 8)										5	0	0	0	0	2	4						
Nellie Fox, L OBP: 0.304, SLG: 0.331 (1, 4)										4	1	2	1	1	0	1						
Joe Cunningham, L OBP: 0.416, SLG: 0.445 (1, 3)										4	1	1	0	1	0	4						
Charlie Maxwell, L OBP: 0.360, SLG: 0.462 (1, 7)										3	0	1	1	1	1	2						
Luis Aparicio, R OBP: 0.299, SLG: 0.344 (7, 6)										1	0	0	0	0	0	0						
Al Smith, R OBP: 0.381, SLG: 0.506 (1, 5)										4	0	2	0	1	0	4						
Mike Hershberger, R OBP: 0.331, SLG: 0.322 (1, 9)										4	0	0	1	0	0	4						
Sherm Lollar, R OBP: 0.348, SLG: 0.352 (1, 2)										4	0	1	0	1	0	3						
Sammy Esposito, R OBP: 0.333, SLG: 0.245 (1, 6)										2	0	0	0	2	1	2						
Floyd Robinson, L OBP: 0.380, SLG: 0.458 (9, PH)										1	0	0	0	0	0	2						
Ramon Conde, R (9, 5)										0	0	0	0	0	0	0						
Early Wynn, S OBP: 0.244, SLG: 0.189 (1, 1)										4	1	1	0	0	1	3						
Dean Stone, L OBP: 0.316, SLG: 0.333 (8, 1)										0	0	0	0	0	0	0						
<b>Inning Stats</b>	R: 0 E: 1 K: 1 S: 6	H: 0 LOB: 2 BB: 1 P: 10	R: 0 E: 1 K: 1 S: 6	H: 0 LOB: 2 BB: 1 P: 10	R: 2 E: 1 K: 1 S: 8	H: 3 LOB: 2 BB: 1 P: 12	R: 0 E: 1 K: 0 S: 6	H: 0 LOB: 1 BB: 0 P: 6	R: 0 E: 0 K: 0 S: 3	H: 1 LOB: 1 BB: 1 P: 7	R: 1 E: 0 K: 0 S: 5	H: 2 LOB: 1 BB: 0 P: 5	R: 0 E: 0 K: 0 S: 4	H: 1 LOB: 1 BB: 0 P: 4	R: 0 E: 0 K: 1 S: 5	H: 0 LOB: 2 BB: 1 P: 13	R: 0 E: 0 K: 0 S: 4	H: 1 LOB: 2 BB: 1 P: 8	1B: 6 2B: 2 3B: 0 HR: 0	SF: 1 SAC: 0 DP: 0 HBP: 0	WP: 0 PB: 0 SB: 1 CS: 1	PA: 44
<b>PITCHER</b>	IP WLS BF H R ER SO BB IBB HBP BLK WP HR S P ERA WHIP																					
Orlando Pena, R ERA: 2.81 (1, 1)	7.0 L 34 7 3 3 4 4 0 0 0 0 0 0 38 54 3.86 1.571																					
John Wyatt, R ERA: 5.1 (8, 1)	2.0 10 1 0 0 1 3 0 0 0 0 0 0 9 21 0.00 2.000																					

Chicago White Sox @ Kansas City Athletics  
Municipal Stadium, Kansas City, MO  
Fri Aug 10 1962, 8:05 PM EDT  
Att: 9,488 - Unknown

AB 36  
R 3  
H 8  
RBI 3  
BB 7  
SO 5  
LOB 29



Batter	1	2	3	4	5	6	7	8	9	AB	R	H	RBI	BB	SO	LOB	BOTTOM					
Jose Tartabull, L OBP: 0.329, SLG: 0.338 (1, 8)										3	0	0	0	1	1	0						
Wayne Causey, L OBP: 0.359, SLG: 0.358 (1, 6)										4	0	0	0	0	0	1						
Jerry Lumpe, L OBP: 0.341, SLG: 0.425 (1, 4)										3	0	0	0	1	0	0						
Norm Siebern, L OBP: 0.407, SLG: 0.470 (1, 3)										2	0	0	0	2	0	2						
Ed Charles, R OBP: 0.347, SLG: 0.454 (1, 5)										4	0	0	0	0	2	4						
George Alusik, R OBP: 0.350, SLG: 0.617 (1, 7)										4	1	3	1	0	0	0						
Gino Cimoli, R OBP: 0.333, SLG: 0.430 (1, 9)										4	0	1	0	0	1	4						
Joe Azcue, R OBP: 0.296, SLG: 0.316 (1, 2)										3	0	0	0	0	1	3						
Deron Johnson, R OBP: 0.250, SLG: 0.273 (9, PH)										1	0	0	0	0	0	0						
Orlando Pena, R OBP: 0.167, SLG: 0.167 (1, 1)										2	0	0	0	0	1	0						
Manny Jimenez, L OBP: 0.381, SLG: 0.474 (7, PH)										1	0	0	0	0	0	1						
John Wyatt, R OBP: 0.115, SLG: 0.080 (8, 1)										0	0	0	0	0	0	0						
<b>Inning Stats</b>	R: 0 E: 0 K: 0 S: 3	H: 0 LOB: 0 BB: 0 P: 3	R: 0 E: 0 K: 2 S: 8	H: 1 LOB: 2 BB: 1 P: 12	R: 0 E: 0 K: 1 S: 5	H: 0 LOB: 0 BB: 0 P: 5	R: 0 E: 0 K: 1 S: 6	H: 1 LOB: 2 BB: 1 P: 10	R: 0 E: 0 K: 0 S: 5	H: 0 LOB: 0 BB: 0 P: 5	R: 0 E: 0 K: 0 S: 3	H: 0 LOB: 0 BB: 0 P: 3	R: 1 E: 0 K: 1 S: 7	H: 2 LOB: 1 BB: 0 P: 7	R: 0 E: 1 K: 0 S: 3	H: 0 LOB: 2 BB: 2 P: 11	R: 0 E: 0 K: 0 S: 3	H: 0 LOB: 0 BB: 0 P: 3	1B: 3 2B: 0 3B: 0 HR: 1	SF: 0 SAC: 0 DP: 0 HBP: 0	WP: 0 PB: 0 SB: 0 CS: 0	PA: 35
<b>PITCHER</b>	IP WLS BF H R ER SO BB IBB HBP BLK WP HR S P ERA WHIP																					
Early Wynn, R ERA: 4.0 (1, 1)	7.0 W 28 4 1 1 6 3 0 0 0 0 0 0 37 49 1.29 1.000																					
Dean Stone, L ERA: 4.06 (8, 1)	2.0 S 7 0 0 0 0 1 0 0 0 0 0 0 6 10 0.00 0.500																					

Chicago White Sox @ Kansas City Athletics  
Municipal Stadium, Kansas City, MO  
Fri Aug 10 1962, 8:05 PM EDT  
Att: 9,488 - Unknown

AB 31  
R 1  
H 4  
RBI 1  
BB 4  
SO 6  
LOB 15

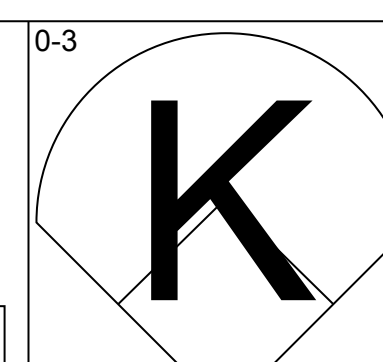
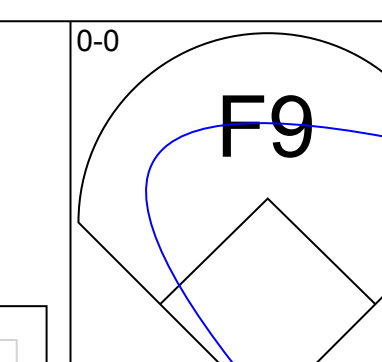
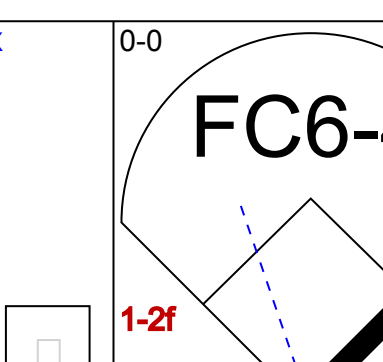
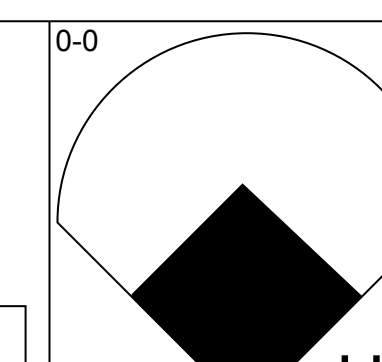
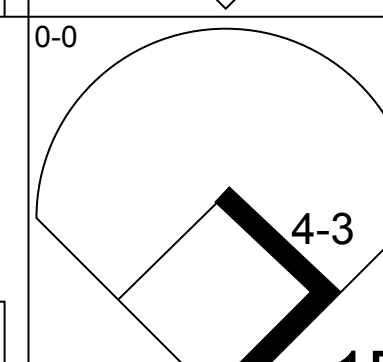
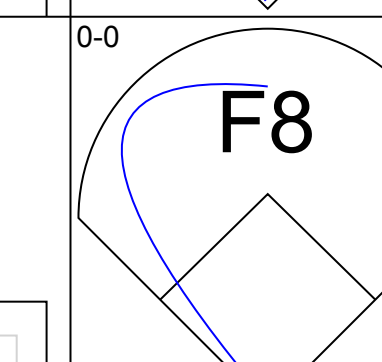
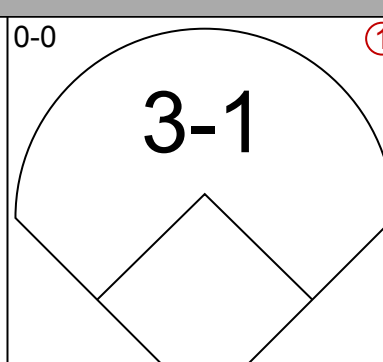
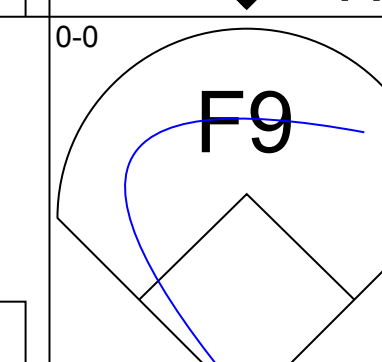
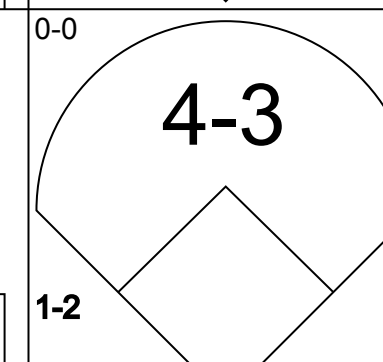
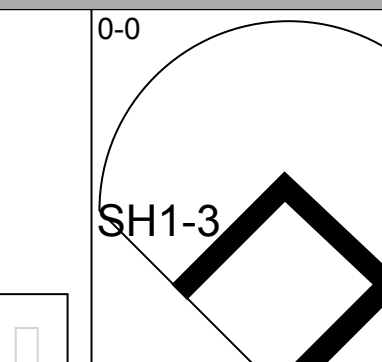
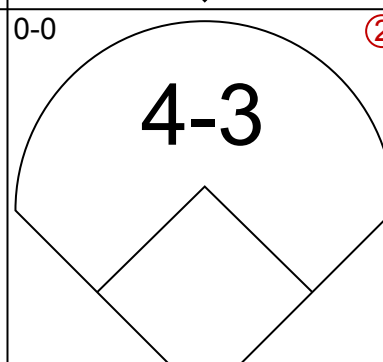
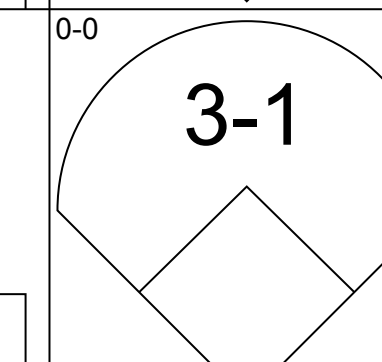
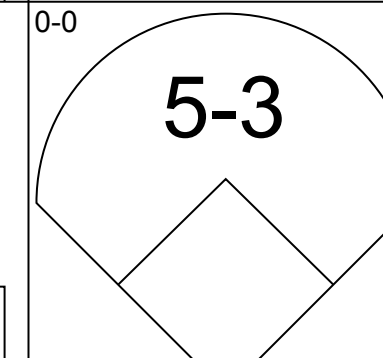
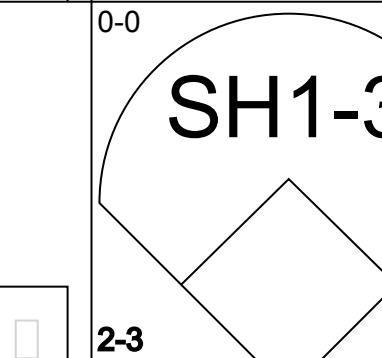
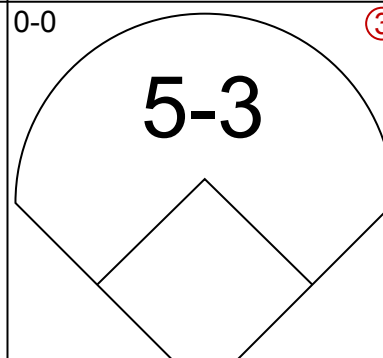
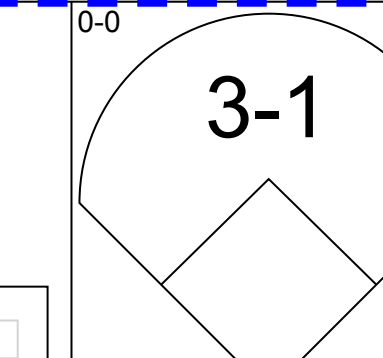
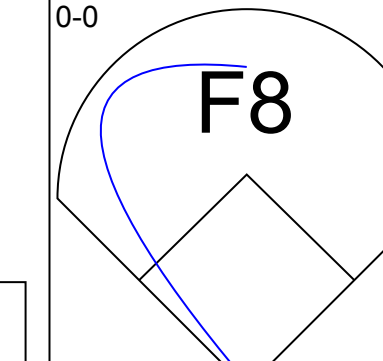
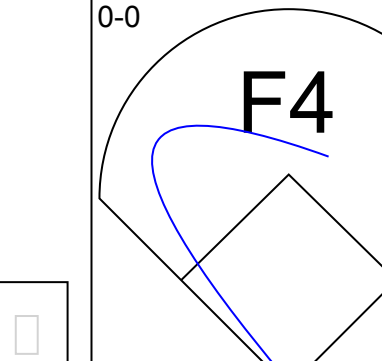
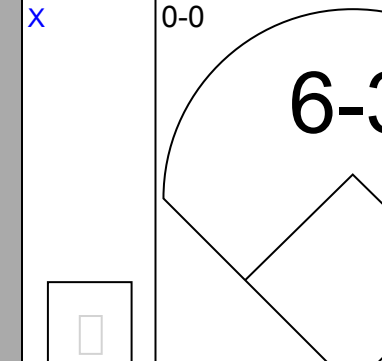
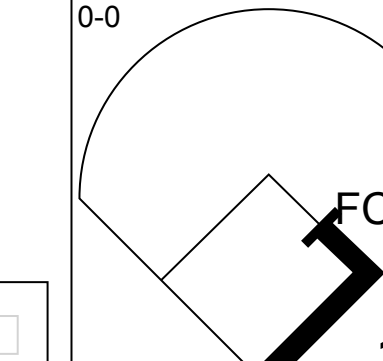
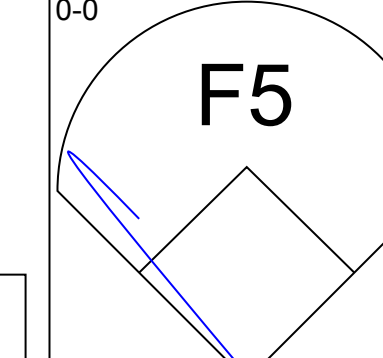
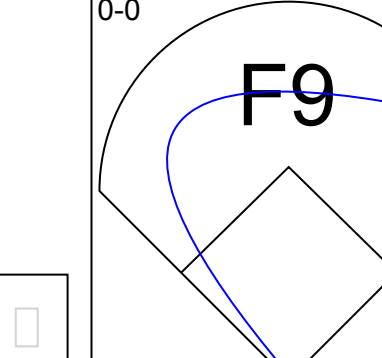
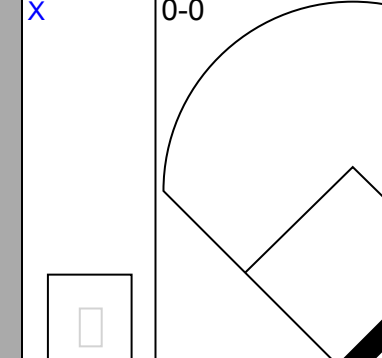
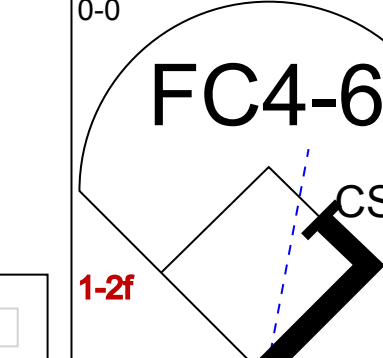
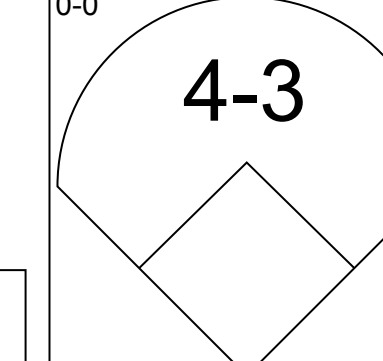
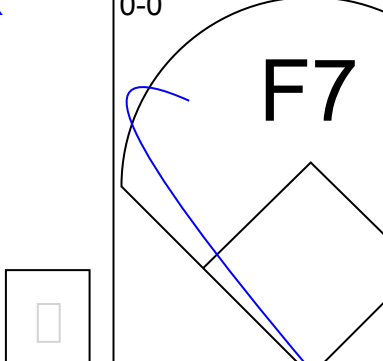
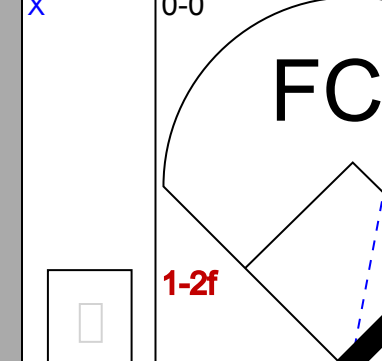
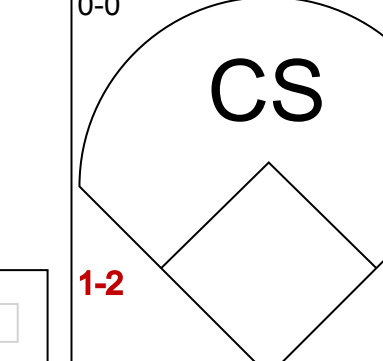
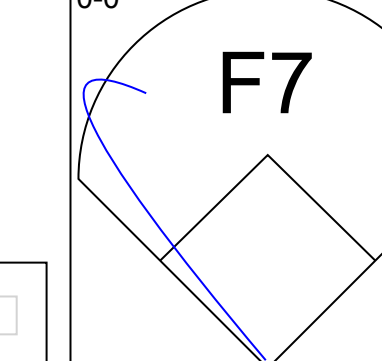
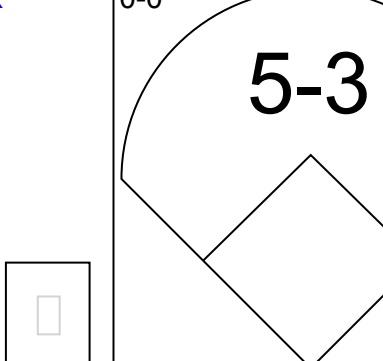
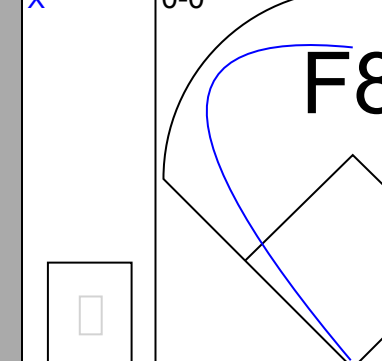
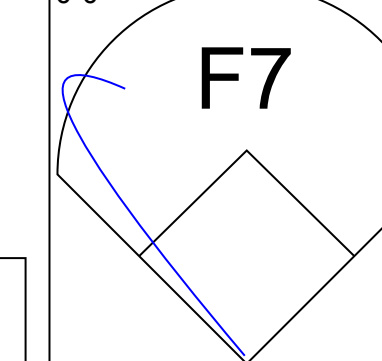


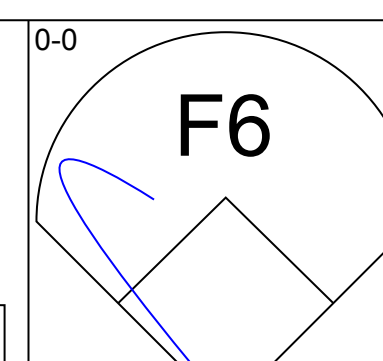
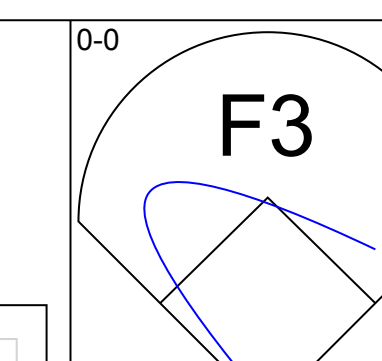
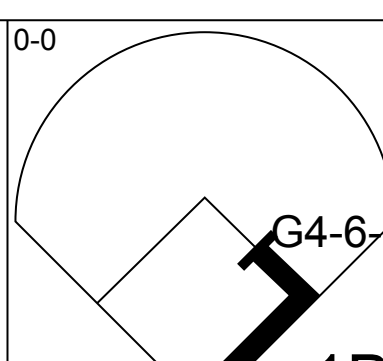
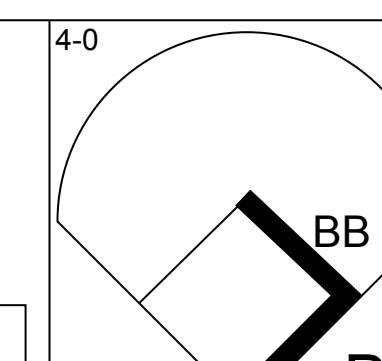
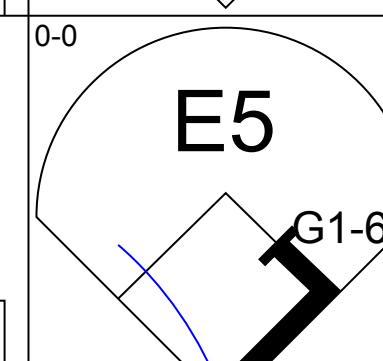
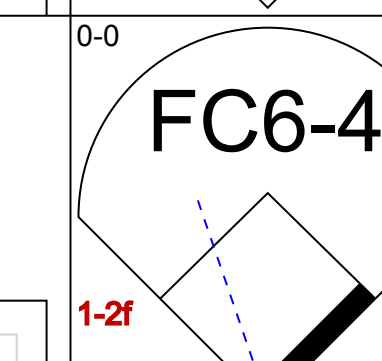
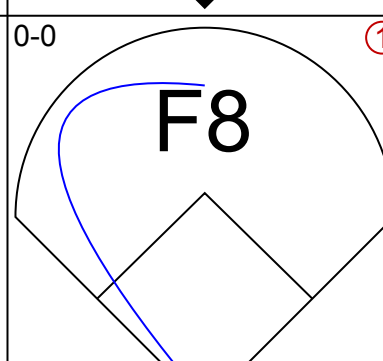
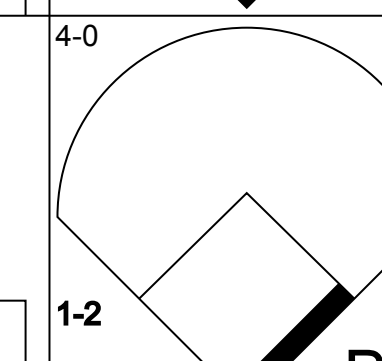
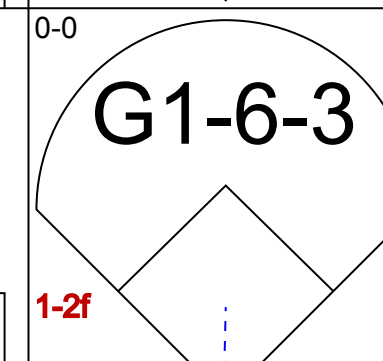
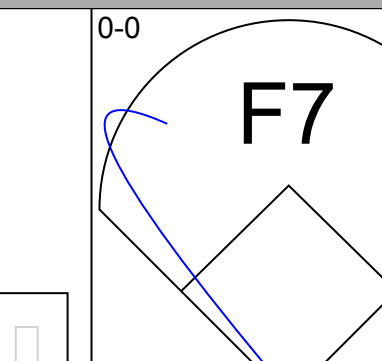
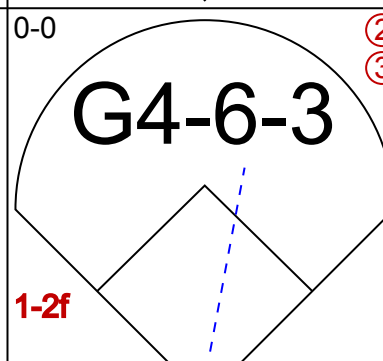
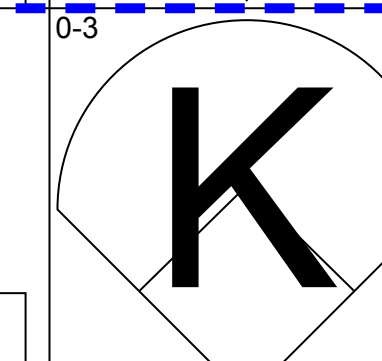
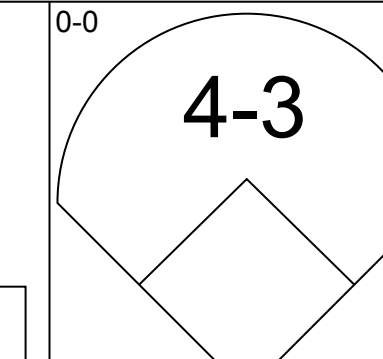
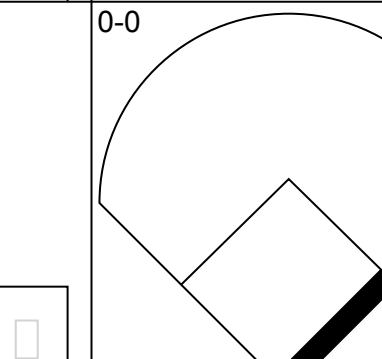
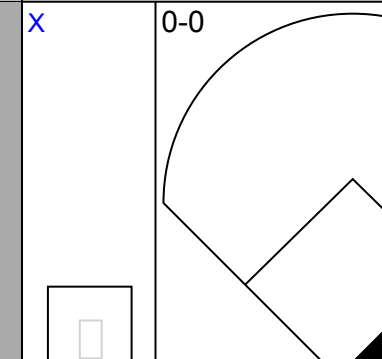
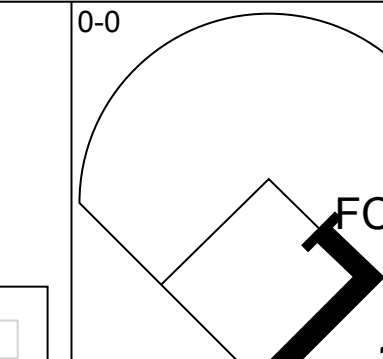
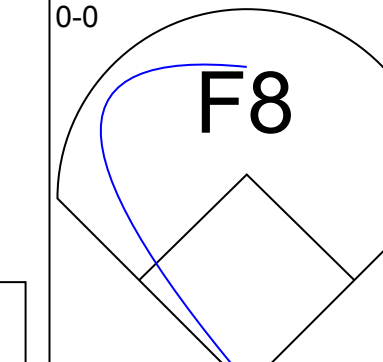
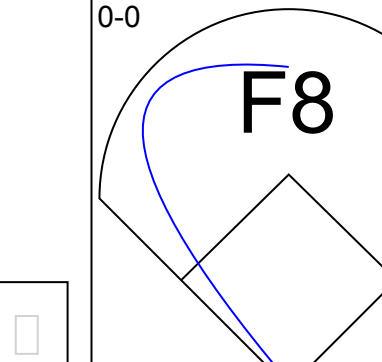
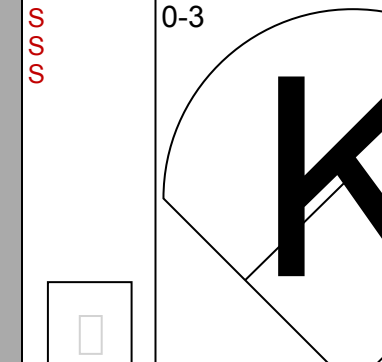
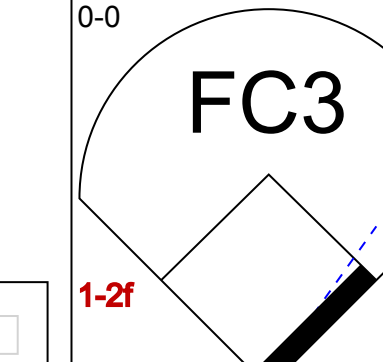
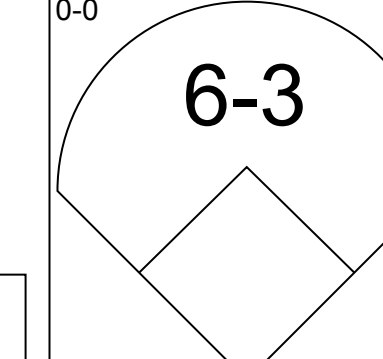
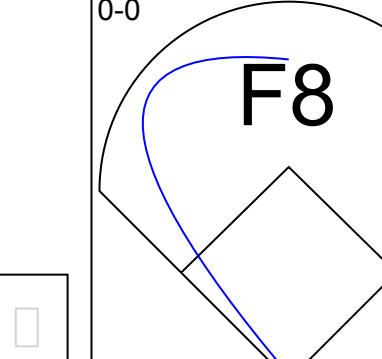
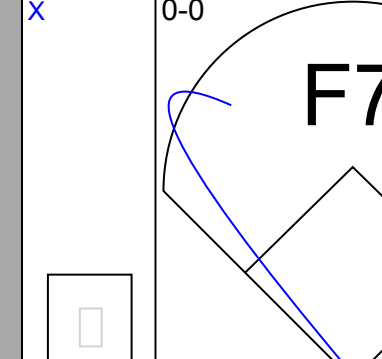
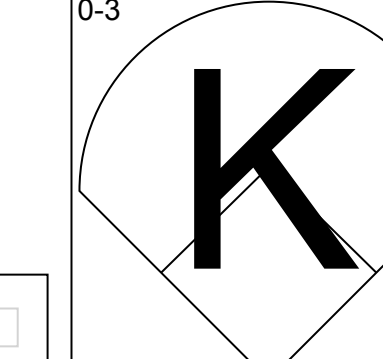
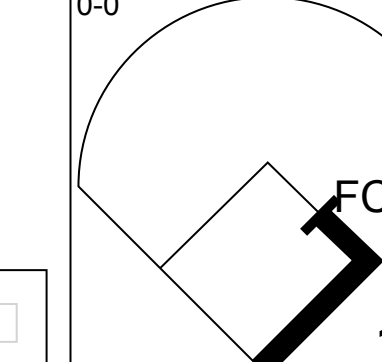
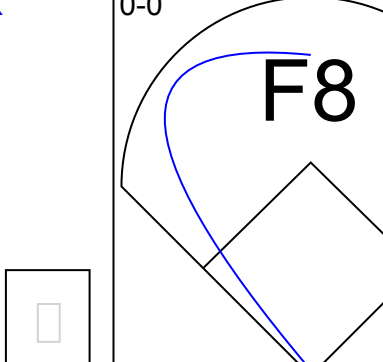
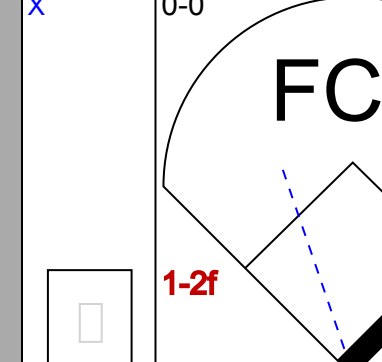
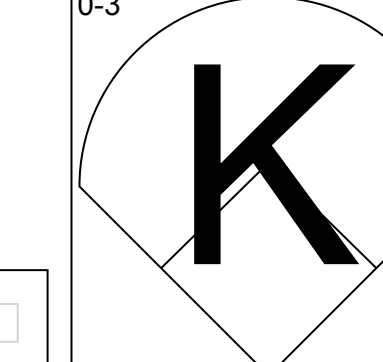
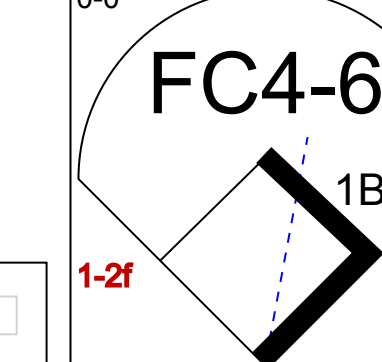
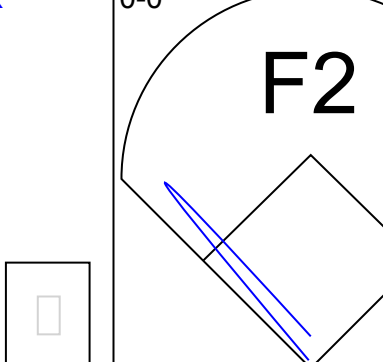
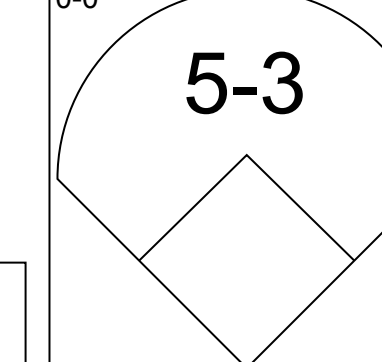
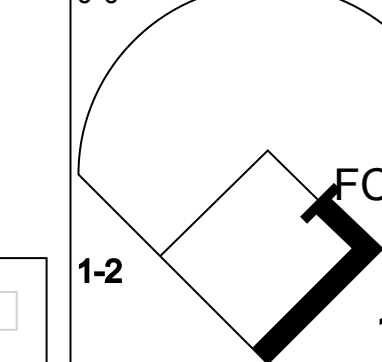
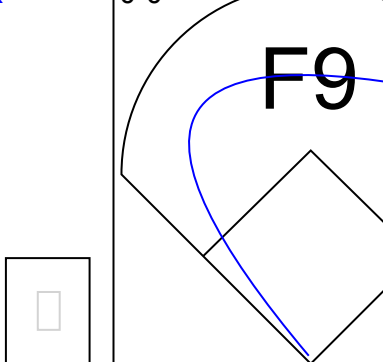
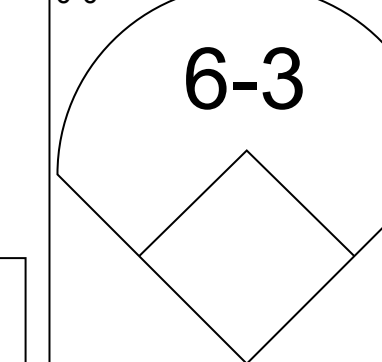


Batter	1	2	3	4	5	6	7	8	9	AB	R	H	RBI	BB	SO	LOB	TOP					
Jim Landis, R OBP: 0.345, SLG: 0.419 (1, 8)	F2		F8	3-1 3B 2B		6-3				6	1	3	5	0	0	1	<b>Chicago White Sox @ Kansas City Athletics</b> Municipal Stadium, Kansas City, MO Sat Aug 11 1962, 8:05 PM EDT Att: 11,189 - Unknown <a href="http://livebaseballscorecards.com">livebaseballscorecards.com</a>					
Nelle Fox, L OBP: 0.303, SLG: 0.327 (1, 4)	F5		4-3	3-1			F5		F5	5	0	0	0	1	0	5						
Joe Cunningham, L OBP: 0.415, SLG: 0.456 (1, 3)										4	1	3	2	1	0	2						
Floyd Robinson, L OBP: 0.380, SLG: 0.455 (1, 9) (6, 7)										3	1	0	0	2	0	4						
Charlie Maxwell, L OBP: 0.355, SLG: 0.455 (1, 7) Mike Hershberger, R OBP: 0.335, SLG: 0.355 (6, 9)	4-3		F5	5-3						3	0	0	0	0	0	4						
Al Smith, R OBP: 0.385, SLG: 0.505 (1, 5) Ramon Conde, R (7, 5)		1-3								2	2	1	0	2	0	0						
Sherm Lollar, R OBP: 0.349, SLG: 0.350 (1, 2)		6-3								4	2	1	1	1	0	2						
Sammy Esposito, R OBP: 0.328, SLG: 0.240 (1, 6) Bob Sadowski, L OBP: 0.298, SLG: 0.446 (4, PH) Luis Aparicio, R OBP: 0.272, SLG: 0.345 (4, FR) (4, 6)		5-3								1	0	0	0	0	0	0						
John Buzhardt, R OBP: 0.231, SLG: 0.167 (1, 1)										3	1	0	0	1	2	3						
<b>Inning Stats</b>	R: 0 E: 0 K: 0 S: 3	H: 0 LOB: 2 BB: 2 P: 11	R: 0 E: 0 K: 0 S: 3	H: 0 LOB: 0 BB: 0 P: 3	R: 0 E: 0 K: 1 S: 5	H: 0 LOB: 0 BB: 0 P: 5	R: 7 E: 0 K: 0 S: 8	H: 5 LOB: 2 BB: 3 P: 20	R: 0 E: 0 K: 0 S: 2	H: 0 LOB: 0 BB: 1 P: 6	R: 1 E: 0 K: 0 S: 5	H: 2 LOB: 2 BB: 1 P: 9	R: 3 E: 0 K: 0 S: 5	H: 2 LOB: 2 BB: 3 P: 17	R: 0 E: 0 K: 1 S: 6	H: 1 LOB: 1 BB: 0 P: 6		R: 0 E: 0 K: 1 S: 6	H: 1 LOB: 1 BB: 0 P: 6	1B: 7 2B: 2 3B: 2 HR: 0	SF: 0 SAC: 1 DP: 1 HBP: 0	WP: 0 PB: 0 SB: 1 CS: 0
<b>PITCHER</b>	IP WLS BF H R ER SO BB IBB HBP BLK WP HR S P ERA WHIP																					
Ed Rakow, R ERA: 4.31 (1, 1)	3.1 L 18 3 6 6 1 5 0 0 0 0 0 0 15 35 16.20 2.400																					
Jim Archer, L ERA: 9.74 (4, 1)	1.2 7 2 1 1 0 1 0 0 0 0 0 0 6 10 5.40 1.800																					
Danny McDevitt, L ERA: 5.58 (6, 1)	1.0 10 3 4 4 0 4 0 0 0 0 0 0 6 22 36.00 7.000																					
Dan Pfister, R ERA: 4.93 (7, 1)	3.0 12 3 0 0 2 0 0 0 0 0 0 0 16 16 0.00 1.000																					

Batter	1	2	3	4	5	6	7	8	9	AB	R	H	RBI	BB	SO	LOB	BOTTOM					
Jose Tartabull, L OBP: 0.324, SLG: 0.332 (1, 8)	5-3		4-3							4	0	0	0	0	1	0	<b>Chicago White Sox @ Kansas City Athletics</b> Municipal Stadium, Kansas City, MO Sat Aug 11 1962, 8:05 PM EDT Att: 11,189 - Unknown <a href="http://livebaseballscorecards.com">livebaseballscorecards.com</a>					
Ed Charles, R OBP: 0.350, SLG: 0.456 (1, 5)			6-3							3	1	2	0	1	0	0						
Jerry Lumpe, L OBP: 0.341, SLG: 0.426 (1, 4) Billy Consono, R OBP: 0.333, SLG: 0.290 (7, 6)			4-3							3	0	1	1	0	0	1						
Norm Siebern, L OBP: 0.404, SLG: 0.465 (1, 3)										4	0	0	0	0	0	1						
George Alusik, R OBP: 0.363, SLG: 0.644 (1, 7)										3	1	2	1	1	0	0						
Gino Cimoli, R OBP: 0.335, SLG: 0.431 (1, 9)	4-3									4	0	2	0	0	0	3						
Wayne Causey, L OBP: 0.351, SLG: 0.348 (1, 6) (7, 4)										4	0	0	0	0	0	3						
Joe Azcue, R OBP: 0.295, SLG: 0.315 (1, 2)										4	0	1	0	0	0	3						
Ed Rakow, S OBP: 0.131, SLG: 0.119 (1, 1) Jim Archer, R OBP: 1.000, SLG: 1.000 (4, 1) Deron Johnson, R OBP: 0.231, SLG: 0.250 (5, PH) Danny McDevitt, L OBP: 0.200, SLG: 0.222 (6, 1) Dan Pfister, R OBP: 0.160, SLG: 0.160 (7, 1)										1	0	0	0	0	0	1						
<b>Inning Stats</b>	R: 1 E: 0 K: 0 S: 4	H: 1 LOB: 2 BB: 2 P: 12	R: 0 E: 1 K: 0 S: 3	H: 0 LOB: 0 BB: 0 P: 3	R: 0 E: 0 K: 0 S: 3	H: 0 LOB: 0 BB: 0 P: 3	R: 0 E: 0 K: 0 S: 3	H: 1 LOB: 0 BB: 0 P: 3	R: 0 E: 0 K: 0 S: 3	H: 1 LOB: 0 BB: 0 P: 3	R: 0 E: 0 K: 1 S: 5	H: 1 LOB: 0 BB: 0 P: 5	R: 0 E: 1 K: 0 S: 5	H: 1 LOB: 2 BB: 0 P: 5	R: 0 E: 0 K: 0 S: 4	H: 1 LOB: 1 BB: 0 P: 4		R: 0 E: 0 K: 0 S: 5	H: 2 LOB: 1 BB: 0 P: 5	1B: 6 2B: 2 3B: 0 HR: 1	SF: 0 SAC: 0 DP: 4 HBP: 0	WP: 0 PB: 0 SB: 1 CS: 0
<b>PITCHER</b>	IP WLS BF H R ER SO BB IBB HBP BLK WP HR S P ERA WHIP																					
John Buzhardt, R ERA: 3.77 (1, 1)	9.0 W 35 8 2 2 1 2 0 0 0 0 0 1 35 43 2.00 1.111																					



Batter	1	2	3	4	5	6	7	8	9	AB	R	H	RBI	BB	SO	LOB	TOP			
Jim Landis, R OBP: 0.344, SLG: 0.425 (1, 8)										4	1	1	1	0	1	2	<b>Chicago White Sox @ Kansas City Athletics</b> Municipal Stadium, Kansas City, MO Sun Aug 12 1962, 4:33 AM EDT Att: 7,691 - Unknown <a href="http://livebaseballscorecards.com">livebaseballscorecards.com</a>			
Nelle Fox, L OBP: 0.302, SLG: 0.327 (1, 4)										4	0	1	0	0	0	1				
Joe Cunningham, L OBP: 0.413, SLG: 0.457 (1, 3)										4	0	1	0	0	0	1				
Floyd Robinson, L OBP: 0.378, SLG: 0.451 (1, 7)										3	0	0	0	0	0	1				
Al Smith, R OBP: 0.383, SLG: 0.503 Sammy Esposito, R OBP: 0.328, SLG: 0.240 (9, 5)										4	0	1	0	0	0	0		1		
Mike Hershberger, R OBP: 0.334, SLG: 0.324 (1, 9)										4	0	1	0	0	0	2				
Luis Aparicio, R OBP: 0.270, SLG: 0.343 (1, 6)										3	0	0	0	0	0	1				
Cam Carreon, R OBP: 0.311, SLG: 0.329 (1, 2)										3	0	0	0	0	0	1				
Ray Herbert, R OBP: 0.213, SLG: 0.276 Juan Pizarro, L OBP: 0.206, SLG: 0.172 (8, 1)										3	0	2	0	0	0	0				
										0	0	0	0	0	0	0				
<b>Inning Stats</b>	R: 0 E: 0 K: 1 S: 6	H: 1 LOB: 1 BB: 0 P: 6	R: 0 E: 0 K: 0 S: 3	H: 0 LOB: 0 BB: 0 P: 3	R: 0 E: 0 K: 0 S: 4	H: 1 LOB: 1 BB: 0 P: 4	R: 0 E: 0 K: 0 S: 4	H: 1 LOB: 1 BB: 0 P: 4	R: 0 E: 0 K: 0 S: 3	H: 0 LOB: 0 BB: 0 P: 3	R: 0 E: 0 K: 0 S: 4	H: 1 LOB: 1 BB: 0 P: 4	R: 1 E: 0 K: 0 S: 4	H: 1 LOB: 0 BB: 0 P: 4	R: 0 E: 0 K: 0 S: 3	H: 1 LOB: 0 BB: 0 P: 3	1B: 4 2B: 2 3B: 0 HR: 1	SF: 0 SAC: 1 DP: 0 HBP: 0	WP: 0 PB: 0 SB: 0 CS: 1	PA: 34
<b>PITCHER</b>	IP	WLS	BF	H	R	ER	SO	BB	IBB	HBP	BLK	WP	HR	S	P	ERA	WHIP			
Bill Fischer, R ERA: 3.28 Orlando Pena, R ERA: 2.65	(1, 1)	8.0	L	30	6	1	1	1	0	0	0	0	1	32	32	1.12	0.750			
(9, 1)	1.0		3	1	0	0	0	0	0	0	0	0	0	3	3	0.00	1.000			

Batter	1	2	3	4	5	6	7	8	9	AB	R	H	RBI	BB	SO	LOB	BOTTOM			
Jose Tartabull, L OBP: 0.327, SLG: 0.332 (1, 8)										3	0	1	0	1	0	2	<b>Chicago White Sox @ Kansas City Athletics</b> Municipal Stadium, Kansas City, MO Sun Aug 12 1962, 4:33 AM EDT Att: 7,691 - Unknown <a href="http://livebaseballscorecards.com">livebaseballscorecards.com</a>			
Ed Charles, R OBP: 0.350, SLG: 0.452 (1, 5)										3	0	0	0	1	0	3				
Jerry Lumpe, L OBP: 0.339, SLG: 0.423 (1, 4)										4	0	0	0	0	1	4				
Norm Siebern, L OBP: 0.407, SLG: 0.468 (1, 3)										4	0	3	0	0	0	0				
Manny Jimenez, L OBP: 0.377, SLG: 0.469 Dick Howser, R OBP: 0.326, SLG: 0.350 (9, PR)									4	0	0	0	0	0	1	3				
George Aluskis, R OBP: 0.352, SLG: 0.623 (1, 9)									4	0	0	0	0	1	3					
Wayne Causey, L OBP: 0.351, SLG: 0.348 Deron Johnson, R OBP: 0.214, SLG: 0.231 (9, PH)										3	0	1	0	0	0	1				
Haywood Sullivan, R OBP: 0.317, SLG: 0.315 Gino Cimoli, R OBP: 0.334, SLG: 0.430 Joe Azcue, R OBP: 0.256, SLG: 0.315 (9, 2)										2	0	0	0	0	0	1				
Bill Fischer, R OBP: 0.158, SLG: 0.211 Billy Consolo, R OBP: 0.331, SLG: 0.288 Orlando Pena, R OBP: 0.167, SLG: 0.167 (9, 1)										2	0	1	0	0	0	0				
										0	0	0	0	0	0	0				
<b>Inning Stats</b>	R: 0 E: 1 K: 0 S: 3	H: 0 LOB: 0 BB: 0 P: 3	R: 0 E: 0 K: 0 S: 3	H: 0 LOB: 0 BB: 0 P: 3	R: 0 E: 0 K: 0 S: 5	H: 2 LOB: 2 BB: 0 P: 5	R: 0 E: 0 K: 0 S: 4	H: 1 LOB: 1 BB: 0 P: 4	R: 0 E: 0 K: 0 S: 3	H: 0 LOB: 0 BB: 0 P: 3	R: 0 E: 0 K: 1 S: 6	H: 1 LOB: 1 BB: 0 P: 6	R: 0 E: 0 K: 1 S: 5	H: 0 LOB: 2 BB: 2 P: 13	R: 0 E: 0 K: 2 S: 8	H: 1 LOB: 1 BB: 0 P: 8	1B: 6 2B: 0 3B: 0 HR: 0	SF: 0 SAC: 0 DP: 2 HBP: 0	WP: 0 PB: 0 SB: 0 CS: 0	PA: 34
<b>PITCHER</b>	IP	WLS	BF	H	R	ER	SO	BB	IBB	HBP	BLK	WP	HR	S	P	ERA	WHIP			
Ray Herbert, R ERA: 3.48 Juan Pizarro, L ERA: 3.89	(1, 1)	7.2	W	29	5	0	0	1	2	0	0	0	0	29	37	0.00	0.913			
(8, 1)	1.1	S	5	1	0	0	3	0	0	0	0	0	0	11	11	0.00	0.750			



Batter	1	2	3	4	5	6	7	8	9	AB	R	H	RBI	BB	SO	LOB	TOP					
Ken Hamlin, R OBP: 0.309, SLG: 0.323	0-0 4-3 1B 2B	0-0 6-3					0-0 2B 2B			0-0 F3							4 2 2 0 0 0 0					
Jim Piersall, R OBP: 0.318, SLG: 0.353	0-0 F8		0-0 F9			0-3 K	0-0 1-3			0-0 1-3							4 0 0 0 0 1 2					
Chuck Hinton, R OBP: 0.365, SLG: 0.497	0-0 4-3 2-3		0-0 F3			0-0 2B				0-0 F2							4 0 1 1 0 0 1					
Harry Bright, R OBP: 0.337, SLG: 0.502	4-0 S 1B BB		0-0 2B			0-0 F8				0-3 K							3 1 1 0 1 1 1					
Ken Retzer, L OBP: 0.359, SLG: 0.424	0-0 HR 1B		0-0 F5			0-0 4-3				0-0 4-3							4 1 1 2 0 0 2					
Don Lock, R OBP: 0.324, SLG: 0.517	0-0 HR			4-0 WP BB						0-0 F8							3 1 1 2 1 0 0					
Bob Johnson, R OBP: 0.324, SLG: 0.412	0-0 4-3		0-0 5-3 1-2			0-3 K				0-0 4-3							4 0 0 0 0 1 1					
Chuck Cottier, R OBP: 0.314, SLG: 0.369			0-3 K			0-0 5-3				0-0 F9							4 0 0 0 0 1 1					
Tom Cheney, R OBP: 0.176, SLG: 0.097			0-0 4-3			0-0 4-3				0-0 G3							3 0 0 0 0 0 1					
Pete Burnside, R OBP: 0.111, SLG: 0.059																	0 0 0 0 0 0 0					
Marty Kutyna, R OBP: 0.250, SLG: 0.143																	0 0 0 0 0 0 0					
<b>Inning Stats</b>	R: 4 E: 0 K: 0 S: 6	H: 3 LOB: 0 BB: 1 P: 10	R: 0 E: 0 K: 1 S: 5	H: 0 LOB: 0 BB: 0 P: 5	R: 0 E: 0 K: 0 S: 4	H: 1 LOB: 1 BB: 0 P: 4	R: 0 E: 0 K: 0 S: 3	H: 0 LOB: 1 BB: 1 P: 7	R: 1 E: 0 K: 1 S: 7	H: 2 LOB: 0 BB: 0 P: 7	R: 0 E: 0 K: 1 S: 5	H: 0 LOB: 0 BB: 0 P: 5	R: 0 E: 0 K: 0 S: 3	H: 0 LOB: 0 BB: 0 P: 3	R: 0 E: 0 K: 1 S: 5	H: 0 LOB: 0 BB: 0 P: 5	R: 0 E: 0 K: 0 S: 3	H: 0 LOB: 0 BB: 0 P: 3	1B: 1 2B: 4 3B: 0 HR: 1	SF: 0 SAC: 0 DP: 0 HBP: 0	WP: 1 PB: 0 SB: 1 CS: 0	PA: 35
<b>PITCHER</b>	IP WLS BF H R ER SO BB IBB HBP BLK WP HR S P ERA WHIP	IP WLS BF H R ER SO BB IBB HBP BLK WP HR S P ERA WHIP															IP WLS BF H R ER SO BB IBB HBP BLK WP HR S P ERA WHIP					
Orlando Pena, R ERA: 3.75	(1, 1) 7.0 29 6 5 5 3 2 0 0 0 1 1 33 41 6.43 1.143																					
John Wyatt, R ERA: 5.0	(8, 1) 2.0 W 6 0 0 0 1 0 0 0 0 0 0 8 8 0.00 0.000																					

Washington Senators @ Kansas City Athletics  
Municipal Stadium, Kansas City, MO  
Tue Aug 14 1962, 8:05 PM EDT  
Att. 4,861 - Unknown

AB 33  
R 5  
H 6  
RBI 5  
BB 2  
SO 4  
LOB 9



Batter	1	2	3	4	5	6	7	8	9	AB	R	H	RBI	BB	SO	LOB	BOTTOM					
Wayne Causey, L OBP: 0.354, SLG: 0.348	0-0 F7	0-0 F8								4-0 1B BB							3 0 1 0 1 0 1					
Deron Johnson, R OBP: 0.267, SLG: 0.231										0-0 1B							0 0 0 0 1 0 0					
Dick Howser, R OBP: 0.326, SLG: 0.350										0-0 1B							0 1 0 0 0 0 0					
Ed Charles, R OBP: 0.412, SLG: 0.450	4-0 2B BB		0-0 F3			4-0 FC5-4 HR				0-0 F2							4 3 1 0 1 0 3					
Jerry Lumpe, L OBP: 0.341, SLG: 0.429	0-0 1H 2B		0-0 2B			0-0 F8				0-0 F4							5 0 3 2 0 0 3					
Norm Siebern, L OBP: 0.412, SLG: 0.477	4-0 BB		4-0 FC5-4 BB			0-0 1H HR				0-0 1B							2 1 2 3 3 0 0					
Manny Jimenez, L OBP: 0.374, SLG: 0.465	0-0 F8		0-0 F6			0-3 K				0-0 4-3							4 0 0 0 0 1 6					
John Wyatt, R OBP: 0.315, SLG: 0.080																	0 0 0 0 0 0 0					
Billy Conzolo, R OBP: 0.335, SLG: 0.293																	1 0 1 1 0 0 0					
George Alusik, R OBP: 0.341, SLG: 0.603	0-3 K		0-0 FC5-4 1-2							0-0 5-3							4 0 0 0 0 2 4					
Bobby Del Greco, R OBP: 0.383, SLG: 0.386										0-0 5-3							4 0 2 0 0 1 0					
Haywood Sullivan, R OBP: 0.311, SLG: 0.308			0-3 K			0-0 F8				0-0 6-3							4 0 0 0 0 2 2					
Orlando Pena, R OBP: 0.125, SLG: 0.125			0-3 K			0-0 G6-4-3				0-0 6-3							2 0 0 0 0 1 2					
Jose Tartabull, L OBP: 0.329, SLG: 0.335																	1 1 1 0 0 0 0					
Gino Cimoli, R OBP: 0.333, SLG: 0.429										1-2 2-3 3-H 1B							1 0 0 0 0 0 0					
<b>Inning Stats</b>	R: 1 E: 0 K: 1 S: 6	H: 1 LOB: 2 BB: 2 P: 14	R: 0 E: 0 K: 2 S: 8	H: 1 LOB: 0 BB: 0 P: 8	R: 0 E: 0 K: 0 S: 4	H: 1 LOB: 1 BB: 1 P: 8	R: 0 E: 0 K: 1 S: 5	H: 1 LOB: 0 BB: 0 P: 5	R: 2 E: 0 K: 1 S: 6	H: 1 LOB: 0 BB: 1 P: 10	R: 0 E: 0 K: 1 S: 5	H: 0 LOB: 0 BB: 0 P: 5	R: 1 E: 0 K: 0 S: 6	H: 3 LOB: 2 BB: 0 P: 6	R: 0 E: 0 K: 1 S: 5	H: 0 LOB: 0 BB: 0 P: 5	R: 2 E: 0 K: 0 S: 4	H: 3 LOB: 3 BB: 2 P: 12	1B: 8 2B: 2 3B: 0 HR: 1	SF: 0 SAC: 0 DP: 1 HBP: 0	WP: 0 PB: 0 SB: 0 CS: 0	PA: 41
<b>PITCHER</b>	IP WLS BF H R ER SO BB IBB HBP BLK WP HR S P ERA WHIP	IP WLS BF H R ER SO BB IBB HBP BLK WP HR S P ERA WHIP															IP WLS BF H R ER SO BB IBB HBP BLK WP HR S P ERA WHIP					
Tom Cheney, R ERA: 3.42	(1, 1) 6.2 31 8 4 4 6 4 0 0 0 0 1 39 55 5.40 1.800																					
Pete Burnside, L ERA: 4.44	(7, 1) 1.2 L 9 2 2 2 1 2 0 0 0 0 0 9 17 10.80 2.400																					
Marty Kutyna, R ERA: 3.32	(9, 1) 0.0 1 1 0 0 0 0 0 0 0 0 0 0 1 1 ∞ ∞																					

Washington Senators @ Kansas City Athletics  
Municipal Stadium, Kansas City, MO  
Tue Aug 14 1962, 8:05 PM EDT  
Att. 4,861 - Unknown

AB 35  
R 6  
H 11  
RBI 6  
BB 6  
SO 7  
LOB 21











Batter	1	2	3	4	5	6	7	8	9	AB	R	H	RBI	BB	SO	LOB	TOP	
Ken Hamlin, R (1, 6) OBP: 0.307, SLG: 0.332	4-0 FC1-5 HBP BB		0-0 L7		0-0 F8			0-0 1-3		3	0	0	0	1	0	0	Washington Senators @ Kansas City Athletics Municipal Stadium, Kansas City, MO Thu Aug 16 1962, 8:05 PM EDT Att: 3,135 - Unknown	
Jim King, L (1, 9) OBP: 0.351, SLG: 0.381	1-0		0-0 1-3				0-0 4-3	0-0		0	1	0	0	0	0	0		
Joe Hicks, L (3, PH) OBP: 0.305, SLG: 0.403	1-2 1B HBP							2B		3	0	1	0	0	0	0		
Chuck Hinton, R (1, 8) OBP: 0.362, SLG: 0.491	0-0 FC1-5 1B 1-2 2-3F			0-0 5-3 1B			0-0 5-3	0-0 5-3		4	1	1	0	0	0	3		
Harry Bright, R (1, 3) OBP: 0.334, SLG: 0.495	0-0 WP 1-3 2H 1B			0-0 5-3			0-0 6-3			4	0	1	1	0	0	1		
Ken Retzer, L (1, 2) OBP: 0.363, SLG: 0.424	0-3 K			0-0 FC6-4 2H 1B			0-0 4-3	4-0 FC5-4 BB		3	0	1	1	1	1	1		
Don Lock, R (1, 7) OBP: 0.327, SLG: 0.531		0-0 L5		0-0 FC6-4 1-2F			4-0 FC6-4 BB	0-0 FC5-4 FC5-4 1-2F		3	0	0	0	1	0	2		
Johnny Schaive, R (1, 5) OBP: 0.268, SLG: 0.429		0-0 5-3		0-0 F8			0-0 FC6-4 1-2F	0-0 FC5-4 1-2F		4	0	0	0	0	0	3		
Chuck Cottier, R (1, 4) OBP: 0.311, SLG: 0.364		0-0 L7			0-0 F5		0-0 F4			3	0	0	0	0	0	1		
Claude Osteen, L (1, 1) OBP: 0.206, SLG: 0.294			0-0 F8			0-0 F7		0-0 F2		2	0	0	0	0	0	0		
Bud Zupfel, L (8, PH) OBP: 0.314, SLG: 0.368										1	0	0	0	0	0	0		
Pete Burnside, R (8, 1) OBP: 0.111, SLG: 0.059										0	0	0	0	0	0	0		
<b>Inning Stats</b>	R: 1 E: 0 K: 1 S: 5	H: 1 LOB: 1 BB: 1 P: 10	R: 0 E: 0 K: 0 S: 3	H: 0 LOB: 0 BB: 0 P: 3	R: 0 E: 0 K: 0 S: 3	H: 2 LOB: 1 BB: 0 P: 5	R: 0 E: 0 K: 0 S: 3	H: 0 LOB: 0 BB: 0 P: 3	R: 0 E: 0 K: 0 S: 3	H: 0 LOB: 1 BB: 1 P: 7	R: 0 E: 0 K: 0 S: 4	H: 1 LOB: 1 BB: 0 P: 4	R: 0 E: 0 K: 0 S: 3	H: 0 LOB: 1 BB: 1 P: 7	1B: 3 2B: 1 3B: 0 HR: 0	SF: 0 SAC: 0 DP: 0 HBP: 1	WP: 1 PB: 0 SB: 0 CS: 0	PA: 34
<b>PITCHER</b> Ed Rakow, R (1, 1) ERA: 4.19	IP: 9.0 WLS: W BF: 34 H: 4 R: 2 ER: 2 SO: 1 BB: 3 IBB: 0 HBP: 1 BLK: 0 WP: 1 HR: 0 S: 32 P: 45 ERA: 2.00 WHIP: 0.778															<b>PITCHER</b>		

Batter	1	2	3	4	5	6	7	8	9	AB	R	H	RBI	BB	SO	LOB	BOTTOM			
Billy Consolo, R (1, 6) OBP: 0.331, SLG: 0.285	4-0 FC6-4 BB	0-0 5-3			0-0 F9	0-0 F9		0-0 F7		4	0	0	0	1	0	3	Washington Senators @ Kansas City Athletics Municipal Stadium, Kansas City, MO Thu Aug 16 1962, 8:05 PM EDT Att: 3,135 - Unknown			
Ed Charles, R (1, 5) OBP: 0.351, SLG: 0.455	0-0 FC6-4 1B 1-2F		0-3 K		0-0 2B 3B	0-3 K				4	1	1	0	0	2	2				
Wayne Causey, L (7, 5) OBP: 0.371, SLG: 0.366										0	0	0	0	0	0	0				
Jerry Lumpe, L (1, 4) OBP: 0.343, SLG: 0.438	0-0 G4-6-3 1B		0-0 F7		0-0 1B 2B		0-0 4-3			4	1	2	1	0	0	0				
Norm Siebern, L (1, 3) OBP: 0.409, SLG: 0.470	0-0 G4-6-3 1-2F		0-3 K		4-0 1B BB		0-0 1-3			3	0	0	0	1	1	2				
George Alusik, R (1, 7) OBP: 0.357, SLG: 0.602		0-0 E9 1-3 3B 1B		0-0 6-3	0-0 1-2 2H 1B		0-0 FC6-4 1B			4	1	3	1	0	0	0				
Gino Cimoli, R (1, 9) OBP: 0.333, SLG: 0.426		0-0 1-3		4-0 1B BB	0-0 F9		0-0 FC6-4 1-2F			3	0	0	0	1	0	4				
Bobby Del Greco, R (1, 8) OBP: 0.386, SLG: 0.496		0-0 1B 3B		0-0 L7	0-3 K		0-0 F9			4	1	1	1	0	1	3				
Haywood Sullivan, R (1, 2) OBP: 0.322, SLG: 0.317		0-0 FC6-4 1B		0-0 1-3 1B		0-0 SH1-4 1B		4-0 SH3-4 BB		3	0	3	1	1	0	0				
Ed Rakow, S (1, 1) OBP: 0.127, SLG: 0.115		0-0 FC6-4 1-2F		0-0 F8		0-0 SH1-4		0-0 SH3-4		2	0	0	0	0	0	3				
<b>Inning Stats</b>	R: 0 E: 0 K: 0 S: 3	H: 1 LOB: 1 BB: 1 P: 7	R: 2 E: 1 K: 0 S: 6	H: 3 LOB: 1 BB: 0 P: 6	R: 0 E: 0 K: 2 S: 7	H: 0 LOB: 0 BB: 0 P: 7	R: 0 E: 0 K: 0 S: 4	H: 1 LOB: 2 BB: 1 P: 8	R: 2 E: 0 K: 1 S: 8	H: 3 LOB: 2 BB: 1 P: 12	R: 0 E: 0 K: 1 S: 6	H: 1 LOB: 1 BB: 0 P: 6	R: 0 E: 0 K: 0 S: 4	H: 1 LOB: 1 BB: 0 P: 4	R: 0 E: 0 K: 0 S: 3	H: 0 LOB: 1 BB: 1 P: 7	1B: 7 2B: 1 3B: 2 HR: 0	SF: 0 SAC: 2 DP: 1 HBP: 0	WP: 0 PB: 0 SB: 0 CS: 0	PA: 37
<b>PITCHER</b> Claude Osteen, L (1, 1) ERA: 3.55	IP: 7.0 WLS: L BF: 33 H: 10 R: 4 ER: 4 SO: 4 BB: 3 IBB: 0 HBP: 0 BLK: 0 WP: 0 HR: 0 S: 38 P: 50 ERA: 5.14 WHIP: 1.857															<b>PITCHER</b>				
Pete Burnside, L (8, 1) ERA: 4.41	IP: 1.0 WLS: L BF: 4 H: 0 R: 0 ER: 0 SO: 0 BB: 1 IBB: 0 HBP: 0 BLK: 0 WP: 0 HR: 0 S: 7 P: 7 ERA: 0.00 WHIP: 1.000															<b>PITCHER</b>				

AB	30
R	2
H	4
RBI	2
BB	3
SO	1
LOB	11



AB	31
R	4
H	10
RBI	4
BB	4
SO	4
LOB	17





Batter	1	2	3	4	5	6	7	8	9	AB	R	H	RBI	BB	SO	LOB	TOP		
Tom Tresh, S OBP: 0.348, SLG: 0.432 (1, 7)										4	1	2	0	0	0	1			
Bobby Richardson, R OBP: 0.360, SLG: 0.462 (1, 4)										3	0	2	1	0	0	1			
Roger Maris, L OBP: 0.352, SLG: 0.470 (1, 9)										4	0	0	0	0	1	3			
Mickey Mantle, S OBP: 0.466, SLG: 0.582 (1, 8)										4	1	1	1	0	0	1			
Yogi Berra, L OBP: 0.297, SLG: 0.370 (1, 2)										4	0	0	0	0	0	1			
Tony Kubek, L OBP: 0.367, SLG: 0.429 (1, 6)										4	0	0	0	0	1	0			
Dale Long, L OBP: 0.321, SLG: 0.370 (1, 3)										3	0	0	0	0	0	0			
Clete Boyer, R OBP: 0.346, SLG: 0.429 (1, 5)										3	0	0	0	0	0	0			
Jim Bouton, R OBP: 0.138, SLG: 0.077 (1, 1)										2	0	1	0	0	0	0			
Bud Daley, L OBP: 0.257, SLG: 0.267 (6, PH)										0	0	0	0	0	0	0			
Johnny Blanchard, L OBP: 0.394, SLG: 0.411 (8, PH)										1	0	0	0	0	0	0			
Luis Arroyo, L OBP: 0.500, SLG: 0.500 (8, 1)										0	0	0	0	0	0	0			
<b>Inning Stats</b>	R: 2 E: 0 K: 1 S: 7	H: 2 LOB: 0 BB: 0 P: 7	R: 0 E: 0 K: 1 S: 5	H: 0 LOB: 0 BB: 0 P: 5	R: 0 E: 0 K: 0 S: 4	H: 1 LOB: 1 BB: 0 P: 4	R: 0 E: 0 K: 0 S: 3	H: 0 LOB: 0 BB: 0 P: 3	R: 0 E: 0 K: 0 S: 4	H: 1 LOB: 1 BB: 0 P: 4	R: 0 E: 0 K: 0 S: 3	H: 0 LOB: 0 BB: 0 P: 3	R: 0 E: 0 K: 0 S: 4	H: 1 LOB: 0 BB: 0 P: 4	R: 0 E: 0 K: 0 S: 3	H: 0 LOB: 0 BB: 0 P: 3	1B: 4 2B: 0 3B: 1 HR: 1	SF: 1 SAC: 0 DP: 0 HBP: 0	WP: 0 PA: 33 CS: 0
<b>PITCHER</b> Bill Fischer, R ERA: 3.13 (1, 1)	IP: 9.0 WLS: W BF: 33 H: 6 R: 2 ER: 2 SO: 2 BB: 0 IBB: 0 HBP: 0 BLK: 0 WP: 0 HR: 1 S: 37 P: 37 ERA: 2.00 WHIP: 0.667															<b>PITCHER</b> IP: 9.0 WLS: W BF: 33 H: 6 R: 2 ER: 2 SO: 2 BB: 0 IBB: 0 HBP: 0 BLK: 0 WP: 0 HR: 1 S: 37 P: 37 ERA: 2.00 WHIP: 0.667			

New York Yankees @ Kansas City Athletics  
Municipal Stadium, Kansas City, MO  
Fri Aug 17 1962, 8:05 PM EDT  
Att: 23,578 - Unknown

AB 32  
R 2  
H 6  
RBI 2  
BB 0  
SO 2  
LOB 7



Batter	1	2	3	4	5	6	7	8	9	AB	R	H	RBI	BB	SO	LOB	BOTTOM
Wayne Causey, L OBP: 0.373, SLG: 0.361 (1, 6)										2	2	0	0	2	0	1	
Ed Charles, R OBP: 0.355, SLG: 0.459 (1, 5)										3	1	2	1	1	0	0	
Jerry Lumpe, L OBP: 0.344, SLG: 0.439 (1, 4)										4	1	2	1	0	0	1	
Norm Siebern, L OBP: 0.408, SLG: 0.468 (1, 3)										4	1	1	2	0	0	3	
Manny Jimenez, L OBP: 0.372, SLG: 0.461 (1, 7)										4	0	0	0	0	0	3	
Dan Pfister, R OBP: 0.151, SLG: 0.151 (8, PR)										0	0	0	0	0	0	0	
Haywood Sullivan, R OBP: 0.322, SLG: 0.317 (9, 2)										0	0	0	0	0	0	0	
George Alusik, R OBP: 0.361, SLG: 0.593 (9, 7)										2	0	0	0	2	1	0	
Billy Bryan, L OBP: 0.242, SLG: 0.233 (1, 2)										3	0	0	0	0	1	1	
Gino Cimoli, R OBP: 0.334, SLG: 0.427 (6, PH) (9, 9)										1	0	1	1	0	0	0	
Bobby Del Greco, R OBP: 0.388, SLG: 0.420 (1, 8)										4	1	2	1	0	0	4	
Bill Fischer, R OBP: 0.182, SLG: 0.227 (1, 1)										3	1	1	0	0	0	1	
<b>Inning Stats</b>	R: 0 E: 0 K: 0 S: 4	H: 1 LOB: 1 BB: 0 P: 4	R: 0 E: 0 K: 2 S: 7	H: 0 LOB: 0 BB: 0 P: 7	R: 0 E: 0 K: 0 S: 3	H: 1 LOB: 0 BB: 0 P: 3	R: 0 E: 0 K: 0 S: 3	H: 0 LOB: 0 BB: 0 P: 3	R: 0 E: 0 K: 0 S: 6	H: 4 LOB: 1 BB: 1 P: 10	R: 0 E: 0 K: 0 S: 2	H: 0 LOB: 0 BB: 1 P: 6	R: 4 E: 1 K: 0 S: 6	H: 3 LOB: 3 BB: 3 P: 18	1B: 7 2B: 1 3B: 0 HR: 1	SF: 0 SAC: 0 DP: 4 HBP: 0	WP: 0 PA: 35 CS: 0
<b>PITCHER</b> Jim Bouton, R ERA: 3.53 (1, 1)	IP: 5.0 WLS: L BF: 20 H: 5 R: 3 ER: 3 SO: 3 BB: 1 IBB: 0 HBP: 0 BLK: 0 WP: 0 HR: 1 S: 23 P: 27 ERA: 5.40 WHIP: 1.200															<b>PITCHER</b> IP: 5.0 WLS: L BF: 20 H: 5 R: 3 ER: 3 SO: 3 BB: 1 IBB: 0 HBP: 0 BLK: 0 WP: 0 HR: 1 S: 23 P: 27 ERA: 5.40 WHIP: 1.200	
Bud Daley, L ERA: 3.59 (6, 1)	IP: 2.0 WLS: 0 BF: 6 H: 1 R: 0 ER: 0 SO: 0 BB: 1 IBB: 0 HBP: 0 BLK: 0 WP: 0 HR: 0 S: 5 P: 9 ERA: 0.00 WHIP: 1.000															<b>PITCHER</b> IP: 2.0 WLS: 0 BF: 6 H: 1 R: 0 ER: 0 SO: 0 BB: 1 IBB: 0 HBP: 0 BLK: 0 WP: 0 HR: 0 S: 5 P: 9 ERA: 0.00 WHIP: 1.000	
Luis Arroyo, L ERA: 5.54 (8, 1)	IP: 1.0 WLS: 0 BF: 9 H: 3 R: 4 ER: 3 SO: 0 BB: 2 IBB: 1 HBP: 0 BLK: 0 WP: 0 HR: 0 S: 6 P: 18 ERA: 27.00 WHIP: 5.000															<b>PITCHER</b> IP: 1.0 WLS: 0 BF: 9 H: 3 R: 4 ER: 3 SO: 0 BB: 2 IBB: 1 HBP: 0 BLK: 0 WP: 0 HR: 0 S: 6 P: 18 ERA: 27.00 WHIP: 5.000	

New York Yankees @ Kansas City Athletics  
Municipal Stadium, Kansas City, MO  
Fri Aug 17 1962, 8:05 PM EDT  
Att: 23,578 - Unknown

AB 30  
R 7  
H 9  
RBI 6  
BB 5  
SO 2  
LOB 14





Batter	1	2	3	4	5	6	7	8	9	AB	R	H	RBI	BB	SO	LOB	TOP										
Tom Tresh, S OBP: 0.348, SLG: 0.438 (1, 7)	3-1		FC6-4		HR		HBP			3	1	1	1	0	0	1	<b>New York Yankees @ Kansas City Athletics</b> Municipal Stadium, Kansas City, MO Sat Aug 18 1962, 8:05 PM EDT Unknown <a href="http://livebaseballscorecards.com">livebaseballscorecards.com</a>										
Bobby Richardson, R OBP: 0.339, SLG: 0.403 (1, 4)	L6		F7		HR		L7			4	1	1	0	0	0	2											
Roger Maris, L OBP: 0.352, SLG: 0.475 (1, 9)	G3		F2		HR			F5		4	1	1	2	0	0	1											
Mickey Mantle, S OBP: 0.466, SLG: 0.590 (1, 8)		F7		HR	F8			BB		3	1	1	1	1	0	0											
Elston Howard, R OBP: 0.308, SLG: 0.434 (1, 2)	K		F9			6-3		L8		4	0	0	0	0	1	1											
Tony Kubek, L OBP: 0.382, SLG: 0.419 (1, 6)		BB		PO	1B	6-3		F6		3	0	1	0	1	0	1											
Bill Skowron, R OBP: 0.322, SLG: 0.460 (1, 3)		BB		K		K				3	0	0	0	1	3	1											
Clete Boyer, R OBP: 0.343, SLG: 0.425 (1, 5)			6-3		PO	K		K		4	0	0	0	0	3	2											
Whitey Ford, L OBP: 0.141, SLG: 0.108 (1, 1)					FC6-4	1B		6-3		4	0	1	0	0	0	0											
<b>Inning Stats</b>	R: 0 E: 0 K: 0 S: 3	H: 0 LOB: 0 BB: 0 P: 3	R: 0 E: 0 K: 1 S: 5	H: 0 LOB: 2 BB: 2 P: 13	R: 0 E: 0 K: 0 S: 4	H: 1 LOB: 1 BB: 0 P: 4	R: 1 E: 0 K: 1 S: 6	H: 2 LOB: 0 BB: 0 P: 6	R: 3 E: 0 K: 1 S: 8	H: 3 LOB: 0 BB: 0 P: 8	R: 0 E: 0 K: 1 S: 5	H: 0 LOB: 0 BB: 0 P: 5	R: 0 E: 0 K: 1 S: 5	H: 0 LOB: 1 BB: 0 P: 6	R: 0 E: 0 K: 0 S: 3	H: 0 LOB: 1 BB: 1 P: 7		R: 0 E: 0 K: 2 S: 7	H: 0 LOB: 0 BB: 0 P: 7	R: 0 E: 0 K: 1 S: 7	H: 0 LOB: 0 BB: 0 P: 7	1B: 2 2B: 1 3B: 0 HR: 3	SF: 0 SAC: 0 DP: 0 HBP: 1	WP: 0 PB: 0 CS: 0	PA: 37		
<b>PITCHER</b>	IP	WLS	BF	H	R	ER	SO	BB	IBB	HBP	BLK	WP	HR	S	P	ERA	WHIP										
Diego Segui, R ERA: 3.99 (1, 1)	6.0		25	6	4	4	4	2	0	0	0	0	3	31	39	6.00	1.333										
Moe Drabowsky, R ERA: 4.57 (7, 1)	2.0		8	0	0	0	1	1	0	1	0	0	0	8	13	0.00	0.500										
John Wyatt, R ERA: 4.81 (9, 1)	1.0	W	3	0	0	0	2	0	0	0	0	0	0	7	7	0.00	0.000										

Batter	1	2	3	4	5	6	7	8	9	AB	R	H	RBI	BB	SO	LOB	BOTTOM										
Wayne Causey, L OBP: 0.369, SLG: 0.357 (1, 6)	4-3		1B		F8		F6		4-3	5	1	1	0	0	0	4	<b>New York Yankees @ Kansas City Athletics</b> Municipal Stadium, Kansas City, MO Sat Aug 18 1962, 8:05 PM EDT Unknown <a href="http://livebaseballscorecards.com">livebaseballscorecards.com</a>										
Ed Charles, R OBP: 0.360, SLG: 0.465 (1, 5)			FC6-4		1-3		2B		S	4	3	0	1	0	0	0											
Jerry Lumpe, L OBP: 0.343, SLG: 0.438 (1, 4)	4-3		FC6-4		K		1B		1-3	5	1	1	1	0	1	3											
Norm Siebern, L OBP: 0.410, SLG: 0.471 (1, 3)	1-4-3		K				2B		2B	5	1	3	1	0	1	2											
George Altusik, R OBP: 0.356, SLG: 0.586 (1, 7)		5-3	FC6-4		F8		SF7		B1-6-4	5	0	1	1	0	0	3											
Gino Cimoli, R OBP: 0.337, SLG: 0.430 (1, 9)					L8		SF7		1B	4	1	3	1	0	0	0											
Bobby Del Greco, R OBP: 0.388, SLG: 0.417 (1, 8)					F9		FC5-4		1B	4	0	1	0	0	1	3											
Haywood Sullivan, R OBP: 0.329, SLG: 0.321 (1, 2)					FC5-4		1B		F8	4	0	2	1	1	0	2											
Diego Segui, R OBP: 0.257, SLG: 0.353 (1, 1)										2	0	1	0	0	1	2											
Deron Johnson, R OBP: 0.250, SLG: 0.214 (6, PH)										1	0	0	0	0	1	2											
Moe Drabowsky, R ERA: 4.57 (7, 1)										0	0	0	0	0	0	0											
Billy Consolo, R OBP: 0.329, SLG: 0.283 (8, PH)										1	0	0	0	0	0	0											
John Wyatt, R OBP: 0.311, SLG: 0.077 (9, 1)										0	0	0	0	0	0	0											
<b>Inning Stats</b>	R: 0 E: 0 K: 0 S: 4	H: 1 LOB: 1 BB: 0 P: 4	R: 0 E: 0 K: 1 S: 6	H: 1 LOB: 2 BB: 1 P: 10	R: 1 E: 0 K: 1 S: 7	H: 2 LOB: 1 BB: 0 P: 7	R: 0 E: 0 K: 0 S: 4	H: 1 LOB: 2 BB: 0 P: 5	R: 0 E: 0 K: 1 S: 6	H: 1 LOB: 1 BB: 0 P: 6	R: 0 E: 0 K: 1 S: 7	H: 2 LOB: 2 BB: 0 P: 7	R: 3 E: 0 K: 1 S: 9	H: 4 LOB: 1 BB: 0 P: 9	R: 0 E: 0 K: 0 S: 3	H: 0 LOB: 1 BB: 1 P: 7	R: 1 E: 0 K: 0 S: 5	H: 4 LOB: 2 BB: 0 P: 5	1B: 12 2B: 4 3B: 0 HR: 0	SF: 1 SAC: 0 DP: 1 HBP: 1	WP: 0 PB: 0 CS: 0	PA: 44					
<b>PITCHER</b>	IP	WLS	BF	H	R	ER	SO	BB	IBB	HBP	BLK	WP	HR	S	P	ERA	WHIP										
Whitey Ford, L ERA: 2.97 (1, 1)	8.2	L	44	16	5	5	5	2	0	1	0	0	0	51	60	5.19	2.077										



Batter	1	2	3	4	5	6	7	8	9	AB	R	H	RBI	BB	SO	LOB	TOP										
<b>Hector Lopez, R</b> OBP: 0.361, SLG: 0.423 (1, 7)	0-0 2B	4-0 HR BB		0-0 F9			0-3 K		0-0 5-3	4	1	1	0	1	1	1											
<b>Bobby Richardson, R</b> OBP: 0.339, SLG: 0.467 (1, 4)	0-0 F3	0-0 1-H 2-H HR			0-0 F7		0-0 F8		4-0 BB WP FC6-4 BB	4	2	1	3	1	0	1											
<b>Roger Maris, L</b> OBP: 0.352, SLG: 0.475 (1, 9) (9, 8)	0-0 F7	0-0 L9			0-0 2B		0-0 F8		4-0 FC6-4 BB 1B IBB	4	1	1	0	1	0	1											
<b>Mickey Mantle, S</b> OBP: 0.463, SLG: 0.584 (8, PR) <b>Jack Reed, R</b> OBP: 0.308, SLG: 0.429 (8, 8)	0-3 K			0-3 K		0-0 F2		4-0 2B BB	4-0 FC6-4 BB	3	0	0	0	1	2	2											
<b>Johnny Blanchard, L</b> OBP: 0.306, SLG: 0.411 (9, PH) (9, 9)									1-2 2-3 BB	0	0	0	0	1	0	0											
<b>Yogi Berra, L</b> OBP: 0.295, SLG: 0.371 (1, 2)		0-0 4-3		0-3 K		0-0 F7		0-0 4-3 1-H 2B BB	0-0 FC6-4 1B BB	5	1	1	2	0	1	3											
<b>Tony Kubek, L</b> OBP: 0.385, SLG: 0.417 (1, 6)		0-0 HR 1B		0-0 F6		0-0 F5		0-0 4-3	0-0 1B 1B	5	2	2	1	0	0	2											
<b>Dale Long, L</b> OBP: 0.330, SLG: 0.386 (1, 3)		0-0 1-H HR			4-0 BB		0-0 F8		4-0 BB 1B 1B	3	1	2	3	2	0	0											
<b>Clete Boyer, R</b> OBP: 0.346, SLG: 0.433 (1, 5)		1-0 SH3 HR HBP		0-3 K			0-0 K		0-0 1B 1B	4	2	2	2	0	2	3											
<b>Bob Turley, R</b> (1, 1) <b>Jim Coates, R</b> OBP: 0.150, SLG: 0.056 (4, 1) <b>Bud Daley, L</b> OBP: 0.250, SLG: 0.250 (4, 1) <b>Tom Tresh, S</b> OBP: 0.348, SLG: 0.437 (8, PH) <b>Marshall Bridges, S</b> (8, 1)		0-0 SH3		0-3 K		0-0 1-3		0-0 F6	0-0 F6	1	0	0	0	0	1	1											
<b>Inning Stats</b>	R: 0 E: 0 K: 1 S: 6	H: 1 LOB: 1 BB: 0 P: 6	R: 5 E: 0 K: 0 S: 6	H: 3 LOB: 0 BB: 1 P: 11	R: 0 E: 0 K: 2 S: 7	H: 0 LOB: 0 BB: 0 P: 7	R: 0 E: 0 K: 2 S: 7	H: 0 LOB: 1 BB: 1 P: 11	R: 0 E: 0 K: 0 S: 4	H: 1 LOB: 1 BB: 0 P: 4	R: 1 E: 0 K: 0 S: 5	H: 1 LOB: 0 BB: 0 P: 5	R: 1 E: 0 K: 1 S: 6	H: 1 LOB: 2 BB: 2 P: 14	R: 4 E: 0 K: 0 S: 6	H: 3 LOB: 2 BB: 3 P: 18	1B: 4 2B: 3 3B: 0 HR: 3	SF: 0 SAC: 1 DP: 0 HBP: 1	WP: 1 PA: 45								
<b>PITCHER</b>	IP	WLS	BF	H	R	ER	SO	BB	IBB	HBP	BLK	WP	HR	S	P	ERA	WHIP										
<b>Orlando Pena, R</b> ERA: 5.0 (1, 1)	3.0		15	4	5	5	3	1	0	1	0	0	2	19	24	15.00	1.667										
<b>Jerry Walker, R</b> ERA: 5.43 (4, 1)	1.0		4	0	0	0	2	1	0	0	0	0	0	7	11	0.00	1.000										
<b>Moe Drabowsky, R</b> ERA: 4.91 (5, 1)	3.0		13	3	2	2	1	1	0	0	0	0	1	14	18	6.00	1.333										
<b>John Wyatt, R</b> ERA: 5.0 (8, 1)	1.1	L	8	0	3	3	1	3	1	0	0	1	0	6	22	20.25	2.250										
<b>Jim Archer, L</b> ERA: 9.66 (9, 1)	0.2		5	3	1	1	0	0	0	0	0	0	0	5	5	13.50	4.500										

**New York Yankees @ Kansas City Athletics**  
Municipal Stadium, Kansas City, MO  
Sat Aug 18 1962, 8:05 PM EDT  
Att: 35,147 - Unknown

AB	36
R	11
H	10
RBI	11
BB	7
SO	7
LOB	18



Batter	1	2	3	4	5	6	7	8	9	AB	R	H	RBI	BB	SO	LOB	BOTTOM										
<b>Wayne Causey, L</b> OBP: 0.360, SLG: 0.347 (1, 6)	0-3 K		0-0 G4-6-3 1-2	0-0 FC4-6 FC6-4 BB		0-0 L3		0-0 FC1-6 BB		5	0	0	0	0	1	4											
<b>Ed Charles, R</b> OBP: 0.368, SLG: 0.466 (1, 5)	4-0 S 1B BB			4-0 FC6-4 1-2 BB		4-0 BB		4-0 1-2 BB		1	1	1	0	4	0	0											
<b>Jerry Lumpe, L</b> OBP: 0.339, SLG: 0.434 (1, 4)	0-0 F8		0-0 F8	0-0 FC6-4 1-2 2-3 3-H		0-0 4-1		0-0 1-3		5	0	0	1	0	0	7											
<b>Norm Siebern, L</b> OBP: 0.412, SLG: 0.474 (1, 3)	0-0 1-H 1B			0-0 BB 4-3		0-0 F8 WP 2B		0-0 3-1		4	2	2	1	1	0	2											
<b>George Altusik, R</b> OBP: 0.357, SLG: 0.576 (1, 7)	0-0 F5			4-0 1B 1-2 BB		0-0 1B		0-0 F8 2-3		4	1	1	0	1	1	2											
<b>Gino Cimoli, R</b> OBP: 0.335, SLG: 0.427 (1, 9)		0-3 K		0-0 1B 1-3 2-H 1B		0-0 F4		0-0 5-3		5	1	1	1	0	1	1											
<b>Bobby Del Greco, R</b> OBP: 0.389, SLG: 0.414 (1, 8)		4-0 BB		4-0 FC6-4 1-2 BB		0-0 F3		0-0 5-3		2	1	0	0	2	0	1											
<b>Haywood Sullivan, R</b> OBP: 0.327, SLG: 0.320 (1, 2)		0-0 G6-4-3-2 1-2		0-0 1B 1-2 2-3 3-H 1B		0-0 F2		0-0 5-3		4	1	1	1	0	0	2											
<b>Orlando Pena, R</b> OBP: 0.125, SLG: 0.125 (3, PH) <b>Jose Tartabull, L</b> OBP: 0.302, SLG: 0.336 (4, 1) <b>Jerry Walker, R</b> OBP: 0.298, SLG: 0.464 (4, PH) <b>Manny Jimenez, S</b> OBP: 0.350, SLG: 0.350 (5, 1) <b>Dick Howser, R</b> OBP: 0.350, SLG: 0.350 (5, 1) <b>Moe Drabowsky, R</b> OBP: 0.350, SLG: 0.350 (5, 1) <b>John Wyatt, R</b> OBP: 0.350, SLG: 0.350 (5, 1) <b>Jim Archer, R</b> OBP: 0.350, SLG: 0.350 (5, 1)				0-0 G4-6-3 1-2 2-3 3-H 1B		0-0 FC4-6 1-2 2-3 3-H 1B		0-0 F4		0	0	0	0	0	0	0											
<b>Inning Stats</b>	R: 1 E: 0 K: 1 S: 6	H: 1 LOB: 1 BB: 1 P: 10	R: 0 E: 0 K: 1 S: 4	H: 0 LOB: 0 BB: 1 P: 8	R: 0 E: 0 K: 0 S: 4	H: 2 LOB: 1 BB: 0 P: 4	R: 5 E: 0 K: 0 S: 6	H: 3 LOB: 2 BB: 4 P: 22	R: 0 E: 0 K: 0 S: 4	H: 1 LOB: 1 BB: 0 P: 4	R: 0 E: 0 K: 0 S: 3	H: 0 LOB: 1 BB: 1 P: 7	R: 1 E: 0 K: 0 S: 4	H: 1 LOB: 0 BB: 0 P: 4	R: 0 E: 0 K: 0 S: 4	H: 1 LOB: 2 BB: 1 P: 8	R: 0 E: 0 K: 1 S: 5	H: 0 LOB: 0 BB: 0 P: 5	1B: 8 2B: 1 3B: 0 HR: 0	SF: 0 SAC: 0 DP: 2 HBP: 0	WP: 1 PA: 42						
<b>PITCHER</b>	IP	WLS	BF	H	R	ER	SO	BB	IBB	HBP	BLK	WP	HR	S	P	ERA	WHIP										
<b>Bob Turley, R</b> ERA: 3.63 (1, 1)	3.0		16	4	5	5	2	5	0	0	0	0	0	15	35	15.00	3.000										
<b>Jim Coates, R</b> ERA: 4.63 (4, 1)	0.1		4	2	0	0	0	1	0	0	0	0	0	3	7	0.00	9.000										
<b>Bud Daley, L</b> ERA: 9.66 (4, 1)	3.2		14	2	2	2	0	1	0	0	0	1	0	13	17	4.91	0.818										
<b>Marshall Bridges, L</b> ERA: 2.23 (8, 1)	2.0	W	8	1	0	0	1	1	0	0	0	0	0	9	13	0.00	1.000										

**New York Yankees @ Kansas City Athletics**  
Municipal Stadium, Kansas City, MO  
Sat Aug 18 1962, 8:05 PM EDT  
Att: 35,147 - Unknown

AB	34
R	7
H	9
RBI	6
BB	8
SO	3
LOB	19









Batter	1	2	3	4	5	6	7	8	9	AB	R	H	RBI	BB	SO	LOB	TOP			
Tom Tresh, S OBP: 0.352, SLG: 0.437										4	1	1	0	1	0	3				
Bobby Richardson, R OBP: 0.341, SLG: 0.413										5	1	3	0	0	0	3				
Roger Maris, L OBP: 0.362, SLG: 0.490										4	1	3	3	1	0	0				
Mickey Mantle, S OBP: 0.468, SLG: 0.596										2	0	0	0	3	2	3				
Elston Howard, R OBP: 0.310, SLG: 0.453										5	0	0	0	0	2	7				
Tony Kubek, L OBP: 0.347, SLG: 0.391										4	0	0	0	0	0	1				
Dale Long, L OBP: 0.332, SLG: 0.386										3	0	1	0	1	0	0				
Clete Boyer, R OBP: 0.343, SLG: 0.430										4	0	0	0	0	1	2				
Rollie Sheldon, R OBP: 0.258, SLG: 0.080										1	0	1	0	1	0	0				
Bud Daley, L OBP: 0.235, SLG: 0.235										1	0	0	0	0	0	0				
Johnny Blanchard, L OBP: 0.338, SLG: 0.409										0	0	0	0	1	0	0				
Phil Linz, R OBP: 0.337, SLG: 0.372										0	0	0	0	0	0	0				
Jim Coates, R OBP: 0.165, SLG: 0.056										0	0	0	0	0	0	0				
<b>Inning Stats</b>	R: 3 E: 0 K: 0 S: 5	H: 3 LOB: 0 BB: 1 P: 9	R: 0 E: 0 K: 0 S: 4	H: 1 LOB: 1 BB: 0 P: 4	R: 0 E: 0 K: 1 S: 5	H: 1 LOB: 1 BB: 1 P: 9	R: 0 E: 0 K: 0 S: 3	H: 0 LOB: 3 BB: 3 P: 15	R: 0 E: 0 K: 1 S: 5	H: 0 LOB: 0 BB: 0 P: 5	R: 0 E: 0 K: 0 S: 4	H: 2 LOB: 2 BB: 1 P: 8	R: 0 E: 0 K: 0 S: 4	H: 1 LOB: 2 BB: 1 P: 8	R: 0 E: 0 K: 2 S: 8	H: 1 LOB: 1 BB: 0 P: 8	1B: 6 2B: 2 3B: 0 HR: 1	SF: 0 SAC: 0 DP: 2 HBP: 0	WP: 0 PB: 0 CS: 0	PA: 41
<b>PITCHER</b>	IP WLS BF H R ER SO BB IBB HBP BLK WP HR S P ERA WHIP																			
Ed Rakow, R ERA: 4.19	6.1 W 31 7 3 3 3 7 0 0 0 0 1 30 58 4.26 2.211																			
John Wyatt, R ERA: 4.88	7.1 2.2 S 10 2 0 0 2 1 0 0 0 0 0 13 17 0.00 1.125																			

New York Yankees @ Kansas City Athletics  
Municipal Stadium, Kansas City, MO  
Mon Aug 20 1962, 4:33 AM EDT  
Att: 13,271 - Unknown

AB 33  
R 3  
H 9  
RBI 3  
BB 8  
SO 5  
LOB 19

Batter	1	2	3	4	5	6	7	8	9	AB	R	H	RBI	BB	SO	LOB	BOTTOM			
Bobby Del Greco, R OBP: 0.394, SLG: 0.427										4	2	3	1	0	0	0				
Ed Charles, R OBP: 0.383, SLG: 0.467										4	1	1	2	0	0	2				
Jerry Lumpe, L OBP: 0.342, SLG: 0.441										4	2	2	1	0	0	1				
Norm Siebern, L OBP: 0.411, SLG: 0.483										4	0	1	1	0	0	1				
Manny Jimenez, L OBP: 0.369, SLG: 0.457										3	0	0	1	0	0	0				
George Alusik, R OBP: 0.355, SLG: 0.572										0	0	0	0	0	0	0				
Gino Cimoli, R OBP: 0.336, SLG: 0.438										4	0	0	0	0	0	1				
Wayne Causey, L OBP: 0.362, SLG: 0.368										3	1	1	0	0	0	0				
Billy Bryan, L OBP: 0.275, SLG: 0.405										3	1	2	1	0	0	0				
Ed Rakow, S OBP: 0.123, SLG: 0.111										2	0	0	0	0	0	2				
John Wyatt, R OBP: 0.138, SLG: 0.107										1	0	0	0	0	0	0				
<b>Inning Stats</b>	R: 0 E: 0 K: 0 S: 3	H: 0 LOB: 0 BB: 0 P: 3	R: 0 E: 0 K: 0 S: 3	H: 0 LOB: 0 BB: 0 P: 3	R: 0 E: 0 K: 0 S: 3	H: 1 LOB: 0 BB: 0 P: 3	R: 2 E: 1 K: 0 S: 6	H: 2 LOB: 1 BB: 0 P: 6	R: 4 E: 1 K: 0 S: 7	H: 5 LOB: 0 BB: 0 P: 7	R: 0 E: 0 K: 0 S: 3	H: 0 LOB: 0 BB: 0 P: 3	R: 0 E: 0 K: 0 S: 4	H: 1 LOB: 1 BB: 0 P: 4	R: 1 E: 0 K: 0 S: 4	H: 1 LOB: 0 BB: 0 P: 4	1B: 5 2B: 2 3B: 1 HR: 2	SF: 1 SAC: 0 DP: 2 HBP: 0	WP: 0 PB: 0 CS: 0	PA: 33
<b>PITCHER</b>	IP WLS BF H R ER SO BB IBB HBP BLK WP HR S P ERA WHIP																			
Rollie Sheldon, R ERA: 5.52	4.1 L 20 7 6 4 0 0 0 0 0 0 0 1 20 20 8.31 1.615																			
Bud Daley, L ERA: 3.69	2.2 9 2 0 0 0 0 0 0 0 0 0 9 9 0.00 0.750																			
Jim Coates, R ERA: 4.69	1.0 4 1 1 1 0 0 0 0 0 0 0 1 4 4 9.00 1.000																			

New York Yankees @ Kansas City Athletics  
Municipal Stadium, Kansas City, MO  
Mon Aug 20 1962, 4:33 AM EDT  
Att: 13,271 - Unknown

AB 32  
R 7  
H 10  
RBI 7  
BB 0  
SO 0  
LOB 7



Batter	1	2	3	4	5	6	7	8	9	AB	R	H	RBI	BB	SO	LOB	TOP					
Gary Geiger, L (1.8) OBP: 0.333, SLG: 0.398	4-3	1B		FC3-6 PB HR		F8	K			5	2	1	0	0	1	2						
Eddie Bressoud, R (1.6) OBP: 0.329, SLG: 0.441	2B	F3		HR				WP		4	3	3	0	0	0	1						
Carl Yastrzemski, L (1.7) OBP: 0.364, SLG: 0.477	PB E	S		HR		K		F9		5	2	3	5	0	1	2						
Lou Clinton, R (1.9) OBP: 0.341, SLG: 0.576	E2	F3		HR		K		K		5	1	0	0	0	3	3						
Pete Runnels, L (1.3) OBP: 0.419, SLG: 0.476	FC5-2		F7		E6		1B			5	2	3	2	0	0	0						
Frank Malzone, R (1.5) OBP: 0.312, SLG: 0.411	FC5-2		F7		1-3		3B	F6		5	1	1	0	0	0	3						
Russ Nixon, L (1.2) OBP: 0.294, SLG: 0.385	1-3		1-3		6-3		3B		F7	5	0	2	2	0	0	1						
Chuck Schilling, R (1.4) OBP: 0.291, SLG: 0.330	1-3			FC3-6		K		G3		5	0	2	1	0	1	3						
Earl Wilson, R (1.1) OBP: 0.214, SLG: 0.377		P6		F9		L3		K		5	0	0	0	0	1	3						
Arnold Earley, L (9.1) OBP: 0.273, SLG: 0.200					4-3			K		0	0	0	0	0	0	0						
<b>Inning Stats</b>	R: 3 E: 1 K: 0 S: 8	H: 4 LOB: 2 BB: 0 P: 8	R: 1 E: 0 K: 0 S: 5	H: 2 LOB: 1 BB: 0 P: 5	R: 0 E: 0 K: 0 S: 3	H: 0 LOB: 0 BB: 0 P: 3	R: 3 E: 0 K: 1 S: 7	H: 2 LOB: 0 BB: 0 P: 8	R: 1 E: 1 K: 0 S: 5	H: 1 LOB: 1 BB: 0 P: 5	R: 0 E: 0 K: 2 S: 8	H: 1 LOB: 1 BB: 0 P: 8	R: 2 E: 0 K: 2 S: 10	H: 3 LOB: 1 BB: 0 P: 10	R: 1 E: 0 K: 1 S: 7	H: 2 LOB: 1 BB: 0 P: 7	R: 0 E: 0 K: 1 S: 5	H: 0 LOB: 0 BB: 0 P: 5	1B: 5 2B: 6 3B: 3 HR: 1	SF: 0 SAC: 0 DP: 0 HBP: 1	WP: 1 PB: 2 SB: 2 CS: 0	PA: 45
<b>PITCHER</b>	IP WLS BF H R ER SO BB IBB HBP BLK WP HR S P ERA WHIP																					
Bill Fischer, R (1.1) ERA: 3.64	4.0 L 22 8 7 6 1 0 0 0 1 0 0 1 23 24 13.50 2.000																					
Dan Pfister, R (5.1) ERA: 5.04	2.0 9 2 1 0 2 0 0 0 0 0 0 0 13 13 0.00 1.000																					
Jerry Walker, R (7.1) ERA: 6.03	2.0 11 5 3 3 2 0 0 0 0 0 1 0 17 17 13.50 2.500																					
Don Williams, R (9.1) ERA: 12.0	1.0 3 0 0 0 1 0 0 0 0 0 0 0 5 5 0.00 0.000																					

Boston Red Sox @ Kansas City Athletics  
Municipal Stadium, Kansas City, MO


AB 44  
R 11  
H 15  
RBI 10  
BB 0  
SO 7  
LOB 18



WP: 1 PA: 45  
PB: 2  
SB: 2  
CS: 0

Boston Red Sox @ Kansas City Athletics  
Municipal Stadium, Kansas City, MO

AB 35  
R 6  
H 9  
RBI 6  
BB 7  
SO 8  
LOB 25




WP: 0 PA: 43  
PB: 0  
SB: 0  
CS: 0

Batter	1	2	3	4	5	6	7	8	9	AB	R	H	RBI	BB	SO	LOB	BOTTOM					
Bobby Del Greco, R (1.8) OBP: 0.391, SLG: 0.423	P6	K			1-3		P6	K		5	0	1	0	0	2	4						
Ed Charles, R (1.5) OBP: 0.361, SLG: 0.462	HR		K		1-3		5-3		F2	4	1	0	0	0	1	1						
Jerry Lumpe, L (1.4) OBP: 0.342, SLG: 0.441	K		4-3				4-3		HR	4	1	1	0	1	1	1						
Norm Siebern, L (1.3) OBP: 0.414, SLG: 0.500	HR				F7			4-3	HR	4	3	3	4	1	0	2						
Manny Jimenez, L (1.7) OBP: 0.367, SLG: 0.452	4-1		F7		P6			4-3	FC4-6	4	0	0	0	1	0	4						
George Aluskis, R (1.9) OBP: 0.363, SLG: 0.584				F7		FC4-6		1B	K	4	1	2	0	1	1	1						
Wayne Causey, L (1.6) OBP: 0.372, SLG: 0.373									FC4-6	3	0	2	1	2	0	1						
Billy Bryan, L (1.2) OBP: 0.250, SLG: 0.366					K		FC4-6		FC4-6	4	0	0	1	0	2	6						
Bill Fischer, R (1.1) ERA: 3.64										1	0	0	0	0	1	2						
Jose Tartabull, L (4.1) OBP: 0.324, SLG: 0.329										1	0	0	0	0	0	1						
Dan Pfister, R (5.1) ERA: 5.04										0	0	0	0	0	0	0						
Gino Cimoli, R (6.1) OBP: 0.195, SLG: 0.155										1	0	0	0	0	0	2						
Jerry Walker, R (7.1) ERA: 6.03										0	0	0	0	0	0	0						
Deron Johnson, R (8.1) OBP: 0.276, SLG: 0.200										0	0	0	0	1	0	0						
Don Williams, R (9.1) ERA: 12.0										0	0	0	0	0	0	0						
<b>Inning Stats</b>	R: 2 E: 0 K: 1 S: 6	H: 1 LOB: 0 BB: 0 P: 7	R: 0 E: 0 K: 3 S: 10	H: 1 LOB: 2 BB: 1 P: 14	R: 0 E: 0 K: 1 S: 6	H: 1 LOB: 1 BB: 0 P: 6	R: 0 E: 0 K: 1 S: 6	H: 1 LOB: 1 BB: 0 P: 6	R: 0 E: 0 K: 0 S: 4	H: 1 LOB: 2 BB: 1 P: 8	R: 0 E: 0 K: 0 S: 3	H: 1 LOB: 1 BB: 1 P: 7	R: 0 E: 0 K: 0 S: 3	H: 0 LOB: 0 BB: 0 P: 3	R: 2 E: 0 K: 1 S: 6	H: 1 LOB: 2 BB: 3 P: 18	R: 2 E: 0 K: 1 S: 7	H: 2 LOB: 1 BB: 1 P: 11	1B: 3 2B: 4 3B: 0 HR: 2	SF: 0 SAC: 0 DP: 1 HBP: 1	WP: 0 PB: 0 SB: 0 CS: 0	PA: 43
<b>PITCHER</b>	IP WLS BF H R ER SO BB IBB HBP BLK WP HR S P ERA WHIP																					
Earl Wilson, R (1.1) ERA: 3.72	8.1 W 40 9 6 6 7 6 0 1 0 0 0 0 47 72 6.48 1.800																					
Arnold Earley, L (9.1) ERA: 5.31	0.2 S 3 0 0 0 1 1 0 0 0 0 0 0 4 8 0.00 1.500																					

Boston Red Sox @ Kansas City Athletics  
Municipal Stadium, Kansas City, MO

AB 35  
R 6  
H 9  
RBI 6  
BB 7  
SO 8  
LOB 25



WP: 0 PA: 43  
PB: 0  
SB: 0  
CS: 0



Batter	1	2	3	4	5	6	7	8	9	AB	R	H	RBI	BB	SO	LOB	TOP					
Gary Geiger, L (1, 8) OBP: 0.333, SLG: 0.405	G3		3-1		L8			HR		4	1	1	1	0	0	3	<b>Boston Red Sox @ Kansas City Athletics</b> Municipal Stadium, Kansas City, MO Wed Aug 22 1962, 8:05 PM EDT Att: 6,926 - Unknown					
Eddie Bressoud, R (1, 6) OBP: 0.328, SLG: 0.446	F7			HR		4-3		K		4	1	1	1	0	1	0						
Carl Yastrzemski, L (1, 7) OBP: 0.363, SLG: 0.474	K			K		F7			BB	3	0	0	0	1	2	0						
Lou Clinton, R (1, 9) OBP: 0.339, SLG: 0.575		L5		F8			2B	K		4	0	1	0	0	1	1						
Pete Runnels, L (1, 3) OBP: 0.416, SLG: 0.471	K		L7		F8			K		4	0	0	0	0	2	1						
Frank Malzone, R (1, 5) OBP: 0.309, SLG: 0.407	K				F8		1-3		6-3	4	0	0	0	0	1	0						
Russ Nixon, L (1, 2) OBP: 0.306, SLG: 0.391			6-3			1B	4-3		1B	4	0	2	0	0	0	0						
Chuck Schilling, R (1, 4) OBP: 0.291, SLG: 0.330					F3		4-3		HBP	3	0	1	0	0	0	1						
Jim Pagliaroni, R (9, PH) OBP: 0.391, SLG: 0.456			SH3-4						1-2	0	0	0	0	0	0	0						
Billy Gardner, R (9, PH) OBP: 0.294, SLG: 0.322			1B						HBP	0	0	0	0	0	0	0						
Ike Delock, R (1, 1) OBP: 0.136, SLG: 0.095			SH3-4					K	K	1	0	1	0	0	0	0						
Arnold Earley, L (6, 1) OBP: 0.273, SLG: 0.200										0	0	0	0	0	0	0						
Pumpsie Green, S (6, PH) OBP: 0.253, SLG: 0.200										1	0	0	0	0	1	0						
Hal Kolstad, R (8, 1) OBP: 0.071, SLG: 0.071			1-2							0	0	0	0	0	0	0						
Carroll Hardy, R (9, PH) OBP: 0.311, SLG: 0.334					1B					1	0	0	0	0	1	2						
<b>Inning Stats</b>	R: 0 E: 0 K: 1 S: 5	H: 0 LOB: 0 BB: 0 P: 5	R: 0 E: 0 K: 2 S: 7	H: 0 LOB: 0 BB: 0 P: 7	R: 0 E: 0 K: 0 S: 4	H: 1 LOB: 1 BB: 0 P: 4	R: 1 E: 0 K: 1 S: 6	H: 1 LOB: 0 BB: 0 P: 6	R: 0 E: 0 K: 0 S: 5	H: 2 LOB: 2 BB: 0 P: 5	R: 0 E: 0 K: 0 S: 4	H: 1 LOB: 1 BB: 0 P: 4	R: 0 E: 0 K: 0 S: 3	H: 0 LOB: 0 BB: 0 P: 3	R: 1 E: 0 K: 3 S: 10	H: 1 LOB: 1 BB: 1 P: 14	R: 0 E: 0 K: 2 S: 8	H: 1 LOB: 2 BB: 0 P: 9	1B: 4 2B: 1 3B: 0 HR: 2	SF: 0 SAC: 1 DP: 0 HBP: 1	WP: 0 PB: 0 SB: 0 CS: 0	PA: 36
<b>PITCHER</b>	IP WLS BF H R ER SO BB IBB HBP BLK WP HR S P ERA WHIP																					
Moe Drabowsky, R (1, 1) ERA: 4.72	7.1 W 28 6 2 2 5 0 0 0 0 0 2 38 38 2.46 0.818																					
John Wyatt, R (8, 1) ERA: 4.8	1.2 S 8 1 0 0 4 1 0 1 0 0 0 14 19 0.00 1.200																					

Batter	1	2	3	4	5	6	7	8	9	AB	R	H	RBI	BB	SO	LOB	BOTTOM			
Wayne Causey, L (1, 6) OBP: 0.374, SLG: 0.378	K		1B		2B	4-3				3	2	1	0	1	1	1	<b>Boston Red Sox @ Kansas City Athletics</b> Municipal Stadium, Kansas City, MO Wed Aug 22 1962, 8:05 PM EDT Att: 6,926 - Unknown			
Ed Charles, R (1, 5) OBP: 0.363, SLG: 0.463	6-3		BB		2B			K		4	1	2	1	0	1	0				
Jerry Lumpe, L (1, 4) OBP: 0.343, SLG: 0.442	P6		2H		1B			6-3		3	0	1	2	1	0	0				
Norm Siebern, L (1, 3) OBP: 0.417, SLG: 0.501			L3						1B	3	0	2	0	1	0	2				
George Alusik, R (1, 7) OBP: 0.354, SLG: 0.569	FC3-6		1B		5-3			L8		4	0	0	0	0	0	4				
Gino Cimoli, R (1, 9) OBP: 0.335, SLG: 0.442	K				L8			1-3		4	1	1	1	0	1	1				
Bobby Del Greco, R (1, 8) OBP: 0.389, SLG: 0.418	F9				K			HR		3	0	0	0	1	2	1				
Billy Bryan, L (1, 2) OBP: 0.229, SLG: 0.333			K			F5		K		4	0	0	0	0	2	1				
Moe Drabowsky, R (1, 1) ERA: 3.03					F2					3	0	0	0	0	1	1				
John Wyatt, R (8, 1) ERA: 5.13					P1			K		0	0	0	0	0	0	0				
<b>Inning Stats</b>	R: 0 E: 0 K: 1 S: 5	H: 0 LOB: 0 BB: 0 P: 5	R: 0 E: 0 K: 1 S: 6	H: 1 LOB: 1 BB: 0 P: 6	R: 1 E: 0 K: 1 S: 7	H: 2 LOB: 2 BB: 1 P: 11	R: 0 E: 0 K: 1 S: 5	H: 0 LOB: 0 BB: 0 P: 5	R: 2 E: 0 K: 0 S: 5	H: 2 LOB: 2 BB: 2 P: 13	R: 1 E: 0 K: 2 S: 8	H: 1 LOB: 1 BB: 1 P: 12	R: 0 E: 0 K: 1 S: 6	H: 1 LOB: 1 BB: 0 P: 6	R: 0 E: 0 K: 1 S: 5	H: 0 LOB: 0 BB: 0 P: 5	1B: 4 2B: 2 3B: 0 HR: 1	SF: 0 SAC: 0 DP: 0 HBP: 0	WP: 0 PB: 0 SB: 0 CS: 0	PA: 35
<b>PITCHER</b>	IP WLS BF H R ER SO BB IBB HBP BLK WP HR S P ERA WHIP																			
Ike Delock, R (1, 1) ERA: 5.96	5.0 L 25 6 4 4 4 3 0 0 0 0 0 0 13 13 0.00 0.500																			
Arnold Earley, L (6, 1) ERA: 5.13	2.0 7 1 0 0 3 0 0 0 0 0 0 0 13 13 0.00 0.500																			
Hal Kolstad, R (8, 1) ERA: 5.96	1.0 3 0 0 0 1 0 0 0 0 0 0 0 5 5 0.00 0.000																			



Batter	1	2	3	4	5	6	7	8	9	AB	R	H	RBI	BB	SO	LOB	TOP			
Gary Geiger, L OBP: 0.333, SLG: 0.401 (1, 8)										3	1	0	0	2	0	3	<b>Boston Red Sox @ Kansas City Athletics</b> Municipal Stadium, Kansas City, MO Thu Aug 23 1962, 4:33 AM EDT Att: 3,439 - Unknown			
Eddie Bressoud, R OBP: 0.329, SLG: 0.451 (1, 6)										5	1	2	3	0	1	5				
Carl Yastrzemski, L OBP: 0.362, SLG: 0.472 (1, 7)										5	0	1	2	0	0	4				
Lou Clinton, R OBP: 0.340, SLG: 0.571 (1, 9)										5	0	2	0	0	0	1				
Pete Runnels, L OBP: 0.416, SLG: 0.471 (1, 3)										5	2	2	0	0	1	1				
Frank Malzone, R OBP: 0.308, SLG: 0.405 (1, 5)										5	0	1	0	0	0	3				
Russ Nixon, L OBP: 0.316, SLG: 0.397 (1, 2)										4	1	2	1	0	0	2				
Chuck Schilling, R OBP: 0.291, SLG: 0.332 (1, 4)										4	2	1	1	0	0	2				
Gene Conley, R OBP: 0.264, SLG: 0.397 (1, 1)										4	1	2	1	0	0	1				
<b>Inning Stats</b>	R: 0 E: 1 K: 0 S: 4	H: 1 LOB: 1 BB: 0 P: 4	R: 1 E: 0 K: 0 S: 4	H: 2 LOB: 0 BB: 0 P: 4	R: 0 E: 0 K: 0 S: 4	H: 1 LOB: 1 BB: 0 P: 4	R: 0 E: 0 K: 0 S: 4	H: 1 LOB: 1 BB: 0 P: 4	R: 2 E: 0 K: 1 S: 8	H: 3 LOB: 2 BB: 1 P: 11	R: 0 E: 0 K: 1 S: 6	H: 1 LOB: 1 BB: 0 P: 6	R: 2 E: 0 K: 0 S: 4	H: 1 LOB: 0 BB: 1 P: 8	R: 0 E: 0 K: 0 S: 3	H: 0 LOB: 0 BB: 0 P: 3		1B: 10 2B: 2 3B: 0 HR: 1	SF: 0 SAC: 0 DP: 1 HBP: 0	WP: 2 PB: 2 SB: 0 CS: 0
<b>PITCHER</b>	IP WLS BF H R ER SO BB IBB HBP BLK WP HR S P ERA WHIP																			
Diego Segui, R ERA: 3.96 (1, 1)	1.0	4	1	0	0	0	0	0	0	0	0	0	0	0	0	0	0.00	1.000		
Dan Pfister, R ERA: 4.97 (2, 1)	4.0	18	7	3	1	1	0	0	0	0	1	0	20	20	2.25	1.750				
Jim Archer, L ERA: 11.69 (6, 1)	0.1	5	3	3	3	0	0	0	0	0	0	0	5	5	81.00	9.000				
Jerry Walker, R ERA: 6.04 (6, 1)	2.2	12	2	2	2	1	2	0	0	0	0	1	12	20	6.75	1.500				
Don Williams, R ERA: 9.0 (9, 1)	1.0	3	0	0	0	0	0	0	0	0	0	0	3	3	0.00	0.000				
<b>Batter</b>	1	2	3	4	5	6	7	8	9	AB	R	H	RBI	BB	SO	LOB	BOTTOM			
Wayne Causey, L OBP: 0.377, SLG: 0.382 (1, 6)										3	0	1	0	1	0	0	<b>Boston Red Sox @ Kansas City Athletics</b> Municipal Stadium, Kansas City, MO Thu Aug 23 1962, 4:33 AM EDT Att: 3,439 - Unknown			
Ed Charles, R OBP: 0.364, SLG: 0.462 (1, 5)										3	0	1	0	1	1	0				
Jerry Lumpe, L OBP: 0.343, SLG: 0.441 (1, 4)										4	0	1	0	0	0	4				
Norm Siebern, L OBP: 0.414, SLG: 0.497 (1, 3)										4	0	0	0	0	2	3				
George Alusik, R OBP: 0.351, SLG: 0.561 (1, 7)										4	1	1	0	0	0	2				
Gino Cimoli, R OBP: 0.334, SLG: 0.447 (1, 9)										4	1	1	2	0	0	0				
Bobby Del Greco, R OBP: 0.390, SLG: 0.417 (1, 8)										3	0	1	0	1	0	0				
Billy Bryan, L OBP: 0.212, SLG: 0.306 (1, 2)										4	0	0	0	0	1	2				
Diego Segui, R OBP: 0.257, SLG: 0.353 (2, 1)										0	0	0	0	0	0	0				
Dan Pfister, R OBP: 0.146, SLG: 0.146 (5, PH)										1	0	0	0	0	0	1				
Jose Tartabull, L OBP: 0.325, SLG: 0.329 (6, PH)										1	0	0	0	0	0	0				
Jim Archer, R OBP: 0.325, SLG: 1.000 (8, PH)										0	0	0	0	0	0	0				
Jerry Walker, R OBP: 0.306, SLG: 0.456 (8, PH)										0	0	0	0	0	0	0				
Manny Jimenez, R OBP: 0.306, SLG: 0.453 (9, PH)										1	0	0	0	0	0	0				
<b>Inning Stats</b>	R: 0 E: 0 K: 1 S: 6	H: 1 LOB: 2 BB: 1 P: 10	R: 0 E: 0 K: 0 S: 4	H: 1 LOB: 1 BB: 0 P: 4	R: 0 E: 0 K: 0 S: 3	H: 0 LOB: 1 BB: 1 P: 7	R: 0 E: 0 K: 0 S: 3	H: 0 LOB: 0 BB: 0 P: 3	R: 0 E: 0 K: 0 S: 3	H: 0 LOB: 0 BB: 0 P: 3	R: 0 E: 0 K: 0 S: 3	H: 0 LOB: 1 BB: 1 P: 7	R: 2 E: 0 K: 2 S: 9	H: 2 LOB: 0 BB: 0 P: 9	1B: 4 2B: 1 3B: 0 HR: 1	SF: 0 SAC: 0 DP: 1 HBP: 0	WP: 0 PB: 0 SB: 0 CS: 0	PA: 35		
<b>PITCHER</b>	IP WLS BF H R ER SO BB IBB HBP BLK WP HR S P ERA WHIP																			
Gene Conley, R ERA: 4.0 (1, 1)	9.0	35	6	2	2	4	3	0	0	0	0	1	40	52	2.00	1.000				





Batter	1	2	3	4	5	6	7	8	9	AB	R	H	RBI	BB	SO	LOB	TOP										
<b>Bobby Del Greco, R</b> OBP: 0.396, SLG: 0.418 (1, 8)										4	2	2	0	1	1	2											
<b>Ed Charles, R</b> OBP: 0.363, SLG: 0.460 (1, 5)										6	1	2	0	0	0	2											
<b>Jerry Lumpe, L</b> OBP: 0.345, SLG: 0.441 <b>Billy Conzolo, R</b> OBP: 0.333, SLG: 0.283 (8, 6)										4	2	2	2	1	0	3											
<b>Norm Siebern, L</b> OBP: 0.416, SLG: 0.499 <b>Deron Johnson, R</b> OBP: 0.293, SLG: 0.188 (8, 3)										4	2	2	1	1	1	3											
<b>Gino Cimoli, R</b> OBP: 0.335, SLG: 0.448 (1, 9)										5	2	2	4	0	1	3											
<b>George Alusik, R</b> OBP: 0.347, SLG: 0.549 (1, 7)										5	1	1	0	0	0	3											
<b>Wayne Causey, L</b> OBP: 0.377, SLG: 0.383 (8, 4)										5	1	2	2	0	1	0											
<b>Billy Bryan, L</b> OBP: 0.246, SLG: 0.377 (1, 2)										4	1	2	3	1	1	1											
<b>Orlando Pena, R</b> OBP: 0.154, SLG: 0.083 (1, 1)										4	0	0	0	1	4	1											
<b>Inning Stats</b>	R: 1 E: 0 K: 1 S: 7	H: 2 LOB: 2 BB: 1 P: 11	R: 0 E: 0 K: 2 S: 7	H: 1 LOB: 1 BB: 0 P: 7	R: 8 E: 1 K: 2 S: 16	H: 8 LOB: 2 BB: 1 P: 20	R: 0 E: 0 K: 0 S: 3	H: 0 LOB: 0 BB: 0 P: 3	R: 0 E: 0 K: 0 S: 3	H: 0 LOB: 1 BB: 1 P: 7	R: 0 E: 0 K: 1 S: 5	H: 0 LOB: 2 BB: 2 P: 13	R: 3 E: 0 K: 0 S: 7	H: 4 LOB: 1 BB: 0 P: 7	R: 0 E: 0 K: 2 S: 7	H: 0 LOB: 2 BB: 1 P: 12	1B: 12 2B: 3 3B: 0 HR: 1	SF: 0 SAC: 0 DP: 1 HBP: 1	WP: 0 PB: 1 SB: 0 CS: 0	PA: 49							
<b>PITCHER</b>	IP	WLS	BF	H	R	ER	SO	BB	IBB	HBP	BLK	WP	HR	S	P	ERA	WHIP										
<b>Bill Pleis, L</b> ERA: 4.76 (1, 1)	2.0	L	13	6	5	4	3	1	0	0	0	0	0	18	22	18.00	3.500										
<b>Lee Stange, R</b> ERA: 4.52 (3, 1)	0.1		6	4	4	3	1	1	0	0	0	0	1	7	11	81.00	15.000										
<b>Georges Maranda, R</b> ERA: 4.52 (3, 1)	2.2		9	1	0	0	3	0	0	0	0	0	0	15	15	0.00	0.375										
<b>Frank Sullivan, R</b> ERA: 4.2 (6, 1)	2.0		9	0	0	0	1	3	0	0	0	0	0	8	20	0.00	1.500										
<b>Ray Moore, R</b> ERA: 4.15 (8, 1)	2.0		12	4	3	3	2	1	0	1	0	0	0	14	19	13.50	2.500										
<b>Batter</b>	<b>1</b>	<b>2</b>	<b>3</b>	<b>4</b>	<b>5</b>	<b>6</b>	<b>7</b>	<b>8</b>	<b>9</b>	<b>AB</b>	<b>R</b>	<b>H</b>	<b>RBI</b>	<b>BB</b>	<b>SO</b>	<b>LOB</b>	<b>BOTTOM</b>										
<b>Lenny Green, L</b> OBP: 0.371, SLG: 0.427 (1, 8)										5	0	0	0	0	0	6											
<b>Vic Power, R</b> OBP: 0.325, SLG: 0.427 (1, 3)										3	0	1	1	0	0	0											
<b>Rich Rollins, R</b> OBP: 0.385, SLG: 0.444 (1, 5)										3	0	0	0	1	0	2											
<b>Harmon Killebrew, R</b> OBP: 0.363, SLG: 0.518 (1, 7)										4	0	0	0	0	2	1											
<b>Bob Allison, R</b> OBP: 0.367, SLG: 0.476 (1, 9)										3	0	0	0	1	0	0											
<b>Earl Battey, R</b> OBP: 0.348, SLG: 0.408 <b>Jerry Zimmerman, R</b> OBP: 0.260, SLG: 0.255 (9, 2)										4	0	1	0	0	0	1											
<b>Bernie Allen, L</b> OBP: 0.339, SLG: 0.431 (1, 4)										3	0	1	0	1	0	2											
<b>Zoilo Versalles, R</b> OBP: 0.262, SLG: 0.354 (1, 6)											4	1	2	0	0	3											
<b>Bill Pleis, L</b> OBP: 0.279, SLG: 0.200 <b>Lee Stange, R</b> OBP: 0.111, SLG: 0.099 <b>Georges Maranda, R</b> OBP: 0.204, SLG: 0.375 <b>Don Mincher, R</b> OBP: 0.346, SLG: 0.473 <b>Frank Sullivan, R</b> OBP: 0.296, SLG: 0.500 <b>Johnny Goryl, R</b> OBP: 0.296, SLG: 0.410 <b>Ray Moore, R</b> OBP: 0.396, SLG: 0.410 (11, 1) (3, 1) (3, 1) (5, PH) (6, 1) (7, PH) (8, 1) (9, PH)										0	0	0	0	1	0	0											
<b>Inning Stats</b>	R: 0 E: 0 K: 1 S: 5	H: 0 LOB: 1 BB: 1 P: 9	R: 0 E: 0 K: 0 S: 5	H: 2 LOB: 3 BB: 1 P: 9	R: 0 E: 0 K: 0 S: 3	H: 0 LOB: 0 BB: 0 P: 3	R: 0 E: 0 K: 0 S: 3	H: 1 LOB: 0 BB: 0 P: 3	R: 1 E: 0 K: 0 S: 4	H: 1 LOB: 1 BB: 1 P: 8	R: 0 E: 1 K: 1 S: 6	H: 0 LOB: 2 BB: 1 P: 10	R: 0 E: 0 K: 0 S: 6	H: 1 LOB: 1 BB: 0 P: 6	R: 0 E: 0 K: 0 S: 3	H: 0 LOB: 0 BB: 0 P: 3	R: 0 E: 0 K: 0 S: 3	H: 0 LOB: 1 BB: 1 P: 7	1B: 5 2B: 0 3B: 0 HR: 0	SF: 1 SAC: 0 DP: 1 HBP: 0	WP: 0 PB: 0 SB: 0 CS: 0	PA: 37					
<b>PITCHER</b>	IP	WLS	BF	H	R	ER	SO	BB	IBB	HBP	BLK	WP	HR	S	P	ERA	WHIP										
<b>Orlando Pena, R</b> ERA: 4.0 (1, 1)	9.0	W	37	5	1	1	3	5	0	0	0	0	0	38	58	1.00	1.111										

Kansas City Athletics @ Minnesota Twins  
Metropolitan Stadium, Bloomington, MI  
Fri Aug 24 1962, 8:05 PM EDT  
Att: 21,900 - Unknown - 66 F

AB 42  
R 12  
H 15  
RBI 12  
BB 6  
SO 10  
LOB 20

Kansas City Athletics @ Minnesota Twins  
Metropolitan Stadium, Bloomington, MI  
Fri Aug 24 1962, 8:05 PM EDT  
Att: 21,900 - Unknown - 66 F

AB 31  
R 1  
H 5  
RBI 1  
BB 5  
SO 3  
LOB 16





Batter	1	2	3	4	5	6	7	8	9	AB	R	H	RBI	BB	SO	LOB	TOP			
Bobby Del Greco, R OBP: 0.394, SLG: 0.427 (1, 8)										4	1	1	1	0	1	2				
Ed Charles, R OBP: 0.385, SLG: 0.460 (1, 5)										4	0	2	0	0	0	0				
Jerry Lumpe, L OBP: 0.344, SLG: 0.442 (1, 4)										4	0	1	0	0	0	2				
Norm Siebern, L OBP: 0.414, SLG: 0.497 (1, 3)										4	0	1	0	0	1	1				
Gino Cimoli, R OBP: 0.334, SLG: 0.449 (1, 9)										4	0	1	0	0	2	3				
George Alusk, R OBP: 0.338, SLG: 0.536 (1, 7)										4	0	0	0	0	1	3				
Wayne Causey, L OBP: 0.377, SLG: 0.382 (1, 6)										3	0	1	0	0	0	0				
Billy Bryan, L OBP: 0.233, SLG: 0.357 (1, 2)										3	0	0	0	0	0	1				
Ed Rakow, S OBP: 0.134, SLG: 0.123 (1, 1)										2	0	1	0	0	1	0				
Manny Jimenez, L OBP: 0.366, SLG: 0.450 (8, PH)										1	0	0	0	0	1	1				
Dave Wickersham, R OBP: 0.107, SLG: 0.074 (8, 1)										0	0	0	0	0	0	0				
<b>Inning Stats</b>	R: 1 E: 0 K: 1 S: 7	H: 2 LOB: 1 BB: 0 P: 7	R: 0 E: 0 K: 0 S: 3	H: 0 LOB: 0 BB: 0 P: 3	R: 0 E: 0 K: 0 S: 3	H: 1 LOB: 0 BB: 0 P: 3	R: 0 E: 0 K: 1 S: 6	H: 1 LOB: 1 BB: 0 P: 6	R: 0 E: 0 K: 1 S: 5	H: 0 LOB: 0 BB: 0 P: 5	R: 0 E: 0 K: 1 S: 5	H: 0 LOB: 0 BB: 0 P: 5	R: 0 E: 0 K: 2 S: 8	H: 1 LOB: 1 BB: 0 P: 8	R: 0 E: 0 K: 1 S: 7	H: 2 LOB: 2 BB: 0 P: 7	1B: 5 2B: 2 3B: 0 HR: 1	SF: 0 SAC: 0 DP: 2 HBP: 0	WP: 0 PB: 0 SB: 0 CS: 0	PA: 33
<b>PITCHER</b> Dick Stigman, L ERA: 3.39 (1, 1)	IP: 9.0 WLS: W BF: 33 H: 8 R: 1 ER: 1 SO: 7 BB: 0 IBB: 0 HBP: 0 BLK: 0 WP: 0 HR: 1 S: 47 P: 47 ERA: 1.00 WHIP: 0.889															<b>PITCHER</b> IP: 9.0 WLS: W BF: 33 H: 8 R: 1 ER: 1 SO: 7 BB: 0 IBB: 0 HBP: 0 BLK: 0 WP: 0 HR: 1 S: 47 P: 47 ERA: 1.00 WHIP: 0.889				

Kansas City Athletics @ Minnesota Twins  
Metropolitan Stadium, Bloomington, MI  
Sat Aug 25 1962, 4:33 AM EDT  
Att: 16,790 - Unknown - 78 F

AB	33
R	1
H	8
RBI	1
BB	0
SO	7
LOB	13



Batter	1	2	3	4	5	6	7	8	9	AB	R	H	RBI	BB	SO	LOB	BOTTOM			
Lenny Green, L OBP: 0.370, SLG: 0.425 (1, 8) (9, 7)										4	1	1	0	0	0	4				
Vic Power, R OBP: 0.324, SLG: 0.425 (1, 3)										4	0	1	0	0	1	1				
Rich Rollins, R OBP: 0.384, SLG: 0.443 (1, 5)										4	1	1	0	0	2	1				
Harmon Killebrew, R OBP: 0.384, SLG: 0.520 (1, 7) (8, 8)										4	0	2	1	0	1	1				
Bill Tuttle, R OBP: 0.319, SLG: 0.287 (1, 9)										0	0	0	0	0	0	0				
Bob Allison, R OBP: 0.364, SLG: 0.472 (1, 9)										4	0	0	1	0	1	3				
Earl Battey, R OBP: 0.347, SLG: 0.408 (1, 2)										4	1	1	0	0	1	1				
Bernie Allen, L OBP: 0.340, SLG: 0.431 (1, 4)										3	0	1	0	1	1	1				
Zoilo Versalles, R OBP: 0.264, SLG: 0.356 (1, 6)										3	0	2	1	0	0	1				
Dick Stigman, R OBP: 0.097, SLG: 0.069 (1, 1)										3	0	0	0	0	2	4				
<b>Inning Stats</b>	R: 2 E: 1 K: 2 S: 10	H: 3 LOB: 1 BB: 0 P: 10	R: 0 E: 0 K: 0 S: 4	H: 1 LOB: 1 BB: 0 P: 4	R: 0 E: 0 K: 2 S: 8	H: 1 LOB: 1 BB: 0 P: 8	R: 1 E: 0 K: 2 S: 9	H: 2 LOB: 1 BB: 0 P: 9	R: 0 E: 0 K: 1 S: 6	H: 1 LOB: 1 BB: 0 P: 6	R: 0 E: 0 K: 1 S: 6	H: 1 LOB: 2 BB: 1 P: 10	R: 0 E: 0 K: 1 S: 5	H: 0 LOB: 0 BB: 0 P: 5	R: 0 E: 0 K: 0 S: 3	H: 0 LOB: 0 BB: 0 P: 3	1B: 7 2B: 2 3B: 0 HR: 0	SF: 0 SAC: 0 DP: 0 HBP: 0	WP: 1 PB: 1 SB: 0 CS: 0	PA: 34
<b>PITCHER</b> Ed Rakow, R ERA: 4.13 Dave Wickersham, R ERA: 3.25 (1, 1) (8, 1)	IP: 7.0 WLS: L BF: 31 H: 9 R: 3 ER: 2 SO: 9 BB: 1 IBB: 0 HBP: 0 BLK: 0 WP: 1 HR: 0 S: 48 P: 52 ERA: 2.57 WHIP: 1.429															<b>PITCHER</b> IP: 1.0 WLS: L BF: 3 H: 0 R: 0 ER: 0 SO: 3 BB: 0 IBB: 0 HBP: 0 BLK: 0 WP: 0 HR: 3 S: 3 P: 3 ERA: 0.00 WHIP: 0.000				

Kansas City Athletics @ Minnesota Twins  
Metropolitan Stadium, Bloomington, MI  
Sat Aug 25 1962, 4:33 AM EDT  
Att: 16,790 - Unknown - 78 F

AB	33
R	3
H	9
RBI	3
BB	1
SO	9
LOB	17





Batter	1	2	3	4	5	6	7	8	9	AB	R	H	RBI	BB	SO	LOB	TOP		
<b>Bobby Del Greco, R</b> (1, 8) OBP: 0.389, SLG: 0.421	F7			6-3			5-3		F3	4	0	0	0	0	0	1			
<b>Ed Charles, R</b> (1, 5) OBP: 0.382, SLG: 0.457	F9			F9			K			3	0	0	0	0	1	0			
<b>Jerry Lumpe, L</b> (1, 4) OBP: 0.343, SLG: 0.439	G3			3-1			1-3			3	0	0	0	0	0	0			
<b>Norm Siebern, L</b> (1, 3) OBP: 0.412, SLG: 0.494										3	0	0	0	0	1	0			
<b>Gino Cimoli, R</b> (1, 9) OBP: 0.332, SLG: 0.446										3	0	0	0	0	0	0			
<b>Manny Jimenez, L</b> (1, 7) OBP: 0.383, SLG: 0.447										3	0	0	0	0	0	0			
<b>Wayne Causey, L</b> (1, 6) OBP: 0.372, SLG: 0.376										3	0	0	0	0	0	0			
<b>Billy Bryan, L</b> (1, 2) OBP: 0.226, SLG: 0.345										2	0	0	0	0	1	0			
<b>George Alusk, R</b> (9, PH) OBP: 0.343, SLG: 0.536										0	0	0	0	1	0	0			
<b>Dick Howser, R</b> (9, FR) OBP: 0.326, SLG: 0.350										0	0	0	0	0	0	0			
<b>Bill Fischer, R</b> (1, 1) OBP: 0.160, SLG: 0.200										2	0	0	0	0	0	0			
<b>Billy Consolo, R</b> (9, PH) OBP: 0.331, SLG: 0.281										1	0	0	0	0	0	1			
<b>Inning Stats</b>	R: 0 E: 0 K: 0 S: 3	H: 0 LOB: 0 BB: 0 P: 3	R: 0 E: 0 K: 1 S: 5	H: 0 LOB: 0 BB: 0 P: 5	R: 0 E: 0 K: 1 S: 5	H: 0 LOB: 0 BB: 0 P: 3	R: 0 E: 0 K: 0 S: 3	H: 0 LOB: 0 BB: 0 P: 3	R: 0 E: 0 K: 0 S: 3	H: 0 LOB: 0 BB: 0 P: 3	R: 0 E: 0 K: 0 S: 3	H: 0 LOB: 0 BB: 0 P: 3	R: 0 E: 0 K: 0 S: 3	H: 0 LOB: 0 BB: 0 P: 3	R: 0 E: 0 K: 0 S: 3	H: 0 LOB: 0 BB: 0 P: 7	1B: 0 2B: 0 3B: 0 HR: 0	SF: 0 SAC: 0 DP: 0 HBP: 0	WP: 0 PA: 28 CS: 0
<b>PITCHER</b> <b>Jack Kralick, L</b> (1, 1) ERA: 4.02	IP: 9.0 WLS: W BF: 28 H: 0 R: 0 ER: 0 SO: 3 BB: 1 IBB: 0 HBP: 0 BLK: 0 WP: 0 HR: 0 S: 33 P: 37 ERA: 0.00 WHIP: 0.111															<b>PITCHER</b>			

**Kansas City Athletics @ Minnesota Twins**  
Metropolitan Stadium, Bloomington, MI  
Sun Aug 26 1962, 4:33 AM EDT  
Att: 23,224 - Unknown - 78 F

AB 27  
R 0  
H 0  
RBI 0  
BB 1  
SO 3  
LOB 2



Batter	1	2	3	4	5	6	7	8	9	AB	R	H	RBI	BB	SO	LOB	BOTTOM		
<b>Lenny Green, L</b> (1, 8) OBP: 0.368, SLG: 0.423	K2-3									3	0	0	1	0	1	1			
<b>Vic Power, R</b> (1, 3) OBP: 0.325, SLG: 0.426	E7									4	0	2	0	0	0	1			
<b>Rich Rollins, R</b> (1, 5) OBP: 0.381, SLG: 0.439	5-3									4	0	0	0	0	0	3			
<b>Harmon Killebrew, R</b> (1, 7) OBP: 0.381, SLG: 0.515	K									4	0	0	0	0	1	3			
<b>Bill Tuttle, R</b> (9, 8) OBP: 0.319, SLG: 0.287	K									0	0	0	0	0	0	0			
<b>Bob Allison, R</b> (1, 9) OBP: 0.361, SLG: 0.467										4	0	0	0	0	4	0			
<b>Earl Battey, R</b> (1, 2) OBP: 0.347, SLG: 0.408										3	0	1	0	0	0	0			
<b>Bernie Allen, L</b> (1, 4) OBP: 0.344, SLG: 0.434										3	1	3	0	0	0	0			
<b>Zoilo Versalles, R</b> (1, 6) OBP: 0.265, SLG: 0.357										2	0	1	0	0	0	2			
<b>Jack Kralick, L</b> (1, 1) OBP: 0.240, SLG: 0.282										2	0	1	0	0	0	2			
<b>Inning Stats</b>	R: 0 E: 1 K: 2 S: 8	H: 1 LOB: 1 BB: 0 P: 8	R: 0 E: 0 K: 1 S: 6	H: 2 LOB: 1 BB: 0 P: 6	R: 0 E: 0 K: 0 S: 5	H: 2 LOB: 2 BB: 0 P: 5	R: 0 E: 0 K: 1 S: 7	H: 2 LOB: 2 BB: 0 P: 7	R: 0 E: 0 K: 0 S: 3	H: 0 LOB: 0 BB: 0 P: 3	R: 0 E: 0 K: 1 S: 5	H: 0 LOB: 0 BB: 0 P: 5	R: 1 E: 0 K: 0 S: 5	H: 1 LOB: 1 BB: 0 P: 5	R: 0 E: 0 K: 1 S: 5	H: 0 LOB: 0 BB: 0 P: 5	1B: 8 2B: 0 3B: 0 HR: 0	SF: 1 SAC: 2 DP: 1 HBP: 0	WP: 0 PA: 32 CS: 0
<b>PITCHER</b> <b>Bill Fischer, R</b> (1, 1) ERA: 3.41	IP: 8.0 WLS: L BF: 32 H: 8 R: 1 ER: 1 SO: 6 BB: 0 IBB: 0 HBP: 0 BLK: 0 WP: 0 HR: 0 S: 44 P: 44 ERA: 1.12 WHIP: 1.000															<b>PITCHER</b>			

**Kansas City Athletics @ Minnesota Twins**  
Metropolitan Stadium, Bloomington, MI  
Sun Aug 26 1962, 4:33 AM EDT  
Att: 23,224 - Unknown - 78 F

AB 29  
R 1  
H 8  
RBI 1  
BB 0  
SO 6  
LOB 12









Batter	1	2	3	4	5	6	7	8	9	AB	R	H	RBI	BB	SO	LOB	TOP	
Albie Pearson, L (1,8) OBP: 0.375, SLG: 0.363	F4		F8			F7			F7	4	0	0	0	0	0	0		
Billy Moran, R (1,4) OBP: 0.331, SLG: 0.430	F8 2B					F9			F8	4	0	1	0	0	0	0		
Lee Thomas, L (1,3) OBP: 0.357, SLG: 0.463	F8 2-3			K					G3	3	0	0	0	1	1	1		
Leon Wagner, L (1,7) OBP: 0.334, SLG: 0.518	K			E6 CS					FC1-6 BB	3	0	0	0	0	1	2		
Buck Rodgers, S (1,2) OBP: 0.315, SLG: 0.380		3-1		CS 1-2		L4			F8	3	0	0	0	0	0	1		
Felix Torres, R (1,5) OBP: 0.315, SLG: 0.407	F4					F7			K	3	0	0	0	0	1	0		
George Thomas, R (1,9) OBP: 0.316, SLG: 0.368						F3			K	3	0	0	0	0	2	0		
Jim Fregosi, R (1,6) OBP: 0.345, SLG: 0.325									K 1B	3	0	2	0	0	1	0		
Bo Belinsky, L (1,1) OBP: 0.232, SLG: 0.140										2	0	0	0	0	0	1		
Tom Burgess, L (8,PH) OBP: 0.355, SLG: 0.323										1	0	0	0	0	0	1		
Art Fowler, R (8,1) OBP: 0.385, SLG: 0.273										0	0	0	0	0	0	0		
Tom Morgan, R (8,1) OBP: 0.385, SLG: 0.273										0	0	0	0	0	0	0		
<b>Inning Stats</b>	R: 0 E: 0 K: 1 S: 6	H: 1 LOB: 1 BB: 0 P: 6	R: 0 E: 0 K: 1 S: 5	H: 0 LOB: 0 BB: 0 P: 5	R: 0 E: 0 K: 0 S: 3	H: 1 LOB: 0 BB: 0 P: 3	R: 0 E: 1 K: 1 S: 5	H: 0 LOB: 0 BB: 0 P: 5	R: 0 E: 0 K: 0 S: 3	H: 0 LOB: 0 BB: 1 P: 7	R: 0 E: 0 K: 2 S: 8	H: 1 LOB: 1 BB: 0 P: 8	R: 0 E: 0 K: 0 S: 3	H: 0 LOB: 0 BB: 0 P: 3	1B: 2 2B: 1 3B: 0 HR: 0	SF: 0 SAC: 0 DP: 0 HBP: 0	WP: 0 PB: 0 SB: 0 CS: 2	PA: 31
<b>PITCHER</b> Orlando Pena, R (1,1) ERA: 3.2	IP: 9.0 WLS: W BF: 30 H: 3 R: 0 ER: 0 SO: 6 BB: 1 IBB: 0 HBP: 0 BLK: 0 WP: 0 HR: 0 S: 41 P: 45 ERA: 0.00 WHIP: 0.444																	

Los Angeles Angels @ Kansas City Athletics  
Municipal Stadium, Kansas City, MO  
Wed Aug 29 1962, 8:05 PM EDT  
Att: 11,768 - Unknown

AB 29  
R 0  
H 3  
RBI 0  
BB 1  
SO 6  
LOB 6



Batter	1	2	3	4	5	6	7	8	9	AB	R	H	RBI	BB	SO	LOB	BOTTOM			
Billy Consolo, R (1,6) OBP: 0.331, SLG: 0.274	F8									4	1	0	0	1	0	3				
Bobby Del Greco, R (1,8) OBP: 0.395, SLG: 0.424	6-3									3	1	2	2	1	0	0				
Jerry Lumpe, L (1,4) OBP: 0.342, SLG: 0.439	3-1									4	0	1	1	0	0	4				
Norm Siebern, L (1,3) OBP: 0.413, SLG: 0.509										4	1	1	0	0	0	1				
Gino Cimoli, R (1,9) OBP: 0.329, SLG: 0.441										3	1	1	1	0	0	0				
George Alusik, R (1,7) OBP: 0.341, SLG: 0.527										3	0	0	0	0	0	1				
Wayne Causey, L (1,5) OBP: 0.371, SLG: 0.368										3	1	1	0	1	0	1				
Haywood Sullivan, R (1,2) OBP: 0.327, SLG: 0.320										3	0	1	1	0	0	0				
Orlando Pena, R (1,1) OBP: 0.235, SLG: 0.188										4	1	2	1	0	0	1				
<b>Inning Stats</b>	R: 0 E: 0 K: 0 S: 3	H: 0 LOB: 0 BB: 0 P: 3	R: 0 E: 0 K: 0 S: 3	H: 0 LOB: 0 BB: 0 P: 3	R: 0 E: 0 K: 0 S: 4	H: 1 LOB: 3 BB: 2 P: 12	R: 1 E: 0 K: 0 S: 4	H: 1 LOB: 0 BB: 0 P: 4	R: 1 E: 1 K: 0 S: 5	H: 1 LOB: 1 BB: 0 P: 5	R: 0 E: 1 K: 0 S: 4	H: 0 LOB: 1 BB: 0 P: 4	R: 2 E: 0 K: 0 S: 6	H: 3 LOB: 1 BB: 0 P: 6	R: 2 E: 0 K: 0 S: 5	H: 3 LOB: 1 BB: 1 P: 9	1B: 7 2B: 1 3B: 1 HR: 0	SF: 0 SAC: 3 DP: 1 HBP: 0	WP: 0 PB: 0 SB: 1 CS: 0	PA: 37
<b>PITCHER</b> Bo Belinsky, L (1,1) ERA: 3.45	IP: 7.0 WLS: L BF: 31 H: 6 R: 4 ER: 3 SO: 3 BB: 2 IBB: 0 HBP: 0 BLK: 0 WP: 0 HR: 0 S: 29 P: 37 ERA: 3.86 WHIP: 1.143																			
Art Fowler, R (8,1) ERA: 2.95	0.1 L 4 2 2 2 0 1 0 0 0 0 0 0 3 7 54.00 9.000																			
Tom Morgan, R (8,1) ERA: 3.26	0.2 L 2 1 0 0 0 0 0 0 0 0 0 0 2 2 0.00 1.500																			

Los Angeles Angels @ Kansas City Athletics  
Municipal Stadium, Kansas City, MO  
Wed Aug 29 1962, 8:05 PM EDT  
Att: 11,768 - Unknown

AB 31  
R 6  
H 9  
RBI 6  
BB 3  
SO 0  
LOB 11





Batter	1	2	3	4	5	6	7	8	9	AB	R	H	RBI	BB	SO	LOB	TOP			
<b>Bobby Del Greco, R</b> OBP: 0.389, SLG: 0.417 (1, 8)	F7		E5 FC4-6	F2			F9		L8	5	0	0	0	0	0	3	<b>Kansas City Athletics @ New York Yankees</b> Yankee Stadium, Bronx, NY Fri Aug 31 1962, 7:05 PM EDT Att: 24,450 - Overcast - 75 F			
<b>Ed Charles, R</b> OBP: 0.382, SLG: 0.453 (1, 5)	E6 1B		K		K		1B		L8	5	0	2	0	0	2	2				
<b>Jerry Lumpe, L</b> OBP: 0.342, SLG: 0.438 (1, 4)	F2		L9		3-1		1B			4	0	1	0	0	0	2				
<b>Norm Siebern, L</b> OBP: 0.413, SLG: 0.508 (1, 3)			FC4-6 1-2				1B			3	0	1	0	1	1	3				
<b>Gino Cimoli, R</b> OBP: 0.327, SLG: 0.438 (1, 9)	K			L1	5-3				6-3	4	0	0	0	0	1	3				
<b>George Alusik, R</b> OBP: 0.344, SLG: 0.526 (1, 7)				BB 2B			6-3		5-3	4	1	2	0	0	0	0				
<b>Wayne Causey, L</b> OBP: 0.373, SLG: 0.368 (1, 6)				2B 1B			5-3		1-3	3	0	1	0	1	0	0				
<b>Haywood Sullivan, R</b> OBP: 0.326, SLG: 0.319 (1, 2)			F7	K			F4			4	0	1	0	0	1	4				
<b>Ed Rakow, S</b> OBP: 0.132, SLG: 0.121 (4, PH)			G6-4-3																	
<b>Mantley, J. J.</b> OBP: 0.283, SLG: 0.442 (4, PH)																				
<b>Dave Wickersham, R</b> OBP: 0.107, SLG: 0.074 (7, PH)																				
<b>Deron Johnson, R</b> OBP: 0.142, SLG: 0.114 (7, PH)																				
<b>Dan Pfister, R</b> OBP: 0.142, SLG: 0.148 (7, PH)																				
<b>Billy Conzola, R</b> OBP: 0.130, SLG: 0.272 (8, PH)																				
<b>Inning Stats</b>	R: 0 E: 1 K: 1 S: 6	H: 1 LOB: 2 BB: 1 P: 10	R: 0 E: 0 K: 0 S: 4	H: 2 LOB: 1 BB: 0 P: 4	R: 0 E: 1 K: 1 S: 6	H: 0 LOB: 1 BB: 0 P: 6	R: 1 E: 0 K: 1 S: 7	H: 2 LOB: 2 BB: 1 P: 11	R: 0 E: 0 K: 1 S: 3	H: 0 LOB: 0 BB: 0 P: 3	R: 0 E: 0 K: 1 S: 7	H: 2 LOB: 2 BB: 0 P: 7	R: 0 E: 0 K: 0 S: 3	H: 0 LOB: 0 BB: 0 P: 3	R: 0 E: 0 K: 1 S: 6	H: 1 LOB: 1 BB: 0 P: 6	1B: 8 2B: 1 3B: 0 HR: 0	SF: 0 SAC: 0 DP: 1 HBP: 0	WP: 0 PB: 0 SB: 0 CS: 0	PA: 38
<b>PITCHER</b>	IP WLS BF H R ER SO BB IBB HBP BLK WP HR S P ERA WHIP																			
<b>Whitey Ford, L</b> ERA: 2.94 (1, 1)	7.1 W 32 8 1 1 5 2 0 0 0 0 0 0 40 48 1.23 1.364																			
<b>Marshall Bridges, L</b> ERA: 2.44 (8, 1)	1.2 S 6 1 0 0 1 0 0 0 0 0 0 0 8 8 0.00 0.600																			



AB	36
R	1
H	9
RBI	1
BB	2
SO	6
LOB	20

Batter	1	2	3	4	5	6	7	8	9	AB	R	H	RBI	BB	SO	LOB	BOTTOM			
<b>Phil Linz, R</b> OBP: 0.327, SLG: 0.390 (1, 6)	6-3			1B SF9	4-3			F9		5	1	2	0	0	0	1	<b>Kansas City Athletics @ New York Yankees</b> Yankee Stadium, Bronx, NY Fri Aug 31 1962, 7:05 PM EDT Att: 24,450 - Overcast - 75 F			
<b>Bobby Richardson, R</b> OBP: 0.332, SLG: 0.399 (1, 4)	6-3			1B S			CS	F6		4	0	2	0	1	0	0				
<b>Tom Tresh, S</b> OBP: 0.354, SLG: 0.445 (1, 7)			PO	SF9			1B			4	2	3	2	0	1	1				
<b>Mickey Mantle, S</b> OBP: 0.471, SLG: 0.582 (1, 8)			SH1-4 FC6-4	F7			K		HR	3	1	1	0	2	1	1				
<b>Hector Lopez, R</b> OBP: 0.362, SLG: 0.422 (1, 9)	F9		SH1-4				1B		6-3	4	0	2	0	0	0	3				
<b>Elston Howard, R</b> OBP: 0.310, SLG: 0.447 (1, 2)			4-3	FC6-4 BB	4-3			F7		3	0	0	0	1	0	3				
<b>Bill Skowron, R</b> OBP: 0.317, SLG: 0.450 (1, 3)			E1 1B	FC6-4 1B			L8	F2		4	1	1	1	0	0	3				
<b>Clete Boyer, R</b> OBP: 0.341, SLG: 0.430 (1, 5)			6-3				K			4	0	2	1	0	1	1				
<b>Whitey Ford, L</b> OBP: 0.185, SLG: 0.137 (1, 1)			BB PO							4	0	2	1	0	2	4				
<b>Marshall Bridges, S</b> (8, 1)				K				K		0	0	0	0	0	0	0				
<b>Inning Stats</b>	R: 0 E: 0 K: 0 S: 4	H: 1 LOB: 2 BB: 1 P: 8	R: 1 E: 1 K: 0 S: 5	H: 3 LOB: 3 BB: 1 P: 9	R: 2 E: 0 K: 1 S: 7	H: 2 LOB: 2 BB: 2 P: 15	R: 1 E: 0 K: 0 S: 6	H: 3 LOB: 2 BB: 0 P: 6	R: 0 E: 0 K: 1 S: 6	H: 1 LOB: 1 BB: 0 P: 6	R: 0 E: 0 K: 2 S: 7	H: 1 LOB: 0 BB: 0 P: 7	R: 0 E: 0 K: 1 S: 7	H: 2 LOB: 2 BB: 0 P: 7	R: 1 E: 0 K: 0 S: 5	H: 2 LOB: 1 BB: 0 P: 5	1B: 13 2B: 2 3B: 0 HR: 1	SF: 1 SAC: 1 DP: 1 HBP: 0	WP: 0 PB: 0 SB: 1 CS: 1	PA: 42
<b>PITCHER</b>	IP WLS BF H R ER SO BB IBB HBP BLK WP HR S P ERA WHIP																			
<b>Ed Rakow, R</b> ERA: 4.21 (1, 1)	3.0 L 18 5 1 1 3 0 0 0 0 0 0 0 19 19 3.00 3.333																			
<b>Dave Wickersham, R</b> ERA: 3.42 (4, 1)	3.0 13 5 1 1 3 0 0 0 0 0 0 0 19 19 3.00 1.667																			
<b>Dan Pfister, R</b> ERA: 4.96 (7, 1)	2.0 10 4 1 1 1 0 0 0 0 0 0 1 12 12 4.50 2.000																			



AB	35
R	5
H	15
RBI	5
BB	4
SO	5
LOB	17



Batter	1	2	3	4	5	6	7	8	9	AB	R	H	RBI	BB	SO	LOB	TOP					
Wayne Causey, L (1, 6) OBP: 0.367, SLG: 0.361										4	0	0	0	0	1	2						
Ed Charles, R (1, 5) OBP: 0.363, SLG: 0.457										3	0	1	0	1	1	0						
Jerry Lumpe, L (1, 4) OBP: 0.343, SLG: 0.444										4	1	2	1	0	0	1						
Norm Siebern, L (1, 3) OBP: 0.414, SLG: 0.507										3	0	1	0	1	0	1						
Gino Cimoli, R (1, 9) OBP: 0.324, SLG: 0.434										4	0	0	0	0	0	3						
George Alusik, R (1, 7) OBP: 0.337, SLG: 0.514										4	0	0	0	0	1	1						
Bobby Del Greco, R (1, 8) OBP: 0.387, SLG: 0.415										4	0	1	0	0	1	0						
Haywood Sullivan, R (1, 2) OBP: 0.326, SLG: 0.319										3	0	1	0	0	1	1						
Bill Fischer, R (1, 1) OBP: 0.148, SLG: 0.185										2	0	0	0	0	0	1						
Manny Jimenez, L (7, PH) OBP: 0.364, SLG: 0.448										1	0	1	0	0	0	0						
Dick Howser, R (7, PR) OBP: 0.326, SLG: 0.350										0	0	0	0	0	0	0						
John Wyatt, R (7, 1) OBP: 0.138, SLG: 0.107										0	0	0	0	0	0	0						
<b>Inning Stats</b>	R: 0 E: 0 K: 0 S: 4	H: 1 LOB: 1 BB: 0 P: 4	R: 0 E: 0 K: 1 S: 5	H: 0 LOB: 0 BB: 0 P: 5	R: 0 E: 0 K: 1 S: 5	H: 0 LOB: 0 BB: 0 P: 5	R: 1 E: 0 K: 1 S: 6	H: 2 LOB: 1 BB: 1 P: 10	R: 0 E: 0 K: 0 S: 3	H: 1 LOB: 0 BB: 0 P: 3	R: 0 E: 0 K: 0 S: 4	H: 1 LOB: 2 BB: 1 P: 8	R: 0 E: 0 K: 1 S: 7	H: 2 LOB: 0 BB: 0 P: 7	R: 0 E: 0 K: 0 S: 5	H: 0 LOB: 0 BB: 0 P: 5	R: 0 E: 0 K: 0 S: 3	H: 0 LOB: 0 BB: 0 P: 3	1B: 5 2B: 0 3B: 1 HR: 1	SF: 0 SAC: 0 DP: 1 HBP: 0	WP: 0 PB: 0 SB: 0 CS: 1	PA: 34
<b>PITCHER</b> Ralph Terry, R (1, 1) ERA: 3.19	IP: 9.0 WLS: W BF: 34 H: 7 R: 1 ER: 1 SO: 5 BB: 2 IBB: 0 HBP: 0 BLK: 0 WP: 0 HR: 1 S: 42 P: 50 ERA: 1.00 WHIP: 1.000															<b>PITCHER</b>	IP: 9.0 WLS: W BF: 34 H: 7 R: 1 ER: 1 SO: 5 BB: 2 IBB: 0 HBP: 0 BLK: 0 WP: 0 HR: 1 S: 42 P: 50 ERA: 1.00 WHIP: 1.000					

Kansas City Athletics @ New York Yankees  
Yankee Stadium, Bronx, NY  
Sat Sep 01 1962, 3:33 AM EDT  
Att: 17,383 - Unknown - 83 F

AB 32  
R 1  
H 7  
RBI 1  
BB 2  
SO 5  
LOB 10



Batter	1	2	3	4	5	6	7	8	9	AB	R	H	RBI	BB	SO	LOB	BOTTOM			
Tony Kubek, L (1, 6) OBP: 0.341, SLG: 0.420										4	0	0	0	0	0	3				
Bobby Richardson, R (1, 4) OBP: 0.332, SLG: 0.388										4	0	1	0	0	1	1				
Tom Tresh, S (1, 7) OBP: 0.354, SLG: 0.444										4	0	1	0	0	1	1				
Mickey Mantle, S (1, 8) OBP: 0.474, SLG: 0.583										3	1	2	0	1	0	1				
Hector Lopez, R (1, 9) OBP: 0.361, SLG: 0.420										4	1	1	0	0	1	4				
Euston Howard, R (1, 2) OBP: 0.310, SLG: 0.450										4	0	1	2	0	1	3				
Bill Skowron, R (1, 3) OBP: 0.317, SLG: 0.451										3	1	1	0	0	0	1				
Clete Boyer, R (1, 5) OBP: 0.339, SLG: 0.427										3	0	0	0	0	2	1				
Ralph Terry, R (1, 1) OBP: 0.226, SLG: 0.191										3	0	3	1	0	0	0				
<b>Inning Stats</b>	R: 0 E: 0 K: 0 S: 3	H: 0 LOB: 0 BB: 0 P: 3	R: 0 E: 0 K: 0 S: 3	H: 1 LOB: 0 BB: 0 P: 3	R: 0 E: 0 K: 1 S: 6	H: 1 LOB: 1 BB: 0 P: 6	R: 0 E: 0 K: 0 S: 5	H: 2 LOB: 2 BB: 0 P: 5	R: 1 E: 0 K: 0 S: 4	H: 2 LOB: 0 BB: 0 P: 4	R: 2 E: 0 K: 0 S: 6	H: 3 LOB: 1 BB: 0 P: 6	R: 0 E: 0 K: 2 S: 8	H: 1 LOB: 1 BB: 0 P: 8	R: 0 E: 0 K: 3 S: 9	H: 0 LOB: 1 BB: 1 P: 13	1B: 8 2B: 2 3B: 1 HR: 0	SF: 0 SAC: 0 DP: 2 HBP: 0	WP: 0 PB: 0 SB: 1 CS: 0	PA: 33
<b>PITCHER</b> Bill Fischer, R (1, 1) ERA: 3.48 John Wyatt, R (7, 1) ERA: 4.72	IP: 6.0 WLS: L BF: 25 H: 9 R: 3 ER: 3 SO: 3 BB: 0 IBB: 0 HBP: 0 BLK: 0 WP: 0 HR: 0 S: 27 P: 27 ERA: 4.50 WHIP: 1.500															<b>PITCHER</b>	IP: 6.0 WLS: L BF: 25 H: 9 R: 3 ER: 3 SO: 3 BB: 0 IBB: 0 HBP: 0 BLK: 0 WP: 0 HR: 0 S: 27 P: 27 ERA: 4.50 WHIP: 1.500			

Kansas City Athletics @ New York Yankees  
Yankee Stadium, Bronx, NY  
Sat Sep 01 1962, 3:33 AM EDT  
Att: 17,383 - Unknown - 83 F

AB 32  
R 3  
H 10  
RBI 3  
BB 1  
SO 6  
LOB 15










Batter	1	2	3	4	5	6	7	8	9	AB R H RBI BB SO LOB	TOP																	
<b>Bobby Del Greco, R</b> OBP: 0.384, SLG: 0.420 (1, 8)	0-3 K	0-0 HR		0-0 FC6-4 FC4-6		0-0 6-3			0-0 P3	5 1 1 1 0 1 1	<b>Kansas City Athletics @ Boston Red Sox</b> Fenway Park, Boston, MA Mon Sep 03 1962, 3:33 AM EDT Unknown																	
<b>Wayne Causey, L</b> OBP: 0.356, SLG: 0.356 (1, 6)	0-0 P5	0-0 F8		0-0 FC4-6			0-0 4-3		0-0 HR 2B	5 1 1 0 0 0 1																		
<b>Jerry Lumpe, L</b> OBP: 0.344, SLG: 0.442 (1, 4)	0-0 2B 1B		4-0 BB		4-0 2B BB		0-0 G3		0-0 6-3	3 2 1 0 2 0 1																		
<b>Norm Siebern, L</b> OBP: 0.414, SLG: 0.510 (1, 3)	4-0 2B BB		4-0 BB		0-3 K		0-0 4-3		0-0 HR	3 2 1 2 2 1 1																		
<b>Ed Charles, R</b> OBP: 0.366, SLG: 0.463 (1, 5)	0-0 2B		0-0 F2		0-0 P1		0-0 1-3 S 1B		0-0 FC6-4 1B	5 2 3 2 0 0 3																		
<b>George Alusk, R</b> OBP: 0.338, SLG: 0.522 (1, 7)	0-0 2B		0-0 F2		0-0 1-H 2B		0-0 1-3		0-0 FC6-4	5 0 2 2 0 0 4																		
<b>Gino Cimoli, R</b> OBP: 0.320, SLG: 0.428 (1, 9)	0-3 K		0-0 P4		0-0 F9		0-0 FC1 FC1-4		0-0 3-H FC1-4	4 0 0 0 0 1 4																		
<b>Haywood Sullivan, R</b> OBP: 0.325, SLG: 0.327 (1, 2)		0-3 K		0-0 6-3		0-0 5-3		0-0 FC1-4	0-0 1-2 FC1-4	4 0 0 0 0 1 1																		
<b>Moe Drabowsky, R</b> OBP: 0.083, SLG: 0.043 <b>Dave Wickersham, R</b> OBP: 0.133, SLG: 0.071 <b>John Wyatt, R</b> OBP: 0.133, SLG: 0.103 (6, 1)		0-3 K		4-0 FC6-4 BB		0-0 F9		0-3 K		1 0 0 0 0 1 0 1 0 0 0 1 0 0 1 0 0 0 0 1 1																		
<b>Inning Stats</b>	R: 3 E: 0 K: 2 S: 10	H: 3 LOB: 1 BB: 1 P: 14	R: 1 E: 0 K: 2 S: 8	H: 1 LOB: 0 BB: 0 P: 8	R: 0 E: 0 K: 0 S: 3	H: 0 LOB: 2 BB: 2 P: 11	R: 0 E: 0 K: 0 S: 3	H: 0 LOB: 1 BB: 1 P: 7	R: 1 E: 0 K: 1 S: 6	H: 1 LOB: 1 BB: 1 P: 10		R: 0 E: 0 K: 0 S: 3	H: 0 LOB: 0 BB: 0 P: 3	R: 0 E: 0 K: 0 S: 3	H: 0 LOB: 0 BB: 0 P: 3	R: 1 E: 1 K: 1 S: 7	H: 1 LOB: 1 BB: 0 P: 7	R: 2 E: 0 K: 0 S: 6	H: 3 LOB: 1 BB: 0 P: 6	1B: 3 2B: 4 3B: 0 HR: 2	SF: 0 SAC: 0 DP: 0 HBP: 0	WP: 0 PB: 0 SB: 1 CS: 0	PA: 42					
<b>PITCHER</b>	IP WLS BF H R ER SO BB IBB HBP BLK WP HR S P ERA WHIP											<b>PITCHER</b>	IP WLS BF H R ER SO BB IBB HBP BLK WP HR S P ERA WHIP															
<b>Ike Delock, R</b> ERA: 3.52 <b>Hal Kolstad, R</b> ERA: 5.57 <b>Mike Fornieles, R</b> ERA: 5.24 <b>Arnold Earley, L</b> ERA: 5.6	(1, 1) (3, 1) (7, 1) (9, 1)	2.0 4.0 2.0 1.0	WLS L 8 6	BF 11 17 8 3	H 4 1 1 2	R 4 1 1 2	ER 4 1 1 2	SO 4 1 1 0	BB 1 4 0 0	IBB 0 0 0 0	HBP 0 0 0 0	BLK 0 0 0 0	WP 0 0 0 0	HR 1 0 15 6	S 18 10 10 6	P 22 31 10 6	ERA 18.00 2.25 0.00 18.00	WHIP 2.500 1.250 0.500 3.000										
<b>Batter</b>	<b>1</b>	<b>2</b>	<b>3</b>	<b>4</b>	<b>5</b>	<b>6</b>	<b>7</b>	<b>8</b>	<b>9</b>	<b>AB R H RBI BB SO LOB</b>	<b>BOTTOM</b>																	
<b>Gary Geiger, L</b> OBP: 0.336, SLG: 0.397 (1, 8)	0-0 3-1 2B	0-0 SF9		0-0 6-3		0-0 1-2 2-H 1B			0-0 G3	4 0 2 2 0 0 1	<b>Kansas City Athletics @ Boston Red Sox</b> Fenway Park, Boston, MA Mon Sep 03 1962, 3:33 AM EDT Unknown																	
<b>Billy Gardner, R</b> OBP: 0.297, SLG: 0.330 (1, 6)	0-0 6-3	0-0 2-H 1B		0-3 K		0-0 1B			0-0 1B 2B	5 1 2 1 0 1 4																		
<b>Carl Yastrzemski, L</b> OBP: 0.367, SLG: 0.477 (1, 7)	4-0 3-1 BB	0-0 4-3			0-0 G3	0-0 6-3			0-0 2-H 1B	4 0 1 1 1 0 3																		
<b>Lou Clinton, R</b> OBP: 0.334, SLG: 0.552 (1, 9)	0-0 3-1		4-0 G6-3 BB		0-0 5-3		0-3 K		0-0 F7	4 0 0 0 1 1 3																		
<b>Pete Runnels, L</b> OBP: 0.416, SLG: 0.466 (1, 3)	0-0 6-3		0-0 G6-3		0-0 1B		0-3 K		0-3 K	5 0 1 0 0 2 4																		
<b>Frank Malzone, R</b> OBP: 0.319, SLG: 0.425 (1, 5)		0-0 WP 2B 1B	4-0 BB		0-0 F7		0-0 6-3			3 1 1 0 1 0 1																		
<b>Jim Pagliaroni, R</b> OBP: 0.355, SLG: 0.447 (1, 2)		0-0 P6	0-3 K			0-0 E8 BB 1B		0-0 5-3		4 1 0 0 0 1 2																		
<b>Chuck Schilling, R</b> OBP: 0.307, SLG: 0.356 (1, 4)		4-0 2B WP SF9 BB		0-0 6-3 SH1-4 1B		0-0 1B 1B		0-3 K		3 1 2 0 1 1 0																		
<b>Ike Delock, R</b> ERA: 3.52 <b>Russ Nixon, L</b> ERA: 3.29 <b>Hal Kolstad, R</b> ERA: 5.57 <b>Pumpsie Green, S</b> ERA: 3.29 <b>Mike Fornieles, R</b> ERA: 5.24 <b>Bob Tillman, R</b> ERA: 5.6 <b>Arnold Earley, L</b> ERA: 5.6	(1, 1) (2, PH) (3, 1) (6, PH) (7, 1) (8, PH) (9, 1)	0-0 1-3 2-H 2B		0-0 SH1-4		4-0 1-2 2-3 BB		0-3 K		0 0 0 0 0 0 0 1 1 1 1 0 0 0 0 0 0 0 0 0 0 0 0 0 0 0 1 0 0 0 0 0 0 0 0 1 0 0 0 0 1 0 0 0 0 0 0 0 0																		
<b>Inning Stats</b>	R: 0 E: 0 K: 0 S: 4	H: 1 LOB: 2 BB: 1 P: 8	R: 3 E: 0 K: 0 S: 6	H: 3 LOB: 1 BB: 1 P: 10	R: 0 E: 0 K: 1 S: 4	H: 0 LOB: 1 BB: 2 P: 12	R: 0 E: 0 K: 1 S: 6	H: 1 LOB: 1 BB: 0 P: 6	R: 0 E: 0 K: 0 S: 4	H: 1 LOB: 1 BB: 0 P: 4		R: 1 E: 1 K: 0 S: 5	H: 2 LOB: 2 BB: 1 P: 9	R: 0 E: 0 K: 2 S: 7	H: 0 LOB: 0 BB: 0 P: 7	R: 0 E: 0 K: 2 S: 7	H: 0 LOB: 0 BB: 0 P: 7	R: 1 E: 0 K: 1 S: 7	H: 2 LOB: 1 BB: 0 P: 7	1B: 7 2B: 3 3B: 0 HR: 0	SF: 1 SAC: 1 DP: 1 HBP: 0	WP: 1 PB: 0 SB: 0 CS: 0	PA: 41					
<b>PITCHER</b>	IP WLS BF H R ER SO BB IBB HBP BLK WP HR S P ERA WHIP											<b>PITCHER</b>	IP WLS BF H R ER SO BB IBB HBP BLK WP HR S P ERA WHIP															
<b>Moe Drabowsky, R</b> ERA: 5.1 <b>Dave Wickersham, R</b> ERA: 3.29 <b>John Wyatt, R</b> ERA: 4.63	(1, 1) (3, 1) (6, 1)	2.0 3.0 4.0	WLS L W	BF 12 15 14	H 4 3 3	R 3 1 1	ER 3 0 1	SO 3 2 5	BB 2 3 0	IBB 0 0 0	HBP 0 0 0	BLK 0 0 0	WP 0 0 0	HR 1 0 24	S 10 16 24	P 18 28 24	ERA 13.50 2.000 2.25	WHIP 3.000 2.000 0.750										

AB	37
R	8
H	9
RBI	7
BB	5
SO	6
LOB	17



AB	34
R	5
H	10
RBI	5
BB	5
SO	7
LOB	18





Batter	1	2	3	4	5	6	7	8	9	AB	R	H	RBI	BB	SO	LOB	TOP			
<b>Bobby Del Greco, R</b> OBP: 0.383, SLG: 0.418 (1, 8)										4	1	1	0	0	0	1	<b>Kansas City Athletics @ Boston Red Sox</b> Fenway Park, Boston, MA Mon Sep 03 1962, 3:38 AM EDT Att: 12,953 - Unknown			
<b>Wayne Causey, L</b> OBP: 0.357, SLG: 0.351 (1, 6)										3	0	0	0	1	0	1				
<b>Jerry Lumpe, L</b> OBP: 0.344, SLG: 0.441 (1, 4)										4	0	1	0	0	0	2				
<b>Norm Siebern, L</b> OBP: 0.412, SLG: 0.506 (1, 3)										4	0	0	1	0	0	2				
<b>Ed Charles, R</b> OBP: 0.363, SLG: 0.459 (1, 5)										4	0	0	0	0	0	1				
<b>Manly Jimenez, L</b> OBP: 0.359, SLG: 0.441 (1, 7)										3	0	0	0	0	0	0				
<b>George Alusik, R</b> OBP: 0.338, SLG: 0.519 (1, 9)										3	0	1	0	0	0	0				
<b>Haywood Sullivan, R</b> OBP: 0.325, SLG: 0.327 (1, 2)										3	0	1	0	0	1	1				
<b>Dan Pfister, R</b> OBP: 0.143, SLG: 0.143 (1, 1)										2	0	0	0	0	0	1				
<b>Jose Tartabull, L</b> OBP: 0.320, SLG: 0.325 (8, PH)										1	0	0	0	0	0	1				
<b>Jerry Walker, S</b> OBP: 0.263, SLG: 0.456 (8, 1)										0	0	0	0	0	0	0				
<b>Jim Archer, R</b> OBP: 1.000, SLG: 1.000 (8, 1)										0	0	0	0	0	0	0				
<b>Inning Stats</b>	R: 1 E: 0 K: 0 S: 4	H: 1 LOB: 1 BB: 1 P: 8	R: 0 E: 0 K: 1 S: 5	H: 0 LOB: 0 BB: 0 P: 5	R: 0 E: 0 K: 0 S: 3	H: 0 LOB: 0 BB: 0 P: 3	R: 0 E: 0 K: 0 S: 3	H: 1 LOB: 1 BB: 0 P: 3	R: 0 E: 0 K: 0 S: 4	H: 0 LOB: 0 BB: 0 P: 3	R: 0 E: 0 K: 0 S: 3	R: 0 E: 1 K: 0 S: 4	H: 1 LOB: 1 BB: 0 P: 4	R: 0 E: 0 K: 0 S: 3	R: 0 E: 0 K: 0 S: 3	R: 0 E: 0 K: 0 S: 3	1B: 4 2B: 0 3B: 0 HR: 0	SF: 0 SAC: 0 DP: 0 HBP: 0	WP: 0 PB: 0 SB: 0 CS: 0	PA: 32
<b>PITCHER</b> <b>Don Schwall, R</b> ERA: 5.08 (1, 1)	IP: 9.0 WLS: W BF: 32 H: 4 R: 1 ER: 1 SO: 1 BB: 1 IBB: 0 HBP: 0 BLK: 0 WP: 0 HR: 0 S: 33 P: 37 ERA: 1.00 WHIP: 0.556															<b>PITCHER</b>				

AB	31
R	1
H	4
RBI	1
BB	1
SO	1
LOB	10



Batter	1	2	3	4	5	6	7	8	9	AB	R	H	RBI	BB	SO	LOB	BOTTOM			
<b>Gary Geiger, L</b> OBP: 0.333, SLG: 0.393 (1, 8)										4	0	0	0	0	0	1	<b>Kansas City Athletics @ Boston Red Sox</b> Fenway Park, Boston, MA Mon Sep 03 1962, 3:38 AM EDT Att: 12,953 - Unknown			
<b>Billy Gardner, R</b> OBP: 0.302, SLG: 0.333 (1, 6)										4	2	2	0	0	2	1				
<b>Carl Yastrzemski, L</b> OBP: 0.369, SLG: 0.479 (1, 7)										4	1	2	0	0	1	0				
<b>Lou Clinton, R</b> OBP: 0.336, SLG: 0.555 (1, 9)										4	0	2	2	0	1	2				
<b>Pete Runnels, L</b> OBP: 0.415, SLG: 0.464 (1, 3)										3	0	0	0	1	0	2				
<b>Frank Malzone, R</b> OBP: 0.319, SLG: 0.423 (1, 5)										3	0	0	1	1	0	3				
<b>Russ Nixon, L</b> OBP: 0.277, SLG: 0.356 (1, 2)										4	0	0	0	0	0	5				
<b>Chuck Schilling, R</b> OBP: 0.307, SLG: 0.356 (1, 4)										3	0	1	0	0	0	0				
<b>Don Schwall, R</b> OBP: 0.155, SLG: 0.125 (1, 1)										3	0	0	0	0	1	1				
<b>Inning Stats</b>	R: 2 E: 1 K: 0 S: 7	H: 3 LOB: 2 BB: 0 P: 7	R: 0 E: 0 K: 1 S: 6	H: 1 LOB: 1 BB: 0 P: 6	R: 0 E: 0 K: 0 S: 4	H: 1 LOB: 1 BB: 0 P: 4	R: 0 E: 0 K: 0 S: 3	H: 0 LOB: 0 BB: 0 P: 3	R: 0 E: 0 K: 2 S: 7	H: 0 LOB: 0 BB: 0 P: 7	R: 0 E: 0 K: 0 S: 3	R: 0 E: 0 K: 1 S: 5	H: 0 LOB: 0 BB: 0 P: 5	R: 1 E: 0 K: 1 S: 7	H: 2 LOB: 3 BB: 2 P: 15	R: 0 E: 0 K: 0 S: 5		1B: 5 2B: 2 3B: 0 HR: 0	SF: 0 SAC: 0 DP: 0 HBP: 0	WP: 0 PB: 1 SB: 0 CS: 0
<b>PITCHER</b> <b>Dan Pfister, R</b> ERA: 4.87 (1, 1)	IP: 7.0 WLS: L BF: 27 H: 5 R: 2 ER: 2 SO: 2 BB: 0 IBB: 0 HBP: 0 BLK: 0 WP: 0 HR: 0 S: 35 P: 35 ERA: 2.57 WHIP: 0.714															<b>PITCHER</b>				
<b>Jerry Walker, R</b> ERA: 8.00 (8, 1)	0.2	6	2	1	1	1	1	1	0	0	0	6	14	13.50	4.500					
<b>Jim Archer, L</b> ERA: 11.51 (8, 1)	0.1	1	0	0	0	0	0	0	0	0	1	1	0.00	0.000						





Batter	1	2	3	4	5	6	7	8	9	AB	R	H	RBI	BB	SO	LOB	TOP
Jose Tartabull, L (1, 8) OBP: 0.326, SLG: 0.331										5	1	3	1	0	0	0	<b>Kansas City Athletics @ Boston Red Sox</b> Fenway Park, Boston, MA Tue Sep 04 1962, 7:05 PM EDT Att: 6,212 - Unknown
Bobby Del Greco, R (1, 7) OBP: 0.380, SLG: 0.418										5	1	1	1	0	3	2	
Jerry Lumpe, L (1, 4) OBP: 0.346, SLG: 0.446										5	1	3	1	0	0	1	
Norm Siebern, L (1, 3) OBP: 0.413, SLG: 0.506										4	1	2	0	1	1	2	
Ed Charles, R (1, 5) OBP: 0.364, SLG: 0.461										5	1	2	2	0	0	3	
George Aluskis, R (1, 9) OBP: 0.337, SLG: 0.529										4	1	1	2	0	0	4	
Wayne Causey, L (1, 6) OBP: 0.351, SLG: 0.345										4	0	0	0	0	1	4	
Haywood Sullivan, R (1, 2) OBP: 0.324, SLG: 0.323										3	1	0	0	1	1	0	
Ed Rakow, S (1, 1) OBP: 0.127, SLG: 0.116										3	0	0	0	0	1	0	
<b>Inning Stats</b>	R: 0 E: 0 K: 1 S: 6	H: 1 LOB: 1 BB: 0 P: 6	R: 0 E: 0 K: 1 S: 5	H: 0 LOB: 0 BB: 0 P: 5	R: 0 E: 0 K: 2 S: 8	H: 1 LOB: 1 BB: 0 P: 8	R: 0 E: 0 K: 0 S: 4	H: 1 LOB: 2 BB: 1 P: 8	R: 0 E: 0 K: 1 S: 5	H: 0 LOB: 0 BB: 0 P: 5	R: 0 E: 0 K: 1 S: 5	H: 2 LOB: 2 BB: 0 P: 5	R: 3 E: 0 K: 1 S: 8	H: 3 LOB: 1 BB: 1 P: 12	1B: 7 2B: 4 3B: 0 HR: 1	SF: 0 SAC: 1 DP: 0 HBP: 0	WP: 0 PA: 41 PB: 0 SB: 2 CS: 0
<b>PITCHER</b>	IP: 7.0 WLS: L BF: 29 ERA: 3.74	H: 7 R: 4 ER: 4 SO: 6	H: 5 R: 3 ER: 3 SO: 1	H: 4 R: 4 ER: 4 SO: 6	H: 4 R: 1 ER: 1 SO: 13	H: 0 R: 0 ER: 0 SO: 17	H: 4 R: 0 ER: 0 SO: 13	H: 4 R: 0 ER: 0 SO: 17	H: 0 R: 0 ER: 0 SO: 17	H: 0 R: 0 ER: 0 SO: 17	H: 2 R: 0 ER: 0 SO: 17	H: 2 R: 0 ER: 0 SO: 17	H: 3 R: 0 ER: 0 SO: 17	H: 3 R: 0 ER: 0 SO: 17	ERA: 13.50 WHIP: 3.000	ERA: 13.50 WHIP: 3.000	

AB	38
R	7
H	12
RBI	7
BB	2
SO	7
LOB	16



Batter	1	2	3	4	5	6	7	8	9	AB	R	H	RBI	BB	SO	LOB	BOTTOM				
Gary Geiger, L (1, 8) OBP: 0.334, SLG: 0.391										4	0	1	0	1	1	2	<b>Kansas City Athletics @ Boston Red Sox</b> Fenway Park, Boston, MA Tue Sep 04 1962, 7:05 PM EDT Att: 6,212 - Unknown				
Billy Gardner, R (1, 6) OBP: 0.301, SLG: 0.328										3	0	0	0	0	1	2					
Don Schwalli, R (7, PR) OBP: 0.155, SLG: 0.125										0	0	0	0	0	0	0					
Chet Nichols, S (8, 1) OBP: 0.278, SLG: 0.450										1	0	0	0	0	1	0					
Bob Tillman, R (9, PH) OBP: 0.278, SLG: 0.450										4	1	2	0	1	0	4					
Carl Yastrzemski, L (1, 7) OBP: 0.370, SLG: 0.479										4	1	2	0	1	0	4					
Lou Clinton, R (1, 9) OBP: 0.337, SLG: 0.552										5	0	2	0	0	1	2					
Pete Runnels, L (1, 3) OBP: 0.415, SLG: 0.464										4	0	2	1	0	0	1					
Frank Malzone, R (1, 5) OBP: 0.318, SLG: 0.421										4	0	1	0	0	0	4					
Russ Nixon, L (1, 2) OBP: 0.276, SLG: 0.351										4	0	1	0	0	0	1					
Chuck Schilling, R (1, 4) OBP: 0.306, SLG: 0.355										4	0	1	0	0	2	2					
Bill Monbouquette, R (1, 1) OBP: 0.182, SLG: 0.115										2	0	0	0	0	1	0					
Pumpsie Green, S (7, PH) OBP: 0.287, SLG: 0.276										2	1	2	1	0	0	0					
<b>Inning Stats</b>	R: 0 E: 0 K: 0 S: 2	H: 0 LOB: 0 BB: 1 P: 6	R: 0 E: 0 K: 1 S: 6	H: 1 LOB: 1 BB: 0 P: 6	R: 0 E: 0 K: 2 S: 8	H: 1 LOB: 1 BB: 0 P: 8	R: 0 E: 0 K: 0 S: 3	H: 1 LOB: 1 BB: 1 P: 7	R: 0 E: 0 K: 1 S: 5	H: 0 LOB: 0 BB: 0 P: 5	R: 1 E: 0 K: 0 S: 6	H: 3 LOB: 3 BB: 0 P: 6	R: 0 E: 0 K: 1 S: 7	H: 2 LOB: 2 BB: 0 P: 8	R: 0 E: 0 K: 1 S: 7	H: 2 LOB: 2 BB: 0 P: 7	R: 1 E: 0 K: 1 S: 7	H: 2 LOB: 1 BB: 0 P: 7	1B: 11 2B: 0 3B: 0 HR: 1	SF: 0 SAC: 0 DP: 1 HBP: 1	WP: 0 PA: 41 PB: 0 SB: 0 CS: 1
<b>PITCHER</b>	IP: 9.0 WLS: W BF: 40 ERA: 4.11	H: 12 R: 2 ER: 2 SO: 7	H: 12 R: 2 ER: 2 SO: 7	H: 12 R: 2 ER: 2 SO: 7	H: 12 R: 2 ER: 2 SO: 7	H: 12 R: 2 ER: 2 SO: 7	H: 12 R: 2 ER: 2 SO: 7	H: 12 R: 2 ER: 2 SO: 7	H: 12 R: 2 ER: 2 SO: 7	H: 12 R: 2 ER: 2 SO: 7	H: 12 R: 2 ER: 2 SO: 7	H: 12 R: 2 ER: 2 SO: 7	H: 12 R: 2 ER: 2 SO: 7	H: 12 R: 2 ER: 2 SO: 7	H: 12 R: 2 ER: 2 SO: 7	H: 12 R: 2 ER: 2 SO: 7	ERA: 2.00 WHIP: 1.556	ERA: 2.00 WHIP: 1.556			





Batter	1	2	3	4	5	6	7	8	9	AB	R	H	RBI	BB	SO	LOB	TOP			
Jose Tartabull, L (1.8) OBP: 0.327, SLG: 0.332	E6 1B		S 1B		F7		5-3		F7	5	1	2	0	0	0	0	<b>Kansas City Athletics @ Boston Red Sox</b> Fenway Park, Boston, MA Wed Sep 05 1962, 3:33 AM EDT Att: 1,217 - Unknown <a href="http://livebaseballscorecards.com">livebaseballscorecards.com</a>			
Bobby Del Greco, R (1.7) OBP: 0.376, SLG: 0.414	F7		K		6-3		F3		1B	5	0	1	0	0	1	2				
Jerry Lumpe, L (1.4) OBP: 0.346, SLG: 0.445	G3		6-3		HR		K		1B	5	1	2	0	0	1	2				
Norm Siebern, L (1.3) OBP: 0.415, SLG: 0.511	G3		1B		HR				K	3	1	1	2	2	1	3				
Ed Charles, R (1.5) OBP: 0.365, SLG: 0.463		5-3 SH1-3	1-2 2-H		F9				G5-4-3 BB	4	1	2	1	0	0	1				
George Alusik, R (1.9) OBP: 0.335, SLG: 0.521	5-3		G3				F8		1B	3	0	0	0	1	0	3				
Wayne Causey, L (1.6) OBP: 0.355, SLG: 0.349	SH1-3				4-3		6-3		1B	3	0	2	1	0	0	0				
Haywood Sullivan, R (1.2) OBP: 0.323, SLG: 0.321					K		6-3		FC6-4	4	0	1	0	0	1	3				
Bill Fischer, R (1.1) OBP: 0.143, SLG: 0.179					K		4-3		K2-3	1	0	0	0	0	1	0				
Dave Wickersham, R (3.1) OBP: 0.133, SLG: 0.071										1	0	0	0	0	0	0				
Deron Johnson, R (4.0) OBP: 0.226, SLG: 0.097										0	0	0	0	0	0	0				
Moe Drabowsky, R (4.1) OBP: 0.165, SLG: 0.154										0	0	0	0	0	0	0				
Manny Jimenez, R (5.0) OBP: 0.159, SLG: 0.040										0	0	0	0	0	0	0				
Jim Archer, R (6.1) OBP: 0.100, SLG: 1.000										0	0	0	0	0	0	0				
Billy Bryan, L (9.0) OBP: 0.224, SLG: 0.323										1	0	0	0	0	1	0				
<b>Inning Stats</b>	R: 0 E: 1 K: 0 S: 4	H: 1 LOB: 1 BB: 0 P: 4	R: 1 E: 0 K: 1 S: 7	H: 2 LOB: 1 BB: 0 P: 7	R: 1 E: 0 K: 1 S: 7	H: 2 LOB: 2 BB: 1 P: 11	R: 0 E: 0 K: 2 S: 7	H: 0 LOB: 0 BB: 0 P: 7	R: 2 E: 0 K: 0 S: 5	H: 2 LOB: 1 BB: 0 P: 5	R: 0 E: 0 K: 1 S: 5	H: 0 LOB: 0 BB: 0 P: 5	R: 0 E: 0 K: 0 S: 3	H: 1 LOB: 2 BB: 2 P: 11	R: 0 E: 0 K: 2 S: 9	H: 2 LOB: 2 BB: 0 P: 9	1B: 9 2B: 1 3B: 0 HR: 1	SF: 0 SAC: 1 DP: 1 HBP: 0	WP: 0 PB: 0 SB: 1 CS: 0	PA: 40
<b>PITCHER</b> Earl Wilson, R (1.1) ERA: 3.91	IP: 9.0 WLS: W BF: 40 H: 11 R: 4 ER: 4 SO: 7 BB: 3 IBB: 0 HBP: 0 BLK: 0 WP: 0 HR: 1 S: 51 P: 63 ERA: 4.00 WHIP: 1.556											<b>PITCHER</b>	IP: 9.0 WLS: W BF: 40 H: 11 R: 4 ER: 4 SO: 7 BB: 3 IBB: 0 HBP: 0 BLK: 0 WP: 0 HR: 1 S: 51 P: 63 ERA: 4.00 WHIP: 1.556							

Batter	1	2	3	4	5	6	7	8	9	AB	R	H	RBI	BB	SO	LOB	BOTTOM	
Gary Geiger, L (1.8) OBP: 0.335, SLG: 0.390	F8		1B		SF7 FC6-4 BB		K			4	2	1	0	1	1	2	<b>Kansas City Athletics @ Boston Red Sox</b> Fenway Park, Boston, MA Wed Sep 05 1962, 3:33 AM EDT Att: 1,217 - Unknown <a href="http://livebaseballscorecards.com">livebaseballscorecards.com</a>	
Pumpsie Green, S (1.6) OBP: 0.293, SLG: 0.300	P5		1B		FC6-4 BB		K2-3			4	1	1	2	1	2	0		
Carl Yastrzemski, L (1.7) OBP: 0.370, SLG: 0.479	1B		2B 1B		F7		SF7		4-3	4	1	2	2	0	0	0		
Lou Clinton, R (1.9) OBP: 0.341, SLG: 0.556	F8		1B 2B		HR 1B		FC6-4		L3 1B	5	2	3	1	0	0	2		
Pete Runnels, L (1.3) OBP: 0.417, SLG: 0.465			1B E		HR 1B		FC6-4		L3	5	2	3	2	0	0	2		
Frank Malzone, R (1.5) OBP: 0.319, SLG: 0.428	F8		E6 1B FC4-6		HR		5-3			4	2	2	3	0	0	1		
Russ Nixon, L (1.2) OBP: 0.284, SLG: 0.367	G6-4-3		1B FC4-6		HR		K			4	0	2	0	0	1	1		
Chuck Schilling, R (1.4) OBP: 0.306, SLG: 0.354			1B FC4-6		P1		F7			4	1	1	1	0	0	2		
Earl Wilson, R (1.1) OBP: 0.222, SLG: 0.367			F3		E6 BB SF7		1-3			4	1	1	0	0	0	1		
<b>Inning Stats</b>	R: 0 E: 0 K: 0 S: 4	H: 1 LOB: 0 BB: 0 P: 4	R: 7 E: 1 K: 0 S: 12	H: 9 LOB: 2 BB: 0 P: 12	R: 3 E: 0 K: 1 S: 9	H: 4 LOB: 1 BB: 0 P: 9	R: 2 E: 1 K: 0 S: 4	H: 0 LOB: 1 BB: 2 P: 12	R: 0 E: 0 K: 1 S: 5	H: 0 LOB: 0 BB: 0 P: 5	R: 0 E: 0 K: 2 S: 7	H: 0 LOB: 0 BB: 0 P: 7	R: 0 E: 0 K: 0 S: 3	H: 1 LOB: 0 BB: 0 P: 3	1B: 12 2B: 3 3B: 1 HR: 1	SF: 1 SAC: 0 DP: 2 HBP: 0		WP: 0 PB: 0 SB: 0 CS: 0
<b>PITCHER</b> Bill Fischer, R (1.1) ERA: 3.86	IP: 2.1 WLS: L BF: 13 H: 7 R: 5 ER: 5 SO: 0 BB: 0 IBB: 0 HBP: 0 BLK: 0 WP: 0 HR: 0 S: 13 P: 13 ERA: 19.29 WHIP: 3.000											<b>PITCHER</b>	IP: 2.1 WLS: L BF: 13 H: 7 R: 5 ER: 5 SO: 0 BB: 0 IBB: 0 HBP: 0 BLK: 0 WP: 0 HR: 0 S: 13 P: 13 ERA: 19.29 WHIP: 3.000					
Dave Wickersham, R (3.1) ERA: 3.49	0.2 6 4 2 2 0 0 0 0 0 0 0 6 6 27.00 6.000																	
Moe Drabowsky, R (4.1) ERA: 5.26	2.0 13 4 5 3 1 2 0 0 0 0 1 13 21 13.50 3.000																	
Jim Archer, L (6.1) ERA: 10.17	3.0 9 1 0 0 3 0 0 0 0 0 0 15 15 0.00 0.333																	



Batter	1	2	3	4	5	6	7	8	9	AB	R	H	RBI	BB	SO	LOB	TOP				
Jose Tartabull, L (1, 8) OBP: 0.322, SLG: 0.327	0-0 4-3			0-0 1-3		0-0 L4		0-0 5-3		4	0	0	0	0	0	0					
Gino Cimoli, R (1, 9) OBP: 0.321, SLG: 0.427	4-0 CS BB			0-0 3-1		0-0 F8			0-0 SH1-4 1B	3	1	1	0	1	0	0					
Jerry Lumpe, L (1, 4) OBP: 0.346, SLG: 0.446	0-0 F9 1-2			0-0 2B		0-0 4-3			0-0 SH1-4 1-3 E2	4	0	1	0	0	0	2					
Norm Siebern, L (1, 3)		0-0 4-3		0-0 F7			4-0 1-3 BB		4-0 FC6-5 SH1-4 IBB	2	0	0	0	2	0	1					
Ed Charles, R (1, 5)		0-0 1-6-3			0-0 F2		0-3 K		0-0 SH1-4	3	0	0	1	0	1	1					
George Alusk, R (1, 7) OBP: 0.333, SLG: 0.513		0-0 4-3			4-0 BB BB		0-0 1-3		0-0 FC6-5	3	0	0	0	1	0	3					
Bobby Del Greco, R (9, 7) OBP: 0.378, SLG: 0.414							1-2 K		1-2 2-3 3-H FC6-5	0	0	0	0	0	0	0					
Wayne Causey, L (1, 6) OBP: 0.350, SLG: 0.343			0-0 F4		0-0 F9		0-0 1-3		0-0 4-3	4	0	0	0	0	0	4					
Haywood Sullivan, R (1, 2) OBP: 0.323, SLG: 0.319			0-0 F9		4-0 BB BB			0-0 F9		2	0	0	0	1	0	0					
Orlando Pena, R (1, 1) OBP: 0.174, SLG: 0.143			0-3 K		0-0 F4			0-3 K		3	0	0	0	0	2	2					
John Wyatt, R (9, 1) OBP: 0.133, SLG: 0.103										0	0	0	0	0	0	0					
<b>Inning Stats</b>	R: 0 E: 0 K: 0 S: 2	H: 0 LOB: 0 BB: 1 P: 6	R: 0 E: 0 K: 0 S: 3	H: 0 LOB: 0 BB: 0 P: 3	R: 0 E: 0 K: 1 S: 5	H: 0 LOB: 0 BB: 0 P: 5	R: 0 E: 0 K: 0 S: 4	H: 1 LOB: 1 BB: 0 P: 4	R: 0 E: 0 K: 0 S: 3	H: 0 LOB: 2 BB: 2 P: 11	R: 0 E: 0 K: 1 S: 5	H: 0 LOB: 1 BB: 1 P: 9	R: 0 E: 0 K: 1 S: 5	H: 0 LOB: 0 BB: 0 P: 5	R: 1 E: 1 K: 0 S: 5	H: 1 LOB: 2 BB: 1 P: 9	1B: 1 2B: 1 3B: 0 HR: 0	SF: 0 SAC: 1 DP: 0 HBP: 0	WP: 0 PB: 0 CS: 1	PA: 34	
<b>PITCHER</b>	IP Pedro Ramos, R (1, 1) ERA: 3.63	WLS W	BF 34	H 2	R 1	ER 1	SO 3	BB 4	IBB 1	HBP 0	BLK 0	WP 0	HR 0	S 35	P 55	ERA 1.00	WHIP 0.667				

Kansas City Athletics @ Cleveland Indians  
Cleveland Municipal Stadium, Cleveland, OH

AB 28  
R 1  
H 2  
RBI 1  
BB 5  
SO 3  
LOB 13



WP: 0 PA: 34  
PB: 0  
CS: 1

Fri Sep 07 1962, 7:05 PM EDT  
Att: 3,394 - Unknown

Batter	1	2	3	4	5	6	7	8	9	AB	R	H	RBI	BB	SO	LOB	BOTTOM				
Willie Tasby, R (1, 8) OBP: 0.321, SLG: 0.327	0-0 1B		0-0 F4		0-3 K			0-3 K		4	0	1	0	0	2	1					
Al Luplow, L (1, 7) OBP: 0.357, SLG: 0.469	0-0 F8		0-0 F6			0-0 F8		0-3 K		4	0	0	0	0	1	1					
Tito Francona, L (1, 3) OBP: 0.320, SLG: 0.396	0-0 F8			0-0 L4		0-0 4-3			0-0 E SH3-4 1B	4	1	1	0	0	0	1					
Willie Kirkland, L (1, 9) OBP: 0.275, SLG: 0.374	0-3 K			0-3 K		0-0 F7			0-0 SH3-4	3	0	0	0	0	2	1					
Doc Edwards, R (1, 2) OBP: 0.359, SLG: 0.439		0-0 5-3			0-0 1B			0-0 5-3		4	0	1	0	0	0	1					
Jim Mahoney, R (9, PR) OBP: 0.257, SLG: 0.408									0-0 1B BB	0	1	0	0	0	0	0					
Woodie Held, R (1, 6) OBP: 0.356, SLG: 0.391		0-0 F9			0-0 5-3		0-3 K		4-0 BB 1B	3	0	0	0	1	1	1					
Bubba Phillips, R (1, 5) OBP: 0.291, SLG: 0.356									0-0 BB 1B	4	0	4	1	0	0	0					
Jerry Kindall, R (1, 4) OBP: 0.291, SLG: 0.352		0-0 F8			0-0 6-3			0-0 F8		3	0	0	1	1	0	3					
Pedro Ramos, S (1, 1) OBP: 0.186, SLG: 0.368			0-0 4-3			0-0 5-3		0-3 K		3	0	0	0	0	1	1					
<b>Inning Stats</b>	R: 0 E: 0 K: 1 S: 6	H: 1 LOB: 1 BB: 0 P: 6	R: 0 E: 0 K: 0 S: 4	H: 1 LOB: 1 BB: 0 P: 4	R: 0 E: 0 K: 0 S: 3	H: 0 LOB: 0 BB: 0 P: 3	R: 0 E: 0 K: 1 S: 6	H: 1 LOB: 1 BB: 0 P: 6	R: 0 E: 0 K: 0 S: 3	H: 0 LOB: 0 BB: 0 P: 3	R: 0 E: 0 K: 1 S: 6	H: 1 LOB: 1 BB: 0 P: 6	R: 0 E: 0 K: 3 S: 9	H: 0 LOB: 0 BB: 0 P: 9	R: 2 E: 1 K: 0 S: 4	H: 2 LOB: 3 BB: 2 P: 12	1B: 6 2B: 1 3B: 0 HR: 0	SF: 0 SAC: 1 DP: 0 HBP: 0	WP: 0 PB: 0 CS: 0	PA: 35	
<b>PITCHER</b>	IP Orlando Pena, R (1, 1) ERA: 2.77	WLS L	BF 33	H 6	R 2	ER 1	SO 7	BB 0	IBB 1	HBP 0	BLK 0	WP 0	HR 0	S 46	P 50	ERA 1.08	WHIP 0.720				
<b>PITCHER</b>	IP John Wyatt, R (9, 1) ERA: 4.63	WLS L	BF 2	H 1	R 0	ER 0	SO 0	BB 1	IBB 0	HBP 0	BLK 0	WP 0	HR 0	S 1	P 5	ERA ∞	WHIP ∞				

Kansas City Athletics @ Cleveland Indians  
Cleveland Municipal Stadium, Cleveland, OH

AB 32  
R 2  
H 7  
RBI 2  
BB 2  
SO 7  
LOB 10



WP: 0 PA: 35  
PB: 0  
CS: 0

Fri Sep 07 1962, 7:05 PM EDT  
Att: 3,394 - Unknown



Batter	1	2	3	4	5	6	7	8	9	AB	R	H	RBI	BB	SO	LOB	TOP			
<b>Bobby Del Greco, R</b> (1, 8) OBP: 0.376, SLG: 0.410										3	0	0	0	0	0	1	<b>Kansas City Athletics @ Cleveland Indians</b> Cleveland Municipal Stadium, Cleveland, OH Sat Sep 08 1962, 7:05 PM EDT Att: 3,230 - Unknown <a href="http://livebaseballscorecards.com">livebaseballscorecards.com</a>			
<b>Gino Cimoli, R</b> (1, 9) OBP: 0.319, SLG: 0.424										4	0	0	0	0	0	1				
<b>Jerry Lumpe, L</b> (1, 4) OBP: 0.348, SLG: 0.448										4	1	3	0	0	0	0				
<b>Norm Siebern, L</b> (1, 3) OBP: 0.414, SLG: 0.507										4	1	1	0	0	0	3				
<b>Ed Charles, R</b> (1, 5) OBP: 0.362, SLG: 0.459										4	0	1	1	0	1	1				
<b>Manny Jimenez, L</b> (1, 7) OBP: 0.356, SLG: 0.437										3	0	0	0	0	0	1				
<b>Billy Consolo, R</b> (1, 6) OBP: 0.324, SLG: 0.267										3	0	0	0	0	0	1				
<b>Haywood Sullivan, R</b> (1, 2) OBP: 0.319, SLG: 0.314										3	0	0	0	0	1	0				
<b>Dan Pfister, R</b> (1, 1) OBP: 0.155, SLG: 0.155										2	0	1	0	0	0	0				
<b>Jose Tartabull, L</b> (8, PH) OBP: 0.321, SLG: 0.325										1	0	0	0	0	0	0				
<b>John Wyatt, R</b> (8, 1) OBP: 0.133, SLG: 0.103										0	0	0	0	0	0	0				
<b>Inning Stats</b>	R: 0 E: 0 K: 0 S: 3	H: 1 LOB: 1 BB: 0 P: 4	R: 0 E: 0 K: 1 S: 5	H: 0 LOB: 0 BB: 0 P: 5	R: 0 E: 0 K: 1 S: 5	H: 0 LOB: 0 BB: 0 P: 5	R: 2 E: 1 K: 0 S: 6	H: 3 LOB: 1 BB: 0 P: 6	R: 0 E: 0 K: 0 S: 3	H: 1 LOB: 0 BB: 0 P: 3	R: 0 E: 0 K: 0 S: 4	H: 1 LOB: 1 BB: 0 P: 4	R: 0 E: 0 K: 0 S: 3	H: 0 LOB: 0 BB: 0 P: 3	R: 0 E: 0 K: 0 S: 3	H: 0 LOB: 0 BB: 0 P: 3	1B: 6 2B: 0 3B: 0 HR: 0	SF: 0 SAC: 0 DP: 2 HBP: 1	WP: 0 PB: 0 SB: 0 CS: 0	PA: 32
<b>PITCHER</b> <b>Barry Latman, R</b> (1, 1) ERA: 3.9	IP: 9.0 WLS: W BF: 32 H: 6 R: 2 ER: 1 SO: 2 BB: 0 IBB: 0 HBP: 1 BLK: 0 WP: 0 HR: 0 S: 35 P: 36 ERA: 1.00 WHIP: 0.667															<b>PITCHER</b>				

Batter	1	2	3	4	5	6	7	8	9	AB	R	H	RBI	BB	SO	LOB	BOTTOM			
<b>Willie Tasby, R</b> (1, 8) OBP: 0.324, SLG: 0.327										3	1	1	0	1	1	0	<b>Kansas City Athletics @ Cleveland Indians</b> Cleveland Municipal Stadium, Cleveland, OH Sat Sep 08 1962, 7:05 PM EDT Att: 3,230 - Unknown <a href="http://livebaseballscorecards.com">livebaseballscorecards.com</a>			
<b>Al Luplow, L</b> (1, 7) OBP: 0.353, SLG: 0.463										4	0	0	0	0	1	2				
<b>Tito Francona, L</b> (1, 3) OBP: 0.322, SLG: 0.403										3	1	2	1	0	0	1				
<b>Willie Kirkland, L</b> (1, 9) OBP: 0.276, SLG: 0.376										3	0	1	0	0	0	1				
<b>Doc Edwards, R</b> (1, 2) OBP: 0.367, SLG: 0.445										3	1	2	0	0	1	1				
<b>Woodie Held, R</b> (1, 6) OBP: 0.354, SLG: 0.388										3	0	0	0	0	1	2				
<b>Bubba Phillips, R</b> (1, 5) OBP: 0.291, SLG: 0.358										3	0	1	1	0	0	1				
<b>Jerry Kindall, R</b> (1, 4) OBP: 0.290, SLG: 0.350										3	0	0	0	0	1	1				
<b>Barry Latman, R</b> (1, 1) OBP: 0.235, SLG: 0.271										3	0	0	0	0	0	0				
<b>Inning Stats</b>	R: 1 E: 1 K: 1 S: 7	H: 2 LOB: 1 BB: 0 P: 7	R: 0 E: 0 K: 1 S: 5	H: 0 LOB: 0 BB: 0 P: 5	R: 0 E: 0 K: 1 S: 4	H: 0 LOB: 0 BB: 1 P: 8	R: 2 E: 0 K: 1 S: 7	H: 3 LOB: 1 BB: 0 P: 7	R: 0 E: 0 K: 0 S: 3	H: 0 LOB: 0 BB: 0 P: 3	R: 0 E: 0 K: 0 S: 3	H: 1 LOB: 0 BB: 0 P: 3	R: 0 E: 0 K: 0 S: 4	H: 1 LOB: 1 BB: 0 P: 4	R: 0 E: 0 K: 1 S: 5	H: 0 LOB: 0 BB: 0 P: 5	1B: 4 2B: 2 3B: 0 HR: 1	SF: 0 SAC: 0 DP: 1 HBP: 0	WP: 0 PB: 0 SB: 0 CS: 1	PA: 29
<b>PITCHER</b> <b>Dan Pfister, R</b> (1, 1) ERA: 4.77	IP: 7.0 WLS: L BF: 26 H: 7 R: 3 ER: 2 SO: 4 BB: 1 IBB: 0 HBP: 0 BLK: 0 WP: 0 HR: 1 S: 33 P: 37 ERA: 2.57 WHIP: 1.143															<b>PITCHER</b>				
<b>John Wyatt, R</b> (8, 1) ERA: 4.59	IP: 1.0 WLS: 3 BF: 0 H: 0 R: 0 ER: 0 SO: 1 BB: 0 IBB: 0 HBP: 0 BLK: 0 WP: 0 HR: 0 S: 5 P: 5 ERA: 0.00 WHIP: 0.000															<b>PITCHER</b>				



Batter	1	2	3	4	5	6	7	8	9	AB	R	H	RBI	BB	SO	LOB	TOP			
Jose Tartabull, L (1.8) OBP: 0.326, SLG: 0.331	F9	1-3		S 1B		FC4-6 1B		1B		5	1	3	0	0	0	0	<b>Kansas City Athletics @ Cleveland Indians</b> Cleveland Municipal Stadium, Cleveland, OH Sun Sep 09 1962, 3:33 AM EDT Att: 3,077 - Unknown <a href="http://livebaseballscorecards.com">livebaseballscorecards.com</a>			
Gino Cimoli, R (1.9) OBP: 0.322, SLG: 0.424	E3	FC6 1B		G3 1B FC5-2 BB		FC4-6 1-2		1B		4	0	2	0	1	0	1				
Jerry Lumpe, L (1.4) OBP: 0.347, SLG: 0.446	F7	FC6 1-2		FC5-2 G3 1-2 2-H 1B		F5		4-3		5	0	1	1	0	0	5				
Norm Siebern, L (1.3) OBP: 0.411, SLG: 0.502	K			E7 F9 1B		G3 1-2 2-3		4-3		5	1	0	0	0	1	4				
Ed Charles, R (1.5) OBP: 0.360, SLG: 0.458		FC E 2B		F9		FC5-2 2-3 3-H		6-3		5	1	1	0	0	0	3				
Manny Jimenez, L (1.7) OBP: 0.355, SLG: 0.434	FC E HR			F9		F9		F4		5	2	1	1	0	0	3				
Wayne Causey, L (1.6) OBP: 0.345, SLG: 0.337	E7 HR			1-4-3 1B		F8		3-1		4	1	0	0	0	0	2				
Haywood Sullivan, R (1.2) OBP: 0.322, SLG: 0.330		HR		1-4-3 1B		5-3		F7		4	1	2	4	0	0	0				
Ed Rakow, S (1.1) OBP: 0.123, SLG: 0.113	K			F4		6-3		F3		2	0	0	0	0	1	1				
Dave Wickersham, R (3.1) OBP: 0.129, SLG: 0.069										1	0	0	0	0	0	0				
Moe Drabowsky, R (6.1) OBP: 0.083, SLG: 0.043										0	0	0	0	0	0	0				
John Wojcik, L (8, PH)										1	0	0	0	0	0	0				
Jim Archer, R (8.1) OBP: 1.000, SLG: 1.000										0	0	0	0	0	0	0				
<b>Inning Stats</b>	R: 0 E: 1 K: 1 S: 6	H: 0 LOB: 1 BB: 0 P: 6	R: 4 E: 1 K: 1 S: 10	H: 3 LOB: 1 BB: 0 P: 10	R: 2 E: 1 K: 0 S: 6	H: 2 LOB: 1 BB: 0 P: 6	R: 1 E: 0 K: 0 S: 5	H: 2 LOB: 2 BB: 1 P: 9	R: 0 E: 0 K: 0 S: 4	H: 0 LOB: 0 BB: 0 P: 4	R: 0 E: 0 K: 0 S: 3	H: 0 LOB: 0 BB: 0 P: 3	R: 0 E: 0 K: 0 S: 5	H: 2 LOB: 2 BB: 0 P: 5	R: 0 E: 0 K: 0 S: 3	H: 0 LOB: 0 BB: 0 P: 3	1B: 8 2B: 1 3B: 0 HR: 1	SF: 0 SAC: 0 DP: 0 HBP: 0	WP: 0 PB: 0 SB: 1 CS: 0	PA: 42
<b>PITCHER</b> Dick Donovan, R (1.1) ERA: 3.29	IP: 9.0 WLS: W BF: 42 H: 10 R: 7 ER: 4 SO: 2 BB: 1 IBB: 0 HBP: 0 BLK: 0 WP: 0 HR: 1 S: 45 P: 49 ERA: 4.00 WHIP: 1.222															<b>PITCHER</b>				

Batter	1	2	3	4	5	6	7	8	9	AB	R	H	RBI	BB	SO	LOB	BOTTOM				
Willie Tasby, R (1.8) OBP: 0.325, SLG: 0.329	4-3			HBP 1B		F6		F9		5	2	2	0	0	0	1	<b>Kansas City Athletics @ Cleveland Indians</b> Cleveland Municipal Stadium, Cleveland, OH Sun Sep 09 1962, 3:33 AM EDT Att: 3,077 - Unknown <a href="http://livebaseballscorecards.com">livebaseballscorecards.com</a>				
Al Luplow, L (1.7) OBP: 0.357, SLG: 0.471	F4			1B 2B HBP		G3 BB		F3		3	2	1	2	1	0	0					
Tito Francona, L (1.3) OBP: 0.321, SLG: 0.401	L4			2B WP 1B		G3		4-3		5	1	1	1	0	0	1					
Willie Kirkland, L (1.9) OBP: 0.279, SLG: 0.389				HR WP 5-3 2B		K		L4		5	3	3	2	0	1	1					
Doc Edwards, R (1.2) OBP: 0.379, SLG: 0.456				WP 1B		SF8 2B 1B		E 1B 1B		4	2	3	1	0	0	0					
Woodie Held, R (1.6) OBP: 0.353, SLG: 0.395				F4 HR		SF8		F4		3	1	1	2	0	0	2					
Bubba Phillips, R (1.5) OBP: 0.291, SLG: 0.357				F8		5-3		E5 1B 1B		4	1	1	0	0	0	2					
Jerry Kindall, R (1.4) OBP: 0.291, SLG: 0.353				K		5-3		SH3-4 1B		4	0	2	3	0	1	1					
Dick Donovan, L (1.1) OBP: 0.264, SLG: 0.349				F7		K		SH3-4		3	0	0	0	0	1	1					
<b>Inning Stats</b>	R: 0 E: 0 K: 0 S: 3	H: 0 LOB: 0 BB: 0 P: 3	R: 1 E: 0 K: 1 S: 7	H: 2 LOB: 1 BB: 0 P: 7	R: 5 E: 0 K: 0 S: 7	H: 4 LOB: 0 BB: 0 P: 8	R: 2 E: 0 K: 1 S: 7	H: 2 LOB: 1 BB: 0 P: 7	R: 2 E: 0 K: 0 S: 6	H: 3 LOB: 1 BB: 0 P: 6	R: 0 E: 0 K: 1 S: 5	H: 0 LOB: 1 BB: 1 P: 9	R: 2 E: 1 K: 0 S: 6	H: 3 LOB: 1 BB: 0 P: 6	R: 0 E: 0 K: 0 S: 3	H: 0 LOB: 0 BB: 0 P: 3		1B: 9 2B: 2 3B: 0 HR: 3	SF: 1 SAC: 1 DP: 0 HBP: 1	WP: 2 PB: 0 SB: 0 CS: 0	PA: 40
<b>PITCHER</b> Ed Rakow, R (1.1) ERA: 4.32	IP: 2.2 WLS: L BF: 15 H: 5 R: 6 ER: 6 SO: 1 BB: 0 IBB: 0 HBP: 0 BLK: 0 WP: 0 HR: 1 S: 16 P: 17 ERA: 20.25 WHIP: 2.250															<b>PITCHER</b>					
Dave Wickersham, R (3.1) ERA: 3.91	2.1	L	12	5	4	4	1	0	0	0	0	0	0	0	0	0	1	14	14	15.43	2.143
Moe Drabowsky, R (6.1) ERA: 5.25	2.0		10	3	2	1	1	1	0	0	0	0	0	0	0	0	0	11	15	4.50	2.000
Jim Archer, L (8.1) ERA: 9.79	1.0		3	0	0	0	0	0	0	0	0	0	0	0	0	0	0	3	3	0.00	0.000



Batter	1	2	3	4	5	6	7	8	9	AB	R	H	RBI	BB	SO	LOB	TOP					
Jose Tartabull, L (1, 8) OBP: 0.320, SLG: 0.325	6-3		F2			G3	FC1-6-4		F8	5	1	0	1	0	0	1						
Gino Cimoli, R (1, 9) OBP: 0.322, SLG: 0.426	4-3		4-3			F4				5	0	2	0	0	0	0						
Jerry Lumpe, L (1, 4) OBP: 0.346, SLG: 0.443	F7			6-3						5	0	1	0	0	1	2						
Norm Siebern, L (1, 3) OBP: 0.410, SLG: 0.502		3-1			5-3					4	0	1	0	0	0	2						
Ed Charles, R (1, 5) OBP: 0.361, SLG: 0.457										3	0	1	0	1	0	2						
Manly Jimenez, L (1, 7) OBP: 0.354, SLG: 0.433										4	1	1	0	0	0	2						
Wayne Causey, L (1, 6) OBP: 0.347, SLG: 0.340										4	0	2	0	0	0	2						
Haywood Sullivan, R (1, 2) OBP: 0.321, SLG: 0.329										4	1	1	0	0	0	4						
Bill Fischer, R (1, 1) OBP: 0.133, SLG: 0.167										2	0	0	0	0	0	0						
John Wojcik, L (7, PH) OBP: 0.500, SLG: 0.500										1	0	1	1	0	0	0						
Dave Wickersham, R (7, 1) OBP: 0.129, SLG: 0.069										0	0	0	0	0	0	0						
George Alusik, R (9, PH) OBP: 0.332, SLG: 0.510										1	0	0	0	0	0	0						
<b>Inning Stats</b>	R: 0 E: 0 K: 0 S: 3	H: 0 LOB: 0 BB: 0 P: 3	R: 0 E: 1 K: 0 S: 5	H: 1 LOB: 2 BB: 0 P: 5	R: 0 E: 0 K: 0 S: 3	H: 0 LOB: 0 BB: 0 P: 3	R: 0 E: 0 K: 0 S: 3	H: 0 LOB: 1 BB: 1 P: 7	R: 0 E: 0 K: 0 S: 3	H: 1 LOB: 0 BB: 0 P: 3	R: 0 E: 0 K: 0 S: 5	H: 2 LOB: 2 BB: 0 P: 5	R: 3 E: 1 K: 0 S: 8	H: 4 LOB: 2 BB: 0 P: 8	R: 0 E: 0 K: 0 S: 4	H: 1 LOB: 1 BB: 0 P: 4	R: 0 E: 0 K: 1 S: 6	H: 1 LOB: 1 BB: 0 P: 6	1B: 8 2B: 2 3B: 0 HR: 0	SF: 0 SAC: 0 DP: 1 HBP: 0	WP: 0 PB: 0 SB: 0 CS: 0	PA: 39
<b>PITCHER</b> Ray Herbert, R (1, 1) ERA: 3.22	IP: 9.0 WLS: W BF: 39 H: 10 R: 3 ER: 2 SO: 1 BB: 1 IBB: 0 HBP: 0 BLK: 0 WP: 0 HR: 0 S: 40 P: 44 ERA: 2.00 WHIP: 1.222											<b>PITCHER</b>	IP: 9.0 WLS: W BF: 39 H: 10 R: 3 ER: 2 SO: 1 BB: 1 IBB: 0 HBP: 0 BLK: 0 WP: 0 HR: 0 S: 40 P: 44 ERA: 2.00 WHIP: 1.222									

**Kansas City Athletics @ Chicago White Sox**  
Comiskey Park, Chicago, IL  
Mon Sep 10 1962, 8:05 PM EDT  
Att: 5,706 - Unknown

AB	38
R	3
H	10
RBI	2
BB	1
SO	1
LOB	15



Batter	1	2	3	4	5	6	7	8	9	AB	R	H	RBI	BB	SO	LOB	BOTTOM			
Luis Aparicio, R (1, 6) OBP: 0.284, SLG: 0.349										4	2	3	0	0	0	1				
Nellie Fox, L (1, 4) OBP: 0.310, SLG: 0.338										4	1	2	1	0	0	2				
Deacon Jones, L (1, 3) OBP: 0.429, SLG: 0.333										3	0	1	1	0	0	1				
Floyd Robinson, L (1, 7) OBP: 0.382, SLG: 0.461										4	0	0	1	0	0	3				
Jim Landis, R (1, 8) OBP: 0.333, SLG: 0.389										3	0	0	0	1	1	3				
Mike Hershberger, R (1, 9) OBP: 0.325, SLG: 0.319										4	1	0	0	0	0	2				
J.C. Martin, L (1, 2) OBP: 0.083, SLG: 0.083										3	0	1	0	0	0	2				
Sammy Esposito, R (1, 5) OBP: 0.361, SLG: 0.238										3	0	0	0	0	0	3				
Ray Herbert, R (1, 1) OBP: 0.237, SLG: 0.292										3	0	1	1	0	0	1				
<b>Inning Stats</b>	R: 1 E: 0 K: 0 S: 5	H: 2 LOB: 1 BB: 0 P: 5	R: 1 E: 1 K: 0 S: 5	H: 1 LOB: 1 BB: 0 P: 5	R: 0 E: 0 K: 1 S: 6	H: 1 LOB: 1 BB: 0 P: 6	R: 0 E: 0 K: 0 S: 4	H: 0 LOB: 0 BB: 0 P: 4	R: 2 E: 1 K: 0 S: 6	H: 2 LOB: 1 BB: 0 P: 6	R: 0 E: 0 K: 0 S: 3	H: 1 LOB: 0 BB: 0 P: 3	R: 0 E: 0 K: 0 S: 3	H: 1 LOB: 0 BB: 0 P: 3	R: 0 E: 0 K: 0 S: 2	H: 0 LOB: 0 BB: 1 P: 6	1B: 6 2B: 3 3B: 0 HR: 0	SF: 0 SAC: 1 DP: 3 HBP: 0	WP: 0 PB: 0 SB: 1 CS: 0	PA: 33
<b>PITCHER</b> Bill Fischer, R (1, 1) ERA: 3.81 Dave Wickersham, R (7, 1) ERA: 3.72	IP: 6.0 WLS: L BF: 27 H: 7 R: 4 ER: 2 SO: 1 BB: 0 IBB: 0 HBP: 0 BLK: 0 WP: 0 HR: 0 S: 29 P: 29 ERA: 3.00 WHIP: 1.167											<b>PITCHER</b>	IP: 6.0 WLS: L BF: 27 H: 7 R: 4 ER: 2 SO: 1 BB: 0 IBB: 0 HBP: 0 BLK: 0 WP: 0 HR: 0 S: 29 P: 29 ERA: 3.00 WHIP: 1.167							

**Kansas City Athletics @ Chicago White Sox**  
Comiskey Park, Chicago, IL  
Mon Sep 10 1962, 8:05 PM EDT  
Att: 5,706 - Unknown

AB	31
R	4
H	8
RBI	4
BB	1
SO	1
LOB	18






Batter	1	2	3	4	5	6	7	8	9	AB	R	H	RBI	BB	SO	LOB	TOP										
<b>Bobby Del Greco, R</b> OBP: 0.375, SLG: 0.408 (1, 8)	F3		K		F8			SH2-4 2B 1B		4	1	1	0	0	1	1	<b>Kansas City Athletics @ Los Angeles Angels</b> <b>Dodger Stadium, Los Angeles, CA</b> Wed Sep 12 1962, 7:05 PM PDT Alt: 8,670 - Unknown - 67 F										
<b>Gino Cimoli, R</b> OBP: 0.322, SLG: 0.425 (1, 9)	F8			F7		SH1-3 1B		SH2-4		3	0	1	0	0	0	0											
<b>Jerry Lumpe, L</b> OBP: 0.346, SLG: 0.445 (1, 4)	1-3			F5		SH1-3		G3 3B 2B		3	1	1	1	0	0	0											
<b>Norm Siebern, L</b> OBP: 0.410, SLG: 0.500 (1, 3)		FC5-4 BB		F8		BB		G3		2	0	0	0	2	0	1											
<b>Ed Charles, R</b> OBP: 0.361, SLG: 0.460 (1, 5)		FC5-4 FC6-4 1-2			K	F3		3B		4	0	1	1	0	1	3											
<b>George Alusik, R</b> OBP: 0.326, SLG: 0.500 (1, 7)		FC6-4 PB 1-2			F2	5-3		5-3		4	0	0	0	0	0	4											
<b>Billy Console, R</b> OBP: 0.323, SLG: 0.262 (1, 6)		K			2B BB		K		6-3	3	1	0	0	1	2	1											
<b>Haywood Sullivan, R</b> OBP: 0.320, SLG: 0.332 (1, 2)			L4		1B 2B		F2		K	4	1	1	1	0	1	0											
<b>Orlando Pena, R</b> OBP: 0.185, SLG: 0.160 (1, 1)			K		2B 1B		K		K	4	0	1	1	0	3	0											
<b>Inning Stats</b>	R: 0 E: 0 K: 0 S: 3	H: 0 LOB: 0 BB: 0 P: 3	R: 0 E: 0 K: 1 S: 5	H: 0 LOB: 1 BB: 1 P: 9	R: 0 E: 0 K: 2 S: 7	H: 0 LOB: 0 BB: 0 P: 7	R: 0 E: 0 K: 0 S: 3	H: 0 LOB: 0 BB: 0 P: 3	R: 2 E: 0 K: 1 S: 7	H: 2 LOB: 1 BB: 1 P: 11	R: 0 E: 0 K: 0 S: 4	H: 1 LOB: 2 BB: 0 P: 8	R: 0 E: 0 K: 2 S: 7	H: 0 LOB: 0 BB: 0 P: 7	R: 2 E: 0 K: 0 S: 6	H: 3 LOB: 1 BB: 0 P: 6	R: 0 E: 0 K: 2 S: 7	H: 0 LOB: 0 BB: 0 P: 7	1B: 3 2B: 2 3B: 1 HR: 0	SF: 0 SAC: 2 DP: 0 HBP: 0	WP: 1 PB: 1 SB: 0 CS: 0	PA: 36					
<b>PITCHER</b>	IP	WLS	BF	H	R	ER	SO	BB	IBB	HBP	BLK	WP	HR	S	P	ERA	WHIP										
<b>Bo Belinsky, L</b> ERA: 3.63 (1, 1)	7.2	L	32	6	4	4	6	3	0	0	0	1	0	41	53	4.70	1.174										
<b>Tom Morgan, R</b> ERA: 2.95 (8, 1)	0.1		1	0	0	0	0	0	0	0	0	0	0	1	1	0.00	0.000										
<b>Bob Botz, R</b> ERA: 3.76 (9, 1)	1.0		3	0	0	0	2	0	0	0	0	0	0	7	7	0.00	0.000										

AB	31
R	4
H	6
RBI	4
BB	3
SO	8
LOB	10



Batter	1	2	3	4	5	6	7	8	9	AB	R	H	RBI	BB	SO	LOB	BOTTOM										
<b>Albie Pearson, L</b> OBP: 0.365, SLG: 0.351 (1, 8)	F9		F9			4-3			F8	4	0	0	0	0	0	0	<b>Kansas City Athletics @ Los Angeles Angels</b> <b>Dodger Stadium, Los Angeles, CA</b> Wed Sep 12 1962, 7:05 PM PDT Alt: 8,670 - Unknown - 67 F										
<b>Billy Moran, R</b> OBP: 0.322, SLG: 0.408 (1, 4)	6-3		4-3			6-3			K	4	0	0	0	0	1	0											
<b>Lee Thomas, L</b> OBP: 0.355, SLG: 0.474 (1, 3)	1B			F5		K			HR	4	1	2	1	0	1	0											
<b>Leon Wagner, L</b> OBP: 0.331, SLG: 0.516 (1, 7)	F8			F5		4-3			L3	4	0	0	0	0	0	1											
<b>Buck Rodgers, S</b> OBP: 0.313, SLG: 0.378 (1, 2)		F8		1B		F8				3	0	1	0	0	0	0											
<b>George Thomas, R</b> OBP: 0.317, SLG: 0.388 (1, 9)		4-3		K		F7				3	0	0	0	0	1	1											
<b>Felix Torres, R</b> OBP: 0.310, SLG: 0.396 (1, 5)					K				F8	3	0	1	0	0	1	0											
<b>Jim Fregosi, R</b> OBP: 0.308, SLG: 0.319 (8, PH)					K				6-3	2	0	0	0	0	2	1											
<b>Tom Satriano, L</b> (8, PH)					K				6-3	1	0	0	0	0	0	0											
<b>Bob Botz, R</b> (9, 1)					K				K	0	0	0	0	0	0	0											
<b>Bo Belinsky, L</b> OBP: 0.222, SLG: 0.125 (1, 1)					F4				K	2	0	0	0	0	0	0											
<b>Tom Morgan, R</b> (8, 1)					4-3					0	0	0	0	0	0	0											
<b>Tom Burgess, L</b> OBP: 0.357, SLG: 0.316 (8, PH)										1	0	0	0	0	1	0											
<b>Joe Koppe, R</b> OBP: 0.356, SLG: 0.305 (9, 6)										0	0	0	0	0	0	0											
<b>Inning Stats</b>	R: 0 E: 0 K: 0 S: 4	H: 1 LOB: 1 BB: 0 P: 4	R: 0 E: 0 K: 1 S: 6	H: 1 LOB: 0 BB: 0 P: 6	R: 0 E: 0 K: 0 S: 3	H: 0 LOB: 0 BB: 0 P: 3	R: 0 E: 0 K: 1 S: 6	H: 1 LOB: 0 BB: 0 P: 6	R: 0 E: 0 K: 2 S: 7	H: 0 LOB: 0 BB: 0 P: 7	R: 0 E: 0 K: 1 S: 5	H: 0 LOB: 0 BB: 0 P: 5	R: 0 E: 0 K: 0 S: 3	H: 0 LOB: 0 BB: 0 P: 3	R: 0 E: 0 K: 1 S: 5	H: 0 LOB: 0 BB: 0 P: 5	R: 1 E: 0 K: 1 S: 6	H: 1 LOB: 0 BB: 0 P: 6	1B: 3 2B: 0 3B: 0 HR: 1	SF: 0 SAC: 0 DP: 0 HBP: 0	WP: 0 PB: 0 SB: 0 CS: 0	PA: 31					
<b>PITCHER</b>	IP	WLS	BF	H	R	ER	SO	BB	IBB	HBP	BLK	WP	HR	S	P	ERA	WHIP										
<b>Orlando Pena, R</b> ERA: 2.55 (1, 1)	9.0	W	31	4	1	1	7	0	0	0	0	0	1	45	45	1.00	0.444										


AB	31
R	1
H	4
RBI	1
BB	0
SO	7
LOB	3





Batter	1	2	3	4	5	6	7	8	9	AB	R	H	RBI	BB	SO	LOB	TOP										
<b>Bobby Del Greco, R</b> (1, 8) OBP: 0.371, SLG: 0.403	F6	K		G6-4-3		F2		1B		4	0	0	0	0	1	3	<b>Kansas City Athletics @ Los Angeles Angels</b> <b>Dodger Stadium, Los Angeles, CA</b> Thu Sep 13 1962, 3:33 AM PDT Alt. 3,625 - Unknown - 78 F										
<b>John Wojcik, L</b> (8, PH) OBP: 0.667, SLG: 1.000										1	1	1	1	0	0	0											
<b>John Wyatt, R</b> (8, 1) OBP: 0.133, SLG: 0.103										0	0	0	0	0	0	0											
<b>Gino Cimoli, R</b> (1, 9) OBP: 0.325, SLG: 0.431	2B	3B	1-2		6-3	K				5	1	3	2	0	1	0											
<b>Jerry Lumpe, L</b> (1, 4) OBP: 0.345, SLG: 0.444		3H								5	1	1	1	0	0	3											
<b>Norm Siebern, L</b> (1, 3) OBP: 0.409, SLG: 0.496	K									4	0	0	0	1	3	1											
<b>Ed Charles, R</b> (1, 5) OBP: 0.365, SLG: 0.462										4	0	3	0	1	0	0											
<b>George Alusik, R</b> (1, 7) OBP: 0.323, SLG: 0.493	F3									5	0	1	0	0	0	5											
<b>Billy Consolo, R</b> (1, 6) OBP: 0.323, SLG: 0.259										2	0	0	0	1	0	1											
<b>Jose Tartabull, L</b> (8, PH) OBP: 0.323, SLG: 0.327										1	0	1	0	0	0	0											
<b>Haywood Sullivan, R</b> (1, 2) OBP: 0.320, SLG: 0.332										3	1	1	0	0	0	3											
<b>Dan Pfister, R</b> (1, 1) OBP: 0.183, SLG: 0.183										2	0	2	0	0	0	0											
<b>Manny Jimenez, L</b> (6, PH) OBP: 0.353, SLG: 0.432										1	0	0	0	0	0	0											
<b>Dave Wickersham, R</b> (6, 1) OBP: 0.129, SLG: 0.069										0	0	0	0	0	0	0											
<b>Wayne Causey, L</b> (8, PH) OBP: 0.349, SLG: 0.340										0	1	0	0	1	0	0											
<b>Inning Stats</b>	R: 1 E: 0 K: 1 S: 7	H: 2 LOB: 2 BB: 1 P: 11	R: 1 E: 0 K: 1 S: 8	H: 3 LOB: 2 BB: 0 P: 8	R: 0 E: 0 K: 1 S: 6	H: 1 LOB: 1 BB: 0 P: 6	R: 0 E: 0 K: 0 S: 3	H: 1 LOB: 0 BB: 0 P: 3	R: 1 E: 2 K: 0 S: 5	H: 1 LOB: 3 BB: 2 P: 13	R: 0 E: 0 K: 1 S: 5	H: 0 LOB: 0 BB: 0 P: 5	R: 0 E: 0 K: 0 S: 4	H: 1 LOB: 1 BB: 0 P: 4	R: 2 E: 0 K: 0 S: 5	H: 3 LOB: 1 BB: 1 P: 9	R: 0 E: 0 K: 1 S: 5	H: 1 LOB: 0 BB: 0 P: 5	1B: 10 2B: 2 HR: 0	SF: 0 SAC: 1 HBP: 0	WP: 0 PB: 0 SB: 0 CS: 1	PA: 42					
<b>PITCHER</b>	IP	WLS	BF	H	R	ER	SO	BB	IBB	HBP	BLK	WP	HR	S	P	ERA	WHIP										
<b>Ted Bowsfield, L</b> (1, 1) ERA: 4.6	1.2		11	5	2	2	2	1	0	0	0	0	0	14	18	10.80	3.600										
<b>Dan Osinski, R</b> (2, 1) ERA: 4.14	4.1		18	3	1	0	2	2	0	0	0	0	0	20	28	0.00	1.154										
<b>Don Lee, R</b> (7, 1) ERA: 3.57	1.2	L	8	3	2	2	0	1	0	0	0	0	0	7	11	10.80	2.400										
<b>Bob Botz, R</b> (8, 1) ERA: 3.67	1.1		5	2	0	0	1	0	0	0	0	0	0	7	7	0.00	1.500										

AB	37
R	5
H	13
RBI	4
BB	4
SO	5
LOB	16



Batter	1	2	3	4	5	6	7	8	9	AB	R	H	RBI	BB	SO	LOB	BOTTOM										
<b>Albie Pearson, L</b> (1, 8) OBP: 0.362, SLG: 0.348	5-3									5	0	0	0	0	0	1	<b>Kansas City Athletics @ Los Angeles Angels</b> <b>Dodger Stadium, Los Angeles, CA</b> Thu Sep 13 1962, 3:33 AM PDT Alt. 3,625 - Unknown - 78 F										
<b>Billy Moran, R</b> (1, 4) OBP: 0.322, SLG: 0.406										3	0	0	0	1	0	1											
<b>Lee Thomas, L</b> (1, 3) OBP: 0.353, SLG: 0.471										4	0	0	0	0	1	3											
<b>Leon Wagner, L</b> (1, 7) OBP: 0.328, SLG: 0.512										4	0	0	0	0	1	1											
<b>Buck Rodgers, S</b> (1, 2) OBP: 0.317, SLG: 0.381										3	1	3	0	1	0	0											
<b>Gene Leek, R</b> (8, PR) OBP: 0.500, SLG: 0.500										0	0	0	0	0	0	0											
<b>Ed Sadowski, R</b> (9, 2) OBP: 0.214, SLG: 0.300										0	0	0	0	0	0	0											
<b>Tom Satriano, L</b> (1, 5) OBP: 0.200, SLG: 0.400										4	1	1	0	0	0	3											
<b>George Thomas, R</b> (1, 9) OBP: 0.316, SLG: 0.381										3	1	0	0	1	3	4											
<b>Jim Fregosi, R</b> (1, 6) OBP: 0.313, SLG: 0.350										4	1	2	3	0	1	1											
<b>Ted Bowsfield, R</b> (1, 1) OBP: 0.288, SLG: 0.194										0	0	0	0	0	0	0											
<b>Dan Osinski, R</b> (2, 1) ERA: 4.14										2	0	0	0	0	0	2											
<b>Tom Burgess, L</b> (6, PH) OBP: 0.350, SLG: 0.514										0	0	0	0	0	0	0											
<b>Don Lee, R</b> (7, 1) ERA: 3.57										0	0	0	0	0	0	0											
<b>Bob Botz, R</b> (8, 1) ERA: 3.67										0	0	0	0	0	0	0											
<b>Ed Kirkpatrick, L</b> (9, PH)										1	0	0	0	0	0	0											
<b>Inning Stats</b>	R: 0 E: 0 K: 0 S: 3	H: 0 LOB: 0 BB: 0 P: 3	R: 0 E: 0 K: 0 S: 2	H: 0 LOB: 0 BB: 1 P: 6	R: 1 E: 1 K: 1 S: 6	H: 1 LOB: 2 BB: 2 P: 14	R: 3 E: 0 K: 1 S: 8	H: 3 LOB: 0 BB: 0 P: 8	R: 0 E: 1 K: 1 S: 4	H: 0 LOB: 2 BB: 0 P: 4	R: 0 E: 1 K: 1 S: 7	H: 1 LOB: 2 BB: 0 P: 7	R: 0 E: 0 K: 0 S: 3	H: 0 LOB: 0 BB: 0 P: 3	R: 0 E: 0 K: 2 S: 8	H: 1 LOB: 1 BB: 0 P: 8	R: 0 E: 0 K: 1 S: 5	H: 0 LOB: 0 BB: 0 P: 5	1B: 4 2B: 1 HR: 1	SF: 0 SAC: 0 HBP: 0	WP: 0 PB: 0 SB: 0 CS: 0	PA: 37					
<b>PITCHER</b>	IP	WLS	BF	H	R	ER	SO	BB	IBB	HBP	BLK	WP	HR	S	P	ERA	WHIP										
<b>Dan Pfister, R</b> (1, 1) ERA: 4.79	5.0		22	4	4	3	2	3	0	0	0	0	0	10	10	0.00	0.500										
<b>Dave Wickersham, R</b> (6, 1) ERA: 3.64	2.0	W	8	1	0	0	1	0	0	0	0	0	0	10	10	0.00	0.500										
<b>John Wyatt, R</b> (8, 1) ERA: 4.51	2.0	S	7	1	0	0	3	0	0	0	0	0	0	13	13	0.00	0.500										

AB	34
R	4
H	6
RBI	3
BB	3
SO	6
LOB	18









Batter	1	2	3	4	5	6	7	8	9	10	11	AB	R	H	RBI	BB	SO	LOB	TOP												
Jerry Adair, R OBP: 0.319, SLG: 0.405 (1, 6)												6	1	3	0	0	0	1													
Russ Snyder, L OBP: 0.324, SLG: 0.423 (1, 7)												4	1	1	2	1	0	2													
Brooks Robinson, R OBP: 0.343, SLG: 0.486 (1, 5)												5	0	2	0	0	0	4													
Jim Gentile, L OBP: 0.353, SLG: 0.485 (1, 3)												5	0	1	0	1	0	3													
Charlie Lau, L OBP: 0.328, SLG: 0.460 (1, 2)												6	0	2	1	0	1	4													
Dave Nicholson, R OBP: 0.297, SLG: 0.369 (1, 8)												6	1	1	1	0	1	6													
Whitey Herzog, L OBP: 0.377, SLG: 0.416 (1, 9)												5	1	2	0	0	0	1													
Mary Breeding, R OBP: 0.265, SLG: 0.320 (8, PH)												3	0	0	0	0	1	1													
Boog Powell, L OBP: 0.314, SLG: 0.414 (8, 6)												1	0	1	0	0	0	0													
Mickey McGuire, R (8, 6)												1	0	0	0	0	0	0													
Robin Roberts, S OBP: 0.370, SLG: 0.500 (7, PH)												2	0	0	0	0	0	1													
Barry Luebke, R OBP: 0.298, SLG: 0.286 (8, PH)												0	0	0	0	0	0	0													
Dick Williams, R OBP: 0.298, SLG: 0.286 (8, PH)												1	0	0	0	0	0	2													
Wes Stock, R OBP: 0.305, SLG: 0.383 (8, 1)												0	0	0	0	0	0	0													
Billy Hoelt, L OBP: 0.305, SLG: 0.383 (8, 1)												0	0	0	0	0	0	0													
<b>Inning Stats</b>	R: 1 E: 0 K: 0 S: 5	H: 2 LOB: 1 BB: 0 P: 5	R: 0 E: 0 K: 0 S: 3	H: 0 LOB: 0 BB: 0 P: 3	R: 0 E: 0 K: 0 S: 3	H: 0 LOB: 0 BB: 0 P: 3	R: 0 E: 0 K: 0 S: 4	H: 1 LOB: 1 BB: 0 P: 4	R: 1 E: 0 K: 1 S: 8	H: 3 LOB: 2 BB: 0 P: 8	R: 0 E: 0 K: 0 S: 4	H: 1 LOB: 1 BB: 0 P: 4	R: 0 E: 0 K: 1 S: 7	H: 2 LOB: 2 BB: 0 P: 7	R: 1 E: 0 K: 0 S: 6	H: 3 LOB: 2 BB: 0 P: 6	R: 1 E: 0 K: 1 S: 7	H: 2 LOB: 1 BB: 1 P: 11	R: 0 E: 0 K: 0 S: 3	H: 0 LOB: 1 BB: 1 P: 7	R: 0 E: 0 K: 1 S: 5	H: 0 LOB: 2 BB: 1 P: 10	1B: 10 2B: 2 3B: 1 HR: 1	SF: 0 SAC: 1 DP: 0 HBP: 1	WP: 0 PB: 0 SB: 2 CS: 0	PA: 51					
<b>PITCHER</b>	IP: 7.2 ERA: 3.78	WLS: 8 BF: 34	H: 11 R: 3 ER: 3 SO: 2	BB: 0 IBB: 0 HBP: 0 BLK: 0	WP: 0 HR: 1 S: 38 P: 38	ERA: 3.52 WHIP: 1.435																									
John Wyatt, R ERA: 4.5 (8, 1)	1.1	8	3	1	1	1	1	0	0	0	0	0	0	9	13	6.75	3.000														
Dave Wickersham, R ERA: 3.56 (10, 1)	2.0	W 9	0	0	0	1	1	1	1	0	0	0	0	8	17	0.00	0.500														

Baltimore Orioles @ Kansas City Athletics  
Municipal Stadium, Kansas City, MO  
Sat Sep 15 1962, 8:05 PM EDT  
Att: 7,884 - Unknown


AB 46  
R 4  
H 14  
RBI 4  
BB 3  
SO 4  
LOB 25



Batter	1	2	3	4	5	6	7	8	9	10	11	AB	R	H	RBI	BB	SO	LOB	BOTTOM												
Jose Tartabull, L OBP: 0.332, SLG: 0.348 (1, 8)												5	1	2	1	0	1	0													
John Wojcik, L OBP: 0.508, SLG: 0.500 (1, 9)												5	1	2	1	0	0	2													
Jerry Lumpe, L OBP: 0.343, SLG: 0.440 (1, 4)												5	0	1	0	0	1	4													
Norm Siebern, L OBP: 0.412, SLG: 0.496 (1, 3)												4	1	2	1	1	0	1													
Ed Charles, R OBP: 0.360, SLG: 0.461 (1, 5)												5	1	1	2	0	0	3													
Manny Jimenez, L OBP: 0.354, SLG: 0.435 (1, 7)												3	0	1	0	0	0	2													
Gino Cimoli, R OBP: 0.321, SLG: 0.425 (8, 9)												2	0	0	0	0	0	0													
Wayne Causey, L OBP: 0.348, SLG: 0.336 (1, 6)												5	0	1	0	0	0	1													
Haywood Sullivan, R OBP: 0.319, SLG: 0.336 (1, 2)												4	1	0	0	1	0	2													
Bill Fischer, R OBP: 0.121, SLG: 0.152 (1, 1)												3	0	0	0	0	0	2													
John Wyatt, R OBP: 0.133, SLG: 0.103 (8, 1)												0	0	0	0	0	0	0													
George Alusk, R OBP: 0.329, SLG: 0.493 (9, PH)												0	0	0	0	1	0	0													
Dick Howser, R OBP: 0.326, SLG: 0.350 (9, PR)												0	0	0	0	0	0	0													
Dave Wickersham, R OBP: 0.129, SLG: 0.069 (10, 1)												0	0	0	0	0	0	0													
<b>Inning Stats</b>	R: 0 E: 0 K: 0 S: 4	H: 1 LOB: 1 BB: 0 P: 4	R: 0 E: 1 K: 0 S: 4	H: 1 LOB: 1 BB: 0 P: 4	R: 0 E: 0 K: 0 S: 3	H: 0 LOB: 0 BB: 0 P: 3	R: 2 E: 0 K: 0 S: 6	H: 3 LOB: 2 BB: 1 P: 10	R: 2 E: 0 K: 0 S: 6	H: 3 LOB: 1 BB: 0 P: 6	R: 0 E: 0 K: 0 S: 3	H: 0 LOB: 0 BB: 0 P: 3	R: 0 E: 0 K: 1 S: 6	H: 1 LOB: 2 BB: 1 P: 10	R: 0 E: 0 K: 0 S: 3	H: 0 LOB: 0 BB: 0 P: 3	R: 0 E: 0 K: 1 S: 5	H: 0 LOB: 2 BB: 1 P: 9	R: 0 E: 0 K: 0 S: 3	H: 0 LOB: 0 BB: 0 P: 3	R: 1 E: 1 K: 0 S: 4	H: 1 LOB: 1 BB: 0 P: 4	1B: 7 2B: 2 3B: 0 HR: 1	SF: 0 SAC: 2 DP: 1 HBP: 0	WP: 0 PB: 0 SB: 1 CS: 0	PA: 46					
<b>PITCHER</b>	IP: 6.0 ERA: 2.8	WLS: 5 BF: 27	H: 8 R: 4 ER: 4 SO: 0	BB: 0 IBB: 1 HBP: 0 BLK: 0	WP: 0 HR: 1 S: 26 P: 30	ERA: 6.00 WHIP: 1.333																									
Dick Luebke, L ERA: 2.89 (7, 1)	1.0	5	1	0	0	1	1	0	0	0	0	0	0	6	10	0.00	2.000														
Wes Stock, R ERA: 3.77 (8, 1)	1.1	5	0	0	0	0	1	0	0	0	0	0	0	4	8	0.00	0.750														
Billy Hoelt, L ERA: 4.71 (9, 1)	2.1	L 9	1	1	0	1	0	0	0	0	0	0	0	11	11	0.00	0.429														

Baltimore Orioles @ Kansas City Athletics  
Municipal Stadium, Kansas City, MO  
Sat Sep 15 1962, 8:05 PM EDT  
Att: 7,884 - Unknown

AB 41  
R 5  
H 10  
RBI 5  
BB 3  
SO 2  
LOB 17





Batter	1	2	3	4	5	6	7	8	9	AB	R	H	RBI	BB	SO	LOB	TOP					
Jerry Adair, R OBP: 0.320, SLG: 0.410 Mickey McGuire, R (6, FR) (6, 6)	5-3		6-3		HR	2B		F6		4	1	2	1	0	0	0	<p>Baltimore Orioles @ Kansas City Athletics Municipal Stadium, Kansas City, MO Sun Sep 16 1962, 4:33 AM EDT Att: 6,607 - Unknown</p> <p>livebaseballscorecards.com</p>					
Jackie Brandt, R OBP: 0.330, SLG: 0.442 (1, 9) (8, 5)	K		1B	2B	K	FC5-4	BB	S	1B	3	1	1	0	2	2	1						
Brooks Robinson, R OBP: 0.346, SLG: 0.496 (1, 5) (8, 4)	2B		2H	1B	HR	FC5-4	1-2	1B	FC3-6	5	1	4	3	0	0	2						
Charlie Lau, L OBP: 0.330, SLG: 0.470 (1, 2)	L6			1B	SF7	3B		F5	F9	5	1	2	0	0	0	2						
Boog Powell, L OBP: 0.313, SLG: 0.411 (1, 3)	5-3		FC5	1B	BB	SF7		G3	FC3-6	3	0	0	1	1	0	1						
Dave Nicholson, R OBP: 0.294, SLG: 0.363 (1, 8)	S	1B	K	1-3	1-3			K	FC5-4	5	0	1	0	0	2	3						
Whitey Herzog, L OBP: 0.372, SLG: 0.409 (1, 7)	K	1-3	K			F8		F7		4	0	0	0	0	2	3						
Mary Breeding, R OBP: 0.266, SLG: 0.320 Russ Snyder, L OBP: 0.325, SLG: 0.424 (8, PH) (8, 9)	4-3		1-2	2-3	1B	4-3		1B		3	0	1	0	0	0	1						
Mill Pappas, R OBP: 0.106, SLG: 0.284 Steve Barber, L OBP: 0.133, SLG: 0.071 Barry Shetler, L OBP: 0.385, SLG: 0.692 Dick Luebke, R (8, PH) Jim Gentile, L OBP: 0.350, SLG: 0.454 John Papa, R (8, 1)	K		K	FC5	2-3	2B	2B	F4		2	0	0	0	0	1	3						
<b>Inning Stats</b>	R: 0 E: 0 K: 1 S: 6	H: 1 LOB: 1 BB: 0 P: 6	R: 0 E: 0 K: 1 S: 6	H: 1 LOB: 1 BB: 0 P: 6	R: 0 E: 0 K: 1 S: 6	H: 2 LOB: 2 BB: 0 P: 6	R: 0 E: 0 K: 2 S: 9	H: 2 LOB: 3 BB: 1 P: 13	R: 3 E: 0 K: 1 S: 8	H: 3 LOB: 0 BB: 0 P: 8	R: 1 E: 0 K: 0 S: 5	H: 2 LOB: 2 BB: 1 P: 9	R: 0 E: 0 K: 1 S: 5	H: 0 LOB: 0 BB: 0 P: 5	R: 0 E: 0 K: 0 S: 4	H: 1 LOB: 1 BB: 0 P: 4		R: 1 E: 0 K: 0 S: 4	H: 1 LOB: 1 BB: 1 P: 8	1B: 6 2B: 5 3B: 1 HR: 1	SF: 1 SAC: 0 DP: 0 HBP: 0	WP: 0 PB: 0 SB: 3 CS: 0
<b>PITCHER</b>	IP	WLS	BF	H	R	ER	SO	BB	IBB	HBP	BLK	WP	HR	S	P	ERA	WHIP					
Orlando Pena, R ERA: 2.74 Dave Wickersham, R ERA: 3.6	5.0	W	24	9	3	3	6	1	0	0	0	0	1	35	39	5.40	2.000					

Batter	1	2	3	4	5	6	7	8	9	AB	R	H	RBI	BB	SO	LOB	BOTTOM				
Jose Tartabull, L OBP: 0.330, SLG: 0.345 (1, 8)	1-3		6-3	F7	1B		FC4-6			5	0	1	1	0	0	3	<p>Baltimore Orioles @ Kansas City Athletics Municipal Stadium, Kansas City, MO Sun Sep 16 1962, 4:33 AM EDT Att: 6,607 - Unknown</p> <p>livebaseballscorecards.com</p>				
Gino Cimoli, R OBP: 0.323, SLG: 0.427 (1, 9)	F6		S	1B	1B		F9			5	1	3	1	0	0	1					
Jerry Lumpe, L OBP: 0.341, SLG: 0.440 Billy Conzolo, R OBP: 0.323, SLG: 0.259 (1, 4) (9, 6)	F7		F9	1-2	2B	F6		4-3		5	1	1	1	0	0	3					
Norm Siebern, L OBP: 0.412, SLG: 0.494 (1, 3)	K		4-3	E	SH	4-3	BB	1B	BB	3	2	0	0	2	1	1					
Ed Charles, R OBP: 0.361, SLG: 0.467 (1, 5)	5-3		HR	SH	4-3	SF9		L5	1B	4	3	2	1	0	0	0					
John Wojcik, L OBP: 0.611, SLG: 0.538 (1, 7)	2B	BB	S	1B	E4	1B	4-3	1B	SF8	3	3	2	2	2	0	2					
Wayne Causey, L OBP: 0.349, SLG: 0.341 (1, 6) (9, 4)	1B	2B	K	1B	4-3	4-3		1B		5	1	2	2	0	1	4					
Haywood Sullivan, R OBP: 0.324, SLG: 0.340 (1, 2)	1B	1B	K	1B	1B	1B	IBB	SF8		3	1	2	2	1	1	1					
Orlando Pena, R OBP: 0.207, SLG: 0.154 George Alusik, R OBP: 0.324, SLG: 0.493 Dave Wickersham, R OBP: 0.121, SLG: 0.065 (1, 1) (5, PH) (6, 1)	K		BB	3H	SF9		F2	6-3		1	0	0	0	1	1	1					
<b>Inning Stats</b>	R: 0 E: 0 K: 0 S: 3	H: 0 LOB: 0 BB: 0 P: 3	R: 2 E: 0 K: 2 S: 9	H: 2 LOB: 1 BB: 1 P: 13	R: 0 E: 0 K: 0 S: 4	H: 1 LOB: 1 BB: 0 P: 4	R: 1 E: 0 K: 2 S: 9	H: 2 LOB: 2 BB: 1 P: 13	R: 6 E: 1 K: 0 S: 3	H: 4 LOB: 2 BB: 2 P: 17	R: 0 E: 0 K: 0 S: 3	H: 0 LOB: 1 BB: 1 P: 7	R: 0 E: 0 K: 0 S: 4	H: 1 LOB: 1 BB: 0 P: 4	R: 3 E: 0 K: 0 S: 6	H: 3 LOB: 1 BB: 1 P: 10		1B: 10 2B: 2 3B: 0 HR: 1	SF: 2 SAC: 1 DP: 0 HBP: 0	WP: 0 PB: 0 SB: 3 CS: 0	PA: 45
<b>PITCHER</b>	IP	WLS	BF	H	R	ER	SO	BB	IBB	HBP	BLK	WP	HR	S	P	ERA	WHIP				
Milt Pappas, R ERA: 3.9 Steve Barber, L ERA: 3.2 Dick Luebke, L ERA: 2.38 John Papa, R ERA: 27.0	4.0	L	23	7	2	2	0	0	0	0	0	0	0	6	10	0.00	2.000				



Batter	1	2	3	4	5	6	7	8	9	AB	R	H	RBI	BB	SO	LOB	TOP																	
Tommie Agee, R OBP: 0.167, SLG: 0.167 (1, 8)	F8		4-3		2H 1B		F3			4	0	1	1	0	0	2	<b>Cleveland Indians @ Kansas City Athletics</b> Municipal Stadium, Kansas City, MO Tue Sep 18 1962, 8:05 PM EDT Att. 4,221 - Unknown <a href="http://livebaseballscorecards.com">livebaseballscorecards.com</a>																	
Al Luplow, L OBP: 0.359, SLG: 0.475 (1, 7)	L3				1B		1-3			2	0	1	0	0	0	0																		
Don Dillard, L OBP: 0.267, SLG: 0.347 (5, PH) (5, 7)				1B	K					2	0	0	0	0	1																			
Max Alvis, R OBP: 0.294, SLG: 0.250 (1, 5)	K			1B						4	0	2	0	0	1	0																		
Walt Bond, L OBP: 0.125, SLG: 0.125 (1, 9)		1-3		1B			F8			4	0	1	0	0	0	1																		
Hal Jones, R OBP: 0.200, SLG: 0.400 (1, 3)		F9		F7						4	0	1	0	0	1	3																		
Doc Edwards, R OBP: 0.345, SLG: 0.405 (1, 2)		5-3		F5			K			3	0	0	0	1	1	5																		
Jim Mahoney, R OBP: 0.257, SLG: 0.408 (9, PR)								L5-3 BB		0	0	0	0	0	0	0																		
Jack Kubiszyn, R OBP: 0.185, SLG: 0.220 (1, 6)			5-3		F3					3	0	0	0	0	0	5																		
Ty Cline, L OBP: 0.308, SLG: 0.322 (9, PH)							F8			1	0	0	0	0	0	1																		
Jerry Kindall, R OBP: 0.289, SLG: 0.352 (1, 4)							1-3			2	1	0	0	2	1	2																		
Jim Perry, S OBP: 0.186, SLG: 0.175 (1, 1)										1	0	0	0	1	0	1																		
Gary Bell, R OBP: 0.296, SLG: 0.208 (8, 1)										0	0	0	0	0	0	0																		
Bob Allen, L OBP: 0.276, SLG: 0.384 (8, 1)										0	0	0	0	0	0	0																		
Willie Kirkland, L OBP: 0.276, SLG: 0.384 (9, PH)										1	0	0	0	0	1	2																		
<b>Inning Stats</b>	R: 0 E: 0 K: 1 S: 5	H: 0 LOB: 0 BB: 0 P: 5	R: 0 E: 0 K: 0 S: 3	H: 0 LOB: 0 BB: 0 P: 3	R: 0 E: 0 K: 0 S: 3	H: 0 LOB: 1 BB: 1 P: 7	R: 0 E: 0 K: 0 S: 6	H: 3 LOB: 3 BB: 0 P: 6	R: 1 E: 0 K: 1 S: 5	H: 1 LOB: 0 BB: 1 P: 9	R: 0 E: 0 K: 1 S: 7	H: 2 LOB: 2 BB: 0 P: 7	R: 0 E: 0 K: 0 S: 3	H: 0 LOB: 1 BB: 1 P: 7	R: 0 E: 0 K: 1 S: 5	H: 0 LOB: 2 BB: 1 P: 11	1B: 5 2B: 1 3B: 0 HR: 0	SF: 0 SAC: 1 DP: 0 HBP: 0	WP: 0 PB: 0 SB: 0 CS: 0	PA: 36														
<b>PITCHER</b>	IP: 8.0 WLS: W BF: 32 ERA: 4.64	IP: 1.0 WLS: S BF: 4 ERA: 4.46															IP: 8.0 WLS: W BF: 32 ERA: 4.64	IP: 1.0 WLS: S BF: 4 ERA: 4.46															IP: 8.0 WLS: W BF: 32 ERA: 4.64	IP: 1.0 WLS: S BF: 4 ERA: 4.46

Batter	1	2	3	4	5	6	7	8	9	AB	R	H	RBI	BB	SO	LOB	BOTTOM																	
Jose Tartabull, L OBP: 0.328, SLG: 0.343 (1, 8)	1-3		F8		K		F8 SH1-4 1B	FC4-2 1B		5	1	1	0	0	1	3	<b>Cleveland Indians @ Kansas City Athletics</b> Municipal Stadium, Kansas City, MO Tue Sep 18 1962, 8:05 PM EDT Att. 4,221 - Unknown <a href="http://livebaseballscorecards.com">livebaseballscorecards.com</a>																	
Gino Cimoli, R OBP: 0.326, SLG: 0.429 (1, 9)	F9		FC4-6 BB 1B		CS 1B		SH1-4	1B 1B		4	0	3	1	0	0	0																		
Jerry Lumpe, L OBP: 0.343, SLG: 0.440 (1, 4)	1B		FC4-6 BB 1B		F9 1-2		F8	1B		4	0	2	1	1	0	2																		
Norm Siebern, L OBP: 0.410, SLG: 0.491 (1, 3)	1B		FC4-6 1-2 2-3 3-H				F7	F5		5	0	1	1	0	0	5																		
Ed Charles, R OBP: 0.360, SLG: 0.467 (1, 5)	4-3		4-3				2B 2B	5-3		4	1	1	0	0	0	4																		
John Wojcik, L OBP: 0.591, SLG: 0.467 (1, 7)		K2-3			F7		2B BB	1B 1B HBP		2	1	0	0	1	1	0																		
Wayne Causey, L OBP: 0.354, SLG: 0.351 (1, 6)	F7				FC1-4 1B		1-3 2-H	1B 1B		4	1	3	1	0	0	0																		
Haywood Sullivan, R OBP: 0.323, SLG: 0.338 (1, 2)	6-3				FC1-4 1-2		K	1B FC4-2 1B		4	0	1	0	0	1	3																		
Dan Pfister, R OBP: 0.190, SLG: 0.190 (1, 1)										3	1	1	0	0	1	3																		
Manny Jimenez, L OBP: 0.355, SLG: 0.436 (8, PH)										1	0	1	2	0	0	0																		
Dick Howser, R OBP: 0.326, SLG: 0.350 (8, PR)										0	1	0	0	0	0	0																		
John Wyatt, R OBP: 0.133, SLG: 0.103 (9, 1)										0	0	0	0	0	0	0																		
<b>Inning Stats</b>	R: 0 E: 0 K: 0 S: 5	H: 2 LOB: 2 BB: 0 P: 5	R: 0 E: 0 K: 1 S: 5	H: 0 LOB: 0 BB: 0 P: 5	R: 1 E: 0 K: 0 S: 5	H: 2 LOB: 2 BB: 1 P: 9	R: 0 E: 0 K: 1 S: 6	H: 1 LOB: 1 BB: 0 P: 6	R: 0 E: 0 K: 1 S: 5	H: 1 LOB: 0 BB: 0 P: 5	R: 1 E: 0 K: 1 S: 7	H: 2 LOB: 2 BB: 1 P: 11	R: 0 E: 0 K: 0 S: 4	H: 1 LOB: 1 BB: 0 P: 4	R: 4 E: 0 K: 0 S: 8	H: 5 LOB: 2 BB: 0 P: 9	1B: 12 2B: 2 3B: 0 HR: 0	SF: 0 SAC: 1 DP: 0 HBP: 1	WP: 0 PB: 0 SB: 0 CS: 1	PA: 40														
<b>PITCHER</b>	IP: 7.1 WLS: L BF: 34 ERA: 4.02	IP: 0.1 WLS: L BF: 4 ERA: 4.29															IP: 7.1 WLS: L BF: 34 ERA: 4.02	IP: 0.1 WLS: L BF: 4 ERA: 4.29															IP: 7.1 WLS: L BF: 34 ERA: 4.02	IP: 0.1 WLS: L BF: 4 ERA: 4.29








Batter	1	2	3	4	5	6	7	8	9	AB	R	H	RBI	BB	SO	LOB	TOP			
Ty Cline, L OBP: 0.310, SLG: 0.324 (1, 8)	L6-3		L3			K				4	0	1	1	1	1	0	Cleveland Indians @ Kansas City Athletics Municipal Stadium, Kansas City, MO Thu Sep 20 1962, 8:05 PM EDT Att: 1,954 - Unknown			
Tito Francona, L OBP: 0.321, SLG: 0.398 (1, 3)	1B 1B		K		G3	K		F7		5	1	1	0	0	2	3				
Chuck Essegian, R OBP: 0.373, SLG: 0.517 (1, 7)	1B SF4 1B				E5 1B SF8		K		F4	5	2	2	0	0	1	0				
Walt Bond, L OBP: 0.444, SLG: 0.824 (1, 9)	SF4 1B		G3				F4		FC4-6 1B	5	0	3	1	0	0	1				
John Romano, R OBP: 0.358, SLG: 0.469 (1, 2)	SF4				SF8		BB BB		FC4-6 1B	2	1	1	3	1	0	1				
Woodie Held, R OBP: 0.381, SLG: 0.404 (1, 6)	F5			HR	F7		BB BB		1-2	3	0	1	0	2	0	1				
Max Alvis, R OBP: 0.185, SLG: 0.154 (1, 5)		1-3			F2		F6		F7	5	0	0	0	0	0	6				
Jerry Kindall, R OBP: 0.286, SLG: 0.347 (1, 4)		6-3			1B 2B 1B		F7		K	4	1	1	0	0	1	2				
Pedro Ramos, S OBP: 0.182, SLG: 0.344 (1, 1)		F6			2B 1-3 1B		K		K	4	0	1	0	0	2	0				
<b>Inning Stats</b>	R: 2 E: 0 K: 0 S: 6	H: 3 LOB: 1 BB: 0 P: 6	R: 0 E: 0 K: 0 S: 3	H: 0 LOB: 0 BB: 0 P: 3	R: 0 E: 0 K: 1 S: 6	H: 1 LOB: 1 BB: 0 P: 6	R: 2 E: 0 K: 0 S: 7	H: 4 LOB: 2 BB: 0 P: 7	R: 1 E: 1 K: 0 S: 5	H: 1 LOB: 2 BB: 1 P: 9	R: 0 E: 0 K: 1 S: 5	H: 0 LOB: 2 BB: 2 P: 13	R: 0 E: 0 K: 2 S: 7	H: 0 LOB: 1 BB: 1 P: 11	R: 0 E: 0 K: 0 S: 5	H: 2 LOB: 2 BB: 0 P: 5	1B: 8 2B: 2 3B: 0 HR: 1	SF: 2 SAC: 0 DP: 0 HBP: 0	WP: 0 PB: 0 SB: 1 CS: 0	PA: 43
<b>PITCHER</b>	IP WLS BF H R ER SO BB IBB HBP BLK WP HR S P ERA WHIP	IP WLS BF H R ER SO BB IBB HBP BLK WP HR S P ERA WHIP																		
Bill Fischer, R ERA: 3.97 (1, 1)	4.0 L 22 9 5 4 1 0 0 0 0 0 1 24 24 9.00 2.250																			
Diego Segui, R ERA: 3.92 (5, 1)	1.0 0 4 0 0 0 0 1 0 0 0 0 0 3 7 0.00 1.000																			
Moe Drabowsky, R ERA: 5.06 (6, 1)	2.0 8 0 0 0 4 2 0 0 0 0 0 0 14 22 0.00 1.000																			
Jerry Walker, R ERA: 5.9 (8, 1)	2.0 9 2 0 0 2 1 0 0 0 0 0 0 12 16 0.00 1.500																			

Batter	1	2	3	4	5	6	7	8	9	AB	R	H	RBI	BB	SO	LOB	BOTTOM	
Jose Tartabull, L OBP: 0.324, SLG: 0.334 (1, 8)	1B G6-3 BB		6-3		4-3		F9			3	1	0	0	1	0	2	Cleveland Indians @ Kansas City Athletics Municipal Stadium, Kansas City, MO Thu Sep 20 1962, 8:05 PM EDT Att: 1,954 - Unknown	
Gino Cimoli, R OBP: 0.326, SLG: 0.430 (1, 9)	G6-3 1B		F7		K			3-1 2B		4	1	2	0	0	1	1		
Jerry Lumpe, L OBP: 0.345, SLG: 0.441 (1, 4)	G6-3		L8		E6 FC4			3-1		4	0	0	0	0	0	2		
Norm Siebern, L OBP: 0.412, SLG: 0.490 (1, 3)	4-3				FC4 1B		FC4	4-3		4	0	1	1	0	0	1		
Ed Charles, R OBP: 0.361, SLG: 0.468 (1, 5)		S 2B			FC5-4		F5	6-3		4	0	1	0	0	0	2		
John Wojcik, L OBP: 0.581, SLG: 0.400 (1, 7)		S BB			F7		F9	G4-6-3 BB		2	0	0	0	2	0	2		
Wayne Causey, L OBP: 0.350, SLG: 0.347 (1, 6)	F7				F9		4-3	G4-6-3		4	0	0	0	0	0	4		
Haywood Sullivan, R OBP: 0.323, SLG: 0.336 (1, 2)		K			4-3 5-3 BB		FC4-6 1B	K		3	0	1	0	1	2	2		
Bill Fischer, R ERA: 3.84 (1, 1)	9.0 W 35 5 2 2 3 4 0 0 0 0 0 0 37 53 2.00 1.000																	
<b>PITCHER</b>	IP WLS BF H R ER SO BB IBB HBP BLK WP HR S P ERA WHIP	IP WLS BF H R ER SO BB IBB HBP BLK WP HR S P ERA WHIP																
Pedro Ramos, R ERA: 3.84 (1, 1)	9.0 W 35 5 2 2 3 4 0 0 0 0 0 0 37 53 2.00 1.000																	





Batter	1	2	3	4	5	6	7	8	9	AB	R	H	RBI	BB	SO	LOB	TOP										
Chico Fernandez, R OBP: 0.305, SLG: 0.421	6-3	K				L1-3			5-3	5	1	1	1	0	1	3											
Bill Bruton, L OBP: 0.346, SLG: 0.431	F9 WP 2B		F7		F9		1-4		K	5	1	1	0	0	1	1											
Al Kaline, R OBP: 0.382, SLG: 0.601	2B 1-2 HR	BB			WP BB		L6		BLK 1B	3	1	2	0	2	0	0											
Rocky Colavito, R OBP: 0.369, SLG: 0.516	F9		6-3		6-3		K		5-3	5	0	0	0	0	1	5											
Norm Cash, L OBP: 0.376, SLG: 0.506	1-3 3-H HR	2B	K					F7		3	1	1	1	1	1	1											
Dick McAuliffe, L OBP: 0.346, SLG: 0.396	2-H 3-H HR				FC1-5-6 S 1B	F7		WP 1B		4	1	3	3	0	0	2											
Frank Kostro, R OBP: 0.268, SLG: 0.333	K				5-3			F8		4	0	1	0	0	1	2											
Dick Brown, R OBP: 0.281, SLG: 0.357			F4		FC1-5-6-4 FC6	K		F5		4	0	0	0	0	1	3											
Don Mossi, L OBP: 0.292, SLG: 0.164	F2				FC6			L1-3 1B		3	1	1	0	1	0	1											
<b>Inning Stats</b>	R: 4 E: 0 K: 1 S: 8	H: 3 LOB: 0 BB: 1 P: 12	R: 0 E: 0 K: 1 S: 5	H: 0 LOB: 0 BB: 0 P: 5	R: 0 E: 0 K: 1 S: 6	H: 1 LOB: 1 BB: 0 P: 6	R: 0 E: 0 K: 0 S: 4	H: 1 LOB: 1 BB: 0 P: 4	R: 1 E: 0 K: 0 S: 4	H: 1 LOB: 2 BB: 2 P: 12	R: 0 E: 0 K: 1 S: 5	H: 0 LOB: 0 BB: 0 P: 5	R: 0 E: 0 K: 0 S: 4	H: 1 LOB: 1 BB: 0 P: 4	R: 1 E: 0 K: 1 S: 6	H: 1 LOB: 1 BB: 1 P: 10	1B: 6 2B: 3 3B: 0 HR: 2	SF: 0 SAC: 0 DP: 1 HBP: 0	WP: 3 PB: 0 SB: 1 CS: 0	PA: 40							
<b>PITCHER</b>	IP	WLS	BF	H	R	ER	SO	BB	IBB	HBP	BLK	WP	HR	S	P	ERA	WHIP										
Orlando Pena, R ERA: 3.12	5.0	L	24	6	5	5	3	3	0	0	0	2	2	27	39	9.00	1.800										
Diego Segui, R ERA: 3.89	2.0		7	2	0	0	2	0	0	0	0	0	0	11	11	0.00	1.000										
Fred Norman, L ERA: 4.5	2.0		9	2	1	1	1	1	0	0	1	1	0	10	14	4.50	1.500										

**Detroit Tigers @ Kansas City Athletics**  
 Municipal Stadium, Kansas City, MO  
 Fri Sep 21 1962, 8:05 PM EDT  
 Att: 1,993 - Unknown


AB	36
R	6
H	10
RBI	5
BB	4
SO	6
LOB	18



Batter	1	2	3	4	5	6	7	8	9	AB	R	H	RBI	BB	SO	LOB	BOTTOM										
Bobby Del Greco, R OBP: 0.369, SLG: 0.403			F8		F7		L9			4	0	0	0	0	0	3											
John Wojcik, L OBP: 0.514, SLG: 0.333	4-3		F8		F8			1-3		4	0	0	0	0	0	1											
Jerry Lumpe, L OBP: 0.344, SLG: 0.440	F8				FC6-4 1B	F7		4-3		4	0	1	0	0	0	0											
Norm Siebern, L OBP: 0.410, SLG: 0.487		K			FC6-4 BB 1B	F8		F6		4	1	0	0	0	1	1											
Ed Charles, R OBP: 0.361, SLG: 0.466					K		5-3		K	4	0	1	0	0	2	1											
Gino Cimoli, R OBP: 0.326, SLG: 0.429		F7			1B BB			L9		3	0	1	0	1	0	1											
Wayne Causey, L OBP: 0.352, SLG: 0.349		K						L4		4	0	2	1	0	1	1											
Haywood Sullivan, R OBP: 0.323, SLG: 0.333								F3		2	0	0	0	1	1	4											
Orlando Pena, R OBP: 0.200, SLG: 0.148										1	0	0	0	0	1	1											
Bill Kern, R OBP: 0.333, SLG: 0.333										1	0	0	0	0	0	0											
Diego Segui, R OBP: 0.257, SLG: 0.353										0	0	0	0	0	0	0											
George Alusik, R OBP: 0.321, SLG: 0.488										1	0	0	0	0	1	2											
Fred Norman, S ERA: 4.09										0	0	0	0	0	0	0											
<b>Inning Stats</b>	R: 0 E: 0 K: 0 S: 3	H: 0 LOB: 0 BB: 0 P: 3	R: 0 E: 0 K: 2 S: 8	H: 1 LOB: 1 BB: 0 P: 8	R: 0 E: 0 K: 1 S: 5	H: 0 LOB: 1 BB: 1 P: 9	R: 1 E: 0 K: 2 S: 9	H: 2 LOB: 2 BB: 1 P: 13	R: 0 E: 0 K: 0 S: 3	H: 0 LOB: 0 BB: 0 P: 3	R: 0 E: 0 K: 1 S: 7	H: 2 LOB: 2 BB: 0 P: 7	R: 0 E: 0 K: 0 S: 3	H: 0 LOB: 0 BB: 0 P: 3	R: 0 E: 0 K: 1 S: 5	H: 0 LOB: 0 BB: 0 P: 5	1B: 5 2B: 0 3B: 0 HR: 0	SF: 0 SAC: 0 DP: 0 HBP: 0	WP: 0 PB: 0 SB: 0 CS: 0	PA: 34							
<b>PITCHER</b>	IP	WLS	BF	H	R	ER	SO	BB	IBB	HBP	BLK	WP	HR	S	P	ERA	WHIP										
Don Mossi, L ERA: 4.09	9.0	W	34	5	1	1	7	2	0	0	0	0	0	46	54	1.00	0.778										

**Detroit Tigers @ Kansas City Athletics**  
 Municipal Stadium, Kansas City, MO  
 Fri Sep 21 1962, 8:05 PM EDT  
 Att: 1,993 - Unknown

AB	32
R	1
H	5
RBI	1
BB	2
SO	7
LOB	15





Batter	1	2	3	4	5	6	7	8	9	AB	R	H	RBI	BB	SO	LOB	TOP								
Chico Fernandez, R OBP: 0.302, SLG: 0.416	F8		6-3		6-3		F8		F2	5	0	0	0	0	0	0									
Bill Bruton, L OBP: 0.346, SLG: 0.430	4-3			BB 1B	F2			K		4	1	1	0	0	1	0									
Al Kaline, R OBP: 0.378, SLG: 0.594	K			F5		L5-3		L8		4	0	0	0	0	1	1									
Rocky Colavito, R OBP: 0.372, SLG: 0.519		K		1B BB	1B	G3		1B BB		3	1	2	0	1	1	0									
Norm Cash, L OBP: 0.380, SLG: 0.508				1B		G3		1B		2	0	2	0	2	0	0									
Dick McAuliffe, L OBP: 0.346, SLG: 0.395	F6			1-2 2-3	BB		G3		1B	4	0	1	1	0	0	6									
Frank Kostro, R OBP: 0.279, SLG: 0.341	F4									2	0	1	1	0	0	1									
Steve Boros, R OBP: 0.324, SLG: 0.411										1	0	0	0	0	0	2									
Vic Wertz, L OBP: 0.364, SLG: 0.490				1-2 2-3 3-H	1B					1	0	0	0	0	0	2									
Don Buddin, R OBP: 0.353, SLG: 0.290										0	0	0	0	0	0	0									
Dick Brown, R OBP: 0.279, SLG: 0.354			F7	F7			5-3		4-3	4	0	0	0	0	0	3									
Jim Bunning, R OBP: 0.255, SLG: 0.319										2	0	0	0	0	0	0									
Bob Farley, L OBP: 0.346, SLG: 0.284	1-3				6-3					1	0	0	0	0	0	0									
Ron Nischwitz, S OBP: 0.417, SLG: 0.583							F8		F7	0	0	0	0	0	0	0									
Bobo Osborne, L OBP: 0.371, SLG: 0.247										1	0	0	0	0	0	0									
<b>Inning Stats</b>	R: 0 E: 0 K: 1 S: 5	H: 0 LOB: 0 BB: 5	R: 0 E: 0 K: 1 S: 6	H: 1 LOB: 1 BB: 6	R: 0 E: 0 K: 0 S: 3	H: 0 LOB: 0 BB: 3	R: 1 E: 0 K: 0 S: 6	H: 3 LOB: 3 BB: 1 P: 10	R: 0 E: 0 K: 0 S: 3	H: 0 LOB: 0 BB: 0	R: 0 E: 0 K: 0 S: 4	H: 1 LOB: 2 BB: 1 P: 8	R: 0 E: 0 K: 0 S: 3	H: 0 LOB: 0 BB: 0	R: 1 E: 0 K: 1 S: 7	H: 2 LOB: 2 BB: 1 P: 11	R: 0 E: 0 K: 0 S: 3	H: 0 LOB: 0 BB: 3	1B: 6 2B: 1 3B: 0 HR: 0	SF: 0 SAC: 0 DP: 0 HBP: 0	WP: 0 PB: 0 SB: 0 CS: 0	PA: 37			
<b>PITCHER</b>	IP	WLS	BF	H	R	ER	SO	BB	IBB	HBP	BLK	WP	HR	S	P	ERA	WHIP								
Dave Wickersham, R ERA: 3.67	(1, 1)	7.0	W	28	5	1	1	2	2	0	0	0	0	30	38	1.29	1.000								
John Wyatt, R ERA: 4.46	(8, 1)	2.0	S	9	2	1	1	1	1	0	0	0	0	10	14	4.50	1.500								

Detroit Tigers @ Kansas City Athletics  
Municipal Stadium, Kansas City, MO

AB 34  
R 2  
H 7  
RBI 2  
BB 3  
SO 3  
LOB 15




Sat Sep 22 1962, 8:05 PM EDT  
Att: 3,609 - Unknown

Batter	1	2	3	4	5	6	7	8	9	AB	R	H	RBI	BB	SO	LOB	BOTTOM								
Jose Tartabull, L OBP: 0.323, SLG: 0.333	L5-3	FC6		2-3			L9			4	0	1	0	0	0	4									
Ed Charles, R OBP: 0.358, SLG: 0.463	L5-3	CS		5-3		6-3	6-3			4	0	0	0	0	0	3									
Jerry Lumpe, L OBP: 0.345, SLG: 0.440	HBP BB		K			G3-6-3		L1		4	1	2	0	0	1	0									
Norm Siebern, L OBP: 0.412, SLG: 0.488	BB HBP					G3-6-3		1-3 2B		3	2	2	0	1	0	1									
Manny Jimenez, L OBP: 0.354, SLG: 0.432	BB							1-3		2	1	0	0	0	0	1									
Gino Cimoli, R OBP: 0.327, SLG: 0.428	BB		F5				6-3	1-3		1	0	0	0	0	0	1									
John Wojcik, L OBP: 0.513, SLG: 0.370	HBP						3-1			3	1	1	2	1	0	0									
Wayne Causey, L OBP: 0.354, SLG: 0.358	BB						F8			4	0	2	3	0	0	1									
Haywood Sullivan, R OBP: 0.327, SLG: 0.335										2	0	1	0	1	0	0									
Dave Wickersham, R OBP: 0.114, SLG: 0.061		FC3-6								2	0	0	0	0	1	3									
Bill Kern, R OBP: 0.500, SLG: 0.500		FC3-6								1	0	1	0	0	0	0									
Dick Howser, R OBP: 0.326, SLG: 0.350										0	0	0	0	0	0	0									
John Wyatt, R OBP: 0.133, SLG: 0.103										0	0	0	0	0	0	0									
<b>Inning Stats</b>	R: 4 E: 0 K: 0 S: 5	H: 4 LOB: 1 BB: 1 P: 10	R: 0 E: 0 K: 0 S: 3	H: 1 LOB: 0 BB: 0	R: 0 E: 0 K: 1 S: 5	H: 0 LOB: 1 BB: 1 P: 9	R: 0 E: 0 K: 1 S: 6	H: 1 LOB: 2 BB: 1 P: 10	R: 0 E: 0 K: 0 S: 3	H: 0 LOB: 0 BB: 0	R: 0 E: 0 K: 0 S: 4	H: 1 LOB: 2 BB: 0 P: 4	R: 1 E: 0 K: 0 S: 5	H: 2 LOB: 1 BB: 0 P: 5	R: 0 E: 0 K: 0 S: 5	H: 0 LOB: 0 BB: 0	1B: 7 2B: 4 3B: 0 HR: 0	SF: 0 SAC: 0 DP: 2 HBP: 1	WP: 0 PB: 1 SB: 0 CS: 1	PA: 35					
<b>PITCHER</b>	IP	WLS	BF	H	R	ER	SO	BB	IBB	HBP	BLK	WP	HR	S	P	ERA	WHIP								
Jim Bunning, R ERA: 3.53	(1, 1)	6.0	L	25	7	4	4	2	3	0	1	0	0	25	38	6.00	1.667								
Ron Nischwitz, L ERA: 3.73	(7, 1)	2.0		9	3	1	1	0	0	0	0	0	0	9	9	4.50	1.500								

Detroit Tigers @ Kansas City Athletics  
Municipal Stadium, Kansas City, MO

AB 30  
R 5  
H 10  
RBI 5  
BB 3  
SO 2  
LOB 14



Sat Sep 22 1962, 8:05 PM EDT  
Att: 3,609 - Unknown








Batter	1	2	3	4	5	6	7	8	9	AB R H RBI BB SO LOB	TOP
Jose Tartabull, L (1, 8) OBP: 0.324, SLG: 0.332	F9			1B	F5		K		6-3 S BB	4 1 1 0 1 1 0	<b>Kansas City Athletics @ Baltimore Orioles</b> Memorial Stadium, Baltimore, MD Mon Sep 24 1962, 7:05 PM EDT Att: 2,297 - Unknown <a href="http://livebaseballscorecards.com">livebaseballscorecards.com</a>
Ed Charles, R (1, 5) OBP: 0.358, SLG: 0.460	F9			HBP 1B BB 1B	5-3		4-3		6-3	5 1 1 0 0 0 1	
Jerry Lumpe, L (1, 4) OBP: 0.342, SLG: 0.436	F8			F6	F7		F4		L7	5 0 0 0 0 0 3	
Norm Siebern, L (1, 3) OBP: 0.411, SLG: 0.491		K		BB HBP WP 1B 1-2 2-H		BB BB G3 1B			HR	4 3 3 2 0 1 0	
Manny Jimenez, L (1, 7) OBP: 0.353, SLG: 0.429	1-3			WP BB 1-2 2-3 HBP		F9		3-1		3 0 0 0 0 0 1	
Gino Cimoli, R (8, 9) OBP: 0.325, SLG: 0.425				WP BB 1-2 2-3 HBP						0 0 0 0 0 0 0	
John Wojcik, L (1, 9) OBP: 0.535, SLG: 0.414	4-3			WP BB 1-2 2-3 3-H		G3 BB 1-2 2-3 BB		2B		2 0 1 1 2 0 0	
Wayne Causey, L (1, 6) OBP: 0.351, SLG: 0.351			G3	BB BB 1-2 2-3 3-H		G3 BB 1-2 2-3 BB		K2-3		2 0 0 0 2 1 1	
Billy Bryan, L (1, 2) OBP: 0.208, SLG: 0.299			K	BB BB 1-2 2-3 3-H	K	G3		F6		4 0 0 1 0 2 6	
Ed Rakow, S (1, 1) OBP: 0.123, SLG: 0.114			K	K	K	5-3		F8		4 0 0 0 0 2 5	
<b>Inning Stats</b>	R: 0 H: 0 E: 0 LOB: 0 K: 0 BB: 0 S: 3	R: 0 H: 0 E: 0 LOB: 0 K: 1 BB: 0 P: 5	R: 0 H: 0 E: 0 LOB: 0 K: 2 BB: 0 P: 7	R: 3 H: 3 E: 0 LOB: 3 K: 2 BB: 2 P: 10	R: 0 H: 0 E: 0 LOB: 0 K: 0 BB: 0 P: 3	R: 1 H: 1 E: 0 LOB: 2 K: 0 BB: 2 P: 12	R: 0 H: 0 E: 0 LOB: 0 K: 1 BB: 0 P: 5	R: 1 H: 2 E: 0 LOB: 1 K: 1 BB: 1 P: 7	R: 0 H: 0 E: 0 LOB: 1 K: 0 BB: 1 P: 7	1B: 4 SF: 0 2B: 1 SAC: 0 3B: 0 DP: 0 HR: 1 HBP: 1	WP: 1 PA: 39 PB: 0 SB: 1 CS: 0
<b>PITCHER</b>	IP WLS BF H R ER SO BB IBB HBP BLK WP HR S P ERA WHIP	IP WLS BF H R ER SO BB IBB HBP BLK WP HR S P ERA WHIP	IP WLS BF H R ER SO BB IBB HBP BLK WP HR S P ERA WHIP	IP WLS BF H R ER SO BB IBB HBP BLK WP HR S P ERA WHIP	IP WLS BF H R ER SO BB IBB HBP BLK WP HR S P ERA WHIP	IP WLS BF H R ER SO BB IBB HBP BLK WP HR S P ERA WHIP	IP WLS BF H R ER SO BB IBB HBP BLK WP HR S P ERA WHIP	IP WLS BF H R ER SO BB IBB HBP BLK WP HR S P ERA WHIP	IP WLS BF H R ER SO BB IBB HBP BLK WP HR S P ERA WHIP	IP WLS BF H R ER SO BB IBB HBP BLK WP HR S P ERA WHIP	IP WLS BF H R ER SO BB IBB HBP BLK WP HR S P ERA WHIP
Jack Fisher, R (1, 1) ERA: 5.01	3.1 L 15 3 3 3 3 1 0 1 0 0 0 19 24 8.10 1.200										
Billy Hoelt, L (4, 1) ERA: 4.57	1.2 6 0 0 0 2 1 0 0 0 1 0 9 13 0.00 0.600										
Dick Luebke, L (6, 1) ERA: 2.7	2.0 9 1 1 1 1 2 0 0 0 0 0 9 17 4.50 1.500										
Hoyt Wilhelm, R (8, 1) ERA: 1.94	2.0 9 2 1 1 1 1 0 0 0 0 1 10 14 4.50 1.500										

Batter	1	2	3	4	5	6	7	8	9	AB R H RBI BB SO LOB	BOTTOM
Jerry Adair, R (1, 6) OBP: 0.318, SLG: 0.405	F3		F7					FC4 1B		4 0 2 1 0 0 0	<b>Kansas City Athletics @ Baltimore Orioles</b> Memorial Stadium, Baltimore, MD Mon Sep 24 1962, 7:05 PM EDT Att: 2,297 - Unknown <a href="http://livebaseballscorecards.com">livebaseballscorecards.com</a>
Pete Ward, L (1, 9) OBP: 0.500, SLG: 0.250	F8		BB		2H 1B		6-3	K		3 0 0 0 1 1 2	
Brooks Robinson, R (1, 5) OBP: 0.342, SLG: 0.489	F7		6-3			SF8 3B		FC4		4 1 1 0 0 0 2	
Jim Gentile, L (1, 3) OBP: 0.354, SLG: 0.490		G3 1B BB		G3		SF8		K		2 0 0 1 1 1 1	
Charlie Lau, L (1, 2) OBP: 0.320, SLG: 0.466		G3 1B		G3		G3		6-3		4 0 1 0 0 0 0	
Boog Powell, L (1, 7) OBP: 0.314, SLG: 0.401		G3		4-3		F6		4-3		4 0 0 0 0 0 2	
Dave Nicholson, R (1, 8) OBP: 0.292, SLG: 0.358		G4-6-3 BB			K		K	K		3 0 0 0 1 3 0	
Bob Saverine, S (1, 4) OBP: 0.250, SLG: 0.500		G4-6-3 1-2			1B 2B		4-3			3 1 1 0 0 0 3	
Jack Fisher, R (1, 1) ERA: 5.01			K							1 0 0 0 0 1 0	
Billy Hoelt, L (4, 1) ERA: 4.57										0 0 0 0 0 0 0	
Barry Shetrone, L (5, 9) OBP: 0.333, SLG: 0.600										1 0 0 0 0 0 1	
Dick Luebke, L (6, 1) ERA: 2.7										0 0 0 0 0 0 0	
Whitely Herzog, L (7, 9) OBP: 0.371, SLG: 0.408										1 0 0 0 0 0 1	
Hoyt Wilhelm, R (8, 1) ERA: 1.94										0 0 0 0 0 0 0	
<b>Inning Stats</b>	R: 0 H: 0 E: 0 LOB: 0 K: 0 BB: 0 S: 3	R: 0 H: 1 E: 0 LOB: 2 K: 0 BB: 2 P: 11	R: 0 H: 0 E: 0 LOB: 1 K: 1 BB: 1 P: 9	R: 0 H: 0 E: 0 LOB: 0 K: 0 BB: 0 P: 3	R: 1 H: 2 E: 0 LOB: 1 K: 1 BB: 0 P: 7	R: 1 H: 1 E: 0 LOB: 0 K: 0 BB: 0 P: 4	R: 0 H: 0 E: 0 LOB: 0 K: 2 BB: 0 P: 7	R: 0 H: 1 E: 0 LOB: 1 K: 2 BB: 0 P: 8	R: 0 H: 0 E: 0 LOB: 0 K: 1 BB: 0 P: 5	1B: 3 SF: 1 2B: 1 SAC: 0 3B: 1 DP: 1 HR: 0 HBP: 0	WP: 0 PA: 34 PB: 0 SB: 0 CS: 0
<b>PITCHER</b>	IP WLS BF H R ER SO BB IBB HBP BLK WP HR S P ERA WHIP	IP WLS BF H R ER SO BB IBB HBP BLK WP HR S P ERA WHIP	IP WLS BF H R ER SO BB IBB HBP BLK WP HR S P ERA WHIP	IP WLS BF H R ER SO BB IBB HBP BLK WP HR S P ERA WHIP	IP WLS BF H R ER SO BB IBB HBP BLK WP HR S P ERA WHIP	IP WLS BF H R ER SO BB IBB HBP BLK WP HR S P ERA WHIP	IP WLS BF H R ER SO BB IBB HBP BLK WP HR S P ERA WHIP	IP WLS BF H R ER SO BB IBB HBP BLK WP HR S P ERA WHIP	IP WLS BF H R ER SO BB IBB HBP BLK WP HR S P ERA WHIP	IP WLS BF H R ER SO BB IBB HBP BLK WP HR S P ERA WHIP	IP WLS BF H R ER SO BB IBB HBP BLK WP HR S P ERA WHIP
Ed Rakow, R (1, 1) ERA: 4.33	9.0 W 34 5 2 2 7 3 0 0 0 0 0 45 57 2.00 0.889										





Batter	1	2	3	4	5	6	7	8	9	AB	R	H	RBI	BB	SO	LOB	TOP			
<b>Bobby Del Greco, R</b> (1, 8) OBP: 0.374, SLG: 0.408	4-0 BB G6-4-3		0-0 2B		0-3 K			0-3 K		3	0	1	0	1	2	0	<b>Kansas City Athletics @ Baltimore Orioles</b> Memorial Stadium, Baltimore, MD Wed Sep 26 1962, 7:05 PM EDT Unknown <a href="http://livebaseballscorecards.com">livebaseballscorecards.com</a>			
<b>Gino Cimoli, R</b> (1, 9) OBP: 0.323, SLG: 0.422	0-0 F8		0-0 4-3			0-0 F8		0-0 F9		4	0	0	0	0	0	2				
<b>Jerry Lumpe, L</b> (1, 4) OBP: 0.342, SLG: 0.433	0-0 G6-4-3 1-2			4-0 FC4-6 BB		0-0 4-3		0-0 F5		3	0	0	0	1	0	1				
<b>Norm Siebern, L</b> (1, 3) OBP: 0.409, SLG: 0.488		0-0 1-3		0-0 FC4-6 1B 1-2		0-0 4-3		0-3 K		4	0	0	0	0	1	1				
<b>Ed Charles, R</b> (1, 5) OBP: 0.358, SLG: 0.460		0-0 6-3		0-0 FC4-6 1B 1-2			0-0 5-3			3	0	1	0	0	0	0				
<b>George Aluskis, R</b> (1, 7) OBP: 0.320, SLG: 0.481		4-0 FC6-4 BB		0-0 F8			0-3 K			2	0	0	0	1	1	2				
<b>Wayne Causey, L</b> (1, 6) OBP: 0.348, SLG: 0.347		0-0 FC6-4 1-2		0-0 FC4-6 1-2			0-0 F8			3	0	0	0	0	0	3				
<b>Joe Azcue, R</b> (1, 2) OBP: 0.292, SLG: 0.310			0-0 1-3		0-0 6-3			0-0 F9		3	0	0	0	0	0	0				
<b>Bill Fischer, R</b> (1, 1) OBP: 0.111, SLG: 0.139			0-0 6-3				0-0 5-3			2	0	0	0	0	0	0				
<b>Bill Kern, R</b> (8, PH) OBP: 0.333, SLG: 0.333			0-0 6-3				0-0 5-3			1	0	0	0	0	0	0				
<b>John Wyatt, R</b> (8, 1) OBP: 0.133, SLG: 0.103								0-0 5-3		0	0	0	0	0	0	0				
<b>Inning Stats</b>	R: 0 E: 0 K: 0 S: 2	H: 0 LOB: 0 BB: 1 P: 6	R: 0 E: 0 K: 0 S: 3	H: 0 LOB: 1 BB: 1 P: 7	R: 0 E: 0 K: 0 S: 4	H: 1 LOB: 1 BB: 0 P: 4	R: 0 E: 0 K: 0 S: 4	H: 1 LOB: 2 BB: 1 P: 8	R: 0 E: 0 K: 1 S: 5	H: 0 LOB: 0 BB: 0 P: 5	R: 0 E: 0 K: 1 S: 5	H: 0 LOB: 0 BB: 0 P: 5	R: 0 E: 0 K: 1 S: 5	H: 0 LOB: 0 BB: 0 P: 5	R: 0 E: 0 K: 1 S: 5	H: 0 LOB: 0 BB: 0 P: 5	1B: 1 2B: 1 3B: 0 HR: 0	SF: 0 SAC: 0 DP: 1 HBP: 0	WP: 0 PB: 0 SB: 0 CS: 0	PA: 31
<b>PITCHER</b> <b>Dave McNally, L</b> (1, 1) ERA:	IP: 9.0 WLS: W BF: 31 H: 2 R: 0 ER: 0 SO: 4 BB: 3 IBB: 0 HBP: 0 BLK: 0 WP: 0 HR: 0 S: 36 P: 48 ERA: 0.00 WHIP: 0.556															<b>PITCHER</b> <b>Dave McNally, L</b> (1, 1) ERA:	IP: 9.0 WLS: W BF: 31 H: 2 R: 0 ER: 0 SO: 4 BB: 3 IBB: 0 HBP: 0 BLK: 0 WP: 0 HR: 0 S: 36 P: 48 ERA: 0.00 WHIP: 0.556			

Batter	1	2	3	4	5	6	7	8	9	AB	R	H	RBI	BB	SO	LOB	BOTTOM			
<b>Jerry Adair, R</b> (1, 6) OBP: 0.319, SLG: 0.414	0-0 F8		0-0 3-1 2B		0-0 5-3			0-0 HR		4	1	2	1	0	0	0	<b>Kansas City Athletics @ Baltimore Orioles</b> Memorial Stadium, Baltimore, MD Wed Sep 26 1962, 7:05 PM EDT Unknown <a href="http://livebaseballscorecards.com">livebaseballscorecards.com</a>			
<b>Barry Shetrone, L</b> (1, 8) OBP: 0.283, SLG: 0.474	0-0 6-3		0-0 3-1 2-3		0-0 1-3		0-3 K			4	0	0	0	0	1	1				
<b>Brooks Robinson, R</b> (1, 5) OBP: 0.343, SLG: 0.491	0-0 6-3		0-0 6-3			0-0 1B		0-0 2B		4	0	2	0	0	0	1				
<b>Jim Gentile, L</b> (1, 3) OBP: 0.353, SLG: 0.489		0-0 2B 4-3 1B	0-0 F7		0-0 4-3		0-0 F9			4	1	1	0	0	0	2				
<b>Pete Ward, L</b> (1, 9) OBP: 0.444, SLG: 0.429		0-0 4-3 1-3 1B 2B		0-0 G3		0-0 4-3				3	1	1	0	0	0	0				
<b>Boog Powell, L</b> (1, 7) OBP: 0.314, SLG: 0.403		0-0 F2		0-0 3-1 2B			0-0 6-3			3	0	1	0	0	0	2				
<b>Bob Saverine, S</b> (1, 4) OBP: 0.143, SLG: 0.286		0-0 4-3 2-3 3-H		0-0 3-1 2-3			0-0 G3			3	0	0	1	0	0	2				
<b>Andy Etchebarren, R</b> (1, 2) OBP: 0.333, SLG: 0.333		0-0 3-H 1B		0-0 F9			0-0 6-3			3	0	1	1	0	0	1				
<b>Dave McNally, R</b> (1, 1) ERA:		0-3 K		0-0 5-3			0-3 K			3	0	0	0	0	2	1				
<b>Inning Stats</b>	R: 0 E: 0 K: 0 S: 3	H: 0 LOB: 0 BB: 0 P: 3	R: 2 E: 0 K: 1 S: 8	H: 3 LOB: 1 BB: 0 P: 8	R: 0 E: 0 K: 0 S: 4	H: 1 LOB: 0 BB: 0 P: 4	R: 0 E: 0 K: 0 S: 4	H: 1 LOB: 1 BB: 0 P: 4	R: 0 E: 0 K: 0 S: 3	H: 0 LOB: 0 BB: 0 P: 3	R: 0 E: 0 K: 0 S: 3	H: 1 LOB: 0 BB: 0 P: 3	R: 0 E: 0 K: 0 S: 3	H: 0 LOB: 0 BB: 0 P: 3	R: 1 E: 0 K: 2 S: 9	H: 2 LOB: 1 BB: 0 P: 9		1B: 3 2B: 4 3B: 0 HR: 1	SF: 0 SAC: 0 DP: 0 HBP: 0	WP: 0 PB: 0 SB: 0 CS: 0
<b>PITCHER</b> <b>Bill Fischer, R</b> (1, 1) ERA: 3.89	IP: 7.0 WLS: L BF: 26 H: 6 R: 2 ER: 2 SO: 1 BB: 0 IBB: 0 HBP: 0 BLK: 0 WP: 0 HR: 0 S: 28 P: 28 ERA: 2.57 WHIP: 0.857															<b>PITCHER</b> <b>John Wyatt, R</b> (8, 1) ERA: 4.46	IP: 1.0 WLS: 5 BF: 2 H: 2 R: 1 ER: 1 SO: 2 BB: 0 IBB: 0 HBP: 0 BLK: 0 WP: 0 HR: 1 S: 9 P: 9 ERA: 9.00 WHIP: 2.000			



Batter	1	2	3	4	5	6	7	8	9	AB R H RBI BB SO LOB	TOP										
Jose Tartabull, L (1, 8) OBP: 0.325, SLG: 0.333	0-0 4-3		0-0 1-3		0-0 1B		0-0 F9		0-0 1B 2B 1B	5 1 2 1 0 0 0	<b>Kansas City Athletics @ Baltimore Orioles</b> Memorial Stadium, Baltimore, MD Wed Sep 26 1962, 7:05 PM EDT Att: 2,840 - Unknown <a href="http://livebaseballscorecards.com">livebaseballscorecards.com</a>										
Ed Charles, R (1, 5) OBP: 0.358, SLG: 0.459	0-3 K		0-0 F9		0-0 1B		0-0 F8		0-0 1B 2B 1B	5 1 2 1 0 1 0											
John Wojcik, L (1, 9) OBP: 0.542, SLG: 0.471	0-0 1B		0-0 F9		0-0 F8		0-0 2B		0-0 1B 2B	5 0 3 0 0 0 2											
Norm Siebern, L (1, 3) OBP: 0.410, SLG: 0.491	0-0 1B			0-0 F5		0-0 2B 1B		0-0 F8	0-0 2B	5 1 3 2 0 0 1											
Manny Jimenez, L (1, 7) OBP: 0.354, SLG: 0.428	0-0 F9			0-0 6-3		0-0 F7		0-0 G4-6-3 1B	0-0 FC4 BB	4 0 1 0 1 0 3											
Wayne Causey, L (1, 4) OBP: 0.346, SLG: 0.348		0-0 G3		0-0 6-3		0-0 1B 2B		0-0 G4-6-3 1B	0-0 F4	5 1 1 1 0 0 4											
Billy Conzolo, R (1, 6) OBP: 0.325, SLG: 0.275	0-3 K				0-0 1B 3B			0-0 5-3	0-0 FC4	5 1 2 1 0 1 3											
Billy Bryan, L (1, 2) OBP: 0.211, SLG: 0.296	0-0 1B				0-3 K		0-3 K		0-3 K	4 0 1 0 0 3 2											
Orlando Pena, R (1, 1) OBP: 0.206, SLG: 0.161	0-3 K				0-3 K		0-3 K		0-0 1B 1B	4 1 1 0 0 3 3											
<b>Inning Stats</b>	R: 0 E: 0 K: 1 S: 7	H: 2 LOB: 2 BB: 0 P: 7	R: 0 E: 0 K: 2 S: 8	H: 1 LOB: 1 BB: 0 P: 8	R: 0 E: 0 K: 0 S: 3	H: 0 LOB: 0 BB: 0 P: 3	R: 0 E: 0 K: 0 S: 3	H: 0 LOB: 0 BB: 0 P: 3	R: 1 E: 0 K: 2 S: 10	H: 3 LOB: 2 BB: 0 P: 10	R: 2 E: 0 K: 2 S: 10	H: 3 LOB: 1 BB: 0 P: 10	R: 0 E: 0 K: 0 S: 4	H: 1 LOB: 1 BB: 0 P: 4	R: 0 E: 0 K: 0 S: 3	H: 1 LOB: 0 BB: 0 P: 3	R: 3 E: 0 K: 1 S: 10	H: 5 LOB: 3 BB: 1 P: 14	1B: 12 2B: 3 3B: 1 HR: 0	SF: 0 SAC: 0 DP: 1 HBP: 0	WP: 0 PA: 43 PB: 0 SB: 0 CS: 0
<b>PITCHER</b>	IP WLS BF H R ER SO BB IBB HBP BLK WP HR S P ERA WHIP											<b>PITCHER</b>	IP WLS BF H R ER SO BB IBB HBP BLK WP HR S P ERA WHIP								
Robin Roberts, R (1, 1) ERA: 2.78	7.0 L 31 10 3 3 7 0 0 0 0 0 0 0 45 45 3.86 1.429																				
Steve Barber, L (8, 1) ERA: 3.45	1.1 9 6 3 3 1 0 0 0 0 0 0 0 11 11 20.25 4.500																				
Billy Hoelt, L (9, 1) ERA: 4.54	0.2 3 0 0 0 0 1 0 0 0 0 0 0 2 6 0.00 1.500																				

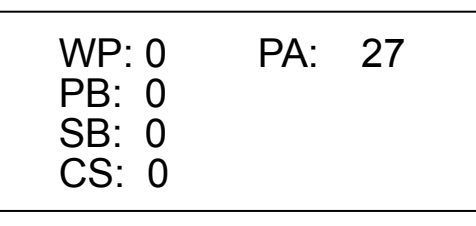
Batter	1	2	3	4	5	6	7	8	9	AB R H RBI BB SO LOB	BOTTOM										
Jerry Adair, R (1, 6) OBP: 0.318, SLG: 0.413	0-3 K		0-0 1-2 1B		0-0 F8		0-0 5-3			4 0 1 0 0 1 1	<b>Kansas City Athletics @ Baltimore Orioles</b> Memorial Stadium, Baltimore, MD Wed Sep 26 1962, 7:05 PM EDT Att: 2,840 - Unknown <a href="http://livebaseballscorecards.com">livebaseballscorecards.com</a>										
Russ Snyder, L (1, 8) OBP: 0.335, SLG: 0.435	0-0 G4-6-3 1B		0-0 5-3			0-0 G3 1B		0-0 3B		4 1 3 0 0 0 2											
Brooks Robinson, R (1, 5) OBP: 0.343, SLG: 0.490	0-0 G4-6-3			0-0 6-3		0-0 G3 1B		0-0 6-3		4 1 1 0 0 0 2											
Jim Gentile, L (1, 3) OBP: 0.351, SLG: 0.485		0-3 K		0-0 F4		0-0 G3		0-0 4-3		4 0 0 0 0 1 3											
Pete Ward, L (1, 9) OBP: 0.538, SLG: 0.556	0-3 K			0-0 2B		0-0 1B BB		0-0 BB		2 0 1 0 2 1 0											
Charlie Lau, L (1, 2) OBP: 0.319, SLG: 0.462	0-0 F4			0-0 G3		0-0 1-3 2H 3H 0-0 1B		0-0 F6		4 0 1 2 0 0 3											
Barry Shetrone, L (1, 7) OBP: 0.217, SLG: 0.391			0-0 4-3		0-0 F7		0-0 4-3		0-3 K	4 0 0 0 0 1 1											
Bob Saverine, S (1, 4) OBP: 0.091, SLG: 0.182			0-3 K		0-3 K		0-0 4-3		0-0 F5	4 0 0 0 0 2 0											
Robin Roberts, S (1, 1) OBP: 0.283, SLG: 0.212			4-0 1B		0-0 1B		0-0 F6		0-0 F7	1 0 1 0 1 0 0											
Whitey Herzog, L (7, PH) OBP: 0.370, SLG: 0.405										1 0 0 0 0 0 0											
Steve Barber, L (8, 1) OBP: 0.133, SLG: 0.071										0 0 0 0 0 0 0											
Billy Hoelt, L (9, 1) OBP: 0.385, SLG: 0.263										0 0 0 0 0 0 0											
Boog Powell, L (9, PH) OBP: 0.314, SLG: 0.402										1 0 0 0 0 0 0											
<b>Inning Stats</b>	R: 0 E: 0 K: 1 S: 5	H: 1 LOB: 0 BB: 0 P: 5	R: 0 E: 0 K: 2 S: 7	H: 0 LOB: 0 BB: 0 P: 7	R: 0 E: 0 K: 1 S: 6	H: 1 LOB: 1 BB: 1 P: 10	R: 0 E: 0 K: 0 S: 4	H: 1 LOB: 1 BB: 0 P: 4	R: 0 E: 0 K: 1 S: 6	H: 1 LOB: 1 BB: 0 P: 6	R: 2 E: 0 K: 0 S: 5	H: 3 LOB: 1 BB: 1 P: 9	R: 0 E: 0 K: 0 S: 3	H: 0 LOB: 0 BB: 0 P: 3	R: 0 E: 0 K: 0 S: 4	H: 1 LOB: 2 BB: 1 P: 8	R: 0 E: 0 K: 1 S: 5	H: 0 LOB: 0 BB: 0 P: 5	1B: 6 2B: 1 3B: 1 HR: 0	SF: 0 SAC: 0 DP: 1 HBP: 0	WP: 0 PA: 36 PB: 0 SB: 0 CS: 0
<b>PITCHER</b>	IP WLS BF H R ER SO BB IBB HBP BLK WP HR S P ERA WHIP											<b>PITCHER</b>	IP WLS BF H R ER SO BB IBB HBP BLK WP HR S P ERA WHIP								
Orlando Pena, R (1, 1) ERA: 3.01	9.0 W 36 8 2 2 6 3 0 0 0 0 0 0 45 57 2.00 1.222																				



Batter	1	2	3	4	5	6	7	8	9	AB	R	H	RBI	BB	SO	LOB	TOP		
<b>Bobby Del Greco, R</b> OBP: 0.371, SLG: 0.404 (1, 8)	F5	F5			L9					3	0	0	0	0	0	0			
<b>Gino Cimoli, R</b> OBP: 0.323, SLG: 0.420 (1, 9)	HR BB		4-3		F7					2	1	0	0	1	0	0			
<b>Jerry Lumpe, L</b> OBP: 0.341, SLG: 0.432 (1, 4)	F8		G3		F7					2	0	0	0	0	0	1			
<b>Billy Conzolo, R</b> OBP: 0.323, SLG: 0.273 (3, 6)	F8		G3		F7					1	0	0	0	0	0	0			
<b>Norm Siebern, L</b> OBP: 0.411, SLG: 0.496 (1, 3)	1-H HR				F8					2	1	1	2	1	0	0			
<b>Ed Charles, R</b> OBP: 0.359, SLG: 0.460 (1, 5)	1B		F8		1B					3	0	2	0	0	0	1			
<b>Bill Kern, R</b> OBP: 0.250, SLG: 0.250 (1, 7)	F3				F7					3	0	0	0	0	1	2			
<b>Wayne Causey, L</b> OBP: 0.346, SLG: 0.351 (1, 6)					F6					3	1	1	0	0	0	0			
			1B		2B														
<b>Joe Azcue, R</b> OBP: 0.292, SLG: 0.311 (1, 2)					4-3					3	0	1	1	0	0	0			
			G5-6-3		1B														
<b>Dave Wickersham, R</b> OBP: 0.108, SLG: 0.057 (1, 1)										2	0	0	0	0	1	1			
<b>John Wojcik, L</b> OBP: 0.331, SLG: 0.457 (7, PH)			G5-6-3							1	0	0	0	0	1	0			
<b>Moe Drabowsky, R</b> OBP: 0.083, SLG: 0.043 (7, 1)										0	0	0	0	0	0	0			
<b>Inning Stats</b>	R: 2 E: 0 K: 0 S: 5	H: 2 LOB: 1 BB: 1 P: 9	R: 1 E: 0 K: 0 S: 4	H: 2 LOB: 0 BB: 0 P: 4	R: 0 E: 0 K: 0 S: 3	H: 0 LOB: 1 BB: 1 P: 7	R: 0 E: 0 K: 0 S: 3	H: 0 LOB: 0 BB: 0 P: 3	R: 0 E: 0 K: 1 S: 5	H: 1 LOB: 0 BB: 0 P: 6	R: 0 E: 0 K: 1 S: 5	H: 0 LOB: 0 BB: 0 P: 5	R: 0 E: 0 K: 1 S: 6	H: 0 LOB: 0 BB: 0 P: 5	R: 0 E: 0 K: 1 S: 5	H: 0 LOB: 0 BB: 0 P: 5			
<b>PITCHER</b>	IP	WLS	BF	H	R	ER	SO	BB	IBB	HBP	BLK	WP	HR	S	P	ERA	WHIP		
<b>Don Mossi, L</b> ERA: 4.19 (1, 1)	2.0		10	4	3	3	0	1	0	0	0	0	1	9	13	13.50	2.500		
<b>Paul Foytack, R</b> ERA: 4.39 (3, 1)	5.0	W	17	1	0	0	3	1	0	0	0	0	0	22	26	0.00	0.400		

**Kansas City Athletics @ Detroit Tigers**  
Tiger Stadium, Detroit, MI  
Fri Sep 28 1962, 4:33 AM EDT  
Att: 588 - Unknown

AB	25
R	3
H	5
RBI	3
BB	2
SO	3
LOB	5



WP	0	PA	27
FB	0		
SB	0		
CS	0		

Batter	1	2	3	4	5	6	7	8	9	AB	R	H	RBI	BB	SO	LOB	BOTTOM		
<b>Chico Fernandez, R</b> OBP: 0.304, SLG: 0.411 (1, 6)	L5-3 9-2 1B	G6-3				6-3				3	0	1	0	1	0	3			
<b>Bubba Morton, R</b> OBP: 0.365, SLG: 0.388 (1, 8)	L5-3 1-2 BB		F8	F8		HR BB				2	1	0	0	2	0	1			
<b>Al Kaline, R</b> OBP: 0.380, SLG: 0.601 (1, 9)	L5-3		HR	1B	L6-3	HR				4	2	2	2	0	0	2			
<b>Rocky Colavito, R</b> OBP: 0.370, SLG: 0.514 (1, 7)	9-2		HR		5-3	F4				4	1	1	2	0	0	2			
<b>Norm Cash, L</b> OBP: 0.378, SLG: 0.507 (1, 3)		1B BB	G3		2B	2B				4	2	2	0	0	0	0			
<b>Dick McAuliffe, L</b> OBP: 0.348, SLG: 0.404 (1, 4)		BB			1B	2B				4	1	3	1	0	0	0			
<b>Steve Boros, R</b> OBP: 0.331, SLG: 0.408 (1, 5)		BB	5-3		2B	1B				3	0	1	1	1	0	1			
<b>Dick Brown, R</b> OBP: 0.280, SLG: 0.353 (1, 2)		F6			5-3	2B				3	0	1	0	0	0	3			
<b>Don Mossi, L</b> OBP: 0.292, SLG: 0.164 (1, 1)					4-3					0	0	0	0	0	0	0			
<b>Bobo Osborne, L</b> OBP: 0.374, SLG: 0.243 (2, PH)										0	0	0	1	1	0	0			
<b>Paul Foytack, R</b> OBP: 0.182, SLG: 0.143 (3, 1)										2	0	0	0	0	1	2			
<b>Inning Stats</b>	R: 0 E: 0 K: 0 S: 3	H: 1 LOB: 1 BB: 1 P: 7	R: 1 E: 0 K: 0 S: 4	H: 2 LOB: 2 BB: 2 P: 12	R: 2 E: 0 K: 0 S: 6	H: 3 LOB: 1 BB: 0 P: 6	R: 0 E: 0 K: 0 S: 3	H: 0 LOB: 1 BB: 1 P: 7	R: 2 E: 0 K: 1 S: 9	H: 4 LOB: 2 BB: 0 P: 9	R: 2 E: 0 K: 0 S: 4	H: 1 LOB: 0 BB: 1 P: 8	R: 0 E: 0 K: 0 S: 2	H: 0 LOB: 0 BB: 0 P: 2	R: 0 E: 0 K: 0 S: 2	H: 0 LOB: 0 BB: 0 P: 2			
<b>PITCHER</b>	IP	WLS	BF	H	R	ER	SO	BB	IBB	HBP	BLK	WP	HR	S	P	ERA	WHIP		
<b>Dave Wickersham, R</b> ERA: 4.05 (1, 1)	6.0	L	32	11	7	7	1	5	0	0	0	0	2	29	49	10.50	2.667		
<b>Moe Drabowsky, R</b> ERA: 5.03 (7, 1)	0.2		2	0	0	0	0	0	0	0	0	0	0	2	2	0.00	0.000		

**Kansas City Athletics @ Detroit Tigers**  
Tiger Stadium, Detroit, MI  
Fri Sep 28 1962, 4:33 AM EDT  
Att: 588 - Unknown

AB	29
R	7
H	11
RBI	7
BB	5
SO	1
LOB	14




WP	0	PA	34
FB	0		
SB	0		
CS	0		



Batter	1	2	3	4	5	6	7	8	9	AB	R	H	RBI	BB	SO	LOB	TOP					
<b>Bobby Del Greco, R</b> OBP: 0.370, SLG: 0.402 (1, 8)	F8		E 1B		K			F7		4	1	1	0	0	1	0	<b>Kansas City Athletics @ Detroit Tigers</b> Tiger Stadium, Detroit, MI Sat Sep 29 1962, 4:33 AM EDT Att: 4,245 - Unknown					
<b>Billy Conzolo, R</b> OBP: 0.327, SLG: 0.278 (1, 6)	L9		E 1B			6-3		1B		4	0	2	0	0	0	0						
<b>John Wojcik, L</b> OBP: 0.491, SLG: 0.410 (1, 7)	6-3		E6			L9		K		4	0	0	0	0	1	2						
<b>Norm Siebern, L</b> OBP: 0.410, SLG: 0.494 (1, 3)		K	F8			1B		F7		4	0	1	0	0	1	2						
<b>Ed Charles, R</b> OBP: 0.357, SLG: 0.457 (9, 4)		K		F6		5-3		F8		4	0	0	0	0	1	1						
<b>Gino Cimoli, R</b> OBP: 0.324, SLG: 0.420 (1, 9)	BB		K			F7		WP 1B		3	1	1	0	1	1	0						
<b>Wayne Causey, L</b> OBP: 0.343, SLG: 0.348 (9, PH)	F7		L9			6-3		1B		3	0	0	0	0	0	1						
<b>George Alusik, R</b> OBP: 0.323, SLG: 0.483 (9, PR)										0	0	0	0	0	0	0						
<b>Dick Howser, R</b> OBP: 0.326, SLG: 0.350 (9, PR)										0	0	0	0	0	0	0						
<b>Deron Johnson, R</b> OBP: 0.238, SLG: 0.167 (9, 5)										0	0	0	0	0	0	0						
<b>Joe Azcue, R</b> OBP: 0.287, SLG: 0.305 (1, 2)			4-3		L9		5-3		F4	4	0	0	0	0	0	1						
<b>Ed Rakow, S</b> OBP: 0.119, SLG: 0.110 (1, 1)			K		6-3		6-3			3	0	0	0	0	1	0						
<b>Inning Stats</b>	R: 0 E: 0 K: 0 S: 3	H: 0 LOB: 0 BB: 0 P: 3	R: 0 E: 0 K: 2 S: 7	H: 0 LOB: 1 BB: 1 P: 11	R: 1 E: 1 K: 1 S: 8	H: 2 LOB: 2 BB: 0 P: 8	R: 0 E: 0 K: 1 S: 5	H: 0 LOB: 0 BB: 0 P: 5	R: 0 E: 0 K: 1 S: 5	H: 0 LOB: 0 BB: 0 P: 5	R: 0 E: 0 K: 0 S: 4	H: 1 LOB: 1 BB: 0 P: 4	R: 0 E: 0 K: 0 S: 3	H: 0 LOB: 0 BB: 0 P: 3	R: 0 E: 0 K: 1 S: 6	H: 1 LOB: 1 BB: 0 P: 6	R: 0 E: 0 K: 0 S: 5	H: 2 LOB: 1 BB: 0 P: 5	1B: 6 2B: 0 3B: 0 HR: 0	SF: 0 SAC: 0 DP: 0 HBP: 0	WP: 1 PB: 0 SB: 0 CS: 0	PA: 35
<b>PITCHER</b> <b>Hank Aguirre, L</b> ERA: 2.21 (1, 1)	IP: 9.0 WLS: W BF: 35 H: 6 R: 2 ER: 1 SO: 6 BB: 1 IBB: 0 HBP: 0 BLK: 0 WP: 1 HR: 0 S: 46 P: 50 ERA: 1.00 WHIP: 0.778															<b>PITCHER</b>						


Batter	1	2	3	4	5	6	7	8	9	AB	R	H	RBI	BB	SO	LOB	BOTTOM					
<b>Chico Fernandez, R</b> OBP: 0.303, SLG: 0.409 (1, 6)	F8		5-3		WP SH1-3 SF8 1B		6-3		F9	5	1	1	0	0	0	2	<b>Kansas City Athletics @ Detroit Tigers</b> Tiger Stadium, Detroit, MI Sat Sep 29 1962, 4:33 AM EDT Att: 4,245 - Unknown					
<b>Bubba Morton, R</b> OBP: 0.363, SLG: 0.385 (1, 8)	5-3		F9		SH1-3		G3		1B	4	0	1	1	0	0	0						
<b>Al Kaline, R</b> OBP: 0.379, SLG: 0.599 (1, 9)	E 1B		K		SF8		L5-3			3	0	1	1	0	1	0						
<b>Rocky Colavito, R</b> OBP: 0.369, SLG: 0.513 (1, 7)	E6			1B BB G5-2-3	F5		K			4	0	1	0	0	1	1						
<b>Norm Cash, L</b> OBP: 0.379, SLG: 0.505 (1, 3)	F5			G5-2-3 1B BB		F8		S E BB		2	1	0	0	2	0	2						
<b>Dick McAuliffe, L</b> OBP: 0.351, SLG: 0.407 (1, 4)		K BB 1B		G5-2-3 1B		1B		E1		4	0	3	0	0	0	0						
<b>Steve Boros, R</b> OBP: 0.328, SLG: 0.403 (1, 5)	F2			G5-2-3 1B BB		F3		5-3		4	0	0	0	0	0	6						
<b>Mike Roarke, R</b> OBP: 0.288, SLG: 0.348 (1, 2)				1B BB IBB		F7		SH1-4 1B BB		1	0	0	0	3	0	1						
<b>Jake Wood, R</b> OBP: 0.291, SLG: 0.346 (9, PR)										0	1	0	0	0	0	0						
<b>Hank Aguirre, R</b> OBP: 0.039, SLG: 0.027 (1, 1)			K		K		K		SH1-4	3	0	0	0	0	3	5						
<b>Bobo Osborne, L</b> OBP: 0.374, SLG: 0.243 (9, PH)										0	0	0	0	0	0	0						
<b>Inning Stats</b>	R: 0 E: 1 K: 0 S: 5	H: 1 LOB: 2 BB: 0 P: 5	R: 0 E: 0 K: 1 S: 5	H: 1 LOB: 1 BB: 1 P: 9	R: 0 E: 0 K: 1 S: 5	H: 0 LOB: 0 BB: 0 P: 5	R: 0 E: 0 K: 1 S: 6	H: 2 LOB: 2 BB: 2 P: 14	R: 1 E: 0 K: 0 S: 4	H: 1 LOB: 0 BB: 0 P: 4	R: 0 E: 0 K: 0 S: 4	H: 1 LOB: 1 BB: 0 P: 4	R: 0 E: 0 K: 1 S: 5	H: 0 LOB: 0 BB: 0 P: 5	R: 1 E: 1 K: 1 S: 6	H: 0 LOB: 1 BB: 1 P: 10	R: 1 E: 0 K: 0 S: 3	H: 1 LOB: 1 BB: 1 P: 7	1B: 7 2B: 0 3B: 0 HR: 0	SF: 1 SAC: 2 DP: 1 HBP: 0	WP: 1 PB: 0 SB: 1 CS: 0	PA: 38
<b>PITCHER</b> <b>Ed Rakow, R</b> ERA: 4.25 (1, 1)	IP: 8.2 WLS: L BF: 38 H: 7 R: 3 ER: 2 SO: 5 BB: 4 IBB: 1 HBP: 0 BLK: 0 WP: 1 HR: 0 S: 43 P: 63 ERA: 2.08 WHIP: 1.269															<b>PITCHER</b>						





Batter	1	2	3	4	5	6	7	8	9	AB	R	H	RBI	BB	SO	LOB	TOP			
Jose Tartabull, L (1, 8) OBP: 0.321, SLG: 0.329	0-0 4-3		0-0 F4		0-3 K			0-0 F5		4	0	0	0	0	1	0	<b>Kansas City Athletics @ Detroit Tigers</b> Tiger Stadium, Detroit, MI Sun Sep 30 1962, 4:33 AM EDT Att: 6,229 - Unknown			
Wayne Causey, L (1, 4) Fred Norman, S (6, 1) Hector Martinez, R (8, PH) Dave Wickersham, R (8, 1) OBP: 0.340, SLG: 0.344	0-0 4-3		0-0 L9			0-0 4-3		0-3 K		3	0	0	0	0	0	0				
Ed Charles, R (1, 5) OBP: 0.356, SLG: 0.454	4-0 BB		0-0 F6			0-0 F8		0-0 F5		3	0	0	0	1	0	0				
Norm Siebern, L (1, 3) OBP: 0.412, SLG: 0.495	4-0 1-2 BB			0-0 4-3 1B		0-0 G3		0-0 1B		3	0	2	0	1	0	0				
John Wojcik, L (1, 9) OBP: 0.474, SLG: 0.395	0-3 K		0-0 4-3			0-0 F2		0-0 1B		4	0	1	0	0	1	3				
Bill Kern, R (1, 7) OBP: 0.250, SLG: 0.438		0-0 HR		0-3 K		0-3 K2-3		0-0 F7		4	1	1	1	0	2	2				
Billy Consolo, R (1, 6) OBP: 0.322, SLG: 0.274		0-0 F8		0-0 F8		0-0 E5				3	0	0	0	0	0	1				
Billy Bryan, L (1, 2) OBP: 0.203, SLG: 0.284		0-0 F2			0-0 4-3		0-3 K			3	0	0	0	0	1	1				
Bill Fischer, R (1, 1) Deron Johnson, R (6, 5) OBP: 0.105, SLG: 0.132		0-0 1-3			0-0 5-3			0-0 F4		2	0	0	0	0	0	0				
<b>Inning Stats</b>	R: 0 E: 0 K: 1 S: 5	H: 0 LOB: 2 BB: 2 P: 13	R: 1 E: 0 K: 0 S: 4	H: 1 LOB: 0 BB: 0 P: 4	R: 0 E: 0 K: 0 S: 3	H: 0 LOB: 1 BB: 0 P: 3	R: 0 E: 0 K: 1 S: 6	H: 1 LOB: 0 BB: 0 P: 6	R: 0 E: 0 K: 1 S: 5	H: 0 LOB: 0 BB: 0 P: 5	R: 0 E: 0 K: 0 S: 3	H: 0 LOB: 0 BB: 0 P: 3	R: 0 E: 0 K: 1 S: 8	H: 0 LOB: 1 BB: 0 P: 8	R: 0 E: 0 K: 1 S: 5	H: 2 LOB: 1 BB: 0 P: 4	1B: 3 2B: 0 3B: 0 HR: 1	SF: 0 SAC: 0 DP: 0 HBP: 0	WP: 0 PB: 0 SB: 1 CS: 0	PA: 33
<b>PITCHER</b> Jim Bunning, R (1, 1) ERA: 3.59	IP: 9.0 WLS: W BF: 33 H: 4 R: 1 ER: 1 SO: 6 BB: 2 IBB: 0 HBP: 0 BLK: 0 WP: 0 HR: 1 S: 43 P: 51 ERA: 1.00 WHIP: 0.667															<b>PITCHER</b>				

AB	31
R	1
H	4
RBI	1
BB	2
SO	6
LOB	7



Batter	1	2	3	4	5	6	7	8	9	AB	R	H	RBI	BB	SO	LOB	BOTTOM			
Chico Fernandez, R (1, 6) OBP: 0.305, SLG: 0.410	0-0 F8		0-0 1B 1B 1B		0-0 1B		0-3 K			4	1	2	0	0	1	0	<b>Kansas City Athletics @ Detroit Tigers</b> Tiger Stadium, Detroit, MI Sun Sep 30 1962, 4:33 AM EDT Att: 6,229 - Unknown			
Bubba Morton, R (1, 8) OBP: 0.366, SLG: 0.385	0-0 1B		0-0 F9		4-0 WP BB		0-0 E5			3	0	1	0	1	0	2				
Al Kaline, R (1, 9) OBP: 0.376, SLG: 0.593	0-0 F3		0-0 L4		0-0 L5		0-0 F2			4	0	0	0	0	0	5				
Rocky Colavito, R (1, 7) OBP: 0.371, SLG: 0.514	0-0 1B		0-0 1B 2H		0-0 F2			0-0 2B 1B		4	2	3	1	0	0	1				
Norm Cash, L (1, 3) OBP: 0.382, SLG: 0.513		0-0 HR	0-0 1B 2H 3H		0-0 1B WP		0-3 K			4	1	3	3	0	1	1				
Dick McAuliffe, L (1, 4) OBP: 0.348, SLG: 0.403		0-0 5-3	0-0 F9		0-0 F6		0-0 F2			4	0	0	0	0	0	3				
Steve Boros, R (1, 5) OBP: 0.329, SLG: 0.407		0-0 F4		0-0 F8		0-0 G6-4-3 1B		0-0 1B 2B		4	1	2	1	0	0	0				
Mike Roarke, R (1, 2) OBP: 0.287, SLG: 0.346		0-0 F8		0-0 F8		0-0 G6-4-3		0-0 FC5-4 1B		4	0	1	1	0	0	2				
Jim Bunning, R (1, 1) OBP: 0.255, SLG: 0.316			0-0 1B 1B		0-0 1-3		0-0 6-3		0-0 FC5-4	4	1	1	0	0	0	1				
<b>Inning Stats</b>	R: 0 E: 0 K: 0 S: 4	H: 2 LOB: 2 BB: 0 P: 4	R: 1 E: 0 K: 0 S: 4	H: 1 LOB: 0 BB: 0 P: 4	R: 3 E: 0 K: 0 S: 7	H: 4 LOB: 1 BB: 0 P: 7	R: 0 E: 0 K: 0 S: 3	H: 0 LOB: 0 BB: 0 P: 3	R: 0 E: 0 K: 0 S: 4	H: 2 LOB: 1 BB: 0 P: 4	R: 0 E: 0 K: 1 S: 6	H: 0 LOB: 1 BB: 0 P: 6	R: 2 E: 0 K: 1 S: 8	H: 3 LOB: 1 BB: 0 P: 8	R: 0 E: 0 K: 1 S: 5	H: 0 LOB: 1 BB: 0 P: 4	1B: 11 2B: 1 3B: 0 HR: 1	SF: 0 SAC: 0 DP: 1 HBP: 0	WP: 2 PB: 0 SB: 0 CS: 0	PA: 36
<b>PITCHER</b> Bill Fischer, R (1, 1) ERA: 4.02 Fred Norman, L (6, 1) ERA: 2.25 Dave Wickersham, R (8, 1) ERA: 4.17	IP: 5.0 WLS: L BF: 22 H: 8 R: 4 ER: 0 SO: 1 BB: 0 IBB: 0 HBP: 0 BLK: 0 WP: 1 HR: 1 S: 21 P: 25 ERA: 7.20 WHIP: 1.800															<b>PITCHER</b>				

