Kansas City Athletics - 1963

Batter	1	2	3	4	5	6	7	8	9	AB	R	H	RBI	BB	SO	LOB
Tony Kubek, L (1, 6) OBP: 0.400, SLG: 0.400	4-3		F7		S 3B 2-H 1B		6-3		BB 1B 1B	5	1	2	1	0	0	1
Bobby Richardson, R (1, 4) OBP: 0.400, SLG: 0.800	6-3		F9		SF7 1-H 3B		6-3		BB 1-2 1B	5	1	2	1	0	0	1
Tom Tresh, S (1, 7) OBP: 0.400, SLG: 0.667	4-3			G3	SF7 3-H		2B		B B B B 4-0 1-2 2-3 BB	3	0	1	1	1	0	0
Mickey Mantle, S (1, 8) OBP: 0.500, SLG: 0.500		F7		1-3 HR 1B	E6 1B		4-3		F2	4	2	2	0	0	0	1
Jack Reed, R (7, 8)										1	0	0	0	0	0	3
Joe Pepitone, L (1, 3) OBP: 0.600, SLG: 2.000		HR		1-3 1-2	2B			HR	L9	5	2	3	2	0	0	4
Elston Howard, R (1, 2) OBP: 0.250, SLG: 1.000		F8		2-H HR	F9			5-3		4	1	1	2	0	0	1
Hector Lopez, R (1, 9)		F8		6-3		5-3		F6		4	0	0	0	0	0	0
Clete Boyer, R (1, 5) OBP: 0.500, SLG: 0.750			2B		SH3-4 1B 1B	6-3		6-3		4	1	2	0	0	0	0
Ralph Terry, R (1, 1)			S S S K		SH3-4 1-2	1-4-3			6-3	3	0	0	0	0	1	1
Inning Stats	R: 0 E: 0 K: 0 S: 3 H: 0 LOB: 0 BB: 0 P: 3	R: 1 E: 0 K: 0 S: 4 H: 1 LOB: 0 BB: 0 P: 4	R: 0 E: 0 K: 1 S: 6 H: 1 LOB: 1 BB: 0 P: 6	R: 2 E: 0 K: 0 S: 5 H: 2 LOB: 0 BB: 0 P: 5	R: 4 E: 1 K: 0 S: 8 H: 5 LOB: 1 BB: 0 P: 8	R: 0 E: 0 K: 0 S: 3 H: 0 LOB: 0 BB: 0 P: 3	R: 0 E: 0 K: 0 S: 4 H: 1 LOB: 1 BB: 0 P: 4	R: 1 E: 0 K: 0 S: 4 H: 1 LOB: 0 BB: 0 P: 4	R: 0 E: 0 K: 0 S: 5 H: 2 LOB: 3 BB: 1 P: 9	1B: 6 2B: 3 3B: 1 HR: 3	SF: 1 SAC: 1 DP: 0 HBP: 0						

TOP

New York Yankees @ Kansas City Athletics

Municipal Stadium, Kansas City, MO

Tue Apr 09 1963, 4:33 AM EST
Att. 20,976 - Overcast - 55 F

livebaseballscorecards.com

AB	38
R	8
H	13
RBI	7
BB	1
SO	1
LOB	12

PITCHER		IP	WLS	BF	H	R	ER	SO	BB	IBB	HBP	BLK	WP	HR	S	P	ERA	WHIP
Diego Segui, R ERA: 12.46	(1, 1)	4.1	L	20	7	6	6	1	0	0	0	0	0	2	22	22	12.46	1.615
Dave Wickersham, R ERA:	(5, 1)	1.2		7	2	1	0	0	0	0	0	0	0	0	7	7	0.00	1.200
Bill Fischer, R ERA: 4.5	(7, 1)	2.0		8	2	1	1	0	0	0	0	0	0	1	8	8	4.50	1.000
Orlando Pena, R ERA:	(9, 1)	1.0		6	2	0	0	0	1	0	0	0	0	0	5	9	0.00	3.000

PITCHER		IP	WLS	BF	H	R	ER	SO	BB	IBB	HBP	BLK	WP	HR	S	P	ERA	WHIP

Batter	1	2	3	4	5	6	7	8	9	AB	R	H	RBI	BB	SO	LOB
Dick Howser, R (1, 6) OBP: 0.250, SLG: 0.250	S S S 0-3 ① K		x 0-0 ③ F6			x 0-0 G3 1-2 1B		x 0-0 ② F2		4	0	1	0	0	1	2
Jose Tartabull, L (1, 8)	x 0-0 ② B4-3			x 0-0 ① F9		x 0-0 ② G3 1-2 2-3		x 0-0 ③ F8		4	0	0	0	0	0	3
Jerry Lumpe, L (1, 4) OBP: 0.250, SLG: 0.250	x 0-0 ③ 4-3			x 0-0 ② 4-3		x 0-0 ③ L8			x 0-0 G3-6-3 1B	4	0	1	0	0	0	2
Norm Siebern, L (1, 3)		x 0-0 ① F5		x 0-0 ③ G3			x 0-0 ① G3		x 0-0 ① ② G3-6-3 1-2f	4	0	0	0	0	0	1
Chuck Essegian, R (1, 7) OBP: 0.250, SLG: 1.000		x 0-0 ② L5			S S S 0-3 ① K		x 0-0 ② L4		x 0-0 HR	4	1	1	1	0	1	0
Gino Cimoli, R (1, 9)		x 0-0 ③ F9			x 0-0 ② 6-3		x 0-0 ③ 5-3		x 0-0 ③ F8	4	0	0	0	0	0	0
Wayne Causey, L (1, 5)			x 0-0 ① 4-3		x 0-0 ③ F6			x 0-0 ① F9		3	0	0	0	0	0	0
Billy Bryan, L (1, 2) OBP: 0.667, SLG: 1.667			x 0-0 G3 1B			x 0-0 ① F8		x 0-0 HR		3	1	2	1	0	0	0
Diego Segui, R (1, 1) Dave Wickersham, R (5, 1) George Alusik, R (6, PH) OBP: 1.000, SLG: 1.000 Bill Fischer, R (7, 1) Manny Jimenez, L (8, PH) Dan Pfister, R (8, PR) Orlando Pena, R (9, 1)			x 0-0 ② G3 1-2			x 0-0 G3 1B 1B		B B B B 4-0 BB		1 0 1 0 0 0 0	0 0 0 0 0 0 0	0 0 1 0 0 0 0	0 0 0 0 0 0 0	0 0 0 0 1 0 0	0 0 0 0 0 0 0	1 0 0 0 0 0 0
Inning Stats	R: 0 H: 0 E: 0 LOB: 0 K: 1 BB: 0 S: 5 P: 5	R: 0 H: 0 E: 0 LOB: 0 K: 0 BB: 0 S: 3 P: 3	R: 0 H: 1 E: 0 LOB: 1 K: 0 BB: 0 S: 4 P: 4	R: 0 H: 0 E: 0 LOB: 0 K: 0 BB: 0 S: 3 P: 3	R: 0 H: 0 E: 0 LOB: 0 K: 1 BB: 0 S: 5 P: 5	R: 0 H: 2 E: 0 LOB: 2 K: 0 BB: 0 S: 5 P: 5	R: 0 H: 0 E: 0 LOB: 0 K: 0 BB: 0 S: 3 P: 3	R: 1 H: 1 E: 0 LOB: 1 K: 0 BB: 1 S: 4 P: 8	R: 1 H: 2 E: 0 LOB: 0 K: 0 BB: 0 S: 4 P: 4	1B: 4 SF: 0 2B: 0 SAC: 0 3B: 0 DP: 1 HR: 2 HBP: 0						

PITCHER	IP	WLS	BF	H	R	ER	SO	BB	IBB	HBP	BLK	WP	HR	S	P	ERA	WHIP
Ralph Terry, R (1, 1) ERA: 2.0	9.0	W	33	6	2	2	2	1	0	0	0	0	2	36	40	2.00	0.778

PITCHER	IP	WLS	BF	H	R	ER	SO	BB	IBB	HBP	BLK	WP	HR	S	P	ERA	WHIP

BOTTOM

New York Yankees @ Kansas City Athletics

Municipal Stadium, Kansas City, MO

Tue Apr 09 1963, 4:33 AM EST
Att. 20,976 - Overcast - 55 F

livebaseballscorecards.com

AB	32
R	2
H	6
RBI	2
BB	1
SO	2
LOB	9

Batter	1	2	3	4	5	6	7	8	9	AB	R	H	RBI	BB	SO	LOB
Tony Kubek, L (1, 6) OBP: 0.300, SLG: 0.300	0-0 2B 1B		0-0 ① 5-3	S S S 0-3 ③ K			x 0-0 ② 6-3		S S S 0-3 ② K2-3	5	1	1	0	0	2	3
Bobby Richardson, R (1, 4) OBP: 0.300, SLG: 0.600	0-0 1B 1-H 2B		0-0 ② 5-3		x 0-0 ① F9		x 0-0 ③ F9		x 0-0 ③ F9	5	0	1	1	0	0	1
Hector Lopez, R (1, 9) OBP: 0.250, SLG: 0.143	S S S 0-3 ① K		B B B B 4-0 HR BB		x 0-0 ② F2			x 0-0 HR 1B		3	2	1	0	1	1	1
Mickey Mantle, S (1, 8) OBP: 0.500, SLG: 0.875	0-0 G4-6-3 2-3 1B		0-0 1-H HR		x 0-0 ③ 1-3			x 0-0 ① L9		4	1	2	2	0	0	1
Elston Howard, R (1, 2) OBP: 0.375, SLG: 1.250	0-0 ② ③ G4-6-3 1-2f		S S S 0-3 ③ K			x 0-0 2B		x 0-0 1-H HR		4	1	2	2	0	1	2
Clete Boyer, R (1, 5) OBP: 0.375, SLG: 0.500		x 0-0 1B		x 0-0 ① F4		x 0-0 ① 4-3		x 0-0 ② F8		4	0	1	0	0	0	1
Joe Pepitone, L (1, 3) OBP: 0.333, SLG: 1.111		x 0-0 ① F2		x 0-0 ② F9		x 0-0 ② 1-3		x 0-0 ③ F7		4	0	0	0	0	0	2
Jack Reed, R (1, 7) OBP: 0.400, SLG: 0.400		x 0-0 ② F5		x 0-0 1B 1B		x 0-0 ③ L7			x 0-0 SH3-4 1B	4	0	2	0	0	0	2
Bill Stafford, R (1, 1) OBP: 0.333, SLG: 0.333		x 0-0 ③ L9		x 0-0 1-3 1B			x 0-0 ① L9		x 0-0 ① SH3-4 1-2	3	0	1	0	0	0	1
Jim Bouton, R (7, 1)										0	0	0	0	0	0	0
Bud Daley, L (9, 1)										0	0	0	0	0	0	0
Inning Stats	R: 1 H: 3 E: 0 LOB: 1 K: 1 BB: 0 S: 7 P: 7	R: 0 H: 1 E: 0 LOB: 1 K: 0 BB: 0 S: 4 P: 4	R: 2 H: 1 E: 0 LOB: 0 K: 1 BB: 1 S: 6 P: 10	R: 0 H: 2 E: 0 LOB: 2 K: 1 BB: 0 S: 7 P: 7	R: 0 H: 0 E: 0 LOB: 0 K: 0 BB: 0 S: 3 P: 3	R: 0 H: 1 E: 0 LOB: 1 K: 0 BB: 0 S: 4 P: 4	R: 0 H: 0 E: 0 LOB: 0 K: 0 BB: 0 S: 3 P: 3	R: 2 H: 2 E: 0 LOB: 0 K: 0 BB: 0 S: 5 P: 5	R: 0 H: 1 E: 0 LOB: 1 K: 1 BB: 0 S: 6 P: 6	1B: 7 SF: 0 2B: 2 SAC: 1 3B: 0 DP: 1 HR: 2 HBP: 0						

PITCHER		IP	WLS	BF	H	R	ER	SO	BB	IBB	HBP	BLK	WP	HR	S	P	ERA	WHIP
Ted Bowsfield, L ERA: 5.4	(1, 1)	5.0	L	22	7	3	3	3	1	0	0	0	0	1	27	31	5.40	1.600
Norm Bass, R ERA: 6.0	(6, 1)	3.0		12	3	2	2	0	0	0	0	0	0	1	12	12	6.00	1.000
John Wyatt, R ERA:	(9, 1)	1.0		4	1	0	0	1	0	0	0	0	0	0	6	6	0.00	1.000

PITCHER	IP	WLS	BF	H	R	ER	SO	BB	IBB	HBP	BLK	WP	HR	S	P	ERA	WHIP

TOP

New York Yankees @ Kansas City Athletics

Municipal Stadium, Kansas City, MO

Wed Apr 10 1963, 4:33 AM EST
Att. 3,855 - Unknown - 47 F

livebaseballscorecards.com

AB	36
R	5
H	11
RBI	5
BB	1
SO	4
LOB	14

WP: 0 PA: 38
PB: 0
SB: 0
CS: 0

Batter	1	2	3	4	5	6	7	8	9	AB	R	H	RBI	BB	SO	LOB
Dick Howser, R (1, 6) OBP: 0.333, SLG: 0.250	5-3		F3			5-3		BB, BB	FC6-4-5, 1B	4	0	1	0	1	0	0
Jose Tartabull, L (1, 8) OBP: 0.222, SLG: 0.125	4-3		F8			BB, 1B		BB, FC1-6, BB	FC6-4-5	4	0	1	1	1	0	2
Jerry Lumpe, L (1, 4) OBP: 0.250, SLG: 0.375	2B			F8		L7		FC1-6		4	0	1	0	0	0	3
Norm Siebern, L (1, 3)	BB			3-1		1-2, BB		K		2	0	0	0	2	1	2
Ed Charles, R (1, 5)	L7			F9		F4			BB, 1B	3	1	0	0	1	0	4
Chuck Essegian, R (1, 7) OBP: 0.250, SLG: 0.571		F7			5-3		K		1B, 1B, SF8	3	1	0	0	1	1	0
Gino Cimoli, R (1, 9) OBP: 0.125, SLG: 0.125		F7			F8		5-3		1B, 1B, FC6-4-5	4	1	1	1	0	0	0
Billy Bryan, L (1, 2) OBP: 0.500, SLG: 1.000 Haywood Sullivan, R (9, PH) OBP: 1.000, SLG: 1.000		F7			1B		4-3		FC6-4-5, 1B	3 1	0 0	1 1	0 0	0 0	0 0	0 0
Ted Bowsfield, R (1, 1) Manny Jimenez, L (5, PH) Norm Bass, R (6, 1) George Alusik, R (8, PH) OBP: 0.500, SLG: 0.500 John Wyatt, R (9, 1) Bobby Del Greco, R (9, PH)			K		K			K	SF8	1 1 0 1 0 0 0	0 0 0 0 0 0 0	0 0 0 0 0 0 1	0 0 0 0 0 0 0	0 1 0 1 0 0 1	1 1 0 0 0 0 0	0 1 0 0 0 0 0
Inning Stats	R: 0 E: 0 K: 0 S: 4 H: 1 LOB: 2 BB: 1 P: 8	R: 0 E: 0 K: 0 S: 3 H: 0 LOB: 0 BB: 0 P: 3	R: 0 E: 0 K: 1 S: 5 H: 0 LOB: 0 BB: 0 P: 5	R: 0 E: 0 K: 0 S: 3 H: 0 LOB: 0 BB: 0 P: 3	R: 0 E: 0 K: 1 S: 6 H: 1 LOB: 1 BB: 0 P: 6	R: 0 E: 0 K: 0 S: 4 H: 1 LOB: 2 BB: 1 P: 8	R: 0 E: 0 K: 1 S: 5 H: 0 LOB: 0 BB: 0 P: 5	R: 0 E: 0 K: 2 S: 7 H: 0 LOB: 2 BB: 2 P: 15	R: 3 E: 0 K: 0 S: 5 H: 3 LOB: 1 BB: 2 P: 13	1B: 5 2B: 2 3B: 0 HR: 0	SF: 1 SAC: 0 DP: 1 HBP: 0						

PITCHER	IP	WLS	BF	H	R	ER	SO	BB	IBB	HBP	BLK	WP	HR	S	P	ERA	WHIP
Bill Stafford, R (1, 1) ERA:	6.2	W	25	3	0	0	3	2	0	0	0	0	0	29	37	0.00	0.750
Jim Bouton, R (7, 1) ERA: 20.25	1.1		9	1	3	3	2	4	0	0	0	0	0	9	25	20.25	3.750
Bud Daley, L (9, 1) ERA:	1.0	S	4	2	0	0	0	0	0	0	0	0	0	4	4	0.00	2.000

PITCHER	IP	WLS	BF	H	R	ER	SO	BB	IBB	HBP	BLK	WP	HR	S	P	ERA	WHIP

BOTTOM

New York Yankees @ Kansas City Athletics

Municipal Stadium, Kansas City, MO

Wed Apr 10 1963, 4:33 AM EST
Att. 3,855 - Unknown - 47 F

livebaseballscorecards.com

AB	31
R	3
H	6
RBI	3
BB	6
SO	5
LOB	12

Minnesota Twins @ Kansas City Athletics

Municipal Stadium, Kansas City, MO

Fri Apr 12 1963, 7:05 PM EST

Att. 6,462 - Unknown

TOP

livebaseballscorecards.com

Batter	1	2	3	4	5	6	7	8	9	AB	R	H	RBI	BB	SO	LOB
Lenny Green, L (1, 8) OBP: 0.250, SLG: 0.583	0-0 2B		0-0 ① F4			0-0 ① F8		0-0 ② F9		4	0	1	0	0	0	1
Vic Power, R (1, 3) OBP: 0.250, SLG: 0.500	0-0 ① L6		0-0 ② F7			0-0 ② 5-3		0-0 1-3 1B		4	0	1	0	0	0	1
Harmon Killebrew, R (1, 7) OBP: 0.250, SLG: 0.455	0-0 ② 5-3		0-0 ③ F8			4-0 BB		0-3 ③ K		3	0	0	0	1	1	3
Bob Allison, R (1, 9) OBP: 0.250, SLG: 0.273	0-0 ③ 5-3			0-3 ① K		0-0 ③ 5-3			0-0 ① F6	4	0	0	0	0	1	2
Bernie Allen, L (1, 4) OBP: 0.250, SLG: 0.100		0-3 ① K		0-0 ② G3			0-0 ① F7		0-0 ② F8	4	0	0	0	0	1	0
Earl Battey, R (1, 2) OBP: 0.400, SLG: 0.444		4-0 BB		0-0 ③ F9			0-0 ② 5-3		0-3 ③ K	3	0	0	0	1	1	0
George Banks, R (1, 5) OBP: 0.200, SLG: 0.444		4-0 1-2 BB			0-0 ① F9		0-0 ③ 6-3			2	0	0	0	1	0	0
Zoilo Versalles, R (1, 6)		0-0 ② F8			0-0 ② F8			4-0 1B BB		2	0	0	0	1	0	2
Jack Kralick, L (1, 1)		0-3 ③ K			0-0 ③ F1			0-3 ① K		2	0	0	0	0	1	2
Bill Dailey, R (7, 1)										0	0	0	0	0	0	0
Jimmie Hall, L (8, PH)										1	0	0	0	0	1	1
Fred Lasher, R (8, 1)										0	0	0	0	0	0	0

	AB	29
	R	0
	H	2
	RBI	0
	BB	4
	SO	6
	LOB	12

Inning Stats										
	R: 0 E: 0 K: 0 S: 4	H: 1 LOB: 1 BB: 0 P: 4	R: 0 E: 0 K: 2 S: 7	H: 0 LOB: 2 BB: 2 P: 15	R: 0 E: 0 K: 0 S: 3	H: 0 LOB: 0 BB: 0 P: 3	R: 0 E: 0 K: 1 S: 5	H: 0 LOB: 0 BB: 0 P: 5	R: 0 E: 0 K: 0 S: 3	H: 0 LOB: 0 BB: 0 P: 3
	R: 0 E: 0 K: 0 S: 3	H: 0 LOB: 1 BB: 1 P: 7	R: 0 E: 0 K: 0 S: 3	H: 0 LOB: 0 BB: 0 P: 3	R: 0 E: 0 K: 2 S: 8	H: 1 LOB: 2 BB: 1 P: 12	R: 0 E: 0 K: 1 S: 5	H: 0 LOB: 0 BB: 0 P: 5	1B: 1 2B: 1 3B: 0 HR: 0	SF: 0 SAC: 0 DP: 0 HBP: 0
	WP: 0 PB: 0 SB: 0 CS: 0	PA: 33								

PITCHER		IP	WLS	BF	H	R	ER	SO	BB	IBB	HBP	BLK	WP	HR	S	P	ERA	WHIP
Ed Rakow, R	(1, 1)	9.0	W	33	2	0	0	6	4	0	0	0	0	0	41	57	0.00	0.667
ERA:																		

PITCHER	IP	WLS	BF	H	R	ER	SO	BB	IBB	HBP	BLK	WP	HR	S	P	ERA	WHIP

Batter	1	2	3	4	5	6	7	8	9	AB	R	H	RBI	BB	SO	LOB
Dick Howser, R (1, 6) OBP: 0.231, SLG: 0.167	F9	F8			5-3		F5			4	0	0	0	0	0	2
Gino Cimoli, R (1, 8) OBP: 0.333, SLG: 0.273 (8, 9)	BB HR BB	FC5-4 1B (1-2)			K		2B 1B (1-2) 1B			3	2	2	0	1	1	0
Ed Charles, R (1, 5) OBP: 0.375, SLG: 0.333	HR BB (1-2)	FC5-4 (1-2f)			L5		1B 2B (1-3, 2-H)			3	2	1	1	1	0	2
Norm Siebern, L (1, 3) OBP: 0.333, SLG: 0.444	HR (1-H, 2-H)		F5			1-3	1B IBB			3	1	1	3	1	0	0
Chuck Essegian, R (1, 7) OBP: 0.250, SLG: 0.455	K		F8			L5	1B (1-3, 2-H, 3-H)			4	0	1	2	0	1	0
Jose Tartabull, L (7, PR) (8, 8) OBP: 0.222, SLG: 0.125										0	0	0	0	0	0	0
Jerry Lumpe, L (1, 4) OBP: 0.333, SLG: 0.417	1B		K			1B	1-3			4	0	2	0	0	1	2
George Alusik, R (1, 9) OBP: 0.200, SLG: 0.200	F7			F8		5-3		F9		3	0	0	0	0	0	2
Bobby Del Greco, R (8, 7)										1	0	0	0	0	0	0
Haywood Sullivan, R (1, 2) OBP: 0.400, SLG: 0.400		F9		F8			F9	1B		4	0	1	0	0	0	0
Ed Rakow, S (1, 1) OBP: 0.500, SLG: 0.333		1B BB		6-3			1B 2B 1B	F9		3	1	1	0	1	0	0
Inning Stats	R: 3 E: 0 K: 1 S: 7 H: 2 LOB: 1 BB: 2 P: 15	R: 0 E: 0 K: 0 S: 4 H: 1 LOB: 2 BB: 1 P: 8	R: 0 E: 0 K: 1 S: 5 H: 0 LOB: 0 BB: 0 P: 5	R: 0 E: 0 K: 0 S: 3 H: 0 LOB: 0 BB: 0 P: 3	R: 0 E: 0 K: 1 S: 5 H: 0 LOB: 0 BB: 0 P: 5	R: 0 E: 0 K: 0 S: 4 H: 1 LOB: 1 BB: 0 P: 4	R: 3 E: 0 K: 0 S: 7 H: 4 LOB: 2 BB: 1 P: 11	R: 0 E: 0 K: 0 S: 3 H: 1 LOB: 0 BB: 0 P: 3		1B: 7 2B: 1 3B: 0 HR: 1 SF: 0 SAC: 0 DP: 0 HBP: 0						

PITCHER	IP	WLS	BF	H	R	ER	SO	BB	IBB	HBP	BLK	WP	HR	S	P	ERA	WHIP
Jack Kralick, L (1, 1) ERA: 5.68	6.1	L	27	5	4	4	3	3	0	0	0	0	1	30	42	5.68	1.263
Bill Dailey, R (7, 1) ERA: 27.0	0.2		6	3	2	2	0	0	1	0	0	0	0	5	9	27.00	4.500
Fred Lasher, R (8, 1) ERA:	1.0		3	1	0	0	0	0	0	0	0	0	0	3	3	0.00	1.000

PITCHER	IP	WLS	BF	H	R	ER	SO	BB	IBB	HBP	BLK	WP	HR	S	P	ERA	WHIP

BOTTOM

Minnesota Twins @ Kansas City Athletics

Municipal Stadium, Kansas City, MO

Fri Apr 12 1963, 7:05 PM EST

Att. 6,462 - Unknown

livebaseballscorecards.com

AB	32
R	6
H	9
RBI	6
BB	4
SO	3
LOB	8

PA: 36

WP: 0 PB: 0 SB: 0 CS: 0

Batter	1	2	3	4	5	6	7	8	9	AB	R	H	RBI	BB	SO	LOB
Lenny Green, L (1, 8) OBP: 0.250, SLG: 0.500	4-3		G1-6-3 1B		F6		F9			4	0	1	0	0	0	2
Vic Power, R (1, 3) OBP: 0.250, SLG: 0.438	F4		G1-6-3 1-2f			G5-4-3 1B	F9			4	0	1	0	0	0	2
Harmon Killebrew, R (1, 7) OBP: 0.250, SLG: 0.357	BB BB BB		K			G5-4-3 1-2f		5-3		3	0	0	0	1	1	1
Bob Allison, R (1, 9) OBP: 0.313, SLG: 0.357	BB 1-2 BB			5-3		1B 2B		K		3	1	1	0	1	1	0
Bernie Allen, L (1, 4) OBP: 0.313, SLG: 0.154	1-2 2-3 BB			F8		2-H 1B		4-3		3	1	1	1	1	0	0
Earl Battey, R (1, 2) OBP: 0.357, SLG: 0.385	F9			K		2-H 1B			5-3	4	0	1	1	0	1	3
George Banks, R (1, 5) OBP: 0.286, SLG: 0.417		BB FC4-3-6			1B	5-3			K	3	0	1	0	1	1	1
Zoilo Versalles, R (1, 6) OBP: 0.143, SLG: 0.077		FC4-3-6 1-2f			F6		1-3		1B	4	0	1	0	0	0	2
Dick Stigman, R (1, 1)		K 1-2			K		BB		K	2	0	0	0	0	2	2
Jimmie Hall, L (7, PH)										0	0	0	0	1	0	0
Frank Sullivan, R (7, 1)										0	0	0	0	0	0	0
Bill Pleis, L (7, 1)										0	0	0	0	0	0	0
Don Mincher, L (9, PH)										1	0	0	0	0	1	1
Inning Stats	R: 0 E: 0 K: 0 S: 3 H: 0 LOB: 3 BB: 3 P: 15	R: 0 E: 0 K: 1 S: 4 H: 0 LOB: 1 BB: 1 P: 8	R: 0 E: 0 K: 1 S: 5 H: 1 LOB: 0 BB: 0 P: 5	R: 0 E: 0 K: 1 S: 5 H: 0 LOB: 0 BB: 0 P: 5	R: 0 E: 0 K: 1 S: 6 H: 1 LOB: 1 BB: 0 P: 6	R: 2 E: 0 K: 0 S: 6 H: 4 LOB: 1 BB: 0 P: 6	R: 0 E: 0 K: 0 S: 3 H: 0 LOB: 1 BB: 1 P: 7	R: 0 E: 0 K: 1 S: 5 H: 0 LOB: 0 BB: 0 P: 5	R: 0 E: 0 K: 2 S: 8 H: 1 LOB: 1 BB: 0 P: 8	1B: 6 2B: 1 3B: 0 HR: 0 SF: 0 SAC: 0 DP: 2 HBP: 0						

PITCHER		IP	WLS	BF	H	R	ER	SO	BB	IBB	HBP	BLK	WP	HR	S	P	ERA	WHIP
Dave Wickersham, R ERA: 1.74	(1, 1)	8.2	W	35	7	2	2	6	5	0	0	0	0	0	42	62	2.08	1.385
John Wyatt, R ERA:	(9, 1)	0.1	S	1	0	0	0	1	0	0	0	0	0	0	3	3	0.00	0.000

PITCHER	IP	WLS	BF	H	R	ER	SO	BB	IBB	HBP	BLK	WP	HR	S	P	ERA	WHIP

TOP

Minnesota Twins @ Kansas City Athletics

Municipal Stadium, Kansas City, MO

Sat Apr 13 1963, 7:05 PM EST

Att. 6,556 - Unknown

livebaseballscorecards.com

AB	31
R	2
H	7
RBI	2
BB	5
SO	7
LOB	14

WP: 0	PA: 36
PB: 0	
SB: 0	
CS: 0	

Batter	1	2	3	4	5	6	7	8	9	AB	R	H	RBI	BB	SO	LOB
Dick Howser, R (1, 6) OBP: 0.188, SLG: 0.133	F4		F8		F6		SH3-4 1-2			3	0	0	0	0	0	1
Gino Cimoli, R (1, 8) OBP: 0.375, SLG: 0.400 (9, 9)	K		6-3			1B 2B	2-3 1B			4	1	2	0	0	1	0
Ed Charles, R (1, 5) OBP: 0.417, SLG: 0.500	2B			K		WP 2B 2-H 1B	F3			4	1	2	1	0	1	2
Norm Siebern, L (1, 3) OBP: 0.313, SLG: 0.333	6-3			F7		1-3 2B BB	4-3			3	1	0	0	1	0	3
Chuck Essegian, R (1, 7) OBP: 0.313, SLG: 0.500 Bobby Del Greco, R (9, 7)		K2-3		BB		1-H 3-H 2B		L6		3 0	0 0	1 0	2 0	1 0	1 0	0 0
Jerry Lumpe, L (1, 4) OBP: 0.313, SLG: 0.375		E 1B		K		F8		K		4	0	1	0	0	2	2
George Alusik, R (1, 9) OBP: 0.222, SLG: 0.125 Jose Tartabull, L (9, 8) OBP: 0.222, SLG: 0.125	E5 G5-4-3 1-2				BB	5-3		5-3		3 0	0 0	0 0	0 0	1 0	0 0	2 0
Haywood Sullivan, R (1, 2) OBP: 0.250, SLG: 0.250	G5-4-3 1-2f				F8	6-3				3	0	0	0	0	0	4
Dave Wickersham, R (1, 1) OBP: 0.333, SLG: 0.333 John Wyatt, R (9, 1)			K		K		1B SH3-4 1B			3 0	0 0	1 0	0 0	0 0	2 0	1 0
Inning Stats	R: 0 H: 1 E: 0 LOB: 1 K: 1 BB: 0 S: 6 P: 6	R: 0 H: 1 E: 1 LOB: 1 K: 1 BB: 0 S: 6 P: 6	R: 0 H: 0 E: 0 LOB: 0 K: 1 BB: 0 S: 5 P: 5	R: 0 H: 0 E: 0 LOB: 1 K: 2 BB: 1 S: 7 P: 11	R: 0 H: 0 E: 0 LOB: 1 K: 1 BB: 1 S: 5 P: 9	R: 3 H: 3 E: 0 LOB: 1 K: 0 BB: 1 S: 6 P: 10	R: 0 H: 2 E: 0 LOB: 2 K: 0 BB: 0 S: 5 P: 5	R: 0 H: 0 E: 0 LOB: 0 K: 1 BB: 0 S: 5 P: 5		1B: 4 SF: 0 2B: 3 SAC: 1 3B: 0 DP: 1 HR: 0 HBP: 0						

PITCHER		IP	WLS	BF	H	R	ER	SO	BB	IBB	HBP	BLK	WP	HR	S	P	ERA	WHIP
Dick Stigman, L ERA: 4.5	(1, 1)	6.0	L	26	5	3	3	6	3	0	0	0	1	0	35	47	4.50	1.333
Frank Sullivan, R ERA:	(7, 1)	0.2		4	2	0	0	0	0	0	0	0	0	0	4	4	0.00	3.000
Bill Pleis, L ERA:	(7, 1)	1.1		4	0	0	0	1	0	0	0	0	0	0	6	6	0.00	0.000

PITCHER	IP	WLS	BF	H	R	ER	SO	BB	IBB	HBP	BLK	WP	HR	S	P	ERA	WHIP

BOTTOM

Minnesota Twins @ Kansas City Athletics

Municipal Stadium, Kansas City, MO

Sat Apr 13 1963, 7:05 PM EST

Att. 6,556 - Unknown

livebaseballscorecards.com

AB	30
R	3
H	7
RBI	3
BB	3
SO	7
LOB	15

WP: 2 PA: 34
PB: 0
SB: 0
CS: 0

Minnesota Twins @ Kansas City Athletics

Municipal Stadium, Kansas City, MO

Sun Apr 14 1963, 7:05 PM EST

Att. 10,378 - Unknown

TOP

livebaseballscorecards.com

Batter	1	2	3	4	5	6	7	8	9	AB	R	H	RBI	BB	SO	LOB
Lenny Green, L (1, 8) OBP: 0.286, SLG: 0.450	F5	BBB FC1-5 BB 1-2		SSS K			1B 2-H 1B		1-3	4	0	1	1	1	1	1
Vic Power, R (1, 3) OBP: 0.250, SLG: 0.400	HR 1B	FC1-5 1-2 2-3f 3-H			1-3		F4		F8	4	1	1	1	0	0	3
Don Mincher, L (8, 3)										1	0	0	0	0	0	0
Harmon Killebrew, R (1, 7) OBP: 0.190, SLG: 0.263	SSS K	SSS K			6-3		SSS K		SSS K	5	0	0	0	0	4	4
Bob Allison, R (1, 9) OBP: 0.400, SLG: 0.611	HR 1-H		G4-6-3 1B		6-3		1B 1-2			4	1	3	2	0	0	0
Bernie Allen, L (1, 4) OBP: 0.300, SLG: 0.176	1B		G4-6-3 1-2f			4-3	F9			4	0	1	0	0	0	3
Earl Battey, R (1, 2) OBP: 0.333, SLG: 0.412	SSS K		F7			2B		SSS K		4	0	1	0	0	2	1
George Banks, R (1, 5) OBP: 0.278, SLG: 0.375		SSS K		SSS K		SSS K		X 1B		4	0	1	0	0	3	1
Zoilo Versalles, R (1, 6) OBP: 0.222, SLG: 0.235		SH FC1-5 2B		S 1B		F5		SSS K		4	1	2	0	0	1	2
Camilo Pascual, R (1, 1)		SH FC1-5 BB 2-3		SSS K 1-2			1B 2B	SSS K		1	0	0	0	0	1	1
Jim Roland, R (4, 1)										0	0	0	0	0	0	0
Paul Ratliff, L (7, PH) OBP: 1.000, SLG: 2.000										1	1	1	0	0	0	0
Bill Pleis, L (7, 1)										0	0	0	0	0	0	0
Jimmie Hall, L (8, PH)										1	0	0	0	0	1	1
Ray Moore, R (8, 1)										0	0	0	0	0	0	0

	AB	37
	R	4
	H	11
	RBI	4
	BB	1
	SO	13
	LOB	17

Inning Stats										
	R: 2 E: 0 K: 2 S: 10	H: 3 LOB: 1 BB: 0 P: 10	R: 1 E: 1 K: 2 S: 9	H: 1 LOB: 2 BB: 1 P: 13	R: 0 E: 0 K: 0 S: 3	H: 1 LOB: 0 BB: 0 P: 3	R: 0 E: 0 K: 3 S: 10	H: 1 LOB: 1 BB: 0 P: 10	R: 0 E: 0 K: 0 S: 3	H: 0 LOB: 0 BB: 0 P: 3
	R: 0 E: 0 K: 1 S: 6	H: 1 LOB: 1 BB: 0 P: 6	R: 1 E: 0 K: 1 S: 8	H: 3 LOB: 2 BB: 0 P: 8	R: 0 E: 0 K: 3 S: 10	H: 1 LOB: 1 BB: 0 P: 10	R: 0 E: 0 K: 1 S: 5	H: 0 LOB: 0 BB: 0 P: 5	1B: 7 2B: 3 3B: 0 HR: 1	SF: 0 SAC: 1 DP: 1 HBP: 0

	WP: 0	PA: 39
	PB: 0	
	SB: 1	
	CS: 0	

PITCHER		IP	WLS	BF	H	R	ER	SO	BB	IBB	HBP	BLK	WP	HR	S	P	ERA	WHIP
Diego Segui, R ERA: 8.64	(1, 1)	4.0		19	6	3	2	7	1	0	0	0	0	1	32	36	4.50	1.750
Orlando Pena, R ERA: 1.5	(5, 1)	5.0	W	20	5	1	1	6	0	0	0	0	0	0	32	32	1.80	1.000

PITCHER		IP	WLS	BF	H	R	ER	SO	BB	IBB	HBP	BLK	WP	HR	S	P	ERA	WHIP

Batter	1	2	3	4	5	6	7	8	9	AB	R	H	RBI	BB	SO	LOB
Dick Howser, R (1, 6) OBP: 0.286, SLG: 0.211	E5 1B		FC6-4 1B 1-2	BB 3B		1B		K		4	1	2	0	1	1	2
Jose Tartabull, L (1, 8) OBP: 0.308, SLG: 0.417	FC4-6 1B 1-2		FC6-4 G4-6-3 1-2f 2-3	1-H 2-H 3B		K				4	0	2	2	0	1	3
Jerry Lumpe, L (1, 4) OBP: 0.250, SLG: 0.300	F5		G4-6-3 1-2f	K			F9			4	0	0	0	0	1	6
Norm Siebern, L (1, 3) OBP: 0.300, SLG: 0.313	FC4-6 1-2f			K	FC6-4 1B		K			4	0	1	0	0	2	2
Chuck Essegian, R (1, 7) OBP: 0.250, SLG: 0.389 Bobby Del Greco, R (9, 7)	F8			K	F9		K			4 0	0 0	0 0	0 0	0 0	2 0	3 0
Ed Charles, R (1, 5) OBP: 0.438, SLG: 0.500		6-3		BB BB 2B 1B	K			CS 1B		4	1	2	0	0	1	1
Gino Cimoli, R (1, 9) OBP: 0.450, SLG: 0.444		G3-6-3 1B		BB 2B 1-2 BB	FC6-4 1-2f			1B 1-2 1B		3	1	2	0	1	0	1
Billy Bryan, L (1, 2) OBP: 0.400, SLG: 0.667		G3-6-3 1-2f		2B 1-2 2-3 BB		K		F9		3	1	0	0	1	1	2
Diego Segui, R (1, 1) OBP: 0.500, SLG: 0.500 Manny Jimenez, L (4, PH) OBP: 0.667, SLG: 1.000 Dale Willis, R (4, PR) Orlando Pena, R (5, 1) OBP: 0.500, SLG: 0.500			FC6-4 1B	1-H 2-H 3-H 3B 2B		4-3		1-2 1B		1 1 0 2	0 0 1 0	1 1 0 1	0 3 0 0	0 0 0 0	0 0 0 0	0 0 0 0
Inning Stats	R: 0 E: 1 K: 0 S: 5 H: 1 LOB: 2 BB: 0 P: 5	R: 0 E: 0 K: 0 S: 3 H: 1 LOB: 0 BB: 0 P: 3	R: 0 E: 0 K: 0 S: 4 H: 2 LOB: 1 BB: 0 P: 4	R: 5 E: 0 K: 3 S: 12 H: 3 LOB: 2 BB: 3 P: 24	R: 0 E: 0 K: 1 S: 6 H: 1 LOB: 1 BB: 0 P: 6	R: 0 E: 0 K: 2 S: 8 H: 1 LOB: 1 BB: 0 P: 8	R: 0 E: 0 K: 2 S: 7 H: 0 LOB: 0 BB: 0 P: 7	R: 0 E: 0 K: 1 S: 7 H: 3 LOB: 2 BB: 0 P: 7		1B: 10 2B: 1 3B: 1 HR: 0	SF: 0 SAC: 0 DP: 2 HBP: 0					

PITCHER		IP	WLS	BF	H	R	ER	SO	BB	IBB	HBP	BLK	WP	HR	S	P	ERA	WHIP
Camilo Pascual, R ERA: 8.44	(1, 1)	3.2	L	20	7	5	5	2	3	0	0	0	0	0	21	33	12.27	2.727
Jim Roland, L ERA:	(4, 1)	2.1		9	2	0	0	4	0	0	0	0	0	0	17	17	0.00	0.857
Bill Pleis, L ERA:	(7, 1)	1.0		3	0	0	0	2	0	0	0	0	0	0	7	7	0.00	0.000
Ray Moore, R ERA:	(8, 1)	1.0		5	3	0	0	1	0	0	0	0	0	0	7	7	0.00	3.000

PITCHER	IP	WLS	BF	H	R	ER	SO	BB	IBB	HBP	BLK	WP	HR	S	P	ERA	WHIP

BOTTOM

Minnesota Twins @ Kansas City Athletics

Municipal Stadium, Kansas City, MO

Sun Apr 14 1963, 7:05 PM EST

Att. 10,378 - Unknown

livebaseballscorecards.com

AB	34
R	5
H	12
RBI	5
BB	3
SO	9
LOB	20

Batter	1	2	3	4	5	6	7	8	9	AB	R	H	RBI	BB	SO	LOB
Dick Howser, R (1, 6) OBP: 0.269, SLG: 0.208	P5		B3	6-3		FC5-2-1 1-2 3-H			1B SH1-3 1B	5	1	1	0	0	0	4
Jose Tartabull, L (1, 8) OBP: 0.235, SLG: 0.313	1-3		K		B1-3	L6			SH1-3 1-2	4	0	0	0	0	1	2
Jerry Lumpe, L (1, 4) OBP: 0.240, SLG: 0.280	E3		P3		4-3		5-3		IBB 1B 2-3	5	1	1	0	0	0	0
Norm Siebern, L (1, 3) OBP: 0.360, SLG: 0.400	K			2B SF8 1B	2B		K		1B 1B 1-2 IBB	4	2	2	0	1	2	1
Chuck Essegian, R (1, 7) OBP: 0.250, SLG: 0.409 Bobby Del Greco, R (8, 7) OBP: 0.333, SLG: 0.500		F8		IBB SH1-4 1-3 2B	6-3		F9		1B 1-2 2-H 3-H 1B	4 1	1 0	1 1	0 2	0 0	0 0	1 0
Ed Charles, R (1, 5) OBP: 0.524, SLG: 0.529		S 1B 1B		SH1-4 IBB BB		3B BB		K	1-3 2-H 1B	3	2	2	1	2	1	0
Gino Cimoli, R (1, 9) OBP: 0.440, SLG: 0.545		PB S 1-H 1B		SF8 3-H		1-H FC5-2-1 3B		F8	4-3	4	0	2	3	0	0	2
Billy Bryan, L (1, 2) OBP: 0.364, SLG: 0.600 Haywood Sullivan, R (4, PH) OBP: 0.273, SLG: 0.200 (4, 2)		K 1-3		SH1-4 1-2 2-3 IBB		F8		6-3		1 2	0 0	0 0	0 0	0 1	1 0	1 1
Ted Bowsfield, R (1, 1) John Wyatt, R (9, 1)		1-3		SH1-4 1-2 2-3 3-H		FC5-2-1 BB			1-3	2 0	0 0	0 0	1 0	1 0	0 0	1 0
Inning Stats	R: 0 H: 0 E: 1 LOB: 1 K: 1 BB: 0 S: 6 P: 6	R: 1 H: 2 E: 0 LOB: 1 K: 1 BB: 0 S: 7 P: 7	R: 0 H: 0 E: 0 LOB: 0 K: 1 BB: 0 S: 5 P: 5	R: 2 H: 2 E: 0 LOB: 2 K: 0 BB: 2 S: 5 P: 13	R: 0 H: 1 E: 0 LOB: 1 K: 0 BB: 0 S: 4 P: 4	R: 1 H: 1 E: 0 LOB: 2 K: 0 BB: 2 S: 4 P: 12	R: 0 H: 0 E: 0 LOB: 0 K: 1 BB: 0 S: 5 P: 5	R: 0 H: 0 E: 0 LOB: 0 K: 1 BB: 0 S: 5 P: 5	R: 3 H: 4 E: 0 LOB: 2 K: 0 BB: 1 S: 7 P: 11	1B: 7 SF: 1 2B: 2 SAC: 2 3B: 1 DP: 0 HR: 0 HBP: 0						

PITCHER		IP	WLS	BF	H	R	ER	SO	BB	IBB	HBP	BLK	WP	HR	S	P	ERA	WHIP
Eddie Fisher, R ERA: 3.86	(1, 1)	3.1	L	16	4	3	3	3	1	0	0	0	0	0	21	25	8.10	1.500
Frank Baumann, L ERA: 1.59	(4, 1)	1.2		7	1	0	0	0	0	1	0	0	0	0	6	10	0.00	0.600
Dom Zanni, R ERA: 13.5	(6, 1)	0.2		5	1	1	1	0	2	0	0	0	0	0	3	11	13.50	4.500
Gary Peters, L ERA: 1.5	(6, 1)	1.1		4	0	0	0	1	0	0	0	0	0	0	6	6	0.00	0.000
John Buzhardt, R ERA: 13.5	(8, 1)	2.0		11	4	3	3	1	0	1	0	0	0	0	12	16	13.50	2.000

PITCHER	IP	WLS	BF	H	R	ER	SO	BB	IBB	HBP	BLK	WP	HR	S	P	ERA	WHIP

TOP

Kansas City Athletics @ Chicago White Sox

Comiskey Park, Chicago, IL

Tue Apr 16 1963, 4:33 AM EST
Att. 24,760 - Unknown

livebaseballscorecards.com

AB	35
R	7
H	10
RBI	7
BB	5
SO	5
LOB	13

1B: 7	SF: 1	WP: 0	PA: 43
2B: 2	SAC: 2	PB: 1	
3B: 1	DP: 0	SB: 2	
HR: 0	HBP: 0	CS: 0	

Batter	1	2	3	4	5	6	7	8	9	AB	R	H	RBI	BB	SO	LOB
Jim Landis, R (1, 8) OBP: 0.167, SLG: 0.091	F7		F8		K2-3		G6-4-3 1-3 1B		K	4	0	1	0	0	1	0
Charlie Maxwell, L (9, PH)										1	0	0	0	0	1	2
Nellie Fox, L (1, 4) OBP: 0.280, SLG: 0.182	1-3		1B		2B 1B		G6-4-3 1-2f		F8	5	1	2	0	0	0	4
Pete Ward, L (1, 5) OBP: 0.375, SLG: 0.650	BB		P5		1-H 2B			1-3	F7	4	0	1	1	1	0	3
Dave Nicholson, R (1, 7) OBP: 0.238, SLG: 0.111	K			P2		K		F9		4	0	0	0	0	2	1
Mike Hershberger, R (1, 9) OBP: 0.125, SLG: 0.125		G3		F7		F9		F9		4	0	0	0	0	0	0
Joe Cunningham, L (1, 3) OBP: 0.348, SLG: 0.400		K		1B 2B		BB			HR 1B	3	2	2	0	1	1	0
Ron Hansen, R (1, 6) OBP: 0.381, SLG: 0.474		1B		2-H 1B		F2			1-H HR	4	1	3	3	0	0	1
Cam Carreon, R (1, 2) OBP: 0.273, SLG: 0.273		4-3		L6			1B 1B		BB 1B	4	0	2	0	0	0	2
Eddie Fisher, R (1, 1) Frank Baumann, L (4, 1) Charley Smith, R (5, PH) Dom Zanni, R (6, 1) Gary Peters, L (8, 1) Sherm Lollar, R (7, PH) John Buzhardt, R (8, 1) Al Weis, S (9, PH) Floyd Robinson, L (9, PH) Sammy Esposito, R (9, PH)			F9		K		F7		1-2 BB							
Inning Stats	R: 0 E: 0 K: 1 S: 5 H: 0 LOB: 1 BB: 1 P: 9	R: 0 E: 0 K: 1 S: 6 H: 1 LOB: 1 BB: 0 P: 6	R: 0 E: 0 K: 0 S: 4 H: 1 LOB: 1 BB: 0 P: 4	R: 1 E: 0 K: 0 S: 5 H: 2 LOB: 1 BB: 0 P: 5	R: 1 E: 0 K: 2 S: 8 H: 2 LOB: 1 BB: 0 P: 8	R: 0 E: 0 K: 1 S: 5 H: 0 LOB: 1 BB: 1 P: 9	R: 0 E: 0 K: 0 S: 4 H: 2 LOB: 1 BB: 0 P: 4	R: 0 E: 0 K: 0 S: 3 H: 0 LOB: 0 BB: 0 P: 3	R: 2 E: 0 K: 1 S: 8 H: 3 LOB: 2 BB: 1 P: 12	1B: 8 2B: 2 3B: 0 HR: 1 SF: 0 SAC: 0 DP: 1 HBP: 0						

PITCHER	IP	WLS	BF	H	R	ER	SO	BB	IBB	HBP	BLK	WP	HR	S	P	ERA	WHIP
Ted Bowsfield, L (1, 1) ERA: 4.85	8.0	W	35	11	4	4	5	2	0	0	0	0	1	43	51	4.50	1.625
John Wyatt, R (9, 1) ERA:	1.0	S	4	0	0	0	1	1	0	0	0	0	0	5	9	0.00	1.000

PITCHER	IP	WLS	BF	H	R	ER	SO	BB	IBB	HBP	BLK	WP	HR	S	P	ERA	WHIP

BOTTOM

Kansas City Athletics @ Chicago White Sox

Comiskey Park, Chicago, IL

Tue Apr 16 1963, 4:33 AM EST

Att. 24,760 - Unknown

livebaseballscorecards.com

AB	36
R	4
H	11
RBI	4
BB	3
SO	6
LOB	14

WP: 0 PA: 39
PB: 0
SB: 0
CS: 0

Batter	1	2	3	4	5	6	7	8	9	AB	R	H	RBI	BB	SO	LOB
Dick Howser, R (1, 6) OBP: 0.267, SLG: 0.214	FC8-5 1B 1B		6-3			1-3		P4		4	0	1	0	0	0	1
Jose Tartabull, L (1, 8) OBP: 0.238, SLG: 0.300	1-2 FC8-5 1B		F8			1-3			6-3	4	0	1	0	0	0	0
Jerry Lumpe, L (1, 4) OBP: 0.207, SLG: 0.241	F7			F8		F8			4-3	4	0	0	0	0	0	2
Norm Siebern, L (1, 3) OBP: 0.345, SLG: 0.348	1-2 2-3f FC8-5			B B B B FC1-4 BB			4-3		S S S K	3	0	0	0	1	1	2
Chuck Essegian, R (1, 7) OBP: 0.222, SLG: 0.360	1-3			1-2f FC1-4 FC6-4			S S S K			3	0	0	0	0	1	3
Ed Charles, R (1, 5) OBP: 0.458, SLG: 0.450		6-3		1-2f FC6-4			4-3			3	0	0	0	0	0	1
Gino Cimoli, R (1, 9) OBP: 0.429, SLG: 0.520		S S S K			6-3			1B		3	0	1	0	0	1	0
Billy Bryan, L (1, 2) OBP: 0.286, SLG: 0.462		4-3			F9			S S S K		3	0	0	0	0	1	1
Ed Rakow, S (1, 1) OBP: 0.333, SLG: 0.200			G3		S S S K			F9		2	0	0	0	0	1	0
Manny Jimenez, L (8, PH) OBP: 0.500, SLG: 0.667										1	0	0	0	0	0	1
Dale Willis, R (8, 1)										0	0	0	0	0	0	0
Inning Stats	R: 0 E: 0 K: 0 S: 5 H: 2 LOB: 2 BB: 0 P: 5	R: 0 E: 0 K: 1 S: 5 H: 0 LOB: 0 BB: 0 P: 5	R: 0 E: 0 K: 0 S: 3 H: 0 LOB: 0 BB: 0 P: 3	R: 0 E: 0 K: 0 S: 3 H: 0 LOB: 1 BB: 1 P: 7	R: 0 E: 0 K: 1 S: 5 H: 0 LOB: 0 BB: 0 P: 5	R: 0 E: 0 K: 0 S: 3 H: 0 LOB: 0 BB: 0 P: 3	R: 0 E: 0 K: 1 S: 5 H: 0 LOB: 0 BB: 0 P: 5	R: 0 E: 0 K: 1 S: 6 H: 1 LOB: 1 BB: 0 P: 6	R: 0 E: 0 K: 1 S: 5 H: 0 LOB: 0 BB: 0 P: 5	1B: 3 2B: 0 3B: 0 HR: 0	SF: 0 SAC: 0 DP: 0 HBP: 0			WP: 0 PB: 0 SB: 0 CS: 0	PA: 31		

PITCHER	IP	WLS	BF	H	R	ER	SO	BB	IBB	HBP	BLK	WP	HR	S	P	ERA	WHIP
Ray Herbert, R (1, 1) ERA: 3.48	9.0	W	31	3	0	0	5	1	0	0	0	0	0	40	44	0.00	0.444

PITCHER	IP	WLS	BF	H	R	ER	SO	BB	IBB	HBP	BLK	WP	HR	S	P	ERA	WHIP

TOP

Kansas City Athletics @ Chicago White Sox

Comiskey Park, Chicago, IL

Thu Apr 18 1963, 4:33 AM EST

Att. 2,588 - Unknown

livebaseballscorecards.com

AB	30
R	0
H	3
RBI	0
BB	1
SO	5
LOB	11

Batter	1	2	3	4	5	6	7	8	9	AB	R	H	RBI	BB	SO	LOB
Mike Hershberger, R (1, 8) (9, 9) OBP: 0.167, SLG: 0.091	F7		F7			F8		BB		3	0	0	0	1	0	0
Nellie Fox, L (1, 4) OBP: 0.276, SLG: 0.192	F8		P6			1B		P6		4	0	1	0	0	0	1
Joe Cunningham, L (1, 3) OBP: 0.333, SLG: 0.375	F2			F7		1-3		1B		4	0	1	0	0	0	1
Floyd Robinson, L (1, 9) OBP: 0.417, SLG: 0.524		E SF8 1B		F8			WP 2B	F8		4	2	2	0	0	0	2
Jim Landis, R (9, 8) OBP: 0.167, SLG: 0.091										0	0	0	0	0	0	0
Pete Ward, L (1, 5) OBP: 0.333, SLG: 0.565		E6 S 1-3		1-3			4-3 2-3			3	0	0	0	0	0	2
Dave Nicholson, R (1, 7) OBP: 0.250, SLG: 0.286		P4			K		HR 3-H			3	1	1	1	0	1	2
Ron Hansen, R (1, 6) OBP: 0.333, SLG: 0.429		SF8 3-H			F8		K			2	0	0	1	0	1	0
J.C. Martin, L (1, 2) OBP: 0.143, SLG: 0.077		F5 1-2			2-3		4-3			3	0	0	0	0	0	1
Ray Herbert, R (1, 1)			6-3			K		1-3		3	0	0	0	0	1	0
Inning Stats	R: 0 E: 0 K: 0 S: 3 H: 0 LOB: 0 BB: 0 P: 3	R: 1 E: 1 K: 0 S: 5 H: 1 LOB: 1 BB: 0 P: 5	R: 0 E: 0 K: 0 S: 3 H: 0 LOB: 0 BB: 0 P: 3	R: 0 E: 0 K: 0 S: 3 H: 0 LOB: 0 BB: 0 P: 3	R: 0 E: 0 K: 1 S: 5 H: 0 LOB: 0 BB: 0 P: 5	R: 0 E: 0 K: 1 S: 6 H: 1 LOB: 1 BB: 0 P: 6	R: 2 E: 0 K: 1 S: 7 H: 2 LOB: 0 BB: 0 P: 7	R: 0 E: 0 K: 0 S: 4 H: 1 LOB: 2 BB: 1 P: 8		1B: 3 2B: 1 3B: 0 HR: 1	SF: 1 SAC: 0 DP: 0 HBP: 0					

PITCHER		IP	WLS	BF	H	R	ER	SO	BB	IBB	HBP	BLK	WP	HR	S	P	ERA	WHIP
Ed Rakow, R ERA: 1.13	(1, 1)	7.0	L	26	4	3	2	3	0	0	0	0	1	1	32	32	2.57	0.571
Dale Willis, R ERA:	(8, 1)	1.0		5	1	0	0	0	1	0	0	0	0	0	4	8	0.00	2.000

PITCHER	IP	WLS	BF	H	R	ER	SO	BB	IBB	HBP	BLK	WP	HR	S	P	ERA	WHIP

BOTTOM

Kansas City Athletics @ Chicago White Sox

Comiskey Park, Chicago, IL

Thu Apr 18 1963, 4:33 AM EST

Att. 2,588 - Unknown

livebaseballscorecards.com

AB	29
R	3
H	5
RBI	2
BB	1
SO	3
LOB	9

1B: 3	SF: 1	WP: 1	PA: 31
2B: 1	SAC: 0	PB: 0	
3B: 0	DP: 0	SB: 1	
HR: 1	HBP: 0	CS: 0	

Batter	1	2	3	4	5	6	7	8	9	AB	R	H	RBI	BB	SO	LOB
Albie Pearson, L (1, 8) OBP: 0.425, SLG: 0.429	HR		F8		BB			1B FC6-4 1B	3-1	4	2	2	1	1	0	2
Billy Moran, R (1, 4) OBP: 0.316, SLG: 0.278	FC3-6 1B		1B		4-3			1-2 FC6-4 1B		4	0	3	0	0	0	2
Lee Thomas, L (1, 3) OBP: 0.361, SLG: 0.545	FC3-6 FC5 1-2f		F9			E4 K2-6-2		FC6-4 FC5-4 1-2f 2-H		4	0	0	1	0	0	3
Leon Wagner, L (1, 7) OBP: 0.276, SLG: 0.231	FC5 1-2f			4-3		K2-6-2 1-2f		FC5-4 1-2f		4	0	0	0	0	1	3
Buck Rodgers, S (1, 2) OBP: 0.171, SLG: 0.364	F8			F7		K		K		4	0	0	0	0	2	2
Bob Sadowski, L (1, 9) OBP: 0.444, SLG: 0.286		K		K			K		BB BB	3	0	0	0	1	3	0
Tom Satriano, L (1, 5) OBP: 0.250, SLG: 0.375		K			4-1		1B		K	4	0	1	0	0	2	1
Jim Fregosi, R (1, 6) OBP: 0.280, SLG: 0.333		5-3			2B		K		K	4	0	1	0	0	2	2
Bo Belinsky, L (1, 1)			F9		K		F8		BB 1-2	3	0	0	0	0	1	2
Art Fowler, R (7, 1)										0	0	0	0	0	0	0
Felix Torres, R (9, PH) OBP: 0.423, SLG: 0.381										0	0	0	0	1	0	0
Joe Koppe, R (9, PR) OBP: 0.500, SLG: 0.429										0	0	0	0	0	0	0

Inning Stats									
	R: 1 E: 0 K: 0 S: 5	H: 2 LOB: 1 BB: 0 P: 5	R: 0 E: 0 K: 2 S: 7	H: 0 LOB: 0 BB: 0 P: 7	R: 0 E: 0 K: 0 S: 4	H: 1 LOB: 1 BB: 0 P: 4	R: 0 E: 0 K: 1 S: 5	H: 0 LOB: 0 BB: 0 P: 5	R: 0 E: 0 K: 1 S: 6	H: 1 LOB: 2 BB: 1 P: 10
	R: 0 E: 1 K: 2 S: 7	H: 0 LOB: 0 BB: 0 P: 7	R: 0 E: 0 K: 2 S: 8	H: 1 LOB: 1 BB: 0 P: 8	R: 1 E: 0 K: 1 S: 7	H: 2 LOB: 1 BB: 0 P: 7	R: 0 E: 0 K: 2 S: 7	H: 0 LOB: 2 BB: 2 P: 15	1B: 5 2B: 2 3B: 0 HR: 1	SF: 0 SAC: 0 DP: 1 HBP: 0	WP: 0 PB: 0 SB: 0 CS: 0	PA: 37

PITCHER		IP	WLS	BF	H	R	ER	SO	BB	IBB	HBP	BLK	WP	HR	S	P	ERA	WHIP
Orlando Pena, R ERA: 2.08	(1, 1)	7.0	W	29	7	2	2	8	1	0	0	0	0	1	44	48	2.57	1.143
John Wyatt, R ERA:	(8, 1)	2.0	S	8	0	0	0	3	2	0	0	0	0	0	12	20	0.00	1.000

PITCHER	IP	WLS	BF	H	R	ER	SO	BB	IBB	HBP	BLK	WP	HR	S	P	ERA	WHIP

TOP

Los Angeles Angels @ Kansas City Athletics
Municipal Stadium, Kansas City, MO
Fri Apr 19 1963, 7:05 PM EST
Unknown

livebaseballscorecards.com

AB	34
R	2
H	7
RBI	2
BB	3
SO	11
LOB	17

Batter	1	2	3	4	5	6	7	8	9	AB	R	H	RBI	BB	SO	LOB
Dick Howser, R (1, 6) OBP: 0.265, SLG: 0.219	F7		5-3		F8		2-6, 1B 2-H			4	0	1	1	0	0	3
Gino Cimoli, R (1, 8) OBP: 0.406, SLG: 0.483 (8, 9)	F9			6-3		G3, 1B	2-6 1-2	K		4	0	1	0	0	1	0
Ed Charles, R (1, 5) OBP: 0.393, SLG: 0.375	5-3			F8		F9		K		4	0	0	0	0	1	1
Norm Siebern, L (1, 3) OBP: 0.333, SLG: 0.444		G3		HR		G3 1-2		F8		4	1	1	1	0	0	1
Chuck Essegian, R (1, 7) OBP: 0.200, SLG: 0.321 Bobby Del Greco, R (8, 7) OBP: 0.333, SLG: 0.500		5-3		K		G3				3 0	0 0	0 0	0 0	0 0	1 0	1 0
Jerry Lumpe, L (1, 4) OBP: 0.219, SLG: 0.250		K			F9, 1B		F5			3	0	1	0	0	1	0
George Alusik, R (1, 9) OBP: 0.250, SLG: 0.455 Jose Tartabull, L (8, 8) OBP: 0.238, SLG: 0.300			K		F9 1-2		HR			3 0	1 0	1 0	1 0	0 0	1 0	1 0
Haywood Sullivan, R (1, 2) OBP: 0.429, SLG: 0.462			2B		BB, 1B		SH5-4, 1B, 1B			3	1	3	0	0	0	0
Orlando Pena, R (1, 1) OBP: 0.500, SLG: 0.333 John Wyatt, R (8, 1)			F7		BB 1-2		SH5-4 1-2			1 0	0 0	0 0	0 0	1 0	0 0	1 0
Inning Stats	R: 0 E: 0 K: 0 S: 3 H: 0 LOB: 0 BB: 0 P: 3	R: 0 E: 0 K: 1 S: 5 H: 0 LOB: 0 BB: 0 P: 5	R: 0 E: 0 K: 1 S: 6 H: 1 LOB: 1 BB: 0 P: 6	R: 1 E: 0 K: 1 S: 6 H: 1 LOB: 0 BB: 0 P: 6	R: 0 E: 0 K: 0 S: 4 H: 2 LOB: 2 BB: 1 P: 8	R: 0 E: 0 K: 0 S: 4 H: 1 LOB: 1 BB: 0 P: 4	R: 2 E: 0 K: 0 S: 5 H: 3 LOB: 1 BB: 0 P: 5	R: 0 E: 0 K: 2 S: 7 H: 0 LOB: 0 BB: 0 P: 7		1B: 5 2B: 1 3B: 0 HR: 2 SF: 0 SAC: 1 DP: 0 HBP: 0						

PITCHER		IP	WLS	BF	H	R	ER	SO	BB	IBB	HBP	BLK	WP	HR	S	P	ERA	WHIP
Bo Belinsky, L ERA: 3.65	(1, 1)	6.1	L	26	7	3	3	3	1	0	0	0	0	2	31	35	4.26	1.263
Art Fowler, R ERA:	(7, 1)	1.2		6	1	0	0	2	0	0	0	0	0	0	9	9	0.00	0.600

PITCHER		IP	WLS	BF	H	R	ER	SO	BB	IBB	HBP	BLK	WP	HR	S	P	ERA	WHIP

BOTTOM

Los Angeles Angels @ Kansas City Athletics
Municipal Stadium, Kansas City, MO
Fri Apr 19 1963, 7:05 PM EST
Unknown

livebaseballscorecards.com

AB	29
R	3
H	8
RBI	3
BB	1
SO	5
LOB	8

Batter	1	2	3	4	5	6	7	8	9	AB	R	H	RBI	BB	SO	LOB
Albie Pearson, L (1, 8) OBP: 0.432, SLG: 0.447	4-3 1B 2B		L1		4-3			BBBB S BB		3	1	1	0	1	0	0
Billy Moran, R (1, 4) OBP: 0.286, SLG: 0.250	4-3 2-3		5-3			F9		SSS K 1-2		4	0	0	0	0	1	2
Lee Thomas, L (1, 3) OBP: 0.350, SLG: 0.514	1B 1B 1B 3-H		F6			SSS K			F8	4	1	1	1	0	1	0
Leon Wagner, L (1, 7) OBP: 0.333, SLG: 0.333	1B 1B 1B 1-3			2B		2-6 1B			4-3	4	0	3	0	0	0	0
Buck Rodgers, S (1, 2) OBP: 0.154, SLG: 0.324	F6			F2		2-6 1-2	6-3		F8	4	0	0	0	0	0	3
Felix Torres, R (1, 5) OBP: 0.414, SLG: 0.375	1B 1-H 3-H			SSS K			F6			3	0	1	1	0	1	1
George Thomas, R (1, 9) OBP: 0.133, SLG: 0.138		F9		SSS K			SSS K			3	0	0	0	0	2	1
Jim Fregosi, R (1, 6) OBP: 0.250, SLG: 0.296		F8			F3			6-3		3	0	0	0	0	0	0
Bob Turley, R (1, 1)		SSS K			F7			6-3		3	0	0	0	0	1	0
Inning Stats	R: 2 E: 0 K: 0 S: 6 H: 4 LOB: 2 BB: 0 P: 6	R: 0 E: 0 K: 1 S: 5 H: 0 LOB: 0 BB: 0 P: 5	R: 0 E: 0 K: 0 S: 3 H: 0 LOB: 0 BB: 0 P: 3	R: 0 E: 0 K: 2 S: 8 H: 1 LOB: 1 BB: 0 P: 8	R: 0 E: 0 K: 0 S: 3 H: 0 LOB: 0 BB: 0 P: 3	R: 0 E: 0 K: 1 S: 5 H: 1 LOB: 1 BB: 0 P: 5	R: 0 E: 0 K: 1 S: 5 H: 0 LOB: 0 BB: 0 P: 5	R: 0 E: 0 K: 1 S: 5 H: 0 LOB: 1 BB: 1 P: 9	R: 0 E: 0 K: 0 S: 3 H: 0 LOB: 0 BB: 0 P: 3	1B: 4 2B: 2 3B: 0 HR: 0	SF: 0 SAC: 0 DP: 0 HBP: 0						

PITCHER		IP	WLS	BF	H	R	ER	SO	BB	IBB	HBP	BLK	WP	HR	S	P	ERA	WHIP
Dave Wickersham, R ERA: 2.08	(1, 1)	7.0		26	6	2	2	5	0	0	0	0	0	0	35	35	2.57	0.857
Bill Fischer, R ERA: 2.25	(8, 1)	2.0	W	7	0	0	0	1	1	0	0	0	0	0	8	12	0.00	0.500

PITCHER	IP	WLS	BF	H	R	ER	SO	BB	IBB	HBP	BLK	WP	HR	S	P	ERA	WHIP

TOP

Los Angeles Angels @ Kansas City Athletics
Municipal Stadium, Kansas City, MO
Fri Apr 19 1963, 7:05 PM EST
Att. 14,489 - Unknown

livebaseballscorecards.com

AB	31
R	2
H	6
RBI	2
BB	1
SO	6
LOB	7

1B: 4	SF: 0	WP: 0	PA: 32
2B: 2	SAC: 0	PB: 0	
3B: 0	DP: 0	SB: 1	
HR: 0	HBP: 0	CS: 0	

Batter	1	2	3	4	5	6	7	8	9	AB	R	H	RBI	BB	SO	LOB
Dick Howser, R (1, 6) OBP: 0.256, SLG: 0.194	1-3		K		F3		F8		1B 1-2 IBB	4	0	0	0	1	1	3
Ed Charles, R (1, 5) OBP: 0.364, SLG: 0.345	F9		F8		FC6-4 1-2f			K	1-2 2-3 3-H 1B	5	0	1	1	0	1	2
Jerry Lumpe, L (1, 4) OBP: 0.222, SLG: 0.250	F8			F8		G4-6-3 1B		4-3		4	0	1	0	0	0	0
Norm Siebern, L (1, 3) OBP: 0.351, SLG: 0.414		G3		2B BB		K		1B BB		2	1	0	0	2	1	1
Manny Jimenez, L (1, 9) OBP: 0.500, SLG: 0.714		F5		1-H 2B		G4-6-3 1-2f		1-3 1B		4	0	2	1	0	0	1
Chuck Essegian, R (1, 7) OBP: 0.235, SLG: 0.323		BB		K			SH1-4 1B	K		3	1	1	0	1	2	3
Gino Cimoli, R (1, 8) OBP: 0.400, SLG: 0.452		4-3		6-3			SH1-4 1-2		F8 WP 1B BB	2	1	0	0	1	0	2
Billy Bryan, L (1, 2) OBP: 0.222, SLG: 0.353			K		K		F8		F8 1-3	4	0	0	0	0	2	2
Dave Wickersham, R (1, 1) OBP: 0.600, SLG: 0.500 George Alusik, R (7, PH) OBP: 0.308, SLG: 0.500 Bill Fischer, R (8, 1) Wayne Causey, L (9, PH)			1B		FC6-4 BB		2-H 1B		1B IBB	1 1 0 0	0 0 0 0	1 1 0 0	0 1 0 1	1 0 0 0	0 0 0 0	0 0 0 0
Inning Stats	R: 0 E: 0 K: 0 S: 3 H: 0 LOB: 0 BB: 0 P: 3	R: 0 E: 0 K: 0 S: 3 H: 0 LOB: 1 BB: 1 P: 7	R: 0 E: 0 K: 2 S: 8 H: 1 LOB: 1 BB: 0 P: 8	R: 1 E: 0 K: 1 S: 6 H: 1 LOB: 1 BB: 1 P: 10	R: 0 E: 0 K: 1 S: 5 H: 0 LOB: 1 BB: 1 P: 9	R: 0 E: 0 K: 1 S: 5 H: 1 LOB: 0 BB: 0 P: 5	R: 1 E: 0 K: 0 S: 5 H: 2 LOB: 1 BB: 0 P: 5	R: 0 E: 0 K: 2 S: 8 H: 1 LOB: 2 BB: 1 P: 12	R: 1 E: 0 K: 0 S: 2 H: 1 LOB: 3 BB: 3 P: 14	1B: 6 2B: 1 3B: 0 HR: 0 SF: 0 SAC: 1 DP: 1 HBP: 0						

PITCHER	IP	WLS	BF	H	R	ER	SO	BB	IBB	HBP	BLK	WP	HR	S	P	ERA	WHIP
Bob Turley, R (1, 1) ERA: 3.48	8.1	L	38	7	3	3	7	5	2	0	0	1	0	45	73	3.24	1.440

PITCHER	IP	WLS	BF	H	R	ER	SO	BB	IBB	HBP	BLK	WP	HR	S	P	ERA	WHIP

BOTTOM

Los Angeles Angels @ Kansas City Athletics
Municipal Stadium, Kansas City, MO
Fri Apr 19 1963, 7:05 PM EST
Att. 14,489 - Unknown

livebaseballscorecards.com

AB	30
R	3
H	7
RBI	3
BB	7
SO	7
LOB	14

WP: 1	PA: 38
PB: 0	
SB: 0	
CS: 0	

Batter	1	2	3	4	5	6	7	8	9	AB	R	H	RBI	BB	SO	LOB
Albie Pearson, L (1, 8) OBP: 0.429, SLG: 0.429	6-3	G3 2-3			SF7 1B 1B 1B		SH1-3 2B BB	FC6-4 1-2f		4	2	1	0	1	0	2
Billy Moran, R (1, 4) OBP: 0.304, SLG: 0.273	3B 1B	5-3			1B 1-2 1B		SH1-3 1-2		6-3	4	1	2	0	0	0	1
Lee Thomas, L (1, 3) OBP: 0.400, SLG: 0.619	E 1-H 3B		K		G4-6-3 1-2 2-3 1B		4-3 2-H 2B		1B 1B	5	2	4	2	0	1	0
Leon Wagner, L (1, 7) OBP: 0.316, SLG: 0.324	FC BB 3-H	4-3			SF7 3-H		4-3 2-3		BB 1-3 1B	4	1	1	1	0	0	1
Buck Rodgers, S (1, 2) OBP: 0.182, SLG: 0.300	F9	E3 PB			G4-6-3 1-2f		BB		1B 1-2 1B BB	3	1	0	0	2	0	3
Felix Torres, R (1, 5) OBP: 0.441, SLG: 0.393	BB 1-2	F9 1-2				1B	F9		1B 1-3 2-H 3-H 1B	4	0	2	2	1	0	3
Jim Fregosi, R (1, 6) OBP: 0.242, SLG: 0.281	1-3		K		K	K		F4 1-2 3-H 1B	1B	5	0	1	1	0	2	3
George Thomas, R (1, 9) OBP: 0.143, SLG: 0.147		G3 SH3-4 1B		F3		F6		4-3	K	5	0	1	0	0	1	3
Dean Chance, R (1, 1) Mel Nelson, R (6, 1) Julio Navarro, R (6, 1) OBP: 0.250, SLG: 0.250		SH3-4 1-2		B1-3		4-1		FC6-4 1B	K	2 0 2	0 0 0	0 0 1	0 0 0	0 0 1	0 0 2	1 0 2
Inning Stats	R: 2 H: 2 E: 1 LOB: 2 K: 0 BB: 1 S: 6 P: 10	R: 0 H: 1 E: 0 LOB: 1 K: 0 BB: 0 S: 4 P: 4	R: 0 H: 0 E: 1 LOB: 1 K: 1 BB: 0 S: 6 P: 6	R: 0 H: 0 E: 0 LOB: 0 K: 1 BB: 0 S: 5 P: 5	R: 1 H: 3 E: 0 LOB: 1 K: 0 BB: 0 S: 5 P: 5	R: 0 H: 1 E: 0 LOB: 1 K: 1 BB: 0 S: 6 P: 6	R: 1 H: 1 E: 0 LOB: 2 K: 0 BB: 2 S: 4 P: 12	R: 0 H: 1 E: 0 LOB: 1 K: 0 BB: 0 S: 4 P: 4	R: 3 H: 4 E: 0 LOB: 2 K: 2 BB: 1 S: 11 P: 15	1B: 11 SF: 1 2B: 1 SAC: 2 3B: 1 DP: 1 HR: 0 HBP: 0						

PITCHER	IP	WLS	BF	H	R	ER	SO	BB	IBB	HBP	BLK	WP	HR	S	P	ERA	WHIP
Diego Segui, R (1, 1) ERA: 6.28	6.0	L	27	7	3	2	3	1	0	0	0	0	0	32	36	3.00	1.333
Dan Pfister, R (7, 1) ERA: 13.5	0.2		5	1	1	1	0	2	0	0	0	0	0	3	11	13.50	4.500
Bill Fischer, R (7, 1) ERA: 1.69	1.1		5	1	0	0	0	0	0	0	0	0	0	5	5	0.00	0.750
Dave Thies, R (9, 1) ERA: 27.0	1.0		8	4	3	3	2	1	0	0	0	0	0	11	15	27.00	5.000

PITCHER	IP	WLS	BF	H	R	ER	SO	BB	IBB	HBP	BLK	WP	HR	S	P	ERA	WHIP

TOP

Los Angeles Angels @ Kansas City Athletics

Municipal Stadium, Kansas City, MO

Sat Apr 20 1963, 7:05 PM EST
Att. 10,285 - Unknown

livebaseballscorecards.com

AB	38
R	7
H	13
RBI	6
BB	4
SO	5
LOB	19

WP: 0	PA: 45
PB: 1	
SB: 0	
CS: 0	

BOTTOM

Los Angeles Angels @ Kansas City Athletics
Municipal Stadium, Kansas City, MO
Sat Apr 20 1963, 7:05 PM EST
Att. 10,285 - Unknown

livebaseballscorecards.com

Batter	1	2	3	4	5	6	7	8	9	AB	R	H	RBI	BB	SO	LOB
Dick Howser, R (1, 6) OBP: 0.318, SLG: 0.211	BBBB 4-0 1-3 BB		BBBB 4-0 G3 1B BB		BBBB 4-0 1B BB	x 0-0 ② L3			x 0-0 3B 1B	2	2	1	0	3	0	3
Gino Cimoli, R (1, 8) (7, 9) OBP: 0.375, SLG: 0.472	x 0-0 ① 1-3 1-2		x 0-0 ① G3 1-2		SSS 0-3 ② K	SSS 0-3 ③ K			x 0-0 1-H SF8 3B	5	1	1	1	0	2	6
Jerry Lumpe, L (1, 4) OBP: 0.244, SLG: 0.256	x 0-0 ② F7		x 0-0 ② 1-3		x 0-0 1-3 1B		BBBB 4-0 FC6-4 BB		x 0-0 ① SF8 3-H	3	0	1	1	1	0	2
Norm Siebern, L (1, 3) OBP: 0.333, SLG: 0.382	x 0-0 ③ 3-1		x 0-0 2-H 1B		SSS 0-3 ③ K		x 0-0 ① F8		x 0-0 ② 5-3	5	0	1	1	0	1	4
Ed Charles, R (1, 5) OBP: 0.342, SLG: 0.324		SSS 0-3 ① K	x 0-0 ③ 1-3			x 0-0 1B 1B BB 1B	x 0-0 ② FC6-4 1-2f		x 0-0 ③ F3	5	1	1	0	0	1	2
Chuck Essegian, R (1, 7) OBP: 0.243, SLG: 0.324 Jose Tartabull, L (6, PR) OBP: 0.227, SLG: 0.286 (7, 8)		x 0-0 ② F5		x 0-0 ① 6-3		x 0-0 BB 1B 1-2 1B	x 0-0 ③ F9			3 1	0 0	1 0	0 0	0 0	0 0	0 1
George Alusik, R (1, 9) (7, 7) OBP: 0.353, SLG: 0.500		x 0-0 WP 1B		x 0-0 ② 1-3		x 0-0 BB 1-2 2-3 1B		x 0-0 ① 5-3		4	0	2	0	0	0	0
Billy Bryan, L (1, 2) OBP: 0.250, SLG: 0.333 Haywood Sullivan, R (6, PH) OBP: 0.375, SLG: 0.400 (7, 2)		BBBB 4-0 1-2 BB		SSS 0-3 ③ K2-3		x 0-0 ① L4		SSS 0-3 ② K		1 2	0 0	0 0	0 0	1 0	1 1	0 3
Diego Segui, R (1, 1) OBP: 0.250, SLG: 0.250 Bobby Del Greco, R (6, PH) OBP: 0.500, SLG: 0.500 Dan Frister, R (7, 1) Bill Fischer, R (7, 1) Manny Jimenez, L (8, PH) OBP: 0.444, SLG: 0.625 Dave Thies, R (9, 1)	SSS 0-3 ③ K				SSS 0-3 ① K	BBBB 4-0 1-2 2-3 3-H BB		x 0-0 ③ G3		2 0 0 0 0 1 0	0 0 0 0 0 0 0	0 0 0 0 0 0 0	0 1 0 0 0 0 0	0 1 0 0 0 0 0	2 0 0 0 0 0 0	2 0 0 0 0 0 0
Inning Stats	R: 0 H: 0 E: 0 LOB: 1 K: 0 BB: 1 S: 3 P: 7	R: 0 H: 1 E: 0 LOB: 2 K: 2 BB: 1 S: 8 P: 12	R: 1 H: 1 E: 0 LOB: 1 K: 0 BB: 1 S: 4 P: 8	R: 0 H: 0 E: 0 LOB: 0 K: 1 BB: 0 S: 5 P: 5	R: 0 H: 1 E: 0 LOB: 2 K: 3 BB: 1 S: 10 P: 14	R: 1 H: 3 E: 0 LOB: 3 K: 1 BB: 1 S: 8 P: 12	R: 0 H: 0 E: 0 LOB: 1 K: 0 BB: 1 S: 3 P: 7	R: 0 H: 0 E: 0 LOB: 0 K: 1 BB: 0 S: 5 P: 5	R: 2 H: 2 E: 0 LOB: 0 K: 0 BB: 0 S: 5 P: 5	1B: 7 SF: 1 2B: 0 SAC: 0 3B: 1 DP: 0 HR: 0 HBP: 0						

AB	34
R	4
H	8
RBI	4
BB	6
SO	8
LOB	23

PITCHER		IP	WLS	BF	H	R	ER	SO	BB	IBB	HBP	BLK	WP	HR	S	P	ERA	WHIP
Dean Chance, R ERA: 6.75	(1, 1)	5.0	W	25	6	2	2	6	4	0	0	0	1	0	33	49	3.60	2.000
Mel Nelson, L ERA:	(6, 1)	0.1		2	0	0	0	0	1	0	0	0	0	0	1	5	0.00	3.000
Julio Navarro, R ERA: 3.0	(6, 1)	3.2	S	14	2	2	2	2	1	0	0	0	0	0	17	21	4.91	0.818

PITCHER	IP	WLS	BF	H	R	ER	SO	BB	IBB	HBP	BLK	WP	HR	S	P	ERA	WHIP

WP: 1 PA: 41
PB: 0
SB: 0
CS: 0

Batter	1	2	3	4	5	6	7	8	9	AB	R	H	RBI	BB	SO	LOB
Albie Pearson, L (1, 8) OBP: 0.426, SLG: 0.435	BBBB 4-0 FC1-6-5 S BB		x 0-0 1B 2B	x 0-0 ③ 4-3			x 0-0 ① F9		x 0-0 ② F8	4	1	1	0	1	0	1
Billy Moran, R (1, 4) OBP: 0.314, SLG: 0.292	x 0-0 ① FC1-6-5 G4-3 1-3		BBBB 4-0 E 1B HR BB		x 0-0 ① F5		x 0-0 ② 1-3		x 0-0 2B	4	1	1	0	1	0	1
Lee Thomas, L (1, 3) OBP: 0.380, SLG: 0.574	x 0-0 ②③ G4-3 1-2f		SSS 0-3 ② K		SSS 0-3 ② K		x 0-0 1B		SSS 0-3 ③ K	5	0	1	0	0	3	4
Felix Torres, R (1, 5) OBP: 0.447, SLG: 0.500		x 0-0 HR	x 0-0 E7 HR 1-3 2-H 1B		x 0-0 ③ 4-3		SSS 0-3 ③ K			4	2	2	2	0	1	1
Leon Wagner, L (1, 7) OBP: 0.333, SLG: 0.421		x 0-0 1-3 1B	x 0-0 2-H 3-H HR			SSS 0-3 ① K		SSS 0-3 ① K		4	1	2	3	0	2	0
Buck Rodgers, S (1, 2) OBP: 0.188, SLG: 0.318		x 0-0 ① 1-3 1-2	x 0-0 ③ 6-3			x 0-0 ② F7		x 0-0 2B		4	0	1	0	0	0	1
George Thomas, R (1, 9) OBP: 0.154, SLG: 0.211		SSS 0-3 ② K		x 0-0 ① F4		x 0-0 1B 3B		SSS 0-3 ② K		4	1	1	0	0	2	2
Jim Fregosi, R (1, 6) OBP: 0.270, SLG: 0.306		x 0-0 ③ F7		x 0-0 SH3 1B		x 0-0 3-H 1B		x 0-0 ③ F5		4	0	2	1	0	0	2
Don Lee, R (1, 1) Jack Spring, R (9, 1)			SSS 0-3 ① K	x 0-0 ② SH3 1-2		x 0-0 ③ 6-3			x 0-0 ① 1-3	3 0	0 0	0 0	0 0	0 0	1 0	1 0
Inning Stats	R: 0 E: 0 K: 0 S: 2 H: 0 LOB: 0 BB: 1 P: 6	R: 1 E: 0 K: 1 S: 7 H: 2 LOB: 1 BB: 0 P: 7	R: 4 E: 1 K: 2 S: 10 H: 3 LOB: 0 BB: 1 P: 14	R: 0 E: 0 K: 0 S: 4 H: 1 LOB: 1 BB: 0 P: 4	R: 0 E: 0 K: 1 S: 5 H: 0 LOB: 0 BB: 0 P: 5	R: 1 E: 0 K: 1 S: 7 H: 2 LOB: 1 BB: 0 P: 7	R: 0 E: 0 K: 1 S: 6 H: 1 LOB: 1 BB: 0 P: 6	R: 0 E: 0 K: 2 S: 8 H: 1 LOB: 1 BB: 0 P: 8	R: 0 E: 0 K: 1 S: 6 H: 1 LOB: 1 BB: 0 P: 6	1B: 5 2B: 3 3B: 1 HR: 2	SF: 0 SAC: 1 DP: 1 HBP: 0						

PITCHER	IP	WLS	BF	H	R	ER	SO	BB	IBB	HBP	BLK	WP	HR	S	P	ERA	WHIP
Ted Bowsfield, L (1, 1) ERA: 6.0	5.0	L	22	6	5	5	4	2	0	0	0	0	2	28	36	9.00	1.600
Dale Willis, R (6, 1) ERA: 3.0	2.0		9	3	1	1	2	0	0	0	0	0	0	13	13	4.50	1.500
Dan Pfister, R (8, 1) ERA: 3.38	2.0		8	2	0	0	3	0	0	0	0	0	0	14	14	0.00	1.000

PITCHER	IP	WLS	BF	H	R	ER	SO	BB	IBB	HBP	BLK	WP	HR	S	P	ERA	WHIP

TOP

Los Angeles Angels @ Kansas City Athletics

Municipal Stadium, Kansas City, MO

Sun Apr 21 1963, 4:33 AM EST

Att. 10,830 - Sunny

livebaseballscorecards.com

AB	36
R	6
H	11
RBI	6
BB	2
SO	9
LOB	13

1B: 5	SF: 0	WP: 0	PA: 39
2B: 3	SAC: 1	PB: 0	
3B: 1	DP: 1	SB: 1	
HR: 2	HBP: 0	CS: 0	

BOTTOM

Los Angeles Angels @ Kansas City Athletics
Municipal Stadium, Kansas City, MO
Sun Apr 21 1963, 4:33 AM EST
Att. 10,830 - Sunny

Batter	1	2	3	4	5	6	7	8	9	AB	R	H	RBI	BB	SO	LOB
Wayne Causey, L (1, 6) OBP: 0.333, SLG: 0.250	4-3 SF7 1B 1B		K		F8			F8	1-2 1B	5	1	2	0	0	1	0
Jose Tartabull, L (1, 8) OBP: 0.308, SLG: 0.333	4-3 1-2 1B		4-3		1B			BB E 1B	1-3	3	1	2	0	1	0	0
Haywood Sullivan, R (9, PH) OBP: 0.353, SLG: 0.375										1	0	0	0	0	0	2
Jerry Lumpe, L (1, 4) OBP: 0.244, SLG: 0.238	4-3 1-2 2-3		BB		1-3			F8 1-3		3	0	0	0	1	0	4
Norm Siebern, L (1, 3) OBP: 0.326, SLG: 0.361	SF7 3-H		1-3			F7		1B BB		2	0	0	1	1	0	1
Ed Charles, R (1, 5) OBP: 0.357, SLG: 0.324	BB			F5		K		1-2 3-H 1B		3	0	1	1	1	1	0
Chuck Essegian, R (1, 7) OBP: 0.220, SLG: 0.289	F5			5-3		F7		K		4	0	0	0	0	1	4
Gino Cimoli, R (1, 9) OBP: 0.386, SLG: 0.475		6-3		F5 1B		G4-6-3 1B			5-3	4	0	2	0	0	0	0
Billy Bryan, L (1, 2) OBP: 0.208, SLG: 0.273		4-3		F5		F9			1-3	4	0	0	0	0	0	2
Ted Bowsfield, R (1, 1) Bobby Del Greco, R (5, PH) OBP: 0.400, SLG: 0.333 Dale Willis, R (6, 1) Manny Jimenez, L (7, PH) OBP: 0.400, SLG: 0.556 Dan Pfister, R (8, 1) George Alusik, R (9, PH) OBP: 0.389, SLG: 0.500		K			G3	G4-6-3 1-2f			1B BB	1 1 0 1 0 0	0 0 0 0 0 0	0 0 0 0 0 0	0 0 0 0 0 1	0 0 0 0 0 0	1 0 0 0 0 0	0 0 0 1 0 0
Inning Stats	R: 1 E: 0 K: 0 S: 5 H: 2 LOB: 2 BB: 1 P: 9	R: 0 E: 0 K: 1 S: 5 H: 0 LOB: 0 BB: 0 P: 5	R: 0 E: 0 K: 1 S: 5 H: 0 LOB: 1 BB: 1 P: 9	R: 0 E: 0 K: 0 S: 4 H: 1 LOB: 1 BB: 0 P: 4	R: 0 E: 0 K: 0 S: 4 H: 1 LOB: 1 BB: 0 P: 4	R: 0 E: 0 K: 1 S: 5 H: 0 LOB: 0 BB: 0 P: 5	R: 0 E: 0 K: 0 S: 3 H: 1 LOB: 0 BB: 0 P: 3	R: 1 E: 1 K: 1 S: 6 H: 1 LOB: 2 BB: 2 P: 14	R: 0 E: 0 K: 0 S: 4 H: 1 LOB: 2 BB: 1 P: 8	1B: 7 2B: 0 3B: 0 HR: 0	SF: 1 SAC: 0 DP: 1 HBP: 0					

	AB	32
	R	2
	H	7
	RBI	2
	BB	5
	SO	4
	LOB	14

WP: 0 PB: 0 SB: 0 CS: 0 PA: 38

livebaseballscorecards.com

PITCHER		IP	WLS	BF	H	R	ER	SO	BB	IBB	HBP	BLK	WP	HR	S	P	ERA	WHIP
Don Lee, R ERA: 0.45	(1, 1)	8.2	W	37	7	2	1	4	5	0	0	0	0	0	40	60	1.04	1.385
Jack Spring, L ERA:	(9, 1)	0.1	S	1	0	0	0	0	0	0	0	0	0	0	1	1	0.00	0.000

PITCHER	IP	WLS	BF	H	R	ER	SO	BB	IBB	HBP	BLK	WP	HR	S	P	ERA	WHIP

Detroit Tigers @ Kansas City Athletics

Municipal Stadium, Kansas City, MO

Mon Apr 22 1963, 7:05 PM EST

Att. 3,501 - Unknown

TOP

livebaseballscorecards.com

Batter	1	2	3	4	5	6	7	8	9	AB	R	H	RBI	BB	SO	LOB
Bill Bruton, L (1, 8) OBP: 0.304, SLG: 0.333	BBB 1B BB 6-3			4-3			6-3		4-3	4	1	0	0	1	0	4
Bubba Phillips, R (1, 5) OBP: 0.255, SLG: 0.283	S 1B 1-3 1B	5-3			2B		6-3			4	1	2	0	0	0	0
Al Kaline, R (1, 9) OBP: 0.364, SLG: 0.408	BB S SF8 1-H 3-H 1B	L6-3			L1-3		L9			4	1	1	2	0	0	1
Rocky Colavito, R (1, 7) OBP: 0.352, SLG: 0.333	SSS K 1-2	5-3			G4-6-3 1B			F6		4	0	1	0	0	1	1
Norm Cash, L (1, 3) OBP: 0.367, SLG: 0.395	BBBB BB BB 2B BB		4-3		G4-6-3 1-2f			4-3		3	1	0	0	1	0	2
Dick McAuliffe, L (1, 4) OBP: 0.267, SLG: 0.243	BBBB BB 2B 1-2 2-3 BB		BBBB G6-4-3 BB			SSS K		3-1		2	1	0	0	2	1	0
Gus Triandos, R (1, 2) OBP: 0.326, SLG: 0.525 Jake Wood, R (9, PR) OBP: 0.333, SLG: 0.400 Mike Roarke, R (9, 2)	SF8 3-H		G6-4-3 1-2f			F6			SH1-3 2B	3 0 0	0 0 0	1 0 0	1 0 0	0 0 0	0 0 0	1 0 0
Chico Fernandez, R (1, 6) OBP: 0.262, SLG: 0.211	BBBB 2B 1-2 2-3 BB			4-3		1B			SH1-3 2-3	2	0	1	0	1	0	0
Don Mossi, L (1, 1) OBP: 0.400, SLG: 0.500 Terry Fox, R (7, 1) Vic Wertz, L (9, PH) Dick Egan, L (9, 1)	1-3 2-H 3-H 2B			1-3		SSS K			SSS K	3 0 1 0	0 0 0 0	1 0 0 0	2 0 0 0	0 0 0 0	1 0 1 0	1 0 2 0
Inning Stats	R: 5 E: 0 K: 1 S: 8 H: 3 LOB: 2 BB: 4 P: 24	R: 0 E: 0 K: 0 S: 3 H: 0 LOB: 0 BB: 0 P: 3	R: 0 E: 0 K: 0 S: 2 H: 0 LOB: 0 BB: 1 P: 6	R: 0 E: 0 K: 0 S: 3 H: 0 LOB: 0 BB: 0 P: 3	R: 0 E: 0 K: 0 S: 4 H: 2 LOB: 1 BB: 0 P: 4	R: 0 E: 0 K: 2 S: 8 H: 1 LOB: 1 BB: 0 P: 8	R: 0 E: 0 K: 0 S: 3 H: 0 LOB: 0 BB: 0 P: 3	R: 0 E: 0 K: 0 S: 3 H: 0 LOB: 0 BB: 0 P: 3	R: 0 E: 0 K: 1 S: 6 H: 1 LOB: 2 BB: 0 P: 6	1B: 4 2B: 3 3B: 0 HR: 0 SF: 1 SAC: 1 DP: 2 HBP: 0	WP: 0 PB: 0 SB: 2 CS: 0 PA: 37					

	AB	30
	R	5
	H	7
	RBI	5
	BB	5
	SO	4
	LOB	12

PITCHER	IP	WLS	BF	H	R	ER	SO	BB	IBB	HBP	BLK	WP	HR	S	P	ERA	WHIP
Norm Bass, R (1, 1) ERA: 17.18	0.2		9	3	5	5	1	4	0	0	0	0	0	7	23	67.50	10.500
Dave Thies, R (1, 1) ERA: 5.06	4.1		14	2	0	0	0	1	0	0	0	0	0	13	17	0.00	0.692
Dale Willis, R (6, 1) ERA: 1.8	2.0		7	1	0	0	2	0	0	0	0	0	0	11	11	0.00	0.500
Bill Fischer, R (8, 1) ERA: 1.23	2.0	W	7	1	0	0	1	0	0	0	0	0	0	9	9	0.00	0.500

PITCHER	IP	WLS	BF	H	R	ER	SO	BB	IBB	HBP	BLK	WP	HR	S	P	ERA	WHIP

BOTTOM

Detroit Tigers @ Kansas City Athletics

Municipal Stadium, Kansas City, MO

Mon Apr 22 1963, 7:05 PM EST

Att. 3,501 - Unknown

livebaseballscorecards.com

Batter	1	2	3	4	5	6	7	8	9	AB	R	H	RBI	BB	SO	LOB
Wayne Causey, L (1, 6) OBP: 0.500, SLG: 0.692	F6			3B 1B	1-3 2B		1-H 2-H 3B		1B 1B	5	2	4	2	0	0	0
Gino Cimoli, R (1, 8) OBP: 0.408, SLG: 0.523	K			1-H FC3-6 3B	K		B B B B G6-4-3 BB		1-2 1B	4	1	2	1	1	2	2
Ed Charles, R (1, 5) OBP: 0.383, SLG: 0.341	F6			B B B B FC3-6 BB		S WP 1B	G6-4-3 1-2f		1-3 2-H 1B	4	0	2	1	1	0	2
Norm Siebern, L (1, 3) OBP: 0.320, SLG: 0.350		1-3		FC3-6 1-2f 3-H		K 1-3		SH3-4 1B		4	1	1	1	0	1	2
George Alusik, R (1, 9) OBP: 0.333, SLG: 0.421		K		F6		K		SH3-4 1-2		3	0	0	0	0	2	2
Chuck Essegian, R (1, 7) OBP: 0.200, SLG: 0.262		K		F7		5-3		6-3		4	0	0	0	0	1	3
Jerry Lumpe, L (1, 4) OBP: 0.245, SLG: 0.239		F2			F7		L9	2-H 1B		4	0	1	1	0	0	0
Haywood Sullivan, R (1, 2) OBP: 0.381, SLG: 0.400		F7			2B 1B		1B 3B 1B		6-3	4	1	2	0	0	0	0
Norm Bass, R (1, 1)		F8			K		1-2 3B 1B		6-3	0	0	0	0	0	0	0
Dave Thies, R (1, 1)										1	0	0	0	0	0	0
Joe Azcue, R (5, PH)										1	0	0	0	0	1	1
Dale Willis, R (6, 1)										0	0	0	0	0	0	0
Bobby Del Greco, R (7, PH) OBP: 0.500, SLG: 0.500										1	1	1	0	0	0	0
Bill Fischer, R (8, 1)										0	0	0	0	0	0	0
Jose Tartabull, L (9, PH) OBP: 0.296, SLG: 0.320										1	0	0	0	0	0	0
Inning Stats	R: 0 E: 0 K: 1 S: 5 H: 0 LOB: 0 BB: 0 P: 5	R: 0 E: 0 K: 2 S: 7 H: 0 LOB: 0 BB: 0 P: 7	R: 0 E: 0 K: 0 S: 3 H: 0 LOB: 0 BB: 0 P: 3	R: 2 E: 0 K: 0 S: 5 H: 2 LOB: 1 BB: 1 P: 9	R: 0 E: 0 K: 2 S: 9 H: 2 LOB: 2 BB: 0 P: 9	R: 0 E: 0 K: 2 S: 8 H: 1 LOB: 1 BB: 0 P: 8	R: 2 E: 0 K: 0 S: 5 H: 3 LOB: 1 BB: 1 P: 9	R: 1 E: 0 K: 0 S: 4 H: 2 LOB: 2 BB: 0 P: 4	R: 1 E: 0 K: 0 S: 5 H: 3 LOB: 2 BB: 0 P: 5	1B: 10 2B: 1 3B: 2 HR: 0	SF: 0 SAC: 1 DP: 1 HBP: 0						

AB	36
R	6
H	13
RBI	6
BB	2
SO	7
LOB	12

WP: 1 PB: 0 SB: 1 CS: 0 PA: 39

PITCHER		IP	WLS	BF	H	R	ER	SO	BB	IBB	HBP	BLK	WP	HR	S	P	ERA	WHIP
Don Mossi, L ERA: 2.22	(1, 1)	6.1		28	8	4	4	7	1	0	0	0	1	0	41	45	5.68	1.421
Terry Fox, R ERA: 1.93	(7, 1)	1.2		6	2	1	1	0	1	0	0	0	0	0	5	9	5.40	1.800
Dick Egan, L ERA: 10.13	(9, 1)	0.2	L	5	3	1	1	0	0	0	0	0	0	0	5	5	13.50	4.500

PITCHER	IP	WLS	BF	H	R	ER	SO	BB	IBB	HBP	BLK	WP	HR	S	P	ERA	WHIP

Batter	1	2	3	4	5	6	7	8	9	AB	R	H	RBI	BB	SO	LOB
Bubba Phillips, R (1, 8) OBP: 0.237, SLG: 0.263	6-3		K			FC6-4 1B 1-2f		F6		4	0	0	0	0	1	1
Frank Kostro, R (1, 5)	K			F8		F8		K		4	0	0	0	0	2	1
Al Kaline, R (1, 9) OBP: 0.373, SLG: 0.415	K			1B		FC5-4 1B 1-2			L6-3	4	0	2	0	0	1	0
Rocky Colavito, R (1, 7) OBP: 0.328, SLG: 0.308		5-3		F7		FC5-4 1-2f			F9	4	0	0	0	0	0	3
Norm Cash, L (1, 3) OBP: 0.358, SLG: 0.452		HR		K			F8		3-1	4	1	1	1	0	1	1
Gus Triandos, R (1, 2) OBP: 0.319, SLG: 0.512		K			6-3		6-3			1	0	0	0	0	1	0
Bill Freehan, R (2, 2)										2	0	0	0	0	0	0
Dick McAuliffe, L (1, 4) OBP: 0.271, SLG: 0.250		K			G3		1B			3	0	1	0	0	1	0
Chico Fernandez, R (1, 6) OBP: 0.244, SLG: 0.195			F8		K		F3			3	0	0	0	0	1	1
Phil Regan, R (1, 1) OBP: 0.286, SLG: 0.286			K			FC6-4 1B		G3		2	0	1	0	0	1	0
Whitey Herzog, L (8, PH)										1	0	0	0	0	0	0
Bob Anderson, R (8, 1)										0	0	0	0	0	0	0
Inning Stats	R: 0 E: 0 K: 2 S: 7 H: 0 LOB: 0 BB: 0 P: 7	R: 1 E: 0 K: 2 S: 8 H: 1 LOB: 0 BB: 0 P: 8	R: 0 E: 0 K: 2 S: 7 H: 0 LOB: 0 BB: 0 P: 7	R: 0 E: 0 K: 1 S: 6 H: 1 LOB: 1 BB: 0 P: 6	R: 0 E: 0 K: 1 S: 5 H: 0 LOB: 0 BB: 0 P: 5	R: 0 E: 0 K: 0 S: 5 H: 2 LOB: 2 BB: 0 P: 5	R: 0 E: 0 K: 0 S: 4 H: 1 LOB: 1 BB: 0 P: 4	R: 0 E: 0 K: 1 S: 5 H: 0 LOB: 0 BB: 0 P: 5	R: 0 E: 0 K: 0 S: 3 H: 0 LOB: 0 BB: 0 P: 3	1B: 4 2B: 0 3B: 0 HR: 1 SF: 0 SAC: 0 DP: 0 HBP: 0							

PITCHER	IP	WLS	BF	H	R	ER	SO	BB	IBB	HBP	BLK	WP	HR	S	P	ERA	WHIP
Ed Rakow, R (1, 1) ERA: 1.08	9.0	W	32	5	1	1	9	0	0	0	0	0	1	50	50	1.00	0.556

PITCHER	IP	WLS	BF	H	R	ER	SO	BB	IBB	HBP	BLK	WP	HR	S	P	ERA	WHIP

TOP

Detroit Tigers @ Kansas City Athletics

Municipal Stadium, Kansas City, MO

Tue Apr 23 1963, 4:33 AM EST

Att. 2,611 - Unknown

livebaseballscorecards.com

AB	32
R	1
H	5
RBI	1
BB	0
SO	9
LOB	7

WP: 0	PB: 0	SB: 0	CS: 0
PA: 32			

BOTTOM

Detroit Tigers @ Kansas City Athletics

Municipal Stadium, Kansas City, MO

Tue Apr 23 1963, 4:33 AM EST

Att. 2,611 - Unknown

livebaseballscorecards.com

Batter	1	2	3	4	5	6	7	8	9	AB	R	H	RBI	BB	SO	LOB
Wayne Causey, L (1, 6) OBP: 0.389, SLG: 0.529	4-3			5-3	E4 L9 1B 1-3	P4				4	0	0	0	0	0	3
Jose Tartabull, L (1, 8) OBP: 0.323, SLG: 0.345	4-3			E S 1B	S 1-2 3-H 1B	F8				4	1	2	1	0	0	2
Jerry Lumpe, L (1, 4) OBP: 0.226, SLG: 0.220	4-3			E8 1-H 1B	L9 2-3		4-3			4	1	0	0	0	0	2
Norm Siebern, L (1, 3) OBP: 0.315, SLG: 0.326		4-3		BB 1B BB	K 1-2		G3			3	0	0	0	1	1	2
Manny Jimenez, L (1, 7) OBP: 0.357, SLG: 0.417 Bobby Del Greco, R (9, 7) OBP: 0.500, SLG: 0.500		F8		F6	IBB		F6			3 0	0 0	0 0	0 0	1 0	0 0	2 0
Ed Charles, R (1, 5) OBP: 0.373, SLG: 0.333		L9		BB 1-2 2-H 1B	6-3			K		4	0	1	1	0	1	3
Gino Cimoli, R (1, 9) OBP: 0.396, SLG: 0.489		K		BB 1-2 2-3		E6 SH5-3 1B		1-3		3	0	0	0	1	1	0
Billy Bryan, L (1, 2) OBP: 0.214, SLG: 0.269		3-1		F6		SH5-3 1-2 1B		K		4	0	1	0	0	1	3
Ed Rakow, S (1, 1) OBP: 0.375, SLG: 0.286		K			E 1B 1B	SH5-3 1-2 2-3				2	1	1	0	0	1	0
Inning Stats	R: 0 E: 0 K: 0 S: 3 H: 0 LOB: 0 BB: 0 P: 3	R: 0 E: 0 K: 0 S: 3 H: 0 LOB: 0 BB: 0 P: 3	R: 0 E: 0 K: 2 S: 7 H: 0 LOB: 0 BB: 0 P: 7	R: 2 E: 1 K: 0 S: 6 H: 2 LOB: 3 BB: 2 P: 14	R: 1 E: 1 K: 1 S: 8 H: 2 LOB: 3 BB: 1 P: 12	R: 0 E: 1 K: 0 S: 5 H: 1 LOB: 2 BB: 0 P: 5	R: 0 E: 0 K: 0 S: 3 H: 0 LOB: 0 BB: 0 P: 3	R: 0 E: 0 K: 2 S: 7 H: 0 LOB: 0 BB: 0 P: 7		1B: 5 2B: 0 3B: 0 HR: 0	SF: 0 SAC: 1 DP: 0 HBP: 0					

	AB	31
	R	3
	H	5
	RBI	2
	BB	3
	SO	5
	LOB	17

WP: 0 PB: 0 SB: 2 CS: 0 PA: 35

PITCHER		IP	WLS	BF	H	R	ER	SO	BB	IBB	HBP	BLK	WP	HR	S	P	ERA	WHIP
Phil Regan, R ERA: 1.64	(1, 1)	7.0	L	32	5	3	0	3	2	1	0	0	0	0	35	47	0.00	1.000
Bob Anderson, R ERA:	(8, 1)	1.0		3	0	0	0	2	0	0	0	0	0	0	7	7	0.00	0.000

PITCHER	IP	WLS	BF	H	R	ER	SO	BB	IBB	HBP	BLK	WP	HR	S	P	ERA	WHIP

Batter	1	2	3	4	5	6	7	8	9	AB	R	H	RBI	BB	SO	LOB
Wayne Causey, L (1, 6) OBP: 0.435, SLG: 0.524	G4-6-3 1B	3-4-1			FC3-6 1B 1-2f		2-H 1B		1B IBB	4	1	2	1	1	0	4
Gino Cimoli, R (1, 9) OBP: 0.397, SLG: 0.481	G4-6-3 1-2f		4-3		1-2 1B		K		1-3 2-H 1B	5	1	2	1	0	1	2
Ed Charles, R (1, 5) OBP: 0.411, SLG: 0.354	S BB		1-3 1B		L6			BB	2-H 3-H 1B	3	1	2	2	2	0	2
Norm Siebern, L (1, 3) OBP: 0.305, SLG: 0.313	K 1-2		1-3 1-2			4-3		K	FC5-4 2-H 1B	5	0	1	1	0	2	3
George Alusik, R (1, 7) OBP: 0.308, SLG: 0.375		1B 1B		6-3		K		F9	FC5-4 1-2f	5	0	1	0	0	1	2
Jerry Lumpe, L (1, 4) OBP: 0.228, SLG: 0.222		K2-4-2 1B 1-3		K		3-1		4-3		4	0	1	0	0	1	1
Bobby Del Greco, R (1, 8) OBP: 0.300, SLG: 0.250		K2-4-2 1-2f		F5			F4		6-3	4	0	0	0	0	1	2
Haywood Sullivan, R (1, 2) OBP: 0.480, SLG: 0.400		BB BB			FC1-6 BB		SH1-4 1B BB		SH1-4 1B BB	0	2	0	0	4	0	0
Orlando Pena, R (1, 1) OBP: 0.500, SLG: 0.250		BB 1-2			FC1-6 FC3-6 1-2f		SH1-4 1-2		SH1-4 1-2	1	0	0	0	1	0	1
Inning Stats	R: 0 H: 1 E: 0 LOB: 1 K: 1 BB: 1 S: 5 P: 9	R: 0 H: 2 E: 0 LOB: 3 K: 1 BB: 2 S: 6 P: 14	R: 0 H: 1 E: 0 LOB: 0 K: 0 BB: 0 S: 3 P: 3	R: 0 H: 0 E: 0 LOB: 0 K: 1 BB: 0 S: 5 P: 5	R: 0 H: 1 E: 0 LOB: 2 K: 0 BB: 1 S: 4 P: 8	R: 0 H: 0 E: 0 LOB: 0 K: 1 BB: 0 S: 5 P: 5	R: 1 H: 1 E: 0 LOB: 1 K: 1 BB: 1 S: 6 P: 10	R: 0 H: 0 E: 0 LOB: 1 K: 1 BB: 1 S: 5 P: 9	R: 4 H: 3 E: 0 LOB: 1 K: 0 BB: 2 S: 6 P: 14	1B: 9 SF: 0 2B: 1 SAC: 2 3B: 0 DP: 2 HR: 0 HBP: 0						

TOP

Kansas City Athletics @ Baltimore Orioles

Memorial Stadium, Baltimore, MD

Wed Apr 24 1963, 6:05 PM EST

Att. 3,159 - Unknown

livebaseballscorecards.com

AB	31
R	5
H	9
RBI	5
BB	8
SO	6
LOB	17

WP: 0 PA: 41
PB: 0
SB: 1
CS: 0

PITCHER		IP	WLS	BF	H	R	ER	SO	BB	IBB	HBP	BLK	WP	HR	S	P	ERA	WHIP
Mike McCormick, L ERA: 1.35	(1, 1)	6.2	L	28	6	1	1	4	5	0	0	0	0	0	31	51	1.35	1.650
Dick Hall, R ERA:	(7, 1)	0.1		1	0	0	0	1	0	0	0	0	0	0	3	3	0.00	0.000
Stu Miller, R ERA: 5.14	(8, 1)	2.0		12	3	4	4	1	2	1	0	0	0	0	11	23	18.00	2.500

PITCHER		IP	WLS	BF	H	R	ER	SO	BB	IBB	HBP	BLK	WP	HR	S	P	ERA	WHIP

Batter	1	2	3	4	5	6	7	8	9	AB	R	H	RBI	BB	SO	LOB
Luis Aparicio, R (1, 6) OBP: 0.429, SLG: 0.547	BBBB 4-0 FC5 SH5-3 BB		x 0-0 ③ 6-3		x 0-0 ③ FC5-4 1-2f		x 0-0 1-3 1B		x 0-0 ②③ G5-4-3 1-2f	4	0	1	0	1	0	2
Jackie Brandt, R (1, 8) OBP: 0.222, SLG: 0.333	x 0-0 ① SH5-3 1-2			BBBB 4-0 1B BB		SSS 0-3 ① K	x 0-0 ③ F5			2	0	0	0	1	1	2
Al Smith, R (1, 9) OBP: 0.423, SLG: 0.565	x 0-0 ② FC5 2-3			SSS 0-3 ① K		BBBB 4-0 S 1B BB		x 0-0 ① 5-3		3	0	0	0	1	1	2
Jim Gentile, L (1, 3) OBP: 0.212, SLG: 0.224	x 0-0 ③ G3			x 0-0 1-3 1B		x 0-0 ② 1B 1-H 1B 1B		x 0-0 ② F8		4	0	2	0	0	0	1
Boog Powell, L (1, 7) OBP: 0.304, SLG: 0.524		SSS 0-3 ① K		SSS 0-3 ② K		x 0-0 1B 1-2 1B		x 0-0 2B 1B		4	0	2	0	0	2	2
Brooks Robinson, R (1, 5) OBP: 0.333, SLG: 0.362		x 0-0 ② 5-3		SSS 0-3 ③ K		x 0-0 ③ 1-2 2-H 1B		x 0-0 1-3 2B		4	0	2	0	0	1	2
Jerry Adair, R (1, 4) OBP: 0.188, SLG: 0.267		x 0-0 ③ 6-3			x 0-0 ① 4-3		x 0-0 ① 1-3	x 0-0 ③ F4		4	0	0	0	0	0	2
John Orsino, R (1, 2) OBP: 0.435, SLG: 0.550			x 0-0 ① 5-3		x 0-0 ② F3		x 0-0 1B 1B		x 0-0 G5-4-3 1B	4	0	2	0	0	0	0
Mike McCormick, L (1, 1) OBP: 0.500, SLG: 0.500 Dick Hall, R (7, 1) Bob Saverine, S (7, PH) OBP: 0.250, SLG: 0.250 Stu Miller, R (8, 1) Charlie Lau, L (9, PH)			SSS 0-3 ② K		x 0-0 FC5-4 1B		SSS 0-3 ② K		x 0-0 ① F6	2 0 1 0 1	0 0 0 0 0	1 0 0 0 0	0 0 0 0 0	0 0 1 0 0	1 0 1 0 0	0 0 1 0 1
Inning Stats	R: 0 H: 0 E: 0 LOB: 1 K: 0 BB: 1 S: 3 P: 7	R: 0 H: 0 E: 0 LOB: 0 K: 1 BB: 0 S: 5 P: 5	R: 0 H: 0 E: 0 LOB: 0 K: 1 BB: 0 S: 5 P: 5	R: 0 H: 1 E: 0 LOB: 2 K: 3 BB: 1 S: 10 P: 14	R: 0 H: 1 E: 0 LOB: 1 K: 0 BB: 0 S: 4 P: 4	R: 0 H: 3 E: 0 LOB: 2 K: 1 BB: 1 S: 6 P: 10	R: 0 H: 2 E: 0 LOB: 2 K: 1 BB: 0 S: 7 P: 7	R: 0 H: 2 E: 0 LOB: 2 K: 0 BB: 0 S: 5 P: 5	R: 0 H: 1 E: 0 LOB: 0 K: 0 BB: 0 S: 3 P: 3	1B: 9 2B: 1 3B: 0 HR: 0	SF: 0 SAC: 1 DP: 1 HBP: 0			WP: 0 PB: 0 SB: 1 CS: 0	PA: 37	

PITCHER	IP	WLS	BF	H	R	ER	SO	BB	IBB	HBP	BLK	WP	HR	S	P	ERA	WHIP
Orlando Pena, R (1, 1) ERA: 1.23	9.0	W	37	10	0	0	7	3	0	0	0	0	0	48	60	0.00	1.444

PITCHER	IP	WLS	BF	H	R	ER	SO	BB	IBB	HBP	BLK	WP	HR	S	P	ERA	WHIP

BOTTOM

Kansas City Athletics @ Baltimore Orioles

Memorial Stadium, Baltimore, MD

Wed Apr 24 1963, 6:05 PM EST

Att. 3,159 - Unknown

livebaseballscorecards.com

AB	33
R	0
H	10
RBI	0
BB	3
SO	7
LOB	15

Batter	1	2	3	4	5	6	7	8	9	10	AB	R	H	RBI	BB	SO	LOB
Wayne Causey, L (1, 6) OBP: 0.500, SLG: 0.542	G1-4-3 BB		K			1B 1B		BB 1B BB		1-6-3 4-3 1B	3	0	2	0	2	1	1
Gino Cimoli, R (1, 9) OBP: 0.381, SLG: 0.456	F9			4-3		6-3 1-3 1B 1B		F4		4-3 1-2	5	1	1	0	0	0	3
Ed Charles, R (1, 5) OBP: 0.426, SLG: 0.365	G1-4-3 1-2f			BB FC4-6 1B		6-3 2-3		BB 1-2 1B		1-6-3 IBB	4	1	2	0	1	0	2
Norm Siebern, L (1, 3) OBP: 0.328, SLG: 0.314		F7		FC4-6 1-2 BB		1B 3-H		1-2 2-3 BB		1-6-3 1-2 2-3	3	0	1	1	2	0	2
George Alusik, R (1, 7) OBP: 0.258, SLG: 0.310		F4		FC4-6 1-2f 2-H		F5		K		K	5	0	0	1	0	2	7
Jerry Lumpe, L (1, 4) OBP: 0.213, SLG: 0.207		6-3		4-1			4-3		6-3		4	0	0	0	0	0	1
Bobby Del Greco, R (1, 8) OBP: 0.214, SLG: 0.167			E6 6-3		F9		K		4-3		4	0	0	0	0	1	0
Haywood Sullivan, R (1, 2) OBP: 0.448, SLG: 0.417			6-3 1-2		K		1-3		2B		4	0	1	0	0	1	1
Dave Wickersham, R (1, 1) OBP: 0.375, SLG: 0.286			K		K			B5-3	F8		3	0	0	0	0	2	1
Chuck Essegian, R (9, PH) OBP: 0.196, SLG: 0.256											1	0	0	0	0	0	1
John Wyatt, R (9, 1)											0	0	0	0	0	0	0
Inning Stats	R: 0 H: 0 E: 0 LOB: 0 K: 0 BB: 1 S: 2 P: 6	R: 0 H: 0 E: 0 LOB: 0 K: 0 BB: 0 S: 3 P: 3	R: 0 H: 0 E: 1 LOB: 1 K: 2 BB: 0 S: 8 P: 8	R: 1 H: 1 E: 0 LOB: 1 K: 0 BB: 1 S: 4 P: 8	R: 0 H: 0 E: 0 LOB: 0 K: 2 BB: 0 S: 7 P: 7	R: 1 H: 3 E: 0 LOB: 1 K: 0 BB: 0 S: 5 P: 5	R: 0 H: 0 E: 0 LOB: 0 K: 1 BB: 0 S: 5 P: 5	R: 0 H: 1 E: 0 LOB: 3 K: 1 BB: 2 S: 6 P: 14	R: 0 H: 1 E: 0 LOB: 1 K: 0 BB: 0 S: 4 P: 4	R: 0 H: 1 E: 0 LOB: 2 K: 1 BB: 1 S: 6 P: 10	1B: 6 SF: 0 2B: 1 SAC: 0 3B: 0 DP: 1 HR: 0 HBP: 0						

PITCHER	IP	WLS	BF	H	R	ER	SO	BB	IBB	HBP	BLK	WP	HR	S	P	ERA	WHIP
Steve Barber, L (1, 1) ERA: 1.36	10.0	W	41	7	2	2	7	4	1	0	0	0	0	50	70	1.80	1.100

PITCHER	IP	WLS	BF	H	R	ER	SO	BB	IBB	HBP	BLK	WP	HR	S	P	ERA	WHIP

TOP

Kansas City Athletics @ Baltimore Orioles

Memorial Stadium, Baltimore, MD

Thu Apr 25 1963, 6:05 PM EST

Att. 4,390 - Unknown

livebaseballscorecards.com

AB	36
R	2
H	7
RBI	2
BB	5
SO	7
LOB	19

1B: 6	SF: 0	WP: 0	PA: 41
2B: 1	SAC: 0	PB: 0	
3B: 0	DP: 1	SB: 0	
HR: 0	HBP: 0	CS: 0	

Batter	1	2	3	4	5	6	7	8	9	10	AB	R	H	RBI	BB	SO	LOB
Luis Aparicio, R (1, 6) OBP: 0.393, SLG: 0.500	6-3		4-3		6-3 2-3		FC6-4 1-2f		K		5	0	0	0	0	1	2
Jackie Brandt, R (1, 8) OBP: 0.220, SLG: 0.316	4-3			HR 1B	K		6-3			F9	5	1	1	0	0	1	1
Al Smith, R (1, 9) OBP: 0.404, SLG: 0.588	K			1-H HR		4-3		6-3		L7	5	1	1	2	0	1	0
Jim Gentile, L (1, 3) OBP: 0.246, SLG: 0.302		FC 1B		F2		H 1-0 FC3-6 HBP		F9		HR	4	1	2	1	0	0	0
Boog Powell, L (1, 7) OBP: 0.320, SLG: 0.522		K		1B 1B		1-2f FC3-6 BB		1B 1B			4	0	2	0	0	1	2
Brooks Robinson, R (1, 5) OBP: 0.364, SLG: 0.380		F8		1-2 1B		B B B 4-0 1-2 BB		1-2 1B			3	0	2	0	1	0	1
Jerry Adair, R (1, 4) OBP: 0.176, SLG: 0.250	FC 1-2f			K		K		K			3	0	0	0	0	2	5
Charlie Lau, L (8, PH)											1	0	0	0	0	1	2
Bob Johnson, R (9, 4)											0	0	0	0	0	0	0
John Orsino, R (1, 2) OBP: 0.370, SLG: 0.458			K	1-3			F8		6-3		4	0	0	0	0	1	2
Steve Barber, L (1, 1) OBP: 0.214, SLG: 0.231			4-3		6-3 2B		FC6-4 1B		L8		4	0	2	0	0	0	0
Inning Stats	R: 0 E: 0 K: 1 S: 5 H: 0 LOB: 0 BB: 0 P: 5	R: 0 E: 0 K: 1 S: 6 H: 1 LOB: 1 BB: 0 P: 6	R: 0 E: 0 K: 1 S: 5 H: 0 LOB: 0 BB: 0 P: 5	R: 2 E: 0 K: 1 S: 9 H: 4 LOB: 2 BB: 0 P: 9	R: 0 E: 0 K: 1 S: 5 H: 1 LOB: 0 BB: 0 P: 5	R: 0 E: 0 K: 1 S: 5 H: 0 LOB: 2 BB: 1 P: 10	R: 0 E: 0 K: 0 S: 4 H: 1 LOB: 1 BB: 0 P: 4	R: 0 E: 0 K: 1 S: 7 H: 2 LOB: 2 BB: 0 P: 7	R: 0 E: 0 K: 1 S: 5 H: 0 LOB: 0 BB: 0 P: 5	R: 1 E: 0 K: 0 S: 3 H: 1 LOB: 0 BB: 0 P: 3	1B: 7 2B: 1 3B: 0 HR: 2	SF: 0 SAC: 0 DP: 0 HBP: 1			WP: 0 PB: 0 SB: 0 CS: 0	PA: 40	

PITCHER		IP	WLS	BF	H	R	ER	SO	BB	IBB	HBP	BLK	WP	HR	S	P	ERA	WHIP
Dave Wickersham, R ERA: 2.13	(1, 1)	8.0		34	9	2	2	7	1	0	1	0	0	1	46	51	2.25	1.250
John Wyatt, R ERA: 1.5	(9, 1)	1.2	L	6	1	1	1	1	0	0	0	0	0	1	8	8	5.40	0.600

PITCHER	IP	WLS	BF	H	R	ER	SO	BB	IBB	HBP	BLK	WP	HR	S	P	ERA	WHIP

BOTTOM

Kansas City Athletics @ Baltimore Orioles

Memorial Stadium, Baltimore, MD

Thu Apr 25 1963, 6:05 PM EST

Att. 4,390 - Unknown

livebaseballscorecards.com

AB	38
R	3
H	10
RBI	3
BB	1
SO	8
LOB	15

Batter	1	2	3	4	5	6	7	8	9	10	11	12	13	AB	R	H	RBI	BB	SO	LOB
Wayne Causey, L (1, 6) OBP: 0.514, SLG: 0.581	K	G6-3 1B		2B			2B 1B	FC3 1B	1B			6-3		7	1	4	2	0	1	1
Gino Cimoli, R (1, 8) (9, 9) OBP: 0.357, SLG: 0.422	E5 1B	G6-3		F8			F9	G6-4-3 1B	F8			F9		7	0	1	1	0	0	6
Ed Charles, R (1, 5) OBP: 0.441, SLG: 0.407	1-3 1B	F3			5-3		HR 2B	K		CS 1B			E FC 1B 1B	7	2	4	1	0	1	2
Norm Siebern, L (1, 3) OBP: 0.296, SLG: 0.276	1-3	4-3			3-1		F8	G6-4-3		F7			FC SH3 1B	7	1	0	0	0	0	7
Chuck Essegian, R (1, 7) OBP: 0.216, SLG: 0.319 Bill Fischer, R (9, 1)	6-3	5-3			F7		HR		FC5-4 BB	F8			SH3	4 1	1 0	1 0	2 0	1 0	0 0	2 0
George Alusik, R (1, 9) (9, 7) OBP: 0.289, SLG: 0.294		K		L7		5-3 BB	1B BB		FC5-4 BB HR		F8		1B	5	1	1	2	2	1	1
Jerry Lumpe, L (1, 4) OBP: 0.250, SLG: 0.210		E S BB		E1 1B 2B		5-3	1B		HR BB		1-3		FC6-4 IBB	4	3	1	0	3	0	1
Haywood Sullivan, R (1, 2) OBP: 0.438, SLG: 0.407 Manny Jimenez, L (7, PH) OBP: 0.333, SLG: 0.385 Billy Bryan, L (7, 2) OBP: 0.214, SLG: 0.269 Bobby Del Greco, R (9, PH) OBP: 0.235, SLG: 0.400 (9, 8)	E6 1B 1B			2B 1B		F9	F7		HR		1-3		FC6-4	3 1 0 3	1 0 0 1	1 0 0 1	0 0 0 3	0 0 0 0	0 2 0 2	1 0 0 2
Diego Segui, R (1, 1) OBP: 0.333, SLG: 0.333 Norm Bass, R (4, 1) Jose Tartabull, L (8, PH) OBP: 0.344, SLG: 0.345 Pete Lovrich, R (8, 1) Joe Azcue, R (9, PH) (9, 2)	1B 1B			P4			K	FC3 1B BB	L3			4-3	L1	2 1 0 0 3	0 0 1 0 0	1 0 0 0 0	0 0 1 0 0	0 0 0 0 0	2 1 0 0 2	2 1 0 0 2
Inning Stats	R: 0 E: 1 K: 1 S: 7 H: 1 LOB: 2 BB: 0 P: 7	R: 2 E: 1 K: 1 S: 7 H: 2 LOB: 1 BB: 1 P: 11	R: 0 E: 0 K: 0 S: 3 H: 0 LOB: 0 BB: 0 P: 3	R: 1 E: 1 K: 0 S: 6 H: 2 LOB: 2 BB: 0 P: 6	R: 0 E: 0 K: 0 S: 3 H: 0 LOB: 0 BB: 0 P: 3	R: 0 E: 0 K: 1 S: 5 H: 0 LOB: 1 BB: 1 P: 9	R: 3 E: 0 K: 0 S: 7 H: 4 LOB: 2 BB: 1 P: 11	R: 1 E: 0 K: 1 S: 6 H: 1 LOB: 1 BB: 1 P: 10	R: 3 E: 0 K: 0 S: 5 H: 2 LOB: 1 BB: 2 P: 13	R: 0 E: 0 K: 0 S: 3 H: 1 LOB: 0 BB: 0 P: 3	R: 0 E: 0 K: 0 S: 3 H: 0 LOB: 0 BB: 0 P: 3	R: 0 E: 0 K: 0 S: 3 H: 0 LOB: 0 BB: 0 P: 3	R: 2 E: 1 K: 0 S: 6 H: 2 LOB: 2 BB: 1 P: 10	1B: 11 2B: 2 3B: 0 HR: 2 SF: 0 SAC: 1 DP: 2 HBP: 0	WP: 0 PB: 0 SB: 1 CS: 1 PA: 63					

TOP

Kansas City Athletics @ Washington Senators
D.C. Stadium, Washington, DC
Fri Apr 26 1963, 6:05 PM EST
Unknown

livebaseballscorecards.com

AB	55
R	12
H	15
RBI	11
BB	7
SO	4
LOB	30

PITCHER		IP	WLS	BF	H	R	ER	SO	BB	IBB	HBP	BLK	WP	HR	S	P	ERA	WHIP
Claude Osteen, L ERA: 4.05	(1, 1)	6.2		34	9	6	4	3	3	0	0	0	0	1	37	49	5.40	1.800
Bennie Daniels, R ERA: 3.6	(7, 1)	0.1		4	1	1	1	0	1	0	0	0	0	0	3	7	27.00	6.000
Jim Hannan, R ERA: 2.7	(8, 1)	1.1		5	0	2	2	1	2	0	0	0	0	0	5	13	13.50	1.500
Don Rudolph, L ERA: 6.92	(9, 1)	0.0		1	1	1	1	0	0	0	0	0	0	1	1	1	∞	∞
Carl Bouldin, R ERA: 5.06	(9, 1)	0.2		3	1	0	0	0	0	0	0	0	0	0	3	3	0.00	1.500

PITCHER		IP	WLS	BF	H	R	ER	SO	BB	IBB	HBP	BLK	WP	HR	S	P	ERA	WHIP
Jim Bronstad, R ERA: 2.77	(10, 1)	4.0	L	16	3	2	1	0	0	1	0	0	0	0	15	19	2.25	0.750

Batter	1	2	3	4	5	6	7	8	9	10	11	12	13	AB	R	H	RBI	BB	SO	LOB
Jim Piersall, R (1, 8) OBP: 0.176, SLG: 0.250	5-3	S 1B		2B 2B 3-H	E1 FC6-4 1-2 2-3 3-H		4-3		SF7 3-H			K		6	1	2	2	0	1	2
Jim King, L (1, 9) OBP: 0.333, SLG: 0.727	6-3 E 2B	K 1-2		2B BB	F5		HR		F8			F9		6	2	2	1	1	1	5
Chuck Hinton, R (1, 3) OBP: 0.391, SLG: 0.644	6-3 2-3		K	2B 1-3 2-H	FC6-4 1-2f		K			F3			F9	7	0	1	1	0	2	4
Don Lock, R (1, 7) OBP: 0.417, SLG: 0.375	E BB		K	BB		4-3 2B 2B		F7		K			E BB	4	1	1	0	3	2	0
Bobo Osborne, L (1, 5) OBP: 0.279, SLG: 0.302	F2 1-2 3-H		L9	F7		4-3 2-3		K		6-3			E4 1-2	7	0	0	0	0	1	6
Ken Retzer, L (1, 2) OBP: 0.458, SLG: 0.421		HR 2B		3B BLK 1B	SH BB BB BB		P4 3-H			P4		P4	P3	6	2	3	1	1	0	2
Chuck Cottier, R (1, 4) OBP: 0.214, SLG: 0.385 Minnie Minoso, R (9, PH) OBP: 0.407, SLG: 0.286 Lou Klimchock, L (10, 4)	F2			2B 3B 1-H	BB SH E BB 1-2		F7			F8		F2		3 1 2	2 0 0	1 0 0	1 0 0	0 0 0	2 0 2	2 0 2
Ed Brinkman, R (1, 6) OBP: 0.320, SLG: 0.435 Dick Phillips, L (9, PH) OBP: 0.314, SLG: 0.324 Tom Brown, S (9, PR) OBP: 0.118, SLG: 0.063 Jim Bronstad, R (10, 1)	HR 2-H		K	SH E BB 1-2 2-3			1B SF7 1B			L6				3 1 0 1	1 0 1 0	1 1 0 0	2 0 0 0	0 0 0 0	1 0 0 0	2 0 0 0
Claude Osteen, L (1, 1) OBP: 0.400, SLG: 0.333 Bennie Daniels, L (7, 1) Jim Hannan, R (8, 1) Don Rudolph, L (9, 1) Carl Bouldin, S (9, 1) Don Leppert, R (9, PH) OBP: 0.441, SLG: 0.750 Marv Breeding, R (9, PR) OBP: 0.200, SLG: 0.351 (10, 6)	4-3			F7	E BB 1-2 2-3 3-H		K			1-3 1B		K		2 1 0 0 0 0 1 1	0 0 0 0 0 0 0 0	0 0 0 0 0 0 1 0	1 0 0 0 0 0 0 0	0 1 0 0 0 0 0 0	1 0 0 0 0 0 0 0	1 0 0 0 0 0 0 0
Inning Stats	R: 1 H: 1 E: 1 LOB: 1 K: 0 BB: 1 S: 4 P: 8	R: 2 H: 3 E: 0 LOB: 1 K: 1 BB: 0 S: 8 P: 8	R: 0 H: 0 E: 0 LOB: 0 K: 2 BB: 0 S: 7 P: 7	R: 3 H: 4 E: 0 LOB: 3 K: 1 BB: 2 S: 9 P: 17	R: 1 H: 2 E: 2 LOB: 3 K: 0 BB: 3 S: 4 P: 16	R: 1 H: 2 E: 0 LOB: 1 K: 0 BB: 0 S: 5 P: 5	R: 1 H: 1 E: 0 LOB: 0 K: 2 BB: 0 S: 8 P: 8	R: 0 H: 0 E: 0 LOB: 0 K: 1 BB: 0 S: 5 P: 5	R: 1 H: 2 E: 0 LOB: 0 K: 0 BB: 1 S: 5 P: 5	R: 0 H: 0 E: 0 LOB: 0 K: 1 BB: 0 S: 5 P: 5	R: 0 H: 0 E: 0 LOB: 0 K: 0 BB: 0 S: 3 P: 3	R: 0 H: 0 E: 0 LOB: 0 K: 2 BB: 0 S: 7 P: 7	R: 0 H: 0 E: 1 LOB: 2 K: 0 BB: 1 S: 4 P: 8	1B: 4 SF: 1 2B: 6 SAC: 1 3B: 1 DP: 0 HR: 2 HBP: 0						WP: 0 PA: 61 PB: 0 SB: 1 CS: 0

PITCHER		IP	WLS	BF	H	R	ER	SO	BB	IBB	HBP	BLK	WP	HR	S	P	ERA	WHIP
Diego Segui, R ERA: 7.27	(1, 1)	3.0		16	6	5	4	3	1	0	0	1	0	1	21	25	12.00	2.333
Norm Bass, R ERA: 11.74	(4, 1)	4.0		23	5	4	3	3	5	0	0	0	0	1	24	44	6.75	2.500
Pete Lovrich, R ERA:	(8, 1)	1.0		3	0	0	0	1	0	0	0	0	0	0	5	5	0.00	0.000
Bill Fischer, R ERA: 1.46	(9, 1)	5.0	W	19	2	1	1	3	1	0	0	0	0	0	24	28	1.80	0.600

PITCHER	IP	WLS	BF	H	R	ER	SO	BB	IBB	HBP	BLK	WP	HR	S	P	ERA	WHIP

BOTTOM

Kansas City Athletics @ Washington Senators

D.C. Stadium, Washington, DC

Fri Apr 26 1963, 6:05 PM EST

Unknown

livebaseballscorecards.com

AB	52
R	10
H	13
RBI	8
BB	7
SO	10
LOB	26

Batter	1	2	3	4	5	6	7	8	9	AB	R	H	RBI	BB	SO	LOB
Wayne Causey, L (1, 6) OBP: 0.462, SLG: 0.514	S S S 0-3 ① K		S S S 0-3 ③ K			x 0-0 ① F2		S S S 0-3 ③ K		4	0	0	0	0	3	2
Jose Tartabull, L (1, 8) OBP: 0.361, SLG: 0.344	B B B B 4-0 S BB			x 0-0 E5		x 0-0 ② 4-3 2-3			x 0-0 1B	3	0	1	0	1	0	1
Jerry Lumpe, L (1, 4) OBP: 0.236, SLG: 0.197	S S S 0-3 ② K 1-2			x 0-0 ① F9		x 0-0 ③ 6-3			x 0-0 ① P4	4	0	0	0	0	1	4
Norm Siebern, L (1, 3) OBP: 0.280, SLG: 0.258	S S S 0-3 ③ K			x 0-0 ② F9			x 0-0 ① 4-3		x 0-0 ② F9	4	0	0	0	0	1	3
Manny Jimenez, L (1, 7) OBP: 0.263, SLG: 0.294		x 0-0 ① 4-3		x 0-0 ③ 4-3			x 0-0 ② F5		x 0-0 ③ P6	4	0	0	0	0	0	2
Ed Charles, R (1, 5) OBP: 0.423, SLG: 0.387		S S S 0-3 ② K			x 0-0 ① 4-3		x 0-0 ③ P6			3	0	0	0	0	1	0
Gino Cimoli, R (1, 9) OBP: 0.342, SLG: 0.403		S S S 0-3 ③ K			x 0-0 ② L4			S S S 0-3 ① K		3	0	0	0	0	2	0
Billy Bryan, L (1, 2) OBP: 0.194, SLG: 0.241			S S S 0-3 ① K		S S S 0-3 ③ K			S S S 0-3 ② K		3	0	0	0	0	3	0
Ted Bowsfield, R (1, 1) OBP: 0.286, SLG: 0.333 Chuck Essegian, R (8, PH) OBP: 0.231, SLG: 0.354 Pete Lovrich, R (8, 1)			S S S 0-3 ② K			x 0-0 4-3 2B		x 0-0 2B		2 1 0	0 0 0	1 1 0	0 0 0	0 0 0	1 0 0	0 0 0
Inning Stats	R: 0 H: 0 E: 0 LOB: 1 K: 3 BB: 1 S: 9 P: 13	R: 0 H: 0 E: 0 LOB: 0 K: 2 BB: 0 S: 7 P: 7	R: 0 H: 0 E: 0 LOB: 0 K: 3 BB: 0 S: 9 P: 9	R: 0 H: 0 E: 1 LOB: 1 K: 0 BB: 0 S: 4 P: 4	R: 0 H: 0 E: 0 LOB: 0 K: 1 BB: 0 S: 5 P: 5	R: 0 H: 1 E: 0 LOB: 1 K: 0 BB: 0 S: 4 P: 4	R: 0 H: 0 E: 0 LOB: 0 K: 0 BB: 0 S: 3 P: 3	R: 0 H: 1 E: 0 LOB: 1 K: 3 BB: 0 S: 10 P: 10	R: 0 H: 1 E: 0 LOB: 1 K: 0 BB: 0 S: 4 P: 4	1B: 1 SF: 0 2B: 2 SAC: 0 3B: 0 DP: 0 HR: 0 HBP: 0						

PITCHER	IP	WLS	BF	H	R	ER	SO	BB	IBB	HBP	BLK	WP	HR	S	P	ERA	WHIP
Tom Cheney, R (1, 1) ERA:	9.0	W	32	3	0	0	12	1	0	0	0	0	0	55	59	0.00	0.444

PITCHER	IP	WLS	BF	H	R	ER	SO	BB	IBB	HBP	BLK	WP	HR	S	P	ERA	WHIP

TOP

Kansas City Athletics @ Washington Senators
D.C. Stadium, Washington, DC
Fri Apr 26 1963, 6:05 PM EST
Att. 8,805 - Unknown

livebaseballscorecards.com

AB	31
R	0
H	3
RBI	0
BB	1
SO	12
LOB	12

Batter	1	2	3	4	5	6	7	8	9	AB	R	H	RBI	BB	SO	LOB
Jim Piersall, R (1, 8) OBP: 0.238, SLG: 0.300	E9 HR 1B	F9			6-3		1B			4	1	2	0	0	0	1
Chuck Cottier, R (1, 4) OBP: 0.167, SLG: 0.294	1-3		K		F7		F9			4	0	0	0	0	1	2
Minnie Minoso, R (1, 7) OBP: 0.414, SLG: 0.289	HR BB		4-3			SH1-4 1B 1B		F9		3	2	1	0	1	0	0
Don Lock, R (1, 9) OBP: 0.438, SLG: 0.462	1-H 2-H HR		K			1-2 SH1-4 1B		1B BLK		4	3	3	3	0	1	0
Chuck Hinton, R (1, 3) OBP: 0.388, SLG: 0.629	3-1			4-3		SH1-4 1-2 2-3		BLK 1-3		3	0	1	0	0	0	0
Don Leppert, R (1, 2) OBP: 0.395, SLG: 0.667	F8			E6		P3		6-3 1-2 3-H		4	0	0	0	0	0	3
Marv Breeding, R (1, 5) OBP: 0.311, SLG: 0.366		E1 1B		P4		CS 2-H 3-H 1B		F2		4	0	2	2	0	0	2
Ed Brinkman, R (1, 6) OBP: 0.302, SLG: 0.408		K		P6		CS 1-2	5-3			3	0	0	0	0	1	2
Tom Cheney, R (1, 1)		K			4-3		1-3			3	0	0	0	0	1	1
Inning Stats	R: 3 E: 1 K: 0 S: 5 H: 2 LOB: 0 BB: 1 P: 9	R: 0 E: 1 K: 2 S: 8 H: 1 LOB: 1 BB: 0 P: 8	R: 0 E: 0 K: 2 S: 7 H: 0 LOB: 0 BB: 0 P: 7	R: 0 E: 1 K: 0 S: 4 H: 0 LOB: 1 BB: 0 P: 4	R: 0 E: 0 K: 0 S: 3 H: 0 LOB: 0 BB: 0 P: 3	R: 2 E: 0 K: 0 S: 5 H: 3 LOB: 0 BB: 0 P: 5	R: 0 E: 0 K: 0 S: 4 H: 1 LOB: 1 BB: 0 P: 4	R: 1 E: 0 K: 0 S: 5 H: 2 LOB: 1 BB: 0 P: 5		1B: 8 2B: 0 3B: 0 HR: 1	SF: 0 SAC: 1 DP: 0 HBP: 0						

PITCHER		IP	WLS	BF	H	R	ER	SO	BB	IBB	HBP	BLK	WP	HR	S	P	ERA	WHIP
Ted Bowsfield, L ERA: 6.12	(1, 1)	7.0	L	29	7	5	5	4	1	0	0	0	0	1	36	40	6.43	1.143
Pete Lovrich, R ERA: 4.5	(8, 1)	1.0		5	2	1	1	0	0	0	0	1	0	0	5	5	9.00	2.000

PITCHER	IP	WLS	BF	H	R	ER	SO	BB	IBB	HBP	BLK	WP	HR	S	P	ERA	WHIP

BOTTOM

Kansas City Athletics @ Washington Senators
D.C. Stadium, Washington, DC
Fri Apr 26 1963, 6:05 PM EST
Att. 8,805 - Unknown

livebaseballscorecards.com

AB	32
R	6
H	9
RBI	5
BB	1
SO	4
LOB	11

WASHINGTON SENATORS

Batter	1	2	3	4	5	6	7	8	9	AB	R	H	RBI	BB	SO	LOB
Wayne Causey, L (1, 6) OBP: 0.455, SLG: 0.525	F8		K		F7		1B		1B 2B	5	1	2	0	0	1	0
Gino Cimoli, R (1, 8) (8, 9) OBP: 0.346, SLG: 0.417	1B FC3-6 2B		K		K		F2		2-H 3B 1B	5	2	2	1	0	2	1
Manny Jimenez, L (1, 9) OBP: 0.304, SLG: 0.300	FC3-6 2-3 1B		F8		BB		P6		1-H 1B 3B	3	0	1	0	1	0	2
Jose Tartabull, L (8, 8) OBP: 0.378, SLG: 0.424										1	1	1	1	0	0	0
Norm Siebern, L (1, 3) OBP: 0.275, SLG: 0.254	FC3-6 HBP 1-2f 3-H		F8		K		1-3		SH1-4 1B SF7 1B 3-H	5	1	1	2	0	1	4
Ed Charles, R (1, 5) OBP: 0.447, SLG: 0.391	1-2 HBP			4-3 S BB		5-3		S BB	SH1-4 1-2 1B	2	0	1	0	2	0	0
Chuck Essegian, R (1, 7) OBP: 0.214, SLG: 0.327	5-3			K 1-2		F8		K 1-2	SH1-4 1-2 2-3	4	0	0	0	0	2	4
Bobby Del Greco, R (8, 7) OBP: 0.235, SLG: 0.400										0	0	0	0	0	0	0
Jerry Lumpe, L (1, 4) OBP: 0.234, SLG: 0.200		G3		4-3 2-3		HR 1B		4-3	SF7 3-H	4	1	1	1	0	0	2
Billy Bryan, L (1, 2) OBP: 0.278, SLG: 0.355		F8		IBB		1-H HR		IBB	FC6-4 IBB	2	1	1	2	3	0	0
Dan Pfister, R (1, 1)		6-3		6-3		K		K	FC6-4 1-2f	3	0	0	0	0	1	2
Dale Willis, R (7, 1)										0	0	0	0	0	0	0
George Alusik, R (8, PH) OBP: 0.282, SLG: 0.286										1	0	0	0	0	1	2
John Wyatt, R (8, 1)										1	0	0	0	0	0	2
Inning Stats	R: 1 E: 0 K: 0 S: 5 H: 2 LOB: 2 BB: 0 P: 6	R: 0 E: 0 K: 0 S: 3 H: 0 LOB: 0 BB: 0 P: 3	R: 0 E: 0 K: 2 S: 8 H: 0 LOB: 1 BB: 0 P: 8	R: 0 E: 0 K: 1 S: 5 H: 0 LOB: 2 BB: 2 P: 13	R: 0 E: 0 K: 2 S: 7 H: 0 LOB: 1 BB: 1 P: 11	R: 2 E: 0 K: 1 S: 7 H: 2 LOB: 0 BB: 0 P: 7	R: 0 E: 0 K: 0 S: 4 H: 1 LOB: 1 BB: 0 P: 4	R: 0 E: 0 K: 2 S: 7 H: 0 LOB: 2 BB: 2 P: 15	R: 4 E: 0 K: 0 S: 8 H: 5 LOB: 2 BB: 1 P: 12	1B: 6 2B: 2 3B: 1 HR: 1 SF: 1 SAC: 1 DP: 0 HBP: 1						

TOP

Kansas City Athletics @ Washington Senators
D.C. Stadium, Washington, DC
Sat Apr 27 1963, 3:33 AM EST
Att. 5,056 - Unknown

livebaseballscorecards.com

AB	36
R	7
H	10
RBI	7
BB	6
SO	8
LOB	19

PITCHER		IP	WLS	BF	H	R	ER	SO	BB	IBB	HBP	BLK	WP	HR	S	P	ERA	WHIP
Ron Kline, R ERA: 2.25	(1, 1)	3.0		14	2	1	1	2	1	0	1	0	0	0	16	21	3.00	1.000
Jim Duckworth, R ERA: 3.86	(4, 1)	4.0	L	17	3	2	2	4	1	1	0	0	0	1	23	31	4.50	1.000
Bennie Daniels, R ERA: 7.5	(8, 1)	1.0		8	3	3	3	2	1	1	0	0	0	0	10	18	27.00	4.000
Carl Bouldin, R ERA: 5.68	(9, 1)	1.0		6	2	1	1	0	0	1	0	0	0	0	5	9	9.00	2.000

PITCHER	IP	WLS	BF	H	R	ER	SO	BB	IBB	HBP	BLK	WP	HR	S	P	ERA	WHIP

BOTTOM

Batter	1	2	3	4	5	6	7	8	9	AB	R	H	RBI	BB	SO	LOB
Jim Piersall, R (1, 8) OBP: 0.280, SLG: 0.458	G2	F8			HR		1-2 1B		BB 1B 1B	4	1	2	1	0	0	2
Bennie Daniels, L (8, 1)										0	0	0	0	0	0	0
Carl Bouldin, S (9, 1)										0	0	0	0	0	0	0
Lou Klimchock, L (9, PH) OBP: 0.083, SLG: 0.083										1	1	1	0	0	0	0
Chuck Cottier, R (1, 4) OBP: 0.238, SLG: 0.400	2B		K		1B		K		1-2 BB	3	0	2	0	0	1	0
Bobo Osborne, L (7, PH) OBP: 0.286, SLG: 0.296										1	0	0	0	1	1	2
Minnie Minoso, R (1, 7) OBP: 0.413, SLG: 0.286	HBP		K		F9			K	1-3 2-H 1B	4	0	1	1	0	2	1
Don Lock, R (1, 9) OBP: 0.406, SLG: 0.421	F2		K			5-3		K	K	5	0	0	0	0	3	4
Chuck Hinton, R (1, 3) OBP: 0.380, SLG: 0.652	F3			K		5-3		HR		4	1	1	1	0	1	2
Don Leppert, R (1, 2) OBP: 0.381, SLG: 0.615		P3		1-3		P6		BB		3	0	0	0	1	0	0
Tom Brown, S (8, PR) OBP: 0.118, SLG: 0.063										0	0	0	0	0	0	0
(9, 3)																
Marv Breeding, R (1, 5) OBP: 0.313, SLG: 0.364				F2			F2	F8		3	0	1	0	0	0	0
(8, 6)																
Ken Retzer, L (8, PH) OBP: 0.440, SLG: 0.400		2B 1B								1	0	0	0	0	0	1
(9, 2)																
Ed Brinkman, R (1, 6) OBP: 0.309, SLG: 0.431					5-3		F8		F8	2	0	1	0	0	0	0
Dick Phillips, L (7, PH) OBP: 0.297, SLG: 0.306		1-3 2B								2	0	0	0	0	0	0
(8, 4)																
Ron Kline, R (1, 1)		K			K		BB		F9	1	0	0	0	0	1	2
Jim Duckworth, R (4, 1)										1	0	0	0	0	1	0
Jim King, L (7, PH) OBP: 0.357, SLG: 0.667										1	0	0	0	1	0	0
(8, 9)																

Inning Stats	1	2	3	4	5	6	7	8	9
R	0	0	0	0	1	0	0	1	1
E	0	0	0	0	0	0	0	0	0
H	1	2	0	0	2	0	1	1	2
LOB	2	2	0	0	1	0	2	1	2
K	0	1	3	1	1	1	1	2	1
BB	0	0	0	0	0	0	1	1	1
S	4	7	9	5	7	3	6	8	7
P	5	7	9	5	7	3	10	12	11

1B	5
2B	2
3B	0
HR	2
SF	0
SAC	0
DP	0
HBP	1
WP	0
PB	0
SB	0
CS	0
PA	40

PITCHER	IP	WLS	BF	H	R	ER	SO	BB	IBB	HBP	BLK	WP	HR	S	P	ERA	WHIP
Dan Pfister, R (1, 1) ERA: 1.93	6.2	W	27	5	1	1	6	1	0	1	0	0	1	37	42	1.35	0.900
Dale Willis, R (7, 1) ERA: 1.69	0.1		2	1	0	0	1	0	0	0	0	0	0	4	4	0.00	3.000
John Wyatt, R (8, 1) ERA: 3.38	2.0	S	11	3	2	2	3	2	0	0	0	0	1	15	23	9.00	2.500

PITCHER	IP	WLS	BF	H	R	ER	SO	BB	IBB	HBP	BLK	WP	HR	S	P	ERA	WHIP

Kansas City Athletics @ Washington Senators

D.C. Stadium, Washington, DC

Sat Apr 27 1963, 3:33 AM EST

Att. 5,056 - Unknown

livebaseballscorecards.com

AB	36
R	3
H	9
RBI	3
BB	3
SO	10
LOB	14

Batter	1	2	3	4	5	6	7	8	9	AB	R	H	RBI	BB	SO	LOB
Wayne Causey, L (1, 6) OBP: 0.449, SLG: 0.511	F8		1B		FC6-5 2-H 1B		3-1	4-3 2-3		5	0	2	1	0	0	2
Jose Tartabull, L (1, 8) OBP: 0.333, SLG: 0.368	F7		F9		FC6-5 2-3		1-3	E6 S 3-H		5	0	0	0	0	0	3
Manny Jimenez, L (1, 9) OBP: 0.333, SLG: 0.304 Gino Cimoli, R (7, PR) OBP: 0.354, SLG: 0.417 (7, 9)	BBBB 2B BB		F7		F9		1B	BBBB 1-2 BB		3 0	0 0	1 0	0 0	1 1	0 0	2 0
Norm Siebern, L (1, 3) OBP: 0.282, SLG: 0.278	1-3 2B		F9			S 1B 1B	F7	1-3		5	1	2	0	0	0	4
Ed Charles, R (1, 5) OBP: 0.444, SLG: 0.382	HBP			P4		SSS K 1-2		1B 1B E 1B	F7	4	1	1	0	0	1	1
Chuck Essegian, R (1, 7) OBP: 0.233, SLG: 0.339 Haywood Sullivan, R (8, 2) OBP: 0.424, SLG: 0.393	G3			SSS K		G3 2-H 1B		E E 1-2 1B	SSS K	4 1	1 0	2 0	1 0	0 0	1 1	3 0
Jerry Lumpe, L (1, 4) OBP: 0.232, SLG: 0.200		F7		F8		G3 1-2		E1 1B 1-H 2-H 1B	P6	5	1	1	0	0	0	1
Billy Bryan, L (1, 2) OBP: 0.308, SLG: 0.394 George Alusik, R (8, PH) OBP: 0.300, SLG: 0.306 Bobby Del Greco, R (8, PR) OBP: 0.235, SLG: 0.400 (8, 7)		SSS K			1B 2B	IBB		4-3 SH3-4 E 3-H 1B		2 1 0	1 0 1	0 1 0	1 1 0	1 0 0	1 0 0	0 0 0
Ed Rakow, S (1, 1) OBP: 0.273, SLG: 0.200 Bill Fischer, R (7, 1)		SSS K			5-4	F2		SH3-4 1-2		3 0	0 0	0 0	0 0	0 0	1 0	3 0
Inning Stats	R: 0 E: 0 K: 0 S: 4 H: 1 LOB: 3 BB: 1 P: 9	R: 0 E: 0 K: 2 S: 7 H: 0 LOB: 0 BB: 0 P: 7	R: 0 E: 0 K: 0 S: 4 H: 1 LOB: 1 BB: 0 P: 4	R: 0 E: 0 K: 1 S: 5 H: 0 LOB: 0 BB: 0 P: 5	R: 1 E: 0 K: 0 S: 5 H: 2 LOB: 1 BB: 0 P: 5	R: 1 E: 0 K: 1 S: 7 H: 2 LOB: 2 BB: 1 P: 11	R: 0 E: 0 K: 0 S: 4 H: 1 LOB: 1 BB: 0 P: 4	R: 4 E: 2 K: 0 S: 8 H: 4 LOB: 2 BB: 1 P: 12	R: 0 E: 0 K: 1 S: 5 H: 0 LOB: 0 BB: 0 P: 5	1B: 9 2B: 2 3B: 0 HR: 0 SF: 0 SAC: 1 DP: 0 HBP: 1						

TOP

Kansas City Athletics @ Washington Senators
D.C. Stadium, Washington, DC
Sun Apr 28 1963, 3:33 AM EDT
Att. 7,293 - Unknown

livebaseballscorecards.com

AB	38
R	6
H	11
RBI	3
BB	3
SO	5
LOB	19

WP: 0 PB: 0 SB: 2 CS: 0 PA: 43

PITCHER		IP	WLS	BF	H	R	ER	SO	BB	IBB	HBP	BLK	WP	HR	S	P	ERA	WHIP
Jim Coates, R ERA: 3.86	(1, 1)	6.0		27	6	2	2	4	1	1	1	0	0	0	32	41	3.00	1.167
Jim Hannan, R ERA: 2.35	(7, 1)	1.0		4	1	0	0	0	0	0	0	0	0	0	4	4	0.00	1.000
Jim Bronstad, R ERA: 4.15	(8, 1)	0.0		2	2	2	2	0	0	0	0	0	0	0	2	2	∞	∞
Claude Osteen, L ERA: 3.77	(8, 1)	2.0	L	10	2	2	0	1	1	0	0	0	0	0	11	15	0.00	1.500

PITCHER	IP	WLS	BF	H	R	ER	SO	BB	IBB	HBP	BLK	WP	HR	S	P	ERA	WHIP

BOTTOM

Kansas City Athletics @ Washington Senators
D.C. Stadium, Washington, DC
Sun Apr 28 1963, 3:33 AM EDT
Att. 7,293 - Unknown

livebaseballscorecards.com

Batter	1	2	3	4	5	6	7	8	9	AB	R	H	RBI	BB	SO	LOB
Jim Piersall, R (1, 8) OBP: 0.310, SLG: 0.464	0-0 S 1B		0-0 4-3			0-0 E1 1B 1-3 1B	0-0 1-3			4	0	2	0	0	0	1
Jim King, L (1, 9) OBP: 0.333, SLG: 0.563	0-0 F5 1-2			0-0 F9		0-0 G5-4-3 1-3 3-H 1B		0-3 K		4	0	1	1	0	1	1
Minnie Minoso, R (1, 7) OBP: 0.403, SLG: 0.283	0-0 5-3			0-0 G6-4-3 1B		0-0 G5-4-3 1-2f		0-0 F8		4	0	1	0	0	0	3
Chuck Hinton, R (1, 5) OBP: 0.360, SLG: 0.614	0-3 K			0-0 G6-4-3 1-2f			0-0 5-3	0-0 F9		4	0	0	0	0	1	2
Bobo Osborne, L (1, 3) OBP: 0.284, SLG: 0.345		0-0 4-3			0-3 K		0-0 HR		0-0 F3	4	1	1	1	0	1	0
Ken Retzer, L (1, 2) OBP: 0.414, SLG: 0.375		0-3 K			0-0 F8		0-0 BB 1B 1B		0-0 F9	4	1	1	0	0	1	0
Chuck Cottier, R (1, 4) (8, 6) OBP: 0.280, SLG: 0.542		0-3 K			0-0 P4		0-0 BB 1B 1-2 1B		0-0 HR	4	2	2	1	0	1	0
Ed Brinkman, R (1, 6) OBP: 0.298, SLG: 0.415 Dick Phillips, L (7, PH) OBP: 0.308, SLG: 0.297 (8, 4)			0-0 6-3			0-0 4-3 BBBB 1-2 2-3	4-0 1B BB		0-0 F8	2 1	0 0	0 0	0 0	0 1	0 0	0 0
Jim Coates, R (1, 1) Tom Brown, S (6, PH) OBP: 0.167, SLG: 0.118 Jim Hannan, R (7, 1) Lou Klimchock, L (7, PH) OBP: 0.154, SLG: 0.154 Jim Bronstad, R (8, 1) Claude Osteen, L (8, 1) OBP: 0.400, SLG: 0.333			0-3 K			0-0 E 1B 1B	0-0 1-3 2-H 3-H			1 1 0 1 0 0	0 1 0 0 0 0	0 1 0 1 0 0	0 0 0 2 0 0	1 0 0 0 0 0	0 0 0 0 0 0	0 0 0 0 0 0
Inning Stats	R: 0 E: 0 K: 1 S: 6 H: 1 LOB: 1 BB: 0 P: 6	R: 0 E: 0 K: 2 S: 7 H: 0 LOB: 0 BB: 0 P: 7	R: 0 E: 0 K: 1 S: 5 H: 0 LOB: 0 BB: 0 P: 5	R: 0 E: 0 K: 0 S: 3 H: 1 LOB: 0 BB: 0 P: 3	R: 0 E: 0 K: 1 S: 5 H: 0 LOB: 0 BB: 0 P: 5	R: 1 E: 1 K: 0 S: 5 H: 3 LOB: 1 BB: 0 P: 5	R: 3 E: 0 K: 0 S: 6 H: 4 LOB: 1 BB: 1 P: 10	R: 0 E: 0 K: 1 S: 5 H: 0 LOB: 0 BB: 0 P: 5	R: 1 E: 0 K: 0 S: 4 H: 1 LOB: 0 BB: 0 P: 4	1B: 8 2B: 0 3B: 0 HR: 2	SF: 0 SAC: 0 DP: 2 HBP: 0						

PITCHER		IP	WLS	BF	H	R	ER	SO	BB	IBB	HBP	BLK	WP	HR	S	P	ERA	WHIP
Ed Rakow, R ERA: 2.01	(1, 1)	6.1		26	8	4	4	5	1	0	0	0	0	1	35	39	5.68	1.421
Bill Fischer, R ERA: 1.8	(7, 1)	2.2	W	9	2	1	1	1	0	0	0	0	0	1	11	11	3.38	0.750

PITCHER	IP	WLS	BF	H	R	ER	SO	BB	IBB	HBP	BLK	WP	HR	S	P	ERA	WHIP

AB	34
R	5
H	10
RBI	5
BB	1
SO	6
LOB	7

WP: 0 PB: 0 SB: 1 CS: 0 PA: 35

Batter	1	2	3	4	5	6	7	8	9	AB	R	H	RBI	BB	SO	LOB
Vic Davalillo, L (1, 8) OBP: 0.316, SLG: 0.393	P5		1B			K			4-3	4	0	1	0	0	1	0
Willie Kirkland, L (1, 9) OBP: 0.190, SLG: 0.158	K		P5			F2			HR BB	3	1	0	0	1	1	1
Woodie Held, R (1, 4) OBP: 0.419, SLG: 0.657	1B			F7			K		K	4	0	1	0	0	2	1
Joe Adcock, R (1, 3) OBP: 0.250, SLG: 0.333	1-3			K			5-3		1-H HR	4	1	1	2	0	1	1
Tito Francona, L (1, 7) OBP: 0.260, SLG: 0.333		K		F7			P6		F7	4	0	0	0	0	1	0
John Romano, R (1, 2) Bob Lipski, L (8, 2)		F8			F3			HR		3 0	1 0	1 0	1 0	0 0	0 0	0 0
Max Alvis, R (1, 5) OBP: 0.260, SLG: 0.383		5-3			5-3			5-3		3	0	0	0	0	0	0
Tony Martinez, R (1, 6) OBP: 0.173, SLG: 0.143			6-3		P3			P4		3	0	0	0	0	0	0
Gary Bell, R (1, 1)			K			K		K		1	0	0	0	0	1	0
Jack Curtis, L (3, 1)										0	0	0	0	0	0	0
Mudcat Grant, R (4, 1)										0	0	0	0	0	0	0
Jim Perry, S (5, 1)										1	0	0	0	0	1	0
Barry Latman, R (7, 1)										0	0	0	0	0	0	0
Al Luplow, L (8, PH) OBP: 0.115, SLG: 0.154										1	0	0	0	0	1	0
Ron Nischwitz, S (8, 1)										0	0	0	0	0	0	0
Inning Stats	R: 0 E: 0 K: 1 S: 6 H: 1 LOB: 1 BB: 0 P: 6	R: 0 E: 0 K: 1 S: 5 H: 0 LOB: 0 BB: 0 P: 5	R: 0 E: 0 K: 1 S: 6 H: 1 LOB: 1 BB: 0 P: 6	R: 0 E: 0 K: 1 S: 5 H: 0 LOB: 0 BB: 0 P: 5	R: 0 E: 0 K: 0 S: 3 H: 0 LOB: 0 BB: 0 P: 3	R: 0 E: 0 K: 2 S: 7 H: 0 LOB: 0 BB: 0 P: 7	R: 0 E: 0 K: 1 S: 5 H: 0 LOB: 0 BB: 0 P: 5	R: 1 E: 0 K: 1 S: 6 H: 1 LOB: 0 BB: 0 P: 6	R: 2 E: 0 K: 1 S: 6 H: 1 LOB: 0 BB: 1 P: 10	1B: 2 2B: 0 3B: 0 HR: 2 SF: 0 SAC: 0 DP: 0 HBP: 0						

PITCHER		IP	WLS	BF	H	R	ER	SO	BB	IBB	HBP	BLK	WP	HR	S	P	ERA	WHIP
Orlando Pena, R ERA: 1.74	(1, 1)	9.0	W	32	4	3	3	9	1	0	0	0	0	2	49	53	3.00	0.556

PITCHER	IP	WLS	BF	H	R	ER	SO	BB	IBB	HBP	BLK	WP	HR	S	P	ERA	WHIP

TOP

Cleveland Indians @ Kansas City Athletics

Municipal Stadium, Kansas City, MO

Wed May 01 1963, 8:05 PM EDT

Att. 9,357 - Unknown

livebaseballscorecards.com

AB	31
R	3
H	4
RBI	3
BB	1
SO	9
LOB	3

Batter	1	2	3	4	5	6	7	8	9	AB	R	H	RBI	BB	SO	LOB
Wayne Causey, L (1, 6) OBP: 0.463, SLG: 0.580	CS 1B		HR	FC 2B 2-3	1B		P6			5	2	3	1	0	0	4
Gino Cimoli, R (1, 8) (7, 9) OBP: 0.345, SLG: 0.416	F9 1-2		4-3	1B 2B 1-H 3-H	4-3		F9			5	1	1	2	0	0	5
Manny Jimenez, L (1, 9) OBP: 0.355, SLG: 0.308 Jose Tartabull, L (7, 8) OBP: 0.349, SLG: 0.385	F8		BB 1B 1B	1B 1B HBP		F7	1B 1-3 2-H 3-H			3 1	2 0	1 1	0 1	0 1	0 0	0 0
Norm Siebern, L (1, 3) OBP: 0.289, SLG: 0.276		2B 1B	BBBB 1B BB 1-2	F8		K	F7			4	1	1	0	1	1	4
Ed Charles, R (1, 5) OBP: 0.442, SLG: 0.397		2B 2B 1-H	P4	1B 1B 1-2 2-H		6-3		6-3		5	1	2	2	0	0	2
Chuck Essegian, R (1, 7) OBP: 0.266, SLG: 0.367 Bobby Del Greco, R (7, PR) (8, 7) OBP: 0.222, SLG: 0.375		F8	1B 1B 1-2 2-H	1B 1B 1-2 2-H			1B 1B	K		4 1	0 1	3 1	2 0	0 0	0 1	1 0
Jerry Lumpe, L (1, 4) OBP: 0.241, SLG: 0.225	2B 2-H		P5	F8			SH 1B WP 1-2	P3		5	1	2	1	0	0	4
Billy Bryan, L (1, 2) OBP: 0.326, SLG: 0.389		1-3		BBBB FC SH1-6 2B BB	6-3		WP SH 1B 1-2 2-H			3	2	1	1	1	0	1
Orlando Pena, R (1, 1) OBP: 0.375, SLG: 0.167		K		SH1-6 1-2	K		SH 1B WP 1-2 2-3			2	0	0	0	0	2	1
Inning Stats	R: 0 E: 0 K: 0 S: 3 H: 1 LOB: 0 BB: 0 P: 3	R: 2 E: 0 K: 1 S: 8 H: 3 LOB: 1 BB: 0 P: 8	R: 2 E: 0 K: 0 S: 6 H: 3 LOB: 2 BB: 1 P: 10	R: 4 E: 0 K: 0 S: 7 H: 3 LOB: 2 BB: 1 P: 12	R: 0 E: 0 K: 1 S: 6 H: 1 LOB: 1 BB: 0 P: 6	R: 0 E: 0 K: 1 S: 5 H: 0 LOB: 0 BB: 0 P: 5	R: 3 E: 0 K: 0 S: 8 H: 4 LOB: 2 BB: 0 P: 8	R: 0 E: 0 K: 1 S: 5 H: 0 LOB: 0 BB: 0 P: 5		1B: 11 2B: 3 3B: 0 HR: 1 SF: 0 SAC: 2 DP: 0 HBP: 1						

PITCHER		IP	WLS	BF	H	R	ER	SO	BB	IBB	HBP	BLK	WP	HR	S	P	ERA	WHIP
Gary Bell, R ERA: 2.76	(1, 1)	2.1	L	13	6	4	4	1	1	0	0	0	0	1	14	18	15.43	3.000
Jack Curtis, L ERA: 18.0	(3, 1)	1.1		10	3	4	4	0	1	0	1	0	0	0	8	13	27.00	3.000
Mudcat Grant, R ERA: 4.64	(4, 1)	0.1		2	1	0	0	0	0	0	0	0	0	0	2	2	0.00	3.000
Jim Perry, R ERA: 5.23	(5, 1)	2.2		14	5	3	3	2	0	0	0	0	1	0	18	18	10.12	1.875
Barry Latman, R ERA: 4.15	(7, 1)	0.1		1	0	0	0	0	0	0	0	0	0	0	1	1	0.00	0.000

PITCHER		IP	WLS	BF	H	R	ER	SO	BB	IBB	HBP	BLK	WP	HR	S	P	ERA	WHIP
Ron Nischwitz, L ERA: 16.2	(8, 1)	1.0		3	0	0	0	1	0	0	0	0	0	0	5	5	0.00	0.000

BOTTOM

Cleveland Indians @ Kansas City Athletics

Municipal Stadium, Kansas City, MO

Wed May 01 1963, 8:05 PM EDT

Att. 9,357 - Unknown

livebaseballscorecards.com

AB	38
R	11
H	15
RBI	10
BB	2
SO	4
LOB	22

WP: 1 PB: 0 SB: 0 CS: 1 PA: 43

Cleveland Indians @ Kansas City Athletics

Municipal Stadium, Kansas City, MO

Thu May 02 1963, 4:33 AM EDT

Att. 4,764 - Unknown

TOP

livebaseballscorecards.com

Batter	1	2	3	4	5	6	7	8	9	AB	R	H	RBI	BB	SO	LOB
Vic Davalillo, L (1, 8) OBP: 0.317, SLG: 0.452	4-3		FC5-4	FC3-6		HR 2B	HR		F7	6	3	2	4	0	0	2
Willie Kirkland, L (1, 9) OBP: 0.296, SLG: 0.182	BB		BB	6-3		HR IBB	1B		K	3	2	1	0	3	1	1
Woodie Held, R (1, 4) OBP: 0.449, SLG: 0.718 Miguel de la Hoz, R (9, 4) OBP: 0.286, SLG: 0.429	K		2B 1B		G3-6-3 BB	HR	P4		PB 2B BB	4 0	3 0	2 0	5 0	2 0	1 0	2 0
Fred Whitfield, L (1, 3) OBP: 0.212, SLG: 0.364	P3		2B 2B		G3-6-3	4-3	G3		2B	6	2	2	3	0	0	3
Tito Francona, L (1, 7) OBP: 0.321, SLG: 0.434		SH3 SF9 2B	2B		G3	1B 1B		BB	2B	5	1	4	2	1	0	0
Max Alvis, R (1, 5) OBP: 0.291, SLG: 0.392		SH3	F8			6-3 1B		1B	BB	4	0	2	0	1	0	1
Tony Martinez, R (1, 6) OBP: 0.172, SLG: 0.148		SF9	P4			1B 1B P4		F9	K	5	1	1	1	0	1	7
Doc Edwards, R (1, 2) OBP: 0.333, SLG: 0.333		K	1B			1B	1B	P4		0	2	0	0	0	0	0
Pedro Ramos, S (1, 1) Jerry Walker, S (2, 1) OBP: 0.500, SLG: 0.333 Barry Latman, R (3, 1) OBP: 0.250, SLG: 0.250			FC5-4 HBP	P1		2B HR 1B	K	K		0 0 4	0 0 1	0 0 1	0 0 0	0 0 2	0 0 0	0 0 4
AB 37 **R** 15 **H** 15 **RBI** 15 **BB** 7 **SO** 5 **LOB** 20																

Inning Stats	1	2	3	4	5	6	7	8	9	1B: 10	SF: 1	WP: 0	PA: 52
R:	0	1	4	0	0	6	2	0	2	2B: 6	SAC: 1	PB: 1	
E:	0	0	0	0	0	0	0	0	0	3B: 0	DP: 1	SB: 0	
K:	1	1	0	0	0	1	1	1	2	HR: 2	HBP: 1	CS: 0	
S:	5	6	6	4	2	10	8	6	9				
H:	0	1	3	1	0	7	3	1	2				
LOB:	1	0	1	0	0	2	1	2	2				
BB:	1	0	1	0	1	1	0	1	2				
P:	9	6	11	4	6	14	8	10	17				

PITCHER		IP	WLS	BF	H	R	ER	SO	BB	IBB	HBP	BLK	WP	HR	S	P	ERA	WHIP
Dave Wickersham, R ERA: 3.58	(1, 1)	2.1	L	14	4	5	5	2	2	0	1	0	0	0	15	24	19.29	2.571
Diego Segui, R ERA: 8.57	(3, 1)	3.2		20	8	6	6	0	1	1	0	0	0	1	18	26	14.73	2.455
Ted Bowsfield, L ERA: 6.33	(7, 1)	2.0		11	4	2	2	2	1	0	0	0	0	1	14	18	9.00	2.500
John Wyatt, R ERA: 5.0	(9, 1)	1.0		7	2	2	2	2	2	0	0	0	0	0	9	17	18.00	4.000

PITCHER		IP	WLS	BF	H	R	ER	SO	BB	IBB	HBP	BLK	WP	HR	S	P	ERA	WHIP

BOTTOM

Cleveland Indians @ Kansas City Athletics

Municipal Stadium, Kansas City, MO

Thu May 02 1963, 4:33 AM EDT

Att. 4,764 - Unknown

livebaseballscorecards.com

Batter	1	2	3	4	5	6	7	8	9	AB	R	H	RBI	BB	SO	LOB
Wayne Causey, L (1, 6) OBP: 0.458, SLG: 0.556	0-0 BB BB E 1B	0-0 E3 BB BB		0-0 1-3 ③		BBBB 4-0 G5-4-3 1-2 BB			0-0 4-3 ①	4	1	1	0	1	0	0
Gino Cimoli, R (1, 8) OBP: 0.337, SLG: 0.395	0-0 F8 ①	BBBB 4-0 BB 1-2 BB			SSS 0-3 K ①	0-0 G5-4-3 ②③ 1-2f			0-0 4-3 ②	4	0	0	0	1	1	4
Manny Jimenez, L (1, 9) OBP: 0.361, SLG: 0.276	BBBB 4-0 BB E 1-2 BB	BBBB 4-0 1-2 2-3 BB			SSS 0-3 K ②		0-0 6-3 ①		0-0 6-3 ③	3	1	0	0	2	1	0
Norm Siebern, L (1, 3) OBP: 0.298, SLG: 0.269	BBBB 4-0 FC6 1-2 2-3 BB	0-0 4-3 ③			BBBB 4-0 BB		0-0 F8 ②			2	0	0	0	2	0	3
Ed Charles, R (1, 5) OBP: 0.422, SLG: 0.377	0-0 FC6 ② 1B 1-2f 2-H 3-H		0-0 P9 ①		SSS 0-3 K ③		0-0 5-3 ③			4	1	0	1	0	1	2
Chuck Essegian, R (1, 7) OBP: 0.265, SLG: 0.359	0-0 ③ 2-H 1B		SSS 0-3 K ②			0-0 F7 ①		0-0 6-3 ①		4	0	1	1	0	1	0
Jerry Lumpe, L (1, 4) OBP: 0.253, SLG: 0.253		0-0 BLK 3B	0-0 5-3 ③			BBBB 4-0 3B BB		0-0 F8 ②		3	2	1	0	1	0	0
Billy Bryan, L (1, 2) OBP: 0.340, SLG: 0.525		0-0 P4 ① 3-H		0-0 F7 ①		0-0 1-H 3B		0-0 HR		4	1	2	2	0	0	0
Dave Wickersham, R (1, 1) OBP: 0.333, SLG: 0.250 Diego Segui, R (3, 1) OBP: 0.286, SLG: 0.286 Jose Tartabull, L (6, PH) OBP: 0.364, SLG: 0.385 Ted Bowsfield, R (7, 1) OBP: 0.286, SLG: 0.333 George Alusik, R (8, PH) OBP: 0.283, SLG: 0.297 John Wyatt, R (9, 1)		0-0 G3 ②		SSS 0-3 K ②		BBBB 4-0 BB BB		0-0 F3 ③		1 1 0 0 1 0	0 0 0 0 0 0	0 0 0 0 0 0	0 0 0 0 0 0	0 1 1 0 0 0	0 0 0 0 0 0	0 0 0 0 0 0
Inning Stats	R: 3 H: 2 E: 1 LOB: 1 K: 0 BB: 2 S: 4 P: 12	R: 1 H: 1 E: 1 LOB: 3 K: 0 BB: 2 S: 5 P: 13	R: 0 H: 0 E: 0 LOB: 0 K: 1 BB: 0 S: 5 P: 5	R: 0 H: 0 E: 0 LOB: 0 K: 1 BB: 0 S: 5 P: 5	R: 0 H: 0 E: 0 LOB: 1 K: 3 BB: 1 S: 9 P: 13	R: 1 H: 1 E: 0 LOB: 2 K: 0 BB: 3 S: 3 P: 15	R: 0 H: 0 E: 0 LOB: 0 K: 0 BB: 0 S: 3 P: 3	R: 1 H: 1 E: 0 LOB: 0 K: 0 BB: 0 S: 4 P: 4	R: 0 H: 0 E: 0 LOB: 0 K: 0 BB: 0 S: 3 P: 3	1B: 2 2B: 0 3B: 2 HR: 1	SF: 0 SAC: 0 DP: 1 HBP: 0			WP: 0 PB: 0 SB: 0 CS: 0	PA: 39		

PITCHER		IP	WLS	BF	H	R	ER	SO	BB	IBB	HBP	BLK	WP	HR	S	P	ERA	WHIP
Pedro Ramos, R ERA: 6.14	(1, 1)	1.2		12	3	4	3	0	4	0	0	1	0	0	8	24	16.20	4.200
Jerry Walker, R ERA: 1.86	(2, 1)	0.1		1	0	0	0	0	0	0	0	0	0	0	1	1	0.00	0.000
Barry Latman, R ERA: 3.18	(3, 1)	7.0	W	26	2	2	2	5	4	0	0	0	0	1	32	48	2.57	0.857

PITCHER	IP	WLS	BF	H	R	ER	SO	BB	IBB	HBP	BLK	WP	HR	S	P	ERA	WHIP

AB	31
R	6
H	5
RBI	4
BB	8
SO	5
LOB	9

Boston Red Sox @ Kansas City Athletics

Municipal Stadium, Kansas City, MO

Fri May 03 1963, 8:05 PM EDT

Att. 14,021 - Unknown

TOP

livebaseballscorecards.com

Batter	1	2	3	4	5	6	7	8	9	AB	R	H	RBI	BB	SO	LOB
Chuck Schilling, R (1, 4) OBP: 0.375, SLG: 0.438	1-3		1-3			H 1-0 G6-4-3 1-2 HBP		5-3		3	0	0	0	0	0	0
Roman Mejias, R (1, 8) OBP: 0.153, SLG: 0.214	5-3		F5			G6-4-3 1-2f 2-3			6-3	4	0	0	0	0	0	2
Carl Yastrzemski, L (1, 7) OBP: 0.413, SLG: 0.549	K			4-3		G3			1B	4	0	1	0	0	1	1
Dick Stuart, R (1, 3) OBP: 0.324, SLG: 0.429		K		L8			K		K	4	0	0	0	0	3	1
Lou Clinton, R (1, 9) OBP: 0.243, SLG: 0.348		F3		5-3			K		K	4	0	0	0	0	2	1
Frank Malzone, R (1, 5) OBP: 0.318, SLG: 0.361		WP 1B 1B			P4		H 1-0 FC6-4 HBP			2	1	1	0	0	0	0
Eddie Bressoud, R (1, 6) OBP: 0.324, SLG: 0.406		1-H 1B			BBBB 4-0 G5-4-3 BB		FC6-4 1-2f			2	0	1	1	1	0	1
Bob Tillman, R (1, 2) OBP: 0.293, SLG: 0.346		P5			G5-4-3 1-2f			5-3		3	0	0	0	0	0	2
Bill Monbouquette, R (1, 1) OBP: 0.250, SLG: 0.250			K			G6-4-3 HBP 1B		K		2	0	1	0	0	1	0
Arnold Earley, L (7, 1)										0	0	0	0	0	0	0
Gary Geiger, L (8, PH)										1	0	0	0	0	1	0
Chet Nichols, S (8, 1)										0	0	0	0	0	0	0
Inning Stats	R: 0 E: 0 K: 1 S: 5 H: 0 LOB: 0 BB: 0 P: 5	R: 1 E: 0 K: 1 S: 7 H: 2 LOB: 1 BB: 0 P: 7	R: 0 E: 0 K: 1 S: 5 H: 0 LOB: 0 BB: 0 P: 5	R: 0 E: 0 K: 0 S: 3 H: 0 LOB: 0 BB: 0 P: 3	R: 0 E: 0 K: 0 S: 2 H: 0 LOB: 0 BB: 1 P: 6	R: 0 E: 0 K: 0 S: 3 H: 1 LOB: 1 BB: 0 P: 4	R: 0 E: 0 K: 2 S: 7 H: 0 LOB: 1 BB: 0 P: 8	R: 0 E: 0 K: 1 S: 5 H: 0 LOB: 0 BB: 0 P: 5	R: 0 E: 0 K: 2 S: 8 H: 1 LOB: 1 BB: 0 P: 8	1B: 4 2B: 0 3B: 0 HR: 0	SF: 0 SAC: 0 DP: 2 HBP: 2						

	AB	29
	R	1
	H	4
	RBI	1
	BB	1
	SO	8
	LOB	8

WP: 1 PB: 0 SB: 0 CS: 0 PA: 32

PITCHER	IP	WLS	BF	H	R	ER	SO	BB	IBB	HBP	BLK	WP	HR	S	P	ERA	WHIP
Ed Rakow, R (1, 1) ERA: 1.79	9.0	W	32	4	1	1	8	1	0	2	0	1	0	45	51	1.00	0.556

PITCHER	IP	WLS	BF	H	R	ER	SO	BB	IBB	HBP	BLK	WP	HR	S	P	ERA	WHIP

Batter	1	2	3	4	5	6	7	8	9	AB	R	H	RBI	BB	SO	LOB
Wayne Causey, L (1, 6) OBP: 0.444, SLG: 0.534	4-3		F8		P6		E7 2-H 3-H 1B			4	0	1	2	0	0	0
Jose Tartabull, L (1, 8) OBP: 0.354, SLG: 0.372	4-3 1B		F7			1-3	F7			4	0	1	0	0	0	2
Jerry Lumpe, L (1, 4) OBP: 0.253, SLG: 0.244	4-3 1-2			BBB 1B BB		F7		5-3		3	0	0	0	1	0	1
Norm Siebern, L (1, 3) OBP: 0.296, SLG: 0.268	5-3			FC6-4 1-2 1B		4-3		P5		4	0	1	0	0	0	1
Ed Charles, R (1, 5) OBP: 0.415, SLG: 0.370		6-3		SSS K			1B SF7-3 1B	5-3		4	1	1	0	0	1	2
Manny Jimenez, L (1, 7) OBP: 0.385, SLG: 0.313 Bobby Del Greco, R (7, PR) (8, 7) OBP: 0.222, SLG: 0.375	1B			P6			SF7-3 1-2 1B			3 0	0 0	2 0	0 0	0 0	0 0	2 0
George Alusik, R (1, 9) OBP: 0.273, SLG: 0.282 Gino Cimoli, R (9, 9) OBP: 0.337, SLG: 0.395	F8			FC6-4 1-2f			SF7-3 1-1 2-H			2 0	0 0	0 0	1 0	0 0	0 0	3 0
Billy Bryan, L (1, 2) OBP: 0.340, SLG: 0.512	SSS K				F5		1B E 1B			3	1	1	0	0	1	1
Ed Rakow, S (1, 1) OBP: 0.286, SLG: 0.231			SSS K		F7		1-3 E 1B			3	1	1	0	0	1	0
Inning Stats	R: 0 E: 0 K: 0 S: 4 H: 1 LOB: 1 BB: 0 P: 4	R: 0 E: 0 K: 1 S: 6 H: 1 LOB: 1 BB: 0 P: 6	R: 0 E: 0 K: 1 S: 5 H: 0 LOB: 0 BB: 0 P: 5	R: 0 E: 0 K: 1 S: 6 H: 1 LOB: 2 BB: 1 P: 10	R: 0 E: 0 K: 0 S: 3 H: 0 LOB: 0 BB: 0 P: 3	R: 0 E: 0 K: 0 S: 3 H: 0 LOB: 0 BB: 0 P: 3	R: 3 E: 1 K: 0 S: 7 H: 5 LOB: 2 BB: 0 P: 7	R: 0 E: 0 K: 0 S: 3 H: 0 LOB: 0 BB: 0 P: 3		1B: 8 2B: 1 3B: 0 HR: 0 SF: 1 SAC: 0 DP: 1 HBP: 0				WP: 0 PB: 0 SB: 0 CS: 0 PA: 32		

PITCHER		IP	WLS	BF	H	R	ER	SO	BB	IBB	HBP	BLK	WP	HR	S	P	ERA	WHIP
Bill Monbouquette, R ERA: 3.34	(1, 1)	6.2	L	27	7	3	3	3	1	0	0	0	0	0	32	36	4.05	1.200
Arnold Earley, L ERA:	(7, 1)	0.1		2	1	0	0	0	0	0	0	0	0	0	2	2	0.00	3.000
Chet Nichols, L ERA: 4.76	(8, 1)	1.0		3	0	0	0	0	0	0	0	0	0	0	3	3	0.00	0.000

PITCHER	IP	WLS	BF	H	R	ER	SO	BB	IBB	HBP	BLK	WP	HR	S	P	ERA	WHIP

BOTTOM

Boston Red Sox @ Kansas City Athletics

Municipal Stadium, Kansas City, MO

Fri May 03 1963, 8:05 PM EDT

Att. 14,021 - Unknown

livebaseballscorecards.com

AB	30
R	3
H	8
RBI	3
BB	1
SO	3
LOB	12

Batter	1	2	3	4	5	6	7	8	9	AB	R	H	RBI	BB	SO	LOB
Chuck Schilling, R (1, 4) OBP: 0.386, SLG: 0.440	FC4-6 1B	G5-4-3 1-2f 2-3 3-H		BB						2	0	1	0	1	0	2
Roman Mejias, R (1, 8) OBP: 0.147, SLG: 0.205	FC4-6 1-2f E	G5-3		F8						3	1	0	0	0	0	4
Carl Yastrzemski, L (1, 7) OBP: 0.397, SLG: 0.527	E6 1-H 3B									3	1	0	0	0	0	0
Dick Stuart, R (1, 3) OBP: 0.324, SLG: 0.424	K		F7		1B					3	0	1	0	0	1	1
Lou Clinton, R (1, 9) OBP: 0.260, SLG: 0.382	3B 3-H		FC BB		K					2	0	1	1	1	1	0
Frank Malzone, R (1, 5) OBP: 0.309, SLG: 0.349	F9		FC 1-2f							2	0	0	0	0	0	2
Eddie Bressoud, R (1, 6) OBP: 0.342, SLG: 0.439		BB G5-4-3 2B		WP 1B						2	1	2	0	0	0	0
Bob Tillman, R (1, 2) OBP: 0.300, SLG: 0.340		G5-4-3 BB		K						1	0	0	0	1	1	1
Ike Delock, R (1, 1)		G5-4-3 1-2 2-3 BB		G1-3 1-2						0	0	0	0	0	0	0
Jack Lamabe, R (1, 1)										0	0	0	0	0	0	0
Chet Nichols, S (1, 1)										0	0	0	0	0	0	0
Jim Gosger, L (2, PH)										0	0	0	0	1	0	0
Hal Kolstad, R (2, 1)										1	0	0	0	0	0	1
Inning Stats	R: 2 E: 1 K: 1 S: 8 H: 2 LOB: 1 BB: 0 P: 8	R: 1 E: 0 K: 0 S: 3 H: 1 LOB: 1 BB: 2 P: 11	R: 0 E: 0 K: 0 S: 3 H: 0 LOB: 1 BB: 1 P: 7	R: 0 E: 0 K: 1 S: 6 H: 1 LOB: 2 BB: 1 P: 10	R: 0 E: 0 K: 1 S: 5 H: 1 LOB: 0 BB: 0 P: 5					1B: 3 2B: 1 3B: 1 HR: 0 SF: 0 SAC: 0 DP: 1 HBP: 0						

PITCHER		IP	WLS	BF	H	R	ER	SO	BB	IBB	HBP	BLK	WP	HR	S	P	ERA	WHIP
Dave Thies, R ERA: 4.0	(1, 1)	3.2		19	4	3	1	2	4	0	0	0	1	0	19	35	2.46	2.182
Bill Fischer, R ERA: 1.65	(4, 1)	1.1	W	4	1	0	0	1	0	0	0	0	0	0	6	6	0.00	0.750

PITCHER	IP	WLS	BF	H	R	ER	SO	BB	IBB	HBP	BLK	WP	HR	S	P	ERA	WHIP

TOP

Boston Red Sox @ Kansas City Athletics

Municipal Stadium, Kansas City, MO

Sat May 04 1963, 8:05 PM EDT

Att. 13,973 - Unknown

livebaseballscorecards.com

AB	19
R	3
H	5
RBI	1
BB	4
SO	3
LOB	11

WP: 1 PA: 23
PB: 0
SB: 0
CS: 0

Batter	1	2	3	4	5	6	7	8	9	AB	R	H	RBI	BB	SO	LOB
Wayne Causey, L (1, 6) OBP: 0.478, SLG: 0.574	BBBB 4-0 BB E BB BB x 0-0 1-3 2-H 2B		x 0-0 BB 1B G4-3 2-H 3-H 1B	x 0-0 2-H 1B						3	2	3	4	1	0	0
Jose Tartabull, L (1, 8)	x 0-0 ① F9 0-0 F8		x 0-0 G4-3 BB 1-2 1B 1B	x 0-0 ③ G5-3						4	1	1	0	0	0	4
Jerry Lumpe, L (1, 4)	BBBB 4-0 BB 1-2 E BB	x 0-0 ① G5-3	BBBB 4-0 G4-3 1-2 2-3 1B BB		x 0-0 3B 2B					2	3	1	0	2	0	0
Norm Siebern, L (1, 3)	BBBB 4-0 1-2 2-3 E BB	BBBB 4-0 BB	x 0-0 ② G4-3 1-2 2-3 3-H		x 0-0 2-H WP 3B					2	2	1	2	2	0	2
Ed Charles, R (1, 5) OBP: 0.418, SLG: 0.388	x 0-0 E6 1-H 2-H 3-H 2B 2B	x 0-0 ② P2	x 0-0 2-H 3-H 1B		x 0-0 ① F2 3-H					4	1	2	5	0	0	1
Manny Jimenez, L (1, 7) OBP: 0.381, SLG: 0.343	x 0-0 1B 3-H 2B	SSS 0-3 ③ K	SSS 0-3 ③ K							3	1	1	1	0	2	2
George Alusik, R (1, 9) OBP: 0.298, SLG: 0.293	x 0-0 ② G5-3		x 0-0 FC4-6 1B	BBBB 4-0 G3-1 1B BB						2	1	1	0	1	0	1
Billy Bryan, L (1, 2) OBP: 0.340, SLG: 0.489	I I I 4-0 1B 2B IBB		x 0-0 ① FC4-6 2B 1-2f 1B	x 0-0 ① G3-1 1-2						2	2	0	0	1	0	2
Dave Thies, R (1, 1) OBP: 0.667, SLG: 1.000 Bill Fischer, R (4, 1)	x 0-0 2B 1-2 2-H 1B		x 0-0 SSS 1-3 1B 2B	SSS 0-3 ② K						2 1	1 0	2 0	1 0	0 0	0 1	0 1
Inning Stats	R: 6 E: 1 K: 0 S: 7 H: 4 LOB: 2 BB: 4 P: 23	R: 0 E: 0 K: 1 S: 5 H: 0 LOB: 1 BB: 1 P: 9	R: 5 E: 0 K: 1 S: 10 H: 5 LOB: 1 BB: 1 P: 14	R: 1 E: 0 K: 1 S: 6 H: 1 LOB: 1 BB: 1 P: 10	R: 2 E: 0 K: 0 S: 3 H: 2 LOB: 0 BB: 0 P: 3					1B: 6 2B: 5 3B: 1 HR: 0	SF: 0 SAC: 0 DP: 0 HBP: 0					

PITCHER		IP	WLS	BF	H	R	ER	SO	BB	IBB	HBP	BLK	WP	HR	S	P	ERA	WHIP
Ike Delock, R ERA: 4.09	(1, 1)	0.1	L	6	2	5	5	0	3	0	0	0	0	0	3	15	135.00	15.000
Jack Lamabe, R ERA: 4.09	(1, 1)	0.1		4	2	1	1	0	0	1	0	0	0	0	3	7	27.00	6.000
Chet Nichols, L ERA: 4.5	(1, 1)	0.1		1	0	0	0	0	0	0	0	0	0	0	1	1	0.00	0.000
Hal Kolstad, R ERA: 14.73	(2, 1)	3.1		21	8	8	8	3	3	0	0	0	1	0	24	36	21.60	3.300

PITCHER	IP	WLS	BF	H	R	ER	SO	BB	IBB	HBP	BLK	WP	HR	S	P	ERA	WHIP

BOTTOM

Boston Red Sox @ Kansas City Athletics

Municipal Stadium, Kansas City, MO

Sat May 04 1963, 8:05 PM EDT

Att. 13,973 - Unknown

livebaseballscorecards.com

AB	25
R	14
H	12
RBI	13
BB	7
SO	3
LOB	13

WP: 1 PB: 0 SB: 0 CS: 0 PA: 32

Batter	1	2	3	4	5	6	7	8	9	AB	R	H	RBI	BB	SO	LOB
Chuck Schilling, R (1, 4) OBP: 0.391, SLG: 0.481	6-3		P4			SH3-4 1B		HR		4	1	2	1	0	0	0
Eddie Bressoud, R (1, 6) OBP: 0.329, SLG: 0.420	F7			5-3		SH3-4 1-2		K		3	0	0	0	0	1	0
Carl Yastrzemski, L (1, 7) OBP: 0.402, SLG: 0.513	P6			3-1		BB		WP WP BB		2	0	0	0	2	0	0
Dick Stuart, R (1, 3) OBP: 0.321, SLG: 0.406		K		K		P5		WP BB 1-2		3	0	0	0	1	2	2
Lou Clinton, R (1, 9) OBP: 0.260, SLG: 0.389		1B 2B			K	K		K 1-2 2-3		4	1	1	0	0	3	4
Frank Malzone, R (1, 5) OBP: 0.333, SLG: 0.418		2-H 1B			HR		1B	6-3		4	1	3	2	0	0	2
Roman Mejias, R (1, 8) OBP: 0.139, SLG: 0.195		F2			F8	F8			5-3	4	0	0	0	0	0	1
Bob Tillman, R (1, 2) OBP: 0.297, SLG: 0.321			F9		FC6-4 BB		P6		P4	3	0	0	0	1	0	1
Dave Morehead, R (1, 1)			K		FC6-4 1-2f		K		K	3	0	0	0	0	2	2
Dick Radatz, R (8, 1)										1	0	0	0	0	1	0
Inning Stats	R: 0 E: 0 K: 0 S: 3 H: 0 LOB: 0 BB: 0 P: 3	R: 1 E: 0 K: 1 S: 6 H: 2 LOB: 0 BB: 0 P: 6	R: 0 E: 0 K: 1 S: 5 H: 0 LOB: 0 BB: 0 P: 5	R: 0 E: 0 K: 1 S: 5 H: 0 LOB: 0 BB: 0 P: 5	R: 1 E: 0 K: 1 S: 6 H: 1 LOB: 1 BB: 1 P: 10	R: 0 E: 0 K: 1 S: 6 H: 1 LOB: 2 BB: 1 P: 10	R: 0 E: 0 K: 1 S: 6 H: 1 LOB: 1 BB: 0 P: 6	R: 1 E: 0 K: 2 S: 8 H: 1 LOB: 2 BB: 2 P: 16	R: 0 E: 0 K: 1 S: 5 H: 0 LOB: 0 BB: 0 P: 5	1B: 3 2B: 1 3B: 0 HR: 2	SF: 0 SAC: 1 DP: 0 HBP: 0						

TOP

Boston Red Sox @ Kansas City Athletics

Municipal Stadium, Kansas City, MO

Sun May 05 1963, 4:33 AM EDT

Att. 20,482 - Unknown

livebaseballscorecards.com

AB	31
R	3
H	6
RBI	3
BB	4
SO	9
LOB	12

WP: 2 PB: 0 SB: 0 CS: 0 PA: 36

PITCHER	IP	WLS	BF	H	R	ER	SO	BB	IBB	HBP	BLK	WP	HR	S	P	ERA	WHIP
Orlando Pena, R (1, 1) ERA: 1.89	7.0	L	27	5	2	2	6	2	0	0	0	0	1	37	45	2.57	1.000
John Wyatt, R (8, 1) ERA: 4.91	2.0		9	1	1	1	3	2	0	0	0	2	1	13	21	4.50	1.500

PITCHER	IP	WLS	BF	H	R	ER	SO	BB	IBB	HBP	BLK	WP	HR	S	P	ERA	WHIP

Batter	1	2	3	4	5	6	7	8	9	AB	R	H	RBI	BB	SO	LOB
Wayne Causey, L (1, 6) OBP: 0.465, SLG: 0.547	G3		G3		BB 1-2 BB			3-1		3	0	0	0	1	0	0
Jose Tartabull, L (1, 8) OBP: 0.357, SLG: 0.347	S BB		K		G6-4-3 1-2 2-3 BB			5-3		2	0	0	0	2	1	0
Jerry Lumpe, L (1, 4) OBP: 0.272, SLG: 0.272	P6 1-2		6-3		G6-4-3 1-2f			1B 2B		4	1	1	0	0	0	4
Norm Siebern, L (1, 3) OBP: 0.321, SLG: 0.299	BB			F8		F7		2-H 1B		3	0	1	1	1	0	0
Ed Charles, R (1, 5) OBP: 0.402, SLG: 0.371	F8			5-3		P6		4-3		4	0	0	0	0	0	3
Manny Jimenez, L (1, 7) OBP: 0.348, SLG: 0.308		3-1		4-3		F7			4-3	4	0	0	0	0	0	0
George Alusik, R (1, 9) OBP: 0.314, SLG: 0.378		E5 1B			HR		F7		K	4	1	2	1	0	1	0
Billy Bryan, L (1, 2) OBP: 0.316, SLG: 0.449		P6			K		K		K	4	0	0	0	0	3	1
Orlando Pena, R (1, 1) OBP: 0.400, SLG: 0.143 Chuck Essegian, R (7, PH) OBP: 0.261, SLG: 0.354 John Wyatt, R (8, 1)		K			BB BB BB		K			1 1 0	0 0 0	0 0 0	0 0 0	1 0 0	1 0 0	1 0 0
Inning Stats	R: 0 E: 0 K: 0 S: 3 H: 0 LOB: 2 BB: 2 P: 11	R: 0 E: 1 K: 1 S: 6 H: 1 LOB: 1 BB: 0 P: 6	R: 0 E: 0 K: 1 S: 5 H: 0 LOB: 0 BB: 0 P: 5	R: 0 E: 0 K: 0 S: 3 H: 0 LOB: 0 BB: 0 P: 3	R: 1 E: 0 K: 1 S: 5 H: 1 LOB: 2 BB: 3 P: 17	R: 0 E: 0 K: 0 S: 3 H: 0 LOB: 0 BB: 0 P: 3	R: 0 E: 0 K: 2 S: 7 H: 0 LOB: 0 BB: 0 P: 7	R: 1 E: 0 K: 0 S: 5 H: 2 LOB: 1 BB: 0 P: 5	R: 0 E: 0 K: 2 S: 7 H: 0 LOB: 0 BB: 0 P: 7							

PITCHER		IP	WLS	BF	H	R	ER	SO	BB	IBB	HBP	BLK	WP	HR	S	P	ERA	WHIP
Dave Morehead, R ERA: 1.16	(1, 1)	7.2	W	31	4	2	2	5	5	0	0	0	0	1	36	56	2.35	1.174
Dick Radatz, R ERA: 2.57	(8, 1)	1.1	S	4	0	0	0	2	0	0	0	0	0	0	8	8	0.00	0.000

PITCHER	IP	WLS	BF	H	R	ER	SO	BB	IBB	HBP	BLK	WP	HR	S	P	ERA	WHIP

BOTTOM

Boston Red Sox @ Kansas City Athletics

Municipal Stadium, Kansas City, MO

Sun May 05 1963, 4:33 AM EDT

Att. 20,482 - Unknown

livebaseballscorecards.com

AB	30
R	2
H	4
RBI	2
BB	5
SO	7
LOB	9

1B: 2	SF: 0	WP: 0	PA: 35
2B: 1	SAC: 0	PB: 0	
3B: 0	DP: 1	SB: 1	
HR: 1	HBP: 0	CS: 0	

Batter	1	2	3	4	5	6	7	8	9	AB	R	H	RBI	BB	SO	LOB
Mike Hershberger, R (1, 8) OBP: 0.286, SLG: 0.320	BBBB 4-0 FC4-6 SF8 1B BB		x 0-0 ① F9		x 0-0 HR	x 0-0 ② FC6-4 1-2f		SSS 0-3 ③ K		4	2	1	1	1	1	2
Nellie Fox, L (1, 4) OBP: 0.389, SLG: 0.366	x 0-0 FC4-6 1-2 1B		x 0-0 1B 1B		SSS 0-3 ① K	x 0-0 ③ 4-3			x 0-0 G5-4-3 1B	5	1	3	0	0	1	1
Al Weis, S (9, PR) OBP: 0.308, SLG: 0.250 (9, 4)										0	0	0	0	0	0	0
Floyd Robinson, L (1, 9) OBP: 0.427, SLG: 0.536	x 0-0 ① FC4-6 1-2f 2-3		x 0-0 ② 1-3 1B		x 0-0 E 1B 1B		x 0-0 ① F5		x 0-0 ① F7	5	0	2	0	0	0	3
Dave Nicholson, R (1, 7) OBP: 0.315, SLG: 0.519	x 0-0 ② SF8 3-H		x 0-0 3-H 1B		SSS 0-3 ② K		SSS 0-3 ② K		x 0-0 ②③ G5-4-3 1-2f	4	0	1	2	0	2	2
Joe Cunningham, L (1, 3) OBP: 0.402, SLG: 0.388	x 0-0 ③ 1-3		SSS 0-3 ③ K		x 0-0 E5 BB 1-3 1B		SSS 0-3 ③ K			4	0	1	0	0	2	2
Ron Hansen, R (1, 6) OBP: 0.300, SLG: 0.402		x 0-0 ① F6		x 0-0 ① 5-3	BBBB 4-0 1-2 BB			x 0-0 1B 3B		3	1	1	0	1	0	0
Pete Ward, L (1, 5) OBP: 0.367, SLG: 0.412		x 0-0 ② F7		x 0-0 ② 4-3	SSS 0-3 ③ K			SSS 0-3 ① K		4	0	0	0	0	2	4
Cam Carreon, R (1, 2) OBP: 0.368, SLG: 0.333		x 0-0 ③ 5-3		x 0-0 2B		x 0-0 FC6-4 1B		x 0-0 3-H 1B		4	0	3	1	0	0	0
Gary Peters, L (1, 1) OBP: 0.286, SLG: 0.714		x 0-0 HR		SSS 0-3 ③ K		SSS 0-3 ① K		x 0-0 ② F8		4	1	1	1	0	2	3
Jim Brosnan, R (9, 1)										0	0	0	0	0	0	0

TOP

Chicago White Sox @ Kansas City Athletics

Municipal Stadium, Kansas City, MO

Mon May 06 1963, 8:05 PM EDT

Att. 9,495 - Unknown

livebaseballscorecards.com

AB	37
R	5
H	13
RBI	5
BB	2
SO	10
LOB	17

Inning Stats	1	2	3	4	5	6	7	8	9
	R: 1 E: 0 K: 0 S: 4	R: 0 E: 0 K: 0 S: 3	R: 2 E: 0 K: 1 S: 8	R: 0 E: 0 K: 1 S: 6	R: 1 E: 1 K: 3 S: 12	R: 0 E: 0 K: 1 S: 6	R: 0 E: 0 K: 2 S: 7	R: 1 E: 0 K: 2 S: 9	R: 0 E: 0 K: 0 S: 3
	H: 1 LOB: 1 BB: 1 P: 8	H: 0 LOB: 0 BB: 0 P: 3	H: 4 LOB: 1 BB: 0 P: 8	H: 1 LOB: 1 BB: 0 P: 6	H: 3 LOB: 3 BB: 1 P: 16	H: 1 LOB: 1 BB: 0 P: 6	H: 0 LOB: 0 BB: 0 P: 7	H: 2 LOB: 1 BB: 0 P: 9	H: 1 LOB: 1 BB: 0 P: 3

1B: 9	SF: 1	WP: 0
2B: 1	SAC: 0	PB: 0
3B: 1	DP: 1	SB: 0
HR: 2	HBP: 0	CS: 0

PA: 40

PITCHER		IP	WLS	BF	H	R	ER	SO	BB	IBB	HBP	BLK	WP	HR	S	P	ERA	WHIP
Ted Bowsfield, L ERA: 6.27	(1, 1)	6.0	L	29	10	4	4	6	2	0	0	0	0	2	39	47	6.00	2.000
Dale Willis, R ERA: 2.45	(7, 1)	2.0		8	2	1	1	4	0	0	0	0	0	0	16	16	4.50	1.000
Dave Thies, R ERA: 3.6	(9, 1)	1.0		3	1	0	0	0	0	0	0	0	0	0	3	3	0.00	1.000

PITCHER	IP	WLS	BF	H	R	ER	SO	BB	IBB	HBP	BLK	WP	HR	S	P	ERA	WHIP

Batter	1	2	3	4	5	6	7	8	9	AB	R	H	RBI	BB	SO	LOB
Wayne Causey, L (1, 6) OBP: 0.440, SLG: 0.515	4-3			3-1			K	FC6-4 1-2f		4	0	0	0	0	1	2
Gino Cimoli, R (1, 9) OBP: 0.323, SLG: 0.376	1-3			F3			6-3		K	4	0	0	0	0	1	0
Ed Charles, R (1, 5) OBP: 0.406, SLG: 0.376	2-6 1B			6-3			1B		5-3	4	0	2	0	0	0	0
Norm Siebern, L (1, 3) OBP: 0.309, SLG: 0.286	2-6 1-2	K			K		4-3		K	4	0	0	0	0	3	1
Chuck Essegian, R (1, 7) OBP: 0.264, SLG: 0.343		6-3			F7			BB 1B 1B		2	1	0	0	1	0	0
Jerry Lumpe, L (1, 4) OBP: 0.274, SLG: 0.274		4-3			4-3			1B 1-2 1B		3	0	1	0	0	0	0
Bobby Del Greco, R (1, 8) OBP: 0.190, SLG: 0.316			K			F9		F3		3	0	0	0	0	1	2
Haywood Sullivan, R (1, 2) OBP: 0.389, SLG: 0.355			F9			5-3		F9		3	0	0	0	0	0	2
Ted Bowsfield, R (1, 1) OBP: 0.250, SLG: 0.286			F3			5-3		FC6-4 1-2 2-H 1B		1	0	0	0	0	0	0
Dick Howser, R (6, PH) OBP: 0.311, SLG: 0.205										1	0	0	0	0	0	0
Dale Willis, R (7, 1)										0	0	0	0	0	0	0
George Alusik, R (8, PH) OBP: 0.327, SLG: 0.391										1	0	1	1	0	0	0
Dave Thies, R (9, 1) OBP: 0.667, SLG: 1.000										0	0	0	0	0	0	0
Inning Stats	R: 0 E: 0 K: 0 S: 3 H: 1 LOB: 1 BB: 0 P: 3	R: 0 E: 0 K: 1 S: 5 H: 0 LOB: 0 BB: 0 P: 5	R: 0 E: 0 K: 1 S: 5 H: 0 LOB: 0 BB: 0 P: 5	R: 0 E: 0 K: 0 S: 3 H: 0 LOB: 0 BB: 0 P: 3	R: 0 E: 0 K: 1 S: 5 H: 0 LOB: 0 BB: 0 P: 5	R: 0 E: 0 K: 0 S: 3 H: 0 LOB: 0 BB: 0 P: 3	R: 0 E: 0 K: 1 S: 6 H: 1 LOB: 1 BB: 0 P: 6	R: 1 E: 0 K: 0 S: 5 H: 2 LOB: 2 BB: 1 P: 9	R: 0 E: 0 K: 2 S: 7 H: 0 LOB: 0 BB: 0 P: 7	1B: 4 2B: 0 3B: 0 HR: 0	SF: 0 SAC: 0 DP: 0 HBP: 0						

PITCHER	IP	WLS	BF	H	R	ER	SO	BB	IBB	HBP	BLK	WP	HR	S	P	ERA	WHIP
Gary Peters, L (1, 1) ERA: 3.2	8.0	W	29	4	1	1	4	1	0	0	0	0	0	35	39	1.12	0.625
Jim Brosnan, R (9, 1) ERA: 6.35	1.0	S	3	0	0	0	2	0	0	0	0	0	0	7	7	0.00	0.000

PITCHER	IP	WLS	BF	H	R	ER	SO	BB	IBB	HBP	BLK	WP	HR	S	P	ERA	WHIP

BOTTOM

Chicago White Sox @ Kansas City Athletics

Municipal Stadium, Kansas City, MO

Mon May 06 1963, 8:05 PM EDT

Att. 9,495 - Unknown

livebaseballscorecards.com

AB	30
R	1
H	4
RBI	1
BB	1
SO	6
LOB	7

1B: 4	SF: 0	WP: 0	PA: 31
2B: 0	SAC: 0	PB: 0	
3B: 0	DP: 0	SB: 0	
HR: 0	HBP: 0	CS: 0	

Chicago White Sox @ Kansas City Athletics

Municipal Stadium, Kansas City, MO

Tue May 07 1963, 8:05 PM EDT

Att. 10,176 - Unknown

TOP

livebaseballscorecards.com

Batter	1	2	3	4	5	6	7	8	9	AB	R	H	RBI	BB	SO	LOB
Mike Hershberger, R (1, 8) (8, 9) OBP: 0.295, SLG: 0.327	1-3		1B			1B	K		F7 1-2	5	0	2	0	0	1	3
Nellie Fox, L (1, 4) OBP: 0.394, SLG: 0.372	F8		E8 1-2 1B			1-3 G4-6-3 1B		F7		4	0	2	0	0	0	0
Joe Cunningham, L (1, 3) OBP: 0.396, SLG: 0.381	WP 1B 1B		4-3			F6		6-3		4	1	1	0	0	0	3
Floyd Robinson, L (1, 9) OBP: 0.430, SLG: 0.545 Jim Landis, R (8, 8) OBP: 0.303, SLG: 0.397	FC6-4 1-H 1B			6-3		G4-6-3 1-2f		2B		4 0	0 0	2 0	1 0	0 0	0 0	2 0
Pete Ward, L (1, 5) OBP: 0.363, SLG: 0.398	FC6-4 1-2f			4-3			6-3	BB		3	0	0	0	1	0	1
Dave Nicholson, R (1, 7) OBP: 0.313, SLG: 0.506		G1-4-3 1B		K			F9	K		4	0	1	0	0	2	2
Ron Hansen, R (1, 6) OBP: 0.298, SLG: 0.407		G1-4-3 1-2f			K		1B 2B		F9	4	1	1	0	0	1	1
J.C. Martin, L (1, 2) OBP: 0.239, SLG: 0.268		F7			F2		1B IBB		G3	3	0	0	0	1	0	0
John Buzhardt, R (1, 1) OBP: 0.091, SLG: 0.091 Charlie Maxwell, L (9, PH) OBP: 0.375, SLG: 0.167 Al Weis, S (9, PR) OBP: 0.308, SLG: 0.250 Hoyt Wilhelm, R (9, 1) OBP: 0.143, SLG: 0.143			6-3		F9		1-2 2-H 1B		S BB	3 0 0 0	0 0 0 0	1 0 0 0	1 0 0 0	0 1 0 0	0 0 0 0	0 0 0 0

	AB	34
	R	2
	H	10
	RBI	2
	BB	3
	SO	4
	LOB	12

Inning Stats	1	2	3	4	5	6	7	8	9	1B: 8	SF: 0	WP: 1	PA: 37
	R: 1 E: 0 K: 0 S: 5	H: 2 LOB: 1 BB: 0 P: 5	R: 0 E: 0 K: 0 S: 3	H: 1 LOB: 0 BB: 0 P: 3	R: 0 E: 1 K: 0 S: 4	H: 2 LOB: 1 BB: 0 P: 4	R: 0 E: 0 K: 1 S: 5	H: 0 LOB: 0 BB: 0 P: 5	R: 0 E: 0 K: 0 S: 4	H: 2 LOB: 1 BB: 0 P: 4	R: 1 E: 0 K: 1 S: 7	H: 2 LOB: 2 BB: 1 P: 11	R: 0 E: 0 K: 1 S: 6	H: 1 LOB: 2 BB: 1 P: 10	R: 0 E: 0 K: 0 S: 3	H: 0 LOB: 2 BB: 1 P: 7	2B: 2 SAC: 0 PB: 0	3B: 0 DP: 2 SB: 1	HR: 0 HBP: 0 CS: 0	

PITCHER	IP	WLS	BF	H	R	ER	SO	BB	IBB	HBP	BLK	WP	HR	S	P	ERA	WHIP
Dave Wickersham, R (1, 1) ERA: 3.28	8.0	L	33	10	2	2	4	1	1	0	0	1	0	39	47	2.25	1.375
Bill Fischer, R (9, 1) ERA: 1.56	1.0		4	0	0	0	0	1	0	0	0	0	0	3	7	0.00	1.000

PITCHER	IP	WLS	BF	H	R	ER	SO	BB	IBB	HBP	BLK	WP	HR	S	P	ERA	WHIP

Batter	1	2	3	4	5	6	7	8	9	AB	R	H	RBI	BB	SO	LOB
Wayne Causey, L (1, 6) OBP: 0.456, SLG: 0.549	G3		G6-3, 1B			BBBB, SH1-4, BB		4-3, 3B		3	1	2	0	1	0	0
Jose Tartabull, L (1, 8) OBP: 0.339, SLG: 0.327	F4		G6-3, 1-2f			SH1-4, 1-2		4-3, 3-H		3	0	0	1	0	0	1
Jerry Lumpe, L (1, 4) OBP: 0.264, SLG: 0.263	F7			4-3		F8		3-1		4	0	0	0	0	0	1
Norm Siebern, L (1, 3) OBP: 0.307, SLG: 0.284		5-3, 1B		F8		SSS, K			4-3	4	0	1	0	0	1	1
Ed Charles, R (1, 5) OBP: 0.400, SLG: 0.371		5-3, 1-2		SSS, K			5-3		1B	4	0	1	0	0	1	1
Chuck Essegian, R (1, 7) OBP: 0.276, SLG: 0.352		E5			G6-3, 1B		1B		F8	4	0	2	0	0	0	1
Gino Cimoli, R (1, 9) OBP: 0.313, SLG: 0.364		SSS, K			G6-3, 1-2f		F9			3	0	0	0	0	1	4
Billy Bryan, L (1, 2) OBP: 0.317, SLG: 0.431		4-3			BBBB, BB		SSS, K			2	0	0	0	1	1	3
Dave Wickersham, R (1, 1) OBP: 0.273, SLG: 0.200 Manny Jimenez, L (8, PH) OBP: 0.340, SLG: 0.300 Bill Fischer, R (9, 1)			SSS, K		1-3			F7		2 1 0	0 0 0	0 0 0	0 0 0	0 0 0	1 0 0	1 0 0
Inning Stats	R: 0 H: 0 E: 0 LOB: 0 K: 0 BB: 0 S: 3 P: 3	R: 0 H: 1 E: 1 LOB: 2 K: 1 BB: 0 S: 7 P: 7	R: 0 H: 1 E: 0 LOB: 0 K: 1 BB: 0 S: 5 P: 5	R: 0 H: 0 E: 0 LOB: 0 K: 1 BB: 0 S: 5 P: 5	R: 0 H: 1 E: 0 LOB: 1 K: 0 BB: 1 S: 3 P: 7	R: 0 H: 0 E: 0 LOB: 1 K: 1 BB: 1 S: 5 P: 9	R: 0 H: 1 E: 0 LOB: 1 K: 1 BB: 0 S: 6 P: 6	R: 1 H: 1 E: 0 LOB: 0 K: 0 BB: 0 S: 4 P: 4	R: 0 H: 1 E: 0 LOB: 0 K: 0 BB: 0 S: 3 P: 3	1B: 5 SF: 0 2B: 0 SAC: 1 3B: 1 DP: 2 HR: 0 HBP: 0						WP: 0 PA: 33 PB: 0 SB: 0 CS: 0	

PITCHER		IP	WLS	BF	H	R	ER	SO	BB	IBB	HBP	BLK	WP	HR	S	P	ERA	WHIP
John Buzhardt, R ERA: 2.7	(1, 1)	8.0	W	30	5	1	1	5	2	0	0	0	0	0	38	46	1.12	0.875
Hoyt Wilhelm, R ERA: 1.07	(9, 1)	1.0	S	3	1	0	0	0	0	0	0	0	0	0	3	3	0.00	1.000

PITCHER	IP	WLS	BF	H	R	ER	SO	BB	IBB	HBP	BLK	WP	HR	S	P	ERA	WHIP

BOTTOM

Chicago White Sox @ Kansas City Athletics

Municipal Stadium, Kansas City, MO

Tue May 07 1963, 8:05 PM EDT

Att. 10,176 - Unknown

livebaseballscorecards.com

AB	30
R	1
H	6
RBI	1
BB	2
SO	5
LOB	13

Batter	1	2	3	4	5	6	7	8	9	AB	R	H	RBI	BB	SO	LOB
Mike Hershberger, R (1, 8) OBP: 0.308, SLG: 0.356	6-3			K			SH3 1B E 1B 1B 2B			4	2	2	0	0	1	0
Nellie Fox, L (1, 4) OBP: 0.398, SLG: 0.378	F7			F4			SH3 E 1B 1-2 1B			4	1	2	1	0	0	0
Joe Cunningham, L (1, 3) OBP: 0.385, SLG: 0.368	4-3			4-3			SH3 1-2 2-3	1-3		3	0	0	0	0	0	0
Floyd Robinson, L (1, 9) OBP: 0.423, SLG: 0.527		5-3			F7		E IBB	K		3	1	0	0	1	1	0
Pete Ward, L (1, 5) OBP: 0.358, SLG: 0.402		4-3			F2		E6 2B 1-H 2-H 3-H 2B	K		4	1	1	2	0	1	0
Dave Nicholson, R (1, 7) OBP: 0.310, SLG: 0.489		K			F5		BB 2B BB		K	3	1	0	0	1	2	0
Ron Hansen, R (1, 6) OBP: 0.296, SLG: 0.393			K			6-3	BB 2B 1-2 BB		K	3	1	0	0	1	2	0
J.C. Martin, L (1, 2) OBP: 0.260, SLG: 0.311			4-3			F4	E 2B 1-H 2-H 3-H		1B	4	1	2	3	0	0	0
Eddie Fisher, R (1, 1) OBP: 0.091, SLG: 0.091			K			6-3	6-3 3-H		K	4	0	0	0	0	2	1
Jim Brosnan, R (9, 1)										0	0	0	0	0	0	0
Inning Stats	R: 0 E: 0 K: 0 S: 3 H: 0 LOB: 0 BB: 0 P: 3	R: 0 E: 0 K: 1 S: 5 H: 0 LOB: 0 BB: 0 P: 5	R: 0 E: 0 K: 2 S: 7 H: 0 LOB: 0 BB: 0 P: 7	R: 0 E: 0 K: 1 S: 5 H: 0 LOB: 0 BB: 0 P: 5	R: 0 E: 0 K: 0 S: 3 H: 0 LOB: 0 BB: 0 P: 3	R: 0 E: 0 K: 0 S: 3 H: 0 LOB: 0 BB: 0 P: 3	R: 8 E: 2 K: 0 S: 8 H: 6 LOB: 1 BB: 3 P: 20	R: 0 E: 0 K: 2 S: 7 H: 0 LOB: 0 BB: 0 P: 7	R: 0 E: 0 K: 3 S: 10 H: 1 LOB: 1 BB: 0 P: 10	1B: 4 2B: 3 3B: 0 HR: 0 SF: 0 SAC: 1 DP: 0 HBP: 0						

PITCHER		IP	WLS	BF	H	R	ER	SO	BB	IBB	HBP	BLK	WP	HR	S	P	ERA	WHIP
Ed Rakow, R ERA: 3.06	(1, 1)	6.2	L	28	5	8	8	4	2	1	0	0	0	0	33	45	10.80	1.050
Diego Segui, R ERA: 8.06	(7, 1)	1.1		4	1	0	0	2	0	0	0	0	0	0	8	8	0.00	0.750
John Wyatt, R ERA: 4.5	(9, 1)	1.0		4	1	0	0	3	0	0	0	0	0	0	10	10	0.00	1.000

PITCHER	IP	WLS	BF	H	R	ER	SO	BB	IBB	HBP	BLK	WP	HR	S	P	ERA	WHIP

TOP

Chicago White Sox @ Kansas City Athletics

Municipal Stadium, Kansas City, MO

Wed May 08 1963, 8:05 PM EDT

Att. 12,692 - Unknown

livebaseballscorecards.com

AB	32
R	8
H	7
RBI	6
BB	3
SO	9
LOB	1

WP: 0	PA: 36
PB: 0	
SB: 0	
CS: 0	

Batter	1	2	3	4	5	6	7	8	9	AB	R	H	RBI	BB	SO	LOB
Wayne Causey, L (1, 6) OBP: 0.434, SLG: 0.520	G3		F9			4-3		G3		4	0	0	0	0	0	0
Jose Tartabull, L (1, 8) OBP: 0.317, SLG: 0.304	F7		F2			6-3		F6		4	0	0	0	0	0	0
Jerry Lumpe, L (1, 4) OBP: 0.272, SLG: 0.272	BB, 1B			F5		6-3			HR, 1B	4	1	2	0	0	0	0
Norm Siebern, L (1, 3) OBP: 0.322, SLG: 0.337	BBBB, 1-2, BB			2B			6-3		1-H, HR	3	1	2	2	1	0	0
Ed Charles, R (1, 5) OBP: 0.404, SLG: 0.386	SSS, K			F5			1B, SF8, 2B		G5-4-3, 1B	4	1	2	0	0	1	3
Chuck Essegian, R (1, 7) OBP: 0.275, SLG: 0.347		SSS, K		5-3			2-3, 1B		1-2f, G5-4-3	4	0	1	0	0	1	2
Gino Cimoli, R (1, 9) OBP: 0.300, SLG: 0.352		6-3	F9				SF8, 3-H		6-3	3	0	0	1	0	0	0
Billy Bryan, L (1, 2) OBP: 0.302, SLG: 0.407		F8	3-1				F3			3	0	0	0	0	0	1
Ed Rakow, S (1, 1) OBP: 0.250, SLG: 0.200			SSS, K		SSS, K			F8		2	0	0	0	0	2	0
Diego Segui, R (7, 1) OBP: 0.286, SLG: 0.286										0	0	0	0	0	0	0
Manny Jimenez, L (8, PH) OBP: 0.333, SLG: 0.293										1	0	0	0	0	0	0
John Wyatt, R (9, 1)										0	0	0	0	0	0	0
Inning Stats	R: 0 E: 0 K: 1 S: 6 H: 1 LOB: 2 BB: 1 P: 10	R: 0 E: 0 K: 1 S: 5 H: 0 LOB: 0 BB: 0 P: 5	R: 0 E: 0 K: 1 S: 5 H: 0 LOB: 0 BB: 0 P: 5	R: 0 E: 0 K: 0 S: 4 H: 1 LOB: 1 BB: 0 P: 4	R: 0 E: 0 K: 1 S: 5 H: 0 LOB: 0 BB: 0 P: 5	R: 0 E: 0 K: 0 S: 3 H: 0 LOB: 0 BB: 0 P: 3	R: 1 E: 0 K: 0 S: 5 H: 2 LOB: 1 BB: 0 P: 5	R: 0 E: 0 K: 0 S: 3 H: 0 LOB: 0 BB: 0 P: 3	R: 2 E: 0 K: 0 S: 5 H: 3 LOB: 0 BB: 0 P: 5	1B: 4 2B: 2 3B: 0 HR: 1	SF: 1 SAC: 0 DP: 1 HBP: 0						

PITCHER	IP	WLS	BF	H	R	ER	SO	BB	IBB	HBP	BLK	WP	HR	S	P	ERA	WHIP
Eddie Fisher, R (1, 1) ERA: 5.08	8.0	W	31	6	3	3	4	1	0	0	0	0	1	38	42	3.38	0.875
Jim Brosnan, R (9, 1) ERA: 5.4	1.0	S	3	1	0	0	0	0	0	0	0	0	0	3	3	0.00	1.000

PITCHER	IP	WLS	BF	H	R	ER	SO	BB	IBB	HBP	BLK	WP	HR	S	P	ERA	WHIP

BOTTOM

Chicago White Sox @ Kansas City Athletics

Municipal Stadium, Kansas City, MO

Wed May 08 1963, 8:05 PM EDT

Att. 12,692 - Unknown

livebaseballscorecards.com

AB	32
R	3
H	7
RBI	3
BB	1
SO	4
LOB	6

1B: 4	SF: 1	WP: 0	PA: 34
2B: 2	SAC: 0	PB: 0	
3B: 0	DP: 1	SB: 0	
HR: 1	HBP: 0	CS: 0	

Batter	1	2	3	4	5	6	7	8	9	AB	R	H	RBI	BB	SO	LOB
Wayne Causey, L (1, 6) OBP: 0.414, SLG: 0.494	F8		K			6-3		L9		4	0	0	0	0	1	1
Jose Tartabull, L (1, 8) OBP: 0.299, SLG: 0.283	4-3		L7			F5		L8		4	0	0	0	0	0	1
Jerry Lumpe, L (1, 4) OBP: 0.271, SLG: 0.280	2B			4-3		4-3			F6	4	0	1	0	0	0	0
Norm Siebern, L (1, 3) OBP: 0.320, SLG: 0.327	BB			3-1			4-3		K	3	0	0	0	1	1	0
Ed Charles, R (1, 5) OBP: 0.390, SLG: 0.371	F9			F3			F8		K	4	0	0	0	0	1	2
Manny Jimenez, L (1, 7) OBP: 0.353, SLG: 0.326		1-3			2B		BB			2	0	1	0	1	0	0
Gino Cimoli, R (1, 9) OBP: 0.291, SLG: 0.340		5-3			4-3		L4			3	0	0	0	0	0	2
Billy Bryan, L (1, 2) OBP: 0.288, SLG: 0.386		K			K			2-3		3	0	0	0	0	2	1
Orlando Pena, R (1, 1) OBP: 0.333, SLG: 0.111			F9		K			1B		2	0	0	0	0	1	1
Chuck Essegian, R (8, PH) OBP: 0.284, SLG: 0.355										1	0	1	0	0	0	0
Tony La Russa, R (8, PR)										0	0	0	0	0	0	0
John Wyatt, R (8, 1)										0	0	0	0	0	0	0
Inning Stats	R: 0 E: 0 K: 0 S: 4 H: 1 LOB: 2 BB: 1 P: 8	R: 0 E: 0 K: 1 S: 5 H: 0 LOB: 0 BB: 0 P: 5	R: 0 E: 0 K: 1 S: 5 H: 0 LOB: 0 BB: 0 P: 5	R: 0 E: 0 K: 0 S: 3 H: 0 LOB: 0 BB: 0 P: 3	R: 0 E: 0 K: 2 S: 8 H: 1 LOB: 1 BB: 0 P: 8	R: 0 E: 0 K: 0 S: 3 H: 0 LOB: 0 BB: 0 P: 3	R: 0 E: 0 K: 0 S: 3 H: 0 LOB: 1 BB: 1 P: 7	R: 0 E: 0 K: 0 S: 4 H: 1 LOB: 1 BB: 0 P: 4	R: 0 E: 0 K: 2 S: 7 H: 0 LOB: 0 BB: 0 P: 7	1B: 1 2B: 2 3B: 0 HR: 0 SF: 0 SAC: 0 DP: 0 HBP: 0						

PITCHER	IP	WLS	BF	H	R	ER	SO	BB	IBB	HBP	BLK	WP	HR	S	P	ERA	WHIP
Camilo Pascual, R (1, 1) ERA: 3.25	9.0	W	32	3	0	0	6	2	0	0	0	0	0	42	50	0.00	0.556

PITCHER	IP	WLS	BF	H	R	ER	SO	BB	IBB	HBP	BLK	WP	HR	S	P	ERA	WHIP

TOP

Kansas City Athletics @ Minnesota Twins

Metropolitan Stadium, Bloomington , MI

Fri May 10 1963, 8:05 PM EDT

Att. 11,276 - Unknown - 48 F

livebaseballscorecards.com

AB	30
R	0
H	3
RBI	0
BB	2
SO	6
LOB	8

Batter	1	2	3	4	5	6	7	8	9	AB	R	H	RBI	BB	SO	LOB
Zoilo Versalles, R (1, 6) OBP: 0.284, SLG: 0.374	x 0-0 ① F8		x 0-0 ① F8		x 0-0 1B			x 0-0 1B		4	0	2	0	0	0	0
Vic Power, R (1, 3) OBP: 0.266, SLG: 0.337	x 0-0 ② 5-3		x 0-0 ② F9		x 0-0 ③ L9			x 0-0 ② F3		4	0	0	0	0	0	2
Lenny Green, L (1, 8) (9, 7) OBP: 0.303, SLG: 0.339	x 0-0 ③ F7		S S S 0-3 ③ K			x 0-0 ① F5		x 0-0 ③ F8		4	0	0	0	0	1	1
Bob Allison, R (1, 9) OBP: 0.404, SLG: 0.577		S S S 0-3 ① K		S S S 0-3 ① K		x 0-0 ② F5				3	0	0	0	0	2	0
Earl Battey, R (1, 2) OBP: 0.337, SLG: 0.443		x 0-0 ② F8		B B B B 4-0 BB		x 0-0 ③ 5-3				2	0	0	0	1	0	0
Jimmie Hall, L (1, 7) OBP: 0.284, SLG: 0.261 Bill Tuttle, R (9, 8)		x 0-0 2B		S S S 0-3 ② K			x 0-0 ① F8			3 0	1 0	1 0	0 0	0 0	1 0	1 0
Bernie Allen, L (1, 4) OBP: 0.264, SLG: 0.270		B B B B 4-0 2B BB		x 0-0 ③ F5			S S S 0-3 ② K			2	1	0	0	1	1	1
Jay Ward, R (1, 5) OBP: 0.111, SLG: 0.222		x 0-0 1-H 2-H 2B			S S S 0-3 ① K		S S S 0-3 ③ K			3	0	1	2	0	2	0
Camilo Pascual, R (1, 1) OBP: 0.222, SLG: 0.222		S S S 0-3 ③ K			x 0-0 ② 6-3			x 0-0 ① 4-3		3	0	0	0	0	1	1
Inning Stats	R: 0 H: 0 E: 0 LOB: 0 K: 0 BB: 0 S: 3 P: 3	R: 2 H: 2 E: 0 LOB: 1 K: 2 BB: 1 S: 9 P: 13	R: 0 H: 0 E: 0 LOB: 0 K: 1 BB: 0 S: 5 P: 5	R: 0 H: 0 E: 0 LOB: 1 K: 2 BB: 1 S: 7 P: 11	R: 0 H: 1 E: 0 LOB: 1 K: 1 BB: 0 S: 6 P: 6	R: 0 H: 0 E: 0 LOB: 0 K: 0 BB: 0 S: 3 P: 3	R: 0 H: 0 E: 0 LOB: 0 K: 2 BB: 0 S: 7 P: 7	R: 0 H: 1 E: 0 LOB: 1 K: 0 BB: 0 S: 4 P: 4		1B: 2 SF: 0 2B: 2 SAC: 0 3B: 0 DP: 0 HR: 0 HBP: 0						

PITCHER		IP	WLS	BF	H	R	ER	SO	BB	IBB	HBP	BLK	WP	HR	S	P	ERA	WHIP
Orlando Pena, R ERA: 2.0	(1, 1)	7.0	L	26	3	2	2	8	2	0	0	0	0	0	40	48	2.57	0.714
John Wyatt, R ERA: 4.15	(8, 1)	1.0		4	1	0	0	0	0	0	0	0	0	0	4	4	0.00	1.000

PITCHER	IP	WLS	BF	H	R	ER	SO	BB	IBB	HBP	BLK	WP	HR	S	P	ERA	WHIP

BOTTOM

Kansas City Athletics @ Minnesota Twins

Metropolitan Stadium, Bloomington , MI

Fri May 10 1963, 8:05 PM EDT
Att. 11,276 - Unknown - 48 F

livebaseballscorecards.com

AB	28
R	2
H	4
RBI	2
BB	2
SO	8
LOB	6

WP: 0 PA: 30
PB: 0
SB: 0
CS: 0

Batter	1	2	3	4	5	6	7	8	9	AB	R	H	RBI	BB	SO	LOB
Wayne Causey, L (1, 6) OBP: 0.413, SLG: 0.500	S S S 0-3 ① **K**	x 0-0 ① F3		x 0-0 ③ F6		x 0-0 1B 1B		x 0-0 2B		5	0	2	0	0	1	4
Gino Cimoli, R (1, 9) OBP: 0.306, SLG: 0.351	B B B B 4-0 BB BB	x 0-0 ② SF8 3-H			x 0-0 1B HR 1B	x 0-0 FC4-6 1-3 1B		x 0-0 ③ 1-3		3	1	2	1	1	0	1
Ed Charles, R (1, 5) OBP: 0.374, SLG: 0.355	S S S 0-3 ② **K**	x 0-0 ③ FC5 2-3f			x 0-0 ① F9	x 0-0 ③ FC4-6 1-2f			x 0-0 ① F8	5	0	0	0	0	1	6
Norm Siebern, L (1, 3) OBP: 0.339, SLG: 0.330	B B B B 4-0 1-2 BB		x 0-0 ① F4		x 0-0 1-2 HR 1B		B B B B 4-0 FC1-6 BB		B B B B 4-0 WP BB	2	1	1	0	3	0	0
George Alusik, R (1, 7) OBP: 0.304, SLG: 0.360	S S S 0-3 ③ **K**		x 0-0 ② F7		x 0-0 ② F6		x 0-0 ① FC1-6 1-2f G3		x 0-0 ② F7 1-2	4	0	0	0	0	1	5
Jose Tartabull, L (7, PR) OBP: 0.294, SLG: 0.279 (7, 7)										1	0	0	0	0	0	1
Jerry Lumpe, L (1, 4) OBP: 0.276, SLG: 0.306		B B B B 4-0 SH 1B BB BB	x 0-0 ③ F8		x 0-0 1-H 2-H HR		x 0-0 ② G3 1-2		x 0-0 ③ G3	4	2	1	3	1	0	2
Bobby Del Greco, R (1, 8) OBP: 0.240, SLG: 0.348		x 0-0 BB SH 1-2 SF8 1B		x 0-0 WP 1B	x 0-0 ③ F4		x 0-0 ③ F8			4	1	2	0	0	0	2
Haywood Sullivan, R (1, 2) OBP: 0.359, SLG: 0.324		x 0-0 SH FC5 BB 1-2 2-3		x 0-0 ① F8 1-2		x 0-0 ① F9		x 0-0 ① 6-3		3	0	0	0	0	0	1
Ted Bowsfield, R (1, 1) OBP: 0.250, SLG: 0.200		B B B B 4-0 1-2 2-3 3-H BB		x 0-0 ② F2		x 0-0 ② 5-3		S S S 0-3 ② **K**		3	0	0	1	1	1	1
Inning Stats	R: 0 H: 0 E: 0 LOB: 2 K: 3 BB: 2 S: 9 P: 17	R: 2 H: 1 E: 1 LOB: 2 K: 0 BB: 2 S: 5 P: 13	R: 0 H: 0 E: 0 LOB: 0 K: 0 BB: 0 S: 3 P: 3	R: 0 H: 1 E: 0 LOB: 1 K: 0 BB: 0 S: 4 P: 4	R: 3 H: 3 E: 0 LOB: 0 K: 0 BB: 0 S: 6 P: 6	R: 0 H: 2 E: 0 LOB: 2 K: 0 BB: 0 S: 5 P: 5	R: 0 H: 0 E: 0 LOB: 2 K: 0 BB: 1 S: 3 P: 7	R: 0 H: 1 E: 0 LOB: 1 K: 1 BB: 0 S: 6 P: 6	R: 0 H: 0 E: 0 LOB: 1 K: 0 BB: 1 S: 3 P: 7	1B: 6 SF: 1 2B: 1 SAC: 1 3B: 0 DP: 0 HR: 1 HBP: 0						WP: 2 PA: 42 PB: 0 SB: 0 CS: 0	

TOP

Kansas City Athletics @ Minnesota Twins

Metropolitan Stadium, Bloomington , MI

Sat May 11 1963, 4:33 AM EDT

Att. 11,879 - Unknown - 48 F

livebaseballscorecards.com

AB	34
R	5
H	8
RBI	5
BB	6
SO	4
LOB	23

PITCHER		IP	WLS	BF	H	R	ER	SO	BB	IBB	HBP	BLK	WP	HR	S	P	ERA	WHIP
Jim Roland, L ERA: 3.07	(1, 1)	5.0	L	25	5	5	3	3	4	0	0	0	1	1	27	43	5.40	1.800
Frank Sullivan, R ERA: 8.1	(6, 1)	3.0		13	3	0	0	1	1	0	0	0	0	0	14	18	0.00	1.333
Bill Pleis, L ERA: 2.25	(9, 1)	1.0		4	0	0	0	0	1	0	0	0	1	0	3	7	0.00	1.000

PITCHER	IP	WLS	BF	H	R	ER	SO	BB	IBB	HBP	BLK	WP	HR	S	P	ERA	WHIP

Batter	1	2	3	4	5	6	7	8	9	AB	R	H	RBI	BB	SO	LOB
Zoilo Versalles, R (1, 6) OBP: 0.283, SLG: 0.363	F5		FC4-6 1-2f			F9			1B G6-4-3 BB	3	1	0	0	1	0	1
Vic Power, R (1, 3) OBP: 0.265, SLG: 0.333	F9		F8			4-3			G6-4-3 1-3 1B	4	0	1	0	0	0	1
Harmon Killebrew, R (1, 7) OBP: 0.231, SLG: 0.273 Bill Tuttle, R (5, 8)	6-3			K		4-3			G6-4-3 1-2f 3-H	2 2	0 0	0 0	0 0	0 0	1 0	0 1
Bob Allison, R (1, 9) OBP: 0.407, SLG: 0.570		K		BB			F8		FC6-4 1B	3	0	1	0	1	1	0
Earl Battey, R (1, 2) OBP: 0.333, SLG: 0.429		BB		F8			6-3		FC6-4 1-2f	3	0	0	0	1	0	2
Lenny Green, L (1, 8) OBP: 0.296, SLG: 0.330 (5, 7)		K		F4			4-3			3	0	0	0	0	1	2
Jay Ward, R (1, 5) OBP: 0.167, SLG: 0.182		F7			G4-6-3 BB			1-3		2	0	0	0	1	0	1
Bernie Allen, L (1, 4) OBP: 0.265, SLG: 0.265			FC4-6 BB		G4-6-3 1-2f			4-3		2	0	0	0	1	0	1
Jim Roland, R (1, 1)			F1		F9			K		1	0	0	0	0	0	1
Rich Rollins, R (5, PH) OBP: 0.273, SLG: 0.295										1	0	0	0	0	0	0
Frank Sullivan, R (6, 1)										0	0	0	0	0	0	0
Johnny Goryl, R (8, PH) OBP: 0.286, SLG: 0.714										1	0	0	0	0	1	0
Bill Pleis, L (9, 1)										0	0	0	0	0	0	0
Inning Stats	R: 0 E: 0 K: 0 S: 3 H: 0 LOB: 0 BB: 0 P: 3	R: 0 E: 0 K: 2 S: 7 H: 0 LOB: 1 BB: 1 P: 11	R: 0 E: 0 K: 0 S: 3 H: 0 LOB: 1 BB: 1 P: 7	R: 0 E: 0 K: 1 S: 5 H: 0 LOB: 1 BB: 1 P: 9	R: 0 E: 0 K: 0 S: 2 H: 0 LOB: 0 BB: 1 P: 6	R: 0 E: 0 K: 0 S: 3 H: 0 LOB: 0 BB: 0 P: 3	R: 0 E: 0 K: 0 S: 3 H: 0 LOB: 0 BB: 0 P: 3	R: 0 E: 0 K: 1 S: 5 H: 0 LOB: 0 BB: 1 P: 5	R: 1 E: 0 K: 0 S: 4 H: 2 LOB: 1 BB: 1 P: 8	1B: 2 2B: 0 3B: 0 HR: 0 SF: 0 SAC: 0 DP: 2 HBP: 0						

PITCHER	IP	WLS	BF	H	R	ER	SO	BB	IBB	HBP	BLK	WP	HR	S	P	ERA	WHIP
Ted Bowsfield, L (1, 1) ERA: 5.14	9.0	W	32	2	1	1	4	5	0	0	0	0	0	35	55	1.00	0.778

PITCHER	IP	WLS	BF	H	R	ER	SO	BB	IBB	HBP	BLK	WP	HR	S	P	ERA	WHIP

BOTTOM

Kansas City Athletics @ Minnesota Twins

Metropolitan Stadium, Bloomington , MI

Sat May 11 1963, 4:33 AM EDT

Att. 11,879 - Unknown - 48 F

livebaseballscorecards.com

AB	27
R	1
H	2
RBI	0
BB	5
SO	4
LOB	10

PB: 0 SB: 0 CS: 0 PA: 32

Kansas City Athletics @ Minnesota Twins

Metropolitan Stadium, Bloomington , MI

Sun May 12 1963, 4:33 AM EDT

Att. 10,723 - Unknown - 46 F

TOP

livebaseballscorecards.com

Batter	1	2	3	4	5	6	7	8	9	AB	R	H	RBI	BB	SO	LOB
Wayne Causey, L (1, 6) OBP: 0.406, SLG: 0.500	K		2B		F7			6-3		4	1	1	0	0	1	0
Jose Tartabull, L (1, 8) OBP: 0.306, SLG: 0.308	5-3		2-H 2B			K		E SF8 1B		4	1	2	1	0	1	0
Jerry Lumpe, L (1, 4) OBP: 0.268, SLG: 0.296	F8		6-3			F6		E3 SF8 1-3		4	0	0	0	0	0	2
Norm Siebern, L (1, 3) OBP: 0.336, SLG: 0.324		FC1-6 BB		F5		F7		SF8 1-2 3-H		2	0	0	1	1	0	0
Ed Charles, R (1, 5) OBP: 0.378, SLG: 0.368		FC1-6 G3 S 1-2f		CS 1B			SH3 2B	L7		4	0	2	0	0	0	2
George Alusik, R (1, 7) OBP: 0.305, SLG: 0.377 Bobby Del Greco, R (9, 7) OBP: 0.240, SLG: 0.348		G3 1-3		1-2 1B 2B			SH3 2-3		5-3	3 0	0 0	1 0	0 0	0 0	0 0	1 0
Gino Cimoli, R (1, 9) OBP: 0.313, SLG: 0.350		4-3		2-H 1B			BB		L3	3	0	1	0	1	0	1
Billy Bryan, L (1, 2) OBP: 0.271, SLG: 0.361			F7		K		F2		4-3	4	0	0	0	0	1	2
Dave Wickersham, R (1, 1) OBP: 0.214, SLG: 0.154 John Wyatt, R (9, 1)			1-3		6-3		K			3 0	0 0	0 0	0 0	0 0	1 0	2 0

	AB	31
	R	2
	H	7
	RBI	2
	BB	2
	SO	4
	LOB	10

Inning Stats	1	2	3	4	5	6	7	8	9
	R: 0 E: 0 K: 1 S: 5 H: 0 LOB: 0 BB: 0 P: 5	R: 0 E: 0 K: 0 S: 3 H: 0 LOB: 1 BB: 1 P: 7	R: 1 E: 0 K: 0 S: 5 H: 2 LOB: 1 BB: 0 P: 5	R: 0 E: 0 K: 0 S: 4 H: 3 LOB: 2 BB: 0 P: 4	R: 0 E: 0 K: 1 S: 5 H: 0 LOB: 0 BB: 0 P: 5	R: 0 E: 0 K: 1 S: 5 H: 0 LOB: 0 BB: 0 P: 5	R: 0 E: 0 K: 1 S: 6 H: 1 LOB: 2 BB: 1 P: 10	R: 1 E: 1 K: 0 S: 5 H: 1 LOB: 1 BB: 0 P: 5	R: 0 E: 0 K: 0 S: 3 H: 0 LOB: 0 BB: 0 P: 3

	1B: 3	SF: 1	WP: 0	PA: 35
	2B: 4	SAC: 1	PB: 0	
	3B: 0	DP: 0	SB: 1	
	HR: 0	HBP: 0	CS: 1	

PITCHER		IP	WLS	BF	H	R	ER	SO	BB	IBB	HBP	BLK	WP	HR	S	P	ERA	WHIP
Jim Perry, R ERA: 3.08	(1, 1)	8.0	L	32	7	2	1	4	2	0	0	0	0	0	38	46	1.12	1.125
Bill Dailey, R ERA: 5.25	(9, 1)	1.0		3	0	0	0	0	0	0	0	0	0	0	3	3	0.00	0.000

PITCHER		IP	WLS	BF	H	R	ER	SO	BB	IBB	HBP	BLK	WP	HR	S	P	ERA	WHIP

BOTTOM

Kansas City Athletics @ Minnesota Twins

Metropolitan Stadium, Bloomington , MI

Sun May 12 1963, 4:33 AM EDT

Att. 10,723 - Unknown - 46 F

livebaseballscorecards.com

Batter	1	2	3	4	5	6	7	8	9	AB	R	H	RBI	BB	SO	LOB
Lenny Green, L (1, 8) OBP: 0.295, SLG: 0.328	2B 1B		F5		3-1			5-3		4	0	1	0	0	0	1
Vic Power, R (1, 3) OBP: 0.265, SLG: 0.339	1-3 2B		G6-4-3 1-2f			4-3		4-3		4	0	1	0	0	0	1
Jimmie Hall, L (1, 7) OBP: 0.282, SLG: 0.260	K			SH3 1B SF9 1B		F5			F8	4	1	1	0	0	1	2
Bob Allison, R (1, 9) OBP: 0.418, SLG: 0.592	F6			SF9 SH3 1-2 1B		BB			3B	3	0	2	0	1	0	2
Earl Battey, R (1, 2) OBP: 0.324, SLG: 0.415	F9			SH3 1-2 2-3		1-3			6-3	3	0	0	0	0	0	4
Bernie Allen, L (1, 4) OBP: 0.256, SLG: 0.257		5-3		SF9 2-3 3-H			4-3		F6	3	0	0	1	0	0	1
Zoilo Versalles, R (1, 6) OBP: 0.275, SLG: 0.352		F8		F6			6-3			3	0	0	0	0	0	1
Jay Ward, R (1, 5) OBP: 0.133, SLG: 0.143		6-3			F7		F9			3	0	0	0	0	0	0
Jim Perry, S (1, 1) OBP: 0.167, SLG: 0.167			G6-4-3 1B		3-1			F9		2	0	1	0	0	0	0
Harmon Killebrew, R (8, PH) OBP: 0.222, SLG: 0.261										1	0	0	0	0	0	0
Bill Dailey, R (9, 1)										0	0	0	0	0	0	0

	AB	30
	R	1
	H	6
	RBI	1
	BB	1
	SO	1
	LOB	12

Inning Stats	1	2	3	4	5	6	7	8	9
	R: 0 H: 2 E: 0 LOB: 2 K: 1 BB: 0 S: 7 P: 7	R: 0 H: 0 E: 0 LOB: 0 K: 0 BB: 0 S: 3 P: 3	R: 0 H: 1 E: 0 LOB: 0 K: 0 BB: 0 S: 3 P: 3	R: 1 H: 2 E: 0 LOB: 1 K: 0 BB: 0 S: 5 P: 5	R: 0 H: 0 E: 0 LOB: 0 K: 0 BB: 0 S: 3 P: 3	R: 0 H: 0 E: 0 LOB: 1 K: 0 BB: 1 S: 3 P: 7	R: 0 H: 0 E: 0 LOB: 0 K: 0 BB: 0 S: 3 P: 3	R: 0 H: 0 E: 0 LOB: 0 K: 0 BB: 0 S: 3 P: 3	R: 0 H: 1 E: 0 LOB: 1 K: 0 BB: 0 S: 4 P: 4

	1B: 4	SF: 1	WP: 0	PA: 33
	2B: 1	SAC: 1	PB: 0	
	3B: 1	DP: 1	SB: 0	
	HR: 0	HBP: 0	CS: 0	

PITCHER		IP	WLS	BF	H	R	ER	SO	BB	IBB	HBP	BLK	WP	HR	S	P	ERA	WHIP
Dave Wickersham, R ERA: 2.86	(1, 1)	8.1	W	31	6	1	1	1	1	0	0	0	0	0	32	36	1.08	0.840
John Wyatt, R ERA: 3.95	(9, 1)	0.2	S	2	0	0	0	0	0	0	0	0	0	0	2	2	0.00	0.000

PITCHER	IP	WLS	BF	H	R	ER	SO	BB	IBB	HBP	BLK	WP	HR	S	P	ERA	WHIP

Kansas City Athletics @ Cleveland Indians

Cleveland Municipal Stadium, Cleveland, OH

Tue May 14 1963, 7:05 PM EDT

Att. 13,408 - Unknown

TOP

livebaseballscorecards.com

Batter	1	2	3	4	5	6	7	8	9	AB	R	H	RBI	BB	SO	LOB
Wayne Causey, L (1, 6) OBP: 0.406, SLG: 0.516	K	4-3		2B		K			2B	5	0	2	0	0	2	0
Gino Cimoli, R (1, 9) OBP: 0.325, SLG: 0.365	FC5-4 1B	1B SF7-5-4 2B		F3			SH2-3 HBP		F8	4	1	2	0	0	0	2
Ed Charles, R (1, 5) OBP: 0.374, SLG: 0.364	FC5-4 1B 2B 1-2f	SF7-5-4 1B 2-3		K			SH2-3 1-2		F8	4	1	1	0	0	1	3
Norm Siebern, L (1, 3) OBP: 0.333, SLG: 0.324	2B 2B 1B 1-2	SF7-5-4 1-2 3-H			K		4-3			3	1	1	1	0	1	1
Chuck Essegian, R (1, 7) OBP: 0.294, SLG: 0.375 Jose Tartabull, L (7, 8) OBP: 0.306, SLG: 0.308	2B 2B 1-3 2-H		F7		1B		K			4 0	1 0	2 0	1 0	0 0	1 0	1 0
Jerry Lumpe, L (1, 4) OBP: 0.275, SLG: 0.305	1B 2B 2-H 3-H		BB		P6			2-3		3	1	1	2	1	0	1
Bobby Del Greco, R (1, 8) OBP: 0.241, SLG: 0.333 (7, 7)	1B 1B 2-H		K		K			1-3		4	0	1	1	0	2	2
Haywood Sullivan, R (1, 2) OBP: 0.349, SLG: 0.316	1B 1-2		K			K		5-3		4	0	1	0	0	2	1
Ed Rakow, S (1, 1) OBP: 0.200, SLG: 0.158	3-1			F9		F3			K	4	0	0	0	0	1	2

	AB	35
	R	5
	H	11
	RBI	5
	BB	1
	SO	10
	LOB	13

Inning Stats																								
	R: 4	E: 0	K: 1	S: 11	H: 6	LOB: 2	BB: 0	P: 11	R: 1	E: 0	K: 0	S: 4	H: 2	LOB: 0	BB: 0	P: 4	R: 0	E: 0	K: 2	S: 7	H: 0	LOB: 1	BB: 1	P: 11
	R: 0	E: 0	K: 1	S: 6	H: 1	LOB: 1	BB: 0	P: 6	R: 0	E: 0	K: 2	S: 8	H: 1	LOB: 1	BB: 0	P: 8	R: 0	E: 0	K: 2	S: 7	H: 0	LOB: 0	BB: 0	P: 7
	R: 0	E: 0	K: 1	S: 5	H: 0	LOB: 1	BB: 0	P: 6	R: 0	E: 0	K: 0	S: 3	H: 0	LOB: 0	BB: 0	P: 3	R: 0	E: 0	K: 1	S: 6	H: 1	LOB: 1	BB: 0	P: 6
	1B: 6	2B: 6	3B: 0	HR: 0	SF: 1	SAC: 1	DP: 1	HBP: 1	WP: 0	PB: 0	SB: 0	CS: 0	PA: 39											

PITCHER		IP	WLS	BF	H	R	ER	SO	BB	IBB	HBP	BLK	WP	HR	S	P	ERA	WHIP
Jack Kralick, L ERA: 3.76	(1, 1)	0.2	L	7	5	4	4	1	0	0	0	0	0	0	9	9	54.00	7.500
Barry Latman, R ERA: 3.93	(1, 1)	4.1		18	5	1	1	5	1	0	0	0	0	0	27	31	2.08	1.385
Pedro Ramos, R ERA: 5.14	(6, 1)	2.0		7	0	0	0	3	0	0	1	0	0	0	12	13	0.00	0.000
Bob Allen, L ERA: 1.69	(8, 1)	2.0		7	1	0	0	1	0	0	0	0	0	0	9	9	0.00	0.500

PITCHER	IP	WLS	BF	H	R	ER	SO	BB	IBB	HBP	BLK	WP	HR	S	P	ERA	WHIP

Batter	1	2	3	4	5	6	7	8	9	AB	R	H	RBI	BB	SO	LOB
Vic Davalillo, L (1, 8) OBP: 0.294, SLG: 0.410	BBB 4-0 1B SF7 BB		x 0-0 L6-3 1B		x 0-0 ② F8		x 0-0 ③ 4-3			3	1	1	0	1	0	1
Tony Martinez, R (1, 6) OBP: 0.198, SLG: 0.217	x 0-0 SF7 1-3 1B		x 0-0 ① ② L6-3 1-2		x 0-0 ③ FC6-4 1-2f			x 0-0 ① F7		4	0	1	0	0	0	2
Woodie Held, R (1, 4) OBP: 0.366, SLG: 0.566	SSS 0-3 ① K		x 0-0 ③ P4			x 0-0 ① F9		x 0-0 ② F9		4	0	0	0	0	1	2
Fred Whitfield, L (1, 3) OBP: 0.263, SLG: 0.358	x 0-0 ② SF7 1-2 3-H			SSS 0-3 ① K		x 0-0 ② P6		x 0-0 ③ P6		3	0	0	1	0	1	0
John Romano, R (1, 2) OBP: 0.333, SLG: 0.508	x 0-0 ③ L6			x 0-0 ② 6-3		x 0-0 1B			x 0-0 ① F5	4	0	1	0	0	0	1
Willie Kirkland, L (1, 9) OBP: 0.305, SLG: 0.327		x 0-0 ① 1-3		BBB 4-0 BB		x 0-0 ③ 4-3			SSS 0-3 ② K	3	0	0	0	1	1	1
Ellis Burton, S (1, 7) OBP: 0.258, SLG: 0.357		x 0-0 ② P6		x 0-0 ③ F9			x 0-0 ① 3-1		x 0-0 ③ F8	4	0	0	0	0	0	1
Max Alvis, R (1, 5) OBP: 0.310, SLG: 0.450		x 0-0 1B			x 0-0 ① 5-3		x 0-0 HR			3	1	2	1	0	0	0
Jack Kralick, L (1, 1) OBP: 0.250, SLG: 0.300 Barry Latman, R (1, 1) OBP: 0.200, SLG: 0.200 Tito Francona, L (5, PH) OBP: 0.292, SLG: 0.358 Pedro Ramos, S (6, 1) Jerry Kindall, R (7, PH) Bob Allen, L (8, 1)		SSS 0-3 ③ K			x 0-0 FC6-4 1B		SSS 0-3 ② K			0 1 1 0 1 0	0 0 0 0 0 0	0 0 1 0 0 0	0 1 0 0 0 0	0 1 0 0 0 0	0 0 0 0 1 0	0 1 0 0 0 0
Inning Stats	R: 1 H: 1 E: 0 LOB: 1 K: 1 BB: 1 S: 6 P: 10	R: 0 H: 1 E: 0 LOB: 1 K: 1 BB: 0 S: 6 P: 6	R: 0 H: 1 E: 0 LOB: 0 K: 0 BB: 0 S: 3 P: 3	R: 0 H: 0 E: 0 LOB: 1 K: 1 BB: 1 S: 5 P: 9	R: 0 H: 1 E: 0 LOB: 1 K: 0 BB: 0 S: 4 P: 4	R: 0 H: 1 E: 0 LOB: 1 K: 0 BB: 0 S: 4 P: 4	R: 1 H: 1 E: 0 LOB: 0 K: 1 BB: 0 S: 6 P: 6	R: 0 H: 0 E: 0 LOB: 0 K: 0 BB: 0 S: 3 P: 3	R: 0 H: 0 E: 0 LOB: 0 K: 1 BB: 0 S: 5 P: 5	1B: 5 SF: 1 2B: 1 SAC: 0 3B: 0 DP: 1 HR: 1 HBP: 0						

PITCHER	IP	WLS	BF	H	R	ER	SO	BB	IBB	HBP	BLK	WP	HR	S	P	ERA	WHIP
Ed Rakow, R (1, 1) ERA: 2.89	9.0	W	34	6	2	2	5	2	0	0	0	0	1	42	50	2.00	0.889

PITCHER	IP	WLS	BF	H	R	ER	SO	BB	IBB	HBP	BLK	WP	HR	S	P	ERA	WHIP

BOTTOM

Kansas City Athletics @ Cleveland Indians

Cleveland Municipal Stadium, Cleveland, OH

Tue May 14 1963, 7:05 PM EDT

Att. 13,408 - Unknown

livebaseballscorecards.com

AB	31
R	2
H	6
RBI	2
BB	2
SO	5
LOB	9

Kansas City Athletics @ Cleveland Indians

Cleveland Municipal Stadium, Cleveland, OH

Wed May 15 1963, 7:05 PM EDT

Att. 3,330 - Unknown

TOP

livebaseballscorecards.com

Batter	1	2	3	4	5	6	7	8	9	AB	R	H	RBI	BB	SO	LOB
Wayne Causey, L (1, 6) OBP: 0.400, SLG: 0.515	S S S 0-3 ① K		x 0-0 ② 2B			x 0-0 ② F8			x 0-0 ① F7	4	0	1	0	0	1	0
Jose Tartabull, L (1, 8) OBP: 0.289, SLG: 0.290	x 0-0 ② F5		x 0-0 ③ 4-3			x 0-0 ③ 4-3			x 0-0 ② 1-3	4	0	0	0	0	0	1
Jerry Lumpe, L (1, 4) OBP: 0.267, SLG: 0.295	x 0-0 ③ 5-3			x 0-0 ① F9			x 0-0 ① F8		x 0-0 ③ F9	4	0	0	0	0	0	0
Norm Siebern, L (1, 3) OBP: 0.333, SLG: 0.318		B B B 4-0 BB		x 0-0 ② 3-1			S S S 0-3 ② K			2	0	0	0	1	1	0
Ed Charles, R (1, 5) OBP: 0.366, SLG: 0.355		x 0-0 ① F9		x 0-0 ③ 6-3			x 0-0 ③ 4-3			3	0	0	0	0	0	1
Chuck Essegian, R (1, 7) OBP: 0.295, SLG: 0.373 Dick Howser, R (8, PR) OBP: 0.311, SLG: 0.205 Bobby Del Greco, R (8, 7) OBP: 0.241, SLG: 0.333		S S S 0-3 ② K			x 0-0 ① F3			x 0-0 ① 1B		3 0 0	0 0 0	1 0 0	0 0 0	0 0 0	1 0 0	1 0 0
Gino Cimoli, R (1, 9) OBP: 0.317, SLG: 0.355		x 0-0 ③ F7			x 0-0 ② F8			x 0-0 ① P4		3	0	0	0	0	0	2
Haywood Sullivan, R (1, 2) OBP: 0.326, SLG: 0.293			x 0-0 ① 5-3		x 0-0 ③ F2			x 0-0 ② F9		3	0	0	0	0	0	1
Orlando Pena, R (1, 1) OBP: 0.286, SLG: 0.091 Manny Jimenez, L (8, PH) OBP: 0.346, SLG: 0.318 John Wyatt, R (8, 1)			x 0-0 ② 4-3			x 0-0 ① F9		x 0-0 ③ F8		2 1 0	0 0 0	0 0 0	0 0 0	0 0 0	0 0 0	0 1 0

	AB	29
	R	0
	H	2
	RBI	0
	BB	1
	SO	3
	LOB	7

Inning Stats																				
	R: 0	H: 0	R: 0	H: 0	R: 0	H: 1	R: 0	H: 0	R: 0	H: 0	R: 0	H: 0	R: 0	H: 0	R: 0	H: 1	R: 0	H: 0	1B: 1	SF: 0
	E: 0	LOB: 0	E: 0	LOB: 1	E: 0	LOB: 1	E: 0	LOB: 0	E: 0	LOB: 0	E: 0	LOB: 0	E: 0	LOB: 0	E: 0	LOB: 1	E: 0	LOB: 0	2B: 1	SAC: 0
	K: 1	BB: 0	K: 1	BB: 1	K: 0	BB: 0	K: 0	BB: 0	K: 0	BB: 0	K: 0	BB: 0	K: 1	BB: 0	K: 0	BB: 0	K: 0	BB: 0	3B: 0	DP: 0
	S: 5	P: 5	S: 5	P: 9	S: 4	P: 4	S: 3	P: 3	S: 3	P: 3	S: 3	P: 3	S: 5	P: 5	S: 4	P: 4	S: 3	P: 3	HR: 0	HBP: 0

	WP: 0	PA: 30
	PB: 0	
	SB: 0	
	CS: 0	

PITCHER		IP	WLS	BF	H	R	ER	SO	BB	IBB	HBP	BLK	WP	HR	S	P	ERA	WHIP
Mudcat Grant, R ERA: 3.19	(1, 1)	9.0	W	30	2	0	0	3	1	0	0	0	0	0	35	39	0.00	0.333

PITCHER		IP	WLS	BF	H	R	ER	SO	BB	IBB	HBP	BLK	WP	HR	S	P	ERA	WHIP

Batter	1	2	3	4	5	6	7	8	9	AB	R	H	RBI	BB	SO	LOB
Vic Davalillo, L (1, 8) OBP: 0.301, SLG: 0.407	0-0 1B 1B 1B	4-0 BB			0-3 K			0-3 K		3	1	1	0	1	2	0
Al Luplow, L (1, 9) OBP: 0.152, SLG: 0.174	0-0 BB 1B 1-2 1B	0-0 F9			0-0 F8			0-0 F8		4	0	1	0	0	0	1
Woodie Held, R (1, 4) OBP: 0.351, SLG: 0.538	0-3 K		0-0 F9			0-0 F8		0-0 6-3		4	0	0	0	0	1	2
Joe Adcock, R (1, 3) OBP: 0.250, SLG: 0.327	0-0 P3		0-3 K			0-0 6-3				3	0	0	0	0	1	2
Tito Francona, L (1, 7) OBP: 0.293, SLG: 0.357	0-0 BB 1-2 2-H 1B		0-0 F7			0-0 4-3				3	0	1	1	0	0	0
John Romano, R (1, 2) OBP: 0.333, SLG: 0.492	4-0 FC6-4 1-2 2-3 BB			0-0 F4			0-0 F5			2	0	0	0	1	0	0
Max Alvis, R (1, 5) OBP: 0.311, SLG: 0.458	0-0 FC6-4 1-2f			0-0 F3			0-0 2B			3	0	1	0	0	0	3
Tony Martinez, R (1, 6) OBP: 0.192, SLG: 0.211		0-0 1-3		0-0 6-3			0-3 K			3	0	0	0	0	1	1
Mudcat Grant, R (1, 1) OBP: 0.083, SLG: 0.167		0-0 4-3			0-3 K		0-0 F9			3	0	0	0	0	1	1
Inning Stats	R: 1 E: 0 K: 1 S: 8 H: 3 LOB: 3 BB: 1 P: 12	R: 0 E: 0 K: 0 S: 3 H: 0 LOB: 1 BB: 1 P: 7	R: 0 E: 0 K: 1 S: 5 H: 0 LOB: 0 BB: 0 P: 5	R: 0 E: 0 K: 0 S: 3 H: 0 LOB: 0 BB: 0 P: 3	R: 0 E: 0 K: 2 S: 7 H: 0 LOB: 0 BB: 0 P: 7	R: 0 E: 0 K: 0 S: 3 H: 0 LOB: 0 BB: 0 P: 3	R: 0 E: 0 K: 1 S: 6 H: 1 LOB: 1 BB: 0 P: 6	R: 0 E: 0 K: 1 S: 5 H: 0 LOB: 0 BB: 0 P: 5		1B: 3 2B: 1 3B: 0 HR: 0	SF: 0 SAC: 0 DP: 0 HBP: 0			WP: 0 PB: 0 SB: 0 CS: 0	PA: 30		

PITCHER		IP	WLS	BF	H	R	ER	SO	BB	IBB	HBP	BLK	WP	HR	S	P	ERA	WHIP
Orlando Pena, R ERA: 1.9	(1, 1)	7.0	L	27	4	1	1	5	2	0	0	0	0	0	35	43	1.29	0.857
John Wyatt, R ERA: 3.68	(8, 1)	1.0		3	0	0	0	1	0	0	0	0	0	0	5	5	0.00	0.000

PITCHER	IP	WLS	BF	H	R	ER	SO	BB	IBB	HBP	BLK	WP	HR	S	P	ERA	WHIP

BOTTOM

Kansas City Athletics @ Cleveland Indians

Cleveland Municipal Stadium, Cleveland, OH

Wed May 15 1963, 7:05 PM EDT

Att. 3,330 - Unknown

livebaseballscorecards.com

AB	28
R	1
H	4
RBI	1
BB	2
SO	6
LOB	10

Kansas City Athletics @ Boston Red Sox

Fenway Park, Boston, MA

Fri May 17 1963, 7:05 PM EDT

Att. 24,118 - Unknown

TOP

livebaseballscorecards.com

Batter	1	2	3	4	5	6	7	8	9	AB	R	H	RBI	BB	SO	LOB
Wayne Causey, L (1, 6) OBP: 0.409, SLG: 0.535	5-3		K2-6-2 1B	K			3B		BB	4	0	2	0	1	1	1
Gino Cimoli, R (1, 8) (8, 9) OBP: 0.312, SLG: 0.348	G3 1B		K2-6-2 1-2f		F9		6-3		K	5	0	1	0	0	2	3
Jerry Lumpe, L (1, 4) OBP: 0.266, SLG: 0.288	G3 1-2		2B 2B BB		G3		F5			3	1	0	0	1	0	2
Norm Siebern, L (1, 3) OBP: 0.331, SLG: 0.325	K		2B 1-3		3-1		L9			4	1	1	0	0	1	2
George Alusik, R (1, 9) OBP: 0.302, SLG: 0.386 Jose Tartabull, L (8, 8) OBP: 0.289, SLG: 0.290		P6	2B 2-H 3-H			E5 BB		5-3		4 0	0 0	1 0	2 0	0 0	0 0	0 0
Ed Charles, R (1, 5) OBP: 0.362, SLG: 0.347		S BB	F8			P5		F9		3	0	0	0	1	0	2
Chuck Essegian, R (1, 7) OBP: 0.304, SLG: 0.372 Bobby Del Greco, R (8, 7) OBP: 0.241, SLG: 0.333		BB 1-2	1B			F8		K		3 0	0 0	1 0	0 0	1 0	1 0	1 0
Haywood Sullivan, R (1, 2) OBP: 0.320, SLG: 0.273		K	F8			BB 1-2			5-3	3	0	0	0	1	1	2
Ted Bowsfield, R (1, 1) OBP: 0.250, SLG: 0.154		P4		BB		K			K	3	0	0	0	1	2	4
Inning Stats	R: 0 E: 0 K: 1 S: 6 H: 1 LOB: 1 BB: 0 P: 6	R: 0 E: 0 K: 1 S: 5 H: 0 LOB: 2 BB: 2 P: 13	R: 2 E: 0 K: 1 S: 7 H: 3 LOB: 1 BB: 1 P: 11	R: 0 E: 0 K: 1 S: 5 H: 1 LOB: 1 BB: 1 P: 9	R: 0 E: 0 K: 0 S: 3 H: 0 LOB: 0 BB: 0 P: 3	R: 0 E: 1 K: 1 S: 6 H: 0 LOB: 2 BB: 1 P: 10	R: 0 E: 0 K: 0 S: 4 H: 1 LOB: 1 BB: 0 P: 4	R: 0 E: 0 K: 1 S: 5 H: 0 LOB: 0 BB: 0 P: 5	R: 0 E: 0 K: 2 S: 7 H: 0 LOB: 1 BB: 1 P: 11	1B: 3 2B: 3 3B: 1 HR: 0	SF: 0 SAC: 0 DP: 1 HBP: 0						

AB	32
R	2
H	6
RBI	2
BB	6
SO	8
LOB	17

WP: 0 PB: 0 SB: 1 CS: 0 PA: 38

PITCHER		IP	WLS	BF	H	R	ER	SO	BB	IBB	HBP	BLK	WP	HR	S	P	ERA	WHIP
Dave Morehead, R ERA: 1.34	(1, 1)	8.0	L	34	6	2	2	6	5	0	0	0	0	0	41	61	2.25	1.375
Dick Radatz, R ERA: 1.9	(9, 1)	1.0		4	0	0	0	2	1	0	0	0	0	0	7	11	0.00	1.000

PITCHER	IP	WLS	BF	H	R	ER	SO	BB	IBB	HBP	BLK	WP	HR	S	P	ERA	WHIP

Kansas City Athletics @ Boston Red Sox

Fenway Park, Boston, MA

Fri May 17 1963, 7:05 PM EDT

Att. 24,118 - Unknown

livebaseballscorecards.com

Batter	1	2	3	4	5	6	7	8	9	AB	R	H	RBI	BB	SO	LOB
Chuck Schilling, R (1, 4) OBP: 0.397, SLG: 0.468	5-3		BB 1B		F3			FC2-5 BB		3	0	1	0	1	0	0
Eddie Bressoud, R (1, 6) OBP: 0.272, SLG: 0.322	E5 S		FC6-4 BB 1-2			6-3		FC2-5 FC6-4 1-2 2-3f		3	0	0	0	1	0	2
Carl Yastrzemski, L (1, 7) OBP: 0.385, SLG: 0.440	K		K			4-3		F7		4	0	0	0	0	2	5
Frank Malzone, R (1, 5) OBP: 0.378, SLG: 0.468	BB 1-2		FC6-4 1-2f			BB		FC6-4 1-2f		2	0	0	0	2	0	4
Dick Radatz, R (9, 1)										0	0	0	0	0	0	0
Lou Clinton, R (1, 9) OBP: 0.301, SLG: 0.420	F7			F3		K			F7	4	0	0	0	0	1	3
Dick Stuart, R (1, 3) OBP: 0.331, SLG: 0.486		4-3		F9			F3		5-3	4	0	0	0	0	0	0
Roman Mejias, R (1, 8) OBP: 0.159, SLG: 0.219		1-3		F6			6-3		1B	4	0	1	0	0	0	0
Bob Tillman, R (1, 2) OBP: 0.296, SLG: 0.360		5-3			6-3		F9		F8	4	0	0	0	0	0	1
Dave Morehead, R (1, 1) OBP: 0.077, SLG: 0.077			K		5-3			FC2-5 2B		2	0	0	0	0	1	0
Dick Williams, R (8, PH) OBP: 0.167, SLG: 0.333 (9, 5)										1	0	1	0	0	0	0

Inning Stats	1	2	3	4	5	6	7	8	9		
	R: 0 H: 0	R: 0 H: 0	R: 0 H: 1	R: 0 H: 0	R: 0 H: 0	R: 0 H: 0	R: 0 H: 0	R: 0 H: 1	R: 0 H: 1	1B: 2 SF: 0	WP: 0 PA: 35
	E: 1 LOB: 2	E: 0 LOB: 0	E: 0 LOB: 2	E: 0 LOB: 0	E: 0 LOB: 0	E: 0 LOB: 1	E: 0 LOB: 0	E: 0 LOB: 2	E: 0 LOB: 1	2B: 1 SAC: 0	PB: 0
	K: 1 BB: 1	K: 0 BB: 0	K: 2 BB: 1	K: 0 BB: 0	K: 0 BB: 0	K: 1 BB: 1	K: 0 BB: 0	K: 0 BB: 1	K: 0 BB: 0	3B: 0 DP: 0	SB: 1
	S: 6 P: 10	S: 3 P: 3	S: 8 P: 12	S: 3 P: 3	S: 3 P: 3	S: 5 P: 9	S: 3 P: 3	S: 4 P: 8	S: 4 P: 4	HR: 0 HBP: 0	CS: 0

PITCHER	IP	WLS	BF	H	R	ER	SO	BB	IBB	HBP	BLK	WP	HR	S	P	ERA	WHIP
Ted Bowsfield, L (1, 1) ERA: 4.24	9.0	W	35	3	0	0	4	4	0	0	0	0	0	39	55	0.00	0.778

PITCHER	IP	WLS	BF	H	R	ER	SO	BB	IBB	HBP	BLK	WP	HR	S	P	ERA	WHIP

AB	31
R	0
H	3
RBI	0
BB	4
SO	4
LOB	15

Batter	1	2	3	4	5	6	7	8	9	AB	R	H	RBI	BB	SO	LOB
Wayne Causey, L (1, 6) OBP: 0.404, SLG: 0.533	0-0 1B 2B		0-0 ① G3		0-0 ③ F7		0-0 ③ 4-3			4	1	1	0	0	0	0
Gino Cimoli, R (1, 8) OBP: 0.318, SLG: 0.353	0-0 FC4-6 2-H 1B		0-0 ② 1B			0-0 ① 6-3		0-0 ① 6-3		4	0	2	1	0	0	0
Jerry Lumpe, L (1, 4) OBP: 0.280, SLG: 0.310	0-0 ① L5		0-0 2B			0-0 2B 2B 1B		0-0 1B 1B		4	1	3	0	0	0	1
Norm Siebern, L (1, 3) OBP: 0.336, SLG: 0.339	0-0 ② FC4-6 BB 1-2f		S S S 0-3 ③ K			0-0 1-3 2B		0-0 1-2 1B		4	1	2	0	0	1	2
George Alusik, R (1, 9) OBP: 0.313, SLG: 0.400	B B B B 4-0 1-2 BB			0-0 ① 6-3		0-0 2-H 3-H 2B		S S S 0-3 ② K		3	0	1	2	1	1	2
Ed Charles, R (1, 5) OBP: 0.352, SLG: 0.336	0-0 ③ P4			S S S 0-3 ② K		0-0 ② F8		0-0 ③ P6		4	0	0	0	0	1	5
Chuck Essegian, R (1, 7) OBP: 0.292, SLG: 0.356		0-0 ① L7		S S S 0-3 ③ K		0-0 ③ F5			0-0 ① 5-3	4	0	0	0	0	1	1
Haywood Sullivan, R (1, 2) OBP: 0.296, SLG: 0.250		0-0 ② L9			0-0 ① 1-3		0-0 ① L8		S S S 0-3 ② K	4	0	0	0	0	1	0
Dave Wickersham, R (1, 1) OBP: 0.188, SLG: 0.133 Diego Segui, R (5, 1) OBP: 0.286, SLG: 0.286 Dick Howser, R (7, PH) OBP: 0.304, SLG: 0.200 Dave Thies, R (7, 1) OBP: 0.667, SLG: 1.000 Manny Jimenez, L (9, PH) OBP: 0.340, SLG: 0.311		S S S 0-3 ③ K			0-0 ② F9		0-0 ② F7		S S S 0-3 ③ K	2 0 1 0 1	0 0 0 0 0	0 0 0 0 0	0 0 0 0 0	0 0 0 0 0	1 0 0 0 1	0 0 0 0 0
Inning Stats	R: 1 H: 2 E: 0 LOB: 2 K: 0 BB: 1 S: 5 P: 9	R: 0 H: 0 E: 0 LOB: 0 K: 1 BB: 0 S: 5 P: 5	R: 0 H: 2 E: 0 LOB: 1 K: 1 BB: 0 S: 6 P: 6	R: 0 H: 0 E: 0 LOB: 0 K: 2 BB: 0 S: 7 P: 7	R: 0 H: 0 E: 0 LOB: 0 K: 0 BB: 0 S: 3 P: 3	R: 2 H: 3 E: 0 LOB: 1 K: 0 BB: 0 S: 6 P: 6	R: 0 H: 0 E: 0 LOB: 0 K: 0 BB: 0 S: 3 P: 3	R: 0 H: 2 E: 0 LOB: 2 K: 1 BB: 0 S: 7 P: 7	R: 0 H: 0 E: 0 LOB: 0 K: 2 BB: 0 S: 7 P: 7	1B: 5 SF: 0 2B: 4 SAC: 0 3B: 0 DP: 0 HR: 0 HBP: 0						

TOP

Kansas City Athletics @ Boston Red Sox

Fenway Park, Boston, MA

Sun May 19 1963, 3:33 AM EDT

Unknown

livebaseballscorecards.com

AB	35
R	3
H	9
RBI	3
BB	1
SO	7
LOB	11

PITCHER		IP	WLS	BF	H	R	ER	SO	BB	IBB	HBP	BLK	WP	HR	S	P	ERA	WHIP
Bill Monbouquette, R ERA: 3.49	(1, 1)	7.1	W	31	9	3	3	4	1	0	0	0	0	0	38	42	3.68	1.364
Dick Radatz, R ERA: 1.78	(8, 1)	1.2	S	5	0	0	0	3	0	0	0	0	0	0	11	11	0.00	0.000

PITCHER		IP	WLS	BF	H	R	ER	SO	BB	IBB	HBP	BLK	WP	HR	S	P	ERA	WHIP

BOTTOM

Kansas City Athletics @ Boston Red Sox

Fenway Park, Boston, MA

Sun May 19 1963, 3:33 AM EDT

Unknown

livebaseballscorecards.com

Batter	1	2	3	4	5	6	7	8	9	AB	R	H	RBI	BB	SO	LOB
Chuck Schilling, R (1, 4) OBP: 0.411, SLG: 0.477	E 1B 1B	1B		L3 BB		K		E6 1B		4	1	3	0	1	1	1
Gary Geiger, L (1, 8) OBP: 0.281, SLG: 0.267	E 1B 1-2 1B	K		L3 1-2		BB 1-2		F8		4	1	1	0	1	1	3
Carl Yastrzemski, L (1, 7) OBP: 0.385, SLG: 0.438	E8 1-3 2-H 1B	4-3			HR 1B	K		6-3		5	2	2	1	0	1	4
Frank Malzone, R (1, 5) OBP: 0.398, SLG: 0.540	FC4-6 2-H 3-H 1B		HR		1-H HR		FC6-4 1B			4	2	4	5	0	0	0
Lou Clinton, R (1, 9) OBP: 0.291, SLG: 0.405	FC4-6 G3 1-2f		K		F3		FC6-4 1-2f 2B			4	1	0	0	0	1	2
Dick Stuart, R (1, 3) OBP: 0.320, SLG: 0.470	G3 1-2		K		6-3		F9			4	0	0	0	0	1	2
Eddie Bressoud, R (1, 6) OBP: 0.287, SLG: 0.339	BB		1B		K		1-H 2B			3	0	2	1	1	1	0
Bob Tillman, R (1, 2) OBP: 0.284, SLG: 0.344	6-3		F8			6-3	F9			4	0	0	0	0	0	4
Bill Monbouquette, R (1, 1) OBP: 0.238, SLG: 0.158 Dick Radatz, R (8, 1)		6-3		4-3		WP BB		5-3		2 1	0 0	0 0	0 0	1 0	0 0	0 0
Inning Stats	R: 3 H: 4 E: 1 LOB: 2 K: 0 BB: 1 S: 7 P: 11	R: 0 H: 1 E: 0 LOB: 1 K: 1 BB: 0 S: 6 P: 6	R: 1 H: 2 E: 0 LOB: 1 K: 2 BB: 0 S: 9 P: 9	R: 0 H: 0 E: 0 LOB: 0 K: 0 BB: 1 S: 2 P: 6	R: 2 H: 2 E: 0 LOB: 0 K: 1 BB: 0 S: 7 P: 7	R: 0 H: 0 E: 0 LOB: 2 K: 2 BB: 2 S: 7 P: 15	R: 1 H: 2 E: 0 LOB: 1 K: 0 BB: 0 S: 5 P: 5	R: 0 H: 1 E: 1 LOB: 1 K: 0 BB: 0 S: 4 P: 4		1B: 9 SF: 0 2B: 2 SAC: 0 3B: 0 DP: 1 HR: 2 HBP: 0						

AB	35
R	7
H	12
RBI	7
BB	4
SO	6
LOB	16

WP: 1 PA: 39
PB: 0
SB: 0
CS: 0

PITCHER		IP	WLS	BF	H	R	ER	SO	BB	IBB	HBP	BLK	WP	HR	S	P	ERA	WHIP
Dave Wickersham, R ERA: 3.75	(1, 1)	4.0	L	22	9	6	6	3	2	0	0	0	0	2	26	34	13.50	2.750
Diego Segui, R ERA: 7.4	(5, 1)	2.0		8	0	0	0	3	2	0	0	0	1	0	12	20	0.00	1.000
Dave Thies, R ERA: 3.75	(7, 1)	2.0		9	3	1	1	0	0	0	0	0	0	0	9	9	4.50	1.500

PITCHER	IP	WLS	BF	H	R	ER	SO	BB	IBB	HBP	BLK	WP	HR	S	P	ERA	WHIP

Batter	1	2	3	4	5	6	7	8	9	AB	R	H	RBI	BB	SO	LOB
Wayne Causey, L (1, 6) OBP: 0.403, SLG: 0.527	6-3	1-2 2-H 3-H 1B		1-2 1B		K		P6		5	1	2	2	0	1	0
Bobby Del Greco, R (1, 8) OBP: 0.265, SLG: 0.344	F8	1-H 2-H 1B		6-3		1B		1-3		5	0	2	2	0	0	2
Jerry Lumpe, L (1, 4) OBP: 0.277, SLG: 0.306	F7	5-3			K	F9			1B	5	0	1	0	0	1	1
Norm Siebern, L (1, 3) OBP: 0.344, SLG: 0.358		BB FC5-2 BB 1B	4-3		HR 2B		1B 1B		F7	5	1	3	0	0	0	1
George Alusik, R (1, 9) OBP: 0.319, SLG: 0.438		BBBB FC5-2 1-2 BB	F2		2-H HR		F2		K	4	2	1	2	1	1	2
Chuck Essegian, R (1, 7) OBP: 0.297, SLG: 0.351		BBBB 1B FC5-2 1-2 2-3 BB	6-3		HR 1B		K		P5	4	2	1	0	1	1	2
Ed Charles, R (1, 5) OBP: 0.356, SLG: 0.364		FC5-2 1-2 2-3 3-Hf		P5	1-H HR		1-2 1B			4	2	2	2	0	0	3
Billy Bryan, L (1, 2) OBP: 0.270, SLG: 0.354		1-2 2-3 3-H 1B		K	K		K			4	1	1	1	0	3	2
Ed Rakow, S (1, 1) OBP: 0.217, SLG: 0.143		K		BBBB BB	P6			F9		2	0	0	0	1	1	3
Bill Fischer, R (5, 1)										1	0	0	0	0	0	0
John Wyatt, R (8, 1)										0	0	0	0	0	0	0
Inning Stats	R: 0 E: 0 K: 0 S: 3 H: 0 LOB: 0 BB: 0 P: 3	R: 5 E: 0 K: 1 S: 9 H: 4 LOB: 1 BB: 2 P: 17	R: 0 E: 0 K: 0 S: 3 H: 0 LOB: 0 BB: 0 P: 3	R: 0 E: 0 K: 1 S: 6 H: 1 LOB: 2 BB: 1 P: 10	R: 4 E: 0 K: 2 S: 11 H: 4 LOB: 0 BB: 0 P: 11	R: 0 E: 0 K: 1 S: 5 H: 1 LOB: 0 BB: 0 P: 5	R: 0 E: 0 K: 2 S: 9 H: 2 LOB: 2 BB: 0 P: 9	R: 0 E: 0 K: 0 S: 3 H: 0 LOB: 0 BB: 0 P: 3	R: 0 E: 0 K: 1 S: 6 H: 1 LOB: 1 BB: 0 P: 6	1B: 10 2B: 1 3B: 0 HR: 2	SF: 0 SAC: 0 DP: 0 HBP: 0						

TOP

Kansas City Athletics @ Boston Red Sox

Fenway Park, Boston, MA

Sun May 19 1963, 3:38 AM EDT

Att. 24,153 - Unknown

livebaseballscorecards.com

AB	39
R	9
H	13
RBI	9
BB	3
SO	8
LOB	16

WP: 0 PB: 0 SB: 0 CS: 0 PA: 42

PITCHER		IP	WLS	BF	H	R	ER	SO	BB	IBB	HBP	BLK	WP	HR	S	P	ERA	WHIP
Gene Conley, R ERA: 6.84	(1, 1)	3.2	L	19	5	5	5	2	3	0	0	0	0	0	20	32	12.27	2.182
Jack Lamabe, R ERA: 4.32	(4, 1)	0.1		1	0	0	0	0	0	0	0	0	0	0	1	1	0.00	0.000
Arnold Earley, L ERA: 4.63	(5, 1)	2.0		10	5	4	4	3	0	0	0	0	0	2	16	16	18.00	2.500
Chet Nichols, L ERA: 3.38	(7, 1)	2.0		8	2	0	0	2	0	0	0	0	0	0	12	12	0.00	1.000
Dick Radatz, R ERA: 1.71	(9, 1)	1.0		4	1	0	0	1	0	0	0	0	0	0	6	6	0.00	1.000

PITCHER	IP	WLS	BF	H	R	ER	SO	BB	IBB	HBP	BLK	WP	HR	S	P	ERA	WHIP

Batter	1	2	3	4	5	6	7	8	9	AB	R	H	RBI	BB	SO	LOB
Chuck Schilling, R (1, 4) OBP: 0.404, SLG: 0.489	F7		L7		HR	P6		FC6-4 1-2f		5	1	1	1	0	0	1
Gary Geiger, L (1, 8) OBP: 0.324, SLG: 0.382	BB 1B		1-3		HR	L4			1B 1-3 1B	4	2	2	1	1	0	0
Carl Yastrzemski, L (1, 7) OBP: 0.400, SLG: 0.439	1B FC5-4 1-2 1B		BB		BB 1B		G6-4-3 BB		P4	2	2	1	0	3	0	1
Frank Malzone, R (1, 5) OBP: 0.398, SLG: 0.534	FC5-4 1-3 2-H 1B		P6		G1-4-3 1-2 1B		F8		1-3 1-2	5	0	2	1	0	0	3
Lou Clinton, R (1, 9) OBP: 0.303, SLG: 0.430	FC5-4 1-2f 3-H			E 3B	G1-4-3 1-2 2-H 1B		G6-4-3 1-2f		2-3 1B	5	1	3	2	0	0	2
Dick Stuart, R (1, 3) OBP: 0.308, SLG: 0.450	K			FC WP FC3-2 3-H	G1-4-3 1-2f 2-3			P3	K	5	0	0	0	0	2	5
Eddie Bressoud, R (1, 6) OBP: 0.308, SLG: 0.350		G4-6-3 1B		L1-6 FC3-2 2-3 BB	BB			1B SF9 1B		2	1	2	0	2	0	0
Russ Nixon, L (1, 2) OBP: 0.360, SLG: 0.364 Jim Gosger, L (8, PR) Bob Tillman, R (9, 2) OBP: 0.284, SLG: 0.344		G4-6-3 1-2f		FC3-2 1-2 3-H	L4			FC6-4 1-3 1B		4 0 0	0 0 0	1 0 0	0 0 0	0 0 0	0 0 0	5 0 0
Gene Conley, R (1, 1) OBP: 0.300, SLG: 0.400 Jack Lamabe, R (4, 1) Dick Williams, R (4, PH) OBP: 0.143, SLG: 0.286 Arnold Earley, L (5, 1) Billy Gardner, R (6, PH) OBP: 0.200, SLG: 0.200 Chet Nichols, S (7, 1) Roman Mejias, R (8, PH) OBP: 0.157, SLG: 0.219 Dick Radatz, R (9, 1)	5-3			L1-6 2-3	K			SF9 3-H		1 0 1 0 1 0 0 0	0 0 0 0 0 0 0 0	0 0 0 0 1 0 0 0	0 0 0 0 0 0 1 0	0 0 0 0 0 0 0 0	0 0 2 0 0 0 0 0	0 0 0 0 0 0 0 0
Inning Stats	R: 2 H: 2 E: 0 LOB: 1 K: 1 BB: 1 S: 7 P: 11	R: 0 H: 1 E: 0 LOB: 0 K: 0 BB: 0 S: 3 P: 3	R: 0 H: 0 E: 0 LOB: 1 K: 0 BB: 1 S: 3 P: 7	R: 1 H: 1 E: 1 LOB: 1 K: 0 BB: 1 S: 4 P: 8	R: 3 H: 4 E: 0 LOB: 2 K: 0 BB: 2 S: 6 P: 14	R: 0 H: 0 E: 0 LOB: 0 K: 1 BB: 0 S: 5 P: 5	R: 0 H: 0 E: 0 LOB: 0 K: 0 BB: 1 S: 2 P: 6	R: 1 H: 2 E: 0 LOB: 1 K: 0 BB: 0 S: 5 P: 5	R: 0 H: 2 E: 0 LOB: 2 K: 1 BB: 0 S: 7 P: 7	1B: 9 2B: 1 3B: 1 HR: 2	SF: 1 SAC: 0 DP: 4 HBP: 0						

PITCHER		IP	WLS	BF	H	R	ER	SO	BB	IBB	HBP	BLK	WP	HR	S	P	ERA	WHIP
Ed Rakow, R ERA: 3.45	(1, 1)	4.0		23	8	6	5	1	4	0	0	0	1	2	21	37	11.25	3.000
Bill Fischer, R ERA: 1.74	(5, 1)	3.1	W	12	2	1	1	1	2	0	0	0	0	0	12	20	2.70	1.200
John Wyatt, R ERA: 3.31	(8, 1)	1.2	S	7	2	0	0	1	0	0	0	0	0	0	9	9	0.00	1.200

PITCHER	IP	WLS	BF	H	R	ER	SO	BB	IBB	HBP	BLK	WP	HR	S	P	ERA	WHIP

BOTTOM

Kansas City Athletics @ Boston Red Sox

Fenway Park, Boston, MA

Sun May 19 1963, 3:38 AM EDT

Att. 24,153 - Unknown

livebaseballscorecards.com

AB	35
R	7
H	12
RBI	6
BB	6
SO	3
LOB	19

Batter	1	2	3	4	5	6	7	8	9	AB	R	H	RBI	BB	SO	LOB
Wayne Causey, L (1, 6) OBP: 0.403, SLG: 0.522	FC5 1B 1B		G6-3 1B	K		K		F6		5	0	2	0	0	2	4
Jose Tartabull, L (1, 8) OBP: 0.272, SLG: 0.270	K		G6-3 1-2f	6-3			K		1-3	5	0	0	0	0	2	2
Jerry Lumpe, L (1, 4) OBP: 0.275, SLG: 0.302	1-2 1B		4-3	4-3			4-3		L7	5	0	1	0	0	0	0
Norm Siebern, L (1, 3) OBP: 0.346, SLG: 0.383	F7			F9	HR		1B 1B 1B		F7	5	2	2	1	0	0	2
Ed Charles, R (1, 5) OBP: 0.360, SLG: 0.368	FC5 2-3f			WP SF9 1B	6-3		1B 1-2 1B			4	1	2	0	0	0	2
Manny Jimenez, L (1, 9) OBP: 0.351, SLG: 0.313		K		SF9 BB 1-3 BB		F9	1-3 2-H 1B			3	0	1	1	1	1	0
Gino Cimoli, R (1, 7) OBP: 0.323, SLG: 0.378		F8		BB 1-2 BB		HR	F6			3	1	1	1	1	0	2
Haywood Sullivan, R (1, 2) OBP: 0.293, SLG: 0.240		BB		SF9 2-3 3-H		F7		K		2	0	0	1	1	1	0
Orlando Pena, R (1, 1) OBP: 0.267, SLG: 0.083 George Alusik, R (4, PH) OBP: 0.329, SLG: 0.438 Diego Segui, R (4, 1) OBP: 0.286, SLG: 0.286 Dick Howser, R (6, PH) OBP: 0.310, SLG: 0.200 Dave Wickersham, R (6, 1) OBP: 0.188, SLG: 0.133 Dale Willis, R (7, 1) OBP: 0.294, SLG: 0.347 Chuck Essegian, R (8, PH) OBP: 0.267, SLG: 0.143 Ed Rakow, S (8, 1) OBP: 0.217, SLG: 0.143		K		1-2 BB		BB		F7		1 0 0 0 0 0 0 1 0	0 0 0 0 0 0 0 0 0	0 0 0 0 0 0 0 0 0	0 1 0 1 0 0 0 0 0	0 0 0 0 0 0 0 0 0	1 0 0 0 0 0 0 0 0	1 0 0 0 0 0 0 0 0
Inning Stats	R: 0 E: 0 K: 1 S: 7 H: 2 LOB: 2 BB: 0 P: 7	R: 0 E: 0 K: 2 S: 7 H: 0 LOB: 1 BB: 1 P: 11	R: 0 E: 0 K: 0 S: 3 H: 1 LOB: 0 BB: 0 P: 3	R: 1 E: 0 K: 1 S: 6 H: 1 LOB: 3 BB: 3 P: 18	R: 1 E: 0 K: 0 S: 4 H: 1 LOB: 0 BB: 0 P: 4	R: 1 E: 0 K: 1 S: 6 H: 1 LOB: 1 BB: 1 P: 10	R: 1 E: 0 K: 1 S: 8 H: 3 LOB: 2 BB: 0 P: 8	R: 0 E: 0 K: 1 S: 5 H: 0 LOB: 0 BB: 0 P: 5	R: 0 E: 0 K: 0 S: 3 H: 0 LOB: 0 BB: 0 P: 3	1B: 7 2B: 0 3B: 0 HR: 2	SF: 1 SAC: 0 DP: 1 HBP: 0					

PITCHER	IP	WLS	BF	H	R	ER	SO	BB	IBB	HBP	BLK	WP	HR	S	P	ERA	WHIP
Jim Bouton, R (1, 1) ERA: 2.52	5.2	W	27	6	3	3	4	5	0	0	0	1	2	30	50	4.76	1.941
Steve Hamilton, L (6, 1) ERA: 2.84	3.1	S	13	3	1	1	3	0	0	0	0	0	0	19	19	2.70	0.900

PITCHER	IP	WLS	BF	H	R	ER	SO	BB	IBB	HBP	BLK	WP	HR	S	P	ERA	WHIP

TOP

Kansas City Athletics @ New York Yankees

Yankee Stadium, Bronx, NY

Tue May 21 1963, 7:05 PM EDT
Att. 12,415 - Unknown - 60 F

livebaseballscorecards.com

AB	34
R	4
H	9
RBI	4
BB	5
SO	7
LOB	13

1B: 7	SF: 1	WP: 2	PA: 40
2B: 0	SAC: 0	PB: 0	
3B: 0	DP: 1	SB: 0	
HR: 2	HBP: 0	CS: 0	

Batter	1	2	3	4	5	6	7	8	9	AB	R	H	RBI	BB	SO	LOB
Clete Boyer, R (1, 5) OBP: 0.371, SLG: 0.540	S S S 0-3 ① K	x 0-0 FC5-4 1B 1-2 2-H		x 0-0 ② FC4-2 3-H		x 0-0 ① 5-3		x 0-0 ③ F3		5	0	1	1	0	1	3
Bobby Richardson, R (1, 4) OBP: 0.262, SLG: 0.285	x 0-0 BB HR 1B	x 0-0 ② FC5-4 1-2f 2-3		x 0-0 ③ F4		x 0-0 ② 6-3				4	1	1	0	0	0	4
Tom Tresh, S (1, 7) OBP: 0.358, SLG: 0.539	B B B B 4-0 HR 1-2 BB	x 0-0 ③ 4-3			x 0-0 HR 1B	x 0-0 ③ F9				3	2	1	0	1	0	2
Mickey Mantle, S (1, 8) OBP: 0.400, SLG: 0.658	x 0-0 ① HR 1-H 2-H		S S S 0-3 ① K		x 0-0 HR 1-H		x 0-0 ① F6			4	2	2	5	0	1	0
Roger Maris, L (1, 9) OBP: 0.301, SLG: 0.493	x 0-0 ② F9		x 0-0 ② F4		x 0-0 HR		x 0-0 ② 4-3			4	1	1	1	0	0	0
Joe Pepitone, L (1, 3) OBP: 0.286, SLG: 0.510	S S S 0-3 ③ K		x 0-0 ③ F6		x 0-0 F7 1B		x 0-0 ③ F7			4	0	1	0	0	1	0
Elston Howard, R (1, 2) OBP: 0.322, SLG: 0.509		x 0-0 FC1-5 1B 1B		x 0-0 2B FC4-2 1B	x 0-0 ① F7 1-2			x 0-0 FC4-6 1B		4	0	3	0	0	0	1
Tony Kubek, L (1, 6) OBP: 0.217, SLG: 0.254		x 0-0 FC1-5 1-2 1B 1B		x 0-0 1-3 2B	S S S 0-3 ② K			x 0-0 ① FC4-6 SH1-4 1-2f		4	1	2	0	0	1	2
Jim Bouton, R (1, 1) OBP: 0.118, SLG: 0.063 Steve Hamilton, L (6, 1) OBP: 0.333, SLG: 0.667		x 0-0 ① FC1-5 FC5-4 1B 1-2 2-3f		S S S 0-3 ① K	S S S 0-3 ③ K			x 0-0 ② SH1-4 1-2		3 0	0 0	0 0	0 0	0 0	2 0	5 0
Inning Stats	R: 3 H: 2 E: 0 LOB: 0 K: 2 BB: 1 S: 9 P: 13	R: 1 H: 3 E: 0 LOB: 2 K: 0 BB: 0 S: 6 P: 6	R: 0 H: 0 E: 0 LOB: 0 K: 1 BB: 0 S: 5 P: 5	R: 0 H: 2 E: 0 LOB: 2 K: 1 BB: 0 S: 7 P: 7	R: 3 H: 4 E: 0 LOB: 1 K: 2 BB: 0 S: 11 P: 11	R: 0 H: 0 E: 0 LOB: 0 K: 0 BB: 0 S: 3 P: 3	R: 0 H: 0 E: 0 LOB: 0 K: 0 BB: 0 S: 3 P: 3	R: 0 H: 1 E: 0 LOB: 1 K: 0 BB: 0 S: 4 P: 4		1B: 8 SF: 0 2B: 1 SAC: 1 3B: 0 DP: 0 HR: 3 HBP: 0						

PITCHER		IP	WLS	BF	H	R	ER	SO	BB	IBB	HBP	BLK	WP	HR	S	P	ERA	WHIP
Orlando Pena, R ERA: 2.45	(1, 1)	3.0	L	15	5	4	4	3	1	0	0	0	0	1	20	24	12.00	2.000
Diego Segui, R ERA: 7.86	(4, 1)	2.0		12	6	3	3	3	0	0	0	0	0	2	18	18	13.50	3.000
Dave Wickersham, R ERA: 3.67	(6, 1)	1.0		3	0	0	0	0	0	0	0	0	0	0	3	3	0.00	0.000
Dale Willis, R ERA: 2.16	(7, 1)	1.0		3	0	0	0	0	0	0	0	0	0	0	3	3	0.00	0.000
Ed Rakow, R ERA: 3.39	(8, 1)	1.0		4	1	0	0	0	0	0	0	0	0	0	4	4	0.00	1.000

PITCHER	IP	WLS	BF	H	R	ER	SO	BB	IBB	HBP	BLK	WP	HR	S	P	ERA	WHIP

BOTTOM

Kansas City Athletics @ New York Yankees

Yankee Stadium, Bronx, NY

Tue May 21 1963, 7:05 PM EDT
Att. 12,415 - Unknown - 60 F

livebaseballscorecards.com

AB	35
R	7
H	12
RBI	7
BB	1
SO	6
LOB	17

Batter	1	2	3	4	5	6	7	8	9	10	11	AB	R	H	RBI	BB	SO	LOB
Wayne Causey, L (1, 6) OBP: 0.408, SLG: 0.517	F7		BBBB 4-0 1B BB		4-3			HR 1B 1B		G3		5	1	2	2	1	0	1
Gino Cimoli, R (1, 7) OBP: 0.324, SLG: 0.400	F3		1-2 1B			F9		1-H HR F7			F9	6	1	2	2	0	0	2
Jerry Lumpe, L (1, 4) OBP: 0.264, SLG: 0.290	1-3		1-3			4-3		4-3	3-1		SSS K	6	0	0	0	0	1	2
Norm Siebern, L (1, 3) OBP: 0.352, SLG: 0.386		F8		BBBB BB		4-1		BB BB 2B	SSS K		BBBB BB	4	1	1	0	2	1	0
Ed Charles, R (1, 5) OBP: 0.359, SLG: 0.383		F8		SSS K			BBBB 4-0 FC6-4 BB	E5 BB BB E	0-0 HR		F9	5	2	1	1	1	1	3
Manny Jimenez, L (1, 9) OBP: 0.350, SLG: 0.314 George Alusik, R (8, PH) (8, 9) OBP: 0.320, SLG: 0.424		1B		4-3			FC6-4 1B 1-2f	L7	SSS K			3 2	0 0	1 0	0 0	0 0	0 1	2 2
Bobby Del Greco, R (1, 8) OBP: 0.256, SLG: 0.306	SSS K			F3			F8	BBBB 4-0 E BB 1B 1-2 2-3 BB		6-3		4	1	0	0	1	1	3
Haywood Sullivan, R (1, 2) OBP: 0.317, SLG: 0.245			F7		F3		1-3 1B	BBBB 4-0 E 1B 1-2 2-3 3-H BB		BBBB 4-0 BB		3	1	1	1	2	0	0
Ted Bowsfield, R (1, 1) OBP: 0.250, SLG: 0.154 Dave Thies, R (2, 1) OBP: 0.400, SLG: 0.600 Chuck Essegian, R (7, PH) OBP: 0.291, SLG: 0.344 Dale Willis, R (7, 1) Dick Howser, R (8, PH) OBP: 0.313, SLG: 0.195 Bill Fischer, R (8, 1)			F7		SSS K		F8	E6 1B 1-2 2-3 3-H		F2		0 2 1 0 1 1	0 0 0 0 0 0	0 0 0 0 0 0	0 0 0 0 0 0	0 1 0 0 0 0	0 0 0 0 0 0	0 0 2 0 2 1
Inning Stats	R: 0 E: 0 K: 0 S: 3 H: 0 LOB: 0 BB: 0 P: 3	R: 0 E: 0 K: 1 S: 6 H: 1 LOB: 1 BB: 0 P: 6	R: 0 E: 0 K: 0 S: 4 H: 1 LOB: 2 BB: 1 P: 8	R: 0 E: 0 K: 1 S: 5 H: 0 LOB: 1 BB: 1 P: 9	R: 0 E: 0 K: 1 S: 5 H: 0 LOB: 0 BB: 0 P: 5	R: 0 E: 0 K: 0 S: 3 H: 0 LOB: 0 BB: 0 P: 3	R: 0 E: 0 K: 0 S: 4 H: 1 LOB: 2 BB: 1 P: 8	R: 6 E: 2 K: 0 S: 9 H: 4 LOB: 2 BB: 2 P: 17	R: 1 E: 0 K: 2 S: 8 H: 1 LOB: 0 BB: 0 P: 8	R: 0 E: 0 K: 0 S: 3 H: 0 LOB: 1 BB: 1 P: 7	R: 0 E: 0 K: 1 S: 5 H: 0 LOB: 1 BB: 1 P: 9							

PITCHER		IP	WLS	BF	H	R	ER	SO	BB	IBB	HBP	BLK	WP	HR	S	P	ERA	WHIP
Bill Stafford, R ERA: 3.73	(1, 1)	7.1		32	6	4	2	3	3	0	0	0	0	1	35	47	2.46	1.227
Marshall Bridges, L ERA: 2.7	(8, 1)	0.1		3	0	0	0	0	2	0	0	0	0	0	1	9	0.00	6.000
Ralph Terry, R ERA: 3.25	(8, 1)	2.1		11	2	3	1	2	1	0	0	0	0	1	14	18	3.86	1.286
Steve Hamilton, L ERA: 2.7	(11, 1)	1.0	W	4	0	0	0	1	1	0	0	0	0	0	5	9	0.00	1.000

PITCHER	IP	WLS	BF	H	R	ER	SO	BB	IBB	HBP	BLK	WP	HR	S	P	ERA	WHIP

TOP

Kansas City Athletics @ New York Yankees

Yankee Stadium, Bronx, NY

Wed May 22 1963, 7:05 PM EDT

Att. 10,312 - Unknown - 70 F

livebaseballscorecards.com

AB	43
R	7
H	8
RBI	6
BB	7
SO	6
LOB	20

1B: 5	SF: 0	WP: 0	PA: 50
2B: 1	SAC: 0	PB: 0	
3B: 0	DP: 0	SB: 0	
HR: 2	HBP: 0	CS: 0	

Batter	1	2	3	4	5	6	7	8	9	10	11	AB	R	H	RBI	BB	SO	LOB
Clete Boyer, R (1, 5) OBP: 0.355, SLG: 0.515	K	FC6-4 (WP, 1-2f, 3B)	L8		FC5-4 (1-2f)			F3		FC1-6 (1-2f)		6	1	0	0	0	1	3
Bobby Richardson, R (1, 4) OBP: 0.265, SLG: 0.302	6-3	HBP (1-H, 3B)	1B			6-3		F9		F8		6	1	2	1	0	0	1
Tom Tresh, S (1, 7) OBP: 0.364, SLG: 0.546	3B	HBP, BB, SF9 (BB)	1-3			CS (BB)		5-3		F2		4	1	1	0	2	0	2
Mickey Mantle, S (1, 8) OBP: 0.417, SLG: 0.684	BB	HBP, 1B (1-2, BB)		F4		L9			SH3 (BB)		HR	3	2	1	1	3	0	1
Elston Howard, R (1, 2) OBP: 0.320, SLG: 0.496	F8	1B, HBP (1-2, 2-3, 3-H)		K		CS (1-2)	4-3		SH3 (1-2)			3	0	0	1	0	1	2
Roger Maris, L (1, 9) OBP: 0.308, SLG: 0.500		1B, 2B; SF9 (3-H)		4-3			F2		IBB			3	1	1	1	1	0	0
Joe Pepitone, L (1, 3) OBP: 0.301, SLG: 0.515		1B, 1B; FC6-4 (2-3, 1-2, 3-H)			4-3		HBP		F7			5	1	3	1	0	0	2
Tony Kubek, L (1, 6) OBP: 0.224, SLG: 0.254		1B, FC6-4 (1-3, 3-H, 1-2f)			F5		FC6-4 (1-2, HBP)		K			4	1	1	1	0	1	4
Bill Stafford, R (1, 1) OBP: 0.273, SLG: 0.200 Marshall Bridges, S (8, 1) Ralph Terry, R (8, 1) OBP: 0.143, SLG: 0.100 Yogi Berra, L (10, PH) OBP: 0.211, SLG: 0.368 Phil Linz, R (10, PR) OBP: 0.231, SLG: 0.167 Steve Hamilton, L (11, 1) OBP: 0.333, SLG: 0.667		FC6-4 (2-H, 3-H, 1B)	K		FC5-4 (BB)		FC6-4 (1-2f)			FC1-6 (1B)		3 0 0 1 0 0 0	0 0 0 0 0 0 0	1 0 0 1 0 0 0	2 0 0 0 0 0 0	1 0 0 0 0 0 0	1 0 0 0 0 0 0	2 0 0 0 0 0 0
Inning Stats	R: 0 E: 0 K: 1 S: 6 / H: 1 LOB: 2 BB: 1 P: 10	R: 7 E: 0 K: 0 S: 9 / H: 6 LOB: 2 BB: 2 P: 18	R: 0 E: 0 K: 1 S: 6 / H: 1 LOB: 1 BB: 0 P: 6	R: 0 E: 0 K: 1 S: 5 / H: 0 LOB: 0 BB: 0 P: 5	R: 0 E: 0 K: 0 S: 3 / H: 0 LOB: 1 BB: 1 P: 7	R: 0 E: 0 K: 0 S: 2 / H: 0 LOB: 0 BB: 1 P: 6	R: 0 E: 0 K: 0 S: 4 / H: 1 LOB: 2 BB: 0 P: 5	R: 0 E: 0 K: 0 S: 3 / H: 0 LOB: 0 BB: 0 P: 3	R: 0 E: 0 K: 0 S: 5 / H: 0 LOB: 2 BB: 2 P: 13	R: 0 E: 0 K: 1 S: 5 / H: 1 LOB: 1 BB: 0 P: 4	R: 1 E: 0 K: 0 S: 1 / H: 1 LOB: 0 BB: 0 P: 1	1B: 7 2B: 1 3B: 2 HR: 1	SF: 1 SAC: 1 DP: 0 HBP: 2		WP: 2 PB: 0 SB: 0 CS: 1	PA: 50		

PITCHER		IP	WLS	BF	H	R	ER	SO	BB	IBB	HBP	BLK	WP	HR	S	P	ERA	WHIP
Ted Bowsfield, L ERA: 5.16	(1, 1)	1.1		12	6	6	6	1	2	0	0	0	1	0	12	20	40.50	6.000
Dave Thies, R ERA: 3.24	(2, 1)	4.2		19	2	1	1	2	3	0	1	0	0	0	19	32	1.93	1.071
Dale Willis, R ERA: 1.93	(7, 1)	1.0		5	1	0	0	0	0	0	1	0	0	0	4	5	0.00	1.000
Bill Fischer, R ERA: 1.9	(8, 1)	3.0	L	13	2	1	1	1	1	1	0	0	0	1	13	21	3.00	1.000

PITCHER	IP	WLS	BF	H	R	ER	SO	BB	IBB	HBP	BLK	WP	HR	S	P	ERA	WHIP

BOTTOM

Kansas City Athletics @ New York Yankees

Yankee Stadium, Bronx, NY

Wed May 22 1963, 7:05 PM EDT

Att. 10,312 - Unknown - 70 F

livebaseballscorecards.com

AB	38
R	8
H	11
RBI	8
BB	7
SO	4
LOB	17

Batter	1	2	3	4	5	6	7	8	9	AB	R	H	RBI	BB	SO	LOB
Wayne Causey, L (1, 6) OBP: 0.415, SLG: 0.520	FC3-6 1B	K			1B		BB BB 1B		F6	5	0	3	0	0	1	1
John Wojcik, L (1, 7)	FC3-6 1B 2B 1-2f		E4 1-3 WP 4-3		F6		BB 1-2 BB		FC3-6 1-2f	4	2	0	0	1	0	3
Jerry Lumpe, L (1, 4) OBP: 0.262, SLG: 0.282	L6		1-3 1-3		G3		BB 1-2 2-3 BB		K	4	0	0	0	1	1	4
Norm Siebern, L (1, 3) OBP: 0.349, SLG: 0.382	2B 1B 1-2		4-3 3-H			K	4-3			4	0	1	0	0	1	3
Ed Charles, R (1, 5) OBP: 0.356, SLG: 0.386	2B 1-3 2-H		5-3			L4		F8		4	0	1	1	0	0	0
Gino Cimoli, R (1, 9) OBP: 0.322, SLG: 0.395	G3			6-3		1B		F9		4	0	1	0	0	0	2
Hector Martinez, R (1, 8) OBP: 0.500, SLG: 1.333		HR		1-3		6-3		FC6-4 BB		3	1	1	1	1	0	1
Haywood Sullivan, R (1, 2) OBP: 0.299, SLG: 0.228		5-3		K			6-3	FC6-4 1-2f		4	0	0	0	0	1	1
Dave Wickersham, R (1, 1) OBP: 0.150, SLG: 0.105 John Wyatt, R (9, 1)		K			F8		K		E6 FC3-6	4 0	0 0	0 0	0 0	0 0	2 0	0 0
Inning Stats	R: 1 E: 0 K: 0 S: 6 H: 3 LOB: 2 BB: 0 P: 6	R: 1 E: 0 K: 2 S: 8 H: 1 LOB: 0 BB: 0 P: 8	R: 1 E: 1 K: 0 S: 4 H: 0 LOB: 0 BB: 0 P: 4	R: 0 E: 0 K: 1 S: 5 H: 0 LOB: 0 BB: 0 P: 5	R: 0 E: 0 K: 0 S: 4 H: 1 LOB: 1 BB: 0 P: 4	R: 0 E: 0 K: 1 S: 6 H: 1 LOB: 1 BB: 0 P: 6	R: 0 E: 0 K: 1 S: 6 H: 1 LOB: 3 BB: 2 P: 14	R: 0 E: 0 K: 0 S: 3 H: 0 LOB: 1 BB: 1 P: 7	R: 0 E: 1 K: 1 S: 6 H: 0 LOB: 1 BB: 0 P: 6	1B: 5 2B: 1 3B: 0 HR: 1 SF: 0 SAC: 0 DP: 0 HBP: 0						

PITCHER		IP	WLS	BF	H	R	ER	SO	BB	IBB	HBP	BLK	WP	HR	S	P	ERA	WHIP
Ken McBride, R ERA: 3.11	(1, 1)	5.0	L	21	5	3	2	3	0	0	0	0	1	1	27	27	3.60	1.000
Dean Chance, R ERA: 4.07	(6, 1)	2.0		10	2	0	0	2	2	0	0	0	0	0	12	20	0.00	2.000
Art Fowler, R ERA: 1.16	(8, 1)	2.0		8	0	0	0	1	1	0	0	0	0	0	9	13	0.00	0.500

PITCHER	IP	WLS	BF	H	R	ER	SO	BB	IBB	HBP	BLK	WP	HR	S	P	ERA	WHIP

TOP

Kansas City Athletics @ Los Angeles Angels

Dodger Stadium, Los Angeles, CA

Fri May 24 1963, 7:05 PM PDT

Att. 7,979 - Unknown - 60 F

livebaseballscorecards.com

AB	36
R	3
H	7
RBI	2
BB	3
SO	6
LOB	15

BOTTOM

Kansas City Athletics @ Los Angeles Angels
Dodger Stadium, Los Angeles, CA
Fri May 24 1963, 7:05 PM PDT
Att. 7,979 - Unknown - 60 F

livebaseballscorecards.com

Batter	1	2	3	4	5	6	7	8	9	AB	R	H	RBI	BB	SO	LOB
Albie Pearson, L (1, 8) OBP: 0.395, SLG: 0.373	B B B B 4-0 L6 S BB		x 0-0 1B BB 1B		x 0-0 FC5-4 1B		B B B B 4-0 1-2 BB		x 0-0 2-H BB 1B	3	0	3	1	2	0	0
Jim Fregosi, R (1, 6) OBP: 0.280, SLG: 0.367	x 0-0 ① F9		B B B B 4-0 G6-3 1B 1-2 BB		x 0-0 ② FC5-4 1-2f		S S S 0-3 ② K		B B B B 4-0 1-2 BB	3	0	0	0	2	1	4
Leon Wagner, L (1, 7) OBP: 0.409, SLG: 0.645 Felix Torres, R (3, 5) OBP: 0.295, SLG: 0.333	B B B B 4-0 1-2 BB		x 0-0 ③ 1-2 2-3 1B		x 0-0 ③ 4-3		x 0-0 ③ G3		x 0-0 ③ F7	0 4	0 0	0 1	0 0	1 0	0 0	0 5
Lee Thomas, L (1, 3) OBP: 0.277, SLG: 0.302	x 0-0 ②③ L6 2-3		x 0-0 ②③ G6-3 2-3f			x 0-0 ① F9		x 0-0 ① F9		4	0	0	0	0	0	5
Buck Rodgers, S (1, 2) OBP: 0.260, SLG: 0.295		x 0-0 ① 5-3		S S S 0-3 ① K		B B B B 4-0 BB		x 0-0 ② F9		3	0	0	0	1	1	0
George Thomas, R (1, 5) OBP: 0.269, SLG: 0.380 (3, 9)		S S S 0-3 ② K		x 0-0 ② 6-3		x 0-0 ② F9		x 0-0 ③ F8		4	0	0	0	0	1	1
Billy Moran, R (1, 4) OBP: 0.285, SLG: 0.323		x 0-0 1B		x 0-0 E5		x 0-0 ③ 6-3			x 0-0 BLK 1B 1B	4	1	2	0	0	0	1
Bob Perry, R (1, 9) OBP: 0.308, SLG: 0.480 (3, 7)		x 0-0 ③ F4		x 0-0 ③ F8			x 0-0 ① F4		S S S 0-3 ① 1-2 K	4	0	0	0	0	1	3
Ken McBride, R (1, 1) OBP: 0.130, SLG: 0.227 Ed Kirkpatrick, L (5, PH) OBP: 0.167, SLG: 0.091 Dean Chance, R (6, 1) Joe Koppe, R (7, PH) OBP: 0.320, SLG: 0.261 Art Fowler, R (8, 1) Bob Sadowski, L (9, PH) OBP: 0.342, SLG: 0.226			x 0-0 ① 6-3		x 0-0 ① F4		x 0-0 BB 1B		x 0-0 ② 6-3	1 1 0 1 0 1	0 0 0 0 0 0	0 0 0 1 0 0	0 0 0 0 0 0	0 0 0 0 0 0	0 0 0 0 0 0	0 0 0 0 0 1
Inning Stats	R: 0 E: 0 K: 0 S: 2 H: 0 LOB: 1 BB: 2 P: 10	R: 0 E: 0 K: 1 S: 6 H: 1 LOB: 1 BB: 0 P: 6	R: 0 E: 0 K: 0 S: 4 H: 2 LOB: 2 BB: 1 P: 8	R: 0 E: 1 K: 1 S: 6 H: 0 LOB: 1 BB: 0 P: 6	R: 0 E: 0 K: 0 S: 4 H: 1 LOB: 1 BB: 0 P: 4	R: 0 E: 0 K: 0 S: 3 H: 0 LOB: 1 BB: 1 P: 7	R: 0 E: 0 K: 1 S: 6 H: 1 LOB: 2 BB: 1 P: 10	R: 0 E: 0 K: 0 S: 3 H: 0 LOB: 0 BB: 0 P: 3	R: 1 E: 0 K: 1 S: 7 H: 2 LOB: 2 BB: 1 P: 11	1B: 7 2B: 1 3B: 0 HR: 0	SF: 0 SAC: 0 DP: 2 HBP: 0		WP: 0 PB: 0 SB: 1 CS: 0	PA: 39			

	AB	33
	R	1
	H	7
	RBI	1
	BB	6
	SO	4
	LOB	20

PITCHER		IP	WLS	BF	H	R	ER	SO	BB	IBB	HBP	BLK	WP	HR	S	P	ERA	WHIP
Dave Wickersham, R ERA: 3.28	(1, 1)	8.2	W	38	7	1	1	4	6	0	0	1	0	0	40	64	1.04	1.500
John Wyatt, R ERA: 3.24	(9, 1)	0.1	S	1	0	0	0	0	0	0	0	0	0	0	1	1	0.00	0.000

PITCHER	IP	WLS	BF	H	R	ER	SO	BB	IBB	HBP	BLK	WP	HR	S	P	ERA	WHIP

TOP

Kansas City Athletics @ Los Angeles Angels
Dodger Stadium, Los Angeles, CA

Sat May 25 1963, 7:05 PM PDT
Att. 10,492 - Unknown - 59 F

livebaseballscorecards.com

Batter	1	2	3	4	5	6	7	8	9	AB	R	H	RBI	BB	SO	LOB
Wayne Causey, L (1, 6) OBP: 0.418, SLG: 0.523	0-0 FC WP 1B 1B	0-0 ① F7	4-0 1-2 2-3 BB		0-0 2-H 2B		0-0 ② 4-3		0-0 ② L6	5	1	2	1	1	0	0
Gino Cimoli, R (1, 9) OBP: 0.329, SLG: 0.396	4-0 FC 1-2 1B BB	0-0 BB 1B	0-3 ③ K		0-0 ① 4-3		0-0 2B 1B		0-0 ③ 1-4-3	5	2	2	0	1	1	4
Ed Charles, R (1, 5) OBP: 0.358, SLG: 0.389	0-0 FC BB 1B E 1-2 2-3	4-0 FC6-4 1-2 BB		0-0 ① 1-3	0-0 ② 5-3		0-0 1-H 2B			4	1	1	1	1	0	3
Norm Siebern, L (1, 3) OBP: 0.351, SLG: 0.379	0-0 BB E 1-2 2-H 3-H 1B	0-0 ② F3		0-3 ② K	0-0 ③ 4-3		4-0 FC6-4 BB			4	1	1	2	1	1	3
George Alusik, R (1, 7) OBP: 0.325, SLG: 0.406	4-0 E 6-3 1-2 2-3 BB	0-0 ③ FC6-4 1-2f		4-0 BB 1B BB		0-0 ① F4	0-0 ③ FC6-4 1-2f			3	2	0	0	2	0	4
Jerry Lumpe, L (1, 4) OBP: 0.272, SLG: 0.307	0-0 E6 1-3 2-H 3-H 1B		0-0 ① 5-3	4-0 1B 1-2 BB		0-0 HR		0-3 ① K		4	1	2	3	1	1	0
Hector Martinez, R (1, 8) OBP: 0.444, SLG: 0.750	0-0 ① 6-3 3-H		0-0 BB 1B 1B	0-0 1-2 2-H 1B		0-0 ② F6		0-3 ② K		5	0	2	2	0	1	1
Haywood Sullivan, R (1, 2) OBP: 0.292, SLG: 0.226	0-0 ② 6-3		0-0 BB 1-2 1B	0-3 ③ K		0-0 ③ F7		0-0 ③ F9		5	0	1	0	0	1	3
Ed Rakow, S (1, 1) OBP: 0.231, SLG: 0.208 Dale Willis, R (6, 1)	0-0 ③ 6-3		0-3 ② K		0-0 2B 2B		0-3 ① K		0-3 ① K	3 2	1 0	1 0	0 0	0 0	1 2	3 0
Inning Stats	R: 5 E: 1 K: 0 S: 7 / H: 3 LOB: 1 BB: 2 P: 15	R: 0 E: 0 K: 0 S: 4 / H: 1 LOB: 2 BB: 1 P: 8	R: 0 E: 0 K: 2 S: 9 / H: 2 LOB: 3 BB: 1 P: 13	R: 1 E: 0 K: 2 S: 8 / H: 1 LOB: 2 BB: 2 P: 16	R: 1 E: 0 K: 0 S: 5 / H: 2 LOB: 1 BB: 0 P: 5	R: 1 E: 0 K: 0 S: 4 / H: 1 LOB: 0 BB: 0 P: 4	R: 1 E: 0 K: 1 S: 7 / H: 2 LOB: 2 BB: 1 P: 11	R: 0 E: 0 K: 2 S: 7 / H: 0 LOB: 0 BB: 0 P: 7	R: 0 E: 0 K: 1 S: 5 / H: 0 LOB: 0 BB: 0 P: 5	1B: 8 2B: 3 3B: 0 HR: 1	SF: 0 SAC: 0 DP: 0 HBP: 0						

	AB	40
	R	9
	H	12
	RBI	9
	BB	7
	SO	8
	LOB	21

WP: 1 PB: 0 SB: 0 CS: 0 — PA: 47

PITCHER		IP	WLS	BF	H	R	ER	SO	BB	IBB	HBP	BLK	WP	HR	S	P	ERA	WHIP
Mel Nelson, L ERA: 4.11	(1, 1)	2.1	L	17	6	5	5	0	3	0	0	0	1	0	14	26	19.29	3.857
Bob Turley, R ERA: 3.94	(3, 1)	1.2		9	1	1	1	4	3	0	0	0	0	0	14	26	5.40	2.400
Tom Morgan, R ERA: 5.54	(5, 1)	0.0		2	2	1	1	0	0	0	0	0	0	0	2	2	∞	∞
Jack Spring, L ERA: 2.45	(5, 1)	1.0		3	0	0	0	0	0	0	0	0	0	0	3	3	0.00	0.000
Don Lee, R ERA: 3.83	(6, 1)	3.0		13	3	2	2	3	1	0	0	0	0	1	18	22	6.00	1.333

PITCHER		IP	WLS	BF	H	R	ER	SO	BB	IBB	HBP	BLK	WP	HR	S	P	ERA	WHIP
Art Fowler, R ERA: 1.11	(9, 1)	1.0		3	0	0	0	1	0	0	0	0	0	0	5	5	0.00	0.000

BOTTOM

Kansas City Athletics @ Los Angeles Angels
Dodger Stadium, Los Angeles, CA
Sat May 25 1963, 7:05 PM PDT
Att. 10,492 - Unknown - 59 F

livebaseballscorecards.com

Batter	1	2	3	4	5	6	7	8	9	AB	R	H	RBI	BB	SO	LOB
Albie Pearson, L (1, 8) OBP: 0.400, SLG: 0.391	F8	1-H 3B		6-3 1B		1B			F7	5	0	3	1	0	0	0
Billy Moran, R (1, 4) OBP: 0.277, SLG: 0.314	6-3	F9		1-2 6-3		K			K	5	0	0	0	0	2	3
George Thomas, R (1, 9) OBP: 0.280, SLG: 0.387	1B 1B		F6	5-3			1B		1B	5	0	3	0	0	0	1
Lee Thomas, L (1, 3) OBP: 0.286, SLG: 0.311	1-3 BB 1B		1B		1B		F7		3-1	5	0	3	0	0	0	2
Buck Rodgers, S (1, 2) OBP: 0.269, SLG: 0.297	1-2 BB		1-2 1B		F8		F7			3	0	1	0	1	0	2
Bob Perry, R (1, 7) OBP: 0.267, SLG: 0.414	F9		K		F9		F7			4	0	0	0	0	1	7
Felix Torres, R (1, 5) OBP: 0.299, SLG: 0.336 Tom Morgan, R (5, 1) Jack Spring, R (5, 1) OBP: 1.000, SLG: 1.000 Ed Kirkpatrick, L (5, PH) OBP: 0.160, SLG: 0.087 Don Lee, R (6, 1) OBP: 0.063, SLG: 0.063 Joe Koppe, R (8, PH) OBP: 0.314, SLG: 0.255 Art Fowler, R (9, 1)		3B 1B	F7		G3			F9		2 0 0 1 0 1 0	1 0 0 0 0 0 0	1 0 0 0 0 0 0	0 0 0 0 0 0 0	0 0 0 0 0 0 0	0 0 0 0 0 0 0	2 0 0 1 0 0 0
Jim Fregosi, R (1, 6) OBP: 0.280, SLG: 0.377		K		4-3 3B		F7		3-1		4	1	1	0	0	1	1
Mel Nelson, R (1, 1) OBP: 0.111, SLG: 0.111 Bob Turley, R (3, 1) Bob Sadowski, L (4, PH) OBP: 0.317, SLG: 0.206 (5, 5)		K		3-H 4-3		4-3		K		1 0 3	0 0 0	0 0 0	0 0 1	0 0 0	1 0 1	1 0 0
Inning Stats	R: 0 E: 0 K: 0 S: 5 H: 2 LOB: 3 BB: 1 P: 9	R: 1 E: 0 K: 2 S: 9 H: 2 LOB: 1 BB: 0 P: 9	R: 0 E: 0 K: 1 S: 7 H: 2 LOB: 2 BB: 0 P: 7	R: 1 E: 0 K: 0 S: 5 H: 2 LOB: 1 BB: 0 P: 5	R: 0 E: 0 K: 0 S: 4 H: 1 LOB: 1 BB: 0 P: 4	R: 0 E: 0 K: 1 S: 6 H: 1 LOB: 1 BB: 0 P: 6	R: 0 E: 0 K: 0 S: 4 H: 1 LOB: 1 BB: 0 P: 4	R: 0 E: 0 K: 1 S: 5 H: 0 LOB: 0 BB: 0 P: 5	R: 0 E: 0 K: 1 S: 6 H: 1 LOB: 1 BB: 0 P: 6	1B: 10 2B: 0 3B: 2 HR: 0	SF: 0 SAC: 0 DP: 0 HBP: 0					

	AB	39
	R	2
	H	12
	RBI	2
	BB	1
	SO	6
	LOB	20

PITCHER		IP	WLS	BF	H	R	ER	SO	BB	IBB	HBP	BLK	WP	HR	S	P	ERA	WHIP
Ed Rakow, R ERA: 3.41	(1, 1)	5.0	W	25	9	2	2	3	1	0	0	0	0	0	30	34	3.60	2.000
Dale Willis, R ERA: 1.35	(6, 1)	4.0	S	15	3	0	0	3	0	0	0	0	0	0	21	21	0.00	0.750

PITCHER	IP	WLS	BF	H	R	ER	SO	BB	IBB	HBP	BLK	WP	HR	S	P	ERA	WHIP

WP: 0 PB: 0 SB: 0 CS: 0 PA: 40

Batter	1	2	3	4	5	6	7	8	9	AB	R	H	RBI	BB	SO	LOB
Wayne Causey, L (1, 6) OBP: 0.404, SLG: 0.504	1-3	F8			F8		G4-6-3 1-2f	K		5	0	0	0	0	1	5
John Wojcik, L (1, 7) OBP: 0.300, SLG: 0.222	G3		L4		F6		WP 1B		1B	5	0	2	0	0	0	0
Ed Charles, R (1, 5) OBP: 0.365, SLG: 0.399	F9		WP 4-3-6 2B		BB 1B		BBBB 1-2 BB		F9	4	1	2	0	1	0	1
Norm Siebern, L (1, 3) OBP: 0.358, SLG: 0.373		BBBB BB 1B E BB	BBBB 4-3-6 2-3 BB		BBBB 1-2 BB		SSS K		SSS K	2	1	0	0	3	2	3
Gino Cimoli, R (1, 9) OBP: 0.325, SLG: 0.388		E BB 1-2 1B	4-3-6 1-2f 3-H		1-3			SSS K	6-3	5	0	1	1	0	1	4
Jerry Lumpe, L (1, 4) OBP: 0.272, SLG: 0.306		F5		F8		6-3		FC6-4 1B		4	0	1	0	0	0	2
Hector Martinez, R (1, 8) OBP: 0.462, SLG: 0.636		F3		CS 1B		G1-6-3 HBP		FC6-4 1-2f 3B		3	1	1	0	0	0	3
Haywood Sullivan, R (1, 2) OBP: 0.316, SLG: 0.277 Billy Bryan, L (8, 2) OBP: 0.270, SLG: 0.354		BBBB E 1-2 2-3 BB		1-2 1B	G1-6-3 1-2f			1-H 1B 3B		3 0	1 0	2 0	1 0	1 0	0 0	1 0
Orlando Pena, R (1, 1) OBP: 0.235, SLG: 0.071 Diego Segui, R (6, 1) OBP: 0.286, SLG: 0.286 Chuck Essegian, R (7, PH) OBP: 0.286, SLG: 0.344 Ted Bowsfield, R (7, PR) OBP: 0.250, SLG: 0.154 Bill Fischer, R (7, 1) George Alusik, R (8, PH) OBP: 0.333, SLG: 0.414 Tony La Russa, R (8, PR) John Wyatt, R (8, 1)		E5 1-2 2-3 3-H		SSS K		H G4-6-3 HBP		3-H 1B		2 0 0 0 0 1 0 0 0	0 0 0 0 0 0 0 0 0	0 0 0 0 0 1 0 0 0	0 0 0 0 0 1 0 0 0	0 0 0 0 0 0 0 0 0	1 0 0 0 0 0 0 0 0	3 0 0 0 0 0 0 0 0
Inning Stats	R: 0 E: 0 K: 0 S: 3 H: 0 LOB: 0 BB: 0 P: 3	R: 1 E: 1 K: 0 S: 5 H: 1 LOB: 3 BB: 2 P: 13	R: 1 E: 0 K: 0 S: 3 H: 1 LOB: 0 BB: 1 P: 7	R: 0 E: 0 K: 1 S: 6 H: 2 LOB: 1 BB: 0 P: 6	R: 0 E: 0 K: 0 S: 4 H: 1 LOB: 2 BB: 1 P: 8	R: 0 E: 0 K: 0 S: 2 H: 0 LOB: 0 BB: 0 P: 3	R: 0 E: 0 K: 1 S: 5 H: 1 LOB: 2 BB: 1 P: 10	R: 2 E: 0 K: 2 S: 10 H: 3 LOB: 1 BB: 0 P: 10	R: 0 E: 0 K: 1 S: 6 H: 1 LOB: 1 BB: 0 P: 6	1B: 8 2B: 2 3B: 1 HR: 0 SF: 0 SAC: 0 DP: 3 HBP: 2						

PITCHER		IP	WLS	BF	H	R	ER	SO	BB	IBB	HBP	BLK	WP	HR	S	P	ERA	WHIP
Dan Osinski, R ERA: 3.0	(1, 1)	5.0		23	5	2	1	1	4	0	0	0	1	0	21	37	1.80	1.800
Julio Navarro, R ERA: 2.75	(6, 1)	2.2	W	13	4	2	2	2	1	0	2	0	1	0	14	20	6.75	1.875
Dean Chance, R ERA: 3.96	(8, 1)	1.1	S	5	1	0	0	2	0	0	0	0	0	0	9	9	0.00	0.750

PITCHER	IP	WLS	BF	H	R	ER	SO	BB	IBB	HBP	BLK	WP	HR	S	P	ERA	WHIP

TOP

Kansas City Athletics @ Los Angeles Angels
Dodger Stadium, Los Angeles, CA
Sun May 26 1963, 3:33 AM PDT
Att. 8,290 - Unknown - 67 F

livebaseballscorecards.com

AB	34
R	4
H	10
RBI	3
BB	5
SO	5
LOB	22

WP: 2	PA: 41
PB: 0	
SB: 0	
CS: 1	

BOTTOM

Kansas City Athletics @ Los Angeles Angels
Dodger Stadium, Los Angeles, CA

Sun May 26 1963, 3:33 AM PDT
Att. 8,290 - Unknown - 67 F

livebaseballscorecards.com

Batter	1	2	3	4	5	6	7	8	9	AB	R	H	RBI	BB	SO	LOB
Albie Pearson, L (1, 8) OBP: 0.395, SLG: 0.382	F7		G3		IBB	F5		G3 1-2		4	0	0	0	1	0	4
Billy Moran, R (1, 4) OBP: 0.280, SLG: 0.316	2B 1B		5-3		F8	1-2 1-2 2-H 3-H 1B		G3		5	1	2	2	0	0	4
Charlie Dees, L (1, 3) OBP: 0.250, SLG: 0.500	1-H 2B			F8	G3	F5				4	0	1	1	0	0	5
Lee Thomas, L (1, 7) OBP: 0.285, SLG: 0.310	F6			F7		BB 5-3 1B 1B	G3			4	1	1	0	0	0	1
George Thomas, R (1, 9) OBP: 0.279, SLG: 0.379	F7			F9		1-2 5-3	4-3 BB			3	0	0	0	1	0	2
Buck Rodgers, S (1, 2) OBP: 0.278, SLG: 0.298		F6			1B 2B 1B	BB 1B BB	1-2 4-3			3	2	1	0	1	0	1
Bob Sadowski, L (1, 5) OBP: 0.341, SLG: 0.222		F7			1-3 2B 1B	1B 1B 1B 1-2 2-3 BB	6-3			2	1	1	0	1	0	0
Joe Koppe, R (7, 5) OBP: 0.308, SLG: 0.250										1	0	0	0	0	0	1
Jim Fregosi, R (1, 6) OBP: 0.291, SLG: 0.394		1-3			1-3 3-H 2B	1-2 2-H 3-H 1B 1B		G3 1B		4	1	3	3	0	0	0
Dan Osinski, R (1, 1)										1	0	0	0	0	0	0
Felix Torres, R (5, PH) OBP: 0.296, SLG: 0.333										1	0	0	0	0	0	2
Julio Navarro, R (6, 1) OBP: 0.444, SLG: 0.375										1	0	1	0	0	0	0
Dean Chance, R (8, 1)			6-3		5-3	1-2 2-3 1B		K		1	0	0	0	0	1	1

Inning Stats	1	2	3	4	5	6	7	8	9
	R: 1 H: 2 E: 0 LOB: 1 K: 0 BB: 0 S: 5 P: 5	R: 0 H: 0 E: 0 LOB: 0 K: 0 BB: 0 S: 3 P: 3	R: 0 H: 0 E: 0 LOB: 0 K: 0 BB: 0 S: 3 P: 3	R: 0 H: 0 E: 0 LOB: 0 K: 0 BB: 0 S: 3 P: 3	R: 1 H: 3 E: 0 LOB: 3 K: 0 BB: 1 S: 6 P: 10	R: 4 H: 4 E: 0 LOB: 2 K: 0 BB: 2 S: 7 P: 15	R: 0 H: 0 E: 0 LOB: 1 K: 0 BB: 1 S: 3 P: 7	R: 0 H: 1 E: 0 LOB: 1 K: 1 BB: 0 S: 6 P: 6	

AB	34
R	6
H	10
RBI	6
BB	4
SO	1
LOB	21

		1B: 8	SF: 0	WP: 0	PA: 38
		2B: 2	SAC: 0	PB: 0	
		3B: 0	DP: 0	SB: 0	
		HR: 0	HBP: 0	CS: 0	

PITCHER		IP	WLS	BF	H	R	ER	SO	BB	IBB	HBP	BLK	WP	HR	S	P	ERA	WHIP
Orlando Pena, R ERA: 3.13	(1, 1)	5.1	L	27	8	6	6	0	2	1	0	0	0	0	24	36	10.12	1.875
Diego Segui, R ERA: 7.67	(6, 1)	0.2		3	1	0	0	0	0	0	0	0	0	0	3	3	0.00	1.500
Bill Fischer, R ERA: 1.82	(7, 1)	1.0		4	0	0	0	0	1	0	0	0	0	0	3	7	0.00	1.000
John Wyatt, R ERA: 3.06	(8, 1)	1.0		4	1	0	0	1	0	0	0	0	0	0	6	6	0.00	1.000

PITCHER		IP	WLS	BF	H	R	ER	SO	BB	IBB	HBP	BLK	WP	HR	S	P	ERA	WHIP

Baltimore Orioles @ Kansas City Athletics

Municipal Stadium, Kansas City, MO

Tue May 28 1963, 8:05 PM EDT

Att. 13,739 - Unknown

TOP

livebaseballscorecards.com

Batter	1	2	3	4	5	6	7	8	9	AB	R	H	RBI	BB	SO	LOB
Luis Aparicio, R (1, 6) OBP: 0.318, SLG: 0.380	BBBB 4-0 F8 4-3 BB		x 0-0 ① L8		x 0-0 HR 2B 2-H		x 0-0 ① 1-3		x 0-0 ② FC6-4 1B 1-2f	4	1	1	1	1	0	1
Jerry Adair, R (1, 4) OBP: 0.219, SLG: 0.358	x 0-0 ① 4-3 1-2		x 0-0 ② 4-3		x 0-0 HR 1B		x 0-0 ② 4-3		x 0-0 1B 1-2	5	1	2	0	0	0	1
Al Smith, R (1, 9) OBP: 0.369, SLG: 0.479 Bob Saverine, S (7, PR) OBP: 0.310, SLG: 0.240 (7, 8)	BBBB 4-0 BB		x 0-0 1B		x 0-0 1-H 2-H HR		BBBB 4-0 FC6 BB		x 0-0 ③ F7	2 1	1 0	2 0	3 0	2 0	0 0	0 2
Jim Gentile, L (1, 3) OBP: 0.389, SLG: 0.484	x 0-0 ② F8 2-3		x 0-0 ③ 5-3		H 1-0 1-6-4-3 HBP		x 0-0 ③ FC6 1-2f			3	0	0	0	0	0	4
Brooks Robinson, R (1, 5) OBP: 0.357, SLG: 0.429	x 0-0 ③ F8			SSS 0-3 ① K	x 0-0 ②③ G1-6-4-3 1-2f			SSS 0-3 ① K		4	0	0	0	0	2	3
Joe Gaines, R (1, 7) OBP: 0.432, SLG: 0.676 Russ Snyder, L (6, PH) OBP: 0.259, SLG: 0.320 (6, 7)		x 0-0 ① F7		SSS 0-3 ② K		x 0-0 ① 4-3		x 0-0 ② 4-3		2 2	0 0	0 0	0 0	0 0	1 0	0 0
Jackie Brandt, R (1, 8) OBP: 0.306, SLG: 0.435 (7, 9)		x 0-0 ② 6-3		x 0-0 ③ 1-3		x 0-0 ② 5-3		x 0-0 ③ F3		4	0	0	0	0	0	0
John Orsino, R (1, 2) OBP: 0.396, SLG: 0.462		x 0-0 FC6-4 1B			x 0-0 SH1-4 2B 1B	BBBB 4-0 BB			x 0-0 ① F7	3	1	2	0	1	0	0
Robin Roberts, S (1, 1) OBP: 0.250, SLG: 0.217 Dean Stone, L (8, 1) Stu Miller, R (8, 1) OBP: 0.250, SLG: 0.250		x 0-0 ③ FC6-4 1-2f			x 0-0 ① SH1-4 1-2	x 0-0 ③ F7			x 0-0 FC6-4 1B	2 0 1	0 0 0	0 0 1	0 0 0	0 0 0	0 0 0	2 0 0
Inning Stats	R: 0 E: 0 K: 0 S: 3 / H: 0 LOB: 2 BB: 2 P: 11	R: 0 E: 0 K: 0 S: 4 / H: 1 LOB: 1 BB: 0 P: 4	R: 0 E: 0 K: 0 S: 4 / H: 1 LOB: 1 BB: 0 P: 4	R: 0 E: 0 K: 2 S: 7 / H: 0 LOB: 0 BB: 0 P: 7	R: 4 E: 0 K: 0 S: 6 / H: 4 LOB: 0 BB: 0 P: 7	R: 0 E: 0 K: 0 S: 3 / H: 0 LOB: 1 BB: 1 P: 7	R: 0 E: 0 K: 0 S: 3 / H: 0 LOB: 1 BB: 1 P: 7	R: 0 E: 0 K: 1 S: 5 / H: 0 LOB: 0 BB: 0 P: 5	R: 0 E: 0 K: 0 S: 5 / H: 2 LOB: 2 BB: 0 P: 5	1B: 6 2B: 1 3B: 0 HR: 1 / SF: 0 SAC: 1 DP: 1 HBP: 1						

	AB	33
	R	4
	H	8
	RBI	4
	BB	4
	SO	3
	LOB	13

WP: 0 PB: 0 SB: 0 CS: 0 — PA: 39

PITCHER		IP	WLS	BF	H	R	ER	SO	BB	IBB	HBP	BLK	WP	HR	S	P	ERA	WHIP
Ted Bowsfield, L ERA: 5.34	(1, 1)	5.0	L	23	6	4	4	2	2	0	1	0	0	1	24	33	7.20	1.600
Dave Thies, R ERA: 2.75	(6, 1)	3.0		11	0	0	0	1	2	0	0	0	0	0	11	19	0.00	0.667
Diego Segui, R ERA: 7.39	(9, 1)	1.0		5	2	0	0	0	0	0	0	0	0	0	5	5	0.00	2.000

PITCHER	IP	WLS	BF	H	R	ER	SO	BB	IBB	HBP	BLK	WP	HR	S	P	ERA	WHIP

Batter	1	2	3	4	5	6	7	8	9	AB	R	H	RBI	BB	SO	LOB
Wayne Causey, L (1, 6) OBP: 0.407, SLG: 0.500	6-3			BB		3-1		1B		3	0	1	0	1	0	0
John Wojcik, L (1, 8) OBP: 0.231, SLG: 0.167	F6			K		G3		F3		3	0	0	0	0	1	1
Hector Martinez, R (8, PH) OBP: 0.429, SLG: 0.583										1	0	0	0	0	0	2
Diego Segui, R (9, 1) OBP: 0.286, SLG: 0.286										0	0	0	0	0	0	0
Ed Charles, R (1, 5) OBP: 0.356, SLG: 0.389	K			6-3		L6		K		4	0	0	0	0	2	3
Norm Siebern, L (1, 3) OBP: 0.356, SLG: 0.377		K		F5			F9		1B 2B	4	1	1	0	0	1	1
George Alusik, R (1, 7) OBP: 0.318, SLG: 0.392		F7			F3		5-3		F7	4	0	0	0	0	0	1
Jerry Lumpe, L (1, 4) OBP: 0.271, SLG: 0.304		F7			6-3		K		G4-3 1B	4	0	1	1	0	1	0
Gino Cimoli, R (1, 9) OBP: 0.329, SLG: 0.406			6-3		1B			1B 3B	G4-3	4	1	2	0	0	0	1
Doc Edwards, R (1, 2) OBP: 0.333, SLG: 0.353			5-3		1B			1B		3	0	2	1	0	0	0
Ted Bowsfield, R (1, 1) OBP: 0.235, SLG: 0.143			F9		F3			F4		1	0	0	0	0	0	0
Chuck Essegian, R (5, PH) OBP: 0.295, SLG: 0.340										1	0	0	0	0	0	2
Dave Thies, R (6, 1) OBP: 0.400, SLG: 0.600										0	0	0	0	0	0	0
Bobby Del Greco, R (8, PH) OBP: 0.250, SLG: 0.297										1	0	0	0	0	0	1
(9, 8)																
Inning Stats	R: 0 E: 0 K: 1 S: 5 H: 0 LOB: 0 BB: 0 P: 5	R: 0 E: 0 K: 1 S: 5 H: 0 LOB: 0 BB: 0 P: 5	R: 0 E: 0 K: 0 S: 3 H: 0 LOB: 0 BB: 0 P: 3	R: 0 E: 0 K: 1 S: 5 H: 0 LOB: 1 BB: 1 P: 9	R: 0 E: 0 K: 0 S: 5 H: 2 LOB: 2 BB: 0 P: 5	R: 0 E: 0 K: 0 S: 3 H: 0 LOB: 0 BB: 0 P: 3	R: 0 E: 0 K: 1 S: 5 H: 0 LOB: 0 BB: 0 P: 5	R: 1 E: 0 K: 1 S: 8 H: 3 LOB: 2 BB: 0 P: 8	R: 1 E: 0 K: 0 S: 4 H: 2 LOB: 0 BB: 0 P: 4	1B: 5 2B: 1 3B: 1 HR: 0	SF: 0 SAC: 0 DP: 1 HBP: 0						

PITCHER	IP	WLS	BF	H	R	ER	SO	BB	IBB	HBP	BLK	WP	HR	S	P	ERA	WHIP
Robin Roberts, R (1, 1) ERA: 2.51	7.1	W	28	5	1	1	4	1	0	0	0	0	0	35	39	1.23	0.818
Dean Stone, L (8, 1) ERA: 6.52	0.1		1	0	0	0	0	0	0	0	0	0	0	1	1	0.00	0.000
Stu Miller, R (8, 1) ERA: 3.08	1.1	S	5	2	1	1	1	0	0	0	0	0	0	7	7	6.75	1.500

PITCHER	IP	WLS	BF	H	R	ER	SO	BB	IBB	HBP	BLK	WP	HR	S	P	ERA	WHIP

BOTTOM

Baltimore Orioles @ Kansas City Athletics

Municipal Stadium, Kansas City, MO

Tue May 28 1963, 8:05 PM EDT

Att. 13,739 - Unknown

livebaseballscorecards.com

AB	33
R	2
H	7
RBI	2
BB	1
SO	5
LOB	12

Baltimore Orioles @ Kansas City Athletics

Municipal Stadium, Kansas City, MO

Wed May 29 1963, 8:05 PM EDT

Att. 12,987 - Unknown

TOP

livebaseballscorecards.com

Batter	1	2	3	4	5	6	7	8	9	10	11	AB	R	H	RBI	BB	SO	LOB
Luis Aparicio, R (1, 6) OBP: 0.320, SLG: 0.380	4-3		WP 1B		5-3		S 1B		F6			5	0	2	0	0	0	1
Jerry Adair, R (1, 4) OBP: 0.225, SLG: 0.366	L8 1B		F8 1-2			1B 2B	L6 1-2			F3		5	1	2	0	0	0	2
Al Smith, R (1, 9) OBP: 0.364, SLG: 0.469	L8 1-2		K			S 1B 2-H	4-3			K2-3		5	1	1	1	0	2	3
Jim Gentile, L (1, 3) OBP: 0.384, SLG: 0.471		2B BB		K		K 1-2		F2		4-3		4	0	0	0	1	2	1
Brooks Robinson, R (1, 5) OBP: 0.353, SLG: 0.423		K		F7		3B 1B 2-H		K			6-3	5	1	1	1	0	2	1
Boog Powell, L (1, 7) OBP: 0.333, SLG: 0.539 Bob Saverine, S (11, 8) OBP: 0.310, SLG: 0.240		K		F9		SF7 3B 1-H		1B			4-3	5 0	1 0	2 0	1 0	0 0	1 0	1 0
Jackie Brandt, R (1, 8) OBP: 0.302, SLG: 0.437 (11, 7)	2B 1-3		F6	SF7 3-H			F9				6-3	4	0	1	1	0	0	1
John Orsino, R (1, 2) OBP: 0.383, SLG: 0.442	6-3		6-3	5-3				F4				4	0	0	0	0	0	2
Mike McCormick, L (1, 1) OBP: 0.286, SLG: 0.286 Dick Hall, R (6, 1) OBP: 0.500, SLG: 0.500 Russ Snyder, L (9, PH) OBP: 0.256, SLG: 0.316 Dave McNally, R (9, 1) Wes Stock, R (9, 1) Dean Stone, L (9, 1) Stu Miller, R (11, 1) OBP: 0.250, SLG: 0.250			F9		1B		F7		F6			2 1 1 0 0 0 0	0 0 0 0 0 0 0	1 0 0 0 0 0 0	0 0 0 0 0 0 0	0 0 0 0 0 0 0	0 0 0 0 0 0 0	0 0 0 0 0 0 0

	AB	41
	R	4
	H	10
	RBI	4
	BB	1
	SO	7
	LOB	12

Inning Stats	1	2	3	4	5	6	7	8	9	10	11
	R: 0 E: 0 K: 0 S: 3 H: 1 LOB: 1 BB: 0 P: 3	R: 0 E: 0 K: 2 S: 8 H: 1 LOB: 2 BB: 1 P: 12	R: 0 E: 0 K: 1 S: 6 H: 1 LOB: 1 BB: 0 P: 6	R: 0 E: 0 K: 1 S: 5 H: 0 LOB: 0 BB: 0 P: 5	R: 0 E: 0 K: 0 S: 4 H: 1 LOB: 1 BB: 0 P: 4	R: 4 E: 0 K: 1 S: 9 H: 4 LOB: 0 BB: 0 P: 9	R: 0 E: 0 K: 0 S: 4 H: 1 LOB: 1 BB: 0 P: 4	R: 0 E: 0 K: 1 S: 6 H: 1 LOB: 1 BB: 0 P: 6	R: 0 E: 0 K: 0 S: 3 H: 0 LOB: 0 BB: 0 P: 3	R: 0 E: 0 K: 1 S: 5 H: 0 LOB: 0 BB: 0 P: 5	R: 0 E: 0 K: 0 S: 3 H: 0 LOB: 0 BB: 0 P: 3

	1B	7	SF	1	WP	1	PA	43
	2B	2	SAC	0	PB	0		
	3B	1	DP	0	SB	2		
	HR	0	HBP	0	CS	0		

PITCHER		IP	WLS	BF	H	R	ER	SO	BB	IBB	HBP	BLK	WP	HR	S	P	ERA	WHIP
Dave Wickersham, R ERA: 3.52	(1, 1)	6.1		28	9	4	4	5	1	0	0	0	1	0	37	41	5.68	1.579
Bill Fischer, R ERA: 1.53	(7, 1)	4.2	W	15	1	0	0	2	0	0	0	0	0	0	19	19	0.00	0.214

PITCHER	IP	WLS	BF	H	R	ER	SO	BB	IBB	HBP	BLK	WP	HR	S	P	ERA	WHIP

Baltimore Orioles @ Kansas City Athletics

Municipal Stadium, Kansas City, MO

Wed May 29 1963, 8:05 PM EDT

Att. 12,987 - Unknown

livebaseballscorecards.com

BOTTOM

Batter	1	2	3	4	5	6	7	8	9	10	11	AB	R	H	RBI	BB	SO	LOB
Wayne Causey, L (1, 6) OBP: 0.400, SLG: 0.490	K		FC4-6 1-2f		L4		F7		SH5-4 1-2		1B IBB 1-3 1B	5	0	1	0	0	1	1
Gino Cimoli, R (1, 9) OBP: 0.341, SLG: 0.408	E5 1B		K		5-3		FC5-4 1B		BB BB		1B IBB 1-2	4	0	2	0	2	1	1
Ed Charles, R (1, 5) OBP: 0.367, SLG: 0.395	F8			SH2-3 E 2B 1B	2-6 1B		FC5-4 1-2f		BB 1-2 2-3		1-2 2-3 3-H 1B	5	1	3	1	1	0	2
Norm Siebern, L (1, 3) OBP: 0.351, SLG: 0.391	3-1			E9 SH2-3 2B 1-2	2-6 1-2	HR	K		K			5	2	1	1	0	2	6
Chuck Essegian, R (1, 7) OBP: 0.294, SLG: 0.337 Bobby Del Greco, R (10, PR) OBP: 0.250, SLG: 0.297 (11, 8)		5-3		SH2-3 1-2 2-3		F7		1-3		G5-6-3 1B		4 0	0 0	1 0	0 0	0 0	0 0	0 0
Doc Edwards, R (1, 2) OBP: 0.317, SLG: 0.316		5-3		2B IBB		F8		F6		G5-6-3 1-2f		4	1	0	0	1	0	1
Jerry Lumpe, L (1, 4) OBP: 0.275, SLG: 0.319		F8		1-H 2-H 3-H 2B		2B		F7		L4		5	0	2	3	0	0	1
John Wojcik, L (1, 8) OBP: 0.235, SLG: 0.133 (11, 7) George Alusik, R (11, PH) OBP: 0.326, SLG: 0.392			4-3	L5		IBB			K		FC4-6 BB	3 0	0 0	0 0	0 0	1 1	1 0	1 0
Dave Wickersham, R (1, 1) OBP: 0.174, SLG: 0.136 Bill Fischer, R (7, 1) Ted Bowsfield, R (11, PR) OBP: 0.235, SLG: 0.143			FC4-6 1B	K		3-1			BB SH5-4 HBP		FC4-6 1-2f 1B 1B	3 1 0	0 0 1	1 0 0	0 0 0	0 0 0	1 0 0	3 1 0
Inning Stats	R: 0 H: 1 E: 1 LOB: 1 K: 1 BB: 0 S: 6 P: 6	R: 0 H: 0 E: 0 LOB: 0 K: 0 BB: 0 S: 3 P: 3	R: 0 H: 1 E: 0 LOB: 1 K: 1 BB: 0 S: 6 P: 6	R: 3 H: 2 E: 1 LOB: 1 K: 1 BB: 1 S: 8 P: 12	R: 0 H: 1 E: 0 LOB: 1 K: 0 BB: 0 S: 3 P: 3	R: 1 H: 2 E: 0 LOB: 2 K: 0 BB: 1 S: 5 P: 9	R: 0 H: 1 E: 0 LOB: 1 K: 1 BB: 0 S: 6 P: 6	R: 0 H: 0 E: 0 LOB: 0 K: 0 BB: 0 S: 3 P: 3	R: 0 H: 0 E: 0 LOB: 3 K: 2 BB: 2 S: 7 P: 16	R: 0 H: 1 E: 0 LOB: 1 K: 0 BB: 0 S: 3 P: 3	R: 1 H: 2 E: 0 LOB: 3 K: 0 BB: 2 S: 3 P: 11	1B: 8 SF: 0 2B: 2 SAC: 2 3B: 0 DP: 1 HR: 1 HBP: 1						

AB	39
R	5
H	11
RBI	5
BB	6
SO	6
LOB	17

WP: 0 PA: 48
PB: 0
SB: 0
CS: 0

PITCHER		IP	WLS	BF	H	R	ER	SO	BB	IBB	HBP	BLK	WP	HR	S	P	ERA	WHIP
Mike McCormick, L ERA: 4.25	(1, 1)	5.0		23	6	4	3	3	0	1	0	0	0	1	27	31	5.40	1.200
Dick Hall, R ERA: 4.5	(6, 1)	3.0		12	2	0	0	1	0	1	0	0	0	0	13	17	0.00	0.667
Dave McNally, L ERA: 4.4	(9, 1)	0.2		3	0	0	0	1	0	0	1	0	0	0	4	5	0.00	0.000
Wes Stock, R ERA: 2.28	(9, 1)	0.0		2	0	0	0	0	2	0	0	0	0	0	0	8	∞	∞
Dean Stone, L ERA: 6.35	(9, 1)	1.2	L	7	2	1	1	1	1	0	0	0	0	0	8	12	5.40	1.800

PITCHER		IP	WLS	BF	H	R	ER	SO	BB	IBB	HBP	BLK	WP	HR	S	P	ERA	WHIP
Stu Miller, R ERA: 3.08	(11, 1)	0.0		2	1	0	0	0	0	1	0	0	0	0	1	5	∞	∞

Batter	1	2	3	4	5	6	7	8	9	AB	R	H	RBI	BB	SO	LOB
Luis Aparicio, R (1, 6) OBP: 0.314, SLG: 0.372	F3		5-3			K		5-3		4	0	0	0	0	1	0
Jerry Adair, R (1, 4) OBP: 0.226, SLG: 0.363	F3		G1-6-3 1B			6-3		5-3		4	0	1	0	0	0	0
Russ Snyder, L (1, 9) OBP: 0.256, SLG: 0.304	K		G1-6-3 1-2f			BB			E4	3	0	0	0	1	1	1
Jim Gentile, L (1, 3) OBP: 0.381, SLG: 0.463		G3		L4-3 BB		4-3			F7	3	0	0	0	1	0	2
Brooks Robinson, R (1, 5) OBP: 0.351, SLG: 0.419		E5 FC6-4 1B 2B		K			1B 1B		K	4	1	1	0	0	2	2
Boog Powell, L (1, 7) OBP: 0.338, SLG: 0.538		FC6-4 1-2 1B		L4-3 1-2			G6-4-3 1-2 1B		4-3	4	0	2	0	0	0	2
Jackie Brandt, R (1, 8) OBP: 0.297, SLG: 0.429		FC6-4 1-2f 2-3 2B			F5		F5			3	1	0	0	0	0	4
Dick Brown, R (1, 2) OBP: 0.229, SLG: 0.311		1-H 3-H 2B			6-3		G6-4-3 1-2f			3	0	1	2	0	0	2
Steve Barber, L (1, 1) OBP: 0.086, SLG: 0.088		K			F5			K		2	0	0	0	0	1	1
Wes Stock, R (6, 1)										0	0	0	0	0	0	0
Charlie Lau, L (8, PH) OBP: 0.238, SLG: 0.250										1	0	0	0	0	1	0
Dean Stone, L (8, 1)										0	0	0	0	0	0	0
Inning Stats	R: 0 E: 0 K: 1 S: 5 H: 0 LOB: 0 BB: 0 P: 5	R: 2 E: 1 K: 1 S: 8 H: 2 LOB: 1 BB: 0 P: 8	R: 0 E: 0 K: 0 S: 3 H: 1 LOB: 0 BB: 0 P: 3	R: 0 E: 0 K: 1 S: 4 H: 0 LOB: 0 BB: 1 P: 8	R: 0 E: 0 K: 0 S: 3 H: 0 LOB: 0 BB: 0 P: 3	R: 0 E: 0 K: 1 S: 5 H: 0 LOB: 1 BB: 1 P: 9	R: 0 E: 0 K: 0 S: 4 H: 2 LOB: 1 BB: 0 P: 4	R: 0 E: 0 K: 1 S: 5 H: 0 LOB: 0 BB: 0 P: 5	R: 0 E: 1 K: 1 S: 6 H: 0 LOB: 1 BB: 0 P: 6	1B: 4 2B: 2 3B: 0 HR: 0 SF: 0 SAC: 0 DP: 3 HBP: 0						

PITCHER		IP	WLS	BF	H	R	ER	SO	BB	IBB	HBP	BLK	WP	HR	S	P	ERA	WHIP
Ed Rakow, R ERA: 3.13	(1, 1)	6.0	W	22	3	2	0	4	2	0	0	0	0	0	28	36	0.00	0.833
John Wyatt, R ERA: 2.61	(7, 1)	3.0	S	11	2	0	0	2	0	0	0	0	0	0	15	15	0.00	0.667

PITCHER	IP	WLS	BF	H	R	ER	SO	BB	IBB	HBP	BLK	WP	HR	S	P	ERA	WHIP

TOP

Baltimore Orioles @ Kansas City Athletics

Municipal Stadium, Kansas City, MO

Thu May 30 1963, 4:33 AM EDT

Att. 17,794 - Unknown

livebaseballscorecards.com

AB	31
R	2
H	5
RBI	2
BB	2
SO	6
LOB	14

WP: 0	PB: 0	SB: 0	CS: 0
PA: 33			

Batter	1	2	3	4	5	6	7	8	9	AB	R	H	RBI	BB	SO	LOB
Wayne Causey, L (1, 6) OBP: 0.394, SLG: 0.486	F7		E1 3-1 SH3-4 1-2 3-H	4-3		HR 1-H 2B		F7		5	1	1	2	0	0	4
Gino Cimoli, R (1, 9) OBP: 0.339, SLG: 0.404	5-3		SH3-4 1-2 2-3		F9 S S S	K		0-0 1-2 1B		4	0	1	0	0	1	1
Ed Charles, R (1, 5) OBP: 0.368, SLG: 0.410	K S S S		4-0 I I I 3-1 IBB		K S S S	2-H HR		F9		4	1	1	2	1	2	2
Norm Siebern, L (1, 3) OBP: 0.349, SLG: 0.387		F8	3-1 1-2 2-3 3-H		1B 2B 1B	F6				4	1	1	1	0	0	2
George Alusik, R (1, 7) OBP: 0.333, SLG: 0.397		F9	F2		2B 1-3 1B		F9 1B			4	0	2	0	0	0	2
Doc Edwards, R (1, 2) OBP: 0.311, SLG: 0.333	K S S S			5-3	1-3 3-H 2B		F9 1-2			4	0	1	1	0	1	1
Jerry Lumpe, L (1, 4) OBP: 0.274, SLG: 0.318			E 2B 1B	G3	L8		L9			4	1	1	0	0	0	2
Bobby Del Greco, R (1, 8) OBP: 0.318, SLG: 0.375			SH 1-H E 2B	4-0 B B B B BB BB		2B 1B		1B 1B		3	2	3	1	1	0	0
Ed Rakow, S (1, 1) OBP: 0.250, SLG: 0.200 John Wyatt, R (7, 1)			SH SH3-4 E 3-1 2-3	4-0 B B B B 1-2 BB		B1		K S S S		1 1	1 0	0 0	0 0	1 0	0 1	1 1
Inning Stats	R: 0 E: 0 K: 1 S: 5 H: 0 LOB: 0 BB: 0 P: 5	R: 0 E: 0 K: 1 S: 5 H: 0 LOB: 0 BB: 0 P: 5	R: 3 E: 2 K: 0 S: 7 H: 2 LOB: 2 BB: 1 P: 11	R: 0 E: 0 K: 0 S: 3 H: 0 LOB: 2 BB: 2 P: 11	R: 1 E: 0 K: 1 S: 8 H: 3 LOB: 2 BB: 0 P: 8	R: 3 E: 0 K: 1 S: 8 H: 3 LOB: 0 BB: 0 P: 8	R: 0 E: 0 K: 0 S: 3 H: 1 LOB: 0 BB: 0 P: 3	R: 0 E: 0 K: 1 S: 7 H: 2 LOB: 2 BB: 0 P: 7		1B: 7 2B: 3 3B: 0 HR: 1 SF: 0 SAC: 2 DP: 0 HBP: 0						

PITCHER		IP	WLS	BF	H	R	ER	SO	BB	IBB	HBP	BLK	WP	HR	S	P	ERA	WHIP
Steve Barber, L ERA: 2.62	(1, 1)	5.1	L	28	7	6	5	3	2	1	0	0	0	0	31	43	8.44	1.688
Wes Stock, R ERA: 2.49	(6, 1)	1.2		6	2	1	1	1	0	0	0	0	0	1	8	8	5.40	1.200
Dean Stone, L ERA: 5.84	(8, 1)	1.0		5	2	0	0	1	0	0	0	0	0	0	7	7	0.00	2.000

PITCHER	IP	WLS	BF	H	R	ER	SO	BB	IBB	HBP	BLK	WP	HR	S	P	ERA	WHIP

BOTTOM

Baltimore Orioles @ Kansas City Athletics

Municipal Stadium, Kansas City, MO

Thu May 30 1963, 4:33 AM EDT

Att. 17,794 - Unknown

livebaseballscorecards.com

AB	34
R	7
H	11
RBI	7
BB	3
SO	5
LOB	16

WP: 0 PA: 39
PB: 0
SB: 0
CS: 0

Batter	1	2	3	4	5	6	7	8	9	AB	R	H	RBI	BB	SO	LOB
Ed Brinkman, R (1, 6) OBP: 0.275, SLG: 0.316	5-3		5-3		F8			F8		4	0	0	0	0	0	0
Jim King, L (1, 9) OBP: 0.293, SLG: 0.418	P4		HR			4-3		1-3		4	1	1	1	0	0	0
Chuck Hinton, R (1, 7) OBP: 0.315, SLG: 0.475	6-3		F7			4-3			K	4	0	0	0	0	1	0
Bobo Osborne, L (1, 3) OBP: 0.310, SLG: 0.449		HR	K			4-3			1B	4	1	2	1	0	1	0
Don Lock, R (1, 8) OBP: 0.365, SLG: 0.462		HR		L7			2B		K	4	1	2	1	0	1	1
Ken Retzer, L (1, 2) OBP: 0.244, SLG: 0.244		K		P4			F5		4-3	4	0	0	0	0	1	2
John Kennedy, R (1, 5) OBP: 0.182, SLG: 0.100		E5 FC4-6		F9			K			3	0	0	0	0	1	1
Chuck Cottier, R (1, 4) OBP: 0.252, SLG: 0.352		FC4-6 1-2f			K		F9			3	0	0	0	0	1	2
Don Rudolph, L (1, 1) Claude Osteen, L (5, 1) OBP: 0.263, SLG: 0.222 Jim Coates, R (5, 1) Barry Shetrone, L (8, PH) Pete Burnside, R (8, 1)		K			F7			4-3		2 0 0 1 0	0 0 0 0 0	0 0 0 0 0	0 0 0 0 0	0 0 0 0 0	1 0 0 0 0	1 0 0 0 0
Inning Stats	R: 0 E: 0 K: 0 S: 3 H: 0 LOB: 0 BB: 0 P: 3	R: 2 E: 1 K: 2 S: 10 H: 2 LOB: 1 BB: 0 P: 10	R: 1 E: 0 K: 1 S: 6 H: 1 LOB: 0 BB: 0 P: 6	R: 0 E: 0 K: 0 S: 3 H: 0 LOB: 0 BB: 0 P: 3	R: 0 E: 0 K: 1 S: 5 H: 0 LOB: 0 BB: 0 P: 5	R: 0 E: 0 K: 0 S: 3 H: 0 LOB: 0 BB: 0 P: 3	R: 0 E: 0 K: 1 S: 6 H: 1 LOB: 1 BB: 0 P: 6	R: 0 E: 0 K: 0 S: 3 H: 0 LOB: 0 BB: 0 P: 3	R: 0 E: 0 K: 2 S: 8 H: 1 LOB: 1 BB: 0 P: 8	1B: 1 2B: 1 3B: 0 HR: 3 SF: 0 SAC: 0 DP: 0 HBP: 0						

PITCHER	IP	WLS	BF	H	R	ER	SO	BB	IBB	HBP	BLK	WP	HR	S	P	ERA	WHIP
Orlando Pena, R (1, 1) ERA: 3.12	9.0	W	33	5	3	3	7	0	0	0	0	0	3	47	47	3.00	0.556

PITCHER	IP	WLS	BF	H	R	ER	SO	BB	IBB	HBP	BLK	WP	HR	S	P	ERA	WHIP

TOP

Washington Senators @ Kansas City Athletics

Municipal Stadium, Kansas City, MO

Fri May 31 1963, 8:05 PM EDT

Att. 9,392 - Unknown

livebaseballscorecards.com

AB	33
R	3
H	5
RBI	3
BB	0
SO	7
LOB	7

WP: 0 PA: 33
PB: 0
SB: 0
CS: 0

Batter	1	2	3	4	5	6	7	8	9	AB	R	H	RBI	BB	SO	LOB
Wayne Causey, L (1, 6) OBP: 0.388, SLG: 0.477	P4		F7	G1-2-3 3-Hf	FC5-4 1B		F8			5	0	1	0	0	0	3
Gino Cimoli, R (1, 9) OBP: 0.337, SLG: 0.400	1B		K		P4 FC5-4 1-3f		K			4	0	1	0	0	1	1
John Wojcik, L (6, 9) OBP: 0.222, SLG: 0.125										1	0	0	0	0	1	0
Ed Charles, R (1, 5) OBP: 0.374, SLG: 0.433	F7		HR		1B 2B 1B	1B FC1-5-2 1B		F9		5	2	3	1	0	0	1
Norm Siebern, L (1, 3) OBP: 0.351, SLG: 0.388	P6		F8		1-2 2B 1B	FC1-5-2 1-3 SF9 1B		P6		5	2	2	0	0	0	1
George Alusik, R (1, 7) OBP: 0.326, SLG: 0.422		F3		HR	F2	FC1-5-2 SF9 1-3 3-H		6-3		5	1	1	1	0	0	4
Doc Edwards, R (1, 2) OBP: 0.327, SLG: 0.378		F2		FC1-5 1B 1B	1B HR 1-H 2-H 2B	SF9 2-3 3-H				3	1	2	3	0	0	0
Jerry Lumpe, L (1, 4) OBP: 0.289, SLG: 0.335	2B			1B FC1-5 1-2 G1-2-3 1B	BB HR 2-3 1B	IBB				3	1	3	0	1	0	0
Bobby Del Greco, R (1, 8) OBP: 0.333, SLG: 0.357	HBP			FC1-5 1B 1-2 2-3f	HR 1-2 BB	F8				2	1	0	0	1	0	4
Orlando Pena, R (1, 1) OBP: 0.286, SLG: 0.333	P6			1B 1-2 2-3	HR 1-H 2-H 3-H		K			4	1	2	4	0	1	2
Inning Stats	R: 0 E: 0 K: 0 S: 4 H: 1 LOB: 1 BB: 0 P: 4	R: 0 E: 0 K: 0 S: 4 H: 1 LOB: 2 BB: 0 P: 5	R: 1 E: 0 K: 1 S: 6 H: 1 LOB: 0 BB: 0 P: 6	R: 1 E: 0 K: 0 S: 6 H: 4 LOB: 2 BB: 0 P: 6	R: 6 E: 0 K: 0 S: 9 H: 6 LOB: 1 BB: 1 P: 13	R: 1 E: 0 K: 0 S: 5 H: 2 LOB: 2 BB: 1 P: 9	R: 0 E: 0 K: 2 S: 7 H: 0 LOB: 0 BB: 0 P: 7	R: 0 E: 0 K: 0 S: 3 H: 0 LOB: 0 BB: 0 P: 3		1B: 10 2B: 2 3B: 0 HR: 3 SF: 1 SAC: 0 DP: 1 HBP: 1						

PITCHER		IP	WLS	BF	H	R	ER	SO	BB	IBB	HBP	BLK	WP	HR	S	P	ERA	WHIP
Don Rudolph, L ERA: 5.06	(1, 1)	4.2	L	24	10	5	5	1	0	0	1	0	0	2	25	26	9.64	2.143
Claude Osteen, L ERA: 4.48	(5, 1)	0.0		4	3	3	3	0	1	0	0	0	0	1	3	7	∞	∞
Jim Coates, R ERA: 6.94	(5, 1)	2.1		10	2	1	1	2	0	1	0	0	0	0	13	17	3.86	0.857
Pete Burnside, L ERA: 4.66	(8, 1)	1.0		3	0	0	0	0	0	0	0	0	0	0	3	3	0.00	0.000

PITCHER		IP	WLS	BF	H	R	ER	SO	BB	IBB	HBP	BLK	WP	HR	S	P	ERA	WHIP

BOTTOM

Washington Senators @ Kansas City Athletics

Municipal Stadium, Kansas City, MO

Fri May 31 1963, 8:05 PM EDT

Att. 9,392 - Unknown

livebaseballscorecards.com

AB	37
R	9
H	15
RBI	9
BB	2
SO	3
LOB	16

WP: 0	PA: 41		
PB: 0			
SB: 0			
CS: 0			

Batter	1	2	3	4	5	6	7	8	9	AB	R	H	RBI	BB	SO	LOB
Ed Brinkman, R (1, 6) OBP: 0.289, SLG: 0.341	6-3		1B 2B		FC4-6 1B		SH1-4 BB 2B	FC4-6 1B		5	2	4	0	0	0	0
Jim King, L (1, 9) OBP: 0.297, SLG: 0.413	G6-4-3 1B		F7		FC4-6 1-2f 2B		BBBB 4-0 BB SH1-4 BB BB	SSS 0-3 K		4	2	1	0	1	1	3
Chuck Hinton, R (1, 7) OBP: 0.314, SLG: 0.468	G6-4-3 1-2f		BBBB 4-0 1B HR BB		P4		SH1-4 1-2 2-3	FC4-6 1-2f		3	1	0	0	1	0	3
Bobo Osborne, L (1, 3) OBP: 0.322, SLG: 0.461		HBP 1B	1-3 2-H HR 1B		1-H 2B		III 4-0 BB BB 1B IBB		SSS 0-3 K	4	2	3	2	1	1	0
Don Lock, R (1, 8) OBP: 0.366, SLG: 0.477		P6	1-H 3-H HR		SSS 0-3 K		BBBB 4-0 1-2 2-3 3-H BB 1B BB		1-3	4	2	1	4	1	1	2
John Kennedy, R (1, 5) OBP: 0.313, SLG: 0.231		H 1-0 1-2 HBP	2B			SSS 0-3 K	SSS 0-3 K		BBBB 4-0 BB	3	0	1	0	1	2	3
Chuck Cottier, R (1, 4) OBP: 0.256, SLG: 0.349		P6		F8		BBBB 4-0 1B 1-2 2-3 3-H BB 1B		SSS 0-3 K		4	0	1	1	1	1	3
Hobie Landrith, L (1, 2) OBP: 0.261, SLG: 0.200		F8		P4		F8	1-3 2-H 3-H 1B			4	0	1	2	0	0	3
Jim Duckworth, R (1, 1)			SSS 0-3 K	1-3		SSS 0-3 K		SSS 0-3 K		4	0	0	0	0	3	1
Inning Stats	R: 0 E: 0 K: 0 S: 3 H: 1 LOB: 0 BB: 0 P: 3	R: 0 E: 0 K: 0 S: 4 H: 1 LOB: 2 BB: 0 P: 5	R: 4 E: 0 K: 1 S: 8 H: 4 LOB: 1 BB: 1 P: 12	R: 0 E: 0 K: 0 S: 3 H: 0 LOB: 0 BB: 0 P: 3	R: 1 E: 0 K: 1 S: 7 H: 2 LOB: 1 BB: 0 P: 7	R: 0 E: 0 K: 2 S: 8 H: 1 LOB: 1 BB: 0 P: 8	R: 4 E: 0 K: 1 S: 6 H: 2 LOB: 2 BB: 4 P: 22	R: 0 E: 0 K: 2 S: 8 H: 1 LOB: 1 BB: 0 P: 8	R: 0 E: 0 K: 2 S: 7 H: 0 LOB: 1 BB: 1 P: 11	1B: 7 2B: 4 3B: 0 HR: 1 SF: 0 SAC: 1 DP: 1 HBP: 1						

WP: 0 PB: 0 SB: 0 CS: 0 PA: 43

PITCHER		IP	WLS	BF	H	R	ER	SO	BB	IBB	HBP	BLK	WP	HR	S	P	ERA	WHIP
Dave Thies, R ERA: 4.01	(1, 1)	5.0	L	23	8	5	5	2	1	0	1	0	0	1	25	30	9.00	1.800
Dale Willis, R ERA: 3.52	(6, 1)	2.0		12	3	4	4	3	3	1	0	0	0	0	14	30	18.00	3.000
Diego Segui, R ERA: 6.9	(8, 1)	2.0		8	1	0	0	4	1	0	0	0	0	0	15	19	0.00	1.000

PITCHER	IP	WLS	BF	H	R	ER	SO	BB	IBB	HBP	BLK	WP	HR	S	P	ERA	WHIP

TOP

Washington Senators @ Kansas City Athletics

Municipal Stadium, Kansas City, MO

Sat Jun 01 1963, 8:05 PM EDT

Att. 15,455 - Unknown

livebaseballscorecards.com

AB	35
R	9
H	12
RBI	9
BB	6
SO	9
LOB	18

BOTTOM

Washington Senators @ Kansas City Athletics
Municipal Stadium, Kansas City, MO
Sat Jun 01 1963, 8:05 PM EDT
Att. 15,455 - Unknown

Batter	1	2	3	4	5	6	7	8	9	AB	R	H	RBI	BB	SO	LOB
Wayne Causey, L (1, 6) OBP: 0.376, SLG: 0.462	F7		F8			4-3	6-3		F9	5	0	0	0	0	0	4
Gino Cimoli, R (1, 9) OBP: 0.341, SLG: 0.409	F9			1B 2B		BB 1B 1B		F9		4	1	2	0	0	0	0
Ed Charles, R (1, 5) OBP: 0.387, SLG: 0.443	1B			2-H 1B		1-2 BB 1B		HBP		3	0	3	1	0	0	0
Norm Siebern, L (1, 3) OBP: 0.348, SLG: 0.380	4-3			K		B B B B 4-0 G6-4-3 1-2 2-3 BB		F8		3	0	0	0	1	1	3
George Alusik, R (1, 7) OBP: 0.313, SLG: 0.402		F8		F8		G6-4-3 1-2f		F7		4	0	0	0	0	0	5
Jerry Lumpe, L (1, 4) OBP: 0.289, SLG: 0.330		F8		1-3			6-3		B B B B 4-0 BB BB	3	0	0	0	1	0	1
Doc Edwards, R (1, 2) OBP: 0.321, SLG: 0.388		P3			1-3		2B		F9	4	0	1	0	0	0	1
Bobby Del Greco, R (1, 8) OBP: 0.346, SLG: 0.341			5-3		5-3		B B B B 4-0 BB		B B B B 4-0 1-2 BB	2	0	0	0	2	0	0
Dave Thies, R (1, 1) OBP: 0.333, SLG: 0.500			S S S 0-3 K		S S S 0-3 K		S S S 0-3 K		S S S 0-3 K	1	0	0	0	0	1	0
Hector Martinez, R (5, PH) OBP: 0.400, SLG: 0.538										1	0	0	0	0	1	0
Dale Willis, R (6, 1)										0	0	0	0	0	0	0
Chuck Essegian, R (7, PH) OBP: 0.291, SLG: 0.333										1	0	0	0	0	1	2
Diego Segui, R (8, 1) OBP: 0.286, SLG: 0.286										0	0	0	0	0	0	0
John Wojcik, L (9, PH) OBP: 0.211, SLG: 0.118										1	0	0	0	0	1	2
Inning Stats	R: 0 E: 0 K: 0 S: 4 H: 1 LOB: 1 BB: 0 P: 4	R: 0 E: 0 K: 0 S: 3 H: 0 LOB: 0 BB: 0 P: 3	R: 0 E: 0 K: 1 S: 5 H: 0 LOB: 0 BB: 0 P: 5	R: 1 E: 0 K: 1 S: 7 H: 2 LOB: 1 BB: 0 P: 7	R: 0 E: 0 K: 1 S: 5 H: 0 LOB: 0 BB: 0 P: 5	R: 0 E: 0 K: 0 S: 4 H: 2 LOB: 2 BB: 1 P: 8	R: 0 E: 0 K: 1 S: 6 H: 1 LOB: 2 BB: 1 P: 10	R: 0 E: 0 K: 0 S: 3 H: 0 LOB: 1 BB: 0 P: 4	R: 0 E: 0 K: 1 S: 5 H: 0 LOB: 2 BB: 2 P: 13	1B: 4 2B: 2 3B: 0 HR: 0	SF: 0 SAC: 0 DP: 1 HBP: 1			WP: 0 PB: 0 SB: 0 CS: 0	PA: 37		

PITCHER	IP	WLS	BF	H	R	ER	SO	BB	IBB	HBP	BLK	WP	HR	S	P	ERA	WHIP
Jim Duckworth, R (1, 1) ERA: 3.8	9.0	W	37	6	1	1	5	4	0	1	0	0	0	42	59	1.00	1.111

PITCHER	IP	WLS	BF	H	R	ER	SO	BB	IBB	HBP	BLK	WP	HR	S	P	ERA	WHIP

AB	32
R	1
H	6
RBI	1
BB	4
SO	5
LOB	18

livebaseballscorecards.com

Batter	1	2	3	4	5	6	7	8	9	10	AB	R	H	RBI	BB	SO	LOB
Ed Brinkman, R (1, 6) OBP: 0.285, SLG: 0.332	F8		E6		P4	K		BB		P4	5	0	0	0	1	1	4
Minnie Minoso, R (1, 7) OBP: 0.338, SLG: 0.252	F9		L6		1B (2-H)		F9	F3		HR 3B	3	0	1	1	0	0	1
Jim King, L (7, PH) (7, 9) OBP: 0.298, SLG: 0.426											3	1	1	0	0	0	2
Chuck Hinton, R (1, 9) (7, 7) OBP: 0.314, SLG: 0.488	1B 3B		F9		G3		F9	L8		HR (3-H)	6	2	2	2	0	0	4
Don Lock, R (1, 8) OBP: 0.376, SLG: 0.510	1B (3-H)		K			F8 BB 1B	HR		FC1-5 2B	K	6	2	4	2	0	2	1
Bobo Osborne, L (1, 3) OBP: 0.327, SLG: 0.454	4-3			4-3		1B BB (1-2)	BB		WP FC1-5 BB (FC4-2-5)	K	3	0	0	0	3	1	1
John Kennedy, R (1, 5) OBP: 0.333, SLG: 0.188		4-3 S BB		K		K	FC5-4 BB (1-2)		FC1-5 WP (FC4-2-5) (1-2) (2-3f)		3	0	0	0	2	2	4
Chuck Cottier, R (1, 4) OBP: 0.248, SLG: 0.338		K (1-2)		F7		F8 (2-3)	FC5-4 (1-2f)		FC4-2-5 (1-3) (2-3)		5	0	0	0	0	1	7
Hobie Landrith, L (1, 2) OBP: 0.321, SLG: 0.250		4-3 (2-3)			SH5-4 1B	BB (1-3) (3-H) 1B		F8	IBB		4	1	2	1	1	0	1
Bennie Daniels, L (1, 1) OBP: 0.333, SLG: 0.111		K			SH5-4 (1-2)	BB (1-2)		3B	K		1	0	0	0	1	1	1
Ron Kline, R (6, 1) OBP: 0.333, SLG: 1.000											1	0	1	0	0	0	0
Dick Phillips, L (9, PH) OBP: 0.246, SLG: 0.232											1	0	0	0	0	1	3
Jim Coates, R (9, 1)											0	0	0	0	0	0	0
Inning Stats	R: 1 E: 0 K: 0 S: 5 H: 2 LOB: 1 BB: 0 P: 5	R: 0 E: 0 K: 2 S: 7 H: 0 LOB: 1 BB: 1 P: 11	R: 0 E: 1 K: 1 S: 6 H: 0 LOB: 1 BB: 0 P: 6	R: 0 E: 0 K: 1 S: 5 H: 0 LOB: 0 BB: 0 P: 5	R: 1 E: 0 K: 0 S: 5 H: 2 LOB: 1 BB: 0 P: 5	R: 1 E: 0 K: 2 S: 9 H: 2 LOB: 3 BB: 2 P: 17	R: 1 E: 0 K: 0 S: 4 H: 1 LOB: 2 BB: 2 P: 12	R: 0 E: 0 K: 0 S: 4 H: 1 LOB: 2 BB: 1 P: 8	R: 0 E: 0 K: 1 S: 6 H: 1 LOB: 3 BB: 2 P: 14	R: 2 E: 0 K: 2 S: 9 H: 2 LOB: 0 BB: 0 P: 9	1B: 5 2B: 1 3B: 3 HR: 2	SF: 0 SAC: 1 DP: 0 HBP: 0						

PITCHER		IP	WLS	BF	H	R	ER	SO	BB	IBB	HBP	BLK	WP	HR	S	P	ERA	WHIP
Ted Bowsfield, L ERA: 5.29	(1, 1)	5.2		27	6	3	3	5	3	0	0	0	0	0	34	46	4.76	1.588
Diego Segui, R ERA: 6.82	(6, 1)	0.1		1	0	0	0	1	0	0	0	0	0	0	3	3	0.00	0.000
Bill Fischer, R ERA: 1.76	(7, 1)	1.1		8	2	1	1	0	2	0	0	0	0	1	6	14	6.75	3.000
John Wyatt, R ERA: 2.42	(8, 1)	1.2		9	1	0	0	1	2	1	0	0	1	0	8	20	0.00	1.800
Dale Willis, R ERA: 4.41	(10, 1)	1.0	L	5	2	2	2	2	0	0	0	0	0	1	9	9	18.00	2.000

TOP

Washington Senators @ Kansas City Athletics

Municipal Stadium, Kansas City, MO

Sun Jun 02 1963, 4:33 AM EDT

Att. 10,946 - Unknown

livebaseballscorecards.com

AB	41
R	6
H	11
RBI	6
BB	8
SO	9
LOB	29

WP: 1	PA: 50
PB: 0	
SB: 1	
CS: 0	

Batter	1	2	3	4	5	6	7	8	9	10	AB	R	H	RBI	BB	SO	LOB
Wayne Causey, L (1, 6) OBP: 0.383, SLG: 0.500	HR		4-3			HR	F8		BB		4	2	2	2	1	0	0
John Wojcik, L (1, 7) OBP: 0.250, SLG: 0.182	1B		K			BB E 1B	F7	F9			5	1	2	0	0	1	2
Ed Charles, R (1, 5) OBP: 0.387, SLG: 0.438	F8			1-3		FC4-6 BB	1B FC4-2 1B		F5		4	0	1	0	1	0	1
Norm Siebern, L (1, 3) OBP: 0.350, SLG: 0.381	F9			G3		FC4-6 1B 1B	FC4-2 1B		1B 1B		5	1	2	0	0	0	2
Jerry Lumpe, L (1, 4) OBP: 0.286, SLG: 0.326	F8			1-3		1B 1B	FC4-2 FC5-4		F7		5	0	1	0	0	0	4
Gino Cimoli, R (1, 9) OBP: 0.343, SLG: 0.409		1-3			1-3	1B	FC5-4		1B		5	0	2	1	0	0	2
Bobby Del Greco, R (1, 8) OBP: 0.316, SLG: 0.306		K			6-3	5-3			6-3	F8	5	0	0	0	0	1	4
Haywood Sullivan, R (1, 2) OBP: 0.304, SLG: 0.265		5-3			K		P5		BB		3	0	0	0	0	1	0
George Alusik, R (9, PH) OBP: 0.320, SLG: 0.402											0	0	0	0	1	0	0
Sammy Esposito, R (9, PR)											0	0	0	0	0	0	0
Dale Willis, R (10, 1)											0	0	0	0	0	0	0
Ted Bowsfield, R (1, 1) OBP: 0.222, SLG: 0.133			5-3			P4	K		F7		1	0	0	0	0	0	0
Diego Segui, R (6, 1) OBP: 0.286, SLG: 0.286											0	0	0	0	0	0	0
Chuck Essegian, R (6, PH) OBP: 0.286, SLG: 0.330											1	0	0	0	0	0	0
Bill Fischer, R (7, 1)											1	0	0	0	1	0	0
John Wyatt, R (8, 1)											0	0	0	0	0	0	0
Doc Edwards, R (9, PH) OBP: 0.315, SLG: 0.380											1	0	0	0	0	0	1
(10, 2)																	
Inning Stats	R: 1 E: 0 K: 0 S: 5 H: 2 LOB: 1 BB: 0 P: 5	R: 0 E: 0 K: 1 S: 5 H: 0 LOB: 0 BB: 0 P: 5	R: 0 E: 0 K: 1 S: 5 H: 0 LOB: 0 BB: 0 P: 5	R: 0 E: 0 K: 0 S: 3 H: 0 LOB: 0 BB: 0 P: 3	R: 0 E: 0 K: 1 S: 5 H: 0 LOB: 0 BB: 0 P: 5	R: 3 E: 1 K: 0 S: 7 H: 4 LOB: 2 BB: 1 P: 11	R: 0 E: 0 K: 1 S: 5 H: 0 LOB: 0 BB: 0 P: 5	R: 0 E: 0 K: 0 S: 5 H: 2 LOB: 2 BB: 0 P: 5	R: 0 E: 0 K: 0 S: 3 H: 0 LOB: 2 BB: 2 P: 11	R: 0 E: 0 K: 0 S: 5 H: 2 LOB: 2 BB: 0 P: 5	1B: 8 2B: 0 3B: 0 HR: 2	SF: 0 SAC: 0 DP: 0 HBP: 0						

PITCHER		IP	WLS	BF	H	R	ER	SO	BB	IBB	HBP	BLK	WP	HR	S	P	ERA	WHIP
Bennie Daniels, R ERA: 4.97	(1, 1)	5.2		24	6	4	4	3	1	0	0	0	0	2	29	33	6.35	1.235
Ron Kline, R ERA: 2.88	(6, 1)	2.1		9	2	0	0	1	0	0	0	0	0	0	11	11	0.00	0.857
Jim Coates, R ERA: 6.39	(9, 1)	2.0	W	10	2	0	0	0	2	0	0	0	0	0	8	16	0.00	2.000

PITCHER	IP	WLS	BF	H	R	ER	SO	BB	IBB	HBP	BLK	WP	HR	S	P	ERA	WHIP

BOTTOM

Washington Senators @ Kansas City Athletics

Municipal Stadium, Kansas City, MO

Sun Jun 02 1963, 4:33 AM EDT

Att. 10,946 - Unknown

livebaseballscorecards.com

AB	40
R	4
H	10
RBI	3
BB	3
SO	4
LOB	16

WP: 0 PB: 0 SB: 0 CS: 0 PA: 43

Batter	1	2	3	4	5	6	7	8	9	AB	R	H	RBI	BB	SO	LOB
Zoilo Versalles, R (1, 6) OBP: 0.323, SLG: 0.445	L6		1-3			FC6-4 FC5-4 1-2f		F9		4	0	0	0	0	0	2
Vic Power, R (1, 3) OBP: 0.270, SLG: 0.354	F9			5-3		F9		F7		4	0	0	0	0	0	2
Harmon Killebrew, R (1, 7) OBP: 0.303, SLG: 0.458	HBP			6-3		FC5-4 1-2f			K	3	0	0	0	0	1	1
Bob Allison, R (1, 9) OBP: 0.390, SLG: 0.582	1-3			2B			FC4-6 BB		5-3 E BB	2	1	1	0	2	0	1
Earl Battey, R (1, 2) OBP: 0.362, SLG: 0.503		G4-6-3 1B		F7			F8		5-3 1-2	4	0	1	0	0	0	3
Jimmie Hall, L (1, 8) OBP: 0.276, SLG: 0.337		F5			K		FC4-6 1-2f		E3 PB 2-H	4	0	0	0	0	1	2
Rich Rollins, R (1, 5) OBP: 0.364, SLG: 0.397		G4-6-3 1-2f			6-3		F7		L6 1-2	4	0	0	0	0	0	3
Bernie Allen, L (1, 4) OBP: 0.258, SLG: 0.236			F7		5-3			3-1		3	0	0	0	0	0	0
Camilo Pascual, R (1, 1) OBP: 0.265, SLG: 0.313			K			FC6-4 1B				2	0	1	0	0	1	0
Lenny Green, L (8, PH) OBP: 0.288, SLG: 0.315										1	0	1	0	0	0	0
Ray Moore, R (8, 1)										0	0	0	0	0	0	0
Bill Pleis, L (8, 1)										0	0	0	0	0	0	0
Inning Stats	R: 0 E: 0 K: 0 S: 3 H: 0 LOB: 1 BB: 0 P: 4	R: 0 E: 0 K: 0 S: 3 H: 1 LOB: 0 BB: 0 P: 3	R: 0 E: 0 K: 1 S: 5 H: 0 LOB: 0 BB: 0 P: 5	R: 0 E: 0 K: 0 S: 4 H: 1 LOB: 1 BB: 0 P: 4	R: 0 E: 0 K: 1 S: 5 H: 0 LOB: 0 BB: 0 P: 5	R: 0 E: 0 K: 0 S: 4 H: 1 LOB: 1 BB: 0 P: 4	R: 0 E: 0 K: 0 S: 3 H: 0 LOB: 1 BB: 1 P: 7	R: 0 E: 0 K: 0 S: 4 H: 1 LOB: 1 BB: 0 P: 4	R: 1 E: 1 K: 1 S: 6 H: 0 LOB: 1 BB: 1 P: 10	1B: 3 2B: 1 3B: 0 HR: 0 SF: 0 SAC: 0 DP: 1 HBP: 1	WP: 0 PB: 1 SB: 0 CS: 0 PA: 34					

PITCHER	IP	WLS	BF	H	R	ER	SO	BB	IBB	HBP	BLK	WP	HR	S	P	ERA	WHIP
Dave Wickersham, R (1, 1) ERA: 3.08	9.0	W	34	4	1	0	3	2	0	1	0	0	0	37	46	0.00	0.667

PITCHER	IP	WLS	BF	H	R	ER	SO	BB	IBB	HBP	BLK	WP	HR	S	P	ERA	WHIP

TOP

Minnesota Twins @ Kansas City Athletics

Municipal Stadium, Kansas City, MO

Mon Jun 03 1963, 8:05 PM EDT

Att. 5,780 - Unknown

livebaseballscorecards.com

AB	31
R	1
H	4
RBI	0
BB	2
SO	3
LOB	14

Batter	1	2	3	4	5	6	7	8	9	AB	R	H	RBI	BB	SO	LOB
Wayne Causey, L (1, 6) OBP: 0.385, SLG: 0.497	F9		G3-6-3 1-2f			9-6 S 1B		E E 1-2 BB		3	1	1	0	1	0	1
John Wojcik, L (1, 7) OBP: 0.250, SLG: 0.192	K			F5		9-6 1-3f		E9 1B 1-H 2-H 1B		4	1	1	0	0	1	1
Ed Charles, R (1, 5) OBP: 0.384, SLG: 0.434	5-3			F3			F7	2-H 1B		4	0	1	1	0	0	0
Norm Siebern, L (1, 3) OBP: 0.348, SLG: 0.374		6-3 BB		F6			3-1	F7		3	0	0	0	1	0	1
Jerry Lumpe, L (1, 4) OBP: 0.287, SLG: 0.332		F6			4-3		2B			3	0	1	0	0	0	1
Gino Cimoli, R (1, 9) OBP: 0.337, SLG: 0.401		6-3 1-2			F8		6-3			3	0	0	0	0	0	2
Doc Edwards, R (1, 2) OBP: 0.316, SLG: 0.434		4-3			HR			K		3	1	1	1	0	1	1
Bobby Del Greco, R (1, 8) OBP: 0.300, SLG: 0.288			F8		F5			K		3	0	0	0	0	1	0
Dave Wickersham, R (1, 1) OBP: 0.231, SLG: 0.200			G3-6-3 1B			K		1B BB E 1B		3	1	2	0	0	1	0
Inning Stats	R: 0 E: 0 K: 1 S: 5 H: 0 LOB: 0 BB: 0 P: 5	R: 0 E: 0 K: 0 S: 3 H: 0 LOB: 1 BB: 1 P: 7	R: 0 E: 0 K: 0 S: 3 H: 1 LOB: 0 BB: 0 P: 3	R: 0 E: 0 K: 0 S: 3 H: 0 LOB: 0 BB: 0 P: 3	R: 1 E: 0 K: 0 S: 4 H: 1 LOB: 0 BB: 0 P: 4	R: 0 E: 0 K: 1 S: 5 H: 1 LOB: 0 BB: 0 P: 5	R: 0 E: 0 K: 0 S: 4 H: 1 LOB: 1 BB: 0 P: 4	R: 3 E: 1 K: 2 S: 10 H: 3 LOB: 1 BB: 1 P: 14		1B: 5 2B: 2 3B: 0 HR: 1 SF: 0 SAC: 0 DP: 2 HBP: 0						

PITCHER		IP	WLS	BF	H	R	ER	SO	BB	IBB	HBP	BLK	WP	HR	S	P	ERA	WHIP
Camilo Pascual, R ERA: 2.95	(1, 1)	7.0	L	24	4	1	1	2	1	0	0	0	0	1	27	31	1.29	0.714
Ray Moore, R ERA: 4.05	(8, 1)	0.2		6	3	3	2	2	1	0	0	0	0	0	9	13	27.00	6.000
Bill Pleis, L ERA: 2.61	(8, 1)	0.1		1	0	0	0	0	0	0	0	0	0	0	1	1	0.00	0.000

PITCHER	IP	WLS	BF	H	R	ER	SO	BB	IBB	HBP	BLK	WP	HR	S	P	ERA	WHIP

BOTTOM

Minnesota Twins @ Kansas City Athletics

Municipal Stadium, Kansas City, MO

Mon Jun 03 1963, 8:05 PM EDT

Att. 5,780 - Unknown

livebaseballscorecards.com

AB	29
R	4
H	7
RBI	2
BB	2
SO	4
LOB	7

WP: 0 PA: 31
PB: 0
SB: 1
CS: 0

TOP

Minnesota Twins @ Kansas City Athletics

Municipal Stadium, Kansas City, MO

Tue Jun 04 1963, 8:05 PM EDT

Att. 12,769 - Unknown

livebaseballscorecards.com

Batter	1	2	3	4	5	6	7	8	9	AB	R	H	RBI	BB	SO	LOB
Lenny Green, L (1, 8) OBP: 0.291, SLG: 0.314	4-3		4-3		F8 SH1-3 1B		BB		3-1	4	0	1	0	1	0	0
Vic Power, R (1, 3) OBP: 0.269, SLG: 0.352	K		1B HR 1B		SH1-3 1-2		K 1-2		L4	4	1	1	0	0	2	1
Harmon Killebrew, R (1, 7) OBP: 0.310, SLG: 0.455 Jimmie Hall, L (7, 7) OBP: 0.276, SLG: 0.337	FC6-4 HBP		HR 1-3 1B		F8 2-3		K			3 0	1 0	1 0	0 0	0 0	1 0	2 0
Bob Allison, R (1, 9) OBP: 0.392, SLG: 0.603	FC6-4 1-2f		HR 1-H 3-H		F8			3B 2B		4	2	2	3	0	0	2
Earl Battey, R (1, 2) OBP: 0.360, SLG: 0.515		HR	K			F4		1-3		4	1	1	1	0	1	1
Rich Rollins, R (1, 5) OBP: 0.354, SLG: 0.385		F9	5-3			4-3		K		4	0	0	0	0	1	1
Zoilo Versalles, R (1, 6) OBP: 0.332, SLG: 0.459		1B BB		4-3		E 1B		2-H 3B		3	0	2	1	1	0	0
Bernie Allen, L (1, 4) OBP: 0.258, SLG: 0.237		G6-4-3 1-3 1B		4-3		1-3 1-3		4-3		4	0	1	0	0	0	2
Jim Perry, S (1, 1) OBP: 0.273, SLG: 0.200		G6-4-3 1-2f		K			3-1		F6	4	0	0	0	0	1	2

	AB	34
	R	5
	H	9
	RBI	5
	BB	2
	SO	6
	LOB	11

Inning Stats										
	R: 0	H: 0	R: 1	H: 2	R: 3	H: 3	R: 0	H: 0	R: 0	H: 1
	E: 0	LOB: 1	E: 0	LOB: 1	E: 0	LOB: 0	E: 0	LOB: 0	E: 0	LOB: 1
	K: 1	BB: 0	K: 0	BB: 1	K: 1	BB: 0	K: 1	BB: 0	K: 0	BB: 0
	S: 5	P: 6	S: 4	P: 8	S: 8	P: 8	S: 5	P: 5	S: 4	P: 4

Inning Stats										
	R: 0	H: 1	R: 0	H: 0	R: 1	H: 2	R: 0	H: 0	1B: 5	SF: 0
	E: 1	LOB: 1	E: 0	LOB: 1	E: 0	LOB: 1	E: 0	LOB: 0	2B: 1	SAC: 1
	K: 0	BB: 0	K: 2	BB: 1	K: 1	BB: 0	K: 0	BB: 0	3B: 1	DP: 1
	S: 4	P: 4	S: 7	P: 11	S: 7	P: 7	S: 3	P: 3	HR: 2	HBP: 1

	WP: 0	PA: 38
	PB: 0	
	SB: 1	
	CS: 0	

PITCHER		IP	WLS	BF	H	R	ER	SO	BB	IBB	HBP	BLK	WP	HR	S	P	ERA	WHIP
Ed Rakow, R ERA: 3.39	(1, 1)	5.0	L	22	6	4	4	3	1	0	1	0	0	2	26	31	7.20	1.400
Diego Segui, R ERA: 6.4	(6, 1)	2.0		8	1	0	0	2	1	0	0	0	0	0	11	15	0.00	1.000
Dale Willis, R ERA: 4.67	(8, 1)	1.0		5	2	1	1	1	0	0	0	0	0	0	7	7	9.00	2.000
Bill Fischer, R ERA: 1.71	(9, 1)	1.0		3	0	0	0	0	0	0	0	0	0	0	3	3	0.00	0.000

PITCHER		IP	WLS	BF	H	R	ER	SO	BB	IBB	HBP	BLK	WP	HR	S	P	ERA	WHIP

Batter	1	2	3	4	5	6	7	8	9	AB	R	H	RBI	BB	SO	LOB
Wayne Causey, L (1, 6) OBP: 0.383, SLG: 0.488	F6		F6		F8			BB FC4-6		3	0	0	0	1	0	1
John Wojcik, L (1, 7) OBP: 0.219, SLG: 0.167	4-3		F6		F5			FC4-6 1B 1-2f		4	0	0	0	0	0	2
Ed Charles, R (1, 5) OBP: 0.377, SLG: 0.425	F8			F9		F6		F8		4	0	0	0	0	0	1
Norm Siebern, L (1, 3) OBP: 0.355, SLG: 0.379		CS 1B		BB 2B		G3		1B 1-2		3	0	2	0	1	0	0
Jerry Lumpe, L (1, 4) OBP: 0.282, SLG: 0.324		F5 1-2		F8		F9		4-3		4	0	0	0	0	0	4
Gino Cimoli, R (1, 9) OBP: 0.340, SLG: 0.406		BB BB		2B 1-3			F9		F8	3	0	1	0	1	0	0
Doc Edwards, R (1, 2) OBP: 0.328, SLG: 0.418		BB 1-2		5-3			HBP		K	2	0	0	0	1	1	2
Bobby Del Greco, R (1, 8) OBP: 0.297, SLG: 0.286		F8			1B		F9		K	4	0	1	0	0	1	3
Ed Rakow, S (1, 1) OBP: 0.241, SLG: 0.192			K		K		K			1	0	0	0	0	1	0
Chuck Essegian, R (5, PH) OBP: 0.286, SLG: 0.327										1	0	0	0	0	1	1
Diego Segui, R (6, 1) OBP: 0.286, SLG: 0.286										0	0	0	0	0	0	0
Hector Martinez, R (7, PH) OBP: 0.375, SLG: 0.500										1	0	0	0	0	1	1
Dale Willis, R (8, 1)										0	0	0	0	0	0	0
Bill Fischer, R (9, 1)										0	0	0	0	0	0	0
Inning Stats	R: 0 E: 0 K: 0 S: 3 H: 0 LOB: 0 BB: 0 P: 3	R: 0 E: 0 K: 0 S: 3 H: 1 LOB: 2 BB: 2 P: 11	R: 0 E: 0 K: 1 S: 5 H: 0 LOB: 0 BB: 0 P: 5	R: 0 E: 0 K: 0 S: 4 H: 1 LOB: 2 BB: 1 P: 8	R: 0 E: 0 K: 1 S: 6 H: 1 LOB: 1 BB: 0 P: 6	R: 0 E: 0 K: 0 S: 3 H: 0 LOB: 0 BB: 0 P: 3	R: 0 E: 0 K: 1 S: 5 H: 0 LOB: 1 BB: 0 P: 6	R: 0 E: 0 K: 0 S: 4 H: 1 LOB: 2 BB: 1 P: 8	R: 0 E: 0 K: 2 S: 7 H: 0 LOB: 0 BB: 0 P: 7	1B: 3 2B: 1 3B: 0 HR: 0	SF: 0 SAC: 0 DP: 0 HBP: 1			WP: 0 PB: 0 SB: 0 CS: 1	PA: 35		

PITCHER	IP	WLS	BF	H	R	ER	SO	BB	IBB	HBP	BLK	WP	HR	S	P	ERA	WHIP
Jim Perry, R (1, 1) ERA: 2.77	9.0	W	35	4	0	0	5	4	0	1	0	0	0	40	57	0.00	0.889

PITCHER	IP	WLS	BF	H	R	ER	SO	BB	IBB	HBP	BLK	WP	HR	S	P	ERA	WHIP

BOTTOM

Minnesota Twins @ Kansas City Athletics

Municipal Stadium, Kansas City, MO

Tue Jun 04 1963, 8:05 PM EDT

Att. 12,769 - Unknown

livebaseballscorecards.com

AB	30
R	0
H	4
RBI	0
BB	4
SO	5
LOB	15

Batter	1	2	3	4	5	6	7	8	9	AB	R	H	RBI	BB	SO	LOB
Lenny Green, L (1, 8) OBP: 0.294, SLG: 0.308	SSS 0-3 ① K		x 0-0 ③ 4-3		BBBB 4-0 CS BB		BBBB 4-0 BB		x 0-0 ③ 3-1	3	0	0	0	2	1	0
Vic Power, R (1, 3) OBP: 0.269, SLG: 0.350	x 0-0 ② F6			x 0-0 F9 BB 1B 1B	x 0-0 ②③ F6 1-2		x 0-0 ③ F5			4	1	1	0	0	0	2
Harmon Killebrew, R (1, 7) OBP: 0.316, SLG: 0.451 Jimmie Hall, L (8, 7) OBP: 0.276, SLG: 0.337	x 0-0 FC5-4 1B			x 0-0 ① F8		BBBB 4-0 HR BB		x 0-0 ① F3		3 0	1 0	1 0	0 0	1 0	0 0	1 0
Bob Allison, R (1, 9) OBP: 0.394, SLG: 0.616	x 0-0 ③ FC5-4 1-2f			BBB 4-0 E 1B 1-2 BB		SSS 0-3 ① K		x 0-0 HR		3	1	1	1	1	1	2
Earl Battey, R (1, 2) OBP: 0.352, SLG: 0.503		x 0-0 ① F8		x 0-0 ② F9 2-3		SSS 0-3 ② K		x 0-0 ② 6-3		4	0	0	0	0	1	3
Rich Rollins, R (1, 5) OBP: 0.364, SLG: 0.418		x 0-0 ② F9		x 0-0 E 1-2 3-H 1B		x 0-0 1-H HR		x 0-0 1B		4	1	3	3	0	0	0
Zoilo Versalles, R (1, 6) OBP: 0.325, SLG: 0.450		x 0-0 ③ F9		x 0-0 E5 1-2 2-3		SSS 0-3 ③ K		SSS 0-3 ③ K		4	0	0	0	0	2	3
Bernie Allen, L (1, 4) OBP: 0.253, SLG: 0.231		SSS 0-3 ① K		SSS 0-3 ③ K			x 0-0 ① F8		x 0-0 ① F8	4	0	0	0	0	2	3
Jim Roland, R (1, 1) Bill Dailey, R (8, 1)		x 0-0 ② 4-3			SSS 0-3 ① K		SSS 0-3 ② K		SSS 0-3 ② K	3 1	0 0	0 0	0 0	0 0	2 1	0 0
Inning Stats	R: 0 E: 0 K: 1 S: 6 H: 1 LOB: 1 BB: 0 P: 6	R: 0 E: 0 K: 0 S: 3 H: 0 LOB: 0 BB: 0 P: 3	R: 0 E: 0 K: 1 S: 5 H: 0 LOB: 0 BB: 0 P: 5	R: 1 E: 1 K: 1 S: 8 H: 2 LOB: 3 BB: 1 P: 12	R: 0 E: 0 K: 1 S: 4 H: 0 LOB: 0 BB: 1 P: 8	R: 2 E: 0 K: 3 S: 10 H: 1 LOB: 0 BB: 1 P: 14	R: 0 E: 0 K: 1 S: 5 H: 0 LOB: 1 BB: 1 P: 9	R: 1 E: 0 K: 1 S: 7 H: 2 LOB: 1 BB: 0 P: 7	R: 0 E: 0 K: 1 S: 5 H: 0 LOB: 0 BB: 0 P: 5	1B: 4 2B: 0 3B: 0 HR: 2 SF: 0 SAC: 0 DP: 0 HBP: 0						

PITCHER	IP	WLS	BF	H	R	ER	SO	BB	IBB	HBP	BLK	WP	HR	S	P	ERA	WHIP
Orlando Pena, R (1, 1) ERA: 3.23	6.0	L	25	4	3	3	7	3	0	0	0	0	1	36	48	4.50	1.167
Bill Fischer, R (7, 1) ERA: 1.87	2.0		9	2	1	1	2	1	0	0	0	0	1	12	16	4.50	1.500
John Wyatt, R (9, 1) ERA: 2.31	1.0		3	0	0	0	1	0	0	0	0	0	0	5	5	0.00	0.000

PITCHER	IP	WLS	BF	H	R	ER	SO	BB	IBB	HBP	BLK	WP	HR	S	P	ERA	WHIP

TOP

Minnesota Twins @ Kansas City Athletics

Municipal Stadium, Kansas City, MO

Wed Jun 05 1963, 8:05 PM EDT

Att. 10,286 - Unknown

livebaseballscorecards.com

AB	33
R	4
H	6
RBI	4
BB	4
SO	10
LOB	14

WP: 0	PA: 37																
PB: 0																	
SB: 0																	
CS: 1																	

BOTTOM

Minnesota Twins @ Kansas City Athletics

Municipal Stadium, Kansas City, MO

Wed Jun 05 1963, 8:05 PM EDT

Att. 10,286 - Unknown

livebaseballscorecards.com

Batter	1	2	3	4	5	6	7	8	9	AB	R	H	RBI	BB	SO	LOB
Wayne Causey, L (1, 6) OBP: 0.374, SLG: 0.477	F7		F2			F9		F2		4	0	0	0	0	0	3
Gino Cimoli, R (1, 9) OBP: 0.339, SLG: 0.402	G6-4-3, 1B			K		F9		6-3		4	0	1	0	0	1	3
Ed Charles, R (1, 5) OBP: 0.374, SLG: 0.421	G6-4-3, 1-2f			6-3		L6			4-3, 1B	4	0	1	0	0	0	2
Norm Siebern, L (1, 3) OBP: 0.358, SLG: 0.379		BB		1B			F7		4-3, 1-2	3	0	1	0	1	0	1
George Alusik, R (1, 7) OBP: 0.308, SLG: 0.385		F8		F5			1-3		1-3	4	0	0	0	0	0	3
Jerry Lumpe, L (1, 4) OBP: 0.276, SLG: 0.318		F5			K		F9		4-3	4	0	0	0	0	1	2
Bobby Del Greco, R (1, 8) OBP: 0.299, SLG: 0.288		F8			1-3			1B, 1B		3	0	1	0	0	0	1
Haywood Sullivan, R (1, 2) OBP: 0.305, SLG: 0.268			F8		F4			1-2, 1B		3	0	1	0	0	0	0
Orlando Pena, R (1, 1) OBP: 0.273, SLG: 0.316 Chuck Essegian, R (6, PH) OBP: 0.292, SLG: 0.327 Tony La Russa, R (6, PR) Bill Fischer, R (7, 1) John Wojcik, L (8, PH) OBP: 0.212, SLG: 0.161 John Wyatt, R (9, 1)			K			BB		F1		1 0 0 0 1 0	0 0 0 0 0 0	0 0 0 0 0 0	0 0 0 0 0 0	1 1 0 0 0 0	0 0 0 0 0 0	0 0 0 0 2 0
Inning Stats	R: 0 E: 0 K: 0 S: 3 H: 1 LOB: 0 BB: 0 P: 3	R: 0 E: 0 K: 0 S: 3 H: 0 LOB: 1 BB: 1 P: 7	R: 0 E: 0 K: 1 S: 5 H: 0 LOB: 0 BB: 0 P: 5	R: 0 E: 0 K: 1 S: 6 H: 1 LOB: 1 BB: 0 P: 6	R: 0 E: 0 K: 1 S: 5 H: 0 LOB: 0 BB: 0 P: 5	R: 0 E: 0 K: 0 S: 3 H: 0 LOB: 1 BB: 1 P: 7	R: 0 E: 0 K: 0 S: 3 H: 0 LOB: 0 BB: 0 P: 3	R: 0 E: 0 K: 0 S: 5 H: 2 LOB: 2 BB: 0 P: 5	R: 0 E: 0 K: 0 S: 4 H: 1 LOB: 1 BB: 0 P: 4	1B: 5 2B: 0 3B: 0 HR: 0 SF: 0 SAC: 0 DP: 1 HBP: 0						

AB	31
R	0
H	5
RBI	0
BB	2
SO	3
LOB	17

WP: 0 PB: 0 SB: 0 CS: 0 PA: 33

PITCHER		IP	WLS	BF	H	R	ER	SO	BB	IBB	HBP	BLK	WP	HR	S	P	ERA	WHIP
Jim Roland, L ERA: 2.59	(1, 1)	7.0	W	24	2	0	0	3	2	0	0	0	0	0	28	36	0.00	0.571
Bill Dailey, R ERA: 2.52	(8, 1)	2.0	S	9	3	0	0	0	0	0	0	0	0	0	9	9	0.00	1.500

PITCHER	IP	WLS	BF	H	R	ER	SO	BB	IBB	HBP	BLK	WP	HR	S	P	ERA	WHIP

Batter	1	2	3	4	5	6	7	8	9	AB	R	H	RBI	BB	SO	LOB
Jim Landis, R (1, 8) OBP: 0.335, SLG: 0.437	S S S 0-3 ① K2-3		S S S 0-3 ① K		H 1-0 HBP		x 0-0 4-3 2B	x 0-0 ② 5-3		4	0	1	0	0	2	0
Nellie Fox, L (1, 4) OBP: 0.338, SLG: 0.349	x 0-0 ② F7		x 0-0 ② 6-3		x 0-0 ③ F6		x 0-0 ② 4-3 2-3	x 0-0 ③		5	0	0	0	0	0	2
Pete Ward, L (1, 5) OBP: 0.341, SLG: 0.427	x 0-0 2B		x 0-0 ③ G3			S S S 0-3 ① K	x 0-0 ③ F8		x 0-0 ① F7	5	0	1	0	0	1	1
Floyd Robinson, L (1, 9) OBP: 0.388, SLG: 0.484	x 0-0 ③ F9			x 0-0 ① F7		x 0-0 1B 3B		x 0-0 1B 1B	x 0-0 ② F8	5	2	2	0	0	0	1
Tom McCraw, L (1, 3) OBP: 0.188, SLG: 0.313		x 0-0 SF7 3B		x 0-0 F8		x 0-0 S 3-H 1B		x 0-0 ① F8	x 0-0 ③ F4	5	1	2	1	0	0	1
Dave Nicholson, R (1, 7) OBP: 0.327, SLG: 0.471		x 0-0 ① F2		x 0-0 1B		B B B B 4-0 FC6-4 1-2 BB		x 0-0 1B 1-2 1B		3	1	2	0	1	0	1
Ron Hansen, R (1, 6) OBP: 0.325, SLG: 0.407		x 0-0 ② SF7 3-H		x 0-0 ③ F3		x 0-0 ② F3		x 0-0 1B 1-3 2-H 1B		3	1	1	2	0	0	3
Cam Carreon, R (1, 2) OBP: 0.289, SLG: 0.316		x 0-0 E5			x 0-0 G4-6-3 1B	x 0-0 ③ FC6-4 1-2f		x 0-0 HR 2-H 3-H 1B		4	1	2	2	0	0	2
Juan Pizarro, L (1, 1) OBP: 0.214, SLG: 0.444		S S S 0-3 ③ K			x 0-0 ① ② G4-6-3 1-2f		x 0-0 ① G3	x 0-0 1-H HR		4	1	1	2	0	1	2
Inning Stats	R: 0 H: 1 E: 0 LOB: 1 K: 1 BB: 0 S: 6 P: 6	R: 1 H: 1 E: 1 LOB: 1 K: 1 BB: 0 S: 7 P: 7	R: 0 H: 0 E: 0 LOB: 0 K: 1 BB: 0 S: 5 P: 5	R: 0 H: 1 E: 0 LOB: 1 K: 0 BB: 0 S: 4 P: 4	R: 0 H: 1 E: 0 LOB: 1 K: 0 BB: 0 S: 3 P: 4	R: 1 H: 2 E: 0 LOB: 2 K: 1 BB: 1 S: 7 P: 11	R: 0 H: 1 E: 0 LOB: 1 K: 0 BB: 0 S: 4 P: 4	R: 5 H: 5 E: 0 LOB: 0 K: 0 BB: 0 S: 8 P: 8	R: 0 H: 0 E: 0 LOB: 0 K: 0 BB: 0 S: 3 P: 3	1B: 7 SF: 1 2B: 2 SAC: 0 3B: 2 DP: 1 HR: 1 HBP: 1						WP: 0 PA: 41 PB: 0 SB: 1 CS: 0	

PITCHER		IP	WLS	BF	H	R	ER	SO	BB	IBB	HBP	BLK	WP	HR	S	P	ERA	WHIP
Dave Wickersham, R ERA: 3.36	(1, 1)	7.1	L	34	10	5	5	4	1	0	1	0	0	0	40	45	6.14	1.500
Dave Thies, R ERA: 4.62	(8, 1)	0.2		4	2	2	2	0	0	0	0	0	0	1	4	4	27.00	3.000
Pete Lovrich, R ERA: 3.0	(9, 1)	1.0		3	0	0	0	0	0	0	0	0	0	0	3	3	0.00	0.000

PITCHER	IP	WLS	BF	H	R	ER	SO	BB	IBB	HBP	BLK	WP	HR	S	P	ERA	WHIP

TOP

Chicago White Sox @ Kansas City Athletics

Municipal Stadium, Kansas City, MO

Fri Jun 07 1963, 8:05 PM EDT

Att. 13,944 - Unknown

livebaseballscorecards.com

AB	38
R	7
H	12
RBI	7
BB	1
SO	4
LOB	13

Batter	1	2	3	4	5	6	7	8	9	AB	R	H	RBI	BB	SO	LOB
Wayne Causey, L (1, 6) OBP: 0.372, SLG: 0.472	G6-3 1B		K			F7		F7		4	0	1	0	0	1	1
Gino Cimoli, R (1, 8) OBP: 0.337, SLG: 0.410	G6-3 1-2f		F4			3B		K		4	0	1	0	0	1	2
Ed Charles, R (1, 5) OBP: 0.372, SLG: 0.418	FC6 1-2f			F9		K		F9		4	0	1	0	0	1	2
Norm Siebern, L (1, 3) OBP: 0.356, SLG: 0.381	FC6 1-2f			K		K			1B 2B	4	1	1	0	0	2	2
George Alusik, R (1, 9) OBP: 0.306, SLG: 0.379		4-3		E4 1B			K		K	4	0	1	0	0	2	1
Chuck Essegian, R (1, 7) OBP: 0.299, SLG: 0.333		FC6-4 1B		K			FC6-4 1B		F9	4	0	2	0	0	1	2
Jerry Lumpe, L (1, 4) OBP: 0.276, SLG: 0.316		FC6-4 FC5-4 1-2f			F8		F8		2-H 1B	4	0	1	1	0	0	2
Doc Edwards, R (1, 2) OBP: 0.308, SLG: 0.390		FC5-4 1-2f			K		FC6-4 1-2f		K	4	0	0	0	0	2	3
Dave Wickersham, R (1, 1) OBP: 0.214, SLG: 0.185 Dave Thies, R (8, 1) OBP: 0.333, SLG: 0.500 Bobby Del Greco, R (8, PH) OBP: 0.309, SLG: 0.288 Pete Lovrich, R (9, 1)			4-3		F8			HBP		2 0 0 0	0 0 0 0	0 0 0 0	0 0 0 0	0 0 0 0	0 0 0 0	0 0 0 0
Inning Stats	R: 0 H: 2 E: 0 LOB: 1 K: 0 BB: 0 S: 4 P: 4	R: 0 H: 1 E: 0 LOB: 1 K: 0 BB: 0 S: 4 P: 4	R: 0 H: 0 E: 0 LOB: 0 K: 1 BB: 0 S: 5 P: 5	R: 0 H: 1 E: 1 LOB: 1 K: 2 BB: 0 S: 8 P: 8	R: 0 H: 0 E: 0 LOB: 0 K: 1 BB: 0 S: 5 P: 5	R: 0 H: 1 E: 0 LOB: 1 K: 2 BB: 0 S: 8 P: 8	R: 0 H: 1 E: 0 LOB: 1 K: 1 BB: 0 S: 6 P: 6	R: 0 H: 0 E: 0 LOB: 1 K: 1 BB: 0 S: 5 P: 6	R: 1 H: 2 E: 0 LOB: 1 K: 2 BB: 0 S: 9 P: 9	1B: 6 SF: 0 2B: 1 SAC: 0 3B: 1 DP: 1 HR: 0 HBP: 1						WP: 0 PA: 35 PB: 0 SB: 0 CS: 0	

PITCHER	IP	WLS	BF	H	R	ER	SO	BB	IBB	HBP	BLK	WP	HR	S	P	ERA	WHIP
Juan Pizarro, L (1, 1) ERA: 2.11	9.0	W	35	8	1	1	10	0	0	1	0	0	0	54	55	1.00	0.889

PITCHER	IP	WLS	BF	H	R	ER	SO	BB	IBB	HBP	BLK	WP	HR	S	P	ERA	WHIP

BOTTOM

Chicago White Sox @ Kansas City Athletics

Municipal Stadium, Kansas City, MO

Fri Jun 07 1963, 8:05 PM EDT

Att. 13,944 - Unknown

livebaseballscorecards.com

AB	34
R	1
H	8
RBI	1
BB	0
SO	10
LOB	15

Batter	1	2	3	4	5	6	7	8	9	10	AB	R	H	RBI	BB	SO	LOB
Jim Landis, R (1, 8) OBP: 0.344, SLG: 0.460	F4		FC6-4 G6-4-3 1-2f 2-3		HR 1-H 2-H		BB BLK		1B 1B		4	2	2	3	1	0	2
Nellie Fox, L (1, 4) OBP: 0.335, SLG: 0.346	F6		G6-4-3 1-2f		4-3		4-3 1-2		1B 1-3		5	0	1	0	0	0	3
Floyd Robinson, L (1, 9) OBP: 0.393, SLG: 0.492	2B			F6	HR 1B		F8		1B 1-2 3-H		5	1	3	1	0	0	1
Dave Nicholson, R (1, 7) OBP: 0.329, SLG: 0.483	K			BB	HR 1-H			F8	K		4	1	1	2	1	2	3
Pete Ward, L (1, 5) OBP: 0.342, SLG: 0.433		BB G6-4-3		F2	3-1			3B		F7	4	0	1	0	1	0	1
Ron Hansen, R (1, 6) OBP: 0.320, SLG: 0.400		G6-4-3 1-2f		F5		K		K		K	3	0	0	0	0	1	2
Charlie Maxwell, L (8, PH) OBP: 0.435, SLG: 0.371											1	0	0	0	0	1	1
Al Weis, S (8, 6) OBP: 0.277, SLG: 0.250											1	0	0	0	0	1	0
Tom McCraw, L (1, 3) OBP: 0.143, SLG: 0.238		3-1			4-3	K		F7		1-3	5	0	0	0	0	1	1
Sherm Lollar, R (1, 2) OBP: 0.333, SLG: 0.320			FC6-4 BB		E6 1B HR	5-3			K		2	1	0	0	1	0	0
J.C. Martin, L (7, 2) OBP: 0.230, SLG: 0.225			BB								1	0	0	0	0	1	0
Eddie Fisher, R (1, 1) OBP: 0.211, SLG: 0.167											0	0	0	0	1	0	0
Cam Carreon, R (5, PH) OBP: 0.286, SLG: 0.325											1	1	1	0	0	0	0
Frank Baumann, L (5, 1) OBP: 0.250, SLG: 0.143											1	0	0	0	0	0	0
Hoyt Wilhelm, R (7, 1) OBP: 0.083, SLG: 0.083											0	0	0	0	0	0	0
Mike Hershberger, R (9, PH) OBP: 0.356, SLG: 0.381											1	0	0	0	0	0	0
Joe Horlen, R (9, 1) OBP: 0.231, SLG: 0.231			BB FC6-4 1-2		HR 1-2 1B		6-3		4-3		0	0	0	0	0	0	0
Inning Stats	R: 0 E: 0 K: 1 S: 6 H: 1 LOB: 1 BB: 0 P: 6	R: 0 E: 0 K: 0 S: 2 H: 0 LOB: 0 BB: 1 P: 6	R: 0 E: 0 K: 0 S: 2 H: 0 LOB: 1 BB: 2 P: 10	R: 0 E: 0 K: 0 S: 3 H: 0 LOB: 1 BB: 1 P: 7	R: 5 E: 1 K: 0 S: 8 H: 4 LOB: 0 BB: 0 P: 8	R: 0 E: 0 K: 2 S: 7 H: 0 LOB: 0 BB: 0 P: 7	R: 0 E: 0 K: 0 S: 3 H: 0 LOB: 1 BB: 1 P: 7	R: 0 E: 0 K: 1 S: 6 H: 1 LOB: 1 BB: 0 P: 6	R: 1 E: 0 K: 2 S: 10 H: 3 LOB: 2 BB: 0 P: 10	R: 0 E: 0 K: 1 S: 5 H: 0 LOB: 0 BB: 0 P: 5	1B: 5 2B: 1 3B: 1 HR: 2 SF: 0 SAC: 0 DP: 2 HBP: 0						

PITCHER		IP	WLS	BF	H	R	ER	SO	BB	IBB	HBP	BLK	WP	HR	S	P	ERA	WHIP
Ted Bowsfield, L ERA: 5.16	(1, 1)	5.0		23	5	5	2	1	4	0	0	0	0	2	21	37	3.60	1.800
Diego Segui, R ERA: 6.21	(6, 1)	1.0		3	0	0	0	2	0	0	0	0	0	0	7	7	0.00	0.000
Bill Fischer, R ERA: 1.8	(7, 1)	1.1		6	1	0	0	0	1	0	0	1	0	0	5	9	0.00	1.500
John Wyatt, R ERA: 2.42	(8, 1)	2.2	W	11	3	1	1	4	0	0	0	0	0	0	19	19	3.38	1.125

PITCHER	IP	WLS	BF	H	R	ER	SO	BB	IBB	HBP	BLK	WP	HR	S	P	ERA	WHIP

TOP

Chicago White Sox @ Kansas City Athletics

Municipal Stadium, Kansas City, MO

Sat Jun 08 1963, 8:05 PM EDT

Att. 13,730 - Unknown

livebaseballscorecards.com

AB	38
R	6
H	9
RBI	6
BB	5
SO	7
LOB	14

PA: 43

WP: 0
PB: 0
SB: 0
CS: 0

Batter	1	2	3	4	5	6	7	8	9	10	AB	R	H	RBI	BB	SO	LOB
Jay Hankins, L (1, 8) OBP: 0.400, SLG: 0.400	0-0 1B		0-0 ① F8	0-0 ③ F4			0-0 1B 3B	S S S 0-3 ③ K			5	1	2	0	0	1	1
Wayne Causey, L (1, 6) OBP: 0.372, SLG: 0.470	0-0 ① F6		0-0 ② 3-1		0-0 ① 1-3		0-0 1-3 3B		0-0 FC3-6		5	1	2	0	0	0	1
Ed Charles, R (1, 5) OBP: 0.368, SLG: 0.422	S S S 0-3 ② K		0-0 ③ F3		S S S 0-3 ② K		0-0 1-H 3-H 1B		0-0 ① FC3-6 CS 1-2f		5	1	1	2	0	2	2
Norm Siebern, L (1, 3) OBP: 0.371, SLG: 0.395	0-0 1-3			0-0 1B HR	0-0		0-0 SH1-3 3-H		B B B B 4-0 ② 1-2 BB		4	1	4	1	1	0	0
Jerry Lumpe, L (1, 4) OBP: 0.275, SLG: 0.315	S S S 0-3 ③ K			0-0 1-3 HR	0-0 ③ 4-3		0-0 ① SH1-3 1-2		0-0 ③ 1-3		4	1	1	0	0	1	4
Chuck Essegian, R (1, 7) OBP: 0.306, SLG: 0.366		0-0 ① 5-3		0-0 1-H 3-H HR		0-0 1B	0-0 ② F8			0-0 ① 6-3	4	1	2	3	0	0	1
George Alusik, R (8, 7) OBP: 0.303, SLG: 0.375											1	0	0	0	0	0	0
Gino Cimoli, R (1, 9) OBP: 0.333, SLG: 0.404		0-0 ② F6		0-0 ① 5-3		0-0 ① F6	0-0 ③ 6-3			0-0 1B	5	1	1	0	0	0	2
Doc Edwards, R (1, 2) OBP: 0.314, SLG: 0.406		0-0 1B		0-0 FC6-5 2B		0-0 ② F6		0-0 ① F8		0-0 ② F8	5	0	2	0	0	0	2
Ted Bowsfield, R (1, 1) OBP: 0.200, SLG: 0.118	S S S 0-3 ③ K			0-0 ② FC6-5 2-3		0-0 ③ F9		S S S 0-3 ② K		0-0 2-H 1B	2	0	0	0	0	1	2
Diego Segui, R (6, 1) OBP: 0.286, SLG: 0.286											0	0	0	0	0	0	0
Bobby Del Greco, R (6, PH) OBP: 0.304, SLG: 0.283											1	0	0	0	0	0	1
Bill Fischer, R (7, 1)											0	0	0	0	0	0	0
John Wyatt, R (8, 1)											1	0	0	0	0	1	0
Haywood Sullivan, R (10, PH) OBP: 0.313, SLG: 0.278											1	0	1	1	0	0	0
Inning Stats	R: 0 H: 2 E: 0 LOB: 2 K: 2 BB: 0 S: 9 P: 9	R: 0 H: 1 E: 0 LOB: 1 K: 1 BB: 0 S: 6 P: 6	R: 0 H: 0 E: 0 LOB: 0 K: 0 BB: 0 S: 3 P: 3	R: 3 H: 4 E: 0 LOB: 1 K: 0 BB: 0 S: 7 P: 7	R: 0 H: 1 E: 0 LOB: 1 K: 1 BB: 0 S: 6 P: 6	R: 0 H: 1 E: 0 LOB: 1 K: 0 BB: 0 S: 4 P: 4	R: 3 H: 4 E: 0 LOB: 1 K: 0 BB: 0 S: 7 P: 7	R: 0 H: 0 E: 0 LOB: 0 K: 2 BB: 0 S: 7 P: 7	R: 0 H: 1 E: 0 LOB: 1 K: 0 BB: 1 S: 3 P: 7	R: 1 H: 2 E: 0 LOB: 1 K: 0 BB: 0 S: 4 P: 4	1B: 13 SF: 0 2B: 1 SAC: 1 3B: 1 DP: 0 HR: 1 HBP: 0						

PITCHER		IP	WLS	BF	H	R	ER	SO	BB	IBB	HBP	BLK	WP	HR	S	P	ERA	WHIP
Eddie Fisher, R ERA: 4.75	(1, 1)	4.0		19	7	3	3	3	0	0	0	0	0	1	25	25	6.75	1.750
Frank Baumann, L ERA: 2.4	(5, 1)	2.0		10	4	2	2	1	0	0	0	0	0	0	12	12	9.00	2.000
Hoyt Wilhelm, R ERA: 1.96	(7, 1)	2.0		8	2	1	1	2	0	0	0	0	0	0	12	12	4.50	1.000
Joe Horlen, R ERA: 4.04	(9, 1)	1.2	L	8	3	1	1	0	1	0	0	0	0	0	7	11	5.40	2.400

PITCHER		IP	WLS	BF	H	R	ER	SO	BB	IBB	HBP	BLK	WP	HR	S	P	ERA	WHIP

BOTTOM

Chicago White Sox @ Kansas City Athletics

Municipal Stadium, Kansas City, MO

Sat Jun 08 1963, 8:05 PM EDT

Att. 13,730 - Unknown

livebaseballscorecards.com

AB	43
R	7
H	16
RBI	7
BB	1
SO	6
LOB	16

WP: 0 PA: 45
PB: 0
SB: 0
CS: 1

Batter	1	2	3	4	5	6	7	8	9	AB	R	H	RBI	BB	SO	LOB
Mike Hershberger, R (1, 8) OBP: 0.357, SLG: 0.377	F8	G6-4-3 1-2f			1B 4-3 1B	6-3		BB 1-2		4	0	1	0	1	0	4
Tom McCraw, L (1, 3) OBP: 0.115, SLG: 0.192	K		F6		F8	K			F9	5	0	0	0	0	2	4
Pete Ward, L (1, 5) OBP: 0.347, SLG: 0.455	2B		F8		4-3 1-2		HR		4-3 SH2-3 2B 1B	5	2	3	1	0	0	1
Floyd Robinson, L (1, 9) OBP: 0.394, SLG: 0.490	BB		G3		1B 2-3		4-3		SH2-3 1-2	3	0	1	0	1	0	0
Dave Nicholson, R (1, 7) OBP: 0.326, SLG: 0.475	K			FC6-4 1B	K		F7		4-3 2-3	5	0	1	0	0	2	5
Ron Hansen, R (1, 6) OBP: 0.327, SLG: 0.405		BB FC5-2 BB E BB		FC6-4 1B 1-2f		1B 1B BB	5-3		2B 3-H	3	1	1	1	2	0	1
Al Weis, S (1, 4) OBP: 0.269, SLG: 0.245		E3 FC5-2 BB 1-2		F5	1B S 1-3 1B			4-3 1-2	1-3 3-H	5	1	1	0	0	0	3
J.C. Martin, L (1, 2) OBP: 0.248, SLG: 0.238		FC5-2 1-2 2-3 BB		1B 1-3	1-3 1-2			FC3-6 1B		3	0	2	0	1	0	2
Gary Peters, L (1, 1) OBP: 0.235, SLG: 0.375		FC5-2 G6-4-3 1-2 2-3 3-Hf		G1	1B 2-H 3-H			FC3-6 PB 1-2f		3	0	1	2	0	0	5
Hoyt Wilhelm, R (7, 1) OBP: 0.077, SLG: 0.077										1	0	0	0	0	0	1
Juan Pizarro, L (8, 1) OBP: 0.214, SLG: 0.444										0	0	0	0	0	0	0
Inning Stats	R: 0 E: 0 K: 2 S: 8 H: 1 LOB: 2 BB: 1 P: 12	R: 0 E: 1 K: 0 S: 3 H: 0 LOB: 2 BB: 2 P: 11	R: 0 E: 0 K: 0 S: 3 H: 0 LOB: 0 BB: 0 P: 3	R: 0 E: 0 K: 0 S: 5 H: 2 LOB: 2 BB: 0 P: 5	R: 0 E: 0 K: 1 S: 7 H: 2 LOB: 2 BB: 0 P: 7	R: 2 E: 0 K: 1 S: 7 H: 2 LOB: 1 BB: 1 P: 11	R: 1 E: 0 K: 0 S: 4 H: 1 LOB: 0 BB: 0 P: 4	R: 0 E: 0 K: 0 S: 4 H: 1 LOB: 2 BB: 1 P: 8	R: 1 E: 0 K: 0 S: 5 H: 2 LOB: 1 BB: 0 P: 5	1B: 8 2B: 2 3B: 0 HR: 1 SF: 0 SAC: 1 DP: 1 HBP: 0							

TOP

Chicago White Sox @ Kansas City Athletics

Municipal Stadium, Kansas City, MO

Sun Jun 09 1963, 4:33 AM EDT

Att. 14,289 - Unknown

livebaseballscorecards.com

AB	37
R	4
H	11
RBI	4
BB	5
SO	4
LOB	26

WP: 0 PB: 1 SB: 1 CS: 0 PA: 43

PITCHER		IP	WLS	BF	H	R	ER	SO	BB	IBB	HBP	BLK	WP	HR	S	P	ERA	WHIP
Ed Rakow, R ERA: 3.43	(1, 1)	7.0		33	8	3	3	4	4	0	0	0	0	1	37	53	3.86	1.714
Bill Fischer, R ERA: 1.95	(8, 1)	2.0	L	10	3	1	1	0	1	0	0	0	0	0	9	13	4.50	2.000

PITCHER		IP	WLS	BF	H	R	ER	SO	BB	IBB	HBP	BLK	WP	HR	S	P	ERA	WHIP

Batter	1	2	3	4	5	6	7	8	9	AB	R	H	RBI	BB	SO	LOB
Jay Hankins, L (1, 8) OBP: 0.222, SLG: 0.222	E8		F5			5-3	K		K	4	0	0	0	0	1	2
Bobby Del Greco, R (9, PH) OBP: 0.300, SLG: 0.279										1	0	0	0	0	1	1
Wayne Causey, L (1, 6) OBP: 0.370, SLG: 0.462	F6		F9			1-3		1B BB G6-4-3 BB		3	1	0	0	1	0	2
Ed Charles, R (1, 5) OBP: 0.375, SLG: 0.441	F9			1B		HR		G6-4-3 1B 1-2 BB		3	1	2	1	1	0	1
Norm Siebern, L (1, 3) OBP: 0.373, SLG: 0.394	K			K		FC6-4 BB		1-2 2-3 G6-4-3 1B		3	0	1	0	1	2	2
Chuck Essegian, R (1, 7) OBP: 0.296, SLG: 0.353		6-3		F3		FC6-4 1-2f		1-2f 2-3 3-H G6-4-3		4	0	0	0	0	0	4
Gino Cimoli, R (1, 9) OBP: 0.332, SLG: 0.401		6-3		1-3			G3 1B 1B	K		4	1	1	0	0	1	2
Jerry Lumpe, L (1, 4) OBP: 0.279, SLG: 0.324		K			WP FC5 2B		G3 1-2		S 1B	4	0	2	0	0	1	1
Doc Edwards, R (1, 2) OBP: 0.311, SLG: 0.397			F8		FC5 G6-3 2-H		2-H 1B		K 1-2	4	0	1	1	0	1	2
Ed Rakow, S (1, 1) OBP: 0.258, SLG: 0.185					G6-3 1-2f		K		K	1	0	0	0	1	0	1
George Alusik, R (7, PH) OBP: 0.300, SLG: 0.371										1	0	0	0	0	1	1
Bill Fischer, R (8, 1)										0	0	0	0	0	0	0
Ken Harrelson, R (9, PH)			BB							1	0	0	0	0	1	1
Inning Stats	R: 0 E: 1 K: 1 S: 6 H: 0 LOB: 1 BB: 0 P: 6	R: 0 E: 0 K: 1 S: 5 H: 0 LOB: 0 BB: 0 P: 5	R: 0 E: 0 K: 0 S: 3 H: 0 LOB: 1 BB: 1 P: 7	R: 0 E: 0 K: 1 S: 6 H: 1 LOB: 1 BB: 0 P: 6	R: 0 E: 0 K: 0 S: 3 H: 1 LOB: 0 BB: 0 P: 3	R: 1 E: 0 K: 0 S: 4 H: 1 LOB: 1 BB: 1 P: 8	R: 1 E: 0 K: 2 S: 9 H: 2 LOB: 1 BB: 0 P: 9	R: 1 E: 0 K: 1 S: 5 H: 1 LOB: 1 BB: 2 P: 13	R: 0 E: 0 K: 3 S: 10 H: 1 LOB: 1 BB: 0 P: 10	1B: 5 2B: 1 3B: 0 HR: 1	SF: 0 SAC: 0 DP: 2 HBP: 0						

PITCHER	IP	WLS	BF	H	R	ER	SO	BB	IBB	HBP	BLK	WP	HR	S	P	ERA	WHIP
Gary Peters, L (1, 1) ERA: 2.72	6.0		23	3	1	1	3	2	0	0	0	1	1	27	35	1.50	0.833
Hoyt Wilhelm, R (7, 1) ERA: 2.3	1.0		7	2	2	2	2	2	0	0	0	0	0	9	17	18.00	4.000
Juan Pizarro, L (8, 1) ERA: 2.06	2.0	W	7	2	0	0	4	0	0	0	0	0	0	15	15	0.00	1.000

PITCHER	IP	WLS	BF	H	R	ER	SO	BB	IBB	HBP	BLK	WP	HR	S	P	ERA	WHIP

BOTTOM

Chicago White Sox @ Kansas City Athletics

Municipal Stadium, Kansas City, MO

Sun Jun 09 1963, 4:33 AM EDT

Att. 14,289 - Unknown

livebaseballscorecards.com

AB	33
R	3
H	7
RBI	2
BB	4
SO	9
LOB	20

1B: 5	SF: 0	WP: 1	PA: 37
2B: 1	SAC: 0	PB: 0	
3B: 0	DP: 2	SB: 1	
HR: 1	HBP: 0	CS: 0	

Batter	1	2	3	4	5	6	7	8	9	AB	R	H	RBI	BB	SO	LOB
Albie Pearson, L (1, 8) OBP: 0.406, SLG: 0.436	4-3 HR 2B	3-H 1B		P6		F7		E 1B 1B	1B BB	5	2	3	1	1	0	1
Jim Fregosi, R (1, 6) OBP: 0.295, SLG: 0.381	4-3 2-3	1-2 1B		K		K		E5 1B 1-2 HR	K	6	1	1	0	0	3	6
Leon Wagner, L (1, 7) OBP: 0.400, SLG: 0.578 Bob Perry, R (9, PH) OBP: 0.286, SLG: 0.390 (9, 7)	3-H HR	G3		K			1B BB	1-2 2-H HR 1B	1-3 2-H 3-H 1B	4 1	3 0	2 1	3 2	1 0	1 0	2 0
Charlie Dees, L (1, 3) OBP: 0.509, SLG: 0.617	4-3	3-1	F7				1B FC4-6 1-2 1B	1-H 2-H HR		5	2	2	3	0	0	0
Lee Thomas, L (1, 9) OBP: 0.300, SLG: 0.324	2B	1B BB	4-3 1B				FC4-6 1-3 2-H 1B	P4		4	1	3	1	1	0	0
Billy Moran, R (1, 4) OBP: 0.291, SLG: 0.320	P4	K	4-3 1-2				FC4-6 G4-6-3 1-2f 3-H	F9		5	0	0	1	0	1	4
Felix Torres, R (1, 5) OBP: 0.324, SLG: 0.375	4-3 1B 2B	1B 1-2 1B	K			G4-6-3 1-2f			1B 1B 2B	5	2	3	0	0	1	2
Ed Sadowski, R (1, 2) OBP: 0.277, SLG: 0.368	5-3	1-2 2-H 1B				F7		HR	G3 1B 2-3	5	2	3	2	0	0	1
Dan Osinski, R (1, 1) OBP: 0.095, SLG: 0.050	4-3 2-3	F8				HBP		F7	G3 1-2	4	0	0	0	0	0	5
Inning Stats	R: 2 E: 0 K: 0 S: 6 H: 3 LOB: 1 BB: 0 P: 6	R: 1 E: 0 K: 0 S: 6 H: 3 LOB: 2 BB: 0 P: 6	R: 1 E: 0 K: 1 S: 7 H: 2 LOB: 2 BB: 1 P: 11	R: 0 E: 0 K: 2 S: 7 H: 0 LOB: 0 BB: 0 P: 7	R: 0 E: 0 K: 1 S: 6 H: 1 LOB: 1 BB: 0 P: 6	R: 0 E: 0 K: 1 S: 5 H: 0 LOB: 0 BB: 0 P: 6	R: 2 E: 0 K: 0 S: 4 H: 2 LOB: 0 BB: 1 P: 8	R: 5 E: 1 K: 0 S: 8 H: 4 LOB: 0 BB: 0 P: 8	R: 2 E: 0 K: 1 S: 7 H: 3 LOB: 2 BB: 1 P: 11	1B: 11 2B: 4 3B: 0 HR: 3 SF: 0 SAC: 0 DP: 1 HBP: 1						

TOP

Los Angeles Angels @ Kansas City Athletics

Municipal Stadium, Kansas City, MO

Mon Jun 10 1963, 8:05 PM EDT

Att. 8,276 - Unknown

livebaseballscorecards.com

AB	44
R	13
H	18
RBI	13
BB	3
SO	6
LOB	21

WP: 0 PB: 0 SB: 0 CS: 0 PA: 48

PITCHER		IP	WLS	BF	H	R	ER	SO	BB	IBB	HBP	BLK	WP	HR	S	P	ERA	WHIP
Orlando Pena, R ERA: 3.49	(1, 1)	2.0	L	12	6	3	3	0	0	0	0	0	0	1	12	12	13.50	3.000
Dale Willis, R ERA: 4.22	(3, 1)	4.0		17	3	1	1	5	1	0	1	0	0	0	25	30	2.25	1.000
Pete Lovrich, R ERA: 12.6	(7, 1)	2.0		13	6	7	6	0	1	0	0	0	0	2	12	16	27.00	3.500
Bill Fischer, R ERA: 2.37	(9, 1)	1.0		6	3	2	2	1	1	0	0	0	0	0	7	11	18.00	4.000

PITCHER	IP	WLS	BF	H	R	ER	SO	BB	IBB	HBP	BLK	WP	HR	S	P	ERA	WHIP

Batter	1	2	3	4	5	6	7	8	9	AB	R	H	RBI	BB	SO	LOB
Jay Hankins, L (1, 8) OBP: 0.231, SLG: 0.231	4-3 ①		F9 ③			FC4-6 1B		L4 ②		4	0	1	0	0	0	1
Gino Cimoli, R (1, 9) OBP: 0.330, SLG: 0.398	4-3 ②			F2 ①		FC4-6 3B 1-2f		1B 2-H		4	1	1	1	0	0	1
Norm Siebern, L (1, 3) OBP: 0.371, SLG: 0.401	P5 ③			K ②		3B 1-H		4-3 ③		4	0	1	1	0	1	1
Ed Charles, R (1, 5) OBP: 0.373, SLG: 0.442		F8 ①		2B		P6 ③			5-3 ①	4	0	1	0	0	0	1
Wayne Causey, L (1, 6) OBP: 0.363, SLG: 0.452		F7 ②		3-1 ③			F8 ①		P6 ②	4	0	0	0	0	0	1
Chuck Essegian, R (1, 7) OBP: 0.302, SLG: 0.361		BB 4-0			6-3 ①		5-3 ②		1B 2B	3	1	1	0	1	0	0
Jerry Lumpe, L (1, 4) OBP: 0.279, SLG: 0.322		5-3 ③			K ②		4-3 ③		1B 2-H	4	0	1	1	0	1	1
Doc Edwards, R (1, 2) OBP: 0.308, SLG: 0.403			F7 ①		K ③			1B 2B	5-3 ③	4	1	1	0	0	1	1
Orlando Pena, R (1, 1) OBP: 0.273, SLG: 0.316 Dale Willis, R (3, 1) Ken Harrelson, R (6, PH) Pete Lovrich, R (7, 1) George Alusik, R (8, PH) OBP: 0.297, SLG: 0.367 Bill Fischer, R (9, 1)			F8 ②			5-3 ①		K ①		0 1 1 0 1 0	0 0 0 0 0 0	0 0 0 0 0 0	0 0 0 0 0 0	0 0 0 0 1 0	0 0 0 0 0 0	0 0 0 0 1 0
Inning Stats	R: 0 E: 0 K: 0 S: 3 H: 0 LOB: 0 BB: 0 P: 3	R: 0 E: 0 K: 0 S: 3 H: 0 LOB: 1 BB: 1 P: 7	R: 0 E: 0 K: 0 S: 3 H: 0 LOB: 0 BB: 0 P: 3	R: 0 E: 0 K: 1 S: 6 H: 1 LOB: 1 BB: 0 P: 6	R: 0 E: 0 K: 2 S: 7 H: 0 LOB: 0 BB: 0 P: 7	R: 1 E: 0 K: 0 S: 5 H: 2 LOB: 1 BB: 0 P: 5	R: 0 E: 0 K: 0 S: 3 H: 0 LOB: 0 BB: 0 P: 3	R: 1 E: 0 K: 1 S: 7 H: 2 LOB: 1 BB: 0 P: 7	R: 1 E: 0 K: 0 S: 5 H: 2 LOB: 1 BB: 0 P: 5	1B: 3 2B: 3 3B: 1 HR: 0	SF: 0 SAC: 0 DP: 0 HBP: 0			WP: 0 PB: 0 SB: 0 CS: 0	PA: 35		

PITCHER	IP	WLS	BF	H	R	ER	SO	BB	IBB	HBP	BLK	WP	HR	S	P	ERA	WHIP
Dan Osinski, R (1, 1) ERA: 3.08	9.0	W	35	7	3	3	4	1	0	0	0	0	0	42	46	3.00	0.889

PITCHER	IP	WLS	BF	H	R	ER	SO	BB	IBB	HBP	BLK	WP	HR	S	P	ERA	WHIP

BOTTOM

Los Angeles Angels @ Kansas City Athletics
Municipal Stadium, Kansas City, MO
Mon Jun 10 1963, 8:05 PM EDT
Att. 8,276 - Unknown

livebaseballscorecards.com

AB	34
R	3
H	7
RBI	3
BB	1
SO	4
LOB	8

Batter	1	2	3	4	5	6	7	8	9	AB	R	H	RBI	BB	SO	LOB
Albie Pearson, L (1, 8) OBP: 0.406, SLG: 0.436	0-0 1B	0-0 BB 1-2 3-H		0-0 F3			0-0 F8		0-3 K	5	0	2	1	0	1	1
Jim Fregosi, R (1, 6) OBP: 0.294, SLG: 0.376	0-0 F9	4-0 BB 1-2 2-3			0-3 K		0-0 6-3			3	0	0	0	1	1	1
Leon Wagner, L (1, 7) OBP: 0.393, SLG: 0.567	0-0 F9	0-0 F7			0-0 F9		0-0 F9			4	0	0	0	0	0	4
Charlie Dees, L (1, 3) OBP: 0.508, SLG: 0.608	0-0 1B 1-2		0-0 4-3		0-3 K			0-0 G4-3-6 1B		4	0	2	0	0	1	0
Lee Thomas, L (1, 9) OBP: 0.299, SLG: 0.336	0-0 1-3		0-0 5-3			0-0 HR		0-3 K		4	1	1	1	0	1	3
Felix Torres, R (1, 5) OBP: 0.328, SLG: 0.370		0-0 5-3	4-0 BB			4-0 FC6-4 BB		0-0 G4-3-6 1-2f		2	0	0	0	2	0	1
Billy Moran, R (1, 4) OBP: 0.286, SLG: 0.314		0-0 6-3	0-0 F9			0-0 F9			0-0 F4	4	0	0	0	0	0	2
Ed Sadowski, R (1, 2) OBP: 0.276, SLG: 0.357		4-0 BB 1B WP 1B		0-0 F7		0-0 FC6-4 1-2f			0-0 6-3	3	1	0	0	1	0	1
Dean Chance, R (1, 1) OBP: 0.077, SLG: 0.040		0-0 1B BB 1-3		0-3 K		0-0 1-3			0-0 1B	2	0	1	0	0	1	0
Mel Nelson, R (4, 1) OBP: 0.100, SLG: 0.100										0	0	0	0	0	0	0
Bob Perry, R (6, PH) OBP: 0.279, SLG: 0.381										1	0	0	0	0	0	1
Art Fowler, R (6, 1)										0	0	0	0	0	0	0
Bob Sadowski, L (9, PH) OBP: 0.375, SLG: 0.256										1	0	1	0	0	0	0
Inning Stats	R: 0 E: 0 K: 0 S: 5 H: 2 LOB: 2 BB: 0 P: 5	R: 1 E: 0 K: 0 S: 5 H: 2 LOB: 3 BB: 2 P: 13	R: 0 E: 0 K: 0 S: 3 H: 0 LOB: 1 BB: 1 P: 7	R: 0 E: 0 K: 1 S: 5 H: 0 LOB: 0 BB: 0 P: 5	R: 0 E: 0 K: 2 S: 7 H: 0 LOB: 0 BB: 0 P: 7	R: 1 E: 0 K: 0 S: 4 H: 1 LOB: 1 BB: 1 P: 8	R: 0 E: 0 K: 0 S: 3 H: 0 LOB: 0 BB: 0 P: 3	R: 0 E: 0 K: 1 S: 5 H: 1 LOB: 0 BB: 0 P: 5	R: 0 E: 0 K: 1 S: 6 H: 1 LOB: 1 BB: 0 P: 6	1B: 6 2B: 0 3B: 0 HR: 1 SF: 0 SAC: 0 DP: 1 HBP: 0						

PITCHER	IP	WLS	BF	H	R	ER	SO	BB	IBB	HBP	BLK	WP	HR	S	P	ERA	WHIP
Diego Segui, R (1, 1) ERA: 5.31	9.0	W	37	7	2	2	5	4	0	0	0	1	1	43	59	2.00	1.222

PITCHER	IP	WLS	BF	H	R	ER	SO	BB	IBB	HBP	BLK	WP	HR	S	P	ERA	WHIP

TOP

Los Angeles Angels @ Kansas City Athletics
Municipal Stadium, Kansas City, MO
Tue Jun 11 1963, 8:05 PM EDT
Att. 10,278 - Unknown

livebaseballscorecards.com

AB	33
R	2
H	7
RBI	2
BB	4
SO	5
LOB	14

1B: 6 2B: 0 3B: 0 HR: 1	SF: 0 SAC: 0 DP: 1 HBP: 0	WP: 1 PB: 0 SB: 0 CS: 0	PA: 37

BOTTOM

Los Angeles Angels @ Kansas City Athletics
Municipal Stadium, Kansas City, MO
Tue Jun 11 1963, 8:05 PM EDT
Att. 10,278 - Unknown

livebaseballscorecards.com

Batter	1	2	3	4	5	6	7	8	9	AB	R	H	RBI	BB	SO	LOB
Jay Hankins, L (1, 8) OBP: 0.200, SLG: 0.200 George Alusik, R (4, PH) OBP: 0.304, SLG: 0.374 Bobby Del Greco, R (4, PR) OBP: 0.296, SLG: 0.274 (5, 8)	1-3		4-3	BB 1-2 2-H 3-H 1B		K				2 1 1	0 0 0	0 1 0	0 2 0	0 0 0	0 0 1	0 0 0
Wayne Causey, L (1, 6) OBP: 0.365, SLG: 0.447	2B 9-2 BB		K	BB 1-2 2-3		4-3				2	0	0	0	2	1	0
Norm Siebern, L (1, 3) OBP: 0.377, SLG: 0.413	1-3 2B			FC6-4 1B P4			G6-4-3 1B			4	0	3	0	0	0	3
Ed Charles, R (1, 5) OBP: 0.371, SLG: 0.438	9-2 3-Hf			FC6-4 1B 1-2f 2B	SH1-3 1B 1B		G6-4-3 1-2f			4	2	1	0	0	0	4
Jerry Lumpe, L (1, 4) OBP: 0.279, SLG: 0.322		K		2B BB 1-2 1B	SH1-3 1-2		9			3	1	1	0	0	1	0
Chuck Essegian, R (1, 7) OBP: 0.301, SLG: 0.358		K		F8	FC4-6 2-H 1B			6-3		4	0	1	1	0	1	2
Gino Cimoli, R (1, 9) OBP: 0.333, SLG: 0.405		1B K		BB 1B 1-3 2-H 2B	FC4-6 1-2f			5-3		4	1	2	1	0	0	1
Haywood Sullivan, R (1, 2) OBP: 0.322, SLG: 0.280		K		BB 1B IBB	1-3			1B		3	1	1	0	1	1	2
Diego Segui, R (1, 1) OBP: 0.273, SLG: 0.200			K	BB 1B 1-2 2-3 3-H BB		F8		K		3	0	0	1	1	2	1
Inning Stats	R: 0 E: 0 K: 0 S: 3 H: 1 LOB: 1 BB: 1 P: 7	R: 0 E: 0 K: 3 S: 10 H: 1 LOB: 1 BB: 0 P: 10	R: 0 E: 0 K: 2 S: 7 H: 0 LOB: 0 BB: 0 P: 7	R: 4 E: 0 K: 0 S: 7 H: 4 LOB: 3 BB: 3 P: 19	R: 1 E: 0 K: 0 S: 5 H: 2 LOB: 1 BB: 0 P: 5	R: 0 E: 0 K: 1 S: 5 H: 0 LOB: 0 BB: 0 P: 5	R: 0 E: 0 K: 0 S: 3 H: 1 LOB: 0 BB: 0 P: 3	R: 0 E: 0 K: 1 S: 6 H: 1 LOB: 1 BB: 0 P: 6		1B: 8 2B: 3 3B: 0 HR: 0 SF: 0 SAC: 1 DP: 2 HBP: 0					WP: 0 PB: 0 SB: 0 CS: 0 PA: 36	

	AB	31
	R	5
	H	10
	RBI	5
	BB	4
	SO	7
	LOB	13

PITCHER		IP	WLS	BF	H	R	ER	SO	BB	IBB	HBP	BLK	WP	HR	S	P	ERA	WHIP
Dean Chance, R ERA: 3.71	(1, 1)	3.2	L	18	5	4	4	5	2	1	0	0	0	0	25	37	9.82	1.909
Mel Nelson, L ERA: 4.0	(4, 1)	1.1		8	3	1	1	0	1	0	0	0	0	0	7	11	6.75	3.000
Art Fowler, R ERA: 1.44	(6, 1)	3.0		10	2	0	0	2	0	0	0	0	0	0	14	14	0.00	0.667

PITCHER	IP	WLS	BF	H	R	ER	SO	BB	IBB	HBP	BLK	WP	HR	S	P	ERA	WHIP

Batter	1	2	3	4	5	6	7	8	9	AB	R	H	RBI	BB	SO	LOB
Wayne Causey, L (1, 6) OBP: 0.369, SLG: 0.446	G3	BB		L3 1B		2B 1B 1-2	F3		L3	5	1	2	0	1	0	1
Gino Cimoli, R (1, 9) OBP: 0.336, SLG: 0.412	2B 1B	5-3		L3 1-2		1B 2B 1-3 2-H	F2		F6	4	2	2	1	0	0	2
Jay Hankins, L (6, 8) OBP: 0.176, SLG: 0.176										2	0	0	0	0	0	1
Ed Charles, R (1, 5) OBP: 0.380, SLG: 0.449	S 1B 1-H 2B		1B 1B 1B	BB		HR 1B 2-H 3-H	F4			4	3	3	3	1	0	1
Chuck Essegian, R (1, 7) OBP: 0.319, SLG: 0.394	K 2-3		FC6-5 1B 1-3 1B	BB 1-2		HR 1-H		5-3 HR 1B		4	2	3	2	1	1	1
George Alusik, R (8, 7) OBP: 0.304, SLG: 0.374										0	0	0	0	0	0	0
Doc Edwards, R (1, 2) OBP: 0.313, SLG: 0.403	1B 1B 3-H		E FC6-5 1B 1-2 3-H	G3		6-3		5-3 1-2		5	1	2	2	0	0	3
Ken Harrelson, R (1, 3) OBP: 0.286, SLG: 0.714	1B 1-2		FC6-5 E 1-2 2-3f		F7	K		HR 2-H		5	2	2	2	0	1	2
Jerry Lumpe, L (1, 4) OBP: 0.278, SLG: 0.319	1-3	L8			F3	FC5-4 1B		F6		5	0	1	0	0	0	4
Sammy Esposito, R (8, 4)										0	0	0	0	0	0	0
Bobby Del Greco, R (1, 8) OBP: 0.289, SLG: 0.284		F8	E7 1-H 2-H 2B		K	FC5-4 1-2f		5-3		5	0	1	2	0	1	1
(6, 9)																
Dave Wickersham, R (1, 1) OBP: 0.212, SLG: 0.188		G3	3-1			1B 2B 1B	E6		F3	5	1	1	0	0	0	1
Inning Stats	R: 2 E: 0 K: 1 S: 9 H: 4 LOB: 2 BB: 0 P: 9	R: 0 E: 0 K: 0 S: 3 H: 0 LOB: 1 BB: 1 P: 7	R: 3 E: 1 K: 0 S: 7 H: 4 LOB: 1 BB: 0 P: 7	R: 0 E: 0 K: 0 S: 3 H: 1 LOB: 2 BB: 2 P: 11	R: 0 E: 0 K: 1 S: 5 H: 0 LOB: 0 BB: 0 P: 5	R: 5 E: 0 K: 1 S: 11 H: 6 LOB: 1 BB: 0 P: 11	R: 0 E: 1 K: 0 S: 4 H: 0 LOB: 1 BB: 0 P: 4	R: 2 E: 0 K: 0 S: 5 H: 2 LOB: 0 BB: 0 P: 5	R: 0 E: 0 K: 0 S: 3 H: 0 LOB: 0 BB: 0 P: 3	1B: 12 2B: 4 3B: 0 HR: 2	SF: 0 SAC: 0 DP: 1 HBP: 0						

TOP

Kansas City Athletics @ Minnesota Twins

Metropolitan Stadium, Bloomington , MI

Wed Jun 12 1963, 8:05 PM EDT

Unknown - 67 F

livebaseballscorecards.com

AB	44
R	12
H	17
RBI	12
BB	3
SO	3
LOB	17

WP: 0 PB: 0 SB: 1 CS: 0 PA: 47

PITCHER		IP	WLS	BF	H	R	ER	SO	BB	IBB	HBP	BLK	WP	HR	S	P	ERA	WHIP
Jim Kaat, L ERA: 3.76	(1, 1)	3.2	L	21	9	5	5	1	2	0	0	0	0	0	21	29	12.27	3.000
Frank Sullivan, R ERA: 5.73	(4, 1)	0.1		2	0	0	0	0	1	0	0	0	0	0	1	5	0.00	3.000
Ray Moore, R ERA: 6.61	(5, 1)	2.0		12	6	5	5	2	0	0	0	0	0	1	16	16	22.50	3.000
Bill Pleis, L ERA: 2.76	(7, 1)	3.0		12	2	2	2	0	0	0	0	0	0	1	12	12	6.00	0.667

PITCHER	IP	WLS	BF	H	R	ER	SO	BB	IBB	HBP	BLK	WP	HR	S	P	ERA	WHIP

Batter	1	2	3	4	5	6	7	8	9	AB	R	H	RBI	BB	SO	LOB
Lenny Green, L (1, 8) OBP: 0.311, SLG: 0.323	3-1 1B 1B	F6		6-3 1-2 3-H		4-3			BB	4	1	1	1	1	0	3
Vic Power, R (1, 3) OBP: 0.268, SLG: 0.347	3-1 1-2	F7		5-3			F9		F6	5	0	0	0	0	0	4
Harmon Killebrew, R (1, 7) OBP: 0.343, SLG: 0.470	K		K		F8		K			4	0	0	0	0	3	1
Bob Allison, R (1, 9) OBP: 0.392, SLG: 0.603	1B BB		1B		F9		F8			3	0	1	0	1	0	0
Earl Battey, R (1, 2) OBP: 0.344, SLG: 0.479	1-2 2-H 1B		K		6-3			F8		4	0	1	1	0	1	1
Rich Rollins, R (1, 5) OBP: 0.366, SLG: 0.405	L7		1-3			6-3		6-3		4	0	0	0	0	0	3
Zoilo Versalles, R (1, 6) OBP: 0.333, SLG: 0.449		2B BB		1-3		2B 1B		F8		3	1	1	0	1	0	0
Bernie Allen, L (1, 4) OBP: 0.258, SLG: 0.257		1B 1-2 2B		E3 1B 6-3		4-3 1-H 2B			K	4	2	2	1	0	1	0
Jim Kaat, L (1, 1) OBP: 0.167, SLG: 0.138 Frank Sullivan, R (4, 1) Jimmie Hall, L (4, PH) OBP: 0.310, SLG: 0.422 Ray Moore, R (5, 1) Don Mincher, L (6, PH) OBP: 0.190, SLG: 0.059 Bill Pleis, L (7, 1) Wally Post, R (9, PH) OBP: 0.250, SLG: 0.484		2-H 1B		6-3 1-3 1B		4-3 2-3			K	1 0 1 0 1 0 1 0 1	0 0 0 0 0 0 0 0 0	1 0 1 0 0 0 1 0 0	1 0 0 0 0 0 0 0 0	0 0 0 0 0 0 0 0 1	0 0 0 0 0 0 0 0 0	0 0 0 0 1 0 1 0 0
Inning Stats	R: 1 E: 0 K: 1 S: 7 H: 2 LOB: 2 BB: 1 P: 11	R: 1 E: 0 K: 0 S: 4 H: 2 LOB: 1 BB: 1 P: 8	R: 0 E: 0 K: 2 S: 8 H: 1 LOB: 1 BB: 0 P: 8	R: 1 E: 1 K: 0 S: 5 H: 1 LOB: 1 BB: 0 P: 5	R: 0 E: 0 K: 0 S: 3 H: 0 LOB: 0 BB: 0 P: 3	R: 1 E: 0 K: 0 S: 5 H: 2 LOB: 1 BB: 0 P: 5	R: 0 E: 0 K: 1 S: 5 H: 0 LOB: 0 BB: 0 P: 5	R: 0 E: 0 K: 0 S: 3 H: 0 LOB: 0 BB: 0 P: 3	R: 0 E: 0 K: 2 S: 7 H: 0 LOB: 1 BB: 1 P: 11	1B: 6 2B: 2 3B: 0 HR: 0 SF: 0 SAC: 0 DP: 0 HBP: 0						

PITCHER	IP	WLS	BF	H	R	ER	SO	BB	IBB	HBP	BLK	WP	HR	S	P	ERA	WHIP
Dave Wickersham, R (1, 1) ERA: 3.32	9.0	W	38	8	4	3	6	3	0	0	0	0	0	47	59	3.00	1.222

PITCHER	IP	WLS	BF	H	R	ER	SO	BB	IBB	HBP	BLK	WP	HR	S	P	ERA	WHIP

BOTTOM

Kansas City Athletics @ Minnesota Twins

Metropolitan Stadium, Bloomington , MI

Wed Jun 12 1963, 8:05 PM EDT

Unknown - 67 F

livebaseballscorecards.com

AB	35
R	4
H	8
RBI	4
BB	3
SO	6
LOB	13

Batter	1	2	3	4	5	6	7	8	9	AB	R	H	RBI	BB	SO	LOB
Jay Hankins, L (1, 8) OBP: 0.190, SLG: 0.333	F5		K			1-3		HR		4	1	1	1	0	1	1
Wayne Causey, L (1, 6) OBP: 0.362, SLG: 0.437	K		E6			4-3		F8		4	0	0	0	0	1	0
Ed Charles, R (1, 5) OBP: 0.378, SLG: 0.445	K		G5-3, BB, 1B				K		6-3	4	0	1	0	0	2	0
Norm Siebern, L (1, 3) OBP: 0.379, SLG: 0.412		F8	BB, 1-2				FC5-4, 1B		4-3	3	0	1	0	1	0	0
Chuck Essegian, R (1, 7) OBP: 0.310, SLG: 0.382		K	G5-3, 2-3f				FC5-4, 1B, 1-2f		K	4	0	0	0	0	2	3
Jerry Lumpe, L (1, 4) OBP: 0.283, SLG: 0.324		6-3			G5-4-3, 1B		1B, 1-2			3	0	2	0	0	0	0
Gino Cimoli, R (1, 9) OBP: 0.332, SLG: 0.406			5-3		F3		1-3			3	0	0	0	0	0	3
Haywood Sullivan, R (1, 2) OBP: 0.322, SLG: 0.295			2B		G5-4-3, 1-2f			6-3		3	0	1	0	0	0	1
Orlando Pena, R (1, 1) OBP: 0.250, SLG: 0.286			6-3			F7		1-3		2	0	0	0	0	0	1
Dale Willis, R (6, 1)										0	0	0	0	0	0	0
Ken Harrelson, R (8, PH) OBP: 0.250, SLG: 0.625										1	0	0	0	0	0	0
John Wyatt, R (8, 1)										0	0	0	0	0	0	0
Inning Stats	R: 0 E: 0 K: 2 S: 7 H: 0 LOB: 0 BB: 0 P: 7	R: 0 E: 0 K: 1 S: 5 H: 0 LOB: 0 BB: 0 P: 5	R: 0 E: 0 K: 1 S: 6 H: 1 LOB: 1 BB: 0 P: 6	R: 0 E: 1 K: 0 S: 3 H: 1 LOB: 1 BB: 1 P: 7	R: 0 E: 0 K: 0 S: 3 H: 1 LOB: 0 BB: 0 P: 3	R: 0 E: 0 K: 0 S: 3 H: 0 LOB: 0 BB: 0 P: 3	R: 0 E: 0 K: 1 S: 7 H: 2 LOB: 2 BB: 0 P: 7	R: 1 E: 0 K: 0 S: 4 H: 1 LOB: 0 BB: 0 P: 4	R: 0 E: 0 K: 1 S: 5 H: 0 LOB: 0 BB: 0 P: 5	1B: 4 2B: 1 3B: 0 HR: 1 SF: 0 SAC: 0 DP: 2 HBP: 0						

PITCHER		IP	WLS	BF	H	R	ER	SO	BB	IBB	HBP	BLK	WP	HR	S	P	ERA	WHIP
Camilo Pascual, R ERA: 2.64	(1, 1)	5.0	W	17	3	0	0	4	1	0	0	0	0	0	24	28	0.00	0.800
Bill Dailey, R ERA: 2.41	(6, 1)	4.0	S	15	3	1	1	2	0	0	0	0	0	1	19	19	2.25	0.750

PITCHER	IP	WLS	BF	H	R	ER	SO	BB	IBB	HBP	BLK	WP	HR	S	P	ERA	WHIP

TOP

Kansas City Athletics @ Minnesota Twins

Metropolitan Stadium, Bloomington , MI

Wed Jun 12 1963, 8:05 PM EDT

Att. 24,501 - Unknown - 65 F

livebaseballscorecards.com

AB	31
R	1
H	6
RBI	1
BB	1
SO	6
LOB	9

Kansas City Athletics @ Minnesota Twins

Metropolitan Stadium, Bloomington , MI

Wed Jun 12 1963, 8:05 PM EDT

Att. 24,501 - Unknown - 65 F

livebaseballscorecards.com

BOTTOM

Batter	1	2	3	4	5	6	7	8	9	AB	R	H	RBI	BB	SO	LOB
Lenny Green, L (1, 8) OBP: 0.308, SLG: 0.320	6-3	F9		F3		F5		BB, E; BB; 1-2; 1B		5	1	1	0	0	0	5
Vic Power, R (1, 3) OBP: 0.263, SLG: 0.339	1-3		4-3	L4		1-6-3		E3; BB, BB; 1B; 1-2; 2-3		5	1	0	0	0	0	5
Harmon Killebrew, R (1, 7) OBP: 0.352, SLG: 0.492	HR		6-3		K		2B; BB	BB; 1B; 1-2; 2-3; 3-H		3	3	1	2	2	1	0
Bob Allison, R (1, 9) OBP: 0.401, SLG: 0.609	1B		1B, S; 1B; BB		F7		SH3-4; 1-H; 2B	1B; 1-2; 2-3; 3-H; BB		3	1	2	2	2	0	0
Rich Rollins, R (1, 5) OBP: 0.369, SLG: 0.408	1-3		1B; 1-3; 1B		F8		SH3-4; 2-3	5-3; 1-3; 2-H; 3-H; 1B		4	0	2	2	0	0	1
Zoilo Versalles, R (1, 6) OBP: 0.339, SLG: 0.453		1B; 1B	1B; 1-2; 3-H; 1B			1B, S; 1B	K	5-3; 1-2		5	1	3	1	0	1	3
Bernie Allen, L (1, 4) OBP: 0.266, SLG: 0.258		F7	F9			4-3; 1-3; 1B	BB	IBB		3	0	1	0	2	0	3
Jerry Zimmerman, R (1, 2)		F9		1-3		4-3; 1-2; 3-H; 1B	F8	K		2	0	0	0	0	0	1
Jimmie Hall, L (6, PH) OBP: 0.316, SLG: 0.427										1	0	1	1	0	0	0
Earl Battey, R (7, 2) OBP: 0.341, SLG: 0.474										2	0	0	0	0	1	5
Camilo Pascual, R (1, 1) OBP: 0.300, SLG: 0.368		1-2; 1B		2B		4-3; 1-2; 2-3		BB; K		2	0	2	0	0	0	0
Bill Dailey, R (6, 1)										2	1	0	0	1	1	5
Inning Stats	R: 1 E: 0 K: 0 S: 5 H: 2 LOB: 1 BB: 0 P: 5	R: 0 E: 0 K: 0 S: 5 H: 2 LOB: 2 BB: 0 P: 5	R: 1 E: 0 K: 0 S: 5 H: 2 LOB: 2 BB: 1 P: 9	R: 0 E: 0 K: 0 S: 4 H: 1 LOB: 1 BB: 0 P: 4	R: 0 E: 0 K: 1 S: 5 H: 0 LOB: 0 BB: 0 P: 5	R: 1 E: 0 K: 0 S: 6 H: 3 LOB: 2 BB: 0 P: 6	R: 1 E: 0 K: 1 S: 6 H: 1 LOB: 2 BB: 2 P: 14	R: 4 E: 1 K: 2 S: 10 H: 2 LOB: 3 BB: 4 P: 26		1B: 10 2B: 2 3B: 0 HR: 1 SF: 0 SAC: 1 DP: 0 HBP: 0						

	AB	37
	R	8
	H	13
	RBI	8
	BB	7
	SO	4
	LOB	28

WP: 0 PA: 45
PB: 0
SB: 2
CS: 0

PITCHER		IP	WLS	BF	H	R	ER	SO	BB	IBB	HBP	BLK	WP	HR	S	P	ERA	WHIP
Orlando Pena, R ERA: 3.61	(1, 1)	5.0	L	25	9	3	3	1	1	0	0	0	0	1	26	30	5.40	2.000
Dale Willis, R ERA: 4.24	(6, 1)	2.0		10	2	1	1	1	2	0	0	0	0	0	10	18	4.50	2.000
John Wyatt, R ERA: 3.33	(8, 1)	1.0		10	2	4	3	2	3	1	0	0	0	0	10	26	27.00	5.000

PITCHER		IP	WLS	BF	H	R	ER	SO	BB	IBB	HBP	BLK	WP	HR	S	P	ERA	WHIP

Batter	1	2	3	4	5	6	7	8	9	AB	R	H	RBI	BB	SO	LOB
Jay Hankins, L (1, 8) OBP: 0.160, SLG: 0.280	4-3 ①		L8 ①		F7 ②		L4 ①		F9 ②	4	0	0	0	0	0	1
Bobby Del Greco, R (9, PH) OBP: 0.286, SLG: 0.279										1	0	0	0	0	0	2
Wayne Causey, L (1, 6) OBP: 0.354, SLG: 0.426	F7 ②		F6 ②		4-3 ③		F7 ②		3-1 ③	5	0	0	0	0	0	3
Norm Siebern, L (1, 3) OBP: 0.381, SLG: 0.411	F8 ③		BBBB BB			2B SF9 1B	G3 ③			3	1	1	0	1	0	0
Ed Charles, R (1, 5) OBP: 0.376, SLG: 0.446		4-3 ①	SSS K ③			1-3 2B		2-3		4	1	1	0	0	1	2
Chuck Essegian, R (1, 7) OBP: 0.308, SLG: 0.378		F9 ②		1B		SSS K ①		F9 ②		4	0	1	0	0	1	2
Jerry Lumpe, L (1, 4) OBP: 0.290, SLG: 0.326		BBBB BB		1-2 1B ①		BBBB 2B BB		4-3 ③		2	1	1	0	2	0	0
Gino Cimoli, R (1, 9) OBP: 0.335, SLG: 0.407		BBBB 1-2 BB		1-2 L8-6-3 1B		SF9 ② 3-H			F6 ①	2	0	1	1	1	0	0
Doc Edwards, R (1, 2) OBP: 0.322, SLG: 0.420		1-3 ③		L8-6-3 ②③ 1-2		1-H 2-H 2B			2B 1B	4	0	2	2	0	0	4
Moe Drabowsky, R (1, 1) OBP: 0.500, SLG: 1.000			2B	F8 ①		5-3 ③			1-3 2B	2	0	1	0	0	0	0
George Alusik, R (6, PH) OBP: 0.301, SLG: 0.370										1	0	0	0	0	0	1
Bill Fischer, R (6, 1)										0	0	0	0	0	0	0
Ken Harrelson, R (9, PH) OBP: 0.333, SLG: 0.778										1	0	1	0	0	0	0
Inning Stats	R: 0 E: 0 K: 0 S: 3 H: 0 LOB: 0 BB: 0 P: 3	R: 0 E: 0 K: 0 S: 3 H: 0 LOB: 2 BB: 2 P: 11	R: 0 E: 0 K: 1 S: 6 H: 1 LOB: 2 BB: 1 P: 10	R: 0 E: 0 K: 0 S: 4 H: 3 LOB: 1 BB: 0 P: 4	R: 0 E: 0 K: 0 S: 3 H: 0 LOB: 0 BB: 0 P: 3	R: 3 E: 0 K: 1 S: 8 H: 3 LOB: 1 BB: 1 P: 12	R: 0 E: 0 K: 0 S: 3 H: 0 LOB: 0 BB: 0 P: 3	R: 0 E: 0 K: 0 S: 3 H: 0 LOB: 0 BB: 0 P: 3	R: 0 E: 0 K: 0 S: 5 H: 2 LOB: 2 BB: 0 P: 5	1B: 5 2B: 5 3B: 0 HR: 0	SF: 1 SAC: 0 DP: 1 HBP: 0						

PITCHER	IP	WLS	BF	H	R	ER	SO	BB	IBB	HBP	BLK	WP	HR	S	P	ERA	WHIP
Jim Perry, R (1, 1) ERA: 3.04	8.1	W	36	9	3	3	2	4	0	0	0	0	0	36	52	3.24	1.560
Jim Kaat, L (9, 1) ERA: 3.74	0.2	S	2	0	0	0	0	0	0	0	0	0	0	2	2	0.00	0.000

PITCHER	IP	WLS	BF	H	R	ER	SO	BB	IBB	HBP	BLK	WP	HR	S	P	ERA	WHIP

TOP

Kansas City Athletics @ Minnesota Twins

Metropolitan Stadium, Bloomington , MI

Thu Jun 13 1963, 8:05 PM EDT

Att. 11,195 - Unknown - 76 F

livebaseballscorecards.com

AB	33
R	3
H	9
RBI	3
BB	4
SO	2
LOB	15

1B: 5	SF: 1	WP: 0	PA: 38
2B: 5	SAC: 0	PB: 0	
3B: 0	DP: 1	SB: 0	
HR: 0	HBP: 0	CS: 0	

Batter	1	2	3	4	5	6	7	8	9	AB	R	H	RBI	BB	SO	LOB
Zoilo Versalles, R (1, 6) OBP: 0.336, SLG: 0.444	F3	F9		HBP	5-3		L6			4	1	0	0	0	0	2
Vic Power, R (1, 3) OBP: 0.278, SLG: 0.355	WP 2B		BB	1B	1B			SH1-3 1B FC5-2 1B		4	2	4	1	1	0	0
Harmon Killebrew, R (1, 7) OBP: 0.353, SLG: 0.484 Lenny Green, L (8, PR) OBP: 0.308, SLG: 0.320 (9, 8)	F3	F8	BB	F7				FC5-2 SH1-3 1B		4 0	0 0	1 0	0 0	1 0	0 0	3 0
Bob Allison, R (1, 9) OBP: 0.407, SLG: 0.615	BB	1B	2B			1-3		SH1-3		3	0	2	2	1	0	0
Jimmie Hall, L (1, 8) OBP: 0.320, SLG: 0.415 (9, 7)	F2	F5	BB			4-3		FC5 IBB FC5-2		3	0	0	0	2	0	4
Earl Battey, R (1, 2) OBP: 0.341, SLG: 0.472 Jerry Zimmerman, R (6, PH) (7, 2)		F4	1B	F9		4-3		FC5-2		3 2	0 0	1 0	1 0	0 0	0 0	3 3
Rich Rollins, R (1, 5) OBP: 0.365, SLG: 0.401	1B 1B	5-3		F8			6-3	FC5		5	0	1	0	0	0	8
Bernie Allen, L (1, 4) OBP: 0.274, SLG: 0.298	1B			K	HR		HR			4	2	3	2	0	1	0
Jim Perry, S (1, 1) OBP: 0.259, SLG: 0.200 Jim Kaat, L (9, 1) OBP: 0.167, SLG: 0.138	F7			HBP 1B	4-3		G3			4 0	1 0	1 0	0 0	0 0	0 0	2 0
Inning Stats	R: 0 E: 0 K: 0 S: 4 H: 1 LOB: 2 BB: 1 P: 8	R: 0 E: 0 K: 0 S: 5 H: 2 LOB: 2 BB: 0 P: 5	R: 1 E: 0 K: 0 S: 5 H: 2 LOB: 1 BB: 1 P: 9	R: 3 E: 0 K: 1 S: 8 H: 3 LOB: 3 BB: 2 P: 17	R: 1 E: 0 K: 0 S: 5 H: 2 LOB: 1 BB: 0 P: 5	R: 0 E: 0 K: 0 S: 3 H: 0 LOB: 0 BB: 0 P: 3	R: 1 E: 0 K: 0 S: 4 H: 1 LOB: 0 BB: 0 P: 4	R: 0 E: 0 K: 0 S: 5 H: 2 LOB: 3 BB: 1 P: 9		1B: 9 2B: 2 3B: 0 HR: 2	SF: 0 SAC: 1 DP: 0 HBP: 1						

PITCHER		IP	WLS	BF	H	R	ER	SO	BB	IBB	HBP	BLK	WP	HR	S	P	ERA	WHIP
Moe Drabowsky, R ERA: 9.0	(1, 1)	5.0	L	30	10	5	5	1	4	0	1	0	1	1	27	44	9.00	2.800
Bill Fischer, R ERA: 2.41	(6, 1)	3.0		13	3	1	1	0	0	1	0	0	0	1	12	16	3.00	1.000

PITCHER		IP	WLS	BF	H	R	ER	SO	BB	IBB	HBP	BLK	WP	HR	S	P	ERA	WHIP

BOTTOM

Kansas City Athletics @ Minnesota Twins

Metropolitan Stadium, Bloomington , MI

Thu Jun 13 1963, 8:05 PM EDT

Att. 11,195 - Unknown - 76 F

livebaseballscorecards.com

AB	36
R	6
H	13
RBI	6
BB	5
SO	1
LOB	25

WP: 1 PA: 43
PB: 0
SB: 0
CS: 0

Batter	1	2	3	4	5	6	7	8	9	AB	R	H	RBI	BB	SO	LOB
Wayne Causey, L (1, 6) OBP: 0.351, SLG: 0.418	F8		6-3		BB		K		4-3	4	0	0	0	1	1	0
Gino Cimoli, R (1, 9) OBP: 0.332, SLG: 0.399	4-3		1-6-3		K		1B BB		P4	4	0	0	0	1	1	1
Ed Charles, R (1, 5) OBP: 0.380, SLG: 0.449	BB 1B			1B		WP 1B	K		P4	5	1	3	0	0	1	1
Chuck Essegian, R (1, 7) OBP: 0.320, SLG: 0.384	BB			K		5-3 1B	1B			3	1	2	1	1	1	1
Doc Edwards, R (1, 2) OBP: 0.319, SLG: 0.412	4-3			1B		F3	F7			4	0	1	0	0	0	5
Ken Harrelson, R (1, 3) OBP: 0.231, SLG: 0.538		K		F5		5-3		F4		4	0	0	0	0	1	3
Jerry Lumpe, L (1, 4) OBP: 0.290, SLG: 0.324		K		F5		E 1B		F7		4	0	1	1	0	1	2
Bobby Del Greco, R (1, 8) OBP: 0.284, SLG: 0.278		F8			6-3	E8		1B		4	0	1	0	0	0	1
Ed Rakow, S (1, 1) OBP: 0.229, SLG: 0.161			F3		6-3	K		K		4	0	0	0	0	2	3
Inning Stats	R: 0 E: 0 K: 0 S: 4 H: 1 LOB: 2 BB: 1 P: 8	R: 0 E: 0 K: 2 S: 7 H: 0 LOB: 0 BB: 0 P: 7	R: 0 E: 0 K: 0 S: 3 H: 0 LOB: 0 BB: 0 P: 3	R: 0 E: 0 K: 1 S: 7 H: 2 LOB: 2 BB: 0 P: 7	R: 0 E: 0 K: 1 S: 5 H: 0 LOB: 1 BB: 1 P: 9	R: 2 E: 1 K: 1 S: 9 H: 3 LOB: 2 BB: 0 P: 9	R: 0 E: 0 K: 2 S: 8 H: 1 LOB: 2 BB: 1 P: 12	R: 0 E: 0 K: 1 S: 6 H: 1 LOB: 1 BB: 0 P: 6	R: 0 E: 0 K: 0 S: 3 H: 0 LOB: 0 BB: 0 P: 3	1B: 8 2B: 0 3B: 0 HR: 0 SF: 0 SAC: 0 DP: 0 HBP: 0						

TOP

Kansas City Athletics @ Chicago White Sox

Comiskey Park, Chicago, IL

Fri Jun 14 1963, 8:05 PM EDT

Att. 28,569 - Unknown

livebaseballscorecards.com

AB	36
R	2
H	8
RBI	2
BB	3
SO	8
LOB	17

PITCHER		IP	WLS	BF	H	R	ER	SO	BB	IBB	HBP	BLK	WP	HR	S	P	ERA	WHIP
Gary Peters, L ERA: 2.76	(1, 1)	5.2		26	6	2	2	4	2	0	0	0	1	0	32	40	3.18	1.412
Joe Horlen, R ERA: 3.89	(6, 1)	0.1		1	0	0	0	1	0	0	0	0	0	0	3	3	0.00	0.000
Jim Brosnan, R ERA: 2.3	(7, 1)	3.0	W	12	2	0	0	3	1	0	0	0	0	0	17	21	0.00	1.000

PITCHER		IP	WLS	BF	H	R	ER	SO	BB	IBB	HBP	BLK	WP	HR	S	P	ERA	WHIP

Batter	1	2	3	4	5	6	7	8	9	AB	R	H	RBI	BB	SO	LOB
Mike Hershberger, R (1, 8) OBP: 0.350, SLG: 0.363	F2		F7			1-3 (1-2)		1B		4	0	1	0	0	0	1
Nellie Fox, L (1, 4) OBP: 0.332, SLG: 0.336	4-3		3-1			G3 (2-3)		F8		4	0	0	0	0	0	2
Pete Ward, L (1, 5) OBP: 0.357, SLG: 0.466	1B			5-3		K (S S S, 0-3)		1-3		4	0	2	0	0	1	1
Floyd Robinson, L (1, 9) OBP: 0.393, SLG: 0.478	1-2 1B			4-3			BB (B B B, 4-0) CS 1B	1-3		3	0	1	0	1	0	1
Charlie Maxwell, L (1, 7) OBP: 0.462, SLG: 0.462	F7			3-1			1-2 1B CS 2B		HR	4	2	2	1	0	0	2
Tom McCraw, L (1, 3) OBP: 0.262, SLG: 0.325		2-3			F5 1B		1-3 2-3 2B 1B			3	1	2	0	0	0	0
Ron Hansen, R (1, 6) OBP: 0.332, SLG: 0.402		BB (B B B, 4-0) G6-4-3			F5 (1-2)		1-H 3-H 2B			2	0	1	2	1	0	1
Sherm Lollar, R (1, 2) OBP: 0.306, SLG: 0.267		G6-4-3 (1-2f)			F2		F7			3	0	0	0	0	0	2
Gary Peters, L (1, 1) OBP: 0.222, SLG: 0.353			F7			G3 1-3 1B	F3			1	0	0	0	0	0	0
Joe Horlen, R (6, 1) OBP: 0.231, SLG: 0.231										0	0	0	0	0	0	0
Al Weis, S (6, PH) OBP: 0.283, SLG: 0.260										1	0	1	0	0	0	0
Jim Brosnan, R (7, 1) OBP: 0.286, SLG: 0.286										1	0	0	0	0	0	1
Inning Stats	R: 0 E: 0 K: 0 S: 5 H: 2 LOB: 2 BB: 0 P: 5		R: 0 E: 0 K: 0 S: 2 H: 0 LOB: 0 BB: 1 P: 6	R: 0 E: 0 K: 0 S: 3 H: 0 LOB: 0 BB: 0 P: 3	R: 0 E: 0 K: 0 S: 3 H: 0 LOB: 0 BB: 0 P: 3	R: 0 E: 0 K: 0 S: 3 H: 1 LOB: 0 BB: 0 P: 3	R: 0 E: 0 K: 1 S: 6 H: 1 LOB: 1 BB: 0 P: 6	R: 2 E: 0 K: 0 S: 5 H: 3 LOB: 1 BB: 1 P: 9	R: 0 E: 0 K: 0 S: 4 H: 2 LOB: 1 BB: 0 P: 4	R: 1 E: 0 K: 0 S: 1 H: 1 LOB: 0 BB: 0 P: 1	1B: 8 2B: 1 3B: 0 HR: 1	SF: 0 SAC: 0 DP: 1 HBP: 0					

PITCHER	IP	WLS	BF	H	R	ER	SO	BB	IBB	HBP	BLK	WP	HR	S	P	ERA	WHIP
Ed Rakow, R (1, 1) ERA: 3.42	8.0	L	32	10	3	3	1	2	0	0	0	0	1	32	40	3.38	1.500

PITCHER	IP	WLS	BF	H	R	ER	SO	BB	IBB	HBP	BLK	WP	HR	S	P	ERA	WHIP

BOTTOM

Kansas City Athletics @ Chicago White Sox

Comiskey Park, Chicago, IL

Fri Jun 14 1963, 8:05 PM EDT

Att. 28,569 - Unknown

livebaseballscorecards.com

AB	30
R	3
H	10
RBI	3
BB	2
SO	1
LOB	11

| | | | | | | | | | |

Batter	1	2	3	4	5	6	7	8	9	AB	R	H	RBI	BB	SO	LOB
Jay Hankins, L (1, 8) OBP: 0.172, SLG: 0.345	3-1		F7		1-H 2-H 3B		L5-3 1-2			4	0	1	2	0	0	1
Gino Cimoli, R (1, 9) OBP: 0.330, SLG: 0.396	1B			6-3	4-3			6-3		4	0	1	0	0	0	1
Norm Siebern, L (1, 3) OBP: 0.387, SLG: 0.415	K			G6-4-3 1B		BB		G6-4-3 1B		3	0	2	0	1	1	1
Ed Charles, R (1, 5) OBP: 0.374, SLG: 0.442	F9			G6-4-3 1-2f		F9		G6-4-3 1-2f		4	0	0	0	0	0	4
Chuck Essegian, R (1, 7) OBP: 0.320, SLG: 0.383 George Alusik, R (8, 7) OBP: 0.298, SLG: 0.366		F7			1B 1B 1-3 1B	P5			K	3 1	1 0	1 0	0 0	0 0	0 1	1 0
Jerry Lumpe, L (1, 4) OBP: 0.285, SLG: 0.319		P6			1-3 1-2	P4			F9	4	0	0	0	0	0	2
Doc Edwards, R (1, 2) OBP: 0.319, SLG: 0.409 Haywood Sullivan, R (8, 2) OBP: 0.330, SLG: 0.304		K			FC1-5 1B 2-3 1B		6-3		1B	3 1	0 0	1 1	0 0	0 0	1 0	0 0
Wayne Causey, L (1, 6) OBP: 0.353, SLG: 0.420			4-3		FC1-5 3B 1-2 3-H 1B		E7 1B		4-3	4	2	2	1	0	0	1
Diego Segui, R (1, 1) OBP: 0.250, SLG: 0.182 Ted Bowsfield, R (3, 1) OBP: 0.190, SLG: 0.111 Dale Willis, R (5, 1) OBP: 0.250, SLG: 0.250 John Wyatt, R (8, 1)			K		FC1-5 3B 1-2 2-3f		L5-3 2-H 1B			1 1 1 0	0 1 0 0	0 0 1 0	0 0 1 0	0 0 0 0	1 0 0 0	0 2 0 0
Inning Stats	R: 0 E: 0 K: 1 S: 6 H: 1 LOB: 1 BB: 0 P: 6	R: 0 E: 0 K: 1 S: 5 H: 0 LOB: 0 BB: 0 P: 5	R: 0 E: 0 K: 1 S: 5 H: 0 LOB: 0 BB: 0 P: 5	R: 0 E: 0 K: 0 S: 3 H: 1 LOB: 0 BB: 0 P: 3	R: 3 E: 0 K: 0 S: 7 H: 4 LOB: 1 BB: 0 P: 7	R: 0 E: 0 K: 0 S: 3 H: 0 LOB: 1 BB: 1 P: 7	R: 1 E: 1 K: 0 S: 4 H: 2 LOB: 0 BB: 0 P: 4	R: 0 E: 0 K: 0 S: 3 H: 1 LOB: 0 BB: 0 P: 3	R: 0 E: 0 K: 1 S: 6 H: 1 LOB: 1 BB: 0 P: 6	1B: 9 2B: 1 3B: 1 HR: 0 SF: 0 SAC: 0 DP: 3 HBP: 0						

PITCHER	IP	WLS	BF	H	R	ER	SO	BB	IBB	HBP	BLK	WP	HR	S	P	ERA	WHIP
Ray Herbert, R (1, 1) ERA: 4.07	9.0	L	35	10	4	3	4	1	0	0	0	0	0	42	46	3.00	1.222

PITCHER	IP	WLS	BF	H	R	ER	SO	BB	IBB	HBP	BLK	WP	HR	S	P	ERA	WHIP

TOP

Kansas City Athletics @ Chicago White Sox

Comiskey Park, Chicago, IL

Sat Jun 15 1963, 4:33 AM EDT

Att. 10,196 - Unknown

livebaseballscorecards.com

AB	34
R	4
H	10
RBI	4
BB	1
SO	4
LOB	13

WP: 0 PB: 0 SB: 0 CS: 0 PA: 35

BOTTOM

Kansas City Athletics @ Chicago White Sox

Comiskey Park, Chicago, IL

Sat Jun 15 1963, 4:33 AM EDT

Att. 10,196 - Unknown

livebaseballscorecards.com

Batter	1	2	3	4	5	6	7	8	9	AB	R	H	RBI	BB	SO	LOB
Mike Hershberger, R (1, 8) (4, 9) OBP: 0.357, SLG: 0.377	E 2B	6-3 2-3		1-2 1B			K		BB 1B	5	1	3	0	0	1	1
Nellie Fox, L (1, 4) OBP: 0.329, SLG: 0.333	E1 1B 2-H	F8		4-3			F7		F7	5	1	1	0	0	0	4
Pete Ward, L (1, 5) OBP: 0.361, SLG: 0.464	1B FC1-2 1B 2-H		1B WP 9-2 BB		3-1		F7		1-2 BB	3	0	1	1	2	0	0
Floyd Robinson, L (1, 9) (4, 7) OBP: 0.402, SLG: 0.493	FC1-2 BB 1B 2-3		1-3 1B		G6-4-3 HBP			S 3B	4-3	4	1	3	0	0	0	2
Charlie Maxwell, L (1, 7) OBP: 0.472, SLG: 0.462 Jim Landis, R (3, PH) (4, 8) OBP: 0.331, SLG: 0.437	FC1-2 BB 1-2	9-2 3-Hf			G6-4-3 1-2f			FC6-5 S 1B		0 3	0 0	0 1	0 0	1 0	0 0	0 3
Tom McCraw, L (1, 3) OBP: 0.261, SLG: 0.302	FC1-2 G6-4-3 1-2 2-3 3-Hf	5-3				FC5-4 BB		FC6-5 1-3 1-3 S 3-H		3	0	0	0	1	0	5
Ron Hansen, R (1, 6) OBP: 0.326, SLG: 0.394	G6-4-3 1-2f			F7		F8		1-3 1-3		4	0	0	0	0	0	5
J.C. Martin, L (1, 2) OBP: 0.242, SLG: 0.219		6-3 SH1-4 BB		3-1		FC5-4 FC6-4 1-2f		F7		3	0	0	0	1	0	2
Ray Herbert, R (1, 1) OBP: 0.300, SLG: 0.414 Sherm Lollar, R (9, PH) OBP: 0.297, SLG: 0.258		SH1-4 1-2		1B 1B		FC6-4 1-2f			1-3	2 1	0 0	1 0	0 0	0 0	0 0	1 0
Inning Stats	R: 2 E: 1 K: 0 S: 6 H: 4 LOB: 2 BB: 1 P: 10	R: 0 E: 0 K: 0 S: 3 H: 0 LOB: 1 BB: 1 P: 7	R: 0 E: 0 K: 0 S: 3 H: 1 LOB: 1 BB: 1 P: 7	R: 0 E: 0 K: 0 S: 5 H: 2 LOB: 2 BB: 0 P: 5	R: 0 E: 0 K: 0 S: 2 H: 0 LOB: 0 BB: 0 P: 3	R: 0 E: 0 K: 0 S: 3 H: 0 LOB: 1 BB: 1 P: 7	R: 0 E: 0 K: 1 S: 5 H: 0 LOB: 0 BB: 0 P: 5	R: 1 E: 0 K: 0 S: 5 H: 2 LOB: 1 BB: 0 P: 5	R: 0 E: 0 K: 0 S: 4 H: 1 LOB: 2 BB: 1 P: 8	1B: 8 2B: 2 3B: 1 HR: 0	SF: 0 SAC: 1 DP: 3 HBP: 1						

	AB	33
	R	3
	H	10
	RBI	1
	BB	5
	SO	1
	LOB	23

WP: 1 PB: 0 SB: 3 CS: 0 PA: 40

PITCHER		IP	WLS	BF	H	R	ER	SO	BB	IBB	HBP	BLK	WP	HR	S	P	ERA	WHIP
Diego Segui, R ERA: 5.48	(1, 1)	2.0		13	5	2	2	0	3	0	0	0	1	0	10	22	9.00	4.000
Ted Bowsfield, L ERA: 5.01	(3, 1)	2.0	W	7	2	0	0	0	0	0	0	0	0	0	7	7	0.00	1.000
Dale Willis, R ERA: 4.1	(5, 1)	3.0		12	2	1	1	1	1	0	1	0	0	0	12	17	3.00	1.000
John Wyatt, R ERA: 3.1	(8, 1)	2.0	S	8	1	0	0	0	1	0	0	0	0	0	7	11	0.00	1.000

PITCHER	IP	WLS	BF	H	R	ER	SO	BB	IBB	HBP	BLK	WP	HR	S	P	ERA	WHIP

Batter	1	2	3	4	5	6	7	8	9	AB	R	H	RBI	BB	SO	LOB
Jay Hankins, L (1, 8) OBP: 0.152, SLG: 0.303	E6 CS		F8			P5			F8	4	0	0	0	0	0	1
Gino Cimoli, R (1, 9) OBP: 0.329, SLG: 0.394	K			K			1B FC5-2 1B		F2	4	0	1	0	0	2	1
Norm Siebern, L (1, 3) OBP: 0.389, SLG: 0.431	5-3 1-2			F8			FC5-2 1B 1-3		HR	4	1	2	1	0	0	1
Ed Charles, R (1, 5) OBP: 0.368, SLG: 0.434		6-3		F8			P4		P6	4	0	0	0	0	0	2
Chuck Essegian, R (1, 7) OBP: 0.314, SLG: 0.375		5-3			L5		FC5-2 FC6-4 1-2 3-H			3	0	0	0	0	0	2
Jerry Lumpe, L (1, 4) OBP: 0.286, SLG: 0.319		F7			CS 1B		FC6-4 1-2f			3	0	1	0	0	0	2
Wayne Causey, L (1, 6) OBP: 0.353, SLG: 0.416			BBBB FC4-6 BB		4-3 1-2			F7		2	0	0	0	1	0	1
Haywood Sullivan, R (1, 2) OBP: 0.319, SLG: 0.293			FC4-6 1-2f			F2		6-3		3	0	0	0	0	0	1
Dave Wickersham, R (1, 1) OBP: 0.200, SLG: 0.176			K			1-3		K		2	0	0	0	0	1	1
Ted Bowsfield, R (7, 1) OBP: 0.190, SLG: 0.111										0	0	0	0	0	0	0
George Alusik, R (8, PH) OBP: 0.296, SLG: 0.363										1	0	0	0	0	1	0
Bill Fischer, R (8, 1)										0	0	0	0	0	0	0
Inning Stats	R: 0 E: 1 K: 1 S: 5 H: 0 LOB: 0 BB: 0 P: 5	R: 0 E: 0 K: 0 S: 3 H: 0 LOB: 0 BB: 0 P: 3	R: 0 E: 0 K: 1 S: 5 H: 0 LOB: 1 BB: 1 P: 9	R: 0 E: 0 K: 1 S: 5 H: 0 LOB: 0 BB: 0 P: 5	R: 0 E: 0 K: 0 S: 3 H: 1 LOB: 0 BB: 0 P: 3	R: 0 E: 0 K: 0 S: 3 H: 0 LOB: 0 BB: 0 P: 3	R: 0 E: 0 K: 0 S: 5 H: 2 LOB: 2 BB: 0 P: 5	R: 0 E: 0 K: 1 S: 5 H: 0 LOB: 0 BB: 0 P: 5	R: 1 E: 0 K: 0 S: 4 H: 1 LOB: 0 BB: 0 P: 4	1B: 3 2B: 0 3B: 0 HR: 1 SF: 0 SAC: 0 DP: 0 HBP: 0						

PITCHER	IP	WLS	BF	H	R	ER	SO	BB	IBB	HBP	BLK	WP	HR	S	P	ERA	WHIP
John Buzhardt, R (1, 1) ERA: 1.98	9.0	W	31	4	1	1	4	1	0	0	0	0	1	38	42	1.00	0.556

PITCHER	IP	WLS	BF	H	R	ER	SO	BB	IBB	HBP	BLK	WP	HR	S	P	ERA	WHIP

TOP

Kansas City Athletics @ Chicago White Sox

Comiskey Park, Chicago, IL

Sun Jun 16 1963, 4:33 AM EDT

Unknown

livebaseballscorecards.com

AB	30
R	1
H	4
RBI	1
BB	1
SO	4
LOB	12

WP: 0 PB: 0 SB: 0 CS: 2 PA: 31

Batter	1	2	3	4	5	6	7	8	9	AB	R	H	RBI	BB	SO	LOB
Jim Landis, R (1, 8) OBP: 0.330, SLG: 0.429	B B B B 4-0 CS BB		x 0-0 ① 6-3		x 0-0 ② L6		x 0-0 ① F7			3	0	0	0	1	0	1
Nellie Fox, L (1, 4) OBP: 0.336, SLG: 0.338	x 0-0 ① BB 1B 1-2 1B		B B B B 4-0 4-3 HBP BB		x 0-0 ③ 4-3		x 0-0 E8 SF8 1-3 1B			3	0	2	0	1	0	0
Pete Ward, L (1, 5) OBP: 0.363, SLG: 0.464	S S S 0-3 ② K		H 1-0 4-3 1-2 HBP			x 0-0 F8 1B 1B	x 0-0 ② SF8 2-3 3-H			2	0	1	1	0	1	1
Floyd Robinson, L (1, 9) (9, 7) OBP: 0.403, SLG: 0.493	x 0-0 BB 1-2 1B		x 0-0 ② 4-3 1-2 2-3			x 0-0 F8 1-2 1B	S S S 0-3 ③ K			4	0	2	0	0	1	3
Charlie Maxwell, L (1, 7) OBP: 0.474, SLG: 0.439 Al Weis, S (8, PR) OBP: 0.283, SLG: 0.260 Mike Hershberger, R (9, 9) OBP: 0.357, SLG: 0.377	B B B B 4-0 1-2 2-3 BB		S S S 0-3 ③ K			x 0-0 ① F8 1-2 2-3		B B B B 4-0 BB S SF8-6-4 BB		2 0 0	0 1 0	0 0 0	0 0 0	2 0 0	1 0 0	4 0 0
Tom McCraw, L (1, 3) OBP: 0.260, SLG: 0.283	S S S 0-3 ③ K			x 0-0 ① F9		x 0-0 ② F5		H 1-0 SF8-6-4 BB 1-2 HBP		3	0	0	0	0	1	5
Ron Hansen, R (1, 6) OBP: 0.329, SLG: 0.389		x 0-0 ① F7		x 0-0 ② 6-3		B B B B 4-0 BB		B B B B 4-0 SF8-6-4 1-2 2-3 BB		2	0	0	0	2	0	0
J.C. Martin, L (1, 2) OBP: 0.235, SLG: 0.214		S S S 0-3 ② K		x 0-0 ③ F7		x 0-0 ③ F9		x 0-0 ① ② SF8-6-4 1-2 2-3 3-H		3	0	0	1	0	1	3
John Buzhardt, R (1, 1) OBP: 0.105, SLG: 0.158		S S S 0-3 ③ K			S S S 0-3 ① K		x 0-0 E SF8 1B	S S S 0-3 ③ K		4	1	1	0	0	3	2
Inning Stats	R: 0 H: 2 E: 0 LOB: 3 K: 2 BB: 2 S: 8 P: 16	R: 0 H: 0 E: 0 LOB: 0 K: 2 BB: 0 S: 7 P: 7	R: 0 H: 0 E: 0 LOB: 2 K: 1 BB: 1 S: 5 P: 10	R: 0 H: 0 E: 0 LOB: 0 K: 0 BB: 0 S: 3 P: 3	R: 0 H: 0 E: 0 LOB: 0 K: 1 BB: 0 S: 5 P: 5	R: 0 H: 2 E: 0 LOB: 3 K: 0 BB: 1 S: 5 P: 9	R: 1 H: 2 E: 1 LOB: 1 K: 1 BB: 0 S: 7 P: 7	R: 1 H: 0 E: 0 LOB: 2 K: 1 BB: 2 S: 4 P: 13		1B: 6 SF: 2 2B: 1 SAC: 0 3B: 0 DP: 1 HR: 0 HBP: 2						

PITCHER		IP	WLS	BF	H	R	ER	SO	BB	IBB	HBP	BLK	WP	HR	S	P	ERA	WHIP
Dave Wickersham, R ERA: 3.2	(1, 1)	6.1	L	29	6	1	1	6	4	0	1	0	0	0	36	53	1.42	1.579
Ted Bowsfield, L ERA: 4.97	(7, 1)	0.2		2	0	0	0	1	0	0	0	0	0	0	4	4	0.00	0.000
Bill Fischer, R ERA: 2.57	(8, 1)	1.0		5	0	1	1	1	2	0	1	0	0	0	4	13	9.00	2.000

PITCHER	IP	WLS	BF	H	R	ER	SO	BB	IBB	HBP	BLK	WP	HR	S	P	ERA	WHIP

BOTTOM

Kansas City Athletics @ Chicago White Sox

Comiskey Park, Chicago, IL

Sun Jun 16 1963, 4:33 AM EDT

Unknown

livebaseballscorecards.com

AB	26
R	2
H	6
RBI	2
BB	6
SO	8
LOB	19

Kansas City Athletics @ Chicago White Sox

Comiskey Park, Chicago, IL

Sun Jun 16 1963, 4:38 AM EDT

Att. 28,909 - Unknown

TOP

livebaseballscorecards.com

Batter	1	2	3	4	5	6	7	8	9	AB	R	H	RBI	BB	SO	LOB
Bobby Del Greco, R (1, 8) OBP: 0.291, SLG: 0.338	P4		BB, 2B		HR		K		G6-3, 1-2f	5	1	2	1	0	1	1
Gino Cimoli, R (1, 9) OBP: 0.331, SLG: 0.388	F8		BB		P4		P4		BB	3	0	0	0	2	0	0
Norm Siebern, L (1, 3) OBP: 0.393, SLG: 0.429	BB		1-2, 2-3, BB		4-3		1B		4-3	3	0	1	0	2	0	1
Ed Charles, R (1, 5) OBP: 0.366, SLG: 0.431	K		F8		1B		F7			4	0	1	0	0	1	5
Chuck Essegian, R (1, 7) OBP: 0.313, SLG: 0.378		F4		5-3	F4			F8, 1B, 2B		4	1	1	0	0	0	1
Jerry Lumpe, L (1, 4) OBP: 0.281, SLG: 0.314		F7		K		F7		F8, 2-3		4	0	0	0	0	1	1
Haywood Sullivan, R (1, 2) OBP: 0.320, SLG: 0.286		F9		1B, BB		K		G6-3, 3-H, 1B		2	0	0	0	1	1	0
Jay Hankins, L (8, PH) OBP: 0.176, SLG: 0.324										1	0	1	1	0	0	0
Doc Edwards, R (8, 2) OBP: 0.319, SLG: 0.409										0	0	0	0	0	0	0
Wayne Causey, L (1, 6) OBP: 0.356, SLG: 0.415			K	1-2, 1B		BB		G6-3, 1-2f		3	0	1	0	1	1	1
Orlando Pena, R (1, 1) OBP: 0.222, SLG: 0.250			K	K		K			G6-3, 1B	3	0	0	0	0	3	3
Ken Harrelson, R (9, PH) OBP: 0.286, SLG: 0.571										1	0	1	0	0	0	0

	AB	33
	R	2
	H	8
	RBI	2
	BB	6
	SO	8
	LOB	13

Inning Stats										
	R: 0	H: 0	R: 0	H: 0	R: 0	H: 1	R: 0	H: 1	R: 1	H: 2
	E: 0	LOB: 1	E: 0	LOB: 0	E: 0	LOB: 3	E: 0	LOB: 2	E: 0	LOB: 1
	K: 1	BB: 1	K: 0	BB: 0	K: 2	BB: 2	K: 2	BB: 1	K: 0	BB: 0
	S: 5	P: 9	S: 3	P: 3	S: 8	P: 16	S: 8	P: 12	S: 5	P: 5

Inning Stats										
	R: 0	H: 0	R: 0	H: 1	R: 1	H: 2	R: 0	H: 1	1B: 5	SF: 0
	E: 0	LOB: 1	E: 0	LOB: 1	E: 0	LOB: 0	E: 0	LOB: 1	2B: 2	SAC: 0
	K: 2	BB: 1	K: 1	BB: 0	K: 0	BB: 0	K: 0	BB: 1	3B: 0	DP: 2
	S: 7	P: 11	S: 6	P: 6	S: 4	P: 4	S: 3	P: 7	HR: 1	HBP: 0

WP: 0	PA: 39
PB: 0	
SB: 0	
CS: 0	

PITCHER		IP	WLS	BF	H	R	ER	SO	BB	IBB	HBP	BLK	WP	HR	S	P	ERA	WHIP
Juan Pizarro, L ERA: 2.29	(1, 1)	7.1	W	33	6	2	2	8	5	0	0	0	0	1	44	64	2.46	1.500
Jim Brosnan, R ERA: 2.17	(8, 1)	1.2	S	6	2	0	0	0	1	0	0	0	0	0	5	9	0.00	1.800

PITCHER	IP	WLS	BF	H	R	ER	SO	BB	IBB	HBP	BLK	WP	HR	S	P	ERA	WHIP

Batter	1	2	3	4	5	6	7	8	9	AB	R	H	RBI	BB	SO	LOB
Jim Landis, R (1, 8) OBP: 0.333, SLG: 0.443	x 0-0 CS 1B		x 0-0 ② 5-3			x 0-0 2B 3B	x 0-0 ② F7			4	1	2	0	0	0	1
Nellie Fox, L (1, 4) OBP: 0.335, SLG: 0.340	x 0-0 ① F8		x 0-0 ③ F7			x 0-0 1B 1B 3-H 2B	x 0-0 ③ F8			4	1	1	1	0	0	2
Pete Ward, L (1, 5) OBP: 0.362, SLG: 0.461	S S S 0-3 ② ③ K 1-2			x 0-0 ① F7		x 0-0 CS 2-3 1B		x 0-0 ① F8		4	0	1	0	0	1	1
Floyd Robinson, L (1, 9) OBP: 0.405, SLG: 0.491		x 0-0 ① 1-3		B B B B 4-0 6-3 BB		x 0-0 ① FC6-4 1-2 3-H 1B		x 0-0 ② F8		3	0	1	1	1	0	0
Tom McCraw, L (1, 3) OBP: 0.278, SLG: 0.271		B B B B 4-0 5-3 1B BB		x 0-0 ② 6-3 1-2		x 0-0 ② FC6-4 1B 1-2f		B B B B 4-0 BB		2	1	0	0	2	0	2
Dave Nicholson, R (1, 7) OBP: 0.319, SLG: 0.467		x 0-0 ② 5-3 1-2		x 0-0 ③ 5-3		x 0-0 1-2 1B		x 0-0 ③ F8		4	0	1	0	0	0	3
Al Weis, S (1, 6) OBP: 0.286, SLG: 0.264		x 0-0 S 2-H 1B	x 0-0 ① F8			S S S 0-3 ③ K				3	0	1	1	0	1	2
Sherm Lollar, R (1, 2) OBP: 0.300, SLG: 0.265		x 0-0 ③ F2 1-2	x 0-0 ② 5-3				x 0-0 FC6-4 1B			3	0	1	0	0	0	1
Juan Pizarro, L (1, 1) OBP: 0.182, SLG: 0.375 Jim Brosnan, R (8, 1) OBP: 0.286, SLG: 0.286			S S S 0-3 ① K	S S S 0-3 ③ K			x 0-0 ① FC6-4 1-2f			3 0	0 0	0 0	0 0	0 0	2 0	1 0
Inning Stats	R: 0 H: 1 E: 0 LOB: 1 K: 1 BB: 0 S: 5 P: 5	R: 1 H: 1 E: 0 LOB: 1 K: 0 BB: 1 S: 4 P: 8	R: 0 H: 0 E: 0 LOB: 0 K: 1 BB: 0 S: 5 P: 5	R: 0 H: 0 E: 0 LOB: 1 K: 0 BB: 1 S: 3 P: 7	R: 0 H: 0 E: 0 LOB: 0 K: 1 BB: 0 S: 5 P: 5	R: 2 H: 5 E: 0 LOB: 2 K: 1 BB: 0 S: 9 P: 9	R: 0 H: 1 E: 0 LOB: 1 K: 0 BB: 0 S: 4 P: 4	R: 0 H: 0 E: 0 LOB: 1 K: 0 BB: 1 S: 3 P: 7		1B: 6 SF: 0 2B: 2 SAC: 0 3B: 1 DP: 1 HR: 0 HBP: 0						

PITCHER	IP	WLS	BF	H	R	ER	SO	BB	IBB	HBP	BLK	WP	HR	S	P	ERA	WHIP
Orlando Pena, R (1, 1) ERA: 3.59	8.0	L	33	8	3	3	4	3	0	0	0	0	0	38	50	3.38	1.375

PITCHER	IP	WLS	BF	H	R	ER	SO	BB	IBB	HBP	BLK	WP	HR	S	P	ERA	WHIP

BOTTOM

Kansas City Athletics @ Chicago White Sox

Comiskey Park, Chicago, IL

Sun Jun 16 1963, 4:38 AM EDT

Att. 28,909 - Unknown

livebaseballscorecards.com

AB	30
R	3
H	8
RBI	3
BB	3
SO	4
LOB	13

Batter	1	2	3	4	5	6	7	8	9	10	11	AB	R	H	RBI	BB	SO	LOB
Bobby Del Greco, R (1, 8) OBP: 0.286, SLG: 0.321	F8		G3-6-3 BB			K		F7			F8	4	0	0	0	1	1	0
Wayne Causey, L (1, 6) OBP: 0.357, SLG: 0.412	FC5-4 BB		F7			F7		FC6 1B			E6 G3	4	0	1	0	1	0	1
Norm Siebern, L (1, 7) OBP: 0.385, SLG: 0.419	L6		G3-6-3 1-2f			F8		FC6 1-2f			G3 1-2	5	0	0	0	0	0	4
Ed Charles, R (1, 5) OBP: 0.360, SLG: 0.422	FC5-4 1-2f			1-3			5-3		5-3		K	5	0	0	0	0	1	2
Gino Cimoli, R (1, 9) OBP: 0.329, SLG: 0.383		4-3		K			FC4-6 BB 2B		5-3			3	1	0	0	1	1	0
Ken Harrelson, R (1, 3) OBP: 0.278, SLG: 0.471		5-3		5-3			FC4-6 1-2		F4			3	0	0	0	1	0	0
Jerry Lumpe, L (1, 4) OBP: 0.281, SLG: 0.313		BB 1B			1-3		FC4-6 1-2f 2-3			4-3		4	0	1	0	0	0	2
Haywood Sullivan, R (1, 2) OBP: 0.327, SLG: 0.299		1-2 BB			F9		1-H 3-H			F8		3	0	1	1	1	0	0
Moe Drabowsky, R (1, 1) OBP: 0.167, SLG: 0.333 John Wyatt, R (11, 1)		K			K2-3			K		K		4 0	0 0	0 0	0 0	0 0	4 0	2 0
Inning Stats	R: 0 E: 0 K: 0 S: 3 H: 0 LOB: 1 BB: 1 P: 7	R: 0 E: 0 K: 1 S: 6 H: 1 LOB: 2 BB: 1 P: 10	R: 0 E: 0 K: 0 S: 2 H: 0 LOB: 0 BB: 1 P: 6	R: 0 E: 0 K: 1 S: 5 H: 0 LOB: 0 BB: 0 P: 5	R: 0 E: 0 K: 1 S: 5 H: 0 LOB: 0 BB: 0 P: 5	R: 0 E: 0 K: 1 S: 5 H: 0 LOB: 0 BB: 0 P: 5	R: 1 E: 0 K: 0 S: 3 H: 1 LOB: 2 BB: 2 P: 11	R: 0 E: 0 K: 1 S: 6 H: 1 LOB: 1 BB: 0 P: 6	R: 0 E: 0 K: 0 S: 3 H: 0 LOB: 0 BB: 0 P: 3	R: 0 E: 0 K: 1 S: 5 H: 0 LOB: 0 BB: 0 P: 5	R: 0 E: 1 K: 1 S: 6 H: 0 LOB: 1 BB: 0 P: 6	1B: 2 2B: 1 3B: 0 HR: 0	SF: 0 SAC: 0 DP: 1 HBP: 0					

PITCHER	IP	WLS	BF	H	R	ER	SO	BB	IBB	HBP	BLK	WP	HR	S	P	ERA	WHIP
Ken McBride, R (1, 1) ERA: 2.79	11.0	W	40	3	1	1	7	5	0	0	0	0	0	49	69	0.82	0.727

PITCHER	IP	WLS	BF	H	R	ER	SO	BB	IBB	HBP	BLK	WP	HR	S	P	ERA	WHIP

TOP

Kansas City Athletics @ Los Angeles Angels
Dodger Stadium, Los Angeles, CA
Tue Jun 18 1963, 7:05 PM PDT
Att. 7,290 - Unknown - 62 F

livebaseballscorecards.com

AB	35
R	1
H	3
RBI	1
BB	5
SO	7
LOB	11

WP: 0 PB: 0 SB: 0 CS: 0 PA: 40

Batter	1	2	3	4	5	6	7	8	9	10	11	AB	R	H	RBI	BB	SO	LOB
Jim Fregosi, R (1, 6) OBP: 0.303, SLG: 0.404	G3 S 1B 1B	1-3 1B			BBBB 4-0 BB		x 0-0 ② 3B		SSS 0-3 ③ K		0-0 WP 3-H	5	1	3	0	1	1	2
Billy Moran, R (1, 4) OBP: 0.293, SLG: 0.344	x 0-0 ① G3 1-3	x 0-0 ③ 5-3			x 0-0 ① F6		x 0-0 ③ F9			x 0-0 2B		5	0	1	0	0	0	4
Joe Koppe, R (10, PR) OBP: 0.288, SLG: 0.257 (11, 4)												0	0	0	0	0	0	0
Leon Wagner, L (1, 7) OBP: 0.404, SLG: 0.563	x 0-0 BB 1B 3-H		SSS 0-3 ① K		SSS 0-3 ② K			x 0-0 SH1-4 1B		x 0-0 ① F4		5	0	2	1	0	2	2
Charlie Dees, L (1, 3) OBP: 0.432, SLG: 0.500	SSS 0-3 ② K		x 0-0 ② 1B		x 0-0 ③ 6-3			x 0-0 ① SH1-4 1-2		x 0-0 ② 5-3		4	0	1	0	0	1	3
Lee Thomas, L (1, 9) OBP: 0.306, SLG: 0.333	BBBB 4-0 1-2 BB		BBBB 4-0 BB			x 0-0 ① G3		III 4-0 FC5-4 IBB		BBBB 4-0 BB		1	0	0	0	4	0	0
Felix Torres, R (1, 5) OBP: 0.333, SLG: 0.389	x 0-0 ③ 4-3		SSS 0-3 ③ K			SSS 0-3 ② K		x 0-0 ② F9		x 0-0 ③ 4-3		5	0	0	0	0	2	7
Bob Perry, R (1, 8) OBP: 0.319, SLG: 0.387		H 1-0 1B HBP		SSS 0-3 ① K		x 0-0 1B		x 0-0 ③ FC5-4 1-2f		H 1-0 IBB SH WP HBP		3	1	1	0	0	1	2
Ed Sadowski, R (1, 2) OBP: 0.267, SLG: 0.324		x 0-0 ① F2		x 0-0 ② F9		x 0-0 ③ F8			x 0-0 ① F7		x 0-0 SH IBB 1-2	4	0	0	0	0	0	2
Ken McBride, R (1, 1) OBP: 0.146, SLG: 0.250 Albie Pearson, L (11, PH) OBP: 0.399, SLG: 0.425 Frank Kostro, R (11, PR) OBP: 0.344, SLG: 0.250		SSS 0-3 ② K		x 0-0 ③ F2			SSS 0-3 ① K		x 0-0 ② 6-3		III 4-0 1-2 2-3 IBB	4 0 0	0 0 0	0 0 0	0 0 0	0 1 0	2 0 0	1 0 0
Inning Stats	R: 1 H: 2 E: 0 LOB: 2 K: 1 BB: 1 S: 7 P: 11	R: 0 H: 1 E: 0 LOB: 2 K: 1 BB: 0 S: 6 P: 7	R: 0 H: 1 E: 0 LOB: 1 K: 2 BB: 1 S: 7 P: 11	R: 0 H: 0 E: 0 LOB: 0 K: 1 BB: 0 S: 5 P: 5	R: 0 H: 0 E: 0 LOB: 1 K: 1 BB: 1 S: 5 P: 9	R: 0 H: 1 E: 0 LOB: 1 K: 1 BB: 0 S: 6 P: 6	R: 0 H: 1 E: 0 LOB: 2 K: 1 BB: 1 S: 5 P: 8	R: 0 H: 1 E: 0 LOB: 2 K: 0 BB: 1 S: 4 P: 8	R: 0 H: 0 E: 0 LOB: 0 K: 1 BB: 0 S: 5 P: 5	R: 0 H: 1 E: 0 LOB: 2 K: 0 BB: 1 S: 4 P: 8	R: 1 H: 0 E: 1 LOB: 2 K: 0 BB: 1 S: 1 P: 6	1B: 6 SF: 0 2B: 1 SAC: 2 3B: 1 DP: 0 HR: 0 HBP: 2						

PITCHER		IP	WLS	BF	H	R	ER	SO	BB	IBB	HBP	BLK	WP	HR	S	P	ERA	WHIP
Moe Drabowsky, R ERA: 4.2	(1, 1)	10.0	L	45	8	2	2	9	4	2	2	0	0	0	55	81	1.80	1.200
John Wyatt, R ERA: 3.1	(11, 1)	0.0		1	0	0	0	0	0	0	0	0	1	0	0	0	∞	∞

PITCHER	IP	WLS	BF	H	R	ER	SO	BB	IBB	HBP	BLK	WP	HR	S	P	ERA	WHIP

BOTTOM

Kansas City Athletics @ Los Angeles Angels
Dodger Stadium, Los Angeles, CA
Tue Jun 18 1963, 7:05 PM PDT
Att. 7,290 - Unknown - 62 F

livebaseballscorecards.com

AB	36
R	2
H	8
RBI	1
BB	6
SO	9
LOB	23

WP: 1	PA: 46		
PB: 0			
SB: 1			
CS: 0			

Batter	1	2	3	4	5	6	7	8	9	AB	R	H	RBI	BB	SO	LOB
Bobby Del Greco, R (1, 8) OBP: 0.284, SLG: 0.353	x 0-0 ① F3		x 0-0 ① F8			x 0-0 HR		x 0-0 ② F6		4	1	1	1	0	0	0
Jerry Lumpe, L (1, 4) OBP: 0.277, SLG: 0.307	x 0-0 ② 4-3		x 0-0 ② F8			x 0-0 ① F3		x 0-0 ③ 6-3		4	0	0	0	0	0	0
Ken Harrelson, R (1, 3) OBP: 0.227, SLG: 0.381	S S S 0-3 ③ K		S S S 0-3 ③ K			x 0-0 ② F9			x 0-0 ① 4-3	4	0	0	0	0	2	0
Norm Siebern, L (1, 7) OBP: 0.383, SLG: 0.414		B B B 4-0 1B SF7 BB		x 0-0 ① F8		x 0-0 ③ G3			S S S 0-3 ② K	3	1	0	0	1	1	0
Doc Edwards, R (1, 2) OBP: 0.306, SLG: 0.391		x 0-0 ① F3		x 0-0 ② 6-3			x 0-0 ① 6-3		x 0-0 ③ F8	4	0	0	0	0	0	1
Gino Cimoli, R (1, 9) OBP: 0.329, SLG: 0.382		x 0-0 SF7 BB 1-3 1B		x 0-0 ③ F8			x 0-0 ② F7			3	0	1	0	0	0	0
Ed Charles, R (1, 5) OBP: 0.363, SLG: 0.420		B B B 4-0 SF7 1-2 BB			x 0-0 ① F8		B B B 4-0 BB			1	0	0	0	2	0	0
Wayne Causey, L (1, 6) OBP: 0.352, SLG: 0.408		x 0-0 ② SF7 1-2 2-3 3-H			x 0-0 ② F7		x 0-0 ③ F9			2	0	0	1	0	0	1
Ed Rakow, S (1, 1) OBP: 0.211, SLG: 0.147		S S S 0-3 ③ K			S S S 0-3 ③ K			x 0-0 ① G3		3	0	0	0	0	2	2
Inning Stats	R: 0 E: 0 K: 1 S: 5 H: 0 LOB: 0 BB: 0 P: 5	R: 1 E: 0 K: 1 S: 6 H: 1 LOB: 2 BB: 2 P: 14	R: 0 E: 0 K: 1 S: 5 H: 0 LOB: 0 BB: 0 P: 5	R: 0 E: 0 K: 0 S: 3 H: 0 LOB: 0 BB: 0 P: 3	R: 0 E: 0 K: 1 S: 5 H: 0 LOB: 0 BB: 0 P: 5	R: 1 E: 0 K: 0 S: 4 H: 1 LOB: 0 BB: 0 P: 4	R: 0 E: 0 K: 0 S: 3 H: 0 LOB: 1 BB: 1 P: 7	R: 0 E: 0 K: 0 S: 3 H: 0 LOB: 0 BB: 0 P: 3	R: 0 E: 0 K: 1 S: 5 H: 0 LOB: 0 BB: 0 P: 5	1B: 1 2B: 0 3B: 0 HR: 1	SF: 1 SAC: 0 DP: 0 HBP: 0						

PITCHER	IP	WLS	BF	H	R	ER	SO	BB	IBB	HBP	BLK	WP	HR	S	P	ERA	WHIP
Dan Osinski, R (1, 1) ERA: 2.79	9.0	W	32	2	2	2	5	3	0	0	0	0	1	39	51	2.00	0.556

PITCHER	IP	WLS	BF	H	R	ER	SO	BB	IBB	HBP	BLK	WP	HR	S	P	ERA	WHIP

TOP

Kansas City Athletics @ Los Angeles Angels
Dodger Stadium, Los Angeles, CA

Wed Jun 19 1963, 7:05 PM PDT
Unknown - 67 F

livebaseballscorecards.com

AB	28
R	2
H	2
RBI	2
BB	3
SO	5
LOB	4

WP: 0 PB: 0 SB: 0 CS: 0 PA: 32

Kansas City Athletics @ Los Angeles Angels

Dodger Stadium, Los Angeles, CA

Wed Jun 19 1963, 7:05 PM PDT

Unknown - 67 F

livebaseballscorecards.com

Batter	1	2	3	4	5	6	7	8	9	AB	R	H	RBI	BB	SO	LOB
Jim Fregosi, R (1, 6) OBP: 0.309, SLG: 0.418	BB 4-0 FC3-6 BB	x 0-0 FC6-4 1-2f ③			x 0-0 L4-6 SH2-3 1B		SSS 0-3 K ③		x 0-0 2-H 3-H HR	4	1	2	3	1	1	1
Billy Moran, R (1, 4) OBP: 0.294, SLG: 0.344	x 0-0 FC3-6 1B 2B 1-2f ①		x 0-0 6-3 ①		x 0-0 SH2-3 1-2 ①			x 0-0 FC4-6 1B		3	1	1	0	0	0	1
Leon Wagner, L (1, 7) OBP: 0.405, SLG: 0.560	x 0-0 F9 ②		x 0-0 1B		BBBB 4-0 BB			x 0-0 FC4-6 BB 1-2f ①		3	0	1	0	1	0	2
Charlie Dees, L (1, 3) OBP: 0.424, SLG: 0.488	x 0-0 2B 1-2 1B		x 0-0 F2 ②		x 0-0 L4-6 2-3 ② ③			x 0-0 F7 ②		4	0	1	0	0	0	4
Lee Thomas, L (1, 8) OBP: 0.309, SLG: 0.337	x 0-0 1-3 2-H 2B		x 0-0 F7 ③			x 0-0 4-3 ①		BBBB 4-0 1-2 BB		3	0	1	1	1	0	1
Bob Sadowski, L (1, 9) OBP: 0.352, SLG: 0.244	x 0-0 L4 ③			x 0-0 FC3-6 1B		x 0-0 1-3 ②		SSS 0-3 K ③		4	0	1	0	0	1	4
Felix Torres, R (1, 5) OBP: 0.327, SLG: 0.381		x 0-0 6-3 ①		x 0-0 FC3-6 1-2f ①		x 0-0 F8 ③			x 0-0 6-3 ①	4	0	0	0	0	0	1
Ed Sadowski, R (1, 2) OBP: 0.260, SLG: 0.316		x 0-0 F9 ②		x 0-0 L4 ②			x 0-0 F8 ①		BBBB 4-0 2B HR BB	3	0	0	0	0	0	1
Albie Pearson, L (9, PH) OBP: 0.401, SLG: 0.425										0	0	0	0	1	0	0
Joe Koppe, R (9, PR) OBP: 0.288, SLG: 0.257										0	1	0	0	0	0	0
Dan Osinski, R (1, 1) OBP: 0.115, SLG: 0.080		x 0-0 FC6-4 1B		SSS 0-3 K ③			SSS 0-3 K ②		x 0-0 1-3 HR 2B	3	0	1	0	0	2	1
Hank Foiles, R (9, PH) OBP: 0.348, SLG: 0.450										1	1	1	0	0	0	0

Inning Stats	1	2	3	4	5	6	7	8	9	
	R: 1 H: 2 E: 0 LOB: 2 K: 0 BB: 1 S: 5 P: 9	R: 0 H: 1 E: 0 LOB: 1 K: 0 BB: 0 S: 4 P: 4	R: 0 H: 1 E: 0 LOB: 1 K: 0 BB: 0 S: 4 P: 4	R: 0 H: 1 E: 0 LOB: 1 K: 1 BB: 0 S: 6 P: 6	R: 0 H: 1 E: 0 LOB: 1 K: 0 BB: 1 S: 3 P: 7	R: 0 H: 0 E: 0 LOB: 0 K: 0 BB: 0 S: 3 P: 3	R: 0 H: 0 E: 0 LOB: 0 K: 2 BB: 0 S: 7 P: 7	R: 0 H: 1 E: 0 LOB: 2 K: 1 BB: 1 S: 6 P: 10	R: 3 H: 2 E: 0 LOB: 1 K: 0 BB: 1 S: 3 P: 7	1B: 6 SF: 0 2B: 3 SAC: 1 3B: 0 DP: 1 HR: 1 HBP: 0

WP: 0 PA: 37 PB: 0 SB: 0 CS: 0

PITCHER	IP	WLS	BF	H	R	ER	SO	BB	IBB	HBP	BLK	WP	HR	S	P	ERA	WHIP
Ed Rakow, R (1, 1) ERA: 3.5	8.1	L	37	9	4	4	4	4	0	0	0	0	1	41	57	4.32	1.560

PITCHER	IP	WLS	BF	H	R	ER	SO	BB	IBB	HBP	BLK	WP	HR	S	P	ERA	WHIP

AB	32
R	4
H	9
RBI	4
BB	4
SO	4
LOB	16

Batter	1	2	3	4	5	6	7	8	9	AB	R	H	RBI	BB	SO	LOB
Bobby Del Greco, R (1, 8) OBP: 0.300, SLG: 0.360	6-3	FC6-4 1-2 2-H 1B			BBB 4-0 E 4-3 FC1-2 BB		2B SF9 1B		E5 E	4	1	2	1	1	0	0
Wayne Causey, L (1, 6) OBP: 0.349, SLG: 0.408	4-3	FC6-4 1-2f			4-3 1-2		G3 1-3 2B		F7	5	0	1	0	0	0	4
Ed Charles, R (1, 5) OBP: 0.356, SLG: 0.414	L6		L4		E6 FC1-2 2-3		SF9 3-H		L6 1-2	4	0	0	1	0	0	2
Norm Siebern, L (1, 7) OBP: 0.380, SLG: 0.406		BBB 4-0 1B SF8 BB	SSS 0-3 K		FC1-2 1-2 3-H		G3 2-3		4-3	4	1	0	0	1	1	4
Gino Cimoli, R (1, 9) OBP: 0.332, SLG: 0.382		0-0 IBB 1-3 1B 1B	L3		F9		IBB			3	1	1	0	1	0	2
Ken Harrelson, R (1, 3) OBP: 0.192, SLG: 0.320		F7	SSS 0-3 K		SSS 0-3 K		F3			4	0	0	0	0	2	4
Jerry Lumpe, L (1, 4) OBP: 0.280, SLG: 0.305		III 4-0 1B 1-2 1B IBB	0-0 F8		BBB 4-0 S BB			SSS 0-3 K		2	1	0	0	2	1	0
Haywood Sullivan, R (1, 2) OBP: 0.324, SLG: 0.292		SF8 3-H	BBB 4-0 BB		SSS 0-3 K 1-2			F9		2	0	0	1	1	1	1
Diego Segui, R (1, 1) OBP: 0.250, SLG: 0.200 John Wyatt, R (9, 1)		1B 1-2 2-H 1B	SSS 0-3 K		F9			SSS 0-3 K		4 0	0 0	1 0	1 0	0 0	2 0	2 0
Inning Stats	R: 0 E: 0 K: 0 S: 3 H: 0 LOB: 0 BB: 0 P: 3	R: 3 E: 0 K: 0 S: 6 H: 3 LOB: 2 BB: 2 P: 14	R: 0 E: 0 K: 1 S: 5 H: 0 LOB: 0 BB: 0 P: 5	R: 0 E: 0 K: 2 S: 7 H: 0 LOB: 1 BB: 1 P: 11	R: 0 E: 1 K: 0 S: 4 H: 0 LOB: 2 BB: 1 P: 8	R: 0 E: 0 K: 2 S: 7 H: 0 LOB: 1 BB: 1 P: 11	R: 1 E: 0 K: 0 S: 5 H: 2 LOB: 2 BB: 1 P: 9	R: 0 E: 0 K: 2 S: 7 H: 0 LOB: 0 BB: 0 P: 7	R: 0 E: 2 K: 0 S: 4 H: 0 LOB: 1 BB: 0 P: 4	1B: 4 2B: 1 3B: 0 HR: 0 SF: 2 SAC: 0 DP: 0 HBP: 0						

PITCHER	IP	WLS	BF	H	R	ER	SO	BB	IBB	HBP	BLK	WP	HR	S	P	ERA	WHIP
Don Lee, R (1, 1) ERA: 3.9	2.0	L	11	3	3	3	0	1	1	0	0	0	0	9	17	13.50	2.000
Paul Foytack, R (3, 1) ERA: 7.78	2.0		7	0	0	0	3	1	0	0	0	0	0	12	16	0.00	0.500
Mel Nelson, L (5, 1) ERA: 3.83	2.0		9	0	0	0	2	2	0	0	0	0	0	11	19	0.00	1.000
Art Fowler, R (7, 1) ERA: 1.86	3.0		13	2	1	1	2	0	1	0	0	0	0	16	20	3.00	0.667

PITCHER	IP	WLS	BF	H	R	ER	SO	BB	IBB	HBP	BLK	WP	HR	S	P	ERA	WHIP

TOP

Kansas City Athletics @ Los Angeles Angels
Dodger Stadium, Los Angeles, CA

Wed Jun 19 1963, 7:05 PM PDT
Att. 11,065 - Unknown

livebaseballscorecards.com

AB	32
R	4
H	5
RBI	4
BB	6
SO	7
LOB	19

WP: 0 PA: 40
PB: 0
SB: 1
CS: 0

BOTTOM

Batter	1	2	3	4	5	6	7	8	9	AB	R	H	RBI	BB	SO	LOB
Jim Fregosi, R (1, 6) OBP: 0.311, SLG: 0.418	F9		BB, E, 1B	F9		F9			1B, 1B, 1-2, 1B	5	1	2	0	0	0	3
Billy Moran, R (1, 4) OBP: 0.288, SLG: 0.337	6-3		K	4-3			1-3		F8	5	0	0	0	0	1	4
Leon Wagner, L (1, 7) OBP: 0.412, SLG: 0.563	1B		E3, BB, 1-2		G4-6-3, 1B		BBBB, BB		1B, 1-2, 2-H, 1B	4	0	3	1	1	0	1
Charlie Dees, L (1, 3) OBP: 0.412, SLG: 0.464	1-3		BBBB, 1-2, 2-3, BB		G4-6-3, 1-2f		F6		SSS, K	4	0	0	0	1	1	5
Lee Thomas, L (1, 8) OBP: 0.305, SLG: 0.332 Bob Perry, R (8, 8) OBP: 0.329, SLG: 0.397		F4	F5		F8		SSS, K		1B, 1-2, 2-H	4 1	0 0	0 1	0 1	0 0	1 0	4 0
Bob Sadowski, L (1, 9) OBP: 0.356, SLG: 0.260		FC6-4, 1B	F2			BB, 1B		F9	SSS, K	5	0	2	0	0	1	5
Felix Torres, R (1, 5) OBP: 0.326, SLG: 0.384	FC6-4, BB, 1-2f			1B, FC4-6, 2B		SSS, K		F7		4	1	1	0	0	1	2
Hank Foiles, R (1, 2) OBP: 0.407, SLG: 0.455	BBBB, 1-2, BB			FC4-6, 2-3, 1B		BBBB, 1-2, BB		4-3		2	0	1	0	2	0	0
Don Lee, R (7, 1) OBP: 0.000, SLG: 0.000 Frank Kostro, R (2, PH) OBP: 0.000, SLG: 0.000 Paul Foytack, R (3, 1) Albie Pearson, L (4, PH) OBP: 0.462, SLG: 0.423 Mel Nelson, R (4, PH) OBP: 0.000, SLG: 0.000 (6, 1) Joe Koppe, R (5, PH) OBP: 0.000, SLG: 0.000 Art Fowler, R (7, 1) OBP: 0.400, SLG: 0.200 Ed Sadowski, R (9, PH) OBP: 0.286, SLG: 0.310	SSS, K			FC4-6, 1-2f, 3-H		F8			E5, 1B, 1B	0 1 0 1 0 1 0 1	0 0 0 0 0 0 0 1	0 0 0 1 0 0 0 1	0 0 0 0 0 0 0 1	0 1 0 0 0 0 0 1	0 0 0 0 0 0 0 1	0 2 0 1 0 2 0 1
Inning Stats	R: 0 E: 0 K: 0 S: 4 H: 1 LOB: 1 BB: 0 P: 4	R: 0 E: 0 K: 1 S: 6 H: 1 LOB: 2 BB: 1 P: 10	R: 0 E: 1 K: 1 S: 7 H: 1 LOB: 3 BB: 1 P: 11	R: 1 E: 0 K: 0 S: 5 H: 2 LOB: 1 BB: 0 P: 5	R: 0 E: 0 K: 0 S: 3 H: 1 LOB: 0 BB: 0 P: 3	R: 0 E: 0 K: 1 S: 6 H: 1 LOB: 2 BB: 1 P: 10	R: 0 E: 0 K: 1 S: 5 H: 0 LOB: 1 BB: 1 P: 9	R: 0 E: 0 K: 0 S: 3 H: 0 LOB: 0 BB: 0 P: 3	R: 2 E: 1 K: 2 S: 11 H: 3 LOB: 2 BB: 0 P: 11	1B: 9 2B: 1 3B: 0 HR: 0 SF: 0 SAC: 0 DP: 1 HBP: 0						

PITCHER		IP	WLS	BF	H	R	ER	SO	BB	IBB	HBP	BLK	WP	HR	S	P	ERA	WHIP
Diego Segui, R ERA: 4.82	(1, 1)	8.0	W	37	8	3	1	4	4	0	0	0	0	0	41	57	1.12	1.500
John Wyatt, R ERA: 3.0	(9, 1)	1.0	S	5	2	0	0	2	0	0	0	0	0	0	9	9	0.00	2.000

PITCHER	IP	WLS	BF	H	R	ER	SO	BB	IBB	HBP	BLK	WP	HR	S	P	ERA	WHIP

Kansas City Athletics @ Los Angeles Angels

Dodger Stadium, Los Angeles, CA

Wed Jun 19 1963, 7:05 PM PDT

Att. 11,065 - Unknown

livebaseballscorecards.com

AB	38
R	3
H	10
RBI	3
BB	4
SO	6
LOB	29

WP: 0	PA: 42		
PB: 0			
SB: 0			
CS: 0			

Detroit Tigers @ Kansas City Athletics

Municipal Stadium, Kansas City, MO

Fri Jun 21 1963, 8:05 PM EDT

Att. 10,481 - Unknown

TOP

livebaseballscorecards.com

Batter	1	2	3	4	5	6	7	8	9	AB	R	H	RBI	BB	SO	LOB
Jake Wood, R (1, 4) OBP: 0.347, SLG: 0.471	F3		SH1-3, 1B 1-2 1B		1B 1B 2B	F7		S 2-H 1B		5	1	3	1	0	0	0
Dick McAuliffe, L (1, 6) OBP: 0.338, SLG: 0.385	4-3		SH1-3 1-2 2-H 1B		1B SH 2-3 1B	L3		BBBB 1-2 BB		4	1	2	1	1	0	0
Al Kaline, R (1, 9) OBP: 0.411, SLG: 0.584 Bill Bruton, L (7, 8) OBP: 0.287, SLG: 0.316	BBBB BB		SH1-3 1-2 2-3		SH 1B 1-2 3-H 1B		L6-3	F8		2 1	1 0	1 0	1 0	1 0	0 0	0 2
Rocky Colavito, R (1, 7) OBP: 0.336, SLG: 0.371	SSS K		F3		SH 1B SF8 1-3 2-H		5-3		BBBB 1B, 1B BB	3	1	0	0	1	1	3
Norm Cash, L (1, 3) OBP: 0.359, SLG: 0.396		F9 BBBB BB			5-3 1-3 3-H 1B		1B		1B 1-2 1B	4	0	3	1	1	0	0
Bubba Phillips, R (1, 5) OBP: 0.222, SLG: 0.268		6-3	F6		SF8 3-H		SSS K		1-2 2-3 1B	4	0	1	1	0	1	4
Bill Freehan, R (1, 2) OBP: 0.355, SLG: 0.414		BBBB BB	3-1		5-3 1-2			F7 SSS K		4	0	0	0	1	1	4
George Thomas, R (1, 8) OBP: 0.257, SLG: 0.326 (7, 9)		L5	4-3		F8			BBBB BLK 1B BB SSS K		4	1	0	0	1	1	5
Hank Aguirre, R (1, 1) OBP: 0.200, SLG: 0.182 Bill Faul, R (8, 1) OBP: 0.105, SLG: 0.111 Tom Sturdivant, L (9, 1)			S, 1B 1B 1B	SSS K	SSS K			SSS K 1-2 SSS K	SSS K	4 1 0	1 0 0	1 0 0	0 0 0	0 0 0	3 1 0	1 3 0

AB	36
R	6
H	11
RBI	5
BB	6
SO	8
LOB	22

Inning Stats	1	2	3	4	5	6	7	8	9	1B: 10	SF: 1	WP: 0	PA: 45
	R: 0 H: 0 E: 0 LOB: 1 K: 1 BB: 1 S: 5 P: 9	R: 0 H: 0 E: 0 LOB: 1 K: 0 BB: 1 S: 3 P: 7	R: 1 H: 3 E: 0 LOB: 3 K: 0 BB: 1 S: 6 P: 10	R: 0 H: 0 E: 0 LOB: 0 K: 1 BB: 0 S: 5 P: 5	R: 4 H: 4 E: 0 LOB: 1 K: 0 BB: 0 S: 8 P: 8	R: 0 H: 0 E: 0 LOB: 0 K: 1 BB: 0 S: 5 P: 5	R: 0 H: 1 E: 0 LOB: 1 K: 1 BB: 0 S: 6 P: 6	R: 1 H: 1 E: 0 LOB: 2 K: 1 BB: 2 S: 6 P: 14	R: 0 H: 2 E: 0 LOB: 3 K: 3 BB: 1 S: 11 P: 15	2B: 1 3B: 0 HR: 0	SAC: 2 DP: 0 HBP: 0	PB: 0 SB: 2 CS: 0	

PITCHER	IP	WLS	BF	H	R	ER	SO	BB	IBB	HBP	BLK	WP	HR	S	P	ERA	WHIP
Dave Wickersham, R (1, 1) ERA: 3.47	8.0	L	39	9	6	6	5	5	0	0	1	0	0	44	64	6.75	1.750
Dale Willis, R (9, 1) ERA: 3.95	1.0		6	2	0	0	3	1	0	0	0	0	0	11	15	0.00	3.000

PITCHER	IP	WLS	BF	H	R	ER	SO	BB	IBB	HBP	BLK	WP	HR	S	P	ERA	WHIP

Detroit Tigers @ Kansas City Athletics

Municipal Stadium, Kansas City, MO

Fri Jun 21 1963, 8:05 PM EDT

Att. 10,481 - Unknown

livebaseballscorecards.com

BOTTOM

Batter	1	2	3	4	5	6	7	8	9	AB	R	H	RBI	BB	SO	LOB
Bobby Del Greco, R (1, 8) OBP: 0.305, SLG: 0.355	1B		F4			BB		F8	K	4	0	1	0	1	1	4
Gino Cimoli, R (1, 9) OBP: 0.335, SLG: 0.384	L9		F3			1B		2B		4	0	2	1	0	0	1
Ed Charles, R (1, 5) OBP: 0.355, SLG: 0.415	L9		5-3			L5		2B		4	0	1	2	0	0	2
Chuck Essegian, R (1, 7) OBP: 0.305, SLG: 0.368	5-3		F3				F9	K		4	0	0	0	0	1	3
Doc Edwards, R (1, 2) OBP: 0.304, SLG: 0.385		G6-4-3 1B			F8		6-3		K	4	0	1	0	0	1	0
Ken Harrelson, R (1, 3) OBP: 0.172, SLG: 0.286		G6-4-3 1-2f			K		F7		F5	3	0	0	0	0	1	1
Manny Jimenez, L (9, PH) OBP: 0.344, SLG: 0.308										1	0	0	0	0	0	0
Wayne Causey, L (1, 6) OBP: 0.352, SLG: 0.407		4-3			G3			FC4-6 BB	BLK 1B	3	1	1	0	1	0	0
Jerry Lumpe, L (1, 4) OBP: 0.279, SLG: 0.301			G3			L9		FC4-6 1B BB 1-2f 2B	1B 1-2 BB	3	1	0	0	1	0	1
Dave Wickersham, R (1, 1) OBP: 0.216, SLG: 0.194			4-3			BB 1B		BB 1B 1-2 2B	1-3 2-H 1B	2	1	1	0	0	0	0
George Alusik, R (8, PH) OBP: 0.302, SLG: 0.363										0	1	0	0	1	0	0
Dale Willis, R (9, 1) OBP: 0.250, SLG: 0.250										0	0	0	0	0	0	0
Norm Siebern, L (9, PH) OBP: 0.382, SLG: 0.409										1	0	1	1	0	0	0
Tony La Russa, R (9, PR)										0	0	0	0	0	0	0
Inning Stats	R: 0 E: 0 K: 0 S: 4 H: 1 LOB: 1 BB: 0 P: 4	R: 0 E: 0 K: 0 S: 3 H: 1 LOB: 0 BB: 0 P: 3	R: 0 E: 0 K: 0 S: 3 H: 0 LOB: 0 BB: 0 P: 3	R: 0 E: 0 K: 0 S: 3 H: 0 LOB: 0 BB: 0 P: 3	R: 0 E: 0 K: 1 S: 5 H: 0 LOB: 0 BB: 0 P: 5	R: 1 E: 0 K: 0 S: 4 H: 2 LOB: 1 BB: 1 P: 8	R: 0 E: 0 K: 0 S: 3 H: 0 LOB: 0 BB: 0 P: 3	R: 2 E: 0 K: 1 S: 7 H: 2 LOB: 2 BB: 2 P: 15	R: 1 E: 0 K: 2 S: 9 H: 2 LOB: 2 BB: 1 P: 13	1B: 7 2B: 1 3B: 0 HR: 0 SF: 0 SAC: 0 DP: 1 HBP: 0							

	AB	33
	R	4
	H	8
	RBI	4
	BB	4
	SO	4
	LOB	12

WP: 0 PB: 0 SB: 0 CS: 0 PA: 37

PITCHER		IP	WLS	BF	H	R	ER	SO	BB	IBB	HBP	BLK	WP	HR	S	P	ERA	WHIP
Hank Aguirre, L ERA: 4.3	(1, 1)	7.2	W	30	6	3	3	1	3	0	0	0	0	0	29	41	3.52	1.174
Bill Faul, R ERA: 3.48	(8, 1)	1.0		6	2	1	1	2	1	0	0	1	0	0	9	13	9.00	3.000
Tom Sturdivant, R ERA: 3.88	(9, 1)	0.1	S	1	0	0	0	1	0	0	0	0	0	0	3	3	0.00	0.000

PITCHER	IP	WLS	BF	H	R	ER	SO	BB	IBB	HBP	BLK	WP	HR	S	P	ERA	WHIP

Batter	1	2	3	4	5	6	7	8	9	AB	R	H	RBI	BB	SO	LOB
Jake Wood, R (1, 4) OBP: 0.352, SLG: 0.471	4-3 1B		BBB 4-0 S 1B BB		F8 ②		1-2 1B		FC6-5 E S FC4-2 2-3	4	1	2	0	1	0	1
Dick McAuliffe, L (1, 6) OBP: 0.335, SLG: 0.380	4-3 ① 1-2		0-0 1-H 1B		F8 ③		F3 ③		FC4-2 ③ 1-H	5	0	1	1	0	0	4
Al Kaline, R (1, 9) OBP: 0.405, SLG: 0.575	L8 ②		L8 ③			L6-3 ①		SSS K ①		4	0	0	0	0	1	2
Rocky Colavito, R (1, 7) OBP: 0.338, SLG: 0.373	5-3 ③			1B		1-3 1B 1B		F7 ②		4	0	2	0	0	0	1
Norm Cash, L (1, 3) OBP: 0.357, SLG: 0.393		F7 ①		F6 ①		1-3 ② 1-2		FC4-6 1B		4	0	1	0	0	0	2
Bill Bruton, L (1, 8) OBP: 0.286, SLG: 0.315		G3 ②		F9 ②		0-0 ③ 2-H 1B		FC4-6 ③ 1-2f		4	0	1	0	0	0	2
Bubba Phillips, R (1, 5) OBP: 0.222, SLG: 0.267		F7 ③		F3 ③			F7 ①		SH1-4 1B 1B	4	1	1	0	0	0	1
Gus Triandos, R (1, 2) OBP: 0.301, SLG: 0.401			F9 ①		HR		SSS K ②		SH1-4 ① 1-2	3	1	1	1	0	1	0
Phil Regan, R (1, 1) OBP: 0.250, SLG: 0.391			SSS K ②		SSS K ①		1B 1B		FC6-5 2-H 1B	3	0	1	0	0	2	0
Gates Brown, L (9, PH) OBP: 0.667, SLG: 1.667										1	0	1	1	0	0	0
Jim Bunning, R (9, 1) OBP: 0.216, SLG: 0.250										0	0	0	0	0	0	0
Inning Stats	R: 0 E: 0 K: 0 S: 4 H: 1 LOB: 1 BB: 0 P: 4	R: 0 E: 0 K: 0 S: 3 H: 0 LOB: 0 BB: 0 P: 3	R: 1 E: 0 K: 1 S: 6 H: 1 LOB: 1 BB: 1 P: 10	R: 0 E: 0 K: 0 S: 4 H: 1 LOB: 1 BB: 0 P: 4	R: 1 E: 0 K: 1 S: 6 H: 1 LOB: 0 BB: 0 P: 6	R: 0 E: 0 K: 0 S: 4 H: 2 LOB: 2 BB: 0 P: 4	R: 0 E: 0 K: 1 S: 7 H: 2 LOB: 2 BB: 0 P: 7	R: 0 E: 0 K: 1 S: 6 H: 1 LOB: 1 BB: 0 P: 6	R: 1 E: 0 K: 0 S: 5 H: 2 LOB: 1 BB: 0 P: 5	1B: 10 2B: 0 3B: 0 HR: 1 SF: 0 SAC: 1 DP: 0 HBP: 0						

PITCHER		IP	WLS	BF	H	R	ER	SO	BB	IBB	HBP	BLK	WP	HR	S	P	ERA	WHIP
Orlando Pena, R ERA: 3.51	(1, 1)	7.0		29	8	2	2	3	1	0	0	0	0	1	34	38	2.57	1.286
Bill Fischer, R ERA: 2.66	(8, 1)	2.0	L	9	3	1	1	1	0	0	0	0	0	0	11	11	4.50	1.500

PITCHER		IP	WLS	BF	H	R	ER	SO	BB	IBB	HBP	BLK	WP	HR	S	P	ERA	WHIP

TOP

Detroit Tigers @ Kansas City Athletics

Municipal Stadium, Kansas City, MO

Sat Jun 22 1963, 8:05 PM EDT

Att. 10,603 - Unknown

AB	36
R	3
H	11
RBI	3
BB	1
SO	4
LOB	13

WP: 0 PA: 38
PB: 0
SB: 2
CS: 0

livebaseballscorecards.com

Detroit Tigers @ Kansas City Athletics

Municipal Stadium, Kansas City, MO

Sat Jun 22 1963, 8:05 PM EDT

Att. 10,603 - Unknown

livebaseballscorecards.com

BOTTOM

Batter	1	2	3	4	5	6	7	8	9	AB	R	H	RBI	BB	SO	LOB
Bobby Del Greco, R (1, 8) OBP: 0.303, SLG: 0.351	L5	K			1B		K			4	0	1	0	0	2	3
Gino Cimoli, R (1, 9) OBP: 0.330, SLG: 0.377	K		6-3		F7			F4		4	0	0	0	0	1	1
Ed Charles, R (1, 5) OBP: 0.353, SLG: 0.412	K		F8			1B		K		4	0	1	0	0	2	0
Chuck Essegian, R (1, 7) OBP: 0.304, SLG: 0.361 George Alusik, R (9, 7) OBP: 0.302, SLG: 0.363		SH1-3 1B BB BB	5-3			K		6-3		3 0	1 0	0 0	0 0	1 0	1 0	1 0
Doc Edwards, R (1, 2) OBP: 0.302, SLG: 0.380		BB SH1-3 1-2 1B		F7		F5			F7	4	0	1	0	0	0	1
Jerry Lumpe, L (1, 4) OBP: 0.280, SLG: 0.299		SH1-3 1-2 2-3		F4		G3			BB	2	0	0	0	1	0	1
Ken Harrelson, R (1, 3) OBP: 0.156, SLG: 0.258 Norm Siebern, L (9, PH) OBP: 0.381, SLG: 0.407	K			F4			F4		K	3 1	0 0	0 0	0 0	0 0	1 1	2 1
Wayne Causey, L (1, 6) OBP: 0.354, SLG: 0.410		BB IBB			4-3		PB SF8 2B		1-4-3	3	1	1	0	1	0	1
Orlando Pena, R (1, 1) OBP: 0.241, SLG: 0.240 Manny Jimenez, L (7, PH) OBP: 0.339, SLG: 0.308 Bill Fischer, R (8, 1)		1-2 2-3 3-H BB			K		SF8 2-H			1 0 0	0 0 0	0 0 0	1 0 0	1 0 0	1 0 0	0 0 0
Inning Stats	R: 0 H: 0 E: 0 LOB: 0 K: 2 BB: 0 S: 7 P: 7	R: 1 H: 1 E: 0 LOB: 3 K: 2 BB: 3 S: 8 P: 20	R: 0 H: 0 E: 0 LOB: 0 K: 0 BB: 0 S: 3 P: 3	R: 0 H: 0 E: 0 LOB: 0 K: 0 BB: 0 S: 3 P: 3	R: 0 H: 1 E: 0 LOB: 1 K: 1 BB: 0 S: 6 P: 6	R: 0 H: 1 E: 0 LOB: 1 K: 1 BB: 0 S: 6 P: 6	R: 1 H: 1 E: 0 LOB: 0 K: 1 BB: 0 S: 6 P: 6	R: 0 H: 0 E: 0 LOB: 0 K: 1 BB: 0 S: 5 P: 5	R: 0 H: 0 E: 0 LOB: 1 K: 1 BB: 1 S: 5 P: 9	1B: 3 SF: 1 2B: 1 SAC: 1 3B: 0 DP: 0 HR: 0 HBP: 0						WP: 0 PA: 35 PB: 1 SB: 0 CS: 0	

	AB	29
	R	2
	H	4
	RBI	2
	BB	4
	SO	9
	LOB	11

PITCHER		IP	WLS	BF	H	R	ER	SO	BB	IBB	HBP	BLK	WP	HR	S	P	ERA	WHIP
Phil Regan, R ERA: 3.34	(1, 1)	8.0	W	31	4	2	1	8	2	1	0	0	0	0	44	56	1.12	0.750
Jim Bunning, R ERA: 3.71	(9, 1)	1.0	S	4	0	0	0	1	1	0	0	0	0	0	5	9	0.00	1.000

PITCHER	IP	WLS	BF	H	R	ER	SO	BB	IBB	HBP	BLK	WP	HR	S	P	ERA	WHIP

Detroit Tigers @ Kansas City Athletics

Municipal Stadium, Kansas City, MO

Sun Jun 23 1963, 4:33 AM EDT

Att. 10,051 - Unknown

TOP

livebaseballscorecards.com

Batter	1	2	3	4	5	6	7	8	9	AB	R	H	RBI	BB	SO	LOB
Jake Wood, R (1, 4) OBP: 0.352, SLG: 0.465	F9		1B		F7		K	BB, BB, E, 1-2, 2-3, 3-H, HBP	F9	5	1	1	1	0	1	3
Dick McAuliffe, L (1, 6) OBP: 0.335, SLG: 0.376	4-3		1-2, 1B		F3		E4, BB, 1-2, 2-3, 3-H	BB, E, 1-2, 2-3, 3-H, BB	F7	5	1	1	1	1	0	2
Norm Cash, L (1, 3) OBP: 0.354, SLG: 0.389 Whitey Herzog, L (3, 3) OBP: 0.267, SLG: 0.194	F8		3-1			FC6, BB	1-2, 2-3, 3-H, BB	K		2 1	0 0	0 0	0 1	0 2	0 1	2 3
Rocky Colavito, R (1, 9) OBP: 0.343, SLG: 0.388		1B		HR	L4	K		E, E, 1-2, 2-3, 3-H, BB		4	2	2	2	1	1	4
Gates Brown, L (1, 7) OBP: 0.250, SLG: 0.625		F8		L6	FC6, 1-2f	F8		F4		5	0	0	0	0	0	8
Bill Bruton, L (1, 8) OBP: 0.285, SLG: 0.313		K		F9	F9		S, 1B, 1B	E3, E, E, 1-3, 2-H, 3-H		5	2	1	0	0	1	3
Bubba Phillips, R (1, 5) OBP: 0.239, SLG: 0.295		F8		3B			BB, HBP, E, 1B	BB, 1B, HBP, 1-H, 1B, E4, 1-H, 3-H, 1B		5	2	4	2	0	0	1
Gus Triandos, R (1, 2) OBP: 0.304, SLG: 0.398			K	K			E, BB, 1-2, BB, HBP	HBP, BB, BB, 1B, K		4	2	1	0	0	3	2
Mickey Lolich, S (1, 1)			K		K		BB, E, 1-2, 2-3, BB	BB, HBP, 1-2, 2-3, BB	K	3	1	0	0	2	3	0
Inning Stats	R: 0 E: 0 K: 0 S: 3 H: 0 LOB: 0 BB: 0 P: 3	R: 0 E: 0 K: 1 S: 6 H: 1 LOB: 1 BB: 0 P: 6	R: 0 E: 0 K: 2 S: 9 H: 2 LOB: 2 BB: 0 P: 9	R: 1 E: 0 K: 1 S: 7 H: 2 LOB: 1 BB: 0 P: 7	R: 0 E: 0 K: 1 S: 5 H: 0 LOB: 0 BB: 0 P: 5	R: 0 E: 0 K: 0 S: 3 H: 0 LOB: 1 BB: 1 P: 7	R: 2 E: 1 K: 2 S: 9 H: 1 LOB: 3 BB: 2 P: 18	R: 8 E: 2 K: 2 S: 12 H: 4 LOB: 1 BB: 3 P: 25	R: 0 E: 0 K: 1 S: 5 H: 0 LOB: 0 BB: 0 P: 5	1B: 8 2B: 0 3B: 1 HR: 1 SF: 0 SAC: 0 DP: 0 HBP: 2						

	AB	39
	R	11
	H	10
	RBI	7
	BB	6
	SO	10
	LOB	28

WP: 0 PB: 0 SB: 1 CS: 0 PA: 47

PITCHER		IP	WLS	BF	H	R	ER	SO	BB	IBB	HBP	BLK	WP	HR	S	P	ERA	WHIP
Moe Drabowsky, R ERA: 3.8	(1, 1)	6.1	L	30	6	3	2	6	3	0	1	0	0	1	38	51	2.84	1.421
Dale Willis, R ERA: 3.86	(7, 1)	0.2		2	0	0	0	1	0	0	0	0	0	0	4	4	0.00	0.000
Bill Fischer, R ERA: 3.48	(8, 1)	0.0		4	3	4	4	0	1	0	0	0	0	0	3	7	∞	∞
Pete Lovrich, R ERA: 12.6	(8, 1)	0.0		2	0	0	0	0	1	0	1	0	0	0	0	5	∞	∞
John Wyatt, R ERA: 2.81	(8, 1)	2.0		9	1	4	0	3	1	0	0	0	0	0	14	18	0.00	1.000

PITCHER		IP	WLS	BF	H	R	ER	SO	BB	IBB	HBP	BLK	WP	HR	S	P	ERA	WHIP

Batter	1	2	3	4	5	6	7	8	9	AB	R	H	RBI	BB	SO	LOB
Bobby Del Greco, R (1, 8) OBP: 0.298, SLG: 0.353	5-3		F7		6-3		F8		2B	5	0	1	0	0	0	2
Wayne Causey, L (1, 6) OBP: 0.358, SLG: 0.412	BBBB, G6-4-3, BB		1B, BB, 1B		G3			1B, 1B, 1B	F9	4	1	2	0	1	0	1
Ed Charles, R (1, 5) OBP: 0.355, SLG: 0.412	G6-4-3, 1-2f		BBBB, 1B, 1-2, BB			F4		1B, 1-2, 1B		3	0	1	0	1	0	1
George Alusik, R (1, 7) OBP: 0.300, SLG: 0.358		SSS, K	FC6-4, 1-2, 2-3, 1B			F7		L6		4	0	1	0	0	1	2
Gino Cimoli, R (1, 9) OBP: 0.328, SLG: 0.375		CS, 1B	FC6-4, 1-2f			6-3		F8		4	0	1	0	0	0	5
Jerry Lumpe, L (1, 4) OBP: 0.283, SLG: 0.302		1-2, 1B		4-3			4-3	1-3, 2-H, 1B		4	0	2	1	0	0	0
Haywood Sullivan, R (1, 2) OBP: 0.312, SLG: 0.280	5-3			F3			F8	F8		4	0	0	0	0	0	3
Ken Harrelson, R (1, 3) OBP: 0.222, SLG: 0.382			HR	6-3			BBBB, 1B, BB		G4-3, 1B	3	1	2	1	1	0	0
Moe Drabowsky, R (1, 1) OBP: 0.125, SLG: 0.250 Dale Willis, R (7, 1) OBP: 0.250, SLG: 0.250 Chuck Essegian, R (7, PH) OBP: 0.308, SLG: 0.365 Tony La Russa, R (7, PR) Bill Fischer, R (8, 1) Pete Lovrich, R (8, 1) John Wyatt, R (8, 1) Doc Edwards, R (9, PH) OBP: 0.299, SLG: 0.376			5-3		SSS, K		1-2, 1B		G4-3, 1-2f	2 0 1 0 0 0 0 1	0 0 0 0 0 0 0 0	0 0 1 0 0 0 0 0	0 0 0 0 0 0 0 0	0 0 0 0 0 0 0 0	1 0 0 0 0 0 0 0	0 0 0 0 0 0 0 1
Inning Stats	R: 0 E: 0 K: 0 S: 2 H: 0 LOB: 0 BB: 1 P: 6	R: 0 E: 0 K: 1 S: 6 H: 2 LOB: 1 BB: 0 P: 6	R: 1 E: 0 K: 0 S: 6 H: 3 LOB: 3 BB: 1 P: 10	R: 0 E: 0 K: 0 S: 3 H: 0 LOB: 0 BB: 0 P: 3	R: 0 E: 0 K: 1 S: 5 H: 0 LOB: 0 BB: 0 P: 5	R: 0 E: 0 K: 0 S: 3 H: 0 LOB: 0 BB: 0 P: 3	R: 0 E: 0 K: 0 S: 4 H: 1 LOB: 2 BB: 1 P: 8	R: 1 E: 0 K: 0 S: 6 H: 3 LOB: 2 BB: 0 P: 6	R: 0 E: 0 K: 0 S: 4 H: 2 LOB: 1 BB: 0 P: 4	1B: 9 2B: 1 3B: 0 HR: 1	SF: 0 SAC: 0 DP: 2 HBP: 0			WP: 0 PB: 0 SB: 0 CS: 1	PA: 38		

PITCHER	IP	WLS	BF	H	R	ER	SO	BB	IBB	HBP	BLK	WP	HR	S	P	ERA	WHIP
Mickey Lolich, L (1, 1) ERA: 3.61	9.0	W	38	11	2	2	2	3	0	0	0	0	1	39	51	2.00	1.556

PITCHER	IP	WLS	BF	H	R	ER	SO	BB	IBB	HBP	BLK	WP	HR	S	P	ERA	WHIP

BOTTOM

Detroit Tigers @ Kansas City Athletics

Municipal Stadium, Kansas City, MO

Sun Jun 23 1963, 4:33 AM EDT

Att. 10,051 - Unknown

livebaseballscorecards.com

AB	35
R	2
H	11
RBI	2
BB	3
SO	2
LOB	15

Detroit Tigers @ Kansas City Athletics

Municipal Stadium, Kansas City, MO

Mon Jun 24 1963, 8:05 PM EDT

Att. 5,401 - Unknown

TOP

livebaseballscorecards.com

Batter	1	2	3	4	5	6	7	8	9	AB	R	H	RBI	BB	SO	LOB
Jake Wood, R (1, 4) OBP: 0.349, SLG: 0.460	F3	1B 2-H 3-H 1B		K			6-3		K	5	0	1	2	0	2	1
Dick McAuliffe, L (1, 6) OBP: 0.336, SLG: 0.374	BB S G1-2-3 BB	S 1-2 1B			4-3		F5		F7	4	0	1	0	1	0	1
Al Kaline, R (1, 9) OBP: 0.406, SLG: 0.572	BB 1-2 BB	L9 1-2			1B 1B		L8			3	0	1	0	1	0	1
Rocky Colavito, R (1, 7) OBP: 0.342, SLG: 0.383	1-2 2-3 BB		F8		F4			6-3		3	0	0	0	1	0	1
Norm Cash, L (1, 3) OBP: 0.361, SLG: 0.401	G1-2-3 3-Hf		CS 1B		1-3 1B			2B		4	0	3	0	0	0	3
Bill Bruton, L (1, 8) OBP: 0.288, SLG: 0.325		HR	1-2 BB		F2			F5		3	1	1	1	1	0	3
Bubba Phillips, R (1, 5) OBP: 0.244, SLG: 0.296		SH1-3 S 1B 1B	F9							3	1	1	0	1	1	2
Bill Freehan, R (1, 2) OBP: 0.360, SLG: 0.412		SH1-3 1-2 1B BB		5-3		F9			1B	3	1	1	0	1	0	1
Don Mossi, L (1, 1) OBP: 0.308, SLG: 0.227		SH1-3 1-2 2-3		F8		G4-6-3 1-2f			K	1	0	0	0	0	0	0
Tom Sturdivant, L (4, 1)										0	0	0	0	0	0	0
Gates Brown, L (6, PH) OBP: 0.222, SLG: 0.556										1	0	0	0	0	0	1
Hank Aguirre, R (6, 1) OBP: 0.200, SLG: 0.182										0	0	0	0	0	0	0
Whitey Herzog, L (9, PH) OBP: 0.261, SLG: 0.189										1	0	0	0	0	1	1

	AB	31
	R	3
	H	9
	RBI	3
	BB	6
	SO	4
	LOB	15

Inning Stats	1	2	3	4	5	6	7	8	9
	R: 0 E: 0 K: 0 S: 2	H: 0 LOB: 2 BB: 3 P: 14	R: 3 E: 0 K: 0 S: 6	H: 4 LOB: 1 BB: 1 P: 10	R: 0 E: 0 K: 0 S: 3	H: 1 LOB: 1 BB: 1 P: 7	R: 0 E: 0 K: 1 S: 5	H: 0 LOB: 0 BB: 0 P: 5	R: 0 E: 0 K: 0 S: 5	H: 2 LOB: 2 BB: 0 P: 5
	R: 0 E: 0 K: 0 S: 2	H: 0 LOB: 0 BB: 1 P: 6	R: 0 E: 0 K: 0 S: 3	H: 0 LOB: 0 BB: 0 P: 3	R: 0 E: 0 K: 1 S: 6	H: 1 LOB: 1 BB: 0 P: 6	R: 0 E: 0 K: 2 S: 8	H: 1 LOB: 1 BB: 0 P: 8	1B: 7 2B: 1 3B: 0 HR: 1	SF: 0 SAC: 1 DP: 2 HBP: 0	WP: 0 PB: 0 SB: 3 CS: 1	PA: 38

PITCHER	IP	WLS	BF	H	R	ER	SO	BB	IBB	HBP	BLK	WP	HR	S	P	ERA	WHIP
Ed Rakow, R (1, 1) ERA: 3.51	7.1	W	32	8	3	3	1	6	0	0	0	0	1	28	52	3.68	1.909
John Wyatt, R (8, 1) ERA: 2.67	1.2	S	6	1	0	0	3	0	0	0	0	0	0	12	12	0.00	0.600

PITCHER	IP	WLS	BF	H	R	ER	SO	BB	IBB	HBP	BLK	WP	HR	S	P	ERA	WHIP

Batter	1	2	3	4	5	6	7	8	9	AB	R	H	RBI	BB	SO	LOB
Bobby Del Greco, R (1, 8) OBP: 0.305, SLG: 0.381	BBBB 4-0 4-3 BB		x 0-0 1-H HR		x 0-0 ① F7		x 0-0 ② F7			3	1	1	2	1	0	0
Wayne Causey, L (1, 6) OBP: 0.353, SLG: 0.405	x 0-0 ① 4-3 1-2		x 0-0 ② F5		SSS 0-3 ② K		x 0-0 ③ F8			4	0	0	0	0	1	1
Ed Charles, R (1, 5) OBP: 0.351, SLG: 0.405	x 0-0 ② L9		x 0-0 ③ 6-3		x 0-0 E4			x 0-0 ① 5-3		4	0	0	0	0	0	1
Norm Siebern, L (1, 7) OBP: 0.383, SLG: 0.409 George Alusik, R (9, 7) OBP: 0.300, SLG: 0.358	x 0-0 ③ F3			x 0-0 SH5-3 1B 3B 1B	x 0-0 ③ F6			x 0-0 HR 1B		4 0	2 0	2 0	0 0	0 0	0 0	2 0
Gino Cimoli, R (1, 9) OBP: 0.331, SLG: 0.377		x 0-0 ① F8		x 0-0 SH5-3 1-2 3B 1B		x 0-0 BB 1B		SSS 0-3 ② K		4	1	2	0	0	1	1
Ken Harrelson, R (1, 3) OBP: 0.231, SLG: 0.459		x 0-0 ② 6-3		x 0-0 ① SH5-3 1-2 2-3		SSS 0-3 ① K		x 0-0 1-H HR		3	1	1	2	0	1	1
Jerry Lumpe, L (1, 4) OBP: 0.286, SLG: 0.310		x 0-0 ③ G3		x 0-0 2-H 3-H 3B		BBBB 4-0 G6-4-3 1-2 BB		x 0-0 ③ 4-3		3	0	1	2	1	0	0
Haywood Sullivan, R (1, 2) OBP: 0.304, SLG: 0.271			x 0-0 ① L9	x 0-0 ② 6-3		x 0-0 ② ③ G6-4-3 1-2f				3	0	0	0	0	0	3
Ed Rakow, S (1, 1) OBP: 0.220, SLG: 0.162 John Wyatt, R (8, 1)			x 0-0 HR 1B	SSS 0-3 ③ K			x 0-0 ① F8			3 0	1 0	1 0	0 0	0 0	1 0	1 0
Inning Stats	R: 0 H: 0 E: 0 LOB: 1 K: 0 BB: 1 S: 3 P: 7	R: 0 H: 0 E: 0 LOB: 0 K: 0 BB: 0 S: 3 P: 3	R: 2 H: 2 E: 0 LOB: 0 K: 0 BB: 0 S: 5 P: 5	R: 2 H: 3 E: 0 LOB: 1 K: 1 BB: 0 S: 8 P: 8	R: 0 H: 0 E: 1 LOB: 1 K: 1 BB: 0 S: 6 P: 6	R: 0 H: 1 E: 0 LOB: 1 K: 1 BB: 1 S: 5 P: 9	R: 0 H: 0 E: 0 LOB: 0 K: 0 BB: 0 S: 3 P: 3	R: 2 H: 2 E: 0 LOB: 0 K: 1 BB: 0 S: 7 P: 7		1B: 5 SF: 0 2B: 0 SAC: 1 3B: 1 DP: 1 HR: 2 HBP: 0				WP: 0 PA: 34 PB: 0 SB: 0 CS: 0		

PITCHER		IP	WLS	BF	H	R	ER	SO	BB	IBB	HBP	BLK	WP	HR	S	P	ERA	WHIP
Don Mossi, L ERA: 4.5	(1, 1)	3.1	L	16	5	4	4	0	1	0	0	0	0	1	15	19	10.80	1.800
Tom Sturdivant, R ERA: 3.75	(4, 1)	1.2		6	0	0	0	2	0	0	0	0	0	0	10	10	0.00	0.000
Hank Aguirre, L ERA: 4.35	(6, 1)	3.0		12	3	2	2	2	1	0	0	0	0	1	15	19	6.00	1.333

PITCHER	IP	WLS	BF	H	R	ER	SO	BB	IBB	HBP	BLK	WP	HR	S	P	ERA	WHIP

BOTTOM

Detroit Tigers @ Kansas City Athletics

Municipal Stadium, Kansas City, MO

Mon Jun 24 1963, 8:05 PM EDT

Att. 5,401 - Unknown

livebaseballscorecards.com

AB	31
R	6
H	8
RBI	6
BB	2
SO	4
LOB	10

Batter	1	2	3	4	5	6	7	8	9	AB	R	H	RBI	BB	SO	LOB
Minnie Minoso, R (1, 5) OBP: 0.332, SLG: 0.263	F3		FC4-6 1B		FC6-4 1-3 1B		F5		G6-4-3 1-2f	5	0	2	0	0	0	1
Jim King, L (1, 9) OBP: 0.327, SLG: 0.497	F8		FC4-6 1-2f		FC6-4 1B 1-2f 3-H		1B 1B		4-3	5	0	1	1	0	0	2
Chuck Hinton, R (1, 7) OBP: 0.319, SLG: 0.445	F9		F3		S 1-3 1B		1-2 1B			4	0	2	0	0	0	1
Bobo Osborne, L (1, 3) OBP: 0.318, SLG: 0.427		F9		F4	S S S K 1-2		F8			4	0	0	0	0	1	4
Don Lock, R (1, 8) OBP: 0.329, SLG: 0.426		1B 1B		S S S K		HR 1B	1-3			4	1	2	0	0	1	2
Ed Brinkman, R (1, 6) OBP: 0.278, SLG: 0.337		F7		F4		1-H HR		4-3		4	1	1	2	0	0	1
Hobie Landrith, L (1, 2) OBP: 0.319, SLG: 0.193		1-2 1B		S S S K2-3		F2		F7		4	0	1	0	0	1	0
Chuck Cottier, R (1, 4) OBP: 0.231, SLG: 0.325		5-3		S S S HR		S S S K		S S S K		4	1	1	1	0	2	2
Dave Stenhouse, R (1, 1) OBP: 0.143, SLG: 0.080			S S S K	B B B 1B FC6-4 BB	S S S K				B B B G6-4-3 BB	1	0	0	0	0	1	0
Don Rudolph, L (4, 1) OBP: 0.214, SLG: 0.240										0	0	0	0	0	0	0
Tom Brown, S (5, PH) OBP: 0.171, SLG: 0.132										0	1	0	0	1	0	0
Jim Bronstad, R (5, 1)										1	0	0	0	0	1	0
Dick Phillips, L (9, PH) OBP: 0.318, SLG: 0.257										0	0	0	0	1	0	0
Inning Stats	R: 0 E: 0 K: 0 S: 3 H: 0 LOB: 0 BB: 0 P: 3	R: 0 E: 0 K: 0 S: 5 H: 2 LOB: 2 BB: 0 P: 5	R: 0 E: 0 K: 1 S: 6 H: 1 LOB: 1 BB: 0 P: 6	R: 0 E: 0 K: 1 S: 5 H: 0 LOB: 0 BB: 0 P: 5	R: 2 E: 0 K: 2 S: 10 H: 3 LOB: 2 BB: 1 P: 14	R: 2 E: 0 K: 2 S: 9 H: 2 LOB: 0 BB: 0 P: 9	R: 0 E: 0 K: 0 S: 5 H: 2 LOB: 2 BB: 0 P: 5	R: 0 E: 0 K: 1 S: 5 H: 0 LOB: 0 BB: 0 P: 5	R: 0 E: 0 K: 0 S: 2 H: 0 LOB: 0 BB: 1 P: 6	1B: 8 2B: 0 3B: 0 HR: 2 SF: 0 SAC: 0 DP: 1 HBP: 0						

TOP

Washington Senators @ Kansas City Athletics

Municipal Stadium, Kansas City, MO

Tue Jun 25 1963, 8:05 PM EDT

Att. 5,097 - Unknown

livebaseballscorecards.com

AB	36
R	4
H	10
RBI	4
BB	2
SO	7
LOB	13

PITCHER		IP	WLS	BF	H	R	ER	SO	BB	IBB	HBP	BLK	WP	HR	S	P	ERA	WHIP
Diego Segui, R ERA: 5.02	(1, 1)	5.0	W	24	8	4	4	4	1	0	0	0	0	2	31	35	7.20	1.800
Bill Fischer, R ERA: 3.19	(6, 1)	4.0	S	14	2	0	0	3	1	0	0	0	0	0	19	23	0.00	0.750

PITCHER	IP	WLS	BF	H	R	ER	SO	BB	IBB	HBP	BLK	WP	HR	S	P	ERA	WHIP

BOTTOM

Washington Senators @ Kansas City Athletics
Municipal Stadium, Kansas City, MO
Tue Jun 25 1963, 8:05 PM EDT
Att. 5,097 - Unknown

livebaseballscorecards.com

Batter	1	2	3	4	5	6	7	8	9	AB	R	H	RBI	BB	SO	LOB
Gino Cimoli, R (1, 8) OBP: 0.335, SLG: 0.385 Chuck Essegian, R (4, PR) OBP: 0.304, SLG: 0.361 (5, 7)	F9		1B	E 1B 2B 1-H 2-H 3-H		6-3	F3			3 2	0 1	2 0	3 0	0 0	0 0	0 2
Wayne Causey, L (1, 6) OBP: 0.350, SLG: 0.401	FC5-4 1B		F8	E4 1B 1B 2-3		F8	F7			5	0	1	0	0	0	4
Ed Charles, R (1, 5) OBP: 0.351, SLG: 0.405	FC5-4 S 1-2f		S S S K	1B 1-2 1B 3-H		1B		5-3		5	0	2	1	0	1	2
Norm Siebern, L (1, 7) (5, 9) OBP: 0.387, SLG: 0.408	B B B B 1-2 BB			1B BB G6-4-3 1B		F6		6-3		3	1	1	0	2	0	1
George Alusik, R (1, 9) (5, 8) OBP: 0.296, SLG: 0.351	L4			1B 1B 1B G6-4-3			5-3	6-3		5	1	1	0	0	0	5
Jerry Lumpe, L (1, 4) OBP: 0.289, SLG: 0.310		F7		1B 5-3 2B 1B 1-3 2-H	6-3		B B B B WP 1B 2B BB			3	2	1	1	1	0	0
Ken Harrelson, R (1, 3) OBP: 0.256, SLG: 0.450	B B B B G1-4-3 BB			5-3 1-2	F8		1-2 WP 2B 1B			3	1	1	0	1	0	2
Haywood Sullivan, R (1, 2) OBP: 0.319, SLG: 0.303	G1-4-3 1-2f			B B B B 1B 2B BB	WP 2B		1-H 2-H 2B			3	1	2	2	1	0	1
Diego Segui, R (1, 1) OBP: 0.263, SLG: 0.222 Bill Fischer, R (6, 1)		S S S K		1-2 2B 1B 2-3 3-H	F8 2-3		B B B B BB			3 0	1 0	1 0	1 0	0 1	1 0	1 0
Inning Stats	R: 0 H: 1 E: 0 LOB: 2 K: 0 BB: 1 S: 4 P: 8	R: 0 H: 0 E: 0 LOB: 0 K: 0 BB: 1 S: 2 P: 6	R: 0 H: 1 E: 0 LOB: 1 K: 2 BB: 0 S: 8 P: 8	R: 6 H: 6 E: 1 LOB: 2 K: 0 BB: 2 S: 9 P: 17	R: 0 H: 1 E: 0 LOB: 1 K: 0 BB: 0 S: 4 P: 4	R: 0 H: 1 E: 0 LOB: 1 K: 0 BB: 0 S: 4 P: 4	R: 2 H: 2 E: 0 LOB: 2 K: 0 BB: 2 S: 5 P: 13	R: 0 H: 0 E: 0 LOB: 0 K: 0 BB: 0 S: 3 P: 3		1B: 9 SF: 0 2B: 3 SAC: 0 3B: 0 DP: 2 HR: 0 HBP: 0						

	AB	35
	R	8
	H	12
	RBI	8
	BB	6
	SO	2
	LOB	18

WP: 2 PA: 41
PB: 0
SB: 1
CS: 0

PITCHER		IP	WLS	BF	H	R	ER	SO	BB	IBB	HBP	BLK	WP	HR	S	P	ERA	WHIP
Dave Stenhouse, R ERA: 4.21	(1, 1)	3.1	L	19	6	6	6	2	4	0	0	0	0	0	19	35	16.20	3.000
Don Rudolph, L ERA: 4.64	(4, 1)	0.2		4	2	0	0	0	0	0	0	0	0	0	4	4	0.00	3.000
Jim Bronstad, R ERA: 5.5	(5, 1)	4.0		18	4	2	2	0	2	0	0	0	2	0	16	24	4.50	1.500

PITCHER	IP	WLS	BF	H	R	ER	SO	BB	IBB	HBP	BLK	WP	HR	S	P	ERA	WHIP

Batter	1	2	3	4	5	6	7	8	9	AB	R	H	RBI	BB	SO	LOB
Minnie Minoso, R (1, 5) OBP: 0.329, SLG: 0.262	6-3		S 1B		F7		F3		K	5	0	1	0	0	1	1
John Kennedy, R (9, 5) OBP: 0.189, SLG: 0.094										0	0	0	0	0	0	0
Jim King, L (1, 9) OBP: 0.324, SLG: 0.505	HR		F2 1-2		F3		K		F4	5	1	1	1	0	1	2
Chuck Hinton, R (1, 7) OBP: 0.324, SLG: 0.445	S BB		F9			1B 1B 1B	BB			2	1	1	0	2	0	1
Bobo Osborne, L (1, 3) OBP: 0.321, SLG: 0.426	1-2 BB		6-3			1B 1-3	4-3			3	0	1	0	1	0	3
Don Lock, R (1, 8) OBP: 0.324, SLG: 0.419	F7			6-3		F6		F5		4	0	0	0	0	0	4
Ed Brinkman, R (1, 6) OBP: 0.281, SLG: 0.337	1-3			K		G6-4-3 1-2 3-H 1B		BB		3	0	1	1	1	1	2
Don Zimmer, R (1, 4) OBP: 0.300, SLG: 0.481		K		HR		G6-4-3 1-2f		F6		4	1	1	1	0	1	3
Hobie Landrith, L (1, 2) OBP: 0.315, SLG: 0.246		F2		6-3			HR	F3		4	1	1	1	0	0	1
Bennie Daniels, L (1, 1) OBP: 0.278, SLG: 0.133		4-3			L4		E8 1B		K	3	0	1	0	0	0	0
Jim Coates, R (7, 1)										1	0	0	0	0	1	0
Ron Kline, R (9, 1) OBP: 0.333, SLG: 1.000										0	0	0	0	0	0	0
Inning Stats	R: 1 E: 0 K: 0 S: 4 H: 1 LOB: 2 BB: 2 P: 12	R: 0 E: 0 K: 1 S: 5 H: 0 LOB: 0 BB: 0 P: 5	R: 0 E: 0 K: 0 S: 4 H: 1 LOB: 1 BB: 0 P: 4	R: 1 E: 0 K: 1 S: 6 H: 1 LOB: 0 BB: 0 P: 6	R: 0 E: 0 K: 0 S: 3 H: 0 LOB: 0 BB: 0 P: 3	R: 1 E: 0 K: 0 S: 5 H: 3 LOB: 1 BB: 0 P: 5	R: 1 E: 1 K: 1 S: 7 H: 2 LOB: 2 BB: 1 P: 11	R: 0 E: 0 K: 0 S: 3 H: 0 LOB: 1 BB: 1 P: 7	R: 0 E: 0 K: 2 S: 7 H: 0 LOB: 0 BB: 0 P: 7	1B: 5 2B: 0 3B: 0 HR: 3 SF: 0 SAC: 0 DP: 1 HBP: 0							

PITCHER		IP	WLS	BF	H	R	ER	SO	BB	IBB	HBP	BLK	WP	HR	S	P	ERA	WHIP
Dave Wickersham, R ERA: 3.53	(1, 1)	6.0	L	25	6	3	3	2	2	0	0	0	0	2	27	35	4.50	1.333
Dale Willis, R ERA: 3.9	(7, 1)	2.0		10	2	1	1	1	2	0	0	0	0	1	10	18	4.50	2.000
Diego Segui, R ERA: 4.94	(9, 1)	1.0		3	0	0	0	2	0	0	0	0	0	0	7	7	0.00	0.000

PITCHER	IP	WLS	BF	H	R	ER	SO	BB	IBB	HBP	BLK	WP	HR	S	P	ERA	WHIP

TOP

Washington Senators @ Kansas City Athletics

Municipal Stadium, Kansas City, MO

Thu Jun 27 1963, 4:33 AM EDT

Att. 4,637 - Unknown

livebaseballscorecards.com

AB	34
R	4
H	8
RBI	4
BB	4
SO	5
LOB	17

1B: 5	SF: 0	WP: 0	PA: 38
2B: 0	SAC: 0	PB: 0	
3B: 0	DP: 1	SB: 2	
HR: 3	HBP: 0	CS: 0	

BOTTOM

Washington Senators @ Kansas City Athletics

Municipal Stadium, Kansas City, MO

Thu Jun 27 1963, 4:33 AM EDT

Att. 4,637 - Unknown

Batter	1	2	3	4	5	6	7	8	9	AB	R	H	RBI	BB	SO	LOB
Bobby Del Greco, R (1, 8) OBP: 0.303, SLG: 0.376	F7		K			E7 1B		F5 1-2		4	0	1	0	0	1	1
Wayne Causey, L (1, 6) OBP: 0.353, SLG: 0.408	K			SF8 3B		F9			BB BB	3	1	1	0	1	1	1
Ed Charles, R (1, 5) OBP: 0.350, SLG: 0.402	6-3			SF8 3-H		F9			G6-3 1-2 BB	2	0	0	1	1	0	1
Norm Siebern, L (1, 7) OBP: 0.385, SLG: 0.418		G3		4-3			HR		K	4	1	1	1	0	1	2
Jerry Lumpe, L (1, 4) OBP: 0.289, SLG: 0.309		1-3 1B		3-1			F8		G6-3 1-2f	4	0	1	0	0	0	2
George Alusik, R (1, 9) OBP: 0.297, SLG: 0.351		1-3 1-2			K		G6-4-3 1B			3	0	1	0	0	1	1
Ken Harrelson, R (1, 3) OBP: 0.239, SLG: 0.419		G3			F9		G6-4-3 1-2f			3	0	0	0	0	0	2
Haywood Sullivan, R (1, 2) OBP: 0.311, SLG: 0.294			K		5-3			F5		3	0	0	0	0	1	0
Dave Wickersham, R (1, 1) OBP: 0.211, SLG: 0.189 Gino Cimoli, R (6, PH) OBP: 0.333, SLG: 0.383 Dale Willis, R (7, 1) OBP: 0.250, SLG: 0.250 Manny Jimenez, L (8, PH) OBP: 0.349, SLG: 0.308 Tony La Russa, R (8, PR) OBP: 0.263, SLG: 0.222 Diego Segui, R (9, 1) OBP: 0.263, SLG: 0.222			1-3			L4		F5 BB		1 1 0 0 0 0	0 0 0 0 0 0	0 0 0 0 0 0	0 0 0 0 0 0	0 0 0 1 0 0	0 0 0 0 0 0	0 0 0 0 0 0
Inning Stats	R: 0 E: 0 K: 1 S: 5 H: 0 LOB: 0 BB: 0 P: 5	R: 0 E: 0 K: 0 S: 4 H: 1 LOB: 1 BB: 0 P: 4	R: 0 E: 0 K: 2 S: 7 H: 0 LOB: 0 BB: 0 P: 7	R: 1 E: 0 K: 0 S: 4 H: 1 LOB: 0 BB: 0 P: 4	R: 0 E: 0 K: 1 S: 5 H: 0 LOB: 0 BB: 0 P: 5	R: 0 E: 1 K: 0 S: 4 H: 1 LOB: 1 BB: 0 P: 4	R: 1 E: 0 K: 0 S: 4 H: 2 LOB: 0 BB: 0 P: 4	R: 0 E: 0 K: 0 S: 2 H: 0 LOB: 1 BB: 1 P: 6	R: 0 E: 0 K: 1 S: 4 H: 0 LOB: 1 BB: 2 P: 12	1B: 3 2B: 0 3B: 1 HR: 1	SF: 1 SAC: 0 DP: 2 HBP: 0						

	AB	28
	R	2
	H	5
	RBI	2
	BB	3
	SO	5
	LOB	10

livebaseballscorecards.com

WP: 0 PB: 0 SB: 0 CS: 0 PA: 32

PITCHER		IP	WLS	BF	H	R	ER	SO	BB	IBB	HBP	BLK	WP	HR	S	P	ERA	WHIP
Bennie Daniels, R ERA: 4.62	(1, 1)	6.1	W	24	5	2	2	4	0	0	0	0	0	1	32	32	2.84	0.789
Jim Coates, R ERA: 5.1	(7, 1)	1.2		6	0	0	0	0	3	0	0	0	0	0	3	15	0.00	1.800
Ron Kline, R ERA: 2.55	(9, 1)	1.0	S	2	0	0	0	1	0	0	0	0	0	0	4	4	0.00	0.000

PITCHER	IP	WLS	BF	H	R	ER	SO	BB	IBB	HBP	BLK	WP	HR	S	P	ERA	WHIP

Batter	1	2	3	4	5	6	7	8	9	AB	R	H	RBI	BB	SO	LOB
Bobby Del Greco, R (1, 8) OBP: 0.294, SLG: 0.363	S S S 0-3 ① K			x 0-0 ① F8		S S S 0-3 ③ K		x 0-0 ② F2		4	0	0	0	0	2	1
Wayne Causey, L (1, 6) OBP: 0.351, SLG: 0.403	x 0-0 ② F8			S S S 0-3 ② K			x 0-0 ① 6-3	B B B 4-0 1-2 BB		3	0	0	0	1	1	0
Ed Charles, R (1, 5) OBP: 0.349, SLG: 0.400	x 0-0 ③ 4-3			x 0-0 1B			x 0-0 ② 1-3	x 0-0 ③ 4-3		4	0	1	0	0	0	2
Norm Siebern, L (1, 7) OBP: 0.383, SLG: 0.415		x 0-0 ① 4-3		x 0-0 ③ F2			x 0-0 1B 1B 1B		S S S 0-3 ① K	4	1	1	0	0	1	1
Gino Cimoli, R (1, 9) OBP: 0.333, SLG: 0.382 George Alusik, R (7, PR) (7, 9) OBP: 0.295, SLG: 0.348		x 0-0 ② 3-1			x 0-0 ① 4-3		x 0-0 1B 1-3 1B		x 0-0 ② 5-3	3 1	0 0	1 0	0 0	0 0	0 0	0 0
Ken Harrelson, R (1, 3) OBP: 0.260, SLG: 0.447		x 0-0 ③ 5-3			S S S 0-3 ② K		x 0-0 1B 1-2 3-H		x 0-0 2B	4	0	2	1	0	1	0
Haywood Sullivan, R (1, 2) OBP: 0.301, SLG: 0.283			x 0-0 ① 1-3		x 0-0 ③ 1-3		x 0-0 ③ F9		x 0-0 ③ F8	4	0	0	0	0	0	3
Sammy Esposito, R (1, 4)			x 0-0 ② F9			x 0-0 ① 6-3		x 0-0 ① 5-3		3	0	0	0	0	0	0
Orlando Pena, R (1, 1) OBP: 0.250, SLG: 0.250			x 0-0 ③ 5-3			x 0-0 ② 1-3		x 0-0 BB 1B		3	0	1	0	0	0	0
Inning Stats	R: 0 E: 0 K: 1 S: 5 H: 0 LOB: 0 BB: 0 P: 5	R: 0 E: 0 K: 0 S: 3 H: 0 LOB: 0 BB: 0 P: 3	R: 0 E: 0 K: 0 S: 3 H: 0 LOB: 0 BB: 0 P: 3	R: 0 E: 0 K: 1 S: 6 H: 1 LOB: 1 BB: 0 P: 6	R: 0 E: 0 K: 1 S: 5 H: 0 LOB: 0 BB: 0 P: 5	R: 0 E: 0 K: 1 S: 5 H: 0 LOB: 0 BB: 0 P: 5	R: 1 E: 0 K: 0 S: 6 H: 3 LOB: 2 BB: 0 P: 6	R: 0 E: 0 K: 0 S: 4 H: 1 LOB: 2 BB: 1 P: 8	R: 0 E: 0 K: 1 S: 6 H: 1 LOB: 1 BB: 0 P: 6	1B: 5 2B: 1 3B: 0 HR: 0	SF: 0 SAC: 0 DP: 0 HBP: 0						

PITCHER	IP	WLS	BF	H	R	ER	SO	BB	IBB	HBP	BLK	WP	HR	S	P	ERA	WHIP
Steve Barber, L (1, 1) ERA: 2.6	9.0	W	34	6	1	1	5	1	0	0	0	0	0	43	47	1.00	0.778

PITCHER	IP	WLS	BF	H	R	ER	SO	BB	IBB	HBP	BLK	WP	HR	S	P	ERA	WHIP

TOP

Kansas City Athletics @ Baltimore Orioles

Memorial Stadium, Baltimore, MD

Fri Jun 28 1963, 7:05 PM EDT

Att. 18,818 - Unknown

livebaseballscorecards.com

AB	33
R	1
H	6
RBI	1
BB	1
SO	5
LOB	7

1B: 5	SF: 0	WP: 0	PA: 34
2B: 1	SAC: 0	PB: 0	
3B: 0	DP: 0	SB: 0	
HR: 0	HBP: 0	CS: 0	

Batter	1	2	3	4	5	6	7	8	9	AB	R	H	RBI	BB	SO	LOB
Luis Aparicio, R (1, 6) OBP: 0.303, SLG: 0.359	K		K		S HBP 1B	2-H 2B			4-3	5	0	2	1	0	2	0
Russ Snyder, L (1, 8) OBP: 0.305, SLG: 0.340	F8		6-3		1-2 S HBP	1-3			HR	4	1	1	1	0	0	1
Bob Johnson, R (1, 4) OBP: 0.390, SLG: 0.479	HBP		1B		F1 1-2 2-3		6-3			3	0	1	0	0	0	2
Jim Gentile, L (1, 3) OBP: 0.361, SLG: 0.459	F9		1-3 1B		IBB		K			3	0	1	0	1	1	1
Boog Powell, L (1, 7) OBP: 0.333, SLG: 0.498		1B 2B	F8		K		BB			3	0	1	0	1	1	5
Al Smith, R (1, 9) OBP: 0.348, SLG: 0.452		5-3		6-3	L6		K			4	0	0	0	0	1	5
Brooks Robinson, R (1, 5) OBP: 0.321, SLG: 0.361		1B BB		1-3		SH3 2B 1B		5-3		3	1	1	0	1	0	0
Dick Brown, R (1, 2) OBP: 0.312, SLG: 0.340		K		1B		SH3 1-2		6-3		3	0	1	0	0	1	2
Steve Barber, L (1, 1) OBP: 0.122, SLG: 0.106		1-2 2-H 1B		K		F3		L7		4	0	1	0	0	1	2
Inning Stats	R: 0 E: 0 K: 1 S: 5 H: 0 LOB: 1 BB: 0 P: 6	R: 0 E: 0 K: 1 S: 6 H: 2 LOB: 3 BB: 1 P: 10	R: 0 E: 0 K: 1 S: 7 H: 2 LOB: 2 BB: 0 P: 7	R: 0 E: 0 K: 1 S: 6 H: 1 LOB: 1 BB: 0 P: 6	R: 0 E: 0 K: 1 S: 6 H: 1 LOB: 3 BB: 1 P: 11	R: 1 E: 0 K: 0 S: 5 H: 2 LOB: 1 BB: 0 P: 5	R: 0 E: 0 K: 2 S: 7 H: 0 LOB: 1 BB: 1 P: 11	R: 0 E: 0 K: 0 S: 3 H: 0 LOB: 0 BB: 0 P: 3	R: 1 E: 0 K: 0 S: 2 H: 1 LOB: 0 BB: 0 P: 2	1B: 6 2B: 2 3B: 0 HR: 1	SF: 0 SAC: 1 DP: 0 HBP: 2						

PITCHER	IP	WLS	BF	H	R	ER	SO	BB	IBB	HBP	BLK	WP	HR	S	P	ERA	WHIP
Orlando Pena, R (1, 1) ERA: 3.41	8.1	L	38	9	2	2	7	2	1	2	0	0	1	47	61	2.16	1.320

PITCHER	IP	WLS	BF	H	R	ER	SO	BB	IBB	HBP	BLK	WP	HR	S	P	ERA	WHIP

BOTTOM

Kansas City Athletics @ Baltimore Orioles

Memorial Stadium, Baltimore, MD

Fri Jun 28 1963, 7:05 PM EDT

Att. 18,818 - Unknown

livebaseballscorecards.com

AB	32
R	2
H	9
RBI	2
BB	3
SO	7
LOB	18

1B: 6 2B: 2 3B: 0 HR: 1 SF: 0 SAC: 1 DP: 0 HBP: 2

WP: 0 PB: 0 SB: 2 CS: 0 PA: 38

Batter	1	2	3	4	5	6	7	8	9	AB	R	H	RBI	BB	SO	LOB
Bobby Del Greco, R (1, 8) OBP: 0.295, SLG: 0.362	F7		CS 1B		SH1-4 1-2			F8		3	0	1	0	0	0	0
Wayne Causey, L (1, 6) OBP: 0.346, SLG: 0.397	K		K 1-2		1-3			6-3		4	0	0	0	0	2	2
Ed Charles, R (1, 5) OBP: 0.347, SLG: 0.398	F7		FC4-6 1B		6-3			6-3		4	0	1	0	0	0	1
Norm Siebern, L (1, 7) OBP: 0.378, SLG: 0.408		F8	FC4-6 1-2f			F3			4-3	4	0	0	0	0	0	1
George Alusik, R (1, 9) OBP: 0.301, SLG: 0.370		1B 2B		6-3 SF9 2B		F9			E5 G6-3	4	2	2	0	0	0	0
Jerry Lumpe, L (1, 4) OBP: 0.288, SLG: 0.309		BB 2-H 1B		6-3 2-3		4-3			G6-3 1-2f	4	0	1	1	0	0	2
Ken Harrelson, R (1, 3) OBP: 0.283, SLG: 0.458		B B B B FC6-4 1-2 BB		SF9 3-H			G5-4-3 1B			1	0	1	1	1	0	0
Haywood Sullivan, R (1, 2) OBP: 0.294, SLG: 0.275		F9		F8			G5-4-3 1-2f			3	0	0	0	0	0	3
Moe Drabowsky, R (1, 1) OBP: 0.182, SLG: 0.273		FC6-4 1-2f			SH1-4 1B		F8			3	0	1	0	0	0	2
Inning Stats	R: 0 H: 0 E: 0 LOB: 0 K: 1 BB: 0 S: 5 P: 5	R: 1 H: 2 E: 0 LOB: 2 K: 0 BB: 1 S: 5 P: 9	R: 0 H: 2 E: 0 LOB: 1 K: 1 BB: 0 S: 6 P: 6	R: 1 H: 1 E: 0 LOB: 0 K: 0 BB: 0 S: 4 P: 4	R: 0 H: 1 E: 0 LOB: 1 K: 0 BB: 0 S: 4 P: 4	R: 0 H: 0 E: 0 LOB: 0 K: 0 BB: 0 S: 3 P: 3	R: 0 H: 1 E: 0 LOB: 0 K: 0 BB: 0 S: 3 P: 3	R: 0 H: 0 E: 0 LOB: 0 K: 0 BB: 0 S: 3 P: 3	R: 0 H: 0 E: 1 LOB: 0 K: 0 BB: 0 S: 3 P: 3	1B: 5 SF: 1 2B: 3 SAC: 1 3B: 0 DP: 3 HR: 0 HBP: 0						

PITCHER	IP	WLS	BF	H	R	ER	SO	BB	IBB	HBP	BLK	WP	HR	S	P	ERA	WHIP
Milt Pappas, R (1, 1) ERA: 2.97	9.0	W	33	7	2	2	2	1	0	0	0	0	0	36	40	2.00	0.889

PITCHER	IP	WLS	BF	H	R	ER	SO	BB	IBB	HBP	BLK	WP	HR	S	P	ERA	WHIP

TOP

Kansas City Athletics @ Baltimore Orioles

Memorial Stadium, Baltimore, MD

Sat Jun 29 1963, 3:33 AM EDT

Att. 7,780 - Unknown

livebaseballscorecards.com

AB	30
R	2
H	7
RBI	2
BB	1
SO	2
LOB	11

BOTTOM

Kansas City Athletics @ Baltimore Orioles

Memorial Stadium, Baltimore, MD

Sat Jun 29 1963, 3:33 AM EDT

Att. 7,780 - Unknown

livebaseballscorecards.com

Batter	1	2	3	4	5	6	7	8	9	AB	R	H	RBI	BB	SO	LOB
Luis Aparicio, R (1, 6) OBP: 0.300, SLG: 0.355 Bob Saverine, S (7, 6) OBP: 0.300, SLG: 0.274	F3		F1			F6		S, 1B, 1B		3 1	0 1	0 1	0 1	0 0	0 0	0 0
Russ Snyder, L (1, 8) OBP: 0.304, SLG: 0.338	4-3		4-3			F9		S, 1-H, 1B		4	0	1	1	0	0	0
Al Smith, R (1, 9) OBP: 0.343, SLG: 0.444	K			F5		5-3		F8, 1-2		4	0	0	0	0	1	1
Jim Gentile, L (1, 3) OBP: 0.364, SLG: 0.476		HR		F2			F9, 1B, 2B			3	2	2	1	0	0	0
Boog Powell, L (1, 7) OBP: 0.329, SLG: 0.491		F3		G3			F9, 2-3			3	0	0	0	0	0	1
Brooks Robinson, R (1, 5) OBP: 0.324, SLG: 0.362		BB			K		CS, 3-H, 1B			2	0	1	1	1	1	0
Jerry Adair, R (1, 4) OBP: 0.204, SLG: 0.324		F7			5-3		K, 1-2			3	0	0	0	0	1	2
Dick Brown, R (1, 2) OBP: 0.313, SLG: 0.340		5-3			1B			K		3	0	1	0	0	1	1
Milt Pappas, R (1, 1) OBP: 0.129, SLG: 0.100			F6		K			F6		3	0	0	0	0	1	1
Inning Stats	R: 0 E: 0 K: 1 S: 5 H: 0 LOB: 0 BB: 0 P: 5	R: 1 E: 0 K: 0 S: 4 H: 1 LOB: 1 BB: 1 P: 8	R: 0 E: 0 K: 0 S: 3 H: 0 LOB: 0 BB: 0 P: 3	R: 0 E: 0 K: 0 S: 3 H: 0 LOB: 0 BB: 0 P: 3	R: 0 E: 0 K: 2 S: 8 H: 1 LOB: 1 BB: 0 P: 8	R: 0 E: 0 K: 0 S: 3 H: 0 LOB: 0 BB: 0 P: 3	R: 1 E: 0 K: 1 S: 6 H: 2 LOB: 0 BB: 0 P: 6	R: 1 E: 0 K: 1 S: 7 H: 2 LOB: 1 BB: 0 P: 7		1B: 4 2B: 1 3B: 0 HR: 1 SF: 0 SAC: 0 DP: 0 HBP: 0						

PITCHER	IP	WLS	BF	H	R	ER	SO	BB	IBB	HBP	BLK	WP	HR	S	P	ERA	WHIP
Moe Drabowsky, R (1, 1) ERA: 3.68	8.0	L	30	6	3	3	5	1	0	0	0	0	1	39	43	3.38	0.875

PITCHER	IP	WLS	BF	H	R	ER	SO	BB	IBB	HBP	BLK	WP	HR	S	P	ERA	WHIP

AB	29
R	3
H	6
RBI	3
BB	1
SO	5
LOB	6

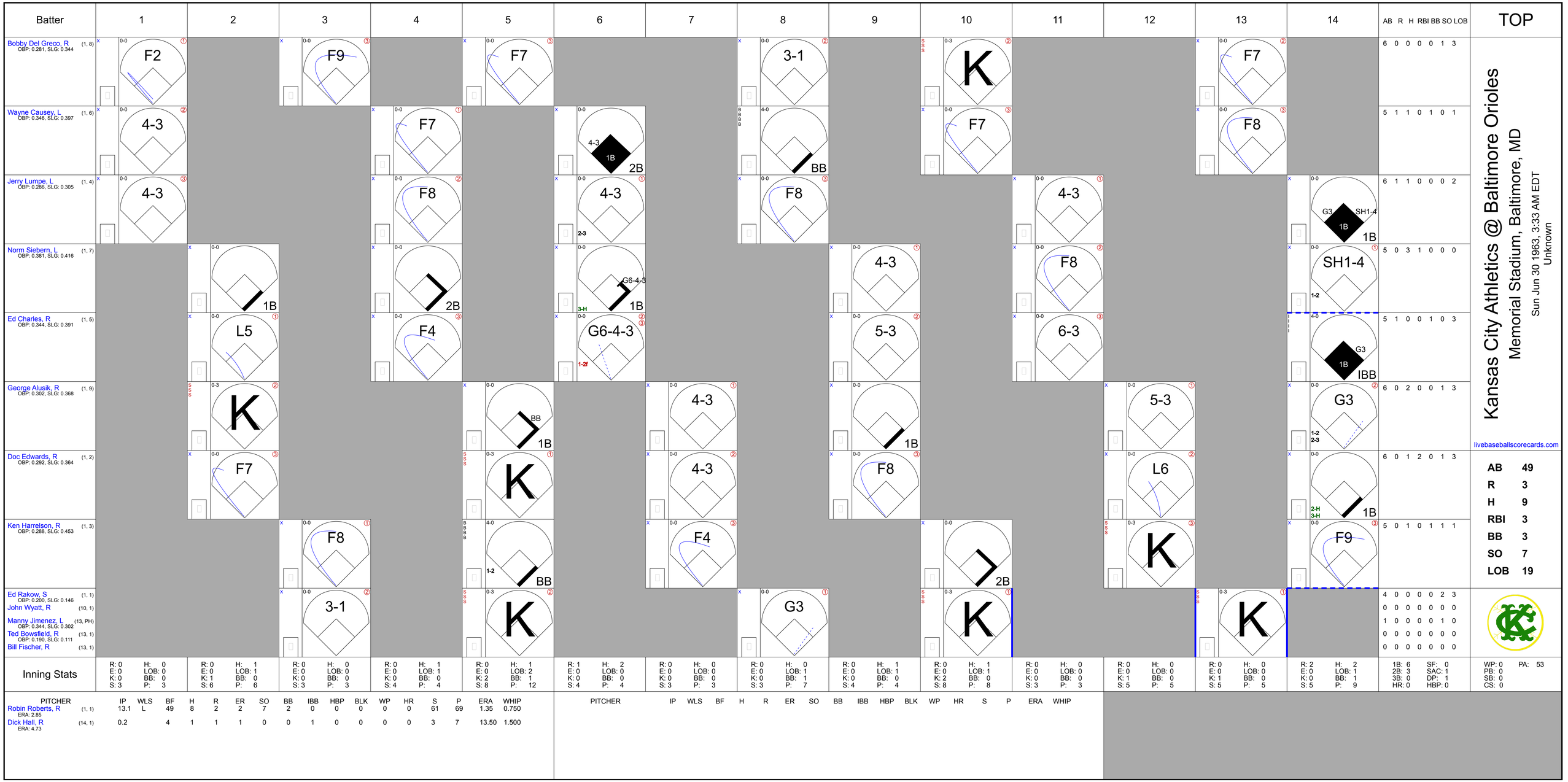
Batter
1
2
3
4
5
6
7
8
9
10
11
12
13
14
AB R H RBI BB SO LOB
TOP
Bobby Del Greco, R (1, 8) OBP: 0.281, SLG: 0.344
F2
F9
F7
3-1
K
F7
6 0 0 0 0 1 3
Wayne Causey, L (1, 6) OBP: 0.346, SLG: 0.397
4-3
F7
4-3 1B 2B
BB
F7
F8
5 1 1 0 1 0 1
Jerry Lumpe, L (1, 4) OBP: 0.286, SLG: 0.305
4-3
F8
4-3 2-3
F8
4-3
G3 SH1-4 1B 1B
6 1 1 0 0 0 2
Norm Siebern, L (1, 7) OBP: 0.381, SLG: 0.416
1B
2B
G6-4-3 3-H 1B
4-3
F8
SH1-4 1-2
5 0 3 1 0 0 0
Ed Charles, R (1, 5) OBP: 0.344, SLG: 0.391
L5
F4
G6-4-3 1-2f
5-3
6-3
G3 1B IBB
5 1 0 0 1 0 3
George Alusik, R (1, 9) OBP: 0.302, SLG: 0.368
K
BB 1B
4-3
5-3
1B
5-3
G3 1-2 2-3
6 0 2 0 0 1 3
Doc Edwards, R (1, 2) OBP: 0.292, SLG: 0.364
F7
K
4-3
F8
L6
2-H 3-H 1B
6 0 1 2 0 1 3
Ken Harrelson, R (1, 3) OBP: 0.288, SLG: 0.453
F8
BB 1-2
F4
2B
K
F9
5 0 1 0 1 1 1
Ed Rakow, S (1, 1) OBP: 0.200, SLG: 0.146
John Wyatt, R (10, 1)
Manny Jimenez, L (13, PH) OBP: 0.344, SLG: 0.302
Ted Bowsfield, R (13, 1) OBP: 0.190, SLG: 0.111
Bill Fischer, R (13, 1)
3-1
K
G3
K
K
4 0 0 0 0 2 3
0 0 0 0 0 0 0
1 0 0 0 0 1 0
0 0 0 0 0 0 0
0 0 0 0 0 0 0
Kansas City Athletics @ Baltimore Orioles
Memorial Stadium, Baltimore, MD
Sun Jun 30 1963, 3:33 AM EDT
Unknown
livebaseballscorecards.com
AB 49
R 3
H 9
RBI 3
BB 3
SO 7
LOB 19
Inning Stats
R: 0 E: 0 K: 0 S: 3 H: 0 LOB: 0 BB: 0 P: 3
R: 0 E: 0 K: 1 S: 6 H: 1 LOB: 1 BB: 0 P: 6
R: 0 E: 0 K: 0 S: 3 H: 0 LOB: 0 BB: 0 P: 3
R: 0 E: 0 K: 0 S: 4 H: 1 LOB: 1 BB: 0 P: 4
R: 0 E: 0 K: 2 S: 8 H: 1 LOB: 2 BB: 1 P: 12
R: 1 E: 0 K: 0 S: 4 H: 2 LOB: 0 BB: 0 P: 4
R: 0 E: 0 K: 0 S: 3 H: 0 LOB: 0 BB: 0 P: 3
R: 0 E: 0 K: 0 S: 3 H: 0 LOB: 1 BB: 1 P: 7
R: 0 E: 0 K: 0 S: 4 H: 1 LOB: 1 BB: 0 P: 4
R: 0 E: 0 K: 2 S: 8 H: 1 LOB: 1 BB: 0 P: 8
R: 0 E: 0 K: 0 S: 3 H: 0 LOB: 0 BB: 0 P: 3
R: 0 E: 0 K: 1 S: 5 H: 0 LOB: 0 BB: 0 P: 5
R: 0 E: 0 K: 1 S: 5 H: 0 LOB: 0 BB: 0 P: 5
R: 2 E: 0 K: 0 S: 5 H: 2 LOB: 1 BB: 1 P: 9
1B: 6 2B: 3 3B: 0 HR: 0
SF: 0 SAC: 1 DP: 1 HBP: 0
WP: 0 PB: 0 SB: 0 CS: 0
PA: 53
PITCHER IP WLS BF H R ER SO BB IBB HBP BLK WP HR S P ERA WHIP
Robin Roberts, R (1, 1) ERA: 2.85 13.1 L 49 8 2 2 7 2 0 0 0 0 0 61 69 1.35 0.750
Dick Hall, R (14, 1) ERA: 4.73 0.2 4 1 1 1 0 0 1 0 0 0 0 3 7 13.50 1.500
PITCHER IP WLS BF H R ER SO BB IBB HBP BLK WP HR S P ERA WHIP

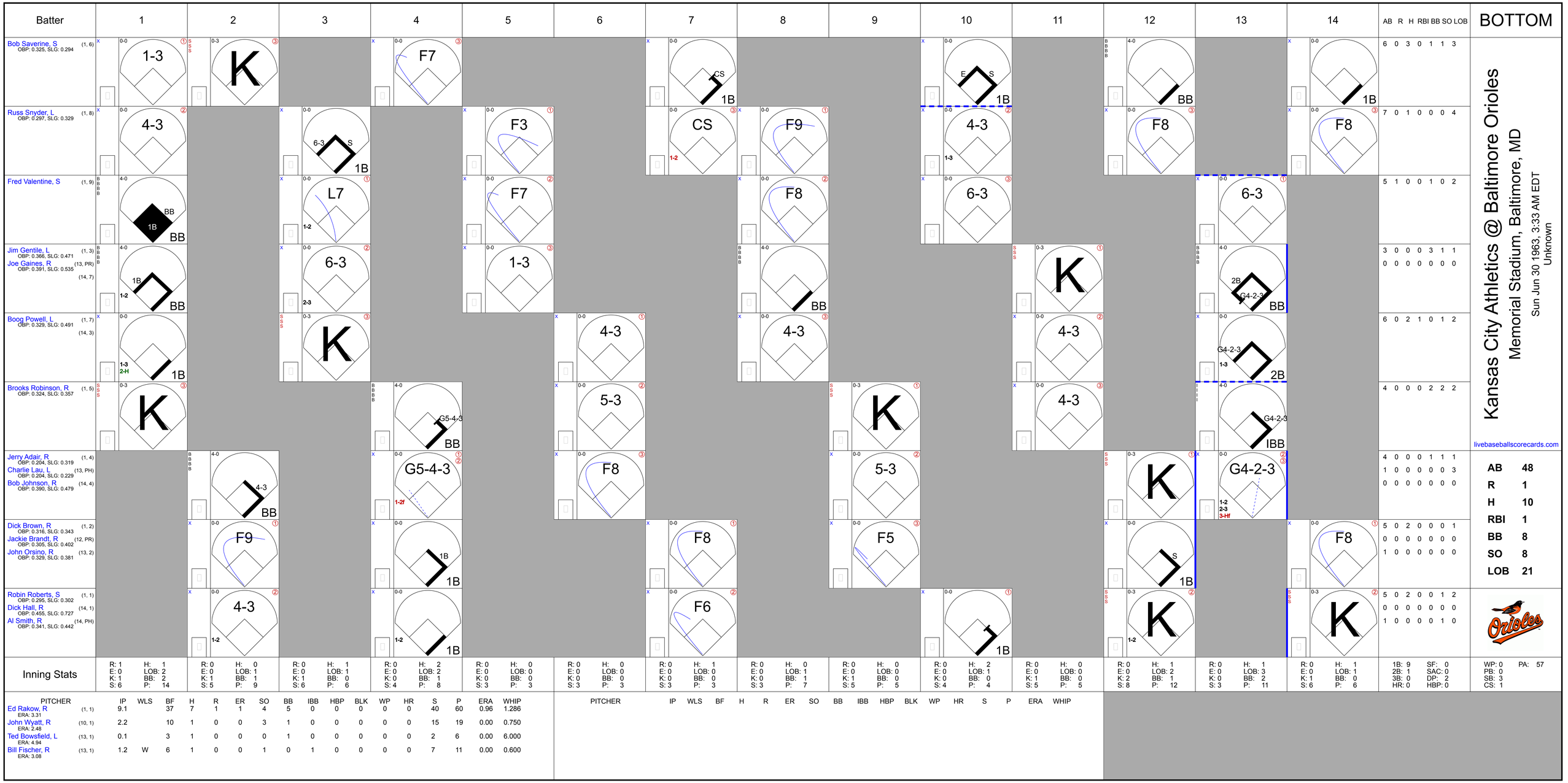
Batter
1
2
3
4
5
6
7
8
9
10
11
12
13
14
AB R H RBI BB SO LOB
BOTTOM
Bob Saverine, S (1, 6) OBP: 0.325, SLG: 0.294
1-3
K
F7
CS 1B
E S 1B
BB
1B
6 0 3 0 1 1 3
Russ Snyder, L (1, 8) OBP: 0.297, SLG: 0.329
4-3
6-3 S 1B
F3
CS 1-2
F9
4-3 1-3
F8
F8
7 0 1 0 0 0 4
Fred Valentine, S (1, 9)
BB 1B BB
L7 1-2
F7
F8
6-3
6-3
5 1 0 0 1 0 2
Jim Gentile, L (1, 3) OBP: 0.366, SLG: 0.471
Joe Gaines, R (13, PR) OBP: 0.391, SLG: 0.535
(14, 7)
1B 1-2 BB
6-3 2-3
1-3
F8 BB
K
2B G4-2-3 BB
3 0 0 0 3 1 1
0 0 0 0 0 0 0
Boog Powell, L (1, 7) OBP: 0.329, SLG: 0.491
(14, 3)
1-3 2-H 1B
K
4-3
4-3
4-3
G4-2-3 1-3 2B
6 0 2 1 0 1 2
Brooks Robinson, R (1, 5) OBP: 0.324, SLG: 0.357
K
G5-4-3 BB
5-3
K
4-3
G4-2-3 IBB
4 0 0 0 2 2 2
Jerry Adair, R (1, 4) OBP: 0.204, SLG: 0.319
Charlie Lau, L (13, PH) OBP: 0.204, SLG: 0.229
Bob Johnson, R (14, 4) OBP: 0.390, SLG: 0.479
4-3 BB
G5-4-3 1-2f
F8
5-3
K
G4-2-3 1-2 2-3 3-Hf
4 0 0 0 1 1 1
1 0 0 0 0 0 3
0 0 0 0 0 0 0
Dick Brown, R (1, 2) OBP: 0.316, SLG: 0.343
Jackie Brandt, R (12, PR) OBP: 0.305, SLG: 0.402
John Orsino, R (13, 2) OBP: 0.329, SLG: 0.381
F9
1B 1B
F8
F5
S 1B
F8
5 0 2 0 0 0 1
0 0 0 0 0 0 0
1 0 0 0 0 0 0
Robin Roberts, S (1, 1) OBP: 0.295, SLG: 0.302
Dick Hall, R (14, 1) OBP: 0.455, SLG: 0.727
Al Smith, R (14, PH) OBP: 0.341, SLG: 0.442
4-3 1-2
1-2 1B
F6
1B
K 1-2
K
5 0 2 0 0 1 2
0 0 0 0 0 0 0
1 0 0 0 0 1 0
Inning Stats
R: 1 E: 0 K: 1 S: 6
H: 1 LOB: 2 BB: 2 P: 14
R: 0 E: 0 K: 1 S: 5
H: 0 LOB: 1 BB: 1 P: 9
R: 0 E: 0 K: 1 S: 6
H: 1 LOB: 1 BB: 0 P: 6
R: 0 E: 0 K: 0 S: 4
H: 2 LOB: 2 BB: 1 P: 8
R: 0 E: 0 K: 0 S: 3
H: 0 LOB: 0 BB: 0 P: 3
R: 0 E: 0 K: 0 S: 3
H: 0 LOB: 0 BB: 0 P: 3
R: 0 E: 0 K: 0 S: 3
H: 1 LOB: 0 BB: 0 P: 3
R: 0 E: 0 K: 0 S: 3
H: 0 LOB: 1 BB: 1 P: 7
R: 0 E: 0 K: 1 S: 5
H: 0 LOB: 0 BB: 0 P: 5
R: 0 E: 0 K: 0 S: 4
H: 2 LOB: 1 BB: 0 P: 4
R: 0 E: 0 K: 1 S: 5
H: 0 LOB: 0 BB: 0 P: 5
R: 0 E: 0 K: 2 S: 8
H: 1 LOB: 2 BB: 1 P: 12
R: 0 E: 0 K: 0 S: 3
H: 1 LOB: 3 BB: 2 P: 11
R: 0 E: 0 K: 1 S: 6
H: 1 LOB: 1 BB: 0 P: 6
1B: 9 2B: 1 3B: 0 HR: 0
SF: 0 SAC: 0 DP: 2 HBP: 0
WP: 0 PB: 0 SB: 3 CS: 1
PA: 57
Kansas City Athletics @ Baltimore Orioles
Memorial Stadium, Baltimore, MD
Sun Jun 30 1963, 3:33 AM EDT
Unknown
livebaseballscorecards.com
AB 48
R 1
H 10
RBI 1
BB 8
SO 8
LOB 21
PITCHER IP WLS BF H R ER SO BB IBB HBP BLK WP HR S P ERA WHIP
Ed Rakow, R (1, 1) ERA: 3.31 9.1 37 7 1 1 4 5 0 0 0 0 0 40 60 0.96 1.286
John Wyatt, R (10, 1) ERA: 2.48 2.2 10 1 0 0 3 1 0 0 0 0 0 15 19 0.00 0.750
Ted Bowsfield, L (13, 1) ERA: 4.94 0.1 3 1 0 0 0 1 0 0 0 0 0 2 6 0.00 6.000
Bill Fischer, R (13, 1) ERA: 3.08 1.2 W 6 1 0 0 1 0 1 0 0 0 0 7 11 0.00 0.600
PITCHER IP WLS BF H R ER SO BB IBB HBP BLK WP HR S P ERA WHIP

Batter	1	2	3	4	5	6	7	8	9	10	11	12	AB	R	H	RBI	BB	SO	LOB
Bobby Del Greco, R (1, 8) OBP: 0.277, SLG: 0.359	F8		HR		K		F4		5-3			K	6	1	1	1	0	2	0
Wayne Causey, L (1, 6) OBP: 0.349, SLG: 0.399	BB, 1B		2B, 1B		1B		4-3			6-3		F8	6	1	3	0	0	0	0
George Alusik, R (1, 9) OBP: 0.303, SLG: 0.369	BB		1B, 2B		F6		6-3			F9		5-3	5	1	1	0	1	0	1
Norm Siebern, L (1, 7) OBP: 0.382, SLG: 0.416	F5		G6-4-3, 1B		F9			1B		1-3			5	0	2	2	0	0	3
Ed Charles, R (1, 5) OBP: 0.342, SLG: 0.385	F3		G6-4-3			5-3		B1			WP, SH1-4, BB		4	0	0	0	1	0	4
Jerry Lumpe, L (1, 4) OBP: 0.282, SLG: 0.301		4-3		F8		4-3		F7			SH1-4		4	0	0	0	0	0	1
Ken Harrelson, R (1, 3) OBP: 0.281, SLG: 0.431		6-3		K		1B		K			K		5	0	1	0	0	3	2
Haywood Sullivan, R (1, 2) OBP: 0.300, SLG: 0.283 Manny Jimenez, L (11, PH) OBP: 0.354, SLG: 0.302 Tony La Russa, R (11, PR) Bill Fischer, R (11, 1)		1-3		1B		1-3, 1B			F8		FC4-6, IBB		4 0 0 0	0 0 0 0	2 0 0 0	0 0 0 0	0 1 0 0	0 0 0 0	0 0 0 0
Diego Segui, R (1, 1) OBP: 0.227, SLG: 0.190 John Wyatt, R (8, 1) Doc Edwards, R (11, PH) OBP: 0.289, SLG: 0.361 (11, 2)			4-3		K	6-3			6-3		FC4-6		3 1 1	0 0 0	0 0 0	0 0 0	0 0 0	1 0 0	3 0 2
Inning Stats	R: 0 E: 0 K: 0 S: 4 H: 1 LOB: 2 BB: 1 P: 8	R: 0 E: 0 K: 0 S: 3 H: 0 LOB: 0 BB: 0 P: 3	R: 3 E: 0 K: 0 S: 6 H: 4 LOB: 0 BB: 0 P: 6	R: 0 E: 0 K: 2 S: 8 H: 1 LOB: 1 BB: 0 P: 8	R: 0 E: 0 K: 1 S: 6 H: 1 LOB: 1 BB: 0 P: 6	R: 0 E: 0 K: 0 S: 5 H: 2 LOB: 2 BB: 0 P: 5	R: 0 E: 0 K: 0 S: 3 H: 0 LOB: 0 BB: 0 P: 3	R: 0 E: 0 K: 1 S: 6 H: 1 LOB: 1 BB: 0 P: 6	R: 0 E: 0 K: 0 S: 3 H: 0 LOB: 0 BB: 0 P: 3	R: 0 E: 0 K: 0 S: 3 H: 0 LOB: 0 BB: 0 P: 3	R: 0 E: 0 K: 1 S: 5 H: 0 LOB: 2 BB: 2 P: 13	R: 0 E: 0 K: 1 S: 5 H: 0 LOB: 0 BB: 0 P: 5	1B: 8 2B: 1 3B: 0 HR: 1	SF: 0 SAC: 1 DP: 1 HBP: 0	WP: 1 PB: 0 SB: 0 CS: 0	PA: 48		

PITCHER	IP	WLS	BF	H	R	ER	SO	BB	IBB	HBP	BLK	WP	HR	S	P	ERA	WHIP
Mike McCormick, L (1, 1) ERA: 3.66	10.1		42	10	3	3	4	2	0	0	0	0	1	48	56	2.61	1.161
Stu Miller, R (11, 1) ERA: 3.17	1.2	W	6	0	0	0	2	0	1	0	0	1	0	9	13	0.00	0.000

PITCHER	IP	WLS	BF	H	R	ER	SO	BB	IBB	HBP	BLK	WP	HR	S	P	ERA	WHIP

TOP

Kansas City Athletics @ Baltimore Orioles

Memorial Stadium, Baltimore, MD

Sun Jun 30 1963, 7:05 PM EDT

Att. 9,840 - Unknown

livebaseballscorecards.com

AB	44
R	3
H	10
RBI	3
BB	3
SO	6
LOB	16

Batter	1	2	3	4	5	6	7	8	9	10	11	12	AB	R	H	RBI	BB	SO	LOB
Bob Saverine, S (1, 6) OBP: 0.313, SLG: 0.284	4-3		4-3		K		4-3			F7		1-2 2-3 3-H 1B	6	0	1	1	0	1	0
Russ Snyder, L (1, 8) OBP: 0.300, SLG: 0.350	E S 1B		6-3			HR		4-3		F8			5	1	2	1	0	0	0
Fred Valentine, S (1, 9) OBP: 0.182, SLG: 0.100	F4 1-3		6-3			K		1B 1B		F7			5	0	1	0	0	1	1
Jim Gentile, L (1, 3) OBP: 0.367, SLG: 0.468	BB			K 1B		F8		S 1-3 1B			F6		4	0	1	0	1	1	0
Boog Powell, L (1, 7) OBP: 0.326, SLG: 0.484	K			1-3 1B		6-3		K 1-2			K2-3		5	0	1	0	0	3	4
Brooks Robinson, R (1, 5) OBP: 0.325, SLG: 0.361	2B			1-3 1-2			HR 1B	K			F9		5	1	2	0	0	1	3
Bob Johnson, R (1, 4) OBP: 0.391, SLG: 0.526	G3						HR 1-H	K				WP 1B 2B	5	2	2	2	0	2	2
John Orsino, R (1, 2) OBP: 0.331, SLG: 0.384	K				F7		F5	9-6 2B				1B IBB 2-3 IBB	4	0	1	0	1	1	1
Mike McCormick, L (1, 1) OBP: 0.185, SLG: 0.296	K				F6		K	9-6 2-3f				1B 1-2 IBB	4	0	0	0	0	2	2
Stu Miller, R (11, 1) OBP: 0.333, SLG: 0.333													0	0	0	0	0	0	0
Al Smith, R (12, PH) OBP: 0.344, SLG: 0.442													0	0	0	0	1	0	0
Inning Stats	R: 0 H: 1 E: 0 LOB: 2 K: 1 BB: 1 S: 6 P: 10		R: 0 H: 1 E: 0 LOB: 1 K: 2 BB: 0 S: 8 P: 8	R: 0 H: 0 E: 0 LOB: 0 K: 0 BB: 0 S: 3 P: 3	R: 0 H: 1 E: 0 LOB: 1 K: 2 BB: 0 S: 8 P: 8	R: 0 H: 0 E: 0 LOB: 0 K: 1 BB: 0 S: 5 P: 5	R: 1 H: 1 E: 0 LOB: 0 K: 1 BB: 0 S: 6 P: 6	R: 2 H: 2 E: 0 LOB: 0 K: 1 BB: 0 S: 7 P: 7	R: 0 H: 2 E: 0 LOB: 2 K: 2 BB: 0 S: 9 P: 9	R: 0 H: 1 E: 0 LOB: 0 K: 1 BB: 0 S: 5 P: 5	R: 0 H: 0 E: 0 LOB: 0 K: 0 BB: 0 S: 3 P: 3	R: 0 H: 0 E: 0 LOB: 0 K: 1 BB: 0 S: 5 P: 5	R: 1 H: 2 E: 0 LOB: 3 K: 0 BB: 2 S: 2 P: 10						

PITCHER	IP	WLS	BF	H	R	ER	SO	BB	IBB	HBP	BLK	WP	HR	S	P	ERA	WHIP
Diego Segui, R (1, 1) ERA: 4.8	7.1		31	8	3	3	8	1	0	0	0	0	2	46	50	3.68	1.227
John Wyatt, R (8, 1) ERA: 2.31	2.2		8	1	0	0	3	0	0	0	0	0	0	14	14	0.00	0.375
Bill Fischer, R (11, 1) ERA: 3.2	1.0	L	7	2	1	1	1	0	2	0	0	1	0	7	15	9.00	2.000

PITCHER	IP	WLS	BF	H	R	ER	SO	BB	IBB	HBP	BLK	WP	HR	S	P	ERA	WHIP

BOTTOM

Kansas City Athletics @ Baltimore Orioles

Memorial Stadium, Baltimore, MD

Sun Jun 30 1963, 7:05 PM EDT

Att. 9,840 - Unknown

livebaseballscorecards.com

AB	43
R	4
H	11
RBI	4
BB	3
SO	12
LOB	13

1B: 6	SF: 0	WP: 1	PA: 46
2B: 4	SAC: 0	PB: 0	
3B: 0	DP: 1	SB: 2	
HR: 2	HBP: 0	CS: 0	

Batter	1	2	3	4	5	6	7	8	9	AB	R	H	RBI	BB	SO	LOB
Bobby Del Greco, R (1, 8) OBP: 0.274, SLG: 0.348	6-3	5-3		K		6-3			CS, BB	4	0	0	0	1	1	1
Wayne Causey, L (1, 6) OBP: 0.350, SLG: 0.414	2B	3-1		HR			K		F8	5	2	2	1	0	1	1
George Alusik, R (1, 9) OBP: 0.307, SLG: 0.370	1B		SH1-3, BB, 1B	6-3			K		6-3	5	2	2	0	0	1	0
Norm Siebern, L (1, 7) OBP: 0.383, SLG: 0.419	FC4-6, 2B		BB		1-3		K			3	1	1	1	1	1	0
Doc Edwards, R (1, 2) OBP: 0.299, SLG: 0.364	IBB		SH1-3		K			6-3, SF9, 1B		2	1	1	0	1	1	0
Ken Harrelson, R (1, 3) OBP: 0.309, SLG: 0.443	FC4-6, 1B		IBB		K			6-3, 1B		3	0	2	1	1	1	0
Jerry Lumpe, L (1, 4) OBP: 0.282, SLG: 0.300	FC4-6		1B			F6		6-3		4	0	1	2	0	0	4
Sammy Esposito, R (1, 5) OBP: 0.143, SLG: 0.167	F6		B3-5			1B		SF9		3	0	1	1	0	0	5
Dave Wickersham, R (1, 1) OBP: 0.190, SLG: 0.171 Moe Drabowsky, R (8, 1) OBP: 0.182, SLG: 0.273 John Wyatt, R (9, 1)		K		F3		K		K		4 0 0	0 0 0	0 0 0	0 0 0	0 0 0	3 0 0	2 0 0
Inning Stats	R: 3, E: 0, K: 0, S: 7 H: 4, LOB: 2, BB: 1, P: 11	R: 0, E: 0, K: 1, S: 5 H: 0, LOB: 0, BB: 0, P: 5	R: 1, E: 0, K: 0, S: 4 H: 2, LOB: 2, BB: 2, P: 12	R: 1, E: 0, K: 1, S: 6 H: 1, LOB: 0, BB: 0, P: 6	R: 0, E: 0, K: 2, S: 7 H: 0, LOB: 0, BB: 0, P: 7	R: 0, E: 0, K: 1, S: 6 H: 1, LOB: 1, BB: 0, P: 6	R: 0, E: 0, K: 3, S: 9 H: 0, LOB: 0, BB: 0, P: 9	R: 1, E: 0, K: 1, S: 7 H: 2, LOB: 1, BB: 0, P: 7	R: 0, E: 0, K: 0, S: 2 H: 0, LOB: 0, BB: 1, P: 6	1B: 7, 2B: 3, 3B: 0, HR: 1 SF: 1, SAC: 1, DP: 1, HBP: 0						

PITCHER	IP	WLS	BF	H	R	ER	SO	BB	IBB	HBP	BLK	WP	HR	S	P	ERA	WHIP
Dave McNally, L (1, 1) ERA: 5.44	2.1	L	16	6	4	4	1	1	2	0	0	0	0	15	27	15.43	3.000
Ike Delock, R (3, 1) ERA: 4.89	2.2		8	1	1	1	3	0	0	0	0	0	1	14	14	3.38	0.375
Wes Stock, R (6, 1) ERA: 3.5	2.0		7	1	0	0	4	0	0	0	0	0	0	15	15	0.00	0.500
Herman Starrette, R (8, 1) ERA: 9.0	1.0		5	2	1	1	1	0	0	0	0	0	0	7	7	9.00	2.000
Stu Miller, R (9, 1) ERA: 3.1	1.0		3	0	0	0	0	1	0	0	0	0	0	2	6	0.00	1.000

PITCHER | IP | WLS | BF | H | R | ER | SO | BB | IBB | HBP | BLK | WP | HR | S | P | ERA | WHIP

TOP

Kansas City Athletics @ Baltimore Orioles

Memorial Stadium, Baltimore, MD

Mon Jul 01 1963, 7:05 PM EDT

Att. 5,232 - Unknown

livebaseballscorecards.com

AB	33
R	6
H	10
RBI	6
BB	4
SO	9
LOB	13

WP: 0 PB: 0 SB: 0 CS: 1 PA: 39

Batter	1	2	3	4	5	6	7	8	9	AB	R	H	RBI	BB	SO	LOB
Bob Saverine, S (1, 6) OBP: 0.307, SLG: 0.269	1-3		K		3-1		4-3		FC3-6, BB	4	0	0	0	1	1	0
Russ Snyder, L (1, 8) OBP: 0.308, SLG: 0.349	F2, 1B		F6		BB			2B, SF9, BB	F7	3	1	1	0	2	0	1
Fred Valentine, S (1, 9) OBP: 0.313, SLG: 0.286	F2 1-2		F6		F5			1B 1-3	FC3-6 1-2	4	1	2	0	1	0	1
Jim Gentile, L (1, 3) OBP: 0.364, SLG: 0.472 Jackie Brandt, R (9, PR) OBP: 0.305, SLG: 0.402	F2 1-2 2-3			1B 3B		F9		SF9 3-H	FC3-6 1-2f 2-3	4 0	1 0	1 0	1 0	0 0	0 0	4 0
Boog Powell, L (1, 7) OBP: 0.320, SLG: 0.474	K			K		F8		F6	4-3	5	0	0	0	0	2	6
Brooks Robinson, R (1, 5) OBP: 0.327, SLG: 0.361		F3		F2		FC5-4, BB		2B, 1B 2-H		3	1	1	1	1	0	1
Bob Johnson, R (1, 4) OBP: 0.407, SLG: 0.543		BB		1B 3-H		FC5-4 1-2f		1B 1-3	2B	3	0	2	1	1	0	1
Dick Brown, R (1, 2) OBP: 0.308, SLG: 0.333 Al Smith, R (8, PH) OBP: 0.346, SLG: 0.445 Stu Miller, R (9, 1) OBP: 0.333, SLG: 0.333		K		F4			5-3	1B 2-3 3-H		3 1 0	0 0 0	0 1 0	0 1 0	1 0 0	2 0 0	2 0 0
Dave McNally, R (1, 1) Ike Delock, R (3, 1) Joe Gaines, R (5, PH) OBP: 0.388, SLG: 0.528 Wes Stock, R (6, 1) Jerry Adair, R (7, PH) OBP: 0.203, SLG: 0.317 Herman Starrette, R (8, 1) John Orsino, R (8, PH) OBP: 0.329, SLG: 0.381 (9, 2)	K				K		F4	K		1 0 1 0 1 0 1	0 0 0 0 0 0 0	0 0 0 0 0 0 0	0 0 0 0 0 0 0	0 0 0 0 0 0 0	1 0 1 0 0 0 0	1 0 0 0 0 0 0
Inning Stats	R: 0 E: 0 K: 1 S: 7 H: 2 LOB: 2 BB: 0 P: 7	R: 0 E: 0 K: 2 S: 7 H: 0 LOB: 1 BB: 1 P: 11	R: 0 E: 0 K: 1 S: 5 H: 0 LOB: 0 BB: 0 P: 5	R: 1 E: 0 K: 1 S: 7 H: 2 LOB: 1 BB: 0 P: 7	R: 0 E: 0 K: 1 S: 5 H: 0 LOB: 1 BB: 1 P: 9	R: 0 E: 0 K: 0 S: 3 H: 0 LOB: 1 BB: 1 P: 7	R: 0 E: 0 K: 0 S: 3 H: 0 LOB: 0 BB: 0 P: 3	R: 3 E: 0 K: 1 S: 9 H: 4 LOB: 2 BB: 1 P: 13	R: 0 E: 0 K: 0 S: 3 H: 0 LOB: 2 BB: 2 P: 11	1B: 5 2B: 2 3B: 1 HR: 0	SF: 1 SAC: 0 DP: 0 HBP: 0			WP: 0 PB: 0 SB: 0 CS: 0	PA: 41		

PITCHER	IP	WLS	BF	H	R	ER	SO	BB	IBB	HBP	BLK	WP	HR	S	P	ERA	WHIP
Dave Wickersham, R (1, 1) ERA: 3.61	7.2	W	34	7	4	4	6	4	0	0	0	0	0	42	58	4.70	1.435
Moe Drabowsky, R (8, 1) ERA: 3.6	0.2		5	1	0	0	1	2	0	0	0	0	0	5	13	0.00	4.500
John Wyatt, R (9, 1) ERA: 2.27	0.2	S	2	0	0	0	0	0	0	0	0	0	0	2	2	0.00	0.000

PITCHER	IP	WLS	BF	H	R	ER	SO	BB	IBB	HBP	BLK	WP	HR	S	P	ERA	WHIP

BOTTOM

Kansas City Athletics @ Baltimore Orioles

Memorial Stadium, Baltimore, MD

Mon Jul 01 1963, 7:05 PM EDT

Att. 5,232 - Unknown

livebaseballscorecards.com

AB	34
R	4
H	8
RBI	4
BB	6
SO	7
LOB	19

Batter	1	2	3	4	5	6	7	8	9	AB	R	H	RBI	BB	SO	LOB
Bobby Del Greco, R (1, 8) OBP: 0.272, SLG: 0.338	5-3		5-3		BB			1-3	F7	4	0	0	0	1	0	2
Wayne Causey, L (1, 6) OBP: 0.349, SLG: 0.409	4-3		3-1		F5			2B BB		3	1	0	0	1	0	1
George Alusik, R (1, 9) OBP: 0.318, SLG: 0.384	1B		L3			G3 BB		1-H 2B		3	0	2	1	1	0	0
Norm Siebern, L (1, 7) OBP: 0.381, SLG: 0.420	F7			WP 6-3 2B		G3 1-2		4-3		4	1	1	0	0	0	3
Ed Charles, R (1, 5) OBP: 0.337, SLG: 0.380		4-3		6-3 2-H		F8		4-3		4	0	0	1	0	0	2
Ken Harrelson, R (1, 3) OBP: 0.292, SLG: 0.415		6-3		6-3		5-3			K	4	0	0	0	0	1	1
Jerry Lumpe, L (1, 4) OBP: 0.282, SLG: 0.301		1B 1B		1-3			4-3		L4	3	0	1	0	0	0	0
Sammy Esposito, R (8, 4) OBP: 0.125, SLG: 0.143										1	0	0	0	0	0	0
Charlie Lau, L (1, 2) OBP: 0.226, SLG: 0.250		1-3 1B			F4		4-3		1B	4	0	2	0	0	0	0
Orlando Pena, R (1, 1) OBP: 0.235, SLG: 0.233		5-3			5-3		K		1-2 1B	2	0	0	0	0	0	2
Chuck Essegian, R (7, PH) OBP: 0.302, SLG: 0.358										1	0	0	0	0	1	0
Dale Willis, R (7, 1) OBP: 0.250, SLG: 0.250										0	0	0	0	0	0	0
Gino Cimoli, R (9, PH) OBP: 0.336, SLG: 0.385										1	0	1	0	0	0	0

TOP

Kansas City Athletics @ Washington Senators
D.C. Stadium, Washington, DC
Tue Jul 02 1963, 7:05 PM EDT
Att. 3,429 - Unknown

livebaseballscorecards.com

AB	34
R	2
H	7
RBI	2
BB	3
SO	2
LOB	11

Inning Stats	1	2	3	4	5	6	7	8	9
	R: 0 E: 0 K: 0 S: 4	H: 1 LOB: 1 BB: 0 P: 4	R: 0 E: 0 K: 0 S: 5	H: 2 LOB: 2 BB: 0 P: 5	R: 0 E: 0 K: 0 S: 3	H: 0 LOB: 0 BB: 0 P: 3	R: 1 E: 0 K: 0 S: 4	H: 1 LOB: 0 BB: 0 P: 4	R: 0 E: 0 K: 0 S: 3	H: 0 LOB: 1 BB: 1 P: 7	R: 0 E: 0 K: 1 S: 5	H: 0 LOB: 0 BB: 0 P: 5	R: 1 E: 0 K: 0 S: 4	H: 1 LOB: 1 BB: 1 P: 8	R: 0 E: 0 K: 1 S: 7	H: 2 LOB: 2 BB: 0 P: 7

| | | | | | | | | | |

BOTTOM

Batter	1	2	3	4	5	6	7	8	9	AB	R	H	RBI	BB	SO	LOB
Marv Breeding, R (1, 4) OBP: 0.297, SLG: 0.325	5-3		4-3 2-3		E 1B 2-H 3-H 1B		SF9 SH1-4 1-2 1B	F8		4	1	2	2	0	0	1
Chuck Cottier, R (8, 4) OBP: 0.231, SLG: 0.322										1	0	0	0	0	0	1
Chuck Hinton, R (1, 7) OBP: 0.321, SLG: 0.440	K		F4		E5 WP 1B 1-2		SH1-4 1-2 2-3	F8		4	0	0	0	0	1	3
Jim King, L (1, 9) OBP: 0.329, SLG: 0.507	F8			SF7 3B	WP 1-2 2-H 1B		IBB			3	1	2	1	1	0	0
Bobo Osborne, L (1, 3) OBP: 0.315, SLG: 0.414		K		G3	K 1-2 2-3		SF9 2-3 3-H			3	0	0	1	0	2	3
Don Lock, R (1, 8) OBP: 0.321, SLG: 0.423		FC5-4 1B		SF7 3-H	F7		K			3	0	1	1	0	1	4
Don Zimmer, R (1, 5) OBP: 0.279, SLG: 0.475		P1		3-1		F9		G3 HBP E 1B		4	1	1	0	0	0	1
Ed Brinkman, R (1, 6) OBP: 0.274, SLG: 0.324		FC5-4 1-2f			E6 SH3-4 E 1B		F3	G3 1-2 E HBP		3	2	0	0	0	0	1
Hobie Landrith, L (1, 2) OBP: 0.318, SLG: 0.239			4-3 SH1-3 1B		E3 SH3-4 1-2 1B		F5	G3 1-2 2-3		4	1	1	0	0	0	3
Bennie Daniels, L (1, 1) OBP: 0.350, SLG: 0.188			SH1-3 1-2		SH3-4 1-2 2-3		SH1-4 1B SF9 BB	E1 2-H 3-H 1B		1	1	1	1	1	0	0
Inning Stats	R: 0 H: 0 E: 0 LOB: 0 K: 1 BB: 0 S: 5 P: 5	R: 0 H: 1 E: 0 LOB: 1 K: 1 BB: 0 S: 6 P: 6	R: 0 H: 1 E: 0 LOB: 1 K: 0 BB: 0 S: 4 P: 4	R: 1 H: 1 E: 0 LOB: 0 K: 0 BB: 0 S: 4 P: 4	R: 3 H: 2 E: 3 LOB: 2 K: 1 BB: 0 S: 10 P: 10	R: 0 H: 0 E: 0 LOB: 0 K: 0 BB: 0 S: 3 P: 3	R: 1 H: 1 E: 0 LOB: 2 K: 1 BB: 2 S: 6 P: 14	R: 2 H: 2 E: 1 LOB: 1 K: 0 BB: 0 S: 5 P: 6		1B: 7 SF: 2 2B: 0 SAC: 3 3B: 1 DP: 0 HR: 0 HBP: 1						

PITCHER	IP	WLS	BF	H	R	ER	SO	BB	IBB	HBP	BLK	WP	HR	S	P	ERA	WHIP
Orlando Pena, R (1, 1) ERA: 3.3	6.0	L	26	5	4	1	3	0	0	0	0	1	0	32	32	1.50	0.833
Dale Willis, R (7, 1) ERA: 4.5	2.0		12	3	3	3	1	1	1	1	0	0	0	11	20	13.50	2.000

PITCHER	IP	WLS	BF	H	R	ER	SO	BB	IBB	HBP	BLK	WP	HR	S	P	ERA	WHIP

Kansas City Athletics @ Washington Senators
D.C. Stadium, Washington, DC
Tue Jul 02 1963, 7:05 PM EDT
Att. 3,429 - Unknown

livebaseballscorecards.com

AB	30
R	7
H	8
RBI	6
BB	2
SO	4
LOB	17

WP: 1 PA: 38
PB: 0
SB: 0
CS: 0

Batter	1	2	3	4	5	6	7	8	9	AB	R	H	RBI	BB	SO	LOB
Bobby Del Greco, R (1, 8) OBP: 0.271, SLG: 0.336	F9			K		F7			1B	4	0	1	0	0	1	0
Wayne Causey, L (1, 6) OBP: 0.357, SLG: 0.430	F8 2B			6-3 BB			HR		1-3 1B	3	1	3	1	1	0	0
George Alusik, R (1, 9) OBP: 0.316, SLG: 0.376	F8 2-3			6-3 1-2			FC3-6 BB		K	3	0	0	0	1	1	4
Norm Siebern, L (1, 7) OBP: 0.377, SLG: 0.414		K		F8			FC3-6 G1-6-3 1-2f		L7	4	0	0	0	0	1	4
Charlie Lau, L (1, 2) OBP: 0.214, SLG: 0.236		K			3-1		G1-6-3 1-2f			3	0	0	0	0	1	1
Ed Charles, R (1, 5) OBP: 0.334, SLG: 0.376		F9			F4			6-3		3	0	0	0	0	0	0
Jerry Lumpe, L (1, 4) OBP: 0.279, SLG: 0.298			F6		F8			F7		3	0	0	0	0	0	0
Ken Harrelson, R (1, 3) OBP: 0.280, SLG: 0.397			K			K		6-3		3	0	0	0	0	2	0
Moe Drabowsky, R (1, 1) OBP: 0.154, SLG: 0.231			K			F6			F2	2	0	0	0	0	1	0
Ted Bowsfield, R (8, 1) OBP: 0.190, SLG: 0.111										0	0	0	0	0	0	0
John Wyatt, R (8, 1)										0	0	0	0	0	0	0
Gino Cimoli, R (9, PH) OBP: 0.335, SLG: 0.383										1	0	0	0	0	0	0
Inning Stats	R: 0 E: 0 K: 0 S: 3 H: 1 LOB: 0 BB: 0 P: 3	R: 0 E: 0 K: 2 S: 7 H: 0 LOB: 0 BB: 0 P: 7	R: 0 E: 0 K: 2 S: 7 H: 0 LOB: 0 BB: 0 P: 7	R: 0 E: 0 K: 1 S: 5 H: 0 LOB: 1 BB: 1 P: 9	R: 0 E: 0 K: 0 S: 3 H: 0 LOB: 0 BB: 0 P: 3	R: 0 E: 0 K: 1 S: 5 H: 0 LOB: 0 BB: 0 P: 5	R: 1 E: 0 K: 0 S: 3 H: 1 LOB: 0 BB: 1 P: 7	R: 0 E: 0 K: 0 S: 3 H: 0 LOB: 0 BB: 0 P: 3	R: 0 E: 0 K: 1 S: 7 H: 2 LOB: 2 BB: 0 P: 7	1B: 2 2B: 1 3B: 0 HR: 1	SF: 0 SAC: 0 DP: 1 HBP: 0						

TOP

Kansas City Athletics @ Washington Senators
D.C. Stadium, Washington, DC
Thu Jul 04 1963, 3:33 AM EDT
Unknown

livebaseballscorecards.com

AB	29
R	1
H	4
RBI	1
BB	2
SO	7
LOB	9

PITCHER		IP	WLS	BF	H	R	ER	SO	BB	IBB	HBP	BLK	WP	HR	S	P	ERA	WHIP
Tom Cheney, R ERA: 2.88	(1, 1)	8.1	W	29	4	1	1	6	2	0	0	0	0	1	39	47	1.08	0.720
Ron Kline, R ERA: 2.37	(9, 1)	0.2	S	2	0	0	0	1	0	0	0	0	0	0	4	4	0.00	0.000

PITCHER	IP	WLS	BF	H	R	ER	SO	BB	IBB	HBP	BLK	WP	HR	S	P	ERA	WHIP

Batter	1	2	3	4	5	6	7	8	9	AB	R	H	RBI	BB	SO	LOB
Marv Breeding, R (1, 4) OBP: 0.296, SLG: 0.323	F7		F8		K			FC3-6, 1B, BLK 1B		4	1	1	0	0	1	0
Chuck Cottier, R (9, 4) OBP: 0.231, SLG: 0.322										0	0	0	0	0	0	0
Chuck Hinton, R (1, 7) OBP: 0.320, SLG: 0.437	5-3		F6			K		1-2 FC3-6 1B		4	0	1	0	0	1	0
Jim King, L (1, 9) OBP: 0.336, SLG: 0.507	BB		S BB			FC6-4 1B		1-2f 2-3 FC3-6 BLK BB		2	0	1	0	2	0	2
Bobo Osborne, L (1, 3) OBP: 0.312, SLG: 0.409	4-3		K 1-2			F9		BB BLK 1-2		3	0	0	0	0	1	3
Minnie Minoso, R (8, PH) OBP: 0.326, SLG: 0.273										0	0	0	0	1	0	0
Hobie Landrith, L (9, 2) OBP: 0.318, SLG: 0.239										0	0	0	0	0	0	0
Don Leppert, R (1, 2) OBP: 0.318, SLG: 0.429		6-3		4-3		FC6-4 1-2f		1-2 2-3 3-H 4-3		3	0	0	0	0	0	1
Dick Phillips, L (8, PH) OBP: 0.308, SLG: 0.247 (9, 3)										1	0	0	0	0	0	2
Don Lock, R (1, 8) OBP: 0.321, SLG: 0.420		K		K			L4-3 BB			2	0	0	0	1	2	0
Don Zimmer, R (1, 5) OBP: 0.283, SLG: 0.465		S 1B 1B		6-3			F9			3	1	1	0	0	0	1
Ed Brinkman, R (1, 6) OBP: 0.274, SLG: 0.324		1-H 1B			F8		L4-3 1-2			3	0	1	1	0	0	1
Tom Cheney, R (1, 1) OBP: 0.071, SLG: 0.071		5-3			1-3			6-3		3	0	0	0	0	0	1
Ron Kline, R (9, 1) OBP: 0.333, SLG: 1.000										0	0	0	0	0	0	0
Inning Stats	R: 0 E: 0 K: 0 S: 3 H: 0 LOB: 1 BB: 1 P: 7	R: 1 E: 0 K: 1 S: 7 H: 2 LOB: 1 BB: 0 P: 7	R: 0 E: 0 K: 1 S: 5 H: 0 LOB: 1 BB: 1 P: 9	R: 0 E: 0 K: 1 S: 5 H: 0 LOB: 0 BB: 0 P: 5	R: 0 E: 0 K: 1 S: 5 H: 0 LOB: 0 BB: 0 P: 5	R: 0 E: 0 K: 1 S: 6 H: 1 LOB: 1 BB: 0 P: 6	R: 0 E: 0 K: 0 S: 2 H: 0 LOB: 0 BB: 1 P: 6	R: 1 E: 0 K: 0 S: 5 H: 2 LOB: 2 BB: 1 P: 9		1B: 5 2B: 1 3B: 0 HR: 0 SF: 0 SAC: 0 DP: 1 HBP: 0						

PITCHER		IP	WLS	BF	H	R	ER	SO	BB	IBB	HBP	BLK	WP	HR	S	P	ERA	WHIP
Moe Drabowsky, R ERA: 3.38	(1, 1)	7.1	L	29	5	2	2	5	3	0	0	0	0	0	36	48	2.46	1.091
Ted Bowsfield, L ERA: 4.92	(8, 1)	0.1		2	0	0	0	0	1	0	0	0	0	0	1	5	0.00	3.000
John Wyatt, R ERA: 2.25	(8, 1)	0.1		1	0	0	0	0	0	0	0	1	0	0	1	1	0.00	0.000

PITCHER	IP	WLS	BF	H	R	ER	SO	BB	IBB	HBP	BLK	WP	HR	S	P	ERA	WHIP

BOTTOM

Kansas City Athletics @ Washington Senators
D.C. Stadium, Washington, DC
Thu Jul 04 1963, 3:33 AM EDT
Unknown

livebaseballscorecards.com

AB	28
R	2
H	5
RBI	1
BB	4
SO	5
LOB	11

WASHINGTON SENATORS

PA: 32
WP: 0
PB: 0
SB: 2
CS: 0

Batter	1	2	3	4	5	6	7	8	9	AB	R	H	RBI	BB	SO	LOB
Bobby Del Greco, R (1, 8) OBP: 0.277, SLG: 0.331	BBBB 4-0 FC6-3 BB		x 0-0 E3 SF8-3-5 5-3 1-3 2-H		x 0-0 ① FC3-6 L1-3 1-2f		BBBB 4-0 BB			2	0	0	0	2	0	2
Wayne Causey, L (1, 6) OBP: 0.352, SLG: 0.424	x 0-0 ① F7		x 0-0 ① 5-3 1-2		x 0-0 ②③ L1-3 1-2		SSS 0-3 ③ K			4	0	0	0	0	1	6
Ed Charles, R (1, 5) OBP: 0.336, SLG: 0.376	x 0-0 ② F9		IIII 4-0 IBB			x 0-0 E E 1B		x 0-0 ① F7		3	0	1	0	1	0	1
Norm Siebern, L (1, 7) OBP: 0.372, SLG: 0.409	x 0-0 ③ FC6-3 1-2f		x 0-0 ②③ SF8-3-5 2-3 3-H			x 0-0 ① F7 1-3		x 0-0 ② F7		3	0	0	1	0	0	2
Doc Edwards, R (1, 2) OBP: 0.314, SLG: 0.372		x 0-0 G6-4-3 1B		x 0-0 ① 6-3		BBBB 4-0 G6-4-3 BB		x 0-0 1B		3	0	2	0	1	0	0
Gino Cimoli, R (1, 9) OBP: 0.332, SLG: 0.380 George Alusik, R (4, 9) OBP: 0.313, SLG: 0.371		SSS 0-3 ① K		x 0-0 ② F7		x 0-0 ②③ G6-4-3 1-2f		x 0-0 ③ F9		2 2	0 0	0 0	0 0	0 0	1 0	1 3
Ken Harrelson, R (1, 3) OBP: 0.291, SLG: 0.386		x 0-0 ②③ G6-4-3 1-2f		BBBB 4-0 BB			x 0-0 ① L5		BBBB 4-0 FC4-6 BB	2	0	0	0	2	0	1
Sammy Esposito, R (1, 4) OBP: 0.182, SLG: 0.111 Jerry Lumpe, L (9, PH) OBP: 0.278, SLG: 0.297			BBBB 4-0 SH E BB	x 0-0 ③ F9			x 0-0 ② 5-3	x 0-0 ① FC4-6 G6-3 1-2f		2 1	1 0	0 0	0 0	1 0	0 0	1 1
Diego Segui, R (1, 1) OBP: 0.292, SLG: 0.348 John Wyatt, R (7, 1) Charlie Lau, L (9, PH) OBP: 0.211, SLG: 0.232			x 0-0 SH E 1-2 SF8-3-5		x 0-0 FC3-6 1B		x 0-0 3B	x 0-0 ②③ G6-3 1-2f		2 0 1	1 0 0	2 0 0	0 0 0	0 0 0	0 0 0	0 0 1
Inning Stats	R: 0 E: 0 K: 0 S: 3 H: 0 LOB: 1 BB: 1 P: 7	R: 0 E: 0 K: 1 S: 5 H: 1 LOB: 0 BB: 0 P: 5	R: 2 E: 2 K: 0 S: 4 H: 0 LOB: 1 BB: 2 P: 12	R: 0 E: 0 K: 0 S: 3 H: 0 LOB: 1 BB: 1 P: 7	R: 0 E: 0 K: 0 S: 3 H: 1 LOB: 0 BB: 0 P: 3	R: 0 E: 1 K: 0 S: 3 H: 1 LOB: 1 BB: 1 P: 7	R: 0 E: 0 K: 1 S: 6 H: 1 LOB: 2 BB: 1 P: 10	R: 0 E: 0 K: 0 S: 4 H: 1 LOB: 1 BB: 0 P: 4	R: 0 E: 0 K: 0 S: 2 H: 0 LOB: 0 BB: 1 P: 6	1B: 4 2B: 2 3B: 1 HR: 0	SF: 1 SAC: 1 DP: 5 HBP: 0					

PITCHER		IP	WLS	BF	H	R	ER	SO	BB	IBB	HBP	BLK	WP	HR	S	P	ERA	WHIP
Claude Osteen, L ERA: 3.24	(1, 1)	8.0	W	34	5	2	0	2	6	1	0	0	0	0	31	59	0.00	1.375
Ron Kline, R ERA: 2.31	(9, 1)	1.0	S	2	0	0	0	0	0	0	0	0	0	0	2	2	0.00	0.000

PITCHER	IP	WLS	BF	H	R	ER	SO	BB	IBB	HBP	BLK	WP	HR	S	P	ERA	WHIP

TOP

Kansas City Athletics @ Washington Senators
D.C. Stadium, Washington, DC
Thu Jul 04 1963, 3:38 AM EDT
Att. 9,943 - Unknown

livebaseballscorecards.com

AB	27
R	2
H	5
RBI	1
BB	7
SO	2
LOB	19

1B: 4	SF: 1	WP: 0	PA: 36
2B: 2	SAC: 1	PB: 0	
3B: 1	DP: 5	SB: 0	
HR: 0	HBP: 0	CS: 0	

BOTTOM

Kansas City Athletics @ Washington Senators
D.C. Stadium, Washington, DC
Thu Jul 04 1963, 3:38 AM EDT
Att. 9,943 - Unknown

livebaseballscorecards.com

Batter	1	2	3	4	5	6	7	8	9	AB	R	H	RBI	BB	SO	LOB
Marv Breeding, R (1, 4) OBP: 0.299, SLG: 0.325	0-0 1B G6-3 1B		x 0-0 F7 ①		x 0-0 1B 1B		x 0-0 L5 ①	x 0-0 5-3 ②		5	1	2	0	0	0	1
Chuck Cottier, R (9, 4) OBP: 0.231, SLG: 0.322										0	0	0	0	0	0	0
Chuck Hinton, R (1, 7) OBP: 0.324, SLG: 0.440	x 0-0 G6-3 1-3 1B		x 0-0 5-3 ②		x 0-0 1-3 1B		x 0-0 1B S BB 1B	x 0-0 6-3 ③		5	1	3	0	0	0	1
Jim King, L (1, 9) OBP: 0.335, SLG: 0.500	x 0-0 G6-3 ① ② 1-2f 3-H		x 0-0 4-3 ③		4-0 IBB		x 0-0 F9 ② 1-2			3	0	0	0	1	0	2
Bobo Osborne, L (1, 3) OBP: 0.311, SLG: 0.404	x 0-0 G3 ③			S S S 0-3 K ①	S S S 0-3 K ②		4-0 BB 1B IBB			3	0	0	0	1	2	3
Don Lock, R (1, 8) OBP: 0.327, SLG: 0.423		x 0-0 1B 1B		B B B B 4-0 S 1B BB	S S S 0-3 K ③		x 0-0 BB 1-2 2-3 1B			3	1	2	0	1	1	3
Don Zimmer, R (1, 5) OBP: 0.280, SLG: 0.435		S S S 0-3 K ①	x 0-0 F7 ② 1-2			S S S 0-3 K ① B B B B	4-0 1-2 2-3 3-H BB			3	0	0	1	1	2	2
Ed Brinkman, R (1, 6) OBP: 0.280, SLG: 0.330		x 0-0 1-2 1B	x 0-0 2-H 1B		x 0-0 1B		x 0-0 6-3 ③			4	0	3	1	0	0	3
Hobie Landrith, L (1, 2) OBP: 0.315, SLG: 0.240		x 0-0 F9 ②	x 0-0 F8 ③			S S S 0-3 K ②		x 0-0 SH1-4 1B		4	0	1	0	0	1	4
Claude Osteen, L (1, 1) OBP: 0.152, SLG: 0.125		x 0-0 F9 ③			x 0-0 F7 ①	S S S 0-3 K ③		x 0-0 SH1-4 ① 1-2		3	0	0	0	0	1	3
Ron Kline, R (9, 1) OBP: 0.333, SLG: 1.000										0	0	0	0	0	0	0
Inning Stats	R: 1 H: 2 E: 0 LOB: 0 K: 0 BB: 0 S: 4 P: 4	R: 0 H: 2 E: 0 LOB: 2 K: 1 BB: 0 S: 7 P: 7	R: 0 H: 0 E: 0 LOB: 0 K: 0 BB: 0 S: 3 P: 3	R: 1 H: 1 E: 0 LOB: 1 K: 1 BB: 1 S: 6 P: 10	R: 0 H: 2 E: 0 LOB: 3 K: 2 BB: 1 S: 9 P: 13	R: 0 H: 1 E: 0 LOB: 1 K: 3 BB: 0 S: 10 P: 10	R: 1 H: 2 E: 0 LOB: 3 K: 0 BB: 2 S: 5 P: 13	R: 0 H: 1 E: 0 LOB: 1 K: 0 BB: 0 S: 4 P: 4		1B: 11 SF: 0 2B: 0 SAC: 1 3B: 0 DP: 1 HR: 0 HBP: 0						

PITCHER		IP	WLS	BF	H	R	ER	SO	BB	IBB	HBP	BLK	WP	HR	S	P	ERA	WHIP
Diego Segui, R ERA: 4.73	(1, 1)	6.2	L	32	10	3	3	7	1	2	0	0	0	0	43	55	4.05	1.650
John Wyatt, R ERA: 2.18	(7, 1)	1.1		6	1	0	0	0	1	0	0	0	0	0	5	9	0.00	1.500

PITCHER	IP	WLS	BF	H	R	ER	SO	BB	IBB	HBP	BLK	WP	HR	S	P	ERA	WHIP

AB	33
R	3
H	11
RBI	2
BB	4
SO	7
LOB	22

WP: 0 PA: 38
PB: 0
SB: 2
CS: 0

Batter	1	2	3	4	5	6	7	8	9	AB	R	H	RBI	BB	SO	LOB
Bobby Del Greco, R (1, 8) OBP: 0.274, SLG: 0.327	0-0 G3 1B 1B 1B	0-0 F3			0-0 F7		0-0 E5 1-2 2-3		0-0 G6-4-3 1-2f	5	1	1	0	0	0	4
Wayne Causey, L (1, 6) OBP: 0.347, SLG: 0.417	0-0 F5		SSS 0-3 K		0-0 F6		SSS 0-3 K		0-0 1-3	5	0	0	0	0	2	5
Ed Charles, R (1, 5) OBP: 0.338, SLG: 0.379	0-0 G3 1-2 1B 1B		0-0 F8 1B		0-0 F8		0-0 SF8 3-H			3	1	2	1	0	0	0
Norm Siebern, L (1, 7) OBP: 0.370, SLG: 0.407	0-0 G3 1-2 2-3		0-0 F8 1-2			0-0 CS 1B	0-0 L9			4	0	1	0	0	0	5
Doc Edwards, R (1, 2) OBP: 0.312, SLG: 0.368	0-0 2-H 3-H 1B		0-0 6-3			0-0 6-3 1-2		0-0 6-3		4	0	1	2	0	0	2
George Alusik, R (1, 9) OBP: 0.311, SLG: 0.367	0-0 F6			0-0 L9		0-0 1B		0-0 6-3		4	0	1	0	0	0	1
Jerry Lumpe, L (1, 4) OBP: 0.281, SLG: 0.297		0-0 SH1-3 1B		SSS 0-3 K		0-0 F7		BBBB 4-0 BB		3	0	1	0	1	1	1
Ken Harrelson, R (1, 3) OBP: 0.301, SLG: 0.384		0-0 F8		0-0 1B			BBBB 4-0 E 1B SF8 BB	0-0 F8		3	1	1	0	1	0	2
Dave Wickersham, R (1, 1) OBP: 0.186, SLG: 0.167 Dale Willis, R (6, 1) OBP: 0.250, SLG: 0.250 Chuck Essegian, R (7, PH) OBP: 0.306, SLG: 0.363 Tony La Russa, R (7, PR) John Wyatt, R (7, 1) Gino Cimoli, R (9, PH) OBP: 0.335, SLG: 0.383 Sammy Esposito, R (9, PR) OBP: 0.182, SLG: 0.111		0-0 SH1-3 1-2	SSS 0-3 K				0-0 E 1-2 1B		0-0 G6-4-3 1B	1 0 1 0 0 1 0	0 0 0 0 0 0 0	0 0 1 0 0 1 0	0 0 0 0 0 0 0	0 0 0 0 0 0 0	1 0 0 0 0 0 0	1 0 0 0 0 0 0
Inning Stats	R: 2 E: 0 K: 0 S: 6 H: 3 LOB: 1 BB: 0 P: 6	R: 0 E: 0 K: 0 S: 4 H: 1 LOB: 1 BB: 0 P: 4	R: 0 E: 0 K: 1 S: 6 H: 1 LOB: 1 BB: 0 P: 6	R: 0 E: 0 K: 2 S: 8 H: 1 LOB: 1 BB: 0 P: 8	R: 0 E: 0 K: 0 S: 3 H: 0 LOB: 0 BB: 0 P: 3	R: 0 E: 0 K: 0 S: 4 H: 2 LOB: 1 BB: 0 P: 4	R: 1 E: 1 K: 1 S: 7 H: 1 LOB: 2 BB: 1 P: 11	R: 0 E: 0 K: 0 S: 3 H: 0 LOB: 1 BB: 1 P: 7	R: 0 E: 0 K: 0 S: 3 H: 1 LOB: 1 BB: 0 P: 3	1B: 10 2B: 0 3B: 0 HR: 0	SF: 1 SAC: 1 DP: 1 HBP: 0					

TOP

Kansas City Athletics @ Detroit Tigers

Tiger Stadium, Detroit, MI

Fri Jul 05 1963, 7:05 PM EDT

Att. 12,814 - Unknown

livebaseballscorecards.com

AB	34
R	3
H	10
RBI	3
BB	2
SO	4
LOB	21

WP: 0 PB: 0 SB: 0 CS: 1 PA: 38

PITCHER	IP	W/L/S	BF	H	R	ER	SO	BB	IBB	HBP	BLK	WP	HR	S	P	ERA	WHIP
Mickey Lolich, L (1, 1) ERA: 3.38	9.0	W	38	10	3	2	4	2	0	0	0	0	0	44	52	2.00	1.333

PITCHER	IP	W/L/S	BF	H	R	ER	SO	BB	IBB	HBP	BLK	WP	HR	S	P	ERA	WHIP

Batter	1	2	3	4	5	6	7	8	9	AB	R	H	RBI	BB	SO	LOB
Jake Wood, R (1, 4) OBP: 0.327, SLG: 0.406	6-3		FC5-4 1-2f		1-3 1-2 3-H		SH5-4 1-2 2-3			3	0	0	0	0	0	2
Dick McAuliffe, L (1, 6) OBP: 0.336, SLG: 0.394	L6-4-3 1B			F9		FC6-4 1B	FC L6-4-3 3-H			4	0	2	1	0	0	1
Al Kaline, R (1, 9) OBP: 0.390, SLG: 0.549 George Thomas, R (8, 9) OBP: 0.262, SLG: 0.328	L6-4-3 1-2			L6		L7	L6-4-3 1-2			4 0	0 0	0 0	0 0	0 0	0 0	4 0
Rocky Colavito, R (1, 7) OBP: 0.358, SLG: 0.405		F9		F8		FC6-4 BB 1-2f 1B		F5		4	1	0	0	0	0	1
Norm Cash, L (1, 3) OBP: 0.336, SLG: 0.406		F8			1B SF7 2B	BBBB	4-0 1B 1-2 BB	1B		3	1	2	0	1	0	0
Bill Bruton, L (1, 8) OBP: 0.305, SLG: 0.357		1-3			FC6-4 1B WP 2-3 1B	1-3 2-H 1B		F9		4	1	2	1	0	0	1
Bubba Phillips, R (1, 5) OBP: 0.257, SLG: 0.294			F8		SF7 3-H	4-3		5-3		3	0	0	1	0	0	3
Bill Freehan, R (1, 2) OBP: 0.373, SLG: 0.435			4-3		FC6-4 1-2 1B	BBBB	4-0 SH5-4 E FC BB			2	1	1	0	1	0	0
Mickey Lolich, S (1, 1) OBP: 0.304, SLG: 0.059			FC5-4 1B		FC6-4 WP 1-2f 2-3		E1 SH5-4 1-2			3	0	1	0	0	0	3
Inning Stats	R: 0 H: 1 E: 0 LOB: 0 K: 0 BB: 0 S: 3 P: 3	R: 0 H: 0 E: 0 LOB: 0 K: 0 BB: 0 S: 3 P: 3	R: 0 H: 1 E: 0 LOB: 1 K: 0 BB: 0 S: 4 P: 4	R: 0 H: 0 E: 0 LOB: 0 K: 0 BB: 0 S: 3 P: 3	R: 2 H: 3 E: 0 LOB: 1 K: 0 BB: 0 S: 6 P: 6	R: 1 H: 2 E: 0 LOB: 2 K: 0 BB: 1 S: 5 P: 9	R: 1 H: 0 E: 1 LOB: 1 K: 0 BB: 1 S: 4 P: 8	R: 0 H: 1 E: 0 LOB: 1 K: 0 BB: 0 S: 4 P: 4		1B: 7 SF: 1 2B: 1 SAC: 1 3B: 0 DP: 2 HR: 0 HBP: 0						

PITCHER		IP	WLS	BF	H	R	ER	SO	BB	IBB	HBP	BLK	WP	HR	S	P	ERA	WHIP
Dave Wickersham, R ERA: 3.66	(1, 1)	5.2		24	7	3	3	0	1	0	0	0	1	0	23	27	4.76	1.412
Dale Willis, R ERA: 4.45	(6, 1)	0.1		1	0	0	0	0	0	0	0	0	0	0	1	1	0.00	0.000
John Wyatt, R ERA: 2.08	(7, 1)	2.0	L	9	1	1	0	0	1	0	0	0	0	0	8	12	0.00	1.000

PITCHER	IP	WLS	BF	H	R	ER	SO	BB	IBB	HBP	BLK	WP	HR	S	P	ERA	WHIP

BOTTOM

Kansas City Athletics @ Detroit Tigers

Tiger Stadium, Detroit, MI

Fri Jul 05 1963, 7:05 PM EDT

Att. 12,814 - Unknown

livebaseballscorecards.com

AB	30
R	4
H	8
RBI	3
BB	2
SO	0
LOB	15

WP: 1 PA: 34
PB: 0
SB: 0
CS: 0

Batter	1	2	3	4	5	6	7	8	9	AB	R	H	RBI	BB	SO	LOB
Jerry Lumpe, L (1, 4) OBP: 0.289, SLG: 0.310	BBBB 4-0 2B BB		x 0-0 E6 6-3 1B		x 0-0 FC3-6 1B 1B	x 0-0 1-3 2-H 2B		x 0-0 2-3 2B		4	2	3	1	1	0	0
Wayne Causey, L (1, 6) OBP: 0.345, SLG: 0.413	x 0-0 ① F8		x 0-0 ① 6-3 1-2		x 0-0 ① FC3-6 1-2 1B	x 0-0 ③ 6-3		x 0-0 ① F6		5	0	1	0	0	0	6
Ed Charles, R (1, 5) OBP: 0.336, SLG: 0.379	x 0-0 1-H 2B		SSS 0-3 ② K		x 0-0 ① F2		x 0-0 ① 6-3	x 0-0 ② F4		5	0	1	1	0	1	5
Norm Siebern, L (1, 7) OBP: 0.371, SLG: 0.404	x 0-0 ② F9		x 0-0 2-H 1B		x 0-0 ② FC3-6 FC6-4 1-2f 2-3		BBBB 4-0 1B 1B BB	x 0-0 ③ F9		4	0	1	1	1	0	5
Doc Edwards, R (1, 2) OBP: 0.300, SLG: 0.352	x 0-0 ③ 3-1		x 0-0 ③ 4-3		x 0-0 ③ FC6-4 1-2f		x 0-0 ② F8		x 0-0 ① F4	5	0	0	0	0	0	5
George Alusik, R (1, 9) OBP: 0.320, SLG: 0.395		x 0-0 G6-4-3 1B		x 0-0 ① 5-3		x 0-0 ① F7	x 0-0 FC6 1-2 1B		x 0-0 HR	5	1	3	1	0	0	0
Ken Harrelson, R (1, 3) OBP: 0.295, SLG: 0.372		x 0-0 ① ② G6-4-3 1-2f		x 0-0 ② F9		x 0-0 ② 5-3	x 0-0 1-2 2-3 1B		x 0-0 ② F3	5	0	1	0	0	0	1
Bobby Del Greco, R (1, 8) OBP: 0.284, SLG: 0.327		x 0-0 1B		BBBB 4-0 1B 2B BB		BBBB 4-0 1B 2B BB	x 0-0 ③ FC6 2-3f		SSS 0-3 ③ K	3	1	1	0	2	1	3
Ed Rakow, S (1, 1) OBP: 0.191, SLG: 0.140 Ted Bowsfield, R (4, 1) OBP: 0.190, SLG: 0.111 Chuck Essegian, R (6, PH) OBP: 0.310, SLG: 0.366 Dale Willis, R (6, 1) OBP: 0.250, SLG: 0.250 Charlie Lau, L (8, PH) OBP: 0.224, SLG: 0.263 Pete Lovrich, R (8, 1)		SSS 0-3 ③ K		SSS 0-3 ③ K		x 0-0 1-2 2B 1B		x 0-0 2B 2B		2 0 1 0 1 0	0 0 0 0 0 0	0 0 1 0 0 0	0 0 0 0 0 0	0 0 0 0 0 0	2 0 0 0 0 0	2 0 0 0 0 0
Inning Stats	R: 1 H: 1 E: 0 LOB: 1 K: 0 BB: 1 S: 4 P: 8	R: 0 H: 2 E: 0 LOB: 1 K: 1 BB: 0 S: 6 P: 6	R: 1 H: 1 E: 1 LOB: 1 K: 1 BB: 0 S: 7 P: 7	R: 0 H: 0 E: 0 LOB: 1 K: 1 BB: 1 S: 5 P: 9	R: 0 H: 2 E: 0 LOB: 2 K: 0 BB: 0 S: 5 P: 5	R: 1 H: 2 E: 0 LOB: 3 K: 0 BB: 1 S: 5 P: 9	R: 0 H: 2 E: 0 LOB: 2 K: 0 BB: 1 S: 5 P: 9	R: 0 H: 2 E: 0 LOB: 2 K: 0 BB: 0 S: 5 P: 5	R: 1 H: 1 E: 0 LOB: 0 K: 1 BB: 0 S: 6 P: 6	1B: 8 SF: 0 2B: 4 SAC: 0 3B: 0 DP: 1 HR: 1 HBP: 0						

TOP

Kansas City Athletics @ Detroit Tigers

Tiger Stadium, Detroit, MI

Sat Jul 06 1963, 4:33 AM EDT

Att. 5,700 - Unknown

livebaseballscorecards.com

AB	40
R	4
H	13
RBI	4
BB	4
SO	4
LOB	27

WP: 0 PA: 44
PB: 0
SB: 0
CS: 0

PITCHER		IP	WLS	BF	H	R	ER	SO	BB	IBB	HBP	BLK	WP	HR	S	P	ERA	WHIP
Bill Faul, R ERA: 3.88	(1, 1)	7.0	W	37	12	3	2	3	4	0	0	0	0	0	39	55	2.57	2.286
Don Mossi, L ERA: 4.4	(8, 1)	2.0	S	7	1	1	1	1	0	0	0	0	0	1	9	9	4.50	0.500

PITCHER	IP	WLS	BF	H	R	ER	SO	BB	IBB	HBP	BLK	WP	HR	S	P	ERA	WHIP

Batter	1	2	3	4	5	6	7	8	9	AB	R	H	RBI	BB	SO	LOB
Jake Wood, R (1, 4) OBP: 0.328, SLG: 0.404	F8		K	FC3-6 1-2 BB	2B 1-2 2-H 1B		F8			4	0	1	1	1	1	1
Dick McAuliffe, L (1, 6) OBP: 0.337, SLG: 0.405	3B		L8	FC3-6 BB 1-2f 2-3	1-3 2-H 2B			4-3		5	0	2	1	0	0	2
Gates Brown, L (1, 7) OBP: 0.273, SLG: 0.400 George Thomas, R (9, 9) OBP: 0.262, SLG: 0.328	K		2B HR 1B	BB 1-2	F6			F7		4 0	1 0	1 0	0 0	1 0	1 0	3 0
Rocky Colavito, R (1, 9) OBP: 0.361, SLG: 0.421 (9, 7)	BB		1-3 HR 2B	L7		F8		HR		4	2	2	1	1	0	3
Norm Cash, L (1, 3) OBP: 0.337, SLG: 0.415	F7		2-H 3-H HR		6-3 SH5-4 1B BB	F7		F9		4	2	1	3	1	0	2
Bill Bruton, L (1, 8) OBP: 0.305, SLG: 0.357		G5-4-3 1B 1B	F9		SH5-4 1-2	K				3	0	1	0	0	1	0
Bubba Phillips, R (1, 5) OBP: 0.261, SLG: 0.302		G5-4-3 1-2 1B		WP 2B	6-3 2-3		F8			4	1	2	0	0	0	1
Gus Triandos, R (1, 2) OBP: 0.322, SLG: 0.407		G5-4-3 1-2f 2-3		FC1-6 2-H BB	1B 1B IBB		1B			2	1	1	0	2	0	2
Bill Faul, R (1, 1) OBP: 0.154, SLG: 0.200 Don Mossi, L (8, 1) OBP: 0.308, SLG: 0.227	2-3			FC1-6 FC3-6 BB 1-2f	1-2 3-H 1B 2B 1B		K			4 0	1 0	1 0	1 0	0 0	1 0	3 0
Inning Stats	R: 0 E: 0 K: 1 S: 6 H: 1 LOB: 2 BB: 1 P: 10	R: 0 E: 0 K: 0 S: 4 H: 2 LOB: 1 BB: 0 P: 4	R: 3 E: 0 K: 1 S: 8 H: 3 LOB: 0 BB: 0 P: 8	R: 1 E: 0 K: 0 S: 4 H: 1 LOB: 3 BB: 3 P: 16	R: 3 E: 0 K: 0 S: 6 H: 3 LOB: 2 BB: 2 P: 14	R: 0 E: 0 K: 1 S: 5 H: 0 LOB: 0 BB: 0 P: 5	R: 0 E: 0 K: 1 S: 6 H: 1 LOB: 1 BB: 0 P: 6	R: 1 E: 0 K: 0 S: 4 H: 1 LOB: 0 BB: 0 P: 4		1B: 6 2B: 3 3B: 1 HR: 2	SF: 0 SAC: 1 DP: 1 HBP: 0					WP: 2 PB: 0 SB: 0 CS: 0	PA: 41

PITCHER		IP	WLS	BF	H	R	ER	SO	BB	IBB	HBP	BLK	WP	HR	S	P	ERA	WHIP
Ed Rakow, R ERA: 3.52	(1, 1)	3.1	L	19	7	4	4	2	3	0	0	0	1	1	20	32	10.80	3.000
Ted Bowsfield, L ERA: 5.18	(4, 1)	1.2		11	3	3	3	0	2	1	0	0	0	0	8	20	16.20	3.000
Dale Willis, R ERA: 4.19	(6, 1)	2.0		7	1	0	0	2	0	0	0	0	0	0	11	11	0.00	0.500
Pete Lovrich, R ERA: 12.0	(8, 1)	1.0		4	1	1	1	0	0	0	0	0	0	1	4	4	9.00	1.000

PITCHER	IP	WLS	BF	H	R	ER	SO	BB	IBB	HBP	BLK	WP	HR	S	P	ERA	WHIP

BOTTOM

Kansas City Athletics @ Detroit Tigers

Tiger Stadium, Detroit, MI

Sat Jul 06 1963, 4:33 AM EDT

Att. 5,700 - Unknown

livebaseballscorecards.com

AB	34
R	8
H	12
RBI	7
BB	6
SO	4
LOB	17

Batter	1	2	3	4	5	6	7	8	9	AB	R	H	RBI	BB	SO	LOB
Jerry Lumpe, L (1, 4) OBP: 0.295, SLG: 0.319	x 0-0 G6-4-3 1B		x 0-0 ② 4-3		x 0-0 1-3 2B			x 0-0 1B		4	0	3	0	0	0	0
Wayne Causey, L (1, 6) OBP: 0.340, SLG: 0.407	x 0-0 ① F8		x 0-0 ③ L9		x 0-0 ③ F7			x 0-0 ① F3		4	0	0	0	0	0	4
Ed Charles, R (1, 5) OBP: 0.332, SLG: 0.374	x 0-0 ②③ G6-4-3 1-2f			x 0-0 ① 6-3		S S S 0-3 ① K		x 0-0 ② F7		4	0	0	0	0	1	2
Norm Siebern, L (1, 3) OBP: 0.375, SLG: 0.407		x 0-0 G5-4-3 1B		x 0-0 1B		B B B 4-0 BB		x 0-0 ③ F7		3	0	2	0	1	0	1
Doc Edwards, R (1, 2) OBP: 0.291, SLG: 0.341		x 0-0 ①② G5-4-3 1-2f		S S S 0-3 ② K		x 0-0 ② F9			x 0-0 ① 6-3	4	0	0	0	0	1	3
Chuck Essegian, R (1, 7) OBP: 0.309, SLG: 0.382		x 0-0 HR		S S S 0-3 ③ K		S S S 0-3 ③ K			S S S 0-3 ② K	4	1	1	1	0	3	2
George Alusik, R (1, 9) OBP: 0.329, SLG: 0.396		B B B 4-0 BB			x 0-0 ① F7		x 0-0 L6-4 G3 1B		B B B 4-0 BB	2	0	1	0	2	0	0
Bobby Del Greco, R (1, 8) OBP: 0.277, SLG: 0.318		x 0-0 ③ F7			x 0-0 E6 2B		x 0-0 ① G3 1-2		S S S 0-3 ③ K	4	0	0	0	0	1	3
Orlando Pena, R (1, 1) OBP: 0.229, SLG: 0.226			S S S 0-3 ① K		S S S 0-3 ② K		x 0-0 ②③ L6-4 2-3			1	0	0	0	0	1	0
Moe Drabowsky, R (3, 1) OBP: 0.143, SLG: 0.214										1	0	0	0	0	1	1
Charlie Lau, L (7, PH) OBP: 0.220, SLG: 0.259										1	0	0	0	0	0	1
Ted Bowsfield, R (7, 1) OBP: 0.190, SLG: 0.111										0	0	0	0	0	0	0
Ed Rakow, S (8, 1) OBP: 0.191, SLG: 0.140										0	0	0	0	0	0	0
Inning Stats	R: 0 E: 0 K: 0 S: 3 H: 1 LOB: 0 BB: 0 P: 3	R: 1 E: 0 K: 0 S: 4 H: 2 LOB: 1 BB: 1 P: 8	R: 0 E: 0 K: 1 S: 5 H: 0 LOB: 0 BB: 0 P: 5	R: 0 E: 0 K: 2 S: 8 H: 1 LOB: 1 BB: 0 P: 8	R: 0 E: 1 K: 1 S: 7 H: 1 LOB: 2 BB: 0 P: 7	R: 0 E: 0 K: 2 S: 7 H: 0 LOB: 1 BB: 1 P: 11	R: 0 E: 0 K: 0 S: 3 H: 1 LOB: 0 BB: 0 P: 3	R: 0 E: 0 K: 0 S: 4 H: 1 LOB: 1 BB: 0 P: 4	R: 0 E: 0 K: 2 S: 7 H: 0 LOB: 1 BB: 1 P: 11	1B: 5 2B: 2 3B: 0 HR: 1 SF: 0 SAC: 0 DP: 3 HBP: 0						

PITCHER	IP	WLS	BF	H	R	ER	SO	BB	IBB	HBP	BLK	WP	HR	S	P	ERA	WHIP
Jim Bunning, R (1, 1) ERA: 3.79	9.0	W	35	7	1	1	8	3	0	0	0	0	1	48	60	1.00	1.111

PITCHER	IP	WLS	BF	H	R	ER	SO	BB	IBB	HBP	BLK	WP	HR	S	P	ERA	WHIP

TOP

Kansas City Athletics @ Detroit Tigers

Tiger Stadium, Detroit, MI

Sun Jul 07 1963, 4:33 AM EDT

Unknown

livebaseballscorecards.com

AB	32
R	1
H	7
RBI	1
BB	3
SO	8
LOB	17

PA: 35

WP: 0 PB: 0 SB: 0 CS: 0

Batter	1	2	3	4	5	6	7	8	9	AB	R	H	RBI	BB	SO	LOB
Jake Wood, R (1, 4) OBP: 0.329, SLG: 0.403	4-3 S SF9 1B		6-3	1-2 2-3 1B		4-3		S S S K		5	1	2	0	0	1	2
Dick McAuliffe, L (1, 6) OBP: 0.339, SLG: 0.404	4-3 1-3		1B 2B 1B	G5-2-3 3-Hf			B B B B G6-4-3 BB			3	1	1	0	1	0	4
Al Kaline, R (1, 9) OBP: 0.390, SLG: 0.548 George Thomas, R (6, 9) OBP: 0.260, SLG: 0.326	SF9 3-H		1-3 2B 1B		L8		F9			2 1	1 0	1 0	1 0	0 0	0 0	0 1
Rocky Colavito, R (1, 7) OBP: 0.360, SLG: 0.422	F8		1-H 3-H 2B		F4		G6-4-3 1-2f			4	0	1	2	0	0	1
Norm Cash, L (1, 3) OBP: 0.342, SLG: 0.415		B B B B 1B SF9 BB	F5		FC5 BB 1B			B B B B SH1-4 1B BB		2	2	1	0	2	0	1
Bill Bruton, L (1, 8) OBP: 0.309, SLG: 0.358		S 1-3 1B	F6		B B B 1-2 BB			SH1-4 1-2		2	0	1	0	1	0	1
Bubba Phillips, R (1, 5) OBP: 0.265, SLG: 0.307		SF9 1-2 3-H		FC1-5 HBP 1B	FC5 2-3f			1B 2-H 1B		3	0	2	2	0	0	2
Gus Triandos, R (1, 2) OBP: 0.326, SLG: 0.406		F8		1B FC1-5 1-2 G5-2-3 HBP		F8		1-3 1-3 1B		3	0	1	0	0	0	1
Jim Bunning, R (1, 1) OBP: 0.188, SLG: 0.196		6-3		FC1-5 1B 1-2 2-3f		6-3		1-3 1-2		4	0	0	0	0	0	5
Inning Stats	R: 1 H: 1 E: 0 LOB: 0 K: 0 BB: 0 S: 4 P: 4	R: 1 H: 1 E: 0 LOB: 1 K: 0 BB: 1 S: 4 P: 8	R: 2 H: 3 E: 0 LOB: 1 K: 0 BB: 0 S: 6 P: 6	R: 0 H: 2 E: 0 LOB: 2 K: 0 BB: 0 S: 4 P: 5	R: 0 H: 1 E: 0 LOB: 2 K: 0 BB: 1 S: 4 P: 8	R: 0 H: 0 E: 0 LOB: 0 K: 0 BB: 0 S: 3 P: 3	R: 0 H: 0 E: 0 LOB: 0 K: 0 BB: 1 S: 2 P: 6	R: 1 H: 2 E: 0 LOB: 2 K: 1 BB: 1 S: 7 P: 11		1B: 9 SF: 2 2B: 1 SAC: 1 3B: 0 DP: 2 HR: 0 HBP: 1						

PITCHER		IP	WLS	BF	H	R	ER	SO	BB	IBB	HBP	BLK	WP	HR	S	P	ERA	WHIP
Orlando Pena, R ERA: 3.55	(1, 1)	2.1	L	13	5	4	4	0	1	0	0	0	0	0	12	16	15.43	2.571
Moe Drabowsky, R ERA: 3.07	(3, 1)	3.2		15	3	0	0	0	1	0	1	0	0	0	13	18	0.00	1.091
Ted Bowsfield, L ERA: 5.21	(7, 1)	1.1		7	2	1	1	0	2	0	0	0	0	0	5	13	6.75	3.000
Ed Rakow, R ERA: 3.5	(8, 1)	0.2		2	0	0	0	1	0	0	0	0	0	0	4	4	0.00	0.000

PITCHER	IP	WLS	BF	H	R	ER	SO	BB	IBB	HBP	BLK	WP	HR	S	P	ERA	WHIP

BOTTOM

Kansas City Athletics @ Detroit Tigers

Tiger Stadium, Detroit, MI

Sun Jul 07 1963, 4:33 AM EDT

Unknown

livebaseballscorecards.com

AB	29
R	5
H	10
RBI	5
BB	4
SO	1
LOB	18

WP: 0 PA: 37
PB: 0
SB: 2
CS: 0

Kansas City Athletics @ Detroit Tigers

Tiger Stadium, Detroit, MI

Sun Jul 07 1963, 4:38 AM EDT

Att. 18,004 - Unknown

TOP

livebaseballscorecards.com

Batter	1	2	3	4	5	6	7	8	9	AB	R	H	RBI	BB	SO	LOB
Jerry Lumpe, L (1, 4) OBP: 0.302, SLG: 0.325	K		1B		G6-4-3 1B		E 1B G4-6-3 BB	G5-3 BB 1B		4	1	3	0	1	1	0
Wayne Causey, L (1, 6) OBP: 0.344, SLG: 0.410	1B 1B		K		SF7		G4-6-3 E 1B 1B	BB		3	1	2	1	1	1	1
Ed Charles, R (1, 5) OBP: 0.333, SLG: 0.375	1B		1B		G6-4-3		E6 G4-6-3	G5-3		5	0	2	0	0	0	5
Norm Siebern, L (1, 3) OBP: 0.373, SLG: 0.404	K		G3			K	G4-6-3		K	2	0	0	0	0	1	4
Diego Segui, R (5, 1) OBP: 0.280, SLG: 0.333										1	0	0	0	0	1	0
Gino Cimoli, R (7, PH) OBP: 0.333, SLG: 0.381										1	0	0	0	0	0	2
John Wyatt, R (7, 1)										1	0	0	0	0	1	0
Dave Wickersham, R (9, 1) OBP: 0.186, SLG: 0.167										0	0	0	0	0	0	0
Charlie Lau, L (1, 2) OBP: 0.234, SLG: 0.258	1-3			G3		BB	2B 1B		F3	4	1	1	1	1	0	2
Chuck Essegian, R (1, 7) OBP: 0.306, SLG: 0.382		K		K	F8		HR 2B		6-3	5	1	1	1	0	2	1
George Alusik, R (1, 9) OBP: 0.333, SLG: 0.418		6-3		1B	L9		HR			4	1	2	2	0	0	1
Bobby Del Greco, R (1, 8) OBP: 0.277, SLG: 0.312		F3		F6			HBP F5			3	1	0	0	0	0	1
Bill Fischer, R (1, 1)			L9		E4 1B SF7		HR	5-3		1	0	0	0	0	0	0
Ken Harrelson, R (5, PH) OBP: 0.297, SLG: 0.407 (5, 3)										3	2	1	2	0	0	0

	AB	37
	R	8
	H	12
	RBI	7
	BB	3
	SO	7
	LOB	17

Inning Stats	1	2	3	4	5	6	7	8	9
	R: 0 H: 2 E: 0 LOB: 2 K: 2 BB: 0 S: 9 P: 9	R: 0 H: 0 E: 0 LOB: 0 K: 1 BB: 0 S: 5 P: 5	R: 0 H: 2 E: 0 LOB: 2 K: 1 BB: 0 S: 7 P: 7	R: 0 H: 1 E: 0 LOB: 1 K: 1 BB: 0 S: 6 P: 6	R: 1 H: 1 E: 1 LOB: 0 K: 0 BB: 0 S: 4 P: 4	R: 0 H: 0 E: 0 LOB: 1 K: 1 BB: 1 S: 5 P: 9	R: 7 H: 5 E: 1 LOB: 0 K: 0 BB: 1 S: 8 P: 13	R: 0 H: 1 E: 0 LOB: 1 K: 0 BB: 1 S: 3 P: 7	R: 0 H: 0 E: 0 LOB: 0 K: 1 BB: 0 S: 5 P: 5

	1B: 9	SF: 1	WP: 0	PA: 42
	2B: 1	SAC: 0	PB: 0	
	3B: 0	DP: 3	SB: 0	
	HR: 2	HBP: 1	CS: 0	

PITCHER		IP	WLS	BF	H	R	ER	SO	BB	IBB	HBP	BLK	WP	HR	S	P	ERA	WHIP
Frank Lary, R ERA: 4.76	(1, 1)	6.0		27	7	3	2	6	1	0	1	0	0	1	37	42	3.00	1.333
Mickey Lolich, L ERA: 3.63	(7, 1)	0.0	L	2	1	0	0	0	1	0	0	0	0	0	1	5	∞	∞
Terry Fox, R ERA: 5.17	(7, 1)	0.2		4	2	3	3	0	0	0	0	0	0	0	4	4	40.50	3.000
Phil Regan, R ERA: 3.58	(7, 1)	0.1		2	1	2	2	0	0	0	0	0	0	1	2	2	54.00	3.000
Hank Aguirre, L ERA: 4.26	(8, 1)	1.0		4	1	0	0	0	1	0	0	0	0	0	3	7	0.00	2.000

PITCHER		IP	WLS	BF	H	R	ER	SO	BB	IBB	HBP	BLK	WP	HR	S	P	ERA	WHIP
Tom Sturdivant, R ERA: 4.01	(9, 1)	1.0		3	0	0	0	1	0	0	0	0	0	0	5	5	0.00	0.000

Batter	1	2	3	4	5	6	7	8	9	AB	R	H	RBI	BB	SO	LOB
Jake Wood, R (1, 4) OBP: 0.326, SLG: 0.397	F3	F8		F9		K		BB	K	5	1	0	0	1	2	6
Dick McAuliffe, L (1, 6) OBP: 0.335, SLG: 0.399	4-3	4-3			K		E3		4-3	6	0	1	1	0	1	5
Al Kaline, R (1, 9) OBP: 0.393, SLG: 0.546	HBP		L3		BB		K			3	1	1	1	1	1	1
Rocky Colavito, R (1, 7) OBP: 0.358, SLG: 0.418	F7		6-3		K			F6		5	0	1	0	0	1	4
Norm Cash, L (1, 3) OBP: 0.346, SLG: 0.432		BB	HR		2B		F6		4-3	4	2	2	2	1	0	2
Bill Bruton, L (1, 8) OBP: 0.313, SLG: 0.366					G3		F4		E	5	2	3	0	0	0	3
Bubba Phillips, R (1, 5) OBP: 0.268, SLG: 0.309										5	0	2	1	0	0	1
Bill Freehan, R (1, 2) OBP: 0.374, SLG: 0.434										5	0	2	0	0	2	2
Frank Lary, R (1, 1) OBP: 0.333, SLG: 0.200										3	0	1	1	0	2	1
Mickey Lolich, S (7, 1) OBP: 0.304, SLG: 0.059										0	0	0	0	0	0	0
Terry Fox, R (7, 1)										0	0	0	0	0	0	0
Phil Regan, R (7, 1) OBP: 0.276, SLG: 0.370										0	0	0	0	0	0	0
Hank Aguirre, R (8, 1) OBP: 0.205, SLG: 0.216										0	0	0	0	0	0	0
Gates Brown, L (8, PH) OBP: 0.304, SLG: 0.400										0	1	0	0	1	0	0
Tom Sturdivant, L (9, 1)										0	0	0	0	0	0	0
Whitey Herzog, L (9, PH) OBP: 0.271, SLG: 0.184										0	0	0	0	0	0	0
Inning Stats	R: 0 E: 0 K: 0 S: 3 H: 0 LOB: 1 BB: 0 P: 4	R: 2 E: 0 K: 1 S: 8 H: 3 LOB: 2 BB: 1 P: 12	R: 1 E: 0 K: 0 S: 5 H: 2 LOB: 1 BB: 0 P: 5	R: 0 E: 0 K: 1 S: 5 H: 0 LOB: 0 BB: 0 P: 5	R: 1 E: 0 K: 2 S: 8 H: 1 LOB: 1 BB: 1 P: 12	R: 0 E: 1 K: 2 S: 8 H: 2 LOB: 1 BB: 0 P: 8	R: 0 E: 1 K: 1 S: 7 H: 1 LOB: 2 BB: 0 P: 7	R: 2 E: 0 K: 1 S: 7 H: 2 LOB: 2 BB: 2 P: 15	R: 1 E: 1 K: 1 S: 8 H: 2 LOB: 3 BB: 0 P: 9	1B: 10 2B: 2 3B: 0 HR: 1 SF: 0 SAC: 0 DP: 0 HBP: 2	WP: 0 PB: 0 SB: 1 CS: 0 PA: 47					

PITCHER		IP	WLS	BF	H	R	ER	SO	BB	IBB	HBP	BLK	WP	HR	S	P	ERA	WHIP
Bill Fischer, R ERA: 3.46	(1, 1)	4.0		19	5	3	3	2	1	0	1	0	0	1	21	26	6.75	1.500
Diego Segui, R ERA: 4.72	(5, 1)	2.0	W	9	3	1	1	4	1	0	0	0	0	0	16	20	4.50	2.000
John Wyatt, R ERA: 2.56	(7, 1)	2.1		16	5	3	3	2	2	0	0	0	0	0	18	26	11.57	3.000
Dave Wickersham, R ERA: 3.64	(9, 1)	0.2	S	3	0	0	0	1	0	0	1	0	0	0	4	5	0.00	0.000

PITCHER	IP	WLS	BF	H	R	ER	SO	BB	IBB	HBP	BLK	WP	HR	S	P	ERA	WHIP

BOTTOM

Kansas City Athletics @ Detroit Tigers

Tiger Stadium, Detroit, MI

Sun Jul 07 1963, 4:38 AM EDT

Att. 18,004 - Unknown

livebaseballscorecards.com

AB	41
R	7
H	13
RBI	6
BB	4
SO	9
LOB	25

Cleveland Indians @ Kansas City Athletics

Municipal Stadium, Kansas City, MO

Thu Jul 11 1963, 8:05 PM EDT

Att. 6,542 - Unknown

TOP

livebaseballscorecards.com

Batter	1	2	3	4	5	6	7	8	9	AB	R	H	RBI	BB	SO	LOB
Tito Francona, L (1, 7) OBP: 0.295, SLG: 0.323	SH HR 2B	BBBB 2-6 BB		E6 1B 2B			BBBB SH1-4 BB	IIII WP BB IBB	F4	3	2	2	1	3	0	3
Larry Brown, R (1, 4) OBP: 0.750, SLG: 0.667	SH HR 2-3	2-6 1-2	5-3	1B 3-H			SH1-4 1-2	BBBB BB BB 1-2 2-3 3-H		2	1	1	2	1	0	0
Willie Kirkland, L (1, 8) OBP: 0.338, SLG: 0.428	HR 1-H 3-H		1B 1B	3-1			SSS K	BBBB FC6-4 BB 1-2 2-3 3-H		4	1	2	3	1	1	2
Max Alvis, R (1, 5) OBP: 0.337, SLG: 0.456	SSS K		SSS K		5-3		SSS K	FC6-4 1-2f		5	0	0	0	0	3	5
Joe Adcock, R (1, 3) OBP: 0.347, SLG: 0.494	F4		1B 1-2		SSS K			F4	6-3	5	0	1	0	0	1	0
John Romano, R (1, 2) OBP: 0.373, SLG: 0.509 Dick Howser, R (8, PR) OBP: 0.333, SLG: 0.277 (8, 6)	BBBB BB		SSS K		F4			1B 2B 1B	G3	3 1	0 1	1 0	0 0	1 0	1 0	2 0
Al Luplow, L (1, 9) OBP: 0.276, SLG: 0.289	F6			SSS K		4-3		2B 1B 1-3 BB	1B 1B	5	1	2	0	0	1	1
Jerry Kindall, R (1, 6) OBP: 0.269, SLG: 0.303 Fred Whitfield, L (8, PH) OBP: 0.290, SLG: 0.456 Gary Bell, R (8, 1) OBP: 0.136, SLG: 0.095 Bob Allen, L (9, 1) Ted Abernathy, R (9, 1) OBP: 0.400, SLG: 0.500		6-3		BBBB E BB		F2		SSS K	1B 1-2	2 1 1 0 0	1 0 0 0 0	0 0 1 0 0	0 0 0 0 0	1 0 0 0 0	0 1 0 0 0	0 2 0 0 0
Dick Donovan, L (1, 1) OBP: 0.135, SLG: 0.162 Mudcat Grant, R (3, 1) OBP: 0.189, SLG: 0.250 Joe Azcue, R (8, PH) OBP: 0.327, SLG: 0.459 (8, 2)		4-3		SSS K		SSS K		BB WP 2B 1-3 3-H	1B 1-2 2-3	1 2 2	0 0 1	0 0 2	0 0 1	0 0 0	0 2 0	0 1 0
Inning Stats	R: 3 H: 2 E: 1 LOB: 1 K: 1 BB: 1 S: 8 P: 12	R: 0 H: 0 E: 0 LOB: 1 K: 0 BB: 1 S: 2 P: 6	R: 0 H: 2 E: 0 LOB: 2 K: 2 BB: 0 S: 9 P: 9	R: 2 H: 2 E: 1 LOB: 1 K: 2 BB: 1 S: 9 P: 13	R: 0 H: 0 E: 0 LOB: 0 K: 1 BB: 0 S: 5 P: 5	R: 0 H: 0 E: 0 LOB: 1 K: 1 BB: 0 S: 5 P: 5	R: 0 H: 0 E: 0 LOB: 1 K: 2 BB: 1 S: 7 P: 11	R: 3 H: 3 E: 0 LOB: 3 K: 1 BB: 3 S: 8 P: 20	R: 0 H: 3 E: 0 LOB: 3 K: 0 BB: 0 S: 6 P: 6	1B: 8 SF: 0 2B: 3 SAC: 2 3B: 0 DP: 0 HR: 1 HBP: 0						WP: 1 PA: 46 PB: 0 SB: 0 CS: 0	

	AB	37
	R	8
	H	12
	RBI	7
	BB	7
	SO	10
	LOB	16

PITCHER		IP	WLS	BF	H	R	ER	SO	BB	IBB	HBP	BLK	WP	HR	S	P	ERA	WHIP
Dave Wickersham, R ERA: 3.74	(1, 1)	4.0		22	6	5	3	5	3	0	0	0	0	1	28	40	6.75	2.250
Dale Willis, R ERA: 4.5	(5, 1)	3.2	L	16	3	3	3	5	1	1	0	0	0	0	24	32	7.36	1.091
John Wyatt, R ERA: 2.49	(8, 1)	1.1		9	3	0	0	0	2	0	0	0	1	0	7	15	0.00	3.750

PITCHER	IP	WLS	BF	H	R	ER	SO	BB	IBB	HBP	BLK	WP	HR	S	P	ERA	WHIP

Cleveland Indians @ Kansas City Athletics

Municipal Stadium, Kansas City, MO

Thu Jul 11 1963, 8:05 PM EDT

Att. 6,542 - Unknown

livebaseballscorecards.com

BOTTOM

Batter	1	2	3	4	5	6	7	8	9	AB	R	H	RBI	BB	SO	LOB
Jose Tartabull, L (1, 8) OBP: 0.267, SLG: 0.266	F3		S 2B 1B	F8			5-3			5	1	1	0	0	0	3
Wayne Causey, L (1, 6) OBP: 0.348, SLG: 0.414	4-3		1-H 3B 2B		F5		BB 1B		BB	4	1	2	1	1	0	0
Jerry Lumpe, L (1, 4) OBP: 0.307, SLG: 0.331	F9		2-H SF9 3B		SSS K		BBBB 1-2 BB		BBBB 1-2 2-3 BB	3	1	1	1	2	1	0
Chuck Essegian, R (1, 7) OBP: 0.298, SLG: 0.374		F6	3-H SF9		SSS K		F8			4	0	0	1	0	1	5
Ed Charles, R (1, 5) OBP: 0.330, SLG: 0.370		5-3	F7			5-3		6-3		4	0	0	0	0	0	0
George Alusik, R (1, 9) OBP: 0.331, SLG: 0.432		HR		F4				F6		4	1	1	1	0	0	0
Doc Edwards, R (1, 2) OBP: 0.297, SLG: 0.369		L3		1B		HR		F3		4	0	2	1	0	0	0
Ken Harrelson, R (1, 3) OBP: 0.295, SLG: 0.435			HR	F8		6-3			F6	4	1	1	1	0	0	1
Dave Wickersham, R (1, 1) OBP: 0.182, SLG: 0.163			F9	1-2 1B			5-3		BB 2B	1	0	0	0	0	0	0
Gino Cimoli, R (4, PH) OBP: 0.336, SLG: 0.384										1	0	1	0	0	0	0
Tony La Russa, R (4, PR)										0	0	0	0	0	0	0
Dale Willis, R (5, 1) OBP: 0.200, SLG: 0.200										1	0	0	0	0	0	0
John Wyatt, R (8, 1)										0	0	0	0	0	0	0
Norm Siebern, L (9, PH) OBP: 0.375, SLG: 0.410										1	0	1	0	0	0	0
Sammy Esposito, R (9, PR) OBP: 0.182, SLG: 0.111										0	0	0	0	0	0	0

Inning Stats	1	2	3	4	5	6	7	8	9
	R: 0 E: 0 K: 0 S: 3	R: 1 E: 0 K: 0 S: 4	R: 4 E: 0 K: 0 S: 7	R: 0 E: 0 K: 0 S: 5	R: 0 E: 0 K: 2 S: 7	R: 1 E: 0 K: 0 S: 4	R: 0 E: 0 K: 0 S: 4	R: 0 E: 0 K: 0 S: 3	R: 0 E: 0 K: 0 S: 4
	H: 0 LOB: 0 BB: 0 P: 3	H: 1 LOB: 0 BB: 0 P: 4	H: 4 LOB: 0 BB: 0 P: 7	H: 2 LOB: 2 BB: 0 P: 5	H: 0 LOB: 0 BB: 0 P: 7	H: 1 LOB: 0 BB: 0 P: 4	H: 1 LOB: 2 BB: 1 P: 8	H: 0 LOB: 0 BB: 0 P: 3	H: 1 LOB: 3 BB: 2 P: 12

AB	36
R	5
H	10
RBI	6
BB	3
SO	2
LOB	9

1B: 4	SF: 1	WP: 0	PA: 40
2B: 2	SAC: 0	PB: 0	
3B: 1	DP: 0	SB: 1	
HR: 3	HBP: 0	CS: 0	

PITCHER		IP	WLS	BF	H	R	ER	SO	BB	IBB	HBP	BLK	WP	HR	S	P	ERA	WHIP
Dick Donovan, R ERA: 4.12	(1, 1)	2.1		12	5	5	5	0	0	0	0	0	0	2	12	12	19.29	2.143
Mudcat Grant, R ERA: 3.84	(3, 1)	4.2	W	19	4	1	1	2	1	0	0	0	0	1	22	26	1.93	1.071
Gary Bell, R ERA: 3.35	(8, 1)	1.2		7	1	0	0	0	1	0	0	0	0	0	6	10	0.00	1.200
Bob Allen, L ERA: 4.6	(9, 1)	0.0		1	0	0	0	0	1	0	0	0	0	0	0	4	∞	∞
Ted Abernathy, R ERA: 3.77	(9, 1)	0.1	S	1	0	0	0	0	0	0	0	0	0	0	1	1	0.00	0.000

PITCHER		IP	WLS	BF	H	R	ER	SO	BB	IBB	HBP	BLK	WP	HR	S	P	ERA	WHIP

Cleveland Indians @ Kansas City Athletics

Municipal Stadium, Kansas City, MO

Sat Jul 13 1963, 4:33 AM EDT

Unknown

TOP

livebaseballscorecards.com

Batter	1	2	3	4	5	6	7	8	9	AB	R	H	RBI	BB	SO	LOB
Tito Francona, L (1, 7) OBP: 0.297, SLG: 0.325	0-0 1B G6-3 1B	0-0 1B		0-0 G4-6-3 1-2f		0-0 4-3			0-0 F7	5	1	2	0	0	0	2
Larry Brown, R (1, 4) OBP: 0.583, SLG: 0.500	0-0 G6-3 1-3 1B	0-0 F8		0-3 K			0-0 5-3		0-0 F6	4	0	1	0	0	1	1
John Romano, R (9, PH) OBP: 0.370, SLG: 0.504										1	0	0	0	0	0	0
Willie Kirkland, L (1, 8) OBP: 0.339, SLG: 0.427	0-0 G6-3 1-2f 3-H		0-0 F8		0-0 1B		0-0 1B		0-0 4-3	5	0	2	0	0	0	1
Max Alvis, R (1, 5) OBP: 0.339, SLG: 0.460	0-0 1B 2B		0-0 6-3		0-0 F6		0-0 G6-4-3 1-2 1B			4	1	2	0	0	0	1
Fred Whitfield, L (1, 3) OBP: 0.291, SLG: 0.454	0-0 1B 2-H 1B		0-0 E1 1B HR		0-0 F9		0-0 G6-4-3 1-2f			3	1	1	1	0	0	1
Joe Adcock, R (7, PH) OBP: 0.345, SLG: 0.490										1	0	0	0	0	0	2
(7, 3)																
Al Luplow, L (1, 9) OBP: 0.280, SLG: 0.294	0-0 FC6-4 1-2 1B		0-0 HR 1-2 1B		0-3 K			0-0 F2		4	1	2	0	0	1	1
Joe Azcue, R (1, 2) OBP: 0.331, SLG: 0.484	0-0 FC6-4 1-2f		0-0 HR 1-H 2-H			0-3 K		0-0 2B		4	1	2	3	0	1	2
Jerry Kindall, R (1, 6) OBP: 0.268, SLG: 0.297		0-3 K	0-0 F8			4-0 FC1-6 BB		0-3 K		3	0	0	0	1	2	1
Jack Kralick, L (1, 1) OBP: 0.225, SLG: 0.263		0-3 K		0-0 G4-6-3 1B		0-0 FC1-6 1-2f		0-0 1-3		4	0	1	0	0	1	2
Gary Bell, R (8, 1) OBP: 0.136, SLG: 0.095										0	0	0	0	0	0	0
Inning Stats	R: 2 E: 0 K: 0 S: 7 H: 5 LOB: 2 BB: 0 P: 7	R: 0 E: 0 K: 2 S: 8 H: 1 LOB: 1 BB: 0 P: 8	R: 3 E: 1 K: 0 S: 6 H: 2 LOB: 0 BB: 0 P: 6	R: 0 E: 0 K: 1 S: 5 H: 1 LOB: 0 BB: 0 P: 5	R: 0 E: 0 K: 1 S: 6 H: 1 LOB: 1 BB: 0 P: 6	R: 0 E: 0 K: 1 S: 5 H: 0 LOB: 1 BB: 1 P: 9	R: 0 E: 0 K: 0 S: 4 H: 2 LOB: 1 BB: 0 P: 4	R: 0 E: 0 K: 1 S: 6 H: 1 LOB: 1 BB: 0 P: 6	R: 0 E: 0 K: 0 S: 3 H: 0 LOB: 0 BB: 0 P: 3	1B: 10 2B: 2 3B: 0 HR: 1	SF: 0 SAC: 0 DP: 3 HBP: 0						

	AB	38
	R	5
	H	13
	RBI	4
	BB	1
	SO	6
	LOB	14

WP: 0 PB: 0 SB: 0 CS: 0 PA: 39

PITCHER		IP	WLS	BF	H	R	ER	SO	BB	IBB	HBP	BLK	WP	HR	S	P	ERA	WHIP
Diego Segui, R ERA: 4.77	(1, 1)	3.0		17	8	5	2	2	0	0	0	0	0	1	21	21	6.00	2.667
Ted Bowsfield, L ERA: 4.94	(4, 1)	4.0		15	4	0	0	3	1	0	0	0	0	0	20	24	0.00	1.250
John Wyatt, R ERA: 2.39	(8, 1)	2.0	W	7	1	0	0	1	0	0	0	0	0	0	9	9	0.00	0.500

PITCHER	IP	WLS	BF	H	R	ER	SO	BB	IBB	HBP	BLK	WP	HR	S	P	ERA	WHIP

Batter	1	2	3	4	5	6	7	8	9	AB	R	H	RBI	BB	SO	LOB
Jerry Lumpe, L (1, 4) OBP: 0.306, SLG: 0.340	P6	F8			4-3			HR		4	1	1	1	0	0	1
Wayne Causey, L (1, 6) OBP: 0.350, SLG: 0.416	1B		4-1		4-3			SH3		4	2	2	0	0	0	1
George Alusik, R (1, 9) (9, 7) OBP: 0.332, SLG: 0.430	1-2 HR		5-3			P4		SH3 1-2		3	1	1	0	0	0	0
Norm Siebern, L (1, 3) OBP: 0.379, SLG: 0.418	1-2 2-H HR		K			2B		2B 2-H		4	1	3	2	0	1	0
Doc Edwards, R (1, 2) OBP: 0.296, SLG: 0.373	F8			F3		1-3		1-3		4	0	1	0	0	0	3
Ed Charles, R (1, 5) OBP: 0.334, SLG: 0.380	1-H 2-H HR			BB G5-4-3		6-3		IBB G5-4-3		2	1	1	3	2	0	1
Chuck Essegian, R (1, 7) OBP: 0.292, SLG: 0.365	F8			G5-4-3 1-2f			F9	G5-4-3 1-2f		4	0	0	0	0	0	4
Bobby Del Greco, R (9, 9) OBP: 0.277, SLG: 0.312										0	0	0	0	0	0	0
Jose Tartabull, L (1, 8) OBP: 0.270, SLG: 0.268		3-1			SH1-4		5-3			3	0	1	0	0	0	0
Diego Segui, R (1, 1) OBP: 0.269, SLG: 0.320		K			SH1-4 1-2		K			1	0	0	0	0	1	0
Ted Bowsfield, R (4, 1) OBP: 0.190, SLG: 0.111										0	0	0	0	0	0	0
Ken Harrelson, R (7, PH) OBP: 0.292, SLG: 0.430										1	0	0	0	0	1	0
John Wyatt, R (8, 1)										0	0	0	0	0	0	0
Inning Stats	R: 4 E: 0 K: 0 S: 7 H: 4 LOB: 0 BB: 0 P: 7	R: 0 E: 0 K: 1 S: 5 H: 0 LOB: 0 BB: 0 P: 5	R: 0 E: 0 K: 1 S: 5 H: 0 LOB: 0 BB: 0 P: 5	R: 0 E: 0 K: 0 S: 2 H: 0 LOB: 0 BB: 1 P: 6	R: 0 E: 0 K: 0 S: 4 H: 1 LOB: 1 BB: 0 P: 4	R: 0 E: 0 K: 0 S: 4 H: 1 LOB: 1 BB: 0 P: 4	R: 0 E: 0 K: 1 S: 5 H: 0 LOB: 0 BB: 0 P: 5	R: 2 E: 0 K: 0 S: 6 H: 4 LOB: 2 BB: 1 P: 10		1B: 6 2B: 2 3B: 0 HR: 2 SF: 0 SAC: 2 DP: 2 HBP: 0						

PITCHER		IP	WLS	BF	H	R	ER	SO	BB	IBB	HBP	BLK	WP	HR	S	P	ERA	WHIP
Jack Kralick, L ERA: 2.82	(1, 1)	7.1	L	31	9	6	6	3	1	0	0	0	0	2	36	40	7.36	1.364
Gary Bell, R ERA: 3.32	(8, 1)	0.2		3	1	0	0	0	0	1	0	0	0	0	2	6	0.00	1.500

PITCHER	IP	WLS	BF	H	R	ER	SO	BB	IBB	HBP	BLK	WP	HR	S	P	ERA	WHIP

BOTTOM

Cleveland Indians @ Kansas City Athletics

Municipal Stadium, Kansas City, MO

Sat Jul 13 1963, 4:33 AM EDT

Unknown

livebaseballscorecards.com

AB	30
R	6
H	10
RBI	6
BB	2
SO	3
LOB	10

WP: 0 PA: 34
PB: 0
SB: 0
CS: 0

Cleveland Indians @ Kansas City Athletics

Municipal Stadium, Kansas City, MO

Sat Jul 13 1963, 4:38 AM EDT

Att. 13,565 - Unknown

TOP

livebaseballscorecards.com

Batter	1	2	3	4	5	6	7	8	9	AB	R	H	RBI	BB	SO	LOB
Tito Francona, L (1, 7) OBP: 0.295, SLG: 0.322	L1		P6		F7	G4-6-3 2-3 1B		K		5	0	1	0	0	1	2
Willie Tasby, R (8, 7) OBP: 0.375, SLG: 0.510										0	0	0	0	0	0	0
Dick Howser, R (1, 6) OBP: 0.335, SLG: 0.281	CS 1B		4-3		BB 1B 1-2 1B	G4-6-3 1-2f		F7		5	1	2	0	0	0	3
Willie Kirkland, L (1, 8) OBP: 0.336, SLG: 0.431	F5 1-2		F2		F5		E3 S 1B		SF9 3B	5	2	1	0	0	0	3
Max Alvis, R (1, 5) OBP: 0.337, SLG: 0.454		K		K	BB 1B 1-2 2-3 1B BB		F5 1-2		F8	4	1	0	0	1	2	2
Joe Adcock, R (1, 3) OBP: 0.341, SLG: 0.484		6-3		K	BB 1B 1-2 2-H 3-H		P5		SF9 3-H	4	1	1	3	0	1	1
John Romano, R (1, 2) OBP: 0.386, SLG: 0.509		BB 1B BB		BB 1B	1B 1B 1-2 2-3 BB		1B 2-H 1B		F9	3	1	2	1	2	0	0
Al Luplow, L (1, 9) OBP: 0.293, SLG: 0.300		1B 1-2 BB		1-2 BB	1-H 2-H 3-H 1B		1-2 1B			2	0	2	2	2	0	0
Larry Brown, R (1, 4) OBP: 0.500, SLG: 0.429	1-2 2-H 1B		K		1-3			P4		4	0	1	1	0	1	2
Early Wynn, S (1, 1) OBP: 0.444, SLG: 0.286		K			BB 1B 1B	1B 2B		BB		2	1	1	0	0	1	2
Woodie Held, R (6, PH) OBP: 0.336, SLG: 0.429										1	0	1	0	0	0	0
Jerry Walker, S (6, 1) OBP: 0.286, SLG: 0.167										0	0	0	0	1	0	0

	AB	35
	R	7
	H	12
	RBI	7
	BB	6
	SO	6
	LOB	15

Inning Stats	1	2	3	4	5	6	7	8	9
	R: 0 E: 0 K: 0 S: 3	R: 1 E: 0 K: 2 S: 8	R: 0 E: 0 K: 0 S: 3	R: 0 E: 0 K: 3 S: 10	R: 4 E: 0 K: 0 S: 6	R: 0 E: 0 K: 0 S: 4	R: 1 E: 1 K: 0 S: 5	R: 0 E: 0 K: 1 S: 5	R: 1 E: 0 K: 0 S: 4
	H: 1 LOB: 0 BB: 0 P: 3	H: 1 LOB: 2 BB: 2 P: 16	H: 0 LOB: 0 BB: 0 P: 3	H: 1 LOB: 2 BB: 1 P: 14	H: 4 LOB: 2 BB: 2 P: 14	H: 2 LOB: 1 BB: 0 P: 4	H: 2 LOB: 1 BB: 0 P: 5	H: 0 LOB: 1 BB: 1 P: 9	H: 1 LOB: 0 BB: 0 P: 4

| | | | | | | | | | |

Batter	1	2	3	4	5	6	7	8	9	AB	R	H	RBI	BB	SO	LOB
Jose Tartabull, L (1, 8) OBP: 0.266, SLG: 0.264	6-3		FC5-4 4-3 1-2f		2B 1-2 2-3 1B		P6		P4	5	1	1	0	0	0	2
Wayne Causey, L (1, 6) OBP: 0.345, SLG: 0.409	F8		4-3 1-2		P3		4-3		F2	5	0	0	0	0	0	5
Jerry Lumpe, L (1, 4) OBP: 0.305, SLG: 0.342	K		F7		2B 1-H 2-H 3-H		4-3			4	0	1	3	0	1	1
George Alusik, R (1, 9) OBP: 0.335, SLG: 0.446		BB CS		HR	F3			4-3		3	1	1	1	1	0	1
Charlie Lau, L (1, 2) OBP: 0.250, SLG: 0.277		BB 1-2 BB		K		F8		2B		3	0	1	0	1	1	0
Ed Charles, R (1, 5) OBP: 0.339, SLG: 0.381		BB 1-2 BB		6-3		5-3 1B		K BB		2	0	1	0	2	0	0
Chuck Essegian, R (1, 7) OBP: 0.286, SLG: 0.357		P4		6-3		5-3 1-2		K 1-2		4	0	0	0	0	1	5
Ken Harrelson, R (1, 3) OBP: 0.310, SLG: 0.438		K			1B 1B 2B 1B	BB			1B	3	1	2	0	1	1	2
Moe Drabowsky, R (1, 1) OBP: 0.200, SLG: 0.267 Dale Willis, R (5, 1) OBP: 0.200, SLG: 0.200 Gino Cimoli, R (5, PH) OBP: 0.338, SLG: 0.386 Tony La Russa, R (5, PR) Bill Fischer, R (6, 1) Norm Siebern, L (6, PH) OBP: 0.378, SLG: 0.417 Pete Lovrich, R (7, 1) Doc Edwards, R (9, PH) OBP: 0.294, SLG: 0.370			FC5-4 1B		1B 1-2 2B 1B	K			F3	1 0 1 0 0 1 1	0 0 0 1 0 0 0	1 0 1 0 0 0 0	0 0 0 0 0 1 0	0 0 0 0 0 0 0	0 0 0 0 0 1 0	0 0 0 0 0 2 1
Inning Stats	R: 0 E: 0 K: 1 S: 5 H: 0 LOB: 0 BB: 0 P: 5	R: 0 E: 0 K: 1 S: 4 H: 0 LOB: 2 BB: 3 P: 16	R: 0 E: 0 K: 0 S: 4 H: 1 LOB: 1 BB: 0 P: 4	R: 1 E: 0 K: 1 S: 6 H: 1 LOB: 0 BB: 0 P: 6	R: 3 E: 0 K: 0 S: 6 H: 4 LOB: 1 BB: 0 P: 6	R: 0 E: 0 K: 1 S: 6 H: 1 LOB: 2 BB: 1 P: 10	R: 0 E: 0 K: 0 S: 3 H: 0 LOB: 0 BB: 0 P: 3	R: 0 E: 0 K: 1 S: 5 H: 1 LOB: 1 BB: 1 P: 9	R: 0 E: 0 K: 0 S: 4 H: 1 LOB: 1 BB: 0 P: 4	1B: 6 2B: 2 3B: 0 HR: 1 SF: 0 SAC: 0 DP: 0 HBP: 0						

PITCHER		IP	WLS	BF	H	R	ER	SO	BB	IBB	HBP	BLK	WP	HR	S	P	ERA	WHIP
Early Wynn, R ERA: 2.89	(1, 1)	5.0	W	22	6	4	4	3	3	0	0	0	0	1	25	37	7.20	1.800
Jerry Walker, R ERA: 3.7	(6, 1)	4.0	S	16	3	0	0	2	2	0	0	0	0	0	18	26	0.00	1.250

PITCHER	IP	WLS	BF	H	R	ER	SO	BB	IBB	HBP	BLK	WP	HR	S	P	ERA	WHIP

BOTTOM

Cleveland Indians @ Kansas City Athletics

Municipal Stadium, Kansas City, MO

Sat Jul 13 1963, 4:38 AM EDT

Att. 13,565 - Unknown

livebaseballscorecards.com

AB	33
R	4
H	9
RBI	4
BB	5
SO	5
LOB	19

WP: 0 PA: 38
PB: 0
SB: 0
CS: 1

Batter	1	2	3	4	5	6	7	8	9	AB	R	H	RBI	BB	SO	LOB
Tony Kubek, L (1, 6) OBP: 0.273, SLG: 0.320	F8		1B 1-3 1B		BBB 1B E BB	L7		G3	4-3	5	1	1	0	1	0	1
Bobby Richardson, R (1, 4) OBP: 0.306, SLG: 0.342	F7		1-2 3-H 1B		E 1-3 SF8 1B	BB 1-2 1B		BBBB BB 1B BB	4-3	5	2	3	1	1	0	0
Tom Tresh, S (1, 8) OBP: 0.337, SLG: 0.462	G3		SSS K		E8 SF8 1-3 3-H 1B	BBBB 1-2 2-3 BB		BBBB 1B 1-2 1B BB	F4	4	2	1	1	2	1	2
Joe Pepitone, L (1, 3) OBP: 0.294, SLG: 0.461		F8	F9		SF8 2-3 3-H	F6		1B 1-3 2-H HR 1B		4	1	1	2	0	0	5
Yogi Berra, L (1, 2) OBP: 0.360, SLG: 0.551		1B		SSS K	FC6-4 3-H 1B		1B 2B	F4		5	1	3	1	0	1	2
Johnny Blanchard, L (1, 9) OBP: 0.270, SLG: 0.321 Jack Reed, R (8, PR) OBP: 0.298, SLG: 0.308 (8, 9)	F4			HR	F9		F5	HR 1-3 3-H 1B		5 0	1 1	2 0	2 0	0 0	0 0	3 0
Hector Lopez, R (1, 7) OBP: 0.293, SLG: 0.422	F9			E5	FC6-4 1-2f		6-3 2-H 1B	1-H 3-H HR		5	1	2	4	0	0	2
Clete Boyer, R (1, 5) OBP: 0.306, SLG: 0.413			5-3	SSS K		5-3	6-3 1-3	BBBB BB		4	0	0	0	1	1	2
Bill Stafford, R (1, 1) OBP: 0.318, SLG: 0.381 Steve Hamilton, L (1, 1) OBP: 0.273, SLG: 0.455 Hal Reniff, R (8, 1)			1B 1B	L7		E3 BB 1B	4-3	SSS K		0 5 0	0 1 0	0 1 0	0 0 0	0 0 0	0 1 0	0 3 0
Inning Stats	R: 0 E: 0 K: 0 S: 3 H: 0 LOB: 0 BB: 0 P: 3	R: 0 E: 0 K: 0 S: 4 H: 1 LOB: 1 BB: 0 P: 4	R: 1 E: 0 K: 1 S: 8 H: 3 LOB: 2 BB: 0 P: 8	R: 1 E: 1 K: 2 S: 9 H: 1 LOB: 1 BB: 0 P: 9	R: 3 E: 1 K: 0 S: 6 H: 3 LOB: 1 BB: 1 P: 10	R: 0 E: 1 K: 0 S: 5 H: 1 LOB: 3 BB: 1 P: 9	R: 1 E: 0 K: 0 S: 5 H: 2 LOB: 1 BB: 0 P: 5	R: 5 E: 0 K: 1 S: 8 H: 3 LOB: 1 BB: 3 P: 20	R: 0 E: 0 K: 0 S: 3 H: 0 LOB: 0 BB: 0 P: 3	1B: 11 2B: 1 3B: 0 HR: 2 SF: 1 SAC: 0 DP: 0 HBP: 0						

TOP

New York Yankees @ Kansas City Athletics

Municipal Stadium, Kansas City, MO

Sun Jul 14 1963, 4:33 AM EDT

Unknown - 87 F

livebaseballscorecards.com

AB	42
R	11
H	14
RBI	11
BB	5
SO	4
LOB	20

PITCHER		IP	WLS	BF	H	R	ER	SO	BB	IBB	HBP	BLK	WP	HR	S	P	ERA	WHIP
Ed Rakow, R ERA: 3.66	(1, 1)	4.1		23	8	5	4	3	1	0	0	0	0	1	28	32	8.31	2.077
Bill Fischer, R ERA: 3.39	(5, 1)	2.2	L	13	3	1	1	0	1	0	0	0	0	0	12	16	3.38	1.500
Dale Willis, R ERA: 5.49	(8, 1)	1.0		9	3	5	5	1	3	0	0	0	0	1	8	20	45.00	6.000
Pete Lovrich, R ERA: 8.1	(9, 1)	1.0		3	0	0	0	0	0	0	0	0	0	0	3	3	0.00	0.000

PITCHER	IP	WLS	BF	H	R	ER	SO	BB	IBB	HBP	BLK	WP	HR	S	P	ERA	WHIP

Batter	1	2	3	4	5	6	7	8	9	AB	R	H	RBI	BB	SO	LOB
Jose Tartabull, L (1, 8) OBP: 0.273, SLG: 0.275	BBBB 4-0 FC4-6 S BB BB	x 0-0 ① 4-3		SSS 0-3 ① K	x 0-0 1-3 2-H 2B			x 0-0 ① L4		4	1	1	1	1	1	0
Wayne Causey, L (1, 6) OBP: 0.351, SLG: 0.410	BBBB 4-0 FC4-6 1-2 BB	BBBB 4-0 1B BB		BBB 4-0 1B BB	x 0-0 ③ 4-3			x 0-0 FC6-4 1B		2	0	1	0	3	0	2
Jerry Lumpe, L (1, 4) OBP: 0.304, SLG: 0.340	x 0-0 ① FC4-6 BB BB SF9 1-2f 2-3	x 0-0 1-3 1B		x 0-0 ② F8		x 0-0 ① F3		x 0-0 ② FC6-4 1-2f		5	1	1	0	0	0	4
Norm Siebern, L (1, 3) OBP: 0.379, SLG: 0.414	BBBB 4-0 SF9 BB 1-2 2B BB	x 0-0 ② F3		x 0-0 1-3 1B		x 0-0 ② G3		x 0-0 ③ 4-3		4	1	1	0	1	0	3
Ed Charles, R (1, 5) OBP: 0.340, SLG: 0.379	BBBB 4-0 SF9 1-2 2-3 3-H 2B BB	SSS 0-3 ③ K		SSS 0-3 ③ K		x 0-0 1B			x 0-0 ① F6	4	1	1	1	1	2	4
Gino Cimoli, R (1, 9) OBP: 0.336, SLG: 0.395	x 0-0 ② SF9 1-2 2-3 3-H		SSS 0-3 ① K		x 0-0 ① 5-3	SSS 0-3 ③ K			x 0-0 HR	4	1	1	2	0	2	1
Chuck Essegian, R (1, 7) OBP: 0.289, SLG: 0.355	BBBB 4-0 2B BB		x 0-0 ② 4-3		x 0-0 1B BB 1B		x 0-0 ① 3-1		x 0-0 ② 4-1	4	0	1	0	1	0	0
Charlie Lau, L (1, 2) OBP: 0.250, SLG: 0.277 Doc Edwards, R (1, PH) OBP: 0.304, SLG: 0.386 (2, 2)	x 0-0 1-3 2-H 3-H 2B		x 0-0 1B		x 0-0 BB 1-3 2B 1B		x 0-0 ② 5-3		x 0-0 ③ L7	0 5	0 1	0 3	0 2	0 0	0 0	0 0
Ed Rakow, S (1, 1) OBP: 0.184, SLG: 0.133 Bill Fischer, R (5, 1) Ken Harrelson, R (7, PH) OBP: 0.307, SLG: 0.433 Dale Willis, R (8, 1) OBP: 0.200, SLG: 0.200 Pete Lovrich, R (9, 1)	x 0-0 ③ 1-3	SSS 0-3 ③ K		BBB 4-0 ② 2B 1-2 3-H BB			x 0-0 ③ 1-3			2 0 1 0 0	0 0 0 0 0	0 0 0 0 0	0 0 0 0 0	1 1 0 0 0	0 0 0 0 0	3 0 0 0 0
Inning Stats	R: 4 H: 1 E: 0 LOB: 2 K: 0 BB: 5 S: 4 P: 24	R: 0 H: 1 E: 0 LOB: 2 K: 1 BB: 1 S: 6 P: 10	R: 0 H: 1 E: 0 LOB: 1 K: 2 BB: 0 S: 8 P: 8	R: 0 H: 1 E: 0 LOB: 2 K: 2 BB: 1 S: 8 P: 12	R: 1 H: 3 E: 0 LOB: 2 K: 0 BB: 1 S: 5 P: 9	R: 0 H: 1 E: 0 LOB: 1 K: 1 BB: 0 S: 6 P: 6	R: 0 H: 0 E: 0 LOB: 0 K: 0 BB: 0 S: 3 P: 3	R: 0 H: 1 E: 0 LOB: 1 K: 0 BB: 0 S: 4 P: 4	R: 1 H: 1 E: 0 LOB: 0 K: 0 BB: 0 S: 4 P: 4	1B: 7 SF: 1 2B: 2 SAC: 0 3B: 0 DP: 0 HR: 1 HBP: 0						

PITCHER		IP	WLS	BF	H	R	ER	SO	BB	IBB	HBP	BLK	WP	HR	S	P	ERA	WHIP
Bill Stafford, R ERA: 5.75	(1, 1)	0.2		7	0	4	4	0	5	0	0	0	0	0	2	22	54.00	7.500
Steve Hamilton, L ERA: 2.55	(1, 1)	6.2	W	30	8	1	1	6	3	0	0	0	0	0	39	51	1.35	1.650
Hal Reniff, R ERA: 3.05	(8, 1)	1.2	S	7	2	1	1	0	0	0	0	0	0	1	7	7	5.40	1.200

PITCHER	IP	WLS	BF	H	R	ER	SO	BB	IBB	HBP	BLK	WP	HR	S	P	ERA	WHIP

BOTTOM

New York Yankees @ Kansas City Athletics

Municipal Stadium, Kansas City, MO

Sun Jul 14 1963, 4:33 AM EDT

Unknown - 87 F

livebaseballscorecards.com

AB	35
R	6
H	10
RBI	6
BB	8
SO	6
LOB	17

WP: 0 PA: 44
PB: 0
SB: 1
CS: 0

Batter	1	2	3	4	5	6	7	8	9	AB	R	H	RBI	BB	SO	LOB
Tony Kubek, L (1, 6) OBP: 0.269, SLG: 0.315	L6		F6		F7		F6		F7	5	0	0	0	0	0	1
Bobby Richardson, R (1, 4) OBP: 0.301, SLG: 0.336	5-3		F3		K		F9		F7	5	0	0	0	0	1	1
Tom Tresh, S (1, 8) OBP: 0.339, SLG: 0.481	F2		F6			HR		HR		4	2	2	2	0	0	0
Joe Pepitone, L (1, 3) OBP: 0.300, SLG: 0.469		1B 2B		HR 1B		4-3		G4-6-3 E 1B		4	2	3	0	0	0	0
Elston Howard, R (1, 2) OBP: 0.314, SLG: 0.511		G6-3 2-H 1B		1-H HR		FC5 2B		E6 G4-6-3 1-2		4	1	3	3	0	0	1
Johnny Blanchard, L (1, 9) OBP: 0.269, SLG: 0.305 Jack Reed, R (8, 9) OBP: 0.298, SLG: 0.308		G6-3 1-2f		F4		FC5 BB		G4-6-3 1-2f 2-3		3 0	0 0	0 0	0 0	1 0	0 0	3 0
Hector Lopez, R (1, 7) OBP: 0.292, SLG: 0.419		1B 1B		F9		FC5 FC5-4 1-2 2-3f		5-3		4	0	1	0	0	0	3
Clete Boyer, R (1, 5) OBP: 0.308, SLG: 0.412		1-2 1B		5-3		FC5-4 1-2f			BB	3	0	1	0	1	0	2
Al Downing, R (1, 1) OBP: 0.095, SLG: 0.190		5-3			6-3		K		K	4	0	0	0	0	2	3
Inning Stats	R: 0 E: 0 K: 0 S: 3 H: 0 LOB: 0 BB: 0 P: 3	R: 1 E: 0 K: 0 S: 6 H: 4 LOB: 2 BB: 0 P: 6	R: 0 E: 0 K: 0 S: 3 H: 0 LOB: 0 BB: 0 P: 3	R: 2 E: 0 K: 0 S: 5 H: 2 LOB: 0 BB: 0 P: 5	R: 0 E: 0 K: 1 S: 5 H: 0 LOB: 0 BB: 0 P: 5	R: 1 E: 0 K: 0 S: 5 H: 2 LOB: 2 BB: 1 P: 9	R: 0 E: 0 K: 1 S: 5 H: 0 LOB: 0 BB: 0 P: 5	R: 1 E: 1 K: 0 S: 5 H: 2 LOB: 1 BB: 0 P: 5	R: 0 E: 0 K: 1 S: 5 H: 0 LOB: 1 BB: 1 P: 9	1B: 5 2B: 2 3B: 0 HR: 3 SF: 0 SAC: 0 DP: 2 HBP: 0						

TOP

New York Yankees @ Kansas City Athletics

Municipal Stadium, Kansas City, MO

Sun Jul 14 1963, 4:38 AM EDT

Att. 31,215 - Unknown - 88 F

livebaseballscorecards.com

AB	36
R	5
H	10
RBI	5
BB	2
SO	3
LOB	14

PITCHER		IP	WLS	BF	H	R	ER	SO	BB	IBB	HBP	BLK	WP	HR	S	P	ERA	WHIP
Orlando Pena, R ERA: 3.69	(1, 1)	8.0	L	34	10	5	5	2	1	0	0	0	0	3	37	41	5.62	1.375
Moe Drabowsky, R ERA: 3.66	(9, 1)	1.0		4	0	0	0	1	1	0	0	0	0	0	5	9	0.00	1.000

PITCHER	IP	WLS	BF	H	R	ER	SO	BB	IBB	HBP	BLK	WP	HR	S	P	ERA	WHIP

Batter	1	2	3	4	5	6	7	8	9	AB	R	H	RBI	BB	SO	LOB
Jerry Lumpe, L (1, 4) OBP: 0.303, SLG: 0.338	F5		K			F5		WP 1B		4	0	1	0	0	1	0
Wayne Causey, L (1, 6) OBP: 0.350, SLG: 0.406	FC4-6 BB		K			L7		F9 1-2		3	0	0	0	1	1	1
George Alusik, R (1, 9) OBP: 0.333, SLG: 0.439	K			F7		BB			K	3	0	0	0	1	2	1
Norm Siebern, L (1, 3) OBP: 0.374, SLG: 0.409	FC4-6 1-2f			F6		K			6-3	4	0	0	0	0	1	2
Doc Edwards, R (1, 2) OBP: 0.303, SLG: 0.382		K		F5			5-3		FC6-4 1B	4	0	1	0	0	1	0
Ed Charles, R (1, 5) OBP: 0.341, SLG: 0.381		FC5-4 1B			1B		5-3		FC6-4 1-2f	4	0	2	0	0	0	1
Chuck Essegian, R (1, 7) OBP: 0.284, SLG: 0.349		FC5-4 FC6 1-2f			F7		F8			3	0	0	0	0	0	2
Jose Tartabull, L (1, 8) OBP: 0.265, SLG: 0.266		FC6 1-2f			K			K		3	0	0	0	0	2	2
Orlando Pena, R (1, 1) OBP: 0.216, SLG: 0.212			K		K			F4		2	0	0	0	0	2	1
Gino Cimoli, R (8, PH) OBP: 0.334, SLG: 0.394										1	0	0	0	0	0	0
Moe Drabowsky, R (9, 1) OBP: 0.200, SLG: 0.267										0	0	0	0	0	0	0
Inning Stats	R: 0 H: 0 E: 0 LOB: 1 K: 1 BB: 1 S: 5 P: 9	R: 0 H: 1 E: 0 LOB: 1 K: 1 BB: 0 S: 6 P: 6	R: 0 H: 0 E: 0 LOB: 0 K: 3 BB: 0 S: 9 P: 9	R: 0 H: 0 E: 0 LOB: 0 K: 0 BB: 0 S: 3 P: 3	R: 0 H: 1 E: 0 LOB: 1 K: 2 BB: 0 S: 8 P: 8	R: 0 H: 0 E: 0 LOB: 1 K: 1 BB: 1 S: 5 P: 9	R: 0 H: 0 E: 0 LOB: 0 K: 0 BB: 0 S: 3 P: 3	R: 0 H: 1 E: 0 LOB: 1 K: 1 BB: 0 S: 6 P: 6	R: 0 H: 1 E: 0 LOB: 1 K: 1 BB: 0 S: 6 P: 6	1B: 4 SF: 0 2B: 0 SAC: 0 3B: 0 DP: 0 HR: 0 HBP: 0							WP: 1 PA: 33 PB: 0 SB: 0 CS: 0

PITCHER	IP	WLS	BF	H	R	ER	SO	BB	IBB	HBP	BLK	WP	HR	S	P	ERA	WHIP
Al Downing, L (1, 1) ERA: 2.69	9.0	W	33	4	0	0	10	2	0	0	0	1	0	51	59	0.00	0.667

PITCHER	IP	WLS	BF	H	R	ER	SO	BB	IBB	HBP	BLK	WP	HR	S	P	ERA	WHIP

BOTTOM

New York Yankees @ Kansas City Athletics

Municipal Stadium, Kansas City, MO

Sun Jul 14 1963, 4:38 AM EDT
Att. 31,215 - Unknown - 88 F

livebaseballscorecards.com

AB	31
R	0
H	4
RBI	0
BB	2
SO	10
LOB	10

New York Yankees @ Kansas City Athletics

Municipal Stadium, Kansas City, MO

Mon Jul 15 1963, 4:33 AM EDT

Att. 16,363 - Cloudy

livebaseballscorecards.com

Batter	1	2	3	4	5	6	7	8	9	10	11	12	AB	R	H	RBI	BB	SO	LOB
Tony Kubek, L (1, 6) OBP: 0.269, SLG: 0.314	4-3 SH5-3 1B		F8		F7	1B 1B		5-3		F6		F2	7	1	2	1	0	0	1
Bobby Richardson, R (1, 4) OBP: 0.302, SLG: 0.336	SH5-3 1-2		K		F2	S BB 1B		F9		F8		BB 1B	6	0	2	1	0	1	1
Tom Tresh, S (1, 8) OBP: 0.343, SLG: 0.477	4-3 2-3		4-3		1B 2B HBP	S 1-2 BB		K			2B BB	FC6-4 1-2 BB	3	2	0	0	3	1	2
Joe Pepitone, L (1, 3) OBP: 0.303, SLG: 0.475	G3			L4	1-2 2B 1B	F7			1B 2B		1-H 2B 2B	K	7	3	3	1	0	1	5
Elston Howard, R (1, 2) OBP: 0.317, SLG: 0.516		K		BB BB 1B	1-H 1B 2H 2B	F2 1-2 2-3			K		F8 1B 2-H 2B	FC6-4 1-2f	7	2	3	3	0	2	5
Johnny Blanchard, L (1, 9) OBP: 0.306, SLG: 0.381 Jack Reed, R (9, PR) OBP: 0.293, SLG: 0.302 (9, 9)	HR			BB 1-2 BB	2-H 1B		4-3		S 2-H 1B		F7		4 1 1 0	1 0	3 0	3 0	1 0	0 0	0 1
Hector Lopez, R (1, 7) OBP: 0.293, SLG: 0.414	K2-3			BB 1-2 2-3 BB	5-3		1B	F8	F8		F8 2-3		5	0	1	0	1	1	3
Clete Boyer, R (1, 5) OBP: 0.308, SLG: 0.411	K			K		SH3-4 1B	F5	K	K 1-2		WP 3-H 1B		6	1	2	1	0	3	5
Whitey Ford, L (1, 1) OPP OPT: SLG: 0.340 Harry Bright, R (7, PH) OPP OPT: AVG: 0.208, SLG: 0.438 Stan Williams, R (7, 1) OPP OPT: AVG: 0.214, SLG: 0.321 Marshall Bridges, S (8, 1) Dale Long, L (10, PH) OPP OPT: AVG: 0.333, SLG: 0.274 Bill Kunkel, R (10, 1) OPP OPT: AVG: 0.000, SLG: 0.000 Phil Linz, R (11, PH) OPP OPT: AVG: 0.333, SLG: 0.417 Hal Reniff, R (11, 1) Jim Bouton, R (11, 1) OPP OPT: AVG: 0.333, SLG: 0.500 Bill Stafford, R (12, 1) OPP OPT: AVG: 0.000, SLG: 0.000			BB	4-3		SH3-4 1-2	K			K	1-3 1-2		1 1 0 0 1 1 0 0 0	0 0 0 0 0 0 0 0 0	0 0 0 0 0 0 0 0 0	0 0 0 0 1 0 0 0 0	1 1 0 0 0 0 1 1 0	3 1 0 0 0 0 0 1 0	
Inning Stats	R: 0 E: 0 K: 0 S: 4 H: 1 LOB: 1 BB: 0 P: 4	R: 1 E: 0 K: 3 S: 10 H: 1 LOB: 0 BB: 0 P: 10	R: 0 E: 0 K: 1 S: 5 H: 0 LOB: 1 BB: 1 P: 9	R: 0 E: 0 K: 1 S: 6 H: 1 LOB: 3 BB: 2 P: 14	R: 3 E: 0 K: 0 S: 6 H: 3 LOB: 1 BB: 0 P: 7	R: 2 E: 0 K: 0 S: 6 H: 3 LOB: 2 BB: 1 P: 10	R: 0 E: 0 K: 1 S: 6 H: 1 LOB: 1 BB: 0 P: 6	R: 0 E: 0 K: 1 S: 5 H: 0 LOB: 0 BB: 0 P: 5	R: 1 E: 0 K: 2 S: 9 H: 2 LOB: 2 BB: 0 P: 9	R: 0 E: 0 K: 1 S: 5 H: 0 LOB: 0 BB: 0 P: 5	R: 3 E: 0 K: 0 S: 6 H: 3 LOB: 1 BB: 1 P: 10	R: 0 E: 0 K: 1 S: 6 H: 1 LOB: 2 BB: 1 P: 10						

PITCHER		IP	WLS	BF	H	R	ER	SO	BB	IBB	HBP	BLK	WP	HR	S	P	ERA	WHIP
Dave Wickersham, R ERA: 3.99	(1, 1)	5.1		28	8	6	6	5	3	0	1	0	0	1	34	47	10.12	2.062
Bill Fischer, R ERA: 3.39	(6, 1)	0.0		2	1	0	0	0	1	0	0	0	0	0	1	5	∞	∞
John Wyatt, R ERA: 2.39	(6, 1)	3.2		14	3	1	1	4	0	0	0	0	0	0	22	22	2.46	0.818
Ed Rakow, R ERA: 3.82	(10, 1)	2.0		10	3	3	3	1	1	0	0	0	1	0	11	15	13.50	2.000
Pete Lovrich, R ERA: 7.36	(12, 1)	1.0	W	5	1	0	0	1	1	0	0	0	0	0	6	10	0.00	2.000

PITCHER		IP	WLS	BF	H	R	ER	SO	BB	IBB	HBP	BLK	WP	HR	S	P	ERA	WHIP

TOP	
AB	50
R	10
H	16
RBI	10
BB	6
SO	11
LOB	28

1B: 11	SF: 0	WP: 1	PA: 59
2B: 4	SAC: 2	PB: 0	
3B: 0	DP: 0	SB: 3	
HR: 1	HBP: 1	CS: 0	

Batter	1	2	3	4	5	6	7	8	9	10	11	12	AB	R	H	RBI	BB	SO	LOB
Gino Cimoli, R (1, 9) OBP: 0.343, SLG: 0.411	1B		SH2-3 3B 1-H		SF8 1B 2B		L9		SF8 2B 1-3		F8	BB BB	6	2	4	1	1	0	1
Wayne Causey, L (1, 6) OBP: 0.358, SLG: 0.411	L1-3 1B 1-3		SH2-3 3-H		1B 2B 1-3		1B BB		BB		E1 2B 1B 1-2	BB BB 1-2 2-3	3	2	2	1	3	0	1
Jerry Lumpe, L (1, 4) OBP: 0.306, SLG: 0.342	L1-3 1-2		4-3		SF8 3-H		1B 1-2		K		1B 2B 1-3 2-H	BB 1-2 2-3 3-H	5	1	2	3	1	1	5
Norm Siebern, L (1, 3) OBP: 0.371, SLG: 0.405	K	4-3			1B 2-H		F5		SF8 2-3 3-H		K		5	0	1	2	0	2	5
Doc Edwards, R (1, 2) OBP: 0.297, SLG: 0.373		6-3		5-3	F4		F8		K		1B 2-H 3-H		6	0	1	2	0	1	5
Ed Charles, R (1, 5) OBP: 0.341, SLG: 0.398		6-3		HR	HR		F7			6-3	F5		6	2	2	2	0	0	1
Chuck Essegian, R (1, 7) OBP: 0.281, SLG: 0.344	K			1B	6-3		F4		K			L9	6	0	1	0	0	2	0
Bobby Del Greco, R (1, 8) OBP: 0.279, SLG: 0.304			3B BB	F7	F7		F7			L7		BB SH5-3 BB HBP	4	2	0	0	1	0	1
Dave Wickersham, R (1, 1) OBP: 0.174, SLG: 0.156 Bill Fischer, R (6, 1) John Wyatt, R (6, 1) Charlie Lau, L (9, PH) OBP: 0.201, SLG: 0.288 Sammy Esposito, R (9, PR) OBP: 0.165, SLG: 0.111 Ed Rakow, S (10, 1) OBP: 0.194, SLG: 0.133 George Alusik, R (11, PH) OBP: 0.337, SLG: 0.439 Pete Lovrich, R (12, 1)	K				5-3	4-3			2B SF8 1B			E 2B BB 2B	2 0 1 1 0 0 0 0 0	0 0 0 0 0 0 0 0 0	0 0 0 0 0 0 0 0 0	0 0 0 0 0 0 0 0 0	0 0 0 0 0 0 1 0 1	1 0 0 0 0 0 0 0 0	1 0 0 0 0 0 0 0 0
Inning Stats	R: 0 H: 2 E: 0 LOB: 1 K: 1 BB: 0 S: 6 P: 6	R: 0 H: 0 E: 0 LOB: 0 K: 1 BB: 0 S: 5 P: 5	R: 2 H: 1 E: 0 LOB: 0 K: 1 BB: 1 S: 6 P: 10	R: 1 H: 2 E: 0 LOB: 0 K: 0 BB: 0 S: 5 P: 5	R: 2 H: 3 E: 0 LOB: 1 K: 0 BB: 0 S: 6 P: 6	R: 1 H: 1 E: 0 LOB: 0 K: 0 BB: 0 S: 4 P: 4	R: 0 H: 1 E: 0 LOB: 2 K: 0 BB: 1 S: 4 P: 8	R: 0 H: 0 E: 0 LOB: 0 K: 0 BB: 0 S: 3 P: 3	R: 1 H: 2 E: 0 LOB: 2 K: 2 BB: 1 S: 9 P: 13	R: 0 H: 0 E: 0 LOB: 0 K: 1 BB: 0 S: 5 P: 5	R: 3 H: 2 E: 1 LOB: 1 K: 1 BB: 1 S: 8 P: 12	R: 1 H: 0 E: 0 LOB: 3 K: 0 BB: 3 S: 2 P: 15	1B: 8 2B: 4 3B: 1 HR: 2	SF: 2 SAC: 2 DP: 1 HBP: 1	WP: 0 PB: 0 SB: 0 CS: 0	PA: 57		

PITCHER		IP	WLS	BF	H	R	ER	SO	BB	IBB	HBP	BLK	WP	HR	S	P	ERA	WHIP
Whitey Ford, L ERA: 3.01	(1, 1)	6.0		27	9	6	6	3	1	0	0	0	0	2	32	36	9.00	1.667
Stan Williams, R ERA: 4.78	(7, 1)	2.0		10	3	1	1	0	1	0	0	0	0	0	9	13	4.50	2.000
Marshall Bridges, L ERA: 1.93	(9, 1)	1.0		4	0	0	0	2	1	0	0	0	0	0	7	11	0.00	1.000
Bill Kunkel, R ERA: 2.43	(10, 1)	1.0		3	0	0	0	1	0	0	0	0	0	0	5	5	0.00	0.000
Hal Reniff, R ERA: 3.18	(11, 1)	0.2		6	2	3	1	1	1	0	0	0	0	0	7	11	13.50	4.500

PITCHER		IP	WLS	BF	H	R	ER	SO	BB	IBB	HBP	BLK	WP	HR	S	P	ERA	WHIP
Jim Bouton, R ERA: 2.76	(11, 1)	0.1		1	0	0	0	0	0	0	0	0	0	0	1	1	0.00	0.000
Bill Stafford, R ERA: 5.82	(12, 1)	0.2	L	6	0	1	1	0	3	0	1	0	0	0	2	15	13.50	4.500

BOTTOM

New York Yankees @ Kansas City Athletics

Municipal Stadium, Kansas City, MO

Mon Jul 15 1963, 4:33 AM EDT

Att. 16,363 - Cloudy

livebaseballscorecards.com

AB	45
R	11
H	14
RBI	11
BB	7
SO	7
LOB	20

Boston Red Sox @ Kansas City Athletics

Municipal Stadium, Kansas City, MO

Tue Jul 16 1963, 8:05 PM EDT

Att. 6,918 - Unknown

TOP

livebaseballscorecards.com

Batter	1	2	3	4	5	6	7	8	9	AB	R	H	RBI	BB	SO	LOB
Chuck Schilling, R (1, 4) OBP: 0.323, SLG: 0.371	6-3		P6			K		4-3		3	0	0	0	0	1	1
Billy Gardner, R (6, 4) OBP: 0.333, SLG: 0.263										1	0	0	0	0	0	0
Roman Mejias, R (1, 8) OBP: 0.243, SLG: 0.341	L3			1B 2B		1B			F3	4	0	2	0	0	0	0
Carl Yastrzemski, L (1, 7) OBP: 0.423, SLG: 0.517	K			6-4-3 2-3 1B		F7			BB	3	0	1	0	1	1	1
Frank Malzone, R (1, 5) OBP: 0.361, SLG: 0.484		5-3		6-4-3 1-2f		F7			F7	3	0	0	0	0	0	3
Dick Williams, R (6, 5) OBP: 0.314, SLG: 0.361										1	0	0	0	0	0	1
Dick Stuart, R (1, 3) OBP: 0.314, SLG: 0.477		K		K			F9		F8	4	0	0	0	0	2	2
Lou Clinton, R (1, 9) OBP: 0.278, SLG: 0.425		F8			F5		4-3			2	0	0	0	0	0	0
Jim Gosper, L (6, 9)										1	0	0	0	0	0	0
Eddie Bressoud, R (1, 6) OBP: 0.318, SLG: 0.418			F8		4-0 BB		K			1	0	0	0	1	0	0
Felix Mantilla, R (6, 6) OBP: 0.267, SLG: 0.333										1	0	0	0	0	1	0
Bob Tillman, R (1, 2) OBP: 0.300, SLG: 0.370			P4		P6			1-3		3	0	0	0	0	0	1
Dave Morehead, R (1, 1) OBP: 0.097, SLG: 0.097										0	0	0	0	0	0	0
Arnold Earley, L (2, 1) OBP: 0.308, SLG: 0.385										2	0	1	0	0	1	1
Hal Kolstad, R (5, 1)										0	0	0	0	0	0	0
Gary Geiger, L (8, PH) OBP: 0.362, SLG: 0.556										1	0	0	0	0	0	0
Wilbur Wood, R (8, 1)			1B		K			6-3		0	0	0	0	0	0	0

	AB	30
	R	0
	H	4
	RBI	0
	BB	2
	SO	6
	LOB	10

Inning Stats										
	R: 0	H: 0	R: 0	H: 0	R: 0	H: 1	R: 0	H: 2	R: 0	H: 0
	E: 0	LOB: 0	E: 0	LOB: 0	E: 0	LOB: 1	E: 0	LOB: 1	E: 0	LOB: 1
	K: 1	BB: 0	K: 1	BB: 0	K: 0	BB: 0	K: 1	BB: 0	K: 1	BB: 1
	S: 5	P: 5	S: 5	P: 5	S: 4	P: 4	S: 6	P: 6	S: 5	P: 9

Inning Stats										
	R: 0	H: 1	R: 0	H: 0	R: 0	H: 0	R: 0	H: 0	1B: 3	SF: 0
	E: 0	LOB: 1	E: 0	LOB: 0	E: 0	LOB: 0	E: 0	LOB: 1	2B: 2	SAC: 0
	K: 1	BB: 0	K: 1	BB: 0	K: 0	BB: 0	K: 0	BB: 1	3B: 0	DP: 1
	S: 6	P: 6	S: 5	P: 5	S: 3	P: 3	S: 3	P: 7	HR: 0	HBP: 0

	WP: 0	PA: 32
	PB: 0	
	SB: 0	
	CS: 0	

PITCHER		IP	WLS	BF	H	R	ER	SO	BB	IBB	HBP	BLK	WP	HR	S	P	ERA	WHIP
Moe Drabowsky, R ERA: 3.07	(1, 1)	9.0	W	32	4	0	0	6	2	0	0	0	0	0	42	50	0.00	0.667

PITCHER		IP	WLS	BF	H	R	ER	SO	BB	IBB	HBP	BLK	WP	HR	S	P	ERA	WHIP

BOTTOM

Boston Red Sox @ Kansas City Athletics

Municipal Stadium, Kansas City, MO

Tue Jul 16 1963, 8:05 PM EDT

Att. 6,918 - Unknown

livebaseballscorecards.com

Batter	1	2	3	4	5	6	7	8	9	AB	R	H	RBI	BB	SO	LOB
Gino Cimoli, R (1, 9) OBP: 0.346, SLG: 0.420	L5	FC1-2, SH5-3; 1-2; 1B		S; 3B	P3		BBBB; G6-4-3; BB			4	1	2	0	0	0	0
George Alusik, R (7, 9) OBP: 0.340, SLG: 0.439										0	0	0	0	1	0	0
Wayne Causey, L (1, 6) OBP: 0.357, SLG: 0.412	F7	SH5-3; 1-2, 2-3		SSS; K	1B; 2B		G6-4-3; 1-2f			4	1	1	0	0	1	2
Jerry Lumpe, L (1, 4) OBP: 0.308, SLG: 0.350	SSS; K	FC1-2; 2-3, 3-H		HR; 3B	1B; 2-H; 1B		F7			4	1	2	1	0	1	2
Sammy Esposito, R (5, PR) OBP: 0.167, SLG: 0.100										1	0	0	0	0	0	0
(6, 4)																
Norm Siebern, L (1, 3) OBP: 0.374, SLG: 0.418		BB, 1B, E; 1B; F7		HR; 3B	1-3; 1B			1-3		5	2	3	2	0	0	2
Ed Charles, R (1, 5) OBP: 0.345, SLG: 0.399		E, BB; 1-2; 2B; 1B	SH3-4; 2B; 1B	BBBB; S; BB	P3			6-3		4	2	2	0	1	0	2
Charlie Lau, L (1, 2) OBP: 0.260, SLG: 0.275		BBBB; E; 1-2, 2-3; 2B; BB	SH3-4; 1-2	SSS; K; 1-2		F8		F6		3	1	0	0	1	1	1
Chuck Essegian, R (1, 7) OBP: 0.280, SLG: 0.347		E5; 2B; 1-2, 2-3, 3-H; 1B	2-H; 2B	F5		F8				4	1	1	2	0	0	3
Jose Tartabull, L (1, 8) OBP: 0.274, SLG: 0.306		1-3, 2-H, 3-H; 1B; 2B	F8		6-3					4	1	2	2	0	0	1
Moe Drabowsky, R (1, 1) OBP: 0.263, SLG: 0.474		SH5-3, 1B; FC1-2; 2-H, 3-H; 1B	P4		HR	F8				4	1	2	3	0	0	2
Inning Stats	R: 0 H: 0 E: 0 LOB: 0 K: 1 BB: 0 S: 5 P: 5	R: 5 H: 5 E: 1 LOB: 2 K: 0 BB: 1 S: 9 P: 13	R: 1 H: 2 E: 0 LOB: 1 K: 0 BB: 0 S: 5 P: 5	R: 3 H: 3 E: 0 LOB: 1 K: 2 BB: 1 S: 10 P: 14	R: 2 H: 4 E: 0 LOB: 2 K: 0 BB: 0 S: 7 P: 7	R: 0 H: 1 E: 0 LOB: 1 K: 0 BB: 0 S: 4 P: 4	R: 0 H: 0 E: 0 LOB: 0 K: 0 BB: 1 S: 2 P: 6	R: 0 H: 0 E: 0 LOB: 0 K: 0 BB: 0 S: 3 P: 3		1B: 7 SF: 0 2B: 3 SAC: 2 3B: 3 DP: 1 HR: 2 HBP: 0						

	AB	37
	R	11
	H	15
	RBI	10
	BB	3
	SO	3
	LOB	15

WP: 0 PA: 42
PB: 0
SB: 2
CS: 0

PITCHER		IP	WLS	BF	H	R	ER	SO	BB	IBB	HBP	BLK	WP	HR	S	P	ERA	WHIP
Dave Morehead, R ERA: 3.99	(1, 1)	1.0	L	9	4	5	4	1	1	0	0	0	0	0	10	14	36.00	5.000
Arnold Earley, L ERA: 5.1	(2, 1)	3.2		22	10	6	6	2	1	0	0	0	0	2	25	29	14.73	3.000
Hal Kolstad, R ERA: 12.66	(5, 1)	2.1		8	1	0	0	0	1	0	0	0	0	0	7	11	0.00	0.857
Wilbur Wood, L ERA: 4.94	(8, 1)	1.0		3	0	0	0	0	0	0	0	0	0	0	3	3	0.00	0.000

PITCHER		IP	WLS	BF	H	R	ER	SO	BB	IBB	HBP	BLK	WP	HR	S	P	ERA	WHIP

Batter	1	2	3	4	5	6	7	8	9	AB	R	H	RBI	BB	SO	LOB
Chuck Schilling, R (1, 4) OBP: 0.328, SLG: 0.372 Roman Mejias, R (7, PH) OBP: 0.242, SLG: 0.339 Billy Gardner, R (7, 4) OBP: 0.318, SLG: 0.250	x 0-0 FC3-6 1B	BBB 4-0 1-2 BB			H 1-0 G1-6-3 HBP		x 0-0 ① P6		x 0-0 ②③ G4-6-3 1-2f	1 1 1	0 0 0	1 0 0	0 0 0	1 0 0	0 0 0	0 0 1
Gary Geiger, L (1, 8) OBP: 0.355, SLG: 0.543	x 0-0 ① FC3-6 1B G3 1-2f	SSS 0-3 ③ K			x 0-0 ②③ G1-6-3 1-2f		SSS 0-3 ② K			4	0	0	0	0	2	4
Carl Yastrzemski, L (1, 7) OBP: 0.421, SLG: 0.512	x 0-0 ② G3 1-2	SSS 0-3 ① K			BBBB 4-0 FC4-6 1B BB BB		x 0-0 ③ 6-3			3	1	0	0	1	1	1
Frank Malzone, R (1, 5) OBP: 0.363, SLG: 0.483	BBBB 4-0 1B BB	x 0-0 ② 5-3			x 0-0 FC4-6 1-2 1B			x 0-0 ① F2		3	0	1	0	1	0	0
Dick Stuart, R (1, 3) OBP: 0.316, SLG: 0.480	x 0-0 1-2 2-3 1B	x 0-0 ③ 1-3			x 0-0 ① FC4-6 BB BB 1-2f 2-3			x 0-0 2B		4	0	2	0	0	0	2
Lou Clinton, R (1, 9) OBP: 0.280, SLG: 0.425	x 0-0 ③ 5-3			x 0-0 G6-4-3 1B	BBBB 4-0 BB 1-2 BB			x 0-0 ② 6-3		3	0	1	0	1	0	4
Eddie Bressoud, R (1, 6) OBP: 0.314, SLG: 0.413		x 0-0 ① F3		x 0-0 ①② G6-4-3 1-2f	x 0-0 ② P6			x 0-0 ③ F7		4	0	0	0	0	0	5
Bob Tillman, R (1, 2) OBP: 0.304, SLG: 0.370		x 0-0 BB 1B		x 0-0 ③ 5-3	BBBB 4-0 1-2 2-3 3-H BB				x 0-0 ① F7	3	0	1	1	1	0	0
Bob Heffner, R (1, 1) OBP: 0.231, SLG: 0.250 Jim Gosger, L (2, PH) Jack Lamabe, R (2, 1) Felix Mantilla, R (5, PH) OBP: 0.250, SLG: 0.313 Wilbur Wood, R (5, 1) Russ Nixon, L (6, PH) OBP: 0.364, SLG: 0.421 Arnold Earley, L (6, 1) OBP: 0.267, SLG: 0.385 Hal Kolstad, R (8, 1) Dick Williams, R (9, PH) OBP: 0.324, SLG: 0.361		SSS 0-3 ② K			x 0-0 ① P6	x 0-0 ③ 4-3			BBBB 4-0 G4-6-3 BB	0 1 0 0 1 0 0 0	0 0 0 0 0 0 0 0	0 0 0 0 0 0 0 1	0 0 0 0 0 0 0 0	0 0 0 0 0 0 0 0	0 1 0 0 0 0 0 0	0 1 0 0 0 3 0 0
Inning Stats	R: 0 E: 0 K: 0 S: 5 H: 2 LOB: 3 BB: 1 P: 9	R: 0 E: 0 K: 2 S: 8 H: 1 LOB: 2 BB: 1 P: 12	R: 0 E: 0 K: 1 S: 5 H: 0 LOB: 0 BB: 0 P: 5	R: 0 E: 0 K: 0 S: 3 H: 1 LOB: 0 BB: 0 P: 3	R: 0 E: 0 K: 0 S: 2 H: 0 LOB: 0 BB: 0 P: 3	R: 1 E: 0 K: 0 S: 4 H: 1 LOB: 3 BB: 3 P: 16	R: 0 E: 0 K: 1 S: 5 H: 0 LOB: 0 BB: 0 P: 5	R: 0 E: 0 K: 0 S: 4 H: 1 LOB: 1 BB: 0 P: 4	R: 0 E: 0 K: 0 S: 2 H: 0 LOB: 0 BB: 1 P: 6	1B: 5 2B: 1 3B: 0 HR: 0	SF: 0 SAC: 0 DP: 3 HBP: 1			WP: 0 PB: 0 SB: 0 CS: 0	PA: 37		

PITCHER		IP	WLS	BF	H	R	ER	SO	BB	IBB	HBP	BLK	WP	HR	S	P	ERA	WHIP
Diego Segui, R ERA: 4.43	(1, 1)	8.0	W	34	6	1	1	4	5	0	1	0	0	0	36	57	1.12	1.375
John Wyatt, R ERA: 2.35	(9, 1)	1.0	S	3	0	0	0	0	1	0	0	0	0	0	2	6	0.00	1.000

PITCHER	IP	WLS	BF	H	R	ER	SO	BB	IBB	HBP	BLK	WP	HR	S	P	ERA	WHIP

TOP

Boston Red Sox @ Kansas City Athletics

Municipal Stadium, Kansas City, MO

Wed Jul 17 1963, 8:05 PM EDT

Att. 7,443 - Unknown

livebaseballscorecards.com

AB	30
R	1
H	6
RBI	1
BB	6
SO	4
LOB	21

Batter	1	2	3	4	5	6	7	8	9	AB	R	H	RBI	BB	SO	LOB
Gino Cimoli, R (1, 9) OBP: 0.341, SLG: 0.414	5-3	K		F9			F9			4	0	0	0	0	1	1
Wayne Causey, L (1, 6) OBP: 0.353, SLG: 0.407	F7	4-3			P7		3-1			4	0	0	0	0	0	1
Jerry Lumpe, L (1, 4) OBP: 0.313, SLG: 0.356	1B 2B		FC3-6 1B		F8			BBB SH5-4 1B HR BB		3	2	2	0	1	0	0
Norm Siebern, L (1, 3) OBP: 0.375, SLG: 0.417	BBBB 1B HR BB		FC3-6 1B 1-2f		4-3			0-0 SH5-4 HR 1B 1-2		3	2	1	0	1	0	1
Ed Charles, R (1, 5) OBP: 0.345, SLG: 0.398	HR 1B 1-2 2-H		F9			5-3		SH5-4 1-2 2-3		3	1	1	1	0	0	1
Charlie Lau, L (1, 2) OBP: 0.273, SLG: 0.329	HR 1-H 2-H		1B 1-2			SSS K		4-3		4	1	2	3	0	1	2
Chuck Essegian, R (1, 7) OBP: 0.281, SLG: 0.343 Bobby Del Greco, R (8, 7) OBP: 0.283, SLG: 0.304	BBBB BB		F8			6-3		BBBB HR BB		2 0	0 1	0 0	0 0	1 1	0 0	2 0
Jose Tartabull, L (1, 8) OBP: 0.275, SLG: 0.300 George Alusik, R (8, PH) OBP: 0.344, SLG: 0.459 (9, 8)	F8			1-3			BBBB SH2-3 BB	1-H 2-H 3-H HR		2 1	0 1	0 1	0 4	1 0	0 0	1 0
Diego Segui, R (1, 1) OBP: 0.241, SLG: 0.286 John Wyatt, R (9, 1)		SSS K		5-3			SH2-3 1-2	6-3		3 0	0 0	0 0	0 0	0 0	1 0	0 0
Inning Stats	R: 4 E: 0 K: 0 S: 6 H: 3 LOB: 1 BB: 2 P: 14	R: 0 E: 0 K: 2 S: 7 H: 0 LOB: 0 BB: 0 P: 7	R: 0 E: 0 K: 0 S: 5 H: 2 LOB: 2 BB: 0 P: 5	R: 0 E: 0 K: 0 S: 3 H: 0 LOB: 0 BB: 0 P: 3	R: 0 E: 0 K: 0 S: 3 H: 0 LOB: 0 BB: 0 P: 3	R: 0 E: 0 K: 1 S: 5 H: 0 LOB: 0 BB: 0 P: 5	R: 0 E: 0 K: 0 S: 3 H: 0 LOB: 1 BB: 1 P: 7	R: 4 E: 0 K: 0 S: 5 H: 2 LOB: 0 BB: 2 P: 13		1B: 4 2B: 1 3B: 0 HR: 2	SF: 0 SAC: 2 DP: 0 HBP: 0			WP: 0 PB: 0 SB: 0 CS: 0	PA: 36	

PITCHER		IP	WLS	BF	H	R	ER	SO	BB	IBB	HBP	BLK	WP	HR	S	P	ERA	WHIP
Bob Heffner, R ERA: 5.45	(1, 1)	1.0	L	8	3	4	4	0	2	0	0	0	0	1	6	14	36.00	5.000
Jack Lamabe, R ERA: 2.85	(2, 1)	3.0		11	2	0	0	2	0	0	0	0	0	0	15	15	0.00	0.667
Wilbur Wood, L ERA: 4.78	(5, 1)	1.0		3	0	0	0	0	0	0	0	0	0	0	3	3	0.00	0.000
Arnold Earley, L ERA: 5.29	(6, 1)	2.2		12	1	3	3	1	3	0	0	0	0	0	11	23	10.12	1.500
Hal Kolstad, R ERA: 13.09	(8, 1)	0.1		2	1	1	1	0	0	0	0	0	0	1	2	2	27.00	3.000

PITCHER	IP	WLS	BF	H	R	ER	SO	BB	IBB	HBP	BLK	WP	HR	S	P	ERA	WHIP

BOTTOM

Boston Red Sox @ Kansas City Athletics

Municipal Stadium, Kansas City, MO

Wed Jul 17 1963, 8:05 PM EDT

Att. 7,443 - Unknown

livebaseballscorecards.com

AB	29
R	8
H	7
RBI	8
BB	5
SO	3
LOB	9

Boston Red Sox @ Kansas City Athletics

Municipal Stadium, Kansas City, MO

Thu Jul 18 1963, 8:05 PM EDT

Att. 6,876 - Unknown

TOP

livebaseballscorecards.com

Batter	1	2	3	4	5	6	7	8	9	AB	R	H	RBI	BB	SO	LOB
Felix Mantilla, R (1, 6) OBP: 0.238, SLG: 0.250	B B B B 4-0 WP S 2B BB	S S S 0-3 ② K		x 0-0 ① FC1-5 BB E BB 1-2 2-3f	x 0-0 ③ 5-3			x 0-0 ② P6		4	2	0	0	1	1	3
Gary Geiger, L (1, 8) OBP: 0.356, SLG: 0.537	B B B B 4-0 WP 2B BB 1-2	x 0-0 ③ 6-3		x 0-0 E4 BB BB BB 1-2 2-3		x 0-0 FC6-4 1B		x 0-0 ③ P4		4	2	1	0	1	0	3
Carl Yastrzemski, L (1, 7) OBP: 0.421, SLG: 0.518	x 0-0 ① P6 1-2 2-3	x 0-0 ① F7		B B B B 4-0 BB BB BB 1-2 2-3 3-H		x 0-0 ① FC6-4 G6-4-3 1-2f			x 0-0 HR	4	1	1	2	1	0	3
Dick Stuart, R (1, 3) OBP: 0.320, SLG: 0.485	x 0-0 2B 2B 2-H 3-H	x 0-0 2B 1B		S S S 0-3 ② K		x 0-0 ② ③ G6-4-3 1-2f			x 0-0 HR 1B	5	2	3	2	0	1	4
Lou Clinton, R (1, 9) OBP: 0.280, SLG: 0.421 Roman Mejias, R (7, 9) OBP: 0.245, SLG: 0.355	S S S 0-3 ② K	x 0-0 ② F8		B B B B 4-0 BB 1-2 2-3 3-H BB			x 0-0 ① 6-3		x 0-0 1-H HR	3 1	0 1	0 1	1 2	1 0	1 0	2 0
Dick Williams, R (1, 5) OBP: 0.368, SLG: 0.415	x 0-0 2B 1B	x 0-0 1-3 2B		B B B B 4-0 1-2 2-3 3-H BB			x 0-0 G4-3-6 1B		x 0-0 L3-6 1B 1B	4	1	4	1	1	0	0
Russ Nixon, L (1, 2) OBP: 0.331, SLG: 0.427	x 0-0 1-H 2-H 2B	S S S 0-3 ③ K	S S S 0-3 ③ K				x 0-0 ② ③ G4-3-6 1-2f		x 0-0 1-2 1B	5	0	2	2	0	2	6
Billy Gardner, R (1, 4) OBP: 0.333, SLG: 0.280	x 0-0 ③ P3			x 0-0 FC1-5 E 1B	x 0-0 ① P5			x 0-0 SH3 1B	x 0-0 ① ② L3-6 2-3	5	0	2	0	0	0	3
Chet Nichols, S (1, 1) OBP: 0.167, SLG: 0.167 Jack Lamabe, R (5, 1) Eddie Bressoud, R (8, PH) OBP: 0.314, SLG: 0.413 Dick Radatz, R (8, 1) OBP: 0.048, SLG: 0.095		S S S 0-3 ① K		x 0-0 E3 E FC1-5 BB 1-2	x 0-0 ② 6-3			x 0-0 ① SH3 1-2	S S S 0-3 ③ K	3 0 0 1	1 0 0 0	0 0 0 0	0 0 0 0	1 0 0 0	1 0 0 1	1 0 0 1

Inning Stats										
	R: 4	H: 3	R: 0	H: 0	R: 0	H: 2	R: 3	H: 1	R: 0	H: 0
	E: 0	LOB: 1	E: 0	LOB: 0	E: 0	LOB: 2	E: 2	LOB: 3	E: 0	LOB: 0
	K: 1	BB: 2	K: 2	BB: 0	K: 1	BB: 0	K: 2	BB: 3	K: 0	BB: 0
	S: 8	P: 16	S: 7	P: 7	S: 7	P: 7	S: 10	P: 22	S: 3	P: 3

	R: 0	H: 1	R: 0	H: 1	R: 0	H: 1	R: 3	H: 5	1B: 9	SF: 0	WP: 1	PA: 45
	E: 0	LOB: 0	E: 0	LOB: 1	E: 0	LOB: 1	E: 0	LOB: 1	2B: 4	SAC: 1	PB: 0	
	K: 0	BB: 0	K: 0	BB: 0	K: 0	BB: 0	K: 1	BB: 0	3B: 0	DP: 3	SB: 1	
	S: 3	P: 3	S: 3	P: 3	S: 4	P: 4	S: 9	P: 9	HR: 2	HBP: 0	CS: 0	

PITCHER		IP	WLS	BF	H	R	ER	SO	BB	IBB	HBP	BLK	WP	HR	S	P	ERA	WHIP
Ed Rakow, R ERA: 4.08	(1, 1)	0.2	L	7	3	4	4	1	2	0	0	0	1	0	7	15	54.00	7.500
Dale Willis, R ERA: 5.1	(1, 1)	3.0		17	3	3	0	4	3	0	0	0	0	0	22	34	0.00	2.000
Pete Lovrich, R ERA: 7.15	(4, 1)	0.1		1	0	0	0	1	0	0	0	0	0	0	3	3	0.00	0.000
Bill Fischer, R ERA: 3.34	(5, 1)	1.0		3	0	0	0	0	0	0	0	0	0	0	3	3	0.00	0.000
Moe Drabowsky, R ERA: 2.97	(6, 1)	2.0		6	2	0	0	0	0	0	0	0	0	0	6	6	0.00	1.000

PITCHER		IP	WLS	BF	H	R	ER	SO	BB	IBB	HBP	BLK	WP	HR	S	P	ERA	WHIP
John Wyatt, R ERA: 2.75	(8, 1)	2.0		11	6	3	3	1	0	0	0	0	0	2	13	13	13.50	3.000

AB	39
R	10
H	14
RBI	10
BB	5
SO	7
LOB	26

Batter	1	2	3	4	5	6	7	8	9	AB	R	H	RBI	BB	SO	LOB
Gino Cimoli, R (1, 9) OBP: 0.342, SLG: 0.413	5-3		BB BB 1B	L5		4-3 3B 1B		6-3		5	1	2	0	0	0	2
Wayne Causey, L (1, 6) OBP: 0.351, SLG: 0.402	P7		BBBB 1-2 BB	F7		4-3 1-2		F8		4	0	0	0	1	0	3
Ed Charles, R (1, 5) OBP: 0.343, SLG: 0.401	F3		F9		SSS K	4-3 2-H 3B		P6		5	1	1	1	0	1	2
Norm Siebern, L (1, 3) OBP: 0.378, SLG: 0.438		HR	BBBB 1-2 2-3 BB		HR	4-3 3-H			4-3	4	2	2	3	1	0	0
George Alusik, R (1, 7) OBP: 0.350, SLG: 0.472		2B	F7		4-3 E 2B	SSS K			BBBB 1B BB	4	1	2	0	1	1	3
Jerry Lumpe, L (1, 4) OBP: 0.316, SLG: 0.363	SSS K			2B 2B	4-3 2-3		SH1-4 1B		1-2 1B	5	1	3	0	0	1	2
Bobby Del Greco, R (1, 8) OBP: 0.277, SLG: 0.297	F9			4-3	E3 BB 3-H		SH1-4 1-2		P5	4	0	0	0	0	0	4
Charlie Lau, L (1, 2) OBP: 0.280, SLG: 0.316	F7			BBBB 2B BB	BBBB 1-2 BB		P5		SSS K	3	0	0	0	2	1	4
Ed Rakow, S (1, 1) OBP: 0.000, SLG: 0.133 Dale Willis, R (1, 1) OBP: 0.167, SLG: 0.167 Pete Lovrich, R (4, 1) Ken Harrelson, R (4, PH) OBP: 0.214, SLG: 0.481 Bill Fischer, R (5, 1) Chuck Essegian, R (5, PH) OBP: 0.000, SLG: 0.000 Moe Drabowsky, R (6, 1) OBP: 0.400, SLG: 0.474 Doc Edwards, R (7, PH) OBP: 0.167, SLG: 0.231 John Wyatt, R (8, 1)			F9	2B 1-3 2-H	SSS K		P3			0 0 0 0 0 0 0 1 0 0 0 0 0 0 0 0 0 0 0 0 0 1 0 1 1 0 0 0 0 0 0 0 0 0 0 1 0 0 0 0 1 2 0 0 0 0 0 0 0 1 0 0 0 0 0 1 0 0 0 0 0 0 0						
Inning Stats	R: 0 H: 0 E: 0 LOB: 0 K: 0 BB: 0 S: 3 P: 3	R: 1 H: 2 E: 0 LOB: 1 K: 1 BB: 0 S: 7 P: 7	R: 0 H: 1 E: 0 LOB: 3 K: 0 BB: 2 S: 4 P: 12	R: 1 H: 2 E: 0 LOB: 2 K: 0 BB: 1 S: 5 P: 9	R: 2 H: 2 E: 1 LOB: 2 K: 2 BB: 1 S: 10 P: 14	R: 2 H: 2 E: 0 LOB: 0 K: 1 BB: 0 S: 7 P: 7	R: 0 H: 1 E: 0 LOB: 1 K: 0 BB: 0 S: 4 P: 4	R: 0 H: 0 E: 0 LOB: 0 K: 0 BB: 0 S: 3 P: 3	R: 0 H: 1 E: 0 LOB: 2 K: 1 BB: 1 S: 6 P: 10	1B: 4 SF: 0 2B: 4 SAC: 1 3B: 1 DP: 0 HR: 2 HBP: 0						

PITCHER		IP	WLS	BF	H	R	ER	SO	BB	IBB	HBP	BLK	WP	HR	S	P	ERA	WHIP
Chet Nichols, L ERA: 4.2	(1, 1)	4.2		26	7	4	3	2	4	0	0	0	0	2	26	42	5.79	2.357
Jack Lamabe, R ERA: 2.99	(5, 1)	2.1		10	3	2	2	2	0	0	0	0	0	0	14	14	7.71	1.286
Dick Radatz, R ERA: 1.23	(8, 1)	2.0	W	8	1	0	0	1	1	0	0	0	0	0	9	13	0.00	1.000

PITCHER	IP	WLS	BF	H	R	ER	SO	BB	IBB	HBP	BLK	WP	HR	S	P	ERA	WHIP

BOTTOM

Boston Red Sox @ Kansas City Athletics

Municipal Stadium, Kansas City, MO

Thu Jul 18 1963, 8:05 PM EDT

Att. 6,876 - Unknown

livebaseballscorecards.com

AB	38
R	6
H	11
RBI	5
BB	5
SO	5
LOB	23

WP: 0 PA: 44
PB: 0
SB: 0
CS: 0

Baltimore Orioles @ Kansas City Athletics

Municipal Stadium, Kansas City, MO

Fri Jul 19 1963, 8:05 PM EDT

Att. 7,769 - Unknown

TOP

livebaseballscorecards.com

Batter	1	2	3	4	5	6	7	8	9	AB	R	H	RBI	BB	SO	LOB
Luis Aparicio, R (1, 6) OBP: 0.316, SLG: 0.373	SH1-3 SF9 2B		F7			5-3		FC1-2 1-2 2-3 1B		4	1	2	0	0	0	0
Russ Snyder, L (1, 8) OBP: 0.321, SLG: 0.357	SH1-3 2-3		F8			K2-3		FC1-2 1-2 2-3 3-Hf		3	0	0	0	0	1	3
Boog Powell, L (1, 7) OBP: 0.320, SLG: 0.458	SF9 3-H			K		4-3		F7		3	0	0	1	0	1	3
Jim Gentile, L (1, 3) OBP: 0.367, SLG: 0.462	K			3-1			F7		1B BB	3	0	0	0	1	1	0
Brooks Robinson, R (1, 5) OBP: 0.318, SLG: 0.369		6-3		F7			6-3		F8	4	0	0	0	0	0	1
Bob Johnson, R (1, 4) Steve Barber, L (7, 1) OBP: 0.132, SLG: 0.118 Al Smith, R (9, PH) OBP: 0.347, SLG: 0.430 Joe Gaines, R (9, PR) OBP: 0.364, SLG: 0.467		F6			5-3		F6		1-2 1B	3 0 1 0	0 0 0 0	0 0 1 0	0 0 0 0	0 0 0 0	0 0 0 0	0 0 0 0
John Orsino, R (1, 2) OBP: 0.340, SLG: 0.420		1B			HBP			1B BB FC1-2 1B	F2	3	0	2	0	0	0	2
Jackie Brandt, R (1, 9) OBP: 0.288, SLG: 0.386		5-3			F8			FC1-2 1B 1-2 BB	K	3	0	0	0	1	1	4
Dave McNally, R (1, 1) Bob Saverine, S (7, 4) OBP: 0.305, SLG: 0.227			K		G3			K		2 1	0 0	0 0	0 0	0 0	1 1	1 2
Inning Stats	R: 1 E: 0 K: 1 S: 6 H: 1 LOB: 0 BB: 0 P: 6	R: 0 E: 0 K: 0 S: 4 H: 1 LOB: 1 BB: 0 P: 4	R: 0 E: 0 K: 1 S: 5 H: 0 LOB: 0 BB: 0 P: 5	R: 0 E: 0 K: 1 S: 5 H: 0 LOB: 0 BB: 0 P: 5	R: 0 E: 0 K: 0 S: 3 H: 0 LOB: 1 BB: 0 P: 4	R: 0 E: 0 K: 1 S: 5 H: 0 LOB: 0 BB: 0 P: 5	R: 0 E: 0 K: 0 S: 3 H: 0 LOB: 0 BB: 0 P: 3	R: 0 E: 0 K: 1 S: 7 H: 2 LOB: 3 BB: 1 P: 11	R: 0 E: 0 K: 1 S: 6 H: 1 LOB: 2 BB: 1 P: 10	1B: 4 2B: 1 3B: 0 HR: 0 SF: 1 SAC: 1 DP: 0 HBP: 1						

	AB	30
	R	1
	H	5
	RBI	1
	BB	2
	SO	6
	LOB	16

	WP: 0	PA: 35
	PB: 0	
	SB: 0	
	CS: 0	

PITCHER		IP	WLS	BF	H	R	ER	SO	BB	IBB	HBP	BLK	WP	HR	S	P	ERA	WHIP
Orlando Pena, R ERA: 3.52	(1, 1)	8.1	W	33	5	1	1	5	2	0	1	0	0	0	40	49	1.08	0.840
John Wyatt, R ERA: 2.72	(9, 1)	0.2	S	2	0	0	0	1	0	0	0	0	0	0	4	4	0.00	0.000

PITCHER	IP	WLS	BF	H	R	ER	SO	BB	IBB	HBP	BLK	WP	HR	S	P	ERA	WHIP

BOTTOM

Baltimore Orioles @ Kansas City Athletics

Municipal Stadium, Kansas City, MO

Fri Jul 19 1963, 8:05 PM EDT

Att. 7,769 - Unknown

livebaseballscorecards.com

Batter	1	2	3	4	5	6	7	8	9	AB	R	H	RBI	BB	SO	LOB
Gino Cimoli, R (1, 8) (9, 9) OBP: 0.341, SLG: 0.411	x 0-0 ① G3		x 0-0 ③ 6-3		x 0-0 E7 1-3 1B		x 0-0 ③ FC4-6 1-2f			4	0	1	0	0	0	1
Ken Harrelson, R (1, 7) Tony La Russa, R (8, PR) Bobby Del Greco, R (9, 8) OBP: 0.311, SLG: 0.441 OBP: 0.277, SLG: 0.297	x 0-0 ② 6-3			x 0-0 ① 6-3	x 0-0 ② SF8 3-H			B B B B 4-0 SH2-4 BB		2 0 0	0 0 0	0 0 0	1 0 0	1 0 0	0 0 0	0 0 0
Ed Charles, R (1, 5) OBP: 0.343, SLG: 0.399	x 0-0 ③ 6-3			B B B 4-0 BB S BB	x 0-0 ③ F9			x 0-0 ① SH2-4 1-2		2	0	0	0	1	0	1
Norm Siebern, L (1, 3) OBP: 0.382, SLG: 0.438		x 0-0 G3-6-3 1B		B B B B 4-0 BB 1-2 BB		B B B B 4-0 L5-3 BB		S S S 0-3 ② K		2	0	1	0	2	1	2
George Alusik, R (1, 9) (9, 7) OBP: 0.343, SLG: 0.461		x 0-0 ① ② G3-6-3 1-2f		S S S 0-3 ② K		x 0-0 ① ② L5-3 1-2		S S S 0-3 ③ K		4	0	0	0	0	2	6
Jerry Lumpe, L (1, 4) OBP: 0.317, SLG: 0.360		x 0-0 ③ 4-3		B B B 4-0 1-2 2-3 BB		x 0-0 ③ 4-3				2	0	0	0	1	0	0
Doc Edwards, R (1, 2) OBP: 0.296, SLG: 0.390			x 0-0 HR	x 0-0 ③ 3-1			x 0-0 E3 CS			3	1	1	1	0	0	3
Sammy Esposito, R (1, 6) OBP: 0.133, SLG: 0.077			x 0-0 ① 6-3		x 0-0 ① F8		S S S 0-3 ① ② K 1-2			3	0	0	0	0	1	1
Orlando Pena, R (1, 1) John Wyatt, R (9, 1) OBP: 0.250, SLG: 0.229			x 0-0 ② 6-3		B B B B 4-0 E 1B SF8 BB		x 0-0 FC4-6 1B			2 0	1 0	1 0	0 0	1 0	0 0	0 0
Inning Stats	R: 0 H: 0 E: 0 LOB: 0 K: 0 BB: 0 S: 3 P: 3	R: 0 H: 1 E: 0 LOB: 0 K: 0 BB: 0 S: 3 P: 3	R: 1 H: 1 E: 0 LOB: 0 K: 0 BB: 0 S: 4 P: 4	R: 0 H: 0 E: 0 LOB: 3 K: 1 BB: 3 S: 5 P: 17	R: 1 H: 1 E: 1 LOB: 1 K: 0 BB: 1 S: 4 P: 8	R: 0 H: 0 E: 0 LOB: 0 K: 0 BB: 1 S: 2 P: 6	R: 0 H: 1 E: 1 LOB: 1 K: 1 BB: 0 S: 6 P: 6	R: 0 H: 0 E: 0 LOB: 2 K: 2 BB: 1 S: 7 P: 11		1B: 3 SF: 1 2B: 1 SAC: 1 3B: 0 DP: 2 HR: 1 HBP: 0				WP: 0 PA: 32 PB: 0 SB: 1 CS: 1		

	AB	24
	R	2
	H	4
	RBI	2
	BB	6
	SO	4
	LOB	14

PITCHER	IP	WLS	BF	H	R	ER	SO	BB	IBB	HBP	BLK	WP	HR	S	P	ERA	WHIP
Dave McNally, L (1, 1) ERA: 4.16	6.0	L	24	3	2	1	1	5	0	0	0	0	1	21	41	1.50	1.333
Steve Barber, L (7, 1) ERA: 2.74	2.0		8	1	0	0	3	1	0	0	0	0	0	13	17	0.00	1.000

PITCHER	IP	WLS	BF	H	R	ER	SO	BB	IBB	HBP	BLK	WP	HR	S	P	ERA	WHIP

Batter	1	2	3	4	5	6	7	8	9	AB	R	H	RBI	BB	SO	LOB
Luis Aparicio, R (1, 6) OBP: 0.317, SLG: 0.371	6-3			BBBB 4-0 1B E BB	SSS 0-3 K		0-0 1B		0-0 F8	4	1	1	0	1	1	1
Russ Snyder, L (1, 8) OBP: 0.322, SLG: 0.356	5-3			0-0 E1 1-H 2B 1B	0-0 4-3		0-0 L7			3	1	1	0	0	0	0
Al Smith, R (5, 9) OBP: 0.346, SLG: 0.428										1	0	0	0	0	0	1
Boog Powell, L (1, 7) OBP: 0.323, SLG: 0.463	1-6-3			0-0 1-H 1B 2B	0-0 1B			SSS 0-3 K		4	1	2	1	0	1	0
John Orsino, R (1, 2) OBP: 0.342, SLG: 0.419		0-0 F9		0-0 SH1-3 2-H 1B 1B	0-0 5-3			BBBB 4-0 CS BB		3	1	1	1	1	0	1
Brooks Robinson, R (1, 5) OBP: 0.318, SLG: 0.374		0-0 F8		0-0 SH1-3 2-3		0-0 F5 3B		SSS 0-3 K 1-2		3	0	1	0	0	1	1
Jim Gentile, L (1, 3) OBP: 0.366, SLG: 0.468		0-0 4-3		SSS 0-3 K		0-0 F7			0-0 HR	4	1	1	1	0	1	2
Bob Johnson, R (1, 4) OBP: 0.378, SLG: 0.513			SSS 0-3 K	0-0 WP 3-H 1B 1B		0-0 F5 3-H			SSS 0-3 K	4	1	1	1	0	2	1
Jackie Brandt, R (1, 9) (5, 8) OBP: 0.294, SLG: 0.392			0-0 G3-6-3 1B	0-0 FC4-6 1-H 1B			SSS 0-3 K		0-0 SH1-4 1B	4	0	3	1	0	1	0
Robin Roberts, S (1, 1) OBP: 0.288, SLG: 0.294			0-0 G3-6-3 1-2f	0-0 FC4-6 1-2f			SSS 0-3 K		0-0 SH1-4 1-2	3	0	0	0	0	1	2
Stu Miller, R (9, 1) OBP: 0.364, SLG: 0.455										0	0	0	0	0	0	0
Inning Stats	R: 0 E: 0 K: 0 S: 3 H: 0 LOB: 0 BB: 0 P: 3	R: 0 E: 0 K: 0 S: 3 H: 0 LOB: 0 BB: 0 P: 3	R: 0 E: 0 K: 1 S: 5 H: 1 LOB: 0 BB: 0 P: 5	R: 5 E: 1 K: 1 S: 10 H: 5 LOB: 1 BB: 1 P: 14	R: 0 E: 0 K: 1 S: 6 H: 1 LOB: 1 BB: 0 P: 6	R: 0 E: 0 K: 0 S: 3 H: 1 LOB: 1 BB: 0 P: 3	R: 0 E: 0 K: 2 S: 8 H: 1 LOB: 1 BB: 0 P: 8	R: 0 E: 0 K: 2 S: 6 H: 0 LOB: 0 BB: 1 P: 10	R: 1 E: 0 K: 1 S: 7 H: 2 LOB: 1 BB: 0 P: 7	1B: 8 2B: 1 3B: 1 HR: 1	SF: 0 SAC: 2 DP: 1 HBP: 0						

PITCHER		IP	WLS	BF	H	R	ER	SO	BB	IBB	HBP	BLK	WP	HR	S	P	ERA	WHIP
Dave Wickersham, R ERA: 4.21	(1, 1)	3.2	L	17	6	5	5	2	1	0	0	0	1	0	20	24	12.27	1.909
Ed Rakow, R ERA: 3.94	(4, 1)	4.1		15	3	0	0	5	1	0	0	0	0	0	24	28	0.00	0.923
Pete Lovrich, R ERA: 7.3	(9, 1)	1.0		5	2	1	1	1	0	0	0	0	0	1	7	7	9.00	2.000

PITCHER	IP	WLS	BF	H	R	ER	SO	BB	IBB	HBP	BLK	WP	HR	S	P	ERA	WHIP

TOP

Baltimore Orioles @ Kansas City Athletics

Municipal Stadium, Kansas City, MO

Sat Jul 20 1963, 8:05 PM EDT

Att. 10,293 - Unknown

livebaseballscorecards.com

AB	33
R	6
H	11
RBI	5
BB	2
SO	8
LOB	9

WP: 1	PA: 37					
PB: 0						
SB: 0						
CS: 1						

Batter	1	2	3	4	5	6	7	8	9	AB	R	H	RBI	BB	SO	LOB
Gino Cimoli, R (1, 9) OBP: 0.336, SLG: 0.405	6-3			6-3			K	L8		4	0	0	0	0	1	1
Jose Tartabull, L (1, 8) OBP: 0.283, SLG: 0.308	4-3			B3			1B		FC5-4, BB, 1B, 1B	4	1	2	0	0	0	0
Jerry Lumpe, L (1, 4) OBP: 0.313, SLG: 0.356	F5			4-3			F7		F6	4	0	0	0	0	0	2
Norm Siebern, L (1, 3) OBP: 0.384, SLG: 0.438		BBBB, G1-6-3, BB			F3		F9		BBBB, FC5-4, 1-2 BB	0	0	0	0	1	0	0
Ken Harrelson, R (4, 3) OBP: 0.312, SLG: 0.432										2	0	0	0	1	0	1
George Alusik, R (1, 7) OBP: 0.337, SLG: 0.451		G1-6-3, 1-2f			5-3			F9	FC5-4, 1B, 1-2f, 2-3	4	0	0	0	0	0	3
Ed Charles, R (1, 5) OBP: 0.344, SLG: 0.403		K			K			2B	1-2, 1B, 3-H	4	1	2	1	0	2	0
Doc Edwards, R (1, 2) OBP: 0.289, SLG: 0.380			F2			1-3		6-3	K	4	0	0	0	0	1	3
Sammy Esposito, R (1, 6) OBP: 0.118, SLG: 0.067			K			1-3		2B, 2-H		2	0	0	0	0	1	0
Charlie Lau, L (8, PH) OBP: 0.289, SLG: 0.338										1	1	1	1	0	0	0
Tony La Russa, R (9, 6)										0	0	0	0	0	0	0
Dave Wickersham, R (1, 1) OBP: 0.170, SLG: 0.152			K			K		2B, 2-H		1	0	0	0	0	1	0
Ed Rakow, S (4, 1) OBP: 0.180, SLG: 0.130										1	0	0	0	0	1	0
Wayne Causey, L (8, PH) OBP: 0.353, SLG: 0.407										1	0	1	1	0	0	0
Pete Lovrich, R (9, 1)										0	0	0	0	0	0	0
Inning Stats	R: 0 H: 0 E: 0 LOB: 0 K: 0 BB: 0 S: 3 P: 3	R: 0 H: 0 E: 0 LOB: 0 K: 1 BB: 1 S: 4 P: 8	R: 0 H: 0 E: 0 LOB: 0 K: 2 BB: 0 S: 7 P: 7	R: 0 H: 0 E: 0 LOB: 0 K: 0 BB: 0 S: 3 P: 3	R: 0 H: 0 E: 0 LOB: 0 K: 1 BB: 0 S: 5 P: 5	R: 0 H: 0 E: 0 LOB: 0 K: 1 BB: 0 S: 5 P: 5	R: 0 H: 1 E: 0 LOB: 1 K: 1 BB: 0 S: 6 P: 6	R: 2 H: 3 E: 0 LOB: 1 K: 0 BB: 0 S: 6 P: 6	R: 1 H: 2 E: 0 LOB: 2 K: 1 BB: 1 S: 7 P: 11	1B: 3 SF: 0 2B: 3 SAC: 0 3B: 0 DP: 1 HR: 0 HBP: 0						

PITCHER	IP	WLS	BF	H	R	ER	SO	BB	IBB	HBP	BLK	WP	HR	S	P	ERA	WHIP
Robin Roberts, R (1, 1) ERA: 3.2	8.0	W	29	5	3	3	6	1	0	0	0	0	0	40	44	3.38	0.750
Stu Miller, R (9, 1) ERA: 2.5	1.0	S	5	1	0	0	1	1	0	0	0	0	0	6	10	0.00	2.000

PITCHER	IP	WLS	BF	H	R	ER	SO	BB	IBB	HBP	BLK	WP	HR	S	P	ERA	WHIP

BOTTOM

Baltimore Orioles @ Kansas City Athletics

Municipal Stadium, Kansas City, MO

Sat Jul 20 1963, 8:05 PM EDT

Att. 10,293 - Unknown

livebaseballscorecards.com

AB	32
R	3
H	6
RBI	3
BB	2
SO	7
LOB	10

PA: 34

WP: 0
PB: 0
SB: 0
CS: 0

Batter	1	2	3	4	5	6	7	8	9	AB	R	H	RBI	BB	SO	LOB
Luis Aparicio, R (1, 6) OBP: 0.313, SLG: 0.367	F6		F9			6-3		K		4	0	0	0	0	1	2
Russ Snyder, L (1, 8) OBP: 0.320, SLG: 0.352	F5 S BB			G3		F8			5-3	3	0	0	0	1	0	0
Boog Powell, L (1, 7) OBP: 0.318, SLG: 0.456	F5 1-3			F8		6-3			4-3	4	0	0	0	0	0	1
John Orsino, R (1, 2) OBP: 0.341, SLG: 0.415 Bob Saverine, S (9, PR) OBP: 0.305, SLG: 0.227		F6		6-3			K		1B	4 0	0 0	1 0	0 0	0 0	1 0	0 0
Brooks Robinson, R (1, 5) OBP: 0.319, SLG: 0.374		F2			HR BB		G4-6-3 1B		F9	3	1	1	0	1	0	1
Jim Gentile, L (1, 3) OBP: 0.363, SLG: 0.464		F8			K		G4-6-3 1-2f			3	0	0	0	0	1	2
Bob Johnson, R (1, 4) OBP: 0.385, SLG: 0.550			S 2B		1-H HR			K		3	1	2	2	0	1	0
Jackie Brandt, R (1, 9) OBP: 0.291, SLG: 0.387			F8 2-3		K			F8		3	0	0	0	0	1	1
Milt Pappas, R (1, 1) OBP: 0.114, SLG: 0.093 Dick Hall, R (7, 1) OBP: 0.400, SLG: 0.667 Al Smith, R (8, PH) OBP: 0.348, SLG: 0.430 Joe Gaines, R (8, PR) OBP: 0.364, SLG: 0.467 George Brunet, R (8, 1)			K		5-3			1B		2 0 1 0 0	0 0 0 0 0	0 0 1 0 0	0 0 0 0 0	0 0 0 0 0	1 0 0 0 0	1 0 0 0 0

TOP

Baltimore Orioles @ Kansas City Athletics

Municipal Stadium, Kansas City, MO

Sun Jul 21 1963, 4:33 AM EDT

Att. 10,543 - Unknown

livebaseballscorecards.com

AB	30
R	2
H	5
RBI	2
BB	2
SO	6
LOB	8

Inning Stats	1	2	3	4	5	6	7	8	9
R	0	0	0	0	2	0	0	0	0
E	0	0	0	0	0	0	0	0	0
K	0	0	1	0	2	0	1	2	0
S	2	3	6	3	8	3	5	8	4
H	0	0	1	0	1	0	1	1	1
LOB	0	0	0	0	0	0	0	1	0
BB	0	0	0	0	1	0	0	0	0
P	6	3	6	3	12	3	5	8	4

1B	3	SF	0
2B	1	SAC	0
3B	0	DP	1
HR	1	HBP	0

WP	0	PA	32
PB	0		
SB	2		
CS	0		

PITCHER	IP	WLS	BF	H	R	ER	SO	BB	IBB	HBP	BLK	WP	HR	S	P	ERA	WHIP
Moe Drabowsky, R (1, 1) ERA: 2.84	9.0	W	32	5	2	2	6	2	0	0	0	0	1	42	50	2.00	0.778

PITCHER	IP	WLS	BF	H	R	ER	SO	BB	IBB	HBP	BLK	WP	HR	S	P	ERA	WHIP

Batter	1	2	3	4	5	6	7	8	9	AB	R	H	RBI	BB	SO	LOB
Jose Tartabull, L (1, 8) OBP: 0.274, SLG: 0.296	4-3		L9		F6			K		4	0	0	0	0	1	1
Wayne Causey, L (1, 6) OBP: 0.354, SLG: 0.417	L1			S 3B 1B		HR		F8		4	2	2	1	0	0	0
Jerry Lumpe, L (1, 4) OBP: 0.313, SLG: 0.361	3-1			1-H 2B 3B		L9		F6		4	1	1	1	0	0	0
Charlie Lau, L (1, 2) OBP: 0.291, SLG: 0.350		1-3		6-3 K 3-H 2B		L3				3	0	1	1	0	0	0
George Alusik, R (1, 9) OBP: 0.332, SLG: 0.444		L9		6-3 2-3		6-3				3	0	0	0	0	0	1
Ed Charles, R (1, 5) OBP: 0.347, SLG: 0.402		4-3		4-0 K IBB			B B B B	4-0 B1-5-4 1B BB		1	0	0	0	2	0	0
Chuck Essegian, R (1, 7) OBP: 0.281, SLG: 0.341 Bobby Del Greco, R (7, PR) OBP: 0.277, SLG: 0.297 (8, 7)			5-3	S S S 0-3 K 1-2 3-H						3 0	0 0	1 0	0 0	0 0	1 0	2 0
Ken Harrelson, R (1, 3) OBP: 0.304, SLG: 0.418			S S S K		6-3			B1-5-4 1-2 2-3f		3	0	0	0	0	1	2
Moe Drabowsky, R (1, 1) OBP: 0.273, SLG: 0.455			1B		6-3			F5		3	0	1	0	0	0	2
Inning Stats	R: 0 E: 0 K: 0 S: 3 H: 0 LOB: 0 BB: 0 P: 3	R: 0 E: 0 K: 0 S: 3 H: 0 LOB: 0 BB: 0 P: 3	R: 0 E: 0 K: 1 S: 6 H: 1 LOB: 1 BB: 0 P: 6	R: 2 E: 0 K: 1 S: 7 H: 3 LOB: 2 BB: 1 P: 11	R: 0 E: 0 K: 0 S: 3 H: 0 LOB: 0 BB: 0 P: 3	R: 1 E: 0 K: 0 S: 4 H: 1 LOB: 0 BB: 0 P: 4	R: 0 E: 0 K: 0 S: 3 H: 1 LOB: 2 BB: 1 P: 7	R: 0 E: 0 K: 1 S: 5 H: 0 LOB: 0 BB: 0 P: 5		1B: 3 2B: 1 3B: 1 HR: 1	SF: 0 SAC: 0 DP: 1 HBP: 0						

PITCHER		IP	WLS	BF	H	R	ER	SO	BB	IBB	HBP	BLK	WP	HR	S	P	ERA	WHIP
Milt Pappas, R ERA: 2.89	(1, 1)	6.0	L	25	6	3	3	2	1	1	0	0	0	1	27	35	4.50	1.167
Dick Hall, R ERA: 4.52	(7, 1)	1.0		2	0	0	0	0	0	0	0	0	0	0	2	2	0.00	0.000
George Brunet, L ERA: 5.63	(8, 1)	1.0		3	0	0	0	1	0	0	0	0	0	0	5	5	0.00	0.000

PITCHER	IP	WLS	BF	H	R	ER	SO	BB	IBB	HBP	BLK	WP	HR	S	P	ERA	WHIP

BOTTOM

Baltimore Orioles @ Kansas City Athletics

Municipal Stadium, Kansas City, MO

Sun Jul 21 1963, 4:33 AM EDT

Att. 10,543 - Unknown

livebaseballscorecards.com

AB	28
R	3
H	6
RBI	3
BB	2
SO	3
LOB	8

1B: 3	SF: 0	WP: 0	PA: 30
2B: 1	SAC: 0	PB: 0	
3B: 1	DP: 1	SB: 1	
HR: 1	HBP: 0	CS: 0	

Kansas City Athletics @ Boston Red Sox

Fenway Park, Boston, MA

Tue Jul 23 1963, 7:05 PM EDT

Att. 13,484 - Unknown

livebaseballscorecards.com

Batter	1	2	3	4	5	6	7	8	9	AB	R	H	RBI	BB	SO	LOB
Jose Tartabull, L (1, 8) OBP: 0.271, SLG: 0.294	4-3	L6		1B			4-3		BB	1	0	0	0	0	0	0
Bobby Del Greco, R (1, 8) OBP: 0.281, SLG: 0.298										3	0	1	0	1	0	2
Wayne Causey, L (1, 6) OBP: 0.355, SLG: 0.420	1B 2B	L9			F8		1B 1B		F8	5	1	2	0	0	0	3
Jerry Lumpe, L (1, 4) OBP: 0.317, SLG: 0.363	BB 2-H 1B		1B BB		4-3		1-2 1B			3	0	2	1	1	0	0
George Alusik, R (1, 7) OBP: 0.335, SLG: 0.442	1-2 BB		1-2 1B		5-3		F8			3	0	1	0	1	0	2
Ed Charles, R (1, 5) OBP: 0.346, SLG: 0.398	P4		F7			FC6-4 BB		6-3		3	0	0	0	1	0	4
Gino Cimoli, R (1, 9) OBP: 0.332, SLG: 0.400	K		F9			FC6-4 5-3 1-2f		6-3		4	0	0	0	0	1	5
Doc Edwards, R (1, 2) OBP: 0.288, SLG: 0.377		FC5-6 1B 1B	L8			5-3 2-3		5-3		4	0	1	0	0	0	3
Ken Harrelson, R (1, 3) OBP: 0.302, SLG: 0.412		FC5-6 1-2 1B		6-3		K			K	4	0	1	0	0	2	1
Diego Segui, R (1, 1) OBP: 0.212, SLG: 0.250		FC5-6 1-2f 2-3		K			5-3		K	4	0	0	0	0	2	2

Inning Stats	1	2	3	4	5	6	7	8	9	
	R: 1 H: 2 E: 0 LOB: 2 K: 1 BB: 1 S: 7 P: 11	R: 0 H: 2 E: 0 LOB: 2 K: 0 BB: 0 S: 5 P: 5	R: 0 H: 1 E: 0 LOB: 2 K: 0 BB: 1 S: 4 P: 8	R: 0 H: 1 E: 0 LOB: 1 K: 1 BB: 0 S: 5 P: 5	R: 0 H: 0 E: 0 LOB: 0 K: 0 BB: 0 S: 3 P: 3	R: 0 H: 0 E: 1 LOB: 1 K: 1 BB: 1 S: 5 P: 9	R: 0 H: 2 E: 0 LOB: 2 K: 0 BB: 0 S: 5 P: 5	R: 0 H: 0 E: 0 LOB: 0 K: 0 BB: 0 S: 3 P: 3	R: 0 H: 0 E: 0 LOB: 1 K: 2 BB: 1 S: 7 P: 11	1B: 7 SF: 0 2B: 1 SAC: 0 3B: 0 DP: 0 HR: 0 HBP: 0	WP: 0 PA: 38 PB: 0 SB: 0 CS: 0

PITCHER		IP	WLS	BF	H	R	ER	SO	BB	IBB	HBP	BLK	WP	HR	S	P	ERA	WHIP
Bob Heffner, R ERA: 4.61	(1, 1)	8.0	L	34	8	1	1	3	3	0	0	0	0	0	37	49	1.12	1.375
Dick Radatz, R ERA: 1.19	(9, 1)	1.0		4	0	0	0	2	1	0	0	0	0	0	7	11	0.00	1.000

PITCHER	IP	WLS	BF	H	R	ER	SO	BB	IBB	HBP	BLK	WP	HR	S	P	ERA	WHIP

Batter	1	2	3	4	5	6	7	8	9	AB	R	H	RBI	BB	SO	LOB
Chuck Schilling, R (1, 4) OBP: 0.329, SLG: 0.376	0-0 2B		0-0 5-3 ①		0-0 L7-4 ②③ 1-3			0-0 F5 ②		4	0	1	0	0	0	1
Gary Geiger, L (1, 8) OBP: 0.347, SLG: 0.518	SSS 0-3 K ①		0-0 4-3 ②			0-0 F9 ①		0-0 P3 ③		4	0	0	0	0	1	1
Carl Yastrzemski, L (1, 7) OBP: 0.422, SLG: 0.512	SSS 0-3 K ②		0-0 G3 ③			0-0 5-3 ②			0-0 K 1B	4	0	1	0	0	1	1
Dick Stuart, R (1, 3) OBP: 0.314, SLG: 0.471	BBBB 4-0 BB			SSS 0-3 K ①		0-0 F8 ③			SSS 0-3 K ①② 1-2	3	0	0	0	1	2	1
Frank Malzone, R (1, 5) OBP: 0.359, SLG: 0.475	0-0 F9 ③			0-0 1B			0-0 L7 ①		0-0 4-3 ③	4	0	1	0	0	0	2
Lou Clinton, R (1, 9) OBP: 0.279, SLG: 0.415		0-0 5-3 ①		SSS 0-3 K ②			0-0 L7 ②			3	0	0	0	0	1	1
Eddie Bressoud, R (1, 6) OBP: 0.309, SLG: 0.411		0-0 1-3 ②		SSS 0-3 K ③			0-0 3B			3	0	1	0	0	1	1
Bob Tillman, R (1, 2) OBP: 0.311, SLG: 0.385		0-0 1B			SSS 0-3 K ①		SSS 0-3 K ③			3	0	1	0	0	2	1
Bob Heffner, R (1, 1) OBP: 0.267, SLG: 0.286 Roman Mejias, R (8, PH) OBP: 0.255, SLG: 0.359 Dick Radatz, R (9, 1) OBP: 0.045, SLG: 0.091		0-0 1-3 ③			0-0 L7-4 WP 1B			SSS 0-3 K ①		2 1 0	0 0 0	1 0 0	0 0 0	0 1 0	0 0 0	1 0 0
Inning Stats	R: 0 H: 1 E: 0 LOB: 2 K: 2 BB: 1 S: 8 P: 12	R: 0 H: 1 E: 0 LOB: 1 K: 0 BB: 0 S: 4 P: 4	R: 0 H: 0 E: 0 LOB: 0 K: 0 BB: 0 S: 3 P: 3	R: 0 H: 1 E: 0 LOB: 1 K: 3 BB: 0 S: 10 P: 10	R: 0 H: 1 E: 0 LOB: 0 K: 1 BB: 0 S: 5 P: 5	R: 0 H: 0 E: 0 LOB: 0 K: 0 BB: 0 S: 3 P: 3	R: 0 H: 1 E: 0 LOB: 1 K: 1 BB: 0 S: 6 P: 6	R: 0 H: 0 E: 0 LOB: 0 K: 1 BB: 0 S: 5 P: 5	R: 0 H: 1 E: 0 LOB: 0 K: 1 BB: 0 S: 5 P: 5	1B: 4 2B: 2 3B: 1 HR: 0	SF: 0 SAC: 0 DP: 1 HBP: 0						

PITCHER	IP	WLS	BF	H	R	ER	SO	BB	IBB	HBP	BLK	WP	HR	S	P	ERA	WHIP
Diego Segui, R (1, 1) ERA: 4.01	9.0	W	32	6	0	0	9	1	0	0	0	1	0	49	53	0.00	0.778

PITCHER	IP	WLS	BF	H	R	ER	SO	BB	IBB	HBP	BLK	WP	HR	S	P	ERA	WHIP

BOTTOM

Kansas City Athletics @ Boston Red Sox

Fenway Park, Boston, MA

Tue Jul 23 1963, 7:05 PM EDT

Att. 13,484 - Unknown

livebaseballscorecards.com

AB	31
R	0
H	6
RBI	0
BB	1
SO	9
LOB	10

WP: 1	PA: 32		
PB: 0			
SB: 0			
CS: 0			

Batter	1	2	3	4	5	6	7	8	9	AB	R	H	RBI	BB	SO	LOB
Gino Cimoli, R (1, 9) OBP: 0.328, SLG: 0.395	6-3	K		4-3		L9		SH2-4 1-2		4	0	0	0	0	1	4
Wayne Causey, L (1, 6) OBP: 0.353, SLG: 0.417	F8	F7			F7		1B S FC5-2-5-1 1B	L6 2-3		5	0	1	0	0	0	2
Jerry Lumpe, L (1, 4) OBP: 0.321, SLG: 0.368	BB BB		5-3 SF8 2B		F9		IBB FC5-2-5-1 SH1-4 1-3 1B		F8	4	2	2	0	1	0	0
George Alusik, R (1, 7) OBP: 0.332, SLG: 0.433	BB 1-2		5-3 2-3		P6		FC5-2-5-1 SH1-4 IBB 1-2 3-H		P2	4	0	0	0	1	0	3
Ed Charles, R (1, 5) OBP: 0.344, SLG: 0.395	F2		SF8 3-H			F8	SH1-4 IBB 1-2 2-3		F7	3	0	0	1	1	0	2
Charlie Lau, L (1, 2) OBP: 0.292, SLG: 0.349		HR 1B	3-1			F9	SH1-4 1-2 2-3 3-H			3	1	1	1	0	0	0
Ken Harrelson, R (1, 3) OBP: 0.317, SLG: 0.448		1-H HR		F7		BB 1B 1B	IBB			3	2	2	2	1	0	0
Bobby Del Greco, R (1, 8) OBP: 0.286, SLG: 0.298		1B		E4 SH1-4		BB 1-2	F8			3	0	1	0	1	0	3
Orlando Pena, R (1, 1) OBP: 0.279, SLG: 0.263		K		SH1-4 1-2		1B 1-2 2-H		L6 SH2-4 1B		3	0	2	1	0	1	1
Inning Stats	R: 0 E: 0 K: 0 S: 3 H: 0 LOB: 2 BB: 2 P: 11	R: 2 E: 0 K: 2 S: 10 H: 3 LOB: 1 BB: 0 P: 10	R: 1 E: 0 K: 0 S: 4 H: 1 LOB: 0 BB: 0 P: 4	R: 0 E: 1 K: 0 S: 4 H: 0 LOB: 1 BB: 0 P: 4	R: 0 E: 0 K: 0 S: 3 H: 0 LOB: 0 BB: 0 P: 3	R: 1 E: 0 K: 0 S: 5 H: 2 LOB: 2 BB: 1 P: 9	R: 1 E: 0 K: 0 S: 5 H: 2 LOB: 3 BB: 2 P: 13	R: 0 E: 0 K: 0 S: 3 H: 1 LOB: 0 BB: 0 P: 3	R: 0 E: 0 K: 0 S: 3 H: 0 LOB: 0 BB: 0 P: 3	1B: 7 2B: 2 3B: 0 HR: 1	SF: 1 SAC: 3 DP: 1 HBP: 0						

TOP

Kansas City Athletics @ Boston Red Sox

Fenway Park, Boston, MA

Wed Jul 24 1963, 7:05 PM EDT

Unknown

livebaseballscorecards.com

AB	32
R	5
H	9
RBI	5
BB	5
SO	2
LOB	15

PITCHER		IP	WLS	BF	H	R	ER	SO	BB	IBB	HBP	BLK	WP	HR	S	P	ERA	WHIP
Earl Wilson, R ERA: 3.06	(1, 1)	6.0	L	30	8	5	5	2	3	0	0	0	0	1	31	43	7.50	1.833
Jack Lamabe, R ERA: 2.89	(7, 1)	3.0		11	1	0	0	0	0	2	0	0	0	0	9	17	0.00	0.333

PITCHER	IP	WLS	BF	H	R	ER	SO	BB	IBB	HBP	BLK	WP	HR	S	P	ERA	WHIP

Batter	1	2	3	4	5	6	7	8	9	AB	R	H	RBI	BB	SO	LOB
Chuck Schilling, R (1, 4) OBP: 0.326, SLG: 0.372	5-3		G6-3 1-2f		F5			K		4	0	0	0	0	1	3
Gary Geiger, L (1, 8) OBP: 0.346, SLG: 0.513	K			F8	1-2 3-H 1B			G3		4	0	1	1	0	1	0
Carl Yastrzemski, L (1, 7) OBP: 0.423, SLG: 0.513	F9			1B 2B	K			1B BB		3	1	1	0	1	1	2
Dick Stuart, R (1, 3) OBP: 0.313, SLG: 0.469		P3		5-3		L8		1-2 1B		4	0	1	0	0	0	1
Frank Malzone, R (1, 5) OBP: 0.360, SLG: 0.475		5-3		FC6-4 2-H 1B		G5-4-3 1B		4-3		4	0	2	1	0	0	2
Roman Mejias, R (1, 9) OBP: 0.255, SLG: 0.354		FC6-4 BB		FC6-4 1-2f		G5-4-3 1-2f			6-3	3	0	0	0	1	0	2
Eddie Bressoud, R (1, 6) OBP: 0.309, SLG: 0.407		FC6-4 1-2f			FC5-6 1B BB		5-3		5-3	3	1	0	0	1	0	1
Bob Tillman, R (1, 2) OBP: 0.314, SLG: 0.387			FC1-4 1B		FC5-6 1-2 1B		6-3		5-3	4	0	2	0	0	0	0
Earl Wilson, R (1, 1) OBP: 0.281, SLG: 0.340 Jack Lamabe, R (7, 1)			FC1-4 G6-3 1-2f		FC5-6 1-2f 2-3		K			2 1	0 0	0 0	0 0	0 0	0 1	3 0
Inning Stats	R: 0 H: 0 E: 0 LOB: 0 K: 1 BB: 0 S: 5 P: 5	R: 0 H: 0 E: 0 LOB: 1 K: 0 BB: 1 S: 3 P: 7	R: 0 H: 1 E: 0 LOB: 0 K: 0 BB: 0 S: 3 P: 3	R: 1 H: 2 E: 0 LOB: 1 K: 0 BB: 0 S: 5 P: 5	R: 1 H: 2 E: 0 LOB: 2 K: 1 BB: 1 S: 7 P: 11	R: 0 H: 1 E: 0 LOB: 0 K: 0 BB: 0 S: 3 P: 3	R: 0 H: 0 E: 0 LOB: 0 K: 1 BB: 0 S: 5 P: 5	R: 0 H: 1 E: 0 LOB: 2 K: 1 BB: 1 S: 6 P: 10	R: 0 H: 0 E: 0 LOB: 0 K: 0 BB: 0 S: 3 P: 3	1B: 6 SF: 0 2B: 1 SAC: 0 3B: 0 DP: 2 HR: 0 HBP: 0						

PITCHER	IP	WLS	BF	H	R	ER	SO	BB	IBB	HBP	BLK	WP	HR	S	P	ERA	WHIP
Orlando Pena, R (1, 1) ERA: 3.42	9.0	W	35	7	2	2	4	3	0	0	0	0	0	40	52	2.00	1.111

PITCHER	IP	WLS	BF	H	R	ER	SO	BB	IBB	HBP	BLK	WP	HR	S	P	ERA	WHIP

BOTTOM

Kansas City Athletics @ Boston Red Sox

Fenway Park, Boston, MA

Wed Jul 24 1963, 7:05 PM EDT

Unknown

livebaseballscorecards.com

AB	32
R	2
H	7
RBI	2
BB	3
SO	4
LOB	14

WP: 0 PA: 35
PB: 0
SB: 0
CS: 0

Batter	1	2	3	4	5	6	7	8	9	AB	R	H	RBI	BB	SO	LOB
Bobby Del Greco, R (1, 8) OBP: 0.289, SLG: 0.297	2-3		BBBB 2B BB	F9		FC6 1-2f			1B 1B	4	1	1	0	1	0	1
Wayne Causey, L (1, 6) OBP: 0.354, SLG: 0.419	F7		2B 1-3 2B	6-3		F8			1-3 1B	5	1	2	0	0	0	1
Jerry Lumpe, L (1, 4) OBP: 0.322, SLG: 0.374	1B 2B		2B 2-3 3-H 2B	SSS K		FC6-4 1-2f			L8	5	2	2	1	0	1	2
George Alusik, R (1, 7) OBP: 0.333, SLG: 0.437	2-H 1B		BB 1B 2-H 3-H 2B		F9		5-3		SSS K	5	1	2	3	0	1	1
Ed Charles, R (1, 5) OBP: 0.348, SLG: 0.400	F3		BB 1B 1B		1B FC1-6 2B		BBBB G6-4-3 BB			3	2	2	0	1	0	1
Ken Harrelson, R (1, 3) OBP: 0.315, SLG: 0.440		P4	SSS K		FC1-6 2-3 1B		G6-4-3 1-2f			4	0	1	0	0	1	3
Doc Edwards, R (1, 2) OBP: 0.287, SLG: 0.370		1-3	BBBB 1B 1-2 2-3 BB		FC1-6 1-2f 3-H				P6	3	0	0	1	1	0	1
Gino Cimoli, R (1, 9) OBP: 0.327, SLG: 0.393		SSS K	1-2 2-H 3-H 1B		L4				F9	4	0	1	2	0	1	1
Dave Wickersham, R (1, 1) OBP: 0.180, SLG: 0.163 Tom Sturdivant, L (6, 1) John Wyatt, R (8, 1)	5-3 F9					FC6 1B			L6	3 1 0	0 0 0	1 0 0	0 0 0	0 0 0	0 0 0	2 0 0
Inning Stats	R: 1 E: 0 K: 0 S: 5 H: 2 LOB: 1 BB: 0 P: 5	R: 0 E: 0 K: 1 S: 5 H: 0 LOB: 0 BB: 0 P: 5	R: 5 E: 0 K: 1 S: 10 H: 5 LOB: 2 BB: 2 P: 18	R: 0 E: 0 K: 1 S: 5 H: 0 LOB: 0 BB: 0 P: 5	R: 1 E: 0 K: 0 S: 5 H: 2 LOB: 1 BB: 0 P: 5	R: 0 E: 0 K: 0 S: 4 H: 1 LOB: 1 BB: 0 P: 4	R: 0 E: 0 K: 0 S: 2 H: 0 LOB: 0 BB: 1 P: 6	R: 0 E: 0 K: 0 S: 3 H: 0 LOB: 0 BB: 0 P: 3	R: 0 E: 0 K: 1 S: 6 H: 2 LOB: 1 BB: 0 P: 6	1B: 7 2B: 5 3B: 0 HR: 0	SF: 0 SAC: 0 DP: 1 HBP: 0						

PITCHER	IP	WLS	BF	H	R	ER	SO	BB	IBB	HBP	BLK	WP	HR	S	P	ERA	WHIP
Dave Morehead, R (1, 1) ERA: 4.44	2.2	L	16	6	6	6	2	2	0	0	0	0	0	18	26	20.25	3.000
Arnold Earley, L (3, 1) ERA: 5.27	0.1		2	1	0	0	0	0	0	0	0	0	0	2	2	0.00	3.000
Wilbur Wood, L (4, 1) ERA: 4.26	4.0		15	3	1	1	1	1	0	0	0	0	0	16	20	2.25	1.000
Jack Lamabe, R (8, 1) ERA: 2.85	1.0		3	0	0	0	0	0	0	0	0	0	0	3	3	0.00	0.000
Dick Radatz, R (9, 1) ERA: 1.18	1.0		4	2	0	0	1	0	0	0	0	0	0	6	6	0.00	2.000

PITCHER	IP	WLS	BF	H	R	ER	SO	BB	IBB	HBP	BLK	WP	HR	S	P	ERA	WHIP

TOP

Kansas City Athletics @ Boston Red Sox

Fenway Park, Boston, MA

Wed Jul 24 1963, 7:05 PM EDT

Att. 22,989 - Unknown

livebaseballscorecards.com

AB	37
R	7
H	12
RBI	7
BB	3
SO	4
LOB	13

WP: 0 PB: 0 SB: 0 CS: 0 PA: 40

Batter	1	2	3	4	5	6	7	8	9	AB	R	H	RBI	BB	SO	LOB
Chuck Schilling, R (1, 4) OBP: 0.326, SLG: 0.372	5-3		L7			1B 3B	K		P5	0	0	0	0	0	0	0
Billy Gardner, R (1, 4) OBP: 0.306, SLG: 0.324										5	1	1	0	0	1	3
Gary Geiger, L (1, 8) OBP: 0.338, SLG: 0.500	P6		K			1-3	F7		K	5	0	0	0	0	2	4
Carl Yastrzemski, L (1, 7) OBP: 0.422, SLG: 0.511	6-3		4-3			HR 3-H		1B 1B 1B	K	5	2	2	1	0	1	1
Dick Stuart, R (1, 3) OBP: 0.313, SLG: 0.475		5-3		L3		1-H HR		K		4	1	1	2	0	1	1
Frank Malzone, R (1, 5) OBP: 0.364, SLG: 0.477		BBBB 2B BB		K		G5-4-3 1B		1-2 1B 1B		3	2	2	0	1	1	0
Lou Clinton, R (1, 9) OBP: 0.281, SLG: 0.419		6-3 1-H 2B		6-3		G5-4-3 1-2f		1-2 1B 2-3 1B		4	0	2	1	0	0	1
Eddie Bressoud, R (1, 6) OBP: 0.308, SLG: 0.405		6-3 2-3		F9			P6	1-2 1B 2-H 3-H		4	0	1	2	0	0	1
Russ Nixon, L (1, 2) OBP: 0.335, SLG: 0.429		4-3		F5			BB 1B	K		3	0	1	0	0	0	1
Bob Heffner, R (7, PR) OBP: 0.267, SLG: 0.286										0	0	0	0	0	0	0
Bob Tillman, R (8, 2) OBP: 0.313, SLG: 0.385										1	0	0	0	0	1	2
Dave Morehead, R (1, 1) OBP: 0.097, SLG: 0.097			BBBB BB		SSS K		BBBB 1-2 BB	SSS K		0	0	0	0	0	0	0
Arnold Earley, L (3, 1) OBP: 0.308, SLG: 0.385										0	0	0	0	0	0	0
Jim Gosger, L (3, PH)										0	0	0	0	1	0	0
Wilbur Wood, R (4, 1)										1	0	0	0	0	1	0
Felix Mantilla, R (7, PH) OBP: 0.231, SLG: 0.208										0	0	0	0	1	0	0
Jack Lamabe, R (8, 1)										0	0	0	0	0	0	0
Dick Williams, R (8, PH) OBP: 0.358, SLG: 0.414										1	0	0	0	0	1	2
Dick Radatz, R (9, 1) OBP: 0.045, SLG: 0.091										0	0	0	0	0	0	0
Inning Stats	R: 0 E: 0 K: 0 S: 3 H: 0 LOB: 0 BB: 0 P: 3	R: 1 E: 0 K: 0 S: 4 H: 1 LOB: 1 BB: 1 P: 8	R: 0 E: 0 K: 1 S: 5 H: 0 LOB: 1 BB: 1 P: 9	R: 0 E: 0 K: 1 S: 5 H: 0 LOB: 0 BB: 0 P: 5	R: 0 E: 0 K: 1 S: 5 H: 0 LOB: 0 BB: 0 P: 5	R: 3 E: 0 K: 0 S: 6 H: 4 LOB: 0 BB: 0 P: 6	R: 0 E: 0 K: 1 S: 6 H: 1 LOB: 2 BB: 1 P: 10	R: 2 E: 0 K: 3 S: 13 H: 4 LOB: 2 BB: 0 P: 13	R: 0 E: 0 K: 2 S: 7 H: 0 LOB: 0 BB: 0 P: 7	1B: 7 2B: 1 3B: 1 HR: 1	SF: 0 SAC: 0 DP: 1 HBP: 0	WP: 0 PB: 0 SB: 0 CS: 0	PA: 39				

PITCHER		IP	WLS	BF	H	R	ER	SO	BB	IBB	HBP	BLK	WP	HR	S	P	ERA	WHIP
Dave Wickersham, R ERA: 4.31	(1, 1)	5.1	W	23	5	4	4	3	2	0	0	0	0	1	27	35	6.75	1.312
Tom Sturdivant, R ERA: 4.27	(6, 1)	2.0		10	4	2	2	2	1	0	0	0	0	0	13	17	9.00	2.500
John Wyatt, R ERA: 2.64	(8, 1)	1.2	S	6	1	0	0	4	0	0	0	0	0	0	14	14	0.00	0.600

PITCHER	IP	WLS	BF	H	R	ER	SO	BB	IBB	HBP	BLK	WP	HR	S	P	ERA	WHIP

BOTTOM

Kansas City Athletics @ Boston Red Sox

Fenway Park, Boston, MA

Wed Jul 24 1963, 7:05 PM EDT

Att. 22,989 - Unknown

livebaseballscorecards.com

AB	36
R	6
H	10
RBI	6
BB	3
SO	9
LOB	16

Batter	1	2	3	4	5	6	7	8	9	AB	R	H	RBI	BB	SO	LOB
Bobby Del Greco, R (1, 8) OBP: 0.288, SLG: 0.307	S S S 0-3 ① K		x 0-0 SH5-3 3B			x 0-0 ① 5-3			S S S 0-3 ① K	4	1	1	0	0	2	0
Wayne Causey, L (1, 6) OBP: 0.351, SLG: 0.416	x 0-0 ② F2		x 0-0 ② SH5-3 3-H			x 0-0 ② L9			x 0-0 ② P6	3	0	0	1	0	0	0
Jerry Lumpe, L (1, 4) OBP: 0.319, SLG: 0.370	x 0-0 ③ F8		x 0-0 ③ F7			x 0-0 ③ F8			x 0-0 ③ F7	4	0	0	0	0	0	0
George Alusik, R (1, 7) OBP: 0.329, SLG: 0.431		x 0-0 ① 5-3		x 0-0 ① 6-3			x 0-0 ① L6			3	0	0	0	0	0	0
Ed Charles, R (1, 5) OBP: 0.348, SLG: 0.399		x 0-0 FC4-6 1B 1B		x 0-0 ② 5-3			x 0-0 ② 6-3			3	1	1	0	0	0	0
Charlie Lau, L (1, 2) OBP: 0.293, SLG: 0.349		x 0-0 FC4-6 1-2 1B		x 0-0 ③ F2			x 0-0 ③ F8			3	0	1	0	0	0	0
Ken Harrelson, R (1, 3) OBP: 0.307, SLG: 0.429		x 0-0 ② FC4-6 1-2f 2-H			x 0-0 ① F3			x 0-0 ① F9		3	0	0	1	0	0	1
Gino Cimoli, R (1, 9) OBP: 0.324, SLG: 0.389		x 0-0 ③ 4-3			x 0-0 ② 6-3			x 0-0 ② F3		3	0	0	0	0	0	1
Ed Rakow, S (1, 1) OBP: 0.176, SLG: 0.128			S S S 0-3 ① K		S S S 0-3 ③ K			S S S 0-3 ③ K		1	0	0	0	0	1	0
Bill Fischer, R (3, 1)										2	0	0	0	0	2	0
John Wyatt, R (9, 1)										0	0	0	0	0	0	0
Inning Stats	R: 0 E: 0 K: 1 S: 5 H: 0 LOB: 0 BB: 0 P: 5	R: 1 E: 0 K: 0 S: 5 H: 2 LOB: 1 BB: 0 P: 5	R: 1 E: 0 K: 1 S: 6 H: 1 LOB: 0 BB: 0 P: 6	R: 0 E: 0 K: 0 S: 3 H: 0 LOB: 0 BB: 0 P: 3	R: 0 E: 0 K: 1 S: 5 H: 0 LOB: 0 BB: 0 P: 5	R: 0 E: 0 K: 0 S: 3 H: 0 LOB: 0 BB: 0 P: 3	R: 0 E: 0 K: 0 S: 3 H: 0 LOB: 0 BB: 0 P: 3	R: 0 E: 0 K: 1 S: 5 H: 0 LOB: 0 BB: 0 P: 5	R: 0 E: 0 K: 1 S: 5 H: 0 LOB: 0 BB: 0 P: 5	1B: 2 2B: 0 3B: 1 HR: 0	SF: 0 SAC: 1 DP: 0 HBP: 0						

TOP

Kansas City Athletics @ Boston Red Sox

Fenway Park, Boston, MA

Thu Jul 25 1963, 3:33 AM EDT

Att. 6,283 - Unknown

livebaseballscorecards.com

AB	29
R	2
H	3
RBI	2
BB	0
SO	5
LOB	2

PITCHER		IP	WLS	BF	H	R	ER	SO	BB	IBB	HBP	BLK	WP	HR	S	P	ERA	WHIP
Bill Monbouquette, R ERA: 2.99	(1, 1)	9.0	L	30	3	2	2	5	0	0	0	0	0	0	40	40	2.00	0.333

PITCHER		IP	WLS	BF	H	R	ER	SO	BB	IBB	HBP	BLK	WP	HR	S	P	ERA	WHIP

Batter	1	2	3	4	5	6	7	8	9	AB	R	H	RBI	BB	SO	LOB
Gary Geiger, L (1, 8) OBP: 0.336, SLG: 0.495	F9		1B		F7			F8		4	0	1	0	0	0	1
Eddie Bressoud, R (1, 6) OBP: 0.305, SLG: 0.401	F9		F9		F8			5-3		4	0	0	0	0	0	2
Carl Yastrzemski, L (1, 7) OBP: 0.421, SLG: 0.508	4-3		G6-4-3 1-2 1B			1-3		F9		4	0	1	0	0	0	0
Dick Stuart, R (1, 3) OBP: 0.312, SLG: 0.471		BBBB G6-4-3 BB	G6-4-3 1-2f			5-3			SSS K	3	0	0	0	1	1	2
Frank Malzone, R (1, 5) OBP: 0.365, SLG: 0.477		G6-4-3 1-2f		G6-4-3 1B		1B			4-3	4	0	2	0	0	0	1
Lou Clinton, R (1, 9) OBP: 0.281, SLG: 0.416		BBBB 2B BB		G6-4-3 1-2f		F9			P4	3	0	0	0	1	0	2
Bob Tillman, R (1, 2) OBP: 0.313, SLG: 0.389		1-3 2B		SSS K			F9			3	0	1	0	0	1	0
Billy Gardner, R (1, 4) OBP: 0.333, SLG: 0.333		IIII FC6 IBB			SH5-3 1B		6-3			2	0	1	0	1	0	0
Bill Monbouquette, R (1, 1) OBP: 0.150, SLG: 0.121		FC6 1-2f			SH5-3 1-2		K			2	0	0	0	0	1	3
Inning Stats	R: 0 E: 0 K: 0 S: 3 H: 0 LOB: 0 BB: 0 P: 3	R: 0 E: 0 K: 0 S: 3 H: 1 LOB: 3 BB: 3 P: 15	R: 0 E: 0 K: 0 S: 4 H: 2 LOB: 1 BB: 0 P: 4	R: 0 E: 0 K: 1 S: 5 H: 1 LOB: 0 BB: 0 P: 5	R: 0 E: 0 K: 0 S: 4 H: 1 LOB: 1 BB: 0 P: 4	R: 0 E: 0 K: 0 S: 4 H: 1 LOB: 1 BB: 0 P: 4	R: 0 E: 0 K: 1 S: 5 H: 0 LOB: 0 BB: 0 P: 5	R: 0 E: 0 K: 0 S: 3 H: 0 LOB: 0 BB: 0 P: 3	R: 0 E: 0 K: 1 S: 5 H: 0 LOB: 0 BB: 0 P: 5	1B: 5 2B: 1 3B: 0 HR: 0	SF: 0 SAC: 1 DP: 3 HBP: 0						

PITCHER	IP	WLS	BF	H	R	ER	SO	BB	IBB	HBP	BLK	WP	HR	S	P	ERA	WHIP
Ed Rakow, R (1, 1) ERA: 3.89	2.0		10	2	0	0	0	2	1	0	0	0	0	7	19	0.00	2.000
Bill Fischer, R (3, 1) ERA: 3.03	6.0	W	20	4	0	0	2	0	0	0	0	0	0	24	24	0.00	0.667
John Wyatt, R (9, 1) ERA: 2.59	1.0	S	3	0	0	0	1	0	0	0	0	0	0	5	5	0.00	0.000

PITCHER	IP	WLS	BF	H	R	ER	SO	BB	IBB	HBP	BLK	WP	HR	S	P	ERA	WHIP

BOTTOM

Kansas City Athletics @ Boston Red Sox

Fenway Park, Boston, MA

Thu Jul 25 1963, 3:33 AM EDT

Att. 6,283 - Unknown

livebaseballscorecards.com

AB	29
R	0
H	6
RBI	0
BB	3
SO	3
LOB	11

Batter	1	2	3	4	5	6	7	8	9	AB	R	H	RBI	BB	SO	LOB
Gino Cimoli, R (1, 9) OBP: 0.326, SLG: 0.388	BBBB 4-0 2B FC5 BB		x 0-0 ③ 1B G6-3 1B		x 0-0 ③ F7			x 0-0 ②③ G4-6-3 1-2f		3	1	1	0	1	0	1
Wayne Causey, L (1, 6) OBP: 0.352, SLG: 0.419	x 0-0 1-3 2B 2B		x 0-0 G6-3 1-3 1B			x 0-0 ① 1-6-3			x 0-0 ① 3-1	4	1	2	0	0	0	0
Jerry Lumpe, L (1, 4) OBP: 0.315, SLG: 0.366	x 0-0 ① FC5 2B 3-H		x 0-0 ①② G6-3 1-2f 3-H			x 0-0 ② 4-3			x 0-0 ② F7	4	0	0	0	0	0	3
George Alusik, R (1, 7) OBP: 0.328, SLG: 0.427	x 0-0 ② F8		x 0-0 ③ F9			SSS 0-3 ③ K			x 0-0 1B	4	0	1	0	0	1	2
Doc Edwards, R (1, 2) OBP: 0.287, SLG: 0.373	x 0-0 1-3 2-H 2B			x 0-0 ① F7			x 0-0 ① F8		x 0-0 ③ F3	0	0	0	0	0	0	0
Ed Charles, R (1, 5) OBP: 0.345, SLG: 0.396	SSS 0-3 ③ K			x 0-0 ② 5-3			SSS 0-3 ② K			3	0	0	0	0	2	2
Ken Harrelson, R (1, 3) OBP: 0.300, SLG: 0.417		x 0-0 ① F7		x 0-0 ③ 3-1			x 0-0 ③ F5			3	0	0	0	0	0	0
Bobby Del Greco, R (1, 8) OBP: 0.284, SLG: 0.302		x 0-0 ② 6-3			x 0-0 ① F9			SSS 0-3 ① K		3	0	0	0	0	1	0
Moe Drabowsky, R (1, 1) OBP: 0.250, SLG: 0.417 Chuck Essegian, R (8, PH) OBP: 0.284, SLG: 0.345 Tony La Russa, R (8, PR) Ted Bowsfield, R (8, 1) OBP: 0.190, SLG: 0.111		x 0-0 ③ 6-3			SSS 0-3 ② K			x 0-0 G4-6-3 1B		2 1 0 0	0 0 0 0	0 1 0 0	0 0 0 0	0 0 0 0	1 0 0 0	0 0 0 0

Inning Stats																								
	R: 1	H: 2	R: 0	H: 0	R: 1	H: 2	R: 0	H: 0	R: 0	H: 0	R: 0	H: 0	R: 0	H: 1	R: 0	H: 1	1B: 4	SF: 0	WP: 0	PA: 32
	E: 0	LOB: 2	E: 0	LOB: 0	E: 0	LOB: 2	K: 0	LOB: 0	E: 0	LOB: 0	K: 1	LOB: 0	E: 0	LOB: 0	E: 0	LOB: 1	2B: 2	SAC: 0	PB: 0	
	K: 1	BB: 1	S: 3	BB: 0	K: 0	BB: 0	S: 3	BB: 0	K: 1	BB: 0	S: 5	BB: 0	K: 1	BB: 0	K: 0	BB: 0	3B: 0	DP: 2	SB: 0	
	S: 7	P: 11		P: 3	S: 4	P: 4		P: 3	S: 5	P: 5		P: 5	S: 5	P: 5	S: 4	P: 4	HR: 0	HBP: 0	CS: 0	

PITCHER	IP	WLS	BF	H	R	ER	SO	BB	IBB	HBP	BLK	WP	HR	S	P	ERA	WHIP
Jack Kralick, L (1, 1) ERA: 2.88	9.0	W	32	6	2	2	5	1	0	0	0	0	0	41	45	2.00	0.778

PITCHER	IP	WLS	BF	H	R	ER	SO	BB	IBB	HBP	BLK	WP	HR	S	P	ERA	WHIP

TOP

Kansas City Athletics @ Cleveland Indians

Cleveland Municipal Stadium, Cleveland, OH

Fri Jul 26 1963, 7:05 PM EDT
Att. 9,091 - Unknown

livebaseballscorecards.com

AB	27
R	2
H	5
RBI	0
BB	1
SO	5
LOB	8

BOTTOM

Kansas City Athletics @ Cleveland Indians
Cleveland Municipal Stadium, Cleveland, OH
Fri Jul 26 1963, 7:05 PM EDT
Att. 9,091 - Unknown

livebaseballscorecards.com

Batter	1	2	3	4	5	6	7	8	9	AB	R	H	RBI	BB	SO	LOB
Tito Francona, L (1, 7) OBP: 0.301, SLG: 0.331	F8		4-3		G4-6-3 2-H 1B		BBBB 4-0 2-3 BB			3	0	1	1	1	0	0
Larry Brown, R (1, 6) OBP: 0.431, SLG: 0.397	F7		1B		G4-6-3 1-2f		F8			4	0	1	0	0	0	3
Willie Kirkland, L (1, 8) OBP: 0.317, SLG: 0.411	FC5 2B		P6			F7		1-3		4	0	1	0	0	0	1
Max Alvis, R (1, 5) OBP: 0.328, SLG: 0.464	BBBB 4-0 BB			HR		6-3		F7		3	1	1	1	1	0	0
John Romano, R (1, 2) OBP: 0.366, SLG: 0.428	FC5 2-3f			F8		SSS 0-3 K		BBBB 4-0 BB		3	0	0	0	1	1	2
Fred Whitfield, L (1, 3) OBP: 0.278, SLG: 0.425		F9		P6			SSS 0-0 G3	SSS 0-3 K		3	0	0	0	0	0	0
Joe Adcock, R (8, PH) OBP: 0.306, SLG: 0.405 (9, 3)										1	0	0	0	0	1	1
Al Luplow, L (1, 9) OBP: 0.287, SLG: 0.284		BBBB 4-0 G5-4-3 BB		G3			BBBB 4-0 1B WP BB			1	1	0	0	2	0	0
Woodie Held, R (1, 4) OBP: 0.337, SLG: 0.434		G5-4-3 1-2f			WP 1B 1B		WP WP 1-3 1B			3	1	2	0	0	0	1
Jack Kralick, L (1, 1) OBP: 0.200, SLG: 0.233			SSS 0-3 K		3-1 1-2		SSS 0-3 K 1-2 3-H			3	0	0	0	0	2	2
Inning Stats	R: 0 H: 1 E: 0 LOB: 2 K: 0 BB: 1 S: 4 P: 8	R: 0 H: 0 E: 0 LOB: 0 K: 0 BB: 1 S: 2 P: 6	R: 0 H: 1 E: 0 LOB: 1 K: 1 BB: 0 S: 6 P: 6	R: 1 H: 1 E: 0 LOB: 0 K: 0 BB: 0 S: 4 P: 4	R: 1 H: 2 E: 0 LOB: 0 K: 0 BB: 0 S: 4 P: 4	R: 0 H: 0 E: 0 LOB: 0 K: 1 BB: 0 S: 5 P: 5	R: 1 H: 1 E: 0 LOB: 2 K: 1 BB: 2 S: 6 P: 14	R: 0 H: 0 E: 0 LOB: 1 K: 1 BB: 1 S: 5 P: 9		1B: 4 SF: 0 2B: 1 SAC: 0 3B: 0 DP: 2 HR: 1 HBP: 0				WP: 3 PA: 33 PB: 0 SB: 0 CS: 0		

	AB	28
	R	3
	H	6
	RBI	2
	BB	5
	SO	4
	LOB	10

PITCHER		IP	WLS	BF	H	R	ER	SO	BB	IBB	HBP	BLK	WP	HR	S	P	ERA	WHIP
Moe Drabowsky, R ERA: 2.93	(1, 1)	7.0	L	29	6	3	3	3	4	0	0	0	3	1	31	47	3.86	1.429
Ted Bowsfield, L ERA: 4.88	(8, 1)	1.0		4	0	0	0	1	1	0	0	0	0	0	5	9	0.00	1.000

PITCHER	IP	WLS	BF	H	R	ER	SO	BB	IBB	HBP	BLK	WP	HR	S	P	ERA	WHIP

Batter	1	2	3	4	5	6	7	8	9	AB	R	H	RBI	BB	SO	LOB
Bobby Del Greco, R (1, 8) OBP: 0.288, SLG: 0.306	1B	G6-4-3 1-2f			SH1-3 1-2		1B		K	4	1	2	0	0	1	3
Gino Cimoli, R (1, 9) OBP: 0.327, SLG: 0.395	F7		F7		2-H 3B		F8		BB 1-2 1B	5	0	2	1	0	0	2
Wayne Causey, L (1, 6) OBP: 0.353, SLG: 0.418	1B 1-3 1B		3-1		4-3		F8		FC6 1-2 2-3 BB	4	0	1	0	1	0	2
Norm Siebern, L (1, 3) OBP: 0.384, SLG: 0.438	1-2 3-H 1B		4-3		F2			1B	FC6 1-2f	5	0	2	1	0	0	4
Charlie Lau, L (1, 2) OBP: 0.302, SLG: 0.356	K			FC6-4 1B		1B		K		4	0	2	0	0	2	3
Ed Charles, R (1, 5) OBP: 0.342, SLG: 0.392	F8			FC6-4 1B 1-2f		K		F3		4	0	0	0	0	1	5
Ken Harrelson, R (1, 7) OBP: 0.306, SLG: 0.420		BB 1B		G5-4-3 1-3 1B		F7		K		4	0	2	0	0	1	2
Sammy Esposito, R (1, 4) OBP: 0.190, SLG: 0.111		G6-4-3 1-2 BB		G5-4-3 1-2f		K			BB 1B	3	0	1	0	1	1	3
Diego Segui, R (1, 1) OBP: 0.216, SLG: 0.250		P5			SH1-3 3B 1B		K		K	4	1	1	0	0	2	3
Inning Stats	R: 1 E: 0 K: 1 S: 8 H: 3 LOB: 2 BB: 0 P: 8	R: 0 E: 0 K: 0 S: 3 H: 1 LOB: 1 BB: 1 P: 7	R: 0 E: 0 K: 0 S: 3 H: 0 LOB: 0 BB: 0 P: 3	R: 0 E: 0 K: 0 S: 4 H: 2 LOB: 1 BB: 0 P: 4	R: 1 E: 0 K: 0 S: 5 H: 2 LOB: 1 BB: 0 P: 5	R: 0 E: 0 K: 2 S: 8 H: 1 LOB: 1 BB: 0 P: 8	R: 0 E: 0 K: 1 S: 6 H: 1 LOB: 1 BB: 0 P: 6	R: 0 E: 0 K: 2 S: 8 H: 1 LOB: 1 BB: 0 P: 8	R: 0 E: 0 K: 2 S: 9 H: 2 LOB: 3 BB: 1 P: 13	1B: 12 2B: 0 3B: 1 HR: 0 SF: 0 SAC: 1 DP: 2 HBP: 0						

TOP

Kansas City Athletics @ Cleveland Indians

Cleveland Municipal Stadium, Cleveland, OH

Sat Jul 27 1963, 3:33 AM EDT

Att. 3,582 - Unknown

livebaseballscorecards.com

AB	37
R	2
H	13
RBI	2
BB	2
SO	8
LOB	27

WP: 0 PB: 0 SB: 0 CS: 0 PA: 40

PITCHER		IP	WLS	BF	H	R	ER	SO	BB	IBB	HBP	BLK	WP	HR	S	P	ERA	WHIP
Early Wynn, R ERA: 3.03	(1, 1)	4.1		20	8	2	2	1	1	0	0	0	0	0	21	25	4.15	2.077
Bob Allen, L ERA: 4.34	(5, 1)	0.2		2	0	0	0	0	0	0	0	0	0	0	2	2	0.00	0.000
Pedro Ramos, R ERA: 3.45	(6, 1)	4.0	W	18	5	0	0	7	1	0	0	0	0	0	31	35	0.00	1.500

PITCHER	IP	WLS	BF	H	R	ER	SO	BB	IBB	HBP	BLK	WP	HR	S	P	ERA	WHIP

BOTTOM

Kansas City Athletics @ Cleveland Indians

Cleveland Municipal Stadium, Cleveland, OH

Sat Jul 27 1963, 3:33 AM EDT

Att. 3,582 - Unknown

livebaseballscorecards.com

Batter	1	2	3	4	5	6	7	8	9	AB	R	H	RBI	BB	SO	LOB
Tito Francona, L (1, 7) OBP: 0.303, SLG: 0.339	SH1-3 2B	K			E8 SF9 SH 1B 1-2		F8		1-3 2-H 2B	5	1	2	1	0	1	4
Larry Brown, R (1, 6) OBP: 0.433, SLG: 0.400	SH1-3 1B 2-3		FC1-6 1B		SH SF9 1B 1-2 2-3		F9			2	0	1	0	0	0	0
Willie Kirkland, L (1, 8) OBP: 0.313, SLG: 0.406	K		FC1-6 S 1-2f		SF9 1-2 2-3 3-H		F9			3	0	0	1	0	1	2
Max Alvis, R (1, 5) OBP: 0.330, SLG: 0.463	K		CS BB 1-2		1B 2-H 3-H			6-3		3	0	1	1	1	1	1
John Romano, R (1, 2) OBP: 0.364, SLG: 0.419		1B FC1-2 BB	5-3 1-2		6-3			P6		3	0	0	0	1	0	3
Fred Whitfield, L (1, 3) OBP: 0.273, SLG: 0.417		K		F8		3-1		3-1		4	0	0	0	0	1	1
Al Luplow, L (1, 9) OBP: 0.290, SLG: 0.292		FC1-2 BB 1B 1-3		F2		K			2B 2B	4	1	2	0	0	1	0
Woodie Held, R (1, 4) OBP: 0.339, SLG: 0.431		FC1-2 BB 1-2		5-3		S BB			F8	2	0	0	0	2	0	1
Early Wynn, S (1, 1) OBP: 0.364, SLG: 0.222 Bob Allen, L (5, 1) Miguel de la Hoz, R (5, PH) OBP: 0.315, SLG: 0.431 Pedro Ramos, S (5, PR) OBP: 0.080, SLG: 0.042 (6, 1) Gene Green, R (9, PH) OBP: 0.262, SLG: 0.325 Mudcat Grant, R (9, PR) OBP: 0.182, SLG: 0.233		FC1-2 1-2 2-3 3-Hf			SH E SF9 BB		K 1-2		2B HBP	1 0 0 1 0 0 0 0	0 0 0 1 0 0 0 0	0 0 0 0 0 0 0 0	0 0 0 0 1 1 0 0	0 0 0 0 0 0 0 0	0 0 1 0 0 1 0 0	3 0 0 1 0 1 0 0
Inning Stats	R: 0 E: 0 K: 2 S: 8 H: 1 LOB: 1 BB: 0 P: 8	R: 0 E: 0 K: 2 S: 8 H: 1 LOB: 3 BB: 2 P: 16	R: 0 E: 0 K: 0 S: 3 H: 1 LOB: 1 BB: 1 P: 7	R: 0 E: 0 K: 0 S: 3 H: 0 LOB: 0 BB: 0 P: 3	R: 2 E: 2 K: 0 S: 5 H: 1 LOB: 1 BB: 1 P: 9	R: 0 E: 0 K: 2 S: 7 H: 0 LOB: 1 BB: 1 P: 11	R: 0 E: 0 K: 0 S: 3 H: 0 LOB: 0 BB: 0 P: 3	R: 0 E: 0 K: 0 S: 3 H: 0 LOB: 0 BB: 0 P: 3	R: 1 E: 0 K: 0 S: 3 H: 2 LOB: 3 BB: 0 P: 4	1B: 3 2B: 3 3B: 0 HR: 0	SF: 1 SAC: 2 DP: 0 HBP: 1					

	AB	28
	R	3
	H	6
	RBI	3
	BB	5
	SO	6
	LOB	16

PITCHER	IP	WLS	BF	H	R	ER	SO	BB	IBB	HBP	BLK	WP	HR	S	P	ERA	WHIP
Diego Segui, R (1, 1) ERA: 3.77	8.1	L	37	6	3	1	6	5	0	1	0	0	0	43	64	1.08	1.320

PITCHER	IP	WLS	BF	H	R	ER	SO	BB	IBB	HBP	BLK	WP	HR	S	P	ERA	WHIP

WP: 0	PB: 0	SB: 2	CS: 1
PA: 37			

Batter	1	2	3	4	5	6	7	8	9	AB	R	H	RBI	BB	SO	LOB
Gino Cimoli, R (1, 9) OBP: 0.326, SLG: 0.392	G4-6-3 1B		4-3		F3	5-3		K		5	0	1	0	0	1	1
Wayne Causey, L (1, 6) OBP: 0.356, SLG: 0.423	F8			1B SF8 1B	1B 2B		K		L5-3 1B	5	2	3	0	0	1	1
Jerry Lumpe, L (1, 4) OBP: 0.316, SLG: 0.364	G4-6-3 1-2f			1B 2B 1-3 1B	K		E 1B BB		L5-3 1-2	4	1	1	0	1	1	3
Norm Siebern, L (1, 3) OBP: 0.384, SLG: 0.437		CS BB		SF8 3-H	1B 2-H 1B		F9		K	3	0	1	2	1	1	1
Charlie Lau, L (1, 2) OBP: 0.320, SLG: 0.383		1-2 2B		P5	FC6-4 1-3 1B		E 1-2 1B			4	0	3	0	0	0	1
Ed Charles, R (1, 5) OBP: 0.344, SLG: 0.392		G4-6-3 HBP		2B 1-2 1B	FC6-4 1-2f		E6 1-2 2-3			3	0	1	0	0	0	4
Ken Harrelson, R (1, 7) OBP: 0.304, SLG: 0.423		G4-6-3 1-2f		2B 1-3 2-H		6-3	K			4	0	1	1	0	1	5
Bobby Del Greco, R (1, 8) OBP: 0.292, SLG: 0.307			F7 IBB			SH1-3 1B		5-3		3	0	1	0	1	0	0
Orlando Pena, R (1, 1) OBP: 0.261, SLG: 0.244			K	5-3		SH1-3 1-2		K		3	0	0	0	0	2	3

TOP

Kansas City Athletics @ Cleveland Indians

Cleveland Municipal Stadium, Cleveland, OH

Sun Jul 28 1963, 3:33 AM EDT

Unknown

livebaseballscorecards.com

AB	34
R	3
H	12
RBI	3
BB	3
SO	7
LOB	19

Inning Stats	1	2	3	4	5	6	7	8	9
	R: 0 E: 0 K: 0 S: 3	R: 0 E: 0 K: 0 S: 2	R: 0 E: 0 K: 1 S: 5	R: 2 E: 0 K: 0 S: 7	R: 1 E: 0 K: 1 S: 8	R: 0 E: 0 K: 0 S: 4	R: 0 E: 1 K: 2 S: 9	R: 0 E: 0 K: 2 S: 7	R: 0 E: 0 K: 1 S: 5
	H: 1 LOB: 0 BB: 0 P: 3	H: 1 LOB: 1 BB: 1 P: 7	H: 0 LOB: 0 BB: 0 P: 5	H: 4 LOB: 3 BB: 1 P: 11	H: 3 LOB: 2 BB: 0 P: 8	H: 1 LOB: 1 BB: 0 P: 4	H: 1 LOB: 3 BB: 1 P: 13	H: 0 LOB: 0 BB: 0 P: 7	H: 1 LOB: 0 BB: 0 P: 5

| | | |

Batter	1	2	3	4	5	6	7	8	9	AB	R	H	RBI	BB	SO	LOB
Tito Francona, L (1, 7) OBP: 0.299, SLG: 0.334	4-3			3-1		3-1			3-1	4	0	0	0	0	0	0
Larry Brown, R (1, 6) OBP: 0.408, SLG: 0.375	6-3			P4		P6			F9	4	0	0	0	0	0	0
Willie Kirkland, L (1, 8) OBP: 0.309, SLG: 0.401	P6			L3			F8		6-3	4	0	0	0	0	0	0
Max Alvis, R (1, 5) OBP: 0.328, SLG: 0.459		F7			E5 1B		K			3	0	0	0	0	1	0
Joe Adcock, R (1, 3) OBP: 0.307, SLG: 0.404		6-3			K		1B			3	0	1	0	0	1	1
John Romano, R (1, 2) OBP: 0.358, SLG: 0.411		F3			F7		K			3	0	0	0	0	1	2
Al Luplow, L (1, 9) OBP: 0.291, SLG: 0.292			4-3		1-3 1B			F7		3	0	1	0	0	0	0
Woodie Held, R (1, 4) OBP: 0.336, SLG: 0.426			K		P4			F8		3	0	0	0	0	1	2
Jerry Walker, S (1, 1) OBP: 0.267, SLG: 0.154 Bob Allen, L (5, 1) Miguel de la Hoz, R (6, PH) OBP: 0.313, SLG: 0.427 Gary Bell, R (7, 1) OBP: 0.130, SLG: 0.091 Willie Tasby, R (8, PH) OBP: 0.365, SLG: 0.492 Ted Abernathy, R (9, 1) OBP: 0.500, SLG: 0.600			6-3			5-3		6-3		1 0 1 0 1 0	0 0 0 0 0 0	0 0 0 0 0 0	0 0 0 0 0 0	0 0 0 0 0 0	0 0 0 0 0 0	0 0 0 0 0 0
Inning Stats	R: 0 E: 0 K: 0 S: 3 H: 0 LOB: 0 BB: 0 P: 3	R: 0 E: 0 K: 0 S: 3 H: 0 LOB: 0 BB: 0 P: 3	R: 0 E: 0 K: 1 S: 5 H: 0 LOB: 0 BB: 0 P: 5	R: 0 E: 0 K: 0 S: 3 H: 0 LOB: 0 BB: 0 P: 3	R: 0 E: 1 K: 1 S: 7 H: 1 LOB: 2 BB: 0 P: 7	R: 0 E: 0 K: 0 S: 3 H: 0 LOB: 0 BB: 0 P: 3	R: 0 E: 0 K: 2 S: 8 H: 1 LOB: 1 BB: 0 P: 8	R: 0 E: 0 K: 0 S: 3 H: 0 LOB: 0 BB: 0 P: 3	R: 0 E: 0 K: 0 S: 3 H: 0 LOB: 0 BB: 0 P: 3	1B: 2 2B: 0 3B: 0 HR: 0	SF: 0 SAC: 0 DP: 0 HBP: 0			WP: 0 PB: 0 SB: 0 CS: 0		PA: 30	

PITCHER	IP	WLS	BF	H	R	ER	SO	BB	IBB	HBP	BLK	WP	HR	S	P	ERA	WHIP
Orlando Pena, R (1, 1) ERA: 3.22	9.0	W	30	2	0	0	4	0	0	0	0	0	0	38	38	0.00	0.222

PITCHER	IP	WLS	BF	H	R	ER	SO	BB	IBB	HBP	BLK	WP	HR	S	P	ERA	WHIP

BOTTOM

Kansas City Athletics @ Cleveland Indians

Cleveland Municipal Stadium, Cleveland, OH

Sun Jul 28 1963, 3:33 AM EDT

Unknown

livebaseballscorecards.com

AB	30
R	0
H	2
RBI	0
BB	0
SO	4
LOB	5

Kansas City Athletics @ Cleveland Indians

Cleveland Municipal Stadium, Cleveland, OH

Sun Jul 28 1963, 3:38 AM EDT

Att. 11,553 - Unknown

TOP

livebaseballscorecards.com

Batter	1	2	3	4	5	6	7	8	9	AB	R	H	RBI	BB	SO	LOB
Ed Charles, R (1, 5) OBP: 0.345, SLG: 0.393	CS 1B			1B 2B 1B	FC6-4 BB 1B E 1-2f	SH2-3 1-2			K	4	2	2	0	0	1	1
Wayne Causey, L (1, 6) OBP: 0.356, SLG: 0.422	L4			1-3 2B 1B	E BB 1-4-3 1B 1-2	G3			P5	5	2	2	0	0	0	2
Jerry Lumpe, L (1, 4) OBP: 0.317, SLG: 0.366	K 1-2			1-H 3-H 1B 2B	1-4-3 E 1B BB 1-2 2-3	F9			G3	4	2	1	2	1	1	2
Norm Siebern, L (1, 3) OBP: 0.383, SLG: 0.434		G6-4-3 1B		F9	E1 1-4-3 1B 1-2 2-3 3-H		1-3			4	1	1	0	0	0	3
Charlie Lau, L (1, 2) OBP: 0.324, SLG: 0.379 Doc Edwards, R (5, PH) OBP: 0.283, SLG: 0.368 (5, 2)	P3			1B BB	1-4-3 1-2 2-3 3-H		F7			1	0	0	0	1	0	1
										0	0	0	0	0	0	0
George Alusik, R (1, 9) OBP: 0.331, SLG: 0.429	G6-4-3 1-2f			1-3 2-H 1B	BB 1B 2-H 3-H		F5			4	0	2	3	0	0	1
Ken Harrelson, R (1, 7) OBP: 0.310, SLG: 0.416		F8	K	1B 1-2 BB				G4-3 BB		2	0	0	0	2	1	2
Bobby Del Greco, R (1, 8) OBP: 0.291, SLG: 0.306		K	F3	1-2 2-H 1B				K		4	0	1	0	0	2	3
Bill Fischer, R (1, 1) OBP: 0.333, SLG: 0.091		3-1			FC6-4 1B	SH2-3 BB		G4-3 1-2f		2	0	1	0	1	0	0
Tom Sturdivant, L (6, 1)										0	0	0	0	0	0	0
Chuck Essegian, R (8, PH) OBP: 0.283, SLG: 0.343										1	0	0	0	0	0	1
Pete Lovrich, R (8, 1)										0	0	0	0	0	0	0

Inning Stats										
	R: 0 E: 0 K: 1 S: 5	H: 1 LOB: 1 BB: 0 P: 5	R: 0 E: 0 K: 0 S: 3	H: 1 LOB: 0 BB: 0 P: 3	R: 0 E: 0 K: 1 S: 5	H: 0 LOB: 0 BB: 0 P: 5	R: 3 E: 0 K: 1 S: 9	H: 4 LOB: 2 BB: 1 P: 13	R: 4 E: 1 K: 0 S: 7	H: 4 LOB: 2 BB: 2 P: 15
	R: 0 E: 0 K: 0 S: 3	H: 0 LOB: 1 BB: 1 P: 7	R: 0 E: 0 K: 0 S: 3	H: 0 LOB: 0 BB: 0 P: 3	R: 0 E: 0 K: 1 S: 4	H: 0 LOB: 0 BB: 1 P: 8	R: 0 E: 0 K: 1 S: 5	H: 0 LOB: 0 BB: 0 P: 5		

1B: 9	SF: 0	WP: 0	PA: 39
2B: 2	SAC: 1	PB: 0	
3B: 0	DP: 3	SB: 0	
HR: 0	HBP: 0	CS: 1	

PITCHER		IP	WLS	BF	H	R	ER	SO	BB	IBB	HBP	BLK	WP	HR	S	P	ERA	WHIP
Mudcat Grant, R ERA: 3.67	(1, 1)	3.1		15	6	3	3	2	1	0	0	0	0	0	18	22	8.10	2.100
Pedro Ramos, R ERA: 3.42	(4, 1)	0.2		2	0	0	0	1	0	0	0	0	0	0	4	4	0.00	0.000
Bob Allen, L ERA: 4.12	(5, 1)	0.2		8	3	4	0	0	2	0	0	0	0	0	6	14	0.00	7.500
Ted Abernathy, R ERA: 3.11	(5, 1)	1.1	W	5	1	0	0	0	1	0	0	0	0	0	4	8	0.00	1.500
Barry Latman, R ERA: 4.49	(7, 1)	3.0	S	9	0	0	0	2	1	0	0	0	0	0	12	16	0.00	0.333

PITCHER	IP	WLS	BF	H	R	ER	SO	BB	IBB	HBP	BLK	WP	HR	S	P	ERA	WHIP

AB	31
R	7
H	10
RBI	5
BB	5
SO	5
LOB	16

Batter	1	2	3	4	5	6	7	8	9	AB	R	H	RBI	BB	SO	LOB
Tito Francona, L (1, 7) OBP: 0.301, SLG: 0.333	P6	FC4-6 1-2f		1-3		BBBB 2B 1-2 PB BB	WP 1B 2-H SF9 1B			4	2	1	1	1	0	2
Dick Howser, R (1, 6) OBP: 0.347, SLG: 0.294 Jerry Kindall, R (1, PR) OBP: 0.254, SLG: 0.279 (2, 6)	1B SF9 1B	K			F8	PB 1-3 2-H HR 2B	WP 1-2 1B			1 4	0 2	1 2	0 1	0 0	0 1	0 1
Willie Kirkland, L (1, 8) OBP: 0.310, SLG: 0.400	1-3 3B 1B		P6		4-3	PB HR IBB	SF9 1-2 2-H			3	2	1	1	1	0	0
Max Alvis, R (1, 5) OBP: 0.326, SLG: 0.457	SF9 3-H	K	K		E 1B	1-2 2-3 3-H K	K			4	0	1	1	0	3	3
Fred Whitfield, L (1, 3) OBP: 0.280, SLG: 0.425	2-H 3B	BB	BB		E1 1-3	HR IBB		K		3	1	1	1	2	1	1
John Romano, R (1, 2) OBP: 0.354, SLG: 0.423	F3	P6	P6		3-1	1-H 2-H 3-H HR		K		5	1	1	4	0	1	5
Al Luplow, L (1, 9) OBP: 0.289, SLG: 0.303		F7	F8			HR K2-3		K		5	1	1	1	0	2	0
Woodie Held, R (1, 4) OBP: 0.341, SLG: 0.443		HR	F5			2B BB 1B	1B SH1-4 1B			4	3	3	1	0	0	0
Mudcat Grant, R (1, 1) OBP: 0.200, SLG: 0.250 Pedro Ramos, S (4, 1) OBP: 0.080, SLG: 0.042 Dick Donovan, L (4, PH) OBP: 0.133, SLG: 0.156 Bob Allen, L (5, 1) Ted Abernathy, R (5, 1) OBP: 0.500, SLG: 0.800 Miguel de la Hoz, R (6, PH) OBP: 0.310, SLG: 0.423 Barry Latman, R (7, 1) OBP: 0.241, SLG: 0.333	FC4-6 1B		F8 1B		K		SH1-4 1-2			1 0 1 0 0 1 0	0 0 0 0 0 0 0	1 0 1 0 0 0 0	0 0 0 0 0 1 0	0 0 0 0 0 0 0	0 0 0 0 0 0 0	0 0 0 0 0 1 0
Inning Stats	R: 2 E: 0 K: 0 S: 6 H: 3 LOB: 2 BB: 0 P: 6	R: 1 E: 0 K: 1 S: 7 H: 2 LOB: 1 BB: 0 P: 7	R: 0 E: 0 K: 1 S: 5 H: 0 LOB: 1 BB: 1 P: 9	R: 0 E: 0 K: 0 S: 4 H: 1 LOB: 1 BB: 0 P: 4	R: 0 E: 1 K: 0 S: 5 H: 1 LOB: 2 BB: 0 P: 5	R: 7 E: 0 K: 3 S: 13 H: 4 LOB: 0 BB: 3 P: 25	R: 2 E: 0 K: 1 S: 8 H: 3 LOB: 1 BB: 0 P: 8	R: 0 E: 0 K: 3 S: 9 H: 0 LOB: 0 BB: 0 P: 9		1B: 9 2B: 1 3B: 1 HR: 3 SF: 2 SAC: 1 DP: 0 HBP: 0					

PITCHER		IP	WLS	BF	H	R	ER	SO	BB	IBB	HBP	BLK	WP	HR	S	P	ERA	WHIP
Bill Fischer, R ERA: 3.33	(1, 1)	5.0		25	8	4	4	2	1	0	0	0	0	2	28	32	7.20	1.800
Tom Sturdivant, R ERA: 5.21	(6, 1)	2.0	L	15	6	8	8	4	1	2	0	0	1	1	20	32	36.00	3.500
Pete Lovrich, R ERA: 6.75	(8, 1)	1.0		3	0	0	0	3	0	0	0	0	0	0	9	9	0.00	0.000

PITCHER	IP	WLS	BF	H	R	ER	SO	BB	IBB	HBP	BLK	WP	HR	S	P	ERA	WHIP

BOTTOM

Kansas City Athletics @ Cleveland Indians

Cleveland Municipal Stadium, Cleveland, OH

Sun Jul 28 1963, 3:38 AM EDT

Att. 11,553 - Unknown

livebaseballscorecards.com

AB	36
R	12
H	14
RBI	11
BB	4
SO	9
LOB	13

WP: 1 PA: 43
PB: 1
SB: 0
CS: 0

Batter	1	2	3	4	5	6	7	8	9	AB	R	H	RBI	BB	SO	LOB
Gino Cimoli, R (1, 9) OBP: 0.328, SLG: 0.393	HR 1B		5-3			BB 1B	6-3			4	1	2	0	0	0	1
Wayne Causey, L (1, 6) OBP: 0.360, SLG: 0.435	1-H HR		6-3			BBBB 1B 1-2 HR BB		1B 2B		3	2	2	2	1	0	0
Jerry Lumpe, L (1, 4) OBP: 0.317, SLG: 0.365	4-3			6-3		1-3 HR 1B		SSS K		4	1	1	0	0	1	1
Norm Siebern, L (1, 3) OBP: 0.384, SLG: 0.444	4-3			4-3		1-H 3-H HR		2-3 1B		4	1	2	3	0	0	0
Ed Charles, R (1, 5) OBP: 0.342, SLG: 0.389	SSS K			F4		SSS K		F6		4	0	0	0	0	2	2
Doc Edwards, R (1, 2) OBP: 0.277, SLG: 0.360		G3			E1 1-3	F6		SSS K		4	0	0	0	0	1	2
Ken Harrelson, R (1, 7) OBP: 0.308, SLG: 0.411		G4-6-3 1B			1-3 1-2		F8		SSS K	4	0	1	0	0	1	1
Bobby Del Greco, R (1, 8) OBP: 0.290, SLG: 0.301		G4-6-3 1-2f			SSS K		BBBB BB		SSS K	3	0	0	0	1	2	2
Dave Wickersham, R (1, 1) OBP: 0.167, SLG: 0.151			4-3		6-3		B2		1-3	4	0	0	0	0	0	2
Inning Stats	R: 2 H: 2 E: 0 LOB: 0 K: 1 BB: 0 S: 7 P: 7	R: 0 H: 1 E: 0 LOB: 0 K: 0 BB: 0 S: 3 P: 3	R: 0 H: 0 E: 0 LOB: 0 K: 0 BB: 0 S: 3 P: 3	R: 0 H: 0 E: 0 LOB: 0 K: 0 BB: 0 S: 3 P: 3	R: 0 H: 0 E: 1 LOB: 1 K: 1 BB: 0 S: 6 P: 6	R: 3 H: 3 E: 0 LOB: 0 K: 1 BB: 1 S: 7 P: 11	R: 0 H: 0 E: 0 LOB: 1 K: 0 BB: 1 S: 3 P: 7	R: 0 H: 2 E: 0 LOB: 2 K: 2 BB: 0 S: 9 P: 9	R: 0 H: 0 E: 0 LOB: 0 K: 2 BB: 0 S: 7 P: 7	1B: 5 SF: 0 2B: 1 SAC: 0 3B: 0 DP: 1 HR: 2 HBP: 0				WP: 0 PA: 36 PB: 0 SB: 0 CS: 0		

PITCHER		IP	WLS	BF	H	R	ER	SO	BB	IBB	HBP	BLK	WP	HR	S	P	ERA	WHIP
Al Downing, L ERA: 3.1	(1, 1)	7.0	L	28	6	5	5	3	2	0	0	0	0	2	32	40	6.43	1.143
Marshall Bridges, L ERA: 3.29	(8, 1)	2.0		8	2	0	0	4	0	0	0	0	0	0	16	16	0.00	1.000

PITCHER	IP	WLS	BF	H	R	ER	SO	BB	IBB	HBP	BLK	WP	HR	S	P	ERA	WHIP

TOP

Kansas City Athletics @ New York Yankees

Yankee Stadium, Bronx, NY

Mon Jul 29 1963, 3:33 AM EDT

Att. 13,467 - Unknown - 92 F

livebaseballscorecards.com

AB	34
R	5
H	8
RBI	5
BB	2
SO	7
LOB	11

Batter	1	2	3	4	5	6	7	8	9	AB	R	H	RBI	BB	SO	LOB
Tony Kubek, L (1, 6) OBP: 0.271, SLG: 0.317	L8	F8			2B			F4		4	0	1	0	0	0	2
Bobby Richardson, R (1, 4) OBP: 0.301, SLG: 0.327	6-3		4-3		L7			4-3		4	0	0	0	0	0	1
Tom Tresh, S (1, 8) OBP: 0.362, SLG: 0.490	BB, 1B		1B		F8			1B		4	0	3	0	0	0	1
Roger Maris, L (1, 9) OBP: 0.353, SLG: 0.588	BBB, 1-2, FC6, BB		F5			3-1		F8		2	0	0	0	1	0	1
Yogi Berra, L (8, PH) OBP: 0.351, SLG: 0.494										1	0	0	0	0	0	1
Jack Reed, R (9, 9) OBP: 0.293, SLG: 0.302										0	0	0	0	0	0	0
Joe Pepitone, L (1, 3) OBP: 0.304, SLG: 0.467	FC6, 1-2f		F2			4-3			F9	4	0	0	0	0	0	3
Elston Howard, R (1, 2) OBP: 0.330, SLG: 0.530		G6-4-3, 1B		G6-3-2, 3B		5-3			F8	4	0	2	0	0	0	0
Hector Lopez, R (1, 7) OBP: 0.304, SLG: 0.428		G6-4-3, 1-2f		G6-3-2, 3-Hf			5-3		1B	4	0	1	0	0	0	2
Clete Boyer, R (1, 5) OBP: 0.308, SLG: 0.401		BBBB, 1B, BB		5-3			5-3		K	3	0	0	0	1	1	1
Al Downing, R (1, 1) OBP: 0.111, SLG: 0.185		1-2, 1B			SSS, K		F4			2	0	1	0	0	1	0
Phil Linz, R (7, PH) OBP: 0.338, SLG: 0.379										1	0	0	0	0	0	0
Marshall Bridges, S (8, 1)										0	0	0	0	0	0	0
Inning Stats	R: 0 E: 0 K: 0 S: 4 H: 1 LOB: 2 BB: 1 P: 8	R: 0 E: 0 K: 0 S: 4 H: 2 LOB: 2 BB: 1 P: 8	R: 0 E: 0 K: 0 S: 4 H: 1 LOB: 1 BB: 0 P: 4	R: 0 E: 0 K: 0 S: 3 H: 1 LOB: 0 BB: 0 P: 3	R: 0 E: 0 K: 1 S: 6 H: 1 LOB: 1 BB: 0 P: 6	R: 0 E: 0 K: 0 S: 3 H: 0 LOB: 0 BB: 0 P: 3	R: 0 E: 0 K: 0 S: 3 H: 0 LOB: 0 BB: 0 P: 3	R: 0 E: 0 K: 0 S: 4 H: 1 LOB: 1 BB: 0 P: 4	R: 0 E: 0 K: 1 S: 6 H: 1 LOB: 1 BB: 0 P: 6							

PITCHER	IP	WLS	BF	H	R	ER	SO	BB	IBB	HBP	BLK	WP	HR	S	P	ERA	WHIP
Dave Wickersham, R (1, 1) ERA: 4.05	9.0	W	35	8	0	0	2	2	0	0	0	0	0	37	45	0.00	1.111

PITCHER	IP	WLS	BF	H	R	ER	SO	BB	IBB	HBP	BLK	WP	HR	S	P	ERA	WHIP

BOTTOM

Kansas City Athletics @ New York Yankees

Yankee Stadium, Bronx, NY

Mon Jul 29 1963, 3:33 AM EDT

Att. 13,467 - Unknown - 92 F

livebaseballscorecards.com

AB	33
R	0
H	8
RBI	0
BB	2
SO	2
LOB	12

1B: 6	SF: 0	WP: 0	PA: 35
2B: 1	SAC: 0	PB: 0	
3B: 1	DP: 2	SB: 0	
HR: 0	HBP: 0	CS: 0	

Batter	1	2	3	4	5	6	7	8	9	AB	R	H	RBI	BB	SO	LOB
Gino Cimoli, R (1, 9) OBP: 0.324, SLG: 0.388	K		L8		K		F9			4	0	0	0	0	2	1
Wayne Causey, L (1, 6) OBP: 0.364, SLG: 0.451	3-1 2B		HR		F9			SH1-4 2B		4	1	3	1	0	0	0
Jerry Lumpe, L (1, 4) OBP: 0.315, SLG: 0.362	3-1 2-3		L5			F7		SH1-4 2-3		3	0	0	0	0	0	1
Norm Siebern, L (1, 3) OBP: 0.383, SLG: 0.440	K		K			F8		G4-6-3 IBB		3	0	0	0	1	2	1
Charlie Lau, L (1, 2) OBP: 0.330, SLG: 0.384		E7 1B 1B		K		FC5-4 1B		G4-6-3 1-2f		4	1	2	0	0	1	2
Ed Charles, R (1, 5) OBP: 0.341, SLG: 0.387		6-3		FC5 5-3 1B		FC5-4 1-2f			5-3	4	0	1	0	0	0	2
Ken Harrelson, R (1, 7) OBP: 0.307, SLG: 0.402		BBBB 1B K BB		5-3 1-2			6-3		F4	3	0	0	0	1	0	1
Bobby Del Greco, R (1, 8) OBP: 0.294, SLG: 0.302		K 1B 1-3 2-H		FC5 2-3			SH3-4 BB		K	3	0	1	1	1	1	1
Moe Drabowsky, R (1, 1) OBP: 0.231, SLG: 0.385		K 1-2 3-H			K		SH3-4 1-2			2	0	0	0	0	2	2
John Wyatt, R (8, 1)										0	0	0	0	0	0	0
Inning Stats	R: 0 E: 0 K: 2 S: 8 H: 1 LOB: 1 BB: 0 P: 8	R: 1 E: 1 K: 1 S: 6 H: 2 LOB: 2 BB: 1 P: 10	R: 1 E: 0 K: 1 S: 6 H: 1 LOB: 0 BB: 0 P: 6	R: 0 E: 0 K: 1 S: 6 H: 1 LOB: 1 BB: 0 P: 6	R: 0 E: 0 K: 2 S: 7 H: 0 LOB: 0 BB: 0 P: 7	R: 0 E: 0 K: 0 S: 4 H: 1 LOB: 1 BB: 0 P: 4	R: 0 E: 0 K: 0 S: 3 H: 0 LOB: 1 BB: 1 P: 7	R: 0 E: 0 K: 0 S: 3 H: 1 LOB: 1 BB: 1 P: 7	R: 0 E: 0 K: 1 S: 5 H: 0 LOB: 0 BB: 0 P: 5	1B: 4 2B: 2 3B: 0 HR: 1 SF: 0 SAC: 2 DP: 1 HBP: 0						

PITCHER	IP	WLS	BF	H	R	ER	SO	BB	IBB	HBP	BLK	WP	HR	S	P	ERA	WHIP
Jim Bouton, R (1, 1) ERA: 2.69	9.0	W	35	7	2	2	8	2	1	0	0	0	1	48	60	2.00	1.000

PITCHER	IP	WLS	BF	H	R	ER	SO	BB	IBB	HBP	BLK	WP	HR	S	P	ERA	WHIP

TOP

Kansas City Athletics @ New York Yankees

Yankee Stadium, Bronx, NY

Tue Jul 30 1963, 7:05 PM EDT

Att. 18,192 - Unknown - 80 F

livebaseballscorecards.com

AB	30
R	2
H	7
RBI	2
BB	3
SO	8
LOB	11

Batter	1	2	3	4	5	6	7	8	9	AB	R	H	RBI	BB	SO	LOB
Tony Kubek, L (1, 6) OBP: 0.276, SLG: 0.320	0-0 2B 1B	0-0 ③ L9			0-0 G3 1-3 1B		0-0 1B	0-0 ③ 4-3		5	1	3	0	0	0	2
Bobby Richardson, R (1, 4) OBP: 0.303, SLG: 0.332	0-0 1-H 1B 2B		0-0 WP 1B		0-0 ① 1-3 1-2		0-0 ③ F8			4	1	2	1	0	0	2
Tom Tresh, S (1, 8) OBP: 0.366, SLG: 0.492	0-0 BB 2-H 1B		B B B 4-0 1-2 BB		0-0 ② G3 2-3			0-0 WP 1B 1B		3	1	2	1	1	0	1
Joe Pepitone, L (1, 3) OBP: 0.301, SLG: 0.461	0-0 ① L9		S S S 0-3 ① K		0-0 ③ F8			0-0 ① F5		4	0	0	0	0	1	5
Elston Howard, R (1, 2) OBP: 0.332, SLG: 0.527	B B B B 4-0 1-2 BB		0-0 ② F9		S S S 0-3 ① K			B B B B 4-0 E 1B 1B 1-2 BB		2	1	0	0	2	1	2
Johnny Blanchard, L (1, 9) OBP: 0.324, SLG: 0.479 Jack Reed, R (8, PR) (9, 9) OBP: 0.293, SLG: 0.302	0-0 ② F5		0-0 ③ G3		S S S 0-3 ② K			0-0 E 1B 1-3 2-H 1B		4 0	0 1	1 0	1 0	0 0	1 0	4 0
Hector Lopez, R (1, 7) OBP: 0.300, SLG: 0.422	S S S 0-3 ③ K			0-0 ① F4		0-0 ③ F9		0-0 FC 1B WP 1-2 3-3		4	1	0	0	0	1	4
Clete Boyer, R (1, 5) OBP: 0.308, SLG: 0.399		S S S 0-3 ① K		0-0 ② L8			S S S 0-3 ① K	0-0 WP S 1-3 2-H 3-H 1B		4	0	1	2	0	2	0
Jim Bouton, R (1, 1) OBP: 0.089, SLG: 0.091		0-0 ② F6		0-0 ③ 3-1			0-0 ② 5-3	S S S 0-3 ② K 1-3 3-H		4	0	0	0	0	1	1
Inning Stats	R: 2 E: 0 K: 1 S: 8 H: 3 LOB: 2 BB: 1 P: 12	R: 0 E: 0 K: 1 S: 5 H: 0 LOB: 0 BB: 0 P: 5	R: 0 E: 0 K: 1 S: 6 H: 1 LOB: 2 BB: 1 P: 10	R: 0 E: 0 K: 0 S: 3 H: 0 LOB: 0 BB: 0 P: 3	R: 0 E: 0 K: 0 S: 4 H: 1 LOB: 1 BB: 0 P: 4	R: 0 E: 0 K: 2 S: 7 H: 0 LOB: 0 BB: 0 P: 7	R: 0 E: 0 K: 1 S: 6 H: 1 LOB: 1 BB: 0 P: 6	R: 4 E: 1 K: 1 S: 9 H: 3 LOB: 2 BB: 1 P: 13		1B: 8 2B: 1 3B: 0 HR: 0	SF: 0 SAC: 0 DP: 0 HBP: 0			WP: 3 PB: 0 SB: 1 CS: 0	PA: 37		

PITCHER		IP	WLS	BF	H	R	ER	SO	BB	IBB	HBP	BLK	WP	HR	S	P	ERA	WHIP
Moe Drabowsky, R ERA: 3.11	(1, 1)	7.1	L	33	8	5	4	6	3	0	0	0	2	0	42	54	4.91	1.500
John Wyatt, R ERA: 2.56	(8, 1)	0.2		4	1	1	0	1	0	0	0	0	1	0	6	6	0.00	1.500

PITCHER	IP	WLS	BF	H	R	ER	SO	BB	IBB	HBP	BLK	WP	HR	S	P	ERA	WHIP

BOTTOM

Kansas City Athletics @ New York Yankees

Yankee Stadium, Bronx, NY

Tue Jul 30 1963, 7:05 PM EDT
Att. 18,192 - Unknown - 80 F

livebaseballscorecards.com

AB	34
R	6
H	9
RBI	5
BB	3
SO	7
LOB	21

Batter	1	2	3	4	5	6	7	8	9	AB	R	H	RBI	BB	SO	LOB
Gino Cimoli, R (1, 9) OBP: 0.320, SLG: 0.384	F7			5-3		L9		5-3		4	0	0	0	0	0	0
Wayne Causey, L (1, 6) OBP: 0.360, SLG: 0.447	4-3			F4		K			4-3	4	0	0	0	0	1	0
Jerry Lumpe, L (1, 4) OBP: 0.316, SLG: 0.363	K			1B			SF9 1B		F9	4	1	2	0	0	1	0
Norm Siebern, L (1, 3) OBP: 0.382, SLG: 0.441		6-3		K			SF9 SF8 1-3 2B		5-3	4	1	1	0	0	1	1
Charlie Lau, L (1, 2) OBP: 0.339, SLG: 0.396		G6-4-3 1B			1-3 1B		SF9 2-3 3-H			2	0	2	1	0	0	0
Ed Charles, R (1, 5) OBP: 0.339, SLG: 0.385		G6-4-3 1-2f			K		SF8 3-H			2	0	0	1	0	1	2
Ken Harrelson, R (1, 7) OBP: 0.301, SLG: 0.393			K		1-3 1-2		F8			3	0	0	0	0	1	1
Bobby Del Greco, R (1, 8) OBP: 0.290, SLG: 0.297			F8		F8			6-3		3	0	0	0	0	0	1
Diego Segui, R (1, 1) OBP: 0.211, SLG: 0.243			5-3			F5		6-3		1	0	0	0	0	0	0
Chuck Essegian, R (6, PH) OBP: 0.281, SLG: 0.341										1	0	0	0	0	0	0
Ted Bowsfield, R (6, 1) OBP: 0.182, SLG: 0.105										1	0	0	0	0	0	0
Inning Stats	R: 0 E: 0 K: 1 S: 5 H: 0 LOB: 0 BB: 0 P: 5	R: 0 E: 0 K: 0 S: 3 H: 1 LOB: 0 BB: 0 P: 3	R: 0 E: 0 K: 1 S: 5 H: 0 LOB: 0 BB: 0 P: 5	R: 0 E: 0 K: 1 S: 6 H: 1 LOB: 1 BB: 0 P: 6	R: 0 E: 0 K: 1 S: 6 H: 1 LOB: 1 BB: 0 P: 6	R: 0 E: 0 K: 1 S: 5 H: 0 LOB: 0 BB: 0 P: 5	R: 2 E: 0 K: 0 S: 5 H: 2 LOB: 0 BB: 0 P: 5	R: 0 E: 0 K: 0 S: 3 H: 0 LOB: 0 BB: 0 P: 3	R: 0 E: 0 K: 0 S: 3 H: 0 LOB: 0 BB: 0 P: 3	1B: 4 2B: 1 3B: 0 HR: 0	SF: 2 SAC: 0 DP: 1 HBP: 0						

PITCHER	IP	WLS	BF	H	R	ER	SO	BB	IBB	HBP	BLK	WP	HR	S	P	ERA	WHIP
Ralph Terry, R (1, 1) ERA: 3.18	9.0	W	31	5	2	2	5	0	0	0	0	0	0	41	41	2.00	0.556

PITCHER	IP	WLS	BF	H	R	ER	SO	BB	IBB	HBP	BLK	WP	HR	S	P	ERA	WHIP

TOP

Kansas City Athletics @ New York Yankees

Yankee Stadium, Bronx, NY

Wed Jul 31 1963, 3:33 AM EDT

Att. 17,979 - Unknown - 82 F

livebaseballscorecards.com

AB	29
R	2
H	5
RBI	2
BB	0
SO	5
LOB	5

1B: 4	SF: 2	WP: 0	PA: 31
2B: 1	SAC: 0	PB: 0	
3B: 0	DP: 1	SB: 0	
HR: 0	HBP: 0	CS: 0	

Batter	1	2	3	4	5	6	7	8	9	AB	R	H	RBI	BB	SO	LOB
Tony Kubek, L (1, 6) OBP: 0.275, SLG: 0.319	E 1B		F9	6-3 (2-3)			F7		L9	5	0	1	0	0	0	1
Bobby Richardson, R (1, 4) OBP: 0.304, SLG: 0.335	E7 (1-3) 1B		E5 (1B) 1B	4-3			6-3 2B		6-3	5	1	2	0	0	0	1
Tom Tresh, S (1, 8) OBP: 0.364, SLG: 0.496	1-3		F7		F3		6-3 (2-3)		HR	5	1	1	1	0	0	4
Joe Pepitone, L (1, 3) OBP: 0.306, SLG: 0.462 Harry Bright, R (8, 3) OBP: 0.331, SLG: 0.486	IBB		1B 1B (1-3)		F5		HBP			2 0	0 0	1 0	0 0	1 0	0 0	0 0
Elston Howard, R (1, 2) OBP: 0.331, SLG: 0.523	K		1B (1-3) (3-H)		L9		1-3			4	0	1	1	0	1	5
Johnny Blanchard, L (1, 9) OBP: 0.313, SLG: 0.460	2-3		5-3			L3		K		4	0	0	0	0	1	5
Hector Lopez, R (1, 7) OBP: 0.306, SLG: 0.424		5-3		BB (1B SF7)		1B		1B		3	1	2	0	1	0	0
Clete Boyer, R (1, 5) OBP: 0.307, SLG: 0.398		K		1B (6-3 SF7) (1-3)		K		L9		4	0	1	0	0	2	2
Ralph Terry, R (1, 1) OBP: 0.094, SLG: 0.081		F7		SF7 (1-2) (3-H)		F9		F3		3	0	0	1	0	0	2
Inning Stats	R: 0 E: 1 K: 1 S: 7 H: 2 LOB: 3 BB: 1 P: 11	R: 0 E: 0 K: 1 S: 5 H: 0 LOB: 0 BB: 0 P: 5	R: 1 E: 1 K: 0 S: 6 H: 2 LOB: 2 BB: 0 P: 6	R: 1 E: 0 K: 0 S: 4 H: 1 LOB: 1 BB: 1 P: 8	R: 0 E: 0 K: 0 S: 3 H: 0 LOB: 0 BB: 0 P: 3	R: 0 E: 0 K: 1 S: 6 H: 1 LOB: 1 BB: 0 P: 6	R: 0 E: 0 K: 0 S: 4 H: 1 LOB: 2 BB: 0 P: 5	R: 0 E: 0 K: 1 S: 6 H: 1 LOB: 1 BB: 0 P: 6	R: 1 E: 0 K: 0 S: 3 H: 1 LOB: 0 BB: 0 P: 3	1B: 7 2B: 1 3B: 0 HR: 1	SF: 1 SAC: 0 DP: 0 HBP: 1						

PITCHER	IP	WLS	BF	H	R	ER	SO	BB	IBB	HBP	BLK	WP	HR	S	P	ERA	WHIP
Diego Segui, R (1, 1) ERA: 3.68	5.0		23	5	2	1	2	1	1	0	0	0	0	25	33	1.80	1.200
Ted Bowsfield, L (6, 1) ERA: 4.77	3.2	L	16	4	1	1	2	0	0	1	0	0	1	19	20	2.46	1.091

PITCHER	IP	WLS	BF	H	R	ER	SO	BB	IBB	HBP	BLK	WP	HR	S	P	ERA	WHIP

BOTTOM

Kansas City Athletics @ New York Yankees

Yankee Stadium, Bronx, NY

Wed Jul 31 1963, 3:33 AM EDT
Att. 17,979 - Unknown - 82 F

livebaseballscorecards.com

AB	35
R	3
H	9
RBI	3
BB	2
SO	4
LOB	20

Minnesota Twins @ Kansas City Athletics

Municipal Stadium, Kansas City, MO

Fri Aug 02 1963, 8:05 PM EDT

Att. 10,671 - Unknown

TOP

livebaseballscorecards.com

Batter	1	2	3	4	5	6	7	8	9	AB	R	H	RBI	BB	SO	LOB
Rich Rollins, R (1, 5) OBP: 0.366, SLG: 0.481	0-0 1B SF8 2B	0-0 1-H HR		4-0 F8 1B BB		0-0 ① F8	0-0 ① 1-3		0-0 ② 1-3 1-2	5	2	2	2	1	0	2
Vic Power, R (1, 4) (9, 3) OBP: 0.288, SLG: 0.369	0-0 SF8 BB 2-3 1B	0-0 1B E 1B		0-0 ① L3		0-0 E6 S HR	0-0 ② 6-3		0-0 BB 1B 2-H 1B	6	3	3	1	0	0	2
Harmon Killebrew, R (1, 7) OBP: 0.366, SLG: 0.528 Lenny Green, L (9, PR) OBP: 0.308, SLG: 0.324 (9, 8)	4-0 SF8 1-2 BB	0-0 FC6-4 1-2 1B		0-0 1-2 1B		0-3 ② K 1-2	0-0 ③ F9		4-0 1B 1B 1-2 BB	4 0	0 1	2 0	0 0	2 0	1 0	2 0
Don Mincher, L (1, 3) OBP: 0.357, SLG: 0.584 Bernie Allen, L (9, PR) OBP: 0.271, SLG: 0.299 (9, 4)	0-3 ① K	0-0 ② FC6-4 1-2f 2-H		0-0 ② F8 2-3		4-0 HR BB		0-3 ① K	0-0 1B 1-3 2-H 1B	5 0	1 0	1 0	1 0	1 0	2 0	6 0
Jimmie Hall, L (1, 8) OBP: 0.333, SLG: 0.483 (9, 7)	0-0 ② SF8 1-2 2-3 3-H	0-0 ③ G3		0-0 ③ F6		0-0 1-H 2-H HR		0-0 ② F9	0-0 1-3 3-H 1B	5	1	2	5	0	0	3
Bob Allison, R (1, 9) OBP: 0.385, SLG: 0.523	4-0 BB	0-0 ① 6-3			0-0 G3 1B	0-0 S 1B		4-0 BB	0-0 ③ F8	4	0	2	0	2	0	2
Earl Battey, R (1, 2) OBP: 0.351, SLG: 0.480 Jerry Zimmerman, R (9, 2) OBP: 0.207, SLG: 0.207	0-3 ③ K	0-0 ② 5-3		0-0 ① G3 1-2	4-0 BB 1-2			0-3 ③ K		4 0	0 0	0 0	0 0	1 0	2 0	5 0
Zoilo Versalles, R (1, 6) OBP: 0.312, SLG: 0.423	0-0 ① 6-3	0-0 1B		0-3 ② K	0-3 ③ K				0-3 ① K	5	0	1	0	0	3	3
Camilo Pascual, R (1, 1) OBP: 0.321, SLG: 0.377	0-0 HR 1B	0-0 ③ F9		0-0 ③ 5-3		0-0 2B			0-0 1-3 1B 1B	5	2	3	0	0	0	2
Inning Stats	R: 1 E: 0 K: 2 S: 9 H: 2 LOB: 3 BB: 2 P: 17	R: 3 E: 1 K: 0 S: 7 H: 4 LOB: 1 BB: 0 P: 7	R: 0 E: 0 K: 0 S: 4 H: 1 LOB: 1 BB: 0 P: 4	R: 0 E: 0 K: 0 S: 4 H: 1 LOB: 2 BB: 1 P: 8	R: 0 E: 0 K: 1 S: 6 H: 1 LOB: 1 BB: 0 P: 6	R: 3 E: 1 K: 2 S: 10 H: 2 LOB: 2 BB: 2 P: 18	R: 0 E: 0 K: 0 S: 4 H: 1 LOB: 1 BB: 0 P: 4	R: 0 E: 0 K: 2 S: 7 H: 0 LOB: 1 BB: 1 P: 11	R: 3 E: 0 K: 1 S: 9 H: 4 LOB: 2 BB: 1 P: 13	1B: 12 2B: 2 3B: 0 HR: 2 SF: 1 SAC: 0 DP: 0 HBP: 0						

	AB	43
	R	10
	H	16
	RBI	9
	BB	7
	SO	8
	LOB	27

WP: 0 PB: 0 SB: 2 CS: 0 PA: 51

PITCHER		IP	WLS	BF	H	R	ER	SO	BB	IBB	HBP	BLK	WP	HR	S	P	ERA	WHIP
Orlando Pena, R ERA: 3.37	(1, 1)	1.1	L	11	5	4	3	2	2	0	0	0	0	1	13	21	20.25	5.250
Tom Sturdivant, R ERA: 4.94	(2, 1)	3.2		16	4	0	0	1	1	0	0	0	0	0	17	21	0.00	1.364
Pete Lovrich, R ERA: 6.28	(6, 1)	1.0		8	2	3	0	2	2	0	0	0	0	1	10	18	0.00	4.000
Bill Fischer, R ERA: 3.28	(7, 1)	1.0		4	1	0	0	0	0	0	0	0	0	0	4	4	0.00	1.000
Diego Segui, R ERA: 3.86	(8, 1)	2.0		12	4	3	3	3	2	0	0	0	0	0	16	24	13.50	3.000

PITCHER	IP	WLS	BF	H	R	ER	SO	BB	IBB	HBP	BLK	WP	HR	S	P	ERA	WHIP

Batter	1	2	3	4	5	6	7	8	9	AB	R	H	RBI	BB	SO	LOB
Jose Tartabull, L (1, 8) OBP: 0.262, SLG: 0.283	F8		4-3		K			F2		4	0	0	0	0	1	1
Wayne Causey, L (1, 6) OBP: 0.359, SLG: 0.445	K			F7		K		WP 1B		4	0	1	0	0	2	0
Jerry Lumpe, L (1, 4) OBP: 0.320, SLG: 0.365	1B			1B		F8		BB G4-6-3 1-2		3	0	2	0	1	0	0
Norm Siebern, L (1, 3) OBP: 0.378, SLG: 0.436	4-3			F8		F8		G4-6-3 1-2f		4	0	0	0	0	0	4
Charlie Lau, L (1, 2) OBP: 0.327, SLG: 0.381		F9		F7			K		F9	4	0	0	0	0	1	1
Ed Charles, R (1, 5) OBP: 0.342, SLG: 0.395		G5-4-3 1B			BB 3B		6-3		HR	3	2	2	1	1	0	0
Gino Cimoli, R (1, 9) OBP: 0.320, SLG: 0.382		G5-4-3 1-2f			K		2B 1B		6-3	4	1	1	0	0	1	2
Ken Harrelson, R (1, 7) OBP: 0.306, SLG: 0.417			F2		3B 1-H		2B 1-H		K	4	0	2	2	0	1	0
Orlando Pena, R (1, 1) Tom Sturdivant, L (2, 1) Chuck Essegian, R (5, PH) OBP: 0.280, SLG: 0.340 Pete Lovrich, R (6, 1) Bill Fischer, R (7, 1) OBP: 0.333, SLG: 0.091 George Alusik, R (7, PH) OBP: 0.329, SLG: 0.427 Diego Segui, R (8, 1) OBP: 0.211, SLG: 0.243			F5		F4		F4			0 1 1 0 0 0 1 0	0 0 0 0 0 0 0 0	0 0 0 0 0 0 0 0	0 0 0 0 0 0 0 0	0 0 0 0 0 0 0 0	0 0 0 0 0 0 0 0	0 0 1 0 0 0 1 0
Inning Stats	R: 0 E: 0 K: 1 S: 6 H: 1 LOB: 1 BB: 0 P: 6	R: 0 E: 0 K: 0 S: 3 H: 1 LOB: 0 BB: 0 P: 3	R: 0 E: 0 K: 0 S: 3 H: 0 LOB: 0 BB: 0 P: 3	R: 0 E: 0 K: 0 S: 4 H: 1 LOB: 1 BB: 0 P: 4	R: 1 E: 0 K: 2 S: 8 H: 1 LOB: 1 BB: 1 P: 12	R: 0 E: 0 K: 1 S: 5 H: 0 LOB: 0 BB: 0 P: 5	R: 1 E: 0 K: 1 S: 7 H: 2 LOB: 1 BB: 0 P: 7	R: 0 E: 0 K: 0 S: 3 H: 1 LOB: 1 BB: 1 P: 7	R: 1 E: 0 K: 1 S: 6 H: 1 LOB: 0 BB: 0 P: 6	1B: 5 2B: 1 3B: 1 HR: 1	SF: 0 SAC: 0 DP: 2 HBP: 0						

PITCHER	IP	WLS	BF	H	R	ER	SO	BB	IBB	HBP	BLK	WP	HR	S	P	ERA	WHIP
Camilo Pascual, R (1, 1) ERA: 2.49	9.0	W	35	8	3	3	6	2	0	0	0	1	1	45	53	3.00	1.111

PITCHER	IP	WLS	BF	H	R	ER	SO	BB	IBB	HBP	BLK	WP	HR	S	P	ERA	WHIP

BOTTOM

Minnesota Twins @ Kansas City Athletics

Municipal Stadium, Kansas City, MO

Fri Aug 02 1963, 8:05 PM EDT

Att. 10,671 - Unknown

livebaseballscorecards.com

AB	33
R	3
H	8
RBI	3
BB	2
SO	6
LOB	10

WP: 1	PA: 35		
PB: 0			
SB: 0			
CS: 0			

Minnesota Twins @ Kansas City Athletics

Municipal Stadium, Kansas City, MO

Sat Aug 03 1963, 8:05 PM EDT

Att. 11,107 - Unknown

livebaseballscorecards.com

TOP

Batter	1	2	3	4	5	6	7	8	9	AB	R	H	RBI	BB	SO	LOB
Rich Rollins, R (1, 5) OBP: 0.369, SLG: 0.482	1-3		6-3		1B		1B		HR 1B	5	1	3	0	0	0	0
Vic Power, R (1, 4) (9, 3) OBP: 0.289, SLG: 0.372	2B		F9		4-3		F9		1-2 HR 1B	5	1	2	0	0	0	2
Harmon Killebrew, R (1, 7) OBP: 0.364, SLG: 0.532 Lenny Green, L (9, 8) OBP: 0.308, SLG: 0.324	K		1-3			K	F8		1-H 2-H HR	5 0	1 0	1 0	3 0	0 0	2 0	2 0
Don Mincher, L (1, 3) OBP: 0.367, SLG: 0.590 Bernie Allen, L (9, 4) OBP: 0.271, SLG: 0.299	BB			K		HR 2B		2B 1B	F5	4 0	2 0	2 0	0 0	1 0	1 0	0 0
Jimmie Hall, L (1, 8) (9, 7) OBP: 0.334, SLG: 0.490	F9			BB		2-H HR		K	1-3	4	1	1	2	1	1	3
Bob Allison, R (1, 9) OBP: 0.384, SLG: 0.528		HR		K 1-2		3-1		F8		4	1	1	1	0	1	2
Earl Battey, R (1, 2) OBP: 0.353, SLG: 0.483		5-3		6-3		FC4-6 1B		1-H 2B		4	0	2	1	0	0	1
Zoilo Versalles, R (1, 6) OBP: 0.309, SLG: 0.419		1-3			F7	FC4-6 1-2f		F9		4	0	0	0	0	0	2
Dick Stigman, R (1, 1) OBP: 0.212, SLG: 0.121		K			K		5-3		K	4	0	0	0	0	3	0
Inning Stats	R: 0 E: 0 K: 1 S: 6 H: 1 LOB: 2 BB: 1 P: 10	R: 1 E: 0 K: 1 S: 6 H: 1 LOB: 0 BB: 0 P: 6	R: 0 E: 0 K: 0 S: 3 H: 0 LOB: 0 BB: 0 P: 3	R: 0 E: 0 K: 2 S: 7 H: 0 LOB: 1 BB: 1 P: 11	R: 0 E: 0 K: 1 S: 6 H: 1 LOB: 1 BB: 0 P: 6	R: 2 E: 0 K: 1 S: 8 H: 3 LOB: 1 BB: 0 P: 8	R: 0 E: 0 K: 0 S: 4 H: 1 LOB: 1 BB: 0 P: 4	R: 1 E: 0 K: 1 S: 7 H: 2 LOB: 1 BB: 0 P: 7	R: 3 E: 0 K: 1 S: 8 H: 3 LOB: 0 BB: 0 P: 8	1B: 6 2B: 3 3B: 0 HR: 3 SF: 0 SAC: 0 DP: 0 HBP: 0						

	AB	39
	R	7
	H	12
	RBI	7
	BB	2
	SO	8
	LOB	12

WP: 0 PB: 0 SB: 1 CS: 0 PA: 41

PITCHER		IP	WLS	BF	H	R	ER	SO	BB	IBB	HBP	BLK	WP	HR	S	P	ERA	WHIP
Dave Wickersham, R ERA: 4.04	(1, 1)	7.0	L	30	7	3	3	6	2	0	0	0	0	2	40	48	3.86	1.286
Ted Bowsfield, L ERA: 5.08	(8, 1)	2.0		11	5	4	4	2	0	0	0	0	0	1	15	15	18.00	2.500

PITCHER	IP	WLS	BF	H	R	ER	SO	BB	IBB	HBP	BLK	WP	HR	S	P	ERA	WHIP

Batter	1	2	3	4	5	6	7	8	9	AB	R	H	RBI	BB	SO	LOB
Gino Cimoli, R (1, 9) OBP: 0.318, SLG: 0.385	6-3	FC4-6 1-2f			6-3		6-3		1-H 3-H 3B	5	0	1	2	0	0	3
Wayne Causey, L (1, 6) OBP: 0.360, SLG: 0.444	FC3-6 1B 1B		F9		WP 1B			F7	F2	5	0	2	0	0	0	1
Ed Charles, R (1, 5) OBP: 0.342, SLG: 0.393	FC3-6 1-2 1B		6-3		K 1-2			F9		4	0	1	0	0	1	1
Norm Siebern, L (1, 3) OBP: 0.377, SLG: 0.432	FC3-6 FC5-4 1-2f 2-3		K			K		BB		3	0	0	0	1	2	2
Ken Harrelson, R (1, 7) OBP: 0.304, SLG: 0.408	FC5-4 1-2f			G3 BB		6-3		K		3	0	0	0	1	1	3
Jerry Lumpe, L (1, 4) OBP: 0.320, SLG: 0.364		1B 1B		F8		K			6-3	4	0	1	0	0	1	1
Doc Edwards, R (1, 2) OBP: 0.277, SLG: 0.358		FC4-6 1-2 1B		G3 1-2			F4		K2-3	4	0	1	0	0	1	1
Bobby Del Greco, R (1, 8) OBP: 0.289, SLG: 0.296		F8		6-3			F7		1B 3B 1B	4	1	1	0	0	0	3
Dave Wickersham, R (1, 1) OBP: 0.161, SLG: 0.145 Chuck Essegian, R (7, PH) OBP: 0.283, SLG: 0.340 Ted Bowsfield, R (8, 1) OBP: 0.182, SLG: 0.105 George Alusik, R (9, PH) OBP: 0.332, SLG: 0.429		F1			K		BB		1-3 3B 1B	2 0 0 1	0 0 0 1	0 0 0 1	0 0 0 1	0 1 0 0	1 0 0 0	2 0 0 0
Inning Stats	R: 0 E: 0 K: 0 S: 5 H: 2 LOB: 2 BB: 0 P: 5	R: 0 E: 0 K: 0 S: 5 H: 2 LOB: 2 BB: 0 P: 5	R: 0 E: 0 K: 1 S: 5 H: 0 LOB: 0 BB: 0 P: 5	R: 0 E: 0 K: 0 S: 3 H: 0 LOB: 1 BB: 1 P: 7	R: 0 E: 0 K: 2 S: 8 H: 1 LOB: 1 BB: 0 P: 8	R: 0 E: 0 K: 2 S: 7 H: 0 LOB: 0 BB: 0 P: 7	R: 0 E: 0 K: 0 S: 3 H: 0 LOB: 1 BB: 1 P: 7	R: 0 E: 0 K: 1 S: 5 H: 0 LOB: 1 BB: 1 P: 9	R: 2 E: 0 K: 1 S: 8 H: 3 LOB: 1 BB: 0 P: 8							

PITCHER	IP	WLS	BF	H	R	ER	SO	BB	IBB	HBP	BLK	WP	HR	S	P	ERA	WHIP
Dick Stigman, L (1, 1) ERA: 2.9	9.0	W	38	8	2	2	7	3	0	0	0	1	0	49	61	2.00	1.222

PITCHER	IP	WLS	BF	H	R	ER	SO	BB	IBB	HBP	BLK	WP	HR	S	P	ERA	WHIP

BOTTOM

Minnesota Twins @ Kansas City Athletics

Municipal Stadium, Kansas City, MO

Sat Aug 03 1963, 8:05 PM EDT

Att. 11,107 - Unknown

livebaseballscorecards.com

AB	35
R	2
H	8
RBI	2
BB	3
SO	7
LOB	17

1B: 7	SF: 0	WP: 1	PA: 38
2B: 0	SAC: 0	PB: 0	
3B: 1	DP: 0	SB: 0	
HR: 0	HBP: 0	CS: 0	

Batter	1	2	3	4	5	6	7	8	9	AB	R	H	RBI	BB	SO	LOB
Rich Rollins, R (1, 5) OBP: 0.365, SLG: 0.477	F3		F6			6-3			5-3	4	0	0	0	0	0	1
Vic Power, R (1, 4) OBP: 0.289, SLG: 0.371	K			F4		G6-4-3 1B			F3	4	0	1	0	0	1	0
Harmon Killebrew, R (1, 7) OBP: 0.363, SLG: 0.538	F6			K		G6-4-3 1-2f			HR	4	1	1	1	0	1	1
Don Mincher, L (1, 3) OBP: 0.355, SLG: 0.569		F9		F9			G3		4-3	4	0	0	0	0	0	0
Jimmie Hall, L (1, 8) OBP: 0.334, SLG: 0.498		K			HR		F3			3	1	1	1	0	1	0
Bob Allison, R (1, 9) OBP: 0.382, SLG: 0.524		4-3			F8		K			3	0	0	0	0	1	0
Earl Battey, R (1, 2) OBP: 0.353, SLG: 0.482			F4		FC6-4 1B			F9		3	0	1	0	0	0	0
Zoilo Versalles, R (1, 6) OBP: 0.307, SLG: 0.416			F4		FC6-4 1-2f			4-3		3	0	0	0	0	0	1
Jim Perry, S (1, 1) OBP: 0.320, SLG: 0.273			2B		6-3			F8		1	0	1	0	0	0	0
Don Williams, R (3, 1)										0	0	0	0	0	0	0
Vic Wertz, L (5, PH) OBP: 0.244, SLG: 0.282										1	0	0	0	0	0	1
Garry Roggenburk, R (5, 1) OBP: 0.167, SLG: 0.167										0	0	0	0	0	0	0
Lenny Green, L (8, PH) OBP: 0.307, SLG: 0.323										1	0	0	0	0	0	0
Bill Pleis, L (8, 1) OBP: 0.333, SLG: 0.167										0	0	0	0	0	0	0

TOP

Minnesota Twins @ Kansas City Athletics

Municipal Stadium, Kansas City, MO

Sun Aug 04 1963, 4:33 AM EDT

Att. 10,771 - Unknown

livebaseballscorecards.com

	AB	R	H	RBI	BB	SO	LOB
	31	2	5	2	0	4	4

Inning Stats	1	2	3	4	5	6	7	8	9
R	0	0	0	0	1	0	0	0	1
E	0	0	0	0	0	0	0	0	0
K	1	1	0	1	0	0	1	0	0
S	5	5	4	5	5	3	5	3	4
H	0	0	1	0	2	1	0	0	1
LOB	0	0	1	0	1	0	0	0	1
BB	0	0	0	0	0	0	0	0	0
P	5	5	4	5	5	3	5	3	4

	1B	SF	PA	WP	HR	S	P
	2	0	31	0	2	0	0
	2B	SAC		PB		SB	
	1	0		0		0	
	3B	DP					
	0	1					
	HR	HBP					
	2	0					

PITCHER	IP	WLS	BF	H	R	ER	SO	BB	IBB	HBP	BLK	WP	HR	S	P	ERA	WHIP
Moe Drabowsky, R (1, 1) ERA: 3.0	9.0	W	31	5	2	2	4	0	0	0	0	0	2	39	39	2.00	0.556

PITCHER	IP	WLS	BF	H	R	ER	SO	BB	IBB	HBP	BLK	WP	HR	S	P	ERA	WHIP

Batter	1	2	3	4	5	6	7	8	9	AB	R	H	RBI	BB	SO	LOB
Jose Tartabull, L (1, 8) OBP: 0.252, SLG: 0.271	4-3		4-3		K		F6			5	0	0	0	0	1	3
Wayne Causey, L (1, 6) OBP: 0.360, SLG: 0.444	1B		6-3		F8 1B 1-3			F8		5	0	2	0	0	0	0
Jerry Lumpe, L (1, 4) OBP: 0.321, SLG: 0.365	F7		1B 2B		3-1 1-2 3-H			5-3		5	1	2	1	0	0	1
Norm Siebern, L (1, 3) OBP: 0.379, SLG: 0.434	1-3		1-2	BB BB	4-3			F7		5	1	3	0	0	0	2
Charlie Lau, L (1, 2) OBP: 0.333, SLG: 0.389	F2		1B 1-H 2-H	BB 1-2		6-3				3	1	1	2	1	0	2
Ed Charles, R (1, 5) OBP: 0.343, SLG: 0.393		F8	1B 1B 2-H	1-2 2-3		K				3	1	1	1	1	1	0
Gino Cimoli, R (1, 9) OBP: 0.320, SLG: 0.387 George Alusik, R (7, 9) OBP: 0.332, SLG: 0.429		1B	BB 1B 1-3	1-3		K				4 0	1 0	2 0	0 0	0 0	1 0	3 0
Ken Harrelson, R (1, 7) OBP: 0.309, SLG: 0.403		K	1B 1-2	FC6-4 BB			F9			2	0	0	0	2	1	1
Moe Drabowsky, R (1, 1) OBP: 0.233, SLG: 0.367		F2	1B 1-2 2-H 3-H		FC6-4 1B 1-2f		K			4	1	1	2	0	1	2
Inning Stats	R: 0 E: 0 K: 0 S: 5 H: 2 LOB: 2 BB: 0 P: 5	R: 0 E: 0 K: 1 S: 6 H: 1 LOB: 1 BB: 0 P: 6	R: 5 E: 0 K: 0 S: 9 H: 6 LOB: 2 BB: 1 P: 13	R: 0 E: 0 K: 0 S: 4 H: 1 LOB: 3 BB: 2 P: 12	R: 1 E: 0 K: 1 S: 7 H: 2 LOB: 2 BB: 1 P: 11	R: 0 E: 0 K: 2 S: 7 H: 0 LOB: 0 BB: 0 P: 7	R: 0 E: 0 K: 1 S: 5 H: 0 LOB: 0 BB: 0 P: 5	R: 0 E: 0 K: 0 S: 3 H: 0 LOB: 0 BB: 0 P: 3		1B: 11 2B: 1 3B: 0 HR: 0 SF: 0 SAC: 0 DP: 0 HBP: 0						

PITCHER		IP	WLS	BF	H	R	ER	SO	BB	IBB	HBP	BLK	WP	HR	S	P	ERA	WHIP
Jim Perry, R ERA: 3.4	(1, 1)	2.2	L	16	8	5	5	1	0	0	0	0	0	0	18	18	16.88	3.000
Don Williams, R ERA:	(3, 1)	1.1		9	2	0	0	0	3	0	0	0	0	0	6	18	0.00	3.750
Garry Roggenburk, L ERA: 2.41	(5, 1)	3.0		12	2	1	1	4	1	0	0	0	0	0	19	23	3.00	1.000
Bill Pleis, L ERA: 4.11	(8, 1)	1.0		3	0	0	0	0	0	0	0	0	0	0	3	3	0.00	0.000

PITCHER	IP	WLS	BF	H	R	ER	SO	BB	IBB	HBP	BLK	WP	HR	S	P	ERA	WHIP

BOTTOM

Minnesota Twins @ Kansas City Athletics

Municipal Stadium, Kansas City, MO

Sun Aug 04 1963, 4:33 AM EDT

Att. 10,771 - Unknown

livebaseballscorecards.com

AB	36
R	6
H	12
RBI	6
BB	4
SO	5
LOB	14

Batter	1	2	3	4	5	6	7	8	9	AB	R	H	RBI	BB	SO	LOB
Mike Hershberger, R (1, 8) OBP: 0.353, SLG: 0.384	4-3			F8		FC6-4 FC6-2 1-2f 2-3			F9 SF7 1B 1B	4	1	1	0	0	0	2
Nellie Fox, L (1, 4) OBP: 0.311, SLG: 0.321	F4			4-3		FC6-2 1-2 3-H			1-2 HR 1B	4	0	1	0	0	0	2
Al Weis, S (9, PR) (9, 4) OBP: 0.326, SLG: 0.316										0	1	0	0	0	0	0
Floyd Robinson, L (1, 9) OBP: 0.342, SLG: 0.412	G3			4-3		4-3			F9 2-3	4	0	0	0	0	0	4
Pete Ward, L (1, 5) OBP: 0.342, SLG: 0.446		4-3			F8		4-3		SF7 3-H	3	0	0	1	0	0	0
Charlie Maxwell, L (1, 7) OBP: 0.394, SLG: 0.408		K			BB		4-3		HR 1-H	3	1	1	2	1	1	0
Dave Nicholson, R (9, 7) OBP: 0.333, SLG: 0.456										0	0	0	0	0	0	0
Ron Hansen, R (1, 6) OBP: 0.314, SLG: 0.372		6-3			F3		F8		1B	4	0	1	0	0	0	1
Tom McCraw, L (1, 3) OBP: 0.260, SLG: 0.316			F7		4-3			4-3	K	4	0	0	0	0	1	2
J.C. Martin, L (1, 2) OBP: 0.260, SLG: 0.274			4-3			FC6-4 BB FC6-2 1B		F7		2	0	1	0	0	0	0
Cam Carreon, R (6, 2) OBP: 0.327, SLG: 0.358										1	0	0	0	0	0	0
Ray Herbert, R (1, 1) OBP: 0.333, SLG: 0.400			6-3			FC6-4 1-2 BB		K		1	0	0	0	1	0	0
Jim Landis, R (8, PH) OBP: 0.336, SLG: 0.414										1	0	0	0	0	1	0
Hoyt Wilhelm, R (8, 1) OBP: 0.125, SLG: 0.087										0	0	0	0	0	0	0
Jim Brosnan, R (9, 1) OBP: 0.273, SLG: 0.273										0	0	0	0	0	0	0
Inning Stats	R: 0 E: 0 K: 0 S: 3 H: 0 LOB: 0 BB: 0 P: 3	R: 0 E: 0 K: 1 S: 5 H: 0 LOB: 0 BB: 0 P: 5	R: 0 E: 0 K: 0 S: 3 H: 0 LOB: 0 BB: 0 P: 3	R: 0 E: 0 K: 0 S: 3 H: 0 LOB: 0 BB: 0 P: 3	R: 0 E: 0 K: 0 S: 3 H: 0 LOB: 1 BB: 1 P: 7	R: 0 E: 0 K: 0 S: 4 H: 1 LOB: 2 BB: 1 P: 8	R: 0 E: 0 K: 0 S: 3 H: 0 LOB: 0 BB: 0 P: 3	R: 0 E: 0 K: 1 S: 5 H: 0 LOB: 0 BB: 0 P: 5	R: 3 E: 0 K: 1 S: 9 H: 4 LOB: 1 BB: 0 P: 9	1B: 4 2B: 0 3B: 0 HR: 1	SF: 1 SAC: 0 DP: 0 HBP: 0					

PITCHER	IP	WLS	BF	H	R	ER	SO	BB	IBB	HBP	BLK	WP	HR	S	P	ERA	WHIP
Diego Segui, R (1, 1) ERA: 3.75	8.0		29	3	2	2	2	2	0	0	0	0	0	31	39	2.25	0.625
John Wyatt, R (9, 1) ERA: 2.67	1.0	W	5	2	1	1	1	0	0	0	0	0	1	7	7	9.00	2.000

PITCHER	IP	WLS	BF	H	R	ER	SO	BB	IBB	HBP	BLK	WP	HR	S	P	ERA	WHIP

TOP

Chicago White Sox @ Kansas City Athletics

Municipal Stadium, Kansas City, MO

Tue Aug 06 1963, 8:05 PM EDT

Att. 7,489 - Unknown

livebaseballscorecards.com

AB	31
R	3
H	5
RBI	3
BB	2
SO	3
LOB	11

1B: 4 SF: 1
2B: 0 SAC: 0
3B: 0 DP: 0
HR: 1 HBP: 0

WP: 0 PA: 34
PB: 0
SB: 0
CS: 0

Batter	1	2	3	4	5	6	7	8	9	AB	R	H	RBI	BB	SO	LOB
Jose Tartabull, L (1, 8) OBP: 0.252, SLG: 0.270	4-3		E6 FC FC4-6 1-3 1B		4-3		3-1			4	1	1	0	0	0	1
Wayne Causey, L (1, 6) OBP: 0.357, SLG: 0.439	F7		FC FC4-6 2-3 3-H		G3		4-3			4	0	0	1	0	0	2
Jerry Lumpe, L (1, 4) OBP: 0.320, SLG: 0.362	F7		FC4-6 1-2f 3-H		BB			G3		3	0	0	1	1	0	1
Norm Siebern, L (1, 3) OBP: 0.378, SLG: 0.435		G3	K		G3			1-3 2B 2B		4	1	1	0	0	1	2
Charlie Lau, L (1, 2) OBP: 0.331, SLG: 0.384		1-3		SH1-4 K 1B 1B		F6		1-3 2-3		4	0	1	0	0	0	1
Ed Charles, R (1, 5) OBP: 0.349, SLG: 0.404		2B		SH1-4 1-2 1B		G6-4-3 1B		3-H 2B		4	0	4	1	0	0	0
Gino Cimoli, R (1, 9) OBP: 0.317, SLG: 0.383		5-3		SH1-4 1-2 2-3		G6-4-3 1-2f			K WP 1B	3	1	0	0	0	1	2
Ken Harrelson, R (1, 7) OBP: 0.314, SLG: 0.401			F9	IBB			S 1B		5-3 1-2	3	0	1	0	1	0	1
Diego Segui, R (1, 1) OBP: 0.220, SLG: 0.250 John Wyatt, R (9, 1) George Alusik, R (9, PH) OBP: 0.335, SLG: 0.432			E FC 1B	K 3-H			K 1-2		2-H 1B	3 0 1	1 0 0	1 0 1	0 0 1	0 0 0	2 0 0	4 0 0
Inning Stats	R: 0 E: 0 K: 0 S: 3 H: 0 LOB: 0 BB: 0 P: 3	R: 0 E: 0 K: 0 S: 4 H: 1 LOB: 1 BB: 0 P: 4	R: 2 E: 1 K: 1 S: 8 H: 2 LOB: 1 BB: 0 P: 8	R: 0 E: 0 K: 1 S: 6 H: 2 LOB: 3 BB: 1 P: 10	R: 0 E: 0 K: 0 S: 3 H: 0 LOB: 1 BB: 1 P: 7	R: 0 E: 0 K: 0 S: 3 H: 1 LOB: 0 BB: 0 P: 3	R: 0 E: 0 K: 1 S: 6 H: 1 LOB: 1 BB: 0 P: 6	R: 1 E: 0 K: 0 S: 4 H: 2 LOB: 2 BB: 0 P: 4	R: 1 E: 0 K: 1 S: 5 H: 1 LOB: 1 BB: 0 P: 5	1B: 7 2B: 3 3B: 0 HR: 0	SF: 0 SAC: 1 DP: 1 HBP: 0						

BOTTOM

Chicago White Sox @ Kansas City Athletics

Municipal Stadium, Kansas City, MO

Tue Aug 06 1963, 8:05 PM EDT

Att. 7,489 - Unknown

livebaseballscorecards.com

AB	33
R	4
H	10
RBI	4
BB	2
SO	4
LOB	14

WP: 2 PB: 0 SB: 1 CS: 0 PA: 36

PITCHER		IP	WLS	BF	H	R	ER	SO	BB	IBB	HBP	BLK	WP	HR	S	P	ERA	WHIP
Ray Herbert, R ERA: 3.5	(1, 1)	7.0		29	7	2	1	3	1	1	0	0	0	0	33	41	1.29	1.143
Hoyt Wilhelm, R ERA: 2.9	(8, 1)	1.0	L	5	2	2	2	1	0	0	0	0	1	0	7	7	18.00	2.000
Jim Brosnan, R ERA: 1.92	(9, 1)	0.1		2	1	0	0	0	0	0	0	0	1	0	2	2	0.00	3.000

PITCHER	IP	WLS	BF	H	R	ER	SO	BB	IBB	HBP	BLK	WP	HR	S	P	ERA	WHIP

Batter	1	2	3	4	5	6	7	8	9	AB	R	H	RBI	BB	SO	LOB
Mike Hershberger, R (1, 8) (4, 9) OBP: 0.348, SLG: 0.377	5-3		F9		6-3		5-3		F4	5	0	0	0	0	0	0
Nellie Fox, L (1, 4) OBP: 0.310, SLG: 0.322	F9		F6			F8	3-1 1B 2B		6-3	5	1	1	0	0	0	0
Floyd Robinson, L (1, 9) OBP: 0.345, SLG: 0.414	HR 1B			BBBB 4-0 1B BB		1B 2B 1B	3-1 2-3			1	1	1	0	1	0	0
Jim Landis, R (4, PR) (4, 8) OBP: 0.337, SLG: 0.415										2	1	1	0	0	0	1
Pete Ward, L (1, 5) OBP: 0.345, SLG: 0.456	1-H HR			F4		S 1-3 2B 1B	3-H 1B			4	2	3	3	0	0	1
Charlie Maxwell, L (1, 3) OBP: 0.398, SLG: 0.405	1-3			1-2 1B		BBBB 4-0 2B 1-2 SF7 BB	F7			3	1	1	0	1	0	1
Tom McCraw, L (7, 3) OBP: 0.260, SLG: 0.316										0	0	0	0	0	0	0
Dave Nicholson, R (1, 7) OBP: 0.332, SLG: 0.457		SSS K		SSS K		SF7 1B 1-3 2-H 3-H 2B		SSS K		4	1	1	2	0	3	2
Ron Hansen, R (1, 6) OBP: 0.311, SLG: 0.368		1-3		F8		SF7 2-3 3-H		6-3		3	0	0	1	0	0	2
Cam Carreon, R (1, 2) OBP: 0.325, SLG: 0.355		F9			5-3	3-H 1B		6-3		4	0	1	1	0	0	0
Juan Pizarro, L (1, 1) OBP: 0.194, SLG: 0.283			3-1		SSS K	1-3			5-3	3	0	0	0	0	1	1
Jim Brosnan, R (8, 1) OBP: 0.250, SLG: 0.250										1	0	0	0	0	0	0
Inning Stats	R: 2 E: 0 K: 0 S: 5 H: 2 LOB: 0 BB: 0 P: 5	R: 0 E: 0 K: 1 S: 5 H: 0 LOB: 0 BB: 0 P: 5	R: 0 E: 0 K: 0 S: 3 H: 0 LOB: 0 BB: 0 P: 3	R: 0 E: 0 K: 1 S: 6 H: 1 LOB: 2 BB: 1 P: 10	R: 0 E: 0 K: 1 S: 5 H: 0 LOB: 0 BB: 0 P: 5	R: 4 E: 0 K: 0 S: 7 H: 4 LOB: 1 BB: 1 P: 11	R: 1 E: 0 K: 0 S: 5 H: 2 LOB: 1 BB: 0 P: 5	R: 0 E: 0 K: 1 S: 5 H: 0 LOB: 0 BB: 0 P: 5	R: 0 E: 0 K: 0 S: 3 H: 0 LOB: 0 BB: 0 P: 3	1B: 6 2B: 2 3B: 0 HR: 1	SF: 1 SAC: 0 DP: 0 HBP: 0						

TOP

Chicago White Sox @ Kansas City Athletics

Municipal Stadium, Kansas City, MO

Wed Aug 07 1963, 8:05 PM EDT

Att. 8,080 - Unknown

livebaseballscorecards.com

AB	35
R	7
H	9
RBI	7
BB	2
SO	4
LOB	8

WP: 0 PB: 0 SB: 1 CS: 0 PA: 38

PITCHER		IP	WLS	BF	H	R	ER	SO	BB	IBB	HBP	BLK	WP	HR	S	P	ERA	WHIP
Orlando Pena, R ERA: 3.6	(1, 1)	5.1	L	24	6	6	6	3	2	0	0	0	0	1	28	36	10.12	1.500
Ed Rakow, R ERA: 3.9	(6, 1)	1.2		8	3	1	1	0	0	0	0	0	0	0	8	8	5.40	1.800
Pete Lovrich, R ERA: 5.51	(8, 1)	2.0		6	0	0	0	1	0	0	0	0	0	0	8	8	0.00	0.000

PITCHER	IP	WLS	BF	H	R	ER	SO	BB	IBB	HBP	BLK	WP	HR	S	P	ERA	WHIP

BOTTOM

Batter	1	2	3	4	5	6	7	8	9	AB	R	H	RBI	BB	SO	LOB
Gino Cimoli, R (1, 9) OBP: 0.318, SLG: 0.386	4-3 FC6-4 2B		F4 ①		SSS K ③			FC4-6 1B	F9 ②	5	1	2	0	0	1	1
Wayne Causey, L (1, 6) OBP: 0.353, SLG: 0.434	4-3 ① 2-3		F7 ②			F3 ①		FC4-6 ① 1B 1-2f E	F2 ③	5	1	0	0	0	0	2
Ed Charles, R (1, 5) OBP: 0.350, SLG: 0.403	BBBB FC6-4 BB		F4 ③			6-3 ②		E6 FC4-6 1B 1-H		3	0	1	0	1	0	0
Norm Siebern, L (1, 3) OBP: 0.377, SLG: 0.433	FC6-4 ② 1-2f 3-H			1-3 ①		1B		FC4-6 ② 1B 1B 1-2f		4	1	1	1	0	0	2
Doc Edwards, R (1, 2) OBP: 0.276, SLG: 0.355	F7 ③			F8 ②		F6 ③		1B 1B 1B 1-2		4	0	1	0	0	0	2
Jerry Lumpe, L (1, 4) OBP: 0.322, SLG: 0.363		F6 ①		F6 ③			FC5-4 1B	1B 1-2 2-H 1B		4	0	2	1	0	0	0
Ken Harrelson, R (1, 7) OBP: 0.312, SLG: 0.397		6-3 ②			F8 ①		SSS K ①	1B 1-2 2-3		4	0	1	0	0	1	1
Bobby Del Greco, R (1, 8) OBP: 0.294, SLG: 0.306 George Alusik, R (8, PH) OBP: 0.333, SLG: 0.430 Jose Tartabull, L (9, 8) OBP: 0.252, SLG: 0.270		2B			SH1-4 1B		F7 ②	4-3 ③		3 1 0	0 0 0	2 0 0	0 0 0	0 0 0	0 0 0	1 3 0
Orlando Pena, R (1, 1) OBP: 0.255, SLG: 0.238 Ed Rakow, S (6, 1) OBP: 0.176, SLG: 0.128 Chuck Essegian, R (7, PH) OBP: 0.282, SLG: 0.338 Pete Lovrich, R (8, 1) Charlie Lau, L (9, PH) OBP: 0.328, SLG: 0.381		F8 ③			SH1-4 ② 1-2		FC5-4 ③ 1-2f		SSS K ①	1 0 1 0 1	0 0 0 0 0	0 0 0 0 0	0 0 0 0 0	0 0 0 0 1	0 0 0 0 0	1 0 1 0 0
Inning Stats	R: 1 H: 1 E: 0 LOB: 1 K: 0 BB: 1 S: 4 P: 8	R: 0 H: 1 E: 0 LOB: 1 K: 0 BB: 0 S: 4 P: 4	R: 0 H: 0 E: 0 LOB: 0 K: 0 BB: 0 S: 3 P: 3	R: 0 H: 0 E: 0 LOB: 0 K: 0 BB: 0 S: 3 P: 3	R: 0 H: 1 E: 0 LOB: 1 K: 1 BB: 0 S: 6 P: 6	R: 0 H: 1 E: 0 LOB: 1 K: 0 BB: 0 S: 4 P: 4	R: 0 H: 1 E: 0 LOB: 1 K: 1 BB: 0 S: 6 P: 6	R: 2 H: 5 E: 1 LOB: 3 K: 0 BB: 0 S: 8 P: 8	R: 0 H: 0 E: 0 LOB: 0 K: 1 BB: 0 S: 5 P: 5	1B: 8 SF: 0 2B: 2 SAC: 1 3B: 0 DP: 0 HR: 0 HBP: 0						WP: 0 PA: 38 PB: 0 SB: 0 CS: 0

PITCHER		IP	WLS	BF	H	R	ER	SO	BB	IBB	HBP	BLK	WP	HR	S	P	ERA	WHIP
Juan Pizarro, L ERA: 2.1	(1, 1)	7.2	W	33	9	3	3	2	1	0	0	0	0	0	36	40	3.52	1.304
Jim Brosnan, R ERA: 1.87	(8, 1)	1.1	S	5	1	0	0	1	0	0	0	0	0	0	7	7	0.00	0.750

PITCHER	IP	WLS	BF	H	R	ER	SO	BB	IBB	HBP	BLK	WP	HR	S	P	ERA	WHIP

Chicago White Sox @ Kansas City Athletics

Municipal Stadium, Kansas City, MO

Wed Aug 07 1963, 8:05 PM EDT

Att. 8,080 - Unknown

livebaseballscorecards.com

AB	36
R	3
H	10
RBI	2
BB	1
SO	3
LOB	14

Batter	1	2	3	4	5	6	7	8	9	AB	R	H	RBI	BB	SO	LOB
Jim Landis, R (1, 8) OBP: 0.332, SLG: 0.408	F9		5-3		F4		F7		F4	5	0	0	0	0	0	4
Nellie Fox, L (1, 4) OBP: 0.307, SLG: 0.319	5-3		1-3		F6		F7			4	0	0	0	0	0	3
Mike Hershberger, R (1, 9) OBP: 0.347, SLG: 0.379	4-3		F3			1-3	2-H 2B			4	0	1	1	0	0	0
Pete Ward, L (1, 5) OBP: 0.345, SLG: 0.454		3-1		F9		FC5-4 1B		S S S K		4	0	1	0	0	1	0
Charlie Maxwell, L (1, 3) OBP: 0.396, SLG: 0.395 Jim Lemon, R (8, PH) OBP: 0.312, SLG: 0.315 Tom McCraw, L (8, 3) OBP: 0.260, SLG: 0.316		B B B B HR BB		F7		1-2f FC5-4 1B 2B		1-3		2 1 0	2 0 0	0 0 0	0 0 0	1 0 0	0 0 0	1 0 0
Dave Nicholson, R (1, 7) OBP: 0.334, SLG: 0.467	1-H HR		1-3		1-2 2B 1B			6-3		4	2	2	2	0	0	0
Al Weis, S (1, 6) OBP: 0.331, SLG: 0.328		S S S K			1B 1B	1-H 2-H 2B			4-3	4	0	2	2	0	1	0
Cam Carreon, R (1, 2) OBP: 0.335, SLG: 0.365		1B			G3 1-3 1B	4-3			FC6-4 1B	4	0	3	0	0	0	1
Gary Peters, L (1, 1) OBP: 0.208, SLG: 0.280		F6			G3 1-2		2B		FC6-4 1-2f	4	1	1	0	0	0	4
Inning Stats	R: 0 E: 0 K: 0 S: 3 H: 0 LOB: 0 BB: 0 P: 3	R: 2 E: 0 K: 1 S: 7 H: 2 LOB: 1 BB: 1 P: 11	R: 0 E: 0 K: 0 S: 3 H: 0 LOB: 0 BB: 0 P: 3	R: 0 E: 0 K: 0 S: 3 H: 0 LOB: 0 BB: 0 P: 3	R: 0 E: 0 K: 0 S: 5 H: 2 LOB: 2 BB: 0 P: 5	R: 2 E: 0 K: 0 S: 6 H: 3 LOB: 1 BB: 0 P: 6	R: 1 E: 0 K: 0 S: 4 H: 2 LOB: 1 BB: 0 P: 4	R: 0 E: 0 K: 1 S: 5 H: 0 LOB: 0 BB: 0 P: 5	R: 0 E: 0 K: 0 S: 4 H: 1 LOB: 1 BB: 0 P: 4	1B: 6 2B: 3 3B: 0 HR: 1	SF: 0 SAC: 0 DP: 0 HBP: 0						

PITCHER	IP	WLS	BF	H	R	ER	SO	BB	IBB	HBP	BLK	WP	HR	S	P	ERA	WHIP
Dave Wickersham, R (1, 1) ERA: 4.15	7.0	L	30	9	5	5	1	1	0	0	0	0	1	31	35	6.43	1.429
Ted Bowsfield, L (8, 1) ERA: 5.02	1.0		3	0	0	0	1	0	0	0	0	0	0	5	5	0.00	0.000
John Wyatt, R (9, 1) ERA: 2.63	1.0		4	1	0	0	0	0	0	0	0	0	0	4	4	0.00	1.000

PITCHER	IP	WLS	BF	H	R	ER	SO	BB	IBB	HBP	BLK	WP	HR	S	P	ERA	WHIP

TOP

Chicago White Sox @ Kansas City Athletics

Municipal Stadium, Kansas City, MO

Thu Aug 08 1963, 8:05 PM EDT

Att. 8,488 - Unknown

livebaseballscorecards.com

AB	36
R	5
H	10
RBI	5
BB	1
SO	2
LOB	13

PA: 37

WP: 0 PB: 0 SB: 0 CS: 0

BOTTOM

Chicago White Sox @ Kansas City Athletics

Municipal Stadium, Kansas City, MO

Thu Aug 08 1963, 8:05 PM EDT

Att. 8,488 - Unknown

livebaseballscorecards.com

Batter	1	2	3	4	5	6	7	8	9	AB	R	H	RBI	BB	SO	LOB
Gino Cimoli, R (1, 9) OBP: 0.318, SLG: 0.385	3-1	2-3 1B		1-3			4-3			4	0	1	0	0	0	0
Wayne Causey, L (1, 6) OBP: 0.352, SLG: 0.432	FC5-4 1B	4-3		6-3			F7			4	0	1	0	0	0	2
Ed Charles, R (1, 5) OBP: 0.349, SLG: 0.400	FC5-4 FC6-4 1-2f		BBB S 2B BB		F9			F3		3	1	0	0	1	0	1
Norm Siebern, L (1, 3) OBP: 0.373, SLG: 0.428	FC6-4 1-2f		F5 1-2		G3			SSS K		4	0	0	0	0	1	2
George Alusik, R (1, 7) OBP: 0.340, SLG: 0.440		E 1B	1B 2-H 2B		SSS K			FC6-4 1B		4	1	3	1	0	1	0
Jerry Lumpe, L (1, 4) OBP: 0.325, SLG: 0.370		E6 6-3 1-H 2B	2-3 1B			G5-4-3 1B		FC6-4 1-2f		4	1	3	1	0	0	1
Doc Edwards, R (1, 2) OBP: 0.270, SLG: 0.348		6-3 3-H	F9			G5-4-3 1-2f			F9	4	0	0	1	0	0	3
Bobby Del Greco, R (1, 8) OBP: 0.293, SLG: 0.305		1B SH2-4 1B	6-3			F7			F8	4	0	1	0	0	0	2
Dave Wickersham, R (1, 1) OBP: 0.158, SLG: 0.143		SH2-4 1-2		SSS K					SSS K	1	0	0	0	0	1	0
Chuck Essegian, R (7, PH) OBP: 0.281, SLG: 0.336										1	0	0	0	0	0	0
Ted Bowsfield, R (8, 1) OBP: 0.182, SLG: 0.105										0	0	0	0	0	0	0
John Wyatt, R (9, 1)										0	0	0	0	0	0	0
Ken Harrelson, R (9, PH) OBP: 0.310, SLG: 0.395							F2			1	0	0	0	0	1	0

Inning Stats	1	2	3	4	5	6	7	8	9
	R: 0 E: 0 K: 0 S: 4 H: 1 LOB: 1 BB: 0 P: 4	R: 2 E: 1 K: 0 S: 7 H: 4 LOB: 2 BB: 0 P: 7	R: 1 E: 0 K: 0 S: 5 H: 2 LOB: 2 BB: 1 P: 9	R: 0 E: 0 K: 1 S: 5 H: 0 LOB: 0 BB: 0 P: 5	R: 0 E: 0 K: 1 S: 5 H: 0 LOB: 0 BB: 0 P: 5	R: 0 E: 0 K: 0 S: 3 H: 1 LOB: 0 BB: 0 P: 3	R: 0 E: 0 K: 0 S: 3 H: 0 LOB: 0 BB: 0 P: 3	R: 0 E: 0 K: 1 S: 6 H: 1 LOB: 1 BB: 0 P: 6	R: 0 E: 0 K: 1 S: 5 H: 0 LOB: 0 BB: 0 P: 5

	AB	34
	R	3
	H	9
	RBI	3
	BB	1
	SO	4
	LOB	11

	1B: 7	SF: 0	WP: 0	PA: 36
	2B: 2	SAC: 1	PB: 0	
	3B: 0	DP: 1	SB: 1	
	HR: 0	HBP: 0	CS: 0	

PITCHER	IP	WLS	BF	H	R	ER	SO	BB	IBB	HBP	BLK	WP	HR	S	P	ERA	WHIP
Gary Peters, L (1, 1) ERA: 2.07	9.0	W	36	9	3	3	4	1	0	0	0	0	0	43	47	3.00	1.111

PITCHER	IP	WLS	BF	H	R	ER	SO	BB	IBB	HBP	BLK	WP	HR	S	P	ERA	WHIP

Batter	1	2	3	4	5	6	7	8	9	AB	R	H	RBI	BB	SO	LOB
Gino Cimoli, R (1, 9) OBP: 0.316, SLG: 0.381	F8		5-3		4-3		BB		1-3	4	0	0	0	1	0	1
Wayne Causey, L (1, 6) OBP: 0.353, SLG: 0.433	BB		F5		4-3		5-3		2-H 2B	4	0	1	1	1	0	1
Ed Charles, R (1, 5) OBP: 0.350, SLG: 0.400	F8		5-3			FC6 1B		1B SF8 1B	4-3	5	1	2	0	0	0	2
Norm Siebern, L (1, 3) OBP: 0.372, SLG: 0.425	1-2 FC6-4 BB			4-3		1-2f FC6 1B		L8		3	1	0	0	1	0	2
George Alusik, R (1, 7) OBP: 0.343, SLG: 0.439	1-2f FC6-4			BB 4-3 1B		5-3		1-3 1B		3	1	1	0	1	0	3
Jerry Lumpe, L (1, 4) OBP: 0.325, SLG: 0.369		P5		1-2 4-3		2-H 1B		3-H SF8		3	0	1	2	0	0	1
Doc Edwards, R (1, 2) OBP: 0.270, SLG: 0.346		1-4-3		2-H 1B		F9		5-3		0	0	0	0	0	0	0
Bobby Del Greco, R (1, 8) OBP: 0.297, SLG: 0.319		HR		1-2f FC5-4			6-3		2B SH2-4 BB	3	2	1	1	1	0	1
Moe Drabowsky, R (1, 1) OBP: 0.212, SLG: 0.333		P5			F8		F7		1-2 SH2-4	3	0	0	0	0	0	0
Inning Stats	R: 0 E: 0 K: 0 S: 3 H: 0 LOB: 2 BB: 2 P: 11	R: 1 E: 0 K: 0 S: 4 H: 1 LOB: 0 BB: 0 P: 4	R: 0 E: 0 K: 0 S: 3 H: 0 LOB: 0 BB: 0 P: 3	R: 1 E: 0 K: 0 S: 4 H: 1 LOB: 1 BB: 1 P: 8	R: 0 E: 0 K: 0 S: 3 H: 0 LOB: 0 BB: 0 P: 3	R: 1 E: 1 K: 0 S: 5 H: 2 LOB: 1 BB: 0 P: 5	R: 0 E: 0 K: 0 S: 3 H: 0 LOB: 1 BB: 1 P: 7	R: 1 E: 0 K: 0 S: 5 H: 2 LOB: 1 BB: 0 P: 5	R: 1 E: 0 K: 0 S: 4 H: 1 LOB: 1 BB: 1 P: 8	1B: 5 2B: 1 3B: 0 HR: 1 SF: 1 SAC: 1 DP: 0 HBP: 0						

TOP

Kansas City Athletics @ Cleveland Indians

Cleveland Municipal Stadium, Cleveland, OH

Fri Aug 09 1963, 7:05 PM EDT
Att. 8,603 - Unknown

livebaseballscorecards.com

AB	28
R	5
H	6
RBI	4
BB	5
SO	0
LOB	11

WP: 0 PB: 0 SB: 0 CS: 0 PA: 39

PITCHER		IP	WLS	BF	H	R	ER	SO	BB	IBB	HBP	BLK	WP	HR	S	P	ERA	WHIP
Jack Kralick, L ERA: 2.94	(1, 1)	6.0	L	25	4	3	2	0	3	0	0	0	0	1	22	34	3.00	1.167
Gary Bell, R ERA: 2.95	(7, 1)	2.0		9	2	1	1	0	1	0	0	0	0	0	8	12	4.50	1.500
Early Wynn, R ERA: 2.74	(9, 1)	1.0		5	1	1	1	0	1	0	0	0	0	0	4	8	9.00	2.000

PITCHER	IP	WLS	BF	H	R	ER	SO	BB	IBB	HBP	BLK	WP	HR	S	P	ERA	WHIP

Batter	1	2	3	4	5	6	7	8	9	AB	R	H	RBI	BB	SO	LOB
Al Luplow, L (1, 9) OBP: 0.304, SLG: 0.330	CS 1B		1B			3-1			4-3	4	0	2	0	0	0	0
Larry Brown, R (1, 6) OBP: 0.328, SLG: 0.333	6-3 1-2		F9			1-3			6-3	4	0	0	0	0	0	2
Willie Kirkland, L (1, 8) OBP: 0.307, SLG: 0.387	F7			BBBB L4-3 BB			SSS K		SSS K	3	0	0	0	1	2	0
Fred Whitfield, L (1, 3) OBP: 0.301, SLG: 0.494		F8		F8			F7			3	0	0	0	0	0	1
Joe Azcue, R (1, 2) OBP: 0.293, SLG: 0.435		SSS K		L4-3 1-2			4-3			3	0	0	0	0	1	1
Tito Francona, L (1, 7) OBP: 0.305, SLG: 0.339		SSS K			F8			4-3		3	0	0	0	0	1	0
Max Alvis, R (1, 5) OBP: 0.316, SLG: 0.440			HR		L7			L6		3	1	1	1	0	0	0
Woodie Held, R (1, 4) OBP: 0.355, SLG: 0.458			5-3		F3			BBBB BB		2	0	0	0	1	0	0
Jack Kralick, L (1, 1) OBP: 0.180, SLG: 0.208			SSS K			6-3		F7		1	0	0	0	0	1	0
Miguel de la Hoz, R (6, PH) OBP: 0.297, SLG: 0.404										1	0	0	0	0	0	0
Gary Bell, R (7, 1) OBP: 0.130, SLG: 0.091										0	0	0	0	0	0	0
John Romano, R (8, PH) OBP: 0.333, SLG: 0.393										1	0	0	0	0	0	1
Early Wynn, S (9, 1) OBP: 0.333, SLG: 0.200										0	0	0	0	0	0	0
Inning Stats	R: 0 E: 0 K: 0 S: 3 H: 1 LOB: 0 BB: 0 P: 3	R: 0 E: 0 K: 2 S: 7 H: 0 LOB: 0 BB: 0 P: 7	R: 1 E: 0 K: 1 S: 7 H: 2 LOB: 1 BB: 0 P: 7	R: 0 E: 0 K: 0 S: 2 H: 0 LOB: 0 BB: 1 P: 6	R: 0 E: 0 K: 0 S: 3 H: 0 LOB: 0 BB: 0 P: 3	R: 0 E: 0 K: 0 S: 3 H: 0 LOB: 0 BB: 0 P: 3	R: 0 E: 0 K: 1 S: 5 H: 0 LOB: 0 BB: 0 P: 5	R: 0 E: 0 K: 0 S: 3 H: 0 LOB: 1 BB: 1 P: 7	R: 0 E: 0 K: 1 S: 5 H: 0 LOB: 0 BB: 0 P: 5	1B: 2 2B: 1 3B: 0 HR: 1 SF: 0 SAC: 0 DP: 1 HBP: 0						

PITCHER	IP	WLS	BF	H	R	ER	SO	BB	IBB	HBP	BLK	WP	HR	S	P	ERA	WHIP
Moe Drabowsky, R (1, 1) ERA: 2.82	9.0	W	30	3	1	1	5	2	0	0	0	0	1	38	46	1.00	0.556

PITCHER	IP	WLS	BF	H	R	ER	SO	BB	IBB	HBP	BLK	WP	HR	S	P	ERA	WHIP

BOTTOM

Kansas City Athletics @ Cleveland Indians

Cleveland Municipal Stadium, Cleveland, OH

Fri Aug 09 1963, 7:05 PM EDT

Att. 8,603 - Unknown

livebaseballscorecards.com

AB	28
R	1
H	3
RBI	1
BB	2
SO	5
LOB	5

Batter	1	2	3	4	5	6	7	8	9	AB	R	H	RBI	BB	SO	LOB
Jose Tartabull, L (1, 8) OBP: 0.265, SLG: 0.280	BBBB 4-0 S BB		x 0-0 1-3 E 2B		x 0-0 ② 6-3		x 0-0 ① P6		BBBB 4-0 SH1-3 S HR BB	3	2	1	0	2	0	0
Wayne Causey, L (1, 6) OBP: 0.352, SLG: 0.431	x 0-0 ① F7 1-2		x 0-0 E9 FC6-4 2-H 3-H 1B		SSS 0-3 ③ K		x 0-0 ② F8		x 0-0 ① SH1-3 1-3	4	0	1	1	0	1	1
Jerry Lumpe, L (1, 4) OBP: 0.321, SLG: 0.365	x 0-0 ② F7		x 0-0 ① F8			x 0-0 ① F7	x 0-0 ③ 4-3		x 0-0 ② 6-3	5	0	0	0	0	0	3
Norm Siebern, L (1, 3) OBP: 0.370, SLG: 0.430	SSS 0-3 ③ K		x 0-0 ② F8			x 0-0 ② 4-3		x 0-0 ① 1-3	x 0-0 3-H HR	5	1	1	2	0	1	2
Ed Charles, R (1, 5) OBP: 0.348, SLG: 0.400		x 0-0 ① 6-3	x 0-0 ③ FC6-4 1-2f			x 0-0 2B 2B		x 0-0 ② F8	x 0-0 ③ 1-3	5	1	1	0	0	0	1
George Alusik, R (1, 7) OBP: 0.345, SLG: 0.439 Ken Harrelson, R (2, PR) (2, 7) OBP: 0.316, SLG: 0.403 Bobby Del Greco, R (8, 7) OBP: 0.297, SLG: 0.319		H 1-0 HBP		SSS 0-3 ① K		BBBB 4-0 2B BB		x 0-0 1B 2B		0 2 0	0 1	0 1	0 0	0 1	0 1	0 0
Gino Cimoli, R (1, 9) OBP: 0.318, SLG: 0.383		x 0-0 ② F3		SSS 0-3 ② K		x 0-0 1-H 2-H 2B		4-0 1B IBB		3	0	1	2	1	1	1
Doc Edwards, R (1, 2) OBP: 0.275, SLG: 0.345		x 0-0 ③ F3		x 0-0 ③ 4-3		4-0 IBB		x 0-0 1-2 2-3 1B		0	0	0	0	0	0	0
Diego Segui, R (1, 1) OBP: 0.222, SLG: 0.250			x 0-0 2B 1B 1B		SSS 0-3 ① K	SSS 0-3 ③ K		SSS 0-3 ③ K		4	1	1	0	0	3	5
Inning Stats	R: 0 E: 0 K: 1 S: 5 H: 0 LOB: 1 BB: 1 P: 9	R: 0 E: 0 K: 0 S: 3 H: 0 LOB: 1 BB: 0 P: 4	R: 2 E: 1 K: 0 S: 6 H: 3 LOB: 1 BB: 0 P: 6	R: 0 E: 0 K: 2 S: 7 H: 0 LOB: 0 BB: 0 P: 7	R: 0 E: 0 K: 2 S: 7 H: 0 LOB: 0 BB: 0 P: 7	R: 2 E: 0 K: 1 S: 7 H: 2 LOB: 2 BB: 2 P: 15	R: 0 E: 0 K: 0 S: 3 H: 0 LOB: 0 BB: 0 P: 3	R: 0 E: 0 K: 1 S: 7 H: 2 LOB: 3 BB: 1 P: 11	R: 2 E: 0 K: 0 S: 4 H: 1 LOB: 0 BB: 1 P: 8	1B: 3 2B: 4 3B: 0 HR: 1 SF: 0 SAC: 1 DP: 0 HBP: 1						

TOP

Kansas City Athletics @ Cleveland Indians

Cleveland Municipal Stadium, Cleveland, OH

Sat Aug 10 1963, 7:05 PM EDT

Att. 6,544 - Unknown

livebaseballscorecards.com

AB	31
R	6
H	7
RBI	5
BB	4
SO	7
LOB	13

WP: 0 PB: 0 SB: 2 CS: 0 PA: 41

PITCHER		IP	WLS	BF	H	R	ER	SO	BB	IBB	HBP	BLK	WP	HR	S	P	ERA	WHIP
Pedro Ramos, R ERA: 3.59	(1, 1)	7.0	L	30	5	4	4	6	2	1	1	0	0	0	38	51	5.14	1.000
Ted Abernathy, R ERA: 3.59	(8, 1)	2.0		11	3	2	2	1	1	1	0	0	0	1	11	19	9.00	2.000

PITCHER	IP	WLS	BF	H	R	ER	SO	BB	IBB	HBP	BLK	WP	HR	S	P	ERA	WHIP

Batter	1	2	3	4	5	6	7	8	9	AB	R	H	RBI	BB	SO	LOB
Vic Davalillo, L (1, 8) OBP: 0.330, SLG: 0.465	S S S 0-3 ① K	S S S 0-3 ③ K			x 0-0 ① SH3-4 1-2 2-3		x 0-0 ② 1-3			3	0	0	0	0	2	3
Larry Brown, R (1, 6) OBP: 0.317, SLG: 0.325	x 0-0 ② 6-3		x 0-0 ① 5-3		x 0-0 ② SF8 3-H		x 0-0 ③ 5-3			3	0	0	1	0	0	0
Tito Francona, L (1, 7) OBP: 0.305, SLG: 0.340	x 0-0 ③ L4		x 0-0 ② F7		x 0-0 2-H 2B			x 0-0 ① F8		4	0	1	1	0	0	0
Joe Adcock, R (1, 3) OBP: 0.318, SLG: 0.419		x 0-0 ① 6-3	x 0-0 ③ 6-3		S S S 0-3 ③ K			S S S 0-3 ② K		4	0	0	0	0	2	1
John Romano, R (1, 2) OBP: 0.336, SLG: 0.389		B B B B 4-0 1-3 1B BB BB		x 0-0 ① P3		x 0-0 ① F7		B B B B 4-0 BB		2	1	0	0	2	0	0
Willie Kirkland, L (1, 9) OBP: 0.309, SLG: 0.386		x 0-0 BB 1-3 1-2 1B		B B B 4-0 G6-4-3 BB		x 0-0 ② 5-3		x 0-0 ③ 4-3		3	0	1	0	1	0	1
Max Alvis, R (1, 5) OBP: 0.316, SLG: 0.440		x 0-0 ② 1-3 1-2 2-3		x 0-0 ② ③ G6-4-3 1-2f		x 0-0 2B			x 0-0 ① 6-3	4	0	1	0	0	0	3
Woodie Held, R (1, 4) OBP: 0.357, SLG: 0.457		I I I I 4-0 BB IBB			x 0-0 SH3-4 SH SF8 1B	x 0-0 ③ F8			x 0-0 ② 6-3	3	1	1	0	1	0	1
Pedro Ramos, S (1, 1) OBP: 0.156, SLG: 0.300 Al Luplow, L (7, PH) OBP: 0.303, SLG: 0.328 Ted Abernathy, R (8, 1) OBP: 0.500, SLG: 0.600 Dick Howser, R (9, PH) OBP: 0.345, SLG: 0.292		B B B 4-0 1-2 2-3 3-H BB			x 0-0 SH SH-4 2B 1-2		S S S 0-3 ① K		S S S 0-3 ③ K	0 1 0 1	1 0 0 0	0 0 0 0	1 0 0 0	1 1 0 0	0 0 0 1	0 0 0 0
Inning Stats	R: 0 E: 0 K: 1 S: 5 H: 0 LOB: 0 BB: 0 P: 5	R: 1 E: 0 K: 1 S: 6 H: 1 LOB: 3 BB: 3 P: 18	R: 0 E: 0 K: 0 S: 3 H: 0 LOB: 0 BB: 0 P: 3	R: 0 E: 0 K: 0 S: 2 H: 0 LOB: 0 BB: 1 P: 6	R: 2 E: 0 K: 1 S: 8 H: 2 LOB: 1 BB: 0 P: 8	R: 0 E: 0 K: 0 S: 4 H: 1 LOB: 1 BB: 0 P: 4	R: 0 E: 0 K: 1 S: 5 H: 0 LOB: 0 BB: 0 P: 5	R: 0 E: 0 K: 1 S: 5 H: 0 LOB: 1 BB: 1 P: 9	R: 0 E: 0 K: 1 S: 5 H: 0 LOB: 0 BB: 0 P: 5	1B: 2 2B: 2 3B: 0 HR: 0	SF: 1 SAC: 2 DP: 1 HBP: 0			WP: 0 PB: 0 SB: 0 CS: 0		PA: 36	

PITCHER	IP	WLS	BF	H	R	ER	SO	BB	IBB	HBP	BLK	WP	HR	S	P	ERA	WHIP
Diego Segui, R (1, 1) ERA: 3.69	9.0	W	36	4	3	3	6	4	1	0	0	0	0	43	63	3.00	0.889

PITCHER	IP	WLS	BF	H	R	ER	SO	BB	IBB	HBP	BLK	WP	HR	S	P	ERA	WHIP

BOTTOM

Kansas City Athletics @ Cleveland Indians

Cleveland Municipal Stadium, Cleveland, OH

Sat Aug 10 1963, 7:05 PM EDT

Att. 6,544 - Unknown

livebaseballscorecards.com

AB	28
R	3
H	4
RBI	3
BB	5
SO	6
LOB	9

Batter	1	2	3	4	5	6	7	8	9	AB	R	H	RBI	BB	SO	LOB
Jose Tartabull, L (1, 8) OBP: 0.264, SLG: 0.302	6-3		3-1			HR		F8		4	1	1	1	0	0	1
Wayne Causey, L (1, 6) OBP: 0.351, SLG: 0.429	P5			G3		1B		F9		4	0	1	0	0	0	1
Jerry Lumpe, L (1, 4) OBP: 0.321, SLG: 0.364	6-3			4-3		1B 1-3			F8	4	0	1	0	0	0	0
Norm Siebern, L (1, 3) OBP: 0.367, SLG: 0.425		F9		F7		F8			K	4	0	0	0	0	1	2
Ed Charles, R (1, 5) OBP: 0.347, SLG: 0.398		6-3			K		K		BB	3	0	0	0	1	2	0
Gino Cimoli, R (1, 9) OBP: 0.317, SLG: 0.380		BB			F9		3-1		P4	3	0	0	0	1	0	1
Doc Edwards, R (1, 2) OBP: 0.271, SLG: 0.340		F9			P4		P6			0	0	0	0	0	0	0
Ken Harrelson, R (1, 7) OBP: 0.311, SLG: 0.395			K2-3			K		K		3	0	0	0	0	3	0
Orlando Pena, R (1, 1) OBP: 0.250, SLG: 0.233			K			6-3		BB		1	0	0	0	0	1	0
Chuck Essegian, R (6, PH) OBP: 0.279, SLG: 0.335										1	0	0	0	0	0	0
Ed Rakow, S (6, 1) OBP: 0.176, SLG: 0.128										0	0	0	0	0	0	0
Bobby Del Greco, R (8, PH) OBP: 0.300, SLG: 0.319										0	0	0	0	1	0	0
Ted Bowsfield, R (8, 1) OBP: 0.182, SLG: 0.105										0	0	0	0	0	0	0
Inning Stats	R: 0 E: 0 K: 0 S: 3 H: 0 LOB: 0 BB: 0 P: 3	R: 0 E: 0 K: 0 S: 3 H: 0 LOB: 1 BB: 1 P: 7	R: 0 E: 0 K: 2 S: 7 H: 0 LOB: 0 BB: 0 P: 7	R: 0 E: 0 K: 0 S: 3 H: 0 LOB: 0 BB: 0 P: 3	R: 0 E: 0 K: 1 S: 5 H: 0 LOB: 0 BB: 0 P: 5	R: 1 E: 0 K: 1 S: 8 H: 3 LOB: 2 BB: 0 P: 8	R: 0 E: 0 K: 1 S: 5 H: 0 LOB: 0 BB: 0 P: 5	R: 0 E: 0 K: 1 S: 5 H: 0 LOB: 1 BB: 1 P: 9	R: 0 E: 0 K: 1 S: 5 H: 0 LOB: 1 BB: 1 P: 9	1B: 2 2B: 0 3B: 0 HR: 1	SF: 0 SAC: 0 DP: 0 HBP: 0			WP: 0 PB: 0 SB: 0 CS: 0	PA: 33		

PITCHER	IP	WLS	BF	H	R	ER	SO	BB	IBB	HBP	BLK	WP	HR	S	P	ERA	WHIP
Barry Latman, R (1, 1) ERA: 4.22	9.0	W	33	3	1	1	7	3	0	0	0	0	1	44	56	1.00	0.667

PITCHER	IP	WLS	BF	H	R	ER	SO	BB	IBB	HBP	BLK	WP	HR	S	P	ERA	WHIP

TOP

Kansas City Athletics @ Cleveland Indians

Cleveland Municipal Stadium, Cleveland, OH

Sun Aug 11 1963, 3:33 AM EDT

Att. 5,728 - Unknown

livebaseballscorecards.com

AB	27
R	1
H	3
RBI	1
BB	3
SO	7
LOB	5

Batter	1	2	3	4	5	6	7	8	9	AB	R	H	RBI	BB	SO	LOB
Vic Davalillo, L (1, 8) OBP: 0.333, SLG: 0.466	K2-3		4-3		1B 1-2 1B		1B			4	0	2	0	0	1	0
Al Luplow, L (1, 9) OBP: 0.305, SLG: 0.331	1B 1B 1B		1B		P6 2-3		G3			4	1	2	0	0	0	3
Tito Francona, L (1, 7) OBP: 0.307, SLG: 0.342	1B WP 1-2 1B		F7		1-3 1B			F9		4	1	2	0	0	0	1
Fred Whitfield, L (1, 3) OBP: 0.300, SLG: 0.490	WP 1-3 2-H 1B		G3		L8			F9		4	0	1	1	0	0	3
Max Alvis, R (1, 5) OBP: 0.320, SLG: 0.443	P6 1-2 3-H			FC1-6 1B		K E 1B		1B		4	0	3	0	0	0	1
Joe Azcue, R (1, 2) OBP: 0.288, SLG: 0.427	5-3			P4		FC2 1-2 K		1-3		4	0	0	0	0	0	4
Larry Brown, R (1, 6) OBP: 0.317, SLG: 0.325		CS 1B		FC1-6 1-2f		K 1-2 2-3				3	0	1	0	0	1	3
Woodie Held, R (1, 4) OBP: 0.353, SLG: 0.452		K 1-2		F9			1-3			3	0	0	0	0	1	2
Barry Latman, R (1, 1) OBP: 0.229, SLG: 0.303		F8			P6 1B 1B		F3			3	0	1	0	0	0	0
Inning Stats	R: 2 E: 0 K: 1 S: 8 H: 3 LOB: 1 BB: 0 P: 8	R: 0 E: 0 K: 1 S: 5 H: 1 LOB: 0 BB: 0 P: 5	R: 0 E: 0 K: 0 S: 4 H: 1 LOB: 1 BB: 0 P: 4	R: 0 E: 0 K: 0 S: 4 H: 1 LOB: 1 BB: 0 P: 4	R: 0 E: 0 K: 0 S: 5 H: 3 LOB: 2 BB: 0 P: 5	R: 0 E: 1 K: 1 S: 5 H: 1 LOB: 0 BB: 0 P: 5	R: 0 E: 0 K: 0 S: 4 H: 1 LOB: 1 BB: 0 P: 4	R: 0 E: 0 K: 0 S: 4 H: 1 LOB: 1 BB: 0 P: 4		1B: 12 2B: 0 3B: 0 HR: 0 SF: 0 SAC: 0 DP: 0 HBP: 0						

PITCHER		IP	WLS	BF	H	R	ER	SO	BB	IBB	HBP	BLK	WP	HR	S	P	ERA	WHIP
Orlando Pena, R ERA: 3.6	(1, 1)	5.0	L	22	9	2	2	2	0	0	0	0	1	0	26	26	3.60	1.800
Ed Rakow, R ERA: 3.85	(6, 1)	2.0		7	2	0	0	1	0	0	0	0	0	0	9	9	0.00	1.000
Ted Bowsfield, L ERA: 4.97	(8, 1)	1.0		4	1	0	0	0	0	0	0	0	0	0	4	4	0.00	1.000

PITCHER	IP	WLS	BF	H	R	ER	SO	BB	IBB	HBP	BLK	WP	HR	S	P	ERA	WHIP

BOTTOM

Kansas City Athletics @ Cleveland Indians

Cleveland Municipal Stadium, Cleveland, OH

Sun Aug 11 1963, 3:33 AM EDT

Att. 5,728 - Unknown

livebaseballscorecards.com

AB	33
R	2
H	12
RBI	1
BB	0
SO	3
LOB	17

WP: 1	PB: 0	SB: 0	CS: 1
PA: 33			

TOP

Detroit Tigers @ Kansas City Athletics

Municipal Stadium, Kansas City, MO

Tue Aug 13 1963, 8:05 PM EDT

Att. 8,228 - Unknown

Batter	1	2	3	4	5	6	7	8	9	AB	R	H	RBI	BB	SO	LOB
Bill Bruton, L (1, 8) OBP: 0.315, SLG: 0.358	K		F8		K		S 1B 1B		K	5	1	1	0	0	3	0
Dick McAuliffe, L (1, 6) OBP: 0.333, SLG: 0.383	CS BB		1B		1B		F8 1-2		6-3	4	0	2	0	1	0	1
Al Kaline, R (1, 9) OBP: 0.380, SLG: 0.510	F3 1-2		L2-3		L9		1B 2-H 1B		WP 1B	5	0	2	1	0	0	3
Rocky Colavito, R (1, 7) OBP: 0.368, SLG: 0.446		BB 1B		SH1-3 1B 1B	1-3		1-3 1B		K 1-2	5	0	3	0	0	1	2
Norm Cash, L (1, 3) OBP: 0.388, SLG: 0.471		FC4-6 1-2 BB		SH1-3 1-2 1B		4-3 3B	3-1			3	1	2	0	1	0	2
Bubba Phillips, R (1, 5) OBP: 0.272, SLG: 0.309		F6		SH1-3 1-2 2-3		4-3 3-H		F9		3	0	0	1	0	0	2
Bill Freehan, R (1, 2) OBP: 0.329, SLG: 0.367		F4		K		6-3		6-3		4	0	0	0	0	1	4
George Smith, R (1, 4) OBP: 0.343, SLG: 0.438		FC4-6 1-2f		IBB		F6		1B		3	0	1	0	1	0	2
Jim Bunning, R (1, 1) OBP: 0.185, SLG: 0.194			K	1-3			F7	K		4	0	0	0	0	2	4
Mickey Lolich, S (8, 1) OBP: 0.229, SLG: 0.069										0	0	0	0	0	0	0
Inning Stats	R: 0 E: 0 K: 1 S: 4 H: 0 LOB: 0 BB: 1 P: 8	R: 0 E: 0 K: 0 S: 4 H: 1 LOB: 2 BB: 1 P: 8	R: 0 E: 0 K: 1 S: 6 H: 1 LOB: 1 BB: 0 P: 6	R: 0 E: 0 K: 1 S: 7 H: 2 LOB: 3 BB: 1 P: 11	R: 0 E: 0 K: 1 S: 6 H: 1 LOB: 1 BB: 0 P: 6	R: 1 E: 0 K: 0 S: 4 H: 1 LOB: 0 BB: 0 P: 4	R: 1 E: 0 K: 0 S: 6 H: 3 LOB: 2 BB: 0 P: 6	R: 0 E: 0 K: 1 S: 6 H: 1 LOB: 1 BB: 0 P: 6	R: 0 E: 0 K: 2 S: 8 H: 1 LOB: 1 BB: 0 P: 8	1B: 10 2B: 0 3B: 1 HR: 0	SF: 0 SAC: 1 DP: 0 HBP: 0						

	AB	36
	R	2
	H	11
	RBI	2
	BB	3
	SO	7
	LOB	20

WP: 1 PB: 0 SB: 1 CS: 1 PA: 40

livebaseballscorecards.com

PITCHER		IP	WLS	BF	H	R	ER	SO	BB	IBB	HBP	BLK	WP	HR	S	P	ERA	WHIP
Dave Wickersham, R ERA: 4.09	(1, 1)	6.2		31	9	2	2	4	2	1	0	0	0	0	36	48	2.70	1.650
Ted Bowsfield, L ERA: 4.89	(7, 1)	1.1	W	5	1	0	0	1	0	0	0	0	0	0	7	7	0.00	0.750
John Wyatt, R ERA: 2.59	(9, 1)	1.0	S	4	1	0	0	2	0	0	0	0	1	0	8	8	0.00	1.000

PITCHER		IP	WLS	BF	H	R	ER	SO	BB	IBB	HBP	BLK	WP	HR	S	P	ERA	WHIP

Detroit Tigers @ Kansas City Athletics

Municipal Stadium, Kansas City, MO

Tue Aug 13 1963, 8:05 PM EDT

Att. 8,228 - Unknown

livebaseballscorecards.com

BOTTOM

Batter	1	2	3	4	5	6	7	8	9	AB	R	H	RBI	BB	SO	LOB
Jose Tartabull, L (1, 8) OBP: 0.271, SLG: 0.303	F7		L4		S, BB			SH, E, 1B		3	1	1	0	1	0	1
Wayne Causey, L (1, 6) OBP: 0.351, SLG: 0.427	CS, BB		3-1		K			SH, K2-5-2, BB		2	0	0	0	1	1	2
Jerry Lumpe, L (1, 4) OBP: 0.320, SLG: 0.361	F7		L9			4-3		E, BB		3	0	0	0	1	0	1
Norm Siebern, L (1, 3) OBP: 0.363, SLG: 0.421		F8	L9			K		K2-5-2		4	0	0	0	0	2	2
Manny Jimenez, L (1, 7) OBP: 0.348, SLG: 0.298		3-1			FC5-4, 1B	F2		E6		4	0	1	0	0	0	1
Ed Charles, R (1, 5) OBP: 0.346, SLG: 0.396		K			FC5-4, 2B, E		1B	F4		4	1	1	0	0	1	3
Gino Cimoli, R (1, 9) OBP: 0.318, SLG: 0.382			4-3		SH1-3, 2B		6-3			3	1	1	0	0	0	0
Doc Edwards, R (1, 2) OBP: 0.271, SLG: 0.337			5-3		SH1-3, IBB		L9			2	0	0	0	1	0	0
Dave Wickersham, R (1, 1) OBP: 0.172, SLG: 0.158			1B		SH1-3			BB		1	0	1	1	0	0	0
Ted Bowsfield, R (7, 1) OBP: 0.182, SLG: 0.105										0	0	0	0	0	0	0
Charlie Lau, L (8, PH) OBP: 0.333, SLG: 0.381										0	0	0	0	1	0	0
Tony La Russa, R (8, PR)										0	1	0	0	0	0	0
John Wyatt, R (9, 1)										0	0	0	0	0	0	0
Inning Stats	R: 0 E: 0 K: 0 S: 2 H: 0 LOB: 0 BB: 1 P: 6	R: 0 E: 0 K: 1 S: 5 H: 0 LOB: 0 BB: 0 P: 5	R: 0 E: 0 K: 0 S: 4 H: 1 LOB: 1 BB: 0 P: 4	R: 0 E: 0 K: 0 S: 3 H: 0 LOB: 0 BB: 0 P: 3	R: 2 E: 0 K: 1 S: 7 H: 2 LOB: 2 BB: 2 P: 15	R: 0 E: 0 K: 1 S: 5 H: 0 LOB: 0 BB: 0 P: 5	R: 0 E: 0 K: 0 S: 3 H: 1 LOB: 0 BB: 0 P: 3	R: 2 E: 2 K: 1 S: 7 H: 1 LOB: 2 BB: 2 P: 15		1B: 4 2B: 2 3B: 0 HR: 0 SF: 0 SAC: 2 DP: 1 HBP: 0		WP: 0 PB: 0 SB: 1 CS: 1 PA: 33			

	AB	26
	R	4
	H	5
	RBI	1
	BB	5
	SO	4
	LOB	10

PITCHER		IP	WLS	BF	H	R	ER	SO	BB	IBB	HBP	BLK	WP	HR	S	P	ERA	WHIP
Jim Bunning, R ERA: 4.46	(1, 1)	7.0	L	30	5	4	1	3	4	1	0	0	0	0	31	51	1.29	1.286
Mickey Lolich, L ERA: 3.53	(8, 1)	1.0		3	0	0	0	1	0	0	0	0	0	0	5	5	0.00	0.000

PITCHER	IP	WLS	BF	H	R	ER	SO	BB	IBB	HBP	BLK	WP	HR	S	P	ERA	WHIP

Detroit Tigers @ Kansas City Athletics

Municipal Stadium, Kansas City, MO

Wed Aug 14 1963, 8:05 PM EDT

Att. 7,733 - Unknown

TOP

livebaseballscorecards.com

Batter	1	2	3	4	5	6	7	8	9	AB	R	H	RBI	BB	SO	LOB
Bill Bruton, L (1, 8) OBP: 0.321, SLG: 0.371	K		1B 1-2 1B	1-3 2-H 1B			CS BB		1-H 2-H HR	4	2	3	4	1	1	0
Dick McAuliffe, L (1, 6) OBP: 0.332, SLG: 0.381	F5		BB 1B 1-3 2-H 1B	F7			K 1-2		1-3	5	0	1	0	0	1	4
Al Kaline, R (1, 9) OBP: 0.378, SLG: 0.507	F2		BB 1-2 3-H 1B		L6-3		L7		L9	5	0	1	1	0	0	1
Rocky Colavito, R (1, 7) OBP: 0.371, SLG: 0.446		G5-3 BB BB	1-2 2-3 BB		G3 1B			F6		2	0	1	0	2	0	0
Norm Cash, L (1, 3) OBP: 0.386, SLG: 0.467		G5-3 1-2 BB	F7		G3 1-2			6-3		3	0	0	0	1	0	4
Bubba Phillips, R (1, 5) OBP: 0.272, SLG: 0.309		G5-3 1-2 2-3f		HBP 1B	F7			F7		4	1	1	0	0	0	3
Gus Triandos, R (1, 2) OBP: 0.310, SLG: 0.402		F6		K		F8			FC1-6 1B	4	0	1	0	0	1	2
George Thomas, R (9, PR) OBP: 0.282, SLG: 0.355										0	0	0	0	0	0	0
Mike Roarke, R (9, 2) OBP: 0.379, SLG: 0.357										0	0	0	0	0	0	0
George Smith, R (1, 4) OBP: 0.333, SLG: 0.400			F9	1B 1-2 HBP		F9			FC1-6 1-2f BB HR	3	1	0	0	0	0	1
Phil Regan, R (1, 1) OBP: 0.233, SLG: 0.256			1B 1B BB	K		K			HR 1-2 BB	2	0	0	0	1	2	2
Gates Brown, L (9, PH) OBP: 0.308, SLG: 0.333										0	1	0	0	1	0	0
Terry Fox, R (9, 1)										0	0	0	0	0	0	0

Inning Stats	1	2	3	4	5	6	7	8	9
R	0	0	1	1	0	0	0	0	3
E	0	0	0	0	0	0	0	0	0
K	1	0	0	2	0	1	1	0	0
S	5	2	5	9	4	5	4	3	5
H	0	0	3	2	1	0	0	0	2
LOB	0	1	3	2	1	0	0	0	1
BB	0	2	2	0	0	0	1	0	1
P	5	10	13	10	4	5	8	3	9

1B	7
2B	0
3B	0
HR	1
SF	0
SAC	0
DP	1
HBP	1
WP	0
PB	0
SB	0
CS	1
PA	39

AB	32
R	5
H	8
RBI	5
BB	6
SO	5
LOB	17

PITCHER	IP	WLS	BF	H	R	ER	SO	BB	IBB	HBP	BLK	WP	HR	S	P	ERA	WHIP
Moe Drabowsky, R (1, 1) ERA: 3.0	9.0	L	39	8	5	5	5	6	0	1	0	0	1	42	67	5.00	1.556

Batter	1	2	3	4	5	6	7	8	9	AB	R	H	RBI	BB	SO	LOB
Jose Tartabull, L (1, 8) OBP: 0.264, SLG: 0.294	G3		F8			G3		K		4	0	0	0	0	1	0
Wayne Causey, L (1, 6) OBP: 0.350, SLG: 0.426	F6		L9			4-3		1B		4	0	1	0	0	0	0
Jerry Lumpe, L (1, 4) OBP: 0.317, SLG: 0.358	G3			4-3		F7		F7		4	0	0	0	0	0	1
Norm Siebern, L (1, 3) OBP: 0.362, SLG: 0.419		G4-6-3 1B		F7			4-3	L9		4	0	1	0	0	0	1
Manny Jimenez, L (1, 7) OBP: 0.356, SLG: 0.328		G4-6-3 1-2f		FC6-4 1B			1B 1B 2B		F7	4	1	2	0	0	0	1
Ed Charles, R (1, 5) OBP: 0.348, SLG: 0.397		1B		FC6-4 1-2f			5-3 1B 2-3		1-3	4	0	2	0	0	0	1
Gino Cimoli, R (1, 9) OBP: 0.317, SLG: 0.381		K		4-3			5-3 1-2 3-H		4-3	4	0	1	1	0	1	1
Doc Edwards, R (1, 2) OBP: 0.268, SLG: 0.332			6-3	4-3			5-3 1-2 2-3			3	0	0	0	0	0	2
Moe Drabowsky, R (1, 1) OBP: 0.222, SLG: 0.417			HR	F6			6-3			3	1	1	1	0	0	2
Inning Stats	R: 0 H: 0 E: 0 LOB: 0 K: 0 BB: 0 S: 3 P: 3	R: 0 H: 2 E: 0 LOB: 1 K: 1 BB: 0 S: 6 P: 6	R: 1 H: 1 E: 0 LOB: 0 K: 0 BB: 0 S: 4 P: 4	R: 0 H: 1 E: 0 LOB: 1 K: 0 BB: 0 S: 4 P: 4	R: 0 H: 0 E: 0 LOB: 0 K: 0 BB: 0 S: 3 P: 3	R: 0 H: 0 E: 0 LOB: 0 K: 0 BB: 0 S: 3 P: 3	R: 1 H: 3 E: 0 LOB: 2 K: 0 BB: 0 S: 6 P: 6	R: 0 H: 1 E: 0 LOB: 1 K: 1 BB: 0 S: 6 P: 6	R: 0 H: 0 E: 0 LOB: 0 K: 0 BB: 0 S: 3 P: 3	1B: 6 2B: 1 3B: 0 HR: 1	SF: 0 SAC: 0 DP: 1 HBP: 0			WP: 0 PB: 0 SB: 0 CS: 0	PA: 34		

PITCHER		IP	WLS	BF	H	R	ER	SO	BB	IBB	HBP	BLK	WP	HR	S	P	ERA	WHIP
Phil Regan, R ERA: 3.68	(1, 1)	8.0	W	31	8	2	2	2	0	0	0	0	0	1	35	35	2.25	1.000
Terry Fox, R ERA: 3.71	(9, 1)	1.0	S	3	0	0	0	0	0	0	0	0	0	0	3	3	0.00	0.000

PITCHER	IP	WLS	BF	H	R	ER	SO	BB	IBB	HBP	BLK	WP	HR	S	P	ERA	WHIP

BOTTOM

Detroit Tigers @ Kansas City Athletics

Municipal Stadium, Kansas City, MO

Wed Aug 14 1963, 8:05 PM EDT

Att. 7,733 - Unknown

livebaseballscorecards.com

AB	34
R	2
H	8
RBI	2
BB	0
SO	2
LOB	9

Batter	1	2	3	4	5	6	7	8	9	AB	R	H	RBI	BB	SO	LOB
Bill Bruton, L (1, 8) OBP: 0.325, SLG: 0.374	F9		S 1B 2-H 1B	E8 1-H 2-H 1B		2B 1B		F7		5	3	3	2	0	0	1
Dick McAuliffe, L (1, 6) OBP: 0.335, SLG: 0.386	4-3		CS 1-H 1B	6-3		1-H 2B		E 1-3 1B		5	0	3	2	0	0	0
Al Kaline, R (1, 9) OBP: 0.378, SLG: 0.506 Gates Brown, L (5, 7) OBP: 0.317, SLG: 0.343	L6-3		CS 1-2	1B 1B 1B L7		4-3		E9 1-3 3-H 1B		3 2	1 0	1 1	0 1	0 0	0 0	0 1
Rocky Colavito, R (1, 7) (5, 9) OBP: 0.369, SLG: 0.443		4-3	SH5-3 1B 1-3 1B		F3		L7	F7		5	1	1	0	0	0	2
Norm Cash, L (1, 3) OBP: 0.384, SLG: 0.464		G3	SH5-3 1-2 3-H 1B		F9		E6 FC1-4		F4	5	1	1	1	0	0	0
Bubba Phillips, R (1, 5) OBP: 0.272, SLG: 0.308		F8	SH5-3 1-2 2-3		1B		FC1-4 1-2f		F2	4	0	1	0	0	0	1
Gus Triandos, R (1, 2) OBP: 0.308, SLG: 0.395			5-3	1B 1B IBB	F8		F7		F5	4	1	0	0	1	0	2
Don Wert, R (1, 4) OBP: 0.324, SLG: 0.359			SH3 1B 1B	E 1-3 2-H 3-H 1B		F7		1B E 1B		4	3	3	2	0	0	0
Hank Aguirre, R (1, 1) OBP: 0.179, SLG: 0.204			SH3 1-2	E E 1-2 3-H 1B		K		K		3	1	1	1	0	2	1
Inning Stats	R: 0 H: 0 E: 0 LOB: 0 K: 0 BB: 0 S: 3 P: 3	R: 0 H: 0 E: 0 LOB: 0 K: 0 BB: 0 S: 3 P: 3	R: 2 H: 3 E: 0 LOB: 0 K: 0 BB: 0 S: 5 P: 5	R: 7 H: 6 E: 1 LOB: 0 K: 0 BB: 1 S: 9 P: 13	R: 0 H: 1 E: 0 LOB: 1 K: 0 BB: 0 S: 4 P: 4	R: 1 H: 2 E: 0 LOB: 1 K: 1 BB: 0 S: 7 P: 7	R: 0 H: 0 E: 1 LOB: 1 K: 0 BB: 0 S: 4 P: 4	R: 1 H: 3 E: 1 LOB: 2 K: 1 BB: 0 S: 8 P: 8	R: 0 H: 0 E: 0 LOB: 0 K: 0 BB: 0 S: 3 P: 3	1B: 14 SF: 0 2B: 1 SAC: 2 3B: 0 DP: 0 HR: 0 HBP: 0						

TOP

Detroit Tigers @ Kansas City Athletics

Municipal Stadium, Kansas City, MO

Thu Aug 15 1963, 4:33 AM EDT

Att. 4,820 - Unknown

livebaseballscorecards.com

AB	40
R	11
H	15
RBI	9
BB	1
SO	2
LOB	8

WP: 0 PA: 44
PB: 0
SB: 1
CS: 1

PITCHER		IP	WLS	BF	H	R	ER	SO	BB	IBB	HBP	BLK	WP	HR	S	P	ERA	WHIP
Diego Segui, R ERA: 4.02	(1, 1)	3.1	L	16	6	6	6	0	0	1	0	0	0	0	15	19	16.20	1.800
Bill Fischer, R ERA: 3.33	(4, 1)	1.2		9	4	3	1	0	0	0	0	0	0	0	9	9	5.40	2.400
Tom Sturdivant, R ERA: 4.92	(6, 1)	4.0		18	5	2	2	2	0	0	0	0	0	0	22	22	4.50	1.250

PITCHER	IP	WLS	BF	H	R	ER	SO	BB	IBB	HBP	BLK	WP	HR	S	P	ERA	WHIP

BOTTOM

Detroit Tigers @ Kansas City Athletics

Municipal Stadium, Kansas City, MO

Thu Aug 15 1963, 4:33 AM EDT

Att. 4,820 - Unknown

livebaseballscorecards.com

Batter	1	2	3	4	5	6	7	8	9	AB	R	H	RBI	BB	SO	LOB
Gino Cimoli, R (1, 9) OBP: 0.319, SLG: 0.383	5-3		1-3		2B		BB			3	1	1	0	1	0	0
Wayne Causey, L (1, 6) Jose Tartabull, L (8, 8) OBP: 0.264, SLG: 0.294	3-1		K		1B		G4-6-3			4	0	1	0	0	1	1
					2-3		1-2f			0	0	0	0	0	0	0
Ed Charles, R (1, 5) OBP: 0.347, SLG: 0.396	K		1B		F9			5-3		1	0	0	0	0	1	0
Sammy Esposito, R (3, PH) OBP: 0.208, SLG: 0.143 (4, 5) (8, 6)										3	0	1	0	0	0	2
Norm Siebern, L (1, 3) OBP: 0.364, SLG: 0.420		FC3-6 1B	4-3		1-2 3-H 1B			G3		4	0	2	1	0	0	1
Manny Jimenez, L (1, 7) OBP: 0.338, SLG: 0.308		FC3-6 E 1B 1-2f	4-3		F8			4-3		4	0	0	0	0	0	3
Doc Edwards, R (1, 2) OBP: 0.272, SLG: 0.335		E5 1-3 1B	F8		F8			FC6-4 1B		4	0	2	0	0	0	0
Jerry Lumpe, L (1, 4) OBP: 0.318, SLG: 0.359 Tony La Russa, R (5, 4)		F7	FC5-4 1B		F8			F3		2	0	1	0	0	0	2
										2	0	0	0	0	0	1
Bobby Del Greco, R (1, 8) OBP: 0.299, SLG: 0.315 (8, 5)		BB	FC5-4 1-2f		F8			K		3	0	0	0	1	1	2
Diego Segui, R (1, 1) OBP: 0.217, SLG: 0.244 Bill Fischer, R (4, 1) OBP: 0.333, SLG: 0.091 Chuck Essegian, R (5, PH) OBP: 0.278, SLG: 0.333 Tom Sturdivant, L (6, 1) Ken Harrelson, R (9, PH) OBP: 0.309, SLG: 0.392		F8			5-3		6-3		FC6-4 1-2f	1	0	0	0	0	0	3
										0	0	0	0	0	0	0
										1	0	0	0	0	0	0
										1	0	0	0	0	0	0
										1	0	0	0	0	0	1
Inning Stats	R: 0 E: 0 K: 1 S: 5 H: 0 LOB: 0 BB: 0 P: 5	R: 0 E: 1 K: 0 S: 5 H: 2 LOB: 3 BB: 1 P: 9	R: 0 E: 0 K: 1 S: 6 H: 1 LOB: 1 BB: 0 P: 6	R: 0 E: 0 K: 0 S: 4 H: 1 LOB: 1 BB: 0 P: 4	R: 1 E: 0 K: 0 S: 6 H: 3 LOB: 2 BB: 0 P: 6	R: 0 E: 0 K: 0 S: 3 H: 0 LOB: 0 BB: 0 P: 3	R: 0 E: 0 K: 0 S: 2 H: 0 LOB: 0 BB: 1 P: 6	R: 0 E: 0 K: 0 S: 3 H: 0 LOB: 0 BB: 0 P: 3	R: 0 E: 0 K: 1 S: 6 H: 1 LOB: 1 BB: 0 P: 6	1B: 7 2B: 1 3B: 0 HR: 0	SF: 0 SAC: 0 DP: 1 HBP: 0			WP: 0 PB: 0 SB: 0 CS: 0	PA: 36		

PITCHER	IP	WLS	BF	H	R	ER	SO	BB	IBB	HBP	BLK	WP	HR	S	P	ERA	WHIP
Hank Aguirre, L (1, 1) ERA: 3.93	9.0	W	36	8	1	1	3	2	0	0	0	0	0	40	48	1.00	1.111

PITCHER	IP	WLS	BF	H	R	ER	SO	BB	IBB	HBP	BLK	WP	HR	S	P	ERA	WHIP

AB	34
R	1
H	8
RBI	1
BB	2
SO	3
LOB	16

Baltimore Orioles @ Kansas City Athletics

Municipal Stadium, Kansas City, MO

Fri Aug 16 1963, 8:05 PM EDT
Att. 9,004 - Unknown

livebaseballscorecards.com

Batter	1	2	3	4	5	6	7	8	9	AB	R	H	RBI	BB	SO	LOB
Luis Aparicio, R (1, 6) OBP: 0.293, SLG: 0.339	F8	F9		1-3 2-H 2B		E S 1B			6-3	5	0	2	1	0	0	2
Russ Snyder, L (1, 8) (9, 7) OBP: 0.336, SLG: 0.369	S 1B		K	4-3		6-3 1-3			G3-6-1 1B	5	0	2	0	0	1	3
Boog Powell, L (1, 7) OBP: 0.323, SLG: 0.481	K 1-2		6-3		F6		G4-6-3 1B		G3-6-1 1-2f	5	0	1	0	0	1	2
Bob Saverine, S (9, 8) OBP: 0.311, SLG: 0.226										0	0	0	0	0	0	0
Jim Gentile, L (1, 3) OBP: 0.352, SLG: 0.446	F2		K		HR		G4-6-3 1-2f			4	1	1	1	0	1	2
Jackie Brandt, R (1, 9) OBP: 0.295, SLG: 0.374		K		2B 1B	K2-3		F9			4	1	1	0	0	2	0
Brooks Robinson, R (1, 5) OBP: 0.315, SLG: 0.369		1B 2B		1-H 2B 2B	1B			3-1		4	2	3	1	0	0	0
Dick Brown, R (1, 2) OBP: 0.311, SLG: 0.355		L4		K	K			1B		4	0	1	0	0	2	3
Jerry Adair, R (1, 4) OBP: 0.237, SLG: 0.347		BB 2-H 1B		L7		F7		F8		4	0	1	1	0	0	2
Dave McNally, R (1, 1)		1-2 BB		2B BB		F8		F6		1	0	0	0	2	0	0
Stu Miller, R (6, 1) OBP: 0.357, SLG: 0.571										1	0	0	0	0	0	1

Inning Stats	1	2	3	4	5	6	7	8	9		
	R: 0 H: 1 E: 0 LOB: 1 K: 1 BB: 0 S: 6 P: 6	R: 1 H: 2 E: 0 LOB: 2 K: 1 BB: 1 S: 7 P: 11	R: 0 H: 0 E: 0 LOB: 0 K: 2 BB: 0 S: 7 P: 7	R: 2 H: 3 E: 0 LOB: 2 K: 1 BB: 1 S: 8 P: 12	R: 1 H: 2 E: 0 LOB: 1 K: 2 BB: 0 S: 9 P: 9	R: 0 H: 1 E: 0 LOB: 1 K: 0 BB: 0 S: 4 P: 4	R: 0 H: 1 E: 0 LOB: 0 K: 0 BB: 0 S: 3 P: 3	R: 0 H: 1 E: 0 LOB: 1 K: 0 BB: 0 S: 4 P: 4	R: 0 H: 1 E: 0 LOB: 0 K: 0 BB: 0 S: 3 P: 3	1B: 8 SF: 0 2B: 3 SAC: 0 3B: 0 DP: 2 HR: 1 HBP: 0	WP: 0 PA: 39 PB: 0 SB: 2 CS: 0

PITCHER		IP	WLS	BF	H	R	ER	SO	BB	IBB	HBP	BLK	WP	HR	S	P	ERA	WHIP
Orlando Pena, R ERA: 3.69	(1, 1)	6.0	L	29	9	4	4	7	2	0	0	0	0	1	41	49	6.00	1.833
Ted Bowsfield, L ERA: 4.73	(7, 1)	3.0		10	3	0	0	0	0	0	0	0	0	0	10	10	0.00	1.000

PITCHER	IP	WLS	BF	H	R	ER	SO	BB	IBB	HBP	BLK	WP	HR	S	P	ERA	WHIP

Batter	1	2	3	4	5	6	7	8	9	AB	R	H	RBI	BB	SO	LOB
Gino Cimoli, R (1, 9) OBP: 0.322, SLG: 0.383	G6-4-3 1B 1B		BBBB 4-0 FC5-4 BB		4-3	F9			BBBB 4-0 FC4-6 BB	3	0	1	0	2	0	1
Wayne Causey, L (1, 6) OBP: 0.348, SLG: 0.421	0-0 G6-4-3 1-2 1B		0-0 ① FC5-4 1B 1-2f 1B		0-0 ② 6-3		0-0 ① F9		0-0 ② FC4-6 1-2f	5	1	1	0	0	0	2
Manny Jimenez, L (1, 7) OBP: 0.350, SLG: 0.313 Ken Harrelson, R (5, PR) OBP: 0.306, SLG: 0.388 (6, 7)	0-0 ①② G6-4-3 1-2f 2-3		0-0 1B 1-2 1B		H 1-0 HBP		SSS 0-3 ② K		SSS 0-3 ③ K	2 2	0 0	1 0	0 0	0 0	0 2	2 1
Norm Siebern, L (1, 3) OBP: 0.363, SLG: 0.418	0-0 ③ G3		0-0 ② FC6-4 1-3 2-H 1B		0-0 ③ L9		0-0 ③ L3			4	0	1	1	0	0	2
Doc Edwards, R (1, 2) OBP: 0.271, SLG: 0.333		SSS 0-3 ① K	0-0 ③ FC6-4 1-2f			0-0 1B 2B 1B		0-0 ① 5-3		4	1	1	0	0	1	1
Jerry Lumpe, L (1, 4) OBP: 0.324, SLG: 0.362		BBBB 4-0 BB BB		0-0 1B		0-0 2B SF7 1-2 1B		BBBB 4-0 BB BB		2	1	2	0	2	0	0
Bobby Del Greco, R (1, 8) OBP: 0.298, SLG: 0.311	0-0 ② F4		0-0 ① F9		0-0 ① F4			BBBB 4-0 G4-6-3 1-2 BB		3	0	0	0	1	0	4
Sammy Esposito, R (1, 5) OBP: 0.250, SLG: 0.208		BBBB 4-0 1-2 BB		0-0 ② F8		0-0 1-3 2-H 2B		0-0 ②③ G4-6-3 1-2f		3	0	1	1	1	0	3
Orlando Pena, R (1, 1) OBP: 0.240, SLG: 0.222 Chuck Essegian, R (6, PH) OBP: 0.278, SLG: 0.333 Charlie Lau, L (6, PH) OBP: 0.331, SLG: 0.381 Ted Bowsfield, R (7, 1) OBP: 0.182, SLG: 0.105 Jose Tartabull, L (9, PH) OBP: 0.262, SLG: 0.292	0-0 ③ F7		SSS 0-3 ③ K		0-0 ② SF7 3-H				0-0 ① 6-3	2 0 0 0 1	0 0 0 0 0	0 0 0 0 0	0 0 1 0 0	0 0 0 0 0	1 0 0 0 0	3 0 0 0 0
Inning Stats	R: 0 E: 0 K: 0 S: 4 H: 2 LOB: 1 BB: 0 P: 4	R: 0 E: 0 K: 1 S: 5 H: 0 LOB: 2 BB: 2 P: 13	R: 1 E: 0 K: 0 S: 4 H: 2 LOB: 1 BB: 1 P: 8	R: 0 E: 0 K: 1 S: 6 H: 1 LOB: 1 BB: 0 P: 6	R: 0 E: 0 K: 0 S: 3 H: 0 LOB: 1 BB: 0 P: 4	R: 2 E: 0 K: 0 S: 6 H: 3 LOB: 1 BB: 0 P: 6	R: 0 E: 0 K: 1 S: 5 H: 0 LOB: 0 BB: 0 P: 5	R: 0 E: 0 K: 0 S: 2 H: 0 LOB: 1 BB: 2 P: 10	R: 0 E: 0 K: 1 S: 5 H: 0 LOB: 1 BB: 1 P: 9	1B: 7 2B: 1 3B: 0 HR: 0	SF: 1 SAC: 0 DP: 2 HBP: 1						

PITCHER	IP	WLS	BF	H	R	ER	SO	BB	IBB	HBP	BLK	WP	HR	S	P	ERA	WHIP
Dave McNally, L (1, 1) ERA: 4.83	5.1	W	26	8	3	3	2	3	0	1	0	0	0	26	39	5.06	2.062
Stu Miller, R (6, 1) ERA: 2.4	3.2	S	13	0	0	0	2	3	0	0	0	0	0	14	26	0.00	0.818

PITCHER	IP	WLS	BF	H	R	ER	SO	BB	IBB	HBP	BLK	WP	HR	S	P	ERA	WHIP

BOTTOM

Baltimore Orioles @ Kansas City Athletics

Municipal Stadium, Kansas City, MO

Fri Aug 16 1963, 8:05 PM EDT

Att. 9,004 - Unknown

livebaseballscorecards.com

AB	31
R	3
H	8
RBI	3
BB	6
SO	4
LOB	19

Baltimore Orioles @ Kansas City Athletics

Municipal Stadium, Kansas City, MO

Sat Aug 17 1963, 8:05 PM EDT

Att. 9,867 - Unknown

TOP

livebaseballscorecards.com

Batter	1	2	3	4	5	6	7	8	9	AB	R	H	RBI	BB	SO	LOB
Luis Aparicio, R (1, 6) OBP: 0.290, SLG: 0.335	6-3		K		E6 SH1-3 S 1B	F8			4-3	5	1	0	0	0	1	2
Russ Snyder, L (1, 8) (7, 7) OBP: 0.335, SLG: 0.367	K		1B HR 1B 1-2		SH1-3 1-3		F8		4-3	4	1	1	0	0	1	0
Boog Powell, L (1, 7) OBP: 0.327, SLG: 0.486	2B		HR 1B 1-3 2-H		2B 1B 3-H		F4			4	2	3	2	0	0	0
Bob Saverine, S (7, 8) OBP: 0.311, SLG: 0.226										0	0	0	0	0	0	0
Jim Gentile, L (1, 3) OBP: 0.349, SLG: 0.442	F8		K		F5		F2			4	0	0	0	0	1	4
Jackie Brandt, R (1, 9) OBP: 0.300, SLG: 0.390		S 1B	HR 1-H 3-H		2B 1-H			6-3		4	1	3	4	0	0	0
Brooks Robinson, R (1, 5) OBP: 0.313, SLG: 0.366		5-3 1-2	F8		4-3			5-3		4	0	0	0	0	0	2
Dick Brown, R (1, 2) OBP: 0.303, SLG: 0.345		F5		5-3	K			E5		4	0	0	0	0	1	1
Jerry Adair, R (1, 4) OBP: 0.237, SLG: 0.346		4-3		F6	FC3-6 1B			1-3		4	0	1	0	0	0	2
Steve Barber, L (1, 1) OBP: 0.164, SLG: 0.211			1B 1B 1B	G3	FC3-6 1-2f					3	1	1	0	0	0	1
Fred Valentine, S (9, PH) OBP: 0.435, SLG: 0.333									1B	1	0	1	0	0	0	0
Dick Hall, R (9, 1) OBP: 0.429, SLG: 0.619										0	0	0	0	0	0	0
Inning Stats	R: 0 E: 0 K: 1 S: 6 H: 1 LOB: 1 BB: 0 P: 6	R: 0 E: 0 K: 0 S: 4 H: 1 LOB: 1 BB: 0 P: 4	R: 4 E: 0 K: 2 S: 11 H: 4 LOB: 0 BB: 0 P: 11	R: 0 E: 0 K: 0 S: 3 H: 0 LOB: 0 BB: 0 P: 3	R: 2 E: 1 K: 0 S: 6 H: 2 LOB: 1 BB: 0 P: 6	R: 0 E: 0 K: 1 S: 6 H: 1 LOB: 1 BB: 0 P: 6	R: 0 E: 0 K: 0 S: 3 H: 0 LOB: 0 BB: 0 P: 3	R: 0 E: 1 K: 0 S: 4 H: 0 LOB: 1 BB: 0 P: 4	R: 0 E: 0 K: 0 S: 3 H: 1 LOB: 0 BB: 0 P: 3	1B: 7 2B: 2 3B: 0 HR: 1 SF: 0 SAC: 1 DP: 0 HBP: 0	WP: 0 PB: 0 SB: 2 CS: 0 PA: 38					

	AB	37
	R	6
	H	10
	RBI	6
	BB	0
	SO	4
	LOB	12

PITCHER		IP	WLS	BF	H	R	ER	SO	BB	IBB	HBP	BLK	WP	HR	S	P	ERA	WHIP
Ed Rakow, R ERA: 3.99	(1, 1)	4.0	L	18	6	4	4	3	0	0	0	0	0	1	24	24	9.00	1.500
Bill Fischer, R ERA: 3.24	(5, 1)	2.0		10	3	2	0	1	0	0	0	0	0	0	12	12	0.00	1.500
Tom Sturdivant, R ERA: 4.79	(7, 1)	2.0		7	0	0	0	0	0	0	0	0	0	0	7	7	0.00	0.000
John Wyatt, R ERA: 2.54	(9, 1)	1.0		3	1	0	0	0	0	0	0	0	0	0	3	3	0.00	1.000

PITCHER		IP	WLS	BF	H	R	ER	SO	BB	IBB	HBP	BLK	WP	HR	S	P	ERA	WHIP

Batter	1	2	3	4	5	6	7	8	9	AB	R	H	RBI	BB	SO	LOB
Gino Cimoli, R (1, 9) OBP: 0.323, SLG: 0.381	4-3		1B	3-1		6-3		BB		4	0	1	0	1	0	4
Wayne Causey, L (1, 6) OBP: 0.346, SLG: 0.419	K		F6		1B		F4	4-3		5	0	1	0	0	1	4
Ed Charles, R (1, 5) OBP: 0.346, SLG: 0.394	K		5-3		1B		5-3		K	5	0	1	0	0	2	1
Norm Siebern, L (1, 3) OBP: 0.361, SLG: 0.415		4-3		3-1	K		1B		F5	5	0	1	0	0	1	2
Doc Edwards, R (1, 2) OBP: 0.270, SLG: 0.330		4-3		2B 1B	L8		F9		F7	5	1	1	0	0	0	3
Jerry Lumpe, L (1, 4) OBP: 0.323, SLG: 0.359		1B BB		F6	K			F8		3	0	0	0	1	1	3
Ken Harrelson, R (1, 7) OBP: 0.310, SLG: 0.396		1-2 1B		1B 1-3 2B		5-3		6-3		4	0	2	0	0	0	0
Bobby Del Greco, R (1, 8) OBP: 0.297, SLG: 0.310		F9		BB 2-3 3-H 1B		5-3		E5 BB		4	0	1	1	0	0	2
Ed Rakow, S (1, 1) OBP: 0.173, SLG: 0.125			5-3							1	0	0	0	0	0	0
Chuck Essegian, R (4, PH) OBP: 0.267, SLG: 0.333										0	0	0	0	1	0	0
Bill Fischer, R (5, 1) OBP: 0.333, SLG: 0.091										0	0	0	0	0	0	0
Tony La Russa, R (6, PH) OBP: 0.333, SLG: 1.000										1	0	1	0	0	0	0
Tom Sturdivant, L (7, 1)										0	0	0	0	0	0	0
Manny Jimenez, L (8, PH) OBP: 0.358, SLG: 0.313										0	0	0	0	1	0	0
Jose Tartabull, L (8, PR) OBP: 0.262, SLG: 0.292										0	0	0	0	0	0	0
John Wyatt, R (9, 1)						3B		BB		0	0	0	0	0	0	0
Inning Stats	R: 0 E: 0 K: 2 S: 7 H: 0 LOB: 0 BB: 0 P: 7	R: 0 E: 0 K: 0 S: 4 H: 1 LOB: 2 BB: 1 P: 8	R: 0 E: 0 K: 0 S: 4 H: 1 LOB: 1 BB: 0 P: 4	R: 1 E: 0 K: 0 S: 6 H: 3 LOB: 3 BB: 1 P: 10	R: 0 E: 0 K: 2 S: 9 H: 2 LOB: 2 BB: 0 P: 9	R: 0 E: 0 K: 0 S: 4 H: 1 LOB: 1 BB: 0 P: 4	R: 0 E: 0 K: 0 S: 4 H: 1 LOB: 1 BB: 0 P: 4	R: 0 E: 1 K: 0 S: 4 H: 0 LOB: 3 BB: 2 P: 12	R: 0 E: 0 K: 1 S: 5 H: 0 LOB: 0 BB: 0 P: 5	1B: 7 2B: 1 3B: 1 HR: 0 SF: 0 SAC: 0 DP: 0 HBP: 0						

PITCHER		IP	WLS	BF	H	R	ER	SO	BB	IBB	HBP	BLK	WP	HR	S	P	ERA	WHIP
Steve Barber, L ERA: 2.47	(1, 1)	8.0	W	38	9	1	1	4	4	0	0	0	0	0	42	58	1.12	1.625
Dick Hall, R ERA: 3.72	(9, 1)	1.0	S	3	0	0	0	1	0	0	0	0	0	0	5	5	0.00	0.000

PITCHER	IP	WLS	BF	H	R	ER	SO	BB	IBB	HBP	BLK	WP	HR	S	P	ERA	WHIP

BOTTOM

Baltimore Orioles @ Kansas City Athletics

Municipal Stadium, Kansas City, MO

Sat Aug 17 1963, 8:05 PM EDT

Att. 9,867 - Unknown

livebaseballscorecards.com

AB	37
R	1
H	9
RBI	1
BB	4
SO	5
LOB	19

WP: 0 PB: 0 SB: 0 CS: 0 PA: 41

Batter	1	2	3	4	5	6	7	8	9	AB	R	H	RBI	BB	SO	LOB
Luis Aparicio, R (1, 6) OBP: 0.291, SLG: 0.336	F8		FC5-4 1-2f		5-3		1B		1B 1-2 1B	5	0	2	0	0	0	3
Russ Snyder, L (1, 8) OBP: 0.331, SLG: 0.361	G3			F7	F6	F8			F7	5	0	0	0	0	0	5
Boog Powell, L (1, 7) OBP: 0.333, SLG: 0.491	1-3			4-1 1B	1B 1B			HR 1B 1B	FC5-4 1-3 2-H 1B	5	1	4	1	0	0	0
Jim Gentile, L (1, 3) OBP: 0.348, SLG: 0.439		F2		4-1 1-2	1-3 1B			F6 S S S	K	5	0	1	0	0	1	4
Jackie Brandt, R (1, 9) OBP: 0.301, SLG: 0.388		S S S K		B B B B BB	F6			HR 1-2 1B	FC5-4 1-2f	4	1	1	0	1	1	4
Brooks Robinson, R (1, 5) OBP: 0.312, SLG: 0.371		5-3		F9	F9			1-H 2-H HR		4	1	1	3	0	0	4
Dick Brown, R (1, 2) OBP: 0.301, SLG: 0.338			B B B B FC5-4 BB		F2	4-3		6-3		3	0	0	0	1	0	2
Jerry Adair, R (1, 4) OBP: 0.237, SLG: 0.344			F3		2B 1B		5-3	6-3		4	0	1	0	0	0	1
Robin Roberts, S (1, 1) OBP: 0.240, SLG: 0.240 George Brunet, R (2, 1) Fred Valentine, S (3, PH) OBP: 0.333, SLG: 0.415 Mike McCormick, L (3, 1) OBP: 0.188, SLG: 0.250 Bob Johnson, R (5, PH) OBP: 0.273, SLG: 0.440 Herman Starrette, R (5, 1) Al Smith, R (7, PH) OBP: 0.343, SLG: 0.418 Wes Stock, R (7, 1) John Orsino, R (8, PH) OBP: 0.343, SLG: 0.458 Milt Pappas, R (9, PH) OBP: 0.136, SLG: 0.161			F8		1-3 2B		4-3		1B 1B 1B	0 0 1 0 1 0 0 1 0 1	0 0 0 0 0 0 0 0 1 0	0 0 0 0 1 0 0 0 0 0	0 0 0 0 0 0 0 0 0 0	0 0 0 0 0 0 0 0 0 0	0 0 1 0 0 0 0 0 0 0	0 0 0 0 1 0 0 0 0 0
Inning Stats	R: 0 E: 0 K: 0 S: 3 H: 0 LOB: 0 BB: 0 P: 3	R: 0 E: 0 K: 1 S: 5 H: 0 LOB: 0 BB: 0 P: 5	R: 0 E: 0 K: 0 S: 3 H: 0 LOB: 1 BB: 1 P: 7	R: 0 E: 0 K: 0 S: 4 H: 1 LOB: 2 BB: 1 P: 8	R: 0 E: 0 K: 0 S: 5 H: 2 LOB: 2 BB: 0 P: 5	R: 0 E: 0 K: 0 S: 5 H: 2 LOB: 2 BB: 0 P: 5	R: 0 E: 0 K: 0 S: 4 H: 1 LOB: 1 BB: 0 P: 4	R: 3 E: 0 K: 0 S: 6 H: 3 LOB: 0 BB: 0 P: 6	R: 1 E: 0 K: 1 S: 8 H: 3 LOB: 2 BB: 0 P: 8	1B: 10 2B: 1 3B: 0 HR: 1 SF: 0 SAC: 0 DP: 0 HBP: 0						

PITCHER		IP	WLS	BF	H	R	ER	SO	BB	IBB	HBP	BLK	WP	HR	S	P	ERA	WHIP
Dave Wickersham, R ERA: 4.11	(1, 1)	8.0	W	36	10	4	4	1	2	0	0	0	0	1	36	44	4.50	1.500
John Wyatt, R ERA: 2.53	(9, 1)	0.1		3	2	0	0	0	0	0	0	0	0	0	3	3	0.00	6.000
Ted Bowsfield, L ERA: 4.7	(9, 1)	0.2	S	2	0	0	0	1	0	0	0	0	0	0	4	4	0.00	0.000

PITCHER	IP	WLS	BF	H	R	ER	SO	BB	IBB	HBP	BLK	WP	HR	S	P	ERA	WHIP

TOP

Baltimore Orioles @ Kansas City Athletics

Municipal Stadium, Kansas City, MO

Sun Aug 18 1963, 4:33 AM EDT

Att. 5,669 - Unknown

livebaseballscorecards.com

AB	39
R	4
H	12
RBI	4
BB	2
SO	2
LOB	24

WP: 0	PA: 41		
PB: 0			
SB: 0			
CS: 0			

Batter	1	2	3	4	5	6	7	8	9	AB	R	H	RBI	BB	SO	LOB
Jose Tartabull, L (1, 8) OBP: 0.275, SLG: 0.300	0-0 S 2B 1B	0-0 ① L7		B B B B 4-0 BB		0-0 WP 1B				3	1	2	0	1	0	2
Wayne Causey, L (1, 6) OBP: 0.343, SLG: 0.415	S S S 0-3 ① K 1-2	0-0 ② F8		0-0 ③ F6		0-0 ③ L6 1-2				4	0	0	0	0	1	5
Norm Siebern, L (1, 3) OBP: 0.360, SLG: 0.416	0-0 2B 2-H 2B	0-0 ③ FC4-6 1-2f			S S S 0-3 ① K		0-0 ① F2			4	1	1	1	0	1	2
Manny Jimenez, L (1, 7) OBP: 0.365, SLG: 0.352	0-0 HR 2-H 2B		0-0 ① G3		0-0 1B 2B		0-0 ② G3			4	2	2	1	0	0	0
Ed Charles, R (1, 5) OBP: 0.347, SLG: 0.394	0-0 ② F7		B B B B 4-0 F8 S BB		0-0 2-H 1B		0-0 ③ F9			3	0	1	1	1	0	1
Jerry Lumpe, L (1, 4) OBP: 0.322, SLG: 0.365	0-0 2-H HR		0-0 ② F8 1-3		0-0 ② F8			0-0 ① 4-3		4	1	1	2	0	0	2
Gino Cimoli, R (1, 9) OBP: 0.320, SLG: 0.377	0-0 ③ F3		0-0 ③ 6-3		S S S 0-3 ③ K			0-0 ② 4-3		4	0	0	0	0	1	2
Charlie Lau, L (1, 2) OBP: 0.328, SLG: 0.385		0-0 E 2B		0-0 ① F9		0-0 ① F4		0-0 ③ F9		4	0	1	0	0	0	0
Dave Wickersham, R (1, 1) OBP: 0.164, SLG: 0.150 John Wyatt, R (9, 1) Ted Bowsfield, R (9, 1) OBP: 0.182, SLG: 0.105		0-0 E5 FC4-6 2-3		S S S 0-3 ② K		0-0 ② 6-3				3 0 0	0 0 0	0 0 0	0 0 0	0 0 0	1 0 0	1 0 0
Inning Stats	R: 4 E: 0 K: 1 S: 9 H: 4 LOB: 0 BB: 0 P: 9	R: 0 E: 1 K: 0 S: 5 H: 1 LOB: 2 BB: 0 P: 5	R: 0 E: 0 K: 0 S: 3 H: 0 LOB: 1 BB: 1 P: 7	R: 0 E: 0 K: 1 S: 5 H: 0 LOB: 1 BB: 1 P: 9	R: 1 E: 0 K: 2 S: 9 H: 2 LOB: 1 BB: 0 P: 9	R: 0 E: 0 K: 0 S: 4 H: 1 LOB: 1 BB: 0 P: 4	R: 0 E: 0 K: 0 S: 3 H: 0 LOB: 0 BB: 0 P: 3	R: 0 E: 0 K: 0 S: 3 H: 0 LOB: 0 BB: 0 P: 3		1B: 3 2B: 4 3B: 0 HR: 1	SF: 0 SAC: 0 DP: 0 HBP: 0			WP: 1 PB: 0 SB: 2 CS: 0	PA: 35		

PITCHER		IP	WLS	BF	H	R	ER	SO	BB	IBB	HBP	BLK	WP	HR	S	P	ERA	WHIP
Robin Roberts, R ERA: 3.22	(1, 1)	1.0	L	8	5	4	4	1	0	0	0	0	0	1	10	10	36.00	5.000
George Brunet, L ERA: 6.39	(2, 1)	1.0		4	0	0	0	0	0	0	0	0	0	0	4	4	0.00	0.000
Mike McCormick, L ERA: 4.58	(3, 1)	2.0		8	0	0	0	1	2	0	0	0	0	0	8	16	0.00	1.000
Herman Starrette, R ERA: 3.18	(5, 1)	2.0		9	3	1	1	2	0	0	0	0	1	0	13	13	4.50	1.500
Wes Stock, R ERA: 3.48	(7, 1)	2.0		6	0	0	0	0	0	0	0	0	0	0	6	6	0.00	0.000

PITCHER	IP	WLS	BF	H	R	ER	SO	BB	IBB	HBP	BLK	WP	HR	S	P	ERA	WHIP

BOTTOM

Baltimore Orioles @ Kansas City Athletics

Municipal Stadium, Kansas City, MO

Sun Aug 18 1963, 4:33 AM EDT

Att. 5,669 - Unknown

livebaseballscorecards.com

AB	33
R	5
H	8
RBI	5
BB	2
SO	4
LOB	15

Batter	1	2	3	4	5	6	7	8	9	AB	R	H	RBI	BB	SO	LOB
Don Blasingame, L (1, 4) OBP: 0.290, SLG: 0.262	1-3			BB 1B		F7			F2	4	0	1	0	0	0	0
Dick Phillips, L (1, 3) OBP: 0.284, SLG: 0.328	F8			F9		4-3			4-3	4	0	0	0	0	0	1
Chuck Hinton, R (1, 7) OBP: 0.342, SLG: 0.445	5-3			BBBB 1-2 BB			F3			2	0	0	0	1	0	0
Jim King, L (1, 9) OBP: 0.316, SLG: 0.479		F8		F8			4-3			3	0	0	0	0	0	2
Don Lock, R (1, 8) OBP: 0.338, SLG: 0.456		P6		F9			5-3			3	0	0	0	0	0	2
Don Zimmer, R (1, 5) OBP: 0.296, SLG: 0.465		5-3			SSS K			BBBB 4-0 FC3-6 BB		2	0	0	0	1	1	0
Don Leppert, R (1, 2) OBP: 0.307, SLG: 0.400			F7		6-3			1-2f FC3-6 G6-4-3		2	0	0	0	0	0	0
Cal Neeman, R (6, 2)										1	0	0	0	0	0	1
Ed Brinkman, R (1, 6) OBP: 0.266, SLG: 0.309			1-3		F7			1-2f G6-4-3		3	0	0	0	0	0	1
Claude Osteen, L (1, 1) OBP: 0.192, SLG: 0.160			P5			SSS K			G3	1	0	0	0	0	0	0
Pete Burnside, R (3, 1) OBP: 0.250, SLG: 0.143										1	0	0	0	0	1	0
Bobo Osborne, L (9, PH) OBP: 0.310, SLG: 0.381										1	0	0	0	0	0	0
Inning Stats	R: 0 H: 0 E: 0 LOB: 0 K: 0 BB: 0 S: 3 P: 3	R: 0 H: 0 E: 0 LOB: 0 K: 0 BB: 0 S: 3 P: 3	R: 0 H: 0 E: 0 LOB: 0 K: 0 BB: 0 S: 3 P: 3	R: 0 H: 1 E: 0 LOB: 2 K: 0 BB: 1 S: 4 P: 8	R: 0 H: 0 E: 0 LOB: 0 K: 1 BB: 0 S: 5 P: 5	R: 0 H: 0 E: 0 LOB: 0 K: 1 BB: 0 S: 5 P: 5	R: 0 H: 0 E: 0 LOB: 0 K: 0 BB: 0 S: 3 P: 3	R: 0 H: 0 E: 0 LOB: 0 K: 0 BB: 1 S: 2 P: 6	R: 0 H: 0 E: 0 LOB: 0 K: 0 BB: 0 S: 3 P: 3	1B: 1 SF: 0 2B: 0 SAC: 0 3B: 0 DP: 1 HR: 0 HBP: 0						

PITCHER	IP	WLS	BF	H	R	ER	SO	BB	IBB	HBP	BLK	WP	HR	S	P	ERA	WHIP
Moe Drabowsky, R (1, 1) ERA: 2.77	9.0	W	29	1	0	0	2	2	0	0	0	0	0	31	39	0.00	0.333

PITCHER	IP	WLS	BF	H	R	ER	SO	BB	IBB	HBP	BLK	WP	HR	S	P	ERA	WHIP

TOP

Washington Senators @ Kansas City Athletics

Municipal Stadium, Kansas City, MO

Tue Aug 20 1963, 8:05 PM EDT

Unknown

livebaseballscorecards.com

AB	27
R	0
H	1
RBI	0
BB	2
SO	2
LOB	7

WP: 0 PA: 29
PB: 0
SB: 0
CS: 0

BOTTOM

Washington Senators @ Kansas City Athletics
Municipal Stadium, Kansas City, MO
Tue Aug 20 1963, 8:05 PM EDT
Unknown

livebaseballscorecards.com

Batter	1	2	3	4	5	6	7	8	9	AB	R	H	RBI	BB	SO	LOB
Gino Cimoli, R (1, 9) OBP: 0.318, SLG: 0.374	4-3	F8		G3 2-3		P5		F8		3	0	0	0	0	0	2
Jose Tartabull, L (6, 8) OBP: 0.271, SLG: 0.296										2	0	0	0	0	0	0
Wayne Causey, L (1, 6) OBP: 0.342, SLG: 0.413	F8		P5	F3		1B		L4		5	0	1	0	0	0	1
Ed Charles, R (1, 5) OBP: 0.347, SLG: 0.399	F9		HR	1B HR BB		F2		S S S K		4	2	1	1	1	1	1
Norm Siebern, L (1, 3) OBP: 0.363, SLG: 0.422		2B 1B	1B 2B	1-3 3-H HR 1B		4-3				4	3	3	1	0	0	1
Doc Edwards, R (1, 2) OBP: 0.278, SLG: 0.356		1B 1-H 1B 2B	2-H 1B 1B	1-H 3-H HR			F3			4	2	3	5	0	0	0
Jerry Lumpe, L (1, 4) OBP: 0.326, SLG: 0.373		E 2-3 1B 1B	1-2 1B	F5			3B			4	0	3	0	0	0	0
Sammy Esposito, R (8, 4) OBP: 0.250, SLG: 0.208										0	0	0	0	0	0	0
Ken Harrelson, R (1, 7) OBP: 0.314, SLG: 0.399		PB 1-H SF9 3-H 1B	F7		G6-4-3 1B		F9			4	1	2	1	0	0	3
Bobby Del Greco, R (1, 8) (6, 9) OBP: 0.297, SLG: 0.307		SF9 2-H	F7		G6-4-3 1-2f		B B B B FC5-4 BB			2	0	0	1	1	0	3
Moe Drabowsky, R (1, 1) OBP: 0.250, SLG: 0.475				G3 1B 2B	S S S K		FC5-4 1-2f			4	1	2	0	0	1	2
Inning Stats	R: 0 E: 0 K: 0 S: 3 H: 0 LOB: 0 BB: 0 P: 3	R: 3 E: 0 K: 0 S: 7 H: 5 LOB: 1 BB: 0 P: 7	R: 2 E: 0 K: 0 S: 7 H: 4 LOB: 2 BB: 0 P: 7	R: 4 E: 0 K: 0 S: 6 H: 3 LOB: 0 BB: 1 P: 10	R: 0 E: 0 K: 1 S: 5 H: 1 LOB: 0 BB: 0 P: 5	R: 0 E: 0 K: 0 S: 4 H: 1 LOB: 1 BB: 0 P: 4	R: 0 E: 0 K: 0 S: 4 H: 1 LOB: 2 BB: 1 P: 8	R: 0 E: 0 K: 1 S: 5 H: 0 LOB: 0 BB: 0 P: 5		1B: 8 2B: 4 3B: 1 HR: 2 SF: 1 SAC: 0 DP: 1 HBP: 0					

	AB	36
	R	9
	H	15
	RBI	9
	BB	2
	SO	2
	LOB	13

WP: 0 PB: 1 SB: 0 CS: 0 PA: 39

PITCHER		IP	WLS	BF	H	R	ER	SO	BB	IBB	HBP	BLK	WP	HR	S	P	ERA	WHIP
Claude Osteen, L ERA: 3.71	(1, 1)	2.1	L	14	8	5	5	0	0	0	0	0	0	1	14	14	19.29	3.429
Pete Burnside, L ERA: 4.86	(3, 1)	5.2		25	7	4	4	2	2	0	0	0	0	1	27	35	6.35	1.588

PITCHER	IP	WLS	BF	H	R	ER	SO	BB	IBB	HBP	BLK	WP	HR	S	P	ERA	WHIP

TOP

Washington Senators @ Kansas City Athletics
Municipal Stadium, Kansas City, MO
Tue Aug 20 1963, 8:05 PM EDT
Att. 10,276 - Unknown

livebaseballscorecards.com

Batter	1	2	3	4	5	6	7	8	9	10	11	12	13	14	AB	R	H	RBI	BB	SO	LOB
Don Blasingame, L (1, 4) OBP: 0.295, SLG: 0.288	2B		P6		2-H 3-H 3B		K		1B			G3		1-3	7	0	3	2	0	1	1
Dick Phillips, L (1, 3) OBP: 0.286, SLG: 0.330	P4			4-3	0-3 BB		1-H 1B 2B		F2			P1			5	1	1	1	1	0	2
Chuck Hinton, R (1, 7) OBP: 0.344, SLG: 0.444	F8			1B E 1B	1-2f 9-3		BB 1B		F2			1B			5	1	2	0	1	0	4
Jim King, L (1, 9) OBP: 0.317, SLG: 0.477	F9			1-3 1B		F9	1-3 2-H 1B			K		6-3			6	0	2	1	0	1	2
Don Lock, R (1, 8) OBP: 0.333, SLG: 0.449		F7		L5 3-H		6-3	5-3			F3			6-3		6	0	0	0	0	0	3
Don Zimmer, R (1, 5) OBP: 0.293, SLG: 0.457		6-3		K		WP 1B		F2		5-3			F9		6	0	1	0	0	1	1
Don Leppert, R (1, 2) OBP: 0.303, SLG: 0.392		5-3			SH3 E 3B 1B	K2-3 1-2		F7			1-3		F2		6	1	1	0	0	1	1
Ed Brinkman, R (1, 6) OBP: 0.263, SLG: 0.305			F9		E4 SH3 1-2 3B		F7	K			F9			4-3	5	1	0	0	0	1	1
Minnie Minoso, R (14, PH) OBP: 0.325, SLG: 0.327															1	0	0	0	0	0	0
Chuck Cottier, R (14, 6) OBP: 0.254, SLG: 0.327															0	0	0	0	0	0	0
Jim Duckworth, R (1, 1)			K		SH3 1-2 2-3		2B 1B		L6-3		K			3-1	1	0	0	0	0	1	0
Ed Roebuck, R (4, 1) OBP: 0.333, SLG: 0.333															0	0	0	0	0	0	0
Bobo Osborne, L (7, PH) OBP: 0.312, SLG: 0.383															1	1	1	0	0	0	0
Ron Kline, R (7, 1) OBP: 0.125, SLG: 0.375															2	0	0	0	0	1	0
Ken Retzer, L (14, PH) OBP: 1.270, SLG: 0.292															1	0	0	0	0	0	0
Don Rudolph, L (14, 1) OBP: 0.200, SLG: 0.214															0	0	0	0	0	0	0
Inning Stats	R: 0 E: 0 K: 0 S: 4 H: 1 LOB: 1 BB: 0 P: 4	R: 0 E: 0 K: 0 S: 3 H: 0 LOB: 0 BB: 0 P: 3	R: 0 E: 0 K: 1 S: 5 H: 0 LOB: 0 BB: 0 P: 5	R: 1 E: 1 K: 1 S: 7 H: 2 LOB: 1 BB: 0 P: 7	R: 2 E: 1 K: 0 S: 5 H: 2 LOB: 1 BB: 1 P: 9	R: 0 E: 0 K: 1 S: 6 H: 1 LOB: 1 BB: 0 P: 6	R: 2 E: 0 K: 1 S: 8 H: 3 LOB: 2 BB: 1 P: 12	R: 0 E: 0 K: 1 S: 5 H: 0 LOB: 0 BB: 0 P: 5	R: 0 E: 0 K: 0 S: 4 H: 1 LOB: 1 BB: 0 P: 4	R: 0 E: 0 K: 1 S: 5 H: 0 LOB: 0 BB: 0 P: 5	R: 0 E: 0 K: 1 S: 5 H: 0 LOB: 0 BB: 0 P: 5	R: 0 E: 0 K: 0 S: 4 H: 1 LOB: 1 BB: 0 P: 4	R: 0 E: 0 K: 0 S: 3 H: 0 LOB: 0 BB: 0 P: 3	R: 0 E: 0 K: 0 S: 3 H: 0 LOB: 0 BB: 0 P: 3	1B: 8 2B: 3 3B: 1 HR: 0	SF: 0 SAC: 1 DP: 1 HBP: 0	WP: 1 PB: 0 SB: 0 CS: 0	PA: 55

	AB	52
	R	5
	H	11
	RBI	4
	BB	2
	SO	7
	LOB	15

PITCHER	IP	WLS	BF	H	R	ER	SO	BB	IBB	HBP	BLK	WP	HR	S	P	ERA	WHIP
Tom Sturdivant, R (1, 1) ERA: 4.73	6.2		29	8	5	3	4	1	0	0	0	1	0	36	40	4.05	1.350
John Wyatt, R (7, 1) ERA: 2.44	2.1		10	2	0	0	1	1	0	0	0	0	0	11	15	0.00	1.286
Ted Bowsfield, L (10, 1) ERA: 4.6	2.0		6	0	0	0	2	0	0	0	0	0	0	10	10	0.00	0.000
Dave Wickersham, R (12, 1) ERA: 4.04	3.0	W	10	1	0	0	0	0	0	0	0	0	0	10	10	0.00	0.333

PITCHER	IP	WLS	BF	H	R	ER	SO	BB	IBB	HBP	BLK	WP	HR	S	P	ERA	WHIP

BOTTOM

Washington Senators @ Kansas City Athletics
Municipal Stadium, Kansas City, MO
Tue Aug 20 1963, 8:05 PM EDT
Att. 10,276 - Unknown

livebaseballscorecards.com

Batter	1	2	3	4	5	6	7	8	9	10	11	12	13	14	AB	R	H	RBI	BB	SO	LOB
Jose Tartabull, L (1, 8) OBP: 0.267, SLG: 0.297	F2	1-3 2B		4-3		K			F7		F5			SH3-4 1-2	6	0	1	0	0	1	3
Wayne Causey, L (1, 6) OBP: 0.339, SLG: 0.409	5-3	F8			1B FC3-6 1B		4-3		6-3			F9		K	7	1	1	0	0	1	4
Jerry Lumpe, L (1, 4) OBP: 0.331, SLG: 0.383	HR BB		F7 1B		1-3 FC3-6 1B		L1-3			4-3		FC4-6 1B		2-H HR	6	2	4	2	1	0	0
Norm Siebern, L (1, 3) OBP: 0.365, SLG: 0.428	1-H HR		1-2 F7		1-2f FC3-6 1B 3-H		BB			G4-6-3 BB		FC4-6 1-2f			4	2	1	3	2	0	3
Charlie Lau, L (1, 2) OBP: 0.321, SLG: 0.382	2B		F8		F9		4-3			G4-6-3 1-2f		F9			6	0	1	0	0	0	4
Ed Charles, R (1, 5) OBP: 0.349, SLG: 0.399	K			3B BB	2-H 1B			K			4-3		3-4 1B		5	1	2	1	1	2	1
Gino Cimoli, R (1, 9) OBP: 0.320, SLG: 0.380		FC1-6 1B		1-H 3B	6-3			G4-3 BB			F9		F9		5	0	2	1	1	0	2
Ken Harrelson, R (1, 7) OBP: 0.311, SLG: 0.393		F9		F8		F8		G4-3 1-2f			BB 1B		3-4 1-2f		5	0	1	0	0	0	3
Tony La Russa, R (11, PR) OBP: 0.333, SLG: 1.000															0	0	0	0	0	0	0
Bobby Del Greco, R (12, 7) OBP: 0.295, SLG: 0.306															1	0	0	0	0	0	1
Tom Sturdivant, L (1, 1)		FC1-6 2B 1-2f		K2-3		L8			4-3		BB 1-2			SH3-4 HR BB	3	0	0	0	0	1	2
John Wyatt, R (7, 1)															0	0	0	0	0	0	0
Manny Jimenez, L (9, PH) OBP: 0.190, SLG: 0.347															1	0	0	0	0	0	0
Ted Bowsfield, R (10, 1) OBP: 0.182, SLG: 0.205															0	0	0	0	0	0	0
Chuck Essegian, R (11, PH) OBP: 0.294, SLG: 0.333															0	0	0	1	0	0	0
Dave Wickersham, R (12, 1) OBP: 0.164, SLG: 0.150															0	0	0	0	0	0	0
Doc Edwards, R (14, PH) OBP: 0.351, SLG: 0.356															0	0	0	1	0	0	0
Sammy Esposito, R (14, PR) OBP: 0.220, SLG: 0.228															0	1	0	0	0	0	0
Inning Stats	R: 2 E: 0 K: 1 S: 7	H: 2 LOB: 1 BB: 1 P: 11	R: 0 E: 0 K: 0 S: 5	H: 2 LOB: 2 BB: 0 P: 5	R: 0 E: 0 K: 0 S: 3	H: 1 LOB: 0 BB: 0 P: 3	R: 1 E: 0 K: 1 S: 6	H: 1 LOB: 1 BB: 1 P: 10	R: 2 E: 1 K: 0 S: 6	H: 3 LOB: 1 BB: 0 P: 6	R: 0 E: 0 K: 1 S: 5	H: 0 LOB: 0 BB: 0 P: 5	R: 0 E: 0 K: 0 S: 3	H: 0 LOB: 1 BB: 1 P: 7	R: 0 E: 0 K: 1 S: 4	H: 0 LOB: 0 BB: 1 P: 8	R: 0 E: 0 K: 0 S: 3	H: 0 LOB: 0 BB: 0 P: 3	R: 0 E: 0 K: 0 S: 2	H: 0 LOB: 0 BB: 1 P: 6	R: 0 E: 0 K: 0 S: 4	H: 1 LOB: 2 BB: 1 P: 8	R: 0 E: 0 K: 0 S: 4	H: 1 LOB: 1 BB: 0 P: 4	R: 0 E: 0 K: 0 S: 3	H: 1 LOB: 0 BB: 0 P: 3	R: 2 E: 0 K: 1 S: 5	H: 1 LOB: 1 BB: 1 P: 9	1B: 8 2B: 3 3B: 1 HR: 2	SF: 0 SAC: 1 DP: 3 HBP: 0	WP: 0 PB: 0 SB: 0 CS: 0	PA: 57

PITCHER		IP	WLS	BF	H	R	ER	SO	BB	IBB	HBP	BLK	WP	HR	S	P	ERA	WHIP
Jim Duckworth, R ERA: 5.07	(1, 1)	3.0		16	6	3	3	1	2	0	0	0	0	1	16	24	9.00	2.667
Ed Roebuck, R ERA: 3.72	(4, 1)	3.0		12	3	2	1	2	0	0	0	0	0	0	16	16	3.00	1.000
Ron Kline, R ERA: 2.66	(7, 1)	7.0		25	3	0	0	1	4	0	0	0	0	0	23	39	0.00	1.000
Don Rudolph, L ERA: 3.9	(14, 1)	0.2	L	4	1	2	2	1	1	0	0	0	0	1	5	9	27.00	3.000

PITCHER	IP	WLS	BF	H	R	ER	SO	BB	IBB	HBP	BLK	WP	HR	S	P	ERA	WHIP

AB	49
R	7
H	13
RBI	7
BB	7
SO	5
LOB	23

Batter	1	2	3	4	5	6	7	8	9	AB	R	H	RBI	BB	SO	LOB
Don Blasingame, L (1, 4) OBP: 0.293, SLG: 0.286	G3 1B		6-3		F5		4-3		F8	5	0	1	0	0	0	3
Minnie Minoso, R (1, 7) OBP: 0.320, SLG: 0.320	G3 1-2		4-3			P4		5-3	6-3	5	0	0	0	0	0	1
Jim King, L (1, 9) OBP: 0.315, SLG: 0.479	L3			L9		4-3		1B 3B	K	5	1	1	0	0	1	1
Don Lock, R (1, 8) OBP: 0.335, SLG: 0.458	F7			HR		L5		G3 HR 1B 3-H		4	2	2	2	0	0	1
Bobo Osborne, L (1, 3) OBP: 0.309, SLG: 0.378		P5		F7			F8	G3 1-2		4	0	0	0	0	0	1
Don Zimmer, R (1, 5) OBP: 0.296, SLG: 0.472		K		K			1B 1B 1B	HR 2-H		4	2	2	2	0	2	0
Ken Retzer, L (1, 2) OBP: 0.280, SLG: 0.303		1B			F8		1B 1-2 1B	E 1B		4	0	3	0	0	0	0
Chuck Cottier, R (1, 6) OBP: 0.257, SLG: 0.327		K			BB		1B 1-2 2-H	E6 1-2		3	0	1	1	1	1	2
Ron Moeller, L (1, 1) OBP: 0.250, SLG: 0.250			F8		K 1-2		P6	P4		2	0	0	0	0	1	1
Dick Phillips, L (7, PH) OBP: 0.284, SLG: 0.328										1	0	0	0	0	0	2
Ed Roebuck, R (7, 1) OBP: 0.300, SLG: 0.300										1	0	0	0	0	0	2
Inning Stats	R: 0 E: 0 K: 0 S: 4 H: 1 LOB: 1 BB: 0 P: 4	R: 0 E: 0 K: 2 S: 8 H: 1 LOB: 1 BB: 0 P: 8	R: 0 E: 0 K: 0 S: 3 H: 0 LOB: 0 BB: 0 P: 3	R: 1 E: 0 K: 1 S: 6 H: 1 LOB: 0 BB: 0 P: 6	R: 0 E: 0 K: 1 S: 5 H: 0 LOB: 1 BB: 1 P: 9	R: 0 E: 0 K: 0 S: 3 H: 0 LOB: 0 BB: 0 P: 3	R: 1 E: 0 K: 0 S: 6 H: 3 LOB: 2 BB: 0 P: 6	R: 3 E: 1 K: 0 S: 8 H: 4 LOB: 2 BB: 0 P: 8	R: 0 E: 0 K: 1 S: 5 H: 0 LOB: 0 BB: 0 P: 5	1B: 7 2B: 0 3B: 1 HR: 2 SF: 0 SAC: 0 DP: 0 HBP: 0						

PITCHER	IP	WLS	BF	H	R	ER	SO	BB	IBB	HBP	BLK	WP	HR	S	P	ERA	WHIP
Orlando Pena, R (1, 1) ERA: 3.74	7.1	L	31	8	4	4	4	1	0	0	0	0	1	38	42	4.91	1.227
John Wyatt, R (8, 1) ERA: 2.55	0.2		5	2	1	1	0	0	0	0	0	0	1	5	5	13.50	3.000
Pete Lovrich, R (9, 1) ERA: 5.19	1.0		3	0	0	0	1	0	0	0	0	0	0	5	5	0.00	0.000

PITCHER	IP	WLS	BF	H	R	ER	SO	BB	IBB	HBP	BLK	WP	HR	S	P	ERA	WHIP

TOP

Washington Senators @ Kansas City Athletics

Municipal Stadium, Kansas City, MO

Wed Aug 21 1963, 8:05 PM EDT

Att. 5,425 - Unknown

livebaseballscorecards.com

AB	38
R	5
H	10
RBI	5
BB	1
SO	5
LOB	14

WP: 0 PB: 0 SB: 1 CS: 0 PA: 39

Batter	1	2	3	4	5	6	7	8	9	AB	R	H	RBI	BB	SO	LOB
Gino Cimoli, R (1, 9) OBP: 0.322, SLG: 0.383	5-3		5-3		2B			FC1-2 BB 1B		4	0	2	0	0	0	0
Wayne Causey, L (1, 6) OBP: 0.341, SLG: 0.408	G3		FC4-6 1B		4-3			1-2 2-3 FC1-2 BB		3	0	1	0	1	0	1
Ed Charles, R (1, 5) OBP: 0.348, SLG: 0.396	S BB		FC4-6 1-2f			5-3		FC1-2 1-2 2-3 3-Hf		3	0	0	0	1	0	4
Norm Siebern, L (1, 3) OBP: 0.364, SLG: 0.428	K 1-2			1B 2B		F9		P6		4	1	1	0	0	1	4
Doc Edwards, R (1, 2) OBP: 0.281, SLG: 0.354		FC5-4 1B		5-3		F7		K		4	0	1	0	0	1	4
Jerry Lumpe, L (1, 4) OBP: 0.333, SLG: 0.384		P5		G6-4-3 2-H 1B			F7		FC4-6 1B 1B	4	0	2	1	0	0	1
Ken Harrelson, R (1, 7) OBP: 0.310, SLG: 0.390		K		G6-4-3 1-2f			G3		FC4-6 1-2 1B	4	0	1	0	0	1	2
Bobby Del Greco, R (1, 8) OBP: 0.292, SLG: 0.302		FC5-4 1-2f			F8		5-3		FC4-6 G4-6-3 1-2f 2-3	3	0	0	0	0	0	1
Manny Jimenez, L (9, PH) OBP: 0.356, SLG: 0.342										1	0	0	0	0	0	2
Orlando Pena, R (1, 1) OBP: 0.231, SLG: 0.213			6-3		K			BB FC1-2 2B	G4-6-3 1-2f	2	0	0	0	0	1	0
John Wyatt, R (8, 1)										0	0	0	0	0	0	0
Jose Tartabull, L (8, PH) OBP: 0.272, SLG: 0.309										1	0	1	0	0	0	0
Pete Lovrich, R (9, 1)										0	0	0	0	0	0	0
Charlie Lau, L (9, PH) OBP: 0.319, SLG: 0.379										1	0	0	0	0	0	2
Inning Stats	R: 0 E: 0 K: 1 S: 5 H: 0 LOB: 1 BB: 1 P: 9	R: 0 E: 0 K: 1 S: 6 H: 1 LOB: 1 BB: 0 P: 6	R: 0 E: 0 K: 0 S: 4 H: 1 LOB: 1 BB: 0 P: 4	R: 1 E: 0 K: 0 S: 4 H: 2 LOB: 0 BB: 0 P: 4	R: 0 E: 0 K: 1 S: 6 H: 1 LOB: 1 BB: 0 P: 6	R: 0 E: 0 K: 0 S: 3 H: 0 LOB: 0 BB: 0 P: 3	R: 0 E: 0 K: 0 S: 3 H: 0 LOB: 0 BB: 0 P: 3	R: 0 E: 0 K: 1 S: 7 H: 2 LOB: 3 BB: 1 P: 11	R: 0 E: 0 K: 0 S: 4 H: 2 LOB: 1 BB: 0 P: 4	1B: 6 2B: 3 3B: 0 HR: 0	SF: 0 SAC: 0 DP: 2 HBP: 0						

PITCHER		IP	WLS	BF	H	R	ER	SO	BB	IBB	HBP	BLK	WP	HR	S	P	ERA	WHIP
Ron Moeller, L ERA: 3.09	(1, 1)	6.0	W	23	5	1	1	3	1	0	0	0	0	0	28	32	1.50	1.000
Ed Roebuck, R ERA: 3.56	(7, 1)	3.0	S	13	4	0	0	1	1	0	0	0	0	0	14	18	0.00	1.667

PITCHER	IP	WLS	BF	H	R	ER	SO	BB	IBB	HBP	BLK	WP	HR	S	P	ERA	WHIP

BOTTOM

Washington Senators @ Kansas City Athletics
Municipal Stadium, Kansas City, MO
Wed Aug 21 1963, 8:05 PM EDT
Att. 5,425 - Unknown

livebaseballscorecards.com

AB	34
R	1
H	9
RBI	1
BB	2
SO	4
LOB	21

PA: 36

Batter	1	2	3	4	5	6	7	8	9	AB	R	H	RBI	BB	SO	LOB
Don Blasingame, L (1, 4) OBP: 0.286, SLG: 0.279	K2-3		F8			1-3		P6		4	0	0	0	0	1	0
Jim King, L (1, 9) OBP: 0.315, SLG: 0.485	3-1			3-1		HR		F8		4	1	1	1	0	0	0
Chuck Hinton, R (1, 7) OBP: 0.345, SLG: 0.449	F9			L4		1B			6-3	4	1	2	0	0	0	0
Don Lock, R (1, 8) OBP: 0.334, SLG: 0.454		BB FC3-6		5-3		K			6-3	3	0	0	1	1	1	1
Bobo Osborne, L (1, 3) OBP: 0.308, SLG: 0.375		FC3-6			F8		BB G5-4-3		4-3	3	0	0	0	1	0	1
Don Zimmer, R (1, 5) OBP: 0.291, SLG: 0.463		P5			K		G5-4-3		L6	4	0	0	0	0	1	2
Ken Retzer, L (1, 2) OBP: 0.286, SLG: 0.311		F8			2B		BB			2	0	1	0	1	0	1
Chuck Cottier, R (1, 6) OBP: 0.255, SLG: 0.324			K		F8		K			3	0	0	0	0	2	2
Bennie Daniels, L (1, 1) OBP: 0.310, SLG: 0.171 Pete Burnside, R (3, 1) OBP: 0.250, SLG: 0.143 Minnie Minoso, R (6, PH) OBP: 0.319, SLG: 0.319 Jim Duckworth, R (6, 1) Dick Phillips, L (8, PH) OBP: 0.283, SLG: 0.327 Tom Cheney, R (8, 1) OBP: 0.109, SLG: 0.109			4-3			K		6-3		1 0 1 0 1 0	0 0 0 0 0 0	0 0 0 0 0 0	0 0 0 0 0 0	0 0 1 0 0 0	0 0 0 0 0 0	0 0 0 0 0 0

TOP

Washington Senators @ Kansas City Athletics

Municipal Stadium, Kansas City, MO

Thu Aug 22 1963, 8:05 PM EDT

Att. 4,959 - Unknown

livebaseballscorecards.com

AB	30
R	2
H	4
RBI	2
BB	3
SO	6
LOB	7

Inning Stats	1	2	3	4	5	6	7	8	9	1B: 1	SF: 0	WP: 0	PA: 33
	R: 0 E: 0 K: 1 S: 5	H: 0 LOB: 0 BB: 0 P: 5	R: 0 E: 0 K: 0 S: 3	H: 0 LOB: 1 BB: 1 P: 7	R: 0 E: 0 K: 1 S: 5	H: 0 LOB: 0 BB: 0 P: 5	R: 0 E: 0 K: 0 S: 3	H: 0 LOB: 0 BB: 0 P: 3	R: 0 E: 0 K: 1 S: 6	H: 1 LOB: 1 BB: 0 P: 6	R: 1 E: 0 K: 2 S: 9	H: 2 LOB: 1 BB: 0 P: 9	R: 0 E: 0 K: 1 S: 4	H: 0 LOB: 1 BB: 2 P: 12	R: 0 E: 0 K: 0 S: 3	H: 0 LOB: 0 BB: 0 P: 3	R: 1 E: 0 K: 0 S: 4	H: 1 LOB: 0 BB: 0 P: 4	2B: 1 3B: 1 HR: 1	SAC: 0 DP: 1 HBP: 0	PB: 0 SB: 0 CS: 0	

PITCHER		IP	WLS	BF	H	R	ER	SO	BB	IBB	HBP	BLK	WP	HR	S	P	ERA	WHIP
Ed Rakow, R ERA: 3.89	(1, 1)	6.0	W	23	3	1	1	5	2	0	0	0	0	1	31	39	1.50	0.833
Bill Fischer, R ERA: 3.23	(7, 1)	3.0	S	10	1	1	1	1	1	0	0	0	0	0	11	15	3.00	0.667

PITCHER	IP	WLS	BF	H	R	ER	SO	BB	IBB	HBP	BLK	WP	HR	S	P	ERA	WHIP

Batter	1	2	3	4	5	6	7	8	9	AB	R	H	RBI	BB	SO	LOB
Jose Tartabull, L (1, 8) OBP: 0.275, SLG: 0.312	PB 4-3 1B 1B		FC4-6 S E 1-2f	WP S 1B 1B		4-3		F8		5	3	2	0	0	0	1
Wayne Causey, L (1, 6) OBP: 0.344, SLG: 0.411	4-3 1-2		E8 HR 1-H 1B	BB 1-H 1B		G4-6-3 1B				4	1	3	2	0	0	1
Norm Siebern, L (1, 3) OBP: 0.367, SLG: 0.437	FC4-6 2-H 1B		2-H HR	BBB 1-2 BB		G4-6-3 1-2f				3	1	2	3	1	0	1
Manny Jimenez, L (1, 7) OBP: 0.352, SLG: 0.338	FC4-6 FC5-4 1-2f		BB BB SF7 1B	SSS K			E6 G5-4-3			4	1	1	0	0	1	3
Ed Charles, R (1, 5) OBP: 0.348, SLG: 0.394	FC5-4 1-2f		BBBB SF7 BB 1-2 BB	SSS K			G5-4-3 1-2f			3	0	0	0	1	1	4
Jerry Lumpe, L (1, 4) OBP: 0.334, SLG: 0.384		L6 1-2	BBBB SF7 1-2 BB 2-3	4-3			1B			3	0	1	0	1	0	2
Gino Cimoli, R (1, 9) OBP: 0.319, SLG: 0.381		6-3	SF7 1-2 2-3 3-H		6-3		K			3	0	0	1	0	1	1
Doc Edwards, R (1, 2) OBP: 0.280, SLG: 0.350		4-3	IIII FC6-4 IBB		P4			3-1		3	0	0	0	1	0	0
Ed Rakow, S (1, 1) OBP: 0.182, SLG: 0.120 Bill Fischer, R (7, 1) OBP: 0.313, SLG: 0.083		BBB FC4-6 BB FC6-4			F8			SSS K		2 1	0 0	0 0	0 0	1 0	0 1	3 0
Inning Stats	R: 1 E: 0 K: 0 S: 5 H: 2 LOB: 1 BB: 0 P: 5	R: 0 E: 0 K: 0 S: 3 H: 0 LOB: 0 BB: 0 P: 3	R: 4 E: 1 K: 0 S: 6 H: 3 LOB: 3 BB: 4 P: 22	R: 1 E: 0 K: 2 S: 9 H: 2 LOB: 2 BB: 1 P: 13	R: 0 E: 0 K: 0 S: 3 H: 0 LOB: 0 BB: 0 P: 3	R: 0 E: 0 K: 0 S: 3 H: 1 LOB: 0 BB: 0 P: 3	R: 0 E: 1 K: 1 S: 6 H: 1 LOB: 1 BB: 0 P: 6	R: 0 E: 0 K: 1 S: 5 H: 0 LOB: 0 BB: 0 P: 5		1B: 8 2B: 0 3B: 0 HR: 1 SF: 1 SAC: 0 DP: 2 HBP: 0						

PITCHER		IP	WLS	BF	H	R	ER	SO	BB	IBB	HBP	BLK	WP	HR	S	P	ERA	WHIP
Bennie Daniels, R ERA: 4.59	(1, 1)	2.1	L	15	5	5	4	0	3	0	0	0	0	1	12	24	15.43	3.429
Pete Burnside, L ERA: 4.79	(3, 1)	2.2		12	2	1	1	2	1	1	0	0	1	0	14	22	3.38	1.125
Jim Duckworth, R ERA: 4.98	(6, 1)	2.0		7	2	0	0	1	0	0	0	0	0	0	9	9	0.00	1.000
Tom Cheney, R ERA: 2.72	(8, 1)	1.0		3	0	0	0	1	0	0	0	0	0	0	5	5	0.00	0.000

PITCHER		IP	WLS	BF	H	R	ER	SO	BB	IBB	HBP	BLK	WP	HR	S	P	ERA	WHIP

BOTTOM

Washington Senators @ Kansas City Athletics
Municipal Stadium, Kansas City, MO
Thu Aug 22 1963, 8:05 PM EDT
Att. 4,959 - Unknown

livebaseballscorecards.com

AB	31
R	6
H	9
RBI	6
BB	5
SO	4
LOB	16

WP: 1 PB: 1 SB: 2 CS: 0 PA: 37

Kansas City Athletics @ Detroit Tigers

Tiger Stadium, Detroit, MI

Fri Aug 23 1963, 7:05 PM EDT

Unknown

TOP

livebaseballscorecards.com

Batter	1	2	3	4	5	6	7	8	9	AB	R	H	RBI	BB	SO	LOB
Jose Tartabull, L (1, 8) OBP: 0.275, SLG: 0.310	S 1B 1B		6-3			4-3		4-3 1-2 2-3		4	1	1	0	0	0	2
Wayne Causey, L (1, 6) OBP: 0.344, SLG: 0.411	1-H 1B		3-1			3-1		K		3	0	1	1	0	0	0
Bill Fischer, R (6, 1) OBP: 0.294, SLG: 0.077										1	0	0	0	0	1	2
Norm Siebern, L (1, 3) OBP: 0.365, SLG: 0.434	F7			L9			4-3		6-3	3	0	0	0	0	0	1
Ken Harrelson, R (7, 3) OBP: 0.308, SLG: 0.388										1	0	0	0	0	0	0
Manny Jimenez, L (1, 7) OBP: 0.347, SLG: 0.333	F6			G4-6-3 1B			1-3		F7	4	0	1	0	0	0	1
(6, 9)																
Ed Charles, R (1, 5) OBP: 0.346, SLG: 0.391	6-3			G4-6-3 1-2f			E5		HR	3	0	0	0	0	0	2
Bobby Del Greco, R (7, 5) OBP: 0.295, SLG: 0.318										1	1	1	1	0	0	0
Jerry Lumpe, L (1, 4) OBP: 0.333, SLG: 0.382		F6			6-3		K		4-3	2	0	0	0	0	0	0
Tony La Russa, R (6, 4) OBP: 0.200, SLG: 0.600										2	0	0	0	0	1	1
Gino Cimoli, R (1, 9) OBP: 0.317, SLG: 0.379		F8			K			4-3 1B 1B		2	0	0	0	0	1	0
Sammy Esposito, R (6, 6) OBP: 0.276, SLG: 0.240										1	0	1	0	0	0	0
Charlie Lau, L (1, 2) OBP: 0.312, SLG: 0.370		G3			5-3			F7		3	0	0	0	0	0	1
Pete Lovrich, R (1, 1)			6-3			F5		4-3 1-2		0	0	0	0	0	0	0
John Wyatt, R (1, 1)										1	0	0	0	0	0	0
Chuck Essegian, R (6, PH) OBP: 0.286, SLG: 0.335 (6, 7)										2	0	1	0	0	0	0

Inning Stats																																	
	R: 1	E: 0	K: 0	S: 5	H: 2	LOB: 1	BB: 0	P: 5	R: 0	E: 0	K: 0	S: 3	H: 0	LOB: 0	BB: 0	P: 3	R: 0	E: 0	K: 0	S: 3	H: 0	LOB: 0	BB: 0	P: 3	R: 0	E: 0	K: 1	S: 5	H: 0	LOB: 0	BB: 0	P: 5
	R: 0	E: 0	K: 0	S: 3	H: 1	LOB: 0	BB: 0	P: 3	R: 0	E: 0	K: 0	S: 3	H: 0	LOB: 0	BB: 0	P: 3	R: 0	E: 1	K: 1	S: 6	H: 0	LOB: 1	BB: 0	P: 6	R: 0	E: 0	K: 1	S: 7	H: 2	LOB: 2	BB: 0	P: 7
	R: 1	E: 0	K: 0	S: 4	H: 1	LOB: 0	BB: 0	P: 4	1B: 5	2B: 0	3B: 0	HR: 1	SF: 0	SAC: 0	DP: 1	HBP: 0																	

PITCHER	IP	WLS	BF	H	R	ER	SO	BB	IBB	HBP	BLK	WP	HR	S	P	ERA	WHIP
Frank Lary, R (1, 1) ERA: 2.95	9.0	W	33	6	2	2	3	0	0	0	0	0	1	39	39	2.00	0.667

PITCHER	IP	WLS	BF	H	R	ER	SO	BB	IBB	HBP	BLK	WP	HR	S	P	ERA	WHIP

AB	33
R	2
H	6
RBI	2
BB	0
SO	3
LOB	10

WP: 0 PA: 33
PB: 0
SB: 1
CS: 0

Kansas City Athletics @ Detroit Tigers

Tiger Stadium, Detroit, MI

Fri Aug 23 1963, 7:05 PM EDT

Unknown

livebaseballscorecards.com

BOTTOM

Batter	1	2	3	4	5	6	7	8	9	AB	R	H	RBI	BB	SO	LOB
Bill Bruton, L (1, 8) OBP: 0.335, SLG: 0.390	1B S 1B 1B	4-3 ①		F6 ③	3-H 1B		1-2 1B BB	F7 ③		5	2	2	1	1	0	0
Dick McAuliffe, L (1, 6) OBP: 0.335, SLG: 0.383	1-3 1B 1B	CS 1B			BB 2B 4-3		1-3 2-H E 1B			4	3	3	1	1	0	1
Al Kaline, R (1, 9) OBP: 0.382, SLG: 0.506 George Thomas, R (7, 9) OBP: 0.285, SLG: 0.357	1-3 3-H 1B	F2 ②③ 1-2			L7 ① L4 ①		E 1-3 3-H SF8 1B			4 1	1 1	1 1	1 1	0 0	0 0	2 0
Rocky Colavito, R (1, 7) OBP: 0.368, SLG: 0.445	K ①	F3 ①			1-H HR 2B F5 ②		E6 1-3 3-H E			5	2	1	2	0	1	3
Norm Cash, L (1, 3) OBP: 0.382, SLG: 0.478	1B 1B IBB	F5 ②			2-H HR HR		SF8 ② 3-H			3	3	2	4	1	0	0
Don Wert, R (1, 5) OBP: 0.337, SLG: 0.399	1B 1-2 2-H 3-H 1B	HR			4-3 ② E5		E E6 1-H			5	1	2	3	0	0	0
George Smith, R (1, 4) OBP: 0.361, SLG: 0.411	FC5-4 1-2 2-H 1B	5-3 ③			S 3B BB F9 ③		F7 ③ 1-3			4	1	1	1	1	0	2
Bill Freehan, R (1, 2) OBP: 0.328, SLG: 0.358	F8 ②			F3 ①	1-2 3B BB		BB 1B 1B	F5 ①		4	2	1	0	1	0	2
Frank Lary, R (1, 1) OBP: 0.286, SLG: 0.333	FC5-4 ③ 1-2f			K ②	1-H 2-H 1B 3B		F8 ①	6-3 ②		5	1	1	2	0	1	3
Inning Stats	R: 4 E: 0 K: 1 S: 10 H: 5 LOB: 2 BB: 1 P: 14	R: 0 E: 0 K: 0 S: 3 H: 1 LOB: 0 BB: 0 P: 3	R: 1 E: 0 K: 0 S: 4 H: 1 LOB: 0 BB: 0 P: 4	R: 0 E: 0 K: 1 S: 5 H: 0 LOB: 0 BB: 0 P: 5	R: 6 E: 0 K: 0 S: 7 H: 4 LOB: 1 BB: 3 P: 19	R: 1 E: 1 K: 0 S: 5 H: 1 LOB: 1 BB: 0 P: 5	R: 5 E: 3 K: 0 S: 8 H: 3 LOB: 1 BB: 1 P: 12	R: 0 E: 0 K: 0 S: 3 H: 0 LOB: 0 BB: 0 P: 3		1B: 10 2B: 1 3B: 1 HR: 3 SF: 1 SAC: 0 DP: 0 HBP: 0						

AB	40
R	17
H	15
RBI	16
BB	5
SO	2
LOB	13

WP: 0 PA: 46
PB: 0
SB: 2
CS: 1

PITCHER		IP	WLS	BF	H	R	ER	SO	BB	IBB	HBP	BLK	WP	HR	S	P	ERA	WHIP
Pete Lovrich, R ERA: 7.13	(1, 1)	0.1	L	7	5	4	4	1	0	1	0	0	0	0	8	12	108.00	15.000
John Wyatt, R ERA: 3.27	(1, 1)	4.2		22	6	7	7	1	3	0	0	0	0	2	21	33	13.50	1.929
Bill Fischer, R ERA: 3.56	(6, 1)	3.0		17	4	6	4	0	1	0	0	0	0	1	16	20	12.00	1.667

PITCHER	IP	WLS	BF	H	R	ER	SO	BB	IBB	HBP	BLK	WP	HR	S	P	ERA	WHIP

Batter	1	2	3	4	5	6	7	8	9	AB	R	H	RBI	BB	SO	LOB
Jose Tartabull, L (1, 8) OBP: 0.280, SLG: 0.315	F6		G3 1B		FC4-6 1B		G3			4	0	2	0	0	0	1
Wayne Causey, L (1, 6) OBP: 0.341, SLG: 0.407	G3		G3 1-2		FC4-6 1-2f			F5		4	0	0	0	0	0	2
Norm Siebern, L (1, 3) OBP: 0.364, SLG: 0.432	1B		K			L9		F7		4	0	1	0	0	1	1
Manny Jimenez, L (1, 7) OBP: 0.333, SLG: 0.318	4-3			F8		L9		4-3		4	0	0	0	0	0	1
Ed Charles, R (1, 5) OBP: 0.349, SLG: 0.400		K2-5-2 HBP 1B		6-3		BBBB 4-0 CS BB			HR	3	1	2	1	1	0	0
Gino Cimoli, R (1, 9) OBP: 0.319, SLG: 0.378		H 1-0 1-2 HBP		1B		CS 1-2	L9		F9	3	0	1	0	0	0	0
Doc Edwards, R (1, 2) OBP: 0.280, SLG: 0.361		K		L4			HR		K	4	1	1	1	0	2	3
Tony La Russa, R (1, 4) OBP: 0.333, SLG: 0.556		K2-5-2 2-3f			5-3				1B	4	0	2	0	0	1	2
Dave Wickersham, R (1, 1) OBP: 0.159, SLG: 0.145			K		K		L9		1-3	2	0	0	0	0	2	0
Chuck Essegian, R (7, PH) OBP: 0.285, SLG: 0.333										1	0	0	0	0	0	1
Pete Lovrich, R (7, 1)										0	0	0	0	0	0	0
John Wyatt, R (7, 1)										0	0	0	0	0	0	0
Charlie Lau, L (9, PH) OBP: 0.309, SLG: 0.367										1	0	0	0	0	0	1
Inning Stats	R: 0 E: 0 K: 0 S: 4 H: 1 LOB: 1 BB: 0 P: 4	R: 0 E: 0 K: 2 S: 7 H: 1 LOB: 2 BB: 0 P: 8	R: 0 E: 0 K: 2 S: 8 H: 1 LOB: 1 BB: 0 P: 8	R: 0 E: 0 K: 0 S: 4 H: 1 LOB: 1 BB: 0 P: 4	R: 0 E: 0 K: 1 S: 6 H: 1 LOB: 1 BB: 0 P: 6	R: 0 E: 0 K: 0 S: 2 H: 0 LOB: 0 BB: 1 P: 6	R: 1 E: 0 K: 0 S: 5 H: 2 LOB: 1 BB: 0 P: 5	R: 0 E: 0 K: 0 S: 3 H: 0 LOB: 0 BB: 0 P: 3	R: 1 E: 0 K: 1 S: 7 H: 2 LOB: 1 BB: 0 P: 7	1B: 7 2B: 1 3B: 0 HR: 2	SF: 0 SAC: 0 DP: 1 HBP: 1						

PITCHER		IP	WLS	BF	H	R	ER	SO	BB	IBB	HBP	BLK	WP	HR	S	P	ERA	WHIP
Phil Regan, R ERA: 3.74	(1, 1)	9.0	W	36	9	2	2	6	1	0	1	0	0	2	46	51	2.00	1.111

PITCHER	IP	WLS	BF	H	R	ER	SO	BB	IBB	HBP	BLK	WP	HR	S	P	ERA	WHIP

TOP

Kansas City Athletics @ Detroit Tigers

Tiger Stadium, Detroit, MI

Fri Aug 23 1963, 7:05 PM EDT
Att. 16,030 - Unknown

livebaseballscorecards.com

AB	34
R	2
H	9
RBI	2
BB	1
SO	6
LOB	12

Kansas City Athletics @ Detroit Tigers

Tiger Stadium, Detroit, MI

Fri Aug 23 1963, 7:05 PM EDT

Att. 16,030 - Unknown

BOTTOM

Batter	1	2	3	4	5	6	7	8	9	AB	R	H	RBI	BB	SO	LOB
Bill Bruton, L (1, 8) OBP: 0.336, SLG: 0.387	F6		SH1-3, 2B, BB		F8		L7	2B, BB		3	1	0	0	2	0	0
Dick McAuliffe, L (1, 6) OBP: 0.339, SLG: 0.394	4-3		SH1-3 1-2		HR		1B, 1B, BB	1-H, 2B		3	2	2	1	1	0	0
Al Kaline, R (1, 9) OBP: 0.383, SLG: 0.508	L6-3		2-H, 2B		L6-3		1B, 1-2, SF8, 1B			4	0	2	1	0	0	0
George Thomas, R (7, PR) OBP: 0.285, SLG: 0.357 (8, 9)										0	1	0	0	0	0	0
Rocky Colavito, R (1, 7) OBP: 0.371, SLG: 0.450		1B, 2B, 1B	F9			1B, 2B	1-3, 2-H, BB, 1B			4	2	3	1	0	0	1
Norm Cash, L (1, 3) OBP: 0.385, SLG: 0.479		2B, 1-3, 1B	F7			1B, FC6-2, 2-H, 1B	BB, 1-2			3	0	2	1	1	0	1
Bubba Phillips, R (1, 5) OBP: 0.271, SLG: 0.306		F3		G6-4-3, 1B		FC6-2, BB, 2-3, 1B	SF8, 3-H			3	0	2	1	0	0	2
Gus Triandos, R (1, 2) OBP: 0.308, SLG: 0.389		1-3, 3-H, 2B	G6-4-3, 1-2f			FC6-2, 1-2, BB	K			3	0	1	1	1	1	3
George Smith, R (1, 4) OBP: 0.338, SLG: 0.383		G3	F4			FC6-2, G6-3, 1-2, 2-3, 3-Hf		F9		4	0	0	0	0	0	5
Phil Regan, R (1, 1) OBP: 0.213, SLG: 0.233		F4			6-3	G6-3, 1-2f		F3		4	0	0	0	0	0	5
Inning Stats	R: 0 E: 0 K: 0 S: 3 H: 0 LOB: 0 BB: 0 P: 3	R: 1 E: 0 K: 0 S: 6 H: 3 LOB: 2 BB: 0 P: 6	R: 1 E: 0 K: 0 S: 4 H: 1 LOB: 1 BB: 1 P: 8	R: 0 E: 0 K: 0 S: 3 H: 1 LOB: 0 BB: 0 P: 3	R: 1 E: 0 K: 0 S: 4 H: 1 LOB: 0 BB: 0 P: 4	R: 1 E: 0 K: 0 S: 5 H: 3 LOB: 2 BB: 1 P: 9	R: 2 E: 0 K: 1 S: 7 H: 2 LOB: 2 BB: 2 P: 15	R: 0 E: 0 K: 0 S: 3 H: 1 LOB: 2 BB: 1 P: 7		1B: 7 2B: 4 3B: 0 HR: 1	SF: 1 SAC: 1 DP: 2 HBP: 0						

livebaseballscorecards.com

AB	31
R	6
H	12
RBI	6
BB	5
SO	1
LOB	17

WP: 0 PB: 0 SB: 0 CS: 0 PA: 38

PITCHER		IP	WLS	BF	H	R	ER	SO	BB	IBB	HBP	BLK	WP	HR	S	P	ERA	WHIP
Dave Wickersham, R ERA: 4.1	(1, 1)	6.0	L	27	9	4	4	0	2	0	0	0	0	1	25	33	6.00	1.833
Pete Lovrich, R ERA: 8.0	(7, 1)	0.1		5	2	2	2	0	2	0	0	0	0	0	3	11	54.00	12.000
John Wyatt, R ERA: 3.19	(7, 1)	1.2		6	1	0	0	1	1	0	0	0	0	0	7	11	0.00	1.200

PITCHER	IP	WLS	BF	H	R	ER	SO	BB	IBB	HBP	BLK	WP	HR	S	P	ERA	WHIP

Batter	1	2	3	4	5	6	7	8	9	10	11	12	13	AB	R	H	RBI	BB	SO	LOB
Gino Cimoli, R (1, 9) OBP: 0.317, SLG: 0.378	F8		F3	6-3			5-3			SH1-3 2B		F8		6	0	1	0	0	0	1
Wayne Causey, L (1, 6) OBP: 0.343, SLG: 0.408	2B 6-3 1B		HR BB		SH1-3 1B		L9			SH1-3 2-3			L9	4	2	2	0	1	0	0
Ed Charles, R (1, 5) OBP: 0.347, SLG: 0.400	6-3 CS 1-3 2B		F7		SH1-3 1-2			K		L9			6-3	5	0	1	0	0	1	2
Norm Siebern, L (1, 3) OBP: 0.364, SLG: 0.437	6-3 BB		1-H HR		K			3-1		F3			4-3	5	1	1	2	1	1	2
Manny Jimenez, L (1, 7) OBP: 0.337, SLG: 0.322	6-3 1-2 2-3 3-H		1B		F2			1B				L9		5	0	2	1	0	0	3
Jerry Lumpe, L (1, 4) OBP: 0.331, SLG: 0.382	CS 3-H	2B	K			F4		4-3				F6		5	0	1	0	0	1	2
Bobby Del Greco, R (1, 8) OBP: 0.293, SLG: 0.315		K		SH2-4 1B		F8			F7			F3		5	0	1	0	0	1	1
Charlie Lau, L (1, 2) OBP: 0.301, SLG: 0.356		K		SH2-4 1-2		F4			L9				F8	4	0	0	0	0	1	1
Moe Drabowsky, R (1, 1) OBP: 0.222, SLG: 0.422		K		L9	5-3				6-3				K	5	0	0	0	0	2	2
Inning Stats	R: 1 H: 2 E: 0 LOB: 1 K: 0 BB: 1 S: 4 P: 8	R: 0 H: 1 E: 0 LOB: 1 K: 3 BB: 0 S: 10 P: 10	R: 2 H: 2 E: 0 LOB: 1 K: 1 BB: 1 S: 7 P: 11	R: 0 H: 1 E: 0 LOB: 1 K: 0 BB: 0 S: 4 P: 4	R: 0 H: 1 E: 0 LOB: 1 K: 1 BB: 0 S: 6 P: 6	R: 0 H: 0 E: 0 LOB: 0 K: 0 BB: 0 S: 3 P: 3	R: 0 H: 0 E: 0 LOB: 0 K: 0 BB: 0 S: 3 P: 3	R: 0 H: 1 E: 0 LOB: 1 K: 1 BB: 0 S: 6 P: 6	R: 0 H: 0 E: 0 LOB: 0 K: 0 BB: 0 S: 3 P: 3	R: 0 H: 1 E: 0 LOB: 1 K: 0 BB: 0 S: 4 P: 4	R: 0 H: 0 E: 0 LOB: 0 K: 0 BB: 0 S: 3 P: 3	R: 0 H: 0 E: 0 LOB: 0 K: 1 BB: 0 S: 5 P: 5	R: 0 H: 0 E: 0 LOB: 0 K: 0 BB: 0 S: 3 P: 3	1B: 5 SF: 0 2B: 3 SAC: 3 3B: 0 DP: 0 HR: 1 HBP: 0						

PITCHER		IP	WLS	BF	H	R	ER	SO	BB	IBB	HBP	BLK	WP	HR	S	P	ERA	WHIP
Mickey Lolich, L ERA: 3.78	(1, 1)	3.0		16	6	3	3	4	2	0	0	0	0	1	22	30	9.00	2.667
Don Mossi, L ERA: 3.79	(4, 1)	10.0	W	33	3	0	0	3	0	0	0	0	0	0	39	39	0.00	0.300

PITCHER	IP	WLS	BF	H	R	ER	SO	BB	IBB	HBP	BLK	WP	HR	S	P	ERA	WHIP

TOP

Kansas City Athletics @ Detroit Tigers

Tiger Stadium, Detroit, MI

Sat Aug 24 1963, 4:33 AM EDT

Att. 5,716 - Unknown

livebaseballscorecards.com

AB	44
R	3
H	9
RBI	3
BB	2
SO	7
LOB	14

BOTTOM

Kansas City Athletics @ Detroit Tigers

Tiger Stadium, Detroit, MI

Sat Aug 24 1963, 4:33 AM EDT

Att. 5,716 - Unknown

livebaseballscorecards.com

Batter	1	2	3	4	5	6	7	8	9	10	11	12	13	AB	R	H	RBI	BB	SO	LOB
Bill Bruton, L (1, 8) OBP: 0.336, SLG: 0.386	1-3	G3			G4-6-3 1B		4-3			F8			BB 1B 1B	6	1	2	0	0	0	1
Dick McAuliffe, L (1, 6) OBP: 0.339, SLG: 0.391	HR BB	F9			G4-6-3 1-2f			5-3			3-1		1B 1-2 BB	4	1	0	0	2	0	2
Al Kaline, R (1, 9) OBP: 0.384, SLG: 0.516	1-H HR		L7		L5-3			L5-3			F9 2B		1-2 2-H 1B	6	1	3	3	0	0	0
Rocky Colavito, R (1, 7) OBP: 0.371, SLG: 0.448	1B		1-3			6-3		5-3			BB			4	0	1	0	1	0	0
Norm Cash, L (1, 3) OBP: 0.383, SLG: 0.475	F8		K			E 1B			L6		F9 2-3			5	0	1	0	0	1	3
Don Wert, R (1, 5) OBP: 0.328, SLG: 0.387	F7			5-3		E6 G5-4-3 1-2			5-3		K			5	0	0	0	0	1	4
Gus Triandos, R (1, 2) OBP: 0.310, SLG: 0.401		HR		1B		G5-4-3 1-2f			K			F5		5	1	2	1	0	1	2
George Smith, R (1, 4) OBP: 0.329, SLG: 0.359		BB		K			K			F9		F5		4	0	0	0	1	2	1
Mickey Lolich, S (1, 1) OBP: 0.216, SLG: 0.065		1-3 1-3		4-3			K			K		K		1	0	0	0	0	0	1
Don Mossi, L (4, 1) OBP: 0.286, SLG: 0.222														4	0	0	0	0	3	1
Inning Stats	R: 2 H: 2 E: 0 LOB: 1 K: 0 BB: 1 S: 5 P: 9	R: 1 H: 1 E: 0 LOB: 1 K: 0 BB: 1 S: 4 P: 8	R: 0 H: 0 E: 0 LOB: 0 K: 1 BB: 0 S: 5 P: 5	R: 0 H: 1 E: 0 LOB: 1 K: 1 BB: 0 S: 6 P: 6	R: 0 H: 1 E: 0 LOB: 0 K: 0 BB: 0 S: 3 P: 3	R: 0 H: 1 E: 1 LOB: 1 K: 0 BB: 0 S: 4 P: 4	R: 0 H: 0 E: 0 LOB: 0 K: 2 BB: 0 S: 7 P: 7	R: 0 H: 0 E: 0 LOB: 0 K: 0 BB: 0 S: 3 P: 3	R: 0 H: 0 E: 0 LOB: 0 K: 1 BB: 0 S: 5 P: 5	R: 0 H: 0 E: 0 LOB: 0 K: 1 BB: 0 S: 5 P: 5	R: 0 H: 1 E: 0 LOB: 2 K: 1 BB: 1 S: 6 P: 10	R: 0 H: 0 E: 0 LOB: 0 K: 1 BB: 0 S: 5 P: 5	R: 1 H: 2 E: 0 LOB: 2 K: 0 BB: 1 S: 2 P: 6	1B: 6 SF: 0 2B: 1 SAC: 0 3B: 0 DP: 2 HR: 2 HBP: 0						

PITCHER	IP	WLS	BF	H	R	ER	SO	BB	IBB	HBP	BLK	WP	HR	S	P	ERA	WHIP
Moe Drabowsky, R (1, 1) ERA: 2.79	12.0	L	48	9	4	4	8	4	0	0	0	0	2	60	76	3.00	1.083

PITCHER	IP	WLS	BF	H	R	ER	SO	BB	IBB	HBP	BLK	WP	HR	S	P	ERA	WHIP

AB	44
R	4
H	9
RBI	4
BB	4
SO	8
LOB	15

WP: 0 PA: 48
PB: 0
SB: 1
CS: 0

Batter	1	2	3	4	5	6	7	8	9	AB	R	H	RBI	BB	SO	LOB
Gino Cimoli, R (1, 9) OBP: 0.319, SLG: 0.387	4-3 1B		HR	1-3 1B 1B		1-3		5-3 1-2 2-3	L9	6	2	3	1	0	0	5
Wayne Causey, L (1, 6) OBP: 0.347, SLG: 0.408 Tony La Russa, R (7, 6) OBP: 0.400, SLG: 0.556	4-3 1-2		BBBB 2B E BB	BBBB 1B BB		FC6-4 1B		BBBB BB		2 0	1 0	1 0	0 0	2 1	0 0	1 0
Ed Charles, R (1, 5) OBP: 0.346, SLG: 0.400	F7		1-3 E 2B	F6		FC6-4 1-2f		F7		5	1	1	0	0	0	7
Norm Siebern, L (1, 3) OBP: 0.362, SLG: 0.434	4-3		1-3	1-2 2-H 1B			4-3		6-3	5	0	1	1	0	0	3
Jerry Lumpe, L (1, 4) OBP: 0.332, SLG: 0.383		E3 1B	E7 BB 2-H 3-H 1B	F2			4-3		BB 1B 1B 1B	5	1	2	1	0	0	2
Manny Jimenez, L (1, 7) OBP: 0.330, SLG: 0.316		SSS K	L9		4-3		3-1		1B BB 1-2 1B	5	0	1	0	0	1	2
Bobby Del Greco, R (1, 8) OBP: 0.302, SLG: 0.317		1-2 1B	BBBB 1-2 BB		SSS K			H 5-3 1B HBP	BBBB 1-2 2-3 1B BB	2	0	1	0	2	1	0
Charlie Lau, L (1, 2) OBP: 0.297, SLG: 0.350		L9	L7		L9			L9	1-2 2-3 3-H 1B	5	0	1	1	0	0	5
Tom Sturdivant, L (1, 1) Bill Fischer, R (4, 1) OBP: 0.278, SLG: 0.071 Ted Bowsfield, R (6, 1) OBP: 0.182, SLG: 0.105 Pete Lovrich, R (7, 1) Ken Harrelson, R (8, PH) OBP: 0.312, SLG: 0.391 John Wyatt, R (8, 1) Chuck Essegian, R (9, PH) OBP: 0.284, SLG: 0.332		F5		BBBB 1B BB		6-3		SSS 5-3 1-2 1B	K	1 1 0 0 1 0 0	0 0 0 0 0 0 0	0 0 0 0 1 0 0	0 0 0 0 0 0 0	1 0 0 0 0 0 0	0 0 0 0 0 0 0	2 0 0 0 0 0 0
Inning Stats	R: 0 E: 0 K: 0 S: 4 H: 1 LOB: 1 BB: 0 P: 4	R: 0 E: 1 K: 1 S: 7 H: 1 LOB: 2 BB: 0 P: 7	R: 3 E: 1 K: 0 S: 6 H: 3 LOB: 2 BB: 2 P: 14	R: 1 E: 0 K: 0 S: 4 H: 2 LOB: 2 BB: 2 P: 12	R: 0 E: 0 K: 1 S: 5 H: 0 LOB: 0 BB: 0 P: 5	R: 0 E: 0 K: 0 S: 4 H: 1 LOB: 1 BB: 0 P: 4	R: 0 E: 0 K: 0 S: 3 H: 0 LOB: 0 BB: 0 P: 3	R: 0 E: 0 K: 0 S: 4 H: 1 LOB: 3 BB: 1 P: 9	R: 1 E: 0 K: 1 S: 8 H: 3 LOB: 3 BB: 1 P: 12	1B: 10 2B: 1 3B: 0 HR: 1 SF: 0 SAC: 0 DP: 0 HBP: 1						

PITCHER	IP	WLS	BF	H	R	ER	SO	BB	IBB	HBP	BLK	WP	HR	S	P	ERA	WHIP
Hank Aguirre, L (1, 1) ERA: 3.82	2.2		16	5	3	3	1	2	0	0	0	0	1	16	24	10.12	2.625
Mickey Lolich, L (3, 1) ERA: 3.84	0.2		4	1	1	1	0	2	0	0	0	0	0	2	10	13.50	4.500
Terry Fox, R (4, 1) ERA: 3.56	5.0	W	24	6	1	1	1	2	0	1	0	0	0	23	32	1.80	1.600
Fred Gladding, R (9, 1) ERA: 3.55	0.2	S	2	0	0	0	1	0	0	0	0	0	0	4	4	0.00	0.000

PITCHER	IP	WLS	BF	H	R	ER	SO	BB	IBB	HBP	BLK	WP	HR	S	P	ERA	WHIP

Kansas City Athletics @ Detroit Tigers

Tiger Stadium, Detroit, MI

Sun Aug 25 1963, 4:33 AM EDT

Unknown

TOP

livebaseballscorecards.com

AB	39
R	5
H	12
RBI	4
BB	6
SO	3
LOB	30

WP: 0 PB: 0 SB: 0 CS: 0 PA: 46

Batter	1	2	3	4	5	6	7	8	9	AB	R	H	RBI	BB	SO	LOB
Bill Bruton, L (1, 8) OBP: 0.338, SLG: 0.388	CS 1B		3-1 1-2	S 1-2 1B		BB E 1-2 3-H 1B		F8		5	1	3	1	0	0	1
Dick McAuliffe, L (1, 6) OBP: 0.343, SLG: 0.390	L6-4-3 1-2 BB		HR BB	3-1 1-2 2-3		IBB E 1B 1-2 2-3 BB		HR BB		1	3	0	0	4	0	2
Al Kaline, R (1, 9) OBP: 0.383, SLG: 0.519 George Thomas, R (9, 9) OBP: 0.285, SLG: 0.357	L6-4-3 1-2		L6		L5-3	L5 IBB 1B 1-2 2-H 3-H		1-H HR		5 0	2 0	1 0	3 0	0 0	0 0	4 0
Rocky Colavito, R (1, 7) OBP: 0.372, SLG: 0.453		6-3	1-H 2-H HR		F7	1B 1B 1-2 2-3 IBB		K		4	1	1	3	1	1	0
Norm Cash, L (1, 3) OBP: 0.390, SLG: 0.486		1B BB	FC5 1B BB		HR	1B 1-2 2-H 3-H 1B		1B BB		2	1	2	3	3	0	0
Don Wert, R (1, 5) OBP: 0.340, SLG: 0.399		5-3 1-3 1B	1-2 1B		F8	1-3 2-H 1B		1-3 1B		5	0	4	0	0	0	0
Bill Freehan, R (1, 2) OBP: 0.329, SLG: 0.356		5-3 1-2	FC5 2-3f			E7 1B 1B 1B		F8 BB		4	1	1	0	1	0	4
George Smith, R (1, 4) OBP: 0.307, SLG: 0.333		F7		K2-3		6-3		5-3 K		5	0	0	0	0	2	6
Hank Aguirre, R (1, 1) OBP: 0.183, SLG: 0.207 Mickey Lolich, S (3, 1) OBP: 0.237, SLG: 0.065 Terry Fox, R (4, 1) OBP: 0.167, SLG: 0.091 Fred Gladding, L (9, 1)			HR 3-1 BB	3-1 1B BB		BB E 1B 2-3 IBB		K		0 0 2 0	0 1 1 0	0 0 1 0	0 0 0 0	0 1 0 0	0 0 1 0	0 0 0 0
Inning Stats	R: 0 E: 0 K: 0 S: 2 H: 1 LOB: 0 BB: 1 P: 6	R: 0 E: 0 K: 0 S: 4 H: 1 LOB: 2 BB: 1 P: 8	R: 3 E: 0 K: 0 S: 5 H: 2 LOB: 2 BB: 3 P: 17	R: 0 E: 0 K: 1 S: 5 H: 1 LOB: 1 BB: 1 P: 9	R: 1 E: 0 K: 0 S: 4 H: 1 LOB: 0 BB: 0 P: 4	R: 5 E: 2 K: 0 S: 7 H: 5 LOB: 2 BB: 2 P: 15	R: 0 E: 0 K: 1 S: 5 H: 0 LOB: 0 BB: 0 P: 5	R: 2 E: 0 K: 2 S: 9 H: 2 LOB: 3 BB: 3 P: 21		1B: 10 2B: 0 3B: 0 HR: 3	SF: 0 SAC: 0 DP: 1 HBP: 0					

PITCHER		IP	WLS	BF	H	R	ER	SO	BB	IBB	HBP	BLK	WP	HR	S	P	ERA	WHIP
Tom Sturdivant, R ERA: 4.86	(1, 1)	3.1		19	5	3	3	1	6	0	0	0	0	1	15	39	8.10	3.300
Bill Fischer, R ERA: 3.8	(4, 1)	2.0	L	8	3	3	3	0	0	0	0	0	0	1	8	8	13.50	1.500
Ted Bowsfield, L ERA: 4.75	(6, 1)	0.2		6	3	3	2	0	1	1	0	0	0	0	4	12	27.00	6.000
Pete Lovrich, R ERA: 7.58	(7, 1)	1.0		3	0	0	0	1	0	0	0	0	0	0	5	5	0.00	0.000
John Wyatt, R ERA: 3.39	(8, 1)	1.0		8	2	2	2	2	3	0	0	0	0	1	9	21	18.00	5.000

PITCHER	IP	WLS	BF	H	R	ER	SO	BB	IBB	HBP	BLK	WP	HR	S	P	ERA	WHIP

BOTTOM

Kansas City Athletics @ Detroit Tigers

Tiger Stadium, Detroit, MI

Sun Aug 25 1963, 4:33 AM EDT

Unknown

livebaseballscorecards.com

AB	33
R	11
H	13
RBI	10
BB	11
SO	4
LOB	17

WP: 0 PB: 0 SB: 1 CS: 1 PA: 44

Kansas City Athletics @ Detroit Tigers

Tiger Stadium, Detroit, MI

Sun Aug 25 1963, 4:38 AM EDT

Att. 12,940 - Unknown

TOP

Batter	1	2	3	4	5	6	7	8	9	AB	R	H	RBI	BB	SO	LOB
Jose Tartabull, L (1, 8) OBP: 0.285, SLG: 0.319	1B		F8		1B			F3		4	1	2	0	0	0	0
Gino Cimoli, R (1, 9) OBP: 0.319, SLG: 0.385	1-3 1B		L9		L9			F8		4	0	1	0	0	0	2
Norm Siebern, L (1, 3) OBP: 0.359, SLG: 0.430	F5		F7			F8			L9	4	0	0	0	0	0	2
Manny Jimenez, L (1, 7) OBP: 0.336, SLG: 0.333	1-2 3-H 1B			SSS K		F7			2B	4	1	2	1	0	1	0
Jerry Lumpe, L (1, 4) OBP: 0.330, SLG: 0.379	F8			4-3		F6			F3	4	0	0	0	0	0	3
Ed Charles, R (1, 5) OBP: 0.345, SLG: 0.400	F7			5-3			F5		2-H 1B	4	1	1	1	0	0	2
Charlie Lau, L (1, 2) OBP: 0.303, SLG: 0.355		F3			1B SH1-4 1B		4-3		FC4-6 2-H 1B	4	0	2	1	0	0	0
Tony La Russa, R (1, 6) OBP: 0.333, SLG: 0.455 Doc Edwards, R (9, PH) OBP: 0.279, SLG: 0.359		6-3			SH1-4 1-2		F4		FC4-6 1-2f	2 1	0 0	0 0	0 0	0 0	0 0	0 1
Orlando Pena, R (1, 1) OBP: 0.222, SLG: 0.204 Chuck Essegian, R (8, PH) OBP: 0.283, SLG: 0.330 Ted Bowsfield, R (8, 1) OBP: 0.182, SLG: 0.105		5-3			6-3			6-3		2 1 0	0 0 0	0 0 0	0 0 0	0 0 0	0 0 0	1 0 0
Inning Stats	R: 1 E: 0 K: 0 S: 6 H: 3 LOB: 2 BB: 0 P: 6	R: 0 E: 0 K: 0 S: 3 H: 0 LOB: 0 BB: 0 P: 3	R: 0 E: 0 K: 0 S: 3 H: 0 LOB: 0 BB: 0 P: 3	R: 0 E: 0 K: 1 S: 5 H: 0 LOB: 0 BB: 0 P: 5	R: 0 E: 0 K: 0 S: 5 H: 2 LOB: 2 BB: 0 P: 5	R: 0 E: 0 K: 0 S: 3 H: 0 LOB: 0 BB: 0 P: 3	R: 0 E: 0 K: 0 S: 3 H: 0 LOB: 0 BB: 0 P: 3	R: 0 E: 0 K: 0 S: 3 H: 0 LOB: 0 BB: 0 P: 3	R: 2 E: 0 K: 0 S: 6 H: 3 LOB: 1 BB: 0 P: 6	1B: 6 2B: 2 3B: 0 HR: 0	SF: 0 SAC: 1 DP: 0 HBP: 0						

livebaseballscorecards.com

	AB	34
	R	3
	H	8
	RBI	3
	BB	0
	SO	1
	LOB	11

PITCHER		IP	WLS	BF	H	R	ER	SO	BB	IBB	HBP	BLK	WP	HR	S	P	ERA	WHIP
Jim Bunning, R ERA: 4.4	(1, 1)	8.2	W	34	8	3	3	1	0	0	0	0	0	0	36	36	3.12	0.923
Fred Gladding, R ERA: 3.46	(9, 1)	0.1	S	1	0	0	0	0	0	0	0	0	0	0	1	1	0.00	0.000

PITCHER	IP	WLS	BF	H	R	ER	SO	BB	IBB	HBP	BLK	WP	HR	S	P	ERA	WHIP

Batter	1	2	3	4	5	6	7	8	9	AB	R	H	RBI	BB	SO	LOB
Bill Bruton, L (1, 8) OBP: 0.340, SLG: 0.387	F4		4-3		BB (1B, 1B)	HR BB				2	1	0	0	2	0	0
Dick McAuliffe, L (1, 6) OBP: 0.345, SLG: 0.396	BB (E, S)		F9		F8	HR (1-H, 2-H)				3	1	1	3	1	0	1
Al Kaline, R (1, 9) OBP: 0.382, SLG: 0.517	L7 (1-3)			L2	1B (1-2)	K				4	0	1	0	0	1	1
Rocky Colavito, R (1, 7) OBP: 0.373, SLG: 0.453	F5			FC3-6 1B	1B (1-2, 2-3)		5-3			4	0	2	0	0	0	1
Norm Cash, L (1, 3) OBP: 0.386, SLG: 0.481		F7		FC3-6 BB 1B (1-2f) BB	K		F8			4	1	0	0	0	1	4
Bubba Phillips, R (1, 5) OBP: 0.273, SLG: 0.311		8-4 2B		BB BB 1B (1-2)	F3		F7			4	0	2	0	0	0	3
Gus Triandos, R (1, 2) OBP: 0.315, SLG: 0.399		HBP		BB (1-2, 2-3)		FC6-4 BB		F8		1	0	0	0	2	0	0
George Smith, R (1, 4) OBP: 0.304, SLG: 0.319		8-4 (2-3f)		BB (1-2, 2-3, 3-H)		FC6-4 SH3-4 HR (1-2f)		5-3		3	1	0	1	1	0	3
Jim Bunning, R (1, 1) OBP: 0.181, SLG: 0.176 Fred Gladding, L (9, 1)			F3	4-3		SH3-4 (1-2)		3-1		3 0	0 0	0 0	0 0	0 0	0 0	3 0
Inning Stats	R: 0 E: 0 K: 0 S: 3 H: 0 LOB: 1 BB: 1 P: 7	R: 0 E: 0 K: 0 S: 3 H: 1 LOB: 1 BB: 0 P: 4	R: 0 E: 0 K: 0 S: 3 H: 0 LOB: 0 BB: 0 P: 3	R: 1 E: 0 K: 0 S: 5 H: 2 LOB: 3 BB: 2 P: 13	R: 0 E: 0 K: 1 S: 7 H: 2 LOB: 3 BB: 1 P: 11	R: 3 E: 0 K: 1 S: 6 H: 1 LOB: 0 BB: 2 P: 14	R: 0 E: 0 K: 0 S: 3 H: 0 LOB: 0 BB: 0 P: 3	R: 0 E: 0 K: 0 S: 3 H: 0 LOB: 0 BB: 0 P: 3		1B: 4 2B: 2 3B: 0 HR: 1	SF: 0 SAC: 1 DP: 1 HBP: 1						

PITCHER		IP	WLS	BF	H	R	ER	SO	BB	IBB	HBP	BLK	WP	HR	S	P	ERA	WHIP
Orlando Pena, R ERA: 3.79	(1, 1)	7.0	L	33	6	4	4	2	6	0	1	0	0	1	30	55	5.14	1.714
Ted Bowsfield, L ERA: 4.7	(8, 1)	1.0		3	0	0	0	0	0	0	0	0	0	0	3	3	0.00	0.000

PITCHER	IP	WLS	BF	H	R	ER	SO	BB	IBB	HBP	BLK	WP	HR	S	P	ERA	WHIP

BOTTOM

Kansas City Athletics @ Detroit Tigers

Tiger Stadium, Detroit, MI

Sun Aug 25 1963, 4:38 AM EDT

Att. 12,940 - Unknown

livebaseballscorecards.com

AB	28
R	4
H	6
RBI	4
BB	6
SO	2
LOB	16

Batter	1	2	3	4	5	6	7	8	9	10	AB	R	H	RBI	BB	SO	LOB
Jose Tartabull, L (1, 8) OBP: 0.288, SLG: 0.318	F2		F9		E1 1B		F5			BBBB BLK 1B BB	4	1	1	0	1	0	1
Wayne Causey, L (1, 6) OBP: 0.347, SLG: 0.408	F9		1B 1B		F9			4-3		FC6-4 1-H 1B	5	0	2	1	0	0	1
Norm Siebern, L (1, 3) OBP: 0.358, SLG: 0.434	HR		L7		3-1			4-3		FC6-4 1-2f	5	1	1	1	0	0	3
Manny Jimenez, L (1, 7) Bobby Del Greco, R (10, 7) OBP: 0.339, SLG: 0.337 OBP: 0.302, SLG: 0.317	1B		1-2 1B			1-3		4-3		F4	5 0	0 0	2 0	0 0	0 0	0 0	1 0
Jerry Lumpe, L (1, 4) OBP: 0.326, SLG: 0.376	K		F7			5-3			4-3	F8	5	0	0	0	0	1	4
Ed Charles, R (1, 5) OBP: 0.344, SLG: 0.401		6-3		K		5-3			2B		4	0	1	0	0	1	0
Gino Cimoli, R (1, 9) OBP: 0.316, SLG: 0.382		F4		6-3			K		F7		4	0	0	0	0	1	1
Charlie Lau, L (1, 2) OBP: 0.314, SLG: 0.361		1B		4-3			1B		IBB		3	0	2	0	1	0	0
Ed Rakow, S (1, 1) OBP: 0.169, SLG: 0.111		K			5-3		K		K		4	0	0	0	0	3	4
Inning Stats	R: 1 H: 2 E: 0 LOB: 1 K: 1 BB: 0 S: 7 P: 7	R: 0 H: 1 E: 0 LOB: 1 K: 1 BB: 0 S: 6 P: 6	R: 0 H: 2 E: 0 LOB: 2 K: 0 BB: 0 S: 5 P: 5	R: 0 H: 0 E: 0 LOB: 0 K: 1 BB: 0 S: 5 P: 5	R: 0 H: 1 E: 1 LOB: 1 K: 0 BB: 0 S: 4 P: 4	R: 0 H: 0 E: 0 LOB: 0 K: 0 BB: 0 S: 3 P: 3	R: 0 H: 1 E: 0 LOB: 1 K: 2 BB: 0 S: 8 P: 8	R: 0 H: 0 E: 0 LOB: 0 K: 0 BB: 0 S: 3 P: 3	R: 0 H: 1 E: 0 LOB: 2 K: 1 BB: 1 S: 6 P: 10	R: 1 H: 1 E: 0 LOB: 1 K: 0 BB: 1 S: 4 P: 8	1B: 7 SF: 0 2B: 1 SAC: 0 3B: 0 DP: 0 HR: 1 HBP: 0						WP: 0 PA: 41 PB: 0 SB: 0 CS: 0

PITCHER		IP	WLS	BF	H	R	ER	SO	BB	IBB	HBP	BLK	WP	HR	S	P	ERA	WHIP
Robin Roberts, R ERA: 3.08	(1, 1)	9.0		36	8	1	1	6	0	1	0	0	0	1	47	51	1.00	0.889
George Brunet, L ERA: 6.49	(10, 1)	1.0	L	5	1	1	1	0	1	0	0	1	0	0	4	8	9.00	2.000

PITCHER	IP	WLS	BF	H	R	ER	SO	BB	IBB	HBP	BLK	WP	HR	S	P	ERA	WHIP

TOP

Kansas City Athletics @ Baltimore Orioles

Memorial Stadium, Baltimore, MD

Tue Aug 27 1963, 7:05 PM EDT
Att. 5,132 - Unknown

livebaseballscorecards.com

AB	39
R	2
H	9
RBI	2
BB	2
SO	6
LOB	15

Batter	1	2	3	4	5	6	7	8	9	10	AB	R	H	RBI	BB	SO	LOB
Luis Aparicio, R (1, 6) OBP: 0.296, SLG: 0.339	F7			5-3		F8		IBB, BB, 1B		1-3	5	0	1	0	0	0	0
Russ Snyder, L (1, 8) (10, 7) OBP: 0.335, SLG: 0.380	K			6-3		F6		IBB, BB, 1-2		5-3	4	0	0	0	1	1	0
Boog Powell, L (1, 7) (10, 3) OBP: 0.338, SLG: 0.491	4-3			1B			HR	IBB, 1-2, 2-3		4-3	4	1	2	1	1	0	0
John Orsino, R (1, 2) OBP: 0.346, SLG: 0.458		F7		1-2, 1B			F7	4-3			4	0	1	0	0	0	3
Jim Gentile, L (1, 3) OBP: 0.352, SLG: 0.442 Bob Saverine, S (9, PR) OBP: 0.309, SLG: 0.227 (10, 8)		3-1		1-3			2B		BB, 1B		4 0	0 0	2 0	0 0	0 0	0 0	2 0
Jackie Brandt, R (1, 9) OBP: 0.302, SLG: 0.389		F6		6-3			F8		BB, 1-2		3	0	0	0	1	0	1
Brooks Robinson, R (1, 5) OBP: 0.316, SLG: 0.383			F3	G4-6-3, 1B			K		F1		4	0	1	0	0	1	3
Jerry Adair, R (1, 4) OBP: 0.246, SLG: 0.345 Bob Johnson, R (9, PH) OBP: 0.368, SLG: 0.505 (10, 4)			K	G4-6-3, 1-2f				4-3	K		3 1	0 0	0 0	0 0	0 0	1 1	1 2
Robin Roberts, S (1, 1) OBP: 0.236, SLG: 0.239 Al Smith, R (9, PH) OBP: 0.340, SLG: 0.411 George Brunet, R (10, 1)			F8			3-1		4-3	K		3 1 0	0 0 0	0 0 0	0 0 0	0 0 0	0 1 0	0 2 0

Inning Stats	1	2	3	4	5	6	7	8	9	10
	R: 0 E: 0 K: 1 S: 5	R: 0 E: 0 K: 0 S: 3	R: 0 E: 0 K: 1 S: 5	R: 0 E: 0 K: 0 S: 5	R: 0 E: 0 K: 0 S: 3	R: 0 E: 0 K: 0 S: 3	R: 1 E: 0 K: 1 S: 7	R: 0 E: 0 K: 0 S: 4	R: 0 E: 0 K: 2 S: 8	R: 0 E: 0 K: 0 S: 3
	H: 0 LOB: 0 BB: 0 P: 5	H: 0 LOB: 0 BB: 0 P: 3	H: 0 LOB: 0 BB: 0 P: 5	H: 2 LOB: 2 BB: 0 P: 5	H: 1 LOB: 0 BB: 0 P: 3	H: 0 LOB: 0 BB: 0 P: 3	H: 2 LOB: 1 BB: 0 P: 7	H: 1 LOB: 3 BB: 2 P: 12	H: 1 LOB: 2 BB: 1 P: 12	H: 0 LOB: 0 BB: 0 P: 3

PITCHER	IP	WLS	BF	H	R	ER	SO	BB	IBB	HBP	BLK	WP	HR	S	P	ERA	WHIP
Ed Rakow, R (1, 1) ERA: 3.7	10.0	W	39	7	1	1	5	2	1	0	0	0	1	46	58	0.90	0.900

PITCHER	IP	WLS	BF	H	R	ER	SO	BB	IBB	HBP	BLK	WP	HR	S	P	ERA	WHIP

BOTTOM

Kansas City Athletics @ Baltimore Orioles

Memorial Stadium, Baltimore, MD

Tue Aug 27 1963, 7:05 PM EDT
Att. 5,132 - Unknown

livebaseballscorecards.com

AB	36
R	1
H	7
RBI	1
BB	3
SO	5
LOB	14

1B: 5	SF: 0	WP: 0	PA: 39
2B: 1	SAC: 0	PB: 0	
3B: 0	DP: 1	SB: 0	
HR: 1	HBP: 0	CS: 0	

Kansas City Athletics @ Baltimore Orioles

Memorial Stadium, Baltimore, MD

Wed Aug 28 1963, 7:05 PM EDT

Att. 5,256 - Unknown

TOP

livebaseballscorecards.com

Batter	1	2	3	4	5	6	7	8	9	AB	R	H	RBI	BB	SO	LOB
Jose Tartabull, L (1, 8) OBP: 0.287, SLG: 0.316	6-3			F9		L4-3, 1B			6-3	4	0	1	0	0	0	0
Wayne Causey, L (1, 6) OBP: 0.344, SLG: 0.405	F8			F7		L4-3 1-2			K	4	0	0	0	0	1	1
Norm Siebern, L (1, 3) OBP: 0.355, SLG: 0.431	1-3			F7			L9			3	0	0	0	0	0	0
Manny Jimenez, L (1, 7) OBP: 0.347, SLG: 0.349		BBBB CS, BB			2B		K			2	0	1	0	1	1	0
Jerry Lumpe, L (1, 4) OBP: 0.325, SLG: 0.373		4-3 1-2			F7		6-3			3	0	0	0	0	0	2
Ed Charles, R (1, 5) OBP: 0.343, SLG: 0.399		F9			F9			6-3		3	0	0	0	0	0	1
Gino Cimoli, R (1, 9) OBP: 0.314, SLG: 0.379			4-3		6-3			3-1		3	0	0	0	0	0	1
Charlie Lau, L (1, 2) OBP: 0.314, SLG: 0.381			F4			HR		1-3		3	1	1	1	0	0	0
Dave Wickersham, R (1, 1) OBP: 0.156, SLG: 0.143			1-3			6-3			F3	1	0	0	0	0	0	0
Ken Harrelson, R (6, PH) OBP: 0.310, SLG: 0.389										1	0	0	0	0	0	0
John Wyatt, R (6, 1)										0	0	0	0	0	0	0
Ted Bowsfield, R (8, 1) OBP: 0.182, SLG: 0.105										0	0	0	0	0	0	0
Chuck Essegian, R (9, PH) OBP: 0.282, SLG: 0.329										1	0	0	0	0	0	0

	AB	28
	R	1
	H	3
	RBI	1
	BB	1
	SO	2
	LOB	5

Inning Stats	1	2	3	4	5	6	7	8	9
	R: 0 E: 0 K: 0 S: 3	H: 0 LOB: 0 BB: 0 P: 3	R: 0 E: 0 K: 0 S: 2	H: 0 LOB: 0 BB: 1 P: 6	R: 0 E: 0 K: 0 S: 3	H: 0 LOB: 0 BB: 0 P: 3	R: 0 E: 0 K: 0 S: 3	H: 0 LOB: 0 BB: 0 P: 3	R: 0 E: 0 K: 0 S: 4	H: 1 LOB: 1 BB: 0 P: 4	R: 1 E: 0 K: 0 S: 4	H: 2 LOB: 0 BB: 0 P: 4	R: 0 E: 0 K: 1 S: 5	H: 0 LOB: 0 BB: 0 P: 5	R: 0 E: 0 K: 0 S: 3	H: 0 LOB: 0 BB: 0 P: 3	R: 0 E: 0 K: 1 S: 5	H: 0 LOB: 0 BB: 0 P: 5

1B: 1 SF: 0
2B: 2 SAC: 0
3B: 0 DP: 1
HR: 1 HBP: 0

WP: 0 PA: 29
PB: 0
SB: 0
CS: 1

PITCHER	IP	WLS	BF	H	R	ER	SO	BB	IBB	HBP	BLK	WP	HR	S	P	ERA	WHIP
Milt Pappas, R (1, 1) ERA: 2.78	9.0	W	29	3	1	1	2	1	0	0	0	0	1	32	36	1.00	0.444

PITCHER	IP	WLS	BF	H	R	ER	SO	BB	IBB	HBP	BLK	WP	HR	S	P	ERA	WHIP

Batter	1	2	3	4	5	6	7	8	9	AB	R	H	RBI	BB	SO	LOB
Luis Aparicio, R (1, 6) OBP: 0.294, SLG: 0.337	4-3		5-3			F7		K		4	0	0	0	0	1	1
Russ Snyder, L (1, 8) (9, 7) OBP: 0.334, SLG: 0.377	CS BB		F4			K		FC4-6 1-2f		3	0	0	0	1	1	1
Boog Powell, L (1, 7) OBP: 0.337, SLG: 0.489	F9 1-2		L8			1B 1B		K		4	0	1	0	0	1	2
Bob Saverine, S (9, 8) OBP: 0.309, SLG: 0.227										0	0	0	0	0	0	0
John Orsino, R (1, 2) OBP: 0.349, SLG: 0.458		6-3		G3-6 BB		1-2 1B				2	0	1	0	1	0	0
Jim Gentile, L (1, 3) OBP: 0.350, SLG: 0.439		G3		G3-6 1-2f		6-3				3	0	0	0	0	0	3
Jackie Brandt, R (1, 9) OBP: 0.303, SLG: 0.397		HR		K			F9			3	1	1	1	0	1	0
Brooks Robinson, R (1, 5) OBP: 0.317, SLG: 0.381		HR BB			F7		F9			2	1	0	0	1	0	0
Jerry Adair, R (1, 4) OBP: 0.247, SLG: 0.353		1-H HR			4-3		5-3			3	1	1	2	0	0	0
Milt Pappas, R (1, 1) OBP: 0.154, SLG: 0.175		K			K			FC4-6 1B		3	0	1	0	0	2	0
Inning Stats	R: 0 E: 0 K: 0 S: 2 H: 0 LOB: 0 BB: 1 P: 6	R: 3 E: 0 K: 1 S: 7 H: 2 LOB: 0 BB: 1 P: 11	R: 0 E: 0 K: 0 S: 3 H: 0 LOB: 0 BB: 0 P: 3	R: 0 E: 0 K: 1 S: 4 H: 0 LOB: 0 BB: 1 P: 8	R: 0 E: 0 K: 1 S: 5 H: 0 LOB: 0 BB: 0 P: 5	R: 0 E: 0 K: 1 S: 7 H: 2 LOB: 2 BB: 0 P: 7	R: 0 E: 0 K: 0 S: 3 H: 0 LOB: 0 BB: 0 P: 3	R: 0 E: 0 K: 2 S: 8 H: 1 LOB: 1 BB: 0 P: 8		1B: 3 2B: 0 3B: 0 HR: 2 SF: 0 SAC: 0 DP: 1 HBP: 0						

PITCHER		IP	WLS	BF	H	R	ER	SO	BB	IBB	HBP	BLK	WP	HR	S	P	ERA	WHIP
Dave Wickersham, R ERA: 4.14	(1, 1)	5.0	L	18	2	3	3	3	3	0	0	0	0	2	21	33	5.40	1.000
John Wyatt, R ERA: 3.3	(6, 1)	2.0		8	2	0	0	1	0	0	0	0	0	0	10	10	0.00	1.000
Ted Bowsfield, L ERA: 4.66	(8, 1)	1.0		4	1	0	0	2	0	0	0	0	0	0	8	8	0.00	1.000

PITCHER	IP	WLS	BF	H	R	ER	SO	BB	IBB	HBP	BLK	WP	HR	S	P	ERA	WHIP

BOTTOM

Kansas City Athletics @ Baltimore Orioles

Memorial Stadium, Baltimore, MD

Wed Aug 28 1963, 7:05 PM EDT

Att. 5,256 - Unknown

livebaseballscorecards.com

AB	27
R	3
H	5
RBI	3
BB	3
SO	6
LOB	7

Los Angeles Angels @ Kansas City Athletics

Municipal Stadium, Kansas City, MO

Fri Aug 30 1963, 8:05 PM EDT

Att. 6,652 - Unknown

TOP

livebaseballscorecards.com

Batter	1	2	3	4	5	6	7	8	9	AB	R	H	RBI	BB	SO	LOB
Albie Pearson, L (1, 8) OBP: 0.406, SLG: 0.405	BB, 1B, SF8, 1B	4-3			F9		BBBB, BB		6-3	4	1	1	0	1	0	1
Jim Fregosi, R (1, 6) OBP: 0.323, SLG: 0.409	SF8, BB, 1-2, 6-3, 1B		F6		SF8, 3B		F7		6-3	5	2	2	0	0	0	2
Leon Wagner, L (1, 7) OBP: 0.365, SLG: 0.475	BBBB	6-3, 1-2, 2-3, BB	G6-4-3, 1B		SF8, 3-H		SSS, K		1B	3	0	2	1	1	1	2
Felix Torres, R (1, 5) OBP: 0.321, SLG: 0.374 Joe Koppe, R (8, PR) OBP: 0.264, SLG: 0.286 (8, 5)	SF8, 2-3, 3-H		G6-4-3, 1-2f		6-3			FC1-6, 1B	1-3	3	0	1	1	0	0	1
										1	0	0	0	0	0	1
Billy Moran, R (1, 4) OBP: 0.301, SLG: 0.364	6-3, 1-2, 3-H			F7		G6-3, 1B	SSS	K		4	0	1	1	0	1	2
Lee Thomas, L (1, 3) OBP: 0.300, SLG: 0.315	4-3			S, 1B		G6-3, 1-2f		FC1-6, 1B, HR, 1-2f		4	1	1	0	0	0	3
Buck Rodgers, S (1, 2) OBP: 0.302, SLG: 0.310		6-3, 1B		L7, 1-2		L7		HR, 1-2, 1B		4	1	2	0	0	0	1
Ken Hunt, R (1, 9) OBP: 0.272, SLG: 0.368		6-3, 1-2		BBBB, BB			BBBB, SH3-4, BB	1-H, 2-H, HR		2	1	1	3	2	0	1
Mike Lee, L (1, 1)		F8		SSS, K			SH3-4, 1-2	SSS, K		2	0	0	0	0	1	3
Jim Piersall, R (7, PH) OBP: 0.282, SLG: 0.288										0	0	0	0	0	0	0
Julio Navarro, R (7, 1) OBP: 0.294, SLG: 0.200										1	0	0	0	0	1	1
Art Fowler, R (8, 1) OBP: 0.333, SLG: 0.143										0	0	0	0	0	0	0
Inning Stats	R: 2 E: 0 K: 0 S: 5 H: 2 LOB: 1 BB: 1 P: 9	R: 0 E: 0 K: 0 S: 4 H: 1 LOB: 1 BB: 0 P: 4	R: 0 E: 0 K: 0 S: 3 H: 1 LOB: 0 BB: 0 P: 3	R: 0 E: 0 K: 1 S: 6 H: 1 LOB: 2 BB: 1 P: 10	R: 1 E: 0 K: 0 S: 4 H: 1 LOB: 0 BB: 0 P: 4	R: 0 E: 0 K: 0 S: 3 H: 1 LOB: 0 BB: 0 P: 3	R: 0 E: 0 K: 1 S: 5 H: 0 LOB: 2 BB: 2 P: 13	R: 3 E: 0 K: 2 S: 10 H: 3 LOB: 1 BB: 0 P: 10	R: 0 E: 0 K: 0 S: 4 H: 1 LOB: 1 BB: 0 P: 4	1B: 9 2B: 0 3B: 1 HR: 1 SF: 2 SAC: 1 DP: 2 HBP: 0						

	AB	33
	R	6
	H	11
	RBI	6
	BB	4
	SO	4
	LOB	18

		WP: 0	PA: 40
		PB: 0	
		SB: 1	
		CS: 0	

PITCHER		IP	WLS	BF	H	R	ER	SO	BB	IBB	HBP	BLK	WP	HR	S	P	ERA	WHIP
Moe Drabowsky, R ERA: 2.89	(1, 1)	5.0	L	22	6	3	3	1	2	0	0	0	0	0	22	30	5.40	1.600
Diego Segui, R ERA: 3.95	(6, 1)	2.0		8	1	0	0	1	2	0	0	0	0	0	8	16	0.00	1.500
Ted Bowsfield, L ERA: 4.83	(8, 1)	2.0		10	4	3	3	2	0	0	0	0	0	1	14	14	13.50	2.000

PITCHER	IP	WLS	BF	H	R	ER	SO	BB	IBB	HBP	BLK	WP	HR	S	P	ERA	WHIP

Batter	1	2	3	4	5	6	7	8	9	AB	R	H	RBI	BB	SO	LOB
Gino Cimoli, R (1, 9) OBP: 0.314, SLG: 0.378	K		F8		G3			BB, 1B	1B	4	0	1	0	0	1	2
Wayne Causey, L (1, 6) OBP: 0.344, SLG: 0.404	G6-4-3, 1B		F5			4-3		P6		4	0	1	0	0	0	2
Ed Charles, R (1, 5) OBP: 0.344, SLG: 0.406	G6-4-3 1-2f			K		HR		BB 1-2	1B	4	1	2	1	0	1	1
Norm Siebern, L (1, 3) OBP: 0.357, SLG: 0.430		6-3		4-3-6-3, 1B		F9		BBBB 1-2 2-3	BB	3	0	1	0	1	0	0
Doc Edwards, R (1, 2) OBP: 0.278, SLG: 0.357		BB, 1B		4-3-6-3 1-2f		G3		F3		4	0	1	0	0	0	4
Jerry Lumpe, L (1, 4) OBP: 0.324, SLG: 0.371		BBBB 1-2 BB			6-3		4-3	4-3		3	0	0	0	1	0	3
Manny Jimenez, L (1, 7) OBP: 0.344, SLG: 0.345		G3			4-3		4-3		G6-4-3, 1B	4	0	1	0	0	0	1
Bobby Del Greco, R (1, 8) OBP: 0.309, SLG: 0.333			1B		HR		BB		F5	3	1	2	1	1	0	1
Moe Drabowsky, R (1, 1) OBP: 0.217, SLG: 0.413 Ken Harrelson, R (5, PH) OBP: 0.314, SLG: 0.389 Diego Segui, R (6, 1) OBP: 0.217, SLG: 0.244 Charlie Lau, L (7, PH) OBP: 0.313, SLG: 0.378 Ted Bowsfield, R (8, 1) OBP: 0.182, SLG: 0.105 Chuck Essegian, R (9, PH) OBP: 0.280, SLG: 0.327			P6		BB		G3		G6-4-3 1-2f	1 0 0 1 0 1	0 0 0 0 0 0	0 0 0 0 0 0	0 0 0 0 0 0	0 1 0 0 0 0	0 0 0 0 0 0	1 0 0 1 0 1
Inning Stats	R: 0 E: 0 K: 1 S: 5 H: 1 LOB: 0 BB: 0 P: 5	R: 0 E: 0 K: 0 S: 3 H: 1 LOB: 1 BB: 1 P: 7	R: 0 E: 0 K: 0 S: 4 H: 1 LOB: 1 BB: 0 P: 4	R: 0 E: 0 K: 1 S: 5 H: 1 LOB: 0 BB: 0 P: 5	R: 1 E: 0 K: 0 S: 4 H: 1 LOB: 1 BB: 1 P: 8	R: 1 E: 0 K: 0 S: 4 H: 1 LOB: 0 BB: 0 P: 4	R: 0 E: 0 K: 0 S: 3 H: 0 LOB: 1 BB: 1 P: 7	R: 0 E: 0 K: 0 S: 5 H: 2 LOB: 3 BB: 1 P: 9	R: 0 E: 0 K: 0 S: 3 H: 1 LOB: 0 BB: 0 P: 3	1B: 7 2B: 1 3B: 0 HR: 2	SF: 0 SAC: 0 DP: 3 HBP: 0		WP: 0 PB: 0 SB: 0 CS: 0		PA: 36		

PITCHER		IP	WLS	BF	H	R	ER	SO	BB	IBB	HBP	BLK	WP	HR	S	P	ERA	WHIP
Mike Lee, L ERA: 5.23	(1, 1)	6.0	W	23	6	2	2	2	2	0	0	0	0	2	25	33	3.00	1.333
Julio Navarro, R ERA: 2.66	(7, 1)	1.1		8	2	0	0	0	2	0	0	0	0	0	6	14	0.00	3.000
Art Fowler, R ERA: 2.37	(8, 1)	1.2	S	5	1	0	0	0	0	0	0	0	0	0	5	5	0.00	0.600

PITCHER	IP	WLS	BF	H	R	ER	SO	BB	IBB	HBP	BLK	WP	HR	S	P	ERA	WHIP

BOTTOM

Los Angeles Angels @ Kansas City Athletics

Municipal Stadium, Kansas City, MO

Fri Aug 30 1963, 8:05 PM EDT

Att. 6,652 - Unknown

livebaseballscorecards.com

AB	32
R	2
H	9
RBI	2
BB	4
SO	2
LOB	17

TOP

Los Angeles Angels @ Kansas City Athletics

Municipal Stadium, Kansas City, MO

Sat Aug 31 1963, 8:05 PM EDT

Att. 9,646 - Unknown

livebaseballscorecards.com

Batter	1	2	3	4	5	6	7	8	9	AB	R	H	RBI	BB	SO	LOB
Albie Pearson, L (1, 8) OBP: 0.407, SLG: 0.406	FC6-4 1B		F6			1B		F8		4	0	2	0	0	0	1
Jim Fregosi, R (1, 6) OBP: 0.322, SLG: 0.408	F9			WP 1B		F5		F8		4	0	1	0	0	0	3
Leon Wagner, L (1, 7) OBP: 0.362, SLG: 0.471	F8			F8 1-2		F8		4-3		4	0	0	0	0	0	4
Felix Torres, R (1, 5) OBP: 0.319, SLG: 0.372	FC6-4 1-2f			F8		L8			1B 1B	2	0	0	0	0	0	2
Hank Foiles, R (5, 2) OBP: 0.279, SLG: 0.344										2	0	1	0	0	0	1
Billy Moran, R (1, 4) OBP: 0.302, SLG: 0.364		K2-6-2 1B		6-3			FC3-6 1B		F9	2	0	1	0	0	0	1
Joe Koppe, R (5, 4) OBP: 0.267, SLG: 0.289										2	0	1	0	0	0	1
Lee Thomas, L (1, 3) OBP: 0.297, SLG: 0.313		K2-6-2 1-2f			F6		F6		F8	4	0	0	0	0	1	3
Buck Rodgers, S (1, 2) OBP: 0.304, SLG: 0.309		K			BB		FC3-6 FC4-6 1-2f		1-2 1B	1	0	0	0	1	1	0
Fred Newman, R (5, 1) OBP: 0.182, SLG: 0.182										1	0	0	0	0	0	1
Jim Piersall, R (9, PH) OBP: 0.285, SLG: 0.291										1	0	1	0	0	0	0
Paul Foytack, R (9, PR) OBP: 0.286, SLG: 0.211										0	0	0	0	0	0	0
Ken Hunt, R (1, 9) OBP: 0.265, SLG: 0.358			4-3		F8		FC4-6 1-2f		1-3	4	0	0	0	0	0	4
Ken McBride, R (1, 1) OBP: 0.176, SLG: 0.259					6-3			1B		0	0	0	0	0	0	0
Dan Osinski, R (1, 1) OBP: 0.133, SLG: 0.116										1	0	1	0	0	0	0
Frank Kostro, R (5, PH) OBP: 0.297, SLG: 0.277										2	0	1	0	0	0	1
(5, 5)																

	AB	34
	R	0
	H	9
	RBI	0
	BB	1
	SO	2
	LOB	22

Inning Stats																																		
1	R: 0	H: 1	E: 0	LOB: 1	K: 0	BB: 0	S: 4	P: 4
2	R: 0	H: 1	E: 0	LOB: 0	K: 2	BB: 0	S: 7	P: 7
3	R: 0	H: 1	E: 0	LOB: 0	K: 0	BB: 0	S: 3	P: 3
4	R: 0	H: 1	E: 0	LOB: 1	K: 0	BB: 0	S: 4	P: 4
5	R: 0	H: 0	E: 0	LOB: 1	K: 0	BB: 1	S: 3	P: 7
6	R: 0	H: 1	E: 0	LOB: 1	K: 0	BB: 0	S: 4	P: 4
7	R: 0	H: 1	E: 0	LOB: 1	K: 0	BB: 0	S: 4	P: 4
8	R: 0	H: 1	E: 0	LOB: 1	K: 0	BB: 0	S: 4	P: 4
9	R: 0	H: 2	E: 0	LOB: 2	K: 0	BB: 0	S: 5	P: 5

1B: 9	SF: 0	2B: 1	SAC: 0	3B: 0	DP: 1	HR: 0	HBP: 0
WP: 1	PA: 35	PB: 0	SB: 0	CS: 0

PITCHER		IP	WLS	BF	H	R	ER	SO	BB	IBB	HBP	BLK	WP	HR	S	P	ERA	WHIP
Orlando Pena, R ERA: 3.61	(1, 1)	9.0	W	35	9	0	0	2	1	0	0	0	1	0	38	42	0.00	1.111

PITCHER		IP	WLS	BF	H	R	ER	SO	BB	IBB	HBP	BLK	WP	HR	S	P	ERA	WHIP

Batter	1	2	3	4	5	6	7	8	9	AB	R	H	RBI	BB	SO	LOB
Jose Tartabull, L (1, 8) OBP: 0.286, SLG: 0.315	1B	F6		L8		F9				4	1	1	0	0	0	2
Wayne Causey, L (1, 6) OBP: 0.345, SLG: 0.403	SH3-4 1B 1-2 1B	1-3		WP 2B BB		F7				3	2	1	0	1	0	1
Norm Siebern, L (1, 3) OBP: 0.360, SLG: 0.434	1B SH3-4 1-2 2-H 1B	6-3		1-H 2-H 2B			BB G4-6-3			3	1	2	3	1	0	0
Manny Jimenez, L (1, 7) OBP: 0.336, SLG: 0.336	SH3-4 1-2 2-3	F8	F6				G4-6-3 1-2f			3	0	0	0	0	0	2
Charlie Lau, L (1, 2) OBP: 0.317, SLG: 0.382	FC5-4 1B 2-3 3-H 3B 1B	1B			3-4-1		1-4-3			4	1	2	1	0	0	0
Ed Charles, R (1, 5) OBP: 0.345, SLG: 0.407	FC5-4 1-2 3-H 1B	K			6-3			5-3 1B		4	0	2	1	0	1	1
Jerry Lumpe, L (1, 4) OBP: 0.322, SLG: 0.368	FC5-4 1-2f 2-3 3B	F9			3-1			5-3 1-2f		4	1	0	0	0	0	4
Gino Cimoli, R (1, 9) OBP: 0.316, SLG: 0.384 Bobby Del Greco, R (8, 9) OBP: 0.307, SLG: 0.332	1-H 3-H 3B			WP S 2B 1B		1-3		F8		3 1	1 0	2 0	2 0	0 0	0 0	0 0
Orlando Pena, R (1, 1) OBP: 0.228, SLG: 0.196	K			K 1-2		BB				2	0	0	0	1	2	2
Inning Stats	R: 5 H: 6 E: 0 LOB: 1 K: 1 BB: 0 S: 11 P: 11	R: 0 H: 0 E: 0 LOB: 0 K: 0 BB: 0 S: 3 P: 3	R: 0 H: 1 E: 0 LOB: 1 K: 1 BB: 0 S: 6 P: 6	R: 2 H: 2 E: 0 LOB: 1 K: 1 BB: 1 S: 7 P: 11	R: 0 H: 0 E: 0 LOB: 0 K: 0 BB: 0 S: 3 P: 3	R: 0 H: 0 E: 0 LOB: 1 K: 0 BB: 1 S: 3 P: 7	R: 0 H: 0 E: 0 LOB: 0 K: 0 BB: 1 S: 2 P: 6	R: 0 H: 1 E: 0 LOB: 0 K: 0 BB: 0 S: 3 P: 3		1B: 8 SF: 0 2B: 2 SAC: 1 3B: 1 DP: 2 HR: 0 HBP: 0						

PITCHER		IP	WLS	BF	H	R	ER	SO	BB	IBB	HBP	BLK	WP	HR	S	P	ERA	WHIP
Ken McBride, R ERA: 2.96	(1, 1)	0.1	L	6	5	5	5	0	0	0	0	0	0	0	6	6	135.00	15.000
Dan Osinski, R ERA: 3.44	(1, 1)	3.2		16	4	2	2	3	1	0	0	0	1	0	21	25	4.91	1.364
Fred Newman, R ERA: 5.46	(5, 1)	4.0		13	1	0	0	0	2	0	0	0	0	0	11	19	0.00	0.750

PITCHER	IP	WLS	BF	H	R	ER	SO	BB	IBB	HBP	BLK	WP	HR	S	P	ERA	WHIP

BOTTOM

Los Angeles Angels @ Kansas City Athletics
Municipal Stadium, Kansas City, MO
Sat Aug 31 1963, 8:05 PM EDT
Att. 9,646 - Unknown

livebaseballscorecards.com

AB	31
R	7
H	10
RBI	7
BB	3
SO	3
LOB	12

Batter	1	2	3	4	5	6	7	8	9	AB	R	H	RBI	BB	SO	LOB
Albie Pearson, L (1, 8) OBP: 0.411, SLG: 0.410	G3 S 2B 1B	E3 2-H		1B 1-3 2-H 3-H 1B		E7 1B		1-2 2-H 1B		5	1	4	3	0	0	1
Jim Fregosi, R (1, 6) OBP: 0.321, SLG: 0.406	K 1-2		F3	1-2 3-H 1B		6-3		5-3		5	0	1	1	0	1	4
Leon Wagner, L (1, 7) OBP: 0.361, SLG: 0.468 Jim Piersall, R (9, 7) OBP: 0.285, SLG: 0.291	G3 2-3		3-1	4-3			F9		SH4-3 1B	5 0	0 0	1 0	0 0	0 0	0 0	3 0
Felix Torres, R (1, 5) OBP: 0.319, SLG: 0.373	1B 3-H 2B		1-3		1-6-3		F4		SH4-3 1-2	4	1	1	1	0	0	0
Billy Moran, R (1, 4) OBP: 0.301, SLG: 0.363	2-H 1B			5-3	5-3		K		K	5	0	1	1	0	2	1
Buck Rodgers, S (1, 2) OBP: 0.309, SLG: 0.316	6-3			4-3 PB 1B HBP	1B			1B 2B	4-3	4	2	2	0	0	0	2
Lee Thomas, L (1, 3) OBP: 0.297, SLG: 0.312		S E3 1B		4-3 1-3	6-3			K		4	0	1	0	0	1	3
Ken Hunt, R (1, 9) OBP: 0.265, SLG: 0.350		K 1-2		E 1B IBB		F9		P4		3	1	0	0	1	1	2
Dean Chance, R (1, 1) OBP: 0.176, SLG: 0.167 Art Fowler, R (7, 1) OBP: 0.333, SLG: 0.143 Bob Sadowski, L (8, PH) OBP: 0.319, SLG: 0.314 Jack Spring, R (8, 1) OBP: 0.333, SLG: 0.333 Julio Navarro, R (9, 1) OBP: 0.294, SLG: 0.200 Paul Foytack, R (9, 1) OBP: 0.286, SLG: 0.211		K		E5 1B 1-2 1B		4-3		1B BB		3 0 0 0 0 0	1 0 0 0 0 0	0 0 0 0 0 0	0 0 0 0 0 0	1 0 1 0 0 0	0 0 0 0 0 0	3 0 0 0 0 0
Inning Stats	R: 2 E: 0 K: 1 S: 8 H: 3 LOB: 1 BB: 0 P: 8	R: 0 E: 1 K: 2 S: 8 H: 1 LOB: 2 BB: 0 P: 8	R: 0 E: 0 K: 0 S: 3 H: 0 LOB: 0 BB: 0 P: 3	R: 3 E: 1 K: 0 S: 6 H: 2 LOB: 2 BB: 1 P: 11	R: 0 E: 0 K: 0 S: 4 H: 1 LOB: 1 BB: 0 P: 4	R: 0 E: 1 K: 0 S: 4 H: 1 LOB: 1 BB: 0 P: 4	R: 0 E: 0 K: 1 S: 5 H: 0 LOB: 0 BB: 0 P: 5	R: 1 E: 0 K: 1 S: 7 H: 2 LOB: 2 BB: 1 P: 11	R: 0 E: 0 K: 1 S: 6 H: 1 LOB: 1 BB: 0 P: 6	1B: 9 2B: 2 3B: 0 HR: 0 SF: 0 SAC: 1 DP: 0 HBP: 1						

PITCHER		IP	WLS	BF	H	R	ER	SO	BB	IBB	HBP	BLK	WP	HR	S	P	ERA	WHIP
Ed Rakow, R ERA: 3.7	(1, 1)	5.0		25	7	5	2	3	0	1	1	0	0	0	29	34	3.60	1.400
Bill Fischer, R ERA: 3.75	(6, 1)	1.0		4	1	0	0	0	0	0	0	0	0	0	4	4	0.00	1.000
Aurelio Monteagudo, R ERA:	(7, 1)	1.0		3	0	0	0	1	0	0	0	0	0	0	5	5	0.00	0.000
Diego Segui, R ERA: 4.0	(8, 1)	0.2		5	2	1	1	1	1	0	0	0	0	0	6	10	13.50	4.500
John Wyatt, R ERA: 3.24	(8, 1)	1.1	W	5	1	0	0	1	0	0	0	0	0	0	7	7	0.00	0.750

PITCHER	IP	WLS	BF	H	R	ER	SO	BB	IBB	HBP	BLK	WP	HR	S	P	ERA	WHIP

TOP

Los Angeles Angels @ Kansas City Athletics

Municipal Stadium, Kansas City, MO

Sun Sep 01 1963, 8:05 PM EDT

Att. 12,625 - Unknown

livebaseballscorecards.com

AB	38
R	6
H	11
RBI	6
BB	2
SO	6
LOB	19

WP: 0 PA: 42
PB: 1
SB: 2
CS: 0

BOTTOM

Batter	1	2	3	4	5	6	7	8	9	AB	R	H	RBI	BB	SO	LOB
Jose Tartabull, L (1, 8) OBP: 0.284, SLG: 0.322	4-3		4-3			4-3	L4		BB 3B 1-H 2-H	5	1	1	2	0	0	1
Wayne Causey, L (1, 6) OBP: 0.347, SLG: 0.403 Tony La Russa, R (6, 6) OBP: 0.286, SLG: 0.385 Bobby Del Greco, R (9, PH) OBP: 0.310, SLG: 0.332	3-6-3 BB			G4-6-3 BB		6-3		6-3	BB IBB BB	0 0 0 0 2 0 0 2 0 0 0 0 0 0 0 0 0 0 1 0 0						
Norm Siebern, L (1, 3) OBP: 0.360, SLG: 0.433	3-6-3 1-2f			G4-6-3 1-2f		FC4-6 1B		L7	BB 1-2 IBB	4	0	1	0	1	0	2
Manny Jimenez, L (1, 7) OBP: 0.346, SLG: 0.336		2B BB		6-3		FC4-6 1-2f		FC6 1B	1-2 2-3 3-H BB	3	1	1	1	2	0	1
Charlie Lau, L (1, 2) OBP: 0.321, SLG: 0.387		4-3 1-H 2B			F4		HBP 2B BB	FC6 1-2f		3	1	1	1	1	0	1
Ed Charles, R (1, 5) OBP: 0.346, SLG: 0.406		K			5-3		1-2 2B HBP		1B 1B	3	2	1	0	0	1	1
Jerry Lumpe, L (1, 4) OBP: 0.323, SLG: 0.368		4-3 2-3f			BB BB		F9		1B 1-2 3B	3	1	1	0	1	0	3
Gino Cimoli, R (1, 9) OBP: 0.317, SLG: 0.386			1-3		1-2 BB		1-H 2-H 2B		F7	3	0	1	2	1	0	2
Ed Rakow, S (1, 1) OBP: 0.167, SLG: 0.109 Chuck Essegian, R (5, PH) OBP: 0.270, SLG: 0.326 Bill Fischer, R (6, 1) OBP: 0.278, SLG: 0.071 Aurelio Monteagudo, R (7, 1) Doc Edwards, R (7, PH) OBP: 0.277, SLG: 0.356 Diego Segui, R (8, 1) OBP: 0.217, SLG: 0.244 John Wyatt, R (8, 1) Ken Harrelson, R (9, PH) OBP: 0.317, SLG: 0.392			K		L6		K		3B 1-2 2-H 1B	1 0 0 0 0 1 0 1 0 0 0 0 0 2 0 0 0 0 0 0 0 0 0 0 0 0 0 0 1 0 0 0 0 1 1 0 0 0 0 0 0 0 0 0 0 0 0 0 0 1 1 1 1 0 0 0							
Inning Stats	R: 0 H: 0 E: 0 LOB: 0 K: 0 BB: 1 S: 2 P: 6	R: 1 H: 1 E: 0 LOB: 0 K: 1 BB: 1 S: 5 P: 9	R: 0 H: 0 E: 0 LOB: 0 K: 1 BB: 0 S: 5 P: 5	R: 0 H: 0 E: 0 LOB: 0 K: 0 BB: 1 S: 2 P: 6	R: 0 H: 0 E: 0 LOB: 2 K: 0 BB: 2 S: 3 P: 11	R: 0 H: 1 E: 0 LOB: 1 K: 0 BB: 0 S: 4 P: 4	R: 2 H: 1 E: 0 LOB: 1 K: 1 BB: 1 S: 6 P: 11	R: 0 H: 1 E: 0 LOB: 1 K: 0 BB: 0 S: 4 P: 4	R: 4 H: 4 E: 0 LOB: 3 K: 0 BB: 3 S: 5 P: 17	1B: 5 SF: 0 2B: 4 SAC: 0 3B: 1 DP: 3 HR: 0 HBP: 1						

PITCHER		IP	WLS	BF	H	R	ER	SO	BB	IBB	HBP	BLK	WP	HR	S	P	ERA	WHIP
Dean Chance, R ERA: 3.14	(1, 1)	6.0		24	2	3	3	2	6	0	1	0	0	0	21	46	4.50	1.333
Art Fowler, R ERA: 2.34	(7, 1)	1.0		4	1	0	0	1	0	0	0	0	0	0	6	6	0.00	1.000
Jack Spring, L ERA: 3.28	(8, 1)	1.0		6	3	2	2	0	0	0	0	0	0	0	6	6	18.00	3.000
Julio Navarro, R ERA: 2.86	(9, 1)	0.1	L	3	2	1	1	0	0	0	0	0	0	0	3	3	27.00	6.000
Paul Foytack, R ERA: 5.03	(9, 1)	0.0		3	0	1	1	0	2	1	0	0	0	0	0	12	∞	∞

PITCHER	IP	WLS	BF	H	R	ER	SO	BB	IBB	HBP	BLK	WP	HR	S	P	ERA	WHIP

Los Angeles Angels @ Kansas City Athletics
Municipal Stadium, Kansas City, MO
Sun Sep 01 1963, 8:05 PM EDT
Att. 12,625 - Unknown

livebaseballscorecards.com

AB	30
R	7
H	8
RBI	7
BB	9
SO	3
LOB	14

Batter	1	2	3	4	5	6	7	8	9	AB	R	H	RBI	BB	SO	LOB
Jose Tartabull, L (1, 8) OBP: 0.282, SLG: 0.324	4-3		3-1	2B		FC5-4		F8		5	0	1	0	0	0	1
Wayne Causey, L (1, 6) OBP: 0.348, SLG: 0.403	F9		HBP 1B 1B	K		1B		F8		5	1	2	0	0	1	2
Norm Siebern, L (1, 3) OBP: 0.364, SLG: 0.434	1B		HBP 1B	BB		K			G4-6-3 BB	3	1	2	0	2	1	2
Manny Jimenez, L (1, 7) OBP: 0.341, SLG: 0.325	F5		1B HBP	4-3		G3			G4-6-3	4	0	0	0	0	0	7
Charlie Lau, L (1, 2) OBP: 0.320, SLG: 0.384 Ken Harrelson, R (9, PH) OBP: 0.316, SLG: 0.390		4-3	1B		E9		F5		6-3	4 1	0 0	1 0	2 0	0 0	0 0	0 0
Ed Charles, R (1, 5) OBP: 0.345, SLG: 0.404		1B BB	F9		K		F8			3	0	0	0	1	1	3
Jerry Lumpe, L (1, 4) OBP: 0.322, SLG: 0.365		F9	F8		F7		FC6-4 BB			3	0	0	0	1	0	4
Gino Cimoli, R (1, 9) OBP: 0.317, SLG: 0.385		1B		E1 2B	L7		FC6-4			4	0	1	0	0	0	2
Dave Wickersham, R (1, 1) OBP: 0.164, SLG: 0.152 Chuck Essegian, R (8, PH) OBP: 0.278, SLG: 0.324 Pete Lovrich, R (8, 1) Ted Bowsfield, R (8, 1) OBP: 0.182, SLG: 0.105		F8		F2		FC5-4 1B		6-3		3 1 0 0	0 0 0 0	1 0 0 0	0 0 0 0	0 0 0 0	0 0 0 0	3 0 0 0
Inning Stats	R: 0 E: 0 K: 0 S: 4 H: 1 LOB: 1 BB: 0 P: 4	R: 0 E: 0 K: 0 S: 4 H: 1 LOB: 2 BB: 1 P: 8	R: 2 E: 0 K: 0 S: 6 H: 3 LOB: 2 BB: 0 P: 7	R: 0 E: 1 K: 1 S: 7 H: 1 LOB: 3 BB: 1 P: 11	R: 0 E: 1 K: 1 S: 6 H: 0 LOB: 1 BB: 0 P: 6	R: 0 E: 0 K: 1 S: 7 H: 2 LOB: 2 BB: 0 P: 7	R: 0 E: 0 K: 0 S: 3 H: 0 LOB: 1 BB: 1 P: 7	R: 0 E: 0 K: 0 S: 3 H: 0 LOB: 0 BB: 0 P: 3	R: 0 E: 0 K: 0 S: 2 H: 0 LOB: 0 BB: 1 P: 6	1B: 7 2B: 1 3B: 0 HR: 0	SF: 0 SAC: 0 DP: 1 HBP: 1						

PITCHER		IP	WLS	BF	H	R	ER	SO	BB	IBB	HBP	BLK	WP	HR	S	P	ERA	WHIP
Jim Perry, R ERA: 3.54	(1, 1)	3.1		19	6	2	2	0	1	0	1	0	0	0	17	22	5.40	2.100
Bill Pleis, L ERA: 4.19	(4, 1)	5.2	W	22	2	0	0	3	3	0	0	0	0	0	25	37	0.00	0.882

PITCHER	IP	WLS	BF	H	R	ER	SO	BB	IBB	HBP	BLK	WP	HR	S	P	ERA	WHIP

TOP

Kansas City Athletics @ Minnesota Twins

Metropolitan Stadium, Bloomington , MI

Mon Sep 02 1963, 8:05 PM EDT

Unknown - 65 F

livebaseballscorecards.com

AB	36
R	2
H	8
RBI	2
BB	4
SO	3
LOB	24

1B: 7 SF: 0
2B: 1 SAC: 0
3B: 0 DP: 1
HR: 0 HBP: 1

WP: 0 PA: 41
PB: 0
SB: 0
CS: 0

Batter	1	2	3	4	5	6	7	8	9	AB	R	H	RBI	BB	SO	LOB
Rich Rollins, R (1, 5) OBP: 0.366, SLG: 0.463	E 1B		E5 SF7 2B	F6 ②		2-H 1B		1B 1B		5	1	4	1	0	0	0
Vic Power, R (1, 3) OBP: 0.294, SLG: 0.384	L4 ① 1-2		SF7 ① 3-H	BBB 4-0 BB		5-3 ③		1-2 1B		3	0	1	1	1	0	2
Jimmie Hall, L (1, 8) (9, 7) OBP: 0.342, SLG: 0.542	F2 ②		BBB 4-0 HR BB	SSS 0-3 K ③			F9 ①	F6 ③		4	1	0	0	1	1	4
Harmon Killebrew, R (1, 7) OBP: 0.354, SLG: 0.538 Lenny Green, L (9, 8) OBP: 0.306, SLG: 0.314	F9 ③		1-H HR		F2 ①		HR 1B			4 0	2 0	2 0	2 0	0 0	0 0	1 0
Bob Allison, R (1, 9) OBP: 0.377, SLG: 0.547		BBB 4-0 G3 E BB	S 1B		SSS 0-3 K ②		1-H HR			3	1	2	2	1	1	0
Earl Battey, R (1, 2) OBP: 0.365, SLG: 0.474		E7 G3 1-2	BBB 4-0 FC3-6 1-2 BB		L6 ③		L8 ②			3	0	0	0	1	0	1
Bernie Allen, L (1, 4) OBP: 0.285, SLG: 0.334		G3 ① 1-2 2-3	FC3-6 ② 1-2f			F2 ①	4-3 ③			4	0	0	0	0	0	4
Zoilo Versalles, R (1, 6) OBP: 0.292, SLG: 0.407		5-3 ②	6-3 ③			1B 2B		F3 ①		4	1	1	0	0	0	4
Jim Perry, S (1, 1) OBP: 0.293, SLG: 0.250 Bill Pleis, L (4, 1) OBP: 0.263, SLG: 0.125		F8 ③		SSS 0-3 K ①		1-3 ②		SSS 0-3 K ②		1 3	0 0	0 0	0 0	0 2	0 0	2 1
Inning Stats	R: 0 E: 1 K: 0 S: 4 H: 1 LOB: 1 BB: 0 P: 4	R: 0 E: 1 K: 0 S: 4 H: 0 LOB: 2 BB: 1 P: 8	R: 3 E: 1 K: 0 S: 6 H: 3 LOB: 2 BB: 2 P: 14	R: 0 E: 0 K: 2 S: 7 H: 0 LOB: 1 BB: 1 P: 11	R: 0 E: 0 K: 1 S: 5 H: 0 LOB: 0 BB: 0 P: 5	R: 1 E: 0 K: 0 S: 5 H: 2 LOB: 1 BB: 0 P: 5	R: 2 E: 0 K: 0 S: 5 H: 2 LOB: 0 BB: 0 P: 5	R: 0 E: 0 K: 1 S: 7 H: 2 LOB: 2 BB: 0 P: 7		1B: 6 2B: 2 3B: 0 HR: 2	SF: 1 SAC: 0 DP: 0 HBP: 0			WP: 0 PB: 0 SB: 1 CS: 0	PA: 39		

PITCHER		IP	WLS	BF	H	R	ER	SO	BB	IBB	HBP	BLK	WP	HR	S	P	ERA	WHIP
Dave Wickersham, R ERA: 4.22	(1, 1)	7.0	L	34	8	6	5	3	4	0	0	0	0	2	36	52	6.43	1.714
Pete Lovrich, R ERA: 7.32	(8, 1)	0.2		3	1	0	0	1	0	0	0	0	0	0	5	5	0.00	1.500
Ted Bowsfield, L ERA: 4.82	(8, 1)	0.1		2	1	0	0	0	0	0	0	0	0	0	2	2	0.00	3.000

PITCHER	IP	WLS	BF	H	R	ER	SO	BB	IBB	HBP	BLK	WP	HR	S	P	ERA	WHIP

BOTTOM

Kansas City Athletics @ Minnesota Twins

Metropolitan Stadium, Bloomington , MI

Mon Sep 02 1963, 8:05 PM EDT

Unknown - 65 F

livebaseballscorecards.com

AB	34
R	6
H	10
RBI	6
BB	4
SO	4
LOB	19

Batter	1	2	3	4	5	6	7	8	9	AB	R	H	RBI	BB	SO	LOB
Jose Tartabull, L (1, 8) OBP: 0.277, SLG: 0.318	F4	K			F7			1-3		4	0	0	0	0	1	1
Wayne Causey, L (1, 6) OBP: 0.349, SLG: 0.404	2B 1B	K			K			1B		1	1	1	0	0	0	0
Tony La Russa, R (2, 6) OBP: 0.294, SLG: 0.375										3	0	1	0	0	2	0
Norm Siebern, L (1, 3) OBP: 0.363, SLG: 0.435	1-H 2B	K				L9		K		4	0	1	1	0	2	1
Manny Jimenez, L (1, 7) OBP: 0.345, SLG: 0.331	1B	F9				L8-3 1B			F7	4	0	2	0	0	0	0
Charlie Lau, L (1, 2) OBP: 0.313, SLG: 0.374	F9		4-1			L8-3 1-2			6-3	4	0	0	0	0	0	3
Ed Charles, R (1, 5) OBP: 0.345, SLG: 0.401	F7		BB				5-3		6-3	3	0	0	0	1	0	2
Jerry Lumpe, L (1, 4) OBP: 0.321, SLG: 0.363		F5	L8				K			3	0	0	0	0	1	1
Bobby Del Greco, R (1, 9) OBP: 0.307, SLG: 0.328		F5	K				K			3	0	0	0	0	2	1
Tom Sturdivant, L (1, 1)		E6			F7			F2		2	0	0	0	0	0	0
Chuck Essegian, R (8, PH) OBP: 0.277, SLG: 0.323										1	0	0	0	0	0	0
Bill Fischer, R (8, 1) OBP: 0.278, SLG: 0.071										0	0	0	0	0	0	0
Inning Stats	R: 1 E: 0 K: 0 S: 6 H: 3 LOB: 2 BB: 0 P: 6	R: 0 E: 1 K: 1 S: 6 H: 0 LOB: 1 BB: 0 P: 6	R: 0 E: 0 K: 2 S: 7 H: 0 LOB: 0 BB: 0 P: 7	R: 0 E: 0 K: 1 S: 5 H: 0 LOB: 1 BB: 1 P: 9	R: 0 E: 0 K: 1 S: 5 H: 0 LOB: 0 BB: 0 P: 5	R: 0 E: 0 K: 0 S: 3 H: 1 LOB: 0 BB: 0 P: 3	R: 0 E: 0 K: 2 S: 7 H: 0 LOB: 0 BB: 0 P: 7	R: 0 E: 0 K: 1 S: 6 H: 1 LOB: 1 BB: 0 P: 6	R: 0 E: 0 K: 0 S: 3 H: 0 LOB: 0 BB: 0 P: 3	1B: 4 2B: 2 3B: 0 HR: 0 SF: 0 SAC: 0 DP: 1 HBP: 0						

PITCHER	IP	WLS	BF	H	R	ER	SO	BB	IBB	HBP	BLK	WP	HR	S	P	ERA	WHIP
Lee Stange, R (1, 1) ERA: 2.42	9.0	W	33	5	1	1	8	1	0	0	0	0	0	48	52	1.00	0.667

PITCHER	IP	WLS	BF	H	R	ER	SO	BB	IBB	HBP	BLK	WP	HR	S	P	ERA	WHIP

TOP

Kansas City Athletics @ Minnesota Twins

Metropolitan Stadium, Bloomington , MI

Mon Sep 02 1963, 8:05 PM EDT

Att. 12,348 - Unknown - 63 F

livebaseballscorecards.com

AB	32
R	1
H	5
RBI	1
BB	1
SO	8
LOB	9

WP: 0 PA: 33
PB: 0
SB: 0
CS: 0

Batter	1	2	3	4	5	6	7	8	9	AB	R	H	RBI	BB	SO	LOB
Rich Rollins, R (1, 5) OBP: 0.369, SLG: 0.463	FC5-4 1B		BBBB 4-0 1B PB E BB		0-0 ① 5-3		BBBB 4-0 PB BB			2	1	1	0	2	0	0
Vic Power, R (1, 3) OBP: 0.296, SLG: 0.385	0-0 ① FC5-4 HR 1-2f		0-0 E 1-3 1B		0-0 G3-6 1B		SSS 0-3 ② K 1-2			4	1	2	0	0	1	2
Jimmie Hall, L (1, 8) (9, 7) OBP: 0.341, SLG: 0.547	0-0 HR 1-H		0-0 ① F5		0-0 ② ③ G3-6 1-2f		0-0 ③ 4-3			4	1	1	2	0	0	4
Harmon Killebrew, R (1, 7) OBP: 0.352, SLG: 0.533 Lenny Green, L (9, 8) OBP: 0.306, SLG: 0.314	0-0 ② F9		0-0 ② F3			0-0 ① 6-3		0-0 ① 5-3		4 0	0 0	0 0	0 0	0 0	0 0	2 0
Bob Allison, R (1, 9) OBP: 0.378, SLG: 0.544	0-0 ③ L5		0-0 E6 1-2 3-H			BBBB 4-0 F9 BB BB		BBBB 4-0 BB		2	0	0	0	2	0	1
Bernie Allen, L (1, 4) OBP: 0.285, SLG: 0.331		0-0 ① G3	0-0 ③ F5			BBBB 4-0 1-2 BB		0-0 ② F7		3	0	0	0	1	0	3
Zoilo Versalles, R (1, 6) OBP: 0.292, SLG: 0.406		0-0 1B 1B		0-0 ① 5-3		0-0 ② F9 2-3		0-0 ③ L8		4	0	1	0	0	0	3
Jerry Zimmerman, R (1, 2) OBP: 0.209, SLG: 0.209		0-0 G1-4-3 1-3 1B		0-0 ② 6-3		SSS 0-3 ③ K				3	0	1	0	0	1	2
Lee Stange, R (1, 1) OBP: 0.209, SLG: 0.132		0-0 ② ③ G1-4-3 1-2f		0-0 ③ F7			SSS 0-3 ① K			3	0	0	0	0	1	2
Inning Stats	R: 2 H: 2 E: 0 LOB: 0 K: 0 BB: 0 S: 5 P: 5	R: 0 H: 2 E: 0 LOB: 1 K: 0 BB: 0 S: 4 P: 4	R: 1 H: 1 E: 1 LOB: 2 K: 0 BB: 1 S: 5 P: 9	R: 0 H: 0 E: 0 LOB: 0 K: 0 BB: 0 S: 3 P: 3	R: 0 H: 1 E: 0 LOB: 0 K: 0 BB: 0 S: 3 P: 3	R: 0 H: 0 E: 0 LOB: 2 K: 1 BB: 2 S: 5 P: 13	R: 0 H: 0 E: 0 LOB: 1 K: 2 BB: 1 S: 7 P: 11	R: 0 H: 0 E: 0 LOB: 1 K: 0 BB: 1 S: 3 P: 7		1B: 5 2B: 0 3B: 0 HR: 1	SF: 0 SAC: 0 DP: 2 HBP: 0			WP: 0 PB: 2 SB: 0 CS: 0	PA: 34	

PITCHER		IP	WLS	BF	H	R	ER	SO	BB	IBB	HBP	BLK	WP	HR	S	P	ERA	WHIP
Tom Sturdivant, R ERA: 4.69	(1, 1)	7.0	L	30	6	3	2	3	4	0	0	0	0	1	32	48	2.57	1.429
Bill Fischer, R ERA: 3.71	(8, 1)	1.0		4	0	0	0	0	1	0	0	0	0	0	3	7	0.00	1.000

PITCHER	IP	WLS	BF	H	R	ER	SO	BB	IBB	HBP	BLK	WP	HR	S	P	ERA	WHIP

BOTTOM

Kansas City Athletics @ Minnesota Twins

Metropolitan Stadium, Bloomington , MI

Mon Sep 02 1963, 8:05 PM EDT

Att. 12,348 - Unknown - 63 F

livebaseballscorecards.com

AB	29
R	3
H	6
RBI	2
BB	5
SO	3
LOB	19

Batter	1	2	3	4	5	6	7	8	9	AB	R	H	RBI	BB	SO	LOB
Jose Tartabull, L (1, 8) OBP: 0.284, SLG: 0.321	0-0 G3 S 1B		0-0 1-3 ③		0-0 1-2 1B		4-0 BB		0-0 F7 ②	4	0	2	0	1	0	0
Gino Cimoli, R (1, 9) OBP: 0.316, SLG: 0.382	0-3 K ① 1-2			4-0 G3 1B BB	0-0 L9 ③		0-3 K ③		0-0 F6 ③	4	1	0	0	1	2	5
Norm Siebern, L (1, 3) OBP: 0.361, SLG: 0.431	0-0 G3 ② 2-3			0-0 G3 ① 1-2		0-0 E4 1B		0-0 4-3 ①		4	0	0	0	0	0	2
Manny Jimenez, L (1, 7) OBP: 0.356, SLG: 0.344 Bobby Del Greco, R (8, PR) OBP: 0.307, SLG: 0.328 (8, 7)	0-3 K ③			0-0 ② 2-H 1B		0-0 L4-3 1-2 1B		0-0 1B SF9 1B		4 0	0 1	3 0	1 0	0 0	1 0	1 0
Charlie Lau, L (1, 2) OBP: 0.311, SLG: 0.371		0-0 4-3 ①		0-0 6-3 ③		0-0 ① ② L4-3 1-2		0-0 1B 1-3 1B		4	0	1	0	0	0	2
Ed Charles, R (1, 5) OBP: 0.346, SLG: 0.402		0-0 G4-6-3 1B			4-0 1B SF8 BB	0-0 F9 ③		0-0 SF9 ② 3-H		2	1	1	1	1	0	1
Jerry Lumpe, L (1, 4) OBP: 0.322, SLG: 0.364		0-0 ② ③ G4-6-3 1-2f			0-0 1B 1-3 1B		0-0 F9 ①	0-0 1-2 1B		4	0	2	0	0	0	1
Tony La Russa, R (1, 6) OBP: 0.286, SLG: 0.333			0-0 1-3 ①		0-0 SF8 ① 3-H		4-0 SH3-4 BB	0-3 K ③		2	0	0	1	1	1	2
Moe Drabowsky, R (1, 1) OBP: 0.208, SLG: 0.396 John Wyatt, R (7, 1)			0-0 5-3 ②		0-3 K ②		0-0 SH3-4 ② 1-2		0-3 K ①	2 1	0 0	0 0	0 0	1 1	1 0	1 0
Inning Stats	R: 0 H: 1 E: 0 LOB: 1 K: 2 BB: 0 S: 8 P: 8	R: 0 H: 1 E: 0 LOB: 0 K: 0 BB: 0 S: 3 P: 3	R: 0 H: 0 E: 0 LOB: 0 K: 0 BB: 0 S: 3 P: 3	R: 1 H: 1 E: 0 LOB: 0 K: 0 BB: 1 S: 3 P: 7	R: 1 H: 2 E: 0 LOB: 2 K: 1 BB: 1 S: 7 P: 11	R: 0 H: 1 E: 1 LOB: 1 K: 0 BB: 0 S: 4 P: 4	R: 0 H: 0 E: 0 LOB: 2 K: 1 BB: 2 S: 5 P: 13	R: 1 H: 3 E: 0 LOB: 2 K: 1 BB: 0 S: 8 P: 8	R: 0 H: 0 E: 0 LOB: 0 K: 1 BB: 0 S: 5 P: 5	1B: 9 SF: 2 2B: 1 SAC: 1 3B: 0 DP: 2 HR: 0 HBP: 0						

PITCHER	IP	WLS	BF	H	R	ER	SO	BB	IBB	HBP	BLK	WP	HR	S	P	ERA	WHIP
Camilo Pascual, R (1, 1) ERA: 2.49	9.0	L	38	9	3	3	6	4	0	0	0	0	0	46	62	3.00	1.444

PITCHER	IP	WLS	BF	H	R	ER	SO	BB	IBB	HBP	BLK	WP	HR	S	P	ERA	WHIP

TOP

Kansas City Athletics @ Minnesota Twins

Metropolitan Stadium, Bloomington , MI

Tue Sep 03 1963, 4:33 AM EDT

Att. 4,460 - Unknown - 72 F

livebaseballscorecards.com

AB	31
R	3
H	9
RBI	3
BB	4
SO	6
LOB	15

1B: 9	SF: 2	WP: 0	PA: 38
2B: 1	SAC: 1	PB: 0	
3B: 0	DP: 2	SB: 1	
HR: 0	HBP: 0	CS: 0	

Batter	1	2	3	4	5	6	7	8	9	AB	R	H	RBI	BB	SO	LOB
Rich Rollins, R (1, 5) OBP: 0.368, SLG: 0.464	S S S 0-3 K ①			x 0-0 6-3 ①		x 0-0 4-3 ③		x 0-0 SH1-4 2B		4	0	1	0	0	1	1
Vic Power, R (1, 3) OBP: 0.294, SLG: 0.383	x 0-0 6-3 ②			x 0-0 5-3 ②			x 0-0 F5 ①	x 0-0 SH1-4 ① 2-3		3	0	0	0	0	0	0
Jimmie Hall, L (1, 8) OBP: 0.341, SLG: 0.543	S S S 0-3 K ③			x 0-0 F7 ③			B B B B 4-0 HR BB	S S S 0-3 K ②		3	1	0	0	1	2	1
Harmon Killebrew, R (1, 7) OBP: 0.351, SLG: 0.537		x 0-0 4-3 ①			x 0-0 F9 ①		x 0-0 1-H HR	x 0-0 F4 ③		4	1	1	2	0	0	1
Bob Allison, R (1, 9) OBP: 0.379, SLG: 0.544		x 0-0 G5-4-3 1B			S S S 0-3 K ②		x 0-0 1B 1B		x 0-0 G3 ①	4	0	2	0	0	1	0
Earl Battey, R (1, 2) OBP: 0.362, SLG: 0.470		x 0-0 ② ③ G5-4-3 1-2f			x 0-0 5-3 ③		x 0-0 F8 ②		S S S 0-3 K ②	4	0	0	0	0	1	2
Zoilo Versalles, R (1, 6) OBP: 0.293, SLG: 0.405			x 0-0 1-3 ①			S S S 0-3 K ①	x 0-0 BB 1-3 1B		B B B B 4-0 E BB	3	0	1	0	1	1	0
Bernie Allen, L (1, 4) OBP: 0.287, SLG: 0.331			x 0-0 G6-4-3 1B			x 0-0 ② L9	B B B B 4-0 1-2 BB		x 0-0 ③ F6 1-3	3	0	1	0	1	0	1
Camilo Pascual, R (1, 1) OBP: 0.313, SLG: 0.373			x 0-0 ② ③ G6-4-3 1-2f			x 0-0 3B	x 0-0 ③ F6			3	0	1	0	0	0	4
Inning Stats	R: 0 E: 0 K: 2 S: 7 H: 0 LOB: 0 BB: 0 P: 7	R: 0 E: 0 K: 0 S: 3 H: 1 LOB: 0 BB: 0 P: 3	R: 0 E: 0 K: 0 S: 3 H: 1 LOB: 0 BB: 0 P: 3	R: 0 E: 0 K: 0 S: 3 H: 0 LOB: 0 BB: 0 P: 3	R: 0 E: 0 K: 1 S: 5 H: 0 LOB: 0 BB: 0 P: 5	R: 0 E: 0 K: 1 S: 6 H: 1 LOB: 1 BB: 0 P: 6	R: 2 E: 0 K: 0 S: 6 H: 3 LOB: 3 BB: 2 P: 14	R: 0 E: 0 K: 1 S: 6 H: 1 LOB: 1 BB: 0 P: 6	R: 0 E: 1 K: 1 S: 5 H: 0 LOB: 1 BB: 1 P: 9	1B: 4 2B: 1 3B: 1 HR: 1	SF: 0 SAC: 1 DP: 2 HBP: 0						

PITCHER	IP	WLS	BF	H	R	ER	SO	BB	IBB	HBP	BLK	WP	HR	S	P	ERA	WHIP
Moe Drabowsky, R (1, 1) ERA: 2.89	6.1		23	5	2	2	4	1	0	0	0	0	1	30	34	2.84	0.947
John Wyatt, R (7, 1) ERA: 3.14	2.2	W	12	2	0	0	2	2	0	0	0	0	0	14	22	0.00	1.500

PITCHER	IP	WLS	BF	H	R	ER	SO	BB	IBB	HBP	BLK	WP	HR	S	P	ERA	WHIP

BOTTOM

Kansas City Athletics @ Minnesota Twins

Metropolitan Stadium, Bloomington , MI

Tue Sep 03 1963, 4:33 AM EDT

Att. 4,460 - Unknown - 72 F

livebaseballscorecards.com

AB	31
R	2
H	7
RBI	2
BB	3
SO	6
LOB	10

1B: 4 2B: 1 3B: 1 HR: 1 SF: 0 SAC: 1 DP: 2 HBP: 0

WP: 0 PB: 0 SB: 0 CS: 0 PA: 35

Batter	1	2	3	4	5	6	7	8	9	AB	R	H	RBI	BB	SO	LOB
Jose Tartabull, L (1, 8) OBP: 0.287, SLG: 0.323	F8		4-3			1B SH1-4 1-2 1B	FC4 1-2f		2-H 3-H 1B	5	0	2	2	0	0	1
Gino Cimoli, R (1, 9) OBP: 0.315, SLG: 0.381	6-3		F8			SH1-4 1-2 2-3		4-3 SH3-4 1B	5-3	4	0	1	0	0	0	1
Charlie Lau, L (1, 2) OBP: 0.311, SLG: 0.371	1-3			G4-6-3 1B		G1		SH3-4 1-2		3	0	1	0	0	0	2
Norm Siebern, L (1, 3) OBP: 0.362, SLG: 0.432		1B		G4-6-3 1-2f		2-3 3-H 1B		4-3 2-3		4	0	2	1	0	0	2
Ed Charles, R (1, 5) OBP: 0.343, SLG: 0.398		K			6-3	1-3		F8		4	0	0	0	0	1	4
Jerry Lumpe, L (1, 4) OBP: 0.321, SLG: 0.363		F7			E3 FC6-4		1-3 1B 1B		F7	4	1	1	0	0	0	1
Ken Harrelson, R (1, 7) OBP: 0.311, SLG: 0.384 Bobby Del Greco, R (8, 7) OBP: 0.309, SLG: 0.331		1-3			K	1-3 1-2			SH1-4 1B 1B	3 1	0 1	0 1	0 1	0 0	1 0	3 0
Tony La Russa, R (1, 6) OBP: 0.280, SLG: 0.318			5-3		FC6-4 1-2f	F4			SH1-4 1-2 1B	4	1	1	0	0	0	2
Orlando Pena, R (1, 1) OBP: 0.250, SLG: 0.222 John Wyatt, R (9, 1)			F9			SH1-4 1B 1B	FC4 2-H 1B		SH1-4 1-2 2-3	3 0	1 0	2 0	1 0	0 0	0 0	0 0
Inning Stats	R: 0 E: 0 K: 0 S: 3 H: 0 LOB: 0 BB: 0 P: 3	R: 0 E: 0 K: 1 S: 6 H: 1 LOB: 1 BB: 0 P: 6	R: 0 E: 0 K: 0 S: 3 H: 0 LOB: 0 BB: 0 P: 3	R: 0 E: 0 K: 0 S: 3 H: 1 LOB: 0 BB: 0 P: 3	R: 0 E: 1 K: 1 S: 6 H: 0 LOB: 1 BB: 0 P: 6	R: 1 E: 0 K: 0 S: 6 H: 3 LOB: 2 BB: 0 P: 6	R: 1 E: 0 K: 0 S: 5 H: 2 LOB: 1 BB: 0 P: 5	R: 0 E: 0 K: 0 S: 4 H: 1 LOB: 1 BB: 0 P: 4	R: 2 E: 0 K: 0 S: 6 H: 3 LOB: 1 BB: 0 P: 6	1B: 11 2B: 0 3B: 0 HR: 0 SF: 0 SAC: 3 DP: 1 HBP: 0						

PITCHER	IP	WLS	BF	H	R	ER	SO	BB	IBB	HBP	BLK	WP	HR	S	P	ERA	WHIP
Ray Herbert, R (1, 1) ERA: 3.33	9.0	L	38	11	4	4	2	0	0	0	0	0	0	42	42	4.00	1.222

PITCHER	IP	WLS	BF	H	R	ER	SO	BB	IBB	HBP	BLK	WP	HR	S	P	ERA	WHIP

TOP

Kansas City Athletics @ Chicago White Sox

Comiskey Park, Chicago, IL

Wed Sep 04 1963, 8:05 PM EDT

Unknown

livebaseballscorecards.com

AB	35
R	4
H	11
RBI	4
BB	0
SO	2
LOB	16

WP: 0 PB: 0 SB: 0 CS: 0 PA: 38

Batter	1	2	3	4	5	6	7	8	9	AB	R	H	RBI	BB	SO	LOB
Mike Hershberger, R (1, 8) OBP: 0.332, SLG: 0.350	F5		HBP		SH1-3 2-3			F5	FC6-4 1-2f	3	0	0	0	0	0	2
Tom McCraw, L (1, 3) OBP: 0.305, SLG: 0.390	4-3		K		F7			F9 2B		4	0	1	0	0	1	4
Floyd Robinson, L (1, 9) OBP: 0.352, SLG: 0.413	F8		F6			F8		F9 2-3		4	0	0	0	0	0	4
Pete Ward, L (1, 5) OBP: 0.341, SLG: 0.473		F5		HR		F8		5-3		4	1	1	1	0	0	1
Nellie Fox, L (1, 4) OBP: 0.306, SLG: 0.318		3-1		F7		BB			E 2B	3	1	1	0	1	0	0
Dave Nicholson, R (1, 7) OBP: 0.321, SLG: 0.416		5-3		F8		F6			E7 1B 2-H 1B	4	0	1	0	0	0	1
Ron Hansen, R (1, 6) OBP: 0.316, SLG: 0.348			SH5-4 1B 1B	CS BB			5-3		5-3	3	0	1	0	1	0	1
Cam Carreon, R (1, 2) OBP: 0.321, SLG: 0.344 Joe Cunningham, L (9, PH) OBP: 0.356, SLG: 0.339 Al Weis, S (9, PR) OBP: 0.332, SLG: 0.321			SH5-4 1-2 1B	CS 1-2	SH1-3 SH1-4 1B		4-3		FC6-4 2-3 1B	3 1 0	0 0 0	2 1 0	0 0 0	0 0 0	0 0 0	0 0 0
Ray Herbert, R (1, 1) OBP: 0.286, SLG: 0.321 Charlie Maxwell, L (9, PH) OBP: 0.372, SLG: 0.371			SH5-4 1-2 2-3		SH1-4 1-2		F9		F7	1 1	0 0	0 0	0 0	0 0	0 0	0 2
Inning Stats	R: 0 E: 0 K: 0 S: 3 H: 0 LOB: 0 BB: 0 P: 3	R: 0 E: 0 K: 0 S: 3 H: 0 LOB: 0 BB: 0 P: 3	R: 0 E: 0 K: 1 S: 7 H: 2 LOB: 3 BB: 0 P: 8	R: 1 E: 0 K: 0 S: 3 H: 1 LOB: 0 BB: 1 P: 7	R: 0 E: 0 K: 0 S: 4 H: 1 LOB: 1 BB: 0 P: 4	R: 0 E: 0 K: 0 S: 3 H: 0 LOB: 1 BB: 1 P: 7	R: 0 E: 0 K: 0 S: 3 H: 0 LOB: 0 BB: 0 P: 3	R: 0 E: 0 K: 0 S: 4 H: 1 LOB: 1 BB: 0 P: 4	R: 1 E: 1 K: 0 S: 6 H: 3 LOB: 2 BB: 0 P: 6	1B: 5 2B: 2 3B: 0 HR: 1 SF: 0 SAC: 3 DP: 0 HBP: 1						WP: 0 PB: 0 SB: 0 CS: 1 PA: 38

PITCHER	IP	WLS	BF	H	R	ER	SO	BB	IBB	HBP	BLK	WP	HR	S	P	ERA	WHIP
Orlando Pena, R (1, 1) ERA: 3.56	8.0	W	33	7	2	2	1	2	0	1	0	0	1	32	41	2.25	1.125
John Wyatt, R (9, 1) ERA: 3.1	1.0	S	4	1	0	0	0	0	0	0	0	0	0	4	4	0.00	1.000

PITCHER	IP	WLS	BF	H	R	ER	SO	BB	IBB	HBP	BLK	WP	HR	S	P	ERA	WHIP

BOTTOM

Kansas City Athletics @ Chicago White Sox

Comiskey Park, Chicago, IL

Wed Sep 04 1963, 8:05 PM EDT

Unknown

livebaseballscorecards.com

AB	31
R	2
H	8
RBI	1
BB	2
SO	1
LOB	15

Batter	1	2	3	4	5	6	7	8	9	AB	R	H	RBI	BB	SO	LOB
Jose Tartabull, L (1, 8) OBP: 0.289, SLG: 0.325	F9			1-3 1B	SF7 2-H	FC5 2-3f			6-3	2	0	1	0	0	0	0
Bobby Del Greco, R (4, PR) (4, 8) OBP: 0.306, SLG: 0.328										2	1	0	1	0	0	2
Gino Cimoli, R (1, 9) OBP: 0.314, SLG: 0.381	4-3			1-3 1-2	F4		FC4-5 2B		4-3	5	0	1	0	0	0	1
Jerry Lumpe, L (1, 4) OBP: 0.322, SLG: 0.363	4-3			1B 2B BB		FC1-6 1B 1B	FC4-5 G3-6-3 2-3		E3 BB	4	2	1	0	1	0	1
Norm Siebern, L (1, 3) OBP: 0.364, SLG: 0.432		4-3		2B 1-3 2-H 1B		FC1-6 1-2 1B	G3-6-3 1-2f		4-0 1-2 BB	4	0	2	1	1	0	1
Ed Charles, R (1, 5) OBP: 0.345, SLG: 0.403		4-0 G4-6-3 BB		G5-3 1-3 3-H 2B		FC1-6 1-2f 2-3 1B		1B 2B	0-3 K	4	2	2	1	1	1	4
Charlie Lau, L (1, 2) OBP: 0.321, SLG: 0.376		G4-6-3 1-2f		IBB		1B 1-2 3-H 1B		G4-3 2-H 1B		3	1	2	2	1	0	1
Ken Harrelson, R (1, 7) OBP: 0.315, SLG: 0.383			4-0 CS BB	G5-3 2-3f		FC5 1B 1-3 2-H 1B		G4-3 1-2f		3	0	1	1	1	0	4
Tony La Russa, R (1, 6) OBP: 0.310, SLG: 0.346		F9 1-2			PB SH2-4 SF7 1B	K		1B		4	1	2	0	0	1	3
Diego Segui, R (1, 1) OBP: 0.229, SLG: 0.255		6-3			SH2-4 1-2	1-2 3-H 1B		6-3		2	0	1	1	0	0	0
Ted Bowsfield, R (7, 1) OBP: 0.182, SLG: 0.105										0	0	0	0	0	0	0
Bill Fischer, R (7, 1) OBP: 0.263, SLG: 0.067										1	0	0	0	0	0	1

TOP

Kansas City Athletics @ Chicago White Sox

Comiskey Park, Chicago, IL

Wed Sep 04 1963, 8:05 PM EDT

Att. 8,804 - Unknown

livebaseballscorecards.com

AB	34
R	7
H	13
RBI	7
BB	5
SO	2
LOB	18

Inning Stats	1	2	3	4	5	6	7	8	9
R	0	0	0	2	1	3	0	1	0
E	0	0	0	0	0	0	0	0	1
K	0	0	0	0	0	1	0	0	0
S	3	2	2	5	4	10	3	5	6
H	0	0	0	3	1	5	1	3	0
LOB	0	0	0	2	0	2	0	1	2
BB	0	1	1	2	0	0	0	0	1
P	3	6	6	13	4	10	3	5	10

1B	10
2B	3
3B	0
HR	0
SF	1
SAC	1
DP	4
HBP	0

WP	0
PB	1
SB	0
CS	1
PA	41

PITCHER		IP	WLS	BF	H	R	ER	SO	BB	IBB	HBP	BLK	WP	HR	S	P	ERA	WHIP
Joe Horlen, R ERA: 3.68	(1, 1)	5.2	L	27	9	6	5	1	3	1	0	0	0	0	25	41	7.94	2.118
Frank Baumann, L ERA: 3.13	(6, 1)	1.1		4	1	0	0	0	0	0	0	0	0	0	4	4	0.00	0.750
Jim Brosnan, R ERA: 2.99	(8, 1)	1.0		5	3	1	1	0	0	0	0	0	0	0	5	5	9.00	3.000
Bruce Howard, R ERA:	(9, 1)	1.0		5	0	0	0	1	1	0	0	0	0	0	6	10	0.00	1.000

PITCHER	IP	WLS	BF	H	R	ER	SO	BB	IBB	HBP	BLK	WP	HR	S	P	ERA	WHIP

Batter	1	2	3	4	5	6	7	8	9	AB	R	H	RBI	BB	SO	LOB
Jim Landis, R (1, 8) OBP: 0.323, SLG: 0.394	5-3		F8		6-3		FC1-4, BB, 1B, 1-2f		F5	5	1	0	0	0	0	1
Joe Cunningham, L (1, 3) OBP: 0.357, SLG: 0.333	1-3, BB		BB		K		K		F8	3	0	0	0	2	2	1
Floyd Robinson, L (1, 9) OBP: 0.352, SLG: 0.410 (8, 7)	1-3, 1-2		4-3		BB		HBP, 1B, 1-2, BB		G3	3	0	0	0	2	0	2
Pete Ward, L (1, 5) OBP: 0.342, SLG: 0.478	1-3			HR	4-3		HBP, 1-2, 2-H, 1B			4	1	2	2	0	0	2
Charlie Maxwell, L (1, 7) OBP: 0.364, SLG: 0.361 Mike Hershberger, R (7, PH) (8, 9) OBP: 0.333, SLG: 0.350		F5		F8		K, H	HBP, 1-2, 2-3			3 0	0 0	0 0	0 0	0 0	1 0	0 0
Ron Hansen, R (1, 6) OBP: 0.313, SLG: 0.345		F7		F8		K	F8			4	0	0	0	0	1	3
Al Weis, S (1, 4) OBP: 0.340, SLG: 0.327		F6		S, BB		1B		FC6-4, 1B		3	0	2	0	1	0	0
J.C. Martin, L (1, 2) OBP: 0.269, SLG: 0.288			HR	IBB		K		FC6-4, G4-6-3, 1-2f		3	1	1	1	1	1	2
Joe Horlen, R (1, 1) OBP: 0.207, SLG: 0.207 Frank Baumann, L (6, 1) OBP: 0.250, SLG: 0.143 Tom McCraw, L (7, PH) OBP: 0.307, SLG: 0.390 Jim Brosnan, R (8, 1) OBP: 0.308, SLG: 0.308 Nellie Fox, L (8, PH) OBP: 0.305, SLG: 0.318 Bruce Howard, S (9, 1)		F4		K			FC1-4, BB	G4-6-3, 1-2f		2 0 0 0 1 0	0 0 0 0 0 0	0 0 0 0 0 0	0 0 0 0 0 0	0 0 1 0 0 0	1 0 0 0 0 0	2 0 0 0 1 0
Inning Stats	R: 0 E: 0 K: 0 S: 3 H: 0 LOB: 1 BB: 1 P: 7	R: 0 E: 0 K: 0 S: 3 H: 0 LOB: 0 BB: 0 P: 3	R: 1 E: 0 K: 0 S: 4 H: 1 LOB: 1 BB: 1 P: 8	R: 1 E: 0 K: 1 S: 6 H: 1 LOB: 2 BB: 2 P: 14	R: 0 E: 0 K: 1 S: 5 H: 0 LOB: 1 BB: 1 P: 9	R: 0 E: 0 K: 3 S: 10 H: 1 LOB: 1 BB: 0 P: 10	R: 1 E: 0 K: 1 S: 6 H: 1 LOB: 3 BB: 2 P: 15	R: 0 E: 0 K: 0 S: 3 H: 1 LOB: 0 BB: 0 P: 3	R: 0 E: 0 K: 0 S: 3 H: 0 LOB: 0 BB: 0 P: 3	1B: 3 2B: 0 3B: 0 HR: 2	SF: 0 SAC: 0 DP: 1 HBP: 1					

PITCHER		IP	WLS	BF	H	R	ER	SO	BB	IBB	HBP	BLK	WP	HR	S	P	ERA	WHIP
Diego Segui, R ERA: 4.0	(1, 1)	6.2	W	30	3	3	3	6	6	1	0	0	0	2	35	63	4.05	1.350
Ted Bowsfield, L ERA: 4.82	(7, 1)	0.0		1	1	0	0	0	0	0	0	0	0	0	1	1	∞	∞
Bill Fischer, R ERA: 3.61	(7, 1)	2.1	S	8	1	0	0	0	0	0	1	0	0	0	7	8	0.00	0.429

PITCHER	IP	WLS	BF	H	R	ER	SO	BB	IBB	HBP	BLK	WP	HR	S	P	ERA	WHIP

BOTTOM

Kansas City Athletics @ Chicago White Sox

Comiskey Park, Chicago, IL

Wed Sep 04 1963, 8:05 PM EDT

Att. 8,804 - Unknown

livebaseballscorecards.com

AB	31
R	3
H	5
RBI	3
BB	7
SO	6
LOB	14

WP: 0 PB: 0 SB: 1 CS: 0 PA: 39

Batter	1	2	3	4	5	6	7	8	9	AB	R	H	RBI	BB	SO	LOB
Bobby Del Greco, R (1, 8) OBP: 0.305, SLG: 0.327	6-3		K 1-2			F8			1B FC6-4 1B	4	1	1	0	0	1	1
Gino Cimoli, R (1, 9) OBP: 0.315, SLG: 0.380	K			PB BB		K			FC6-4 1-3 1B	3	0	1	0	1	2	0
Ed Charles, R (1, 5) OBP: 0.343, SLG: 0.400	F7			5-3 1-2			F7		F4	4	0	0	0	0	0	3
Norm Siebern, L (1, 3) OBP: 0.363, SLG: 0.431		5-3		K			L1-3 1B		FC6-4 BB 1-2f 3-H	4	0	1	1	0	1	2
Doc Edwards, R (1, 2) OBP: 0.281, SLG: 0.356		FC4-6 1B		4-3			L1-3 1-2		BB 1-2	3	0	1	0	1	0	2
Jerry Lumpe, L (1, 4) OBP: 0.320, SLG: 0.360		FC4-6 1-2f			K			F6	F4	4	0	0	0	0	1	3
Ken Harrelson, R (1, 7) OBP: 0.310, SLG: 0.377		K			6-3			5-3		3	0	0	0	0	1	1
Tony La Russa, R (1, 6) OBP: 0.313, SLG: 0.321			F8		4-3			BB		2	0	0	0	1	0	0
Ed Rakow, S (1, 1) OBP: 0.180, SLG: 0.125			K 1B			K		F9		1	0	1	0	0	0	0
Tommie Reynolds, R (6, PH)										1	0	0	0	0	1	0
Aurelio Monteagudo, R (6, 1)										0	0	0	0	0	0	0
Chuck Essegian, R (8, PH) OBP: 0.276, SLG: 0.321										1	0	0	0	0	0	1
Pete Lovrich, R (8, 1)										0	0	0	0	0	0	0
Inning Stats	R: 0 E: 0 K: 1 S: 5 H: 0 LOB: 0 BB: 0 P: 5	R: 0 E: 0 K: 1 S: 6 H: 1 LOB: 1 BB: 0 P: 6	R: 0 E: 0 K: 1 S: 5 H: 1 LOB: 0 BB: 0 P: 5	R: 0 E: 0 K: 1 S: 5 H: 0 LOB: 1 BB: 1 P: 9	R: 0 E: 0 K: 1 S: 5 H: 0 LOB: 0 BB: 0 P: 5	R: 0 E: 0 K: 2 S: 7 H: 0 LOB: 0 BB: 0 P: 7	R: 0 E: 0 K: 0 S: 3 H: 1 LOB: 0 BB: 0 P: 3	R: 0 E: 0 K: 0 S: 3 H: 0 LOB: 1 BB: 1 P: 7	R: 1 E: 0 K: 0 S: 5 H: 2 LOB: 2 BB: 1 P: 9	1B: 5 2B: 1 3B: 0 HR: 0	SF: 0 SAC: 0 DP: 1 HBP: 0						

TOP

Kansas City Athletics @ Chicago White Sox

Comiskey Park, Chicago, IL

Thu Sep 05 1963, 4:33 AM EDT

Att. 1,585 - Unknown

livebaseballscorecards.com

AB	30
R	1
H	5
RBI	1
BB	3
SO	7
LOB	13

PITCHER		IP	WLS	BF	H	R	ER	SO	BB	IBB	HBP	BLK	WP	HR	S	P	ERA	WHIP
Gary Peters, L ERA: 1.84	(1, 1)	9.0	W	33	5	1	1	7	3	0	0	0	0	0	44	56	1.00	0.889

PITCHER	IP	WLS	BF	H	R	ER	SO	BB	IBB	HBP	BLK	WP	HR	S	P	ERA	WHIP

Batter	1	2	3	4	5	6	7	8	9	AB	R	H	RBI	BB	SO	LOB
Jim Landis, R (1, 8) OBP: 0.323, SLG: 0.391	K		F5		1B BB	F6				3	0	0	0	1	1	1
Joe Cunningham, L (1, 3) OBP: 0.365, SLG: 0.355	1B G3 2B		2B		1-3 3-H 1B		1-3			4	1	3	1	0	0	0
Tom McCraw, L (8, 3) OBP: 0.307, SLG: 0.390										0	0	0	0	0	0	0
Floyd Robinson, L (1, 9) OBP: 0.354, SLG: 0.410	G3 2-3 1B		FC4-6 BB		F2		F8			3	0	1	0	1	0	2
Pete Ward, L (1, 5) OBP: 0.340, SLG: 0.475	G3 2-3 3-H		FC4-6 1-2f		F4		F6			4	0	0	1	0	0	5
J.C. Martin, L (1, 2) OBP: 0.265, SLG: 0.283	F4			F7	F4			F3		4	0	0	0	0	0	3
Dave Nicholson, R (1, 7) OBP: 0.320, SLG: 0.413		K		K		SH1-4 SF8 BB		K		3	1	0	0	1	3	0
Ron Hansen, R (1, 6) OBP: 0.315, SLG: 0.343		5-3		5-3		SF8 SH1-4 1-2 BB		BB		2	0	0	0	2	0	0
Al Weis, S (1, 4) OBP: 0.340, SLG: 0.324		G3			3B HBP	SH1-4 1-2 2-3		F6		2	1	0	0	0	0	1
Gary Peters, L (1, 1) OBP: 0.273, SLG: 0.437			G3		1-H 1B 3B	SF8 2-3 3-H				2	1	1	2	0	0	0
Inning Stats	R: 1 E: 0 K: 1 S: 7 H: 2 LOB: 1 BB: 0 P: 7	R: 0 E: 0 K: 1 S: 5 H: 0 LOB: 0 BB: 0 P: 5	R: 0 E: 0 K: 0 S: 4 H: 1 LOB: 2 BB: 1 P: 8	R: 0 E: 0 K: 1 S: 5 H: 0 LOB: 0 BB: 0 P: 5	R: 2 E: 0 K: 0 S: 5 H: 2 LOB: 2 BB: 1 P: 10	R: 1 E: 0 K: 0 S: 3 H: 0 LOB: 1 BB: 2 P: 11	R: 0 E: 0 K: 0 S: 3 H: 0 LOB: 0 BB: 0 P: 3	R: 0 E: 0 K: 1 S: 5 H: 0 LOB: 1 BB: 1 P: 9		1B: 2 2B: 2 3B: 1 HR: 0	SF: 1 SAC: 1 DP: 0 HBP: 1						

PITCHER	IP	WLS	BF	H	R	ER	SO	BB	IBB	HBP	BLK	WP	HR	S	P	ERA	WHIP
Ed Rakow, R (1, 1) ERA: 3.75	5.0	L	23	5	3	3	3	2	0	1	0	0	0	26	35	5.40	1.400
Aurelio Monteagudo, R (6, 1) ERA: 3.0	2.0		8	0	1	1	0	2	0	0	0	0	0	6	14	4.50	1.000
Pete Lovrich, R (8, 1) ERA: 6.97	1.0		4	0	0	0	1	1	0	0	0	0	0	5	9	0.00	1.000

PITCHER	IP	WLS	BF	H	R	ER	SO	BB	IBB	HBP	BLK	WP	HR	S	P	ERA	WHIP

BOTTOM

Kansas City Athletics @ Chicago White Sox

Comiskey Park, Chicago, IL

Thu Sep 05 1963, 4:33 AM EDT

Att. 1,585 - Unknown

livebaseballscorecards.com

AB	27
R	4
H	5
RBI	4
BB	5
SO	4
LOB	12

PA: 35

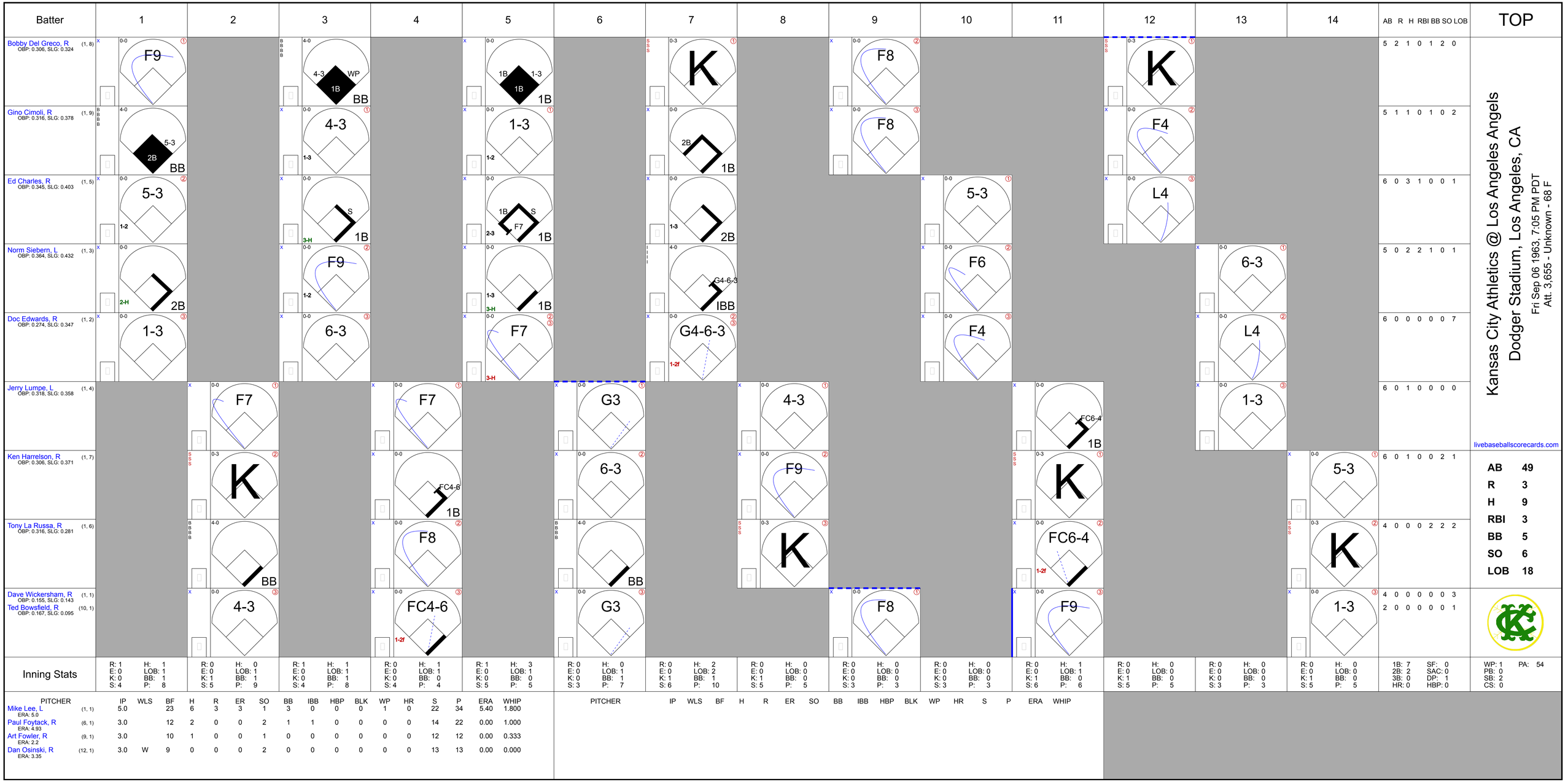
Batter
1
2
3
4
5
6
7
8
9
10
11
12
13
14
AB R H RBI BB SO LOB
TOP
Bobby Del Greco, R (1, 8) OBP: 0.306, SLG: 0.324
F9
4-3 WP 1B BB
1B 1-3 1B 1B
K
F8
K
5 2 1 0 1 2 0
Gino Cimoli, R (1, 9) OBP: 0.316, SLG: 0.378
5-3 2B BB
4-3 1-3
1-3 2B 1B
F8
F4
5 1 1 0 1 0 2
Ed Charles, R (1, 5) OBP: 0.345, SLG: 0.403
5-3 1-2
S 1B 3-H
1B S F7 1B 2-3
5-3
L4
6 0 3 1 0 0 1
Norm Siebern, L (1, 3) OBP: 0.364, SLG: 0.432
2B 2-H
F9 1-2
1B 1-3 3-H
G4-6-3 IBB
F6
6-3
5 0 2 2 1 0 1
Doc Edwards, R (1, 2) OBP: 0.274, SLG: 0.347
1-3
6-3
F7 3-H
G4-6-3 1-2f
F4
L4
6 0 0 0 0 0 7
Jerry Lumpe, L (1, 4) OBP: 0.318, SLG: 0.358
F7
F7
G3
4-3
FC6-4 1B
1-3
6 0 1 0 0 0 0
Ken Harrelson, R (1, 7) OBP: 0.306, SLG: 0.371
K
FC4-6 1B
6-3
F9
K
5-3
6 0 1 0 0 2 1
Tony La Russa, R (1, 6) OBP: 0.316, SLG: 0.281
BB
F8
BB
K
FC6-4 1-2f
K
4 0 0 0 2 2 2
Dave Wickersham, R (1, 1) OBP: 0.155, SLG: 0.143
Ted Bowsfield, R (10, 1) OBP: 0.167, SLG: 0.095
4-3
FC4-6 1-2f
G3
F8
F9
1-3
4 0 0 0 0 0 3
2 0 0 0 0 0 1
Kansas City Athletics @ Los Angeles Angels
Dodger Stadium, Los Angeles, CA
Fri Sep 06 1963, 7:05 PM PDT
Att. 3,655 - Unknown - 68 F
livebaseballscorecards.com
AB 49
R 3
H 9
RBI 3
BB 5
SO 6
LOB 18
Inning Stats
1: R: 1 H: 1 E: 0 LOB: 1 K: 0 BB: 1 S: 4 P: 8
2: R: 0 H: 0 E: 0 LOB: 1 K: 1 BB: 1 S: 5 P: 9
3: R: 1 H: 1 E: 0 LOB: 1 K: 0 BB: 1 S: 4 P: 8
4: R: 0 H: 1 E: 0 LOB: 1 K: 0 BB: 0 S: 4 P: 4
5: R: 1 H: 3 E: 0 LOB: 1 K: 0 BB: 0 S: 5 P: 5
6: R: 0 H: 0 E: 0 LOB: 1 K: 0 BB: 1 S: 3 P: 7
7: R: 0 H: 2 E: 0 LOB: 2 K: 1 BB: 1 S: 6 P: 10
8: R: 0 H: 0 E: 0 LOB: 0 K: 1 BB: 0 S: 5 P: 5
9: R: 0 H: 0 E: 0 LOB: 0 K: 0 BB: 0 S: 3 P: 3
10: R: 0 H: 0 E: 0 LOB: 0 K: 0 BB: 0 S: 3 P: 3
11: R: 0 H: 1 E: 0 LOB: 1 K: 1 BB: 0 S: 6 P: 6
12: R: 0 H: 0 E: 0 LOB: 0 K: 1 BB: 0 S: 5 P: 5
13: R: 0 H: 0 E: 0 LOB: 0 K: 0 BB: 0 S: 3 P: 3
14: R: 0 H: 0 E: 0 LOB: 0 K: 1 BB: 0 S: 5 P: 5
1B: 7 2B: 2 3B: 0 HR: 0
SF: 0 SAC: 0 DP: 1 HBP: 0
WP: 1 PB: 0 SB: 2 CS: 0
PA: 54
PITCHER IP WLS BF H R ER SO BB IBB HBP BLK WP HR S P ERA WHIP
Mike Lee, L (1, 1) ERA: 5.0 5.0 23 6 3 3 1 3 0 0 0 1 0 22 34 5.40 1.800
Paul Foytack, R (6, 1) ERA: 4.93 3.0 12 2 0 0 2 1 1 0 0 0 0 14 22 0.00 1.000
Art Fowler, R (9, 1) ERA: 2.2 3.0 10 1 0 0 1 0 0 0 0 0 0 12 12 0.00 0.333
Dan Osinski, R (12, 1) ERA: 3.35 3.0 W 9 0 0 0 2 0 0 0 0 0 0 13 13 0.00 0.000
PITCHER IP WLS BF H R ER SO BB IBB HBP BLK WP HR S P ERA WHIP

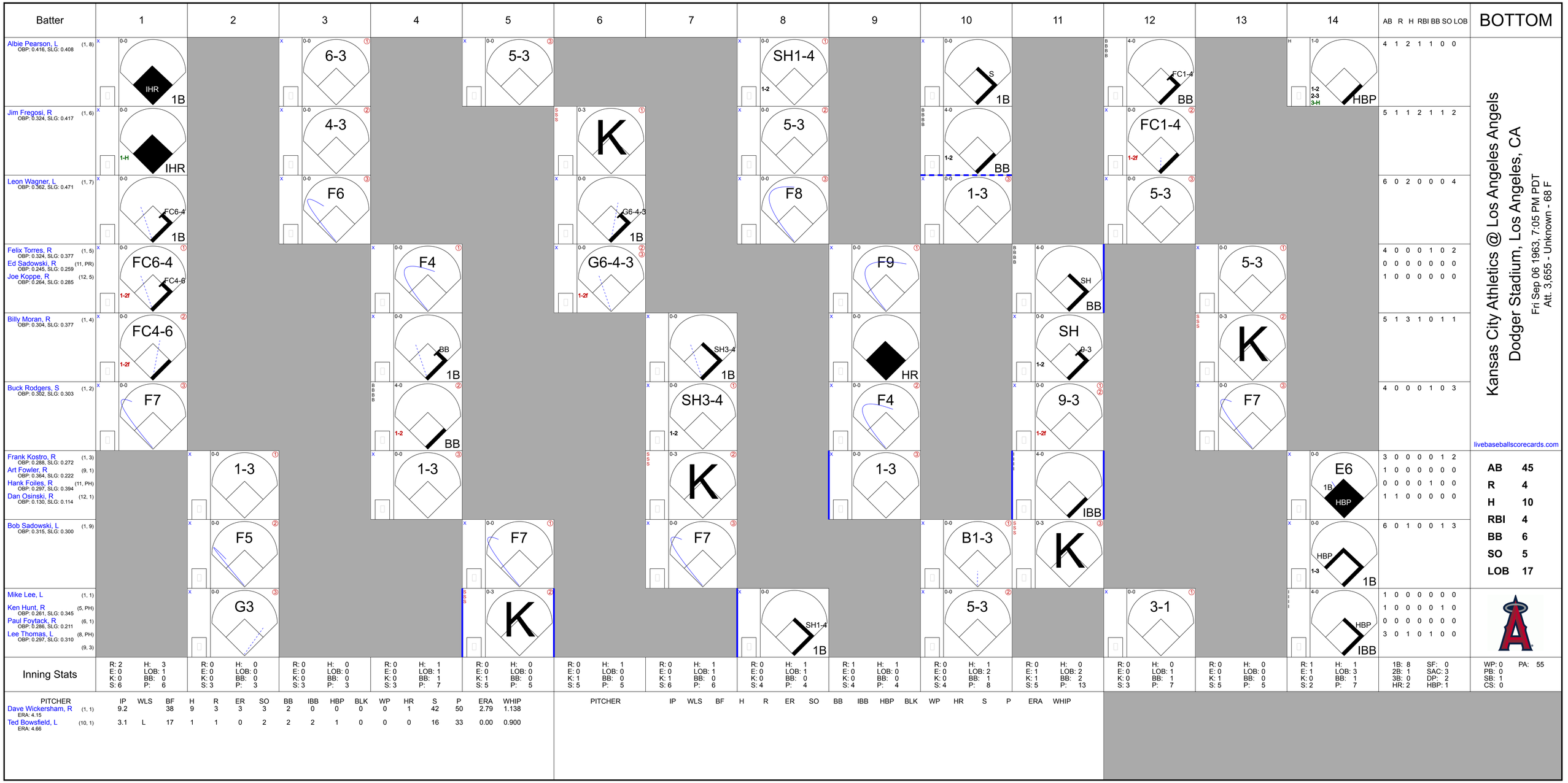
Batter
1
2
3
4
5
6
7
8
9
10
11
12
13
14
AB R H RBI BB SO LOB
BOTTOM
Albie Pearson, L (1, 8) OBP: 0.416, SLG: 0.408
IHR 1B
6-3
5-3
SH1-4 1-2
S 1B
FC1-4 BB
HBP 1-2 2-3 3-H
4 1 2 1 1 0 0
Jim Fregosi, R (1, 6) OBP: 0.324, SLG: 0.417
1-H IHR
4-3
K
5-3
BB 1-2
FC1-4 1-2f
5 1 1 2 1 1 2
Leon Wagner, L (1, 7) OBP: 0.362, SLG: 0.471
FC6-4 1B
F6
G6-4-3 1B
F8
1-3
5-3
6 0 2 0 0 0 4
Felix Torres, R (1, 5) OBP: 0.324, SLG: 0.377
Ed Sadowski, R (11, PR) OBP: 0.245, SLG: 0.259
Joe Koppe, R (12, 5) OBP: 0.264, SLG: 0.285
FC6-4 FC4-6 1-2f
F4
G6-4-3 1-2f
F9
SH BB
5-3
4 0 0 0 1 0 2
0 0 0 0 0 0 0
1 0 0 0 0 0 0
Billy Moran, R (1, 4) OBP: 0.304, SLG: 0.377
FC4-6 1-2f
BB 1B
SH3-4 1B
HR
SH 1-2 9-3
K
5 1 3 1 0 1 1
Buck Rodgers, S (1, 2) OBP: 0.302, SLG: 0.303
F7
BB 1-2
SH3-4 1-2
F4
9-3 1-2f
F7
4 0 0 0 1 0 3
Frank Kostro, R (1, 3) OBP: 0.288, SLG: 0.272
Art Fowler, R (9, 1) OBP: 0.364, SLG: 0.222
Hank Foiles, R (11, PH) OBP: 0.297, SLG: 0.394
Dan Osinski, R (12, 1) OBP: 0.130, SLG: 0.114
1-3
1-3
K
1-3
IBB
E6 1B HBP
3 0 0 0 0 1 2
1 0 0 0 0 0 0
0 0 0 0 1 0 0
1 1 0 0 0 0 0
Bob Sadowski, L (1, 9) OBP: 0.315, SLG: 0.300
F5
F7
F7
B1-3
K
HBP 1-3 1B
6 0 1 0 0 1 3
Mike Lee, L (1, 1)
Ken Hunt, R (5, PH) OBP: 0.261, SLG: 0.345
Paul Foytack, R (6, 1) OBP: 0.286, SLG: 0.211
Lee Thomas, L (8, PH) OBP: 0.297, SLG: 0.310
(9, 3)
G3
K
SH1-4 1B
5-3
3-1
HBP IBB
1 0 0 0 0 0 0
1 0 0 0 0 1 0
0 0 0 0 0 0 0
3 0 1 0 1 0 0
Kansas City Athletics @ Los Angeles Angels
Dodger Stadium, Los Angeles, CA
Fri Sep 06 1963, 7:05 PM PDT
Att. 3,655 - Unknown - 68 F
livebaseballscorecards.com
AB 45
R 4
H 10
RBI 4
BB 6
SO 5
LOB 17
Inning Stats
R: 2 E: 0 K: 0 S: 6 H: 3 LOB: 1 BB: 0 P: 6
R: 0 E: 0 K: 0 S: 3 H: 0 LOB: 0 BB: 0 P: 3
R: 0 E: 0 K: 0 S: 3 H: 0 LOB: 0 BB: 0 P: 3
R: 0 E: 0 K: 0 S: 3 H: 1 LOB: 1 BB: 1 P: 7
R: 0 E: 0 K: 1 S: 5 H: 0 LOB: 0 BB: 0 P: 5
R: 0 E: 0 K: 1 S: 5 H: 1 LOB: 0 BB: 0 P: 5
R: 0 E: 0 K: 1 S: 6 H: 1 LOB: 1 BB: 0 P: 6
R: 0 E: 0 K: 0 S: 4 H: 1 LOB: 1 BB: 0 P: 4
R: 1 E: 0 K: 0 S: 4 H: 1 LOB: 0 BB: 0 P: 4
R: 0 E: 0 K: 0 S: 4 H: 1 LOB: 2 BB: 1 P: 8
R: 0 E: 1 K: 1 S: 5 H: 0 LOB: 2 BB: 2 P: 13
R: 0 E: 0 K: 0 S: 3 H: 0 LOB: 1 BB: 1 P: 7
R: 0 E: 0 K: 1 S: 5 H: 0 LOB: 0 BB: 0 P: 5
R: 1 E: 1 K: 0 S: 2 H: 1 LOB: 3 BB: 1 P: 7
1B: 8 2B: 1 3B: 0 HR: 2
SF: 0 SAC: 3 DP: 2 HBP: 1
WP: 0 PB: 0 SB: 1 CS: 0
PA: 55
PITCHER IP WLS BF H R ER SO BB IBB HBP BLK WP HR S P ERA WHIP
Dave Wickersham, R (1, 1) ERA: 4.15 9.2 38 9 3 3 3 2 0 0 0 0 1 42 50 2.79 1.138
Ted Bowsfield, L (10, 1) ERA: 4.66 3.1 L 17 1 1 0 2 2 2 1 0 0 0 16 33 0.00 0.900
PITCHER IP WLS BF H R ER SO BB IBB HBP BLK WP HR S P ERA WHIP

Batter	1	2	3	4	5	6	7	8	9	AB	R	H	RBI	BB	SO	LOB
Jerry Lumpe, L (1, 4) OBP: 0.317, SLG: 0.356	F9	4-3		4-3			F5	BB, 1-2, 1B		5	0	1	0	0	0	2
Gino Cimoli, R (1, 9) OBP: 0.318, SLG: 0.382	1B, 1B		3-1, 1B, 2B		K		F4	BBBB, 4-0, G4-6-3, 1-2, 2-3, BB		4	1	2	0	1	1	0
Norm Siebern, L (1, 3) OBP: 0.363, SLG: 0.432	F8		3-1, 2-3		G3		2B	G4-6-3, 1-2f		5	0	1	0	0	0	5
Manny Jimenez, L (1, 7) OBP: 0.371, SLG: 0.356	1-2, 1B		HR, 3-H, 1B		1B		HBP		F6	4	1	3	1	0	0	0
Ed Charles, R (1, 5) OBP: 0.343, SLG: 0.407	F7		1-H, HR		K		F6		F8	5	1	1	2	0	1	5
Charlie Lau, L (1, 2) OBP: 0.318, SLG: 0.371		1-3	F9			F9		2B, 1B	F7	5	1	1	0	0	0	0
Bobby Del Greco, R (1, 8) OBP: 0.311, SLG: 0.332		BB, 1B	5-3			BBBB, 4-0, 2B, BB		F9, 1-H, FC, 2B		3	1	2	1	1	0	0
Tony La Russa, R (1, 6) OBP: 0.333, SLG: 0.314		BBBB, 4-0, 1-2, BB	SSS, K			1-2, 2B		F9, 2-3		3	0	1	0	1	1	1
Moe Drabowsky, R (1, 1) OBP: 0.192, SLG: 0.365		SSS, K	SSS, K			5-3		FC, BB, 1B, 3-H		4	0	0	1	0	2	3
Inning Stats	R: 0 E: 0 K: 0 S: 5 H: 2 LOB: 2 BB: 0 P: 5	R: 0 E: 0 K: 1 S: 6 H: 1 LOB: 2 BB: 1 P: 10	R: 3 E: 0 K: 0 S: 6 H: 3 LOB: 0 BB: 0 P: 6	R: 0 E: 0 K: 2 S: 7 H: 0 LOB: 0 BB: 0 P: 7	R: 0 E: 0 K: 2 S: 8 H: 1 LOB: 1 BB: 0 P: 8	R: 0 E: 0 K: 0 S: 3 H: 1 LOB: 2 BB: 1 P: 7	R: 0 E: 0 K: 0 S: 4 H: 1 LOB: 2 BB: 0 P: 5	R: 2 E: 0 K: 0 S: 6 H: 3 LOB: 2 BB: 1 P: 10	R: 0 E: 0 K: 0 S: 3 H: 0 LOB: 0 BB: 0 P: 3	1B: 7 2B: 4 3B: 0 HR: 1 SF: 0 SAC: 0 DP: 1 HBP: 1						

TOP

Kansas City Athletics @ Los Angeles Angels
Dodger Stadium, Los Angeles, CA
Sat Sep 07 1963, 7:05 PM PDT
Att. 2,687 - Unknown

livebaseballscorecards.com

AB	38
R	5
H	12
RBI	5
BB	3
SO	5
LOB	16

WP: 0 PB: 0 SB: 0 CS: 0 PA: 42

PITCHER	IP	WLS	BF	H	R	ER	SO	BB	IBB	HBP	BLK	WP	HR	S	P	ERA	WHIP
Ken McBride, R (1, 1) ERA: 3.17	7.1	L	37	12	5	5	5	2	0	1	0	0	1	44	53	6.14	1.909
Julio Navarro, R (8, 1) ERA: 2.9	0.0		1	0	0	0	0	1	0	0	0	0	0	0	4	∞	∞
Jack Spring, L (8, 1) ERA: 3.13	1.2		4	0	0	0	0	0	0	0	0	0	0	4	4	0.00	0.000

PITCHER	IP	WLS	BF	H	R	ER	SO	BB	IBB	HBP	BLK	WP	HR	S	P	ERA	WHIP

BOTTOM

Kansas City Athletics @ Los Angeles Angels
Dodger Stadium, Los Angeles, CA

Sat Sep 07 1963, 7:05 PM PDT
Att. 2,687 - Unknown

livebaseballscorecards.com

Batter	1	2	3	4	5	6	7	8	9	AB	R	H	RBI	BB	SO	LOB
Albie Pearson, L (1, 8) OBP: 0.417, SLG: 0.411	4-3 3B		BBBB 2B FC5 BB		4-3			G3		3	1	1	0	1	0	0
Jim Fregosi, R (1, 6) OBP: 0.324, SLG: 0.417	SSS K		1-3 2-H 2B		SSS K			SSS K		4	0	1	1	0	3	1
Leon Wagner, L (1, 7) OBP: 0.360, SLG: 0.467	4-3 3-H		F6		F6			SSS K		4	0	0	1	0	1	2
Felix Torres, R (1, 5) OBP: 0.321, SLG: 0.374	6-3		FC5 3-H			1-3			F6	4	0	0	0	0	0	2
Billy Moran, R (1, 4) OBP: 0.302, SLG: 0.375		SSS K	F9			F8			F5	4	0	0	0	0	1	2
Lee Thomas, L (1, 3) OBP: 0.297, SLG: 0.310		F8		4-3		F8			1B	4	0	1	0	0	0	0
Buck Rodgers, S (1, 2) OBP: 0.301, SLG: 0.300		BBBB BB		F9			F6		4-3	3	0	0	0	1	0	1
Bob Sadowski, L (1, 9) OBP: 0.315, SLG: 0.295		L4		BBBB BB			4-3			2	0	0	0	1	0	1
Ken McBride, R (1, 1) OBP: 0.180, SLG: 0.271 Julio Navarro, R (8, 1) OBP: 0.294, SLG: 0.200 Jack Spring, R (8, 1) OBP: 0.333, SLG: 0.333			2B 2B	SSS K			F5			3 0 0	1 0 0	1 0 0	0 0 0	0 0 0	1 0 0	1 0 0

	AB	31
	R	2
	H	4
	RBI	2
	BB	3
	SO	6
	LOB	10

Inning Stats										
	R: 1 E: 0 K: 1 S: 6	H: 1 LOB: 0 BB: 0 P: 6	R: 0 E: 0 K: 1 S: 5	H: 0 LOB: 1 BB: 1 P: 9	R: 1 E: 0 K: 0 S: 5	H: 2 LOB: 2 BB: 1 P: 9	R: 0 E: 0 K: 1 S: 5	H: 0 LOB: 1 BB: 1 P: 9	R: 0 E: 0 K: 1 S: 5	H: 0 LOB: 0 BB: 0 P: 5
	R: 0 E: 0 K: 0 S: 3	H: 0 LOB: 0 BB: 0 P: 3	R: 0 E: 0 K: 0 S: 3	H: 0 LOB: 0 BB: 0 P: 3	R: 0 E: 0 K: 2 S: 7	H: 0 LOB: 0 BB: 0 P: 7	R: 0 E: 0 K: 0 S: 4	H: 1 LOB: 1 BB: 0 P: 4		

	1B: 1	SF: 0	WP: 0	PA: 34
	2B: 2	SAC: 0	PB: 0	
	3B: 1	DP: 0	SB: 0	
	HR: 0	HBP: 0	CS: 0	

PITCHER		IP	WLS	BF	H	R	ER	SO	BB	IBB	HBP	BLK	WP	HR	S	P	ERA	WHIP
Moe Drabowsky, R (1, 1) ERA: 2.83		9.0	W	34	4	2	2	6	3	0	0	0	0	0	43	55	2.00	0.778

PITCHER	IP	WLS	BF	H	R	ER	SO	BB	IBB	HBP	BLK	WP	HR	S	P	ERA	WHIP

Batter	1	2	3	4	5	6	7	8	9	AB	R	H	RBI	BB	SO	LOB
Jerry Lumpe, L (1, 4) OBP: 0.320, SLG: 0.358	5-3	1B 1-2 1B		1B		K			CS 1B	5	0	3	0	0	1	1
Gino Cimoli, R (1, 9) OBP: 0.319, SLG: 0.382	1B E 1B	1-3 2-H 1B		K		F9			F8 1-2	5	1	2	1	0	1	3
Norm Siebern, L (1, 3) OBP: 0.363, SLG: 0.432	E BB 1-3 G1-2-3 1B	F6			F8		1-3		1B 1B	5	0	2	0	0	0	2
Manny Jimenez, L (1, 7) OBP: 0.378, SLG: 0.356	E 1-2 BB		F7		1B BB		K		1-2 1B	3	0	1	0	2	1	0
Ed Charles, R (1, 5) OBP: 0.344, SLG: 0.407	E4 1-2 2-3 3-H		E7 1B		F5		1B		1-3	5	0	2	1	0	0	5
Charlie Lau, L (1, 2) OBP: 0.316, SLG: 0.368	G1-2-3 3-Hf		F4		FC6-4 1-2 1B		K			4	0	1	0	0	1	5
Bobby Del Greco, R (1, 8) OBP: 0.311, SLG: 0.331		1B 1B 1B	F9		FC6-4 1-2f				F3	4	1	1	0	0	0	3
Tony La Russa, R (1, 6) OBP: 0.326, SLG: 0.289		F5		K		FC1-6 BB			6-3	3	0	0	0	1	1	1
Orlando Pena, R (1, 1) OBP: 0.234, SLG: 0.207 John Wyatt, R (9, 1)		F2		F6		FC1-6 1-2f			6-3	4 0	0 0	0 0	0 0	0 0	0 0	2 0
Inning Stats	R: 1 E: 1 K: 0 S: 5 H: 2 LOB: 2 BB: 1 P: 9	R: 1 E: 0 K: 0 S: 6 H: 3 LOB: 2 BB: 0 P: 6	R: 0 E: 1 K: 0 S: 4 H: 1 LOB: 1 BB: 0 P: 4	R: 0 E: 0 K: 2 S: 8 H: 1 LOB: 1 BB: 0 P: 8	R: 0 E: 0 K: 0 S: 4 H: 1 LOB: 2 BB: 1 P: 8	R: 0 E: 0 K: 1 S: 5 H: 0 LOB: 1 BB: 1 P: 9	R: 0 E: 0 K: 2 S: 8 H: 1 LOB: 1 BB: 0 P: 8	R: 0 E: 0 K: 0 S: 3 H: 0 LOB: 0 BB: 0 P: 3	R: 0 E: 0 K: 0 S: 5 H: 3 LOB: 2 BB: 0 P: 5	1B: 12 2B: 0 3B: 0 HR: 0 SF: 0 SAC: 0 DP: 1 HBP: 0							

PITCHER	IP	WLS	BF	H	R	ER	SO	BB	IBB	HBP	BLK	WP	HR	S	P	ERA	WHIP
Don Lee, R (1, 1) ERA: 3.89	5.0	L	25	8	2	2	2	2	0	0	0	0	0	27	35	3.60	2.000
Dan Osinski, R (6, 1) ERA: 3.31	2.0		8	1	0	0	3	1	0	0	0	0	0	13	17	0.00	1.000
Art Fowler, R (8, 1) ERA: 2.15	2.0		8	3	0	0	0	0	0	0	0	0	0	8	8	0.00	1.500

PITCHER	IP	WLS	BF	H	R	ER	SO	BB	IBB	HBP	BLK	WP	HR	S	P	ERA	WHIP

TOP

Kansas City Athletics @ Los Angeles Angels
Dodger Stadium, Los Angeles, CA

Sun Sep 08 1963, 3:33 AM PDT
Att. 7,054 - Unknown - 91 F

livebaseballscorecards.com

AB	38
R	2
H	12
RBI	2
BB	3
SO	5
LOB	22

1B: 12 2B: 0 3B: 0 HR: 0 SF: 0 SAC: 0 DP: 1 HBP: 0

WP: 0 PB: 0 SB: 0 CS: 1 PA: 41

Batter	1	2	3	4	5	6	7	8	9	AB	R	H	RBI	BB	SO	LOB
Albie Pearson, L (1, 8) OBP: 0.416, SLG: 0.410	G6-3 1B		6-3		L4			5-3		4	0	1	0	0	0	2
Jim Fregosi, R (1, 6) OBP: 0.323, SLG: 0.420	G6-3 1-2f			SF9 3B	F7			F8		4	1	1	0	0	0	3
Leon Wagner, L (1, 7) OBP: 0.359, SLG: 0.465	F9			L3		F2		S 1B		4	0	1	0	0	0	1
Felix Torres, R (1, 5) OBP: 0.318, SLG: 0.371		L4		SF9 3-H		F8		F6 1-2		3	0	0	1	0	0	1
Billy Moran, R (1, 4) OBP: 0.305, SLG: 0.377 Ed Sadowski, R (9, PR) OBP: 0.245, SLG: 0.259		1B		1B		F4			G4-6-3 1B	4 0	0 0	3 0	0 0	0 0	0 0	0 0
Lee Thomas, L (1, 3) OBP: 0.296, SLG: 0.309	F7		4-3				SH3-4 1B		G4-6-3 1-2f	4	0	1	0	0	0	3
Hank Foiles, R (1, 2) OBP: 0.299, SLG: 0.391	F7				2B 1B		SH3-4 1-2		6-3	3	0	1	0	0	0	2
Bob Sadowski, L (1, 9) OBP: 0.316, SLG: 0.304			4-3		1-3 2B		F8			3	0	1	0	0	0	1
Don Lee, R (1, 1) OBP: 0.150, SLG: 0.175 Buck Rodgers, S (5, PH) OBP: 0.300, SLG: 0.299 Dan Osinski, R (6, 1) OBP: 0.130, SLG: 0.114 Frank Kostro, R (7, PH) OBP: 0.287, SLG: 0.270 Art Fowler, R (8, 1) OBP: 0.364, SLG: 0.222			K		F2		F4			1 1 0 1 0	0 0 0 0 0	0 0 0 0 0	0 0 0 0 0	1 0 0 0 0	0 0 0 0 0	0 2 0 1 0
Inning Stats	R: 0 E: 0 K: 0 S: 3 H: 1 LOB: 0 BB: 0 P: 3	R: 0 E: 0 K: 0 S: 4 H: 1 LOB: 1 BB: 0 P: 4	R: 0 E: 0 K: 1 S: 5 H: 0 LOB: 0 BB: 0 P: 5	R: 1 E: 0 K: 0 S: 5 H: 2 LOB: 1 BB: 0 P: 5	R: 0 E: 0 K: 0 S: 5 H: 2 LOB: 2 BB: 0 P: 5	R: 0 E: 0 K: 0 S: 3 H: 0 LOB: 0 BB: 0 P: 3	R: 0 E: 0 K: 0 S: 4 H: 1 LOB: 1 BB: 0 P: 4	R: 0 E: 0 K: 0 S: 4 H: 1 LOB: 1 BB: 0 P: 4	R: 0 E: 0 K: 0 S: 3 H: 1 LOB: 1 BB: 0 P: 3	1B: 7 2B: 1 3B: 1 HR: 0	SF: 1 SAC: 1 DP: 2 HBP: 0					

PITCHER	IP	WLS	BF	H	R	ER	SO	BB	IBB	HBP	BLK	WP	HR	S	P	ERA	WHIP
Orlando Pena, R (1, 1) ERA: 3.46	8.0	W	32	9	1	1	1	0	0	0	0	0	0	34	34	1.12	1.125
John Wyatt, R (9, 1) ERA: 3.06	1.0	S	2	0	0	0	0	0	0	0	0	0	0	2	2	0.00	0.000

PITCHER	IP	WLS	BF	H	R	ER	SO	BB	IBB	HBP	BLK	WP	HR	S	P	ERA	WHIP

BOTTOM

Kansas City Athletics @ Los Angeles Angels

Dodger Stadium, Los Angeles, CA

Sun Sep 08 1963, 3:33 AM PDT

Att. 7,054 - Unknown - 91 F

livebaseballscorecards.com

AB	32
R	1
H	9
RBI	1
BB	0
SO	1
LOB	16

WP: 0 PA: 34
PB: 0
SB: 1
CS: 0

Batter	1	2	3	4	5	6	7	8	9	AB	R	H	RBI	BB	SO	LOB
Tony Kubek, L (1, 6) OBP: 0.295, SLG: 0.343	0-0 1B	0-0 G3		0-0 F8		0-0 F8			0-0 4-3	5	0	1	0	0	0	2
Bobby Richardson, R (1, 4) OBP: 0.299, SLG: 0.340	0-0 F7		0-0 F8	0-0 L3		0-0 L8			0-0 F9	5	0	0	0	0	0	2
Hector Lopez, R (1, 7) OBP: 0.303, SLG: 0.404	0-0 F8		BBBB 4-0 HR BB		0-0 L5		0-0 1-3			3	1	0	0	1	0	1
Mickey Mantle, S (1, 8) OBP: 0.457, SLG: 0.647	0-0 F7		BBBB 4-0 1-2 HR BB		0-0 BB 1B 1B		0-0 4-3			3	2	1	0	1	0	1
Jack Reed, R (7, 8) OBP: 0.313, SLG: 0.317										0	0	0	0	0	0	0
Roger Maris, L (1, 9) OBP: 0.342, SLG: 0.539		BBBB 4-0 S E 1B BB	SSS 0-3 K		BBBB 4-0 1-2 1B BB		0-0 3-1			2	1	0	0	2	1	2
Elston Howard, R (1, 2) OBP: 0.344, SLG: 0.538		0-0 1-2 E E 1B	0-0 1-H 2-H HR		SSS 0-3 K			0-0 1-3		4	2	2	3	0	1	2
Joe Pepitone, L (1, 3) OBP: 0.309, SLG: 0.447		SSS 0-3 2-3 K	0-0 F9		0-0 1-2 2-H 1B			0-0 L7		4	0	1	1	0	1	2
Clete Boyer, R (1, 5) OBP: 0.296, SLG: 0.371		SSS 0-3 K		0-0 SH1-4 1B	0-0 F3			SSS 0-3 K		4	0	1	0	0	2	4
Jim Bouton, R (1, 1) OBP: 0.092, SLG: 0.093		0-0 1-H 3-H E9 1B		0-0 1-2 SH1-4		0-0 4-3			0-0 1-3	2	0	1	1	0	0	0
Steve Hamilton, L (7, 1) OBP: 0.286, SLG: 0.429										0	0	0	0	0	0	0
Hal Reniff, R (7, 1)										0	0	0	0	0	0	0
Yogi Berra, L (9, PH) OBP: 0.364, SLG: 0.496										1	0	0	0	0	0	0
Inning Stats	R: 0 E: 0 K: 0 S: 4 H: 1 LOB: 1 BB: 0 P: 4	R: 2 E: 1 K: 2 S: 9 H: 2 LOB: 1 BB: 1 P: 13	R: 3 E: 0 K: 1 S: 6 H: 1 LOB: 0 BB: 2 P: 14	R: 0 E: 0 K: 0 S: 4 H: 1 LOB: 1 BB: 0 P: 4	R: 1 E: 0 K: 1 S: 7 H: 2 LOB: 2 BB: 1 P: 11	R: 0 E: 0 K: 0 S: 3 H: 0 LOB: 0 BB: 0 P: 3	R: 0 E: 0 K: 0 S: 3 H: 0 LOB: 0 BB: 0 P: 3	R: 0 E: 0 K: 1 S: 5 H: 0 LOB: 0 BB: 0 P: 5	R: 0 E: 0 K: 0 S: 3 H: 0 LOB: 0 BB: 0 P: 3	1B: 6 2B: 0 3B: 0 HR: 1 SF: 0 SAC: 1 DP: 0 HBP: 0						

PITCHER	IP	WLS	BF	H	R	ER	SO	BB	IBB	HBP	BLK	WP	HR	S	P	ERA	WHIP
Fred Norman, L (1, 1) ERA: 12.0	3.0		16	4	5	4	3	3	0	0	0	0	1	19	31	12.00	2.333
Aurelio Monteagudo, R (4, 1) ERA: 3.6	2.0		10	3	1	1	1	1	0	0	0	0	0	11	15	4.50	2.000
Tom Sturdivant, R (6, 1) ERA: 4.59	2.0		6	0	0	0	0	0	0	0	0	0	0	6	6	0.00	0.000
Jose Santiago, R (8, 1) ERA:	1.0	W	3	0	0	0	1	0	0	0	0	0	0	5	5	0.00	0.000
John Wyatt, R (9, 1) ERA: 3.02	1.0	S	3	0	0	0	0	0	0	0	0	0	0	3	3	0.00	0.000

PITCHER	IP	WLS	BF	H	R	ER	SO	BB	IBB	HBP	BLK	WP	HR	S	P	ERA	WHIP

TOP

New York Yankees @ Kansas City Athletics

Municipal Stadium, Kansas City, MO

Mon Sep 09 1963, 8:05 PM EDT

Att. 16,352 - Unknown - 93 F

livebaseballscorecards.com

AB	33
R	6
H	7
RBI	5
BB	4
SO	5
LOB	16

WP: 0 PA: 38
PB: 0
SB: 1
CS: 0

BOTTOM

New York Yankees @ Kansas City Athletics

Municipal Stadium, Kansas City, MO

Mon Sep 09 1963, 8:05 PM EDT

Att. 16,352 - Unknown - 93 F

livebaseballscorecards.com

Batter	1	2	3	4	5	6	7	8	9	AB	R	H	RBI	BB	SO	LOB
Jerry Lumpe, L (1, 4) OBP: 0.321, SLG: 0.357	6-3		4-3		FC6-4 BB		BB 1B BB 1-2 2-3 3-H BB	SH FC3-4 3-H		2	1	0	2	2	0	0
Wayne Causey, L (1, 6) OBP: 0.349, SLG: 0.404	1B			4-3	FC6-4 1-2f		BB BB G6-3 1-2 2-H 3-H 1B	FC3-4 1-2f		5	1	2	2	0	0	4
Norm Siebern, L (1, 3) OBP: 0.362, SLG: 0.428	F6			K	K		G6-3 BB 1B 1-2 2-3 BB	4-3		4	1	0	0	1	2	2
Manny Jimenez, L (1, 7) OBP: 0.380, SLG: 0.353 John Wojcik, L (4, PR) (5, 7) OBP: 0.257, SLG: 0.161	5-3			FC5-4 HBP	FC6-4 BB		G6-3 1-2 2-3 3-H BB			1 0	0 0	0 0	0 1	0 2	0 0	1 0
Ed Charles, R (1, 5) OBP: 0.342, SLG: 0.404		F8		FC5-4 1-2f	FC6-4 1-2f		G6-3 1-2f 2-3 3-H			4	0	0	0	0	0	4
Charlie Lau, L (1, 2) OBP: 0.315, SLG: 0.366		K			F8	F5	3-H 1B			4	0	1	1	0	1	1
Gino Cimoli, R (1, 9) OBP: 0.321, SLG: 0.382		5-3			2B 1B		BB 1B BB BB K			3	1	1	0	1	1	1
Bobby Del Greco, R (1, 8) OBP: 0.316, SLG: 0.341			F8		1-3 2B		BB BB 1B 1-2 1B	E SH 1B		4	2	3	0	0	0	0
Fred Norman, S (1, 1) Ken Harrelson, R (3, PH) OBP: 0.333, SLG: 0.286 Aurelio Monteagudo, R (4, 1) Chuck Essegian, R (6, PH) OBP: 0.172, SLG: 0.320 Tom Sturdivant, L (6, 1) Dick Green, R (7, PH) Jose Santiago, R (8, 1) Doc Edwards, R (8, PH) OBP: 0.211, SLG: 0.346 John Wyatt, R (9, 1)			F4		F6		1-2 2-3 BB	6-3 1-3		0 1 0 1 0 0 0 0 1 0	0 0 0 0 0 0 1 0 0 0	0 0 0 0 0 0 0 0 0 0	0 0 0 0 0 1 0 0 0 0	0 0 0 0 0 0 0 0 0 0	0 0 0 0 2 0 0 0 0 1	0 0 0 0 0 0 0 0 0 0
Inning Stats	R: 0 H: 1 E: 0 LOB: 1 K: 0 BB: 0 S: 4 P: 4	R: 0 H: 0 E: 0 LOB: 0 K: 1 BB: 0 S: 5 P: 5	R: 0 H: 0 E: 0 LOB: 0 K: 0 BB: 0 S: 3 P: 3	R: 0 H: 0 E: 0 LOB: 1 K: 1 BB: 0 S: 5 P: 6	R: 0 H: 2 E: 0 LOB: 3 K: 0 BB: 1 S: 5 P: 9	R: 0 H: 0 E: 0 LOB: 1 K: 1 BB: 1 S: 5 P: 9	R: 6 H: 3 E: 0 LOB: 1 K: 1 BB: 5 S: 7 P: 27	R: 1 H: 1 E: 1 LOB: 1 K: 0 BB: 0 S: 5 P: 5		1B: 6 SF: 0 2B: 1 SAC: 1 3B: 0 DP: 1 HR: 0 HBP: 1				WP: 0 PA: 39 PB: 0 SB: 0 CS: 0		

	AB	30
	R	7
	H	7
	RBI	6
	BB	7
	SO	4
	LOB	16

PITCHER		IP	WLS	BF	H	R	ER	SO	BB	IBB	HBP	BLK	WP	HR	S	P	ERA	WHIP
Jim Bouton, R ERA: 2.58	(1, 1)	6.0		26	4	2	2	3	3	0	1	0	0	0	28	41	3.00	1.167
Steve Hamilton, L ERA: 3.13	(7, 1)	0.0		4	1	1	1	0	3	0	0	0	0	0	1	13	∞	∞
Hal Reniff, R ERA: 2.62	(7, 1)	2.0	L	9	2	4	4	1	1	0	0	0	0	0	10	14	18.00	1.500

PITCHER		IP	WLS	BF	H	R	ER	SO	BB	IBB	HBP	BLK	WP	HR	S	P	ERA	WHIP

Batter	1	2	3	4	5	6	7	8	9	AB	R	H	RBI	BB	SO	LOB
Tony Kubek, L (1, 6) OBP: 0.294, SLG: 0.342	6-3		L9			1-3		1-2 1B		4	0	1	0	0	0	0
Bobby Richardson, R (1, 4) OBP: 0.297, SLG: 0.337	4-3			6-3		F5		F7		4	0	0	0	0	0	2
Joe Pepitone, L (1, 3) OBP: 0.308, SLG: 0.446	F4			F9		L3			BB 1B 1B	4	0	1	0	0	0	0
Mickey Mantle, S (1, 8) OBP: 0.449, SLG: 0.634 Johnny Blanchard, L (7, 9) OBP: 0.308, SLG: 0.468 Jack Reed, R (9, PR) OBP: 0.313, SLG: 0.317		F5		SSS K			3-1		1-2 BB 1B	3 1 0	0 0 0	0 1 0	0 0 0	0 0 0	1 0 0	0 0 0
Roger Maris, L (1, 9) (7, 8) OBP: 0.344, SLG: 0.535		BBBB 4-0 FC5-4 BB			BBBB 4-0 1B BB		5-3		F6	2	0	0	0	2	0	2
Elston Howard, R (1, 2) OBP: 0.346, SLG: 0.536		F9			1-3 BB 1B		SSS 0-3 K		BBBB 4-0 1-2 2-3 BB	3	0	1	0	1	1	1
Hector Lopez, R (1, 7) OBP: 0.300, SLG: 0.400		FC5-4 1-2f			F8			6-3	SSS K	4	0	0	0	0	1	5
Clete Boyer, R (1, 5) OBP: 0.296, SLG: 0.369 Yogi Berra, L (9, PH) OBP: 0.362, SLG: 0.493			SSS K		BBBB 4-0 1-2 BB			SSS K	SSS K	2 1	0 0	0 0	0 0	1 0	2 1	0 3
Ralph Terry, R (1, 1) OBP: 0.092, SLG: 0.082			F9		6-3			1B 1B		3	0	1	0	0	0	2
Inning Stats	R: 0 E: 0 K: 0 S: 3 H: 0 LOB: 0 BB: 0 P: 3	R: 0 E: 0 K: 0 S: 3 H: 0 LOB: 1 BB: 1 P: 7	R: 0 E: 0 K: 1 S: 5 H: 0 LOB: 0 BB: 0 P: 5	R: 0 E: 0 K: 1 S: 5 H: 0 LOB: 0 BB: 0 P: 5	R: 0 E: 0 K: 0 S: 3 H: 1 LOB: 2 BB: 2 P: 11	R: 0 E: 0 K: 0 S: 3 H: 0 LOB: 0 BB: 0 P: 3	R: 0 E: 0 K: 1 S: 5 H: 0 LOB: 0 BB: 0 P: 5	R: 0 E: 0 K: 1 S: 7 H: 2 LOB: 2 BB: 0 P: 7	R: 0 E: 0 K: 2 S: 9 H: 2 LOB: 3 BB: 1 P: 13	1B: 5 2B: 0 3B: 0 HR: 0 SF: 0 SAC: 0 DP: 0 HBP: 0						

TOP

New York Yankees @ Kansas City Athletics

Municipal Stadium, Kansas City, MO

Tue Sep 10 1963, 8:05 PM EDT

Att. 10,921 - Unknown

livebaseballscorecards.com

AB	31
R	0
H	5
RBI	0
BB	4
SO	6
LOB	15

WP: 0 PB: 0 SB: 0 CS: 0 PA: 35

PITCHER		IP	WLS	BF	H	R	ER	SO	BB	IBB	HBP	BLK	WP	HR	S	P	ERA	WHIP
Diego Segui, R ERA: 3.79	(1, 1)	8.0	W	31	5	0	0	4	3	0	0	0	0	0	36	48	0.00	1.000
Ted Bowsfield, L ERA: 4.65	(9, 1)	0.1		1	0	0	0	0	0	0	0	0	0	0	1	1	0.00	0.000
John Wyatt, R ERA: 3.0	(9, 1)	0.2	S	3	0	0	0	2	1	0	0	0	0	0	6	10	0.00	1.500

PITCHER	IP	WLS	BF	H	R	ER	SO	BB	IBB	HBP	BLK	WP	HR	S	P	ERA	WHIP

Batter	1	2	3	4	5	6	7	8	9	AB	R	H	RBI	BB	SO	LOB
John Wojcik, L (1, 7) OBP: 0.231, SLG: 0.143	F2		F8			F9	FC4-6 1-2f			4	0	0	0	0	0	5
Wayne Causey, L (1, 6) OBP: 0.347, SLG: 0.401	F6		K			F8		F9		4	0	0	0	0	1	2
Jerry Lumpe, L (1, 4) OBP: 0.322, SLG: 0.358	F8			4-3		FC6 1B		1-4-3 2B 1B		4	1	2	0	0	0	0
Norm Siebern, L (1, 3) OBP: 0.359, SLG: 0.425		1-3		F8		FC6 1-2f		1-4-3 1-2		4	0	0	0	0	0	2
Ed Charles, R (1, 5) OBP: 0.343, SLG: 0.403		F9		1B			5-3	BBBB 2B	BB	3	1	1	0	1	0	0
Charlie Lau, L (1, 2) OBP: 0.314, SLG: 0.368		K		5-3			G3	1-H 2-H 2B		4	0	1	2	0	1	1
Gino Cimoli, R (1, 9) OBP: 0.323, SLG: 0.383			SH1-4 1B		F9		1B BB 1B			3	0	2	0	0	0	0
Bobby Del Greco, R (1, 8) OBP: 0.320, SLG: 0.342			SH1-4 1-2 1B		F8		BBBB 1B 1-2 BB			2	0	1	0	1	0	0
Diego Segui, R (1, 1) OBP: 0.240, SLG: 0.265 Ted Bowsfield, R (9, 1) OBP: 0.167, SLG: 0.095 John Wyatt, R (9, 1)			SH1-4 1-2 2-3		K		FC4-6 1-2 2-3 1B			2 0 0	0 0 0	1 0 0	0 0 0	0 0 0	1 0 0	0 0 0
Inning Stats	R: 0 E: 0 K: 0 S: 3 H: 0 LOB: 0 BB: 0 P: 3	R: 0 E: 0 K: 1 S: 5 H: 0 LOB: 0 BB: 0 P: 5	R: 0 E: 0 K: 1 S: 7 H: 2 LOB: 2 BB: 0 P: 7	R: 0 E: 0 K: 0 S: 4 H: 1 LOB: 1 BB: 0 P: 4	R: 0 E: 0 K: 1 S: 5 H: 0 LOB: 0 BB: 0 P: 5	R: 0 E: 0 K: 0 S: 4 H: 1 LOB: 1 BB: 0 P: 4	R: 0 E: 0 K: 0 S: 5 H: 2 LOB: 3 BB: 1 P: 9	R: 2 E: 0 K: 0 S: 4 H: 2 LOB: 1 BB: 1 P: 8		1B: 7 2B: 1 3B: 0 HR: 0 SF: 0 SAC: 1 DP: 0 HBP: 0						

PITCHER	IP	WLS	BF	H	R	ER	SO	BB	IBB	HBP	BLK	WP	HR	S	P	ERA	WHIP
Ralph Terry, R (1, 1) ERA: 3.25	8.0	L	33	8	2	2	3	2	0	0	0	0	0	37	45	2.25	1.250

PITCHER	IP	WLS	BF	H	R	ER	SO	BB	IBB	HBP	BLK	WP	HR	S	P	ERA	WHIP

BOTTOM

New York Yankees @ Kansas City Athletics

Municipal Stadium, Kansas City, MO

Tue Sep 10 1963, 8:05 PM EDT

Att. 10,921 - Unknown

livebaseballscorecards.com

AB	30
R	2
H	8
RBI	2
BB	2
SO	3
LOB	10

Batter	1	2	3	4	5	6	7	8	9	AB	R	H	RBI	BB	SO	LOB
Tony Kubek, L (1, 6) OBP: 0.295, SLG: 0.342	F7	K			1B G3 BB	6-3			3-1 HR 1B	4	2	1	0	1	1	2
Bobby Richardson, R (1, 4) OBP: 0.298, SLG: 0.338	1B HR 1B		F8		G3 1-3 1B 1B		L6		3-1 1-2	5	2	2	0	0	0	1
Joe Pepitone, L (1, 3) OBP: 0.309, SLG: 0.451	HR 1-3 1B		F5		G3 1-2 3-H		F8		HR 2-H	5	2	2	3	0	0	1
Mickey Mantle, S (1, 8) OBP: 0.456, SLG: 0.664	HR 1-H 3-H		2B		1B 2-H 1B		K		1-3	4	1	3	4	0	1	0
Jack Reed, R (7, 8) OBP: 0.309, SLG: 0.311										1	0	0	0	0	0	0
Roger Maris, L (1, 9) OBP: 0.342, SLG: 0.530	K		3-1		1-2 1B			K	F3	5	0	1	0	0	2	1
Elston Howard, R (1, 2) OBP: 0.345, SLG: 0.534	6-3			G5-4-3 1B	F7			K		4	0	1	0	0	1	2
Hector Lopez, R (1, 7) OBP: 0.302, SLG: 0.399		K		G5-4-3 1-2f		FC3-6 1B		BLK 3B BB		3	1	1	0	1	1	1
Clete Boyer, R (1, 5) OBP: 0.296, SLG: 0.372		K		F8		FC3-6 5-3 1-2f		1-H 3B		4	0	1	1	0	1	1
Whitey Ford, L (1, 1) OBP: 0.200, SLG: 0.202		1B			6-3	5-3 1-2		6-3		4	0	1	0	0	0	2
Inning Stats	R: 3 E: 0 K: 1 S: 8 H: 3 LOB: 0 BB: 0 P: 8	R: 0 E: 0 K: 3 S: 10 H: 1 LOB: 1 BB: 0 P: 10	R: 0 E: 0 K: 0 S: 4 H: 1 LOB: 1 BB: 0 P: 4	R: 0 E: 0 K: 0 S: 3 H: 1 LOB: 0 BB: 0 P: 3	R: 2 E: 0 K: 0 S: 6 H: 3 LOB: 2 BB: 1 P: 10	R: 0 E: 0 K: 0 S: 4 H: 1 LOB: 1 BB: 0 P: 4	R: 0 E: 0 K: 1 S: 5 H: 0 LOB: 0 BB: 0 P: 5	R: 1 E: 0 K: 2 S: 8 H: 1 LOB: 1 BB: 1 P: 12	R: 2 E: 0 K: 0 S: 5 H: 2 LOB: 0 BB: 0 P: 5	1B: 9 2B: 1 3B: 1 HR: 2	SF: 0 SAC: 0 DP: 1 HBP: 0						

TOP

New York Yankees @ Kansas City Athletics

Municipal Stadium, Kansas City, MO

Wed Sep 11 1963, 8:05 PM EDT

Att. 14,834 - Unknown - 86 F

livebaseballscorecards.com

AB	39
R	8
H	13
RBI	8
BB	2
SO	7
LOB	11

WP: 0 PB: 0 SB: 0 CS: 0 PA: 41

PITCHER		IP	WLS	BF	H	R	ER	SO	BB	IBB	HBP	BLK	WP	HR	S	P	ERA	WHIP
Ed Rakow, R ERA: 3.91	(1, 1)	4.2	L	22	8	5	5	4	1	0	0	0	0	1	29	33	9.64	1.929
Tom Sturdivant, R ERA: 4.58	(5, 1)	0.1		2	1	0	0	0	0	0	0	0	0	0	2	2	0.00	3.000
Bill Fischer, R ERA: 3.53	(6, 1)	2.0		7	1	0	0	1	0	0	0	0	0	0	9	9	0.00	0.500
Jose Santiago, R ERA: 9.0	(8, 1)	2.0		10	3	3	3	2	1	0	0	1	0	1	13	17	13.50	2.000

PITCHER	IP	WLS	BF	H	R	ER	SO	BB	IBB	HBP	BLK	WP	HR	S	P	ERA	WHIP

Batter	1	2	3	4	5	6	7	8	9	AB	R	H	RBI	BB	SO	LOB
Bobby Del Greco, R (1, 8) OBP: 0.318, SLG: 0.337	5-3		L7		G6-4-3 1-2f			BBBB E SF8 BB	F8	4	1	0	0	1	0	4
Wayne Causey, L (1, 6) OBP: 0.344, SLG: 0.398	3-1		1-3			F8		E3 1-3		4	0	0	0	0	0	1
Ed Charles, R (1, 5) OBP: 0.342, SLG: 0.403	1B			SSS K		5-3		SF8 3-H		3	0	1	1	0	1	0
Norm Siebern, L (1, 3) OBP: 0.357, SLG: 0.421	4-1			3-1		SSS K		F9		4	0	0	0	0	1	2
Gino Cimoli, R (1, 9) OBP: 0.322, SLG: 0.382		4-3		4-3			FC4-6 1B	F9		4	0	1	0	0	0	1
Jerry Lumpe, L (1, 4) OBP: 0.325, SLG: 0.359		BBBB FC6-4 BB			1B 1B SF7 1B		FC4-6 WP 1B 1-2f		BBBB 1B BB	2	1	1	0	2	0	1
Ken Harrelson, R (1, 7) OBP: 0.308, SLG: 0.371		FC6-4 FC6-4 1-2f			1B 1-2 1B		SSS K		1-2 1B	4	0	2	0	0	1	2
Doc Edwards, R (1, 2) OBP: 0.277, SLG: 0.348		FC6-4 1-2f			G6-4-3 1-2 2-3 1B		WP 1-2 1B		F7	4	0	2	0	0	0	3
Ed Rakow, S (1, 1) OBP: 0.177, SLG: 0.123 Tom Sturdivant, L (5, 1) Chuck Essegian, R (5, PH) OBP: 0.273, SLG: 0.320 Bill Fischer, R (6, 1) OBP: 0.263, SLG: 0.067 Dick Green, R (7, PH) Jose Santiago, R (8, 1) Tommie Reynolds, R (9, PH)			3-1		SF7 3-H		SSS K 1-2 2-3		SSS K	1 0 0 0 1 0 1	0 0 0 0 0 0 0	0 0 0 0 0 0 1	0 0 1 0 0 1 2	0 0 0 0 0 0 1	0 0 0 0 0 0 0	0 0 0 0 1 2 2
Inning Stats	R: 0 E: 0 K: 0 S: 4 H: 1 LOB: 1 BB: 0 P: 4	R: 0 E: 0 K: 0 S: 3 H: 0 LOB: 1 BB: 1 P: 7	R: 0 E: 0 K: 0 S: 3 H: 0 LOB: 0 BB: 0 P: 3	R: 0 E: 0 K: 1 S: 5 H: 0 LOB: 0 BB: 0 P: 5	R: 1 E: 0 K: 0 S: 5 H: 3 LOB: 1 BB: 0 P: 5	R: 0 E: 0 K: 1 S: 5 H: 0 LOB: 0 BB: 0 P: 5	R: 0 E: 0 K: 2 S: 9 H: 2 LOB: 2 BB: 0 P: 9	R: 1 E: 1 K: 0 S: 4 H: 0 LOB: 1 BB: 1 P: 8	R: 0 E: 0 K: 1 S: 6 H: 1 LOB: 2 BB: 1 P: 10	1B: 7 2B: 0 3B: 0 HR: 0 SF: 2 SAC: 0 DP: 1 HBP: 0						

PITCHER		IP	WLS	BF	H	R	ER	SO	BB	IBB	HBP	BLK	WP	HR	S	P	ERA	WHIP
Whitey Ford, L ERA: 2.95	(1, 1)	9.0	W	37	7	2	1	5	3	0	0	0	1	0	44	56	1.00	1.111

PITCHER	IP	WLS	BF	H	R	ER	SO	BB	IBB	HBP	BLK	WP	HR	S	P	ERA	WHIP

BOTTOM

New York Yankees @ Kansas City Athletics

Municipal Stadium, Kansas City, MO

Wed Sep 11 1963, 8:05 PM EDT

Att. 14,834 - Unknown - 86 F

livebaseballscorecards.com

AB	32
R	2
H	7
RBI	2
BB	3
SO	5
LOB	18

WP: 1 PA: 37
PB: 0
SB: 0
CS: 0

Batter	1	2	3	4	5	6	7	8	9	AB	R	H	RBI	BB	SO	LOB
Tony Kubek, L (1, 6) OBP: 0.296, SLG: 0.341	SSS 0-3 ① K		BBBB 4-0 1-2 BB		x 0-0 ① 6-3	x 0-0 1B			x 0-0 ② 4-3	4	0	1	0	1	1	0
Bobby Richardson, R (1, 4) OBP: 0.297, SLG: 0.336	x 0-0 ② 6-3		x 0-0 ① ② B1-6 2-3f		BBBB 4-0 HBP 1B BB	x 0-0 ③ F3			x 0-0 ③ F7	4	1	0	0	1	0	3
Joe Pepitone, L (1, 3) OBP: 0.309, SLG: 0.448	x 0-0 ③ 3-1		x 0-0 ③ F9		H 1-0 1B 1-2 HBP		x 0-0 ① F9			3	0	0	0	0	0	1
Mickey Mantle, S (1, 8) OBP: 0.452, SLG: 0.651 Jack Reed, R (7, 8) OBP: 0.309, SLG: 0.311 (8, 9)		x 0-0 ① F7		BBBB 4-0 F3 HR BB	SSS 0-3 ② K		x 0-0 ② G3			3	1	0	0	1	1	2
										0	0	0	0	0	0	0
Yogi Berra, L (1, 2) OBP: 0.365, SLG: 0.493		x 0-0 S 1B 1B		x 0-0 ① F3 1-2	x 0-0 1-2 2-H 1B		x 0-0 ③ F3			4	1	2	1	0	0	1
Johnny Blanchard, L (1, 9) OBP: 0.307, SLG: 0.479 Tom Tresh, S (8, 8) OBP: 0.368, SLG: 0.486	SSS 0-3 ② K 1-2			x 0-0 ③ 2-H HR	x 0-0 ③ 3-1			x 0-0 ① F9		4	1	1	2	0	1	3
										0	0	0	0	0	0	0
Hector Lopez, R (1, 7) OBP: 0.304, SLG: 0.400		x 0-0 2-H 1B		x 0-0 ② 6-3		x 0-0 WP 1-3 1B		x 0-0 ② F7		4	1	2	1	0	0	0
Clete Boyer, R (1, 5) OBP: 0.295, SLG: 0.371		x 0-0 ③ F3		x 0-0 1B		x 0-0 ① F9		x 0-0 ③ F5		4	0	1	0	0	0	2
Stan Williams, R (1, 1) OBP: 0.160, SLG: 0.170			x 0-0 B1-6 BB 1B	SSS 0-3 ③ K		x 0-0 ② 1-3 1-H			SSS 0-3 ① K	4	0	1	1	0	2	1
Inning Stats	R: 0 E: 0 K: 1 S: 5 H: 0 LOB: 0 BB: 0 P: 5	R: 1 E: 0 K: 1 S: 7 H: 2 LOB: 1 BB: 0 P: 7	R: 0 E: 0 K: 0 S: 3 H: 1 LOB: 1 BB: 1 P: 7	R: 2 E: 0 K: 1 S: 7 H: 2 LOB: 1 BB: 1 P: 11	R: 1 E: 0 K: 1 S: 6 H: 1 LOB: 2 BB: 1 P: 11	R: 1 E: 0 K: 0 S: 5 H: 2 LOB: 1 BB: 0 P: 5	R: 0 E: 0 K: 0 S: 3 H: 0 LOB: 0 BB: 0 P: 3	R: 0 E: 0 K: 0 S: 3 H: 0 LOB: 0 BB: 0 P: 3	R: 0 E: 0 K: 1 S: 5 H: 0 LOB: 0 BB: 0 P: 5	1B: 7 2B: 1 3B: 0 HR: 1 SF: 0 SAC: 0 DP: 1 HBP: 1						

PITCHER	IP	WLS	BF	H	R	ER	SO	BB	IBB	HBP	BLK	WP	HR	S	P	ERA	WHIP
Moe Drabowsky, R (1, 1) ERA: 2.92	4.2	L	23	6	4	3	4	3	0	1	0	0	1	27	40	5.79	1.929
Ted Bowsfield, L (5, 1) ERA: 4.67	1.1		6	2	1	1	0	0	0	0	0	1	0	6	6	6.75	1.500
Tom Sturdivant, R (7, 1) ERA: 4.48	2.0		6	0	0	0	0	0	0	0	0	0	0	6	6	0.00	0.000
Bill Fischer, R (9, 1) ERA: 3.49	1.0		3	0	0	0	1	0	0	0	0	0	0	5	5	0.00	0.000

PITCHER	IP	WLS	BF	H	R	ER	SO	BB	IBB	HBP	BLK	WP	HR	S	P	ERA	WHIP

TOP

New York Yankees @ Kansas City Athletics

Municipal Stadium, Kansas City, MO

Thu Sep 12 1963, 4:33 AM EDT

Att. 8,017 - Unknown

livebaseballscorecards.com

AB	34
R	5
H	8
RBI	5
BB	3
SO	5
LOB	13

WP: 2	PA: 38		
PB: 0			
SB: 1			
CS: 0			

Batter	1	2	3	4	5	6	7	8	9	AB	R	H	RBI	BB	SO	LOB
Gino Cimoli, R (1, 9) OBP: 0.321, SLG: 0.380	4-3		4-3		E4 WP WP 1B	1-3 1B		FC4-6 FC6 1-2f 2-3		5	1	1	0	0	0	2
Wayne Causey, L (1, 6) OBP: 0.347, SLG: 0.400	1B 1B BB		BB 2B		1-2 WP 1B BB	K		1-2f FC6		3	1	1	0	2	1	4
Jerry Lumpe, L (1, 4) OBP: 0.326, SLG: 0.358	1-2 1B		BB		F5	4-3			F7	4	0	1	0	1	0	4
Norm Siebern, L (1, 3) OBP: 0.359, SLG: 0.422	1-2 2-3 G5-4-3 1B		L6		1-H 2-H 1B		G3		BB	4	0	2	2	1	0	2
Ed Charles, R (1, 5) OBP: 0.343, SLG: 0.402	1-2f G5-4-3		1-2 2-3 BB		1-2 1B		F9		F8	4	0	1	0	1	0	4
Charlie Lau, L (1, 2) OBP: 0.306, SLG: 0.359		1-3	4-3		L9		F5		F9	5	0	0	0	0	0	6
John Wojcik, L (1, 7) OBP: 0.233, SLG: 0.154		S 1B		F5	G3			F7		4	0	1	0	0	0	2
Bobby Del Greco, R (1, 8) OBP: 0.314, SLG: 0.332		K 1-2		5-3		5-3		E5 FC4-6 1B		4	0	0	0	0	1	1
Moe Drabowsky, R (1, 1) OBP: 0.185, SLG: 0.352		F2		K		1B BB		1-2 FC4-6 1B		2	0	0	0	0	1	1
Ted Bowsfield, R (5, 1) OBP: 0.167, SLG: 0.095										0	0	0	0	0	0	0
Chuck Essegian, R (6, PH) OBP: 0.276, SLG: 0.320										0	0	0	0	1	0	0
Tony La Russa, R (6, PR) OBP: 0.326, SLG: 0.289										0	0	0	0	0	0	0
Tom Sturdivant, L (7, 1)										0	0	0	0	0	0	0
Manny Jimenez, L (8, PH) OBP: 0.384, SLG: 0.358										1	0	1	0	0	0	0
Dick Green, R (8, PR)										0	0	0	0	0	0	0
Bill Fischer, R (9, 1) OBP: 0.263, SLG: 0.067										0	0	0	0	0	0	0

Inning Stats									
	R: 0 E: 0 K: 0 S: 4	H: 2 LOB: 2 BB: 1 P: 8	R: 0 E: 0 K: 1 S: 6	H: 1 LOB: 1 BB: 0 P: 6	R: 0 E: 0 K: 0 S: 4	H: 1 LOB: 3 BB: 2 P: 12	R: 0 E: 0 K: 1 S: 5	H: 0 LOB: 0 BB: 0 P: 5	R: 2 E: 1 K: 0 S: 6	H: 2 LOB: 2 BB: 1 P: 10	R: 0 E: 0 K: 1 S: 6	H: 1 LOB: 2 BB: 1 P: 10	R: 0 E: 0 K: 0 S: 3	H: 0 LOB: 0 BB: 0 P: 3	R: 0 E: 1 K: 0 S: 5	H: 1 LOB: 2 BB: 0 P: 5	R: 0 E: 0 K: 0 S: 3	H: 0 LOB: 1 BB: 1 P: 7

PITCHER		IP	WLS	BF	H	R	ER	SO	BB	IBB	HBP	BLK	WP	HR	S	P	ERA	WHIP
Stan Williams, R ERA: 3.11	(1, 1)	9.0	W	42	8	2	1	3	6	0	0	0	2	0	42	66	1.00	1.556

PITCHER	IP	WLS	BF	H	R	ER	SO	BB	IBB	HBP	BLK	WP	HR	S	P	ERA	WHIP

BOTTOM

New York Yankees @ Kansas City Athletics

Municipal Stadium, Kansas City, MO

Thu Sep 12 1963, 4:33 AM EDT

Att. 8,017 - Unknown

livebaseballscorecards.com

AB	36
R	2
H	8
RBI	2
BB	6
SO	3
LOB	26

1B: 7	SF: 0	WP: 2	PA: 42
2B: 1	SAC: 0	PB: 0	
3B: 0	DP: 1	SB: 1	
HR: 0	HBP: 0	CS: 0	

Batter	1	2	3	4	5	6	7	8	9	AB	R	H	RBI	BB	SO	LOB
Gary Geiger, L (1, 8) OBP: 0.331, SLG: 0.461	1-3			1B	BB FC1-5 1-2 FC6-4		2B 1B	BB 2-H		5	2	4	1	0	0	0
Felix Mantilla, R (1, 6) OBP: 0.340, SLG: 0.400	5-3			BB 1B 1-3	FC1-5 FC6-4 BB 1-2 2-3f		1B 1-3	BBBB 4-0 1-2		4	2	2	0	1	0	2
Carl Yastrzemski, L (1, 7) OBP: 0.420, SLG: 0.482	3-1			BB 1-2	BBBB 4-0 FC6-4 1-2 2-3		SSS 6-3	0-3 K		4	1	1	0	1	1	4
Frank Malzone, R (1, 5) OBP: 0.331, SLG: 0.427 Dick Williams, R (2, PR) OBP: 0.331, SLG: 0.360 (2, 5)	H 1-0 G6-4-3 HBP			BBBB 4-0 1B 1-2 2-3 BB	FC6-4 1-2f 2-3 3-H		SSS 0-3 K	F8		0 3	0 1	0 0	0 1	0 1	0 1	0 6
Dick Stuart, R (1, 3) OBP: 0.310, SLG: 0.514	G6-4-3 1-2f			P6	K		BB 2-H 3-H		SSS K	5	0	1	2	0	2	6
Lou Clinton, R (1, 9) OBP: 0.299, SLG: 0.427	P5			1B 1-2 2-H 3-H		FC6-4 1B	BBBB 4-0 1-2 BB		BBBB 4-0 BB	3	0	2	2	2	0	1
Russ Nixon, L (1, 2) OBP: 0.322, SLG: 0.381		F8	1B 1-2 2-H			FC6-4 WP 1-2f	G3		SSS K	5	0	1	1	0	1	4
Chuck Schilling, R (1, 4) OBP: 0.293, SLG: 0.326		4-3	5-3			P6		1B	BBBB 4-0 1-2 BB	4	1	1	0	1	0	3
Earl Wilson, R (1, 1) OBP: 0.282, SLG: 0.338 Jack Lamabe, R (8, 1) OBP: 0.071, SLG: 0.148		F3		BBBB 4-0 FC1-5 1B BB		F7 1-2		F3	SSS K	3 1	0 0	0 0	0 0	1 0	0 1	2 2
Inning Stats	R: 0 H: 0 E: 0 LOB: 0 K: 0 BB: 0 S: 3 P: 3	R: 0 H: 0 E: 0 LOB: 1 K: 0 BB: 0 S: 2 P: 3	R: 0 H: 0 E: 0 LOB: 0 K: 0 BB: 0 S: 3 P: 3	R: 3 H: 5 E: 0 LOB: 2 K: 0 BB: 1 S: 7 P: 11	R: 1 H: 1 E: 0 LOB: 2 K: 1 BB: 2 S: 6 P: 14	R: 0 H: 1 E: 0 LOB: 1 K: 0 BB: 0 S: 4 P: 4	R: 2 H: 3 E: 0 LOB: 2 K: 1 BB: 1 S: 8 P: 12	R: 1 H: 2 E: 0 LOB: 2 K: 1 BB: 1 S: 7 P: 11	R: 0 H: 0 E: 0 LOB: 2 K: 3 BB: 2 S: 9 P: 17	1B: 10 SF: 0 2B: 2 SAC: 0 3B: 0 DP: 1 HR: 0 HBP: 1						

PITCHER		IP	WLS	BF	H	R	ER	SO	BB	IBB	HBP	BLK	WP	HR	S	P	ERA	WHIP
Dave Wickersham, R ERA: 4.24	(1, 1)	4.0	L	19	6	4	4	0	2	0	1	0	0	0	16	25	9.00	2.000
Tom Sturdivant, R ERA: 4.4	(5, 1)	2.0		8	1	0	0	1	1	0	0	0	1	0	9	13	0.00	1.000
Ed Rakow, R ERA: 4.0	(7, 1)	0.2		6	3	2	2	1	1	0	0	0	0	0	7	11	27.00	6.000
Dale Willis, R ERA: 5.04	(7, 1)	2.1		12	2	1	1	4	3	0	0	0	0	0	17	29	3.86	2.143

PITCHER	IP	WLS	BF	H	R	ER	SO	BB	IBB	HBP	BLK	WP	HR	S	P	ERA	WHIP

TOP

Boston Red Sox @ Kansas City Athletics

Municipal Stadium, Kansas City, MO

Fri Sep 13 1963, 8:05 PM EDT

Att. 3,617 - Unknown

livebaseballscorecards.com

AB	37
R	7
H	12
RBI	7
BB	7
SO	6
LOB	30

WP: 1 PA: 45
PB: 0
SB: 0
CS: 0

Batter	1	2	3	4	5	6	7	8	9	AB	R	H	RBI	BB	SO	LOB
Jerry Lumpe, L (1, 4) OBP: 0.329, SLG: 0.361	0-0 1B SF7 1B	0-3 K			4-0 G4-6-3 BB		4-0 FC4-6 BB		0-0 2B	3	1	2	0	2	1	1
Wayne Causey, L (1, 6) OBP: 0.345, SLG: 0.398	0-0 1B 1-3 1B		0-0 F7		0-0 G4-6-3 1-2f		0-0 F7		0-0 F7	5	0	1	0	0	0	3
Norm Siebern, L (1, 3) OBP: 0.358, SLG: 0.422	0-0 SF7 3-H		0-0 1-3			0-0 1B E 1B	0-0 FC4-6 1-2f			3	1	1	1	0	0	1
Manny Jimenez, L (1, 7) OBP: 0.380, SLG: 0.355	0-0 F8		0-0 WP 1B			0-3 K	0-0 G3			4	0	1	0	0	1	3
Ed Charles, R (1, 5) OBP: 0.345, SLG: 0.404	0-0 1B 1-2 1B		0-0 F8 1-2			0-0 E 1B 1-2 1B		0-0 FC6-4 1B		4	1	3	0	0	0	1
Charlie Lau, L (1, 2) OBP: 0.300, SLG: 0.352	0-0 3-1			0-0 4-3		0-0 E3 1B 1-2 2-H		0-0 FC6-4 G6-3 1-2f		4	0	0	0	0	0	4
Gino Cimoli, R (1, 9) OBP: 0.320, SLG: 0.379		0-0 E1 6-3		0-3 K		0-0 1B 1-2 2-H 1B		0-0 G6-3 1-2f		4	0	1	1	0	1	1
Bobby Del Greco, R (1, 8) OBP: 0.310, SLG: 0.327		0-0 6-3 1-2		0-3 K		0-0 F8			0-0 F8	4	0	0	0	0	1	3
Dave Wickersham, R (1, 1) OBP: 0.153, SLG: 0.141 Tom Sturdivant, L (5, 1) Jose Tartabull, L (6, PH) OBP: 0.288, SLG: 0.324 Ed Rakow, S (7, 1) OBP: 0.177, SLG: 0.123 Dale Willis, R (7, 1) OBP: 0.167, SLG: 0.167 Doc Edwards, R (9, PH) OBP: 0.275, SLG: 0.347		0-0 F9			0-0 P6	0-0 4-3			0-0 P3	1 1 1 0 0 1	0 0 0 0 0 0	0 0 0 0 0 0	0 0 0 0 0 0	0 0 0 0 0 0	0 0 1 0 0 0	1 0 2 0 0 0
Inning Stats	R: 1 E: 0 K: 0 S: 6 H: 3 LOB: 2 BB: 0 P: 6	R: 0 E: 1 K: 1 S: 6 H: 0 LOB: 1 BB: 0 P: 6	R: 0 E: 0 K: 0 S: 4 H: 1 LOB: 1 BB: 0 P: 4	R: 0 E: 0 K: 2 S: 7 H: 0 LOB: 0 BB: 0 P: 7	R: 0 E: 0 K: 0 S: 2 H: 0 LOB: 0 BB: 1 P: 6	R: 2 E: 1 K: 1 S: 9 H: 3 LOB: 2 BB: 0 P: 9	R: 0 E: 0 K: 0 S: 3 H: 0 LOB: 1 BB: 1 P: 7	R: 0 E: 0 K: 0 S: 3 H: 1 LOB: 0 BB: 0 P: 3	R: 0 E: 0 K: 0 S: 4 H: 1 LOB: 1 BB: 0 P: 4	1B: 8 2B: 1 3B: 0 HR: 0	SF: 1 SAC: 0 DP: 2 HBP: 0						

PITCHER	IP	WLS	BF	H	R	ER	SO	BB	IBB	HBP	BLK	WP	HR	S	P	ERA	WHIP
Earl Wilson, R (1, 1) ERA: 3.72	7.0	W	32	8	3	2	4	2	0	0	0	1	0	38	46	2.57	1.429
Jack Lamabe, R (8, 1) ERA: 3.3	2.0	S	6	1	0	0	0	0	0	0	0	0	0	6	6	0.00	0.500

PITCHER	IP	WLS	BF	H	R	ER	SO	BB	IBB	HBP	BLK	WP	HR	S	P	ERA	WHIP

BOTTOM

Boston Red Sox @ Kansas City Athletics

Municipal Stadium, Kansas City, MO

Fri Sep 13 1963, 8:05 PM EDT

Att. 3,617 - Unknown

livebaseballscorecards.com

AB	35
R	3
H	9
RBI	2
BB	2
SO	4
LOB	20

WP: 1	PA: 38		
PB: 0			
SB: 0			
CS: 0			

Batter	1	2	3	4	5	6	7	8	9	AB	R	H	RBI	BB	SO	LOB
Gary Geiger, L (1, 8) OBP: 0.329, SLG: 0.456	P5	BB		6-3			F9		4-3	4	0	0	0	1	0	1
Felix Mantilla, R (1, 6) OBP: 0.344, SLG: 0.410	BB, 1B, 1B	1-3, 2B			6-3		5-3			4	1	2	0	0	0	0
Carl Yastrzemski, L (1, 7) OBP: 0.420, SLG: 0.481	1-2, HR, 1B, BB	3-1			6-3		1B			3	1	1	0	1	0	2
Dick Stuart, R (1, 3) OBP: 0.312, SLG: 0.524	F7		HR		HR			K		4	2	2	2	0	1	2
Lou Clinton, R (1, 9) OBP: 0.298, SLG: 0.426	1-2, 2-H, HR, 1B		P6		E3			5-3		4	1	1	1	0	0	0
Dick Williams, R (1, 5) OBP: 0.328, SLG: 0.383	1-H, 2-H, HR		K		F3			6-3		4	1	1	3	0	1	1
Russ Nixon, L (1, 2) OBP: 0.317, SLG: 0.375	F8		F8			F7			F5	4	0	0	0	0	0	0
Chuck Schilling, R (1, 4) OBP: 0.291, SLG: 0.323		4-3		K		F9			5-3	4	0	0	0	0	1	0
Bill Monbouquette, R (1, 1) OBP: 0.156, SLG: 0.128 Dick Radatz, R (6, 1) OBP: 0.103, SLG: 0.107		4-3		5-3		K			1B	3 1	0 0	0 1	0 0	0 0	1 0	0 0
Inning Stats	R: 4 E: 0 K: 0 S: 6 H: 3 LOB: 0 BB: 1 P: 10	R: 0 E: 0 K: 0 S: 4 H: 1 LOB: 2 BB: 1 P: 8	R: 1 E: 0 K: 1 S: 6 H: 1 LOB: 0 BB: 0 P: 6	R: 0 E: 0 K: 1 S: 5 H: 0 LOB: 0 BB: 0 P: 5	R: 1 E: 1 K: 0 S: 5 H: 1 LOB: 1 BB: 0 P: 5	R: 0 E: 0 K: 1 S: 5 H: 0 LOB: 0 BB: 0 P: 5	R: 0 E: 0 K: 0 S: 3 H: 1 LOB: 1 BB: 0 P: 3	R: 0 E: 0 K: 1 S: 5 H: 0 LOB: 0 BB: 0 P: 5	R: 0 E: 0 K: 0 S: 4 H: 1 LOB: 1 BB: 0 P: 4	1B: 4 2B: 1 3B: 0 HR: 3 SF: 0 SAC: 0 DP: 0 HBP: 0						

PITCHER		IP	WLS	BF	H	R	ER	SO	BB	IBB	HBP	BLK	WP	HR	S	P	ERA	WHIP
Orlando Pena, R ERA: 3.62	(1, 1)	1.0	L	7	3	4	4	0	1	0	0	0	0	1	6	10	36.00	4.000
Jose Santiago, R ERA: 7.2	(2, 1)	2.0		9	2	1	1	1	1	0	0	0	0	1	10	14	4.50	1.500
Bill Fischer, R ERA: 3.47	(4, 1)	3.0		11	1	1	1	2	0	0	0	0	0	1	15	15	3.00	0.333
Tom Sturdivant, R ERA: 4.27	(7, 1)	3.0		10	2	0	0	1	0	0	0	0	0	0	12	12	0.00	0.667

PITCHER	IP	WLS	BF	H	R	ER	SO	BB	IBB	HBP	BLK	WP	HR	S	P	ERA	WHIP

TOP

Boston Red Sox @ Kansas City Athletics

Municipal Stadium, Kansas City, MO

Sat Sep 14 1963, 8:05 PM EDT

Att. 5,144 - Unknown

livebaseballscorecards.com

AB	35
R	6
H	8
RBI	6
BB	2
SO	4
LOB	6

BOTTOM

Batter	1	2	3	4	5	6	7	8	9	AB	R	H	RBI	BB	SO	LOB
Jerry Lumpe, L (1, 4) OBP: 0.332, SLG: 0.363	G4-6-3 1B		1B 1B	F9		F8			1B	5	1	3	0	0	0	3
Wayne Causey, L (1, 6) OBP: 0.344, SLG: 0.396	K		1B HR 1-3	F8		P5			F7	5	1	1	0	0	1	2
Norm Siebern, L (1, 3) OBP: 0.356, SLG: 0.418	G4-6-3 1-2f		F3	3-1		3-1				4	0	0	0	0	0	3
Manny Jimenez, L (1, 7) OBP: 0.383, SLG: 0.359		4-3	HR 1-2 3-H	1B		4-3				4	1	2	1	0	0	0
Ed Charles, R (1, 5) OBP: 0.345, SLG: 0.409		F7	HR 1-H 2-H	F9				F3		4	1	1	3	0	0	1
Charlie Lau, L (1, 2) OBP: 0.304, SLG: 0.360		2B	L5			FC4-6 1B		6-3		4	0	2	0	0	0	0
Gino Cimoli, R (1, 9) OBP: 0.320, SLG: 0.377		BB B B B	E3 SH3-4			FC4-6 4-3 BB 1-2f		4-3		3	0	0	0	1	0	1
Bobby Del Greco, R (1, 8) OBP: 0.309, SLG: 0.324		F3	F9			4-3 BB 1-2 B B B B			K S S S	3	0	0	0	1	1	3
Orlando Pena, R (1, 1) OBP: 0.234, SLG: 0.207 Jose Santiago, R (2, 1) Tommie Reynolds, R (3, PH) Bill Fischer, R (4, 1) OBP: 0.263, SLG: 0.067 Chuck Essegian, R (6, PH) OBP: 0.275, SLG: 0.319 Tom Sturdivant, L (7, 1) Ken Harrelson, R (9, PH) OBP: 0.307, SLG: 0.369			P6	SH3-4 1-2		4-3 1-2 2-3			5-3	0 0 1 0 1 0 1	0 0 0 0 0 0 0	0 0 0 0 0 0 0	0 0 0 0 0 0 0	0 0 0 0 0 0 0	0 0 0 0 0 0 0	0 0 0 0 2 0 0
Inning Stats	R: 0 E: 0 K: 1 S: 5 H: 1 LOB: 0 BB: 0 P: 5	R: 0 E: 0 K: 0 S: 4 H: 1 LOB: 2 BB: 1 P: 8	R: 4 E: 0 K: 0 S: 7 H: 4 LOB: 0 BB: 0 P: 7	R: 0 E: 1 K: 0 S: 4 H: 0 LOB: 1 BB: 0 P: 4	R: 0 E: 0 K: 0 S: 4 H: 1 LOB: 1 BB: 0 P: 4	R: 0 E: 0 K: 0 S: 4 H: 1 LOB: 2 BB: 1 P: 8	R: 0 E: 0 K: 0 S: 3 H: 0 LOB: 0 BB: 0 P: 3	R: 0 E: 0 K: 0 S: 3 H: 0 LOB: 0 BB: 0 P: 3	R: 0 E: 0 K: 1 S: 6 H: 1 LOB: 1 BB: 0 P: 6	1B: 7 2B: 1 3B: 0 HR: 1 SF: 0 SAC: 1 DP: 1 HBP: 0						

PITCHER	IP	WLS	BF	H	R	ER	SO	BB	IBB	HBP	BLK	WP	HR	S	P	ERA	WHIP
Bill Monbouquette, R (1, 1) ERA: 3.67	5.1	W	26	8	4	4	1	2	0	0	0	0	1	26	34	6.75	1.875
Dick Radatz, R (6, 1) ERA: 1.76	3.2	S	12	1	0	0	1	0	0	0	0	0	0	14	14	0.00	0.273

PITCHER	IP	WLS	BF	H	R	ER	SO	BB	IBB	HBP	BLK	WP	HR	S	P	ERA	WHIP

AB	35
R	4
H	9
RBI	4
BB	2
SO	2
LOB	15

WP: 0 PA: 38
PB: 0
SB: 0
CS: 0

Boston Red Sox @ Kansas City Athletics

Municipal Stadium, Kansas City, MO

Sat Sep 14 1963, 8:05 PM EDT

Att. 5,144 - Unknown

livebaseballscorecards.com

Boston Red Sox @ Kansas City Athletics

Municipal Stadium, Kansas City, MO

Sun Sep 15 1963, 4:33 AM EDT

Att. 6,695 - Unknown

livebaseballscorecards.com

Batter	1	2	3	4	5	6	7	8	9	AB	R	H	RBI	BB	SO	LOB
Gary Geiger, L (1, 8) OBP: 0.333, SLG: 0.457	L6		BBB 4-0 S BB		4-3		1B 1-3 3-H 1B		S HR 1B	4	2	2	1	1	0	0
Felix Mantilla, R (1, 6) OBP: 0.353, SLG: 0.444	P4		F8			2B	1B 1-3 3-H 1B		1-H HR	5	1	3	3	0	0	1
Carl Yastrzemski, L (1, 7) OBP: 0.420, SLG: 0.481	1B		F7			L7	1-2 3-H 1B		SSS K	5	0	2	1	0	1	2
Dick Stuart, R (1, 3) OBP: 0.310, SLG: 0.521	P6		6-3 1-2			P3	F9			4	0	0	0	0	0	5
Lou Clinton, R (1, 9) OBP: 0.296, SLG: 0.422		F9		F8		4-3		SSS K		4	0	0	0	0	1	1
Dick Williams, R (1, 5) OBP: 0.333, SLG: 0.381		BBBB 4-0 FC1-6 1B BB		P4			5-3	L6-3 1B		3	0	1	0	1	0	0
Russ Nixon, L (1, 2) OBP: 0.320, SLG: 0.377		FC1-6 1-2 1B		F5			PB 6-3 1B 1B	L6-3 1-2		4	1	2	0	0	0	1
Chuck Schilling, R (1, 4) OBP: 0.289, SLG: 0.321		FC1-6 FC6 1-2f 2-3			6-3		6-3 1-2		F7	4	0	0	0	0	0	3
Pete Smith, R (1, 1) Roman Mejias, R (7, PH) OBP: 0.246, SLG: 0.338 Jack Lamabe, R (7, 1) OBP: 0.069, SLG: 0.143		FC6 1-2f			F8		BBBB 4-0 1B 1B 2-3 BB		SSS K	2 0 1	0 1 0	0 0 0	0 0 0	0 1 0	0 0 1	2 0 0
Inning Stats	R: 0 E: 0 K: 0 S: 4 H: 1 LOB: 1 BB: 0 P: 4	R: 0 E: 0 K: 0 S: 4 H: 1 LOB: 2 BB: 1 P: 8	R: 0 E: 0 K: 0 S: 3 H: 0 LOB: 1 BB: 1 P: 7	R: 0 E: 0 K: 0 S: 3 H: 0 LOB: 0 BB: 0 P: 3	R: 0 E: 0 K: 0 S: 3 H: 0 LOB: 0 BB: 0 P: 3	R: 0 E: 0 K: 0 S: 4 H: 1 LOB: 1 BB: 0 P: 4	R: 3 E: 0 K: 0 S: 7 H: 4 LOB: 2 BB: 1 P: 11	R: 0 E: 0 K: 1 S: 5 H: 1 LOB: 0 BB: 0 P: 5	R: 2 E: 0 K: 2 S: 9 H: 2 LOB: 0 BB: 0 P: 9	1B: 8 2B: 2 3B: 0 HR: 1	SF: 0 SAC: 0 DP: 1 HBP: 0						

TOP

AB	36
R	5
H	10
RBI	5
BB	3
SO	3
LOB	15

PITCHER		IP	WLS	BF	H	R	ER	SO	BB	IBB	HBP	BLK	WP	HR	S	P	ERA	WHIP	PITCHER	IP	WLS	BF	H	R	ER	SO	BB	IBB	HBP	BLK	WP	HR	S	P	ERA	WHIP
Diego Segui, R ERA: 3.8	(1, 1)	6.2		30	7	3	3	0	3	0	0	0	0	0	27	39	4.05	1.500																	
John Wyatt, R ERA: 3.13	(7, 1)	2.1	L	9	3	2	2	3	0	0	0	0	0	1	15	15	7.71	1.286																	

Batter	1	2	3	4	5	6	7	8	9	AB	R	H	RBI	BB	SO	LOB
John Wojcik, L (1, 9) OBP: 0.234, SLG: 0.163	F7			1B	P4			F8		4	1	1	0	0	0	0
Wayne Causey, L (1, 6) OBP: 0.344, SLG: 0.395	5-3			F8 1B 1-2 FC6-4	1-3			4-3		4	1	1	0	0	0	0
Jerry Lumpe, L (1, 4) OBP: 0.333, SLG: 0.363	6-3			FC6-4 1-2 2-H		F8		BB		3	0	1	1	1	0	0
Manny Jimenez, L (1, 7) OBP: 0.374, SLG: 0.349		3-1		F8 2-3		4-3		F9		4	0	0	0	0	0	3
Norm Siebern, L (1, 3) OBP: 0.355, SLG: 0.416		4-3		FC6-4 BB 1B 1-2f 3-H		FC5-4 BB			L6	3	1	0	1	1	0	1
Ed Charles, R (1, 5) OBP: 0.344, SLG: 0.406		5-3		1B 1-2 BB		FC5-4 1-2f			5-3	3	0	0	0	1	0	1
Charlie Lau, L (1, 2) OBP: 0.303, SLG: 0.357			6-3	1-2 2-H 1B			5-3		K	4	0	1	1	0	1	0
Bobby Del Greco, R (1, 8) OBP: 0.307, SLG: 0.321			P4	5-3			F7			3	0	0	0	0	0	2
Diego Segui, R (1, 1) OBP: 0.231, SLG: 0.255 John Wyatt, R (7, 1)			F9		6-3		K			2 1	0 0	0 0	0 0	0 0	0 1	0 0
Inning Stats	R: 0 H: 0 E: 0 LOB: 0 K: 0 BB: 0 S: 3 P: 3	R: 0 H: 0 E: 0 LOB: 0 K: 0 BB: 0 S: 3 P: 3	R: 0 H: 0 E: 0 LOB: 0 K: 0 BB: 0 S: 3 P: 3	R: 3 H: 4 E: 0 LOB: 2 K: 0 BB: 1 S: 7 P: 11	R: 0 H: 0 E: 0 LOB: 0 K: 0 BB: 0 S: 3 P: 3	R: 0 H: 0 E: 0 LOB: 1 K: 0 BB: 1 S: 3 P: 7	R: 0 H: 0 E: 0 LOB: 0 K: 1 BB: 0 S: 5 P: 5	R: 0 H: 0 E: 0 LOB: 1 K: 0 BB: 1 S: 3 P: 7	R: 0 H: 0 E: 0 LOB: 0 K: 1 BB: 0 S: 5 P: 5	1B: 4 SF: 0 2B: 0 SAC: 0 3B: 0 DP: 0 HR: 0 HBP: 0						

PITCHER		IP	WLS	BF	H	R	ER	SO	BB	IBB	HBP	BLK	WP	HR	S	P	ERA	WHIP
Pete Smith, R ERA: 4.5	(1, 1)	6.0		24	4	3	3	0	2	0	0	0	0	0	22	30	4.50	1.000
Jack Lamabe, R ERA: 3.23	(7, 1)	3.0	W	10	0	0	0	2	1	0	0	0	0	0	13	17	0.00	0.333

PITCHER	IP	WLS	BF	H	R	ER	SO	BB	IBB	HBP	BLK	WP	HR	S	P	ERA	WHIP

BOTTOM

Boston Red Sox @ Kansas City Athletics

Municipal Stadium, Kansas City, MO

Sun Sep 15 1963, 4:33 AM EDT

Att. 6,695 - Unknown

livebaseballscorecards.com

AB	31
R	3
H	4
RBI	3
BB	3
SO	2
LOB	7

WP: 0	PA: 34		
PB: 0			
SB: 0			
CS: 0			

Batter	1	2	3	4	5	6	7	8	9	10	AB	R	H	RBI	BB	SO	LOB
Jose Tartabull, L (1, 8) OBP: 0.286, SLG: 0.321	1-3		L9-3 1B		K			6-3	FC6 2-3f		5	0	1	0	0	1	3
Wayne Causey, L (1, 6) OBP: 0.344, SLG: 0.395	6-3		L9-3 1-2			3B 1B		G4-6-3 1B		F8	5	1	2	0	0	0	1
Jerry Lumpe, L (1, 4) OBP: 0.335, SLG: 0.369	1B		1-3			4-3 3B 1-H		G4-6-3 1-2f		1B SF9 1B	5	2	3	1	0	0	1
Norm Siebern, L (1, 3) OBP: 0.357, SLG: 0.418	4-3			G3 1B		4-3 3-H			BB 6-3 BB 1B	FC6-4 1-3 1B	5	1	3	1	0	0	1
Manny Jimenez, L (1, 7) OBP: 0.364, SLG: 0.340		F8		G3 1-2		G3			6-3 1-2	SF9 3-H	4	0	0	1	0	0	2
Ed Charles, R (1, 5) OBP: 0.341, SLG: 0.403		F8		K		K	K2-3		F9	FC6-4 1-2f	5	0	0	0	0	2	3
Gino Cimoli, R (1, 9) OBP: 0.320, SLG: 0.377		1B 1B		6-3					BB BB BB		3	0	1	0	0	1	1
Bobby Del Greco, R (7, 9) OBP: 0.309, SLG: 0.321											0	0	0	0	1	0	0
Charlie Lau, L (1, 2) OBP: 0.311, SLG: 0.359		1-3 1B			G3		G5-4-3 BB		FC6 BB 1-2 2-3 BB		2	0	1	0	2	0	0
Moe Drabowsky, R (1, 1) OBP: 0.175, SLG: 0.333		K			6-3		G5-4-3 1-2f		BB BB		3	0	0	0	0	1	3
Ted Bowsfield, R (7, 1) OBP: 0.167, SLG: 0.095											0	0	0	0	0	0	0
Chuck Essegian, R (9, PH) OBP: 0.278, SLG: 0.319											0	0	0	1	1	0	0
John Wyatt, R (9, 1)											0	0	0	0	0	0	0
Inning Stats	R: 0 H: 1 E: 0 LOB: 1 K: 0 BB: 0 S: 4 P: 4	R: 0 H: 2 E: 0 LOB: 2 K: 1 BB: 0 S: 7 P: 7	R: 0 H: 1 E: 0 LOB: 0 K: 0 BB: 0 S: 3 P: 3	R: 0 H: 1 E: 0 LOB: 1 K: 1 BB: 0 S: 6 P: 6	R: 0 H: 0 E: 0 LOB: 0 K: 1 BB: 0 S: 5 P: 5	R: 2 H: 2 E: 0 LOB: 0 K: 1 BB: 0 S: 7 P: 7	R: 0 H: 0 E: 0 LOB: 0 K: 1 BB: 1 S: 4 P: 8	R: 0 H: 1 E: 0 LOB: 0 K: 0 BB: 0 S: 3 P: 3	R: 1 H: 1 E: 0 LOB: 3 K: 0 BB: 3 S: 4 P: 16	R: 1 H: 2 E: 0 LOB: 1 K: 0 BB: 0 S: 5 P: 5	1B: 10 SF: 1 2B: 1 SAC: 0 3B: 1 DP: 3 HR: 0 HBP: 0						

PITCHER		IP	WLS	BF	H	R	ER	SO	BB	IBB	HBP	BLK	WP	HR	S	P	ERA	WHIP
Bennie Daniels, R ERA: 4.35	(1, 1)	6.0		24	7	2	2	4	0	0	0	0	0	0	32	32	3.00	1.167
Jim Hannan, R ERA: 5.74	(7, 1)	1.0		3	0	0	0	1	1	0	0	0	0	0	4	8	0.00	1.000
Ed Roebuck, R ERA: 3.67	(8, 1)	1.2		9	2	1	1	0	3	0	0	0	0	0	6	18	5.40	3.000
Ron Kline, R ERA: 2.86	(9, 1)	1.1	L	6	2	1	1	0	0	0	0	0	0	0	6	6	6.75	1.500

PITCHER	IP	WLS	BF	H	R	ER	SO	BB	IBB	HBP	BLK	WP	HR	S	P	ERA	WHIP

TOP

Kansas City Athletics @ Washington Senators
D.C. Stadium, Washington, DC
Tue Sep 17 1963, 7:05 PM EDT
Att. 1,643 - Unknown

livebaseballscorecards.com

AB	37
R	4
H	11
RBI	4
BB	4
SO	5
LOB	15

WP: 0	PA: 42		
PB: 0			
SB: 0			
CS: 0			

BOTTOM

Kansas City Athletics @ Washington Senators

D.C. Stadium, Washington, DC

Tue Sep 17 1963, 7:05 PM EDT

Att. 1,643 - Unknown

livebaseballscorecards.com

Batter	1	2	3	4	5	6	7	8	9	10	AB	R	H	RBI	BB	SO	LOB
Don Blasingame, L (1, 4) OBP: 0.316, SLG: 0.305	S S S 0-3 K ①		B B B B 4-0 BB			x 0-0 P6 ①	x 0-0 SF8 ② 1-2 2-3 3-H			B B B B 4-0 SH1-4 BB	2	0	0	0	1	1	1
Minnie Minoso, R (7, PH) OBP: 0.309, SLG: 0.306											0	0	0	1	0	0	0
Ed Roebuck, R (8, 1) OBP: 0.250, SLG: 0.200											0	0	0	0	0	0	0
Ron Kline, R (9, 1) OBP: 0.091, SLG: 0.273											0	0	0	0	0	0	0
Don Leppert, R (10, PH) OBP: 0.303, SLG: 0.376											0	0	0	1	0	0	0
Tom Cheney, R (10, PR) OBP: 0.105, SLG: 0.109											0	0	0	0	0	0	0
Dick Phillips, L (1, 3) OBP: 0.295, SLG: 0.364	x 0-0 F9 ②		x 0-0 4-3 ③			x 0-0 F7 ②	S S S 0-3 K ③			x 0-0 SH1-4 ① 1-2	4	0	0	0	0	1	5
Chuck Hinton, R (1, 7) OBP: 0.345, SLG: 0.440	S S S 0-3 K ③			x 0-0 F3 ①		S S S 0-3 K ③		S S S 0-3 K ①		x 0-0 5-3 ②	5	0	0	0	0	3	3
Jim King, L (1, 9) OBP: 0.305, SLG: 0.461		S S S 0-3 K ①		x 0-0 F8 ②			x 0-0 F9 ①	x 0-0 P4 ②		x 0-0 F2 ③	5	0	0	0	0	1	2
Don Lock, R (1, 8) OBP: 0.337, SLG: 0.448		x 0-0 F2 ②		x 0-0 F2 ③			x 0-0 BB 1B 1B	x 0-0 1-3 ③			4	1	1	0	0	0	0
Ken Retzer, L (1, 2) OBP: 0.287, SLG: 0.325	x 0-0 FC6-4 1B		x 0-0 4-3 ①				B B B B 4-0 1B 2B BB 1-2		B B B B 4-0 SH3-4 BB		2	0	1	0	1	0	0
Chuck Cottier, R (7, PR) OBP: 0.258, SLG: 0.322 (8, 4)											0	1	0	0	1	0	0
Don Zimmer, R (1, 5) OBP: 0.294, SLG: 0.429	x 0-0 FC6-4 ③ 1-2f		S S S 0-3 K ②				x 0-0 2B SF8 1B 1-3 2-H		x 0-0 SH3-4 ① 1-2		3	1	1	1	0	1	1
Ed Brinkman, R (1, 6) OBP: 0.268, SLG: 0.316			x 0-0 5-3 ①		S S S 0-3 K ③		x 0-0 SF8 2B 1-3 3-H		x 0-0 F9 ②		4	0	1	1	0	1	1
Bennie Daniels, L (1, 1) OBP: 0.294, SLG: 0.186			x 0-0 G3 ②			x 0-0 1B	I I I 4-0 SF8 IBB		x 0-0 5-3 ③		1	0	0	0	0	0	0
Tom Brown, S (6, PH) OBP: 0.206, SLG: 0.221											1	0	1	0	0	0	0
Jim Hannan, R (7, 1) OBP: 0.309, SLG: 0.359											0	0	0	0	0	0	0
Bobo Osborne, L (7, PH) OBP: 0.266, SLG: 0.345											0	0	0	0	0	0	0
Ken Hunt, R (7, PH) OBP: 0.136, SLG: 0.050											0	0	0	1	0	0	0
Cal Neeman, R (8, 2)											1	0	0	0	0	0	1
Inning Stats	R: 0 E: 0 K: 2 S: 7 H: 0 LOB: 0 BB: 0 P: 7	R: 0 E: 0 K: 1 S: 6 H: 1 LOB: 1 BB: 0 P: 6	R: 0 E: 0 K: 0 S: 3 H: 0 LOB: 1 BB: 1 P: 7	R: 0 E: 0 K: 0 S: 3 H: 0 LOB: 0 BB: 0 P: 3	R: 0 E: 0 K: 2 S: 7 H: 0 LOB: 0 BB: 0 P: 7	R: 0 E: 0 K: 1 S: 6 H: 1 LOB: 1 BB: 0 P: 6	R: 3 E: 0 K: 1 S: 8 H: 3 LOB: 3 BB: 2 P: 16	R: 0 E: 0 K: 1 S: 5 H: 0 LOB: 0 BB: 0 P: 5	R: 0 E: 0 K: 0 S: 3 H: 0 LOB: 1 BB: 1 P: 7	R: 0 E: 0 K: 0 S: 3 H: 0 LOB: 2 BB: 1 P: 7	1B: 4 2B: 1 3B: 0 HR: 0 SF: 1 SAC: 2 DP: 0 HBP: 0	WP: 0 PB: 0 SB: 0 CS: 0 PA: 40					

PITCHER		IP	WLS	BF	H	R	ER	SO	BB	IBB	HBP	BLK	WP	HR	S	P	ERA	WHIP
Moe Drabowsky, R ERA: 2.98	(1, 1)	6.1		26	5	3	3	6	2	0	0	0	0	0	36	44	4.26	1.105
Ted Bowsfield, L ERA: 4.6	(7, 1)	1.2		6	0	0	0	2	0	1	0	0	0	0	9	13	0.00	0.000
John Wyatt, R ERA: 3.06	(9, 1)	2.0	W	8	0	0	0	0	2	0	0	0	0	0	6	14	0.00	1.000

PITCHER	IP	WLS	BF	H	R	ER	SO	BB	IBB	HBP	BLK	WP	HR	S	P	ERA	WHIP

AB	32
R	3
H	5
RBI	3
BB	5
SO	8
LOB	14

Batter	1	2	3	4	5	6	7	8	9	AB	R	H	RBI	BB	SO	LOB
Jose Tartabull, L (1, 8) OBP: 0.288, SLG: 0.332	G6-3 3B		4-3	1-3			CS 1B		F8	5	1	2	0	0	0	3
Dick Green, R (1, 6) OBP: 0.714, SLG: 0.500	BB G6-3			4-3 1B	SF9 1B		K 1-2		5-3 HBP	3	2	2	0	1	1	1
Jerry Lumpe, L (1, 4) OBP: 0.337, SLG: 0.370	G6-3 1-2f 3-H			4-3 1-3 1B	FC6-4 1-3 1B		BB		5-3 1-2	4	1	2	0	1	0	2
Norm Siebern, L (1, 3) OBP: 0.356, SLG: 0.415	P5			4-3 1-2 3-H	SF9 3-H		L3		IBB	3	0	0	2	1	0	2
Ed Charles, R (1, 5) OBP: 0.340, SLG: 0.401		F8		1B 1B 2-H	FC6-4 CS 1-2f			K	F7	5	1	1	1	0	1	3
Manny Jimenez, L (1, 7) OBP: 0.361, SLG: 0.338 Bobby Del Greco, R (9, 7) OBP: 0.309, SLG: 0.321		6-3		1B 1B 1-2 1B	CS 1-2	F9		6-3		4 0	0 0	1 0	0 0	0 0	0 0	0 0
Gino Cimoli, R (1, 9) OBP: 0.321, SLG: 0.378		F9		1B 1-2 2-H 1B		4-3		WP 1B		4	0	2	1	0	0	0
Doc Edwards, R (1, 2) OBP: 0.283, SLG: 0.350		F8		1-2 2-3 1B		1B		1-2 IBB		3	0	2	0	1	0	0
Dave Wickersham, R (1, 1) OBP: 0.145, SLG: 0.133 Ted Bowsfield, R (9, 1) OBP: 0.167, SLG: 0.095		6-3	K			P4		K		4 0	0 0	0 0	0 0	0 0	2 0	6 0
Inning Stats	R: 1 E: 0 K: 0 S: 3 H: 1 LOB: 0 BB: 1 P: 7	R: 0 E: 0 K: 0 S: 3 H: 0 LOB: 0 BB: 0 P: 3	R: 0 E: 0 K: 0 S: 3 H: 0 LOB: 0 BB: 0 P: 3	R: 3 E: 0 K: 1 S: 11 H: 6 LOB: 3 BB: 0 P: 11	R: 1 E: 0 K: 0 S: 4 H: 2 LOB: 0 BB: 0 P: 4	R: 0 E: 0 K: 0 S: 4 H: 1 LOB: 1 BB: 0 P: 4	R: 0 E: 0 K: 1 S: 5 H: 1 LOB: 1 BB: 1 P: 9	R: 0 E: 0 K: 2 S: 8 H: 1 LOB: 2 BB: 1 P: 12	R: 0 E: 0 K: 0 S: 3 H: 0 LOB: 2 BB: 1 P: 8	1B: 11 2B: 0 3B: 1 HR: 0 SF: 1 SAC: 0 DP: 1 HBP: 1						

TOP

Kansas City Athletics @ Washington Senators

D.C. Stadium, Washington, DC

Wed Sep 18 1963, 7:05 PM EDT

Att. 2,473 - Unknown

livebaseballscorecards.com

AB	35
R	5
H	12
RBI	4
BB	4
SO	4
LOB	17

PITCHER		IP	WLS	BF	H	R	ER	SO	BB	IBB	HBP	BLK	WP	HR	S	P	ERA	WHIP
Claude Osteen, L ERA: 3.59	(1, 1)	3.1		16	6	4	4	0	1	0	0	0	0	0	15	19	10.80	2.100
Steve Ridzik, R ERA: 5.1	(4, 1)	3.2	L	15	5	1	1	2	1	0	0	0	0	0	18	22	2.46	1.636
Ed Hobaugh, R ERA: 6.75	(8, 1)	2.0		10	1	0	0	2	0	2	1	0	1	0	11	20	0.00	0.500

PITCHER	IP	WLS	BF	H	R	ER	SO	BB	IBB	HBP	BLK	WP	HR	S	P	ERA	WHIP

Batter	1	2	3	4	5	6	7	8	9	AB	R	H	RBI	BB	SO	LOB
Don Blasingame, L (1, 4) OBP: 0.315, SLG: 0.304 Ken Hunt, R (9, PH) OBP: 0.264, SLG: 0.343	F8		BB, 2B, 1B		S S S 0-3 ① K		0-0 ② FC4-6, 2B, 1-2f		0-0 ② ③ G6-4-3, 1-2f	4 1	1 0	1 0	0 0	0 0	1 0	1 2
Dick Phillips, L (1, 3) OBP: 0.298, SLG: 0.367	B B B B 4-0, 1B, WP, BB		0-0 ① F8		0-0 ② 4-3		0-0 1-3, 2B			3	1	1	0	1	0	1
Chuck Hinton, R (1, 7) OBP: 0.346, SLG: 0.439	0-0 E, 1-3, SF9, 1B		B B B B 4-0, 1-2, 2B, BB		0-0 ③ 6-3		0-0 ③ 4-3			3	2	1	0	1	0	2
Jim King, L (1, 9) OBP: 0.307, SLG: 0.463	0-0 ② SF9, 1-H, 3-H		0-0 1-H, 2-H, 2B			B B B B 4-0, FC5-4, BB		0-0 ① F7		2	0	1	3	1	0	0
Don Lock, R (1, 8) OBP: 0.336, SLG: 0.449	0-0 2B		0-0 ② 6-3			0-0 ① FC5-4, WP, 1-2f		0-0 ② P6		4	0	1	0	0	0	2
Ken Retzer, L (1, 2) OBP: 0.282, SLG: 0.319	0-0 ③ F9		0-0 ③ F9			S S S 0-3 ② K, 1-2		0-0 ③ F8		4	0	0	0	0	1	3
Don Zimmer, R (1, 5) OBP: 0.291, SLG: 0.423		0-0 ① 6-3	0-0 ① F7			0-0 ③ 6-3			0-0 ① 6-3	4	0	0	0	0	0	1
Ed Brinkman, R (1, 6) OBP: 0.266, SLG: 0.314 Bobo Osborne, L (9, PH) OBP: 0.307, SLG: 0.359 John Kennedy, R (9, PR) OBP: 0.209, SLG: 0.132		0-0 ② 5-3	S S S 0-3 ② K				S S S 0-3 ① K		H 1-0, 1B, HBP	3 0 0	0 0 0	0 0 0	0 0 0	0 0 0	2 0 0	0 0 0
Claude Osteen, L (1, 1) OBP: 0.197, SLG: 0.206 Steve Ridzik, R (4, 1) OBP: 0.207, SLG: 0.214 Tom Brown, S (7, PH) OBP: 0.214, SLG: 0.229 Ed Hobaugh, R (8, 1) OBP: 0.667, SLG: 2.000 Minnie Minoso, R (9, PH) OBP: 0.311, SLG: 0.308		0-0 ③ F8	S S S 0-3 ③ K				0-0 FC4-6, 1B		0-0 1-2, G6-4-3, 1B	1 1 1 0 1	0 0 0 0 0	0 0 1 0 1	0 0 0 0 0	0 1 0 0 0	0 0 0 0 0	0 0 0 0 0
Inning Stats	R: 2 E: 0 K: 0 S: 5 H: 2 LOB: 1 BB: 1 P: 9	R: 0 E: 0 K: 0 S: 3 H: 0 LOB: 0 BB: 0 P: 3	R: 2 E: 0 K: 0 S: 5 H: 2 LOB: 1 BB: 1 P: 9	R: 0 E: 0 K: 2 S: 7 H: 0 LOB: 0 BB: 0 P: 7	R: 0 E: 0 K: 1 S: 5 H: 0 LOB: 0 BB: 0 P: 5	R: 0 E: 0 K: 1 S: 5 H: 0 LOB: 1 BB: 1 P: 9	R: 0 E: 0 K: 1 S: 7 H: 2 LOB: 2 BB: 0 P: 7	R: 0 E: 0 K: 0 S: 3 H: 0 LOB: 0 BB: 0 P: 3	R: 0 E: 0 K: 0 S: 3 H: 1 LOB: 2 BB: 0 P: 4	1B: 4 2B: 3 3B: 0 HR: 0	SF: 1 SAC: 0 DP: 1 HBP: 1					

PITCHER		IP	WLS	BF	H	R	ER	SO	BB	IBB	HBP	BLK	WP	HR	S	P	ERA	WHIP
Dave Wickersham, R ERA: 4.24	(1, 1)	8.1	W	36	7	4	4	5	3	0	1	0	2	0	42	55	4.32	1.200
Ted Bowsfield, L ERA: 4.57	(9, 1)	0.2	S	1	0	0	0	0	0	0	0	0	0	0	1	1	0.00	0.000

PITCHER	IP	WLS	BF	H	R	ER	SO	BB	IBB	HBP	BLK	WP	HR	S	P	ERA	WHIP

BOTTOM

Kansas City Athletics @ Washington Senators
D.C. Stadium, Washington, DC
Wed Sep 18 1963, 7:05 PM EDT
Att. 2,473 - Unknown

livebaseballscorecards.com

AB	32
R	4
H	7
RBI	3
BB	3
SO	5
LOB	12

1B: 4	SF: 1	WP: 2	PA: 37
2B: 3	SAC: 0	PB: 0	
3B: 0	DP: 1	SB: 0	
HR: 0	HBP: 1	CS: 0	

Batter	1	2	3	4	5	6	7	8	9	10	11	12	13	AB	R	H	RBI	BB	SO	LOB
Jose Tartabull, L (1, 8) OBP: 0.284, SLG: 0.323	K		FC6-5 2-3		1-3		FC6-4 BB		1-3		4 2-2	5-3	5-3	6	0	0	0	1	1	4
Wayne Causey, L (1, 6) OBP: 0.344, SLG: 0.396	F8		L8			1B 1B	FC6-4 1-2f 2-3		E6 G5-4-3			2B		6	1	2	0	0	0	3
Ed Charles, R (1, 5) OBP: 0.339, SLG: 0.398	5-3			F7 BB		K	F7		G5-4-3 1-2f			F7		5	0	0	0	1	1	5
Norm Siebern, L (1, 3) OBP: 0.357, SLG: 0.414		K		F7 1-2		1B 1-2 1B		FC5-4 BB		4-3		BB		4	0	1	0	2	1	1
Gino Cimoli, R (1, 9) OBP: 0.319, SLG: 0.375		F7		1B 1B		K		FC5-4 1B 1-2f 2B		F5		K		6	1	1	0	0	2	5
Jerry Lumpe, L (1, 4) OBP: 0.339, SLG: 0.372		F8		1-2 1B		FC6-4 1-2 2-H 1B		1-2 2B 1B		5-3			E5 SH1-4	5	1	3	1	0	0	0
Dick Green, R (10, 4) OBP: 0.625, SLG: 0.400														1	0	0	0	0	0	0
Doc Edwards, R (1, 2) OBP: 0.284, SLG: 0.351			6-3	1-3		FC6-4 1-2f		1-H 2-H 2B			F3		SH1-4 HBP	5	0	1	2	0	0	4
Tony La Russa, R (13, PR) OBP: 0.326, SLG: 0.289														0	0	0	0	0	0	0
John Wyatt, R (13, 1)														0	0	0	0	0	0	0
Ken Harrelson, R (1, 7) OBP: 0.313, SLG: 0.380			E 2B		G6-3 1B		F3	6-3			4 SH1-4 1B		SH1-4 1-2 2-3	5	1	3	0	0	0	1
Diego Segui, R (1, 1) OBP: 0.241, SLG: 0.264			E7 FC6-5 2-H 1B		G6-3 1-2f		FC6-4 2B	6-3			SH1-4 1-2		6-3	2	0	1	0	0	0	1
Chuck Essegian, R (7, PH) OBP: 0.281, SLG: 0.326														1	0	1	0	0	0	0
Tom Sturdivant, L (7, 1)														1	0	0	0	0	0	1
Charlie Lau, L (13, PH) OBP: 0.310, SLG: 0.357														1	0	0	0	0	0	3
(13, 2)																				

Inning Stats														
	R: 0 E: 0 K: 1 S: 5	H: 0 LOB: 0 BB: 0 P: 5	R: 0 E: 0 K: 1 S: 5	H: 0 LOB: 0 BB: 0 P: 5	R: 1 E: 1 K: 0 S: 5	H: 2 LOB: 1 BB: 0 P: 5	R: 0 E: 0 K: 0 S: 4	H: 2 LOB: 2 BB: 1 P: 8	R: 0 E: 0 K: 0 S: 3	H: 1 LOB: 0 BB: 0 P: 3	R: 1 E: 0 K: 2 S: 10	H: 3 LOB: 2 BB: 0 P: 10	R: 0 E: 0 K: 0 S: 4	H: 1 LOB: 2 BB: 1 P: 8
	R: 2 E: 0 K: 0 S: 5	H: 2 LOB: 1 BB: 1 P: 9	R: 0 E: 1 K: 0 S: 3	H: 0 LOB: 0 BB: 0 P: 3	R: 0 E: 0 K: 0 S: 3	H: 0 LOB: 0 BB: 0 P: 3	R: 0 E: 0 K: 0 S: 3	H: 1 LOB: 1 BB: 0 P: 3	R: 0 E: 0 K: 1 S: 6	H: 1 LOB: 2 BB: 1 P: 10	R: 0 E: 1 K: 0 S: 4	H: 0 LOB: 3 BB: 0 P: 5	1B: 9 2B: 4 3B: 0 HR: 0	SF: 0 SAC: 2 DP: 2 HBP: 1
	WP: 0 PB: 0 SB: 0 CS: 0	PA: 55												

PITCHER		IP	WLS	BF	H	R	ER	SO	BB	IBB	HBP	BLK	WP	HR	S	P	ERA	WHIP
Whitey Ford, L ERA: 2.82	(1, 1)	5.0		19	5	1	0	2	1	0	0	0	0	0	22	26	0.00	1.200
Hal Reniff, R ERA: 2.78	(6, 1)	3.0		17	6	3	3	2	2	0	0	0	0	0	19	27	9.00	2.667
Steve Hamilton, L ERA: 3.08	(9, 1)	1.0		3	0	0	0	0	0	0	0	0	0	0	3	3	0.00	0.000
Stan Williams, R ERA: 3.01	(10, 1)	4.0	W	17	2	0	0	1	1	0	1	0	0	0	16	21	0.00	0.750

PITCHER	IP	WLS	BF	H	R	ER	SO	BB	IBB	HBP	BLK	WP	HR	S	P	ERA	WHIP

TOP

Kansas City Athletics @ New York Yankees

Yankee Stadium, Bronx, NY

Fri Sep 20 1963, 7:05 PM EDT

Unknown - 66 F

livebaseballscorecards.com

AB	48
R	4
H	13
RBI	3
BB	4
SO	5
LOB	28

Batter	1	2	3	4	5	6	7	8	9	10	11	12	13	AB	R	H	RBI	BB	SO	LOB
Phil Linz, R (1, 6) OBP: 0.319, SLG: 0.337	4-0 BB 1B 1B BB	0-0 5-3		0-0 1B			0-0 CS 1B			0-0 F2			0-0 FC6-4 1B	5	1	3	0	1	0	0
Pedro Gonzalez, R (1, 4) OBP: 0.227, SLG: 0.273	0-0 1B BB SF6 1B 1-2		0-0 HR 1B	0-0 4-3			0-0 F8 1-2			0-0 F5			0-3 K	6	2	2	0	0	1	3
Tom Tresh, S (1, 8) OBP: 0.373, SLG: 0.497	4-0 1B BB 1-2 2-3		0-0 HR 1-H		0-3 K		0-3 K			0-0 3-1			0-0 FC6-4 1B BB 1-2f	5	2	1	2	1	2	1
Joe Pepitone, L (1, 3) OBP: 0.307, SLG: 0.447	0-0 F6		0-0 F7		0-0 F8			0-0 F8			0-0 F9		0-0 BB BB 1B 1-3	6	0	1	0	0	0	3
Johnny Blanchard, L (1, 9) OBP: 0.311, SLG: 0.476	0-0 1B 1-2 2-3 3-H		0-0 F8		4-0 FC6-4 BB			0-0 F4			0-0 4-3		4-0 BB 1-2	4	0	1	1	2	0	0
Hector Lopez, R (1, 7) OBP: 0.305, SLG: 0.401	0-0 SF6 3-H		0-0 1B		0-0 FC6-4 1-2f			0-3 K			0-0 F4		4-0 BB 1-2 2-3 3-H	4	0	1	2	1	1	1
Jake Gibbs, L (1, 2) OBP: 0.286, SLG: 0.286	0-0 F6		0-0 4-3			0-0 4-3			0-0 F9			0-0 F6		5	0	0	0	0	0	3
Clete Boyer, R (1, 5) OBP: 0.291, SLG: 0.363		0-3 K		4-0 CS BB		0-0 F8			0-3 K			0-0 5-3		4	0	0	0	1	2	0
Whitey Ford, L (1, 1) OBP: 0.189, SLG: 0.191 Hal Reniff, R (6, 1) Steve Hamilton, L (9, 1) OBP: 0.286, SLG: 0.429 Mickey Mantle, S (9, PH) OBP: 0.445, SLG: 0.643 Stan Williams, R (10, 1) OBP: 0.157, SLG: 0.167		0-0 F8		0-0 1-3 1-2		0-3 K			0-0 F7			0-0 F8		2 1 0 1 1	0 0 0 0 0	0 0 0 0 0	0 0 0 0 0	0 1 0 0 0	0 0 0 0 0	1 0 0 0 0
Inning Stats	R: 2 E: 0 K: 0 S: 5 H: 2 LOB: 2 BB: 2 P: 13	R: 0 E: 0 K: 1 S: 5 H: 0 LOB: 0 BB: 0 P: 5	R: 2 E: 0 K: 0 S: 6 H: 3 LOB: 1 BB: 0 P: 6	R: 0 E: 0 K: 0 S: 3 H: 1 LOB: 1 BB: 1 P: 7	R: 0 E: 0 K: 1 S: 5 H: 0 LOB: 1 BB: 1 P: 9	R: 0 E: 0 K: 1 S: 5 H: 0 LOB: 0 BB: 0 P: 5	R: 0 E: 0 K: 1 S: 5 H: 1 LOB: 0 BB: 0 P: 5	R: 0 E: 0 K: 1 S: 5 H: 0 LOB: 0 BB: 0 P: 5	R: 0 E: 0 K: 1 S: 5 H: 0 LOB: 0 BB: 0 P: 5	R: 0 E: 0 K: 0 S: 3 H: 0 LOB: 0 BB: 0 P: 3	R: 0 E: 0 K: 0 S: 3 H: 0 LOB: 0 BB: 0 P: 3	R: 0 E: 0 K: 0 S: 3 H: 0 LOB: 0 BB: 0 P: 3	R: 1 E: 0 K: 1 S: 6 H: 2 LOB: 3 BB: 2 P: 14	1B: 8 2B: 0 3B: 0 HR: 1 SF: 1 SAC: 0 DP: 0 HBP: 0						

PITCHER		IP	WLS	BF	H	R	ER	SO	BB	IBB	HBP	BLK	WP	HR	S	P	ERA	WHIP
Diego Segui, R ERA: 3.88	(1, 1)	6.0		27	6	4	4	3	4	0	0	0	0	1	29	45	6.00	1.667
Tom Sturdivant, R ERA: 4.03	(7, 1)	6.0		18	1	0	0	3	0	0	0	0	0	0	24	24	0.00	0.167
John Wyatt, R ERA: 3.13	(13, 1)	0.2	L	6	2	1	1	1	2	0	0	0	0	0	6	14	13.50	6.000

PITCHER		IP	WLS	BF	H	R	ER	SO	BB	IBB	HBP	BLK	WP	HR	S	P	ERA	WHIP

BOTTOM

Kansas City Athletics @ New York Yankees

Yankee Stadium, Bronx, NY

Fri Sep 20 1963, 7:05 PM EDT

Unknown - 66 F

livebaseballscorecards.com

AB	44
R	5
H	9
RBI	5
BB	6
SO	7
LOB	12

WP: 0 PB: 0 SB: 0 CS: 2

PA: 51

Kansas City Athletics @ New York Yankees

Yankee Stadium, Bronx, NY

Fri Sep 20 1963, 7:05 PM EDT

Att. 14,711 - Overcast - 58 F

livebaseballscorecards.com

TOP

Batter	1	2	3	4	5	6	7	8	9	AB	R	H	RBI	BB	SO	LOB
Jose Tartabull, L (1, 8) OBP: 0.286, SLG: 0.324	F7	3-1			2B 1B		1B		F5	5	0	2	0	0	0	1
Wayne Causey, L (1, 6) OBP: 0.343, SLG: 0.397	F8		3-1		1-3 2B		F9			4	0	1	0	0	0	1
Ed Charles, R (1, 5) OBP: 0.336, SLG: 0.395	K		F3		F7		F8			4	0	0	0	0	1	3
Norm Siebern, L (1, 3) OBP: 0.358, SLG: 0.414		1B 1B BB	F7			CS 1B		4-3		3	1	1	0	1	0	0
Charlie Lau, L (1, 2) OBP: 0.317, SLG: 0.379		1B 2B 1B 1-2		4-3		1-2 HR		FC3-6 1B		4	2	3	1	0	0	0
John Wojcik, L (1, 9) OBP: 0.235, SLG: 0.170		2B SH3 1B 1-3 2-H		F5		F7		FC3-6 FC6-4 1-2f		4	1	1	1	0	0	1
Ken Harrelson, R (1, 7) OBP: 0.316, SLG: 0.387		SH3 2B 1-3 3-H		K		1B		FC6-4 1-2f		4	0	2	1	0	1	1
Dick Green, R (1, 4) OBP: 0.417, SLG: 0.222		1-3			K	F8			L6	4	0	0	0	0	1	3
Orlando Pena, R (1, 1) OBP: 0.224, SLG: 0.197		SH3 2-3 3-H			F6		6-3		F9	3	0	0	1	0	0	0
Inning Stats	R: 0 E: 0 K: 1 S: 5 H: 0 LOB: 0 BB: 0 P: 5	R: 3 E: 0 K: 0 S: 6 H: 3 LOB: 1 BB: 1 P: 10	R: 0 E: 0 K: 0 S: 3 H: 0 LOB: 0 BB: 0 P: 3	R: 0 E: 0 K: 1 S: 5 H: 0 LOB: 0 BB: 0 P: 5	R: 0 E: 0 K: 1 S: 7 H: 2 LOB: 2 BB: 0 P: 7	R: 1 E: 0 K: 0 S: 5 H: 3 LOB: 1 BB: 0 P: 5	R: 0 E: 0 K: 0 S: 4 H: 1 LOB: 1 BB: 0 P: 4	R: 0 E: 0 K: 0 S: 4 H: 1 LOB: 1 BB: 0 P: 4	R: 0 E: 0 K: 0 S: 3 H: 0 LOB: 0 BB: 0 P: 3	1B: 7 2B: 2 3B: 0 HR: 1 SF: 0 SAC: 1 DP: 0 HBP: 0							

	AB	35
	R	4
	H	10
	RBI	4
	BB	1
	SO	3
	LOB	10

WP: 0 PB: 0 SB: 0 CS: 1 PA: 37

PITCHER		IP	WLS	BF	H	R	ER	SO	BB	IBB	HBP	BLK	WP	HR	S	P	ERA	WHIP
Jim Bouton, R (1, 1) ERA: 2.56		7.0	L	30	9	4	4	3	1	0	0	0	0	1	35	39	5.14	1.429
Tom Metcalf, R (8, 1) ERA: 2.77		2.0		7	1	0	0	0	0	0	0	0	0	0	7	7	0.00	0.500

PITCHER	IP	WLS	BF	H	R	ER	SO	BB	IBB	HBP	BLK	WP	HR	S	P	ERA	WHIP

BOTTOM

Kansas City Athletics @ New York Yankees

Yankee Stadium, Bronx, NY

Fri Sep 20 1963, 7:05 PM EDT

Att. 14,711 - Overcast - 58 F

livebaseballscorecards.com

Batter	1	2	3	4	5	6	7	8	9	AB	R	H	RBI	BB	SO	LOB
Tony Kubek, L (1, 6) OBP: 0.295, SLG: 0.344	K		1B		F8			HR		4	1	2	1	0	1	0
Bobby Richardson, R (1, 4) OBP: 0.295, SLG: 0.333	E 1B		1-2 3-H 1B		5-3			4-3		4	0	2	1	0	0	0
Joe Pepitone, L (1, 3) OBP: 0.305, SLG: 0.443	E4 G4-6-3 1-3		F6		6-3			F9		4	0	0	0	0	0	3
Mickey Mantle, S (1, 8) OBP: 0.438, SLG: 0.631	G4-6-3 1-2f		4-3			F6		K		3	0	0	0	0	0	4
Jack Reed, R (7, 8) OBP: 0.291, SLG: 0.282										1	0	0	0	0	1	0
Elston Howard, R (1, 2) OBP: 0.342, SLG: 0.528		6-3		1-3		6-3			K	4	0	0	0	0	1	0
Johnny Blanchard, L (1, 9) OBP: 0.310, SLG: 0.476		K		2B 2B		F2			F8	4	1	1	0	0	1	0
Harry Bright, R (1, 5) OBP: 0.298, SLG: 0.417		5-3		F6			5-3		4-3	4	0	0	0	0	0	1
Phil Linz, R (1, 7) OBP: 0.325, SLG: 0.349			1B 1B 1B	2-H 2B			F4			3	1	2	1	0	0	0
Jim Bouton, R (1, 1) OBP: 0.086, SLG: 0.088			F6	6-3			K			2	0	0	0	0	0	2
Yogi Berra, L (7, PH) OBP: 0.361, SLG: 0.486										1	0	0	0	0	1	0
Tom Metcalf, R (8, 1)										0	0	0	0	0	0	0

	AB	34
	R	3
	H	7
	RBI	3
	BB	0
	SO	5
	LOB	10

Inning Stats	1	2	3	4	5	6	7	8	9
	R: 0 H: 1 E: 1 LOB: 1 K: 1 BB: 0 S: 6 P: 6	R: 0 H: 0 E: 0 LOB: 0 K: 1 BB: 0 S: 5 P: 5	R: 1 H: 3 E: 0 LOB: 2 K: 0 BB: 0 S: 6 P: 6	R: 1 H: 2 E: 0 LOB: 1 K: 0 BB: 0 S: 5 P: 5	R: 0 H: 0 E: 0 LOB: 0 K: 0 BB: 0 S: 3 P: 3	R: 0 H: 0 E: 0 LOB: 0 K: 0 BB: 0 S: 3 P: 3	R: 0 H: 0 E: 0 LOB: 0 K: 1 BB: 0 S: 5 P: 5	R: 1 H: 1 E: 0 LOB: 0 K: 1 BB: 0 S: 6 P: 6	R: 0 H: 0 E: 0 LOB: 0 K: 1 BB: 0 S: 5 P: 5

1B: 4	SF: 0	WP: 0	PA: 34
2B: 2	SAC: 0	PB: 0	
3B: 0	DP: 1	SB: 0	
HR: 1	HBP: 0	CS: 0	

PITCHER	IP	WLS	BF	H	R	ER	SO	BB	IBB	HBP	BLK	WP	HR	S	P	ERA	WHIP
Orlando Pena, R (1, 1) ERA: 3.59	9.0	W	34	7	3	3	5	0	0	0	0	0	1	44	44	3.00	0.778

PITCHER	IP	WLS	BF	H	R	ER	SO	BB	IBB	HBP	BLK	WP	HR	S	P	ERA	WHIP

Kansas City Athletics @ New York Yankees

Yankee Stadium, Bronx, NY

Sat Sep 21 1963, 3:33 AM EDT

Att. 15,081 - Overcast - 64 F

TOP

livebaseballscorecards.com

Batter	1	2	3	4	5	6	7	8	9	AB	R	H	RBI	BB	SO	LOB
Jose Tartabull, L (1, 8) OBP: 0.289, SLG: 0.326	F7	FC5-4 2-H 3-H 1B			L7		S 1B		F6	5	0	2	2	0	0	1
Wayne Causey, L (1, 6) OBP: 0.343, SLG: 0.396	F8	FC5-4 1-2f			2B		5-3 1-2		K	1	0	0	0	0	0	0
Dick Green, R (2, PH) (2, 6) OBP: 0.375, SLG: 0.308										4	0	1	0	0	1	3
Jerry Lumpe, L (1, 4) OBP: 0.339, SLG: 0.370	F7		3-1		F2		BB			3	0	0	0	1	0	1
Norm Siebern, L (1, 3) OBP: 0.359, SLG: 0.415		E9 2B 2B	3-1			5-3 1B BB	L3			3	2	1	0	1	0	2
Ed Charles, R (1, 5) OBP: 0.336, SLG: 0.396		1B 3-1 3-H 2B	F5			5-3 1-2		4-3		4	1	1	1	0	0	1
Charlie Lau, L (1, 2) OBP: 0.321, SLG: 0.381		3-1 S 2-3 1B		F9		2-H 1B		K		4	1	2	1	0	1	0
Gino Cimoli, R (1, 9) OBP: 0.319, SLG: 0.373		3-1 1-2 1B BB		K		F8		K		3	1	0	0	1	2	1
Ken Harrelson, R (1, 7) OBP: 0.313, SLG: 0.381		K		K		K			E3	3	0	0	0	0	3	4
Bobby Del Greco, R (7, 7) OBP: 0.308, SLG: 0.320										1	0	0	0	0	0	0
Moe Drabowsky, R (1, 1) OBP: 0.169, SLG: 0.322		3-1 1-2 2-3 3-H			K		K		K	2	0	0	1	0	1	2
Ted Bowsfield, R (6, 1) OBP: 0.154, SLG: 0.087										2	0	0	0	0	2	1

	AB	35
	R	5
	H	7
	RBI	5
	BB	3
	SO	10
	LOB	16

Inning Stats	1	2	3	4	5	6	7	8	9
	R: 0 E: 0 K: 0 S: 3	R: 4 E: 1 K: 1 S: 9	R: 0 E: 0 K: 0 S: 3	R: 0 E: 0 K: 2 S: 7	R: 0 E: 0 K: 1 S: 6	R: 1 E: 0 K: 1 S: 6	R: 0 E: 0 K: 1 S: 6	R: 0 E: 0 K: 2 S: 7	R: 0 E: 1 K: 2 S: 8
	H: 0 LOB: 0 BB: 0 P: 3	H: 4 LOB: 1 BB: 1 P: 13	H: 0 LOB: 0 BB: 0 P: 3	H: 0 LOB: 0 BB: 0 P: 7	H: 1 LOB: 1 BB: 0 P: 6	H: 1 LOB: 1 BB: 1 P: 10	H: 1 LOB: 2 BB: 1 P: 10	H: 0 LOB: 0 BB: 0 P: 7	H: 0 LOB: 1 BB: 0 P: 8

1B: 4	SF: 0	WP: 0	PA: 38
2B: 3	SAC: 0	PB: 0	
3B: 0	DP: 0	SB: 2	
HR: 0	HBP: 0	CS: 0	

PITCHER		IP	WLS	BF	H	R	ER	SO	BB	IBB	HBP	BLK	WP	HR	S	P	ERA	WHIP
Ralph Terry, R ERA: 3.25	(1, 1)	5.0	L	21	5	4	4	4	1	0	0	0	0	0	28	32	7.20	1.200
Bill Stafford, R ERA: 6.02	(6, 1)	2.0		10	2	1	1	2	2	0	0	0	0	0	12	20	4.50	2.000
Bill Kunkel, R ERA: 2.72	(8, 1)	2.0		7	0	0	0	4	0	0	0	0	0	0	15	15	0.00	0.000

PITCHER		IP	WLS	BF	H	R	ER	SO	BB	IBB	HBP	BLK	WP	HR	S	P	ERA	WHIP

Batter	1	2	3	4	5	6	7	8	9	AB	R	H	RBI	BB	SO	LOB
Tony Kubek, L (1, 6) OBP: 0.294, SLG: 0.342	4-3		F9		S 1B		K		E3 4-3	5	0	1	0	0	1	2
Bobby Richardson, R (1, 4) OBP: 0.293, SLG: 0.330	F4		5-3		K 1-2		L7		4-3 1-2	5	0	0	0	0	1	4
Tom Tresh, S (1, 7) OBP: 0.373, SLG: 0.494	L9			K		FC4-6 BB BB		FC6-4 E BB	5-3	3	0	0	0	2	1	1
Mickey Mantle, S (1, 8) OBP: 0.447, SLG: 0.654 Phil Linz, R (6, PR) (7, 8) OBP: 0.323, SLG: 0.347		HR		FC6-4 1B		FC4-6 1-2 BB		E5 FC6-4 1-2		2 1	1 0	2 0	1 0	1 0	0 0	0 1
Joe Pepitone, L (1, 3) OBP: 0.303, SLG: 0.440	3-1			FC6-4 1-2f HR		F9		FC6-4 BB 1-2f 2-3		4	1	0	0	0	0	5
Yogi Berra, L (1, 2) OBP: 0.363, SLG: 0.507 Elston Howard, R (6, PH) (7, 2) OBP: 0.341, SLG: 0.526	F5			1-H HR		FC4-6 1-2f 2-3		F2		2 2	1 0	1 0	2 0	0 0	0 0	0 4
Hector Lopez, R (1, 9) OBP: 0.304, SLG: 0.398	F8			F8		K		1-2 BB		3	0	0	0	1	1	2
Clete Boyer, R (1, 5) OBP: 0.292, SLG: 0.364			SH3-1 1B		F8		1B	1-3		4	0	2	0	0	0	3
Ralph Terry, R (1, 1) OBP: 0.100, SLG: 0.080 Pedro Gonzalez, R (5, PH) OBP: 0.217, SLG: 0.261 Bill Stafford, R (6, 1) OBP: 0.346, SLG: 0.375 Harry Bright, R (7, PH) OBP: 0.297, SLG: 0.414 Bill Kunkel, R (8, 1) OBP: 0.429, SLG: 0.333 Jack Reed, R (9, PH) OBP: 0.288, SLG: 0.278			SH3-1 1-2		F3		K		K	0 1 0 1 0 1	0 0 0 0 0 0	0 0 0 0 0 0	0 0 0 0 0 0	0 0 0 1 0 1	0 0 0 1 0 0	0 0 0 1 0 0
Inning Stats	R: 0 E: 0 K: 0 S: 3 H: 0 LOB: 0 BB: 0 P: 3	R: 1 E: 0 K: 0 S: 4 H: 1 LOB: 0 BB: 0 P: 4	R: 0 E: 0 K: 0 S: 4 H: 1 LOB: 1 BB: 0 P: 4	R: 2 E: 0 K: 1 S: 7 H: 2 LOB: 0 BB: 0 P: 7	R: 0 E: 0 K: 1 S: 6 H: 1 LOB: 1 BB: 0 P: 6	R: 0 E: 0 K: 1 S: 5 H: 0 LOB: 2 BB: 2 P: 13	R: 0 E: 0 K: 2 S: 8 H: 1 LOB: 1 BB: 0 P: 8	R: 0 E: 1 K: 0 S: 4 H: 0 LOB: 3 BB: 2 P: 12	R: 0 E: 1 K: 1 S: 6 H: 0 LOB: 1 BB: 0 P: 6	1B: 4 2B: 0 3B: 0 HR: 2	SF: 0 SAC: 1 DP: 0 HBP: 0						

PITCHER	IP	WLS	BF	H	R	ER	SO	BB	IBB	HBP	BLK	WP	HR	S	P	ERA	WHIP
Moe Drabowsky, R (1, 1) ERA: 3.05	5.0	W	22	5	3	3	2	2	0	0	0	0	2	24	32	5.40	1.400
Ted Bowsfield, L (6, 1) ERA: 4.4	4.0	S	17	1	0	0	4	2	0	0	0	0	0	23	31	0.00	0.750

PITCHER	IP	WLS	BF	H	R	ER	SO	BB	IBB	HBP	BLK	WP	HR	S	P	ERA	WHIP

BOTTOM

Kansas City Athletics @ New York Yankees

Yankee Stadium, Bronx, NY

Sat Sep 21 1963, 3:33 AM EDT

Att. 15,081 - Overcast - 64 F

livebaseballscorecards.com

AB	34
R	3
H	6
RBI	3
BB	4
SO	6
LOB	23

1B: 4	SF: 0	WP: 0	PA: 39
2B: 0	SAC: 1	PB: 0	
3B: 0	DP: 0	SB: 1	
HR: 2	HBP: 0	CS: 0	

Batter	1	2	3	4	5	6	7	8	9	AB	R	H	RBI	BB	SO	LOB
Gino Cimoli, R (1, 9) OBP: 0.317, SLG: 0.370	F6		K		F9			F9		4	0	0	0	0	1	1
Dick Green, R (1, 6) OBP: 0.400, SLG: 0.353	F6			5-3		WP, 1B		1B, 1B		4	0	2	0	0	0	0
Jerry Lumpe, L (1, 4) OBP: 0.338, SLG: 0.369	6-3			E7, 1B, 1B		F5, 1-2		L9		4	1	1	0	0	0	2
Norm Siebern, L (1, 3) OBP: 0.360, SLG: 0.416		4-3		G6-4-3, 3-H, 1B		K		FC6-4, 1-2, 1B		4	0	2	1	0	1	1
Ed Charles, R (1, 5) OBP: 0.334, SLG: 0.393		5-3		G6-4-3, 1-2f		K		FC6-4, 1-2f		4	0	0	0	0	1	4
Doc Edwards, R (1, 2) OBP: 0.290, SLG: 0.373		1B			1B, 2B		HR		F8	4	2	3	1	0	0	0
Ken Harrelson, R (1, 7) OBP: 0.307, SLG: 0.374		K			F8		F8		K	4	0	0	0	0	2	2
Bobby Del Greco, R (1, 8) OBP: 0.307, SLG: 0.319			K		2-H, 1B		F7		6-3	4	0	1	1	0	1	0
Dave Wickersham, R (1, 1) OBP: 0.141, SLG: 0.130			1-3		5-3		6-3			2	0	0	0	0	0	1
Chuck Essegian, R (7, PH) OBP: 0.280, SLG: 0.325										1	0	0	0	0	0	0
Tom Sturdivant, L (7, 1)										0	0	0	0	0	0	0
Inning Stats	R: 0 E: 0 K: 0 S: 3	H: 0 LOB: 0 BB: 0 P: 3	R: 0 E: 0 K: 1 S: 6	H: 1 LOB: 1 BB: 0 P: 6	R: 0 E: 0 K: 2 S: 7	H: 0 LOB: 0 BB: 0 P: 7	R: 1 E: 1 K: 0 S: 4	H: 2 LOB: 0 BB: 0 P: 4	R: 1 E: 0 K: 0 S: 5	H: 2 LOB: 1 BB: 0 P: 5	R: 0 E: 0 K: 2 S: 8	H: 1 LOB: 1 BB: 0 P: 8	R: 1 E: 0 K: 0 S: 4	H: 1 LOB: 0 BB: 0 P: 4	R: 0 E: 0 K: 0 S: 5	H: 2 LOB: 2 BB: 0 P: 5	R: 0 E: 0 K: 1 S: 5	H: 0 LOB: 0 BB: 0 P: 5	1B: 7 2B: 1 3B: 0 HR: 1	SF: 0 SAC: 0 DP: 1 HBP: 0	WP: 1 PB: 0 SB: 0 CS: 0	PA: 35

PITCHER	IP	WLS	BF	H	R	ER	SO	BB	IBB	HBP	BLK	WP	HR	S	P	ERA	WHIP
Al Downing, L (1, 1) ERA: 2.37	9.0	W	35	9	3	2	6	0	0	0	0	1	1	47	47	2.00	1.000

PITCHER	IP	WLS	BF	H	R	ER	SO	BB	IBB	HBP	BLK	WP	HR	S	P	ERA	WHIP

TOP

Kansas City Athletics @ New York Yankees

Yankee Stadium, Bronx, NY

Sun Sep 22 1963, 3:33 AM EDT

Att. 11,022 - Unknown - 60 F

livebaseballscorecards.com

AB	35
R	3
H	9
RBI	3
BB	0
SO	6
LOB	11

Batter	1	2	3	4	5	6	7	8	9	AB	R	H	RBI	BB	SO	LOB
Tony Kubek, L (1, 6) OBP: 0.294, SLG: 0.342	4-3		L8		1B 1-2 3-H 1B		4-3			4	0	1	1	0	0	1
Bobby Richardson, R (1, 4) OBP: 0.294, SLG: 0.331	5-3			F8	1-3 2-H 1B		1B			4	0	2	1	0	0	0
Tom Tresh, S (1, 7) OBP: 0.370, SLG: 0.490	6-3			G3	4-3		F2			4	0	0	0	0	0	3
Mickey Mantle, S (1, 8) OBP: 0.448, SLG: 0.648		L9		1B		BBBB 4-0 S HR BB	F8			3	1	1	0	1	0	1
Jack Reed, R (8, 8) OBP: 0.288, SLG: 0.278										0	0	0	0	0	0	0
Joe Pepitone, L (1, 3) OBP: 0.304, SLG: 0.445		3-1		G3		1-H HR		H 1-0 5-3 6-3 HBP		3	1	1	2	0	0	1
Elston Howard, R (1, 2) OBP: 0.338, SLG: 0.521		4-3			E5 E 1B	6-3		1-2 6-3		4	1	0	0	0	0	1
Hector Lopez, R (1, 9) OBP: 0.304, SLG: 0.397			1-3		E6 1-3 1B 1B	1B		2-3 5-3		4	1	1	0	0	0	2
Clete Boyer, R (1, 5) OBP: 0.292, SLG: 0.363			SH3-4 1B		F4	F4				3	0	1	0	0	0	3
Al Downing, R (1, 1) OBP: 0.153, SLG: 0.143			SH3-4 1-2		SSS K	1-3				2	0	0	0	0	1	3
Inning Stats	R: 0 H: 0 E: 0 LOB: 0 K: 0 BB: 0 S: 3 P: 3	R: 0 H: 0 E: 0 LOB: 0 K: 0 BB: 0 S: 3 P: 3	R: 0 H: 1 E: 0 LOB: 1 K: 0 BB: 0 S: 4 P: 4	R: 0 H: 1 E: 0 LOB: 1 K: 0 BB: 0 S: 4 P: 4	R: 2 H: 2 E: 2 LOB: 2 K: 1 BB: 0 S: 9 P: 9	R: 2 H: 2 E: 0 LOB: 1 K: 0 BB: 1 S: 5 P: 9	R: 0 H: 1 E: 0 LOB: 1 K: 0 BB: 0 S: 4 P: 4	R: 0 H: 0 E: 0 LOB: 1 K: 0 BB: 0 S: 2 P: 3		1B: 6 SF: 0 2B: 0 SAC: 1 3B: 0 DP: 0 HR: 1 HBP: 1						

PITCHER		IP	WLS	BF	H	R	ER	SO	BB	IBB	HBP	BLK	WP	HR	S	P	ERA	WHIP
Dave Wickersham, R ERA: 4.21	(1, 1)	6.0	L	27	6	4	2	1	1	0	0	0	0	1	28	32	3.00	1.167
Tom Sturdivant, R ERA: 3.96	(7, 1)	2.0		7	1	0	0	0	0	0	1	0	0	0	6	7	0.00	0.500

PITCHER	IP	WLS	BF	H	R	ER	SO	BB	IBB	HBP	BLK	WP	HR	S	P	ERA	WHIP

BOTTOM

Kansas City Athletics @ New York Yankees

Yankee Stadium, Bronx, NY

Sun Sep 22 1963, 3:33 AM EDT
Att. 11,022 - Unknown - 60 F

livebaseballscorecards.com

AB	31
R	4
H	7
RBI	4
BB	1
SO	1
LOB	15

WP: 0 PA: 34
PB: 0
SB: 1
CS: 0

Batter	1	2	3	4	5	6	7	8	9	AB	R	H	RBI	BB	SO	LOB
John Wojcik, L (1, 9) OBP: 0.255, SLG: 0.180	B B B B 4-0 S BB		x 0-0 ② F8	x 0-0 ③ P6		x 0-0 G5-4-3 1-2 1B				3	0	1	0	1	0	1
Dick Green, R (1, 6) OBP: 0.333, SLG: 0.286	S S S 0-3 ① K		x 0-0 ③ FC6-4 1-2f			S S S 0-3 ① K		x 0-0 ① ② G5-4-3 1-2f 2-H		4	0	0	0	0	2	3
Jerry Lumpe, L (1, 4) OBP: 0.336, SLG: 0.367	S S S 0-3 ② K 1-2			x 0-0 ① F7		x 0-0 ② F8		S S S 0-3 ③ K		4	0	0	0	0	2	1
Norm Siebern, L (1, 3) OBP: 0.359, SLG: 0.414	S S S 0-3 ③ K			x 0-0 1B 1B		x 0-0 ③ L8			S S S 0-3 ① K	4	0	1	0	0	2	1
Ed Charles, R (1, 5) OBP: 0.335, SLG: 0.394		x 0-0 G1-6-3 1B		x 0-0 1-2 1B			x 0-0 ① 5-3		S S S 0-3 ② K	4	0	2	0	0	1	0
Charlie Lau, L (1, 2) OBP: 0.315, SLG: 0.374		S S S 0-3 ① K		x 0-0 ② P2			x 0-0 ② 6-3		x 0-0 ③ 4-3	4	0	0	0	0	1	3
Tommie Reynolds, R (1, 7) OBP: 0.167, SLG: 0.333		x 0-0 ② ③ G1-6-3 1-2f		S S S 0-3 ③ K			x 0-0 2B			3	0	1	0	0	1	3
Bobby Del Greco, R (1, 8) OBP: 0.310, SLG: 0.320			B B B B 4-0 FC6-4 BB	x 0-0 B1-6-4 1B			S S S 0-3 ③ K			2	0	1	0	1	1	1
Diego Segui, R (1, 1) OBP: 0.232, SLG: 0.255 Chuck Essegian, R (8, PH) OBP: 0.283, SLG: 0.328 John Wyatt, R (8, 1)			S S S 0-3 ① K	x 0-0 ① ② B1-6-4 1-2f				x 0-0 1B G5-4-3 1B		2 1 0	0 1 0	0 1 0	0 0 0	0 0 0	1 0 0	2 0 0
Inning Stats	R: 0 H: 0 E: 0 LOB: 1 K: 3 BB: 1 S: 9 P: 13	R: 0 H: 1 E: 0 LOB: 0 K: 1 BB: 0 S: 5 P: 5	R: 0 H: 0 E: 0 LOB: 1 K: 1 BB: 1 S: 5 P: 9	R: 0 H: 2 E: 0 LOB: 2 K: 1 BB: 0 S: 7 P: 7	R: 0 H: 1 E: 0 LOB: 0 K: 0 BB: 0 S: 3 P: 3	R: 0 H: 0 E: 0 LOB: 0 K: 1 BB: 0 S: 5 P: 5	R: 0 H: 1 E: 0 LOB: 1 K: 1 BB: 0 S: 6 P: 6	R: 1 H: 2 E: 0 LOB: 0 K: 1 BB: 0 S: 6 P: 6	R: 0 H: 0 E: 0 LOB: 0 K: 2 BB: 0 S: 7 P: 7	1B: 6 SF: 0 2B: 1 SAC: 0 3B: 0 DP: 3 HR: 0 HBP: 0						

PITCHER	IP	WLS	BF	H	R	ER	SO	BB	IBB	HBP	BLK	WP	HR	S	P	ERA	WHIP
Dave Morehead, R (1, 1) ERA: 3.81	9.0	W	33	7	1	1	11	2	0	0	0	0	0	53	61	1.00	1.000

PITCHER	IP	WLS	BF	H	R	ER	SO	BB	IBB	HBP	BLK	WP	HR	S	P	ERA	WHIP

TOP

Kansas City Athletics @ Boston Red Sox

Fenway Park, Boston, MA

Tue Sep 24 1963, 3:33 AM EDT

Att. 674 - Unknown

livebaseballscorecards.com

AB	31
R	1
H	7
RBI	0
BB	2
SO	11
LOB	15

PA: 33

WP: 0 PB: 0 SB: 1 CS: 0

Batter	1	2	3	4	5	6	7	8	9	AB	R	H	RBI	BB	SO	LOB
Felix Mantilla, R (1, 4) OBP: 0.372, SLG: 0.462	HR		F8		G6-3 1-2f		6-3 1-2 2-3	BB 1-2 BB		4	1	1	1	1	0	3
Roman Mejias, R (1, 8) OBP: 0.255, SLG: 0.361	6-3		P6			E6 G3	E5 FC6-4	1-2 2-3 BB		4	0	0	0	1	0	2
Carl Yastrzemski, L (1, 7) OBP: 0.418, SLG: 0.473	L3		4-3			G3 2-3	FC6-4 S 2B 1-2f 2-3 3-H	F7		5	1	0	1	0	0	6
Dick Stuart, R (1, 3) OBP: 0.314, SLG: 0.528	BB			F2		FC5 BB	WP 1-H 3-H 2B			2	0	1	2	2	0	0
Lou Clinton, R (1, 9) OBP: 0.292, SLG: 0.416	K			6-3		F5	F9 2-3			4	0	0	0	0	1	4
Frank Malzone, R (1, 5) OBP: 0.329, SLG: 0.421		F3		1B		FC5 1-2 BB		3-1		3	0	1	0	1	0	0
Eddie Bressoud, R (1, 6) OBP: 0.325, SLG: 0.441		F7		F7		FC5 1-2 2-3f		HR		4	1	1	1	0	0	4
Russ Nixon, L (1, 2) OBP: 0.326, SLG: 0.393		2B			K		6-3 1B FC6-4 1B	BB BB 1B		4	1	3	0	0	1	0
Dave Morehead, R (1, 1) OBP: 0.119, SLG: 0.105		1-3			G6-3 BB		FC6-4 6-3 1-2 2B 1B	K		3	1	1	0	1	1	2
Inning Stats	R: 1 H: 1 E: 0 LOB: 1 K: 1 BB: 1 S: 6 P: 10	R: 0 H: 1 E: 0 LOB: 1 K: 0 BB: 0 S: 4 P: 4	R: 0 H: 0 E: 0 LOB: 0 K: 0 BB: 0 S: 3 P: 3	R: 0 H: 1 E: 0 LOB: 1 K: 0 BB: 0 S: 4 P: 4	R: 0 H: 0 E: 0 LOB: 0 K: 1 BB: 1 S: 4 P: 8	R: 0 H: 0 E: 1 LOB: 3 K: 0 BB: 2 S: 4 P: 12	R: 3 H: 3 E: 1 LOB: 1 K: 0 BB: 0 S: 7 P: 7	R: 1 H: 2 E: 0 LOB: 3 K: 1 BB: 2 S: 7 P: 15		1B: 4 SF: 0 2B: 2 SAC: 0 3B: 0 DP: 1 HR: 2 HBP: 0						

BOTTOM

Kansas City Athletics @ Boston Red Sox

Fenway Park, Boston, MA

Tue Sep 24 1963, 3:33 AM EDT

Att. 674 - Unknown

livebaseballscorecards.com

AB	33
R	5
H	8
RBI	5
BB	6
SO	3
LOB	21

PITCHER		IP	WLS	BF	H	R	ER	SO	BB	IBB	HBP	BLK	WP	HR	S	P	ERA	WHIP
Diego Segui, R ERA: 3.77	(1, 1)	7.0	L	32	6	4	1	2	4	0	0	0	1	1	32	48	1.29	1.429
John Wyatt, R ERA: 3.2	(8, 1)	1.0		7	2	1	1	1	2	0	0	0	0	1	7	15	9.00	4.000

PITCHER	IP	WLS	BF	H	R	ER	SO	BB	IBB	HBP	BLK	WP	HR	S	P	ERA	WHIP

Kansas City Athletics @ Boston Red Sox

Fenway Park, Boston, MA

Wed Sep 25 1963, 3:33 AM EDT

Att. 909 - Unknown

TOP

livebaseballscorecards.com

Batter	1	2	3	4	5	6	7	8	9	AB	R	H	RBI	BB	SO	LOB
Gino Cimoli, R (1, 9) OBP: 0.316, SLG: 0.369	HR 1B		F8		1-3	K		K		5	1	1	0	0	2	4
Dick Green, R (1, 6) OBP: 0.345, SLG: 0.423	1-H HR		L7			1B 1B 1B	F8	K		5	2	2	2	0	1	2
Jerry Lumpe, L (1, 4) OBP: 0.336, SLG: 0.367	F7		E3			P5	1B SF9 1B		4-3 1B	5	1	2	0	0	0	1
Norm Siebern, L (1, 3) OBP: 0.360, SLG: 0.414	4-3		4-3			E 1B 1-2 1B 1B	1-3 1B		4-3 1-2	5	1	2	0	0	0	2
Ed Charles, R (1, 5) OBP: 0.334, SLG: 0.393	F8			5-3		1-2 E 1B 2-H 1B	SF9 3-H		F8	4	1	1	2	0	0	1
Charlie Lau, L (1, 2) OBP: 0.313, SLG: 0.367		P5		F8		P4	F7		IBB	4	0	0	0	1	0	3
Tommie Reynolds, R (1, 7) OBP: 0.273, SLG: 0.222		BBBB 4-0 BB		0-3 K		E6 1B 1B 1-2 2-3		SH5-4 1B HBP	4-3	3	1	0	0	1	1	4
Bobby Del Greco, R (1, 8) OBP: 0.312, SLG: 0.322		F9			K	1B 1-2 2-H 3-H 1B		SH5-4 1-2 1B		4	0	2	2	0	1	1
Orlando Pena, R (1, 1) OBP: 0.221, SLG: 0.194 Bill Fischer, R (2, 1) OBP: 0.263, SLG: 0.067 Jose Tartabull, L (5, PH) OBP: 0.287, SLG: 0.325 Ed Rakow, S (5, 1) OBP: 0.177, SLG: 0.123 Chuck Essegian, R (6, PH) OBP: 0.286, SLG: 0.330 Tom Sturdivant, L (6, 1)		K			P6	1-2 2-H 1B		SH5-4 1-2 2-3		1 0 0 0 0 1 1 0 0 0 0 0 0 0 1 0 0 0 0 0 0 0 0 0 0 0 0 0 1 0 1 1 0 0 0 0 0 0 0 0 0 0						
Inning Stats	R: 2 E: 0 K: 0 S: 5 H: 2 LOB: 0 BB: 0 P: 5	R: 0 E: 0 K: 1 S: 5 H: 0 LOB: 1 BB: 1 P: 9	R: 0 E: 1 K: 0 S: 4 H: 0 LOB: 1 BB: 0 P: 4	R: 0 E: 0 K: 1 S: 5 H: 0 LOB: 0 BB: 0 P: 5	R: 0 E: 0 K: 1 S: 5 H: 0 LOB: 0 BB: 0 P: 5	R: 4 E: 1 K: 1 S: 11 H: 5 LOB: 2 BB: 0 P: 11	R: 1 E: 0 K: 0 S: 5 H: 2 LOB: 1 BB: 0 P: 5	R: 0 E: 0 K: 2 S: 8 H: 1 LOB: 2 BB: 0 P: 9	R: 0 E: 0 K: 0 S: 4 H: 1 LOB: 2 BB: 1 P: 8	1B: 10 2B: 0 3B: 0 HR: 1 SF: 1 SAC: 1 DP: 0 HBP: 1							

	AB	38
	R	7
	H	11
	RBI	7
	BB	2
	SO	6
	LOB	19

WP: 0 PB: 0 SB: 0 CS: 0 PA: 43

PITCHER		IP	WLS	BF	H	R	ER	SO	BB	IBB	HBP	BLK	WP	HR	S	P	ERA	WHIP
Jack Lamabe, R ERA: 3.16	(1, 1)	5.2	L	26	6	6	3	3	1	0	0	0	0	1	31	35	4.76	1.235
Dick Radatz, R ERA: 2.06	(6, 1)	2.1		12	4	1	1	3	0	0	1	0	0	0	17	18	3.86	1.714
Pete Smith, R ERA: 4.15	(9, 1)	1.0		5	1	0	0	0	0	1	0	0	0	0	4	8	0.00	1.000

PITCHER	IP	WLS	BF	H	R	ER	SO	BB	IBB	HBP	BLK	WP	HR	S	P	ERA	WHIP

Batter	1	2	3	4	5	6	7	8	9	AB	R	H	RBI	BB	SO	LOB
Jim Gosger, L (1, 8) OBP: 0.222, SLG: 0.067	G3	BBB 1B BB 1-2 2-3		F8			3-1		F8	4	0	0	0	1	0	1
Felix Mantilla, R (1, 4) OBP: 0.373, SLG: 0.460	6-3	1B 1-2 2-H 3-H		G4-6-3 1-2			1-3		SSS K	5	0	2	2	0	1	0
Carl Yastrzemski, L (1, 7) OBP: 0.418, SLG: 0.474 Gary Geiger, L (6, 7) OBP: 0.326, SLG: 0.444	2B	4-3		G4-6-3 1-2f			3-1		P6	3 2	0 0	1 0	0 0	0 0	0 0	4 0
Dick Stuart, R (1, 3) OBP: 0.312, SLG: 0.525	5-3		SSS K		F2			2-3		4	0	0	0	0	1	1
Roman Mejias, R (1, 9) OBP: 0.258, SLG: 0.365		6-3	HR 2B		SSS K			1B PB 1B 1B		4	2	2	0	0	1	0
Dick Williams, R (1, 5) OBP: 0.331, SLG: 0.363		BBB 1B 1B BB	5-3		5-3			6-3 1-2		3	1	0	0	1	0	2
Eddie Bressoud, R (1, 6) OBP: 0.328, SLG: 0.449		BB 1B 1B 1B 1-2	2-H HR			4-3		1B 2-3 1B		4	2	3	2	0	0	0
Russ Nixon, L (1, 2) OBP: 0.328, SLG: 0.394		BB 1B 1B 1-2 2-H	4-3			F7		1-2 3-H 1B		4	1	2	2	0	0	0
Jack Lamabe, R (1, 1) OBP: 0.121, SLG: 0.188 Dick Radatz, R (6, 1) OBP: 0.100, SLG: 0.103 Lou Clinton, R (8, PH) OBP: 0.292, SLG: 0.415 Pete Smith, R (9, 1)		P4		1B 1B		SSS K		SSS K		2 1 1 0	0 0 0 0	1 0 0 0	0 0 0 0	0 1 1 0	0 0 2 0	2 0 2 0
Inning Stats	R: 0 H: 1 E: 0 LOB: 1 K: 0 BB: 0 S: 4 P: 4	R: 3 H: 3 E: 0 LOB: 2 K: 0 BB: 2 S: 6 P: 14	R: 2 H: 2 E: 0 LOB: 0 K: 1 BB: 0 S: 7 P: 7	R: 0 H: 2 E: 0 LOB: 1 K: 0 BB: 0 S: 4 P: 4	R: 0 H: 0 E: 0 LOB: 0 K: 1 BB: 0 S: 5 P: 5	R: 0 H: 0 E: 0 LOB: 0 K: 1 BB: 0 S: 5 P: 5	R: 0 H: 0 E: 0 LOB: 0 K: 0 BB: 0 S: 3 P: 3	R: 1 H: 3 E: 0 LOB: 2 K: 1 BB: 0 S: 8 P: 8	R: 0 H: 0 E: 0 LOB: 0 K: 1 BB: 0 S: 5 P: 5	1B: 8 SF: 0 2B: 2 SAC: 0 3B: 0 DP: 1 HR: 1 HBP: 0						WP: 0 PA: 39 PB: 1 SB: 0 CS: 0

PITCHER		IP	WLS	BF	H	R	ER	SO	BB	IBB	HBP	BLK	WP	HR	S	P	ERA	WHIP
Orlando Pena, R ERA: 3.69	(1, 1)	1.2		11	4	3	3	0	2	0	0	0	0	0	9	17	16.20	3.600
Bill Fischer, R ERA: 3.57	(2, 1)	2.1		10	4	2	2	1	0	0	0	0	0	1	12	12	7.71	1.714
Ed Rakow, R ERA: 3.98	(5, 1)	1.0		3	0	0	0	1	0	0	0	0	0	0	5	5	0.00	0.000
Tom Sturdivant, R ERA: 3.9	(6, 1)	4.0	W	15	3	1	1	3	0	0	0	0	0	0	21	21	2.25	0.750

PITCHER	IP	WLS	BF	H	R	ER	SO	BB	IBB	HBP	BLK	WP	HR	S	P	ERA	WHIP

BOTTOM

Kansas City Athletics @ Boston Red Sox

Fenway Park, Boston, MA

Wed Sep 25 1963, 3:33 AM EDT

Att. 909 - Unknown

livebaseballscorecards.com

AB	37
R	6
H	11
RBI	6
BB	2
SO	5
LOB	12

Batter	1	2	3	4	5	6	7	8	9	10	AB	R	H	RBI	BB	SO	LOB
Tito Francona, L (1, 7) OBP: 0.300, SLG: 0.353	0-0 1B 2B	0-0 ①	0-0 2B	0-0 P4 ③				0-0 F7 ①	5	1	2	0	0	0	3
Vic Davalillo, L (1, 8) OBP: 0.330, SLG: 0.437	0-0 HBP 1B 2-H	0-3 K ②	0-0 6-3 ③			0-0 1-3 ①		0-0 FC4-6 1B 2B ② 1-2f	5	1	1	1	0	1	2
Max Alvis, R (1, 5) OBP: 0.330, SLG: 0.470	1-0 HBP 1-2	0-0 ③		0-3 K ①		0-0 F7 ②		0-0 2B 1B 1-3	4	1	1	0	0	1	0
Fred Whitfield, L (1, 3) OBP: 0.302, SLG: 0.493	0-0 F9 ①	0-0 F7 ①		0-3 K ②		0-0 F8 ③		0-0 2B 2-H 3-H	5	0	1	2	0	1	2
Joe Azcue, R (1, 2) OBP: 0.309, SLG: 0.465	0-3 K ②	0-0 5-3 ②		0-0 F8 ③			0-0 5-3 ①	0-0 6-3 ③	5	0	0	0	0	1	3
Willie Kirkland, L (1, 9) OBP: 0.300, SLG: 0.374 Tommie Agee, R (9, 9) OBP: 0.179, SLG: 0.296	0-0 F7 ③	0-0 1B			0-0 1B 1B		0-0 F8 ②		4 0	0 0	2 0	0 0	0 0	0 0	2 0
Larry Brown, R (1, 6) OBP: 0.313, SLG: 0.338	0-0 ①	0-0 F5 ③			0-0 6-3 1-3 1B		0-0 F9 ③		4	0	1	0	0	0	1
Woodie Held, R (1, 4) OBP: 0.350, SLG: 0.433	0-3 K ②	0-3 K ①			0-0 6-3 ① 1-2			0-0 HR	4	1	1	1	0	2	2
Tommy John, R (1, 1) Bob Chance, L (7, PH) OBP: 0.308, SLG: 0.490 Gary Bell, R (7, 1) OBP: 0.148, SLG: 0.115 Ted Abernathy, R (10, 1) OBP: 0.500, SLG: 0.600	0-3 K ③	0-0 F3 ②			0-3 K ②			0-0 FC4-6 1B	2 1 1 0	0 0 0 0	0 0 1 0	0 0 0 0	1 1 0 0	0 2 0 0	0 2 0 0
Inning Stats	R: 1 H: 2 E: 0 LOB: 2 K: 1 BB: 0 S: 7 P: 8	R: 0 H: 0 E: 0 LOB: 0 K: 2 BB: 0 S: 7 P: 7	R: 0 H: 0 E: 0 LOB: 0 K: 1 BB: 0 S: 5 P: 5	R: 0 H: 1 E: 0 LOB: 1 K: 0 BB: 0 S: 4 P: 4	R: 0 H: 1 E: 0 LOB: 1 K: 1 BB: 0 S: 6 P: 6	R: 0 H: 0 E: 0 LOB: 0 K: 2 BB: 0 S: 7 P: 7	R: 0 H: 2 E: 0 LOB: 2 K: 1 BB: 0 S: 7 P: 7	R: 0 H: 0 E: 0 LOB: 0 K: 0 BB: 0 S: 3 P: 3	R: 0 H: 0 E: 0 LOB: 0 K: 0 BB: 0 S: 3 P: 3	R: 3 H: 4 E: 0 LOB: 1 K: 0 BB: 0 S: 7 P: 7	1B: 6 2B: 3 3B: 0 HR: 1	SF: 0 SAC: 0 DP: 0 HBP: 1					

PITCHER	IP	WLS	BF	H	R	ER	SO	BB	IBB	HBP	BLK	WP	HR	S	P	ERA	WHIP
Moe Drabowsky, R (1, 1) ERA: 3.05	9.0	L	36	8	3	3	8	0	0	1	0	0	1	51	52	3.00	0.889
Ted Bowsfield, L (10, 1) ERA: 4.45	1.0		5	2	1	1	0	0	0	0	0	0	0	5	5	9.00	2.000

PITCHER	IP	WLS	BF	H	R	ER	SO	BB	IBB	HBP	BLK	WP	HR	S	P	ERA	WHIP

TOP

Cleveland Indians @ Kansas City Athletics

Municipal Stadium, Kansas City, MO

Thu Sep 26 1963, 8:05 PM EDT

Att. 2,433 - Unknown

livebaseballscorecards.com

AB	40
R	4
H	10
RBI	4
BB	0
SO	8
LOB	17

WP: 0 PA: 41
PB: 0
SB: 0
CS: 0

Batter	1	2	3	4	5	6	7	8	9	10	AB	R	H	RBI	BB	SO	LOB
Gino Cimoli, R (1, 9) OBP: 0.313, SLG: 0.366	F3			1-3		5-3			6-3		4	0	0	0	0	0	1
Dick Green, R (1, 6) OBP: 0.333, SLG: 0.433	K			5-3		2B 2-H			4-3		4	0	1	1	0	1	0
Jerry Lumpe, L (1, 4) OBP: 0.334, SLG: 0.364				4-3		F8			6-3		4	0	0	0	0	0	1
Norm Siebern, L (1, 3) OBP: 0.361, SLG: 0.414		G5-4-3 1B			3-1		K			FC4-6 BB	3	0	1	0	1	1	0
Ed Charles, R (1, 5) OBP: 0.333, SLG: 0.392		G5-4-3 1-2f			6-3 1B		K			FC4-6 BB 1-2f	4	0	1	0	0	1	2
Doc Edwards, R (1, 2) OBP: 0.286, SLG: 0.367					6-3 1-2		3-1			K	4	0	0	0	0	1	2
Tommie Reynolds, R (1, 7) OBP: 0.231, SLG: 0.182 Jose Tartabull, L (8, PH) OBP: 0.289, SLG: 0.323 (9, 8)					K			1-3		BB 1-2	2 1	0 0	0 0	0 0	0 1	1 0	1 0
Bobby Del Greco, R (1, 8) OBP: 0.313, SLG: 0.322 (9, 7) Charlie Lau, L (10, PH) OBP: 0.311, SLG: 0.366						S 2B 1B		F8		G3	3 1	1 0	1 0	0 0	0 0	0 0	0 2
Moe Drabowsky, R (1, 1) OBP: 0.161, SLG: 0.306 Ted Bowsfield, R (10, 1) OBP: 0.154, SLG: 0.087						F9 1-2		K			3 0	0 0	0 0	0 0	0 0	1 0	1 0
Inning Stats	R: 0 H: 0 E: 0 LOB: 0 K: 1 BB: 0 S: 5 P: 5	R: 0 H: 1 E: 0 LOB: 0 K: 0 BB: 0 S: 3 P: 3	R: 0 H: 0 E: 0 LOB: 0 K: 0 BB: 0 S: 3 P: 3	R: 0 H: 0 E: 0 LOB: 0 K: 0 BB: 0 S: 3 P: 3	R: 0 H: 1 E: 0 LOB: 1 K: 1 BB: 0 S: 6 P: 6	R: 1 H: 2 E: 0 LOB: 1 K: 0 BB: 0 S: 5 P: 5	R: 0 H: 0 E: 0 LOB: 0 K: 2 BB: 0 S: 7 P: 7	R: 0 H: 0 E: 0 LOB: 0 K: 1 BB: 0 S: 5 P: 5	R: 0 H: 0 E: 0 LOB: 0 K: 0 BB: 0 S: 3 P: 3	R: 0 H: 0 E: 0 LOB: 2 K: 1 BB: 2 S: 5 P: 13	1B: 3 SF: 0 2B: 1 SAC: 0 3B: 0 DP: 1 HR: 0 HBP: 0						

PITCHER		IP	WLS	BF	H	R	ER	SO	BB	IBB	HBP	BLK	WP	HR	S	P	ERA	WHIP
Tommy John, L ERA: 2.21	(1, 1)	6.0		21	4	1	1	2	0	0	0	0	0	0	25	25	1.50	0.667
Gary Bell, R ERA: 2.95	(7, 1)	3.0	W	10	0	0	0	3	1	0	0	0	0	0	15	19	0.00	0.333
Ted Abernathy, R ERA: 2.88	(10, 1)	1.0	S	4	0	0	0	1	1	0	0	0	0	0	5	9	0.00	1.000

PITCHER	IP	WLS	BF	H	R	ER	SO	BB	IBB	HBP	BLK	WP	HR	S	P	ERA	WHIP

BOTTOM

Cleveland Indians @ Kansas City Athletics

Municipal Stadium, Kansas City, MO

Thu Sep 26 1963, 8:05 PM EDT

Att. 2,433 - Unknown

livebaseballscorecards.com

AB	33
R	1
H	4
RBI	1
BB	2
SO	6
LOB	10

WP: 0 PA: 35
PB: 0
SB: 1
CS: 0

Batter	1	2	3	4	5	6	7	8	9	AB	R	H	RBI	BB	SO	LOB
Tito Francona, L (1, 7) OBP: 0.298, SLG: 0.350	6-3		F7			P5			G3	4	0	0	0	0	0	0
Vic Davalillo, L (1, 8) OBP: 0.326, SLG: 0.432	G3			L6		F9			K	4	0	0	0	0	1	0
Max Alvis, R (1, 5) OBP: 0.328, SLG: 0.467	F2			F3			F4		6-3	4	0	0	0	0	0	0
Fred Whitfield, L (1, 3) OBP: 0.302, SLG: 0.500		3-1		F8			HR			3	1	1	1	0	0	0
John Romano, R (1, 2) OBP: 0.317, SLG: 0.369		L4			L4		1-3			3	0	0	0	0	0	0
Willie Kirkland, L (1, 9) OBP: 0.300, SLG: 0.373		BB			4-3		K			2	0	0	0	1	1	0
Larry Brown, R (1, 4) OBP: 0.313, SLG: 0.338		5-3			1B			1-3		3	0	1	0	0	0	1
Jerry Kindall, R (1, 6) OBP: 0.266, SLG: 0.295			K		F8			6-3		2	0	0	0	0	1	1
Bob Chance, L (8, PH) OBP: 0.302, SLG: 0.481										1	0	0	0	0	0	0
Tony Martinez, R (8, 6) OBP: 0.184, SLG: 0.184										0	0	0	0	0	0	0
Gordon Seyfried, R (1, 1)			6-3			K		4-3		2	0	0	0	0	1	0
Bob Allen, L (6, 1) OBP: 0.200, SLG: 0.200										0	0	0	0	0	0	0
Al Luplow, L (8, PH) OBP: 0.316, SLG: 0.339										1	0	0	0	0	0	0
Jerry Walker, S (8, 1) OBP: 0.190, SLG: 0.105										0	0	0	0	0	0	0
Inning Stats	R: 0 E: 0 K: 0 S: 3	H: 0 LOB: 0 BB: 0 P: 3	R: 0 E: 0 K: 0 S: 3	H: 0 LOB: 1 BB: 1 P: 7	R: 0 E: 0 K: 1 S: 5	H: 0 LOB: 0 BB: 0 P: 5	R: 0 E: 0 K: 0 S: 3	H: 0 LOB: 0 BB: 0 P: 3	R: 0 E: 0 K: 0 S: 4	H: 1 LOB: 1 BB: 0 P: 4	R: 0 E: 0 K: 1 S: 5	H: 0 LOB: 0 BB: 0 P: 5	R: 1 E: 0 K: 1 S: 6	H: 1 LOB: 0 BB: 0 P: 6	R: 0 E: 0 K: 0 S: 3	H: 0 LOB: 0 BB: 0 P: 3	R: 0 E: 0 K: 1 S: 5	H: 0 LOB: 0 BB: 0 P: 5

PITCHER	IP	WLS	BF	H	R	ER	SO	BB	IBB	HBP	BLK	WP	HR	S	P	ERA	WHIP
Dave Wickersham, R (1, 1) ERA: 4.09	9.0	W	30	2	1	1	4	1	0	0	0	0	1	37	41	1.00	0.333

PITCHER	IP	WLS	BF	H	R	ER	SO	BB	IBB	HBP	BLK	WP	HR	S	P	ERA	WHIP

TOP

Cleveland Indians @ Kansas City Athletics

Municipal Stadium, Kansas City, MO

Fri Sep 27 1963, 8:05 PM EDT

Att. 3,131 - Unknown

livebaseballscorecards.com

AB	29
R	1
H	2
RBI	1
BB	1
SO	4
LOB	2

1B: 1	SF: 0	WP: 0	PA: 30
2B: 0	SAC: 0	PB: 0	
3B: 0	DP: 0	SB: 0	
HR: 1	HBP: 0	CS: 0	

Batter	1	2	3	4	5	6	7	8	9	AB	R	H	RBI	BB	SO	LOB
Jose Tartabull, L (1, 8) OBP: 0.292, SLG: 0.326	0-0 3-1 BB 1B		0-0 6-3 ②		0-0 FC4-6 1B 2-H 1B	0-0 4-3 ③				4	0	2	1	0	0	2
Wayne Causey, L (1, 6) OBP: 0.344, SLG: 0.396	B B B B 4-0 3-1 1-2 BB		0-0 4-3 ③		0-0 FC4-6 1-2 1B		0-0 F7 ①			3	0	1	0	1	0	0
Jerry Lumpe, L (1, 4) OBP: 0.334, SLG: 0.364	0-0 3-1 ①② 1-2 2-3			0-0 FC6-4 1B	0-0 FC4-6 ② 1-2f 2-3		S S S 0-3 K ②			4	0	1	0	0	1	4
Norm Siebern, L (1, 3) OBP: 0.358, SLG: 0.411	0-0 F8 ③			0-0 P6 ①	0-0 L6 ③		0-0 4-3 ③			4	0	0	0	0	0	4
Ed Charles, R (1, 5) OBP: 0.333, SLG: 0.396		0-0 F9 ①		0-0 FC6-4 ② 1B 1-2f		0-0 E5 FC1-6 5-3		0-0 HR		4	1	1	1	0	0	1
Charlie Lau, L (1, 2) OBP: 0.310, SLG: 0.364		0-0 5-3 ②		0-0 1-3 1B		0-0 5-3 ① 1-2		0-0 F2 ①		4	0	1	0	0	0	1
Gino Cimoli, R (1, 9) OBP: 0.313, SLG: 0.364		B B B B 4-0 BB	S S S 0-3 K ③			0-0 FC1-6 ② WP 1B 2-3		0-0 1-3 ②		3	1	0	0	1	1	3
John Wojcik, L (1, 7) OBP: 0.288, SLG: 0.192		0-0 1-3 ③			0-0 SH2-4 1B 1B	I I I I 4-0 1B 1-2 IBB		B B B B 4-0 BB		2	1	1	0	2	0	1
Dave Wickersham, R (1, 1) OBP: 0.148, SLG: 0.138			0-0 F8 ①		0-0 SH2-4 ① 1-2	0-0 1B 1-2 2-H		0-0 4-3 ③		3	0	1	1	0	0	1
Inning Stats	R: 0 H: 1 E: 0 LOB: 1 K: 0 BB: 1 S: 3 P: 7	R: 0 H: 0 E: 0 LOB: 1 K: 0 BB: 1 S: 3 P: 7	R: 0 H: 0 E: 0 LOB: 0 K: 0 BB: 0 S: 3 P: 3	R: 0 H: 2 E: 0 LOB: 2 K: 1 BB: 0 S: 7 P: 7	R: 1 H: 3 E: 0 LOB: 2 K: 0 BB: 0 S: 6 P: 6	R: 1 H: 1 E: 1 LOB: 2 K: 0 BB: 1 S: 5 P: 9	R: 0 H: 0 E: 0 LOB: 0 K: 1 BB: 0 S: 5 P: 5	R: 1 H: 1 E: 0 LOB: 1 K: 0 BB: 1 S: 4 P: 8		1B: 7 SF: 0 2B: 0 SAC: 1 3B: 0 DP: 0 HR: 1 HBP: 0						

BOTTOM

Cleveland Indians @ Kansas City Athletics

Municipal Stadium, Kansas City, MO

Fri Sep 27 1963, 8:05 PM EDT

Att. 3,131 - Unknown

livebaseballscorecards.com

AB	31
R	3
H	8
RBI	3
BB	4
SO	2
LOB	17

WP: 1 PA: 36
PB: 0
SB: 0
CS: 0

PITCHER		IP	WLS	BF	H	R	ER	SO	BB	IBB	HBP	BLK	WP	HR	S	P	ERA	WHIP
Gordon Seyfried, R ERA: 1.23	(1, 1)	5.2	L	27	7	2	1	1	2	1	0	0	1	0	26	38	1.59	1.588
Bob Allen, L ERA: 4.66	(6, 1)	1.1		4	0	0	0	1	0	0	0	0	0	0	6	6	0.00	0.000
Jerry Walker, R ERA: 4.91	(8, 1)	1.0		5	1	1	1	0	1	0	0	0	0	1	4	8	9.00	2.000

PITCHER	IP	WLS	BF	H	R	ER	SO	BB	IBB	HBP	BLK	WP	HR	S	P	ERA	WHIP

Batter	1	2	3	4	5	6	7	8	9	AB	R	H	RBI	BB	SO	LOB
Dick Howser, R (1, 6) OBP: 0.335, SLG: 0.281	S S S 0-3 ① K	x 0-0 ③ 4-3		B B B B 4-0 S BB 3-H		x 0-0 ③ P5		x 0-0 ③ 4-3		4	0	0	0	1	1	3
Vic Davalillo, L (1, 8) OBP: 0.325, SLG: 0.429	x 0-0 ② 3-1		x 0-0 4-3 WP SF9 1B	x 0-0 ② 5-3 1-2			x 0-0 ① 4-3		x 0-0 ① G1	5	1	1	0	0	0	1
Max Alvis, R (1, 5) OBP: 0.326, SLG: 0.463	S S S 0-3 ③ K		x 0-0 ① 4-3 1-3	S S S 0-3 ③ K			x 0-0 ② F8		S S S 0-3 ② K	5	0	0	0	0	3	2
Joe Adcock, R (1, 3) OBP: 0.317, SLG: 0.421		B B B B 4-0 BB 1B BB BB	x 0-0 ② SF9 3-H		x 0-0 ① 4-3		x 0-0 3B		x 0-0 HR	3	2	2	2	1	0	0
Joe Azcue, R (1, 2) OBP: 0.314, SLG: 0.466		x 0-0 BB BB 1-2 1B	x 0-0 1B		B B B B 4-0 BB		x 0-0 ③ F3		S S S 0-3 ③ K	4	0	2	0	1	1	1
Tito Francona, L (1, 7) OBP: 0.297, SLG: 0.348		B B B B 4-0 BB 1-2 2-3 BB	x 0-0 ③ F9		S S S 0-3 ② K			x 0-0 ① L9		3	0	0	0	1	1	2
Tommie Agee, R (1, 9) OBP: 0.207, SLG: 0.296		B B B B 4-0 1-2 2-3 3-H BB		x 0-0 E7 1B 1B	S S S 0-3 ③ K			x 0-0 HR 1B		0	0	0	1	1	0	0
Willie Kirkland, L (2, 9) OBP: 0.303, SLG: 0.375										3	2	2	0	0	1	1
Larry Brown, R (1, 4) OBP: 0.312, SLG: 0.336		x 0-0 ① P4		x 0-0 SH1-3 S 2-H 1B		x 0-0 ① F9		x 0-0 ② F9		4	1	1	1	0	0	4
Jack Kralick, L (1, 1) OBP: 0.225, SLG: 0.273		S S S 0-3 ② K		x 0-0 ① SH1-3 2-3		S S S 0-3 ② K		x 0-0 1-H HR		3	1	1	2	0	2	3
Inning Stats	R: 0 H: 0 E: 0 LOB: 0 K: 2 BB: 0 S: 7 P: 7	R: 1 H: 1 E: 0 LOB: 3 K: 1 BB: 3 S: 6 P: 18	R: 1 H: 2 E: 0 LOB: 1 K: 0 BB: 0 S: 5 P: 5	R: 2 H: 2 E: 1 LOB: 1 K: 1 BB: 1 S: 7 P: 11	R: 0 H: 0 E: 0 LOB: 1 K: 2 BB: 1 S: 7 P: 11	R: 0 H: 0 E: 0 LOB: 0 K: 1 BB: 0 S: 5 P: 5	R: 0 H: 1 E: 0 LOB: 1 K: 0 BB: 0 S: 4 P: 4	R: 2 H: 2 E: 0 LOB: 0 K: 0 BB: 0 S: 5 P: 5	R: 1 H: 1 E: 0 LOB: 0 K: 2 BB: 0 S: 8 P: 8	1B: 6 SF: 1 2B: 0 SAC: 1 3B: 1 DP: 0 HR: 2 HBP: 0						

PITCHER		IP	WLS	BF	H	R	ER	SO	BB	IBB	HBP	BLK	WP	HR	S	P	ERA	WHIP
Fred Norman, L ERA: 11.37	(1, 1)	3.1	L	19	5	4	4	3	4	0	0	0	1	0	21	37	10.80	2.700
Bill Landis, L ERA:	(4, 1)	1.2		6	0	0	0	3	1	0	0	0	0	0	11	15	0.00	0.600
Aurelio Monteagudo, R ERA: 2.57	(6, 1)	2.0		7	1	0	0	1	0	0	0	0	0	0	9	9	0.00	0.500
Jose Santiago, R ERA: 9.0	(8, 1)	2.0		9	3	3	3	2	0	0	0	0	0	2	13	13	13.50	1.500

PITCHER	IP	WLS	BF	H	R	ER	SO	BB	IBB	HBP	BLK	WP	HR	S	P	ERA	WHIP

TOP

Cleveland Indians @ Kansas City Athletics

Municipal Stadium, Kansas City, MO

Sat Sep 28 1963, 8:05 PM EDT

Att. 3,487 - Unknown

livebaseballscorecards.com

AB	34
R	7
H	9
RBI	6
BB	5
SO	9
LOB	17

WP: 1 PA: 41
PB: 0
SB: 2
CS: 0

Batter	1	2	3	4	5	6	7	8	9	AB	R	H	RBI	BB	SO	LOB
Jose Tartabull, L (1, 8) OBP: 0.288, SLG: 0.321	F7		F9		F8			F8		4	0	0	0	0	0	1
Dick Green, R (1, 4) OBP: 0.324, SLG: 0.412	1B		K			5-3		F9		4	0	1	0	0	1	0
Wayne Causey, L (1, 5) OBP: 0.345, SLG: 0.395	K		5-3			1B (BB)		1B		3	0	1	0	1	1	1
Doc Edwards, R (1, 2) OBP: 0.289, SLG: 0.369	1B			F8		1B		3-1		4	0	2	0	0	0	1
Ken Harrelson, R (1, 3) OBP: 0.302, SLG: 0.368	K			5-3		K			6-3	4	0	0	0	0	2	4
Tommie Reynolds, R (1, 7) OBP: 0.176, SLG: 0.133		1-3		K		F7			F8	4	0	0	0	0	1	2
John Wojcik, L (1, 9) OBP: 0.286, SLG: 0.182		K2-6-5-4-2 1B (BB)			4-3		K		G3	3	0	0	0	1	1	0
Tony La Russa, R (1, 6) OBP: 0.367, SLG: 0.341		1B			1B		G1-6-3 1B			3	0	3	0	0	0	0
Fred Norman, S (1, 1)		K2-6-5-4-2			K		G1-6-3			1	0	0	0	0	1	2
Bill Landis, L (4, 1)										0	0	0	0	0	0	0
Chuck Essegian, R (5, PH) OBP: 0.285, SLG: 0.329										1	0	0	0	0	1	1
Aurelio Monteagudo, R (6, 1)										0	0	0	0	0	0	0
Gino Cimoli, R (7, PH) OBP: 0.313, SLG: 0.363										1	0	0	0	0	0	1
Jose Santiago, R (8, 1)										0	0	0	0	0	0	0
Inning Stats	R: 0 E: 0 K: 2 S: 9 H: 2 LOB: 2 BB: 0 P: 9	R: 0 E: 0 K: 1 S: 5 H: 1 LOB: 2 BB: 1 P: 9	R: 0 E: 0 K: 1 S: 5 H: 0 LOB: 0 BB: 0 P: 5	R: 0 E: 0 K: 1 S: 5 H: 0 LOB: 0 BB: 0 P: 5	R: 0 E: 0 K: 1 S: 6 H: 1 LOB: 1 BB: 0 P: 6	R: 0 E: 0 K: 1 S: 6 H: 1 LOB: 2 BB: 1 P: 10	R: 0 E: 0 K: 1 S: 5 H: 1 LOB: 0 BB: 0 P: 5	R: 0 E: 0 K: 0 S: 4 H: 1 LOB: 1 BB: 0 P: 4	R: 0 E: 0 K: 0 S: 3 H: 0 LOB: 0 BB: 0 P: 3	1B: 7 2B: 1 3B: 0 HR: 0	SF: 0 SAC: 0 DP: 2 HBP: 0						

PITCHER	IP	WLS	BF	H	R	ER	SO	BB	IBB	HBP	BLK	WP	HR	S	P	ERA	WHIP
Jack Kralick, L (1, 1) ERA: 3.03	9.0	W	34	7	0	0	8	2	0	0	0	0	0	48	56	0.00	1.000

PITCHER	IP	WLS	BF	H	R	ER	SO	BB	IBB	HBP	BLK	WP	HR	S	P	ERA	WHIP

BOTTOM

Cleveland Indians @ Kansas City Athletics

Municipal Stadium, Kansas City, MO

Sat Sep 28 1963, 8:05 PM EDT

Att. 3,487 - Unknown

livebaseballscorecards.com

AB	32
R	0
H	7
RBI	0
BB	2
SO	8
LOB	13

1B: 7	SF: 0	WP: 0	PA: 34
2B: 1	SAC: 0	PB: 0	
3B: 0	DP: 2	SB: 0	
HR: 0	HBP: 0	CS: 0	

Cleveland Indians @ Kansas City Athletics

Municipal Stadium, Kansas City, MO

Sun Sep 29 1963, 4:33 AM EDT

Att. 7,423 - Unknown

livebaseballscorecards.com

Batter	1	2	3	4	5	6	7	8	9	AB	R	H	RBI	BB	SO	LOB
Dick Howser, R (1, 6) OBP: 0.329, SLG: 0.276	6-3		4-3 1-2		G6-4-3 1-2f			K		4	0	0	0	0	1	3
Vic Davalillo, L (1, 8) OBP: 0.321, SLG: 0.424	4-3		6-3			4-3		4-3		4	0	0	0	0	0	1
Max Alvis, R (1, 5) OBP: 0.324, SLG: 0.460	5-3			F9		5-3			F8	4	0	0	0	0	0	0
Joe Adcock, R (1, 3) OBP: 0.320, SLG: 0.420		6-3		CS 1B		BB			1-3	3	0	1	0	1	0	0
Joe Azcue, R (1, 2) OBP: 0.310, SLG: 0.460		6-3		K 1-2		F9			1-3	4	0	0	0	0	1	2
Tito Francona, L (1, 7) OBP: 0.296, SLG: 0.346		L8			L7		K2-3			3	0	0	0	0	1	0
Larry Brown, R (1, 4) OBP: 0.316, SLG: 0.340			BLK 1B 1B		E7 1B 1B		5-3			3	2	2	0	0	0	0
Woodie Held, R (1, 9) OBP: 0.352, SLG: 0.435			CS 1-H 1B		1B 3-H 1B		1-3			3	0	2	2	0	0	0
Mudcat Grant, R (1, 1) OBP: 0.243, SLG: 0.275			4-3 1-2 BB		G6-4-3 1-2 1B			K2-3		2	0	1	0	1	1	0

Inning Stats	1	2	3	4	5	6	7	8	9		
	R: 0 H: 0	R: 0 H: 0	R: 1 H: 2	R: 0 H: 1	R: 1 H: 3	R: 0 H: 0	R: 0 H: 0	R: 0 H: 0	R: 0 H: 0	1B: 6 SF: 0	WP: 0 PA: 32
	E: 0 LOB: 0	E: 0 LOB: 0	E: 0 LOB: 1	E: 0 LOB: 0	E: 1 LOB: 1	E: 0 LOB: 1	E: 0 LOB: 0	E: 0 LOB: 0	E: 0 LOB: 0	2B: 0 SAC: 0	PB: 0
	K: 0 BB: 0	K: 0 BB: 0	K: 0 BB: 1	K: 1 BB: 0	K: 0 BB: 0	K: 0 BB: 1	K: 1 BB: 0	K: 2 BB: 0	K: 0 BB: 0	3B: 0 DP: 1	SB: 0
	S: 3 P: 3	S: 3 P: 3	S: 4 P: 8	S: 5 P: 5	S: 5 P: 5	S: 3 P: 7	S: 5 P: 5	S: 7 P: 7	S: 3 P: 3	HR: 0 HBP: 0	CS: 2

PITCHER		IP	WLS	BF	H	R	ER	SO	BB	IBB	HBP	BLK	WP	HR	S	P	ERA	WHIP
John O'Donoghue, L ERA: 1.5	(1, 1)	6.0	L	23	6	2	1	1	2	0	0	1	0	0	23	31	1.50	1.333
Tom Sturdivant, R ERA: 3.87	(7, 1)	1.0		3	0	0	0	1	0	0	0	0	0	0	5	5	0.00	0.000
John Wyatt, R ERA: 3.13	(8, 1)	2.0		6	0	0	0	2	0	0	0	0	0	0	10	10	0.00	0.000

PITCHER	IP	WLS	BF	H	R	ER	SO	BB	IBB	HBP	BLK	WP	HR	S	P	ERA	WHIP

BOTTOM

Batter	1	2	3	4	5	6	7	8	9	AB	R	H	RBI	BB	SO	LOB
Jose Tartabull, L (1, 8) OBP: 0.290, SLG: 0.326	P6		WP, SF8 2B		6-3			F3		2	1	1	0	0	0	0
Bobby Del Greco, R (5, PH) (6, 8) OBP: 0.311, SLG: 0.320										2	0	0	0	0	0	0
Dick Green, R (1, 4) OBP: 0.317, SLG: 0.405	1B		SF8 2-H		F9			K		3	0	1	1	0	1	0
Ed Charles, R (1, 5) OBP: 0.332, SLG: 0.395	F9		E 1B			1-3		P3		4	0	1	0	0	0	1
Charlie Lau, L (1, 2) OBP: 0.313, SLG: 0.366	L3		E4 1-3			FC4 1B			FC6-4 1B	4	0	2	0	0	0	2
Ken Harrelson, R (1, 3) OBP: 0.299, SLG: 0.363		K	K			K			K	3	0	0	0	0	3	3
Jerry Lumpe, L (9, PH) OBP: 0.333, SLG: 0.363										1	0	0	0	0	1	1
Tommie Reynolds, R (1, 7) OBP: 0.143, SLG: 0.105		P4		F8		FC4 1-2f			K	4	0	0	0	0	1	2
John Wojcik, L (1, 9) OBP: 0.284, SLG: 0.186		1B		K			4-3		FC6-4 1-2f	4	0	1	0	0	1	1
Tony La Russa, R (1, 6) OBP: 0.346, SLG: 0.318		K		F7			K			3	0	0	0	0	2	1
John O'Donoghue, R (1, 1)			F9		1-3					2	0	0	0	0	0	0
Tom Sturdivant, L (7, 1)										0	0	0	0	0	0	0
Norm Siebern, L (7, PH) OBP: 0.358, SLG: 0.410										1	0	0	0	0	0	0
John Wyatt, R (8, 1)							F6			0	0	0	0	0	0	0
Inning Stats	R: 0 E: 0 K: 0 S: 4 H: 1 LOB: 1 BB: 0 P: 4	R: 0 E: 0 K: 2 S: 8 H: 1 LOB: 1 BB: 0 P: 8	R: 1 E: 1 K: 1 S: 8 H: 2 LOB: 2 BB: 0 P: 8	R: 0 E: 0 K: 1 S: 5 H: 0 LOB: 0 BB: 0 P: 5	R: 0 E: 0 K: 0 S: 3 H: 0 LOB: 0 BB: 0 P: 3	R: 0 E: 0 K: 1 S: 6 H: 1 LOB: 1 BB: 0 P: 6	R: 0 E: 0 K: 1 S: 5 H: 0 LOB: 0 BB: 0 P: 5	R: 0 E: 0 K: 1 S: 5 H: 0 LOB: 0 BB: 0 P: 5	R: 0 E: 0 K: 2 S: 8 H: 1 LOB: 1 BB: 0 P: 8	1B: 5 2B: 1 3B: 0 HR: 0 SF: 1 SAC: 0 DP: 0 HBP: 0						

PITCHER	IP	WLS	BF	H	R	ER	SO	BB	IBB	HBP	BLK	WP	HR	S	P	ERA	WHIP
Mudcat Grant, R (1, 1) ERA: 3.69	9.0	W	34	6	1	1	9	0	0	0	0	1	0	52	52	1.00	0.667

PITCHER	IP	WLS	BF	H	R	ER	SO	BB	IBB	HBP	BLK	WP	HR	S	P	ERA	WHIP

WP: 1 PB: 0 SB: 0 CS: 0 PA: 34

Cleveland Indians @ Kansas City Athletics

Municipal Stadium, Kansas City, MO

Sun Sep 29 1963, 4:33 AM EDT

Att. 7,423 - Unknown

livebaseballscorecards.com

AB	33
R	1
H	6
RBI	1
BB	0
SO	9
LOB	11