

# Kansas City Athletics - 1963

Batter	1	2	3	4	5	6	7	8	9	AB	R	H	RBI	BB	SO	LOB	TOP																					
Tony Kubek, L OBP: 0.400, SLG: 0.400 (1, 6)	0-0 4-3		0-0 F7		0-0 3B 1B		0-0 6-3		0-0 BB 1B	5	1	2	1	0	0	1																						
Bobby Richardson, R OBP: 0.400, SLG: 0.800 (1, 4)	0-0 6-3		0-0 F9		0-0 SF7 3B		0-0 6-3		0-0 BB 1B	5	1	2	1	0	0	1																						
Tom Tresh, S OBP: 0.400, SLG: 0.667 (1, 7)	0-0 4-3			0-0 G3	0-0 SF7		0-0 2B		0-0 BB BB	3	0	1	1	1	0	0																						
Mickey Mantle, S OBP: 0.500, SLG: 0.500 Jack Reed, R (7, 8)		0-0 F7		0-0 1-3 HR 1B	0-0 E6 1B		0-0 4-3		0-0 F2	4	2	2	0	0	0	1																						
Joe Pepitone, L OBP: 0.600, SLG: 2.000 (1, 3)		0-0 HR		0-0 1-3	0-0 2B				0-0 L9	5	2	3	2	0	0	4																						
Elston Howard, R OBP: 0.250, SLG: 1.000 (1, 2)		0-0 F8		0-0 HR	0-0 F9				0-0 5-3	4	1	1	2	0	0	1																						
Hector Lopez, R (1, 9)		0-0 F8		0-0 6-3		0-0 5-3			0-0 F6	4	0	0	0	0	0	0																						
Clete Boyer, R OBP: 0.500, SLG: 0.750 (1, 5)			0-0 2B		0-0 SH3-4 1B 1B		0-0 6-3		0-0 6-3	4	1	2	0	0	0	0																						
Ralph Terry, R (1, 1)			0-0 K		0-0 SH3-4 1-2		0-0 1-4-3		0-0 6-3	3	0	0	0	0	1	1																						
<b>Inning Stats</b>	R: 0 E: 0 K: 0 S: 3	H: 0 LOB: 0 BB: 0 P: 3	R: 1 E: 0 K: 0 S: 4	H: 1 LOB: 0 BB: 0 P: 4	R: 0 E: 0 K: 1 S: 6	H: 1 LOB: 1 BB: 0 P: 6	R: 2 E: 0 K: 0 S: 5	H: 2 LOB: 0 BB: 0 P: 5	R: 4 E: 1 K: 0 S: 8	H: 5 LOB: 1 BB: 0 P: 8	R: 0 E: 0 K: 0 S: 3	H: 0 LOB: 0 BB: 0 P: 3	R: 0 E: 0 K: 0 S: 4	H: 1 LOB: 1 BB: 0 P: 4	R: 1 E: 0 K: 0 S: 4	H: 1 LOB: 0 BB: 0 P: 4	R: 0 E: 0 K: 0 S: 5	H: 2 LOB: 3 BB: 1 P: 9	1B: 6 2B: 3 3B: 1 HR: 3	SF: 1 SAC: 1 DP: 0 HBP: 0	WP: 0 PA: 41 CS: 1																	
<b>PITCHER</b>	IP	WLS	BF	H	R	ER	SO	BB	IBB	HBP	BLK	WP	HR	S	P	ERA	WHIP	<b>PITCHER</b>				IP	WLS	BF	H	R	ER	SO	BB	IBB	HBP	BLK	WP	HR	S	P	ERA	WHIP
Diego Segui, R ERA: 12.46 (1, 1)	4.1	L	20	7	6	6	1	0	0	0	0	0	2	22	22	12.46	1.615																					
Dave Wickersham, R ERA: (5, 1)	1.2		7	2	1	0	0	0	0	0	0	0	0	7	7	0.00	1.200																					
Bill Fischer, R ERA: 4.5 (7, 1)	2.0		8	2	1	1	0	0	0	0	0	0	1	8	8	4.50	1.000																					
Orlando Pena, R ERA: (9, 1)	1.0		6	2	0	0	0	1	0	0	0	0	0	5	9	0.00	3.000																					

**New York Yankees @ Kansas City Athletics**  
Municipal Stadium, Kansas City, MO  
Tue Apr 09 1963, 4:33 AM EST  
Att: 20,976 - Overcast - 55 F

AB	38
R	8
H	13
RBI	7
BB	1
SO	1
LOB	12



Batter	1	2	3	4	5	6	7	8	9	AB	R	H	RBI	BB	SO	LOB	BOTTOM																					
Dick Howser, R OBP: 0.250, SLG: 0.250 (1, 6)	0-3 K		0-0 F6			0-0 G3 1B		0-0 F2		4	0	1	0	0	1	2																						
Jose Tartabull, L (1, 8)	0-0 B4-3			0-0 F9		0-0 G3		0-0 F8		4	0	0	0	0	0	3																						
Jerry Lumpe, L OBP: 0.250, SLG: 0.250 (1, 4)	0-0 4-3			0-0 4-3		0-0 L8			0-0 G3-6-3 1B	4	0	1	0	0	0	2																						
Norm Siebern, L (1, 3)		0-0 F5		0-0 G3			0-0 G3		0-0 G3-6-3	4	0	0	0	0	0	1																						
Chuck Essegian, R OBP: 0.250, SLG: 1.000 (1, 7)		0-0 L5			0-3 K		0-0 L4		0-0 HR	4	1	1	1	0	1	0																						
Gino Cimoli, R (1, 9)		0-0 F9			0-0 6-3		0-0 5-3		0-0 F8	4	0	0	0	0	0	0																						
Wayne Causey, L (1, 5)			0-0 4-3		0-0 F6			0-0 F9		3	0	0	0	0	0	0																						
Billy Bryan, L OBP: 0.667, SLG: 1.667 (1, 2)				0-0 G3 1B		0-0 F8		0-0 HR		3	1	2	1	0	0	0																						
Diego Segui, R Dave Wickersham, R George Alusik, R Bill Fischer, R Manny Jimenez, L Dan Pilster, R Orlando Pena, R (1, 1) (5, 1) (6, PH) (7, 1) (8, PH) (8, PH) (9, 1)				0-0 G3		0-0 G3 1B		0-0 BB		1	0	0	0	0	0	0																						
<b>Inning Stats</b>	R: 0 E: 0 K: 1 S: 5	H: 0 LOB: 0 BB: 0 P: 5	R: 0 E: 0 K: 0 S: 3	H: 0 LOB: 0 BB: 0 P: 3	R: 0 E: 0 K: 0 S: 4	H: 1 LOB: 1 BB: 0 P: 4	R: 0 E: 0 K: 0 S: 3	H: 0 LOB: 0 BB: 0 P: 3	R: 0 E: 0 K: 0 S: 5	H: 2 LOB: 2 BB: 0 P: 5	R: 0 E: 0 K: 0 S: 3	H: 0 LOB: 0 BB: 0 P: 3	R: 1 E: 0 K: 0 S: 4	H: 1 LOB: 1 BB: 1 P: 8	R: 1 E: 0 K: 0 S: 4	H: 2 LOB: 0 BB: 0 P: 4	1B: 4 2B: 0 3B: 0 HR: 2	SF: 0 SAC: 0 DP: 1 HBP: 0	WP: 0 PA: 33 CS: 0																			
<b>PITCHER</b>	IP	WLS	BF	H	R	ER	SO	BB	IBB	HBP	BLK	WP	HR	S	P	ERA	WHIP	<b>PITCHER</b>				IP	WLS	BF	H	R	ER	SO	BB	IBB	HBP	BLK	WP	HR	S	P	ERA	WHIP
Ralph Terry, R ERA: 2.0 (1, 1)	9.0	W	33	6	2	2	2	1	0	0	0	0	2	36	40	2.00	0.778																					

**New York Yankees @ Kansas City Athletics**  
Municipal Stadium, Kansas City, MO  
Tue Apr 09 1963, 4:33 AM EST  
Att: 20,976 - Overcast - 55 F

AB	32
R	2
H	6
RBI	2
BB	1
SO	2
LOB	9





Batter	1	2	3	4	5	6	7	8	9	AB	R	H	RBI	BB	SO	LOB	TOP					
Tony Kubek, L (1, 6) OBP: 0.300, SLG: 0.300										5	1	1	0	0	2	3						
Bobby Richardson, R (1, 4) OBP: 0.300, SLG: 0.600										5	0	1	1	0	0	1						
Hector Lopez, R (1, 9) OBP: 0.250, SLG: 0.143										3	2	1	0	1	1	1						
Mickey Mantle, S (1, 8) OBP: 0.500, SLG: 0.875										4	1	2	2	0	0	1						
Elston Howard, R (1, 2) OBP: 0.375, SLG: 1.250										4	1	2	2	0	1	2						
Clete Boyer, R (1, 5) OBP: 0.375, SLG: 0.500										4	0	1	0	0	0	1						
Joe Peppone, L (1, 3) OBP: 0.333, SLG: 1.111										4	0	0	0	0	0	2						
Jack Reed, R (1, 7) OBP: 0.400, SLG: 0.400										4	0	2	0	0	0	2						
Bill Stafford, R (1, 1) OBP: 0.333, SLG: 0.333										3	0	1	0	0	0	1						
Jim Bouton, R (7, 1)										0	0	0	0	0	0	0						
Bud Daley, L (9, 1)										0	0	0	0	0	0	0						
<b>Inning Stats</b>	R: 1 E: 0 K: 1 S: 7	H: 3 LOB: 1 BB: 0 P: 7	R: 0 E: 0 K: 0 S: 4	H: 1 LOB: 1 BB: 0 P: 4	R: 2 E: 0 K: 1 S: 6	H: 1 LOB: 0 BB: 1 P: 10	R: 0 E: 0 K: 1 S: 7	H: 2 LOB: 2 BB: 0 P: 7	R: 0 E: 0 K: 0 S: 3	H: 1 LOB: 0 BB: 0 P: 4	R: 0 E: 0 K: 0 S: 3	H: 0 LOB: 0 BB: 0 P: 3	R: 0 E: 0 K: 0 S: 4	H: 0 LOB: 0 BB: 0 P: 3	R: 2 E: 0 K: 0 S: 5	H: 2 LOB: 2 BB: 0 P: 5	R: 0 E: 0 K: 1 S: 6	H: 1 LOB: 1 BB: 0 P: 6	1B: 7 2B: 2 3B: 0 HR: 2	SF: 0 SAC: 1 DP: 1 HBP: 0	WP: 0 PB: 0 CS: 0	PA: 38
<b>PITCHER</b>	IP WLS BF H R ER SO BB IBB HBP BLK WP HR S P ERA WHIP																					
Ted Bowsfield, L (1, 1) ERA: 5.4	5.0 L 22 7 3 3 3 1 0 0 0 0 0 1 27 31 5.40 1.600																					
Norm Bass, R (6, 1) ERA: 6.0	3.0 12 3 2 2 0 0 0 0 0 0 0 1 12 12 6.00 1.000																					
John Wyatt, R (9, 1) ERA:	1.0 4 1 0 0 1 0 0 0 0 0 0 0 6 6 0.00 1.000																					

New York Yankees @ Kansas City Athletics  
Municipal Stadium, Kansas City, MO  
Wed Apr 10 1963, 4:33 AM EST  
Att. 3,855 - Unknown - 47 F

AB 36  
R 5  
H 11  
RBI 5  
BB 1  
SO 4  
LOB 14

Batter	1	2	3	4	5	6	7	8	9	AB	R	H	RBI	BB	SO	LOB	BOTTOM					
Dick Howser, R (1, 6) OBP: 0.333, SLG: 0.250										4	0	1	0	1	0	0						
Jose Tartabull, L (1, 8) OBP: 0.222, SLG: 0.125										4	0	1	1	1	0	2						
Jerry Lumpe, L (1, 4) OBP: 0.250, SLG: 0.375										4	0	1	0	0	0	3						
Norm Siebern, L (1, 3) BB: 6										2	0	0	0	2	1	2						
Ed Charles, R (1, 5)										3	1	0	0	1	0	4						
Chuck Essegian, R (1, 7) OBP: 0.250, SLG: 0.571										3	1	0	0	1	1	0						
Gino Cimoli, R (1, 9) OBP: 0.125, SLG: 0.125										4	1	1	1	0	0	0						
Billy Bryan, L (1, 2) OBP: 0.500, SLG: 1.000										3	0	1	0	0	0	0						
Haywood Sullivan, R (9, PH) OBP: 1.000, SLG: 1.000										1	0	1	0	0	0	0						
Ted Bowsfield, R (1, 1) Manny Jimenez, L (5, PH) Norm Bass, R (6, 1) George Alusk, R (8, PH) John Wyatt, R (9, 1) Bobby Del Greco, R (9, PH)										1	0	0	0	0	1	0						
<b>Inning Stats</b>	R: 0 E: 0 K: 0 S: 4	H: 1 LOB: 2 BB: 1 P: 8	R: 0 E: 0 K: 0 S: 3	H: 0 LOB: 0 BB: 0 P: 3	R: 0 E: 0 K: 1 S: 5	H: 0 LOB: 0 BB: 0 P: 5	R: 0 E: 0 K: 0 S: 3	H: 0 LOB: 0 BB: 0 P: 3	R: 0 E: 0 K: 1 S: 6	H: 1 LOB: 1 BB: 0 P: 6	R: 0 E: 0 K: 0 S: 4	H: 1 LOB: 2 BB: 1 P: 8	R: 0 E: 0 K: 1 S: 5	H: 0 LOB: 0 BB: 0 P: 5	R: 0 E: 0 K: 2 S: 7	H: 0 LOB: 2 BB: 2 P: 15	R: 3 E: 0 K: 0 S: 5	H: 3 LOB: 1 BB: 2 P: 13	1B: 5 2B: 2 3B: 0 HR: 0	SF: 1 SAC: 0 DP: 1 HBP: 0	WP: 0 PB: 0 CS: 0	PA: 38
<b>PITCHER</b>	IP WLS BF H R ER SO BB IBB HBP BLK WP HR S P ERA WHIP																					
Bill Stafford, R (1, 1) ERA:	6.2 W 25 3 0 0 3 2 0 0 0 0 0 0 29 37 0.00 0.750																					
Jim Bouton, R (7, 1) ERA: 20.25	1.1 9 1 3 3 2 4 0 0 0 0 0 0 9 25 20.25 3.750																					
Bud Daley, L (9, 1) ERA:	1.0 S 4 2 0 0 0 0 0 0 0 0 0 0 4 4 0.00 2.000																					

New York Yankees @ Kansas City Athletics  
Municipal Stadium, Kansas City, MO  
Wed Apr 10 1963, 4:33 AM EST  
Att. 3,855 - Unknown - 47 F

AB 31  
R 3  
H 6  
RBI 3  
BB 6  
SO 5  
LOB 12



Batter	1	2	3	4	5	6	7	8	9	AB	R	H	RBI	BB	SO	LOB	TOP			
Lenny Green, L OBP: 0.250, SLG: 0.583 (1, 8)	0-0 2B		0-0 F4			0-0 F8		0-0 F9		4	0	1	0	0	0	1	<b>Minnesota Twins @ Kansas City Athletics</b> Municipal Stadium, Kansas City, MO Fri Apr 12 1963, 7:05 PM EST Att: 6,462 - Unknown <a href="http://livebaseballscorecards.com">livebaseballscorecards.com</a>			
Vic Power, R OBP: 0.250, SLG: 0.500 (1, 3)	0-0 L6		0-0 F7			0-0 5-3		0-0 1B		4	0	1	0	0	0	1				
Harmon Killebrew, R OBP: 0.250, SLG: 0.455 (1, 7)	0-0 5-3		0-0 F8			4-0 BB		0-3 K		3	0	0	0	1	1	3				
Bob Allison, R OBP: 0.250, SLG: 0.273 (1, 9)	0-0 5-3			0-3 K		0-0 5-3			0-0 F6	4	0	0	0	0	1	2				
Bernie Allen, L OBP: 0.250, SLG: 0.100 (1, 4)		0-3 K		0-0 G3			0-0 F7		0-0 F8	4	0	0	0	0	1	0				
Earl Battey, R OBP: 0.200, SLG: 0.444 (1, 2)		4-0 BB BB		0-0 F9			0-0 5-3		0-3 K	3	0	0	0	1	1	0				
George Banks, R OBP: 0.200, SLG: 0.444 (1, 5)		4-0 BB 1-2 BB			0-0 F9		0-0 6-3			2	0	0	0	1	0	0				
Zoilo Versalles, R (1, 6)		0-0 F8			0-0 F8			4-0 1B BB		2	0	0	0	1	0	2				
Jack Kralick, L Bill Dailey, R Jimmie Hall, L Fred Lasher, R (1, 1) (7, 1) (8, PH) (8, 1)		0-3 K			0-0 F1			0-3 K		2	0	0	0	0	1	2				
<b>Inning Stats</b>	R: 0 E: 0 K: 0 S: 4	H: 1 LOB: 1 BB: 4	R: 0 E: 0 K: 2 S: 7	H: 0 LOB: 2 BB: 15	R: 0 E: 0 K: 1 S: 3	H: 0 LOB: 0 BB: 3	R: 0 E: 0 K: 1 S: 5	H: 0 LOB: 0 BB: 5	R: 0 E: 0 K: 0 S: 3	H: 0 LOB: 1 BB: 7	R: 0 E: 0 K: 0 S: 3	H: 0 LOB: 0 BB: 3	R: 0 E: 0 K: 2 S: 8	H: 1 LOB: 2 BB: 1	R: 0 E: 0 K: 1 S: 5	H: 0 LOB: 0 BB: 5	1B: 1 2B: 1 3B: 0 HR: 0	SF: 0 SAC: 0 DP: 0 HBP: 0	WP: 0 PB: 0 SB: 0 CS: 0	PA: 33
<b>PITCHER</b> Ed Rakow, R ERA:	IP: 9.0 WLS: W BF: 33	H: 2 R: 0 ER: 0 SO: 6	BB: 4 IBB: 0 HBP: 0 BLK: 0	WP: 0 HR: 0 S: 41 P: 57	ERA: 0.00 WHIP: 0.667															

Batter	1	2	3	4	5	6	7	8	9	AB	R	H	RBI	BB	SO	LOB	BOTTOM		
Dick Howser, R OBP: 0.231, SLG: 0.167 (1, 6)	0-0 F9				0-0 5-3		0-0 F5			4	0	0	0	0	0	2	<b>Minnesota Twins @ Kansas City Athletics</b> Municipal Stadium, Kansas City, MO Fri Apr 12 1963, 7:05 PM EST Att: 6,462 - Unknown <a href="http://livebaseballscorecards.com">livebaseballscorecards.com</a>		
Gino Cimoli, R OBP: 0.333, SLG: 0.273 (1, 8) (8, 9)	4-0 BB HR BB	0-0 FC5-4 1B			0-3 K		0-0 2B 1B			3	2	2	0	1	1	0			
Ed Charles, R OBP: 0.375, SLG: 0.333 (1, 5)	4-0 1-2 HR BB	0-0 FC5-4 1-2			0-0 L5		0-0 1-3 2-H 2B			3	2	1	1	1	0	2			
Norm Siebern, L OBP: 0.333, SLG: 0.444 (1, 3)	0-0 1-H 2-H HR		0-0 F5			0-0 1-3	4-0 1B IBB			3	1	1	3	1	0	0			
Chuck Essegian, R OBP: 0.250, SLG: 0.455 (7, PR) Jose Tartabull, L OBP: 0.222, SLG: 0.125 (8, 8)	0-3 K		0-0 F8			0-0 L5	0-0 1-3 2-H 3-H 1B			4	0	1	2	0	1	0			
Jerry Lumpe, L OBP: 0.333, SLG: 0.417 (1, 4)	0-0 1B		0-3 K			0-0 1B	0-0 1-3			4	0	2	0	0	1	2			
George Alusik, R OBP: 0.200, SLG: 0.200 Bobby Del Greco, R (8, 7)	0-0 F7				0-0 F8		0-0 5-3		0-0 F9	3	0	0	0	0	0	2			
Haywood Sullivan, R OBP: 0.400, SLG: 0.400 (1, 2)		0-0 F9			0-0 F8			0-0 F9	0-0 1B	4	0	1	0	0	0	0			
Ed Rakow, S OBP: 0.500, SLG: 0.333 (1, 1)		4-0 1B BB			0-0 6-3		0-0 1B 2B 1B		0-0 F9	3	1	1	0	1	0	0			
<b>Inning Stats</b>	R: 3 E: 0 K: 1 S: 7	H: 2 LOB: 1 BB: 2 P: 15	R: 0 E: 0 K: 0 S: 4	H: 1 LOB: 2 BB: 1 P: 8	R: 0 E: 0 K: 1 S: 5	H: 0 LOB: 0 BB: 5	R: 0 E: 0 K: 0 S: 3	H: 0 LOB: 0 BB: 3	R: 0 E: 0 K: 0 S: 4	H: 1 LOB: 1 BB: 4	R: 3 E: 0 K: 0 S: 7	H: 4 LOB: 2 BB: 1 P: 11	R: 0 E: 0 K: 0 S: 3	H: 1 LOB: 0 BB: 0 P: 3	1B: 7 2B: 1 3B: 0 HR: 1	SF: 0 SAC: 0 DP: 0 HBP: 0	WP: 0 PB: 0 SB: 0 CS: 0	PA: 36	
<b>PITCHER</b> Jack Kralick, L ERA: 5.68 Bill Dailey, R ERA: 27.0 Fred Lasher, R ERA:	IP: 6.1 WLS: L BF: 27	H: 5 R: 4 ER: 4 SO: 3	BB: 3 IBB: 0 HBP: 0 BLK: 0	WP: 0 HR: 1 S: 30 P: 42	ERA: 5.68 WHIP: 1.263														







Batter	1	2	3	4	5	6	7	8	9	AB	R	H	RBI	BB	SO	LOB	TOP			
Lenny Green, L OBP: 0.286, SLG: 0.450 (1, 8)	F5	FC1-5 BB		K			1B		1-3	4	0	1	1	1	1	1	<b>Minnesota Twins @ Kansas City Athletics</b> Municipal Stadium, Kansas City, MO Sun Apr 14 1963, 7:05 PM EST Att: 10,378 - Unknown <a href="http://livebaseballscorecards.com">livebaseballscorecards.com</a>			
Vic Power, R OBP: 0.250, SLG: 0.400 Don Mincher, L (8, 3)	HR	FC1-5			1-3		F4		F8	4	1	1	1	0	0	3				
Harmon Killebrew, R OBP: 0.190, SLG: 0.263 (1, 7)	K	K			6-3		K		K	5	0	0	0	0	4	4				
Bob Allison, R OBP: 0.400, SLG: 0.611 (1, 9)	HR			G4-6-3 1B	6-3		1B			4	1	3	2	0	0	0				
Bernie Allen, L OBP: 0.300, SLG: 0.176 (1, 4)	1B			G4-6-3			F9			4	0	1	0	0	0	3				
Earl Battey, R OBP: 0.333, SLG: 0.412 (1, 2)	K			F7			2B		K	4	0	1	0	0	2	1				
George Banks, R OBP: 0.278, SLG: 0.375 (1, 5)				K			K		1B	4	0	1	0	0	3	1				
Zolio Versalles, R OBP: 0.222, SLG: 0.235 (1, 6)		SH FC1-5 2B		S 1B			F5		K	4	1	2	0	0	1	2				
Camilo Pascual, R Jim Roland, R Paul Ratliff, L Bill Pleis, L Jimmie Hall, L Ray Moore, R (1, 1) (4, 1) (7, PH) (7, 1) (8, PH) (8, 1)		SH FC1-5 BB		K			K		1B 2B	1	0	0	0	0	1	1				
<b>Inning Stats</b>	R: 2 E: 0 K: 2 S: 10	H: 3 LOB: 1 BB: 0 P: 10	R: 1 E: 1 K: 2 S: 9	H: 1 LOB: 2 BB: 1 P: 13	R: 0 E: 0 K: 0 S: 3	H: 1 LOB: 0 BB: 0 P: 3	R: 0 E: 0 K: 3 S: 10	H: 1 LOB: 1 BB: 0 P: 10	R: 0 E: 0 K: 1 S: 6	H: 0 LOB: 0 BB: 0 P: 3	R: 0 E: 0 K: 0 S: 8	H: 1 LOB: 2 BB: 0 P: 8	R: 0 E: 0 K: 3 S: 10	H: 1 LOB: 1 BB: 0 P: 10	R: 0 E: 0 K: 1 S: 5	H: 0 LOB: 0 BB: 0 P: 5		1B: 7 2B: 3 3B: 0 HR: 1	SF: 0 SAC: 1 DP: 1 HBP: 0	WP: 0 PB: 0 SB: 1 CS: 0
<b>PITCHER</b>	IP WLS BF H R ER SO BB IBB HBP BLK WP HR S P ERA WHIP	IP WLS BF H R ER SO BB IBB HBP BLK WP HR S P ERA WHIP																		
Diego Segui, R ERA: 8.64 (1, 1)	4.0	19	6	3	2	7	1	0	0	0	0	0	0	0	0	0	4.50	1.750		
Orlando Pena, R ERA: 1.5 (5, 1)	5.0	W 20	5	1	1	6	0	0	0	0	0	0	0	0	0	0	1.80	1.000		

Batter	1	2	3	4	5	6	7	8	9	AB	R	H	RBI	BB	SO	LOB	BOTTOM			
Dick Howser, R OBP: 0.286, SLG: 0.211 (1, 6)	E5 1B		FC6-4 1B	3B BB		1B		K		4	1	2	0	1	1	2	<b>Minnesota Twins @ Kansas City Athletics</b> Municipal Stadium, Kansas City, MO Sun Apr 14 1963, 7:05 PM EST Att: 10,378 - Unknown <a href="http://livebaseballscorecards.com">livebaseballscorecards.com</a>			
Jose Tartabull, L OBP: 0.308, SLG: 0.417 (1, 8)	FC4-6 1B		FC6-4 G4-6-3	1-2 2-3 3B		K		K		4	0	2	2	0	1	3				
Jerry Lumpe, L OBP: 0.250, SLG: 0.300 (1, 4)	F5		G4-6-3	K			F9			4	0	0	0	0	1	6				
Norm Siebern, L OBP: 0.300, SLG: 0.313 (1, 3)	FC4-6			K		FC6-4 1B		K		4	0	1	0	0	2	2				
Chuck Essegian, R OBP: 0.250, SLG: 0.389 Bobby Del Greco, R (1, 7) (9, 7)	F8			K		F9		K		4	0	0	0	0	2	3				
Ed Charles, R OBP: 0.438, SLG: 0.500 (1, 5)		6-3		BB 2B 1B		K		CS 1B		4	1	2	0	0	1	1				
Gino Cimoli, R OBP: 0.450, SLG: 0.444 (1, 9)			G3-6-3 1B	BB 2B BB		FC6-4		1B 1B		3	1	2	0	1	0	1				
Billy Bryan, L OBP: 0.400, SLG: 0.667 (1, 2)		G3-6-3		BB 2B BB		K		F9		3	1	0	0	1	1	2				
Diego Segui, R OBP: 0.500, SLG: 0.500 Manny Jimenez, L Dale Willis, R Orlando Pena, R (1, 1) (4, PH) (4, PR) (5, 1)				BB 2B BB		4-3		1B		1	0	1	0	0	0	0				
<b>Inning Stats</b>	R: 0 E: 1 K: 0 S: 5	H: 1 LOB: 2 BB: 0 P: 5	R: 0 E: 0 K: 0 S: 3	H: 1 LOB: 0 BB: 0 P: 3	R: 0 E: 0 K: 0 S: 4	H: 2 LOB: 1 BB: 0 P: 4	R: 5 E: 0 K: 3 S: 12	H: 3 LOB: 2 BB: 3 P: 24	R: 0 E: 0 K: 1 S: 6	H: 1 LOB: 1 BB: 0 P: 6	R: 0 E: 0 K: 2 S: 8	H: 1 LOB: 0 BB: 0 P: 8	R: 0 E: 0 K: 2 S: 7	H: 0 LOB: 0 BB: 0 P: 7	R: 0 E: 0 K: 1 S: 7	H: 3 LOB: 2 BB: 0 P: 7		1B: 10 2B: 1 3B: 1 HR: 0	SF: 0 SAC: 0 DP: 2 HBP: 0	WP: 0 PB: 0 SB: 0 CS: 1
<b>PITCHER</b>	IP WLS BF H R ER SO BB IBB HBP BLK WP HR S P ERA WHIP	IP WLS BF H R ER SO BB IBB HBP BLK WP HR S P ERA WHIP																		
Camilo Pascual, R ERA: 8.44 (1, 1)	3.2	L 20	7	5	5	2	3	0	0	0	0	0	0	0	0	0	12.27	2.727		
Jim Roland, L ERA: (4, 1)	2.1	9	2	0	0	4	0	0	0	0	0	0	0	0	0	0	0.00	0.857		
Bill Pleis, L ERA: (7, 1)	1.0	3	0	0	0	2	0	0	0	0	0	0	0	0	0	0	0.00	0.000		
Ray Moore, R ERA: (8, 1)	1.0	5	3	0	0	1	0	0	0	0	0	0	0	0	0	0	0.00	3.000		



Batter	1	2	3	4	5	6	7	8	9	AB	R	H	RBI	BB	SO	LOB	TOP						
Dick Howser, R OBP: 0.289, SLG: 0.208 (1, 6)										5	1	1	0	0	0	4	<b>Kansas City Athletics @ Chicago White Sox</b> Comiskey Park, Chicago, IL Tue Apr 16 1963, 4:33 AM EST Att: 24,760 - Unknown <a href="http://livebaseballscorecards.com">livebaseballscorecards.com</a>						
Jose Tartabull, L OBP: 0.235, SLG: 0.313 (1, 8)										4	0	0	0	0	1	2							
Jerry Lumpe, L OBP: 0.240, SLG: 0.280 (1, 4)										5	1	1	0	0	0	0							
Norm Siebern, L OBP: 0.360, SLG: 0.400 (1, 3)										4	2	2	0	1	2	1							
Chuck Essegian, R OBP: 0.250, SLG: 0.409 Bobby Del Greco, R OBP: 0.333, SLG: 0.500 (1, 7) (8, 7)										4	1	1	0	0	0	1							
Ed Charles, R OBP: 0.524, SLG: 0.529 (1, 5)										3	2	2	1	2	1	0							
Gino Cimoli, R OBP: 0.440, SLG: 0.545 (1, 9)										4	0	2	3	0	0	2							
Billy Bryan, L OBP: 0.364, SLG: 0.600 Haywood Sullivan, R OBP: 0.273, SLG: 0.200 (1, 2) (4, PH) (4, 2)										1	0	0	0	0	1	1							
Ted Bowsfield, R John Wyatt, R (1, 1) (9, 1)										2	0	0	1	1	0	1							
										0	0	0	0	0	0	0							
<b>Inning Stats</b>	R: 0 E: 1 K: 1 S: 6	H: 0 LOB: 1 BB: 0 P: 6	R: 1 E: 0 K: 1 S: 7	H: 2 LOB: 1 BB: 0 P: 7	R: 0 E: 0 K: 1 S: 5	H: 0 LOB: 0 BB: 0 P: 5	R: 2 E: 0 K: 0 S: 5	H: 2 LOB: 2 BB: 2 P: 13	R: 0 E: 0 K: 0 S: 4	H: 1 LOB: 1 BB: 0 P: 4	R: 1 E: 0 K: 0 S: 4	H: 1 LOB: 2 BB: 2 P: 12	R: 0 E: 0 K: 1 S: 5	H: 0 LOB: 0 BB: 0 P: 5	R: 0 E: 0 K: 1 S: 5	H: 0 LOB: 0 BB: 0 P: 5	R: 3 E: 0 K: 0 S: 7	H: 4 LOB: 2 BB: 1 P: 11	1B: 7 2B: 2 3B: 1 HR: 0	SF: 1 SAC: 2 DP: 0 HBP: 0	WP: 0 PB: 1 SB: 2 CS: 0	PA: 43	
<b>PITCHER</b>	IP WLS BF H R ER SO BB IBB HBP BLK WP HR S P ERA WHIP																						
Eddie Fisher, R ERA: 3.86 Frank Baumann, L ERA: 1.59 Dom Zanni, R ERA: 13.5 Gary Peters, L ERA: 1.5 John Buzhardt, R ERA: 13.5	(1, 1) (4, 1) (6, 1) (6, 1) (8, 1)	3.1 1.2 0.2 1.1 2.0	L 7 5 4 11	16 1 1 0 4	4 1 1 0 3	3 0 1 0 3	3 0 1 0 1	3 0 0 0 1	1 0 0 0 0	0 1 0 0 1	0 0 0 0 0	0 0 0 0 0	0 0 0 0 0	0 6 6 6 12	25 10 11 6 16	8.10 0.00 13.50 0.00 13.50	1.500 0.600 4.500 0.000 2.000					WP: 0 PB: 0 SB: 0 CS: 0	PA: 43

Batter	1	2	3	4	5	6	7	8	9	AB	R	H	RBI	BB	SO	LOB	BOTTOM						
Jim Landis, R OBP: 0.167, SLG: 0.091 Charlie Maxwell, L (9, PH)										4	0	1	0	0	1	0	<b>Kansas City Athletics @ Chicago White Sox</b> Comiskey Park, Chicago, IL Tue Apr 16 1963, 4:33 AM EST Att: 24,760 - Unknown <a href="http://livebaseballscorecards.com">livebaseballscorecards.com</a>						
Nellie Fox, L OBP: 0.280, SLG: 0.182 (1, 4)										5	1	2	0	0	0	4							
Pete Ward, L OBP: 0.375, SLG: 0.650 (1, 5)										4	0	1	1	1	0	3							
Dave Nicholson, R OBP: 0.238, SLG: 0.111 (1, 7)										4	0	0	0	0	2	1							
Mike Hershberger, R OBP: 0.125, SLG: 0.125 (1, 9)										4	0	0	0	0	0	0							
Joe Cunningham, L OBP: 0.348, SLG: 0.400 (1, 3)										3	2	2	0	1	1	0							
Ron Hansen, R OBP: 0.381, SLG: 0.474 (1, 6)										4	1	3	3	0	0	1							
Cam Carreon, R OBP: 0.273, SLG: 0.273 (1, 2)										4	0	2	0	0	0	2							
Eddie Fisher, R Frank Baumann, L Charley Smith, R Dom Zanni, R Gary Peters, L Shem Lister, R John Buzhardt, R Al Wren, S Four Hitters, L Sammy Espinoza, R	(1, 1) (9, 1)	8.0 1.0	W S	35 4	11 0	4 0	4 0	5 0	5 1	2 1	0 0	0 0	0 0	0 1	0 1	0 0		0 2					
<b>Inning Stats</b>	R: 0 E: 0 K: 1 S: 5	H: 0 LOB: 1 BB: 1 P: 9	R: 0 E: 0 K: 1 S: 6	H: 1 LOB: 0 BB: 0 P: 6	R: 0 E: 0 K: 0 S: 4	H: 1 LOB: 1 BB: 0 P: 4	R: 1 E: 0 K: 0 S: 5	H: 2 LOB: 1 BB: 0 P: 5	R: 1 E: 0 K: 2 S: 8	H: 2 LOB: 1 BB: 0 P: 8	R: 0 E: 0 K: 1 S: 5	H: 0 LOB: 1 BB: 1 P: 9	R: 0 E: 0 K: 0 S: 4	H: 2 LOB: 1 BB: 0 P: 4	R: 0 E: 0 K: 0 S: 3	H: 0 LOB: 0 BB: 0 P: 3		R: 2 E: 0 K: 1 S: 8	H: 3 LOB: 2 BB: 1 P: 12	1B: 8 2B: 2 3B: 0 HR: 1	SF: 0 SAC: 0 DP: 1 HBP: 0	WP: 0 PB: 0 SB: 0 CS: 0	PA: 39
<b>PITCHER</b>	IP WLS BF H R ER SO BB IBB HBP BLK WP HR S P ERA WHIP																						
Ted Bowsfield, L John Wyatt, R	(1, 1) (9, 1)	8.0 1.0	W S	35 4	11 0	4 0	4 0	5 1	5 9	2 0	0 0	0 0	0 0	0 1	0 5	0 1	0 9	4.50 0.00	1.625 1.000				



Batter	1	2	3	4	5	6	7	8	9	AB	R	H	RBI	BB	SO	LOB	TOP		
Dick Howser, R (1, 6) OBP: 0.267, SLG: 0.214										4	0	1	0	0	0	1			
Jose Tartabull, L (1, 8) OBP: 0.238, SLG: 0.300										4	0	1	0	0	0	0			
Jerry Lumpe, L (1, 4) OBP: 0.207, SLG: 0.241										4	0	0	0	0	0	2			
Norm Siebern, L (1, 3) OBP: 0.345, SLG: 0.348										3	0	0	0	1	1	2			
Chuck Essegian, R (1, 7) OBP: 0.222, SLG: 0.360										3	0	0	0	0	1	3			
Ed Charles, R (1, 5) OBP: 0.458, SLG: 0.450										3	0	0	0	0	0	1			
Gino Cimoli, R (1, 9) OBP: 0.429, SLG: 0.520										3	0	1	0	0	1	0			
Billy Bryan, L (1, 2) OBP: 0.286, SLG: 0.462										3	0	0	0	0	1	1			
Ed Rakow, S (1, 1) OBP: 0.333, SLG: 0.200										2	0	0	0	0	1	0			
Manny Jimenez, L (8, PH) OBP: 0.500, SLG: 0.667										1	0	0	0	0	0	1			
Dale Willis, R (8, 1)										0	0	0	0	0	0	0			
<b>Inning Stats</b>	R: 0 E: 0 K: 0 S: 5	H: 2 LOB: 2 BB: 0 P: 5	R: 0 E: 0 K: 1 S: 5	H: 0 LOB: 0 BB: 0 P: 5	R: 0 E: 0 K: 0 S: 3	H: 0 LOB: 0 BB: 0 P: 3	R: 0 E: 0 K: 0 S: 3	H: 0 LOB: 1 BB: 1 P: 7	R: 0 E: 0 K: 1 S: 5	H: 0 LOB: 0 BB: 0 P: 5	R: 0 E: 0 K: 1 S: 5	H: 0 LOB: 0 BB: 0 P: 5	R: 0 E: 0 K: 1 S: 6	H: 1 LOB: 1 BB: 0 P: 6	R: 0 E: 0 K: 1 S: 5	H: 0 LOB: 0 BB: 0 P: 5	1B: 3 2B: 0 3B: 0 HR: 0	SF: 0 SAC: 0 DP: 0 HBP: 0	WP: 0 PA: 31
<b>PITCHER</b> Ray Herbert, R (1, 1) ERA: 3.48	IP: 9.0 WLS: W BF: 31 H: 3 R: 0 ER: 0 SO: 5 BB: 1 IBB: 0 HBP: 0 BLK: 0 WP: 0 HR: 0 S: 40 P: 44 ERA: 0.00 WHIP: 0.444															<b>PITCHER</b>			

Kansas City Athletics @ Chicago White Sox  
Comiskey Park, Chicago, IL  
Thu Apr 18 1963, 4:33 AM EST  
Att: 2,588 - Unknown

AB	30
R	0
H	3
RBI	0
BB	1
SO	5
LOB	11



Batter	1	2	3	4	5	6	7	8	9	AB	R	H	RBI	BB	SO	LOB	BOTTOM		
Mike Hershberger, R (1, 8) OBP: 0.167, SLG: 0.091										3	0	0	0	1	0	0			
Nellie Fox, L (1, 4) OBP: 0.276, SLG: 0.192										4	0	1	0	0	0	1			
Joe Cunningham, L (1, 3) OBP: 0.333, SLG: 0.375										4	0	1	0	0	0	1			
Floyd Robinson, L (1, 9) OBP: 0.417, SLG: 0.524										4	2	2	0	0	0	2			
Jim Landis, R (9, 8) OBP: 0.167, SLG: 0.091										0	0	0	0	0	0	0			
Pete Ward, L (1, 5) OBP: 0.333, SLG: 0.565										3	0	0	0	0	0	2			
Dave Nicholson, R (1, 7) OBP: 0.250, SLG: 0.286										3	1	1	1	0	1	2			
Ron Hansen, R (1, 6) OBP: 0.333, SLG: 0.429										2	0	0	1	0	1	0			
J.C. Martin, L (1, 2) OBP: 0.143, SLG: 0.077										3	0	0	0	0	0	1			
Ray Herbert, R (1, 1)										3	0	0	0	0	1	0			
<b>Inning Stats</b>	R: 0 E: 0 K: 0 S: 3	H: 0 LOB: 0 BB: 0 P: 3	R: 1 E: 1 K: 0 S: 5	H: 1 LOB: 1 BB: 0 P: 5	R: 0 E: 0 K: 0 S: 3	H: 0 LOB: 0 BB: 0 P: 3	R: 0 E: 0 K: 0 S: 3	H: 0 LOB: 0 BB: 0 P: 5	R: 0 E: 0 K: 1 S: 6	H: 1 LOB: 1 BB: 0 P: 6	R: 2 E: 0 K: 1 S: 7	H: 2 LOB: 2 BB: 0 P: 7	R: 0 E: 0 K: 0 S: 4	H: 1 LOB: 2 BB: 1 P: 8	R: 0 E: 0 K: 1 S: 5	H: 0 LOB: 0 BB: 0 P: 5	1B: 3 2B: 1 3B: 0 HR: 1	SF: 1 SAC: 0 DP: 0 HBP: 0	WP: 1 PA: 31
<b>PITCHER</b> Ed Rakow, R (1, 1) ERA: 1.13	IP: 7.0 WLS: L BF: 26 H: 4 R: 3 ER: 2 SO: 3 BB: 0 IBB: 0 HBP: 0 BLK: 0 WP: 1 HR: 1 S: 32 P: 32 ERA: 2.57 WHIP: 0.571															<b>PITCHER</b>			
Dale Willis, R (8, 1)	IP: 1.0 WLS: L BF: 5 H: 1 R: 0 ER: 0 SO: 0 BB: 1 IBB: 0 HBP: 0 BLK: 0 WP: 0 HR: 0 S: 4 P: 8 ERA: 0.00 WHIP: 2.000															<b>PITCHER</b>			

Kansas City Athletics @ Chicago White Sox  
Comiskey Park, Chicago, IL  
Thu Apr 18 1963, 4:33 AM EST  
Att: 2,588 - Unknown

AB	29
R	3
H	5
RBI	2
BB	1
SO	3
LOB	9







Batter	1	2	3	4	5	6	7	8	9	AB	R	H	RBI	BB	SO	LOB	TOP																
Albie Pearson, L OBP: 0.425, SLG: 0.429 (1, 8)										4	2	2	1	1	0	2	<b>Los Angeles Angels @ Kansas City Athletics</b> <b>Municipal Stadium, Kansas City, MO</b> Fri Apr 19 1963, 7:05 PM EST Unknown																
Billy Moran, R OBP: 0.316, SLG: 0.278 (1, 4)										4	0	3	0	0	0	2																	
Lee Thomas, L OBP: 0.361, SLG: 0.545 (1, 3)										4	0	0	1	0	0	3																	
Leon Wagner, L OBP: 0.276, SLG: 0.231 (1, 7)										4	0	0	0	0	1	3																	
Buck Rodgers, S OBP: 0.171, SLG: 0.364 (1, 2)										4	0	0	0	0	2	2																	
Bob Sadowski, L OBP: 0.444, SLG: 0.286 (1, 9)										3	0	0	0	1	3	0																	
Tom Satriano, L OBP: 0.250, SLG: 0.375 (1, 5)										4	0	1	0	0	2	1																	
Jim Fregosi, R OBP: 0.280, SLG: 0.333 (1, 6)										4	0	1	0	0	2	2																	
Bo Belinsky, L Art Fowler, R Felix Torres, R Joe Koppe, R (1, 1) (7, 1) (9, PH) (9, PR)										3	0	0	0	0	1	2																	
<b>Inning Stats</b>	R: 1 E: 0 K: 0 S: 5	H: 2 LOB: 1 BB: 0 P: 5	R: 0 E: 0 K: 2 S: 7	H: 0 LOB: 0 BB: 0 P: 7	R: 0 E: 0 K: 0 S: 4	H: 1 LOB: 1 BB: 0 P: 4	R: 0 E: 0 K: 1 S: 5	H: 0 LOB: 0 BB: 0 P: 5	R: 0 E: 0 K: 1 S: 6	H: 1 LOB: 2 BB: 1 P: 10	R: 0 E: 1 K: 2 S: 8	H: 1 LOB: 1 BB: 0 P: 8	R: 1 E: 0 K: 1 S: 7	H: 2 LOB: 1 BB: 0 P: 7	R: 0 E: 0 K: 2 S: 7	H: 0 LOB: 2 BB: 2 P: 15		1B: 5 2B: 2 3B: 0 HR: 1	SF: 0 SAC: 0 DP: 1 HBP: 0	WP: 0 PB: 0 SB: 0 CS: 0	PA: 37												
<b>PITCHER</b>	IP WLS BF H R ER SO BB IBB HBP BLK WP HR S P ERA WHIP																																
Orlando Pena, R ERA: 2.08 John Wyatt, R ERA:	(1, 1) (8, 1)	7.0 S	29 8	7 0	2 0	2 0	8 3	1 2	0 0	0 0	0 0	0 0	0 0	1 12	44 20	48 0.00	1.143 1.000																

Batter	1	2	3	4	5	6	7	8	9	AB	R	H	RBI	BB	SO	LOB	BOTTOM																
Dick Howser, R OBP: 0.265, SLG: 0.219 (1, 6)										4	0	1	1	0	0	3	<b>Los Angeles Angels @ Kansas City Athletics</b> <b>Municipal Stadium, Kansas City, MO</b> Fri Apr 19 1963, 7:05 PM EST Unknown																
Gino Cimoli, R OBP: 0.406, SLG: 0.483 (1, 8) (8, 9)										4	0	1	0	0	1	0																	
Ed Charles, R OBP: 0.393, SLG: 0.375 (1, 5)										4	0	0	0	0	1	1																	
Norm Siebern, L OBP: 0.333, SLG: 0.444 (1, 3)										4	1	1	1	0	0	1																	
Chuck Essegian, R OBP: 0.200, SLG: 0.321 Bobby Del Greco, R OBP: 0.333, SLG: 0.500 (1, 7) (8, 7)										3	0	0	0	0	1	1																	
Jerry Lumpe, L OBP: 0.219, SLG: 0.250 (1, 4)										3	0	1	0	0	1	0																	
George Alusik, R OBP: 0.250, SLG: 0.455 Jose Tartabull, L OBP: 0.238, SLG: 0.300 (1, 9) (8, 8)										3	1	1	1	0	1	1																	
Haywood Sullivan, R OBP: 0.429, SLG: 0.462 (1, 2)										3	1	3	0	0	0	0																	
Orlando Pena, R John Wyatt, R (1, 1) (8, 1)										1	0	0	0	1	0	1																	
<b>Inning Stats</b>	R: 0 E: 0 K: 0 S: 3	H: 0 LOB: 0 BB: 0 P: 3	R: 0 E: 0 K: 1 S: 5	H: 0 LOB: 0 BB: 0 P: 5	R: 0 E: 0 K: 1 S: 6	H: 1 LOB: 1 BB: 0 P: 6	R: 1 E: 0 K: 1 S: 6	H: 1 LOB: 0 BB: 0 P: 6	R: 0 E: 0 K: 0 S: 4	H: 2 LOB: 2 BB: 1 P: 8	R: 0 E: 0 K: 0 S: 4	H: 1 LOB: 1 BB: 0 P: 4	R: 2 E: 0 K: 0 S: 5	H: 3 LOB: 1 BB: 0 P: 5	R: 0 E: 0 K: 2 S: 7	H: 0 LOB: 0 BB: 0 P: 7	1B: 5 2B: 1 3B: 0 HR: 2	SF: 0 SAC: 1 DP: 0 HBP: 0	WP: 0 PB: 0 SB: 0 CS: 0	PA: 31													
<b>PITCHER</b>	IP WLS BF H R ER SO BB IBB HBP BLK WP HR S P ERA WHIP																																
Bo Belinsky, L ERA: 3.65 Art Fowler, R ERA:	(1, 1) (7, 1)	6.1 L	26 6	7 1	3 0	3 0	3 2	1 0	0 0	0 0	0 0	0 0	0 9	2 9	35 9	4.26 0.00	1.263 0.600																



Batter	1	2	3	4	5	6	7	8	9	AB	R	H	RBI	BB	SO	LOB	TOP										
Albie Pearson, L (1, 8) OBP: 0.432, SLG: 0.447	0-0 4-3 1B 2B		0-0 L1		0-0 4-3			4-0 S BB		3	1	1	0	1	0	0	<b>Los Angeles Angels @ Kansas City Athletics</b> <b>Municipal Stadium, Kansas City, MO</b> Fri Apr 19 1963, 7:05 PM EST Att: 14,489 - Unknown <a href="http://livebaseballscores.com">livebaseballscores.com</a>										
Billy Moran, R (1, 4) OBP: 0.286, SLG: 0.250	0-0 4-3		0-0 5-3		0-0 4-3	0-0 F9		0-3 K		4	0	0	0	0	1	2											
Lee Thomas, L (1, 3) OBP: 0.350, SLG: 0.514	0-0 1B 1B		0-0 F6			0-3 K		0-0 F8		4	1	1	1	0	1	0											
Leon Wagner, L (1, 7) OBP: 0.333, SLG: 0.333	0-0 1B 1B			0-0 2B		0-0 2-6 1B		0-0 4-3		4	0	3	0	0	0	0											
Buck Rodgers, S (1, 2) OBP: 0.184, SLG: 0.324	0-0 F6			0-0 F2		0-0 2-6 1-2	0-0 6-3		0-0 F8		4	0	0	0	0	3											
Felix Torres, R (1, 5) OBP: 0.414, SLG: 0.375	0-0 1B			0-3 K			0-0 F6			3	0	1	1	0	1	1											
George Thomas, R (1, 9) OBP: 0.133, SLG: 0.138		0-0 F9		0-3 K			0-3 K			3	0	0	0	0	2	1											
Jim Fregosi, R (1, 6) OBP: 0.250, SLG: 0.296		0-0 F8			0-0 F3			0-0 6-3		3	0	0	0	0	0	0											
Bob Turley, R (1, 1)		0-3 K			0-0 F7			0-0 6-3		3	0	0	0	0	1	0											
<b>Inning Stats</b>	R: 2 E: 0 K: 0 S: 6	H: 4 LOB: 2 BB: 0 P: 6	R: 0 E: 0 K: 1 S: 5	H: 0 LOB: 0 BB: 0 P: 5	R: 0 E: 0 K: 2 S: 3	H: 0 LOB: 1 BB: 0 P: 3	R: 0 E: 0 K: 2 S: 8	H: 1 LOB: 1 BB: 0 P: 8	R: 0 E: 0 K: 1 S: 5	H: 1 LOB: 1 BB: 0 P: 5	R: 0 E: 0 K: 1 S: 5	H: 0 LOB: 0 BB: 0 P: 5	R: 0 E: 0 K: 1 S: 5	H: 0 LOB: 1 BB: 1 P: 9	R: 0 E: 0 K: 0 S: 3	H: 0 LOB: 0 BB: 0 P: 3		1B: 4 2B: 2 3B: 0 HR: 0	SF: 0 SAC: 0 DP: 0 HBP: 0	WP: 0 PB: 0 SB: 1 CS: 0	PA: 32						
<b>PITCHER</b>	IP	WLS	BF	H	R	ER	SO	BB	IBB	HBP	BLK	WP	HR	S	P	ERA	WHIP										
Dave Wickersham, R (1, 1) ERA: 2.08	7.0		26	6	2	2	5	0	0	0	0	0	0	35	35	2.57	0.857										
Bill Fischer, R (8, 1) ERA: 2.25	2.0	W	7	0	0	0	1	1	0	0	0	0	0	8	12	0.00	0.500										

Batter	1	2	3	4	5	6	7	8	9	AB	R	H	RBI	BB	SO	LOB	BOTTOM										
Dick Howser, R (1, 6) OBP: 0.256, SLG: 0.194	0-0 1-3		0-3 K		0-0 F3		0-0 F8		4-0 1B 1-2 IBB	4	0	0	0	1	1	3	<b>Los Angeles Angels @ Kansas City Athletics</b> <b>Municipal Stadium, Kansas City, MO</b> Fri Apr 19 1963, 7:05 PM EST Att: 14,489 - Unknown <a href="http://livebaseballscores.com">livebaseballscores.com</a>										
Ed Charles, R (1, 5) OBP: 0.384, SLG: 0.345	0-0 F9		0-0 F8		0-0 FC6-4 1-2			0-3 K	0-0 1B 1-2 2-3 3-H	5	0	1	1	0	1	2											
Jerry Lumpe, L (1, 4) OBP: 0.222, SLG: 0.250	0-0 F8			0-0 F8		0-0 G4-6-3 1B		0-0 4-3		4	0	1	0	0	0	0											
Norm Siebern, L (1, 3) OBP: 0.351, SLG: 0.414		0-0 G3		4-0 2B BB		0-3 K		4-0 1B BB		2	1	0	0	2	1	1											
Manny Jimenez, L (1, 9) OBP: 0.500, SLG: 0.714		0-0 F5		0-0 1H 2B		0-0 G4-6-3 1-2		0-0 1-3 1B		4	0	2	1	0	0	1											
Chuck Essegian, R (1, 7) OBP: 0.235, SLG: 0.323		4-0 BB		0-3 K			0-0 SH1-4 1B	0-3 K		3	1	1	0	1	2	3											
Gino Cimoli, R (1, 8) OBP: 0.400, SLG: 0.452		0-0 4-3		0-0 6-3			0-0 SH1-4		4-0 F8 WP 1B BB	2	1	0	0	1	0	2											
Billy Bryan, L (1, 2) OBP: 0.222, SLG: 0.353			0-3 K		0-3 K		0-0 F8		0-0 F8 1-3	4	0	0	0	0	2	2											
Dave Wickersham, R (1, 1) OBP: 0.600, SLG: 0.500					4-0 FC6-4 BB				4-0 1B IBB	1	0	1	0	1	0	0											
George Alusik, R (7, PH) OBP: 0.308, SLG: 0.500										1	0	1	1	0	0	0											
Bill Fischer, R (8, 1) Wayne Causey, L (8, PH)										0	0	0	0	0	0	0	<b>Inning Stats</b>										
<b>Inning Stats</b>	R: 0 E: 0 K: 0 S: 3	H: 0 LOB: 0 BB: 0 P: 3	R: 0 E: 0 K: 0 S: 3	H: 0 LOB: 1 BB: 1 P: 7	R: 0 E: 0 K: 2 S: 8	H: 1 LOB: 1 BB: 0 P: 8	R: 1 E: 0 K: 1 S: 6	H: 1 LOB: 1 BB: 1 P: 10	R: 0 E: 0 K: 1 S: 5	H: 1 LOB: 0 BB: 0 P: 5	R: 1 E: 0 K: 0 S: 5	H: 2 LOB: 1 BB: 0 P: 5	R: 0 E: 0 K: 2 S: 8	H: 1 LOB: 2 BB: 1 P: 12	R: 1 E: 0 K: 0 S: 2	H: 1 LOB: 3 BB: 3 P: 14		1B: 6 2B: 1 3B: 0 HR: 0	SF: 0 SAC: 1 DP: 1 HBP: 0	WP: 1 PB: 0 SB: 0 CS: 0	PA: 38						
<b>PITCHER</b>	IP	WLS	BF	H	R	ER	SO	BB	IBB	HBP	BLK	WP	HR	S	P	ERA	WHIP										
Bob Turley, R (1, 1) ERA: 3.48	8.1	L	38	7	3	3	7	5	2	0	0	1	0	45	73	3.24	1.440										




Batter	1	2	3	4	5	6	7	8	9	AB R H RBI BB SO LOB	TOP												
Albie Pearson, L OBP: 0.429, SLG: 0.429 (1, 8)	6-3	G3						FC6-4		4 2 1 0 1 0 2	<p>Los Angeles Angels @ Kansas City Athletics Municipal Stadium, Kansas City, MO</p> <p>Sat Apr 20 1963, 7:05 PM EST Att: 10,285 - Unknown</p> <p>livebaseballscores.com</p>												
Billy Moran, R OBP: 0.304, SLG: 0.273 (1, 4)		5-3					SH1-3		4 1 2 0 0 0 1														
Lee Thomas, L OBP: 0.400, SLG: 0.619 (1, 3)									5 2 4 2 0 1 0														
Leon Wagner, L OBP: 0.316, SLG: 0.324 (1, 7)	FC								4 1 1 1 0 0 1														
Buck Rodgers, S OBP: 0.182, SLG: 0.300 (1, 2)	F9								3 1 0 0 2 0 3														
Felix Torres, R OBP: 0.441, SLG: 0.393 (1, 5)									4 0 2 2 1 0 3														
Jim Fregosi, R OBP: 0.242, SLG: 0.281 (1, 6)	1-3								5 0 1 1 0 2 3														
George Thomas, R OBP: 0.143, SLG: 0.147 (1, 9)									5 0 1 0 0 1 3														
Dean Chance, R OBP: 0.143, SLG: 0.147 (1, 1)									2 0 0 0 0 0 1														
Mei Nelson, R (6, 1)									0 0 0 0 0 0 0														
Julio Navarro, R OBP: 0.250, SLG: 0.250 (6, 1)									2 0 1 0 0 1 2														
<b>Inning Stats</b>	R: 2 E: 1 K: 0 S: 6	H: 2 LOB: 2 BB: 1 P: 10	R: 0 E: 0 K: 0 S: 4	H: 1 LOB: 1 BB: 0 P: 4	R: 0 E: 1 K: 1 S: 6	H: 0 LOB: 1 BB: 0 P: 6	R: 0 E: 0 K: 1 S: 5	H: 0 LOB: 0 BB: 0 P: 5	R: 1 E: 0 K: 0 S: 5	H: 3 LOB: 1 BB: 0 P: 5	R: 0 E: 0 K: 1 S: 6	H: 1 LOB: 2 BB: 2 P: 6	R: 1 E: 0 K: 0 S: 4	H: 1 LOB: 2 BB: 2 P: 12	R: 0 E: 0 K: 0 S: 4	H: 1 LOB: 1 BB: 0 P: 4	R: 3 E: 0 K: 2 S: 11	H: 4 LOB: 2 BB: 1 P: 15	1B: 11 2B: 1 3B: 1 HR: 0	SF: 1 SAC: 2 DP: 1 HBP: 0	WP: 0 PB: 1 SB: 0 CS: 0	PA: 45	
<b>PITCHER</b>	IP WLS BF H R ER SO BB IBB HBP BLK WP HR S P ERA WHIP											<b>PITCHER</b>	IP WLS BF H R ER SO BB IBB HBP BLK WP HR S P ERA WHIP										
Diego Segui, R ERA: 6.28 (1, 1)	6.0 L 27 7 3 2 3 1 0 0 0 0 0 0 32 36 3.00 1.333																						
Dan Pfister, R ERA: 13.5 (7, 1)	0.2 5 1 1 1 0 2 0 0 0 0 0 0 3 11 13.50 4.500																						
Bill Fischer, R ERA: 1.69 (7, 1)	1.1 5 1 0 0 0 0 0 0 0 0 0 0 5 5 0.00 0.750																						
Dave Thies, R ERA: 27.0 (9, 1)	1.0 8 4 3 3 2 1 0 0 0 0 0 0 11 15 27.00 5.000																						

AB 38  
R 7  
H 13  
RBI 6  
BB 4  
SO 5  
LOB 19



Batter	1	2	3	4	5	6	7	8	9	AB R H RBI BB SO LOB	BOTTOM												
Dick Howser, R OBP: 0.318, SLG: 0.211 (1, 6)										2 2 1 0 3 0 3	<p>Los Angeles Angels @ Kansas City Athletics Municipal Stadium, Kansas City, MO</p> <p>Sat Apr 20 1963, 7:05 PM EST Att: 10,285 - Unknown</p> <p>livebaseballscores.com</p>												
Gino Cimoli, R OBP: 0.375, SLG: 0.472 (1, 8)										5 1 1 1 0 2 6													
Jerry Lumpe, L OBP: 0.244, SLG: 0.256 (1, 4)										3 0 1 1 1 0 2													
Norm Siebern, L OBP: 0.333, SLG: 0.382 (1, 3)										5 0 1 1 0 1 4													
Ed Charles, R OBP: 0.342, SLG: 0.324 (1, 5)										5 1 1 0 0 1 2													
Chuck Essegian, R OBP: 0.243, SLG: 0.324 (1, 7)										3 0 1 0 0 0 0													
Jose Tartabull, L OBP: 0.227, SLG: 0.286 (6, FR)										1 0 0 0 0 0 1													
George Alusik, R OBP: 0.353, SLG: 0.500 (1, 9)										4 0 2 0 0 0 0													
Billy Bryan, L OBP: 0.250, SLG: 0.333 (1, 2)										1 0 0 0 1 1 0													
Haywood Sullivan, R OBP: 0.375, SLG: 0.400 (6, PH)										2 0 0 0 0 1 3													
Diego Segui, R OBP: 0.250, SLG: 0.250 (5, PH)										2 0 0 0 0 2 2													
Bobby Dal Canto, R OBP: 0.209, SLG: 0.500 (7, 1)										0 0 0 0 1 1 0 0													
Dan Pfister, R OBP: 0.209, SLG: 0.500 (7, 1)										0 0 0 0 0 0 0 0													
Bill Fischer, R OBP: 0.209, SLG: 0.500 (7, 1)										0 0 0 0 0 0 0 0													
Manny Jimenez, L OBP: 0.209, SLG: 0.500 (8, PH)										1 0 0 0 0 0 0 0													
Dave Thies, R (9, 1)										0 0 0 0 0 0 0 0													
<b>Inning Stats</b>	R: 0 E: 0 K: 0 S: 3	H: 0 LOB: 1 BB: 1 P: 7	R: 0 E: 0 K: 2 S: 8	H: 1 LOB: 1 BB: 1 P: 12	R: 1 E: 0 K: 0 S: 4	H: 1 LOB: 1 BB: 1 P: 8	R: 0 E: 0 K: 1 S: 5	H: 0 LOB: 0 BB: 0 P: 5	R: 0 E: 0 K: 3 S: 10	H: 1 LOB: 2 BB: 1 P: 14	R: 0 E: 0 K: 1 S: 8	H: 3 LOB: 3 BB: 1 P: 12	R: 0 E: 0 K: 0 S: 3	H: 0 LOB: 1 BB: 1 P: 7	R: 0 E: 0 K: 1 S: 5	H: 0 LOB: 0 BB: 0 P: 5	R: 2 E: 0 K: 0 S: 5	H: 2 LOB: 0 BB: 0 P: 5	1B: 7 2B: 0 3B: 1 HR: 0	SF: 1 SAC: 0 DP: 0 HBP: 0	WP: 1 PB: 0 SB: 0 CS: 0	PA: 41	
<b>PITCHER</b>	IP WLS BF H R ER SO BB IBB HBP BLK WP HR S P ERA WHIP											<b>PITCHER</b>	IP WLS BF H R ER SO BB IBB HBP BLK WP HR S P ERA WHIP										
Dean Chance, R ERA: 6.75 (1, 1)	5.0 W 25 6 2 2 6 4 0 0 0 0 0 0 33 49 3.60 2.000																						
Mei Nelson, L (6, 1)	0.1 2 0 0 0 0 1 0 0 0 0 0 0 1 5 0.00 3.000																						
Julio Navarro, R ERA: 3.0 (6, 1)	3.2 S 14 2 2 2 2 1 0 0 0 0 0 0 17 21 4.91 0.818																						

AB 34  
R 4  
H 8  
RBI 4  
BB 6  
SO 8  
LOB 23










Batter	1	2	3	4	5	6	7	8	9	AB	R	H	RBI	BB	SO	LOB	TOP			
Bill Bruton, L OBP: 0.304, SLG: 0.333										4	1	0	0	1	0	4	<b>Detroit Tigers @ Kansas City Athletics</b> Municipal Stadium, Kansas City, MO Mon Apr 22 1963, 7:05 PM EST Att: 3,501 - Unknown			
Bubba Phillips, R OBP: 0.255, SLG: 0.283										4	1	2	0	0	0	0				
Al Kaline, R OBP: 0.364, SLG: 0.408										4	1	1	2	0	0	1				
Rocky Colavito, R OBP: 0.352, SLG: 0.333										4	0	1	0	0	1	1				
Norm Cash, L OBP: 0.367, SLG: 0.395										3	1	0	0	1	0	2				
Dick McAuliffe, L OBP: 0.267, SLG: 0.243										2	1	0	0	2	1	0				
Gus Triandos, R OBP: 0.326, SLG: 0.525 Jake Wood, R OBP: 0.333, SLG: 0.400 Mike Roarke, R (9.2)										3	0	1	1	0	0	1				
Chico Fernandez, R OBP: 0.262, SLG: 0.211										2	0	1	0	1	0	0				
Don Mossi, L OBP: 0.400, SLG: 0.500 Terry Fox, R (7.1) Vic Wertz, L (9. PH) Dick Egan, L (9.1)										3	0	1	2	0	1	1				
<b>Inning Stats</b>	R: 5 E: 0 K: 1 S: 8	H: 3 LOB: 2 BB: 4 P: 24	R: 0 E: 0 K: 0 S: 3	H: 0 LOB: 0 BB: 0 P: 3	R: 0 E: 0 K: 0 S: 2	H: 0 LOB: 0 BB: 1 P: 6	R: 0 E: 0 K: 0 S: 3	H: 0 LOB: 0 BB: 0 P: 3	R: 0 E: 0 K: 2 S: 4	H: 1 LOB: 1 BB: 0 P: 8	R: 0 E: 0 K: 0 S: 3	H: 0 LOB: 0 BB: 0 P: 3	R: 0 E: 0 K: 0 S: 3	H: 0 LOB: 0 BB: 0 P: 3	R: 0 E: 0 K: 1 S: 6	H: 1 LOB: 2 BB: 0 P: 6		1B: 4 2B: 3 3B: 0 HR: 0	SF: 1 SAC: 1 DP: 2 HBP: 0	WP: 0 PB: 0 SB: 2 CS: 0
<b>PITCHER</b>	IP WLS BF H R ER SO BB IBB HBP BLK WP HR S P ERA WHIP																			
Norm Bass, R ERA: 17.18	(1.1) 0.2 9 3 5 5 1 4 0 0 0 0 0 0 7 23 67.50 10.500																			
Dave Thies, R ERA: 5.06	(1.1) 4.1 14 2 0 0 0 1 0 0 0 0 0 0 13 17 0.00 0.692																			
Dale Willis, R ERA: 1.8	(6.1) 2.0 7 1 0 0 2 0 0 0 0 0 0 0 11 11 0.00 0.500																			
Bill Fischer, R ERA: 1.23	(8.1) 2.0 W 7 1 0 0 1 0 0 0 0 0 0 0 9 9 0.00 0.500																			

AB	30
R	5
H	7
RBI	5
BB	5
SO	4
LOB	12



Batter	1	2	3	4	5	6	7	8	9	AB	R	H	RBI	BB	SO	LOB	BOTTOM					
Wayne Causey, L OBP: 0.500, SLG: 0.692										5	2	4	2	0	0	0	<b>Detroit Tigers @ Kansas City Athletics</b> Municipal Stadium, Kansas City, MO Mon Apr 22 1963, 7:05 PM EST Att: 3,501 - Unknown					
Gino Cimoli, R OBP: 0.406, SLG: 0.523										4	1	2	1	1	2	2						
Ed Charles, R OBP: 0.383, SLG: 0.341										4	0	2	1	1	0	2						
Norm Siebern, L OBP: 0.320, SLG: 0.350										4	1	1	1	0	1	2						
George Alusik, R OBP: 0.333, SLG: 0.421										3	0	0	0	0	2	2						
Chuck Essegian, R OBP: 0.200, SLG: 0.262										4	0	0	0	0	1	3						
Jerry Lumpe, L OBP: 0.245, SLG: 0.239										4	0	1	1	0	0	0						
Haywood Sullivan, R OBP: 0.381, SLG: 0.400										4	1	2	0	0	0	0						
Norm Bass, R Dave Thies, R Joe Azcue, R Dale Willis, R Bobby Del Greco, R Bill Fischer, R Jose Tartabull, L	(1.1) (1.1) (5. PH) (6.1) (7. PH) (8.1) (9. PH)									0	0	0	0	0	0	0						
<b>Inning Stats</b>	R: 0 E: 0 K: 1 S: 5	H: 0 LOB: 0 BB: 0 P: 5	R: 0 E: 0 K: 2 S: 7	H: 0 LOB: 0 BB: 0 P: 7	R: 0 E: 0 K: 0 S: 3	H: 0 LOB: 0 BB: 0 P: 3	R: 2 E: 0 K: 0 S: 5	H: 2 LOB: 1 BB: 1 P: 9	R: 0 E: 0 K: 2 S: 9	H: 2 LOB: 2 BB: 0 P: 9	R: 0 E: 0 K: 2 S: 8	H: 1 LOB: 1 BB: 0 P: 8	R: 2 E: 0 K: 0 S: 5	H: 3 LOB: 1 BB: 1 P: 9	R: 1 E: 0 K: 0 S: 4	H: 2 LOB: 2 BB: 0 P: 4		R: 1 E: 0 K: 0 S: 5	H: 3 LOB: 2 BB: 0 P: 5	1B: 10 2B: 1 3B: 2 HR: 0	SF: 0 SAC: 1 DP: 1 HBP: 0	WP: 1 PB: 0 SB: 1 CS: 0
<b>PITCHER</b>	IP WLS BF H R ER SO BB IBB HBP BLK WP HR S P ERA WHIP																					
Don Mossi, L ERA: 2.22	(1.1) 6.1 28 8 4 4 7 1 0 0 0 0 0 0 5 9 5.40 1.800																					
Terry Fox, R ERA: 1.93	(7.1) 1.2 6 2 1 1 0 1 0 0 0 0 0 0 5 9 5.40 1.800																					
Dick Egan, L ERA: 10.13	(9.1) 0.2 L 5 3 1 1 0 0 0 0 0 0 0 0 5 5 13.50 4.500																					





Batter	1	2	3	4	5	6	7	8	9	AB	R	H	RBI	BB	SO	LOB	TOP			
Bubba Phillips, R OBP: 0.237, SLG: 0.263 (1, 8)	0-0 6-3		0-3 K			0-0 FC6-4 1B		0-0 F6		4	0	0	0	0	1	1				
Frank Kostro, R (1, 5)	0-3 K			0-0 F8		0-0 F8		0-3 K		4	0	0	0	0	2	1				
Al Kaline, R OBP: 0.373, SLG: 0.415 (1, 9)	0-3 K			0-0 1B		0-0 FC5-4 1B			0-0 L6-3	4	0	2	0	0	1	0				
Rocky Colavito, R OBP: 0.328, SLG: 0.308 (1, 7)		0-0 5-3		0-0 F7		0-0 FC5-4 1B			0-0 F9	4	0	0	0	0	0	3				
Norm Cash, L OBP: 0.358, SLG: 0.452 (1, 3)		0-0 HR		0-3 K			0-0 F8		0-0 3-1	4	1	1	1	0	1	1				
Gus Triandos, R OBP: 0.319, SLG: 0.512 Bill Freehan, R (2, 2)		0-3 K			0-0 6-3		0-0 6-3			1	0	0	0	0	1	0				
Dick McAuliffe, L OBP: 0.271, SLG: 0.250 (1, 4)		0-3 K			0-0 G3		0-0 1B			3	0	1	0	0	1	0				
Chico Fernandez, R OBP: 0.244, SLG: 0.195 (1, 6)			0-0 F8		0-3 K		0-0 F3			3	0	0	0	0	1	1				
Phil Regan, R OBP: 0.286, SLG: 0.286 Whitey Herzog, L (8, PH) Bob Anderson, R (8, 1)			0-3 K			0-0 FC6-4 1B		0-0 G3		2	0	1	0	0	1	0				
										1	0	0	0	0	0	0				
										0	0	0	0	0	0	0				
<b>Inning Stats</b>	R: 0 E: 0 K: 2 S: 7	H: 0 LOB: 0 BB: 0 P: 7	R: 1 E: 0 K: 2 S: 8	H: 1 LOB: 0 BB: 0 P: 8	R: 0 E: 0 K: 1 S: 6	H: 0 LOB: 0 BB: 0 P: 7	R: 0 E: 0 K: 1 S: 5	H: 1 LOB: 1 BB: 0 P: 6	R: 0 E: 0 K: 1 S: 5	H: 0 LOB: 3 BB: 0 P: 5	R: 0 E: 0 K: 0 S: 4	H: 1 LOB: 1 BB: 0 P: 4	R: 0 E: 0 K: 1 S: 5	H: 0 LOB: 0 BB: 0 P: 5	R: 0 E: 0 K: 0 S: 3	H: 0 LOB: 0 BB: 0 P: 3	1B: 4 2B: 0 3B: 0 HR: 1	SF: 0 SAC: 0 DP: 0 HBP: 0	WP: 0 PB: 0 SB: 0 CS: 0	PA: 32
<b>PITCHER</b> Ed Rakow, R ERA: 1.08 (1, 1)	IP: 9.0 WLS: W BF: 32 H: 5 R: 1 ER: 1 SO: 9 BB: 0 IBB: 0 HBP: 0 BLK: 0 WP: 0 HR: 1 S: 50 P: 50 ERA: 1.00 WHIP: 0.556															<b>PITCHER</b> (1, 1)	IP: 9.0 WLS: W BF: 32 H: 5 R: 1 ER: 1 SO: 9 BB: 0 IBB: 0 HBP: 0 BLK: 0 WP: 0 HR: 1 S: 50 P: 50 ERA: 1.00 WHIP: 0.556			

**Detroit Tigers @ Kansas City Athletics**  
 Municipal Stadium, Kansas City, MO  
 Tue Apr 23 1963, 4:33 AM EST  
 Att: 2,611 - Unknown


AB	32
R	1
H	5
RBI	1
BB	0
SO	9
LOB	7



Batter	1	2	3	4	5	6	7	8	9	AB	R	H	RBI	BB	SO	LOB	BOTTOM			
Wayne Causey, L OBP: 0.389, SLG: 0.529 (1, 6)	0-0 4-3			0-0 5-3	0-0 E4 L9 1B	0-0 P4				4	0	0	0	0	0	3				
Jose Tartabull, L OBP: 0.323, SLG: 0.345 (1, 8)	0-0 4-3			0-0 S E 1B	0-0 S 1B	0-0 F8				4	1	2	1	0	0	2				
Jerry Lumpe, L OBP: 0.226, SLG: 0.220 (1, 4)	0-0 4-3			0-0 E8 1B	0-0 L9		0-0 4-3			4	1	0	0	0	0	2				
Norm Siebern, L OBP: 0.315, SLG: 0.326 (1, 3)		0-0 4-3		0-0 BB 1B	0-0 K		0-0 G3			3	0	0	0	1	1	2				
Manny Jimenez, L OBP: 0.357, SLG: 0.417 Bobby Del Greco, R OBP: 0.500, SLG: 0.500 (9, 7)		0-0 F8		0-0 F6	0-0 1B		0-0 F6			3	0	0	0	1	0	2				
Ed Charles, R OBP: 0.373, SLG: 0.333 (1, 5)		0-0 L9		0-0 BB 1B	0-0 6-3			0-3 K		4	0	1	1	0	1	3				
Gino Cimoli, R OBP: 0.396, SLG: 0.489 (1, 9)			0-3 K	0-0 BB 1B	0-0 BB	0-0 E6 SH5-3 1B		0-0 1-3		3	0	0	0	1	1	0				
Billy Bryan, L OBP: 0.214, SLG: 0.269 (1, 2)			0-0 3-1	0-0 F6		0-0 SH5-3 1B		0-3 K		4	0	1	0	0	1	3				
Ed Rakow, S OBP: 0.375, SLG: 0.286 (1, 1)			0-3 K		0-0 E 1B	0-0 SH5-3				2	1	1	0	0	1	0				
<b>Inning Stats</b>	R: 0 E: 0 K: 0 S: 3	H: 0 LOB: 0 BB: 0 P: 3	R: 0 E: 0 K: 0 S: 3	H: 0 LOB: 0 BB: 0 P: 3	R: 0 E: 0 K: 2 S: 7	H: 0 LOB: 0 BB: 0 P: 7	R: 2 E: 1 K: 0 S: 6	H: 2 LOB: 2 BB: 2 P: 14	R: 1 E: 1 K: 1 S: 8	H: 2 LOB: 3 BB: 1 P: 12	R: 0 E: 1 K: 0 S: 5	H: 1 LOB: 2 BB: 0 P: 5	R: 0 E: 0 K: 0 S: 3	H: 0 LOB: 0 BB: 0 P: 3	R: 0 E: 0 K: 2 S: 7	H: 0 LOB: 0 BB: 0 P: 7	1B: 5 2B: 0 3B: 0 HR: 0	SF: 0 SAC: 1 DP: 0 HBP: 0	WP: 0 PB: 0 SB: 0 CS: 0	PA: 35
<b>PITCHER</b> Phil Regan, R ERA: 1.64 Bob Anderson, R ERA: (8, 1)	IP: 7.0 WLS: L BF: 32 H: 5 R: 3 ER: 0 SO: 3 BB: 2 IBB: 1 HBP: 0 BLK: 0 WP: 0 HR: 0 S: 35 P: 47 ERA: 0.00 WHIP: 1.000															<b>PITCHER</b> (8, 1)	IP: 1.0 WLS: 3 BF: 0 H: 0 R: 0 ER: 0 SO: 2 BB: 0 IBB: 0 HBP: 0 BLK: 0 WP: 0 HR: 0 S: 7 P: 7 ERA: 0.00 WHIP: 0.000			

**Detroit Tigers @ Kansas City Athletics**  
 Municipal Stadium, Kansas City, MO  
 Tue Apr 23 1963, 4:33 AM EST  
 Att: 2,611 - Unknown


AB	31
R	3
H	5
RBI	2
BB	3
SO	5
LOB	17





Batter	1	2	3	4	5	6	7	8	9	AB	R	H	RBI	BB	SO	LOB	TOP					
Wayne Causey, L (1,6) OBP: 0.435, SLG: 0.524										4	1	2	1	1	0	4	<b>Kansas City Athletics @ Baltimore Orioles</b> Memorial Stadium, Baltimore, MD Wed Apr 24 1963, 6:05 PM EST Att: 3,159 - Unknown <a href="http://livebaseballscorecards.com">livebaseballscorecards.com</a>					
Gino Cimoli, R (1,9) OBP: 0.397, SLG: 0.481										5	1	2	1	0	1	2						
Ed Charles, R (1,5) OBP: 0.411, SLG: 0.354										3	1	2	2	2	0	2						
Norm Siebern, L (1,3) OBP: 0.305, SLG: 0.313										5	0	1	1	1	0	2		3				
George Alusik, R (1,7) OBP: 0.308, SLG: 0.375										5	0	1	0	0	1	2						
Jerry Lumpe, L (1,4) OBP: 0.226, SLG: 0.222										4	0	1	0	0	1	1						
Bobby Del Greco, R (1,8) OBP: 0.300, SLG: 0.250										4	0	0	0	0	1	2						
Haywood Sullivan, R (1,2) OBP: 0.480, SLG: 0.400										0	2	0	0	4	0	0						
Orlando Pena, R (1,1) OBP: 0.500, SLG: 0.250										1	0	0	0	1	0	1						
<b>Inning Stats</b>	R: 0 E: 0 K: 1 S: 5	H: 1 LOB: 1 BB: 1 P: 9	R: 0 E: 0 K: 1 S: 6	H: 2 LOB: 3 BB: 2 P: 14	R: 0 E: 0 K: 0 S: 3	H: 1 LOB: 0 BB: 0 P: 3	R: 0 E: 0 K: 1 S: 5	H: 0 LOB: 0 BB: 0 P: 5	R: 0 E: 0 K: 0 S: 4	H: 1 LOB: 2 BB: 1 P: 8	R: 0 E: 0 K: 1 S: 5	H: 0 LOB: 0 BB: 1 P: 5	R: 1 E: 0 K: 1 S: 6	H: 1 LOB: 1 BB: 1 P: 10	R: 0 E: 0 K: 1 S: 5	H: 0 LOB: 1 BB: 1 P: 9	R: 4 E: 0 K: 0 S: 6	H: 3 LOB: 1 BB: 2 P: 14	1B: 9 2B: 1 3B: 0 HR: 0	SF: 0 SAC: 2 DP: 2 HBP: 0	WP: 0 PB: 0 SB: 1 CS: 1	PA: 41
<b>PITCHER</b>	IP WLS BF H R ER SO BB IBB HBP BLK WP HR S P ERA WHIP																					
Mike McCormick, L (1,1) ERA: 1.35	6.2 L 28 6 1 1 4 5 0 0 0 0 0 0 31 51 1.35 1.650																					
Dick Hall, R (7,1) ERA:	0.1 1 0 0 0 1 0 0 0 0 0 0 0 3 3 0.00 0.000																					
Stu Miller, R (8,1) ERA: 5.14	2.0 12 3 4 4 1 2 1 0 0 0 0 0 11 23 18.00 2.500																					

Batter	1	2	3	4	5	6	7	8	9	AB	R	H	RBI	BB	SO	LOB	BOTTOM			
Luis Aparicio, R (1,6) OBP: 0.429, SLG: 0.547										4	0	1	0	1	0	2	<b>Kansas City Athletics @ Baltimore Orioles</b> Memorial Stadium, Baltimore, MD Wed Apr 24 1963, 6:05 PM EST Att: 3,159 - Unknown <a href="http://livebaseballscorecards.com">livebaseballscorecards.com</a>			
Jackie Brandt, R (1,8) OBP: 0.222, SLG: 0.333										2	0	0	0	1	1	2				
Al Smith, R (1,9) OBP: 0.423, SLG: 0.565										3	0	0	0	1	1	2				
Jim Gentile, L (1,3) OBP: 0.212, SLG: 0.224										4	0	2	0	0	0	1				
Boog Powell, L (1,7) OBP: 0.304, SLG: 0.524										4	0	2	0	0	2	2				
Brooks Robinson, R (1,5) OBP: 0.333, SLG: 0.362										4	0	2	0	0	1	2				
Jerry Adair, R (1,4) OBP: 0.188, SLG: 0.267										4	0	0	0	0	0	2				
John Orsino, R (1,2) OBP: 0.435, SLG: 0.550										4	0	2	0	0	0	0				
Mike McCormick, L (1,1) OBP: 0.500, SLG: 0.500										2	0	1	0	0	1	0				
Dick Hall, R (7,1) ERA:										0	0	0	0	0	0	0				
Bob Saverine, S (7,PH) OBP: 0.250, SLG: 0.250										1	0	0	0	0	1	1				
Stu Miller, R (8,1) ERA:										0	0	0	0	0	0	0				
Charlie Lau, L (9,PH) ERA:										1	0	0	0	0	1	1				
<b>Inning Stats</b>	R: 0 E: 0 K: 0 S: 3	H: 0 LOB: 1 BB: 1 P: 7	R: 0 E: 0 K: 1 S: 5	H: 0 LOB: 0 BB: 0 P: 5	R: 0 E: 0 K: 1 S: 10	H: 1 LOB: 2 BB: 1 P: 14	R: 0 E: 0 K: 3 S: 10	H: 1 LOB: 1 BB: 0 P: 4	R: 0 E: 0 K: 1 S: 6	H: 3 LOB: 2 BB: 1 P: 10	R: 0 E: 0 K: 1 S: 7	H: 2 LOB: 2 BB: 0 P: 7	R: 0 E: 0 K: 0 S: 5	H: 2 LOB: 0 BB: 0 P: 5	R: 0 E: 0 K: 0 S: 3	H: 1 LOB: 0 BB: 0 P: 3	1B: 9 2B: 1 3B: 0 HR: 0	SF: 0 SAC: 1 DP: 1 HBP: 0	WP: 0 PB: 0 SB: 1 CS: 0	PA: 37
<b>PITCHER</b>	IP WLS BF H R ER SO BB IBB HBP BLK WP HR S P ERA WHIP																			
Orlando Pena, R (1,1) ERA: 1.23	9.0 W 37 10 0 0 7 3 0 0 0 0 0 0 48 60 0.00 1.444																			






Batter	1	2	3	4	5	6	7	8	9	10	AB	R	H	RBI	BB	SO	LOB					
Wayne Causey, L OBP: 0.500, SLG: 0.542	G1-4-3 BB		K			1B		BB 1B		1-6-3 4-3 1B	3	0	2	0	2	1	1					
Gino Cimoli, R OBP: 0.381, SLG: 0.456	F9			4-3		6-3 1B		F4		4-3	5	1	1	0	0	0	3					
Ed Charles, R OBP: 0.426, SLG: 0.365	G1-4-3			BB FC4-6 1B		6-3		BB 1B		1-6-3 1BB	4	1	2	0	1	0	2					
Norm Siebern, L OBP: 0.328, SLG: 0.314		F7		FC4-6 BB						1-6-3	3	0	1	1	2	0	2					
George Alusk, R OBP: 0.258, SLG: 0.310	F4			FC4-6				BB			5	0	0	1	0	2	7					
Jerry Lumpe, L OBP: 0.213, SLG: 0.207		6-3		1-2 2-H		4-1					4	0	0	0	0	0	1					
Bobby Del Greco, R OBP: 0.214, SLG: 0.167			E6 6-3			F9				4-3	4	0	0	0	0	1	0					
Haywood Sullivan, R OBP: 0.448, SLG: 0.417			6-3			K		1-3			4	0	1	0	0	1	1					
Dave Wickersham, R OBP: 0.375, SLG: 0.286 Chuck Essegian, R OBP: 0.196, SLG: 0.256 John Wyatt, R OBP: 0.196, SLG: 0.256			K			K		B5-3		F8	3	0	0	0	0	2	1					
											1	0	0	0	0	0	1					
											0	0	0	0	0	0	0					
<b>Inning Stats</b>	R: 0 E: 0 K: 0 S: 2	H: 0 LOB: 0 BB: 1 P: 6	R: 0 E: 0 K: 0 S: 3	H: 0 LOB: 0 BB: 0 P: 3	R: 0 E: 1 K: 2 S: 8	H: 0 LOB: 1 BB: 0 P: 8	R: 1 E: 0 K: 2 S: 4	H: 1 LOB: 1 BB: 1 P: 8	R: 0 E: 0 K: 2 S: 7	H: 0 LOB: 0 BB: 0 P: 7	R: 1 E: 0 K: 1 S: 5	H: 3 LOB: 1 BB: 0 P: 5	R: 0 E: 0 K: 1 S: 6	H: 1 LOB: 3 BB: 2 P: 14	R: 0 E: 0 K: 1 S: 4	H: 1 LOB: 1 BB: 0 P: 4	R: 0 E: 0 K: 1 S: 6	H: 1 LOB: 2 BB: 1 P: 10	1B: 6 2B: 1 3B: 0 HR: 0	SF: 0 SAC: 0 DP: 1 HBP: 0	WP: 0 PB: 0 SB: 0 CS: 0	PA: 41
<b>PITCHER</b> Steve Barber, L ERA: 1.38	IP: 10.0 WLS: 7 BF: 41 H: 7 R: 2 ER: 2 SO: 7 BB: 4 IBB: 1 HBP: 0 BLK: 0 WP: 0 HR: 0 S: 50 P: 70 ERA: 1.80 WHIP: 1.100																					

**TOP**

**Kansas City Athletics @ Baltimore Orioles**  
Memorial Stadium, Baltimore, MD  
Thu Apr 25 1963, 6:05 PM EST  
Att: 4,390 - Unknown

AB	36
R	2
H	7
RBI	2
BB	5
SO	7
LOB	19




Batter	1	2	3	4	5	6	7	8	9	10	AB	R	H	RBI	BB	SO	LOB					
Luis Aparicio, R OBP: 0.393, SLG: 0.500	6-3		4-3		6-3		FC6-4		K		5	0	0	0	0	1	2					
Jackie Brandt, R OBP: 0.220, SLG: 0.316	4-3			HR 1B	K		6-3			F9	5	1	1	0	0	1	1					
Al Smith, R OBP: 0.404, SLG: 0.588	K			HR		4-3		6-3		L7	5	1	1	2	0	1	0					
Jim Gentile, L OBP: 0.246, SLG: 0.302				F2		FC3-6 HBP		F9		HR	4	1	2	1	0	0	0					
Boog Powell, L OBP: 0.320, SLG: 0.522				K		FC3-6 BB		1B			4	0	2	0	0	1	2					
Brooks Robinson, R OBP: 0.364, SLG: 0.380				1B		1-2 BB		1B			3	0	2	0	1	0	1					
Jerry Adair, R OBP: 0.176, SLG: 0.250 Charlie Lau, L OBP: 0.176, SLG: 0.250 Bob Johnson, R OBP: 0.176, SLG: 0.250				1B		K		K			3	0	0	0	0	2	5					
											1	0	0	0	0	1	2					
											0	0	0	0	0	0	0					
<b>Inning Stats</b>	R: 0 E: 0 K: 1 S: 5	H: 1 LOB: 1 BB: 0 P: 6	R: 0 E: 0 K: 1 S: 6	H: 1 LOB: 0 BB: 0 P: 6	R: 0 E: 0 K: 1 S: 5	H: 0 LOB: 0 BB: 0 P: 5	R: 2 E: 0 K: 1 S: 9	H: 4 LOB: 2 BB: 0 P: 9	R: 0 E: 0 K: 1 S: 5	H: 1 LOB: 1 BB: 0 P: 5	R: 0 E: 0 K: 1 S: 4	H: 1 LOB: 1 BB: 0 P: 4	R: 0 E: 0 K: 1 S: 7	H: 2 LOB: 2 BB: 0 P: 7	R: 0 E: 0 K: 1 S: 5	H: 0 LOB: 0 BB: 0 P: 5	R: 1 E: 0 K: 0 S: 3	H: 1 LOB: 0 BB: 0 P: 3	1B: 7 2B: 1 3B: 0 HR: 2	SF: 0 SAC: 0 DP: 0 HBP: 1	WP: 0 PB: 0 SB: 0 CS: 0	PA: 40
<b>PITCHER</b> Dave Wickersham, R ERA: 2.13 John Wyatt, R ERA: 1.5	IP: 8.0 WLS: 9 BF: 34 H: 9 R: 2 ER: 2 SO: 7 BB: 1 IBB: 0 HBP: 1 BLK: 0 WP: 0 HR: 1 S: 46 P: 51 ERA: 2.25 WHIP: 1.250																					

**BOTTOM**

**Kansas City Athletics @ Baltimore Orioles**  
Memorial Stadium, Baltimore, MD  
Thu Apr 25 1963, 6:05 PM EST  
Att: 4,390 - Unknown


AB	38
R	3
H	10
RBI	3
BB	1
SO	8
LOB	15





Batter	1	2	3	4	5	6	7	8	9	10	11	12	13	AB R H RBI BB SO LOB	TOP												
Wayne Causey, L OBP: 0.514, SLG: 0.581	K	G6-3 1B		2B			2B 1B	FC3 1B	1B			6-3		7 1 4 2 0 1 1	Kansas City Athletics @ Washington Senators D.C. Stadium, Washington, DC Fri Apr 26 1963, 6:05 PM EST Unknown												
Gino Cimoli, R OBP: 0.357, SLG: 0.422	E5 1B	G6-3 1-2 3H		F8			F9	G6-4-3 1B	F8			F9		7 0 1 1 0 0 6													
Ed Charles, R OBP: 0.441, SLG: 0.407	1-3 1B		F3		5-3		HR 2B	K				CS 1B	E FC 1B	7 2 4 1 0 1 2													
Norm Siebern, L OBP: 0.295, SLG: 0.276	1-3		4-3		3-1		F8	G6-4-3	G6-4-3	F7		F7	FC SH3 1B	7 1 0 0 0 0 7													
Chuck Essegian, R OBP: 0.216, SLG: 0.319	6-3		5-3		F7		HR		FC5-4 BB	F8		F8	SH3	4 1 1 2 1 0 2 1 0 0 0 0 0 0													
George Alusik, R OBP: 0.289, SLG: 0.294		K		L7		5-3 BB	1B BB		FC5-4 HR BB		F8		1B	5 1 1 2 2 1 1													
Jerry Lumpe, L OBP: 0.250, SLG: 0.210		S BB		E1 1B 2B		5-3	1B		HR BB	1-3		1B	FC6-4 IBB	4 3 1 0 3 0 1													
Haywood Sullivan, R OBP: 0.438, SLG: 0.407		E6 1B 1B		2B 1B		F9	F7		HR BB	1-3		1-3	FC6-4	3 1 1 0 0 0 1 1 0 0 0 0 0 2 0 0 0 0 0 0 0 3 1 1 3 0 0 2													
Billy Ripan, L OBP: 0.214, SLG: 0.289		1B 1B		2B 1B		F9	F7		HR			1-3	FC6-4	3 1 1 0 0 0 1 1 0 0 0 0 0 2 0 0 0 0 0 0 0 3 1 1 3 0 0 2													
Bobby Del Greco, R OBP: 0.235, SLG: 0.400		1H 1B		2B 1B		F9	F7		HR			1-3	FC6-4	3 1 1 0 0 0 1 1 0 0 0 0 0 2 0 0 0 0 0 0 0 3 1 1 3 0 0 2													
Diego Segui, R Norm Bass, R Jose Tartabull, R Pete Lovrich, R Joe Azcue, R		2-3 1B		P4		K		FC3 1B BB	L3			4-3	L1	2 0 1 0 0 0 2 1 0 0 0 0 1 1 0 1 0 0 0 1 0 0 0 0 0 0 0 0 0 0 3 0 0 0 0 0 2													
<b>Inning Stats</b>	R: 0 E: 1 K: 1 S: 7	H: 1 LOB: 2 BB: 0 P: 7	R: 2 E: 1 K: 1 S: 7	H: 2 LOB: 1 BB: 11 P: 11	R: 0 E: 0 K: 0 S: 3	H: 0 LOB: 0 BB: 0 P: 3	R: 0 E: 0 K: 0 S: 5	H: 0 LOB: 0 BB: 1 P: 9	R: 3 E: 0 K: 2 S: 7	H: 4 LOB: 2 BB: 1 P: 11	R: 1 E: 0 K: 1 S: 6	H: 1 LOB: 1 BB: 1 P: 10	R: 3 E: 0 K: 0 S: 5	H: 2 LOB: 1 BB: 2 P: 13		R: 0 E: 0 K: 0 S: 3	H: 0 LOB: 0 BB: 0 P: 3	R: 0 E: 0 K: 0 S: 3	H: 0 LOB: 0 BB: 0 P: 3	R: 2 E: 1 K: 0 S: 6	H: 2 LOB: 2 BB: 1 P: 10	1B: 11 2B: 2 3B: 0 HR: 2	SF: 0 SAC: 1 DP: 2 HBP: 0	WIP: 0 PB: 0 SB: 1 CS: 1	PA: 63		
<b>PITCHER</b>	IP 6.2	WLS 34	BF 9	H 6	R 4	ER 3	SO 3	BB 0	IBB 0	HBP 0	BLK 0	WP 0	HR 1	S 37		P 49	ERA 5.40	WHIP 1.800									
Claude Osteen, L ERA: 4.05											<b>PITCHER</b> Jim Bronstad, R ERA: 2.77 IP: 4.0, WLS: 16, BF: 3, H: 2, R: 1, ER: 0, SO: 0, BB: 1, IBB: 0, HBP: 0, BLK: 0, WP: 0, HR: 0, S: 15, P: 19, ERA: 2.25, WHIP: 0.750																
Bennie Daniels, R ERA: 3.6																											
Jim Hannan, R ERA: 2.7																											
Don Rudolph, L ERA: 6.92																											
Carl Bouldin, R ERA: 5.96																											

AB	55
R	12
H	15
RBI	11
BB	7
SO	4
LOB	30

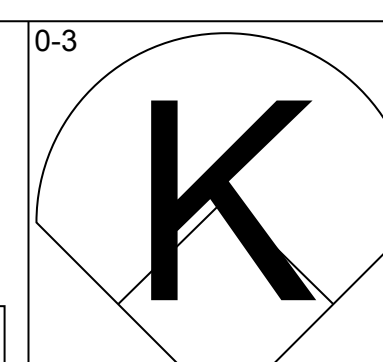
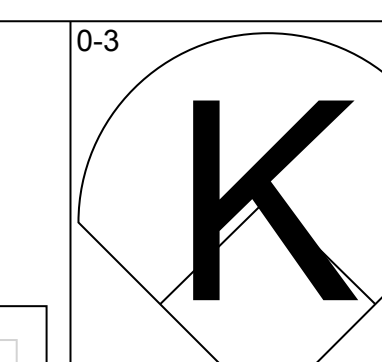
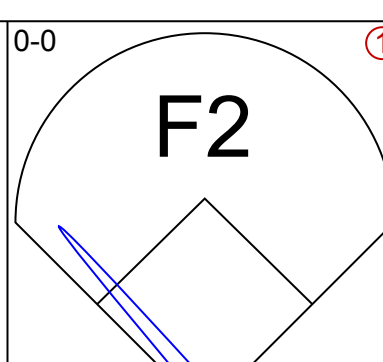
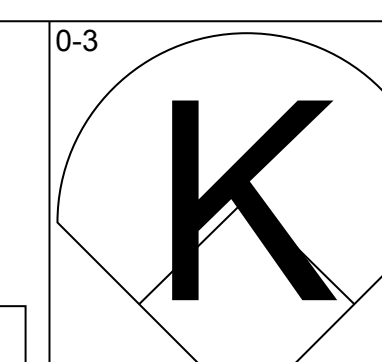

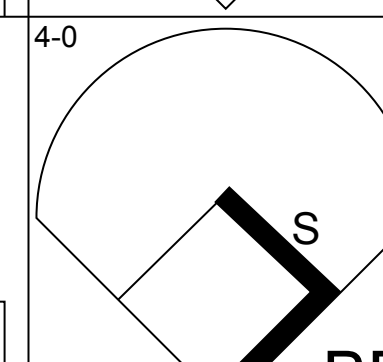
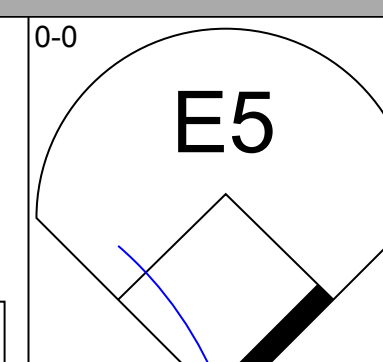
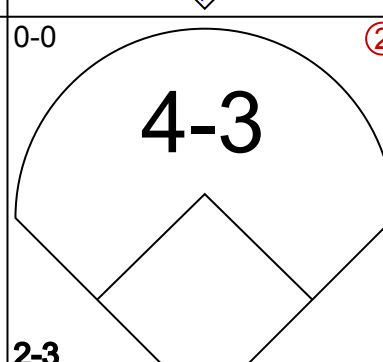
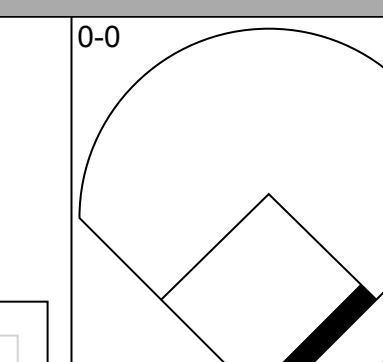
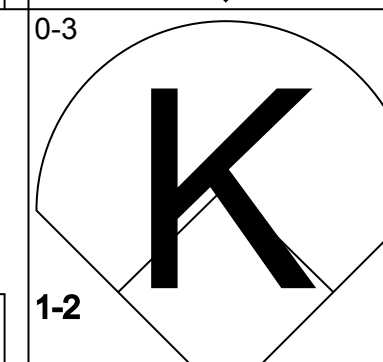
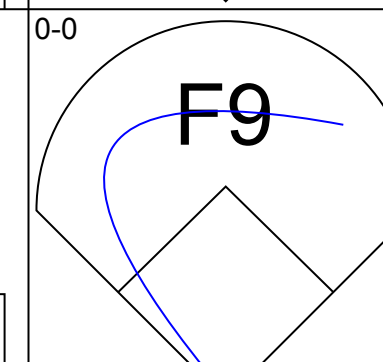
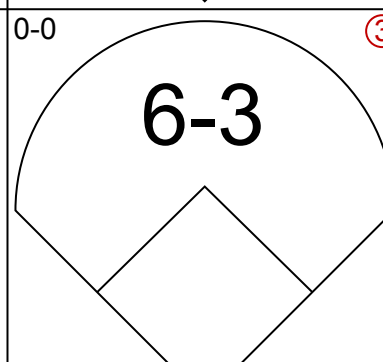
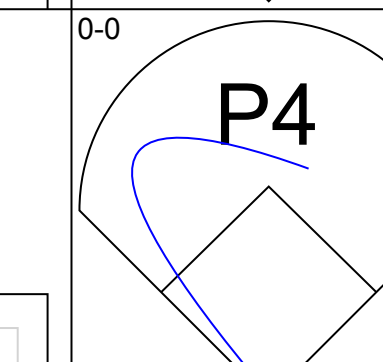
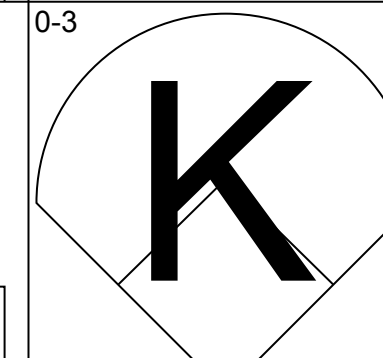
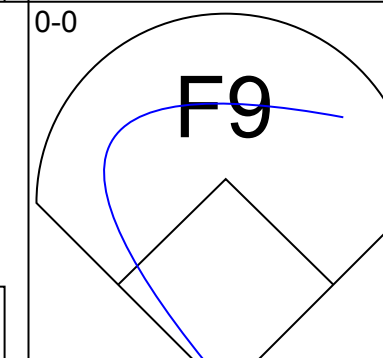
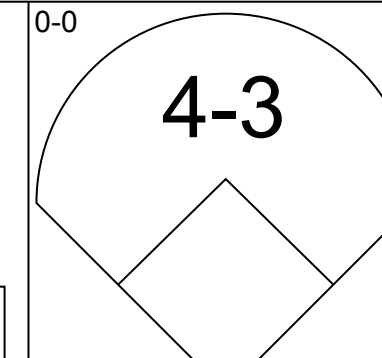
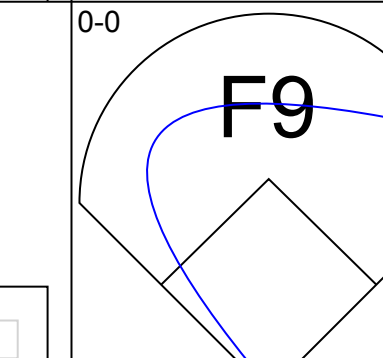
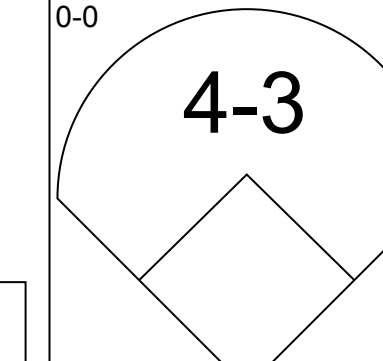
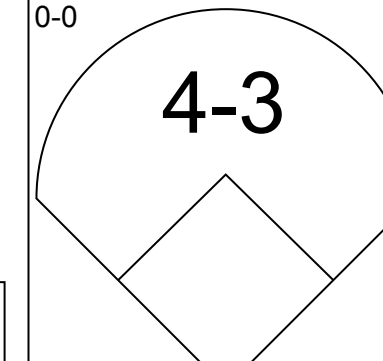
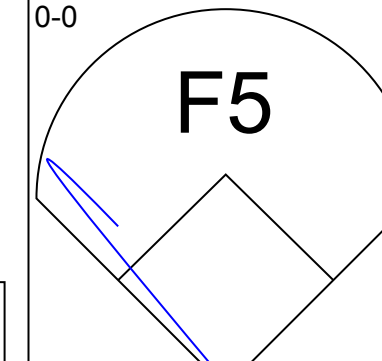
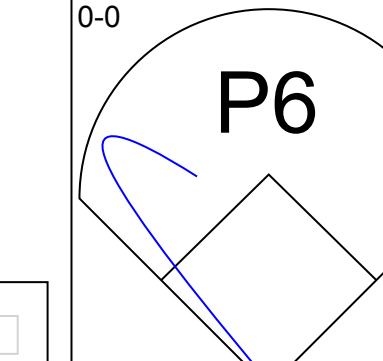
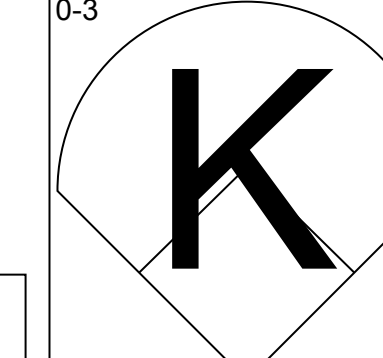
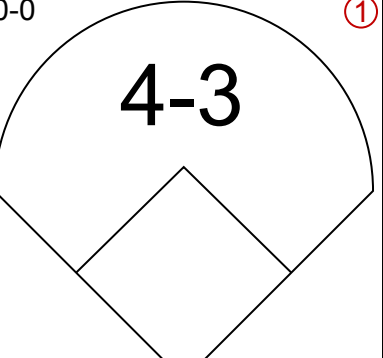
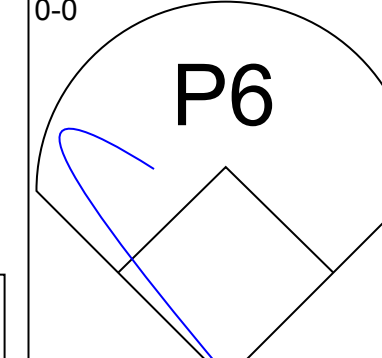
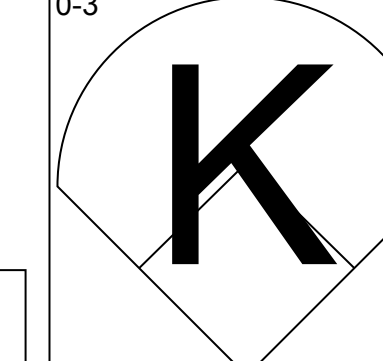
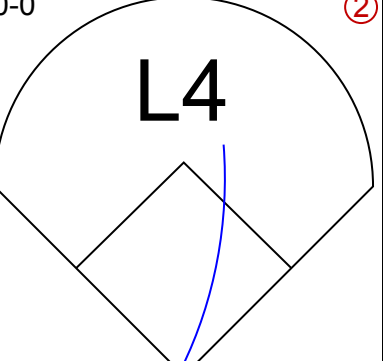
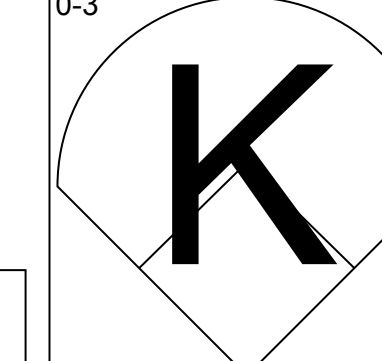
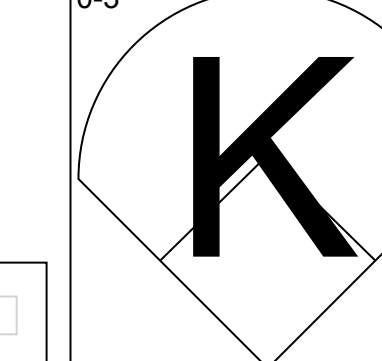
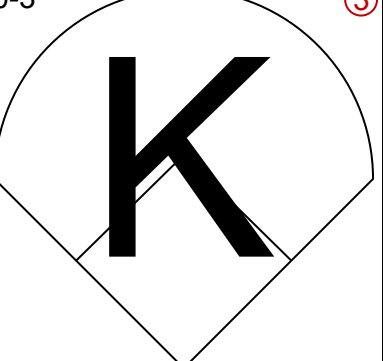
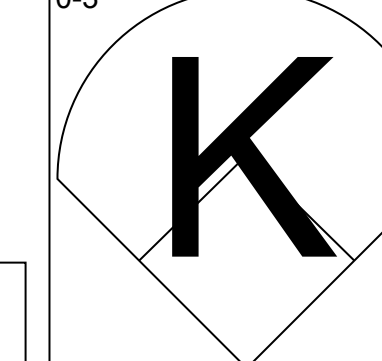
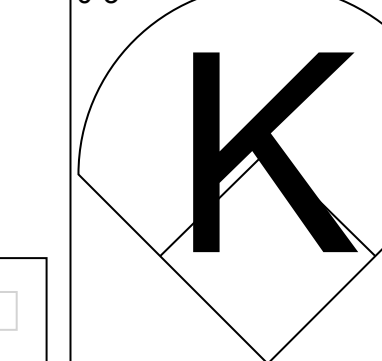
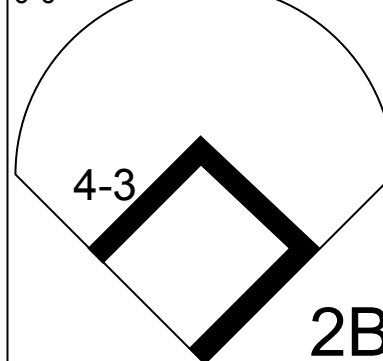
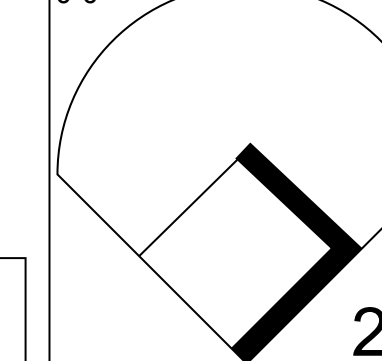
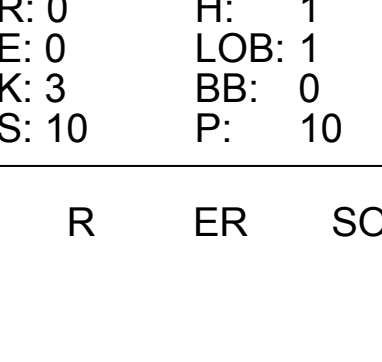


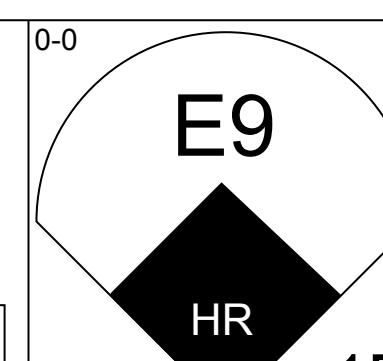
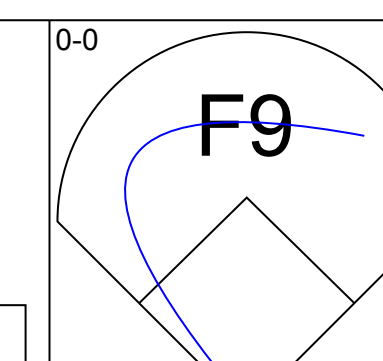
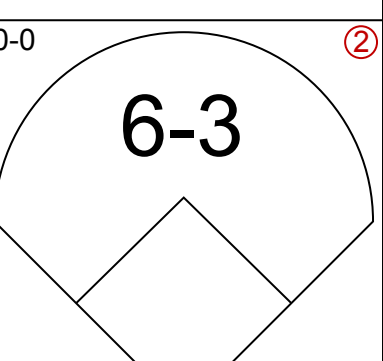
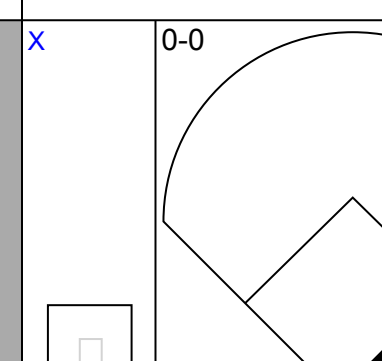

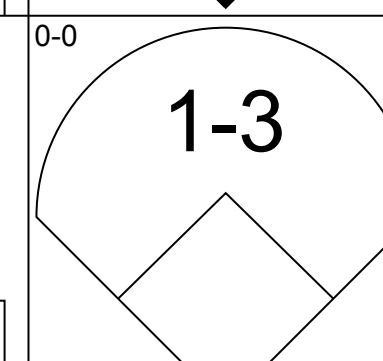
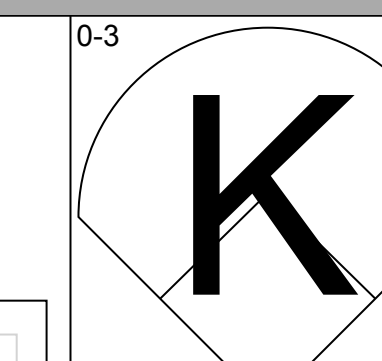
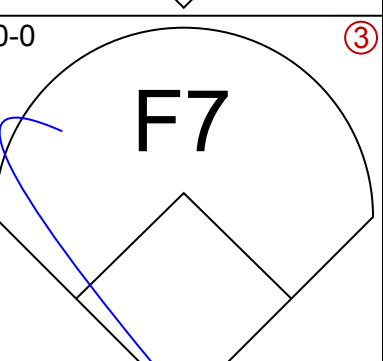
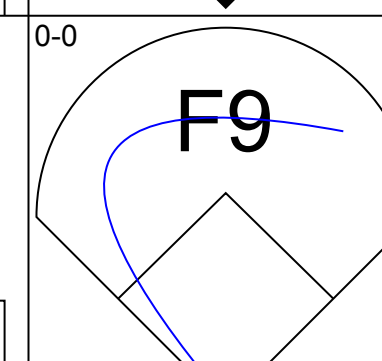
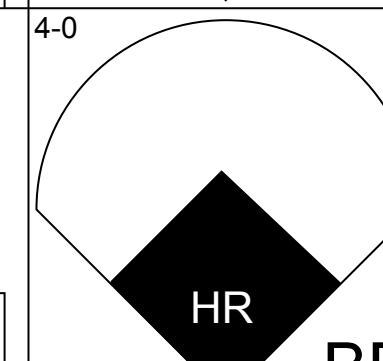
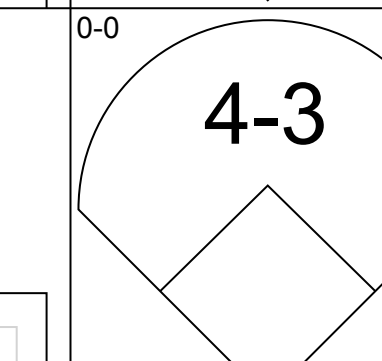
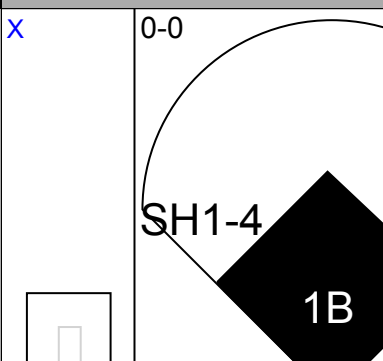

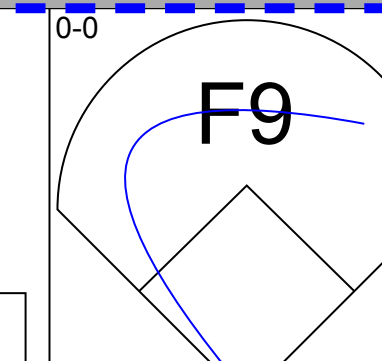
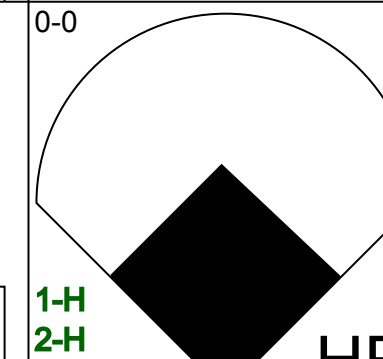
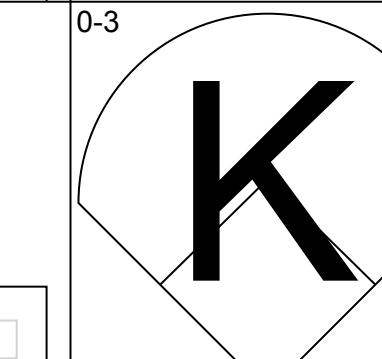
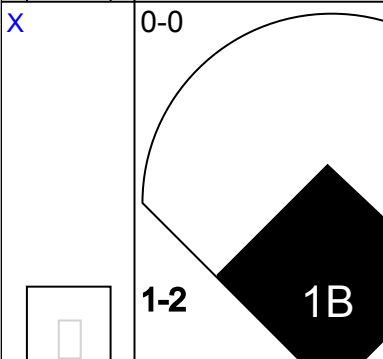

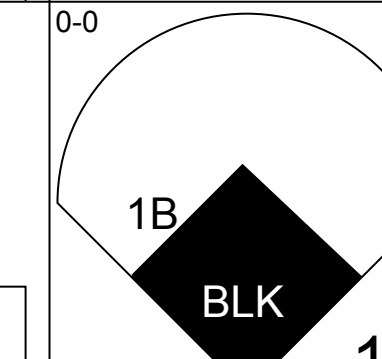
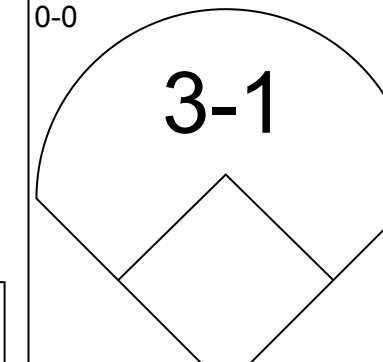
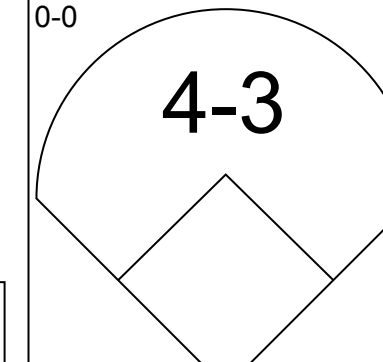
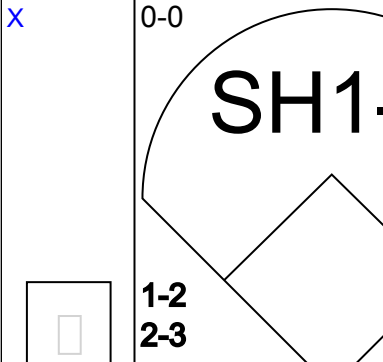
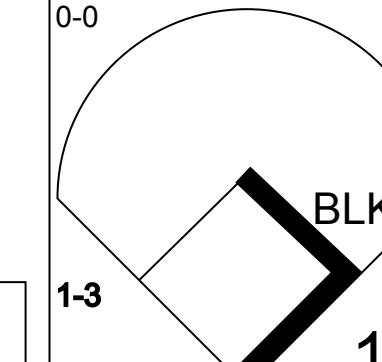
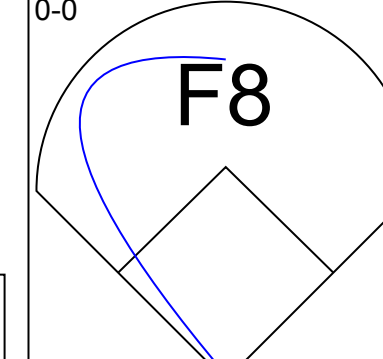
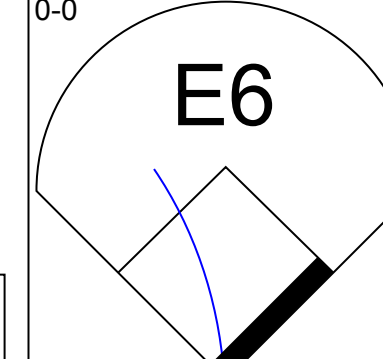
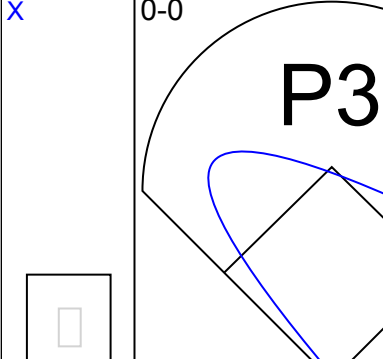
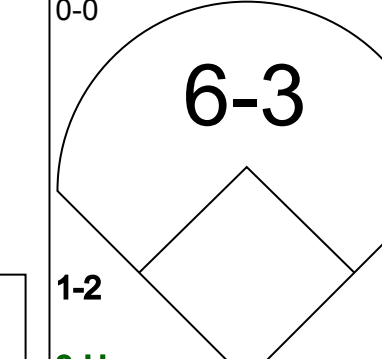
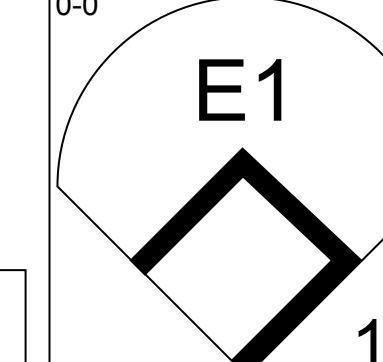
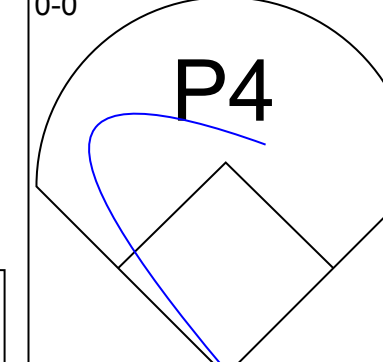
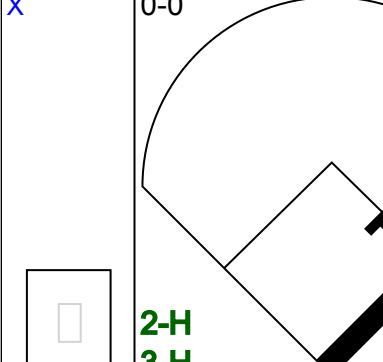

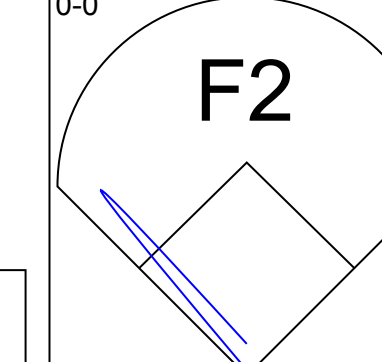
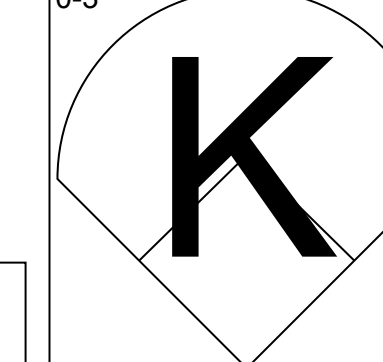
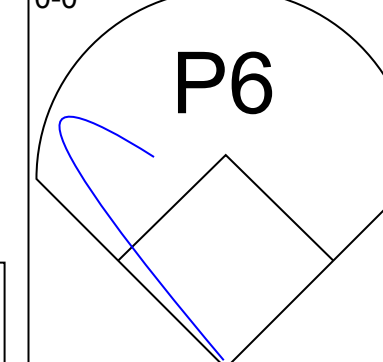
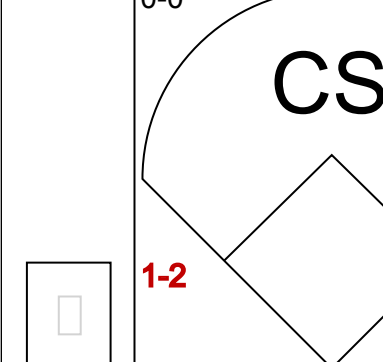
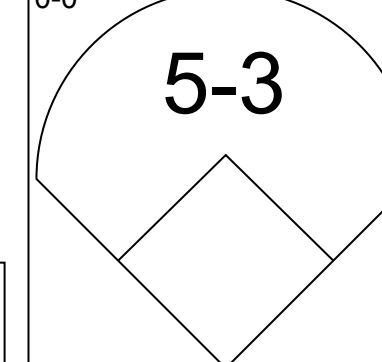
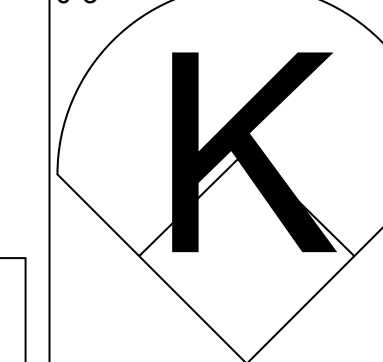
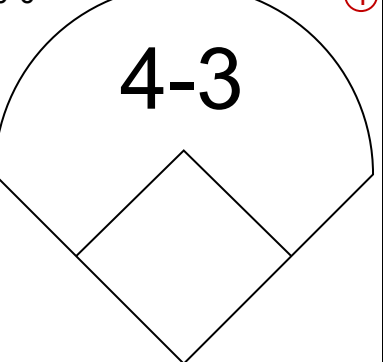
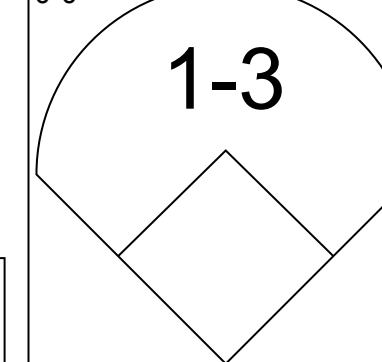
Batter	1	2	3	4	5	6	7	8	9	10	11	12	13	AB R H RBI BB SO LOB	BOTTOM												
Jim Piersall, R OBP: 0.176, SLG: 0.250	5-3	S 1B		2B 2B	E1 FC6-4		4-3		SF7			K		6 1 2 2 0 1 2	Kansas City Athletics @ Washington Senators D.C. Stadium, Washington, DC Fri Apr 26 1963, 6:05 PM EST Unknown												
Jim King, L OBP: 0.333, SLG: 0.727	6-3 E 2B	K		2B BB	F5		HR		F8			F9		6 2 2 1 1 1 5													
Chuck Hinton, R OBP: 0.391, SLG: 0.644	6-3 2-3		K	1-3 2H 2B	FC6-4		K		F3			F9		7 0 1 1 0 2 4													
Don Lock, R OBP: 0.417, SLG: 0.375	E BB		K	2B BB		4-3 2B 2B		F7		K		K	E BB	4 1 1 0 3 2 0													
Bobo Osborne, L OBP: 0.279, SLG: 0.302	F2		L9	F7		4-3		K		6-3		E4		7 0 0 0 0 1 6													
Ken Retzer, L OBP: 0.458, SLG: 0.421		HR 2B		BLK 3B 1B	SH BB BB		P4		P4			P3		6 2 3 1 1 0 2													
Chuck Cotter, R OBP: 0.214, SLG: 0.385		F2		2B 3B	BB SH BB		F3		F7			F8		3 2 1 1 1 0 2 1 0 0 0 0 0 0 2 0 0 0 0 0 2													
Minnie Minceo, R OBP: 0.407, SLG: 0.286				2B 3B	BB SH BB		F3		F7			F8		3 2 1 1 1 0 2 1 0 0 0 0 0 0 2 0 0 0 0 0 2													
Lou Klimchok, L				2B 3B	BB SH BB		F3		F7			F8		3 2 1 1 1 0 2 1 0 0 0 0 0 0 2 0 0 0 0 0 2													
Ed Brinkman, R OBP: 0.320, SLG: 0.435				2B 3B	BB SH BB		F3		F7			F8		3 2 1 1 1 0 2 1 0 0 0 0 0 0 2 0 0 0 0 0 2													
Dick Phillips, L OBP: 0.214, SLG: 0.324				2B 3B	BB SH BB		F3		F7			F8		3 2 1 1 1 0 2 1 0 0 0 0 0 0 2 0 0 0 0 0 2													
Tom Brown, S OBP: 0.118, SLG: 0.063				2B 3B	BB SH BB		F3		F7			F8		3 2 1 1 1 0 2 1 0 0 0 0 0 0 2 0 0 0 0 0 2													
Jim Bronstad, R				2B 3B	BB SH BB		F3		F7			F8		3 2 1 1 1 0 2 1 0 0 0 0 0 0 2 0 0 0 0 0 2													
Claude Osteen, L Bennie Daniels, L Jim Hannan, R Don Rudolph, L Carl Bouldin, S Don Leggett, R Mary Breckenridge, R		4-3		F7		K		K		1B		K		2 0 0 0 0 1 0 1 1 0 0 0 0 0 1 0 0 0 0 0 0 0 0 0 0 0 0 0 0 0 0 0 1 0 0 0 0 0 0 0 1 0 0 0 0 0 0 0													
<b>Inning Stats</b>	R: 1 E: 1 K: 0 S: 4	H: 1 LOB: 1 BB: 1 P: 8	R: 2 E: 0 K: 1 S: 8	H: 3 LOB: 1 BB: 0 P: 8	R: 0 E: 0 K: 2 S: 7	H: 0 LOB: 0 BB: 0 P: 7	R: 3 E: 0 K: 1 S: 9	H: 4 LOB: 3 BB: 2 P: 17	R: 1 E: 2 K: 0 S: 4	H: 0 LOB: 3 BB: 3 P: 16	R: 1 E: 0 K: 2 S: 8	H: 1 LOB: 0 BB: 0 P: 8	R: 0 E: 0 K: 1 S: 5	H: 0 LOB: 0 BB: 0 P: 5	R: 1 E: 0 K: 0 S: 5	H: 2 LOB: 1 BB: 0 P: 5	R: 0 E: 0 K: 1 S: 5	H: 0 LOB: 0 BB: 0 P: 5	R: 0 E: 0 K: 0 S: 3	H: 0 LOB: 0 BB: 0 P: 3	R: 0 E: 0 K: 2 S: 7	H: 0 LOB: 0 BB: 0 P: 7	1B: 4 2B: 6 3B: 1 HR: 2	SF: 1 SAC: 1 DP: 0 HBP: 0	WIP: 0 PB: 0 SB: 1 CS: 0	PA: 61	
<b>PITCHER</b>	IP 3.0	WLS 16	BF 6	H 5	R 4	ER 3	SO 3	BB 0	IBB 0	HBP 0	BLK 1	WP 0	HR 1	S 21	P 25	ERA 12.00	WHIP 2.333										
Diego Segui, R ERA: 7.27																											
Norm Bass, R ERA: 11.74																											
Pete Lovrich, R ERA: 11.74																											
Bill Fischer, R ERA: 1.46																											

AB	52
R	10
H	13
RBI	8
BB	7
SO	10
LOB	26





Batter	1	2	3	4	5	6	7	8	9	AB	R	H	RBI	BB	SO	LOB	TOP			
Wayne Causey, L (1, 6) OBP: 0.462, SLG: 0.514										4	0	0	0	0	3	2	<p>Kansas City Athletics @ Washington Senators D.C. Stadium, Washington, DC</p> <p>Fri Apr 26 1963, 6:05 PM EST Att: 8,805 - Unknown</p> <p>livebaseballscores.com</p> <p>AB 31 R 0 H 3 RBI 0 BB 1 SO 12 LOB 12</p> 			
Jose Tartabull, L (1, 8) OBP: 0.361, SLG: 0.344										3	0	1	0	1	0	1				
Jerry Lumpe, L (1, 4) OBP: 0.236, SLG: 0.197										4	0	0	0	0	1	4				
Norm Siebern, L (1, 3) OBP: 0.280, SLG: 0.258										4	0	0	0	0	1	3				
Manny Jimenez, L (1, 7) OBP: 0.263, SLG: 0.294										4	0	0	0	0	0	2				
Ed Charles, R (1, 5) OBP: 0.423, SLG: 0.387										3	0	0	0	0	1	0				
Gino Cimoli, R (1, 9) OBP: 0.342, SLG: 0.403										3	0	0	0	0	2	0				
Billy Bryan, L (1, 2) OBP: 0.194, SLG: 0.241										3	0	0	0	0	3	0				
Ted Bowsfield, R (1, 1) OBP: 0.286, SLG: 0.333										2	0	1	0	0	1	0				
Chuck Essegian, R (8, PH) OBP: 0.231, SLG: 0.354										1	0	1	0	0	0	0				
Pete Lovrich, R (8, 1)										0	0	0	0	0	0	0				
<b>Inning Stats</b>	R: 0 E: 0 K: 3 S: 9	H: 0 LOB: 1 BB: 1 P: 13	R: 0 E: 0 K: 2 S: 7	H: 0 LOB: 0 BB: 0 P: 7	R: 0 E: 0 K: 3 S: 9	H: 0 LOB: 0 BB: 0 P: 9	R: 0 E: 1 K: 0 S: 4	H: 0 LOB: 1 BB: 0 P: 4	R: 0 E: 0 K: 1 S: 5	H: 0 LOB: 0 BB: 0 P: 5	R: 0 E: 0 K: 0 S: 3	H: 0 LOB: 0 BB: 0 P: 3	R: 0 E: 0 K: 3 S: 10	H: 1 LOB: 1 BB: 0 P: 10	R: 0 E: 0 K: 0 S: 4	H: 1 LOB: 1 BB: 0 P: 4	1B: 1 2B: 2 3B: 0 HR: 0	SF: 0 SAC: 0 DP: 0 HBP: 0	WP: 0 PB: 0 SB: 1 CS: 0	PA: 32
<b>PITCHER</b> Tom Cheney, R (1, 1) ERA:	IP: 9.0 WLS: W BF: 32 H: 3 R: 0 ER: 0 SO: 12 BB: 1 IBB: 0 HBP: 0 BLK: 0 WP: 0 HR: 0 S: 55 P: 59 ERA: 0.00 WHIP: 0.444																			

Batter	1	2	3	4	5	6	7	8	9	AB	R	H	RBI	BB	SO	LOB	BOTTOM	
Jim Piersall, R (1, 8) OBP: 0.236, SLG: 0.300										4	1	2	0	0	0	1	<p>Kansas City Athletics @ Washington Senators D.C. Stadium, Washington, DC</p> <p>Fri Apr 26 1963, 6:05 PM EST Att: 8,805 - Unknown</p> <p>livebaseballscores.com</p> <p>AB 32 R 6 H 9 RBI 5 BB 1 SO 4 LOB 11</p> 	
Chuck Cottier, R (1, 4) OBP: 0.167, SLG: 0.294										4	0	0	0	0	1	2		
Minnie Minoso, R (1, 7) OBP: 0.414, SLG: 0.289										3	2	1	0	1	0	0		
Don Lock, R (1, 9) OBP: 0.438, SLG: 0.462										4	3	3	3	0	1	0		
Chuck Hinton, R (1, 3) OBP: 0.388, SLG: 0.629										3	0	1	0	0	0	0		
Don Leppert, R (1, 2) OBP: 0.395, SLG: 0.667										4	0	0	0	0	0	3		
Mary Breeding, R (1, 5) OBP: 0.311, SLG: 0.366										4	0	2	2	0	0	2		
Ed Brinkman, R (1, 6) OBP: 0.302, SLG: 0.408										3	0	0	0	0	1	2		
Tom Cheney, R (1, 1)										3	0	0	0	0	1	1		
<b>Inning Stats</b>	R: 3 E: 1 K: 0 S: 5	H: 2 LOB: 0 BB: 1 P: 9	R: 0 E: 1 K: 2 S: 8	H: 1 LOB: 1 BB: 0 P: 8	R: 0 E: 0 K: 0 S: 4	H: 0 LOB: 0 BB: 0 P: 4	R: 0 E: 0 K: 0 S: 3	H: 0 LOB: 0 BB: 0 P: 3	R: 2 E: 0 K: 0 S: 5	H: 3 LOB: 0 BB: 0 P: 5	R: 0 E: 0 K: 0 S: 4	H: 1 LOB: 1 BB: 0 P: 4	R: 1 E: 0 K: 0 S: 5	H: 2 LOB: 1 BB: 0 P: 5	1B: 8 2B: 0 3B: 0 HR: 1	SF: 0 SAC: 1 DP: 0 HBP: 0	WP: 0 PB: 0 SB: 0 CS: 1	PA: 35
<b>PITCHER</b> Ted Bowsfield, L (1, 1) ERA: 6.12 Pete Lovrich, R (8, 1) ERA: 4.5	IP: 7.0 WLS: L BF: 29 H: 7 R: 5 ER: 5 SO: 4 BB: 1 IBB: 0 HBP: 0 BLK: 0 WP: 0 HR: 1 S: 36 P: 40 ERA: 6.43 WHIP: 1.143																	



Batter	1	2	3	4	5	6	7	8	9	AB	R	H	RBI	BB	SO	LOB	TOP			
Wayne Causey, L OBP: 0.455, SLG: 0.525 (1, 6)										5	1	2	0	0	1	0	Kansas City Athletics @ Washington Senators D.C. Stadium, Washington, DC Sat Apr 27 1963, 3:33 AM EST Att: 5,056 - Unknown			
Gino Cimoli, R OBP: 0.346, SLG: 0.417 (1, 8) (8, 9)										5	2	2	1	0	2	1				
Manny Jimenez, L OBP: 0.304, SLG: 0.300 Jose Tartabull, L OBP: 0.378, SLG: 0.424 (1, 9) (8, 8)										3	0	1	0	1	0	2				
Norm Siebern, L OBP: 0.275, SLG: 0.254 (1, 3)										5	1	1	2	0	1	4				
Ed Charles, R OBP: 0.447, SLG: 0.391 (1, 5)										2	0	1	0	2	0	0				
Chuck Essegian, R OBP: 0.214, SLG: 0.327 Bobby Del Greco, R OBP: 0.235, SLG: 0.400 (1, 7) (8, 7)										4	0	0	0	0	2	4				
Jerry Lumpe, L OBP: 0.234, SLG: 0.200 (1, 4)										4	1	1	1	0	0	2				
Billy Bryan, L OBP: 0.276, SLG: 0.355 (1, 2)										2	1	1	2	3	0	0				
Dan Pfister, R Dale Willis, R George Alusik, R John Wyatt, R (1, 1) (7, 1) (8, PH) (8, 1)										3	0	0	0	0	1	2				
<b>Inning Stats</b>	R: 1 E: 0 K: 0 S: 5	H: 2 LOB: 2 BB: 0 P: 6	R: 0 E: 0 K: 0 S: 3	H: 0 LOB: 0 BB: 0 P: 3	R: 0 E: 0 K: 2 S: 8	H: 0 LOB: 2 BB: 2 P: 8	R: 0 E: 0 K: 1 S: 5	H: 0 LOB: 2 BB: 1 P: 13	R: 0 E: 0 K: 2 S: 7	H: 2 LOB: 0 BB: 0 P: 7	R: 0 E: 0 K: 0 S: 4	H: 1 LOB: 1 BB: 0 P: 4	R: 0 E: 0 K: 2 S: 7	H: 0 LOB: 2 BB: 2 P: 15	R: 4 E: 0 K: 0 S: 8	H: 5 LOB: 2 BB: 1 P: 12		1B: 6 2B: 2 3B: 1 HR: 1	SF: 1 SAC: 1 DP: 0 HBP: 1	WP: 0 PB: 1 SB: 2 CS: 0
<b>PITCHER</b>	IP WLS BF H R ER SO BB IBB HBP BLK WP HR S P ERA WHIP																			
Ron Kline, R ERA: 2.25 Jim Duckworth, R ERA: 3.95 Bennie Daniels, R ERA: 7.5 Carl Bouldin, R ERA: 5.68 (1, 1) (4, 1) (8, 1) (9, 1)	3.0 L 17 3 2 2 2 1 1 0 0 0 0 1 23 31 3.00 1.000																			

Batter	1	2	3	4	5	6	7	8	9	AB	R	H	RBI	BB	SO	LOB	BOTTOM					
Jim Piersall, R OBP: 0.280, SLG: 0.458 Bennie Daniels, L Carl Bouldin, S Lou Klimchuck, L OBP: 0.083, SLG: 0.083 (1, 8) (8, 1) (9, 1) (9, PH)										4	1	2	1	0	0	2	Kansas City Athletics @ Washington Senators D.C. Stadium, Washington, DC Sat Apr 27 1963, 3:33 AM EST Att: 5,056 - Unknown					
Chuck Cottier, R OBP: 0.238, SLG: 0.400 Bobo Osborne, L OBP: 0.286, SLG: 0.296 (1, 4) (7, PH) (8, 5)										3	0	2	0	0	1	0						
Minnie Minoza, R OBP: 0.413, SLG: 0.286 (1, 7)										4	0	1	1	0	2	1						
Don Lock, R OBP: 0.406, SLG: 0.421 (1, 9) (8, 8)										5	0	0	0	0	3	4						
Chuck Hinton, R OBP: 0.380, SLG: 0.652 (1, 3) (9, 6)										4	1	1	1	0	1	2						
Don Leppert, R OBP: 0.381, SLG: 0.615 Tom Brown, S OBP: 0.118, SLG: 0.063 (1, 2) (8, FR) (9, 3)										3	0	0	0	1	0	0						
Mary Breeding, R OBP: 0.313, SLG: 0.364 Ken Retzer, L OBP: 0.440, SLG: 0.400 (1, 5) (8, PH) (9, 2)										3	0	1	0	0	0	0						
Ed Brinkman, R OBP: 0.309, SLG: 0.431 Dick Phillips, L OBP: 0.297, SLG: 0.306 (1, 6) (7, PH) (8, 4)										2	0	1	0	0	0	0						
Ron Kline, R Jim Duckworth, R Jim King, L OBP: 0.357, SLG: 0.667 (1, 1) (4, 1) (7, PH) (8, 9)										1	0	0	0	0	1	2						
<b>Inning Stats</b>	R: 0 E: 0 K: 0 S: 4	H: 1 LOB: 2 BB: 0 P: 5	R: 0 E: 0 K: 1 S: 7	H: 2 LOB: 2 BB: 0 P: 7	R: 0 E: 0 K: 3 S: 9	H: 0 LOB: 0 BB: 0 P: 9	R: 0 E: 0 K: 1 S: 5	H: 0 LOB: 0 BB: 0 P: 5	R: 1 E: 0 K: 1 S: 7	H: 2 LOB: 1 BB: 0 P: 7	R: 0 E: 0 K: 0 S: 3	H: 0 LOB: 0 BB: 0 P: 3	R: 0 E: 0 K: 1 S: 6	H: 1 LOB: 2 BB: 1 P: 10	R: 1 E: 0 K: 2 S: 8	H: 1 LOB: 1 BB: 1 P: 12		R: 1 E: 0 K: 1 S: 7	H: 2 LOB: 2 BB: 1 P: 11	1B: 5 2B: 2 3B: 0 HR: 2	SF: 0 SAC: 0 DP: 0 HBP: 1	WP: 0 PB: 0 SB: 0 CS: 0
<b>PITCHER</b>	IP WLS BF H R ER SO BB IBB HBP BLK WP HR S P ERA WHIP																					
Dan Pfister, R ERA: 1.93 Dale Willis, R ERA: 1.69 John Wyatt, R ERA: 3.38 (1, 1) (7, 1) (8, 1)	6.2 W 27 5 1 0 0 1 0 0 0 0 0 0 4 4 0.00 3.000																					



Batter	1	2	3	4	5	6	7	8	9	AB	R	H	RBI	BB	SO	LOB	TOP					
Wayne Causey, L OBP: 0.449, SLG: 0.511 (1, 6)										5	0	2	1	0	0	2	<b>Kansas City Athletics @ Washington Senators</b> <b>D.C. Stadium, Washington, DC</b> Sun Apr 28 1963, 3:33 AM EDT Att: 7,293 - Unknown					
Jose Tartabull, L OBP: 0.333, SLG: 0.368 (1, 8)										5	0	0	0	0	0	3						
Manny Jimenez, L OBP: 0.233, SLG: 0.304 Gino Cimoli, R OBP: 0.354, SLG: 0.417 (7, PR) (7, 9)										3	0	1	0	1	0	2						
Norm Siebern, L OBP: 0.282, SLG: 0.278 (1, 3)										5	1	2	0	0	0	4						
Ed Charles, R OBP: 0.444, SLG: 0.382 (1, 5)										4	1	1	0	0	1	1						
Chuck Essegian, R OBP: 0.233, SLG: 0.339 Haywood Sullivan, R OBP: 0.424, SLG: 0.393 (1, 7) (8, 2)										4	1	2	1	0	1	3						
Jerry Lumpe, L OBP: 0.232, SLG: 0.200 (1, 4)										5	1	1	0	0	0	1						
Billy Bryan, L OBP: 0.308, SLG: 0.394 George Alusk, R OBP: 0.300, SLG: 0.306 Bobby Del Greco, R OBP: 0.235, SLG: 0.400 (8, PH) (8, PR) (8, 7)										2	1	1	0	1	1	0						
Ed Rakow, S OBP: 0.273, SLG: 0.200 Bill Fischer, R (7, 1)										3	0	0	0	0	1	3						
<b>Inning Stats</b>	R: 0 E: 0 K: 0 S: 4	H: 1 LOB: 3 BB: 1 P: 9	R: 0 E: 0 K: 2 S: 7	H: 0 LOB: 0 BB: 0 P: 7	R: 0 E: 0 K: 0 S: 4	H: 1 LOB: 1 BB: 0 P: 4	R: 0 E: 0 K: 1 S: 5	H: 0 LOB: 0 BB: 0 P: 5	R: 1 E: 0 K: 0 S: 5	H: 2 LOB: 1 BB: 0 P: 5	R: 1 E: 0 K: 0 S: 7	H: 2 LOB: 2 BB: 1 P: 11	R: 0 E: 0 K: 0 S: 4	H: 1 LOB: 1 BB: 0 P: 4	R: 4 E: 2 K: 0 S: 8	H: 4 LOB: 2 BB: 1 P: 12		R: 0 E: 0 K: 1 S: 5	H: 0 LOB: 0 BB: 0 P: 5	1B: 9 2B: 2 3B: 0 HR: 0	SF: 0 SAC: 1 DP: 0 HBP: 1	WP: 0 PB: 0 SB: 2 CS: 0
<b>PITCHER</b>	IP WLS BF H R ER SO BB IBB HBP BLK WP HR S P ERA WHIP	6.0 27 6 2 2 4 1 1 1 0 0 0 0 0 4 3.00 1.167	1.0 4 1 0 0 0 0 0 0 0 0 0 0 4 4 0.00 1.000	0.0 2 2 2 0 0 0 0 0 0 0 0 0 2 2 ∞ ∞	2.0 L 10 2 2 0 1 1 0 0 0 0 0 11 15 0.00 1.500	<b>PITCHER</b>	IP WLS BF H R ER SO BB IBB HBP BLK WP HR S P ERA WHIP	6.0 27 6 2 2 4 1 1 1 0 0 0 0 0 4 3.00 1.167	1.0 4 1 0 0 0 0 0 0 0 0 0 0 4 4 0.00 1.000	0.0 2 2 2 0 0 0 0 0 0 0 0 0 2 2 ∞ ∞	2.0 L 10 2 2 0 1 1 0 0 0 0 0 11 15 0.00 1.500											

Batter	1	2	3	4	5	6	7	8	9	AB	R	H	RBI	BB	SO	LOB	BOTTOM					
Jim Piersall, R OBP: 0.310, SLG: 0.464 (1, 8)										4	0	2	0	0	0	1	<b>Kansas City Athletics @ Washington Senators</b> <b>D.C. Stadium, Washington, DC</b> Sun Apr 28 1963, 3:33 AM EDT Att: 7,293 - Unknown					
Jim King, L OBP: 0.333, SLG: 0.563 (1, 9)										4	0	1	1	0	1	1						
Minnie Minoso, R OBP: 0.403, SLG: 0.283 (1, 7)										4	0	1	0	0	0	3						
Chuck Hinton, R OBP: 0.360, SLG: 0.614 (1, 5)										4	0	0	0	0	1	2						
Bobo Osborne, L OBP: 0.284, SLG: 0.345 (1, 3)										4	1	1	1	0	1	0						
Ken Retzer, L OBP: 0.414, SLG: 0.375 (1, 2)										4	1	1	0	0	1	0						
Chuck Cottier, R OBP: 0.280, SLG: 0.542 (8, 6)										4	2	2	1	0	1	0						
Ed Brinkman, R OBP: 0.298, SLG: 0.415 Dick Phillips, L OBP: 0.308, SLG: 0.297 (7, PH) (8, 4)										2	0	0	0	0	0	0						
Jim Coates, R Tom Brown, S Jim Hannan, R Lou Klimchuck, L Jim Bronstad, R Claude Osteen, L (8, 1)										1	0	0	0	0	1	0						
<b>Inning Stats</b>	R: 0 E: 0 K: 1 S: 6	H: 1 LOB: 1 BB: 0 P: 6	R: 0 E: 0 K: 2 S: 7	H: 0 LOB: 0 BB: 0 P: 7	R: 0 E: 0 K: 1 S: 5	H: 0 LOB: 0 BB: 0 P: 5	R: 0 E: 0 K: 0 S: 3	H: 1 LOB: 0 BB: 0 P: 3	R: 0 E: 0 K: 1 S: 5	H: 0 LOB: 0 BB: 0 P: 5	R: 1 E: 1 K: 0 S: 5	H: 3 LOB: 1 BB: 0 P: 5	R: 3 E: 0 K: 0 S: 6	H: 4 LOB: 1 BB: 1 P: 10	R: 0 E: 0 K: 1 S: 5	H: 0 LOB: 0 BB: 0 P: 5		R: 1 E: 0 K: 0 S: 4	H: 1 LOB: 0 BB: 0 P: 4	1B: 8 2B: 0 3B: 0 HR: 2	SF: 0 SAC: 0 DP: 2 HBP: 0	WP: 0 PB: 0 SB: 1 CS: 0
<b>PITCHER</b>	IP WLS BF H R ER SO BB IBB HBP BLK WP HR S P ERA WHIP	6.1 26 8 4 4 4 5 1 0 0 0 0 1 1 35 3 5.68 1.421	2.2 9 2 1 1 1 0 0 0 0 0 0 1 11 11 3.38 0.750	<b>PITCHER</b>	IP WLS BF H R ER SO BB IBB HBP BLK WP HR S P ERA WHIP	6.1 26 8 4 4 4 5 1 0 0 0 0 1 1 35 3 5.68 1.421	2.2 9 2 1 1 1 0 0 0 0 0 0 1 11 11 3.38 0.750															




Batter	1	2	3	4	5	6	7	8	9	AB	R	H	RBI	BB	SO	LOB	TOP					
Vic Davalillo, L OBP: 0.316, SLG: 0.393 (1, 8)										4	0	1	0	0	1	0	<b>Cleveland Indians @ Kansas City Athletics</b> Municipal Stadium, Kansas City, MO Wed May 01 1963, 8:05 PM EDT Att: 9,357 - Unknown					
Willie Kirkland, L OBP: 0.190, SLG: 0.158 (1, 9)										3	1	0	0	1	1							
Woodie Held, R OBP: 0.419, SLG: 0.657 (1, 4)										4	0	1	0	0	2	1						
Joe Adcock, R OBP: 0.250, SLG: 0.333 (1, 3)										4	1	1	2	0	1	1						
Tito Francona, L OBP: 0.260, SLG: 0.333 (1, 7)										4	0	0	0	0	1	0						
John Romano, R OBP: 0.318, SLG: 0.548 Bob Lipski, L (8, 2)										3	1	1	1	0	0	0						
Max Alvis, R OBP: 0.260, SLG: 0.383 (1, 5)										3	0	0	0	0	0	0						
Tony Martinez, R OBP: 0.173, SLG: 0.143 (1, 6)										3	0	0	0	0	0	0						
Gary Bell, R Jack Curtis, L Mudcat Grant, R Jim Perry, S Barry Latman, R Al Luplow, L Ron Nischwitz, S (1, 1) (3, 1) (4, 1) (5, 1) (7, 1) (8, PH) (8, 1)										1	0	0	0	0	1	0						
<b>Inning Stats</b>	R: 0 E: 0 K: 1 S: 6	H: 1 LOB: 1 BB: 0 P: 6	R: 0 E: 0 K: 1 S: 5	H: 0 LOB: 0 BB: 0 P: 5	R: 0 E: 0 K: 1 S: 6	H: 1 LOB: 1 BB: 0 P: 6	R: 0 E: 0 K: 1 S: 5	H: 0 LOB: 0 BB: 0 P: 5	R: 0 E: 0 K: 0 S: 3	H: 0 LOB: 0 BB: 0 P: 3	R: 0 E: 0 K: 2 S: 7	H: 0 LOB: 0 BB: 0 P: 7	R: 0 E: 0 K: 1 S: 5	H: 0 LOB: 0 BB: 0 P: 5	R: 1 E: 0 K: 1 S: 6	H: 1 LOB: 0 BB: 0 P: 6		R: 2 E: 0 K: 1 S: 6	H: 1 LOB: 0 BB: 1 P: 10	1B: 2 2B: 0 3B: 0 HR: 2	SF: 0 SAC: 0 DP: 0 HBP: 0	WP: 0 PB: 0 SB: 0 CS: 0
<b>PITCHER</b> Orlando Pena, R ERA: 1.74 (1, 1)	IP: 9.0 WLS: W BF: 32 H: 4 R: 3 ER: 3 SO: 9 BB: 1 IBB: 0 HBP: 0 BLK: 0 WP: 0 HR: 2 S: 49 P: 53 ERA: 3.00 WHIP: 0.556															<b>PITCHER</b> Orlando Pena, R ERA: 1.74 (1, 1)	IP: 9.0 WLS: W BF: 32 H: 4 R: 3 ER: 3 SO: 9 BB: 1 IBB: 0 HBP: 0 BLK: 0 WP: 0 HR: 2 S: 49 P: 53 ERA: 3.00 WHIP: 0.556					

AB	31
R	3
H	4
RBI	3
BB	1
SO	9
LOB	3



Batter	1	2	3	4	5	6	7	8	9	AB	R	H	RBI	BB	SO	LOB	BOTTOM			
Wayne Causey, L OBP: 0.463, SLG: 0.580 (1, 6)										5	2	3	1	0	0	4	<b>Cleveland Indians @ Kansas City Athletics</b> Municipal Stadium, Kansas City, MO Wed May 01 1963, 8:05 PM EDT Att: 9,357 - Unknown			
Gino Cimoli, R OBP: 0.345, SLG: 0.416 (1, 8) (7, 9)										5	1	1	2	0	0	5				
Manny Jimenez, L OBP: 0.355, SLG: 0.308 Jose Tartabull, L OBP: 0.349, SLG: 0.385 (1, 9) (7, 8)										3	2	1	0	0	0	0				
Norm Siebern, L OBP: 0.289, SLG: 0.276 (1, 3)										4	1	1	0	1	1	4				
Ed Charles, R OBP: 0.442, SLG: 0.397 (1, 5)										5	1	2	2	0	0	2				
Chuck Essegian, R OBP: 0.296, SLG: 0.367 Bobby Del Greco, R OBP: 0.222, SLG: 0.375 (1, 7) (7, FR) (8, 7)										4	0	3	2	0	0	1				
Jerry Lumpe, L OBP: 0.241, SLG: 0.225 (1, 4)										5	1	2	1	0	0	4				
Billy Bryan, L OBP: 0.326, SLG: 0.389 (1, 2)										3	2	1	1	1	0	1				
Orlando Pena, R OBP: 0.375, SLG: 0.167 (1, 1)										2	0	0	0	0	2	1				
<b>Inning Stats</b>	R: 0 E: 0 K: 0 S: 3	H: 1 LOB: 0 BB: 0 P: 3	R: 2 E: 0 K: 1 S: 8	H: 3 LOB: 1 BB: 0 P: 8	R: 2 E: 0 K: 0 S: 6	H: 3 LOB: 2 BB: 1 P: 10	R: 4 E: 0 K: 0 S: 7	H: 3 LOB: 1 BB: 1 P: 12	R: 0 E: 0 K: 1 S: 6	H: 1 LOB: 1 BB: 0 P: 6	R: 0 E: 0 K: 1 S: 5	H: 0 LOB: 0 BB: 0 P: 5	R: 3 E: 0 K: 0 S: 8	H: 4 LOB: 2 BB: 0 P: 8	R: 0 E: 0 K: 1 S: 5	H: 0 LOB: 0 BB: 0 P: 5		1B: 11 2B: 3 3B: 0 HR: 1	SF: 0 SAC: 2 DP: 0 HBP: 1	WP: 1 PB: 0 SB: 0 CS: 1
<b>PITCHER</b> Gary Bell, R ERA: 2.76 Jack Curtis, L ERA: 18.0 Mudcat Grant, R ERA: 4.64 Jim Perry, R ERA: 5.23 Barry Latman, R ERA: 4.15 (1, 1) (3, 1) (4, 1) (5, 1) (7, 1)	IP: 2.1 WLS: L BF: 13 H: 6 R: 4 ER: 4 SO: 1 BB: 1 IBB: 0 HBP: 1 BLK: 0 WP: 0 HR: 0 S: 14 P: 18 ERA: 15.43 WHIP: 3.000															<b>PITCHER</b> Ron Nischwitz, L ERA: 16.2 (8, 1)	IP: 1.0 WLS: L BF: 3 H: 0 R: 0 ER: 0 SO: 1 BB: 0 IBB: 0 HBP: 0 BLK: 0 WP: 0 HR: 0 S: 5 P: 5 ERA: 0.00 WHIP: 0.000			

AB	38
R	11
H	15
RBI	10
BB	2
SO	4
LOB	22









Batter	1	2	3	4	5	6	7	8	9	AB	R	H	RBI	BB	SO	LOB	TOP					
Chuck Schilling, R OBP: 0.375, SLG: 0.438 (1, 4)	1-3		1-3			G6-4-3 HBP		5-3		3	0	0	0	0	0	0						
Roman Mejias, R OBP: 0.153, SLG: 0.214 (1, 8)	5-3		F5			G6-4-3			6-3	4	0	0	0	0	0	2						
Carl Yastrzemski, L OBP: 0.413, SLG: 0.549 (1, 7)	K			4-3		G3				4	0	1	0	0	1	1						
Dick Stuart, R OBP: 0.324, SLG: 0.429 (1, 3)		K		L8				K		4	0	0	0	0	3	1						
Lou Clinton, R OBP: 0.243, SLG: 0.348 (1, 9)		F3		5-3				K		4	0	0	0	0	2	1						
Frank Malzone, R OBP: 0.318, SLG: 0.361 (1, 5)					P4					2	1	1	0	0	0	0						
Eddie Bressoud, R OBP: 0.324, SLG: 0.406 (1, 6)										2	0	1	1	1	0	1						
Bob Tillman, R OBP: 0.293, SLG: 0.346 (1, 2)										3	0	0	0	0	0	2						
Bill Monbouquette, R OBP: 0.250, SLG: 0.250 (1, 1)										2	0	1	0	0	1	0						
Arnold Earley, L (7, 1)										0	0	0	0	0	0	0						
Gary Geiger, L (8, PH)										1	0	0	0	0	1	0						
Chet Nichols, S (8, 1)										0	0	0	0	0	0	0						
<b>Inning Stats</b>	R: 0 E: 0 K: 1 S: 5	H: 0 LOB: 0 BB: 0 P: 5	R: 1 E: 0 K: 1 S: 7	H: 2 LOB: 1 BB: 0 P: 7	R: 0 E: 0 K: 1 S: 5	H: 0 LOB: 0 BB: 0 P: 5	R: 0 E: 0 K: 0 S: 3	H: 0 LOB: 0 BB: 1 P: 3	R: 0 E: 0 K: 0 S: 2	H: 0 LOB: 0 BB: 1 P: 6	R: 0 E: 0 K: 0 S: 3	H: 1 LOB: 1 BB: 0 P: 4	R: 0 E: 0 K: 2 S: 7	H: 0 LOB: 1 BB: 0 P: 8	R: 0 E: 0 K: 1 S: 5	H: 0 LOB: 0 BB: 0 P: 5	R: 0 E: 0 K: 2 S: 8	H: 1 LOB: 1 BB: 0 P: 8	1B: 4 2B: 0 3B: 0 HR: 0	SF: 0 SAC: 0 DP: 2 HBP: 2	WP: 1 PB: 0 SB: 0 CS: 0	PA: 32
<b>PITCHER</b> Ed Rakow, R ERA: 1.79 (1, 1)	IP: 9.0 WLS: W BF: 32 H: 4 R: 1 ER: 1 SO: 8 BB: 1 IBB: 0 HBP: 2 BLK: 0 WP: 1 HR: 0 S: 45 P: 51 ERA: 1.00 WHIP: 0.556															<b>PITCHER</b>						

**Boston Red Sox @ Kansas City Athletics**  
Municipal Stadium, Kansas City, MO  
Fri May 03 1963, 8:05 PM EDT  
Att: 14,021 - Unknown

AB	29
R	1
H	4
RBI	1
BB	1
SO	8
LOB	8




Batter	1	2	3	4	5	6	7	8	9	AB	R	H	RBI	BB	SO	LOB	BOTTOM			
Wayne Causey, L OBP: 0.444, SLG: 0.534 (1, 6)	4-3		F8		P6		E7			4	0	1	2	0	0	0				
Jose Tartabull, L OBP: 0.354, SLG: 0.372 (1, 8)			F7			1-3	F7			4	0	1	0	0	0	2				
Jerry Lumpe, L OBP: 0.253, SLG: 0.244 (1, 4)	4-3					F7		5-3		3	0	0	0	1	0	1				
Norm Siebern, L OBP: 0.296, SLG: 0.268 (1, 3)	5-3					4-3		P5		4	0	1	0	0	0	1				
Ed Charles, R OBP: 0.415, SLG: 0.370 (1, 5)		6-3		K				5-3		4	1	1	0	0	1	2				
Manny Jimenez, L OBP: 0.385, SLG: 0.313 (1, 7)					P6					3	0	2	0	0	0	2				
Bobby Del Greco, R OBP: 0.222, SLG: 0.375 (7, FR) (8, 7)										0	0	0	0	0	0	0				
George Alusik, R OBP: 0.273, SLG: 0.282 (1, 9)										2	0	0	1	0	0	3				
Gino Cimoli, R OBP: 0.337, SLG: 0.395 (9, 9)		F8								0	0	0	0	0	0	0				
Billy Bryan, L OBP: 0.340, SLG: 0.512 (1, 2)		K								3	1	1	0	0	1	1				
Ed Rakow, S OBP: 0.286, SLG: 0.231 (1, 1)			K							3	1	1	0	0	1	0				
<b>Inning Stats</b>	R: 0 E: 0 K: 0 S: 4	H: 1 LOB: 1 BB: 0 P: 4	R: 0 E: 0 K: 1 S: 6	H: 1 LOB: 0 BB: 0 P: 6	R: 0 E: 0 K: 1 S: 5	H: 0 LOB: 0 BB: 0 P: 5	R: 0 E: 0 K: 1 S: 6	H: 1 LOB: 2 BB: 1 P: 10	R: 0 E: 0 K: 0 S: 3	H: 0 LOB: 0 BB: 0 P: 3	R: 0 E: 0 K: 0 S: 3	H: 0 LOB: 0 BB: 0 P: 3	R: 3 E: 1 K: 0 S: 7	H: 5 LOB: 2 BB: 0 P: 7	R: 0 E: 0 K: 0 S: 3	H: 0 LOB: 0 BB: 0 P: 3	1B: 8 2B: 1 3B: 0 HR: 0	SF: 1 SAC: 0 DP: 1 HBP: 0	WP: 0 PB: 0 SB: 0 CS: 0	PA: 32
<b>PITCHER</b> Bill Monbouquette, R ERA: 3.34 Arnold Earley, L ERA: Chet Nichols, L ERA: 4.76 (1, 1)	IP: 6.2 WLS: L BF: 27 H: 7 R: 3 ER: 3 SO: 3 BB: 1 IBB: 0 HBP: 0 BLK: 0 WP: 0 HR: 0 S: 32 P: 36 ERA: 4.05 WHIP: 1.200															<b>PITCHER</b>				


**Boston Red Sox @ Kansas City Athletics**  
Municipal Stadium, Kansas City, MO  
Fri May 03 1963, 8:05 PM EDT  
Att: 14,021 - Unknown

AB	30
R	3
H	8
RBI	3
BB	1
SO	3
LOB	12





Batter	1	2	3	4	5	6	7	8	9	AB	R	H	RBI	BB	SO	LOB	TOP							
Chuck Schilling, R OBP: 0.386, SLG: 0.440	0-0 FC4-6 1B	0-0 G5-4-3		4-0 BB						2	0	1	0	1	0	2	<b>Boston Red Sox @ Kansas City Athletics</b> Municipal Stadium, Kansas City, MO Sat May 04 1963, 8:05 PM EDT Att: 13,973 - Unknown  <b>AB 19</b> <b>R 3</b> <b>H 5</b> <b>RBI 1</b> <b>BB 4</b> <b>SO 3</b> <b>LOB 11</b> 							
Roman Mejias, R OBP: 0.147, SLG: 0.205	0-0 FC4-6 E	0-0 G5-3		0-0 F8						3	1	0	0	0	4									
Carl Yastrzemski, L OBP: 0.397, SLG: 0.527	0-0 E6 3B		0-0		0-0					3	1	0	0	0	0									
Dick Stuart, R OBP: 0.324, SLG: 0.424	0-3 K		0-0 F7		0-0 1B					3	0	1	0	0	1									
Lou Clinton, R OBP: 0.260, SLG: 0.382	0-0 3B		4-0 FC BB		0-3 K					2	0	1	1	1	0									
Frank Malzone, R OBP: 0.309, SLG: 0.349	0-0 F9		0-0 FC							2	0	0	0	0	2									
Eddie Bressoud, R OBP: 0.342, SLG: 0.439		0-0 BB G5-4-3 2B		0-0 WP 1B						2	1	2	0	0	0									
Bob Tillman, R OBP: 0.300, SLG: 0.340		4-0 G5-4-3 BB BB		0-3 K						1	0	0	0	1	1									
Ike Delock, R Jack Lamabe, R Chet Nichols, S Jim Gosger, L Hal Kolstad, R		4-0 G5-4-3 BB		0-0 G1-3						0	0	0	0	0	0									
<b>Inning Stats</b>	R: 2 E: 1 K: 1 S: 8	H: 2 LOB: 1 BB: 0 P: 8	R: 1 E: 0 K: 0 S: 3	H: 1 LOB: 1 BB: 2 P: 11	R: 0 E: 0 K: 0 S: 3	H: 0 LOB: 1 BB: 1 P: 7	R: 0 E: 0 K: 1 S: 6	H: 1 LOB: 2 BB: 1 P: 10	R: 0 E: 0 K: 1 S: 5	H: 1 LOB: 0 BB: 0 P: 5						1B: 3 2B: 1 3B: 1 HR: 0		SF: 0 SAC: 0 DP: 1 HBP: 0	WP: 1 PA: 23 PB: 0 SB: 0 CS: 0					
<b>PITCHER</b>	IP	WLS	BF	H	R	ER	SO	BB	IBB	HBP	BLK	WP	HR	S	P	ERA		WHIP						
Dave Thies, R ERA: 4.0	(1, 1)	3.2		19	4	3	1	2	4	0	0	0	1	0	19	35		2.46	2.182					
Bill Fischer, R ERA: 1.65	(4, 1)	1.1	W	4	1	0	0	1	0	0	0	0	0	6	6	0.00		0.750						

Batter	1	2	3	4	5	6	7	8	9	AB	R	H	RBI	BB	SO	LOB	BOTTOM						
Wayne Causey, L OBP: 0.478, SLG: 0.574	0-0 BB E BB		0-0 BB 1B	0-0 G4-3 1B	0-0 1B					3	2	3	4	1	0	0	<b>Boston Red Sox @ Kansas City Athletics</b> Municipal Stadium, Kansas City, MO Sat May 04 1963, 8:05 PM EDT Att: 13,973 - Unknown  <b>AB 25</b> <b>R 14</b> <b>H 12</b> <b>RBI 13</b> <b>BB 7</b> <b>SO 3</b> <b>LOB 13</b> 						
Jose Tartabull, L OBP: 0.346, SLG: 0.362	0-0 F9		0-0 G4-3 1B	0-0 G5-3						4	1	1	0	0	4								
Jerry Lumpe, L OBP: 0.273, SLG: 0.261	4-0 1-2 E BB	0-0 G5-3	4-0 1-2 2-3 1B BB	0-0 3B 2B						2	3	1	0	2	0								
Norm Siebern, L OBP: 0.314, SLG: 0.298	4-0 1-2 2-3 E BB	4-0 BB	0-0 G4-3	0-0 WP 3B						2	2	1	2	2	2								
Ed Charles, R OBP: 0.418, SLG: 0.388	0-0 E6 2B	0-0 P2	0-0 1B	0-0 F2						4	1	2	5	0	1								
Manny Jimenez, L OBP: 0.381, SLG: 0.343	0-0 1B 2B	0-3 K	0-3 K							3	1	1	1	0	2								
George Alusik, R OBP: 0.298, SLG: 0.293	0-0 G5-3		0-0 FC4-6 1B	4-0 G3-1 1B BB						2	1	1	0	1	1								
Billy Bryan, L OBP: 0.340, SLG: 0.489	4-0 1B 2B IBB		0-0 FC4-6 2B 1B	0-0 G3-1						2	2	0	0	1	2								
Dave Thies, R OBP: 0.667, SLG: 1.000	0-0 2B		0-0 1B 2B	0-3 K						2	1	2	1	0	0								
Bill Fischer, R ERA: 1.65	0-0 1-2 2-3 E 1B		0-0 1B 2B	0-0 K						1	0	0	0	0	1								
<b>Inning Stats</b>	R: 6 E: 1 K: 0 S: 7	H: 4 LOB: 2 BB: 4 P: 23	R: 0 E: 0 K: 1 S: 5	H: 0 LOB: 1 BB: 1 P: 9	R: 5 E: 0 K: 1 S: 10	H: 5 LOB: 1 BB: 1 P: 14	R: 1 E: 0 K: 1 S: 6	H: 1 LOB: 1 BB: 1 P: 10	R: 2 E: 0 K: 0 S: 3	H: 2 LOB: 0 BB: 0 P: 3						1B: 6 2B: 5 3B: 1 HR: 0		SF: 0 SAC: 0 DP: 0 HBP: 0	WP: 1 PA: 32 PB: 0 SB: 0 CS: 0				
<b>PITCHER</b>	IP	WLS	BF	H	R	ER	SO	BB	IBB	HBP	BLK	WP	HR	S	P	ERA		WHIP					
Ike Delock, R ERA: 4.09	(1, 1)	0.1	L	6	2	5	5	0	3	0	0	0	0	3	15	27.00		6.000					
Jack Lamabe, R ERA: 4.09	(1, 1)	0.1		4	2	1	1	0	0	1	0	0	0	3	7	27.00		6.000					
Chet Nichols, L ERA: 4.5	(1, 1)	0.1		1	0	0	0	0	0	0	0	0	0	1	1	0.00	0.000						
Hal Kolstad, R ERA: 14.73	(2, 1)	3.1		21	8	8	8	3	3	0	0	0	1	0	24	21.60	3.300						











Batter	1	2	3	4	5	6	7	8	9	AB	R	H	RBI	BB	SO	LOB	TOP		
Mike Hershberger, R (1, 8) OBP: 0.295, SLG: 0.327	0-0 1-3		0-0 1B			0-0 1B	0-3 K		0-0 F7	5	0	2	0	0	1	3			
Nellie Fox, L (1, 4) OBP: 0.394, SLG: 0.372	0-0 F8		0-0 E8			0-0 1B	0-0 F7		0-0 F7	4	0	2	0	0	0	0			
Joe Cunningham, L (1, 3) OBP: 0.396, SLG: 0.381	0-0 WP 1B		0-0 4-3			0-0 F6			0-0 6-3	4	1	1	0	0	0	3			
Floyd Robinson, L (1, 9) OBP: 0.430, SLG: 0.545	0-0 FC6-4 1B					0-0 G4-6-3 1B			0-0 2B	4	0	2	1	0	0	2			
Jim Landis, R (8, 8) OBP: 0.393, SLG: 0.397						0-0 1-2				0	0	0	0	0	0	0			
Pete Ward, L (1, 5) OBP: 0.363, SLG: 0.398	0-0 FC6-4					0-0 4-3			0-0 6-3	3	0	0	0	1	0	1			
Dave Nicholson, R (1, 7) OBP: 0.313, SLG: 0.506						0-3 K			0-0 F9	4	0	1	0	0	2	2			
Ron Hansen, R (1, 6) OBP: 0.298, SLG: 0.407						0-3 K			0-0 F9	4	1	1	0	0	1	1			
J.C. Martin, L (1, 2) OBP: 0.239, SLG: 0.268						0-0 F2			0-0 G3	3	0	0	0	1	0	0			
John Buzhardt, R (1, 1) OBP: 0.091, SLG: 0.091						0-0 F9			4-0 S	3	0	1	1	0	0	0			
Charlie Maxwell, L (9, PH) OBP: 0.375, SLG: 0.167										0	0	0	0	1	0	0			
Al Weis, S (9, PR) OBP: 0.308, SLG: 0.250										0	0	0	0	0	0	0			
Hoyt Wilhelm, R (9, 1) OBP: 0.143, SLG: 0.143										0	0	0	0	0	0	0			
<b>Inning Stats</b>	R: 1 E: 0 K: 0 S: 5	H: 2 LOB: 1 BB: 0 P: 5	R: 0 E: 0 K: 0 S: 3	H: 1 LOB: 0 BB: 0 P: 3	R: 0 E: 1 K: 0 S: 4	H: 2 LOB: 1 BB: 0 P: 4	R: 0 E: 0 K: 1 S: 5	H: 0 LOB: 0 BB: 0 P: 5	R: 0 E: 0 K: 0 S: 4	H: 2 LOB: 1 BB: 0 P: 4	R: 1 E: 0 K: 1 S: 7	H: 2 LOB: 2 BB: 1 P: 11	R: 0 E: 0 K: 1 S: 6	H: 1 LOB: 2 BB: 1 P: 10	R: 0 E: 0 K: 0 S: 3	H: 0 LOB: 2 BB: 1 P: 7	1B: 8 2B: 2 3B: 0 HR: 0	SF: 0 SAC: 0 DP: 2 HBP: 0	WP: 1 PA: 37 PB: 0 SB: 1 CS: 0
<b>PITCHER</b>	IP WLS BF H R ER SO BB IBB HBP BLK WP HR S P ERA WHIP	8.0 L 33 10 2 2 4 1 1 0 0 0 0 39 47 2.25 1.375	1.0 S 4 0 0 0 0 1 0 0 0 0 0 3 7 0.00 1.000																

Chicago White Sox @ Kansas City Athletics  
Municipal Stadium, Kansas City, MO  
Tue May 07 1963, 8:05 PM EDT  
Att: 10,176 - Unknown


AB 34  
R 2  
H 10  
RBI 2  
BB 3  
SO 4  
LOB 12



Batter	1	2	3	4	5	6	7	8	9	AB	R	H	RBI	BB	SO	LOB	BOTTOM				
Wayne Causey, L (1, 6) OBP: 0.456, SLG: 0.549	0-0 G3		0-0 G6-3 1B			4-0 SH1-4 BB			0-0 4-3 3B	3	1	2	0	1	0	0					
Jose Tartabull, L (1, 8) OBP: 0.339, SLG: 0.327	0-0 F4		0-0 G6-3			0-0 SH1-4			0-0 4-3	3	0	0	1	0	0	1					
Jerry Lumpe, L (1, 4) OBP: 0.264, SLG: 0.263	0-0 F7					0-0 4-3			0-0 F8	4	0	0	0	0	0	1					
Norm Siebern, L (1, 3) OBP: 0.307, SLG: 0.284						0-0 F8			0-0 4-3	4	0	1	0	0	1	1					
Ed Charles, R (1, 5) OBP: 0.400, SLG: 0.371						0-3 K			0-0 5-3	4	0	1	0	0	1	1					
Chuck Essegian, R (1, 7) OBP: 0.276, SLG: 0.352						0-0 K			0-0 1B	4	0	2	0	0	0	1					
Gino Cimoli, R (1, 9) OBP: 0.313, SLG: 0.364						0-0 G6-3 1B			0-0 F8	4	0	2	0	0	0	1					
Billy Bryan, L (1, 2) OBP: 0.317, SLG: 0.431						0-0 K			0-0 G6-3	3	0	0	0	0	1	4					
Billy Bryan, L (1, 2) OBP: 0.317, SLG: 0.431						0-0 4-3			0-0 K	2	0	0	0	1	1	3					
Dave Wickersham, R (1, 1) OBP: 0.273, SLG: 0.200						0-0 1B			0-0 K	2	0	0	0	0	1	1					
Manny Jimenez, L (8, PH) OBP: 0.340, SLG: 0.300						0-0 1-3			0-0 F7	1	0	0	0	0	0	0					
Bill Fischer, R (9, 1) ERA: 1.96										0	0	0	0	0	0	0					
<b>Inning Stats</b>	R: 0 E: 0 K: 0 S: 3	H: 0 LOB: 0 BB: 0 P: 3	R: 0 E: 1 K: 1 S: 7	H: 1 LOB: 2 BB: 0 P: 7	R: 0 E: 0 K: 1 S: 5	H: 1 LOB: 0 BB: 0 P: 5	R: 0 E: 0 K: 1 S: 5	H: 0 LOB: 0 BB: 0 P: 5	R: 0 E: 0 K: 0 S: 3	H: 1 LOB: 1 BB: 1 P: 7	R: 0 E: 0 K: 1 S: 5	H: 0 LOB: 1 BB: 1 P: 9	R: 0 E: 0 K: 1 S: 6	H: 1 LOB: 1 BB: 0 P: 6	R: 1 E: 0 K: 0 S: 4	H: 1 LOB: 0 BB: 0 P: 4	R: 0 E: 0 K: 0 S: 3	H: 1 LOB: 0 BB: 0 P: 3	1B: 5 2B: 0 3B: 1 HR: 0	SF: 0 SAC: 1 DP: 2 HBP: 0	WP: 0 PA: 33 PB: 0 SB: 0 CS: 0
<b>PITCHER</b>	IP WLS BF H R ER SO BB IBB HBP BLK WP HR S P ERA WHIP	8.0 W 30 5 1 1 5 2 0 0 0 0 0 38 46 1.12 0.875	1.0 S 3 1 0 0 0 0 0 0 0 0 0 3 3 0.00 1.000																		

Chicago White Sox @ Kansas City Athletics  
Municipal Stadium, Kansas City, MO  
Tue May 07 1963, 8:05 PM EDT  
Att: 10,176 - Unknown

AB 30  
R 1  
H 6  
RBI 1  
BB 2  
SO 5  
LOB 13










Batter	1	2	3	4	5	6	7	8	9	AB	R	H	RBI	BB	SO	LOB	TOP			
Wayne Causey, L (1, 6) OBP: 0.414, SLG: 0.494	F8		K			6-3		L9		4	0	0	0	0	1	1	<b>Kansas City Athletics @ Minnesota Twins</b> Metropolitan Stadium, Bloomington, MI Fri May 10 1963, 8:05 PM EDT Att: 11,276 - Unknown - 48 F <a href="http://livebaseballscorecards.com">livebaseballscorecards.com</a>			
Jose Tartabull, L (1, 8) OBP: 0.299, SLG: 0.283	4-3		L7			F5		L8		4	0	0	0	0	0	1				
Jerry Lumpe, L (1, 4) OBP: 0.271, SLG: 0.280	2B			4-3		4-3		F6		4	0	1	0	0	0	0				
Norm Siebern, L (1, 3) OBP: 0.320, SLG: 0.327	BB			3-1		4-3		K		3	0	0	0	1	1	0				
Ed Charles, R (1, 5) OBP: 0.390, SLG: 0.371	F9			F3		F8		K		4	0	0	0	0	1	2				
Manly Jimenez, L (1, 7) OBP: 0.353, SLG: 0.326		1-3				2B				2	0	1	0	1	0	0				
Gino Cimoli, R (1, 9) OBP: 0.291, SLG: 0.340		5-3				4-3		BB		3	0	0	0	0	0	2				
Billy Bryan, L (1, 2) OBP: 0.288, SLG: 0.386		K				K		2-3		3	0	0	0	0	2	1				
Orlando Pena, R (1, 1) OBP: 0.333, SLG: 0.111 (8, PH)			F9			K				2	0	0	0	0	1	1				
Chuck Essegian, R (8, PH) OBP: 0.294, SLG: 0.355										1	0	1	0	0	0	0				
Tony La Russa, R (8, PR)										0	0	0	0	0	0	0				
John Wyatt, R (8, 1)								1B		0	0	0	0	0	0	0				
<b>Inning Stats</b>	R: 0 E: 0 K: 0 S: 4	H: 1 LOB: 2 BB: 1 P: 8	R: 0 E: 0 K: 1 S: 5	H: 0 LOB: 0 BB: 0 P: 5	R: 0 E: 0 K: 1 S: 5	H: 0 LOB: 0 BB: 0 P: 5	R: 0 E: 0 K: 0 S: 3	H: 0 LOB: 0 BB: 0 P: 3	R: 0 E: 0 K: 2 S: 8	H: 1 LOB: 1 BB: 1 P: 8	R: 0 E: 0 K: 0 S: 3	H: 0 LOB: 1 BB: 1 P: 7	R: 0 E: 0 K: 0 S: 4	H: 1 LOB: 0 BB: 0 P: 4	R: 0 E: 0 K: 2 S: 7	H: 0 LOB: 0 BB: 0 P: 7	1B: 1 2B: 2 3B: 0 HR: 0	SF: 0 SAC: 0 DP: 0 HBP: 0	WP: 0 PB: 0 SB: 0 CS: 0	PA: 32
<b>PITCHER</b> Camilo Pascual, R (1, 1) ERA: 3.25	IP: 9.0 WLS: W BF: 32 H: 3 R: 0 ER: 0 SO: 6 BB: 2 IBB: 0 HBP: 0 BLK: 0 WP: 0 HR: 0 S: 42 P: 50 ERA: 0.00 WHIP: 0.556															<b>PITCHER</b>				

Batter	1	2	3	4	5	6	7	8	9	AB	R	H	RBI	BB	SO	LOB	BOTTOM			
Zoilo Versalles, R (1, 6) OBP: 0.284, SLG: 0.374	F8		F8							4	0	2	0	0	0	0	<b>Kansas City Athletics @ Minnesota Twins</b> Metropolitan Stadium, Bloomington, MI Fri May 10 1963, 8:05 PM EDT Att: 11,276 - Unknown - 48 F <a href="http://livebaseballscorecards.com">livebaseballscorecards.com</a>			
Vic Power, R (1, 3) OBP: 0.266, SLG: 0.337	5-3		F9		L9			F3		4	0	0	0	0	0	2				
Lenny Green, L (1, 8) OBP: 0.303, SLG: 0.339 (9, 7)	F7		K					F8		4	0	0	0	0	1	1				
Bob Allison, R (1, 9) OBP: 0.404, SLG: 0.577		K						F5		3	0	0	0	0	2	0				
Earl Battey, R (1, 2) OBP: 0.337, SLG: 0.443		F8						5-3		2	0	0	0	1	0	0				
Jimmie Hall, L (1, 7) OBP: 0.284, SLG: 0.261								F8		3	1	1	0	0	1	1				
Bill Tuttle, R (9, 8)		2B								0	0	0	0	0	0	0				
Bernie Allen, L (1, 4) OBP: 0.284, SLG: 0.270		2B						K		2	1	0	0	1	1	1				
Jay Ward, R (1, 5) OBP: 0.111, SLG: 0.222		BB								3	0	1	2	0	2	0				
Camilo Pascual, R (1, 1) OBP: 0.222, SLG: 0.222		1H 2H								3	0	0	0	0	1	1				
<b>Inning Stats</b>	R: 0 E: 0 K: 0 S: 3	H: 0 LOB: 0 BB: 0 P: 3	R: 2 E: 0 K: 2 S: 9	H: 2 LOB: 1 BB: 1 P: 13	R: 0 E: 0 K: 1 S: 5	H: 0 LOB: 0 BB: 0 P: 5	R: 0 E: 0 K: 2 S: 7	H: 0 LOB: 1 BB: 1 P: 11	R: 0 E: 0 K: 1 S: 6	H: 1 LOB: 1 BB: 0 P: 6	R: 0 E: 0 K: 0 S: 3	H: 0 LOB: 0 BB: 0 P: 3	R: 0 E: 0 K: 2 S: 7	H: 0 LOB: 0 BB: 0 P: 7	R: 0 E: 0 K: 0 S: 4	H: 1 LOB: 1 BB: 0 P: 4	1B: 2 2B: 2 3B: 0 HR: 0	SF: 0 SAC: 0 DP: 0 HBP: 0	WP: 0 PB: 0 SB: 0 CS: 0	PA: 30
<b>PITCHER</b> Orlando Pena, R (1, 1) ERA: 2.0	IP: 7.0 WLS: L BF: 26 H: 3 R: 2 ER: 2 SO: 8 BB: 2 IBB: 0 HBP: 0 BLK: 0 WP: 0 HR: 0 S: 40 P: 48 ERA: 2.57 WHIP: 0.714															<b>PITCHER</b>				
John Wyatt, R (8, 1) ERA: 4.15	IP: 1.0 WLS: L BF: 4 H: 1 R: 0 ER: 0 SO: 0 BB: 0 IBB: 0 HBP: 0 BLK: 0 WP: 0 HR: 0 S: 4 P: 4 ERA: 0.00 WHIP: 1.000															<b>PITCHER</b>				



Batter	1	2	3	4	5	6	7	8	9	AB	R	H	RBI	BB	SO	LOB	TOP					
Wayne Causey, L (1, 6) OBP: 0.413, SLG: 0.500	0-3 K	0-0 F3		0-0 F6		0-0 1B		0-0 2B		5	0	2	0	0	1	4	<b>Kansas City Athletics @ Minnesota Twins</b> Metropolitan Stadium, Bloomington, MI Sat May 11 1963, 4:33 AM EDT Att: 11,879 - Unknown - 48 F <a href="http://livebaseballscorecards.com">livebaseballscorecards.com</a>					
Gino Cimoli, R (1, 9) OBP: 0.306, SLG: 0.351	4-0 BB	0-0 SF8		0-0 HR		0-0 1B		0-0 1-3		3	1	2	1	1	0	1						
Ed Charles, R (1, 5) OBP: 0.374, SLG: 0.355	0-3 K	0-0 FC5		0-0 F9		0-0 FC4-6		0-0 F8		5	0	0	0	0	1	6						
Norm Siebern, L (1, 3) OBP: 0.339, SLG: 0.330	4-0 1-2 BB		0-0 F4		0-0 HR		4-0 FC1-6 BB		4-0 WP BB	2	1	1	0	3	0	0						
George Alusik, R (1, 7) OBP: 0.304, SLG: 0.360	0-3 K		0-0 F7		0-0 F6		0-0 FC1-6 G3		0-0 F7	4	0	0	0	0	1	5						
Jose Tartabull, L (7, PR) OBP: 0.294, SLG: 0.279							1-2	1-2	1-2	1	0	0	0	0	0	1						
Jerry Lumpe, L (1, 4) OBP: 0.276, SLG: 0.306		4-0 SH BB		0-0 F8		0-0 HR		0-0 G3		4	2	1	3	1	0	2						
Bobby Del Greco, R (1, 8) OBP: 0.240, SLG: 0.348		0-0 BB SH SF8		0-0 WP		0-0 F4		0-0 F8		4	1	2	0	0	0	2						
Haywood Sullivan, R (1, 2) OBP: 0.359, SLG: 0.324		0-0 SH FC5 BB		0-0 F8		0-0 F9		0-0 6-3		3	0	0	0	0	0	1						
Ted Bowsfield, R (1, 1) OBP: 0.250, SLG: 0.200		1-2 2-3 SH BB		0-0 F2		0-0 5-3		0-3 K		3	0	0	1	1	1	1						
<b>Inning Stats</b>	R: 0 E: 0 K: 3 S: 9	H: 0 LOB: 2 BB: 2 P: 17	R: 2 E: 1 K: 0 S: 5	H: 1 LOB: 2 BB: 2 P: 13	R: 0 E: 0 K: 0 S: 3	H: 0 LOB: 0 BB: 0 P: 3	R: 0 E: 0 K: 0 S: 4	H: 1 LOB: 1 BB: 0 P: 4	R: 3 E: 0 K: 0 S: 6	H: 3 LOB: 0 BB: 0 P: 6	R: 0 E: 0 K: 0 S: 5	H: 2 LOB: 2 BB: 0 P: 5	R: 0 E: 0 K: 1 S: 6	H: 0 LOB: 2 BB: 1 P: 7	R: 0 E: 0 K: 1 S: 6	H: 1 LOB: 1 BB: 0 P: 6	R: 0 E: 0 K: 0 S: 3	H: 0 LOB: 1 BB: 1 P: 7	1B: 6 2B: 1 3B: 0 HR: 1	SF: 1 SAC: 1 DP: 0 HBP: 0	WP: 2 PA: 42 SB: 0 CS: 0	
<b>PITCHER</b>	IP WLS BF H R ER SO BB IBB HBP BLK WP HR S P ERA WHIP	5.0 L 25 5 5 3 3 4 0 0 0 1 1 27 43 5.40 1.800	3.0 13 3 0 0 1 1 0 0 0 0 0 14 18 0.00 1.333	1.0 4 0 0 0 0 1 0 0 0 1 0 3 7 0.00 1.000																		

Batter	1	2	3	4	5	6	7	8	9	AB	R	H	RBI	BB	SO	LOB	BOTTOM				
Zoilo Versalles, R (1, 6) OBP: 0.283, SLG: 0.363	0-0 F5		0-0 FC4-6			0-0 F9			4-0 1B G6-4-3 BB	3	1	0	0	1	0	1	<b>Kansas City Athletics @ Minnesota Twins</b> Metropolitan Stadium, Bloomington, MI Sat May 11 1963, 4:33 AM EDT Att: 11,879 - Unknown - 48 F <a href="http://livebaseballscorecards.com">livebaseballscorecards.com</a>				
Vic Power, R (1, 3) OBP: 0.265, SLG: 0.333	0-0 F9		0-0 F8			0-0 4-3			0-0 G6-4-3 1B	4	0	1	0	0	0	1					
Harmon Killebrew, R (1, 7) OBP: 0.231, SLG: 0.273	0-0 6-3					0-0 4-3			0-0 G6-4-3	2	0	0	0	0	1	0					
Bill Tuttle, R (5, 8)									1-2 3-H	2	0	0	0	0	0	1					
Bob Allison, R (1, 9) OBP: 0.407, SLG: 0.570		0-3 K		4-0 BB		0-0 F8			0-0 FC6-4 1B	3	0	1	0	1	1	0					
Earl Battey, R (1, 2) OBP: 0.333, SLG: 0.429		4-0 BB		0-0 F8		0-0 6-3			0-0 FC6-4	3	0	0	0	1	0	2					
Lenny Green, L (1, 8) OBP: 0.296, SLG: 0.330		0-3 K		0-0 F4		0-0 4-3			1-2	3	0	0	0	0	1	2					
Jay Ward, R (1, 5) OBP: 0.167, SLG: 0.182		0-0 F7			4-0 G4-6-3 BB			0-0 1-3		2	0	0	0	1	0	1					
Bernie Allen, L (1, 4) OBP: 0.265, SLG: 0.265			4-0 FC4-6 BB		0-0 G4-6-3			0-0 4-3		2	0	0	0	1	0	1					
Jim Roland, R (1, 1)			0-0 F1		0-0 F9			0-3 K		1	0	0	0	0	0	1					
Rich Rollins, R (5, PH) OBP: 0.273, SLG: 0.295										1	0	0	0	0	0	0					
Frank Sullivan, R (6, 1)										0	0	0	0	0	0	0					
Johnny Goryl, R (8, PH) OBP: 0.286, SLG: 0.714										1	0	0	0	0	1	0					
Bill Pleis, L (9, 1)										0	0	0	0	0	0	0					
<b>Inning Stats</b>	R: 0 E: 0 K: 0 S: 3	H: 0 LOB: 0 BB: 0 P: 3	R: 0 E: 0 K: 2 S: 7	H: 0 LOB: 1 BB: 1 P: 11	R: 0 E: 0 K: 1 S: 5	H: 0 LOB: 1 BB: 1 P: 9	R: 0 E: 0 K: 0 S: 2	H: 0 LOB: 0 BB: 1 P: 6	R: 0 E: 0 K: 0 S: 3	H: 0 LOB: 0 BB: 0 P: 3	R: 0 E: 0 K: 1 S: 5	H: 0 LOB: 0 BB: 0 P: 5	R: 0 E: 0 K: 1 S: 6	H: 2 LOB: 1 BB: 1 P: 8	R: 1 E: 0 K: 0 S: 4	H: 0 LOB: 1 BB: 1 P: 8	1B: 2 2B: 0 3B: 0 HR: 0	SF: 0 SAC: 0 DP: 2 HBP: 0	WP: 0 PA: 32 SB: 0 CS: 0		
<b>PITCHER</b>	IP WLS BF H R ER SO BB IBB HBP BLK WP HR S P ERA WHIP	9.0 W 32 2 1 1 4 5 0 0 0 0 0 35 55 1.00 0.778																			

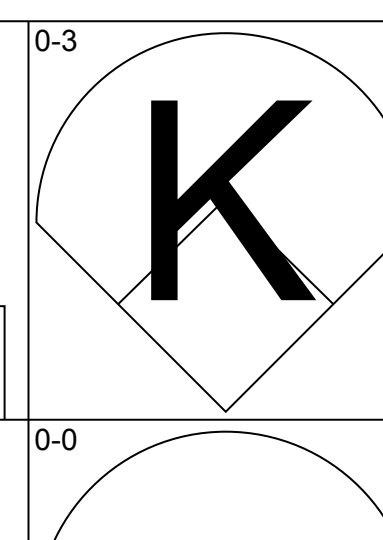
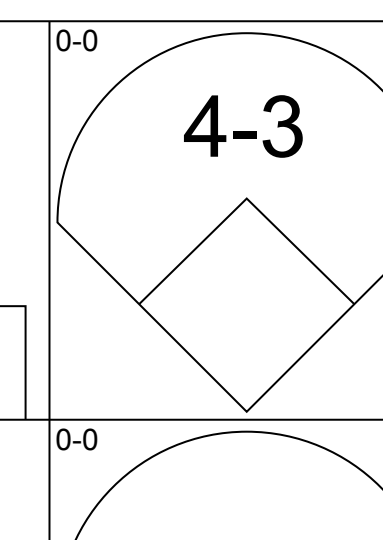
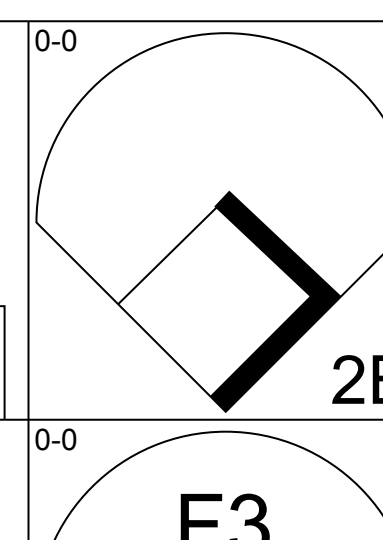

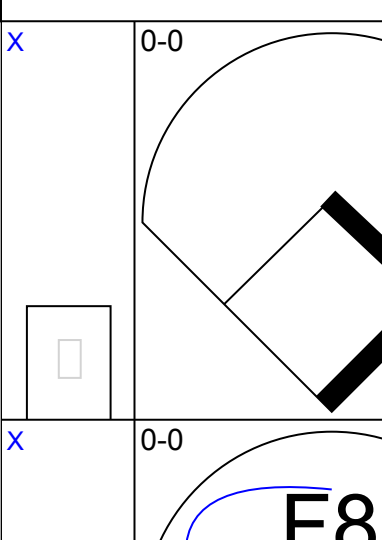
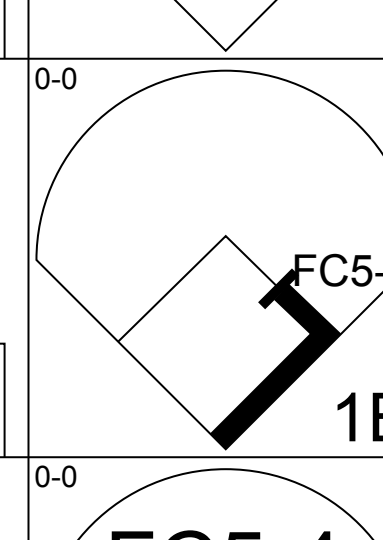
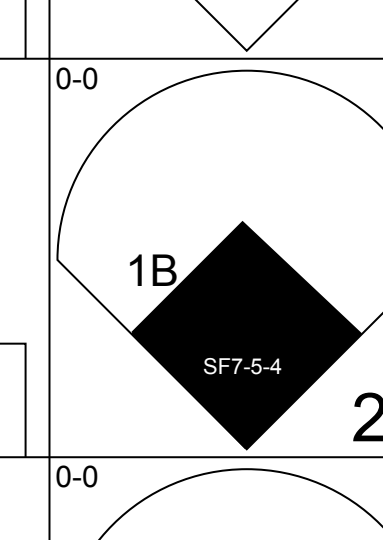
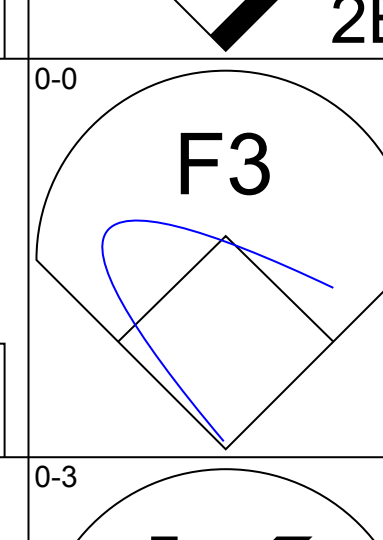

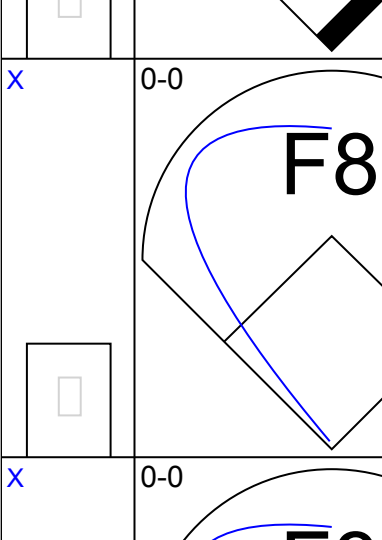
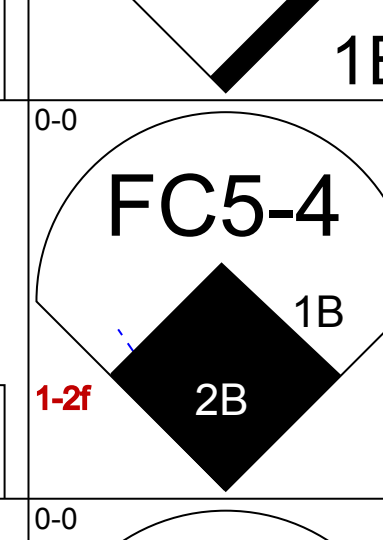
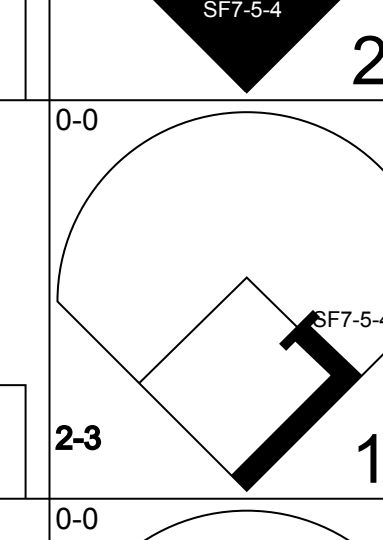
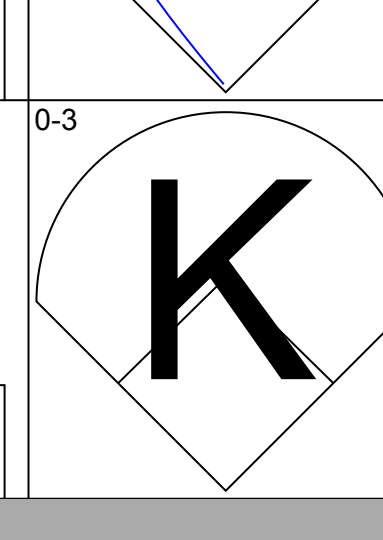

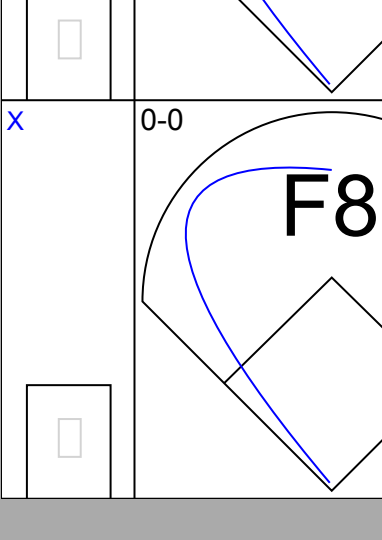
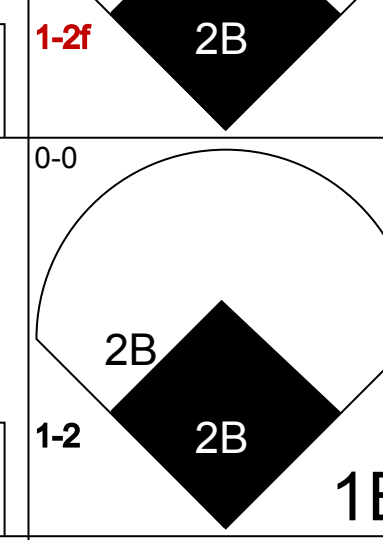
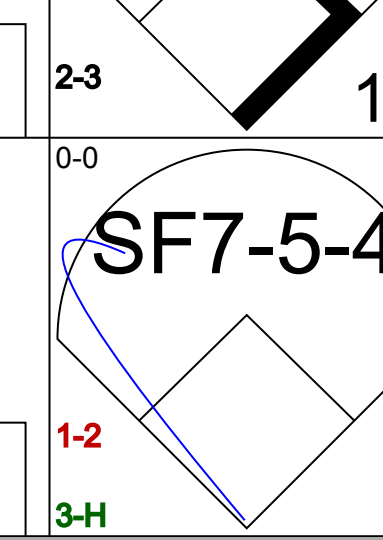
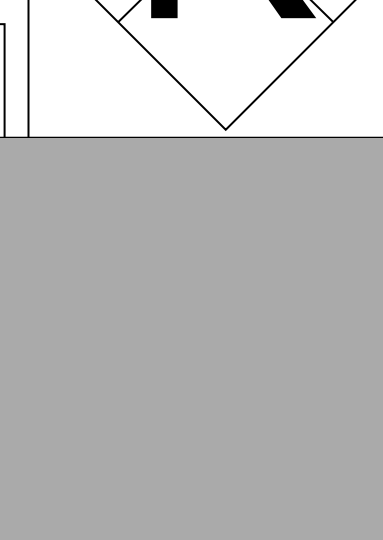

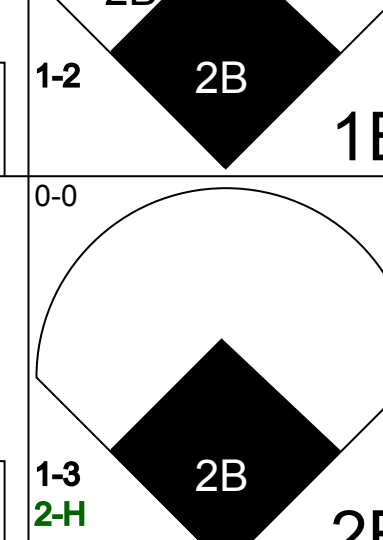
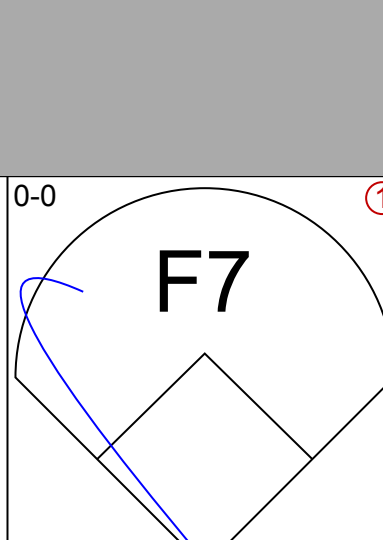


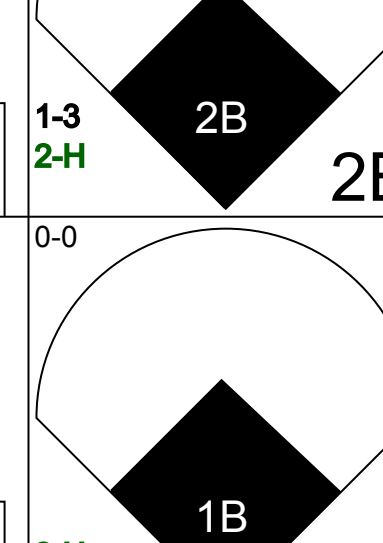
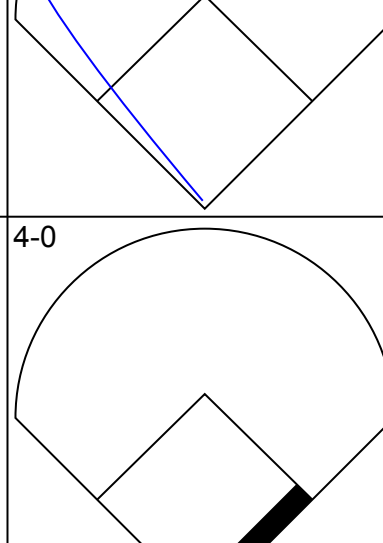


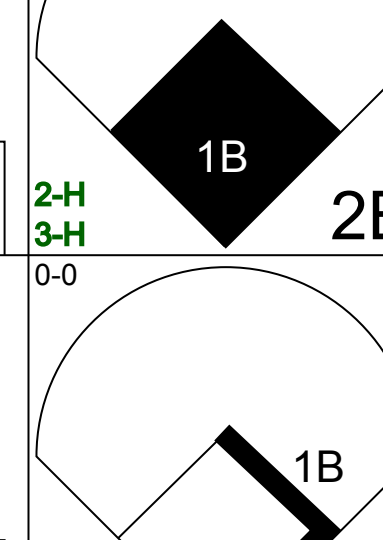
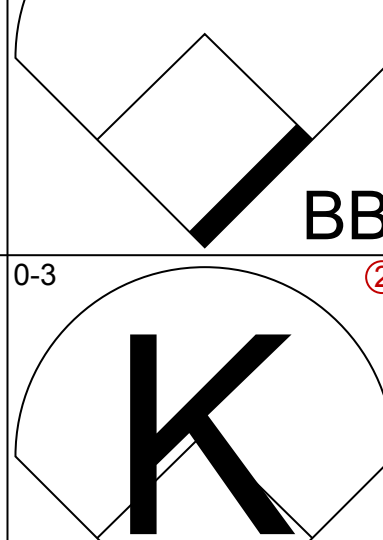


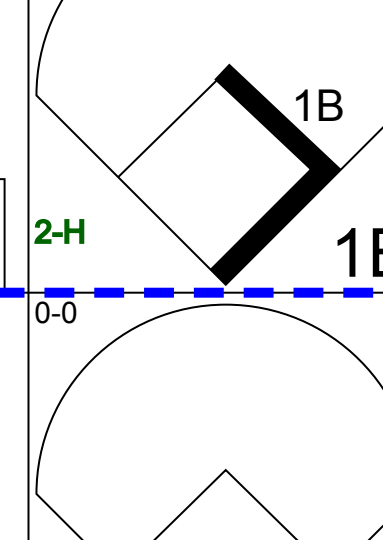
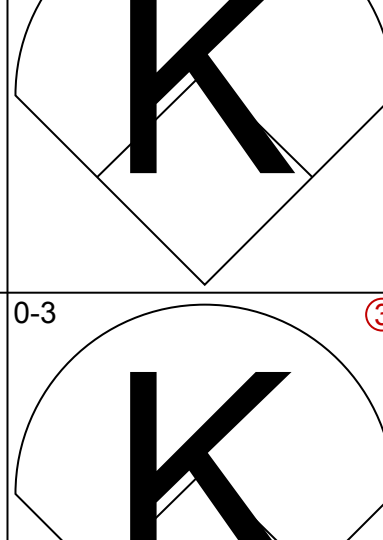
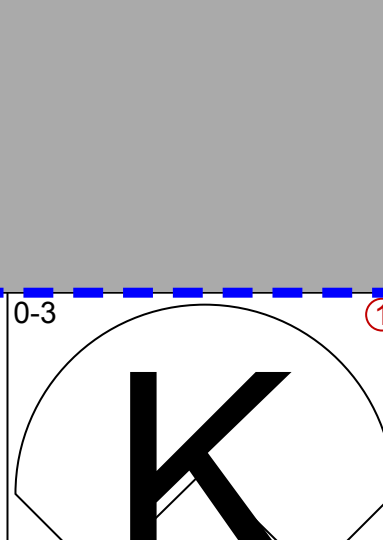
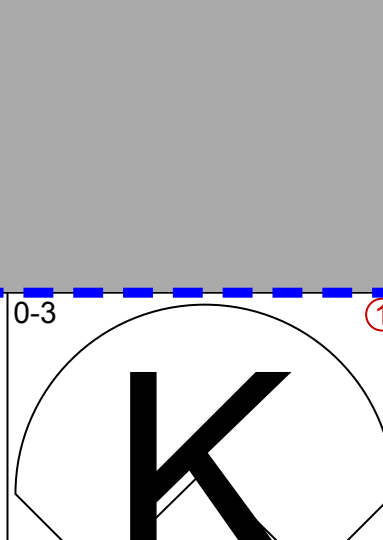
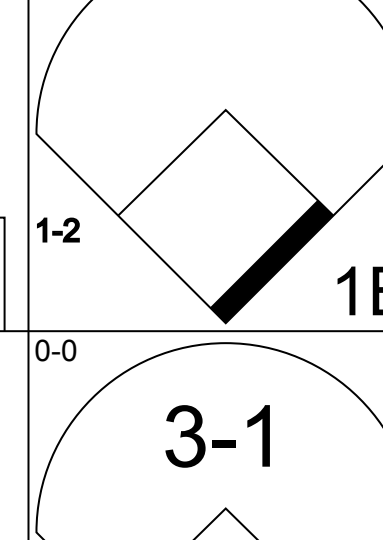
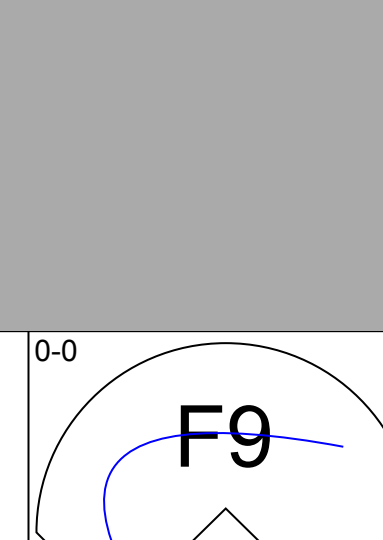
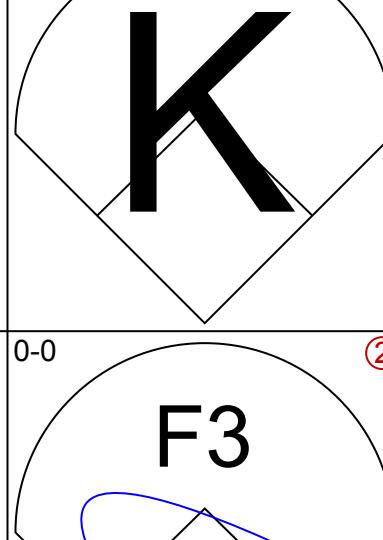
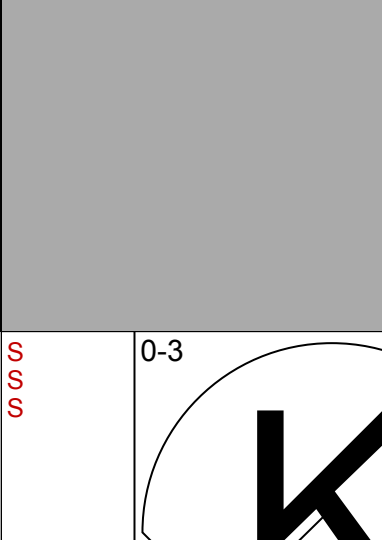


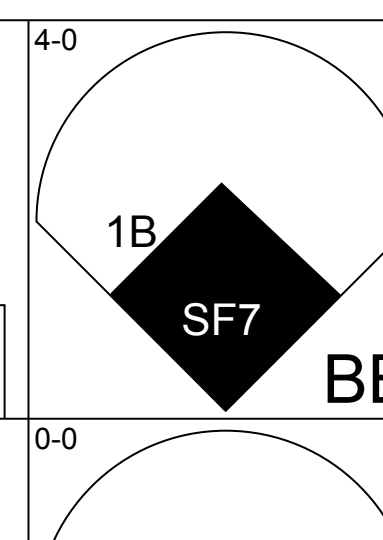
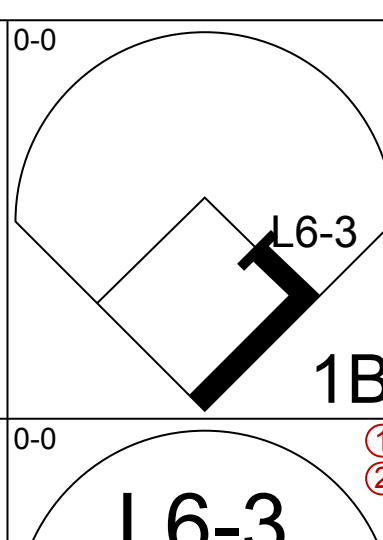


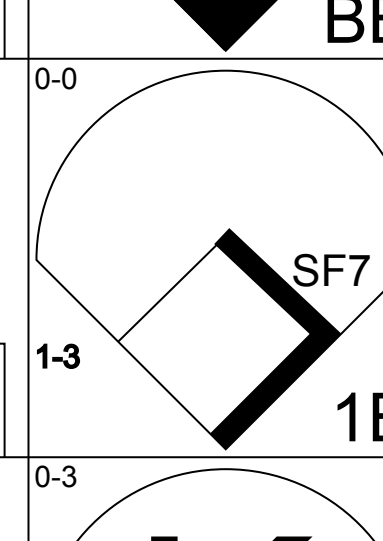
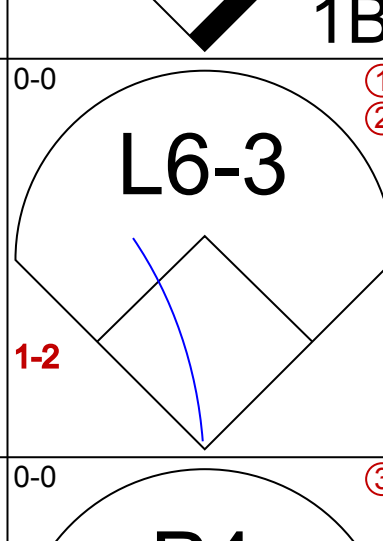


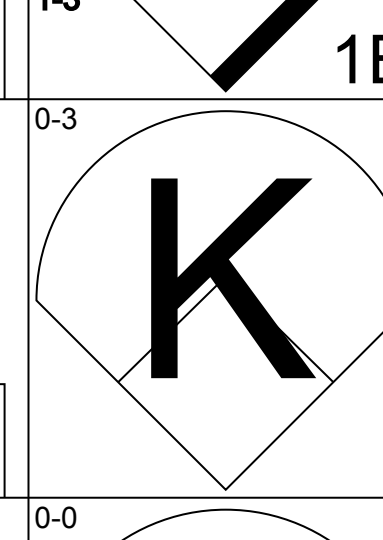
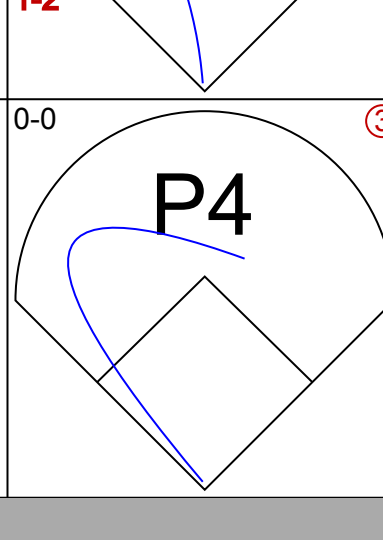
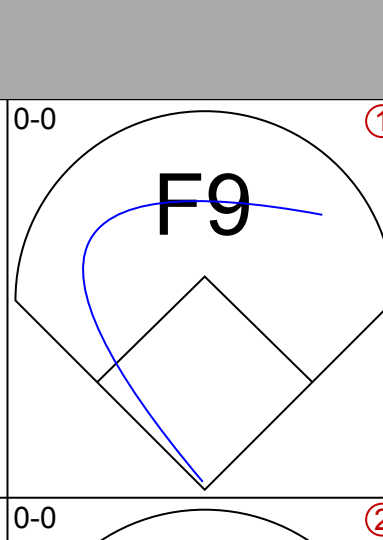
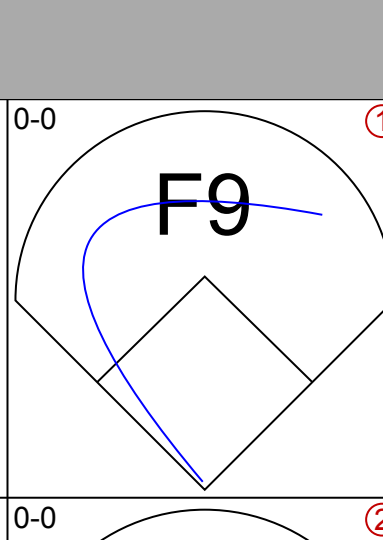
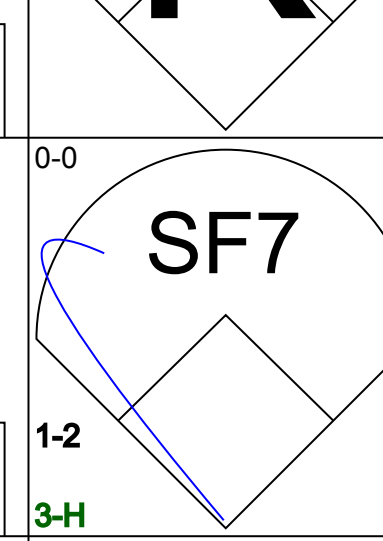
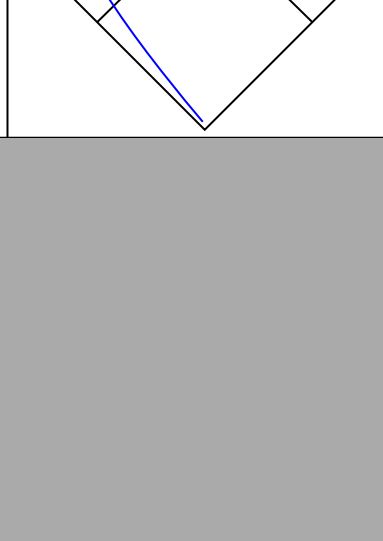
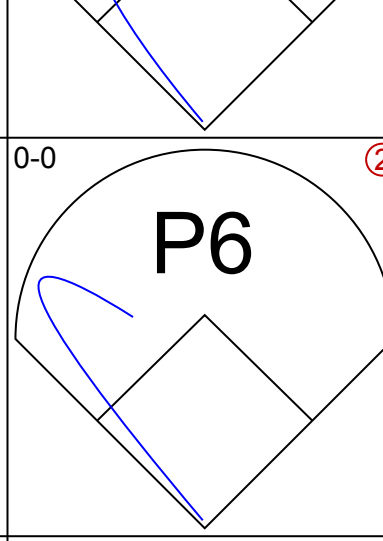
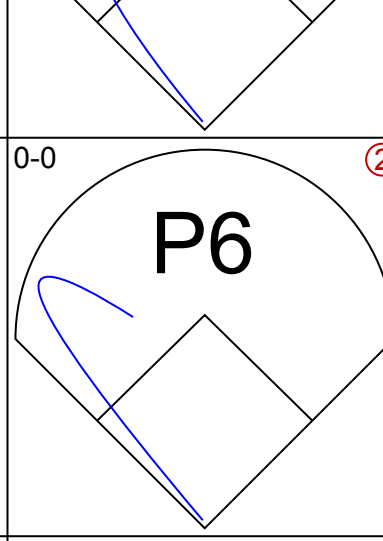
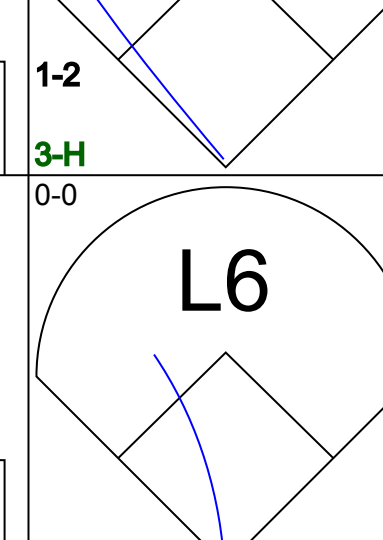
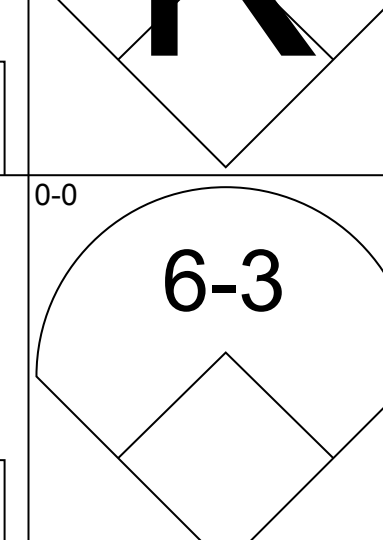
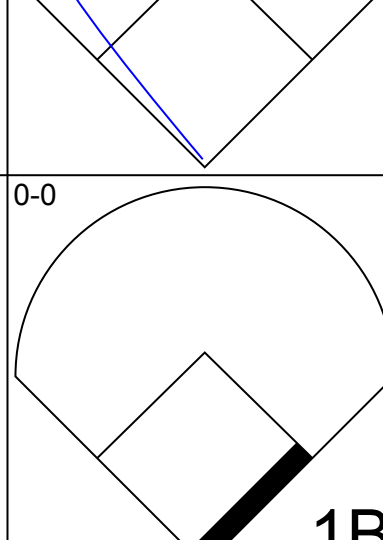

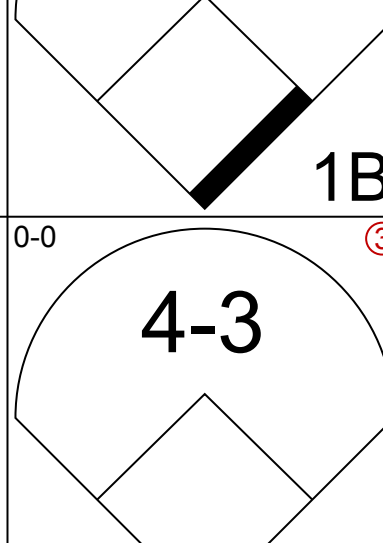
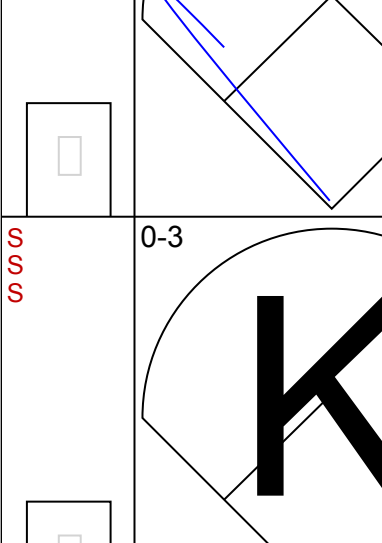

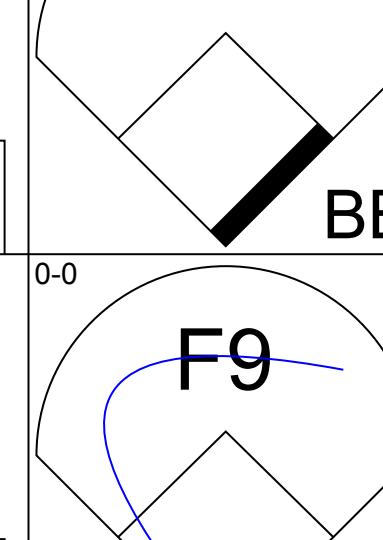
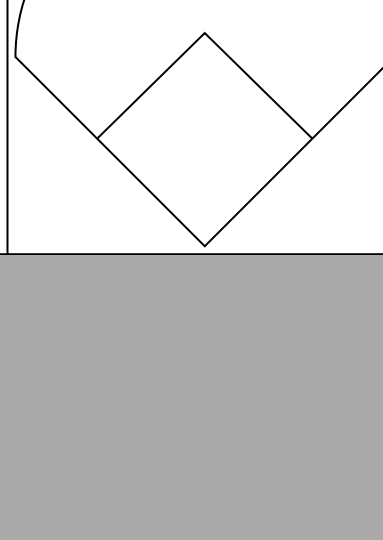
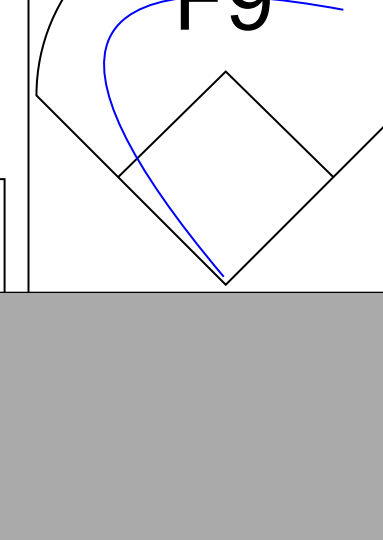


Batter	1	2	3	4	5	6	7	8	9	AB	R	H	RBI	BB	SO	LOB	TOP			
Wayne Causey, L OBP: 0.406, SLG: 0.500 (1, 6)										4	1	1	0	0	1	0	<b>Kansas City Athletics @ Minnesota Twins</b> Metropolitan Stadium, Bloomington, MI Sun May 12 1963, 4:33 AM EDT Att: 10,723 - Unknown - 46 F <a href="http://livebaseballscores.com">livebaseballscores.com</a>			
Jose Tartabull, L OBP: 0.306, SLG: 0.308 (1, 8)										4	1	2	1	0	1	0				
Jerry Lumpe, L OBP: 0.268, SLG: 0.296 (1, 4)										4	0	0	0	0	0	2				
Norm Siebern, L OBP: 0.336, SLG: 0.324 (1, 3)										2	0	0	1	1	0	0				
Ed Charles, R OBP: 0.378, SLG: 0.368 (1, 5)										4	0	2	0	0	0	2				
George Aluskis, R OBP: 0.305, SLG: 0.377 Bobby Del Greco, R OBP: 0.240, SLG: 0.348 (1, 7) (9, 7)										3	0	1	0	0	0	1				
Gino Cimoli, R OBP: 0.313, SLG: 0.350 (1, 9)										3	0	1	0	1	0	1				
Billy Bryan, L OBP: 0.271, SLG: 0.361 (1, 2)										4	0	0	0	0	1	2				
Dave Wickersham, R OBP: 0.214, SLG: 0.154 John Wyatt, R (9, 1)										3	0	0	0	0	1	2				
										0	0	0	0	0	0	0				
<b>Inning Stats</b>	R: 0 E: 0 K: 1 S: 5	H: 0 LOB: 0 BB: 0 P: 5	R: 0 E: 0 K: 0 S: 3	H: 0 LOB: 1 BB: 1 P: 7	R: 1 E: 0 K: 0 S: 5	H: 2 LOB: 1 BB: 0 P: 5	R: 0 E: 0 K: 0 S: 4	H: 3 LOB: 2 BB: 0 P: 4	R: 0 E: 0 K: 1 S: 5	H: 0 LOB: 0 BB: 0 P: 5	R: 0 E: 0 K: 0 S: 6	H: 1 LOB: 2 BB: 1 P: 10	R: 1 E: 1 K: 0 S: 5	H: 1 LOB: 1 BB: 0 P: 5	R: 0 E: 0 K: 0 S: 3	H: 0 LOB: 0 BB: 0 P: 3	1B: 3 2B: 4 3B: 0 HR: 0	SF: 1 SAC: 1 DP: 0 HBP: 0	WP: 0 PB: 0 SB: 1 CS: 1	PA: 35
<b>PITCHER</b>	IP WLS BF H R ER SO BB IBB HBP BLK WP HR S P ERA WHIP																			
Jim Perry, R ERA: 3.08 Bill Dailey, R ERA: 5.25 (1, 1) (9, 1)	8.0 L 32 7 2 1 4 2 0 0 0 0 0 0 3 46 1.12 1.125																			

Batter	1	2	3	4	5	6	7	8	9	AB	R	H	RBI	BB	SO	LOB	BOTTOM			
Lenny Green, L OBP: 0.295, SLG: 0.328 (1, 8)										4	0	1	0	0	0	1	<b>Kansas City Athletics @ Minnesota Twins</b> Metropolitan Stadium, Bloomington, MI Sun May 12 1963, 4:33 AM EDT Att: 10,723 - Unknown - 46 F <a href="http://livebaseballscores.com">livebaseballscores.com</a>			
Vic Power, R OBP: 0.265, SLG: 0.339 (1, 3)										4	0	1	0	0	0	1				
Jimmie Hall, L OBP: 0.282, SLG: 0.260 (1, 7)										4	1	1	0	0	1	2				
Bob Allison, R OBP: 0.418, SLG: 0.592 (1, 9)										3	0	2	0	1	0	2				
Earl Battey, R OBP: 0.324, SLG: 0.415 (1, 2)										3	0	0	0	0	0	4				
Bernie Allen, L OBP: 0.296, SLG: 0.257 (1, 4)										3	0	0	1	0	0	1				
Zollo Versalles, R OBP: 0.275, SLG: 0.352 (1, 6)										3	0	0	0	0	0	1				
Jay Ward, R OBP: 0.133, SLG: 0.143 (1, 5)										3	0	0	0	0	0	0				
Jim Perry, S OBP: 0.167, SLG: 0.167 Harmon Killebrew, R OBP: 0.222, SLG: 0.261 Bill Dailey, R (8, PH) (9, 1)										2	0	1	0	0	0	0				
										1	0	0	0	0	0	0				
										0	0	0	0	0	0	0				
<b>Inning Stats</b>	R: 0 E: 0 K: 1 S: 7	H: 2 LOB: 2 BB: 0 P: 7	R: 0 E: 0 K: 0 S: 3	H: 0 LOB: 0 BB: 0 P: 3	R: 0 E: 0 K: 0 S: 3	H: 1 LOB: 0 BB: 0 P: 3	R: 1 E: 0 K: 0 S: 5	H: 2 LOB: 1 BB: 0 P: 5	R: 0 E: 0 K: 0 S: 3	H: 0 LOB: 0 BB: 0 P: 3	R: 0 E: 0 K: 0 S: 3	H: 0 LOB: 1 BB: 1 P: 7	R: 0 E: 0 K: 0 S: 3	H: 0 LOB: 0 BB: 0 P: 3	R: 0 E: 0 K: 0 S: 3	H: 1 LOB: 1 BB: 0 P: 4	1B: 4 2B: 1 3B: 1 HR: 0	SF: 1 SAC: 1 DP: 1 HBP: 0	WP: 0 PB: 0 SB: 0 CS: 0	PA: 33
<b>PITCHER</b>	IP WLS BF H R ER SO BB IBB HBP BLK WP HR S P ERA WHIP																			
Dave Wickersham, R ERA: 2.86 John Wyatt, R ERA: 3.95 (1, 1) (9, 1)	8.1 W 31 6 1 0 0 0 0 0 0 0 0 0 2 36 1.08 0.840																			



Batter	1	2	3	4	5	6	7	8	9	AB	R	H	RBI	BB	SO	LOB	TOP			
Wayne Causey, L OBP: 0.406, SLG: 0.516 (1, 6)		4-3 		 2B					 2B	5	0	2	0	0	2	0	<b>Kansas City Athletics @ Cleveland Indians</b> Cleveland Municipal Stadium, Cleveland, OH Tue May 14 1963, 7:05 PM EDT Att: 13,408 - Unknown <a href="http://livebaseballscorecards.com">livebaseballscorecards.com</a>			
Gino Cimoli, R OBP: 0.325, SLG: 0.365 (1, 9)	 1B	 SF7-6-4 2B		F3 			 HBP		4	1	2	0	0	0	2					
Ed Charles, R OBP: 0.374, SLG: 0.364 (1, 5)	FC5-4  1B 2B	 SF7-6-4 1B					SH2-3  1-2	F8 	4	1	1	0	0	1	3					
Norm Siebern, L OBP: 0.333, SLG: 0.324 (1, 3)	 1-2 2B	SF7-5-4  1-2 3-H						4-3 		3	1	1	1	0	1	1				
Chuck Essegian, R OBP: 0.294, SLG: 0.375 Jose Tartabull, L OBP: 0.306, SLG: 0.308 (1, 7) (7, 8)	 1-3 2-H		F7 							4	1	2	1	0	1	1				
Jerry Lumpe, L OBP: 0.275, SLG: 0.305 (1, 4)	 2-H 3-H		4-0 		P6 			2-3 		3	1	1	2	1	0	1				
Bobby Del Greco, R OBP: 0.241, SLG: 0.333 (1, 8) (7, 7)	 2-H							1-3 		4	0	1	1	0	2	2				
Haywood Sullivan, R OBP: 0.349, SLG: 0.316 (1, 2)	 1-2							5-3 		4	0	1	0	0	2	1				
Ed Rakow, S OBP: 0.200, SLG: 0.158 (1, 1)	3-1 				F9 			F3 		4	0	0	0	0	1	2				
<b>Inning Stats</b>	R: 4 E: 0 K: 1 S: 11	H: 6 LOB: 2 BB: 0 P: 11	R: 1 E: 0 K: 0 S: 4	H: 2 LOB: 0 BB: 0 P: 4	R: 0 E: 0 K: 2 S: 7	H: 0 LOB: 1 BB: 1 P: 11	R: 0 E: 0 K: 1 S: 6	H: 1 LOB: 1 BB: 0 P: 6	R: 0 E: 0 K: 2 S: 8	H: 0 LOB: 0 BB: 0 P: 7	R: 0 E: 0 K: 1 S: 5	H: 0 LOB: 1 BB: 0 P: 6	R: 0 E: 0 K: 0 S: 3	H: 0 LOB: 0 BB: 0 P: 3	R: 0 E: 0 K: 1 S: 6	H: 1 LOB: 1 BB: 0 P: 6		1B: 6 2B: 6 3B: 0 HR: 0	SF: 1 SAC: 1 DP: 1 HBP: 1	WP: 0 PB: 0 SB: 0 CS: 0
<b>PITCHER</b>	IP WLS BF H R ER SO BB IBB HBP BLK WP HR S P ERA WHIP	IP WLS BF H R ER SO BB IBB HBP BLK WP HR S P ERA WHIP	IP WLS BF H R ER SO BB IBB HBP BLK WP HR S P ERA WHIP	IP WLS BF H R ER SO BB IBB HBP BLK WP HR S P ERA WHIP	IP WLS BF H R ER SO BB IBB HBP BLK WP HR S P ERA WHIP	IP WLS BF H R ER SO BB IBB HBP BLK WP HR S P ERA WHIP	IP WLS BF H R ER SO BB IBB HBP BLK WP HR S P ERA WHIP	IP WLS BF H R ER SO BB IBB HBP BLK WP HR S P ERA WHIP	IP WLS BF H R ER SO BB IBB HBP BLK WP HR S P ERA WHIP	IP WLS BF H R ER SO BB IBB HBP BLK WP HR S P ERA WHIP	IP WLS BF H R ER SO BB IBB HBP BLK WP HR S P ERA WHIP	IP WLS BF H R ER SO BB IBB HBP BLK WP HR S P ERA WHIP	IP WLS BF H R ER SO BB IBB HBP BLK WP HR S P ERA WHIP	IP WLS BF H R ER SO BB IBB HBP BLK WP HR S P ERA WHIP	IP WLS BF H R ER SO BB IBB HBP BLK WP HR S P ERA WHIP	IP WLS BF H R ER SO BB IBB HBP BLK WP HR S P ERA WHIP	IP WLS BF H R ER SO BB IBB HBP BLK WP HR S P ERA WHIP			
Jack Kralick, L ERA: 3.76 (1, 1)	0.2 L	7 5	4 4	1 1	5 5	1 1	0 0	0 0	0 0	27 31	2.08	1.385								
Barry Latman, R ERA: 3.53 (6, 1)	2.0 7	0 0	0 0	3 3	0 0	0 0	0 0	0 0	0 0	12 13	0.00	0.000								
Pedro Ramos, R ERA: 5.14 (8, 1)	2.0 7	1 1	0 0	1 1	0 0	0 0	0 0	0 0	0 0	9 9	0.00	0.500								
Bob Allen, L ERA: 1.69 (8, 1)	2.0 7	1 1	0 0	1 1	0 0	0 0	0 0	0 0	0 0	9 9	0.00	0.500								

Batter	1	2	3	4	5	6	7	8	9	AB	R	H	RBI	BB	SO	LOB	BOTTOM					
Vic Davalillo, L OBP: 0.294, SLG: 0.410 (1, 8)	 SF7 BB		 1B		F8 		4-3 			3	1	1	0	1	0	1	<b>Kansas City Athletics @ Cleveland Indians</b> Cleveland Municipal Stadium, Cleveland, OH Tue May 14 1963, 7:05 PM EDT Att: 13,408 - Unknown <a href="http://livebaseballscorecards.com">livebaseballscorecards.com</a>					
Tony Martinez, R OBP: 0.198, SLG: 0.217 (1, 6)	 1-3 1B		L6-3  1-2		FC6-4  1-2			F7 	4	0	1	0	0	0	2							
Woodie Held, R OBP: 0.366, SLG: 0.566 (1, 4)			P4 				F9 	F9 	4	0	0	0	0	1	2							
Fred Whitfield, L OBP: 0.263, SLG: 0.358 (1, 3)	SF7  1-2 3-H						P6 	P6 	3	0	0	1	0	1	0							
John Romano, R OBP: 0.333, SLG: 0.508 (1, 2)	L6 				6-3 				F5 	4	0	1	0	0	0	1						
Willie Kirkland, L OBP: 0.305, SLG: 0.327 (1, 9)			1-3 				4-3 		3	0	0	0	1	1	1							
Ellis Burton, S OBP: 0.258, SLG: 0.357 (1, 7)			P6 		F9 				F8 	4	0	0	0	0	0	1						
Max Alvis, R OBP: 0.310, SLG: 0.450 (1, 5)					5-3 					3	1	2	1	0	0	0						
Jack Kralick, L OBP: 0.256, SLG: 0.300 Barry Latman, R OBP: 0.200, SLG: 0.200 Tito Franzone, R OBP: 0.262, SLG: 0.358 Pedro Ramos, R OBP: 0.306, SLG: 0.308 Jerry Kindall, R OBP: 0.275, SLG: 0.305 Bob Allen, L OBP: 0.200, SLG: 0.158 (1, 1) (1, 1) (5, PH) (8, 1) (7, PH) (8, 1)																		<b>C</b>				
<b>Inning Stats</b>	R: 1 E: 0 K: 1 S: 6	H: 1 LOB: 1 BB: 1 P: 10	R: 0 E: 0 K: 1 S: 6	H: 1 LOB: 0 BB: 0 P: 6	R: 0 E: 0 K: 0 S: 3	H: 1 LOB: 0 BB: 0 P: 3	R: 0 E: 0 K: 1 S: 5	H: 0 LOB: 1 BB: 1 P: 9	R: 0 E: 0 K: 0 S: 4	H: 1 LOB: 1 BB: 0 P: 4	R: 0 E: 0 K: 0 S: 4	H: 1 LOB: 1 BB: 0 P: 4	R: 1 E: 0 K: 1 S: 6	H: 1 LOB: 0 BB: 0 P: 6	R: 0 E: 0 K: 0 S: 3	H: 0 LOB: 0 BB: 0 P: 3			R: 0 E: 0 K: 1 S: 5	H: 0 LOB: 0 BB: 0 P: 5	1B: 5 2B: 1 3B: 0 HR: 1	SF: 1 SAC: 0 DP: 1 HBP: 0
<b>PITCHER</b>	IP WLS BF H R ER SO BB IBB HBP BLK WP HR S P ERA WHIP	IP WLS BF H R ER SO BB IBB HBP BLK WP HR S P ERA WHIP	IP WLS BF H R ER SO BB IBB HBP BLK WP HR S P ERA WHIP	IP WLS BF H R ER SO BB IBB HBP BLK WP HR S P ERA WHIP	IP WLS BF H R ER SO BB IBB HBP BLK WP HR S P ERA WHIP	IP WLS BF H R ER SO BB IBB HBP BLK WP HR S P ERA WHIP	IP WLS BF H R ER SO BB IBB HBP BLK WP HR S P ERA WHIP	IP WLS BF H R ER SO BB IBB HBP BLK WP HR S P ERA WHIP	IP WLS BF H R ER SO BB IBB HBP BLK WP HR S P ERA WHIP	IP WLS BF H R ER SO BB IBB HBP BLK WP HR S P ERA WHIP	IP WLS BF H R ER SO BB IBB HBP BLK WP HR S P ERA WHIP	IP WLS BF H R ER SO BB IBB HBP BLK WP HR S P ERA WHIP	IP WLS BF H R ER SO BB IBB HBP BLK WP HR S P ERA WHIP	IP WLS BF H R ER SO BB IBB HBP BLK WP HR S P ERA WHIP	IP WLS BF H R ER SO BB IBB HBP BLK WP HR S P ERA WHIP	IP WLS BF H R ER SO BB IBB HBP BLK WP HR S P ERA WHIP						
Ed Rakow, R ERA: 2.89 (1, 1)	9.0 W	34 6	2 2	2 2	5 5	2 2	0 0	0 0	0 0	0 0	1 1	42 50	2.00	0.889								



Batter	1	2	3	4	5	6	7	8	9	AB	R	H	RBI	BB	SO	LOB	TOP			
Wayne Causey, L (1,6) OBP: 0.400, SLG: 0.515	0-3 K		0-0 2B			0-0 F8			0-0 F7	4	0	1	0	0	1	0	<b>Kansas City Athletics @ Cleveland Indians</b> Cleveland Municipal Stadium, Cleveland, OH Wed May 15 1963, 7:05 PM EDT Att: 3,330 - Unknown <a href="http://livebaseballscorecards.com">livebaseballscorecards.com</a>			
Jose Tartabull, L (1,8) OBP: 0.289, SLG: 0.290	0-0 F5		0-0 4-3			0-0 4-3			0-0 1-3	4	0	0	0	0	0	1				
Jerry Lumpe, L (1,4) OBP: 0.267, SLG: 0.295	0-0 5-3				0-0 F9				0-0 F8	4	0	0	0	0	0	0				
Norm Siebern, L (1,3) OBP: 0.333, SLG: 0.318		4-0 BB			0-0 3-1				0-3 K	2	0	0	0	1	1	0				
Ed Charles, R (1,5) OBP: 0.366, SLG: 0.355		0-0 F9			0-0 6-3				0-0 4-3	3	0	0	0	0	0	1				
Chuck Essegian, R (1,7) OBP: 0.295, SLG: 0.373		0-3 K				0-0 F3			0-0 1B	3	0	1	0	0	1	1				
Dick Howser, R (8, PR) OBP: 0.311, SLG: 0.205										0	0	0	0	0	0	0				
Bobby Del Greco, R (8,7) OBP: 0.241, SLG: 0.333										0	0	0	0	0	0	0				
Gino Cimoli, R (1,9) OBP: 0.317, SLG: 0.355		0-0 F7				0-0 F8			0-0 P4	3	0	0	0	0	0	2				
Haywood Sullivan, R (1,2) OBP: 0.326, SLG: 0.293			0-0 5-3			0-0 F2			0-0 F9	3	0	0	0	0	0	1				
Orlando Pena, R (1,1) OBP: 0.286, SLG: 0.091			0-0 4-3						0-0 F8	2	0	0	0	0	0	0				
Manny Jimenez, L (8, PH) OBP: 0.346, SLG: 0.318										1	0	0	0	0	0	1				
John Wyatt, R (8,1)										0	0	0	0	0	0	0				
<b>Inning Stats</b>	R: 0 E: 0 K: 1 S: 5	H: 0 LOB: 0 BB: 0 P: 5	R: 0 E: 0 K: 1 S: 5	H: 0 LOB: 1 BB: 1 P: 9	R: 0 E: 0 K: 0 S: 4	H: 1 LOB: 1 BB: 0 P: 4	R: 0 E: 0 K: 0 S: 3	H: 0 LOB: 0 BB: 0 P: 3	R: 0 E: 0 K: 0 S: 3	H: 0 LOB: 0 BB: 0 P: 3	R: 0 E: 0 K: 1 S: 5	H: 0 LOB: 0 BB: 0 P: 5	R: 0 E: 0 K: 0 S: 4	H: 1 LOB: 1 BB: 0 P: 4	R: 0 E: 0 K: 0 S: 3	H: 0 LOB: 0 BB: 0 P: 3	1B: 1 2B: 1 3B: 0 HR: 0	SF: 0 SAC: 0 DP: 0 HBP: 0	WP: 0 PB: 0 SB: 0 CS: 0	PA: 30
<b>PITCHER</b> Mudcat Grant, R (1,1) ERA: 3.19	IP: 9.0 WLS: W BF: 30 H: 2 R: 0 ER: 0 SO: 3 BB: 1 IBB: 0 HBP: 0 BLK: 0 WP: 0 HR: 0 S: 35 P: 39 ERA: 0.00 WHIP: 0.333															<b>PITCHER</b>				

Batter	1	2	3	4	5	6	7	8	9	AB	R	H	RBI	BB	SO	LOB	BOTTOM			
Vic Davalillo, L (1,8) OBP: 0.301, SLG: 0.407	0-0 1B	4-0 BB			0-3 K			0-3 K		3	1	1	0	1	2	0	<b>Kansas City Athletics @ Cleveland Indians</b> Cleveland Municipal Stadium, Cleveland, OH Wed May 15 1963, 7:05 PM EDT Att: 3,330 - Unknown <a href="http://livebaseballscorecards.com">livebaseballscorecards.com</a>			
Al Luplow, L (1,9) OBP: 0.192, SLG: 0.174	0-0 BB	0-0 F9			0-0 F8			0-0 F8		4	0	1	0	0	0	1				
Woodie Held, R (1,4) OBP: 0.351, SLG: 0.538	0-3 K		0-0 F9			0-0 F8		0-0 6-3		4	0	0	0	0	1	2				
Joe Adcock, R (1,3) OBP: 0.250, SLG: 0.327	0-0 P3		0-3 K			0-0 6-3				3	0	0	0	0	1	2				
Tito Francona, L (1,7) OBP: 0.293, SLG: 0.357	0-0 BB		0-0 F7			0-0 4-3				3	0	1	1	0	0	0				
John Romano, R (1,2) OBP: 0.333, SLG: 0.492	4-0 FC6-4				0-0 F4			0-0 F5		2	0	0	0	1	0	0				
Max Alvis, R (1,5) OBP: 0.311, SLG: 0.458	0-0 FC6-4				0-0 F3					3	0	1	0	0	0	3				
Tony Martinez, R (1,6) OBP: 0.192, SLG: 0.211		0-0 1-3			0-0 6-3			0-3 K		3	0	0	0	0	1	1				
Mudcat Grant, R (1,1) OBP: 0.083, SLG: 0.167		0-0 4-3			0-3 K			0-0 F9		3	0	0	0	0	1	1				
<b>Inning Stats</b>	R: 1 E: 0 K: 1 S: 8	H: 3 LOB: 3 BB: 1 P: 12	R: 0 E: 0 K: 0 S: 3	H: 0 LOB: 1 BB: 1 P: 7	R: 0 E: 0 K: 1 S: 5	H: 0 LOB: 0 BB: 0 P: 5	R: 0 E: 0 K: 0 S: 3	H: 0 LOB: 0 BB: 0 P: 3	R: 0 E: 0 K: 2 S: 7	H: 0 LOB: 0 BB: 0 P: 7	R: 0 E: 0 K: 0 S: 3	H: 0 LOB: 0 BB: 0 P: 3	R: 0 E: 0 K: 1 S: 6	H: 1 LOB: 1 BB: 0 P: 6	R: 0 E: 0 K: 1 S: 5	H: 0 LOB: 0 BB: 0 P: 5		1B: 3 2B: 1 3B: 0 HR: 0	SF: 0 SAC: 0 DP: 0 HBP: 0	WP: 0 PB: 0 SB: 0 CS: 0
<b>PITCHER</b> Orlando Pena, R (1,1) ERA: 1.9	IP: 7.0 WLS: L BF: 27 H: 4 R: 1 ER: 1 SO: 5 BB: 2 IBB: 0 HBP: 0 BLK: 0 WP: 0 HR: 0 S: 35 P: 43 ERA: 1.29 WHIP: 0.857															<b>PITCHER</b>				
John Wyatt, R (8,1) ERA: 3.68	IP: 1.0 WLS: L BF: 3 H: 0 R: 0 ER: 0 SO: 1 BB: 0 IBB: 0 HBP: 0 BLK: 0 WP: 0 HR: 0 S: 5 P: 5 ERA: 0.00 WHIP: 0.000															<b>PITCHER</b>				



Batter	1	2	3	4	5	6	7	8	9	AB	R	H	RBI	BB	SO	LOB	TOP										
Wayne Causey, L OBP: 0.409, SLG: 0.535 (1, 6)	5-3		K2-6-2 1B	K			3B		BB 4-0 BB	4	0	2	0	1	1	1	<b>Kansas City Athletics @ Boston Red Sox</b> Fenway Park, Boston, MA Fri May 17 1963, 7:05 PM EDT Att: 24,118 - Unknown										
Gino Cimoli, R OBP: 0.312, SLG: 0.348 (1, 8) (8, 9)	G3 1B		K2-6-2 1-2		F9		6-3		0-3 K	5	0	1	0	0	2	3											
Jerry Lumpe, L OBP: 0.266, SLG: 0.288 (1, 4)	G3 1-2		2B 2B BB		G3		F5			3	1	0	0	1	0	2											
Norm Siebern, L OBP: 0.331, SLG: 0.325 (1, 3)	K		2B 1-3 2B		3-1		L9			4	1	1	0	0	1	2											
George Alusik, R OBP: 0.304, SLG: 0.372 Jose Tartabull, L OBP: 0.289, SLG: 0.290 (8, 8)		P6	2B 2-H 3-H		E5 BB		5-3			4	0	1	2	0	0	0											
Ed Charles, R OBP: 0.362, SLG: 0.347 (1, 5)	S BB		F8		P5		F9			3	0	0	0	1	0	2											
Chuck Essegian, R OBP: 0.241, SLG: 0.333 Bobby Del Greco, R OBP: 0.241, SLG: 0.333 (8, 7)	1-2 BB		1B		F8		K			3	0	1	0	1	1	1											
Haywood Sullivan, R OBP: 0.320, SLG: 0.273 (1, 2)	K		F8		1-2 BB		5-3			3	0	0	0	1	1	2											
Ted Bowsfield, R OBP: 0.250, SLG: 0.154 (1, 1)	P4		BB		K		K		0-3 K	3	0	0	0	1	2	4											
<b>Inning Stats</b>	R: 0 E: 0 K: 1 S: 6	H: 1 LOB: 1 BB: 0 P: 6	R: 0 E: 0 K: 1 S: 5	H: 0 LOB: 2 BB: 13	R: 2 E: 0 K: 1 S: 7	H: 3 LOB: 1 BB: 1 P: 11	R: 0 E: 0 K: 1 S: 5	H: 1 LOB: 1 BB: 1 P: 9	R: 0 E: 0 K: 0 S: 3	H: 0 LOB: 0 BB: 0 P: 3	R: 0 E: 1 K: 1 S: 6	H: 0 LOB: 2 BB: 1 P: 10	R: 0 E: 0 K: 0 S: 4	H: 1 LOB: 1 BB: 0 P: 4	R: 0 E: 0 K: 1 S: 5	H: 0 LOB: 0 BB: 5 P: 5		R: 0 E: 0 K: 7 S: 7	H: 0 LOB: 1 BB: 11 P: 11	1B: 3 2B: 3 3B: 1 HR: 0	SF: 0 SAC: 0 DP: 1 HBP: 0	WP: 0 PB: 0 SB: 1 CS: 0	PA: 38				
<b>PITCHER</b>	IP	WLS	BF	H	R	ER	SO	BB	IBB	HBP	BLK	WP	HR	S	P	ERA	WHIP										
Dave Morehead, R ERA: 1.34 (1, 1)	8.0	L	34	6	2	2	6	5	0	0	0	0	0	41	61	2.25	1.375										
Dick Radatz, R ERA: 1.9 (9, 1)	1.0		4	0	0	0	2	1	0	0	0	0	0	7	11	0.00	1.000										

AB	32
R	2
H	6
RBI	2
BB	6
SO	8
LOB	17



Batter	1	2	3	4	5	6	7	8	9	AB	R	H	RBI	BB	SO	LOB	BOTTOM										
Chuck Schilling, R OBP: 0.397, SLG: 0.468 (1, 4)	5-3		BB 1B		F3			FC2-5 BB		3	0	1	0	1	0	0	<b>Kansas City Athletics @ Boston Red Sox</b> Fenway Park, Boston, MA Fri May 17 1963, 7:05 PM EDT Att: 24,118 - Unknown										
Eddie Bressoud, R OBP: 0.272, SLG: 0.322 (1, 6)	E5 S		FC6-4 BB		6-3		FC2-5 FC6-4			3	0	0	0	1	0	2											
Carl Yastrzemski, L OBP: 0.385, SLG: 0.440 (1, 7)	K		K		4-3		F7			4	0	0	0	0	2	5											
Frank Maltzone, R OBP: 0.378, SLG: 0.468 Dick Radatz, R (9, 1)	FC6-4 BB		FC6-4 1-2		BB		FC6-4 1-2			2	0	0	0	2	0	4											
Lou Clinton, R OBP: 0.301, SLG: 0.420 (1, 9)	F7		F3		K		F7			4	0	0	0	0	1	3											
Dick Stuart, R OBP: 0.331, SLG: 0.486 (1, 3)	4-3		F9		F3		5-3			4	0	0	0	0	0	0											
Roman Mejias, R OBP: 0.159, SLG: 0.219 (1, 8)	1-3		F6		6-3		1B			4	0	1	0	0	0	0											
Bob Tillman, R OBP: 0.296, SLG: 0.360 (1, 2)	5-3		6-3		F9		F8			4	0	0	0	0	0	1											
Dave Morehead, R OBP: 0.077, SLG: 0.077 Dick Williams, R OBP: 0.167, SLG: 0.333 (8, PH) (9, 5)	K		5-3		5-3 FC2-5 2B					2	0	0	0	0	1	0											
<b>Inning Stats</b>	R: 0 E: 1 K: 1 S: 6	H: 0 LOB: 2 BB: 1 P: 10	R: 0 E: 0 K: 0 S: 3	H: 0 LOB: 0 BB: 0 P: 3	R: 0 E: 0 K: 2 S: 8	H: 1 LOB: 2 BB: 1 P: 12	R: 0 E: 0 K: 0 S: 3	H: 0 LOB: 0 BB: 0 P: 3	R: 0 E: 0 K: 1 S: 5	H: 0 LOB: 1 BB: 1 P: 9	R: 0 E: 0 K: 0 S: 3	H: 0 LOB: 0 BB: 0 P: 3	R: 0 E: 0 K: 1 S: 4	H: 1 LOB: 2 BB: 1 P: 8	R: 0 E: 0 K: 0 S: 4	H: 1 LOB: 1 BB: 0 P: 4		1B: 2 2B: 1 3B: 0 HR: 0	SF: 0 SAC: 0 DP: 0 HBP: 0	WP: 0 PB: 0 SB: 1 CS: 0	PA: 35						
<b>PITCHER</b>	IP	WLS	BF	H	R	ER	SO	BB	IBB	HBP	BLK	WP	HR	S	P	ERA	WHIP										
Ted Bowsfield, L ERA: 4.24 (1, 1)	9.0	W	35	3	0	0	4	4	0	0	0	0	0	39	55	0.00	0.778										

AB	31
R	0
H	3
RBI	0
BB	4
SO	4
LOB	15





Batter	1	2	3	4	5	6	7	8	9	AB	R	H	RBI	BB	SO	LOB	TOP			
Wayne Causey, L OBP: 0.404, SLG: 0.533 (1, 6)										4	1	1	0	0	0	0	<b>Kansas City Athletics @ Boston Red Sox</b> Fenway Park, Boston, MA Sun May 19 1963, 3:33 AM EDT Unknown			
Gino Cimoli, R OBP: 0.316, SLG: 0.353 (1, 8)										4	0	2	1	0	0	0				
Jerry Lumpe, L OBP: 0.280, SLG: 0.310 (1, 4)										4	1	3	0	0	0	1				
Norm Siebern, L OBP: 0.336, SLG: 0.339 (1, 3)										4	1	2	0	0	1	2				
George Alusik, R OBP: 0.313, SLG: 0.400 (1, 9)										3	0	1	2	1	1	2				
Ed Charles, R OBP: 0.352, SLG: 0.336 (1, 5)										4	0	0	0	0	1	5				
Chuck Essegian, R OBP: 0.292, SLG: 0.356 (1, 7)										4	0	0	0	0	1	1				
Haywood Sullivan, R OBP: 0.296, SLG: 0.250 (1, 2)										4	0	0	0	0	1	0				
Dave Wickersham, R OBP: 0.188, SLG: 0.133 (1, 1)										2	0	0	0	0	1	0				
Diego Segui, R OBP: 0.286, SLG: 0.286 (5, 1)										0	0	0	0	0	0	0				
Dick Howser, R OBP: 0.304, SLG: 0.200 (7, PH)										1	0	0	0	0	0	0				
Dave Thies, R OBP: 0.667, SLG: 1.000 (7, 1)										0	0	0	0	0	0	0				
Manny Jimenez, L OBP: 0.340, SLG: 0.311 (9, PH)										1	0	0	0	0	1	0				
<b>Inning Stats</b>	R: 1 E: 0 K: 0 S: 5	H: 2 LOB: 2 BB: 1 P: 9	R: 0 E: 0 K: 1 S: 5	H: 0 LOB: 0 BB: 0 P: 5	R: 0 E: 0 K: 1 S: 6	H: 2 LOB: 1 BB: 0 P: 6	R: 0 E: 0 K: 2 S: 7	H: 0 LOB: 0 BB: 0 P: 7	R: 0 E: 0 K: 0 S: 3	H: 3 LOB: 1 BB: 0 P: 6	R: 0 E: 0 K: 0 S: 3	H: 0 LOB: 0 BB: 0 P: 3	R: 0 E: 0 K: 1 S: 7	H: 2 LOB: 2 BB: 0 P: 7	R: 0 E: 0 K: 2 S: 7	H: 0 LOB: 0 BB: 0 P: 7	1B: 5 2B: 4 3B: 0 HR: 0	SF: 0 SAC: 0 DP: 0 HBP: 0	WP: 0 PB: 0 SB: 0 CS: 0	PA: 36
<b>PITCHER</b>	IP WLS BF H R ER SO BB IBB HBP BLK WP HR S P ERA WHIP	IP WLS BF H R ER SO BB IBB HBP BLK WP HR S P ERA WHIP																		
Bill Monbouquette, R ERA: 3.49 (1, 1)	7.1 W 31 9 3 3 4 1 0 0 0 0 0 0 38 42 3.68 1.364																			
Dick Radatz, R ERA: 1.76 (8, 1)	1.2 S 5 0 0 0 3 0 0 0 0 0 0 0 11 11 0.00 0.000																			



Batter	1	2	3	4	5	6	7	8	9	AB	R	H	RBI	BB	SO	LOB	BOTTOM			
Chuck Schilling, R OBP: 0.411, SLG: 0.477 (1, 4)										4	1	3	0	1	1	1	<b>Kansas City Athletics @ Boston Red Sox</b> Fenway Park, Boston, MA Sun May 19 1963, 3:33 AM EDT Unknown			
Gary Geiger, L OBP: 0.281, SLG: 0.267 (1, 8)										4	1	1	0	1	1	3				
Carl Yastrzemski, L OBP: 0.385, SLG: 0.438 (1, 7)											5	2	2	1	0	1		4		
Frank Maltzone, R OBP: 0.398, SLG: 0.540 (1, 5)											4	2	4	5	0	0				
Lou Clinton, R OBP: 0.291, SLG: 0.405 (1, 9)											4	1	0	0	0	1		2		
Dick Stuart, R OBP: 0.320, SLG: 0.470 (1, 3)											4	0	0	0	0	1		2		
Eddie Bressoud, R OBP: 0.287, SLG: 0.339 (1, 6)											3	0	2	1	1	1		0		
Bob Tillman, R OBP: 0.284, SLG: 0.344 (1, 2)											4	0	0	0	0	4				
Bill Monbouquette, R OBP: 0.238, SLG: 0.158 (1, 1)											2	0	0	0	1	0		0		
Dick Radatz, R (8, 1)										1	0	0	0	0	0	0				
<b>Inning Stats</b>	R: 3 E: 1 K: 0 S: 7	H: 4 LOB: 2 BB: 1 P: 11	R: 0 E: 0 K: 1 S: 6	H: 1 LOB: 1 BB: 0 P: 6	R: 1 E: 0 K: 2 S: 9	H: 2 LOB: 1 BB: 0 P: 9	R: 0 E: 0 K: 0 S: 2	H: 0 LOB: 0 BB: 1 P: 6	R: 2 E: 0 K: 1 S: 7	H: 2 LOB: 0 BB: 0 P: 7	R: 0 E: 0 K: 2 S: 7	H: 0 LOB: 2 BB: 2 P: 15	R: 1 E: 0 K: 0 S: 5	H: 2 LOB: 1 BB: 0 P: 5	R: 0 E: 1 K: 0 S: 4	H: 1 LOB: 1 BB: 0 P: 4	1B: 9 2B: 2 3B: 0 HR: 2	SF: 0 SAC: 0 DP: 1 HBP: 0	WP: 1 PB: 0 SB: 0 CS: 0	PA: 39
<b>PITCHER</b>	IP WLS BF H R ER SO BB IBB HBP BLK WP HR S P ERA WHIP	IP WLS BF H R ER SO BB IBB HBP BLK WP HR S P ERA WHIP																		
Dave Wickersham, R ERA: 3.75 (1, 1)	4.0 L 22 9 6 6 3 2 0 0 0 0 1 0 26 34 13.50 2.750																			
Diego Segui, R ERA: 7.4 (5, 1)	2.0 8 0 0 0 3 2 0 0 0 0 1 0 12 20 0.00 1.000																			
Dave Thies, R ERA: 3.75 (7, 1)	2.0 9 3 1 1 0 0 0 0 0 0 0 0 9 9 4.50 1.500																			



Batter	1	2	3	4	5	6	7	8	9	AB	R	H	RBI	BB	SO	LOB	TOP								
Wayne Causey, L OBP: 0.403, SLG: 0.527 (1, 6)	0-0 6-3	0-0 1B		0-0 1-2 2-H 3-H	0-0 1-2	0-3 K		0-0 P6		5	1	2	2	0	1	0									
Bobby Del Greco, R OBP: 0.265, SLG: 0.344 (1, 8)	0-0 F8	0-0 1-1-H 2-H		0-0 6-3		0-0 1B		0-0 1-3		5	0	2	2	0	0	2									
Jerry Lumpe, L OBP: 0.277, SLG: 0.306 (1, 4)	0-0 F7	0-0 5-3			0-3 K			0-0 F9		5	0	1	0	0	1	1									
Norm Siebern, L OBP: 0.344, SLG: 0.358 (1, 3)		0-0 BB FC5-2 1B	0-0 4-3		0-0 HR			0-0 F7		5	1	3	0	0	0	1									
George Alusik, R OBP: 0.319, SLG: 0.438 (1, 9)		4-0 FC5-2 BB 1B	0-0 F2		0-0 2-H HR			0-3 K		4	2	1	2	1	1	2									
Chuck Essegian, R OBP: 0.297, SLG: 0.351 (1, 7)		4-0 1B FC5-2 BB	0-0 6-3		0-0 HR			0-3 K		4	2	1	0	1	1	2									
Ed Charles, R OBP: 0.356, SLG: 0.364 (1, 5)		0-0 FC5-2 1B		0-0 P5	0-0 1-H HR			0-0 1-2 1B		4	2	2	2	0	0	3									
Billy Bryan, L OBP: 0.270, SLG: 0.354 (1, 2)		0-0 1-2 2-3 3-H 1B		0-3 K	0-3 K			0-3 K		4	1	1	1	0	3	2									
Ed Rakow, S OBP: 0.217, SLG: 0.143 (1, 1)		0-3 K		4-0 K	0-0 P6			0-0 F9		2	0	0	0	1	1	3									
Bill Fischer, R (5, 1)										1	0	0	0	0	0	0									
John Wyatt, R (8, 1)										0	0	0	0	0	0	0									
<b>Inning Stats</b>	R: 0 E: 0 K: 0 S: 3	H: 0 LOB: 0 BB: 0 P: 3	R: 5 E: 0 K: 1 S: 9	H: 4 LOB: 1 BB: 2 P: 17	R: 0 E: 0 K: 0 S: 3	H: 0 LOB: 0 BB: 1 P: 3	R: 0 E: 0 K: 1 S: 6	H: 1 LOB: 2 BB: 1 P: 10	R: 4 E: 0 K: 2 S: 11	H: 4 LOB: 0 BB: 0 P: 11	R: 0 E: 0 K: 1 S: 5	H: 1 LOB: 0 BB: 0 P: 5	R: 0 E: 0 K: 2 S: 9	H: 2 LOB: 2 BB: 0 P: 9	R: 0 E: 0 K: 0 S: 3	H: 0 LOB: 0 BB: 0 P: 3	R: 0 E: 0 K: 1 S: 6	H: 1 LOB: 1 BB: 0 P: 6	1B: 10 2B: 1 3B: 0 HR: 2	SF: 0 SAC: 0 DP: 0 HBP: 0	WP: 0 PB: 0 SB: 0 CS: 0	PA: 42			
<b>PITCHER</b>	IP WLS BF H R ER SO BB IBB HBP BLK WP HR S P ERA WHIP	IP WLS BF H R ER SO BB IBB HBP BLK WP HR S P ERA WHIP	Gene Conley, R ERA: 6.84 (1, 1)	Jack Lamabe, R ERA: 4.32 (4, 1)	Arnold Earley, L ERA: 4.63 (5, 1)	Chet Nichols, L ERA: 3.38 (7, 1)	Dick Radatz, R ERA: 1.71 (9, 1)																		

Kansas City Athletics @ Boston Red Sox  
Fenway Park, Boston, MA  
Sun May 19 1963, 3:38 AM EDT  
Att: 24,153 - Unknown

AB	39
R	9
H	13
RBI	9
BB	3
SO	8
LOB	16



Batter	1	2	3	4	5	6	7	8	9	AB	R	H	RBI	BB	SO	LOB	BOTTOM							
Chuck Schilling, R OBP: 0.404, SLG: 0.489 (1, 4)	0-0 F7		0-0 L7		0-0 HR	0-0 P6		0-0 FC6-4		5	1	1	1	0	0	1								
Gary Geiger, L OBP: 0.324, SLG: 0.382 (1, 8)	4-0 1B BB		0-0 1-3		0-0 HR	0-0 L4		0-0 1B 1-3		4	2	2	1	1	0	0								
Carl Yastrzemski, L OBP: 0.400, SLG: 0.439 (1, 7)	0-0 1B FC5-4 1B		4-0 BB		4-0 1B BB		4-0 G6-4-3 BB		0-0 P4	2	2	1	0	3	0	1								
Frank Maltzone, R OBP: 0.398, SLG: 0.534 (1, 5)	0-0 FC5-4 1-3 2-H 1B		0-0 P6		0-0 G1-4-3 1B		0-0 F8		0-0 1-3	5	0	2	1	0	0	3								
Lou Clinton, R OBP: 0.303, SLG: 0.430 (1, 9)	0-0 FC5-4 1-2 3-H 1B			0-0 E 3B	0-0 G1-4-3 1B		0-0 G6-4-3		0-0 2-3 1B	5	1	3	2	0	0	2								
Dick Stuart, R OBP: 0.308, SLG: 0.450 (1, 3)	0-3 K			0-0 FC WP FC3-2	0-0 G1-4-3		0-0 P3		0-3 K	5	0	0	0	0	2	5								
Eddie Bressoud, R OBP: 0.308, SLG: 0.350 (1, 6)		0-0 G4-6-3 1B		4-0 L1-6 FC3-2 BB	4-0 BB		0-0 1B SF9 1B			2	1	2	0	2	0	0								
Russ Nixon, L OBP: 0.360, SLG: 0.364 (1, 2)		0-0 G4-6-3		0-0 FC3-2	0-0 L4		0-0 FC6-4 1B			4	0	1	0	0	0	5								
Jim Gosger, L (8, PR)										0	0	0	0	0	0	0								
Bob Tillman, R OBP: 0.284, SLG: 0.344 (9, 2)		0-0 1-2 1B		0-0 FC3-2	0-0 L4		0-0 FC6-4 1B			0	0	0	0	0	0	0								
Gene Conley, R OBP: 0.307, SLG: 0.400 (4, 1)										1	0	0	0	0	0	0								
Dick Williams, R OBP: 0.298 (4, PR)										0	0	0	0	0	0	2								
Arnold Earley, L (5, 1)										0	0	0	0	0	0	0								
Billy Gardner, R OBP: 0.290, SLG: 0.290 (5, PR)										1	0	0	0	0	1	0								
Chet Nichols, S (7, 1)										0	0	0	0	0	0	0								
Roman Mejias, R OBP: 0.219 (8, PR)										0	0	0	1	0	0	0								
Dick Radatz, R (9, 1)										0	0	0	0	0	0	0								
<b>Inning Stats</b>	R: 2 E: 0 K: 1 S: 7	H: 2 LOB: 1 BB: 1 P: 11	R: 0 E: 0 K: 0 S: 3	H: 1 LOB: 0 BB: 0 P: 3	R: 0 E: 0 K: 0 S: 3	H: 0 LOB: 1 BB: 1 P: 7	R: 1 E: 1 K: 0 S: 4	H: 1 LOB: 1 BB: 1 P: 8	R: 3 E: 0 K: 0 S: 6	H: 4 LOB: 2 BB: 2 P: 14	R: 0 E: 0 K: 1 S: 5	H: 0 LOB: 0 BB: 0 P: 5	R: 0 E: 0 K: 0 S: 2	H: 0 LOB: 0 BB: 1 P: 6	R: 0 E: 0 K: 0 S: 5	H: 2 LOB: 1 BB: 0 P: 5	R: 0 E: 0 K: 1 S: 7	H: 2 LOB: 2 BB: 0 P: 7	1B: 9 2B: 1 3B: 1 HR: 2	SF: 0 SAC: 0 DP: 4 HBP: 0	WP: 1 PB: 0 SB: 0 CS: 0	PA: 42		
<b>PITCHER</b>	IP WLS BF H R ER SO BB IBB HBP BLK WP HR S P ERA WHIP	IP WLS BF H R ER SO BB IBB HBP BLK WP HR S P ERA WHIP	Ed Rakow, R ERA: 3.45 (1, 1)	Bill Fischer, R ERA: 1.74 (5, 1)	John Wyatt, R ERA: 3.31 (8, 1)																			

Kansas City Athletics @ Boston Red Sox  
Fenway Park, Boston, MA  
Sun May 19 1963, 3:38 AM EDT  
Att: 24,153 - Unknown

AB	35
R	7
H	12
RBI	6
BB	6
SO	3
LOB	19





Batter	1	2	3	4	5	6	7	8	9	AB	R	H	RBI	BB	SO	LOB	TOP					
Wayne Causey, L OBP: 0.403, SLG: 0.522										5	0	2	0	0	2	4	<b>Kansas City Athletics @ New York Yankees</b> Yankee Stadium, Bronx, NY Tue May 21 1963, 7:05 PM EDT Att: 12,415 - Unknown - 60 F <a href="http://livebaseballscorecards.com">livebaseballscorecards.com</a>					
Jose Tartabull, L OBP: 0.272, SLG: 0.270										5	0	0	0	0	2	2						
Jerry Lumpe, L OBP: 0.275, SLG: 0.302										5	0	1	0	0	0	0						
Norm Siebern, L OBP: 0.346, SLG: 0.383										5	2	2	1	0	0	2						
Ed Charles, R OBP: 0.360, SLG: 0.368										4	1	2	0	0	0	2						
Manny Jimenez, L OBP: 0.351, SLG: 0.313										3	0	1	1	1	1	0						
Gino Cimoli, R OBP: 0.323, SLG: 0.378										3	1	1	1	1	0	2						
Haywood Sullivan, R OBP: 0.293, SLG: 0.240										2	0	0	1	1	1	0						
Orlando Pena, R George Alusky, R Diego Segul, R Dick Howser, R Dave Wickersham, R Dale Willis, R Chuck Essegian, R Ed Rakow, S										1	0	0	0	0	0	1						
<b>Inning Stats</b>	R: 0 E: 0 K: 1 S: 7	H: 2 LOB: 2 BB: 0 P: 7	R: 0 E: 0 K: 2 S: 7	H: 0 LOB: 1 BB: 1 P: 11	R: 0 E: 0 K: 0 S: 3	H: 1 LOB: 0 BB: 0 P: 3	R: 1 E: 0 K: 1 S: 6	H: 1 LOB: 3 BB: 0 P: 18	R: 1 E: 0 K: 0 S: 4	H: 1 LOB: 0 BB: 0 P: 4	R: 1 E: 0 K: 1 S: 6	H: 1 LOB: 1 BB: 1 P: 10	R: 1 E: 0 K: 1 S: 8	H: 3 LOB: 2 BB: 0 P: 8	R: 0 E: 0 K: 1 S: 5	H: 0 LOB: 0 BB: 0 P: 5		R: 0 E: 0 K: 0 S: 3	H: 0 LOB: 0 BB: 0 P: 3	1B: 7 2B: 0 3B: 0 HR: 2	SF: 1 SAC: 0 DP: 1 HBP: 0	WP: 2 PB: 0 SB: 0 CS: 0
<b>PITCHER</b>	IP WLS BF H R ER SO BB IBB HBP BLK WP HR S P ERA WHIP																					
Jim Bouton, R ERA: 2.52	(1, 1) 5.2 W 27 6 3 3 4 5 0 0 0 0 1 2 30 50 4.76 1.941																					
Steve Hamilton, L ERA: 2.64	(6, 1) 3.1 S 13 3 1 1 3 0 0 0 0 0 0 0 19 19 2.70 0.900																					

Batter	1	2	3	4	5	6	7	8	9	AB	R	H	RBI	BB	SO	LOB	BOTTOM					
Clete Boyer, R OBP: 0.371, SLG: 0.540										5	0	1	1	0	1	3	<b>Kansas City Athletics @ New York Yankees</b> Yankee Stadium, Bronx, NY Tue May 21 1963, 7:05 PM EDT Att: 12,415 - Unknown - 60 F <a href="http://livebaseballscorecards.com">livebaseballscorecards.com</a>					
Bobby Richardson, R OBP: 0.282, SLG: 0.285										4	1	1	0	0	0	4						
Tom Tresh, S OBP: 0.358, SLG: 0.539										3	2	1	0	1	0	2						
Mickey Mantle, S OBP: 0.400, SLG: 0.658										4	2	2	5	0	1	0						
Roger Maris, L OBP: 0.301, SLG: 0.493										4	1	1	1	0	0	0						
Joe Pepitone, L OBP: 0.286, SLG: 0.510										4	0	1	0	0	1	0						
Elston Howard, R OBP: 0.322, SLG: 0.509										4	0	3	0	0	0	1						
Tony Kubek, L OBP: 0.217, SLG: 0.254										4	1	2	0	0	1	2						
Jim Bouton, R OBP: 0.118, SLG: 0.063										3	0	0	0	0	2	5						
Steve Hamilton, L OBP: 0.333, SLG: 0.667										0	0	0	0	0	0	0						
<b>Inning Stats</b>	R: 3 E: 0 K: 2 S: 9	H: 2 LOB: 0 BB: 1 P: 13	R: 1 E: 0 K: 0 S: 6	H: 3 LOB: 2 BB: 0 P: 6	R: 0 E: 0 K: 1 S: 5	H: 0 LOB: 0 BB: 0 P: 5	R: 0 E: 0 K: 1 S: 7	H: 2 LOB: 2 BB: 0 P: 7	R: 3 E: 0 K: 2 S: 11	H: 4 LOB: 1 BB: 0 P: 11	R: 0 E: 0 K: 0 S: 3	H: 0 LOB: 0 BB: 0 P: 3	R: 0 E: 0 K: 0 S: 3	H: 0 LOB: 0 BB: 0 P: 3	R: 0 E: 0 K: 0 S: 4	H: 1 LOB: 1 BB: 0 P: 4	R: 0 E: 0 K: 0 S: 4	H: 0 LOB: 0 BB: 0 P: 3	1B: 8 2B: 1 3B: 0 HR: 3	SF: 0 SAC: 1 DP: 0 HBP: 0	WP: 0 PB: 0 SB: 0 CS: 0	PA: 37
<b>PITCHER</b>	IP WLS BF H R ER SO BB IBB HBP BLK WP HR S P ERA WHIP																					
Orlando Pena, R ERA: 2.45	(1, 1) 3.0 L 15 6 3 4 3 1 0 0 0 0 0 2 18 24 12.00 2.000																					
Diego Segul, R ERA: 7.66	(4, 1) 2.0 12 6 3 3 3 0 0 0 0 0 0 2 18 18 13.50 3.000																					
Dave Wickersham, R ERA: 3.67	(6, 1) 1.0 3 0 0 0 0 0 0 0 0 0 0 0 3 3 0.00 0.000																					
Dale Willis, R ERA: 2.16	(7, 1) 1.0 3 0 0 0 0 0 0 0 0 0 0 0 3 3 0.00 0.000																					
Ed Rakow, R ERA: 3.39	(8, 1) 1.0 4 1 0 0 0 0 0 0 0 0 0 0 4 4 0.00 1.000																					




Batter	1	2	3	4	5	6	7	8	9	10	11	AB	R	H	RBI	BB	SO	LOB	
Wayne Causey, L OBP: 0.408, SLG: 0.517	F7		BB		4-3			HR		G3		5	1	2	2	1	0	1	
Gino Cimoli, R OBP: 0.324, SLG: 0.400	F3		1B				F9				F9	6	1	2	2	0	0	2	
Jerry Lumpe, L OBP: 0.264, SLG: 0.290	1-3		1-3		4-3			4-3	3-1		K	6	0	0	0	0	1	2	
Norm Sieben, L OBP: 0.352, SLG: 0.386		F8			BB			4-1		BB	2B	K	4	1	1	0	2	1	0
Ed Charles, R OBP: 0.359, SLG: 0.383		F8			K			FC6-4		BB	E	HR	5	2	1	1	1	1	3
Manny Jimenez, L OBP: 0.350, SLG: 0.314					4-3			FC6-4		L7		K	3	0	1	0	0	0	2
George Alusk, R OBP: 0.320, SLG: 0.424		1B						1B				K	2	0	0	0	0	1	2
Bobby Del Greco, R OBP: 0.256, SLG: 0.306		K			F3			F8				6-3	4	1	0	0	1	1	3
Haywood Sullivan, R OBP: 0.317, SLG: 0.245			F7					F3					3	1	1	1	2	0	0
Ted Bowsfield, R OBP: 0.200, SLG: 0.154					F7								0	0	0	0	0	0	0
Dave Thies, R OBP: 0.145, SLG: 0.090													2	0	0	0	0	1	0
Chad Edwards, R OBP: 0.207, SLG: 0.344													1	0	0	0	0	0	2
Dale Willis, R OBP: 0.183, SLG: 0.197													1	0	0	0	0	0	0
Dick Howser, R OBP: 0.135, SLG: 0.199													1	0	0	0	0	0	2
Bill Fischer, R OBP: 0.110, SLG: 0.159													1	0	0	0	0	0	1

**Kansas City Athletics @ New York Yankees**  
 Yankee Stadium, Bronx, NY  
 Wed May 22 1963, 7:05 PM EDT  
 Att. 10,312 - Unknown - 70 F

livebaseballscorecards.com

AB 43  
 R 7  
 H 8  
 RBI 6  
 BB 7  
 SO 6  
 LOB 20



WP: 0 PA: 50  
 FB: 0  
 SB: 0  
 CS: 0


Inning Stats	R	H	E	K	S	P	IP	WLS	BF	H	R	ER	SO	BB	IBB	HBP	BLK	WP	HR	S	P	ERA	WHIP	
	0	0	0	1	3	6	7.1	32	6	4	2	3	3	0	0	0	0	0	0	1	35	47	2.46	1.227
	0	0	0	0	0	0	0.1	3	0	0	0	0	0	2	0	0	0	0	0	1	9	0.00	6.000	
	0	0	0	0	0	0	2.1	11	2	3	1	2	1	0	0	0	0	0	1	14	18	3.86	1.286	
	1	0	0	0	1	6	1.0	4	0	0	0	1	1	0	0	0	0	0	0	5	9	0.00	1.000	

Batter	1	2	3	4	5	6	7	8	9	10	11	AB	R	H	RBI	BB	SO	LOB
Clete Boyer, R OBP: 0.355, SLG: 0.515	K	FC6-4	L8		FC5-4			F3		FC1-6		6	1	0	0	0	1	3
Bobby Richardson, R OBP: 0.265, SLG: 0.322	6-3	HBP	1B					F9		F8		6	1	2	1	0	0	1
Tom Tresh, S OBP: 0.364, SLG: 0.546	3B	HBP	1-3					5-3		F2		4	1	1	0	2	0	2
Mickey Mantle, S OBP: 0.417, SLG: 0.684	BB	HBP			F4			L9		SH3		3	2	1	1	3	0	1
Elston Howard, R OBP: 0.320, SLG: 0.496	F8	HBP			K			CS		SH3		3	0	0	1	0	1	2
Roger Maris, L OBP: 0.308, SLG: 0.500		2B			4-3			F2		IBB		3	1	1	1	1	0	0
Joe Pepitone, L OBP: 0.301, SLG: 0.515					4-3					F7		5	1	3	1	0	0	2
Tony Kubek, L OBP: 0.224, SLG: 0.254					F5					K		4	1	1	1	0	1	4
Bill Stafford, R OBP: 0.170, SLG: 0.200												3	0	1	2	1	1	2
Marshall Bridges, S OBP: 0.143, SLG: 0.100												0	0	0	0	0	0	0
Ralph Terry, R OBP: 0.145, SLG: 0.100												0	0	0	0	0	0	0
Yogi Berra, L OBP: 0.313, SLG: 0.368												1	0	1	0	0	0	0
Phil Lutz, S OBP: 0.183, SLG: 0.187												0	0	0	0	0	0	0
Steve Hamilton, L OBP: 0.133, SLG: 0.167												0	0	0	0	0	0	0

**Kansas City Athletics @ New York Yankees**  
 Yankee Stadium, Bronx, NY  
 Wed May 22 1963, 7:05 PM EDT  
 Att. 10,312 - Unknown - 70 F

livebaseballscorecards.com

AB 38  
 R 8  
 H 11  
 RBI 8  
 BB 7  
 SO 4  
 LOB 17



WP: 2 PA: 50  
 FB: 0  
 SB: 0  
 CS: 1

Inning Stats	R	H	E	K	S	P	IP	WLS	BF	H	R	ER	SO	BB	IBB	HBP	BLK	WP	HR	S	P	ERA	WHIP
	7	11	0	10	18	9	7.0	32	6	6	6	6	3	2	0	0	0	0	1	12	20	40.50	6.000
	0	0	0	0	0	0	4.2	19	2	1	1	2	3	0	0	1	0	0	0	19	32	1.93	1.071
	0	0	0	0	0	0	1.0	5	1	0	0	0	0	0	0	1	0	0	0	4	5	0.00	1.000
	0	0	0	0	1	6	3.0	13	2	1	1	1	1	1	0	0	0	0	1	13	21	3.00	1.000

PITCHER	IP	WLS	BF	H	R	ER	SO	BB	IBB	HBP	BLK	WP	HR	S	P	ERA	WHIP
Ted Bowsfield, L ERA: 5.16	1.1	0	12	6	4	2	3	0	0	0	0	0	0	12	20	40.50	6.000
Dave Thies, R ERA: 3.24	4.2	1	19	2	1	1	2	3	0	1	0	0	0	19	32	1.93	1.071
Ralph Terry, R ERA: 1.93	7.1	0	34	11	2	3	1	2	0	0	0	0	1	14	18	3.86	1.286
Steve Hamilton, L ERA: 1.9	8.1	1	40	10	0	0	1	1	0	0	0	0	0	5	9	0.00	1.000



Batter	1	2	3	4	5	6	7	8	9	AB	R	H	RBI	BB	SO	LOB	TOP							
Wayne Causey, L OBP: 0.415, SLG: 0.520 (1, 6)										5	0	3	0	0	1	1	<b>Kansas City Athletics @ Los Angeles Angels</b> <b>Dodger Stadium, Los Angeles, CA</b> Fri May 24 1963, 7:05 PM PDT Att. 7,979 - Unknown - 60 F							
John Wojcik, L (1, 7)										4	2	0	0	1	0	3								
Jerry Lumpe, L OBP: 0.262, SLG: 0.282 (1, 4)										4	0	0	0	1	1	4								
Norm Siebern, L OBP: 0.349, SLG: 0.382 (1, 3)										4	0	1	0	0	1	3								
Ed Charles, R OBP: 0.356, SLG: 0.386 (1, 5)										4	0	1	1	0	0	0								
Gino Cimoli, R OBP: 0.322, SLG: 0.395 (1, 9)										4	0	1	0	0	0	2								
Hector Martinez, R OBP: 0.500, SLG: 1.333 (1, 8)										3	1	1	1	1	0	1								
Haywood Sullivan, R OBP: 0.299, SLG: 0.228 (1, 2)										4	0	0	0	0	1	1								
Dave Wickersham, R OBP: 0.150, SLG: 0.105 John Wyatt, R (9, 1)										4	0	0	0	0	2	0								
<b>Inning Stats</b>	R: 1 E: 0 K: 0 S: 6	H: 3 LOB: 2 BB: 0 P: 6	R: 1 E: 0 K: 2 S: 8	H: 1 LOB: 0 BB: 0 P: 8	R: 1 E: 1 K: 0 S: 4	H: 0 LOB: 0 BB: 0 P: 4	R: 0 E: 0 K: 1 S: 5	H: 0 LOB: 0 BB: 0 P: 5	R: 0 E: 0 K: 0 S: 4	H: 1 LOB: 1 BB: 0 P: 4	R: 0 E: 0 K: 1 S: 6	H: 1 LOB: 1 BB: 0 P: 6	R: 0 E: 0 K: 1 S: 6	H: 3 LOB: 2 BB: 2 P: 14	R: 0 E: 0 K: 0 S: 3	H: 0 LOB: 1 BB: 1 P: 7	R: 0 E: 1 K: 1 S: 6	H: 0 LOB: 1 BB: 0 P: 6	1B: 5 2B: 1 3B: 0 HR: 1	SF: 0 SAC: 0 DP: 0 HBP: 0	WP: 1 PB: 0 SB: 0 CS: 0	PA: 39		
<b>PITCHER</b>	IP WLS BF H R ER SO BB IBB HBP BLK WP HR S P ERA WHIP	Ken McBride, R ERA: 3.11 Dean Chance, R ERA: 4.07 Art Fowler, R ERA: 1.16	5.0 L 21 5 3 2 3 0 0 0 0 1 1 27 27 3.60 1.000	2.0 10 2 0 0 2 2 0 0 0 0 0 0 12 20 0.00 2.000	2.0 8 0 0 0 1 1 0 0 0 0 0 0 9 13 0.00 0.500																			

AB 36  
R 3  
H 7  
RBI 2  
BB 3  
SO 6  
LOB 15



Batter	1	2	3	4	5	6	7	8	9	AB	R	H	RBI	BB	SO	LOB	BOTTOM					
Albie Pearson, L OBP: 0.395, SLG: 0.373 (1, 8)										3	0	3	1	2	0	0	<b>Kansas City Athletics @ Los Angeles Angels</b> <b>Dodger Stadium, Los Angeles, CA</b> Fri May 24 1963, 7:05 PM PDT Att. 7,979 - Unknown - 60 F					
Jim Fregosi, R OBP: 0.280, SLG: 0.367 (1, 6)										3	0	0	0	2	1	4						
Leon Wagner, L OBP: 0.309, SLG: 0.645 Felix Torres, R OBP: 0.295, SLG: 0.333 (1, 7) (3, 5)										0	0	0	0	1	0	0						
Lee Thomas, L OBP: 0.277, SLG: 0.302 (1, 3)									4	0	0	0	0	0	5							
Buck Rodgers, S OBP: 0.260, SLG: 0.295 (1, 2)									3	0	0	0	1	1	0							
George Thomas, R OBP: 0.269, SLG: 0.380 (1, 5) (3, 9)									4	0	0	0	0	1	1							
Billy Moran, R OBP: 0.285, SLG: 0.323 (1, 4)										4	1	2	0	0	1							
Bob Perry, R OBP: 0.308, SLG: 0.480 (1, 9) (3, 7)										4	0	0	0	1	3							
Ken McBride, R Ed Killebrew, L Dean Chance, R Joe Koppe, R Art Fowler, R Bob Sadowski, L (1, 1) (5, PH) (6, 1) (7, PH) (8, 1) (9, PH)										1	0	0	0	0	0	0						
<b>Inning Stats</b>	R: 0 E: 0 K: 0 S: 2	H: 0 LOB: 1 BB: 2 P: 10	R: 0 E: 0 K: 1 S: 6	H: 1 LOB: 1 BB: 0 P: 6	R: 0 E: 0 K: 1 S: 6	H: 2 LOB: 2 BB: 1 P: 8	R: 0 E: 1 K: 1 S: 6	H: 0 LOB: 1 BB: 0 P: 6	R: 0 E: 0 K: 0 S: 4	H: 1 LOB: 1 BB: 0 P: 4	R: 0 E: 0 K: 0 S: 3	H: 0 LOB: 1 BB: 1 P: 7	R: 0 E: 0 K: 1 S: 6	H: 1 LOB: 2 BB: 1 P: 10	R: 0 E: 0 K: 0 S: 3	H: 0 LOB: 0 BB: 0 P: 3	R: 1 E: 0 K: 1 S: 7	H: 2 LOB: 2 BB: 1 P: 11	1B: 7 2B: 1 3B: 0 HR: 0	SF: 0 SAC: 0 DP: 2 HBP: 0	WP: 0 PB: 0 SB: 1 CS: 0	PA: 39
<b>PITCHER</b>	IP WLS BF H R ER SO BB IBB HBP BLK WP HR S P ERA WHIP	Dave Wickersham, R John Wyatt, R	8.2 W 38 7 1 1 4 6 0 0 0 0 0 0 40 64 1.04 1.500	0.1 S 1 0 0 0 0 0 0 0 0 0 0 1 1 0.00 0.000																		


AB 33  
R 1  
H 7  
RBI 1  
BB 6  
SO 4  
LOB 20



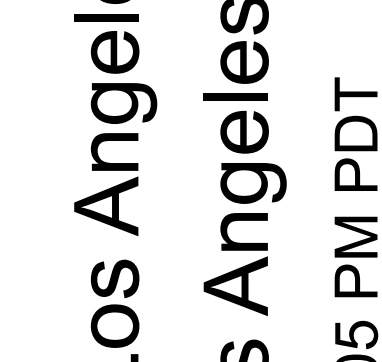


Batter	1	2	3	4	5	6	7	8	9	AB	R	H	RBI	BB	SO	LOB	TOP					
Wayne Causey, L OBP: 0.418, SLG: 0.523 (1, 6)										5	1	2	1	1	0	0	<b>Kansas City Athletics @ Los Angeles Angels</b> <b>Dodger Stadium, Los Angeles, CA</b> Sat May 25 1963, 7:05 PM PDT Att: 10,492 - Unknown - 59 F					
Gino Cimoli, R OBP: 0.329, SLG: 0.396 (1, 9)										5	2	2	0	1	1	4						
Ed Charles, R OBP: 0.358, SLG: 0.389 (1, 5)										4	1	1	1	1	0	3						
Norm Siebern, L OBP: 0.351, SLG: 0.379 (1, 3)										4	1	1	2	1	1	3						
George Alusik, R OBP: 0.325, SLG: 0.406 (1, 7)										3	2	0	0	2	0	4						
Jerry Lumpe, L OBP: 0.272, SLG: 0.307 (1, 4)										4	1	2	3	1	1	0						
Hector Martinez, R OBP: 0.444, SLG: 0.750 (1, 8)										5	0	2	2	0	1	1						
Haywood Sullivan, R OBP: 0.292, SLG: 0.226 (1, 2)										5	0	1	0	0	1	3						
Ed Rakow, S OBP: 0.231, SLG: 0.208 Dale Willis, R (6, 1)										3	1	1	0	0	1	3						
										2	0	0	0	0	2	0						
<b>Inning Stats</b>	R: 5 E: 1 K: 0 S: 7	H: 3 LOB: 1 BB: 2 P: 15	R: 0 E: 0 K: 0 S: 4	H: 1 LOB: 2 BB: 1 P: 8	R: 0 E: 0 K: 2 S: 9	H: 2 LOB: 3 BB: 1 P: 13	R: 1 E: 0 K: 2 S: 8	H: 1 LOB: 2 BB: 2 P: 16	R: 1 E: 0 K: 0 S: 5	H: 2 LOB: 1 BB: 0 P: 5	R: 1 E: 0 K: 1 S: 7	H: 2 LOB: 2 BB: 1 P: 11	R: 0 E: 0 K: 2 S: 7	H: 0 LOB: 0 BB: 0 P: 7	R: 0 E: 0 K: 1 S: 5	H: 0 LOB: 0 BB: 0 P: 5	1B: 8 2B: 3 3B: 0 HR: 1	SF: 0 SAC: 0 DP: 0 HBP: 0	WP: 1 PB: 0 SB: 0 CS: 0	PA: 47		
<b>PITCHER</b>	IP WLS BF H R ER SO BB IBB HBP BLK WP HR S P ERA WHIP																					
Mel Nelson, L ERA: 4.11 Bob Turley, R ERA: 3.54 Tom Morgan, R ERA: 5.54 Jack Spring, L ERA: 2.45 Don Lee, R ERA: 3.83	(1, 1) (3, 1) (5, 1) (5, 1) (6, 1)	2.1 1.2 0.0 1.0 3.0	L 9 2 3 13	17 1 2 0 13	6 1 2 0 3	5 1 1 0 2	5 4 1 0 2	0 1 0 0 3	0 0 0 0 1	3 0 0 0 0	0 1 0 0 1	14 2 2 3 18	26 2 2 3 22	19.29 5.40 ∞ 0.00 6.00	3.857 2.400 ∞ 0.000 1.333							
<b>PITCHER</b>	IP WLS BF H R ER SO BB IBB HBP BLK WP HR S P ERA WHIP																					
Art Fowler, R ERA: 1.11	(9, 1)	1.0		3	0	0	0	0	0	0	0	0	1	5	5	0.00	0.000					

AB	40
R	9
H	12
RBI	9
BB	7
SO	8
LOB	21



AB	39
R	2
H	12
RBI	2
BB	1
SO	6
LOB	20





Batter	1	2	3	4	5	6	7	8	9	AB	R	H	RBI	BB	SO	LOB	TOP																			
Wayne Causey, L (1, 6) OBP: 0.404, SLG: 0.504	1-3	F8			F8		G4-6-3	K		5	0	0	0	0	1	5																				
John Wojcik, L (1, 7) OBP: 0.300, SLG: 0.222	G3		L4		F6		WP 1B		1B	5	0	2	0	0	0	0																				
Ed Charles, R (1, 5) OBP: 0.365, SLG: 0.399	F9		WP 4-3-6 2B		BB 1B		BB 1-2	F9		4	1	2	0	1	0	1																				
Norm Siebern, L (1, 3) OBP: 0.358, SLG: 0.373		BB 1B E BB	4-3-6 BB		BB 1-2		BB 1-2	K	K	2	1	0	0	3	2	3																				
Gino Cimoli, R (1, 9) OBP: 0.325, SLG: 0.388		E BB 1-2 1B	4-3-6		1-3			K	6-3	5	0	1	1	0	1	4																				
Jerry Lumpe, L (1, 4) OBP: 0.272, SLG: 0.306		F5			F8		6-3			4	0	1	0	0	0	2																				
Hector Martinez, R (1, 8) OBP: 0.462, SLG: 0.636		F3			CS 1B		G1-6-3 HBP	FC6-4 1B		3	1	1	0	0	0	3																				
Haywood Sullivan, R (1, 2) OBP: 0.316, SLG: 0.277		E BB 1-2 2-3 BB					G1-6-3			3	1	2	1	1	0	1																				
Billy Bryan, L (8, 2) OBP: 0.270, SLG: 0.354					1-2 1B		1-2			0	0	0	0	0	0	0																				
Orlando Pena, R (1, 1) OBP: 0.238, SLG: 0.071										2	0	0	0	0	1	3																				
Diego Segui, R (6, 1) OBP: 0.296, SLG: 0.296										0	0	0	0	0	0	0																				
Chuck Essegiani, R (7, PH) OBP: 0.267, SLG: 0.344										0	0	0	0	0	0	0																				
Ted Bowersock, R (7, PH) OBP: 0.267, SLG: 0.154										0	0	0	0	0	0	0																				
Bill Fischer, R (7, 1) OBP: 0.333, SLG: 0.414										1	0	1	1	0	0	0																				
George Aluskis, R (8, PH) OBP: 0.278, SLG: 0.414										0	0	0	0	0	0	0																				
Tony La Russa, R (8, PH) OBP: 0.278, SLG: 0.414										0	0	0	0	0	0	0																				
John Wyatt, R (8, 1) OBP: 0.278, SLG: 0.414										0	0	0	0	0	0	0																				
<b>Inning Stats</b>	R: 0 E: 0 K: 0 S: 3	H: 0 LOB: 0 BB: 0 P: 3	R: 1 E: 1 K: 0 S: 5	H: 1 LOB: 3 BB: 2 P: 13	R: 1 E: 0 K: 0 S: 3	H: 1 LOB: 0 BB: 1 P: 7	R: 0 E: 0 K: 1 S: 6	H: 2 LOB: 1 BB: 0 P: 6	R: 0 E: 0 K: 0 S: 4	H: 1 LOB: 2 BB: 1 P: 8	R: 0 E: 0 K: 0 S: 2	H: 0 LOB: 0 BB: 0 P: 3	R: 0 E: 0 K: 1 S: 5	H: 1 LOB: 2 BB: 1 P: 10	R: 2 E: 0 K: 2 S: 10	H: 3 LOB: 1 BB: 0 P: 0	R: 0 E: 0 K: 1 S: 6	H: 1 LOB: 1 BB: 0 P: 6	1B: 8 2B: 2 3B: 1 HR: 0	SF: 0 SAC: 0 DP: 3 HBP: 2	WP: 2 PB: 0 SB: 0 CS: 1	PA: 41														
<b>PITCHER</b>	IP WLS BF H R ER SO BB IBB HBP BLK WP HR S P ERA WHIP																																			
Dan Osinski, R (1, 1) ERA: 3.0	5.0	23	5	2	1	1	4	0	0	0	1	0	21	37	1.80	1.800																				
Julio Navarro, R (6, 1) ERA: 2.75	2.2	W	13	4	2	2	2	1	0	2	0	1	0	14	20	6.75	1.875																			
Dean Chance, R (8, 1) ERA: 3.96	1.1	S	5	1	0	0	2	0	0	0	0	0	0	9	9	0.00	0.750																			

Kansas City Athletics @ Los Angeles Angels  
Dodger Stadium, Los Angeles, CA  
Sun May 26 1963, 3:33 AM PDT  
Att: 8,290 - Unknown - 67 F

AB	34
R	4
H	10
RBI	3
BB	5
SO	5
LOB	22



Batter	1	2	3	4	5	6	7	8	9	AB	R	H	RBI	BB	SO	LOB	BOTTOM																		
Albie Pearson, L (1, 8) OBP: 0.395, SLG: 0.382	F7		G3			F5		G3		4	0	0	0	1	0	4																			
Billy Moran, R (1, 4) OBP: 0.280, SLG: 0.316			5-3			F8		G3		5	1	2	2	0	0	4																			
Charlie Dees, L (1, 3) OBP: 0.250, SLG: 0.500						F8		F5		4	0	1	1	0	0	5																			
Lee Thomas, L (1, 7) OBP: 0.285, SLG: 0.310						F7		G3		4	1	1	0	0	0	1																			
George Thomas, R (1, 9) OBP: 0.279, SLG: 0.379						F9		F7		3	0	0	0	1	0	2																			
Buck Rodgers, S (1, 2) OBP: 0.276, SLG: 0.298						F6		F5		3	2	1	0	1	0	1																			
Bob Sadowski, L (1, 5) OBP: 0.341, SLG: 0.222								G3		2	1	1	0	1	0	0																			
Joe Koppe, R (7, 5) OBP: 0.308, SLG: 0.250								F7		1	0	0	0	0	0	1																			
Jim Fregosi, R (1, 6) OBP: 0.291, SLG: 0.394								F7		4	1	3	3	0	0	0																			
Dan Osinski, R (1, 1) ERA: 3.13								F7		1	0	0	0	0	0	0																			
Felix Torres, R (5, PH) OBP: 0.296, SLG: 0.333								F7		1	0	0	0	0	0	2																			
Julio Navarro, R (6, 1) OBP: 0.444, SLG: 0.375								F7		1	0	1	0	0	0	0																			
Dean Chance, R (8, 1) ERA: 3.06								F7		1	0	0	0	1	1	1																			
<b>Inning Stats</b>	R: 1 E: 0 K: 0 S: 5	H: 2 LOB: 1 BB: 0 P: 5	R: 0 E: 0 K: 0 S: 3	H: 0 LOB: 0 BB: 0 P: 3	R: 0 E: 0 K: 0 S: 3	H: 0 LOB: 0 BB: 0 P: 3	R: 0 E: 0 K: 0 S: 3	H: 0 LOB: 0 BB: 0 P: 3	R: 1 E: 0 K: 0 S: 6	H: 3 LOB: 3 BB: 1 P: 10	R: 4 E: 0 K: 0 S: 7	H: 4 LOB: 2 BB: 2 P: 15	R: 0 E: 0 K: 0 S: 3	H: 0 LOB: 1 BB: 1 P: 7	R: 0 E: 0 K: 1 S: 6	H: 1 LOB: 1 BB: 0 P: 6	1B: 8 2B: 2 3B: 0 HR: 0	SF: 0 SAC: 0 DP: 0 HBP: 0	WP: 0 PB: 0 SB: 0 CS: 0	PA: 38															
<b>PITCHER</b>	IP WLS BF H R ER SO BB IBB HBP BLK WP HR S P ERA WHIP																																		
Orlando Pena, R (1, 1) ERA: 3.13	5.1	L	27	8	6	6	0	0	0	0	0	0	24	36	0.00	1.875																			
Diego Segui, R (6, 1) ERA: 7.07	0.2		3	1	0	0	0	0	0	0	0	0	3	3	0.00	1.500																			
Bill Fischer, R (7, 1) ERA: 1.82	1.0		4	0	0	0	0	1	0	0	0	0	3	7	0.00	1.000																			
John Wyatt, R (8, 1) ERA: 3.06	1.0		4	1	0	0	1	0	0	0	0	0	6	6	0.00	1.000																			

Kansas City Athletics @ Los Angeles Angels  
Dodger Stadium, Los Angeles, CA  
Sun May 26 1963, 3:33 AM PDT  
Att: 8,290 - Unknown - 67 F

AB	34
R	6
H	10
RBI	6
BB	4
SO	1
LOB	21





Batter	1	2	3	4	5	6	7	8	9	AB	R	H	RBI	BB	SO	LOB	TOP					
Luis Aparicio, R (1, 6) OBP: 0.318, SLG: 0.380	4-0 F8 4-3 BB		0-0 L8		0-0 HR 2B		0-0 1-3		0-0 FC6-4 1B	4	1	1	1	1	0	1						
Jerry Adair, R (1, 4) OBP: 0.219, SLG: 0.358	0-0 4-3 1-2		0-0 4-3		0-0 HR 1B		0-0 4-3		0-0 1-2 1B	5	1	2	0	0	0	1						
Al Smith, R (1, 9) OBP: 0.369, SLG: 0.479 Bob Saverine, S (7, PR) OBP: 0.310, SLG: 0.240 (7, 8)	4-0 BB		0-0 1B		0-0 HR 1B		4-0 FC6 BB		0-0 F7	2	1	2	3	2	0	0						
Jim Gentile, L (1, 3) OBP: 0.389, SLG: 0.484	0-0 F8 2-3		0-0 5-3		1-0 HR HBP		0-0 FC6 1-2			3	0	0	0	0	0	4						
Brooks Robinson, R (1, 5) OBP: 0.357, SLG: 0.429	0-0 F8			0-3 K	0-0 G1-6-4-3 1-2			0-3 K		4	0	0	0	0	2	3						
Joe Gaines, R (1, 7) OBP: 0.432, SLG: 0.676 Russ Snyder, L (6, PH) OBP: 0.259, SLG: 0.320 (6, 7)		0-0 F7		0-3 K		0-0 4-3		0-0 4-3		2	0	0	0	0	1	0						
Jackie Brandt, R (1, 8) OBP: 0.306, SLG: 0.435 (7, 9)		0-0 6-3		0-0 1-3		0-0 5-3		0-0 F3		4	0	0	0	0	0	0						
John Orsino, R (1, 2) OBP: 0.396, SLG: 0.462		0-0 FC6-4 1B			0-0 SH1-4 2B 1B	4-0 BB		0-0 F7		3	1	2	0	1	0	0						
Robin Roberts, S (1, 1) OBP: 0.250, SLG: 0.217 Dean Stone, L (8, 1) Stu Miller, R (8, 1) OBP: 0.250, SLG: 0.250		0-0 FC6-4 1-2			0-0 SH1-4 1-2	0-0 F7		0-0 FC6-4 1B		2	0	0	0	0	0	2						
<b>Inning Stats</b>	R: 0 E: 0 K: 0 S: 3	H: 0 LOB: 2 BB: 2 P: 11	R: 0 E: 0 K: 0 S: 4	H: 1 LOB: 1 BB: 0 P: 4	R: 0 E: 0 K: 0 S: 4	H: 1 LOB: 1 BB: 0 P: 4	R: 0 E: 0 K: 2 S: 7	H: 0 LOB: 0 BB: 0 P: 7	R: 4 E: 0 K: 0 S: 6	H: 4 LOB: 0 BB: 0 P: 7	R: 0 E: 0 K: 0 S: 3	H: 0 LOB: 1 BB: 1 P: 7	R: 0 E: 0 K: 1 S: 5	H: 0 LOB: 0 BB: 0 P: 5	R: 0 E: 0 K: 0 S: 5	H: 2 LOB: 2 BB: 0 P: 5	1B: 6 2B: 1 3B: 0 HR: 1	SF: 0 SAC: 1 DP: 1 HBP: 1	WP: 0 PB: 0 SB: 0 CS: 0	PA: 39		
<b>PITCHER</b>	IP WLS BF H R ER SO BB IBB HBP BLK WP HR S P ERA WHIP	IP WLS BF H R ER SO BB IBB HBP BLK WP HR S P ERA WHIP	IP WLS BF H R ER SO BB IBB HBP BLK WP HR S P ERA WHIP	IP WLS BF H R ER SO BB IBB HBP BLK WP HR S P ERA WHIP	IP WLS BF H R ER SO BB IBB HBP BLK WP HR S P ERA WHIP	IP WLS BF H R ER SO BB IBB HBP BLK WP HR S P ERA WHIP	IP WLS BF H R ER SO BB IBB HBP BLK WP HR S P ERA WHIP	IP WLS BF H R ER SO BB IBB HBP BLK WP HR S P ERA WHIP	IP WLS BF H R ER SO BB IBB HBP BLK WP HR S P ERA WHIP	IP WLS BF H R ER SO BB IBB HBP BLK WP HR S P ERA WHIP	IP WLS BF H R ER SO BB IBB HBP BLK WP HR S P ERA WHIP	IP WLS BF H R ER SO BB IBB HBP BLK WP HR S P ERA WHIP	IP WLS BF H R ER SO BB IBB HBP BLK WP HR S P ERA WHIP	IP WLS BF H R ER SO BB IBB HBP BLK WP HR S P ERA WHIP	IP WLS BF H R ER SO BB IBB HBP BLK WP HR S P ERA WHIP	IP WLS BF H R ER SO BB IBB HBP BLK WP HR S P ERA WHIP	IP WLS BF H R ER SO BB IBB HBP BLK WP HR S P ERA WHIP	IP WLS BF H R ER SO BB IBB HBP BLK WP HR S P ERA WHIP	IP WLS BF H R ER SO BB IBB HBP BLK WP HR S P ERA WHIP	IP WLS BF H R ER SO BB IBB HBP BLK WP HR S P ERA WHIP	IP WLS BF H R ER SO BB IBB HBP BLK WP HR S P ERA WHIP	IP WLS BF H R ER SO BB IBB HBP BLK WP HR S P ERA WHIP

Baltimore Orioles @ Kansas City Athletics  
Municipal Stadium, Kansas City, MO  
Tue May 28 1963, 8:05 PM EDT  
Att: 13,739 - Unknown

AB 33  
R 4  
H 8  
RBI 4  
BB 4  
SO 3  
LOB 13



Batter	1	2	3	4	5	6	7	8	9	AB	R	H	RBI	BB	SO	LOB	BOTTOM						
Wayne Causey, L (1, 6) OBP: 0.407, SLG: 0.500	0-0 6-3			4-0 S BB		0-0 3-1		0-0 1-2 1B		3	0	1	0	1	0	0							
John Wojcik, L (1, 8) OBP: 0.231, SLG: 0.167 Hector Martinez, R (8, PH) OBP: 0.429, SLG: 0.583 Diego Segui, R (9, 1) OBP: 0.286, SLG: 0.286	0-0 F6			0-3 K 1-2		0-0 G3		0-0 F3		3	0	0	0	0	1	1							
Ed Charles, R (1, 5) OBP: 0.356, SLG: 0.389	0-3 K			0-0 6-3		0-0 L6		0-3 K		4	0	0	0	0	2	3							
Norm Siebern, L (1, 3) OBP: 0.356, SLG: 0.377		0-3 K		0-0 F5			0-0 F9		0-0 1B 2B	4	1	1	0	0	1	1							
George Alusik, R (1, 7) OBP: 0.318, SLG: 0.392		0-0 F7			0-0 F3		0-0 5-3		0-0 F7	4	0	0	0	0	0	1							
Jerry Lumpe, L (1, 4) OBP: 0.271, SLG: 0.304		0-0 F7			0-0 6-3		0-3 K		0-0 G4-3 1B	4	0	1	1	0	1	0							
Gino Cimoli, R (1, 9) OBP: 0.329, SLG: 0.406			0-0 6-3		0-0 1B 1B			0-0 1B 3B	4	1	2	0	0	0	1								
Doc Edwards, R (1, 2) OBP: 0.333, SLG: 0.353			0-0 5-3		0-0 1B 1B			0-0 1B 1B	3	0	2	1	0	0	0								
Ted Bowsfield, R (1, 1) OBP: 0.235, SLG: 0.143 Chuck Essegian, R (5, PH) OBP: 0.295, SLG: 0.340 Dave Thies, R (6, 1) OBP: 0.400, SLG: 0.600 Bobby Del Greco, R (8, PH) OBP: 0.250, SLG: 0.297 (9, 8)			0-0 F9		0-0 F3			0-0 F4		1	0	0	0	0	0	0							
<b>Inning Stats</b>	R: 0 E: 0 K: 1 S: 5	H: 0 LOB: 0 BB: 0 P: 5	R: 0 E: 0 K: 1 S: 5	H: 0 LOB: 0 BB: 0 P: 5	R: 0 E: 0 K: 0 S: 3	H: 0 LOB: 0 BB: 0 P: 3	R: 0 E: 0 K: 1 S: 5	H: 0 LOB: 1 BB: 1 P: 9	R: 0 E: 0 K: 0 S: 5	H: 2 LOB: 2 BB: 0 P: 5	R: 0 E: 0 K: 0 S: 3	H: 0 LOB: 0 BB: 0 P: 3	R: 0 E: 0 K: 1 S: 5	H: 0 LOB: 0 BB: 0 P: 5	R: 1 E: 0 K: 1 S: 8	H: 3 LOB: 2 BB: 0 P: 8	R: 1 E: 0 K: 0 S: 4	H: 2 LOB: 0 BB: 0 P: 4	1B: 5 2B: 1 3B: 1 HR: 0	SF: 0 SAC: 0 DP: 1 HBP: 0	WP: 0 PB: 0 SB: 1 CS: 0	PA: 34	
<b>PITCHER</b>	IP WLS BF H R ER SO BB IBB HBP BLK WP HR S P ERA WHIP	IP WLS BF H R ER SO BB IBB HBP BLK WP HR S P ERA WHIP	IP WLS BF H R ER SO BB IBB HBP BLK WP HR S P ERA WHIP	IP WLS BF H R ER SO BB IBB HBP BLK WP HR S P ERA WHIP	IP WLS BF H R ER SO BB IBB HBP BLK WP HR S P ERA WHIP	IP WLS BF H R ER SO BB IBB HBP BLK WP HR S P ERA WHIP	IP WLS BF H R ER SO BB IBB HBP BLK WP HR S P ERA WHIP	IP WLS BF H R ER SO BB IBB HBP BLK WP HR S P ERA WHIP	IP WLS BF H R ER SO BB IBB HBP BLK WP HR S P ERA WHIP	IP WLS BF H R ER SO BB IBB HBP BLK WP HR S P ERA WHIP	IP WLS BF H R ER SO BB IBB HBP BLK WP HR S P ERA WHIP	IP WLS BF H R ER SO BB IBB HBP BLK WP HR S P ERA WHIP	IP WLS BF H R ER SO BB IBB HBP BLK WP HR S P ERA WHIP	IP WLS BF H R ER SO BB IBB HBP BLK WP HR S P ERA WHIP	IP WLS BF H R ER SO BB IBB HBP BLK WP HR S P ERA WHIP	IP WLS BF H R ER SO BB IBB HBP BLK WP HR S P ERA WHIP	IP WLS BF H R ER SO BB IBB HBP BLK WP HR S P ERA WHIP	IP WLS BF H R ER SO BB IBB HBP BLK WP HR S P ERA WHIP	IP WLS BF H R ER SO BB IBB HBP BLK WP HR S P ERA WHIP	IP WLS BF H R ER SO BB IBB HBP BLK WP HR S P ERA WHIP	IP WLS BF H R ER SO BB IBB HBP BLK WP HR S P ERA WHIP	IP WLS BF H R ER SO BB IBB HBP BLK WP HR S P ERA WHIP	IP WLS BF H R ER SO BB IBB HBP BLK WP HR S P ERA WHIP

Baltimore Orioles @ Kansas City Athletics  
Municipal Stadium, Kansas City, MO  
Tue May 28 1963, 8:05 PM EDT  
Att: 13,739 - Unknown

AB 33  
R 2  
H 7  
RBI 2  
BB 1  
SO 5  
LOB 12





Batter	1	2	3	4	5	6	7	8	9	10	11	AB	R	H	RBI	BB	SO	LOB	TOP			
Luis Aparicio, R OBP: 0.320, SLG: 0.380 (1, 6)	4-3		WP 1B		5-3		S 1B		F6			5	0	2	0	0	0	1				
Jerry Adair, R OBP: 0.225, SLG: 0.366 (1, 4)	L8 1B		F8			1B 2B	L6			F3		5	1	2	0	0	0	2				
Al Smith, R OBP: 0.364, SLG: 0.469 (1, 9)	L8		K			S 1B	4-3			K2-3		5	1	1	1	0	2	3				
Jim Gentile, L OBP: 0.384, SLG: 0.471 (1, 3)		2B BB		K		K		F2		4-3		4	0	0	0	1	2	1				
Brooks Robinson, R OBP: 0.353, SLG: 0.423 (1, 5)		K		F7		3B 1B		K			6-3	5	1	1	1	0	2	1				
Boog Powell, L OBP: 0.333, SLG: 0.539 Bob Saverine, S OBP: 0.310, SLG: 0.240 (1, 7) (11, 8)		K		F9		SF7 3B				4-3		5	1	2	1	0	1	1				
Jackie Brandt, R OBP: 0.302, SLG: 0.437 (1, 8) (11, 7)		2B		F6		SF7		F9		6-3		4	0	1	1	0	0	1				
John Orsino, R OBP: 0.383, SLG: 0.442 (1, 2)	6-3			6-3		5-3			F4			4	0	0	0	0	0	2				
Mike McCormick, L OBP: 0.300, SLG: 0.396 Dick Hall, R OBP: 0.303, SLG: 0.300 Rube Stewart, R OBP: 0.298, SLG: 0.318 Dave McNally, R OBP: 0.298, SLG: 0.318 Wes Stock, R OBP: 0.298, SLG: 0.318 Dean Stone, L OBP: 0.298, SLG: 0.318 Stu Miller, R OBP: 0.298, SLG: 0.318 (1, 1) (6, 1) (9, PH) (8, 1) (8, 1) (8, 1) (11, 1)			F9			1B	F7		F6			2	0	1	0	0	0	0				
<b>Inning Stats</b>	R: 0 E: 0 K: 0 S: 3	H: 1 LOB: 1 BB: 0 P: 3	R: 0 E: 0 K: 2 S: 8	H: 1 LOB: 2 BB: 1 P: 12	R: 0 E: 0 K: 1 S: 6	H: 1 LOB: 1 BB: 0 P: 6	R: 0 E: 0 K: 1 S: 5	H: 0 LOB: 0 BB: 0 P: 5	R: 0 E: 0 K: 0 S: 4	H: 1 LOB: 1 BB: 0 P: 4	R: 0 E: 0 K: 1 S: 6	H: 0 LOB: 0 BB: 0 P: 3	R: 0 E: 0 K: 0 S: 5	H: 0 LOB: 0 BB: 0 P: 5	R: 0 E: 0 K: 0 S: 3	H: 0 LOB: 0 BB: 0 P: 3	R: 0 E: 0 K: 0 S: 3	H: 0 LOB: 0 BB: 0 P: 3	1B: 7 2B: 2 3B: 1 HR: 0	SF: 1 SAC: 0 DP: 0 HBP: 0	WP: 1 PB: 0 SB: 2 CS: 0	PA: 43
<b>PITCHER</b>	IP WLS BF H R ER SO BB IBB HBP BLK WP HR S P ERA WHIP	IP WLS BF H R ER SO BB IBB HBP BLK WP HR S P ERA WHIP																				
Dave Wickersham, R ERA: 3.52 Bill Fischer, R ERA: 1.53 (1, 1) (7, 1)	6.1 4.2 W 15 1 0 0 2 0 0 0 0 0 0 19 19 0.00 0.214	28 15 1 0 0 2 0 0 0 0 0 0 0 0 19 19 0.00 0.214																				

Baltimore Orioles @ Kansas City Athletics  
Municipal Stadium, Kansas City, MO  
Wed May 29 1963, 8:05 PM EDT  
Att: 12,987 - Unknown

livebaseballscorecards.com

AB 41  
R 4  
H 10  
RBI 4  
BB 1  
SO 7  
LOB 12



Batter	1	2	3	4	5	6	7	8	9	10	11	AB	R	H	RBI	BB	SO	LOB	BOTTOM				
Wayne Causey, L OBP: 0.400, SLG: 0.490 (1, 6)	K		FC4-6		L4		F7		SH5-4		1B IBB	5	0	1	0	0	1	1					
Gino Cimoli, R OBP: 0.341, SLG: 0.408 (1, 9)	E5 1B		K		5-3		FC5-4 1B		BB BB		1B IBB	4	0	2	0	2	1	1					
Ed Charles, R OBP: 0.387, SLG: 0.395 (1, 5)	F8			SH2-3 2B 1B		2-6 1B	FC5-4		BB BB		1B	5	1	3	1	1	0	2					
Norm Siebern, L OBP: 0.351, SLG: 0.391 (1, 3)	3-1			E9 2B SH2-3		2-6	K		K		1B	5	2	1	1	0	2	6					
Chuck Essegian, R OBP: 0.174, SLG: 0.337 Bobby Del Greco, R (10, PR) OBP: 0.250, SLG: 0.297 (1, 7) (11, 8)		5-3		SH2-3		F7		1-3			G5-6-3 1B	4	0	1	0	0	0	0					
Doc Edwards, R OBP: 0.317, SLG: 0.316 (1, 2)		5-3		2B IBB		F8		F6		G5-6-3	1B	4	1	0	0	1	0	1					
Jerry Lumpe, L OBP: 0.275, SLG: 0.319 (1, 4)	F8			1H 2H 3H 2B		2B		F7		L4		5	0	2	3	0	0	1					
John Wojcik, L OBP: 0.235, SLG: 0.133 (1, 7) George Alusik, R OBP: 0.328, SLG: 0.392 (11, PH)			4-3		L5		IBB		K		FC4-6 BB	3	0	0	0	1	1	1					
Dave Wickersham, R OBP: 0.314, SLG: 0.337 Bill Fischer, R OBP: 0.250, SLG: 0.297 Ted Bowstead, R OBP: 0.235, SLG: 0.143 (1, 1) (7, 1) (11, PR)			FC4-6 1B		K		3-1		BB SH5-4 HBP		FC4-6 1B	3	0	1	0	0	1	3					
<b>Inning Stats</b>	R: 0 E: 1 K: 1 S: 6	H: 1 LOB: 1 BB: 0 P: 6	R: 0 E: 0 K: 0 S: 3	H: 0 LOB: 0 BB: 0 P: 3	R: 0 E: 0 K: 1 S: 6	H: 1 LOB: 1 BB: 0 P: 6	R: 3 E: 1 K: 1 S: 8	H: 2 LOB: 1 BB: 1 P: 12	R: 0 E: 0 K: 0 S: 3	H: 1 LOB: 0 BB: 0 P: 3	R: 0 E: 0 K: 2 S: 7	H: 0 LOB: 3 BB: 2 P: 16	R: 0 E: 0 K: 0 S: 3	H: 1 LOB: 1 BB: 0 P: 3	R: 1 E: 0 K: 0 S: 3	H: 2 LOB: 3 BB: 2 P: 11	1B: 8 2B: 2 3B: 0 HR: 1	SF: 0 SAC: 2 DP: 1 HBP: 1	WP: 0 PB: 0 SB: 0 CS: 0	PA: 48			
<b>PITCHER</b>	IP WLS BF H R ER SO BB IBB HBP BLK WP HR S P ERA WHIP	IP WLS BF H R ER SO BB IBB HBP BLK WP HR S P ERA WHIP																					
Mike McCormick, L ERA: 4.25 Dick Hall, R ERA: 4.5 Dave McNally, L ERA: 4.4 Wes Stock, R ERA: 2.28 Dean Stone, L ERA: 6.35 (1, 1) (6, 1) (9, 1) (9, 1) (9, 1)	5.0 3.0 0.2 0.0 1.2	23 12 3 2 7	H R ER SO BB IBB HBP BLK WP HR S P ERA WHIP	H R ER SO BB IBB HBP BLK WP HR S P ERA WHIP																			
Stu Miller, R ERA: 3.08 (11, 1)	0.0	2	H R ER SO BB IBB HBP BLK WP HR S P ERA WHIP	H R ER SO BB IBB HBP BLK WP HR S P ERA WHIP																			


Baltimore Orioles @ Kansas City Athletics  
Municipal Stadium, Kansas City, MO  
Wed May 29 1963, 8:05 PM EDT  
Att: 12,987 - Unknown

livebaseballscorecards.com

AB 39  
R 5  
H 11  
RBI 5  
BB 6  
SO 6  
LOB 17






Batter	1	2	3	4	5	6	7	8	9	AB	R	H	RBI	BB	SO	LOB	TOP																			
Luis Aparicio, R OBP: 0.314, SLG: 0.372 (1, 6)	F3		5-3			K		5-3		4	0	0	0	0	1	0																				
Jerry Adair, R OBP: 0.226, SLG: 0.363 (1, 4)	F3		G1-6-3 1B			6-3		5-3		4	0	1	0	0	0	0																				
Russ Snyder, L OBP: 0.256, SLG: 0.304 (1, 9)	K		G1-6-3 1-2			4-0 BB			E4	3	0	0	0	1	1	1																				
Jim Gentile, L OBP: 0.381, SLG: 0.463 (1, 3)		G3		L4-3 BB		4-3			F7	3	0	0	0	1	0	2																				
Brooks Robinson, R OBP: 0.351, SLG: 0.419 (1, 5)		E5 FC6-4 1B 2B		K					K	4	1	1	0	0	2	2																				
Boog Powell, L OBP: 0.338, SLG: 0.538 (1, 7)		FC6-4 1-2 1B		L4-3 1-2					4-3	4	0	2	0	0	0	2																				
Jackie Brandt, R OBP: 0.297, SLG: 0.429 (1, 8)		FC6-4 1-2 2-3 2B			F5				F5	3	1	0	0	0	0	4																				
Dick Brown, R OBP: 0.229, SLG: 0.311 (1, 2)		1-H 3-H 2B			6-3				G6-4-3 1-2	3	0	1	2	0	0	2																				
Steve Barber, L OBP: 0.086, SLG: 0.088 Wes Stock, R (6, 1)		K			F5				K	2	0	0	0	0	1	1																				
Charlie Lau, L OBP: 0.238, SLG: 0.250 Dean Stone, L (8, 1)					F5					0	0	0	0	0	0	0																				
Inning Stats	R: 0 E: 0 K: 1 S: 5	H: 0 LOB: 0 BB: 0 P: 5	R: 2 E: 1 K: 1 S: 8	H: 2 LOB: 1 BB: 0 P: 8	R: 0 E: 0 K: 0 S: 3	H: 1 LOB: 0 BB: 0 P: 3	R: 0 E: 0 K: 1 S: 4	H: 0 LOB: 0 BB: 1 P: 8	R: 0 E: 0 K: 0 S: 3	H: 0 LOB: 0 BB: 0 P: 3	R: 0 E: 0 K: 1 S: 5	H: 2 LOB: 1 BB: 0 P: 4	R: 0 E: 0 K: 1 S: 5	H: 0 LOB: 0 BB: 0 P: 5	R: 0 E: 1 K: 1 S: 6	H: 0 LOB: 1 BB: 0 P: 6	1B: 4 2B: 2 3B: 0 HR: 0	SF: 0 SAC: 0 DP: 3 HBP: 0	WP: 0 PB: 0 SB: 0 CS: 0	PA: 33																
PITCHER	IP	WLS	BF	H	R	ER	SO	BB	IBB	HBP	BLK	WP	HR	S	P	ERA	WHIP	PITCHER		IP	WLS	BF	H	R	ER	SO	BB	IBB	HBP	BLK	WP	HR	S	P	ERA	WHIP
Ed Rakow, R ERA: 3.13 John Wyatt, R ERA: 2.61	(1, 1)	6.0	W	22	3	2	0	4	2	0	0	0	0	0	28	36	0.00	0.833																		
(7, 1)	3.0	S	11	2	0	0	2	0	0	0	0	0	0	0	15	15	0.00	0.667																		

Baltimore Orioles @ Kansas City Athletics  
Municipal Stadium, Kansas City, MO  
Thu May 30 1963, 4:33 AM EDT  
Att: 17,794 - Unknown

AB 31  
R 2  
H 5  
RBI 2  
BB 2  
SO 6  
LOB 14

Batter	1	2	3	4	5	6	7	8	9	AB	R	H	RBI	BB	SO	LOB	BOTTOM																			
Wayne Causey, L OBP: 0.394, SLG: 0.486 (1, 6)	F7		E1 3-1 SH3-4 1-2 3-H	4-3		1-H HR 2B		F7		5	1	1	2	0	0	4																				
Gino Cimoli, R OBP: 0.335, SLG: 0.404 (1, 9)	5-3		SH3-4 1-2 2-3		F9	0-3 K		1B		4	0	1	0	0	1	1																				
Ed Charles, R OBP: 0.368, SLG: 0.410 (1, 5)	K		3-1 IBB		K	2-H HR		F9		4	1	1	2	1	2	2																				
Norm Siebern, L OBP: 0.349, SLG: 0.387 (1, 3)		F8	3-1		1B 2B 1B	F6				4	1	1	1	0	0	2																				
George Alusik, R OBP: 0.333, SLG: 0.397 (1, 7)		F9	F2		2B 1B			F9		4	0	2	0	0	0	2																				
Doc Edwards, R OBP: 0.311, SLG: 0.333 (1, 2)		K		5-3		1-3 3-H 2B		F9		4	0	1	1	0	1	1																				
Jerry Lumpe, L OBP: 0.274, SLG: 0.318 (1, 4)			E 2B 1B	G3	L8			L9		4	1	1	0	0	0	2																				
Bobby Del Greco, R OBP: 0.318, SLG: 0.375 (1, 8)			SH 1-H E 2B	BB BB		2B 1B		1B 1B		3	2	3	1	1	0	0																				
Ed Rakow, S OBP: 0.250, SLG: 0.200 John Wyatt, R (7, 1)			SH SH3-4 3-1 E	BB BB	B1			K		1	1	0	0	1	0	1																				
Inning Stats	R: 0 E: 0 K: 1 S: 5	H: 0 LOB: 0 BB: 0 P: 5	R: 0 E: 0 K: 1 S: 5	H: 0 LOB: 0 BB: 0 P: 5	R: 3 E: 2 K: 0 S: 7	H: 2 LOB: 2 BB: 1 P: 11	R: 0 E: 0 K: 0 S: 3	H: 0 LOB: 2 BB: 2 P: 11	R: 1 E: 0 K: 1 S: 8	H: 3 LOB: 2 BB: 0 P: 8	R: 3 E: 0 K: 1 S: 8	H: 3 LOB: 0 BB: 0 P: 8	R: 0 E: 0 K: 0 S: 3	H: 1 LOB: 0 BB: 0 P: 3	R: 0 E: 0 K: 1 S: 7	H: 2 LOB: 2 BB: 0 P: 7		1B: 7 2B: 3 3B: 0 HR: 1	SF: 0 SAC: 2 DP: 0 HBP: 0	WP: 0 PB: 0 SB: 0 CS: 0	PA: 39															
PITCHER	IP	WLS	BF	H	R	ER	SO	BB	IBB	HBP	BLK	WP	HR	S	P	ERA	WHIP	PITCHER		IP	WLS	BF	H	R	ER	SO	BB	IBB	HBP	BLK	WP	HR	S	P	ERA	WHIP
Steve Barber, L ERA: 2.62 Wes Stock, R ERA: 2.49 Dean Stone, L ERA: 5.84	(1, 1)	5.1	L	28	7	6	5	3	2	1	0	0	0	0	31	43	8.44	1.688																		
(6, 1)	1.2		6	2	1	1	1	0	0	0	0	0	0	1	8	8	5.40	1.200																		
(8, 1)	1.0		5	2	0	0	1	0	0	0	0	0	0	0	7	7	0.00	2.000																		

Baltimore Orioles @ Kansas City Athletics  
Municipal Stadium, Kansas City, MO  
Thu May 30 1963, 4:33 AM EDT  
Att: 17,794 - Unknown


AB 34  
R 7  
H 11  
RBI 7  
BB 3  
SO 5  
LOB 16




Batter	1	2	3	4	5	6	7	8	9	AB	R	H	RBI	BB	SO	LOB	TOP	
Ed Brinkman, R (1,6) OBP: 0.275, SLG: 0.316	5-3		5-3		F8			F8		4	0	0	0	0	0	0	Washington Senators @ Kansas City Athletics Municipal Stadium, Kansas City, MO Fri May 31 1963, 8:05 PM EDT Att: 9,392 - Unknown	
Jim King, L (1,9) OBP: 0.293, SLG: 0.418	P4		HR			4-3		1-3		4	1	1	1	0	0			
Chuck Hinton, R (1,7) OBP: 0.315, SLG: 0.475	6-3		F7			4-3			K	4	0	0	0	0	1			
Bobo Osborne, L (1,3)		HR	K			4-3			1B	4	1	2	1	0	1			
Don Lock, R (1,8) OBP: 0.365, SLG: 0.462		HR		L7					K	4	1	2	1	0	1			
Ken Retzer, L (1,2) OBP: 0.244, SLG: 0.244		K		P4			F5		4-3	4	0	0	0	0	1			
John Kennedy, R (1,5) OBP: 0.182, SLG: 0.100		E5		F9			K			3	0	0	0	0	1			
Chuck Cottier, R (1,4) OBP: 0.252, SLG: 0.352		FC4-6				K		F9		3	0	0	0	0	1			
Don Rudolph, L (1,1) OBP: 0.286, SLG: 0.333										2	0	0	0	0	1			
Claude Osteen, L (5,1) OBP: 0.263, SLG: 0.222		K			F7			4-3		0	0	0	0	0	0			
Jim Coates, R (5,1)										0	0	0	0	0	0			
Barry Shetrone, L (8,PH)										1	0	0	0	0	0			
Pete Burnside, R (8,1)										0	0	0	0	0	0			
<b>Inning Stats</b>	R: 0 E: 0 K: 0 S: 3	H: 0 LOB: 0 BB: 0 P: 3	R: 2 E: 1 K: 2 S: 10	H: 2 LOB: 1 BB: 0 P: 10	R: 1 E: 0 K: 1 S: 6	H: 1 LOB: 0 BB: 0 P: 6	R: 0 E: 0 K: 0 S: 3	H: 0 LOB: 0 BB: 0 P: 3	R: 0 E: 0 K: 1 S: 6	H: 1 LOB: 1 BB: 0 P: 6	R: 0 E: 0 K: 2 S: 8	H: 0 LOB: 0 BB: 0 P: 3	R: 0 E: 0 K: 2 S: 8	H: 1 LOB: 1 BB: 0 P: 8	1B: 1 2B: 1 3B: 0 HR: 3	SF: 0 SAC: 0 DP: 0 HBP: 0	WP: 0 PB: 0 SB: 0 CS: 0	PA: 33
<b>PITCHER</b> Orlando Pena, R (1,1) ERA: 3.12	IP: 9.0 WLS: W BF: 33 H: 5 R: 3 ER: 3 SO: 7 BB: 0 IBB: 0 HBP: 0 BLK: 0 WP: 0 HR: 3 S: 47 P: 47 ERA: 3.00 WHIP: 0.556											<b>PITCHER</b>	IP: 9.0 WLS: W BF: 33 H: 5 R: 3 ER: 3 SO: 7 BB: 0 IBB: 0 HBP: 0 BLK: 0 WP: 0 HR: 3 S: 47 P: 47 ERA: 3.00 WHIP: 0.556					


Batter	1	2	3	4	5	6	7	8	9	AB	R	H	RBI	BB	SO	LOB	BOTTOM	
Wayne Causey, L (1,6) OBP: 0.388, SLG: 0.477	P4		F7	G1-2-3	FC5-4		F8			5	0	1	0	0	0	3	Washington Senators @ Kansas City Athletics Municipal Stadium, Kansas City, MO Fri May 31 1963, 8:05 PM EDT Att: 9,392 - Unknown	
Gino Cimoli, R (1,9) OBP: 0.337, SLG: 0.400			K		1B					4	0	1	0	0	1			
John Wojcik, L (6,9) OBP: 0.222, SLG: 0.125		1B			FC5-4		K			1	0	0	0	1	0			
Ed Charles, R (1,5) OBP: 0.374, SLG: 0.433	F7		HR		1B	1B	1B	F9		5	2	3	1	0	1			
Norm Siebern, L (1,3) OBP: 0.351, SLG: 0.388	P6		F8		2B	1B		P6		5	2	2	0	0	1			
George Alusik, R (1,7) OBP: 0.326, SLG: 0.422		F3		HR	F2	FC1-5-2		6-3		5	1	1	1	0	4			
Doc Edwards, R (1,2) OBP: 0.327, SLG: 0.378		F2		FC1-5	1B	1B	SF9			3	1	2	3	0	0			
Jerry Lumpe, L (1,4) OBP: 0.289, SLG: 0.335				1B	1B	1B				3	1	3	0	1	0			
Bobby Del Greco, R (1,8) OBP: 0.333, SLG: 0.357				FC1-5	1B	1B		F8		2	1	0	0	1	4			
Orlando Pena, R (1,1) OBP: 0.286, SLG: 0.333		P6		1B	1B			K		4	1	2	4	0	1			
<b>Inning Stats</b>	R: 0 E: 0 K: 0 S: 4	H: 1 LOB: 1 BB: 0 P: 4	R: 0 E: 0 K: 0 S: 4	H: 1 LOB: 2 BB: 0 P: 5	R: 1 E: 0 K: 1 S: 6	H: 1 LOB: 0 BB: 0 P: 6	R: 1 E: 0 K: 0 S: 6	H: 4 LOB: 2 BB: 0 P: 6	R: 6 E: 0 K: 0 S: 9	H: 6 LOB: 1 BB: 1 P: 13	R: 1 E: 0 K: 2 S: 7	H: 2 LOB: 2 BB: 1 P: 9	R: 0 E: 0 K: 0 S: 3	H: 0 LOB: 0 BB: 0 P: 3	1B: 10 2B: 2 3B: 0 HR: 3	SF: 1 SAC: 0 DP: 1 HBP: 1	WP: 0 PB: 0 SB: 0 CS: 0	PA: 41
<b>PITCHER</b> Don Rudolph, L (1,1) ERA: 5.06	IP: 4.2 WLS: L BF: 24 H: 10 R: 5 ER: 5 SO: 1 BB: 0 IBB: 0 HBP: 0 BLK: 0 WP: 0 HR: 2 S: 25 P: 26 ERA: 9.64 WHIP: 2.143											<b>PITCHER</b>	IP: 4.2 WLS: L BF: 24 H: 10 R: 5 ER: 5 SO: 1 BB: 0 IBB: 0 HBP: 0 BLK: 0 WP: 0 HR: 2 S: 25 P: 26 ERA: 9.64 WHIP: 2.143					
Claude Osteen, L (5,1) ERA: 4.49	0.0	4	3	3	3	0	1	0	0	0	1	3	7					
Jim Coates, R (5,1) ERA: 6.94	2.1	10	2	1	1	2	0	1	0	0	0	13	17	3.86	0.857			
Pete Burnside, L (8,1) ERA: 4.66	1.0	3	0	0	0	0	0	0	0	0	0	3	3	0.00	0.000			




Batter	1	2	3	4	5	6	7	8	9	AB	R	H	RBI	BB	SO	LOB	TOP					
Ed Brinkman, R (1.6) OBP: 0.289, SLG: 0.341	6-3		1B 2B		FC4-6 1B		SH1-4 BB 2B	FC4-6 1B		5	2	4	0	0	0	0	Washington Senators @ Kansas City Athletics Municipal Stadium, Kansas City, MO Sat Jun 01 1963, 8:05 PM EDT Att: 15,455 - Unknown					
Jim King, L (1.9) OBP: 0.297, SLG: 0.413	G6-4-3 1B		F7		FC4-6 2B		BB SH1-4 BB	K		4	2	1	0	1	1	3						
Chuck Hinton, R (1.7) OBP: 0.314, SLG: 0.468	G6-4-3 1-2		1B HR BB		P4		SH1-4	FC4-6		3	1	0	0	1	0	3						
Bobo Osborne, L (1.3)		HBP 1B	1-3 2H HR 1B		1-H 2B		BB BB 1B	IBB	K	4	2	3	2	1	1	0						
Don Lock, R (1.8) OBP: 0.366, SLG: 0.477	P6		1-H HR		K		1-2 2-3 3H BB	1-3		4	2	1	4	1	1	2						
John Kennedy, R (1.5) OBP: 0.313, SLG: 0.231	HBP		2B				K	K		3	0	1	0	1	2	3						
Chuck Cottier, R (1.4) OBP: 0.256, SLG: 0.349	P6				F8		1B	1-2 2-3 3H BB	K	4	0	1	1	1	1	3						
Hobie Landrith, L (1.2) OBP: 0.261, SLG: 0.200	F8				P4		F8	1-3 2H 3H 1B		4	0	1	2	0	0	3						
Jim Duckworth, R (1.1)			K		1-3		K		K	4	0	0	0	0	3	1						
<b>Inning Stats</b>	R: 0 E: 0 K: 0 S: 3	H: 1 LOB: 0 BB: 0 P: 3	R: 0 E: 0 K: 0 S: 4	H: 1 LOB: 2 BB: 0 P: 5	R: 4 E: 0 K: 1 S: 8	H: 4 LOB: 1 BB: 1 P: 12	R: 0 E: 0 K: 0 S: 3	H: 0 LOB: 0 BB: 0 P: 3	R: 1 E: 0 K: 1 S: 7	H: 2 LOB: 1 BB: 0 P: 7	R: 0 E: 0 K: 2 S: 8	H: 1 LOB: 1 BB: 0 P: 8	R: 4 E: 0 K: 1 S: 6	H: 2 LOB: 2 BB: 4 P: 22	R: 0 E: 0 K: 2 S: 8	H: 1 LOB: 1 BB: 0 P: 8	R: 0 E: 0 K: 2 S: 7	H: 0 LOB: 1 BB: 1 P: 11	1B: 7 2B: 4 3B: 0 HR: 1	SF: 0 SAC: 1 DP: 1 HBP: 1	WP: 0 PB: 0 SB: 0 CS: 0	PA: 43
<b>PITCHER</b>	IP WLS BF H R ER SO BB IBB HBP BLK WP HR S P ERA WHIP	5.0 L 23 8 5 5 2 1 0 1 0 0 1 25 30 9.00 1.800	2.0 12 3 4 4 3 3 1 0 0 0 0 14 30 18.00 3.000	2.0 8 1 0 0 4 1 0 0 0 0 0 15 19 0.00 1.000											IP WLS BF H R ER SO BB IBB HBP BLK WP HR S P ERA WHIP							
Dave Thies, R (1.1) ERA: 4.01																						
Dale Willis, R (6.1) ERA: 3.52																						
Diego Segui, R (8.1) ERA: 6.9																						

Batter	1	2	3	4	5	6	7	8	9	AB	R	H	RBI	BB	SO	LOB	BOTTOM					
Wayne Causey, L (1.6) OBP: 0.376, SLG: 0.462	F7		F8			4-3	6-3		F9	5	0	0	0	0	0	4	Washington Senators @ Kansas City Athletics Municipal Stadium, Kansas City, MO Sat Jun 01 1963, 8:05 PM EDT Att: 15,455 - Unknown					
Gino Cimoli, R (1.9) OBP: 0.341, SLG: 0.409	F9				1B 2B	BB 1B		F9		4	1	2	0	0	0	0						
Ed Charles, R (1.5) OBP: 0.387, SLG: 0.443					2H 1B		BB 1B	HBP		3	0	3	1	0	0	0						
Norm Siebern, L (1.3) OBP: 0.348, SLG: 0.380	4-3				K		1-2 2-3 G6-4-3 BB	F8		3	0	0	0	1	1	3						
George Alusik, R (1.7) OBP: 0.313, SLG: 0.402		F8			F8		G6-4-3	F7		4	0	0	0	0	0	5						
Jerry Lumpe, L (1.4) OBP: 0.288, SLG: 0.330		F8			1-3			6-3		3	0	0	0	1	0	1						
Doc Edwards, R (1.2) OBP: 0.321, SLG: 0.388		P3			1-3			BB		4	0	1	0	0	0	1						
Bobby Del Greco, R (1.8) OBP: 0.346, SLG: 0.341			5-3		5-3			BB		2	0	0	0	2	0	0						
Dave Thies, R (1.1) OBP: 0.333, SLG: 0.500 Hector Martinez, R (5. PH) OBP: 0.409, SLG: 0.538 Dale Willis, R (6.1) OBP: 0.348, SLG: 0.380 Chuck Essegian, R (7. PH) OBP: 0.297, SLG: 0.333 Diego Segui, R (8.1) OBP: 0.288, SLG: 0.330 John Wojcik, L (9. PH) OBP: 0.211, SLG: 0.118			K					K		1	0	0	0	0	1	0						
<b>Inning Stats</b>	R: 0 E: 0 K: 0 S: 4	H: 1 LOB: 1 BB: 0 P: 4	R: 0 E: 0 K: 0 S: 3	H: 0 LOB: 0 BB: 0 P: 3	R: 0 E: 0 K: 1 S: 5	H: 0 LOB: 0 BB: 0 P: 5	R: 1 E: 0 K: 1 S: 7	H: 2 LOB: 1 BB: 0 P: 7	R: 0 E: 0 K: 1 S: 5	H: 0 LOB: 0 BB: 0 P: 5	R: 0 E: 0 K: 0 S: 4	H: 2 LOB: 2 BB: 1 P: 8	R: 0 E: 0 K: 1 S: 6	H: 1 LOB: 2 BB: 1 P: 10	R: 0 E: 0 K: 0 S: 3	H: 0 LOB: 1 BB: 0 P: 4	R: 0 E: 0 K: 1 S: 5	H: 0 LOB: 2 BB: 2 P: 13	1B: 4 2B: 2 3B: 0 HR: 0	SF: 0 SAC: 0 DP: 1 HBP: 1	WP: 0 PB: 0 SB: 0 CS: 0	PA: 37
<b>PITCHER</b>	IP WLS BF H R ER SO BB IBB HBP BLK WP HR S P ERA WHIP	9.0 W 37 6 1 1 5 4 0 1 0 0 0 42 59 1.00 1.111											IP WLS BF H R ER SO BB IBB HBP BLK WP HR S P ERA WHIP									



Batter	1	2	3	4	5	6	7	8	9	10	AB	R	H	RBI	BB	SO	LOB	TOP									
Ed Brinkman, R OBP: 0.285, SLG: 0.332 (1, 6)	F8		E6		P4	K		BB		P4	5	0	0	0	1	1	4	Washington Senators @ Kansas City Athletics Municipal Stadium, Kansas City, MO Sun Jun 02 1963, 4:33 AM EDT Att: 10,946 - Unknown 									
Minnie Minoso, R OBP: 0.338, SLG: 0.262 Jim King, L OBP: 0.298, SLG: 0.426 (7, PH)	F9		L6				F9	F3			3	0	1	1	0	0	1										
Chuck Hinton, R OBP: 0.314, SLG: 0.488 (7, 7)	1B		F9		G3		F9	L8			6	2	2	2	0	0	4										
Don Lock, R OBP: 0.376, SLG: 0.510 (1, 8)	1B										6	2	4	2	0	2	1										
Bobo Osborne, L OBP: 0.327, SLG: 0.454 (1, 3)	4-3										3	0	0	0	3	1	1										
John Kennedy, R OBP: 0.333, SLG: 0.188 (1, 5)											3	0	0	0	2	2	4										
Chuck Cottier, R OBP: 0.248, SLG: 0.338 (1, 4)											5	0	0	0	0	1	7										
Hobie Landrith, L OBP: 0.321, SLG: 0.250 (1, 2)											4	1	2	1	1	0	1										
Bennie Daniels, L OBP: 0.333, SLG: 0.111 Ron Kline, R OBP: 0.333, SLG: 1.000 Dick Phillips, L OBP: 0.246, SLG: 0.232 Jim Coates, R (9, 1)											1	0	0	0	1	1	1										
Inning Stats	R: 1 E: 0 K: 0 S: 5	H: 2 LOB: 1 BB: 0 P: 5	R: 0 E: 0 K: 2 S: 7	H: 0 LOB: 1 BB: 1 P: 11	R: 0 E: 1 K: 1 S: 6	H: 0 LOB: 1 BB: 0 P: 6	R: 0 E: 0 K: 1 S: 5	H: 0 LOB: 0 BB: 0 P: 5	R: 1 E: 0 K: 0 S: 5	H: 2 LOB: 1 BB: 0 P: 5	R: 1 E: 0 K: 0 S: 9	H: 2 LOB: 3 BB: 2 P: 17	R: 1 E: 0 K: 0 S: 4	H: 1 LOB: 2 BB: 2 P: 12	R: 0 E: 0 K: 0 S: 4	H: 1 LOB: 2 BB: 1 P: 8	R: 0 E: 0 K: 1 S: 6		H: 1 LOB: 3 BB: 2 P: 14	R: 2 E: 0 K: 2 S: 9	H: 2 LOB: 0 BB: 0 P: 9	1B: 5 2B: 1 3B: 3 HR: 2	SF: 0 SAC: 1 DP: 0 HBP: 0	WP: 1 PB: 0 SB: 1 CS: 0	PA: 50		
PITCHER	IP	WLS	BF	H	R	ER	SO	BB	IBB	HBP	BLK	WP	HR	S	P	ERA	WHIP										
Ted Bowfield, L ERA: 5.29 Diego Segui, R ERA: 6.82 Bill Fischer, R ERA: 1.76 John Wyatt, R ERA: 2.42 Dale Willis, R ERA: 4.41	5.2	0	27	6	3	3	5	3	0	0	0	0	0	0	34	4.76	1.588										
	0.1	1	0	0	0	1	0	0	0	0	0	0	0	3	3	0.00	0.000										
	1.1	8	2	1	1	0	2	0	0	0	0	0	1	6	14	6.75	3.000										
	1.2	9	1	0	0	1	2	1	0	0	1	0	8	20	0.00	1.800											
	1.0	L	5	2	2	2	2	0	0	0	0	0	1	9	9	18.00	2.000										

Batter	1	2	3	4	5	6	7	8	9	10	AB	R	H	RBI	BB	SO	LOB	BOTTOM									
Wayne Causey, L OBP: 0.383, SLG: 0.500 (1, 6)	HR		4-3			HR	F8				4	2	2	2	1	0	0	Washington Senators @ Kansas City Athletics Municipal Stadium, Kansas City, MO Sun Jun 02 1963, 4:33 AM EDT Att: 10,946 - Unknown 									
John Wojcik, L OBP: 0.250, SLG: 0.182 (1, 7)	1B		K			BB		F7	F9		5	1	2	0	0	1	2										
Ed Charles, R OBP: 0.367, SLG: 0.438 (1, 5)	F8										4	0	1	0	1	0	1										
Norm Siebern, L OBP: 0.350, SLG: 0.381 (1, 3)	F9										5	1	2	0	0	0	2										
Jerry Lumpe, L OBP: 0.296, SLG: 0.326 (1, 4)	F8										5	0	1	0	0	0	4										
Gino Cimoli, R OBP: 0.343, SLG: 0.409 (1, 9)											5	0	2	1	0	0	2										
Bobby Del Greco, R OBP: 0.316, SLG: 0.306 (1, 8)											5	0	0	0	0	1	4										
Haywood Sullivan, R OBP: 0.304, SLG: 0.265 George Alusik, R OBP: 0.320, SLG: 0.402 Sammy Esposito, R Dale Willis, R (10, 1)											3	0	0	0	0	1	0										
Ted Bowfield, R ERA: 5.29 Diego Segui, R ERA: 6.82 Chuck Essington, R ERA: 2.42 Bill Fischer, R ERA: 1.76 John Wyatt, R ERA: 2.42 Doc Edwards, R ERA: 4.41											1	0	0	0	0	0	0										
											1	0	0	0	0	0	0										
											1	0	0	0	0	0	0										
											1	0	0	0	0	0	0										
											1	0	0	0	0	0	1										
Inning Stats	R: 1 E: 0 K: 0 S: 5	H: 2 LOB: 1 BB: 0 P: 5	R: 0 E: 0 K: 1 S: 5	H: 0 LOB: 0 BB: 0 P: 5	R: 0 E: 0 K: 1 S: 5	H: 0 LOB: 0 BB: 0 P: 5	R: 0 E: 0 K: 0 S: 3	H: 0 LOB: 0 BB: 0 P: 3	R: 0 E: 0 K: 0 S: 5	H: 0 LOB: 0 BB: 0 P: 5	R: 3 E: 1 K: 0 S: 7	H: 4 LOB: 2 BB: 1 P: 11	R: 0 E: 0 K: 0 S: 5	H: 0 LOB: 2 BB: 0 P: 5	R: 0 E: 0 K: 0 S: 3	H: 0 LOB: 2 BB: 0 P: 11	R: 0 E: 0 K: 0 S: 5	H: 2 LOB: 2 BB: 0 P: 5	R: 0 E: 0 K: 0 S: 5	H: 2 LOB: 2 BB: 0 P: 5	1B: 8 2B: 0 3B: 0 HR: 2	SF: 0 SAC: 0 DP: 0 HBP: 0	WP: 0 PB: 0 SB: 0 CS: 0	PA: 43			
PITCHER	IP	WLS	BF	H	R	ER	SO	BB	IBB	HBP	BLK	WP	HR	S	P	ERA	WHIP										
Bennie Daniels, R ERA: 4.97 Ron Kline, R ERA: 2.88 Jim Coates, R ERA: 6.39	5.2	2	24	6	4	4	3	1	0	0	0	0	0	29	33	6.35	1.235										
	2.1	9	2	0	0	1	0	0	0	0	0	0	0	11	11	0.00	0.857										
	2.0	W	10	2	0	0	0	2	0	0	0	0	0	8	16	0.00	2.000										



Batter	1	2	3	4	5	6	7	8	9	AB	R	H	RBI	BB	SO	LOB	TOP
Zoilo Versalles, R OBP: 0.323, SLG: 0.445	L6		1-3			FC6-4		F9		4	0	0	0	0	0	2	
Vic Power, R OBP: 0.270, SLG: 0.354	F9			5-3		F9		F7		4	0	0	0	0	0	2	
Harmon Killebrew, R OBP: 0.363, SLG: 0.456	HBP			6-3		FC5-4			K	3	0	0	0	0	1	1	
Bob Allison, R OBP: 0.390, SLG: 0.582	1-3			2B			FC4-6		E	2	1	1	0	2	0	1	
Earl Battey, R OBP: 0.362, SLG: 0.503		G4-6-3 1B		F7			F8		5-3	4	0	1	0	0	0	3	
Jimmie Hall, L OBP: 0.276, SLG: 0.337	F5				K		FC4-6		E3	4	0	0	0	0	1	2	
Rich Rollins, R OBP: 0.364, SLG: 0.397	G4-6-3			6-3			F7		L6	4	0	0	0	0	0	3	
Bernie Allen, L OBP: 0.256, SLG: 0.236			F7		5-3				3-1	3	0	0	0	0	0	0	
Camilo Pascual, R OBP: 0.265, SLG: 0.313										2	0	1	0	0	1	0	
Lenny Green, L OBP: 0.288, SLG: 0.315			K			FC6-4				1	0	1	0	0	0	0	
Ray Moore, R										0	0	0	0	0	0	0	
Bill Pleis, L										0	0	0	0	0	0	0	
<b>Inning Stats</b>	R: 0 E: 0 K: 0 S: 3	H: 0 LOB: 1 BB: 0 P: 4	R: 0 E: 0 K: 0 S: 3	H: 1 LOB: 0 BB: 0 P: 3	R: 0 E: 0 K: 1 S: 5	H: 0 LOB: 0 BB: 0 P: 5	R: 0 E: 0 K: 0 S: 4	H: 1 LOB: 1 BB: 0 P: 4	R: 0 E: 0 K: 0 S: 3	H: 0 LOB: 1 BB: 1 P: 7	R: 0 E: 0 K: 0 S: 4	H: 1 LOB: 1 BB: 0 P: 4	R: 1 E: 1 K: 1 S: 6	H: 0 LOB: 1 BB: 1 P: 10	1B: 3 2B: 1 3B: 0 HR: 0	SF: 0 SAC: 0 DP: 1 HBP: 1	WP: 0 PA: 34 SB: 1 CS: 0
<b>PITCHER</b> Dave Wickersham, R ERA: 3.08	IP: 9.0 WLS: W BF: 34 H: 4 R: 1 ER: 0 SO: 3 BB: 2 IBB: 0 HBP: 1 BLK: 0 WP: 0 HR: 0 S: 37 P: 46 ERA: 0.00 WHIP: 0.667																

Minnesota Twins @ Kansas City Athletics  
Municipal Stadium, Kansas City, MO  
Mon Jun 03 1963, 8:05 PM EDT  
Att: 5,780 - Unknown

AB	31
R	1
H	4
RBI	0
BB	2
SO	3
LOB	14



Batter	1	2	3	4	5	6	7	8	9	AB	R	H	RBI	BB	SO	LOB	BOTTOM		
Wayne Causey, L OBP: 0.385, SLG: 0.497	F9		G3-6-3			9-6 1B		E BB		3	1	1	0	1	0	1			
John Wojcik, L OBP: 0.250, SLG: 0.192	K			F5		9-6		E9 1B		4	1	1	0	0	1	1			
Ed Charles, R OBP: 0.384, SLG: 0.434	5-3			F3			F7	1B		4	0	1	1	0	0	0			
Norm Siebern, L OBP: 0.348, SLG: 0.374		6-3 BB		F6			3-1	F7		3	0	0	0	1	0	1			
Jerry Lumpe, L OBP: 0.287, SLG: 0.332		F6			4-3					3	0	1	0	0	0	1			
Gino Cimoli, R OBP: 0.337, SLG: 0.401		6-3			F8					3	0	0	0	0	0	2			
Doc Edwards, R OBP: 0.316, SLG: 0.434		4-3						K		3	1	1	1	0	1	1			
Bobby Del Greco, R OBP: 0.300, SLG: 0.288			F8		F5			K		3	0	0	0	0	1	0			
Dave Wickersham, R OBP: 0.231, SLG: 0.200						K		1B BB E 1B		3	1	2	0	0	1	0			
<b>Inning Stats</b>	R: 0 E: 0 K: 1 S: 5	H: 0 LOB: 0 BB: 0 P: 5	R: 0 E: 0 K: 0 S: 3	H: 0 LOB: 1 BB: 1 P: 7	R: 0 E: 0 K: 0 S: 3	H: 1 LOB: 0 BB: 0 P: 3	R: 0 E: 0 K: 0 S: 3	H: 0 LOB: 0 BB: 0 P: 3	R: 1 E: 0 K: 0 S: 4	H: 1 LOB: 0 BB: 0 P: 4	R: 0 E: 0 K: 1 S: 5	H: 1 LOB: 0 BB: 0 P: 5	R: 0 E: 0 K: 0 S: 4	H: 1 LOB: 1 BB: 0 P: 4	R: 3 E: 1 K: 2 S: 10	H: 3 LOB: 1 BB: 1 P: 14	1B: 5 2B: 2 3B: 0 HR: 1	SF: 0 SAC: 0 DP: 2 HBP: 0	WP: 0 PA: 31 SB: 1 CS: 0
<b>PITCHER</b> Camilo Pascual, R ERA: 2.95	IP: 7.0 WLS: L BF: 24 H: 4 R: 1 ER: 1 SO: 2 BB: 1 IBB: 0 HBP: 0 BLK: 0 WP: 0 HR: 1 S: 27 P: 31 ERA: 1.29 WHIP: 0.714																		
Ray Moore, R ERA: 4.05	0.2	6	3	3	2	2	1	0	0	0	0	9	13	27.00	6.000				
Bill Pleis, L ERA: 2.61	0.1	1	0	0	0	0	0	0	0	0	0	1	1	0.00	0.000				

Minnesota Twins @ Kansas City Athletics  
Municipal Stadium, Kansas City, MO  
Mon Jun 03 1963, 8:05 PM EDT  
Att: 5,780 - Unknown

AB	29
R	4
H	7
RBI	2
BB	2
SO	4
LOB	7

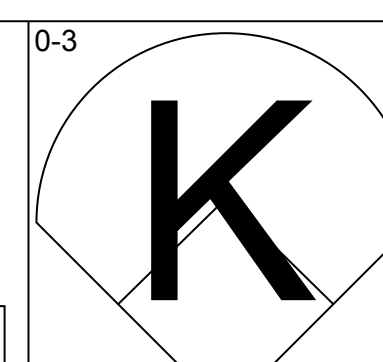
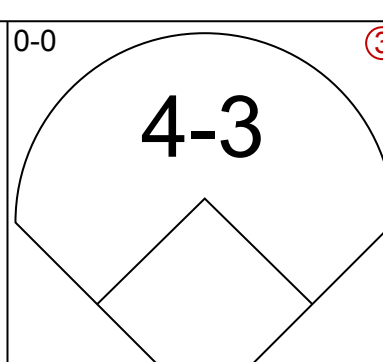
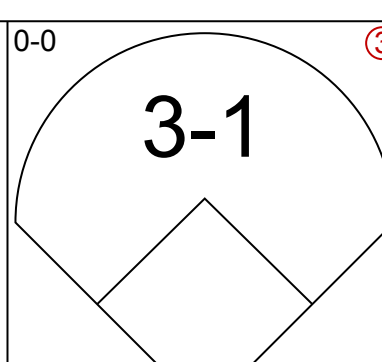
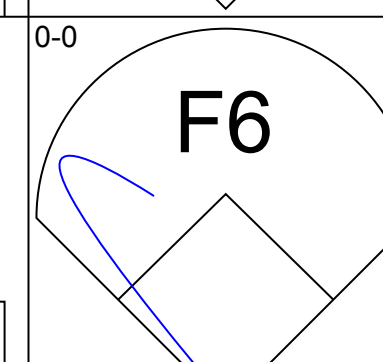
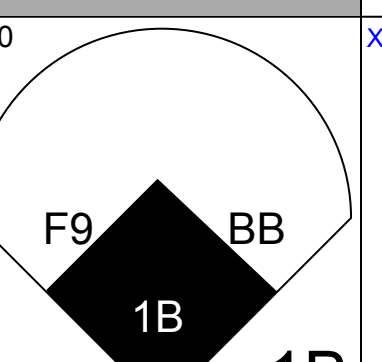
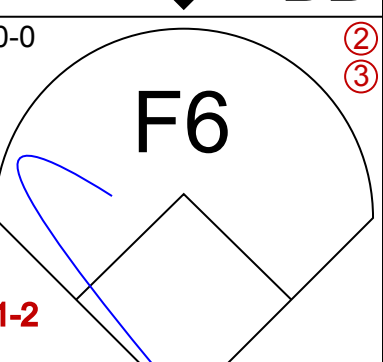
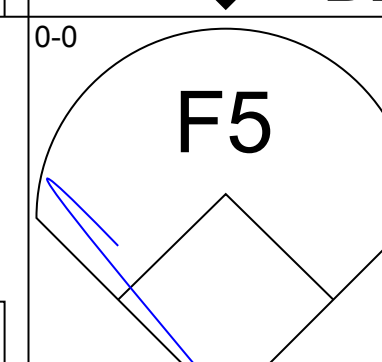
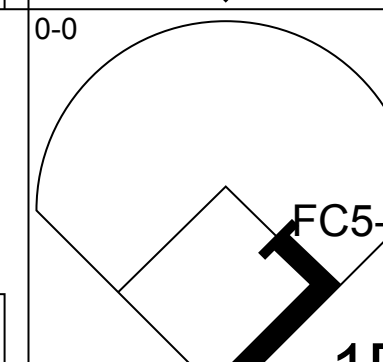
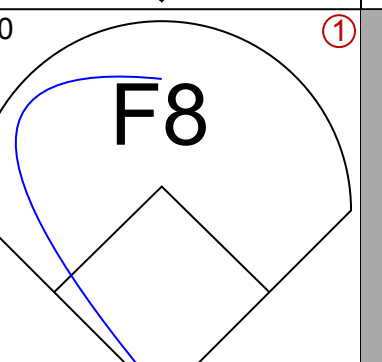
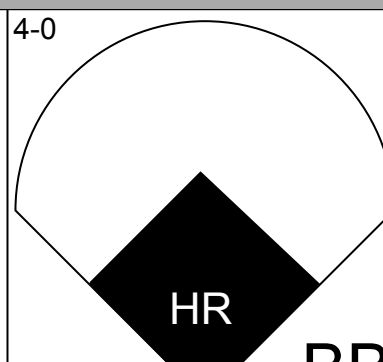
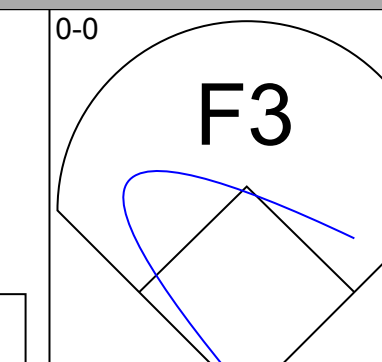
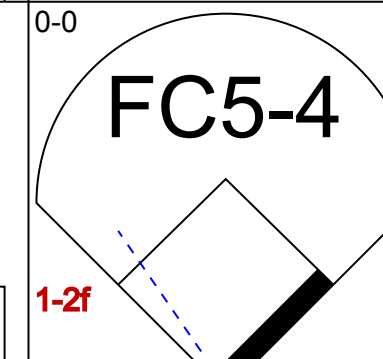
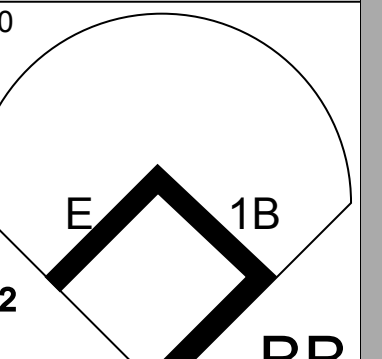
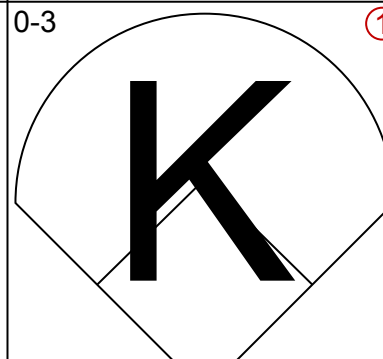
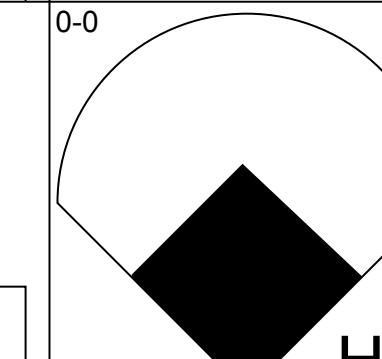
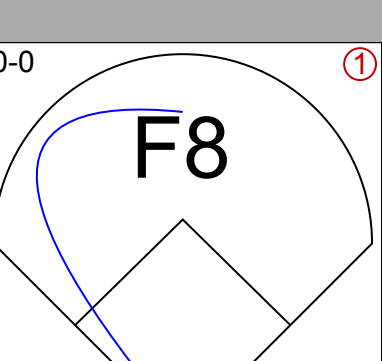
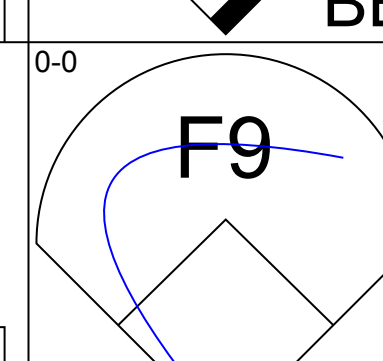
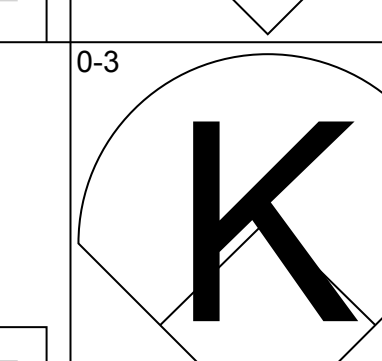
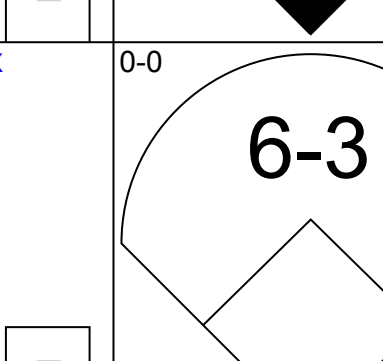
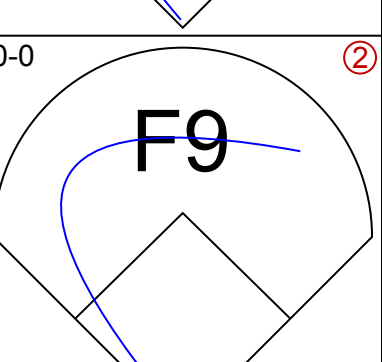
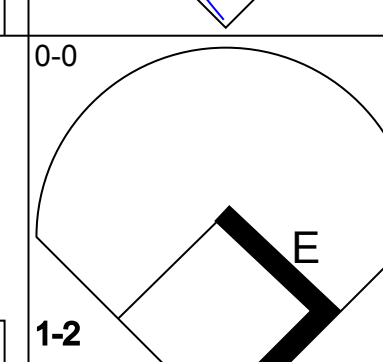
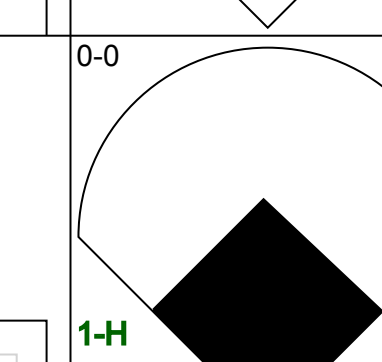
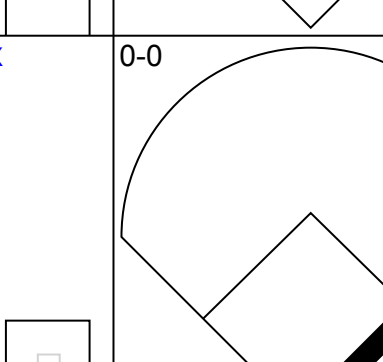
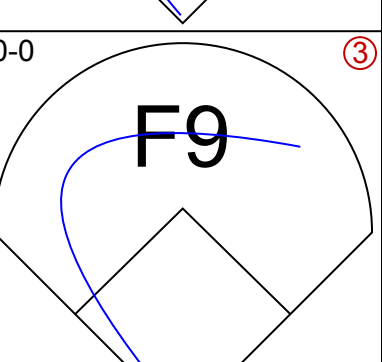
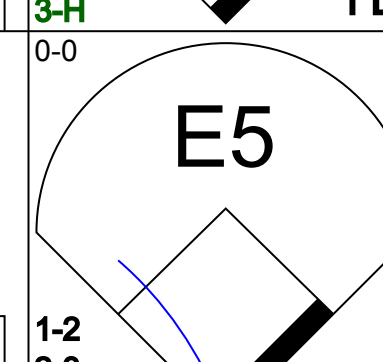
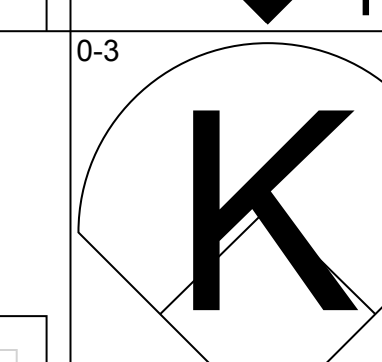
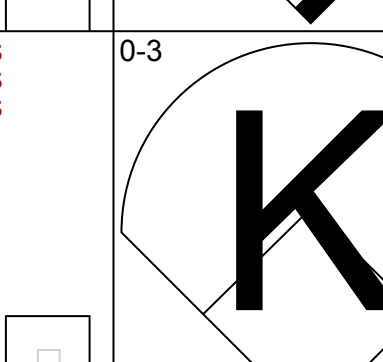
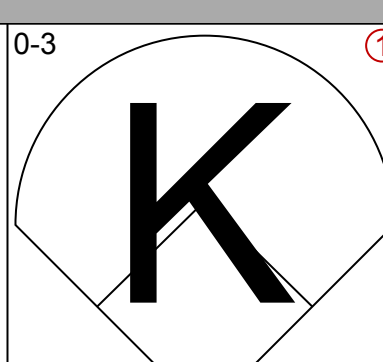
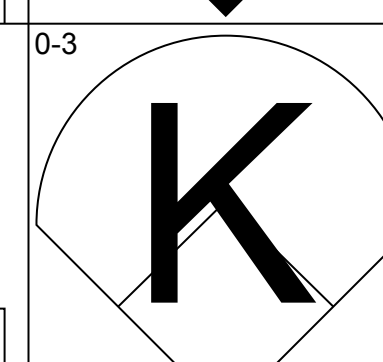
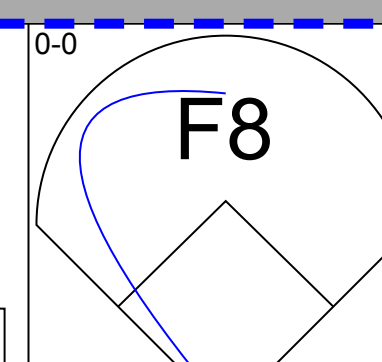
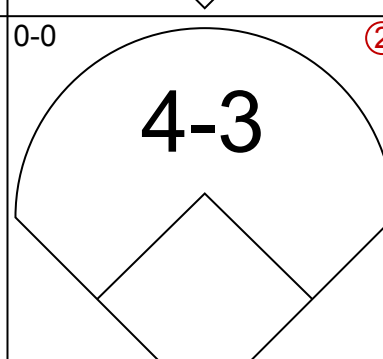
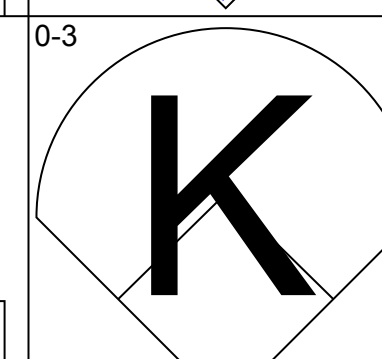
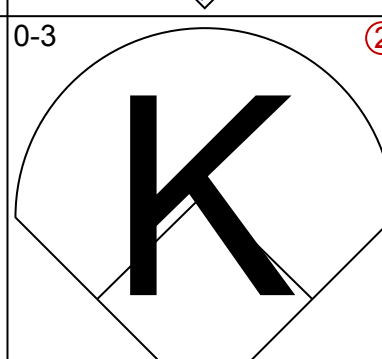


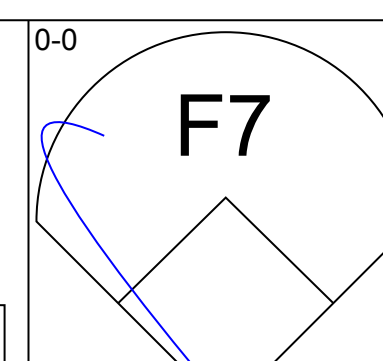
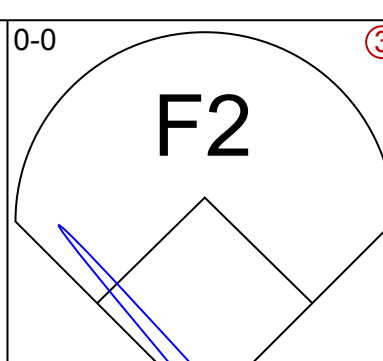
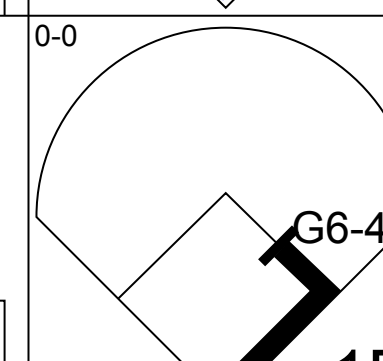

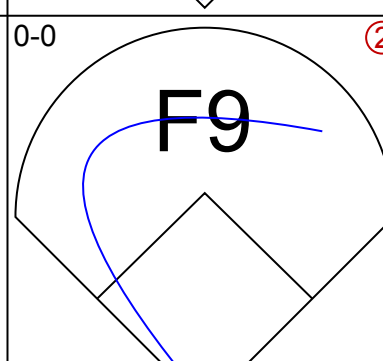
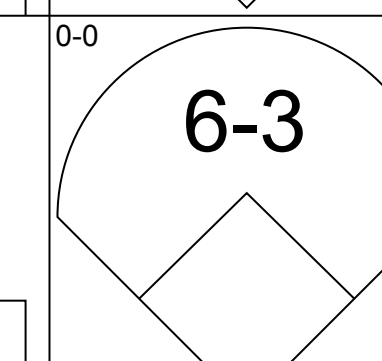
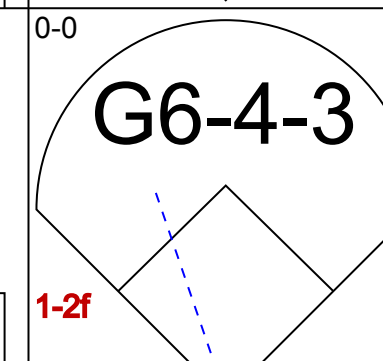
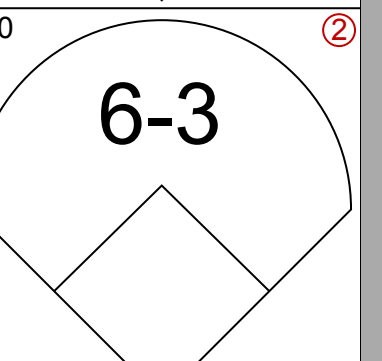
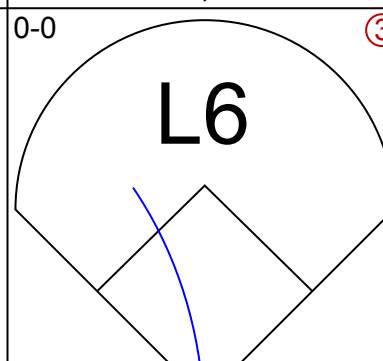
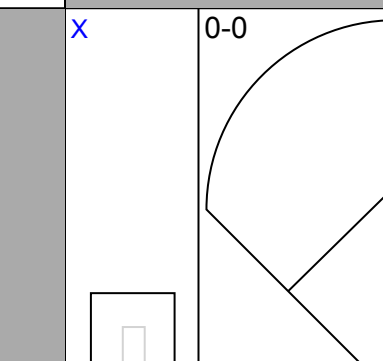
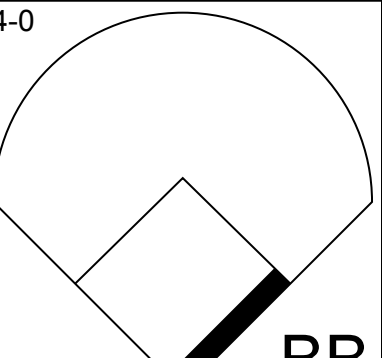
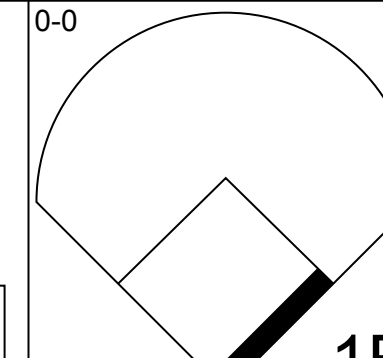
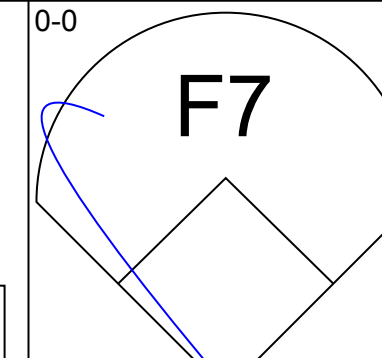
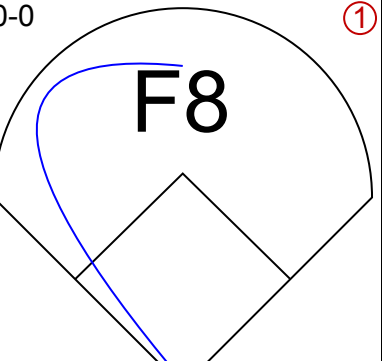
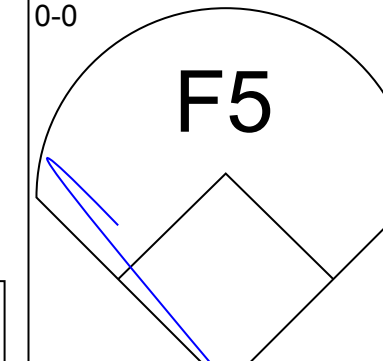
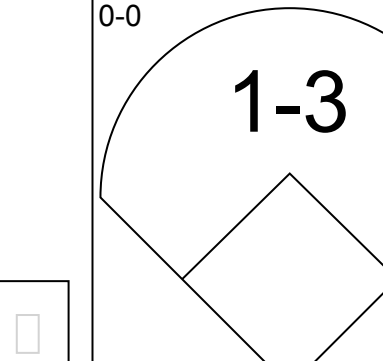
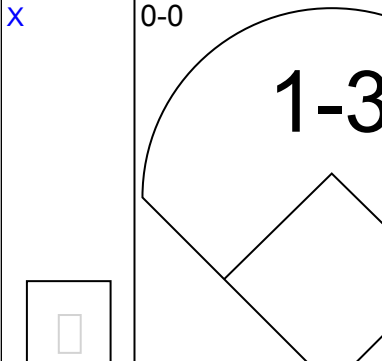
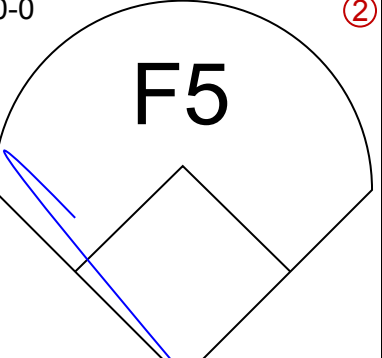
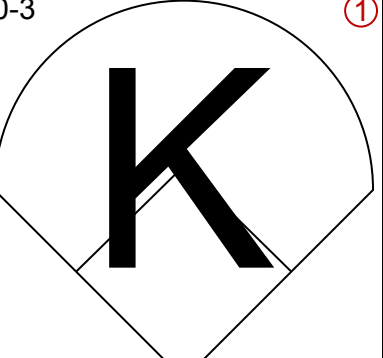
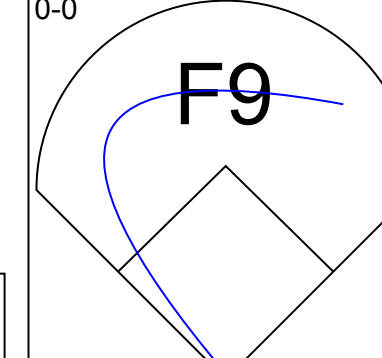
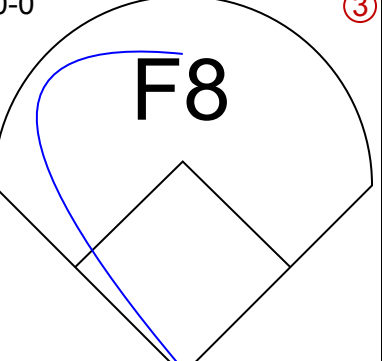
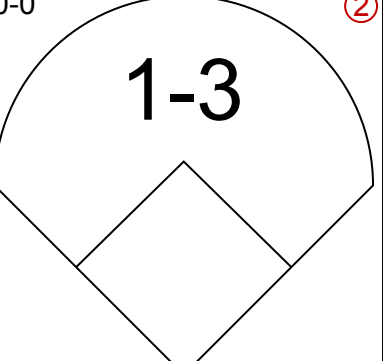
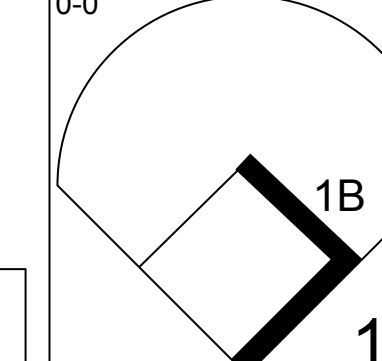
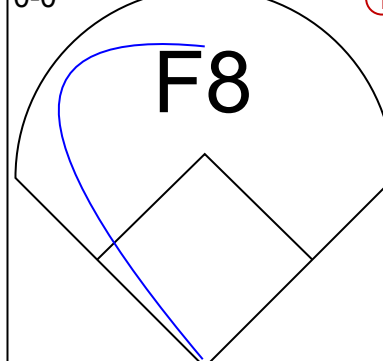
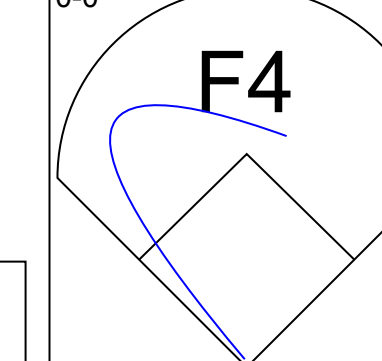
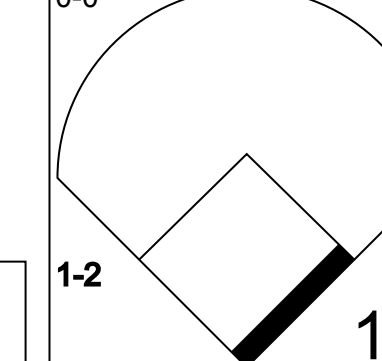
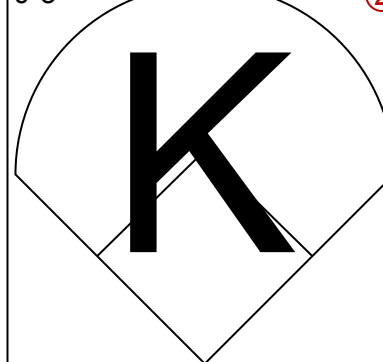
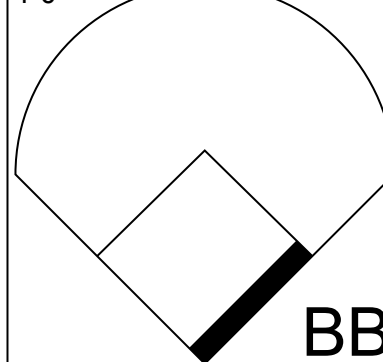
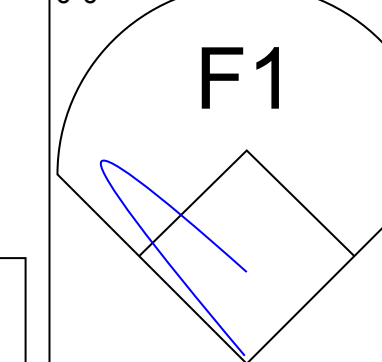


Batter	1	2	3	4	5	6	7	8	9	AB	R	H	RBI	BB	SO	LOB	TOP										
<b>Lenny Green, L</b> OBP: 0.291, SLG: 0.314 (1, 8)	0-0 4-3		0-0 4-3		0-0 F8 SH1-3 1B		4-0 S BB		0-0 3-1	4	0	1	0	1	0	0	<b>Minnesota Twins @ Kansas City Athletics</b> Municipal Stadium, Kansas City, MO Tue Jun 04 1963, 8:05 PM EDT Att: 12,769 - Unknown <a href="http://livebaseballscorecards.com">livebaseballscorecards.com</a>										
<b>Vic Power, R</b> OBP: 0.269, SLG: 0.352 (1, 3)	0-3 K		0-0 1B HR		0-0 SH1-3 1-2		0-3 K		0-0 L4	4	1	1	0	0	2	1											
<b>Harmon Killebrew, R</b> OBP: 0.310, SLG: 0.455 <b>Jimmie Hall, L</b> OBP: 0.276, SLG: 0.337 (1, 7) (7, 7)	1-0 FC6-4 HBP		0-0 1-3 HR		0-0 F8 2-3		0-3 K			3	1	1	0	0	1	2											
<b>Bob Allison, R</b> OBP: 0.392, SLG: 0.603 (1, 9)	0-0 FC6-4 1-2		0-0 1-H 3-H HR		0-0 F8				0-0 3B 2B	4	2	2	3	0	0	2											
<b>Earl Battey, R</b> OBP: 0.360, SLG: 0.515 (1, 2)		0-0 HR	0-0 K		0-0 F4				0-0 1-3	4	1	1	1	0	1	1											
<b>Rich Rollins, R</b> OBP: 0.354, SLG: 0.385 (1, 5)		0-0 F9	0-0 5-3		0-0 4-3				0-3 K	4	0	0	0	0	1	1											
<b>Zolo Versailles, R</b> OBP: 0.332, SLG: 0.459 (1, 6)		4-0 1B BB		0-0 4-3		0-0 E 1B			0-0 2-H 3B	3	0	2	1	1	0	0											
<b>Bernie Allen, L</b> OBP: 0.258, SLG: 0.237 (1, 4)		0-0 G6-4-3 1B		0-0 4-3		0-0 1-3			0-0 4-3	4	0	1	0	0	0	2											
<b>Jim Perry, S</b> OBP: 0.273, SLG: 0.200 (1, 1)		0-0 G6-4-3 1-2		0-3 K					0-0 F6	4	0	0	0	0	1	2											
<b>Inning Stats</b>	R: 0 E: 0 K: 1 S: 5	H: 0 LOB: 1 BB: 0 P: 6	R: 1 E: 0 K: 0 S: 4	H: 2 LOB: 1 BB: 1 P: 8	R: 3 E: 0 K: 1 S: 8	H: 3 LOB: 0 BB: 0 P: 8	R: 0 E: 0 K: 0 S: 5	H: 0 LOB: 0 BB: 0 P: 5	R: 0 E: 0 K: 0 S: 4	H: 1 LOB: 1 BB: 0 P: 4	R: 0 E: 1 K: 0 S: 4	H: 1 LOB: 1 BB: 0 P: 4	R: 0 E: 0 K: 2 S: 7	H: 0 LOB: 1 BB: 1 P: 11	R: 1 E: 0 K: 0 S: 7	H: 2 LOB: 1 BB: 0 P: 7		R: 0 E: 0 K: 0 S: 3	H: 0 LOB: 0 BB: 0 P: 3	1B: 5 2B: 1 3B: 1 HR: 2	SF: 0 SAC: 1 DP: 1 HBP: 1	WP: 0 PB: 0 SB: 1 CS: 1	PA: 38				
<b>PITCHER</b>	IP	WLS	BF	H	R	ER	SO	BB	IBB	HBP	BLK	WP	HR	S	P	ERA	WHIP										
<b>Ed Rakow, R</b> ERA: 3.39 (1, 1)	5.0	L	22	6	4	4	3	1	0	1	0	0	2	26	31	7.20	1.400										
<b>Diego Segui, R</b> ERA: 6.4 (6, 1)	2.0		8	1	0	0	2	1	0	0	0	0	0	11	15	0.00	1.000										
<b>Dale Willis, R</b> ERA: 4.67 (8, 1)	1.0		5	2	1	1	1	0	0	0	0	0	0	7	7	9.00	2.000										
<b>Bill Fischer, R</b> ERA: 1.71 (9, 1)	1.0		3	0	0	0	0	0	0	0	0	0	0	3	3	0.00	0.000										

Batter	1	2	3	4	5	6	7	8	9	AB	R	H	RBI	BB	SO	LOB	BOTTOM										
<b>Wayne Causey, L</b> OBP: 0.383, SLG: 0.488 (1, 6)	0-0 F6		0-0 F6		0-0 F8			4-0 FC4-6 BB		3	0	0	0	1	0	1	<b>Minnesota Twins @ Kansas City Athletics</b> Municipal Stadium, Kansas City, MO Tue Jun 04 1963, 8:05 PM EDT Att: 12,769 - Unknown <a href="http://livebaseballscorecards.com">livebaseballscorecards.com</a>										
<b>John Wojcik, L</b> OBP: 0.219, SLG: 0.167 (1, 7)	0-0 4-3		0-0 F6		0-0 F5			0-0 FC4-6 1B 1-2		4	0	0	0	0	0	2											
<b>Ed Charles, R</b> OBP: 0.377, SLG: 0.425 (1, 5)	0-0 F8			0-0 F9		0-0 F6		0-0 F8		4	0	0	0	0	0	1											
<b>Norm Siebern, L</b> OBP: 0.355, SLG: 0.379 (1, 3)		0-0 CS 1B		4-0 2B BB		0-0 G3		0-0 1-2 1B		3	0	2	0	1	0	0											
<b>Jerry Lumpe, L</b> OBP: 0.282, SLG: 0.324 (1, 4)		0-0 F5 1-2		0-0 F8		0-0 F9		0-0 4-3		4	0	0	0	0	0	4											
<b>Gino Cimoli, R</b> OBP: 0.340, SLG: 0.406 (1, 9)		4-0 BB BB		0-0 1-3 2B		0-0 F9		0-0 F8		3	0	1	0	1	0	0											
<b>Doc Edwards, R</b> OBP: 0.328, SLG: 0.418 (1, 2)		4-0 1-2 BB		0-0 5-3				1-0 HBP		2	0	0	0	1	1	2											
<b>Bobby Del Greco, R</b> OBP: 0.297, SLG: 0.286 (1, 8)		0-0 F8			0-0 1B			0-0 F9		4	0	1	0	0	1	3											
<b>Ed Rakow, S</b> OBP: 0.241, SLG: 0.192 <b>Chuck Essington, R</b> OBP: 0.286, SLG: 0.327 <b>Diego Segui, R</b> OBP: 0.296, SLG: 0.398 <b>Hector Martinez, R</b> OBP: 0.296, SLG: 0.330 <b>Dale Willis, R</b> <b>Bill Fischer, R</b> (1, 1) (5, 1) (6, 1) (7, 1) (8, 1) (9, 1)			0-3 K		0-3 K		0-3 K			1	0	0	0	0	1	0											
<b>Inning Stats</b>	R: 0 E: 0 K: 0 S: 3	H: 0 LOB: 0 BB: 0 P: 3	R: 0 E: 0 K: 0 S: 3	H: 1 LOB: 2 BB: 2 P: 11	R: 0 E: 0 K: 1 S: 5	H: 0 LOB: 0 BB: 0 P: 5	R: 0 E: 0 K: 0 S: 4	H: 1 LOB: 2 BB: 1 P: 8	R: 0 E: 0 K: 0 S: 6	H: 1 LOB: 1 BB: 0 P: 6	R: 0 E: 0 K: 0 S: 3	H: 0 LOB: 0 BB: 0 P: 3	R: 0 E: 0 K: 1 S: 5	H: 0 LOB: 1 BB: 0 P: 6	R: 0 E: 0 K: 0 S: 4	H: 1 LOB: 2 BB: 1 P: 8		R: 0 E: 0 K: 2 S: 7	H: 0 LOB: 0 BB: 0 P: 7	1B: 3 2B: 1 3B: 0 HR: 0	SF: 0 SAC: 0 DP: 0 HBP: 1	WP: 0 PB: 0 SB: 0 CS: 1	PA: 35				
<b>PITCHER</b>	IP	WLS	BF	H	R	ER	SO	BB	IBB	HBP	BLK	WP	HR	S	P	ERA	WHIP										
<b>Jim Perry, R</b> ERA: 2.77 (1, 1)	9.0	W	35	4	0	0	5	4	0	1	0	0	0	40	57	0.00	0.889										



Batter	1	2	3	4	5	6	7	8	9	AB	R	H	RBI	BB	SO	LOB	TOP			
Lenny Green, L OBP: 0.294, SLG: 0.308 (1, 8)										3	0	0	0	2	1	0	<b>Minnesota Twins @ Kansas City Athletics</b> Municipal Stadium, Kansas City, MO Wed Jun 05 1963, 8:05 PM EDT Att: 10,286 - Unknown <a href="http://livebaseballscorecards.com">livebaseballscorecards.com</a>			
Vic Power, R OBP: 0.269, SLG: 0.350 (1, 3)										4	1	1	0	0	0	2				
Harmon Killebrew, R OBP: 0.316, SLG: 0.451 Jimmie Hall, L OBP: 0.276, SLG: 0.337 (1, 7) (8, 7)										3	1	1	0	1	0	1				
Bob Allison, R OBP: 0.394, SLG: 0.616 (1, 9)										3	1	1	1	1	1	2				
Earl Battey, R OBP: 0.352, SLG: 0.503 (1, 2)										4	0	0	0	0	1	3				
Rich Rollins, R OBP: 0.364, SLG: 0.418 (1, 5)										4	1	3	3	0	0	0				
Zolio Versailles, R OBP: 0.325, SLG: 0.450 (1, 6)										4	0	0	0	0	2	3				
Bernie Allen, L OBP: 0.253, SLG: 0.231 (1, 4)										4	0	0	0	0	2	3				
Jim Roland, R Bill Dailey, R (1, 1) (8, 1)										3	0	0	0	0	2	0				
										1	0	0	0	0	1	0				
<b>Inning Stats</b>	R: 0 E: 0 K: 1 S: 6	H: 1 LOB: 1 BB: 0 P: 6	R: 0 E: 0 K: 0 S: 3	H: 0 LOB: 0 BB: 0 P: 3	R: 0 E: 0 K: 1 S: 5	H: 0 LOB: 0 BB: 0 P: 5	R: 1 E: 1 K: 1 S: 8	H: 2 LOB: 3 BB: 1 P: 12	R: 0 E: 0 K: 3 S: 10	H: 0 LOB: 0 BB: 1 P: 8	R: 0 E: 0 K: 1 S: 5	H: 0 LOB: 1 BB: 1 P: 9	R: 1 E: 0 K: 1 S: 7	H: 2 LOB: 1 BB: 0 P: 7	R: 0 E: 0 K: 1 S: 5	H: 0 LOB: 0 BB: 0 P: 5	1B: 4 2B: 0 3B: 0 HR: 2	SF: 0 SAC: 0 DP: 0 HBP: 0	WP: 0 PB: 0 SB: 0 CS: 1	PA: 37
<b>PITCHER</b>	IP WLS BF H R ER SO BB IBB HBP BLK WP HR S P ERA WHIP	6.0 L 25 4 3 3 7 3 0 0 0 0 1 36 48 4.50 1.167	2.0 9 2 1 1 2 1 0 0 0 0 1 12 16 4.50 1.500	1.0 3 0 0 0 1 0 0 0 0 0 0 5 5 0.00 0.000																

Batter	1	2	3	4	5	6	7	8	9	AB	R	H	RBI	BB	SO	LOB	BOTTOM					
Wayne Causey, L OBP: 0.374, SLG: 0.477 (1, 6)										4	0	0	0	0	0	3	<b>Minnesota Twins @ Kansas City Athletics</b> Municipal Stadium, Kansas City, MO Wed Jun 05 1963, 8:05 PM EDT Att: 10,286 - Unknown <a href="http://livebaseballscorecards.com">livebaseballscorecards.com</a>					
Gino Cimoli, R OBP: 0.335, SLG: 0.402 (1, 9)										4	0	1	0	0	1	3						
Ed Charles, R OBP: 0.374, SLG: 0.421 (1, 5)										4	0	1	0	0	0	2						
Norm Siebern, L OBP: 0.358, SLG: 0.379 (1, 3)										3	0	1	0	1	0	1						
George Alusik, R OBP: 0.308, SLG: 0.385 (1, 7)										4	0	0	0	0	0	3						
Jerry Lumpe, L OBP: 0.276, SLG: 0.318 (1, 4)										4	0	0	0	0	1	2						
Bobby Del Greco, R OBP: 0.299, SLG: 0.288 (1, 8)										3	0	1	0	0	0	1						
Haywood Sullivan, R OBP: 0.305, SLG: 0.268 (1, 2)										3	0	1	0	0	0	0						
Orlando Pena, R OBP: 0.270, SLG: 0.316 Chuck Essinger, R OBP: 0.285, SLG: 0.327 Tony La Russa, R OBP: 0.270, SLG: 0.316 Bill Fischer, R OBP: 0.270, SLG: 0.316 John Wojcik, L OBP: 0.270, SLG: 0.316 John Wyatt, R OBP: 0.270, SLG: 0.316 (1, 1) (5, PH) (5, PH) (7, 1) (8, PH) (9, 1)										1	0	0	0	0	1	0						
										0	0	0	0	0	0	0						
										0	0	0	0	0	0	0						
										0	0	0	0	0	0	0						
										0	0	0	0	0	0	0						
<b>Inning Stats</b>	R: 0 E: 0 K: 0 S: 3	H: 1 LOB: 0 BB: 0 P: 3	R: 0 E: 0 K: 0 S: 3	H: 0 LOB: 1 BB: 1 P: 7	R: 0 E: 0 K: 1 S: 5	H: 0 LOB: 0 BB: 0 P: 5	R: 0 E: 0 K: 1 S: 6	H: 1 LOB: 1 BB: 0 P: 6	R: 0 E: 0 K: 1 S: 5	H: 0 LOB: 0 BB: 0 P: 5	R: 0 E: 0 K: 0 S: 3	H: 0 LOB: 0 BB: 1 P: 7	R: 0 E: 0 K: 0 S: 3	H: 0 LOB: 0 BB: 0 P: 3	R: 0 E: 0 K: 0 S: 5	H: 2 LOB: 2 BB: 0 P: 5	R: 0 E: 0 K: 0 S: 4	H: 1 LOB: 1 BB: 0 P: 4	1B: 5 2B: 0 3B: 0 HR: 0	SF: 0 SAC: 0 DP: 1 HBP: 0	WP: 0 PB: 0 SB: 0 CS: 0	PA: 33
<b>PITCHER</b>	IP WLS BF H R ER SO BB IBB HBP BLK WP HR S P ERA WHIP	7.0 W 24 2 0 0 3 2 0 0 0 0 0 0 9 9 0.00 0.571	2.0 S 9 3 0 0 0 0 0 0 0 0 0 0 9 9 0.00 1.500																			



Batter	1	2	3	4	5	6	7	8	9	AB	R	H	RBI	BB	SO	LOB	TOP								
Jim Landis, R OBP: 0.335, SLG: 0.437 (1, 8)	K2-3		K					5-3		4	0	1	0	0	2	0	<b>Chicago White Sox @ Kansas City Athletics</b> Municipal Stadium, Kansas City, MO Fri Jun 07 1963, 8:05 PM EDT Att: 13,944 - Unknown <a href="http://livebaseballscorecards.com">livebaseballscorecards.com</a>								
Nelle Fox, L OBP: 0.338, SLG: 0.349 (1, 4)	F7		6-3				4-3			5	0	0	0	0	0	2									
Pete Ward, L OBP: 0.341, SLG: 0.427 (1, 5)			G3				2B			5	0	1	0	0	1	1									
Floyd Robinson, L OBP: 0.388, SLG: 0.484 (1, 9)	F9									5	2	2	0	0	0	1									
Tom McCraw, L OBP: 0.188, SLG: 0.313 (1, 3)										5	1	2	1	0	0	1									
Dave Nicholson, R OBP: 0.327, SLG: 0.471 (1, 7)										3	1	2	0	1	0	1									
Ron Hansen, R OBP: 0.325, SLG: 0.407 (1, 6)										3	1	1	2	0	0	3									
Cam Carreon, R OBP: 0.289, SLG: 0.316 (1, 2)										4	1	2	2	0	0	2									
Juan Pizarro, L OBP: 0.214, SLG: 0.444 (1, 1)	K									4	1	1	2	0	1	2									
<b>Inning Stats</b>	R: 0 E: 0 K: 1 S: 6	H: 1 LOB: 1 BB: 0 P: 6	R: 1 E: 1 K: 1 S: 7	H: 1 LOB: 1 BB: 0 P: 7	R: 0 E: 0 K: 1 S: 5	H: 0 LOB: 0 BB: 0 P: 5	R: 0 E: 0 K: 0 S: 4	H: 1 LOB: 1 BB: 0 P: 4	R: 0 E: 0 K: 0 S: 3	H: 1 LOB: 1 BB: 0 P: 4	R: 1 E: 0 K: 1 S: 7	H: 2 LOB: 1 BB: 1 P: 11	R: 0 E: 0 K: 0 S: 4	H: 1 LOB: 1 BB: 0 P: 4	R: 5 E: 0 K: 0 S: 8	H: 5 LOB: 0 BB: 0 P: 8	R: 0 E: 0 K: 0 S: 3	H: 0 LOB: 0 BB: 0 P: 3	1B: 7 2B: 2 3B: 2 HR: 1	SF: 1 SAC: 0 DP: 1 HBP: 1	WP: 0 PB: 0 SB: 1 CS: 0	PA: 41			
<b>PITCHER</b>	IP	WLS	BF	H	R	ER	SO	BB	IBB	HBP	BLK	WP	HR	S	P	ERA	WHIP								
Dave Wickersham, R ERA: 3.36 (1, 1)	7.1	L	34	10	5	5	4	1	0	1	0	0	0	40	45	6.14	1.500								
Dave Thies, R ERA: 4.62 (8, 1)	0.2		4	2	2	2	0	0	0	0	0	0	1	4	4	27.00	3.000								
Pete Lovrich, R ERA: 3.0 (9, 1)	1.0		3	0	0	0	0	0	0	0	0	0	0	3	3	0.00	0.000								

Batter	1	2	3	4	5	6	7	8	9	AB	R	H	RBI	BB	SO	LOB	BOTTOM								
Wayne Causey, L OBP: 0.372, SLG: 0.472 (1, 6)	G6-3		K					F7		4	0	1	0	0	1	1	<b>Chicago White Sox @ Kansas City Athletics</b> Municipal Stadium, Kansas City, MO Fri Jun 07 1963, 8:05 PM EDT Att: 13,944 - Unknown <a href="http://livebaseballscorecards.com">livebaseballscorecards.com</a>								
Gino Cimoli, R OBP: 0.337, SLG: 0.410 (1, 8)	G6-3		F4					K		4	0	1	0	0	1	2									
Ed Charles, R OBP: 0.372, SLG: 0.418 (1, 5)								F9		4	0	1	0	0	1	2									
Norm Siebern, L OBP: 0.356, SLG: 0.381 (1, 3)	FC6							K		4	1	1	0	0	2	2									
George Alusik, R OBP: 0.306, SLG: 0.379 (1, 9)								K		4	0	1	0	0	2	1									
Chuck Essegian, R OBP: 0.299, SLG: 0.333 (1, 7)								K		4	0	2	0	0	1	2									
Jerry Lumpe, L OBP: 0.276, SLG: 0.316 (1, 4)								F9		4	0	2	0	0	1	2									
Doc Edwards, R OBP: 0.308, SLG: 0.390 (1, 2)								K		4	0	0	0	0	2	3									
Dave Wickersham, R OBP: 0.214, SLG: 0.185 (1, 1)										2	0	0	0	0	0	0									
Dave Thies, R OBP: 0.333, SLG: 0.500 (8, 1)										0	0	0	0	0	0	0									
Bobby Del Greco, R OBP: 0.309, SLG: 0.288 (6, PH)										0	0	0	0	0	0	0									
Pete Lovrich, R (9, 1)										0	0	0	0	0	0	0									
<b>Inning Stats</b>	R: 0 E: 0 K: 0 S: 4	H: 2 LOB: 1 BB: 0 P: 4	R: 0 E: 0 K: 0 S: 4	H: 1 LOB: 1 BB: 0 P: 4	R: 0 E: 0 K: 1 S: 5	H: 0 LOB: 0 BB: 0 P: 5	R: 0 E: 0 K: 2 S: 8	H: 1 LOB: 1 BB: 0 P: 8	R: 0 E: 0 K: 1 S: 6	H: 1 LOB: 1 BB: 0 P: 6	R: 0 E: 0 K: 1 S: 5	H: 1 LOB: 1 BB: 0 P: 6	R: 1 E: 0 K: 2 S: 9	H: 2 LOB: 1 BB: 0 P: 9	1B: 6 2B: 1 3B: 1 HR: 0	SF: 0 SAC: 0 DP: 1 HBP: 1	WP: 0 PB: 0 SB: 0 CS: 0	PA: 35							
<b>PITCHER</b>	IP	WLS	BF	H	R	ER	SO	BB	IBB	HBP	BLK	WP	HR	S	P	ERA	WHIP								
Juan Pizarro, L ERA: 2.11 (1, 1)	9.0	W	35	8	1	1	10	0	0	1	0	0	0	54	55	1.00	0.889								



Batter	1	2	3	4	5	6	7	8	9	10	AB	R	H	RBI	BB	SO	LOB	TOP	
Jim Landis, R OBP: 0.344, SLG: 0.460 (1, 8)	F4		FC6-4		HR		BLK BB		1B 1B		4	2	2	3	1	0	2	Chicago White Sox @ Kansas City Athletics Municipal Stadium, Kansas City, MO Sat Jun 08 1963, 8:05 PM EDT Att: 13,730 - Unknown	
Nellie Fox, L OBP: 0.335, SLG: 0.346 (1, 4)	F6		G6-4-3		4-3		4-3		1B 1B		5	0	1	0	0	0	3		
Floyd Robinson, L OBP: 0.393, SLG: 0.492 (1, 9)				F6	HR		F8		1B 1B		5	1	3	1	0	0	1		
Dave Nicholson, R OBP: 0.329, SLG: 0.483 (1, 7)	K			BB	HR		F8		K		4	1	1	2	1	2	3		
Pete Ward, L OBP: 0.342, SLG: 0.433 (1, 5)				BB	HR						4	0	1	0	1	0	1	livebaseballscorecards.com	
Ron Hansen, R OBP: 0.320, SLG: 0.400 Charlie Maxwell, L OBP: 0.435, SLG: 0.371 Al Weis, S OBP: 0.277, SLG: 0.250 (8, 6)	G6-4-3			F5			K		K		3	0	0	0	0	1	2		
Tom McCraw, L OBP: 0.143, SLG: 0.238 (1, 3)							K				5	0	0	0	0	1	1		
Sherm Lollar, R OBP: 0.333, SLG: 0.320 J.C. Martin, L OBP: 0.230, SLG: 0.225 (7, 2)				BB	HR		5-3		K		2	1	0	0	1	0	0		
Eddie Fisher, R OBP: 0.271, SLG: 0.167 Cam Garrison, R OBP: 0.306, SLG: 0.125 Frank Baumann, L OBP: 0.318, SLG: 0.143 Hoyt Wilhelm, R OBP: 0.343, SLG: 0.193 Mike Hershenberger, R OBP: 0.245, SLG: 0.181 Joe Horlen, R OBP: 0.331, SLG: 0.231 (8, 1)				BB	HR		HR		4-3		0	0	0	0	1	0	0	Chicago White Sox	
							6-3		4-3		0	0	0	0	0	0	0		
<b>Inning Stats</b>	R: 0 E: 0 K: 1 S: 6	H: 1 LOB: 1 BB: 0 P: 6	R: 0 E: 0 K: 0 S: 2	H: 0 LOB: 0 BB: 1 P: 6	R: 0 E: 0 K: 0 S: 2	H: 0 LOB: 1 BB: 2 P: 10	R: 0 E: 0 K: 2 S: 7	H: 0 LOB: 0 BB: 0 P: 7	R: 0 E: 0 K: 0 S: 3	H: 0 LOB: 1 BB: 1 P: 7	R: 0 E: 0 K: 1 S: 6	H: 1 LOB: 1 BB: 0 P: 6	R: 1 E: 0 K: 2 S: 10	H: 3 LOB: 2 BB: 0 P: 10	R: 0 E: 0 K: 1 S: 5	H: 0 LOB: 0 BB: 0 P: 5	1B: 5 2B: 1 3B: 1 HR: 2	SF: 0 SAC: 0 DP: 2 HBP: 0	WP: 0 PA: 43
<b>PITCHER</b>	IP WLS BF H R ER SO BB IBB HBP BLK WP HR S P ERA WHIP	IP WLS BF H R ER SO BB IBB HBP BLK WP HR S P ERA WHIP	IP WLS BF H R ER SO BB IBB HBP BLK WP HR S P ERA WHIP	IP WLS BF H R ER SO BB IBB HBP BLK WP HR S P ERA WHIP	IP WLS BF H R ER SO BB IBB HBP BLK WP HR S P ERA WHIP	IP WLS BF H R ER SO BB IBB HBP BLK WP HR S P ERA WHIP	IP WLS BF H R ER SO BB IBB HBP BLK WP HR S P ERA WHIP	IP WLS BF H R ER SO BB IBB HBP BLK WP HR S P ERA WHIP	IP WLS BF H R ER SO BB IBB HBP BLK WP HR S P ERA WHIP	IP WLS BF H R ER SO BB IBB HBP BLK WP HR S P ERA WHIP	IP WLS BF H R ER SO BB IBB HBP BLK WP HR S P ERA WHIP	IP WLS BF H R ER SO BB IBB HBP BLK WP HR S P ERA WHIP	IP WLS BF H R ER SO BB IBB HBP BLK WP HR S P ERA WHIP	IP WLS BF H R ER SO BB IBB HBP BLK WP HR S P ERA WHIP	IP WLS BF H R ER SO BB IBB HBP BLK WP HR S P ERA WHIP	IP WLS BF H R ER SO BB IBB HBP BLK WP HR S P ERA WHIP	IP WLS BF H R ER SO BB IBB HBP BLK WP HR S P ERA WHIP	IP WLS BF H R ER SO BB IBB HBP BLK WP HR S P ERA WHIP	
Ted Bowsfield, L ERA: 5.16 Diego Segui, R ERA: 6.21 Bill Fischer, R ERA: 1.8 John Wyatt, R ERA: 2.42 (8, 1)	5.0 1.0 1.1 2.2	WLS 3 6 11	BF 23 0 6	H 5 0 1	R 5 0 1	ER 2 0 0	SO 1 2 4	BB 4 0 0	IBB 0 0 0	HBP 0 0 0	BLK 0 0 1	WP 0 0 0	HR 2 0 5	S 21 7 9	P 37 7 9	ERA 3.60 0.00 0.00	WHIP 1.800 0.000 1.500	3.38 1.125	

Batter	1	2	3	4	5	6	7	8	9	10	AB	R	H	RBI	BB	SO	LOB	BOTTOM	
Jay Hankins, L OBP: 0.400, SLG: 0.400 (1, 8)	1B 1B		F8	F4			1B 3B	K			5	1	2	0	0	1	1	Chicago White Sox @ Kansas City Athletics Municipal Stadium, Kansas City, MO Sat Jun 08 1963, 8:05 PM EDT Att: 13,730 - Unknown	
Wayne Causey, L OBP: 0.372, SLG: 0.470 (1, 6)	F6		3-1		1-3		3B 1B		FC3-6 1B		5	1	2	0	0	0	1		
Ed Charles, R OBP: 0.368, SLG: 0.422 (1, 5)	K		F3		K		1B 3B		FC3-6 CS		5	1	1	2	0	2	2		
Norm Siebern, L OBP: 0.371, SLG: 0.395 (1, 3)	1B			HR	1B		SH1-3 1B		1-2 BB		4	1	4	1	1	0	0		
Jerry Lumpe, L OBP: 0.275, SLG: 0.315 (1, 4)	K			HR	1B		SH1-3		1-3		4	1	1	0	0	1	4		
Chuck Essegian, R OBP: 0.306, SLG: 0.386 George Alusik, R OBP: 0.303, SLG: 0.375 (8, 7)			5-3		HR		F8		6-3		4	1	2	3	0	0	1		
Gino Cimoli, R OBP: 0.333, SLG: 0.404 (1, 9)			F6		5-3		F6		6-3		5	1	1	0	0	0	2		
Doc Edwards, R OBP: 0.314, SLG: 0.406 (1, 2)				FC6-5 2B			F6		F8		5	0	2	0	0	0	2		
Ted Bowsfield, L ERA: 4.75 Diego Segui, R ERA: 2.4 Bobby Del Crisco, R ERA: 0.0 Bill Fischer, R ERA: 1.96 John Wyatt, R ERA: 2.4 Haywood Sullivan, R ERA: 4.04 (8, 1)					FC6-5		F9		K		2	0	0	0	0	1	2	Chicago White Sox	
									1B		1	0	0	0	0	0	1		
<b>Inning Stats</b>	R: 0 E: 0 K: 2 S: 9	H: 2 LOB: 2 BB: 0 P: 9	R: 0 E: 0 K: 1 S: 6	H: 1 LOB: 1 BB: 0 P: 6	R: 0 E: 0 K: 0 S: 3	H: 0 LOB: 0 BB: 3 P: 3	R: 3 E: 0 K: 0 S: 7	H: 4 LOB: 1 BB: 0 P: 7	R: 0 E: 0 K: 1 S: 6	H: 1 LOB: 1 BB: 0 P: 6	R: 0 E: 0 K: 0 S: 4	H: 0 LOB: 0 BB: 0 P: 7	R: 0 E: 0 K: 0 S: 3	H: 1 LOB: 1 BB: 1 P: 7	R: 1 E: 0 K: 0 S: 4	H: 2 LOB: 1 BB: 0 P: 4	1B: 13 2B: 1 3B: 1 HR: 1	SF: 0 SAC: 1 DP: 0 HBP: 0	WP: 0 PA: 45
<b>PITCHER</b>	IP WLS BF H R ER SO BB IBB HBP BLK WP HR S P ERA WHIP	IP WLS BF H R ER SO BB IBB HBP BLK WP HR S P ERA WHIP	IP WLS BF H R ER SO BB IBB HBP BLK WP HR S P ERA WHIP	IP WLS BF H R ER SO BB IBB HBP BLK WP HR S P ERA WHIP	IP WLS BF H R ER SO BB IBB HBP BLK WP HR S P ERA WHIP	IP WLS BF H R ER SO BB IBB HBP BLK WP HR S P ERA WHIP	IP WLS BF H R ER SO BB IBB HBP BLK WP HR S P ERA WHIP	IP WLS BF H R ER SO BB IBB HBP BLK WP HR S P ERA WHIP	IP WLS BF H R ER SO BB IBB HBP BLK WP HR S P ERA WHIP	IP WLS BF H R ER SO BB IBB HBP BLK WP HR S P ERA WHIP	IP WLS BF H R ER SO BB IBB HBP BLK WP HR S P ERA WHIP	IP WLS BF H R ER SO BB IBB HBP BLK WP HR S P ERA WHIP	IP WLS BF H R ER SO BB IBB HBP BLK WP HR S P ERA WHIP	IP WLS BF H R ER SO BB IBB HBP BLK WP HR S P ERA WHIP	IP WLS BF H R ER SO BB IBB HBP BLK WP HR S P ERA WHIP	IP WLS BF H R ER SO BB IBB HBP BLK WP HR S P ERA WHIP	IP WLS BF H R ER SO BB IBB HBP BLK WP HR S P ERA WHIP	IP WLS BF H R ER SO BB IBB HBP BLK WP HR S P ERA WHIP	
Eddie Fisher, R ERA: 4.75 Frank Baumann, L ERA: 2.4 Hoyt Wilhelm, R ERA: 1.96 Joe Horlen, R ERA: 4.04 (8, 1)	4.0 2.0 2.0 1.2	WLS 10 8 8	BF 19 4 8	H 7 2 3	R 3 1 1	ER 3 1 1	SO 3 2 0	BB 0 0 1	IBB 0 0 0	HBP 0 0 0	BLK 0 0 0	WP 0 0 0	HR 1 0 0	S 25 12 12	P 25 12 12	ERA 6.75 9.00 4.50	WHIP 1.750 2.000 1.000	5.40 2.400	



Batter	1	2	3	4	5	6	7	8	9	AB	R	H	RBI	BB	SO	LOB	TOP																					
Mike Hershberger, R OBP: 0.357, SLG: 0.377 (1, 8)	F8	G6-4-3				1B 4-3	6-3			4-0							4 0 1 0 1 0 4																					
Tom McCraw, L OBP: 0.115, SLG: 0.192 (1, 3)	K		F6		F8	K		F9									5 0 0 0 0 2 4																					
Pete Ward, L OBP: 0.347, SLG: 0.455 (1, 5)			F8		4-3												5 2 3 1 0 0 1																					
Floyd Robinson, L OBP: 0.394, SLG: 0.490 (1, 9)			G3														3 0 1 0 1 0 0																					
Dave Nicholson, R OBP: 0.326, SLG: 0.475 (1, 7)	K																5 0 1 0 0 2 5																					
Ron Hansen, R OBP: 0.327, SLG: 0.405 (1, 6)																	3 1 1 1 2 0 1																					
Al Weis, S OBP: 0.269, SLG: 0.245 (1, 4)																	5 1 1 0 0 0 3																					
J.C. Martin, L OBP: 0.248, SLG: 0.238 (1, 2)																	3 0 2 0 1 0 2																					
Gary Peters, L OBP: 0.235, SLG: 0.375 (1, 1)																	3 0 1 2 0 0 5																					
Hoyt Wilhelm, R OBP: 0.077, SLG: 0.077 (7, 1)																	1 0 0 0 0 0 1																					
Juan Pizarro, L OBP: 0.214, SLG: 0.444 (8, 1)																	0 0 0 0 0 0 0																					
<b>Inning Stats</b>	R: 0 E: 0 K: 2 S: 8	H: 1 LOB: 2 BB: 1 P: 12	R: 0 E: 1 K: 0 S: 3	H: 0 LOB: 2 BB: 2 P: 11	R: 0 E: 0 K: 0 S: 3	H: 0 LOB: 0 BB: 0 P: 3	R: 0 E: 0 K: 0 S: 5	H: 2 LOB: 2 BB: 0 P: 5	R: 0 E: 0 K: 1 S: 7	H: 2 LOB: 2 BB: 0 P: 7	R: 2 E: 0 K: 1 S: 7	H: 2 LOB: 1 BB: 1 P: 11	R: 1 E: 0 K: 0 S: 4	H: 1 LOB: 0 BB: 0 P: 4	R: 0 E: 0 K: 0 S: 4	H: 1 LOB: 2 BB: 1 P: 8	R: 1 E: 0 K: 0 S: 5	H: 2 LOB: 1 BB: 0 P: 5	1B: 8 2B: 2 3B: 0 HR: 1	SF: 0 SAC: 1 DP: 1 HBP: 0	WP: 0 PB: 1 SB: 1 CS: 0	PA: 43																
<b>PITCHER</b>	IP	WLS	BF	H	R	ER	SO	BB	IBB	HBP	BLK	WP	HR	S	P	ERA	WHIP	<b>PITCHER</b>				IP	WLS	BF	H	R	ER	SO	BB	IBB	HBP	BLK	WP	HR	S	P	ERA	WHIP
Ed Rakow, R ERA: 3.43 (1, 1)	7.0		33	8	3	3	4	4	0	0	0	0	1	37	53	3.86	1.714																					
Bill Fischer, R ERA: 1.95 (8, 1)	2.0	L	10	3	1	1	0	1	0	0	0	0	0	9	13	4.50	2.000																					

Chicago White Sox @ Kansas City Athletics  
Municipal Stadium, Kansas City, MO  
Sun Jun 09 1963, 4:33 AM EDT  
Att: 14,289 - Unknown


AB	37
R	4
H	11
RBI	4
BB	5
SO	4
LOB	26



Batter	1	2	3	4	5	6	7	8	9	AB	R	H	RBI	BB	SO	LOB	BOTTOM																					
Jay Hankins, L OBP: 0.222, SLG: 0.222 (1, 8)	E8		F5			5-3	K			4-0							4 0 0 0 0 1 2																					
Bobby Del Greco, R OBP: 0.300, SLG: 0.279 (9, PH)																	1 0 0 0 0 1 1																					
Wayne Causey, L OBP: 0.370, SLG: 0.462 (1, 6)	F6		F9			1-3											3 1 0 0 1 0 2																					
Ed Charles, R OBP: 0.375, SLG: 0.441 (1, 5)	F9																3 1 2 1 1 0 1																					
Norm Siebern, L OBP: 0.373, SLG: 0.394 (1, 3)	K																3 0 1 0 1 2 2																					
Chuck Essegian, R OBP: 0.296, SLG: 0.353 (1, 7)																	4 0 0 0 0 0 4																					
Gino Cimoli, R OBP: 0.332, SLG: 0.401 (1, 9)																	4 1 1 0 0 1 2																					
Jerry Lumpe, L OBP: 0.279, SLG: 0.324 (1, 4)																	4 0 2 0 0 1 1																					
Doc Edwards, R OBP: 0.311, SLG: 0.397 (1, 2)																	4 0 1 1 0 1 2																					
Ed Rakow, S OBP: 0.258, SLG: 0.185 (1, 1)																	1 0 0 0 1 0 1																					
George Alusik, R OBP: 0.300, SLG: 0.371 (7, PH)																	1 0 0 0 0 1 1																					
Bill Fischer, R (8, 1)																	0 0 0 0 0 0 0																					
Ken Harrelson, R (9, PH)																	1 0 0 0 0 1 1																					
<b>Inning Stats</b>	R: 0 E: 1 K: 1 S: 6	H: 0 LOB: 1 BB: 0 P: 6	R: 0 E: 0 K: 1 S: 5	H: 0 LOB: 0 BB: 0 P: 5	R: 0 E: 0 K: 0 S: 3	H: 1 LOB: 1 BB: 1 P: 7	R: 0 E: 0 K: 1 S: 6	H: 1 LOB: 1 BB: 0 P: 6	R: 0 E: 0 K: 0 S: 3	H: 1 LOB: 0 BB: 0 P: 3	R: 1 E: 0 K: 0 S: 4	H: 1 LOB: 1 BB: 1 P: 8	R: 1 E: 0 K: 2 S: 9	H: 2 LOB: 1 BB: 0 P: 9	R: 1 E: 0 K: 1 S: 5	H: 1 LOB: 1 BB: 2 P: 13	R: 0 E: 0 K: 3 S: 10	H: 1 LOB: 1 BB: 0 P: 10	1B: 5 2B: 1 3B: 0 HR: 1	SF: 0 SAC: 0 DP: 2 HBP: 0	WP: 1 PB: 0 SB: 1 CS: 0	PA: 37																
<b>PITCHER</b>	IP	WLS	BF	H	R	ER	SO	BB	IBB	HBP	BLK	WP	HR	S	P	ERA	WHIP	<b>PITCHER</b>				IP	WLS	BF	H	R	ER	SO	BB	IBB	HBP	BLK	WP	HR	S	P	ERA	WHIP
Gary Peters, L ERA: 2.72 (1, 1)	6.0		23	3	1	1	3	2	0	0	0	0	1	27	35	1.50	0.833																					
Hoyt Wilhelm, R ERA: 2.3 (7, 1)	1.0		7	2	2	2	2	2	0	0	0	0	0	9	17	18.00	4.000																					
Juan Pizarro, L ERA: 2.06 (8, 1)	2.0	W	7	2	0	0	4	0	0	0	0	0	0	15	15	0.00	1.000																					

Chicago White Sox @ Kansas City Athletics  
Municipal Stadium, Kansas City, MO  
Sun Jun 09 1963, 4:33 AM EDT  
Att: 14,289 - Unknown

AB	33
R	3
H	7
RBI	2
BB	4
SO	9
LOB	20










Batter	1	2	3	4	5	6	7	8	9	AB	R	H	RBI	BB	SO	LOB	TOP					
Albie Pearson, L OBP: 0.406, SLG: 0.436	0-0 1B	0-0 BB 1B		0-0 F3			0-0 F8		0-3 K	5	0	2	1	0	1	1						
Jim Fregosi, R OBP: 0.294, SLG: 0.376	0-0 F9	0-0 BB 1B				0-3 K	0-0 6-3			3	0	0	0	1	1	1						
Leon Wagner, L OBP: 0.393, SLG: 0.567	0-0 F9	0-0 F7			0-0 F9		0-0 F9			4	0	0	0	0	0	4						
Charlie Dees, L OBP: 0.508, SLG: 0.608	0-0 1B		0-0 4-3			0-3 K		0-0 G4-3-6 1B		4	0	2	0	0	1	0						
Lee Thomas, L OBP: 0.299, SLG: 0.336	0-0 1-3		0-0 5-3			0-0 HR		0-3 K		4	1	1	1	0	1	3						
Felix Torres, R OBP: 0.328, SLG: 0.370		0-0 5-3	4-0 BB			4-0 FC6-4 BB		0-0 G4-3-6 1-2f		2	0	0	0	2	0	1						
Billy Moran, R OBP: 0.286, SLG: 0.314		0-0 6-3	0-0 F9			0-0 F9		0-0 F4		4	0	0	0	0	0	2						
Ed Sadowski, R OBP: 0.276, SLG: 0.357		4-0 1B WP BB		0-0 F7		0-0 FC6-4 1-2f		0-0 6-3		3	1	0	0	1	0	1						
Dean Chance, R OBP: 0.077, SLG: 0.040		0-0		0-3 K		0-0 1-3		0-0		2	0	1	0	0	1	0						
Mel Nielson, R OBP: 0.100, SLG: 0.100		0-0								0	0	0	0	0	0	0						
Bob Perry, R OBP: 0.279, SLG: 0.381		0-0 BB 1B								1	0	0	0	0	0	1						
Art Fowler, R OBP: 0.375, SLG: 0.256		1-3 1B								1	0	1	0	0	0	0						
<b>Inning Stats</b>	R: 0 E: 0 K: 0 S: 5	H: 2 LOB: 2 BB: 0 P: 5	R: 1 E: 0 K: 0 S: 5	H: 2 LOB: 3 BB: 2 P: 13	R: 0 E: 0 K: 0 S: 3	H: 0 LOB: 1 BB: 1 P: 7	R: 0 E: 0 K: 1 S: 5	H: 0 LOB: 0 BB: 0 P: 5	R: 0 E: 0 K: 2 S: 7	H: 0 LOB: 0 BB: 0 P: 7	R: 1 E: 0 K: 0 S: 4	H: 1 LOB: 1 BB: 1 P: 8	R: 0 E: 0 K: 0 S: 3	H: 0 LOB: 0 BB: 0 P: 3	R: 0 E: 0 K: 1 S: 5	H: 1 LOB: 0 BB: 0 P: 5	R: 0 E: 0 K: 1 S: 6	H: 1 LOB: 1 BB: 0 P: 6	1B: 6 2B: 0 3B: 0 HR: 1	SF: 0 SAC: 0 DP: 1 HBP: 0	WP: 1 PB: 0 SB: 0 CS: 0	PA: 37
<b>PITCHER</b> Diego Segui, R ERA: 5.31	IP: 9.0 WLS: W BF: 37 H: 7 R: 2 ER: 2 SO: 5 BB: 4 IBB: 0 HBP: 0 BLK: 0 WP: 1 HR: 1 S: 43 P: 59 ERA: 2.00 WHIP: 1.222															<b>PITCHER</b>	IP: WLS: BF: H: R: ER: SO: BB: IBB: HBP: BLK: WP: HR: S: P: ERA: WHIP:					

Los Angeles Angels @ Kansas City Athletics  
Municipal Stadium, Kansas City, MO  
Tue Jun 11 1963, 8:05 PM EDT  
Att: 10,278 - Unknown


AB 33  
R 2  
H 7  
RBI 2  
BB 4  
SO 5  
LOB 14



Batter	1	2	3	4	5	6	7	8	9	AB	R	H	RBI	BB	SO	LOB	BOTTOM			
Jay Hankins, L OBP: 0.200, SLG: 0.200	0-0 1-3		0-0 4-3	0-0 BB 1B		0-3 K				2	0	0	0	0	0	0				
George Alusik, R OBP: 0.304, SLG: 0.374				1-2 2-H 3-H						1	0	1	2	0	0	0				
Bobby Del Greco, R OBP: 0.296, SLG: 0.274				1-2 2-3						1	0	0	0	0	1	0				
Wayne Causey, L OBP: 0.365, SLG: 0.447	4-0 2B 9-2 BB		0-3 K	4-0 1-2 2-3		0-0 4-3				2	0	0	0	2	1	0				
Norm Siebern, L OBP: 0.377, SLG: 0.413	0-0 1-3 2B			0-0 FC6-4 1B P4		0-0 G6-4-3 1B				4	0	3	0	0	0	3				
Ed Charles, R OBP: 0.371, SLG: 0.438	0-0 9-2 3-H			0-0 FC6-4 1B 2B 1-2f	0-0 SH1-3 1B	0-0 G6-4-3 1-2f				4	2	1	0	0	0	4				
Jerry Lumpe, L OBP: 0.279, SLG: 0.322		0-3 K		0-0 2B 1B 1-2	0-0 SH1-3	0-0 9				3	1	1	0	0	1	0				
Chuck Essegian, R OBP: 0.301, SLG: 0.358		0-3 K		0-0 F8	0-0 FC4-6 1B 2-H	0-0 6-3				4	0	1	1	0	1	2				
Gino Cimoli, R OBP: 0.333, SLG: 0.405		0-0		0-0 BB 1B 1-3 2-H	0-0 FC4-6 1-2f	0-0 5-3				4	1	2	1	0	0	1				
Haywood Sullivan, R OBP: 0.322, SLG: 0.280		0-3 K		4-0 BB 1B IBB	0-0 1-3	0-0 1B				3	1	1	0	1	1	2				
Diego Segui, R OBP: 0.273, SLG: 0.200			0-3 K	4-0 BB 1B 1-2 2-3 3-H		0-0 F8		0-3 K		3	0	0	1	1	2	1				
<b>Inning Stats</b>	R: 0 E: 0 K: 0 S: 3	H: 1 LOB: 1 BB: 1 P: 7	R: 0 E: 0 K: 3 S: 10	H: 1 LOB: 0 BB: 0 P: 10	R: 0 E: 0 K: 2 S: 7	H: 0 LOB: 0 BB: 0 P: 7	R: 4 E: 0 K: 0 S: 7	H: 4 LOB: 3 BB: 3 P: 19	R: 1 E: 0 K: 0 S: 5	H: 2 LOB: 1 BB: 0 P: 5	R: 0 E: 0 K: 1 S: 5	H: 0 LOB: 0 BB: 0 P: 5	R: 0 E: 0 K: 0 S: 3	H: 1 LOB: 0 BB: 0 P: 3	R: 0 E: 0 K: 1 S: 6	H: 1 LOB: 1 BB: 0 P: 6	1B: 8 2B: 3 3B: 0 HR: 0	SF: 0 SAC: 1 DP: 2 HBP: 0	WP: 0 PB: 0 SB: 0 CS: 0	PA: 36
<b>PITCHER</b> Dean Chance, R ERA: 3.71	IP: 3.2 WLS: L BF: 18 H: 5 R: 4 ER: 4 SO: 5 BB: 2 IBB: 1 HBP: 0 BLK: 0 WP: 0 HR: 0 S: 25 P: 37 ERA: 9.82 WHIP: 1.909															<b>PITCHER</b>	IP: WLS: BF: H: R: ER: SO: BB: IBB: HBP: BLK: WP: HR: S: P: ERA: WHIP:			
Mel Nielson, L ERA: 4.0	1.1 BF: 8 H: 3 R: 1 ER: 1 SO: 0 BB: 1 IBB: 0 HBP: 0 BLK: 0 WP: 0 HR: 0 S: 7 P: 11 ERA: 6.75 WHIP: 3.000																			
Art Fowler, R ERA: 1.44	3.0 WLS: 10 BF: 2 H: 0 R: 0 ER: 0 SO: 2 BB: 0 IBB: 0 HBP: 0 BLK: 0 WP: 0 HR: 0 S: 14 P: 14 ERA: 0.00 WHIP: 0.667																			

Los Angeles Angels @ Kansas City Athletics  
Municipal Stadium, Kansas City, MO  
Tue Jun 11 1963, 8:05 PM EDT  
Att: 10,278 - Unknown

AB 31  
R 5  
H 10  
RBI 5  
BB 4  
SO 7  
LOB 13





Batter	1	2	3	4	5	6	7	8	9	AB	R	H	RBI	BB	SO	LOB	TOP					
Wayne Causey, L (1, 6) OBP: 0.369, SLG: 0.446	G3						F3		L3	5	1	2	0	1	0	1	<b>Kansas City Athletics @ Minnesota Twins</b> Metropolitan Stadium, Bloomington, MI Wed Jun 12 1963, 8:05 PM EDT Unknown - 67 F					
Gino Cimoli, R (1, 9) OBP: 0.336, SLG: 0.412 Jay Hankins, L (6, 8) OBP: 0.176, SLG: 0.176		5-3		L3			F2		F6	4	2	2	1	0	0	2						
Ed Charles, R (1, 5) OBP: 0.380, SLG: 0.449							F4			4	3	3	3	1	0	1						
Chuck Essegian, R (1, 7) OBP: 0.319, SLG: 0.394 George Alusk, R (8, 7) OBP: 0.304, SLG: 0.374	K									4	2	3	2	1	1	1						
Doc Edwards, R (1, 2) OBP: 0.313, SLG: 0.403										5	1	2	2	0	0	3						
Ken Harrelson, R (1, 3) OBP: 0.286, SLG: 0.714										5	2	2	2	0	1	2						
Jerry Lumpe, L (1, 4) OBP: 0.278, SLG: 0.319 Sammy Esposito, R (8, 4)										5	0	1	0	0	0	4						
Bobby Del Greco, R (1, 8) OBP: 0.289, SLG: 0.284										5	0	1	2	0	1	1						
Dave Wickersham, R (1, 1) OBP: 0.212, SLG: 0.188										5	1	1	0	0	0	1						
<b>Inning Stats</b>	R: 2 E: 0 K: 1 S: 9	H: 4 LOB: 2 BB: 0 P: 9	R: 0 E: 0 K: 0 S: 3	H: 0 LOB: 1 BB: 1 P: 7	R: 3 E: 1 K: 0 S: 7	H: 4 LOB: 1 BB: 0 P: 7	R: 0 E: 0 K: 0 S: 3	H: 1 LOB: 2 BB: 2 P: 11	R: 0 E: 0 K: 1 S: 5	H: 0 LOB: 0 BB: 0 P: 5	R: 5 E: 0 K: 1 S: 11	H: 6 LOB: 1 BB: 0 P: 11	R: 0 E: 1 K: 0 S: 4	H: 0 LOB: 1 BB: 0 P: 4	R: 2 E: 0 K: 0 S: 5	H: 2 LOB: 0 BB: 0 P: 5		R: 0 E: 0 K: 0 S: 3	H: 0 LOB: 0 BB: 0 P: 3	1B: 12 2B: 4 3B: 0 HR: 2	SF: 0 SAC: 0 DP: 1 HBP: 0	WP: 0 PB: 0 SB: 1 CS: 0
<b>PITCHER</b>	IP WLS BF H R ER SO BB IBB HBP BLK WP HR S P ERA WHIP	IP WLS BF H R ER SO BB IBB HBP BLK WP HR S P ERA WHIP																				
Jim Kaat, L (1, 1) ERA: 3.76	3.2 L 21 9 5 5 1 2 0 0 0 0 0 0 21 29 12.27 3.000																					
Frank Sullivan, R (4, 1) ERA: 5.73	0.1 2 0 0 0 0 1 0 0 0 0 0 0 1 5 0.00 3.000																					
Ray Moore, R (5, 1) ERA: 6.61	2.0 12 6 5 5 2 0 0 0 0 0 0 1 16 16 22.50 3.000																					
Bill Pleis, L (7, 1) ERA: 2.76	3.0 12 2 2 2 0 0 0 0 0 0 0 1 12 12 6.00 0.667																					
<b>Batter</b>	<b>1</b>	<b>2</b>	<b>3</b>	<b>4</b>	<b>5</b>	<b>6</b>	<b>7</b>	<b>8</b>	<b>9</b>	<b>AB</b>	<b>R</b>	<b>H</b>	<b>RBI</b>	<b>BB</b>	<b>SO</b>	<b>LOB</b>	<b>BOTTOM</b>					
Lenny Green, L (1, 8) OBP: 0.311, SLG: 0.323										4	1	1	1	1	0	3	<b>Kansas City Athletics @ Minnesota Twins</b> Metropolitan Stadium, Bloomington, MI Wed Jun 12 1963, 8:05 PM EDT Unknown - 67 F					
Vic Power, R (1, 3) OBP: 0.268, SLG: 0.347										5	0	0	0	0	0	4						
Harmon Killebrew, R (1, 7) OBP: 0.343, SLG: 0.470										4	0	0	0	0	3	1						
Bob Allison, R (1, 9) OBP: 0.392, SLG: 0.603										3	0	1	0	1	0	0						
Earl Battey, R (1, 2) OBP: 0.344, SLG: 0.479										4	0	1	1	0	1	1						
Rich Rollins, R (1, 5) OBP: 0.386, SLG: 0.405										4	0	0	0	0	0	3						
Zollo Versalles, R (1, 6) OBP: 0.333, SLG: 0.449										3	1	1	0	1	0	0						
Bernie Allen, L (1, 4) OBP: 0.258, SLG: 0.257										4	2	2	1	0	1	0						
Jim Kaat, L (1, 1) ERA: 3.76 Frank Sullivan, R (4, 1) ERA: 5.73 Jimmie Hall, L (4, PH) OBP: 0.316, SLG: 0.422 Ray Moore, R (5, 1) Don Mincher, L (5, PH) OBP: 0.192, SLG: 0.059 Bill Pleis, L (7, 1) Wally Post, R (5, PH) OBP: 0.226, SLG: 0.454										1	0	1	1	0	0	0						
<b>Inning Stats</b>	R: 1 E: 0 K: 1 S: 7	H: 2 LOB: 2 BB: 1 P: 11	R: 1 E: 0 K: 0 S: 4	H: 2 LOB: 1 BB: 1 P: 8	R: 0 E: 0 K: 2 S: 8	H: 1 LOB: 1 BB: 0 P: 8	R: 1 E: 1 K: 0 S: 5	H: 1 LOB: 1 BB: 0 P: 5	R: 0 E: 0 K: 0 S: 3	H: 0 LOB: 0 BB: 0 P: 3	R: 1 E: 0 K: 0 S: 5	H: 2 LOB: 1 BB: 0 P: 5	R: 0 E: 0 K: 1 S: 5	H: 0 LOB: 0 BB: 0 P: 5	R: 0 E: 0 K: 0 S: 3	H: 0 LOB: 0 BB: 0 P: 3		R: 0 E: 0 K: 2 S: 7	H: 0 LOB: 1 BB: 1 P: 11	1B: 6 2B: 2 3B: 0 HR: 0	SF: 0 SAC: 0 DP: 0 HBP: 0	WP: 0 PB: 0 SB: 0 CS: 0
<b>PITCHER</b>	IP WLS BF H R ER SO BB IBB HBP BLK WP HR S P ERA WHIP	IP WLS BF H R ER SO BB IBB HBP BLK WP HR S P ERA WHIP																				
Dave Wickersham, R (1, 1) ERA: 3.32	9.0 W 38 8 4 3 6 3 0 0 0 0 0 0 47 59 3.00 1.222																					



Batter	1	2	3	4	5	6	7	8	9	AB	R	H	RBI	BB	SO	LOB	TOP					
Jay Hankins, L (1.8) OBP: 0.190, SLG: 0.333	F5		K			1-3		HR		4	1	1	1	0	1	1	<b>Kansas City Athletics @ Minnesota Twins</b> Metropolitan Stadium, Bloomington, MI Wed Jun 12 1963, 8:05 PM EDT Att: 24,501 - Unknown - 65 F <a href="http://livebaseballscorecards.com">livebaseballscorecards.com</a>					
Wayne Causey, L (1.6) OBP: 0.362, SLG: 0.437	K			E6		4-3		F8		4	0	0	0	0	1	0						
Ed Charles, R (1.5) OBP: 0.378, SLG: 0.445	K			G5-3 BB 1B			K		6-3	4	0	1	0	0	2	0						
Norm Siebern, L (1.3) OBP: 0.379, SLG: 0.412		F8			4-0 BB 1-2		FC5-4 BB 1B		4-3	3	0	1	0	1	0	0						
Chuck Essegian, R (1.7) OBP: 0.310, SLG: 0.382	K			G5-3			FC5-4 BB 1B		K	4	0	0	0	0	2	3						
Jerry Lumpe, L (1.4) OBP: 0.283, SLG: 0.324	6-3				0-0 BB 1B					3	0	2	0	0	0	0						
Gino Cimoli, R (1.9) OBP: 0.332, SLG: 0.406			5-3		0-0 BB 1B		1-3			3	0	0	0	0	0	3						
Haywood Sullivan, R (1.2) OBP: 0.322, SLG: 0.295					G5-4-3 BB 1B			6-3		3	0	1	0	0	0	1						
Orlando Pena, R (1.1) OBP: 0.250, SLG: 0.286			6-3				F7		1-3	2	0	0	0	0	0	1						
Dale Willis, R (6.1)										0	0	0	0	0	0	0						
Ken Harrelson, R (8. PH) OBP: 0.250, SLG: 0.625										1	0	0	0	0	0	0						
John Wyatt, R (8.1)										0	0	0	0	0	0	0						
<b>Inning Stats</b>	R: 0 E: 0 K: 2 S: 7	H: 0 LOB: 0 BB: 0 P: 7	R: 0 E: 0 K: 1 S: 5	H: 0 LOB: 0 BB: 0 P: 5	R: 0 E: 0 K: 1 S: 6	H: 1 LOB: 1 BB: 0 P: 6	R: 0 E: 1 K: 0 S: 3	H: 1 LOB: 1 BB: 1 P: 7	R: 0 E: 0 K: 0 S: 3	H: 1 LOB: 0 BB: 0 P: 3	R: 0 E: 0 K: 1 S: 3	H: 0 LOB: 0 BB: 0 P: 3	R: 0 E: 0 K: 1 S: 7	H: 2 LOB: 2 BB: 0 P: 7	R: 1 E: 0 K: 0 S: 4	H: 1 LOB: 0 BB: 0 P: 4	R: 0 E: 0 K: 1 S: 5	H: 0 LOB: 0 BB: 0 P: 5	1B: 4 2B: 1 3B: 0 HR: 1	SF: 0 SAC: 0 DP: 2 HBP: 0	WP: 0 PB: 0 SB: 0 CS: 0	PA: 32
<b>PITCHER</b>	IP WLS BF H R ER SO BB IBB HBP BLK WP HR S P ERA WHIP																					
Camilo Pascual, R (1.1) ERA: 2.64	5.0 W 17 3 0 0 4 1 0 0 0 0 0 24 28 0.00 0.800																					
Bill Dailey, R (6.1) ERA: 2.41	4.0 S 15 3 1 1 2 0 0 0 0 0 0 1 19 19 2.25 0.750																					

Batter	1	2	3	4	5	6	7	8	9	AB	R	H	RBI	BB	SO	LOB	BOTTOM					
Lenny Green, L (1.8) OBP: 0.308, SLG: 0.320	6-3	F9		F3		F5		BB E BB 1B		5	1	1	0	0	0	5	<b>Kansas City Athletics @ Minnesota Twins</b> Metropolitan Stadium, Bloomington, MI Wed Jun 12 1963, 8:05 PM EDT Att: 24,501 - Unknown - 65 F <a href="http://livebaseballscorecards.com">livebaseballscorecards.com</a>					
Vic Power, R (1.3) OBP: 0.363, SLG: 0.339	1-3		4-3	L4		1-6-3		E3 BB BB 1B		5	1	0	0	0	0	5						
Harmon Killebrew, R (1.7) OBP: 0.352, SLG: 0.492	HR		6-3		K		2B BB	BB 1B BB		3	3	1	2	2	1	0						
Bob Allison, R (1.9) OBP: 0.401, SLG: 0.609	1B		1B S BB		F7		SH3-4 1-H 2B	1B BB BB		3	1	2	2	2	0	0						
Rich Rollins, R (1.5) OBP: 0.369, SLG: 0.408	1-3		1B		F8		SH3-4	5-3 1B		4	0	2	2	0	0	1						
Zoilo Versalles, R (1.6) OBP: 0.339, SLG: 0.453		1B	1B	1-2 3-H 1B		1B S 1B	K	5-3		5	1	3	1	0	1	3						
Bernie Allen, L (1.4) OBP: 0.266, SLG: 0.258	F7		F9			4-3 1B				3	0	1	0	2	0	3						
Jerry Zimmerman, R (1.2) OBP: 0.316, SLG: 0.427	F9			1-3		4-3 1B				2	0	0	0	0	0	1						
Jimmie Hall, L (6. PH) OBP: 0.341, SLG: 0.474						1-2 3-H 1B				1	0	1	1	0	0	0						
Earl Battey, R (7.2) OBP: 0.341, SLG: 0.474										2	0	0	0	0	1	5						
Camilo Pascual, R (1.1) OBP: 0.300, SLG: 0.368										2	0	2	0	0	0	0						
Bill Dailey, R (6.1)										2	1	0	0	1	1	5						
<b>Inning Stats</b>	R: 1 E: 0 K: 0 S: 5	H: 2 LOB: 1 BB: 0 P: 5	R: 0 E: 0 K: 0 S: 5	H: 2 LOB: 2 BB: 0 P: 5	R: 1 E: 0 K: 0 S: 5	H: 2 LOB: 2 BB: 1 P: 9	R: 0 E: 0 K: 0 S: 4	H: 1 LOB: 1 BB: 0 P: 4	R: 0 E: 0 K: 1 S: 5	H: 0 LOB: 0 BB: 0 P: 5	R: 1 E: 0 K: 0 S: 6	H: 3 LOB: 2 BB: 0 P: 6	R: 1 E: 0 K: 1 S: 6	H: 1 LOB: 2 BB: 2 P: 14	R: 4 E: 1 K: 2 S: 10	H: 2 LOB: 3 BB: 4 P: 26	R: 0 E: 0 K: 2 S: 5	H: 0 LOB: 0 BB: 0 P: 5	1B: 10 2B: 2 3B: 0 HR: 1	SF: 0 SAC: 1 DP: 0 HBP: 0	WP: 0 PB: 0 SB: 2 CS: 0	PA: 45
<b>PITCHER</b>	IP WLS BF H R ER SO BB IBB HBP BLK WP HR S P ERA WHIP																					
Orlando Pena, R (1.1) ERA: 3.61	5.0 L 25 9 3 3 1 2 0 0 0 0 0 0 26 30 5.40 2.000																					
Dale Willis, R (6.1) ERA: 4.24	2.0 10 2 1 1 1 2 0 0 0 0 0 0 10 18 4.50 2.000																					
John Wyatt, R (8.1) ERA: 3.33	1.0 10 2 4 3 2 3 1 0 0 0 0 0 10 26 27.00 5.000																					











Batter	1	2	3	4	5	6	7	8	9	AB	R	H	RBI	BB	SO	LOB	TOP				
Jay Hankins, L OBP: 0.172, SLG: 0.345	3-1		F7				L5-3			4	0	1	2	0	0	1					
Gino Cimoli, R OBP: 0.330, SLG: 0.396				6-3	4-3			6-3		4	0	1	0	0	0	1					
Norm Siebern, L OBP: 0.387, SLG: 0.415	K									3	0	2	0	1	1	1					
Ed Charles, R OBP: 0.374, SLG: 0.442	F9			G6-4-3			F9	G6-4-3		4	0	0	0	0	0	4					
Chuck Essegian, R OBP: 0.319, SLG: 0.383			F7							3	1	1	0	0	0	1					
George Alusik, R OBP: 0.298, SLG: 0.366					1B	1-3	P5			1	0	0	0	0	1	0					
Jerry Lumpe, L OBP: 0.285, SLG: 0.319					1-3		P4			4	0	0	0	0	0	2					
Doc Edwards, R OBP: 0.319, SLG: 0.409										3	0	1	0	0	1	0					
Haywood Sullivan, R OBP: 0.330, SLG: 0.304	K				FC1-5			6-3		1	0	1	0	0	0	0					
Wayne Causey, L OBP: 0.353, SLG: 0.420				4-3						4	2	2	1	0	0	1					
Diego Segui, R OBP: 0.250, SLG: 0.182										1	0	0	0	0	1	0					
Ted Bowsfield, R OBP: 0.190, SLG: 0.111					FC1-5					1	1	0	0	0	0	2					
Dale Willis, R OBP: 0.250, SLG: 0.250	K									1	0	1	1	0	0	0					
John Wyatt, R OBP: 0.250, SLG: 0.250										0	0	0	0	0	0	0					
<b>Inning Stats</b>	R: 0 E: 0 K: 1 S: 6	H: 1 LOB: 1 BB: 0 P: 6	R: 0 E: 0 K: 1 S: 5	H: 0 LOB: 0 BB: 0 P: 5	R: 0 E: 0 K: 1 S: 5	H: 0 LOB: 0 BB: 0 P: 5	R: 0 E: 0 K: 0 S: 3	H: 1 LOB: 0 BB: 0 P: 3	R: 3 E: 0 K: 0 S: 7	H: 4 LOB: 1 BB: 0 P: 7	R: 0 E: 0 K: 0 S: 3	H: 0 LOB: 1 BB: 1 P: 7	R: 1 E: 0 K: 0 S: 4	H: 2 LOB: 0 BB: 0 P: 4	R: 0 E: 0 K: 0 S: 3	H: 1 LOB: 0 BB: 0 P: 3	R: 0 E: 0 K: 1 S: 6	H: 1 LOB: 1 BB: 0 P: 6	1B: 9 2B: 1 3B: 1 HR: 0	SF: 0 SAC: 0 DP: 3 HBP: 0	WP: 0 PA: 35
<b>PITCHER</b> Ray Herbert, R ERA: 4.07	IP: 9.0 WLS: L BF: 35 H: 10 R: 4 ER: 3 SO: 4 BB: 1 IBB: 0 HBP: 0 BLK: 0 WP: 0 HR: 0 S: 42 P: 46 ERA: 3.00 WHIP: 1.222															<b>PITCHER</b>					

**Kansas City Athletics @ Chicago White Sox**  
 Comiskey Park, Chicago, IL  
 Sat Jun 15 1963, 4:33 AM EDT  
 Att: 10,196 - Unknown  
[livebaseballscorecards.com](http://livebaseballscorecards.com)

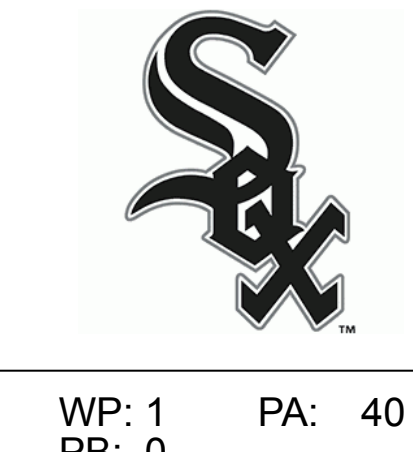
AB	34
R	4
H	10
RBI	4
BB	1
SO	4
LOB	13



Batter	1	2	3	4	5	6	7	8	9	AB	R	H	RBI	BB	SO	LOB	BOTTOM				
Mike Hershberger, R OBP: 0.357, SLG: 0.377	E	6-3								5	1	3	0	0	1	1					
Nellie Fox, L OBP: 0.325, SLG: 0.333	E1		F8		4-3		F7		F7	5	1	1	0	0	0	4					
Pete Ward, L OBP: 0.361, SLG: 0.464	1B									3	0	1	1	2	0	0					
Floyd Robinson, L OBP: 0.402, SLG: 0.493	FC1-2									4	1	3	0	0	0	2					
Charlie Maxwell, L OBP: 0.472, SLG: 0.462										0	0	0	0	1	0	0					
Jim Landis, R OBP: 0.331, SLG: 0.437										3	0	1	0	0	0	3					
Tom McCraw, L OBP: 0.281, SLG: 0.302	FC1-2									3	0	0	0	1	0	5					
Ron Hansen, R OBP: 0.326, SLG: 0.394	G6-4-3									4	0	0	0	0	0	5					
J.C. Martin, L OBP: 0.242, SLG: 0.219										3	0	0	0	1	0	2					
Ray Herbert, R OBP: 0.300, SLG: 0.414										2	0	1	0	0	0	1					
Sherm Lollar, R OBP: 0.297, SLG: 0.258										1	0	0	0	0	0	0					
<b>Inning Stats</b>	R: 2 E: 1 K: 0 S: 6	H: 4 LOB: 2 BB: 1 P: 10	R: 0 E: 0 K: 0 S: 3	H: 0 LOB: 1 BB: 1 P: 7	R: 0 E: 0 K: 0 S: 3	H: 1 LOB: 1 BB: 1 P: 7	R: 0 E: 0 K: 0 S: 5	H: 2 LOB: 2 BB: 0 P: 5	R: 0 E: 0 K: 0 S: 2	H: 0 LOB: 0 BB: 0 P: 3	R: 0 E: 0 K: 0 S: 3	H: 0 LOB: 1 BB: 1 P: 7	R: 0 E: 0 K: 1 S: 5	H: 0 LOB: 0 BB: 0 P: 5	R: 1 E: 0 K: 0 S: 5	H: 2 LOB: 1 BB: 0 P: 5	R: 0 E: 0 K: 0 S: 4	H: 1 LOB: 2 BB: 1 P: 8	1B: 8 2B: 2 3B: 1 HR: 0	SF: 0 SAC: 1 DP: 3 HBP: 1	WP: 1 PA: 40
<b>PITCHER</b> Diego Segui, R ERA: 5.48	IP: 2.0 WLS: W BF: 7 H: 2 R: 0 ER: 0 SO: 0 BB: 0 IBB: 0 HBP: 0 BLK: 0 WP: 0 HR: 0 S: 7 P: 7 ERA: 9.00 WHIP: 4.000															<b>PITCHER</b>					
Ted Bowsfield, L ERA: 5.01	IP: 3.0 WLS: S BF: 12 H: 2 R: 1 ER: 1 SO: 1 BB: 1 IBB: 0 HBP: 0 BLK: 0 WP: 0 HR: 0 S: 12 P: 17 ERA: 3.00 WHIP: 1.000															<b>PITCHER</b>					
Dale Willis, R ERA: 4.1	IP: 5.1 WLS: S BF: 8 H: 1 R: 0 ER: 0 SO: 0 BB: 0 IBB: 0 HBP: 0 BLK: 0 WP: 0 HR: 0 S: 7 P: 11 ERA: 0.00 WHIP: 1.000															<b>PITCHER</b>					

**Kansas City Athletics @ Chicago White Sox**  
 Comiskey Park, Chicago, IL  
 Sat Jun 15 1963, 4:33 AM EDT  
 Att: 10,196 - Unknown  
[livebaseballscorecards.com](http://livebaseballscorecards.com)

AB	33
R	3
H	10
RBI	1
BB	5
SO	1
LOB	23





Batter	1	2	3	4	5	6	7	8	9	AB	R	H	RBI	BB	SO	LOB	TOP					
Jay Hankins, L (1.8) OBP: 0.152, SLG: 0.303	E6 CS		F8			P5			F8	4	0	0	0	0	0	1	<b>Kansas City Athletics @ Chicago White Sox</b> Comiskey Park, Chicago, IL Sun Jun 16 1963, 4:33 AM EDT Unknown <a href="http://livebaseballscorecards.com">livebaseballscorecards.com</a>					
Gino Cimoli, R (1.9) OBP: 0.329, SLG: 0.394	K						1B FC5-2		F2	4	0	1	0	0	2	1						
Norm Siebern, L (1.3) OBP: 0.389, SLG: 0.431	5-3					F8			FC5-2 1B	4	1	2	1	0	0	1						
Ed Charles, R (1.5) OBP: 0.368, SLG: 0.434		6-3				F8			P4	4	0	0	0	0	0	2						
Chuck Essegian, R (1.7) OBP: 0.314, SLG: 0.375		5-3							FC5-2 FC6-4	3	0	0	0	0	0	2						
Jerry Lumpe, L (1.4) OBP: 0.286, SLG: 0.319									FC6-4	3	0	1	0	0	0	2						
Wayne Causey, L (1.6) OBP: 0.353, SLG: 0.416									F7	2	0	0	0	1	0	1						
Haywood Sullivan, R (1.2) OBP: 0.319, SLG: 0.293									6-3	3	0	0	0	0	0	1						
Dave Wickersham, R (1.1) OBP: 0.200, SLG: 0.176									K	2	0	0	0	0	1	1						
Ted Bowsfield, R (7.1) OBP: 0.190, SLG: 0.111									1-3	0	0	0	0	0	0	0						
George Alusk, R (8. PH) OBP: 0.296, SLG: 0.363										1	0	0	0	0	1	0						
Bill Fischer, R (8.1)										0	0	0	0	0	0	0						
<b>Inning Stats</b>	R: 0 E: 1 K: 1 S: 5	H: 0 LOB: 0 BB: 0 P: 5	R: 0 E: 0 K: 0 S: 3	H: 0 LOB: 0 BB: 0 P: 3	R: 0 E: 0 K: 1 S: 5	H: 0 LOB: 1 BB: 1 P: 9	R: 0 E: 0 K: 1 S: 5	H: 0 LOB: 0 BB: 0 P: 5	R: 0 E: 0 K: 0 S: 3	H: 1 LOB: 0 BB: 0 P: 3	R: 0 E: 0 K: 0 S: 3	H: 0 LOB: 0 BB: 0 P: 3	R: 0 E: 0 K: 0 S: 5	H: 2 LOB: 2 BB: 0 P: 5	R: 0 E: 0 K: 1 S: 5	H: 0 LOB: 0 BB: 0 P: 5	R: 1 E: 0 K: 0 S: 4	H: 1 LOB: 0 BB: 0 P: 4	1B: 3 2B: 0 3B: 0 HR: 1	SF: 0 SAC: 0 DP: 0 HBP: 0	WP: 0 PB: 0 SB: 0 CS: 2	PA: 31
<b>PITCHER</b> John Buzhardt, R (1.1) ERA: 1.98	IP: 9.0 WLS: W BF: 31 H: 4 R: 1 ER: 1 SO: 4 BB: 1 IBB: 0 HBP: 0 BLK: 0 WP: 0 HR: 1 S: 38 P: 42 ERA: 1.00 WHIP: 0.556											<b>PITCHER</b>	IP: 9.0 WLS: W BF: 31 H: 4 R: 1 ER: 1 SO: 4 BB: 1 IBB: 0 HBP: 0 BLK: 0 WP: 0 HR: 1 S: 38 P: 42 ERA: 1.00 WHIP: 0.556									

Batter	1	2	3	4	5	6	7	8	9	AB	R	H	RBI	BB	SO	LOB	BOTTOM			
Jim Landis, R (1.8) OBP: 0.330, SLG: 0.429			6-3						F7	3	0	0	0	1	0	1	<b>Kansas City Athletics @ Chicago White Sox</b> Comiskey Park, Chicago, IL Sun Jun 16 1963, 4:33 AM EDT Unknown <a href="http://livebaseballscorecards.com">livebaseballscorecards.com</a>			
Nellie Fox, L (1.4) OBP: 0.336, SLG: 0.338									E8 SF8	3	0	2	0	1	0	0				
Pete Ward, L (1.5) OBP: 0.363, SLG: 0.464									SF8	2	0	1	1	0	1	1				
Floyd Robinson, L (1.9) OBP: 0.403, SLG: 0.493										4	0	2	0	0	1	3				
Charlie Maxwell, L (1.7) OBP: 0.474, SLG: 0.439										2	0	0	0	2	1	4				
Al Weis, S (8. PR) OBP: 0.293, SLG: 0.260										0	1	0	0	0	0	0				
Mike Hershberger, R (9.9) OBP: 0.357, SLG: 0.377										0	0	0	0	0	0	0				
Tom McCraw, L (1.3) OBP: 0.280, SLG: 0.283										3	0	0	0	0	1	5				
Ron Hansen, R (1.6) OBP: 0.329, SLG: 0.389										2	0	0	0	2	0	0				
J.C. Martin, L (1.2) OBP: 0.235, SLG: 0.214										3	0	0	1	0	1	3				
John Buzhardt, R (1.1) OBP: 0.105, SLG: 0.158										4	1	1	0	0	3	2				
<b>Inning Stats</b>	R: 0 E: 0 K: 2 S: 8	H: 2 LOB: 3 BB: 2 P: 16	R: 0 E: 0 K: 2 S: 7	H: 0 LOB: 0 BB: 0 P: 7	R: 0 E: 0 K: 1 S: 5	H: 0 LOB: 1 BB: 1 P: 10	R: 0 E: 0 K: 0 S: 3	H: 0 LOB: 0 BB: 0 P: 3	R: 0 E: 0 K: 1 S: 5	H: 0 LOB: 0 BB: 0 P: 5	R: 0 E: 0 K: 0 S: 5	H: 2 LOB: 3 BB: 1 P: 9	R: 1 E: 1 K: 1 S: 7	H: 2 LOB: 1 BB: 0 P: 7	R: 1 E: 0 K: 1 S: 4	H: 0 LOB: 2 BB: 2 P: 13	1B: 6 2B: 1 3B: 0 HR: 0	SF: 2 SAC: 0 DP: 1 HBP: 2	WP: 0 PB: 0 SB: 1 CS: 1	PA: 36
<b>PITCHER</b> Dave Wickersham, R (1.1) ERA: 3.2	IP: 6.1 WLS: L BF: 29 H: 6 R: 1 ER: 1 SO: 6 BB: 4 IBB: 1 HBP: 0 BLK: 0 WP: 0 HR: 0 S: 36 P: 53 ERA: 1.42 WHIP: 1.579											<b>PITCHER</b>	IP: 6.1 WLS: L BF: 29 H: 6 R: 1 ER: 1 SO: 6 BB: 4 IBB: 1 HBP: 0 BLK: 0 WP: 0 HR: 0 S: 36 P: 53 ERA: 1.42 WHIP: 1.579							
Ted Bowsfield, L (7.1) ERA: 4.97	0.2 0 0 0 0 1 0 0 0 0 0 0 4 4 0.00 0.000											<b>PITCHER</b>	0.2 0 0 0 0 1 0 0 0 0 0 0 4 4 0.00 0.000							
Bill Fischer, R (8.1) ERA: 2.57	1.0 5 0 1 1 1 2 0 1 0 0 0 4 13 9.00 2.000											<b>PITCHER</b>	1.0 5 0 1 1 1 2 0 1 0 0 0 4 13 9.00 2.000							



Batter	1	2	3	4	5	6	7	8	9	AB	R	H	RBI	BB	SO	LOB	TOP										
<b>Bobby Del Greco, R</b> OBP: 0.291, SLG: 0.338 (1, 8)										5	1	2	1	0	1	1	<b>Kansas City Athletics @ Chicago White Sox</b> Comiskey Park, Chicago, IL Sun Jun 16 1963, 4:38 AM EDT Att: 28,909 - Unknown <a href="http://livebaseballscorecards.com">livebaseballscorecards.com</a>										
<b>Gino Cimoli, R</b> OBP: 0.331, SLG: 0.388 (1, 9)										3	0	0	0	2	0	0											
<b>Norm Siebern, L</b> OBP: 0.393, SLG: 0.429 (1, 3)										3	0	1	0	2	0	1											
<b>Ed Charles, R</b> OBP: 0.366, SLG: 0.431 (1, 5)										4	0	1	0	0	1	5											
<b>Chuck Essegian, R</b> OBP: 0.313, SLG: 0.378 (1, 7)										4	1	1	0	0	0	1											
<b>Jerry Lumpe, L</b> OBP: 0.281, SLG: 0.314 (1, 4)										4	0	0	0	0	1	1											
<b>Haywood Sullivan, R</b> OBP: 0.320, SLG: 0.286 (8, PH)										2	0	0	0	1	1	0											
<b>Jay Hankins, L</b> OBP: 0.176, SLG: 0.324 (8, 2)										1	0	1	1	0	0	0											
<b>Doc Edwards, R</b> OBP: 0.319, SLG: 0.409 (8, 2)										0	0	0	0	0	0	0											
<b>Wayne Causey, L</b> OBP: 0.356, SLG: 0.415 (1, 6)										3	0	1	0	1	1	1											
<b>Orlando Pena, R</b> OBP: 0.222, SLG: 0.250 (1, 1)										3	0	0	0	0	3	3											
<b>Ken Harrelson, R</b> OBP: 0.286, SLG: 0.571 (9, PH)										1	0	1	0	0	0	0											
<b>Inning Stats</b>	R: 0 E: 0 K: 1 S: 5	H: 0 LOB: 1 BB: 1 P: 9	R: 0 E: 0 K: 0 S: 3	H: 0 LOB: 0 BB: 0 P: 3	R: 0 E: 0 K: 2 S: 8	H: 1 LOB: 3 BB: 2 P: 16	R: 0 E: 0 K: 2 S: 8	H: 1 LOB: 2 BB: 1 P: 12	R: 1 E: 0 K: 0 S: 5	H: 2 LOB: 1 BB: 0 P: 5	R: 0 E: 0 K: 1 S: 6	H: 1 LOB: 1 BB: 0 P: 6	R: 0 E: 0 K: 0 S: 4	H: 2 LOB: 0 BB: 0 P: 4	R: 0 E: 0 K: 0 S: 3	H: 1 LOB: 1 BB: 1 P: 7	1B: 5 2B: 2 3B: 0 HR: 1	SF: 0 SAC: 0 DP: 2 HBP: 0	WP: 0 PB: 0 SB: 0 CS: 0	PA: 39							
<b>PITCHER</b>	IP	WLS	BF	H	R	ER	SO	BB	IBB	HBP	BLK	WP	HR	S	P	ERA	WHIP										
<b>Juan Pizarro, L</b> ERA: 2.29 (1, 1)	7.1	W	33	6	2	2	8	5	0	0	0	0	1	44	64	2.46	1.500										
<b>Jim Brosnan, R</b> ERA: 2.17 (8, 1)	1.2	S	6	2	0	0	0	1	0	0	0	0	0	5	9	0.00	1.800										

Batter	1	2	3	4	5	6	7	8	9	AB	R	H	RBI	BB	SO	LOB	BOTTOM										
<b>Jim Landis, R</b> OBP: 0.333, SLG: 0.443 (1, 8)										4	1	2	0	0	0	1	<b>Kansas City Athletics @ Chicago White Sox</b> Comiskey Park, Chicago, IL Sun Jun 16 1963, 4:38 AM EDT Att: 28,909 - Unknown <a href="http://livebaseballscorecards.com">livebaseballscorecards.com</a>										
<b>Nellie Fox, L</b> OBP: 0.335, SLG: 0.340 (1, 4)										4	1	1	1	0	0	2											
<b>Pete Ward, L</b> OBP: 0.362, SLG: 0.461 (1, 5)										4	0	1	0	0	1	1											
<b>Floyd Robinson, L</b> OBP: 0.405, SLG: 0.491 (1, 9)										3	0	1	1	1	0	0											
<b>Tom McCraw, L</b> OBP: 0.278, SLG: 0.271 (1, 3)										2	1	0	0	2	0	2											
<b>Dave Nicholson, R</b> OBP: 0.319, SLG: 0.467 (1, 7)										4	0	1	0	0	0	3											
<b>Al Weis, S</b> OBP: 0.286, SLG: 0.264 (1, 6)										3	0	1	1	0	1	2											
<b>Sherm Lollar, R</b> OBP: 0.300, SLG: 0.265 (1, 2)										3	0	1	0	0	0	1											
<b>Juan Pizarro, L</b> OBP: 0.182, SLG: 0.375 (1, 1)										3	0	0	0	0	2	1											
<b>Jim Brosnan, R</b> OBP: 0.286, SLG: 0.286 (8, 1)										0	0	0	0	0	0	0											
<b>Inning Stats</b>	R: 0 E: 0 K: 1 S: 5	H: 1 LOB: 1 BB: 0 P: 5	R: 1 E: 0 K: 0 S: 4	H: 1 LOB: 1 BB: 1 P: 8	R: 0 E: 0 K: 1 S: 5	H: 0 LOB: 0 BB: 0 P: 5	R: 0 E: 0 K: 0 S: 3	H: 0 LOB: 1 BB: 1 P: 7	R: 0 E: 0 K: 1 S: 5	H: 0 LOB: 0 BB: 0 P: 5	R: 2 E: 0 K: 1 S: 9	H: 5 LOB: 2 BB: 0 P: 9	R: 0 E: 0 K: 0 S: 4	H: 1 LOB: 1 BB: 0 P: 4	R: 0 E: 0 K: 0 S: 3	H: 0 LOB: 1 BB: 1 P: 7	1B: 6 2B: 2 3B: 1 HR: 0	SF: 0 SAC: 0 DP: 1 HBP: 0	WP: 0 PB: 0 SB: 1 CS: 2	PA: 33							
<b>PITCHER</b>	IP	WLS	BF	H	R	ER	SO	BB	IBB	HBP	BLK	WP	HR	S	P	ERA	WHIP										
<b>Orlando Pena, R</b> ERA: 3.59 (1, 1)	8.0	L	33	8	3	3	4	3	0	0	0	0	0	38	50	3.38	1.375										




Batter	1	2	3	4	5	6	7	8	9	10	11	AB	R	H	RBI	BB	SO	LOB	TOP						
<b>Bobby Del Greco, R</b> OBP: 0.286, SLG: 0.321 (1, 8)	F8		G3-6-3 BB			K		F7			F8	4	0	0	0	1	1	0							
<b>Wayne Causey, L</b> OBP: 0.357, SLG: 0.412 (1, 6)	FC5-4 BB		F7			F7		FC6 1B			E6 G3	4	0	1	0	1	0	1							
<b>Norm Siebern, L</b> OBP: 0.385, SLG: 0.419 (1, 7)	L6		G3-6-3			F8		FC6 1-2			G3	5	0	0	0	0	0	4							
<b>Ed Charles, R</b> OBP: 0.360, SLG: 0.422 (1, 5)	FC5-4 1-2			1-3							K	5	0	0	0	0	1	2							
<b>Gino Cimoli, R</b> OBP: 0.329, SLG: 0.383 (1, 9)		4-3		K				FC4-6 2B BB				3	1	0	0	1	1	0							
<b>Ken Harrelson, R</b> OBP: 0.278, SLG: 0.471 (1, 3)		5-3		5-3				FC4-6 1-2 BB				3	0	0	0	1	0	0							
<b>Jerry Lumpe, L</b> OBP: 0.281, SLG: 0.313 (1, 4)						1-3		FC4-6 1-2 2-3 2B			4-3	4	0	1	0	0	0	2							
<b>Haywood Sullivan, R</b> OBP: 0.327, SLG: 0.299 (1, 2)											F8	3	0	1	1	1	0	0							
<b>Moe Drabowsky, R</b> John Wyatt, R (11, 1)						K2-3					K	4	0	0	0	0	4	2							
												0	0	0	0	0	0	0							
<b>Inning Stats</b>	R: 0 E: 0 K: 1 S: 3	H: 0 LOB: 1 BB: 1 P: 7	R: 0 E: 0 K: 1 S: 6	H: 1 LOB: 2 BB: 1 P: 10	R: 0 E: 0 K: 0 S: 2	H: 0 LOB: 0 BB: 1 P: 6	R: 0 E: 0 K: 1 S: 5	H: 0 LOB: 0 BB: 0 P: 5	R: 0 E: 0 K: 1 S: 5	H: 0 LOB: 0 BB: 0 P: 5	R: 0 E: 0 K: 1 S: 6	H: 1 LOB: 1 BB: 0 P: 6	R: 0 E: 0 K: 0 S: 3	H: 0 LOB: 0 BB: 0 P: 3	R: 0 E: 0 K: 1 S: 5	H: 0 LOB: 0 BB: 0 P: 5	R: 0 E: 1 K: 1 S: 6	H: 0 LOB: 1 BB: 0 P: 6	1B: 2 2B: 1 3B: 0 HR: 0	SF: 0 SAC: 0 DP: 1 HBP: 0	WP: 0 PB: 0 SB: 0 CS: 0	PA: 40			
<b>PITCHER</b> <b>Ken McBride, R</b> ERA: 2.79 (1, 1)	IP: 11.0 WLS: 7 BF: 40	H: 3 R: 1 ER: 1 SO: 7	BB: 5 IBB: 0 HBP: 0 BLK: 0	WP: 0 HR: 0 S: 49 P: 69	ERA: 0.82 WHIP: 0.727																				

Kansas City Athletics @ Los Angeles Angels  
Dodger Stadium, Los Angeles, CA  
Tue Jun 18 1963, 7:05 PM PDT  
Att: 7,290 - Unknown - 62 F

livebaseballscorecards.com

AB 35  
R 1  
H 3  
RBI 1  
BB 5  
SO 7  
LOB 11



Batter	1	2	3	4	5	6	7	8	9	10	11	AB	R	H	RBI	BB	SO	LOB	BOTTOM						
<b>Jim Fregosi, R</b> OBP: 0.303, SLG: 0.404 (1, 6)	G3 1B										WP	5	1	3	0	1	1	2							
<b>Billy Moran, R</b> OBP: 0.293, SLG: 0.344 (1, 4)												5	0	1	0	0	0	4							
<b>Joe Koppe, R</b> OBP: 0.288, SLG: 0.257 (10, PR) (11, 4)	G3	5-3			F6		F9					0	0	0	0	0	0	0							
<b>Leon Wagner, L</b> OBP: 0.404, SLG: 0.563 (1, 7)												5	0	2	1	0	2	2							
<b>Charlie Dees, L</b> OBP: 0.432, SLG: 0.500 (1, 3)												4	0	1	0	0	1	3							
<b>Lee Thomas, L</b> OBP: 0.308, SLG: 0.333 (1, 9)												1	0	0	0	4	0	0							
<b>Felix Torres, R</b> OBP: 0.333, SLG: 0.389 (1, 5)												5	0	0	0	0	2	7							
<b>Bob Perry, R</b> OBP: 0.319, SLG: 0.387 (1, 8)												3	1	1	0	0	1	2							
<b>Ed Sadowski, R</b> OBP: 0.267, SLG: 0.324 (1, 2)												4	0	0	0	0	0	2							
<b>Ken McBride, R</b> OBP: 0.146, SLG: 0.250 (1, 1)												4	0	0	0	0	2	1							
<b>Albie Pearson, L</b> OBP: 0.399, SLG: 0.425 (11, PH)												0	0	0	0	1	0	0							
<b>Frank Kostro, R</b> OBP: 0.344, SLG: 0.250 (11, PR)												0	0	0	0	0	0	0							
<b>Inning Stats</b>	R: 1 E: 0 K: 1 S: 7	H: 2 LOB: 2 BB: 1 P: 11	R: 0 E: 0 K: 1 S: 6	H: 1 LOB: 2 BB: 0 P: 7	R: 0 E: 0 K: 2 S: 7	H: 1 LOB: 1 BB: 1 P: 11	R: 0 E: 0 K: 1 S: 5	H: 0 LOB: 0 BB: 0 P: 5	R: 0 E: 0 K: 1 S: 5	H: 1 LOB: 0 BB: 1 P: 9	R: 0 E: 0 K: 1 S: 6	H: 1 LOB: 2 BB: 0 P: 8	R: 0 E: 0 K: 0 S: 4	H: 0 LOB: 0 BB: 0 P: 5	R: 0 E: 0 K: 0 S: 4	H: 1 LOB: 2 BB: 1 P: 8	R: 1 E: 1 K: 0 S: 1	H: 0 LOB: 2 BB: 1 P: 6	1B: 6 2B: 1 3B: 1 HR: 0	SF: 0 SAC: 2 DP: 0 HBP: 2	WP: 1 PB: 0 SB: 1 CS: 0	PA: 46			
<b>PITCHER</b> <b>Moe Drabowsky, R</b> ERA: 4.2 (1, 1)	IP: 10.0 WLS: 4 BF: 45	H: 8 R: 2 ER: 2 SO: 9	BB: 4 IBB: 2 HBP: 0 BLK: 0	WP: 0 HR: 0 S: 55 P: 81	ERA: 1.80 WHIP: 1.200																				
<b>John Wyatt, R</b> ERA: 3.1 (11, 1)	0.0	1	0	0	0	0	0	1	0	0	0	∞	∞												

Kansas City Athletics @ Los Angeles Angels  
Dodger Stadium, Los Angeles, CA  
Tue Jun 18 1963, 7:05 PM PDT  
Att: 7,290 - Unknown - 62 F

livebaseballscorecards.com

AB 36  
R 2  
H 8  
RBI 1  
BB 6  
SO 9  
LOB 23





Batter	1	2	3	4	5	6	7	8	9	AB	R	H	RBI	BB	SO	LOB	TOP					
<b>Bobby Del Greco, R</b> OBP: 0.284, SLG: 0.353 (1, 8)	F3		F8			HR		F6		4	1	1	1	0	0	0	<b>Kansas City Athletics @ Los Angeles Angels</b> <b>Dodger Stadium, Los Angeles, CA</b> Wed Jun 19 1963, 7:05 PM PDT Unknown - 67 F					
<b>Jerry Lumpe, L</b> OBP: 0.277, SLG: 0.307 (1, 4)	4-3		F8			F3		6-3		4	0	0	0	0	0	0						
<b>Ken Harrelson, R</b> OBP: 0.227, SLG: 0.381 (1, 3)	K		K			F9			4-3	4	0	0	0	0	2	0						
<b>Norm Siebern, L</b> OBP: 0.383, SLG: 0.414 (1, 7)		1B SF7 BB		F8		G3			K	3	1	0	0	1	1	0						
<b>Doc Edwards, R</b> OBP: 0.306, SLG: 0.391 (1, 2)	F3			6-3				6-3		4	0	0	0	0	0	1						
<b>Gino Cimoli, R</b> OBP: 0.329, SLG: 0.382 (1, 9)		SF7 BB 1-3 1B		F8				F7		3	0	1	0	0	0	0						
<b>Ed Charles, R</b> OBP: 0.383, SLG: 0.420 (1, 5)		1-2 SF7 BB		F8				BB		1	0	0	0	2	0	0						
<b>Wayne Causey, L</b> OBP: 0.352, SLG: 0.408 (1, 6)	SF7			F7				F9		2	0	0	1	0	0	1						
<b>Ed Rakow, S</b> OBP: 0.211, SLG: 0.147 (1, 1)	K	1-2 2-3 3-H		K				G3		3	0	0	0	0	2	2						
<b>Inning Stats</b>	R: 0 E: 0 K: 1 S: 5	H: 0 LOB: 0 BB: 0 P: 5	R: 1 E: 0 K: 1 S: 6	H: 1 LOB: 2 BB: 2 P: 14	R: 0 E: 0 K: 0 S: 5	H: 0 LOB: 0 BB: 0 P: 5	R: 0 E: 0 K: 0 S: 3	H: 0 LOB: 0 BB: 0 P: 3	R: 0 E: 0 K: 1 S: 5	H: 0 LOB: 0 BB: 0 P: 5	R: 1 E: 0 K: 0 S: 4	H: 1 LOB: 0 BB: 0 P: 4	R: 0 E: 0 K: 0 S: 3	H: 0 LOB: 1 BB: 1 P: 7	R: 0 E: 0 K: 0 S: 3	H: 0 LOB: 0 BB: 0 P: 3	R: 0 E: 0 K: 1 S: 5	H: 0 LOB: 0 BB: 0 P: 5	1B: 1 2B: 0 3B: 0 HR: 1	SF: 1 SAC: 0 DP: 0 HBP: 0	WP: 0 PB: 0 SB: 0 CS: 0	PA: 32
<b>PITCHER</b> <b>Dan Osinski, R</b> ERA: 2.79 (1, 1)	IP: 9.0 WLS: W BF: 32	H: 2 R: 2 ER: 2 SO: 5	BB: 3 IBB: 0 HBP: 0 BLK: 0	WP: 0 HR: 1 S: 39 P: 51	ERA: 2.00 WHIP: 0.556											<b>PITCHER</b> <b>Dan Osinski, R</b> ERA: 2.79 (1, 1)	IP: 9.0 WLS: W BF: 32	H: 2 R: 2 ER: 2 SO: 5	BB: 3 IBB: 0 HBP: 0 BLK: 0	WP: 0 HR: 1 S: 39 P: 51	ERA: 2.00 WHIP: 0.556	

Batter	1	2	3	4	5	6	7	8	9	AB	R	H	RBI	BB	SO	LOB	BOTTOM				
<b>Jim Fregosi, R</b> OBP: 0.309, SLG: 0.418 (1, 6)	FC3-6 BB	FC6-4 1-2			L4-6 SH2-3 1B			K		4	1	2	3	1	1	1	<b>Kansas City Athletics @ Los Angeles Angels</b> <b>Dodger Stadium, Los Angeles, CA</b> Wed Jun 19 1963, 7:05 PM PDT Unknown - 67 F				
<b>Billy Moran, R</b> OBP: 0.294, SLG: 0.344 (1, 4)	FC3-6 1B 2B		6-3		SH2-3 1-2 1B			FC4-6 1B		3	1	1	0	0	0	1					
<b>Leon Wagner, L</b> OBP: 0.305, SLG: 0.560 (1, 7)	F9			1B				FC4-6 BB 1-2		3	0	1	0	1	0	2					
<b>Charlie Dees, L</b> OBP: 0.424, SLG: 0.488 (1, 3)	2B 1-2 1B		F2		L4-6			F7		4	0	1	0	0	0	4					
<b>Lee Thomas, L</b> OBP: 0.309, SLG: 0.337 (1, 8)	1-3 2-H 2B		F7				4-3		1-2 BB	3	0	1	1	1	0	1					
<b>Bob Sadowski, L</b> OBP: 0.352, SLG: 0.244 (1, 9)	L4			FC3-6 1B			1-3		0-3 K	4	0	1	0	0	1	4					
<b>Felix Torres, R</b> OBP: 0.327, SLG: 0.381 (1, 5)		6-3		FC3-6 1-2			F8			4	0	0	0	0	0	1					
<b>Ed Sadowski, R</b> OBP: 0.260, SLG: 0.316 (1, 2)		F9		L4			F8		4-0 2B HR BB	3	0	0	0	0	0	1					
<b>Albie Pearson, L</b> OBP: 0.401, SLG: 0.425 (9, PH)										0	0	0	0	1	0	0					
<b>Joe Koppe, R</b> OBP: 0.288, SLG: 0.257 (9, FR)										0	1	0	0	0	0	0					
<b>Dan Osinski, R</b> OBP: 0.115, SLG: 0.080 (1, 1)										3	0	1	0	0	2	1					
<b>Hank Foiles, R</b> OBP: 0.348, SLG: 0.450 (9, PH)				FC6-4 1B			K		1-3 HR 2B	1	1	1	0	0	0	0					
<b>Inning Stats</b>	R: 1 E: 0 K: 0 S: 5	H: 2 LOB: 2 BB: 1 P: 9	R: 0 E: 0 K: 0 S: 4	H: 1 LOB: 1 BB: 0 P: 4	R: 0 E: 0 K: 1 S: 6	H: 1 LOB: 1 BB: 0 P: 6	R: 0 E: 0 K: 0 S: 3	H: 0 LOB: 0 BB: 0 P: 3	R: 0 E: 0 K: 2 S: 7	H: 0 LOB: 0 BB: 0 P: 7	R: 0 E: 0 K: 1 S: 6	H: 1 LOB: 2 BB: 1 P: 10	R: 0 E: 0 K: 0 S: 3	H: 2 LOB: 1 BB: 1 P: 7	R: 3 E: 0 K: 0 S: 3	H: 2 LOB: 1 BB: 1 P: 7	1B: 6 2B: 3 3B: 0 HR: 1	SF: 0 SAC: 1 DP: 1 HBP: 0	WP: 0 PB: 0 SB: 0 CS: 0	PA: 37	
<b>PITCHER</b> <b>Ed Rakow, R</b> ERA: 3.5 (1, 1)	IP: 8.1 WLS: L BF: 37	H: 9 R: 4 ER: 4 SO: 4	BB: 4 IBB: 0 HBP: 0 BLK: 0	WP: 0 HR: 1 S: 41 P: 57	ERA: 4.32 WHIP: 1.560											<b>PITCHER</b> <b>Ed Rakow, R</b> ERA: 3.5 (1, 1)	IP: 8.1 WLS: L BF: 37	H: 9 R: 4 ER: 4 SO: 4	BB: 4 IBB: 0 HBP: 0 BLK: 0	WP: 0 HR: 1 S: 41 P: 57	ERA: 4.32 WHIP: 1.560



Batter	1	2	3	4	5	6	7	8	9	AB	R	H	RBI	BB	SO	LOB	TOP										
<b>Bobby Del Greco, R</b> OBP: 0.300, SLG: 0.360	0-0 6-3	0-0 FC6-4			4-0 E FC1-2 BB		0-0 2B SF9 1B		0-0 E5	4	1	2	1	1	0	0											
<b>Wayne Causey, L</b> OBP: 0.345, SLG: 0.408	0-0 4-3	0-0 FC6-4			0-0 4-3		0-0 G3 2B		0-0 F7	5	0	1	0	0	0	4											
<b>Ed Charles, R</b> OBP: 0.356, SLG: 0.414	0-0 L6		0-0 L4		0-0 E6 FC1-2		0-0 SF9		0-0 L6	4	0	0	1	0	0	2											
<b>Norm Siebern, L</b> OBP: 0.380, SLG: 0.406		4-0 1B SF8 BB	0-3 K		0-0 FC1-2		0-0 G3		0-0 4-3	4	1	0	0	1	1	4											
<b>Gino Cimoli, R</b> OBP: 0.332, SLG: 0.382		0-0 1B IBB	0-0 L3		0-0 F9		0-0 IBB			3	1	1	0	1	0	2											
<b>Ken Harrelson, R</b> OBP: 0.192, SLG: 0.320		0-0 F7		0-3 K		0-3 K		0-0 F3		4	0	0	0	0	2	4											
<b>Jerry Lumpe, L</b> OBP: 0.280, SLG: 0.305		4-0 1B IBB		0-0 F8		4-0 S BB		0-3 K		2	1	0	0	2	1	0											
<b>Haywood Sullivan, R</b> OBP: 0.324, SLG: 0.292		0-0 SF8		4-0 BB		0-3 K		0-0 F9		2	0	0	1	1	1	1											
<b>Diego Segui, R</b> OBP: 0.250, SLG: 0.200		0-0 1B		0-3 K		0-0 F9		0-3 K		4	0	1	1	0	2	2											
<b>John Wyatt, R</b> (9, 1)		1-2 2-H 1B								0	0	0	0	0	0	0											
<b>Inning Stats</b>	R: 0 E: 0 K: 0 S: 3	H: 0 LOB: 0 BB: 0 P: 3	R: 3 E: 0 K: 0 S: 6	H: 3 LOB: 2 BB: 2 P: 14	R: 0 E: 0 K: 1 S: 5	H: 0 LOB: 0 BB: 0 P: 5	R: 0 E: 0 K: 2 S: 7	H: 0 LOB: 1 BB: 1 P: 11	R: 0 E: 1 K: 0 S: 4	H: 0 LOB: 2 BB: 1 P: 8	R: 1 E: 0 K: 2 S: 5	H: 2 LOB: 2 BB: 1 P: 9	R: 0 E: 0 K: 2 S: 7	H: 0 LOB: 0 BB: 0 P: 7	R: 0 E: 2 K: 0 S: 4	H: 0 LOB: 1 BB: 0 P: 4	1B: 4 2B: 1 3B: 0 HR: 0	SF: 2 SAC: 0 DP: 0 HBP: 0	WP: 0 PB: 0 SB: 1 CS: 0	PA: 40							
<b>PITCHER</b>	IP	WLS	BF	H	R	ER	SO	BB	IBB	HBP	BLK	WP	HR	S	P	ERA	WHIP										
<b>Don Lee, R</b> ERA: 3.9	(1, 1)	2.0	L	11	3	3	0	1	1	0	0	0	0	9	17	13.50	2.000										
<b>Paul Foytack, R</b> ERA: 7.79	(3, 1)	2.0		7	0	0	0	3	1	0	0	0	0	12	16	0.00	0.500										
<b>Mel Nelson, L</b> ERA: 3.83	(5, 1)	2.0		9	0	0	2	2	0	0	0	0	0	11	19	0.00	1.000										
<b>Art Fowler, R</b> ERA: 1.86	(7, 1)	3.0		13	2	1	2	0	1	0	0	0	0	16	20	3.00	0.667										

Kansas City Athletics @ Los Angeles Angels  
Dodger Stadium, Los Angeles, CA  
Wed Jun 19 1963, 7:05 PM PDT  
Att: 11,065 - Unknown

livebaseballscorecards.com

AB 32  
R 4  
H 5  
RBI 4  
BB 6  
SO 7  
LOB 19



Batter	1	2	3	4	5	6	7	8	9	AB	R	H	RBI	BB	SO	LOB	BOTTOM										
<b>Jim Fregosi, R</b> OBP: 0.311, SLG: 0.418	0-0 F9		0-0 BB E 1B	0-0 F9		0-0 F9			0-0 1B 1B	5	1	2	0	0	0	3											
<b>Billy Moran, R</b> OBP: 0.288, SLG: 0.337	0-0 6-3		0-3 K	0-0 4-3			0-0 1-3		0-0 F8	5	0	0	0	0	1	4											
<b>Leon Wagner, L</b> OBP: 0.312, SLG: 0.563	0-0 1B		0-0 E3 BB	1-2 BB	0-0 G4-6-3 1B	4-0 BB			0-0 1B 1B	4	0	3	1	1	0	1											
<b>Charlie Dees, L</b> OBP: 0.412, SLG: 0.464	0-0 1-3		4-0 1-2 2-3 BB		0-0 G4-6-3 1-2	0-0 F6			0-3 K	4	0	0	0	1	1	5											
<b>Lee Thomas, L</b> OBP: 0.305, SLG: 0.332		0-0 F4	0-0 F5		0-0 F8		0-3 K			4	0	0	0	0	1	4											
<b>Bob Perry, R</b> OBP: 0.329, SLG: 0.397									1-2 2-H 1B	1	0	1	1	0	0	0											
<b>Bob Sadowski, L</b> OBP: 0.356, SLG: 0.260		0-0 FC6-4 1B	0-0 F2			0-0 BB 1B			0-0 K	5	0	2	0	0	1	5											
<b>Felix Torres, R</b> OBP: 0.326, SLG: 0.384		0-0 FC6-4 1-2		0-0 1B FC4-6 2B		0-3 K			0-0 F7	4	1	1	0	0	1	2											
<b>Hank Foiles, R</b> OBP: 0.407, SLG: 0.455		4-0 1-2 BB		0-0 FC4-6 1B		4-0 1-2 BB			0-0 4-3	2	0	1	0	2	0	0											
<b>Don Lee, R</b> ERA: 3.9	(1, 1)	2.0	L	11	3	3	0	1	1	0	0	0	0	9	17	13.50	2.000										
<b>Paul Foytack, R</b> ERA: 7.79	(3, 1)	2.0		7	0	0	0	3	1	0	0	0	0	12	16	0.00	0.500										
<b>Mel Nelson, L</b> ERA: 3.83	(5, 1)	2.0		9	0	0	2	2	0	0	0	0	0	11	19	0.00	1.000										
<b>Art Fowler, R</b> ERA: 1.86	(7, 1)	3.0		13	2	1	2	0	1	0	0	0	0	16	20	3.00	0.667										
<b>Inning Stats</b>	R: 0 E: 0 K: 0 S: 4	H: 1 LOB: 1 BB: 0 P: 4	R: 0 E: 0 K: 1 S: 6	H: 1 LOB: 2 BB: 1 P: 10	R: 0 E: 1 K: 1 S: 7	H: 1 LOB: 3 BB: 1 P: 11	R: 1 E: 0 K: 0 S: 5	H: 2 LOB: 1 BB: 0 P: 5	R: 0 E: 0 K: 1 S: 3	H: 1 LOB: 0 BB: 0 P: 3	R: 0 E: 0 K: 1 S: 6	H: 1 LOB: 2 BB: 1 P: 10	R: 0 E: 0 K: 1 S: 5	H: 0 LOB: 1 BB: 1 P: 9	R: 0 E: 0 K: 0 S: 3	H: 0 LOB: 0 BB: 0 P: 3	R: 2 E: 1 K: 2 S: 11	H: 3 LOB: 2 BB: 0 P: 11	1B: 9 2B: 1 3B: 0 HR: 0	SF: 0 SAC: 0 DP: 1 HBP: 0	WP: 0 PB: 0 SB: 0 CS: 0	PA: 42					
<b>PITCHER</b>	IP	WLS	BF	H	R	ER	SO	BB	IBB	HBP	BLK	WP	HR	S	P	ERA	WHIP										
<b>Diego Segui, R</b> ERA: 4.82	(1, 1)	1.0	S	5	2	0	0	2	0	0	0	0	0	9	9	0.00	2.000										
<b>John Wyatt, R</b> ERA: 3.0	(9, 1)	1.0		5	2	0	0	2	0	0	0	0	0	9	9	0.00	2.000										

Kansas City Athletics @ Los Angeles Angels  
Dodger Stadium, Los Angeles, CA  
Wed Jun 19 1963, 7:05 PM PDT  
Att: 11,065 - Unknown

livebaseballscorecards.com

AB 38  
R 3  
H 10  
RBI 3  
BB 4  
SO 6  
LOB 29









Batter	1	2	3	4	5	6	7	8	9	AB	R	H	RBI	BB	SO	LOB	TOP								
Jake Wood, R OBP: 0.352, SLG: 0.471 (1, 4)										4	1	2	0	1	0	1									
Dick McAuliffe, L OBP: 0.335, SLG: 0.380 (1, 6)										5	0	1	1	0	0	4									
Al Kaline, R OBP: 0.405, SLG: 0.575 (1, 9)										4	0	0	0	0	1	2									
Rocky Colavito, R OBP: 0.338, SLG: 0.373 (1, 7)										4	0	2	0	0	0	1									
Norm Cash, L OBP: 0.357, SLG: 0.393 (1, 3)										4	0	1	0	0	0	2									
Bill Bruton, L OBP: 0.286, SLG: 0.315 (1, 8)										4	0	1	0	0	0	2									
Bubba Phillips, R OBP: 0.222, SLG: 0.267 (1, 5)										4	1	1	0	0	0	1	AB 36 R 3 H 11 RBI 3 BB 1 SO 4 LOB 13								
Gus Triandos, R OBP: 0.301, SLG: 0.401 (1, 2)										3	1	1	1	0	1	0									
Phil Regan, R OBP: 0.250, SLG: 0.391 (1, 1)										3	0	1	0	0	2	0									
Gates Brown, L OBP: 0.467, SLG: 1.667 (9, PH)										1	0	1	1	0	0	0									
Jim Bunning, R OBP: 0.216, SLG: 0.250 (9, 1)										0	0	0	0	0	0	0									
<b>Inning Stats</b>	R: 0 E: 0 K: 0 S: 4	H: 1 LOB: 1 BB: 0 P: 4	R: 0 E: 0 K: 0 S: 3	H: 0 LOB: 0 BB: 0 P: 3	R: 1 E: 0 K: 1 S: 6	H: 1 LOB: 1 BB: 1 P: 10	R: 0 E: 0 K: 0 S: 4	H: 1 LOB: 1 BB: 0 P: 4	R: 1 E: 0 K: 1 S: 6	H: 1 LOB: 0 BB: 0 P: 6	R: 0 E: 0 K: 0 S: 4	H: 2 LOB: 2 BB: 0 P: 4	R: 0 E: 0 K: 1 S: 7	H: 2 LOB: 2 BB: 0 P: 7	R: 0 E: 0 K: 1 S: 6	H: 1 LOB: 1 BB: 0 P: 6	R: 1 E: 0 K: 0 S: 5	H: 2 LOB: 1 BB: 0 P: 5	1B: 10 2B: 0 3B: 0 HR: 1	SF: 0 SAC: 1 DP: 0 HBP: 0	WP: 0 PB: 0 SB: 2 CS: 0	PA: 38			
<b>PITCHER</b>	IP WLS BF H R ER SO BB IBB HBP BLK WP HR S P ERA WHIP																								
Orlando Pena, R ERA: 3.51 (1, 1)	7.0	L	29	8	2	2	3	1	0	0	0	0	0	0	1	34	38	2.57	1.286						
Bill Fischer, R ERA: 2.66 (8, 1)	2.0	L	9	3	1	1	1	0	0	0	0	0	0	0	0	11	11	4.50	1.500						

Detroit Tigers @ Kansas City Athletics  
Municipal Stadium, Kansas City, MO  
Sat Jun 22 1963, 8:05 PM EDT  
Att: 10,603 - Unknown


AB 36  
R 3  
H 11  
RBI 3  
BB 1  
SO 4  
LOB 13





Batter	1	2	3	4	5	6	7	8	9	AB	R	H	RBI	BB	SO	LOB	BOTTOM							
Bobby Del Greco, R OBP: 0.303, SLG: 0.351 (1, 8)										4	0	1	0	0	2	3								
Gino Cimoli, R OBP: 0.330, SLG: 0.377 (1, 9)										4	0	0	0	0	1	1								
Ed Charles, R OBP: 0.353, SLG: 0.412 (1, 5)										4	0	1	0	0	2	0								
Chuck Essegian, R OBP: 0.304, SLG: 0.361 (1, 7)										3	1	0	0	1	1	1								
George Alusik, R OBP: 0.302, SLG: 0.363 (9, 7)										0	0	0	0	0	0	0								
Doc Edwards, R OBP: 0.302, SLG: 0.380 (1, 2)										4	0	1	0	0	0	1								
Jerry Lumpe, L OBP: 0.280, SLG: 0.299 (1, 4)										2	0	0	0	1	0	1								
Ken Harrelson, R OBP: 0.241, SLG: 0.258 (1, 3)										3	0	0	0	0	1	2								
Norm Siebern, L OBP: 0.339, SLG: 0.407 (9, PH)										1	0	0	0	0	1	1	AB 29 R 2 H 4 RBI 2 BB 4 SO 9 LOB 11							
Wayne Causey, L OBP: 0.354, SLG: 0.410 (1, 6)										3	1	1	0	1	0	1								
Orlando Pena, R ERA: 3.34 (1, 1)	8.0	W	31	4	2	1	8	2	1	0	0	0	0	0	1	10	1.12	0.750						
Manny Jimenez, L OBP: 0.339, SLG: 0.308 (7, PH)										0	0	0	1	0	0	0								
Bill Fischer, R ERA: 3.71 (8, 1)	1.0	S	4	0	0	0	1	1	0	0	0	0	0	0	0	0	0.00	1.000						
<b>Inning Stats</b>	R: 0 E: 0 K: 2 S: 7	H: 0 LOB: 0 BB: 0 P: 7	R: 1 E: 0 K: 2 S: 8	H: 1 LOB: 3 BB: 3 P: 20	R: 0 E: 0 K: 0 S: 3	H: 0 LOB: 0 BB: 0 P: 3	R: 0 E: 0 K: 0 S: 3	H: 0 LOB: 0 BB: 0 P: 3	R: 0 E: 0 K: 1 S: 6	H: 1 LOB: 1 BB: 0 P: 6	R: 0 E: 0 K: 1 S: 6	H: 1 LOB: 1 BB: 0 P: 6	R: 1 E: 0 K: 1 S: 6	H: 1 LOB: 0 BB: 0 P: 6	R: 0 E: 0 K: 1 S: 5	H: 0 LOB: 0 BB: 0 P: 5	R: 0 E: 0 K: 1 S: 5	H: 0 LOB: 1 BB: 1 P: 9	1B: 3 2B: 1 3B: 0 HR: 0	SF: 1 SAC: 1 DP: 0 HBP: 0	WP: 0 PB: 1 SB: 0 CS: 0	PA: 35		
<b>PITCHER</b>	IP WLS BF H R ER SO BB IBB HBP BLK WP HR S P ERA WHIP																							

Detroit Tigers @ Kansas City Athletics  
Municipal Stadium, Kansas City, MO  
Sat Jun 22 1963, 8:05 PM EDT  
Att: 10,603 - Unknown

AB 29  
R 2  
H 4  
RBI 2  
BB 4  
SO 9  
LOB 11





Batter	1	2	3	4	5	6	7	8	9	AB	R	H	RBI	BB	SO	LOB	TOP					
Jake Wood, R OBP: 0.352, SLG: 0.465 (1, 4)	F9		1B		F7		K	BB	F9	5	1	1	1	0	1	3	<b>Detroit Tigers @ Kansas City Athletics</b> Municipal Stadium, Kansas City, MO Sun Jun 23 1963, 4:33 AM EDT Att: 10,051 - Unknown  <b>AB 39</b> <b>R 11</b> <b>H 10</b> <b>RBI 7</b> <b>BB 6</b> <b>SO 10</b> <b>LOB 28</b> 					
Dick McAuliffe, L OBP: 0.335, SLG: 0.376 (1, 6)	4-3		1B		F3		E4	BB	F7	5	1	1	1	1	0	2						
Norm Cash, L OBP: 0.354, SLG: 0.389 (1, 3)	F8		3-1							2	0	0	0	0	0	2						
Whitey Herzog, L OBP: 0.267, SLG: 0.194 (3, 3)	F8									1	0	0	1	2	1	3						
Rocky Colavito, R OBP: 0.343, SLG: 0.388 (1, 9)		1B								4	2	2	2	1	1	4						
Gates Brown, L OBP: 0.250, SLG: 0.625 (1, 7)	F8				L6		FC6	F8	F4	5	0	0	0	0	0	8						
Bill Bruton, L OBP: 0.285, SLG: 0.313 (1, 8)	K				F9		F9			5	2	1	0	0	1	3						
Bubba Phillips, R OBP: 0.239, SLG: 0.295 (1, 5)	F8						BB	HBP	1B	5	2	4	2	0	0	1						
Gus Triandos, R OBP: 0.304, SLG: 0.398 (1, 2)			K		K					4	2	1	0	0	3	2						
Mickey Lolich, S (1, 1)			K				K			3	1	0	0	2	3	0						
<b>Inning Stats</b>	R: 0 E: 0 K: 0 S: 3	H: 0 LOB: 0 BB: 0 P: 3	R: 0 E: 0 K: 1 S: 6	H: 1 LOB: 1 BB: 0 P: 6	R: 0 E: 0 K: 2 S: 9	H: 2 LOB: 2 BB: 0 P: 9	R: 1 E: 0 K: 1 S: 7	H: 2 LOB: 1 BB: 0 P: 7	R: 0 E: 0 K: 0 S: 5	H: 0 LOB: 1 BB: 0 P: 5	R: 0 E: 0 K: 0 S: 3	H: 0 LOB: 1 BB: 1 P: 7	R: 2 E: 1 K: 2 S: 9	H: 1 LOB: 3 BB: 2 P: 18	R: 8 E: 2 K: 2 S: 12	H: 4 LOB: 1 BB: 3 P: 25	R: 0 E: 0 K: 1 S: 5	H: 0 LOB: 0 BB: 0 P: 5	1B: 8 2B: 0 3B: 1 HR: 1	SF: 0 SAC: 0 DP: 0 HBP: 2	WP: 0 PB: 0 SB: 1 CS: 0	PA: 47
<b>PITCHER</b>	IP WLS BF H R ER SO BB IBB HBP BLK WP HR S P ERA WHIP																					
Moe Drabowsky, R (1, 1)	6.1 L 30 6 3 2 6 3 0 1 0 0 1 38 51 2.84 1.421																					
Dale Willis, R (7, 1)	0.2 2 0 0 0 1 0 0 0 0 0 0 4 4 0.00 0.000																					
Bill Fischer, R (8, 1)	0.0 4 3 4 4 0 1 0 0 0 0 0 0 3 7 ∞ ∞																					
Pete Lovrich, R (8, 1)	0.0 2 0 0 0 0 1 0 1 0 0 0 0 5 ∞ ∞																					
John Wyatt, R (8, 1)	2.0 9 1 4 0 3 1 0 0 0 0 0 0 14 18 0.00 1.000																					
Batter	1	2	3	4	5	6	7	8	9	AB	R	H	RBI	BB	SO	LOB	BOTTOM					
Bobby Del Greco, R OBP: 0.298, SLG: 0.353 (1, 8)	5-3		F7		6-3		F8			5	0	1	0	0	0	2	<b>Detroit Tigers @ Kansas City Athletics</b> Municipal Stadium, Kansas City, MO Sun Jun 23 1963, 4:33 AM EDT Att: 10,051 - Unknown  <b>AB 35</b> <b>R 2</b> <b>H 11</b> <b>RBI 2</b> <b>BB 3</b> <b>SO 2</b> <b>LOB 15</b> 					
Wayne Causey, L OBP: 0.356, SLG: 0.412 (1, 6)	G6-4-3		1B		G3			1B	F9	4	1	2	0	1	0	1						
Ed Charles, R OBP: 0.355, SLG: 0.412 (1, 5)	G6-4-3		1B				F4			3	0	1	0	1	0	1						
George Alusik, R OBP: 0.300, SLG: 0.358 (1, 7)		K					F7		L6	4	0	1	0	0	1	2						
Gino Cimoli, R (1, 9)							6-3		F8	4	0	1	0	0	0	5						
Jerry Lumpe, L (1, 4)					4-3		4-3		1B	4	0	2	1	0	0	0						
Haywood Sullivan, R OBP: 0.312, SLG: 0.280 (1, 2)					F3		F8		F8	4	0	0	0	0	0	3						
Ken Harrelson, R OBP: 0.222, SLG: 0.382 (1, 3)					6-3					3	1	2	1	1	0	0						
Moe Drabowsky, R (1, 1)										2	0	0	0	0	1	0						
Dale Willis, R (7, 1)										0	0	0	0	0	0	0						
Chuck Essegian, R (7, 9)										1	0	1	0	0	0	0						
Tony La Russa, R (7, 9)										0	0	0	0	0	0	0						
Bill Fischer, R (8, 1)										0	0	0	0	0	0	0						
Pete Lovrich, R (8, 1)										0	0	0	0	0	0	0						
John Wyatt, R (8, 1)										0	0	0	0	0	0	0						
Doc Edwards, R (8, 9)										1	0	0	0	0	0	1						
<b>Inning Stats</b>	R: 0 E: 0 K: 0 S: 2	H: 0 LOB: 0 BB: 1 P: 6	R: 0 E: 0 K: 1 S: 6	H: 2 LOB: 1 BB: 0 P: 6	R: 1 E: 0 K: 0 S: 6	H: 3 LOB: 3 BB: 1 P: 10	R: 0 E: 0 K: 0 S: 3	H: 0 LOB: 0 BB: 0 P: 3	R: 0 E: 0 K: 0 S: 5	H: 0 LOB: 0 BB: 0 P: 5	R: 0 E: 0 K: 0 S: 3	H: 0 LOB: 0 BB: 0 P: 3	R: 0 E: 0 K: 0 S: 4	H: 1 LOB: 2 BB: 1 P: 8	R: 1 E: 0 K: 0 S: 6	H: 3 LOB: 2 BB: 0 P: 6	R: 0 E: 0 K: 0 S: 4	H: 2 LOB: 1 BB: 0 P: 4	1B: 9 2B: 1 3B: 0 HR: 1	SF: 0 SAC: 0 DP: 2 HBP: 0	WP: 0 PB: 0 SB: 0 CS: 1	PA: 38
<b>PITCHER</b>	IP WLS BF H R ER SO BB IBB HBP BLK WP HR S P ERA WHIP																					
Mickey Lolich, L (1, 1)	9.0 W 38 11 2 2 2 3 0 0 0 0 1 39 51 2.00 1.556																					



Batter	1	2	3	4	5	6	7	8	9	AB	R	H	RBI	BB	SO	LOB	TOP										
Jake Wood, R (1,4) OBP: 0.349, SLG: 0.460	F3			K			6-3		K	5	0	1	2	0	2	1											
Dick McAuliffe, L (1,6) OBP: 0.336, SLG: 0.374	BB				4-3		F5		F7	4	0	1	0	1	0	1											
Al Kaline, R (1,9) OBP: 0.406, SLG: 0.572	BB						L8			3	0	1	0	1	0	1											
Rocky Colavito, R (1,7) OBP: 0.342, SLG: 0.383					F8		F4		6-3	3	0	0	0	1	0	1											
Norm Cash, L (1,3) OBP: 0.361, SLG: 0.401	G1-2-3									4	0	3	0	0	0	3											
Bill Bruton, L (1,8) OBP: 0.286, SLG: 0.325							F2			3	1	1	1	1	0	3											
Bubba Phillips, R (1,5) OBP: 0.244, SLG: 0.296									K	3	1	1	0	1	1	2											
Bill Freehan, R (1,2) OBP: 0.360, SLG: 0.412					5-3		F9			3	1	1	0	1	0	1											
Don Mossi, L (1,1) OBP: 0.308, SLG: 0.227										1	0	0	0	0	0	0											
Tom Sturdivant, L (4,1) OBP: 0.222, SLG: 0.556	SH1-3				F8		G4-6-3		K	0	0	0	0	0	0	0											
Hank Aquirre, R (6,1) OBP: 0.200, SLG: 0.182										1	0	0	0	0	0	0											
Whitey Herzog, L (9,PH) OBP: 0.291, SLG: 0.189										1	0	0	0	0	1	1											
<b>Inning Stats</b>	R: 0 E: 0 K: 0 S: 2	H: 0 LOB: 2 BB: 3 P: 14	R: 3 E: 0 K: 0 S: 6	H: 4 LOB: 1 BB: 1 P: 10	R: 0 E: 0 K: 0 S: 3	H: 1 LOB: 0 BB: 1 P: 7	R: 0 E: 0 K: 1 S: 5	H: 0 LOB: 0 BB: 0 P: 5	R: 0 E: 0 K: 0 S: 2	H: 2 LOB: 2 BB: 1 P: 6	R: 0 E: 0 K: 0 S: 3	H: 0 LOB: 0 BB: 0 P: 3	R: 0 E: 0 K: 1 S: 6	H: 1 LOB: 1 BB: 0 P: 6	R: 0 E: 0 K: 2 S: 8	H: 1 LOB: 1 BB: 0 P: 8	R: 0 E: 0 K: 2 S: 8	H: 1 LOB: 1 BB: 0 P: 8	1B: 7 2B: 1 3B: 0 HR: 1	SF: 0 SAC: 1 DP: 2 HBP: 0	WP: 0 PB: 0 SB: 3 CS: 1	PA: 38					
<b>PITCHER</b>	IP	WLS	BF	H	R	ER	SO	BB	IBB	HBP	BLK	WP	HR	S	P	ERA	WHIP										
Ed Rakow, R (1,1) ERA: 3.51	7.1	W	32	8	3	3	1	6	0	0	0	0	1	28	52	3.68	1.909										
John Wyatt, R (8,1) ERA: 2.67	1.2	S	6	1	0	0	3	0	0	0	0	0	0	12	12	0.00	0.600										

Detroit Tigers @ Kansas City Athletics  
Municipal Stadium, Kansas City, MO  
Mon Jun 24 1963, 8:05 PM EDT  
Att: 5,401 - Unknown


AB 31  
R 3  
H 9  
RBI 3  
BB 6  
SO 4  
LOB 15



Batter	1	2	3	4	5	6	7	8	9	AB	R	H	RBI	BB	SO	LOB	BOTTOM										
Bobby Del Greco, R (1,8) OBP: 0.305, SLG: 0.381					F7		F7			3	1	1	2	1	0	0											
Wayne Causey, L (1,6) OBP: 0.353, SLG: 0.405	4-3						F8			4	0	0	0	0	1	1											
Ed Charles, R (1,5) OBP: 0.351, SLG: 0.405	L9				6-3		E4		5-3	4	0	0	0	0	0	1											
Norm Siebern, L (1,7) OBP: 0.383, SLG: 0.409	F3						F6			4	2	2	0	0	0	2											
George Alusik, R (9,7) OBP: 0.300, SLG: 0.358										0	0	0	0	0	0	0											
Gino Cimoli, R (1,9) OBP: 0.331, SLG: 0.377										4	1	2	0	0	1	1											
Ken Harrelson, R (1,3) OBP: 0.231, SLG: 0.459										3	1	1	2	0	1	1											
Jerry Lumpe, L (1,4) OBP: 0.286, SLG: 0.310										3	0	1	2	1	0	0											
Haywood Sullivan, R (1,2) OBP: 0.304, SLG: 0.271										3	0	0	0	0	0	3											
Ed Rakow, S (1,1) OBP: 0.220, SLG: 0.162										3	1	1	0	0	1	1											
John Wyatt, R (8,1) ERA: 4.35										0	0	0	0	0	0	0											
<b>Inning Stats</b>	R: 0 E: 0 K: 0 S: 3	H: 0 LOB: 1 BB: 1 P: 7	R: 0 E: 0 K: 0 S: 3	H: 0 LOB: 0 BB: 0 P: 3	R: 2 E: 0 K: 1 S: 5	H: 2 LOB: 0 BB: 0 P: 5	R: 2 E: 0 K: 1 S: 8	H: 3 LOB: 1 BB: 0 P: 8	R: 0 E: 1 K: 1 S: 6	H: 0 LOB: 1 BB: 0 P: 6	R: 0 E: 0 K: 1 S: 5	H: 1 LOB: 1 BB: 1 P: 9	R: 0 E: 0 K: 0 S: 3	H: 0 LOB: 0 BB: 0 P: 3	R: 2 E: 0 K: 1 S: 7	H: 2 LOB: 2 BB: 0 P: 7	R: 2 E: 0 K: 1 S: 7	H: 2 LOB: 2 BB: 0 P: 7	1B: 5 2B: 0 3B: 1 HR: 2	SF: 0 SAC: 1 DP: 1 HBP: 0	WP: 0 PB: 0 SB: 0 CS: 0	PA: 34					
<b>PITCHER</b>	IP	WLS	BF	H	R	ER	SO	BB	IBB	HBP	BLK	WP	HR	S	P	ERA	WHIP										
Don Mossi, L (1,1) ERA: 4.5	3.1	L	16	5	4	4	4	1	0	0	0	0	1	15	19	10.80	1.800										
Tom Sturdivant, R (4,1) ERA: 3.75	1.2		6	0	0	0	2	0	0	0	0	0	0	10	10	0.00	0.000										
Hank Aquirre, L (6,1) ERA: 4.35	3.0		12	3	2	2	2	1	0	0	0	0	1	15	19	6.00	1.333										

Detroit Tigers @ Kansas City Athletics  
Municipal Stadium, Kansas City, MO  
Mon Jun 24 1963, 8:05 PM EDT  
Att: 5,401 - Unknown

AB 31  
R 6  
H 8  
RBI 6  
BB 2  
SO 4  
LOB 10














Batter	1	2	3	4	5	6	7	8	9	AB	R	H	RBI	BB	SO	LOB	TOP
<b>Bobby Del Greco, R</b> (1, 8) OBP: 0.294, SLG: 0.363	0-3 K			0-0 F8		0-3 K		0-0 F2		4	0	0	0	0	2	1	
<b>Wayne Causey, L</b> (1, 6) OBP: 0.351, SLG: 0.403	0-0 F8			0-3 K			0-0 6-3	4-0 BB		3	0	0	0	1	1	0	
<b>Ed Charles, R</b> (1, 5) OBP: 0.349, SLG: 0.400	0-0 4-3			0-0 1B			0-0 1-3	0-0 4-3		4	0	1	0	0	0	2	
<b>Norm Siebern, L</b> (1, 7) OBP: 0.383, SLG: 0.415		0-0 4-3		0-0 F2			0-0 1B	0-0 K		4	1	1	0	0	1	1	
<b>Gino Cimoli, R</b> (1, 9) OBP: 0.333, SLG: 0.382 <b>George Alusik, R</b> (7, PR) OBP: 0.295, SLG: 0.348 (7, 9)		0-0 3-1			0-0 4-3		0-0 1B	0-0 5-3		3	0	1	0	0	0	0	
<b>Ken Harrelson, R</b> (1, 3) OBP: 0.260, SLG: 0.447		0-0 5-3			0-3 K		0-0 1B	0-0 2B		4	0	2	1	0	1	0	
<b>Haywood Sullivan, R</b> (1, 2) OBP: 0.301, SLG: 0.263			0-0 1-3		0-0 1-3		0-0 F9	0-0 F8		4	0	0	0	0	0	3	
<b>Sammy Esposito, R</b> (1, 4)			0-0 F9			0-0 6-3		0-0 5-3		3	0	0	0	0	0	0	
<b>Orlando Pena, R</b> (1, 1) OBP: 0.250, SLG: 0.250			0-0 5-3			0-0 1-3		0-0 BB		3	0	1	0	0	0	0	
<b>Inning Stats</b>	R: 0 E: 0 K: 1 S: 5	H: 0 LOB: 0 BB: 0 P: 5	R: 0 E: 0 K: 0 S: 3	H: 0 LOB: 0 BB: 0 P: 3	R: 0 E: 0 K: 0 S: 3	H: 1 LOB: 1 BB: 0 P: 6	R: 0 E: 0 K: 1 S: 5	H: 0 LOB: 0 BB: 0 P: 5	R: 1 E: 0 K: 0 S: 6	H: 3 LOB: 2 BB: 0 P: 6	R: 0 E: 0 K: 0 S: 4	H: 1 LOB: 2 BB: 1 P: 8	R: 0 E: 0 K: 1 S: 6	H: 1 LOB: 1 BB: 0 P: 6	1B: 5 2B: 1 3B: 0 HR: 0	SF: 0 SAC: 0 DP: 0 HBP: 0	WP: 0 PA: 34 CS: 0
<b>PITCHER</b> <b>Steve Barber, L</b> (1, 1) ERA: 2.6	IP: 9.0 WLS: W BF: 34 H: 6 R: 1 ER: 1 SO: 5 BB: 1 IBB: 0 HBP: 0 BLK: 0 WP: 0 HR: 0 S: 43 P: 47 ERA: 1.00 WHIP: 0.778																

**Kansas City Athletics @ Baltimore Orioles**  
Memorial Stadium, Baltimore, MD  
Fri Jun 28 1963, 7:05 PM EDT  
Att: 18,818 - Unknown

livebaseballscores.com

AB 33  
R 1  
H 6  
RBI 1  
BB 1  
SO 5  
LOB 7




Batter	1	2	3	4	5	6	7	8	9	AB	R	H	RBI	BB	SO	LOB	BOTTOM		
<b>Luis Aparicio, R</b> (1, 6) OBP: 0.303, SLG: 0.359	0-3 K		0-3 K		0-0 S HBP	0-0 2B		0-0 4-3		5	0	2	1	0	2	0			
<b>Russ Snyder, L</b> (1, 8) OBP: 0.305, SLG: 0.340	0-0 F8		0-0 6-3		1-0 S	0-0 1-3		0-0 HR		4	1	1	1	0	0	1			
<b>Bob Johnson, R</b> (1, 4) OBP: 0.390, SLG: 0.479	1-0 HBP		0-0 1B		0-0 F1		0-0 6-3			3	0	1	0	0	0	2			
<b>Jim Gentile, L</b> (1, 3) OBP: 0.361, SLG: 0.459	0-0 F9		0-0 1B		4-0 IBB		0-3 K			3	0	1	0	1	1	1			
<b>Boog Powell, L</b> (1, 7) OBP: 0.333, SLG: 0.498		0-0 1B	0-0 F8		0-3 K		4-0 BB			3	0	1	0	1	1	5			
<b>Al Smith, R</b> (1, 9) OBP: 0.348, SLG: 0.452		0-0 5-3		0-0 6-3		0-0 L6		0-3 K		4	0	0	0	0	1	5			
<b>Brooks Robinson, R</b> (1, 5) OBP: 0.321, SLG: 0.361		4-0 BB	0-0 1B		0-0 1-3		0-0 SH3	0-0 5-3		3	1	1	0	1	0	0			
<b>Dick Brown, R</b> (1, 2) OBP: 0.312, SLG: 0.340		0-3 K		0-0 1B		0-0 SH3		0-0 6-3		3	0	1	0	0	1	2			
<b>Steve Barber, L</b> (1, 1) OBP: 0.122, SLG: 0.106	0-0 1-2		0-0 1B		0-3 K		0-0 F3	0-0 L7		4	0	1	0	0	1	2			
<b>Inning Stats</b>	R: 0 E: 0 K: 1 S: 5	H: 0 LOB: 1 BB: 0 P: 6	R: 0 E: 0 K: 1 S: 6	H: 2 LOB: 3 BB: 1 P: 10	R: 0 E: 0 K: 1 S: 7	H: 2 LOB: 2 BB: 0 P: 7	R: 0 E: 0 K: 1 S: 6	H: 1 LOB: 3 BB: 1 P: 11	R: 1 E: 0 K: 0 S: 5	H: 2 LOB: 1 BB: 0 P: 5	R: 0 E: 0 K: 2 S: 7	H: 0 LOB: 1 BB: 1 P: 11	R: 0 E: 0 K: 0 S: 3	H: 0 LOB: 0 BB: 0 P: 3	R: 1 E: 0 K: 0 S: 2	H: 1 LOB: 0 BB: 0 P: 2	1B: 6 2B: 2 3B: 0 HR: 1	SF: 0 SAC: 1 DP: 0 HBP: 2	WP: 0 PA: 38 CS: 0
<b>PITCHER</b> <b>Orlando Pena, R</b> (1, 1) ERA: 3.41	IP: 8.1 WLS: L BF: 38 H: 9 R: 2 ER: 2 SO: 7 BB: 2 IBB: 1 HBP: 2 BLK: 0 WP: 0 HR: 1 S: 47 P: 61 ERA: 2.16 WHIP: 1.320																		

**Kansas City Athletics @ Baltimore Orioles**  
Memorial Stadium, Baltimore, MD  
Fri Jun 28 1963, 7:05 PM EDT  
Att: 18,818 - Unknown

livebaseballscores.com

AB 32  
R 2  
H 9  
RBI 2  
BB 3  
SO 7  
LOB 18





Batter	1	2	3	4	5	6	7	8	9	AB	R	H	RBI	BB	SO	LOB	TOP								
<b>Bobby Del Greco, R</b> OBP: 0.295, SLG: 0.362 (1, 8)										3	0	1	0	0	0	0	<b>Kansas City Athletics @ Baltimore Orioles</b> Memorial Stadium, Baltimore, MD Sat Jun 29 1963, 3:33 AM EDT Att: 7,780 - Unknown								
<b>Wayne Causey, L</b> OBP: 0.346, SLG: 0.397 (1, 6)										4	0	0	0	0	2	2									
<b>Ed Charles, R</b> OBP: 0.347, SLG: 0.398 (1, 5)										4	0	1	0	0	0	1									
<b>Norm Siebern, L</b> OBP: 0.378, SLG: 0.408 (1, 7)										4	0	0	0	0	0	1									
<b>George Alusik, R</b> OBP: 0.301, SLG: 0.370 (1, 9)										4	2	0	0	0	0	0									
<b>Jerry Lumpe, L</b> OBP: 0.288, SLG: 0.309 (1, 4)										4	0	1	1	0	0	2									
<b>Ken Harrelson, R</b> OBP: 0.283, SLG: 0.458 (1, 3)										1	0	1	1	1	0	0									
<b>Haywood Sullivan, R</b> OBP: 0.294, SLG: 0.275 (1, 2)										3	0	0	0	0	0	3									
<b>Moe Drabowsky, R</b> OBP: 0.182, SLG: 0.273 (1, 1)										3	0	1	0	0	0	2									
<b>Inning Stats</b>	R: 0 E: 0 K: 1 S: 5	H: 0 LOB: 0 BB: 0 P: 5	R: 1 E: 0 K: 0 S: 5	H: 2 LOB: 2 BB: 1 P: 9	R: 0 E: 0 K: 1 S: 6	H: 2 LOB: 1 BB: 0 P: 6	R: 1 E: 0 K: 0 S: 4	H: 1 LOB: 0 BB: 0 P: 4	R: 0 E: 0 K: 0 S: 4	H: 0 LOB: 0 BB: 0 P: 3	R: 0 E: 0 K: 0 S: 3	H: 1 LOB: 0 BB: 0 P: 3	R: 0 E: 0 K: 0 S: 3	H: 0 LOB: 0 BB: 0 P: 3	R: 0 E: 1 K: 0 S: 3	H: 0 LOB: 0 BB: 0 P: 3	1B: 5 2B: 3 3B: 0 HR: 0	SF: 1 SAC: 1 DP: 3 HBP: 0	WP: 0 PB: 0 SB: 0 CS: 1	PA: 33					
<b>PITCHER</b> <b>Mitt Pappas, R</b> ERA: 2.97 (1, 1)	IP: 9.0 WLS: W BF: 33	H: 7 R: 2 ER: 2 SO: 2	BB: 1 IBB: 0 HBP: 0 BLK: 0	WP: 0 HR: 0 S: 36 P: 40	ERA: 2.00 WHIP: 0.889																				

Batter	1	2	3	4	5	6	7	8	9	AB	R	H	RBI	BB	SO	LOB	BOTTOM								
<b>Luis Aparicio, R</b> OBP: 0.300, SLG: 0.355 (1, 6)										3	0	0	0	0	0	0	<b>Kansas City Athletics @ Baltimore Orioles</b> Memorial Stadium, Baltimore, MD Sat Jun 29 1963, 3:33 AM EDT Att: 7,780 - Unknown								
<b>Bob Saverine, S</b> OBP: 0.300, SLG: 0.274 (7, 6)										1	1	1	0	0	0	0									
<b>Russ Snyder, L</b> OBP: 0.304, SLG: 0.338 (1, 8)										4	0	1	1	0	0	0									
<b>Al Smith, R</b> OBP: 0.343, SLG: 0.444 (1, 9)										4	0	0	0	0	1	1									
<b>Jim Gentile, L</b> OBP: 0.364, SLG: 0.476 (1, 3)										3	2	2	1	0	0	0									
<b>Boog Powell, L</b> OBP: 0.329, SLG: 0.491 (1, 7)										3	0	0	0	0	0	1									
<b>Brooks Robinson, R</b> OBP: 0.324, SLG: 0.362 (1, 5)										2	0	1	1	1	1	0									
<b>Jerry Adair, R</b> OBP: 0.204, SLG: 0.324 (1, 4)										3	0	0	0	0	1	2									
<b>Dick Brown, R</b> OBP: 0.313, SLG: 0.340 (1, 2)										3	0	1	0	0	1	1									
<b>Mitt Pappas, R</b> OBP: 0.129, SLG: 0.100 (1, 1)										3	0	0	0	0	1	1									
<b>Inning Stats</b>	R: 0 E: 0 K: 1 S: 5	H: 0 LOB: 0 BB: 0 P: 5	R: 1 E: 0 K: 0 S: 4	H: 1 LOB: 1 BB: 1 P: 8	R: 0 E: 0 K: 0 S: 3	H: 0 LOB: 0 BB: 0 P: 3	R: 0 E: 0 K: 0 S: 3	H: 0 LOB: 0 BB: 0 P: 3	R: 1 E: 0 K: 1 S: 6	H: 2 LOB: 0 BB: 0 P: 6	R: 0 E: 0 K: 0 S: 3	H: 0 LOB: 0 BB: 0 P: 3	R: 1 E: 0 K: 1 S: 7	H: 2 LOB: 1 BB: 0 P: 7	R: 1 E: 0 K: 1 S: 7	H: 2 LOB: 1 BB: 0 P: 7	1B: 4 2B: 1 3B: 0 HR: 1	SF: 0 SAC: 0 DP: 0 HBP: 0	WP: 0 PB: 0 SB: 2 CS: 1	PA: 30					
<b>PITCHER</b> <b>Moe Drabowsky, R</b> ERA: 3.68 (1, 1)	IP: 8.0 WLS: L BF: 30	H: 6 R: 3 ER: 3 SO: 5	BB: 1 IBB: 0 HBP: 0 BLK: 0	WP: 0 HR: 1 S: 39 P: 43	ERA: 3.38 WHIP: 0.875																				

AB 30  
R 2  
H 7  
RBI 2  
BB 1  
SO 2  
LOB 11



AB 29  
R 3  
H 6  
RBI 3  
BB 1  
SO 5  
LOB 6






Batter	1	2	3	4	5	6	7	8	9	10	11	12	13	14	AB	R	H	RBI	BB	SO	LOB	TOP
<b>Bobby Del Graco, R</b> OBP: 0.281, SLG: 0.344 (1, 8)	F2		F9		F7			3-1		K			F7		6	0	0	0	0	1	3	
<b>Wayne Causey, L</b> OBP: 0.346, SLG: 0.397 (1, 6)	4-3			F7		4-3 1B			BB	F7			F8		5	1	1	0	1	0	1	
<b>Jerry Lumpe, L</b> OBP: 0.286, SLG: 0.305 (1, 4)	4-3			F8		4-3									6	1	1	0	0	0	2	
<b>Norm Siebern, L</b> OBP: 0.381, SLG: 0.416 (1, 7)		1B								4-3			F8		5	0	3	1	0	0	0	
<b>Ed Charles, R</b> OBP: 0.344, SLG: 0.391 (1, 5)	L5			F4		G6-4-3 1B				5-3					5	1	0	0	1	0	3	
<b>George Alusik, R</b> OBP: 0.302, SLG: 0.368 (1, 9)	K							4-3					5-3		6	0	2	0	0	1	3	
<b>Doc Edwards, R</b> OBP: 0.292, SLG: 0.364 (1, 2)	F7							4-3		4-3			L6		6	0	1	2	0	1	3	
<b>Ken Harrelson, R</b> OBP: 0.288, SLG: 0.453 (1, 3)			F8					F4					K		5	0	1	0	1	1	1	
<b>Ed Rakov, S</b> OBP: 0.200, SLG: 0.146 (10, 1)				3-1											4	0	0	0	0	2	3	
<b>Manny Jimenez, L</b> OBP: 0.344, SLG: 0.302 (13, PH)										K					0	0	0	0	0	0	0	
<b>Ted Bowsfield, R</b> OBP: 0.190, SLG: 0.111 (13, 1)															1	0	0	0	0	1	0	
<b>Bill Fischer, R</b> (13, 1)															0	0	0	0	0	0	0	
<b>Inning Stats</b>	R: 0 E: 0 K: 0 S: 3	H: 0 LOB: 0 BB: 0 P: 3	R: 0 E: 0 K: 1 S: 6	H: 1 LOB: 1 BB: 0 P: 6	R: 0 E: 0 K: 0 S: 3	H: 0 LOB: 0 BB: 0 P: 3	R: 0 E: 0 K: 2 S: 8	H: 1 LOB: 2 BB: 1 P: 12	R: 1 E: 0 K: 0 S: 4	H: 2 LOB: 0 BB: 0 P: 4	R: 0 E: 0 K: 0 S: 3	H: 0 LOB: 0 BB: 0 P: 3	R: 0 E: 0 K: 1 S: 5	H: 1 LOB: 1 BB: 0 P: 5	R: 0 E: 0 K: 1 S: 5	H: 0 LOB: 0 BB: 0 P: 5	R: 2 E: 0 K: 0 S: 5	H: 2 LOB: 1 BB: 1 P: 9	1B: 6 2B: 3 HR: 0	SF: 0 SAC: 1 DP: 1 HBP: 0	WP: 0 PB: 0 SB: 3 CS: 0	PA: 53
<b>PITCHER</b>	IP	WLS	BF	H	R	ER	SO	BB	IBB	HBP	BLK	WP	HR	S	P	ERA	WHIP					
<b>Robin Roberts, R</b> ERA: 2.85	(1, 1)	13.1	49	8	2	7	7	2	0	0	0	0	0	61	69	1.35	0.750					
<b>Dick Hall, R</b> ERA: 4.73	(14, 1)	0.2	4	1	1	1	0	0	1	0	0	0	0	3	7	13.50	1.500					

Kansas City Athletics @ Baltimore Orioles  
Memorial Stadium, Baltimore, MD  
Sun Jun 30 1963, 3:33 AM EDT  
Unknown

AB 49  
R 3  
H 9  
RBI 3  
BB 3  
SO 7  
LOB 19



Batter	1	2	3	4	5	6	7	8	9	10	11	12	13	14	AB	R	H	RBI	BB	SO	LOB	BOTTOM
<b>Bob Savarin, S</b> OBP: 0.325, SLG: 0.294 (1, 6)	1-3			F7											6	0	3	0	1	1	3	
<b>Russ Snyder, L</b> OBP: 0.297, SLG: 0.329 (1, 8)	4-3														7	0	1	0	0	0	4	
<b>Fred Valentine, S</b> (1, 9)															5	1	0	0	1	0	2	
<b>Jim Gentile, L</b> OBP: 0.366, SLG: 0.471 (1, 3)															3	0	0	0	3	1	1	
<b>Joe Gaines, R</b> OBP: 0.391, SLG: 0.535 (14, 7)															0	0	0	0	0	0	0	
<b>Boog Powell, L</b> OBP: 0.329, SLG: 0.491 (1, 7)															6	0	2	1	0	1	2	
<b>Brooks Robinson, R</b> OBP: 0.324, SLG: 0.357 (1, 5)															4	0	0	0	2	2	2	
<b>Jerry Adair, R</b> OBP: 0.204, SLG: 0.319 (1, 4)															4	0	0	0	1	1	1	
<b>Charlie Lau, L</b> OBP: 0.204, SLG: 0.229 (13, PH)															1	0	0	0	0	0	3	
<b>Bob Johnson, R</b> OBP: 0.390, SLG: 0.479 (14, 4)															0	0	0	0	0	0	0	
<b>Dick Brown, R</b> OBP: 0.305, SLG: 0.343 (1, 2)															5	0	2	0	0	0	1	
<b>Jackie Brandt, R</b> OBP: 0.305, SLG: 0.402 (12, PR)															0	0	0	0	0	0	0	
<b>John Orsino, R</b> OBP: 0.300, SLG: 0.381 (13, 2)															1	0	0	0	0	0	0	
<b>Robin Roberts, S</b> OBP: 0.295, SLG: 0.302 (1, 1)															5	0	2	0	0	1	2	
<b>Dick Hall, R</b> OBP: 0.455, SLG: 0.727 (14, 1)															0	0	0	0	0	0	0	
<b>Al Smith, R</b> OBP: 0.341, SLG: 0.442 (14, PH)															1	0	0	0	0	1	0	
<b>Inning Stats</b>	R: 1 E: 0 K: 1 S: 6	H: 1 LOB: 2 BB: 2 P: 14	R: 0 E: 0 K: 1 S: 5	H: 0 LOB: 1 BB: 1 P: 9	R: 0 E: 0 K: 1 S: 6	H: 1 LOB: 1 BB: 0 P: 6	R: 0 E: 0 K: 0 S: 4	H: 2 LOB: 2 BB: 1 P: 8	R: 0 E: 0 K: 0 S: 3	H: 0 LOB: 0 BB: 0 P: 3	R: 0 E: 0 K: 0 S: 3	H: 1 LOB: 0 BB: 0 P: 3	R: 0 E: 0 K: 1 S: 5	H: 0 LOB: 0 BB: 0 P: 5	R: 0 E: 0 K: 1 S: 5	H: 1 LOB: 1 BB: 2 P: 11	R: 0 E: 0 K: 1 S: 6	H: 1 LOB: 1 BB: 0 P: 6	1B: 9 2B: 1 3B: 0 HR: 0	SF: 0 SAC: 0 DP: 2 HBP: 0	WP: 0 PB: 0 SB: 3 CS: 1	PA: 57
<b>PITCHER</b>	IP	WLS	BF	H	R	ER	SO	BB	IBB	HBP	BLK	WP	HR	S	P	ERA	WHIP					
<b>Ed Rakov, R</b> ERA: 3.31	(1, 1)	9.1	37	7	1	4	5	0	0	0	0	0	0	40	60	0.96	1.286					
<b>John Wyatt, L</b> ERA: 2.48	(10, 1)	2.2	10	1	0	0	3	1	0	0	0	0	0	15	19	0.00	0.750					
<b>Ted Bowsfield, L</b> (13, 1)	0.1	3	1	0	0	0	1	0	0	0	0	0	0	2	6	0.00	6.000					
<b>Bill Fischer, R</b> ERA: 3.08	(13, 1)	1.2	W	6	1	0	1	0	1	0	0	0	0	7	11	0.00	0.600					

Kansas City Athletics @ Baltimore Orioles  
Memorial Stadium, Baltimore, MD  
Sun Jun 30 1963, 3:33 AM EDT  
Unknown

AB 48  
R 1  
H 10  
RBI 1  
BB 8  
SO 8  
LOB 21





Batter	1	2	3	4	5	6	7	8	9	10	11	12	AB	R	H	RBI	BB	SO	LOB			
<b>Bobby Del Greco, R</b> OBP: 0.277, SLG: 0.359	F8		HR		K		F4		5-3			K	6	1	1	1	0	2	0			
<b>Wayne Causey, L</b> OBP: 0.349, SLG: 0.399	BB		2B	1B			4-3			6-3		F8	6	1	3	0	0	0	0			
<b>George Alusik, R</b> OBP: 0.303, SLG: 0.369	1B		1B		F6		6-3			F9		5-3	5	1	1	0	1	0	1			
<b>Norm Siebern, L</b> OBP: 0.362, SLG: 0.416	F5		1B	2B	F9					1-3			5	0	2	2	0	0	3			
<b>Ed Charles, R</b> OBP: 0.342, SLG: 0.385	F3		G6-4-3	1B	F9					1B			4	0	0	0	1	0	4			
<b>Jerry Lunge, L</b> OBP: 0.262, SLG: 0.301		4-3			F8		4-3			F7		SH1-4	4	0	0	0	0	0	1			
<b>Ken Harrelson, R</b> OBP: 0.281, SLG: 0.431		6-3			K		1B			K		K	5	0	1	0	0	3	2			
<b>Haywood Sullivan, R</b> OBP: 0.300, SLG: 0.283										F8		FC4-6	4	0	2	0	0	0	0			
<b>Manny Jimenez, L</b> OBP: 0.354, SLG: 0.302												IBB	0	0	0	0	1	0	0			
<b>Tony La Russa, R</b> OBP: 0.354, SLG: 0.302													0	0	0	0	0	0	0			
<b>Bill Fischer, R</b> OBP: 0.354, SLG: 0.302													0	0	0	0	0	0	0			
<b>Diego Segui, R</b> OBP: 0.227, SLG: 0.190			4-3							6-3		FC4-6	3	0	0	0	0	1	3			
<b>John Wyatt, R</b> OBP: 0.289, SLG: 0.361					K								1	0	0	0	0	0	0			
<b>Doc Edwards, R</b> OBP: 0.289, SLG: 0.361													1	0	0	0	0	0	2			
<b>Inning Stats</b>	R: 0 E: 0 K: 4 S: 4	H: 1 LOB: 2 BB: 1 P: 6	R: 0 E: 0 K: 3 S: 3	H: 0 LOB: 0 BB: 0 P: 3	R: 3 E: 0 K: 0 S: 6	H: 4 LOB: 0 BB: 0 P: 6	R: 0 E: 0 K: 2 S: 8	H: 1 LOB: 1 BB: 0 P: 6	R: 0 E: 0 K: 1 S: 6	H: 1 LOB: 1 BB: 0 P: 6	R: 0 E: 0 K: 1 S: 3	H: 0 LOB: 0 BB: 0 P: 3	R: 0 E: 0 K: 0 S: 3	H: 0 LOB: 0 BB: 0 P: 3	R: 0 E: 0 K: 1 S: 5	H: 0 LOB: 2 BB: 2 P: 13	R: 0 E: 0 K: 1 S: 5	H: 0 LOB: 0 BB: 0 P: 6	1B: 8 2B: 1 3B: 0 HR: 1	SF: 0 SAC: 1 DP: 1 HBP: 0	WP: 1 PB: 0 SB: 0 CS: 0	PA: 48
<b>PITCHER</b>	IP	WLS	BF	H	R	ER	SO	BB	IBB	HBP	BLK	WP	HR	S	P	ERA	WHIP					
<b>Mike McCormick, L</b> ERA: 3.68	(1, 1)	10.1	42	10	3	3	4	2	0	0	0	1	0	9	13	0.00	0.000					
<b>Stu Miller, R</b> ERA: 3.17	(11, 1)	1.2	W	6	0	0	0	2	0	1	0	0	0	9	13	0.00	0.000					


**TOP**

**Kansas City Athletics @ Baltimore Orioles**  
Memorial Stadium, Baltimore, MD

Sun Jun 30 1963, 7:05 PM EDT  
Att. 9,840 - Unknown

livebaseballscorecards.com

AB 44  
R 3  
H 10  
RBI 3  
BB 3  
SO 6  
LOB 16



Batter	1	2	3	4	5	6	7	8	9	10	11	12	AB	R	H	RBI	BB	SO	LOB			
<b>Bob Saverine, S</b> OBP: 0.313, SLG: 0.284	4-3		4-3		K		4-3			F7		1B	6	0	1	1	0	1	0			
<b>Russ Snyder, L</b> OBP: 0.300, SLG: 0.350	E		6-3				4-3			F8			5	1	2	1	0	0	0			
<b>Fred Valentine, S</b> OBP: 0.182, SLG: 0.100	F4		6-3				1B			F7			5	0	1	0	0	1	1			
<b>Jim Gentile, L</b> OBP: 0.367, SLG: 0.468	BB				K		F8			S		F6	4	0	1	0	1	1	0			
<b>Boog Powell, L</b> OBP: 0.326, SLG: 0.484	K				1B		6-3			K		K2-3	5	0	1	0	0	3	4			
<b>Brooks Robinson, R</b> OBP: 0.325, SLG: 0.361					1-3					HR		F9	5	1	2	0	0	1	3			
<b>Bob Johnson, R</b> OBP: 0.391, SLG: 0.526		G3			K		HR			K		WP	5	2	2	2	0	2	2			
<b>John Orsino, R</b> OBP: 0.331, SLG: 0.384							F7			F5		1B	4	0	1	0	1	1	1			
<b>Mike McCormick, L</b> ERA: 3.68	(1, 1)	7.1	31	8	3	3	8	1	0	0	0	0	4	0	0	0	2	2	2			
<b>Stu Miller, R</b> ERA: 2.31	(11, 1)	2.2	8	1	0	0	3	0	0	0	0	0	14	14	0.00	0.375						
<b>Al Smith, R</b> OBP: 0.344, SLG: 0.442	(12, PH)	1.0	L	7	2	1	1	1	0	2	0	0	1	0	7	15	9.00	2.000				
<b>Inning Stats</b>	R: 0 E: 0 K: 1 S: 6	H: 1 LOB: 2 BB: 1 P: 10	R: 0 E: 0 K: 2 S: 8	H: 1 LOB: 1 BB: 0 P: 8	R: 0 E: 0 K: 0 S: 3	H: 0 LOB: 0 BB: 0 P: 3	R: 0 E: 0 K: 2 S: 8	H: 1 LOB: 1 BB: 0 P: 6	R: 0 E: 0 K: 1 S: 6	H: 1 LOB: 0 BB: 0 P: 6	R: 2 E: 0 K: 1 S: 7	H: 2 LOB: 2 BB: 0 P: 9	R: 0 E: 0 K: 1 S: 5	H: 1 LOB: 0 BB: 0 P: 5	R: 0 E: 0 K: 0 S: 3	H: 0 LOB: 0 BB: 0 P: 3	R: 0 E: 0 K: 1 S: 5	H: 0 LOB: 0 BB: 0 P: 5	1B: 6 2B: 4 3B: 0 HR: 2	SF: 0 SAC: 0 DP: 1 HBP: 0	WP: 1 PB: 0 SB: 2 CS: 0	PA: 46
<b>PITCHER</b>	IP	WLS	BF	H	R	ER	SO	BB	IBB	HBP	BLK	WP	HR	S	P	ERA	WHIP					
<b>Diego Segui, R</b> ERA: 4.8	(1, 1)	7.1	31	8	3	3	8	1	0	0	0	0	2	46	14	3.68	1.227					
<b>John Wyatt, R</b> ERA: 2.31	(8, 1)	2.2	8	1	0	0	3	0	0	0	0	0	14	14	0.00	0.375						
<b>Bill Fischer, R</b> ERA: 3.2	(11, 1)	1.0	L	7	2	1	1	1	0	2	0	0	1	0	7	15	9.00	2.000				

**BOTTOM**

**Kansas City Athletics @ Baltimore Orioles**  
Memorial Stadium, Baltimore, MD

Sun Jun 30 1963, 7:05 PM EDT  
Att. 9,840 - Unknown

livebaseballscorecards.com

AB 43  
R 4  
H 11  
RBI 4  
BB 3  
SO 12  
LOB 13









Batter	1	2	3	4	5	6	7	8	9	AB	R	H	RBI	BB	SO	LOB	TOP			
<b>Bobby Del Greco, R</b> OBP: 0.272, SLG: 0.338 (1, 8)	5-3		5-3					1-3	F7	4	0	0	0	1	0	2				
<b>Wayne Causey, L</b> OBP: 0.345, SLG: 0.409 (1, 6)	4-3		3-1					2B		3	1	0	0	1	0	1				
<b>George Alusik, R</b> OBP: 0.318, SLG: 0.384 (1, 9)			L3					1-H	2B	3	0	2	1	1	0	0				
<b>Norm Siebern, L</b> OBP: 0.381, SLG: 0.420 (1, 7)	F7							2B		4	1	1	0	0	0	3				
<b>Ed Charles, R</b> OBP: 0.337, SLG: 0.380 (1, 5)		4-3		6-3				4-3		4	0	0	1	0	0	2				
<b>Ken Harrelson, R</b> OBP: 0.292, SLG: 0.415 (1, 3)		6-3		6-3						4	0	0	0	0	1	1				
<b>Jerry Lumpe, L</b> OBP: 0.292, SLG: 0.391 (1, 4)										3	0	1	0	0	0	0				
<b>Sammy Esposito, R</b> OBP: 0.125, SLG: 0.143 (8, 4)		1B		1-3					L4	1	0	0	0	0	0	0				
<b>Charlie Lau, L</b> OBP: 0.226, SLG: 0.250 (1, 2)										4	0	2	0	0	0	0				
<b>Orlando Pena, R</b> OBP: 0.235, SLG: 0.233 (1, 1)										2	0	0	0	0	0	2				
<b>Chuck Essegian, R</b> OBP: 0.302, SLG: 0.358 (7, PH)		5-3								1	0	0	0	0	1	0				
<b>Dale Willis, R</b> OBP: 0.250, SLG: 0.250 (7, 1)										0	0	0	0	0	0	0				
<b>Gino Cimoli, R</b> OBP: 0.336, SLG: 0.385 (8, PH)										1	0	1	0	0	0	0				
<b>Inning Stats</b>	R: 0 E: 0 K: 0 S: 4	H: 1 LOB: 1 BB: 0 P: 4	R: 0 E: 0 K: 0 S: 5	H: 2 LOB: 2 BB: 0 P: 5	R: 0 E: 0 K: 0 S: 3	H: 0 LOB: 0 BB: 0 P: 3	R: 1 E: 0 K: 0 S: 4	H: 1 LOB: 0 BB: 0 P: 4	R: 0 E: 0 K: 0 S: 3	H: 0 LOB: 1 BB: 1 P: 7	R: 0 E: 0 K: 0 S: 3	H: 0 LOB: 0 BB: 0 P: 5	R: 1 E: 0 K: 0 S: 4	H: 1 LOB: 2 BB: 0 P: 7	R: 0 E: 0 K: 1 S: 7	H: 2 LOB: 2 BB: 0 P: 7	1B: 5 2B: 2 3B: 0 HR: 0	SF: 0 SAC: 0 DP: 0 HBP: 0	WP: 1 PB: 0 CS: 0	PA: 37
<b>PITCHER</b> <b>Bennie Daniels, R</b> ERA: 4.28 (1, 1)	IP: 9.0 WLS: W BF: 37 H: 7 R: 2 ER: 2 SO: 2 BB: 3 IBB: 0 HBP: 0 BLK: 0 WP: 1 HR: 0 S: 38 P: 50 ERA: 2.00 WHIP: 1.111															<b>PITCHER</b>				

Kansas City Athletics @ Washington Senators  
D.C. Stadium, Washington, DC  
Tue Jul 02 1963, 7:05 PM EDT  
Att: 3,429 - Unknown

AB 34  
R 2  
H 7  
RBI 2  
BB 3  
SO 2  
LOB 11



Batter	1	2	3	4	5	6	7	8	9	AB	R	H	RBI	BB	SO	LOB	BOTTOM			
<b>Mary Breeding, R</b> OBP: 0.297, SLG: 0.325 (1, 4)	5-3		4-3					F8		4	1	2	2	0	0	1				
<b>Chuck Cottler, R</b> OBP: 0.231, SLG: 0.322 (8, 4)										1	0	0	0	0	0	1				
<b>Chuck Hinton, R</b> OBP: 0.321, SLG: 0.440 (1, 7)	K		F4					F8		4	0	0	0	0	1	3				
<b>Jim King, L</b> OBP: 0.329, SLG: 0.507 (1, 9)	F8									3	1	2	1	1	0	0				
<b>Bobo Osborne, L</b> OBP: 0.315, SLG: 0.414 (1, 3)										3	0	0	1	0	2	3				
<b>Don Lock, R</b> OBP: 0.321, SLG: 0.423 (1, 8)										3	0	1	1	0	1	4				
<b>Don Zimmer, R</b> OBP: 0.279, SLG: 0.475 (1, 5)										4	1	1	0	0	0	1				
<b>Ed Brinkman, R</b> OBP: 0.274, SLG: 0.324 (1, 6)										3	2	0	0	0	0	1				
<b>Hobie Landrith, L</b> OBP: 0.318, SLG: 0.239 (1, 2)										4	1	1	0	0	0	3				
<b>Bennie Daniels, L</b> OBP: 0.350, SLG: 0.188 (1, 1)										1	1	1	1	1	0	0				
<b>Inning Stats</b>	R: 0 E: 0 K: 1 S: 5	H: 0 LOB: 0 BB: 0 P: 5	R: 0 E: 0 K: 1 S: 6	H: 1 LOB: 1 BB: 0 P: 6	R: 0 E: 0 K: 0 S: 4	H: 1 LOB: 1 BB: 0 P: 4	R: 1 E: 0 K: 0 S: 4	H: 1 LOB: 0 BB: 0 P: 4	R: 3 E: 3 K: 1 S: 10	H: 2 LOB: 2 BB: 0 P: 10	R: 0 E: 0 K: 0 S: 3	H: 0 LOB: 0 BB: 0 P: 3	R: 1 E: 0 K: 1 S: 6	H: 1 LOB: 2 BB: 2 P: 14	R: 2 E: 1 K: 0 S: 5	H: 2 LOB: 1 BB: 0 P: 6	1B: 7 2B: 0 3B: 1 HR: 0	SF: 2 SAC: 3 DP: 0 HBP: 1	WP: 1 PB: 0 CS: 0	PA: 38
<b>PITCHER</b> <b>Orlando Pena, R</b> ERA: 3.3 (1, 1)	IP: 6.0 WLS: L BF: 26 H: 5 R: 4 ER: 1 SO: 3 BB: 0 IBB: 0 HBP: 0 BLK: 0 WP: 0 HR: 0 S: 32 P: 32 ERA: 1.50 WHIP: 0.833															<b>PITCHER</b>				
<b>Dale Willis, R</b> ERA: 4.5 (7, 1)	IP: 2.0 WLS: L BF: 12 H: 3 R: 3 ER: 3 SO: 1 BB: 1 IBB: 1 HBP: 1 BLK: 0 WP: 0 HR: 0 S: 11 P: 20 ERA: 13.50 WHIP: 2.000															<b>PITCHER</b>				

Kansas City Athletics @ Washington Senators  
D.C. Stadium, Washington, DC  
Tue Jul 02 1963, 7:05 PM EDT  
Att: 3,429 - Unknown

AB 30  
R 7  
H 8  
RBI 6  
BB 2  
SO 4  
LOB 17





Batter	1	2	3	4	5	6	7	8	9	AB	R	H	RBI	BB	SO	LOB	TOP										
<b>Bobby Del Greco, R</b> (1,8) OBP: 0.271, SLG: 0.336										4	0	1	0	0	1	0	<b>Kansas City Athletics @ Washington Senators</b> <b>D.C. Stadium, Washington, DC</b> Thu Jul 04 1963, 3:33 AM EDT Unknown										
<b>Wayne Causey, L</b> (1,6) OBP: 0.357, SLG: 0.430										3	1	3	1	1	0	0											
<b>George Alusik, R</b> (1,9) OBP: 0.316, SLG: 0.376										3	0	0	0	1	1	4											
<b>Norm Siebern, L</b> (1,7) OBP: 0.377, SLG: 0.414										4	0	0	0	0	1	4											
<b>Charlie Lau, L</b> (1,2) OBP: 0.214, SLG: 0.236										3	0	0	0	0	1	1											
<b>Ed Charles, R</b> (1,5) OBP: 0.334, SLG: 0.376										3	0	0	0	0	0	0											
<b>Jerry Lumpe, L</b> (1,4) OBP: 0.279, SLG: 0.298										3	0	0	0	0	0	0											
<b>Ken Harrelson, R</b> (1,3) OBP: 0.280, SLG: 0.397										3	0	0	0	0	2	0											
<b>Moe Drabowsky, R</b> (1,1) OBP: 0.154, SLG: 0.231										2	0	0	0	0	1	0											
<b>Ted Bowsfield, R</b> (8,1) OBP: 0.190, SLG: 0.111										0	0	0	0	0	0	0											
<b>John Wyatt, R</b> (8,1) OBP: 0.335, SLG: 0.383										1	0	0	0	0	0	0											
<b>Inning Stats</b>	R: 0 E: 0 K: 0 S: 3	H: 1 LOB: 0 BB: 0 P: 3	R: 0 E: 0 K: 2 S: 7	H: 0 LOB: 0 BB: 0 P: 7	R: 0 E: 0 K: 2 S: 7	H: 0 LOB: 1 BB: 1 P: 7	R: 0 E: 0 K: 1 S: 5	H: 0 LOB: 0 BB: 0 P: 9	R: 0 E: 0 K: 0 S: 3	H: 0 LOB: 0 BB: 0 P: 3	R: 1 E: 0 K: 0 S: 3	H: 1 LOB: 0 BB: 1 P: 7	R: 0 E: 0 K: 0 S: 3	H: 0 LOB: 2 BB: 0 P: 3	R: 0 E: 0 K: 1 S: 7	H: 2 LOB: 2 BB: 0 P: 7	1B: 2 2B: 1 3B: 0 HR: 1	SF: 0 SAC: 0 DP: 1 HBP: 0	WP: 0 PB: 0 CS: 0	PA: 31							
<b>PITCHER</b>	IP	WLS	BF	H	R	ER	SO	BB	IBB	HBP	BLK	WP	HR	S	P	ERA	WHIP										
<b>Tom Cheney, R</b> (1,1) ERA: 2.88	8.1	W	29	4	1	1	6	2	0	0	0	0	1	39	47	1.08	0.720										
<b>Ron Kline, R</b> (9,1) ERA: 2.37	0.2	S	2	0	0	0	1	0	0	0	0	0	0	4	4	0.00	0.000										

Batter	1	2	3	4	5	6	7	8	9	AB	R	H	RBI	BB	SO	LOB	BOTTOM										
<b>Mary Breeding, R</b> (1,4) OBP: 0.296, SLG: 0.323										4	1	1	0	0	1	0	<b>Kansas City Athletics @ Washington Senators</b> <b>D.C. Stadium, Washington, DC</b> Thu Jul 04 1963, 3:33 AM EDT Unknown										
<b>Chuck Cottler, R</b> (9,4) OBP: 0.231, SLG: 0.322										0	0	0	0	0	0	0											
<b>Chuck Hinton, R</b> (1,7) OBP: 0.320, SLG: 0.437										4	0	1	0	0	1	0											
<b>Jim King, L</b> (1,9) OBP: 0.336, SLG: 0.507										2	0	1	0	2	0	2											
<b>Bobo Osborne, L</b> (1,3) OBP: 0.312, SLG: 0.409										3	0	0	0	0	1	3											
<b>Minnie Minoza, R</b> (8, PH) OBP: 0.326, SLG: 0.273										0	0	0	0	1	0	0											
<b>Hobie Landrith, L</b> (9,2) OBP: 0.318, SLG: 0.239										0	0	0	0	0	0	0											
<b>Don Leppert, R</b> (1,2) OBP: 0.318, SLG: 0.429										3	0	0	0	0	0	1											
<b>Dick Phillips, L</b> (8, PH) OBP: 0.308, SLG: 0.247										1	0	0	0	0	0	2											
<b>Don Lock, R</b> (1,8) OBP: 0.321, SLG: 0.420										2	0	0	0	1	2	0											
<b>Don Zimmer, R</b> (1,5) OBP: 0.283, SLG: 0.465										3	1	1	0	0	0	1											
<b>Ed Brinkman, R</b> (1,6) OBP: 0.274, SLG: 0.324										3	0	1	1	0	0	1											
<b>Tom Cheney, R</b> (1,1) OBP: 0.071, SLG: 0.071										3	0	0	0	0	0	1											
<b>Ron Kline, R</b> (9,1) OBP: 0.333, SLG: 1.000										0	0	0	0	0	0	0											
<b>Inning Stats</b>	R: 0 E: 0 K: 0 S: 3	H: 0 LOB: 1 BB: 1 P: 7	R: 1 E: 0 K: 1 S: 7	H: 2 LOB: 1 BB: 0 P: 7	R: 0 E: 0 K: 1 S: 5	H: 0 LOB: 1 BB: 1 P: 9	R: 0 E: 0 K: 1 S: 5	H: 0 LOB: 0 BB: 0 P: 5	R: 0 E: 0 K: 1 S: 6	H: 1 LOB: 1 BB: 0 P: 6	R: 0 E: 0 K: 0 S: 2	H: 0 LOB: 0 BB: 1 P: 6	R: 1 E: 0 K: 0 S: 5	H: 2 LOB: 2 BB: 1 P: 9	R: 0 E: 0 K: 1 S: 7	H: 2 LOB: 2 BB: 0 P: 7	1B: 5 2B: 1 3B: 0 HR: 0	SF: 0 SAC: 0 DP: 1 HBP: 0	WP: 0 PB: 0 CS: 0	PA: 32							
<b>PITCHER</b>	IP	WLS	BF	H	R	ER	SO	BB	IBB	HBP	BLK	WP	HR	S	P	ERA	WHIP										
<b>Moe Drabowsky, R</b> (1,1) ERA: 3.38	7.1	L	29	5	2	2	5	3	0	0	0	0	0	36	48	2.46	1.091										
<b>Ted Bowsfield, L</b> (8,1) ERA: 4.92	0.1		2	0	0	0	0	1	0	0	0	0	0	1	5	0.00	3.000										
<b>John Wyatt, R</b> (8,1) ERA: 2.25	0.1		1	0	0	0	0	0	0	0	1	0	0	1	1	0.00	0.000										




Batter	1	2	3	4	5	6	7	8	9	AB	R	H	RBI	BB	SO	LOB	TOP								
<b>Bobby Del Greco, R</b> OBP: 0.277, SLG: 0.331 (1, 8)										2	0	0	0	2	0	2	<b>Kansas City Athletics @ Washington Senators</b> <b>D.C. Stadium, Washington, DC</b> Thu Jul 04 1963, 3:38 AM EDT Att: 9,943 - Unknown								
<b>Wayne Causey, L</b> OBP: 0.352, SLG: 0.424 (1, 6)										4	0	0	0	0	1	6									
<b>Ed Charles, R</b> OBP: 0.336, SLG: 0.376 (1, 5)										3	0	1	0	1	0	1									
<b>Norm Siebern, L</b> OBP: 0.372, SLG: 0.409 (1, 7)										3	0	0	1	0	0	2									
<b>Doc Edwards, R</b> OBP: 0.314, SLG: 0.372 (1, 2)										3	0	2	0	1	0	0									
<b>Gino Cimoli, R</b> OBP: 0.332, SLG: 0.380 (1, 9)										2	0	0	0	0	1	1									
<b>George Alusik, R</b> OBP: 0.313, SLG: 0.371 (4, 9)										2	0	0	0	0	3										
<b>Ken Harrelson, R</b> OBP: 0.291, SLG: 0.386 (1, 3)										2	0	0	0	2	0	1									
<b>Sammy Esposito, R</b> OBP: 0.182, SLG: 0.111 (9, PH)										2	1	0	0	1	0	1									
<b>Jerry Lumpe, L</b> OBP: 0.276, SLG: 0.297 (9, PH)										1	0	0	0	0	0	1									
<b>Diego Segui, R</b> OBP: 0.292, SLG: 0.348 (1, 1)										2	1	2	0	0	0	0									
<b>John Wyatt, R</b> (7, 1)										0	0	0	0	0	0	0									
<b>Charlie Lau, L</b> OBP: 0.211, SLG: 0.232 (9, PH)										1	0	0	0	0	0	1									
<b>Inning Stats</b>	R: 0 E: 0 K: 0 S: 3	H: 0 LOB: 1 BB: 1 P: 7	R: 0 E: 0 K: 1 S: 5	H: 1 LOB: 0 BB: 0 P: 5	R: 2 E: 2 K: 0 S: 4	H: 0 LOB: 1 BB: 2 P: 12	R: 0 E: 0 K: 0 S: 3	H: 0 LOB: 1 BB: 1 P: 7	R: 0 E: 0 K: 0 S: 3	H: 1 LOB: 0 BB: 0 P: 3	R: 0 E: 1 K: 1 S: 6	H: 1 LOB: 1 BB: 1 P: 7	R: 0 E: 0 K: 1 S: 6	H: 1 LOB: 2 BB: 1 P: 10	R: 0 E: 0 K: 0 S: 4	H: 1 LOB: 0 BB: 0 P: 6	R: 0 E: 0 K: 0 S: 2	H: 0 LOB: 0 BB: 1 P: 6	1B: 4 2B: 2 3B: 1 HR: 0	SF: 1 SAC: 1 DP: 5 HBP: 0	WP: 0 PB: 0 SB: 0 CS: 0	PA: 36			
<b>PITCHER</b>	IP	WLS	BF	H	R	ER	SO	BB	IBB	HBP	BLK	WP	HR	S	P	ERA	WHIP								
<b>Claude Osteen, L</b> ERA: 3.24 (1, 1)	8.0	W	34	5	2	0	2	6	1	0	0	0	0	31	59	0.00	1.375								
<b>Ron Kline, R</b> ERA: 2.31 (9, 1)	1.0	S	2	0	0	0	0	0	0	0	0	0	0	2	2	0.00	0.000								

Batter	1	2	3	4	5	6	7	8	9	AB	R	H	RBI	BB	SO	LOB	BOTTOM								
<b>Mary Breeding, R</b> OBP: 0.299, SLG: 0.325 (1, 4)										5	1	2	0	0	0	1	<b>Kansas City Athletics @ Washington Senators</b> <b>D.C. Stadium, Washington, DC</b> Thu Jul 04 1963, 3:38 AM EDT Att: 9,943 - Unknown								
<b>Chuck Cottler, R</b> OBP: 0.231, SLG: 0.322 (9, 4)										0	0	0	0	0	0	0									
<b>Chuck Hinton, R</b> OBP: 0.324, SLG: 0.440 (1, 7)										5	1	3	0	0	0	1									
<b>Jim King, L</b> OBP: 0.335, SLG: 0.500 (1, 9)										3	0	0	0	1	0	2									
<b>Bobo Osborne, L</b> OBP: 0.311, SLG: 0.404 (1, 3)										3	0	0	0	1	2	3									
<b>Don Lock, R</b> OBP: 0.327, SLG: 0.423 (1, 8)										3	1	2	0	1	1	3									
<b>Don Zimmer, R</b> OBP: 0.280, SLG: 0.435 (1, 5)										3	0	0	1	1	2	2									
<b>Ed Brinkman, R</b> OBP: 0.280, SLG: 0.330 (1, 6)										4	0	3	1	0	0	3									
<b>Hobie Landrith, L</b> OBP: 0.315, SLG: 0.240 (1, 2)										4	0	1	0	0	1	4									
<b>Claude Osteen, L</b> OBP: 0.152, SLG: 0.125 (1, 1)										3	0	0	0	0	1	3									
<b>Ron Kline, R</b> OBP: 0.333, SLG: 1.000 (9, 1)										0	0	0	0	0	0	0									
<b>Inning Stats</b>	R: 1 E: 0 K: 0 S: 4	H: 2 LOB: 0 BB: 0 P: 4	R: 0 E: 0 K: 1 S: 7	H: 2 LOB: 2 BB: 0 P: 7	R: 0 E: 0 K: 0 S: 3	H: 0 LOB: 0 BB: 0 P: 3	R: 1 E: 0 K: 1 S: 6	H: 1 LOB: 1 BB: 1 P: 10	R: 0 E: 0 K: 2 S: 9	H: 2 LOB: 3 BB: 1 P: 13	R: 0 E: 0 K: 3 S: 10	H: 1 LOB: 0 BB: 0 P: 10	R: 1 E: 0 K: 0 S: 5	H: 2 LOB: 2 BB: 2 P: 13	R: 0 E: 0 K: 0 S: 4	H: 1 LOB: 1 BB: 0 P: 4		1B: 11 2B: 0 3B: 0 HR: 0	SF: 0 SAC: 1 DP: 1 HBP: 0	WP: 0 PB: 0 SB: 2 CS: 0	PA: 38				
<b>PITCHER</b>	IP	WLS	BF	H	R	ER	SO	BB	IBB	HBP	BLK	WP	HR	S	P	ERA	WHIP								
<b>Diego Segui, R</b> ERA: 4.73 (1, 1)	6.2	L	32	10	3	3	7	1	2	0	0	0	0	43	55	4.05	1.650								
<b>John Wyatt, R</b> ERA: 2.18 (7, 1)	1.1		6	1	0	0	0	1	0	0	0	0	0	5	9	0.00	1.500								



Batter	1	2	3	4	5	6	7	8	9	AB	R	H	RBI	BB	SO	LOB	TOP																			
<b>Bobby Del Greco, R</b> OBP: 0.274, SLG: 0.327 (1, 8)										5	1	1	0	0	0	4	<b>Kansas City Athletics @ Detroit Tigers</b> Tiger Stadium, Detroit, MI Fri Jul 05 1963, 7:05 PM EDT Att: 12,814 - Unknown																			
<b>Wayne Causey, L</b> OBP: 0.347, SLG: 0.417 (1, 6)										5	0	0	0	0	2	5																				
<b>Ed Charles, R</b> OBP: 0.338, SLG: 0.379 (1, 5)										3	1	2	1	0	0	0																				
<b>Norm Siebern, L</b> OBP: 0.370, SLG: 0.407 (1, 7)										4	0	1	0	0	0	5																				
<b>Doc Edwards, R</b> OBP: 0.312, SLG: 0.368 (1, 2)										4	0	1	2	0	0	2																				
<b>George Alusik, R</b> OBP: 0.311, SLG: 0.367 (1, 9)										4	0	1	0	0	0	1																				
<b>Jerry Lumpe, L</b> OBP: 0.281, SLG: 0.297 (1, 4)										3	0	1	0	1	1	1																				
<b>Ken Harrelson, R</b> OBP: 0.301, SLG: 0.384 (1, 3)										3	1	1	0	1	0	2																				
<b>Dave Wickersham, R</b> OBP: 0.186, SLG: 0.167 (6, 1)										1	0	0	0	0	0	1																				
<b>Dale Willis, R</b> OBP: 0.286, SLG: 0.320 (7, PH)										0	0	0	0	0	0	0																				
<b>Chuck Essegian, R</b> OBP: 0.262, SLG: 0.303 (7, PH)										0	0	0	0	0	0	0																				
<b>Tony La Russa, R</b> OBP: 0.262, SLG: 0.328 (7, PH)										0	0	0	0	0	0	0																				
<b>John Wyatt, R</b> OBP: 0.257, SLG: 0.294 (7, PH)										0	0	0	0	0	0	0																				
<b>Gino Cimoli, R</b> OBP: 0.305, SLG: 0.353 (8, PH)										1	0	1	0	0	0	0																				
<b>Sammy Esposito, R</b> OBP: 0.162, SLG: 0.111 (8, PH)										0	0	0	0	0	0	0																				
<b>Inning Stats</b>	R: 2 E: 0 K: 0 S: 6	H: 3 LOB: 1 BB: 0 P: 6	R: 0 E: 0 K: 0 S: 4	H: 1 LOB: 1 BB: 0 P: 4	R: 0 E: 0 K: 1 S: 6	H: 1 LOB: 1 BB: 0 P: 6	R: 0 E: 0 K: 2 S: 8	H: 1 LOB: 0 BB: 0 P: 8	R: 0 E: 0 K: 0 S: 3	H: 2 LOB: 1 BB: 0 P: 4	R: 1 E: 1 K: 1 S: 7	H: 1 LOB: 2 BB: 1 P: 11	R: 0 E: 0 K: 0 S: 3	H: 0 LOB: 1 BB: 1 P: 7	R: 0 E: 0 K: 0 S: 3	H: 1 LOB: 1 BB: 0 P: 3	1B: 10 2B: 0 3B: 0 HR: 0	SF: 1 SAC: 1 DP: 1 HBP: 0	WP: 0 PA: 38 PB: 0 SB: 0 CS: 1																	
<b>PITCHER</b>	IP	WLS	BF	H	R	ER	SO	BB	IBB	HBP	BLK	WP	HR	S	P	ERA	WHIP	<b>PITCHER</b>		IP	WLS	BF	H	R	ER	SO	BB	IBB	HBP	BLK	WP	HR	S	P	ERA	WHIP
<b>Mickey Lolich, L</b> ERA: 3.38 (1, 1)	9.0	W	38	10	3	2	4	2	0	0	0	0	0	44	52	2.00	1.333																			

AB	34
R	3
H	10
RBI	3
BB	2
SO	4
LOB	21



Batter	1	2	3	4	5	6	7	8	9	AB	R	H	RBI	BB	SO	LOB	BOTTOM																			
<b>Jake Wood, R</b> OBP: 0.327, SLG: 0.406 (1, 4)										3	0	0	0	0	0	2	<b>Kansas City Athletics @ Detroit Tigers</b> Tiger Stadium, Detroit, MI Fri Jul 05 1963, 7:05 PM EDT Att: 12,814 - Unknown																			
<b>Dick McAuliffe, L</b> OBP: 0.336, SLG: 0.394 (1, 6)										4	0	2	1	0	0	1																				
<b>Al Kaline, R</b> OBP: 0.360, SLG: 0.549 (1, 9)										4	0	0	0	0	0	4																				
<b>George Thomas, R</b> OBP: 0.262, SLG: 0.328 (8, 9)										0	0	0	0	0	0	0																				
<b>Rocky Colavito, R</b> OBP: 0.358, SLG: 0.405 (1, 7)										4	1	0	0	0	0	1																				
<b>Norm Cash, L</b> OBP: 0.336, SLG: 0.406 (1, 3)										3	1	2	0	1	0	0																				
<b>Bill Bruton, L</b> OBP: 0.305, SLG: 0.357 (1, 8)										4	1	2	1	0	0	1																				
<b>Bubba Phillips, R</b> OBP: 0.257, SLG: 0.294 (1, 5)										3	0	0	1	0	0	3																				
<b>Bill Freehan, R</b> OBP: 0.373, SLG: 0.435 (1, 2)										2	1	1	0	1	0	0																				
<b>Mickey Lolich, S</b> OBP: 0.304, SLG: 0.059 (1, 1)										3	0	1	0	0	0	3																				
<b>Inning Stats</b>	R: 0 E: 0 K: 0 S: 3	H: 1 LOB: 0 BB: 0 P: 3	R: 0 E: 0 K: 0 S: 3	H: 0 LOB: 0 BB: 0 P: 3	R: 0 E: 0 K: 0 S: 4	H: 1 LOB: 1 BB: 0 P: 4	R: 0 E: 0 K: 0 S: 3	H: 0 LOB: 0 BB: 0 P: 3	R: 2 E: 0 K: 0 S: 6	H: 3 LOB: 1 BB: 0 P: 6	R: 1 E: 0 K: 0 S: 5	H: 2 LOB: 2 BB: 1 P: 9	R: 1 E: 1 K: 0 S: 4	H: 0 LOB: 1 BB: 1 P: 8	R: 0 E: 0 K: 0 S: 4	H: 1 LOB: 1 BB: 0 P: 4	1B: 7 2B: 1 3B: 0 HR: 0	SF: 1 SAC: 1 DP: 2 HBP: 0	WP: 1 PA: 34 PB: 0 SB: 0 CS: 0																	
<b>PITCHER</b>	IP	WLS	BF	H	R	ER	SO	BB	IBB	HBP	BLK	WP	HR	S	P	ERA	WHIP	<b>PITCHER</b>		IP	WLS	BF	H	R	ER	SO	BB	IBB	HBP	BLK	WP	HR	S	P	ERA	WHIP
<b>Dave Wickersham, R</b> ERA: 3.66 (1, 1)	5.2		24	7	3	3	0	1	0	0	0	0	0	1	1	4.76	1.412																			
<b>Dale Willis, R</b> ERA: 4.45 (6, 1)	0.1	L	1	0	0	0	0	0	0	0	0	0	0	1	1	0.00	0.000																			
<b>John Wyatt, R</b> ERA: 2.08 (7, 1)	2.0	L	9	1	1	0	0	1	0	0	0	0	0	8	12	0.00	1.000																			





Batter	1	2	3	4	5	6	7	8	9	AB	R	H	RBI	BB	SO	LOB	TOP		
Jerry Lumpe, L (1.4) OBP: 0.289, SLG: 0.310										4	2	3	1	1	0	0			
Wayne Causey, L (1.6) OBP: 0.345, SLG: 0.413										5	0	1	0	0	0	6			
Ed Charles, R (1.5) OBP: 0.336, SLG: 0.379										5	0	1	1	0	1	5			
Norm Siebern, L (1.7) OBP: 0.371, SLG: 0.404										4	0	1	1	1	0	5			
Doc Edwards, R (1.2) OBP: 0.300, SLG: 0.352										5	0	0	0	0	0	5			
George Alusk, R (1.9) OBP: 0.320, SLG: 0.395										5	1	3	1	0	0	0			
Ken Harrelson, R (1.3) OBP: 0.295, SLG: 0.372										5	0	1	0	0	0	1			
Bobby Del Greco, R (1.8) OBP: 0.284, SLG: 0.327										3	1	1	0	2	1	3			
Ed Rakow, S (1.1) OBP: 0.191, SLG: 0.140										2	0	0	0	0	0	2			
Ted Bowsfield, L (4.1) OBP: 0.196, SLG: 0.111										0	0	0	0	0	0	0			
Chuck Esselman, R (6. Ph) OBP: 0.200, SLG: 0.058										1	0	0	0	0	0	0			
Dale Willis, R (6. Ph) OBP: 0.200, SLG: 0.058										0	0	0	0	0	0	0			
Charlie Lulu, L (8. Ph) OBP: 0.200, SLG: 0.058										1	0	1	0	0	0	0			
Pete Lovrich, R (8. Ph) OBP: 0.200, SLG: 0.058										0	0	0	0	0	0	0			
<b>Inning Stats</b>	R: 1 E: 0 K: 0 S: 4	H: 1 LOB: 1 BB: 1 P: 8	R: 0 E: 0 K: 1 S: 6	H: 2 LOB: 1 BB: 0 P: 6	R: 1 E: 1 K: 1 S: 7	H: 1 LOB: 1 BB: 0 P: 7	R: 0 E: 0 K: 1 S: 5	H: 0 LOB: 1 BB: 1 P: 9	R: 0 E: 0 K: 0 S: 5	H: 2 LOB: 2 BB: 0 P: 5	R: 1 E: 0 K: 0 S: 5	H: 2 LOB: 3 BB: 1 P: 9	R: 0 E: 0 K: 0 S: 5	H: 2 LOB: 2 BB: 0 P: 5	R: 1 E: 0 K: 1 S: 6	H: 1 LOB: 0 BB: 0 P: 6	1B: 8 2B: 4 3B: 0 HR: 1	SF: 0 SAC: 0 DP: 1 HBP: 0	WP: 0 PA: 44 PB: 0 SB: 0 CS: 0
<b>PITCHER</b>	IP WLS BF H R ER SO BB IBB HBP BLK WP HR S P ERA WHIP	7.0 W 37 12 3 2 3 4 0 0 0 0 0 39 55 2.57 2.286	2.0 S 7 1 1 1 1 0 0 0 0 0 1 9 9 4.50 0.500																
Bill Faul, R (1.1) ERA: 3.88																			
Don Mossi, L (8.1) ERA: 4.4																			

Kansas City Athletics @ Detroit Tigers  
Tiger Stadium, Detroit, MI  
Sat Jul 06 1963, 4:33 AM EDT  
Att: 5,700 - Unknown

AB 40  
R 4  
H 13  
RBI 4  
BB 4  
SO 4  
LOB 27



Batter	1	2	3	4	5	6	7	8	9	AB	R	H	RBI	BB	SO	LOB	BOTTOM				
Jake Wood, R (1.4) OBP: 0.328, SLG: 0.404										4	0	1	1	1	1	1					
Dick McAuliffe, L (1.6) OBP: 0.337, SLG: 0.405										5	0	2	1	0	0	2					
Gates Brown, L (1.7) OBP: 0.273, SLG: 0.490										4	1	1	0	1	1	3					
George Thomas, R (9.9) OBP: 0.262, SLG: 0.328										0	0	0	0	0	0	0					
Rocky Colavito, R (1.9) OBP: 0.361, SLG: 0.421										4	2	2	1	1	0	3					
Norm Cash, L (1.3) OBP: 0.337, SLG: 0.415										4	2	1	3	1	0	2					
Bill Bruton, L (1.8) OBP: 0.305, SLG: 0.357										3	0	1	0	0	1	0					
Bubba Phillips, R (1.5) OBP: 0.261, SLG: 0.302										4	1	2	0	0	0	1					
Gus Triandos, R (1.2) OBP: 0.322, SLG: 0.407										2	1	1	0	2	0	2					
Bill Faul, R (1.1) OBP: 0.154, SLG: 0.200										4	1	1	1	0	1	3					
Don Mossi, L (8.1) OBP: 0.308, SLG: 0.227										0	0	0	0	0	0	0					
<b>Inning Stats</b>	R: 0 E: 0 K: 1 S: 6	H: 1 LOB: 2 BB: 1 P: 10	R: 0 E: 0 K: 0 S: 4	H: 2 LOB: 1 BB: 0 P: 4	R: 3 E: 0 K: 1 S: 8	H: 3 LOB: 0 BB: 0 P: 8	R: 1 E: 0 K: 0 S: 4	H: 1 LOB: 3 BB: 3 P: 16	R: 3 E: 0 K: 0 S: 6	H: 3 LOB: 2 BB: 2 P: 14	R: 0 E: 0 K: 1 S: 5	H: 0 LOB: 0 BB: 0 P: 5	R: 0 E: 0 K: 1 S: 6	H: 1 LOB: 1 BB: 0 P: 6	R: 1 E: 0 K: 0 S: 4	H: 1 LOB: 0 BB: 0 P: 4	1B: 6 2B: 3 3B: 1 HR: 2	SF: 0 SAC: 1 DP: 1 HBP: 0	WP: 2 PA: 41 PB: 0 SB: 0 CS: 0		
<b>PITCHER</b>	IP WLS BF H R ER SO BB IBB HBP BLK WP HR S P ERA WHIP	3.1 L 19 7 4 4 2 3 0 0 0 0 0 8 20 16.20 3.000	1.2 11 3 3 3 0 2 1 0 0 0 0 8 20 16.20 3.000	2.0 7 1 0 0 2 0 0 0 0 0 0 11 11 0.00 0.500	1.0 4 1 1 1 0 0 0 0 0 0 1 4 4 9.00 1.000																
Ed Rakow, R (1.1) ERA: 3.52																					
Ted Bowsfield, L (4.1) ERA: 5.18																					
Dale Willis, R (6.1) ERA: 4.19																					
Pete Lovrich, R (8.1) ERA: 12.0																					

Kansas City Athletics @ Detroit Tigers  
Tiger Stadium, Detroit, MI  
Sat Jul 06 1963, 4:33 AM EDT  
Att: 5,700 - Unknown

AB 34  
R 8  
H 12  
RBI 7  
BB 6  
SO 4  
LOB 17





Batter	1	2	3	4	5	6	7	8	9	AB	R	H	RBI	BB	SO	LOB	TOP							
Jerry Lumpe, L (1.4)										4	0	3	0	0	0	0								
Wayne Causey, L (1.6)										4	0	0	0	0	0	4								
Ed Charles, R (1.5)										4	0	0	0	0	1	2								
Norm Siebern, L (1.3)										3	0	2	0	1	0	1								
Doc Edwards, R (1.2)											4	0	0	0	1	3								
Chuck Essegian, R (1.7)											4	1	1	1	0	3	2							
George Alusik, R (1.9)											2	0	1	0	2	0	0							
Bobby Del Greco, R (1.8)											4	0	0	0	1	3								
Orlando Pena, R (1.1)											1	0	0	0	1	0								
Moe Drabowsky, R (3.1)											1	0	0	0	1	1								
Charlie Lau, L (7, PH)											1	0	0	0	0	1								
Ted Bowsfield, R (7.1)											0	0	0	0	0	0								
Ed Rakow, S (8.1)											0	0	0	0	0	0								
<b>Inning Stats</b>	R: 0 E: 0 K: 0 S: 3	H: 1 LOB: 0 BB: 0 P: 3	R: 1 E: 0 K: 0 S: 4	H: 2 LOB: 1 BB: 1 P: 8	R: 0 E: 0 K: 1 S: 5	H: 0 LOB: 0 BB: 0 P: 5	R: 0 E: 0 K: 2 S: 8	H: 1 LOB: 1 BB: 0 P: 8	R: 0 E: 1 K: 1 S: 7	H: 2 LOB: 2 BB: 0 P: 7	R: 0 E: 0 K: 0 S: 3	H: 1 LOB: 0 BB: 3 P: 3	R: 0 E: 0 K: 0 S: 4	H: 1 LOB: 1 BB: 1 P: 4	R: 0 E: 0 K: 2 S: 7	H: 0 LOB: 1 BB: 1 P: 11	R: 0 E: 0 K: 0 S: 3	H: 1 LOB: 0 BB: 4 P: 4	R: 0 E: 0 K: 2 S: 7	H: 0 LOB: 1 BB: 1 P: 11	1B: 5 2B: 2 3B: 0 HR: 1	SF: 0 SAC: 0 DP: 3 HBP: 0	WP: 0 PB: 0 SB: 0 CS: 0	PA: 35
<b>PITCHER</b> Jim Bunning, R (1.1) ERA: 3.79	IP: 9.0 WLS: W BF: 35 H: 7 R: 1 ER: 1 SO: 8 BB: 3 IBB: 0 HBP: 0 BLK: 0 WP: 0 HR: 1 S: 48 P: 60 ERA: 1.00 WHIP: 1.111															<b>PITCHER</b>	IP: 9.0 WLS: W BF: 35 H: 7 R: 1 ER: 1 SO: 8 BB: 3 IBB: 0 HBP: 0 BLK: 0 WP: 0 HR: 1 S: 48 P: 60 ERA: 1.00 WHIP: 1.111							

Kansas City Athletics @ Detroit Tigers  
Tiger Stadium, Detroit, MI  
Sun Jul 07 1963, 4:33 AM EDT  
Unknown

AB	32
R	1
H	7
RBI	1
BB	3
SO	8
LOB	17



Batter	1	2	3	4	5	6	7	8	9	AB	R	H	RBI	BB	SO	LOB	BOTTOM			
Jake Wood, R (1.4)										5	1	2	0	0	1	2				
Dick McAuliffe, L (1.6)										3	1	1	0	1	0	4				
Al Kaline, R (1.9)										2	1	1	1	0	0	0				
George Thomas, R (6.9)										1	0	0	0	0	0	1				
Rocky Colavito, R (1.7)										4	0	1	2	0	0	1				
Norm Cash, L (1.3)										2	2	1	0	2	0	1				
Bill Bruton, L (1.8)										2	0	1	0	1	0	1				
Bubba Phillips, R (1.5)										3	0	2	2	0	0	2				
Gus Triandos, R (1.2)										3	0	1	0	0	0	1				
Jim Bunning, R (1.1)											4	0	0	0	0	5				
<b>Inning Stats</b>	R: 1 E: 0 K: 0 S: 4	H: 1 LOB: 0 BB: 0 P: 4	R: 1 E: 0 K: 0 S: 4	H: 1 LOB: 1 BB: 1 P: 8	R: 2 E: 0 K: 0 S: 6	H: 3 LOB: 1 BB: 0 P: 6	R: 0 E: 0 K: 0 S: 4	H: 2 LOB: 2 BB: 0 P: 5	R: 0 E: 0 K: 0 S: 3	H: 1 LOB: 2 BB: 1 P: 8	R: 0 E: 0 K: 0 S: 2	H: 0 LOB: 0 BB: 1 P: 6	R: 0 E: 0 K: 1 S: 7	H: 2 LOB: 2 BB: 1 P: 11	R: 1 E: 0 K: 0 S: 7	H: 2 LOB: 2 BB: 1 P: 11	1B: 9 2B: 1 3B: 0 HR: 0	SF: 2 SAC: 1 DP: 2 HBP: 1	WP: 0 PB: 0 SB: 0 CS: 0	PA: 37
<b>PITCHER</b> Orlando Pena, R (1.1) ERA: 3.55	IP: 2.1 WLS: L BF: 13 H: 5 R: 4 ER: 4 SO: 4 BB: 1 IBB: 0 HBP: 0 BLK: 0 WP: 0 HR: 0 S: 12 P: 16 ERA: 15.43 WHIP: 2.571															<b>PITCHER</b> Moe Drabowsky, R (3.1) ERA: 3.07	IP: 3.2 WLS: 15 BF: 3 H: 3 R: 0 ER: 0 SO: 0 BB: 1 IBB: 0 HBP: 1 BLK: 0 WP: 0 HR: 0 S: 13 P: 18 ERA: 0.00 WHIP: 1.091			
<b>PITCHER</b> Ted Bowsfield, L (7.1) ERA: 5.21	IP: 1.1 WLS: 7 BF: 2 H: 2 R: 1 ER: 1 SO: 0 BB: 2 IBB: 0 HBP: 0 BLK: 0 WP: 0 HR: 0 S: 5 P: 13 ERA: 6.75 WHIP: 3.000															<b>PITCHER</b> Ed Rakow, R (8.1) ERA: 3.5	IP: 0.2 WLS: 2 BF: 0 H: 0 R: 0 ER: 0 SO: 1 BB: 0 IBB: 0 HBP: 0 BLK: 0 WP: 0 HR: 0 S: 4 P: 4 ERA: 0.00 WHIP: 0.000			

Kansas City Athletics @ Detroit Tigers  
Tiger Stadium, Detroit, MI  
Sun Jul 07 1963, 4:33 AM EDT  
Unknown

AB	29
R	5
H	10
RBI	5
BB	4
SO	1
LOB	18









Batter	1	2	3	4	5	6	7	8	9	AB	R	H	RBI	BB	SO	LOB	TOP			
<b>Tito Francona, L</b> OBP: 0.295, SLG: 0.323 (1, 7)										3	2	1	3	0	3		<b>Cleveland Indians @ Kansas City Athletics</b> Municipal Stadium, Kansas City, MO Thu Jul 11 1963, 8:05 PM EDT Att: 6,542 - Unknown			
<b>Larry Brown, R</b> OBP: 0.750, SLG: 0.667 (1, 4)										2	1	1	2	1	0	0				
<b>Willie Kirkland, L</b> OBP: 0.338, SLG: 0.428 (1, 8)										4	1	2	3	1	1	2				
<b>Max Alvis, R</b> OBP: 0.337, SLG: 0.456 (1, 5)										5	0	0	0	0	3	5				
<b>Joe Adcock, R</b> OBP: 0.347, SLG: 0.494 (1, 3)										5	0	1	0	0	1	0				
<b>John Romano, R</b> OBP: 0.373, SLG: 0.509 <b>Dick Howser, R</b> OBP: 0.333, SLG: 0.277 (8, FR) (8, 6)										3	0	1	0	1	1	2				
<b>Al Luplow, L</b> OBP: 0.276, SLG: 0.289 (1, 9)										5	1	2	0	0	1	1				
<b>Jerry Kindall, R</b> OBP: 0.269, SLG: 0.303 <b>Fred Whitfield, L</b> OBP: 0.290, SLG: 0.456 <b>Gary Bell, R</b> OBP: 0.136, SLG: 0.095 <b>Bob Allen, L</b> OBP: 0.095 <b>Ted Abernathy, R</b> OBP: 0.400, SLG: 0.500 (8, PH) (9, 1) (9, 1)										2	1	0	0	1	0	0				
<b>Dick Donovan, L</b> OBP: 0.135, SLG: 0.162 <b>Mudcat Grant, R</b> OBP: 0.169, SLG: 0.250 <b>Joe Azcue, R</b> OBP: 0.327, SLG: 0.459 (8, PH) (8, 2)										1	0	0	0	0	0	0				
<b>Inning Stats</b>	R: 3 E: 1 K: 1 S: 8	H: 2 LOB: 1 BB: 1 P: 12	R: 0 E: 0 K: 0 S: 2	H: 0 LOB: 1 BB: 1 P: 6	R: 0 E: 0 K: 2 S: 9	H: 2 LOB: 2 BB: 0 P: 9	R: 2 E: 1 K: 2 S: 9	H: 2 LOB: 1 BB: 1 P: 13	R: 0 E: 0 K: 1 S: 5	H: 0 LOB: 0 BB: 0 P: 5	R: 0 E: 0 K: 2 S: 7	H: 0 LOB: 1 BB: 1 P: 11	R: 3 E: 0 K: 1 S: 8	H: 3 LOB: 3 BB: 3 P: 20	R: 0 E: 0 K: 0 S: 6	H: 3 LOB: 3 BB: 0 P: 6		1B: 8 2B: 3 3B: 0 HR: 1	SF: 0 SAC: 2 DP: 0 HBP: 0	WP: 1 PB: 0 SB: 0 CS: 0
<b>PITCHER</b>	IP WLS BF H R ER SO BB IBB HBP BLK WP HR S P ERA WHIP																			
<b>Dave Wickersham, R</b> ERA: 3.74 (1, 1)	4.0	L	22	6	5	3	5	3	0	0	0	0	0	1	28	40	6.75	2.250		
<b>Dale Willis, R</b> ERA: 4.5 (5, 1)	3.2	L	16	3	3	3	5	1	1	0	0	0	0	0	24	32	7.36	1.091		
<b>John Wyatt, R</b> ERA: 2.49 (8, 1)	1.1		9	3	0	0	0	2	0	0	0	0	1	0	7	15	0.00	3.750		

Batter	1	2	3	4	5	6	7	8	9	AB	R	H	RBI	BB	SO	LOB	BOTTOM			
<b>Jose Tartabull, L</b> OBP: 0.267, SLG: 0.266 (1, 8)										5	1	1	0	0	0	3	<b>Cleveland Indians @ Kansas City Athletics</b> Municipal Stadium, Kansas City, MO Thu Jul 11 1963, 8:05 PM EDT Att: 6,542 - Unknown			
<b>Wayne Causey, L</b> OBP: 0.348, SLG: 0.414 (1, 6)										4	1	2	1	1	0	0				
<b>Jerry Lumpe, L</b> OBP: 0.307, SLG: 0.331 (1, 4)										3	1	1	1	2	1	0				
<b>Chuck Essegian, R</b> OBP: 0.298, SLG: 0.374 (1, 7)										4	0	0	1	0	1	5				
<b>Ed Charles, R</b> OBP: 0.330, SLG: 0.370 (1, 5)										4	0	0	0	0	0	0				
<b>George Aluskis, R</b> OBP: 0.331, SLG: 0.432 (1, 9)										4	1	1	1	0	0	0				
<b>Doc Edwards, R</b> OBP: 0.297, SLG: 0.369 (1, 2)										4	0	2	1	0	0	0				
<b>Ken Harrelson, R</b> OBP: 0.295, SLG: 0.435 (1, 3)										4	1	1	1	0	0	1				
<b>Dave Wickersham, R</b> OBP: 0.197, SLG: 0.163 <b>Gino Cimoli, R</b> OBP: 0.236, SLG: 0.304 <b>Tony La Russa, R</b> OBP: 0.320, SLG: 0.200 <b>Dale Willis, R</b> OBP: 0.375, SLG: 0.410 <b>John Wyatt, R</b> OBP: 0.375, SLG: 0.410 <b>Norm Siebern, L</b> OBP: 0.375, SLG: 0.410 <b>Sammy Esposito, R</b> OBP: 0.142, SLG: 0.111 (1, 1) (4, PH) (4, PH) (5, 1) (8, 1) (8, PH) (8, PH)										1	0	0	0	0	0	0				
<b>Inning Stats</b>	R: 0 E: 0 K: 0 S: 3	H: 0 LOB: 0 BB: 0 P: 3	R: 1 E: 0 K: 0 S: 4	H: 1 LOB: 0 BB: 0 P: 4	R: 4 E: 0 K: 0 S: 7	H: 4 LOB: 0 BB: 0 P: 7	R: 0 E: 0 K: 2 S: 7	H: 2 LOB: 2 BB: 0 P: 7	R: 1 E: 0 K: 0 S: 4	H: 1 LOB: 0 BB: 0 P: 4	R: 0 E: 0 K: 0 S: 4	H: 1 LOB: 2 BB: 1 P: 8	R: 0 E: 0 K: 0 S: 3	H: 0 LOB: 0 BB: 0 P: 3	R: 0 E: 0 K: 0 S: 4	H: 1 LOB: 3 BB: 2 P: 12		1B: 4 2B: 2 3B: 1 HR: 3	SF: 1 SAC: 0 DP: 0 HBP: 0	WP: 0 PB: 0 SB: 1 CS: 0
<b>PITCHER</b>	IP WLS BF H R ER SO BB IBB HBP BLK WP HR S P ERA WHIP																			
<b>Dick Donovan, R</b> ERA: 4.12 (1, 1)	2.1	L	12	5	5	5	0	0	0	0	0	0	0	0	2	12	19.29	2.143		
<b>Mudcat Grant, R</b> ERA: 3.84 (3, 1)	4.2	W	19	4	1	1	2	1	0	0	0	0	0	1	22	26	1.93	1.071		
<b>Gary Bell, R</b> ERA: 3.35 (8, 1)	1.2		7	1	0	0	0	1	0	0	0	0	0	0	6	10	0.00	1.200		
<b>Bob Allen, L</b> ERA: 4.6 (9, 1)	0.0	S	1	0	0	0	0	1	0	0	0	0	0	0	0	4	∞	∞		
<b>Ted Abernathy, R</b> ERA: 3.77 (9, 1)	0.1	S	1	0	0	0	0	0	0	0	0	0	0	0	1	1	0.00	0.000		



Batter	1	2	3	4	5	6	7	8	9	AB	R	H	RBI	BB	SO	LOB	TOP				
<b>Tito Francona, L</b> OBP: 0.297, SLG: 0.325 (1, 7)										5	1	2	0	0	0	2	<b>Cleveland Indians @ Kansas City Athletics</b> Municipal Stadium, Kansas City, MO Sat Jul 13 1963, 4:33 AM EDT Unknown <a href="http://livebaseballscorecards.com">livebaseballscorecards.com</a>				
<b>Larry Brown, R</b> OBP: 0.583, SLG: 0.500 (1, 4)										4	0	1	0	0	1	1					
<b>John Romano, R</b> OBP: 0.370, SLG: 0.504 (9, PH)										1	0	0	0	0	0	0					
<b>Willie Kirkland, L</b> OBP: 0.339, SLG: 0.427 (1, 8)										5	0	2	0	0	0	1					
<b>Max Alvis, R</b> OBP: 0.339, SLG: 0.460 (1, 5)										4	1	2	0	0	0	1					
<b>Fred Whitfield, L</b> OBP: 0.291, SLG: 0.454 (1, 3)										3	1	1	1	0	0	1					
<b>Joe Adcock, R</b> OBP: 0.345, SLG: 0.490 (7, PH)										1	0	0	0	0	0	2					
<b>Al Luplow, L</b> OBP: 0.280, SLG: 0.294 (1, 9)										4	1	2	0	0	1	1					
<b>Joe Azcue, R</b> OBP: 0.331, SLG: 0.484 (1, 2)										4	1	2	3	0	1	2					
<b>Jerry Kindall, R</b> OBP: 0.268, SLG: 0.297 (1, 6)										3	0	0	0	1	2	1					
<b>Jack Kralick, L</b> OBP: 0.225, SLG: 0.263 (1, 1)										4	0	1	0	0	1	2					
<b>Gary Bell, R</b> OBP: 0.136, SLG: 0.095 (8, 1)										0	0	0	0	0	0	0					
<b>Inning Stats</b>	R: 2 E: 0 K: 0 S: 7	H: 5 LOB: 2 BB: 0 P: 7	R: 0 E: 0 K: 2 S: 8	H: 1 LOB: 1 BB: 0 P: 8	R: 3 E: 1 K: 0 S: 6	H: 2 LOB: 0 BB: 0 P: 6	R: 0 E: 0 K: 1 S: 5	H: 1 LOB: 0 BB: 0 P: 5	R: 0 E: 0 K: 1 S: 6	H: 1 LOB: 1 BB: 0 P: 6	R: 0 E: 0 K: 0 S: 4	H: 2 LOB: 1 BB: 0 P: 4	R: 0 E: 0 K: 1 S: 6	H: 1 LOB: 1 BB: 0 P: 6	R: 0 E: 0 K: 0 S: 3	H: 0 LOB: 0 BB: 0 P: 3	1B: 10 2B: 2 3B: 0 HR: 1	SF: 0 SAC: 0 DP: 3 HBP: 0	WP: 0 PB: 0 SB: 0 CS: 0	PA: 39	
<b>PITCHER</b>	IP	WLS	BF	H	R	ER	SO	BB	IBB	HBP	BLK	WP	HR	S	P	ERA	WHIP				
<b>Diego Segui, R</b> ERA: 4.77 (1, 1)	3.0		17	8	5	2	2	0	0	0	0	0	1	21	21	6.00	2.667				
<b>Ted Bowsfield, L</b> ERA: 4.94 (4, 1)	4.0		15	4	0	0	3	1	0	0	0	0	0	20	24	0.00	1.250				
<b>John Wyatt, R</b> ERA: 2.39 (8, 1)	2.0	W	7	1	0	0	1	0	0	0	0	0	0	9	9	0.00	0.500				

Batter	1	2	3	4	5	6	7	8	9	AB	R	H	RBI	BB	SO	LOB	BOTTOM					
<b>Jerry Lumpe, L</b> OBP: 0.306, SLG: 0.340 (1, 4)										4	1	1	1	0	0	1	<b>Cleveland Indians @ Kansas City Athletics</b> Municipal Stadium, Kansas City, MO Sat Jul 13 1963, 4:33 AM EDT Unknown <a href="http://livebaseballscorecards.com">livebaseballscorecards.com</a>					
<b>Wayne Causey, L</b> OBP: 0.350, SLG: 0.416 (1, 6)										4	2	2	0	0	0	1						
<b>George Alusik, R</b> OBP: 0.332, SLG: 0.430 (9, 7)										3	1	1	0	0	0	0						
<b>Norm Siebern, L</b> OBP: 0.379, SLG: 0.418 (1, 3)										4	1	3	2	0	1	0						
<b>Doc Edwards, R</b> OBP: 0.296, SLG: 0.373 (1, 2)										4	0	1	0	0	0	3						
<b>Ed Charles, R</b> OBP: 0.334, SLG: 0.380 (1, 5)										2	1	1	3	2	0	1						
<b>Chuck Essegian, R</b> OBP: 0.292, SLG: 0.385 (1, 7)										4	0	0	0	0	0	4						
<b>Bobby Del Greco, R</b> OBP: 0.277, SLG: 0.312 (9, 9)										0	0	0	0	0	0	0						
<b>Jose Tartabull, L</b> OBP: 0.270, SLG: 0.268 (1, 8)										3	0	1	0	0	0	0						
<b>Diego Segui, R</b> OBP: 0.269, SLG: 0.320 (1, 1)										1	0	0	0	0	1	0						
<b>Ted Bowsfield, R</b> OBP: 0.190, SLG: 0.111 (4, 1)										0	0	0	0	0	0	0						
<b>Ken Harrelson, R</b> OBP: 0.292, SLG: 0.430 (7, PH)										1	0	0	0	0	1	0						
<b>John Wyatt, R</b> (8, 1)										0	0	0	0	0	0	0						
<b>Inning Stats</b>	R: 4 E: 0 K: 0 S: 7	H: 4 LOB: 0 BB: 0 P: 7	R: 0 E: 0 K: 1 S: 5	H: 0 LOB: 0 BB: 0 P: 5	R: 0 E: 0 K: 1 S: 5	H: 0 LOB: 0 BB: 0 P: 5	R: 0 E: 0 K: 0 S: 2	H: 0 LOB: 1 BB: 1 P: 6	R: 0 E: 0 K: 0 S: 4	H: 1 LOB: 1 BB: 0 P: 4	R: 0 E: 0 K: 0 S: 4	H: 1 LOB: 1 BB: 0 P: 4	R: 0 E: 0 K: 1 S: 5	H: 0 LOB: 0 BB: 0 P: 5	R: 2 E: 0 K: 0 S: 6	H: 4 LOB: 2 BB: 1 P: 10	1B: 6 2B: 2 3B: 0 HR: 2	SF: 0 SAC: 2 DP: 2 HBP: 0	WP: 0 PB: 0 SB: 0 CS: 0	PA: 34		
<b>PITCHER</b>	IP	WLS	BF	H	R	ER	SO	BB	IBB	HBP	BLK	WP	HR	S	P	ERA	WHIP					
<b>Jack Kralick, L</b> ERA: 2.82 (1, 1)	7.1	L	31	9	6	6	3	1	0	0	0	0	0	2	36	40	7.36	1.364				
<b>Gary Bell, R</b> ERA: 3.32 (8, 1)	0.2		3	1	0	0	0	0	1	0	0	0	0	2	6	0.00	1.500					








Batter	1	2	3	4	5	6	7	8	9	AB	R	H	RBI	BB	SO	LOB	TOP								
Tony Kubek, L (1,6) OBP: 0.273, SLG: 0.320	F8		1B			E	L7	G3	4-3	5	1	0	1	0	1		<b>New York Yankees @ Kansas City Athletics</b> Municipal Stadium, Kansas City, MO Sun Jul 14 1963, 4:33 AM EDT Unknown - 87 F								
Bobby Richardson, R (1,4) OBP: 0.306, SLG: 0.342	F7		1B			F		4-3	4-3	5	2	3	1	1	0	0									
Tom Tresh, S (1,8) OBP: 0.337, SLG: 0.462	G3		K			E8		1B	F4	4	2	1	1	2	1	2									
Joe Pepitone, L (1,3) OBP: 0.294, SLG: 0.461		F8	F9			SF8	F6	1B		4	1	1	2	0	0	5									
Yogi Berra, L (1,2) OBP: 0.360, SLG: 0.551				K		FC6-4		F4		5	1	3	1	0	1	2									
Johnny Blanchard, L (1,9) OBP: 0.270, SLG: 0.321										5	1	2	2	0	0	3									
Jack Reed, R (8, PR) OBP: 0.298, SLG: 0.308	F4			HR		F9		HR		0	1	0	0	0	0	0									
Hector Lopez, R (1,7) OBP: 0.293, SLG: 0.422	F9			E5		FC6-4		HR		5	1	2	4	0	0	2									
Clete Boyer, R (1,5) OBP: 0.306, SLG: 0.413			5-3	K			5-3	6-3		4	0	0	0	1	1	2									
Bill Stafford, R (1,1) OBP: 0.318, SLG: 0.381										0	0	0	0	0	0	0									
Steve Hamilton, L (1,1) OBP: 0.273, SLG: 0.455			1B	L7			E3	4-3	K	5	1	1	0	0	1	3									
Hal Reniff, R (8,1)			1B				BB			0	0	0	0	0	0	0									
<b>Inning Stats</b>	R: 0 E: 0 K: 0 S: 3	H: 0 LOB: 0 BB: 0 P: 3	R: 0 E: 0 K: 0 S: 4	H: 1 LOB: 1 BB: 0 P: 4	R: 1 E: 0 K: 1 S: 8	H: 3 LOB: 2 BB: 0 P: 8	R: 1 E: 1 K: 2 S: 9	H: 1 LOB: 1 BB: 0 P: 9	R: 3 E: 1 K: 0 S: 6	H: 3 LOB: 1 BB: 1 P: 10	R: 0 E: 1 K: 0 S: 5	H: 1 LOB: 3 BB: 1 P: 9	R: 1 E: 0 K: 0 S: 5	H: 2 LOB: 1 BB: 0 P: 5	R: 5 E: 0 K: 1 S: 8	H: 3 LOB: 1 BB: 3 P: 20	R: 0 E: 0 K: 0 S: 3	H: 0 LOB: 0 BB: 0 P: 3	1B: 11 2B: 1 3B: 0 HR: 2	SF: 1 SAC: 0 DP: 0 HBP: 0	WP: 0 PB: 0 CS: 0	PA: 48			
<b>PITCHER</b>	IP	WLS	BF	H	R	ER	SO	BB	IBB	HBP	BLK	WP	HR	S	P	ERA	WHIP								
Ed Rakow, R (1,1) ERA: 3.66	4.1		23	8	5	4	3	1	0	0	0	0	1	28	32	8.31	2.077								
Bill Fischer, R (5,1) ERA: 3.39	2.2	L	13	3	1	1	0	1	0	0	0	0	0	12	16	3.38	1.500								
Dale Willis, R (8,1) ERA: 5.49	1.0		9	3	5	5	1	3	0	0	0	0	1	8	20	45.00	6.000								
Pete Lovrich, R (9,1) ERA: 8.1	1.0		3	0	0	0	0	0	0	0	0	0	0	3	3	0.00	0.000								

Batter	1	2	3	4	5	6	7	8	9	AB	R	H	RBI	BB	SO	LOB	BOTTOM								
Jose Tartabull, L (1,8) OBP: 0.273, SLG: 0.275	FC4-6	4-3		K				L4		4	1	1	1	1	1	0	<b>New York Yankees @ Kansas City Athletics</b> Municipal Stadium, Kansas City, MO Sun Jul 14 1963, 4:33 AM EDT Unknown - 87 F								
Wayne Causey, L (1,6) OBP: 0.351, SLG: 0.410	FC4-6	1B		1B				FC6-4		2	0	1	0	3	0	2									
Jerry Lumpe, L (1,4) OBP: 0.304, SLG: 0.340	FC4-6			F8			F3	FC6-4		5	1	1	0	0	0	4									
Norm Siebern, L (1,3) OBP: 0.379, SLG: 0.414	SF9	F3					G3	4-3		4	1	1	0	1	0	3									
Ed Charles, R (1,5) OBP: 0.340, SLG: 0.379	SF9	K		K				F6		4	1	1	1	1	2	4									
Gino Cimoli, R (1,9) OBP: 0.336, SLG: 0.395	SF9		K				5-3	K	HR	4	1	1	2	0	2	1									
Chuck Essegian, R (1,7) OBP: 0.289, SLG: 0.355	2B	4-3		4-3			3-1	4-1		4	0	1	0	1	0	0									
Charlie Lau, L (1,2) OBP: 0.250, SLG: 0.277										0	0	0	0	0	0	0									
Doc Edwards, R (1, PH) OBP: 0.304, SLG: 0.386							5-3	L7		5	1	3	2	0	0	0									
Ed Rakow, S (1,1) OBP: 0.184, SLG: 0.133	1-3			K						2	0	0	0	0	1	3									
Bill Fischer, R (5,1)										0	0	0	0	1	0	0									
Ken Harrelson, R (7, PH) OBP: 0.307, SLG: 0.433										1	0	0	0	0	0	0									
Dale Willis, R (8,1) OBP: 0.200, SLG: 0.200										0	0	0	0	0	0	0									
Pete Lovrich, R (9,1)										0	0	0	0	0	0	0									
<b>Inning Stats</b>	R: 4 E: 0 K: 0 S: 4	H: 1 LOB: 2 BB: 5 P: 24	R: 0 E: 0 K: 1 S: 6	H: 1 LOB: 1 BB: 1 P: 10	R: 0 E: 0 K: 2 S: 8	H: 1 LOB: 1 BB: 0 P: 8	R: 0 E: 0 K: 2 S: 8	H: 1 LOB: 2 BB: 1 P: 12	R: 0 E: 0 K: 0 S: 5	H: 3 LOB: 2 BB: 1 P: 9	R: 0 E: 0 K: 1 S: 6	H: 1 LOB: 1 BB: 0 P: 6	R: 0 E: 0 K: 0 S: 3	H: 0 LOB: 0 BB: 0 P: 3	R: 0 E: 0 K: 0 S: 4	H: 1 LOB: 1 BB: 0 P: 4	R: 1 E: 0 K: 0 S: 4	H: 1 LOB: 0 BB: 0 P: 4	1B: 7 2B: 2 3B: 0 HR: 1	SF: 1 SAC: 0 DP: 0 HBP: 0	WP: 0 PB: 0 CS: 0	PA: 44			
<b>PITCHER</b>	IP	WLS	BF	H	R	ER	SO	BB	IBB	HBP	BLK	WP	HR	S	P	ERA	WHIP								
Bill Stafford, R (1,1) ERA: 5.75	0.2		7	0	0	0	0	5	0	0	0	0	0	22	22	54.00	7.500								
Steve Hamilton, L (1,1) ERA: 2.55	6.2	W	30	8	1	1	6	3	0	0	0	0	0	39	51	1.35	1.650								
Hal Reniff, R (8,1) ERA: 3.05	1.2	S	7	2	1	1	0	0	0	0	0	0	1	7	7	5.40	1.200								













Batter	1	2	3	4	5	6	7	8	9	AB	R	H	RBI	BB	SO	LOB	TOP					
Chuck Schilling, R (1.4) OBP: 0.323, SLG: 0.371 Billy Gardner, R (6.4) OBP: 0.333, SLG: 0.263	0-0 6-3		0-0 P6			0-3 K		0-0 4-3		3	0	0	0	0	1	1						
Roman Mejias, R (1.8) OBP: 0.243, SLG: 0.341	0-0 L3			0-0 1B		0-0 1B			0-0 F3	4	0	2	0	0	0	0						
Carl Yastrzemski, L (1.7) OBP: 0.423, SLG: 0.517	0-3 K			0-0 2B		0-0 F7			4-0 BB	3	0	1	0	1	1	1						
Frank Maltzone, R (1.5) OBP: 0.361, SLG: 0.484 Dick Williams, R (6.5) OBP: 0.314, SLG: 0.361		0-0 5-3		0-0 6-4-3		0-0 F7			0-0 F7	3	0	0	0	0	0	3						
Dick Stuart, R (1.3) OBP: 0.314, SLG: 0.477		0-3 K		0-3 K					0-0 F9	4	0	0	0	0	2	2						
Lou Clinton, R (1.9) OBP: 0.278, SLG: 0.425 Jim Gosger, L (6.9)		0-0 F8				0-0 F5			0-0 4-3	2	0	0	0	0	0	0						
Eddie Bressoud, R (1.6) OBP: 0.318, SLG: 0.418 Felix Mantilla, R (6.6) OBP: 0.267, SLG: 0.333			0-0 F8			4-0 BB			0-3 K	1	0	0	0	1	0	0						
Bob Tillman, R (1.2) OBP: 0.300, SLG: 0.370			0-0 P4			0-0 P6			0-0 1-3	3	0	0	0	0	0	1						
Dave Morehead, R (1.1) OBP: 0.097, SLG: 0.097 Arnold Earley, L (2.1) OBP: 0.308, SLG: 0.385 Hal Kolstad, R (5.1) Gary Geiger, L (8. PH) OBP: 0.362, SLG: 0.556 Wilbur Wood, R (8.1)			0-0 1B			0-3 K			0-0 6-3	0	0	0	0	0	0	0						
<b>Inning Stats</b>	R: 0 E: 0 K: 1 S: 5	H: 0 LOB: 0 BB: 0 P: 5	R: 0 E: 0 K: 1 S: 5	H: 0 LOB: 0 BB: 0 P: 5	R: 0 E: 0 K: 0 S: 4	H: 1 LOB: 1 BB: 0 P: 4	R: 0 E: 0 K: 1 S: 6	H: 2 LOB: 1 BB: 0 P: 6	R: 0 E: 0 K: 1 S: 5	H: 0 LOB: 1 BB: 1 P: 9	R: 0 E: 0 K: 1 S: 6	H: 1 LOB: 1 BB: 0 P: 6	R: 0 E: 0 K: 1 S: 5	H: 0 LOB: 0 BB: 0 P: 5	R: 0 E: 0 K: 0 S: 3	H: 0 LOB: 0 BB: 0 P: 3	R: 0 E: 0 K: 0 S: 3	H: 0 LOB: 1 BB: 1 P: 7	1B: 3 2B: 2 3B: 0 HR: 0	SF: 0 SAC: 0 DP: 1 HBP: 0	WP: 0 PB: 0 SB: 0 CS: 0	PA: 32
<b>PITCHER</b> Moe Drabowsky, R (1.1) ERA: 3.07	IP: 9.0 WLS: W BF: 32 H: 4 R: 0 ER: 0 SO: 6 BB: 2 IBB: 0 HBP: 0 BLK: 0 WP: 0 HR: 0 S: 42 P: 50 ERA: 0.00 WHIP: 0.667											<b>PITCHER</b>	IP: 9.0 WLS: W BF: 32 H: 4 R: 0 ER: 0 SO: 6 BB: 2 IBB: 0 HBP: 0 BLK: 0 WP: 0 HR: 0 S: 42 P: 50 ERA: 0.00 WHIP: 0.667									

**Boston Red Sox @ Kansas City Athletics**  
Municipal Stadium, Kansas City, MO  
Tue Jul 16 1963, 8:05 PM EDT  
Att: 6,918 - Unknown

AB 30  
R 0  
H 4  
RBI 0  
BB 2  
SO 6  
LOB 10



Batter	1	2	3	4	5	6	7	8	9	AB	R	H	RBI	BB	SO	LOB	BOTTOM			
Gino Cimoli, R (1.9) OBP: 0.346, SLG: 0.420 George Alusik, R (7.9) OBP: 0.340, SLG: 0.439	0-0 L5	0-0 FC1-2 SH5-3 1B		0-0 S 3B	0-0 P3		4-0 G6-4-3 BB			4	1	2	0	0	0	0				
Wayne Causey, L (1.6) OBP: 0.357, SLG: 0.412	0-0 F7	0-0 SH5-3		0-3 K	0-0 1B		0-0 G6-4-3 1-2			4	1	1	0	0	1	2				
Jerry Lumpe, L (1.4) OBP: 0.308, SLG: 0.350 Sammy Esposito, R (5. PR) OBP: 0.167, SLG: 0.100	0-3 K	0-0 FC1-2		0-0 HR 3B	0-0 1B		0-0 F7			4	1	2	1	0	1	2				
Norm Siebern, L (1.3) OBP: 0.374, SLG: 0.418		0-0 E BB 2B 1B		0-0 HR 3B	0-0 1B		0-0 1-3 1B		0-0 1-3 1B	5	2	3	2	0	0	2				
Ed Charles, R (1.5) OBP: 0.345, SLG: 0.399		0-0 E BB 2B 1B		0-0 SH3-4 2B 1B		0-0 S BB		0-0 P3		4	2	2	0	1	0	2				
Charlie Lau, L (1.2) OBP: 0.260, SLG: 0.275		4-0 E BB 2B		0-0 SH3-4		0-3 K		0-0 F8		3	1	0	0	1	1	1				
Chuck Essegian, R (1.7) OBP: 0.280, SLG: 0.347		0-0 E5 2B 1B		0-0 F5		0-0 F8		0-0 F8		4	1	1	2	0	0	3				
Jose Tartabull, L (1.8) OBP: 0.274, SLG: 0.306		0-0 E BB 2B 1B		0-0 F8		0-0 6-3		0-0 K		4	1	2	2	0	0	1				
Moe Drabowsky, R (1.1) OBP: 0.263, SLG: 0.474		0-0 SH5-3 FC1-2 1B		0-0 P4		0-0 HR		0-0 F8		4	1	2	3	0	0	2				
<b>Inning Stats</b>	R: 0 E: 0 K: 1 S: 5	H: 0 LOB: 0 BB: 0 P: 5	R: 5 E: 1 K: 0 S: 9	H: 5 LOB: 2 BB: 1 P: 13	R: 1 E: 0 K: 0 S: 5	H: 2 LOB: 1 BB: 0 P: 5	R: 3 E: 0 K: 2 S: 10	H: 3 LOB: 1 BB: 1 P: 14	R: 2 E: 0 K: 0 S: 7	H: 4 LOB: 2 BB: 0 P: 7	R: 0 E: 0 K: 0 S: 4	H: 1 LOB: 1 BB: 0 P: 4	R: 0 E: 0 K: 0 S: 2	H: 0 LOB: 0 BB: 1 P: 6	R: 0 E: 0 K: 0 S: 3	H: 0 LOB: 0 BB: 0 P: 3	1B: 7 2B: 3 3B: 3 HR: 2	SF: 0 SAC: 2 DP: 1 HBP: 0	WP: 0 PB: 0 SB: 0 CS: 0	PA: 42
<b>PITCHER</b> Dave Morehead, R (1.1) ERA: 3.99 Arnold Earley, L (2.1) ERA: 5.1 Hal Kolstad, R (5.1) ERA: 12.66 Wilbur Wood, L (8.1) ERA: 4.94	IP: 1.0 WLS: L BF: 9 H: 4 R: 5 ER: 4 SO: 4 BB: 1 IBB: 0 HBP: 0 BLK: 0 WP: 0 HR: 2 S: 25 P: 29 ERA: 14.73 WHIP: 3.000											<b>PITCHER</b>	IP: 1.0 WLS: L BF: 9 H: 4 R: 5 ER: 4 SO: 4 BB: 1 IBB: 0 HBP: 0 BLK: 0 WP: 0 HR: 2 S: 25 P: 29 ERA: 14.73 WHIP: 3.000							

**Boston Red Sox @ Kansas City Athletics**  
Municipal Stadium, Kansas City, MO  
Tue Jul 16 1963, 8:05 PM EDT  
Att: 6,918 - Unknown

AB 37  
R 11  
H 15  
RBI 10  
BB 3  
SO 3  
LOB 15














Batter	1	2	3	4	5	6	7	8	9	AB	R	H	RBI	BB	SO	LOB	TOP	
Luis Aparicio, R (1,6) OBP: 0.316, SLG: 0.373	SH1-3 SF9 2B		F7			5-3		FC1-2 1B		4	1	2	0	0	0	0	<b>Baltimore Orioles @ Kansas City Athletics</b> Municipal Stadium, Kansas City, MO Fri Jul 19 1963, 8:05 PM EDT Att: 7,769 - Unknown <a href="http://livebaseballscorecards.com">livebaseballscorecards.com</a>	
Russ Snyder, L (1,8) OBP: 0.321, SLG: 0.357	SH1-3		F8			K2-3		FC1-2		3	0	0	0	0	1	3		
Boog Powell, L (1,7) OBP: 0.320, SLG: 0.458	SF9					4-3		F7		3	0	0	1	0	1	3		
Jim Gentile, L (1,3) OBP: 0.367, SLG: 0.462	K					3-1		F7		3	0	0	0	1	1	0		
Brooks Robinson, R (1,5) OBP: 0.318, SLG: 0.369		6-3				F7		6-3		4	0	0	0	0	0	1		
Bob Johnson, R (1,4) OBP: 0.382, SLG: 0.522		F6				5-3		F6		3	0	0	0	0	0	0		
Steve Barber, L (7,1) OBP: 0.132, SLG: 0.118										0	0	0	0	0	0	0		
Al Smith, R (9, PH) OBP: 0.347, SLG: 0.430										1	0	1	0	0	0	0		
Joe Gaines, R (9, PR) OBP: 0.364, SLG: 0.467										0	0	0	0	0	0	0		
John Orsino, R (1,2) OBP: 0.340, SLG: 0.420										3	0	2	0	0	0	2		
Jackie Brandt, R (1,9) OBP: 0.288, SLG: 0.386		5-3				F8		FC1-2 1B		3	0	0	0	1	1	4		
Dave McNally, R (1,1) OBP: 0.305, SLG: 0.227						K		K		2	0	0	0	0	1	1		
Bob Saverine, S (7,4) OBP: 0.305, SLG: 0.227						G3				1	0	0	0	0	1	2		
<b>Inning Stats</b>	R: 1 E: 0 K: 1 S: 6	H: 1 LOB: 0 BB: 0 P: 6	R: 0 E: 0 K: 0 S: 4	H: 1 LOB: 1 BB: 0 P: 4	R: 0 E: 0 K: 1 S: 5	H: 0 LOB: 0 BB: 0 P: 5	R: 0 E: 0 K: 1 S: 5	H: 0 LOB: 1 BB: 0 P: 4	R: 0 E: 0 K: 1 S: 3	H: 0 LOB: 0 BB: 0 P: 3	R: 0 E: 0 K: 1 S: 7	H: 2 LOB: 3 BB: 1 P: 11	R: 0 E: 0 K: 1 S: 6	H: 1 LOB: 2 BB: 1 P: 10	1B: 4 2B: 1 3B: 0 HR: 0	SF: 1 SAC: 1 DP: 0 HBP: 1	WP: 0 PB: 0 SB: 0 CS: 0	PA: 35
<b>PITCHER</b>	IP WLS BF H R ER SO BB IBB HBP BLK WP HR S P ERA WHIP	IP WLS BF H R ER SO BB IBB HBP BLK WP HR S P ERA WHIP																
Orlando Pena, R (1,1) ERA: 3.52	8.1 W 33 5 1 1 5 2 0 0 0 0 0 0 40 49 1.08 0.840																	
John Wyatt, R (9,1) ERA: 2.72	0.2 S 2 0 0 0 1 0 0 0 0 0 0 0 4 4 0.00 0.000																	

AB	30
R	1
H	5
RBI	1
BB	2
SO	6
LOB	16



Batter	1	2	3	4	5	6	7	8	9	AB	R	H	RBI	BB	SO	LOB	BOTTOM			
Gino Cimoli, R (1,8) OBP: 0.341, SLG: 0.411	G3		6-3					FC4-6 1B		4	0	1	0	0	0	1	<b>Baltimore Orioles @ Kansas City Athletics</b> Municipal Stadium, Kansas City, MO Fri Jul 19 1963, 8:05 PM EDT Att: 7,769 - Unknown <a href="http://livebaseballscorecards.com">livebaseballscorecards.com</a>			
Ken Harrelson, R (1,7) OBP: 0.311, SLG: 0.441										2	0	0	1	1	0	0				
Tony La Russa, R (8, PR) OBP: 0.277, SLG: 0.297										0	0	0	0	0	0	0				
Bobby Del Greco, R (9,8) OBP: 0.277, SLG: 0.297										0	0	0	0	0	0	0				
Ed Charles, R (1,5) OBP: 0.343, SLG: 0.399		6-3						SH2-4 BB		2	0	0	0	1	0	1				
Norm Siebern, L (1,3) OBP: 0.382, SLG: 0.438										2	0	1	0	2	1	2				
George Alusik, R (1,9) OBP: 0.343, SLG: 0.461										4	0	0	0	0	2	6				
Jerry Lumpe, L (1,4) OBP: 0.317, SLG: 0.360										2	0	0	0	1	0	0				
Doc Edwards, R (1,2) OBP: 0.296, SLG: 0.390										3	1	1	1	0	0	3				
Sammy Esposito, R (1,6) OBP: 0.133, SLG: 0.077										3	0	0	0	0	1	1				
Orlando Pena, R (1,1) OBP: 0.250, SLG: 0.229										2	1	1	0	1	0	0				
John Wyatt, R (9,1) ERA: 2.74										0	0	0	0	0	0	0				
<b>Inning Stats</b>	R: 0 E: 0 K: 0 S: 3	H: 0 LOB: 0 BB: 0 P: 3	R: 0 E: 0 K: 0 S: 3	H: 1 LOB: 0 BB: 0 P: 3	R: 1 E: 0 K: 0 S: 4	H: 1 LOB: 0 BB: 0 P: 4	R: 0 E: 0 K: 1 S: 5	H: 0 LOB: 3 BB: 3 P: 17	R: 1 E: 1 K: 0 S: 4	H: 1 LOB: 1 BB: 1 P: 8	R: 0 E: 0 K: 0 S: 2	H: 0 LOB: 0 BB: 1 P: 6	R: 0 E: 1 K: 1 S: 6	H: 1 LOB: 1 BB: 0 P: 6	R: 0 E: 0 K: 2 S: 7	H: 0 LOB: 2 BB: 1 P: 11	1B: 3 2B: 1 3B: 0 HR: 1	SF: 1 SAC: 1 DP: 2 HBP: 0	WP: 0 PB: 0 SB: 1 CS: 1	PA: 32
<b>PITCHER</b>	IP WLS BF H R ER SO BB IBB HBP BLK WP HR S P ERA WHIP	IP WLS BF H R ER SO BB IBB HBP BLK WP HR S P ERA WHIP																		
Dave McNally, L (1,1) ERA: 4.16	6.0 L 24 3 2 1 1 5 0 0 0 0 0 0 13 17 0.00 1.333																			
Steve Barber, L (7,1) ERA: 2.74	2.0 8 1 0 0 3 1 0 0 0 0 0 0 0 13 17 0.00 1.000																			





Batter	1	2	3	4	5	6	7	8	9	AB	R	H	RBI	BB	SO	LOB	TOP																					
Luis Aparicio, R OBP: 0.317, SLG: 0.371 (1, 6)	6-3			1B E BB	K		1B		F8	4	1	1	0	1	1	1																						
Russ Snyder, L OBP: 0.322, SLG: 0.356 Al Smith, R OBP: 0.346, SLG: 0.428 (1, 8) (5, 9)	5-3			E1 2B 1B	4-3		L7			3	1	1	0	0	0	0																						
Boog Powell, L OBP: 0.323, SLG: 0.463 (1, 7)	1-6-3			1B 1H	1B			K		4	1	2	1	0	1	0																						
John Orsino, R OBP: 0.342, SLG: 0.419 (1, 2)		F9		SH1-3 2H 1B	5-3			CS BB		3	1	1	1	1	0	1																						
Brooks Robinson, R OBP: 0.318, SLG: 0.374 (1, 5)	F8			SH1-3		F5 3B		K		3	0	1	0	0	1	1																						
Jim Gentile, L OBP: 0.366, SLG: 0.468 (1, 3)	4-3			K		F7			HR	4	1	1	1	0	1	2																						
Bob Johnson, R OBP: 0.378, SLG: 0.513 (1, 4)			K	WP 1B		F5 3H		K		4	1	1	1	0	2	1																						
Jackie Brandt, R OBP: 0.294, SLG: 0.392 (1, 9) (5, 8)			G3-6-3 1B	1H FC4-6 1B			K		SH1-4 1B	4	0	3	1	0	1	0																						
Robin Roberts, S OBP: 0.288, SLG: 0.294 Stu Miller, R OBP: 0.364, SLG: 0.455 (1, 1) (9, 1)			G3-6-3 1-2	FC4-6 1-2			K		SH1-4 1-2	3	0	0	0	0	1	2																						
<b>Inning Stats</b>	R: 0 E: 0 K: 0 S: 3	H: 0 LOB: 0 BB: 0 P: 3	R: 0 E: 0 K: 0 S: 3	H: 0 LOB: 0 BB: 0 P: 3	R: 0 E: 0 K: 1 S: 5	H: 1 LOB: 0 BB: 0 P: 5	R: 5 E: 1 K: 1 S: 10	H: 5 LOB: 1 BB: 1 P: 14	R: 0 E: 0 K: 1 S: 6	H: 1 LOB: 1 BB: 0 P: 6	R: 0 E: 0 K: 2 S: 8	H: 1 LOB: 1 BB: 0 P: 8	R: 0 E: 0 K: 2 S: 6	H: 0 LOB: 0 BB: 1 P: 10	R: 1 E: 0 K: 1 S: 7	H: 2 LOB: 1 BB: 0 P: 7	1B: 8 2B: 1 3B: 1 HR: 1	SF: 0 SAC: 2 DP: 1 HBP: 0	WP: 1 PB: 0 CS: 0	PA: 37																		
<b>PITCHER</b>	IP	WLS	BF	H	R	ER	SO	BB	IBB	HBP	BLK	WP	HR	S	P	ERA	WHIP	<b>PITCHER</b>				IP	WLS	BF	H	R	ER	SO	BB	IBB	HBP	BLK	WP	HR	S	P	ERA	WHIP
Dave Wickersham, R ERA: 4.21 (1, 1)	3.2	L	17	6	5	5	2	1	0	0	0	1	0	20	24	12.27	1.909																					
Ed Rakow, R ERA: 3.94 (4, 1)	4.1		15	3	0	0	5	1	0	0	0	0	0	24	28	0.00	0.923																					
Pete Lovrich, R ERA: 7.3 (9, 1)	1.0		5	2	1	1	1	0	0	0	0	0	1	7	7	9.00	2.000																					

Baltimore Orioles @ Kansas City Athletics  
Municipal Stadium, Kansas City, MO  
Sat Jul 20 1963, 8:05 PM EDT  
Att: 10,293 - Unknown

AB 33  
R 6  
H 11  
RBI 5  
BB 2  
SO 8  
LOB 9



Batter	1	2	3	4	5	6	7	8	9	AB	R	H	RBI	BB	SO	LOB	BOTTOM																					
Gino Cimoli, R OBP: 0.336, SLG: 0.405 (1, 9)	6-3			6-3			K	L8		4	0	0	0	0	1	1																						
Jose Tartabull, L OBP: 0.283, SLG: 0.308 (1, 8)	4-3			B3			1B		FC5-4 BB 1B	4	1	2	0	0	0	0																						
Jerry Lumpe, L OBP: 0.313, SLG: 0.356 (1, 4)	F5			4-3			F7		F6	4	0	0	0	0	0	2																						
Norm Siebern, L OBP: 0.384, SLG: 0.438 Ken Harrelson, R OBP: 0.312, SLG: 0.432 (1, 3) (4, 3)		G1-6-3 BB			F3		F9		FC5-4 BB	0	0	0	0	1	0	0																						
George Altusik, R OBP: 0.337, SLG: 0.451 (1, 7)		G1-6-3 1-2			5-3			F9	FC5-4 1B	4	0	0	0	0	0	3																						
Ed Charles, R OBP: 0.344, SLG: 0.403 (1, 5)		K			K			2B 2B	1-2 3H 1B	4	1	2	1	0	2	0																						
Doc Edwards, R OBP: 0.289, SLG: 0.380 (1, 2)			F2		1-3			6-3	K	4	0	0	0	0	1	3																						
Sammy Esposito, R OBP: 0.118, SLG: 0.067 Charlie Lau, L OBP: 0.289, SLG: 0.338 Tony La Russa, R (8, PH) (9, 6)				K			1-3		2B 2B	2	0	0	0	0	1	0																						
Dave Wickersham, R OBP: 0.170, SLG: 0.152 Ed Rakow, S OBP: 0.180, SLG: 0.130 Wayne Causey, L OBP: 0.353, SLG: 0.407 Pete Lovrich, R (1, 1) (4, 1) (6, PH) (9, 1)				K			K		2B	1	0	0	0	0	1	0																						
<b>Inning Stats</b>	R: 0 E: 0 K: 0 S: 3	H: 0 LOB: 0 BB: 0 P: 3	R: 0 E: 0 K: 1 S: 4	H: 0 LOB: 0 BB: 1 P: 8	R: 0 E: 0 K: 2 S: 7	H: 0 LOB: 0 BB: 0 P: 7	R: 0 E: 0 K: 0 S: 3	H: 0 LOB: 0 BB: 0 P: 3	R: 0 E: 0 K: 1 S: 5	H: 0 LOB: 0 BB: 0 P: 5	R: 0 E: 0 K: 1 S: 6	H: 1 LOB: 1 BB: 0 P: 6	R: 2 E: 0 K: 0 S: 6	H: 3 LOB: 1 BB: 0 P: 6	R: 1 E: 0 K: 1 S: 7	H: 2 LOB: 2 BB: 1 P: 11	1B: 3 2B: 3 3B: 0 HR: 0	SF: 0 SAC: 0 DP: 1 HBP: 0	WP: 0 PB: 0 CS: 0	PA: 34																		
<b>PITCHER</b>	IP	WLS	BF	H	R	ER	SO	BB	IBB	HBP	BLK	WP	HR	S	P	ERA	WHIP	<b>PITCHER</b>				IP	WLS	BF	H	R	ER	SO	BB	IBB	HBP	BLK	WP	HR	S	P	ERA	WHIP
Robin Roberts, R ERA: 3.2 (1, 1)	1.0	S	5	1	0	0	1	1	0	0	0	0	0	6	10	0.00	2.000																					

Baltimore Orioles @ Kansas City Athletics  
Municipal Stadium, Kansas City, MO  
Sat Jul 20 1963, 8:05 PM EDT  
Att: 10,293 - Unknown

AB 32  
R 3  
H 6  
RBI 3  
BB 2  
SO 7  
LOB 10





Batter	1	2	3	4	5	6	7	8	9	AB	R	H	RBI	BB	SO	LOB	TOP			
Luis Aparicio, R (1, 6) OBP: 0.313, SLG: 0.367	F6		F9			6-3		K		4	0	0	0	0	1	2				
Russ Snyder, L (1, 8) OBP: 0.320, SLG: 0.352	F5 S BB			G3		F8			5-3	3	0	0	0	1	0	0				
Boog Powell, L (1, 7) OBP: 0.318, SLG: 0.456	F5 1-3			F8		6-3			4-3	4	0	0	0	0	0	1				
John Orsino, R (1, 2) OBP: 0.341, SLG: 0.415 Bob Saverine, S (9, PR) OBP: 0.305, SLG: 0.227		F6		6-3			K			4	0	1	0	0	1	0				
Brooks Robinson, R (1, 5) OBP: 0.319, SLG: 0.374		F2			4-0 HR BB					3	1	1	0	1	0	1				
Jim Gentile, L (1, 3) OBP: 0.363, SLG: 0.464		F8			0-3 K					3	0	0	0	0	1	2				
Bob Johnson, R (1, 4) OBP: 0.385, SLG: 0.550			S 2B		0-0 K			K		3	1	2	2	0	1	0				
Jackie Brandt, R (1, 9) OBP: 0.291, SLG: 0.387			F8 2-3		0-3 K			F8		3	0	0	0	0	1	1				
Mitt Pappas, R (1, 1) OBP: 0.114, SLG: 0.093 Dick Hall, R (7, 1) OBP: 0.400, SLG: 0.667 Al Smith, R (8, PH) OBP: 0.348, SLG: 0.430 Joe Gaines, R (8, PR) OBP: 0.364, SLG: 0.467 George Brunet, R (8, 1) OBP: 0.364, SLG: 0.467			K		5-3					2	0	0	0	0	1	1				
<b>Inning Stats</b>	R: 0 E: 0 K: 0 S: 2	H: 0 LOB: 0 BB: 1 P: 6	R: 0 E: 0 K: 0 S: 3	H: 0 LOB: 0 BB: 0 P: 3	R: 0 E: 0 K: 1 S: 6	H: 1 LOB: 1 BB: 0 P: 6	R: 0 E: 0 K: 0 S: 3	H: 0 LOB: 0 BB: 0 P: 3	R: 2 E: 0 K: 2 S: 8	H: 1 LOB: 0 BB: 1 P: 12	R: 0 E: 0 K: 1 S: 5	H: 1 LOB: 0 BB: 0 P: 5	R: 0 E: 0 K: 2 S: 8	H: 1 LOB: 1 BB: 0 P: 8	R: 0 E: 0 K: 0 S: 4	H: 1 LOB: 1 BB: 0 P: 4	1B: 3 2B: 1 3B: 0 HR: 1	SF: 0 SAC: 0 DP: 1 HBP: 0	WP: 0 PB: 0 SB: 2 CS: 0	PA: 32
<b>PITCHER</b> Moe Drabowsky, R (1, 1) ERA: 2.84	IP: 9.0 WLS: W BF: 32 H: 5 R: 2 ER: 2 SO: 6 BB: 2 IBB: 0 HBP: 0 BLK: 0 WP: 0 HR: 1 S: 42 P: 50 ERA: 2.00 WHIP: 0.778															<b>PITCHER</b>				

Baltimore Orioles @ Kansas City Athletics  
Municipal Stadium, Kansas City, MO  
Sun Jul 21 1963, 4:33 AM EDT  
Att: 10,543 - Unknown

AB 30  
R 2  
H 5  
RBI 2  
BB 2  
SO 6  
LOB 8



Batter	1	2	3	4	5	6	7	8	9	AB	R	H	RBI	BB	SO	LOB	BOTTOM			
Jose Tartabull, L (1, 8) OBP: 0.274, SLG: 0.296	4-3		L9		F6			K		4	0	0	0	0	1	1				
Wayne Causey, L (1, 6) OBP: 0.354, SLG: 0.417	L1			S 3B 1B		HR		F8		4	2	2	1	0	0	0				
Jerry Lumpe, L (1, 4) OBP: 0.313, SLG: 0.361	3-1			1-H 2B 3B		L9		F6		4	1	1	1	0	0	0				
Charlie Lau, L (1, 2) OBP: 0.291, SLG: 0.350		1-3		6-3 K 2B		L3				3	0	1	1	0	0	0				
George Altusik, R (1, 9) OBP: 0.332, SLG: 0.444		L9		6-3 2-3		6-3				3	0	0	0	0	0	1				
Ed Charles, R (1, 5) OBP: 0.347, SLG: 0.402		4-3		4-0 K IBB			B1-5-4 1B BB			1	0	0	0	2	0	0				
Chuck Essegian, R (1, 7) OBP: 0.281, SLG: 0.341 Bobby Del Greco, R (7, PR) OBP: 0.277, SLG: 0.297			5-3	1-2 3-H K			B1-5-4 1B			3	0	1	0	0	1	2				
Ken Harrelson, R (1, 3) OBP: 0.304, SLG: 0.418			K		6-3		B1-5-4 1B 2-3			3	0	0	0	0	1	2				
Moe Drabowsky, R (1, 1) OBP: 0.273, SLG: 0.455			1B		6-3		F5			3	0	1	0	0	0	2				
<b>Inning Stats</b>	R: 0 E: 0 K: 0 S: 3	H: 0 LOB: 0 BB: 0 P: 3	R: 0 E: 0 K: 0 S: 3	H: 0 LOB: 0 BB: 0 P: 3	R: 0 E: 0 K: 1 S: 6	H: 1 LOB: 1 BB: 0 P: 6	R: 2 E: 0 K: 1 S: 7	H: 3 LOB: 2 BB: 1 P: 11	R: 0 E: 0 K: 0 S: 3	H: 0 LOB: 0 BB: 0 P: 3	R: 1 E: 0 K: 0 S: 4	H: 1 LOB: 0 BB: 0 P: 4	R: 0 E: 0 K: 0 S: 3	H: 1 LOB: 2 BB: 1 P: 7	R: 0 E: 0 K: 1 S: 5	H: 0 LOB: 0 BB: 0 P: 5	1B: 3 2B: 1 3B: 1 HR: 1	SF: 0 SAC: 0 DP: 1 HBP: 0	WP: 0 PB: 0 SB: 1 CS: 0	PA: 30
<b>PITCHER</b> Mitt Pappas, R (1, 1) ERA: 2.89 Dick Hall, R (7, 1) ERA: 4.52 George Brunet, L (8, 1) ERA: 5.63	IP: 6.0 WLS: L BF: 25 H: 6 R: 3 ER: 3 SO: 2 BB: 1 IBB: 0 HBP: 0 BLK: 0 WP: 0 HR: 1 S: 27 P: 35 ERA: 4.50 WHIP: 1.167															<b>PITCHER</b>				

Baltimore Orioles @ Kansas City Athletics  
Municipal Stadium, Kansas City, MO  
Sun Jul 21 1963, 4:33 AM EDT  
Att: 10,543 - Unknown

AB 28  
R 3  
H 6  
RBI 3  
BB 2  
SO 3  
LOB 8





Batter	1	2	3	4	5	6	7	8	9	AB	R	H	RBI	BB	SO	LOB	TOP				
Jose Tartabull, L (1, 8) OBP: 0.271, SLG: 0.294 Bobby Del Greco, R (1, 8) OBP: 0.261, SLG: 0.298	0-0 4-3	0-0 L6		0-0 1B			0-0 4-3		0-0 BB	1	0	0	0	0	0	0	<b>Kansas City Athletics @ Boston Red Sox</b> Fenway Park, Boston, MA Tue Jul 23 1963, 7:05 PM EDT Att: 13,484 - Unknown <a href="http://livebaseballscorecards.com">livebaseballscorecards.com</a>				
Wayne Causey, L (1, 6) OBP: 0.355, SLG: 0.420	0-0 1B	0-0 L9			0-0 F8		0-0 1B		0-0 F8	5	1	2	0	0	0	3					
Jerry Lumpe, L (1, 4) OBP: 0.317, SLG: 0.363	0-0 BB		0-0 1B	0-0 BB	0-0 4-3		0-0 1B			3	0	2	1	1	0	0					
George Alusik, R (1, 7) OBP: 0.335, SLG: 0.442	0-0 1B		0-0 1B	0-0 BB	0-0 5-3		0-0 F8			3	0	1	0	1	0	2					
Ed Charles, R (1, 5) OBP: 0.346, SLG: 0.398	0-0 P4		0-0 F7			0-0 FC6-4		0-0 BB	0-0 6-3	3	0	0	0	1	0	4					
Gino Cimoli, R (1, 9) OBP: 0.332, SLG: 0.400	0-3 K		0-0 F9			0-0 FC6-4			0-0 6-3	4	0	0	0	0	1	5					
Doc Edwards, R (1, 2) OBP: 0.288, SLG: 0.377		0-0 FC5-6	0-0 L8			0-0 5-3			0-0 5-3	4	0	1	0	0	0	3					
Ken Harrelson, R (1, 3) OBP: 0.302, SLG: 0.412		0-0 FC5-6		0-0 6-3		0-3 K			0-3 K	4	0	1	0	0	2	1					
Diego Segui, R (1, 1) OBP: 0.212, SLG: 0.250		0-0 FC5-6		0-3 K			0-0 5-3		0-3 K	4	0	0	0	0	2	2					
<b>Inning Stats</b>	R: 1 E: 0 K: 1 S: 7	H: 2 LOB: 2 BB: 1 P: 11	R: 0 E: 0 K: 0 S: 5	H: 2 LOB: 2 BB: 0 P: 5	R: 0 E: 0 K: 0 S: 4	H: 1 LOB: 2 BB: 1 P: 8	R: 0 E: 0 K: 1 S: 5	H: 1 LOB: 1 BB: 0 P: 5	R: 0 E: 0 K: 0 S: 3	H: 0 LOB: 0 BB: 0 P: 3	R: 0 E: 0 K: 1 S: 5	H: 0 LOB: 0 BB: 1 P: 9	R: 0 E: 0 K: 0 S: 5	H: 2 LOB: 2 BB: 0 P: 5	R: 0 E: 0 K: 0 S: 3	H: 0 LOB: 0 BB: 1 P: 11		1B: 7 2B: 1 3B: 0 HR: 0	SF: 0 SAC: 0 DP: 0 HBP: 0	WP: 0 PB: 0 SB: 0 CS: 0	PA: 38
<b>PITCHER</b>	IP WLS BF H R ER SO BB IBB HBP BLK WP HR S P ERA WHIP	8.0 L 34 8 1 1 3 3 0 0 0 0 0 0 37 49 1.12 1.375	1.0 4 0 0 0 2 1 0 0 0 0 0 0 7 11 0.00 1.000																		

Batter	1	2	3	4	5	6	7	8	9	AB	R	H	RBI	BB	SO	LOB	BOTTOM					
Chuck Schilling, R (1, 4) OBP: 0.329, SLG: 0.376	0-0 2B		0-0 5-3		0-0 L7-4			0-0 F5		4	0	1	0	0	0	1	<b>Kansas City Athletics @ Boston Red Sox</b> Fenway Park, Boston, MA Tue Jul 23 1963, 7:05 PM EDT Att: 13,484 - Unknown <a href="http://livebaseballscorecards.com">livebaseballscorecards.com</a>					
Gary Geiger, L (1, 8) OBP: 0.347, SLG: 0.518	0-3 K		0-0 4-3			0-0 F9		0-0 P3		4	0	0	0	0	1	1						
Carl Yastrzemski, L (1, 7) OBP: 0.422, SLG: 0.512	0-3 K		0-0 G3			0-0 5-3			0-0 1B	4	0	1	0	0	1	1						
Dick Stuart, R (1, 3) OBP: 0.314, SLG: 0.471	0-0 BB			0-3 K		0-0 F8			0-3 K	3	0	0	0	1	2	1						
Frank Matzone, R (1, 5) OBP: 0.359, SLG: 0.475	0-0 F9			0-0 1B			0-0 L7		0-0 4-3	4	0	1	0	0	0	2						
Lou Clinton, R (1, 9) OBP: 0.276, SLG: 0.415		0-0 5-3		0-3 K			0-0 L7			3	0	0	0	0	1	1						
Eddie Bressoud, R (1, 6) OBP: 0.309, SLG: 0.411		0-0 1-3		0-3 K			0-0 3B			3	0	1	0	0	1	1						
Bob Tillman, R (1, 2) OBP: 0.311, SLG: 0.385		0-0 1B			0-3 K		0-3 K			3	0	1	0	0	2	1						
Bob Heffner, R (1, 1) OBP: 0.267, SLG: 0.286 Roman Mejias, R (8, PH) OBP: 0.255, SLG: 0.359 Dick Radatz, R (9, 1) OBP: 0.045, SLG: 0.091		0-0 1-3			0-0 L7-4			0-3 K		2	0	1	0	0	0	1						
<b>Inning Stats</b>	R: 0 E: 0 K: 2 S: 8	H: 1 LOB: 2 BB: 1 P: 12	R: 0 E: 0 K: 0 S: 4	H: 1 LOB: 1 BB: 0 P: 4	R: 0 E: 0 K: 0 S: 3	H: 0 LOB: 0 BB: 0 P: 3	R: 0 E: 0 K: 3 S: 10	H: 1 LOB: 1 BB: 0 P: 10	R: 0 E: 0 K: 1 S: 5	H: 1 LOB: 0 BB: 0 P: 5	R: 0 E: 0 K: 0 S: 3	H: 0 LOB: 0 BB: 0 P: 3	R: 0 E: 0 K: 1 S: 6	H: 1 LOB: 1 BB: 0 P: 6	R: 0 E: 0 K: 1 S: 5	H: 0 LOB: 0 BB: 0 P: 5		R: 0 E: 0 K: 1 S: 5	H: 1 LOB: 0 BB: 0 P: 5	1B: 4 2B: 2 3B: 1 HR: 0	SF: 0 SAC: 0 DP: 1 HBP: 0	WP: 1 PB: 0 SB: 0 CS: 0
<b>PITCHER</b>	IP WLS BF H R ER SO BB IBB HBP BLK WP HR S P ERA WHIP	9.0 W 32 6 0 0 9 1 0 0 0 1 0 49 53 0.00 0.778																				





Batter	1	2	3	4	5	6	7	8	9	AB	R	H	RBI	BB	SO	LOB	TOP					
<b>Gino Cimoli, R</b> OBP: 0.328, SLG: 0.395 (1, 9)	0-0 6-3	0-3 K		0-0 4-3		0-0 L9		0-0 SH2-4		4	0	0	0	0	1	4	<b>Kansas City Athletics @ Boston Red Sox</b> Fenway Park, Boston, MA Wed Jul 24 1963, 7:05 PM EDT Unknown <a href="http://livebaseballscorecards.com">livebaseballscorecards.com</a>					
<b>Wayne Causey, L</b> OBP: 0.353, SLG: 0.417 (1, 6)	0-0 F8	0-0 F7			0-0 F7		0-0 1B S FC5-2-5-1	1-2 L6		5	0	1	0	0	0	2						
<b>Jerry Lumpe, L</b> OBP: 0.321, SLG: 0.368 (1, 4)	4-0 BB		0-0 5-3 SF8		0-0 F9		0-0 1BB SH1-4		0-0 F8	4	2	2	0	1	0	0						
<b>George Alusik, R</b> OBP: 0.332, SLG: 0.433 (1, 7)	4-0 1-2 BB		0-0 5-3		0-0 P6		0-0 FC5-2-5-1 SH1-4		0-0 P2	4	0	0	0	1	0	3						
<b>Ed Charles, R</b> OBP: 0.344, SLG: 0.395 (1, 5)	0-0 F2		0-0 SF8			0-0 F8		4-0 SH1-4 IBB	0-0 F7	3	0	0	1	1	0	2						
<b>Charlie Lau, L</b> OBP: 0.292, SLG: 0.349 (1, 2)		0-0 HR	0-0 3-1			0-0 F9		0-0 SH1-4		3	1	1	1	0	0	0						
<b>Ken Harrelson, R</b> OBP: 0.317, SLG: 0.448 (1, 3)		0-0 HR		0-0 F7		0-0 BB 1B				3	2	2	2	1	0	0						
<b>Bobby Del Greco, R</b> OBP: 0.286, SLG: 0.298 (1, 8)				0-0 E4		4-0 1B		0-0 F8		3	0	1	0	1	0	3						
<b>Orlando Pena, R</b> OBP: 0.279, SLG: 0.263 (1, 1)		0-3 K		0-0 SH1-4		0-0 1B		0-0 L6 SH2-4		3	0	2	1	0	1	1						
<b>Inning Stats</b>	R: 0 E: 0 K: 0 S: 3	H: 0 LOB: 2 BB: 2 P: 11	R: 2 E: 0 K: 2 S: 10	H: 3 LOB: 1 BB: 0 P: 10	R: 1 E: 0 K: 0 S: 4	H: 1 LOB: 0 BB: 0 P: 4	R: 0 E: 1 K: 0 S: 4	H: 0 LOB: 1 BB: 0 P: 4	R: 0 E: 0 K: 0 S: 3	H: 0 LOB: 0 BB: 0 P: 3	R: 1 E: 0 K: 0 S: 5	H: 2 LOB: 2 BB: 1 P: 9	R: 1 E: 0 K: 0 S: 5	H: 2 LOB: 3 BB: 2 P: 13	R: 0 E: 0 K: 0 S: 3	H: 1 LOB: 0 BB: 0 P: 3	R: 0 E: 0 K: 0 S: 3	H: 0 LOB: 0 BB: 0 P: 3	1B: 7 2B: 2 3B: 0 HR: 1	SF: 1 SAC: 3 DP: 1 HBP: 0	WP: 0 PB: 0 SB: 1 CS: 0	PA: 41
<b>PITCHER</b>	IP	WLS	BF	H	R	ER	SO	BB	IBB	HBP	BLK	WP	HR	S	P	ERA	WHIP					
<b>Earl Wilson, R</b> ERA: 3.06 (1, 1)	6.0	L	30	8	5	5	2	3	0	0	0	0	1	31	43	7.50	1.833					
<b>Jack Lamabe, R</b> ERA: 2.89 (7, 1)	3.0		11	1	0	0	0	0	2	0	0	0	0	9	17	0.00	0.333					

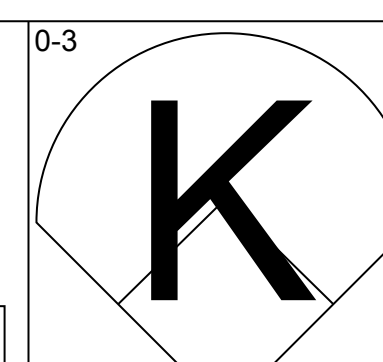
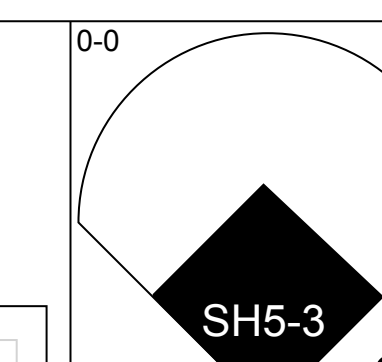
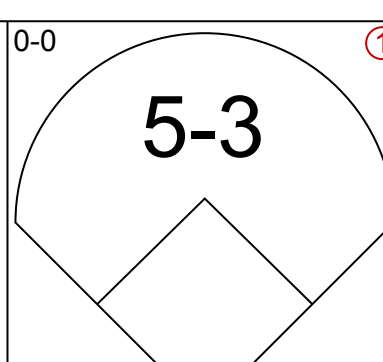
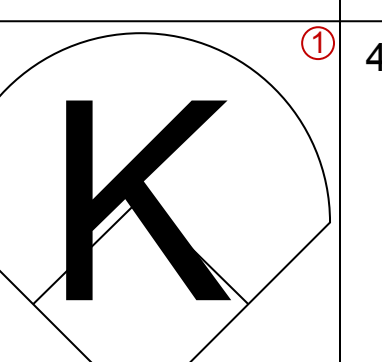
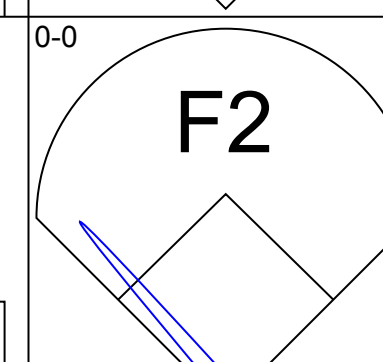
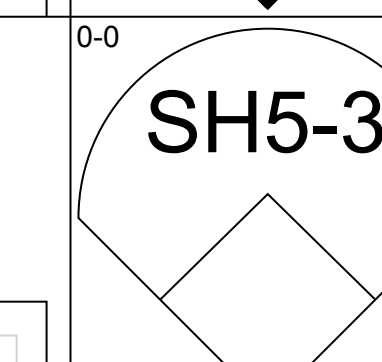
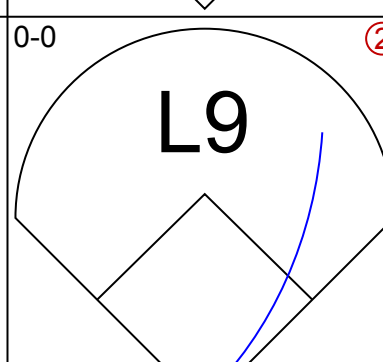
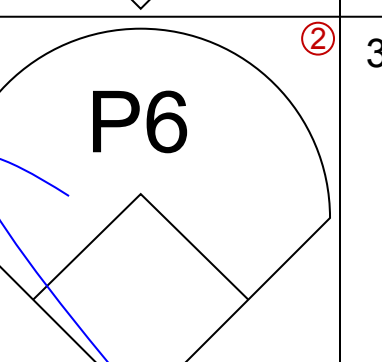
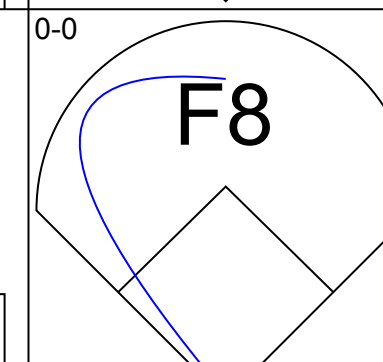
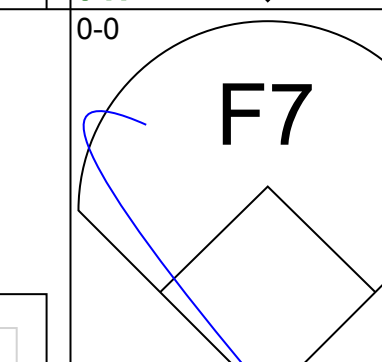
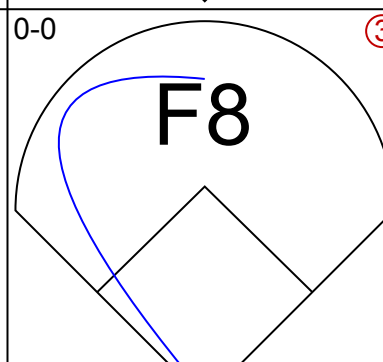
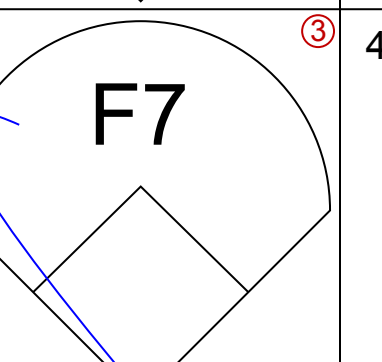
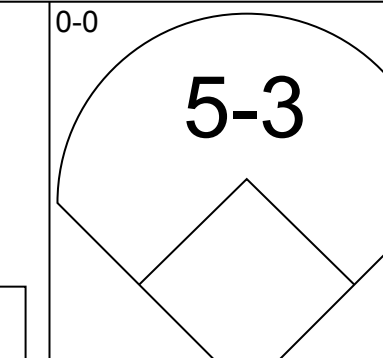
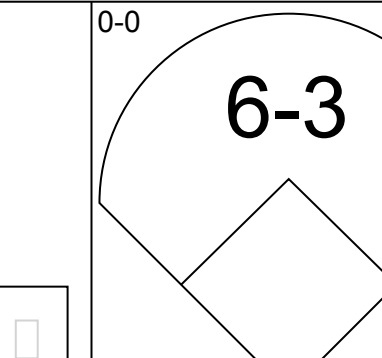
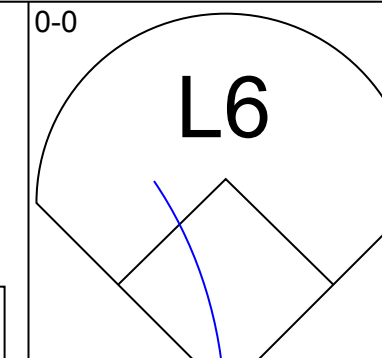
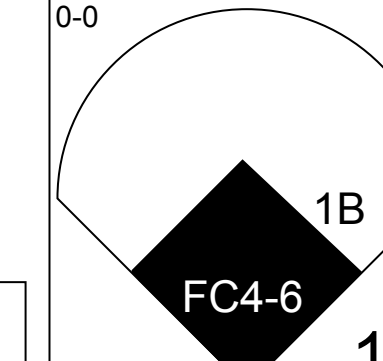
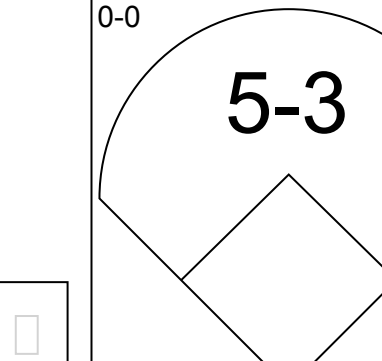
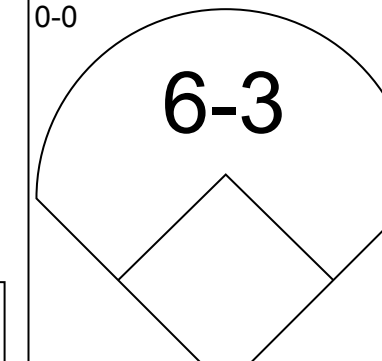
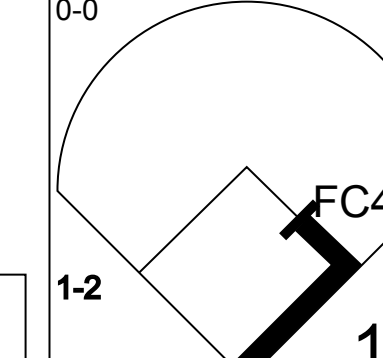
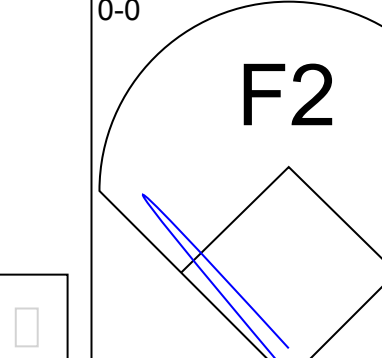
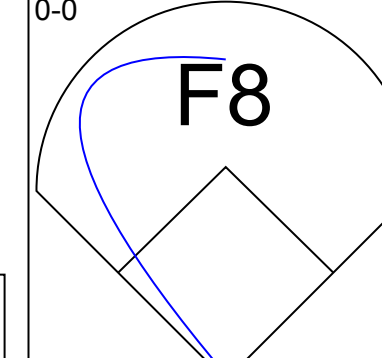
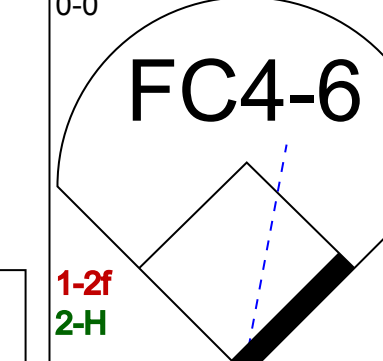
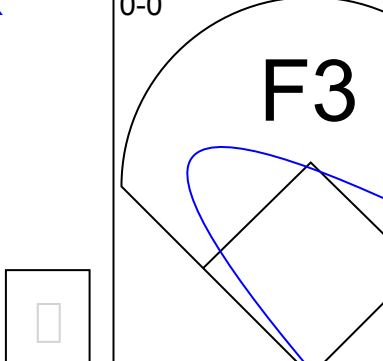
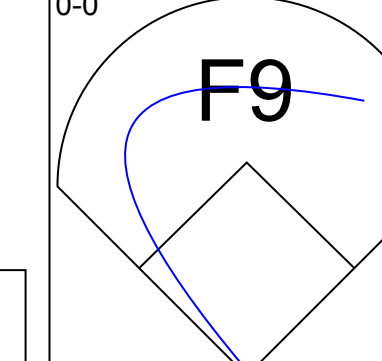
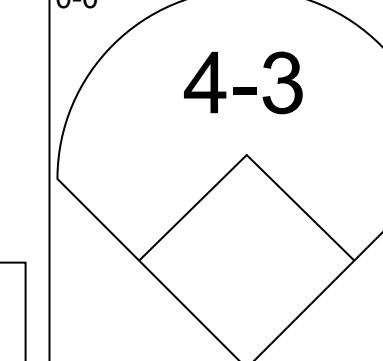
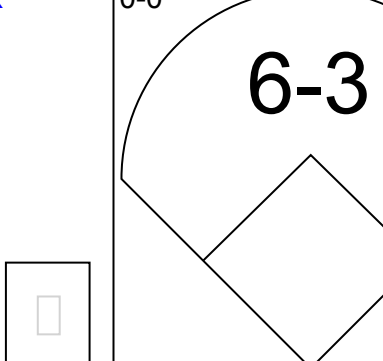
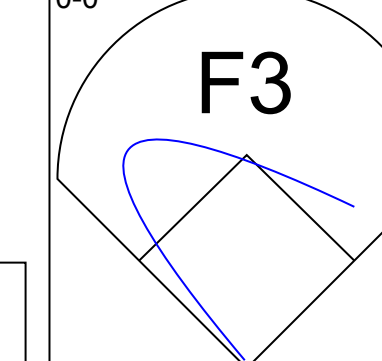
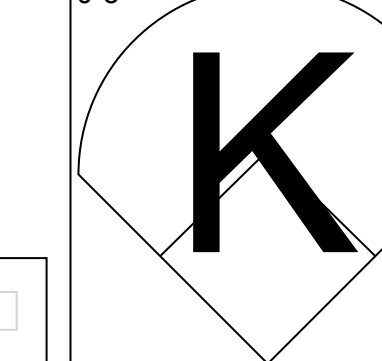
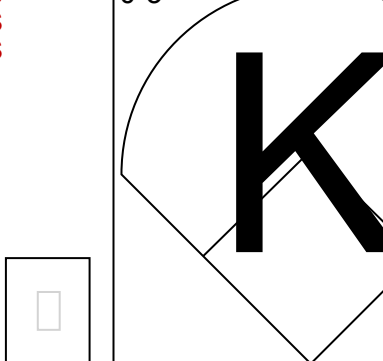
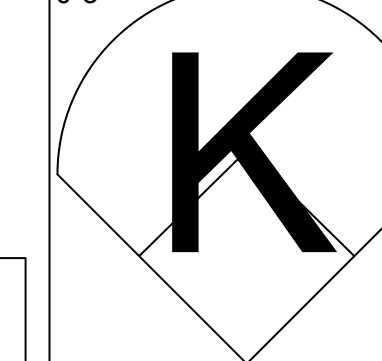
Batter	1	2	3	4	5	6	7	8	9	AB	R	H	RBI	BB	SO	LOB	BOTTOM					
<b>Chuck Schilling, R</b> OBP: 0.326, SLG: 0.372 (1, 4)	0-0 5-3		0-0 G6-3		0-0 F5			0-3 K		4	0	0	0	0	1	3	<b>Kansas City Athletics @ Boston Red Sox</b> Fenway Park, Boston, MA Wed Jul 24 1963, 7:05 PM EDT Unknown <a href="http://livebaseballscorecards.com">livebaseballscorecards.com</a>					
<b>Gary Geiger, L</b> OBP: 0.346, SLG: 0.513 (1, 8)	0-3 K			0-0 F8	0-0 1B		0-0 G3			4	0	1	1	0	1	0						
<b>Carl Yastrzemski, L</b> OBP: 0.423, SLG: 0.513 (1, 7)	0-0 F9			0-0 1B	0-0 K		4-0 1B		0-0 BB	3	1	1	0	1	1	2						
<b>Dick Stuart, R</b> OBP: 0.313, SLG: 0.469 (1, 3)		0-0 P3		0-0 5-3		0-0 L8		0-0 1B		4	0	1	0	0	0	1						
<b>Frank Matzone, R</b> OBP: 0.360, SLG: 0.475 (1, 5)		0-0 5-3		0-0 FC6-4		0-0 G5-4-3		0-0 4-3		4	0	2	1	0	0	2						
<b>Roman Mejias, R</b> OBP: 0.255, SLG: 0.354 (1, 9)		4-0 FC6-4		0-0 FC6-4		0-0 G5-4-3		0-0 6-3		3	0	0	0	1	0	2						
<b>Eddie Bressoud, R</b> OBP: 0.309, SLG: 0.407 (1, 6)		0-0 FC6-4			4-0 FC5-6		0-0 5-3		0-0 5-3	3	1	0	0	1	0	1						
<b>Bob Tillman, R</b> OBP: 0.314, SLG: 0.387 (1, 2)			0-0 FC1-4		0-0 FC5-6		0-0 6-3		0-0 5-3	4	0	2	0	0	0	0						
<b>Earl Wilson, R</b> OBP: 0.281, SLG: 0.340 (1, 1)			0-0 FC1-4		0-0 FC5-6		0-3 K			2	0	0	0	0	0	3						
<b>Jack Lamabe, R</b> (7, 1)			0-0 FC1-4		0-0 FC5-6					1	0	0	0	0	1	0						
<b>Inning Stats</b>	R: 0 E: 0 K: 1 S: 5	H: 0 LOB: 0 BB: 0 P: 5	R: 0 E: 0 K: 0 S: 3	H: 0 LOB: 1 BB: 1 P: 7	R: 0 E: 0 K: 0 S: 3	H: 1 LOB: 0 BB: 0 P: 3	R: 1 E: 0 K: 0 S: 5	H: 2 LOB: 1 BB: 0 P: 5	R: 1 E: 0 K: 1 S: 7	H: 2 LOB: 2 BB: 1 P: 11	R: 0 E: 0 K: 0 S: 3	H: 1 LOB: 0 BB: 0 P: 3	R: 0 E: 0 K: 1 S: 5	H: 0 LOB: 0 BB: 0 P: 5	R: 0 E: 0 K: 1 S: 6	H: 1 LOB: 2 BB: 1 P: 10	R: 0 E: 0 K: 0 S: 3	H: 0 LOB: 0 BB: 0 P: 3	1B: 6 2B: 1 3B: 0 HR: 0	SF: 0 SAC: 0 DP: 2 HBP: 0	WP: 0 PB: 0 SB: 0 CS: 0	PA: 35
<b>PITCHER</b>	IP	WLS	BF	H	R	ER	SO	BB	IBB	HBP	BLK	WP	HR	S	P	ERA	WHIP					
<b>Orlando Pena, R</b> ERA: 3.42 (1, 1)	9.0	W	35	7	2	2	4	3	0	0	0	0	0	40	52	2.00	1.111					

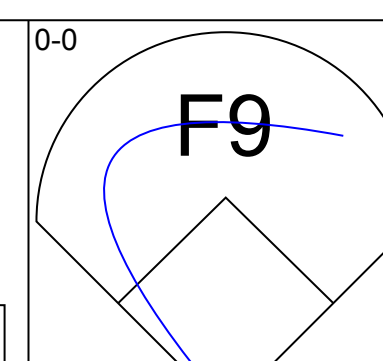
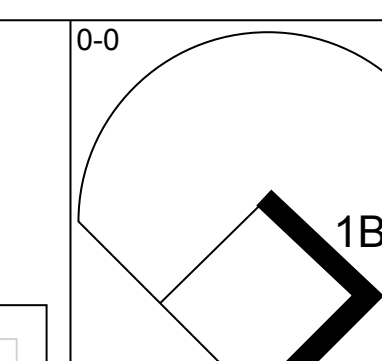
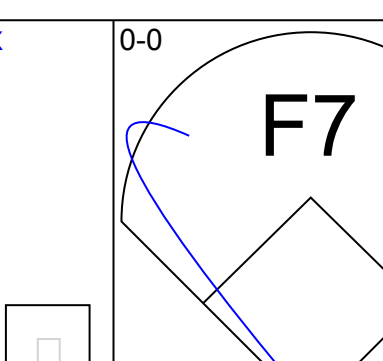
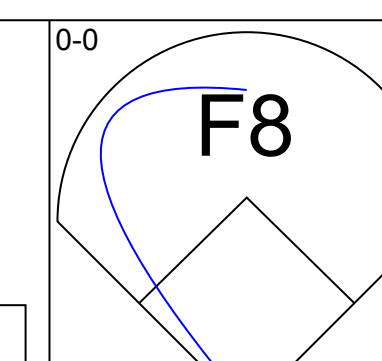
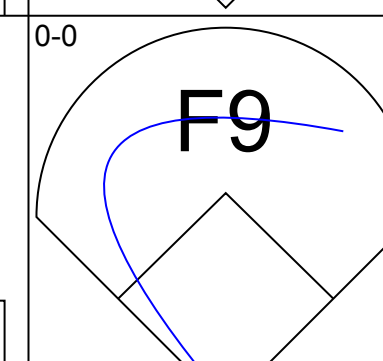
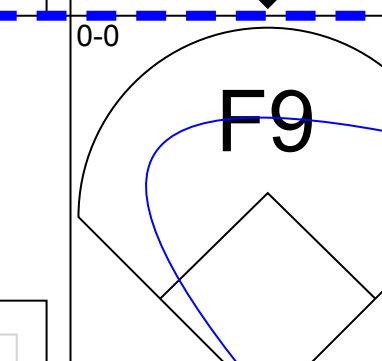
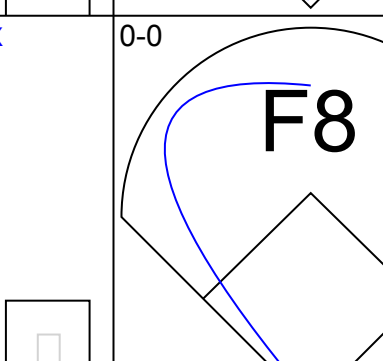
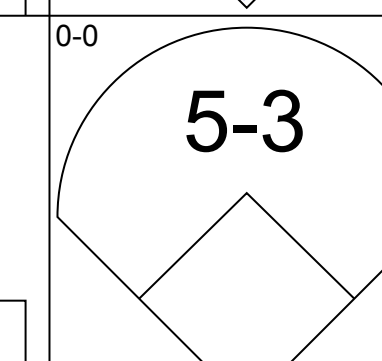
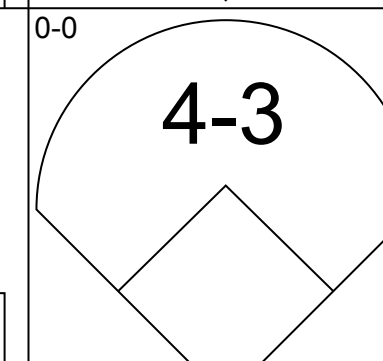
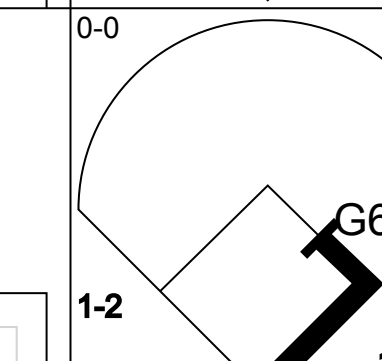
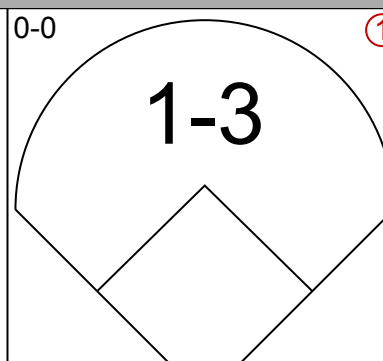
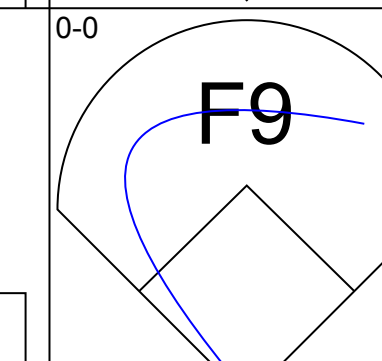
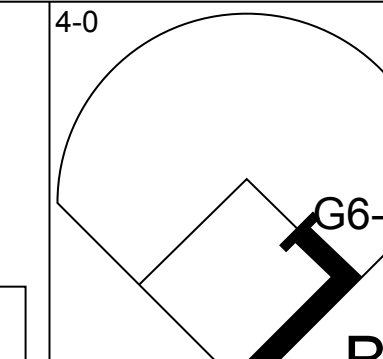
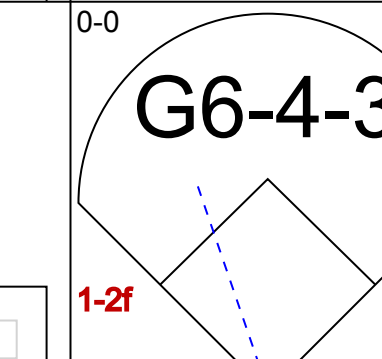
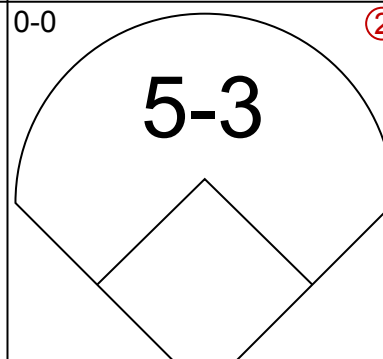
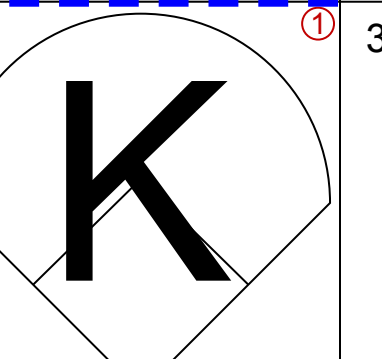
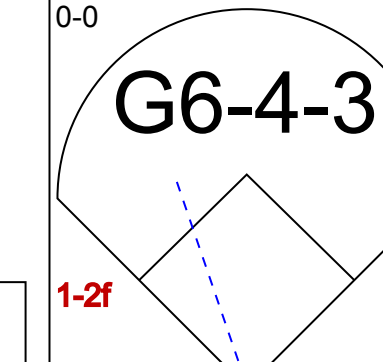
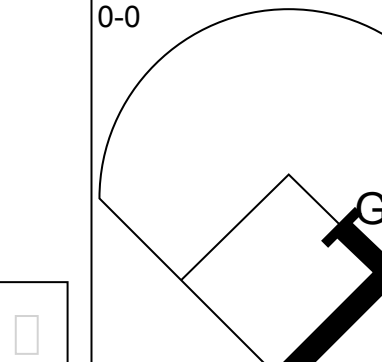
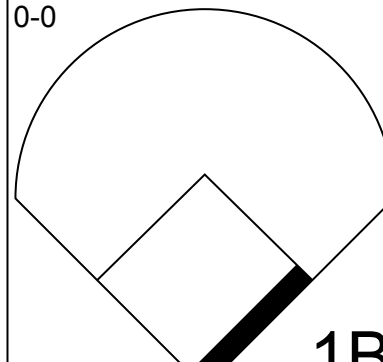
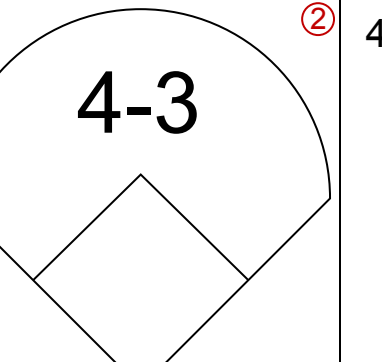
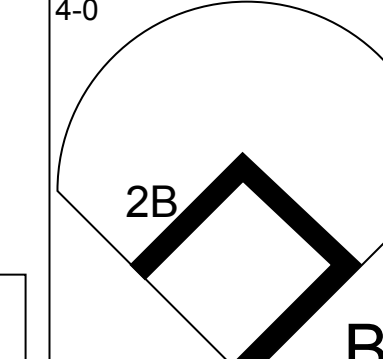
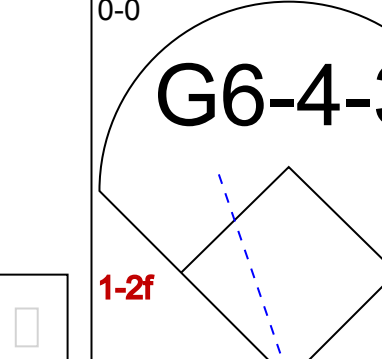
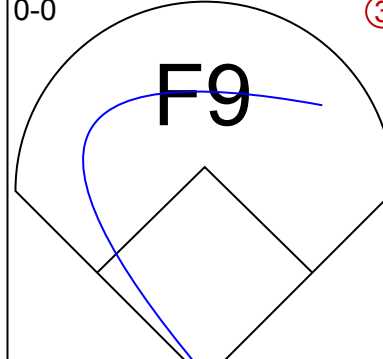
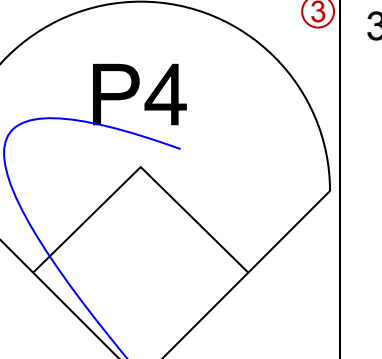
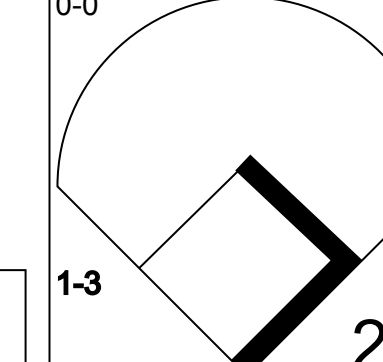
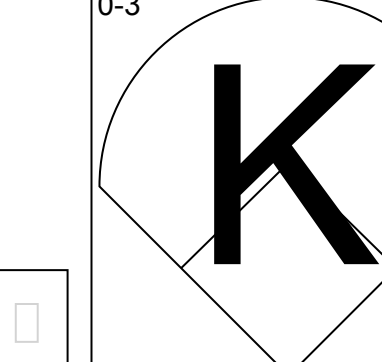
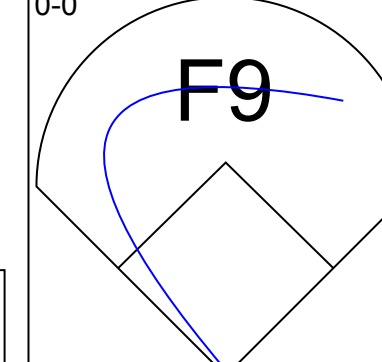
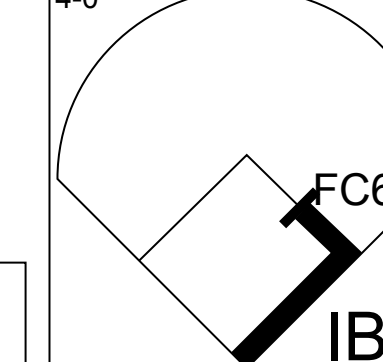
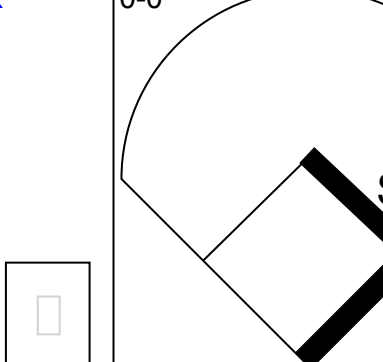
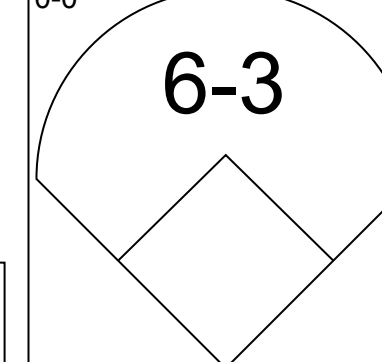
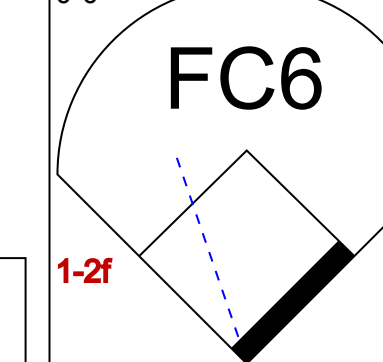

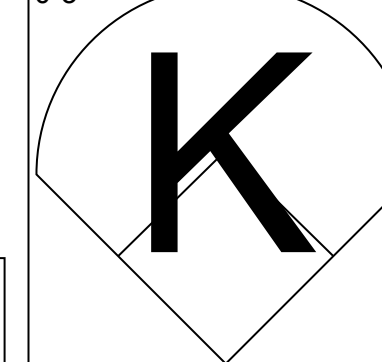


Batter	1	2	3	4	5	6	7	8	9	AB	R	H	RBI	BB	SO	LOB	TOP										
<b>Bobby Del Greco, R</b> OBP: 0.289, SLG: 0.297 (1, 8)	2-3		2B	F9		FC6			1B	4	1	1	0	1	0	1	<b>Kansas City Athletics @ Boston Red Sox</b> Fenway Park, Boston, MA Wed Jul 24 1963, 7:05 PM EDT Att: 22,989 - Unknown										
<b>Wayne Causey, L</b> OBP: 0.354, SLG: 0.419 (1, 6)	F7		2B	6-3		F8			1B	5	1	2	0	0	0	1											
<b>Jerry Lumpe, L</b> OBP: 0.322, SLG: 0.374 (1, 4)	1B		2B	K		FC6-4			L8	5	2	2	1	0	1	2											
<b>George Alusik, R</b> OBP: 0.333, SLG: 0.437 (1, 7)	2B		2B			F9			K	5	1	2	3	0	1	1											
<b>Ed Charles, R</b> OBP: 0.348, SLG: 0.400 (1, 5)	F3		1B			1B				3	2	2	0	1	0	1											
<b>Ken Harrelson, R</b> OBP: 0.315, SLG: 0.440 (1, 3)		P4	K			FC1-6				4	0	1	0	0	1	3											
<b>Doc Edwards, R</b> OBP: 0.287, SLG: 0.370 (1, 2)	1-3		1B			FC1-6			P6	3	0	0	1	1	0	1											
<b>Gino Cimoli, R</b> OBP: 0.327, SLG: 0.393 (1, 9)	K					L4			F9	4	0	1	2	0	1	1											
<b>Dave Wickersham, R</b> OBP: 0.180, SLG: 0.163 <b>Tom Sturdivant, L</b> (6, 1) <b>John Wyatt, R</b> (8, 1)			5-3			FC6			L6	3	0	1	0	0	0	2											
<b>Inning Stats</b>	R: 1 E: 0 K: 0 S: 5	H: 2 LOB: 1 BB: 0 P: 5	R: 0 E: 0 K: 1 S: 5	H: 0 LOB: 0 BB: 0 P: 5	R: 5 E: 0 K: 1 S: 10	H: 5 LOB: 2 BB: 2 P: 18	R: 0 E: 0 K: 1 S: 5	H: 0 LOB: 0 BB: 0 P: 5	R: 1 E: 0 K: 0 S: 5	H: 2 LOB: 1 BB: 0 P: 5	R: 0 E: 0 K: 0 S: 2	H: 0 LOB: 0 BB: 1 P: 6	R: 0 E: 0 K: 0 S: 3	H: 0 LOB: 0 BB: 0 P: 3	R: 0 E: 0 K: 1 S: 6	H: 2 LOB: 1 BB: 0 P: 6	1B: 7 2B: 5 3B: 0 HR: 0	SF: 0 SAC: 0 DP: 1 HBP: 0	WP: 0 PB: 0 SB: 0 CS: 0	PA: 40							
<b>PITCHER</b>	IP	WLS	BF	H	R	ER	SO	BB	IBB	HBP	BLK	WP	HR	S	P	ERA	WHIP										
<b>Dave Morehead, R</b> ERA: 4.44 (1, 1)	2.2	L	16	6	6	6	2	2	0	0	0	0	0	18	26	20.25	3.000										
<b>Arnold Earley, L</b> ERA: 5.27 (3, 1)	0.1		2	1	0	0	0	0	0	0	0	0	0	2	2	0.00	3.000										
<b>Wilbur Wood, L</b> ERA: 4.26 (4, 1)	4.0		15	3	1	1	1	1	0	0	0	0	0	16	20	2.25	1.000										
<b>Jack Lamabe, R</b> ERA: 2.85 (8, 1)	1.0		3	0	0	0	0	0	0	0	0	0	0	3	3	0.00	0.000										
<b>Dick Radatz, R</b> ERA: 1.19 (9, 1)	1.0		4	2	0	0	1	0	0	0	0	0	0	6	6	0.00	2.000										

Batter	1	2	3	4	5	6	7	8	9	AB	R	H	RBI	BB	SO	LOB	BOTTOM										
<b>Chuck Schilling, R</b> OBP: 0.326, SLG: 0.372 <b>Billy Gardner, R</b> OBP: 0.306, SLG: 0.324 (1, 4)	5-3		L7			1B			P5	0	0	0	0	0	0	0	<b>Kansas City Athletics @ Boston Red Sox</b> Fenway Park, Boston, MA Wed Jul 24 1963, 7:05 PM EDT Att: 22,989 - Unknown										
<b>Gary Geiger, L</b> OBP: 0.338, SLG: 0.500 (1, 8)	P6		K			1-3			K	5	0	0	0	0	2	4											
<b>Carl Yastrzemski, L</b> OBP: 0.422, SLG: 0.511 (1, 7)	6-3		4-3			HR			K	5	2	2	1	0	1	1											
<b>Dick Stuart, R</b> OBP: 0.313, SLG: 0.475 (1, 3)		5-3				HR			K	4	1	1	2	0	1	1											
<b>Frank Matzone, R</b> OBP: 0.364, SLG: 0.477 (1, 5)		2B				HR			K	3	2	2	0	1	1	0											
<b>Lou Clinton, R</b> OBP: 0.281, SLG: 0.419 (1, 9)		2B				1B			1B	4	0	2	1	0	0	1											
<b>Eddie Bressoud, R</b> OBP: 0.308, SLG: 0.405 (1, 6)		6-3				G5-4-3			1B	4	0	1	2	0	0	1											
<b>Russ Nixon, L</b> OBP: 0.335, SLG: 0.429 <b>Bob Heffner, R</b> OBP: 0.297, SLG: 0.286 <b>Bob Tillman, R</b> OBP: 0.313, SLG: 0.385 (7, PR) (8, 2)		4-3				F9			P6	3	0	1	0	0	0	1											
<b>Dave Morehead, R</b> ERA: 4.44 (1, 1) <b>Arnold Earley, L</b> ERA: 5.27 (3, 1) <b>Jim Cooper, L</b> (3, PH) <b>Wilbur Wood, R</b> (4, 1) <b>Felix Mantilla, R</b> OBP: 0.221, SLG: 0.298 (7, PH) <b>Jack Lamabe, R</b> (8, 1) <b>Dick Williams, R</b> OBP: 0.308, SLG: 0.414 (8, PH) <b>Dick Radatz, R</b> ERA: 1.19 (9, 1)						K			K	0	0	0	0	0	0	0											
<b>Inning Stats</b>	R: 0 E: 0 K: 0 S: 3	H: 0 LOB: 0 BB: 0 P: 3	R: 1 E: 0 K: 0 S: 4	H: 1 LOB: 1 BB: 1 P: 8	R: 0 E: 0 K: 1 S: 5	H: 0 LOB: 1 BB: 1 P: 9	R: 0 E: 0 K: 1 S: 5	H: 0 LOB: 0 BB: 0 P: 5	R: 0 E: 0 K: 0 S: 6	H: 4 LOB: 0 BB: 0 P: 6	R: 0 E: 0 K: 1 S: 6	H: 1 LOB: 2 BB: 1 P: 10	R: 2 E: 0 K: 3 S: 13	H: 4 LOB: 2 BB: 0 P: 13	R: 0 E: 0 K: 2 S: 7	H: 0 LOB: 0 BB: 0 P: 7	1B: 7 2B: 1 3B: 1 HR: 1	SF: 0 SAC: 0 DP: 1 HBP: 0	WP: 0 PB: 0 SB: 0 CS: 0	PA: 39							
<b>PITCHER</b>	IP	WLS	BF	H	R	ER	SO	BB	IBB	HBP	BLK	WP	HR	S	P	ERA	WHIP										
<b>Dave Wickersham, R</b> ERA: 4.31 (1, 1)	5.1	W	23	5	4	4	3	2	0	0	0	0	1	27	35	6.75	1.312										
<b>Tom Sturdivant, R</b> ERA: 4.27 (6, 1)	2.0		10	4	2	2	2	1	0	0	0	0	0	13	17	9.00	2.500										
<b>John Wyatt, R</b> ERA: 2.64 (8, 1)	1.2	S	6	1	0	0	4	0	0	0	0	0	0	14	14	0.00	0.600										



Batter	1	2	3	4	5	6	7	8	9	AB	R	H	RBI	BB	SO	LOB	TOP			
<b>Bobby Del Greco, R</b> OBP: 0.288, SLG: 0.307 (1, 8)										4	1	1	0	0	2	0	<b>Kansas City Athletics @ Boston Red Sox</b> Fenway Park, Boston, MA Thu Jul 25 1963, 3:33 AM EDT Att: 6,283 - Unknown <a href="http://livebaseballscorecards.com">livebaseballscorecards.com</a>			
<b>Wayne Causey, L</b> OBP: 0.351, SLG: 0.416 (1, 6)										3	0	0	1	0	0	0				
<b>Jerry Lumpe, L</b> OBP: 0.319, SLG: 0.370 (1, 4)										4	0	0	0	0	0	0				
<b>George Alusik, R</b> OBP: 0.329, SLG: 0.431 (1, 7)										3	0	0	0	0	0	0				
<b>Ed Charles, R</b> OBP: 0.348, SLG: 0.399 (1, 5)										3	1	1	0	0	0	0				
<b>Charlie Lau, L</b> OBP: 0.293, SLG: 0.349 (1, 2)										3	0	1	0	0	0	0				
<b>Ken Harrelson, R</b> OBP: 0.307, SLG: 0.429 (1, 3)										3	0	0	1	0	0	1				
<b>Gino Cimoli, R</b> OBP: 0.324, SLG: 0.389 (1, 9)										3	0	0	0	0	0	1				
<b>Ed Rakow, S</b> OBP: 0.176, SLG: 0.128 (3, 1)										1	0	0	0	0	1	0				
<b>Bill Fischer, R</b> (3, 1)										2	0	0	0	0	2	0				
<b>John Wyatt, R</b> (9, 1)										0	0	0	0	0	0	0				
<b>Inning Stats</b>	R: 0 E: 0 K: 1 S: 5	H: 0 LOB: 0 BB: 0 P: 5	R: 1 E: 0 K: 0 S: 5	H: 2 LOB: 1 BB: 0 P: 5	R: 1 E: 0 K: 1 S: 6	H: 1 LOB: 0 BB: 0 P: 6	R: 0 E: 0 K: 0 S: 3	H: 0 LOB: 0 BB: 0 P: 3	R: 0 E: 0 K: 1 S: 5	H: 0 LOB: 0 BB: 0 P: 5	R: 0 E: 0 K: 0 S: 3	H: 0 LOB: 0 BB: 0 P: 3	R: 0 E: 0 K: 0 S: 3	H: 0 LOB: 0 BB: 0 P: 3	R: 0 E: 0 K: 1 S: 5	H: 0 LOB: 0 BB: 0 P: 5	1B: 2 2B: 0 3B: 1 HR: 0	SF: 0 SAC: 1 DP: 0 HBP: 0	WP: 0 PB: 0 SB: 0 CS: 0	PA: 30
<b>PITCHER</b> <b>Bill Monbouquette, R</b> ERA: 2.99 (1, 1)	IP: 9.0 WLS: L BF: 30 H: 3 R: 2 ER: 2 SO: 5 BB: 0 IBB: 0 HBP: 0 BLK: 0 WP: 0 HR: 0 S: 40 P: 40 ERA: 2.00 WHIP: 0.333																			

Batter	1	2	3	4	5	6	7	8	9	AB	R	H	RBI	BB	SO	LOB	BOTTOM			
<b>Gary Geiger, L</b> OBP: 0.336, SLG: 0.495 (1, 8)										4	0	1	0	0	0	1	<b>Kansas City Athletics @ Boston Red Sox</b> Fenway Park, Boston, MA Thu Jul 25 1963, 3:33 AM EDT Att: 6,283 - Unknown <a href="http://livebaseballscorecards.com">livebaseballscorecards.com</a>			
<b>Eddie Brassoud, R</b> OBP: 0.305, SLG: 0.401 (1, 6)										4	0	0	0	0	0	2				
<b>Carl Yastrzemski, L</b> OBP: 0.421, SLG: 0.508 (1, 7)										4	0	1	0	0	0	0				
<b>Dick Stuart, R</b> OBP: 0.312, SLG: 0.471 (1, 3)										3	0	0	0	1	1	2				
<b>Frank Matzone, R</b> OBP: 0.365, SLG: 0.477 (1, 5)										4	0	2	0	0	0	1				
<b>Lou Clinton, R</b> OBP: 0.281, SLG: 0.416 (1, 9)										3	0	0	0	1	0	2				
<b>Bob Tillman, R</b> OBP: 0.313, SLG: 0.389 (1, 2)										3	0	1	0	0	1	0				
<b>Billy Gardner, R</b> OBP: 0.333, SLG: 0.333 (1, 4)										2	0	1	0	1	0	0				
<b>Bill Monbouquette, R</b> OBP: 0.150, SLG: 0.121 (1, 1)										2	0	0	0	0	1	3				
<b>Inning Stats</b>	R: 0 E: 0 K: 0 S: 3	H: 1 LOB: 3 BB: 3 P: 15	R: 0 E: 0 K: 0 S: 4	H: 2 LOB: 1 BB: 0 P: 4	R: 0 E: 0 K: 1 S: 5	H: 1 LOB: 0 BB: 0 P: 5	R: 0 E: 0 K: 0 S: 4	H: 1 LOB: 1 BB: 0 P: 4	R: 0 E: 0 K: 1 S: 5	H: 0 LOB: 0 BB: 0 P: 5	R: 0 E: 0 K: 0 S: 3	H: 0 LOB: 0 BB: 0 P: 3	R: 0 E: 0 K: 1 S: 5	H: 0 LOB: 0 BB: 0 P: 5	R: 0 E: 0 K: 1 S: 5	H: 0 LOB: 0 BB: 0 P: 5		1B: 5 2B: 1 3B: 0 HR: 0	SF: 0 SAC: 1 DP: 3 HBP: 0	WP: 0 PB: 0 SB: 0 CS: 0
<b>PITCHER</b> <b>Ed Rakow, R</b> ERA: 3.89 (3, 1)	IP: 2.0 WLS: W BF: 20 H: 4 R: 0 ER: 0 SO: 2 BB: 0 IBB: 0 HBP: 0 BLK: 0 WP: 0 HR: 0 S: 24 P: 24 ERA: 0.00 WHIP: 0.667																			
<b>Bill Fischer, R</b> ERA: 3.03 (3, 1)	IP: 6.0 WLS: W BF: 20 H: 4 R: 0 ER: 0 SO: 2 BB: 0 IBB: 0 HBP: 0 BLK: 0 WP: 0 HR: 0 S: 24 P: 24 ERA: 0.00 WHIP: 0.667																			
<b>John Wyatt, R</b> ERA: 2.59 (9, 1)	IP: 1.0 WLS: S BF: 3 H: 0 R: 0 ER: 0 SO: 1 BB: 0 IBB: 0 HBP: 0 BLK: 0 WP: 0 HR: 0 S: 5 P: 5 ERA: 0.00 WHIP: 0.000																			







Batter	1	2	3	4	5	6	7	8	9	AB	R	H	RBI	BB	SO	LOB	TOP								
<b>Bobby Del Greco, R</b> OBP: 0.288, SLG: 0.306 (1, 8)										4	1	2	0	0	1	3	<b>Kansas City Athletics @ Cleveland Indians</b> Cleveland Municipal Stadium, Cleveland, OH Sat Jul 27 1963, 3:33 AM EDT Att: 3,582 - Unknown <a href="http://livebaseballscorecards.com">livebaseballscorecards.com</a>								
<b>Gino Cimoli, R</b> OBP: 0.327, SLG: 0.395 (1, 9)										5	0	2	1	0	0	2									
<b>Wayne Causey, L</b> OBP: 0.353, SLG: 0.418 (1, 6)										4	0	1	0	1	0	2									
<b>Norm Siebern, L</b> OBP: 0.384, SLG: 0.438 (1, 3)										5	0	2	1	0	0	4									
<b>Charlie Lau, L</b> OBP: 0.302, SLG: 0.356 (1, 2)										4	0	2	0	0	2	3									
<b>Ed Charles, R</b> OBP: 0.342, SLG: 0.392 (1, 5)										4	0	0	0	0	1	5									
<b>Ken Harrelson, R</b> OBP: 0.306, SLG: 0.420 (1, 7)										4	0	2	0	0	1	2									
<b>Sammy Esposito, R</b> OBP: 0.190, SLG: 0.111 (1, 4)										3	0	1	0	1	1	3									
<b>Diego Segui, R</b> OBP: 0.216, SLG: 0.250 (1, 1)										4	1	1	0	0	2	3									
<b>Inning Stats</b>	R: 1 E: 0 K: 1 S: 8	H: 3 LOB: 2 BB: 0 P: 8	R: 0 E: 0 K: 0 S: 3	H: 1 LOB: 1 BB: 1 P: 7	R: 0 E: 0 K: 0 S: 3	H: 0 LOB: 0 BB: 0 P: 3	R: 0 E: 0 K: 0 S: 4	H: 2 LOB: 1 BB: 0 P: 4	R: 1 E: 0 K: 2 S: 5	H: 2 LOB: 1 BB: 0 P: 5	R: 0 E: 0 K: 2 S: 8	H: 1 LOB: 1 BB: 0 P: 8	R: 0 E: 0 K: 1 S: 6	H: 1 LOB: 1 BB: 0 P: 6	R: 0 E: 0 K: 2 S: 8	H: 1 LOB: 1 BB: 0 P: 8	R: 0 E: 0 K: 2 S: 9	H: 2 LOB: 3 BB: 1 P: 13	1B: 12 2B: 0 3B: 1 HR: 0	SF: 0 SAC: 1 DP: 2 HBP: 0	WP: 0 PB: 0 SB: 0 CS: 0	PA: 40			
<b>PITCHER</b>	IP	WLS	BF	H	R	ER	SO	BB	IBB	HBP	BLK	WP	HR	S	P	ERA	WHIP	<b>PITCHER</b>							
<b>Early Wynn, R</b> ERA: 3.03 (1, 1)	4.1		20	8	2	2	1	1	0	0	0	0	0	21	25	4.15	2.077								
<b>Bob Allen, L</b> ERA: 4.34 (5, 1)	0.2		2	0	0	0	0	0	0	0	0	0	0	2	2	0.00	0.000								
<b>Pedro Ramos, R</b> ERA: 3.45 (6, 1)	4.0	W	18	5	0	0	7	1	0	0	0	0	0	31	35	0.00	1.500								
<b>Batter</b>	<b>1</b>	<b>2</b>	<b>3</b>	<b>4</b>	<b>5</b>	<b>6</b>	<b>7</b>	<b>8</b>	<b>9</b>	<b>AB</b>	<b>R</b>	<b>H</b>	<b>RBI</b>	<b>BB</b>	<b>SO</b>	<b>LOB</b>	<b>BOTTOM</b>								
<b>Tito Francona, L</b> OBP: 0.303, SLG: 0.339 (1, 7)										5	1	2	1	0	1	4	<b>Kansas City Athletics @ Cleveland Indians</b> Cleveland Municipal Stadium, Cleveland, OH Sat Jul 27 1963, 3:33 AM EDT Att: 3,582 - Unknown <a href="http://livebaseballscorecards.com">livebaseballscorecards.com</a>								
<b>Larry Brown, R</b> OBP: 0.433, SLG: 0.400 (1, 6)										2	0	1	0	0	0	0									
<b>Willie Kirkland, L</b> OBP: 0.313, SLG: 0.406 (1, 8)										3	0	0	1	0	1	2									
<b>Max Alvis, R</b> OBP: 0.330, SLG: 0.463 (1, 5)										3	0	1	1	1	1	1									
<b>John Romano, R</b> OBP: 0.364, SLG: 0.419 (1, 2)										3	0	0	0	1	0	3									
<b>Fred Whitfield, L</b> OBP: 0.273, SLG: 0.417 (1, 3)										4	0	0	0	0	1	1									
<b>Al Luplow, L</b> OBP: 0.290, SLG: 0.292 (1, 9)										4	1	2	0	0	1	0									
<b>Woodie Held, R</b> OBP: 0.339, SLG: 0.431 (1, 4)										2	0	0	0	2	0	1									
<b>Early Wynn, S</b> OBP: 0.394, SLG: 0.222 (5, 1)										1	0	0	0	0	0	3									
<b>Miguel de la Hoz, R</b> OBP: 0.316, SLG: 0.431 (5, PH)										0	0	0	0	0	0	0									
<b>Pedro Ramos, R</b> OBP: 0.386, SLG: 0.492 (5, PH)										0	0	0	0	1	0	0									
<b>Gene Green, R</b> OBP: 0.292, SLG: 0.325 (5, PH)										0	0	0	0	0	0	0									
<b>Mudcat Grant, R</b> OBP: 0.162, SLG: 0.233 (5, PH)										0	0	0	0	0	0	0									
<b>Inning Stats</b>	R: 0 E: 0 K: 2 S: 8	H: 1 LOB: 3 BB: 2 P: 16	R: 0 E: 0 K: 0 S: 8	H: 1 LOB: 3 BB: 2 P: 16	R: 0 E: 0 K: 0 S: 3	H: 1 LOB: 1 BB: 1 P: 7	R: 0 E: 0 K: 0 S: 3	H: 0 LOB: 0 BB: 0 P: 3	R: 0 E: 0 K: 0 S: 5	H: 0 LOB: 1 BB: 1 P: 9	R: 0 E: 0 K: 2 S: 7	H: 0 LOB: 0 BB: 1 P: 11	R: 0 E: 0 K: 0 S: 3	H: 0 LOB: 0 BB: 0 P: 3	R: 0 E: 0 K: 0 S: 3	H: 0 LOB: 0 BB: 0 P: 3	R: 1 E: 0 K: 0 S: 3	H: 2 LOB: 3 BB: 0 P: 4	1B: 3 2B: 3 3B: 0 HR: 0	SF: 1 SAC: 2 DP: 0 HBP: 1	WP: 0 PB: 0 SB: 2 CS: 1	PA: 37			
<b>PITCHER</b>	IP	WLS	BF	H	R	ER	SO	BB	IBB	HBP	BLK	WP	HR	S	P	ERA	WHIP	<b>PITCHER</b>							
<b>Diego Segui, R</b> ERA: 3.77 (1, 1)	8.1	L	37	6	3	1	6	5	0	1	0	0	0	43	64	1.08	1.320								



Batter	1	2	3	4	5	6	7	8	9	AB R H RBI BB SO LOB	TOP									
Gino Cimoli, R OBP: 0.326, SLG: 0.392 (1, 9)										5 0 1 0 0 1 1	<b>Kansas City Athletics @ Cleveland Indians</b> Cleveland Municipal Stadium, Cleveland, OH Sun Jul 28 1963, 3:33 AM EDT Unknown <a href="http://livebaseballscorecards.com">livebaseballscorecards.com</a>									
Wayne Causey, L OBP: 0.356, SLG: 0.423 (1, 6)										5 2 3 0 0 1 1										
Jerry Lumpe, L OBP: 0.316, SLG: 0.364 (1, 4)										4 1 1 0 1 1 3										
Norm Siebern, L OBP: 0.384, SLG: 0.437 (1, 3)										3 0 1 2 1 1 1										
Charlie Lau, L OBP: 0.320, SLG: 0.383 (1, 2)										4 0 3 0 0 0 1										
Ed Charles, R OBP: 0.344, SLG: 0.392 (1, 5)										3 0 1 0 0 0 4										
Ken Harrelson, R OBP: 0.304, SLG: 0.423 (1, 7)										4 0 1 1 0 1 5										
Bobby Del Greco, R OBP: 0.292, SLG: 0.307 (1, 8)										3 0 1 0 1 0 0										
Orlando Pena, R OBP: 0.261, SLG: 0.244 (1, 1)										3 0 0 0 0 2 3										
<b>Inning Stats</b>	R: 0 E: 0 K: 0 S: 3	H: 1 LOB: 0 BB: 0 P: 3	R: 0 E: 0 K: 0 S: 2	H: 1 LOB: 1 BB: 1 P: 7	R: 0 E: 0 K: 1 S: 5	H: 0 LOB: 0 BB: 0 P: 5	R: 2 E: 0 K: 0 S: 7	H: 4 LOB: 3 BB: 1 P: 11	R: 1 E: 0 K: 1 S: 8	H: 3 LOB: 2 BB: 0 P: 8	R: 0 E: 1 K: 2 S: 9	H: 1 LOB: 3 BB: 1 P: 13	R: 0 E: 0 K: 2 S: 7	H: 0 LOB: 0 BB: 0 P: 7	R: 0 E: 0 K: 1 S: 5	H: 1 LOB: 0 BB: 0 P: 5	1B: 9 2B: 4 3B: 0 HR: 0	SF: 1 SAC: 1 DP: 3 HBP: 1	WP: 0 PB: 0 SB: 0 CS: 1	PA: 40
<b>PITCHER</b>	IP WLS BF H R ER SO BB IBB HBP BLK WP HR S P ERA WHIP											IP WLS BF H R ER SO BB IBB HBP BLK WP HR S P ERA WHIP								
Jerry Walker, R ERA: 4.95 (1, 1)	4.2 L 23 9 3 3 2 1 1 1 0 0 0 0 24 33 5.79 2.143																			
Bob Allen, L ERA: 4.19 (5, 1)	1.1 5 1 0 0 0 0 0 0 0 0 0 0 5 5 0.00 0.750																			
Gary Bell, R ERA: 3.03 (7, 1)	2.0 9 1 0 0 4 1 0 0 0 0 0 0 16 20 0.00 1.000																			
Ted Abernathy, R ERA: 3.22 (9, 1)	1.0 3 1 0 0 1 0 0 0 0 0 0 0 5 5 0.00 1.000																			

Batter	1	2	3	4	5	6	7	8	9	AB R H RBI BB SO LOB	BOTTOM							
Tito Francona, L OBP: 0.299, SLG: 0.334 (1, 7)										4 0 0 0 0 0 0	<b>Kansas City Athletics @ Cleveland Indians</b> Cleveland Municipal Stadium, Cleveland, OH Sun Jul 28 1963, 3:33 AM EDT Unknown <a href="http://livebaseballscorecards.com">livebaseballscorecards.com</a>							
Larry Brown, R OBP: 0.408, SLG: 0.375 (1, 6)										4 0 0 0 0 0 0								
Willie Kirkland, L OBP: 0.309, SLG: 0.401 (1, 8)										4 0 0 0 0 0 0								
Max Alvis, R OBP: 0.328, SLG: 0.459 (1, 5)										3 0 0 0 0 1 0								
Joe Adcock, R OBP: 0.307, SLG: 0.404 (1, 3)										3 0 1 0 0 1 1								
John Romano, R OBP: 0.358, SLG: 0.411 (1, 2)										3 0 0 0 0 1 2								
Al Luplow, L OBP: 0.291, SLG: 0.292 (1, 9)										3 0 1 0 0 0 0								
Woodie Held, R OBP: 0.336, SLG: 0.426 (1, 4)										3 0 0 0 0 1 2								
Jerry Walker, S OBP: 0.287, SLG: 0.154 (5, 1)										1 0 0 0 0 0 0								
Bob Allen, L (5, 1)										0 0 0 0 0 0 0								
Miguel de la Hoz, R OBP: 0.313, SLG: 0.427 (6, PH)										1 0 0 0 0 0 0								
Gary Bell, R OBP: 0.356, SLG: 0.452 (7, 1)										0 0 0 0 0 0 0								
Willie Tasby, R OBP: 0.356, SLG: 0.452 (8, PH)										1 0 0 0 0 0 0								
Ted Abernathy, R OBP: 0.300, SLG: 0.300 (9, 1)										0 0 0 0 0 0 0								
<b>Inning Stats</b>	R: 0 E: 0 K: 0 S: 3	H: 0 LOB: 0 BB: 0 P: 3	R: 0 E: 0 K: 0 S: 3	H: 0 LOB: 0 BB: 0 P: 3	R: 0 E: 0 K: 1 S: 5	H: 0 LOB: 0 BB: 0 P: 5	R: 0 E: 0 K: 0 S: 3	H: 0 LOB: 0 BB: 0 P: 3	R: 0 E: 0 K: 2 S: 8	H: 1 LOB: 1 BB: 0 P: 8	R: 0 E: 0 K: 0 S: 3	H: 0 LOB: 0 BB: 0 P: 3	R: 0 E: 0 K: 0 S: 3	H: 0 LOB: 0 BB: 0 P: 3	1B: 2 2B: 0 3B: 0 HR: 0	SF: 0 SAC: 0 DP: 0 HBP: 0	WP: 0 PB: 0 SB: 0 CS: 0	PA: 30
<b>PITCHER</b>	IP WLS BF H R ER SO BB IBB HBP BLK WP HR S P ERA WHIP											IP WLS BF H R ER SO BB IBB HBP BLK WP HR S P ERA WHIP						
Orlando Pena, R ERA: 3.22 (1, 1)	9.0 W 30 2 0 0 4 0 0 0 0 0 0 0 38 38 0.00 0.222																	



Batter	1	2	3	4	5	6	7	8	9	AB	R	H	RBI	BB	SO	LOB	TOP					
Ed Charles, R (1, 5) OBP: 0.345, SLG: 0.393										4	2	2	0	0	1	1	<b>Kansas City Athletics @ Cleveland Indians</b> Cleveland Municipal Stadium, Cleveland, OH Sun Jul 28 1963, 3:38 AM EDT Att: 11,553 - Unknown					
Wayne Causey, L (1, 6) OBP: 0.356, SLG: 0.422										5	2	2	0	0	0	2						
Jerry Lumpe, L (1, 4) OBP: 0.317, SLG: 0.366										4	2	1	2	1	1	2						
Norm Siebern, L (1, 3) OBP: 0.383, SLG: 0.434										4	1	1	0	0	0	3						
Charlie Lau, L (1, 2) OBP: 0.324, SLG: 0.379										1	0	0	0	1	0	1						
Doc Edwards, R (5, PH) OBP: 0.283, SLG: 0.368										0	0	0	0	0	0	0						
George Alusik, R (1, 9) OBP: 0.331, SLG: 0.429										4	0	2	3	0	0	1						
Ken Harrelson, R (1, 7) OBP: 0.310, SLG: 0.416										2	0	0	0	2	1	2						
Bobby Del Greco, R (1, 8) OBP: 0.291, SLG: 0.306										4	0	1	0	0	2	3						
Bill Fischer, R (1, 1) OBP: 0.333, SLG: 0.091										2	0	1	0	1	0	0						
Tom Sturdivant, L (6, 1)										0	0	0	0	0	0	0						
Chuck Essegian, R (8, PH) OBP: 0.283, SLG: 0.343										1	0	0	0	0	0	1						
Pete Lovrich, R (8, 1)										0	0	0	0	0	0	0						
<b>Inning Stats</b>	R: 0 E: 0 K: 1 S: 5	H: 1 LOB: 1 BB: 0 P: 5	R: 0 E: 0 K: 0 S: 3	H: 1 LOB: 0 BB: 0 P: 3	R: 0 E: 0 K: 1 S: 5	H: 0 LOB: 0 BB: 0 P: 5	R: 3 E: 0 K: 1 S: 9	H: 4 LOB: 2 BB: 1 P: 13	R: 4 E: 1 K: 0 S: 7	H: 4 LOB: 1 BB: 1 P: 15	R: 0 E: 0 K: 0 S: 3	H: 0 LOB: 0 BB: 0 P: 7	R: 0 E: 0 K: 0 S: 3	H: 0 LOB: 0 BB: 0 P: 3	R: 0 E: 0 K: 1 S: 4	H: 0 LOB: 0 BB: 1 P: 8	R: 0 E: 0 K: 1 S: 5	H: 0 LOB: 0 BB: 0 P: 5	1B: 9 2B: 2 3B: 0 HR: 0	SF: 0 SAC: 1 DP: 3 HBP: 0	WP: 0 PB: 0 SB: 0 CS: 1	PA: 39
<b>PITCHER</b>	IP WLS BF H R ER SO BB IBB HBP BLK WP HR S P ERA WHIP																					
Mudcat Grant, R (1, 1) ERA: 3.67	3.1 15 6 3 3 2 1 0 0 0 0 0 0 18 22 8.10 2.100																					
Pedro Ramos, R (4, 1) ERA: 3.42	0.2 2 0 0 0 1 0 0 0 0 0 0 0 4 4 0.00 0.000																					
Bob Allen, L (5, 1) ERA: 4.12	0.2 8 3 4 0 0 2 0 0 0 0 0 0 6 14 0.00 7.500																					
Ted Abernathy, R (5, 1) ERA: 3.11	1.1 W 5 1 0 0 0 1 0 0 0 0 0 0 4 8 0.00 1.500																					
Barry Latman, R (7, 1) ERA: 4.49	3.0 S 9 0 0 0 2 1 0 0 0 0 0 0 12 16 0.00 0.333																					

Batter	1	2	3	4	5	6	7	8	9	AB	R	H	RBI	BB	SO	LOB	BOTTOM			
Tito Francona, L (1, 7) OBP: 0.301, SLG: 0.333										4	2	1	1	1	0	2	<b>Kansas City Athletics @ Cleveland Indians</b> Cleveland Municipal Stadium, Cleveland, OH Sun Jul 28 1963, 3:38 AM EDT Att: 11,553 - Unknown			
Dick Howser, R (1, 6) OBP: 0.347, SLG: 0.294										1	0	1	0	0	0	0				
Jerry Kindall, R (1, FR) OBP: 0.254, SLG: 0.279										4	2	2	1	0	1	1				
Willie Kirkland, L (1, 8) OBP: 0.310, SLG: 0.400										3	2	1	1	1	0	0				
Max Alvis, R (1, 5) OBP: 0.326, SLG: 0.457										4	0	1	1	0	3	3				
Fred Whitfield, L (1, 3) OBP: 0.280, SLG: 0.425										3	1	1	1	2	1	1				
John Romano, R (1, 2) OBP: 0.354, SLG: 0.423										5	1	1	4	0	1	5				
Al Luplow, L (1, 9) OBP: 0.289, SLG: 0.303										5	1	1	1	0	2	0				
Woodie Held, R (1, 4) OBP: 0.341, SLG: 0.443										4	3	3	1	0	0	0				
Mudcat Grant, R (1, 1) ERA: 3.33										1	0	1	0	0	0	0				
Pedro Ramos, R (4, 1) ERA: 3.42										0	0	0	0	0	0	0				
Dick Howser, R (1, PH) ERA: 3.42										1	0	1	0	0	0	0				
Bob Allen, L (5, 1) ERA: 4.12										0	0	0	0	0	0	0				
Ted Abernathy, R (5, 1) ERA: 3.11										0	0	0	0	0	0	0				
Miguel de la Hoz, R (6, PH) OBP: 0.283, SLG: 0.343										1	0	0	0	0	1	1				
Barry Latman, R (7, 1) ERA: 4.49										0	0	0	0	0	0	0				
<b>Inning Stats</b>	R: 2 E: 0 K: 0 S: 6	H: 3 LOB: 2 BB: 0 P: 6	R: 1 E: 0 K: 1 S: 7	H: 2 LOB: 1 BB: 0 P: 7	R: 0 E: 0 K: 1 S: 5	H: 0 LOB: 1 BB: 1 P: 9	R: 0 E: 0 K: 0 S: 4	H: 1 LOB: 1 BB: 0 P: 4	R: 0 E: 0 K: 0 S: 5	H: 1 LOB: 2 BB: 0 P: 5	R: 7 E: 0 K: 3 S: 13	H: 4 LOB: 0 BB: 3 P: 25	R: 2 E: 0 K: 1 S: 8	H: 3 LOB: 1 BB: 0 P: 8	R: 0 E: 0 K: 3 S: 9	H: 0 LOB: 0 BB: 0 P: 9	1B: 9 2B: 1 3B: 1 HR: 3	SF: 2 SAC: 1 DP: 0 HBP: 0	WP: 1 PB: 1 SB: 0 CS: 0	PA: 43
<b>PITCHER</b>	IP WLS BF H R ER SO BB IBB HBP BLK WP HR S P ERA WHIP																			
Bill Fischer, R (1, 1) ERA: 3.33	5.0 25 6 8 8 4 1 2 0 0 0 1 1 20 32 36.00 3.500																			
Tom Sturdivant, R (6, 1) ERA: 5.21	2.0 L 15 6 8 8 4 1 2 0 0 0 0 0 9 9 0.00 0.000																			
Pete Lovrich, R (8, 1) ERA: 6.75	1.0 3 0 0 0 0 3 0 0 0 0 0 0 0 9 9 0.00 0.000																			





Batter	1	2	3	4	5	6	7	8	9	AB	R	H	RBI	BB	SO	LOB	TOP		
<b>Gino Cimoli, R</b> OBP: 0.328, SLG: 0.393 (1, 9)	 HR 1B		 5-3			 BB 1B	 6-3			4	1	2	0	0	0	1	<b>Kansas City Athletics @ New York Yankees</b> Yankee Stadium, Bronx, NY Mon Jul 29 1963, 3:33 AM EDT Att: 13,467 - Unknown - 92 F <a href="http://livebaseballscorecards.com">livebaseballscorecards.com</a>		
<b>Wayne Causey, L</b> OBP: 0.360, SLG: 0.435 (1, 6)	 HR		 6-3			 1B HR BB		 1B		3	2	2	2	1	0	0			
<b>Jerry Lumpe, L</b> OBP: 0.317, SLG: 0.365 (1, 4)	 4-3			 6-3		 1B HR		 K		4	1	1	0	0	1	1			
<b>Norm Siebern, L</b> OBP: 0.384, SLG: 0.444 (1, 3)	 4-3			 4-3		 1B HR		 1B		4	1	2	3	0	0	0			
<b>Ed Charles, R</b> OBP: 0.342, SLG: 0.389 (1, 5)	 K			 F4		 K		 F6		4	0	0	0	0	2	2			
<b>Doc Edwards, R</b> OBP: 0.277, SLG: 0.360 (1, 2)		 G3			 E1 1-3	 F6		 K		4	0	0	0	0	1	2			
<b>Ken Harrelson, R</b> OBP: 0.308, SLG: 0.411 (1, 7)	 G4-6-3 1B				 1-3		 F8		 K	4	0	1	0	0	1	1			
<b>Bobby Del Greco, R</b> OBP: 0.290, SLG: 0.301 (1, 8)	 G4-6-3				 K		 BB		 K	3	0	0	0	1	2	2			
<b>Dave Wickersham, R</b> OBP: 0.167, SLG: 0.151 (1, 1)			 4-3		 6-3		 B2		 1-3	4	0	0	0	0	0	2			
<b>Inning Stats</b>	R: 2 E: 0 K: 1 S: 7	H: 2 LOB: 0 BB: 0 P: 7	R: 0 E: 0 K: 0 S: 3	H: 1 LOB: 0 BB: 0 P: 3	R: 0 E: 0 K: 0 S: 3	H: 0 LOB: 0 BB: 0 P: 3	R: 0 E: 0 K: 1 S: 6	H: 0 LOB: 1 BB: 0 P: 6	R: 3 E: 0 K: 1 S: 7	H: 3 LOB: 1 BB: 1 P: 11	R: 0 E: 0 K: 0 S: 3	H: 0 LOB: 1 BB: 1 P: 7	R: 0 E: 0 K: 2 S: 9	H: 2 LOB: 2 BB: 0 P: 9	R: 0 E: 0 K: 2 S: 7	H: 0 LOB: 0 BB: 0 P: 7	1B: 5 2B: 1 3B: 0 HR: 2	SF: 0 SAC: 0 DP: 1 HBP: 0	WP: 0 PA: 36 PB: 0 CS: 0
<b>PITCHER</b>	IP WLS BF H R ER SO BB IBB HBP BLK WP HR S P ERA WHIP																		
<b>Al Downing, L</b> ERA: 3.1 (1, 1)	7.0 L 28 6 5 5 3 2 0 0 0 0 0 2 32 40 6.43 1.143																		
<b>Marshall Bridges, L</b> ERA: 3.29 (8, 1)	2.0 8 2 0 0 4 0 0 0 0 0 0 0 16 16 0.00 1.000																		


Batter	1	2	3	4	5	6	7	8	9	AB	R	H	RBI	BB	SO	LOB	BOTTOM		
<b>Tony Kubek, L</b> OBP: 0.271, SLG: 0.317 (1, 6)	 L8	 F8			 2B			 F4		4	0	1	0	0	0	2	<b>Kansas City Athletics @ New York Yankees</b> Yankee Stadium, Bronx, NY Mon Jul 29 1963, 3:33 AM EDT Att: 13,467 - Unknown - 92 F <a href="http://livebaseballscorecards.com">livebaseballscorecards.com</a>		
<b>Bobby Richardson, R</b> OBP: 0.301, SLG: 0.327 (1, 4)	 6-3		 4-3		 L7		 4-3			4	0	0	0	0	0	1			
<b>Tom Tresh, S</b> OBP: 0.362, SLG: 0.490 (1, 8)	 BB 1B		 1B		 F8		 1B			4	0	3	0	0	0	1			
<b>Roger Maris, L</b> OBP: 0.353, SLG: 0.588 (6, PH)	 FC6		 F5		 3-1		 F8			2	0	0	0	1	0	1			
<b>Yogi Berra, L</b> OBP: 0.351, SLG: 0.494 (8, PH)	 BB		 F5		 3-1		 F8			1	0	0	0	0	0	1			
<b>Jack Reed, R</b> OBP: 0.293, SLG: 0.302 (9, 9)	 BB		 F5		 3-1		 F8			0	0	0	0	0	0	0			
<b>Joe Pepitone, L</b> OBP: 0.304, SLG: 0.467 (1, 3)	 FC6		 F2		 4-3		 4-3		 F9	4	0	0	0	0	0	3			
<b>Elston Howard, R</b> OBP: 0.330, SLG: 0.530 (1, 2)		 G6-4-3 1B		 G6-3-2 3B		 5-3		 F8		4	0	2	0	0	0	0			
<b>Hector Lopez, R</b> OBP: 0.304, SLG: 0.428 (1, 7)		 G6-4-3		 G6-3-2		 5-3		 1B		4	0	1	0	0	0	2	<b>AB 33</b> <b>R 0</b> <b>H 8</b> <b>RBI 0</b> <b>BB 2</b> <b>SO 2</b> <b>LOB 12</b>		
<b>Clete Boyer, R</b> OBP: 0.308, SLG: 0.401 (1, 5)		 1B BB		 5-3		 5-3		 K		3	0	0	0	1	1	1			
<b>Al Downing, R</b> OBP: 0.171, SLG: 0.185 (1, 1)		 1B			 K		 F4			2	0	1	0	0	1	0			
<b>Phil Linz, R</b> OBP: 0.338, SLG: 0.379 (7, PH)		 1B								1	0	0	0	0	0	0			
<b>Marshall Bridges, S</b> (8, 1)		 1B								0	0	0	0	0	0	0			
<b>Inning Stats</b>	R: 0 E: 0 K: 0 S: 4	H: 1 LOB: 2 BB: 1 P: 8	R: 0 E: 0 K: 0 S: 4	H: 2 LOB: 2 BB: 1 P: 8	R: 0 E: 0 K: 0 S: 4	H: 1 LOB: 1 BB: 0 P: 4	R: 0 E: 0 K: 0 S: 3	H: 1 LOB: 0 BB: 0 P: 3	R: 0 E: 0 K: 1 S: 6	H: 0 LOB: 0 BB: 0 P: 6	R: 0 E: 0 K: 0 S: 3	H: 0 LOB: 0 BB: 0 P: 3	R: 0 E: 0 K: 0 S: 4	H: 1 LOB: 1 BB: 0 P: 4	R: 0 E: 0 K: 1 S: 6	H: 1 LOB: 1 BB: 0 P: 6	1B: 6 2B: 1 3B: 1 HR: 0	SF: 0 SAC: 0 DP: 2 HBP: 0	WP: 0 PA: 35 PB: 0 CS: 0
<b>PITCHER</b>	IP WLS BF H R ER SO BB IBB HBP BLK WP HR S P ERA WHIP																		
<b>Dave Wickersham, R</b> ERA: 4.05 (1, 1)	9.0 W 35 8 0 0 2 2 0 0 0 0 0 0 37 45 0.00 1.111																		



Batter	1	2	3	4	5	6	7	8	9	AB	R	H	RBI	BB	SO	LOB	TOP			
<b>Gino Cimoli, R</b> (1.9) OBP: 0.324, SLG: 0.388										4	0	0	0	0	2	1	<b>Kansas City Athletics @ New York Yankees</b> Yankee Stadium, Bronx, NY Tue Jul 30 1963, 7:05 PM EDT Att: 18,192 - Unknown - 80 F			
<b>Wayne Causey, L</b> (1.6) OBP: 0.364, SLG: 0.451										4	1	3	1	0	0	0				
<b>Jerry Lumpe, L</b> (1.4) OBP: 0.315, SLG: 0.362										3	0	0	0	0	0	1				
<b>Norm Siebern, L</b> (1.3) OBP: 0.383, SLG: 0.440										3	0	0	0	1	2	1				
<b>Charlie Lau, L</b> (1.2) OBP: 0.330, SLG: 0.384										4	1	2	0	0	1	2				
<b>Ed Charles, R</b> (1.5) OBP: 0.341, SLG: 0.387										4	0	1	0	0	0	2				
<b>Ken Harrelson, R</b> (1.7) OBP: 0.307, SLG: 0.402										3	0	0	0	1	0	1				
<b>Bobby Del Greco, R</b> (1.8) OBP: 0.294, SLG: 0.302										3	0	1	1	1	1	1				
<b>Moe Drabowsky, R</b> (1.1) OBP: 0.231, SLG: 0.385										2	0	0	0	0	2	2				
<b>John Wyatt, R</b> (8.1)										0	0	0	0	0	0	0				
<b>Inning Stats</b>	R: 0 E: 0 K: 2 S: 8	H: 1 LOB: 1 BB: 0 P: 8	R: 1 E: 1 K: 1 S: 6	H: 2 LOB: 2 BB: 1 P: 10	R: 1 E: 0 K: 1 S: 6	H: 1 LOB: 1 BB: 0 P: 6	R: 0 E: 0 K: 1 S: 6	H: 0 LOB: 0 BB: 0 P: 6	R: 0 E: 0 K: 2 S: 7	H: 1 LOB: 1 BB: 0 P: 4	R: 0 E: 0 K: 0 S: 3	H: 0 LOB: 1 BB: 1 P: 7	R: 0 E: 0 K: 0 S: 3	H: 1 LOB: 1 BB: 1 P: 7	R: 0 E: 0 K: 1 S: 5	H: 0 LOB: 0 BB: 0 P: 5	1B: 4 2B: 2 3B: 0 HR: 1	SF: 0 SAC: 2 DP: 1 HBP: 0	WP: 0 PB: 0 SB: 0 CS: 0	PA: 35
<b>PITCHER</b> <b>Jim Bouton, R</b> (1.1) ERA: 2.69	IP: 9.0 WLS: W BF: 35 H: 7 R: 2 ER: 2 SO: 8 BB: 2 IBB: 1 HBP: 0 BLK: 0 WP: 0 HR: 1 S: 48 P: 60 ERA: 2.00 WHIP: 1.000															<b>PITCHER</b> IP: WLS: BF: H: R: ER: SO: BB: IBB: HBP: BLK: WP: HR: S: P: ERA: WHIP:				

Batter	1	2	3	4	5	6	7	8	9	AB	R	H	RBI	BB	SO	LOB	BOTTOM			
<b>Tony Kubek, L</b> (1.6) OBP: 0.276, SLG: 0.320										5	1	3	0	0	0	2	<b>Kansas City Athletics @ New York Yankees</b> Yankee Stadium, Bronx, NY Tue Jul 30 1963, 7:05 PM EDT Att: 18,192 - Unknown - 80 F			
<b>Bobby Richardson, R</b> (1.4) OBP: 0.303, SLG: 0.332										4	1	2	1	0	0	2				
<b>Tom Tresh, S</b> (1.8) OBP: 0.366, SLG: 0.492										3	1	2	1	1	0	1				
<b>Joe Pepitone, L</b> (1.3) OBP: 0.301, SLG: 0.461										4	0	0	0	0	1	5				
<b>Elston Howard, R</b> (1.2) OBP: 0.332, SLG: 0.527										2	1	0	0	2	1	2				
<b>Johnny Blanchard, L</b> (1.9) OBP: 0.324, SLG: 0.479										4	0	1	1	0	1	4				
<b>Jack Reed, R</b> (8. PR) OBP: 0.293, SLG: 0.302										0	1	0	0	0	0	0				
<b>Hector Lopez, R</b> (1.7) OBP: 0.300, SLG: 0.422										4	1	0	0	0	1	4				
<b>Clete Boyer, R</b> (1.5) OBP: 0.308, SLG: 0.399										4	0	1	2	0	2	0				
<b>Jim Bouton, R</b> (1.1) OBP: 0.089, SLG: 0.091										4	0	0	0	0	1	1				
<b>Inning Stats</b>	R: 2 E: 0 K: 1 S: 8	H: 3 LOB: 2 BB: 1 P: 12	R: 0 E: 0 K: 1 S: 5	H: 0 LOB: 0 BB: 0 P: 5	R: 0 E: 0 K: 1 S: 6	H: 1 LOB: 2 BB: 1 P: 10	R: 0 E: 0 K: 0 S: 3	H: 0 LOB: 0 BB: 0 P: 3	R: 0 E: 0 K: 2 S: 7	H: 0 LOB: 0 BB: 0 P: 7	R: 0 E: 0 K: 1 S: 6	H: 1 LOB: 1 BB: 0 P: 6	R: 0 E: 0 K: 1 S: 9	H: 3 LOB: 2 BB: 1 P: 13	R: 4 E: 1 K: 1 S: 9	H: 3 LOB: 2 BB: 1 P: 13	1B: 8 2B: 1 3B: 0 HR: 0	SF: 0 SAC: 0 DP: 0 HBP: 0	WP: 3 PB: 0 SB: 1 CS: 0	PA: 37
<b>PITCHER</b> <b>Moe Drabowsky, R</b> (1.1) ERA: 3.11	IP: 7.1 WLS: L BF: 33 H: 8 R: 5 ER: 4 SO: 6 BB: 3 IBB: 0 HBP: 0 BLK: 0 WP: 2 HR: 0 S: 42 P: 54 ERA: 4.91 WHIP: 1.500															<b>PITCHER</b> IP: WLS: BF: H: R: ER: SO: BB: IBB: HBP: BLK: WP: HR: S: P: ERA: WHIP:				
<b>John Wyatt, R</b> (8.1) ERA: 2.69	0.2 L 4 1 1 0 1 0 0 0 0 1 0 6 6 0.00 1.500																			

AB	30
R	2
H	7
RBI	2
BB	3
SO	8
LOB	11





Batter	1	2	3	4	5	6	7	8	9	AB	R	H	RBI	BB	SO	LOB	TOP		
Gino Cimoli, R (1,9) OBP: 0.320, SLG: 0.384	F7			5-3		L9		5-3		4	0	0	0	0	0	0			
Wayne Causey, L (1,6) OBP: 0.360, SLG: 0.447	4-3			F4		K			4-3	4	0	0	0	0	1	0			
Jerry Lumpe, L (1,4) OBP: 0.316, SLG: 0.363	K			1B			2B SF9		F9	4	1	2	0	0	1	0			
Norm Siebern, L (1,3) OBP: 0.382, SLG: 0.441		6-3		K			2B SF9		5-3	4	1	1	0	0	1	1			
Charlie Lau, L (1,2) OBP: 0.339, SLG: 0.396		G6-4-3 1B			1-3 1B		SF9			2	0	2	1	0	0	0			
Ed Charles, R (1,5) OBP: 0.339, SLG: 0.385		G6-4-3 1-2		K			SF8			2	0	0	1	0	1	2			
Ken Harrelson, R (1,7) OBP: 0.301, SLG: 0.393			K	1-3 1-2			F8			3	0	0	0	0	1	1			
Bobby Del Greco, R (1,8) OBP: 0.290, SLG: 0.297			F8		F8			6-3		3	0	0	0	0	0	1			
Diego Segui, R (1,1) OBP: 0.211, SLG: 0.243						F5		6-3		1	0	0	0	0	0	0			
Chuck Essegian, R (6,PH) OBP: 0.291, SLG: 0.341								6-3		1	0	0	0	0	0	0			
Ted Bowsfield, R (6,1) OBP: 0.182, SLG: 0.105										1	0	0	0	0	0	0			
<b>Inning Stats</b>	R: 0 E: 0 K: 1 S: 5	H: 0 LOB: 0 BB: 0 P: 5	R: 0 E: 0 K: 0 S: 3	H: 1 LOB: 0 BB: 0 P: 3	R: 0 E: 0 K: 1 S: 5	H: 0 LOB: 0 BB: 0 P: 5	R: 0 E: 0 K: 1 S: 6	H: 1 LOB: 1 BB: 0 P: 6	R: 0 E: 0 K: 1 S: 5	H: 0 LOB: 0 BB: 0 P: 5	R: 2 E: 0 K: 0 S: 5	H: 2 LOB: 2 BB: 0 P: 5	R: 0 E: 0 K: 0 S: 3	H: 0 LOB: 0 BB: 0 P: 3	R: 0 E: 0 K: 0 S: 3	H: 0 LOB: 0 BB: 0 P: 3	1B: 4 2B: 1 3B: 0 HR: 0	SF: 2 SAC: 0 DP: 1 HBP: 0	WP: 0 PA: 31 CS: 0
<b>PITCHER</b> Ralph Terry, R (1,1) ERA: 3.18	IP: 9.0 WLS: W BF: 31 H: 5 R: 2 ER: 2 SO: 5 BB: 0 IBB: 0 HBP: 0 BLK: 0 WP: 0 HR: 0 S: 41 P: 41 ERA: 2.00 WHIP: 0.556															<b>PITCHER</b>			

Kansas City Athletics @ New York Yankees  
Yankee Stadium, Bronx, NY  
Wed Jul 31 1963, 3:33 AM EDT  
Att: 17,979 - Unknown - 82 F

AB 29  
R 2  
H 5  
RBI 2  
BB 0  
SO 5  
LOB 5



Batter	1	2	3	4	5	6	7	8	9	AB	R	H	RBI	BB	SO	LOB	BOTTOM		
Tony Kubek, L (1,6) OBP: 0.275, SLG: 0.319	E 1B		F9	6-3			F7		L9	5	0	1	0	0	0	1			
Bobby Richardson, R (1,4) OBP: 0.304, SLG: 0.335	E7 1B		E5 1B	4-3			6-3 2B		6-3	5	1	2	0	0	0	1			
Tom Tresh, S (1,8) OBP: 0.364, SLG: 0.496	1-3		F7		F3		6-3		HR	5	1	1	1	0	0	4			
Joe Pepitone, L (1,3) OBP: 0.306, SLG: 0.462					F5					2	0	1	0	1	0	0			
Harry Bright, R (8,3) OBP: 0.331, SLG: 0.486			1B	1B			HBP			0	0	0	0	0	0	0			
Elston Howard, R (1,2) OBP: 0.331, SLG: 0.523	K				L9		1-3			4	0	1	1	0	1	5			
Johnny Blanchard, L (1,9) OBP: 0.313, SLG: 0.460	2-3		5-3			L3		K		4	0	0	0	0	1	5			
Hector Lopez, R (1,7) OBP: 0.306, SLG: 0.424		5-3		1B SF7 BB				1B		3	1	2	0	1	0	0			
Clete Boyer, R (1,5) OBP: 0.307, SLG: 0.398		K		6-3 1B SF7		K		L9		4	0	1	0	0	2	2			
Ralph Terry, R (1,1) OBP: 0.094, SLG: 0.081		F7		1-2 3H SF7		F9		F3		3	0	0	1	0	0	2			
<b>Inning Stats</b>	R: 0 E: 1 K: 1 S: 7	H: 2 LOB: 3 BB: 1 P: 11	R: 0 E: 0 K: 1 S: 5	H: 0 LOB: 0 BB: 0 P: 5	R: 1 E: 1 K: 0 S: 6	H: 2 LOB: 2 BB: 0 P: 6	R: 0 E: 0 K: 0 S: 4	H: 1 LOB: 1 BB: 1 P: 8	R: 0 E: 0 K: 1 S: 6	H: 1 LOB: 2 BB: 0 P: 6	R: 0 E: 0 K: 0 S: 4	H: 1 LOB: 2 BB: 0 P: 5	R: 0 E: 0 K: 1 S: 6	H: 1 LOB: 1 BB: 0 P: 6	R: 1 E: 0 K: 0 S: 3	H: 1 LOB: 0 BB: 0 P: 3	1B: 7 2B: 1 3B: 0 HR: 1	SF: 1 SAC: 0 DP: 0 HBP: 1	WP: 0 PA: 39 CS: 0
<b>PITCHER</b> Diego Segui, R (1,1) ERA: 3.88	IP: 5.0 WLS: L BF: 23 H: 5 R: 2 ER: 1 SO: 2 BB: 1 IBB: 0 HBP: 0 BLK: 0 WP: 0 HR: 0 S: 25 P: 33 ERA: 1.80 WHIP: 1.200															<b>PITCHER</b>			
Ted Bowsfield, L (6,1) ERA: 4.77	IP: 3.2 WLS: L BF: 16 H: 4 R: 1 ER: 1 SO: 2 BB: 0 IBB: 0 HBP: 1 BLK: 0 WP: 0 HR: 1 S: 19 P: 20 ERA: 2.46 WHIP: 1.091															<b>PITCHER</b>			

Kansas City Athletics @ New York Yankees  
Yankee Stadium, Bronx, NY  
Wed Jul 31 1963, 3:33 AM EDT  
Att: 17,979 - Unknown - 82 F

AB 35  
R 3  
H 9  
RBI 3  
BB 2  
SO 4  
LOB 20





Batter	1	2	3	4	5	6	7	8	9	AB	R	H	RBI	BB	SO	LOB	TOP										
<b>Rich Rollins, R</b> OBP: 0.366, SLG: 0.481 (1, 5)										5	2	2	2	1	0	2	<b>Minnesota Twins @ Kansas City Athletics</b> Municipal Stadium, Kansas City, MO Fri Aug 02 1963, 8:05 PM EDT Att: 10,671 - Unknown <a href="http://livebaseballscorecards.com">livebaseballscorecards.com</a>										
<b>Vic Power, R</b> OBP: 0.288, SLG: 0.369 (1, 4) (9, 3)										6	3	3	1	0	0	2											
<b>Harmon Killebrew, R</b> OBP: 0.369, SLG: 0.528 <b>Lenny Green, L</b> OBP: 0.308, SLG: 0.324 (1, 7) (9, PR) (9, 8)										4	0	2	0	2	1	2											
<b>Don Mincher, L</b> OBP: 0.351, SLG: 0.584 <b>Bernie Allen, L</b> OBP: 0.271, SLG: 0.299 (1, 3) (9, PR) (9, 4)										5	1	1	1	1	2	6											
<b>Jimmie Hall, L</b> OBP: 0.333, SLG: 0.483 (1, 8) (9, 7)										5	1	2	5	0	0	3											
<b>Bob Allison, R</b> OBP: 0.385, SLG: 0.523 (1, 9)										4	0	2	0	2	0	2											
<b>Earl Batley, R</b> OBP: 0.357, SLG: 0.480 <b>Jerry Zimmerman, R</b> OBP: 0.207, SLG: 0.207 (1, 2) (9, 2)										4	0	0	0	1	2	5											
<b>Zolio Versalles, R</b> OBP: 0.312, SLG: 0.423 (1, 6)										5	0	1	0	0	3	3											
<b>Camilo Pascual, R</b> OBP: 0.321, SLG: 0.377 (1, 1)										5	2	3	0	0	0	2											
<b>Inning Stats</b>	R: 1 E: 0 K: 2 S: 9	H: 2 LOB: 3 BB: 2 P: 17	R: 3 E: 1 K: 0 S: 7	H: 4 LOB: 1 BB: 0 P: 7	R: 0 E: 0 K: 0 S: 4	H: 1 LOB: 1 BB: 1 P: 4	R: 0 E: 0 K: 0 S: 4	H: 1 LOB: 2 BB: 1 P: 8	R: 0 E: 0 K: 1 S: 6	H: 1 LOB: 1 BB: 0 P: 6	R: 3 E: 1 K: 2 S: 10	H: 2 LOB: 2 BB: 2 P: 18	R: 0 E: 0 K: 0 S: 4	H: 1 LOB: 1 BB: 0 P: 4	R: 0 E: 0 K: 2 S: 7	H: 0 LOB: 1 BB: 1 P: 11		R: 3 E: 0 K: 1 S: 9	H: 4 LOB: 2 BB: 1 P: 13	1B: 12 2B: 2 3B: 0 HR: 2	SF: 1 SAC: 0 DP: 0 HBP: 0	WP: 0 PB: 0 CS: 2	PA: 51				
<b>PITCHER</b>	IP	WLS	BF	H	R	ER	SO	BB	IBB	HBP	BLK	WP	HR	S	P	ERA	WHIP										
<b>Orlando Pena, R</b> ERA: 3.37 (1, 1)	1.1	L	11	5	4	3	2	2	0	0	0	0	1	13	21	20.25	5.250										
<b>Tom Sturdivant, R</b> ERA: 4.54 (2, 1)	3.2		16	4	0	0	1	1	0	0	0	0	0	17	21	0.00	1.364										
<b>Pete Lovrich, R</b> ERA: 6.28 (6, 1)	1.0		8	2	3	0	2	2	0	0	0	0	1	10	18	0.00	4.000										
<b>Bill Fischer, R</b> ERA: 3.28 (7, 1)	1.0		4	1	0	0	0	0	0	0	0	0	0	4	4	0.00	1.000										
<b>Diego Segui, R</b> ERA: 3.69 (8, 1)	2.0		12	4	3	3	3	2	0	0	0	0	0	16	24	13.50	3.000										
Batter	1	2	3	4	5	6	7	8	9	AB	R	H	RBI	BB	SO	LOB	BOTTOM										
<b>Jose Tartabull, L</b> OBP: 0.262, SLG: 0.283 (1, 8)										4	0	0	0	0	1	1	<b>Minnesota Twins @ Kansas City Athletics</b> Municipal Stadium, Kansas City, MO Fri Aug 02 1963, 8:05 PM EDT Att: 10,671 - Unknown <a href="http://livebaseballscorecards.com">livebaseballscorecards.com</a>										
<b>Wayne Causey, L</b> OBP: 0.359, SLG: 0.445 (1, 6)										4	0	1	0	0	2	0											
<b>Jerry Lumpe, L</b> OBP: 0.320, SLG: 0.365 (1, 4)										3	0	2	0	1	0	0											
<b>Norm Siebern, L</b> OBP: 0.378, SLG: 0.436 (1, 3)										4	0	0	0	0	0	4											
<b>Charlie Lau, L</b> OBP: 0.327, SLG: 0.381 (1, 2)										4	0	0	0	0	1	1											
<b>Ed Charles, R</b> OBP: 0.342, SLG: 0.395 (1, 5)										3	2	2	1	1	0	0											
<b>Gino Cimoli, R</b> OBP: 0.320, SLG: 0.382 (1, 9)										4	1	1	0	0	1	2											
<b>Ken Harrelson, R</b> OBP: 0.306, SLG: 0.417 (1, 7)										4	0	2	2	0	1	0											
<b>Orlando Pena, R</b> OBP: 0.283, SLG: 0.244 (2, 1)										0	0	0	0	0	0	0											
<b>Chuck Essegian, R</b> OBP: 0.286, SLG: 0.340 (5, PR)										1	0	0	0	0	0	0											
<b>Pete Lovrich, R</b> (6, 1)										1	0	0	0	0	0	1											
<b>Bill Fischer, R</b> OBP: 0.303, SLG: 0.293 (7, 1)										0	0	0	0	0	0	0											
<b>George Alusik, R</b> OBP: 0.329, SLG: 0.427 (7, PR)										1	0	0	0	0	0	1											
<b>Diego Segui, R</b> OBP: 0.250, SLG: 0.243 (8, 1)										0	0	0	0	0	0	0											
<b>Inning Stats</b>	R: 0 E: 0 K: 1 S: 6	H: 1 LOB: 1 BB: 0 P: 6	R: 0 E: 0 K: 0 S: 3	H: 1 LOB: 0 BB: 0 P: 3	R: 0 E: 0 K: 0 S: 3	H: 0 LOB: 0 BB: 0 P: 3	R: 0 E: 0 K: 0 S: 4	H: 1 LOB: 1 BB: 0 P: 4	R: 1 E: 0 K: 2 S: 8	H: 1 LOB: 1 BB: 1 P: 12	R: 0 E: 0 K: 1 S: 5	H: 0 LOB: 0 BB: 0 P: 5	R: 1 E: 0 K: 1 S: 7	H: 2 LOB: 1 BB: 0 P: 7	R: 0 E: 0 K: 0 S: 3	H: 1 LOB: 1 BB: 1 P: 7	R: 1 E: 0 K: 1 S: 6	H: 1 LOB: 0 BB: 0 P: 6	1B: 5 2B: 1 3B: 1 HR: 1	SF: 0 SAC: 0 DP: 2 HBP: 0	WP: 1 PB: 0 CS: 0	PA: 35					
<b>PITCHER</b>	IP	WLS	BF	H	R	ER	SO	BB	IBB	HBP	BLK	WP	HR	S	P	ERA	WHIP										
<b>Camilo Pascual, R</b> ERA: 2.49 (1, 1)	9.0	W	35	8	3	3	6	2	0	0	0	1	1	45	53	3.00	1.111										



Batter	1	2	3	4	5	6	7	8	9	AB	R	H	RBI	BB	SO	LOB	TOP										
<b>Rich Rollins, R</b> OBP: 0.369, SLG: 0.482 (1, 5)	0-0 1-3		0-0 6-3		0-0 1B		0-0 1B		0-0 1B HR	5	1	3	0	0	0	0											
<b>Vic Power, R</b> OBP: 0.289, SLG: 0.372 (1, 4) (9, 3)	0-0 2B		F9		4-3		F9		0-0 1B HR	5	1	2	0	0	0	2											
<b>Hamon Killebrew, R</b> OBP: 0.364, SLG: 0.532 (1, 7) <b>Lenny Green, L</b> OBP: 0.308, SLG: 0.324 (9, 8)	0-3 K		1-3			0-3 K		0-0 F8	0-0 1B HR 1-H 2-H	5	1	1	3	0	2	2											
<b>Don Mincher, L</b> OBP: 0.367, SLG: 0.590 (1, 3) <b>Bernie Allen, L</b> OBP: 0.271, SLG: 0.299 (9, 4)	4-0 BB			0-3 K		0-0 HR 2B		0-0 2B 1B	0-0 F5	4	2	2	0	1	1	0											
<b>Jimmie Hall, L</b> OBP: 0.334, SLG: 0.490 (1, 8) (9, 7)	0-0 F9			4-0 S BB		0-0 2H HR		0-3 K	0-0 1-3	4	1	1	2	1	1	3											
<b>Bob Allison, R</b> OBP: 0.384, SLG: 0.528 (1, 9)		0-0 HR		0-3 K		0-0 3-1		0-0 F8		4	1	1	1	0	1	2											
<b>Earl Batley, R</b> OBP: 0.353, SLG: 0.483 (1, 2)		0-0 5-3		0-0 6-3			FC4-6 1B		0-0 1-H 2B	4	0	2	1	0	0	1											
<b>Zolio Versailles, R</b> OBP: 0.309, SLG: 0.419 (1, 6)		0-0 1-3				0-0 F7	FC4-6 1-2		0-0 F9	4	0	0	0	0	0	2											
<b>Dick Stigman, R</b> OBP: 0.212, SLG: 0.121 (1, 1)		0-3 K				0-3 K		0-0 5-3		4	0	0	0	0	3	0											
<b>Inning Stats</b>	R: 0 E: 0 K: 1 S: 6	H: 1 LOB: 2 BB: 1 P: 10	R: 1 E: 0 K: 1 S: 6	H: 1 LOB: 0 BB: 0 P: 6	R: 0 E: 0 K: 2 S: 3	H: 0 LOB: 1 BB: 1 P: 11	R: 0 E: 0 K: 1 S: 6	H: 1 LOB: 1 BB: 0 P: 6	R: 2 E: 0 K: 1 S: 8	H: 3 LOB: 1 BB: 0 P: 8	R: 0 E: 0 K: 0 S: 4	H: 1 LOB: 1 BB: 0 P: 4	R: 1 E: 0 K: 1 S: 7	H: 2 LOB: 1 BB: 0 P: 7	R: 3 E: 0 K: 1 S: 8	H: 3 LOB: 0 BB: 0 P: 8	1B: 6 2B: 3 3B: 0 HR: 3	SF: 0 SAC: 0 DP: 0 HBP: 0	WP: 0 PB: 0 SB: 1 CS: 1	PA: 41							
<b>PITCHER</b>	IP	WLS	BF	H	R	ER	SO	BB	IBB	HBP	BLK	WP	HR	S	P	ERA	WHIP										
<b>Dave Wickersham, R</b> ERA: 4.04 (1, 1)	7.0	L	30	7	3	3	6	2	0	0	0	0	2	40	48	3.86	1.286										
<b>Ted Bowsfield, L</b> ERA: 5.08 (8, 1)	2.0		11	5	4	4	2	0	0	0	0	0	1	15	15	18.00	2.500										

Minnesota Twins @ Kansas City Athletics  
Municipal Stadium, Kansas City, MO  
Sat Aug 03 1963, 8:05 PM EDT  
Att: 11,107 - Unknown

livebaseballscores.com

AB 39  
R 7  
H 12  
RBI 7  
BB 2  
SO 8  
LOB 12



Batter	1	2	3	4	5	6	7	8	9	AB	R	H	RBI	BB	SO	LOB	BOTTOM										
<b>Gino Cimoli, R</b> OBP: 0.318, SLG: 0.385 (1, 9)	0-0 6-3	0-0 FC4-6			0-0 6-3		0-0 6-3		0-0 1-H 3-H 3B	5	0	1	2	0	0	3											
<b>Wayne Causey, L</b> OBP: 0.360, SLG: 0.444 (1, 6)	0-0 FC3-6 1B		0-0 F9		0-0 WP 1B			0-0 F7	0-0 F2	5	0	2	0	0	0	1											
<b>Ed Charles, R</b> OBP: 0.342, SLG: 0.393 (1, 5)	0-0 FC3-6 1B		0-0 6-3		0-3 K			0-0 F9		4	0	1	0	0	1	1											
<b>Norm Siebern, L</b> OBP: 0.377, SLG: 0.432 (1, 3)	0-0 FC3-6 FC5-4		0-3 K			0-3 K		4-0 BB		3	0	0	0	1	2	2											
<b>Ken Harrelson, R</b> OBP: 0.304, SLG: 0.408 (1, 7)	0-0 FC5-4			4-0 G3 BB		0-0 6-3		0-3 K		3	0	0	0	1	1	3											
<b>Jerry Lumpe, L</b> OBP: 0.320, SLG: 0.364 (1, 4)		0-0 1B 1B		0-0 F8		0-3 K			0-0 6-3	4	0	1	0	0	1	1											
<b>Doc Edwards, R</b> OBP: 0.277, SLG: 0.358 (1, 2)		0-0 FC4-6 1B		0-0 G3			0-0 F4		0-3 K2-3	4	0	1	0	0	1	1											
<b>Bobby Del Greco, R</b> OBP: 0.289, SLG: 0.296 (1, 8)		0-0 F8		0-0 6-3			0-0 F7		0-0 1B 3B 1B	4	1	1	0	0	0	3											
<b>Dave Wickersham, R</b> OBP: 0.161, SLG: 0.145 (1, 1) <b>Chuck Essegian, R</b> OBP: 0.293, SLG: 0.340 (7, PH) <b>Ted Bowsfield, R</b> OBP: 0.182, SLG: 0.105 (8, PH) <b>George Alusik, R</b> OBP: 0.332, SLG: 0.429 (9, PH)		0-0 F1			0-3 K		4-0 BB		0-0 1-3 3B 1B	2	0	0	0	0	1	2											
<b>Inning Stats</b>	R: 0 E: 0 K: 0 S: 5	H: 2 LOB: 2 BB: 0 P: 5	R: 0 E: 0 K: 0 S: 5	H: 2 LOB: 0 BB: 0 P: 5	R: 0 E: 0 K: 1 S: 3	H: 0 LOB: 1 BB: 1 P: 7	R: 0 E: 0 K: 2 S: 8	H: 1 LOB: 1 BB: 0 P: 8	R: 0 E: 0 K: 2 S: 7	H: 0 LOB: 0 BB: 0 P: 7	R: 0 E: 0 K: 0 S: 3	H: 0 LOB: 1 BB: 1 P: 7	R: 1 E: 0 K: 1 S: 5	H: 0 LOB: 1 BB: 1 P: 9	R: 2 E: 0 K: 1 S: 8	H: 3 LOB: 1 BB: 0 P: 8	1B: 7 2B: 0 3B: 1 HR: 0	SF: 0 SAC: 0 DP: 0 HBP: 0	WP: 1 PB: 0 SB: 0 CS: 0	PA: 38							
<b>PITCHER</b>	IP	WLS	BF	H	R	ER	SO	BB	IBB	HBP	BLK	WP	HR	S	P	ERA	WHIP										
<b>Dick Stigman, L</b> ERA: 2.9 (1, 1)	9.0	W	38	8	2	2	7	3	0	0	0	1	0	49	61	2.00	1.222										

Minnesota Twins @ Kansas City Athletics  
Municipal Stadium, Kansas City, MO  
Sat Aug 03 1963, 8:05 PM EDT  
Att: 11,107 - Unknown

livebaseballscores.com

AB 35  
R 2  
H 8  
RBI 2  
BB 3  
SO 7  
LOB 17





Batter	1	2	3	4	5	6	7	8	9	AB	R	H	RBI	BB	SO	LOB	TOP					
<b>Rich Rollins, R</b> OBP: 0.365, SLG: 0.477 (1, 5)	F3		F6			6-3			5-3	4	0	0	0	0	0	1						
<b>Vic Power, R</b> OBP: 0.289, SLG: 0.371 (1, 4)	K			F4		G6-4-3 1B			F3	4	0	1	0	0	1	0						
<b>Harmon Killebrew, R</b> OBP: 0.363, SLG: 0.538 (1, 7)	F6			K		G6-4-3 1-2			HR	4	1	1	1	0	1	1						
<b>Don Mincher, L</b> OBP: 0.355, SLG: 0.569 (1, 3)		F9		F9				G3	4	0	0	0	0	0	0	0						
<b>Jimmie Hall, L</b> OBP: 0.334, SLG: 0.498 (1, 8)	K				HR			F3	3	1	1	1	0	1	0	1						
<b>Bob Allison, R</b> OBP: 0.382, SLG: 0.524 (1, 9)	4-3			F8				K	3	0	0	0	0	0	1	0						
<b>Earl Batley, R</b> OBP: 0.353, SLG: 0.482 (1, 2)			F4		FC6-4 1B			F9	3	0	1	0	0	0	0	0						
<b>Zolio Versailles, R</b> OBP: 0.307, SLG: 0.416 (1, 6)			F4		FC6-4 1-2			4-3	3	0	0	0	0	0	1	0						
<b>Jim Perry, S</b> OBP: 0.326, SLG: 0.273 (3, 1)					6-3			F8	1	0	1	0	0	0	0	0						
<b>Don Williams, R</b> OBP: 0.244, SLG: 0.392 (5, PH)									0	0	0	0	0	0	0	0						
<b>Vic Wertz, L</b> OBP: 0.244, SLG: 0.392 (5, PH)									0	0	0	0	0	0	0	0						
<b>Gary Roggenburk, R</b> OBP: 0.207, SLG: 0.323 (8, PH)									0	0	0	0	0	0	0	0						
<b>Lenny Green, L</b> OBP: 0.207, SLG: 0.323 (8, PH)									0	0	0	0	0	0	0	0						
<b>Bill Pleis, L</b> OBP: 0.333, SLG: 0.167 (8, 1)									0	0	0	0	0	0	0	0						
<b>Inning Stats</b>	R: 0 E: 0 K: 1 S: 5	H: 0 LOB: 0 BB: 0 P: 5	R: 0 E: 0 K: 1 S: 5	H: 0 LOB: 0 BB: 0 P: 5	R: 0 E: 0 K: 0 S: 4	H: 1 LOB: 0 BB: 0 P: 4	R: 0 E: 0 K: 1 S: 5	H: 0 LOB: 0 BB: 0 P: 5	R: 1 E: 0 K: 0 S: 5	H: 2 LOB: 1 BB: 0 P: 5	R: 0 E: 0 K: 0 S: 3	H: 0 LOB: 0 BB: 0 P: 3	R: 0 E: 0 K: 1 S: 5	H: 0 LOB: 0 BB: 0 P: 5	R: 0 E: 0 K: 0 S: 3	H: 0 LOB: 0 BB: 0 P: 3	R: 1 E: 0 K: 0 S: 4	H: 1 LOB: 0 BB: 0 P: 4	1B: 2 2B: 1 3B: 0 HR: 2	SF: 0 SAC: 0 DP: 1 HBP: 0	WP: 0 PB: 0 SB: 0 CS: 0	PA: 31
<b>PITCHER</b> <b>Moe Drabowsky, R</b> ERA: 3.0 (1, 1)	IP: 9.0 WLS: W BF: 31 H: 5 R: 2 ER: 2 SO: 4 BB: 0 IBB: 0 HBP: 0 BLK: 0 WP: 0 HR: 2 S: 39 P: 39 ERA: 2.00 WHIP: 0.556																					

Minnesota Twins @ Kansas City Athletics  
Municipal Stadium, Kansas City, MO  
Sun Aug 04 1963, 4:33 AM EDT  
Att: 10,771 - Unknown


AB	31
R	2
H	5
RBI	2
BB	0
SO	4
LOB	4



Batter	1	2	3	4	5	6	7	8	9	AB	R	H	RBI	BB	SO	LOB	BOTTOM					
<b>Jose Tartabull, L</b> OBP: 0.252, SLG: 0.271 (1, 8)	4-3		4-3		K				F6	5	0	0	0	0	1	3						
<b>Wayne Causey, L</b> OBP: 0.360, SLG: 0.444 (1, 6)	1B		6-3	F8	1B			F8	5	0	2	0	0	0	0	0						
<b>Jerry Lumpe, L</b> OBP: 0.321, SLG: 0.365 (1, 4)	F7		1B	3-1	1B			5-3	5	1	2	1	0	0	1	0						
<b>Norm Siebern, L</b> OBP: 0.379, SLG: 0.434 (1, 3)	1B		1B	BB	1B			F7	5	1	3	0	0	0	2	0						
<b>Charlie Lau, L</b> OBP: 0.333, SLG: 0.389 (1, 2)	F2		1B	BB	BB			6-3	3	1	1	2	1	0	2	0						
<b>Ed Charles, R</b> OBP: 0.343, SLG: 0.393 (1, 5)		F8	1B	BB	BB			K	3	1	1	1	1	1	0	0						
<b>Gino Cimoli, R</b> OBP: 0.320, SLG: 0.387 (1, 9)			1B	BB	BB			K	4	1	2	0	0	1	3	0						
<b>George Alusik, R</b> OBP: 0.332, SLG: 0.429 (7, 9)			1B	BB	BB			K	0	0	0	0	0	0	0	0						
<b>Ken Harrelson, R</b> OBP: 0.309, SLG: 0.403 (1, 7)	K		1B	BB	BB			F9	2	0	0	0	2	1	1	0						
<b>Moe Drabowsky, R</b> OBP: 0.233, SLG: 0.367 (1, 1)	F2		1B	BB	BB			K	4	1	1	2	0	1	2	0						
<b>Inning Stats</b>	R: 0 E: 0 K: 0 S: 5	H: 2 LOB: 2 BB: 0 P: 5	R: 0 E: 0 K: 1 S: 6	H: 1 LOB: 0 BB: 0 P: 6	R: 5 E: 0 K: 0 S: 9	H: 6 LOB: 2 BB: 1 P: 13	R: 0 E: 0 K: 0 S: 4	H: 1 LOB: 3 BB: 2 P: 12	R: 1 E: 0 K: 1 S: 7	H: 2 LOB: 2 BB: 1 P: 11	R: 0 E: 0 K: 2 S: 7	H: 0 LOB: 0 BB: 0 P: 7	R: 0 E: 0 K: 1 S: 5	H: 0 LOB: 0 BB: 0 P: 5	R: 0 E: 0 K: 0 S: 3	H: 0 LOB: 0 BB: 0 P: 3	R: 0 E: 0 K: 0 S: 3	H: 0 LOB: 0 BB: 0 P: 3	1B: 11 2B: 1 3B: 0 HR: 0	SF: 0 SAC: 0 DP: 0 HBP: 0	WP: 0 PB: 0 SB: 0 CS: 0	PA: 40
<b>PITCHER</b> <b>Jim Perry, R</b> ERA: 3.4 (1, 1)	IP: 2.2 WLS: L BF: 16 H: 8 R: 5 ER: 5 SO: 1 BB: 0 IBB: 0 HBP: 0 BLK: 0 WP: 0 HR: 0 S: 18 P: 18 ERA: 16.88 WHIP: 3.000																					
<b>Don Williams, R</b> ERA: (3, 1)	IP: 1.1 WLS: BF: 9 H: 2 R: 0 ER: 0 SO: 0 BB: 3 IBB: 0 HBP: 0 BLK: 0 WP: 0 HR: 0 S: 6 P: 6 ERA: 0.00 WHIP: 3.750																					
<b>Gary Roggenburk, L</b> ERA: 2.41 (5, 1)	IP: 3.0 WLS: BF: 12 H: 2 R: 1 ER: 1 SO: 4 BB: 1 IBB: 0 HBP: 0 BLK: 0 WP: 0 HR: 0 S: 19 P: 23 ERA: 3.00 WHIP: 1.000																					
<b>Bill Pleis, L</b> ERA: 4.11 (8, 1)	IP: 1.0 WLS: BF: 3 H: 0 R: 0 ER: 0 SO: 0 BB: 0 IBB: 0 HBP: 0 BLK: 0 WP: 0 HR: 0 S: 3 P: 3 ERA: 0.00 WHIP: 0.000																					

Minnesota Twins @ Kansas City Athletics  
Municipal Stadium, Kansas City, MO  
Sun Aug 04 1963, 4:33 AM EDT  
Att: 10,771 - Unknown

AB	36
R	6
H	12
RBI	6
BB	4
SO	5
LOB	14





Batter	1	2	3	4	5	6	7	8	9	AB	R	H	RBI	BB	SO	LOB	TOP																			
Mike Hershberger, R OBP: 0.353, SLG: 0.384 (1, 8)	4-3			F8		FC6-4 FC6-2			F9 1B SF7	4	1	1	0	0	0	2																				
Nellie Fox, L OBP: 0.311, SLG: 0.321 Al Weis, S OBP: 0.326, SLG: 0.316 (9, FR) (9, 4)	F4			4-3		FC6-2			HR 1B	4	0	1	0	0	0	2																				
Floyd Robinson, L OBP: 0.342, SLG: 0.412 (1, 9)	G3			4-3		4-3			F9 1B	4	0	0	0	0	0	4																				
Pete Ward, L OBP: 0.342, SLG: 0.446 (1, 5)		4-3			F8				SF7 1B	3	0	0	1	0	0	0																				
Charlie Maxwell, L OBP: 0.394, SLG: 0.408 Dave Nicholson, R OBP: 0.333, SLG: 0.456 (9, 7)		K					4-3		HR 1B	3	1	1	2	1	1	0																				
Ron Hansen, R OBP: 0.314, SLG: 0.372 (1, 6)		6-3			F3		F8		1B	4	0	1	0	0	0	1																				
Tom McCraw, L OBP: 0.260, SLG: 0.316 (1, 3)			F7		4-3			4-3	K	4	0	0	0	0	1	2																				
J.C. Martin, L OBP: 0.260, SLG: 0.274 Cam Carreon, R OBP: 0.327, SLG: 0.358 (6, 2)			4-3			FC6-4 FC6-2 1B		F7		2	0	1	0	0	0	0																				
Ray Herbert, R OBP: 0.333, SLG: 0.400 Jim Landis, R OBP: 0.336, SLG: 0.414 Hoyt Wilhelm, R OBP: 0.125, SLG: 0.087 Jim Brosnan, R OBP: 0.273, SLG: 0.273 (8, PH) (8, 1) (9, 1)			6-3			FC6-4 BB		K		1	0	0	0	1	0	0																				
<b>Inning Stats</b>	R: 0 E: 0 K: 0 S: 3	H: 0 LOB: 0 BB: 0 P: 3	R: 0 E: 0 K: 1 S: 5	H: 0 LOB: 0 BB: 0 P: 5	R: 0 E: 0 K: 0 S: 3	H: 0 LOB: 0 BB: 0 P: 3	R: 0 E: 0 K: 0 S: 3	H: 0 LOB: 0 BB: 0 P: 3	R: 0 E: 0 K: 0 S: 4	H: 1 LOB: 2 BB: 1 P: 8	R: 0 E: 0 K: 0 S: 3	H: 0 LOB: 0 BB: 0 P: 3	R: 0 E: 0 K: 1 S: 5	H: 0 LOB: 0 BB: 0 P: 5	R: 3 E: 0 K: 1 S: 9	H: 4 LOB: 1 BB: 0 P: 9	1B: 4 2B: 0 3B: 0 HR: 1	SF: 1 SAC: 0 DP: 0 HBP: 0	WP: 0 PA: 34																	
<b>PITCHER</b>	IP	WLS	BF	H	R	ER	SO	BB	IBB	HBP	BLK	WP	HR	S	P	ERA	WHIP	<b>PITCHER</b>		IP	WLS	BF	H	R	ER	SO	BB	IBB	HBP	BLK	WP	HR	S	P	ERA	WHIP
Diego Segui, R ERA: 3.75 John Wyatt, R ERA: 2.67 (1, 1) (9, 1)	8.0		29	3	2	2	2	2	0	0	0	0	0	31	39	2.25	0.625																			

Chicago White Sox @ Kansas City Athletics  
Municipal Stadium, Kansas City, MO  
Tue Aug 06 1963, 8:05 PM EDT  
Att: 7,489 - Unknown

livebaseballscorecards.com

AB 31  
R 3  
H 5  
RBI 3  
BB 2  
SO 3  
LOB 11



Batter	1	2	3	4	5	6	7	8	9	AB	R	H	RBI	BB	SO	LOB	BOTTOM																			
Jose Tartabull, L OBP: 0.252, SLG: 0.270 (1, 8)	4-3		E6 FC FC4-6 1B		4-3		3-1			4	1	1	0	0	0	1																				
Wayne Causey, L OBP: 0.357, SLG: 0.439 (1, 6)	F7		FC FC4-6		G3		4-3			4	0	0	1	0	0	2																				
Jerry Lumpe, L OBP: 0.320, SLG: 0.362 (1, 4)	F7		FC4-6					G3		3	0	0	1	1	0	1																				
Norm Siebern, L OBP: 0.378, SLG: 0.435 (1, 3)		G3			G3			G3		4	1	1	0	0	1	2																				
Charlie Lau, L OBP: 0.331, SLG: 0.384 (1, 2)		1-3				F6		1-3		4	0	1	0	0	0	1																				
Ed Charles, R OBP: 0.348, SLG: 0.404 (1, 5)										4	0	4	1	0	0	0																				
Gino Cimoli, R OBP: 0.317, SLG: 0.383 (1, 9)										3	1	0	0	0	1	2																				
Ken Harrelson, R OBP: 0.314, SLG: 0.401 (1, 7)										3	0	1	0	1	0	1																				
Diego Segui, R OBP: 0.220, SLG: 0.250 John Wyatt, R George Alusik, R OBP: 0.335, SLG: 0.432 (1, 1) (9, 1) (9, PH)										3	1	1	0	0	2	4																				
<b>Inning Stats</b>	R: 0 E: 0 K: 0 S: 3	H: 0 LOB: 0 BB: 0 P: 3	R: 0 E: 0 K: 0 S: 4	H: 1 LOB: 1 BB: 0 P: 4	R: 2 E: 1 K: 1 S: 8	H: 2 LOB: 1 BB: 0 P: 8	R: 0 E: 0 K: 1 S: 6	H: 2 LOB: 3 BB: 1 P: 10	R: 0 E: 0 K: 0 S: 3	H: 0 LOB: 1 BB: 0 P: 7	R: 0 E: 0 K: 0 S: 3	H: 1 LOB: 0 BB: 0 P: 3	R: 0 E: 0 K: 1 S: 6	H: 1 LOB: 1 BB: 0 P: 6	R: 1 E: 0 K: 0 S: 4	H: 2 LOB: 2 BB: 0 P: 4	R: 1 E: 0 K: 1 S: 5	H: 1 LOB: 1 BB: 0 P: 5	1B: 7 2B: 3 3B: 0 HR: 0	SF: 0 SAC: 1 DP: 1 HBP: 0	WP: 2 PA: 36															
<b>PITCHER</b>	IP	WLS	BF	H	R	ER	SO	BB	IBB	HBP	BLK	WP	HR	S	P	ERA	WHIP	<b>PITCHER</b>		IP	WLS	BF	H	R	ER	SO	BB	IBB	HBP	BLK	WP	HR	S	P	ERA	WHIP
Ray Herbert, R ERA: 3.5 Hoyt Wilhelm, R ERA: 2.5 Jim Brosnan, R ERA: 1.92 (1, 1) (8, 1) (9, 1)	7.0		29	7	2	1	3	1	0	0	0	0	0	33	41	1.29	1.143																			

Chicago White Sox @ Kansas City Athletics  
Municipal Stadium, Kansas City, MO  
Tue Aug 06 1963, 8:05 PM EDT  
Att: 7,489 - Unknown

livebaseballscorecards.com

AB 33  
R 4  
H 10  
RBI 4  
BB 2  
SO 4  
LOB 14










Batter	1	2	3	4	5	6	7	8	9	AB	R	H	RBI	BB	SO	LOB	TOP										
Jim Landis, R OBP: 0.332, SLG: 0.408 (1, 8)	F9		5-3		F4		F7		F4	5	0	0	0	0	0	4	<b>Chicago White Sox @ Kansas City Athletics</b> Municipal Stadium, Kansas City, MO Thu Aug 08 1963, 8:05 PM EDT Att: 8,488 - Unknown										
Nellie Fox, L OBP: 0.307, SLG: 0.319 (1, 4)	5-3		1-3		F6		F7			4	0	0	0	0	0	3											
Mike Hershberger, R OBP: 0.347, SLG: 0.379 (1, 9)	4-3		F3			1-3				4	0	1	1	0	0	0											
Pete Ward, L OBP: 0.345, SLG: 0.454 (1, 5)		3-1		F9		FC5-4 1B			K	4	0	1	0	0	1	0											
Charlie Maxwell, L OBP: 0.396, SLG: 0.395 (1, 3)				F7		FC5-4 1B 2B			1-3	2	2	0	0	1	0	1											
Jim Lemon, R OBP: 0.312, SLG: 0.315 (8, PH)		HR								1	0	0	0	0	0	0											
Tom McCraw, L OBP: 0.260, SLG: 0.316 (8, 3)		BB								0	0	0	0	0	0	0											
Dave Nicholson, R OBP: 0.334, SLG: 0.467 (1, 7)				1-3					6-3	4	2	2	2	0	0	0											
Al Weis, S OBP: 0.331, SLG: 0.328 (1, 6)										4	0	2	2	0	1	0											
Cam Carreon, R OBP: 0.335, SLG: 0.365 (1, 2)										4	0	3	0	0	0	1											
Gary Peters, L OBP: 0.208, SLG: 0.280 (1, 1)										4	1	1	0	0	0	4											
<b>Inning Stats</b>	R: 0 E: 0 K: 0 S: 3	H: 0 LOB: 0 BB: 0 P: 3	R: 2 E: 0 K: 1 S: 7	H: 2 LOB: 1 BB: 1 P: 11	R: 0 E: 0 K: 0 S: 3	H: 0 LOB: 0 BB: 0 P: 3	R: 0 E: 0 K: 0 S: 5	H: 2 LOB: 2 BB: 0 P: 5	R: 0 E: 0 K: 0 S: 6	H: 3 LOB: 1 BB: 0 P: 6	R: 1 E: 0 K: 0 S: 4	H: 2 LOB: 1 BB: 0 P: 4	R: 0 E: 0 K: 1 S: 5	H: 0 LOB: 0 BB: 0 P: 5	R: 0 E: 0 K: 0 S: 4	H: 1 LOB: 1 BB: 0 P: 4	1B: 6 2B: 3 3B: 0 HR: 1	SF: 0 SAC: 0 DP: 0 HBP: 0	WP: 0 PB: 0 SB: 0 CS: 0	PA: 37							
<b>PITCHER</b>	IP	WLS	BF	H	R	ER	SO	BB	IBB	HBP	BLK	WP	HR	S	P	ERA	WHIP										
Dave Wickersham, R ERA: 4.15 (1, 1)	7.0	L	30	9	5	5	1	1	0	0	0	0	1	31	35	6.43	1.429										
Ted Bowsfield, L ERA: 5.02 (8, 1)	1.0		3	0	0	0	1	0	0	0	0	0	0	5	5	0.00	0.000										
John Wyatt, R ERA: 2.63 (9, 1)	1.0		4	1	0	0	0	0	0	0	0	0	0	4	4	0.00	1.000										

AB	36
R	5
H	10
RBI	5
BB	1
SO	2
LOB	13



Batter	1	2	3	4	5	6	7	8	9	AB	R	H	RBI	BB	SO	LOB	BOTTOM										
Gino Cimoli, R OBP: 0.318, SLG: 0.385 (1, 9)	3-1			1-3			4-3			4	0	1	0	0	0	0	<b>Chicago White Sox @ Kansas City Athletics</b> Municipal Stadium, Kansas City, MO Thu Aug 08 1963, 8:05 PM EDT Att: 8,488 - Unknown										
Wayne Causey, L OBP: 0.352, SLG: 0.432 (1, 6)		2-3 1B		6-3			F7			4	0	1	0	0	0	2											
Ed Charles, R OBP: 0.349, SLG: 0.400 (1, 5)	FC5-4 1B		4-0 S 2B BB		F9		F3			3	1	0	0	1	0	1											
Norm Siebern, L OBP: 0.373, SLG: 0.428 (1, 3)	FC6-4 1-2		F5		G3		K			4	0	0	0	0	1	2											
George Alusik, R OBP: 0.340, SLG: 0.440 (1, 7)		E 1B		1B 2B		K				4	1	3	1	0	1	0											
Jerry Lumpe, L OBP: 0.325, SLG: 0.370 (1, 4)		E6 1-2 2B		2-3 1B		G5-4-3 1B			FC6-4 1-2	4	1	3	1	0	0	1											
Doc Edwards, R OBP: 0.270, SLG: 0.348 (1, 2)		6-3		F9		G5-4-3 1-2			F9	4	0	0	1	0	0	3											
Bobby Del Greco, R OBP: 0.293, SLG: 0.305 (1, 8)		3-H 1B SH2-4 1B		6-3		F7			F8	4	0	1	0	0	0	2											
Dave Wickersham, R OBP: 0.158, SLG: 0.143 (1, 1)										1	0	0	0	0	1	0											
Chuck Essegian, R OBP: 0.281, SLG: 0.336 (7, PH)										1	0	0	0	0	0	0											
Ted Bowsfield, R OBP: 0.182, SLG: 0.105 (8, 1)										0	0	0	0	0	0	0											
John Wyatt, R (9, 1)										0	0	0	0	0	0	0											
Ken Harrelson, R OBP: 0.310, SLG: 0.395 (9, PH)										1	0	0	0	0	1	0											
<b>Inning Stats</b>	R: 0 E: 0 K: 0 S: 4	H: 1 LOB: 1 BB: 0 P: 4	R: 2 E: 1 K: 0 S: 7	H: 4 LOB: 2 BB: 0 P: 7	R: 1 E: 0 K: 0 S: 5	H: 2 LOB: 1 BB: 1 P: 9	R: 0 E: 0 K: 1 S: 5	H: 0 LOB: 0 BB: 0 P: 5	R: 0 E: 0 K: 0 S: 3	H: 1 LOB: 0 BB: 0 P: 3	R: 0 E: 0 K: 0 S: 3	H: 0 LOB: 0 BB: 0 P: 3	R: 0 E: 0 K: 1 S: 6	H: 1 LOB: 1 BB: 0 P: 6	R: 0 E: 0 K: 1 S: 5	H: 0 LOB: 0 BB: 0 P: 5	1B: 7 2B: 2 3B: 0 HR: 0	SF: 0 SAC: 1 DP: 1 HBP: 0	WP: 0 PB: 0 SB: 1 CS: 0	PA: 36							
<b>PITCHER</b>	IP	WLS	BF	H	R	ER	SO	BB	IBB	HBP	BLK	WP	HR	S	P	ERA	WHIP										
Gary Peters, L ERA: 2.07 (1, 1)	9.0	W	36	9	3	3	4	1	0	0	0	0	0	43	47	3.00	1.111										





Batter	1	2	3	4	5	6	7	8	9	AB R H RBI BB SO LOB	TOP									
Gino Cimoli, R OBP: 0.316, SLG: 0.381 (1, 9)	F8		5-3		4-3				1-3	4 0 0 0 1 0 1	<b>Kansas City Athletics @ Cleveland Indians</b> Cleveland Municipal Stadium, Cleveland, OH Fri Aug 09 1963, 7:05 PM EDT Att: 8,603 - Unknown <a href="http://livebaseballscorecards.com">livebaseballscorecards.com</a>									
Wayne Causey, L OBP: 0.353, SLG: 0.433 (1, 6)	BB		F5		4-3		5-3		2B	4 0 1 1 1 0 1										
Ed Charles, R OBP: 0.350, SLG: 0.400 (1, 5)	F8		5-3			FC6		1B	SF8	5 1 2 0 0 0 2										
Norm Siebern, L OBP: 0.372, SLG: 0.425 (1, 3)	FC6-4			4-3		FC6		L8		3 1 0 0 1 0 2										
George Alusik, R OBP: 0.343, SLG: 0.439 (1, 7)	FC6-4			4-3		5-3				3 1 1 0 1 0 3										
Jerry Lumpe, L OBP: 0.325, SLG: 0.369 (1, 4)		P5		4-3				SF8		3 0 1 2 0 0 1										
Doc Edwards, R OBP: 0.270, SLG: 0.346 (1, 2)	1-4-3					F9		5-3		0 0 0 0 0 0 0										
Bobby Del Greco, R OBP: 0.297, SLG: 0.319 (1, 8)				FC5-4			6-3		SH2-4	3 2 1 1 1 0 1										
Moe Drabowsky, R OBP: 0.212, SLG: 0.333 (1, 1)	P5				F8		F7		SH2-4	3 0 0 0 0 0 0										
<b>Inning Stats</b>	R: 0 E: 0 K: 0 S: 3	H: 0 LOB: 2 BB: 2 P: 11	R: 1 E: 0 K: 0 S: 4	H: 1 LOB: 0 BB: 0 P: 4	R: 0 E: 0 K: 0 S: 3	H: 0 LOB: 1 BB: 1 P: 8	R: 0 E: 0 K: 0 S: 3	H: 0 LOB: 0 BB: 0 P: 3	R: 1 E: 1 K: 0 S: 5	H: 2 LOB: 1 BB: 0 P: 5	R: 0 E: 0 K: 0 S: 3	H: 0 LOB: 1 BB: 1 P: 7	R: 1 E: 0 K: 0 S: 5	H: 2 LOB: 1 BB: 0 P: 5	R: 1 E: 0 K: 0 S: 4	H: 1 LOB: 1 BB: 1 P: 8	1B: 5 2B: 1 3B: 0 HR: 1	SF: 1 SAC: 1 DP: 0 HBP: 0	WP: 0 PB: 0 SB: 0 CS: 0	PA: 39
<b>PITCHER</b>	IP WLS BF H R ER SO BB IBB HBP BLK WP HR S P ERA WHIP											<b>PITCHER</b>	IP WLS BF H R ER SO BB IBB HBP BLK WP HR S P ERA WHIP							
Jack Kralick, L ERA: 2.94 (1, 1)	6.0 L 25 4 3 2 0 3 0 0 0 0 0 1 22 34 3.00 1.167																			
Gary Bell, R ERA: 2.95 (7, 1)	2.0 9 2 1 1 0 1 0 0 0 0 0 0 8 12 4.50 1.500																			
Early Wynn, R ERA: 2.74 (9, 1)	1.0 5 1 1 1 0 1 0 0 0 0 0 0 4 8 9.00 2.000																			
<b>Batter</b>	<b>1</b>	<b>2</b>	<b>3</b>	<b>4</b>	<b>5</b>	<b>6</b>	<b>7</b>	<b>8</b>	<b>9</b>	<b>AB R H RBI BB SO LOB</b>	<b>BOTTOM</b>									
Al Luplow, L OBP: 0.304, SLG: 0.330 (1, 9)	CS					3-1			4-3	4 0 2 0 0 0 0	<b>Kansas City Athletics @ Cleveland Indians</b> Cleveland Municipal Stadium, Cleveland, OH Fri Aug 09 1963, 7:05 PM EDT Att: 8,603 - Unknown <a href="http://livebaseballscorecards.com">livebaseballscorecards.com</a>									
Larry Brown, R OBP: 0.328, SLG: 0.333 (1, 6)	1B					1-3			6-3	4 0 0 0 0 0 2										
Willie Kirkland, L OBP: 0.307, SLG: 0.387 (1, 8)	F7			4-3			K		K	3 0 0 0 1 2 0										
Fred Whitfield, L OBP: 0.301, SLG: 0.494 (1, 3)		F8		F8			F7			3 0 0 0 0 0 1										
Joe Azcue, R OBP: 0.293, SLG: 0.435 (1, 2)		K		L4-3			4-3			3 0 0 0 0 1 1										
Tito Francona, L OBP: 0.305, SLG: 0.339 (1, 7)		K			F8			4-3		3 0 0 0 0 1 0										
Max Alvis, R OBP: 0.316, SLG: 0.440 (1, 5)				HR	L7			L6		3 1 1 1 0 0 0										
Woodie Held, R OBP: 0.355, SLG: 0.458 (1, 4)				5-3	F3			BB		2 0 0 0 1 0 0										
Jack Kralick, L OBP: 0.180, SLG: 0.208 (1, 1)										1 0 0 0 0 1 0										
Miguel de la Hoz, R OBP: 0.297, SLG: 0.404 (6, PH)						6-3			F7	1 0 0 0 0 0 0										
Gary Bell, R OBP: 0.190, SLG: 0.091 (7, 1)										0 0 0 0 0 0 0										
John Romano, R OBP: 0.333, SLG: 0.393 (8, PH)										1 0 0 0 0 0 1										
Early Wynn, S OBP: 0.333, SLG: 0.200 (9, 1)										0 0 0 0 0 0 0										
<b>Inning Stats</b>	R: 0 E: 0 K: 0 S: 3	H: 1 LOB: 0 BB: 0 P: 7	R: 0 E: 0 K: 2 S: 7	H: 0 LOB: 0 BB: 0 P: 7	R: 1 E: 0 K: 1 S: 7	H: 2 LOB: 1 BB: 0 P: 7	R: 0 E: 0 K: 0 S: 2	H: 0 LOB: 0 BB: 1 P: 6	R: 0 E: 0 K: 0 S: 3	H: 0 LOB: 0 BB: 0 P: 3	R: 0 E: 0 K: 1 S: 5	H: 0 LOB: 0 BB: 0 P: 5	R: 0 E: 0 K: 0 S: 3	H: 0 LOB: 1 BB: 1 P: 7	R: 0 E: 0 K: 1 S: 5	H: 0 LOB: 0 BB: 0 P: 5	1B: 2 2B: 1 3B: 0 HR: 1	SF: 0 SAC: 0 DP: 1 HBP: 0	WP: 0 PB: 0 SB: 0 CS: 1	PA: 30
<b>PITCHER</b>	IP WLS BF H R ER SO BB IBB HBP BLK WP HR S P ERA WHIP											<b>PITCHER</b>	IP WLS BF H R ER SO BB IBB HBP BLK WP HR S P ERA WHIP							
Moe Drabowsky, R ERA: 2.82 (1, 1)	9.0 W 30 3 1 1 5 2 0 0 0 0 0 1 38 46 1.00 0.556																			







Batter	1	2	3	4	5	6	7	8	9	AB	R	H	RBI	BB	SO	LOB	TOP				
Jose Tartabull, L (1.8) OBP: 0.284, SLG: 0.302	0-0 6-3		0-0 3-1			0-0 HR		0-0 F8		4	1	1	1	0	0	1					
Wayne Causey, L (1.6) OBP: 0.351, SLG: 0.429	0-0 P5			0-0 G3		0-0 1B		0-0 F9		4	0	1	0	0	0	1					
Jerry Lumpe, L (1.4) OBP: 0.321, SLG: 0.364	0-0 6-3			0-0 4-3		0-0 1B			0-0 F8	4	0	1	0	0	0	0					
Norm Siebern, L (1.3) OBP: 0.367, SLG: 0.425		0-0 F9		0-0 F7		0-0 F8			0-3 K	4	0	0	0	0	1	2					
Ed Charles, R (1.5) OBP: 0.347, SLG: 0.398		0-0 6-3			0-3 K		0-3 K		4-0 BB	3	0	0	0	1	2	0					
Gino Cimoli, R (1.9) OBP: 0.317, SLG: 0.380		4-0 BB			0-0 F9		0-0 3-1		0-0 P4	3	0	0	0	1	0	1					
Doc Edwards, R (1.2) OBP: 0.271, SLG: 0.340		0-0 F9			0-0 P4		0-0 P6			0	0	0	0	0	0	0					
Ken Harrelson, R (1.7) OBP: 0.311, SLG: 0.395			0-3 K2-3		0-3 K		0-3 K			3	0	0	0	0	3	0					
Orlando Pena, R (1.1) OBP: 0.250, SLG: 0.233			0-3 K		0-0 6-3		4-0 BB			1	0	0	0	0	1	0					
Chuck Essegian, R (6, PH) OBP: 0.279, SLG: 0.335										1	0	0	0	0	0	0					
Ed Rakow, S (6, PH) OBP: 0.176, SLG: 0.128										0	0	0	0	0	0	0					
Bobby Del Greco, R (8, PH) OBP: 0.300, SLG: 0.319										0	0	0	0	1	0	0					
Ted Bowsfield, R (8, 1) OBP: 0.182, SLG: 0.105										0	0	0	0	0	0	0					
<b>Inning Stats</b>	R: 0 E: 0 K: 0 S: 3	H: 0 LOB: 0 BB: 0 P: 3	R: 0 E: 0 K: 0 S: 3	H: 0 LOB: 1 BB: 1 P: 7	R: 0 E: 0 K: 2 S: 7	H: 0 LOB: 0 BB: 0 P: 7	R: 0 E: 0 K: 0 S: 3	H: 0 LOB: 0 BB: 0 P: 3	R: 0 E: 0 K: 1 S: 5	H: 0 LOB: 0 BB: 0 P: 5	R: 1 E: 0 K: 1 S: 8	H: 3 LOB: 2 BB: 0 P: 8	R: 0 E: 0 K: 1 S: 5	H: 0 LOB: 0 BB: 0 P: 5	R: 0 E: 0 K: 1 S: 5	H: 0 LOB: 1 BB: 1 P: 9	R: 0 E: 0 K: 1 S: 5	H: 0 LOB: 1 BB: 1 P: 9	1B: 2 2B: 0 3B: 0 HR: 1	SF: 0 SAC: 0 DP: 0 HBP: 0	WP: 0 PA: 33 CS: 0
<b>PITCHER</b> Barry Latman, R (1.1) ERA: 4.22	IP: 9.0 WLS: W BF: 33 H: 3 R: 1 ER: 1 SO: 7 BB: 3 IBB: 0 HBP: 0 BLK: 0 WP: 0 HR: 1 S: 44 P: 56 ERA: 1.00 WHIP: 0.667															<b>PITCHER</b>	IP: 9.0 WLS: W BF: 33 H: 3 R: 1 ER: 1 SO: 7 BB: 3 IBB: 0 HBP: 0 BLK: 0 WP: 0 HR: 1 S: 44 P: 56 ERA: 1.00 WHIP: 0.667				

Kansas City Athletics @ Cleveland Indians  
Cleveland Municipal Stadium, Cleveland, OH

AB 27  
R 1  
H 3  
RBI 1  
BB 3  
SO 7  
LOB 5



Sun Aug 11, 1963, 3:33 AM EDT  
Att: 5,728 - Unknown

Batter	1	2	3	4	5	6	7	8	9	AB	R	H	RBI	BB	SO	LOB	BOTTOM		
Vic Davallilo, L (1.8) OBP: 0.333, SLG: 0.466	0-3 K2-3		0-0 4-3		0-0 1B		0-0 1B			4	0	2	0	0	1	0			
Al Luplow, L (1.9) OBP: 0.305, SLG: 0.331	0-0 1B		0-0 1B		0-0 P6		0-0 G3			4	1	2	0	0	0	3			
Tito Francona, L (1.7) OBP: 0.307, SLG: 0.342	0-0 1B		0-0 F7		0-0 1B		0-0 F9			4	1	2	0	0	0	1			
Fred Whitfield, L (1.3) OBP: 0.300, SLG: 0.490	0-0 1B		0-0 G3		0-0 L8		0-0 F9			4	0	1	1	0	0	3			
Max Alvis, R (1.5) OBP: 0.320, SLG: 0.443	0-0 P6			0-0 FC1-6		0-0 K		0-0 1B		4	0	3	0	0	0	1			
Joe Azcue, R (1.2) OBP: 0.288, SLG: 0.427	0-0 5-3			0-0 P4		0-0 FC2		0-0 1-3		4	0	0	0	0	0	4			
Larry Brown, R (1.6) OBP: 0.317, SLG: 0.325		0-0 CS		0-0 FC1-6		0-3 K				3	0	1	0	0	1	3			
Woodie Held, R (1.4) OBP: 0.353, SLG: 0.452		0-3 K		0-0 F9		0-0 1-3				3	0	0	0	0	1	2			
Barry Latman, R (1.1) OBP: 0.229, SLG: 0.303		0-0 F8			0-0 P6		0-0 F3			3	0	1	0	0	0	0			
<b>Inning Stats</b>	R: 2 E: 0 K: 1 S: 8	H: 3 LOB: 1 BB: 0 P: 8	R: 0 E: 0 K: 1 S: 5	H: 1 LOB: 0 BB: 0 P: 5	R: 0 E: 0 K: 0 S: 4	H: 1 LOB: 1 BB: 0 P: 4	R: 0 E: 0 K: 0 S: 4	H: 1 LOB: 1 BB: 0 P: 4	R: 0 E: 1 K: 1 S: 5	H: 3 LOB: 2 BB: 0 P: 5	R: 0 E: 0 K: 0 S: 4	H: 1 LOB: 1 BB: 0 P: 4	R: 0 E: 0 K: 0 S: 4	H: 1 LOB: 1 BB: 0 P: 4	R: 0 E: 0 K: 0 S: 4	H: 1 LOB: 1 BB: 0 P: 4	1B: 12 2B: 0 3B: 0 HR: 0	SF: 0 SAC: 0 DP: 0 HBP: 0	WP: 1 PA: 33 CS: 1
<b>PITCHER</b> Orlando Pena, R (1.1) ERA: 3.6	IP: 5.0 WLS: L BF: 22 H: 9 R: 2 ER: 2 SO: 2 BB: 0 IBB: 0 HBP: 0 BLK: 0 WP: 1 HR: 0 S: 26 P: 26 ERA: 3.60 WHIP: 1.800															<b>PITCHER</b>	IP: 5.0 WLS: L BF: 22 H: 9 R: 2 ER: 2 SO: 2 BB: 0 IBB: 0 HBP: 0 BLK: 0 WP: 1 HR: 0 S: 26 P: 26 ERA: 3.60 WHIP: 1.800		
<b>PITCHER</b> Ed Rakow, R (6, 1) ERA: 3.95	IP: 2.0 WLS: 7 BF: 2 H: 2 R: 0 ER: 0 SO: 1 BB: 0 IBB: 0 HBP: 0 BLK: 0 WP: 0 HR: 0 S: 9 P: 9 ERA: 0.00 WHIP: 1.000															<b>PITCHER</b>	IP: 2.0 WLS: 7 BF: 2 H: 2 R: 0 ER: 0 SO: 1 BB: 0 IBB: 0 HBP: 0 BLK: 0 WP: 0 HR: 0 S: 9 P: 9 ERA: 0.00 WHIP: 1.000		
<b>PITCHER</b> Ted Bowsfield, L (8, 1) ERA: 4.97	IP: 1.0 WLS: 4 BF: 1 H: 1 R: 0 ER: 0 SO: 0 BB: 0 IBB: 0 HBP: 0 BLK: 0 WP: 0 HR: 0 S: 4 P: 4 ERA: 0.00 WHIP: 1.000															<b>PITCHER</b>	IP: 1.0 WLS: 4 BF: 1 H: 1 R: 0 ER: 0 SO: 0 BB: 0 IBB: 0 HBP: 0 BLK: 0 WP: 0 HR: 0 S: 4 P: 4 ERA: 0.00 WHIP: 1.000		

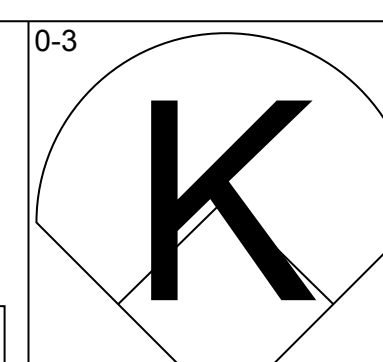
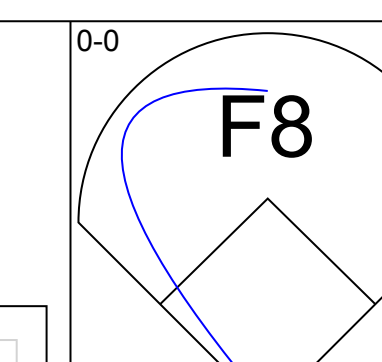
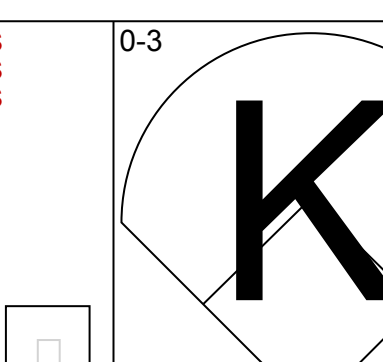
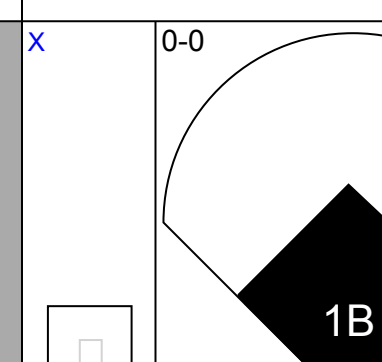
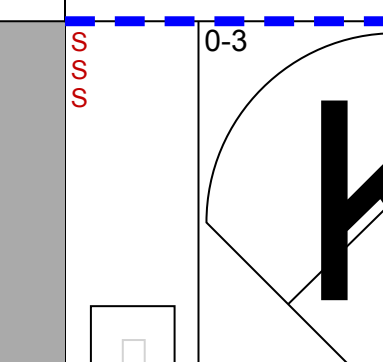

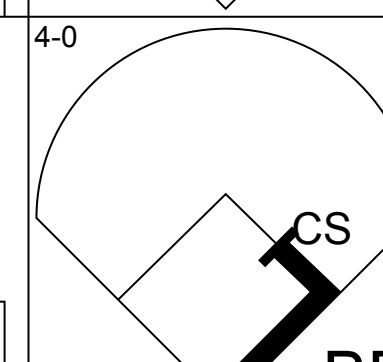
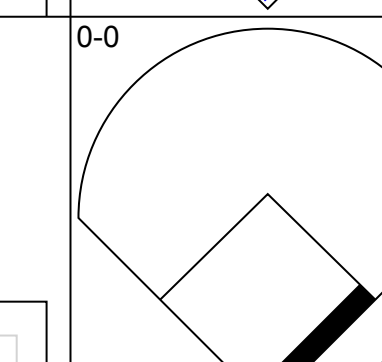
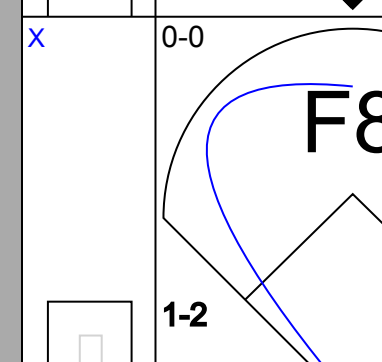
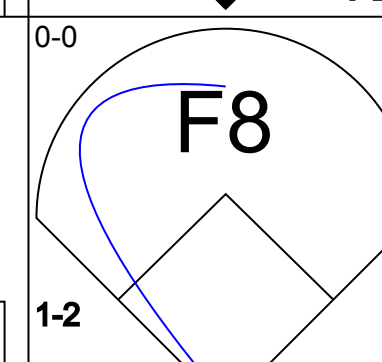
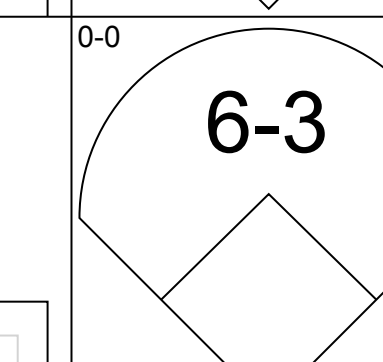
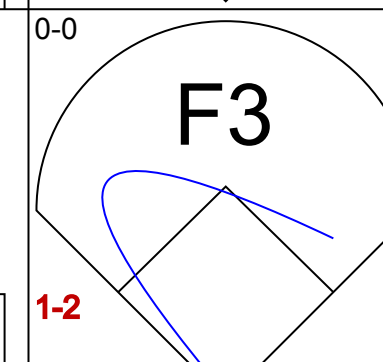
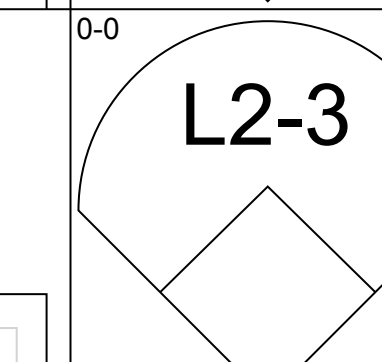
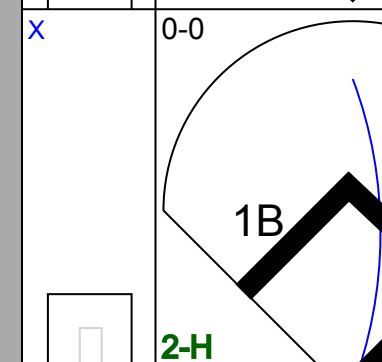
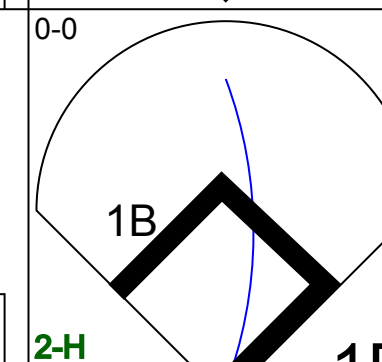
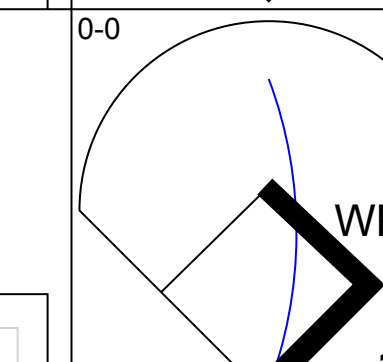
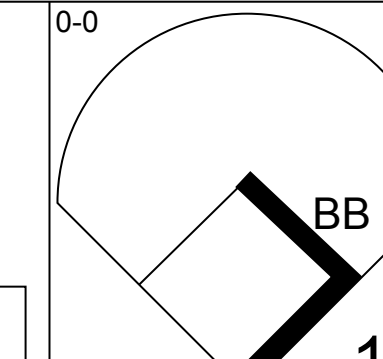
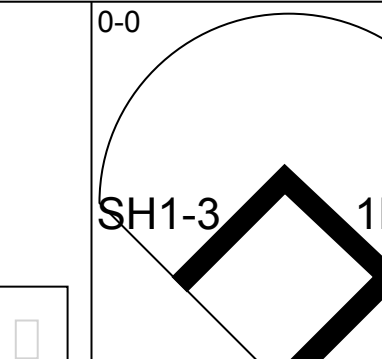
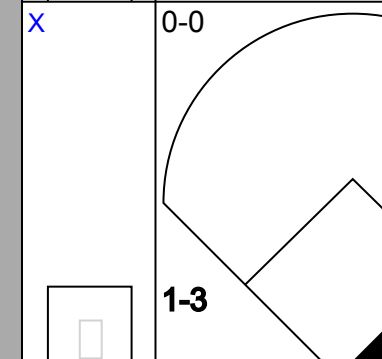
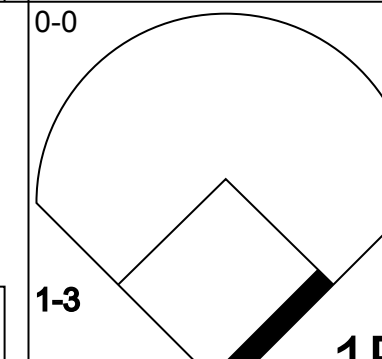
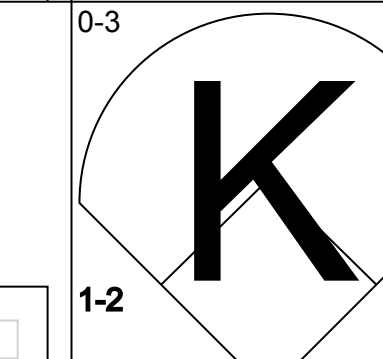
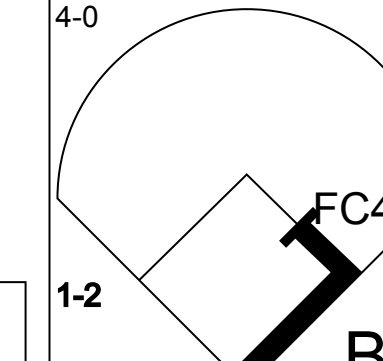
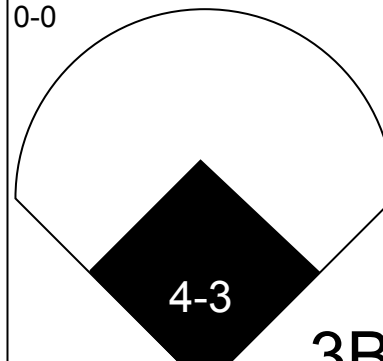
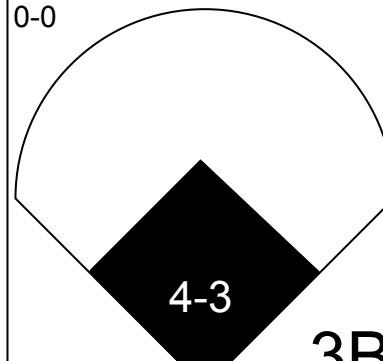
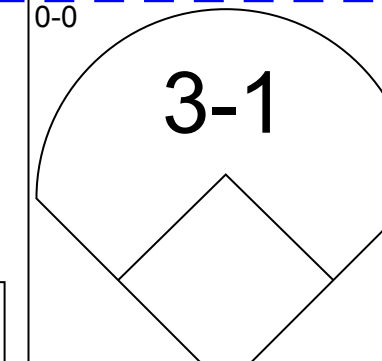
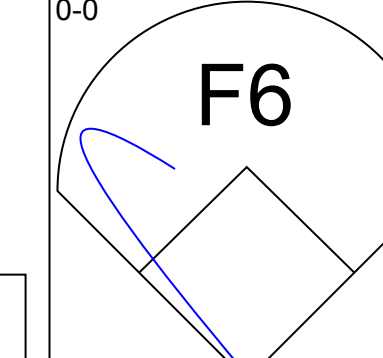
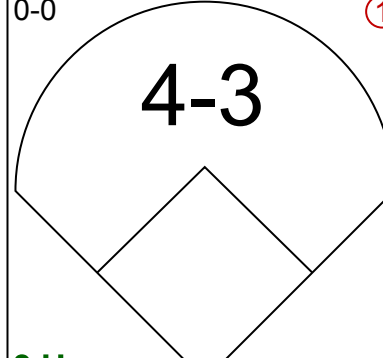
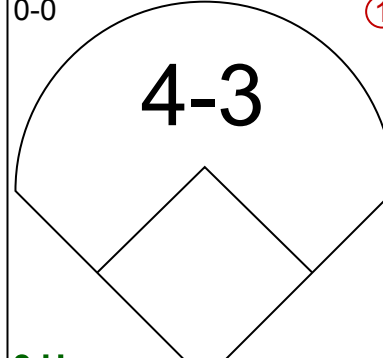
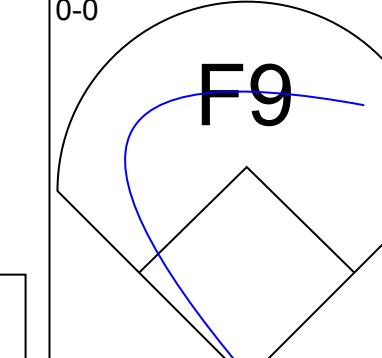
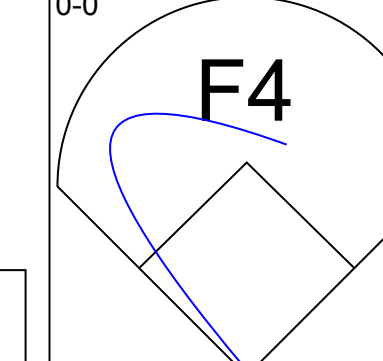
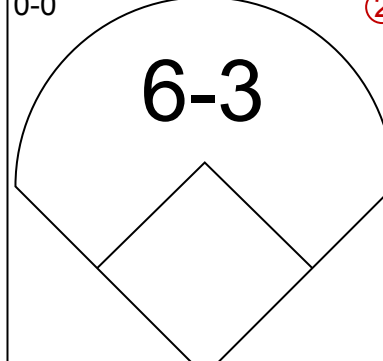
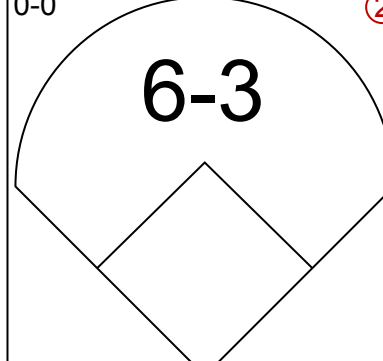
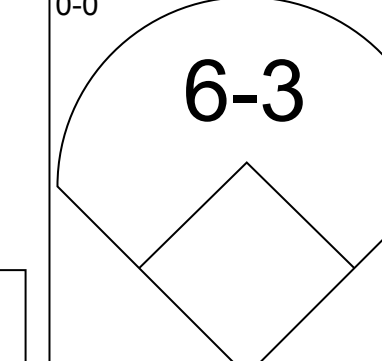
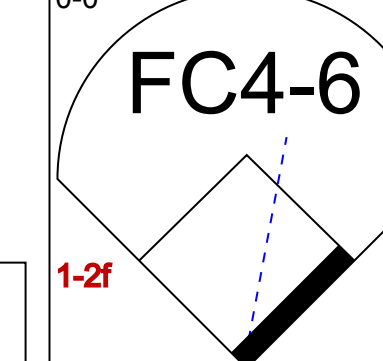
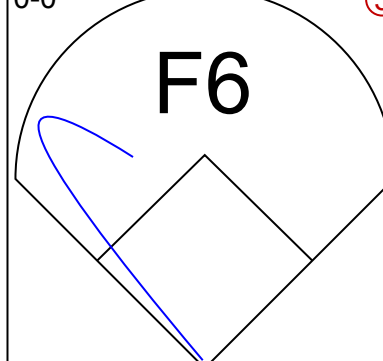
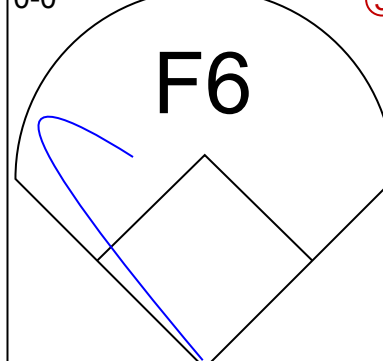
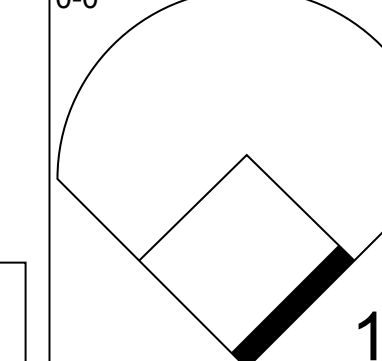
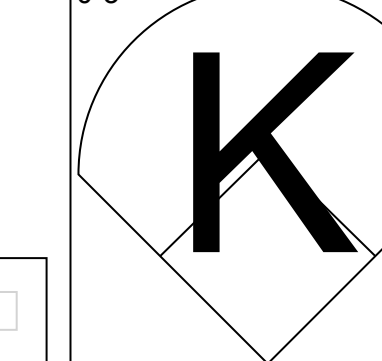
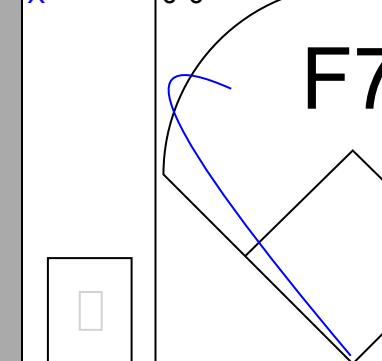
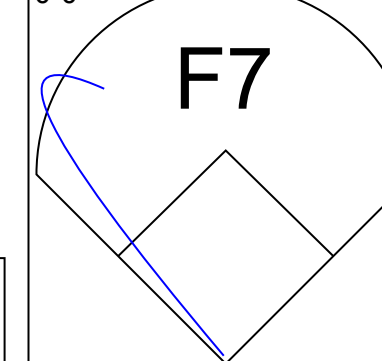
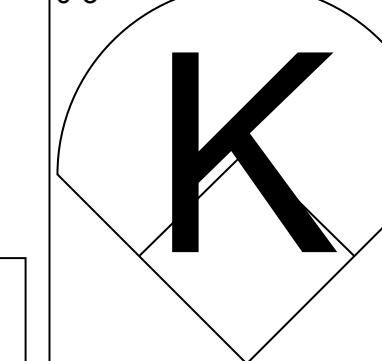
Kansas City Athletics @ Cleveland Indians  
Cleveland Municipal Stadium, Cleveland, OH

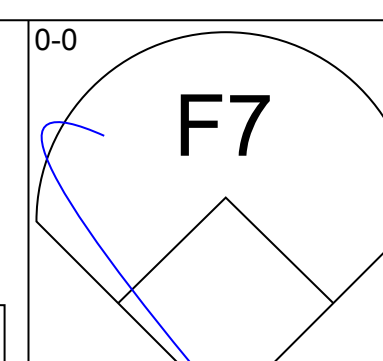
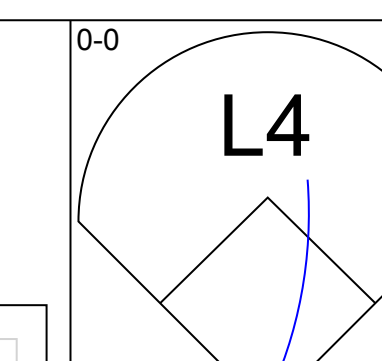
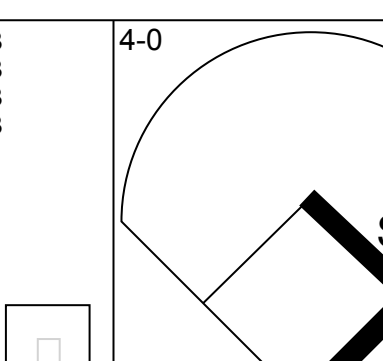
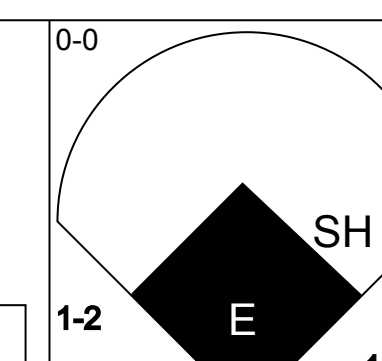

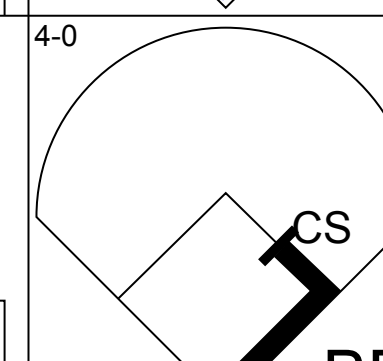
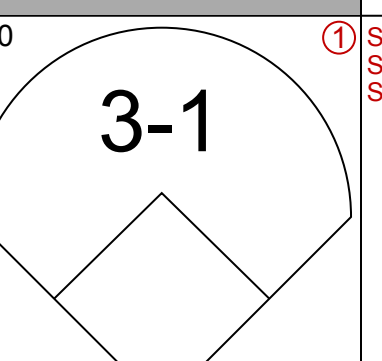
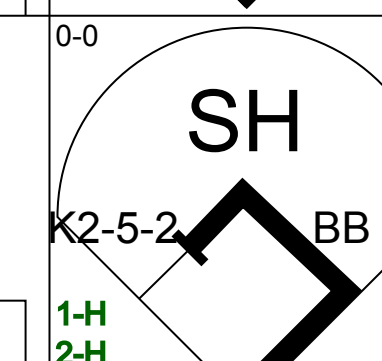
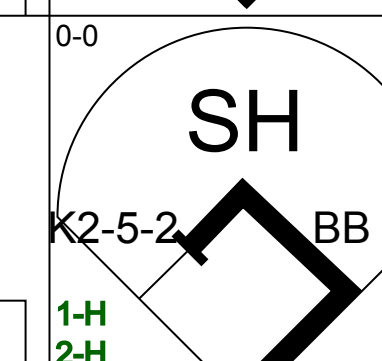
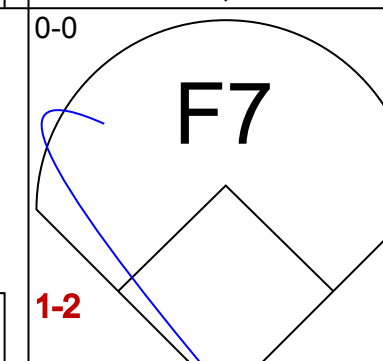
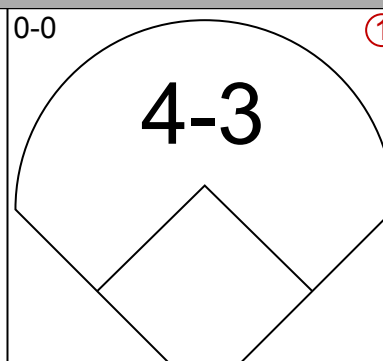
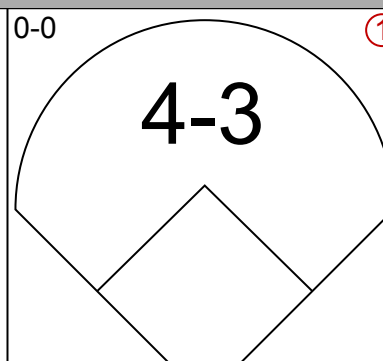
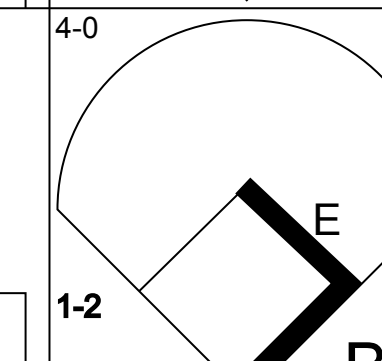
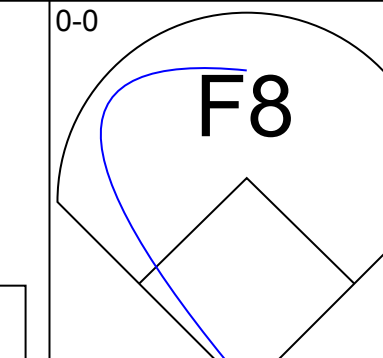
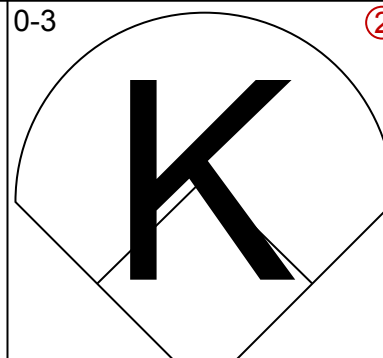
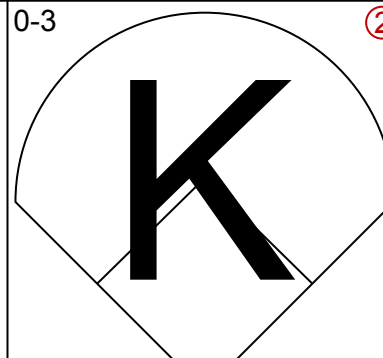
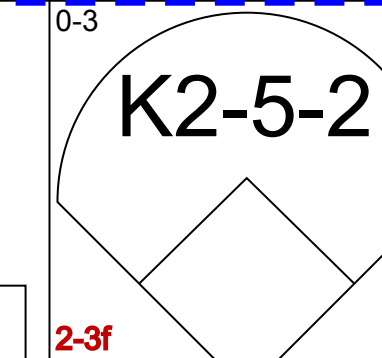
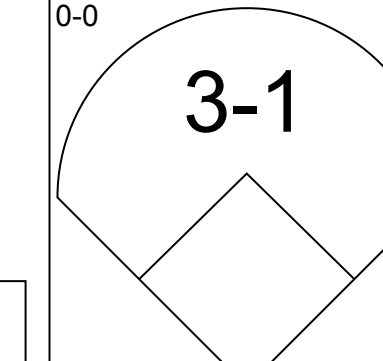
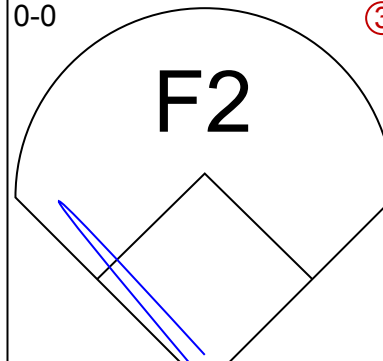
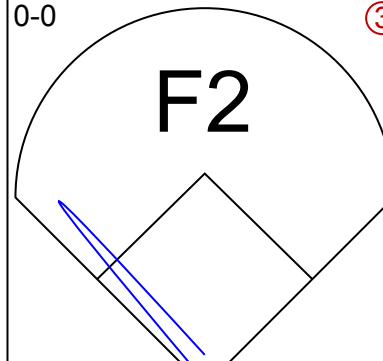
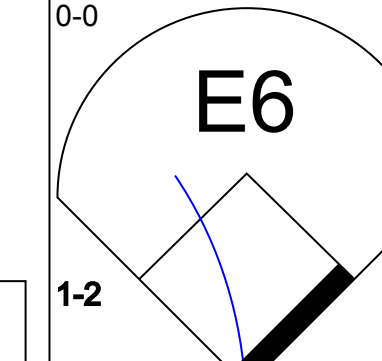
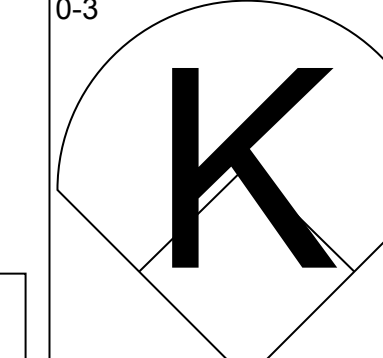
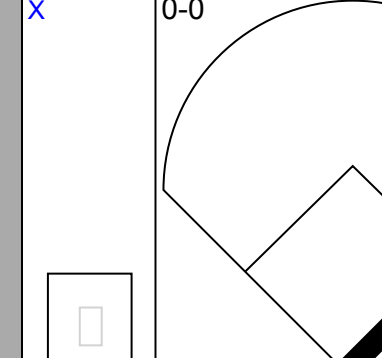
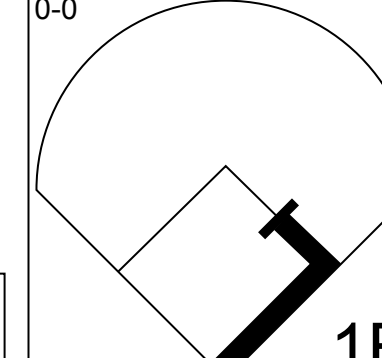
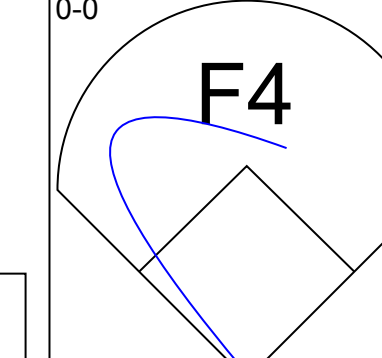
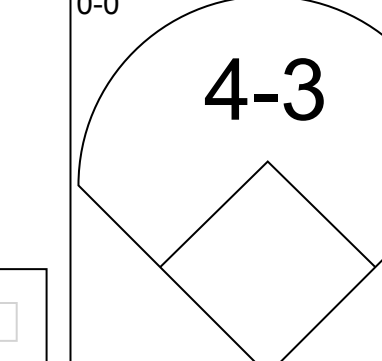
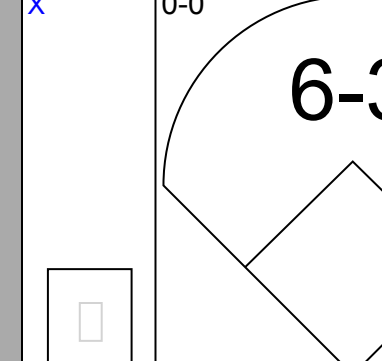
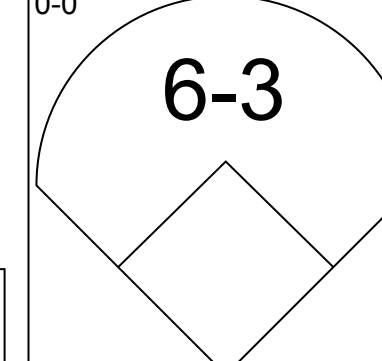
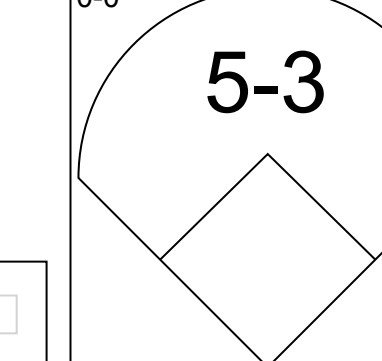
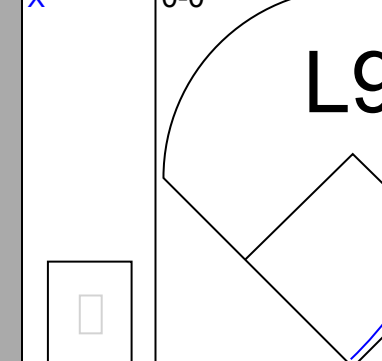
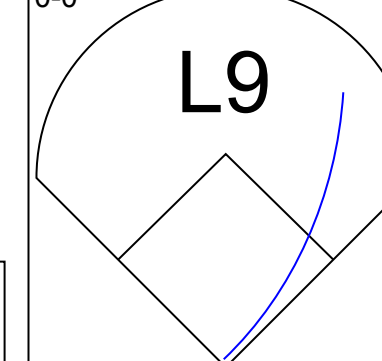
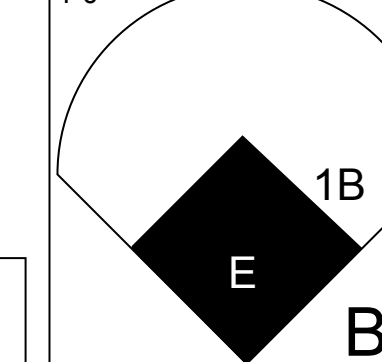
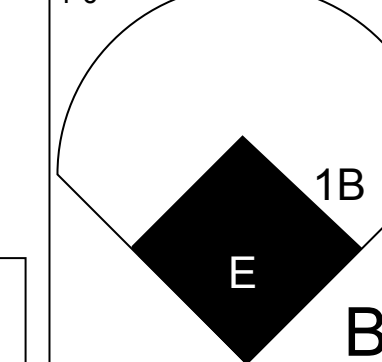
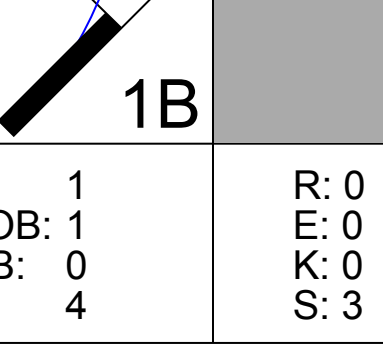
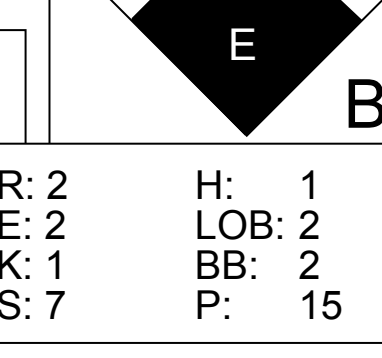
AB 33  
R 2  
H 12  
RBI 1  
BB 0  
SO 3  
LOB 17



Sun Aug 11, 1963, 3:33 AM EDT  
Att: 5,728 - Unknown



Batter	1	2	3	4	5	6	7	8	9	AB	R	H	RBI	BB	SO	LOB	TOP					
Bill Bruton, L (1, 8) OBP: 0.315, SLG: 0.358										5	1	1	0	0	3	0	<p><b>Detroit Tigers @ Kansas City Athletics</b> Municipal Stadium, Kansas City, MO</p> <p>Tue Aug 13 1963, 8:05 PM EDT Att: 8,228 - Unknown</p> <p>livebaseballscorecards.com</p> <p>AB 36 R 2 H 11 RBI 2 BB 3 SO 7 LOB 20</p> 					
Dick McAuliffe, L (1, 6) OBP: 0.333, SLG: 0.383										4	0	2	0	1	0	1						
Al Kaline, R (1, 9) OBP: 0.380, SLG: 0.510										5	0	2	1	0	0	3						
Rocky Colavito, R (1, 7) OBP: 0.368, SLG: 0.446										5	0	3	0	0	1	2						
Norm Cash, L (1, 3) OBP: 0.388, SLG: 0.471										3	1	2	0	1	0	2						
Bubba Phillips, R (1, 5) OBP: 0.272, SLG: 0.309										3	0	0	1	0	0	2						
Bill Freehan, R (1, 2) OBP: 0.329, SLG: 0.367										4	0	0	0	0	1	4						
George Smith, R (1, 4) OBP: 0.343, SLG: 0.438										3	0	1	0	1	0	2						
Jim Bunning, R (1, 1) OBP: 0.185, SLG: 0.194										4	0	0	0	0	2	4						
Mickey Lolich, S (8, 1) OBP: 0.229, SLG: 0.069										0	0	0	0	0	0	0						
<b>Inning Stats</b>	R: 0 E: 0 K: 1 S: 4	H: 0 LOB: 0 BB: 1 P: 8	R: 0 E: 0 K: 0 S: 4	H: 1 LOB: 2 BB: 1 P: 8	R: 0 E: 0 K: 1 S: 6	H: 1 LOB: 1 BB: 0 P: 6	R: 0 E: 0 K: 1 S: 7	H: 2 LOB: 3 BB: 1 P: 11	R: 0 E: 0 K: 1 S: 6	H: 1 LOB: 0 BB: 0 P: 6	R: 1 E: 0 K: 0 S: 4	H: 1 LOB: 0 BB: 0 P: 4	R: 1 E: 0 K: 0 S: 6	H: 3 LOB: 2 BB: 0 P: 6	R: 0 E: 0 K: 1 S: 6	H: 1 LOB: 1 BB: 0 P: 6	R: 0 E: 0 K: 2 S: 8	H: 1 LOB: 1 BB: 0 P: 8	1B: 10 2B: 0 3B: 1 HR: 0	SF: 0 SAC: 1 DP: 0 HBP: 0	WP: 1 PB: 0 SB: 1 CS: 1	PA: 40
<b>PITCHER</b>	IP WLS BF H R ER SO BB IBB HBP BLK WP HR S P ERA WHIP																					
Dave Wickersham, R (1, 1) ERA: 4.09	6.2	31	9	2	2	4	2	1	0	0	0	0	0	0	36	48	2.70	1.650				
Ted Bowsfield, L (7, 1) ERA: 4.89	1.1	W 5	1	0	0	1	0	0	0	0	0	0	0	7	7	0.00	0.750					
John Wyatt, R (9, 1) ERA: 2.59	1.0	S 4	1	0	0	2	0	0	0	0	1	0	0	8	8	0.00	1.000					

Batter	1	2	3	4	5	6	7	8	9	AB	R	H	RBI	BB	SO	LOB	BOTTOM				
Jose Tartabull, L (1, 8) OBP: 0.271, SLG: 0.303										3	1	1	0	1	0	1	<p><b>Detroit Tigers @ Kansas City Athletics</b> Municipal Stadium, Kansas City, MO</p> <p>Tue Aug 13 1963, 8:05 PM EDT Att: 8,228 - Unknown</p> <p>livebaseballscorecards.com</p> <p>AB 26 R 4 H 5 RBI 1 BB 5 SO 4 LOB 10</p> 				
Wayne Causey, L (1, 6) OBP: 0.351, SLG: 0.427										2	0	0	0	1	1	2					
Jerry Lumpe, L (1, 4) OBP: 0.320, SLG: 0.361										3	0	0	0	1	0	1					
Norm Siebern, L (1, 3) OBP: 0.363, SLG: 0.421										4	0	0	0	0	2	2					
Manny Jimenez, L (1, 7) OBP: 0.348, SLG: 0.298										4	0	1	0	0	0	1					
Ed Charles, R (1, 5) OBP: 0.346, SLG: 0.396										4	1	1	0	0	1	3					
Gino Cimoli, R (1, 9) OBP: 0.316, SLG: 0.382										3	1	1	0	0	0	0					
Doc Edwards, R (1, 2) OBP: 0.271, SLG: 0.337										2	0	0	0	1	0	0					
Dave Wickersham, R (1, 1) OBP: 0.172, SLG: 0.158										1	0	1	1	0	0	0					
Ted Bowsfield, R (7, 1) OBP: 0.182, SLG: 0.105										0	0	0	0	0	0	0					
Charlie Lau, L (6, PH) OBP: 0.333, SLG: 0.381										0	0	0	0	1	0	0					
Tony La Russa, R (8, PR) John Wyatt, R (9, 1)										0	1	0	0	0	0	0					
<b>Inning Stats</b>	R: 0 E: 0 K: 0 S: 2	H: 0 LOB: 0 BB: 1 P: 6	R: 0 E: 0 K: 1 S: 5	H: 0 LOB: 0 BB: 0 P: 5	R: 0 E: 0 K: 0 S: 4	H: 1 LOB: 1 BB: 0 P: 4	R: 0 E: 0 K: 0 S: 3	H: 0 LOB: 0 BB: 0 P: 3	R: 2 E: 0 K: 1 S: 7	H: 2 LOB: 2 BB: 2 P: 15	R: 0 E: 0 K: 1 S: 5	H: 0 LOB: 0 BB: 0 P: 5	R: 0 E: 0 K: 0 S: 3	H: 1 LOB: 0 BB: 0 P: 3	R: 2 E: 2 K: 1 S: 7	H: 1 LOB: 2 BB: 2 P: 15	1B: 4 2B: 2 3B: 0 HR: 0	SF: 0 SAC: 2 DP: 1 HBP: 0	WP: 0 PB: 0 SB: 1 CS: 1	PA: 33	
<b>PITCHER</b>	IP WLS BF H R ER SO BB IBB HBP BLK WP HR S P ERA WHIP																				
Jim Bunning, R (1, 1) ERA: 4.46	7.0	L 30	5	4	1	3	4	1	0	0	0	0	0	31	51	1.29	1.286				
Mickey Lolich, L (8, 1) ERA: 3.53	1.0	3	0	0	0	1	0	0	0	0	0	0	5	5	0.00	0.000					



Batter	1	2	3	4	5	6	7	8	9	AB	R	H	RBI	BB	SO	LOB	TOP					
<b>Bill Bruton, L</b> OBP: 0.321, SLG: 0.371 (1, 8)										4	2	3	4	1	1	0	<b>Detroit Tigers @ Kansas City Athletics</b> Municipal Stadium, Kansas City, MO Wed Aug 14 1963, 8:05 PM EDT Att: 7,733 - Unknown <a href="http://livebaseballscorecards.com">livebaseballscorecards.com</a>					
<b>Dick McAuliffe, L</b> OBP: 0.332, SLG: 0.381 (1, 6)										5	0	1	0	0	1	4						
<b>Al Kaline, R</b> OBP: 0.378, SLG: 0.507 (1, 9)										5	0	1	1	0	0	1						
<b>Rocky Colavito, R</b> OBP: 0.371, SLG: 0.446 (1, 7)										2	0	1	0	2	0	0						
<b>Norm Cash, L</b> OBP: 0.386, SLG: 0.467 (1, 3)										3	0	0	0	1	0	4						
<b>Bubba Phillips, R</b> OBP: 0.272, SLG: 0.309 (1, 5)										4	1	1	0	0	0	3						
<b>Gus Triandos, R</b> OBP: 0.310, SLG: 0.492 (9, PR)										4	0	1	0	0	1	2						
<b>George Thomas, R</b> OBP: 0.282, SLG: 0.355 (9, PR)										0	0	0	0	0	0	0						
<b>Mike Roarke, R</b> OBP: 0.379, SLG: 0.357 (9, 2)										0	0	0	0	0	0	0						
<b>George Smith, R</b> OBP: 0.333, SLG: 0.400 (1, 4)										3	1	0	0	0	0	1						
<b>Phil Regan, R</b> OBP: 0.233, SLG: 0.256 (1, 1)										2	0	0	0	1	2	2						
<b>Gates Brown, L</b> OBP: 0.308, SLG: 0.333 (9, PH)										0	1	0	0	1	0	0						
<b>Terry Fox, R</b> (9, 1)										0	0	0	0	0	0	0						
<b>Inning Stats</b>	R: 0 E: 0 K: 1 S: 5	H: 0 LOB: 0 BB: 0 P: 5	R: 0 E: 0 K: 0 S: 2	H: 0 LOB: 1 BB: 2 P: 10	R: 1 E: 0 K: 0 S: 5	H: 3 LOB: 3 BB: 2 P: 13	R: 1 E: 0 K: 2 S: 9	H: 2 LOB: 2 BB: 0 P: 10	R: 0 E: 0 K: 0 S: 4	H: 0 LOB: 0 BB: 0 P: 4	R: 0 E: 0 K: 1 S: 5	H: 0 LOB: 0 BB: 1 P: 5	R: 0 E: 0 K: 0 S: 4	H: 0 LOB: 0 BB: 1 P: 8	R: 0 E: 0 K: 0 S: 3	H: 0 LOB: 0 BB: 0 P: 3	R: 3 E: 0 K: 0 S: 5	H: 2 LOB: 1 BB: 1 P: 9	1B: 7 2B: 0 3B: 0 HR: 1	SF: 0 SAC: 0 DP: 1 HBP: 1	WP: 0 PB: 0 SB: 0 CS: 1	PA: 39
<b>PITCHER</b> <b>Moe Drabowsky, R</b> ERA: 3.0 (1, 1)	IP: 9.0 WLS: L BF: 39 H: 8 R: 5 ER: 5 SO: 5 BB: 6 IBB: 0 HBP: 1 BLK: 0 WP: 0 HR: 1 S: 42 P: 67 ERA: 5.00 WHIP: 1.556															<b>PITCHER</b>						

Batter	1	2	3	4	5	6	7	8	9	AB	R	H	RBI	BB	SO	LOB	BOTTOM			
<b>Jose Tartabull, L</b> OBP: 0.264, SLG: 0.294 (1, 8)										4	0	0	0	0	1	0	<b>Detroit Tigers @ Kansas City Athletics</b> Municipal Stadium, Kansas City, MO Wed Aug 14 1963, 8:05 PM EDT Att: 7,733 - Unknown <a href="http://livebaseballscorecards.com">livebaseballscorecards.com</a>			
<b>Wayne Causey, L</b> OBP: 0.350, SLG: 0.426 (1, 6)										4	0	1	0	0	0	0				
<b>Jerry Lumpe, L</b> OBP: 0.317, SLG: 0.358 (1, 4)										4	0	0	0	0	0	1				
<b>Norm Siebern, L</b> OBP: 0.362, SLG: 0.419 (1, 3)										4	0	1	0	0	0	1				
<b>Manny Jimenez, L</b> OBP: 0.356, SLG: 0.328 (1, 7)										4	1	2	0	0	0	1				
<b>Ed Charles, R</b> OBP: 0.348, SLG: 0.397 (1, 5)										4	0	2	0	0	0	1				
<b>Gino Cimoli, R</b> OBP: 0.317, SLG: 0.381 (1, 9)										4	0	1	1	0	1	1				
<b>Doc Edwards, R</b> OBP: 0.268, SLG: 0.332 (1, 2)										3	0	0	0	0	0	2				
<b>Moe Drabowsky, R</b> OBP: 0.222, SLG: 0.417 (1, 1)										3	1	1	1	0	0	2				
<b>Inning Stats</b>	R: 0 E: 0 K: 0 S: 3	H: 0 LOB: 0 BB: 0 P: 3	R: 0 E: 0 K: 1 S: 6	H: 2 LOB: 1 BB: 0 P: 6	R: 1 E: 0 K: 0 S: 4	H: 1 LOB: 0 BB: 0 P: 4	R: 0 E: 0 K: 0 S: 4	H: 1 LOB: 1 BB: 0 P: 4	R: 0 E: 0 K: 0 S: 3	H: 0 LOB: 0 BB: 0 P: 3	R: 1 E: 0 K: 0 S: 6	H: 3 LOB: 2 BB: 0 P: 6	R: 0 E: 0 K: 1 S: 6	H: 1 LOB: 1 BB: 0 P: 6	R: 0 E: 0 K: 0 S: 3	H: 0 LOB: 0 BB: 0 P: 3		1B: 6 2B: 1 3B: 0 HR: 1	SF: 0 SAC: 0 DP: 1 HBP: 0	WP: 0 PB: 0 SB: 0 CS: 0
<b>PITCHER</b> <b>Phil Regan, R</b> ERA: 3.68 (1, 1)	IP: 8.0 WLS: W BF: 31 H: 8 R: 2 ER: 2 SO: 2 BB: 0 IBB: 0 HBP: 0 BLK: 0 WP: 0 HR: 1 S: 35 P: 35 ERA: 2.25 WHIP: 1.000															<b>PITCHER</b>				
<b>Terry Fox, R</b> ERA: 3.71 (9, 1)	IP: 1.0 WLS: S BF: 3 H: 0 R: 0 ER: 0 SO: 0 BB: 0 IBB: 0 HBP: 0 BLK: 0 WP: 0 HR: 0 S: 3 P: 3 ERA: 0.00 WHIP: 0.000															<b>PITCHER</b>				




Batter	1	2	3	4	5	6	7	8	9	AB	R	H	RBI	BB	SO	LOB	TOP								
Bill Bruton, L OBP: 0.325, SLG: 0.374 (1, 8)	F9		1B	E8		2B		F7		5	3	3	2	0	0	1	<b>Detroit Tigers @ Kansas City Athletics</b> Municipal Stadium, Kansas City, MO Thu Aug 15 1963, 4:33 AM EDT Att: 4,820 - Unknown								
Dick McAuliffe, L OBP: 0.335, SLG: 0.386 (1, 6)	4-3		1B	6-3		1B		1B		5	0	3	2	0	0	0									
Al Kaline, R OBP: 0.378, SLG: 0.506 Gates Brown, L OBP: 0.317, SLG: 0.343 (1, 9) (5, 7)	L6-3		CS	CS		4-3		E9		3	1	1	0	0	0	0									
Rocky Colavito, R OBP: 0.369, SLG: 0.443 (1, 7) (5, 9)	4-3		1B	SH5-3		F3		F7		5	1	1	0	0	0	2									
Norm Cash, L OBP: 0.384, SLG: 0.464 (1, 3)	G3		1B	SH5-3		F9		E6		5	1	1	1	0	0	0									
Bubba Phillips, R OBP: 0.272, SLG: 0.308 (1, 5)	F8		1B	SH5-3		1B		FC1-4		4	0	1	0	0	0	1									
Gus Triandos, R OBP: 0.308, SLG: 0.395 (1, 2)			5-3	1B		F8		F7		4	1	0	0	1	0	2									
Don Wert, R OBP: 0.324, SLG: 0.359 (1, 4)			SH3	1B		E		1B		4	3	3	2	0	0	0									
Hank Aquirre, R OBP: 0.179, SLG: 0.204 (1, 1)	SH3		1B	E		1B		K		3	1	1	1	0	2	1									
<b>Inning Stats</b>	R: 0 E: 0 K: 0 S: 3	H: 0 LOB: 0 BB: 0 P: 3	R: 0 E: 0 K: 0 S: 3	H: 0 LOB: 0 BB: 0 P: 3	R: 2 E: 0 K: 0 S: 5	H: 3 LOB: 0 BB: 0 P: 5	R: 7 E: 1 K: 0 S: 9	H: 6 LOB: 1 BB: 1 P: 13	R: 0 E: 0 K: 0 S: 4	H: 1 LOB: 1 BB: 0 P: 4	R: 1 E: 0 K: 1 S: 7	H: 2 LOB: 1 BB: 0 P: 7	R: 0 E: 1 K: 0 S: 4	H: 0 LOB: 0 BB: 0 P: 4	R: 1 E: 1 K: 1 S: 8	H: 3 LOB: 2 BB: 0 P: 8		R: 0 E: 0 K: 0 S: 3	H: 0 LOB: 0 BB: 0 P: 3	1B: 14 2B: 1 3B: 0 HR: 0	SF: 0 SAC: 2 DP: 0 HBP: 0	WP: 0 PB: 0 SB: 1 CS: 1	PA: 44		
<b>PITCHER</b>	IP	WLS	BF	H	R	ER	SO	BB	IBB	HBP	BLK	WP	HR	S	P	ERA	WHIP								
Diego Segui, R ERA: 4.02 (1, 1)	3.1	L	16	6	6	6	0	0	1	0	0	0	0	15	19	16.20	1.800								
Bill Fischer, R ERA: 3.33 (4, 1)	1.2		9	4	3	1	0	0	0	0	0	0	0	9	9	5.40	2.400								
Tom Sturdivant, R ERA: 4.92 (6, 1)	4.0		18	5	2	2	2	0	0	0	0	0	0	22	22	4.50	1.250								


Batter	1	2	3	4	5	6	7	8	9	AB	R	H	RBI	BB	SO	LOB	BOTTOM								
Gino Cimoli, R OBP: 0.319, SLG: 0.383 (1, 9)	5-3		1-3		1B		G4-6-3			3	1	1	0	1	0	0	<b>Detroit Tigers @ Kansas City Athletics</b> Municipal Stadium, Kansas City, MO Thu Aug 15 1963, 4:33 AM EDT Att: 4,820 - Unknown								
Wayne Causey, L OBP: 0.349, SLG: 0.424 Jose Tartabull, L OBP: 0.264, SLG: 0.294 (1, 6) (8, 8)	3-1		K		1B		G4-6-3			4	0	1	0	0	1	1									
Ed Charles, R OBP: 0.347, SLG: 0.396 Sammy Esposito, R OBP: 0.208, SLG: 0.143 (1, 5) (3, PH) (4, 5) (6, 6)	K		1B		F9					1	0	0	0	0	1	0									
Norm Siebern, L OBP: 0.364, SLG: 0.420 (1, 3)	FC3-6		4-3		1B		G3			4	0	2	1	0	0	1									
Manny Jimenez, L OBP: 0.338, SLG: 0.308 (1, 7)	FC3-6		4-3		F8		4-3			4	0	0	0	0	0	3									
Doc Edwards, R OBP: 0.272, SLG: 0.335 (1, 2)	E5		F8		F8		FC6-4			4	0	2	0	0	0	0									
Jerry Lumpe, L OBP: 0.318, SLG: 0.359 Tony La Russa, R (5, 4)	F7		FC5-4		F8		F3			2	0	1	0	0	0	2									
Bobby Del Greco, R OBP: 0.299, SLG: 0.315 (1, 8) (8, 5)	BB		FC5-4		F8		K			3	0	0	0	1	1	2									
Diego Segui, R OBP: 0.217, SLG: 0.244 Bill Fischer, R OBP: 0.333, SLG: 0.091 Chuck Essegian, R OBP: 0.278, SLG: 0.333 Tom Sturdivant, L (6, 1) Ken Harrelson, R OBP: 0.309, SLG: 0.392 (8, PH)	F8		5-3		5-3		FC6-4			1	0	0	0	0	0	3									
<b>Inning Stats</b>	R: 0 E: 0 K: 1 S: 5	H: 2 LOB: 3 BB: 1 P: 9	R: 0 E: 0 K: 1 S: 6	H: 1 LOB: 1 BB: 0 P: 6	R: 0 E: 0 K: 0 S: 4	H: 1 LOB: 1 BB: 0 P: 4	R: 1 E: 0 K: 0 S: 6	H: 3 LOB: 2 BB: 0 P: 6	R: 0 E: 0 K: 0 S: 3	H: 0 LOB: 0 BB: 1 P: 3	R: 0 E: 0 K: 0 S: 2	H: 0 LOB: 0 BB: 1 P: 6	R: 0 E: 0 K: 0 S: 3	H: 0 LOB: 0 BB: 0 P: 3	R: 0 E: 0 K: 1 S: 6	H: 1 LOB: 1 BB: 0 P: 6		1B: 7 2B: 1 3B: 0 HR: 0	SF: 0 SAC: 0 DP: 1 HBP: 0	WP: 0 PB: 0 SB: 0 CS: 0	PA: 36				
<b>PITCHER</b>	IP	WLS	BF	H	R	ER	SO	BB	IBB	HBP	BLK	WP	HR	S	P	ERA	WHIP								
Hank Aquirre, L ERA: 3.93 (1, 1)	9.0	W	36	8	1	1	3	2	0	0	0	0	0	40	48	1.00	1.111								








Batter	1	2	3	4	5	6	7	8	9	AB	R	H	RBI	BB	SO	LOB	TOP			
Luis Aparicio, R OBP: 0.290, SLG: 0.335 (1, 6)	6-3		K		E6 SH1-3 1B	F8		4-3	5 1 0 0 0 1 2								<b>Baltimore Orioles @ Kansas City Athletics</b> Municipal Stadium, Kansas City, MO Sat Aug 17 1963, 8:05 PM EDT Att: 9,867 - Unknown  <b>AB 37</b> <b>R 6</b> <b>H 10</b> <b>RBI 6</b> <b>BB 0</b> <b>SO 4</b> <b>LOB 12</b>  			
Russ Snyder, L OBP: 0.335, SLG: 0.367 (1, 8) (7, 7)	K		1B HR		SH1-3	F8		4-3	4 1 1 0 0 1 0											
Boog Powell, L OBP: 0.327, SLG: 0.486 Bob Saverine, S OBP: 0.311, SLG: 0.226 (7, 8)			HR		2B 1B	F4			4 2 3 2 0 0 0 0 0 0 0 0 0 0											
Jim Gentile, L OBP: 0.349, SLG: 0.442 (1, 3)	F8		K		F5	F2			4 0 0 0 0 1 4											
Jackie Brandt, R OBP: 0.300, SLG: 0.390 (1, 9)		S 1B	HR		2B			6-3	4 1 3 4 0 0 0											
Brooks Robinson, R OBP: 0.313, SLG: 0.366 (1, 5)	5-3		F8		4-3			5-3	4 0 0 0 0 0 2											
Dick Brown, R OBP: 0.303, SLG: 0.345 (1, 2)	F5				5-3	K		E5	4 0 0 0 0 1 1											
Jerry Adair, R OBP: 0.237, SLG: 0.346 (1, 4)	4-3				F6	FC3-6 1B		1-3	4 0 1 0 0 0 2											
Steve Barber, L OBP: 0.164, SLG: 0.211 Fred Valentine, S OBP: 0.435, SLG: 0.333 Dick Hall, R OBP: 0.429, SLG: 0.619 (9, 1)			1B 1B		G3	FC3-6 1-2			3 1 1 0 0 0 1 1 0 1 0 0 0 0 0 0 0 0 0 0 0											
<b>Inning Stats</b>	R: 0 E: 0 K: 1 S: 6	H: 1 LOB: 1 BB: 0 P: 6	R: 0 E: 0 K: 0 S: 4	H: 1 LOB: 1 BB: 0 P: 4	R: 4 E: 0 K: 2 S: 11	H: 4 LOB: 0 BB: 0 P: 11	R: 0 E: 0 K: 0 S: 3	H: 0 LOB: 0 BB: 0 P: 3	R: 2 E: 1 K: 0 S: 6	H: 2 LOB: 1 BB: 0 P: 6	R: 0 E: 0 K: 0 S: 3	H: 0 LOB: 0 BB: 0 P: 3	R: 0 E: 1 K: 0 S: 4	H: 0 LOB: 1 BB: 0 P: 4	R: 0 E: 0 K: 0 S: 3	H: 1 LOB: 0 BB: 0 P: 3	1B: 7 2B: 2 3B: 0 HR: 1	SF: 0 SAC: 1 DP: 0 HBP: 0	WP: 0 PB: 0 SB: 2 CS: 0	PA: 38
<b>PITCHER</b>	IP WLS BF H R ER SO BB IBB HBP BLK WP HR S P ERA WHIP	IP WLS BF H R ER SO BB IBB HBP BLK WP HR S P ERA WHIP																		
Ed Rakow, R ERA: 3.99 (1, 1)	4.0	L	18	6	4	4	3	0	0	0	0	0	0	0	0	0	9.00	1.500		
Bill Fischer, R ERA: 3.24 (5, 1)	2.0	10	3	2	0	1	0	0	0	0	0	0	0	0	0	12	12	0.00	1.500	
Tom Sturdivant, R ERA: 4.79 (7, 1)	2.0	7	0	0	0	0	0	0	0	0	0	0	0	0	7	7	0.00	0.000		
John Wyatt, R ERA: 2.54 (9, 1)	1.0	3	1	0	0	0	0	0	0	0	0	0	0	0	3	3	0.00	1.000		


Batter	1	2	3	4	5	6	7	8	9	AB	R	H	RBI	BB	SO	LOB	BOTTOM			
Gino Cimoli, R OBP: 0.323, SLG: 0.381 (1, 9)	4-3				3-1	6-3			4 0 1 0 1 0 4								<b>Baltimore Orioles @ Kansas City Athletics</b> Municipal Stadium, Kansas City, MO Sat Aug 17 1963, 8:05 PM EDT Att: 9,867 - Unknown  <b>AB 37</b> <b>R 1</b> <b>H 9</b> <b>RBI 1</b> <b>BB 4</b> <b>SO 5</b> <b>LOB 19</b>  			
Wayne Causey, L OBP: 0.346, SLG: 0.419 (1, 6)	K		F6		1B			4-3	5 0 1 0 0 1 4											
Ed Charles, R OBP: 0.346, SLG: 0.394 (1, 5)	K		5-3		1B				5 0 1 0 0 2 1											
Norm Siebern, L OBP: 0.361, SLG: 0.415 (1, 3)	4-3				3-1	K		F5	5 0 1 0 0 1 2											
Doc Edwards, R OBP: 0.270, SLG: 0.330 (1, 2)	4-3				L8	F9		F7	5 1 1 0 0 0 3											
Jerry Lumpe, L OBP: 0.323, SLG: 0.359 (1, 4)			1B BB		F6	K		F8	3 0 0 0 1 1 3											
Ken Harrelson, R OBP: 0.310, SLG: 0.396 (1, 7)					1B 2B	5-3		6-3	4 0 2 0 0 0 0											
Bobby Del Greco, R OBP: 0.297, SLG: 0.310 (1, 8)			F9		BB	5-3		E5	4 0 1 1 0 0 2											
Ed Rakow, S OBP: 0.173, SLG: 0.225 Chuck Essington, R OBP: 0.297, SLG: 0.333 Bill Fischer, R OBP: 0.333, SLG: 0.409 Tony La Russa, L OBP: 0.333, SLG: 1.000 Tom Sturdivant, L OBP: 0.309, SLG: 0.333 Manny Jimenez, L OBP: 0.297, SLG: 0.292 Jose Tartabull, L OBP: 0.297, SLG: 0.292 John Wyatt, R ERA: 3.72 (9, 1)			5-3		BB			BB	1 0 0 0 0 0 0 0 0 0 0 0 1 0 0 0 0 0 0 0 0 0 0 1 0 1 0 0 0 0 0 0 0 0 0 0 0 0 0 0 0 0 0 0 1 0 0 0 0 0 0 0 0 0 0 0 0 0 0 0 0 0 0											
<b>Inning Stats</b>	R: 0 E: 0 K: 2 S: 7	H: 0 LOB: 0 BB: 0 P: 7	R: 0 E: 0 K: 0 S: 4	H: 1 LOB: 2 BB: 1 P: 8	R: 0 E: 0 K: 0 S: 4	H: 1 LOB: 1 BB: 0 P: 4	R: 1 E: 0 K: 0 S: 6	H: 3 LOB: 3 BB: 1 P: 10	R: 0 E: 0 K: 0 S: 4	H: 2 LOB: 2 BB: 0 P: 9	R: 0 E: 0 K: 0 S: 4	H: 1 LOB: 1 BB: 0 P: 4	R: 0 E: 0 K: 0 S: 4	H: 0 LOB: 3 BB: 2 P: 12	R: 0 E: 0 K: 1 S: 5	H: 0 LOB: 0 BB: 0 P: 5	1B: 7 2B: 1 3B: 1 HR: 0	SF: 0 SAC: 0 DP: 0 HBP: 0	WP: 0 PB: 0 SB: 0 CS: 0	PA: 41
<b>PITCHER</b>	IP WLS BF H R ER SO BB IBB HBP BLK WP HR S P ERA WHIP	IP WLS BF H R ER SO BB IBB HBP BLK WP HR S P ERA WHIP																		
Steve Barber, L ERA: 2.47 (1, 1)	8.0	W	38	9	1	1	4	4	0	0	0	0	0	0	42	58	1.12	1.625		
Dick Hall, R ERA: 3.72 (9, 1)	1.0	S	3	0	0	0	1	0	0	0	0	0	0	5	5	0.00	0.000			







Batter	1	2	3	4	5	6	7	8	9	AB	R	H	RBI	BB	SO	LOB	TOP	
Don Blasingame, L (1,4) OBP: 0.290, SLG: 0.262	1-3			BB 1B		F7			F2	4	0	1	0	0	0	0	Washington Senators @ Kansas City Athletics Municipal Stadium, Kansas City, MO Tue Aug 20 1963, 8:05 PM EDT Unknown  livebaseballscores.com AB 27 R 0 H 1 RBI 0 BB 2 SO 2 LOB 7 	
Dick Phillips, L (1,3) OBP: 0.284, SLG: 0.328	F8			F9		4-3			4-3	4	0	0	0	0	0	1		
Chuck Hinton, R (1,7) OBP: 0.342, SLG: 0.445	5-3			BB 1-2 BB				F3		2	0	0	0	1	0	0		
Jim King, L (1,9) OBP: 0.316, SLG: 0.479				F8		F8			4-3	3	0	0	0	0	0	2		
Don Lock, R (1,8) OBP: 0.338, SLG: 0.456				P6		F9			5-3	3	0	0	0	0	0	2		
Don Zimmer, R (1,5) OBP: 0.296, SLG: 0.465				5-3						2	0	0	0	1	1	0		
Don Leppert, R (1,2) Cal Neeman, R (6,2) OBP: 0.307, SLG: 0.400				F7		6-3			FC3-6 BB	2	0	0	0	0	0	0		
Ed Brinkman, R (1,6) OBP: 0.266, SLG: 0.309				1-3		F7			G6-4-3 1-2	3	0	0	0	0	0	1		
Claude Osteen, L (1,1) Pete Burnside, R (3,1) Bobo Osborne, L (9, PH) OBP: 0.192, SLG: 0.160				P5					G3	1	0	0	0	0	0	0		
										1	0	0	0	0	1	0		
										1	0	0	0	0	0	0		
<b>Inning Stats</b>	R: 0 E: 0 K: 0 S: 3	H: 0 LOB: 0 BB: 0 P: 3	R: 0 E: 0 K: 0 S: 3	H: 0 LOB: 0 BB: 0 P: 3	R: 0 E: 0 K: 0 S: 3	H: 1 LOB: 2 BB: 1 P: 8	R: 0 E: 0 K: 1 S: 5	H: 0 LOB: 0 BB: 0 P: 5	R: 0 E: 0 K: 0 S: 3	H: 0 LOB: 0 BB: 0 P: 3	R: 0 E: 0 K: 0 S: 2	H: 0 LOB: 0 BB: 1 P: 6	R: 0 E: 0 K: 0 S: 3	H: 0 LOB: 0 BB: 0 P: 3	1B: 1 2B: 0 3B: 0 HR: 0	SF: 0 SAC: 0 DP: 1 HBP: 0	WP: 0 PB: 0 CS: 0	PA: 29
<b>PITCHER</b> Moe Drabowsky, R (1,1) ERA: 2.77	IP: 9.0 WLS: W BF: 29 H: 1 R: 0 ER: 0 SO: 2 BB: 2 IBB: 0 HBP: 0 BLK: 0 WP: 0 HR: 0 S: 31 P: 39 ERA: 0.00 WHIP: 0.333																	

Batter	1	2	3	4	5	6	7	8	9	AB	R	H	RBI	BB	SO	LOB	BOTTOM
Gino Cimoli, R (1,9) OBP: 0.318, SLG: 0.374	4-3			G3		P5			F8	3	0	0	0	0	0	2	Washington Senators @ Kansas City Athletics Municipal Stadium, Kansas City, MO Tue Aug 20 1963, 8:05 PM EDT Unknown  livebaseballscores.com AB 36 R 9 H 15 RBI 9 BB 2 SO 2 LOB 13 
Jose Tartabull, L (6,8) OBP: 0.271, SLG: 0.296				2-3						2	0	0	0	0	0	0	
Wayne Causey, L (1,6) OBP: 0.342, SLG: 0.413	F8			P5		F3			L4	5	0	1	0	0	0	1	
Ed Charles, R (1,5) OBP: 0.347, SLG: 0.399	F9			HR		1B HR			F2	4	2	1	1	1	1	1	
Norm Siebern, L (1,3) OBP: 0.363, SLG: 0.422				2B 1B		1B 2B			K	4	3	3	1	0	0	1	
Doc Edwards, R (1,2) OBP: 0.278, SLG: 0.356				1B 1B 2B		1B 1B HR			F3	4	2	3	5	0	0	0	
Jerry Lumpe, L (1,4) Sammy Esposito, R (8,4) OBP: 0.326, SLG: 0.373				1B 1B		F5				4	0	3	0	0	0	0	
Ken Harrelson, R (1,7) OBP: 0.314, SLG: 0.399				1B 1B		1B			3B	0	0	0	0	0	0	0	
Bobby Del Greco, R (1,8) OBP: 0.297, SLG: 0.307				PB SF9 1B		F7			F9	4	1	2	1	0	0	3	
Moe Drabowsky, R (1,1) OBP: 0.250, SLG: 0.475				SF9 2B		F7			G6-4-3 BB	2	0	0	1	1	0	3	
				G3 1B 2B		K			FC5-4	4	1	2	0	0	1	2	
<b>Inning Stats</b>	R: 0 E: 0 K: 0 S: 3	H: 5 LOB: 1 BB: 0 P: 7	R: 2 E: 0 K: 0 S: 7	H: 4 LOB: 2 BB: 0 P: 7	R: 4 E: 0 K: 0 S: 6	H: 3 LOB: 0 BB: 1 P: 10	R: 0 E: 0 K: 1 S: 5	H: 1 LOB: 1 BB: 0 P: 4	R: 0 E: 0 K: 0 S: 4	H: 1 LOB: 2 BB: 1 P: 8	R: 0 E: 0 K: 1 S: 5	H: 0 LOB: 0 BB: 0 P: 5	1B: 8 2B: 4 3B: 1 HR: 2	SF: 1 SAC: 0 DP: 1 HBP: 0	WP: 0 PB: 1 CS: 0	PA: 39	
<b>PITCHER</b> Claude Osteen, L (1,1) ERA: 3.71 Pete Burnside, L (3,1) ERA: 4.66	IP: 2.1 WLS: L BF: 14 H: 7 R: 4 ER: 4 SO: 2 BB: 2 IBB: 0 HBP: 0 BLK: 0 WP: 0 HR: 1 S: 14 P: 14 ERA: 6.35 WHIP: 1.588																







Batter	1	2	3	4	5	6	7	8	9	AB	R	H	RBI	BB	SO	LOB	TOP					
Don Blasingame, L (1,4) OBP: 0.293, SLG: 0.286										5	0	1	0	0	0	3	Washington Senators @ Kansas City Athletics Municipal Stadium, Kansas City, MO Wed Aug 21 1963, 8:05 PM EDT Att: 5,425 - Unknown					
Minnie Minoso, R (1,7) OBP: 0.320, SLG: 0.320										5	0	0	0	0	0	1						
Jim King, L (1,9) OBP: 0.315, SLG: 0.479										5	1	1	0	0	1	1						
Don Lock, R (1,8) OBP: 0.335, SLG: 0.458										4	2	2	2	0	0	1						
Bobo Osborne, L (1,3) OBP: 0.309, SLG: 0.378										4	0	0	0	0	0	1						
Don Zimmer, R (1,5) OBP: 0.296, SLG: 0.472										4	2	2	2	0	2	0						
Ken Retzer, L (1,2) OBP: 0.280, SLG: 0.303										4	0	3	0	0	0	0						
Chuck Cottier, R (1,6) OBP: 0.257, SLG: 0.327										3	0	1	1	1	1	2						
Ron Moeller, L (1,1) OBP: 0.250, SLG: 0.250										2	0	0	0	0	1	1						
Dick Phillips, L (7, PH) OBP: 0.284, SLG: 0.328										1	0	0	0	0	0	2						
Ed Roebuck, R (7, 1) OBP: 0.300, SLG: 0.300										1	0	0	0	0	0	2						
<b>Inning Stats</b>	R: 0 E: 0 K: 0 S: 4	H: 1 LOB: 1 BB: 0 P: 4	R: 0 E: 0 K: 2 S: 8	H: 1 LOB: 1 BB: 0 P: 8	R: 0 E: 0 K: 0 S: 3	H: 0 LOB: 0 BB: 0 P: 3	R: 1 E: 0 K: 1 S: 6	H: 1 LOB: 0 BB: 0 P: 6	R: 0 E: 0 K: 1 S: 5	H: 0 LOB: 1 BB: 1 P: 9	R: 0 E: 0 K: 0 S: 3	H: 0 LOB: 0 BB: 0 P: 3	R: 1 E: 0 K: 0 S: 6	H: 3 LOB: 2 BB: 0 P: 6	R: 3 E: 1 K: 0 S: 8	H: 4 LOB: 2 BB: 0 P: 8	R: 0 E: 0 K: 1 S: 5	H: 0 LOB: 0 BB: 0 P: 5	1B: 7 2B: 0 3B: 1 HR: 2	SF: 0 SAC: 0 DP: 0 HBP: 0	WP: 0 PB: 0 SB: 1 CS: 0	PA: 39
<b>PITCHER</b>	IP WLS BF H R ER SO BB IBB HBP BLK WP HR S P ERA WHIP																					
Orlando Pena, R (1,1) ERA: 3.74	7.1 L 31 8 4 4 4 4 1 0 0 0 0 1 38 42 4.91 1.227																					
John Wyatt, R (8,1) ERA: 2.55	0.2 5 2 1 1 0 0 0 0 0 0 1 5 5 13.50 3.000																					
Pete Lovrich, R (9,1) ERA: 5.19	1.0 3 0 0 0 1 0 0 0 0 0 0 0 5 5 0.00 0.000																					

Batter	1	2	3	4	5	6	7	8	9	AB	R	H	RBI	BB	SO	LOB	BOTTOM					
Gino Cimoli, R (1,9) OBP: 0.322, SLG: 0.383										4	0	2	0	0	0	0	Washington Senators @ Kansas City Athletics Municipal Stadium, Kansas City, MO Wed Aug 21 1963, 8:05 PM EDT Att: 5,425 - Unknown					
Wayne Causey, L (1,6) OBP: 0.341, SLG: 0.408										3	0	1	0	1	0	1						
Ed Charles, R (1,5) OBP: 0.348, SLG: 0.396										3	0	0	0	1	0	4						
Norm Siebern, L (1,3) OBP: 0.364, SLG: 0.428										4	1	1	0	0	1	4						
Doc Edwards, R (1,2) OBP: 0.281, SLG: 0.354										4	0	1	0	0	1	4						
Jerry Lumpe, L (1,4) OBP: 0.333, SLG: 0.384										4	0	2	1	0	0	1						
Ken Harrelson, R (1,7) OBP: 0.310, SLG: 0.390										4	0	1	0	0	1	2						
Bobby Del Greco, R (1,8) OBP: 0.292, SLG: 0.302										3	0	0	0	0	0	1						
Manny Jimenez, L (9, PH) OBP: 0.356, SLG: 0.342										1	0	0	0	0	0	2						
Orlando Pena, R (1,1) ERA: 3.09	6.0 W 23 5 1 1 3 3 1 0 0 0 0 0 28 32 1.50 1.000																					
Ed Roebuck, R (7, 1) ERA: 3.56	3.0 S 13 4 0 0 1 1 0 0 0 0 0 0 14 18 0.00 1.667																					
<b>Inning Stats</b>	R: 0 E: 0 K: 1 S: 5	H: 0 LOB: 1 BB: 1 P: 9	R: 0 E: 0 K: 1 S: 6	H: 1 LOB: 1 BB: 0 P: 6	R: 0 E: 0 K: 0 S: 4	H: 1 LOB: 1 BB: 0 P: 4	R: 1 E: 0 K: 0 S: 4	H: 2 LOB: 0 BB: 0 P: 4	R: 0 E: 0 K: 1 S: 6	H: 1 LOB: 1 BB: 0 P: 6	R: 0 E: 0 K: 0 S: 3	H: 0 LOB: 0 BB: 0 P: 3	R: 0 E: 0 K: 0 S: 3	H: 0 LOB: 0 BB: 0 P: 3	R: 0 E: 0 K: 1 S: 7	H: 2 LOB: 3 BB: 1 P: 11	R: 0 E: 0 K: 0 S: 4	H: 2 LOB: 1 BB: 0 P: 4	1B: 6 2B: 3 3B: 0 HR: 0	SF: 0 SAC: 0 DP: 2 HBP: 0	WP: 0 PB: 0 SB: 1 CS: 0	PA: 36
<b>PITCHER</b>	IP WLS BF H R ER SO BB IBB HBP BLK WP HR S P ERA WHIP																					



Batter	1	2	3	4	5	6	7	8	9	AB	R	H	RBI	BB	SO	LOB	TOP																			
Don Blasingame, L (1, 4) OBP: 0.286, SLG: 0.279	K2-3		F8			1-3		P6		4	0	0	0	0	1	0	Washington Senators @ Kansas City Athletics Municipal Stadium, Kansas City, MO Thu Aug 22 1963, 8:05 PM EDT Att: 4,959 - Unknown																			
Jim King, L (1, 9) OBP: 0.315, SLG: 0.485	3-1			3-1		HR		F8		4	1	1	1	0	0	0																				
Chuck Hinton, R (1, 7) OBP: 0.345, SLG: 0.449	F9			L4						4	1	2	0	0	0	0																				
Don Lock, R (1, 8) OBP: 0.334, SLG: 0.454		FC3-6 BB		5-3		K			6-3 3B	3	0	0	1	1	1	1																				
Bobo Osborne, L (1, 3) OBP: 0.308, SLG: 0.375		FC3-6 1-2f			F8			G5-4-3 BB	4-3	3	0	0	0	1	0	1																				
Don Zimmer, R (1, 5) OBP: 0.291, SLG: 0.463		P5			K			G5-4-3 1-2f	L6	4	0	0	0	0	1	2																				
Ken Retzer, L (1, 2) OBP: 0.286, SLG: 0.311		F8				2B				2	0	1	0	1	0	1																				
Chuck Cottier, R (1, 6) OBP: 0.255, SLG: 0.324			K		F8					3	0	0	0	0	2	2																				
Bennie Daniels, L (1, 1) Pete Burnside, L (3, 1) Minnie Miroski, R (6, PH) Jim Duckworth, R (6, 1) Dick Phillips, L (8, PH) Tom Cheney, R (8, 1) OBP: 0.316, SLG: 0.171 OBP: 0.295, SLG: 0.143 OBP: 0.319, SLG: 0.319 OBP: 0.302, SLG: 0.327 OBP: 0.195, SLG: 0.199			4-3			K			6-3	1	0	0	0	0	0	0																				
Inning Stats	R: 0 E: 0 K: 1 S: 5	H: 0 LOB: 0 BB: 0 P: 5	R: 0 E: 0 K: 0 S: 3	H: 0 LOB: 1 BB: 1 P: 7	R: 0 E: 0 K: 1 S: 5	H: 0 LOB: 0 BB: 0 P: 5	R: 0 E: 0 K: 0 S: 3	H: 0 LOB: 0 BB: 0 P: 3	R: 0 E: 0 K: 1 S: 6	H: 1 LOB: 1 BB: 0 P: 6	R: 1 E: 0 K: 2 S: 9	H: 2 LOB: 1 BB: 0 P: 9	R: 0 E: 0 K: 1 S: 4	H: 0 LOB: 1 BB: 2 P: 12	R: 0 E: 0 K: 0 S: 3	H: 0 LOB: 0 BB: 0 P: 3		R: 1 E: 0 K: 0 S: 4	H: 1 LOB: 0 BB: 0 P: 4	1B: 1 2B: 1 3B: 1 HR: 1	SF: 0 SAC: 0 DP: 1 HBP: 0	WP: 0 PB: 0 SB: 0 CS: 0	PA: 33													
PITCHER	IP	WLS	BF	H	R	ER	SO	BB	IBB	HBP	BLK	WP	HR	S	P	ERA	WHIP	PITCHER		IP	WLS	BF	H	R	ER	SO	BB	IBB	HBP	BLK	WP	HR	S	P	ERA	WHIP
Ed Rakow, R (1, 1) ERA: 3.89	6.0	W	23	3	1	1	5	2	0	0	0	0	1	31	39	1.50	0.833																			
Bill Fischer, R (7, 1) ERA: 3.23	3.0	S	10	1	1	1	1	1	0	0	0	0	0	11	15	3.00	0.667																			

AB	30
R	2
H	4
RBI	2
BB	3
SO	6
LOB	7



Batter	1	2	3	4	5	6	7	8	9	AB	R	H	RBI	BB	SO	LOB	BOTTOM																			
Jose Tartabull, L (1, 8) OBP: 0.275, SLG: 0.312	PB 4-3 1B		FC4-6 E	WP S 1B		4-3		F8		5	3	2	0	0	0	1	Washington Senators @ Kansas City Athletics Municipal Stadium, Kansas City, MO Thu Aug 22 1963, 8:05 PM EDT Att: 4,959 - Unknown																			
Wayne Causey, L (1, 6) OBP: 0.344, SLG: 0.411	4-3		E8 HR	BB 1B		G4-6-3 1B				4	1	3	2	0	0	1																				
Norm Siebern, L (1, 3) OBP: 0.367, SLG: 0.437						G4-6-3 1-2f				3	1	2	3	1	0	1																				
Manny Jimenez, L (1, 7) OBP: 0.352, SLG: 0.338	FC4-6 FC5-4		BB SF7 1B	K		E6 G5-4-3				4	1	1	0	0	1	3																				
Ed Charles, R (1, 5) OBP: 0.348, SLG: 0.394	FC5-4		SF7 BB	K		G5-4-3 1-2f				3	0	0	0	1	1	4																				
Jerry Lumpe, L (1, 4) OBP: 0.334, SLG: 0.384		L6	SF7 BB	4-3				1B		3	0	1	0	1	0	2																				
Gino Cimoli, R (1, 9) OBP: 0.319, SLG: 0.381		6-3	SF7		6-3			K		3	0	0	1	0	1	1																				
Doc Edwards, R (1, 2) OBP: 0.280, SLG: 0.350		4-3		FC6-4 IBB		P4		3-1		3	0	0	0	1	0	0																				
Ed Rakow, S (1, 1) OBP: 0.182, SLG: 0.120						F8				2	0	0	0	1	0	3																				
Bill Fischer, R (7, 1) OBP: 0.313, SLG: 0.083			FC6-4 BB					K		1	0	0	0	0	1	0																				
Inning Stats	R: 1 E: 0 K: 0 S: 5	H: 2 LOB: 1 BB: 0 P: 5	R: 0 E: 0 K: 0 S: 3	H: 0 LOB: 0 BB: 0 P: 3	R: 4 E: 1 K: 0 S: 6	H: 3 LOB: 3 BB: 4 P: 22	R: 1 E: 0 K: 2 S: 9	H: 2 LOB: 2 BB: 1 P: 13	R: 0 E: 0 K: 0 S: 3	H: 0 LOB: 0 BB: 0 P: 3	R: 0 E: 0 K: 0 S: 3	H: 1 LOB: 0 BB: 0 P: 3	R: 0 E: 1 K: 1 S: 6	H: 1 LOB: 1 BB: 0 P: 6	R: 0 E: 0 K: 1 S: 5	H: 0 LOB: 0 BB: 0 P: 5	1B: 8 2B: 0 3B: 0 HR: 1	SF: 1 SAC: 0 DP: 2 HBP: 0	WP: 1 PB: 1 SB: 2 CS: 0	PA: 37																
PITCHER	IP	WLS	BF	H	R	ER	SO	BB	IBB	HBP	BLK	WP	HR	S	P	ERA	WHIP	PITCHER		IP	WLS	BF	H	R	ER	SO	BB	IBB	HBP	BLK	WP	HR	S	P	ERA	WHIP
Bennie Daniels, R (1, 1) ERA: 4.59	2.1	L	15	5	5	4	0	3	0	0	0	0	1	12	24	15.43	3.429																			
Pete Burnside, L (3, 1) ERA: 4.79	2.2		12	2	1	1	2	1	1	0	0	1	0	14	22	3.38	1.125																			
Jim Duckworth, R (6, 1) ERA: 4.98	2.0		7	2	0	0	1	0	0	0	0	0	0	9	9	0.00	1.000																			
Tom Cheney, R (8, 1) ERA: 2.72	1.0		3	0	0	0	1	0	0	0	0	0	0	5	5	0.00	0.000																			





Batter	1	2	3	4	5	6	7	8	9	AB	R	H	RBI	BB	SO	LOB	TOP	
Jose Tartabull, L (1, 8) OBP: 0.275, SLG: 0.310										4	1	1	0	0	0	2	<b>Kansas City Athletics @ Detroit Tigers</b> Tiger Stadium, Detroit, MI Fri Aug 23 1963, 7:05 PM EDT Unknown	
Wayne Causey, L (1, 6) OBP: 0.344, SLG: 0.411 Bill Fischer, R (6, 1) OBP: 0.294, SLG: 0.077										3	0	1	1	0	0	0		
Norm Siebern, L (1, 3) OBP: 0.365, SLG: 0.434 Ken Harrelson, R (7, 3) OBP: 0.308, SLG: 0.388										3	0	0	0	0	0	1		
Manny Jimenez, L (1, 7) OBP: 0.347, SLG: 0.333 (6, 9)										4	0	1	0	0	0	1		
Ed Charles, R (1, 5) OBP: 0.346, SLG: 0.391 Bobby Del Greco, R (7, 5) OBP: 0.295, SLG: 0.318										3	0	0	0	0	0	2		
Jerry Lumpe, L (1, 4) OBP: 0.333, SLG: 0.382 Tony La Russa, R (6, 4) OBP: 0.200, SLG: 0.600										2	0	0	0	0	0	0		
Gino Cimoli, R (1, 9) OBP: 0.317, SLG: 0.379 Sammy Esposito, R (6, 6) OBP: 0.276, SLG: 0.240										2	0	0	0	0	1	0		
Charlie Lau, L (1, 2) OBP: 0.312, SLG: 0.370										3	0	0	0	0	0	1		
Pete Lovrich, R (1, 1) John Wyatt, R (1, 1) Chuck Essegian, R (6, PH) OBP: 0.286, SLG: 0.335 (6, 7)										0	0	0	0	0	0	0		
<b>Inning Stats</b>	R: 1 E: 0 K: 0 S: 5	H: 2 LOB: 1 BB: 0 P: 5	R: 0 E: 0 K: 0 S: 3	H: 0 LOB: 0 BB: 0 P: 3	R: 0 E: 0 K: 0 S: 3	H: 1 LOB: 0 BB: 0 P: 3	R: 0 E: 0 K: 1 S: 5	H: 0 LOB: 0 BB: 0 P: 5	R: 0 E: 0 K: 1 S: 6	H: 0 LOB: 1 BB: 0 P: 6	R: 0 E: 0 K: 1 S: 7	H: 2 LOB: 2 BB: 0 P: 7	R: 1 E: 0 K: 0 S: 4	H: 1 LOB: 0 BB: 0 P: 4	1B: 5 2B: 0 3B: 0 HR: 1	SF: 0 SAC: 0 DP: 1 HBP: 0		WP: 0 PB: 0 SB: 1 CS: 0
<b>PITCHER</b> Frank Lary, R (1, 1) ERA: 2.95	IP: 9.0 WLS: W BF: 33 H: 6 R: 2 ER: 2 SO: 3 BB: 0 IBB: 0 HBP: 0 BLK: 0 WP: 0 HR: 1 S: 39 P: 39 ERA: 2.00 WHIP: 0.667																	

Batter	1	2	3	4	5	6	7	8	9	AB	R	H	RBI	BB	SO	LOB	BOTTOM			
Bill Bruton, L (1, 8) OBP: 0.335, SLG: 0.390										5	2	2	1	1	0	0	<b>Kansas City Athletics @ Detroit Tigers</b> Tiger Stadium, Detroit, MI Fri Aug 23 1963, 7:05 PM EDT Unknown			
Dick McAuliffe, L (1, 6) OBP: 0.335, SLG: 0.383										4	3	3	1	1	0	1				
Al Kaline, R (1, 9) OBP: 0.362, SLG: 0.596 George Thomas, R (7, 9) OBP: 0.285, SLG: 0.357										4	1	1	1	0	0	2				
Rocky Colavito, R (1, 7) OBP: 0.368, SLG: 0.445										5	2	1	2	0	1	3				
Norm Cash, L (1, 3) OBP: 0.382, SLG: 0.478										3	3	2	4	1	0	0				
Don Wert, R (1, 5) OBP: 0.337, SLG: 0.399										5	1	2	3	0	0	0				
George Smith, R (1, 4) OBP: 0.361, SLG: 0.411										4	1	1	1	1	0	2				
Bill Freehan, R (1, 2) OBP: 0.328, SLG: 0.358										4	2	1	0	1	0	2				
Frank Lary, R (1, 1) OBP: 0.286, SLG: 0.333										5	1	1	2	0	1	3				
<b>Inning Stats</b>	R: 4 E: 0 K: 1 S: 10	H: 5 LOB: 2 BB: 1 P: 14	R: 0 E: 0 K: 0 S: 3	H: 1 LOB: 0 BB: 0 P: 3	R: 1 E: 0 K: 0 S: 4	H: 1 LOB: 0 BB: 0 P: 4	R: 0 E: 0 K: 1 S: 5	H: 0 LOB: 0 BB: 0 P: 5	R: 6 E: 0 K: 0 S: 7	H: 4 LOB: 1 BB: 3 P: 19	R: 1 E: 1 K: 0 S: 5	H: 1 LOB: 1 BB: 0 P: 5	R: 5 E: 3 K: 0 S: 8	H: 3 LOB: 1 BB: 1 P: 12	R: 0 E: 0 K: 0 S: 3	H: 0 LOB: 0 BB: 0 P: 3		1B: 10 2B: 1 3B: 1 HR: 3	SF: 1 SAC: 0 DP: 0 HBP: 0	WP: 0 PB: 0 SB: 2 CS: 1
<b>PITCHER</b> Pete Lovrich, R (1, 1) ERA: 7.13 John Wyatt, R (1, 1) ERA: 3.27 Bill Fischer, R (6, 1) ERA: 3.56	IP: 0.1 WLS: L BF: 7 H: 5 R: 4 ER: 4 SO: 1 BB: 0 IBB: 0 HBP: 0 BLK: 0 WP: 0 HR: 0 S: 8 P: 12 ERA: 108.00 WHIP: 15.000																			



Batter	1	2	3	4	5	6	7	8	9	AB	R	H	RBI	BB	SO	LOB	TOP
Jose Tartabull, L (1, 8) OBP: 0.280, SLG: 0.315	F6		G3 1B		FC4-6 1B		G3			4	0	2	0	0	0	1	
Wayne Causey, L (1, 6) OBP: 0.341, SLG: 0.407	G3		G3		FC4-6 1-2			F5		4	0	0	0	0	0	2	
Norm Siebern, L (1, 3) OBP: 0.364, SLG: 0.432			K			L9		F7		4	0	1	0	0	1	1	
Manny Jimenez, L (1, 7) OBP: 0.333, SLG: 0.318	4-3				F8	L9		4-3		4	0	0	0	0	0	1	
Ed Charles, R (1, 5) OBP: 0.349, SLG: 0.400		K2-5-2 HBP 1B		6-3		CS BB			HR	3	1	2	1	1	0	0	
Gino Cimoli, R (1, 9) OBP: 0.319, SLG: 0.378		1-2 HBP				CS 1-2	L9	F9		3	0	1	0	0	0	0	
Doc Edwards, R (1, 2) OBP: 0.280, SLG: 0.361		K		L4				K		4	1	1	1	0	2	3	
Tony La Russa, R (1, 4) OBP: 0.333, SLG: 0.556		K2-5-2 2-3			5-3					4	0	2	0	0	1	2	
Dave Wickersham, R (1, 1) OBP: 0.199, SLG: 0.145										2	0	0	0	0	2	0	
Chuck Essegian, R (7, PH) OBP: 0.285, SLG: 0.333			K							1	0	0	0	0	0	1	
Pete Lovrich, R (7, 1) OBP: 0.309, SLG: 0.367										0	0	0	0	0	0	0	
John Wyatt, R (7, 1)										0	0	0	0	0	0	0	
Charlie Lau, L (9, PH)										1	0	0	0	0	0	1	
<b>Inning Stats</b>	R: 0 E: 0 K: 0 S: 4	H: 1 LOB: 1 BB: 0 P: 4	R: 0 E: 0 K: 2 S: 7	H: 1 LOB: 2 BB: 0 P: 8	R: 0 E: 0 K: 2 S: 8	H: 1 LOB: 1 BB: 0 P: 8	R: 0 E: 0 K: 0 S: 4	H: 0 LOB: 0 BB: 1 P: 6	R: 1 E: 0 K: 0 S: 5	H: 2 LOB: 1 BB: 0 P: 5	R: 0 E: 0 K: 0 S: 3	H: 0 LOB: 0 BB: 0 P: 3	R: 1 E: 0 K: 1 S: 7	H: 2 LOB: 1 BB: 0 P: 7	1B: 7 2B: 1 3B: 0 HR: 2	SF: 0 SAC: 0 DP: 1 HBP: 1	WP: 0 PA: 37 PB: 0 SB: 0 CS: 1
<b>PITCHER</b> Phil Regan, R (1, 1) ERA: 3.74	IP: 9.0 WLS: W BF: 36 H: 9 R: 2 ER: 2 SO: 6 BB: 1 IBB: 0 HBP: 1 BLK: 0 WP: 0 HR: 2 S: 46 P: 51 ERA: 2.00 WHIP: 1.111																

Kansas City Athletics @ Detroit Tigers  
Tiger Stadium, Detroit, MI  
Fri Aug 23 1963, 7:05 PM EDT  
Att: 16,030 - Unknown

AB 34  
R 2  
H 9  
RBI 2  
BB 1  
SO 6  
LOB 12



Batter	1	2	3	4	5	6	7	8	9	AB	R	H	RBI	BB	SO	LOB	BOTTOM		
Bill Bruton, L (1, 8) OBP: 0.336, SLG: 0.387	F6		SH1-3 2B BB		F8		L7	2B BB		3	1	0	0	2	0	0			
Dick McAuliffe, L (1, 6) OBP: 0.339, SLG: 0.394	4-3		SH1-3				1B BB	2B		3	2	2	1	1	0	0			
Al Kaline, R (1, 9) OBP: 0.363, SLG: 0.598	L6-3				L6-3					4	0	2	1	0	0	0			
George Thomas, R (7, PR) OBP: 0.285, SLG: 0.357							1B SF8	1B		0	1	0	0	0	0	0			
Rocky Colavito, R (1, 7) OBP: 0.371, SLG: 0.450		1B 2B 1B	F9			1B 2B	BB 1B	1B		4	2	3	1	0	0	1			
Norm Cash, L (1, 3) OBP: 0.385, SLG: 0.479		2B 1B	F7			1B FC6-2	BB 1B			3	0	2	1	1	0	1			
Bubba Phillips, R (1, 5) OBP: 0.271, SLG: 0.306	F3				G6-4-3 1B	FC6-2 1B	SF8			3	0	2	1	0	0	2			
Gus Triandos, R (1, 2) OBP: 0.308, SLG: 0.389					G6-4-3	FC6-2 BB	K			3	0	1	1	1	1	3			
George Smith, R (1, 4) OBP: 0.338, SLG: 0.383		G3			F4	FC6-2 G6-3	F9			4	0	0	0	0	0	5			
Phil Regan, R (1, 1) OBP: 0.213, SLG: 0.233		F4			6-3	G6-3	F3			4	0	0	0	0	0	5			
<b>Inning Stats</b>	R: 0 E: 0 K: 0 S: 3	H: 0 LOB: 0 BB: 0 P: 3	R: 1 E: 0 K: 0 S: 6	H: 3 LOB: 2 BB: 0 P: 6	R: 1 E: 0 K: 0 S: 4	H: 1 LOB: 1 BB: 1 P: 8	R: 0 E: 0 K: 0 S: 3	H: 1 LOB: 0 BB: 0 P: 3	R: 1 E: 0 K: 0 S: 4	H: 1 LOB: 0 BB: 0 P: 4	R: 1 E: 0 K: 0 S: 5	H: 3 LOB: 2 BB: 1 P: 9	R: 2 E: 0 K: 1 S: 7	H: 2 LOB: 2 BB: 2 P: 15	R: 0 E: 0 K: 0 S: 3	H: 1 LOB: 2 BB: 1 P: 7	1B: 7 2B: 4 3B: 0 HR: 1	SF: 1 SAC: 1 DP: 2 HBP: 0	WP: 0 PA: 38 PB: 0 SB: 0 CS: 0
<b>PITCHER</b> Dave Wickersham, R (1, 1) ERA: 4.1	IP: 6.0 WLS: L BF: 27 H: 9 R: 4 ER: 4 SO: 2 BB: 2 IBB: 0 HBP: 0 BLK: 0 WP: 1 HR: 1 S: 25 P: 33 ERA: 6.00 WHIP: 1.833																		
Pete Lovrich, R (7, 1) ERA: 8.0	0.1 5 2 2 2 0 2 0 0 0 0 0 3 11 54.00 12.000																		
John Wyatt, R (7, 1) ERA: 3.19	1.2 6 1 0 0 1 1 0 0 0 0 0 7 11 0.00 1.200																		

Kansas City Athletics @ Detroit Tigers  
Tiger Stadium, Detroit, MI  
Fri Aug 23 1963, 7:05 PM EDT  
Att: 16,030 - Unknown

AB 31  
R 6  
H 12  
RBI 6  
BB 5  
SO 1  
LOB 17





Batter	1	2	3	4	5	6	7	8	9	10	11	12	13	AB R H RBI BB SO LOB	TOP					
<b>Gino Cimoli, R</b> OBP: 0.317, SLG: 0.378 (1.9)														6 0 1 0 0 0 1	<b>Kansas City Athletics @ Detroit Tigers</b> Tiger Stadium, Detroit, MI Sat Aug 24 1963, 4:33 AM EDT Att: 5,716 - Unknown					
<b>Wayne Causey, L</b> OBP: 0.343, SLG: 0.408 (1.6)														4 2 2 0 1 0 0						
<b>Ed Charles, R</b> OBP: 0.347, SLG: 0.400 (1.5)														5 0 1 0 0 1 2						
<b>Norm Siebern, L</b> OBP: 0.364, SLG: 0.437 (1.3)														5 1 1 2 1 1 2						
<b>Manny Jimenez, L</b> OBP: 0.337, SLG: 0.322 (1.7)														5 0 2 1 0 0 3						
<b>Jerry Lumpe, L</b> OBP: 0.331, SLG: 0.382 (1.4)														5 0 1 0 0 1 2						
<b>Bobby Del Greco, R</b> OBP: 0.293, SLG: 0.315 (1.8)														5 0 1 0 0 1 1						
<b>Charlie Lau, L</b> OBP: 0.301, SLG: 0.356 (1.2)														4 0 0 0 0 1 1						
<b>Moe Drabowsky, R</b> OBP: 0.222, SLG: 0.422 (1.1)														5 0 0 0 0 2 2						
<b>Inning Stats</b>	R: 1 E: 0 K: 0 S: 4	H: 2 LOB: 1 BB: 1 P: 8	R: 0 E: 0 K: 3 S: 10	H: 1 LOB: 1 BB: 0 P: 10	R: 2 E: 0 K: 1 S: 7	H: 2 LOB: 1 BB: 1 P: 11	R: 0 E: 0 K: 0 S: 4	H: 1 LOB: 1 BB: 0 P: 4	R: 0 E: 0 K: 0 S: 3	H: 0 LOB: 0 BB: 0 P: 3	R: 0 E: 0 K: 0 S: 3	H: 0 LOB: 0 BB: 0 P: 3	R: 0 E: 0 K: 1 S: 5	H: 0 LOB: 0 BB: 0 P: 5		R: 0 E: 0 K: 0 S: 3	H: 0 LOB: 0 BB: 0 P: 3	1B: 5 2B: 3 3B: 0 HR: 1	SF: 0 SAC: 3 DP: 0 HBP: 0	W/P: 0 PB: 0 SB: 0 CS: 1
<b>PITCHER</b>	IP WLS BF H R ER SO BB IBB HBP BLK WP HR S P ERA WHIP																			
<b>Mickey Lolich, L</b> ERA: 3.78 (1.1)	3.0	WLS 16	H 6	R 3	ER 3	SO 4	BB 2	IBB 0	HBP 0	BLK 0	WP 0	HR 1	S 22	P 30	ERA 9.00	WHIP 2.667				
<b>Don Mossi, L</b> ERA: 3.78 (4.1)	10.0	WLS 33	H 3	R 0	ER 0	SO 3	BB 0	IBB 0	HBP 0	BLK 0	WP 0	HR 0	S 39	P 39	ERA 0.00	WHIP 0.300				

Batter	1	2	3	4	5	6	7	8	9	10	11	12	13	AB R H RBI BB SO LOB	BOTTOM											
<b>Bill Bruton, L</b> OBP: 0.336, SLG: 0.386 (1.8)														6 1 2 0 0 0 1	<b>Kansas City Athletics @ Detroit Tigers</b> Tiger Stadium, Detroit, MI Sat Aug 24 1963, 4:33 AM EDT Att: 5,716 - Unknown											
<b>Dick McAuliffe, L</b> OBP: 0.339, SLG: 0.391 (1.6)														4 1 0 0 2 0 2												
<b>Al Kaline, R</b> OBP: 0.364, SLG: 0.516 (1.9)														6 1 3 3 0 0 0												
<b>Rocky Colavito, R</b> OBP: 0.371, SLG: 0.448 (1.7)														4 0 1 0 1 0 0												
<b>Norm Cash, L</b> OBP: 0.363, SLG: 0.475 (1.3)														5 0 1 0 0 1 3												
<b>Don Wert, R</b> OBP: 0.328, SLG: 0.387 (1.5)														5 0 0 0 0 1 4												
<b>Gus Triandos, R</b> OBP: 0.310, SLG: 0.401 (1.2)														5 1 2 1 0 1 2												
<b>George Smith, R</b> OBP: 0.329, SLG: 0.359 (1.4)														4 0 0 0 1 2 1												
<b>Mickey Lolich, S</b> OBP: 0.216, SLG: 0.065 (1.1)														1 0 0 0 0 0 1												
<b>Don Mossi, L</b> OBP: 0.286, SLG: 0.222 (4.1)														4 0 0 0 0 3 1												
<b>Inning Stats</b>	R: 2 E: 0 K: 0 S: 5	H: 2 LOB: 1 BB: 1 P: 9	R: 1 E: 0 K: 0 S: 4	H: 1 LOB: 1 BB: 1 P: 8	R: 0 E: 0 K: 1 S: 5	H: 0 LOB: 0 BB: 0 P: 5	R: 0 E: 0 K: 0 S: 6	H: 1 LOB: 1 BB: 0 P: 6	R: 0 E: 0 K: 1 S: 7	H: 0 LOB: 0 BB: 0 P: 3	R: 0 E: 1 K: 0 S: 4	H: 1 LOB: 1 BB: 0 P: 4	R: 0 E: 0 K: 0 S: 3	H: 0 LOB: 0 BB: 0 P: 3	R: 0 E: 0 K: 1 S: 5	H: 0 LOB: 0 BB: 0 P: 5	R: 0 E: 0 K: 1 S: 5	H: 1 LOB: 2 BB: 1 P: 10	R: 0 E: 0 K: 0 S: 5	H: 0 LOB: 0 BB: 0 P: 5	R: 1 E: 0 K: 0 S: 2	H: 2 LOB: 2 BB: 1 P: 6	1B: 6 2B: 1 3B: 0 HR: 2	SF: 0 SAC: 0 DP: 2 HBP: 0	W/P: 0 PB: 0 SB: 1 CS: 0	PA: 48
<b>PITCHER</b>	IP WLS BF H R ER SO BB IBB HBP BLK WP HR S P ERA WHIP																									
<b>Moe Drabowsky, R</b> ERA: 2.79 (1.1)	12.0	WLS 48	H 9	R 4	ER 4	SO 8	BB 4	IBB 0	HBP 0	BLK 0	WP 0	HR 2	S 60	P 76	ERA 3.00	WHIP 1.083										

AB	44
R	3
H	9
RBI	3
BB	2
SO	7
LOB	14



AB	44
R	4
H	9
RBI	4
BB	4
SO	8
LOB	15









Batter	1	2	3	4	5	6	7	8	9	AB	R	H	RBI	BB	SO	LOB	TOP
Jose Tartabull, L (1, 8) OBP: 0.285, SLG: 0.319										4	1	2	0	0	0	0	<b>Kansas City Athletics @ Detroit Tigers</b> Tiger Stadium, Detroit, MI Sun Aug 25 1963, 4:38 AM EDT Att: 12,940 - Unknown
Gino Cimoli, R (1, 9) OBP: 0.319, SLG: 0.385										4	0	1	0	0	0	2	
Norm Siebern, L (1, 3) OBP: 0.359, SLG: 0.430										4	0	0	0	0	0	2	
Manny Jimenez, L (1, 7) OBP: 0.336, SLG: 0.333										4	1	2	1	0	1	0	
Jerry Lumpe, L (1, 4) OBP: 0.330, SLG: 0.379										4	0	0	0	0	0	3	
Ed Charles, R (1, 5) OBP: 0.345, SLG: 0.400										4	1	1	1	0	0	2	
Charlie Lau, L (1, 2) OBP: 0.303, SLG: 0.355										4	0	2	1	0	0	0	
Tony La Russa, R (1, 6) OBP: 0.333, SLG: 0.455										2	0	0	0	0	0	0	
Doc Edwards, R (9, PH) OBP: 0.279, SLG: 0.359									1	0	0	0	0	0	1		
Orlando Pena, R (1, 1) OBP: 0.222, SLG: 0.204									2	0	0	0	0	0	1		
Chuck Essegian, R (8, PH) OBP: 0.293, SLG: 0.330									1	0	0	0	0	0	0		
Ted Bowsfield, R (8, 1) OBP: 0.182, SLG: 0.105									0	0	0	0	0	0	0		
<b>Inning Stats</b>	R: 1 E: 0 K: 0 S: 6	H: 3 LOB: 2 BB: 0 P: 6	R: 0 E: 0 K: 0 S: 3	H: 0 LOB: 0 BB: 0 P: 3	R: 0 E: 0 K: 1 S: 5	H: 0 LOB: 0 BB: 0 P: 5	R: 0 E: 0 K: 0 S: 5	H: 2 LOB: 2 BB: 0 P: 5	R: 0 E: 0 K: 0 S: 3	H: 0 LOB: 0 BB: 0 P: 3	R: 0 E: 0 K: 0 S: 3	H: 0 LOB: 0 BB: 0 P: 3	R: 2 E: 0 K: 0 S: 6	H: 3 LOB: 1 BB: 0 P: 6	1B: 6 2B: 2 3B: 0 HR: 0	SF: 0 SAC: 1 DP: 0 HBP: 0	WP: 0 PA: 35 PB: 0 SB: 0 CS: 0
<b>PITCHER</b>	IP WLS BF H R ER SO BB IBB HBP BLK WP HR S P ERA WHIP																
Jim Bunning, R (1, 1) ERA: 4.4	8.2 W 34 8 3 3 1 0 0 0 0 0 0 0 36 36 3.12 0.923																
Fred Gladding, R (9, 1) ERA: 3.46	0.1 S 1 0 0 0 0 0 0 0 0 0 0 0 0 1 1 0.00 0.000																

Batter	1	2	3	4	5	6	7	8	9	AB	R	H	RBI	BB	SO	LOB	BOTTOM		
Bill Bruton, L (1, 8) OBP: 0.340, SLG: 0.387										2	1	0	0	2	0	0	<b>Kansas City Athletics @ Detroit Tigers</b> Tiger Stadium, Detroit, MI Sun Aug 25 1963, 4:38 AM EDT Att: 12,940 - Unknown		
Dick McAuliffe, L (1, 6) OBP: 0.345, SLG: 0.396										3	1	1	3	1	0	1			
Al Kaline, R (1, 9) OBP: 0.382, SLG: 0.517										4	0	1	0	0	1	1			
Rocky Colavito, R (1, 7) OBP: 0.373, SLG: 0.453										4	0	2	0	0	0	1			
Norm Cash, L (1, 3) OBP: 0.386, SLG: 0.481										4	1	0	0	0	1	4			
Bubba Phillips, R (1, 5) OBP: 0.273, SLG: 0.311										4	0	2	0	0	0	3			
Gus Triandos, R (1, 2) OBP: 0.315, SLG: 0.399										1	0	0	0	2	0	0			
George Smith, R (1, 4) OBP: 0.304, SLG: 0.319										3	1	0	1	1	0	3			
Jim Bunning, R (1, 1) OBP: 0.181, SLG: 0.176										3	0	0	0	0	0	3			
Fred Gladding, L (9, 1) ERA: 4.7									0	0	0	0	0	0	0	0			
<b>Inning Stats</b>	R: 0 E: 0 K: 0 S: 3	H: 0 LOB: 1 BB: 1 P: 7	R: 0 E: 0 K: 0 S: 3	H: 1 LOB: 1 BB: 0 P: 4	R: 0 E: 0 K: 0 S: 3	H: 0 LOB: 0 BB: 0 P: 3	R: 1 E: 0 K: 0 S: 5	H: 2 LOB: 3 BB: 2 P: 13	R: 0 E: 0 K: 1 S: 7	H: 2 LOB: 3 BB: 1 P: 11	R: 3 E: 0 K: 1 S: 6	H: 1 LOB: 2 BB: 2 P: 14	R: 0 E: 0 K: 0 S: 3	H: 0 LOB: 0 BB: 0 P: 3	R: 0 E: 0 K: 0 S: 3	H: 0 LOB: 0 BB: 0 P: 3	1B: 4 2B: 2 3B: 0 HR: 1	SF: 0 SAC: 1 DP: 1 HBP: 1	WP: 0 PA: 36 PB: 0 SB: 1 CS: 0
<b>PITCHER</b>	IP WLS BF H R ER SO BB IBB HBP BLK WP HR S P ERA WHIP																		
Orlando Pena, R (1, 1) ERA: 3.79	7.0 L 33 6 4 4 2 6 0 0 1 0 0 0 1 30 55 5.14 1.714																		
Ted Bowsfield, L (8, 1) ERA: 4.7	1.0 3 0 0 0 0 0 0 0 0 0 0 0 0 3 3 0.00 0.000																		




Batter	1	2	3	4	5	6	7	8	9	10	AB	R	H	RBI	BB	SO	LOB	
Jose Tartabull, L OBP: 0.288, SLG: 0.318 (1, 8)	F2		F9		E1 1B		F5			BLK 1B BB	4	1	1	0	1	0	1	
Wayne Causey, L OBP: 0.347, SLG: 0.408 (1, 6)	F9		1B		F9			4-3		FC6-4 1B	5	0	2	1	0	0	1	
Norm Siebern, L OBP: 0.358, SLG: 0.434 (1, 3)	HR		L7		3-1			4-3		FC6-4	5	1	1	1	0	0	3	
Manny Jimenez, L OBP: 0.359, SLG: 0.337 Bobby Del Greco, R OBP: 0.302, SLG: 0.317 (1, 7) (10, 7)	1B		1B		1-3			4-3		F4	5	0	2	0	0	0	1	
Jerry Lumpe, L OBP: 0.326, SLG: 0.376 (1, 4)	K		F7		5-3					F8	5	0	0	0	0	1	4	
Ed Charles, R OBP: 0.344, SLG: 0.401 (1, 5)		6-3		K		5-3					4	0	1	0	0	1	0	
Gino Cimoli, R OBP: 0.316, SLG: 0.382 (1, 9)	F4		6-3		6-3		K			F7	4	0	0	0	0	1	1	
Charlie Lau, L OBP: 0.314, SLG: 0.361 (1, 2)	1B		4-3		4-3		1B				3	0	2	0	1	0	0	
Ed Rakow, S OBP: 0.169, SLG: 0.111 (1, 1)	K		5-3		5-3		K			K	4	0	0	0	0	3	4	
<b>Inning Stats</b>	R: 1 E: 0 K: 1 S: 7	H: 2 LOB: 1 BB: 0 P: 7	R: 0 E: 0 K: 1 S: 6	H: 1 LOB: 1 BB: 0 P: 6	R: 0 E: 0 K: 0 S: 5	H: 2 LOB: 2 BB: 0 P: 5	R: 0 E: 0 K: 1 S: 5	H: 0 LOB: 0 BB: 0 P: 5	R: 0 E: 1 K: 0 S: 4	H: 1 LOB: 1 BB: 0 P: 8	R: 0 E: 0 K: 2 S: 8	H: 0 LOB: 0 BB: 0 P: 3	R: 0 E: 0 K: 1 S: 6	H: 1 LOB: 2 BB: 1 P: 10	R: 1 E: 0 K: 0 S: 4	H: 1 LOB: 1 BB: 1 P: 8	1B: 7 2B: 1 3B: 0 HR: 1	SF: 0 SAC: 0 DP: 0 HBP: 0
<b>PITCHER</b>	IP 9.0	WLS L	BF 36	H 8	R 1	ER 1	SO 6	BB 0	IBB 0	HBP 0	BLK 0	WP 0	HR 1	S 47	P 51	ERA 1.00	WHIP 0.889	
Robin Roberts, R ERA: 3.08 George Brunet, L ERA: 6.49 (1, 1) (10, 1)	1.0	L	5	1	1	1	0	1	0	0	1	0	0	4	8	9.00	2.000	

**TOP**

**Kansas City Athletics @ Baltimore Orioles**  
Memorial Stadium, Baltimore, MD  
Tue Aug 27 1963, 7:05 PM EDT  
Att: 5,132 - Unknown

AB	39
R	2
H	9
RBI	2
BB	2
SO	6
LOB	15



WP: 0	PA: 41
PB: 0	
SB: 0	
CS: 0	

livebaseballscorecards.com

Batter	1	2	3	4	5	6	7	8	9	10	AB	R	H	RBI	BB	SO	LOB
Luis Aparicio, R OBP: 0.296, SLG: 0.339 (1, 6)	F7			5-3		F8		IBB BB 1B		1-3	5	0	1	0	0	0	0
Russ Snyder, L OBP: 0.335, SLG: 0.380 (1, 8) (10, 7)	K			6-3		F6		1B BB		5-3	4	0	0	0	1	1	0
Boog Powell, L OBP: 0.338, SLG: 0.491 (1, 7) (10, 3)	4-3			1B		HR		1-2 2-3 IBB		4-3	4	1	2	1	1	0	0
John Orsino, R OBP: 0.346, SLG: 0.458 (1, 2)		F7		1B		F7		4-3			4	0	1	0	0	0	3
Jim Gentile, L OBP: 0.352, SLG: 0.442 Bob Saverine, S OBP: 0.309, SLG: 0.227 (1, 3) (9, PH) (10, 8)	3-1			1-3		2B		BB 1B			4	0	2	0	0	0	2
Jackie Brandt, R OBP: 0.302, SLG: 0.389 (1, 9)	F6			6-3		F8		BB 1B			3	0	0	0	1	0	1
Brooks Robinson, R OBP: 0.316, SLG: 0.383 (1, 5)			F3		G4-6-3 1B		K		F1		4	0	1	0	0	1	3
Jerry Adair, R OBP: 0.246, SLG: 0.345 Bob Johnson, R OBP: 0.368, SLG: 0.505 (1, 4) (9, PH) (10, 4)			K		G4-6-3 1B		4-3		K		3	0	0	0	0	1	1
Robin Roberts, S OBP: 0.236, SLG: 0.239 Al Smith, R OBP: 0.340, SLG: 0.411 George Brunet, R (1, 1) (9, PH) (10, 1)			F8		3-1		4-3		K		3	0	0	0	0	0	0
<b>Inning Stats</b>	R: 0 E: 0 K: 1 S: 5	H: 0 LOB: 0 BB: 0 P: 5	R: 0 E: 0 K: 0 S: 3	H: 0 LOB: 0 BB: 0 P: 3	R: 0 E: 0 K: 1 S: 5	H: 0 LOB: 2 BB: 0 P: 5	R: 0 E: 0 K: 0 S: 3	H: 2 LOB: 1 BB: 0 P: 7	R: 0 E: 0 K: 0 S: 4	H: 1 LOB: 3 BB: 2 P: 12	R: 0 E: 0 K: 2 S: 8	H: 1 LOB: 2 BB: 1 P: 12	R: 0 E: 0 K: 0 S: 3	H: 0 LOB: 0 BB: 0 P: 3	1B: 5 2B: 1 3B: 0 HR: 1	SF: 0 SAC: 0 DP: 1 HBP: 0	
<b>PITCHER</b>	IP 10.0	WLS W	BF 39	H 7	R 1	ER 1	SO 5	BB 2	IBB 1	HBP 0	BLK 0	WP 0	HR 1	S 46	P 58	ERA 0.90	WHIP 0.900
Ed Rakow, R ERA: 3.7 (1, 1)	10.0	W	39	7	1	1	5	2	1	0	0	0	1	46	58	0.90	0.900

**BOTTOM**

**Kansas City Athletics @ Baltimore Orioles**  
Memorial Stadium, Baltimore, MD  
Tue Aug 27 1963, 7:05 PM EDT  
Att: 5,132 - Unknown

AB	36
R	1
H	7
RBI	1
BB	3
SO	5
LOB	14




WP: 0	PA: 39
PB: 0	
SB: 0	
CS: 0	

livebaseballscorecards.com




Batter	1	2	3	4	5	6	7	8	9	AB	R	H	RBI	BB	SO	LOB	TOP			
Jose Tartabull, L (1, 8) OBP: 0.287, SLG: 0.316	0-0 6-3			0-0 F9		0-0 L4-3 1B		0-0 6-3	0-0 6-3	4	0	1	0	0	0	0	<b>Kansas City Athletics @ Baltimore Orioles</b> Memorial Stadium, Baltimore, MD Wed Aug 28 1963, 7:05 PM EDT Att: 5,256 - Unknown			
Wayne Causey, L (1, 6) OBP: 0.344, SLG: 0.405	0-0 F8			0-0 F7		0-0 L4-3		0-3 K	0-3 K	4	0	0	0	0	1	1				
Norm Siebern, L (1, 3) OBP: 0.355, SLG: 0.431	0-0 1-3			0-0 F7			0-0 L9			3	0	0	0	0	0	0				
Manny Jimenez, L (1, 7) OBP: 0.347, SLG: 0.349		4-0 CS BB			0-0 2B		0-3 K			2	0	1	0	1	1	0				
Jerry Lumpe, L (1, 4) OBP: 0.325, SLG: 0.373	0-0 4-3			0-0 F7			0-0 6-3			3	0	0	0	0	0	2				
Ed Charles, R (1, 5) OBP: 0.343, SLG: 0.399	0-0 F9			0-0 F9				0-0 6-3		3	0	0	0	0	0	1				
Gino Cimoli, R (1, 9) OBP: 0.314, SLG: 0.379			0-0 4-3		0-0 6-3			0-0 3-1		3	0	0	0	0	0	1				
Charlie Lau, L (1, 2) OBP: 0.314, SLG: 0.381			0-0 F4			0-0 HR		0-0 1-3		3	1	1	1	0	0	0				
Dave Wickersham, R (1, 1) OBP: 0.156, SLG: 0.143			0-0 1-3			0-0 6-3		0-0 F3		1	0	0	0	0	0	0				
Ken Harrelson, R (6, PH) OBP: 0.310, SLG: 0.389										1	0	0	0	0	0	0				
John Wyatt, R (6, 1) OBP: 0.182, SLG: 0.105										0	0	0	0	0	0	0				
Ted Bowsfield, R (9, PH) OBP: 0.322, SLG: 0.329										1	0	0	0	0	0	0				
<b>Inning Stats</b>	R: 0 E: 0 K: 0 S: 3	H: 0 LOB: 0 BB: 0 P: 3	R: 0 E: 0 K: 0 S: 2	H: 0 LOB: 0 BB: 1 P: 6	R: 0 E: 0 K: 0 S: 3	H: 0 LOB: 0 BB: 0 P: 3	R: 0 E: 0 K: 0 S: 3	H: 0 LOB: 1 BB: 0 P: 3	R: 1 E: 0 K: 0 S: 4	H: 2 LOB: 0 BB: 0 P: 4	R: 0 E: 0 K: 1 S: 5	H: 0 LOB: 0 BB: 0 P: 5	R: 0 E: 0 K: 0 S: 3	H: 0 LOB: 0 BB: 0 P: 3	R: 0 E: 0 K: 1 S: 5	H: 0 LOB: 0 BB: 0 P: 5	1B: 1 2B: 2 3B: 0 HR: 1	SF: 0 SAC: 0 DP: 1 HBP: 0	WP: 0 PB: 0 SB: 0 CS: 1	PA: 29
<b>PITCHER</b> Milt Pappas, R (1, 1) ERA: 2.78	IP: 9.0 WLS: W BF: 29 H: 3 R: 1 ER: 1 SO: 2 BB: 1 IBB: 0 HBP: 0 BLK: 0 WP: 0 HR: 1 S: 32 P: 36 ERA: 1.00 WHIP: 0.444															<b>PITCHER</b>				

AB	28
R	1
H	3
RBI	1
BB	1
SO	2
LOB	5



Batter	1	2	3	4	5	6	7	8	9	AB	R	H	RBI	BB	SO	LOB	BOTTOM			
Luis Aparicio, R (1, 6) OBP: 0.294, SLG: 0.337	0-0 4-3		0-0 5-3			0-0 F7		0-3 K		4	0	0	0	0	1	1	<b>Kansas City Athletics @ Baltimore Orioles</b> Memorial Stadium, Baltimore, MD Wed Aug 28 1963, 7:05 PM EDT Att: 5,256 - Unknown			
Russ Snyder, L (1, 8) OBP: 0.334, SLG: 0.377	4-0 CS BB		0-0 F4			0-3 K		0-0 FC4-6		3	0	0	0	1	1	1				
Boog Powell, L (1, 7) OBP: 0.337, SLG: 0.489	0-0 F9		0-0 L8			0-0 1B		0-3 K		4	0	1	0	0	1	2				
Bob Saverine, S (9, 8) OBP: 0.309, SLG: 0.227						0-0 1B				0	0	0	0	0	0	0				
John Orsino, R (1, 2) OBP: 0.349, SLG: 0.458		0-0 6-3		4-0 G3-6 BB		0-0 1B		0-0 1B		2	0	1	0	1	0	0				
Jim Gentile, L (1, 3) OBP: 0.350, SLG: 0.439		0-0 G3		0-0 G3-6		0-0 6-3				3	0	0	0	0	0	3				
Jackie Brandt, R (1, 9) OBP: 0.303, SLG: 0.397			0-0 HR		0-3 K			0-0 F9		3	1	1	1	0	1	0				
Brooks Robinson, R (1, 5) OBP: 0.317, SLG: 0.381		4-0 HR BB			0-0 F7			0-0 F9		2	1	0	0	1	0	0				
Jerry Adair, R (1, 4) OBP: 0.247, SLG: 0.353		0-0 HR			0-0 4-3			0-0 5-3		3	1	1	2	0	0	0				
Milt Pappas, R (1, 1) OBP: 0.154, SLG: 0.175		0-3 K			0-3 K			0-0 FC4-6 1B		3	0	1	0	0	2	0				
<b>Inning Stats</b>	R: 0 E: 0 K: 0 S: 2	H: 2 LOB: 1 BB: 1 P: 6	R: 3 E: 0 K: 1 S: 7	H: 2 LOB: 0 BB: 1 P: 11	R: 0 E: 0 K: 0 S: 3	H: 0 LOB: 0 BB: 0 P: 3	R: 0 E: 0 K: 1 S: 4	H: 0 LOB: 0 BB: 1 P: 8	R: 0 E: 0 K: 1 S: 5	H: 0 LOB: 0 BB: 0 P: 5	R: 0 E: 0 K: 1 S: 7	H: 2 LOB: 2 BB: 0 P: 7	R: 0 E: 0 K: 0 S: 3	H: 0 LOB: 0 BB: 0 P: 3	R: 0 E: 0 K: 2 S: 8	H: 1 LOB: 1 BB: 0 P: 8	1B: 3 2B: 0 3B: 0 HR: 2	SF: 0 SAC: 0 DP: 1 HBP: 0	WP: 0 PB: 0 SB: 0 CS: 1	PA: 30
<b>PITCHER</b> Dave Wickersham, R (1, 1) ERA: 4.14	IP: 5.0 WLS: L BF: 18 H: 2 R: 3 ER: 3 SO: 3 BB: 3 IBB: 0 HBP: 0 BLK: 0 WP: 0 HR: 2 S: 21 P: 33 ERA: 5.40 WHIP: 1.000															<b>PITCHER</b>				
John Wyatt, R (6, 1) ERA: 3.3	2.0 8 2 0 0 1 0 0 0 0 0 0 10 10 0.00 1.000																			
Ted Bowsfield, L (8, 1) ERA: 4.66	1.0 4 1 0 0 2 0 0 0 0 0 0 8 8 0.00 1.000																			





Batter	1	2	3	4	5	6	7	8	9	AB	R	H	RBI	BB	SO	LOB	TOP					
Albie Pearson, L (1,8) OBP: 0.406, SLG: 0.405	0-0 BB SF8 1B	0-0 4-3			0-0 F9		4-0 BB	0-0 6-3	4 1 1 0 1 0 1													
Jim Fregosi, R (1,6) OBP: 0.323, SLG: 0.409	0-0 SF8 BB 1-2 6-3 1B		0-0 F6		0-0 SF8 3B		0-0 F7	0-0 6-3	5 2 2 0 0 0 2													
Leon Wagner, L (1,7) OBP: 0.365, SLG: 0.475	4-0 6-3 1-2 2-3 BB		0-0 G6-4-3 1B		0-0 SF8		0-3 K	0-0 1B	3 0 2 1 1 1 2													
Felix Torres, R (1,5) OBP: 0.321, SLG: 0.374	0-0 SF8		0-0 G6-4-3		0-0 6-3			0-0 FC1-6 1B	3 0 1 1 0 0 1													
Joe Koppe, R (8, PR) OBP: 0.264, SLG: 0.286	2-3 3-H		1-2					0-0 1-3	1 0 0 0 0 0 1													
Billy Moran, R (1,4) OBP: 0.301, SLG: 0.364	0-0 6-3			0-0 F7		0-0 G6-3 1B		0-3 K	4 0 1 1 0 1 2													
Lee Thomas, L (1,3) OBP: 0.300, SLG: 0.315	0-0 4-3			0-0 S 1B		0-0 G6-3		0-0 FC1-6 1B 1-2 HR	4 1 1 0 0 0 3													
Buck Rodgers, S (1,2) OBP: 0.302, SLG: 0.310		0-0 6-3 1B		0-0 L7		0-0 L7		0-0 HR 1B	4 1 2 0 0 0 1													
Ken Hunt, R (1,9) OBP: 0.274, SLG: 0.368		0-0 6-3		4-0 BB		4-0 SH3-4 BB		0-0 HR 1B	2 1 1 3 2 0 1													
Mike Lee, L (1,1)			0-0 F8		0-3 K		0-0 SH3-4	0-3 K	2 0 0 0 0 1 3													
Jim Piersall, R (7, PH) OBP: 0.292, SLG: 0.288									0 0 0 0 0 0 0													
Julio Navarro, R (7, 1) OBP: 0.294, SLG: 0.200									1 0 0 0 0 1 1													
Art Fowler, R (8, 1) OBP: 0.333, SLG: 0.143									0 0 0 0 0 0 0													
<b>Inning Stats</b>	R: 2 E: 0 K: 0 S: 5	H: 2 LOB: 1 BB: 1 P: 9	R: 0 E: 0 K: 0 S: 4	H: 1 LOB: 1 BB: 0 P: 4	R: 0 E: 0 K: 1 S: 3	H: 1 LOB: 0 BB: 1 P: 3	R: 0 E: 0 K: 1 S: 6	H: 1 LOB: 2 BB: 1 P: 10	R: 1 E: 0 K: 0 S: 4	H: 1 LOB: 0 BB: 0 P: 4	R: 0 E: 0 K: 0 S: 3	H: 1 LOB: 0 BB: 0 P: 3	R: 0 E: 0 K: 1 S: 5	H: 0 LOB: 2 BB: 2 P: 13	R: 3 E: 0 K: 2 S: 10	H: 3 LOB: 1 BB: 0 P: 10	R: 0 E: 0 K: 0 S: 4	H: 1 LOB: 1 BB: 0 P: 4	1B: 9 2B: 0 3B: 1 HR: 1	SF: 2 SAC: 1 DP: 2 HBP: 0	WP: 0 PB: 0 SB: 1 CS: 0	PA: 40
<b>PITCHER</b>	IP WLS BF H R ER SO BB IBB HBP BLK WP HR S P ERA WHIP																					
Moe Drabowsky, R (1, 1) ERA: 2.89	5.0 L 22 6 3 3 1 2 0 0 0 0 0 0 22 30 5.40 1.600																					
Diego Segui, R (6, 1) ERA: 3.95	2.0 8 1 0 0 1 2 0 0 0 0 0 0 8 16 0.00 1.500																					
Ted Bowsfield, L (8, 1) ERA: 4.83	2.0 10 4 3 3 2 0 0 0 0 0 0 1 14 14 13.50 2.000																					

Los Angeles Angels @ Kansas City Athletics  
Municipal Stadium, Kansas City, MO  
Fri Aug 30 1963, 8:05 PM EDT  
Att: 6,652 - Unknown

AB	33
R	6
H	11
RBI	6
BB	4
SO	4
LOB	18



Batter	1	2	3	4	5	6	7	8	9	AB	R	H	RBI	BB	SO	LOB	BOTTOM			
Gino Cimoli, R (1,9) OBP: 0.314, SLG: 0.378	0-3 K		0-0 F8		0-0 G3			0-0 BB 1B	4 0 1 0 0 1 2											
Wayne Causey, L (1,6) OBP: 0.344, SLG: 0.404	0-0 G6-4-3 1B		0-0 F5			0-0 4-3		0-0 P6	4 0 1 0 0 0 2											
Ed Charles, R (1,5) OBP: 0.344, SLG: 0.406	0-0 G6-4-3			0-3 K		0-0 HR		0-0 BB 1B	4 1 2 1 0 1 1											
Norm Siebern, L (1,3) OBP: 0.357, SLG: 0.430		0-0 6-3		0-0 G6-3 1B		0-0 F9		4-0 BB 1B	3 0 1 0 1 0 0											
Doc Edwards, R (1,2) OBP: 0.278, SLG: 0.357				0-0 4-3-6-3		0-0 G3		0-0 F3	4 0 1 0 0 0 4											
Jerry Lumpe, L (1,4) OBP: 0.324, SLG: 0.371		4-0 1-2 BB			0-0 6-3		0-0 4-3	0-0 4-3	3 0 0 0 1 0 3											
Manny Jimenez, L (1,7) OBP: 0.344, SLG: 0.345			0-0 G3		0-0 4-3		0-0 4-3		4 0 1 0 0 0 1											
Bobby Del Greco, R (1,8) OBP: 0.309, SLG: 0.333					0-0 HR		4-0 BB	0-0 F5	3 1 2 1 1 0 1											
Moe Drabowsky, R (1, 1) OBP: 0.217, SLG: 0.413									1 0 0 0 0 0 1											
Ken Harrison, R (5, PH) OBP: 0.316, SLG: 0.389									0 0 0 0 0 1 0 0											
Diego Segui, R (6, 1) OBP: 0.317, SLG: 0.374									0 0 0 0 0 0 0 0											
Charlie Lau, L (7, PH) OBP: 0.294, SLG: 0.378									1 0 0 0 0 0 0 1											
Ted Bowsfield, R (8, 1) OBP: 0.322, SLG: 0.295									0 0 0 0 0 0 0 0											
Chuck Essegian, R (6, PH) OBP: 0.290, SLG: 0.327									1 0 0 0 0 0 0 1											
<b>Inning Stats</b>	R: 0 E: 0 K: 1 S: 5	H: 1 LOB: 0 BB: 0 P: 5	R: 0 E: 0 K: 0 S: 3	H: 1 LOB: 1 BB: 1 P: 7	R: 0 E: 0 K: 1 S: 5	H: 1 LOB: 0 BB: 0 P: 5	R: 1 E: 0 K: 0 S: 4	H: 1 LOB: 1 BB: 1 P: 8	R: 1 E: 0 K: 0 S: 4	H: 1 LOB: 0 BB: 0 P: 4	R: 0 E: 0 K: 0 S: 3	H: 0 LOB: 1 BB: 1 P: 7	R: 0 E: 0 K: 0 S: 5	H: 2 LOB: 3 BB: 1 P: 9	R: 0 E: 0 K: 0 S: 3	H: 1 LOB: 0 BB: 0 P: 3	1B: 7 2B: 1 3B: 0 HR: 2	SF: 0 SAC: 0 DP: 3 HBP: 0	WP: 0 PB: 0 SB: 0 CS: 0	PA: 36
<b>PITCHER</b>	IP WLS BF H R ER SO BB IBB HBP BLK WP HR S P ERA WHIP																			
Mike Lee, L (1, 1) ERA: 5.23	6.0 W 23 6 2 2 2 2 0 0 0 0 0 0 25 33 3.00 1.333																			
Julio Navarro, R (7, 1) ERA: 2.66	1.1 8 2 0 0 0 2 0 0 0 0 0 0 6 14 0.00 3.000																			
Art Fowler, R (8, 1) ERA: 2.37	1.2 S 5 1 0 0 0 0 0 0 0 0 0 0 5 5 0.00 0.600																			

Los Angeles Angels @ Kansas City Athletics  
Municipal Stadium, Kansas City, MO  
Fri Aug 30 1963, 8:05 PM EDT  
Att: 6,652 - Unknown

AB	32
R	2
H	9
RBI	2
BB	4
SO	2
LOB	17





Batter	1	2	3	4	5	6	7	8	9	AB	R	H	RBI	BB	SO	LOB	TOP				
Albie Pearson, L OBP: 0.407, SLG: 0.406 (1, 8)										4	0	2	0	0	0	1					
Jim Fregosi, R OBP: 0.322, SLG: 0.408 (1, 6)										4	0	1	0	0	0	3					
Leon Wagner, L OBP: 0.362, SLG: 0.471 (1, 7)										4	0	0	0	0	0	4					
Felix Torres, R OBP: 0.319, SLG: 0.372 Hank Folles, R OBP: 0.279, SLG: 0.344 (1, 5) (5, 2)										2	0	0	0	0	0	2					
Billy Moran, R OBP: 0.302, SLG: 0.364 Joe Koppe, R OBP: 0.267, SLG: 0.289 (1, 4) (5, 4)										2	0	1	0	0	0	1					
Lee Thomas, L OBP: 0.297, SLG: 0.313 (1, 3)										4	0	0	0	0	1	3					
Buck Rodgers, S OBP: 0.304, SLG: 0.309 Fred Newman, R OBP: 0.182, SLG: 0.182 Jim Piersall, R OBP: 0.285, SLG: 0.291 Paul Foytack, R OBP: 0.286, SLG: 0.211 (1, 2) (5, 1) (9, PH) (9, PR)										1	0	0	0	0	1	1	0				
Ken Hunt, R OBP: 0.265, SLG: 0.358 (1, 9)										4	0	0	0	0	0	4					
Ken McBride, R OBP: 0.176, SLG: 0.259 Dan Osinski, R OBP: 0.133, SLG: 0.116 Frank Kostro, R OBP: 0.297, SLG: 0.277 (1, 1) (1, 1) (5, PH) (5, 5)										0	0	0	0	0	0	0					
										1	0	1	0	0	0	0					
										2	0	1	0	0	0	1					
<b>Inning Stats</b>	R: 0 E: 0 K: 0 S: 4	H: 1 LOB: 1 BB: 0 P: 4	R: 0 E: 0 K: 2 S: 7	H: 1 LOB: 0 BB: 0 P: 7	R: 0 E: 0 K: 0 S: 3	H: 1 LOB: 0 BB: 0 P: 3	R: 0 E: 0 K: 0 S: 4	H: 0 LOB: 1 BB: 1 P: 7	R: 0 E: 0 K: 0 S: 4	H: 1 LOB: 1 BB: 0 P: 4	R: 0 E: 0 K: 0 S: 4	H: 1 LOB: 1 BB: 0 P: 4	R: 0 E: 0 K: 0 S: 4	H: 1 LOB: 1 BB: 0 P: 4	R: 0 E: 0 K: 0 S: 5	H: 2 LOB: 2 BB: 0 P: 5	1B: 9 2B: 1 3B: 0 HR: 0	SF: 0 SAC: 0 DP: 1 HBP: 0	WP: 1 PB: 0 SB: 0 CS: 0	PA: 35	
<b>PITCHER</b> Orlando Pena, R ERA: 3.61 (1, 1)	IP: 9.0 WLS: W BF: 35 H: 9 R: 0 ER: 0 SO: 2 BB: 1 IBB: 0 HBP: 0 BLK: 0 WP: 1 HR: 0 S: 38 P: 42 ERA: 0.00 WHIP: 1.111																				

Los Angeles Angels @ Kansas City Athletics  
Municipal Stadium, Kansas City, MO  
Sat Aug 31 1963, 8:05 PM EDT  
Att: 9,646 - Unknown

AB	34
R	0
H	9
RBI	0
BB	1
SO	2
LOB	22



Batter	1	2	3	4	5	6	7	8	9	AB	R	H	RBI	BB	SO	LOB	BOTTOM				
Jose Tartabull, L OBP: 0.286, SLG: 0.315 (1, 8)										4	1	1	0	0	0	2					
Wayne Causey, L OBP: 0.345, SLG: 0.403 (1, 6)										3	2	1	0	1	0	1					
Norm Siebern, L OBP: 0.360, SLG: 0.434 (1, 3)										3	1	2	3	1	0	0					
Manny Jimenez, L OBP: 0.336, SLG: 0.336 (1, 7)										3	0	0	0	0	0	2					
Charlie Lau, L OBP: 0.317, SLG: 0.382 (1, 2)										4	1	2	1	0	0	0					
Ed Charles, R OBP: 0.345, SLG: 0.407 (1, 5)										4	0	2	1	0	1	1					
Jerry Lumpe, L OBP: 0.322, SLG: 0.368 (1, 4)										4	1	0	0	0	0	4					
Gino Cimoli, R OBP: 0.316, SLG: 0.384 Bobby Del Greco, R OBP: 0.307, SLG: 0.332 (1, 9) (8, 9)										3	1	2	2	0	0	0					
Orlando Pena, R OBP: 0.228, SLG: 0.196 (1, 1)										2	0	0	0	1	2	2					
<b>Inning Stats</b>	R: 5 E: 0 K: 1 S: 11	H: 6 LOB: 1 BB: 0 P: 11	R: 0 E: 0 K: 0 S: 3	H: 0 LOB: 0 BB: 0 P: 3	R: 0 E: 0 K: 1 S: 6	H: 1 LOB: 1 BB: 0 P: 6	R: 2 E: 0 K: 1 S: 7	H: 2 LOB: 1 BB: 1 P: 11	R: 0 E: 0 K: 0 S: 3	H: 0 LOB: 0 BB: 1 P: 7	R: 0 E: 0 K: 0 S: 2	H: 0 LOB: 0 BB: 1 P: 6	R: 0 E: 0 K: 0 S: 3	H: 1 LOB: 0 BB: 0 P: 3	R: 0 E: 0 K: 0 S: 3	H: 1 LOB: 0 BB: 0 P: 3	1B: 8 2B: 2 3B: 1 HR: 0	SF: 0 SAC: 1 DP: 2 HBP: 0	WP: 1 PB: 0 SB: 1 CS: 0	PA: 35	
<b>PITCHER</b> Ken McBride, R ERA: 2.96 Dan Osinski, R ERA: 3.44 Fred Newman, R ERA: 5.46 (1, 1) (1, 1) (5, 1)	IP: 0.1 WLS: L BF: 6 H: 5 R: 5 ER: 5 SO: 0 BB: 0 IBB: 0 HBP: 0 BLK: 0 WP: 0 HR: 0 S: 6 P: 6 ERA: 135.00 WHIP: 15.000																				

Los Angeles Angels @ Kansas City Athletics  
Municipal Stadium, Kansas City, MO  
Sat Aug 31 1963, 8:05 PM EDT  
Att: 9,646 - Unknown

AB	31
R	7
H	10
RBI	7
BB	3
SO	3
LOB	12






Batter	1	2	3	4	5	6	7	8	9	AB	R	H	RBI	BB	SO	LOB	TOP					
Albie Pearson, L OBP: 0.411, SLG: 0.410										5	1	4	3	0	0	1	<b>Los Angeles Angels @ Kansas City Athletics</b> <b>Municipal Stadium, Kansas City, MO</b> Sun Sep 01 1963, 8:05 PM EDT Att: 12,625 - Unknown					
Jim Fregosi, R OBP: 0.321, SLG: 0.406										5	0	1	1	0	1	4						
Leon Wagner, L OBP: 0.361, SLG: 0.468										5	0	1	0	0	0	3						
Jim Piersall, R OBP: 0.285, SLG: 0.291										0	0	0	0	0	0	0						
Felix Torres, R OBP: 0.319, SLG: 0.373										4	1	1	1	0	0	0						
Billy Moran, R OBP: 0.301, SLG: 0.363										5	0	1	1	0	2	1						
Buck Rodgers, S OBP: 0.305, SLG: 0.316										4	2	2	0	0	0	2						
Lee Thomas, L OBP: 0.297, SLG: 0.312										4	0	1	0	0	1	3						
Ken Hunt, R OBP: 0.265, SLG: 0.350										3	1	0	0	1	1	2						
Dean Chance, R Art Fowler, R Bob Spivey, L Jack Spring, L Julio Navarro, R Paul Foytack, R										3	1	0	0	0	1	3						
<b>Inning Stats</b>	R: 2 E: 0 K: 1 S: 8	H: 3 LOB: 1 BB: 0 P: 8	R: 0 E: 1 K: 2 S: 8	H: 1 LOB: 2 BB: 0 P: 8	R: 0 E: 0 K: 0 S: 3	H: 0 LOB: 0 BB: 0 P: 3	R: 3 E: 1 K: 0 S: 6	H: 2 LOB: 2 BB: 1 P: 11	R: 0 E: 0 K: 0 S: 4	H: 1 LOB: 1 BB: 0 P: 4	R: 0 E: 1 K: 0 S: 4	H: 1 LOB: 1 BB: 0 P: 4	R: 0 E: 0 K: 1 S: 5	H: 0 LOB: 0 BB: 0 P: 5	R: 1 E: 0 K: 1 S: 7	H: 2 LOB: 2 BB: 1 P: 11	R: 0 E: 0 K: 1 S: 6	H: 1 LOB: 1 BB: 0 P: 6	1B: 9 2B: 2 3B: 0 HR: 0	SF: 0 SAC: 1 DP: 0 HBP: 1	WP: 0 PB: 1 SB: 2 CS: 0	PA: 42
<b>PITCHER</b>	IP WLS BF H R ER SO BB IBB HBP BLK WP HR S P ERA WHIP	IP WLS BF H R ER SO BB IBB HBP BLK WP HR S P ERA WHIP																				
Ed Rakow, R ERA: 3.7	(1, 1) 5.0 25 7 5 2 3 0 1 1 0 0 0 0 29 34 3.60 1.400																					
Bill Fischer, R ERA: 3.75	(6, 1) 1.0 4 1 0 0 0 0 0 0 0 0 0 0 4 4 0.00 1.000																					
Aurelio Monteaugudo, R ERA:	(7, 1) 1.0 3 0 0 0 1 0 0 0 0 0 0 0 5 5 0.00 0.000																					
Diego Segui, R ERA: 4.0	(8, 1) 0.2 5 2 1 1 1 1 0 0 0 0 0 0 6 10 13.50 4.500																					
John Wyatt, R ERA: 3.24	(8, 1) 1.1 W 5 1 0 0 1 0 0 0 0 0 0 0 7 7 0.00 0.750																					

AB	38
R	6
H	11
RBI	6
BB	2
SO	6
LOB	19



Batter	1	2	3	4	5	6	7	8	9	AB	R	H	RBI	BB	SO	LOB	BOTTOM					
Jose Tartabull, L OBP: 0.284, SLG: 0.322										5	1	1	2	0	0	1	<b>Los Angeles Angels @ Kansas City Athletics</b> <b>Municipal Stadium, Kansas City, MO</b> Sun Sep 01 1963, 8:05 PM EDT Att: 12,625 - Unknown					
Wayne Causey, L OBP: 0.347, SLG: 0.403										0	0	0	0	2	0	0						
Tony La Russa, R OBP: 0.385, SLG: 0.385										2	0	0	0	0	0	0						
Bobby Del Greco, R OBP: 0.310, SLG: 0.332										0	0	0	0	1	0	0						
Norm Siebern, L OBP: 0.360, SLG: 0.433										4	0	1	0	1	0	2						
Manny Jimenez, L OBP: 0.346, SLG: 0.336										3	1	1	1	2	0	1						
Charlie Lau, L OBP: 0.321, SLG: 0.387										3	1	1	1	1	0	1						
Ed Charles, R OBP: 0.346, SLG: 0.406										3	2	1	0	0	1	1						
Jerry Lumpe, L OBP: 0.323, SLG: 0.368										3	1	1	0	1	0	3						
Gino Cimoli, R OBP: 0.317, SLG: 0.386										3	0	1	2	1	0	2						
Ed Rakow, S Chuck Essigmann, R Bill Fischer, L Aurelio Monteaugudo, R Doc Edwards, R Diego Segui, R John Wyatt, R Ken Harrison, R										1	0	0	0	0	1	0						
<b>Inning Stats</b>	R: 0 E: 0 K: 0 S: 2	H: 0 LOB: 0 BB: 1 P: 6	R: 1 E: 0 K: 1 S: 5	H: 1 LOB: 1 BB: 1 P: 9	R: 0 E: 0 K: 1 S: 5	H: 0 LOB: 0 BB: 0 P: 5	R: 0 E: 0 K: 0 S: 2	H: 0 LOB: 0 BB: 1 P: 6	R: 0 E: 0 K: 0 S: 3	H: 0 LOB: 2 BB: 2 P: 11	R: 0 E: 0 K: 0 S: 4	H: 1 LOB: 1 BB: 0 P: 4	R: 2 E: 0 K: 1 S: 6	H: 1 LOB: 1 BB: 1 P: 11	R: 0 E: 0 K: 0 S: 4	H: 1 LOB: 1 BB: 0 P: 4	R: 4 E: 0 K: 0 S: 5	H: 4 LOB: 3 BB: 3 P: 17	1B: 5 2B: 4 3B: 1 HR: 0	SF: 0 SAC: 0 DP: 3 HBP: 1	WP: 0 PB: 0 SB: 0 CS: 0	PA: 40
<b>PITCHER</b>	IP WLS BF H R ER SO BB IBB HBP BLK WP HR S P ERA WHIP	IP WLS BF H R ER SO BB IBB HBP BLK WP HR S P ERA WHIP																				
Dean Chance, R ERA: 3.14	(1, 1) 6.0 24 2 3 3 2 6 0 1 0 0 0 0 6 6 4.50 1.333																					
Art Fowler, R ERA: 2.34	(7, 1) 1.0 4 1 0 0 1 0 0 0 0 0 0 0 6 6 0.00 1.000																					
Jack Spring, L ERA: 3.28	(8, 1) 1.0 6 3 2 2 0 0 0 0 0 0 0 0 6 6 18.00 3.000																					
Julio Navarro, R ERA: 2.86	(9, 1) 0.1 L 3 2 1 1 0 0 0 0 0 0 0 0 3 3 27.00 6.000																					
Paul Foytack, R ERA: 5.03	(9, 1) 0.0 3 0 1 1 0 2 1 0 0 0 0 0 0 12 ∞ ∞																					

AB	30
R	7
H	8
RBI	7
BB	9
SO	3
LOB	14





Batter	1	2	3	4	5	6	7	8	9	AB	R	H	RBI	BB	SO	LOB	TOP				
Jose Tartabull, L (1, 8) OBP: 0.282, SLG: 0.324	0-0 4-3		0-0 3-1	0-0 K		0-0 FC5-4 1B		0-0 F8		5	0	1	0	0	0	1					
Wayne Causey, L (1, 6) OBP: 0.348, SLG: 0.403	0-0 F9		0-0 HBP 1B	0-3 K		0-0 1B		0-0 F8		5	1	2	0	0	1	2					
Norm Siebern, L (1, 3) OBP: 0.364, SLG: 0.434	0-0 1B		0-0 HBP 1B	4-0 BB		0-3 K			4-0 G4-6-3 BB	3	1	2	0	2	1	2					
Manny Jimenez, L (1, 7) OBP: 0.341, SLG: 0.325	0-0 F5		1-0 HBP 1B	0-0 4-3		0-0 G3			0-0 G4-6-3 BB	4	0	0	0	0	0	7					
Charlie Lau, L (1, 2) OBP: 0.320, SLG: 0.384 Ken Harrelson, R (9, PH) OBP: 0.316, SLG: 0.390		0-0 4-3	0-0 1-2 2-H 3-H 1B		0-0 E9			0-0 F5		4	0	1	2	0	0	0					
Ed Charles, R (1, 5) OBP: 0.345, SLG: 0.404	4-0 1B BB		0-0 F9		0-3 K			0-0 F8		3	0	0	0	1	1	3					
Jerry Lumpe, L (1, 4) OBP: 0.322, SLG: 0.365	0-0 F9		0-0 F8		0-0 F7			4-0 FC6-4 BB		3	0	0	0	1	0	4					
Gino Cimoli, R (1, 9) OBP: 0.317, SLG: 0.385	0-0 1-3 1B			0-0 E1 2B		0-0 L7		0-0 FC6-4		4	0	1	0	0	0	2					
Dave Wickersham, R (1, 1) OBP: 0.164, SLG: 0.152 Chuck Essegian, R (8, PH) OBP: 0.278, SLG: 0.324 Pete Lovrich, R (8, 1) OBP: 0.182, SLG: 0.105	0-0 F8			0-0 F2				0-0 FC5-4 1B		3	0	1	0	0	0	3					
6-3								0-0 6-3		1	0	0	0	0	0	0					
0-0 0-0 0-0 0-0								0-0 6-3		0	0	0	0	0	0	0					
<b>Inning Stats</b>	R: 0 E: 0 K: 0 S: 4	H: 1 LOB: 1 BB: 0 P: 4	R: 0 E: 0 K: 0 S: 4	H: 1 LOB: 2 BB: 1 P: 8	R: 2 E: 0 K: 0 S: 6	H: 3 LOB: 3 BB: 0 P: 7	R: 0 E: 1 K: 1 S: 7	H: 1 LOB: 1 BB: 0 P: 11	R: 0 E: 0 K: 1 S: 6	H: 0 LOB: 1 BB: 0 P: 6	R: 0 E: 0 K: 0 S: 3	H: 0 LOB: 1 BB: 1 P: 7	R: 0 E: 0 K: 0 S: 3	H: 0 LOB: 0 BB: 0 P: 3	R: 0 E: 0 K: 0 S: 2	H: 0 LOB: 0 BB: 1 P: 6	1B: 7 2B: 1 3B: 0 HR: 0	SF: 0 SAC: 0 DP: 1 HBP: 1	WP: 0 PB: 0 SB: 0 CS: 0	PA: 41	
<b>PITCHER</b>	IP WLS BF H R ER SO	IP WLS BF H R ER SO	IP WLS BF H R ER SO	IP WLS BF H R ER SO	IP WLS BF H R ER SO	IP WLS BF H R ER SO	IP WLS BF H R ER SO	IP WLS BF H R ER SO	IP WLS BF H R ER SO	IP WLS BF H R ER SO	IP WLS BF H R ER SO	IP WLS BF H R ER SO	IP WLS BF H R ER SO	IP WLS BF H R ER SO	IP WLS BF H R ER SO	IP WLS BF H R ER SO	ERA WHIP	ERA WHIP			
Jim Perry, R (1, 1) ERA: 3.54	3.1	19	6	2	2	0	1	0	1	0	0	0	0	0	0	0	0	5.40	2.100		
Bill Pleis, L (4, 1) ERA: 4.19	5.2	22	2	0	0	3	3	0	0	0	0	0	0	0	0	0	0	0.00	0.882		

Kansas City Athletics @ Minnesota Twins  
 Metropolitan Stadium, Bloomington, MI  
 Mon Sep 02 1963, 8:05 PM EDT  
 Unknown - 65 F

AB	36
R	2
H	8
RBI	2
BB	4
SO	3
LOB	24




Batter	1	2	3	4	5	6	7	8	9	AB	R	H	RBI	BB	SO	LOB	BOTTOM			
Rich Rollins, R (1, 5) OBP: 0.366, SLG: 0.463	0-0 E 1B		0-0 E5 SF7 2B	0-0 F6		0-0 2H 1B		0-0 1B		5	1	4	1	0	0	0				
Vic Power, R (1, 3) OBP: 0.294, SLG: 0.384	0-0 L4		0-0 SF7	4-0 BB		0-0 5-3		0-0 1B		3	0	1	1	1	0	2				
Jimmie Hall, L (1, 8) OBP: 0.342, SLG: 0.542 (9, 7)	0-0 F2		0-0 HR BB	0-3 K			0-0 F9	0-0 F6		4	1	0	0	1	1	4				
Harmon Killebrew, R (1, 7) OBP: 0.354, SLG: 0.538 Lenny Green, L (9, 8) OBP: 0.306, SLG: 0.314	0-0 F9		0-0 1-H HR		0-0 F2		0-0 HR 1B			4	2	2	2	0	0	1				
Bob Allison, R (1, 9) OBP: 0.377, SLG: 0.547		4-0 G3 E BB	0-0 S 1B		0-3 K		0-0 1-H HR			3	1	2	2	1	1	0				
Earl Battey, R (1, 2) OBP: 0.365, SLG: 0.474	0-0 E7 G3		4-0 FC3-6 BB		0-0 L6		0-0 L8			3	0	0	0	1	0	1				
Bernie Allen, L (1, 4) OBP: 0.285, SLG: 0.334	0-0 G3		0-0 FC3-6		0-0 F2		0-0 4-3			4	0	0	0	0	0	4				
Zoilo Versalles, R (1, 6) OBP: 0.292, SLG: 0.407	0-0 5-3		0-0 6-3		0-0 1B 2B			0-0 F3		4	1	1	0	0	0	4				
Jim Perry, S (1, 1) OBP: 0.293, SLG: 0.250 Bill Pleis, L (4, 1) OBP: 0.263, SLG: 0.125	0-0 F8			0-3 K		0-0 1-3		0-3 K		1	0	0	0	0	0	2				
0-0 0-0 0-0								0-0 K		3	0	0	0	0	2	1				
<b>Inning Stats</b>	R: 0 E: 1 K: 0 S: 4	H: 1 LOB: 1 BB: 0 P: 4	R: 0 E: 1 K: 0 S: 4	H: 0 LOB: 2 BB: 1 P: 8	R: 3 E: 1 K: 0 S: 6	H: 3 LOB: 2 BB: 2 P: 14	R: 0 E: 0 K: 2 S: 7	H: 0 LOB: 1 BB: 1 P: 11	R: 0 E: 0 K: 1 S: 5	H: 0 LOB: 0 BB: 0 P: 5	R: 1 E: 0 K: 0 S: 5	H: 2 LOB: 1 BB: 0 P: 5	R: 2 E: 0 K: 0 S: 5	H: 2 LOB: 0 BB: 0 P: 5	R: 0 E: 0 K: 1 S: 7	H: 2 LOB: 2 BB: 0 P: 7	1B: 6 2B: 2 3B: 0 HR: 2	SF: 1 SAC: 0 DP: 0 HBP: 0	WP: 0 PB: 0 SB: 1 CS: 0	PA: 39
<b>PITCHER</b>	IP WLS BF H R ER SO	IP WLS BF H R ER SO	IP WLS BF H R ER SO	IP WLS BF H R ER SO	IP WLS BF H R ER SO	IP WLS BF H R ER SO	IP WLS BF H R ER SO	IP WLS BF H R ER SO	IP WLS BF H R ER SO	IP WLS BF H R ER SO	IP WLS BF H R ER SO	IP WLS BF H R ER SO	IP WLS BF H R ER SO	IP WLS BF H R ER SO	IP WLS BF H R ER SO	IP WLS BF H R ER SO	ERA WHIP	ERA WHIP		
Dave Wickersham, R (1, 1) ERA: 4.22	7.0	34	8	6	5	3	4	0	0	0	0	0	0	0	0	0	6.43	1.714		
Pete Lovrich, R (8, 1) ERA: 7.32	0.2	3	1	0	0	1	0	0	0	0	0	5	5	0	0	0	0.00	1.500		
Ted Bowsfield, L (8, 1) ERA: 4.82	0.1	2	1	0	0	0	0	0	0	0	0	2	2	0	0	0	0.00	3.000		

Kansas City Athletics @ Minnesota Twins  
 Metropolitan Stadium, Bloomington, MI  
 Mon Sep 02 1963, 8:05 PM EDT  
 Unknown - 65 F

AB	34
R	6
H	10
RBI	6
BB	4
SO	4
LOB	19





Batter	1	2	3	4	5	6	7	8	9	AB	R	H	RBI	BB	SO	LOB	TOP					
Jose Tartabull, L (1, 8) OBP: 0.277, SLG: 0.318	F4	K			F7			1-3		4	0	0	0	0	1	1	<b>Kansas City Athletics @ Minnesota Twins</b> Metropolitan Stadium, Bloomington, MI Mon Sep 02 1963, 8:05 PM EDT Att: 12,348 - Unknown - 63 F					
Wayne Causey, L (1, 6) OBP: 0.349, SLG: 0.404 Tony La Russa, R (2, 6) OBP: 0.294, SLG: 0.375	2B		K		K			1B		1	1	1	0	0	0	0						
Norm Siebern, L (1, 3) OBP: 0.363, SLG: 0.435	1-H		K		L9			K		4	0	1	1	0	2	1						
Manny Jimenez, L (1, 7) OBP: 0.345, SLG: 0.331	1B		F9		L8-3			F7		4	0	2	0	0	0	0						
Charlie Lau, L (1, 2) OBP: 0.313, SLG: 0.374	F9				L8-3			6-3		4	0	0	0	0	0	3						
Ed Charles, R (1, 5) OBP: 0.345, SLG: 0.401	F7				BB			6-3		3	0	0	0	1	0	2						
Jerry Lumpe, L (1, 4) OBP: 0.321, SLG: 0.363			F5		L8			K		3	0	0	0	0	1	1						
Bobby Del Greco, R (1, 9) OBP: 0.307, SLG: 0.328	F5		F5		K			K		3	0	0	0	0	2	1						
Tom Sturdivant, L (1, 1) Chuck Essegian, R (8, PH) OBP: 0.277, SLG: 0.323 Bill Fischer, R (8, 1) OBP: 0.278, SLG: 0.071	E6				F7			F2		2	0	0	0	0	0	0						
<b>Inning Stats</b>	R: 1 E: 0 K: 0 S: 6	H: 3 LOB: 2 BB: 0 P: 6	R: 0 E: 1 K: 1 S: 6	H: 0 LOB: 1 BB: 0 P: 6	R: 0 E: 0 K: 2 S: 7	H: 0 LOB: 0 BB: 0 P: 7	R: 0 E: 0 K: 1 S: 5	H: 0 LOB: 1 BB: 1 P: 9	R: 0 E: 0 K: 1 S: 5	H: 0 LOB: 0 BB: 0 P: 5	R: 0 E: 0 K: 2 S: 3	H: 1 LOB: 0 BB: 0 P: 3	R: 0 E: 0 K: 2 S: 7	H: 0 LOB: 0 BB: 0 P: 7	R: 0 E: 0 K: 1 S: 6	H: 1 LOB: 1 BB: 0 P: 6		R: 0 E: 0 K: 0 S: 3	H: 0 LOB: 0 BB: 0 P: 3	1B: 4 2B: 2 3B: 0 HR: 0	SF: 0 SAC: 0 DP: 1 HBP: 0	WP: 0 PB: 0 SB: 0 CS: 0
<b>PITCHER</b> Lee Stange, R (1, 1) ERA: 2.42	IP: 9.0 WLS: W BF: 33 H: 5 R: 1 ER: 1 SO: 8 BB: 1 IBB: 0 HBP: 0 BLK: 0 WP: 0 HR: 0 S: 48 P: 52 ERA: 1.00 WHIP: 0.667															<b>PITCHER</b>	IP: 9.0 WLS: W BF: 33 H: 5 R: 1 ER: 1 SO: 8 BB: 1 IBB: 0 HBP: 0 BLK: 0 WP: 0 HR: 0 S: 48 P: 52 ERA: 1.00 WHIP: 0.667					

Batter	1	2	3	4	5	6	7	8	9	AB	R	H	RBI	BB	SO	LOB	BOTTOM			
Rich Rollins, R (1, 5) OBP: 0.369, SLG: 0.463	FC5-4		1B		5-3			PB		2	1	1	0	2	0	0	<b>Kansas City Athletics @ Minnesota Twins</b> Metropolitan Stadium, Bloomington, MI Mon Sep 02 1963, 8:05 PM EDT Att: 12,348 - Unknown - 63 F			
Vic Power, R (1, 3) OBP: 0.296, SLG: 0.385	FC5-4		HR		G3-6			K		4	1	2	0	0	1	2				
Jimmie Hall, L (1, 8) OBP: 0.341, SLG: 0.547	1-H		F5		G3-6			4-3		4	1	1	2	0	0	4				
Harmon Killebrew, R (1, 7) OBP: 0.352, SLG: 0.533 Lenny Green, R (8, 8) OBP: 0.306, SLG: 0.314	F9		F3		6-3			5-3		4	0	0	0	0	0	2				
Bob Allison, R (1, 9) OBP: 0.378, SLG: 0.544	L5		E6		F9			BB		2	0	0	0	2	0	1				
Bernie Allen, L (1, 4) OBP: 0.285, SLG: 0.331			G3		F5			F7		3	0	0	0	1	0	3				
Zolo Versailles, R (1, 6) OBP: 0.292, SLG: 0.406	1B				5-3			F9		4	0	1	0	0	0	3				
Jerry Zimmerman, R (1, 2) OBP: 0.209, SLG: 0.209	G1-4-3				6-3			K		3	0	1	0	0	1	2				
Lee Stange, R (1, 1) OBP: 0.209, SLG: 0.132	G1-4-3				F7			K		3	0	0	0	0	1	2				
<b>Inning Stats</b>	R: 2 E: 0 K: 0 S: 5	H: 2 LOB: 0 BB: 0 P: 5	R: 0 E: 0 K: 0 S: 4	H: 2 LOB: 1 BB: 0 P: 4	R: 1 E: 1 K: 0 S: 5	H: 1 LOB: 2 BB: 1 P: 9	R: 0 E: 0 K: 0 S: 3	H: 0 LOB: 0 BB: 0 P: 3	R: 0 E: 0 K: 1 S: 5	H: 1 LOB: 0 BB: 0 P: 3	R: 0 E: 0 K: 2 S: 7	H: 0 LOB: 1 BB: 1 P: 11	R: 0 E: 0 K: 0 S: 3	H: 0 LOB: 1 BB: 1 P: 7	R: 0 E: 0 K: 0 S: 3	H: 0 LOB: 1 BB: 1 P: 7	1B: 5 2B: 0 3B: 0 HR: 1	SF: 0 SAC: 0 DP: 2 HBP: 0	WP: 0 PB: 2 SB: 0 CS: 0	PA: 34
<b>PITCHER</b> Tom Sturdivant, R (1, 1) ERA: 4.69 Bill Fischer, R (8, 1) ERA: 3.71	IP: 7.0 WLS: L BF: 30 H: 6 R: 3 ER: 2 SO: 3 BB: 4 IBB: 0 HBP: 0 BLK: 0 WP: 0 HR: 1 S: 32 P: 48 ERA: 2.57 WHIP: 1.429															<b>PITCHER</b>	IP: 7.0 WLS: L BF: 30 H: 6 R: 3 ER: 2 SO: 3 BB: 4 IBB: 0 HBP: 0 BLK: 0 WP: 0 HR: 1 S: 32 P: 48 ERA: 2.57 WHIP: 1.429			





Batter	1	2	3	4	5	6	7	8	9	AB	R	H	RBI	BB	SO	LOB	TOP						
Jose Tartabull, L (1, 8) OBP: 0.284, SLG: 0.321										4	0	2	0	1	0	0	<b>Kansas City Athletics @ Minnesota Twins</b> Metropolitan Stadium, Bloomington, MI Tue Sep 03 1963, 4:33 AM EDT Att. 4,460 - Unknown - 72 F <a href="http://livebaseballscorecards.com">livebaseballscorecards.com</a>						
Gino Cimoli, R (1, 9) OBP: 0.316, SLG: 0.382										4	1	0	0	1	2	5							
Norm Siebern, L (1, 3) OBP: 0.361, SLG: 0.431										4	0	0	0	0	0	2							
Manny Jimenez, L (1, 7) OBP: 0.356, SLG: 0.344 Bobby Del Greco, R (8, PR) OBP: 0.307, SLG: 0.328										4	0	3	1	0	1	1							
Charlie Lau, L (1, 2) OBP: 0.311, SLG: 0.371										4	0	1	0	0	0	2							
Ed Charles, R (1, 5) OBP: 0.346, SLG: 0.402										2	1	1	1	1	0	1							
Jerry Lumpe, L (1, 4) OBP: 0.322, SLG: 0.364										4	0	2	0	0	0	1							
Tony La Russa, R (1, 6) OBP: 0.286, SLG: 0.333										2	0	0	1	1	1	2							
Moe Drabowsky, R (1, 1) OBP: 0.208, SLG: 0.396 John Wyatt, R (7, 1)										2	0	0	0	0	1	1							
<b>Inning Stats</b>	R: 0 E: 0 K: 2 S: 8	H: 1 LOB: 1 BB: 0 P: 8	R: 0 E: 0 K: 0 S: 3	H: 1 LOB: 0 BB: 0 P: 3	R: 0 E: 0 K: 0 S: 3	H: 0 LOB: 0 BB: 0 P: 3	R: 1 E: 0 K: 0 S: 3	H: 1 LOB: 0 BB: 1 P: 7	R: 1 E: 0 K: 1 S: 7	H: 2 LOB: 2 BB: 1 P: 11	R: 0 E: 1 K: 0 S: 4	H: 1 LOB: 1 BB: 0 P: 4	R: 0 E: 0 K: 1 S: 5	H: 0 LOB: 2 BB: 2 P: 13	R: 1 E: 0 K: 1 S: 8	H: 3 LOB: 3 BB: 0 P: 8	R: 0 E: 0 K: 1 S: 5	H: 0 LOB: 0 BB: 0 P: 5	1B: 9 2B: 1 3B: 0 HR: 0	SF: 2 SAC: 1 DP: 2 HBP: 0	WP: 0 PB: 0 SB: 1 CS: 0	PA: 38	
<b>PITCHER</b> Camilo Pascual, R (1, 1) ERA: 2.49	IP: 9.0 WLS: L BF: 38 H: 9 R: 3 ER: 3 SO: 6 BB: 4 IBB: 0 HBP: 0 BLK: 0 WP: 0 HR: 0 S: 46 P: 62 ERA: 3.00 WHIP: 1.444											<b>PITCHER</b>	IP: 9.0 WLS: L BF: 38 H: 9 R: 3 ER: 3 SO: 6 BB: 4 IBB: 0 HBP: 0 BLK: 0 WP: 0 HR: 0 S: 46 P: 62 ERA: 3.00 WHIP: 1.444										

Batter	1	2	3	4	5	6	7	8	9	AB	R	H	RBI	BB	SO	LOB	BOTTOM						
Rich Rollins, R (1, 5) OBP: 0.368, SLG: 0.464										4	0	1	0	0	1	1	<b>Kansas City Athletics @ Minnesota Twins</b> Metropolitan Stadium, Bloomington, MI Tue Sep 03 1963, 4:33 AM EDT Att. 4,460 - Unknown - 72 F <a href="http://livebaseballscorecards.com">livebaseballscorecards.com</a>						
Vic Power, R (1, 3) OBP: 0.294, SLG: 0.383										3	0	0	0	0	0	0							
Jimmie Hall, L (1, 8) OBP: 0.341, SLG: 0.543										3	1	0	0	1	2	1							
Harmon Killebrew, R (1, 7) OBP: 0.351, SLG: 0.537										4	1	1	2	0	0	1							
Bob Allison, R (1, 9) OBP: 0.379, SLG: 0.544										4	0	2	0	0	1	0							
Earl Battey, R (1, 2) OBP: 0.362, SLG: 0.470										4	0	0	0	0	1	2							
Zolio Versalles, R (1, 6) OBP: 0.293, SLG: 0.405										3	0	1	0	1	1	0							
Bernie Allen, L (1, 4) OBP: 0.287, SLG: 0.331										3	0	1	0	1	0	1							
Camilo Pascual, R (1, 1) OBP: 0.313, SLG: 0.373										3	0	1	0	0	0	4							
<b>Inning Stats</b>	R: 0 E: 0 K: 2 S: 7	H: 0 LOB: 0 BB: 0 P: 7	R: 0 E: 0 K: 0 S: 3	H: 1 LOB: 0 BB: 0 P: 3	R: 0 E: 0 K: 0 S: 3	H: 1 LOB: 0 BB: 0 P: 3	R: 0 E: 0 K: 0 S: 3	H: 0 LOB: 0 BB: 0 P: 3	R: 0 E: 0 K: 1 S: 5	H: 0 LOB: 0 BB: 0 P: 5	R: 0 E: 0 K: 1 S: 6	H: 1 LOB: 1 BB: 0 P: 6	R: 2 E: 0 K: 0 S: 6	H: 3 LOB: 3 BB: 2 P: 14	R: 0 E: 0 K: 1 S: 6	H: 1 LOB: 1 BB: 0 P: 6	R: 0 E: 1 K: 1 S: 5	H: 0 LOB: 1 BB: 1 P: 9	1B: 4 2B: 1 3B: 1 HR: 1	SF: 0 SAC: 1 DP: 2 HBP: 0	WP: 0 PB: 0 SB: 0 CS: 0	PA: 35	
<b>PITCHER</b> Moe Drabowsky, R (1, 1) ERA: 2.89 John Wyatt, R (7, 1) ERA: 3.14	IP: 6.1 WLS: W BF: 12 H: 2 R: 0 ER: 0 SO: 2 BB: 2 IBB: 0 HBP: 0 BLK: 0 WP: 0 HR: 0 S: 14 P: 22 ERA: 0.00 WHIP: 1.500											<b>PITCHER</b>	IP: 6.1 WLS: W BF: 12 H: 2 R: 0 ER: 0 SO: 2 BB: 2 IBB: 0 HBP: 0 BLK: 0 WP: 0 HR: 0 S: 14 P: 22 ERA: 0.00 WHIP: 1.500										



Batter	1	2	3	4	5	6	7	8	9	AB	R	H	RBI	BB	SO	LOB	TOP					
Jose Tartabull, L (1, 8) OBP: 0.287, SLG: 0.323	F8		4-3			SH1-4	FC4			5	0	2	2	0	0	1	<b>Kansas City Athletics @ Chicago White Sox</b> Comiskey Park, Chicago, IL Wed Sep 04 1963, 8:05 PM EDT Unknown <a href="http://livebaseballscorecards.com">livebaseballscorecards.com</a>					
Gino Cimoli, R (1, 9) OBP: 0.315, SLG: 0.381	6-3			F8		SH1-4			5-3	4	0	1	0	0	0	1						
Charlie Lau, L (1, 2) OBP: 0.311, SLG: 0.371	1-3				G4-6-3	G1			SH3-4	3	0	1	0	0	0	2						
Norm Siebern, L (1, 3) OBP: 0.362, SLG: 0.432					G4-6-3				4-3	4	0	2	1	0	0	2						
Ed Charles, R (1, 5) OBP: 0.343, SLG: 0.398		K				6-3	1-3		F8	4	0	0	0	0	1	4						
Jerry Lumpe, L (1, 4) OBP: 0.321, SLG: 0.363		F7				E3			F7	4	1	1	0	0	0	1						
Ken Harrelson, R (1, 7) OBP: 0.311, SLG: 0.384 Bobby Del Greco, R (8, 7) OBP: 0.309, SLG: 0.331		1-3				K			SH1-4	3	0	0	0	0	1	3						
Tony La Russa, R (1, 6) OBP: 0.280, SLG: 0.318						FC6-4			F4	4	1	1	0	0	0	2						
Orlando Pena, R (1, 1) OBP: 0.250, SLG: 0.222 John Wyatt, R (9, 1)						F9			SH1-4	3	1	2	1	0	0	0						
						SH1-4			SH1-4	0	0	0	0	0	0	0						
<b>Inning Stats</b>	R: 0 E: 0 K: 0 S: 3	H: 0 LOB: 0 BB: 0 P: 3	R: 0 E: 0 K: 1 S: 6	H: 1 LOB: 1 BB: 0 P: 6	R: 0 E: 0 K: 0 S: 3	H: 0 LOB: 0 BB: 0 P: 3	R: 0 E: 0 K: 0 S: 3	H: 1 LOB: 0 BB: 0 P: 3	R: 0 E: 0 K: 1 S: 6	H: 0 LOB: 1 BB: 0 P: 6	R: 1 E: 0 K: 0 S: 6	H: 3 LOB: 2 BB: 0 P: 6	R: 1 E: 0 K: 0 S: 5	H: 2 LOB: 1 BB: 0 P: 5	R: 0 E: 0 K: 0 S: 4	H: 1 LOB: 1 BB: 0 P: 4	R: 2 E: 0 K: 0 S: 6	H: 3 LOB: 1 BB: 0 P: 6	1B: 11 2B: 0 3B: 0 HR: 0	SF: 0 SAC: 3 DP: 1 HBP: 0	WP: 0 PB: 0 SB: 0 CS: 0	PA: 38
<b>PITCHER</b> Ray Herbert, R (1, 1) ERA: 3.33	IP: 9.0 WLS: L BF: 38	H: 11 R: 4 ER: 4 SO: 2	BB: 0 IBB: 0 HBP: 0 BLK: 0	WP: 0 HR: 0 S: 42 P: 42	ERA: 4.00 WHIP: 1.222											<b>PITCHER</b>	IP: 9.0 WLS: L BF: 38	H: 11 R: 4 ER: 4 SO: 2	BB: 0 IBB: 0 HBP: 0 BLK: 0	WP: 0 HR: 0 S: 42 P: 42	ERA: 4.00 WHIP: 1.222	


Batter	1	2	3	4	5	6	7	8	9	AB	R	H	RBI	BB	SO	LOB	BOTTOM				
Mike Hershberger, R (1, 8) OBP: 0.332, SLG: 0.350	F5					SH1-3			FC6-4	3	0	0	0	0	0	2	<b>Kansas City Athletics @ Chicago White Sox</b> Comiskey Park, Chicago, IL Wed Sep 04 1963, 8:05 PM EDT Unknown <a href="http://livebaseballscorecards.com">livebaseballscorecards.com</a>				
Tom McCraw, L (1, 3) OBP: 0.305, SLG: 0.390	4-3		HBP			F7			F9	4	0	1	0	0	1	4					
Floyd Robinson, L (1, 9) OBP: 0.352, SLG: 0.413	F8					F6			F8	4	0	0	0	0	0	4					
Pete Ward, L (1, 5) OBP: 0.341, SLG: 0.473						F5			F8	4	1	1	1	0	0	1					
Nellie Fox, L (1, 4) OBP: 0.306, SLG: 0.318						3-1			F7	3	1	1	0	1	0	0					
Dave Nicholson, R (1, 7) OBP: 0.321, SLG: 0.416						F7			BB	4	0	1	0	0	0	1					
Ron Hansen, R (1, 6) OBP: 0.316, SLG: 0.348						F8			F6	4	0	1	0	0	0	1					
Cam Carreon, R (1, 2) OBP: 0.321, SLG: 0.344 Joe Cunningham, L (9, PH) OBP: 0.356, SLG: 0.339 Al Weis, S (9, FR) OBP: 0.332, SLG: 0.321						SH5-4			5-3	3	0	2	0	0	0	0					
Ray Herbert, R (1, 1) OBP: 0.286, SLG: 0.321 Charlie Maxwell, L (9, PH) OBP: 0.372, SLG: 0.371						SH5-4			CS	1	0	0	0	0	0	0					
						SH1-3			SH1-4	0	0	0	0	0	0	0					
<b>Inning Stats</b>	R: 0 E: 0 K: 0 S: 3	H: 0 LOB: 0 BB: 0 P: 3	R: 0 E: 0 K: 1 S: 7	H: 0 LOB: 0 BB: 0 P: 8	R: 1 E: 0 K: 0 S: 3	H: 1 LOB: 1 BB: 1 P: 7	R: 0 E: 0 K: 0 S: 4	H: 1 LOB: 1 BB: 0 P: 4	R: 0 E: 0 K: 0 S: 3	H: 0 LOB: 0 BB: 1 P: 7	R: 0 E: 0 K: 0 S: 4	H: 0 LOB: 0 BB: 0 P: 3	R: 0 E: 0 K: 0 S: 4	H: 1 LOB: 1 BB: 0 P: 4	R: 1 E: 1 K: 0 S: 6	H: 3 LOB: 2 BB: 0 P: 6	1B: 5 2B: 2 3B: 0 HR: 1	SF: 0 SAC: 3 DP: 0 HBP: 1	WP: 0 PB: 0 SB: 0 CS: 1	PA: 38	
<b>PITCHER</b> Orlando Pena, R (1, 1) ERA: 3.56 John Wyatt, R (9, 1) ERA: 3.1	IP: 8.0 WLS: W BF: 33	H: 7 R: 2 ER: 2 SO: 1	BB: 2 IBB: 0 HBP: 1 BLK: 0	WP: 0 HR: 1 S: 32 P: 41	ERA: 2.25 WHIP: 1.125											<b>PITCHER</b>	IP: 1.0 WLS: S BF: 4	H: 1 R: 0 ER: 0 SO: 0	BB: 0 IBB: 0 HBP: 0 BLK: 0	WP: 0 HR: 0 S: 4 P: 4	ERA: 0.00 WHIP: 1.000



Batter	1	2	3	4	5	6	7	8	9	AB	R	H	RBI	BB	SO	LOB	TOP								
Jose Tartabull, L (1, 8) OBP: 0.289, SLG: 0.325 Bobby Del Greco, R (4, FR) OBP: 0.306, SLG: 0.328	F9			1B	SF7	FC5			6-3	2	0	1	0	0	0	0									
Gino Cimoli, R (1, 9) OBP: 0.314, SLG: 0.381	4-3			1-3	F4				4-3	5	0	1	0	0	0	1									
Jerry Lumpe, L (1, 4) OBP: 0.322, SLG: 0.363	4-3			1B		FC1-6			E3	4	2	1	0	1	0	1									
Norm Siebern, L (1, 3)		4-3		2B						4	0	2	1	1	0	1									
Ed Charles, R (1, 5) OBP: 0.345, SLG: 0.403				1-3		FC1-6			K	4	2	2	1	1	1	4									
Charlie Lau, L (1, 2) OBP: 0.321, SLG: 0.376										3	1	2	2	1	0	1									
Ken Harrelson, R (1, 7) OBP: 0.315, SLG: 0.383				G5-3						3	0	1	1	1	0	4									
Tony La Russa, R (1, 6) OBP: 0.310, SLG: 0.346				F9						4	1	2	0	0	1	3									
Diego Segui, R (1, 1) OBP: 0.229, SLG: 0.255 Ted Bowsfield, R (7, 1) OBP: 0.162, SLG: 0.105 Bill Fischer, R (7, 1) OBP: 0.263, SLG: 0.067				6-3					6-3	2	0	1	1	0	0	0									
										0	0	0	0	0	0	0									
										1	0	0	0	0	0	1									
<b>Inning Stats</b>	R: 0 E: 0 K: 0 S: 3	H: 0 LOB: 0 BB: 0 P: 3	R: 0 E: 0 K: 0 S: 2	H: 0 LOB: 0 BB: 1 P: 6	R: 0 E: 0 K: 0 S: 2	H: 0 LOB: 0 BB: 1 P: 6	R: 2 E: 0 K: 0 S: 5	H: 3 LOB: 2 BB: 2 P: 13	R: 1 E: 0 K: 0 S: 4	H: 1 LOB: 0 BB: 0 P: 4	R: 3 E: 0 K: 1 S: 10	H: 5 LOB: 2 BB: 0 P: 10	R: 0 E: 0 K: 0 S: 3	H: 1 LOB: 0 BB: 0 P: 3	R: 1 E: 0 K: 0 S: 5	H: 3 LOB: 1 BB: 0 P: 5	R: 0 E: 1 K: 1 S: 6	H: 0 LOB: 2 BB: 1 P: 10	1B: 10 2B: 3 3B: 0 HR: 0	SF: 1 SAC: 1 DP: 4 HBP: 0	WP: 0 PB: 1 SB: 0 CS: 1	PA: 41			
<b>PITCHER</b>	IP	WLS	BF	H	R	ER	SO	BB	IBB	HBP	BLK	WP	HR	S	P	ERA	WHIP								
Joe Horlen, R (1, 1) ERA: 3.68	5.2	L	27	9	6	5	1	3	1	0	0	0	0	25	41	7.94	2.118								
Frank Baumann, L (6, 1) ERA: 3.13	1.1		4	1	0	0	0	0	0	0	0	0	0	4	4	0.00	0.750								
Jim Brosnan, R (8, 1) ERA: 2.99	1.0		5	3	1	1	0	0	0	0	0	0	0	5	5	9.00	3.000								
Bruce Howard, R (9, 1) ERA:	1.0		5	0	0	0	1	1	0	0	0	0	0	6	10	0.00	1.000								

**Kansas City Athletics @ Chicago White Sox**  
Comiskey Park, Chicago, IL  
Wed Sep 04 1963, 8:05 PM EDT  
Att: 8,804 - Unknown

AB	34
R	7
H	13
RBI	7
BB	5
SO	2
LOB	18




Batter	1	2	3	4	5	6	7	8	9	AB	R	H	RBI	BB	SO	LOB	BOTTOM								
Jim Landis, R (1, 8) OBP: 0.323, SLG: 0.394	5-3								F5	5	1	0	0	0	0	1									
Joe Cunningham, L (1, 3) OBP: 0.357, SLG: 0.333									F8	3	0	0	0	2	2	1									
Floyd Robinson, L (1, 9) OBP: 0.352, SLG: 0.410	1-3								G3	3	0	0	0	2	0	2									
Pete Ward, L (1, 5) OBP: 0.342, SLG: 0.478	1-3									4	1	2	2	0	0	2									
Charlie Maxwell, L (1, 7) OBP: 0.364, SLG: 0.361 Mike Hershberger, R (7, PH) OBP: 0.333, SLG: 0.350										3	0	0	0	0	1	0									
										0	0	0	0	0	0	0									
Ron Hansen, R (1, 6) OBP: 0.313, SLG: 0.345										4	0	0	0	0	1	3									
Al Weis, S (1, 4) OBP: 0.340, SLG: 0.327										3	0	2	0	1	0	0									
J.C. Martin, L (1, 2) OBP: 0.269, SLG: 0.288										3	1	1	1	1	1	2									
Joe Horlen, R (1, 1) ERA: 3.68 Frank Baumann, L (6, 1) ERA: 3.13 Tom McCraw, L (7, PH) OBP: 0.307, SLG: 0.396 Jim Brosnan, R (8, 1) ERA: 2.99 Nellie Fox, L (8, PH) OBP: 0.362, SLG: 0.319 Bruce Howard, S (9, 1) ERA:										2	0	0	0	0	1	2									
										0	0	0	0	0	0	0									
										0	0	0	0	1	0	0									
										0	0	0	0	0	0	0									
<b>Inning Stats</b>	R: 0 E: 0 K: 0 S: 3	H: 0 LOB: 1 BB: 1 P: 7	R: 0 E: 0 K: 0 S: 3	H: 0 LOB: 0 BB: 0 P: 3	R: 1 E: 0 K: 0 S: 4	H: 1 LOB: 1 BB: 1 P: 8	R: 1 E: 0 K: 1 S: 6	H: 1 LOB: 2 BB: 2 P: 14	R: 0 E: 0 K: 1 S: 5	H: 0 LOB: 1 BB: 1 P: 9	R: 0 E: 0 K: 3 S: 10	H: 1 LOB: 1 BB: 0 P: 10	R: 1 E: 0 K: 1 S: 6	H: 1 LOB: 3 BB: 2 P: 15	R: 0 E: 0 K: 0 S: 3	H: 1 LOB: 0 BB: 0 P: 3	R: 0 E: 0 K: 0 S: 3	H: 0 LOB: 0 BB: 0 P: 3	1B: 3 2B: 0 3B: 0 HR: 2	SF: 0 SAC: 0 DP: 1 HBP: 1	WP: 0 PB: 0 SB: 1 CS: 0	PA: 39			
<b>PITCHER</b>	IP	WLS	BF	H	R	ER	SO	BB	IBB	HBP	BLK	WP	HR	S	P	ERA	WHIP								
Diego Segui, R (1, 1) ERA: 4.0	6.2	W	30	3	3	3	6	6	1	0	0	0	2	35	63	4.05	1.350								
Ted Bowsfield, L (7, 1) ERA: 4.92	0.0		1	1	0	0	0	0	0	0	0	0	0	1	1	∞	∞								
Bill Fischer, R (7, 1) ERA: 3.61	2.1	S	8	1	0	0	0	0	0	1	0	0	0	7	8	0.00	0.429								


**Kansas City Athletics @ Chicago White Sox**  
Comiskey Park, Chicago, IL  
Wed Sep 04 1963, 8:05 PM EDT  
Att: 8,804 - Unknown

AB	31
R	3
H	5
RBI	3
BB	7
SO	6
LOB	14





Batter	1	2	3	4	5	6	7	8	9	AB	R	H	RBI	BB	SO	LOB	TOP					
Bobby Del Greco, R OBP: 0.305, SLG: 0.327	0-0 6-3		0-3 K			0-0 F8			0-0 1B FC6-4	4	1	1	0	0	1	1	<b>Kansas City Athletics @ Chicago White Sox</b> Comiskey Park, Chicago, IL Thu Sep 05 1963, 4:33 AM EDT Att: 1,585 - Unknown 					
Gino Cimoli, R OBP: 0.315, SLG: 0.380	0-3 K			4-0 PB BB		0-3 K			0-0 1B FC6-4	3	0	1	0	1	2	0						
Ed Charles, R OBP: 0.343, SLG: 0.400	0-0 F7			0-0 5-3			0-0 F7		0-0 F4	4	0	0	0	0	0	3						
Norm Siebern, L OBP: 0.363, SLG: 0.431		0-0 5-3		0-3 K			0-0 L1-3 1B		0-0 FC6-4 BB	4	0	1	1	0	1	2						
Doc Edwards, R OBP: 0.281, SLG: 0.356		0-0 FC4-6 1B		0-0 4-3			0-0 L1-3		4-0 BB	3	0	1	0	1	0	2						
Jerry Lumpe, L OBP: 0.320, SLG: 0.360		0-0 FC4-6			0-3 K			0-0 F6	0-0 F4	4	0	0	0	0	1	3						
Ken Harrelson, R OBP: 0.310, SLG: 0.377			0-3 K		0-0 6-3			0-0 5-3		3	0	0	0	0	1	1						
Tony La Russa, R OBP: 0.313, SLG: 0.321					0-0 4-3			4-0 BB		2	0	0	0	1	0	0						
Ed Rakow, S OBP: 0.190, SLG: 0.125					0-0 K			0-0 F9		1	0	1	0	0	0	0						
Tommie Reynolds, R (6, PH)					0-3 K					1	0	0	0	0	1	0						
Aurelio Monteaugudo, R (6, PH)										0	0	0	0	0	0	0						
Chuck Essegian, R OBP: 0.276, SLG: 0.321										1	0	0	0	0	0	1						
Pete Lovrich, R (8, PH)										0	0	0	0	0	0	0						
<b>Inning Stats</b>	R: 0 E: 0 K: 1 S: 5	H: 0 LOB: 0 BB: 0 P: 5	R: 0 E: 0 K: 1 S: 6	H: 1 LOB: 1 BB: 0 P: 6	R: 0 E: 0 K: 1 S: 5	H: 1 LOB: 0 BB: 0 P: 5	R: 0 E: 0 K: 1 S: 5	H: 0 LOB: 1 BB: 1 P: 9	R: 0 E: 0 K: 1 S: 5	H: 0 LOB: 0 BB: 0 P: 5	R: 0 E: 0 K: 2 S: 7	H: 0 LOB: 0 BB: 0 P: 7	R: 0 E: 0 K: 0 S: 3	H: 1 LOB: 0 BB: 0 P: 3	R: 0 E: 0 K: 0 S: 3	H: 0 LOB: 1 BB: 1 P: 7	R: 1 E: 0 K: 0 S: 5	H: 2 LOB: 2 BB: 1 P: 9	1B: 5 2B: 1 3B: 0 HR: 0	SF: 0 SAC: 0 DP: 1 HBP: 0	WP: 0 PB: 1 SB: 0 CS: 0	PA: 33
<b>PITCHER</b> Gary Peters, L ERA: 1.84	IP: 9.0 WLS: W BF: 33 H: 5 R: 1 ER: 1 SO: 7 BB: 3 IBB: 0 HBP: 0 BLK: 0 WP: 0 HR: 0 S: 44 P: 56 ERA: 1.00 WHIP: 0.889															<b>PITCHER</b>	IP: 9.0 WLS: W BF: 33 H: 5 R: 1 ER: 1 SO: 7 BB: 3 IBB: 0 HBP: 0 BLK: 0 WP: 0 HR: 0 S: 44 P: 56 ERA: 1.00 WHIP: 0.889					


Batter	1	2	3	4	5	6	7	8	9	AB	R	H	RBI	BB	SO	LOB	BOTTOM					
Jim Landis, R OBP: 0.323, SLG: 0.391	0-3 K		0-0 F5		4-0 1B BB	0-0 F6				3	0	0	0	1	1	1	<b>Kansas City Athletics @ Chicago White Sox</b> Comiskey Park, Chicago, IL Thu Sep 05 1963, 4:33 AM EDT Att: 1,585 - Unknown 					
Joe Cunningham, L OBP: 0.365, SLG: 0.355	0-0 1B G3				0-0 1B		0-0 1-3			4	1	3	1	0	0	0						
Tom McCraw, L OBP: 0.307, SLG: 0.390					1-3 3-H 1B				0	0	0	0	0	0	0	0						
Floyd Robinson, L OBP: 0.354, SLG: 0.410	0-0 G3 1B		4-0 FC4-6 BB		0-0 F2		0-0 F8			3	0	1	0	1	0	2						
Pete Ward, L OBP: 0.340, SLG: 0.475	0-0 G3		0-0 FC4-6		0-0 F4		0-0 F6			4	0	0	1	0	0	5						
J.C. Martin, L OBP: 0.265, SLG: 0.283	0-0 F4			0-0 F7	0-0 F4			0-0 F3		4	0	0	0	0	0	3						
Dave Nicholson, R OBP: 0.320, SLG: 0.413		0-3 K		0-3 K		4-0 SH1-4 BB SF8 BB		0-3 K		3	1	0	0	1	3	0						
Ron Hansen, R OBP: 0.315, SLG: 0.343		0-0 5-3		0-0 5-3		4-0 SF8 SH1-4 BB		4-0 BB		2	0	0	0	2	0	0						
Al Weis, S OBP: 0.340, SLG: 0.324		0-0 G3			1-0 3B HBP	0-0 SH1-4		0-0 F6		2	1	0	0	0	0	1						
Gary Peters, L OBP: 0.273, SLG: 0.437			0-0 G3		0-0 1B 3B	0-0 SF8				2	1	1	2	0	0	0						
<b>Inning Stats</b>	R: 1 E: 0 K: 1 S: 7	H: 2 LOB: 1 BB: 0 P: 7	R: 0 E: 0 K: 1 S: 5	H: 0 LOB: 0 BB: 0 P: 5	R: 0 E: 0 K: 0 S: 4	H: 1 LOB: 2 BB: 1 P: 8	R: 0 E: 0 K: 1 S: 5	H: 0 LOB: 0 BB: 0 P: 5	R: 2 E: 0 K: 0 S: 5	H: 2 LOB: 2 BB: 1 P: 10	R: 1 E: 0 K: 0 S: 3	H: 0 LOB: 1 BB: 2 P: 11	R: 0 E: 0 K: 0 S: 3	H: 0 LOB: 0 BB: 0 P: 3	R: 0 E: 0 K: 1 S: 5	H: 0 LOB: 1 BB: 1 P: 9	R: 0 E: 0 K: 1 S: 5	H: 0 LOB: 1 BB: 1 P: 9	1B: 2 2B: 2 3B: 1 HR: 0	SF: 1 SAC: 1 DP: 0 HBP: 1	WP: 0 PB: 0 SB: 0 CS: 0	PA: 35
<b>PITCHER</b> Ed Rakow, R ERA: 3.75	IP: 5.0 WLS: L BF: 23 H: 3 R: 3 ER: 3 SO: 3 BB: 2 IBB: 0 HBP: 0 BLK: 0 WP: 0 HR: 0 S: 26 P: 35 ERA: 4.50 WHIP: 1.000															<b>PITCHER</b> Aurelio Monteaugudo, R ERA: 3.0	IP: 2.0 WLS: 8 BF: 0 H: 1 R: 1 ER: 1 SO: 0 BB: 2 IBB: 0 HBP: 0 BLK: 0 WP: 0 HR: 0 S: 6 P: 14 ERA: 4.50 WHIP: 1.000					
<b>PITCHER</b> Pete Lovrich, R ERA: 6.97	IP: 1.0 WLS: 4 BF: 0 H: 0 R: 0 ER: 0 SO: 1 BB: 1 IBB: 0 HBP: 0 BLK: 0 WP: 0 HR: 0 S: 5 P: 9 ERA: 0.00 WHIP: 1.000															<b>PITCHER</b>	IP: 1.0 WLS: 4 BF: 0 H: 0 R: 0 ER: 0 SO: 1 BB: 1 IBB: 0 HBP: 0 BLK: 0 WP: 0 HR: 0 S: 5 P: 9 ERA: 0.00 WHIP: 1.000					



Batter	1	2	3	4	5	6	7	8	9	10	11	12	13	14	AB	R	H	RBI	BB	SO	LOB	TOP																		
<b>Bobby Del Graco, R</b> OBP: 0.306, SLG: 0.324 (1, 8)	F9		4-3 1B WP BB		1B 1-3 1B		K		F8			K			5	2	1	0	1	2	0																			
<b>Gino Cimoli, R</b> OBP: 0.316, SLG: 0.378 (1, 9)	5-3 2B BB		4-3		1-3		2B 1B		F8			F4			5	1	1	0	1	0	2																			
<b>Ed Charles, R</b> OBP: 0.345, SLG: 0.403 (1, 5)	5-3		S 1B		1B S F7 1B		2B					L4			6	0	3	1	0	0	1																			
<b>Norm Siebern, L</b> OBP: 0.364, SLG: 0.432 (1, 3)	2B		F9		1B		G4-6-3 IBB								5	0	2	2	1	0	1																			
<b>Doc Edwards, R</b> OBP: 0.274, SLG: 0.347 (1, 2)	1-3		6-3		F7		G4-6-3								6	0	0	0	0	0	7																			
<b>Jerry Lumpe, L</b> OBP: 0.318, SLG: 0.358 (1, 4)			F7		F7		G3								6	0	1	0	0	0	0																			
<b>Ken Harrelson, R</b> OBP: 0.306, SLG: 0.371 (1, 7)			K		FC4-6 1B		6-3		F9			FC6-4 1B			6	0	1	0	0	2	1																			
<b>Tony La Russa, R</b> OBP: 0.316, SLG: 0.281 (1, 6)					F8							FC6-4			4	0	0	0	2	2	2																			
<b>Dave Wickersham, R</b> <b>Ted Bowsfield, R</b> OBP: 0.167, SLG: 0.095 (10, 1)	4-3				FC4-6 1-2r		G3					F9			4	0	0	0	0	0	3																			
<b>Inning Stats</b>	R: 1 E: 0 K: 0 S: 4	H: 1 LOB: 1 BB: 1 P: 8	R: 0 E: 0 K: 1 S: 5	H: 0 LOB: 1 BB: 1 P: 9	R: 1 E: 0 K: 0 S: 4	H: 1 LOB: 1 BB: 0 P: 8	R: 0 E: 0 K: 0 S: 5	H: 3 LOB: 1 BB: 0 P: 5	R: 0 E: 0 K: 1 S: 6	H: 0 LOB: 0 BB: 0 P: 10	R: 0 E: 0 K: 0 S: 3	H: 0 LOB: 0 BB: 0 P: 5	R: 0 E: 0 K: 1 S: 5	H: 0 LOB: 0 BB: 0 P: 3	R: 0 E: 0 K: 1 S: 6	H: 1 LOB: 1 BB: 0 P: 6	R: 0 E: 0 K: 0 S: 3	H: 0 LOB: 0 BB: 0 P: 3	R: 0 E: 0 K: 1 S: 5	H: 0 LOB: 0 BB: 0 P: 5	R: 0 E: 0 K: 0 S: 5	H: 0 LOB: 0 BB: 0 P: 5	1B: 7 2B: 2 3B: 0 HR: 0	SF: 0 SAC: 0 DP: 1 HBP: 0	WP: 1 PB: 0 CS: 0	PA: 54														
<b>PITCHER</b>	IP ERA: 5.0	WLS BF	H R	ER SO	BB IBB	HBP BLK	WP HR	R ER	SO P	ERA WHIP	<b>PITCHER</b>											IP ERA: 5.0	WLS BF	H R	ER SO	BB IBB	HBP BLK	WP HR	R ER	SO P	ERA WHIP									
<b>Mike Lee, L</b> ERA: 5.0 (6, 1)	5.0	12	2	0	2	1	1	0	0	0	14	22	0.00	1.000												5.0	12	2	0	2	1	1	0	0	0	0	14	22	0.00	1.000
<b>Paul Foytack, R</b> ERA: 4.93 (9, 1)	3.0	10	1	0	0	0	0	0	0	0	12	12	0.00	0.333												3.0	10	1	0	0	0	0	0	0	0	12	12	0.00	0.333	
<b>Art Fowler, R</b> ERA: 2.2 (12, 1)	3.0	9	0	0	0	0	0	0	0	0	13	13	0.00	0.000												3.0	9	0	0	0	0	0	0	0	0	13	13	0.00	0.000	
<b>Dan Osinski, R</b> ERA: 3.35 (1, 1)																																								

Kansas City Athletics @ Los Angeles Angels  
Dodger Stadium, Los Angeles, CA  
Fri Sep 06 1963, 7:05 PM PDT  
Att. 3,655 - Unknown - 668 F


AB 49  
R 3  
H 9  
RBI 3  
BB 5  
SO 6  
LOB 18



Batter	1	2	3	4	5	6	7	8	9	10	11	12	13	14	AB	R	H	RBI	BB	SO	LOB	BOTTOM																			
<b>Albie Pearson, L</b> OBP: 0.416, SLG: 0.408 (1, 8)	IHR 1B		6-3		5-3			SH1-4				FC1-4 BB			4	1	2	1	1	0	0																				
<b>Jim Fregosi, R</b> OBP: 0.324, SLG: 0.417 (1, 6)	IHR		4-3				K		5-3			FC1-4			5	1	1	2	1	1	2																				
<b>Leon Wagner, L</b> OBP: 0.362, SLG: 0.471 (1, 7)	FC6-4 1B		F6				G6-4-3 1B		F8			1-3			6	0	2	0	0	0	4																				
<b>Felix Torres, R</b> OBP: 0.324, SLG: 0.377 (1, 5)	FC6-4		F4				G6-4-3		F9						4	0	0	0	1	0	2																				
<b>Ed Sadowski, R</b> OBP: 0.245, SLG: 0.259 (11, PR)	FC4-6														0	0	0	0	0	0	0																				
<b>Joe Koppe, R</b> OBP: 0.264, SLG: 0.285 (12, 5)	1-2r														1	0	0	0	0	0	0																				
<b>Billy Moran, R</b> OBP: 0.304, SLG: 0.377 (1, 4)	FC4-6											SH BB			5	1	3	1	0	1	1																				
<b>Buck Rodgers, S</b> OBP: 0.302, SLG: 0.303 (1, 2)	F7						SH3-4 1B		F4			9-3			4	0	0	0	1	0	3																				
<b>Frank Kostro, R</b> OBP: 0.288, SLG: 0.272 (1, 3)			1-3						1-3						3	0	0	0	0	1	2																				
<b>Art Fowler, R</b> OBP: 0.364, SLG: 0.222 (11, PH)															1	0	0	0	0	0	0																				
<b>Hank Foiles, R</b> OBP: 0.297, SLG: 0.394 (12, 1)															1	1	0	0	0	0	0																				
<b>Dan Osinski, R</b> OBP: 0.130, SLG: 0.114 (12, 1)												IBB			6	0	1	0	0	1	3																				
<b>Bob Sadowski, L</b> OBP: 0.315, SLG: 0.300 (1, 9)	F5						F7		F7			B1-3			6	0	1	0	0	1	3																				
<b>Mike Lee, L</b> (1, 1)															1	0	0	0	0	0	0																				
<b>Ken Hunt, R</b> OBP: 0.261, SLG: 0.345 (5, PH)	G3														1	0	0	0	0	0	1																				
<b>Paul Foytack, R</b> OBP: 0.286, SLG: 0.211 (6, 1)															0	0	0	0	0	0	0																				
<b>Lee Thomas, L</b> OBP: 0.297, SLG: 0.310 (9, 3)															3	0	1	0	1	0	0																				
<b>Inning Stats</b>	R: 2 E: 0 K: 0 S: 6	H: 3 LOB: 1 BB: 0 P: 6	R: 0 E: 0 K: 0 S: 3	H: 0 LOB: 0 BB: 0 P: 3	R: 0 E: 0 K: 0 S: 3	H: 1 LOB: 1 BB: 1 P: 7	R: 0 E: 0 K: 0 S: 5	H: 0 LOB: 0 BB: 0 P: 5	R: 0 E: 0 K: 1 S: 6	H: 1 LOB: 1 BB: 0 P: 6	R: 0 E: 0 K: 0 S: 4	H: 1 LOB: 0 BB: 0 P: 4	R: 1 E: 0 K: 0 S: 4	H: 1 LOB: 2 BB: 2 P: 13	R: 0 E: 0 K: 0 S: 3	H: 0 LOB: 1 BB: 1 P: 7	R: 0 E: 0 K: 0 S: 5	H: 0 LOB: 0 BB: 0 P: 5	R: 1 E: 0 K: 0 S: 2	H: 1 LOB: 3 BB: 1 P: 7	1B: 8 2B: 1 3B: 0 HR: 2	SF: 0 SAC: 3 DP: 2 HBP: 1	WP: 0 PB: 0 SB: 1 CS: 0	PA: 55																	
<b>PITCHER</b>	IP ERA: 4.15	WLS BF	H R	ER SO	BB IBB	HBP BLK	WP HR	R ER	SO P	ERA WHIP	<b>PITCHER</b>											IP ERA: 4.15	WLS BF	H R	ER SO	BB IBB	HBP BLK	WP HR	R ER	SO P	ERA WHIP										
<b>Dave Wickersham, R</b> ERA: 4.15 (1, 1)	9.2	38	9	3	3	2	2	2	1	0	0	16	33	0.00	0.900												9.2	38	9	3	3	2	2	2	1	0	0	16	33	0.00	0.900
<b>Ted Bowsfield, L</b> ERA: 4.66 (10, 1)	3.1	17	1	1	0	2	2	2	1	0	0	16	33	0.00	0.900												3.1	17	1	1	0	2	2	2	1	0	0	16	33	0.00	0.900

Kansas City Athletics @ Los Angeles Angels  
Dodger Stadium, Los Angeles, CA  
Fri Sep 06 1963, 7:05 PM PDT  
Att. 3,655 - Unknown - 668 F

AB 45  
R 4  
H 10  
RBI 10  
BB 6  
SO 5  
LOB 17





Batter	1	2	3	4	5	6	7	8	9	AB	R	H	RBI	BB	SO	LOB	TOP			
Jerry Lumpe, L OBP: 0.317, SLG: 0.356										5	0	1	0	0	0	2	Kansas City Athletics @ Los Angeles Angels Dodger Stadium, Los Angeles, CA Sat Sep 07 1963, 7:05 PM PDT Att: 2,687 - Unknown			
Gino Cimoli, R OBP: 0.316, SLG: 0.382										4	1	2	0	1	1	0				
Norm Siebern, L OBP: 0.363, SLG: 0.432										5	0	1	0	0	0	5				
Manny Jimenez, L OBP: 0.371, SLG: 0.356										4	1	3	1	0	0	0				
Ed Charles, R OBP: 0.343, SLG: 0.407										5	1	1	2	0	1	5				
Charlie Lau, L OBP: 0.316, SLG: 0.371										5	1	1	0	0	0	0				
Bobby Del Greco, R OBP: 0.311, SLG: 0.332										3	1	2	1	1	0	0				
Tony La Russa, R OBP: 0.333, SLG: 0.314										3	0	1	0	1	1	1				
Moe Drabowsky, R OBP: 0.192, SLG: 0.365										4	0	0	1	0	2	3				
<b>Inning Stats</b>	R: 0 E: 0 K: 0 S: 5	H: 2 LOB: 2 BB: 0 P: 5	R: 0 E: 0 K: 1 S: 6	H: 1 LOB: 2 BB: 1 P: 10	R: 3 E: 0 K: 0 S: 6	H: 3 LOB: 0 BB: 0 P: 6	R: 0 E: 0 K: 2 S: 7	H: 0 LOB: 0 BB: 0 P: 7	R: 0 E: 0 K: 2 S: 8	H: 1 LOB: 1 BB: 1 P: 8	R: 0 E: 0 K: 0 S: 4	H: 1 LOB: 2 BB: 0 P: 5	R: 2 E: 0 K: 0 S: 6	H: 3 LOB: 2 BB: 1 P: 10	R: 0 E: 0 K: 0 S: 3	H: 0 LOB: 0 BB: 0 P: 3	1B: 7 2B: 4 3B: 0 HR: 1	SF: 0 SAC: 0 DP: 1 HBP: 1	WP: 0 PB: 0 SB: 0 CS: 0	PA: 42
<b>PITCHER</b>	IP WLS BF H R ER SO BB IBB HBP BLK WP HR S P ERA WHIP																			
Ken McBride, R ERA: 3.17	(1, 1) 7.1 L 37 12 5 5 5 2 0 0 1 0 0 0 1 44 53 6.14 1.909																			
Julio Navarro, R ERA: 2.9	(8, 1) 0.0 1 0 0 0 0 1 0 0 0 0 0 0 0 4 ∞ ∞																			
Jack Spring, L ERA: 3.13	(8, 1) 1.2 4 0 0 0 0 0 0 0 0 0 0 0 4 4 0.00 0.000																			

Batter	1	2	3	4	5	6	7	8	9	AB	R	H	RBI	BB	SO	LOB	BOTTOM			
Albie Pearson, L OBP: 0.417, SLG: 0.411										3	1	1	0	1	0	0	Kansas City Athletics @ Los Angeles Angels Dodger Stadium, Los Angeles, CA Sat Sep 07 1963, 7:05 PM PDT Att: 2,687 - Unknown			
Jim Fregosi, R OBP: 0.324, SLG: 0.417										4	0	1	1	0	3	1				
Leon Wagner, L OBP: 0.360, SLG: 0.467										4	0	0	1	0	1	2				
Felix Torres, R OBP: 0.321, SLG: 0.374										4	0	0	0	0	0	2				
Billy Moran, R OBP: 0.302, SLG: 0.375										4	0	0	0	0	1	2				
Lee Thomas, L OBP: 0.297, SLG: 0.310										4	0	1	0	0	0	0				
Buck Rodgers, S OBP: 0.301, SLG: 0.300										3	0	0	0	1	0	1				
Bob Sadowski, L OBP: 0.315, SLG: 0.295										2	0	0	0	1	0	1				
Ken McBride, R OBP: 0.180, SLG: 0.271										3	1	1	0	0	1	1				
Julio Navarro, R OBP: 0.294, SLG: 0.200	(8, 1)	0 0 0 0 0 0 0 0																		
Jack Spring, R OBP: 0.333, SLG: 0.333	(8, 1)	0 0 0 0 0 0 0 0																		
<b>Inning Stats</b>	R: 1 E: 0 K: 1 S: 6	H: 1 LOB: 0 BB: 0 P: 6	R: 0 E: 0 K: 1 S: 5	H: 0 LOB: 1 BB: 1 P: 9	R: 1 E: 0 K: 0 S: 5	H: 2 LOB: 2 BB: 1 P: 9	R: 0 E: 0 K: 1 S: 5	H: 0 LOB: 1 BB: 1 P: 9	R: 0 E: 0 K: 0 S: 3	H: 0 LOB: 0 BB: 0 P: 3	R: 0 E: 0 K: 0 S: 3	H: 0 LOB: 0 BB: 0 P: 3	R: 0 E: 0 K: 2 S: 7	H: 0 LOB: 0 BB: 0 P: 7	R: 0 E: 0 K: 0 S: 4	H: 1 LOB: 1 BB: 0 P: 4	1B: 1 2B: 2 3B: 1 HR: 0	SF: 0 SAC: 0 DP: 0 HBP: 0	WP: 0 PB: 0 SB: 0 CS: 0	PA: 34
<b>PITCHER</b>	IP WLS BF H R ER SO BB IBB HBP BLK WP HR S P ERA WHIP																			
Moe Drabowsky, R ERA: 2.83	(1, 1) 9.0 W 34 4 2 2 2 6 3 0 0 0 0 0 0 43 55 2.00 0.778																			











Batter	1	2	3	4	5	6	7	8	9	AB	R	H	RBI	BB	SO	LOB	TOP			
Tony Kubek, L (1, 6) OBP: 0.294, SLG: 0.342	0-0 6-3		0-0 L9			0-0 1-3		0-0 1-2 1B		4	0	1	0	0	0	0				
Bobby Richardson, R (1, 4) OBP: 0.297, SLG: 0.337	0-0 4-3			0-0 6-3		0-0 F5		0-0 F7		4	0	0	0	0	0	2				
Joe Pepitone, L (1, 3) OBP: 0.308, SLG: 0.446	0-0 F4			0-0 F9		0-0 L3			0-0 BB 1B	4	0	1	0	0	0	0				
Mickey Mantle, S (1, 8) OBP: 0.449, SLG: 0.634		0-0 F5		0-3 K			0-0 3-1		0-0 BB 1B	3	0	0	0	0	1	0				
Johnny Blanchard, L (7, 9) OBP: 0.308, SLG: 0.468									1-2 BB 1B	1	0	1	0	0	0	0				
Jack Reed, R (9, PR) OBP: 0.313, SLG: 0.317									BB 1B	0	0	0	0	0	0	0				
Roger Maris, L (1, 9) OBP: 0.344, SLG: 0.535		4-0 FC5-4 BB			4-0 1B BB		0-0 5-3		0-0 F6	2	0	0	0	2	0	2				
Elston Howard, R (1, 2) OBP: 0.346, SLG: 0.536		0-0 F9			0-0 BB 1B		0-3 K		0-0 1-2 2-3 BB	3	0	1	0	1	1	1				
Hector Lopez, R (1, 7) OBP: 0.300, SLG: 0.400		0-0 FC5-4 1-2			0-0 F8			0-0 6-3	0-3 K	4	0	0	0	0	1	5				
Clete Boyer, R (1, 5) OBP: 0.296, SLG: 0.369			0-3 K		4-0 1-2 BB		0-3 K		0-3 K	2	0	0	0	1	2	0				
Yogi Berra, L (9, PH) OBP: 0.362, SLG: 0.493									0-3 K	1	0	0	0	0	1	3				
Ralph Terry, R (1, 1) OBP: 0.092, SLG: 0.082			0-0 F9		0-0 6-3			0-0 1B 1B		3	0	1	0	0	0	2				
<b>Inning Stats</b>	R: 0 E: 0 K: 0 S: 3	H: 0 LOB: 0 BB: 0 P: 3	R: 0 E: 0 K: 0 S: 3	H: 0 LOB: 1 BB: 1 P: 7	R: 0 E: 0 K: 1 S: 5	H: 0 LOB: 0 BB: 0 P: 5	R: 0 E: 0 K: 0 S: 5	H: 1 LOB: 2 BB: 0 P: 11	R: 0 E: 0 K: 0 S: 3	H: 0 LOB: 0 BB: 0 P: 3	R: 0 E: 0 K: 1 S: 5	H: 0 LOB: 0 BB: 0 P: 5	R: 0 E: 0 K: 1 S: 7	H: 2 LOB: 2 BB: 0 P: 7	R: 0 E: 0 K: 2 S: 9	H: 2 LOB: 3 BB: 1 P: 13	1B: 5 2B: 0 3B: 0 HR: 0	SF: 0 SAC: 0 DP: 0 HBP: 0	WP: 0 PB: 0 CS: 0	PA: 35
<b>PITCHER</b>	IP WLS BF H R ER SO BB IBB HBP BLK WP HR S P ERA WHIP																			
Diego Segui, R (1, 1) ERA: 3.79	8.0 W 31 5 0 0 4 3 0 0 0 0 0 0 36 48 0.00 1.000																			
Ted Bowsfield, L (9, 1) ERA: 4.55	0.1 1 0 0 0 0 0 0 0 0 0 0 0 1 1 0.00 0.000																			
John Wyatt, R (9, 1) ERA: 3.0	0.2 S 3 0 0 0 2 1 0 0 0 0 0 0 6 10 0.00 1.500																			

New York Yankees @ Kansas City Athletics  
Municipal Stadium, Kansas City, MO  
Tue Sep 10 1963, 8:05 PM EDT  
Att: 10,921 - Unknown


AB	31
R	0
H	5
RBI	0
BB	4
SO	6
LOB	15



Batter	1	2	3	4	5	6	7	8	9	AB	R	H	RBI	BB	SO	LOB	BOTTOM			
John Wojcik, L (1, 7) OBP: 0.231, SLG: 0.143	0-0 F2		0-0 F8			0-0 F9	0-0 FC4-6 1-2			4	0	0	0	0	0	5				
Wayne Causey, L (1, 6) OBP: 0.347, SLG: 0.401	0-0 F6		0-3 K			0-0 F8		0-0 F9		4	0	0	0	0	1	2				
Jerry Lumpe, L (1, 4) OBP: 0.322, SLG: 0.358	0-0 F8			0-0 4-3		0-0 FC6 1B		0-0 1-4-3 2B 1B		4	1	2	0	0	0	0				
Norm Siebern, L (1, 3) OBP: 0.359, SLG: 0.425		0-0 1-3		0-0 F8		0-0 FC6		0-0 1-4-3		4	0	0	0	0	0	2				
Ed Charles, R (1, 5) OBP: 0.343, SLG: 0.403		0-0 F9			0-0 1B		0-0 5-3	4-0 2B BB		3	1	1	0	1	0	0				
Charlie Lau, L (1, 2) OBP: 0.314, SLG: 0.368		0-3 K		0-0 5-3		0-0 G3		0-0 1-1 2-2 2B		4	0	1	2	0	1	1				
Gino Cimoli, R (1, 9) OBP: 0.323, SLG: 0.383			0-0 SH1-4 1B			0-0 F9		0-0 1B BB 1B		3	0	2	0	0	0	0				
Bobby Del Greco, R (1, 8) OBP: 0.320, SLG: 0.342			0-0 SH1-4 1B			0-0 F8		4-0 1B BB		2	0	1	0	1	0	0				
Diego Segui, R (1, 1) OBP: 0.240, SLG: 0.265			0-0 SH1-4			0-0 K		0-0 FC4-6 1B		2	0	1	0	0	1	0				
Ted Bowsfield, R (9, 1) OBP: 0.167, SLG: 0.095								1-2 2-3		0	0	0	0	0	0	0				
John Wyatt, R (9, 1) ERA: 3.25										0	0	0	0	0	0	0				
<b>Inning Stats</b>	R: 0 E: 0 K: 0 S: 3	H: 0 LOB: 0 BB: 0 P: 3	R: 0 E: 0 K: 1 S: 5	H: 0 LOB: 0 BB: 0 P: 5	R: 0 E: 0 K: 1 S: 7	H: 2 LOB: 2 BB: 0 P: 7	R: 0 E: 0 K: 0 S: 4	H: 1 LOB: 1 BB: 0 P: 4	R: 0 E: 0 K: 0 S: 5	H: 0 LOB: 0 BB: 0 P: 5	R: 0 E: 0 K: 0 S: 4	H: 1 LOB: 1 BB: 0 P: 4	R: 0 E: 0 K: 0 S: 5	H: 2 LOB: 3 BB: 1 P: 9	R: 2 E: 0 K: 0 S: 4	H: 2 LOB: 1 BB: 1 P: 8	1B: 7 2B: 1 3B: 0 HR: 0	SF: 0 SAC: 1 DP: 0 HBP: 0	WP: 0 PB: 0 CS: 0	PA: 33
<b>PITCHER</b>	IP WLS BF H R ER SO BB IBB HBP BLK WP HR S P ERA WHIP																			
Ralph Terry, R (1, 1) ERA: 3.25	8.0 L 33 8 2 2 3 2 0 0 0 0 0 0 37 45 2.25 1.250																			

New York Yankees @ Kansas City Athletics  
Municipal Stadium, Kansas City, MO  
Tue Sep 10 1963, 8:05 PM EDT  
Att: 10,921 - Unknown

AB	30
R	2
H	8
RBI	2
BB	2
SO	3
LOB	10





Batter	1	2	3	4	5	6	7	8	9	AB R H RBI BB SO LOB	TOP								
Tony Kubek, L (1,6) OBP: 0.295, SLG: 0.342	F7	K							3-1 HR	4 2 1 0 1 1 2	<b>New York Yankees @ Kansas City Athletics</b> Municipal Stadium, Kansas City, MO Wed Sep 11 1963, 8:05 PM EDT Att: 14,834 - Unknown - 86 F <a href="http://livebaseballscorecards.com">livebaseballscorecards.com</a>								
Bobby Richardson, R (1,4) OBP: 0.298, SLG: 0.338	1B HR		F8		G3		L6	3-1	5 2 2 0 0 0 1										
Joe Pepitone, L (1,3) OBP: 0.309, SLG: 0.451	1B HR		F5		G3		F8	HR	5 2 2 3 0 0 1										
Mickey Mantle, S (1,8) OBP: 0.456, SLG: 0.664	1B HR				1B			1-3	4 1 3 4 0 1 0										
Jack Reed, R (7,8) OBP: 0.309, SLG: 0.311	1B HR				1B				1 0 0 0 0 0 0										
Roger Maris, L (1,9) OBP: 0.342, SLG: 0.530	K		3-1		1B				5 0 1 0 0 2 1										
Elston Howard, R (1,2) OBP: 0.345, SLG: 0.534	6-3				F7				4 0 1 0 0 1 2										
Hector Lopez, R (1,7) OBP: 0.302, SLG: 0.399		K			G5-4-3				3 1 1 0 1 1 1										
Clete Boyer, R (1,5) OBP: 0.296, SLG: 0.372		K			F8				4 0 1 1 0 1 1										
Whitey Ford, L (1,1) OBP: 0.200, SLG: 0.202					6-3				4 0 1 0 0 0 2										
<b>Inning Stats</b>	R: 3 E: 0 K: 1 S: 8	H: 3 LOB: 0 BB: 0 P: 8	R: 0 E: 0 K: 3 S: 10	H: 1 LOB: 1 BB: 0 P: 10	R: 0 E: 0 K: 0 S: 4	H: 1 LOB: 0 BB: 0 P: 4	R: 0 E: 0 K: 0 S: 3	H: 1 LOB: 0 BB: 0 P: 3	R: 2 E: 0 K: 0 S: 6	H: 3 LOB: 2 BB: 1 P: 10	R: 0 E: 0 K: 1 S: 5	H: 0 LOB: 0 BB: 0 P: 5	R: 1 E: 0 K: 2 S: 8	H: 1 LOB: 1 BB: 1 P: 12	R: 2 E: 0 K: 0 S: 5	H: 2 LOB: 0 BB: 0 P: 5	1B: 9 2B: 1 3B: 1 HR: 2	SF: 0 SAC: 0 DP: 1 HBP: 0	WP: 0 PA: 41 CS: 0
<b>PITCHER</b>	IP WLS BF H R ER SO BB IBB HBP BLK WP HR S P ERA WHIP											IP WLS BF H R ER SO BB IBB HBP BLK WP HR S P ERA WHIP							
Ed Rakow, R (1,1) ERA: 3.91	4.2 L 22 8 5 5 4 1 0 0 0 0 1 29 33 9.64 1.929																		
Tom Sturdivant, R (5,1) ERA: 4.59	0.1 2 1 0 0 0 0 0 0 0 0 0 2 2 0.00 3.000																		
Bill Fischer, R (6,1) ERA: 3.53	2.0 7 1 0 0 1 0 0 0 0 0 0 9 9 0.00 0.500																		
Jose Santiago, R (8,1) ERA: 9.0	2.0 10 3 3 3 2 1 0 0 1 0 1 13 17 13.50 2.000																		

Batter	1	2	3	4	5	6	7	8	9	AB R H RBI BB SO LOB	BOTTOM								
Bobby Del Greco, R (1,8) OBP: 0.318, SLG: 0.337	5-3		L7		G6-4-3			SF8	F8	4 1 0 0 1 0 4	<b>New York Yankees @ Kansas City Athletics</b> Municipal Stadium, Kansas City, MO Wed Sep 11 1963, 8:05 PM EDT Att: 14,834 - Unknown - 86 F <a href="http://livebaseballscorecards.com">livebaseballscorecards.com</a>								
Wayne Causey, L (1,6) OBP: 0.344, SLG: 0.398	3-1		1-3				F8	E3	4 0 0 0 0 0 1										
Ed Charles, R (1,5) OBP: 0.342, SLG: 0.403	1B				K		5-3	SF8	3 0 1 1 0 1 0										
Norm Siebern, L (1,3) OBP: 0.357, SLG: 0.421	4-1				3-1			F9	4 0 0 0 0 1 2										
Gino Cimoli, R (1,9) OBP: 0.322, SLG: 0.382			4-3		4-3			F9	4 0 1 0 0 0 1										
Jerry Lumpe, L (1,4) OBP: 0.325, SLG: 0.359		FC6-4			1B		FC4-6	1B	2 1 1 0 2 0 1										
Ken Harrelson, R (1,7) OBP: 0.308, SLG: 0.371		FC6-4			1B		K	1B	4 0 2 0 0 1 2										
Doc Edwards, R (1,2) OBP: 0.277, SLG: 0.348		FC6-4			1B		WP	F7	4 0 2 0 0 0 3										
Ed Rakow, S (1,1) OBP: 0.177, SLG: 0.123									1 0 0 0 0 0 0										
Tom Sturdivant, L (5,1) OBP: 0.297, SLG: 0.320									0 0 0 0 1 0 0										
Chuck Essegian, R (5,PH) OBP: 0.297, SLG: 0.320									0 0 0 0 0 0 0										
Bill Fischer, R (6,1) OBP: 0.357, SLG: 0.421									0 0 0 0 0 0 0										
Dick Green, R (7,PH) OBP: 0.357, SLG: 0.421									1 0 0 0 0 0 0										
Jose Santiago, R (8,1) OBP: 0.357, SLG: 0.421									1 0 0 0 0 0 0										
Tommie Reynolds, R (8,PH) OBP: 0.357, SLG: 0.421									1 0 0 0 0 0 0										
<b>Inning Stats</b>	R: 0 E: 0 K: 0 S: 4	H: 1 LOB: 1 BB: 1 P: 7	R: 0 E: 0 K: 0 S: 3	H: 0 LOB: 1 BB: 1 P: 7	R: 0 E: 0 K: 1 S: 5	H: 0 LOB: 0 BB: 0 P: 5	R: 0 E: 0 K: 0 S: 5	H: 3 LOB: 1 BB: 0 P: 5	R: 0 E: 0 K: 1 S: 5	H: 0 LOB: 0 BB: 0 P: 5	R: 0 E: 0 K: 2 S: 9	H: 2 LOB: 2 BB: 0 P: 9	R: 1 E: 1 K: 0 S: 4	H: 0 LOB: 1 BB: 1 P: 8	R: 0 E: 0 K: 1 S: 6	H: 1 LOB: 2 BB: 1 P: 10	1B: 7 2B: 0 3B: 0 HR: 0	SF: 2 SAC: 0 DP: 1 HBP: 0	WP: 1 PA: 37 CS: 0
<b>PITCHER</b>	IP WLS BF H R ER SO BB IBB HBP BLK WP HR S P ERA WHIP											IP WLS BF H R ER SO BB IBB HBP BLK WP HR S P ERA WHIP							
Whitey Ford, L (1,1) ERA: 2.95	9.0 W 37 7 2 1 5 3 0 0 0 1 0 44 56 1.00 1.111																		



Batter	1	2	3	4	5	6	7	8	9	AB	R	H	RBI	BB	SO	LOB	TOP			
Tony Kubek, L (1,6) OBP: 0.296, SLG: 0.341	0-3 K		4-0 BB		0-0 6-3	0-0 1B			0-0 4-3	4	0	1	0	1	1	0	<b>New York Yankees @ Kansas City Athletics</b> Municipal Stadium, Kansas City, MO Thu Sep 12 1963, 4:33 AM EDT Att: 8,017 - Unknown <a href="http://livebaseballscorecards.com">livebaseballscorecards.com</a>			
Bobby Richardson, R (1,4) OBP: 0.297, SLG: 0.336	0-0 6-3		0-0 B1-6		4-0 HBP 1B BB	0-0 F3			0-0 F7	4	1	0	0	1	0	3				
Joe Pepitone, L (1,3) OBP: 0.309, SLG: 0.448	0-0 3-1		0-0 F9		1-0 1B HBP					3	0	0	0	0	0	1				
Mickey Mantle, S (1,8) OBP: 0.452, SLG: 0.651		0-0 F7		4-0 F3 HR BB	0-3 K				0-0 G3	3	1	0	0	1	1	2				
Jack Reed, R (7,8) OBP: 0.309, SLG: 0.311										0	0	0	0	0	0	0				
Yogi Berra, L (1,2) OBP: 0.365, SLG: 0.493		0-0 S 1B		0-0 F3	0-0 1B				0-0 F3	4	1	2	1	0	0	1				
Johnny Blanchard, L (1,9) OBP: 0.397, SLG: 0.479		0-3 K		0-0 2H HR	0-0 3-1					4	1	1	2	0	1	3				
Tom Tresh, S (8,8) OBP: 0.369, SLG: 0.486		1-2 K								0	0	0	0	0	0	0				
Hector Lopez, R (1,7) OBP: 0.304, SLG: 0.400		0-0 2H 1B		0-0 6-3		0-0 WP 1-3 1B			0-0 F7	4	1	2	1	0	0	0				
Clete Boyer, R (1,5) OBP: 0.295, SLG: 0.371		0-0 F3		0-0 1B		0-0 F9			0-0 F5	4	0	1	0	0	0	2				
Stan Williams, R (1,1) OBP: 0.160, SLG: 0.170			0-0 B1-6 BB 1B	0-3 K		0-0 1-3			0-3 K	4	0	1	1	0	2	1				
<b>Inning Stats</b>	R: 0 E: 0 K: 1 S: 5	H: 0 LOB: 0 BB: 0 P: 5	R: 1 E: 0 K: 1 S: 7	H: 2 LOB: 1 BB: 0 P: 7	R: 0 E: 0 K: 0 S: 3	H: 1 LOB: 1 BB: 1 P: 7	R: 2 E: 0 K: 1 S: 7	H: 2 LOB: 1 BB: 1 P: 11	R: 1 E: 0 K: 0 S: 6	H: 2 LOB: 2 BB: 0 P: 11	R: 0 E: 0 K: 0 S: 3	H: 0 LOB: 0 BB: 0 P: 3	R: 0 E: 0 K: 0 S: 3	H: 0 LOB: 0 BB: 0 P: 3	R: 0 E: 0 K: 1 S: 5	H: 0 LOB: 0 BB: 0 P: 5	1B: 7 2B: 1 3B: 0 HR: 1	SF: 0 SAC: 0 DP: 1 HBP: 1	WP: 2 PB: 0 SB: 1 CS: 0	PA: 38
<b>PITCHER</b>	IP WLS BF H R ER SO BB IBB HBP BLK WP HR S P ERA WHIP																			
Moe Drabowsky, R (1,1) ERA: 2.92	4.2 L 23 6 4 3 4 3 0 1 0 0 1 0 6 6 5.79 1.929																			
Ted Bowsfield, L (5,1) ERA: 4.97	1.1 6 2 1 1 0 0 0 0 0 0 1 0 6 6 6.75 1.500																			
Tom Sturdivant, R (7,1) ERA: 4.48	2.0 6 0 0 0 0 0 0 0 0 0 0 0 6 6 0.00 0.000																			
Bill Fischer, R (9,1) ERA: 3.49	1.0 3 0 0 0 1 0 0 0 0 0 0 0 5 5 0.00 0.000																			

Batter	1	2	3	4	5	6	7	8	9	AB	R	H	RBI	BB	SO	LOB	BOTTOM					
Gino Cimoli, R (1,9) OBP: 0.321, SLG: 0.380	0-0 4-3		0-0 4-3		0-0 E4 WP 1B	0-0 1-3 1B			0-0 FC4-6 FC6	5	1	1	0	0	0	2	<b>New York Yankees @ Kansas City Athletics</b> Municipal Stadium, Kansas City, MO Thu Sep 12 1963, 4:33 AM EDT Att: 8,017 - Unknown <a href="http://livebaseballscorecards.com">livebaseballscorecards.com</a>					
Wayne Causey, L (1,6) OBP: 0.347, SLG: 0.400	4-0 1B 1B BB		0-0 BB 2B		4-0 1B WP BB	0-3 K			0-0 FC6	3	1	1	0	2	1	4						
Jerry Lumpe, L (1,4) OBP: 0.326, SLG: 0.358	0-0 1B		4-0 BB BB		0-0 F5	0-0 4-3			0-0 F7	4	0	1	0	1	0	4						
Norm Siebern, L (1,3) OBP: 0.359, SLG: 0.422	0-0 G5-4-3 1B		0-0 L6		0-0 1B				4-0 BB	4	0	2	2	1	0	2						
Ed Charles, R (1,5) OBP: 0.343, SLG: 0.402	0-0 G5-4-3		4-0 1-2 2-3 BB		0-0 1-2 1B				0-0 F9	4	0	1	0	1	0	4						
Charlie Lau, L (1,2) OBP: 0.306, SLG: 0.359		0-0 1-3	0-0 4-3		0-0 L9				0-0 F9	5	0	0	0	0	0	6						
John Wojcik, L (1,7) OBP: 0.233, SLG: 0.154		0-0 S 1B		0-0 F5	0-0 G3				0-0 F7	4	0	1	0	0	0	2						
Bobby Del Greco, R (1,8) OBP: 0.314, SLG: 0.332		0-3 K		0-0 5-3		0-0 5-3			0-0 E5 FC4-6 1B	4	0	0	0	0	1	1						
Moe Drabowsky, R (1,1) OBP: 0.185, SLG: 0.352		0-0 F2		0-3 K		4-0 1B BB			0-0 FC4-6 1B	2	0	0	0	0	1	1						
<b>Inning Stats</b>	R: 0 E: 0 K: 0 S: 4	H: 2 LOB: 2 BB: 1 P: 8	R: 0 E: 0 K: 1 S: 6	H: 1 LOB: 0 BB: 0 P: 6	R: 0 E: 0 K: 1 S: 4	H: 1 LOB: 3 BB: 2 P: 12	R: 0 E: 0 K: 1 S: 5	H: 0 LOB: 0 BB: 0 P: 5	R: 2 E: 1 K: 0 S: 6	H: 2 LOB: 2 BB: 1 P: 10	R: 0 E: 0 K: 1 S: 6	H: 1 LOB: 2 BB: 1 P: 10	R: 0 E: 0 K: 0 S: 3	H: 0 LOB: 0 BB: 0 P: 3	R: 0 E: 1 K: 0 S: 5	H: 1 LOB: 2 BB: 0 P: 5		R: 0 E: 0 K: 0 S: 3	H: 0 LOB: 1 BB: 1 P: 7	1B: 7 2B: 1 3B: 0 HR: 0	SF: 0 SAC: 0 DP: 1 HBP: 0	WP: 2 PB: 0 SB: 1 CS: 0
<b>PITCHER</b>	IP WLS BF H R ER SO BB IBB HBP BLK WP HR S P ERA WHIP																					
Stan Williams, R (1,1) ERA: 3.11	9.0 W 42 8 2 1 3 6 0 0 0 0 2 0 42 66 1.00 1.556																					



Batter	1	2	3	4	5	6	7	8	9	AB	R	H	RBI	BB	SO	LOB	TOP					
Gary Geiger, L (1, 8) OBP: 0.331, SLG: 0.461	1-3			1B	BB FC1-5 FC6-4		2B 1B	BB 1B		5	2	4	1	0	0	0	<b>Boston Red Sox @ Kansas City Athletics</b> Municipal Stadium, Kansas City, MO Fri Sep 13 1963, 8:05 PM EDT Att: 3,617 - Unknown					
Felix Mantilla, R (1, 6) OBP: 0.340, SLG: 0.400	5-3			BB 1B	FC1-5 FC6-4 BB		1B 2B	BB 1B		4	2	2	0	1	0	2						
Carl Yastrzemski, L (1, 7) OBP: 0.420, SLG: 0.482	3-1			BB 1B	FC6-4 BB		6-3	K		4	1	1	0	1	1	4						
Frank Malzone, R (1, 5) OBP: 0.331, SLG: 0.427 Dick Williams, R (2, PR) OBP: 0.331, SLG: 0.360	G6-4-3 HBP			BB 1B	FC6-4		K	F8		0	0	0	0	0	0	0						
Dick Stuart, R (1, 3) OBP: 0.310, SLG: 0.514	G6-4-3			BB 1B	FC6-4 BB		BB 1B	K		5	0	1	2	0	2	6						
Lou Clinton, R (1, 9) OBP: 0.299, SLG: 0.427	P5			BB 1B	FC6-4 BB		BB 1B	BB		3	0	2	2	2	0	1						
Russ Nixon, L (1, 2) OBP: 0.322, SLG: 0.381			F8	BB 1B	FC6-4 WP		G3	K		5	0	1	1	0	1	4						
Chuck Schilling, R (1, 4) OBP: 0.293, SLG: 0.326			4-3	5-3			P6	BB 1B 2B		4	1	1	0	1	0	3						
Earl Wilson, R (1, 1) OBP: 0.282, SLG: 0.338 Jack Lamabe, R (8, 1) OBP: 0.071, SLG: 0.148	F3			FC1-5 BB	F7		F3	K		3	0	0	0	1	0	2						
										1	0	0	0	0	1	2						
<b>Inning Stats</b>	R: 0 E: 0 K: 0 S: 3	H: 0 LOB: 0 BB: 0 P: 3	R: 0 E: 0 K: 0 S: 2	H: 0 LOB: 1 BB: 0 P: 3	R: 0 E: 0 K: 0 S: 3	H: 0 LOB: 0 BB: 0 P: 3	R: 3 E: 0 K: 0 S: 7	H: 5 LOB: 2 BB: 1 P: 11	R: 1 E: 0 K: 1 S: 6	H: 1 LOB: 1 BB: 2 P: 14	R: 0 E: 0 K: 0 S: 4	H: 1 LOB: 1 BB: 0 P: 4	R: 2 E: 0 K: 1 S: 8	H: 3 LOB: 2 BB: 1 P: 12	R: 1 E: 0 K: 1 S: 7	H: 2 LOB: 2 BB: 1 P: 11	R: 0 E: 0 K: 3 S: 9	H: 0 LOB: 2 BB: 2 P: 17	1B: 10 2B: 2 3B: 0 HR: 0	SF: 0 SAC: 0 DP: 1 HBP: 1	WP: 1 PB: 0 SB: 0 CS: 0	PA: 45
<b>PITCHER</b>	IP WLS BF H R ER SO BB IBB HBP BLK WP HR S P ERA WHIP																					
Dave Wickersham, R (1, 1) ERA: 4.24	4.0 L 19 6 4 4 0 2 0 0 1 0 0 0 16 25 9.00 2.000																					
Tom Sturdivant, R (5, 1) ERA: 4.4	2.0 8 1 0 0 1 1 0 0 0 1 0 9 13 0.00 1.000																					
Ed Rakow, R (7, 1) ERA: 4.0	0.2 6 3 2 2 1 1 0 0 0 0 0 7 11 27.00 6.000																					
Dale Willis, R (7, 1) ERA: 5.04	2.1 12 2 1 1 4 3 0 0 0 0 0 0 17 29 3.86 2.143																					

AB	37
R	7
H	12
RBI	7
BB	7
SO	6
LOB	30



Batter	1	2	3	4	5	6	7	8	9	AB	R	H	RBI	BB	SO	LOB	BOTTOM			
Jerry Lumpe, L (1, 4) OBP: 0.329, SLG: 0.361	BB 1B	K			G4-6-3 BB		FC4-6 BB		BB 2B	3	1	2	0	2	1	1	<b>Boston Red Sox @ Kansas City Athletics</b> Municipal Stadium, Kansas City, MO Fri Sep 13 1963, 8:05 PM EDT Att: 3,617 - Unknown			
Wayne Causey, L (1, 6) OBP: 0.345, SLG: 0.398	BB 1B				F7		F7		F7	5	0	1	0	0	0	3				
Norm Siebern, L (1, 3) OBP: 0.358, SLG: 0.422	SF7				1-3		FC4-6			3	1	1	1	0	0	1				
Manny Jimenez, L (1, 7) OBP: 0.380, SLG: 0.355	F8				WP 1B		G3			4	0	1	0	0	1	3				
Ed Charles, R (1, 5) OBP: 0.345, SLG: 0.404	BB 1B				F8		E 1B		FC6-4 1B	4	1	3	0	0	0	1				
Charlie Lau, L (1, 2) OBP: 0.300, SLG: 0.352	3-1				4-3		E3 1B		FC6-4 G6-3	4	0	0	0	0	0	4				
Gino Cimoli, R (1, 9) OBP: 0.320, SLG: 0.379					K		BB 1B		G6-3	4	0	1	1	0	1	1				
Bobby Del Greco, R (1, 8) OBP: 0.310, SLG: 0.327	6-3				K		F8		F8	4	0	0	0	0	1	3				
Dave Wickersham, R (1, 1) Tom Sturdivant, L (5, PR) Jose Tartabull, L (6, PH) Ed Rakow, R (7, 1) Dale Willis, R (7, 1) Doc Edwards, R (8, PH)	F9				P6		4-3		P3	1	0	0	0	0	0	1				
										1	0	0	0	0	0	0				
<b>Inning Stats</b>	R: 1 E: 0 K: 0 S: 6	H: 3 LOB: 2 BB: 0 P: 6	R: 0 E: 1 K: 1 S: 6	H: 0 LOB: 1 BB: 0 P: 6	R: 0 E: 0 K: 2 S: 4	H: 1 LOB: 1 BB: 0 P: 4	R: 0 E: 0 K: 2 S: 7	H: 0 LOB: 0 BB: 0 P: 7	R: 0 E: 0 K: 1 S: 9	H: 3 LOB: 2 BB: 0 P: 9	R: 0 E: 0 K: 0 S: 3	H: 0 LOB: 1 BB: 1 P: 7	R: 0 E: 0 K: 0 S: 3	H: 1 LOB: 0 BB: 0 P: 3	R: 0 E: 0 K: 0 S: 4	H: 1 LOB: 1 BB: 0 P: 4	1B: 8 2B: 1 3B: 0 HR: 0	SF: 1 SAC: 0 DP: 2 HBP: 0	WP: 1 PB: 0 SB: 0 CS: 0	PA: 38
<b>PITCHER</b>	IP WLS BF H R ER SO BB IBB HBP BLK WP HR S P ERA WHIP																			
Earl Wilson, R (1, 1) ERA: 3.72	7.0 W 32 8 3 2 4 2 0 0 0 0 0 0 38 46 2.57 1.429																			
Jack Lamabe, R (8, 1) ERA: 3.3	2.0 S 6 1 0 0 0 0 0 0 0 0 0 0 6 6 0.00 0.500																			

AB	35
R	3
H	9
RBI	2
BB	2
SO	4
LOB	20





Batter	1	2	3	4	5	6	7	8	9	AB	R	H	RBI	BB	SO	LOB	TOP											
Gary Geiger, L OBP: 0.329, SLG: 0.456 (1, 8)	P5	BB		6-3			F9		4-3	4	0	0	0	1	0	1												
Felix Mantilla, R OBP: 0.344, SLG: 0.410 (1, 6)	BB	BB			6-3		5-3			4	1	2	0	0	0	0												
Carl Yastrzemski, L OBP: 0.420, SLG: 0.461 (1, 7)	1B	1B			6-3					3	1	1	0	1	0	2												
Dick Stuart, R OBP: 0.312, SLG: 0.524 (1, 3)	F7								K	4	2	2	2	0	1	2												
Lou Clinton, R OBP: 0.298, SLG: 0.426 (1, 9)	HR	1B		P6			E3		5-3	4	1	1	1	0	0	0												
Dick Williams, R OBP: 0.328, SLG: 0.383 (1, 5)	HR			K			F3		6-3	4	1	1	3	0	1	1												
Russ Nixon, L OBP: 0.317, SLG: 0.375 (1, 2)	F8						F7		F5	4	0	0	0	0	0	0												
Chuck Schilling, R OBP: 0.291, SLG: 0.323 (1, 4)		4-3		K			F9		5-3	4	0	0	0	0	1	0												
Bill Monbouquette, R OBP: 0.156, SLG: 0.128 Dick Radatz, R OBP: 0.103, SLG: 0.107 (6, 1)		4-3		5-3			K			3	0	0	0	0	1	0												
<b>Inning Stats</b>	R: 4 E: 0 K: 0 S: 6	H: 3 LOB: 0 BB: 1 P: 10	R: 0 E: 0 K: 0 S: 4	H: 1 LOB: 2 BB: 1 P: 8	R: 1 E: 0 K: 1 S: 6	H: 1 LOB: 0 BB: 0 P: 6	R: 0 E: 0 K: 1 S: 5	H: 0 LOB: 0 BB: 0 P: 5	R: 1 E: 1 K: 0 S: 5	H: 1 LOB: 1 BB: 0 P: 5	R: 0 E: 0 K: 0 S: 3	H: 1 LOB: 1 BB: 0 P: 3	R: 0 E: 0 K: 1 S: 5	H: 0 LOB: 0 BB: 0 P: 5	R: 0 E: 0 K: 0 S: 4	H: 1 LOB: 1 BB: 0 P: 4	1B: 4 2B: 1 3B: 0 HR: 3	SF: 0 SAC: 0 DP: 0 HBP: 0	WP: 0 PB: 0 SB: 0 CS: 0	PA: 37								
<b>PITCHER</b>	IP	WLS	BF	H	R	ER	SO	BB	IBB	HBP	BLK	WP	HR	S	P	ERA	WHIP											
Orlando Pena, R ERA: 3.62 (1, 1)	1.0	L	7	3	4	4	0	1	0	0	0	0	1	6	10	36.00	4.000											
Jose Santiago, R ERA: 7.2 (2, 1)	2.0		9	2	1	1	1	1	0	0	0	0	1	10	14	4.50	1.500											
Bill Fischer, R ERA: 3.47 (4, 1)	3.0		11	1	1	1	2	0	0	0	0	0	1	15	15	3.00	0.333											
Tom Sturdivant, R ERA: 4.27 (7, 1)	3.0		10	2	0	0	1	0	0	0	0	0	0	12	12	0.00	0.667											
Batter	1	2	3	4	5	6	7	8	9	AB	R	H	RBI	BB	SO	LOB	BOTTOM											
Jerry Lumpe, L OBP: 0.332, SLG: 0.363 (1, 4)	G4-6-3		1B	1B		F9			F8	5	1	3	0	0	0	3												
Wayne Causey, L OBP: 0.344, SLG: 0.396 (1, 6)	K		1B	HR		F8			P5	5	1	1	0	0	1	2												
Norm Siebern, L OBP: 0.356, SLG: 0.418 (1, 3)	G4-6-3		F3			3-1			3-1	4	0	0	0	0	0	3												
Manny Jimenez, L OBP: 0.383, SLG: 0.359 (1, 7)		4-3	HR	1B					4-3	4	1	2	1	0	0	0												
Ed Charles, R OBP: 0.345, SLG: 0.409 (1, 5)		F7	HR			F9			F3	4	1	1	3	0	0	1												
Charlie Lau, L OBP: 0.304, SLG: 0.360 (1, 2)			L5						6-3	4	0	2	0	0	0	0												
Gino Cimoli, R OBP: 0.320, SLG: 0.377 (1, 9)		BB		E3		FC4-6			4-3	3	0	0	0	1	0	1												
Bobby Del Greco, R OBP: 0.309, SLG: 0.324 (1, 8)		F3		F9					K	3	0	0	0	1	1	3												
Orlando Pena, R OBP: 0.234, SLG: 0.207 Jose Santiago, R OBP: 0.289, SLG: 0.307 Tommy Reynolds, R OBP: 0.292, SLG: 0.339 Bill Fischer, R OBP: 0.289, SLG: 0.307 Chuck Essesman, R OBP: 0.292, SLG: 0.339 Tom Sturdivant, L OBP: 0.207, SLG: 0.309 (1, 1)	5.1		26	8	4	4	1	2	0	0	0	0	0	0	0	0	0											
Dick Radatz, R ERA: 1.76 (6, 1)	3.2	S	12	1	0	0	1	0	0	0	0	0	0	0	0	0	0											
<b>PITCHER</b>	IP	WLS	BF	H	R	ER	SO	BB	IBB	HBP	BLK	WP	HR	S	P	ERA	WHIP											
Bill Monbouquette, R ERA: 3.63 (1, 1)	5.1		26	8	4	4	1	2	0	0	0	0	0	0	0	0	6.75	1.875										
Dick Radatz, R ERA: 1.76 (6, 1)	3.2	S	12	1	0	0	1	0	0	0	0	0	0	0	0	0	0.00	0.273										
<b>PITCHER</b>	IP	WLS	BF	H	R	ER	SO	BB	IBB	HBP	BLK	WP	HR	S	P	ERA	WHIP	1B: 7 2B: 1 3B: 0 HR: 1	SF: 0 SAC: 1 DP: 1 HBP: 0	WP: 0 PB: 0 SB: 0 CS: 0	PA: 38							


**Boston Red Sox @ Kansas City Athletics**  
Municipal Stadium, Kansas City, MO  
Sat Sep 14 1963, 8:05 PM EDT  
Att: 5,144 - Unknown

AB 35  
R 6  
H 8  
RBI 6  
BB 2  
SO 4  
LOB 6



**Boston Red Sox @ Kansas City Athletics**  
Municipal Stadium, Kansas City, MO  
Sat Sep 14 1963, 8:05 PM EDT  
Att: 5,144 - Unknown

AB 35  
R 4  
H 9  
RBI 4  
BB 2  
SO 2  
LOB 15





Batter	1	2	3	4	5	6	7	8	9	AB	R	H	RBI	BB	SO	LOB	TOP				
Gary Geiger, L (1, 8) OBP: 0.333, SLG: 0.457	L6		4-0 S BB		4-0 3		1B 1B		HR 1B	4	2	1	1	0	0		<b>Boston Red Sox @ Kansas City Athletics</b> Municipal Stadium, Kansas City, MO Sun Sep 15 1963, 4:33 AM EDT Att: 6,695 - Unknown <a href="http://livebaseballscorecards.com">livebaseballscorecards.com</a>				
Felix Mantilla, R (1, 6) OBP: 0.353, SLG: 0.444	P4		F8			2B	1B	HR	5	1	3	3	0	0	1						
Carl Yastrzemski, L (1, 7) OBP: 0.420, SLG: 0.461	1B		F7			L7	1B	K	5	0	2	1	0	1	2						
Dick Stuart, R (1, 3) OBP: 0.310, SLG: 0.521	P6		6-3			P3	F9		4	0	0	0	0	0	5						
Lou Clinton, R (1, 9) OBP: 0.296, SLG: 0.422		F9			F8	4-3		K	4	0	0	0	0	1	1						
Dick Williams, R (1, 5) OBP: 0.333, SLG: 0.381	FC1-6 1B BB		P4			5-3	L6-3 1B		3	0	1	0	1	0	0						
Russ Nixon, L (1, 2) OBP: 0.320, SLG: 0.377	FC1-6 1B		F5			PB 6-3 1B	L6-3 1-2		4	1	2	0	0	0	1						
Chuck Schilling, R (1, 4) OBP: 0.289, SLG: 0.321	FC1-6 FC6 1-2 2-3		6-3		6-3	6-3	F7		4	0	0	0	0	0	3						
Pete Smith, R (1, 1) Roman Mejias, R (7, PH) Jack Lamabe, R (7, 1) OBP: 0.069, SLG: 0.143	FC6 1-2		F8		F8	1B 1B BB 2-3	K		2	0	0	0	0	0	2						
<b>Inning Stats</b>	R: 0 E: 0 K: 0 S: 4	H: 1 LOB: 1 BB: 0 P: 4	R: 0 E: 0 K: 0 S: 4	H: 1 LOB: 2 BB: 1 P: 8	R: 0 E: 0 K: 0 S: 3	H: 0 LOB: 1 BB: 1 P: 7	R: 0 E: 0 K: 0 S: 3	H: 0 LOB: 0 BB: 0 P: 3	R: 0 E: 0 K: 0 S: 4	H: 1 LOB: 1 BB: 0 P: 4	R: 3 E: 0 K: 0 S: 7	H: 4 LOB: 2 BB: 1 P: 11	R: 0 E: 0 K: 1 S: 5	H: 1 LOB: 0 BB: 0 P: 5	R: 2 E: 0 K: 2 S: 9	H: 2 LOB: 0 BB: 0 P: 9	1B: 8 2B: 2 3B: 0 HR: 1	SF: 0 SAC: 0 DP: 1 HBP: 0	WP: 0 PB: 1 SB: 2 CS: 0	PA: 39	
<b>PITCHER</b>	IP WLS BF H R ER SO BB IBB HBP BLK WP HR S P ERA WHIP	IP WLS BF H R ER SO BB IBB HBP BLK WP HR S P ERA WHIP	IP WLS BF H R ER SO BB IBB HBP BLK WP HR S P ERA WHIP	IP WLS BF H R ER SO BB IBB HBP BLK WP HR S P ERA WHIP	IP WLS BF H R ER SO BB IBB HBP BLK WP HR S P ERA WHIP	IP WLS BF H R ER SO BB IBB HBP BLK WP HR S P ERA WHIP	IP WLS BF H R ER SO BB IBB HBP BLK WP HR S P ERA WHIP	IP WLS BF H R ER SO BB IBB HBP BLK WP HR S P ERA WHIP	IP WLS BF H R ER SO BB IBB HBP BLK WP HR S P ERA WHIP	IP WLS BF H R ER SO BB IBB HBP BLK WP HR S P ERA WHIP	IP WLS BF H R ER SO BB IBB HBP BLK WP HR S P ERA WHIP	IP WLS BF H R ER SO BB IBB HBP BLK WP HR S P ERA WHIP	IP WLS BF H R ER SO BB IBB HBP BLK WP HR S P ERA WHIP	IP WLS BF H R ER SO BB IBB HBP BLK WP HR S P ERA WHIP	IP WLS BF H R ER SO BB IBB HBP BLK WP HR S P ERA WHIP	IP WLS BF H R ER SO BB IBB HBP BLK WP HR S P ERA WHIP	IP WLS BF H R ER SO BB IBB HBP BLK WP HR S P ERA WHIP	IP WLS BF H R ER SO BB IBB HBP BLK WP HR S P ERA WHIP	IP WLS BF H R ER SO BB IBB HBP BLK WP HR S P ERA WHIP	IP WLS BF H R ER SO BB IBB HBP BLK WP HR S P ERA WHIP	IP WLS BF H R ER SO BB IBB HBP BLK WP HR S P ERA WHIP



Batter	1	2	3	4	5	6	7	8	9	AB	R	H	RBI	BB	SO	LOB	BOTTOM				
John Wojcik, L (1, 9) OBP: 0.234, SLG: 0.163	F7			1B 1B	P4			F8		4	1	1	0	0	0		<b>Boston Red Sox @ Kansas City Athletics</b> Municipal Stadium, Kansas City, MO Sun Sep 15 1963, 4:33 AM EDT Att: 6,695 - Unknown <a href="http://livebaseballscorecards.com">livebaseballscorecards.com</a>				
Wayne Causey, L (1, 6) OBP: 0.344, SLG: 0.395	5-3			F8 FC6-4 1B	1-3			4-3		4	1	1	0	0	0						
Jerry Lumpe, L (1, 4) OBP: 0.333, SLG: 0.363	6-3			FC6-4 1B				BB		3	0	1	1	1	0						
Manny Jimenez, L (1, 7) OBP: 0.374, SLG: 0.349		3-1		F8				F9		4	0	0	0	0	3						
Norm Siebern, L (1, 3) OBP: 0.355, SLG: 0.416		4-3		FC6-4 BB 1B				L6		3	1	0	1	1	0						
Ed Charles, R (1, 5) OBP: 0.344, SLG: 0.406		5-3		FC5-4 BB				5-3		3	0	0	0	1	0						
Charlie Lau, L (1, 2) OBP: 0.303, SLG: 0.357				6-3				5-3		4	0	1	1	0	1						
Bobby Del Greco, R (1, 8) OBP: 0.307, SLG: 0.321				P4	5-3			F7		3	0	0	0	0	2						
Diego Segui, R (1, 1) John Wyatt, R (7, 1) OBP: 0.231, SLG: 0.255				F9				6-3		2	0	0	0	0	0						
<b>Inning Stats</b>	R: 0 E: 0 K: 0 S: 3	H: 0 LOB: 0 BB: 0 P: 3	R: 0 E: 0 K: 0 S: 3	H: 0 LOB: 0 BB: 0 P: 3	R: 0 E: 0 K: 0 S: 7	H: 4 LOB: 2 BB: 1 P: 11	R: 0 E: 0 K: 0 S: 3	H: 0 LOB: 0 BB: 0 P: 3	R: 0 E: 0 K: 1 S: 5	H: 0 LOB: 1 BB: 1 P: 7	R: 0 E: 0 K: 0 S: 3	H: 0 LOB: 1 BB: 1 P: 7	R: 0 E: 0 K: 1 S: 5	H: 0 LOB: 0 BB: 0 P: 5	R: 0 E: 0 K: 1 S: 5	H: 0 LOB: 0 BB: 0 P: 5	1B: 4 2B: 0 3B: 0 HR: 0	SF: 0 SAC: 0 DP: 0 HBP: 0	WP: 0 PB: 0 SB: 0 CS: 0	PA: 34	
<b>PITCHER</b>	IP WLS BF H R ER SO BB IBB HBP BLK WP HR S P ERA WHIP	IP WLS BF H R ER SO BB IBB HBP BLK WP HR S P ERA WHIP	IP WLS BF H R ER SO BB IBB HBP BLK WP HR S P ERA WHIP	IP WLS BF H R ER SO BB IBB HBP BLK WP HR S P ERA WHIP	IP WLS BF H R ER SO BB IBB HBP BLK WP HR S P ERA WHIP	IP WLS BF H R ER SO BB IBB HBP BLK WP HR S P ERA WHIP	IP WLS BF H R ER SO BB IBB HBP BLK WP HR S P ERA WHIP	IP WLS BF H R ER SO BB IBB HBP BLK WP HR S P ERA WHIP	IP WLS BF H R ER SO BB IBB HBP BLK WP HR S P ERA WHIP	IP WLS BF H R ER SO BB IBB HBP BLK WP HR S P ERA WHIP	IP WLS BF H R ER SO BB IBB HBP BLK WP HR S P ERA WHIP	IP WLS BF H R ER SO BB IBB HBP BLK WP HR S P ERA WHIP	IP WLS BF H R ER SO BB IBB HBP BLK WP HR S P ERA WHIP	IP WLS BF H R ER SO BB IBB HBP BLK WP HR S P ERA WHIP	IP WLS BF H R ER SO BB IBB HBP BLK WP HR S P ERA WHIP	IP WLS BF H R ER SO BB IBB HBP BLK WP HR S P ERA WHIP	IP WLS BF H R ER SO BB IBB HBP BLK WP HR S P ERA WHIP	IP WLS BF H R ER SO BB IBB HBP BLK WP HR S P ERA WHIP	IP WLS BF H R ER SO BB IBB HBP BLK WP HR S P ERA WHIP	IP WLS BF H R ER SO BB IBB HBP BLK WP HR S P ERA WHIP	IP WLS BF H R ER SO BB IBB HBP BLK WP HR S P ERA WHIP






Batter	1	2	3	4	5	6	7	8	9	10	AB	R	H	RBI	BB	SO	LOB	TOP	
Jose Tartabull, L OBP: 0.286, SLG: 0.321 (1, 8)	1-3		1-3 1B		K			6-3	FC6		5	0	1	0	0	1	3		
Wayne Causey, L OBP: 0.344, SLG: 0.395 (1, 6)	6-3		L9-3			3B 1B				F8	5	1	2	0	0	0	1		
Jerry Lumpe, L OBP: 0.335, SLG: 0.369 (1, 4)			1-3			4-3 3B		G4-6-3 1B			5	2	3	1	0	0	1		
Norm Siebern, L OBP: 0.357, SLG: 0.418 (1, 3)	4-3					4-3				BB BB 1B	5	1	3	1	0	0	1		
Manny Jimenez, L OBP: 0.324, SLG: 0.340 (1, 7)		F8			G3	G3				6-3	4	0	0	1	0	0	2		
Ed Charles, R OBP: 0.341, SLG: 0.403 (1, 5)		F8			K	K				F9	5	0	0	0	0	2	3		
Gino Cimoli, R OBP: 0.320, SLG: 0.377 Bobby Del Greco, R OBP: 0.309, SLG: 0.321 (7, 9)					6-3			K2-3		BB BB BB BB	3	0	1	0	0	1	1		
Charlie Lau, L OBP: 0.311, SLG: 0.359 (1, 2)						G3				FC6 BB	2	0	1	0	2	0	0		
Moe Drabowsky, R OBP: 0.175, SLG: 0.333 Ted Bowsfield, R OBP: 0.167, SLG: 0.095 Chuck Essegian, R OBP: 0.278, SLG: 0.319 John Wyatt, R (9, 1)						6-3		G5-4-3 BB			3	0	0	0	0	1	3		
<b>Inning Stats</b>	R: 0 E: 0 K: 0 S: 4	H: 1 LOB: 1 BB: 0 P: 4	R: 0 E: 0 K: 1 S: 7	H: 2 LOB: 2 BB: 0 P: 7	R: 0 E: 0 K: 0 S: 3	H: 1 LOB: 1 BB: 0 P: 3	R: 0 E: 0 K: 1 S: 5	H: 0 LOB: 0 BB: 0 P: 5	R: 2 E: 0 K: 1 S: 7	H: 2 LOB: 0 BB: 0 P: 7	R: 0 E: 0 K: 1 S: 4	H: 0 LOB: 0 BB: 1 P: 8	R: 0 E: 0 K: 0 S: 3	H: 1 LOB: 0 BB: 0 P: 3	R: 1 E: 0 K: 0 S: 5	H: 2 LOB: 1 BB: 0 P: 5	1B: 10 2B: 1 3B: 1 HR: 0	SF: 1 SAC: 0 DP: 3 HBP: 0	WP: 0 PA: 42
<b>PITCHER</b>	IP WLS BF H R ER SO	IP WLS BF H R ER SO	IP WLS BF H R ER SO	IP WLS BF H R ER SO	IP WLS BF H R ER SO	IP WLS BF H R ER SO	IP WLS BF H R ER SO	IP WLS BF H R ER SO	IP WLS BF H R ER SO	IP WLS BF H R ER SO	IP WLS BF H R ER SO	IP WLS BF H R ER SO	IP WLS BF H R ER SO	IP WLS BF H R ER SO	IP WLS BF H R ER SO	IP WLS BF H R ER SO	ERA WHIP	ERA WHIP	
Bennie Daniels, R ERA: 4.35 (1, 1)	6.0	24	7	2	2	4	0	0	0	0	0	0	0	0	0	0	0	3.00	1.167
Jim Hannan, R ERA: 5.74 (7, 1)	1.0	3	0	0	0	1	1	0	0	0	0	0	0	0	0	0	0.00	1.000	
Ed Roebuck, R ERA: 3.67 (8, 1)	1.2	9	2	1	1	0	3	0	0	0	0	0	0	0	0	0	5.40	3.000	
Ron Kline, R ERA: 2.86 (9, 1)	1.1	L 6	2	1	1	0	0	0	0	0	0	0	0	0	0	0	6.75	1.500	

Kansas City Athletics @ Washington Senators  
D.C. Stadium, Washington, DC  
Tue Sep 17 1963, 7:05 PM EDT  
Att: 1,643 - Unknown

AB	37
R	4
H	11
RBI	4
BB	4
SO	5
LOB	15



Batter	1	2	3	4	5	6	7	8	9	10	AB	R	H	RBI	BB	SO	LOB	BOTTOM			
Don Blasingame, L OBP: 0.318, SLG: 0.309 Minnie Minoso, R OBP: 0.306, SLG: 0.366 Ed Roebuck, R OBP: 0.320, SLG: 0.200 Ron Kline, R OBP: 0.301, SLG: 0.273 Don Lippert, R OBP: 0.269, SLG: 0.376 Tom Chatterton, R OBP: 0.158, SLG: 0.159 (10, 9)	K		BB			P6	SF8			SH1-4 BB	2	0	0	0	1	1	1				
Dick Phillips, L OBP: 0.295, SLG: 0.364 (1, 3)	F9		4-3			F7	K			SH1-4	4	0	0	0	0	1	5				
Chuck Hinton, R OBP: 0.345, SLG: 0.440 (1, 7)	K					K				5-3	5	0	0	0	0	3	3				
Jim King, L OBP: 0.305, SLG: 0.461 (1, 9)		K				F8	F9			P4	5	0	0	0	0	1	2				
Don Lock, R OBP: 0.337, SLG: 0.446 (1, 8)	F2					F2				1-3	4	1	1	0	0	0	0				
Ken Retzer, L OBP: 0.287, SLG: 0.325 Chuck Cottier, R OBP: 0.258, SLG: 0.322 (8, 4)						4-3				SH3-4 BB	2	0	1	0	1	0	0				
Don Zimmer, R OBP: 0.294, SLG: 0.429 (1, 5)	FC6-4					K				SH3-4	3	1	1	1	0	1	1				
Ed Brinkman, R OBP: 0.268, SLG: 0.316 (1, 6)			5-3			K				F9	4	0	1	1	0	1	1				
Bennie Daniels, L OBP: 0.294, SLG: 0.186 Tom Brown, R OBP: 0.286, SLG: 0.221 Jim Hannan, R OBP: 0.306, SLG: 0.359 Bobo Osborne, L OBP: 0.266, SLG: 0.345 Ken Hunt, R OBP: 0.266, SLG: 0.345 Cal Neeman, R OBP: 0.136, SLG: 0.050 (8, 2)			G3							5-3	1	0	0	0	0	0	0				
<b>Inning Stats</b>	R: 0 E: 0 K: 2 S: 7	H: 0 LOB: 0 BB: 0 P: 7	R: 0 E: 0 K: 1 S: 6	H: 1 LOB: 1 BB: 0 P: 6	R: 0 E: 0 K: 0 S: 3	H: 0 LOB: 1 BB: 1 P: 7	R: 0 E: 0 K: 0 S: 3	H: 0 LOB: 0 BB: 0 P: 3	R: 0 E: 0 K: 2 S: 7	H: 0 LOB: 0 BB: 0 P: 7	R: 3 E: 0 K: 1 S: 8	H: 3 LOB: 3 BB: 2 P: 16	R: 0 E: 0 K: 1 S: 5	H: 0 LOB: 0 BB: 0 P: 5	R: 0 E: 0 K: 0 S: 3	H: 0 LOB: 1 BB: 1 P: 7	R: 0 E: 0 K: 0 S: 3	H: 0 LOB: 2 BB: 1 P: 7	1B: 4 2B: 1 3B: 0 HR: 0	SF: 1 SAC: 2 DP: 0 HBP: 0	WP: 0 PA: 40
<b>PITCHER</b>	IP WLS BF H R ER SO	IP WLS BF H R ER SO	IP WLS BF H R ER SO	IP WLS BF H R ER SO	IP WLS BF H R ER SO	IP WLS BF H R ER SO	IP WLS BF H R ER SO	IP WLS BF H R ER SO	IP WLS BF H R ER SO	IP WLS BF H R ER SO	IP WLS BF H R ER SO	IP WLS BF H R ER SO	IP WLS BF H R ER SO	IP WLS BF H R ER SO	IP WLS BF H R ER SO	IP WLS BF H R ER SO	ERA WHIP	ERA WHIP			
Moe Drabowsky, R ERA: 2.98 (1, 1)	6.1	26	5	3	3	6	2	0	0	0	0	0	0	0	0	0	4.26	1.105			
Ted Bowsfield, L ERA: 4.6 (7, 1)	1.2	6	0	0	0	2	0	1	0	0	0	0	0	0	0	0	0.00	0.000			
John Wyatt, R ERA: 3.06 (9, 1)	2.0	W 8	0	0	0	0	2	0	0	0	0	0	0	0	0	0	0.00	1.000			

Kansas City Athletics @ Washington Senators  
D.C. Stadium, Washington, DC  
Tue Sep 17 1963, 7:05 PM EDT  
Att: 1,643 - Unknown

AB	32
R	3
H	5
RBI	3
BB	5
SO	8
LOB	14





Batter	1	2	3	4	5	6	7	8	9	AB	R	H	RBI	BB	SO	LOB	TOP					
Jose Tartabull, L (1, 8) OBP: 0.288, SLG: 0.332										5	1	2	0	0	0	3						
Dick Green, R (1, 6) OBP: 0.714, SLG: 0.500										3	2	2	0	1	1	1						
Jerry Lumpe, L (1, 4) OBP: 0.337, SLG: 0.370										4	1	2	0	1	0	2						
Norm Siebern, L (1, 3) OBP: 0.356, SLG: 0.415										3	0	0	2	1	0	2						
Ed Charles, R (1, 5) OBP: 0.340, SLG: 0.401										5	1	1	1	0	1	3						
Manny Jimenez, L (1, 7) OBP: 0.361, SLG: 0.338										4	0	1	0	0	0	0						
Bobby Del Greco, R (9, 7) OBP: 0.309, SLG: 0.321										0	0	0	0	0	0	0						
Gino Cimoli, R (1, 9) OBP: 0.321, SLG: 0.378										4	0	2	1	0	0	0						
Doc Edwards, R (1, 2) OBP: 0.283, SLG: 0.350										3	0	2	0	1	0	0						
Dave Wickersham, R (1, 1) OBP: 0.145, SLG: 0.133										4	0	0	0	0	2	6						
Ted Bowsfield, R (9, 1) OBP: 0.167, SLG: 0.095										0	0	0	0	0	0	0						
<b>Inning Stats</b>	R: 1 E: 0 K: 0 S: 3	H: 1 LOB: 0 BB: 1 P: 7	R: 0 E: 0 K: 0 S: 3	H: 0 LOB: 0 BB: 0 P: 3	R: 0 E: 0 K: 0 S: 3	H: 0 LOB: 0 BB: 0 P: 3	R: 3 E: 0 K: 1 S: 11	H: 6 LOB: 3 BB: 0 P: 11	R: 1 E: 0 K: 0 S: 4	H: 2 LOB: 0 BB: 0 P: 4	R: 0 E: 0 K: 0 S: 4	H: 1 LOB: 1 BB: 0 P: 4	R: 0 E: 0 K: 1 S: 5	H: 1 LOB: 1 BB: 1 P: 9	R: 0 E: 0 K: 2 S: 8	H: 1 LOB: 2 BB: 1 P: 12	R: 0 E: 0 K: 0 S: 3	H: 0 LOB: 2 BB: 1 P: 8	1B: 11 2B: 0 3B: 1 HR: 0	SF: 1 SAC: 0 DP: 1 HBP: 1	WP: 1 PB: 0 SB: 0 CS: 2	PA: 42
<b>PITCHER</b>	IP WLS BF H R ER SO BB IBB HBP BLK WP HR S P ERA WHIP																					
Claude Osteen, L (1, 1) ERA: 3.59	3.1		16	6	4	4	0	1	0	0	0	0	0	15	19	10.80	2.100					
Steve Ridzik, R (4, 1) ERA: 5.1	3.2	L	15	5	1	1	2	1	0	0	0	0	0	18	22	2.46	1.636					
Ed Hobaugh, R (8, 1) ERA: 6.75	2.0		10	1	0	0	2	0	2	1	0	1	0	11	20	0.00	0.500					

Kansas City Athletics @ Washington Senators  
D.C. Stadium, Washington, DC  
Wed Sep 18 1963, 7:05 PM EDT  
Att: 2,473 - Unknown

AB 35  
R 5  
H 12  
RBI 4  
BB 4  
SO 4  
LOB 17



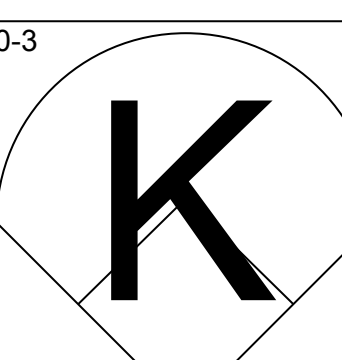
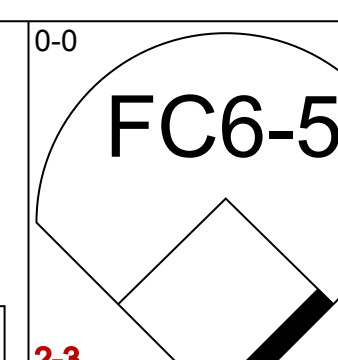
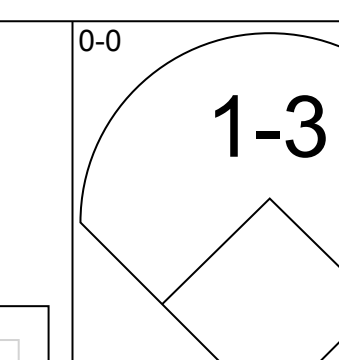
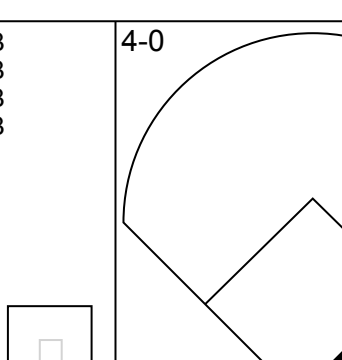
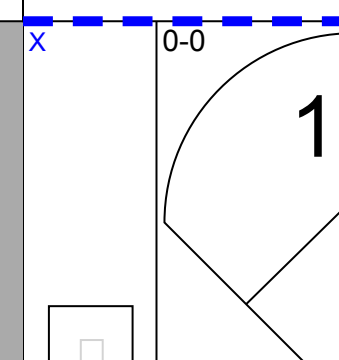
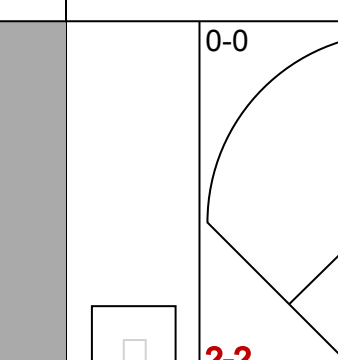
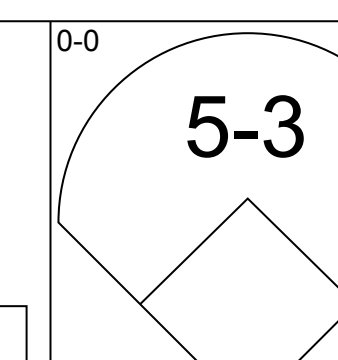
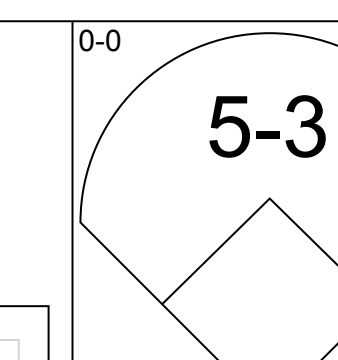
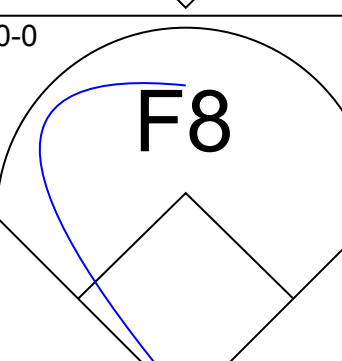
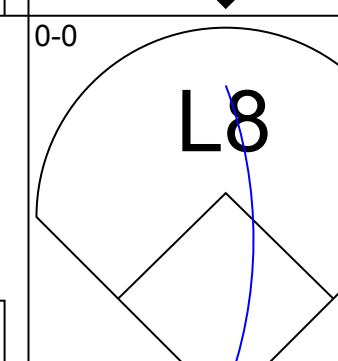
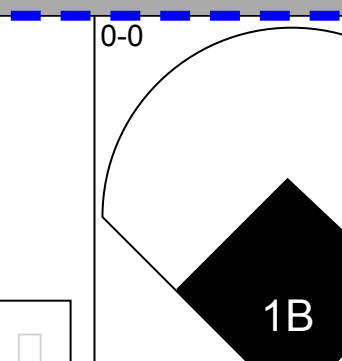
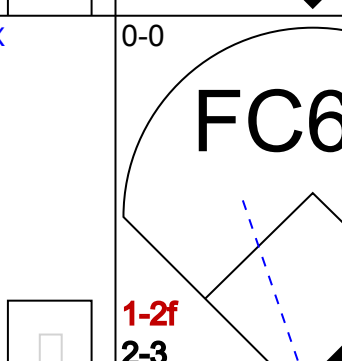
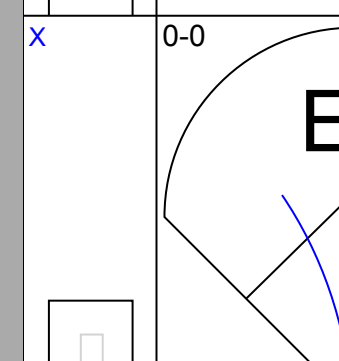
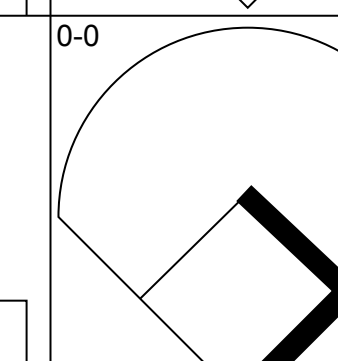
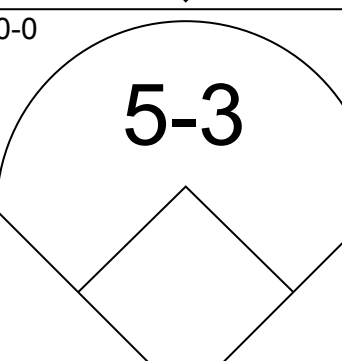
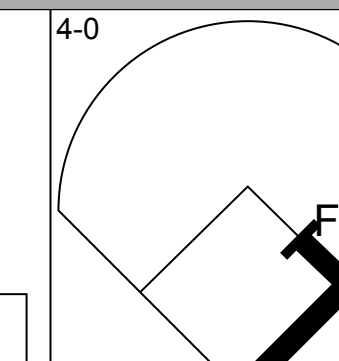
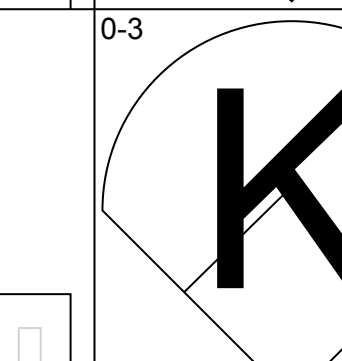
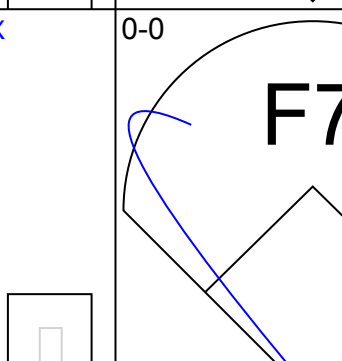
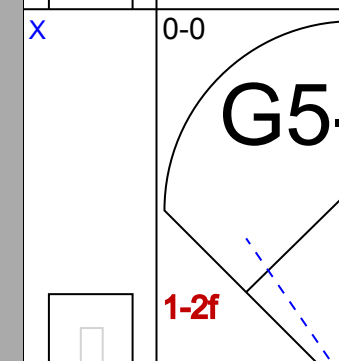
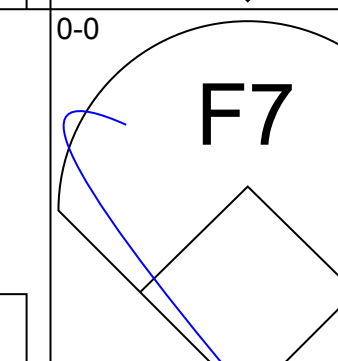
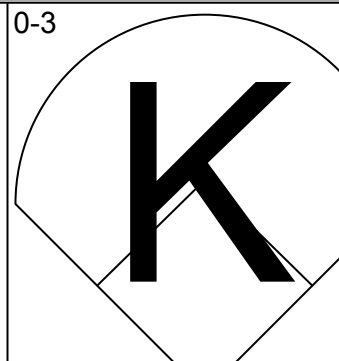
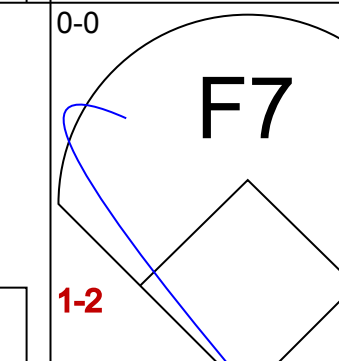
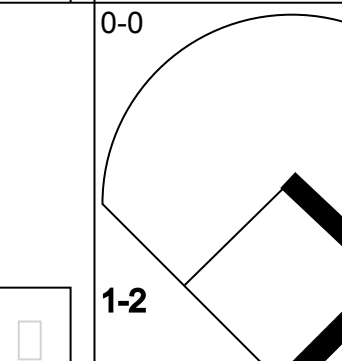
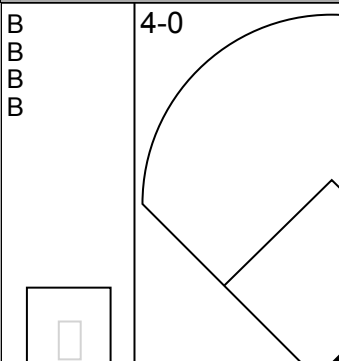
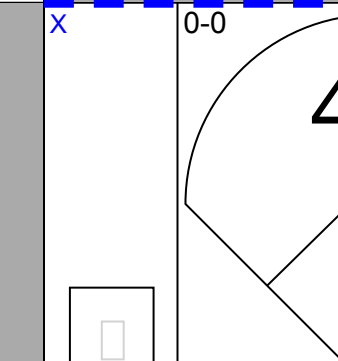
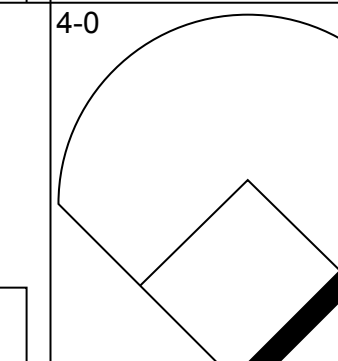
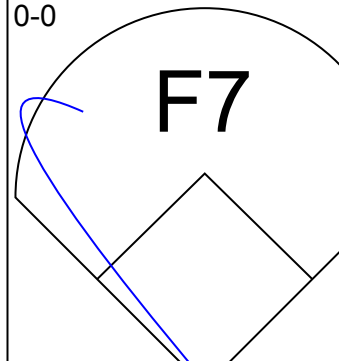
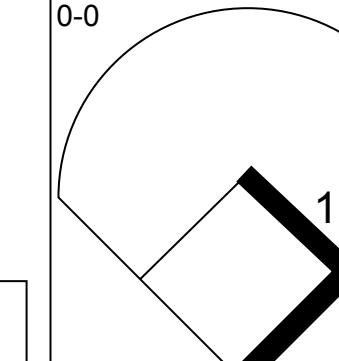
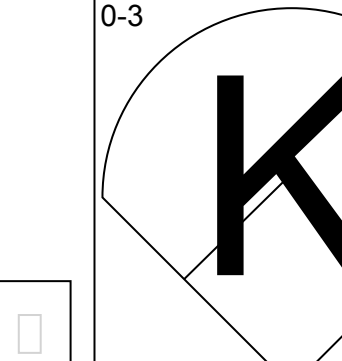
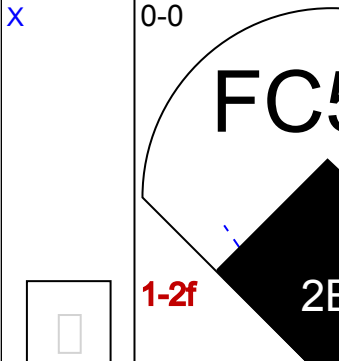
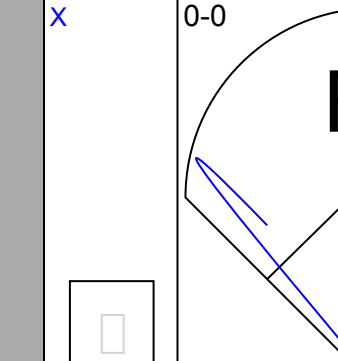
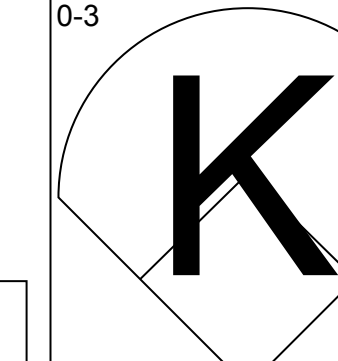
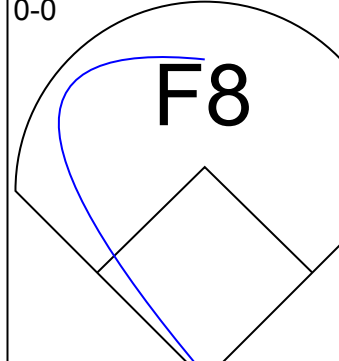
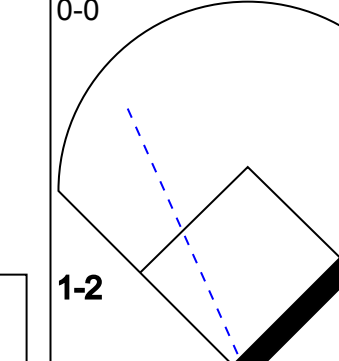
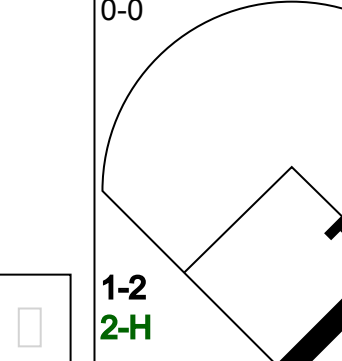
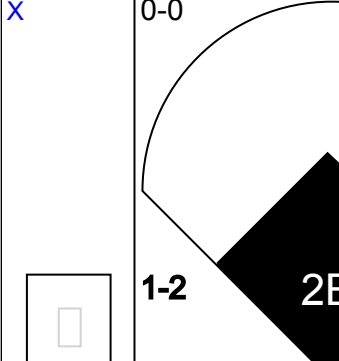
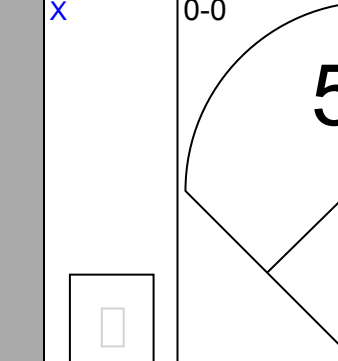
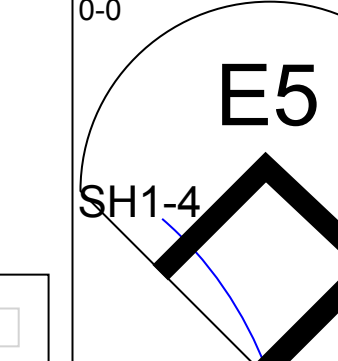
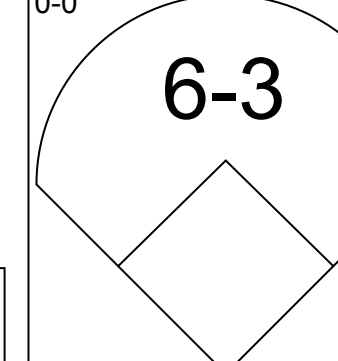
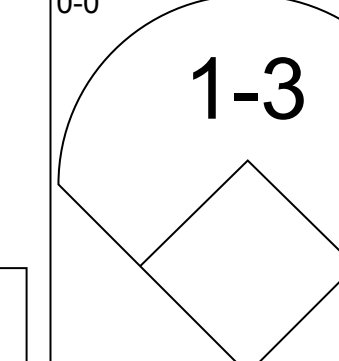
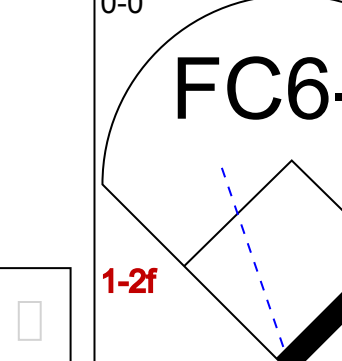
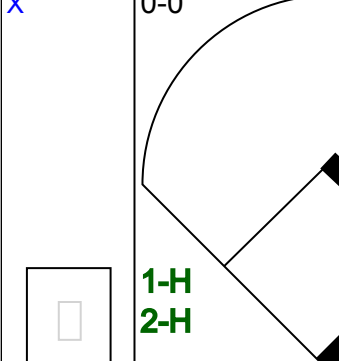
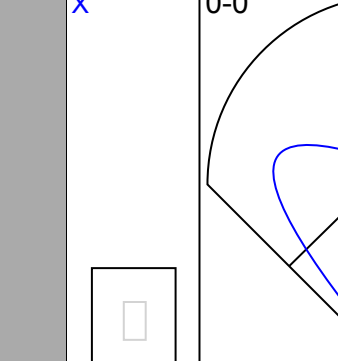
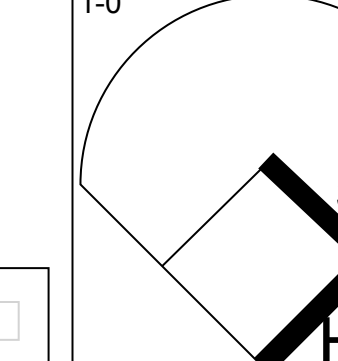
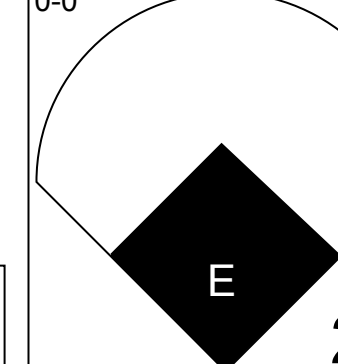
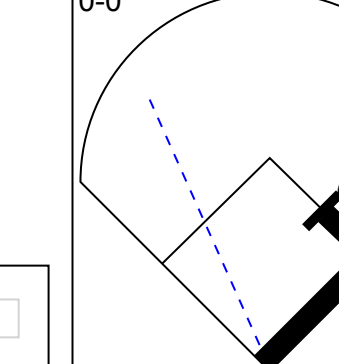
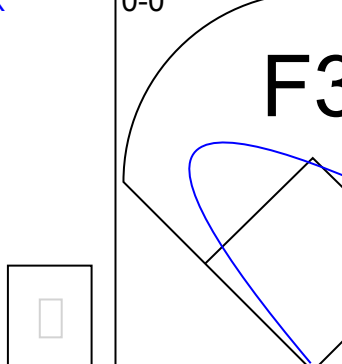
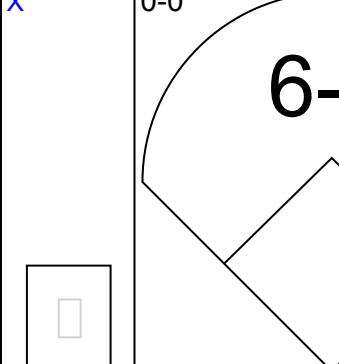
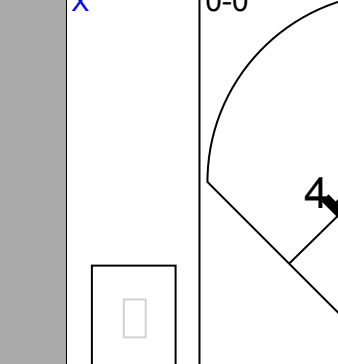
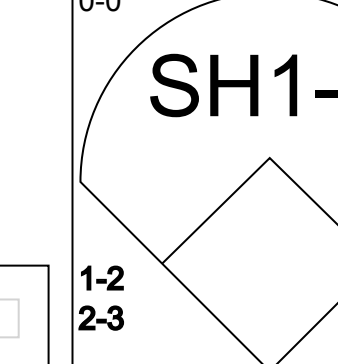

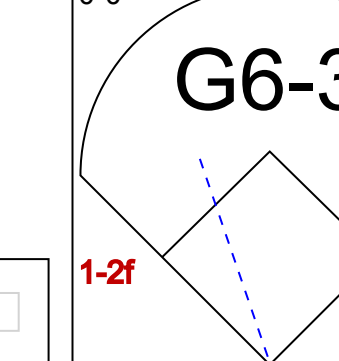
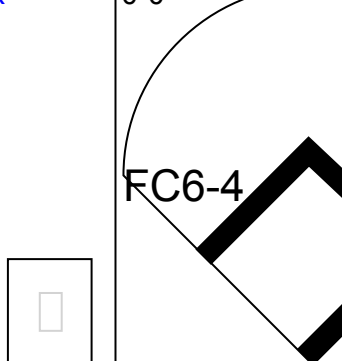
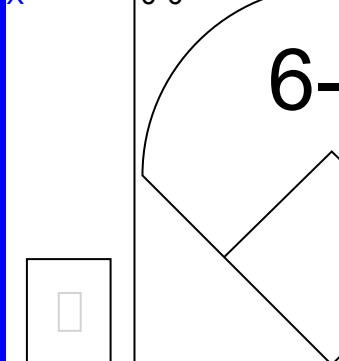
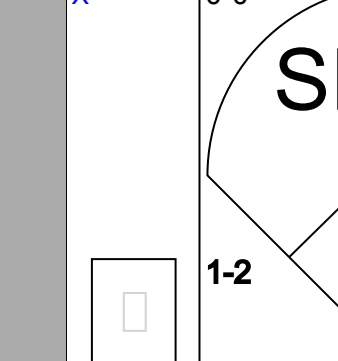
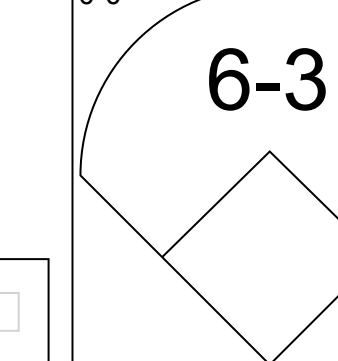
Batter	1	2	3	4	5	6	7	8	9	AB	R	H	RBI	BB	SO	LOB	BOTTOM					
Don Blasingame, L (1, 4) OBP: 0.315, SLG: 0.304										4	1	1	0	0	1	1						
Ken Hunt, R (9, PH) OBP: 0.264, SLG: 0.343										1	0	0	0	0	0	2						
Dick Phillips, L (1, 3) OBP: 0.298, SLG: 0.367										3	1	1	0	1	0	1						
Chuck Hinton, R (1, 7) OBP: 0.346, SLG: 0.439										3	2	1	0	1	0	2						
Jim King, L (1, 9) OBP: 0.307, SLG: 0.463										2	0	1	3	1	0	0						
Don Lock, R (1, 8) OBP: 0.336, SLG: 0.449										4	0	1	0	0	0	2						
Ken Retzer, L (1, 2) OBP: 0.282, SLG: 0.319										4	0	0	0	0	1	3						
Don Zimmer, R (1, 5) OBP: 0.291, SLG: 0.423										4	0	0	0	0	0	1						
Ed Brinkman, R (1, 6) OBP: 0.266, SLG: 0.314										3	0	0	0	0	2	0						
Bobo Osborne, L (9, PH) OBP: 0.207, SLG: 0.359										0	0	0	0	0	0	0						
John Kennedy, R (9, FR) OBP: 0.209, SLG: 0.132										0	0	0	0	0	0	0						
Claude Osteen, L (1, 1) OBP: 0.197, SLG: 0.206										1	0	0	0	0	0	0						
Steve Ridzik, R (4, 1) OBP: 0.207, SLG: 0.214										1	0	0	0	0	1	0						
Tom Brown, S (7, PH) OBP: 0.214, SLG: 0.229										1	0	1	0	0	0	0						
Ed Hobaugh, R (8, 1) OBP: 0.667, SLG: 2.000										0	0	0	0	0	0	0						
Minnie Mingo, R (9, PH) OBP: 0.311, SLG: 0.308										1	0	1	0	0	0	0						
<b>Inning Stats</b>	R: 2 E: 0 K: 0 S: 5	H: 2 LOB: 1 BB: 1 P: 9	R: 0 E: 0 K: 0 S: 3	H: 0 LOB: 0 BB: 0 P: 3	R: 2 E: 0 K: 0 S: 5	H: 2 LOB: 1 BB: 1 P: 9	R: 0 E: 0 K: 2 S: 7	H: 0 LOB: 0 BB: 0 P: 7	R: 0 E: 0 K: 1 S: 5	H: 0 LOB: 0 BB: 0 P: 5	R: 0 E: 0 K: 1 S: 5	H: 0 LOB: 1 BB: 1 P: 9	R: 0 E: 0 K: 1 S: 7	H: 2 LOB: 2 BB: 0 P: 7	R: 0 E: 0 K: 0 S: 3	H: 0 LOB: 0 BB: 0 P: 3	R: 0 E: 0 K: 0 S: 3	H: 1 LOB: 2 BB: 0 P: 4	1B: 4 2B: 3 3B: 0 HR: 0	SF: 1 SAC: 0 DP: 1 HBP: 1	WP: 2 PB: 0 SB: 0 CS: 0	PA: 37
<b>PITCHER</b>	IP WLS BF H R ER SO BB IBB HBP BLK WP HR S P ERA WHIP																					
Dave Wickersham, R (1, 1) ERA: 4.24	8.1		36	7	4	4	5	3	0	1	0	0	0	42	55	4.32	1.200					
Ted Bowsfield, L (9, 1) ERA: 4.57	0.2	S	1	0	0	0	0	0	0	0	0	0	0	1	1	0.00	0.000					

Kansas City Athletics @ Washington Senators  
D.C. Stadium, Washington, DC  
Wed Sep 18 1963, 7:05 PM EDT  
Att: 2,473 - Unknown

AB 32  
R 4  
H 7  
RBI 3  
BB 3  
SO 5  
LOB 12




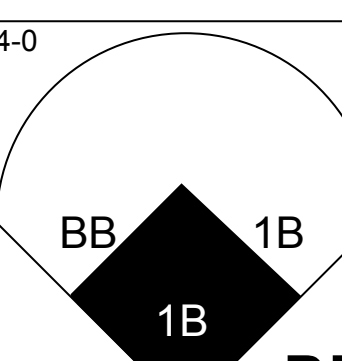
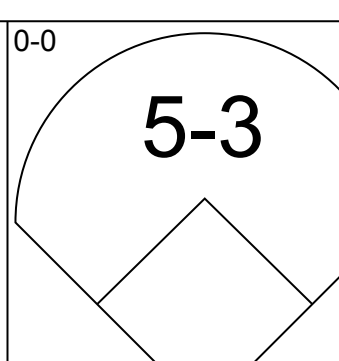
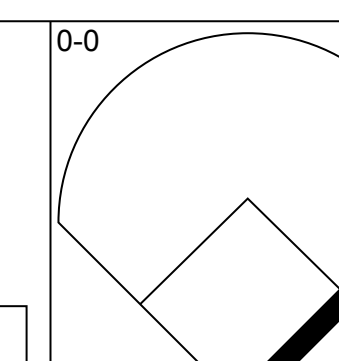
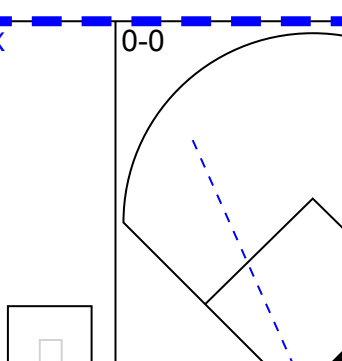
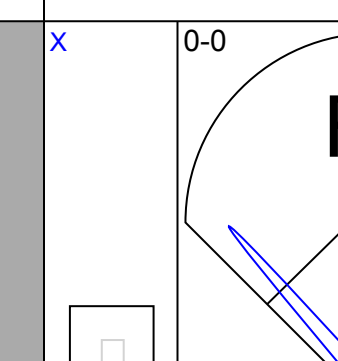
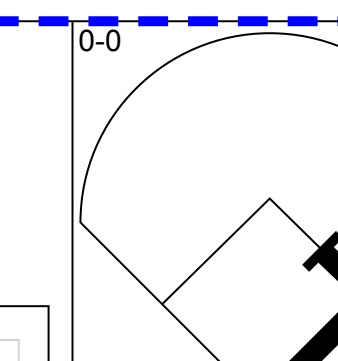
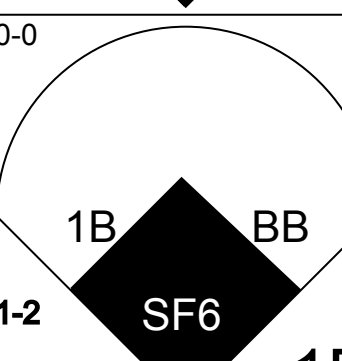
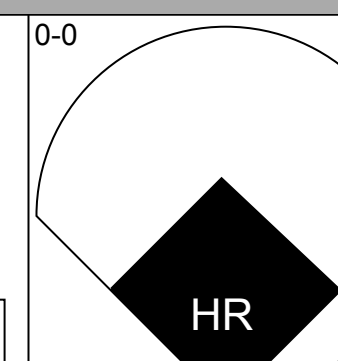
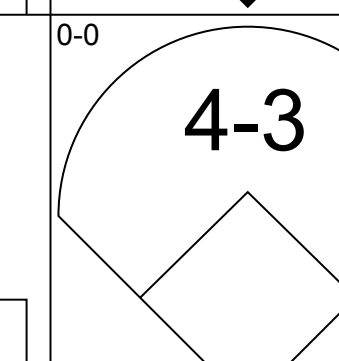
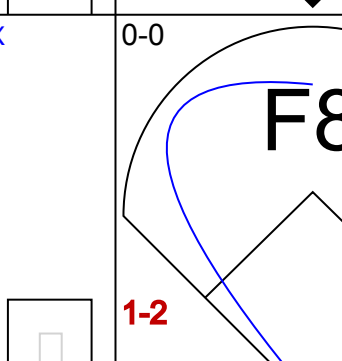
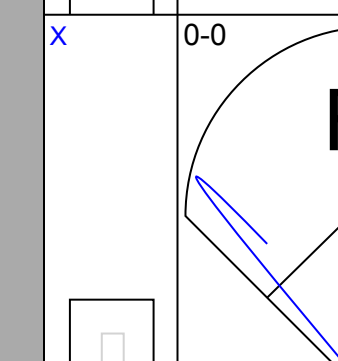
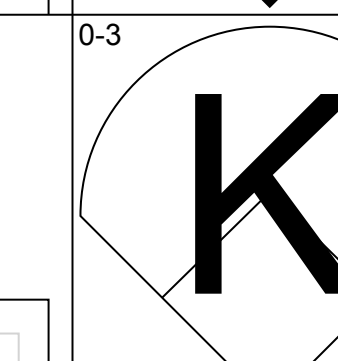
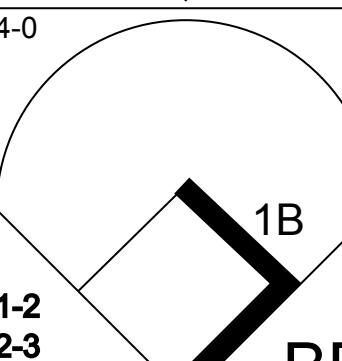
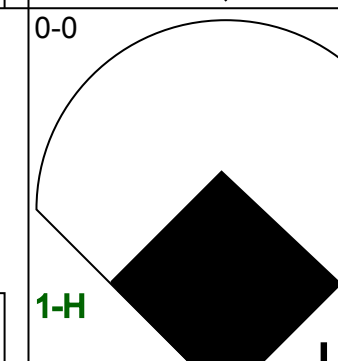
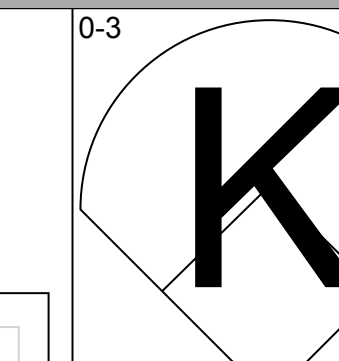
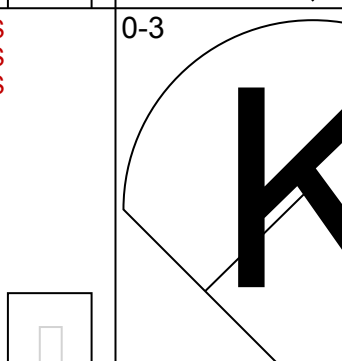
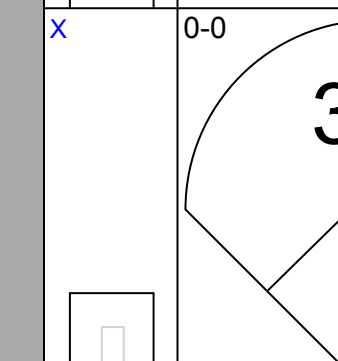
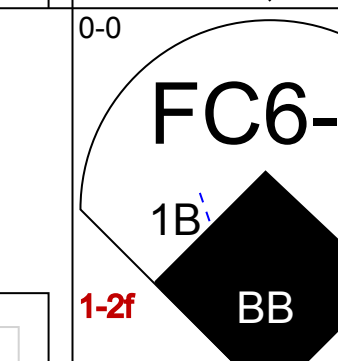
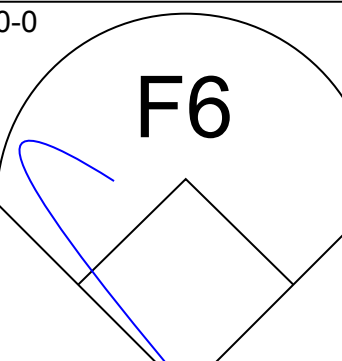
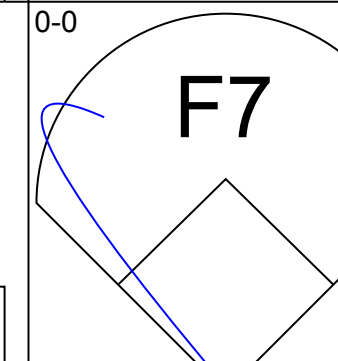
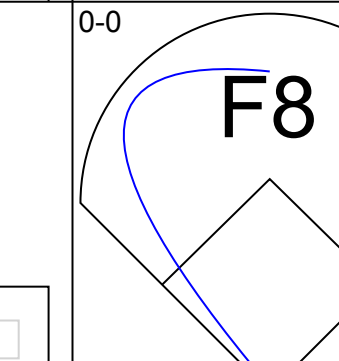


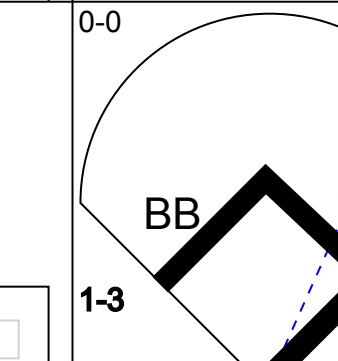
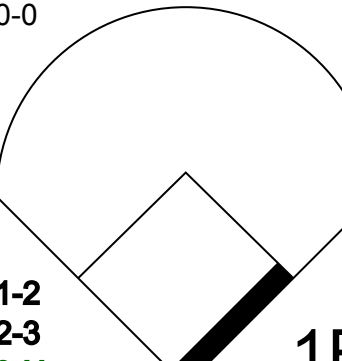
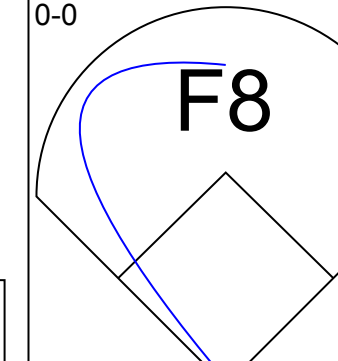
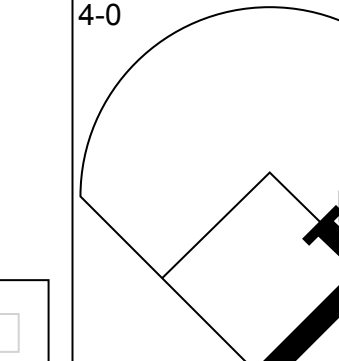


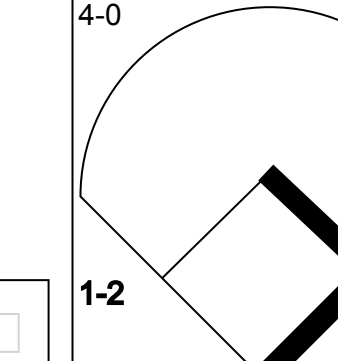
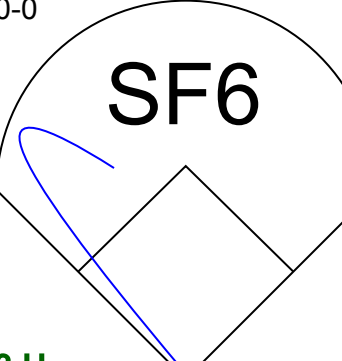
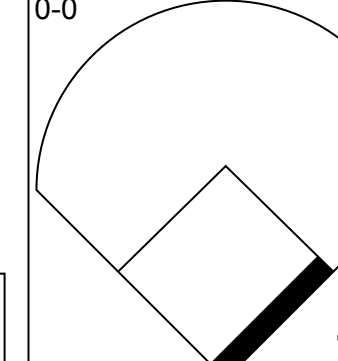
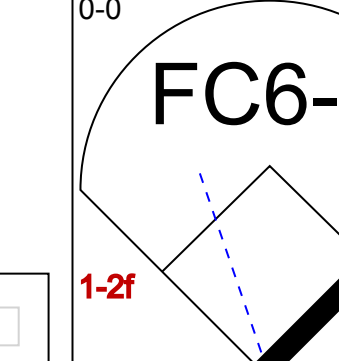


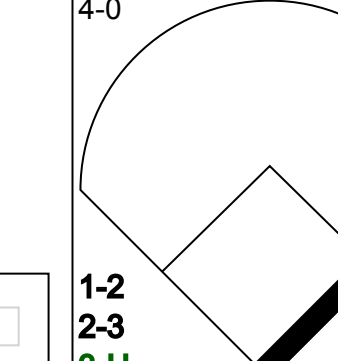
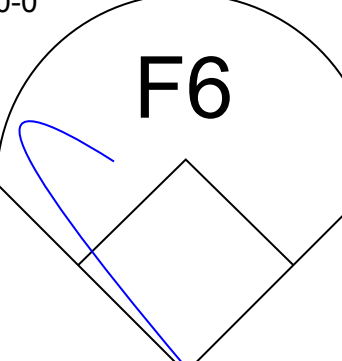
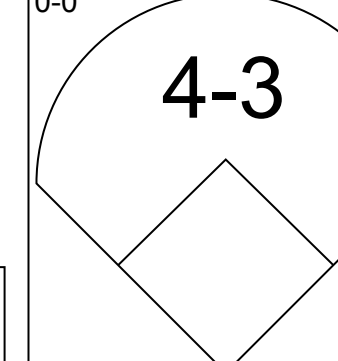


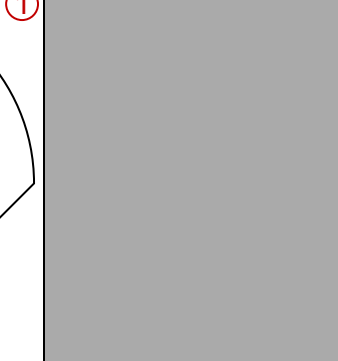

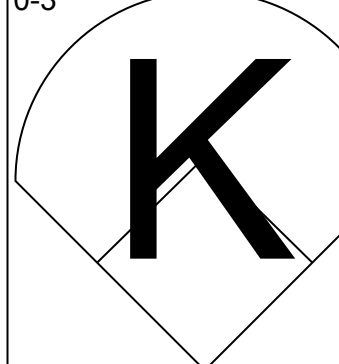
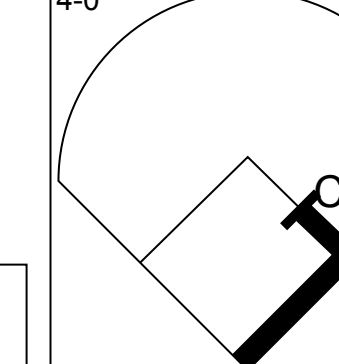
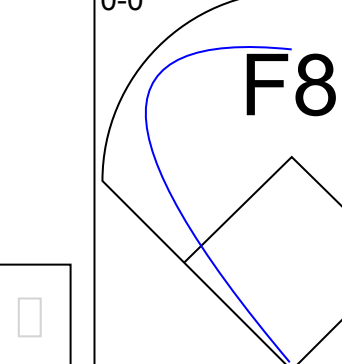

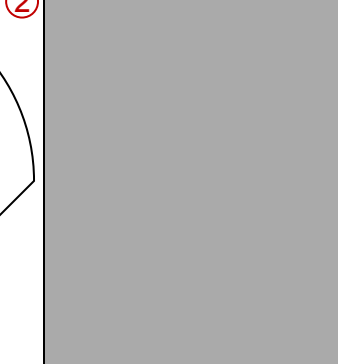
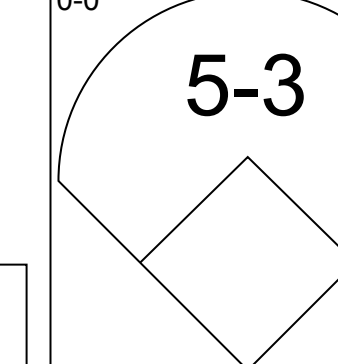
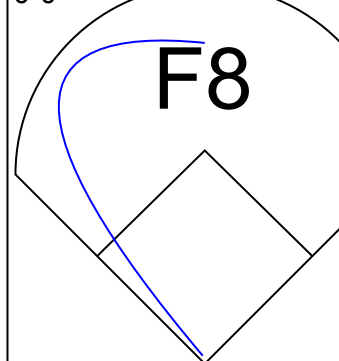
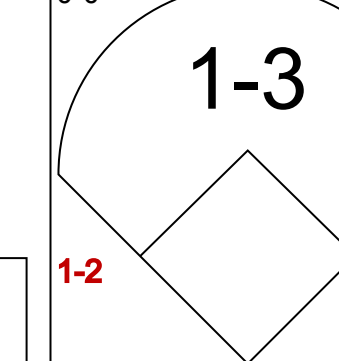
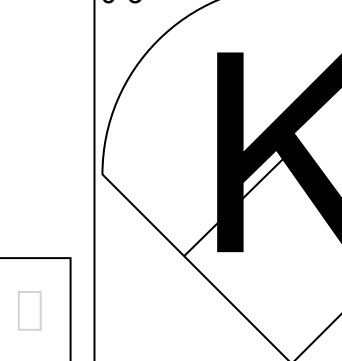

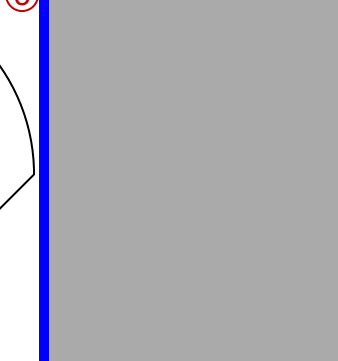
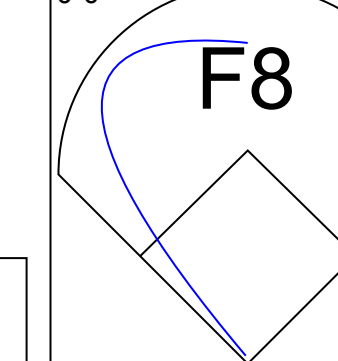


Batter	1	2	3	4	5	6	7	8	9	10	11	12	13	AB	R	H	RBI	BB	SO	LOB	TOP					
Jose Tartabull, L OBP: 0.294, SLG: 0.323 (1, 8)														6	0	0	0	1	1	4						
Wayne Causey, L OBP: 0.344, SLG: 0.396 (1, 6)														6	1	2	0	0	0	3						
Ed Charles, R OBP: 0.339, SLG: 0.398 (1, 5)														5	0	0	0	1	1	5						
Norm Siebern, L OBP: 0.357, SLG: 0.414 (1, 3)														4	0	1	0	2	1	1						
Gino Cimoli, R OBP: 0.319, SLG: 0.375 (1, 9)														6	1	1	0	0	2	5						
Jerry Lumpe, L OBP: 0.359, SLG: 0.372 Dick Green, R OBP: 0.625, SLG: 0.400 (10, 4)														5	1	3	1	0	0	0						
Doc Edwards, R OBP: 0.284, SLG: 0.351 Tony La Russa, R OBP: 0.326, SLG: 0.289 John Wyatt, R (13, 1)														5	0	1	2	0	0	4						
Ken Harrelson, R OBP: 0.313, SLG: 0.380 (1, 7)														5	1	3	0	0	0	1						
Diego Segui, R OBP: 0.241, SLG: 0.264 Chuck Essegian, R OBP: 0.291, SLG: 0.326 Tom Sturdivant, L OBP: 0.310, SLG: 0.357 Charlie Lau, L OBP: 0.310, SLG: 0.357 (13, 2)														2	0	1	0	0	0	1						
<b>Inning Stats</b>	R: 0 E: 0 K: 1 S: 5	H: 0 LOB: 0 BB: 0 P: 5	R: 0 E: 0 K: 1 S: 5	H: 0 LOB: 0 BB: 0 P: 5	R: 1 E: 1 K: 0 S: 5	H: 2 LOB: 1 BB: 0 P: 5	R: 0 E: 0 K: 0 S: 3	H: 2 LOB: 2 BB: 1 P: 8	R: 0 E: 0 K: 2 S: 10	H: 1 LOB: 0 BB: 0 P: 3	R: 1 E: 0 K: 2 S: 10	H: 3 LOB: 2 BB: 0 P: 10	R: 0 E: 0 K: 0 S: 3	H: 0 LOB: 0 BB: 0 P: 3	R: 0 E: 0 K: 0 S: 3	H: 0 LOB: 0 BB: 0 P: 3	R: 0 E: 0 K: 1 S: 6	H: 1 LOB: 2 BB: 1 P: 10	R: 0 E: 1 K: 0 S: 4	H: 0 LOB: 3 BB: 0 P: 5	1B: 9 2B: 4 3B: 0 HR: 0	SF: 0 SAC: 2 DP: 2 HBP: 1	W/P: 0 PB: 0 SB: 0 CS: 0	PA: 55		
<b>PITCHER</b>	IP WLS BF H R ER SO BB IBB HBP BLK WP HR S P ERA WHIP	Whitey Ford, L ERA: 2.82 Hal Reniff, R ERA: 2.78 Steve Hamilton, L ERA: 3.08 Stan Williams, R ERA: 3.01	IP WLS BF H R ER SO BB IBB HBP BLK WP HR S P ERA WHIP	PITCHER	IP WLS BF H R ER SO BB IBB HBP BLK WP HR S P ERA WHIP	Whitey Ford, L ERA: 2.82 Hal Reniff, R ERA: 2.78 Steve Hamilton, L ERA: 3.08 Stan Williams, R ERA: 3.01	IP WLS BF H R ER SO BB IBB HBP BLK WP HR S P ERA WHIP	PITCHER	IP WLS BF H R ER SO BB IBB HBP BLK WP HR S P ERA WHIP	Whitey Ford, L ERA: 2.82 Hal Reniff, R ERA: 2.78 Steve Hamilton, L ERA: 3.08 Stan Williams, R ERA: 3.01	IP WLS BF H R ER SO BB IBB HBP BLK WP HR S P ERA WHIP	PITCHER	IP WLS BF H R ER SO BB IBB HBP BLK WP HR S P ERA WHIP	Whitey Ford, L ERA: 2.82 Hal Reniff, R ERA: 2.78 Steve Hamilton, L ERA: 3.08 Stan Williams, R ERA: 3.01	IP WLS BF H R ER SO BB IBB HBP BLK WP HR S P ERA WHIP	PITCHER	IP WLS BF H R ER SO BB IBB HBP BLK WP HR S P ERA WHIP	Whitey Ford, L ERA: 2.82 Hal Reniff, R ERA: 2.78 Steve Hamilton, L ERA: 3.08 Stan Williams, R ERA: 3.01	IP WLS BF H R ER SO BB IBB HBP BLK WP HR S P ERA WHIP	PITCHER	IP WLS BF H R ER SO BB IBB HBP BLK WP HR S P ERA WHIP	Whitey Ford, L ERA: 2.82 Hal Reniff, R ERA: 2.78 Steve Hamilton, L ERA: 3.08 Stan Williams, R ERA: 3.01	IP WLS BF H R ER SO BB IBB HBP BLK WP HR S P ERA WHIP	PITCHER	IP WLS BF H R ER SO BB IBB HBP BLK WP HR S P ERA WHIP	Whitey Ford, L ERA: 2.82 Hal Reniff, R ERA: 2.78 Steve Hamilton, L ERA: 3.08 Stan Williams, R ERA: 3.01

Kansas City Athletics @ New York Yankees  
Yankee Stadium, Bronx, NY  
Fri Sep 20 1963, 7:05 PM EDT  
Unknown - 66 F

AB 48  
R 4  
H 13  
RBI 3  
BB 4  
SO 5  
LOB 28



Batter	1	2	3	4	5	6	7	8	9	10	11	12	13	AB	R	H	RBI	BB	SO	LOB	BOTTOM					
Phil Lutz, R OBP: 0.319, SLG: 0.337 (1, 6)														5	1	3	0	1	0	0						
Pedro Gonzalez, R OBP: 0.227, SLG: 0.273 (1, 4)														6	2	2	0	0	1	3						
Tom Tresh, S OBP: 0.373, SLG: 0.497 (1, 8)														5	2	1	2	1	2	1						
Joe Pepitone, L OBP: 0.307, SLG: 0.447 (1, 3)														6	0	1	0	0	0	3						
Johnny Blanchard, L OBP: 0.311, SLG: 0.476 (1, 9)														4	0	1	1	2	0	0						
Hector Lopez, R OBP: 0.305, SLG: 0.401 (1, 7)														4	0	1	2	1	1	1						
Jake Gibbs, L OBP: 0.296, SLG: 0.296 (1, 2)														5	0	0	0	0	0	3						
Clete Boyer, R OBP: 0.291, SLG: 0.363 (1, 5)														4	0	0	0	1	2	0						
Whitey Ford, L OBP: 0.189, SLG: 0.191 Hal Reniff, R OBP: 0.286, SLG: 0.429 Mickey Martie, S OBP: 0.445, SLG: 0.643 Stan Williams, R OBP: 0.157, SLG: 0.167 (10, 1)														2	0	0	0	0	0	1						
<b>Inning Stats</b>	R: 2 E: 0 K: 0 S: 5	H: 2 LOB: 2 BB: 2 P: 13	R: 0 E: 0 K: 1 S: 5	H: 0 LOB: 0 BB: 0 P: 5	R: 2 E: 0 K: 0 S: 3	H: 3 LOB: 1 BB: 0 P: 6	R: 0 E: 0 K: 0 S: 3	H: 1 LOB: 1 BB: 1 P: 7	R: 0 E: 0 K: 1 S: 5	H: 0 LOB: 0 BB: 0 P: 5	R: 0 E: 0 K: 1 S: 5	H: 0 LOB: 0 BB: 0 P: 5	R: 0 E: 0 K: 0 S: 3	H: 0 LOB: 0 BB: 0 P: 3	R: 0 E: 0 K: 0 S: 3	H: 0 LOB: 0 BB: 0 P: 3	R: 0 E: 0 K: 0 S: 3	H: 0 LOB: 0 BB: 0 P: 3	R: 1 E: 0 K: 1 S: 6	H: 2 LOB: 3 BB: 2 P: 14	1B: 8 2B: 0 3B: 0 HR: 1	SF: 1 SAC: 0 DP: 0 HBP: 0	W/P: 0 PB: 0 SB: 0 CS: 2	PA: 51		
<b>PITCHER</b>	IP WLS BF H R ER SO BB IBB HBP BLK WP HR S P ERA WHIP	Diego Segui, R ERA: 3.88 Tom Sturdivant, R ERA: 4.03 John Wyatt, R ERA: 3.13	IP WLS BF H R ER SO BB IBB HBP BLK WP HR S P ERA WHIP	PITCHER	IP WLS BF H R ER SO BB IBB HBP BLK WP HR S P ERA WHIP	Diego Segui, R ERA: 3.88 Tom Sturdivant, R ERA: 4.03 John Wyatt, R ERA: 3.13	IP WLS BF H R ER SO BB IBB HBP BLK WP HR S P ERA WHIP	PITCHER	IP WLS BF H R ER SO BB IBB HBP BLK WP HR S P ERA WHIP	Diego Segui, R ERA: 3.88 Tom Sturdivant, R ERA: 4.03 John Wyatt, R ERA: 3.13	IP WLS BF H R ER SO BB IBB HBP BLK WP HR S P ERA WHIP	PITCHER	IP WLS BF H R ER SO BB IBB HBP BLK WP HR S P ERA WHIP	Diego Segui, R ERA: 3.88 Tom Sturdivant, R ERA: 4.03 John Wyatt, R ERA: 3.13	IP WLS BF H R ER SO BB IBB HBP BLK WP HR S P ERA WHIP	PITCHER	IP WLS BF H R ER SO BB IBB HBP BLK WP HR S P ERA WHIP	Diego Segui, R ERA: 3.88 Tom Sturdivant, R ERA: 4.03 John Wyatt, R ERA: 3.13	IP WLS BF H R ER SO BB IBB HBP BLK WP HR S P ERA WHIP	PITCHER	IP WLS BF H R ER SO BB IBB HBP BLK WP HR S P ERA WHIP	Diego Segui, R ERA: 3.88 Tom Sturdivant, R ERA: 4.03 John Wyatt, R ERA: 3.13	IP WLS BF H R ER SO BB IBB HBP BLK WP HR S P ERA WHIP	PITCHER	IP WLS BF H R ER SO BB IBB HBP BLK WP HR S P ERA WHIP	Diego Segui, R ERA: 3.88 Tom Sturdivant, R ERA: 4.03 John Wyatt, R ERA: 3.13

Kansas City Athletics @ New York Yankees  
Yankee Stadium, Bronx, NY  
Fri Sep 20 1963, 7:05 PM EDT  
Unknown - 66 F

AB 44  
R 5  
H 9  
RBI 5  
BB 6  
SO 7  
LOB 12





Batter	1	2	3	4	5	6	7	8	9	AB	R	H	RBI	BB	SO	LOB	TOP																					
Jose Tartabull, L (1, 8) OBP: 0.286, SLG: 0.324	F7	3-1							F5	5	0	2	0	0	0	1																						
Wayne Causey, L (1, 6) OBP: 0.343, SLG: 0.397	F8		3-1							4	0	1	0	0	0	1																						
Ed Charles, R (1, 5) OBP: 0.336, SLG: 0.395	K		F3							4	0	0	0	0	1	3																						
Norm Siebern, L (1, 3) OBP: 0.358, SLG: 0.414		1B BB	F7							3	1	1	0	1	0	0																						
Charlie Lau, L (1, 2) OBP: 0.317, SLG: 0.379		1B 2B 1B								4	2	3	1	0	0	0																						
John Wojcik, L (1, 9) OBP: 0.235, SLG: 0.170		2B SH3 1B								4	1	1	1	0	0	1																						
Ken Harrelson, R (1, 7) OBP: 0.316, SLG: 0.387		SH3 1B								4	0	2	1	0	1	1																						
Dick Green, R (1, 4) OBP: 0.417, SLG: 0.222		1-3								4	0	0	0	0	1	3																						
Orlando Pena, R (1, 1) OBP: 0.224, SLG: 0.197		SH3								3	0	0	1	0	0	0																						
<b>Inning Stats</b>	R: 0 E: 0 K: 1 S: 5	H: 0 LOB: 0 BB: 0 P: 5	R: 3 E: 0 K: 0 S: 6	H: 3 LOB: 1 BB: 1 P: 10	R: 0 E: 0 K: 0 S: 3	H: 0 LOB: 0 BB: 0 P: 3	R: 0 E: 0 K: 1 S: 5	H: 0 LOB: 0 BB: 0 P: 5	R: 0 E: 0 K: 0 S: 7	H: 2 LOB: 2 BB: 0 P: 7	R: 1 E: 0 K: 0 S: 5	H: 3 LOB: 1 BB: 0 P: 5	R: 0 E: 0 K: 0 S: 4	H: 1 LOB: 1 BB: 0 P: 4	R: 0 E: 0 K: 0 S: 4	H: 1 LOB: 1 BB: 0 P: 4	R: 0 E: 0 K: 0 S: 3	H: 0 LOB: 0 BB: 0 P: 3	1B: 7 2B: 2 3B: 0 HR: 1	SF: 0 SAC: 1 DP: 0 HBP: 0	WP: 0 PB: 0 SB: 0 CS: 1	PA: 37																
<b>PITCHER</b>	IP	WLS	BF	H	R	ER	SO	BB	IBB	HBP	BLK	WP	HR	S	P	ERA	WHIP	<b>PITCHER</b>				IP	WLS	BF	H	R	ER	SO	BB	IBB	HBP	BLK	WP	HR	S	P	ERA	WHIP
Jim Bouton, R (1, 1) ERA: 2.56	7.0	L	30	9	4	4	3	1	0	0	0	0	1	35	39	5.14	1.429																					
Tom Metcalf, R (8, 1) ERA: 2.77	2.0		7	1	0	0	0	0	0	0	0	0	0	7	7	0.00	0.500																					

Kansas City Athletics @ New York Yankees  
Yankee Stadium, Bronx, NY  
Fri Sep 20 1963, 7:05 PM EDT  
Att: 14,711 - Overcast - 58 F

AB	35
R	4
H	10
RBI	4
BB	1
SO	3
LOB	10



Batter	1	2	3	4	5	6	7	8	9	AB	R	H	RBI	BB	SO	LOB	BOTTOM																					
Tony Kubek, L (1, 6) OBP: 0.295, SLG: 0.344	K		1B							4	1	2	1	0	1	0																						
Bobby Richardson, R (1, 4) OBP: 0.256, SLG: 0.333	E		1B							4	0	2	1	0	0	0																						
Joe Pepitone, L (1, 3) OBP: 0.305, SLG: 0.443	E4		F6							4	0	0	0	0	0	3																						
Mickey Mantle, S (1, 8) OBP: 0.438, SLG: 0.631	G4-6-3		4-3							3	0	0	0	0	0	4																						
Jack Reed, R (7, 8) OBP: 0.291, SLG: 0.282	G4-6-3		4-3							1	0	0	0	0	1	0																						
Elston Howard, R (1, 2) OBP: 0.342, SLG: 0.528		6-3								4	0	0	0	0	1	0																						
Johnny Blanchard, L (1, 9) OBP: 0.310, SLG: 0.476		K								4	1	1	0	0	1	0																						
Harry Bright, R (1, 5) OBP: 0.298, SLG: 0.417		5-3								4	0	0	0	0	0	1																						
Phil Linz, R (1, 7) OBP: 0.325, SLG: 0.349										3	1	2	1	0	0	0																						
Jim Bouton, R (1, 1) OBP: 0.086, SLG: 0.088			1B							2	0	0	0	0	0	2																						
Yogi Berra, L (7, PH) OBP: 0.361, SLG: 0.486			F6							1	0	0	0	0	1	0																						
Tom Metcalf, R (8, 1) ERA: 2.77			6-3							0	0	0	0	0	0	0																						
<b>Inning Stats</b>	R: 0 E: 1 K: 1 S: 6	H: 1 LOB: 1 BB: 0 P: 6	R: 0 E: 0 K: 1 S: 5	H: 0 LOB: 0 BB: 0 P: 5	R: 1 E: 0 K: 0 S: 6	H: 3 LOB: 2 BB: 0 P: 6	R: 1 E: 0 K: 0 S: 5	H: 2 LOB: 1 BB: 0 P: 5	R: 0 E: 0 K: 0 S: 3	H: 0 LOB: 0 BB: 0 P: 3	R: 0 E: 0 K: 0 S: 5	H: 0 LOB: 0 BB: 0 P: 5	R: 0 E: 0 K: 1 S: 6	H: 0 LOB: 0 BB: 0 P: 6	R: 0 E: 0 K: 1 S: 5	H: 0 LOB: 0 BB: 0 P: 5	R: 0 E: 0 K: 1 S: 5	H: 0 LOB: 0 BB: 0 P: 5	1B: 4 2B: 2 3B: 0 HR: 1	SF: 0 SAC: 0 DP: 1 HBP: 0	WP: 0 PB: 0 SB: 0 CS: 0	PA: 34																
<b>PITCHER</b>	IP	WLS	BF	H	R	ER	SO	BB	IBB	HBP	BLK	WP	HR	S	P	ERA	WHIP	<b>PITCHER</b>				IP	WLS	BF	H	R	ER	SO	BB	IBB	HBP	BLK	WP	HR	S	P	ERA	WHIP
Orlando Pena, R (1, 1) ERA: 3.59	9.0	W	34	7	3	3	5	0	0	0	0	0	1	44	44	3.00	0.778																					

Kansas City Athletics @ New York Yankees  
Yankee Stadium, Bronx, NY  
Fri Sep 20 1963, 7:05 PM EDT  
Att: 14,711 - Overcast - 58 F

AB	34
R	3
H	7
RBI	3
BB	0
SO	5
LOB	10





Batter	1	2	3	4	5	6	7	8	9	AB	R	H	RBI	BB	SO	LOB	TOP					
Jose Tartabull, L (1,8) OBP: 0.289, SLG: 0.326	F7	FC5-4 1B			L7		S 1B		F6	5	0	2	2	0	0	1	<b>Kansas City Athletics @ New York Yankees</b> Yankee Stadium, Bronx, NY Sat Sep 21 1963, 3:33 AM EDT Att: 15,081 - Overcast - 64 F					
Wayne Causey, L (1,6) OBP: 0.343, SLG: 0.396 Dick Green, R (2,PH) OBP: 0.375, SLG: 0.308	F8	FC5-4 1-2					5-3 1-2		K	1	0	0	0	0	0	0						
Jerry Lumpe, L (1,4) OBP: 0.339, SLG: 0.370	F7		3-1		F2					3	0	0	0	1	0							
Norm Siebern, L (1,3) OBP: 0.359, SLG: 0.415		E9 2B	3-1			5-3 1B			L3	3	2	1	0	1	0							
Ed Charles, R (1,5) OBP: 0.336, SLG: 0.396		1B 3-1			F5		5-3 1-2		4-3	4	1	1	1	0	0							
Charlie Lau, L (1,2) OBP: 0.321, SLG: 0.381		3-H 3-1			F9				K	4	1	2	1	0	1							
Gino Cimoli, R (1,9) OBP: 0.319, SLG: 0.373		2-3 1B					2-H 1B		K	3	1	0	0	1	2							
Ken Harrelson, R (1,7) OBP: 0.313, SLG: 0.381 Bobby Del Greco, R (7,7) OBP: 0.308, SLG: 0.320		1-2 1B			K				F8													
Ken Harrelson, R (1,7) OBP: 0.313, SLG: 0.381 Bobby Del Greco, R (7,7) OBP: 0.308, SLG: 0.320		K			K				K	3	0	0	0	0	3							
Ken Harrelson, R (1,7) OBP: 0.313, SLG: 0.381 Bobby Del Greco, R (7,7) OBP: 0.308, SLG: 0.320		K			K				E3	1	0	0	0	0	0							
Moe Drabowsky, R (1,1) OBP: 0.169, SLG: 0.322 Ted Bowsfield, R (6,1) OBP: 0.154, SLG: 0.087		3-1			K				K	2	0	0	1	0	1							
		1-2 2-3 3-H			K				K	2	0	0	0	0	2							
<b>Inning Stats</b>	R: 0 E: 0 K: 0 S: 3	H: 0 LOB: 0 BB: 0 P: 3	R: 4 E: 1 K: 1 S: 9	H: 4 LOB: 1 BB: 1 P: 13	R: 0 E: 0 K: 0 S: 3	H: 0 LOB: 0 BB: 0 P: 3	R: 0 E: 0 K: 2 S: 7	H: 0 LOB: 0 BB: 0 P: 7	R: 0 E: 0 K: 1 S: 6	H: 1 LOB: 1 BB: 1 P: 6	R: 1 E: 0 K: 1 S: 6	H: 1 LOB: 1 BB: 1 P: 10	R: 0 E: 0 K: 2 S: 8	H: 1 LOB: 2 BB: 1 P: 10	R: 0 E: 0 K: 2 S: 7	H: 0 LOB: 0 BB: 0 P: 7	R: 0 E: 1 K: 2 S: 8	H: 0 LOB: 1 BB: 0 P: 8	1B: 4 2B: 3 3B: 0 HR: 0	SF: 0 SAC: 0 DP: 0 HBP: 0	WP: 0 PB: 0 SB: 2 CS: 0	PA: 38
<b>PITCHER</b>	IP WLS BF H R ER SO BB IBB HBP BLK WP HR S P ERA WHIP																					
Ralph Terry, R (1,1) ERA: 3.25	5.0 L 21 5 4 4 4 1 0 0 0 0 0 28 32 7.20 1.200																					
Bill Stafford, R (6,1) ERA: 6.02	2.0 10 2 1 1 2 2 0 0 0 0 0 12 20 4.50 2.000																					
Bill Kunkel, R (8,1) ERA: 2.72	2.0 7 0 0 0 4 0 0 0 0 0 0 15 15 0.00 0.000																					

AB	35
R	5
H	7
RBI	5
BB	3
SO	10
LOB	16



Batter	1	2	3	4	5	6	7	8	9	AB	R	H	RBI	BB	SO	LOB	BOTTOM					
Tony Kubek, L (1,6) OBP: 0.294, SLG: 0.342	4-3		F9				S 1B		E3 4-3	5	0	1	0	0	1	2	<b>Kansas City Athletics @ New York Yankees</b> Yankee Stadium, Bronx, NY Sat Sep 21 1963, 3:33 AM EDT Att: 15,081 - Overcast - 64 F					
Bobby Richardson, R (1,4) OBP: 0.293, SLG: 0.330	F4		5-3				K		4-3	5	0	0	0	0	1	4						
Tom Tresh, S (1,7) OBP: 0.373, SLG: 0.494	L9								5-3	3	0	0	0	2	1	1						
Mickey Mantle, S (1,8) OBP: 0.447, SLG: 0.654 Phil Linz, R (6,PR) OBP: 0.323, SLG: 0.347		HR				FC6-4 1B			E5 FC6-4	2	1	2	1	1	0	0						
Joe Pepitone, L (1,3) OBP: 0.303, SLG: 0.440		3-1			FC6-4 HR				FC6-4 BB	1	0	0	0	0	0	5						
Yogi Berra, L (1,2) OBP: 0.383, SLG: 0.507 Elston Howard, R (6,PH) OBP: 0.341, SLG: 0.526		F5							F2	2	1	1	2	0	0	0						
Hector Lopez, R (1,9) OBP: 0.304, SLG: 0.398		F8							F8	2	0	0	0	0	0	4						
Clete Boyer, R (1,5) OBP: 0.292, SLG: 0.364									1-3	4	0	2	0	0	0	3						
Ralph Terry, R (1,1) OBP: 0.169, SLG: 0.322 Pedro Gonzalez, R (5,PH) OBP: 0.217, SLG: 0.281 Bill Stafford, L (8,1) OBP: 0.375, SLG: 0.444 Harry Bright, R (7,PH) OBP: 0.303, SLG: 0.333 Bill Kunkel, R (8,1) OBP: 0.293, SLG: 0.330 Jack Reed, R (8,PH) OBP: 0.226, SLG: 0.278		SH3-1 1B							F3	0	0	0	0	0	0	0						
		SH3-1							K	1	0	0	0	0	0	0						
		1-2							K	1	0	0	0	0	0	0						
<b>Inning Stats</b>	R: 0 E: 0 K: 0 S: 3	H: 0 LOB: 0 BB: 0 P: 3	R: 1 E: 0 K: 0 S: 4	H: 1 LOB: 0 BB: 0 P: 4	R: 0 E: 0 K: 0 S: 4	H: 1 LOB: 1 BB: 0 P: 4	R: 2 E: 0 K: 1 S: 7	H: 2 LOB: 0 BB: 0 P: 7	R: 0 E: 0 K: 1 S: 6	H: 1 LOB: 1 BB: 0 P: 6	R: 0 E: 0 K: 1 S: 5	H: 0 LOB: 2 BB: 2 P: 13	R: 0 E: 0 K: 2 S: 8	H: 1 LOB: 1 BB: 0 P: 8	R: 0 E: 1 K: 0 S: 4	H: 0 LOB: 3 BB: 2 P: 12	R: 0 E: 1 K: 1 S: 6	H: 0 LOB: 1 BB: 0 P: 6	1B: 4 2B: 0 3B: 0 HR: 2	SF: 0 SAC: 1 DP: 0 HBP: 0	WP: 0 PB: 0 SB: 1 CS: 0	PA: 39
<b>PITCHER</b>	IP WLS BF H R ER SO BB IBB HBP BLK WP HR S P ERA WHIP																					
Moe Drabowsky, R (1,1) ERA: 3.05	5.0 W 22 5 3 3 2 2 0 0 0 0 0 24 32 5.40 1.400																					
Ted Bowsfield, L (6,1) ERA: 4.4	4.0 S 17 1 0 0 4 2 0 0 0 0 0 23 31 0.00 0.750																					





Batter	1	2	3	4	5	6	7	8	9	AB	R	H	RBI	BB	SO	LOB	TOP				
<b>Gino Cimoli, R</b> OBP: 0.317, SLG: 0.370 (1, 9)	F6		K		F9			F9		4	0	0	0	0	1	1					
<b>Dick Green, R</b> OBP: 0.400, SLG: 0.353 (1, 6)	F6			5-3		WP		1B		4	0	2	0	0	0	0					
<b>Jerry Lumpe, L</b> OBP: 0.338, SLG: 0.369 (1, 4)	6-3			E7		F5		L9		4	1	1	0	0	0	2					
<b>Norm Siebern, L</b> OBP: 0.360, SLG: 0.416 (1, 3)		4-3				K				4	0	2	1	0	1	1					
<b>Ed Charles, R</b> OBP: 0.334, SLG: 0.393 (1, 5)		5-3				K				4	0	0	0	0	1	4					
<b>Doc Edwards, R</b> OBP: 0.290, SLG: 0.373 (1, 2)										4	2	3	1	0	0	0					
<b>Ken Harrelson, R</b> OBP: 0.307, SLG: 0.374 (1, 7)										4	0	0	0	0	2	2					
<b>Bobby Del Greco, R</b> OBP: 0.307, SLG: 0.319 (1, 8)										4	0	1	1	0	1	0					
<b>Dave Wickersham, R</b> OBP: 0.141, SLG: 0.130 (7, PH)										2	0	0	0	0	0	1					
<b>Chuck Essegian, R</b> OBP: 0.280, SLG: 0.325 (7, 1)										1	0	0	0	0	0	0					
<b>Tom Sturdivant, L</b> (7, 1)										0	0	0	0	0	0	0					
<b>Inning Stats</b>	R: 0 E: 0 K: 0 S: 3	H: 0 LOB: 0 BB: 0 P: 3	R: 0 E: 0 K: 1 S: 6	H: 1 LOB: 1 BB: 0 P: 6	R: 0 E: 0 K: 2 S: 7	H: 0 LOB: 0 BB: 0 P: 7	R: 1 E: 1 K: 0 S: 4	H: 2 LOB: 1 BB: 0 P: 4	R: 1 E: 0 K: 2 S: 5	H: 2 LOB: 1 BB: 0 P: 5	R: 0 E: 0 K: 2 S: 8	H: 1 LOB: 1 BB: 0 P: 8	R: 1 E: 0 K: 0 S: 4	H: 1 LOB: 0 BB: 0 P: 4	R: 0 E: 0 K: 1 S: 5	H: 0 LOB: 2 BB: 0 P: 5	R: 0 E: 0 K: 1 S: 5	H: 0 LOB: 0 BB: 0 P: 5	1B: 7 2B: 1 3B: 0 HR: 1	SF: 0 SAC: 0 DP: 1 HBP: 0	WP: 1 PA: 35 CS: 0
<b>PITCHER</b> <b>Al Downing, L</b> ERA: 2.37 (1, 1)	IP: 9.0 WLS: W BF: 35 H: 9 R: 3 ER: 2 SO: 6 BB: 0 IBB: 0 HBP: 0 BLK: 0 WP: 1 HR: 1 S: 47 P: 47 ERA: 2.00 WHIP: 1.000											<b>PITCHER</b>	IP: 9.0 WLS: W BF: 35 H: 9 R: 3 ER: 2 SO: 6 BB: 0 IBB: 0 HBP: 0 BLK: 0 WP: 1 HR: 1 S: 47 P: 47 ERA: 2.00 WHIP: 1.000								

**Kansas City Athletics @ New York Yankees**  
 Yankee Stadium, Bronx, NY  
 Sun Sep 22 1963, 3:33 AM EDT  
 Att: 11,022 - Unknown - 60 F

livebaseballscores.com

AB 35  
 R 3  
 H 9  
 RBI 3  
 BB 0  
 SO 6  
 LOB 11




Batter	1	2	3	4	5	6	7	8	9	AB	R	H	RBI	BB	SO	LOB	BOTTOM				
<b>Tony Kubek, L</b> OBP: 0.294, SLG: 0.342 (1, 6)	4-3		L8							4	0	1	1	0	0	1					
<b>Bobby Richardson, R</b> OBP: 0.294, SLG: 0.331 (1, 4)	5-3									4	0	2	1	0	0	0					
<b>Tom Tresh, S</b> OBP: 0.370, SLG: 0.490 (1, 7)	6-3									4	0	0	0	0	0	3					
<b>Mickey Mantle, S</b> OBP: 0.448, SLG: 0.648 (8, 8)										3	1	1	0	1	0	1					
<b>Jack Reed, R</b> OBP: 0.296, SLG: 0.278 (8, 8)										0	0	0	0	0	0	0					
<b>Joe Pepitone, L</b> OBP: 0.304, SLG: 0.445 (1, 3)										3	1	1	2	0	0	1					
<b>Elston Howard, R</b> OBP: 0.338, SLG: 0.521 (1, 2)										4	1	0	0	0	0	1					
<b>Hector Lopez, R</b> OBP: 0.304, SLG: 0.397 (1, 9)										4	1	1	0	0	0	2					
<b>Clete Boyer, R</b> OBP: 0.292, SLG: 0.363 (1, 5)										3	0	1	0	0	0	3					
<b>Al Downing, R</b> OBP: 0.153, SLG: 0.143 (1, 1)										2	0	0	0	0	1	3					
<b>Inning Stats</b>	R: 0 E: 0 K: 0 S: 3	H: 0 LOB: 0 BB: 0 P: 3	R: 0 E: 0 K: 0 S: 3	H: 0 LOB: 0 BB: 0 P: 3	R: 0 E: 0 K: 0 S: 4	H: 1 LOB: 1 BB: 0 P: 4	R: 0 E: 0 K: 0 S: 4	H: 1 LOB: 1 BB: 0 P: 4	R: 2 E: 2 K: 1 S: 9	H: 2 LOB: 2 BB: 0 P: 9	R: 2 E: 0 K: 0 S: 5	H: 2 LOB: 1 BB: 1 P: 9	R: 0 E: 0 K: 0 S: 4	H: 1 LOB: 1 BB: 0 P: 4	R: 0 E: 0 K: 0 S: 2	H: 0 LOB: 1 BB: 0 P: 3	R: 0 E: 0 K: 0 S: 2	H: 0 LOB: 1 BB: 0 P: 3	1B: 6 2B: 0 3B: 0 HR: 1	SF: 0 SAC: 1 DP: 0 HBP: 1	WP: 0 PA: 34 CS: 0
<b>PITCHER</b> <b>Dave Wickersham, R</b> ERA: 4.21 (1, 1)	IP: 6.0 WLS: L BF: 27 H: 6 R: 4 ER: 2 SO: 1 BB: 1 IBB: 0 HBP: 0 BLK: 0 WP: 0 HR: 1 S: 28 P: 32 ERA: 3.00 WHIP: 1.167											<b>PITCHER</b> <b>Tom Sturdivant, R</b> ERA: 3.95 (7, 1)	IP: 2.0 WLS: 7 BF: 1 H: 0 R: 0 ER: 0 SO: 0 BB: 0 IBB: 0 HBP: 1 BLK: 0 WP: 0 HR: 0 S: 6 P: 7 ERA: 0.00 WHIP: 0.500								

**Kansas City Athletics @ New York Yankees**  
 Yankee Stadium, Bronx, NY  
 Sun Sep 22 1963, 3:33 AM EDT  
 Att: 11,022 - Unknown - 60 F

livebaseballscores.com

AB 31  
 R 4  
 H 7  
 RBI 4  
 BB 1  
 SO 1  
 LOB 15





Batter	1	2	3	4	5	6	7	8	9	AB	R	H	RBI	BB	SO	LOB	TOP										
<b>John Wojcik, L</b> (1, 9) OBP: 0.255, SLG: 0.180										3	0	1	0	1	0	1	<b>Kansas City Athletics @ Boston Red Sox</b> Fenway Park, Boston, MA Tue Sep 24 1963, 3:33 AM EDT Att: 674 - Unknown										
<b>Dick Green, R</b> (1, 6) OBP: 0.333, SLG: 0.286										4	0	0	0	0	2	3											
<b>Jerry Lumpe, L</b> (1, 4) OBP: 0.336, SLG: 0.367										4	0	0	0	0	2	1											
<b>Norm Siebern, L</b> (1, 3) OBP: 0.359, SLG: 0.414										4	0	1	0	0	2	1											
<b>Ed Charles, R</b> (1, 5) OBP: 0.335, SLG: 0.394										4	0	2	0	0	1	0											
<b>Charlie Lau, L</b> (1, 2) OBP: 0.315, SLG: 0.374										4	0	0	0	0	1	3											
<b>Tommie Reynolds, R</b> (1, 7) OBP: 0.167, SLG: 0.333										3	0	1	0	0	1	3											
<b>Bobby Del Greco, R</b> (1, 8) OBP: 0.310, SLG: 0.320										2	0	1	0	1	1	1											
<b>Diego Segui, R</b> (1, 1) OBP: 0.232, SLG: 0.255										2	0	0	0	0	1	2											
<b>Chuck Essegian, R</b> (8, PH) OBP: 0.283, SLG: 0.328										1	1	1	0	0	0	0											
<b>John Wyatt, R</b> (8, 1)										0	0	0	0	0	0	0											
<b>Inning Stats</b>	R: 0 E: 0 K: 3 S: 9	H: 0 LOB: 1 BB: 1 P: 13	R: 0 E: 0 K: 1 S: 5	H: 1 LOB: 0 BB: 0 P: 5	R: 0 E: 0 K: 1 S: 5	H: 0 LOB: 1 BB: 1 P: 9	R: 0 E: 0 K: 1 S: 7	H: 2 LOB: 2 BB: 0 P: 7	R: 0 E: 0 K: 0 S: 3	H: 1 LOB: 0 BB: 0 P: 3	R: 0 E: 0 K: 1 S: 5	H: 0 LOB: 0 BB: 0 P: 5	R: 0 E: 0 K: 1 S: 6	H: 1 LOB: 1 BB: 0 P: 6	R: 1 E: 0 K: 1 S: 6	H: 2 LOB: 0 BB: 0 P: 6	R: 0 E: 0 K: 2 S: 7	H: 0 LOB: 0 BB: 0 P: 7	1B: 6 2B: 1 3B: 0 HR: 0	SF: 0 SAC: 0 DP: 3 HBP: 0	WP: 0 PB: 0 SB: 1 CS: 0	PA: 33					
<b>PITCHER</b>	IP	WLS	BF	H	R	ER	SO	BB	IBB	HBP	BLK	WP	HR	S	P	ERA	WHIP										
<b>Dave Morehead, R</b> (1, 1) ERA: 3.81	9.0	W	33	7	1	1	11	2	0	0	0	0	0	53	61	1.00	1.000										

AB	31
R	1
H	7
RBI	0
BB	2
SO	11
LOB	15



Batter	1	2	3	4	5	6	7	8	9	AB	R	H	RBI	BB	SO	LOB	BOTTOM										
<b>Felix Mantilla, R</b> (1, 4) OBP: 0.372, SLG: 0.462										4	1	1	1	1	0	3	<b>Kansas City Athletics @ Boston Red Sox</b> Fenway Park, Boston, MA Tue Sep 24 1963, 3:33 AM EDT Att: 674 - Unknown										
<b>Roman Mejias, R</b> (1, 8) OBP: 0.255, SLG: 0.361										4	0	0	0	1	0	2											
<b>Carl Yastrzemski, L</b> (1, 7) OBP: 0.419, SLG: 0.473										5	1	0	1	0	0	6											
<b>Dick Stuart, R</b> (1, 3) OBP: 0.314, SLG: 0.528										2	0	1	2	2	0	0											
<b>Lou Clinton, R</b> (1, 9) OBP: 0.292, SLG: 0.416										4	0	0	0	0	1	4											
<b>Frank Malzone, R</b> (1, 5) OBP: 0.329, SLG: 0.421										3	0	1	0	1	0	0											
<b>Eddie Bressoud, R</b> (1, 6) OBP: 0.325, SLG: 0.441										4	1	1	1	0	0	4											
<b>Russ Nixon, L</b> (1, 2) OBP: 0.326, SLG: 0.393										4	1	3	0	0	1	0											
<b>Dave Morehead, R</b> (1, 1) OBP: 0.119, SLG: 0.105										3	1	1	0	1	1	2											
<b>Inning Stats</b>	R: 1 E: 0 K: 1 S: 6	H: 1 LOB: 1 BB: 1 P: 10	R: 0 E: 0 K: 0 S: 4	H: 1 LOB: 0 BB: 0 P: 4	R: 0 E: 0 K: 0 S: 3	H: 0 LOB: 0 BB: 0 P: 3	R: 0 E: 0 K: 0 S: 4	H: 1 LOB: 1 BB: 0 P: 4	R: 0 E: 0 K: 1 S: 4	H: 0 LOB: 0 BB: 1 P: 8	R: 0 E: 1 K: 0 S: 4	H: 0 LOB: 3 BB: 2 P: 12	R: 3 E: 1 K: 0 S: 7	H: 3 LOB: 1 BB: 0 P: 7	R: 1 E: 0 K: 1 S: 7	H: 2 LOB: 3 BB: 2 P: 15	R: 0 E: 0 K: 2 S: 7	H: 0 LOB: 0 BB: 0 P: 7	1B: 4 2B: 2 3B: 0 HR: 2	SF: 0 SAC: 0 DP: 1 HBP: 0	WP: 1 PB: 0 SB: 1 CS: 0	PA: 39					
<b>PITCHER</b>	IP	WLS	BF	H	R	ER	SO	BB	IBB	HBP	BLK	WP	HR	S	P	ERA	WHIP										
<b>Diego Segui, R</b> (1, 1) ERA: 3.77	7.0	L	32	6	4	1	2	4	0	0	0	0	1	32	48	1.29	1.429										
<b>John Wyatt, R</b> (8, 1) ERA: 3.2	1.0		7	2	1	1	1	2	0	0	0	0	1	7	15	9.00	4.000										





Batter	1	2	3	4	5	6	7	8	9	AB	R	H	RBI	BB	SO	LOB	TOP								
<b>Gino Cimoli, R</b> OBP: 0.316, SLG: 0.369 (1, 9)										5	1	1	0	0	2	4	<b>Kansas City Athletics @ Boston Red Sox</b> Fenway Park, Boston, MA Wed Sep 25 1963, 3:33 AM EDT Att: 909 - Unknown								
<b>Dick Green, R</b> OBP: 0.345, SLG: 0.423 (1, 6)										5	2	2	2	0	1	2									
<b>Jerry Lumpe, L</b> OBP: 0.336, SLG: 0.367 (1, 4)										5	1	2	0	0	0	1									
<b>Norm Siebern, L</b> OBP: 0.360, SLG: 0.414 (1, 3)										5	1	2	0	0	0	2									
<b>Ed Charles, R</b> OBP: 0.334, SLG: 0.393 (1, 5)										4	1	1	2	0	0	1									
<b>Charlie Lau, L</b> OBP: 0.313, SLG: 0.367 (1, 2)										4	0	0	0	1	0	3									
<b>Tommie Reynolds, R</b> OBP: 0.273, SLG: 0.222 (1, 7)										3	1	0	0	1	1	4									
<b>Bobby Del Greco, R</b> OBP: 0.312, SLG: 0.322 (1, 8)										4	0	2	2	0	1	1									
<b>Orlando Pena, R</b> OBP: 0.221, SLG: 0.194 (1, 1)										1	0	0	0	0	1	1									
<b>Bill Fischer, R</b> OBP: 0.260, SLG: 0.087 (2, 1)										0	0	0	0	0	0	0									
<b>Jose Tartabull, L</b> OBP: 0.227, SLG: 0.325 (5, PH)										1	0	0	0	0	0	0									
<b>Ed Rakow, R</b> OBP: 0.260, SLG: 0.325 (5, 1)										0	0	0	0	0	0	0									
<b>Chuck Essesjian, R</b> OBP: 0.260, SLG: 0.325 (6, PH)										1	0	1	1	0	0	0									
<b>Tom Sturdivant, L</b> OBP: 0.260, SLG: 0.325 (6, 1)										0	0	0	0	0	0	0									
<b>Inning Stats</b>	R: 2 E: 0 K: 0 S: 5	H: 2 LOB: 0 BB: 0 P: 5	R: 0 E: 0 K: 1 S: 5	H: 0 LOB: 1 BB: 1 P: 9	R: 0 E: 1 K: 0 S: 4	H: 0 LOB: 1 BB: 0 P: 4	R: 0 E: 0 K: 1 S: 5	H: 0 LOB: 0 BB: 0 P: 5	R: 0 E: 0 K: 1 S: 5	H: 0 LOB: 0 BB: 0 P: 5	R: 4 E: 1 K: 1 S: 11	H: 5 LOB: 2 BB: 0 P: 11	R: 1 E: 0 K: 0 S: 5	H: 2 LOB: 1 BB: 0 P: 5	R: 0 E: 0 K: 2 S: 8	H: 1 LOB: 2 BB: 0 P: 9	R: 0 E: 0 K: 0 S: 4	H: 1 LOB: 2 BB: 1 P: 8	R: 0 E: 0 K: 0 S: 4	H: 1 LOB: 2 BB: 1 P: 8	1B: 10 2B: 0 3B: 0 HR: 1	SF: 1 SAC: 1 DP: 0 HBP: 1	WP: 0 PB: 0 SB: 0 CS: 0	PA: 43	
<b>PITCHER</b>	IP	WLS	BF	H	R	ER	SO	BB	IBB	HBP	BLK	WP	HR	S	P	ERA	WHIP								
<b>Jack Lamabe, R</b> ERA: 3.16 (1, 1)	5.2	L	26	6	6	3	3	1	0	0	0	0	1	31	35	4.76	1.235								
<b>Dick Radatz, R</b> ERA: 2.09 (6, 1)	2.1		12	4	1	1	3	0	0	1	0	0	0	17	18	3.86	1.714								
<b>Pete Smith, R</b> ERA: 4.15 (9, 1)	1.0		5	1	0	0	0	0	1	0	0	0	0	4	8	0.00	1.000								



AB 38  
R 7  
H 11  
RBI 7  
BB 2  
SO 6  
LOB 19

Batter	1	2	3	4	5	6	7	8	9	AB	R	H	RBI	BB	SO	LOB	BOTTOM									
<b>Jim Gosger, L</b> OBP: 0.222, SLG: 0.067 (1, 8)										4	0	0	0	1	0	1	<b>Kansas City Athletics @ Boston Red Sox</b> Fenway Park, Boston, MA Wed Sep 25 1963, 3:33 AM EDT Att: 909 - Unknown									
<b>Felix Mantilla, R</b> OBP: 0.373, SLG: 0.460 (1, 4)										5	0	2	2	0	1	0										
<b>Carl Yastrzemski, L</b> OBP: 0.419, SLG: 0.474 (1, 7)										3	0	1	0	0	0	4										
<b>Gary Geiger, L</b> OBP: 0.328, SLG: 0.444 (6, 7)										2	0	0	0	0	0	0										
<b>Dick Stuart, R</b> OBP: 0.312, SLG: 0.525 (1, 3)										4	0	0	0	0	1	1										
<b>Roman Mejias, R</b> OBP: 0.258, SLG: 0.365 (1, 9)										4	2	2	0	0	1	0										
<b>Dick Williams, R</b> OBP: 0.331, SLG: 0.363 (1, 5)										3	1	0	0	1	0	2										
<b>Eddie Bressoud, R</b> OBP: 0.328, SLG: 0.449 (1, 6)										4	2	3	2	0	0	0										
<b>Russ Nixon, L</b> OBP: 0.328, SLG: 0.394 (1, 2)										4	1	2	2	0	0	0										
<b>Jack Lamabe, R</b> OBP: 0.121, SLG: 0.188 (1, 1)										2	0	1	0	0	0	2										
<b>Dick Radatz, R</b> OBP: 0.100, SLG: 0.103 (6, 1)										1	0	0	0	0	1	0										
<b>Lou Clinton, R</b> OBP: 0.292, SLG: 0.415 (6, PH)										1	0	0	0	0	1	2										
<b>Pete Smith, R</b> (9, 1)										0	0	0	0	0	0	0										
<b>Inning Stats</b>	R: 0 E: 0 K: 0 S: 4	H: 1 LOB: 1 BB: 0 P: 4	R: 3 E: 0 K: 0 S: 6	H: 3 LOB: 2 BB: 2 P: 14	R: 2 E: 0 K: 1 S: 7	H: 2 LOB: 0 BB: 0 P: 7	R: 0 E: 0 K: 0 S: 4	H: 2 LOB: 1 BB: 0 P: 4	R: 0 E: 0 K: 1 S: 5	H: 0 LOB: 0 BB: 0 P: 5	R: 0 E: 0 K: 1 S: 5	H: 0 LOB: 0 BB: 0 P: 5	R: 0 E: 0 K: 0 S: 3	H: 0 LOB: 0 BB: 0 P: 3	R: 1 E: 0 K: 1 S: 8	H: 3 LOB: 2 BB: 0 P: 8	R: 0 E: 0 K: 1 S: 5	H: 0 LOB: 0 BB: 0 P: 5	1B: 8 2B: 2 3B: 0 HR: 1	SF: 0 SAC: 0 DP: 1 HBP: 0	WP: 0 PB: 1 SB: 0 CS: 0	PA: 39				
<b>PITCHER</b>	IP	WLS	BF	H	R	ER	SO	BB	IBB	HBP	BLK	WP	HR	S	P	ERA	WHIP									
<b>Orlando Pena, R</b> ERA: 3.69 (1, 1)	1.2		11	4	3	3	0	2	0	0	0	0	0	1	12	12	7.71	1.714								
<b>Bill Fischer, R</b> ERA: 3.57 (2, 1)	2.1		10	4	2	2	1	0	0	0	0	0	0	5	5	0.00	0.000									
<b>Ed Rakow, R</b> ERA: 3.98 (5, 1)	1.0		3	0	0	0	1	0	0	0	0	0	0	5	5	0.00	0.000									
<b>Tom Sturdivant, R</b> ERA: 3.9 (6, 1)	4.0	W	15	3	1	1	3	0	0	0	0	0	0	21	21	2.25	0.750									



AB 37  
R 6  
H 11  
RBI 6  
BB 2  
SO 5  
LOB 12







Batter	1	2	3	4	5	6	7	8	9	AB	R	H	RBI	BB	SO	LOB	TOP					
<b>Tito Francona, L</b> OBP: 0.298, SLG: 0.350 (1,7)	0-0 6-3		0-0 F7			0-0 P5		0-0 G3	4 0 0 0 0 0 0													
<b>Vic Davallio, L</b> OBP: 0.326, SLG: 0.432 (1,8)	0-0 G3			0-0 L6		0-0 F9		0-3 K	4 0 0 0 0 1 0													
<b>Max Alvis, R</b> OBP: 0.328, SLG: 0.467 (1,5)	0-0 F2			0-0 F3			0-0 F4	0-0 6-3	4 0 0 0 0 0 0													
<b>Fred Whitfield, L</b> OBP: 0.302, SLG: 0.500 (1,3)		0-0 3-1		0-0 F8			HR		3 1 1 1 0 0 0													
<b>John Romano, R</b> OBP: 0.317, SLG: 0.369 (1,2)		0-0 L4			0-0 L4		0-0 1-3		3 0 0 0 0 0 0													
<b>Willie Kirkland, L</b> OBP: 0.300, SLG: 0.373 (1,9)	4-0 BB			0-0 4-3			0-3 K		2 0 0 0 1 1 0													
<b>Larry Brown, R</b> OBP: 0.313, SLG: 0.338 (1,4)	0-0 5-3				0-0 1B			0-0 1-3	3 0 1 0 0 0 1								AB 29					
<b>Jerry Kindall, R</b> OBP: 0.266, SLG: 0.295 (1,6)			0-3 K		0-0 F8			0-0 6-3	2 0 0 0 0 1 1								R 1					
<b>Bob Chance, L</b> OBP: 0.302, SLG: 0.481 (8, PH)									1 0 0 0 0 0 0								H 2					
<b>Tony Martinez, R</b> OBP: 0.184, SLG: 0.184 (8,6)									0 0 0 0 0 0 0								RBI 1					
<b>Gordon Seyfried, R</b> OBP: 0.200, SLG: 0.200 (6,1)			0-0 6-3			0-3 K		0-0 4-3	2 0 0 0 0 1 0								BB 1					
<b>Bob Allen, L</b> OBP: 0.316, SLG: 0.339 (8, PH)									0 0 0 0 0 0 0								SO 4					
<b>Al Luplow, L</b> OBP: 0.316, SLG: 0.339 (8, PH)									0 0 0 0 0 0 0								LOB 2					
<b>Jerry Walker, S</b> OBP: 0.190, SLG: 0.105 (8,1)									0 0 0 0 0 0 0													
<b>Inning Stats</b>	R: 0 E: 0 K: 0 S: 3	H: 0 LOB: 0 BB: 0 P: 3	R: 0 E: 0 K: 0 S: 3	H: 0 LOB: 1 BB: 1 P: 7	R: 0 E: 0 K: 1 S: 5	H: 0 LOB: 0 BB: 0 P: 5	R: 0 E: 0 K: 0 S: 3	H: 0 LOB: 0 BB: 0 P: 3	R: 0 E: 0 K: 1 S: 4	H: 1 LOB: 1 BB: 0 P: 4	R: 0 E: 0 K: 1 S: 5	H: 0 LOB: 0 BB: 0 P: 5	R: 1 E: 0 K: 1 S: 6	H: 1 LOB: 0 BB: 0 P: 6	R: 0 E: 0 K: 0 S: 3	H: 0 LOB: 0 BB: 0 P: 3	R: 0 E: 0 K: 1 S: 5	H: 0 LOB: 0 BB: 0 P: 5	1B: 1 2B: 0 3B: 0 HR: 1	SF: 0 SAC: 0 DP: 0 HBP: 0	WP: 0 PB: 0 SB: 0 CS: 0	PA: 30
<b>PITCHER</b> <b>Dave Wickersham, R</b> ERA: 4.09 (1,1)	IP: 9.0 WLS: W BF: 30 H: 2 R: 1 ER: 1 SO: 4 BB: 1 IBB: 0 HBP: 0 BLK: 0 WP: 0 HR: 1 S: 37 P: 41 ERA: 1.00 WHIP: 0.333																					

Cleveland Indians @ Kansas City Athletics  
Municipal Stadium, Kansas City, MO  
Fri Sep 27 1963, 8:05 PM EDT  
Att: 3,131 - Unknown


AB	29
R	1
H	2
RBI	1
BB	1
SO	4
LOB	2



Batter	1	2	3	4	5	6	7	8	9	AB	R	H	RBI	BB	SO	LOB	BOTTOM					
<b>Jose Tartabull, L</b> OBP: 0.292, SLG: 0.326 (1,8)	0-0 3-1 BB 1B		0-0 6-3		0-0 FC4-6 1B	0-0 4-3			4 0 2 1 0 0 2													
<b>Wayne Causey, L</b> OBP: 0.344, SLG: 0.396 (1,6)	4-0 1-2 BB		0-0 4-3		0-0 FC4-6 1B		0-0 F7		3 0 1 0 1 0 0													
<b>Jerry Lumpe, L</b> OBP: 0.334, SLG: 0.364 (1,4)	0-0 1-2 2-3			0-0 FC6-4 1B	0-0 FC4-6 1B		0-3 K		4 0 1 0 0 1 4													
<b>Norm Siebern, L</b> OBP: 0.358, SLG: 0.411 (1,3)	0-0 F8			0-0 P6	0-0 L6		0-0 4-3		4 0 0 0 0 0 4													
<b>Ed Charles, R</b> OBP: 0.333, SLG: 0.396 (1,5)		0-0 F9		0-0 FC6-4 1B		0-0 E5 FC1-6 5-3		0-0 HR	4 1 1 1 0 0 1													
<b>Charlie Lau, L</b> OBP: 0.310, SLG: 0.364 (1,2)		0-0 5-3		0-0 1-3 1B		0-0 5-3		0-0 F2	4 0 1 0 0 0 1													
<b>Gino Cimoli, R</b> OBP: 0.313, SLG: 0.364 (1,9)	4-0 BB			0-3 K		0-0 FC1-6 1B		0-0 1-3	3 1 0 0 1 1 3								AB 31					
<b>John Wojcik, L</b> OBP: 0.288, SLG: 0.192 (1,7)	0-0 1-3				0-0 SH2-4 1B	4-0 1B		4-0 1B	2 1 1 0 2 0 1								R 3					
<b>Dave Wickersham, R</b> OBP: 0.148, SLG: 0.138 (1,1)			0-0 F8		0-0 SH2-4 1B	0-0 1-2 1B		0-0 4-3	3 0 1 1 0 0 1								H 8					
<b>Inning Stats</b>	R: 0 E: 0 K: 0 S: 3	H: 1 LOB: 1 BB: 1 P: 7	R: 0 E: 0 K: 0 S: 3	H: 0 LOB: 1 BB: 1 P: 7	R: 0 E: 0 K: 1 S: 7	H: 2 LOB: 2 BB: 0 P: 7	R: 1 E: 0 K: 0 S: 6	H: 3 LOB: 2 BB: 0 P: 6	R: 1 E: 1 K: 0 S: 5	H: 1 LOB: 2 BB: 1 P: 9	R: 0 E: 0 K: 1 S: 5	H: 0 LOB: 0 BB: 0 P: 5	R: 1 E: 0 K: 0 S: 4	H: 1 LOB: 1 BB: 1 P: 8	R: 0 E: 0 K: 0 S: 3	H: 0 LOB: 0 BB: 0 P: 3	R: 0 E: 0 K: 1 S: 5	H: 0 LOB: 0 BB: 0 P: 5	1B: 7 2B: 0 3B: 0 HR: 1	SF: 0 SAC: 1 DP: 0 HBP: 0	WP: 1 PB: 0 SB: 0 CS: 0	PA: 36
<b>PITCHER</b> <b>Gordon Seyfried, R</b> ERA: 1.23 (1,1)	IP: 5.2 WLS: L BF: 27 H: 7 R: 2 ER: 1 SO: 1 BB: 2 IBB: 1 HBP: 0 BLK: 0 WP: 1 HR: 0 S: 26 P: 38 ERA: 1.59 WHIP: 1.588																					
<b>Bob Allen, L</b> ERA: 4.66 (6,1)	1.1 4 0 0 0 1 0 0 0 0 0 0 6 6 0.00 0.000																					
<b>Jerry Walker, R</b> ERA: 4.91 (8,1)	1.0 5 1 1 1 0 1 0 0 0 0 1 4 8 9.00 2.000																					

Cleveland Indians @ Kansas City Athletics  
Municipal Stadium, Kansas City, MO  
Fri Sep 27 1963, 8:05 PM EDT  
Att: 3,131 - Unknown

AB	31
R	3
H	8
RBI	3
BB	4
SO	2
LOB	17





Batter	1	2	3	4	5	6	7	8	9	AB	R	H	RBI	BB	SO	LOB	TOP
Dick Howser, R OBP: 0.335, SLG: 0.281 (1, 6)	0-3 K	0-0 4-3		4-0 S BB		0-0 P5		0-0 4-3		4	0	0	0	1	1	3	
Vic Davallo, L OBP: 0.325, SLG: 0.429 (1, 8)	0-0 3-1		0-0 4-3 WP SF9	0-0 5-3			0-0 4-3		0-0 G1	5	1	1	0	0	0	1	
Max Alvis, R OBP: 0.326, SLG: 0.463 (1, 5)	0-3 K		0-0 4-3	0-3 K			0-0 F8		0-3 K	5	0	0	0	0	3	2	
Joe Adcock, R OBP: 0.317, SLG: 0.421 (1, 3)		4-0 BB 1B BB	0-0 SF9		0-0 4-3				0-0 HR	3	2	2	2	1	0	0	
Joe Azcue, R OBP: 0.314, SLG: 0.466 (1, 2)		0-0 BB BB 1B	0-0 1B		4-0 BB		0-0 F3		0-3 K	4	0	2	0	1	1	1	
Tito Francona, L OBP: 0.297, SLG: 0.348 (1, 7)		4-0 BB BB	0-0 F9		0-3 K				0-0 L9	3	0	0	0	1	1	2	
Tommie Agee, R OBP: 0.207, SLG: 0.296 Willie Kirkland, L OBP: 0.303, SLG: 0.375 (2, 9)		4-0 1-2 2-3 3-H BB		0-0 E7 1B	0-3 K				0-0 HR 1B	0	0	0	1	1	0	0	
Larry Brown, R OBP: 0.312, SLG: 0.336 (1, 4)		0-0 P4		0-0 SH1-3 S 1B		0-0 F9		0-0 F9		4	1	1	1	0	0	4	
Jack Kralick, L OBP: 0.225, SLG: 0.273 (1, 1)	0-3 K		0-0 SH1-3		0-3 K				0-0 HR	3	1	1	2	0	2	3	
<b>Inning Stats</b>	R: 0 H: 0 E: 0 K: 2 S: 7	H: 0 R: 1 ER: 0 LOB: 3 P: 7	H: 1 R: 0 ER: 0 LOB: 3 P: 18	H: 2 R: 1 ER: 0 LOB: 1 P: 5	H: 2 R: 2 ER: 1 LOB: 1 P: 11	H: 0 R: 0 ER: 0 LOB: 1 P: 11	H: 0 R: 0 ER: 0 LOB: 0 P: 5	H: 1 R: 0 ER: 0 LOB: 1 P: 4	H: 2 R: 2 ER: 0 LOB: 2 P: 5	H: 1 R: 1 ER: 0 LOB: 0 P: 8	1B: 6 2B: 0 3B: 1 HR: 2	SF: 1 SAC: 1 DP: 0 HBP: 0	WP: 1 PA: 41 SB: 0 CS: 0				
<b>PITCHER</b>	IP WLS BF H R ER SO BB IBB HBP BLK WP HR S P ERA WHIP	IP WLS BF H R ER SO BB IBB HBP BLK WP HR S P ERA WHIP	IP WLS BF H R ER SO BB IBB HBP BLK WP HR S P ERA WHIP	IP WLS BF H R ER SO BB IBB HBP BLK WP HR S P ERA WHIP	IP WLS BF H R ER SO BB IBB HBP BLK WP HR S P ERA WHIP	IP WLS BF H R ER SO BB IBB HBP BLK WP HR S P ERA WHIP	IP WLS BF H R ER SO BB IBB HBP BLK WP HR S P ERA WHIP	IP WLS BF H R ER SO BB IBB HBP BLK WP HR S P ERA WHIP	IP WLS BF H R ER SO BB IBB HBP BLK WP HR S P ERA WHIP								
Fred Norman, L ERA: 11.37 Bill Landis, L ERA: Aurelio Monteagudo, R ERA: 2.57 Jose Santiago, R ERA: 9.0	(1, 1)	(4, 1)	(6, 1)	(8, 1)													

Cleveland Indians @ Kansas City Athletics  
Municipal Stadium, Kansas City, MO  
Sat Sep 28 1963, 8:05 PM EDT  
Att: 3,487 - Unknown


AB 34  
R 7  
H 9  
RBI 6  
BB 5  
SO 9  
LOB 17



Batter	1	2	3	4	5	6	7	8	9	AB	R	H	RBI	BB	SO	LOB	BOTTOM
Jose Tartabull, L OBP: 0.288, SLG: 0.321 (1, 8)	0-0 F7		0-0 F9		0-0 F8			0-0 F8		4	0	0	0	0	0	1	
Dick Green, R OBP: 0.324, SLG: 0.412 (1, 4)	0-0 1B		0-3 K		0-0 5-3		0-0 F9			4	0	1	0	0	1	0	
Wayne Causey, L OBP: 0.345, SLG: 0.395 (1, 5)	0-3 K		0-0 5-3		4-0 1B BB		0-0 1B		0-0 1B	3	0	1	0	1	1	1	
Doc Edwards, R OBP: 0.289, SLG: 0.369 (1, 2)	0-0 1B			0-0 F8		0-0 1B		0-0 3-1		4	0	2	0	0	0	1	
Ken Harrelson, R OBP: 0.302, SLG: 0.368 (1, 3)	0-3 K		0-0 5-3		0-0 K		0-0 K		0-0 6-3	4	0	0	0	0	2	4	
Tommie Reynolds, R OBP: 0.176, SLG: 0.133 (1, 7)		0-0 1-3		0-3 K		0-0 F7		0-0 F8		4	0	0	0	0	1	2	
John Wojcik, L OBP: 0.286, SLG: 0.182 (1, 9)		4-0 1B BB			0-0 4-3		0-3 K		0-0 G3	3	0	0	0	1	1	0	
Tony La Russa, R OBP: 0.367, SLG: 0.341 (1, 6)		0-0 1B			0-0 1B		0-0 G1-6-3			3	0	3	0	0	0	0	
Fred Norman, S Bill Landis, L Chuck Essegian, R Aurelio Monteagudo, R Gino Cimoli, R Jose Santiago, R	(1, 1)	(4, 1)	(5, 9)	(8, 1)	(7, 9)	(8, 1)											
<b>Inning Stats</b>	R: 0 H: 2 E: 0 K: 2 S: 9	H: 2 R: 0 ER: 0 LOB: 2 P: 9	H: 1 R: 1 ER: 0 LOB: 1 P: 9	H: 0 R: 0 ER: 0 LOB: 0 P: 5	H: 0 R: 0 ER: 0 LOB: 0 P: 5	H: 1 R: 0 ER: 0 LOB: 1 P: 6	H: 1 R: 0 ER: 0 LOB: 2 P: 10	H: 1 R: 0 ER: 0 LOB: 0 P: 5	H: 1 R: 0 ER: 0 LOB: 1 P: 4	H: 0 R: 0 ER: 0 LOB: 0 P: 3	1B: 7 2B: 1 3B: 0 HR: 0	SF: 0 SAC: 0 DP: 2 HBP: 0	WP: 0 PA: 34 SB: 0 CS: 0				
<b>PITCHER</b>	IP WLS BF H R ER SO BB IBB HBP BLK WP HR S P ERA WHIP	IP WLS BF H R ER SO BB IBB HBP BLK WP HR S P ERA WHIP	IP WLS BF H R ER SO BB IBB HBP BLK WP HR S P ERA WHIP	IP WLS BF H R ER SO BB IBB HBP BLK WP HR S P ERA WHIP	IP WLS BF H R ER SO BB IBB HBP BLK WP HR S P ERA WHIP	IP WLS BF H R ER SO BB IBB HBP BLK WP HR S P ERA WHIP	IP WLS BF H R ER SO BB IBB HBP BLK WP HR S P ERA WHIP	IP WLS BF H R ER SO BB IBB HBP BLK WP HR S P ERA WHIP	IP WLS BF H R ER SO BB IBB HBP BLK WP HR S P ERA WHIP	IP WLS BF H R ER SO BB IBB HBP BLK WP HR S P ERA WHIP							
Jack Kralick, L ERA: 3.03	(1, 1)																

Cleveland Indians @ Kansas City Athletics  
Municipal Stadium, Kansas City, MO  
Sat Sep 28 1963, 8:05 PM EDT  
Att: 3,487 - Unknown

AB 32  
R 0  
H 7  
RBI 0  
BB 2  
SO 8  
LOB 13





Batter	1	2	3	4	5	6	7	8	9	AB	R	H	RBI	BB	SO	LOB	TOP										
Dick Howser, R (1,6) OBP: 0.329, SLG: 0.276	0-0 6-3		0-0 4-3		0-0 G6-4-3			0-3 K		4	0	0	0	0	1	3	<b>Cleveland Indians @ Kansas City Athletics</b> Municipal Stadium, Kansas City, MO Sun Sep 29 1963, 4:33 AM EDT Att: 7,423 - Unknown <a href="http://livebaseballscorecards.com">livebaseballscorecards.com</a>										
Vic Davallillo, L (1,8) OBP: 0.321, SLG: 0.424	0-0 4-3		0-0 6-3			0-0 4-3		0-0 4-3		4	0	0	0	0	0	1											
Max Alvis, R (1,5) OBP: 0.324, SLG: 0.460	0-0 5-3			0-0 F9		0-0 5-3			0-0 F8	4	0	0	0	0	0	0											
Joe Adcock, R (1,3) OBP: 0.320, SLG: 0.420		0-0 6-3		0-0 CS 1B		4-0 BB			0-0 1-3	3	0	1	0	1	0	0											
Joe Azcue, R (1,2) OBP: 0.310, SLG: 0.460		0-0 6-3		0-3 K					0-0 1-3	4	0	0	0	0	1	2											
Tito Francona, L (1,7) OBP: 0.296, SLG: 0.346		0-0 L8			0-0 L7			0-3 K2-3		3	0	0	0	0	1	0											
Larry Brown, R (1,4) OBP: 0.316, SLG: 0.340			0-0 BLK 1B		0-0 E7 1B			0-0 5-3		3	2	2	0	0	0	0											
Woodie Held, R (1,9) OBP: 0.352, SLG: 0.435			0-0 CS 1B		0-0 1B			0-0 1-3		3	0	2	2	0	0	0											
Mudcat Grant, R (1,1) OBP: 0.243, SLG: 0.275			4-0 1-2 BB		0-0 1-2 1B			0-3 K2-3		2	0	1	0	1	1	0											
<b>Inning Stats</b>	R: 0 E: 0 K: 0 S: 3	H: 0 LOB: 0 BB: 0 P: 3	R: 0 E: 0 K: 0 S: 3	H: 0 LOB: 0 BB: 0 P: 3	R: 1 E: 0 K: 0 S: 4	H: 2 LOB: 1 BB: 1 P: 8	R: 0 E: 0 K: 1 S: 5	H: 1 LOB: 0 BB: 0 P: 5	R: 1 E: 1 K: 0 S: 5	H: 3 LOB: 1 BB: 0 P: 5	R: 0 E: 0 K: 0 S: 3	H: 0 LOB: 1 BB: 1 P: 7	R: 0 E: 0 K: 1 S: 5	H: 0 LOB: 0 BB: 0 P: 5	R: 0 E: 0 K: 2 S: 7	H: 0 LOB: 0 BB: 0 P: 7	R: 0 E: 0 K: 0 S: 3	H: 0 LOB: 0 BB: 0 P: 3	1B: 6 2B: 0 3B: 0 HR: 0	SF: 0 SAC: 0 DP: 1 HBP: 0	WP: 0 PA: 32 CS: 2						
<b>PITCHER</b>	IP	WLS	BF	H	R	ER	SO	BB	IBB	HBP	BLK	WP	HR	S	P	ERA	WHIP										
John O'Donoghue, L (1,1) ERA: 1.5	6.0	L	23	6	2	1	1	2	0	0	1	0	0	23	31	1.50	1.333										
Tom Sturdivant, R (7,1) ERA: 3.57	1.0		3	0	0	0	1	0	0	0	0	0	0	5	5	0.00	0.000										
John Wyatt, R (8,1) ERA: 3.13	2.0		6	0	0	0	2	0	0	0	0	0	0	10	10	0.00	0.000										

Batter	1	2	3	4	5	6	7	8	9	AB	R	H	RBI	BB	SO	LOB	BOTTOM										
Jose Tartabull, L (1,8) OBP: 0.290, SLG: 0.326	0-0 P6		0-0 WP SF8 2B		0-0 6-3			0-0 F3		2	1	1	0	0	0	0	<b>Cleveland Indians @ Kansas City Athletics</b> Municipal Stadium, Kansas City, MO Sun Sep 29 1963, 4:33 AM EDT Att: 7,423 - Unknown <a href="http://livebaseballscorecards.com">livebaseballscorecards.com</a>										
Bobby Del Greco, R (5,PH) OBP: 0.311, SLG: 0.320	0-0 1B		0-0 SF8		0-0 F9			0-3 K		3	0	1	1	0	1	0											
Dick Green, R (1,4) OBP: 0.317, SLG: 0.405	0-0 1B		0-0 2H					0-0 K		3	0	1	1	0	1	0											
Ed Charles, R (1,5) OBP: 0.332, SLG: 0.395	0-0 F9		0-0 E			0-0 1-3		0-0 P3		4	0	1	0	0	0	1											
Charlie Lau, L (1,2) OBP: 0.313, SLG: 0.366	0-0 L3		0-0 E4			0-0 FC4 1B		0-0 P3		4	0	2	0	0	0	2											
Ken Harrelson, R (1,3) OBP: 0.299, SLG: 0.363		0-3 K		0-3 K		0-3 K		0-3 K		3	0	0	0	0	3	3											
Jerry Lumpe, L (9,PH) OBP: 0.333, SLG: 0.363										1	0	0	0	0	1	1											
Tommy Reynolds, R (1,7) OBP: 0.143, SLG: 0.105	0-0 P4			0-0 F8		0-0 FC4		0-3 K		4	0	0	0	0	1	2											
John Wojcik, L (1,9) OBP: 0.284, SLG: 0.186	0-0 1B			0-3 K			0-0 4-3		0-0 FC6-4	4	0	1	0	0	1	1											
Tony La Russa, R (1,6) OBP: 0.346, SLG: 0.318	0-3 K			0-0 F7			0-3 K			3	0	0	0	0	2	1											
John O'Donoghue, R (1,1)			0-0 F9				0-0 1-3			2	0	0	0	0	0	0											
Tom Sturdivant, L (7,1)								0-0 F6		0	0	0	0	0	0	0											
Norm Siebern, L (7,PH) OBP: 0.358, SLG: 0.410										1	0	0	0	0	0	0											
John Wyatt, R (8,1)										0	0	0	0	0	0	0											
<b>Inning Stats</b>	R: 0 E: 0 K: 0 S: 4	H: 1 LOB: 1 BB: 0 P: 4	R: 0 E: 0 K: 2 S: 8	H: 1 LOB: 1 BB: 0 P: 8	R: 1 E: 1 K: 1 S: 8	H: 2 LOB: 2 BB: 0 P: 8	R: 0 E: 0 K: 1 S: 5	H: 0 LOB: 0 BB: 0 P: 5	R: 0 E: 0 K: 1 S: 6	H: 1 LOB: 1 BB: 0 P: 6	R: 0 E: 0 K: 1 S: 5	H: 0 LOB: 0 BB: 0 P: 5	R: 0 E: 0 K: 1 S: 5	H: 0 LOB: 0 BB: 0 P: 5	R: 0 E: 0 K: 2 S: 8	H: 1 LOB: 1 BB: 0 P: 8	1B: 5 2B: 1 3B: 0 HR: 0	SF: 1 SAC: 0 DP: 0 HBP: 0	WP: 1 PA: 34 CS: 0								
<b>PITCHER</b>	IP	WLS	BF	H	R	ER	SO	BB	IBB	HBP	BLK	WP	HR	S	P	ERA	WHIP										
Mudcat Grant, R (1,1) ERA: 3.69	9.0	W	34	6	1	1	9	0	0	0	0	1	0	52	52	1.00	0.667										