


Kansas City Athletics - 1964

Batter	1	2	3	4	5	6	7	8	9	AB	R	H	RBI	BB	SO	LOB	TOP								
Nelson Mathews, R OBP: 0.500, SLG: 0.750	6-3			2-3 1B		L9			E 2B	4	1	2	0	0	0	0									
Wayne Causey, L OBP: 0.500, SLG: 0.333	F8			L8			G6-4-3 1B		BB E BB	3	0	1	0	1	0	1									
Ed Charles, R	K			2-3			G6-4-3 1-2		K	4	0	0	0	0	2	4									
Jim Gentile, L OBP: 0.250, SLG: 1.000		F8		L8			HR		F9	4	1	1	1	0	0	3									
Rocky Colavito, R		6-3			L9				E6 BB	4	0	0	0	0	0	1									
Doc Edwards, R Charlie Lau, L (9, PH)		F4			5-3				6-3	3	0	0	0	0	0	0									
Gino Cimoli, R			5-3		6-3				F8	4	0	0	0	0	0	3									
Dick Green, R			4-3			K			K	3	0	0	0	0	2	0									
Orlando Pena, R Billy Bryan, L (6, PH) Vern Handrahan, L John O'Donoghue, R (7, 1) Manny Jimenez, L (9, PH)			K			K			HR	1	0	0	0	0	1	0									
Inning Stats	R: 0 E: 0 K: 1 S: 5	H: 0 LOB: 0 BB: 0 P: 5	R: 0 E: 0 K: 0 S: 3	H: 0 LOB: 0 BB: 0 P: 3	R: 0 E: 0 K: 1 S: 5	H: 0 LOB: 0 BB: 0 P: 5	R: 0 E: 0 K: 0 S: 4	H: 1 LOB: 1 BB: 0 P: 4	R: 0 E: 0 K: 0 S: 3	H: 0 LOB: 0 BB: 0 P: 3	R: 0 E: 0 K: 2 S: 7	H: 0 LOB: 0 BB: 0 P: 7	R: 1 E: 0 K: 0 S: 4	H: 2 LOB: 0 BB: 0 P: 4	R: 0 E: 0 K: 1 S: 5	H: 0 LOB: 0 BB: 0 P: 5	R: 2 E: 1 K: 1 S: 8	H: 2 LOB: 2 BB: 2 P: 16	1B: 2 2B: 1 3B: 0 HR: 2	SF: 0 SAC: 0 DP: 1 HBP: 0	WP: 0 PB: 0 SB: 0 CS: 0	PA: 34			
PITCHER	IP	WLS	BF	H	R	ER	SO	BB	IBB	HBP	BLK	WP	HR	S	P	ERA	WHIP								
Phil Regan, R ERA: 2.16	8.1	W	30	5	3	2	6	1	0	0	0	0	2	41	45	2.16	0.720								
Mickey Lolich, L ERA:	0.1		1	0	0	0	0	0	0	0	0	0	0	1	1	0.00	0.000								
Dave Wickersham, R ERA:	0.1	S	3	0	0	0	0	1	0	0	0	0	0	2	6	0.00	3.000								

Kansas City Athletics @ Detroit Tigers
Tiger Stadium, Detroit, MI
Tue Apr 14 1964, 3:33 AM EST
Att: 35,733 - Unknown

AB 32
R 3
H 5
RBI 2
BB 2
SO 6
LOB 12



Batter	1	2	3	4	5	6	7	8	9	AB	R	H	RBI	BB	SO	LOB	BOTTOM								
Bill Bruton, L OBP: 0.250, SLG: 1.000	F6		1-3		G3		HR			4	1	1	2	0	0	0									
Jerry Lumpe, L OBP: 0.750, SLG: 1.500			4-3 2B		6-3		1-3 1B			4	1	3	0	0	0	0									
Norm Cash, L OBP: 0.250, SLG: 1.000		4-3		4-3		HR	1-3			4	1	1	2	0	0	2									
Al Kaline, R	F3			L9		L5-3	L9			4	0	0	0	0	0	2									
Don Demeter, R		F7		K		5-3			4-3	4	0	0	0	0	1	0									
Dick McAuliffe, L OBP: 0.500, SLG: 0.750		F8 3B		K		F6			1B PB 2B	4	2	2	0	0	1	0									
Don Wert, R OBP: 0.500, SLG: 1.000		F8				5-3			PB 1B	4	1	2	0	0	0	1									
Bill Freehan, R OBP: 0.750, SLG: 1.250							SH3-4 HR 1B		F9	4	1	3	2	0	0	1									
Phil Regan, R Mickey Lolich, S Dave Wickersham, R				K		SH3-4 1-2	SH3-4 6-3			3	0	0	0	0	1	3									
Inning Stats	R: 1 E: 0 K: 0 S: 4	H: 1 LOB: 0 BB: 0 P: 4	R: 1 E: 0 K: 1 S: 7	H: 2 LOB: 1 BB: 0 P: 7	R: 0 E: 0 K: 0 S: 4	H: 1 LOB: 1 BB: 0 P: 4	R: 1 E: 0 K: 2 S: 9	H: 2 LOB: 1 BB: 0 P: 9	R: 1 E: 0 K: 0 S: 4	H: 1 LOB: 0 BB: 0 P: 4	R: 0 E: 0 K: 0 S: 3	H: 0 LOB: 0 BB: 0 P: 3	R: 2 E: 0 K: 0 S: 6	H: 3 LOB: 1 BB: 0 P: 6	R: 1 E: 0 K: 0 S: 5	H: 2 LOB: 1 BB: 0 P: 5	1B: 5 2B: 2 3B: 3 HR: 2	SF: 0 SAC: 1 DP: 0 HBP: 0	WP: 0 PB: 1 SB: 0 CS: 0	PA: 36					
PITCHER	IP	WLS	BF	H	R	ER	SO	BB	IBB	HBP	BLK	WP	HR	S	P	ERA	WHIP								
Orlando Pena, R ERA: 7.2	5.0	L	22	7	4	4	3	0	0	0	0	0	1	28	28	13.50	2.250								
Vern Handrahan, R ERA: 13.5	1.1		7	3	2	2	0	0	0	0	0	0	1	7	7	0.00	1.200								
John O'Donoghue, L ERA:	1.2		7	2	1	0	0	0	0	0	0	0	0	7	7	0.00	1.200								

Kansas City Athletics @ Detroit Tigers
Tiger Stadium, Detroit, MI
Tue Apr 14 1964, 3:33 AM EST
Att: 35,733 - Unknown

AB 35
R 7
H 12
RBI 6
BB 0
SO 3
LOB 9



Batter	1	2	3	4	5	6	7	8	9	AB	R	H	RBI	BB	SO	LOB	TOP					
Dick Howser, R OBP: 0.286, SLG: 0.385 (1, 6)	F5		FC4-6		F3			1-3	SF9	4	0	0	1	0	0	2						
Vic Davallo, L OBP: 0.400, SLG: 0.429 (1, 8)	F6		F5				F7	HR	F7	5	1	1	0	0	0	2						
Leon Wagner, L OBP: 0.571, SLG: 1.000 (1, 7)	K				K		6-3 1B	HR		4	1	2	2	0	2	0						
Max Alvis, R OBP: 0.154, SLG: 0.308 (1, 5)		F7		F7		6-3 1B		K		4	0	0	0	0	1	1						
Fred Whitfield, L OBP: 0.182, SLG: 0.100 Jerry Kindall, R (8, 3)	K			F6			F3			4	0	0	0	0	1	1						
Tito Francona, L OBP: 0.697, SLG: 0.625 (1, 9)										3	2	2	0	1	1	0						
John Romano, R OBP: 0.417, SLG: 0.727 (1, 2)	K									3	1	2	1	1	1	1						
Woodie Held, R OBP: 0.250, SLG: 0.545 (1, 4)										3	0	0	0	1	1	2						
Mudcat Grant, R OBP: 0.333, SLG: 0.250 Ted Abernathy, R (9, 1)										2	0	0	1	1	0	2						
Inning Stats	R: 0 E: 0 K: 1 S: 5	H: 0 LOB: 0 BB: 0 P: 5	R: 0 E: 0 K: 2 S: 7	H: 0 LOB: 1 BB: 1 P: 11	R: 0 E: 0 K: 0 S: 3	H: 0 LOB: 1 BB: 1 P: 7	R: 0 E: 0 K: 1 S: 5	H: 0 LOB: 0 BB: 0 P: 5	R: 1 E: 0 K: 0 S: 5	H: 2 LOB: 1 BB: 0 P: 5	R: 0 E: 0 K: 0 S: 4	H: 1 LOB: 1 BB: 0 P: 4	R: 0 E: 0 K: 2 S: 8	H: 1 LOB: 1 BB: 0 P: 8	R: 2 E: 0 K: 1 S: 7	H: 2 LOB: 0 BB: 0 P: 7	R: 2 E: 0 K: 0 S: 4	H: 1 LOB: 1 BB: 2 P: 12	1B: 5 2B: 1 3B: 0 HR: 1	SF: 2 SAC: 0 DP: 0 HBP: 0	WP: 0 PB: 0 SB: 0 CS: 0	PA: 38
PITCHER	IP	WLS	BF	H	R	ER	SO	BB	IBB	HBP	BLK	WP	HR	S	P	ERA	WHIP					
Diego Segui, R ERA: 6.43 John Wyatt, R ERA:	(1, 1) 8.0	L 35	7 5	5 5	7 7	4 0	0 0	0 0	0 0	0 0	0 0	0 0	1 3	45 3	61 3	5.62 0.00	1.375 0.000					

Cleveland Indians @ Kansas City Athletics
Municipal Stadium, Kansas City, MO
Tue Apr 21 1964, 7:05 PM EST
Att: 28,165 - Unknown


AB	32
R	5
H	7
RBI	5
BB	4
SO	7
LOB	11



Batter	1	2	3	4	5	6	7	8	9	AB	R	H	RBI	BB	SO	LOB	BOTTOM					
Nelson Mathews, R OBP: 0.389, SLG: 0.500 (1, 8)	K		4-3		F3		F8		K	5	0	0	0	0	2	2						
Wayne Causey, L OBP: 0.706, SLG: 0.600 (1, 6)										3	0	2	0	2	1	0						
Manny Jimenez, L OBP: 0.333, SLG: 0.800 Jose Tartabull, L (8, 7)										3	0	0	0	0	0	3						
Jim Gentile, L OBP: 0.125, SLG: 0.333 (1, 3)										5	0	0	0	0	1	4						
Rocky Colavito, R OBP: 0.313, SLG: 0.231 (1, 9)										4	0	0	0	0	1	0						
Ed Charles, R OBP: 0.294, SLG: 0.313 (1, 5)										4	1	2	0	0	1	0						
Billy Bryan, L OBP: 0.800, SLG: 2.000 (1, 2)										1	1	1	1	3	0	0						
Dick Green, R OBP: 0.143, SLG: 0.143 (1, 4)										4	0	2	1	0	0	3						
Diego Segui, R OBP: 0.400, SLG: 1.000 John Wyatt, R (9, 1)										3	1	1	1	0	1	2						
Charlie Lau, L OBP: 1.000, SLG: 1.000 George Williams, R (9, FR)										1	0	1	0	0	0	0						
Inning Stats	R: 0 E: 0 K: 1 S: 4	H: 0 LOB: 1 BB: 1 P: 8	R: 0 E: 0 K: 1 S: 6	H: 1 LOB: 2 BB: 1 P: 10	R: 0 E: 0 K: 0 S: 4	H: 1 LOB: 1 BB: 0 P: 4	R: 1 E: 0 K: 2 S: 9	H: 2 LOB: 2 BB: 1 P: 13	R: 0 E: 0 K: 1 S: 5	H: 0 LOB: 1 BB: 0 P: 6	R: 0 E: 0 K: 1 S: 5	H: 0 LOB: 0 BB: 1 P: 9	R: 1 E: 0 K: 0 S: 4	H: 2 LOB: 0 BB: 0 P: 4	R: 0 E: 0 K: 0 S: 3	H: 0 LOB: 0 BB: 0 P: 3	R: 1 E: 0 K: 1 S: 8	H: 3 LOB: 3 BB: 1 P: 12	1B: 6 2B: 1 3B: 0 HR: 2	SF: 0 SAC: 0 DP: 2 HBP: 1	WP: 1 PB: 0 SB: 0 CS: 0	PA: 40
PITCHER	IP	WLS	BF	H	R	ER	SO	BB	IBB	HBP	BLK	WP	HR	S	P	ERA	WHIP					
Mudcat Grant, R ERA: 5.68 Ted Abernathy, R ERA:	(1, 1) 8.0	W 35	8 3	3 3	6 6	4 1	0 0	1 0	0 0	0 0	0 0	0 0	2 6	42 10	59 10	3.38 0.00	1.500 2.000					

Cleveland Indians @ Kansas City Athletics
Municipal Stadium, Kansas City, MO
Tue Apr 21 1964, 7:05 PM EST
Att: 28,165 - Unknown

AB	34
R	3
H	9
RBI	3
BB	5
SO	7
LOB	17




Batter	1	2	3	4	5	6	7	8	9	AB	R	H	RBI	BB	SO	LOB	TOP					
Don Zimmer, R OBP: 0.370, SLG: 0.800 (1, 5)										4	2	2	2	1	0	0	Washington Senators @ Kansas City Athletics Municipal Stadium, Kansas City, MO Sun Apr 26 1964, 4:33 AM EDT Att: 4,263 - Unknown					
Don Blasingame, L OBP: 0.414, SLG: 0.519 (1, 4)										4	1	1	0	0	0	0						
Chuck Hinton, R OBP: 0.348, SLG: 0.571 (1, 7)										5	0	1	0	0	2	3						
Bill Skowron, R OBP: 0.283, SLG: 0.556 (1, 3)										4	2	1	1	1	0	3						
Jim King, L OBP: 0.152, SLG: 0.219 (1, 9)										4	0	1	1	0	0	0						
Don Lock, R OBP: 0.390, SLG: 0.313 (1, 8)										4	1	2	1	0	1	0						
Mike Brumley, L OBP: 0.222, SLG: 0.235 (1, 2)										3	1	1	0	1	0	2						
Ed Brinkman, R OBP: 0.227, SLG: 0.349 (1, 6)										4	0	1	1	0	0	3						
Bennie Daniels, L OBP: 0.333, SLG: 0.200 Ron Kline, R (9, 1)										3	0	0	0	1	0	1						
										0	0	0	0	0	0	0						
Inning Stats	R: 3 E: 0 K: 1 S: 9	H: 4 LOB: 2 BB: 1 P: 13	R: 0 E: 0 K: 0 S: 3	H: 0 LOB: 0 BB: 0 P: 3	R: 0 E: 0 K: 0 S: 3	H: 0 LOB: 0 BB: 0 P: 3	R: 1 E: 0 K: 1 S: 6	H: 1 LOB: 0 BB: 0 P: 6	R: 1 E: 0 K: 1 S: 7	H: 2 LOB: 1 BB: 1 P: 7	R: 0 E: 0 K: 0 S: 3	H: 0 LOB: 2 BB: 2 P: 11	R: 2 E: 0 K: 0 S: 4	H: 2 LOB: 0 BB: 1 P: 8	R: 0 E: 0 K: 0 S: 4	H: 1 LOB: 1 BB: 0 P: 4	1B: 5 2B: 2 3B: 0 HR: 3	SF: 0 SAC: 1 DP: 0 HBP: 0	WP: 1 PB: 0 CS: 0	PA: 40		
PITCHER	IP WLS BF H R ER SO BB IBB HBP BLK WP HR S P ERA WHIP	IP WLS BF H R ER SO BB IBB HBP BLK WP HR S P ERA WHIP																				
Lew Krause, R ERA: 9.10 (1, 1)	0.1 L 6 4 3 3 1 1 0 0 0 0 0 1 7 11 81.00 15.000																					
Aurelio Montegudo, R ERA: 3.18 (7, 1)	5.2 20 3 2 2 2 0 0 0 0 0 2 24 24 3.18 0.529																					
Dan Pfister, R ERA: 13.5 (8, 1)	1.1 9 2 2 2 0 3 0 0 0 0 0 6 18 13.50 3.750																					
Tom Sturdivant, R ERA: (9, 1)	0.2 1 0 0 0 0 0 0 0 0 1 0 0 1 1 0.00 0.000																					
Vern Handrahan, R ERA: 7.71 (9, 1)	1.0 4 1 0 0 0 0 0 0 0 0 1 0 4 4 0.00 1.000																					
Batter	1	2	3	4	5	6	7	8	9	AB	R	H	RBI	BB	SO	LOB	BOTTOM					
Nelson Mathews, R OBP: 0.313, SLG: 0.400 (1, 8)										5	1	1	0	0	1	2	Washington Senators @ Kansas City Athletics Municipal Stadium, Kansas City, MO Sun Apr 26 1964, 4:33 AM EDT Att: 4,263 - Unknown					
Ed Charles, R OBP: 0.333, SLG: 0.333 (1, 5)										4	0	2	0	0	0	1						
Wayne Causey, L OBP: 0.567, SLG: 0.500 (1, 6)										4	0	1	1	0	0	2						
Jim Gentile, L OBP: 0.179, SLG: 0.407 (1, 3)										4	1	2	1	0	0	1						
Charlie Lau, L OBP: 0.300, SLG: 0.333 (1, 2)										4	0	1	0	0	0	3						
Rocky Colavito, R OBP: 0.444, SLG: 0.619 (1, 9)										3	1	1	1	1	0	0						
Tommie Reynolds, R OBP: 0.267, SLG: 0.154 (1, 7)										4	0	1	0	0	0	2						
Dick Green, R OBP: 0.120, SLG: 0.240 (1, 4)										4	0	0	0	0	2	1						
Lew Krause, R Aurelio Montegudo, R Billy Bryan, L Dan Pfister, R Tom Sturdivant, L Manny Jimenez, L Vern Handrahan, L George Alusik, R										0	0	0	0	0	0	0						
										1	0	0	0	0	1	0						
										1	0	0	0	0	1	0						
										0	0	0	0	0	0	0						
										0	0	0	0	0	0	0						
										1	1	1	0	0	0	0						
										0	0	0	0	0	0	0						
										0	0	0	0	0	0	0						
Inning Stats	R: 0 E: 0 K: 0 S: 3	H: 0 LOB: 0 BB: 0 P: 3	R: 0 E: 0 K: 0 S: 3	H: 1 LOB: 1 BB: 1 P: 7	R: 0 E: 0 K: 2 S: 7	H: 0 LOB: 0 BB: 0 P: 7	R: 0 E: 0 K: 0 S: 4	H: 1 LOB: 1 BB: 0 P: 4	R: 0 E: 0 K: 1 S: 3	H: 0 LOB: 0 BB: 0 P: 3	R: 1 E: 0 K: 1 S: 8	H: 3 LOB: 2 BB: 0 P: 8	R: 0 E: 0 K: 1 S: 5	H: 0 LOB: 0 BB: 0 P: 5	R: 1 E: 0 K: 0 S: 4	H: 2 LOB: 2 BB: 0 P: 4	R: 2 E: 0 K: 1 S: 8	H: 3 LOB: 2 BB: 1 P: 12	1B: 5 2B: 2 3B: 0 HR: 3	SF: 0 SAC: 0 DP: 2 HBP: 0	WP: 0 PB: 0 CS: 0	PA: 37
PITCHER	IP WLS BF H R ER SO BB IBB HBP BLK WP HR S P ERA WHIP	IP WLS BF H R ER SO BB IBB HBP BLK WP HR S P ERA WHIP																				
Bennie Daniels, R ERA: 3.86 (1, 1)	8.1 W 33 9 4 4 4 1 0 0 0 0 0 3 40 44 4.32 1.200																					
Ron Kline, R ERA: 1.35 (9, 1)	0.2 S 4 1 0 0 1 1 0 0 0 0 0 0 5 9 0.00 3.000																					

Batter	1	2	3	4	5	6	7	8	9	AB	R	H	RBI	BB	SO	LOB	TOP			
Bill Bruton, L OBP: 0.281, SLG: 0.381										4	1	2	0	0	0	2				
Jerry Lumpe, L OBP: 0.306, SLG: 0.348										4	0	0	0	0	1	4				
Norm Cash, L OBP: 0.327, SLG: 0.419										4	0	1	1	0	0	1				
Al Kaline, R OBP: 0.383, SLG: 0.194										3	0	0	0	1	0	1				
Don Demeter, R OBP: 0.184, SLG: 0.243										3	0	0	0	1	0	1				
Dick McAuliffe, L OBP: 0.356, SLG: 0.475										4	0	1	0	0	1	3				
Don Wert, R OBP: 0.326, SLG: 0.439										4	0	0	0	0	0	1	AB 32			
Bill Freehan, R OBP: 0.500, SLG: 0.650										3	0	1	0	1	0	1	R 1			
Frank Lary, R Ed Rakow, S Gates Brown, L Dick Egan, L Willie Horton, R										1	0	0	0	1	0	1	H 5			
Inning Stats	R: 0 E: 0 K: 2 S: 8	H: 1 LOB: 3 BB: 2 P: 16	R: 0 E: 0 K: 0 S: 3	H: 0 LOB: 2 BB: 2 P: 11	R: 0 E: 0 K: 0 S: 3	H: 0 LOB: 0 BB: 0 P: 3	R: 0 E: 0 K: 0 S: 4	H: 1 LOB: 1 BB: 0 P: 4	R: 1 E: 0 K: 0 S: 5	H: 2 LOB: 1 BB: 0 P: 5	R: 0 E: 0 K: 0 S: 4	H: 1 LOB: 0 BB: 0 P: 4	R: 0 E: 0 K: 0 S: 3	H: 0 LOB: 0 BB: 0 P: 3	R: 0 E: 0 K: 0 S: 3	H: 0 LOB: 0 BB: 0 P: 3	1B: 4 2B: 1 3B: 0 HR: 0	SF: 0 SAC: 0 DP: 0 HBP: 0	WP: 0 PB: 0 SB: 2 CS: 0	PA: 36
PITCHER Diego Segui, R ERA: 4.3	IP: 9.0 WLS: W BF: 36 H: 5 R: 1 ER: 1 SO: 2 BB: 4 IBB: 0 HBP: 0 BLK: 0 WP: 0 HR: 0 S: 36 P: 52 ERA: 1.00 WHIP: 1.000															PITCHER				

Detroit Tigers @ Kansas City Athletics
Municipal Stadium, Kansas City, MO
Tue Apr 28 1964, 8:05 PM EDT
Att: 3,142 - Unknown


AB 32
R 1
H 5
RBI 1
BB 4
SO 2
LOB 16



Batter	1	2	3	4	5	6	7	8	9	AB	R	H	RBI	BB	SO	LOB	BOTTOM			
Nelson Mathews, R OBP: 0.314, SLG: 0.394										3	1	1	0	0	1	1				
Ed Charles, R OBP: 0.382, SLG: 0.516										4	2	3	3	0	0	1				
Wayne Causey, L OBP: 0.529, SLG: 0.440										3	0	0	0	1	0	2				
Jim Gentile, L OBP: 0.219, SLG: 0.433										3	1	1	1	1	0	1				
Charlie Lau, L OBP: 0.214, SLG: 0.231										4	0	0	0	0	1	4				
Rocky Colavito, R OBP: 0.419, SLG: 0.560										4	0	1	0	0	0	1				
Tommie Reynolds, R OBP: 0.283, SLG: 0.125										3	0	0	0	1	0	1	AB 31			
Dick Green, R OBP: 0.172, SLG: 0.250										3	0	1	0	1	0	1	R 5			
Diego Segui, R OBP: 0.333, SLG: 0.667										4	1	1	0	0	1	2	H 8			
Inning Stats	R: 1 E: 0 K: 1 S: 6	H: 1 LOB: 0 BB: 0 P: 6	R: 0 E: 0 K: 0 S: 3	H: 0 LOB: 1 BB: 1 P: 7	R: 1 E: 0 K: 0 S: 5	H: 2 LOB: 2 BB: 1 P: 9	R: 0 E: 0 K: 0 S: 4	H: 1 LOB: 1 BB: 0 P: 4	R: 3 E: 1 K: 0 S: 7	H: 4 LOB: 1 BB: 0 P: 7	R: 0 E: 0 K: 1 S: 5	H: 0 LOB: 1 BB: 1 P: 9	R: 0 E: 0 K: 1 S: 5	H: 0 LOB: 1 BB: 1 P: 9	R: 0 E: 0 K: 0 S: 3	H: 0 LOB: 0 BB: 0 P: 3	1B: 5 2B: 2 3B: 0 HR: 1	SF: 0 SAC: 1 DP: 0 HBP: 0	WP: 0 PB: 0 SB: 1 CS: 0	PA: 36
PITCHER Frank Lary, R Ed Rakow, R Dick Egan, L	IP: 11.1 WLS: L BF: 22 H: 7 R: 5 ER: 4 SO: 1 BB: 2 IBB: 0 HBP: 0 BLK: 0 WP: 0 HR: 1 S: 22 P: 30 ERA: 8.31 WHIP: 2.077	IP: 0.2 WLS: L BF: 3 H: 1 R: 0 ER: 0 SO: 0 BB: 0 IBB: 0 HBP: 0 BLK: 0 WP: 0 HR: 0 S: 3 P: 3 ERA: 0.00 WHIP: 1.500	IP: 3.0 WLS: L BF: 11 H: 0 R: 0 ER: 0 SO: 2 BB: 2 IBB: 0 HBP: 0 BLK: 0 WP: 0 HR: 0 S: 13 P: 21 ERA: 0.00 WHIP: 0.667															PITCHER		

Detroit Tigers @ Kansas City Athletics
Municipal Stadium, Kansas City, MO
Tue Apr 28 1964, 8:05 PM EDT
Att: 3,142 - Unknown

AB 31
R 5
H 8
RBI 4
BB 4
SO 3
LOB 14



Batter	1	2	3	4	5	6	7	8	9	10	AB	R	H	RBI	BB	SO	LOB						
Don Wert, R OBP: 0.294, SLG: 0.391 (1.5)	F3		F8		5-3		6-3		F4		5	0	0	0	0	0	0						
Jerry Lumpe, L OBP: 0.315, SLG: 0.353 (1.4)	4-3					2B 1B	4-3			3-1	5	1	2	0	0	0	0						
Don Demeter, R OBP: 0.209, SLG: 0.357 (1.8) (10.9)	L9		6-3			1B	F8			HR	5	2	2	1	0	0	1						
Al Kaline, R OBP: 0.355, SLG: 0.293 (1.9)		L6-3					L5-3			L5-3	5	1	2	1	0	0	2						
Bill Bruton, L OBP: 0.261, SLG: 0.381 (10.8)											0	0	0	0	0	0	0						
Willie Horton, R OBP: 0.297, SLG: 0.256 (1.7)		K					F7			F9	3	1	0	0	2	1	1						
Norm Cash, L OBP: 0.340, SLG: 0.413 (1.3)		BB					G3				3	0	1	2	1	0	2						
Bill Freehan, R OBP: 0.536, SLG: 0.667 (1.2)		BB									4	0	3	1	0	0	0						
Dick McAuliffe, L OBP: 0.327, SLG: 0.432 (1.6)		BB									4	0	0	0	0	0	4						
Hank Aguirre, R Larry Sherry, R (7.1)											3	0	0	0	0	0	2						
											1	0	0	0	0	1	0						
Inning Stats	R: 0 E: 0 K: 0 S: 3	H: 0 LOB: 0 BB: 0 P: 3	R: 0 E: 0 K: 1 S: 6	H: 1 LOB: 2 BB: 1 P: 10	R: 0 E: 0 K: 0 S: 4	H: 1 LOB: 1 BB: 0 P: 4	R: 1 E: 0 K: 0 S: 3	H: 1 LOB: 0 BB: 1 P: 7	R: 0 E: 0 K: 0 S: 3	H: 0 LOB: 0 BB: 0 P: 3	R: 3 E: 0 K: 0 S: 7	H: 4 LOB: 2 BB: 1 P: 11	R: 0 E: 0 K: 0 S: 4	H: 2 LOB: 2 BB: 0 P: 4	R: 0 E: 0 K: 1 S: 5	H: 0 LOB: 0 BB: 0 P: 5	R: 1 E: 0 K: 0 S: 4	H: 1 LOB: 0 BB: 0 P: 4	1B: 7 2B: 1 3B: 0 HR: 2	SF: 0 SAC: 0 DP: 1 HBP: 0	WP: 0 PB: 0 SB: 0 CS: 0	PA: 41	
PITCHER	IP WLS BF H R ER SO ERA WHIP	IP WLS BF H R ER SO ERA WHIP	IP WLS BF H R ER SO ERA WHIP	IP WLS BF H R ER SO ERA WHIP	IP WLS BF H R ER SO ERA WHIP	IP WLS BF H R ER SO ERA WHIP	IP WLS BF H R ER SO ERA WHIP	IP WLS BF H R ER SO ERA WHIP	IP WLS BF H R ER SO ERA WHIP	IP WLS BF H R ER SO ERA WHIP	IP WLS BF H R ER SO ERA WHIP	IP WLS BF H R ER SO ERA WHIP	IP WLS BF H R ER SO ERA WHIP	IP WLS BF H R ER SO ERA WHIP	IP WLS BF H R ER SO ERA WHIP	IP WLS BF H R ER SO ERA WHIP	IP WLS BF H R ER SO ERA WHIP	IP WLS BF H R ER SO ERA WHIP	IP WLS BF H R ER SO ERA WHIP	IP WLS BF H R ER SO ERA WHIP	IP WLS BF H R ER SO ERA WHIP	IP WLS BF H R ER SO ERA WHIP	IP WLS BF H R ER SO ERA WHIP
John O'Donoghue, L ERA: 4.91 (1.1)	5.1	2.2	2.0	2.0	2.0	2.0	2.0	2.0	2.0	2.0	5.1	2.2	2.0	2.0	2.0	2.0	2.0						
Tom Sturdivant, R ERA: (6.1)	2.2	2.0	2.0	2.0	2.0	2.0	2.0	2.0	2.0	2.0	2.2	2.0	2.0	2.0	2.0	2.0	2.0						
John Wyatt, R ERA: 1.69 (9.1)	2.0	2.0	2.0	2.0	2.0	2.0	2.0	2.0	2.0	2.0	2.0	2.0	2.0	2.0	2.0	2.0	2.0						

TOP

Detroit Tigers @ Kansas City Athletics
Municipal Stadium, Kansas City, MO
Wed Apr 29 1964, 8:05 PM EDT
Att: 4,489 - Unknown

AB	38
R	5
H	10
RBI	5
BB	3
SO	2
LOB	12



Batter	1	2	3	4	5	6	7	8	9	10	AB	R	H	RBI	BB	SO	LOB							
Nelson Mathews, R OBP: 0.289, SLG: 0.361 (1.8)	F8		K			L8	G3-6-1		L8		3	0	0	0	1	0	0							
Manny Jimenez, L OBP: 0.275, SLG: 1.143 (7. PH)											1	0	0	0	0	0	2							
Jose Tartabull, L (8.8)											1	0	0	0	0	0	0							
Wayne Causey, L OBP: 0.513, SLG: 0.414 (1.6)	L7		1B			F5	BB 1B BB		L5		4	0	1	0	1	0	0							
Ed Charles, R OBP: 0.385, SLG: 0.583 (1.5)	5-3		G5-4-3			HR	BB 1B		6-3		5	1	2	2	0	0	1							
Rocky Colavito, R OBP: 0.389, SLG: 0.483 (1.9)		F4				F6	E6 FC5-4		6-3		4	0	0	0	1	0	0							
Doc Edwards, R OBP: 0.316, SLG: 0.294 (1.2)		BB				L5	FC5-4		6-3		4	0	0	0	1	0	4							
Jim Gentile, L OBP: 0.297, SLG: 0.485 (1.3)		BB				6-3					3	1	2	0	2	0	0							
George Williams, R (10. PR)		2B									0	0	0	0	0	0	0							
Tommy Reynolds, R OBP: 0.261, SLG: 0.150 (1.7)											4	1	1	0	0	1	3							
Billy Bryan, L OBP: 0.571, SLG: 1.000 (10. PH)	F4					4-3	1B 1B 1B		K		1	0	0	0	0	1	1							
Dick Green, R OBP: 0.212, SLG: 0.258 (1.4)						F3	G3-6-1 1B 1B		K		3	1	1	1	1	1	1							
John O'Donoghue, R (1.1)											2	0	0	0	0	1	3							
Tom Sturdivant, L OBP: 1.000, SLG: 1.000 (6.1)											1	0	1	0	0	0	0							
Charlie Lau, L OBP: 0.200, SLG: 0.214 (8. PH)											1	0	0	0	0	0	1							
John Wyatt, R (9.1)											0	0	0	0	0	0	0							
Inning Stats	R: 0 E: 0 K: 0 S: 3	H: 0 LOB: 0 BB: 0 P: 3	R: 0 E: 0 K: 1 S: 6	H: 1 LOB: 3 BB: 2 P: 14	R: 0 E: 0 K: 1 S: 5	H: 1 LOB: 0 BB: 0 P: 5	R: 0 E: 0 K: 0 S: 3	H: 0 LOB: 0 BB: 0 P: 3	R: 0 E: 0 K: 0 S: 3	H: 0 LOB: 0 BB: 0 P: 3	R: 1 E: 1 K: 0 S: 5	H: 1 LOB: 1 BB: 0 P: 5	R: 3 E: 0 K: 0 S: 7	H: 5 LOB: 3 BB: 2 P: 15	R: 0 E: 0 K: 2 S: 7	H: 0 LOB: 1 BB: 1 P: 11	R: 0 E: 0 K: 0 S: 3	H: 0 LOB: 0 BB: 0 P: 3	R: 0 E: 0 K: 1 S: 5	H: 0 LOB: 2 BB: 1 P: 9	1B: 6 2B: 1 3B: 0 HR: 1	SF: 0 SAC: 0 DP: 2 HBP: 0	WP: 1 PB: 0 SB: 0 CS: 0	PA: 43
PITCHER	IP WLS BF H R ER SO ERA WHIP	IP WLS BF H R ER SO ERA WHIP	IP WLS BF H R ER SO ERA WHIP	IP WLS BF H R ER SO ERA WHIP	IP WLS BF H R ER SO ERA WHIP	IP WLS BF H R ER SO ERA WHIP	IP WLS BF H R ER SO ERA WHIP	IP WLS BF H R ER SO ERA WHIP	IP WLS BF H R ER SO ERA WHIP	IP WLS BF H R ER SO ERA WHIP	IP WLS BF H R ER SO ERA WHIP	IP WLS BF H R ER SO ERA WHIP	IP WLS BF H R ER SO ERA WHIP	IP WLS BF H R ER SO ERA WHIP	IP WLS BF H R ER SO ERA WHIP	IP WLS BF H R ER SO ERA WHIP	IP WLS BF H R ER SO ERA WHIP	IP WLS BF H R ER SO ERA WHIP	IP WLS BF H R ER SO ERA WHIP	IP WLS BF H R ER SO ERA WHIP	IP WLS BF H R ER SO ERA WHIP	IP WLS BF H R ER SO ERA WHIP	IP WLS BF H R ER SO ERA WHIP	
Hank Aguirre, L ERA: 3.77 (7.1)	6.0	4.0	6.0	6.0	6.0	6.0	6.0	6.0	6.0	6.0	6.0	4.0	4.0	6.0	6.0	6.0	6.0							
Larry Sherry, R ERA: (7.1)	4.0	4.0	4.0	4.0	4.0	4.0	4.0	4.0	4.0	4.0	4.0	4.0	4.0	4.0	4.0	4.0	4.0							

BOTTOM

Detroit Tigers @ Kansas City Athletics
Municipal Stadium, Kansas City, MO
Wed Apr 29 1964, 8:05 PM EDT
Att: 4,489 - Unknown

AB	37
R	4
H	8
RBI	3
BB	6
SO	5
LOB	16




Batter	1	2	3	4	5	6	7	8	9	AB	R	H	RBI	BB	SO	LOB	TOP									
Bill Bruton, L OBP: 0.286, SLG: 0.385 (1, 8)										5	0	2	2	0	1	2	Detroit Tigers @ Kansas City Athletics Municipal Stadium, Kansas City, MO Thu Apr 30 1964, 4:33 AM EDT Att: 3,673 - Unknown									
Jerry Lumpe, L OBP: 0.305, SLG: 0.339 (1, 4)										5	0	1	0	0	0	4										
Norm Cash, L OBP: 0.345, SLG: 0.404 Jake Wood, R OBP: 0.250, SLG: 0.250 (3, 3)										1	0	0	0	1	1	0										
Don Demeter, R OBP: 0.208, SLG: 0.362 (1, 9)										5	0	1	0	0	0	6										
Willie Horton, R OBP: 0.268, SLG: 0.229 (1, 7)										4	0	0	0	0	0	2										
Dick McAuliffe, L OBP: 0.340, SLG: 0.447 (1, 6)										3	1	1	0	0	0	0										
Bill Freehan, R OBP: 0.500, SLG: 0.607 (1, 2)										4	1	1	0	0	1	3										
Don Wert, R OBP: 0.327, SLG: 0.408 (1, 5)										3	1	2	1	0	0	0										
Mickey Lolich, S Gates Brown, L Ed Rakow, S Bubba Phillips, R Fred Gladding, L Alan Koch, R George Thomas, R										0	0	0	0	0	0	0										
Inning Stats	R: 0 E: 0 K: 2 S: 7	H: 0 LOB: 0 BB: 0 P: 7	R: 0 E: 0 K: 0 S: 3	H: 0 LOB: 0 BB: 0 P: 3	R: 1 E: 0 K: 0 S: 6	H: 3 LOB: 3 BB: 1 P: 10	R: 0 E: 0 K: 0 S: 3	H: 0 LOB: 0 BB: 0 P: 3	R: 0 E: 0 K: 1 S: 5	H: 1 LOB: 1 BB: 0 P: 4	R: 1 E: 0 K: 0 S: 6	H: 3 LOB: 2 BB: 0 P: 6	R: 0 E: 0 K: 2 S: 8	H: 1 LOB: 2 BB: 0 P: 9	R: 1 E: 0 K: 0 S: 5	H: 3 LOB: 2 BB: 0 P: 6		1B: 9 2B: 2 3B: 0 HR: 0	SF: 0 SAC: 0 DP: 0 HBP: 2	WP: 0 PB: 0 SB: 0 CS: 0	PA: 40					
PITCHER Orlando Pena, R ERA: 3.07 (1, 1)	IP: 9.0 WLS: W BF: 40	H: 11 R: 3 ER: 3 SO: 5	BB: 1 IBB: 0 HBP: 2 BLK: 0	WP: 0 HR: 0 S: 47 P: 53	ERA: 3.00 WHIP: 1.333											ERA: 3.00 WHIP: 1.333										

AB	37
R	3
H	11
RBI	3
BB	1
SO	5
LOB	21



Batter	1	2	3	4	5	6	7	8	9	AB	R	H	RBI	BB	SO	LOB	BOTTOM									
Nelson Mathews, R OBP: 0.256, SLG: 0.317 (1, 8)										5	0	0	0	0	2	1	Detroit Tigers @ Kansas City Athletics Municipal Stadium, Kansas City, MO Thu Apr 30 1964, 4:33 AM EDT Att: 3,673 - Unknown									
Wayne Causey, L OBP: 0.523, SLG: 0.406 (1, 6)										3	2	1	0	2	2	0										
Ed Charles, R OBP: 0.395, SLG: 0.564 (1, 5)										3	1	1	0	1	1	1										
Rocky Colavito, R OBP: 0.400, SLG: 0.576 (1, 9)										4	2	2	3	0	0	1										
Jim Gentile, L OBP: 0.341, SLG: 0.583 (1, 3)										3	3	2	1	1	1	2										
Doc Edwards, R OBP: 0.348, SLG: 0.333 (1, 2)										4	1	2	1	0	0	2										
Tommie Reynolds, R OBP: 0.296, SLG: 0.333 (1, 7)										4	1	2	4	0	1	2										
Dick Green, R OBP: 0.216, SLG: 0.257 (1, 4)										4	0	1	1	0	2	2										
Orlando Pena, R (1, 1)										3	0	0	0	1	0	2										
Inning Stats	R: 5 E: 0 K: 3 S: 12	H: 3 LOB: 0 BB: 2 P: 20	R: 0 E: 0 K: 1 S: 5	H: 0 LOB: 0 BB: 0 P: 5	R: 1 E: 0 K: 1 S: 7	H: 2 LOB: 2 BB: 1 P: 11	R: 0 E: 0 K: 1 S: 4	H: 0 LOB: 1 BB: 2 P: 12	R: 1 E: 0 K: 0 S: 4	H: 1 LOB: 0 BB: 0 P: 4	R: 0 E: 0 K: 1 S: 5	H: 0 LOB: 0 BB: 0 P: 5	R: 3 E: 0 K: 1 S: 10	H: 5 LOB: 2 BB: 0 P: 10	R: 0 E: 0 K: 1 S: 5	H: 0 LOB: 0 BB: 0 P: 5		1B: 8 2B: 0 3B: 0 HR: 3	SF: 0 SAC: 1 DP: 1 HBP: 0	WP: 0 PB: 0 SB: 0 CS: 0	PA: 39					
PITCHER Mickey Lolich, L ERA: 3.86 (1, 1)	IP: 2.0 WLS: L	H: 3 R: 5 ER: 5 SO: 4	BB: 2 IBB: 0 HBP: 0 BLK: 0	WP: 0 HR: 1 S: 17 P: 25	ERA: 22.50 WHIP: 2.500											ERA: 22.50 WHIP: 2.500										
Ed Rakow, R ERA: 3.39 (3, 1)	IP: 4.0	H: 3 R: 2 ER: 2 SO: 3	BB: 0 IBB: 0 HBP: 0 BLK: 0	WP: 0 HR: 0 S: 20 P: 32	ERA: 4.50 WHIP: 1.500											ERA: 4.50 WHIP: 1.500										
Fred Gladding, R ERA: 12.6 (7, 1)	IP: 1.0	H: 5 R: 3 ER: 3 SO: 1	BB: 0 IBB: 0 HBP: 0 BLK: 0	WP: 0 HR: 0 S: 10 P: 10	ERA: 27.00 WHIP: 5.000											ERA: 27.00 WHIP: 5.000										
Alan Koch, R ERA: 6.75 (8, 1)	IP: 1.0	H: 0 R: 0 ER: 0 SO: 1	BB: 0 IBB: 0 HBP: 0 BLK: 0	WP: 0 HR: 0 S: 5 P: 5	ERA: 0.00 WHIP: 0.000											ERA: 0.00 WHIP: 0.000										

AB	33
R	10
H	11
RBI	10
BB	5
SO	9
LOB	13




Batter	1	2	3	4	5	6	7	8	9	AB	R	H	RBI	BB	SO	LOB	TOP					
Rich Rollins, R OBP: 0.348, SLG: 0.500 (1, 5)	F8		1B			1B	F8	1B		4	1	2	2	1	0	0	Minnesota Twins @ Kansas City Athletics Municipal Stadium, Kansas City, MO Fri May 01 1964, 8:05 PM EDT Att: 6,047 - Unknown					
Tony Oliva, L OBP: 0.403, SLG: 0.597 (1, 9)	6-3		1B			1B		1B		4	2	2	0	1	0	2						
Bob Allison, R OBP: 0.469, SLG: 0.583 (1, 3)	BB		F7			1B		1B	HR	2	3	1	1	2	0	2						
Jimmie Hall, L OBP: 0.422, SLG: 0.514 (1, 8)	K		6-3			K		1B	4-3	4	0	0	0	1	2	4						
Harmon Killebrew, R OBP: 0.242, SLG: 0.286 Lenny Green, L (9, 7)	F7		F8			K		K	F9	5	0	0	0	0	2	6						
Earl Battey, R OBP: 0.370, SLG: 0.436 Jerry Zimmerman, R OBP: 0.667, SLG: 0.600 (8, 2)	5-3		F8			K		K		4	2	2	6	0	0	0						
Zolo Versalles, R OBP: 0.344, SLG: 0.358 (1, 6)	F2		6-3			F5		1B	5-3	4	1	0	0	0	0	1						
Bernie Allen, L OBP: 0.328, SLG: 0.404 (1, 4)			F9			L6		FC5-2		4	1	0	0	0	0	3						
Camilo Pascual, R OBP: 0.333, SLG: 0.300 Bill Pleis, L (8, 1)	1-3		1-3			F5		1B		3	0	0	1	1	0	0						
Inning Stats	R: 0 E: 0 K: 1 S: 5	H: 0 LOB: 1 BB: 1 P: 9	R: 0 E: 0 K: 0 S: 3	H: 0 LOB: 0 BB: 0 P: 3	R: 0 E: 0 K: 0 S: 4	H: 1 LOB: 2 BB: 1 P: 8	R: 0 E: 0 K: 0 S: 3	H: 0 LOB: 0 BB: 0 P: 3	R: 0 E: 0 K: 0 S: 3	H: 0 LOB: 0 BB: 0 P: 3	R: 4 E: 0 K: 2 S: 10	H: 3 LOB: 0 BB: 1 P: 14	R: 0 E: 0 K: 0 S: 3	H: 0 LOB: 0 BB: 0 P: 3	R: 5 E: 0 K: 1 S: 7	H: 2 LOB: 2 BB: 3 P: 21		R: 1 E: 0 K: 0 S: 5	H: 2 LOB: 1 BB: 0 P: 5	1B: 6 2B: 0 3B: 0 HR: 2	SF: 0 SAC: 0 DP: 0 HBP: 2	WP: 0 PB: 0 CS: 0
PITCHER	IP	WLS	BF	H	R	ER	SO	BB	IBB	HBP	BLK	WP	HR	S	P	ERA	WHIP					
Moe Drabowsky, R ERA: 3.86 (1, 1)	7.0	L	29	4	5	5	3	4	0	0	0	0	1	31	47	6.43	1.143					
Tom Sturdivant, R ERA: 9.52 (8, 1)	0.1		5	1	1	1	1	1	0	2	0	0	0	4	10	27.00	6.000					
Ted Bowsfield, L ERA: 4.91 (8, 1)	1.2		9	3	4	4	0	1	0	0	0	0	1	8	12	21.60	2.400					

AB	35
R	10
H	8
RBI	10
BB	6
SO	4
LOB	18



Batter	1	2	3	4	5	6	7	8	9	AB	R	H	RBI	BB	SO	LOB	BOTTOM					
Nelson Mathews, R OBP: 0.271, SLG: 0.326 (1, 8)	SH1-3 1B		F9			F8			K	5	0	2	0	0	1	1	Minnesota Twins @ Kansas City Athletics Municipal Stadium, Kansas City, MO Fri May 01 1964, 8:05 PM EDT Att: 6,047 - Unknown					
Ed Charles, R OBP: 0.383, SLG: 0.524 (1, 5)	SH1-3		F8			1B			K	3	0	0	0	1	2	2						
Wayne Causey, L OBP: 0.490, SLG: 0.378 (1, 6)	F6		L6			1B		6-3	F8	5	0	1	0	0	0	3						
Jim Gentile, L OBP: 0.356, SLG: 0.641 (1, 3)	4-3		4-3			HR			HR	3	2	1	1	1	0	3						
Rocky Colavito, R OBP: 0.386, SLG: 0.622 (1, 9)	F8		HR			F8		5-3		4	1	1	2	0	0	0						
Charlie Lau, L OBP: 0.316, SLG: 0.500 (1, 2)			F7						WP	4	1	3	1	0	0	0						
Tommie Reynolds, R OBP: 0.287, SLG: 0.296 Manny Jimenez, L OBP: 0.333, SLG: 1.000 Gino Cimoli, R (9, 7)	F9		K			K		F2		3	0	0	0	0	2	1						
Dick Green, R OBP: 0.220, SLG: 0.333 (1, 4)	F6					K		F7		4	1	1	1	0	1	2						
Moe Drabowsky, R (1, 1)			K			K				3	0	0	0	0	3	0						
Tom Sturdivant, L (8, 1)										0	0	0	0	0	0	0						
Ted Bowsfield, R (8, 1)										0	0	0	0	0	0	0						
George Alusik, R (9, PH)										0	0	0	0	1	0	0						
Inning Stats	R: 0 E: 0 K: 0 S: 4	H: 1 LOB: 1 BB: 0 P: 4	R: 0 E: 0 K: 0 S: 4	H: 1 LOB: 0 BB: 0 P: 4	R: 0 E: 0 K: 1 S: 5	H: 0 LOB: 0 BB: 0 P: 5	R: 2 E: 0 K: 1 S: 6	H: 1 LOB: 0 BB: 1 P: 10	R: 1 E: 0 K: 1 S: 7	H: 2 LOB: 2 BB: 1 P: 11	R: 1 E: 0 K: 2 S: 8	H: 1 LOB: 1 BB: 0 P: 8	R: 0 E: 0 K: 0 S: 5	H: 1 LOB: 1 BB: 0 P: 8	R: 1 E: 0 K: 0 S: 5	H: 2 LOB: 1 BB: 0 P: 5	R: 0 E: 0 K: 2 S: 7	H: 0 LOB: 1 BB: 1 P: 11	1B: 5 2B: 0 3B: 0 HR: 4	SF: 0 SAC: 1 DP: 0 HBP: 0	WP: 1 PB: 0 CS: 0	PA: 39
PITCHER	IP	WLS	BF	H	R	ER	SO	BB	IBB	HBP	BLK	WP	HR	S	P	ERA	WHIP					
Camilo Pascual, R ERA: 5.0 (1, 1)	7.1	W	33	9	5	5	7	2	0	0	0	0	4	45	53	6.14	1.500					
Bill Pleis, L ERA: (8, 1)	1.2	S	6	0	0	0	2	1	0	0	0	1	0	9	13	0.00	0.600					




Batter	1	2	3	4	5	6	7	8	9	AB	R	H	RBI	BB	SO	LOB	TOP			
Rich Rollins, R OBP: 0.342, SLG: 0.507 (1, 5)	5-3		1B FC1-2 BB		6-3		HR		F9	4	1	1	1	1	0	0	Minnesota Twins @ Kansas City Athletics Municipal Stadium, Kansas City, MO Sun May 03 1964, 4:33 AM EDT Unknown livebaseballscorecards.com			
Tony Oliva, L OBP: 0.416, SLG: 0.681 (1, 9)	K		FC1-2 1-3 1B		4-3		4-3		F7	5	0	1	0	0	1	0				
Bob Allison, R OBP: 0.441, SLG: 0.600 (1, 3)	K		FC5 FC1-2 1-2 BB		2B		K		F8	4	0	1	0	1	2	0				
Jimmie Hall, L OBP: 0.407, SLG: 0.609 (1, 8)		HR	FC1-2 1-2 2-3 3-H		K		1B			4	1	2	1	0	1	4				
Harmon Killebrew, R OBP: 0.289, SLG: 0.381 (1, 7)	5-3		FC5 2-3f			BB	1-2 BB			2	0	0	0	2	0	3				
Earl Battey, R OBP: 0.370, SLG: 0.511 (7, PH)	K					F8	L4			3	1	1	1	0	1	1				
Don Mincher, L OBP: 0.360, SLG: 0.455 (7, PH)										0	0	0	0	0	0	0				
Vic Power, R OBP: 0.143, SLG: 0.150 (7, PH)										1	0	0	0	0	0	2				
Jerry Zimmerman, R OBP: 0.667, SLG: 0.600 (7, 2)										0	0	0	0	0	0	0				
Zolo Versalles, R OBP: 0.314, SLG: 0.311 (1, 6)	BB					F8			G3	3	0	0	0	1	1					
Bernie Allen, L OBP: 0.299, SLG: 0.345 (1, 4)	F8					F7			F9	4	0	0	0	0	1	2				
Jim Kaat, L OBP: 0.182, SLG: 0.455 (7, 1)										3	1	1	1	0	2	0				
Bill Fischer, R (7, 1)										0	0	0	0	0	0	0				
Lenny Green, L (8, PH)										1	0	0	0	0	1	0				
Dwight Siebler, R (8, 1)							HR		K	0	0	0	0	0	0	0				
Inning Stats	R: 0 H: 0 E: 0 K: 2 S: 7	H: 0 R: 0 ER: 0 LOB: 0 BB: 0 P: 7	R: 1 H: 1 E: 0 K: 1 S: 6	H: 1 R: 0 ER: 0 LOB: 1 BB: 1 P: 10	R: 0 H: 1 E: 0 K: 1 S: 6	H: 1 R: 0 ER: 0 LOB: 3 BB: 2 P: 14	R: 1 H: 1 E: 0 K: 3 S: 10	H: 1 R: 0 ER: 0 LOB: 0 BB: 0 P: 10	R: 0 H: 1 E: 0 K: 0 S: 6	H: 0 R: 0 ER: 0 LOB: 1 BB: 1 P: 6	R: 2 H: 3 E: 0 K: 1 S: 8	H: 3 R: 0 ER: 0 LOB: 2 BB: 1 P: 12	R: 0 H: 0 E: 0 K: 1 S: 5	H: 0 R: 0 ER: 0 LOB: 0 BB: 0 P: 5	R: 0 H: 0 E: 0 K: 0 S: 3	H: 0 R: 0 ER: 0 LOB: 0 BB: 0 P: 3	1B: 2 2B: 1 3B: 0 HR: 4	SF: 0 SAC: 0 DP: 0 HBP: 0	WP: 0 PB: 0 CS: 2	PA: 39
PITCHER	IP WLS BF H R ER SO	IP WLS BF H R ER SO	IP WLS BF H R ER SO	IP WLS BF H R ER SO	IP WLS BF H R ER SO	IP WLS BF H R ER SO	IP WLS BF H R ER SO	IP WLS BF H R ER SO	IP WLS BF H R ER SO	IP WLS BF H R ER SO	IP WLS BF H R ER SO	IP WLS BF H R ER SO	IP WLS BF H R ER SO	IP WLS BF H R ER SO	IP WLS BF H R ER SO	IP WLS BF H R ER SO	ERA WHIP	ERA WHIP	ERA WHIP	
Diego Segui, R ERA: 4.55 (1, 1)	6.2	32	7	4	4	9	5	0	0	0	0	0	0	0	0	0	0	5.40	1.800	
Ted Bowsfield, L ERA: 4.5 (7, 1)	0.1	1	0	0	0	0	0	0	0	0	0	0	0	0	0	0	0	0.00	0.000	
John Wyatt, R ERA: 1.93 (8, 1)	2.0	W	6	0	0	0	1	0	0	0	0	0	0	0	0	0	0	0.00	0.000	

Batter	1	2	3	4	5	6	7	8	9	AB	R	H	RBI	BB	SO	LOB	BOTTOM			
Wayne Causey, L OBP: 0.448, SLG: 0.318 (1, 6)	BB		K			6-3	1B 1-2 2-3 HBP			2	0	0	0	1	1	1	Minnesota Twins @ Kansas City Athletics Municipal Stadium, Kansas City, MO Sun May 03 1964, 4:33 AM EDT Unknown livebaseballscorecards.com			
Dick Green, R OBP: 0.191, SLG: 0.289 (1, 4)	K		K			K	1B 1-3 2-H 3-H			3	0	0	0	0	3	2				
Manny Jimenez, L OBP: 0.364, SLG: 0.900 (7, PH)										1	0	1	2	0	0	0				
George Williams, R (7, PR) (8, 4)										0	0	0	0	0	0	0				
Ed Charles, R OBP: 0.393, SLG: 0.529 (1, 5)	K				F8	HR WP	G3			4	1	1	0	0	1	3				
Jim Gentile, L OBP: 0.365, SLG: 0.659 (1, 3)	G3				4-3	HR	HR BB			3	2	1	2	1	0	1				
Rocky Colavito, R OBP: 0.377, SLG: 0.622 (1, 9)	5-3				K	6-3	HR	HR		4	1	1	2	0	1	0				
Doc Edwards, R OBP: 0.276, SLG: 0.259 (1, 2)	5-3				6-3		F6	E4 G4-3		4	0	0	0	0	0	0				
Tommie Reynolds, R OBP: 0.276, SLG: 0.303 (1, 7)	F3				K		HBP BB 1B	G4-3		4	1	1	0	0	1	1				
Nelson Mathews, R OBP: 0.281, SLG: 0.400 (1, 8)			SH1-4 1B		IHR		K	2B		4	1	3	1	0	1	1				
Diego Segui, R OBP: 0.300, SLG: 0.600 (1, 1)			SH1-4		K		HBP 1B BB	K		1	0	0	0	0	1	0				
Ted Bowsfield, R (7, 1)										0	0	0	0	0	0	0				
George Alusk, R (7, PH)										0	1	0	0	1	0	0				
John Wyatt, R (8, 1)										1	0	0	0	0	1	1				
Inning Stats	R: 0 H: 0 E: 0 K: 2 S: 7	H: 0 R: 0 ER: 0 LOB: 0 BB: 1 P: 11	R: 0 H: 0 E: 0 K: 0 S: 3	H: 0 R: 0 ER: 0 LOB: 0 BB: 0 P: 3	R: 0 H: 1 E: 0 K: 2 S: 8	H: 1 R: 0 ER: 0 LOB: 1 BB: 0 P: 8	R: 0 H: 0 E: 0 K: 1 S: 5	H: 0 R: 0 ER: 0 LOB: 0 BB: 0 P: 5	R: 1 H: 1 E: 0 K: 2 S: 8	H: 1 R: 0 ER: 0 LOB: 0 BB: 0 P: 8	R: 2 H: 2 E: 0 K: 1 S: 7	H: 2 R: 0 ER: 0 LOB: 0 BB: 0 P: 7	R: 2 H: 2 E: 1 K: 1 S: 7	H: 2 R: 0 ER: 0 LOB: 1 BB: 1 P: 11	R: 2 H: 2 E: 1 K: 1 S: 7	H: 2 R: 0 ER: 0 LOB: 1 BB: 1 P: 11	1B: 4 2B: 1 3B: 0 HR: 3	SF: 0 SAC: 1 DP: 1 HBP: 1	WP: 1 PB: 0 CS: 0	PA: 36
PITCHER	IP WLS BF H R ER SO	IP WLS BF H R ER SO	IP WLS BF H R ER SO	IP WLS BF H R ER SO	IP WLS BF H R ER SO	IP WLS BF H R ER SO	IP WLS BF H R ER SO	IP WLS BF H R ER SO	IP WLS BF H R ER SO	IP WLS BF H R ER SO	IP WLS BF H R ER SO	IP WLS BF H R ER SO	IP WLS BF H R ER SO	IP WLS BF H R ER SO	IP WLS BF H R ER SO	IP WLS BF H R ER SO	ERA WHIP	ERA WHIP	ERA WHIP	
Jim Kaat, L ERA: 3.95 (7, 1)	6.2	L	28	5	5	5	9	2	0	0	0	0	0	0	0	0	6.75	1.050		
Bill Fischer, R ERA: 2.45 (7, 1)	0.1	2	1	0	0	0	0	0	0	0	0	2	2	0	0	0	0.00	3.000		
Dwight Siebler, R ERA: 13.5 (8, 1)	1.0	6	2	2	2	2	1	1	0	0	0	0	0	0	0	0	18.00	3.000		

Batter	1	2	3	4	5	6	7	8	9	AB	R	H	RBI	BB	SO	LOB	TOP					
Albie Pearson, L (1,8) OBP: 0.284, SLG: 0.258 Felix Torres, R (9, PH) OBP: 0.125, SLG: 0.125	F6		F9		FC3-6		1-3		F9	4	0	0	0	0	0	2						
Billy Moran, R (1,5) OBP: 0.306, SLG: 0.300	HR		FC6-4		G6-4-3			L6		3	1	1	0	1	0	2						
Lee Thomas, L (1,9) OBP: 0.288, SLG: 0.348	HR		F8		F6			FC6-4		4	1	2	2	0	0	1						
Joe Adcock, R (1,3) OBP: 0.260, SLG: 0.222 Charlie Dees, L (6, PR) OBP: 0.196, SLG: 0.071	5-3		FC6-4		FC6-4			FC6-4		3	0	1	0	0	0	1						
Buck Rodgers, S (1,2) OBP: 0.348, SLG: 0.328	6-3				F5			4-3		3	0	0	0	1	0	2						
Ed Kirkpatrick, L (1,7) OBP: 0.318, SLG: 0.333					G3-6-3					4	1	3	1	0	0	1						
Bobby Knoop, R (1,4) OBP: 0.303, SLG: 0.350 Tom Satriano, L (9, PH) OBP: 0.545, SLG: 0.444	K		5-3		5-3			G3		3	0	0	0	0	2	3	AB 33					
Joe Koppe, R (1,6) OBP: 0.450, SLG: 0.529 Jim Fregosi, R (9, PH) OBP: 0.508, SLG: 0.635 Dick Simpson, R (9, PR) OBP: 0.133, SLG: 0.200	FC6-4		FC6-4		E1		5-3			3	0	0	0	0	0	1	R 4					
Bob Lee, R (1,1) Dan Osinski, R (4,1) Jack Spring, R (6,1) Art Fowler, R (6,1) Willie Smith, L (8,1)	FC5-4				E5		K		SF8	1	0	0	0	0	0	1	H 7					
Inning Stats	R: 2 E: 0 K: 0 S: 4	H: 1 LOB: 0 BB: 1 P: 8	R: 0 E: 0 K: 1 S: 6	H: 1 LOB: 1 BB: 0 P: 6	R: 0 E: 0 K: 0 S: 4	H: 1 LOB: 1 BB: 0 P: 4	R: 0 E: 0 K: 0 S: 2	H: 0 LOB: 0 BB: 0 P: 6	R: 0 E: 2 K: 0 S: 4	H: 0 LOB: 1 BB: 0 P: 4	R: 1 E: 0 K: 1 S: 7	H: 2 LOB: 2 BB: 0 P: 7	R: 0 E: 0 K: 1 S: 5	H: 0 LOB: 0 BB: 0 P: 5	R: 0 E: 0 K: 0 S: 4	H: 1 LOB: 1 BB: 1 P: 4	R: 1 E: 0 K: 0 S: 4	H: 1 LOB: 1 BB: 1 P: 8	1B: 4 2B: 1 3B: 1 HR: 1	SF: 1 SAC: 0 DP: 2 HBP: 0	WP: 0 PB: 0 SB: 0 CS: 0	PA: 37
PITCHER Orlando Pena, R (1,1) ERA: 3.29	IP: 9.0 WLS: W BF: 37 H: 7 R: 4 ER: 4 SO: 3 BB: 3 IBB: 0 HBP: 0 BLK: 0 WP: 0 HR: 1 S: 40 P: 52 ERA: 4.00 WHIP: 1.111															PITCHER	IP: 9.0 WLS: W BF: 37 H: 7 R: 4 ER: 4 SO: 3 BB: 3 IBB: 0 HBP: 0 BLK: 0 WP: 0 HR: 1 S: 40 P: 52 ERA: 4.00 WHIP: 1.111					

Los Angeles Angels @ Kansas City Athletics
Municipal Stadium, Kansas City, MO
Mon May 04 1964, 8:05 PM EDT
Att: 5,634 - Unknown


AB 33
R 4
H 7
RBI 4
BB 3
SO 3
LOB 18





Batter	1	2	3	4	5	6	7	8	9	AB	R	H	RBI	BB	SO	LOB	BOTTOM			
Wayne Causey, L (1,6) OBP: 0.441, SLG: 0.327	5-3		F5		1B		4-3			4	1	2	0	1	0	2				
Dick Green, R (1,4) OBP: 0.211, SLG: 0.345	K		FC5-4		2B		F8		F8	5	0	2	2	0	1	2				
Ed Charles, R (1,5) OBP: 0.394, SLG: 0.500	5-3		6-3		F4		F8		K	5	0	1	0	0	1	3				
Jim Gentile, L (1,3) OBP: 0.379, SLG: 0.617	BB		FC5-4		F6		F8		HR	2	1	0	0	3	0	2				
Rocky Colavito, R (1,9) OBP: 0.419, SLG: 0.788	K		FC5-4		HR		IBB		HR	4	2	2	3	1	1	4				
Charlie Lau, L (1,2) OBP: 0.357, SLG: 0.520 George Alusik, R (6, PH)	BB		F6		G3		K		HR	2	0	0	0	1	0	2				
Manny Jimenez, L (6, PH) OBP: 0.333, SLG: 0.818 Billy Bryan, L (7,2) OBP: 0.556, SLG: 1.333	BB								HR	1	0	0	0	1	3					
Tommye Reynolds, R (1,7) OBP: 0.289, SLG: 0.366	F7				F7		6-3			4	0	1	0	1	0	1	AB 35			
Nelson Mathews, R (1,8) OBP: 0.333, SLG: 0.443					2B		1B		K	3	2	2	0	2	1	1	R 7			
Orlando Pena, R (1,1) OBP: 0.125, SLG: 0.067	K				F4		K			4	0	1	1	0	2	5	H 12			
Inning Stats	R: 0 E: 0 K: 2 S: 8	H: 1 LOB: 2 BB: 1 P: 12	R: 0 E: 0 K: 1 S: 5	H: 0 LOB: 2 BB: 2 P: 13	R: 0 E: 0 K: 0 S: 4	H: 1 LOB: 2 BB: 1 P: 8	R: 2 E: 0 K: 0 S: 6	H: 3 LOB: 1 BB: 0 P: 6	R: 1 E: 0 K: 1 S: 6	H: 1 LOB: 2 BB: 2 P: 14	R: 0 E: 0 K: 1 S: 6	H: 1 LOB: 2 BB: 2 P: 14	R: 1 E: 0 K: 0 S: 4	H: 2 LOB: 0 BB: 0 P: 4	R: 3 E: 0 K: 2 S: 10	H: 3 LOB: 1 BB: 1 P: 14	1B: 6 2B: 3 3B: 0 HR: 3	SF: 0 SAC: 0 DP: 0 HBP: 0	WP: 0 PB: 0 SB: 0 CS: 0	PA: 44
PITCHER Bob Lee, R (1,1) ERA: 1.82 Dan Osinski, R (4,1) ERA: 1.59 Jack Spring, L (6,1) ERA: Art Fowler, R (6,1) ERA: 10.29 Willie Smith, L (8,1) ERA:	IP: 3.2 WLS: 2 BF: 20 H: 5 R: 2 ER: 2 SO: 3 BB: 4 IBB: 0 HBP: 0 BLK: 0 WP: 0 HR: 0 S: 22 P: 38 ERA: 4.91 WHIP: 2.455															PITCHER	IP: 3.2 WLS: 2 BF: 20 H: 5 R: 2 ER: 2 SO: 3 BB: 4 IBB: 0 HBP: 0 BLK: 0 WP: 0 HR: 0 S: 22 P: 38 ERA: 4.91 WHIP: 2.455			

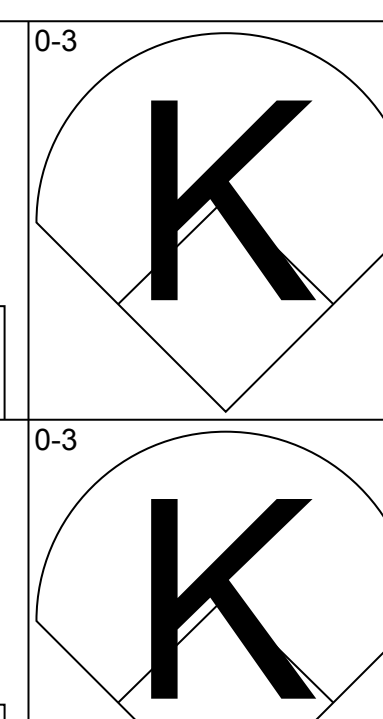
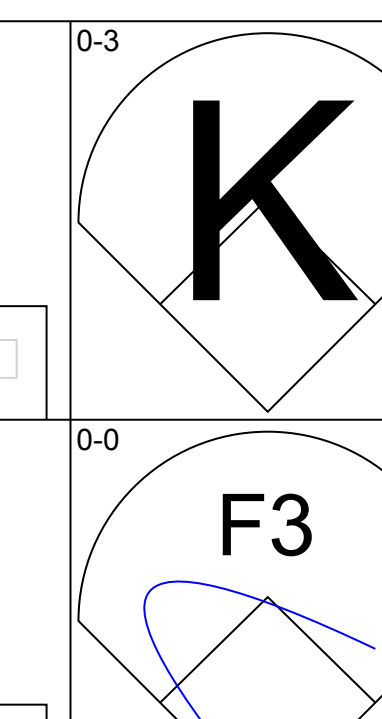
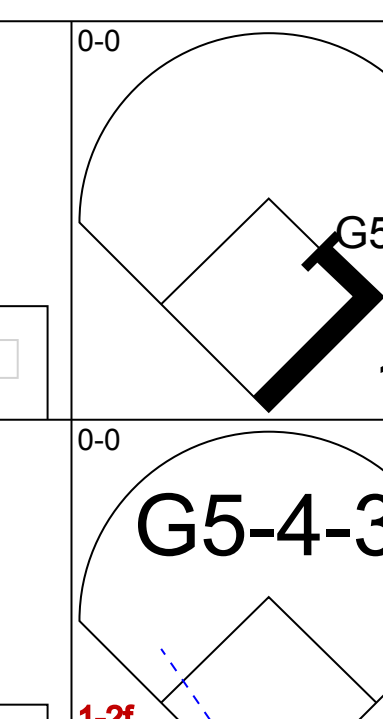
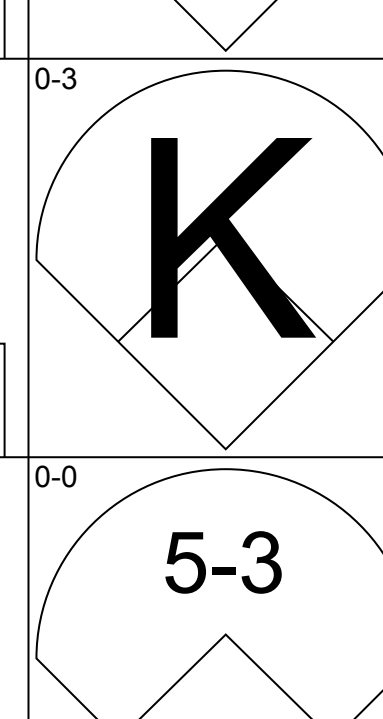
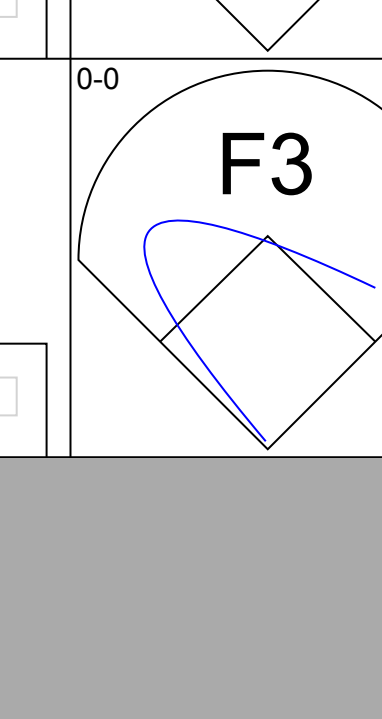
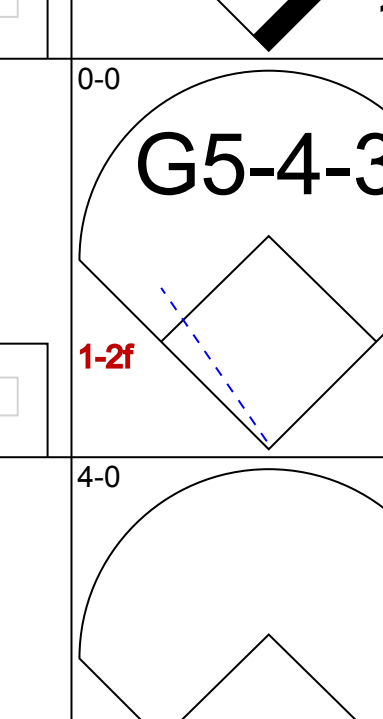
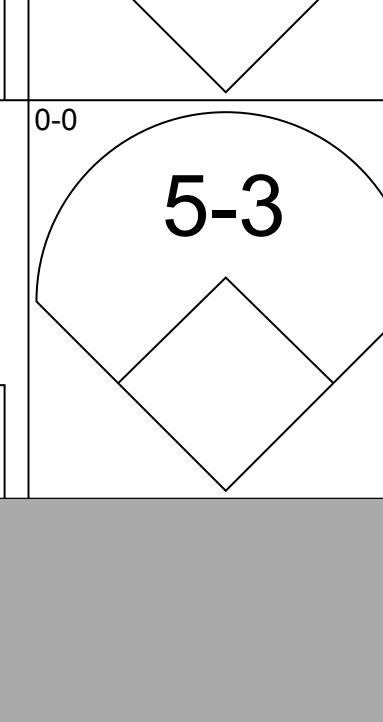
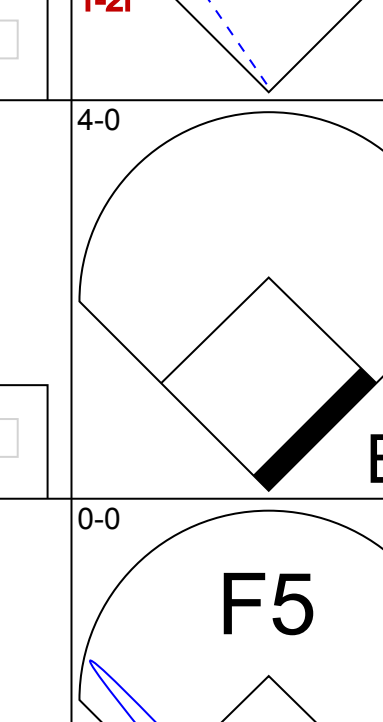
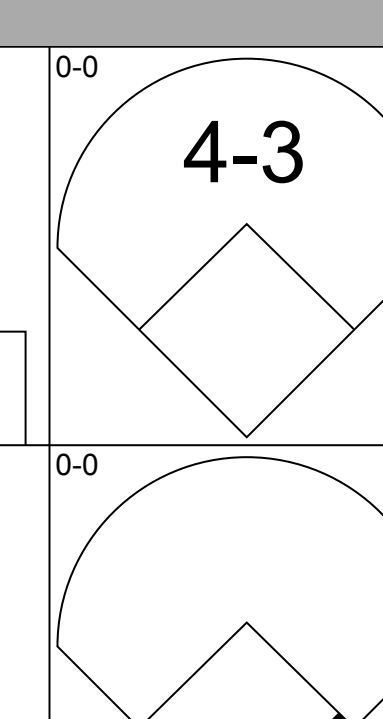
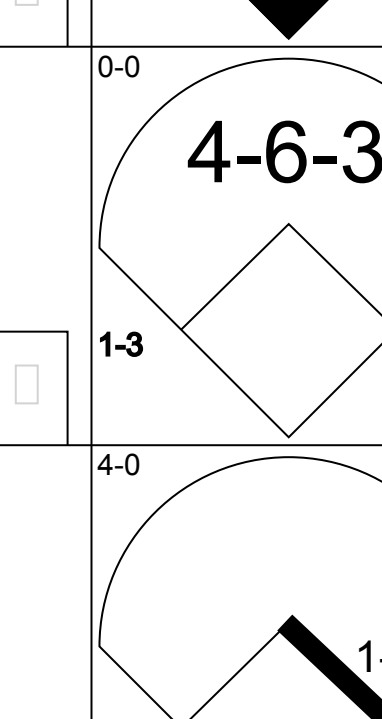
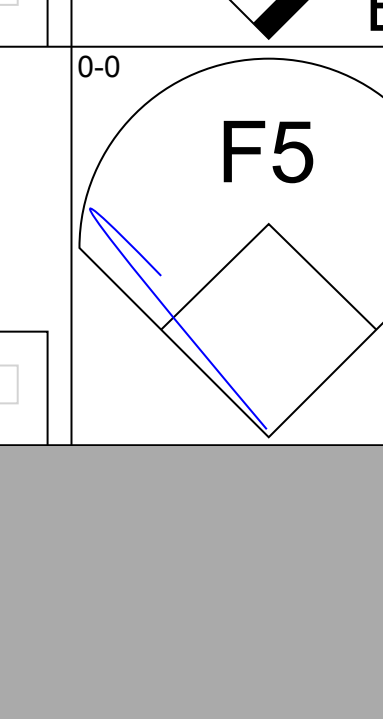
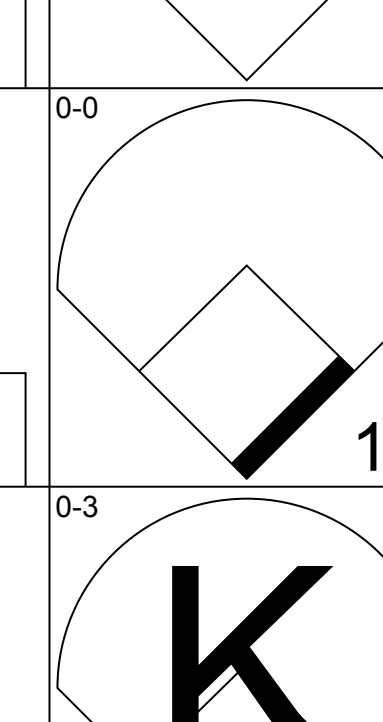
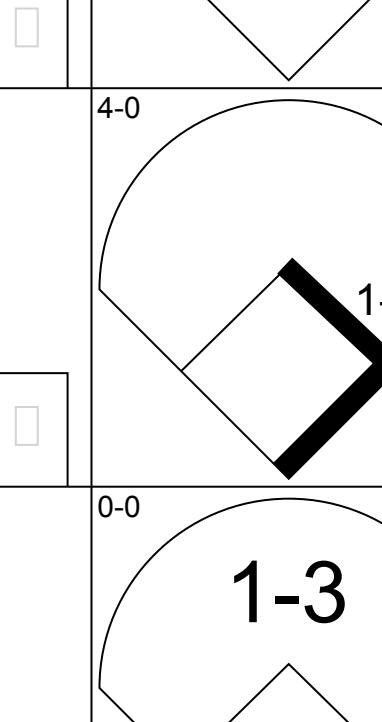

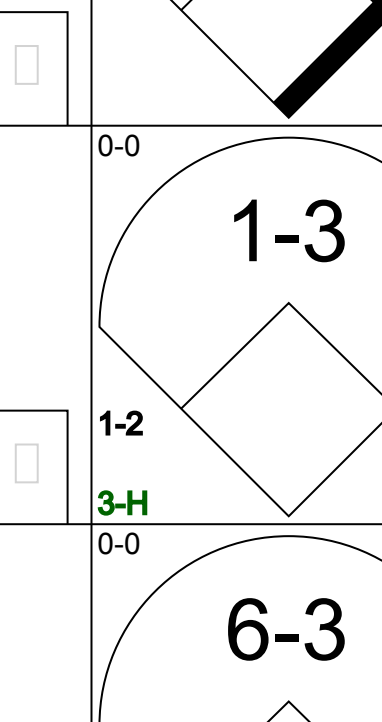

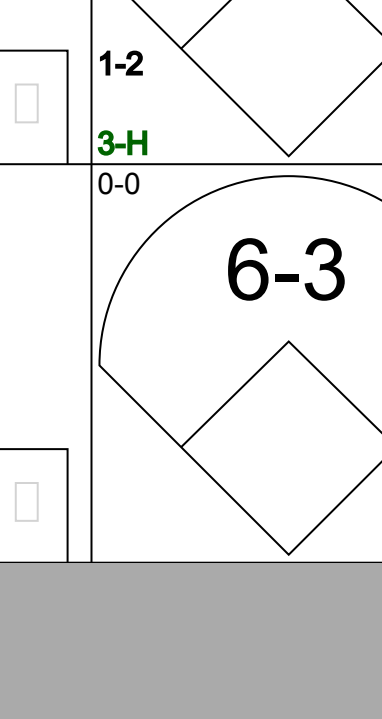
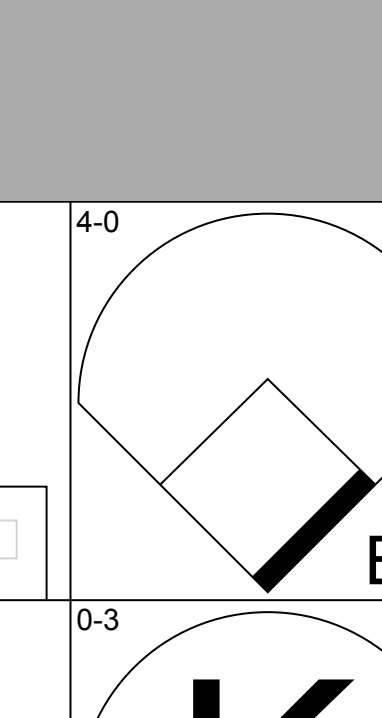
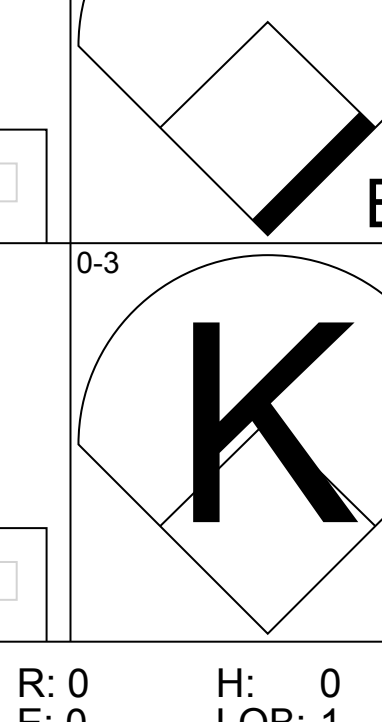

Los Angeles Angels @ Kansas City Athletics
Municipal Stadium, Kansas City, MO
Mon May 04 1964, 8:05 PM EDT
Att: 5,634 - Unknown

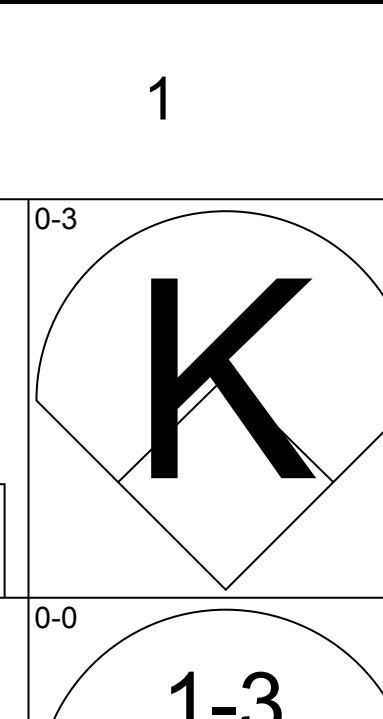
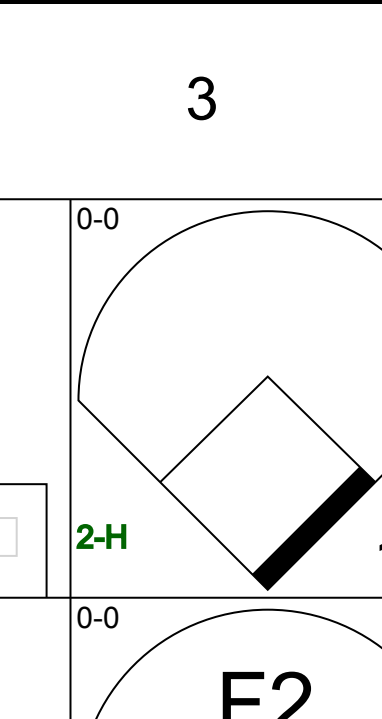

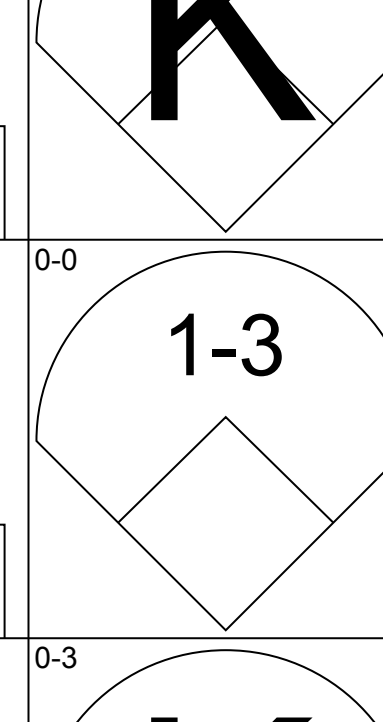
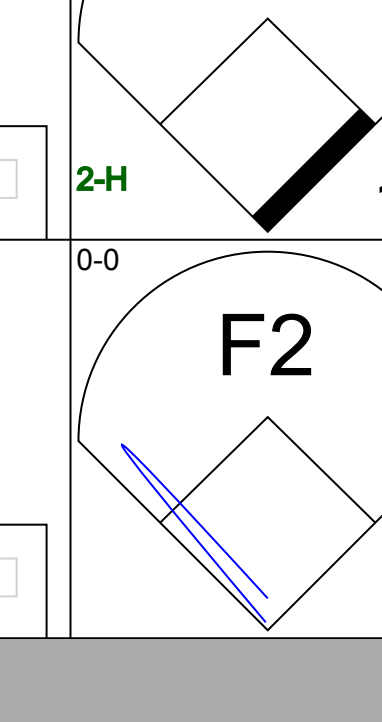

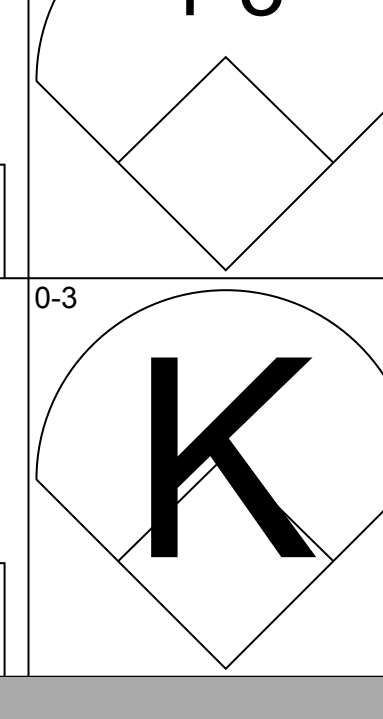
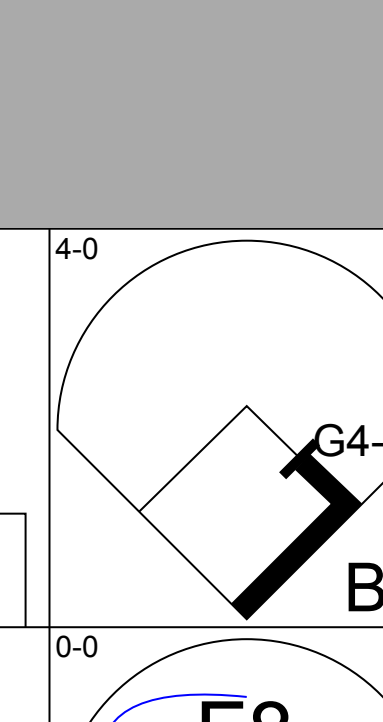
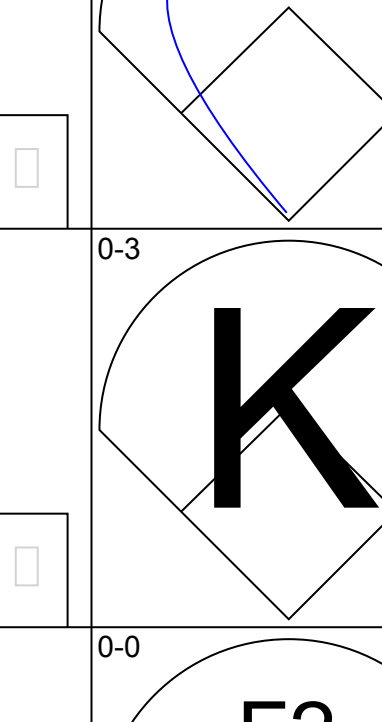

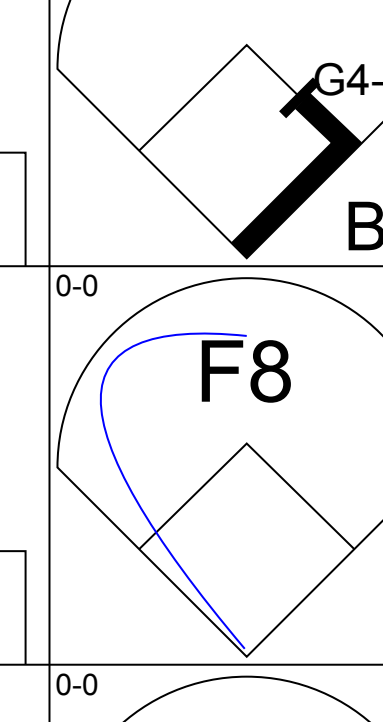
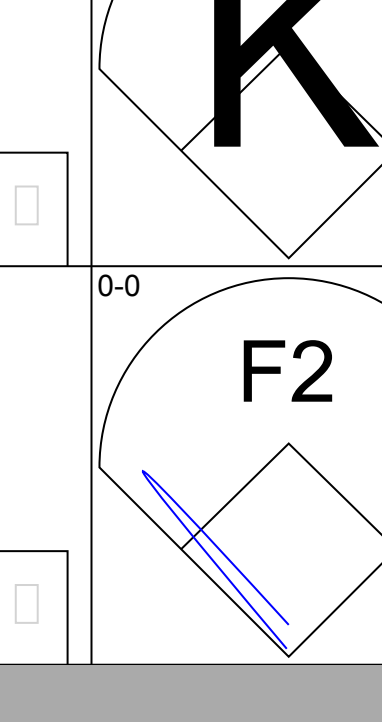

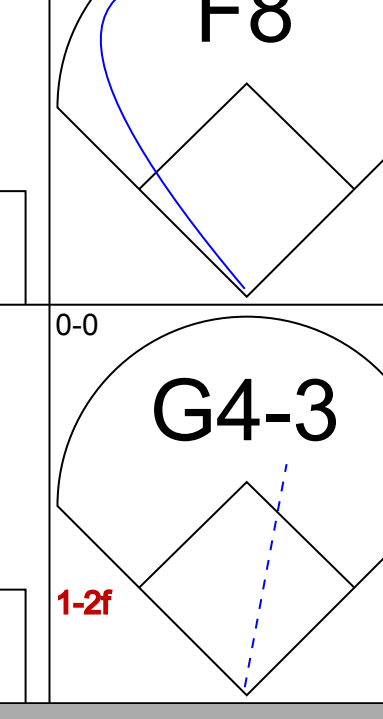

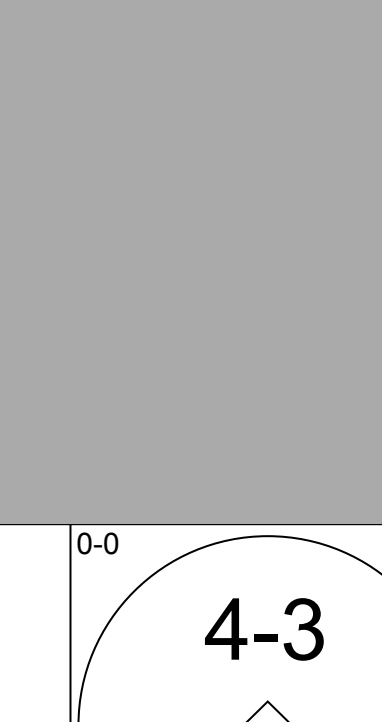
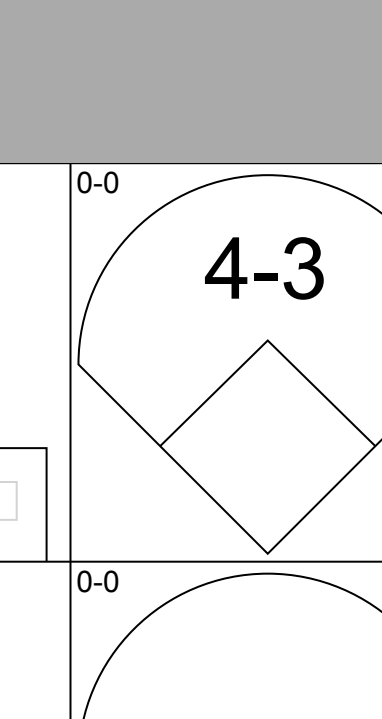
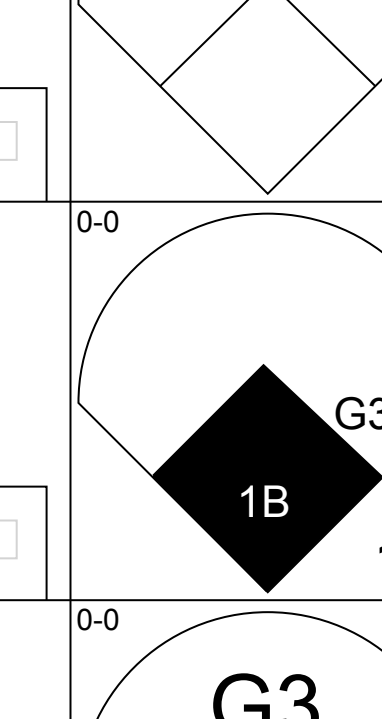

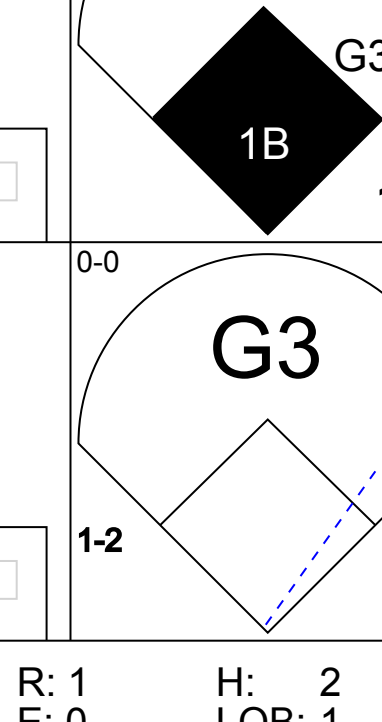
AB 35
R 7
H 12
RBI 7
BB 9
SO 7
LOB 25




Batter	1	2	3	4	5	6	7	8	9	AB	R	H	RBI	BB	SO	LOB	TOP												
Joe Koppe, R OBP: 0.490, SLG: 0.500 (1, 6)	G3		E G3 BB		F5		2H 1B		6-3 1B BB	3	1	1	1	2	0	0	Los Angeles Angels @ Kansas City Athletics Municipal Stadium, Kansas City, MO Tue May 05 1964, 8:05 PM EDT Att: 8,153 - Unknown livebaseballscorecards.com												
Billy Moran, R OBP: 0.286, SLG: 0.280 (1, 5)	F9		K		K		F7		6-3	5	0	0	0	0	2	3													
Lee Thomas, L OBP: 0.282, SLG: 0.338 (1, 9)	G3		G3		K		3-1		1B	5	0	1	1	0	1	1													
Joe Adcock, R OBP: 0.296, SLG: 0.375 (1, 3)		BB 2B BB	F7		HR		HR		HR	3	3	2	2	1	0	1													
Buck Rodgers, S OBP: 0.342, SLG: 0.313 (1, 2)		1-2 2B BB			F7		F2		5-3	3	1	0	0	1	0	0													
Ed Kirkpatrick, L OBP: 0.333, SLG: 0.372 (1, 7)		4-3 1H 2H 2B			4-3		F9		1B S 1B	4	1	2	2	0	0	0													
Bobby Knoop, R OBP: 0.329, SLG: 0.422 (1, 4)		4-3			HR		FC5-4 1B		S 1B	4	1	3	1	0	0	1													
Dick Simpson, R OBP: 0.105, SLG: 0.158 (1, 8)		K			F3		FC5-4 1B S		K	4	1	0	0	0	2	3													
Barry Latman, R OBP: 0.143, SLG: 0.143 Dean Chance, R (6, 1)		K			1-3		1-3		2-3	2	0	0	0	0	1	1													
Inning Stats	R: 0 E: 0 K: 0 S: 3	H: 0 LOB: 0 BB: 3 P: 3	R: 2 E: 0 K: 2 S: 8	H: 1 LOB: 1 BB: 2 P: 16	R: 0 E: 1 K: 1 S: 5	H: 0 LOB: 0 BB: 1 P: 9	R: 1 E: 0 K: 0 S: 4	H: 1 LOB: 0 BB: 0 P: 4	R: 0 E: 0 K: 1 S: 5	H: 0 LOB: 0 BB: 0 P: 5	R: 1 E: 0 K: 0 S: 6	H: 1 LOB: 1 BB: 0 P: 6	R: 1 E: 0 K: 0 S: 5	H: 2 LOB: 1 BB: 0 P: 5	R: 2 E: 0 K: 1 S: 8	H: 3 LOB: 1 BB: 0 P: 8		R: 1 E: 0 K: 0 S: 3	H: 1 LOB: 1 BB: 1 P: 7	1B: 5 2B: 1 3B: 0 HR: 3	SF: 0 SAC: 0 DP: 0 HBP: 0	WP: 0 PB: 0 SB: 3 CS: 0	PA: 39						
PITCHER	IP	WLS	BF	H	R	ER	SO	BB	IBB	HBP	BLK	WP	HR	S	P	ERA	WHIP												
Vern Handrahan, R ERA: 6.75 Dan Pfister, R ERA: 15.19	(1, 1)	(7, 1)	6.0	L	24	3	4	4	5	3	0	0	0	0	0	0	2	31	43	6.00	1.000								

Batter	1	2	3	4	5	6	7	8	9	AB	R	H	RBI	BB	SO	LOB	BOTTOM											
Wayne Causey, L OBP: 0.411, SLG: 0.298 (1, 6)	F9	F9			4-3		F8		G6-3	5	0	0	0	0	0	2	Los Angeles Angels @ Kansas City Athletics Municipal Stadium, Kansas City, MO Tue May 05 1964, 8:05 PM EDT Att: 8,153 - Unknown livebaseballscorecards.com											
Dick Green, R OBP: 0.213, SLG: 0.328 (1, 4)	2B BB		5-3		K		F4			3	0	0	0	1	1	0												
Ed Charles, R OBP: 0.400, SLG: 0.516 (1, 5)	1-3 2B		S 1B		5-3		6-3			4	0	2	0	0	0	0												
Jim Gentile, L OBP: 0.387, SLG: 0.600 (1, 3)	K		F7		1B SF7 1B		BB			3	1	1	0	1	1	3												
Rocky Colavito, R OBP: 0.424, SLG: 0.764 (1, 9)	FC4-6 BB		5-3		1B		1B		K	3	0	1	0	1	1	2												
Charlie Lau, L OBP: 0.375, SLG: 0.517 (1, 2)	FC4-6		1B		1B		K		K	4	0	2	0	0	1	4												
Tommie Reynolds, R OBP: 0.277, SLG: 0.349 Manny Jimenez, L OBP: 0.286, SLG: 0.750 (6, PH) (7, 7)		F6			K		SF7		F9	2	0	0	0	0	1	1												
Nelson Mathews, R OBP: 0.329, SLG: 0.422 (1, 8)		FC5-6 BB			F7		K		K	3	0	0	0	1	2	3												
Vern Handrahan, L Billy Bryan, L OBP: 0.500, SLG: 1.143 Dan Pfister, R George Williams, R (6, PH) (7, 1) (8, PH)		FC5-6			K		K		E5	2	0	0	0	0	1	2												
Inning Stats	R: 0 E: 0 K: 1 S: 6	H: 1 LOB: 3 BB: 2 P: 14	R: 0 E: 0 K: 0 S: 3	H: 0 LOB: 1 BB: 1 P: 7	R: 0 E: 0 K: 0 S: 4	H: 1 LOB: 1 BB: 0 P: 4	R: 0 E: 0 K: 2 S: 8	H: 1 LOB: 0 BB: 0 P: 8	R: 0 E: 0 K: 1 S: 5	H: 0 LOB: 0 BB: 0 P: 5	R: 1 E: 0 K: 2 S: 10	H: 3 LOB: 2 BB: 0 P: 10	R: 0 E: 0 K: 0 S: 3	H: 0 LOB: 0 BB: 0 P: 3	R: 0 E: 0 K: 2 S: 7	H: 0 LOB: 1 BB: 1 P: 11		R: 0 E: 1 K: 1 S: 5	H: 0 LOB: 0 BB: 0 P: 5	1B: 5 2B: 1 3B: 0 HR: 0	SF: 1 SAC: 0 DP: 1 HBP: 0	WP: 0 PB: 0 SB: 1 CS: 0	PA: 37					
PITCHER	IP	WLS	BF	H	R	ER	SO	BB	IBB	HBP	BLK	WP	HR	S	P	ERA	WHIP											
Barry Latman, R ERA: 4.35 Dean Chance, R ERA: 1.5	(1, 1)	(6, 1)	5.0	W	24	4	1	1	4	3	0	0	0	0	0	0	29	41	1.80	1.800								

Batter	1	2	3	4	5	6	7	8	9	AB	R	H	RBI	BB	SO	LOB	TOP			
Wayne Causey, L (1,6) OBP: 0.423, SLG: 0.311										4	0	2	0	1	2	1	Kansas City Athletics @ Chicago White Sox Comiskey Park, Chicago, IL Wed May 06 1964, 8:05 PM EDT Unknown			
Dick Green, R (1,4) OBP: 0.212, SLG: 0.317										5	0	1	0	0	1	4				
Ed Charles, R (1,5) OBP: 0.387, SLG: 0.493										3	1	0	1	1	0	2				
Rocky Colavito, R (1,9) OBP: 0.408, SLG: 0.712										4	0	0	0	1	1	4				
Jim Gentile, L (1,3) OBP: 0.409, SLG: 0.604										3	1	2	0	1	1	1				
Doc Edwards, R (1,2) OBP: 0.250, SLG: 0.235										4	0	0	1	0	1	4				
Tommie Reynolds, R (1,7) OBP: 0.255, SLG: 0.319										4	0	0	0	0	0	3				
Nelson Mathews, R (1,8) OBP: 0.351, SLG: 0.433										3	1	2	1	1	0	0				
Moe Drabowsky, R (1,1) Ted Bowsfield, R (6,1) George Williams, R (7,PH) John O'Donoghue, R (7,1) Manny Jimenez, L (8,PH) Jack Aker, R (8,1)										2	0	0	0	0	0	1		1		
Inning Stats	R: 0 E: 0 K: 2 S: 7	H: 0 LOB: 0 BB: 0 P: 7	R: 0 E: 0 K: 1 S: 6	H: 1 LOB: 1 BB: 0 P: 6	R: 0 E: 0 K: 2 S: 7	H: 0 LOB: 1 BB: 1 P: 11	R: 1 E: 2 K: 0 S: 4	H: 0 LOB: 1 BB: 1 P: 8	R: 0 E: 0 K: 1 S: 4	H: 0 LOB: 0 BB: 1 P: 8	R: 2 E: 1 K: 1 S: 8	H: 2 LOB: 2 BB: 0 P: 9	R: 1 E: 0 K: 0 S: 5	H: 2 LOB: 1 BB: 0 P: 5	R: 0 E: 0 K: 0 S: 3	H: 1 LOB: 1 BB: 1 P: 7		1B: 7 2B: 0 3B: 0 HR: 0	SF: 1 SAC: 0 DP: 2 HBP: 1	WP: 0 PB: 0 CS: 0
PITCHER	IP WLS BF H R ER SO BB IBB HBP BLK WP HR S P ERA WHIP	IP WLS BF H R ER SO BB IBB HBP BLK WP HR S P ERA WHIP																		
Gary Peters, L (1,1) ERA: 1.82	6.2 W 30 4 3 0 6 4 0 1 0 0 0 0 37 54 0.00 1.200	Hoyt Wilhelm, R (7,1) ERA: 2.92	2.1 S 10 3 1 1 1 1 0 0 0 0 0 0 11 15 3.86 1.714																	

Batter	1	2	3	4	5	6	7	8	9	AB	R	H	RBI	BB	SO	LOB	BOTTOM						
Mike Hershtberger, R (1,8) OBP: 0.393, SLG: 0.327										4	0	1	1	0	1	0	Kansas City Athletics @ Chicago White Sox Comiskey Park, Chicago, IL Wed May 06 1964, 8:05 PM EDT Unknown						
Don Buford, S (1,5) OBP: 0.300, SLG: 0.245										4	1	1	0	0	0	1							
Floyd Robinson, L (1,9) OBP: 0.443, SLG: 0.481										4	1	2	0	0	1	0							
Ron Hansen, R (1,6) OBP: 0.390, SLG: 0.571										2	0	0	1	1	1	1							
Joe Cunningham, L (1,3) OBP: 0.370, SLG: 0.340										4	1	1	1	0	0	2							
Dave Nicholson, R (1,7) OBP: 0.379, SLG: 0.447										4	2	2	3	0	1	2							
Al Weis, S (1,4) OBP: 0.326, SLG: 0.350										3	0	1	0	0	1	0							
J.C. Martin, L (1,2) OBP: 0.200, SLG: 0.200										3	1	1	0	0	0	1							
Gary Peters, L (1,1) OBP: 0.182, SLG: 0.364										2	0	0	0	0	1	1							
Hoyt Wilhelm, R (7,1) ERA: 2.92										1	0	0	0	0	0	0							
Inning Stats	R: 0 E: 0 K: 2 S: 7	H: 0 LOB: 0 BB: 0 P: 7	R: 0 E: 0 K: 0 S: 2	H: 0 LOB: 0 BB: 1 P: 6	R: 1 E: 0 K: 0 S: 5	H: 2 LOB: 1 BB: 0 P: 5	R: 0 E: 0 K: 1 S: 5	H: 0 LOB: 0 BB: 0 P: 5	R: 1 E: 0 K: 2 S: 8	H: 1 LOB: 0 BB: 0 P: 8	R: 4 E: 0 K: 0 S: 8	H: 5 LOB: 1 BB: 0 P: 8	R: 0 E: 0 K: 0 S: 3	H: 0 LOB: 0 BB: 0 P: 3	R: 0 E: 0 K: 1 S: 6	H: 1 LOB: 1 BB: 0 P: 6	1B: 7 2B: 0 3B: 0 HR: 2	SF: 1 SAC: 0 DP: 1 HBP: 0	WP: 0 PB: 1 CS: 0	PA: 33			
PITCHER	IP WLS BF H R ER SO BB IBB HBP BLK WP HR S P ERA WHIP	IP WLS BF H R ER SO BB IBB HBP BLK WP HR S P ERA WHIP																					
Moe Drabowsky, R (1,1) ERA: 5.49	5.2 L 25 8 6 6 5 1 0 0 0 0 0 0 1 1 9.53 1.588	Ted Bowsfield, L (6,1) ERA: 4.15	0.1 1 0 0 0 0 0 0 0 0 0 0 0 0 1 1 0.00 0.000	John O'Donoghue, L (7,1) ERA: 5.84	1.0 3 0 0 0 0 0 0 0 0 0 0 0 0 3 3 0.00 0.000	Jack Aker, R (8,1) ERA: 6.23	1.0 4 1 0 0 1 0 0 0 0 0 0 0 0 6 6 0.00 1.000																



Batter	1	2	3	4	5	6	7	8	9	AB	R	H	RBI	BB	SO	LOB	TOP			
Wayne Causey, L OBP: 0.422, SLG: 0.308 (1, 6)										4	0	1	0	1	0	4	Kansas City Athletics @ Chicago White Sox Comiskey Park, Chicago, IL Wed May 06 1964, 8:05 PM EDT Att: 14,707 - Unknown livebaseballscorecards.com			
Dick Green, R OBP: 0.225, SLG: 0.324 (1, 4)										5	1	2	0	0	0	1				
Ed Charles, R OBP: 0.363, SLG: 0.458 (1, 5)										5	1	0	0	0	0	4				
Jim Gentile, L OBP: 0.394, SLG: 0.621 (1, 3)										5	1	1	3	0	3	2				
Rocky Colavito, R OBP: 0.400, SLG: 0.677 (1, 9)										3	0	0	0	1	1	0				
Charlie Lau, L OBP: 0.333, SLG: 0.455 Dave Duncan, R (8, 2)										4	0	0	0	0	0	2				
Tommie Reynolds, R OBP: 0.291, SLG: 0.327 (1, 7)										2	1	1	0	1	1	0				
Nelson Mathews, R OBP: 0.372, SLG: 0.486 (1, 8)										3	0	2	1	1	0	1				
Aurelio Monteaugudo, R OBP: 0.286, SLG: 0.392 John O'Donoghue, L OBP: 0.400, SLG: 0.400 Manny Jimenez, R OBP: 0.250, SLG: 0.643 Ted Bowsfield, R (8, PH) George Alusik, R (8, PH) John Wyatt, R (8, 1)										1	0	0	0	0	0	1				
Inning Stats	R: 3 E: 0 K: 0 S: 6	H: 3 LOB: 0 BB: 0 P: 6	R: 0 E: 0 K: 0 S: 3	H: 0 LOB: 1 BB: 0 P: 4	R: 0 E: 0 K: 1 S: 6	H: 1 LOB: 2 BB: 1 P: 10	R: 0 E: 0 K: 1 S: 5	H: 1 LOB: 1 BB: 0 P: 6	R: 0 E: 0 K: 1 S: 5	H: 0 LOB: 0 BB: 0 P: 5	R: 0 E: 0 K: 1 S: 3	H: 0 LOB: 1 BB: 1 P: 7	R: 1 E: 0 K: 0 S: 5	H: 2 LOB: 2 BB: 1 P: 9	R: 0 E: 0 K: 1 S: 5	H: 0 LOB: 0 BB: 0 P: 5		1B: 4 2B: 1 3B: 1 HR: 1	SF: 0 SAC: 0 DP: 0 HBP: 1	WP: 0 PB: 0 SB: 1 CS: 0
PITCHER	IP WLS BF H R ER SO BB IBB HBP BLK WP HR S P ERA WHIP	7.0 W 31 5 3 3 4 4 0 1 0 0 1 34 51 3.86 1.286	2.0 S 9 2 1 1 1 1 0 0 0 0 0 10 14 4.50 1.500	PITCHER																

Batter	1	2	3	4	5	6	7	8	9	AB	R	H	RBI	BB	SO	LOB	BOTTOM			
Mike Hershberger, R OBP: 0.377, SLG: 0.315 (1, 8)										5	1	1	0	0	0	1	Kansas City Athletics @ Chicago White Sox Comiskey Park, Chicago, IL Wed May 06 1964, 8:05 PM EDT Att: 14,707 - Unknown livebaseballscorecards.com			
Don Buford, S OBP: 0.308, SLG: 0.263 (1, 5)										4	1	1	0	0	0	0				
Floyd Robinson, L OBP: 0.455, SLG: 0.544 (1, 9)										5	2	3	2	0	0	1				
Ron Hansen, R OBP: 0.375, SLG: 0.537 (1, 6)										5	0	1	0	0	0	3				
Tom McCraw, L OBP: 0.333, SLG: 0.333 (1, 3)										5	2	3	2	0	2	2				
Dave Nicholson, R OBP: 0.397, SLG: 0.510 (1, 7)										4	3	2	2	1	2	1				
Al Weis, S OBP: 0.362, SLG: 0.386 (1, 4)										4	1	3	2	0	0	0				
J.C. Martin, L OBP: 0.241, SLG: 0.214 (1, 2)										3	0	1	0	1	1	3				
Ray Herbert, R OBP: 0.200, SLG: 0.200 Minnie Minoso, R OBP: 0.500, SLG: 1.000 Eddie Fisher, R (8, 1)										3	0	1	0	0	1	3				
Inning Stats	R: 5 E: 1 K: 0 S: 7	H: 5 LOB: 1 BB: 0 P: 8	R: 0 E: 0 K: 0 S: 3	H: 1 LOB: 0 BB: 0 P: 3	R: 3 E: 1 K: 2 S: 10	H: 3 LOB: 1 BB: 1 P: 14	R: 0 E: 0 K: 0 S: 4	H: 1 LOB: 1 BB: 0 P: 4	R: 0 E: 0 K: 2 S: 8	H: 1 LOB: 2 BB: 1 P: 12	R: 0 E: 0 K: 1 S: 7	H: 2 LOB: 2 BB: 0 P: 7	R: 3 E: 0 K: 0 S: 6	H: 3 LOB: 0 BB: 0 P: 6	R: 0 E: 0 K: 1 S: 6	H: 1 LOB: 1 BB: 0 P: 6		1B: 13 2B: 1 3B: 0 HR: 3	SF: 0 SAC: 0 DP: 1 HBP: 1	WP: 0 PB: 0 SB: 1 CS: 0
PITCHER	IP WLS BF H R ER SO BB IBB HBP BLK WP HR S P ERA WHIP	2.1 L 15 3 0 0 4 1 0 0 0 0 0 19 23 0.00 1.500	2.0 11 5 3 3 1 0 0 0 0 0 0 1 13 13 13.50 2.500	1.0 4 1 0 0 1 0 0 0 0 0 0 0 6 6 0.00 1.000	PITCHER															

Batter	1	2	3	4	5	6	7	8	9	AB	R	H	RBI	BB	SO	LOB	TOP					
Wayne Causey, L OBP: 0.430, SLG: 0.356	3-1		HR	6-3 SH2-4 1B BB	4-3			G4-6-3 1-2		4	2	1	1	1	0	1						
Dick Green, R OBP: 0.238, SLG: 0.307	K2-3		FC3-6 HR BB	SH2-4			K		F8	3	1	0	0	1	2	0						
Ed Charles, R OBP: 0.363, SLG: 0.418	F7		FC3-6 1-2 BB	6-3			K		2B BB	3	1	0	0	2	1	1						
Jim Gentile, L OBP: 0.420, SLG: 0.587		BB E BB	FC3-6 HR	HR			K		K	4	2	1	1	1	2	3						
Rocky Colavito, R OBP: 0.400, SLG: 0.704	E5 1-2 BB		K	3-H HR				5-3		5	1	2	3	0	1	3						
Manny Jimenez, L OBP: 0.286, SLG: 0.722	F6		1-H HR	BB				4-3		4	1	1	3	1	1	3						
Charlie Lau, L OBP: 0.341, SLG: 0.514	K		3-H HR	BB				K		3	0	0	0	1	2	3						
Nelson Mathews, R OBP: 0.368, SLG: 0.468		1-2 2-3 BB	1-2 BB		F5			K		2	0	0	0	2	1	0						
Orlando Pena, R OBP: 0.105, SLG: 0.056	5-3		K							3	0	0	0	0	2	5						
Jack Aker, R OBP: 0.056										0	0	0	0	0	0	0						
Joe Grzenda, R OBP: 0.056										0	0	0	0	0	0	0						
George Alusik, R OBP: 0.056										0	0	0	0	1	0	0						
Vern Handrahan, L OBP: 0.056								G4-6-3 BB		0	0	0	0	0	0	0						
Inning Stats	R: 0 E: 0 K: 1 S: 5	H: 0 LOB: 0 BB: 0 P: 5	R: 0 E: 1 K: 1 S: 6	H: 0 LOB: 3 BB: 2 P: 14	R: 4 E: 0 K: 2 S: 9	H: 2 LOB: 2 BB: 4 P: 25	R: 3 E: 0 K: 0 S: 5	H: 2 LOB: 1 BB: 2 P: 13	R: 0 E: 0 K: 1 S: 5	H: 0 LOB: 0 BB: 0 P: 9	R: 0 E: 0 K: 1 S: 5	H: 0 LOB: 0 BB: 0 P: 5	R: 0 E: 0 K: 1 S: 4	H: 0 LOB: 0 BB: 1 P: 8	R: 1 E: 0 K: 2 S: 8	H: 1 LOB: 1 BB: 1 P: 12	1B: 1 2B: 1 3B: 0 HR: 3	SF: 0 SAC: 1 DP: 1 HBP: 0	WP: 0 PB: 0 CS: 0	PA: 42		
PITCHER	IP WLS BF H R ER SO BB IBB HBP BLK WP HR S P ERA WHIP	IP WLS BF H R ER SO BB IBB HBP BLK WP HR S P ERA WHIP	IP WLS BF H R ER SO BB IBB HBP BLK WP HR S P ERA WHIP	IP WLS BF H R ER SO BB IBB HBP BLK WP HR S P ERA WHIP	IP WLS BF H R ER SO BB IBB HBP BLK WP HR S P ERA WHIP	IP WLS BF H R ER SO BB IBB HBP BLK WP HR S P ERA WHIP	IP WLS BF H R ER SO BB IBB HBP BLK WP HR S P ERA WHIP	IP WLS BF H R ER SO BB IBB HBP BLK WP HR S P ERA WHIP	IP WLS BF H R ER SO BB IBB HBP BLK WP HR S P ERA WHIP	IP WLS BF H R ER SO BB IBB HBP BLK WP HR S P ERA WHIP	IP WLS BF H R ER SO BB IBB HBP BLK WP HR S P ERA WHIP	IP WLS BF H R ER SO BB IBB HBP BLK WP HR S P ERA WHIP	IP WLS BF H R ER SO BB IBB HBP BLK WP HR S P ERA WHIP	IP WLS BF H R ER SO BB IBB HBP BLK WP HR S P ERA WHIP	IP WLS BF H R ER SO BB IBB HBP BLK WP HR S P ERA WHIP	IP WLS BF H R ER SO BB IBB HBP BLK WP HR S P ERA WHIP	IP WLS BF H R ER SO BB IBB HBP BLK WP HR S P ERA WHIP	IP WLS BF H R ER SO BB IBB HBP BLK WP HR S P ERA WHIP	IP WLS BF H R ER SO BB IBB HBP BLK WP HR S P ERA WHIP	IP WLS BF H R ER SO BB IBB HBP BLK WP HR S P ERA WHIP	IP WLS BF H R ER SO BB IBB HBP BLK WP HR S P ERA WHIP	IP WLS BF H R ER SO BB IBB HBP BLK WP HR S P ERA WHIP
Lee Stange, R ERA: 6.75	2.2	15	2	4	4	3	4	0	0	0	0	0	0	0	0	0	13.50	2.250				
Jim Roland, L ERA: 3.91	0.0	2	0	0	0	0	2	0	0	0	0	0	0	0	0	0	∞	∞				
Bill Fischer, R ERA: 7.11	2.1	11	2	3	3	2	2	0	0	0	0	1	13	21	11.57	1.714						
Gerry Arrigo, L ERA: 4.96	4.0	W 14	1	1	1	7	2	0	0	0	0	0	26	34	2.25	0.750						

Kansas City Athletics @ Minnesota Twins
Metropolitan Stadium, Bloomington, MI
Sat May 09 1964, 4:33 AM EDT
Att: 9,219 - Unknown

AB	31
R	8
H	5
RBI	8
BB	10
SO	12
LOB	19



Batter	1	2	3	4	5	6	7	8	9	AB	R	H	RBI	BB	SO	LOB	BOTTOM					
Zoilo Versalles, R OBP: 0.354, SLG: 0.386	HR 1B		G5-4-3 1B		5-3		E 2B BB	F9		4	1	2	0	1	0	0						
Rich Rollins, R OBP: 0.382, SLG: 0.474			G5-4-3		F8		K	FC4-6 HBP		4	1	1	1	0	1	2						
Bud Bloomfield, R OBP: 0.200, SLG: 0.200	HR		1-2							0	0	0	0	0	0	0						
Tony Oliva, L OBP: 0.457, SLG: 0.755	BB 1B		F9				1B HR	E6 2B	FC4-6 1B	5	2	2	0	0	0	2						
Jimmie Hall, L OBP: 0.420, SLG: 0.701	K						F8	2B IBB	1B	4	2	2	1	1	1	2						
Bob Allison, R OBP: 0.448, SLG: 0.686							HR	1B	F6	4	3	3	4	1	0	2						
Don Mincher, L OBP: 0.395, SLG: 0.643							HR	1B		3	1	1	3	0	0	2						
Vic Power, R OBP: 0.160, SLG: 0.167	4-3				4-3			F4		1	0	0	0	0	0	1						
Earl Batley, R OBP: 0.333, SLG: 0.490			F8		G6-4-3 1B		5-3	WP 1B		4	0	2	1	0	0	0						
Johnny Goryl, R OBP: 0.348, SLG: 0.250			6-3		G6-4-3					3	0	1	0	1	0	1						
Lee Stange, R OBP: 0.273, SLG: 0.111			6-3					F6		1	0	0	0	0	0	0						
Jim Roland, R OBP: 0.125, SLG: 0.125					K		4-3			0	0	0	0	0	0	0						
Bill Fischer, R OBP: 0.125, SLG: 0.125										0	0	0	0	0	0	0						
Bernie Allen, L OBP: 0.282, SLG: 0.322										1	0	0	0	0	1	0						
Gerry Arrigo, L OBP: 0.333, SLG: 0.490										2	0	0	0	0	0	3						
Inning Stats	R: 1 E: 0 K: 1 S: 7	H: 3 LOB: 2 BB: 1 P: 11	R: 0 E: 0 K: 0 S: 3	H: 0 LOB: 0 BB: 0 P: 3	R: 0 E: 0 K: 0 S: 3	H: 1 LOB: 0 BB: 0 P: 3	R: 2 E: 0 K: 0 S: 5	H: 3 LOB: 0 BB: 0 P: 5	R: 0 E: 0 K: 1 S: 5	H: 0 LOB: 0 BB: 0 P: 5	R: 3 E: 0 K: 0 S: 7	H: 4 LOB: 1 BB: 0 P: 7	R: 4 E: 1 K: 1 S: 8	H: 2 LOB: 2 BB: 3 P: 20	R: 0 E: 0 K: 0 S: 4	H: 1 LOB: 2 BB: 0 P: 5	1B: 9 2B: 1 3B: 0 HR: 4	SF: 0 SAC: 0 DP: 2 HBP: 1	WP: 1 PB: 1 SB: 0 CS: 0	PA: 41		
PITCHER	IP WLS BF H R ER SO BB IBB HBP BLK WP HR S P ERA WHIP	IP WLS BF H R ER SO BB IBB HBP BLK WP HR S P ERA WHIP	IP WLS BF H R ER SO BB IBB HBP BLK WP HR S P ERA WHIP	IP WLS BF H R ER SO BB IBB HBP BLK WP HR S P ERA WHIP	IP WLS BF H R ER SO BB IBB HBP BLK WP HR S P ERA WHIP	IP WLS BF H R ER SO BB IBB HBP BLK WP HR S P ERA WHIP	IP WLS BF H R ER SO BB IBB HBP BLK WP HR S P ERA WHIP	IP WLS BF H R ER SO BB IBB HBP BLK WP HR S P ERA WHIP	IP WLS BF H R ER SO BB IBB HBP BLK WP HR S P ERA WHIP	IP WLS BF H R ER SO BB IBB HBP BLK WP HR S P ERA WHIP	IP WLS BF H R ER SO BB IBB HBP BLK WP HR S P ERA WHIP	IP WLS BF H R ER SO BB IBB HBP BLK WP HR S P ERA WHIP	IP WLS BF H R ER SO BB IBB HBP BLK WP HR S P ERA WHIP	IP WLS BF H R ER SO BB IBB HBP BLK WP HR S P ERA WHIP	IP WLS BF H R ER SO BB IBB HBP BLK WP HR S P ERA WHIP	IP WLS BF H R ER SO BB IBB HBP BLK WP HR S P ERA WHIP	IP WLS BF H R ER SO BB IBB HBP BLK WP HR S P ERA WHIP	IP WLS BF H R ER SO BB IBB HBP BLK WP HR S P ERA WHIP	IP WLS BF H R ER SO BB IBB HBP BLK WP HR S P ERA WHIP	IP WLS BF H R ER SO BB IBB HBP BLK WP HR S P ERA WHIP	IP WLS BF H R ER SO BB IBB HBP BLK WP HR S P ERA WHIP	IP WLS BF H R ER SO BB IBB HBP BLK WP HR S P ERA WHIP
Orlando Pena, R ERA: 4.12	5.1	24	10	6	6	2	1	1	0	0	0	0	0	0	0	0	18.00	3.000				
Jack Aker, R ERA: 13.5	1.0	L 8	2	4	2	1	1	1	0	0	0	0	8	16	18.00	3.000						
Joe Grzenda, L ERA: 0.2	0.2	4	1	0	0	0	1	0	0	0	1	0	3	7	0.00	3.000						
Vern Handrahan, R ERA: 5.4	1.0	5	1	0	0	0	0	0	1	0	0	0	4	5	0.00	1.000						

Kansas City Athletics @ Minnesota Twins
Metropolitan Stadium, Bloomington, MI
Sat May 09 1964, 4:33 AM EDT
Att: 9,219 - Unknown

AB	36
R	10
H	14
RBI	10
BB	4
SO	3
LOB	15



Batter	1	2	3	4	5	6	7	8	9	AB	R	H	RBI	BB	SO	LOB	TOP			
Wayne Causey, L (1, 6) OBP: 0.418, SLG: 0.359										5	0	1	0	0	0	1				
Dick Green, R (1, 4) OBP: 0.299, SLG: 0.363										5	1	3	0	0	1	1				
Manny Jimenez, L (1, 7) OBP: 0.289, SLG: 0.609										5	1	1	0	0	2	3				
Jim Gentile, L (1, 3) OBP: 0.419, SLG: 0.567										4	1	1	1	1	1	0				
Rocky Colavito, R (1, 9) OBP: 0.422, SLG: 0.716										3	0	2	2	2	0	0				
Charlie Lau, L (1, 2) OBP: 0.356, SLG: 0.500										3	0	1	0	1	1	4				
Nelson Mathews, R (1, 8) OBP: 0.374, SLG: 0.469										4	0	2	0	0	1	2				
George Williams, R (1, 5) OBP: 0.374, SLG: 0.469										4	0	0	0	0	1	5				
Aurelio Monteaquedo, R (5, PH) Joe Garaboli, L (5, PH) Joe Grzenda, R (5, PH) Billy Bryan, L (7, PH) Vern Handrahan, L (7, PH) George Alusik, R (8, PH)										1	0	1	0	0	0	0				
Inning Stats	R: 0 E: 0 K: 2 S: 8	H: 1 LOB: 3 BB: 2 P: 16	R: 0 E: 0 K: 0 S: 4	H: 1 LOB: 1 BB: 0 P: 4	R: 0 E: 0 K: 0 S: 3	H: 0 LOB: 0 BB: 0 P: 3	R: 0 E: 0 K: 0 S: 4	H: 2 LOB: 1 BB: 0 P: 4	R: 0 E: 0 K: 1 S: 6	H: 1 LOB: 2 BB: 1 P: 10	R: 0 E: 0 K: 1 S: 6	H: 1 LOB: 1 BB: 0 P: 6	R: 0 E: 0 K: 2 S: 8	H: 1 LOB: 2 BB: 1 P: 12	R: 3 E: 0 K: 0 S: 6	H: 4 LOB: 1 BB: 0 P: 6	1B: 7 2B: 3 3B: 2 HR: 0	SF: 0 SAC: 0 DP: 1 HBP: 0	WP: 0 PB: 0 SB: 0 CS: 0	PA: 41
PITCHER Camilo Pascual, R (1, 1) ERA: 4.6	IP: 9.0 WLS: W BF: 41 H: 12 R: 3 ER: 3 SO: 7 BB: 4 IBB: 0 HBP: 0 BLK: 0 WP: 0 HR: 0 S: 51 P: 67 ERA: 3.00 WHIP: 1.778															PITCHER				

Kansas City Athletics @ Minnesota Twins
Metropolitan Stadium, Bloomington, MI
Sun May 10 1964, 4:33 AM EDT
Att: 16,845 - Unknown

AB 37
R 3
H 12
RBI 3
BB 4
SO 7
LOB 16



Batter	1	2	3	4	5	6	7	8	9	AB	R	H	RBI	BB	SO	LOB	BOTTOM			
Zoilo Versalles, R (1, 6) OBP: 0.340, SLG: 0.368										4	0	0	0	0	0	1				
Rich Rollins, R (1, 5) OBP: 0.358, SLG: 0.465										4	1	1	0	0	0	1				
Tony Oliva, L (1, 9) OBP: 0.468, SLG: 0.765										4	1	3	1	0	0	0				
Jimmie Hall, L (1, 8) OBP: 0.412, SLG: 0.676										4	1	1	1	0	1	2				
Bob Allison, R (1, 7) OBP: 0.440, SLG: 0.658										3	0	0	0	1	1	2				
Don Mincher, L (1, 3) OBP: 0.353, SLG: 0.710										3	1	1	3	0	0	0				
Earl Battey, R (1, 2) Jerry Zimmerman, R (6, PH) Jerry Zimmerman, R (7, 2)										2	1	1	1	0	0	0				
Johnny Goryl, R (1, 4) OBP: 0.346, SLG: 0.261										3	0	1	0	0	1	1				
Camilo Pascual, R (1, 1) OBP: 0.353, SLG: 0.467										3	1	1	0	0	1	1				
Inning Stats	R: 4 E: 0 K: 0 S: 7	H: 4 LOB: 0 BB: 0 P: 7	R: 0 E: 0 K: 1 S: 5	H: 0 LOB: 0 BB: 0 P: 5	R: 0 E: 0 K: 1 S: 5	H: 0 LOB: 0 BB: 0 P: 5	R: 1 E: 0 K: 0 S: 5	H: 2 LOB: 1 BB: 0 P: 5	R: 0 E: 0 K: 0 S: 4	H: 1 LOB: 1 BB: 0 P: 4	R: 0 E: 0 K: 1 S: 5	H: 0 LOB: 1 BB: 1 P: 9	R: 1 E: 0 K: 0 S: 5	H: 2 LOB: 1 BB: 0 P: 5	R: 0 E: 0 K: 1 S: 5	H: 0 LOB: 0 BB: 0 P: 5	1B: 5 2B: 2 3B: 0 HR: 2	SF: 0 SAC: 1 DP: 0 HBP: 0	WP: 1 PB: 0 SB: 0 CS: 0	PA: 34
PITCHER Aurelio Monteaquedo, R (1, 1) Joe Grzenda, L (5, 1) Vern Handrahan, R (7, 1)	IP: 4.0 WLS: L BF: 18 H: 6 R: 5 ER: 5 SO: 2 BB: 0 IBB: 0 HBP: 0 BLK: 0 WP: 1 HR: 2 S: 22 P: 22 ERA: 11.25 WHIP: 1.500															PITCHER				

Kansas City Athletics @ Minnesota Twins
Metropolitan Stadium, Bloomington, MI
Sun May 10 1964, 4:33 AM EDT
Att: 16,845 - Unknown

AB 32
R 6
H 9
RBI 6
BB 1
SO 4
LOB 9



Batter	1	2	3	4	5	6	7	8	9	AB	R	H	RBI	BB	SO	LOB	TOP										
Wayne Causey, L OBP: 0.417, SLG: 0.361	1-3		3-1						4-3	5	0	2	0	0	0	0	Kansas City Athletics @ Los Angeles Angels Dodger Stadium, Los Angeles, CA Mon May 11, 1964, 7:05 PM PDT Att: 3,357 - Unknown										
Dick Green, R OBP: 0.244, SLG: 0.341	E5 1B		6-3						F9	5	1	0	0	0	0	3											
Nelson Mathews, R OBP: 0.385, SLG: 0.477	1B		4-3						K	5	1	3	1	0	1	0											
Jim Gentile, L OBP: 0.422, SLG: 0.577	1B								1B	4	1	2	1	0	1	2											
Rocky Colavito, R OBP: 0.415, SLG: 0.692	G6-4-3								2B	4	1	1	1	0	0	2											
Charlie Lau, L OBP: 0.367, SLG: 0.523									1B	4	0	2	2	0	0	0											
George Williams, R									2B	4	0	0	0	0	0	2											
Tommy Reynolds, R OBP: 0.333, SLG: 0.333									F7	2	1	1	0	0	0	0											
Manny Jimenez, L OBP: 0.259, SLG: 0.553									1B	1	0	0	0	0	0	1											
Moe Drabowsky, R									1B	2	0	0	0	0	1	2											
George Alusik, R									K	1	0	0	0	0	0	0											
Joe Grzenda, R									F6	0	0	0	0	0	0	0											
Billy Bryan, L OBP: 0.417, SLG: 0.889									1B	1	0	0	0	0	0	1											
John Wyatt, R									F6	0	0	0	0	0	0	0											
Inning Stats	R: 1 E: 1 K: 0 S: 5	H: 2 LOB: 1 BB: 0 P: 5	R: 0 E: 0 K: 0 S: 3	H: 0 LOB: 1 BB: 0 P: 4	R: 0 E: 0 K: 0 S: 3	H: 0 LOB: 0 BB: 0 P: 3	R: 0 E: 0 K: 1 S: 6	H: 1 LOB: 1 BB: 0 P: 6	R: 1 E: 0 K: 1 S: 8	H: 3 LOB: 2 BB: 0 P: 8	R: 0 E: 0 K: 0 S: 3	H: 0 LOB: 0 BB: 0 P: 3	R: 0 E: 0 K: 0 S: 4	H: 1 LOB: 1 BB: 0 P: 4	R: 3 E: 0 K: 0 S: 7	H: 4 LOB: 1 BB: 0 P: 7		R: 0 E: 0 K: 1 S: 5	H: 0 LOB: 0 BB: 0 P: 5	1B: 9 2B: 2 3B: 0 HR: 0	SF: 0 SAC: 0 DP: 1 HBP: 1	WP: 0 PB: 0 SB: 0 CS: 0	PA: 39				
PITCHER	IP	WLS	BF	H	R	ER	SO	BB	IBB	HBP	BLK	WP	HR	S	P	ERA	WHIP										
Fred Newman, R ERA: 2.92	7.0	W	31	9	4	3	2	0	0	1	0	0	0	34	35	3.86	1.286										
Dean Chance, R ERA: 2.18	0.0		2	2	1	1	0	0	0	0	0	0	0	2	2	∞	∞										
Barry Latman, R ERA: 3.8	2.0	S	6	0	0	0	1	0	0	0	0	0	0	8	8	0.00	0.000										

AB 38
R 5
H 11
RBI 5
BB 0
SO 3
LOB 13



Batter	1	2	3	4	5	6	7	8	9	AB	R	H	RBI	BB	SO	LOB	BOTTOM											
Albie Pearson, L OBP: 0.315, SLG: 0.369	G3									4	3	3	2	0	0	0	Kansas City Athletics @ Los Angeles Angels Dodger Stadium, Los Angeles, CA Mon May 11, 1964, 7:05 PM PDT Att: 3,357 - Unknown											
Billy Moran, R OBP: 0.294, SLG: 0.293	F9 2B	HR							E7 1B	3	1	2	1	1	0	0												
Jim Fregosi, R OBP: 0.468, SLG: 0.657	F9 2B								K	2	1	0	1	0	2	1												
Lee Thomas, L OBP: 0.270, SLG: 0.309	F9								F8	4	0	0	0	0	0	4												
Buck Rodgers, S OBP: 0.326, SLG: 0.306	2B								G3 1B	4	0	2	2	0	0	1												
Tom Satriano, L OBP: 0.429, SLG: 0.400	F9								G3	4	0	1	0	0	0	2												
Ed Kirkpatrick, L OBP: 0.333, SLG: 0.379									G3	3	1	0	0	1	0	2												
Bobby Knoop, R OBP: 0.283, SLG: 0.341									K	4	0	0	0	0	1	3												
Fred Newman, R OBP: 0.182, SLG: 0.182										3	0	0	0	0	1	2												
Dean Chance, R										0	0	0	0	0	0	0												
Barry Latman, R OBP: 0.143, SLG: 0.143									K	0	0	0	0	0	0	0												
Inning Stats	R: 2 E: 0 K: 0 S: 4	H: 1 LOB: 1 BB: 1 P: 9	R: 2 E: 0 K: 0 S: 4	H: 1 LOB: 0 BB: 1 P: 8	R: 0 E: 0 K: 1 S: 5	H: 0 LOB: 0 BB: 0 P: 5	R: 0 E: 0 K: 0 S: 4	H: 1 LOB: 1 BB: 0 P: 4	R: 1 E: 0 K: 0 S: 5	H: 2 LOB: 1 BB: 0 P: 5	R: 0 E: 0 K: 0 S: 3	H: 0 LOB: 0 BB: 0 P: 3	R: 1 E: 1 K: 2 S: 9	H: 2 LOB: 1 BB: 0 P: 9	R: 0 E: 0 K: 1 S: 6	H: 1 LOB: 1 BB: 0 P: 6		1B: 4 2B: 3 3B: 0 HR: 1	SF: 1 SAC: 0 DP: 0 HBP: 1	WP: 0 PB: 0 SB: 0 CS: 0	PA: 35							
PITCHER	IP	WLS	BF	H	R	ER	SO	BB	IBB	HBP	BLK	WP	HR	S	P	ERA		WHIP										
Moe Drabowsky, R ERA: 5.96	6.0	L	26	5	5	5	1	2	0	1	0	0	0	9	9	9.00		2.000										
Joe Grzenda, L ERA: 2.45	1.0		5	2	1	1	2	0	0	0	0	0	0	9	9	9.00		2.000										
John Wyatt, R ERA: 1.13	1.0		4	1	0	0	1	0	0	0	0	0	0	6	6	0.00	1.000											

AB 31
R 6
H 8
RBI 6
BB 2
SO 4
LOB 15




Batter	1	2	3	4	5	6	7	8	9	AB	R	H	RBI	BB	SO	LOB	TOP					
Wayne Causey, L (1, 6) OBP: 0.426, SLG: 0.368										4	1	2	1	1	0	2	<p>Kansas City Athletics @ Los Angeles Angels Dodger Stadium, Los Angeles, CA Tue May 12 1964, 7:05 PM PDT Att: 3,724 - Unknown</p>					
Nelson Mathews, R (1, 8) OBP: 0.396, SLG: 0.478										4	1	1	1	1	1	1						
Manny Jimenez, L (1, 7) OBP: 0.226, SLG: 0.500 Jose Tartabull, L (7, 7) OBP: 0.200, SLG: 0.400										4	0	0	0	0	0	3						
Jim Gentile, L (1, 3) OBP: 0.421, SLG: 0.560										4	0	1	0	1	1	1						
Rocky Colavito, R (1, 9) OBP: 0.408, SLG: 0.671										4	1	1	0	0	0	4						
Ed Charles, R (1, 5) OBP: 0.388, SLG: 0.427										3	1	1	1	1	0	1						
Charlie Lau, L (1, 2) OBP: 0.356, SLG: 0.500										4	1	1	0	0	0	2						
Dick Green, R (1, 4) OBP: 0.255, SLG: 0.341										3	1	1	0	0	1	1						
John O'Donoghue, R (1, 1) OBP: 0.500, SLG: 0.500 John Wyatt, R (8, 1)										2	0	1	1	0	1	0						
Inning Stats	R: 0 E: 0 K: 0 S: 3	H: 1 LOB: 2 BB: 2 P: 11	R: 1 E: 0 K: 0 S: 3	H: 1 LOB: 1 BB: 1 P: 8	R: 0 E: 1 K: 0 S: 4	H: 0 LOB: 0 BB: 0 P: 4	R: 0 E: 0 K: 1 S: 5	H: 0 LOB: 0 BB: 0 P: 5	R: 0 E: 0 K: 1 S: 5	H: 0 LOB: 0 BB: 0 P: 5	R: 1 E: 0 K: 1 S: 7	H: 2 LOB: 1 BB: 0 P: 7	R: 1 E: 0 K: 1 S: 7	H: 2 LOB: 0 BB: 0 P: 7	R: 0 E: 0 K: 0 S: 3	H: 1 LOB: 0 BB: 0 P: 3	R: 3 E: 0 K: 1 S: 8	H: 3 LOB: 1 BB: 1 P: 12	1B: 7 2B: 3 3B: 0 HR: 0	SF: 0 SAC: 1 DP: 3 HBP: 1	WP: 0 PB: 0 SB: 1 CS: 0	PA: 40
PITCHER	IP WLS BF H R ER SO BB IBB HBP BLK WP HR S P ERA WHIP																					
Ken McBride, R (1, 1) ERA: 4.43	8.2 L 38 9 6 6 5 4 0 0 1 0 0 0 0 43 60 6.23 1.500																					
Willie Smith, L (9, 1) ERA: 1.09	0.1 2 1 0 0 0 0 0 0 0 0 0 0 0 2 2 0.00 3.000																					

AB	34
R	6
H	10
RBI	6
BB	4
SO	5
LOB	16




Batter	1	2	3	4	5	6	7	8	9	AB	R	H	RBI	BB	SO	LOB	BOTTOM					
Albie Pearson, L (1, 7) OBP: 0.309, SLG: 0.352										4	0	0	0	1	2	0	<p>Kansas City Athletics @ Los Angeles Angels Dodger Stadium, Los Angeles, CA Tue May 12 1964, 7:05 PM PDT Att: 3,724 - Unknown</p>					
Billy Moran, R (1, 5) OBP: 0.283, SLG: 0.282										4	0	0	0	0	0	3						
Jim Fregosi, R (1, 6) OBP: 0.458, SLG: 0.629										3	1	0	0	1	0	0						
Felix Torres, R (1, 3) OBP: 0.313, SLG: 0.375 Charlie Dees, L (6, PR) OBP: 0.222, SLG: 0.188										3	0	1	0	0	1	1						
Buck Rodgers, S (1, 2) OBP: 0.313, SLG: 0.292										4	0	0	1	0	1	2						
Lee Thomas, L (1, 9) OBP: 0.289, SLG: 0.299										3	0	0	0	1	0	4						
Dick Simpson, R (1, 8) OBP: 0.129, SLG: 0.233										3	0	0	0	1	1	3						
Bobby Knoop, R (1, 4) OBP: 0.281, SLG: 0.330										3	0	0	0	1	1	3						
Ken McBride, R (1, 1) OBP: 0.400, SLG: 0.308 Willie Smith, L (9, 1) Tom Satriano, L (9, PH) OBP: 0.417, SLG: 0.387										3	0	1	0	0	0	2						
Inning Stats	R: 0 E: 0 K: 1 S: 5	H: 0 LOB: 0 BB: 0 P: 5	R: 0 E: 1 K: 0 S: 4	H: 0 LOB: 2 BB: 1 P: 8	R: 0 E: 0 K: 2 S: 7	H: 0 LOB: 0 BB: 0 P: 3	R: 0 E: 0 K: 2 S: 7	H: 0 LOB: 1 BB: 1 P: 11	R: 0 E: 0 K: 0 S: 3	H: 1 LOB: 2 BB: 2 P: 11	R: 2 E: 2 K: 1 S: 9	H: 1 LOB: 2 BB: 0 P: 9	R: 0 E: 1 K: 0 S: 4	H: 0 LOB: 0 BB: 0 P: 4	R: 0 E: 0 K: 0 S: 2	H: 0 LOB: 0 BB: 1 P: 6	R: 0 E: 0 K: 2 S: 7	H: 0 LOB: 0 BB: 0 P: 7	1B: 2 2B: 0 3B: 0 HR: 0	SF: 0 SAC: 0 DP: 2 HBP: 0	WP: 0 PB: 0 SB: 2 CS: 0	PA: 37
PITCHER	IP WLS BF H R ER SO BB IBB HBP BLK WP HR S P ERA WHIP																					
John O'Donoghue, L (1, 1) ERA: 3.12	7.0 W 31 2 2 0 0 4 0 0 0 0 0 0 0 35 51 0.00 0.857																					
John Wyatt, R (8, 1) ERA: 1.0	2.0 S 6 0 0 0 2 1 0 0 0 0 0 0 0 9 13 0.00 0.500																					

AB	32
R	2
H	2
RBI	1
BB	5
SO	6
LOB	19



Batter	1	2	3	4	5	6	7	8	9	AB	R	H	RBI	BB	SO	LOB	TOP					
Wayne Causey, L (1, 6) OBP: 0.425, SLG: 0.370	1-3		F8						G4-6-3	5	0	2	0	0	0	2	Kansas City Athletics @ Los Angeles Angels Dodger Stadium, Los Angeles, CA Wed May 13 1964, 7:05 PM PDT Unknown					
Nelson Mathews, R (1, 8) OBP: 0.390, SLG: 0.467	FC6-4 BB		K							2	0	0	0	2	1	2						
Ed Charles, R (1, 5) OBP: 0.364, SLG: 0.412	FC6-4 1-2									3	0	0	0	1	0	3						
Jim Gentile, L (1, 3) OBP: 0.424, SLG: 0.557	4-3									4	0	2	0	0	0	1						
Rocky Colavito, R (1, 9) OBP: 0.402, SLG: 0.647		5-3								3	0	0	0	1	1	2						
Manly Jimenez, L (1, 7) OBP: 0.200, SLG: 0.438	F8									4	0	0	0	0	0	4						
Charlie Lau, L (1, 2) OBP: 0.386, SLG: 0.529										3	0	2	0	1	0	2						
Dick Green, R (1, 4) OBP: 0.245, SLG: 0.326		K								4	0	0	0	0	1	3						
Aurelio Monteaugo, R (1, 1) OBP: 0.400, SLG: 0.800			F7							0	0	0	0	0	0	0						
Vern Handrahan, L (2, 1) OBP: 0.365, SLG: 0.800										1	0	0	0	0	0	0						
Billy Bryan, L (5, PH) OBP: 0.571, SLG: 0.143										1	0	0	0	0	1	1						
Ted Bowsfield, R (5, 1)										1	0	0	0	0	0	0						
George Alusk, R (9, PH)										1	0	1	0	0	0	0						
Inning Stats	R: 0 E: 0 K: 0 S: 3	H: 0 LOB: 1 BB: 1 P: 7	R: 0 E: 0 K: 1 S: 6	H: 1 LOB: 1 BB: 0 P: 6	R: 0 E: 0 K: 1 S: 5	H: 0 LOB: 0 BB: 0 P: 5	R: 0 E: 0 K: 0 S: 3	H: 1 LOB: 1 BB: 1 P: 7	R: 0 E: 0 K: 1 S: 7	H: 2 LOB: 2 BB: 0 P: 7	R: 0 E: 0 K: 0 S: 4	H: 1 LOB: 2 BB: 1 P: 8	R: 0 E: 0 K: 0 S: 4	H: 1 LOB: 2 BB: 1 P: 8	R: 0 E: 0 K: 1 S: 5	H: 0 LOB: 0 BB: 0 P: 5	R: 0 E: 0 K: 0 S: 3	H: 1 LOB: 1 BB: 1 P: 7	1B: 6 2B: 1 3B: 0 HR: 0	SF: 0 SAC: 0 DP: 2 HBP: 0	WP: 0 PB: 0 SB: 0 CS: 0	PA: 37
PITCHER Barry Latman, R (1, 1) ERA: 2.76	IP: 9.0 WLS: W BF: 37 H: 7 R: 0 ER: 0 SO: 4 BB: 5 IBB: 0 HBP: 0 BLK: 0 WP: 0 HR: 0 S: 40 P: 60 ERA: 0.00 WHIP: 1.333															PITCHER						

AB 32
R 0
H 7
RBI 0
BB 5
SO 4
LOB 20



Batter	1	2	3	4	5	6	7	8	9	AB	R	H	RBI	BB	SO	LOB	BOTTOM			
Dick Simpson, R (1, 8) OBP: 0.167, SLG: 0.212	F6	1B HR BB		5-3		5-3		BB 1B BB		3	2	0	0	2	0	0	Kansas City Athletics @ Los Angeles Angels Dodger Stadium, Los Angeles, CA Wed May 13 1964, 7:05 PM PDT Unknown			
Billy Moran, R (1, 5) OBP: 0.306, SLG: 0.302	CS BB	HR 1B		BB		2B		F9		3	1	2	2	2	0	2				
Jim Fregosi, R (1, 6) OBP: 0.466, SLG: 0.662	S 1B	HR		K		L4		1B BB		4	1	2	3	1	1	2				
Lee Thomas, L (1, 9) OBP: 0.284, SLG: 0.343	F5	HR		1B 1B		1B		BB 1B		5	1	3	3	0	0	1				
Buck Rodgers, S (1, 2) OBP: 0.308, SLG: 0.280		F8 F5		F9		F6		BB BB		4	0	0	0	1	0	1				
Tom Satriano, L (1, 3) OBP: 0.439, SLG: 0.400		1B BB		G3		1B		F6		4	1	2	0	1	0	3				
Ed Kirkpatrick, L (1, 7) OBP: 0.314, SLG: 0.355		F8		4-3		F6		L4		4	0	0	0	0	0	4				
Bobby Knoop, R (1, 4) OBP: 0.290, SLG: 0.337		1B 1B		6-3		5-3		FC1-8 1B		4	1	2	0	0	0	2				
Barry Latman, R (1, 1) OBP: 0.182, SLG: 0.182	E8 1B			F4		6-3		FC1-6 BB 1B		4	2	1	1	0	0	1				
Inning Stats	R: 0 E: 0 K: 0 S: 3	H: 1 LOB: 1 BB: 1 P: 7	R: 7 E: 1 K: 0 S: 8	H: 5 LOB: 2 BB: 2 P: 16	R: 0 E: 0 K: 0 S: 3	H: 0 LOB: 0 BB: 0 P: 3	R: 0 E: 0 K: 1 S: 5	H: 0 LOB: 1 BB: 1 P: 9	R: 0 E: 0 K: 0 S: 5	H: 2 LOB: 2 BB: 0 P: 5	R: 0 E: 0 K: 0 S: 4	H: 1 LOB: 1 BB: 0 P: 4	R: 0 E: 0 K: 0 S: 4	H: 1 LOB: 1 BB: 0 P: 4	R: 2 E: 0 K: 0 S: 5	H: 2 LOB: 3 BB: 3 P: 17		1B: 9 2B: 1 3B: 0 HR: 2	SF: 0 SAC: 0 DP: 0 HBP: 0	WP: 0 PB: 0 SB: 1 CS: 1
PITCHER Aurelio Monteaugo, R (1, 1) ERA: 9.15	IP: 1.2 WLS: L BF: 11 H: 4 R: 5 ER: 5 SO: 0 BB: 3 IBB: 0 HBP: 0 BLK: 0 WP: 0 HR: 0 S: 8 P: 20 ERA: 27.00 WHIP: 4.200															PITCHER				
Vern Handrahan, R (2, 1) ERA: 5.63	IP: 2.1 WLS: 10 BF: 2 H: 2 R: 2 ER: 2 SO: 1 BB: 1 IBB: 0 HBP: 0 BLK: 0 WP: 0 HR: 0 S: 11 P: 15 ERA: 7.71 WHIP: 1.286															PITCHER				
Ted Bowsfield, L (5, 1) ERA: 6.1	IP: 4.0 WLS: 21 BF: 6 H: 2 R: 2 ER: 2 SO: 0 BB: 3 IBB: 0 HBP: 0 BLK: 0 WP: 0 HR: 0 S: 18 P: 30 ERA: 4.50 WHIP: 2.250															PITCHER				

AB 35
R 9
H 12
RBI 9
BB 7
SO 1
LOB 16



Batter	1	2	3	4	5	6	7	8	9	AB	R	H	RBI	BB	SO	LOB	TOP										
Wayne Causey, L OBP: 0.415, SLG: 0.361 (1, 6)										5	1	1	0	0	1	1	Kansas City Athletics @ Los Angeles Angels Dodger Stadium, Los Angeles, CA Wed May 13 1964, 7:05 PM PDT Att: 7,128 - Unknown										
Nelson Mathews, R OBP: 0.382, SLG: 0.454 (1, 8)										5	0	1	0	0	2	1											
Ed Charles, R OBP: 0.375, SLG: 0.409 (1, 5)										3	0	1	1	2	0	1											
Rocky Colavito, R OBP: 0.402, SLG: 0.625 (1, 9)										3	0	0	0	2	1	1											
Jim Gentile, L OBP: 0.408, SLG: 0.530 (1, 3)										4	0	0	0	0	2	4											
George Alusik, R OBP: 0.611, SLG: 0.300 Jose Tartabull, L OBP: 0.200, SLG: 0.400 (1, 7) (9, 7)										3	1	2	0	1	0	0											
Doc Edwards, R OBP: 0.273, SLG: 0.286 (1, 2)										4	0	2	1	0	1	1											
George Williams, R OBP: 0.267, SLG: 0.154 (1, 4)										3	0	2	0	1	0	0											
Orlando Pena, R OBP: 0.087, SLG: 0.045 John Wyatt, R (9, 1)										4	0	0	0	0	0	8											
Inning Stats	R: 0 E: 0 K: 1 S: 5	H: 0 LOB: 2 BB: 2 P: 13	R: 1 E: 0 K: 1 S: 7	H: 3 LOB: 1 BB: 0 P: 7	R: 0 E: 0 K: 1 S: 5	H: 1 LOB: 0 BB: 0 P: 5	R: 0 E: 0 K: 1 S: 7	H: 2 LOB: 2 BB: 0 P: 7	R: 1 E: 0 K: 0 S: 4	H: 2 LOB: 1 BB: 1 P: 8	R: 0 E: 1 K: 1 S: 6	H: 0 LOB: 1 BB: 0 P: 6	R: 0 E: 0 K: 1 S: 5	H: 0 LOB: 0 BB: 0 P: 5	R: 0 E: 0 K: 0 S: 4	H: 1 LOB: 3 BB: 2 P: 12		R: 0 E: 0 K: 1 S: 5	H: 0 LOB: 1 BB: 1 P: 9	1B: 8 2B: 1 3B: 0 HR: 0	SF: 0 SAC: 0 DP: 2 HBP: 0	WP: 1 PB: 0 SB: 1 CS: 0	PA: 40				
PITCHER	IP	WLS	BF	H	R	ER	SO	BB	IBB	HBP	BLK	WP	HR	S	P	ERA	WHIP										
Bo Belinsky, L ERA: 3.47 (1, 1)	5.0	L	23	8	2	2	4	3	0	0	0	1	0	28	40	3.60	2.200										
Don Lee, R ERA: 2.57 (6, 1)	1.0		4	0	0	0	1	0	0	0	0	0	0	6	6	0.00	0.000										
Dan Osinski, R ERA: 1.65 (7, 1)	2.0		9	1	0	0	1	1	1	0	0	0	0	9	17	0.00	1.000										
Dean Chance, R ERA: 2.08 (9, 1)	1.0		4	0	0	0	1	1	0	0	0	0	0	5	9	0.00	1.000										

Batter	1	2	3	4	5	6	7	8	9	AB	R	H	RBI	BB	SO	LOB	BOTTOM										
Dick Simpson, R OBP: 0.175, SLG: 0.194 (1, 8)										3	0	0	0	1	1	1	Kansas City Athletics @ Los Angeles Angels Dodger Stadium, Los Angeles, CA Wed May 13 1964, 7:05 PM PDT Att: 7,128 - Unknown										
Billy Moran, R OBP: 0.296, SLG: 0.291 (1, 5)										4	0	0	0	0	1	2											
Jim Fregosi, R OBP: 0.457, SLG: 0.654 (1, 6)										4	0	1	0	0	1	1											
Lee Thomas, L OBP: 0.283, SLG: 0.340 (1, 9)										4	0	1	0	0	1	1											
Buck Rodgers, S OBP: 0.306, SLG: 0.278 (1, 2)										4	0	1	0	0	2	3											
Tom Satriano, L OBP: 0.409, SLG: 0.368 (1, 3)										3	0	0	0	0	2	2											
Ed Kirkpatrick, L OBP: 0.329, SLG: 0.359 (1, 7)										2	0	1	0	1	1	0											
Bobby Knoop, R OBP: 0.282, SLG: 0.326 (1, 4)										3	0	0	0	0	0	3											
Bo Belinsky, L Don Lee, R Albie Pearson, L Willie Smith, L Dan Osinski, R Charlie Dees, L Dean Chance, R (1, 1) (6, 1) (6, PH) (6, PH) (7, 1) (8, PH) (9, 1)										1	0	0	0	0	0	0											
Inning Stats	R: 0 E: 0 K: 1 S: 5	H: 0 LOB: 0 BB: 0 P: 5	R: 0 E: 0 K: 1 S: 7	H: 2 LOB: 2 BB: 0 P: 7	R: 0 E: 0 K: 2 S: 7	H: 0 LOB: 0 BB: 0 P: 7	R: 0 E: 0 K: 0 S: 3	H: 0 LOB: 0 BB: 0 P: 3	R: 0 E: 0 K: 1 S: 4	H: 0 LOB: 1 BB: 1 P: 8	R: 0 E: 0 K: 0 S: 2	H: 0 LOB: 1 BB: 1 P: 6	R: 0 E: 0 K: 2 S: 8	H: 1 LOB: 1 BB: 0 P: 8	R: 0 E: 0 K: 1 S: 5	H: 0 LOB: 0 BB: 0 P: 5		R: 0 E: 0 K: 1 S: 6	H: 1 LOB: 2 BB: 1 P: 10	1B: 3 2B: 1 3B: 0 HR: 0	SF: 0 SAC: 0 DP: 2 HBP: 0	WP: 0 PB: 0 SB: 0 CS: 0	PA: 32				
PITCHER	IP	WLS	BF	H	R	ER	SO	BB	IBB	HBP	BLK	WP	HR	S	P	ERA	WHIP										
Orlando Pena, R ERA: 3.48 (1, 1)	8.0	W	28	3	0	0	8	3	0	0	0	0	0	41	53	0.00	0.750										
John Wyatt, R ERA: 0.95 (9, 1)	1.0	S	4	1	0	0	1	0	0	0	0	0	0	6	6	0.00	1.000										

Batter	1	2	3	4	5	6	7	8	9	AB	R	H	RBI	BB	SO	LOB	TOP						
Wayne Causey, L OBP: 0.411, SLG: 0.359 (1, 6)										6	1	2	0	0	1	6	Kansas City Athletics @ New York Yankees Yankee Stadium, Bronx, NY Fri May 15 1964, 7:05 PM EDT Att: 13,445 - Unknown - 62 F						
Nelson Mathews, R OBP: 0.379, SLG: 0.456 (1, 8)										6	2	2	2	0	2	2							
Ed Charles, R OBP: 0.385, SLG: 0.407 (1, 5)										3	2	1	1	2	0	1							
Jim Gentile, L OBP: 0.398, SLG: 0.511 (1, 3)										5	0	1	0	0	2	5							
Rocky Colavito, R OBP: 0.409, SLG: 0.659 Orlando Pena, R OBP: 0.087, SLG: 0.045 Doc Edwards, R OBP: 0.283, SLG: 0.295 (6, PR) (6, 2)										3	1	2	2	0	1	0							
Manny Jimenez, L OBP: 0.225, SLG: 0.417 (6, 9)										4	1	1	0	1	0	4							
Jose Tartabull, L OBP: 0.200, SLG: 0.400 (8, 7)										0	0	0	0	0	0	0							
Charlie Lau, L OBP: 0.373, SLG: 0.509 George Alusik, R OBP: 0.619, SLG: 0.273 (6, PH) (6, 7) (8, 9)										2	0	0	0	0	0	1							
Dick Green, R OBP: 0.262, SLG: 0.351 (1, 4)										5	1	3	2	0	1	1							
Diego Segui, R OBP: 0.333, SLG: 0.500 (1, 1)										4	1	1	1	0	2	1							
Inning Stats	R: 0 E: 0 K: 2 S: 8	H: 1 LOB: 1 BB: 0 P: 8	R: 1 E: 0 K: 0 S: 4	H: 2 LOB: 0 BB: 0 P: 4	R: 0 E: 0 K: 3 S: 9	H: 0 LOB: 0 BB: 0 P: 9	R: 0 E: 0 K: 1 S: 5	H: 0 LOB: 0 BB: 0 P: 5	R: 0 E: 0 K: 1 S: 5	H: 0 LOB: 0 BB: 0 P: 5	R: 5 E: 0 K: 1 S: 10	H: 5 LOB: 3 BB: 2 P: 19	R: 0 E: 1 K: 0 S: 4	H: 1 LOB: 2 BB: 1 P: 8	R: 5 E: 1 K: 0 S: 8	H: 4 LOB: 2 BB: 2 P: 16		R: 0 E: 0 K: 1 S: 6	H: 1 LOB: 1 BB: 0 P: 6	1B: 11 2B: 2 3B: 0 HR: 1	SF: 0 SAC: 0 DP: 1 HBP: 1	WP: 0 PB: 0 SB: 0 CS: 1	PA: 47
PITCHER	IP WLS BF H R ER SO BB IBB HBP BLK WP HR S P ERA WHIP																						
Ralph Terry, R ERA: 4.79 (1, 1)	5.2 L 23 7 5 5 8 0 0 0 0 0 0 1 39 39 7.94 1.235																						
Bud Daley, L ERA: 3.97 (6, 1)	1.1 10 2 1 1 0 3 0 0 0 0 0 0 6 19 6.75 3.750																						
Pete Mikkelsen, R ERA: 9.31 (8, 1)	1.0 10 4 5 4 0 2 0 0 0 0 0 0 8 16 36.00 6.000																						
Bob Meyer, L ERA: 5.87 (9, 1)	1.0 4 1 0 0 1 0 0 0 0 0 0 0 6 6 0.00 1.000																						

Batter	1	2	3	4	5	6	7	8	9	AB	R	H	RBI	BB	SO	LOB	BOTTOM						
Phil Linz, R OBP: 0.232, SLG: 0.208 (1, 6)										5	0	0	0	0	1	5	Kansas City Athletics @ New York Yankees Yankee Stadium, Bronx, NY Fri May 15 1964, 7:05 PM EDT Att: 13,445 - Unknown - 62 F						
Bobby Richardson, R OBP: 0.348, SLG: 0.352 (1, 4)										4	0	1	0	0	0	0							
Roger Maris, L OBP: 0.364, SLG: 0.535 (1, 9)										4	0	2	0	0	1	1							
Mickey Mantle, S OBP: 0.424, SLG: 0.485 Archie Moore, L (6, PR) (7, 3)										2	0	0	0	1	0	2							
Hector Lopez, R OBP: 0.310, SLG: 0.500 (1, 7)										4	0	2	0	0	0	2							
Joe Pepitone, L OBP: 0.304, SLG: 0.348 (7, 8)										4	0	1	0	0	0	3							
Elston Howard, R OBP: 0.348, SLG: 0.400 (1, 2)										4	0	1	0	0	0	0							
Clete Boyer, R OBP: 0.232, SLG: 0.200 (1, 5)										4	0	1	0	0	0	2							
Ralph Terry, R OBP: 0.289, SLG: 0.286 Bud Daley, L (6, 1) Pedro Gonzalez, R OBP: 0.113, SLG: 0.216 Pete Mikkelsen, R (8, 1) Bob Meyer, R (9, 1) Johnny Blanchard, L OBP: 0.406, SLG: 0.227 (6, PH)										1	0	0	0	1	0	0							
Inning Stats	R: 0 E: 0 K: 1 S: 6	H: 1 LOB: 1 BB: 0 P: 6	R: 0 E: 0 K: 0 S: 3	H: 1 LOB: 0 BB: 0 P: 3	R: 0 E: 0 K: 0 S: 3	H: 0 LOB: 0 BB: 0 P: 3	R: 0 E: 0 K: 0 S: 5	H: 2 LOB: 2 BB: 0 P: 5	R: 0 E: 0 K: 0 S: 3	H: 0 LOB: 1 BB: 1 P: 7	R: 0 E: 0 K: 1 S: 5	H: 0 LOB: 2 BB: 0 P: 5	R: 0 E: 0 K: 1 S: 6	H: 1 LOB: 1 BB: 0 P: 6	R: 0 E: 0 K: 0 S: 5	H: 2 LOB: 2 BB: 0 P: 5		R: 0 E: 0 K: 1 S: 5	H: 2 LOB: 2 BB: 0 P: 5	1B: 9 2B: 0 3B: 0 HR: 0	SF: 0 SAC: 0 DP: 1 HBP: 0	WP: 0 PB: 0 SB: 0 CS: 0	PA: 37
PITCHER	IP WLS BF H R ER SO BB IBB HBP BLK WP HR S P ERA WHIP																						
Diego Segui, R ERA: 3.4 (1, 1)	9.0 W 37 9 0 0 3 2 0 0 0 0 0 0 41 49 0.00 1.222																						

Batter	1	2	3	4	5	6	7	8	9	AB	R	H	RBI	BB	SO	LOB	TOP								
Wayne Causey, L OBP: 0.395, SLG: 0.343 (1, 6)	3-1		FC5-4 BB 1B	G4-6-3		4-3			1-3	5	1	0	0	0	0	3	Kansas City Athletics @ New York Yankees Yankee Stadium, Bronx, NY Sat May 16 1964, 3:33 AM EDT Att: 11,145 - Unknown - 70 F livebaseballscorecards.com								
Nelson Mathews, R OBP: 0.372, SLG: 0.444 (1, 8)	K		BB 1B		F8		F7		L9	5	1	1	0	0	1	0									
Ed Charles, R OBP: 0.386, SLG: 0.400 (1, 5)	6-3		1B SF9		2B HR		K		F9	4	2	1	0	1	1	0									
Jim Gentile, L OBP: 0.393, SLG: 0.500 (1, 3)		3-1			K		4-3			4	0	1	2	0	1	1									
George Alusik, R OBP: 0.600, SLG: 0.500 (1, 7)	5-3		SF9		HR				F8	3	1	2	1	0	0	0									
Manny Jimenez, L OBP: 0.273, SLG: 0.538 (1, 9)			F6		HR					3	1	2	3	1	0	1									
Charlie Lau, L OBP: 0.397, SLG: 0.509 (8, PH)			FC6-4 BB		L7				F8	2	0	1	0	1	0	0									
Doc Edwards, R OBP: 0.277, SLG: 0.289 (8, 1)										1	0	0	0	0	0	2									
Aurelio Montesagudo, R OBP: 0.400, SLG: 0.800 (8, 1)										0	0	0	0	0	0	0									
Dick Green, R OBP: 0.262, SLG: 0.340 (1, 4)	FC6-4				1-3				F8	3	0	0	0	1	0	4									
Moe Drabowsky, R OBP: 0.091, SLG: 0.091 (3, 1)					FC5-6					1	0	1	0	0	0	0									
Joe Grzenda, R (5, 1)										1	0	0	0	0	0	2									
Jack Aker, R (8, PH)										1	0	0	0	0	0	0									
Billy Bryan, L OBP: 0.357, SLG: 0.727 (8, 2)										1	0	0	0	0	0	2									
Inning Stats	R: 0 E: 0 K: 1 S: 5	H: 0 LOB: 0 BB: 0 P: 5	R: 0 E: 0 K: 0 S: 4	H: 1 LOB: 2 BB: 1 P: 8	R: 3 E: 0 K: 0 S: 6	H: 3 LOB: 1 BB: 1 P: 10	R: 0 E: 0 K: 0 S: 3	H: 1 LOB: 0 BB: 1 P: 7	R: 3 E: 0 K: 1 S: 8	H: 3 LOB: 0 BB: 0 P: 8	R: 0 E: 0 K: 0 S: 3	H: 0 LOB: 0 BB: 0 P: 3	R: 0 E: 0 K: 1 S: 5	H: 0 LOB: 0 BB: 0 P: 5	R: 0 E: 0 K: 0 S: 4	H: 1 LOB: 2 BB: 1 P: 8	R: 0 E: 0 K: 0 S: 3	H: 0 LOB: 0 BB: 0 P: 3	1B: 5 2B: 3 3B: 0 HR: 1	SF: 1 SAC: 0 DP: 1 HBP: 0	WP: 0 PB: 0 SB: 0 CS: 0	PA: 39			
PITCHER	IP	WLS	BF	H	R	ER	SO	BB	IBB	HBP	BLK	WP	HR	S	P	ERA	WHIP								
Stan Williams, R ERA: 5.4 (1, 1)	3.0		15	4	3	3	1	2	0	0	0	0	0	15	23	9.00	2.000								
Steve Hamilton, L ERA: 2.08 (4, 1)	4.0	W	18	5	3	3	2	2	0	0	0	0	1	20	28	6.75	1.750								
Hal Reniff, R ERA: (8, 1)	2.0	S	6	0	0	0	0	0	0	0	0	0	0	6	6	0.00	0.000								

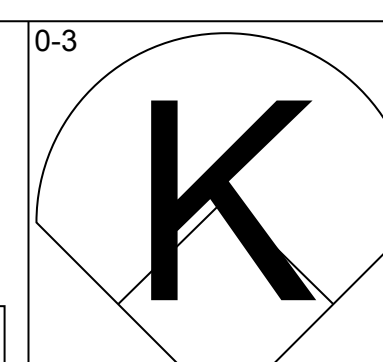
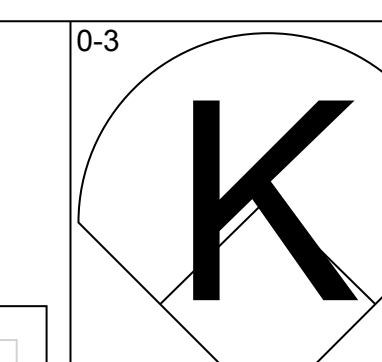
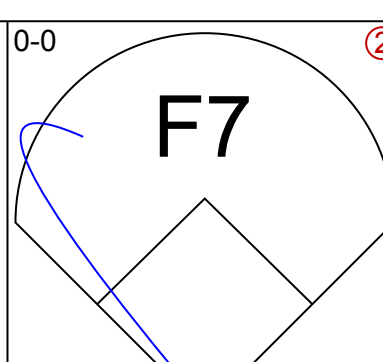
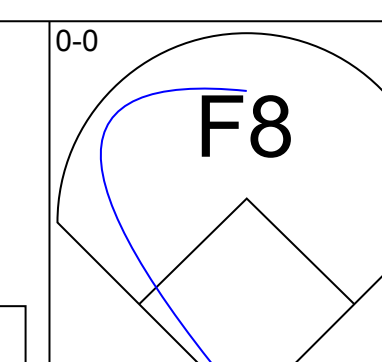
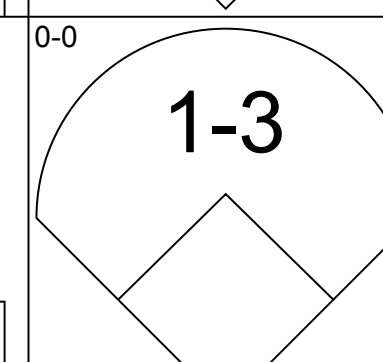
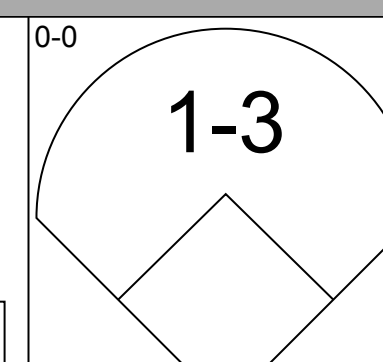
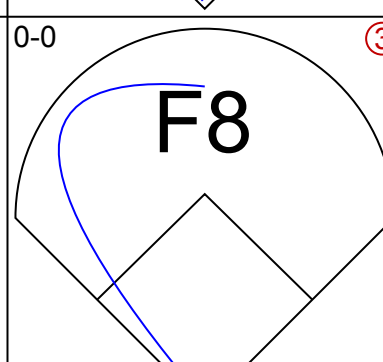
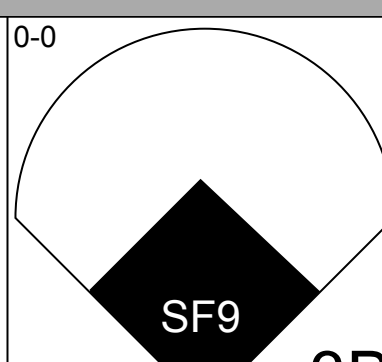
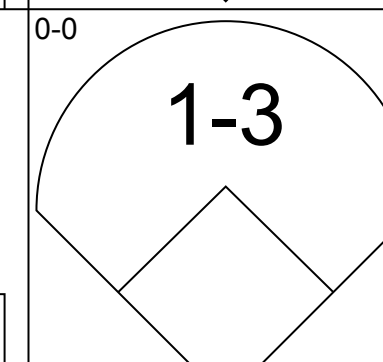
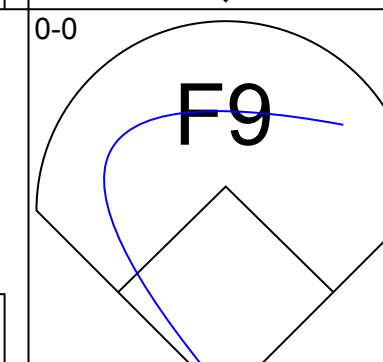
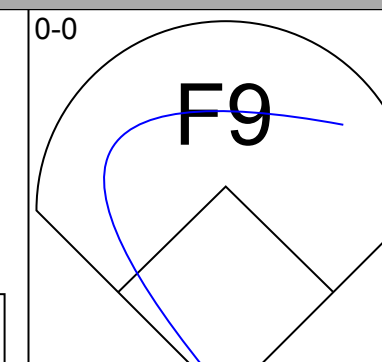
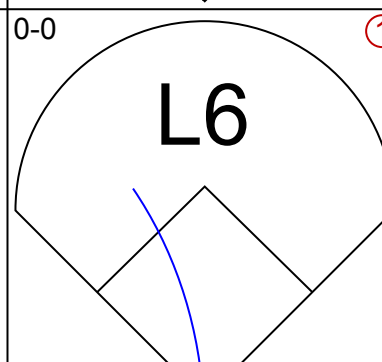
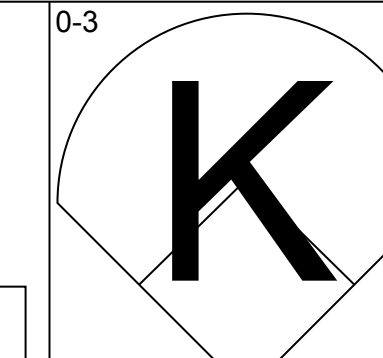
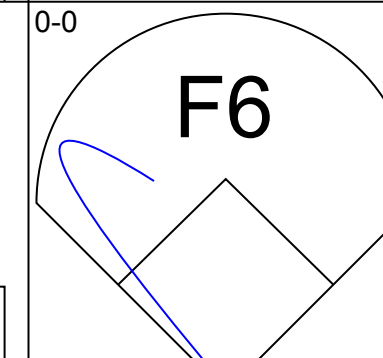
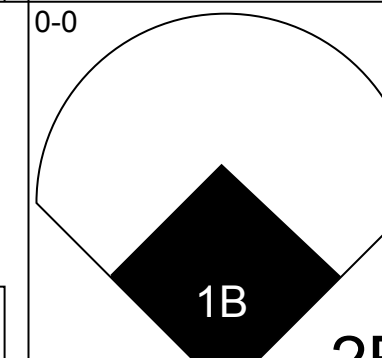
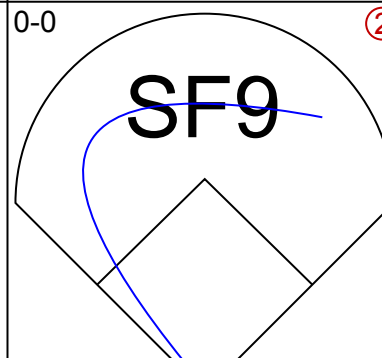
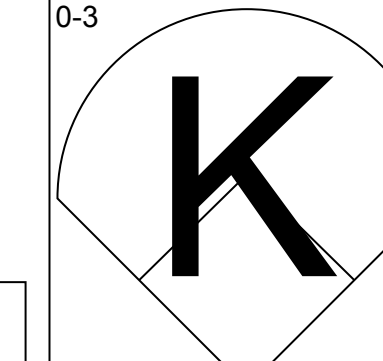
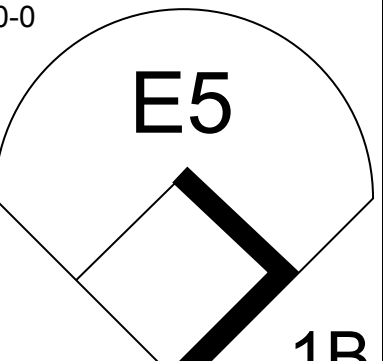
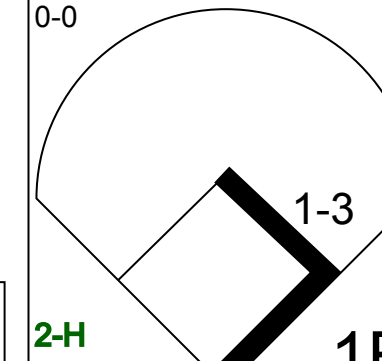
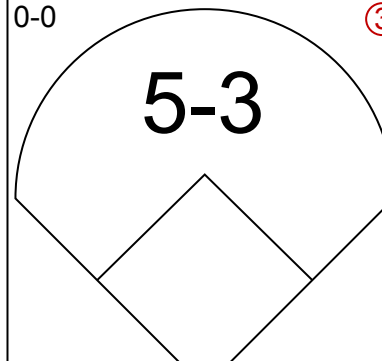
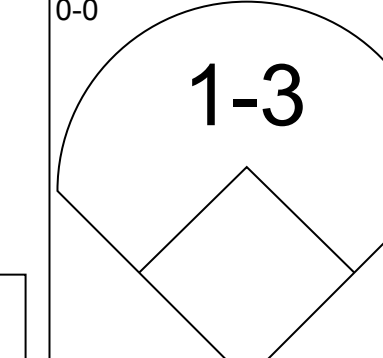
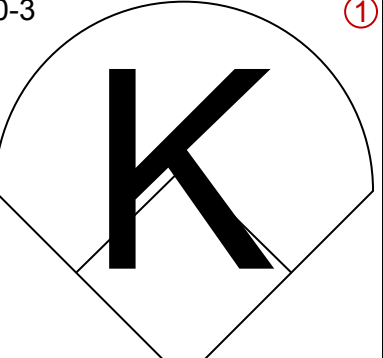
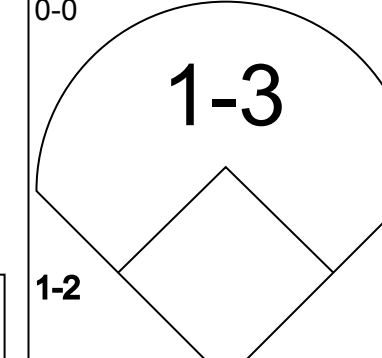
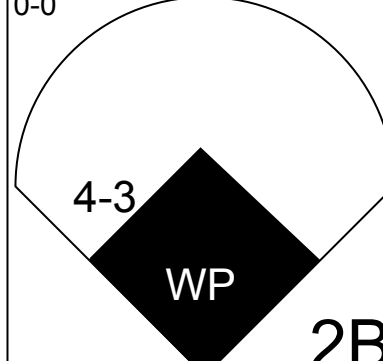
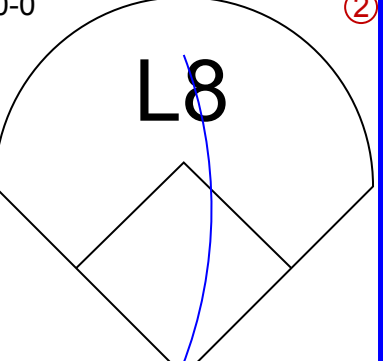
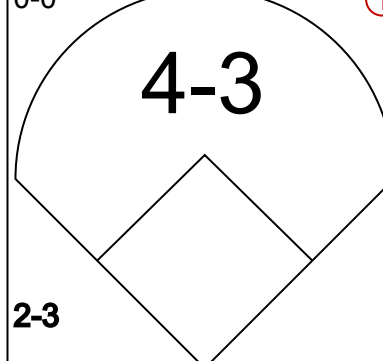
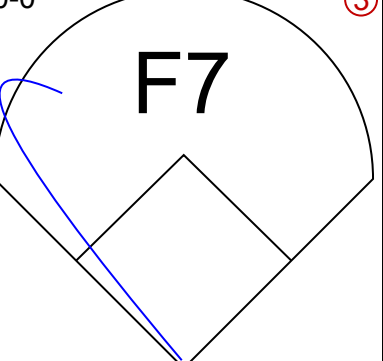
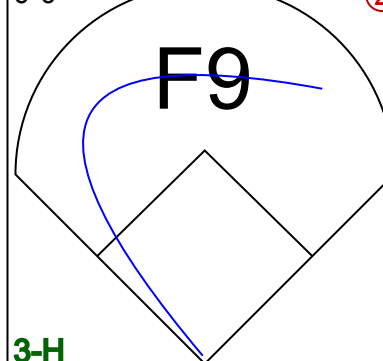
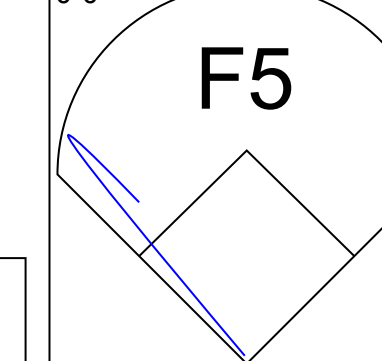
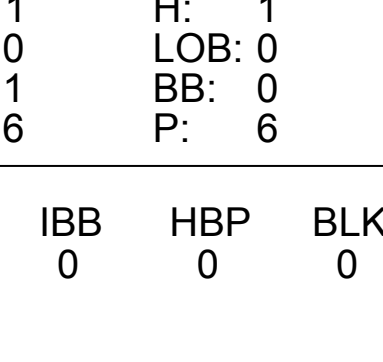
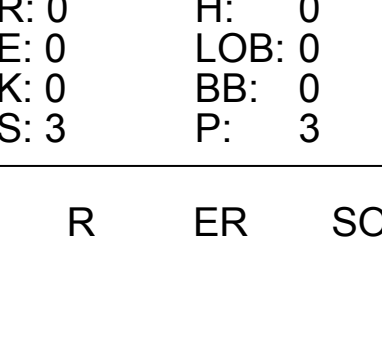
Batter	1	2	3	4	5	6	7	8	9	AB	R	H	RBI	BB	SO	LOB	BOTTOM								
Phil Linz, R OBP: 0.230, SLG: 0.207 (1, 6)	F6		L6	WP 1B		B1-3	6-3			5	1	1	0	0	0	1	Kansas City Athletics @ New York Yankees Yankee Stadium, Bronx, NY Sat May 16 1964, 3:33 AM EDT Att: 11,145 - Unknown - 70 F livebaseballscorecards.com								
Bobby Richardson, R OBP: 0.359, SLG: 0.352 (1, 4)	F4		HR	HR					L8	3	2	1	2	2	0	0									
Roger Maris, L OBP: 0.367, SLG: 0.646 (1, 9)	HR		HR	HR		F9			F2	5	2	2	3	0	0	2									
Mickey Mantle, S OBP: 0.411, SLG: 0.507 (8, 3)	K		F8	HR		F8			4-3	5	1	1	2	0	1	1									
Pedro Gonzalez, R OBP: 0.313, SLG: 0.276 (9, 3)										0	0	0	0	0	0	0									
Hector Lopez, R OBP: 0.320, SLG: 0.521 (1, 7)		1B	1B						K	3	1	1	0	1	1	0									
Joe Pepitone, L OBP: 0.330, SLG: 0.406 (9, 8)		3B	BB							4	1	4	2	0	0	0									
Elston Howard, R OBP: 0.344, SLG: 0.386 (1, 2)		CS 1B	FC6-4 1B			FC4-6 1B			HR	3	1	0	0	0	0	4									
Clete Boyer, R OBP: 0.242, SLG: 0.227 (1, 5)						F7			FC4-6	3	0	1	1	1	0	1									
Stan Williams, R OBP: 0.400, SLG: 0.400 (4, 1)										1	0	0	0	0	0	1									
Steve Hamilton, L (4, 1)										2	1	0	0	1	0	2									
Hal Reniff, R (8, 1)										0	0	0	0	0	0	0									
Inning Stats	R: 1 E: 0 K: 1 S: 6	H: 1 LOB: 0 BB: 0 P: 6	R: 1 E: 0 K: 0 S: 4	H: 2 LOB: 1 BB: 1 P: 8	R: 2 E: 0 K: 0 S: 5	H: 2 LOB: 2 BB: 2 P: 13	R: 4 E: 0 K: 0 S: 6	H: 3 LOB: 0 BB: 1 P: 10	R: 0 E: 0 K: 0 S: 4	H: 1 LOB: 1 BB: 0 P: 4	R: 0 E: 0 K: 0 S: 3	H: 0 LOB: 1 BB: 1 P: 7	R: 2 E: 0 K: 1 S: 7	H: 2 LOB: 1 BB: 0 P: 8	R: 0 E: 0 K: 0 S: 3	H: 0 LOB: 0 BB: 0 P: 3	1B: 5 2B: 0 3B: 2 HR: 4	SF: 0 SAC: 0 DP: 0 HBP: 1	WP: 1 PB: 0 SB: 0 CS: 1	PA: 40					
PITCHER	IP	WLS	BF	H	R	ER	SO	BB	IBB	HBP	BLK	WP	HR	S	P	ERA	WHIP								
Moe Drabowsky, R ERA: 6.67 (1, 1)	2.2	L	14	4	4	4	1	3	0	0	0	0	2	13	25	13.50	2.625								
Joe Grzenda, L ERA: 9.0 (3, 1)	1.1		9	4	4	4	0	1	0	0	0	1	1	8	12	27.00	3.750								
Jack Aker, R ERA: 11.0 (5, 1)	3.0		14	3	2	2	1	1	0	1	0	0	1	14	19	6.00	1.333								
Aurelio Montesagudo, R ERA: 8.72 (8, 1)	1.0		3	0	0	0	0	0	0	0	0	0	0	3	3	0.00	0.000								

Batter	1	2	3	4	5	6	7	8	9	AB	R	H	RBI	BB	SO	LOB	TOP					
Wayne Causey, L OBP: 0.403, SLG: 0.348	F8			F7	1B	1B	FC6-4	FC6-4		4	1	2	1	1	0	0	Kansas City Athletics @ New York Yankees Yankee Stadium, Bronx, NY Sun May 17 1964, 3:33AM EDT Unknown - 76 F					
Nelson Mathews, R OBP: 0.365, SLG: 0.434	K			F6	1B	1B	FC6-4	FC6-4		5	0	1	0	0	1	2						
Ed Charles, R OBP: 0.395, SLG: 0.404	F9			1B	3B	HBP	1B	G6-4-3	F8	4	1	2	1	0	0	0						
Jim Gentile, L OBP: 0.393, SLG: 0.495		L3		1B	3B	1B	F8	F2		5	1	2	0	0	0	3						
George Alusik, R OBP: 0.567, SLG: 0.556		G6-3		1B			K	G6-4-3	G5-4-3	4	0	1	2	1	1	2						
Manny Jimenez, L OBP: 0.271, SLG: 0.512		G6-3		6-3			BB	1B	K	4	1	1	0	0	1	2						
Charlie Lau, L OBP: 0.409, SLG: 0.552			K		3-1	1B	2B	1-2	3B	3	3	2	0	1	1	0						
Dick Green, R OBP: 0.270, SLG: 0.385			5-3		F3		1-2	4-3	3B	4	2	2	3	0	0	1						
John O'Donoghue, R OBP: 0.444, SLG: 0.444			K		3-1		4-3	5-3		1	0	0	0	0	1	0						
Vern Handrahan, L ERA: 5.69					3-1		4-3	5-3		1	0	0	0	0	0	1						
Joe Grzenda, R ERA: 9.53					2-3		3-H			0	0	0	0	0	0	0						
Doc Edwards, R ERA: 9.53										0	0	0	0	0	0	0						
Jack Aker, R ERA: 9.53										0	0	0	0	0	0	0						
Billy Bryan, L ERA: 9.53										0	0	0	0	0	0	0						
Aurelio Montegudo, R ERA: 9.53										0	0	0	0	0	0	0						
Inning Stats	R: 0 E: 0 K: 1 S: 5	H: 0 LOB: 0 BB: 0 P: 5	R: 0 E: 0 K: 0 S: 2	H: 0 LOB: 0 BB: 1 P: 6	R: 0 E: 0 K: 2 S: 7	H: 0 LOB: 0 BB: 0 P: 7	R: 2 E: 0 K: 0 S: 5	H: 2 LOB: 1 BB: 0 P: 6	R: 2 E: 0 K: 1 S: 8	H: 4 LOB: 2 BB: 1 P: 7	R: 3 E: 0 K: 1 S: 8	H: 3 LOB: 1 BB: 1 P: 12	R: 0 E: 0 K: 1 S: 3	H: 1 LOB: 0 BB: 0 P: 3	R: 2 E: 0 K: 1 S: 7	H: 2 LOB: 1 BB: 1 P: 11	R: 0 E: 0 K: 0 S: 3	H: 1 LOB: 0 BB: 0 P: 3	1B: 8 2B: 2 3B: 3 HR: 0	SF: 0 SAC: 0 DP: 3 HBP: 1	WP: 0 PB: 0 SB: 0 CS: 0	PA: 41
PITCHER	IP WLS BF H R ER SO BB IBB HBP BLK WP HR S P ERA WHIP																					
Bill Stafford, R ERA: 2.84	(1, 1) 4.2 21 6 4 4 3 1 0 1 0 0 0 0 0 25 30 7.71 1.500																					
Bud Daley, L ERA: 5.69	(5, 1) 1.1 9 4 3 3 1 1 0 0 0 0 0 0 10 14 20.25 3.750																					
Pete Mikkelsen, R ERA: 9.53	(7, 1) 1.2 7 2 2 2 1 1 0 0 0 0 0 0 8 12 10.80 1.800																					
Hal Reniff, R ERA:	(8, 1) 1.1 W 4 1 0 0 0 0 0 0 0 0 0 0 4 4 0.00 0.750																					

Batter	1	2	3	4	5	6	7	8	9	AB	R	H	RBI	BB	SO	LOB	BOTTOM			
Phil Linz, R OBP: 0.242, SLG: 0.226	G3		1B	F8	6-3			K		4	2	1	0	1	1	1	Kansas City Athletics @ New York Yankees Yankee Stadium, Bronx, NY Sun May 17 1964, 3:33AM EDT Unknown - 76 F			
Bobby Richardson, R OBP: 0.352, SLG: 0.345	G3		3B	3B	F3	4-3		F8		5	1	1	0	0	0	1				
Hector Lopez, R OBP: 0.325, SLG: 0.533	1-3		1B	1B	4-3	4-3		F4		4	2	1	3	1	0	0				
Mickey Mantle, S OBP: 0.436, SLG: 0.560			3B	3B	HR	BB				2	3	2	2	2	0	0				
Pedro Gonzalez, R OBP: 0.313, SLG: 0.276			1B	1B	HR	BB				0	0	0	0	0	0	0				
Tom Tresh, S OBP: 0.361, SLG: 0.507	4-3		6-3	6-3	1-2	1-3				4	1	1	3	0	0	2				
Elston Howard, R OBP: 0.351, SLG: 0.384		F8		1B	3B	BB		6-3		3	1	1	1	1	0	0				
Joe Pepitone, L OBP: 0.327, SLG: 0.420		3-1	F6		2B	3B		F9		4	1	1	1	0	0	1				
Clete Boyer, R OBP: 0.262, SLG: 0.242		4-3		F8						3	0	1	1	0	0	0				
Tony Kubek, L OBP: 0.314, SLG: 0.413				F8						0	0	0	0	0	0	0				
Bill Stafford, R ERA: 2.84	(1, 1) 4.2 21 6 4 4 3 1 0 1 0 0 0 0 0 25 30 7.71 1.500																			
Bud Daley, L ERA: 5.69	(5, 1) 1.1 9 4 3 3 1 1 0 0 0 0 0 0 10 14 20.25 3.750																			
Pete Mikkelsen, R ERA: 9.53	(7, 1) 1.2 7 2 2 2 1 1 0 0 0 0 0 0 8 12 10.80 1.800																			
Hal Reniff, R ERA:	(8, 1) 1.1 W 4 1 0 0 0 0 0 0 0 0 0 0 4 4 0.00 0.750																			
Inning Stats	R: 2 E: 0 K: 0 S: 5	H: 2 LOB: 0 BB: 0 P: 5	R: 0 E: 0 K: 0 S: 3	H: 0 LOB: 0 BB: 0 P: 3	R: 4 E: 0 K: 1 S: 9	H: 4 LOB: 1 BB: 1 P: 13	R: 0 E: 0 K: 0 S: 3	H: 0 LOB: 0 BB: 0 P: 3	R: 5 E: 0 K: 1 S: 8	H: 3 LOB: 1 BB: 3 P: 20	R: 0 E: 0 K: 0 S: 3	H: 0 LOB: 1 BB: 1 P: 7	R: 0 E: 0 K: 1 S: 5	H: 0 LOB: 1 BB: 0 P: 6	R: 0 E: 0 K: 1 S: 5	H: 0 LOB: 0 BB: 0 P: 5	1B: 3 2B: 2 3B: 2 HR: 2	SF: 0 SAC: 0 DP: 0 HBP: 1	WP: 0 PB: 0 SB: 0 CS: 0	PA: 39
PITCHER	IP WLS BF H R ER SO BB IBB HBP BLK WP HR S P ERA WHIP																			
John O'Donoghue, L ERA: 4.66	(1, 1) 3.0 L 16 6 6 6 1 1 0 0 0 0 0 1 5 17 27.00 3.000																			
Vern Handrahan, R ERA: 7.27	(4, 1) 1.1 8 1 4 4 0 3 0 0 0 0 0 1 5 17 27.00 3.000																			
Joe Grzenda, L ERA: 9.53	(5, 1) 0.2 4 2 1 1 1 1 0 0 0 0 0 0 6 6 13.50 3.000																			
Jack Aker, R ERA: 9.0	(6, 1) 2.0 8 0 0 0 0 1 1 0 0 0 0 0 8 13 0.00 0.500																			
Aurelio Montegudo, R ERA: 8.34	(8, 1) 1.0 3 0 0 0 0 1 0 0 0 0 0 0 5 5 0.00 0.000																			

Batter	1	2	3	4	5	6	7	8	9	AB	R	H	RBI	BB	SO	LOB	TOP				
Wayne Causey, L (1, 6) OBP: 0.391, SLG: 0.336										4	0	0	0	0	1	1	Kansas City Athletics @ New York Yankees Yankee Stadium, Bronx, NY Sun May 17 1964, 3:38 AM EDT Att: 24,007 - Unknown - 78 F livebaseballscorecards.com				
Nelson Mathews, R (1, 8) OBP: 0.369, SLG: 0.436										4	0	2	0	0	0	2					
Ed Charles, R (1, 5) OBP: 0.390, SLG: 0.392										3	0	0	0	1	1	3					
Jim Gentile, L (1, 3) OBP: 0.380, SLG: 0.475										4	0	0	0	0	1	2					
George Alusik, R (1, 7) OBP: 0.545, SLG: 0.524										3	0	1	0	0	1	0					
Manny Jimenez, L (1, 9) OBP: 0.255, SLG: 0.478										3	0	0	0	0	1	1					
Dick Green, R (1, 4) OBP: 0.263, SLG: 0.374										3	0	0	0	0	1	0					
Charlie Lau, L (1, 2) OBP: 0.412, SLG: 0.550										2	0	1	0	0	1	0					
Dave Duncan, R (6, 2) OBP: 0.500, SLG: 0.500										1	0	0	0	0	0	0					
Orlando Pena, R (1, 1) OBP: 0.083, SLG: 0.043										1	0	0	0	0	0	0					
George Williams, R (6, PH) OBP: 0.250, SLG: 0.143										1	0	0	0	0	0	1					
Vern Handrahan, L (6, 1) OBP: 0.167, SLG: 0.333										0	0	0	0	0	0	0					
Jose Tartabull, L (8, PH) OBP: 0.167, SLG: 0.333										1	0	0	0	0	0	0					
John Wyatt, R (8, 1) OBP: 0.167, SLG: 0.333										0	0	0	0	0	0	0					
Inning Stats	R: 0 E: 0 K: 2 S: 7	H: 1 LOB: 1 BB: 1 P: 11	R: 0 E: 0 K: 1 S: 5	H: 0 LOB: 0 BB: 0 P: 5	R: 0 E: 0 K: 1 S: 5	H: 0 LOB: 0 BB: 0 P: 5	R: 0 E: 0 K: 0 S: 3	H: 0 LOB: 0 BB: 0 P: 3	R: 0 E: 0 K: 0 S: 3	H: 1 LOB: 0 BB: 0 P: 3	R: 0 E: 1 K: 1 S: 7	H: 1 LOB: 2 BB: 0 P: 7	R: 0 E: 0 K: 1 S: 5	H: 0 LOB: 0 BB: 0 P: 5	R: 0 E: 0 K: 1 S: 5	H: 0 LOB: 0 BB: 0 P: 5	R: 0 E: 0 K: 0 S: 4	H: 1 LOB: 1 BB: 0 P: 4	1B: 4 2B: 0 3B: 0 HR: 0	SF: 0 SAC: 0 DP: 1 HBP: 0	WP: 0 PA: 31 PB: 0 SB: 0 CS: 1
PITCHER Whitey Ford, L (1, 1) ERA: 1.66	IP: 9.0 WLS: W BF: 31 H: 4 R: 0 ER: 0 SO: 7 BB: 1 IBB: 0 HBP: 0 BLK: 0 WP: 0 HR: 0 S: 44 P: 48 ERA: 0.00 WHIP: 0.556															PITCHER					

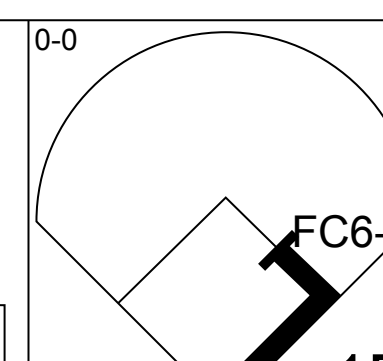
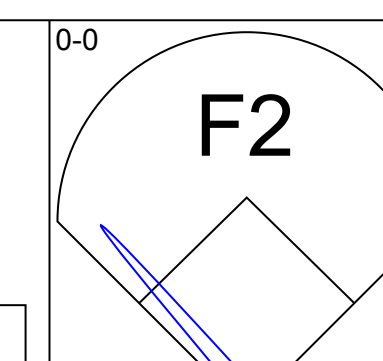
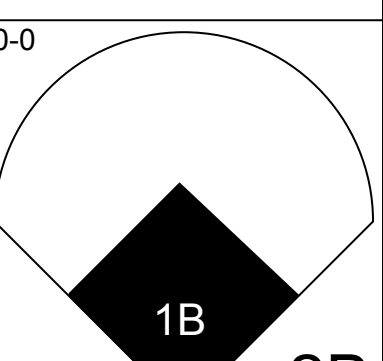
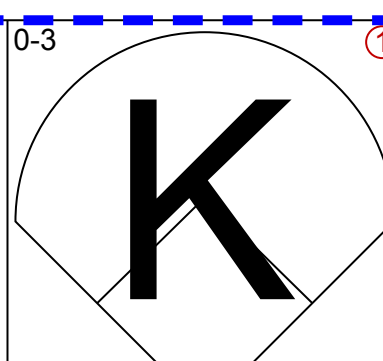
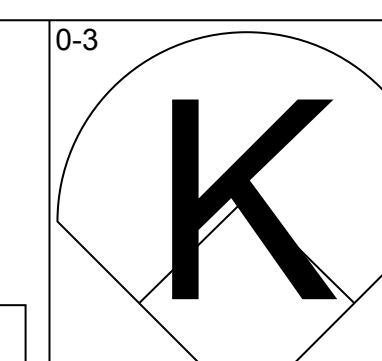
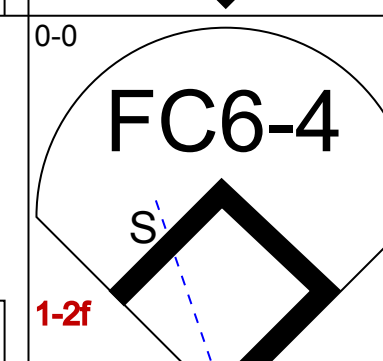
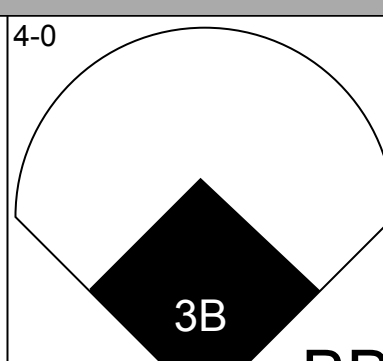
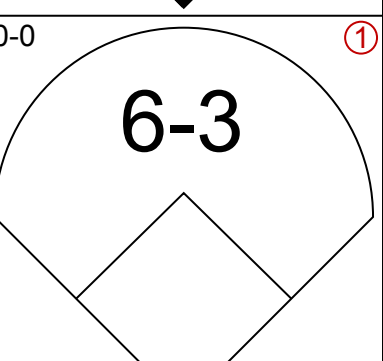
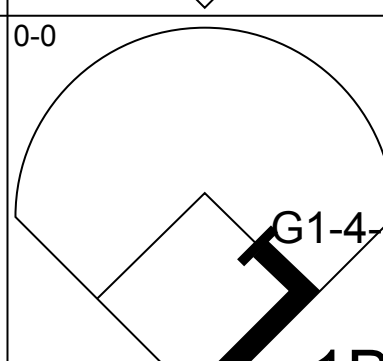
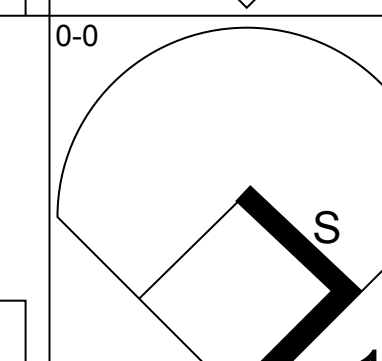
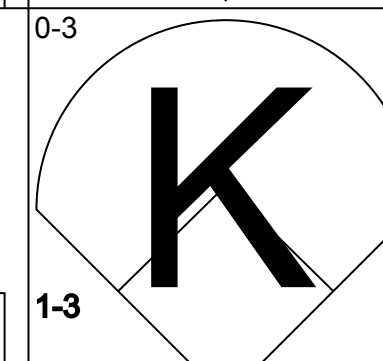
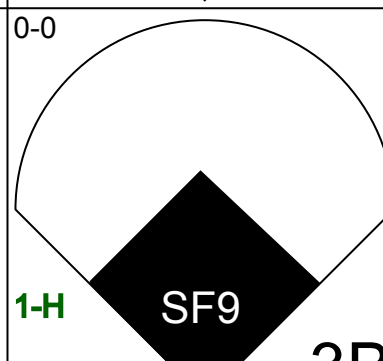
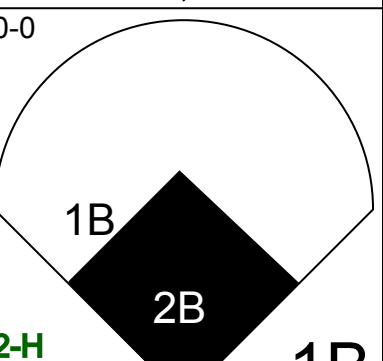
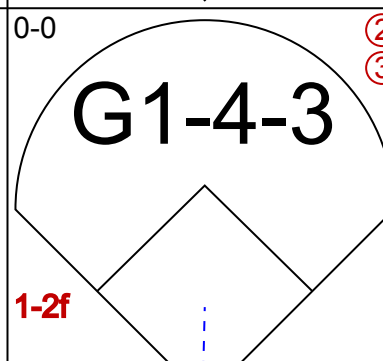
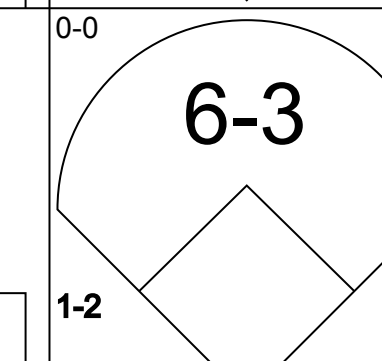
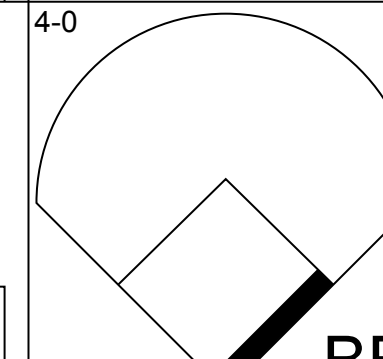
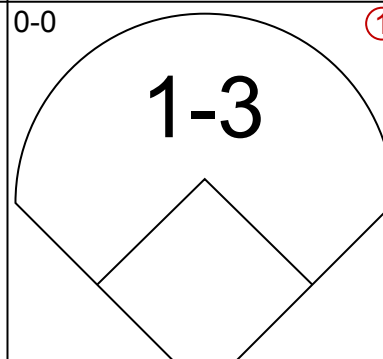
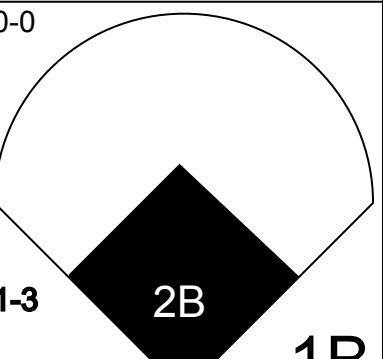
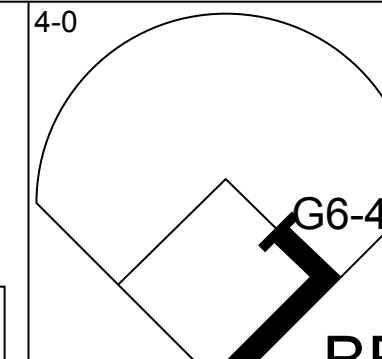
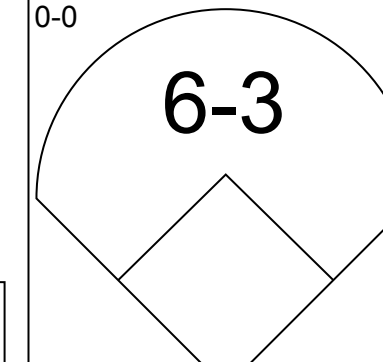
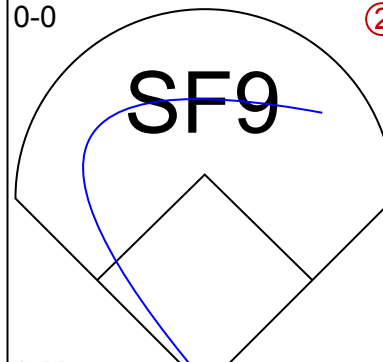
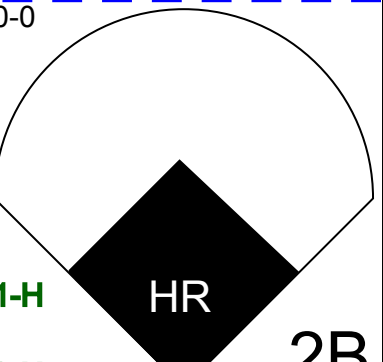


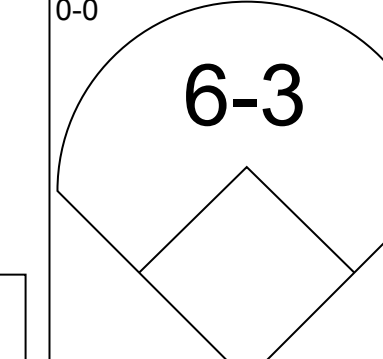
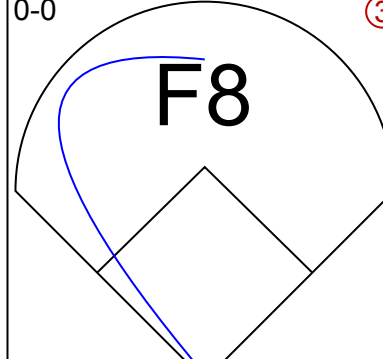
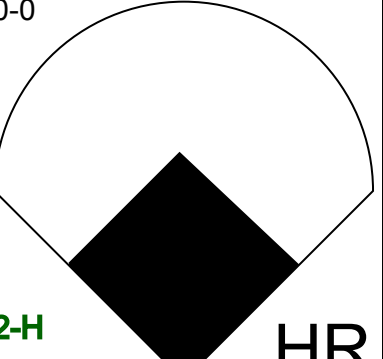
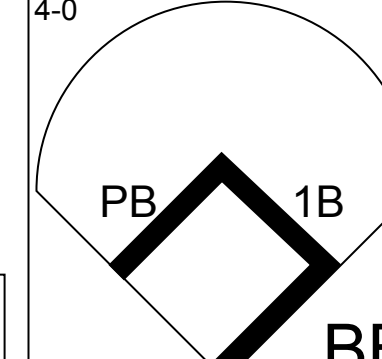
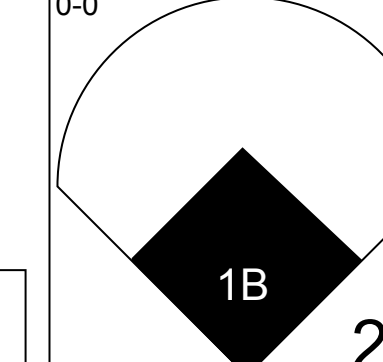
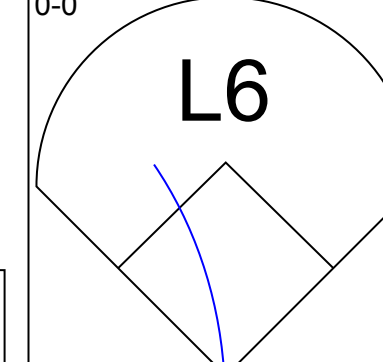
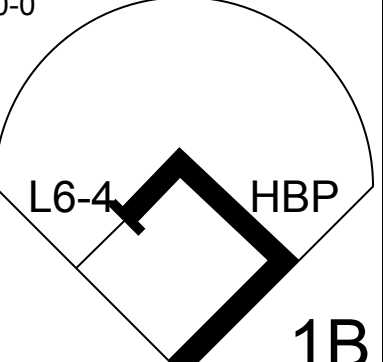
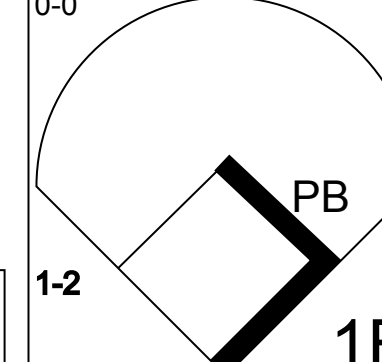
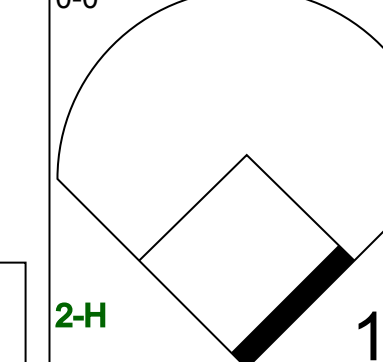
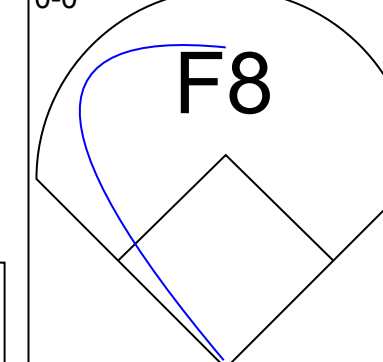
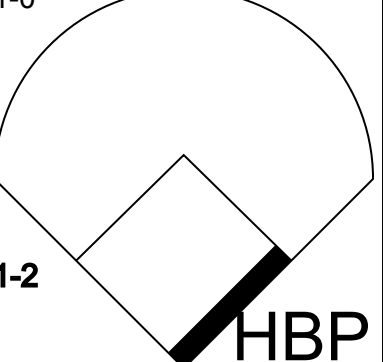
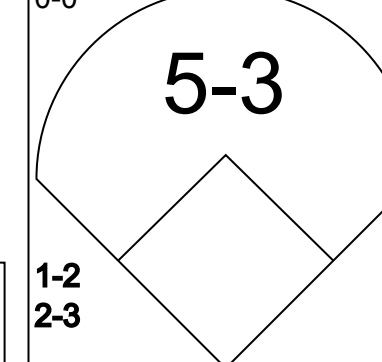
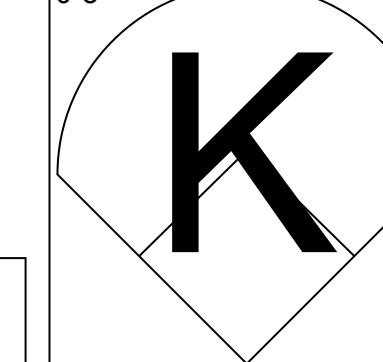
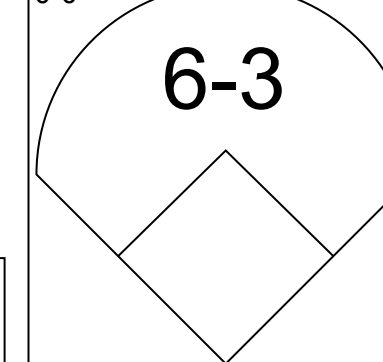
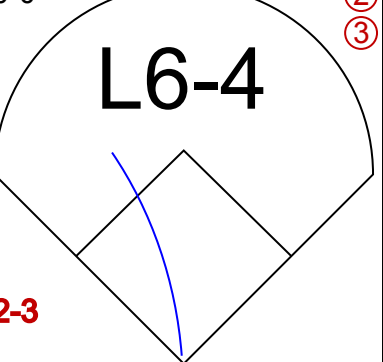
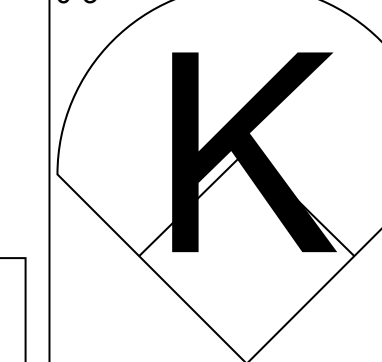
Batter	1	2	3	4	5	6	7	8	9	AB	R	H	RBI	BB	SO	LOB	BOTTOM		
Phil Linz, R (1, 6) OBP: 0.254, SLG: 0.227										4	2	1	0	1	1	3	Kansas City Athletics @ New York Yankees Yankee Stadium, Bronx, NY Sun May 17 1964, 3:38 AM EDT Att: 24,007 - Unknown - 78 F livebaseballscorecards.com		
Bobby Richardson, R (1, 4) OBP: 0.346, SLG: 0.339										5	0	1	0	0	0	2			
Roger Maris, L (1, 9) OBP: 0.352, SLG: 0.596										4	1	0	0	0	1	2			
Joe Pepitone, L (1, 3) OBP: 0.348, SLG: 0.495										5	2	4	4	0	0	0			
Tom Tresh, S (1, 8) OBP: 0.364, SLG: 0.493										4	0	1	0	1	1	1			
Hector Lopez, R (1, 7) OBP: 0.333, SLG: 0.544										4	1	2	0	0	1	3			
Elston Howard, R (1, 2) OBP: 0.366, SLG: 0.393										3	1	2	1	1	1	0			
Pedro Gonzalez, R (1, 5) OBP: 0.333, SLG: 0.281										3	1	1	0	0	1	1			
Whitey Ford, L (1, 1) OBP: 0.250, SLG: 0.167										3	0	2	2	0	0	3			
Inning Stats	R: 1 E: 0 K: 1 S: 6	H: 2 LOB: 2 BB: 2 P: 14	R: 0 E: 0 K: 3 S: 10	H: 1 LOB: 1 BB: 0 P: 10	R: 1 E: 0 K: 2 S: 8	H: 1 LOB: 0 BB: 0 P: 8	R: 3 E: 0 K: 0 S: 7	H: 4 LOB: 1 BB: 0 P: 7	R: 0 E: 0 K: 0 S: 4	H: 1 LOB: 3 BB: 1 P: 9	R: 3 E: 0 K: 0 S: 5	H: 3 LOB: 0 BB: 0 P: 6	R: 0 E: 0 K: 0 S: 4	H: 1 LOB: 1 BB: 0 P: 4	R: 0 E: 0 K: 0 S: 4	H: 1 LOB: 1 BB: 0 P: 4		1B: 11 2B: 1 3B: 0 HR: 2	SF: 0 SAC: 1 DP: 2 HBP: 2
PITCHER Orlando Pena, R (1, 1) ERA: 3.97	IP: 5.0 WLS: L BF: 27 H: 9 R: 5 ER: 5 SO: 6 BB: 3 IBB: 0 HBP: 1 BLK: 0 WP: 0 HR: 1 S: 35 P: 48 ERA: 9.00 WHIP: 2.400															PITCHER			
PITCHER Vern Handrahan, R (6, 1) ERA: 7.91	IP: 2.0 WLS: L BF: 10 H: 4 R: 3 ER: 3 SO: 0 BB: 0 IBB: 0 HBP: 1 BLK: 0 WP: 1 HR: 1 S: 9 P: 10 ERA: 13.50 WHIP: 2.000															PITCHER			
PITCHER John Wyatt, R (8, 1) ERA: 0.9	IP: 1.0 WLS: L BF: 4 H: 1 R: 0 ER: 0 SO: 0 BB: 0 IBB: 0 HBP: 0 BLK: 0 WP: 0 HR: 0 S: 4 P: 4 ERA: 0.00 WHIP: 1.000															PITCHER			

Batter	1	2	3	4	5	6	7	8	9	AB	R	H	RBI	BB	SO	LOB	TOP				
Wayne Causey, L (1, 6) OBP: 0.381, SLG: 0.323										4	0	0	0	0	2	0					
Nelson Mathews, R (1, 8) OBP: 0.360, SLG: 0.437										4	1	1	0	0	0	0					
Ed Charles, R (1, 5) OBP: 0.371, SLG: 0.369										4	0	0	0	0	0	1					
Jim Gentile, L (1, 3) OBP: 0.377, SLG: 0.472										3	1	1	1	0	1	0					
Rocky Colavito, R (1, 9) OBP: 0.417, SLG: 0.667										4	0	2	1	0	1	0					
Manny Jimenez, L (1, 7) OBP: 0.276, SLG: 0.481										3	0	0	0	0	1	2					
Charlie Lau, L (1, 2) OBP: 0.419, SLG: 0.561										2	1	1	0	0	0	1					
Dave Duncan, R (5, 2) OBP: 0.333, SLG: 0.333										3	0	0	0	0	0	2					
Dick Green, R (1, 4) OBP: 0.248, SLG: 0.351																					
Diego Segui, R (1, 1) OBP: 0.333, SLG: 0.457										1	0	0	0	0	0	0					
Jack Aker, R (5, 1) OBP: 0.200, SLG: 0.300										0	0	0	0	0	0	0					
Jose Tartabull, L (6, PH) OBP: 0.200, SLG: 0.300										0	0	0	0	0	0	0					
Vern Handrahan, L (6, 1) OBP: 0.200, SLG: 0.300										0	0	0	0	0	0	0					
George Alusk, R (8, PH) OBP: 0.200, SLG: 0.300										0	0	0	0	0	0	0					
Ted Bowsfield, R (8, 1) OBP: 0.200, SLG: 0.300										0	0	0	0	0	0	0					
Inning Stats	R: 0 E: 0 K: 1 S: 5	H: 0 LOB: 0 BB: 0 P: 5	R: 0 E: 0 K: 2 S: 7	H: 0 LOB: 0 BB: 0 P: 7	R: 1 E: 0 K: 1 S: 6	H: 1 LOB: 0 BB: 0 P: 6	R: 0 E: 0 K: 0 S: 3	H: 0 LOB: 0 BB: 0 P: 3	R: 0 E: 1 K: 1 S: 6	H: 1 LOB: 1 BB: 0 P: 6	R: 0 E: 0 K: 0 S: 3	H: 0 LOB: 0 BB: 0 P: 3	R: 1 E: 0 K: 1 S: 7	H: 2 LOB: 1 BB: 0 P: 7	R: 0 E: 0 K: 0 S: 3	H: 0 LOB: 0 BB: 0 P: 3	R: 1 E: 0 K: 0 S: 4	H: 1 LOB: 0 BB: 0 P: 4	1B: 2 2B: 2 3B: 1 HR: 0	SF: 1 SAC: 0 DP: 0 HBP: 0	WP: 1 PA: 32 PB: 0 SB: 0 CS: 0
PITCHER Mitt Pappas, R (1, 1) ERA: 2.6	IP: 9.0 WLS: W BF: 32 H: 5 R: 3 ER: 3 SO: 6 BB: 0 IBB: 0 HBP: 0 BLK: 0 WP: 1 HR: 0 S: 44 P: 44 ERA: 3.00 WHIP: 0.556											PITCHER	IP: 9.0 WLS: W BF: 32 H: 5 R: 3 ER: 3 SO: 6 BB: 0 IBB: 0 HBP: 0 BLK: 0 WP: 1 HR: 0 S: 44 P: 44 ERA: 3.00 WHIP: 0.556								

Kansas City Athletics @ Baltimore Orioles
Memorial Stadium, Baltimore, MD
Wed May 20 1964, 7:05 PM EDT
Att: 6,197 - Unknown

AB 31
R 3
H 5
RBI 2
BB 0
SO 6
LOB 7



Batter	1	2	3	4	5	6	7	8	9	AB	R	H	RBI	BB	SO	LOB	BOTTOM		
Jackie Brandt, R (1, 8) OBP: 0.326, SLG: 0.362										5	1	2	0	0	2	1			
Luis Aparicio, R (1, 6) OBP: 0.321, SLG: 0.333										4	1	2	0	1	0	2			
Bob Johnson, R (1, 4) OBP: 0.263, SLG: 0.382										5	2	2	2	0	1	3			
Norm Siebern, L (1, 3) OBP: 0.437, SLG: 0.477										2	1	1	0	2	0	1			
Brooks Robinson, R (1, 5) OBP: 0.357, SLG: 0.471										3	1	1	3	0	0	3			
Boog Powell, L (1, 7) OBP: 0.337, SLG: 0.533										3	1	1	2	1	0	0			
Willie Kirkland, L (1, 9) OBP: 0.333, SLG: 0.288										4	1	3	0	0	0	0			
John Orsino, R (1, 2) OBP: 0.299, SLG: 0.398										3	0	1	1	0	0	2			
Mitt Pappas, R (1, 1) OBP: 0.176, SLG: 0.188										4	0	0	0	0	2	3			
Inning Stats	R: 0 E: 0 K: 1 S: 6	H: 1 LOB: 2 BB: 1 P: 10	R: 1 E: 0 K: 1 S: 7	H: 2 LOB: 1 BB: 0 P: 7	R: 2 E: 0 K: 0 S: 4	H: 1 LOB: 0 BB: 1 P: 8	R: 0 E: 0 K: 0 S: 3	H: 0 LOB: 0 BB: 0 P: 3	R: 5 E: 0 K: 0 S: 8	H: 6 LOB: 1 BB: 0 P: 9	R: 0 E: 0 K: 1 S: 5	H: 1 LOB: 0 BB: 0 P: 5	R: 0 E: 0 K: 0 S: 3	H: 1 LOB: 2 BB: 2 P: 11	R: 0 E: 0 K: 2 S: 8	H: 1 LOB: 1 BB: 0 P: 8	1B: 8 2B: 4 3B: 1 HR: 1	SF: 1 SAC: 0 DP: 3 HBP: 1	WP: 0 PA: 39 PB: 1 SB: 3 CS: 0
PITCHER Diego Segui, R (1, 1) ERA: 4.3	IP: 0.2 WLS: L BF: 5 H: 3 R: 2 ER: 2 SO: 0 BB: 0 IBB: 0 HBP: 1 BLK: 0 WP: 0 HR: 1 S: 24 P: 32 ERA: 27.00 WHIP: 4.500											PITCHER	IP: 0.2 WLS: L BF: 5 H: 3 R: 2 ER: 2 SO: 0 BB: 0 IBB: 0 HBP: 1 BLK: 0 WP: 0 HR: 1 S: 24 P: 32 ERA: 27.00 WHIP: 4.500						
Jack Aker, R (5, 1) ERA: 10.03	IP: 2.0 WLS: 8 BF: 2 H: 0 R: 0 ER: 0 SO: 1 BB: 2 IBB: 0 HBP: 0 BLK: 0 WP: 0 HR: 0 S: 8 P: 16 ERA: 0.00 WHIP: 2.000											PITCHER	IP: 2.0 WLS: 8 BF: 2 H: 0 R: 0 ER: 0 SO: 1 BB: 2 IBB: 0 HBP: 0 BLK: 0 WP: 0 HR: 0 S: 8 P: 16 ERA: 0.00 WHIP: 2.000						
Vern Handrahan, R (6, 1) ERA: 7.17	IP: 1.0 WLS: 4 BF: 1 H: 0 R: 0 ER: 0 SO: 2 BB: 0 IBB: 0 HBP: 0 BLK: 0 WP: 0 HR: 0 S: 8 P: 8 ERA: 0.00 WHIP: 1.000											PITCHER	IP: 1.0 WLS: 4 BF: 1 H: 0 R: 0 ER: 0 SO: 2 BB: 0 IBB: 0 HBP: 0 BLK: 0 WP: 0 HR: 0 S: 8 P: 8 ERA: 0.00 WHIP: 1.000						

Kansas City Athletics @ Baltimore Orioles
Memorial Stadium, Baltimore, MD
Wed May 20 1964, 7:05 PM EDT
Att: 6,197 - Unknown


AB 33
R 8
H 13
RBI 8
BB 4
SO 5
LOB 15



Batter	1	2	3	4	5	6	7	8	9	AB	R	H	RBI	BB	SO	LOB	TOP		
Wayne Causey, L (1, 6) OBP: 0.382, SLG: 0.320	4-0 BB 1B BB		0-0 BB 1B		0-0 L8		0-0 4-3		0-3 K	4	1	1	0	1	1	1			
Nelson Mathews, R (1, 8) OBP: 0.361, SLG: 0.431	4-0 1B BB		0-0 F9		0-0 FC3-4			0-0 BB HR 1B	0-0 F6	4	1	1	0	1	0	2			
Ed Charles, R (1, 5) OBP: 0.387, SLG: 0.377	0-0 1-3 2-H 1B		4-0 1-2 BB		4-0 1-2 BB			0-0 BB HR 1B	0-0 1-3	3	1	2	1	2	0	0			
Jim Gentile, L (1, 3) OBP: 0.373, SLG: 0.459	0-3 K		0-0 F8		0-0 F8			4-0 1-2 3 HR BB		3	1	0	0	1	1	6			
Rocky Colavito, R (1, 9) OBP: 0.412, SLG: 0.680	0-0 1-2 L5-3			0-0 HR		0-0 F7		0-0 F7		4	1	1	1	0	0	5			
Manly Jimenez, L (1, 7) OBP: 0.274, SLG: 0.518		0-0 1-3		0-0 4-3		0-0 L7		0-0 HR		4	1	1	4	0	0	0			
Charlie Lau, L (1, 2) OBP: 0.397, SLG: 0.529		0-0 F5		0-0 L8		0-0 6-3		0-0 F8		4	0	0	0	0	0	0			
George Williams, R (1, 4) OBP: 0.211, SLG: 0.118		0-0 F8		0-0 F2			0-0 1-3	0-0		3	0	0	0	0	0	0			
George Alusk, R (8, PH) OBP: 0.541, SLG: 0.560										1	0	1	0	0	0	0			
Dick Green, R (8, PR) OBP: 0.248, SLG: 0.351										0	0	0	0	0	0	0			
John O'Donoghue, R (1, 1) OBP: 0.455, SLG: 0.455			0-0 4-3		0-0		0-0 F7	0-3 K		2	0	1	0	0	0	0			
Ted Bowsfield, R (5, 1)										0	0	0	0	0	0	0			
Vern Handrahan, L (6, 1)										1	0	0	0	0	0	0			
Billy Bryan, L (8, PH) OBP: 0.313, SLG: 0.615										1	0	0	0	0	1	1			
John Wyatt, R (8, 1)										0	0	0	0	0	0	0			
Inning Stats	R: 1 E: 0 K: 1 S: 5	H: 1 LOB: 1 BB: 2 P: 13	R: 0 E: 0 K: 0 S: 3	H: 0 LOB: 0 BB: 0 P: 3	R: 0 E: 0 K: 0 S: 4	H: 1 LOB: 2 BB: 1 P: 8	R: 1 E: 0 K: 0 S: 4	H: 1 LOB: 0 BB: 0 P: 4	R: 0 E: 0 K: 0 S: 3	H: 0 LOB: 0 BB: 0 P: 3	R: 0 E: 0 K: 0 S: 3	H: 0 LOB: 0 BB: 0 P: 3	R: 4 E: 0 K: 1 S: 9	H: 4 LOB: 1 BB: 1 P: 13	R: 0 E: 0 K: 1 S: 5	H: 0 LOB: 0 BB: 0 P: 5	1B: 5 2B: 2 3B: 0 HR: 2	SF: 0 SAC: 0 DP: 1 HBP: 0	WP: 0 PA: 39 PB: 0 SB: 1 CS: 0
PITCHER	IP WLS BF H R ER SO BB IBB HBP BLK WP HR S P ERA WHIP																		
Wally Bunker, R (1, 1) ERA: 1.85	7.0 W 31 6 5 5 1 5 0 0 0 0 1 28 48 6.43 1.571																		
Stu Miller, R (8, 1) ERA: 2.42	2.0 S 8 2 1 1 2 0 0 0 0 0 1 12 12 4.50 1.000																		

Kansas City Athletics @ Baltimore Orioles
Memorial Stadium, Baltimore, MD
Thu May 21 1964, 7:05 PM EDT
Att: 8,996 - Unknown


AB	34
R	6
H	8
RBI	6
BB	5
SO	3
LOB	15



Batter	1	2	3	4	5	6	7	8	9	AB	R	H	RBI	BB	SO	LOB	BOTTOM		
Jackie Brandt, R (1, 8) OBP: 0.327, SLG: 0.363	0-0 5-3		0-0 F3		0-0 1B 2B	0-3 K		0-0 F8		5	1	1	0	1	1	7			
Luis Aparicio, R (1, 6) OBP: 0.315, SLG: 0.326	0-0 F8		0-0 G3 S 6-3 1B		0-0 F2	0-0 FC6-4		0-0 L7		6	1	1	0	0	0	7			
Bob Johnson, R (1, 4) OBP: 0.279, SLG: 0.368	4-0 FC6-4 BB		0-0 G3		0-0 5-3	0-0 FC1-4		0-3 K		4	0	1	0	1	1	2			
Norm Siebern, L (1, 3) OBP: 0.436, SLG: 0.464	0-0 FC6-4		4-0 1-3 BB		4-0 1B BB	0-0 FC1-4		0-0 F6		3	2	0	0	2	0	2			
Brooks Robinson, R (1, 5) OBP: 0.373, SLG: 0.496		4-0 BB FC5-2 BB		0-0 6-3		0-0 1B 3B		0-0 2B 1B		4	2	3	3	1	0	1			
Boog Powell, L (1, 7) OBP: 0.358, SLG: 0.548		1-0 FC5-2 BB		4-0 1-3 2-H 1B		0-0 1B 3B		0-0 2B 1B		3	1	2	2	1	1	2			
Russ Snyder, L (8, 7) OBP: 0.391, SLG: 0.381		1-2 FC5-2 HBP		2B BB		0-0 E BB 1B		0-0 2B		0	0	0	0	0	0	0			
Sam Bowens, R (1, 9) OBP: 0.333, SLG: 0.391		4-0 BB BB		0-0		0-0 F9		0-0 E7		4	0	2	1	1	0	1			
Willie Kirkland, L (8, 9) OBP: 0.333, SLG: 0.288		1-2 2-3 BB		1-3 2-H 2B		0-0 BB 1B		0-0 F7		0	0	0	0	0	0	0			
John Orsino, R (1, 2) OBP: 0.313, SLG: 0.406		0-0 FC5-2		4-0		4-0 BB IBB		0-0 F2		3	0	1	0	2	0	3			
Wally Bunker, R (1, 1) OBP: 0.214, SLG: 0.231		0-3 K		0-0 3-1		0-3 K		0-0 E4		3	0	0	1	1	2	7			
Stu Miller, R (8, 1) ERA: 1.23										1	0	0	0	0	0	0			
Inning Stats	R: 0 E: 0 K: 0 S: 3	H: 0 LOB: 1 BB: 1 P: 7	R: 0 E: 0 K: 1 S: 5	H: 0 LOB: 2 BB: 2 P: 14	R: 2 E: 0 K: 0 S: 5	H: 2 LOB: 3 BB: 3 P: 17	R: 1 E: 0 K: 1 S: 7	H: 2 LOB: 2 BB: 1 P: 11	R: 0 E: 0 K: 1 S: 6	H: 1 LOB: 2 BB: 1 P: 10	R: 3 E: 1 K: 1 S: 9	H: 4 LOB: 3 BB: 2 P: 17	R: 1 E: 0 K: 1 S: 7	H: 2 LOB: 1 BB: 0 P: 7	R: 0 E: 1 K: 0 S: 4	H: 0 LOB: 1 BB: 0 P: 4	1B: 6 2B: 4 3B: 1 HR: 0	SF: 0 SAC: 0 DP: 0 HBP: 1	WP: 0 PA: 47 PB: 0 SB: 1 CS: 0
PITCHER	IP WLS BF H R ER SO BB IBB HBP BLK WP HR S P ERA WHIP																		
John O'Donoghue, L (1, 1) ERA: 4.81	4.2 L 28 5 3 3 3 0 1 1 0 0 0 0 6 14 40.50 7.500																		
Ted Bowsfield, L (5, 1) ERA: 7.5	0.2 8 4 3 3 0 1 1 0 0 0 0 0 6 14 40.50 7.500																		
Vern Handrahan, R (6, 1) ERA: 7.04	1.2 7 2 1 1 2 0 0 0 0 0 0 0 11 11 5.40 1.200																		
John Wyatt, R (8, 1) ERA: 1.23	1.0 4 0 0 0 0 0 0 0 0 0 0 0 4 4 0.00 0.000																		


Kansas City Athletics @ Baltimore Orioles
Memorial Stadium, Baltimore, MD
Thu May 21 1964, 7:05 PM EDT
Att: 8,996 - Unknown

AB	36
R	7
H	11
RBI	7
BB	10
SO	5
LOB	32



Batter	1	2	3	4	5	6	7	8	9	AB	R	H	RBI	BB	SO	LOB	TOP
Wayne Causey, L (1, 6) OBP: 0.378, SLG: 0.318	0-3 K		0-0 F4			0-0 FC1-6 1B		0-0 F6		4	0	1	0	0	1	0	Kansas City Athletics @ Boston Red Sox Fenway Park, Boston, MA Fri May 22 1964, 7:05 PM EDT Att: 13,728 - Unknown
Nelson Mathews, R (1, 8) OBP: 0.355, SLG: 0.425	0-0 6-3		0-0 1B			0-0 FC1-6 1B 1-2 HR		0-0 F5		4	1	1	0	0	0	1	
Ed Charles, R (1, 5) OBP: 0.390, SLG: 0.376	0-0 E6		0-0 L8			0-0 1B HR		1-0 HBP		3	1	1	0	0	0	1	
Rocky Colavito, R (1, 9) OBP: 0.415, SLG: 0.699	0-0 CS	4-0 2B SF7 BB		0-3 K		0-0 HR 1-2 1H 2H		0-3 K		3	2	1	3	1	2	1	
Jim Gentile, L (1, 3) OBP: 0.362, SLG: 0.443		0-3 K		0-0 F8		0-0 3-1		0-0 F3		4	0	0	0	0	1	1	
George Alusik, R (1, 7) OBP: 0.512, SLG: 0.552		0-0 2B		0-0 F7		0-0 5-3		0-3 K		4	0	1	0	0	1	0	
Charlie Lau, L (1, 2) OBP: 0.390, SLG: 0.534		0-0 SF7			0-0 2B		0-0 4-3		0-0 L7	3	0	1	1	0	0	0	
Dick Green, R (1, 4) OBP: 0.242, SLG: 0.342		0-0 F8			0-3 K		0-0 F6			3	0	0	0	0	1	1	
Orlando Pena, R (1, 1) OBP: 0.074, SLG: 0.038			0-0 1-3		0-0 F9		0-3 K			3	0	0	0	0	1	0	
John Wyatt, R (7, 1)										0	0	0	0	0	0	0	
Inning Stats	R: 0 E: 1 K: 1 S: 5	H: 0 LOB: 0 BB: 0 P: 5	R: 1 E: 0 K: 1 S: 6	H: 1 LOB: 1 BB: 1 P: 10	R: 0 E: 0 K: 0 S: 4	H: 1 LOB: 1 BB: 0 P: 4	R: 0 E: 0 K: 1 S: 5	H: 0 LOB: 0 BB: 0 P: 5	R: 0 E: 0 K: 1 S: 5	H: 0 LOB: 1 BB: 0 P: 6	R: 0 E: 0 K: 1 S: 5	H: 0 LOB: 0 BB: 0 P: 5	R: 0 E: 0 K: 1 S: 5	H: 0 LOB: 0 BB: 0 P: 5	1B: 3 2B: 2 3B: 0 HR: 1	SF: 1 SAC: 0 DP: 0 HBP: 1	WP: 0 PA: 35 SB: 0 CS: 1
PITCHER	IP WLS BF H R ER SO BB IBB HBP BLK WP HR S P ERA WHIP																
Earl Wilson, R (1, 1) ERA: 5.81	7.0 L 27 6 4 4 5 1 0 0 0 0 1 36 40 5.14 1.000																
Dick Radatz, R (8, 1) ERA: 1.24	2.0 7 0 0 0 2 0 0 1 0 0 0 10 11 0.00 0.000																

AB	31
R	4
H	6
RBI	4
BB	1
SO	7
LOB	5




Batter	1	2	3	4	5	6	7	8	9	AB	R	H	RBI	BB	SO	LOB	BOTTOM		
Dalton Jones, L (1, 4) OBP: 0.355, SLG: 0.522	0-0 1-3		0-0 FC4-6 S		0-3 K		0-0 L7		0-0 F6	5	0	0	0	0	1	1	Kansas City Athletics @ Boston Red Sox Fenway Park, Boston, MA Fri May 22 1964, 7:05 PM EDT Att: 13,728 - Unknown		
Eddie Bressoud, R (1, 6) OBP: 0.404, SLG: 0.504	0-0 F6		0-0 6-3		0-3 K		0-0 2B			4	0	1	0	0	1	1			
Carl Yastrzemski, L (1, 8) OBP: 0.346, SLG: 0.443	0-0 1-4-3			0-0 L7		0-0 F7		0-0 6-3		4	0	0	0	0	0	1			
Frank Maltzone, R (1, 5) OBP: 0.346, SLG: 0.426		0-0 F9		0-3 K		0-0 1B 2B		0-0 FC3-6 1B		4	1	2	0	0	1	0			
Dick Stuart, R (1, 3) OBP: 0.275, SLG: 0.328		0-0 F3		0-0 1B		0-0 F6		0-0 FC3-6 FC5-4		4	0	1	0	0	0	2			
Tony Conigliaro, R (1, 7) OBP: 0.331, SLG: 0.517		0-0 1B		0-0 F9		4-0 1B BB		0-0 FC5-4		3	0	1	0	1	0	2			
Bob Tillman, R (1, 2) OBP: 0.345, SLG: 0.373		0-0 6-3			0-3 K		0-0 1B 1-3 2H		0-3 K	4	0	1	1	0	2	2			
Roman Mejias, R (1, 9) OBP: 0.306, SLG: 0.394			0-0 F9		0-0 HR 1B		0-3 K		0-0 5-3	4	1	1	0	0	1	2			
Earl Wilson, R (1, 1) OBP: 0.556, SLG: 0.857					0-0 HR		0-3 K			2	1	2	2	0	0	0			
Felix Mantilla, R (7, PH) OBP: 0.167, SLG: 0.276									0-0 4-3	1	0	0	0	0	1	0			
Dick Radatz, R (8, 1) OBP: 0.375, SLG: 0.375										0	0	0	0	0	0	0			
Russ Nixon, L (8, PH) OBP: 0.429, SLG: 0.524										1	0	0	0	0	0	0			
Inning Stats	R: 0 E: 0 K: 0 S: 3	H: 1 LOB: 1 BB: 0 P: 3	R: 0 E: 0 K: 0 S: 4	H: 1 LOB: 1 BB: 0 P: 4	R: 0 E: 0 K: 1 S: 6	H: 1 LOB: 1 BB: 0 P: 6	R: 2 E: 0 K: 3 S: 11	H: 2 LOB: 2 BB: 0 P: 11	R: 1 E: 0 K: 1 S: 7	H: 2 LOB: 1 BB: 1 P: 11	R: 0 E: 0 K: 1 S: 6	H: 1 LOB: 1 BB: 0 P: 6	R: 0 E: 0 K: 1 S: 6	H: 1 LOB: 0 BB: 0 P: 6	R: 0 E: 0 K: 0 S: 3	H: 0 LOB: 0 BB: 0 P: 3	1B: 6 2B: 2 3B: 0 HR: 1	SF: 0 SAC: 0 DP: 0 HBP: 0	WP: 0 PA: 37 SB: 1 CS: 0
PITCHER	IP WLS BF H R ER SO BB IBB HBP BLK WP HR S P ERA WHIP																		
Orlando Pena, R (1, 1) ERA: 3.98	6.2 W 29 8 3 3 6 1 0 0 0 0 1 40 44 4.05 1.350																		
John Wyatt, R (7, 1) ERA: 1.11	2.1 S 8 1 0 0 1 0 0 0 0 0 0 10 10 0.00 0.429																		

AB	36
R	3
H	9
RBI	3
BB	1
SO	7
LOB	11



Batter	1	2	3	4	5	6	7	8	9	AB	R	H	RBI	BB	SO	LOB	TOP																
Wayne Causey, L (1, 6) OBP: 0.373, SLG: 0.321										5	1	1	0	0	2	2	Kansas City Athletics @ Boston Red Sox Fenway Park, Boston, MA Sat May 23 1964, 3:33 AM EDT Att: 6,119 - Unknown																
Nelson Mathews, R (1, 8) OBP: 0.355, SLG: 0.420 Manny Jimenez, L (9, PH) OBP: 0.270, SLG: 0.509 Jose Tartabull, L (9, 8) OBP: 0.200, SLG: 0.300										4	0	1	0	0	3	1																	
Ed Charles, R (1, 5) OBP: 0.384, SLG: 0.369										1	0	0	0	0	0	2																	
Ed Charles, R (1, 5) OBP: 0.384, SLG: 0.369										0	0	0	0	0	0	0																	
Rocky Colavito, R (1, 9) OBP: 0.406, SLG: 0.673										4	0	0	0	1	0	2																	
Jim Gentile, L (1, 3) OBP: 0.373, SLG: 0.508										3	2	3	3	0	0	0																	
George Alusik, R (1, 7) OBP: 0.511, SLG: 0.576										4	0	2	0	0	1	3																	
Charlie Lau, L (1, 2) OBP: 0.384, SLG: 0.519										4	0	1	0	0	0	2																	
Dick Green, R (1, 4) OBP: 0.242, SLG: 0.347										4	1	1	0	0	1	3																	
Aurelio Monteaugado, R (1, 1) OBP: 0.286, SLG: 0.571 Jack Aker, R (5, 1) John Wyatt, R (8, 1)										2	0	0	0	0	2	2																	
Inning Stats	R: 0 E: 0 K: 2 S: 7	H: 0 LOB: 0 BB: 7	R: 1 E: 0 K: 0 S: 5	H: 2 LOB: 1 BB: 0 P: 5	R: 0 E: 0 K: 2 S: 8	H: 1 LOB: 1 BB: 0 P: 8	R: 1 E: 0 K: 2 S: 10	H: 3 LOB: 3 BB: 0 P: 10	R: 1 E: 0 K: 2 S: 9	H: 1 LOB: 2 BB: 1 P: 13	R: 0 E: 0 K: 1 S: 5	H: 0 LOB: 0 BB: 0 P: 5	R: 0 E: 0 K: 1 S: 5	H: 0 LOB: 0 BB: 0 P: 5	R: 0 E: 0 K: 0 S: 4	H: 1 LOB: 1 BB: 0 P: 4	R: 1 E: 0 K: 1 S: 8	H: 2 LOB: 2 BB: 0 P: 8	1B: 5 2B: 3 3B: 0 HR: 2	SF: 1 SAC: 1 DP: 0 HBP: 0	WP: 0 PB: 0 SB: 0 CS: 0	PA: 40											
PITCHER	IP WLS BF H R ER SO BB IBB HBP BLK WP HR S P ERA WHIP																																
Bill Monbouquette, R (1, 1) ERA: 3.99	8.0	34	8	3	2	10	0	1	0	0	0	0	2	53	57	2.25	1.000																
Dick Radatz, R (9, 1) ERA: 1.45	1.0	W 6	2	1	1	1	0	0	0	0	0	0	0	8	8	9.00	2.000																

AB	37
R	4
H	10
RBI	4
BB	1
SO	11
LOB	20

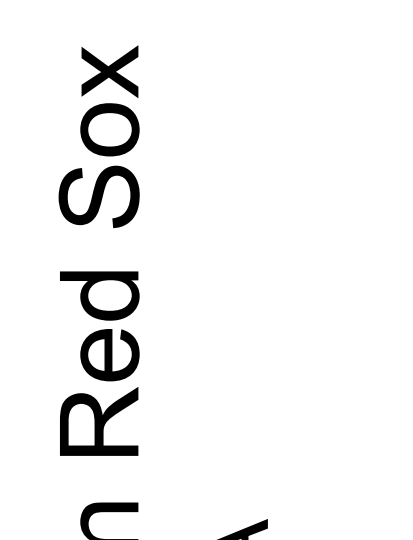


Batter	1	2	3	4	5	6	7	8	9	AB	R	H	RBI	BB	SO	LOB	BOTTOM																
Dalton Jones, L (1, 4) OBP: 0.350, SLG: 0.507										4	1	1	0	0	0	1	Kansas City Athletics @ Boston Red Sox Fenway Park, Boston, MA Sat May 23 1964, 3:33 AM EDT Att: 6,119 - Unknown																
Eddie Brassoud, R (1, 6) OBP: 0.393, SLG: 0.489										4	0	0	0	0	2	2																	
Tony Conigliaro, R (1, 7) OBP: 0.336, SLG: 0.512										3	0	1	0	0	1	0																	
Frank Maltzone, R (1, 5) OBP: 0.336, SLG: 0.413										4	0	0	0	0	1	4																	
Carl Yastrzemski, L (1, 8) OBP: 0.350, SLG: 0.436										2	0	0	1	2	0	0																	
Dick Stuart, R (1, 3) OBP: 0.275, SLG: 0.320										3	0	0	0	0	0	5																	
Bob Tillman, R (1, 2) OBP: 0.359, SLG: 0.410										3	1	2	1	1	0	1																	
Roman Mejias, R (1, 9) OBP: 0.300, SLG: 0.459										4	2	1	1	0	1	2																	
Bill Monbouquette, R (1, 1) OBP: 0.294, SLG: 0.143 Russ Nixon, L (8, PH) OBP: 0.453, SLG: 0.545 Earl Wilson, R (8, PH) OBP: 0.356, SLG: 0.857 Dick Radatz, R (9, 1) OBP: 0.375, SLG: 0.375 Felix Mantilla, R (9, PH) OBP: 0.154, SLG: 0.400										2	0	1	0	0	0	0																	
Inning Stats	R: 0 E: 0 K: 2 S: 7	H: 0 LOB: 0 BB: 0 P: 7	R: 0 E: 0 K: 0 S: 3	H: 0 LOB: 0 BB: 0 P: 3	R: 0 E: 0 K: 0 S: 4	H: 2 LOB: 1 BB: 0 P: 4	R: 0 E: 0 K: 2 S: 8	H: 1 LOB: 2 BB: 1 P: 12	R: 2 E: 0 K: 0 S: 5	H: 2 LOB: 0 BB: 0 P: 5	R: 0 E: 0 K: 1 S: 4	H: 0 LOB: 0 BB: 0 P: 5	R: 0 E: 0 K: 1 S: 4	H: 0 LOB: 0 BB: 0 P: 5	R: 1 E: 0 K: 0 S: 5	H: 2 LOB: 3 BB: 1 P: 10		R: 2 E: 0 K: 0 S: 2	H: 1 LOB: 0 BB: 1 P: 6	1B: 5 2B: 0 3B: 0 HR: 3	SF: 0 SAC: 0 DP: 2 HBP: 2	WP: 0 PB: 0 SB: 0 CS: 0	PA: 36										
PITCHER	IP WLS BF H R ER SO BB IBB HBP BLK WP HR S P ERA WHIP																																
Aurelio Monteaugado, R (1, 1) ERA: 7.76	4.0	17	5	2	2	4	1	0	0	0	0	0	2	24	28	4.50	1.500																
Jack Aker, R (5, 1) ERA: 8.4	3.1	13	2	1	1	1	0	0	2	0	0	0	0	13	15	2.70	0.600																
John Wyatt, R (8, 1) ERA: 1.76	1.0	L 6	1	2	2	0	2	0	0	0	0	1	4	12	18.00	3.000																	



Batter	1	2	3	4	5	6	7	8	9	AB	R	H	RBI	BB	SO	LOB	TOP					
Wayne Causey, L (1,6) OBP: 0.370, SLG: 0.326										4	1	1	0	0	1	1	Kansas City Athletics @ Boston Red Sox Fenway Park, Boston, MA Sun May 24 1964, 3:33 AM EDT Unknown					
Nelson Mathews, R (1,8) OBP: 0.346, SLG: 0.408										4	0	0	0	0	3	2						
Ed Charles, R (1,5) OBP: 0.387, SLG: 0.368										3	0	1	0	1	1	0						
Rocky Colavito, R (1,9) OBP: 0.402, SLG: 0.658										4	0	1	0	0	0	3						
Jim Gentile, L (1,3) OBP: 0.390, SLG: 0.538										1	1	1	1	3	0	0						
George Alusik, R (1,7) OBP: 0.510, SLG: 0.556										3	0	1	1	1	0	3						
Charlie Lau, L (1,2) OBP: 0.367, SLG: 0.494										4	0	0	0	0	1	4						
Dick Green, R (1,4) OBP: 0.242, SLG: 0.339										3	0	0	0	1	0	1						
Moe Drabowsky, R (1,1) OBP: 0.059, SLG: 0.059										3	0	0	0	0	2	1						
Manny Jimenez, L (9, PH) OBP: 0.266, SLG: 0.500										1	0	0	0	0	1	0						
Inning Stats	R: 1 E: 0 K: 2 S: 8	H: 1 LOB: 3 BB: 3 P: 20	R: 0 E: 0 K: 2 S: 7	H: 0 LOB: 1 BB: 1 P: 11	R: 0 E: 0 K: 0 S: 3	H: 1 LOB: 1 BB: 1 P: 7	R: 0 E: 0 K: 1 S: 5	H: 0 LOB: 0 BB: 0 P: 5	R: 0 E: 0 K: 0 S: 3	H: 0 LOB: 0 BB: 0 P: 3	R: 1 E: 0 K: 0 S: 5	H: 3 LOB: 1 BB: 0 P: 5	R: 0 E: 0 K: 2 S: 7	H: 0 LOB: 0 BB: 0 P: 7	R: 0 E: 0 K: 1 S: 5	H: 0 LOB: 0 BB: 0 P: 5	R: 0 E: 0 K: 1 S: 5	H: 0 LOB: 0 BB: 0 P: 5	1B: 3 2B: 1 3B: 0 HR: 1	SF: 0 SAC: 0 DP: 1 HBP: 0	WP: 0 PB: 0 SB: 0 CS: 0	PA: 36
PITCHER	IP WLS BF H R ER SO BB IBB HBP BLK WP HR S P ERA WHIP																					
Jack Lamabe, R (1,1) ERA: 3.68	8.0 W 33 5 2 2 8 6 0 0 0 0 1 43 67 2.25 1.375																					
Bob Heffner, R (9,1) ERA: 2.28	1.0 S 3 0 0 0 1 0 0 0 0 0 0 5 5 0.00 0.000																					

Batter	1	2	3	4	5	6	7	8	9	AB	R	H	RBI	BB	SO	LOB	BOTTOM					
Dalton Jones, L (1,4) OBP: 0.357, SLG: 0.513										3	1	1	0	1	0	0	Kansas City Athletics @ Boston Red Sox Fenway Park, Boston, MA Sun May 24 1964, 3:33 AM EDT Unknown					
Eddie Brassoud, R (1,6) OBP: 0.396, SLG: 0.489										4	1	2	1	0	0	2						
Tony Conigliaro, R (1,7) OBP: 0.341, SLG: 0.508										3	0	1	0	0	1	1						
Earl Wilson, R (6, PR) OBP: 0.556, SLG: 0.857										0	0	0	0	0	0	0						
Lou Clinton, R (9,9) OBP: 0.271, SLG: 0.329										0	0	0	0	0	0	0						
Frank Maltzone, R (1,5) OBP: 0.326, SLG: 0.400										4	1	0	0	0	0	3						
Carl Yastrzemski, L (1,8) OBP: 0.355, SLG: 0.458										3	2	1	1	1	0	1						
Dick Stuart, R (1,3) OBP: 0.274, SLG: 0.341										4	1	1	4	0	0	1						
Dick Williams, R (9,3) OBP: 0.143, SLG: 0.077										0	0	0	0	0	0	0						
Bob Tillman, R (1,2) OBP: 0.364, SLG: 0.417										3	0	1	0	1	0	0						
Roman Mejias, R (1,9) OBP: 0.273, SLG: 0.415										4	0	0	0	0	0	2						
Jack Lamabe, R (1,1) OBP: 0.182, SLG: 0.238										1	0	0	0	1	1	0						
Russ Nixon, L (8, PH) OBP: 0.435, SLG: 0.522										1	0	0	0	0	1	0						
Bob Heffner, R (9,1) OBP: 0.333, SLG: 0.833										0	0	0	0	0	0	0						
Inning Stats	R: 0 E: 0 K: 1 S: 5	H: 0 LOB: 0 BB: 0 P: 5	R: 0 E: 0 K: 0 S: 3	H: 0 LOB: 0 BB: 0 P: 3	R: 0 E: 0 K: 0 S: 3	H: 0 LOB: 2 BB: 2 P: 11	R: 0 E: 0 K: 0 S: 4	H: 1 LOB: 0 BB: 0 P: 4	R: 0 E: 0 K: 1 S: 5	H: 0 LOB: 0 BB: 0 P: 5	R: 0 E: 0 K: 0 S: 3	H: 1 LOB: 0 BB: 0 P: 3	R: 1 E: 0 K: 0 S: 5	H: 2 LOB: 1 BB: 0 P: 5	R: 5 E: 0 K: 1 S: 8	H: 3 LOB: 1 BB: 2 P: 17	R: 0 E: 0 K: 1 S: 5	H: 0 LOB: 0 BB: 0 P: 5	1B: 3 2B: 2 3B: 0 HR: 2	SF: 0 SAC: 0 DP: 1 HBP: 1	WP: 0 PB: 0 SB: 0 CS: 0	PA: 35
PITCHER	IP WLS BF H R ER SO BB IBB HBP BLK WP HR S P ERA WHIP																					
Moe Drabowsky, R (1,1) ERA: 5.89	8.0 L 35 7 6 6 3 3 1 1 0 0 2 36 53 6.75 1.250																					



Batter	1	2	3	4	5	6	7	8	9	AB	R	H	RBI	BB	SO	LOB	TOP			
Wayne Causey, L (1, 6) OBP: 0.382, SLG: 0.343	4-0 WP 2B BB		4-0 G5-4-3 BB		4-0 1-2 BB BB		0-0 FC5-2 3B		0-3 K	2	1	1	0	3	1	0	Kansas City Athletics @ Boston Red Sox Fenway Park, Boston, MA Sun May 24 1964, 3:38 AM EDT Att: 15,869 - Unknown			
Nelson Mathews, R (1, 8) OBP: 0.348, SLG: 0.411	0-0 1-H 2B		0-0 G5-4-3		4-0 1-2 2-3 BB BB		0-0 FC5-2 FC6-4		0-3 K	4	0	1	1	1	1	2				
Ed Charles, R (1, 5) OBP: 0.377, SLG: 0.357	0-3 K		0-0 F8		0-0 FC6-4		0-0 FC6-4			4	0	0	0	0	1	5				
Rocky Colavito, R (1, 9) OBP: 0.404, SLG: 0.646	0-0 F9			4-0 G5-4-3 BB		0-0 6-3		4-0 1B BB		2	0	0	0	2	0	1				
George Alusik, R (1, 3) OBP: 0.528, SLG: 0.553	4-0 BB		0-0 L5		4-0 2B BB		0-0 1-2 1B			2	0	1	0	2	0	1				
Doc Edwards, R (1, 2) OBP: 0.280, SLG: 0.271 Charlie Lau, L (6, PH) OBP: 0.359, SLG: 0.482	0-3 K		0-0 G5-4-3		0-0 F9		0-0 F2			2	0	0	0	0	1	3				
Manny Jimenez, L (1, 7) OBP: 0.265, SLG: 0.500		0-0 3-1		0-0 L4		0-0 1-3 2B		0-3 K		4	0	1	0	0	1	2				
Dick Green, R (1, 4) OBP: 0.244, SLG: 0.339 Jim Gentile, L (8, PH) OBP: 0.388, SLG: 0.533 George Williams, R (8, 4) OBP: 0.211, SLG: 0.118	0-3 K		0-0 BB BB 1B		0-0 F4		0-3 K			3	0	1	0	0	1	2				
Diego Segui, R (1, 1) OBP: 0.278, SLG: 0.412 Jose Tartabull, L (7, PH) OBP: 0.182, SLG: 0.273 Vern Handrahan, L (7, 1) Billy Bryan, L (8, PH) OBP: 0.294, SLG: 0.571	0-3 K		0-3 K		0-0 F7		0-3 K		0-3 K	2	0	0	0	0	2	1				
Inning Stats	R: 1 E: 0 K: 2 S: 8	H: 1 LOB: 2 BB: 2 P: 16	R: 0 E: 0 K: 2 S: 7	H: 0 LOB: 0 BB: 0 P: 7	R: 0 E: 0 K: 0 S: 2	H: 0 LOB: 0 BB: 1 P: 6	R: 0 E: 0 K: 0 S: 2	H: 1 LOB: 3 BB: 2 P: 6	R: 0 E: 0 K: 0 S: 4	H: 1 LOB: 1 BB: 0 P: 8	R: 0 E: 0 K: 0 S: 4	H: 1 LOB: 1 BB: 0 P: 4	R: 0 E: 0 K: 2 S: 8	H: 1 LOB: 2 BB: 1 P: 12	R: 0 E: 0 K: 3 S: 9	H: 0 LOB: 0 BB: 0 P: 9		1B: 2 2B: 2 3B: 1 HR: 0	SF: 0 SAC: 0 DP: 2 HBP: 0	WP: 1 PB: 0 SB: 0 CS: 0
PITCHER	IP WLS BF H R ER SO BB IBB HBP BLK WP HR S P ERA WHIP	5.0 W 21 2 1 1 5 6 0 0 0 0 0 0 25 49 1.80 1.600	2.0 S 6 0 0 0 5 0 0 0 0 0 0 0 9 17 0.00 2.500	2.0 S 6 0 0 0 5 0 0 0 0 0 0 0 16 16 0.00 0.000																

AB	30
R	1
H	5
RBI	1
BB	8
SO	10
LOB	22



Batter	1	2	3	4	5	6	7	8	9	AB	R	H	RBI	BB	SO	LOB	BOTTOM			
Roman Mejias, R (1, 7) OBP: 0.292, SLG: 0.455	0-0 1B 3B		0-0 5-3		0-0 F7			4-0 1-2 BB		3	1	1	0	1	0	0	Kansas City Athletics @ Boston Red Sox Fenway Park, Boston, MA Sun May 24 1964, 3:38 AM EDT Att: 15,869 - Unknown			
Eddie Brassoud, R (1, 6) OBP: 0.399, SLG: 0.490	0-0 FC6-4 1B		0-0 L8		0-0 1B		0-0 L4			4	0	2	1	0	2					
Dalton Jones, L (1, 4) OBP: 0.345, SLG: 0.494	0-0 FC6-4 G6-3		0-0 1-3		0-0 6-3		0-0 2-3 1B			3	0	0	0	0	1					
Carl Yastrzemski, L (1, 8) OBP: 0.354, SLG: 0.451	0-0 G6-3		4-0 HR BB		0-0 F7					2	1	0	0	1	0	1				
Dick Stuart, R (1, 3) OBP: 0.282, SLG: 0.370		0-0 1B		0-0 1-H HR		0-3 K				3	1	2	2	0	1	0				
Dick Williams, R (1, 5) OBP: 0.118, SLG: 0.063		0-0 L7		0-0 6-3		0-0 5-3				3	0	0	0	0	1					
Russ Nixon, L (1, 2) OBP: 0.385, SLG: 0.462		0-0 F5		0-0 G3		0-0 3-1				3	0	0	0	0	1					
Lou Clinton, R (1, 9) OBP: 0.273, SLG: 0.341		0-3 K		0-0 F7		0-0 FC2-5 2B				3	0	1	0	0	1					
Ed Connolly, L (1, 1) Felix Mantilla, R (5, PH) OBP: 0.198, SLG: 0.387 Bob Heffner, R (6, 1) OBP: 0.333, SLG: 0.833 Dick Radatz, R (8, 1) OBP: 0.333, SLG: 0.333			0-3 K		0-0 F8		0-0 FC2-5 L4 BB			1	0	0	0	0	1	0				
Inning Stats	R: 1 E: 0 K: 0 S: 4	H: 2 LOB: 0 BB: 0 P: 4	R: 0 E: 0 K: 1 S: 6	H: 1 LOB: 1 BB: 0 P: 6	R: 0 E: 0 K: 1 S: 5	H: 0 LOB: 0 BB: 0 P: 5	R: 2 E: 0 K: 0 S: 4	H: 1 LOB: 0 BB: 1 P: 8	R: 0 E: 0 K: 0 S: 3	H: 0 LOB: 0 BB: 0 P: 3	R: 0 E: 0 K: 0 S: 3	H: 1 LOB: 0 BB: 0 P: 3	R: 0 E: 0 K: 1 S: 5	H: 0 LOB: 0 BB: 0 P: 5	R: 0 E: 0 K: 0 S: 3	H: 1 LOB: 1 BB: 1 P: 7		1B: 3 2B: 2 3B: 1 HR: 1	SF: 0 SAC: 0 DP: 2 HBP: 0	WP: 0 PB: 0 SB: 0 CS: 0
PITCHER	IP WLS BF H R ER SO BB IBB HBP BLK WP HR S P ERA WHIP	6.0 L 22 5 3 3 2 1 0 0 0 0 0 0 25 29 4.50 1.000	2.0 7 1 0 0 1 1 0 0 0 0 0 0 8 12 0.00 1.000																	



Batter	1	2	3	4	5	6	7	8	9	AB	R	H	RBI	BB	SO	LOB	TOP								
Tom McCraw, L (1, 3) OBP: 0.359, SLG: 0.467	K		FC1-6 1B		S 1B		4-3		4-3	5	0	2	1	0	1	3									
Al Weis, S (1, 4) OBP: 0.287, SLG: 0.312	K		FC1-6 1-2		K 1-2 2-3			K		4	0	0	0	0	0	3									
Floyd Robinson, L (1, 9) OBP: 0.372, SLG: 0.442	F9		4-3		K			5-3		4	0	0	0	0	1	3									
Pete Ward, L (1, 5) OBP: 0.397, SLG: 0.460		2B 1B		K	K			L4		4	0	1	0	0	2	2									
Ron Hansen, R (1, 6) OBP: 0.400, SLG: 0.526	F2			BB			F9	FC4-6 1B		3	0	1	0	1	0	1									
Dave Nicholson, R (1, 7) OBP: 0.435, SLG: 0.528	K			K			6-3	FC4-6 1B		4	0	1	0	0	2	2									
Mike Hershberger, R (1, 8) OBP: 0.321, SLG: 0.368				F8			F9	F8		4	0	1	0	0	0	3									
J.C. Martin, L (1, 2) OBP: 0.235, SLG: 0.348	F6				E1 BB 1B		F7	FC4-6 BB		4	1	0	0	0	0	4									
Juan Pizarro, L (1, 1) Gerrit Cole, L (5, PH) Frank Kreutzler, R (5, PH) Don Buford, S (7, PH) Eddie Fisher, R (7, PH) Joe Cunningham, L (8, PH) Gary Peters, R (8, PH)			F8		S 1B BB		F6			1	0	0	0	0	0	0									
Inning Stats	R: 0 E: 0 K: 2 S: 7	H: 0 LOB: 0 BB: 0 P: 7	R: 0 E: 0 K: 1 S: 7	H: 2 LOB: 2 BB: 0 P: 7	R: 0 E: 0 K: 0 S: 4	H: 1 LOB: 1 BB: 0 P: 4	R: 0 E: 0 K: 2 S: 7	H: 0 LOB: 1 BB: 1 P: 11	R: 1 E: 1 K: 3 S: 11	H: 1 LOB: 2 BB: 1 P: 15	R: 0 E: 0 K: 0 S: 3	H: 0 LOB: 0 BB: 0 P: 3	R: 0 E: 0 K: 0 S: 3	H: 0 LOB: 0 BB: 0 P: 3	R: 0 E: 0 K: 1 S: 5	H: 0 LOB: 0 BB: 0 P: 5	R: 0 E: 0 K: 0 S: 5	H: 2 LOB: 3 BB: 1 P: 9	1B: 5 2B: 1 3B: 0 HR: 0	SF: 0 SAC: 0 DP: 0 HBP: 0	WP: 0 PB: 0 SB: 2 CS: 0	PA: 37			
PITCHER	IP	WLS	BF	H	R	ER	SO	BB	IBB	HBP	BLK	WP	HR	S	P	ERA	WHIP								
Orlando Pena, R (1, 1) ERA: 3.53	8.0	W	33	6	1	0	9	2	0	0	0	0	0	49	57	0.00	1.000								
John Wyatt, R (9, 1) ERA: 1.71	1.0	S	4	0	0	0	0	1	0	0	0	0	0	3	7	0.00	1.000								

Chicago White Sox @ Kansas City Athletics
Municipal Stadium, Kansas City, MO
Thu May 28 1964, 8:05 PM EDT
Att: 3,150 - Unknown

AB 34
R 1
H 6
RBI 1
BB 3
SO 9
LOB 21



Batter	1	2	3	4	5	6	7	8	9	AB	R	H	RBI	BB	SO	LOB	BOTTOM								
Wayne Causey, L (1, 6) OBP: 0.400, SLG: 0.345	K					L4-3 BB		F7		4	0	2	3	1	1	1									
Nelson Mathews, R (1, 8) OBP: 0.335, SLG: 0.390	F8			1-3		L4-3 BB				4	0	0	0	0	1	2									
Ed Charles, R (1, 5) OBP: 0.362, SLG: 0.341	E6				F2			F9		4	0	0	0	0	0	0									
Rocky Colavito, R (1, 9) OBP: 0.400, SLG: 0.617	F8				6-3			F5		3	0	0	0	1	0	1									
George Altusik, R (1, 7) OBP: 0.548, SLG: 0.535		FC1-5 4-3 BB		F8		E3 BB 1B				2	0	0	0	2	0	1									
Doc Edwards, R (1, 3) OBP: 0.288, SLG: 0.316	4-3				E 1B 2B			F6		4	1	2	0	0	0	2									
Dick Green, R (1, 4) OBP: 0.245, SLG: 0.336		FC1-5-6 E 1B 2-3		K		1-2 2-3 BB				3	1	0	0	1	2	2									
Charlie Lau, L (1, 2) OBP: 0.351, SLG: 0.466		E5 1B 2-3		E7 1B 2-3		K				4	2	1	0	0	2	4									
Orlando Pena, R (1, 1) OBP: 0.129, SLG: 0.100										4	0	2	1	0	1	2									
John Wyatt, R (9, 1) ERA: 1.71						1-6-3				0	0	0	0	0	0	0									
Inning Stats	R: 0 E: 1 K: 1 S: 6	H: 0 LOB: 1 BB: 0 P: 6	R: 2 E: 1 K: 0 S: 5	H: 2 LOB: 2 BB: 1 P: 9	R: 0 E: 0 K: 1 S: 5	H: 0 LOB: 1 BB: 1 P: 9	R: 2 E: 1 K: 2 S: 10	H: 3 LOB: 1 BB: 0 P: 10	R: 0 E: 1 K: 1 S: 7	H: 1 LOB: 3 BB: 1 P: 11	R: 0 E: 0 K: 0 S: 2	H: 0 LOB: 0 BB: 1 P: 6	R: 0 E: 0 K: 0 S: 3	H: 0 LOB: 1 BB: 1 P: 7	R: 0 E: 0 K: 2 S: 8	H: 1 LOB: 1 BB: 0 P: 8	1B: 6 2B: 2 3B: 0 HR: 0	SF: 0 SAC: 0 DP: 1 HBP: 0	WP: 0 PB: 0 SB: 0 CS: 0	PA: 37					
PITCHER	IP	WLS	BF	H	R	ER	SO	BB	IBB	HBP	BLK	WP	HR	S	P	ERA	WHIP								
Juan Pizarro, L (1, 1) ERA: 1.24	4.0	L	20	5	4	1	4	2	0	0	0	0	0	9	17	0.00	1.500								
Frank Kreutzler, L (5, 1) ERA: 3.5	2.0		9	1	0	0	1	2	0	0	0	0	0	9	17	0.00	1.500								
Eddie Fisher, R (7, 1) ERA: 4.58	2.0		8	1	0	0	2	1	0	0	0	0	0	11	15	0.00	1.000								

Chicago White Sox @ Kansas City Athletics
Municipal Stadium, Kansas City, MO
Thu May 28 1964, 8:05 PM EDT
Att: 3,150 - Unknown

AB 32
R 4
H 7
RBI 4
BB 5
SO 7
LOB 15



Batter	1	2	3	4	5	6	7	8	9	AB	R	H	RBI	BB	SO	LOB	TOP										
Tony Kubek, L (1,6) OBP: 0.292, SLG: 0.345	F7		K		4-3			G3	BB	4	0	0	0	1	1	2											
Bobby Richardson, R (1,4) OBP: 0.331, SLG: 0.344	F8		F8			L4		F7	F8	5	0	0	0	0	0	5											
Hector Lopez, R (1,7) OBP: 0.320, SLG: 0.533	K			4-3		HR		1B		4	1	2	1	0	1	0											
Roger Maris, L (1,9) OBP: 0.359, SLG: 0.558		3-1		F9		K		1B		4	0	1	0	0	1	0											
Tom Tresh, S (1,8) OBP: 0.325, SLG: 0.404		3-1		BB	BB	1-3		1B		3	0	0	0	1	1	2											
Joe Pepitone, L (1,3) OBP: 0.327, SLG: 0.430		4-3		BB						3	0	1	0	1	0	0											
Elston Howard, R (1,2) OBP: 0.394, SLG: 0.436			BB	F9				1B		3	0	2	0	1	0	2											
Clete Boyer, R (1,5) OBP: 0.261, SLG: 0.303			BB		P5			P3		2	0	0	0	2	0	1											
Jim Bouton, R (1,1) OBP: 0.087, SLG: 0.045			BB							2	0	0	0	0	2	2											
Mickey Mantle, S (7, PH) OBP: 0.452, SLG: 0.600			K							1	0	0	0	0	1	1											
Stan Williams, R (7, PH) OBP: 0.400, SLG: 0.400					K					0	0	0	0	0	0	0											
Johnny Blanchard, L (9, PH) OBP: 0.405, SLG: 0.387							K		1-2	1	0	0	0	0	0	2											
Inning Stats	R: 0 E: 0 K: 1 S: 5	H: 0 LOB: 0 BB: 0 P: 5	R: 0 E: 0 K: 0 S: 3	H: 0 LOB: 0 BB: 0 P: 3	R: 0 E: 0 K: 2 S: 7	H: 0 LOB: 2 BB: 2 P: 15	R: 0 E: 0 K: 0 S: 3	H: 0 LOB: 0 BB: 2 P: 11	R: 0 E: 0 K: 1 S: 6	H: 1 LOB: 1 BB: 0 P: 6	R: 0 E: 0 K: 1 S: 6	H: 1 LOB: 1 BB: 0 P: 6	R: 0 E: 0 K: 1 S: 7	H: 2 LOB: 2 BB: 0 P: 7	R: 0 E: 0 K: 0 S: 4	H: 2 LOB: 3 BB: 2 P: 12	1B: 5 2B: 0 3B: 0 HR: 1	SF: 0 SAC: 0 DP: 0 HBP: 0	WP: 0 PB: 0 CS: 0	PA: 38							
PITCHER	IP	WLS	BF	H	R	ER	SO	BB	IBB	HBP	BLK	WP	HR	S	P	ERA	WHIP										
Diego Segui, R (1,1) ERA: 3.86	8.1	W	35	6	1	1	7	5	0	0	0	0	1	44	64	1.08	1.320										
Ted Bowsfield, L (9,1) ERA: 8.75	0.1		2	0	0	0	0	1	0	0	0	0	0	1	5	0.00	3.000										
John Wyatt, R (9,1) ERA: 1.69	0.1	S	1	0	0	0	0	0	0	0	0	0	0	1	1	0.00	0.000										

New York Yankees @ Kansas City Athletics
Municipal Stadium, Kansas City, MO
Fri May 29 1964, 8:05 PM EDT
Att: 16,670 - Unknown

AB 32
R 1
H 6
RBI 1
BB 6
SO 7
LOB 17



Batter	1	2	3	4	5	6	7	8	9	AB	R	H	RBI	BB	SO	LOB	BOTTOM										
Wayne Causey, L (1,6) OBP: 0.402, SLG: 0.349	1B HR	K			P5			FC6-4		4	1	2	1	0	1	1											
Nelson Mathews, R (1,8) OBP: 0.328, SLG: 0.380	P5		1-3		6-3		FC6-4			4	0	0	0	0	0	2											
George Alusik, R (1,7) OBP: 0.530, SLG: 0.511	1-3 HR		6-3			F7		1-6-3		4	1	1	0	0	0	0											
Rocky Colavito, R (1,9) OBP: 0.409, SLG: 0.642	1-H 3-H HR					FC6-4 BB		F8		3	1	2	3	1	0	0											
Ed Charles, R (1,5) OBP: 0.353, SLG: 0.331	P2		F9		FC6-4			5-3		4	0	0	0	0	0	2											
Charlie Lau, L (1,2) OBP: 0.340, SLG: 0.451	F7					3-1				3	0	0	0	0	1	1											
Doc Edwards, R (1,3) OBP: 0.306, SLG: 0.333										3	0	2	0	0	0	0											
Jose Tartabull, L (7, PR) OBP: 0.167, SLG: 0.250		K2-6-2			L7			F8 SH2-4		0	1	0	0	0	0	0											
Dick Green, R (1,4) OBP: 0.248, SLG: 0.338					4-3			SH2-4		2	0	1	0	0	0	0											
Diego Segui, R (1,1) OBP: 0.238, SLG: 0.350										3	0	0	0	0	1	4											
Ted Bowsfield, R (9,1)		K2-6-2								0	0	0	0	0	0	0											
John Wyatt, R (9,1)										0	0	0	0	0	0	0											
Inning Stats	R: 3 E: 0 K: 0 S: 6	H: 3 LOB: 0 BB: 0 P: 6	R: 0 E: 0 K: 2 S: 8	H: 2 LOB: 1 BB: 0 P: 8	R: 0 E: 0 K: 0 S: 4	H: 1 LOB: 1 BB: 0 P: 4	R: 0 E: 0 K: 1 S: 5	H: 0 LOB: 0 BB: 0 P: 5	R: 0 E: 0 K: 0 S: 3	H: 0 LOB: 1 BB: 1 P: 7	R: 1 E: 0 K: 0 S: 5	H: 2 LOB: 1 BB: 0 P: 5	R: 0 E: 0 K: 0 S: 3	H: 0 LOB: 0 BB: 0 P: 3	1B: 7 2B: 1 3B: 0 HR: 1	SF: 0 SAC: 1 DP: 1 HBP: 0	WP: 0 PB: 0 CS: 0	PA: 32									
PITCHER	IP	WLS	BF	H	R	ER	SO	BB	IBB	HBP	BLK	WP	HR	S	P	ERA	WHIP										
Jim Bouton, R (1,1) ERA: 3.2	6.0	L	24	6	3	3	3	1	0	0	0	0	0	29	33	4.50	1.167										
Stan Williams, R (7,1) ERA: 5.29	2.0		8	2	1	1	0	0	0	0	0	0	0	8	8	4.50	1.000										

New York Yankees @ Kansas City Athletics
Municipal Stadium, Kansas City, MO
Fri May 29 1964, 8:05 PM EDT
Att: 16,670 - Unknown

AB 30
R 4
H 8
RBI 4
BB 1
SO 3
LOB 10



Batter	1	2	3	4	5	6	7	8	9	AB	R	H	RBI	BB	SO	LOB	TOP				
Tony Kubek, L (1,6) OBP: 0.300, SLG: 0.349	G3		P4				G3		FC3-6 1B	5	0	2	1	0	0	1					
Bobby Richardson, R (1,4) OBP: 0.322, SLG: 0.333	P1		FC4-6 1-2				L7		FC3-6 1B SF9	5	1	0	0	0	0	3					
Hector Lopez, R (1,7) OBP: 0.324, SLG: 0.526	K						P5		SF9 BB 1B	5	2	2	0	0	1	0					
Roger Maris, L (1,9) OBP: 0.361, SLG: 0.539		P6					K		BB E HBP 1B BB	3	2	0	0	1	1	1					
Tom Tresh, S (1,8) OBP: 0.344, SLG: 0.409		FC3-6 BB					FC4-6 1B		SF9 BB	1	0	1	1	3	0	0					
Joe Pepitone, L (1,3) OBP: 0.323, SLG: 0.422	FC3-6 1-2						FC4-6 1B HR		L6 1B	5	1	1	1	0	0	6					
Elston Howard, R (1,2) OBP: 0.409, SLG: 0.459	F9						1-3 1B 2B		E8 1B 1-3 2-H	5	2	4	3	0	0	1					
Clete Boyer, R (1,5) OBP: 0.259, SLG: 0.323			K				K		K2-3 P5	5	1	1	3	0	3	5					
Whitey Ford, L (1,1) OBP: 0.286, SLG: 0.240							1-3 1B		L7	4	0	1	0	0	0	3					
Inning Stats	R: 0 E: 0 K: 1 S: 5	H: 0 LOB: 0 BB: 0 P: 5	R: 0 E: 0 K: 0 S: 3	H: 0 LOB: 1 BB: 1 P: 7	R: 0 E: 0 K: 1 S: 6	H: 1 LOB: 1 BB: 0 P: 6	R: 0 E: 0 K: 0 S: 3	H: 0 LOB: 1 BB: 1 P: 7	R: 1 E: 0 K: 1 S: 7	H: 2 LOB: 1 BB: 0 P: 7	R: 4 E: 0 K: 1 S: 9	H: 4 LOB: 0 BB: 0 P: 9	R: 0 E: 0 K: 0 S: 3	H: 0 LOB: 0 BB: 0 P: 3	R: 1 E: 1 K: 1 S: 6	H: 1 LOB: 2 BB: 1 P: 11	R: 3 E: 0 K: 0 S: 7	H: 4 LOB: 2 BB: 1 P: 11	1B: 10 2B: 1 3B: 0 HR: 1	SF: 1 SAC: 0 DP: 0 HBP: 1	WP: 0 PA: 44 CS: 0
PITCHER	IP	WLS	BF	H	R	ER	SO	BB	IBB	HBP	BLK	WP	HR	S	P	ERA	WHIP				
Moe Drabowsky, R (1,1) ERA: 5.96	7.0	L	30	7	5	5	4	2	0	0	0	0	1	36	44	6.43	1.286				
Joe Grzenda, L (8,1) ERA: 11.05	1.0		6	1	1	1	1	1	0	1	0	0	0	6	11	9.00	2.000				
Vern Handrahan, R (9,1) ERA: 7.27	1.0		8	4	3	3	0	1	0	0	0	0	0	7	11	27.00	5.000				

New York Yankees @ Kansas City Athletics
Municipal Stadium, Kansas City, MO
Sat May 30 1964, 8:05 PM EDT
Att: 20,989 - Overcast - 60 F

AB 38
R 9
H 12
RBI 9
BB 4
SO 5
LOB 20



Batter	1	2	3	4	5	6	7	8	9	AB	R	H	RBI	BB	SO	LOB	BOTTOM				
Wayne Causey, L (1,6) OBP: 0.404, SLG: 0.353	K		E BB 1B				5-3		FC6-4 1B	4	0	2	0	0	1	0					
Nelson Mathews, R (1,8) OBP: 0.331, SLG: 0.379	5-3		E BB				1B		L5	3	0	1	0	1	0	1					
George Alusik, R (1,7) OBP: 0.500, SLG: 0.471	P4		E5 FC6-4				K		FC6-4 1-2	4	0	0	0	0	1	4					
Rocky Colavito, R (1,9) OBP: 0.405, SLG: 0.630			FC6-4				L8		P3	4	0	1	0	0	0	4					
Ed Charles, R (1,5) OBP: 0.345, SLG: 0.322	K						5-3		F8	4	0	0	0	0	2	2					
Doc Edwards, R (1,3) OBP: 0.288, SLG: 0.313	G5-4-3 1-2						6-3		6-3	4	0	0	0	0	0	1					
Dick Green, R (1,4) OBP: 0.243, SLG: 0.331			P4				L8		2-3	3	0	0	0	0	0	0					
Charlie Lau, L (1,2) OBP: 0.340, SLG: 0.447			BB E 1B				L9		3-1	3	1	1	0	0	0	0					
Moe Drabowsky, R (1,1) OBP: 0.053, SLG: 0.053			K						K	2	0	0	0	0	0	2					
Joe Grzenda, R (8,1)										0	0	0	0	0	0	0					
George Williams, R (8,PH) OBP: 0.174, SLG: 0.095										1	0	0	0	0	1	0					
Vern Handrahan, L (9,1)										0	0	0	0	0	0	0					
Inning Stats	R: 0 E: 0 K: 1 S: 5	H: 0 LOB: 0 BB: 0 P: 5	R: 0 E: 0 K: 1 S: 5	H: 1 LOB: 0 BB: 0 P: 5	R: 1 E: 1 K: 1 S: 8	H: 2 LOB: 3 BB: 1 P: 12	R: 0 E: 0 K: 1 S: 5	H: 0 LOB: 0 BB: 0 P: 5	R: 0 E: 0 K: 1 S: 5	H: 0 LOB: 0 BB: 0 P: 5	R: 0 E: 0 K: 1 S: 6	H: 1 LOB: 1 BB: 0 P: 6	R: 0 E: 0 K: 0 S: 3	H: 0 LOB: 0 BB: 0 P: 3	R: 0 E: 0 K: 1 S: 6	H: 1 LOB: 1 BB: 0 P: 6	R: 0 E: 0 K: 0 S: 3	H: 0 LOB: 0 BB: 0 P: 3	1B: 5 2B: 0 3B: 0 HR: 0	SF: 0 SAC: 0 DP: 1 HBP: 0	WP: 0 PA: 33 CS: 0
PITCHER	IP	WLS	BF	H	R	ER	SO	BB	IBB	HBP	BLK	WP	HR	S	P	ERA	WHIP				
Whitey Ford, L (1,1) ERA: 1.69	9.0	W	33	5	1	0	7	1	0	0	0	0	0	46	50	0.00	0.667				

New York Yankees @ Kansas City Athletics
Municipal Stadium, Kansas City, MO
Sat May 30 1964, 8:05 PM EDT
Att: 20,989 - Overcast - 60 F

AB 32
R 1
H 5
RBI 0
BB 1
SO 7
LOB 13



Batter	1	2	3	4	5	6	7	8	9	AB	R	H	RBI	BB	SO	LOB	TOP				
Tony Kubek, L (1, 6) OBP: 0.293, SLG: 0.338										5	0	1	0	0	0	3					
Bobby Richardson, R (1, 4) OBP: 0.320, SLG: 0.331										4	0	1	0	0	0	1					
Hector Lopez, R (1, 7) OBP: 0.330, SLG: 0.525										4	0	2	0	0	0	2					
Roger Maris, L (1, 9) OBP: 0.356, SLG: 0.522										3	0	0	0	1	0	2					
Tom Tresh, S (1, 8) OBP: 0.333, SLG: 0.395										4	0	0	0	0	0	2					
Elston Howard, R (1, 2) OBP: 0.404, SLG: 0.452										4	0	1	0	0	0	0					
Joe Pepitone, L (1, 3) OBP: 0.333, SLG: 0.430										4	1	3	0	0	0	0					
Clete Boyer, R (1, 5) OBP: 0.259, SLG: 0.320										4	1	1	0	0	1	3					
Al Downing, R (1, 1) OBP: 0.285, SLG: 0.353										2	0	0	0	0	2	2					
Mickey Martin, S (7, PH) OBP: 0.426, SLG: 0.504										1	0	1	2	0	0	0					
Pedro Gonzalez, R (7, PR) OBP: 0.319, SLG: 0.326										0	0	0	0	0	0	0					
Hal Reniff, R (7, 1) OBP: 0.333, SLG: 0.326										0	0	0	0	0	0	0					
Johnny Blanchard, L (9, PH) OBP: 0.419, SLG: 0.543										1	0	1	0	0	0	0					
Phil Linz, R (9, PR) OBP: 0.298, SLG: 0.294										0	0	0	0	0	0	0					
Inning Stats	R: 0 E: 0 K: 0 S: 3	H: 1 LOB: 0 BB: 0 P: 3	R: 0 E: 0 K: 0 S: 3	H: 0 LOB: 0 BB: 0 P: 3	R: 0 E: 0 K: 1 S: 5	H: 0 LOB: 0 BB: 0 P: 5	R: 0 E: 0 K: 0 S: 4	H: 1 LOB: 1 BB: 0 P: 4	R: 0 E: 0 K: 1 S: 7	H: 2 LOB: 2 BB: 0 P: 7	R: 0 E: 0 K: 0 S: 4	H: 1 LOB: 1 BB: 0 P: 4	R: 2 E: 0 K: 0 S: 6	H: 3 LOB: 1 BB: 0 P: 6	R: 0 E: 0 K: 0 S: 3	H: 1 LOB: 1 BB: 1 P: 7	R: 0 E: 0 K: 1 S: 7	H: 2 LOB: 2 BB: 0 P: 7	1B: 11 2B: 1 3B: 0 HR: 0	SF: 0 SAC: 0 DP: 2 HBP: 0	WP: 0 PA: 37
PITCHER	IP WLS BF H R ER SO BB IBB HBP BLK WP HR S P ERA WHIP																				
John O'Donoghue, L (1, 1) ERA: 4.44	7.0 W 28 8 2 2 2 0 0 0 0 0 0 32 32 2.57 1.143																				
John Wyatt, R (8, 1) ERA: 1.57	2.0 S 9 3 0 0 1 1 0 0 0 0 0 10 14 0.00 2.000																				

New York Yankees @ Kansas City Athletics
Municipal Stadium, Kansas City, MO
Sun May 31 1964, 4:33 AM EDT
Att: 18,764 - Unknown

AB	36
R	2
H	11
RBI	2
BB	1
SO	3
LOB	15





Batter	1	2	3	4	5	6	7	8	9	AB	R	H	RBI	BB	SO	LOB	BOTTOM		
Wayne Causey, L (1, 6) OBP: 0.406, SLG: 0.375										4	1	2	3	0	0	1			
Nelson Mathews, R (1, 8) OBP: 0.324, SLG: 0.370										4	0	0	0	0	1	2			
George Alusik, R (1, 7) OBP: 0.393, SLG: 0.463										3	1	1	0	0	0	1			
Billy Bryan, L (8, 2) OBP: 0.333, SLG: 0.600										1	0	1	0	0	0	0			
Rocky Colavito, R (1, 9) OBP: 0.410, SLG: 0.638										3	0	2	1	0	1	0			
Ed Charles, R (1, 5) OBP: 0.337, SLG: 0.313										4	0	0	0	0	1	3			
Doc Edwards, R (1, 3) OBP: 0.271, SLG: 0.294										4	0	0	0	0	0	1			
Dick Green, R (1, 4) OBP: 0.245, SLG: 0.331										3	0	1	0	0	1	0			
Charlie Lau, L (1, 2) OBP: 0.349, SLG: 0.448										2	0	1	0	1	1	1			
Jose Tartabull, L (7, PR) OBP: 0.167, SLG: 0.250										0	1	0	0	0	0	0			
John O'Donoghue, R (1, 1) OBP: 0.333, SLG: 0.333										1	0	0	0	0	0	1			
Jim Gentile, L (7, PH) OBP: 0.392, SLG: 0.533										0	0	0	0	1	0	0			
Moe Drabowsky, R (7, PR) OBP: 0.053, SLG: 0.053										0	1	0	0	0	0	0			
John Wyatt, R (8, 1) ERA: 3.42										0	0	0	0	0	0	0			
Inning Stats	R: 0 E: 0 K: 0 S: 3	H: 1 LOB: 0 BB: 0 P: 3	R: 0 E: 0 K: 2 S: 7	H: 0 LOB: 0 BB: 0 P: 7	R: 0 E: 0 K: 1 S: 6	H: 1 LOB: 1 BB: 0 P: 6	R: 0 E: 0 K: 0 S: 4	H: 1 LOB: 1 BB: 0 P: 4	R: 0 E: 0 K: 1 S: 7	H: 1 LOB: 1 BB: 0 P: 4	R: 1 E: 0 K: 1 S: 7	H: 2 LOB: 1 BB: 0 P: 7	R: 3 E: 0 K: 1 S: 6	H: 1 LOB: 1 BB: 2 P: 14	R: 0 E: 0 K: 0 S: 4	H: 1 LOB: 1 BB: 0 P: 4	1B: 6 2B: 1 3B: 0 HR: 1	SF: 0 SAC: 2 DP: 1 HBP: 0	WP: 2 PA: 33
PITCHER	IP WLS BF H R ER SO BB IBB HBP BLK WP HR S P ERA WHIP																		
Al Downing, L (1, 1) ERA: 3.12	6.0 L 23 6 1 1 4 2 0 0 0 0 0 1 31 18 1.50 1.000																		
Hal Reniff, R (7, 1) ERA: 3.42	2.0 L 10 2 3 3 1 2 0 0 0 0 0 1 10 18 13.50 2.000																		

New York Yankees @ Kansas City Athletics
Municipal Stadium, Kansas City, MO
Sun May 31 1964, 4:33 AM EDT
Att: 18,764 - Unknown

AB	29
R	4
H	8
RBI	4
BB	2
SO	5
LOB	10



Batter	1	2	3	4	5	6	7	8	9	AB	R	H	RBI	BB	SO	LOB	TOP																																																																																																												
Jerry Adair, R OBP: 0.271, SLG: 0.280 (1, 4)	K		BB 1B	FC1-6 4-3 1B	6-3			6-3		5	1	2	0	0	1	2	<p>Baltimore Orioles @ Kansas City Athletics Municipal Stadium, Kansas City, MO Mon Jun 01 1964, 8:05 PM EDT Att. 4,310 - Unknown</p> <p>AB 33 R 8 H 9 RBI 7 BB 8 SO 7 LOB 23</p> 																																																																																																												
Luis Aparicio, R OBP: 0.333, SLG: 0.362 (1, 6)	F9		1B E BB	4-3		F8 FC6-2 1B		HR		4	2	2	1	1	0	1																																																																																																													
Sam Bowens, R OBP: 0.331, SLG: 0.438 (1, 9) (9, 7)	K		K	FC1-6 BB		F8 1-3		5-3		4	0	0	0	1	2	4																																																																																																													
Norm Siebern, L OBP: 0.408, SLG: 0.404 (1, 3)		1B SF7 BB	E9 WP 1B	FC1-6 1-2 2-3		FC6-2		1B SF7-6-3 BB		3	3	1	2	2	0	3																																																																																																													
Brooks Robinson, R OBP: 0.346, SLG: 0.426 (1, 5)			F4	1-3		1-3		1B		5	0	2	0	0	0	4																																																																																																													
Boog Powell, L OBP: 0.353, SLG: 0.488 (9, PH) (9, 9)	F2		WP 1B BB		WP BB BB		6-3	SF7-6-3 1-2 3-H 0-0		2	1	0	0	2	0	2																																																																																																													
Willie Kirkland, L OBP: 0.313, SLG: 0.260 (1, 8)	SF7		WP 1B IBB	1-2 2-3	WP BB		K	F6		2	0	0	1	2	1	0																																																																																																													
Dick Brown, R OBP: 0.288, SLG: 0.400 (1, 2)	F7		WP 1B	1-2 2-3 3-H	K		5-3			4	0	1	2	0	1	3																																																																																																													
Wally Bunker, R OBP: 0.211, SLG: 0.222 Dick Hall, R OBP: 0.400, SLG: 0.250 (1, 1) (6, 1)			BB 1B	F7	K		K			3	1	1	0	0	1	4																																																																																																													
										1	0	0	0	0	1	0																																																																																																													
Inning Stats	R: 0 E: 0 K: 2 S: 7	H: 0 LOB: 0 BB: 0 P: 7	R: 1 E: 0 K: 0 S: 4	H: 1 LOB: 1 BB: 1 P: 8	R: 5 E: 1 K: 1 S: 9	H: 4 LOB: 2 BB: 3 P: 21	R: 0 E: 0 K: 0 S: 4	H: 1 LOB: 2 BB: 1 P: 8	R: 0 E: 0 K: 1 S: 5	H: 0 LOB: 0 BB: 0 P: 5	R: 1 E: 0 K: 1 S: 6	H: 1 LOB: 0 BB: 0 P: 6	R: 1 E: 0 K: 0 S: 3	H: 1 LOB: 0 BB: 1 P: 7	1B: 8 2B: 1 3B: 0 HR: 1	SF: 2 SAC: 0 DP: 1 HBP: 0	WP: 3 PA: 43 PB: 0 SB: 1 CS: 0																																																																																																												
PITCHER	IP WLS BF H R ER SO BB IBB HBP BLK WP HR S P ERA WHIP	<table border="1"> <thead> <tr> <th>PITCHER</th> <th>IP</th> <th>WLS</th> <th>BF</th> <th>H</th> <th>R</th> <th>ER</th> <th>SO</th> <th>BB</th> <th>IBB</th> <th>HBP</th> <th>BLK</th> <th>WP</th> <th>HR</th> <th>S</th> <th>P</th> <th>ERA</th> <th>WHIP</th> </tr> </thead> <tbody> <tr> <td>Aurelio Montegudo, R ERA: 8.69</td> <td>2.1</td> <td>L</td> <td>13</td> <td>4</td> <td>5</td> <td>5</td> <td>3</td> <td>2</td> <td>0</td> <td>0</td> <td>0</td> <td>0</td> <td>0</td> <td>17</td> <td>25</td> <td>19.29</td> <td>2.571</td> </tr> <tr> <td>Moe Drabowsky, R ERA: 6.06</td> <td>0.2</td> <td></td> <td>5</td> <td>1</td> <td>1</td> <td>1</td> <td>0</td> <td>1</td> <td>1</td> <td>0</td> <td>0</td> <td>2</td> <td>0</td> <td>3</td> <td>11</td> <td>13.50</td> <td>3.000</td> </tr> <tr> <td>Vern Handrahan, R ERA: 6.75</td> <td>2.0</td> <td></td> <td>10</td> <td>1</td> <td>0</td> <td>0</td> <td>2</td> <td>3</td> <td>0</td> <td>0</td> <td>0</td> <td>1</td> <td>0</td> <td>11</td> <td>23</td> <td>0.00</td> <td>2.000</td> </tr> <tr> <td>Joe Grzenda, L ERA: 8.68</td> <td>2.0</td> <td></td> <td>7</td> <td>1</td> <td>0</td> <td>0</td> <td>1</td> <td>0</td> <td>0</td> <td>0</td> <td>0</td> <td>0</td> <td>0</td> <td>9</td> <td>9</td> <td>0.00</td> <td>0.500</td> </tr> <tr> <td>Ted Bowsfield, L ERA: 7.04</td> <td>2.0</td> <td></td> <td>8</td> <td>2</td> <td>2</td> <td>2</td> <td>1</td> <td>1</td> <td>0</td> <td>0</td> <td>0</td> <td>0</td> <td>1</td> <td>9</td> <td>13</td> <td>9.00</td> <td>1.500</td> </tr> </tbody> </table>																PITCHER	IP	WLS	BF	H	R	ER	SO	BB	IBB	HBP	BLK	WP	HR	S	P	ERA	WHIP	Aurelio Montegudo, R ERA: 8.69	2.1	L	13	4	5	5	3	2	0	0	0	0	0	17	25	19.29	2.571	Moe Drabowsky, R ERA: 6.06	0.2		5	1	1	1	0	1	1	0	0	2	0	3	11	13.50	3.000	Vern Handrahan, R ERA: 6.75	2.0		10	1	0	0	2	3	0	0	0	1	0	11	23	0.00	2.000	Joe Grzenda, L ERA: 8.68	2.0		7	1	0	0	1	0	0	0	0	0	0	9	9	0.00	0.500	Ted Bowsfield, L ERA: 7.04	2.0		8	2	2	2	1	1	0	0	0	0	1	9	13	9.00	1.500
PITCHER	IP	WLS	BF	H	R	ER	SO	BB	IBB	HBP	BLK	WP	HR	S	P	ERA	WHIP																																																																																																												
Aurelio Montegudo, R ERA: 8.69	2.1	L	13	4	5	5	3	2	0	0	0	0	0	17	25	19.29	2.571																																																																																																												
Moe Drabowsky, R ERA: 6.06	0.2		5	1	1	1	0	1	1	0	0	2	0	3	11	13.50	3.000																																																																																																												
Vern Handrahan, R ERA: 6.75	2.0		10	1	0	0	2	3	0	0	0	1	0	11	23	0.00	2.000																																																																																																												
Joe Grzenda, L ERA: 8.68	2.0		7	1	0	0	1	0	0	0	0	0	0	9	9	0.00	0.500																																																																																																												
Ted Bowsfield, L ERA: 7.04	2.0		8	2	2	2	1	1	0	0	0	0	1	9	13	9.00	1.500																																																																																																												

Batter	1	2	3	4	5	6	7	8	9	AB	R	H	RBI	BB	SO	LOB	BOTTOM																																																						
Jose Tartabull, L OBP: 0.188, SLG: 0.250 (1, 8)	4-3		F7		4-3			E3 1B		4	0	1	0	0	0	1	<p>Baltimore Orioles @ Kansas City Athletics Municipal Stadium, Kansas City, MO Mon Jun 01 1964, 8:05 PM EDT Att. 4,310 - Unknown</p> <p>AB 34 R 4 H 6 RBI 4 BB 2 SO 4 LOB 13</p> 																																																						
Wayne Causey, L OBP: 0.413, SLG: 0.409 (1, 6)			HR			FC5-4 1B	F7			4	1	3	2	0	0	1																																																							
George Alusik, R OBP: 0.468, SLG: 0.431 (1, 7)	F8		F7			FC5-4 BB 1B	F5			4	1	0	0	0	0	3																																																							
Rocky Colavito, R OBP: 0.406, SLG: 0.624 (1, 9)	2-3			E7		BB 1B BB		L6		3	1	0	0	1	0	1																																																							
Charlie Lau, L OBP: 0.345, SLG: 0.434 (1, 2)		F9		F7		1B BB		4-3		3	0	0	0	1	0	1																																																							
Ed Charles, R OBP: 0.335, SLG: 0.312 (1, 5)		5-3		K		1B BB		F8		4	0	1	2	0	1	1																																																							
Doc Edwards, R OBP: 0.257, SLG: 0.278 (1, 3)		F8		5-3		1B				4	0	0	0	0	1	3																																																							
Dick Green, R OBP: 0.239, SLG: 0.322 (1, 4)			6-3		1-3		F8			4	0	0	0	0	0	2																																																							
					K			K																																																															
			HR 1B		K			K																																																															
Inning Stats	R: 0 E: 0 K: 0 S: 4	H: 1 LOB: 1 BB: 0 P: 4	R: 0 E: 0 K: 0 S: 3	H: 0 LOB: 0 BB: 0 P: 3	R: 2 E: 0 K: 0 S: 5	H: 2 LOB: 0 BB: 0 P: 5	R: 0 E: 1 K: 1 S: 6	H: 0 LOB: 1 BB: 0 P: 6	R: 0 E: 0 K: 1 S: 5	H: 0 LOB: 0 BB: 0 P: 5	R: 2 E: 0 K: 0 S: 5	H: 2 LOB: 2 BB: 2 P: 13	R: 0 E: 1 K: 1 S: 6	H: 1 LOB: 1 BB: 0 P: 6	R: 0 E: 0 K: 0 S: 3	H: 0 LOB: 0 BB: 0 P: 3	R: 0 E: 0 K: 1 S: 5	H: 0 LOB: 0 BB: 0 P: 5	1B: 4 2B: 1 3B: 0 HR: 1	SF: 0 SAC: 0 DP: 0 HBP: 0	WP: 0 PA: 36 PB: 0 SB: 0 CS: 0																																																		
PITCHER	IP WLS BF H R ER SO BB IBB HBP BLK WP HR S P ERA WHIP	<table border="1"> <thead> <tr> <th>PITCHER</th> <th>IP</th> <th>WLS</th> <th>BF</th> <th>H</th> <th>R</th> <th>ER</th> <th>SO</th> <th>BB</th> <th>IBB</th> <th>HBP</th> <th>BLK</th> <th>WP</th> <th>HR</th> <th>S</th> <th>P</th> <th>ERA</th> <th>WHIP</th> </tr> </thead> <tbody> <tr> <td>Wally Bunker, R ERA: 2.33</td> <td>5.1</td> <td>W</td> <td>24</td> <td>5</td> <td>4</td> <td>4</td> <td>2</td> <td>2</td> <td>0</td> <td>0</td> <td>0</td> <td>0</td> <td>0</td> <td>26</td> <td>34</td> <td>6.75</td> <td>1.312</td> </tr> <tr> <td>Dick Hall, R ERA: 1.32</td> <td>3.2</td> <td>S</td> <td>12</td> <td>1</td> <td>0</td> <td>0</td> <td>2</td> <td>0</td> <td>0</td> <td>0</td> <td>0</td> <td>0</td> <td>0</td> <td>16</td> <td>16</td> <td>0.00</td> <td>0.273</td> </tr> </tbody> </table>																PITCHER	IP	WLS	BF	H	R	ER	SO	BB	IBB	HBP	BLK	WP	HR	S	P	ERA	WHIP	Wally Bunker, R ERA: 2.33	5.1	W	24	5	4	4	2	2	0	0	0	0	0	26	34	6.75	1.312	Dick Hall, R ERA: 1.32	3.2	S	12	1	0	0	2	0	0	0	0	0	0	16	16	0.00	0.273
PITCHER	IP	WLS	BF	H	R	ER	SO	BB	IBB	HBP	BLK	WP	HR	S	P	ERA	WHIP																																																						
Wally Bunker, R ERA: 2.33	5.1	W	24	5	4	4	2	2	0	0	0	0	0	26	34	6.75	1.312																																																						
Dick Hall, R ERA: 1.32	3.2	S	12	1	0	0	2	0	0	0	0	0	0	16	16	0.00	0.273																																																						

Batter	1	2	3	4	5	6	7	8	9	AB	R	H	RBI	BB	SO	LOB	TOP			
Jerry Adair, R OBP: 0.294, SLG: 0.311 (1, 4)										5	0	3	0	0	0	0				
Luis Aparicio, R OBP: 0.342, SLG: 0.383 (1, 6)										5	1	3	1	0	0	3				
Sam Bowers, R OBP: 0.315, SLG: 0.413 (1, 9) (9, 7)										4	0	0	0	0	1	3				
Norm Siebern, L OBP: 0.421, SLG: 0.396 (1, 3)										2	1	0	0	2	0	2				
Brooks Robinson, R OBP: 0.337, SLG: 0.412 (1, 5)										3	0	0	0	0	1	1				
Boog Powell, L OBP: 0.354, SLG: 0.549 Gino Cimoli, R (9, 9)										4	2	2	3	0	1	0				
Willie Kirkland, L OBP: 0.308, SLG: 0.296 (1, 8)										4	1	1	1	0	3	0				
Dick Brown, R OBP: 0.267, SLG: 0.351 (1, 2)										3	0	0	0	1	1	0				
Robin Roberts, S OBP: 0.071, SLG: 0.071 (1, 1)										4	0	0	0	0	3	1				
Inning Stats	R: 0 E: 0 K: 1 S: 5	H: 1 LOB: 0 BB: 0 P: 5	R: 0 E: 0 K: 0 S: 3	H: 0 LOB: 0 BB: 0 P: 3	R: 0 E: 0 K: 1 S: 5	H: 0 LOB: 1 BB: 1 P: 10	R: 0 E: 0 K: 2 S: 7	H: 0 LOB: 0 BB: 0 P: 7	R: 0 E: 0 K: 1 S: 6	H: 1 LOB: 1 BB: 0 P: 6	R: 2 E: 0 K: 2 S: 8	H: 1 LOB: 0 BB: 1 P: 12	R: 0 E: 0 K: 1 S: 7	H: 2 LOB: 2 BB: 0 P: 7	R: 2 E: 0 K: 1 S: 8	H: 3 LOB: 2 BB: 1 P: 12	1B: 5 2B: 0 3B: 0 HR: 4	SF: 0 SAC: 1 DP: 0 HBP: 0	WP: 0 PB: 0 SB: 1 CS: 1	PA: 38
PITCHER	IP WLS BF H R ER SO BB IBB HBP BLK WP HR S P ERA WHIP																			
Diego Segui, R ERA: 3.8 (1, 1)	8.0 L 31 6 3 3 9 2 0 0 0 0 2 47 55 3.38 1.000																			
John Wyatt, R ERA: 2.12 (9, 1)	1.0 7 3 2 2 1 1 0 0 0 0 2 8 12 18.00 4.000																			

Baltimore Orioles @ Kansas City Athletics
Municipal Stadium, Kansas City, MO
Wed Jun 03 1964, 8:05 PM EDT
Att: 5,906 - Unknown

AB 34
R 5
H 9
RBI 5
BB 3
SO 10
LOB 10



Batter	1	2	3	4	5	6	7	8	9	AB	R	H	RBI	BB	SO	LOB	BOTTOM			
Wayne Causey, L OBP: 0.422, SLG: 0.421 (1, 6)										4	1	3	0	0	0	0				
Dick Green, R OBP: 0.248, SLG: 0.331 (1, 4)										2	0	1	0	1	0	1				
George Alusik, R OBP: 0.440, SLG: 0.391 Jim Gentile, L OBP: 0.387, SLG: 0.525 Jose Tartabull, L OBP: 0.188, SLG: 0.250 (8, FR) (9, 7)										3	0	0	0	0	1	3				
Rocky Colavito, R OBP: 0.399, SLG: 0.603 (1, 9)										4	0	0	0	0	1	3				
Ed Charles, R OBP: 0.332, SLG: 0.304 (1, 5)										3	0	0	0	1	1	0				
Doc Edwards, R OBP: 0.247, SLG: 0.266 (1, 3)										4	0	0	0	0	0	1				
Billy Bryan, L OBP: 0.391, SLG: 0.600 (1, 2)										4	0	2	0	0	0	1				
Nelson Mathews, R OBP: 0.311, SLG: 0.353 (1, 8)										3	0	0	0	0	2	3				
Diego Segui, R OBP: 0.217, SLG: 0.318 Charlie Lau, L OBP: 0.333, SLG: 0.417 John Wyatt, R (9, 1)										2	0	0	0	0	1	0				
Inning Stats	R: 0 E: 0 K: 0 S: 4	H: 1 LOB: 1 BB: 0 P: 4	R: 0 E: 0 K: 1 S: 5	H: 0 LOB: 1 BB: 1 P: 9	R: 0 E: 0 K: 2 S: 7	H: 0 LOB: 0 BB: 1 P: 11	R: 0 E: 0 K: 0 S: 3	H: 0 LOB: 0 BB: 0 P: 3	R: 0 E: 0 K: 1 S: 6	H: 1 LOB: 1 BB: 0 P: 6	R: 0 E: 0 K: 1 S: 6	H: 1 LOB: 1 BB: 0 P: 6	R: 1 E: 1 K: 0 S: 5	H: 2 LOB: 1 BB: 0 P: 5	R: 0 E: 0 K: 1 S: 5	H: 0 LOB: 0 BB: 0 P: 5	1B: 5 2B: 1 3B: 0 HR: 0	SF: 0 SAC: 1 DP: 1 HBP: 0	WP: 0 PB: 1 SB: 1 CS: 0	PA: 34
PITCHER	IP WLS BF H R ER SO BB IBB HBP BLK WP HR S P ERA WHIP																			
Robin Roberts, R ERA: 1.72 (1, 1)	9.0 W 34 6 1 0 6 2 0 0 0 0 0 44 52 0.00 0.889																			

Baltimore Orioles @ Kansas City Athletics
Municipal Stadium, Kansas City, MO
Wed Jun 03 1964, 8:05 PM EDT
Att: 5,906 - Unknown

AB 31
R 1
H 6
RBI 0
BB 2
SO 6
LOB 14



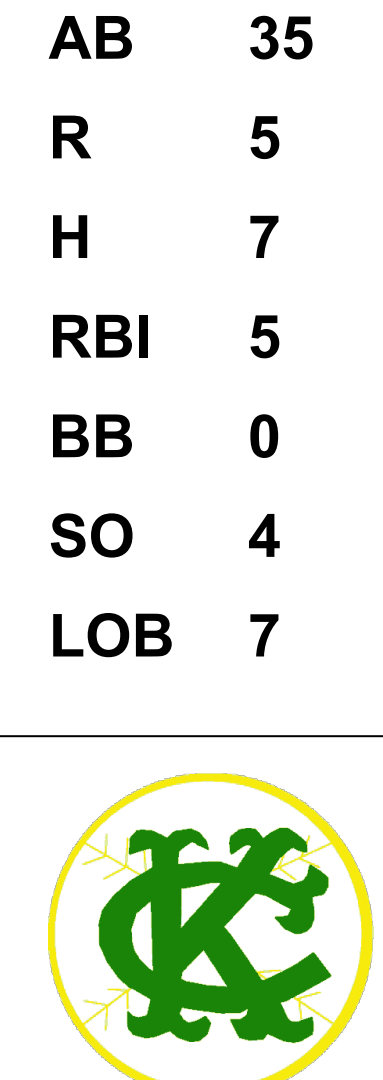
Batter	1	2	3	4	5	6	7	8	9	AB	R	H	RBI	BB	SO	LOB	TOP										
Chuck Schilling, R OBP: 0.269, SLG: 0.256 (1, 4)										4	1	1	0	1	0	4	Boston Red Sox @ Kansas City Athletics Municipal Stadium, Kansas City, MO Sat Jun 06 1964, 4:33 AM EDT Att: 4,734 - Unknown AB 37 R 8 H 13 RBI 7 BB 4 SO 4 LOB 18 										
Tony Conigliaro, R OBP: 0.322, SLG: 0.494 (1, 7)										5	2	2	2	0	2	3											
Carl Yastrzemski, L OBP: 0.344, SLG: 0.394 (1, 8)										5	0	1	0	0	0	1											
Dick Stuart, R OBP: 0.307, SLG: 0.476 (1, 3)										4	2	2	2	1	0	1											
Frank Matzone, R OBP: 0.326, SLG: 0.364 (1, 5)										4	1	1	0	1	0	2											
Lee Thomas, L OBP: 0.355, SLG: 0.414 (1, 9)										4	2	3	2	0	0	2											
Eddie Bressoud, R OBP: 0.389, SLG: 0.437 (1, 6)										4	0	1	1	0	0	1											
Bob Tillman, R OBP: 0.353, SLG: 0.404 (1, 2)										3	0	2	0	1	0	0											
Jack Lamabe, R OBP: 0.138, SLG: 0.179 (1, 1)										3	0	0	0	0	2	3											
Bob Hefner, R OBP: 0.266, SLG: 0.714 (7, 1)										0	0	0	0	0	0	0											
Felix Mantilla, R OBP: 0.260, SLG: 0.383 (6, PH)										1	0	0	0	0	0	1											
Dick Radatz, R OBP: 0.250, SLG: 0.250 (8, 1)										0	0	0	0	0	0	0											
Inning Stats	R: 5 E: 0 K: 0 S: 7	H: 4 LOB: 2 BB: 3 P: 19	R: 3 E: 0 K: 0 S: 6	H: 3 LOB: 0 BB: 0 P: 6	R: 0 E: 0 K: 2 S: 8	H: 1 LOB: 1 BB: 0 P: 8	R: 0 E: 0 K: 0 S: 4	H: 2 LOB: 1 BB: 0 P: 4	R: 0 E: 0 K: 1 S: 5	H: 0 LOB: 0 BB: 0 P: 5	R: 0 E: 0 K: 0 S: 3	H: 1 LOB: 1 BB: 1 P: 7	R: 0 E: 0 K: 1 S: 6	H: 1 LOB: 1 BB: 0 P: 6	R: 0 E: 0 K: 0 S: 3	H: 0 LOB: 0 BB: 0 P: 3	1B: 9 2B: 1 3B: 0 HR: 3	SF: 0 SAC: 0 DP: 3 HBP: 0	WP: 1 PB: 1 SB: 2 CS: 0	PA: 41							
PITCHER	IP	WLS	BF	H	R	ER	SO	BB	IBB	HBP	BLK	WP	HR	S	P	ERA	WHIP										
John O'Donoghue, L ERA: 5.96 (1, 1)	0.1	L	8	4	5	5	0	3	0	0	0	0	2	5	17	135.00	21.000										
Ted Bowsfield, L ERA: 6.75 (1, 1)	4.2		19	6	3	3	3	0	0	0	0	1	1	25	25	5.79	1.286										
Aurelio Montegudo, R ERA: 9.15 (6, 1)	2.0		7	2	0	0	0	1	0	0	0	0	0	6	10	0.00	1.500										
Joe Grzenda, L ERA: 7.3 (8, 1)	1.0		4	1	0	0	1	0	0	0	0	0	0	6	6	0.00	1.000										
Vern Handrahan, R ERA: 6.12 (9, 1)	1.0		3	0	0	0	0	0	0	0	0	0	0	3	3	0.00	0.000										
Wayne Causey, L OBP: 0.425, SLG: 0.428 (1, 6)										5	0	1	0	0	0	2	Boston Red Sox @ Kansas City Athletics Municipal Stadium, Kansas City, MO Sat Jun 06 1964, 4:33 AM EDT Att: 4,734 - Unknown AB 38 R 6 H 12 RBI 6 BB 1 SO 3 LOB 13 										
Nelson Mathews, R OBP: 0.310, SLG: 0.352 (1, 8)											5	1	1	0	0	2											
Ed Charles, R OBP: 0.345, SLG: 0.359 (1, 5)											5	1	2	2	0	1											
Rocky Colavito, R OBP: 0.407, SLG: 0.624 (1, 9)											4	1	2	0	0	2											
Jim Gentile, L OBP: 0.384, SLG: 0.531 (1, 3)										4	1	1	2	0	0	2											
George Aluskis, R OBP: 0.418, SLG: 0.411 (1, 7)										4	0	1	0	0	0	1											
Billy Bryan, L OBP: 0.387, SLG: 0.538 (1, 2)										3	1	1	0	1	1	1											
George Williams, R OBP: 0.147, SLG: 0.094 (1, 4)										4	1	1	1	0	1	1											
John O'Donoghue, R OBP: 0.330, SLG: 0.330 (1, 1)										0	0	0	0	0	0	0											
Dick Green, R OBP: 0.250, SLG: 0.340 (5, PH)										1	0	0	0	0	0	0											
Aurelio Montegudo, R OBP: 0.250, SLG: 0.351 (6, PH)										0	0	0	0	0	0	0											
Charlie Lau, L OBP: 0.250, SLG: 0.419 (8, 1)										1	0	1	1	0	0	0											
Joe Grzenda, L OBP: 0.250, SLG: 0.272 (8, PH)										0	0	0	0	0	0	0											
Doc Edwards, R OBP: 0.250, SLG: 0.125 (9, 1)										1	0	0	0	0	0	1											
Inning Stats	R: 0 E: 0 K: 0 S: 4	H: 1 LOB: 1 BB: 0 P: 4	R: 0 E: 0 K: 0 S: 3	H: 0 LOB: 0 BB: 0 P: 3	R: 0 E: 0 K: 0 S: 3	H: 0 LOB: 0 BB: 0 P: 3	R: 2 E: 0 K: 1 S: 8	H: 3 LOB: 1 BB: 0 P: 8	R: 0 E: 0 K: 0 S: 4	H: 1 LOB: 1 BB: 0 P: 4	R: 0 E: 0 K: 0 S: 4	H: 1 LOB: 1 BB: 0 P: 4	R: 4 E: 0 K: 0 S: 8	H: 6 LOB: 1 BB: 0 P: 8	R: 0 E: 0 K: 2 S: 7	H: 0 LOB: 1 BB: 1 P: 11	R: 0 E: 0 K: 0 S: 3	H: 0 LOB: 0 BB: 0 P: 3	1B: 5 2B: 5 3B: 0 HR: 2	SF: 0 SAC: 0 DP: 1 HBP: 0	WP: 0 PB: 0 SB: 0 CS: 0	PA: 39					
PITCHER	IP	WLS	BF	H	R	ER	SO	BB	IBB	HBP	BLK	WP	HR	S	P	ERA	WHIP										
Jack Lamabe, R ERA: 3.84 (1, 1)	6.2	W	30	11	6	6	1	0	0	0	0	0	2	32	32	8.10	1.650										
Bob Hefner, R ERA: 2.0 (7, 1)	0.1		2	1	0	0	0	0	0	0	0	0	0	2	2	0.00	3.000										
Dick Radatz, R ERA: 1.56 (8, 1)	2.0	S	7	0	0	0	2	1	0	0	0	0	0	10	14	0.00	0.500										

Batter	1	2	3	4	5	6	7	8	9	AB	R	H	RBI	BB	SO	LOB	TOP																					
Dalton Jones, L OBP: 0.336, SLG: 0.421 (1, 4)	F3		K		L8		HR 1B		3-1	5	1	1	0	0	1	1	Boston Red Sox @ Kansas City Athletics Municipal Stadium, Kansas City, MO Sun Jun 07 1964, 8:05 PM EDT Unknown																					
Tony Conigliaro, R OBP: 0.378, SLG: 0.503 (1, 7)	K		K		K		F5		HR	5	1	1	2	0	3	2																						
Carl Yastrzemski, L OBP: 0.351, SLG: 0.411 (1, 8)	FC6-4 BB		K			4-0 1B BB	HR 1H 2H		4-3	3	2	1	3	2	1	0																						
Dick Stuart, R OBP: 0.301, SLG: 0.466 (1, 3)	FC6-4 1-2			K		F7 1-2	K			4	0	0	0	0	2	2																						
Lee Thomas, L OBP: 0.358, SLG: 0.422 (1, 9)		1B 1B		HR 2B		F3		F5		4	2	2	0	0	0	1																						
Frank Malzone, R OBP: 0.335, SLG: 0.390 (1, 5)		1B 1-3 1B		HR 2H		1B		F8		4	1	3	3	0	0	0																						
Eddie Bressoud, R OBP: 0.381, SLG: 0.428 (1, 6)		K		L7		F6		K		4	0	0	0	0	2	3																						
Bob Tillman, R OBP: 0.351, SLG: 0.400 (1, 2)		1B 1-3 2H		K		6-3		6-3		4	0	1	1	0	1	0																						
Bill Monbouquette, R OBP: 0.304, SLG: 0.158 Dick Radatz, R OBP: 0.308, SLG: 0.385 (8, 1)	1-3 3H			K		HR 1B		HR 2B		3	1	1	0	0	1	2																						
Inning Stats	R: 0 E: 0 K: 1 S: 5	H: 0 LOB: 1 BB: 1 P: 9	R: 1 E: 0 K: 1 S: 7	H: 3 LOB: 1 BB: 0 P: 7	R: 0 E: 0 K: 3 S: 9	H: 0 LOB: 0 BB: 0 P: 9	R: 2 E: 0 K: 2 S: 9	H: 2 LOB: 0 BB: 0 P: 9	R: 0 E: 0 K: 2 S: 7	H: 0 LOB: 0 BB: 0 P: 7	R: 1 E: 0 K: 0 S: 4	H: 1 LOB: 1 BB: 1 P: 8	R: 3 E: 0 K: 1 S: 8	H: 3 LOB: 0 BB: 0 P: 8	R: 0 E: 0 K: 1 S: 5	H: 0 LOB: 0 BB: 0 P: 5		R: 2 E: 0 K: 0 S: 5	H: 2 LOB: 0 BB: 0 P: 5	1B: 6 2B: 2 3B: 0 HR: 3	SF: 0 SAC: 0 DP: 0 HBP: 0	WP: 0 PB: 0 SB: 1 CS: 0	PA: 39															
PITCHER	IP	WLS	BF	H	R	ER	SO	BB	IBB	HBP	BLK	WP	HR	S	P	ERA	WHIP	PITCHER				IP	WLS	BF	H	R	ER	SO	BB	IBB	HBP	BLK	WP	HR	S	P	ERA	WHIP
Orlando Pena, R ERA: 3.96 Jose Santiago, R ERA: 3.6 (1, 1)	7.0	L	31	9	7	7	10	2	0	0	0	0	2	49	57	9.00	1.571					2.0	S	8	2	2	2	1	0	0	0	0	0	1	10	10	9.00	1.000

AB 37
R 9
H 11
RBI 9
BB 2
SO 11
LOB 11



Batter	1	2	3	4	5	6	7	8	9	AB	R	H	RBI	BB	SO	LOB	BOTTOM																					
Wayne Causey, L OBP: 0.422, SLG: 0.424 (1, 6)	L8		4-3			E4 HR	1B			4	1	1	0	0	0	0	Boston Red Sox @ Kansas City Athletics Municipal Stadium, Kansas City, MO Sun Jun 07 1964, 8:05 PM EDT Unknown																					
Nelson Mathews, R OBP: 0.304, SLG: 0.344 (1, 8)	F6		K			F4	F2			4	0	0	0	0	1	2																						
Ed Charles, R OBP: 0.348, SLG: 0.379 (1, 5)	4-3			1B		HR 1H		F3		4	1	2	2	0	0	0																						
Rocky Colavito, R OBP: 0.398, SLG: 0.608 (1, 9)		K		F9		5-3		L7		4	0	0	0	0	1	1																						
Jim Gentile, L OBP: 0.374, SLG: 0.515 (1, 3)		L9		L8		3-1		K		4	0	0	0	0	1	1																						
George Aluskis, R OBP: 0.412, SLG: 0.403 (1, 7)		1B		1-3		F4		F7		4	0	1	0	0	0	1																						
Charlie Lau, L OBP: 0.333, SLG: 0.413 (1, 2)	F8			6-3		HR 1B		L9		4	1	1	0	0	0	1																						
Dick Green, R OBP: 0.246, SLG: 0.331 (1, 4)			4-3		F4		F7		5-3	4	0	0	0	0	0	1																						
Orlando Pena, R OBP: 0.171, SLG: 0.212 Billy Bryan, L OBP: 0.406, SLG: 0.667 Jose Santiago, R (7, PH) (8, 1)			HR		K		HR 1H			2	1	1	1	0	1	0																						
Inning Stats	R: 0 E: 0 K: 0 S: 3	H: 0 LOB: 0 BB: 0 P: 3	R: 0 E: 0 K: 1 S: 6	H: 1 LOB: 1 BB: 0 P: 6	R: 1 E: 0 K: 1 S: 6	H: 1 LOB: 0 BB: 0 P: 6	R: 0 E: 0 K: 0 S: 4	H: 1 LOB: 1 BB: 0 P: 4	R: 0 E: 0 K: 1 S: 5	H: 0 LOB: 0 BB: 0 P: 5	R: 2 E: 1 K: 0 S: 5	H: 1 LOB: 0 BB: 0 P: 5	R: 2 E: 0 K: 0 S: 6	H: 3 LOB: 1 BB: 0 P: 6	R: 0 E: 0 K: 1 S: 5	H: 0 LOB: 0 BB: 0 P: 5		R: 0 E: 0 K: 0 S: 3	H: 0 LOB: 0 BB: 0 P: 3	1B: 4 2B: 0 3B: 0 HR: 3	SF: 0 SAC: 0 DP: 0 HBP: 0	WP: 0 PB: 0 SB: 0 CS: 0	PA: 35															
PITCHER	IP	WLS	BF	H	R	ER	SO	BB	IBB	HBP	BLK	WP	HR	S	P	ERA	WHIP	PITCHER				IP	WLS	BF	H	R	ER	SO	BB	IBB	HBP	BLK	WP	HR	S	P	ERA	WHIP
Bill Monbouquette, R ERA: 4.88 Dick Radatz, R ERA: 1.5 (1, 1)	7.0	W	29	7	5	4	3	0	0	0	0	0	0	8	35	5.14	1.000					2.0	S	6	0	0	0	0	1	0	0	0	0	0	8	8	0.00	0.000



Batter	1	2	3	4	5	6	7	8	9	AB	R	H	RBI	BB	SO	LOB	TOP							
Dalton Jones, L OBP: 0.331, SLG: 0.412	0-0 3-1		0-0 F2		0-0 4-1		0-0 F7		0-0 1B	5	0	1	1	0	0	0								
Tony Conigliaro, R OBP: 0.326, SLG: 0.503	0-0 G5-4-3 1B		0-0 L9		4-0 G4-6-3 BB			0-0 5-3 1B	0-0 F4	4	0	2	0	1	0	2								
Carl Yastrzemski, L OBP: 0.347, SLG: 0.423	0-0 G5-4-3 1-2		0-0 HR		0-0 G4-6-3 1-2			0-0 5-3 1-2	0-3 K	5	1	1	1	0	1	5								
Dick Stuart, R OBP: 0.300, SLG: 0.458		4-0 BB 1B BB	0-0 L8			0-3 K		0-0 5-3 2-3		3	1	0	0	1	1	1								
Lee Thomas, L OBP: 0.356, SLG: 0.415	0-0 F9			4-0 S BB		0-0 1-3		0-0 F3		3	0	0	0	1	0	2								
Dick Williams, R OBP: 0.240, SLG: 0.435		0-3 K		4-0 FC6-4 BB 1-2		0-0 HR			0-0 HR	3	2	2	2	1	1	1								
Eddie Bressoud, R OBP: 0.379, SLG: 0.421	4-0 1B E BB 1-2		0-0 F8		0-0 6-3			0-0 F6	0-0 F6	3	1	0	0	1	0	2								
Russ Nixon, L OBP: 0.429, SLG: 0.455	0-0 E2		0-3 K		0-0 F6			0-0 1B	0-0 1B	2	0	1	1	0	1	2								
Felix Mantilla, R OBP: 0.255, SLG: 0.375	0-0 E2		0-0 K		0-0 F9			0-0 1B	0-0 1B	1	0	0	0	0	0	0								
Bob Tillman, R OBP: 0.355, SLG: 0.404	0-0 1B		0-0 K		0-0 FC6-4			0-0 1B	0-0 1B	1	1	1	0	0	0	0								
Dave Morehead, R OBP: 0.125, SLG: 0.045	0-0 K		0-0 K		0-0 FC6-4			0-0 1B	0-0 1B	1	0	0	0	0	0	1								
Ronnie Morris, R OBP: 0.256, SLG: 0.397										1	0	0	0	0	0	2								
Bob Heffner, R OBP: 0.333, SLG: 0.714										0	0	0	0	0	0	0								
Frank Malzone, R OBP: 0.333, SLG: 0.338										0	0	0	0	0	0	0								
Arnold Earley, L OBP: 0.355, SLG: 0.404										0	0	0	0	0	0	0								
Pete Charton, L OBP: 0.277, SLG: 0.245										1	0	1	0	0	0	0								
Chuck Schilling, R OBP: 0.277, SLG: 0.245										1	0	1	0	0	0	0								
Inning Stats	R: 0 E: 0 K: 0 S: 3	H: 1 LOB: 0 BB: 0 P: 3	R: 2 E: 1 K: 2 S: 8	H: 1 LOB: 1 BB: 2 P: 16	R: 1 E: 0 K: 0 S: 4	H: 1 LOB: 0 BB: 0 P: 4	R: 0 E: 0 K: 1 S: 5	H: 0 LOB: 2 BB: 2 P: 13	R: 0 E: 0 K: 0 S: 2	H: 0 LOB: 0 BB: 1 P: 6	R: 1 E: 0 K: 1 S: 6	H: 1 LOB: 0 BB: 0 P: 6	R: 0 E: 0 K: 0 S: 3	H: 0 LOB: 0 BB: 0 P: 3	R: 0 E: 0 K: 0 S: 4	H: 1 LOB: 1 BB: 0 P: 4	R: 2 E: 0 K: 1 S: 9	H: 4 LOB: 2 BB: 0 P: 9	1B: 6 2B: 0 3B: 0 HR: 3	SF: 0 SAC: 0 DP: 2 HBP: 0	WP: 0 PB: 0 SB: 1 CS: 0	PA: 39		
PITCHER	IP WLS BF H R ER SO BB IBB HBP BLK WP HR S P ERA WHIP	8.1 W 35 7 6 6 4 5 0 0 0 0 3 38 58 6.48 1.440	0.2 S 4 2 0 0 1 0 0 0 0 0 0 6 6 0.00 3.000																					

Boston Red Sox @ Kansas City Athletics
Municipal Stadium, Kansas City, MO
Sun Jun 07 1964, 8:05 PM EDT
Att: 9,061 - Unknown

AB 34
R 6
H 9
RBI 5
BB 5
SO 5
LOB 18



Batter	1	2	3	4	5	6	7	8	9	AB	R	H	RBI	BB	SO	LOB	BOTTOM							
Wayne Causey, L OBP: 0.417, SLG: 0.418	0-3 K	0-0 1-2 2-H 3-H 1B		0-0 L8		0-0 F7		0-0 4-3		5	0	1	2	0	1	1								
Dick Green, R OBP: 0.246, SLG: 0.325	0-0 G3	0-3 K		4-0 BB			0-0 L6			3	0	0	0	1	1	2								
Ed Charles, R OBP: 0.351, SLG: 0.382	0-3 K		0-0 HR 1B	0-0 L6			0-0 1B HR			4	2	2	0	0	1	1								
Rocky Colavito, R OBP: 0.400, SLG: 0.605		0-0 1B 1B 1B	0-0 F5		0-0 L5		0-0 1-2 HR 1B			4	2	2	0	0	0	1								
Jim Gentile, L OBP: 0.389, SLG: 0.569		0-0 1B 1B 1B	0-0 HR	1-0 G5-4-3 HBP			0-0 1-1 HR			3	3	3	5	0	0	0								
George Aluskis, R OBP: 0.426, SLG: 0.413		0-0 1B 1B	4-0 BB	0-0 G5-4-3			0-0 K2-4-2 1B			3	1	2	0	1	0	1								
Doc Edwards, R OBP: 0.253, SLG: 0.271	0-0 1-2 2-3 3-H 1B		0-3 K		0-0 L5		0-3 K2-4-2			4	0	1	1	0	2	2								
Nelson Mathews, R OBP: 0.303, SLG: 0.342	0-3 K		0-0 F4		0-0 1B		0-0 6-3			4	0	1	0	0	1	4								
Diego Segui, R OBP: 0.185, SLG: 0.269	0-3 K		0-3 K		0-3 K		0-0 G3			4	0	0	0	0	3	4								
John Wyatt, R OBP: 0.185, SLG: 0.269										0	0	0	0	0	0	0								
Inning Stats	R: 0 E: 0 K: 2 S: 7	H: 0 LOB: 0 BB: 0 P: 7	R: 3 E: 0 K: 3 S: 14	H: 5 LOB: 0 BB: 0 P: 14	R: 2 E: 0 K: 1 S: 7	H: 2 LOB: 1 BB: 1 P: 11	R: 0 E: 0 K: 1 S: 5	H: 0 LOB: 1 BB: 1 P: 9	R: 0 E: 0 K: 0 S: 2	H: 0 LOB: 0 BB: 0 P: 3	R: 0 E: 0 K: 1 S: 6	H: 1 LOB: 0 BB: 0 P: 6	R: 3 E: 0 K: 1 S: 8	H: 4 LOB: 1 BB: 0 P: 8	R: 0 E: 0 K: 0 S: 3	H: 0 LOB: 0 BB: 0 P: 3	1B: 10 2B: 1 3B: 0 HR: 2	SF: 0 SAC: 0 DP: 2 HBP: 1	WP: 0 PB: 0 SB: 0 CS: 0	PA: 37				
PITCHER	IP WLS BF H R ER SO BB IBB HBP BLK WP HR S P ERA WHIP	3.0 L 17 1 0 0 2 1 0 1 0 0 0 13 18 0.00 0.667	4.1 L 11 1 0 0 2 1 0 1 0 0 0 1 5 5 81.00 12.000	0.1 L 5 4 3 3 0 0 0 0 0 0 1 5 5 81.00 12.000	1.2 L 4 0 0 0 1 0 0 0 0 0 0 6 6 0.00 0.000																			

Boston Red Sox @ Kansas City Athletics
Municipal Stadium, Kansas City, MO
Sun Jun 07 1964, 8:05 PM EDT
Att: 9,061 - Unknown

AB 34
R 8
H 12
RBI 8
BB 2
SO 9
LOB 16



Batter	1	2	3	4	5	6	7	8	9	AB	R	H	RBI	BB	SO	LOB	TOP										
Wayne Causey, L (1, 6) OBP: 0.417, SLG: 0.420	6-3		2B			K		F7	BB								4 0 1 0 1 1 1										
Dick Green, R (1, 4) OBP: 0.239, SLG: 0.315	6-3		K			K		FC5-4 2B 1-2 1B	F3								5 1 0 0 0 2 4										
Ed Charles, R (1, 5) OBP: 0.352, SLG: 0.404	HR		4-3			6-3		1B	K								5 2 2 1 0 1 3										
Rocky Colavito, R (1, 9) OBP: 0.397, SLG: 0.596	K					F7		HR									4 1 1 2 0 1 0										
Jose Tartabull, L (8, 9) OBP: 0.176, SLG: 0.235								1B									0 0 0 0 0 0 0										
George Alusik, R (1, 3) OBP: 0.429, SLG: 0.452			4-3 1B			K		4-3	HR								4 1 2 2 0 1 0										
Doc Edwards, R (1, 2) OBP: 0.284, SLG: 0.281	4-3		1-2			6-3		BB	WP								4 0 2 0 0 0 1										
John Wojcik, L (1, 7) OBP: 0.500, SLG: 0.333			FC5-4 1B			F9		1B	F5								3 0 1 0 1 0 1										
Nelson Mathews, R (1, 8) OBP: 0.302, SLG: 0.340	FC5-4		1-2			K		F9									4 0 1 0 0 1 3										
Moe Drabowsky, R (1, 1) OBP: 0.048, SLG: 0.048						K		F8									2 0 0 0 0 1 0										
George Williams, R (8, PH) OBP: 0.171, SLG: 0.094									SH4								0 0 0 0 1 0 0										
John Wyatt, R (8, 1)									FC5-4 BB								0 0 0 0 0 0 0										
Inning Stats	R: 1 E: 0 K: 1 S: 6	H: 1 LOB: 0 BB: 0 P: 6	R: 0 E: 0 K: 0 S: 4	H: 2 LOB: 1 BB: 0 P: 4	R: 0 E: 0 K: 2 S: 8	H: 1 LOB: 1 BB: 0 P: 8	R: 0 E: 0 K: 1 S: 5	H: 0 LOB: 0 BB: 0 P: 5	R: 0 E: 0 K: 2 S: 7	H: 0 LOB: 0 BB: 0 P: 7	R: 0 E: 0 K: 0 S: 4	H: 1 LOB: 2 BB: 1 P: 8	R: 4 E: 0 K: 0 S: 7	H: 4 LOB: 1 BB: 1 P: 11	R: 0 E: 0 K: 1 S: 6	H: 1 LOB: 2 BB: 1 P: 10	1B: 6 2B: 2 3B: 0 HR: 2	SF: 0 SAC: 1 DP: 0 HBP: 0	WP: 1 PB: 0 SB: 0 CS: 0	PA: 39							
PITCHER	IP	WLS	BF	H	R	ER	SO	BB	IBB	HBP	BLK	WP	HR	S	P	ERA	WHIP										
Claude Osteen, L (1, 1) ERA: 3.21	7.0		27	5	2	2	7	2	0	0	0	0	1	39	47	2.57	1.000										
Jim Duckworth, R (8, 1) ERA: 2.99	0.2	L	5	3	3	3	0	0	0	0	0	0	1	5	5	40.50	4.500										
Steve Ridzik, R (8, 1) ERA: 2.91	1.1		7	2	0	0	1	1	0	0	0	1	0	8	12	0.00	2.250										

Kansas City Athletics @ Washington Senators
D.C. Stadium, Washington, DC
Mon Jun 08 1964, 7:05 PM EDT
Att: 3,765 - Unknown

AB 35
R 5
H 10
RBI 5
BB 3
SO 8
LOB 13



Batter	1	2	3	4	5	6	7	8	9	AB	R	H	RBI	BB	SO	LOB	BOTTOM										
Don Blasingame, L (1, 4) OBP: 0.313, SLG: 0.323	G1-4-3 1B		1-3			F7											4 0 2 0 1 0 1										
John Kennedy, R (1, 5) OBP: 0.324, SLG: 0.428	G1-4-3 1-2		K			F5			K								5 0 0 0 0 3 5										
Chuck Hinton, R (1, 7) OBP: 0.391, SLG: 0.537	F8		2B			F8			P3								5 0 1 0 0 0 1										
Jim King, L (1, 9) OBP: 0.339, SLG: 0.494			1-3			HR			HR								4 3 3 3 0 0 1										
Dick Phillips, L (1, 3) OBP: 0.333, SLG: 0.344						F9			F8								3 0 0 0 1 0 0										
Mike Brumley, L (1, 2) OBP: 0.326, SLG: 0.283	G4-6-3 1-2		F7			F5			BB								3 0 0 0 1 0 1										
Fred Valentine, S (1, 8) OBP: 0.333, SLG: 0.303						K											2 0 1 0 0 1 0										
Don Lock, R (8, PH) OBP: 0.364, SLG: 0.421			WP			K			4-3 SH3-4 1B								1 0 0 0 0 1 1										
Ed Brinkman, R (1, 6) OBP: 0.229, SLG: 0.310			WP						SH3-4 1B								1 0 1 0 1 0 0										
Don Zimmer, R (8, PH) OBP: 0.291, SLG: 0.461			1-3			SH3-4 1B											1 1 1 1 0 0 0										
Claude Osteen, L (1, 1) OBP: 0.176, SLG: 0.188																	2 0 0 0 0 0 3										
Jim Duckworth, R (8, 1) OBP: 0.333, SLG: 0.200			4-3			SH3-4											0 0 0 0 0 0 0										
Steve Ridzik, R (8, 1) OBP: 0.375, SLG: 0.286																	0 0 0 0 0 0 0										
Bill Skowron, R (8, PH) OBP: 0.296, SLG: 0.482						1-2											1 0 0 0 0 1 0										
Inning Stats	R: 0 E: 0 K: 0 S: 3	H: 1 LOB: 0 BB: 0 P: 3	R: 1 E: 0 K: 0 S: 3	H: 1 LOB: 2 BB: 2 P: 12	R: 0 E: 0 K: 1 S: 6	H: 1 LOB: 1 BB: 0 P: 6	R: 0 E: 0 K: 1 S: 5	H: 0 LOB: 0 BB: 0 P: 5	R: 0 E: 0 K: 0 S: 4	H: 1 LOB: 1 BB: 0 P: 4	R: 1 E: 0 K: 0 S: 4	H: 1 LOB: 0 BB: 0 P: 4	R: 0 E: 0 K: 1 S: 6	H: 1 LOB: 2 BB: 1 P: 10	R: 1 E: 0 K: 1 S: 6	H: 1 LOB: 1 BB: 1 P: 10	R: 1 E: 0 K: 2 S: 9	H: 2 LOB: 1 BB: 0 P: 9	1B: 3 2B: 2 3B: 0 HR: 4	SF: 0 SAC: 2 DP: 2 HBP: 1	WP: 1 PB: 0 SB: 1 CS: 0	PA: 39					
PITCHER	IP	WLS	BF	H	R	ER	SO	BB	IBB	HBP	BLK	WP	HR	S	P	ERA	WHIP										
Moe Drabowsky, R (1, 1) ERA: 6.27	7.0		29	6	2	2	3	3	0	0	0	0	2	31	44	2.57	1.286										
John Wyatt, R (8, 1) ERA: 2.51	2.0	S	10	3	2	2	3	1	0	0	0	0	2	15	19	9.00	2.000										

Kansas City Athletics @ Washington Senators
D.C. Stadium, Washington, DC
Mon Jun 08 1964, 7:05 PM EDT
Att: 3,765 - Unknown

AB 32
R 4
H 9
RBI 4
BB 4
SO 6
LOB 13



Batter	1	2	3	4	5	6	7	8	9	AB	R	H	RBI	BB	SO	LOB	TOP			
Wayne Causey, L (1,6) OBP: 0.416, SLG: 0.419										5	1	2	0	0	0	1				
Dick Green, R (1,4) OBP: 0.250, SLG: 0.343										4	1	3	2	0	0	0				
Ed Charles, R (1,5) OBP: 0.346, SLG: 0.396										4	0	0	0	0	1	4				
Rocky Colavito, R (1,9) OBP: 0.389, SLG: 0.582										4	0	0	0	0	0	0				
Jim Gentile, L (1,3) OBP: 0.392, SLG: 0.564										3	0	1	0	1	1	0				
Charlie Lau, L (1,2) OBP: 0.331, SLG: 0.407										4	0	1	0	0	1	1				
John Wojcik, L (1,7) OBP: 0.375, SLG: 0.286										4	1	1	0	0	0	3				
Nelson Mathews, R (1,8) OBP: 0.296, SLG: 0.333										4	0	0	0	0	0	1				
John O'Donoghue, R (1,1) OBP: 0.375, SLG: 0.563										1	1	1	2	0	0	0				
Vern Handrahan, L (3,1) OBP: 0.222, SLG: 0.222										1	0	1	0	0	0	0				
Billy Bryant, L (7, PH) OBP: 0.394, SLG: 0.643										1	0	0	0	0	1	0				
Joe Grzenda, R (7,1) OBP: 0.425, SLG: 0.447										0	0	0	0	0	0	0				
George Alusik, R (9, PH) OBP: 0.425, SLG: 0.447										1	0	0	0	0	0	0				
Inning Stats	R: 2 E: 0 K: 1 S: 7	H: 2 LOB: 0 BB: 0 P: 7	R: 2 E: 0 K: 1 S: 7	H: 2 LOB: 0 BB: 0 P: 7	R: 0 E: 0 K: 0 S: 3	H: 0 LOB: 0 BB: 0 P: 3	R: 0 E: 0 K: 0 S: 3	H: 0 LOB: 0 BB: 0 P: 3	R: 0 E: 0 K: 1 S: 4	H: 2 LOB: 2 BB: 0 P: 7	R: 0 E: 0 K: 1 S: 7	H: 2 LOB: 1 BB: 0 P: 7	R: 0 E: 0 K: 0 S: 3	H: 0 LOB: 0 BB: 1 P: 7	R: 0 E: 0 K: 0 S: 3	H: 0 LOB: 0 BB: 0 P: 3	1B: 8 2B: 1 3B: 0 HR: 2	SF: 0 SAC: 0 DP: 1 HBP: 0	WP: 0 PB: 0 SB: 0 CS: 0	PA: 37
PITCHER Buster Narum, R (1,1) ERA: 3.45	IP: 9.0 WLS: W BF: 37 H: 10 R: 4 ER: 4 SO: 4 BB: 1 IBB: 0 HBP: 0 BLK: 0 WP: 0 HR: 2 S: 44 P: 48 ERA: 4.00 WHIP: 1.222															PITCHER	IP: 9.0 WLS: W BF: 37 H: 10 R: 4 ER: 4 SO: 4 BB: 1 IBB: 0 HBP: 0 BLK: 0 WP: 0 HR: 2 S: 44 P: 48 ERA: 4.00 WHIP: 1.222			

Kansas City Athletics @ Washington Senators
D.C. Stadium, Washington, DC
Tue Jun 09 1964, 3:33 AM EDT
Unknown

AB 36
R 4
H 10
RBI 4
BB 1
SO 4
LOB 10



Batter	1	2	3	4	5	6	7	8	9	AB	R	H	RBI	BB	SO	LOB	BOTTOM			
Ed Brinkman, R (1,6) OBP: 0.248, SLG: 0.326										3	2	2	0	2	0	0				
John Kennedy, R (1,5) OBP: 0.331, SLG: 0.429										4	1	2	1	1	0	2				
Chuck Hinton, R (1,7) OBP: 0.396, SLG: 0.543										5	2	3	2	0	0	2				
Bill Skowron, R (1,3) OBP: 0.295, SLG: 0.474										3	0	0	0	1	0	4				
Don Lock, R (1,8) OBP: 0.361, SLG: 0.412										3	0	0	0	1	1	4				
Don Lepore, R (1,2) OBP: 0.239, SLG: 0.209										4	1	2	2	0	0	2				
Fred Valentine, S (1,9) OBP: 0.304, SLG: 0.333										3	1	2	0	1	0	2				
Chuck Cottier, R (1,4) OBP: 0.273, SLG: 0.468										4	1	1	3	0	1	2				
Buster Narum, R (1,1) ERA: 6.28										4	0	0	0	0	3	0				
Inning Stats	R: 3 E: 0 K: 0 S: 6	H: 4 LOB: 1 BB: 1 P: 10	R: 0 E: 1 K: 1 S: 6	H: 1 LOB: 1 BB: 0 P: 6	R: 4 E: 0 K: 0 S: 6	H: 4 LOB: 0 BB: 1 P: 10	R: 1 E: 0 K: 0 S: 4	H: 1 LOB: 2 BB: 2 P: 12	R: 0 E: 0 K: 2 S: 6	H: 0 LOB: 0 BB: 1 P: 10	R: 0 E: 1 K: 0 S: 3	H: 0 LOB: 1 BB: 1 P: 7	R: 0 E: 0 K: 1 S: 6	H: 1 LOB: 1 BB: 0 P: 6	R: 0 E: 0 K: 1 S: 6	H: 1 LOB: 1 BB: 0 P: 6	1B: 8 2B: 3 3B: 0 HR: 1	SF: 0 SAC: 0 DP: 2 HBP: 0	WP: 0 PB: 0 SB: 0 CS: 1	PA: 39
PITCHER John O'Donoghue, L (1,1) ERA: 6.16	IP: 2.2 WLS: L BF: 16 H: 8 R: 6 ER: 6 SO: 1 BB: 2 IBB: 0 HBP: 0 BLK: 0 WP: 0 HR: 0 S: 16 P: 24 ERA: 20.25 WHIP: 3.750															PITCHER	IP: 2.2 WLS: L BF: 16 H: 8 R: 6 ER: 6 SO: 1 BB: 2 IBB: 0 HBP: 0 BLK: 0 WP: 0 HR: 0 S: 16 P: 24 ERA: 20.25 WHIP: 3.750			
PITCHER Vern Handrahan, R (3,1) ERA: 6.09	IP: 3.1 WLS: L BF: 15 H: 2 R: 2 ER: 2 SO: 2 BB: 4 IBB: 0 HBP: 0 BLK: 0 WP: 0 HR: 1 S: 15 P: 31 ERA: 5.40 WHIP: 1.800															PITCHER	IP: 3.1 WLS: L BF: 15 H: 2 R: 2 ER: 2 SO: 2 BB: 4 IBB: 0 HBP: 0 BLK: 0 WP: 0 HR: 1 S: 15 P: 31 ERA: 5.40 WHIP: 1.800			
PITCHER Joe Grzenda, L (7,1) ERA: 6.28	IP: 2.0 WLS: L BF: 8 H: 2 R: 0 ER: 0 SO: 2 BB: 0 IBB: 0 HBP: 0 BLK: 0 WP: 0 HR: 0 S: 12 P: 12 ERA: 0.00 WHIP: 1.000															PITCHER	IP: 2.0 WLS: L BF: 8 H: 2 R: 0 ER: 0 SO: 2 BB: 0 IBB: 0 HBP: 0 BLK: 0 WP: 0 HR: 0 S: 12 P: 12 ERA: 0.00 WHIP: 1.000			

Kansas City Athletics @ Washington Senators
D.C. Stadium, Washington, DC
Tue Jun 09 1964, 3:33 AM EDT
Unknown

AB 33
R 8
H 12
RBI 8
BB 6
SO 5
LOB 18



Batter	1	2	3	4	5	6	7	8	9	AB	R	H	RBI	BB	SO	LOB	TOP			
Wayne Causey, L (1,6) OBP: 0.414, SLG: 0.421	0-0 4-3		0-0 SH3 2B		0-0 F9			0-0 P6		4	0	1	0	0	0	0	Kansas City Athletics @ Washington Senators D.C. Stadium, Washington, DC Tue Jun 09 1964, 7:05 PM EDT Att: 6,253 - Unknown livebaseballscorecards.com			
Dick Green, R (1,4) OBP: 0.246, SLG: 0.337	0-0 6-3		0-0 SH3 2-3		0-0 5-3			0-3 K		3	0	0	0	0	1	0				
Ed Charles, R (1,5) OBP: 0.344, SLG: 0.408	0-0 HR		0-0 F3		0-0 5-3			0-0 6-3		4	1	1	1	0	0	1				
Rocky Colavito, R (1,9) OBP: 0.391, SLG: 0.577	0-0 1B		4-0 BB		0-0 6-3			0-0 F8		3	0	1	0	1	0	0				
George Alusik, R (1,3) OBP: 0.418, SLG: 0.438	0-0 P6		0-0 F7		0-0 G6-4-3 1B			0-0 1-3		4	0	1	0	0	0	3				
Doc Edwards, R (1,2) OBP: 0.283, SLG: 0.280		0-0 1B		0-0 P3		0-0 G6-4-3 1-2		0-0 P6		4	0	1	0	0	0	1				
John Wojcik, L (1,7) OBP: 0.273, SLG: 0.200	0-3 K		0-0 G3		0-0 F9					3	0	0	0	0	1	1				
Nelson Mathews, R (1,8) OBP: 0.297, SLG: 0.338	0-0 P6		0-0 2B		0-0 5-3					3	0	1	0	0	0	1				
Dan Pfister, R (1,1) Billy Bryan, L (7,PH) Diego Segui, R (7,1)	0-0 L6		0-0 P6		0-0 1B					2	0	0	0	0	0	2				
										1	0	1	0	0	0	0				
										0	0	0	0	0	0	0				
Inning Stats	R: 1 E: 0 K: 0 S: 5	H: 2 LOB: 1 BB: 0 P: 5	R: 0 E: 0 K: 1 S: 6	H: 1 LOB: 1 BB: 0 P: 6	R: 0 E: 0 K: 0 S: 4	H: 1 LOB: 1 BB: 1 P: 8	R: 0 E: 0 K: 0 S: 4	H: 1 LOB: 1 BB: 0 P: 4	R: 0 E: 0 K: 0 S: 3	H: 0 LOB: 0 BB: 0 P: 3	R: 0 E: 0 K: 0 S: 3	H: 1 LOB: 1 BB: 0 P: 3	R: 0 E: 0 K: 1 S: 5	H: 0 LOB: 0 BB: 0 P: 5	R: 0 E: 0 K: 0 S: 3	H: 0 LOB: 0 BB: 0 P: 3	1B: 4 2B: 2 3B: 0 HR: 1	SF: 0 SAC: 1 DP: 1 HBP: 0	WP: 0 PB: 0 SB: 0 CS: 0	PA: 33
PITCHER Tom Cheney, R (1,1) ERA: 3.38	IP: 9.0 WLS: W BF: 33 H: 7 R: 1 ER: 1 SO: 2 BB: 1 IBB: 0 HBP: 0 BLK: 0 WP: 0 HR: 1 S: 36 P: 40 ERA: 1.00 WHIP: 0.889															PITCHER				

Batter	1	2	3	4	5	6	7	8	9	AB	R	H	RBI	BB	SO	LOB	BOTTOM			
Don Blasingame, L (1,4) OBP: 0.317, SLG: 0.327	0-0 L4		0-0 1B WP 2-3 1B		0-3 K			0-0 FC6-4 1B		4	1	2	0	0	1	0	Kansas City Athletics @ Washington Senators D.C. Stadium, Washington, DC Tue Jun 09 1964, 7:05 PM EDT Att: 6,253 - Unknown livebaseballscorecards.com			
John Kennedy, R (1,5) OBP: 0.324, SLG: 0.420	0-3 K		0-0 FC5-2-1 WP 1-2 3-H 1B		0-0 F5			0-0 FC6-4 1B 3B		4	1	0	0	0	1	3				
Chuck Hinton, R (1,7) OBP: 0.402, SLG: 0.551	0-0 2B		0-0 WP 1-2 2-3 1B		0-0 6-3			0-0 3B 1B		4	1	3	0	0	0	0				
Jim King, L (1,9) OBP: 0.337, SLG: 0.506		0-0 P3	0-0 5-3		0-0 HR			0-3 K		4	1	1	1	0	1	4				
Dick Phillips, L (1,3) OBP: 0.342, SLG: 0.344	0-0 CS BB 1B		0-3 K		0-0 F7			4-0 3B BB		3	1	1	0	1	1	0				
Mike Brumley, L (1,2) OBP: 0.331, SLG: 0.300	4-0 BB		0-0 F7		0-0 4-3			0-0 3B		3	0	1	3	1	0	0				
Fred Valentine, S (1,8) OBP: 0.289, SLG: 0.315	0-3 K		0-0 E1		0-3 K			0-0 F9		4	0	0	0	0	2	3				
Ed Brinkman, R (1,6) OBP: 0.250, SLG: 0.326			0-0 1B SH1-4 FC5-2-1 1B		0-0 F3			0-0 F8		3	0	1	0	0	0	1				
Tom Cheney, R (1,1) OBP: 0.273, SLG: 0.273			0-0 SH1-4		0-3 K			0-0 G3		2	0	0	0	0	1	0				
Inning Stats	R: 0 E: 0 K: 1 S: 5	H: 1 LOB: 1 BB: 0 P: 5	R: 0 E: 0 K: 1 S: 5	H: 1 LOB: 2 BB: 1 P: 9	R: 1 E: 0 K: 0 S: 6	H: 3 LOB: 2 BB: 0 P: 6	R: 0 E: 1 K: 1 S: 6	H: 0 LOB: 1 BB: 0 P: 6	R: 0 E: 0 K: 2 S: 7	H: 0 LOB: 0 BB: 0 P: 7	R: 1 E: 0 K: 0 S: 4	H: 1 LOB: 0 BB: 0 P: 4	R: 0 E: 0 K: 1 S: 5	H: 0 LOB: 0 BB: 0 P: 5	R: 3 E: 0 K: 1 S: 8	H: 3 LOB: 1 BB: 1 P: 12	1B: 6 2B: 2 3B: 1 HR: 1	SF: 0 SAC: 1 DP: 1 HBP: 0	WP: 1 PB: 0 SB: 0 CS: 1	PA: 34
PITCHER Dan Pfister, R (1,1) ERA: 8.74 Diego Segui, R (7,1) ERA: 4.34	IP: 6.0 WLS: L BF: 24 H: 6 R: 2 ER: 2 SO: 5 BB: 2 IBB: 2 HBP: 2 BLK: 0 WP: 1 HR: 1 S: 33 P: 37 ERA: 3.00 WHIP: 1.167															PITCHER				

Batter	1	2	3	4	5	6	7	8	9	AB	R	H	RBI	BB	SO	LOB	TOP			
Wayne Causey, L (1,6) OBP: 0.409, SLG: 0.413										4	0	0	0	1	0	5	<p>Kansas City Athletics @ Washington Senators D.C. Stadium, Washington, DC Wed Jun 10 1964, 7:05 PM EDT Att: 4,160 - Unknown</p> <p>livebaseballscores.com</p> <p>AB 31 R 1 H 5 RBI 1 BB 6 SO 7 LOB 21</p>			
Dick Green, R (1,4) OBP: 0.241, SLG: 0.330										4	0	0	0	0	2	2				
Ed Charles, R (1,5) OBP: 0.347, SLG: 0.404										2	0	0	0	2	1	1				
Rocky Colavito, R (1,9) OBP: 0.388, SLG: 0.567										3	0	0	0	1	0	3				
George Alusik, R (1,3) OBP: 0.412, SLG: 0.424										3	1	0	0	1	1	2				
Charlie Lau, L (1,2) OBP: 0.326, SLG: 0.402										4	0	1	0	0	0	1				
John Wojcik, L (1,7) OBP: 0.333, SLG: 0.231										3	0	1	0	1	1	2				
Nelson Mathews, R (1,8) OBP: 0.302, SLG: 0.343 (9, PH)										3	0	2	1	0	1	0				
Jim Gentile, L (9, PH) OBP: 0.365, SLG: 0.567										1	0	1	0	0	0	0				
Dan Pfister, R (9, PR)										0	0	0	0	0	0	0				
Jose Tartabull, L (9, PR) OBP: 0.176, SLG: 0.235										0	0	0	0	0	0	0				
Ted Bowsfield, R (1,1)										3	0	0	0	0	1	3				
Moe Drabowsky, R (8,1) OBP: 0.049, SLG: 0.048										0	0	0	0	0	0	0				
Billy Bryan, L (9, PH) OBP: 0.400, SLG: 0.633										1	0	0	0	0	0	2				
Inning Stats	R: 0 E: 0 K: 1 S: 5	H: 0 LOB: 1 BB: 1 P: 9	R: 1 E: 0 K: 0 S: 4	H: 1 LOB: 2 BB: 2 P: 12	R: 0 E: 0 K: 0 S: 3	H: 0 LOB: 1 BB: 1 P: 7	R: 0 E: 0 K: 2 S: 7	H: 0 LOB: 0 BB: 0 P: 7	R: 0 E: 0 K: 2 S: 7	H: 1 LOB: 2 BB: 1 P: 7	R: 0 E: 0 K: 1 S: 6	H: 1 LOB: 2 BB: 1 P: 6	R: 0 E: 0 K: 0 S: 2	H: 0 LOB: 0 BB: 1 P: 6	R: 0 E: 0 K: 0 S: 5	H: 2 LOB: 2 BB: 0 P: 5	1B: 5 2B: 0 3B: 0 HR: 0	SF: 0 SAC: 0 DP: 1 HBP: 0	WP: 0 PB: 0 SB: 1 CS: 0	PA: 37
PITCHER	IP WLS BF H R ER SO BB IBB HBP BLK WP HR S P ERA WHIP																			
Bennie Daniels, R (1,1) ERA: 3.82	4.0		17	1	1	1	3	4	0	0	0	0	0	0	19	35	2.25	1.250		
Jim Hannan, R (5,1) ERA: 4.01	4.1	W	18	4	0	0	4	2	0	0	0	0	0	0	24	32	0.00	1.385		
Ron Kline, R (9,1) ERA: 1.91	0.2	S	2	0	0	0	0	0	0	0	0	0	0	0	2	2	0.00	0.000		

Batter	1	2	3	4	5	6	7	8	9	AB	R	H	RBI	BB	SO	LOB	BOTTOM			
Ed Brinkman, R (1,6) OBP: 0.294, SLG: 0.324										4	0	1	0	0	0	0	<p>Kansas City Athletics @ Washington Senators D.C. Stadium, Washington, DC Wed Jun 10 1964, 7:05 PM EDT Att: 4,160 - Unknown</p> <p>livebaseballscores.com</p> <p>AB 31 R 3 H 5 RBI 2 BB 1 SO 3 LOB 12</p>			
John Kennedy, R (1,5) OBP: 0.323, SLG: 0.427										4	0	1	0	0	0	2				
Chuck Hinton, R (1,7) OBP: 0.399, SLG: 0.544										3	0	0	0	1	0	3				
Bill Skowron, R (1,3) OBP: 0.289, SLG: 0.463										4	0	0	0	0	2	2				
Don Lock, R (1,8) OBP: 0.358, SLG: 0.407										4	1	1	0	0	1	0				
Don Leppert, R (1,2) OBP: 0.224, SLG: 0.196										3	0	0	0	0	0	1				
Mike Brumley, L (8, PH) OBP: 0.336, SLG: 0.305										1	0	1	0	0	0	0				
Fred Valentine, S (1,9) OBP: 0.279, SLG: 0.303										3	1	0	1	0	0	1				
Jim King, L (8, PH) OBP: 0.335, SLG: 0.503										1	0	0	0	0	0	1				
Chuck Cottier, R (1,4) OBP: 0.263, SLG: 0.449										2	1	0	0	0	0	1				
Bennie Daniels, L (1,1) OBP: 0.174, SLG: 0.238										1	0	0	0	0	0	1				
Jim Hannan, R (5,1) OBP: 0.222, SLG: 0.250										1	0	1	1	0	0	0				
Ron Kline, R (9,1) ERA: 6.16										0	0	0	0	0	0	0				
Inning Stats	R: 0 E: 0 K: 1 S: 5	H: 0 LOB: 1 BB: 1 P: 9	R: 1 E: 1 K: 0 S: 5	H: 1 LOB: 1 BB: 0 P: 5	R: 0 E: 1 K: 0 S: 4	H: 0 LOB: 1 BB: 0 P: 4	R: 0 E: 0 K: 0 S: 3	H: 0 LOB: 0 BB: 0 P: 3	R: 0 E: 0 K: 0 S: 5	H: 2 LOB: 2 BB: 0 P: 5	R: 0 E: 0 K: 0 S: 3	H: 0 LOB: 0 BB: 0 P: 3	R: 2 E: 2 K: 0 S: 6	H: 1 LOB: 1 BB: 0 P: 6	R: 0 E: 0 K: 2 S: 8	H: 1 LOB: 1 BB: 0 P: 8	1B: 4 2B: 0 3B: 1 HR: 0	SF: 1 SAC: 1 DP: 0 HBP: 0	WP: 0 PB: 0 SB: 0 CS: 0	PA: 34
PITCHER	IP WLS BF H R ER SO BB IBB HBP BLK WP HR S P ERA WHIP																			
Ted Bowsfield, L (1,1) ERA: 5.0	7.0	L	30	4	3	0	0	1	0	0	0	0	0	0	31	35	0.00	0.714		
Moe Drabowsky, R (8,1) ERA: 6.16	1.0		4	1	0	0	2	0	0	0	0	0	0	0	8	8	0.00	1.000		

Batter	1	2	3	4	5	6	7	8	9	AB	R	H	RBI	BB	SO	LOB	TOP				
Wayne Causey, L (1,6) OBP: 0.409, SLG: 0.412										5	0	2	0	0	0	4					
Doc Edwards, R (1,2) OBP: 0.260, SLG: 0.286										5	0	1	0	0	1	4					
Ed Charles, R (1,5) OBP: 0.344, SLG: 0.396										4	0	0	0	1	2	4					
Rocky Colavito, R (1,9) OBP: 0.385, SLG: 0.557										3	0	0	0	0	1	3					
Jim Gentile, L (1,3) OBP: 0.398, SLG: 0.559										2	0	0	0	2	0	0					
Nelson Mathews, R (1,8) OBP: 0.301, SLG: 0.338										3	0	0	0	1	2	4					
John Wojcik, L (1,7) OBP: 0.263, SLG: 0.176										4	0	0	0	0	2	2					
Dick Green, R (1,4) OBP: 0.241, SLG: 0.324										3	0	0	0	1	1	1					
Diego Segui, R (1,1) OBP: 0.241, SLG: 0.296										1	0	1	0	1	0	0					
George Williams, R (7, PH) OBP: 0.167, SLG: 0.091										1	0	0	0	0	0	0					
John Wyatt, R (7, PH) OBP: 0.167, SLG: 0.091										0	0	0	0	0	0	0					
George Alusik, R (9, PH) OBP: 0.417, SLG: 0.424										0	0	0	0	0	0	0					
Inning Stats	R: 0 E: 0 K: 1 S: 6	H: 1 LOB: 3 BB: 1 P: 11	R: 0 E: 0 K: 2 S: 7	H: 0 LOB: 1 BB: 1 P: 11	R: 0 E: 0 K: 1 S: 5	H: 0 LOB: 0 BB: 0 P: 5	R: 0 E: 0 K: 2 S: 7	H: 0 LOB: 0 BB: 0 P: 7	R: 0 E: 0 K: 1 S: 6	H: 1 LOB: 2 BB: 1 P: 10	R: 0 E: 0 K: 0 S: 5	H: 0 LOB: 1 BB: 1 P: 9	R: 0 E: 0 K: 0 S: 5	H: 2 LOB: 3 BB: 1 P: 9	R: 0 E: 0 K: 0 S: 3	H: 0 LOB: 1 BB: 1 P: 7	R: 0 E: 0 K: 1 S: 5	H: 0 LOB: 1 BB: 0 P: 6	1B: 3 2B: 1 3B: 0 HR: 0	SF: 0 SAC: 0 DP: 0 HBP: 2	WP: 0 PA: 39
PITCHER Sam McDowell, L (1,1) ERA: 1.55	IP: 9.0 WLS: W BF: 39 H: 4 R: 0 ER: 0 SO: 9 BB: 6 IBB: 0 HBP: 2 BLK: 0 WP: 0 HR: 0 S: 49 P: 75 ERA: 0.00 WHIP: 1.111															PITCHER					

Kansas City Athletics @ Cleveland Indians
Cleveland Municipal Stadium, Cleveland, OH

AB 31
R 0
H 4
RBI 0
BB 6
SO 9
LOB 22



WP: 0 PA: 39
PB: 0
SB: 0
CS: 0

Batter	1	2	3	4	5	6	7	8	9	AB	R	H	RBI	BB	SO	LOB	BOTTOM		
Dick Howser, R (1,6) OBP: 0.324, SLG: 0.306										4	1	0	0	0	0	1			
Vic Davallilo, L (1,8) OBP: 0.299, SLG: 0.343										3	1	1	0	1	0	1			
Leon Wagner, L (1,7) OBP: 0.375, SLG: 0.535										4	1	2	1	0	0	0			
Bob Chance, L (1,9) OBP: 0.439, SLG: 0.676										4	0	1	2	0	1	1			
Fred Whitfield, L (1,3) OBP: 0.336, SLG: 0.464										4	0	0	0	0	2	1			
Woodie Held, R (9,9) OBP: 0.283, SLG: 0.450										0	0	0	0	0	0	0			
John Romano, R (1,2) OBP: 0.385, SLG: 0.542										2	0	2	0	2	0	0			
Max Alvis, R (1,5) OBP: 0.305, SLG: 0.407										4	0	0	0	0	2	5			
Larry Brown, R (1,4) OBP: 0.283, SLG: 0.399										3	0	0	0	0	0	2			
Sam McDowell, L (1,1) OBP: 0.200, SLG: 0.111										3	0	1	0	0	0	1			
Inning Stats	R: 0 E: 0 K: 1 S: 5	H: 1 LOB: 1 BB: 1 P: 9	R: 0 E: 0 K: 2 S: 7	H: 0 LOB: 1 BB: 1 P: 11	R: 3 E: 0 K: 1 S: 10	H: 5 LOB: 2 BB: 0 P: 10	R: 0 E: 1 K: 0 S: 4	H: 0 LOB: 1 BB: 0 P: 4	R: 0 E: 0 K: 1 S: 6	H: 1 LOB: 1 BB: 0 P: 6	R: 0 E: 0 K: 0 S: 3	H: 0 LOB: 0 BB: 0 P: 3	R: 0 E: 0 K: 0 S: 3	H: 0 LOB: 1 BB: 1 P: 7	R: 0 E: 0 K: 1 S: 5	H: 0 LOB: 1 BB: 0 P: 6	1B: 7 2B: 0 3B: 0 HR: 0	SF: 0 SAC: 0 DP: 0 HBP: 0	WP: 1 PA: 34 PB: 0 SB: 1 CS: 1
PITCHER Diego Segui, R (1,1) ERA: 4.35	IP: 6.0 WLS: L BF: 27 H: 7 R: 3 ER: 3 SO: 3 BB: 2 IBB: 0 HBP: 0 BLK: 0 WP: 1 HR: 0 S: 35 P: 43 ERA: 4.50 WHIP: 1.500															PITCHER			
John Wyatt, R (7,1) ERA: 2.36	IP: 2.0 WLS: 7 BF: 7 H: 0 R: 0 ER: 0 SO: 0 BB: 1 IBB: 0 HBP: 0 BLK: 0 WP: 0 HR: 0 S: 6 P: 10 ERA: 0.00 WHIP: 0.500															PITCHER			

Kansas City Athletics @ Cleveland Indians
Cleveland Municipal Stadium, Cleveland, OH


AB 31
R 3
H 7
RBI 3
BB 3
SO 5
LOB 12



WP: 1 PA: 34
PB: 0
SB: 1
CS: 1

Batter	1	2	3	4	5	6	7	8	9	10	AB	R	H	RBI	BB	SO	LOB	TOP
Wayne Causey, L OBP: 0.416, SLG: 0.416											5	1	3	1	0	0	1	Kansas City Athletics @ Cleveland Indians Cleveland Municipal Stadium, Cleveland, OH Sun Jun 14 1964, 3:33 AM EDT Unknown
Nelson Mathews, R OBP: 0.291, SLG: 0.327											4	0	0	0	0	1	3	
Ed Charles, R OBP: 0.354, SLG: 0.397											4	1	2	0	1	0	1	
Rocky Colavito, R OBP: 0.377, SLG: 0.536											4	2	0	0	0	0	2	
Jim Gentile, L OBP: 0.409, SLG: 0.570											5	1	2	4	0	0	1	
Billy Bryan, L OBP: 0.395, SLG: 0.658											4	0	1	1	0	1	2	
Jose Tartabull, L OBP: 0.176, SLG: 0.235											0	0	0	0	0	0	0	
Doc Edwards, R OBP: 0.257, SLG: 0.283											1	0	0	0	0	0	0	
George Altusik, R OBP: 0.400, SLG: 0.402											5	0	0	0	0	1	2	
Dick Green, R OBP: 0.251, SLG: 0.328											4	1	2	0	0	0	0	
Moe Drabowsky, R OBP: 0.046, SLG: 0.045											1	0	0	0	0	0	0	
Dan Pfister, R OBP: 0.046, SLG: 0.045											1	0	0	0	0	0	0	
Joe Grzenda, R OBP: 0.046, SLG: 0.045											0	0	0	0	0	0	0	
Jose Santiago, R OBP: 0.046, SLG: 0.045											0	0	0	0	0	0	0	
Charlie Lau, L OBP: 0.046, SLG: 0.045											1	0	0	0	0	0	1	
John Wyatt, R OBP: 0.046, SLG: 0.045											0	0	0	0	0	0	0	
Inning Stats	R: 3 E: 0 K: 0 S: 6	H: 3 LOB: 1 BB: 0 P: 7	R: 0 E: 0 K: 1 S: 6	H: 1 LOB: 1 BB: 0 P: 6	R: 0 E: 0 K: 1 S: 5	H: 1 LOB: 1 BB: 0 P: 4	R: 0 E: 0 K: 1 S: 5	H: 0 LOB: 0 BB: 0 P: 5	R: 0 E: 0 K: 0 S: 4	H: 1 LOB: 1 BB: 0 P: 4	R: 1 E: 1 K: 1 S: 7	H: 2 LOB: 1 BB: 0 P: 7	R: 1 E: 0 K: 1 S: 6	H: 1 LOB: 0 BB: 0 P: 6	1B: 9 2B: 0 3B: 0 HR: 1	SF: 0 SAC: 2 DP: 0 HBP: 1	WP: 1 PB: 0 SB: 1 CS: 0	PA: 43
PITCHER	IP 8.0	WLS 35	BF 8	H 5	R 3	ER 3	SO 3	BB 1	IBB 0	HBP 1	BLK 0	WP 1	HR 0	S 39	P 44	ERA 3.38	WHIP 1.125	
Dick Donovan, R ERA: 5.53																		
Ted Abernathy, R ERA: 2.77																		

AB	39
R	6
H	10
RBI	6
BB	1
SO	5
LOB	13




Batter	1	2	3	4	5	6	7	8	9	10	AB	R	H	RBI	BB	SO	LOB	BOTTOM
Dick Howser, R OBP: 0.336, SLG: 0.332											4	2	3	1	1	1	0	Kansas City Athletics @ Cleveland Indians Cleveland Municipal Stadium, Cleveland, OH Sun Jun 14 1964, 3:33 AM EDT Unknown
Vic Davallilo, L OBP: 0.296, SLG: 0.340											4	1	2	1	0	0	1	
Leon Wagner, L OBP: 0.365, SLG: 0.517											5	0	0	0	0	0	4	
John Romano, R OBP: 0.390, SLG: 0.576											2	0	1	0	3	0	0	
Mudcat Grant, R OBP: 0.320, SLG: 0.591											0	0	0	0	0	0	0	
Bob Chance, L OBP: 0.418, SLG: 0.628											4	0	1	1	1	1	4	
Fred Whitfield, L OBP: 0.327, SLG: 0.444											3	0	0	0	0	0	4	
Billy Moran, R OBP: 0.319, SLG: 0.330											0	0	0	0	0	0	0	
Tito Francona, L OBP: 0.370, SLG: 0.304											1	0	0	0	0	1	2	
Al Smith, R OBP: 0.158, SLG: 0.218											1	0	0	0	0	1	1	
Max Alvis, R OBP: 0.299, SLG: 0.411											4	1	1	1	0	1	1	
Larry Brown, R OBP: 0.272, SLG: 0.382											4	0	0	0	0	1	1	
Dick Donovan, L OBP: 0.250, SLG: 0.077											3	1	0	0	1	2	0	
Ted Abernathy, R ERA: 2.33											0	0	0	0	0	0	0	
Inning Stats	R: 0 E: 0 K: 1 S: 7	H: 2 LOB: 3 BB: 1 P: 11	R: 1 E: 0 K: 1 S: 7	H: 2 LOB: 1 BB: 0 P: 7	R: 0 E: 0 K: 0 S: 3	H: 0 LOB: 0 BB: 0 P: 3	R: 0 E: 0 K: 1 S: 5	H: 0 LOB: 0 BB: 0 P: 5	R: 2 E: 0 K: 0 S: 3	H: 2 LOB: 0 BB: 2 P: 11	R: 0 E: 0 K: 0 S: 3	H: 0 LOB: 0 BB: 0 P: 3	R: 0 E: 0 K: 1 S: 5	H: 1 LOB: 0 BB: 0 P: 5	1B: 6 2B: 0 3B: 1 HR: 1	SF: 0 SAC: 1 DP: 2 HBP: 0	WP: 0 PB: 0 SB: 0 CS: 1	PA: 43
PITCHER	IP 4.0	WLS 20	BF 6	H 3	R 3	ER 3	SO 3	BB 2	IBB 0	HBP 0	BLK 0	WP 0	HR 1	S 24	P 32	ERA 6.75	WHIP 2.000	
Moe Drabowsky, R ERA: 6.2																		
Dan Pfister, R ERA: 7.24																		
Joe Grzenda, L ERA: 6.14																		
Jose Santiago, R ERA: 2.84																		
John Wyatt, R ERA: 2.33																		



Batter	1	2	3	4	5	6	7	8	9	AB	R	H	RBI	BB	SO	LOB	TOP					
Wayne Causey, L OBP: 0.416, SLG: 0.414 (1, 6)	FC5-4 BB		F7	2B 2B		6-3			2-3	4	1	1	1	1	0	0	Kansas City Athletics @ Detroit Tigers Tiger Stadium, Detroit, MI Tue Jun 16 1964, 7:05 PM EDT Unknown					
Doc Edwards, R OBP: 0.248, SLG: 0.264 (1, 2)	F6		F7	2B BB			K		1-3	4	1	0	0	1	1							
Ed Charles, R OBP: 0.354, SLG: 0.396 (1, 5)	K		F2	2B			5-3			4	0	1	2	1	1							
Rocky Colavito, R OBP: 0.366, SLG: 0.521 (1, 9)	FC5-4 1-2			6-3 1-3			F8		6-3	5	0	0	0	0	3							
Jim Gentile, L OBP: 0.412, SLG: 0.582 (1, 3)		G3		2B 2B BB			K			3	2	1	1	1	1							
George Alusk, R OBP: 0.406, SLG: 0.398 (1, 7)		1B BB		L5			G4-6-3 1B		L7	3	0	1	0	1	0							
Nelson Mathews, R OBP: 0.302, SLG: 0.339 (1, 8)				2B			G4-6-3 1-2			3	1	2	0	1	0							
Dick Green, R OBP: 0.251, SLG: 0.337 (1, 4)			F7	2B IBB			K2-3		K	3	1	0	0	1	2							
Diego Segui, R OBP: 0.242, SLG: 0.323 Wes Stock, R (9, 1)			F7	2B			K		F2	4	1	1	3	0	1							
				2B						0	0	0	0	0	0							
Inning Stats	R: 0 E: 0 K: 1 S: 5	H: 0 LOB: 1 BB: 1 P: 9	R: 0 E: 0 K: 0 S: 4	H: 1 LOB: 2 BB: 1 P: 8	R: 0 E: 0 K: 0 S: 3	H: 0 LOB: 0 BB: 0 P: 3	R: 6 E: 0 K: 0 S: 7	H: 4 LOB: 1 BB: 3 P: 19	R: 0 E: 0 K: 1 S: 5	H: 1 LOB: 0 BB: 0 P: 5	R: 0 E: 0 K: 2 S: 7	H: 0 LOB: 0 BB: 0 P: 7	R: 0 E: 0 K: 1 S: 5	H: 0 LOB: 0 BB: 0 P: 5	R: 1 E: 0 K: 1 S: 6	H: 1 LOB: 1 BB: 1 P: 10	R: 0 E: 0 K: 0 S: 3	H: 0 LOB: 1 BB: 1 P: 7	1B: 2 2B: 4 3B: 0 HR: 1	SF: 0 SAC: 0 DP: 1 HBP: 0	WP: 0 PB: 0 SB: 0 CS: 0	PA: 40
PITCHER	IP WLS BF H R ER SO BB IBB HBP BLK WP HR S P ERA WHIP	IP WLS BF H R ER SO BB IBB HBP BLK WP HR S P ERA WHIP	IP WLS BF H R ER SO BB IBB HBP BLK WP HR S P ERA WHIP	IP WLS BF H R ER SO BB IBB HBP BLK WP HR S P ERA WHIP	IP WLS BF H R ER SO BB IBB HBP BLK WP HR S P ERA WHIP	IP WLS BF H R ER SO BB IBB HBP BLK WP HR S P ERA WHIP	IP WLS BF H R ER SO BB IBB HBP BLK WP HR S P ERA WHIP	IP WLS BF H R ER SO BB IBB HBP BLK WP HR S P ERA WHIP	IP WLS BF H R ER SO BB IBB HBP BLK WP HR S P ERA WHIP	IP WLS BF H R ER SO BB IBB HBP BLK WP HR S P ERA WHIP	IP WLS BF H R ER SO BB IBB HBP BLK WP HR S P ERA WHIP	IP WLS BF H R ER SO BB IBB HBP BLK WP HR S P ERA WHIP	IP WLS BF H R ER SO BB IBB HBP BLK WP HR S P ERA WHIP	IP WLS BF H R ER SO BB IBB HBP BLK WP HR S P ERA WHIP	IP WLS BF H R ER SO BB IBB HBP BLK WP HR S P ERA WHIP	IP WLS BF H R ER SO BB IBB HBP BLK WP HR S P ERA WHIP						
Hank Aguirre, L ERA: 3.84 (1, 1)	3.2 L	20 4	6 6	6 1	1 4	1 0	0 0	0 0	0 0	0 0	0 0	0 0	0 0	0 0	0 0	0 0	14.73 2.182					
Fred Gladding, R ERA: 7.39 (4, 1)	1.1 5	2 0	0 0	1 3	0 0	0 0	0 0	0 0	0 0	0 0	0 0	0 0	0 0	0 0	0 0	0 0	0.00 1.500					
Joe Sparna, R ERA: (6, 1)	2.0 6	0 0	0 0	3 3	0 0	0 0	0 0	0 0	0 0	0 0	0 0	0 0	0 0	0 0	0 0	0.00 0.000						
Dick Egan, L ERA: 3.18 (8, 1)	2.0 9	1 1	1 1	1 1	2 0	0 0	0 0	0 0	0 0	1 1	9 17	4.50 1.500										

AB	33
R	7
H	7
RBI	7
BB	7
SO	6
LOB	13



Batter	1	2	3	4	5	6	7	8	9	AB	R	H	RBI	BB	SO	LOB	BOTTOM					
Jerry Lumpe, L OBP: 0.288, SLG: 0.332 (1, 4)	FC4-6 2B		FC3-6 BB		4-3			FC4-6 BB	1-2 2B	3	0	2	1	2	0	0	Kansas City Athletics @ Detroit Tigers Tiger Stadium, Detroit, MI Tue Jun 16 1964, 7:05 PM EDT Unknown					
Bill Bruton, L OBP: 0.289, SLG: 0.357 (1, 8)	F7		FC3-6 CS BB 1-2		K			F9	4-3	5	0	0	0	0	1	4						
Al Kaline, R OBP: 0.387, SLG: 0.453 (1, 9)	FC4-6 BB		1-2 BB				K	FC4-6 1-2		2	0	0	0	2	1	1						
Norm Cash, L OBP: 0.316, SLG: 0.419 (1, 3)	FC4-6 1-2 2-3		K				3-1	K		4	0	0	0	0	2	5						
Don Demeter, R OBP: 0.294, SLG: 0.436 (1, 7)	F7			F6			BB		2B 1B	3	1	1	0	1	0	2						
Dick McAuliffe, L OBP: 0.333, SLG: 0.468 (1, 6)		1-3		L8			3-1		1B 2B	4	1	1	0	0	0	1						
Bill Freehan, R OBP: 0.363, SLG: 0.516 (1, 2)		6-3		HR			4-3		2B 1B	4	2	2	3	0	0	0						
Don Wert, R OBP: 0.312, SLG: 0.339 (1, 5)				F3			F3		K	3	0	0	0	1	1	1						
Hank Aguirre, R ERA: 3.84 (1, 1)	3.2 L	20 4	6 6	6 1	1 4	1 0	0 0	0 0	0 0	0 0	0 0	0 0	0 0	0 0	0 0	0 0	14.73 2.182					
Fred Gladding, L ERA: 7.39 (4, 1)	1.1 5	2 0	0 0	1 3	0 0	0 0	0 0	0 0	0 0	0 0	0 0	0 0	0 0	0 0	0 0	0 0	0.00 1.500					
Bubba Phillips, R OBP: 0.442, SLG: 0.533 (5, PH)																	1					
Joe Sparna, R ERA: (6, 1)	2.0 6	0 0	0 0	3 3	0 0	0 0	0 0	0 0	0 0	0 0	0 0	0 0	0 0	0 0	0 0	0 0	0.00 0.000					
Gates Brown, L OBP: 0.328, SLG: 0.525 (8, 1)																	1					
Dick Egan, L ERA: 3.18 (8, 1)	2.0 9	1 1	1 1	1 1	2 0	0 0	0 0	0 0	0 0	1 1	9 17	4.50 1.500										
George Thomas, R OBP: 0.308, SLG: 0.376 (9, PH)																	1					
Inning Stats	R: 0 E: 0 K: 0 S: 4	H: 1 LOB: 2 BB: 1 P: 8	R: 0 E: 0 K: 1 S: 5	H: 0 LOB: 1 BB: 1 P: 9	R: 0 E: 0 K: 1 S: 4	H: 0 LOB: 2 BB: 2 P: 12	R: 1 E: 0 K: 0 S: 4	H: 1 LOB: 0 BB: 0 P: 4	R: 0 E: 0 K: 2 S: 7	H: 0 LOB: 0 BB: 0 P: 7	R: 0 E: 0 K: 1 S: 5	H: 0 LOB: 1 BB: 1 P: 9	R: 0 E: 0 K: 1 S: 5	H: 0 LOB: 0 BB: 0 P: 5	R: 0 E: 0 K: 1 S: 5	H: 0 LOB: 1 BB: 1 P: 9	R: 3 E: 0 K: 2 S: 11	H: 4 LOB: 1 BB: 0 P: 11	1B: 2 2B: 4 3B: 0 HR: 1	SF: 0 SAC: 0 DP: 1 HBP: 0	WP: 0 PB: 0 SB: 0 CS: 1	PA: 38
PITCHER	IP WLS BF H R ER SO BB IBB HBP BLK WP HR S P ERA WHIP	IP WLS BF H R ER SO BB IBB HBP BLK WP HR S P ERA WHIP	IP WLS BF H R ER SO BB IBB HBP BLK WP HR S P ERA WHIP	IP WLS BF H R ER SO BB IBB HBP BLK WP HR S P ERA WHIP	IP WLS BF H R ER SO BB IBB HBP BLK WP HR S P ERA WHIP	IP WLS BF H R ER SO BB IBB HBP BLK WP HR S P ERA WHIP	IP WLS BF H R ER SO BB IBB HBP BLK WP HR S P ERA WHIP	IP WLS BF H R ER SO BB IBB HBP BLK WP HR S P ERA WHIP	IP WLS BF H R ER SO BB IBB HBP BLK WP HR S P ERA WHIP	IP WLS BF H R ER SO BB IBB HBP BLK WP HR S P ERA WHIP	IP WLS BF H R ER SO BB IBB HBP BLK WP HR S P ERA WHIP	IP WLS BF H R ER SO BB IBB HBP BLK WP HR S P ERA WHIP	IP WLS BF H R ER SO BB IBB HBP BLK WP HR S P ERA WHIP	IP WLS BF H R ER SO BB IBB HBP BLK WP HR S P ERA WHIP	IP WLS BF H R ER SO BB IBB HBP BLK WP HR S P ERA WHIP	IP WLS BF H R ER SO BB IBB HBP BLK WP HR S P ERA WHIP						
Diego Segui, R ERA: 4.37 (1, 1)	1.0 S	4 1	0 0	2 2	0 0	0 0	0 0	0 0	0 0	0 0	0 0	8 8	0.00 1.000									
Wes Stock, R ERA: 3.74 (9, 1)																						

AB	32
R	4
H	6
RBI	4
BB	6
SO	9
LOB	16



Batter	1	2	3	4	5	6	7	8	9	AB	R	H	RBI	BB	SO	LOB	TOP			
Wayne Causey, L (1,6) OBP: 0.413, SLG: 0.420										4	1	1	0	0	1	0	Kansas City Athletics @ Detroit Tigers Tiger Stadium, Detroit, MI Tue Jun 16 1964, 7:05 PM EDT Att: 15,338 - Unknown			
Nelson Mathews, R (1,8) OBP: 0.391, SLG: 0.338										4	0	1	0	0	3	1				
Ed Charles, R (1,5) OBP: 0.356, SLG: 0.398										4	1	2	1	0	1	0				
Rocky Colavito, R (1,9) OBP: 0.368, SLG: 0.520										4	1	2	0	0	1	0				
Jim Gentile, L (1,3) OBP: 0.409, SLG: 0.571										3	1	0	0	1	1	4				
Billy Bryan, L (1,2) OBP: 0.396, SLG: 0.767										4	2	2	5	0	2	2				
George Alusik, R (1,7) OBP: 0.394, SLG: 0.383										4	0	0	0	0	2	0				
Dick Green, R (1,4) OBP: 0.251, SLG: 0.332										3	0	0	0	1	2	0				
Ted Bowsfield, R (1,1)										4	0	0	0	0	1	1				
Inning Stats	R: 1 E: 0 K: 2 S: 10	H: 3 LOB: 2 BB: 0 P: 10	R: 0 E: 0 K: 2 S: 7	H: 0 LOB: 0 BB: 0 P: 7	R: 0 E: 0 K: 3 S: 7	H: 0 LOB: 0 BB: 1 P: 14	R: 2 E: 0 K: 3 S: 10	H: 1 LOB: 0 BB: 1 P: 14	R: 0 E: 0 K: 1 S: 5	H: 0 LOB: 0 BB: 0 P: 5	R: 0 E: 0 K: 1 S: 5	H: 0 LOB: 0 BB: 0 P: 5	R: 0 E: 0 K: 1 S: 3	H: 1 LOB: 0 BB: 0 P: 3	R: 3 E: 0 K: 1 S: 8	H: 3 LOB: 1 BB: 1 P: 12	1B: 5 2B: 0 3B: 1 HR: 2	SF: 0 SAC: 0 DP: 0 HBP: 0	WP: 0 PB: 0 SB: 0 CS: 1	PA: 37
PITCHER	IP WLS BF H R ER SO BB IBB HBP BLK WP HR S P ERA WHIP	8.0 L 29 5 3 3 13 1 0 0 0 0 1 54 58 3.38 0.750	1.0 7 3 3 3 1 1 0 0 0 0 1 8 12 27.00 4.000																	

AB	34
R	6
H	8
RBI	6
BB	2
SO	14
LOB	8



Batter	1	2	3	4	5	6	7	8	9	AB	R	H	RBI	BB	SO	LOB	BOTTOM			
Jerry Lumpe, L (1,4) OBP: 0.288, SLG: 0.330										4	0	1	0	0	0	2	Kansas City Athletics @ Detroit Tigers Tiger Stadium, Detroit, MI Tue Jun 16 1964, 7:05 PM EDT Att: 15,338 - Unknown			
Don Wert, R (1,5) OBP: 0.321, SLG: 0.348										4	0	3	0	0	0	2				
George Thomas, R (1,9) OBP: 0.371, SLG: 0.542										4	0	0	0	0	1	3				
Don Demeter, R (1,8) OBP: 0.293, SLG: 0.432										4	0	1	0	0	1	1				
Bill Freehan, R (1,3) OBP: 0.354, SLG: 0.503										4	0	0	0	0	1	1				
Dick McAuliffe, L (1,6) OBP: 0.333, SLG: 0.466										3	0	1	0	0	0	0				
Bubba Phillips, R (1,7) OBP: 0.400, SLG: 0.333										3	0	1	0	0	0	0				
Mike Roarke, R (1,2) OBP: 0.229, SLG: 0.196										2	0	0	0	1	0	0				
Phil Regan, R (1,1) OBP: 0.478, SLG: 0.368										2	0	1	0	0	0	3				
Jake Wood, R (8,PH) OBP: 0.173, SLG: 0.160										1	0	0	0	0	0	0				
Larry Sherry, R (9,1)										0	0	0	0	0	0	0				
Inning Stats	R: 0 E: 0 K: 1 S: 6	H: 1 LOB: 1 BB: 0 P: 6	R: 0 E: 0 K: 0 S: 3	H: 0 LOB: 0 BB: 0 P: 3	R: 0 E: 0 K: 0 S: 4	H: 2 LOB: 1 BB: 0 P: 4	R: 0 E: 0 K: 1 S: 5	H: 0 LOB: 0 BB: 0 P: 5	R: 0 E: 0 K: 1 S: 5	H: 1 LOB: 0 BB: 0 P: 5	R: 0 E: 0 K: 0 S: 3	H: 0 LOB: 0 BB: 0 P: 3	R: 0 E: 0 K: 0 S: 3	H: 0 LOB: 0 BB: 0 P: 3	R: 0 E: 0 K: 0 S: 4	H: 2 LOB: 1 BB: 0 P: 4	1B: 8 2B: 0 3B: 0 HR: 0	SF: 0 SAC: 0 DP: 4 HBP: 0	WP: 0 PB: 0 SB: 0 CS: 0	PA: 32
PITCHER	IP WLS BF H R ER SO BB IBB HBP BLK WP HR S P ERA WHIP	9.0 W 32 8 0 0 3 1 0 0 0 0 0 37 41 0.00 1.000																		


AB	31
R	0
H	8
RBI	0
BB	1
SO	3
LOB	12



Batter	1	2	3	4	5	6	7	8	9	10	AB	R	H	RBI	BB	SO	LOB										
Wayne Causey, L OBP: 0.413, SLG: 0.421 (1, 6)	L9		K			HR 2B		FC5-4 BB		F8	4	1	1	0	1	1	1										
Nelson Mathews, R OBP: 0.300, SLG: 0.349 (1, 8)	K		L8			HR		FC5-4			4	1	1	2	0	1	2										
Ed Charles, R OBP: 0.350, SLG: 0.391 (1, 5)	1-3		E6			K				F8	4	0	0	0	0	1	0										
Rocky Colavito, R OBP: 0.366, SLG: 0.513 (1, 9)		K		G5-4-3				K		BB	3	0	0	0	1	2	1										
Jim Gentile, L OBP: 0.411, SLG: 0.563 (1, 3)		FC5-4 BB				G3-6-3 BB		K		F8	2	0	0	0	2	1	1										
Billy Bryan, L OBP: 0.385, SLG: 0.717 (1, 2)		FC5-4 BB		G3-6-3				4-3		K	3	0	0	0	1	1	2										
George Atuefik, R OBP: 0.385, SLG: 0.373 Jose Tartabull, L OBP: 0.167, SLG: 0.222 (8, 7)		FC5-4		K				G3		L9	3	0	0	0	0	1	2										
Dick Green, R OBP: 0.256, SLG: 0.335 (1, 4)			K			K		FC6-4 1B		SH1-4 1B	4	0	2	0	0	2	0										
Orlando Pena, R OBP: 0.146, SLG: 0.179 John Wyatt, R (8, 1)			K			K		FC6-4 WP		SH1-4	3	0	0	0	0	2	1										
											0	0	0	0	0	0	0										
Inning Stats	R: 0 E: 0 K: 1 S: 5	H: 0 LOB: 0 BB: 0 P: 5	R: 0 E: 0 K: 1 S: 4	H: 0 LOB: 1 BB: 2 P: 12	R: 0 E: 0 K: 3 S: 9	H: 0 LOB: 0 BB: 0 P: 9	R: 0 E: 1 K: 0 S: 3	H: 0 LOB: 0 BB: 0 P: 3	R: 0 E: 0 K: 1 S: 4	H: 0 LOB: 0 BB: 1 P: 8	R: 2 E: 0 K: 3 S: 11	H: 2 LOB: 0 BB: 0 P: 11	R: 0 E: 0 K: 2 S: 7	H: 0 LOB: 0 BB: 0 P: 7	R: 0 E: 0 K: 0 S: 4	H: 1 LOB: 2 BB: 1 P: 8	R: 0 E: 0 K: 1 S: 5	H: 0 LOB: 1 BB: 1 P: 9	R: 0 E: 0 K: 0 S: 4	H: 1 LOB: 0 BB: 0 P: 4	1B: 2 2B: 2 3B: 0 HR: 1	SF: 0 SAC: 1 DP: 3 HBP: 0	WP: 1 PB: 0 SB: 0 CS: 0	PA: 37			
PITCHER	IP 8.0	WLS 29	H 3	R 2	ER 2	SO 11	BB 4	IBB 0	HBP 0	BLK 0	WP 1	HR 1	S 47	P 63	ERA 2.25	WHIP 0.875											
Dave Wickersham, R ERA: 3.29 Terry Fox, R ERA: (9, 1)	2.0	W	8	1	0	0	1	1	0	0	0	0	0	9	13	0.00	1.000										

Kansas City Athletics @ Detroit Tigers
Tiger Stadium, Detroit, MI
Wed Jun 17 1964, 7:05 PM EDT
Att: 8,510 - Unknown


AB	31
R	2
H	4
RBI	2
BB	5
SO	12
LOB	10



Batter	1	2	3	4	5	6	7	8	9	10	AB	R	H	RBI	BB	SO	LOB										
Jerry Lumpe, L OBP: 0.286, SLG: 0.328 (1, 4)	G3		F8					F9			5	0	1	1	0	1	2										
Bill Bruton, L OBP: 0.296, SLG: 0.351 (1, 8)	BB		4-3			6-3		SH1-4 1B			2	1	0	0	2	0	0										
Gates Brown, L OBP: 0.310, SLG: 0.492 (1, 7)	F6		3-1			F5		3-1		SH1-4	4	0	0	0	0	0	2										
Norm Cash, L OBP: 0.322, SLG: 0.415 (1, 3)	BB				L8			4-3		BB 1B	2	0	0	0	3	0	0										
Don Demeter, R OBP: 0.291, SLG: 0.422 (1, 9)	K				5-3			5-3		BB 1B	4	0	0	0	1	2	4										
Dick McAuliffe, L OBP: 0.335, SLG: 0.480 (1, 6)		HR			F9			K		4-3	5	1	2	2	0	1	3										
Bill Freehan, R OBP: 0.358, SLG: 0.500 (1, 2)		L7				G1-4-3 BB				F4	3	0	1	0	1	0	0										
Don Wert, R OBP: 0.315, SLG: 0.340 (1, 5)		6-3			G1-4-3			5-3		6-3	4	0	0	0	0	0	2										
Dave Wickersham, R OBP: 0.118, SLG: 0.147 Jake Wood, R OBP: 0.159, SLG: 0.216 Terry Fox, R OBP: 1.000, SLG: 1.500 (8, PH) (9, 1)		4-3								1B 3B	2	0	1	0	0	0	0										
											1	1	1	0	0	0	0										
											1	0	1	0	0	0	0										
Inning Stats	R: 0 E: 0 K: 1 S: 5	H: 1 LOB: 0 BB: 0 P: 4	R: 1 E: 0 K: 0 S: 4	H: 1 LOB: 0 BB: 0 P: 4	R: 0 E: 0 K: 0 S: 3	H: 0 LOB: 0 BB: 0 P: 3	R: 0 E: 0 K: 0 S: 3	H: 0 LOB: 0 BB: 0 P: 3	R: 0 E: 0 K: 1 S: 6	H: 1 LOB: 1 BB: 0 P: 6	R: 1 E: 0 K: 0 S: 5	H: 2 LOB: 3 BB: 2 P: 13	R: 0 E: 0 K: 1 S: 6	H: 1 LOB: 1 BB: 0 P: 6	R: 1 E: 0 K: 1 S: 5	H: 1 LOB: 2 BB: 2 P: 13	1B: 3 2B: 2 3B: 1 HR: 1	SF: 0 SAC: 2 DP: 1 HBP: 0	WP: 0 PB: 0 SB: 0 CS: 0	PA: 42							
PITCHER	IP 7.0	WLS 27	H 4	R 2	ER 2	SO 2	BB 3	IBB 0	HBP 0	BLK 0	WP 0	HR 1	S 28	P 40	ERA 2.57	WHIP 1.000											
Orlando Pena, R ERA: 3.87 John Wyatt, R ERA: 2.36 (8, 1)	2.2	L	15	3	1	2	3	1	0	0	0	0	0	15	31	3.38	2.250										

Kansas City Athletics @ Detroit Tigers
Tiger Stadium, Detroit, MI
Wed Jun 17 1964, 7:05 PM EDT
Att: 8,510 - Unknown


AB	33
R	3
H	7
RBI	3
BB	7
SO	4
LOB	13




Batter	1	2	3	4	5	6	7	8	9	AB	R	H	RBI	BB	SO	LOB	TOP																
Don Blasingame, L (1,4) OBP: 0.315, SLG: 0.326										4	2	2	0	1	0	2	Washington Senators @ Kansas City Athletics Municipal Stadium, Kansas City, MO Fri Jun 19 1964, 8:05 PM EDT Att: 7,975 - Unknown																
John Kennedy, R (1,5) OBP: 0.335, SLG: 0.448										5	0	2	1	0	1	4																	
Chuck Hinton, R (1,7) OBP: 0.385, SLG: 0.506										3	1	1	1	2	2	1																	
Jim King, L (1,9) OBP: 0.347, SLG: 0.474										3	0	0	1	2	0	5																	
Dick Phillips, L (1,3) OBP: 0.308, SLG: 0.313										5	0	1	1	0	1	5																	
Mike Brumley, L (1,2) OBP: 0.333, SLG: 0.305										4	0	1	0	0	1	3																	
Don Lock, R (1,8) OBP: 0.364, SLG: 0.414										4	0	0	0	0	2	1																	
Ed Brinkman, R (1,6) OBP: 0.296, SLG: 0.388										4	1	2	0	0	0	1																	
Bennie Daniels, L (1,1) OBP: 0.200, SLG: 0.261										2	0	1	0	0	1	0																	
Steve Ridzik, R (6,1) OBP: 0.375, SLG: 0.286										0	0	0	0	0	0	0																	
Don Zimmer, R (9, PH) OBP: 0.291, SLG: 0.438										1	0	1	0	0	0	0																	
Chuck Cottler, R (9, PR) OBP: 0.296, SLG: 0.424										0	0	0	0	0	0	0																	
Inning Stats	R: 2 E: 0 K: 1 S: 7	H: 3 LOB: 1 BB: 1 P: 11	R: 0 E: 0 K: 1 S: 6	H: 1 LOB: 2 BB: 1 P: 10	R: 0 E: 0 K: 1 S: 5	H: 0 LOB: 0 BB: 1 P: 9	R: 0 E: 0 K: 1 S: 5	H: 0 LOB: 0 BB: 0 P: 5	R: 1 E: 0 K: 0 S: 4	H: 1 LOB: 1 BB: 0 P: 8	R: 0 E: 0 K: 0 S: 4	H: 2 LOB: 2 BB: 0 P: 4	R: 0 E: 0 K: 3 S: 6	H: 1 LOB: 1 BB: 0 P: 6	R: 0 E: 0 K: 3 S: 9	H: 0 LOB: 0 BB: 0 P: 9	R: 1 E: 1 K: 0 S: 6	H: 3 LOB: 3 BB: 1 P: 10	1B: 7 2B: 5 3B: 0 HR: 0	SF: 0 SAC: 1 DP: 1 HBP: 0	WP: 0 PB: 0 SB: 0 CS: 0	PA: 41											
PITCHER	IP WLS BF H R ER SO BB IBB HBP BLK WP HR S P ERA WHIP																																
Moe Drabowsky, R (1,1) ERA: 6.31	1.2	10	4	2	2	2	2	0	0	0	0	0	0	12	20	10.80	3.600																
Jose Santiago, R (2,1) ERA: 2.79	3.1	13	1	1	1	2	2	0	0	0	0	0	0	15	23	2.70	0.900																
Wes Stock, R (6,1) ERA: 3.76	3.0	W 12	4	1	1	4	0	0	0	0	0	0	0	20	20	3.00	1.333																
John Wyatt, R (9,1) ERA: 2.3	1.0	S 6	2	0	0	0	1	0	0	0	0	0	0	5	9	0.00	3.000																


Batter	1	2	3	4	5	6	7	8	9	AB	R	H	RBI	BB	SO	LOB	BOTTOM																
Wayne Causey, L (1,6) OBP: 0.408, SLG: 0.413										4	0	0	0	0	0	0	Washington Senators @ Kansas City Athletics Municipal Stadium, Kansas City, MO Fri Jun 19 1964, 8:05 PM EDT Att: 7,975 - Unknown																
Dick Green, R (1,4) OBP: 0.297, SLG: 0.333										4	1	1	0	0	2	0																	
Ed Charles, R (1,5) OBP: 0.352, SLG: 0.405										3	0	0	0	0	0	0																	
Rocky Colavito, R (1,9) OBP: 0.375, SLG: 0.529										4	1	2	2	0	0	0																	
Jim Gentile, L (1,3) OBP: 0.419, SLG: 0.562										1	2	1	0	3	0	0																	
Billy Bryan, L (1,2) OBP: 0.383, SLG: 0.722										4	1	1	2	0	0	4																	
Manny Jimenez, L (1,7) OBP: 0.288, SLG: 0.492										3	0	1	0	0	0	2																	
Jose Tartabull, L (6, PR) OBP: 0.167, SLG: 0.222										0	0	0	0	0	0	0																	
Nelson Mathews, R (1,8) OBP: 0.300, SLG: 0.349										2	0	1	0	0	0	0																	
Moe Drabowsky, R (1,1) OBP: 0.045, SLG: 0.045										0	0	0	0	0	0	0																	
Jose Santiago, R (2,1)										1	0	0	0	0	0	1																	
Rick Joseph, R (5, PH)										1	0	0	0	0	0	0																	
Wes Stock, R (6,1) OBP: 0.200, SLG: 0.200										1	0	1	1	0	0	0																	
John Wyatt, R (9,1)										0	0	0	0	0	0	0																	
Inning Stats	R: 0 E: 0 K: 1 S: 5	H: 0 LOB: 0 BB: 0 P: 5	R: 2 E: 0 K: 0 S: 5	H: 2 LOB: 1 BB: 1 P: 9	R: 0 E: 0 K: 0 S: 3	H: 0 LOB: 0 BB: 0 P: 3	R: 0 E: 0 K: 0 S: 3	H: 1 LOB: 1 BB: 1 P: 7	R: 0 E: 0 K: 0 S: 3	H: 0 LOB: 0 BB: 0 P: 3	R: 3 E: 0 K: 0 S: 6	H: 4 LOB: 3 BB: 1 P: 11	R: 0 E: 0 K: 1 S: 5	H: 0 LOB: 0 BB: 0 P: 5	R: 0 E: 0 K: 0 S: 3	H: 1 LOB: 0 BB: 0 P: 3	1B: 5 2B: 1 3B: 0 HR: 2	SF: 0 SAC: 1 DP: 2 HBP: 1	WP: 0 PB: 0 SB: 0 CS: 0	PA: 33													
PITCHER	IP WLS BF H R ER SO BB IBB HBP BLK WP HR S P ERA WHIP																																
Bennie Daniels, R (1,1) ERA: 4.54	1.1	L 23	5	5	5	1	0	0	1	0	0	0	0	11	12	0.00	1.125																
Steve Ridzik, R (6,1) ERA: 2.66	2.2	10	3	0	0	1	0	0	1	0	0	0	0	11	12	0.00	1.125																


AB	35
R	4
H	11
RBI	4
BB	5
SO	8
LOB	22



AB	28
R	5
H	8
RBI	5
BB	3
SO	2
LOB	7

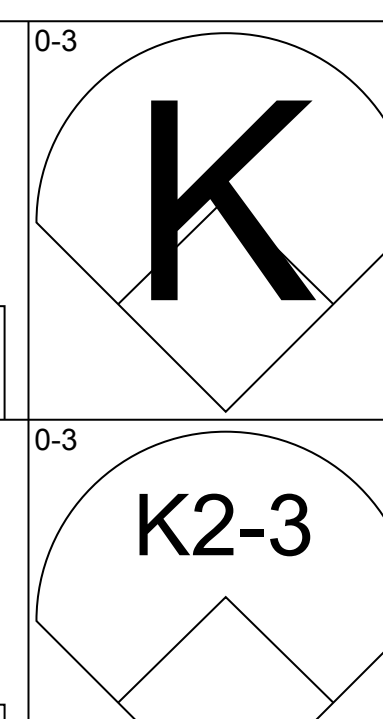
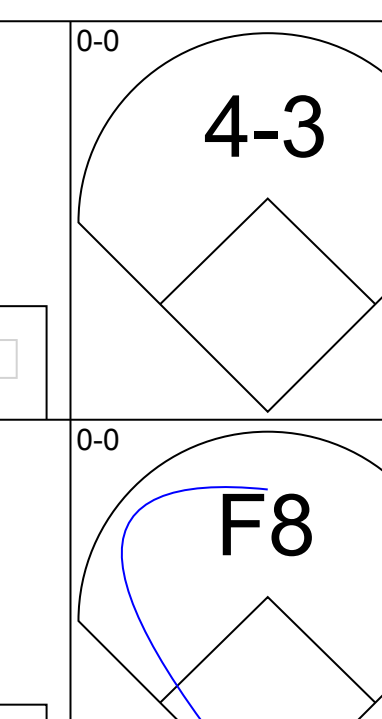
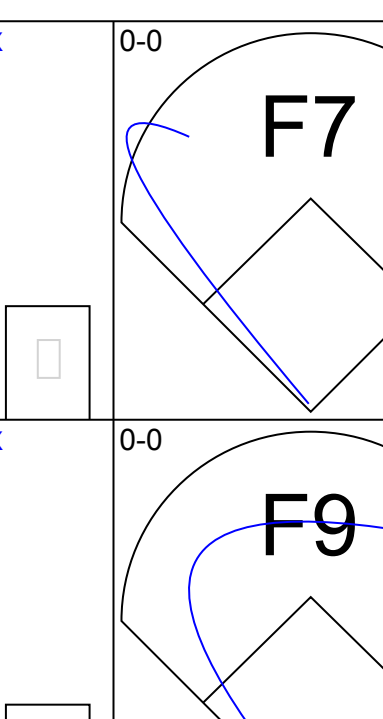
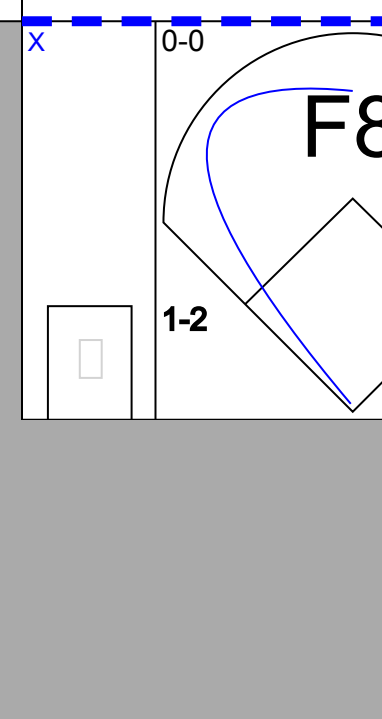
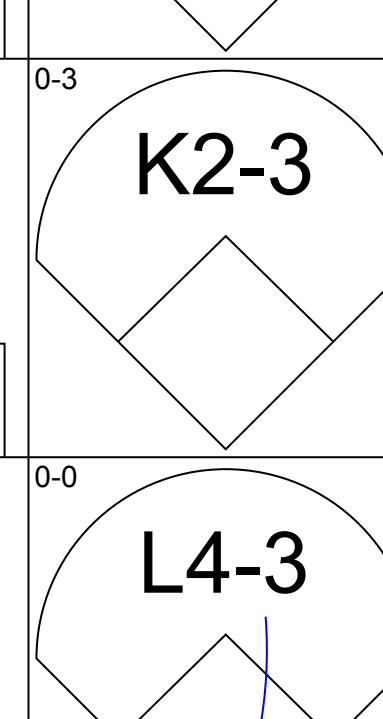
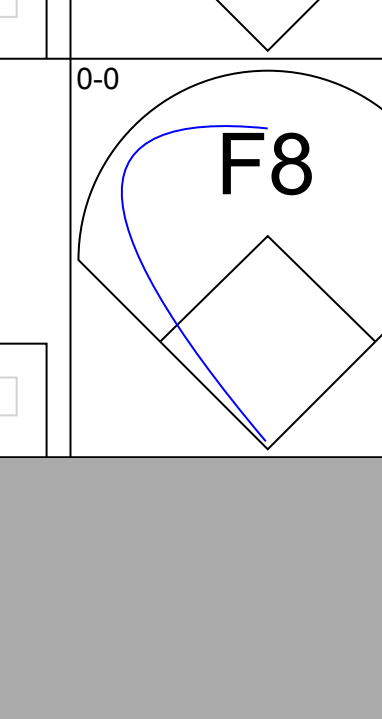
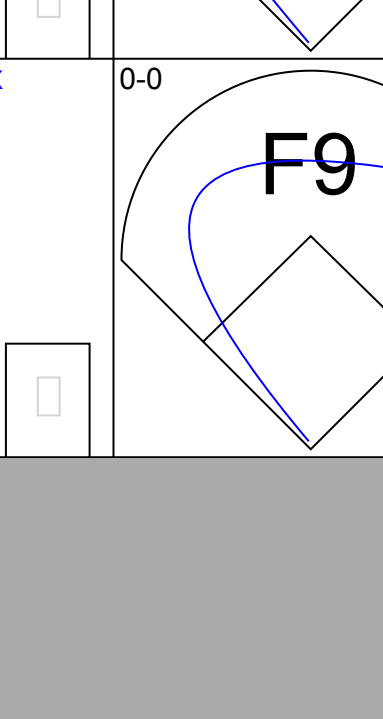
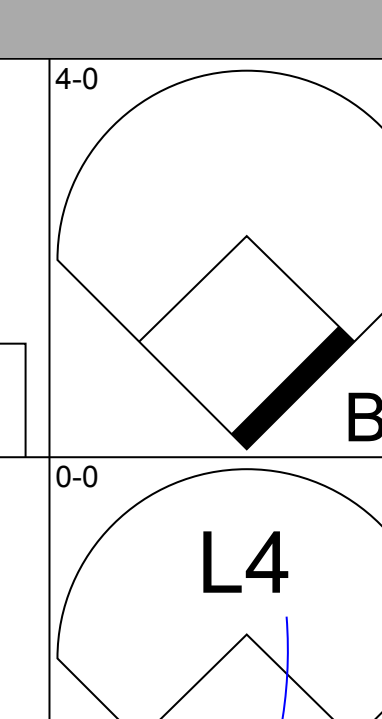
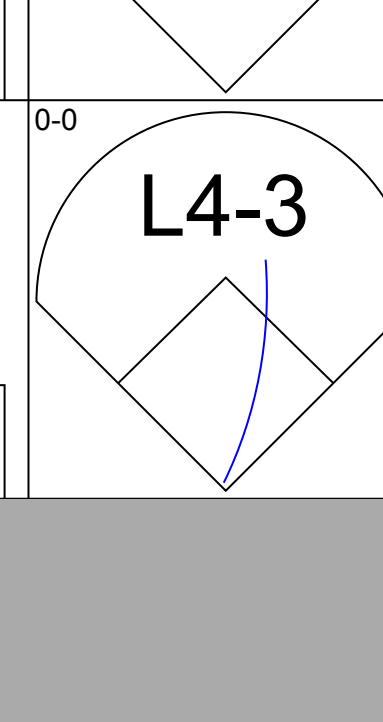
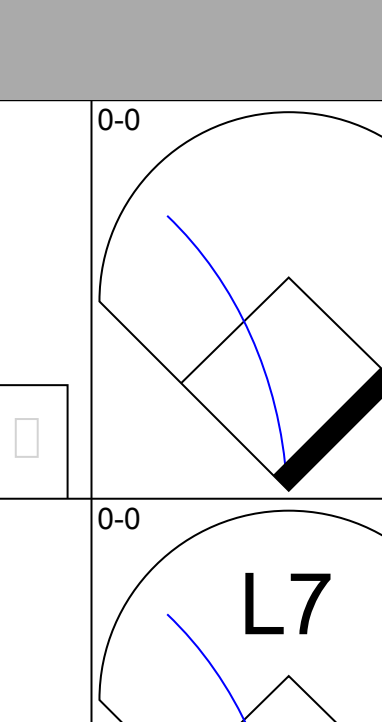
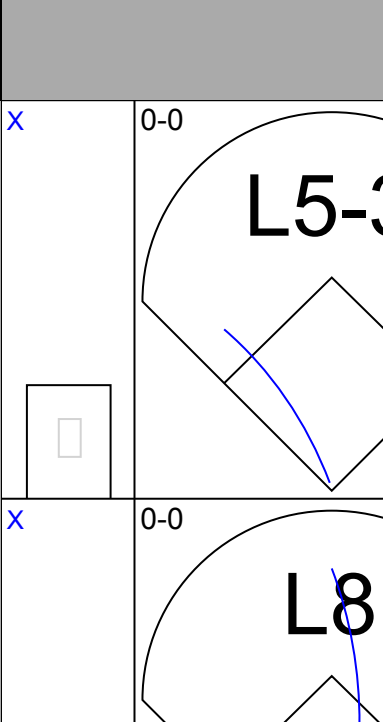
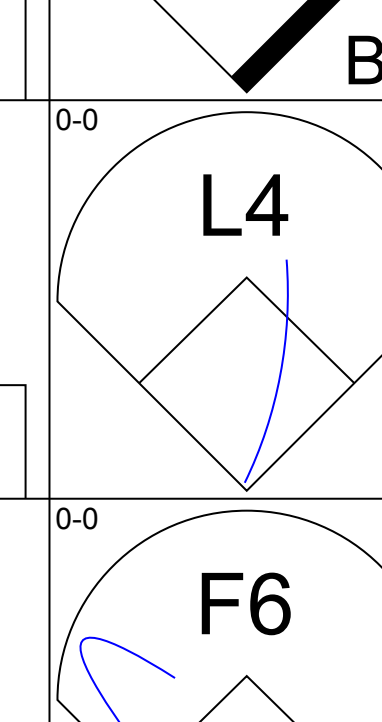
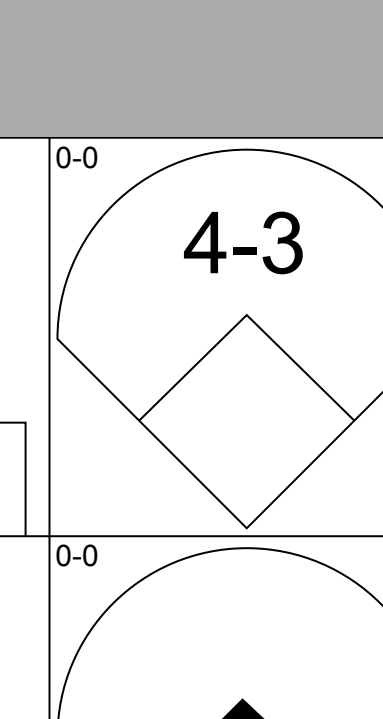
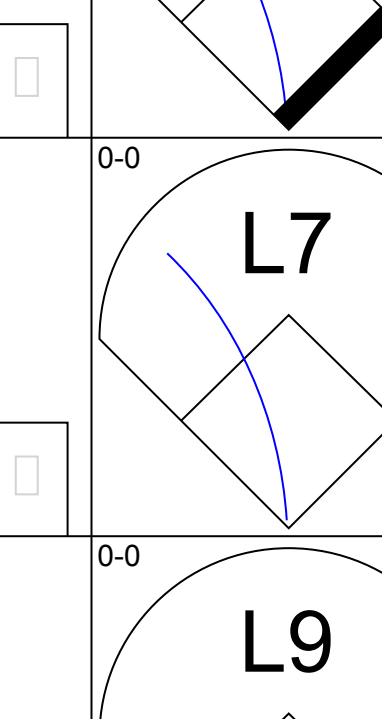
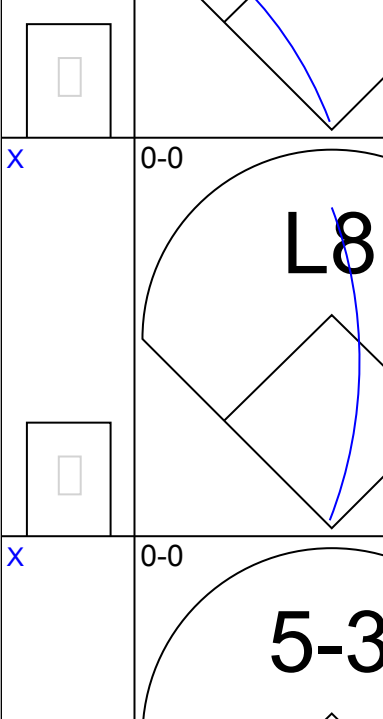
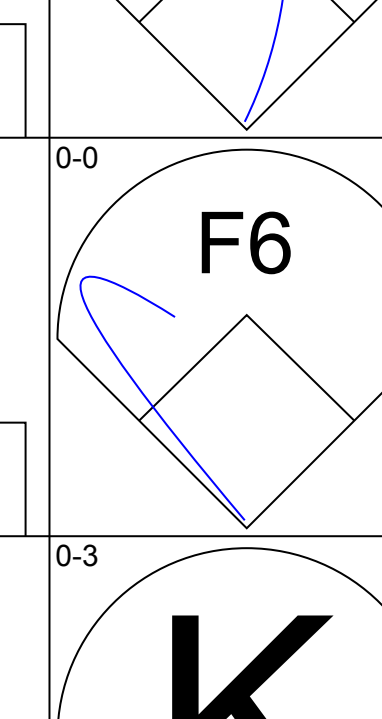
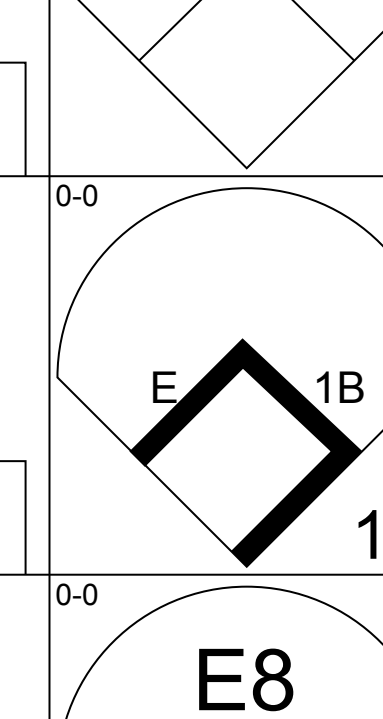
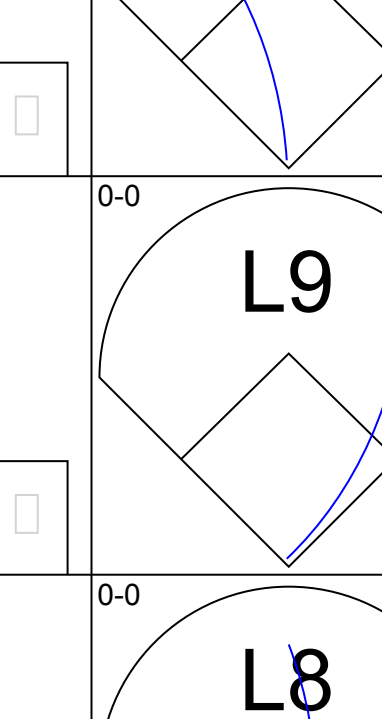
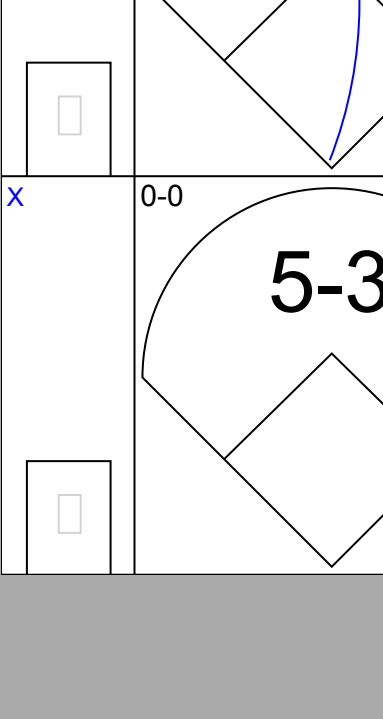
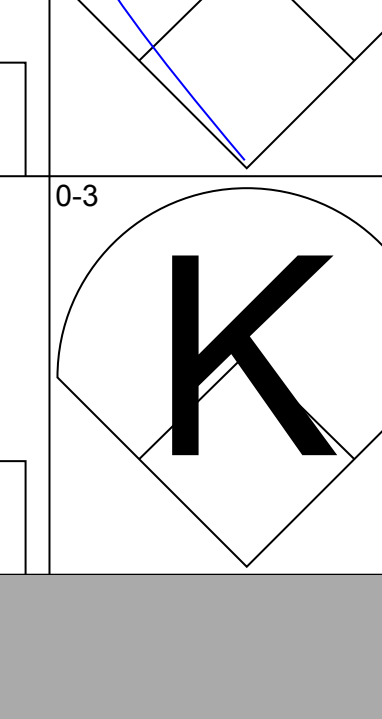
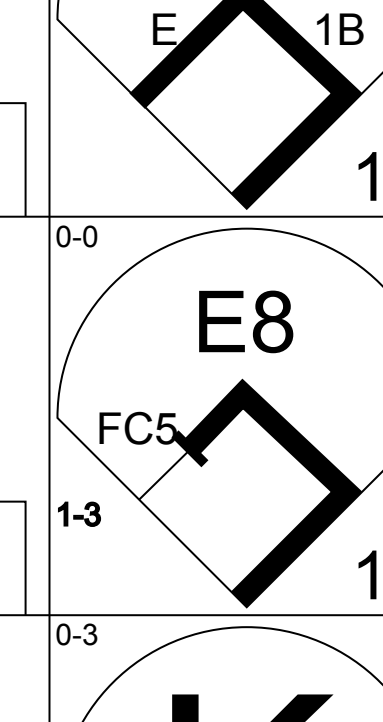
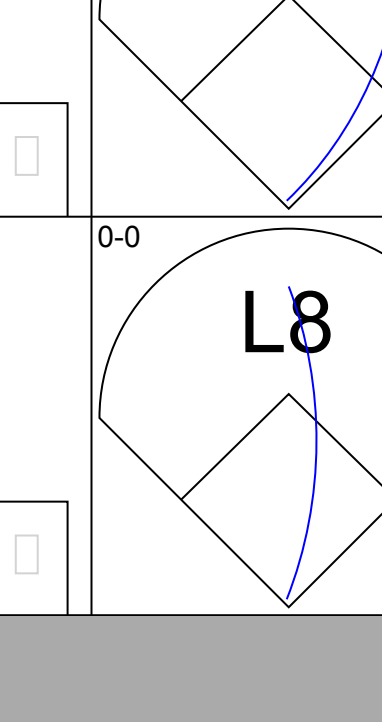
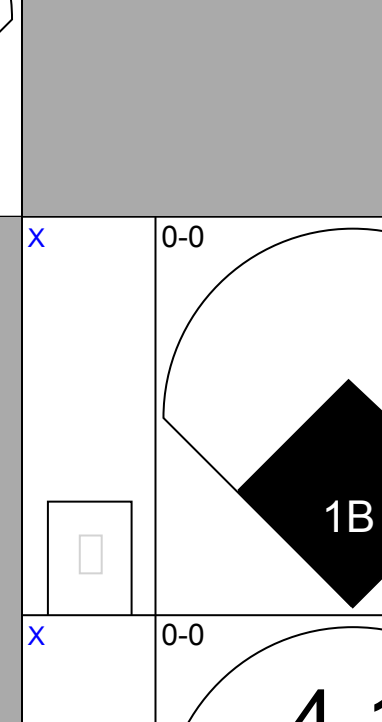
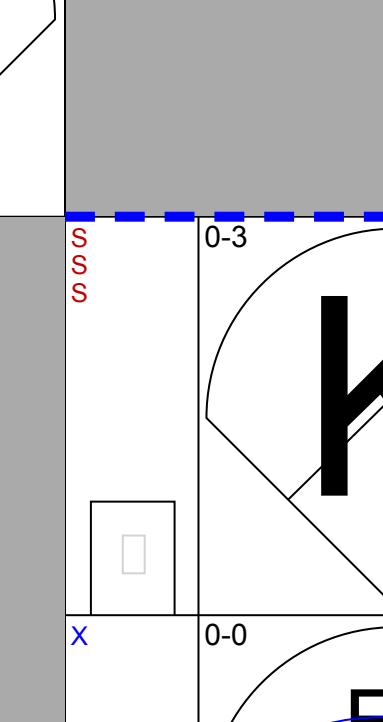
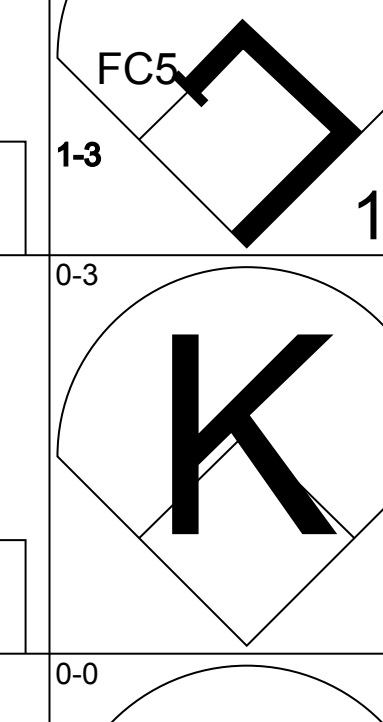
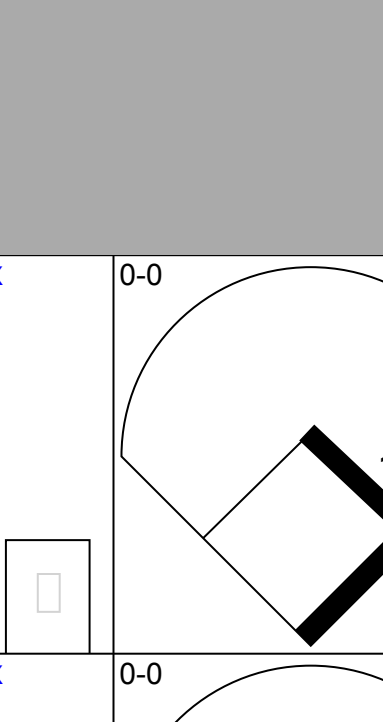
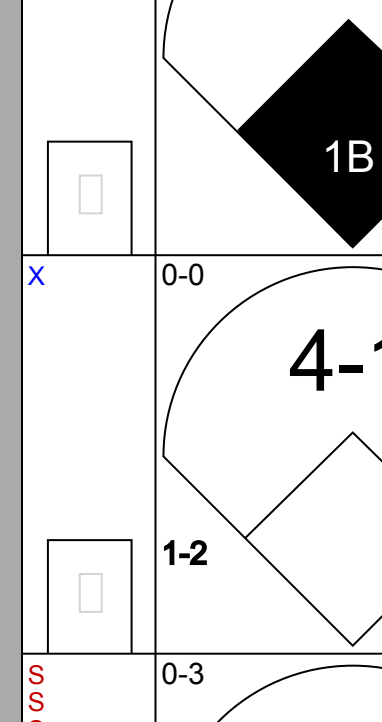
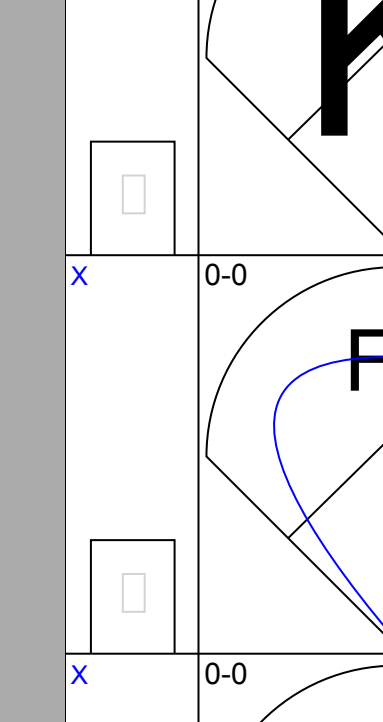
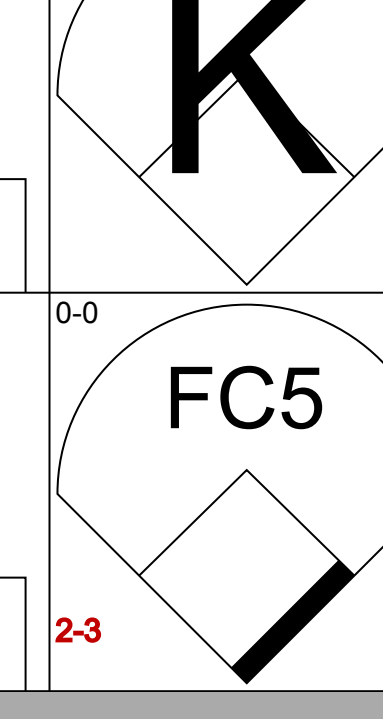
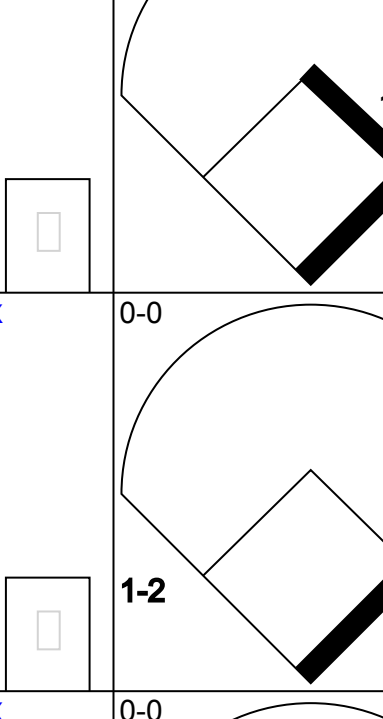
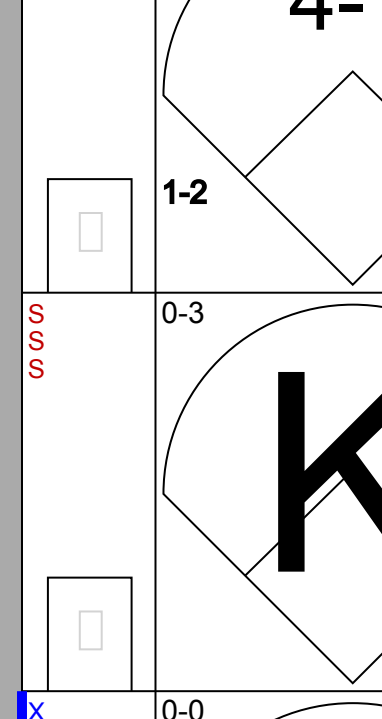
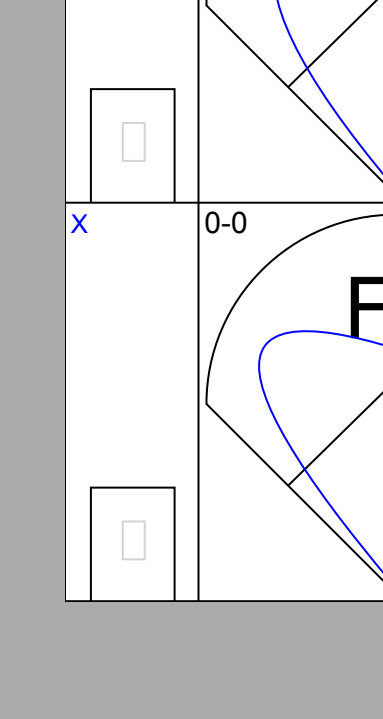
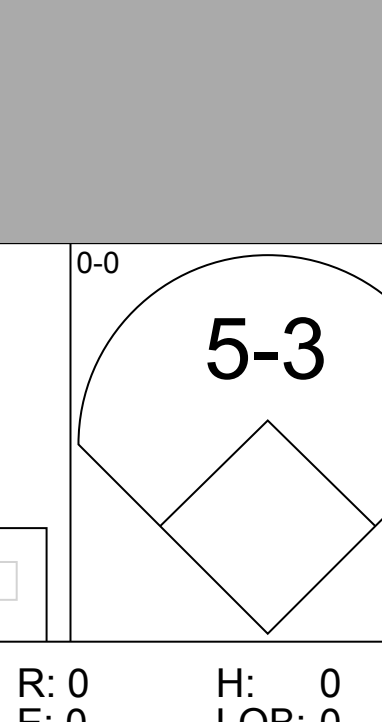
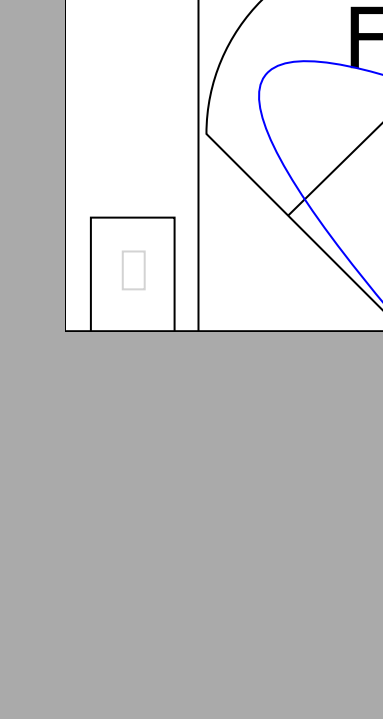
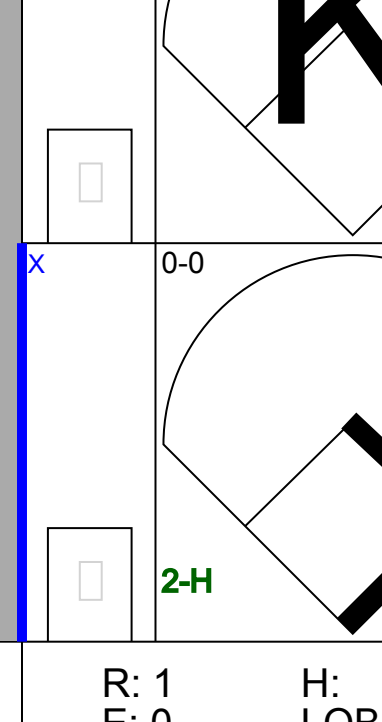


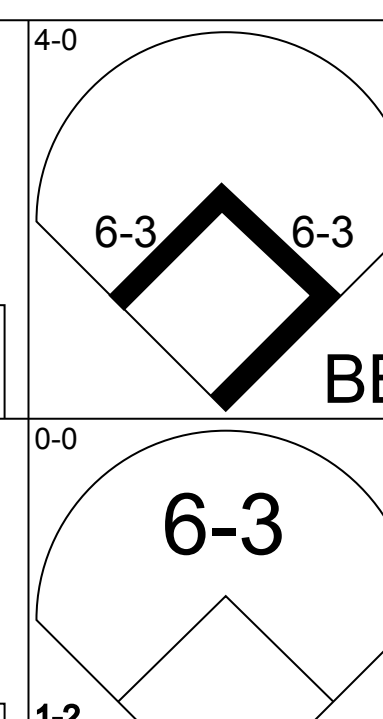
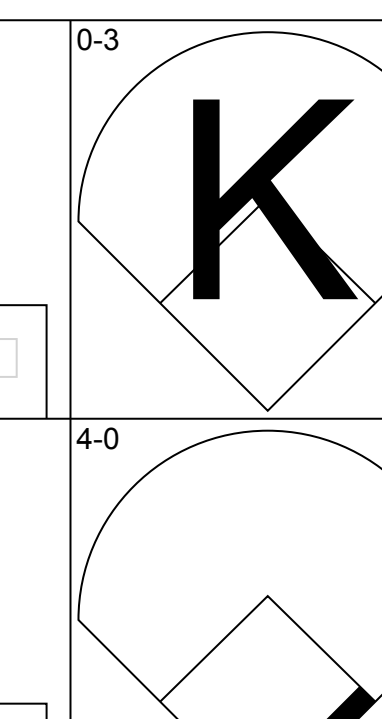
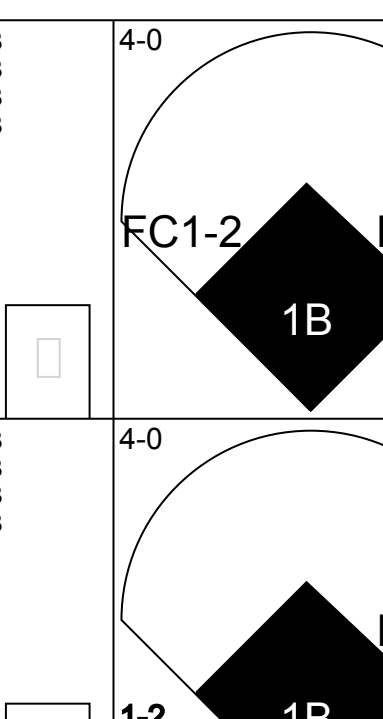
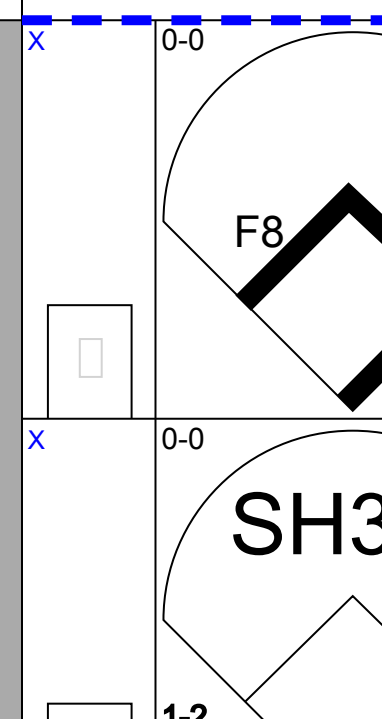
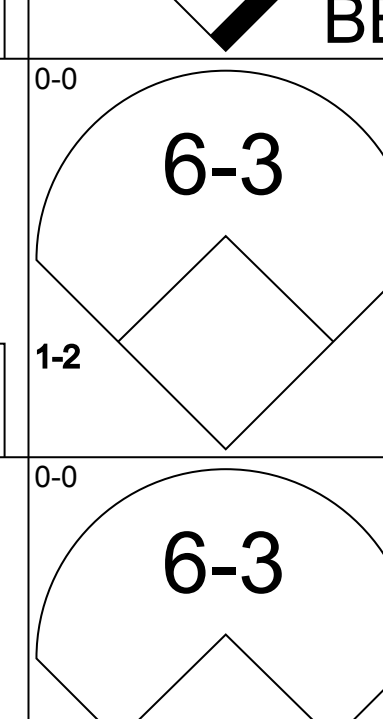
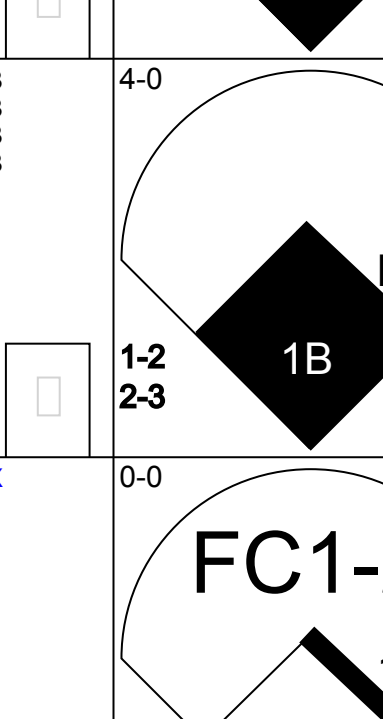
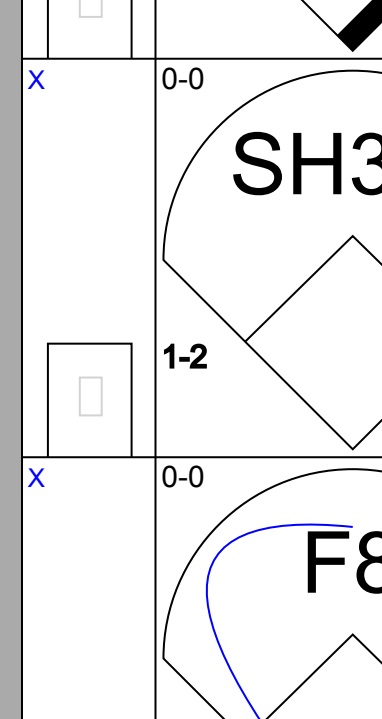
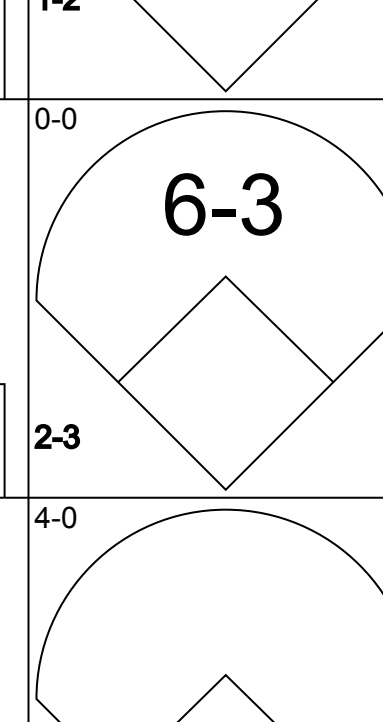
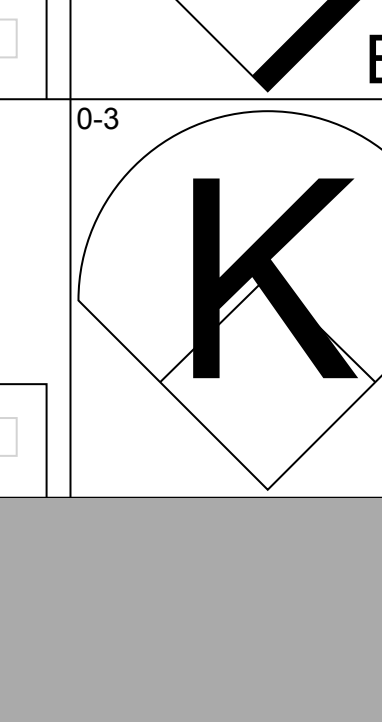
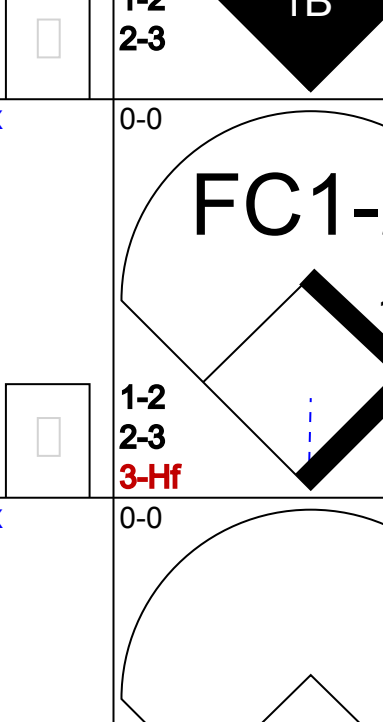
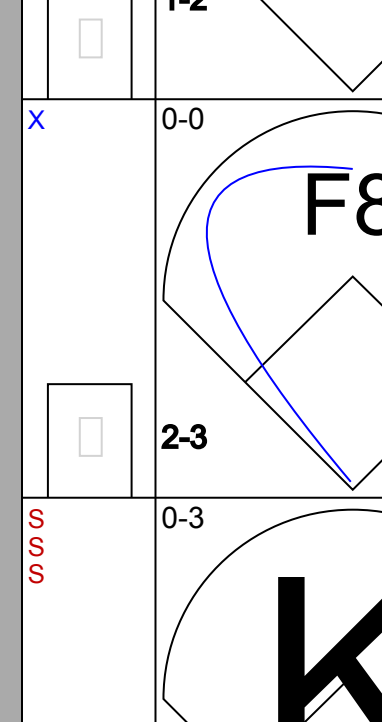
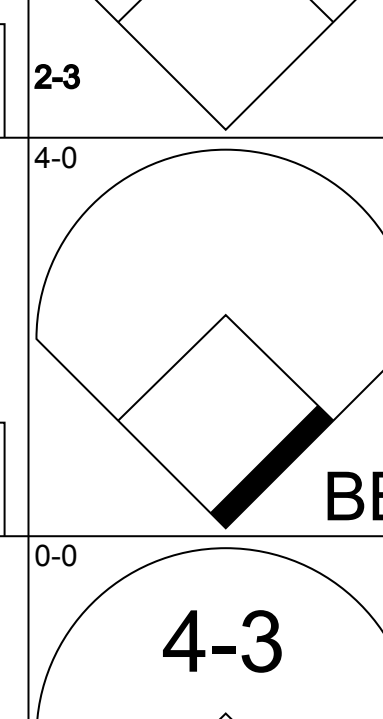
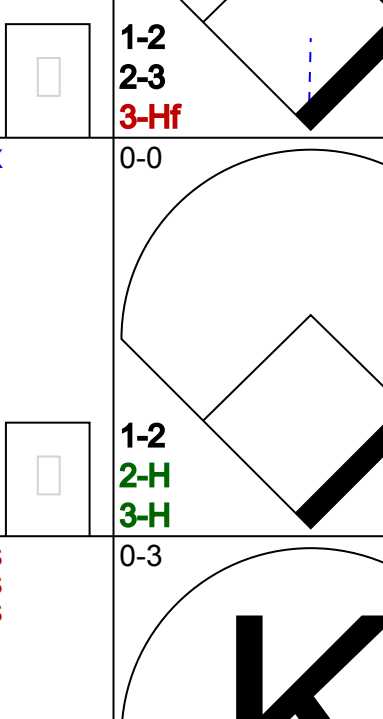
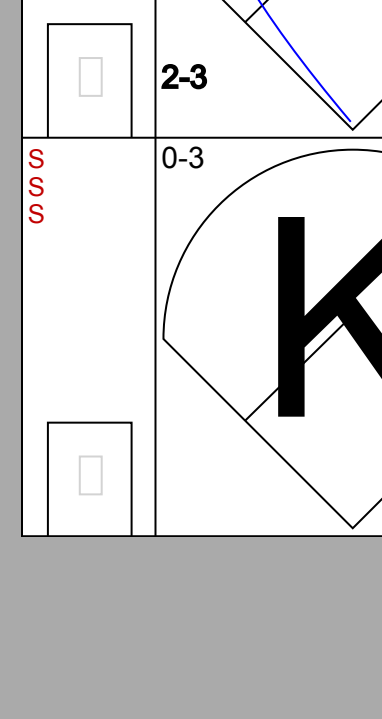
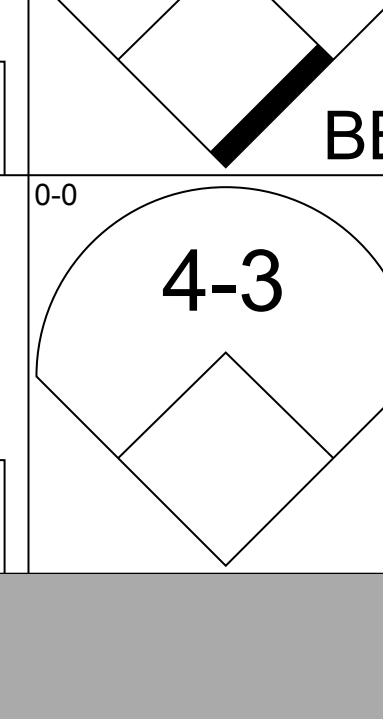
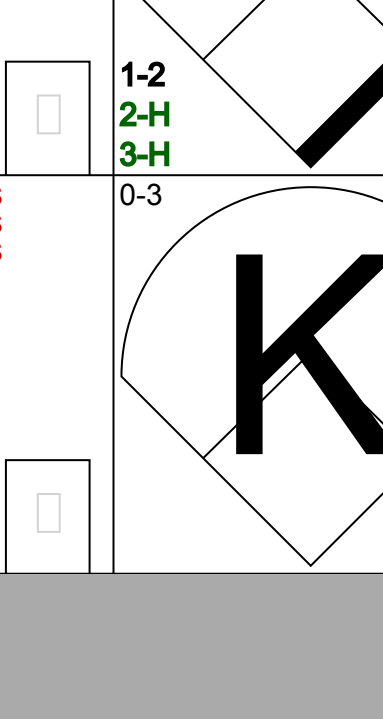

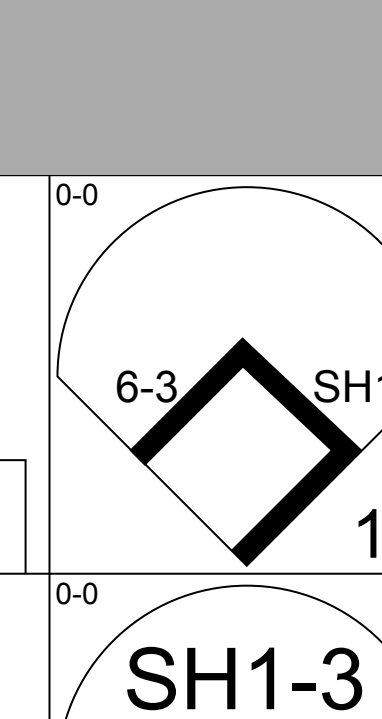
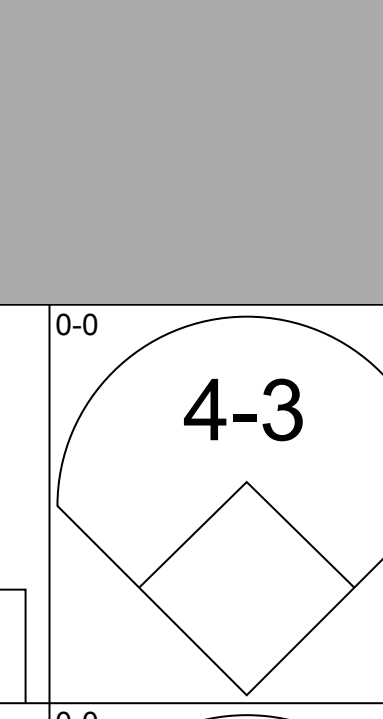
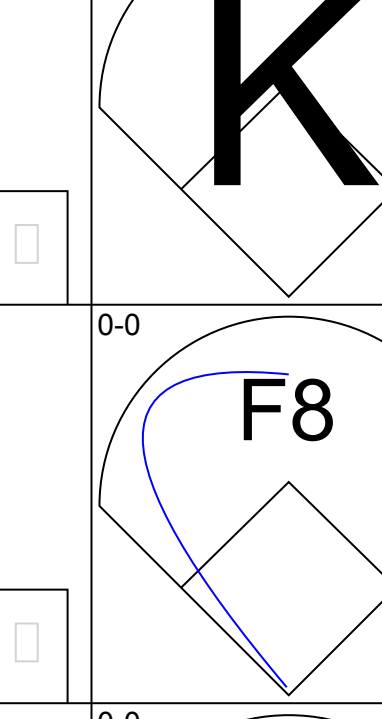
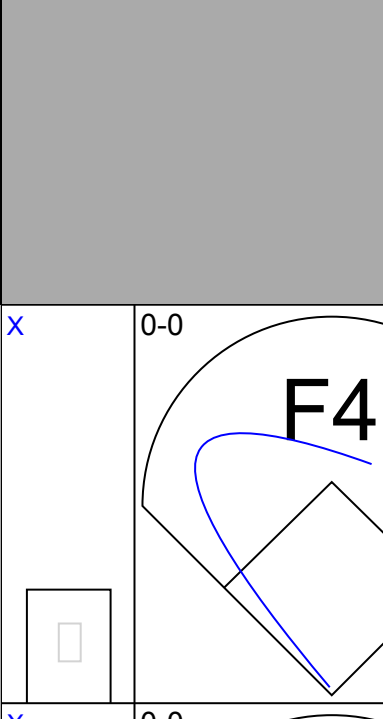
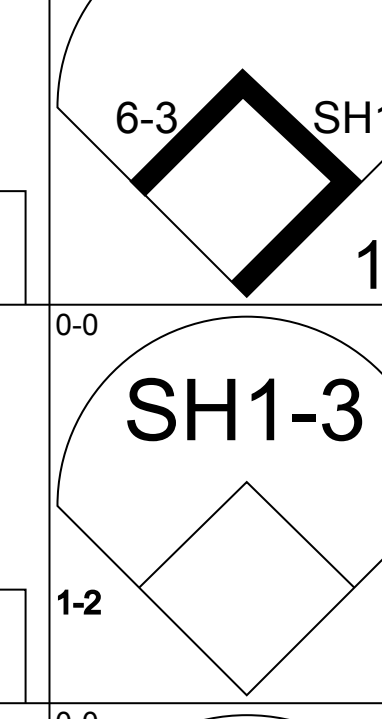
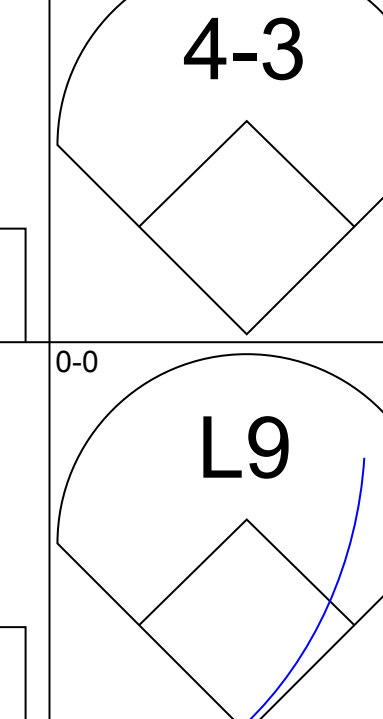
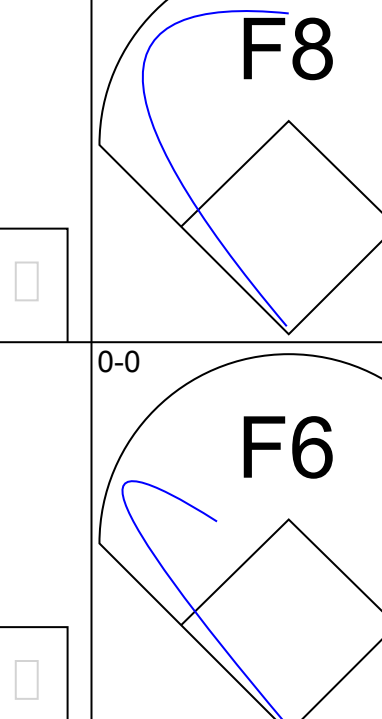
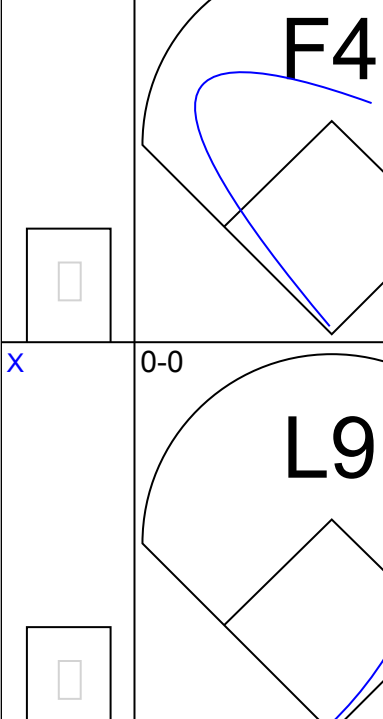
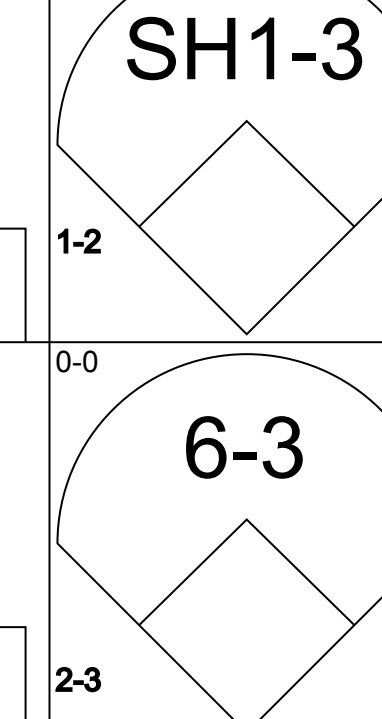
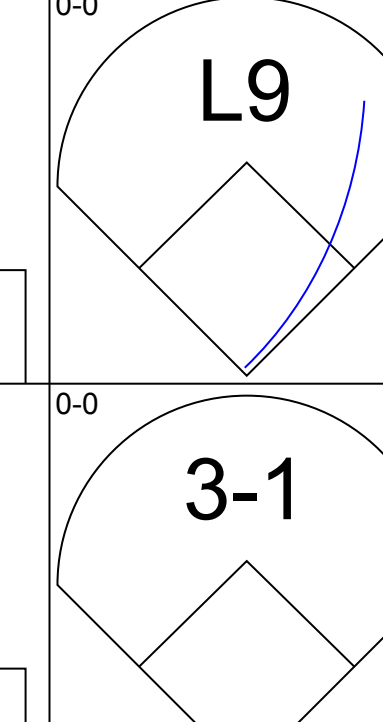
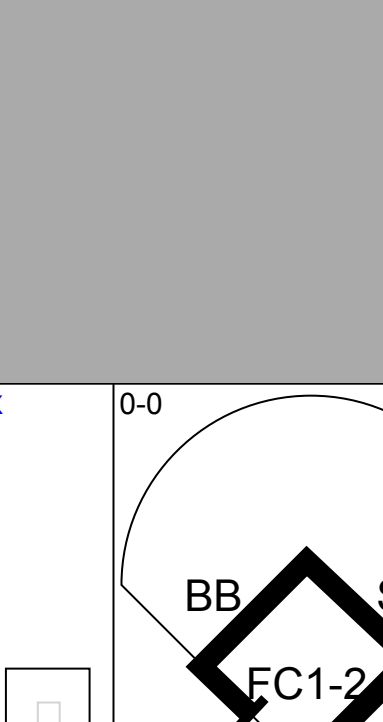
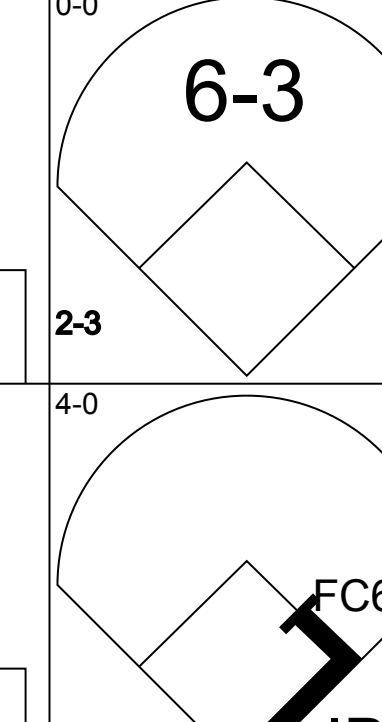
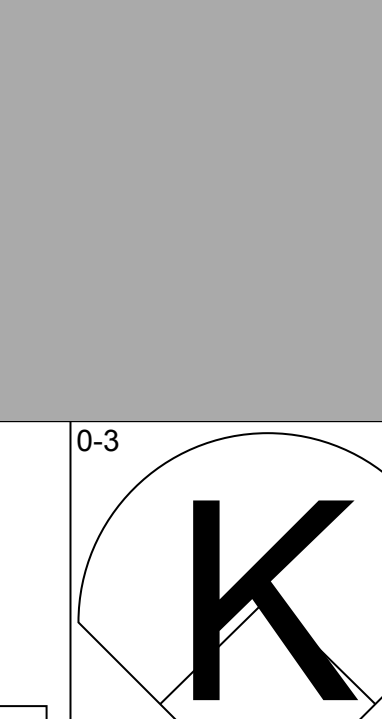
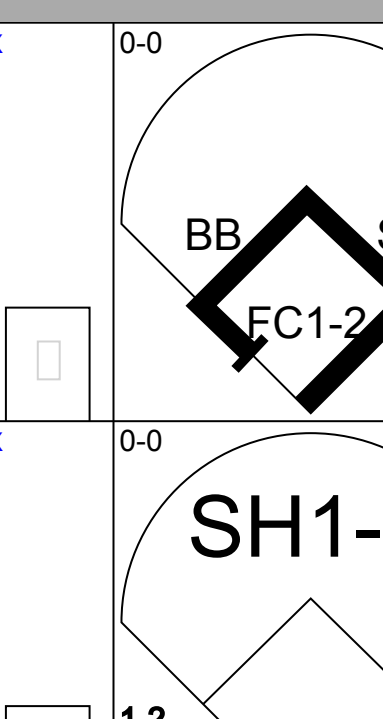

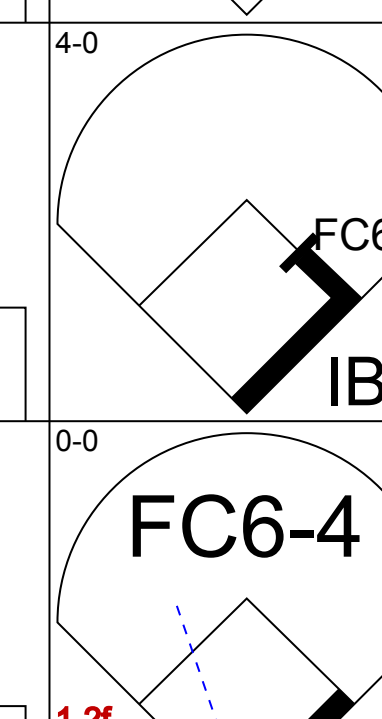
Batter	1	2	3	4	5	6	7	8	9	AB	R	H	RBI	BB	SO	LOB	TOP					
Don Blasingame, L (1.4) OBP: 0.319, SLG: 0.328	4-3	F5		2B BB		K		S E 2B	BB WP 1B	5	3	2	0	1	1	1	<p>Washington Senators @ Kansas City Athletics Municipal Stadium, Kansas City, MO</p> <p>Sun Jun 21 1964, 4:33 AM EDT Unknown</p> <p>livebaseballscorecards.com</p> <p>AB 42 R 13 H 17 RBI 9 BB 7 SO 9 LOB 17</p> 					
Chuck Hinton, R (1.7) OBP: 0.387, SLG: 0.508	K		2B	1B		1B		6-3	P3	5	2	3	1	0	1	1						
Ken Hunt, R (8.7) OBP: 0.243, SLG: 0.234			2B	1B	1B	2B				1	0	0	0	0	0	1						
Jim King, L (1.9) OBP: 0.365, SLG: 0.494	BB BLK 1B		1B	2B		2B		S S HBP	WP BB BB	4	3	4	2	0	0	0						
Fred Valentine, S (8.9) OBP: 0.302, SLG: 0.337			1B	2B		2B		S S	WP BB BB	0	0	0	0	0	1	0						
Bill Skowron, R (1.3) OBP: 0.306, SLG: 0.465	BLK BB 1B		HR	1B		K		1-3	WP BB	4	1	2	1	1	1	3						
Dick Phillips, L (8. PR) OBP: 0.312, SLG: 0.309	BLK BB 1B		HR	1B		K		1-3	WP BB	0	1	0	0	1	0	0						
Don Lock, R (1.8) OBP: 0.372, SLG: 0.446	BLK BB 1B		HR	1B		6-3		6-3	K	5	2	2	4	1	1	3						
Mike Brumley, L (1.2) OBP: 0.238, SLG: 0.292	F8		4-3					K	CS 1B BB	3	0	0	0	2	1	2						
Don Zimmer, R (1.5) OBP: 0.298, SLG: 0.465			F8			5-3				5	1	3	1	0	0	1						
John Kennedy, R (8. PR) OBP: 0.329, SLG: 0.440			6-3	2B				HR	1-2 1B	0	0	0	0	0	0	0						
Ed Brinkman, R (1.6) OBP: 0.289, SLG: 0.376			6-3			5-3			P2	5	0	1	0	0	1	3						
Buster Narum, R (1.1) OBP: 0.033, SLG: 0.033			K			5-3				5	0	0	0	0	3	2						
Inning Stats	R: 1 E: 0 K: 1 S: 6	H: 1 LOB: 2 BB: 2 P: 14	R: 0 E: 0 K: 1 S: 6	H: 1 LOB: 1 BB: 0 P: 6	R: 4 E: 0 K: 0 S: 7	H: 4 LOB: 0 BB: 0 P: 7	R: 2 E: 0 K: 1 S: 7	H: 2 LOB: 1 BB: 1 P: 11	R: 0 E: 0 K: 2 S: 9	H: 2 LOB: 2 BB: 0 P: 9	R: 1 E: 0 K: 2 S: 9	H: 2 LOB: 1 BB: 0 P: 9	R: 4 E: 0 K: 1 S: 8	H: 4 LOB: 2 BB: 1 P: 13	R: 1 E: 0 K: 1 S: 6	H: 1 LOB: 2 BB: 2 P: 14	1B: 9 2B: 6 3B: 0 HR: 3	SF: 0 SAC: 0 DP: 1 HBP: 1	WP: 1 PB: 1 SB: 4 CS: 2	PA: 50		
PITCHER	IP WLS BF H R ER SO BB IBB HBP BLK WP HR S P ERA WHIP	IP WLS BF H R ER SO BB IBB HBP BLK WP HR S P ERA WHIP	IP WLS BF H R ER SO BB IBB HBP BLK WP HR S P ERA WHIP	IP WLS BF H R ER SO BB IBB HBP BLK WP HR S P ERA WHIP	IP WLS BF H R ER SO BB IBB HBP BLK WP HR S P ERA WHIP	IP WLS BF H R ER SO BB IBB HBP BLK WP HR S P ERA WHIP	IP WLS BF H R ER SO BB IBB HBP BLK WP HR S P ERA WHIP	IP WLS BF H R ER SO BB IBB HBP BLK WP HR S P ERA WHIP	IP WLS BF H R ER SO BB IBB HBP BLK WP HR S P ERA WHIP	IP WLS BF H R ER SO BB IBB HBP BLK WP HR S P ERA WHIP	IP WLS BF H R ER SO BB IBB HBP BLK WP HR S P ERA WHIP	IP WLS BF H R ER SO BB IBB HBP BLK WP HR S P ERA WHIP	IP WLS BF H R ER SO BB IBB HBP BLK WP HR S P ERA WHIP	IP WLS BF H R ER SO BB IBB HBP BLK WP HR S P ERA WHIP	IP WLS BF H R ER SO BB IBB HBP BLK WP HR S P ERA WHIP	IP WLS BF H R ER SO BB IBB HBP BLK WP HR S P ERA WHIP	IP WLS BF H R ER SO BB IBB HBP BLK WP HR S P ERA WHIP	IP WLS BF H R ER SO BB IBB HBP BLK WP HR S P ERA WHIP	IP WLS BF H R ER SO BB IBB HBP BLK WP HR S P ERA WHIP	IP WLS BF H R ER SO BB IBB HBP BLK WP HR S P ERA WHIP	IP WLS BF H R ER SO BB IBB HBP BLK WP HR S P ERA WHIP	IP WLS BF H R ER SO BB IBB HBP BLK WP HR S P ERA WHIP
Orlando Pena, R (1.1) ERA: 4.24	2.0	L	14	6	5	5	2	2	0	0	0	1	0	0	0	0	0	6	10	24	22.50	4.000
Jose Santiago, R (3.1) ERA: 4.09	1.1		7	2	2	2	0	1	0	0	0	0	0	0	0	0	0	4	4	4	0.00	0.000
Wes Stock, R (4.1) ERA: 3.67	0.2		2	0	0	0	1	0	0	0	0	0	0	0	0	0	0	4	4	4	0.00	0.000
Moe Drabowsky, R (5.1) ERA: 6.65	3.1		18	7	5	5	4	1	0	1	0	0	2	24	29	13.50	2.400					
Joe Grzenda, L (8.1) ERA: 6.09	1.2		9	2	1	1	2	3	0	0	0	0	1	0	10	22	5.40	3.000				

Batter	1	2	3	4	5	6	7	8	9	AB	R	H	RBI	BB	SO	LOB	BOTTOM					
Wayne Causey, L (1.6) OBP: 0.408, SLG: 0.414	SH1-3 1B BB	G3				P6				3	1	1	0	1	0	1	<p>Washington Senators @ Kansas City Athletics Municipal Stadium, Kansas City, MO</p> <p>Sun Jun 21 1964, 4:33 AM EDT Unknown</p> <p>livebaseballscorecards.com</p> <p>AB 31 R 2 H 7 RBI 2 BB 2 SO 7 LOB 11</p> 					
George Williams, R (9.6) OBP: 0.167, SLG: 0.091										0	0	0	0	0	0	0						
Dick Green, R (1.4) OBP: 0.258, SLG: 0.346	SH1-3 1-2					K				3	1	1	1	0	1	1						
Ed Charles, R (1.5) OBP: 0.353, SLG: 0.406	K					HR				4	0	1	0	0	1	1						
Rocky Colavito, R (1.9) OBP: 0.379, SLG: 0.531	1B BB									3	0	1	0	1	1	0						
Jose Tartabull, L (9.9) OBP: 0.156, SLG: 0.211						G4-6-3 1B				0	0	0	0	0	0	0						
Jim Gentile, L (1.3) OBP: 0.417, SLG: 0.548										4	0	1	1	0	0	1						
George Alusik, R (9.3) OBP: 0.381, SLG: 0.368						G4-6-3 1B				0	0	0	0	0	0	0						
Billy Bryan, L (1.2) OBP: 0.364, SLG: 0.678	F7									3	0	1	0	0	1	2						
Dave Duncan, R (7.2) OBP: 0.250, SLG: 0.250						K				1	0	0	0	0	1	0						
Manny Jimenez, L (1.7) OBP: 0.282, SLG: 0.486										3	0	1	0	0	0	1						
Nelson Mathews, R (1.8) OBP: 0.298, SLG: 0.355						FC5-4 HBP				3	0	1	0	0	0	1						
Orlando Pena, R (1.1) OBP: 0.143, SLG: 0.175										1	0	0	0	0	0	0						
Jose Santiago, R (3.1) OBP: 0.226, SLG: 0.290										0	0	0	0	0	0	0						
Wes Stock, R (4.1) OBP: 0.226, SLG: 0.290										0	0	0	0	0	0	0						
Rick Joseph, R (5.1) OBP: 0.226, SLG: 0.290										1	0	0	0	0	0	1						
Moe Drabowsky, R (8.1) OBP: 0.226, SLG: 0.290										1	0	0	0	0	0	1						
Joe Grzenda, R (8.1) OBP: 0.226, SLG: 0.290										0	0	0	0	0	0	0						
Inning Stats	R: 1 E: 0 K: 1 S: 6	H: 1 LOB: 2 BB: 2 P: 14	R: 0 E: 0 K: 0 S: 3	H: 0 LOB: 1 BB: 0 P: 4	R: 1 E: 0 K: 0 S: 4	H: 3 LOB: 0 BB: 0 P: 4	R: 0 E: 0 K: 1 S: 6	H: 1 LOB: 1 BB: 0 P: 6	R: 0 E: 0 K: 1 S: 5	H: 0 LOB: 0 BB: 0 P: 5	R: 0 E: 0 K: 2 S: 8	H: 1 LOB: 1 BB: 0 P: 8	R: 0 E: 0 K: 1 S: 5	H: 0 LOB: 0 BB: 0 P: 5	R: 0 E: 0 K: 1 S: 5	H: 0 LOB: 0 BB: 0 P: 5	1B: 5 2B: 1 3B: 0 HR: 1	SF: 0 SAC: 1 DP: 1 HBP: 1	WP: 0 PB: 1 SB: 0 CS: 0	PA: 35		
PITCHER	IP WLS BF H R ER SO BB IBB HBP BLK WP HR S P ERA WHIP	IP WLS BF H R ER SO BB IBB HBP BLK WP HR S P ERA WHIP	IP WLS BF H R ER SO BB IBB HBP BLK WP HR S P ERA WHIP	IP WLS BF H R ER SO BB IBB HBP BLK WP HR S P ERA WHIP	IP WLS BF H R ER SO BB IBB HBP BLK WP HR S P ERA WHIP	IP WLS BF H R ER SO BB IBB HBP BLK WP HR S P ERA WHIP	IP WLS BF H R ER SO BB IBB HBP BLK WP HR S P ERA WHIP	IP WLS BF H R ER SO BB IBB HBP BLK WP HR S P ERA WHIP	IP WLS BF H R ER SO BB IBB HBP BLK WP HR S P ERA WHIP	IP WLS BF H R ER SO BB IBB HBP BLK WP HR S P ERA WHIP	IP WLS BF H R ER SO BB IBB HBP BLK WP HR S P ERA WHIP	IP WLS BF H R ER SO BB IBB HBP BLK WP HR S P ERA WHIP	IP WLS BF H R ER SO BB IBB HBP BLK WP HR S P ERA WHIP	IP WLS BF H R ER SO BB IBB HBP BLK WP HR S P ERA WHIP	IP WLS BF H R ER SO BB IBB HBP BLK WP HR S P ERA WHIP	IP WLS BF H R ER SO BB IBB HBP BLK WP HR S P ERA WHIP	IP WLS BF H R ER SO BB IBB HBP BLK WP HR S P ERA WHIP	IP WLS BF H R ER SO BB IBB HBP BLK WP HR S P ERA WHIP	IP WLS BF H R ER SO BB IBB HBP BLK WP HR S P ERA WHIP	IP WLS BF H R ER SO BB IBB HBP BLK WP HR S P ERA WHIP	IP WLS BF H R ER SO BB IBB HBP BLK WP HR S P ERA WHIP	IP WLS BF H R ER SO BB IBB HBP BLK WP HR S P ERA WHIP
Buster Narum, R (1.1) ERA: 3.99	9.0	W	35	7	2	2	7	2	0	1	0	0	0	0	0	0	0	1	46	55	2.00	1.000


Batter	1	2	3	4	5	6	7	8	9	AB	R	H	RBI	BB	SO	LOB	TOP					
Ed Brinkman, R OBP: 0.291, SLG: 0.379	0-0 1B FC6-4 2B	0-0 6-3		0-0 F8		0-0 E6		4-0 BB		4	1	1	0	1	0	2	Washington Senators @ Kansas City Athletics Municipal Stadium, Kansas City, MO Sun Jun 21 1964, 4:38 AM EDT Att: 13,995 - Unknown livebaseballscores.com					
John Kennedy, R OBP: 0.326, SLG: 0.434	0-0 FC6-4 2B BB	0-0 P5		0-3 K		0-0 F7		0-0 F8		5	1	1	0	0	1	4						
Chuck Hinton, R OBP: 0.387, SLG: 0.508	4-0 FC6-4 1-2 BB			0-0 F8		0-0 2B 2B		0-0 F9		4	1	1	0	1	0	0						
Bill Skowron, R OBP: 0.312, SLG: 0.478	0-0 FC6-4 2B 1-2 2-3 3-H			0-0 2B		0-0 2B		0-0 4-3		5	0	3	2	0	0	2						
Don Lock, R OBP: 0.373, SLG: 0.456	0-0 1-3 3-H 2B			0-0 6-3		0-0 5-3		0-0 2B		5	0	2	1	0	1	2						
Don Zimmer, R OBP: 0.291, SLG: 0.454 Fred Valentine, S OBP: 0.299, SLG: 0.333	0-3 K			0-3 K		0-0 P5		0-0 F7		4	0	0	0	0	2	4						
Don Leppert, R OBP: 0.230, SLG: 0.232	4-0 BB			0-3 K		0-0 E6		0-0 HR		3	1	1	1	1	1	0						
Chuck Cottier, R OBP: 0.293, SLG: 0.444	0-3 K			0-0 1B 3B		0-0 F9		0-0 F5		4	1	1	0	0	1	4						
Alan Koch, R OBP: 0.222, SLG: 0.333 Ron Kline, R (9, 1)				0-0 F3		0-0 P4		0-3 K		4	0	1	1	0	1	1						
Inning Stats	R: 2 E: 0 K: 2 S: 10	H: 3 LOB: 3 BB: 2 P: 18	R: 0 E: 0 K: 0 S: 3	H: 0 LOB: 0 BB: 0 P: 3	R: 0 E: 0 K: 1 S: 6	H: 1 LOB: 1 BB: 0 P: 6	R: 1 E: 0 K: 2 S: 9	H: 2 LOB: 1 BB: 0 P: 9	R: 1 E: 0 K: 0 S: 4	H: 2 LOB: 0 BB: 0 P: 4	R: 0 E: 0 K: 0 S: 5	H: 0 LOB: 2 BB: 0 P: 5	R: 0 E: 0 K: 0 S: 4	H: 1 LOB: 1 BB: 0 P: 4	R: 1 E: 0 K: 1 S: 6	H: 1 LOB: 1 BB: 1 P: 10	R: 0 E: 0 K: 1 S: 6	H: 1 LOB: 1 BB: 0 P: 6	1B: 3 2B: 6 3B: 1 HR: 1	SF: 0 SAC: 0 DP: 0 HBP: 0	WP: 0 PB: 0 SB: 0 CS: 0	PA: 42
PITCHER	IP WLS BF H R ER SO BB IBB HBP BLK WP HR S P ERA WHIP	IP WLS BF H R ER SO BB IBB HBP BLK WP HR S P ERA WHIP																				
Ted Bowsfield, L ERA: 4.28	(1, 1) 4.0 L 21 7 4 4 5	(5, 1) 4.0 17 3 1 1 1	(9, 1) 1.0 4 1 0 0 1																			
John Wyatt, R ERA: 2.3	(5, 1) 4.0 17 3 1 1 1	(9, 1) 1.0 4 1 0 0 1																				
Wes Stock, R ERA: 3.54	(9, 1) 1.0 4 1 0 0 1																					

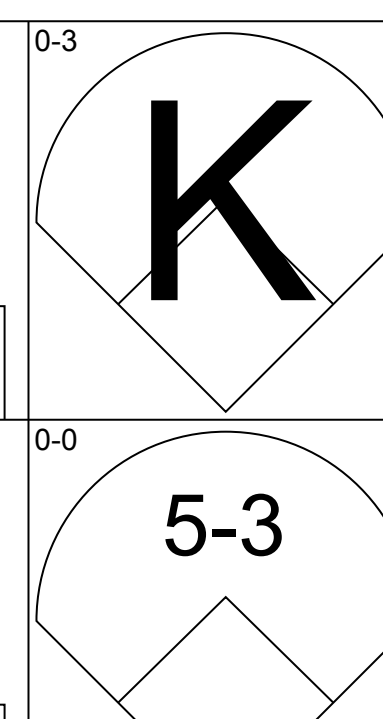
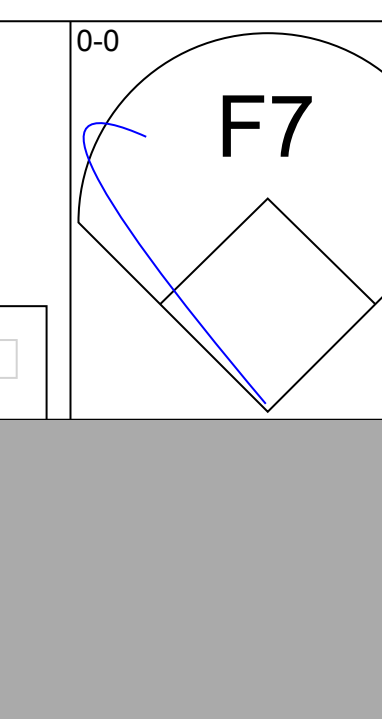
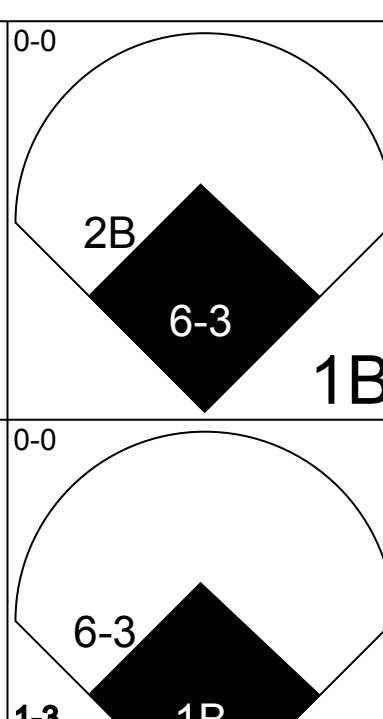
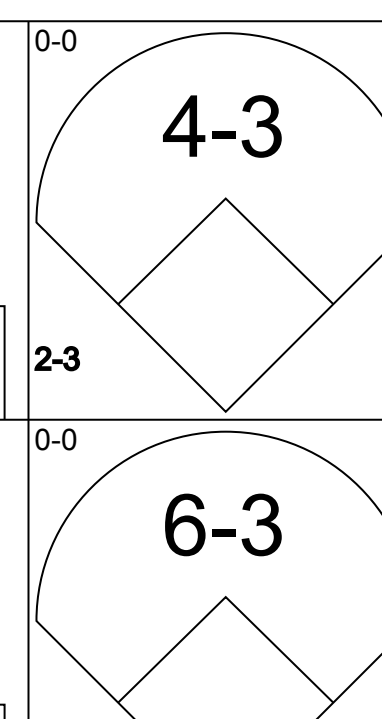
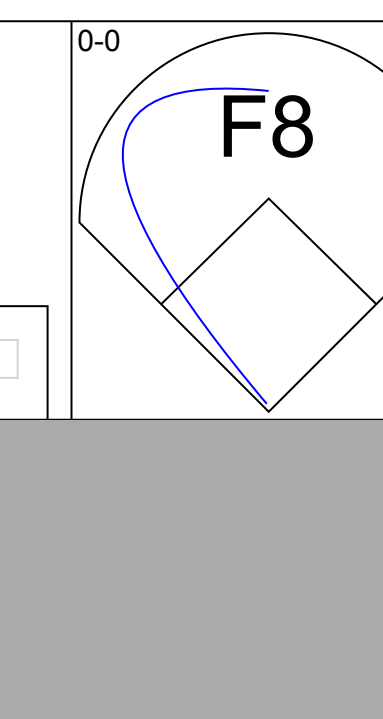
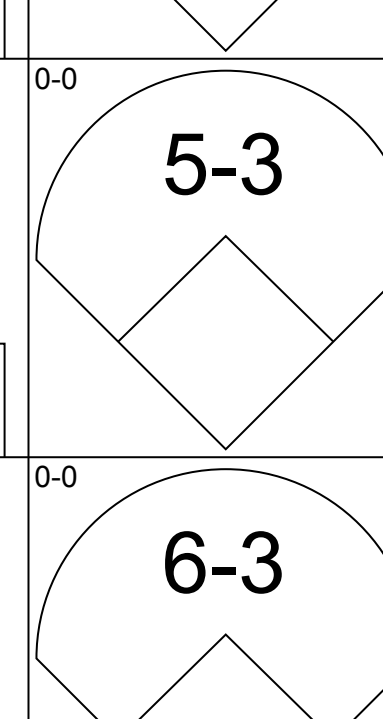
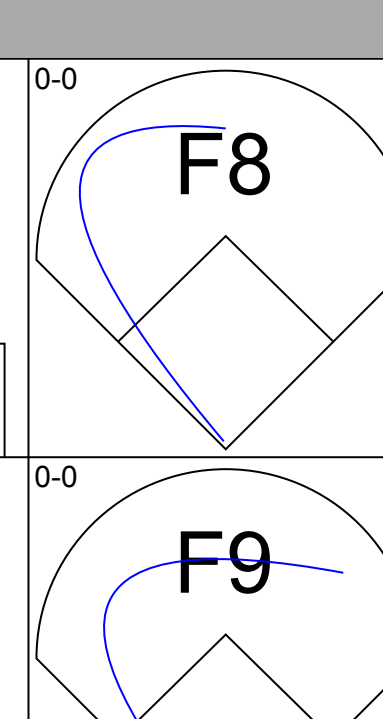
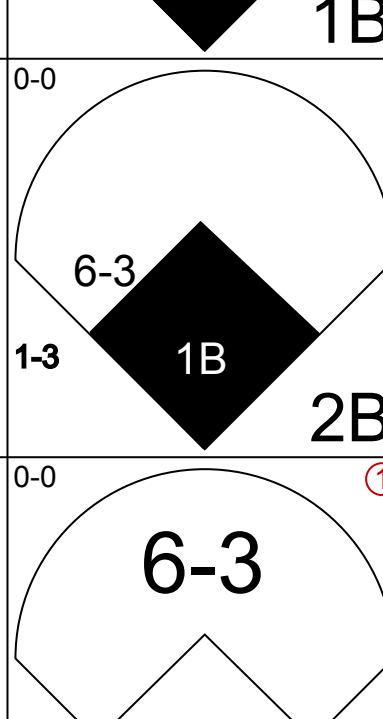
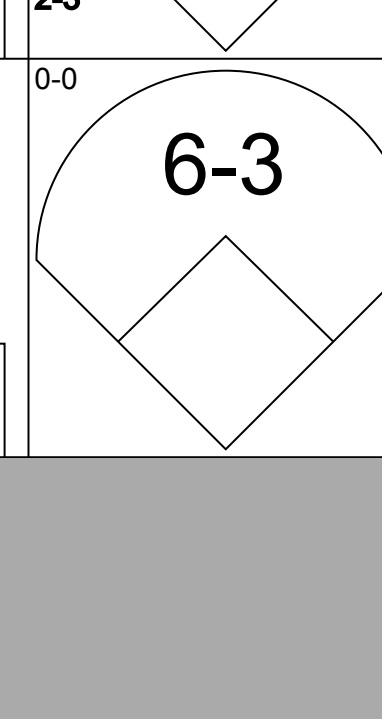
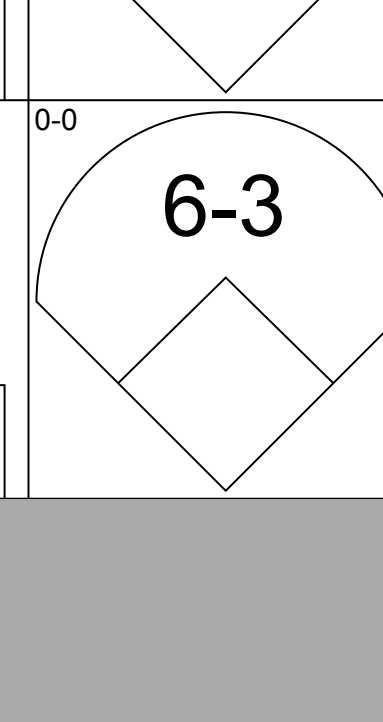
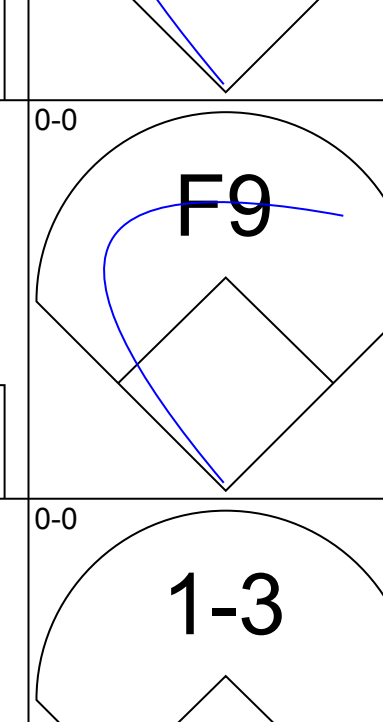
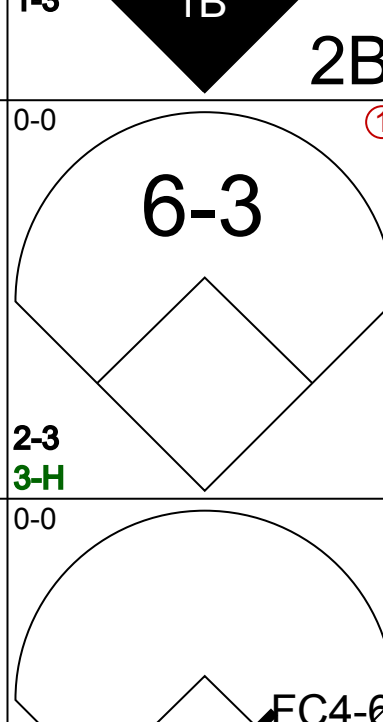
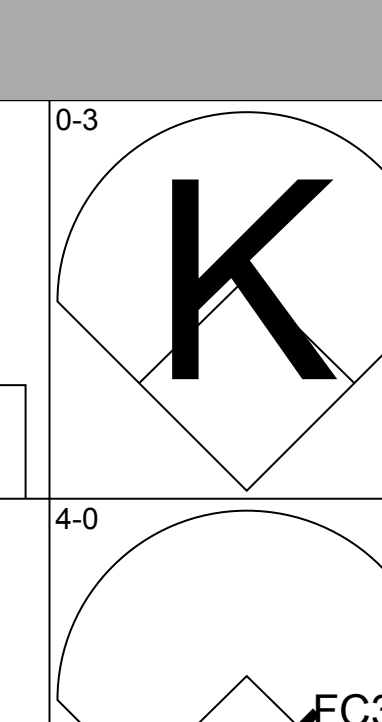
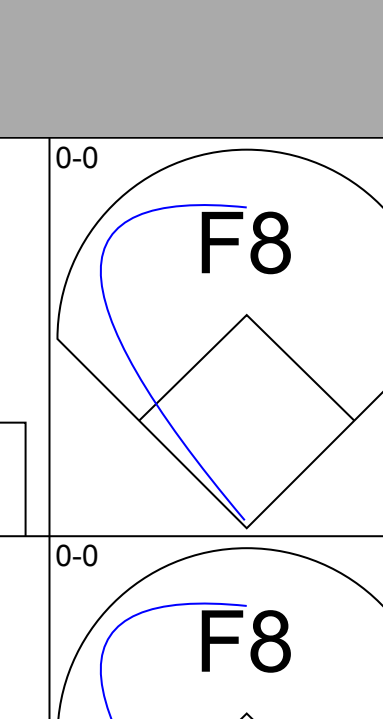
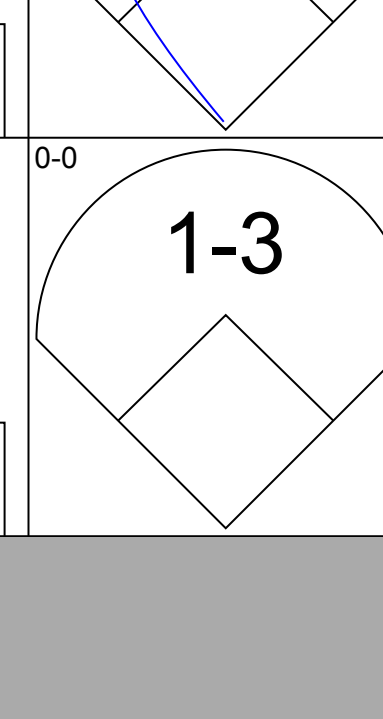
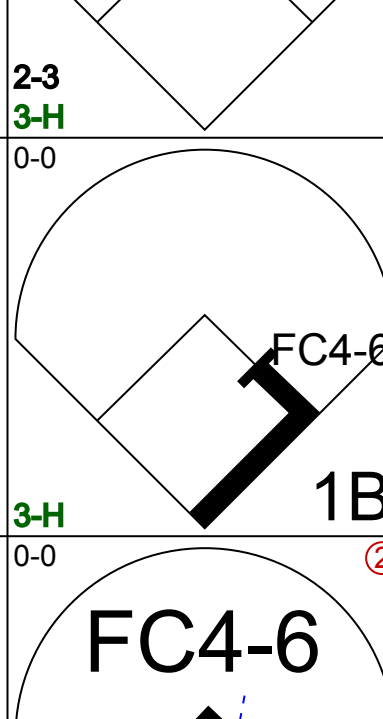
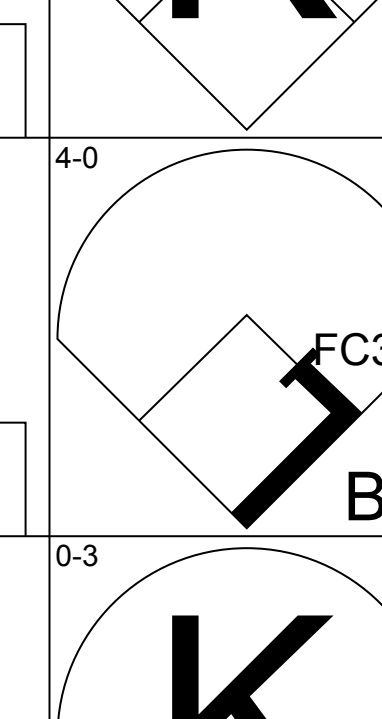
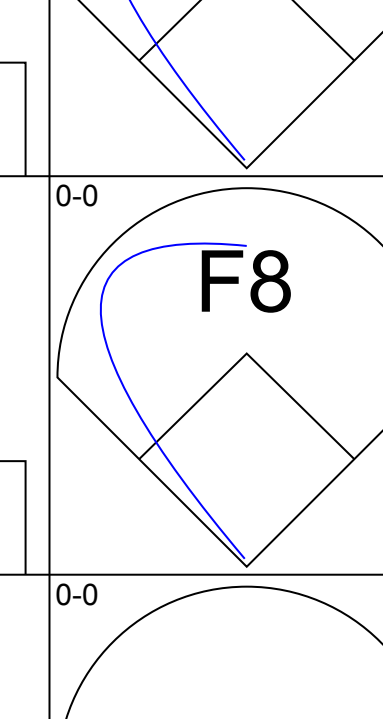
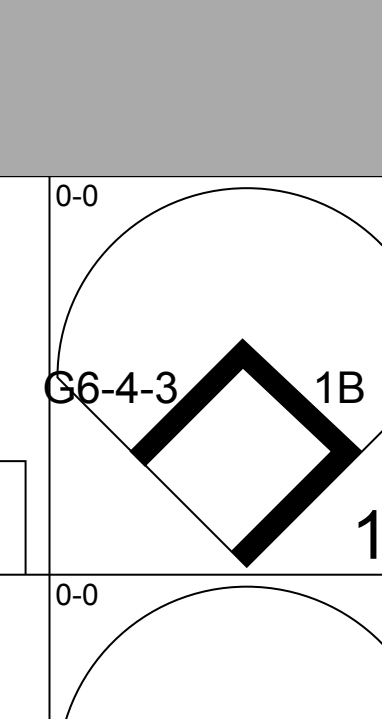
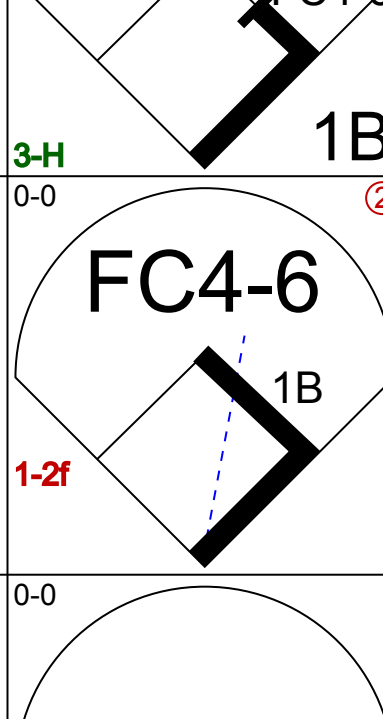
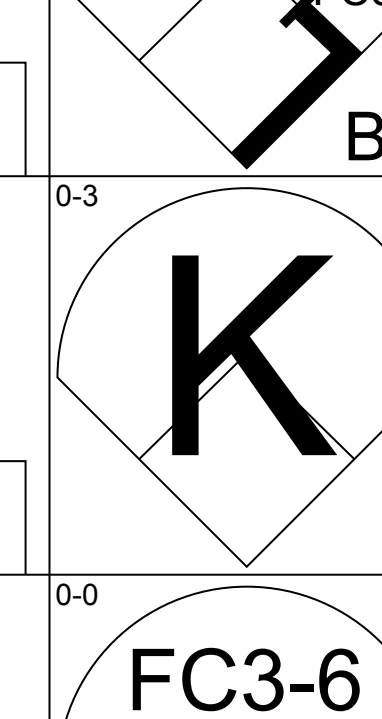
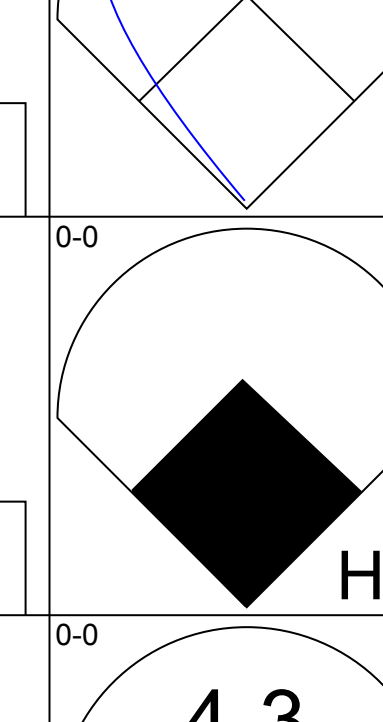
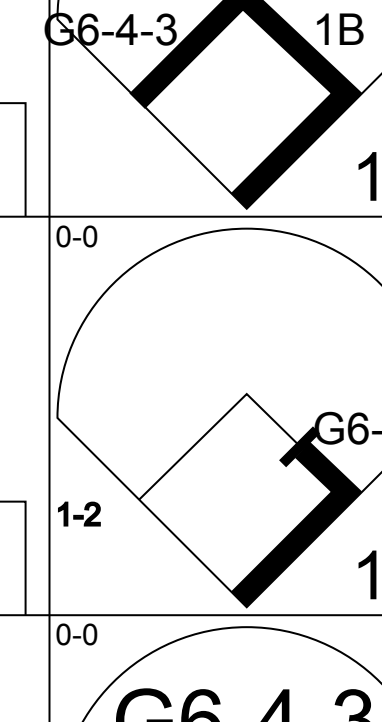
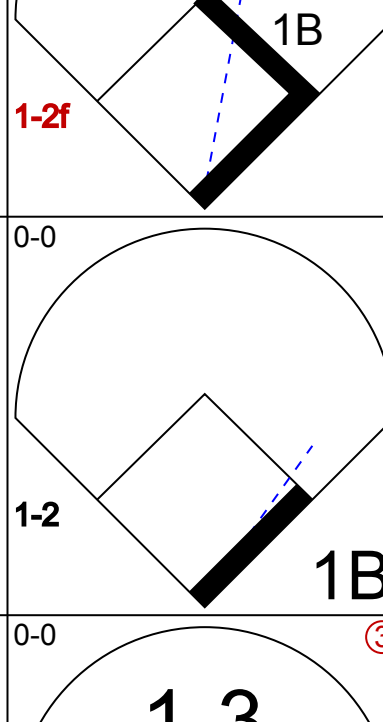

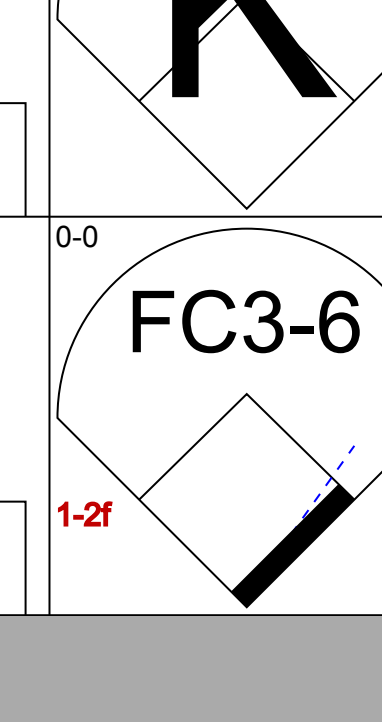
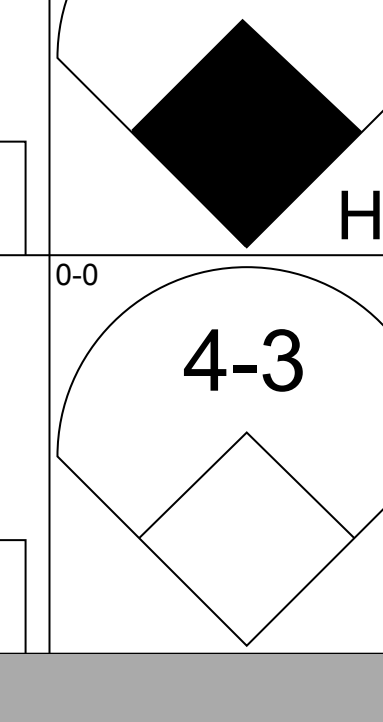
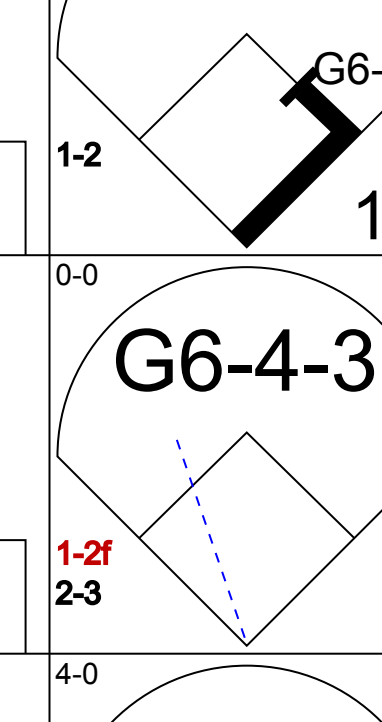
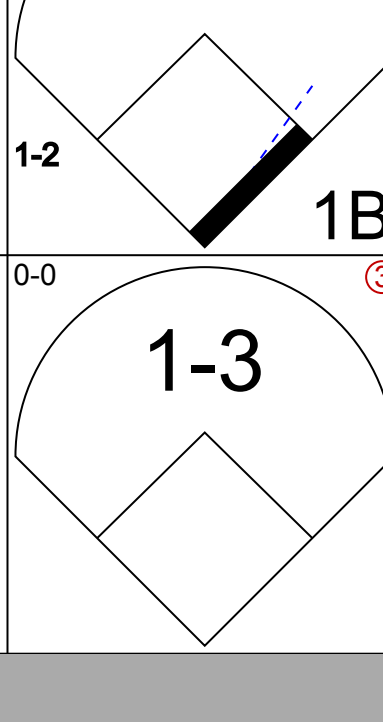
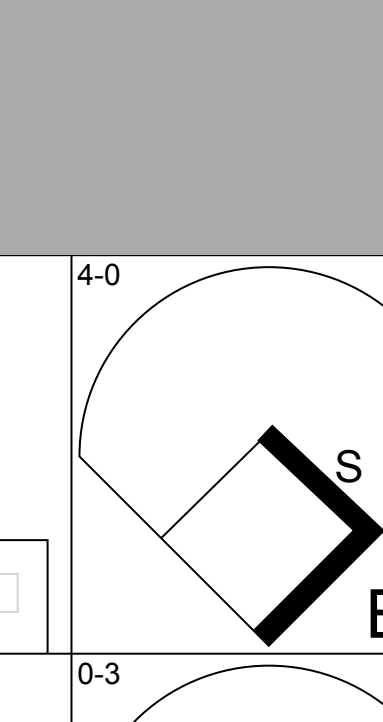

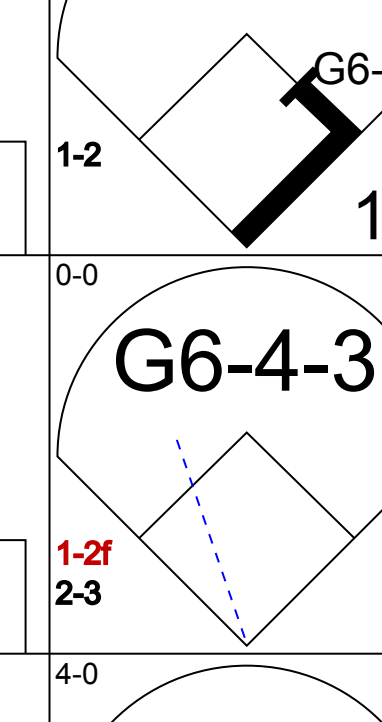

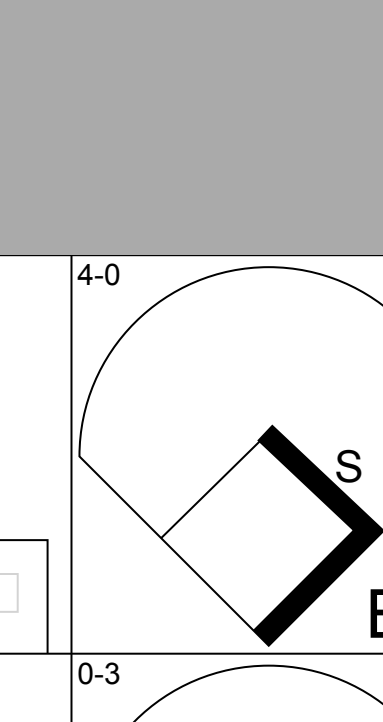

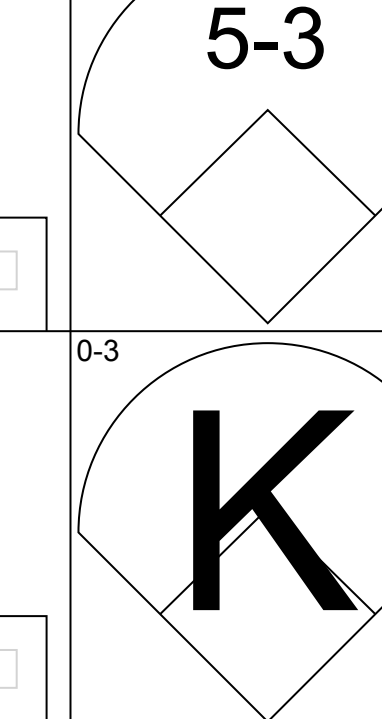
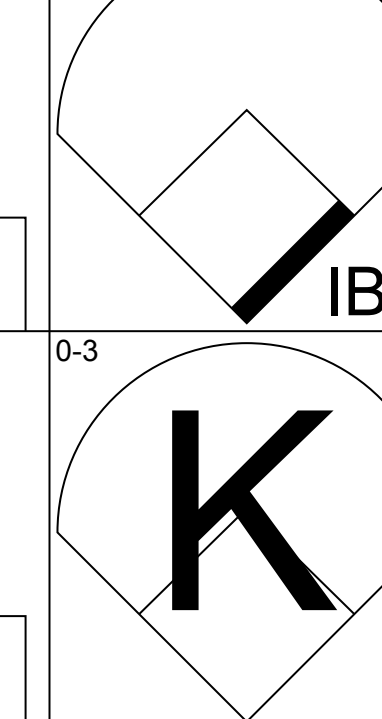
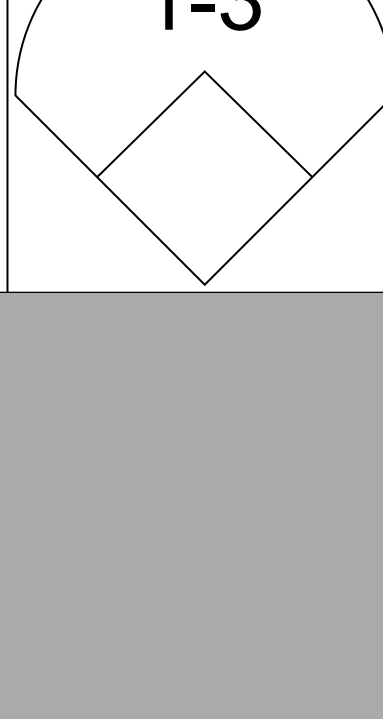
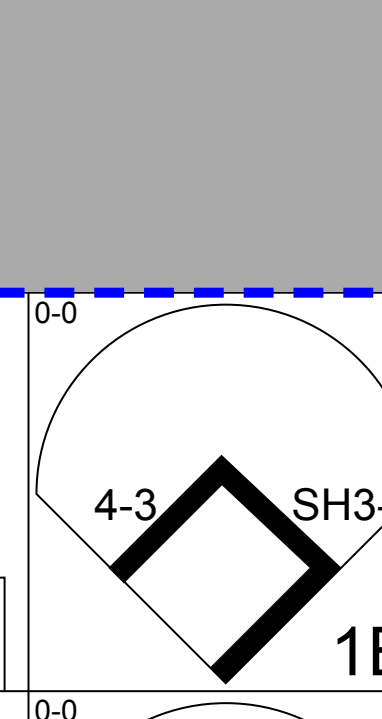
Batter	1	2	3	4	5	6	7	8	9	AB	R	H	RBI	BB	SO	LOB	BOTTOM					
Wayne Causey, L OBP: 0.412, SLG: 0.421	4-0 BB			0-0 2H 2B		0-0 1B		0-0 L3		3	0	2	1	1	0	0	Washington Senators @ Kansas City Athletics Municipal Stadium, Kansas City, MO Sun Jun 21 1964, 4:38 AM EDT Att: 13,995 - Unknown livebaseballscores.com					
Dick Green, R OBP: 0.253, SLG: 0.339	0-0 F7			0-0 6-3		0-3 K		0-3 K		4	0	0	0	0	2	3						
Ed Charles, R OBP: 0.352, SLG: 0.416	0-0 P4			0-0 5-3		0-0 F9		0-0 HR		4	1	1	1	0	0	3						
Rocky Colavito, R OBP: 0.373, SLG: 0.521	0-0 P4			0-0 P6		0-0 L5		0-0 F2		4	0	0	0	0	0	2						
George Alusik, R OBP: 0.373, SLG: 0.359 Billy Bryan, L (9, PH) OBP: 0.373, SLG: 0.700		0-0 F2		0-0 5-3		0-0 5-3		0-0 WP 2B		3	0	0	0	0	0	0						
Doc Edwards, R OBP: 0.237, SLG: 0.252	0-3 K			0-0 F8		0-0 F2		0-0 F7		4	0	0	0	0	1	1						
Rick Joseph, R (1, 3)	0-3 K					0-0 F8		0-0 F3		3	0	0	0	0	1	0						
Nelson Mathews, R OBP: 0.299, SLG: 0.359				0-0 2B 2B		0-0 F7		0-0 5-3		3	1	1	0	0	0	0						
Ted Bowsfield, R John Wyatt, R Manny Jimenez, L (9, PH) Wes Stock, R OBP: 0.200, SLG: 0.200				0-3 K		0-3 K		0-0 F9		1 1 1 0	0 0 0 0	0 0 0 0	0 0 0 0	0 0 0 0	0 0 0 0	0 0 0 0						
Inning Stats	R: 0 E: 0 K: 0 S: 3	H: 0 LOB: 0 BB: 1 P: 7	R: 0 E: 0 K: 2 S: 7	H: 0 LOB: 0 BB: 0 P: 7	R: 1 E: 0 K: 1 S: 7	H: 2 LOB: 1 BB: 0 P: 7	R: 0 E: 0 K: 0 S: 3	H: 0 LOB: 0 BB: 0 P: 3	R: 0 E: 0 K: 1 S: 5	H: 0 LOB: 0 BB: 0 P: 5	R: 0 E: 0 K: 1 S: 6	H: 1 LOB: 1 BB: 0 P: 6	R: 0 E: 0 K: 0 S: 3	H: 0 LOB: 0 BB: 0 P: 3	R: 0 E: 0 K: 0 S: 3	H: 0 LOB: 0 BB: 0 P: 3	R: 1 E: 0 K: 1 S: 7	H: 2 LOB: 1 BB: 0 P: 7	1B: 1 2B: 3 3B: 0 HR: 1	SF: 0 SAC: 0 DP: 0 HBP: 0	WP: 1 PB: 0 SB: 0 CS: 0	PA: 33
PITCHER	IP WLS BF H R ER SO BB IBB HBP BLK WP HR S P ERA WHIP	IP WLS BF H R ER SO BB IBB HBP BLK WP HR S P ERA WHIP																				
Alan Koch, R ERA: 4.2	(1, 1) 8.1 W 30 4 2 2 6	(9, 1) 0.2 S 3 1 0 0 0																				
Ron Kline, R ERA: 1.89	(9, 1) 0.2 S 3 1 0 0 0																					

Batter	1	2	3	4	5	6	7	8	9	AB	R	H	RBI	BB	SO	LOB	TOP										
Jerry Lumpe, L (1,4) OBP: 0.288, SLG: 0.324										4	0	0	0	0	1	3	Detroit Tigers @ Kansas City Athletics Municipal Stadium, Kansas City, MO Tue Jun 23 1964, 8:05 PM EDT Unknown										
Jake Wood, R (1,3) OBP: 0.190, SLG: 0.230 Norm Cash, L (8, PH) OBP: 0.313, SLG: 0.395										3	0	0	0	0	1	2											
Al Kaline, R (1,9) OBP: 0.390, SLG: 0.449										4	0	1	0	0	0	1											
Bill Freehan, R (1,2) OBP: 0.343, SLG: 0.505										4	0	0	0	0	0	2											
Don Demeter, R (1,7) OBP: 0.284, SLG: 0.409										4	0	1	0	0	1	2											
George Thomas, R (1,8) OBP: 0.367, SLG: 0.510										4	1	2	0	0	1	1											
Dick McAuliffe, L (1,6) OBP: 0.344, SLG: 0.467										4	0	1	0	0	1	3											
Bubba Phillips, R (1,5) OBP: 0.359, SLG: 0.432 Don Wert, R (5,5) OBP: 0.312, SLG: 0.337										2	0	1	0	0	0	2											
Joe Sparna, R (1,1) Mike Roarke, R (7, PH) OBP: 0.245, SLG: 0.213 Phil Regan, R (7, PR) OBP: 0.520, SLG: 0.476 Fred Gladding, L (7,1)										2	0	0	0	0	0	2											
Inning Stats	R: 0 H: 0 E: 0 K: 2 S: 7	H: 0 LOB: 0 BB: 0 P: 7	R: 0 H: 2 E: 1 K: 1 S: 7	LOB: 2 BB: 0 P: 7	R: 0 H: 0 E: 0 K: 0 S: 3	H: 0 LOB: 0 BB: 0 P: 3	R: 0 H: 1 E: 0 K: 0 S: 4	LOB: 1 BB: 0 P: 4	R: 0 H: 2 E: 0 K: 0 S: 5	H: 2 LOB: 2 BB: 0 P: 5	R: 0 H: 0 E: 0 K: 0 S: 3	H: 0 LOB: 0 BB: 0 P: 3	R: 1 H: 2 E: 0 K: 1 S: 7	H: 2 LOB: 2 BB: 0 P: 7	R: 0 H: 0 E: 0 K: 1 S: 5	H: 0 LOB: 1 BB: 0 P: 9		R: 0 H: 0 E: 0 K: 1 S: 5	H: 0 LOB: 0 BB: 0 P: 5	1B: 7 2B: 0 3B: 0 HR: 0	SF: 0 SAC: 0 DP: 0 HBP: 0	WP: 0 PB: 1 SB: 0 CS: 0	PA: 35				
PITCHER	IP	WLS	BF	H	R	ER	SO	BB	IBB	HBP	BLK	WP	HR	S	P	ERA	WHIP										
John O'Donoghue, L (1,1) ERA: 4.89	6.2	W	27	7	1	1	4	0	0	0	0	0	0	35	35	1.35	1.050										
Wes Stock, R (7,1) ERA: 3.39	1.1		5	0	0	0	1	1	0	0	0	0	0	6	10	0.00	0.750										
John Wyatt, R (9,1) ERA: 2.25	1.0	S	3	0	0	0	1	0	0	0	0	0	0	5	5	0.00	0.000										

Batter	1	2	3	4	5	6	7	8	9	AB	R	H	RBI	BB	SO	LOB	BOTTOM										
Wayne Causey, L (1,6) OBP: 0.417, SLG: 0.421										2	1	1	0	2	1	0	Detroit Tigers @ Kansas City Athletics Municipal Stadium, Kansas City, MO Tue Jun 23 1964, 8:05 PM EDT Unknown										
Dick Green, R (1,4) OBP: 0.258, SLG: 0.338										1	1	0	0	2	0	1											
Ed Charles, R (1,5) OBP: 0.347, SLG: 0.409										4	0	0	0	0	1	6											
Rocky Colavito, R (1,9) OBP: 0.379, SLG: 0.521										2	0	1	2	2	1	1											
Manny Jimenez, L (1,7) OBP: 0.277, SLG: 0.467 Jose Tartabull, L (8, PR) OBP: 0.158, SLG: 0.211										4	0	1	0	0	2	5											
Billy Bryan, L (1,2) OBP: 0.357, SLG: 0.667										3	0	0	0	0	0	1											
Rick Joseph, R (1,3)										4	0	0	0	0	0	3											
Nelson Mathews, R (1,8) OBP: 0.305, SLG: 0.363										3	0	2	0	1	0	0											
John O'Donoghue, R (1,1) OBP: 0.250, SLG: 0.375 Wes Stock, R (7,1) OBP: 0.200, SLG: 0.200 George Atusik, R (8, PH) OBP: 0.371, SLG: 0.356 John Wyatt, R (9,1)										2	0	0	0	0	1	1											
Inning Stats	R: 0 H: 0 E: 0 K: 0 S: 3	H: 0 LOB: 2 BB: 2 P: 11	R: 0 H: 0 E: 0 K: 0 S: 3	H: 0 LOB: 0 BB: 0 P: 3	R: 0 H: 0 E: 0 K: 3 S: 9	H: 0 LOB: 1 BB: 1 P: 13	R: 0 H: 0 E: 0 K: 1 S: 5	H: 0 LOB: 1 BB: 1 P: 9	R: 2 H: 2 E: 0 K: 1 S: 7	H: 2 LOB: 2 BB: 2 P: 15	R: 0 H: 1 E: 0 K: 0 S: 4	H: 1 LOB: 1 BB: 0 P: 4	R: 0 H: 1 E: 0 K: 1 S: 6	H: 1 LOB: 1 BB: 0 P: 6	R: 0 H: 1 E: 0 K: 0 S: 4	H: 1 LOB: 2 BB: 1 P: 8		1B: 5 2B: 0 3B: 0 HR: 0	SF: 0 SAC: 3 DP: 0 HBP: 0	WP: 0 PB: 0 SB: 0 CS: 0	PA: 36						
PITCHER	IP	WLS	BF	H	R	ER	SO	BB	IBB	HBP	BLK	WP	HR	S	P	ERA	WHIP										
Joe Sparna, R (1,1) ERA: 1.69	6.0	L	27	3	2	2	5	6	0	0	0	0	0	31	55	3.00	1.500										
Fred Gladding, R (7,1) ERA: 5.4	2.0		9	2	0	0	1	0	1	0	0	0	0	10	14	0.00	1.000										

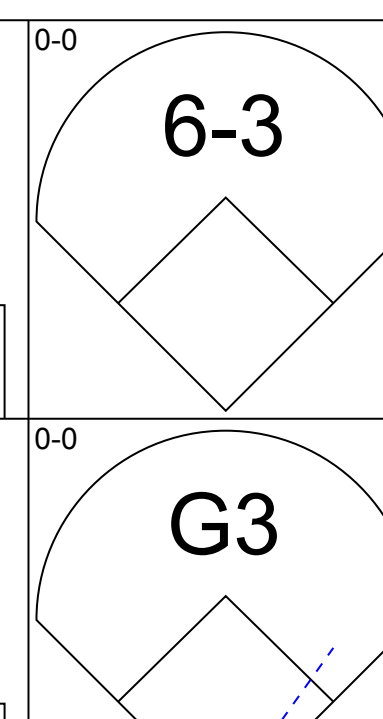
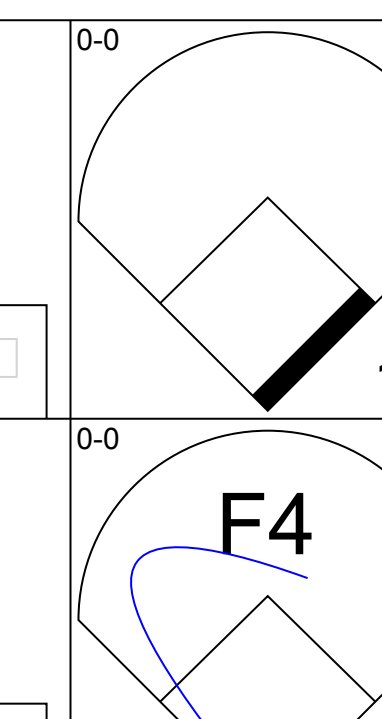
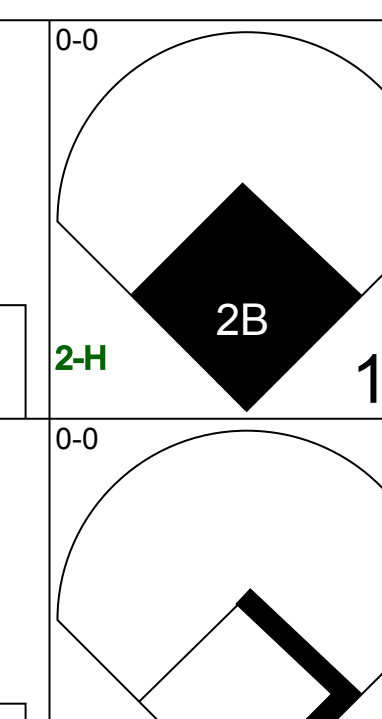
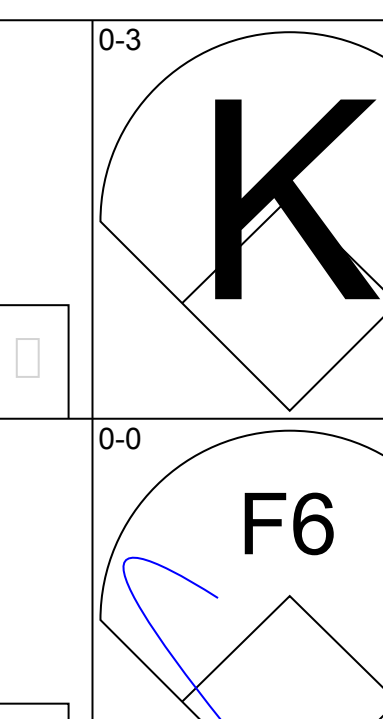
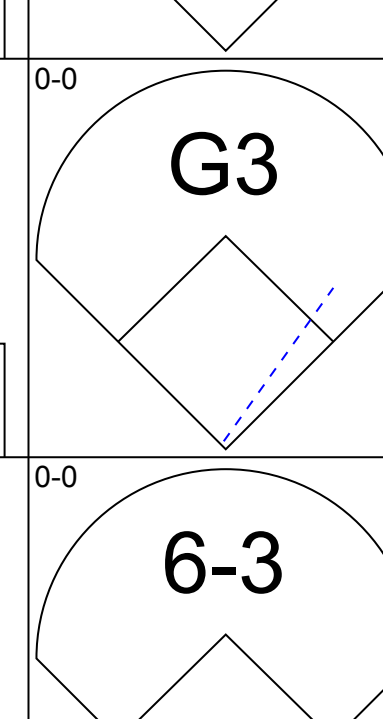
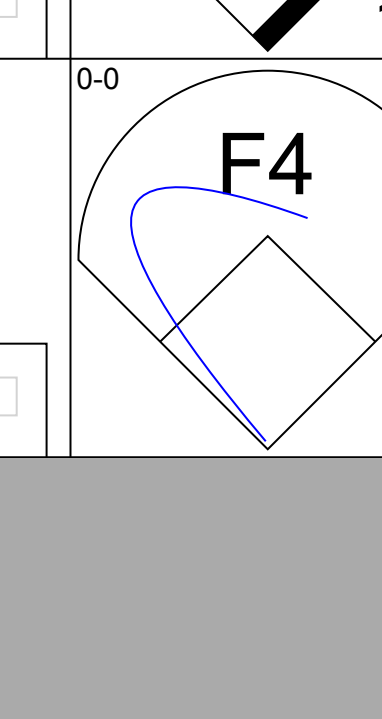
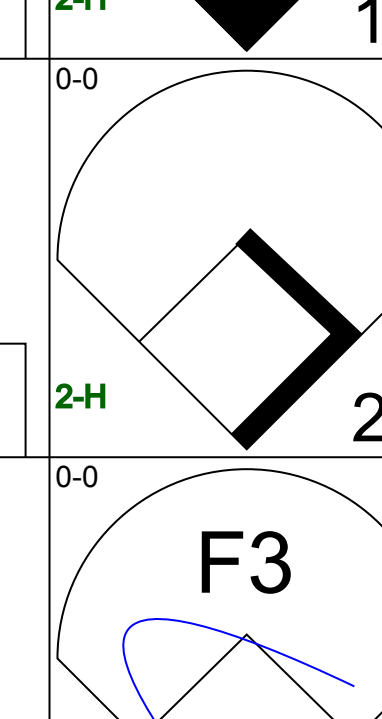
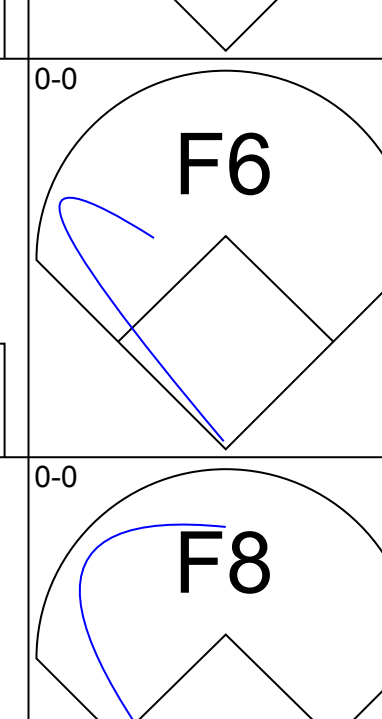
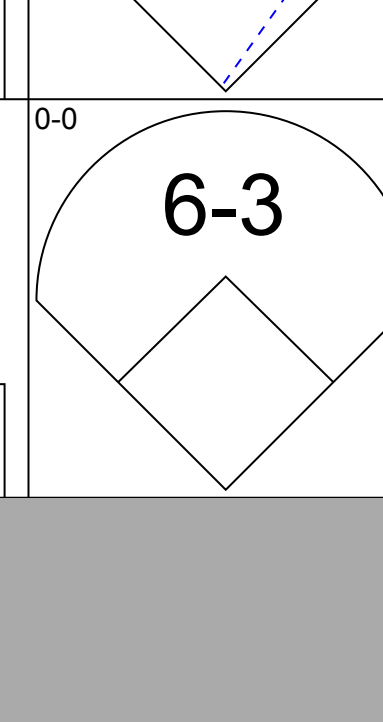
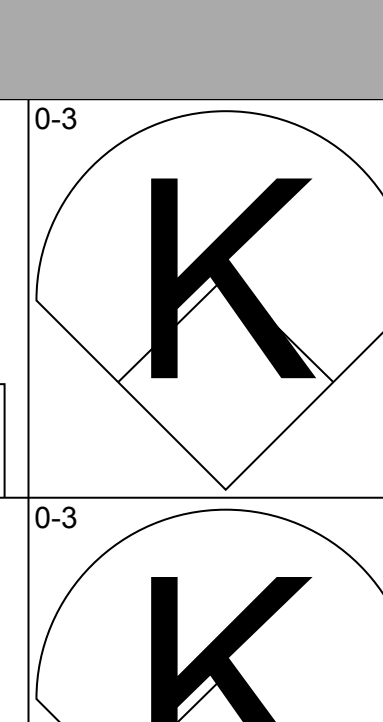
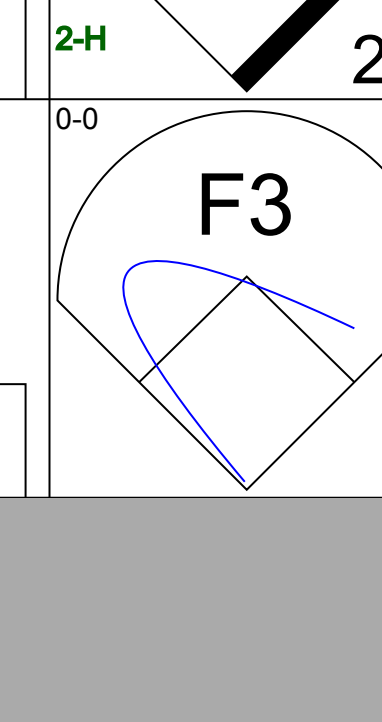
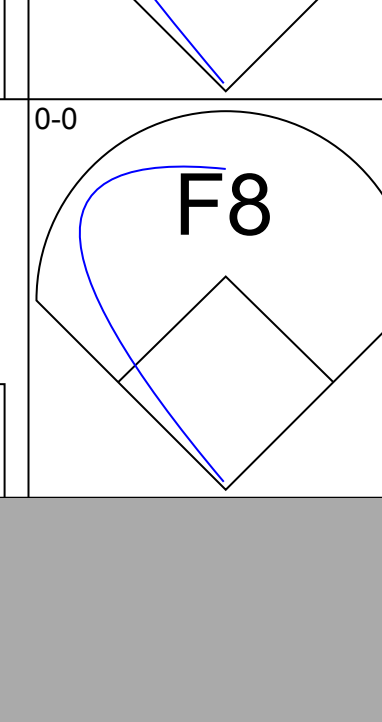
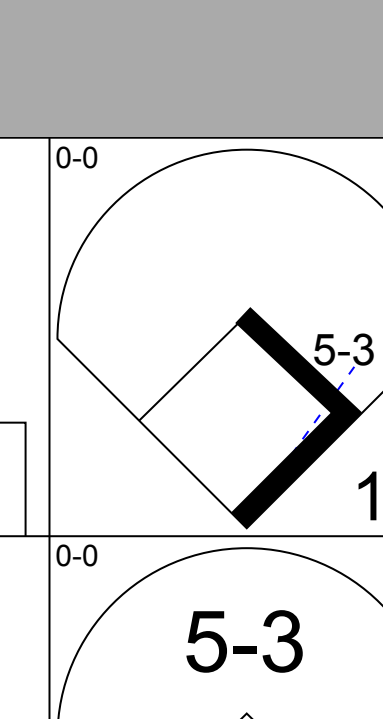
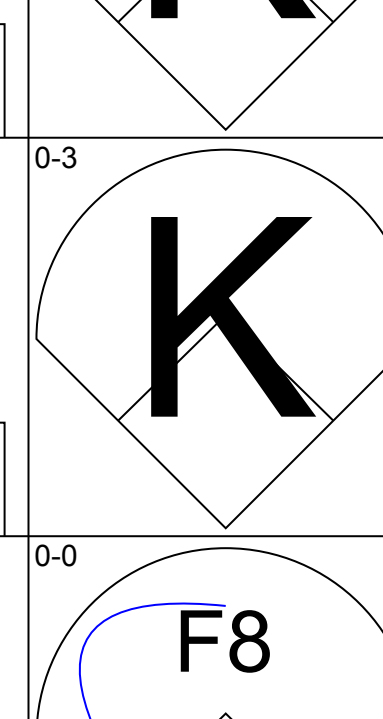
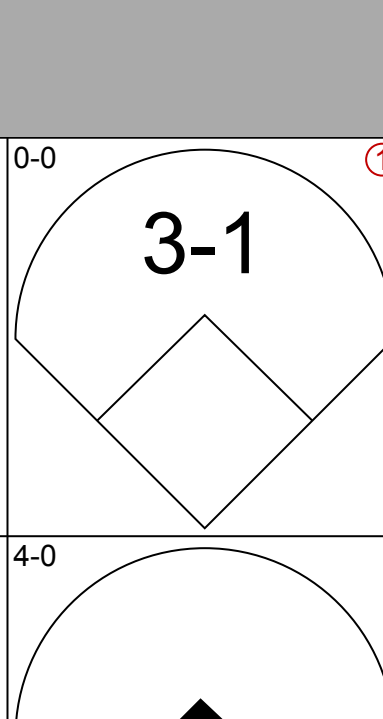
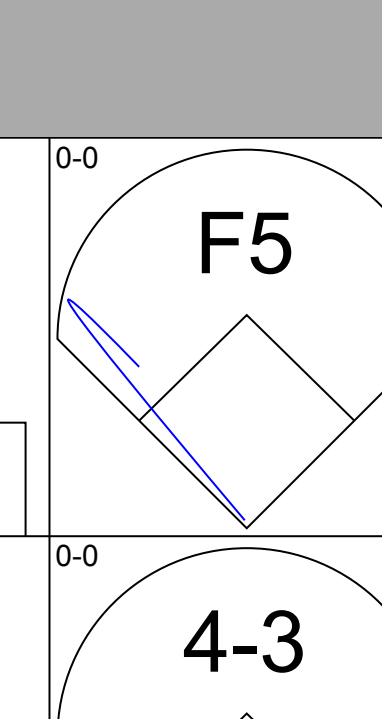
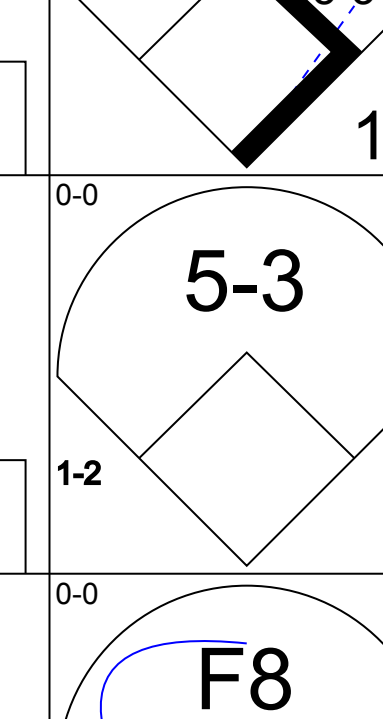
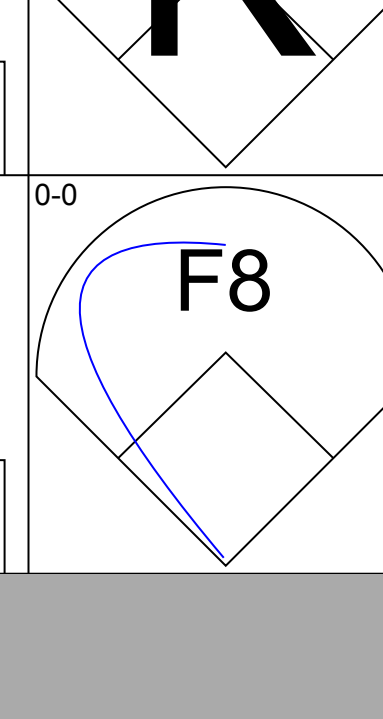
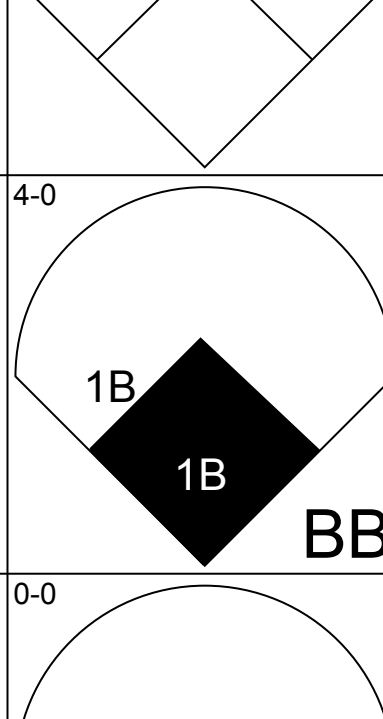
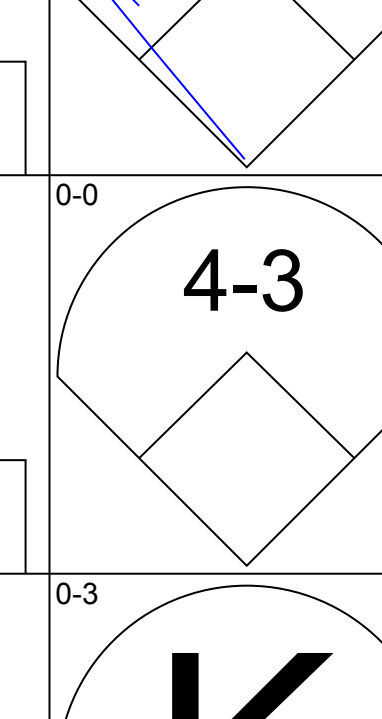
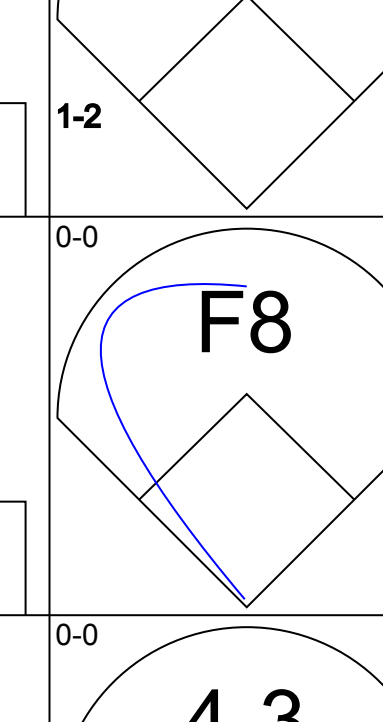
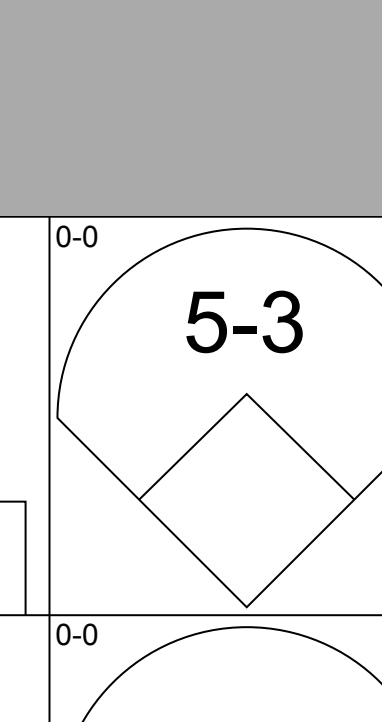
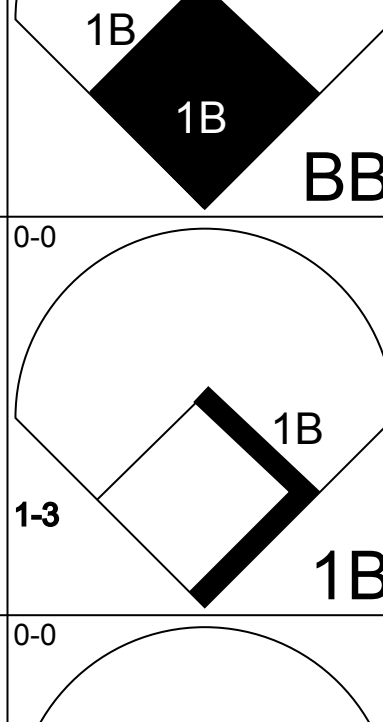
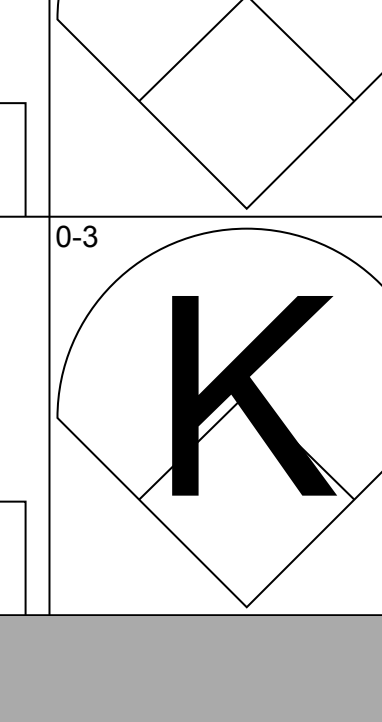
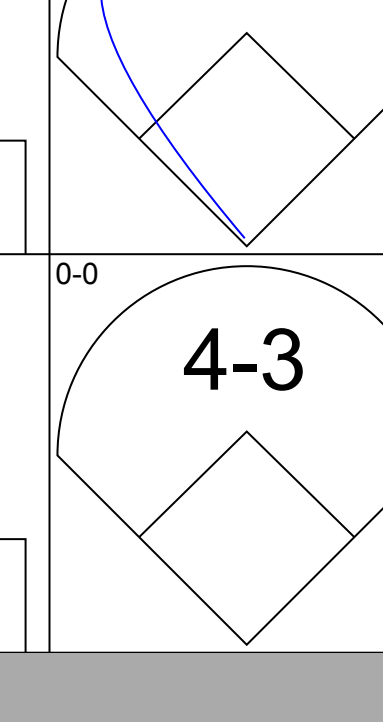
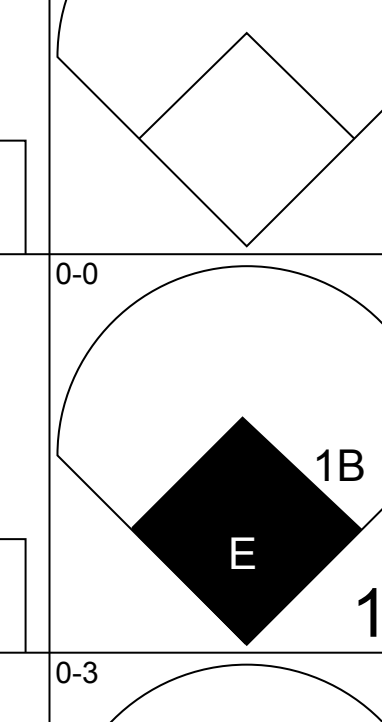
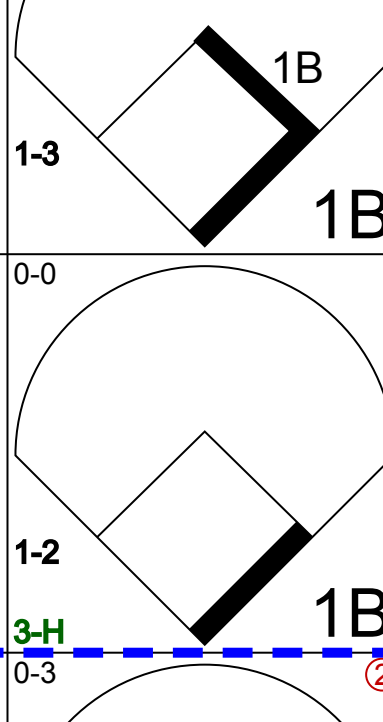

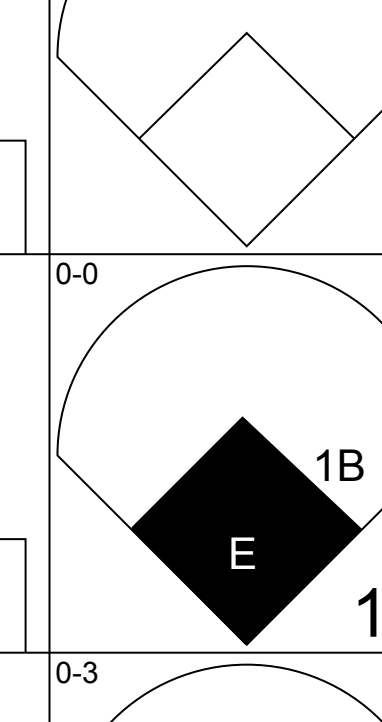
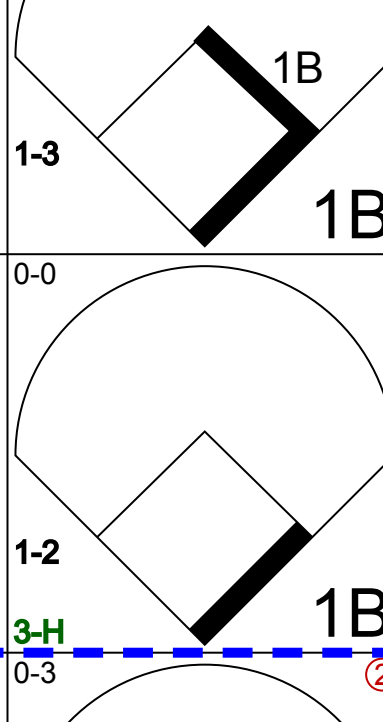
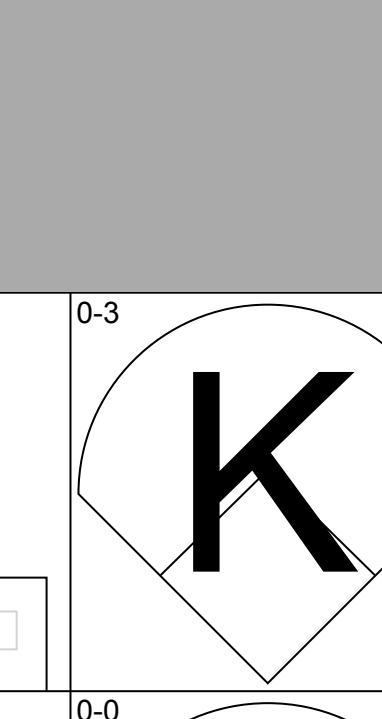
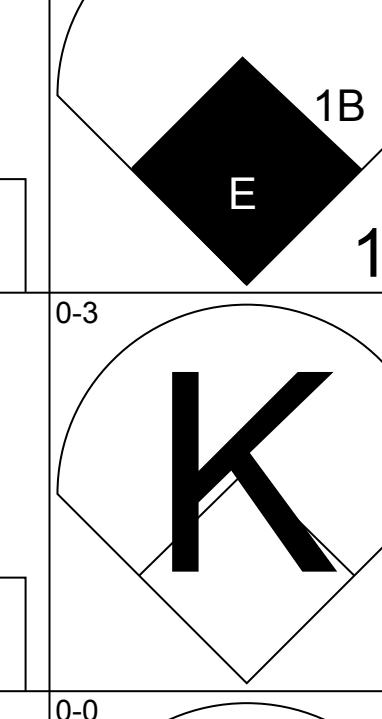
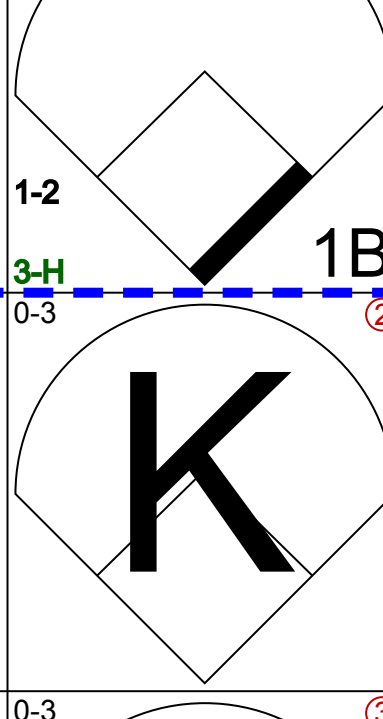
AB	34
R	1
H	7
RBI	1
BB	1
SO	6
LOB	19



Batter	1	2	3	4	5	6	7	8	9	AB	R	H	RBI	BB	SO	LOB	TOP					
Wayne Causey, L OBP: 0.419, SLG: 0.420										5	1	1	0	0	1	3	Kansas City Athletics @ Los Angeles Angels Dodger Stadium, Los Angeles, CA Thu Jun 25 1964, 7:05 PM PDT Att: 4,610 - Unknown					
George Williams, R OBP: 0.167, SLG: 0.133										4	1	1	0	0	0	1						
Ed Charles, R OBP: 0.339, SLG: 0.402										4	0	0	1	0	1	1						
Rocky Colavito, R OBP: 0.377, SLG: 0.526										3	0	1	1	1	0	0						
Jim Gentile, L OBP: 0.416, SLG: 0.534										4	0	1	0	0	1	2						
Billy Bryan, L OBP: 0.372, SLG: 0.690										4	1	3	1	0	0	1						
Manny Jimenez, L OBP: 0.167, SLG: 0.446 Jose Tartabull, L OBP: 0.150, SLG: 0.200										3	0	0	0	1	0	4						
Nelson Mathews, R OBP: 0.303, SLG: 0.359										3	0	1	0	1	1	1						
Ted Bowsfield, R Wes Stock, R George Alusik, R										2	0	0	0	0	2	2						
Inning Stats	R: 0 E: 0 K: 1 S: 5	H: 0 LOB: 0 BB: 0 P: 5	R: 1 E: 0 K: 0 S: 4	H: 1 LOB: 0 BB: 0 P: 4	R: 0 E: 0 K: 1 S: 5	H: 0 LOB: 0 BB: 0 P: 5	R: 0 E: 0 K: 0 S: 3	H: 0 LOB: 0 BB: 0 P: 3	R: 0 E: 0 K: 1 S: 6	H: 2 LOB: 2 BB: 1 P: 10	R: 2 E: 0 K: 0 S: 7	H: 4 LOB: 2 BB: 0 P: 7	R: 0 E: 0 K: 2 S: 4	H: 1 LOB: 1 BB: 0 P: 4	R: 0 E: 0 K: 1 S: 7	H: 0 LOB: 1 BB: 1 P: 11		R: 0 E: 0 K: 1 S: 5	H: 0 LOB: 2 BB: 1 P: 9	1B: 6 2B: 1 3B: 0 HR: 1	SF: 0 SAC: 1 DP: 1 HBP: 0	WP: 0 PB: 0 SB: 1 CS: 0
PITCHER	IP WLS BF H R ER SO BB IBB HBP BLK WP HR S P ERA WHIP																					
Fred Newman, R ERA: 2.82	(1, 1) 6.0 W 25 7 3 3 3 0 1 0 0 0 0 1 30 34 4.50 1.167																					
Dan Osinski, R ERA: 4.27	(7, 1) 3.0 S 12 1 0 0 3 2 0 0 0 0 0 0 16 24 0.00 1.000																					

AB	33
R	3
H	8
RBI	3
BB	3
SO	6
LOB	17

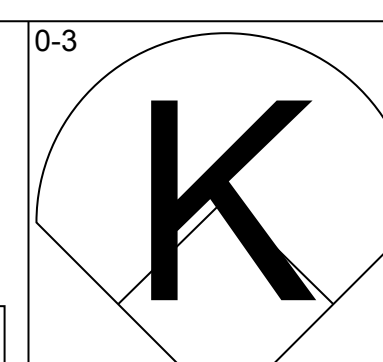
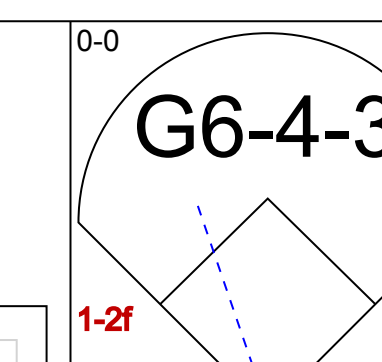
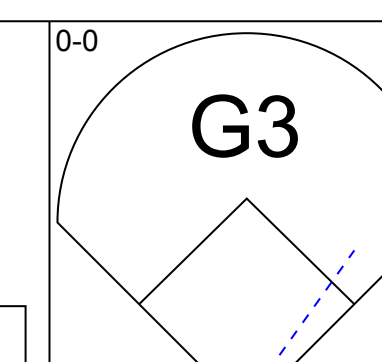
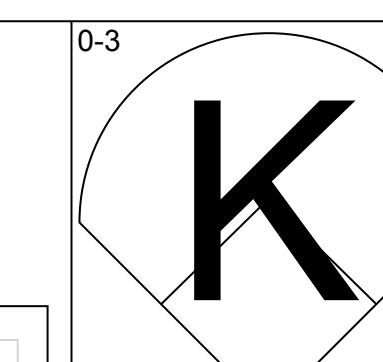
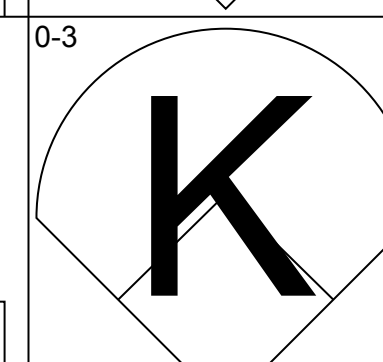
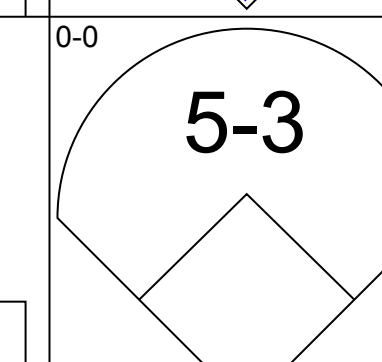
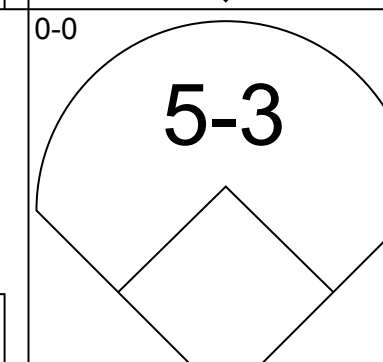
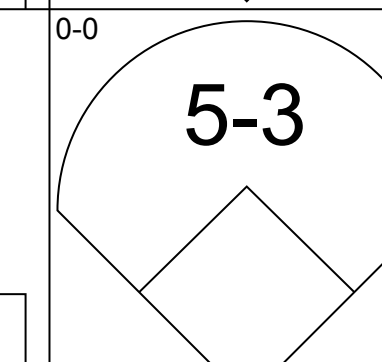
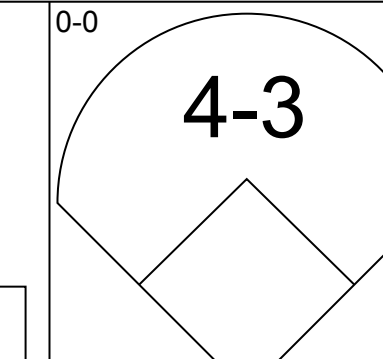
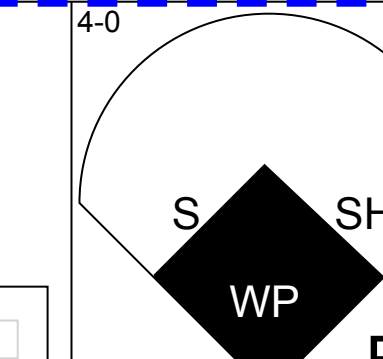
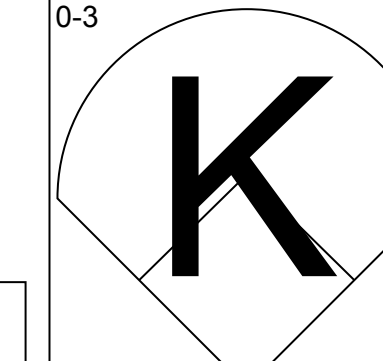
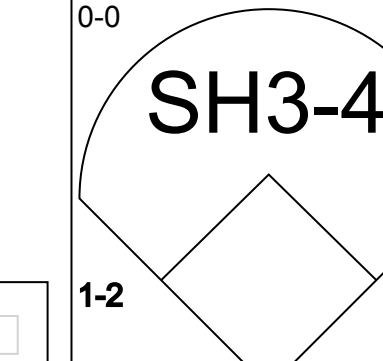
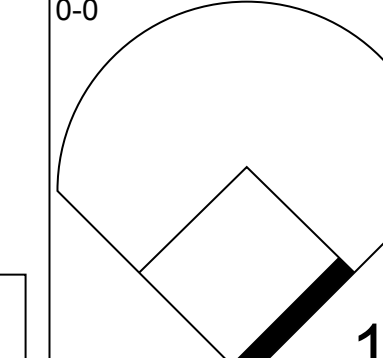
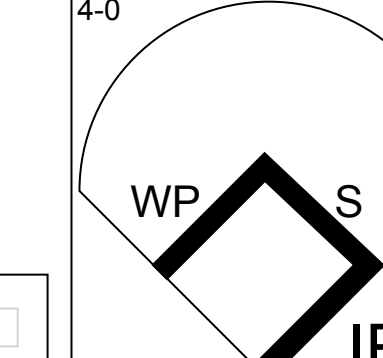
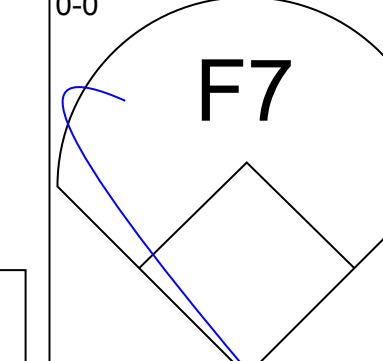
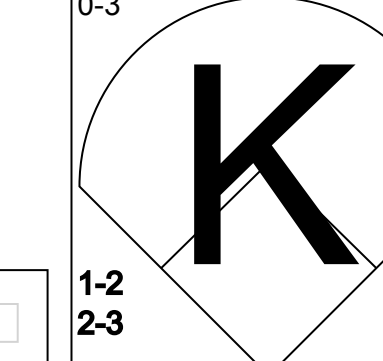
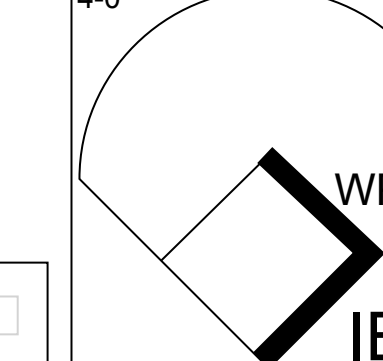
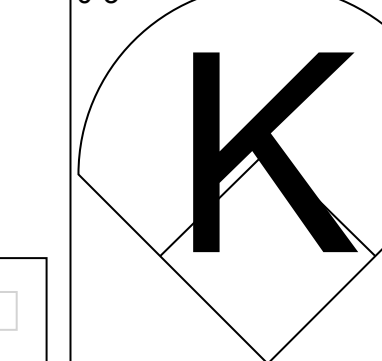
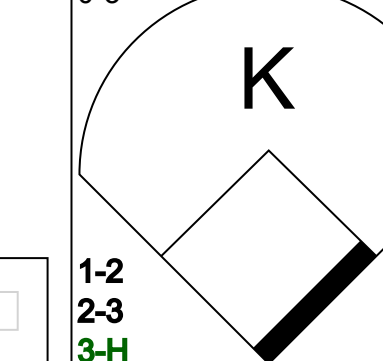


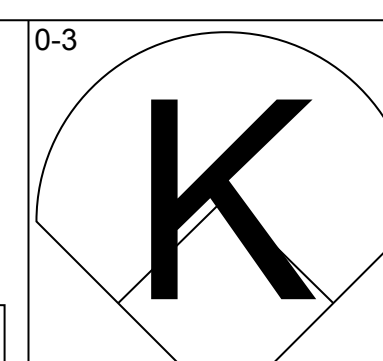
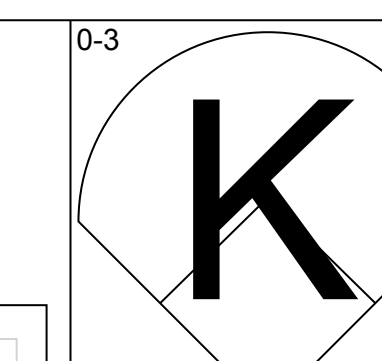
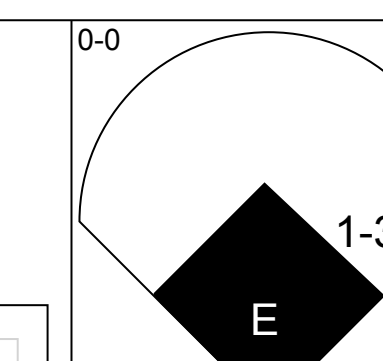
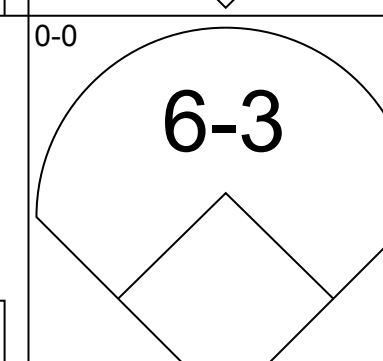
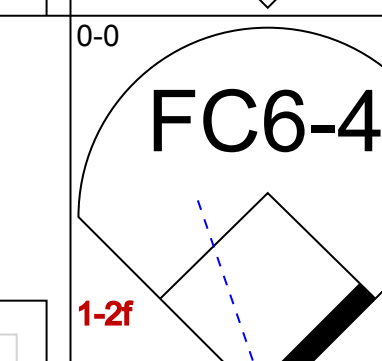
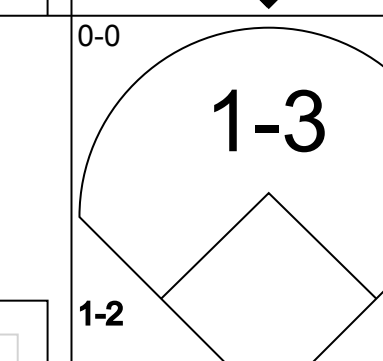
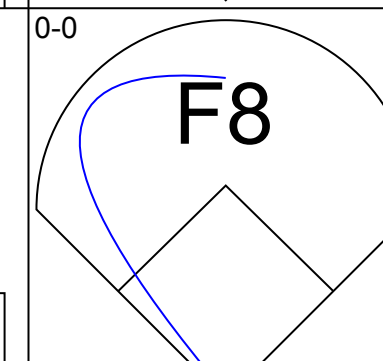
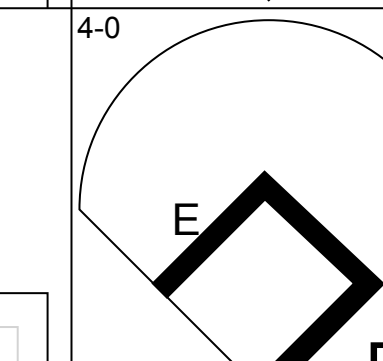
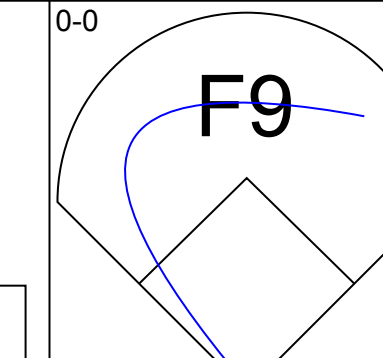
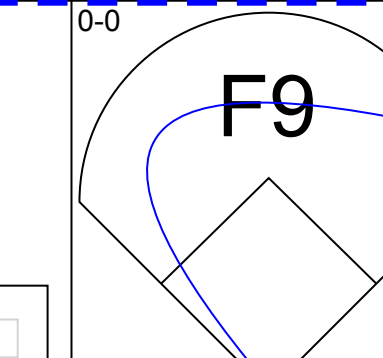
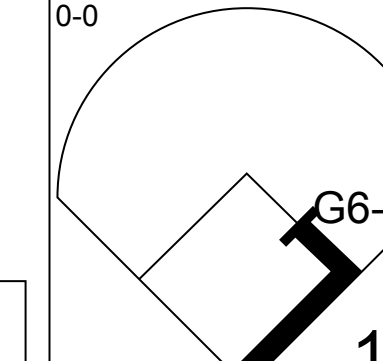
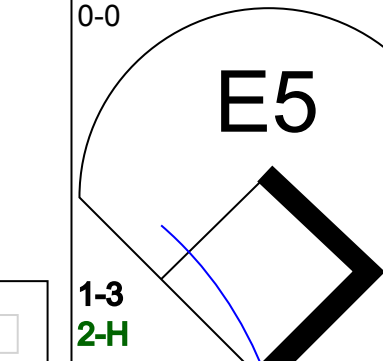
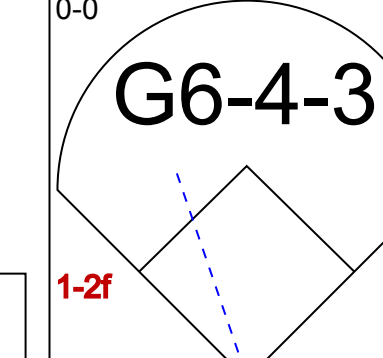
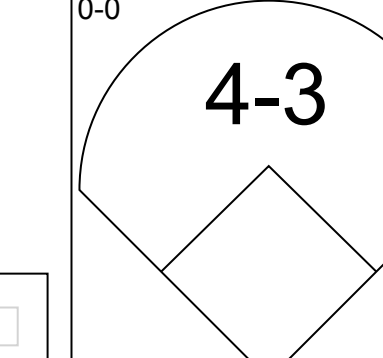
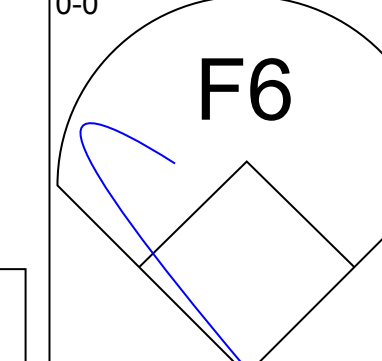
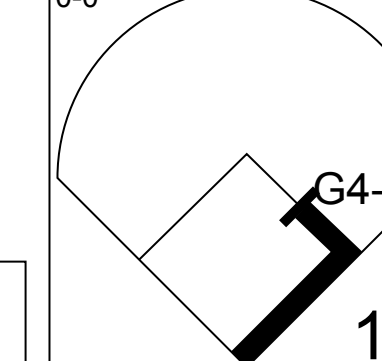
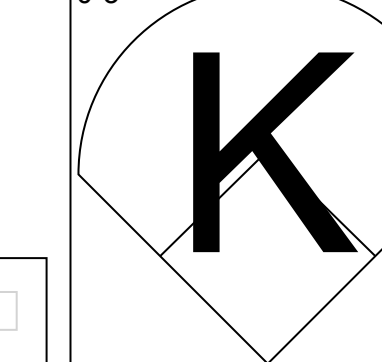
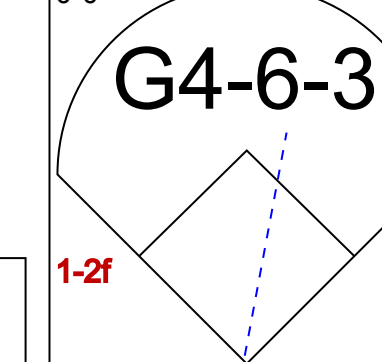
Batter	1	2	3	4	5	6	7	8	9	AB	R	H	RBI	BB	SO	LOB	BOTTOM			
Jim Piersall, R OBP: 0.436, SLG: 0.479										4	1	2	1	0	1	0	Kansas City Athletics @ Los Angeles Angels Dodger Stadium, Los Angeles, CA Thu Jun 25 1964, 7:05 PM PDT Att: 4,610 - Unknown			
Vic Power, R OBP: 0.275, SLG: 0.326										4	0	1	1	0	0	1				
Jim Fregosi, R OBP: 0.396, SLG: 0.552										4	0	0	0	0	1	1				
Willie Smith, L OBP: 0.339, SLG: 0.593										4	0	1	0	0	1	0				
Bob Perry, R OBP: 0.391, SLG: 0.450										3	1	0	0	1	0	1				
Joe Adcock, R OBP: 0.337, SLG: 0.479 Albie Pearson, L OBP: 0.303, SLG: 0.267 Dan Osinski, R OBP: 0.125, SLG: 0.125										3	0	1	0	0	0	1				
Buck Rodgers, S OBP: 0.303, SLG: 0.289										3	1	2	1	0	0	1				
Bobby Knoop, R OBP: 0.297, SLG: 0.306										3	0	0	0	0	3	3				
Fred Newman, R OBP: 0.308, SLG: 0.217 Tom Satriono, L OBP: 0.327, SLG: 0.256										2	1	1	0	0	0	0				
Inning Stats	R: 0 E: 0 K: 0 S: 3	H: 0 LOB: 0 BB: 0 P: 3	R: 0 E: 0 K: 0 S: 4	H: 1 LOB: 1 BB: 0 P: 4	R: 0 E: 0 K: 1 S: 6	H: 1 LOB: 1 BB: 0 P: 6	R: 0 E: 0 K: 2 S: 7	H: 0 LOB: 0 BB: 0 P: 7	R: 3 E: 1 K: 1 S: 9	H: 4 LOB: 1 BB: 0 P: 9	R: 1 E: 0 K: 2 S: 9	H: 2 LOB: 2 BB: 1 P: 13	R: 0 E: 0 K: 1 S: 5	H: 0 LOB: 0 BB: 0 P: 5	R: 0 E: 0 K: 1 S: 5	H: 0 LOB: 0 BB: 0 P: 5		1B: 7 2B: 1 3B: 0 HR: 0	SF: 0 SAC: 0 DP: 0 HBP: 0	WP: 0 PB: 0 SB: 0 CS: 0
PITCHER	IP WLS BF H R ER SO BB IBB HBP BLK WP HR S P ERA WHIP																			
Ted Bowsfield, L ERA: 4.57	(1, 1) 5.1 L 25 8 4 4 4 0 0 0 0 0 0 0 16 16 6.75 1.688																			
Wes Stock, R ERA: 3.59	(6, 1) 2.2 8 0 0 0 4 0 0 0 0 0 0 0 16 16 0.00 0.000																			





Batter	1	2	3	4	5	6	7	8	9	AB	R	H	RBI	BB	SO	LOB	TOP										
Wayne Causey, L (1, 6) OBP: 0.417, SLG: 0.417										4	0	1	0	0	0	1	Kansas City Athletics @ Los Angeles Angels Dodger Stadium, Los Angeles, CA Fri Jun 26 1964, 7:05 PM PDT Unknown livebaseballscorecards.com										
George Williams, R (1, 4) OBP: 0.154, SLG: 0.122										4	0	0	0	0	1												
Ed Charles, R (1, 5) OBP: 0.338, SLG: 0.399										4	0	1	0	0	1												
Rocky Colavito, R (1, 9) OBP: 0.379, SLG: 0.524										3	0	1	0	1	0												
George Alusik, R (1, 7) OBP: 0.346, SLG: 0.328										4	0	0	0	0	1	3											
Billy Bryan, L (1, 2) OBP: 0.354, SLG: 0.653										4	0	0	0	0	2	3											
Rick Joseph, R (1, 3) OBP: 0.235, SLG: 0.250 Manny Jimenez, L (9, PH) OBP: 0.280, SLG: 0.440										3	0	2	0	0	0	0		AB 33 R 0 H 6 RBI 0 BB 1 SO 6 LOB 16									
Nelson Mathews, R (1, 8) OBP: 0.303, SLG: 0.359										3	0	1	0	0	0	3											
Moe Drabowsky, R (1, 1) OBP: 0.038, SLG: 0.038 Doc Edwards, R (8, PH) OBP: 0.235, SLG: 0.250 John Wyatt, R (8, 1)										2	0	0	0	0	1	2											
Inning Stats	R: 0 E: 0 K: 1 S: 5	H: 1 LOB: 0 BB: 0 P: 5	R: 0 E: 0 K: 1 S: 5	H: 0 LOB: 0 BB: 0 P: 5	R: 0 E: 0 K: 1 S: 6	H: 1 LOB: 1 BB: 0 P: 6	R: 0 E: 0 K: 0 S: 4	H: 1 LOB: 1 BB: 0 P: 4	R: 0 E: 1 K: 1 S: 7	H: 1 LOB: 2 BB: 0 P: 7	R: 0 E: 0 K: 0 S: 3	H: 0 LOB: 0 BB: 0 P: 3	R: 0 E: 0 K: 1 S: 6	H: 1 LOB: 2 BB: 1 P: 10	1B: 6 2B: 0 3B: 0 HR: 0	SF: 0 SAC: 0 DP: 1 HBP: 0			WP: 0 PB: 0 CS: 0	PA: 34							
PITCHER	IP	WLS	BF	H	R	ER	SO	BB	IBB	HBP	BLK	WP	HR	S	P	ERA	WHIP										
Bo Belinsky, L (1, 1) ERA: 2.81	8.0	W	31	6	0	0	5	1	0	0	0	0	0	40	44	0.00	0.875										
Bob Duliba, R (9, 1) ERA: 1.95	1.0	S	3	0	0	0	1	0	0	0	0	0	0	5	5	0.00	0.000										

Batter	1	2	3	4	5	6	7	8	9	AB	R	H	RBI	BB	SO	LOB	BOTTOM										
Lenny Green, L (1, 8) OBP: 0.256, SLG: 0.135										4	0	1	0	0	0	1	Kansas City Athletics @ Los Angeles Angels Dodger Stadium, Los Angeles, CA Fri Jun 26 1964, 7:05 PM PDT Unknown livebaseballscorecards.com										
Vic Power, R (1, 3) OBP: 0.284, SLG: 0.333										4	0	2	0	0	1	1											
Jim Fregosi, R (1, 6) OBP: 0.393, SLG: 0.543										3	0	0	0	1	0	3											
Willie Smith, L (1, 9) OBP: 0.339, SLG: 0.579										3	0	1	0	0	0	0											
Buck Rodgers, S (1, 2) OBP: 0.304, SLG: 0.290										3	1	1	0	0	0	2											
Ed Kirkpatrick, L (1, 7) OBP: 0.338, SLG: 0.394										2	0	0	0	1	0	1											
Tom Satriano, L (1, 5) OBP: 0.320, SLG: 0.250										3	0	0	0	0	0	3											
Bobby Knoop, R (1, 4) OBP: 0.294, SLG: 0.304										2	0	0	1	0	0	0											
Bo Belinsky, L (1, 1) OBP: 0.143, SLG: 0.115 Bob Duliba, R (9, 1)										2	0	0	0	1	0	1		AB 26 R 1 H 5 RBI 1 BB 3 SO 1 LOB 12									
Inning Stats	R: 0 E: 0 K: 0 S: 3	H: 1 LOB: 0 BB: 0 P: 3	R: 0 E: 0 K: 0 S: 3	H: 0 LOB: 1 BB: 1 P: 7	R: 0 E: 0 K: 0 S: 2	H: 0 LOB: 0 BB: 1 P: 6	R: 0 E: 0 K: 0 S: 3	H: 1 LOB: 0 BB: 0 P: 3	R: 1 E: 1 K: 0 S: 5	H: 1 LOB: 1 BB: 0 P: 5	R: 0 E: 0 K: 0 S: 4	H: 1 LOB: 2 BB: 1 P: 8	R: 0 E: 0 K: 0 S: 3	H: 0 LOB: 0 BB: 0 P: 3	R: 0 E: 0 K: 1 S: 6	H: 1 LOB: 1 BB: 0 P: 6			1B: 5 2B: 1 3B: 0 HR: 0	SF: 1 SAC: 0 DP: 3 HBP: 0	WP: 0 PB: 0 CS: 0	PA: 30					
PITCHER	IP	WLS	BF	H	R	ER	SO	BB	IBB	HBP	BLK	WP	HR	S	P	ERA	WHIP										
Moe Drabowsky, R (1, 1) ERA: 5.91	7.0	L	26	4	1	0	0	3	0	0	0	0	0	23	35	0.00	1.000										
John Wyatt, R (8, 1) ERA: 2.95	1.0		4	1	0	0	1	0	0	0	0	0	0	6	6	0.00	1.000										

Batter	1	2	3	4	5	6	7	8	9	AB	R	H	RBI	BB	SO	LOB	TOP				
Wayne Causey, L (1, 6) OBP: 0.412, SLG: 0.407										5	0	0	0	0	2	6	<p>Kansas City Athletics @ Los Angeles Angels Dodger Stadium, Los Angeles, CA Sat Jun 27 1964, 7:05 PM PDT Att: 17,745 - Unknown</p>				
Nelson Mathews, R (1, 8) OBP: 0.298, SLG: 0.352										4	0	0	0	0	2	0					
Rocky Colavito, R (1, 9) OBP: 0.375, SLG: 0.510										3	0	0	0	1	0	0					
Manny Jimenez, L (1, 7) OBP: 0.263, SLG: 0.411 Jose Tartabull, L (8, 7) OBP: 0.182, SLG: 0.190										3	0	0	0	0	2	0					
Billy Bryan, L (1, 2) OBP: 0.341, SLG: 0.628										3	0	0	0	0	1	1					
Ed Charles, R (1, 5) OBP: 0.342, SLG: 0.398										2	0	1	0	2	1	0					
Rick Joseph, R (1, 3) OBP: 0.280, SLG: 0.227										3	1	0	0	1	2	4					
George Williams, R (1, 4) OBP: 0.217, SLG: 0.164										3	0	2	0	1	0	1					
John O'Donoghue, R (1, 1) OBP: 0.250, SLG: 0.357 John Wyatt, R (9, 1)										4	0	1	1	0	2	4					
Inning Stats	R: 0 E: 0 K: 2 S: 7	H: 0 LOB: 0 BB: 0 P: 7	R: 0 E: 0 K: 1 S: 6	H: 1 LOB: 1 BB: 0 P: 6	R: 0 E: 0 K: 1 S: 5	H: 1 LOB: 0 BB: 0 P: 5	R: 0 E: 0 K: 1 S: 5	H: 0 LOB: 0 BB: 0 P: 5	R: 1 E: 0 K: 1 S: 7	H: 2 LOB: 2 BB: 1 P: 11	R: 0 E: 1 K: 0 S: 3	H: 0 LOB: 1 BB: 1 P: 7	R: 0 E: 0 K: 1 S: 5	H: 0 LOB: 1 BB: 1 P: 9	R: 0 E: 0 K: 0 S: 3	H: 0 LOB: 0 BB: 3 P: 22	1B: 4 2B: 0 3B: 0 HR: 0	SF: 0 SAC: 1 DP: 2 HBP: 0	WP: 1 PB: 0 SB: 3 CS: 0	PA: 37	
PITCHER	IP WLS BF H R ER SO BB IBB HBP BLK WP HR S P ERA WHIP	8.0 L 30 4 1 1 7 3 0 0 0 0 0 41 53 1.12 0.875	1.0 7 0 1 1 3 1 2 0 0 1 0 10 22 9.00 1.000																		

Batter	1	2	3	4	5	6	7	8	9	AB	R	H	RBI	BB	SO	LOB	BOTTOM			
Jim Piersall, R (1, 7) OBP: 0.427, SLG: 0.468										4	1	1	0	0	2	2	<p>Kansas City Athletics @ Los Angeles Angels Dodger Stadium, Los Angeles, CA Sat Jun 27 1964, 7:05 PM PDT Att: 17,745 - Unknown</p>			
Vic Power, R (1, 5) OBP: 0.276, SLG: 0.323										4	0	0	0	0	3	0				
Jim Fregosi, R (1, 6) OBP: 0.409, SLG: 0.545										3	0	1	0	1	1	0				
Lou Clinton, R (1, 9) OBP: 0.286, SLG: 0.363 Willie Smith, L (9, PH) OBP: 0.336, SLG: 0.548										2	0	0	0	0	0	0				
Joe Adcock, R (1, 3) OBP: 0.335, SLG: 0.473 Albie Pearson, L (9, PR) OBP: 0.303, SLG: 0.267										4	0	1	0	0	0	2				
Bob Perry, R (1, 8) OBP: 0.373, SLG: 0.429 Lenny Green, L (9, PH) OBP: 0.265, SLG: 0.122										3	0	0	0	0	2	0				
Buck Rodgers, S (1, 2) OBP: 0.307, SLG: 0.294										3	0	1	0	0	0	0				
Bobby Knoop, R (1, 4) OBP: 0.305, SLG: 0.313										2	0	1	0	1	0	0				
Dean Chance, R (1, 1) OBP: 0.097, SLG: 0.067 Felix Torres, R (8, PH) OBP: 0.267, SLG: 0.400 Dan Osinski, R (9, 1) OBP: 0.125, SLG: 0.125										2	0	0	0	0	2	2				
Inning Stats	R: 0 E: 0 K: 1 S: 5	H: 0 LOB: 0 BB: 0 P: 5	R: 0 E: 0 K: 0 S: 3	H: 1 LOB: 0 BB: 0 P: 3	R: 0 E: 0 K: 2 S: 8	H: 1 LOB: 2 BB: 1 P: 12	R: 0 E: 0 K: 1 S: 5	H: 0 LOB: 0 BB: 0 P: 5	R: 0 E: 0 K: 1 S: 3	H: 0 LOB: 0 BB: 0 P: 3	R: 0 E: 0 K: 1 S: 4	H: 1 LOB: 1 BB: 0 P: 4	R: 0 E: 0 K: 0 S: 3	H: 1 LOB: 0 BB: 0 P: 3	R: 1 E: 1 K: 0 S: 5	H: 1 LOB: 2 BB: 1 P: 9	1B: 5 2B: 0 3B: 0 HR: 0	SF: 0 SAC: 1 DP: 2 HBP: 0	WP: 0 PB: 0 SB: 0 CS: 0	PA: 33
PITCHER	IP WLS BF H R ER SO BB IBB HBP BLK WP HR S P ERA WHIP	8.1 W 30 5 1 0 5 2 0 0 0 0 0 38 46 0.00 0.840	0.2 S 3 0 0 0 0 0 0 0 0 0 0 3 3 0.00 0.000																	

AB	30
R	2
H	4
RBI	1
BB	6
SO	10
LOB	18



Batter	1	2	3	4	5	6	7	8	9	AB	R	H	RBI	BB	SO	LOB	TOP			
Wayne Causey, L OBP: 0.407, SLG: 0.402 (1, 6)	0-0 4-3	0-0 G3			0-0 4-3		0-0 SF8			3	0	0	1	0	0	1	Kansas City Athletics @ Los Angeles Angels Dodger Stadium, Los Angeles, CA Sun Jun 28 1964, 3:33 AM PDT Att: 6,133 - Unknown			
Nelson Mathews, R OBP: 0.298, SLG: 0.381 (1, 8)	0-0 E8 2B		0-0 HR		0-0 F9		0-0 G6-4-3			4	2	1	1	0	0	1				
Rocky Colavito, R OBP: 0.373, SLG: 0.510 (1, 9)	0-0 F6		0-0 4-3 2B		0-0 F8			0-0 6-3		4	0	1	0	0	0	1				
Manny Jimenez, L OBP: 0.272, SLG: 0.426 Jose Tartabull, L OBP: 0.192, SLG: 0.190 (1, 7) (9, 7)	0-0 1-H 3B 2B		0-0 4-3		0-0 1B 1B		0-0 K			4	1	2	1	0	1	1				
Billy Bryan, L OBP: 0.348, SLG: 0.646 (1, 2)	0-0 2-H 3B		0-0 G3		0-0 L1-3 1B		0-0 3-1			4	0	2	1	0	0	1				
Ed Charles, R OBP: 0.338, SLG: 0.392 (1, 5)	0-0 F9		0-0 K		0-0 L1-3			0-0 F8		4	0	0	0	0	1	4				
Rick Joseph, R OBP: 0.241, SLG: 0.192 (1, 3)		0-3 K		0-3 K		0-0 3-1		0-0 5-3		4	0	0	0	0	2	1				
George Williams, R OBP: 0.250, SLG: 0.193 (1, 4)		4-0 BB		0-0 6-3		0-0 SH SF8 2B		4-0 BB		2	1	1	0	2	0	0				
Diego Segui, R OBP: 0.220, SLG: 0.282 (1, 1)		0-3 K		0-0 3-1		0-0 SH G6-4-3		0-3 K		3	0	0	0	0	2	2				
Inning Stats	R: 2 E: 1 K: 0 S: 6	H: 2 LOB: 1 BB: 0 P: 6	R: 0 E: 0 K: 2 S: 7	H: 0 LOB: 1 BB: 1 P: 11	R: 1 E: 0 K: 1 S: 7	H: 2 LOB: 1 BB: 0 P: 7	R: 0 E: 0 K: 1 S: 5	H: 0 LOB: 0 BB: 0 P: 5	R: 0 E: 0 K: 0 S: 3	H: 2 LOB: 1 BB: 0 P: 4	R: 1 E: 1 K: 0 S: 4	H: 1 LOB: 0 BB: 0 P: 4	R: 0 E: 0 K: 1 S: 5	H: 0 LOB: 0 BB: 0 P: 5	R: 0 E: 0 K: 1 S: 5	H: 0 LOB: 1 BB: 1 P: 9		1B: 2 2B: 4 3B: 1 HR: 1	SF: 1 SAC: 1 DP: 2 HBP: 0	WP: 0 PB: 0 SB: 0 CS: 0
PITCHER	IP WLS BF H R ER SO BB IBB HBP BLK WP HR S P ERA WHIP	IP WLS BF H R ER SO BB IBB HBP BLK WP HR S P ERA WHIP																		
Barry Latman, R ERA: 3.84 (1, 1)	6.0 L 25 6 3 1 4 1 0 0 0 0 1 32 36 1.50 1.167																			
Don Lee, R ERA: 2.96 (7, 1)	2.0 7 1 1 1 1 0 0 0 0 0 0 0 9 9 4.50 0.500																			
Bob Lee, R ERA: 2.03 (9, 1)	1.0 4 0 0 0 0 1 1 0 0 0 0 0 5 9 0.00 1.000																			

AB	32
R	4
H	7
RBI	4
BB	2
SO	6
LOB	12



Batter	1	2	3	4	5	6	7	8	9	AB	R	H	RBI	BB	SO	LOB	BOTTOM			
Lenny Green, L OBP: 0.245, SLG: 0.111 (1, 8)	0-3 K			0-0 4-3		0-0 L3			0-0 F8	4	0	0	0	0	1	2	Kansas City Athletics @ Los Angeles Angels Dodger Stadium, Los Angeles, CA Sun Jun 28 1964, 3:33 AM PDT Att: 6,133 - Unknown			
Vic Power, R OBP: 0.276, SLG: 0.320 (1, 3)	0-0 1-3			0-0 L4		0-0 F9			0-0 1B	4	0	1	0	0	0	1				
Jim Fregosi, R OBP: 0.406, SLG: 0.539 (1, 6)	0-0 F8			0-0 E3		0-0 FC6-4 1B			0-0 F7	4	0	1	0	0	0	1				
Willie Smith, L OBP: 0.319, SLG: 0.515 (1, 7)		0-0 F6		0-3 K2-3		0-0 F5			0-0 4-3	4	0	0	0	0	1	3				
Buck Rodgers, S OBP: 0.307, SLG: 0.295 (1, 2)		0-0 G4-6-3 1B			0-0 F9		0-0 F3			3	0	1	0	0	0	1				
Lou Clinton, R OBP: 0.286, SLG: 0.359 (1, 9)		0-0 G4-6-3			4-0 G4-3 BB		0-0 FC6-4			2	0	0	0	1	0	2				
Tom Satriono, L OBP: 0.306, SLG: 0.237 (1, 5)			0-3 K		0-0 G4-3			0-0 1-3		3	0	0	0	0	1	1				
Bobby Knoop, R OBP: 0.309, SLG: 0.314 (1, 4)				0-0 F9		0-0 PB 1B 1B		4-0 G4-6-3 BB		2	0	1	0	1	0	0				
Barry Latman, R OBP: 0.136, SLG: 0.136 Albie Pearson, L OBP: 0.307, SLG: 0.271 Don Lee, R OBP: 0.333, SLG: 0.250 Ed Kirkpatrick, L OBP: 0.330, SLG: 0.384 Bob Lee, R (1, 1) (6, PH) (7, 1) (8, PH) (9, 1)	0-0 G3			0-0 G3		0-0 L3 1B		0-0 G4-6-3		1	0	0	0	0	0	0				
Inning Stats	R: 0 E: 0 K: 1 S: 5	H: 0 LOB: 0 BB: 0 P: 5	R: 0 E: 0 K: 0 S: 3	H: 1 LOB: 0 BB: 0 P: 3	R: 0 E: 0 K: 1 S: 5	H: 0 LOB: 0 BB: 0 P: 5	R: 0 E: 1 K: 1 S: 6	H: 0 LOB: 1 BB: 0 P: 6	R: 0 E: 0 K: 0 S: 2	H: 0 LOB: 0 BB: 1 P: 6	R: 0 E: 0 K: 0 S: 4	H: 1 LOB: 1 BB: 0 P: 4	R: 0 E: 0 K: 0 S: 2	H: 0 LOB: 0 BB: 1 P: 6	R: 0 E: 0 K: 0 S: 4	H: 1 LOB: 1 BB: 0 P: 4		1B: 5 2B: 1 3B: 0 HR: 0	SF: 0 SAC: 0 DP: 4 HBP: 0	WP: 0 PB: 1 SB: 0 CS: 0
PITCHER	IP WLS BF H R ER SO BB IBB HBP BLK WP HR S P ERA WHIP	IP WLS BF H R ER SO BB IBB HBP BLK WP HR S P ERA WHIP																		
Diego Segui, R ERA: 3.86 (1, 1)	9.0 W 31 5 0 0 3 2 0 0 0 0 0 35 43 0.00 0.778																			


AB	29
R	0
H	5
RBI	0
BB	2
SO	3
LOB	12



Batter	1	2	3	4	5	6	7	8	9	AB	R	H	RBI	BB	SO	LOB	TOP					
Wayne Causey, L (1,6) OBP: 0.407, SLG: 0.400										4	0	1	0	1	1	3	Kansas City Athletics @ Boston Red Sox Fenway Park, Boston, MA Mon Jun 29 1964, 7:05 PM EDT Att: 21,096 - Unknown					
Nelson Mathews, R (1,8) OBP: 0.303, SLG: 0.366										5	1	3	1	0	0	2						
Rocky Colavito, R (1,9) OBP: 0.374, SLG: 0.510										4	0	1	0	1	0	3						
Manny Jimenez, L (1,7) OBP: 0.290, SLG: 0.427										2	0	1	0	1	0	2						
Dick Green, R (7, PR) OBP: 0.268, SLG: 0.336										0	0	0	0	0	0	0						
John Wyatt, R (7, 1)										0	0	0	0	0	0	0						
Billy Bryan, L (1,2) OBP: 0.337, SLG: 0.631										2	0	0	1	0	2	1						
Doc Edwards, R (7, PH) OBP: 0.236, SLG: 0.250										1	0	0	0	0	0	3						
Ed Charles, R (1,5) OBP: 0.337, SLG: 0.387										3	0	0	0	1	2	3						
George Alusik, R (1,3) OBP: 0.350, SLG: 0.328										3	1	1	0	1	2	1						
George Williams, R (1,4) OBP: 0.265, SLG: 0.230										4	1	2	0	0	0	1						
Ted Bowsfield, R (1,1)										1	0	0	0	0	0	1						
Jose Tartabull, L (5, PH) OBP: 0.174, SLG: 0.182										1	0	0	0	0	0	0						
Wes Stock, R (5, 1) OBP: 0.167, SLG: 0.167										0	0	0	0	0	0	0						
Rick Joseph, R (7, PH) OBP: 0.268, SLG: 0.214										2	0	1	0	0	1	0						
Inning Stats	R: 0 E: 0 K: 0 S: 3	H: 1 LOB: 1 BB: 1 P: 7	R: 0 E: 0 K: 2 S: 6	H: 0 LOB: 0 BB: 1 P: 10	R: 0 E: 0 K: 0 S: 4	H: 1 LOB: 1 BB: 0 P: 4	R: 0 E: 0 K: 1 S: 6	H: 1 LOB: 1 BB: 0 P: 6	R: 0 E: 0 K: 1 S: 5	H: 0 LOB: 0 BB: 0 P: 5	R: 1 E: 0 K: 2 S: 9	H: 2 LOB: 2 BB: 1 P: 13	R: 2 E: 0 K: 0 S: 5	H: 3 LOB: 3 BB: 2 P: 14	R: 0 E: 0 K: 1 S: 5	H: 1 LOB: 0 BB: 0 P: 5	R: 0 E: 0 K: 1 S: 6	H: 1 LOB: 1 BB: 0 P: 6	1B: 8 2B: 2 3B: 0 HR: 0	SF: 1 SAC: 0 DP: 3 HBP: 1	WP: 0 PB: 0 SB: 0 CS: 1	PA: 39
PITCHER	IP WLS BF H R ER SO BB IBB HBP BLK WP HR S P ERA WHIP																					
Earl Wilson, R (1,1) ERA: 4.64	6.0 W 27 7 3 3 6 4 0 0 0 0 0 0 35 51 4.50 1.833																					
Arnold Earley, L (7, 1) ERA: 2.1	0.2 4 1 0 0 0 1 0 1 0 0 0 0 2 7 0.00 3.000																					
Dick Radatz, R (7, 1) ERA: 1.62	2.1 S 8 2 0 0 2 0 0 0 0 0 0 0 12 12 0.00 0.857																					

Batter	1	2	3	4	5	6	7	8	9	AB	R	H	RBI	BB	SO	LOB	BOTTOM			
Chuck Schilling, R (1,4) OBP: 0.269, SLG: 0.225										3	0	0	1	0	0	1	Kansas City Athletics @ Boston Red Sox Fenway Park, Boston, MA Mon Jun 29 1964, 7:05 PM EDT Att: 21,096 - Unknown			
Felix Mantilla, R (1,7) OBP: 0.368, SLG: 0.604										2	1	1	0	2	0	1				
Carl Yastrzemski, L (1,8) OBP: 0.369, SLG: 0.458										4	0	0	0	0	1	3				
Dick Stuart, R (1,3) OBP: 0.309, SLG: 0.459										3	0	0	0	1	1	1				
Frank Matzone, R (1,5) OBP: 0.342, SLG: 0.423										3	1	2	0	1	0	1				
Lee Thomas, L (1,9) OBP: 0.330, SLG: 0.380										3	1	0	0	1	0	3				
Eddie Bressoud, R (1,6) OBP: 0.371, SLG: 0.442										2	1	2	2	2	0	0				
Bob Tillman, R (1,2) OBP: 0.370, SLG: 0.433										4	0	1	0	0	0	3				
Earl Wilson, R (1,1) OBP: 0.324, SLG: 0.467										3	0	0	0	0	2	3				
Arnold Earley, L (7, 1) ERA: 4.93										0	0	0	0	0	0	0				
Dick Radatz, R (7, 1) OBP: 0.250, SLG: 0.300										0	0	0	0	0	0	0				
Inning Stats	R: 1 E: 0 K: 0 S: 5	H: 2 LOB: 2 BB: 1 P: 9	R: 1 E: 0 K: 1 S: 6	H: 1 LOB: 1 BB: 1 P: 10	R: 2 E: 0 K: 0 S: 5	H: 2 LOB: 1 BB: 1 P: 9	R: 0 E: 0 K: 0 S: 3	H: 0 LOB: 1 BB: 1 P: 7	R: 0 E: 0 K: 0 S: 2	H: 0 LOB: 0 BB: 1 P: 6	R: 0 E: 0 K: 1 S: 6	H: 1 LOB: 1 BB: 0 P: 6	R: 0 E: 0 K: 2 S: 7	H: 0 LOB: 1 BB: 1 P: 11	R: 0 E: 0 K: 0 S: 2	H: 0 LOB: 0 BB: 0 P: 6	1B: 2 2B: 5 3B: 1 HR: 0	SF: 1 SAC: 0 DP: 2 HBP: 0	WP: 1 PB: 0 SB: 0 CS: 0	PA: 35
PITCHER	IP WLS BF H R ER SO BB IBB HBP BLK WP HR S P ERA WHIP																			
Ted Bowsfield, L (1,1) ERA: 4.93	4.0 L 21 5 4 4 1 4 0 0 0 0 0 0 8 12 9.00 2.250																			
Wes Stock, R (5, 1) ERA: 3.39	2.0 7 1 0 0 1 1 0 0 0 0 0 0 8 12 0.00 1.000																			
John Wyatt, R (7, 1) ERA: 2.45	2.0 7 0 0 0 2 2 0 0 0 0 0 0 9 17 0.00 1.000																			

AB	32
R	3
H	10
RBI	2
BB	5
SO	8
LOB	20



AB	27
R	4
H	6
RBI	3
BB	7
SO	4
LOB	16



Batter	1	2	3	4	5	6	7	8	9	AB	R	H	RBI	BB	SO	LOB	TOP										
Wayne Causey, L OBP: 0.405, SLG: 0.398 (1, 6)										4	1	1	0	0	1	2	Kansas City Athletics @ Boston Red Sox Fenway Park, Boston, MA Tue Jun 30 1964, 3:33 AM EDT Att: 4,326 - Unknown livebaseballscorecards.com										
George Williams, R OBP: 0.278, SLG: 0.277 (1, 4)										4	0	2	0	0	1	1											
Nelson Mathews, R OBP: 0.302, SLG: 0.364 (1, 8)										4	0	1	0	0	1	2											
Rocky Colavito, R OBP: 0.379, SLG: 0.528 (1, 9)										3	1	2	2	1	0	0											
Billy Bryan, L OBP: 0.333, SLG: 0.614 (1, 2)										4	0	1	0	0	3	4											
Ed Charles, R OBP: 0.332, SLG: 0.382 (1, 5)										4	0	0	0	0	0	4											
George Alusik, R OBP: 0.354, SLG: 0.336 Jose Tartabull, L OBP: 0.174, SLG: 0.182 (9, 7)										3	0	1	0	1	0	0											
Rick Joseph, R OBP: 0.229, SLG: 0.188 (1, 3)										4	0	0	0	0	1	2											
Moe Drabowsky, R OBP: 0.036, SLG: 0.036 Wes Stock, R OBP: 0.125, SLG: 0.125 John Wyatt, R (9, 1)										2	0	0	0	0	2	2											
Inning Stats	R: 1 E: 0 K: 2 S: 10	H: 3 LOB: 2 BB: 0 P: 10	R: 0 E: 0 K: 2 S: 8	H: 1 LOB: 1 BB: 0 P: 8	R: 0 E: 0 K: 2 S: 8	H: 1 LOB: 2 BB: 1 P: 12	R: 0 E: 0 K: 1 S: 5	H: 0 LOB: 1 BB: 1 P: 9	R: 1 E: 0 K: 0 S: 4	H: 2 LOB: 1 BB: 0 P: 4	R: 0 E: 0 K: 1 S: 5	H: 0 LOB: 0 BB: 0 P: 5	R: 0 E: 0 K: 1 S: 5	H: 1 LOB: 1 BB: 0 P: 4	R: 0 E: 0 K: 1 S: 5	H: 0 LOB: 0 BB: 0 P: 5	R: 0 E: 0 K: 1 S: 5	H: 0 LOB: 0 BB: 0 P: 5	1B: 3 2B: 4 3B: 0 HR: 1	SF: 0 SAC: 0 DP: 0 HBP: 0	WP: 0 PB: 0 SB: 0 CS: 0	PA: 36					
PITCHER	IP	WLS	BF	H	R	ER	SO	BB	IBB	HBP	BLK	WP	HR	S	P	ERA	WHIP										
Dave Morehead, R ERA: 4.56 (1, 1)	7.0	L	30	8	2	2	8	2	0	0	0	0	1	44	52	2.57	1.429										
Bill Spanswick, L ERA: 7.29 (8, 1)	1.0		3	0	0	0	1	0	0	0	0	0	0	5	5	0.00	0.000										
Bob Heffner, R ERA: 2.54 (9, 1)	1.0		3	0	0	0	1	0	0	0	0	0	0	5	5	0.00	0.000										


Batter	1	2	3	4	5	6	7	8	9	AB	R	H	RBI	BB	SO	LOB	BOTTOM										
Dalton Jones, L OBP: 0.304, SLG: 0.396 (1, 4)										3	0	0	0	1	0	0	Kansas City Athletics @ Boston Red Sox Fenway Park, Boston, MA Tue Jun 30 1964, 3:33 AM EDT Att: 4,326 - Unknown livebaseballscorecards.com										
Felix Mantilla, R OBP: 0.382, SLG: 0.602 (1, 7)										2	0	1	0	1	0	0											
Carl Yastrzemski, L OBP: 0.366, SLG: 0.467 (1, 8)										4	1	1	1	0	1	4											
Dick Stuart, R OBP: 0.305, SLG: 0.453 (1, 3)										4	0	0	0	0	0	3											
Lee Thomas, L OBP: 0.329, SLG: 0.375 (1, 9)										3	0	0	0	1	0	0											
Frank Malzone, R OBP: 0.338, SLG: 0.418 (1, 5)										3	0	0	0	0	0	1											
Eddie Bressoud, R OBP: 0.368, SLG: 0.437 (1, 6)										3	0	0	0	0	0	1											
Bob Tillman, R OBP: 0.365, SLG: 0.427 (1, 2)										3	0	0	0	0	0	1											
Dave Morehead, R OBP: 0.118, SLG: 0.063 Bill Spanswick, L OBP: 0.429, SLG: 0.333 Russ Nixon, L OBP: 0.411, SLG: 0.462 Bob Heffner, R OBP: 0.273, SLG: 0.545 (9, 1)										2	0	0	0	0	1	0											
Inning Stats	R: 0 E: 0 K: 0 S: 2	H: 0 LOB: 0 BB: 0 P: 3	R: 0 E: 0 K: 0 S: 3	H: 0 LOB: 0 BB: 0 P: 3	R: 0 E: 0 K: 1 S: 5	H: 0 LOB: 0 BB: 0 P: 5	R: 0 E: 0 K: 0 S: 4	H: 1 LOB: 1 BB: 0 P: 4	R: 0 E: 0 K: 0 S: 3	H: 0 LOB: 2 BB: 2 P: 13	R: 0 E: 0 K: 1 S: 3	H: 0 LOB: 0 BB: 0 P: 3	R: 0 E: 0 K: 0 S: 3	H: 0 LOB: 0 BB: 0 P: 3	R: 1 E: 0 K: 0 S: 4	H: 1 LOB: 0 BB: 0 P: 4	1B: 1 2B: 0 3B: 0 HR: 1	SF: 0 SAC: 0 DP: 1 HBP: 1	WP: 0 PB: 0 SB: 0 CS: 0	PA: 32							
PITCHER	IP	WLS	BF	H	R	ER	SO	BB	IBB	HBP	BLK	WP	HR	S	P	ERA	WHIP										
Moe Drabowsky, R ERA: 5.55 (1, 1)	5.1	W	20	1	0	0	1	3	0	1	0	0	1	18	31	0.00	0.750										
Wes Stock, R ERA: 3.35 (6, 1)	3.0		10	1	1	1	1	0	0	0	0	0	1	12	12	3.00	0.333										
John Wyatt, R ERA: 2.43 (9, 1)	0.2	S	2	0	0	0	0	0	0	0	0	0	0	2	2	0.00	0.000										



Batter	1	2	3	4	5	6	7	8	9	10	11	12	13	14	15	AB	R	H	RBI	BB	SO	LOB	TOP					
Wayne Causey, L OBP: 0.407, SLG: 0.399 (1, 9)	L6		E4 3B		L9		6-3		FC5-4 IBB			L4		K		6	1	1	0	1	1	0						
George Williams, R OBP: 0.271, SLG: 0.269 (1, 4)	5-3		F7		5-3				FC5-4 1-2			F9			P4	7	0	1	0	0	0	3						
Nelson Mathews, R OBP: 0.296, SLG: 0.356 (1, 8)	4-3		P6			1B FC5-2 BB	F2			E5 FC5-4		P6			K	6	0	0	0	1	1	2						
Rocky Colavito, R OBP: 0.384, SLG: 0.535 (1, 9)		1B FC5-4 HBP	3B			FC5-2 1-3 1B		4-3		FC5-4 G4-6-3 1-2			1-3		F3	6	1	2	1	0	0	1						
Billy Bryan, L OBP: 0.317, SLG: 0.604 (1, 2)		K	K			K		3-1		G4-6-3 1-2			L8			6	0	0	0	0	3	5						
George Alusik, R OBP: 0.367, SLG: 0.348 Jose Tartabull OBP: 0.182, SLG: 0.200 (1, 7) (8, 7)								1-3			1-3						3	0	2	0	1	0	0					
Ed Charles, R OBP: 0.321, SLG: 0.367 (1, 5)		FC1-6-4 2B				FC5-2 IBB		K		F8		F7		F7		6	1	0	1	0	1	6						
Rick Joseph, R OBP: 0.263, SLG: 0.279 (1, 3)					G6-4-3	L4										6	0	3	1	0	0	4						
Diego Segui, R OBP: 0.205, SLG: 0.262 Ted Bowsfield, R OBP: 0.125, SLG: 0.125 Wes Stock, R OBP: 0.294, SLG: 0.423 Manny Jimenez, L OBP: 0.294, SLG: 0.423 Dan Pfister, R OBP: 0.294, SLG: 0.423 (1, 1) (8, 1) (9, 1) (11, PH) (11, 1)			1-3							SH3-4 1B						3	0	0	0	0	1	1						
																0	0	0	0	0	0	0						
																0	0	0	0	0	0	0						
																1	0	0	0	0	0	1						
																1	0	0	0	0	0	0						
Inning Stats	R: 0 E: 0 K: 0 S: 3	H: 0 LOB: 0 BB: 0 P: 3	R: 2 E: 1 K: 1 S: 7	H: 2 LOB: 1 BB: 0 P: 8	R: 1 E: 1 K: 1 S: 7	H: 2 LOB: 1 BB: 0 P: 7	R: 0 E: 0 K: 1 S: 5	H: 1 LOB: 0 BB: 0 P: 5	R: 0 E: 0 K: 0 S: 3	H: 0 LOB: 0 BB: 0 P: 3	R: 0 E: 0 K: 1 S: 6	H: 1 LOB: 1 BB: 0 P: 6	R: 0 E: 0 K: 0 S: 3	H: 0 LOB: 0 BB: 0 P: 3	R: 0 E: 1 K: 0 S: 3	H: 1 LOB: 0 BB: 0 P: 4	R: 0 E: 0 K: 0 S: 3	H: 0 LOB: 0 BB: 0 P: 3	R: 0 E: 0 K: 0 S: 4	H: 1 LOB: 1 BB: 0 P: 4	R: 0 E: 0 K: 0 S: 5	H: 0 LOB: 0 BB: 0 P: 5	R: 0 E: 0 K: 1 S: 5	H: 0 LOB: 0 BB: 0 P: 5	1B: 8 2B: 1 3B: 1 HR: 0	SF: 0 SAC: 1 DP: 2 HBP: 1	WP: 0 PB: 0 CS: 0	PA: 58
PITCHER	IP 5.0	WLS 3	BF 20	H 5	R 3	ER 2	SO 3	BB 0	IBB 0	HBP 0	BLK 0	WP 0	HR 0	S 25	P 26	ERA 3.60	WHIP 1.000											
Rollie Sheldon, R ERA: 3.75 Bud Daley, L ERA: 4.53 Bill Stafford, R ERA: 2.43 Pete Mikkelsen, R ERA: 3.88 Steve Hamilton, L ERA: 2.23 (1, 1) (6, 1) (8, 1) (8, 1) (14, 1)																												

Kansas City Athletics @ New York Yankees
 Yankee Stadium, Bronx, NY
 Thu Jul 02 1964, 7:05 PM EDT
 Att: 9,606 - Unknown - 84 F


AB 53
R 3
H 10
RBI 3
BB 3
SO 7
LOB 23



Batter	1	2	3	4	5	6	7	8	9	10	11	12	13	14	15	AB	R	H	RBI	BB	SO	LOB	BOTTOM					
Phil Linz, R OBP: 0.304, SLG: 0.345 Tony Kubek, L OBP: 0.290, SLG: 0.371 Pedro Gonzalez, R OBP: 0.302, SLG: 0.322 (1, 5) (11, PH) (11, PH) (12, 5)	5-3				2B BB		P3		K					K		4	1	1	0	1	1	2						
Bobby Richardson, R OBP: 0.286, SLG: 0.323 (1, 4)	6-3		F2		F8				P6		PO	5-3			6-3	7	1	1	1	0	0	5						
Mickey Mantle, S OBP: 0.440, SLG: 0.632 (1, 8)	1-3		K					K		L6 1B BB		F2			1B 3B	6	1	2	2	1	2	1						
Roger Maris, L OBP: 0.363, SLG: 0.498 Tom Tresh, S OBP: 0.359, SLG: 0.418 (1, 9) (12, PH) (13, 7)		K	4-3		F2							L6			1B IBB	5	0	2	0	0	1	2						
Joe Pepitone, L OBP: 0.302, SLG: 0.388 (1, 3)		1B 2B				3-1		4-3		K				6-3		5	0	1	0	2	1	3						
Hector Lopez, R OBP: 0.348, SLG: 0.476 (1, 7) (13, 9)					G6-4-3 BB			F8		F7		L6		5-3		7	0	2	1	0	0	4						
Elston Howard, R OBP: 0.357, SLG: 0.448 (1, 2)		F3				4-3								6-3		5	0	1	0	2	1	3						
Clete Boyer, R OBP: 0.283, SLG: 0.316 (1, 6)														4-3		6	0	3	0	0	1	0						
Rollie Sheldon, R ERA: 3.75 Bud Daley, L ERA: 4.53 Bill Stafford, R ERA: 2.43 Pete Mikkelsen, R ERA: 3.88 Steve Hamilton, L ERA: 2.23 (1, 1) (6, PH) (8, 1) (8, 1) (14, 1)																1	0	0	0	0	1	3						
																0	1	1	0	0	0	0						
																0	0	0	0	0	0	0						
																0	0	0	0	0	0	0						
																0	0	0	0	0	0	0						
																0	0	0	0	0	0	0						
																1	0	0	0	0	0	0						
Inning Stats	R: 0 E: 0 K: 0 S: 3	H: 0 LOB: 0 BB: 0 P: 3	R: 0 E: 0 K: 2 S: 10	H: 3 LOB: 3 BB: 0 P: 10	R: 0 E: 0 K: 1 S: 6	H: 1 LOB: 1 BB: 0 P: 6	R: 0 E: 0 K: 1 S: 4	H: 0 LOB: 0 BB: 0 P: 8	R: 0 E: 0 K: 1 S: 7	H: 2 LOB: 1 BB: 1 P: 11	R: 0 E: 0 K: 0 S: 3	H: 0 LOB: 0 BB: 0 P: 3	R: 0 E: 0 K: 0 S: 7	H: 0 LOB: 0 BB: 0 P: 3	R: 1 E: 0 K: 1 S: 7	H: 2 LOB: 1 BB: 0 P: 7	R: 0 E: 0 K: 0 S: 5	H: 0 LOB: 0 BB: 0 P: 9	R: 0 E: 0 K: 0 S: 3	H: 0 LOB: 0 BB: 0 P: 3	R: 0 E: 0 K: 1 S: 5	H: 0 LOB: 0 BB: 0 P: 5	R: 1 E: 0 K: 0 S: 3	H: 2 LOB: 3 BB: 2 P: 11	1B: 9 2B: 4 3B: 1 HR: 1	SF: 0 SAC: 2 DP: 2 HBP: 0	WP: 0 PB: 0 CS: 0	PA: 61
PITCHER	IP 7.0	WLS 3	BF 29	H 7	R 3	ER 3	SO 5	BB 2	IBB 0	HBP 0	BLK 0	WP 0	HR 1	S 37	P 45	ERA 3.86	WHIP 1.286											
Diego Segui, R ERA: 3.86 Ted Bowsfield, L ERA: 4.9 Wes Stock, R ERA: 3.2 Dan Pfister, R ERA: 6.57 (1, 1) (8, 1) (9, 1) (11, 1)																												

Kansas City Athletics @ New York Yankees
 Yankee Stadium, Bronx, NY
 Thu Jul 02 1964, 7:05 PM EDT
 Att: 9,606 - Unknown - 84 F

AB 52
R 4
H 14
RBI 4
BB 6
SO 10
LOB 22



Batter	1	2	3	4	5	6	7	8	9	AB	R	H	RBI	BB	SO	LOB	TOP
Wayne Causey, L (1, 6) OBP: 0.405, SLG: 0.395	0-0 4-3			0-0 1-3		0-0 F9			4-0 BB	3	0	0	0	1	0	0	Kansas City Athletics @ Baltimore Orioles Memorial Stadium, Baltimore, MD Fri Jul 03 1964, 7:05 PM EDT Att: 11,035 - Unknown livebaseballscorecards.com
George Williams, R (1, 4) OBP: 0.258, SLG: 0.256	0-0 F3			0-0 4-3			0-0 F8		0-0 F9	4	0	0	0	0	0	1	
Nelson Mathews, R (1, 8) OBP: 0.293, SLG: 0.352	0-3 K			0-3 K			0-0 4-3			3	0	0	0	0	2	0	
Rocky Colavito, R (1, 9) OBP: 0.383, SLG: 0.536		0-0 F7			0-0 4-3 2B			0-0 G3		3	0	1	0	0	0	0	
Manny Jimenez, L (1, 7) OBP: 0.286, SLG: 0.410		0-0 3-1			0-0 4-3				0-0 6-3	3	0	0	0	0	0	1	
Billy Bryan, L (1, 2) OBP: 0.308, SLG: 0.586		0-0 F9			0-3 K				0-0 L9	3	0	0	0	0	1	1	
Ed Charles, R (1, 5) OBP: 0.319, SLG: 0.365 George Alusik, R (8, PH) OBP: 0.365, SLG: 0.345			0-0 F9		0-0 F4			0-0 F8		2	0	0	0	0	0	1	
Rick Joseph, R (1, 3) OBP: 0.265, SLG: 0.261			0-0 F3			0-0 F3			0-0 F6	3	0	0	0	0	0	0	
Orlando Pena, R (1, 1) OBP: 0.133, SLG: 0.163 Ted Bowsfield, R (6, 1)			0-3 K			0-0 F8			0-3 K	2	0	0	0	0	1	0	
Wes Stock, R (8, 1) OBP: 0.125, SLG: 0.125 Jose Tartabull, L (8, PH) OBP: 0.185, SLG: 0.192										0	0	0	0	0	0	0	
Inning Stats	R: 0 E: 0 K: 1 S: 5	H: 0 LOB: 0 BB: 0 P: 5	R: 0 E: 0 K: 0 S: 3	H: 0 LOB: 0 BB: 0 P: 3	R: 0 E: 0 K: 1 S: 5	H: 0 LOB: 0 BB: 0 P: 5	R: 0 E: 0 K: 1 S: 6	H: 1 LOB: 1 BB: 0 P: 6	R: 0 E: 0 K: 0 S: 3	H: 0 LOB: 0 BB: 0 P: 3	R: 0 E: 0 K: 0 S: 3	H: 0 LOB: 0 BB: 0 P: 3	R: 0 E: 0 K: 1 S: 5	H: 0 LOB: 1 BB: 1 P: 9	1B: 0 2B: 1 3B: 0 HR: 0	SF: 0 SAC: 0 DP: 0 HBP: 0	WP: 0 PA: 29 PB: 0 CS: 0
PITCHER Wally Bunker, R (1, 1) ERA: 3.12	IP: 9.0 WLS: W BF: 29 H: 1 R: 0 ER: 0 SO: 5 BB: 1 IBB: 0 HBP: 0 BLK: 0 WP: 0 HR: 0 S: 38 P: 42 ERA: 0.00 WHIP: 0.222											PITCHER	IP: WLS: BF: H: R: ER: SO: BB: IBB: HBP: BLK: WP: HR: S: P: ERA: WHIP:				

Batter	1	2	3	4	5	6	7	8	9	AB	R	H	RBI	BB	SO	LOB	BOTTOM			
Jackie Brandt, R (1, 8) OBP: 0.322, SLG: 0.415	0-0 F5		0-3 K		0-3 K			0-0 F7		4	0	0	0	0	2	0	Kansas City Athletics @ Baltimore Orioles Memorial Stadium, Baltimore, MD Fri Jul 03 1964, 7:05 PM EDT Att: 11,035 - Unknown livebaseballscorecards.com			
Bob Johnson, R (1, 6) OBP: 0.342, SLG: 0.438 Bob Saverine, S (9, 6) OBP: 0.243, SLG: 0.182	0-0 G4-6-3 1B		1-0 HBP			0-0 F5		0-0 HR		3	1	2	1	0	0	0				
Boog Powell, L (1, 7) OBP: 0.367, SLG: 0.598 Gino Cimoli, R (9, 7) OBP: 0.167, SLG: 0.222	0-0 G4-6-3 1-2		0-3 K			0-3 K		0-0 4-3		4	0	0	0	0	2	2				
Norm Siebern, L (1, 3) OBP: 0.415, SLG: 0.379		4-0 1B E BB		0-0 L8		4-0 1B BB		0-0 E4 1B 1B		2	2	0	0	2	0	0				
Brooks Robinson, R (1, 5) OBP: 0.369, SLG: 0.486		0-3 K		0-0 HR		0-0 1-2 1B		0-0 1-3 1B		4	1	3	1	0	1	1				
Charlie Lau, L (1, 2) OBP: 0.335, SLG: 0.413 Dick Brown, R (6, PH) OBP: 0.248, SLG: 0.306		0-0 E 1B		0-3 K		0-0 F8		0-0 1-2 1B		2	0	1	0	0	1	0				
Willie Kirkland, L (1, 9) OBP: 0.290, SLG: 0.309		0-0 E3 G6-4-3		0-0 F7			0-0 5-3	0-0 F3		4	0	0	1	0	0	3				
Jerry Adair, R (1, 4) OBP: 0.291, SLG: 0.319		0-0 G6-4-3 1-2		0-3 K			0-0 F9			3	0	0	0	0	1	2				
Wally Bunker, R (1, 1) OBP: 0.125, SLG: 0.129			0-3 K		0-0 5-3		0-3 K			3	0	0	0	0	2	0				
Inning Stats	R: 0 E: 0 K: 0 S: 3	H: 1 LOB: 0 BB: 0 P: 3	R: 1 E: 1 K: 1 S: 6	H: 1 LOB: 1 BB: 1 P: 10	R: 0 E: 0 K: 3 S: 9	H: 0 LOB: 0 BB: 0 P: 10	R: 1 E: 0 K: 1 S: 6	H: 1 LOB: 0 BB: 0 P: 6	R: 0 E: 0 K: 2 S: 7	H: 0 LOB: 0 BB: 0 P: 7	R: 0 E: 0 K: 1 S: 6	H: 1 LOB: 2 BB: 1 P: 10	R: 0 E: 0 K: 1 S: 5	H: 0 LOB: 0 BB: 0 P: 5	R: 2 E: 1 K: 0 S: 7	H: 3 LOB: 2 BB: 0 P: 7		1B: 5 2B: 0 3B: 0 HR: 2	SF: 0 SAC: 0 DP: 2 HBP: 1	WP: 0 PA: 34 PB: 0 CS: 0
PITCHER Orlando Pena, R (1, 1) ERA: 4.07 Ted Bowsfield, L (6, 1) ERA: 4.78 Wes Stock, R (8, 1) ERA: 3.18	IP: 5.2 WLS: L BF: 23 H: 4 R: 2 ER: 2 SO: 8 BB: 2 IBB: 0 HBP: 1 BLK: 0 WP: 0 HR: 1 S: 36 P: 45 ERA: 3.18 WHIP: 1.059											PITCHER	IP: WLS: BF: H: R: ER: SO: BB: IBB: HBP: BLK: WP: HR: S: P: ERA: WHIP:							

Batter	1	2	3	4	5	6	7	8	9	AB	R	H	RBI	BB	SO	LOB	TOP					
Wayne Causey, L OBP: 0.402, SLG: 0.391	0-0 3-1 1B	0-0 F8			0-0 F7	0-0 6-3		0-0 F8		5	1	1	0	0	0	3	Kansas City Athletics @ Baltimore Orioles Memorial Stadium, Baltimore, MD Sat Jul 04 1964, 7:05 PM EDT Att: 37,922 - Unknown					
George Williams, R OBP: 0.286, SLG: 0.276	0-3 K	0-0 F4			0-0 HR 2B		0-0 HR 1B	0-0 F2		5	2	2	0	0	1	3						
Manny Jimenez, L OBP: 0.310, SLG: 0.519 Jose Tartabull, L OBP: 0.179, SLG: 0.185	0-0 1B 3-1 1B		0-0 HR		0-0 HR		0-0 HR	0-0 F9		4	3	4	5	0	0	0						
Rocky Colavito, R OBP: 0.377, SLG: 0.526	0-0 3-1		0-0 F9		0-3 K		0-0 F7	0-0 6-3		5	0	0	0	0	1	2						
Billy Bryan, L OBP: 0.313, SLG: 0.577	0-0 BB 1B		0-0 1-3		0-0 1B		0-0 F4	0-3 K		5	0	2	1	0	1	0						
George Aluskis, R OBP: 0.388, SLG: 0.352	0-0 1-2 BB		0-0 6-3		0-0 F9		0-0 2B			3	0	1	0	1	0	1						
Nelson Mathews, R OBP: 0.290, SLG: 0.348	0-3 K		0-0 F8		0-0 1-3		0-0 4-3			4	0	0	0	0	1	4						
Rick Joseph, R OBP: 0.283, SLG: 0.280		0-0 SH2-4 1B		0-3 K		0-0 F8		0-0 1B		4	0	2	0	0	1	0						
Moe Drabowsky, R OBP: 0.036, SLG: 0.036 Jose Santiago, R OBP: 0.000, SLG: 0.000 Ted Bowsfield, R OBP: 0.000, SLG: 0.000 Jim Gentile, L OBP: 0.000, SLG: 0.000 Dick Green, R OBP: 0.000, SLG: 0.000 Dan Pfister, R OBP: 0.000, SLG: 0.000 John Wyatt, R OBP: 0.000, SLG: 0.000		0-0 SH2-4		0-3 K		0-0 BB		0-3 K		0	0	0	0	0	0	0						
Inning Stats	R: 1 E: 0 K: 2 S: 10	H: 3 LOB: 3 BB: 1 P: 14	R: 0 E: 0 K: 0 S: 4	H: 1 LOB: 1 BB: 0 P: 4	R: 1 E: 0 K: 0 S: 4	H: 1 LOB: 0 BB: 0 P: 4	R: 0 E: 0 K: 2 S: 7	H: 0 LOB: 0 BB: 0 P: 7	R: 2 E: 0 K: 1 S: 8	H: 3 LOB: 1 BB: 1 P: 8	R: 0 E: 0 K: 0 S: 3	H: 0 LOB: 1 BB: 1 P: 7	R: 2 E: 0 K: 0 S: 6	H: 3 LOB: 1 BB: 0 P: 6	R: 0 E: 0 K: 1 S: 6	H: 1 LOB: 0 BB: 0 P: 6		R: 0 E: 0 K: 1 S: 5	H: 0 LOB: 0 BB: 0 P: 5	1B: 7 2B: 2 3B: 0 HR: 3	SF: 0 SAC: 1 DP: 0 HBP: 0	WP: 0 PB: 0 CS: 0
PITCHER	IP WLS BF H R ER SO BB IBB HBP BLK WP HR S P ERA WHIP	IP WLS BF H R ER SO BB IBB HBP BLK WP HR S P ERA WHIP																				
Robin Roberts, R ERA: 2.83	(1, 1)	4.2	23	8	4	4	5	1	0	0	0	0	0	0	2	32	36	7.71	1.929			
Harvey Haddix, L ERA: 2.37	(5, 1)	1.1	5	0	0	0	0	1	0	0	0	0	0	0	0	4	8	0.00	0.750			
Dick Hall, R ERA: 2.78	(7, 1)	2.0	10	4	2	2	1	0	0	0	0	0	1	12	12	9.00	2.000					
Stu Miller, R ERA: 1.99	(9, 1)	1.0	3	0	0	0	1	0	0	0	0	0	0	0	5	5	0.00	0.000				

Batter	1	2	3	4	5	6	7	8	9	AB	R	H	RBI	BB	SO	LOB	BOTTOM					
Jackie Brandt, R OBP: 0.324, SLG: 0.413	0-0 6-3	0-0 BB 1B		0-0 6-3		0-0 BB		0-0 F9		4	0	1	0	1	0	1	Kansas City Athletics @ Baltimore Orioles Memorial Stadium, Baltimore, MD Sat Jul 04 1964, 7:05 PM EDT Att: 37,922 - Unknown					
Bob Johnson, R OBP: 0.344, SLG: 0.436	0-0 BB 1B	0-0 F3		0-3 K		0-3 K		0-0 E 1B		5	1	2	1	0	2	2						
Boog Powell, L OBP: 0.376, SLG: 0.615	0-0 1B E BB	0-0 BB 1B		0-0 HR		0-0 4-3 1B		0-0 E3		4	3	3	1	1	0	1						
Norm Siebern, L OBP: 0.418, SLG: 0.379	0-0 FC6-4 E 2B	0-0 1-2 2-3 BB		0-0 G5-4-3 1B BB		0-0 4-3		0-0 F8		3	1	1	1	2	0	3						
Brooks Robinson, R OBP: 0.366, SLG: 0.481	0-0 E5	0-0 F8		0-0 G5-4-3 1B		0-0 F9		0-0 5-3		5	0	1	1	0	0	5						
Charlie Lau, L OBP: 0.179, SLG: 0.407 John Cirillo, R OBP: 0.306, SLG: 0.394	0-0 FC6-4		0-0 6-3		0-0 G5-4-3		0-0 1B		0-0 1B	2	0	0	0	0	0	2						
Bob Saverine, S OBP: 0.247, SLG: 0.182 Dick Brown, R OBP: 0.296, SLG: 0.312 Chuck Estrada, R OBP: 0.154, SLG: 0.154	0-0 2B		0-0 6-3		0-0 1-2 2-3		0-0 2H 1B		0-0 1B	0	0	0	0	0	0	0						
Willie Kirkland, L OBP: 0.288, SLG: 0.312	0-0 1-3 3H 2B		0-0 3-1		0-0 4-3		0-0 F7		0-0 F7	5	0	1	1	0	0	3						
Jerry Adair, R OBP: 0.286, SLG: 0.313	0-0 5-3		0-0 6-3		0-0 F5		0-0 6-3		0-0 F8	5	0	0	0	0	0	3						
Robin Roberts, S OBP: 0.179, SLG: 0.111 Harvey Haddix, L OBP: 0.000, SLG: 0.000 Sam Bowers, R OBP: 0.000, SLG: 0.000 Dick Hall, R OBP: 0.000, SLG: 0.000 Gino Cimoli, R OBP: 0.000, SLG: 0.000 Stu Miller, R OBP: 0.000, SLG: 0.000		0-0 4-3		0-3 K		0-0 F3		0-0 PB 1B 2B		2	0	0	0	0	1	0						
Inning Stats	R: 3 E: 1 K: 0 S: 7	H: 3 LOB: 2 BB: 1 P: 11	R: 0 E: 0 K: 0 S: 5	H: 2 LOB: 3 BB: 1 P: 9	R: 0 E: 0 K: 2 S: 3	H: 0 LOB: 0 BB: 0 P: 3	R: 0 E: 0 K: 2 S: 7	H: 0 LOB: 0 BB: 0 P: 7	R: 1 E: 0 K: 0 S: 4	H: 2 LOB: 1 BB: 1 P: 8	R: 0 E: 0 K: 1 S: 5	H: 0 LOB: 1 BB: 1 P: 9	R: 1 E: 0 K: 0 S: 5	H: 2 LOB: 1 BB: 0 P: 5	R: 1 E: 1 K: 0 S: 6	H: 2 LOB: 2 BB: 0 P: 6	R: 0 E: 0 K: 0 S: 4	H: 1 LOB: 1 BB: 0 P: 4	1B: 9 2B: 2 3B: 0 HR: 1	SF: 0 SAC: 0 DP: 1 HBP: 0	WP: 0 PB: 1 CS: 0	PA: 44
PITCHER	IP WLS BF H R ER SO BB IBB HBP BLK WP HR S P ERA WHIP	IP WLS BF H R ER SO BB IBB HBP BLK WP HR S P ERA WHIP																				
Moe Drabowsky, R ERA: 5.71	(1, 1)	0.2	7	3	3	2	0	1	0	0	0	0	0	0	1	18	26	2.70	1.800			
Jose Santiago, R ERA: 3.53	(1, 1)	3.1	16	4	1	1	2	2	0	0	0	0	0	0	2	2	0.00	0.000				
Ted Bowsfield, L ERA: 4.7	(5, 1)	1.0	2	0	0	0	0	0	0	0	0	0	0	0	2	2	0.00	0.000				
Dan Pfister, R ERA: 6.66	(6, 1)	1.0	5	1	1	1	1	1	0	0	0	0	0	0	6	10	9.00	2.000				
John Wyatt, R ERA: 2.48	(7, 1)	3.0	14	4	1	1	0	0	0	0	0	0	0	0	14	14	3.00	1.333				

Batter	1	2	3	4	5	6	7	8	9	AB	R	H	RBI	BB	SO	LOB	TOP										
Wayne Causey, L (1,6) OBP: 0.402, SLG: 0.393	1-3		F5	IBB			SH FC4-2-5 2B		F8	4	0	1	0	1	0	1	Kansas City Athletics @ Baltimore Orioles Memorial Stadium, Baltimore, MD Sun Jul 05 1964, 3:33 AM EDT Att: 7,653 - Unknown livebaseballscorecards.com										
George Williams, R (1,4) OBP: 0.285, SLG: 0.275	K		2B	F8			SH FC4-2-5 2-3		2-3	4	1	1	0	0	1	2											
Manny Jimenez, L (1,7) OBP: 0.308, SLG: 0.519 Jose Tartabull, L (7,7) OBP: 0.179, SLG: 0.185	F9		1B	2B	4-3		FC4-2-5 FC5-4 1-2			4	1	1	2	0	0	2											
Rocky Colavito, R (1,9) OBP: 0.375, SLG: 0.522		K	1B	1B	F7		F5			4	0	1	1	0	1	2											
George Alusik, R (1,3) OBP: 0.371, SLG: 0.362		F9	2B	1B	4-3		FC5-4 1-2			4	0	2	0	0	0	2											
Doc Edwards, R (1,2) OBP: 0.229, SLG: 0.242		F9	F6		F7			5-3		4	0	0	0	0	0	3											
Nelson Mathews, R (1,8) OBP: 0.289, SLG: 0.346	F8		E6	SH3	1B			5-3		4	0	1	0	0	0	1											
Rick Joseph, R (1,5) OBP: 0.263, SLG: 0.259			6-3	K	K			1-3		4	0	0	0	0	2	2											
John O'Donoghue, R (1,1) OBP: 0.258, SLG: 0.355 Wes Stock, R (9,1) OBP: 0.125, SLG: 0.125			1B	2B	1B	SH3	6-3		4-3	3	1	1	0	0	0	1											
Inning Stats	R: 0 E: 0 K: 1 S: 5	H: 0 LOB: 0 BB: 0 P: 5	R: 0 E: 0 K: 1 S: 6	H: 1 LOB: 1 BB: 0 P: 6	R: 3 E: 0 K: 0 S: 8	H: 5 LOB: 2 BB: 0 P: 8	R: 0 E: 1 K: 1 S: 6	H: 0 LOB: 2 BB: 1 P: 10	R: 0 E: 0 K: 0 S: 3	H: 1 LOB: 1 BB: 0 P: 6	R: 0 E: 0 K: 0 S: 5	H: 1 LOB: 2 BB: 0 P: 5	R: 0 E: 0 K: 0 S: 3	H: 0 LOB: 0 BB: 0 P: 3	R: 0 E: 0 K: 0 S: 3	H: 0 LOB: 0 BB: 0 P: 3	1B: 5 2B: 3 3B: 0 HR: 0	SF: 0 SAC: 2 DP: 0 HBP: 0	WP: 0 PB: 0 SB: 0 CS: 0	PA: 38							
PITCHER	IP	WLS	BF	H	R	ER	SO	BB	IBB	HBP	BLK	WP	HR	S	P	ERA	WHIP										
Steve Barber, L (1,1) ERA: 4.05	2.2	L	14	6	3	3	2	0	0	0	0	0	0	18	18	10.12	2.250										
Chuck Estrada, R (3,1) ERA: 5.09	2.1		9	0	0	0	1	0	1	0	0	0	0	10	14	0.00	0.000										
Milt Pappas, R (6,1) ERA: 3.32	3.0		12	2	0	0	1	0	0	0	0	0	0	14	14	0.00	0.667										
Stu Miller, R (9,1) ERA: 1.95	1.0		3	0	0	0	0	0	0	0	0	0	0	3	3	0.00	0.000										

Batter	1	2	3	4	5	6	7	8	9	AB	R	H	RBI	BB	SO	LOB	BOTTOM											
Jackie Brandt, R (1,8) OBP: 0.326, SLG: 0.418	F8		5-3							4	0	2	0	0	0	0	Kansas City Athletics @ Baltimore Orioles Memorial Stadium, Baltimore, MD Sun Jul 05 1964, 3:33 AM EDT Att: 7,653 - Unknown livebaseballscorecards.com											
Bob Johnson, R (1,6) OBP: 0.341, SLG: 0.455	G3		HR		1B			F8		4	1	1	1	0	0	2												
Sam Bowens, R (1,7) OBP: 0.304, SLG: 0.411	E5		E5	G4-3		5-3		L8		4	0	0	0	0	0	1												
Norm Siebern, L (1,3) OBP: 0.416, SLG: 0.374	6-3		G4-3			K			BB	3	0	0	0	1	1	2												
Brooks Robinson, R (1,5) OBP: 0.365, SLG: 0.477		1B	1B	E4	FC6-4	5-3		F9		4	0	1	0	0	0	1												
Gino Cimoli, R (1,9) OBP: 0.173, SLG: 0.245 Boog Powell, L (9,PH) OBP: 0.375, SLG: 0.612	F8		FC6-4	G6-3		F4		K		3	0	0	0	0	0	2												
Jerry Adair, R (1,4) OBP: 0.286, SLG: 0.313 Charlie Lau, L (9,PH) OBP: 0.329, SLG: 0.404	F8		G6-3				G6-4-3	F7		3	0	1	0	0	0	2												
Dick Brown, R (1,2) OBP: 0.256, SLG: 0.313			1B		1-3		G6-4-3			3	0	1	0	0	0	1												
Steve Barber, L (1,1) OBP: 0.238, SLG: 0.200 Chuck Estrada, R (3,1) ERA: 5.09 Luis Aparicio, R (5,PH) OBP: 0.346, SLG: 0.397 Milt Pappas, R (6,1) ERA: 3.32 John Orsino, R (8,PH) OBP: 0.192, SLG: 0.291 Stu Miller, R (9,1) ERA: 1.95	F5		F9					F4		1	0	0	0	0	0	2												
Inning Stats	R: 0 E: 1 K: 0 S: 4	H: 0 LOB: 1 BB: 0 P: 4	R: 0 E: 0 K: 0 S: 5	H: 2 LOB: 2 BB: 0 P: 5	R: 1 E: 1 K: 0 S: 4	H: 1 LOB: 0 BB: 0 P: 4	R: 0 E: 0 K: 0 S: 3	H: 0 LOB: 0 BB: 0 P: 3	R: 0 E: 0 K: 1 S: 5	H: 1 LOB: 1 BB: 0 P: 5	R: 0 E: 0 K: 0 S: 3	H: 1 LOB: 0 BB: 0 P: 3	R: 0 E: 0 K: 0 S: 4	H: 1 LOB: 1 BB: 0 P: 4	R: 0 E: 0 K: 1 S: 5	H: 0 LOB: 1 BB: 1 P: 9	1B: 4 2B: 1 3B: 0 HR: 1	SF: 0 SAC: 0 DP: 3 HBP: 0	WP: 0 PB: 0 SB: 0 CS: 0	PA: 34								
PITCHER	IP	WLS	BF	H	R	ER	SO	BB	IBB	HBP	BLK	WP	HR	S	P	ERA	WHIP											
John O'Donoghue, L (1,1) ERA: 4.36	8.0		30	6	1	1	1	0	0	0	0	0	0	1	32	32	1.12	0.750										
Wes Stock, R (9,1) ERA: 3.1	1.0	S	4	0	0	0	1	1	0	0	0	0	0	5	9	0.00	1.000											



Batter	1	2	3	4	5	6	7	8	9	AB	R	H	RBI	BB	SO	LOB	TOP																					
Zoilo Versalles, R OBP: 0.321, SLG: 0.428	0-3 K		0-0 5-3		0-0 F3	0-3 K			0-0 F3	5	0	0	0	0	2	1																						
Rich Rollins, R OBP: 0.344, SLG: 0.434	0-0 6-3		0-0 3-1		0-0 1-6-3 2B		0-3 K			4	0	1	0	0	1	0																						
Tony Oliva, L OBP: 0.368, SLG: 0.587	0-0 2B		0-0 2B		0-0 1-6-3 2B		0-0 1-3			4	0	2	0	0	0	1																						
Harmon Killebrew, R OBP: 0.390, SLG: 0.622	4-0 BB		0-3 K		0-3 K		0-3 K			3	0	0	0	1	3	2																						
Bob Allison, R OBP: 0.437, SLG: 0.662	0-3 K			0-3 K		0-0 HR		0-3 K		4	1	1	1	0	3	2																						
Don Mincher, L OBP: 0.353, SLG: 0.664		0-0 F5		0-0 6-3 2B		0-0 HR		0-0 L4		4	1	2	1	0	0	0																						
Earl Batley, R OBP: 0.326, SLG: 0.391		0-0 F9		4-0 6-3 BB		0-0 2B		0-0 F9		3	0	1	0	1	0	0																						
Jim Snyder, R OBP: 0.333, SLG: 0.324		0-0 1B		0-0 6-3		0-3 K			0-3 K	4	0	1	0	0	2	3																						
Jim Kaat, L OBP: 0.306, SLG: 0.349	0-0 F7		0-3 K		0-3 K				0-0 3-1	4	0	0	0	0	2	4																						
Inning Stats	R: 0 E: 0 K: 2 S: 8	H: 1 LOB: 2 BB: 1 P: 12	R: 0 E: 0 K: 0 S: 4	H: 1 LOB: 1 BB: 0 P: 4	R: 0 E: 0 K: 1 S: 6	H: 1 LOB: 1 BB: 0 P: 6	R: 0 E: 0 K: 2 S: 8	H: 1 LOB: 2 BB: 1 P: 12	R: 0 E: 0 K: 1 S: 6	H: 1 LOB: 1 BB: 0 P: 6	R: 2 E: 0 K: 3 S: 12	H: 3 LOB: 1 BB: 0 P: 12	R: 0 E: 0 K: 2 S: 7	H: 0 LOB: 0 BB: 0 P: 7	R: 0 E: 0 K: 1 S: 5	H: 0 LOB: 0 BB: 1 P: 5	R: 0 E: 0 K: 1 S: 5	H: 0 LOB: 0 BB: 0 P: 5	1B: 1 2B: 5 3B: 0 HR: 2	SF: 0 SAC: 0 DP: 0 HBP: 0	WP: 0 PB: 0 CS: 0	PA: 37																
PITCHER	IP	WLS	BF	H	R	ER	SO	BB	IBB	HBP	BLK	WP	HR	S	P	ERA	WHIP	PITCHER				IP	WLS	BF	H	R	ER	SO	BB	IBB	HBP	BLK	WP	HR	S	P	ERA	WHIP
Jose Santiago, R ERA: 3.38	(1, 1)	5.0	L	24	7	2	2	6	2	0	0	0	0	2	34	42	3.60	1.800																				
Wes Stock, R ERA: 2.59	(6, 1)	3.0		10	1	0	0	6	0	0	0	0	0	0	22	22	0.00	0.333																				
John Wyatt, R ERA: 2.44	(9, 1)	1.0		3	0	0	0	1	0	0	0	0	0	0	5	5	0.00	0.000																				

Minnesota Twins @ Kansas City Athletics
Municipal Stadium, Kansas City, MO
Thu Jul 09 1964, 8:05 PM EDT
Att: 10,316 - Unknown

AB 35
R 2
H 8
RBI 2
BB 2
SO 13
LOB 13



Batter	1	2	3	4	5	6	7	8	9	AB	R	H	RBI	BB	SO	LOB	BOTTOM																					
Wayne Causey, L OBP: 0.398, SLG: 0.388	0-3 K		0-0 F8			0-0 F2		0-0 FC1-6 2B		4	0	0	0	0	1	1																						
Ed Charles, R OBP: 0.321, SLG: 0.368	0-0 F8		4-0 G6-4-3 BB			0-3 K		0-0 2B		3	0	1	0	1	1	0																						
Ken Harrelson, R OBP: 0.500, SLG: 1.250	0-0 BB 1B		0-0 G6-4-3 1-2			0-0 HR		0-0 5-3		4	1	2	1	0	0	3																						
Rocky Colavito, R OBP: 0.383, SLG: 0.526	4-0 BB			0-0 G4-6-3 1B		0-0 1B		4-0 IBB		2	0	2	0	2	0	0																						
Jim Gentile, L OBP: 0.411, SLG: 0.522	0-3 K		0-0 G4-6-3 1-2		0-3 K		0-3 K		0-3 K	4	0	0	0	0	3	7																						
Doc Edwards, R OBP: 0.230, SLG: 0.242		0-0 1B		0-0 F7			0-0 F3		0-0 L4	4	0	1	0	0	0	0																						
Charlie Shoemaker, L OBP: 0.250, SLG: 0.500	0-3 K				0-0 F9		0-0 4-3		0-0 2B	4	0	1	0	0	1	1																						
Nelson Mathews, R OBP: 0.286, SLG: 0.342		0-0 F9			0-0 6-3		0-0 F4		0-3 K	4	0	0	0	0	1	2																						
Jose Santiago, R OBP: 0.125, SLG: 0.125	(1, 1)	0-0 F7			0-0 L4			0-0 FC1-6 1B		2	0	0	0	0	0	1																						
Wes Stock, R OBP: 0.261, SLG: 0.339	(6, PH)									0	0	0	0	0	0	0																						
Dick Green, R OBP: 0.261, SLG: 0.339	(9, PH)									1	0	1	0	0	0	0																						
John Wyatt, R OBP: 0.369, SLG: 0.360	(9, PH)									0	0	0	0	0	0	0																						
George Alusik, R OBP: 0.369, SLG: 0.360	(9, PH)									1	0	0	0	0	1																							
Inning Stats	R: 0 E: 0 K: 2 S: 8	H: 1 LOB: 2 BB: 1 P: 12	R: 0 E: 0 K: 1 S: 6	H: 1 LOB: 1 BB: 0 P: 6	R: 0 E: 0 K: 0 S: 2	H: 0 LOB: 0 BB: 1 P: 6	R: 0 E: 0 K: 0 S: 3	H: 1 LOB: 0 BB: 0 P: 3	R: 0 E: 0 K: 0 S: 3	H: 0 LOB: 0 BB: 0 P: 3	R: 1 E: 0 K: 2 S: 9	H: 2 LOB: 1 BB: 0 P: 9	R: 0 E: 0 K: 0 S: 3	H: 0 LOB: 0 BB: 0 P: 3	R: 0 E: 0 K: 1 S: 7	H: 2 LOB: 3 BB: 1 P: 11	R: 0 E: 0 K: 1 S: 6	H: 1 LOB: 1 BB: 0 P: 6	1B: 5 2B: 2 3B: 0 HR: 1	SF: 0 SAC: 0 DP: 2 HBP: 0	WP: 0 PB: 0 CS: 0	PA: 36																
PITCHER	IP	WLS	BF	H	R	ER	SO	BB	IBB	HBP	BLK	WP	HR	S	P	ERA	WHIP	PITCHER				IP	WLS	BF	H	R	ER	SO	BB	IBB	HBP	BLK	WP	HR	S	P	ERA	WHIP
Jim Kaat, L ERA: 3.38	(1, 1)	9.0	W	36	8	1	1	7	2	1	0	0	0	1	47	59	1.00	1.111																				

Minnesota Twins @ Kansas City Athletics
Municipal Stadium, Kansas City, MO
Thu Jul 09 1964, 8:05 PM EDT
Att: 10,316 - Unknown

AB 33
R 1
H 8
RBI 1
BB 3
SO 7
LOB 16



Batter	1	2	3	4	5	6	7	8	9	AB	R	H	RBI	BB	SO	LOB	TOP			
Zoilo Versalles, R OBP: 0.330, SLG: 0.449	0-0 1B 2B		0-0 6-3		0-0 3-H HR		0-0 1-2 1B		0-0 1B	5	2	4	2	0	0	0				
Rich Rollins, R OBP: 0.350, SLG: 0.434	0-3 K		0-0 F4		0-3 K		0-3 K		0-0 F9	5	0	0	0	0	0	3	4			
Tony Oliva, L OBP: 0.372, SLG: 0.594	0-0 F7		0-0 F9			4-0 F8 SF7 BB			0-0 F9 2B	3	1	1	0	1	0	1				
Harmon Killebrew, R OBP: 0.388, SLG: 0.622 Jimmie Hall, L OBP: 0.306, SLG: 0.482	0-0 2H 1B			0-3 K		0-0 F8			0-0 5-3	4	0	1	1	0	1	2				
Bob Allison, R OBP: 0.431, SLG: 0.649	0-0 G3			0-0 5-3		0-0 SF7			0-0 F9	3	0	0	1	0	0	2				
Don Mincher, L OBP: 0.359, SLG: 0.692		0-0 HR		0-3 K		0-3 K			4-0 FC6-4 BB	3	1	1	1	1	2	0				
Earl Batley, R OBP: 0.335, SLG: 0.417		0-0 F8			0-0 SH1-3 HR 2B				0-0 1B 1B	4	1	2	0	0	0	2				
Jim Snyder, R OBP: 0.283, SLG: 0.268		0-0 5-3			0-0 SH1-3				0-0 F4	3	0	0	0	0	0	1				
Camilo Pascual, R OBP: 0.284, SLG: 0.300 Bill Plets, L OBP: 0.667, SLG: 0.500 Johnny Klippstein, R OBP: 0.290, SLG: 0.375		0-0 F8			0-0 6-3				0-0 F3	4	0	0	0	0	0	2				
Inning Stats	R: 1 E: 0 K: 1 S: 7	H: 2 LOB: 1 BB: 0 P: 7	R: 1 E: 0 K: 0 S: 4	H: 1 LOB: 0 BB: 0 P: 4	R: 0 E: 0 K: 2 S: 3	H: 0 LOB: 0 BB: 0 P: 3	R: 0 E: 0 K: 2 S: 7	H: 0 LOB: 0 BB: 0 P: 7	R: 2 E: 1 K: 1 S: 5	H: 2 LOB: 0 BB: 1 P: 9	R: 0 E: 0 K: 1 S: 7	H: 2 LOB: 2 BB: 0 P: 7	R: 0 E: 0 K: 0 S: 4	H: 1 LOB: 2 BB: 1 P: 8	R: 0 E: 0 K: 0 S: 4	H: 1 LOB: 0 BB: 0 P: 4	1B: 4 2B: 3 3B: 0 HR: 2	SF: 1 SAC: 1 DP: 0 HBP: 0	WP: 0 PB: 0 CS: 0	PA: 38
PITCHER	IP WLS BF H R ER SO BB IBB HBP BLK WP HR S P ERA WHIP																			
Orlando Pena, R ERA: 4.2	(1, 1) 5.0 L 20 5 4 4 4 0 0 0 0 0 2 28 28 7.20 1.000																			
Wes Stock, R ERA: 2.7	(6, 1) 3.0 14 3 1 0 2 2 0 0 0 0 0 16 24 0.00 1.667																			
Dan Pfister, R ERA: 6.75	(9, 1) 1.0 4 1 0 0 0 0 0 0 0 0 0 4 4 0.00 1.000																			

Minnesota Twins @ Kansas City Athletics
Municipal Stadium, Kansas City, MO
Sat Jul 11 1964, 4:33 AM EDT
Att: 8,212 - Unknown

AB 34
R 5
H 9
RBI 5
BB 2
SO 6
LOB 14



Batter	1	2	3	4	5	6	7	8	9	AB	R	H	RBI	BB	SO	LOB	BOTTOM					
Wayne Causey, L OBP: 0.396, SLG: 0.386	0-0 3-1		0-0 G6-4-3 1B		0-3 K			0-0 F3	0-0 1-3 1B	5	0	2	0	0	1	1						
Ed Charles, R OBP: 0.316, SLG: 0.360	0-0 F3		0-3 K			0-3 K		0-0 FC5-4	0-3 K	5	0	0	0	0	3	4						
Ken Harrelson, R OBP: 0.250, SLG: 0.500	0-3 K		0-0 G6-4-3 1-2			0-0 5-3		0-3 K		4	0	0	0	0	2	2						
Jim Gentile, L OBP: 0.402, SLG: 0.505		0-0 F8		0-3 K		0-0 1B			0-3 K	4	0	1	0	0	2	0						
Rocky Colavito, R OBP: 0.383, SLG: 0.535		0-0 WP 2B		0-0 F7		0-0 F6			0-0 BB 1B	4	1	2	0	0	0	1						
Billy Bryan, L OBP: 0.317, SLG: 0.564 Charlie Shoemaker, L OBP: 0.250, SLG: 0.375		0-0 F6		0-3 K			0-3 K2-3		4-0 WP 1B BB	3	0	0	0	1	2	1						
Nelson Mathews, R OBP: 0.287, SLG: 0.340		4-0 BB BB			0-0 F8		0-0 F7		0-0 WP 1B BB	3	1	1	1	1	0	0						
Dick Green, R OBP: 0.265, SLG: 0.352		4-0 1-2 BB			0-0 HR		0-0 5-3		0-3 K	3	1	1	1	1	1	2						
Orlando Pena, R OBP: 0.330, SLG: 0.449 George Aluskis, R OBP: 0.267, SLG: 0.336 Wes Stock, R OBP: 0.316, SLG: 0.360 Jose Tartabull, R OBP: 0.290, SLG: 0.287 Dan Pfister, R OBP: 0.290, SLG: 0.375 Manny Jimenez, L OBP: 0.310, SLG: 0.249 Ted Bowfield, R		0-0 F9			0-3 K			0-0 FC5-4 1B	0-0 1B 2H 3H	1	0	0	0	0	0	3						
Inning Stats	R: 0 E: 0 K: 1 S: 5	H: 0 LOB: 0 BB: 0 P: 5	R: 0 E: 0 K: 0 S: 4	H: 1 LOB: 2 BB: 2 P: 12	R: 0 E: 0 K: 1 S: 5	H: 1 LOB: 0 BB: 0 P: 5	R: 0 E: 0 K: 2 S: 7	H: 0 LOB: 0 BB: 0 P: 7	R: 1 E: 0 K: 2 S: 8	H: 1 LOB: 0 BB: 0 P: 8	R: 0 E: 0 K: 1 S: 6	H: 1 LOB: 1 BB: 0 P: 6	R: 0 E: 0 K: 1 S: 5	H: 0 LOB: 0 BB: 0 P: 5	R: 0 E: 0 K: 1 S: 6	H: 1 LOB: 1 BB: 0 P: 6	R: 3 E: 0 K: 3 S: 13	H: 4 LOB: 2 BB: 1 P: 17	1B: 7 2B: 1 3B: 0 HR: 1	SF: 0 SAC: 0 DP: 1 HBP: 0	WP: 2 PB: 0 CS: 0	PA: 38
PITCHER	IP WLS BF H R ER SO BB IBB HBP BLK WP HR S P ERA WHIP																					
Camilo Pascual, R ERA: 3.63	(1, 1) 8.2 W 36 8 4 4 11 3 0 0 0 0 0 1 55 67 4.15 1.269																					
Bill Plets, L ERA: 4.7	(9, 1) 0.0 1 1 0 0 0 0 0 0 0 0 0 1 1 - - -																					
Johnny Klippstein, R ERA: 3.16	(9, 1) 0.1 S 1 0 0 0 1 0 0 0 0 0 0 0 3 3 0.00 0.000																					

Minnesota Twins @ Kansas City Athletics
Municipal Stadium, Kansas City, MO
Sat Jul 11 1964, 4:33 AM EDT
Att: 8,212 - Unknown

AB 35
R 4
H 9
RBI 4
BB 3
SO 12
LOB 14



Batter	1	2	3	4	5	6	7	8	9	AB	R	H	RBI	BB	SO	LOB	TOP										
Jim Landis, R OBP: 0.294, SLG: 0.306 (1, 8)	0-0 1B 2B		0-0 5-3		4-0 S BB		4-0 FC4-6 BB		0-0 F3	3	1	1	0	2	0	0											
Floyd Robinson, L OBP: 0.362, SLG: 0.431 (1, 9)	0-3 K		0-0 4-3		4-0 1-2 BB		0-0 FC4-6 FC4-6 1-2		0-0 F6	4	0	0	0	1	1	2											
Jeff Long, R OBP: 0.361, SLG: 0.327 Tom McCraw, L OBP: 0.354, SLG: 0.429 (1, 3) (7, 3)	0-0 2H 1B		0-0 1B		0-3 K		0-0 FC4-6 1-2			4	0	2	1	0	1	3											
Pete Ward, L OBP: 0.338, SLG: 0.441 (1, 5)	0-0 F9		0-0 4-3		0-0 4-3				0-0 HR	4	1	1	1	0	0	4											
Ron Hansen, R OBP: 0.350, SLG: 0.368 (1, 6)	0-0 F9			0-0 4-3		0-0 F6			0-0 5-3	4	0	0	0	0	0	1											
Dave Nicholson, R OBP: 0.351, SLG: 0.386 (1, 7)		0-3 K		4-0 G5-3 1B BB		0-0 HR			0-0 FC4-6 1B	3	1	2	1	1	1	0											
Al Weis, S OBP: 0.313, SLG: 0.344 (1, 4)	0-0 S 1B		0-0 1B		0-0 F9				0-0 FC4-6 1-2	4	0	2	0	0	0	1											
Jerry McNertney, R OBP: 0.304, SLG: 0.311 (1, 2)	0-0 4-3		0-0 4-3		0-0 G5-3		0-0 6-3		0-3 K2-3	4	0	0	0	0	1	4											
John Buzhardt, R OBP: 0.143, SLG: 0.121 (1, 1)	0-3 K				0-3 K				0-0 F9	4	0	0	0	0	3	1											
Inning Stats	R: 1 E: 0 K: 1 S: 7	H: 2 LOB: 1 BB: 0 P: 7	R: 0 E: 0 K: 2 S: 8	H: 1 LOB: 1 BB: 0 P: 8	R: 0 E: 0 K: 0 S: 4	H: 1 LOB: 1 BB: 0 P: 4	R: 0 E: 0 K: 0 S: 3	H: 0 LOB: 2 BB: 2 P: 15	R: 1 E: 0 K: 0 S: 4	H: 1 LOB: 0 BB: 0 P: 4	R: 0 E: 0 K: 1 S: 5	H: 0 LOB: 1 BB: 1 P: 9	R: 1 E: 0 K: 1 S: 7	H: 2 LOB: 1 BB: 0 P: 7	R: 0 E: 0 K: 0 S: 3	H: 0 LOB: 0 BB: 0 P: 3	1B: 5 2B: 1 3B: 0 HR: 2	SF: 0 SAC: 0 DP: 1 HBP: 0	WP: 0 PA: 38 RBI: 3 BB: 4 SO: 7 LOB: 16								
PITCHER	IP	WLS	BF	H	R	ER	SO	BB	IBB	HBP	BLK	WP	HR	S	P	ERA	WHIP										
John O'Donoghue, L ERA: 4.31 (1, 1)	7.1	L	33	8	3	3	6	4	0	0	0	0	2	41	57	3.68	1.636										
Diego Segui, R ERA: 3.94 (8, 1)	0.2		2	0	0	0	1	0	0	0	0	0	0	4	4	0.00	0.000										
John Wyatt, R ERA: 2.4 (9, 1)	1.0		3	0	0	0	0	0	0	0	0	0	0	3	3	0.00	0.000										

Chicago White Sox @ Kansas City Athletics
Municipal Stadium, Kansas City, MO
Sun Jul 12 1964, 4:33 AM EDT
Unknown


AB	34
R	3
H	8
RBI	3
BB	4
SO	7
LOB	16



Batter	1	2	3	4	5	6	7	8	9	AB	R	H	RBI	BB	SO	LOB	BOTTOM										
Wayne Causey, L OBP: 0.395, SLG: 0.383 (1, 6)	0-0 4-3		4-0 WP HBP BB		0-0 4-3			0-3 K		3	0	0	0	1	1	2											
Ed Charles, R OBP: 0.321, SLG: 0.363 (1, 5)	0-0 4-3 1B		1-0 WP HBP		0-0 6-3			0-0 2H 1B		3	0	2	1	0	0	0											
Manny Jimenez, L OBP: 0.362, SLG: 0.500 John Wyatt, R OBP: 0.395, SLG: 0.495 (1, 7) (9, 1)	0-0 4-3		0-0 F3		0-0 4-3		0-0 4-3		0-0 4-3	4	0	0	0	0	0	4											
Jim Gentle, L OBP: 0.395, SLG: 0.495 (1, 3)	0-3 K			0-0 F7		0-0 4-3			0-0 3-1	4	0	0	0	0	1	1											
Rocky Colavito, R OBP: 0.378, SLG: 0.528 (1, 9)		0-0 5-3		0-0 6-3		0-3 K			0-0 5-3	4	0	0	0	0	1	0											
Billy Bryan, L OBP: 0.315, SLG: 0.553 (1, 2)		0-0 G6-4-3 1B		0-0 F9		0-0 F8			0-0 1-3	4	0	1	0	0	0	0											
Nelson Mathews, R OBP: 0.284, SLG: 0.336 (1, 8)		0-0 G6-4-3			0-0 3-1		0-0 5-3			3	0	0	0	0	0	1											
Dick Green, R OBP: 0.270, SLG: 0.361 (1, 4)			0-0 F8		0-0 SH1-4 1B			0-0 1B 2B		3	1	2	0	0	0	0											
John O'Donoghue, R OBP: 0.250, SLG: 0.344 Diego Segui, R OBP: 0.200, SLG: 0.256 Jose Tartabull, L OBP: 0.250, SLG: 0.258 (1, 1) (8, 1) (6, PH) (9, 7)		0-3 K		0-0 K		0-0 SH1-4		0-0 F9		1	0	0	0	0	1	0											
Inning Stats	R: 0 E: 0 K: 1 S: 6	H: 1 LOB: 0 BB: 0 P: 6	R: 0 E: 0 K: 0 S: 3	H: 1 LOB: 0 BB: 0 P: 3	R: 0 E: 0 K: 1 S: 5	H: 0 LOB: 1 BB: 1 P: 10	R: 0 E: 0 K: 0 S: 3	H: 0 LOB: 0 BB: 0 P: 3	R: 0 E: 0 K: 0 S: 3	H: 0 LOB: 0 BB: 0 P: 3	R: 0 E: 0 K: 1 S: 5	H: 0 LOB: 0 BB: 0 P: 5	R: 1 E: 0 K: 1 S: 7	H: 2 LOB: 1 BB: 0 P: 7	R: 0 E: 0 K: 0 S: 3	H: 0 LOB: 0 BB: 0 P: 3	1B: 4 2B: 1 3B: 0 HR: 0	SF: 0 SAC: 1 DP: 1 HBP: 1	WP: 1 PA: 33 RBI: 1 BB: 1 SO: 4 LOB: 9								
PITCHER	IP	WLS	BF	H	R	ER	SO	BB	IBB	HBP	BLK	WP	HR	S	P	ERA	WHIP										
John Buzhardt, R ERA: 3.0 (1, 1)	9.0	W	33	5	1	1	4	1	0	1	0	1	0	39	44	1.00	0.667										

Chicago White Sox @ Kansas City Athletics
Municipal Stadium, Kansas City, MO
Sun Jul 12 1964, 4:33 AM EDT
Unknown

AB	30
R	1
H	5
RBI	1
BB	1
SO	4
LOB	9



Batter	1	2	3	4	5	6	7	8	9	AB	R	H	RBI	BB	SO	LOB	TOP			
Tom McCraw, L (1, 3) OBP: 0.353, SLG: 0.423	F5	K					F4	BB HR	G3	5	2	1	1	1	1	1	3			
Don Buford, S (1, 4) OBP: 0.320, SLG: 0.305	E9		4-3				F8	BB HR		4	2	1	0	1	0	2	2			
Al Weis, S (8, 4) OBP: 0.313, SLG: 0.344	SF7 2B						F8	BB HR		0	0	0	0	0	0	0	0			
Floyd Robinson, L (1, 9) OBP: 0.366, SLG: 0.443	E5		F8					BB HR		4	1	2	2	1	0	1	1			
Jim Landis, R (8, PR) OBP: 0.294, SLG: 0.306	SF7 S						1B	BB HR		0	1	0	0	0	0	0	0			
Pete Ward, L (1, 5) OBP: 0.343, SLG: 0.455	HBP BB						SF7-5-3	BB HR		2	1	1	5	2	0	0	0			
Gene Stephens, L (1, 8) OBP: 0.333, SLG: 0.375	SF7		4-3				F8	K		4	0	0	1	0	1	2	2			
Dave Nicholson, R (1, 7) OBP: 0.354, SLG: 0.386	1-0						F8			0	0	0	0	0	0	0	0			
Mike Hershberger, R (1, PR) OBP: 0.312, SLG: 0.328	1-2 HBP							S 1B		4	1	3	0	0	0	0	0			
Ron Hansen, R (1, 6) OBP: 0.344, SLG: 0.361	K						F4	BB HR		5	0	0	0	0	4	6	6			
J.C. Martin, L (1, 2) OBP: 0.253, SLG: 0.314			4-3				6-3	BB E IBB		3	1	0	0	2	0	2	2			
Eddie Fisher, R (1, 1) OBP: 0.091, SLG: 0.091							F2			2	0	0	0	0	0	1	1			
Joe Cunningham, L (7, PH) OBP: 0.355, SLG: 0.318			F3					1B		1	1	1	0	0	0	0	0			
Hoyt Wilhelm, R (7, 1) OBP: 0.273, SLG: 0.200							HR	1B 1B		2	1	2	1	0	0	0	0			
Inning Stats	R: 1 E: 2 K: 1 S: 7	H: 1 LOB: 3 BB: 1 P: 12	R: 0 E: 0 K: 1 S: 5	H: 0 LOB: 0 BB: 0 P: 5	R: 0 E: 0 K: 0 S: 3	H: 0 LOB: 1 BB: 1 P: 7	R: 0 E: 0 K: 1 S: 5	H: 0 LOB: 0 BB: 1 P: 9	R: 1 E: 0 K: 0 S: 3	H: 1 LOB: 0 BB: 0 P: 4	R: 2 E: 0 K: 0 S: 5	H: 2 LOB: 0 BB: 0 P: 5	R: 7 E: 1 K: 2 S: 11	H: 4 LOB: 1 BB: 3 P: 23	R: 0 E: 0 K: 1 S: 7	H: 2 LOB: 2 BB: 0 P: 7	1B: 6 2B: 4 3B: 0 HR: 2	SF: 2 SAC: 0 DP: 1 HBP: 1	WP: 0 PB: 0 SB: 2 CS: 0	PA: 46
PITCHER	IP WLS BF H R ER SO BB IBB HBP BLK WP HR S P ERA WHIP																			
Moe Drabowsky, R (1, 1) ERA: 5.72	6.2	30	5	4	3	3	4	0	1	0	0	0	1	31	48	4.05	1.350			
John Wyatt, R (7, 1) ERA: 3.2	1.0	L	9	3	6	6	2	1	0	0	0	0	0	10	22	54.00	5.000			
Orlando Pena, R (8, 1) ERA: 4.26	0.1		2	1	1	1	0	0	0	0	0	1	2	2	27.00	3.000				
Joe Grzenda, L (9, 1) ERA: 4.87	1.0		5	2	0	0	1	0	0	0	0	0	7	7	0.00	2.000				

Chicago White Sox @ Kansas City Athletics
Municipal Stadium, Kansas City, MO
Sun Jul 12 1964, 4:38 AM EDT
Att: 18,611 - Unknown

livebaseballscorecards.com

AB 36
R 11
H 11
RBI 10
BB 7
SO 6
LOB 17



Batter	1	2	3	4	5	6	7	8	9	AB	R	H	RBI	BB	SO	LOB	BOTTOM					
Wayne Causey, L (1, 6) OBP: 0.393, SLG: 0.379	F8			HR BB	6-3			K		3	1	0	0	1	1	1	1					
Ed Charles, R (1, 5) OBP: 0.317, SLG: 0.358	F8			F7			K	F9		4	0	0	0	0	1	1	1					
Manny Jimenez, L (1, 7) OBP: 0.308, SLG: 0.551	F7			HR			HR		F4	4	2	2	3	0	0	0	0					
Rocky Colavito, R (1, 9) OBP: 0.377, SLG: 0.534		K		HR			6-3	F8		4	1	1	1	0	1	0	1					
Jim Gentile, L (1, 3) OBP: 0.389, SLG: 0.485		4-3		6-3			F9	F6		4	0	0	0	0	0	0	0					
Doc Edwards, R (1, 2) OBP: 0.230, SLG: 0.243		K		F4			F7			3	0	0	0	0	1	0	1					
Dave Duncan, R (9, 2) OBP: 0.200, SLG: 0.200		K								0	0	0	0	0	0	0	0					
Dick Green, R (1, 4) OBP: 0.267, SLG: 0.356				F7			F7		5-3	3	0	0	0	0	0	0	0					
Nelson Mathews, R (1, 8) OBP: 0.284, SLG: 0.340				K			F9		F9	3	0	1	0	0	1	0	1					
Moe Drabowsky, R (1, 1) OBP: 0.033, SLG: 0.033				F2				4-3		2	0	0	0	0	0	1	1					
John Wyatt, R (7, 1) ERA: 3.7					F7					0	0	0	0	0	0	0	0					
Orlando Pena, R (8, 1) OBP: 0.130, SLG: 0.159										0	0	0	0	0	0	0	0					
Jose Tartabull, L (8, PH) OBP: 0.242, SLG: 0.250										1	0	0	0	0	0	0	0					
Joe Grzenda, R (9, 1) ERA: 1.99										0	0	0	0	0	0	0	0					
Inning Stats	R: 0 E: 0 K: 0 S: 3	H: 0 LOB: 0 BB: 0 P: 3	R: 0 E: 0 K: 2 S: 7	H: 0 LOB: 0 BB: 0 P: 7	R: 0 E: 0 K: 1 S: 5	H: 0 LOB: 0 BB: 0 P: 5	R: 3 E: 0 K: 0 S: 5	H: 2 LOB: 0 BB: 1 P: 9	R: 0 E: 0 K: 0 S: 4	H: 1 LOB: 1 BB: 0 P: 4	R: 1 E: 0 K: 1 S: 6	H: 1 LOB: 0 BB: 0 P: 6	R: 0 E: 0 K: 0 S: 3	H: 0 LOB: 0 BB: 0 P: 3	R: 0 E: 0 K: 1 S: 5	H: 0 LOB: 0 BB: 0 P: 5	R: 0 E: 0 K: 0 S: 3	H: 0 LOB: 0 BB: 0 P: 3	1B: 0 2B: 1 3B: 0 HR: 3	SF: 0 SAC: 0 DP: 0 HBP: 0	WP: 0 PB: 0 SB: 0 CS: 0	PA: 32
PITCHER	IP WLS BF H R ER SO BB IBB HBP BLK WP HR S P ERA WHIP																					
Eddie Fisher, R (1, 1) ERA: 3.7	6.0		4	4	4	4	4	1	0	0	0	0	0	3	30	34	6.00	0.833				
Hoyt Wilhelm, R (7, 1) ERA: 1.99	3.0	W	9	0	0	0	1	0	0	0	0	0	0	11	11	0.00	0.000					

Chicago White Sox @ Kansas City Athletics
Municipal Stadium, Kansas City, MO
Sun Jul 12 1964, 4:38 AM EDT
Att: 18,611 - Unknown

livebaseballscorecards.com

AB 31
R 4
H 4
RBI 4
BB 1
SO 5
LOB 3




Batter	1	2	3	4	5	6	7	8	9	AB	R	H	RBI	BB	SO	LOB	TOP			
Tom McCraw, L (1,3) OBP: 0.351, SLG: 0.417	F8		K	CS 1B			F8		3-1 BLK 1B	5	0	2	0	0	1	1				
Don Buford, S (1,4) (7,5) OBP: 0.321, SLG: 0.325	2B		HR	CS	4-3		F5		3-1	5	1	2	2	0	0	1				
Floyd Robinson, L (1,9) (6,7) OBP: 0.374, SLG: 0.444	F8		HR		HR	BB			F8	4	2	2	0	1	0	2				
Pete Ward, L (1,5) Al Weis, S (7,4) OBP: 0.350, SLG: 0.469 OBP: 0.316, SLG: 0.347	4-1		HR		K		6-3			4	1	1	2	0	1	3				
Gene Stephens, L (1,7) Jim Landis, R (8,PH) OBP: 0.357, SLG: 0.467 OBP: 0.293, SLG: 0.298		1-3	BB 1B		HR				4-3	3	1	2	2	0	0	0				
Mike Hershberger, R (1,8) (8,9) OBP: 0.323, SLG: 0.335	1B		BB		F4				6-3	3	0	1	0	1	0	0				
Ron Hansen, R (1,6) OBP: 0.341, SLG: 0.369	F5		F6		F2				HR	4	1	1	1	0	0	2				
Jerry McNertney, R (1,2) OBP: 0.302, SLG: 0.303			HR HBP		F6		K		4-3	3	1	0	0	0	1	0				
Ray Herbert, R (1,1) Don Mossi, L (7,1) OBP: 0.143, SLG: 0.154			K		K		K		F7	3	0	0	0	0	3	1				
Jeff Long, R (9,PH) Frank Kreuzter, R (9,1) OBP: 0.355, SLG: 0.321 OBP: 0.125, SLG: 0.250										0	0	0	0	0	0	0				
Inning Stats	R: 0 E: 0 K: 0 S: 4	H: 1 LOB: 1 BB: 0 P: 4	R: 0 E: 0 K: 0 S: 3	H: 1 LOB: 0 BB: 0 P: 3	R: 4 E: 0 K: 2 S: 11	H: 4 LOB: 2 BB: 1 P: 16	R: 0 E: 0 K: 1 S: 5	H: 1 LOB: 0 BB: 0 P: 5	R: 2 E: 0 K: 1 S: 6	H: 1 LOB: 0 BB: 1 P: 10	R: 0 E: 0 K: 0 S: 4	H: 1 LOB: 0 BB: 0 P: 4	R: 1 E: 0 K: 0 S: 4	H: 1 LOB: 0 BB: 0 P: 4	R: 0 E: 0 K: 0 S: 4	H: 1 LOB: 1 BB: 0 P: 4	1B: 6 2B: 1 3B: 0 HR: 4	SF: 0 SAC: 0 DP: 0 HBP: 1	WP: 0 PB: 0 SB: 0 CS: 1	PA: 40
PITCHER	IP WLS BF H R ER SO BB IBB HBP BLK WP HR S P ERA WHIP																			
Dan Pfister, R (1,1) ERA: 7.36	2.2	15	6	4	4	2	1	0	0	0	0	0	0	0	0	1	2	13.50	2.625	
Joe Grzenda, L (3,1) ERA: 5.56	0.1	1	0	0	0	0	0	0	0	0	0	0	0	0	1	1	0.00	0.000		
John Wyatt, R (4,1) ERA: 3.28	4.0	15	3	2	2	4	1	0	0	0	0	1	22	26	4.50	1.000				
Ted Bowsfield, L (8,1) ERA: 4.97	2.0	W 8	2	1	1	0	0	0	0	1	8	8	4.50	1.000						

Chicago White Sox @ Kansas City Athletics
Municipal Stadium, Kansas City, MO
Mon Jul 13 1964, 8:05 PM EDT
Att: 3,938 - Unknown

livebaseballscorecards.com

AB 36
R 7
H 11
RBI 7
BB 2
SO 6
LOB 10




Batter	1	2	3	4	5	6	7	8	9	AB	R	H	RBI	BB	SO	LOB	BOTTOM					
Jose Tartabull, L (1,8) Nelson Mathews, R (9,PH) OBP: 0.263, SLG: 0.270 OBP: 0.286, SLG: 0.338	F8			FC6-4 1B	FC6-4 1B		G3		4-0 1B	4	0	2	0	0	0	2						
Wayne Causey, L (1,6) OBP: 0.391, SLG: 0.386	K			FC6-4 HR	FC6-4		1-2 2-3		IBB	5	2	2	4	0	1	3						
Manny Jimenez, L (1,7) Ted Bowsfield, R (8,1) OBP: 0.301, SLG: 0.556	4-3			HR			F4		1B	4	1	1	2	0	0	0						
Jim Gentile, L (1,3) OBP: 0.391, SLG: 0.500		K			1B		K		HR	4	1	2	1	0	2	0						
Rocky Colavito, R (1,9) OBP: 0.371, SLG: 0.523	G3			F9			5-3		F7	4	0	0	0	0	0	1						
Billy Bryan, L (1,2) Doc Edwards, R (8,PH) OBP: 0.313, SLG: 0.542 OBP: 0.222, SLG: 0.234	4-3			F8			4-3		F6	3	0	0	0	0	0	1						
Ed Charles, R (1,5) OBP: 0.320, SLG: 0.371			F7		F9		HR		F9	4	1	1	1	0	0	0						
Dick Green, R (1,4) OBP: 0.282, SLG: 0.386			6-3		1B 1B		G3 1B		2B 1B 1B	4	2	3	0	0	0	0						
Dan Pfister, R (1,1) Joe Grzenda, R (3,1) Charlie Shoemaker, L (9,PH) John Wyatt, R (4,1) Ken Harrison, R (8,7) OBP: 0.438, SLG: 0.730	F5			K			HR		1B 2B	0	0	0	0	0	0	0						
Inning Stats	R: 0 E: 0 K: 1 S: 5	H: 0 LOB: 0 BB: 0 P: 5	R: 0 E: 0 K: 1 S: 5	H: 0 LOB: 0 BB: 0 P: 5	R: 0 E: 0 K: 0 S: 3	H: 0 LOB: 0 BB: 0 P: 3	R: 2 E: 0 K: 0 S: 6	H: 3 LOB: 1 BB: 0 P: 6	R: 0 E: 0 K: 1 S: 7	H: 2 LOB: 2 BB: 0 P: 7	R: 0 E: 0 K: 1 S: 5	H: 0 LOB: 0 BB: 0 P: 5	R: 4 E: 0 K: 0 S: 7	H: 4 LOB: 0 BB: 0 P: 7	R: 1 E: 0 K: 0 S: 4	H: 1 LOB: 0 BB: 0 P: 4	R: 1 E: 0 K: 0 S: 3	H: 3 LOB: 3 BB: 1 P: 7	1B: 8 2B: 1 3B: 0 HR: 4	SF: 0 SAC: 0 DP: 0 HBP: 0	WP: 0 PB: 0 SB: 0 CS: 0	PA: 38
PITCHER	IP WLS BF H R ER SO BB IBB HBP BLK WP HR S P ERA WHIP																					
Ray Herbert, R (1,1) ERA: 3.96	6.2	28	8	5	5	4	0	0	0	0	0	2	36	36	6.75	1.200						
Don Mossi, L (7,1) ERA: 2.07	1.1	6	2	2	2	0	0	0	0	0	2	6	6	13.50	1.500							
Frank Kreuzter, L (9,1) ERA: 3.43	0.0	L 4	3	1	1	0	0	1	0	0	0	3	7	∞	∞							

Chicago White Sox @ Kansas City Athletics
Municipal Stadium, Kansas City, MO
Mon Jul 13 1964, 8:05 PM EDT
Att: 3,938 - Unknown

livebaseballscorecards.com

AB 37
R 8
H 13
RBI 8
BB 1
SO 4
LOB 8



Batter	1	2	3	4	5	6	7	8	9	AB	R	H	RBI	BB	SO	LOB	TOP							
Dick Howser, R OBP: 0.300, SLG: 0.298 (1, 6)			5-3							6	1	4	2	0	1	0								
Vic Davallio, L OBP: 0.282, SLG: 0.312 (1, 8)						F8		4-3		6	1	4	1	0	0	2								
Leon Wagner, L OBP: 0.337, SLG: 0.497 (1, 7)	F4			F6						6	2	3	1	0	0	5								
Bob Chance, L OBP: 0.422, SLG: 0.585 (1, 3)			FC						4-3	5	0	0	1	1	3	5								
Tito Francona, L OBP: 0.385, SLG: 0.394 (1, 9)								4-3		4	1	3	2	1	0	3								
John Romano, R OBP: 0.384, SLG: 0.488 (1, 2)			G6-3							4	1	0	0	1	2	4								
Chico Salmon, R OBP: 0.364, SLG: 0.381 (1, 4)				4-3		F7		F4		5	1	1	0	0	1	2								
Woodie Held, R OBP: 0.297, SLG: 0.471 (1, 5)						F7				3	2	2	2	2	0	0								
Sam McDowell, L OBP: 0.111, SLG: 0.040 Gary Bell, R OBP: 0.375, SLG: 0.375 Don McMahon, R OBP: 0.143, SLG: 0.143 (1, 1) (7, 1) (8, 1)										3	0	0	0	0	3	3								
Inning Stats	R: 0 E: 0 K: 2 S: 8	H: 1 LOB: 1 BB: 0 P: 8	R: 0 E: 1 K: 2 S: 7	H: 0 LOB: 2 BB: 2 P: 15	R: 2 E: 0 K: 0 S: 6	H: 3 LOB: 1 BB: 0 P: 6	R: 2 E: 0 K: 1 S: 7	H: 2 LOB: 1 BB: 1 P: 11	R: 0 E: 0 K: 2 S: 8	H: 1 LOB: 1 BB: 0 P: 6	R: 2 E: 0 K: 2 S: 9	H: 2 LOB: 0 BB: 0 P: 9	R: 1 E: 0 K: 1 S: 8	H: 3 LOB: 3 BB: 1 P: 12	R: 2 E: 0 K: 1 S: 9	H: 4 LOB: 3 BB: 1 P: 13	1B: 12 2B: 2 3B: 0 HR: 3	SF: 0 SAC: 0 DP: 1 HBP: 0	WP: 0 PB: 0 SB: 3 CS: 0	PA: 49				
PITCHER	IP WLS BF H R ER SO BB IBB HBP BLK WP HR S P ERA WHIP																							
Diego Segui, R ERA: 4.11 Moe Drabowsky, R ERA: 5.75 John Wyatt, R ERA: 3.62 Joe Grzenda, L ERA: 5.32 (1, 1) (7, 1) (8, 1) (9, 1)	6.0 1.0 1.0 1.0	30 4 L 10 5	9 1 5 2	5 1 3 0	8 2 1 0	3 0 0 0	0 0 0 0	0 0 0 0	0 0 0 0	1 8 10 7	43 8 18 7	55 8 8 7	7.50 9.00 27.00 0.00	2.000 1.000 7.000 2.000										

Cleveland Indians @ Kansas City Athletics
Municipal Stadium, Kansas City, MO
Tue Jul 14 1964, 8:05 PM EDT
Att: 5,422 - Unknown


AB	44
R	9
H	17
RBI	9
BB	5
SO	12
LOB	26



Batter	1	2	3	4	5	6	7	8	9	AB	R	H	RBI	BB	SO	LOB	BOTTOM							
Wayne Causey, L OBP: 0.391, SLG: 0.384 (1, 6)			E3				4-3			4	1	1	0	1	1	1								
Dick Green, R OBP: 0.284, SLG: 0.398 (1, 4)									F4	5	1	2	1	0	2	2								
Ed Charles, R OBP: 0.321, SLG: 0.375 (1, 5)	G6-4-3		F8						5-3	5	1	2	0	0	0	3								
Rocky Colavito, R OBP: 0.372, SLG: 0.533 (1, 9)						FC6-4				4	2	2	2	0	1	2								
Ken Harrelson, R OBP: 0.450, SLG: 1.000 (1, 7)				L7						4	2	2	4	0	1	1								
Jim Gentile, L OBP: 0.385, SLG: 0.490 (1, 3)						6-3		5-3		4	0	0	0	0	2	1								
Doc Edwards, R OBP: 0.287, SLG: 0.229 Billy Bryan, L OBP: 0.310, SLG: 0.538 (1, 2) (8, PH) (9, 2)					6-3					3	0	0	0	0	1	1								
Nelson Mathews, R OBP: 0.287, SLG: 0.338 Jose Tartabull, L OBP: 0.256, SLG: 0.263 (1, 8) (8, PH) (9, 8)			6-3		6-3				E5	3	0	1	0	0	0	0								
Diego Segui, R OBP: 0.191, SLG: 0.244 Moe Drabowsky, R OBP: 0.033, SLG: 0.033 George Alusik, R OBP: 0.366, SLG: 0.377 John Wyatt, R Joe Grzenda, R (1, 1) (7, 1) (7, PH) (8, 1) (9, 1)			5-3							2	0	0	0	0	1	0								
Inning Stats	R: 0 E: 0 K: 1 S: 5	H: 1 LOB: 0 BB: 0 P: 5	R: 0 E: 0 K: 3 S: 10	H: 1 LOB: 0 BB: 0 P: 10	R: 0 E: 1 K: 0 S: 5	H: 1 LOB: 2 BB: 0 P: 5	R: 0 E: 0 K: 2 S: 7	H: 0 LOB: 0 BB: 0 P: 7	R: 0 E: 0 K: 1 S: 5	H: 0 LOB: 0 BB: 0 P: 5	R: 3 E: 0 K: 1 S: 6	H: 2 LOB: 1 BB: 1 P: 11	R: 0 E: 0 K: 1 S: 6	H: 1 LOB: 1 BB: 0 P: 6	R: 4 E: 1 K: 2 S: 12	H: 4 LOB: 1 BB: 0 P: 12	R: 0 E: 0 K: 1 S: 5	H: 0 LOB: 0 BB: 0 P: 5	1B: 5 2B: 1 3B: 0 HR: 4	SF: 0 SAC: 0 DP: 1 HBP: 0	WP: 0 PB: 0 SB: 1 CS: 0	PA: 39		
PITCHER	IP WLS BF H R ER SO BB IBB HBP BLK WP HR S P ERA WHIP																							
Sam McDowell, L ERA: 2.88 Gary Bell, R ERA: 4.44 Don McMahon, R ERA: 1.7 (1, 1) (7, 1) (8, 1)	6.1 0.2 2.0	26 5 W 8	6 3 1	3 3 1	3 3 1	8 1 3	0 0 0	0 0 0	0 0 0	0 2 1	41 7 14	45 7 14	4.26 40.50 4.50	1.105 4.500 0.500										

Cleveland Indians @ Kansas City Athletics
Municipal Stadium, Kansas City, MO
Tue Jul 14 1964, 8:05 PM EDT
Att: 5,422 - Unknown

AB	38
R	7
H	10
RBI	7
BB	1
SO	12
LOB	13



Batter	1	2	3	4	5	6	7	8	9	AB	R	H	RBI	BB	SO	LOB	TOP			
Dick Howser, R (1, 6) OBP: 0.301, SLG: 0.296	F4		1B SF7 BB		6-3			F9 BB FC3-6 BB		2	2	0	0	2	0	0	Cleveland Indians @ Kansas City Athletics Municipal Stadium, Kansas City, MO Wed Jul 15 1964, 8:05 PM EDT Att: 10,341 - Unknown livebaseballscorecards.com			
Vic Davallo, L (1, 8) OBP: 0.285, SLG: 0.311	1-3		F7		4-3			FC3-6 BB		3	0	0	0	1	0	1				
Leon Wagner, L (1, 7) OBP: 0.340, SLG: 0.504	F2		SF7 1B		4-3			F9 2-3		4	0	1	0	0	0	2				
Bob Chance, L (1, 3) OBP: 0.420, SLG: 0.576		G6-4-3 1B	SF7 1-2 3-H		6-3			FC3-6 1-2 3-H		3	0	1	2	0	0	1				
Al Smith, R (1, 9) OBP: 0.202, SLG: 0.298		G6-4-3 1-2	6-3		F2			G3		4	0	0	0	0	0	3				
Joe Azzue, R (1, 2) OBP: 0.244, SLG: 0.300		E 1B 1B		K	4-3			F5		4	0	1	0	0	1	0				
Larry Brown, R (1, 4) OBP: 0.266, SLG: 0.370		E 1B 1-2		5-3				F9		4	0	1	0	0	0	0				
Woodie Held, R (1, 5) OBP: 0.302, SLG: 0.463		E5 1-2 2-3						F8		3	0	1	0	1	0	2				
Lee Stange, R (1, 1) OBP: 0.176, SLG: 0.036					F9			F2		2	0	0	0	0	1	4				
Billy Moran, R (7, PH) OBP: 0.299, SLG: 0.291										1	0	0	0	0	0	0				
Don McMahon, R (7, 1) OBP: 0.143, SLG: 0.143										0	0	0	0	0	0	0				
John Romano, R (8, PH) OBP: 0.357, SLG: 0.476										1	0	0	0	0	0	1				
Inning Stats	R: 0 E: 0 K: 0 S: 3	H: 0 LOB: 0 BB: 0 P: 3	R: 0 E: 1 K: 1 S: 8	H: 3 LOB: 3 BB: 0 P: 8	R: 1 E: 0 K: 0 S: 4	H: 1 LOB: 1 BB: 1 P: 8	R: 0 E: 0 K: 1 S: 6	H: 1 LOB: 0 BB: 0 P: 6	R: 0 E: 0 K: 0 S: 3	H: 0 LOB: 0 BB: 0 P: 3	R: 0 E: 0 K: 0 S: 3	H: 0 LOB: 0 BB: 0 P: 3	R: 1 E: 0 K: 0 S: 3	H: 0 LOB: 1 BB: 2 P: 11	R: 0 E: 0 K: 0 S: 3	H: 0 LOB: 1 BB: 1 P: 7	1B: 5 2B: 0 3B: 0 HR: 0	SF: 1 SAC: 0 DP: 1 HBP: 0	WP: 0 PB: 0 SB: 0 CS: 0	PA: 36
PITCHER Ted Bowsfield, L (1, 1) ERA: 4.57	IP: 9.0 WLS: W BF: 36 H: 5 R: 2 ER: 2 SO: 2 BB: 4 IBB: 0 HBP: 0 BLK: 0 WP: 0 HR: 0 S: 36 P: 52 ERA: 2.00 WHIP: 1.000															PITCHER				

Batter	1	2	3	4	5	6	7	8	9	AB	R	H	RBI	BB	SO	LOB	BOTTOM			
Jose Tartabull, L (1, 8) OBP: 0.250, SLG: 0.256	1-3		F8		4-3			F4		4	0	0	0	0	0	0	Cleveland Indians @ Kansas City Athletics Municipal Stadium, Kansas City, MO Wed Jul 15 1964, 8:05 PM EDT Att: 10,341 - Unknown livebaseballscorecards.com			
Wayne Causey, L (1, 6) OBP: 0.397, SLG: 0.384		BB	FC5-4 1B					F8 HBP		2	0	1	0	1	0	0				
Dick Green, R (1, 4) OBP: 0.290, SLG: 0.406			F9					3-1		3	0	0	0	0	0	2				
Charlie Shoemaker, L (7, 4) OBP: 0.200, SLG: 0.300			F9							1	0	0	0	0	0	1				
Rocky Colavito, R (1, 9) OBP: 0.367, SLG: 0.532			F7 FC5-4 1-2					HR		3	1	1	1	0	0	2				
Manny Jimenez, L (1, 7) OBP: 0.299, SLG: 0.552								F7		1	0	0	0	0	1	0				
George Alusik, R (3, 7) OBP: 0.376, SLG: 0.394										2	0	1	0	0	0	0				
Ken Harrelson, R (1, 3) OBP: 0.357, SLG: 0.750										3	0	0	0	0	1	1				
Ed Charles, R (1, 5) OBP: 0.318, SLG: 0.368										3	1	0	0	0	1	0				
Billy Bryan, L (1, 2) OBP: 0.316, SLG: 0.557										3	1	1	2	0	1	0				
Ted Bowsfield, R (1, 1)										3	0	0	0	0	3	0				
Inning Stats	R: 0 E: 0 K: 0 S: 3	H: 0 LOB: 1 BB: 1 P: 7	R: 2 E: 3 K: 3 S: 11	H: 1 LOB: 0 BB: 0 P: 11	R: 0 E: 0 K: 1 S: 5	H: 1 LOB: 0 BB: 0 P: 5	R: 0 E: 0 K: 2 S: 7	H: 0 LOB: 0 BB: 0 P: 7	R: 1 E: 0 K: 0 S: 4	H: 1 LOB: 0 BB: 0 P: 4	R: 0 E: 0 K: 0 S: 3	H: 0 LOB: 0 BB: 0 P: 3	R: 0 E: 0 K: 1 S: 5	H: 0 LOB: 1 BB: 0 P: 6	R: 0 E: 0 K: 1 S: 5	H: 0 LOB: 0 BB: 0 P: 6	1B: 2 2B: 0 3B: 0 HR: 2	SF: 0 SAC: 0 DP: 1 HBP: 1	WP: 0 PB: 0 SB: 0 CS: 0	PA: 30
PITCHER Lee Stange, R (1, 1) ERA: 5.13	IP: 6.0 WLS: L BF: 23 H: 4 R: 3 ER: 3 SO: 6 BB: 1 IBB: 0 HBP: 0 BLK: 0 WP: 0 HR: 2 S: 34 P: 38 ERA: 1.50 WHIP: 0.833															PITCHER				
Don McMahon, R (7, 1) ERA: 1.64	IP: 2.0 WLS: 7 BF: 7 H: 0 R: 0 ER: 0 SO: 1 BB: 0 IBB: 0 HBP: 1 BLK: 0 WP: 0 HR: 0 S: 8 P: 9 ERA: 0.00 WHIP: 0.000															PITCHER				

Batter	1	2	3	4	5	6	7	8	9	10	AB	R	H	RBI	BB	SO	LOB	TOP				
Dick Howser, R OBP: 0.307, SLG: 0.298 (1, 6)																						
Vic Davallio, L OBP: 0.286, SLG: 0.318 (1, 8)											4	2	2	1	2	0	1					
Leon Wagner, L OBP: 0.340, SLG: 0.500 (1, 7)																						
Bob Chance, L OBP: 0.414, SLG: 0.565 (1, 3)																						
Al Smith, R OBP: 0.202, SLG: 0.294 (1, 9)																						
Joe Azcue, R OBP: 0.265, SLG: 0.339 (1, 2)											4	2	3	1	1	1	0					
Larry Brown, R OBP: 0.277, SLG: 0.376 (1, 4)											4	3	3	0	0	1	0					
Woodie Held, R OBP: 0.310, SLG: 0.470 (1, 5)											4	0	2	3	0	1	2					
Tommy John, R OBP: 0.298, SLG: 0.288 Gary Bell, R OBP: 0.316, SLG: 0.375 Sonny Siebert, R OBP: 0.278, SLG: 0.353 (1, 1)											0	0	0	0	0	0	0					
Tito Francona, L OBP: 0.302, SLG: 0.390 Ted Abernathy, R OBP: 0.298, SLG: 0.391 Don McMahon, R OBP: 0.250, SLG: 0.250 (1, 1)											1	0	0	0	0	1	1					
Inning Stats	R: 7 E: 2 K: 0 S: 7	H: 5 LOB: 1 BB: 2 P: 16	R: 0 E: 0 K: 1 S: 5	H: 0 LOB: 0 BB: 0 P: 5	R: 0 E: 0 K: 2 S: 7	H: 0 LOB: 0 BB: 0 P: 7	R: 0 E: 0 K: 1 S: 5	H: 0 LOB: 0 BB: 0 P: 5	R: 0 E: 0 K: 1 S: 6	H: 2 LOB: 1 BB: 0 P: 6	R: 0 E: 0 K: 2 S: 7	H: 0 LOB: 1 BB: 1 P: 11	R: 2 E: 0 K: 1 S: 8	H: 3 LOB: 2 BB: 0 P: 9	R: 0 E: 0 K: 2 S: 7	H: 0 LOB: 0 BB: 0 P: 7	R: 3 E: 0 K: 1 S: 8	H: 5 LOB: 1 BB: 1 P: 12	1B: 12 2B: 3 3B: 0 HR: 1	SF: 0 SAC: 1 DP: 1 HBP: 2	WP: 0 PB: 0 SB: 0 CS: 1	PA: 48
PITCHER	IP WLS BF H R ER SO BB IBB HBP BLK WP HR S P ERA WHIP	John O'Donoghue, L ERA: 4.69	Jose Santiago, R ERA: 4.23	Dan Pfister, R ERA: 7.59	Diego Segui, R ERA: 4.68	Joe Grzenda, L ERA: 5.4	PITCHER	IP WLS BF H R ER SO BB IBB HBP BLK WP HR S P ERA WHIP	John Wyatt, R ERA: 3.84													

Cleveland Indians @ Kansas City Athletics
Municipal Stadium, Kansas City, MO
Thu Jul 16 1964, 4:33 AM EDT
Att: 3,129 - Unknown

AB	41
R	12
H	16
RBI	10
BB	4
SO	12
LOB	11

Batter	1	2	3	4	5	6	7	8	9	10	AB	R	H	RBI	BB	SO	LOB	BOTTOM						
Wayne Causey, L OBP: 0.399, SLG: 0.394 (1, 6)											4	2	2	2	1	0	1							
Ed Charles, R OBP: 0.326, SLG: 0.375 (1, 5)											5	1	4	0	1	0	1							
Ken Harrelson, R OBP: 0.324, SLG: 0.636 (1, 3)											5	0	0	0	1	2	6							
Rocky Colavito, R OBP: 0.370, SLG: 0.534 (1, 9)											3	1	1	0	2	1	1							
George Atusk, R OBP: 0.376, SLG: 0.394 (1, 7)											5	1	2	2	0	0	3							
Doc Edwards, R OBP: 0.227, SLG: 0.228 Billy Bryan, L OBP: 0.321, SLG: 0.557 (1, 2)											2	2	1	0	2	0	2							
Charlie Shoemaker, L OBP: 0.200, SLG: 0.333 (1, 4)											5	1	1	2	0	1	5							
Nelson Mathews, R OBP: 0.291, SLG: 0.348 (1, 8)											5	1	2	3	0	1	1							
John O'Donoghue, R ERA: 4.3 Gary Bell, R ERA: 4.80 Sonny Siebert, R ERA: 4.48 Ted Abernathy, R ERA: 3.28 Don McMahon, R ERA: 1.55 (1, 1)											0	0	0	0	0	0	0							
Inning Stats	R: 5 E: 0 K: 2 S: 10	H: 3 LOB: 1 BB: 3 P: 22	R: 0 E: 0 K: 0 S: 5	H: 2 LOB: 2 BB: 0 P: 5	R: 3 E: 0 K: 0 S: 6	H: 4 LOB: 0 BB: 0 P: 6	R: 0 E: 0 K: 0 S: 3	H: 1 LOB: 1 BB: 1 P: 7	R: 0 E: 0 K: 2 S: 7	H: 0 LOB: 0 BB: 0 P: 7	R: 1 E: 0 K: 1 S: 6	H: 2 LOB: 0 BB: 0 P: 6	R: 0 E: 0 K: 0 S: 3	H: 0 LOB: 1 BB: 1 P: 7	R: 0 E: 0 K: 0 S: 2	H: 0 LOB: 1 BB: 1 P: 6	R: 0 E: 0 K: 0 S: 3	H: 0 LOB: 2 BB: 2 P: 11	R: 0 E: 0 K: 3 S: 10	H: 1 LOB: 2 BB: 1 P: 14	1B: 10 2B: 3 3B: 0 HR: 1	SF: 1 SAC: 0 DP: 2 HBP: 0	WP: 3 PB: 0 SB: 0 CS: 3	PA: 49
PITCHER	IP WLS BF H R ER SO BB IBB HBP BLK WP HR S P ERA WHIP	Tommy John, L ERA: 4.3	Gary Bell, R ERA: 4.80	Sonny Siebert, R ERA: 4.48	Ted Abernathy, R ERA: 3.28	Don McMahon, R ERA: 1.55	PITCHER	IP WLS BF H R ER SO BB IBB HBP BLK WP HR S P ERA WHIP	John Wyatt, R ERA: 3.84															

Cleveland Indians @ Kansas City Athletics
Municipal Stadium, Kansas City, MO
Thu Jul 16 1964, 4:33 AM EDT
Att: 3,129 - Unknown

AB	38
R	9
H	13
RBI	9
BB	9
SO	8
LOB	22

Batter	1	2	3	4	5	6	7	8	9	AB	R	H	RBI	BB	SO	LOB	TOP					
Wayne Causey, L (1.6) OBP: 0.397, SLG: 0.391										3	0	0	0	1	1	1	Kansas City Athletics @ Chicago White Sox Comiskey Park, Chicago, IL Fri Jul 17 1964, 8:05 PM EDT Att: 22,432 - Unknown					
Ed Charles, R (1.5) OBP: 0.323, SLG: 0.370										4	0	0	0	0	2	1						
Manny Jimenez, L (1.7) OBP: 0.296, SLG: 0.535										4	0	0	0	0	2	1						
Rocky Colavito, R (1.9) OBP: 0.372, SLG: 0.539										4	1	2	0	0	1	1						
Ken Harrelson, R (1.3) OBP: 0.342, SLG: 0.600										2	0	0	0	2	1	1						
Billy Bryan, L (1.2) OBP: 0.326, SLG: 0.560										3	0	1	1	1	2	1						
Nelson Mathews, R (1.8) OBP: 0.289, SLG: 0.345										3	0	0	0	0	0	3						
Charlie Shoemaker, L (1.4) OBP: 0.167, SLG: 0.278										3	0	0	0	0	0	0						
Moe Drabowsky, R (1.1) OBP: 0.031, SLG: 0.031										2	0	0	0	0	0	0						
Wes Stock, R (6.1) OBP: 0.200, SLG: 0.111										0	0	0	0	0	0	0						
George Alusik, R (8. PH) OBP: 0.374, SLG: 0.392										1	0	0	0	0	1	0						
Orlando Pena, R (8.1) OBP: 0.167, SLG: 0.196										0	0	0	0	0	0	0						
Inning Stats	R: 0 E: 0 K: 0 S: 3	H: 0 LOB: 1 BB: 1 P: 7	R: 0 E: 0 K: 0 S: 2	H: 0 LOB: 0 BB: 1 P: 6	R: 0 E: 0 K: 0 S: 3	H: 0 LOB: 0 BB: 0 P: 3	R: 1 E: 0 K: 2 S: 9	H: 2 LOB: 2 BB: 1 P: 13	R: 0 E: 1 K: 0 S: 3	H: 0 LOB: 0 BB: 0 P: 3	R: 0 E: 0 K: 2 S: 8	H: 1 LOB: 1 BB: 0 P: 8	R: 0 E: 0 K: 1 S: 5	H: 0 LOB: 0 BB: 0 P: 5	R: 0 E: 0 K: 2 S: 7	H: 0 LOB: 0 BB: 0 P: 7	R: 0 E: 0 K: 3 S: 9	H: 0 LOB: 1 BB: 1 P: 13	1B: 0 2B: 3 3B: 0 HR: 0	SF: 0 SAC: 0 DP: 2 HBP: 0	WP: 1 PB: 0 CS: 0	PA: 33
PITCHER Gary Peters, L (1.1) ERA: 2.59	IP: 9.0 WLS: W BF: 33 H: 3 R: 1 ER: 1 SO: 10 BB: 4 IBB: 0 HBP: 0 BLK: 0 WP: 1 HR: 0 S: 49 P: 65 ERA: 1.00 WHIP: 0.778															PITCHER	IP: 9.0 WLS: W BF: 33 H: 3 R: 1 ER: 1 SO: 10 BB: 4 IBB: 0 HBP: 0 BLK: 0 WP: 1 HR: 0 S: 49 P: 65 ERA: 1.00 WHIP: 0.778					

AB	29
R	1
H	3
RBI	1
BB	4
SO	10
LOB	9



Batter	1	2	3	4	5	6	7	8	9	AB	R	H	RBI	BB	SO	LOB	BOTTOM			
Tom McCraw, L (1.7) OBP: 0.356, SLG: 0.435										3	0	0	0	0	0	0	Kansas City Athletics @ Chicago White Sox Comiskey Park, Chicago, IL Fri Jul 17 1964, 8:05 PM EDT Att: 22,432 - Unknown			
Gene Stephens, L (6.7) OBP: 0.362, SLG: 0.457										1	0	0	0	0	1	1				
Don Buford, S (1.4) OBP: 0.327, SLG: 0.341										4	1	2	0	0	0	0				
Al Weis, S (9.4) OBP: 0.312, SLG: 0.342										0	0	0	0	0	0	0				
Floyd Robinson, L (1.9) OBP: 0.371, SLG: 0.442										4	2	2	0	0	0	2				
Pete Ward, L (1.5) OBP: 0.343, SLG: 0.460										3	2	2	2	0	0	1				
Bill Skowron, R (1.3) OBP: 0.316, SLG: 0.473										3	2	2	2	0	0	1				
Jim Landis, R (1.8) OBP: 0.286, SLG: 0.285										3	1	1	1	1	0	1				
Ron Hansen, R (1.6) OBP: 0.351, SLG: 0.382										4	0	1	1	0	1	3				
J.C. Martin, L (1.2) OBP: 0.253, SLG: 0.316										3	0	1	2	1	1	1				
Gary Peters, L (1.1) OBP: 0.250, SLG: 0.375										3	0	1	2	1	1	1				
Inning Stats	R: 0 E: 1 K: 0 S: 4	H: 1 LOB: 1 BB: 0 P: 4	R: 0 E: 0 K: 1 S: 5	H: 0 LOB: 0 BB: 0 P: 5	R: 0 E: 0 K: 1 S: 5	H: 0 LOB: 0 BB: 0 P: 5	R: 2 E: 0 K: 0 S: 6	H: 3 LOB: 1 BB: 0 P: 6	R: 0 E: 0 K: 1 S: 5	H: 0 LOB: 0 BB: 0 P: 5	R: 2 E: 1 K: 0 S: 5	H: 2 LOB: 0 BB: 0 P: 5	R: 0 E: 0 K: 2 S: 7	H: 0 LOB: 1 BB: 1 P: 11	R: 2 E: 0 K: 1 S: 8	H: 3 LOB: 2 BB: 1 P: 12	1B: 4 2B: 4 3B: 0 HR: 1	SF: 1 SAC: 1 DP: 0 HBP: 0	WP: 0 PB: 0 CS: 0	PA: 35
PITCHER Moe Drabowsky, R (1.1) ERA: 5.72	IP: 5.1 WLS: L BF: 21 H: 5 R: 3 ER: 3 SO: 3 BB: 0 IBB: 0 HBP: 0 BLK: 0 WP: 0 HR: 0 S: 27 P: 27 ERA: 5.06 WHIP: 0.938															PITCHER	IP: 5.1 WLS: L BF: 21 H: 5 R: 3 ER: 3 SO: 3 BB: 0 IBB: 0 HBP: 0 BLK: 0 WP: 0 HR: 0 S: 27 P: 27 ERA: 5.06 WHIP: 0.938			
Wes Stock, R (6.1) ERA: 2.47	IP: 1.2 WLS: 7 BF: 7 H: 1 R: 1 ER: 1 SO: 2 BB: 1 IBB: 0 HBP: 0 BLK: 0 WP: 0 HR: 1 S: 10 P: 14 ERA: 5.40 WHIP: 1.200															PITCHER	IP: 1.2 WLS: 7 BF: 7 H: 1 R: 1 ER: 1 SO: 2 BB: 1 IBB: 0 HBP: 0 BLK: 0 WP: 0 HR: 1 S: 10 P: 14 ERA: 5.40 WHIP: 1.200			
Orlando Pena, R (8.1) ERA: 4.39	IP: 1.0 WLS: 7 BF: 3 H: 2 R: 2 ER: 2 SO: 1 BB: 0 IBB: 1 HBP: 0 BLK: 0 WP: 0 HR: 0 S: 8 P: 12 ERA: 18.00 WHIP: 3.000															PITCHER	IP: 1.0 WLS: 7 BF: 3 H: 2 R: 2 ER: 2 SO: 1 BB: 0 IBB: 1 HBP: 0 BLK: 0 WP: 0 HR: 0 S: 8 P: 12 ERA: 18.00 WHIP: 3.000			

AB	31
R	6
H	9
RBI	6
BB	2
SO	6
LOB	12



Batter	1	2	3	4	5	6	7	8	9	AB	R	H	RBI	BB	SO	LOB	TOP										
Jose Tartabull, L (1,8) OBP: 0.271, SLG: 0.277										4	0	2	0	0	0	0											
Wayne Causey, L (1,6) OBP: 0.393, SLG: 0.384										4	1	1	0	0	0	1											
Jim Gentile, L (1,3) OBP: 0.382, SLG: 0.493										3	1	1	2	1	0	0											
Rocky Colavito, R (1,9) OBP: 0.368, SLG: 0.540										4	1	1	1	0	0	2											
Ken Harrelson, R (1,7) OBP: 0.313, SLG: 0.511										4	0	1	0	0	1	2											
Billy Bryan, L (1,2) OBP: 0.317, SLG: 0.543										3	0	0	0	0	2	0											
Doc Edwards, R (9, PH) OBP: 0.245, SLG: 0.247										1	0	1	0	0	0	0											
Ed Charles, R (1,5) OBP: 0.317, SLG: 0.362										4	0	0	0	0	0	2											
Charlie Shoemaker, L (1,4) OBP: 0.192, SLG: 0.269										3	0	1	0	0	0	0											
John O'Donoghue, R (1,1) OBP: 0.242, SLG: 0.333										1	0	0	0	0	1	0											
Dan Pfister, R (4,1) OBP: 0.371, SLG: 0.387										1	0	0	0	0	0	1											
George Alusik, R (8, PH) OBP: 0.031, SLG: 0.031										0	0	0	0	0	0	0											
Moe Drabowsky, R (8,1) OBP: 0.031, SLG: 0.031										0	0	0	0	0	0	0											
Inning Stats	R: 0 E: 0 K: 1 S: 6	H: 1 LOB: 2 BB: 1 P: 10	R: 0 E: 0 K: 1 S: 5	H: 0 LOB: 0 BB: 0 P: 5	R: 0 E: 0 K: 1 S: 5	H: 1 LOB: 0 BB: 0 P: 5	R: 0 E: 0 K: 0 S: 3	H: 0 LOB: 0 BB: 0 P: 3	R: 0 E: 0 K: 0 S: 4	H: 1 LOB: 1 BB: 0 P: 4	R: 1 E: 0 K: 1 S: 6	H: 1 LOB: 0 BB: 0 P: 6	R: 0 E: 0 K: 1 S: 5	H: 0 LOB: 0 BB: 0 P: 5	R: 2 E: 0 K: 0 S: 6	H: 4 LOB: 1 BB: 0 P: 6	1B: 6 2B: 0 3B: 0 HR: 2	SF: 0 SAC: 0 DP: 1 HBP: 0	WP: 0 PB: 0 CS: 0	PA: 34							
PITCHER	IP	WLS	BF	H	R	ER	SO	BB	IBB	HBP	BLK	WP	HR	S	P	ERA	WHIP										
Ray Herbert, R (1,1) ERA: 3.86	8.0	W	30	6	3	3	5	1	0	0	0	0	2	39	43	3.38	0.875										
Hoyt Wilhelm, R (9,1) ERA: 2.95	0.1		2	1	0	0	0	0	0	0	0	0	0	2	2	0.00	3.000										
Don Mossi, L (9,1) ERA: 2.67	0.0	S	1	1	0	0	0	0	0	0	0	0	0	1	1	∞	∞										
Eddie Fisher, R (9,1) ERA: 3.92	0.2	S	1	0	0	0	0	0	0	0	0	0	0	1	1	0.00	0.000										

Kansas City Athletics @ Chicago White Sox
Comiskey Park, Chicago, IL
Sun Jul 19 1964, 4:38 AM EDT
Att: 18,664 - Unknown

livebaseballscores.com

AB 33
R 3
H 8
RBI 3
BB 1
SO 5
LOB 8

Batter	1	2	3	4	5	6	7	8	9	AB	R	H	RBI	BB	SO	LOB	BOTTOM										
Don Buford, S (1,5) OBP: 0.332, SLG: 0.342										3	1	1	0	0	0	1											
Al Weis, S (1,4) OBP: 0.315, SLG: 0.345										4	0	2	0	0	0	1											
Jim Landis, R (1,8) OBP: 0.286, SLG: 0.280										3	0	1	0	1	0	0											
Bill Skowron, R (1,3) OBP: 0.311, SLG: 0.464										4	0	0	0	0	0	3											
Mike Hershberger, R (1,9) OBP: 0.322, SLG: 0.321										3	1	0	0	1	0	2											
Dave Nicholson, R (1,7) OBP: 0.356, SLG: 0.397										4	1	2	2	0	2	2											
Gene Stephens, L (9,7) OBP: 0.350, SLG: 0.438										0	0	0	0	0	0	0											
Ron Hansen, R (1,6) OBP: 0.351, SLG: 0.389										3	1	2	1	1	0	2											
Jerry McNertney, R (1,2) OBP: 0.288, SLG: 0.286										4	0	0	0	0	0	5											
Don Mossi, L (9,1) OBP: 0.083, SLG: 0.083										0	0	0	0	0	0	0											
Eddie Fisher, R (9,1) OBP: 0.083, SLG: 0.083										0	0	0	0	0	0	0											
Ray Herbert, R (1,1) OBP: 0.118, SLG: 0.125										3	0	0	0	0	0	4											
Hoyt Wilhelm, R (9,1) OBP: 0.273, SLG: 0.200										0	0	0	0	0	0	0											
J.C. Martin, L (9,2) OBP: 0.257, SLG: 0.314										0	0	0	0	0	0	0											
Inning Stats	R: 1 E: 0 K: 0 S: 4	H: 1 LOB: 0 BB: 0 P: 4	R: 0 E: 1 K: 0 S: 4	H: 1 LOB: 2 BB: 1 P: 8	R: 0 E: 0 K: 0 S: 3	H: 0 LOB: 1 BB: 1 P: 7	R: 2 E: 1 K: 0 S: 5	H: 1 LOB: 1 BB: 1 P: 9	R: 0 E: 0 K: 1 S: 7	H: 2 LOB: 2 BB: 0 P: 7	R: 1 E: 0 K: 0 S: 4	H: 2 LOB: 2 BB: 0 P: 5	R: 0 E: 1 K: 0 S: 3	H: 0 LOB: 0 BB: 0 P: 3	R: 0 E: 0 K: 1 S: 5	H: 1 LOB: 0 BB: 0 P: 5	1B: 5 2B: 2 3B: 0 HR: 2	SF: 0 SAC: 0 DP: 2 HBP: 1	WP: 1 PB: 0 CS: 0	PA: 35							
PITCHER	IP	WLS	BF	H	R	ER	SO	BB	IBB	HBP	BLK	WP	HR	S	P	ERA	WHIP										
John O'Donoghue, L (1,1) ERA: 4.73	3.0	L	16	3	3	2	0	3	0	0	0	0	1	13	25	6.00	2.000										
Dan Pfister, R (4,1) ERA: 6.81	4.0		16	4	1	1	1	0	0	1	0	0	1	17	18	2.25	1.000										
Moe Drabowsky, R (8,1) ERA: 5.67	1.0		3	1	0	0	1	0	0	0	0	0	0	5	5	0.00	1.000										

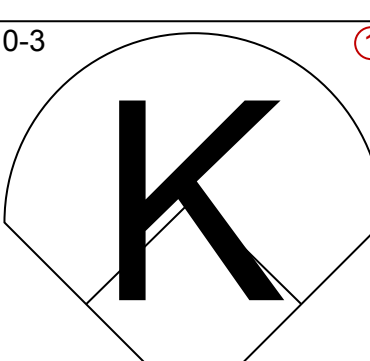
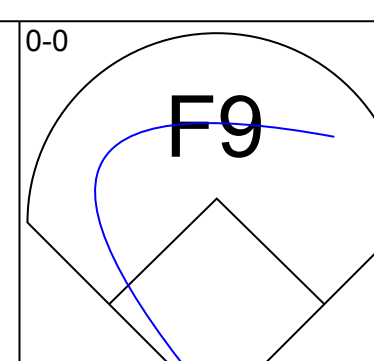
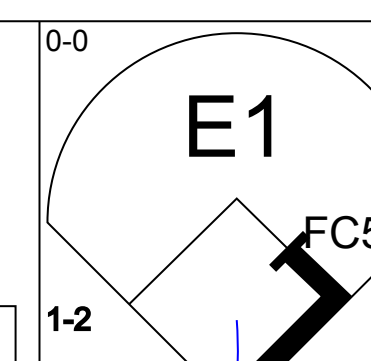
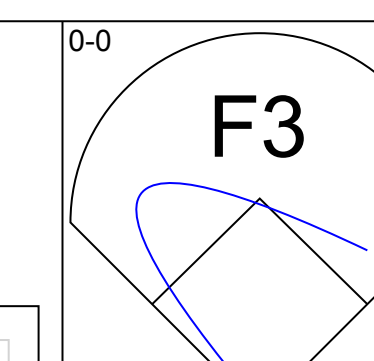
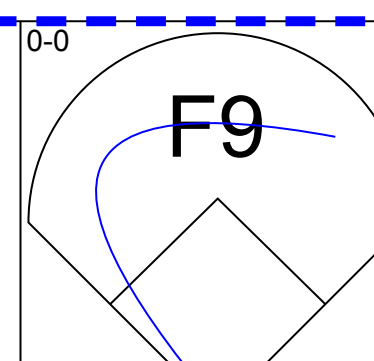
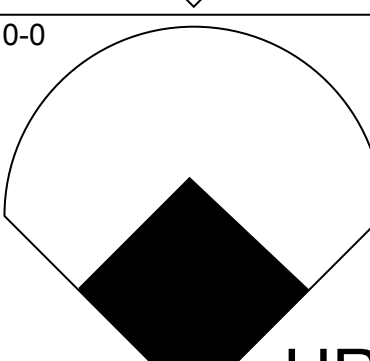
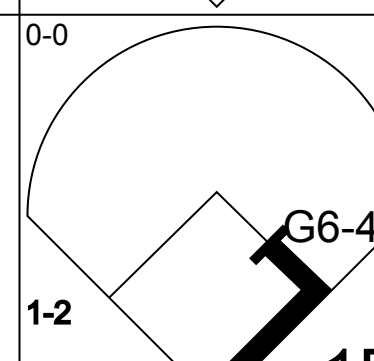
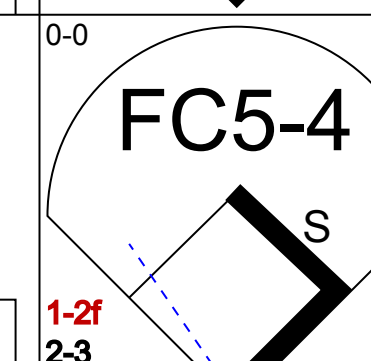
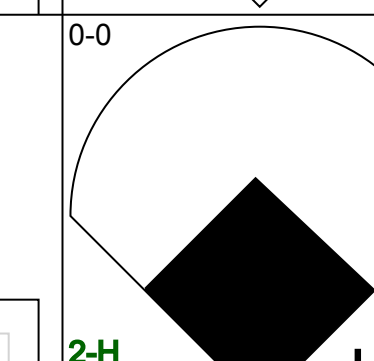
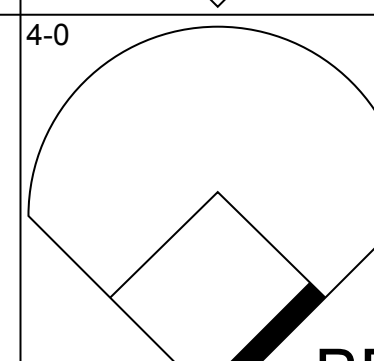
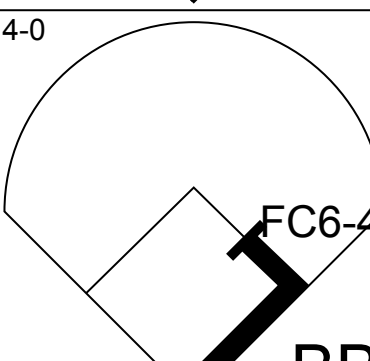
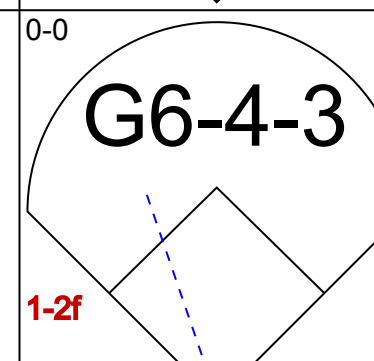
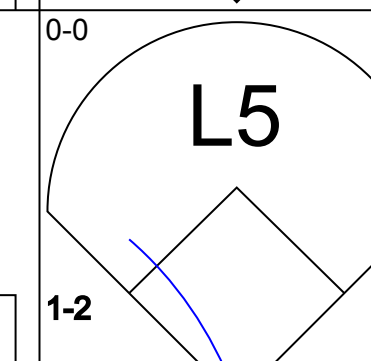
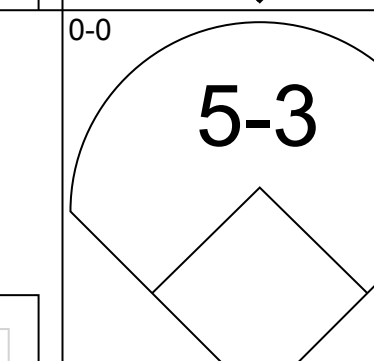
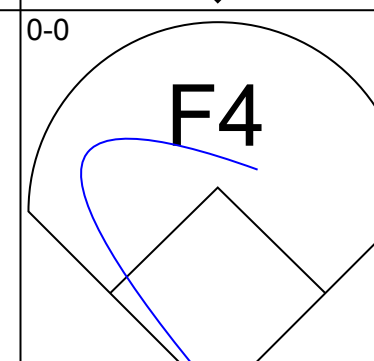
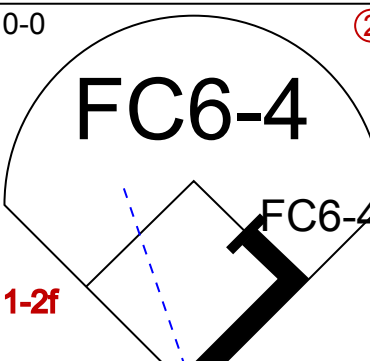
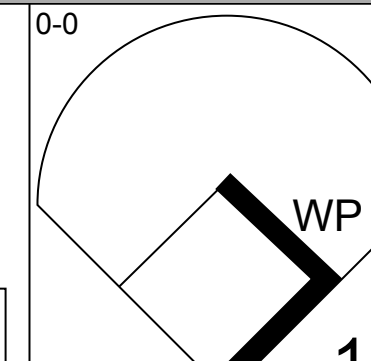
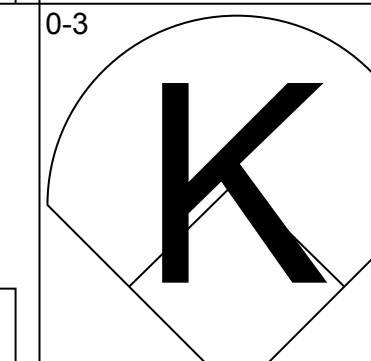
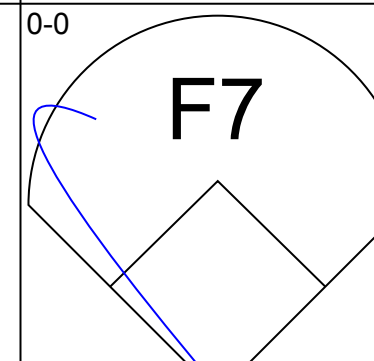
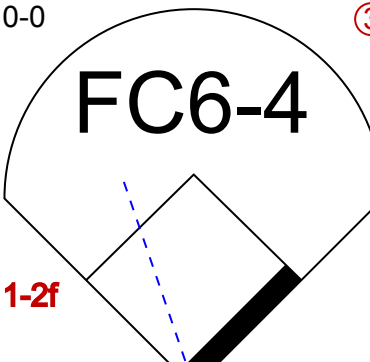
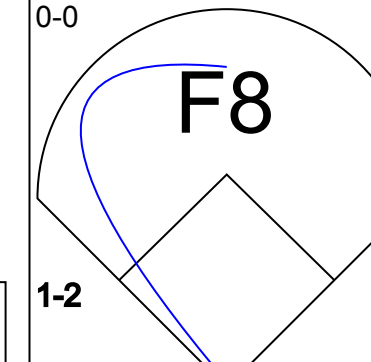
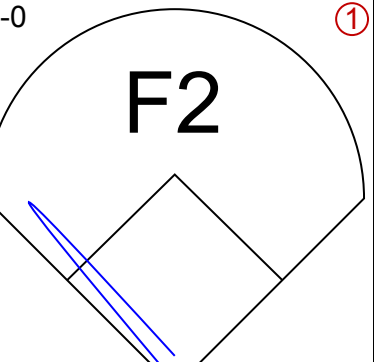
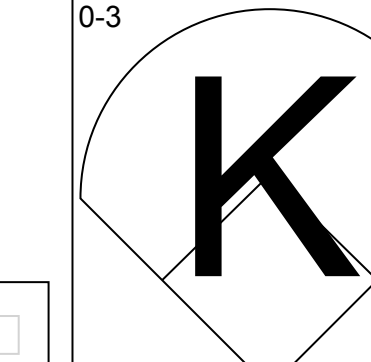
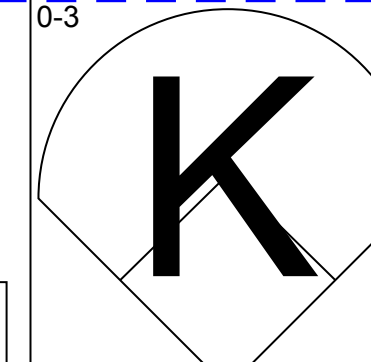
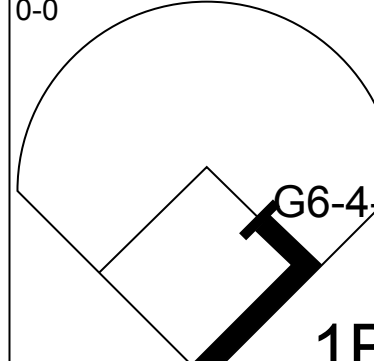
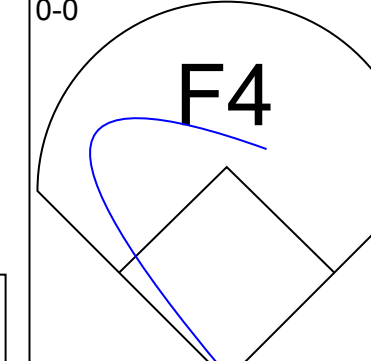
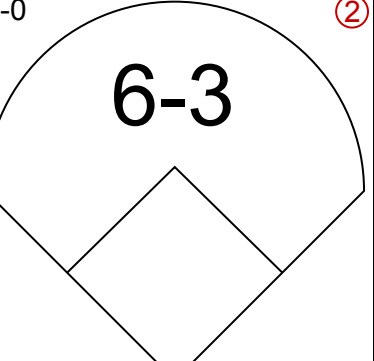
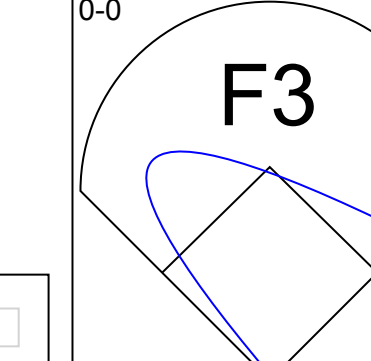
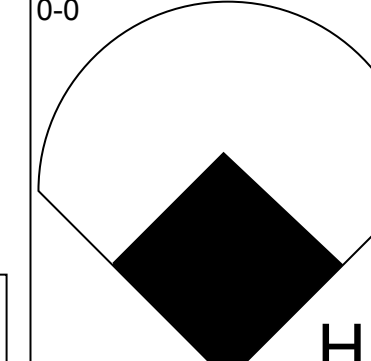
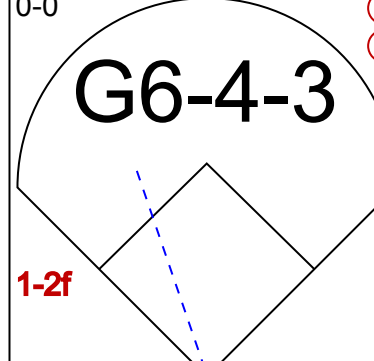
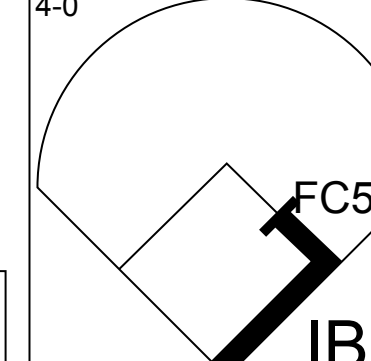
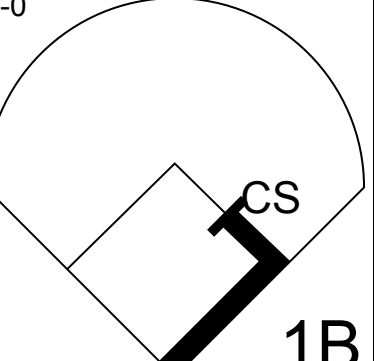
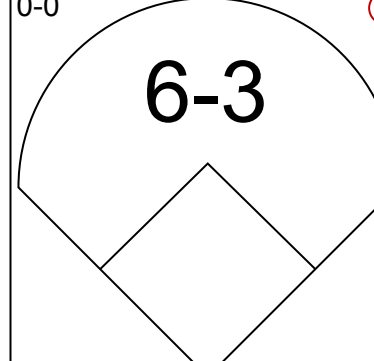
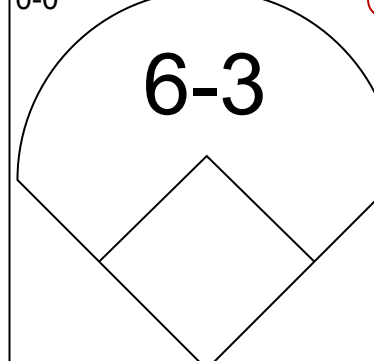
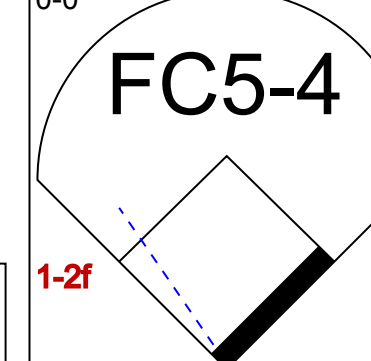
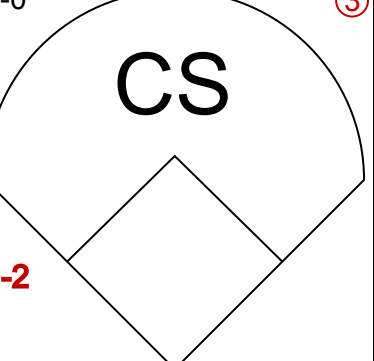
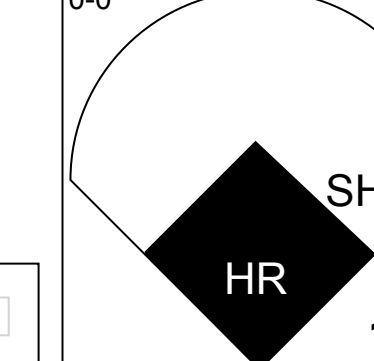
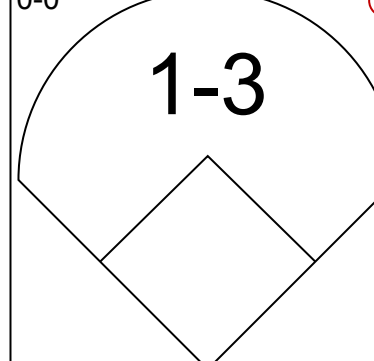
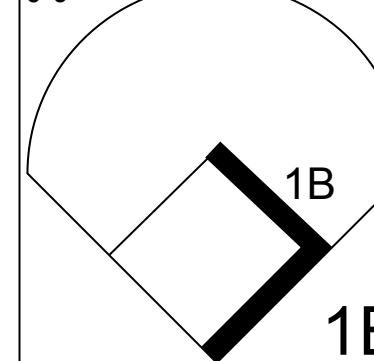
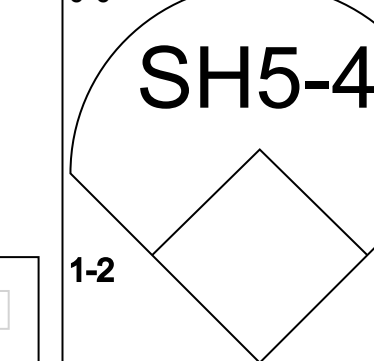
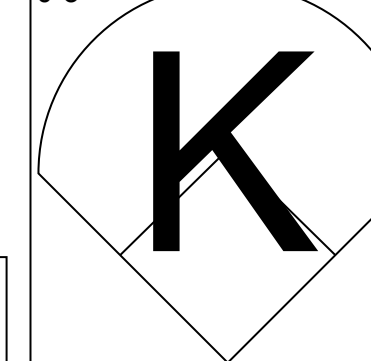
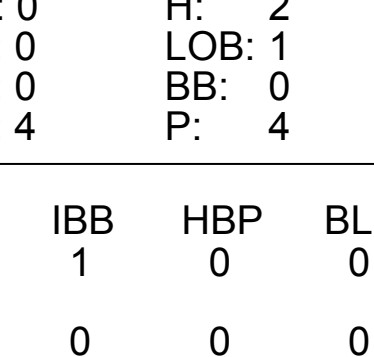
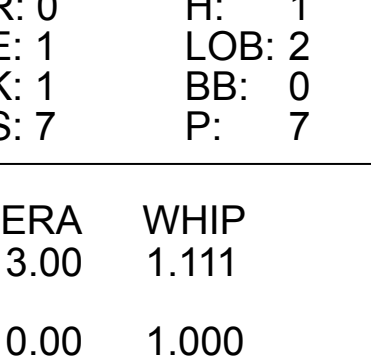
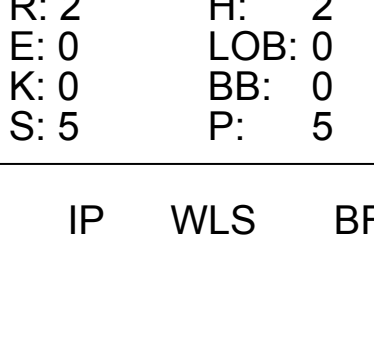
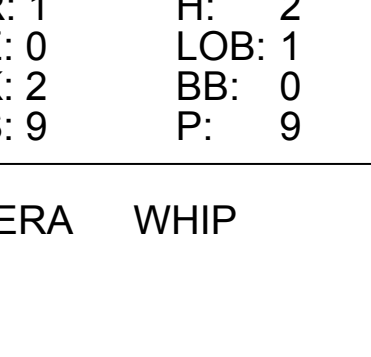
Kansas City Athletics @ Chicago White Sox
Comiskey Park, Chicago, IL
Sun Jul 19 1964, 4:38 AM EDT
Att: 18,664 - Unknown

livebaseballscores.com

AB 31
R 4
H 8
RBI 3
BB 3
SO 2
LOB 20


Batter	1	2	3	4	5	6	7	8	9	AB	R	H	RBI	BB	SO	LOB	TOP										
Jose Tartabull, L OBP: 0.283, SLG: 0.275 (1, 8)	F4		1B		L1		2B		F7	4	2	1	0	1	0	0	Kansas City Athletics @ Minnesota Twins Metropolitan Stadium, Bloomington, MI Tue Jul 21 1964, 8:05 PM EDT Att: 10,269 - Unknown livebaseballscorecards.com										
Wayne Causey, L OBP: 0.395, SLG: 0.395 (1, 6)	HR		1B		F4		2B		4-3	5	1	3	1	0	0	0											
Rocky Colavito, R OBP: 0.371, SLG: 0.544 (1, 9)	5-3		1B		F7		2B		1B	5	0	3	3	0	0	0											
Jim Gentile, L OBP: 0.386, SLG: 0.498 (1, 3)	2B		K		K		BB		1B	4	0	2	0	1	2	2											
Ken Harrelson, R OBP: 0.327, SLG: 0.500 Nelson Mathews, R OBP: 0.290, SLG: 0.345 (1, 7) (7, 8)	F7		F5		2B		1B		F3	3	1	1	0	1	0	3											
Billy Bryan, L OBP: 0.317, SLG: 0.545 Doc Edwards, R OBP: 0.244, SLG: 0.245 (1, 2) (7, PH) (7, 2)	K		F4		2B		K			3	0	1	1	0	1	0											
Ed Charles, R OBP: 0.314, SLG: 0.358 (1, 5)	F4		6-3		F8				K	4	0	0	0	0	1	1											
Charlie Shoemaker, L OBP: 0.200, SLG: 0.267 (1, 4)	4-3		1-3				1B		K	4	1	1	0	0	1	0											
Jose Santiago, R (1, 1)			F7		K		5-3		K	0	0	0	0	0	0	0											
Moe Drabowsky, R OBP: 0.029, SLG: 0.029 Dan Pfister, R (5, 1) Wes Stock, R OBP: 0.167, SLG: 0.091 John Wyatt, R (9, 1)							1-2			2	0	0	0	0	1	0											
Inning Stats	R: 1 E: 0 K: 0 S: 5	H: 2 LOB: 1 BB: 0 P: 5	R: 0 E: 0 K: 1 S: 5	H: 0 LOB: 0 BB: 0 P: 5	R: 1 E: 0 K: 1 S: 8	H: 3 LOB: 2 BB: 0 P: 8	R: 0 E: 0 K: 0 S: 3	H: 0 LOB: 0 BB: 0 P: 3	R: 0 E: 0 K: 1 S: 5	H: 2 LOB: 1 BB: 0 P: 7	R: 2 E: 0 K: 1 S: 7	H: 3 LOB: 3 BB: 3 P: 19	R: 0 E: 0 K: 3 S: 9	H: 0 LOB: 0 BB: 0 P: 9	R: 0 E: 0 K: 0 S: 5	H: 2 LOB: 2 BB: 0 P: 5	1B: 8 2B: 3 3B: 0 HR: 1	SF: 0 SAC: 0 DP: 0 HBP: 0	WP: 0 PB: 0 SB: 0 CS: 0	PA: 41							
PITCHER	IP	WLS	BF	H	R	ER	SO	BB	IBB	HBP	BLK	WP	HR	S	P	ERA	WHIP										
Camilo Pascual, R ERA: 3.75 Johnny Klippstein, R ERA: 2.82 Gery Arriago, L ERA: 4.13 Al Worthington, R ERA: 2.96	6.1	L	29	9	5	5	4	1	0	0	0	0	1	36	40	7.11	1.579										

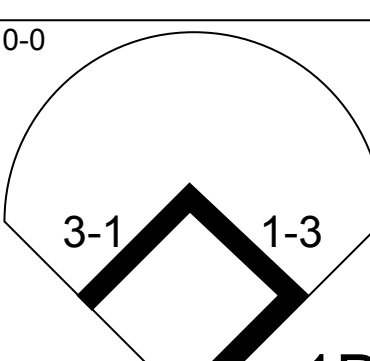
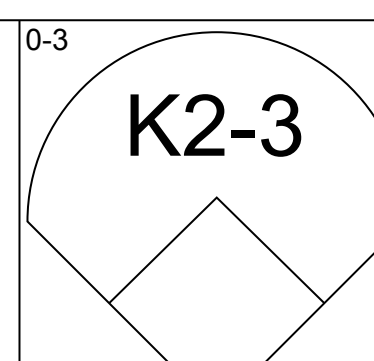
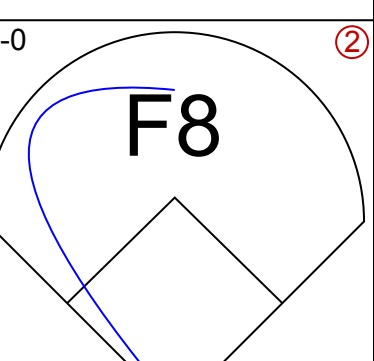
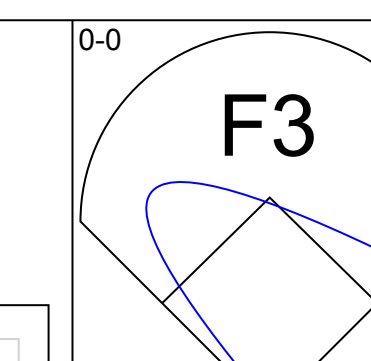
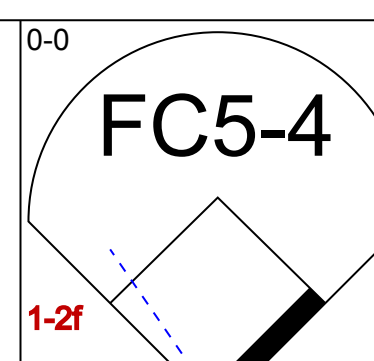
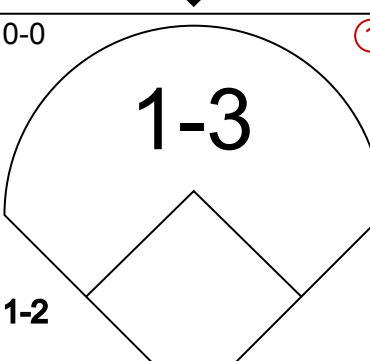
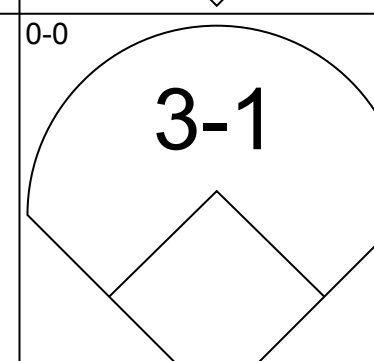
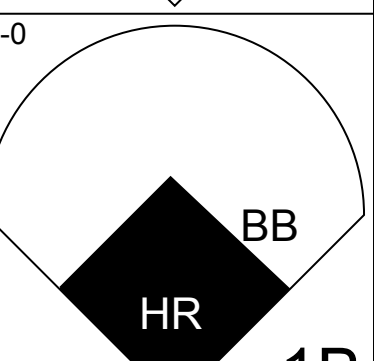
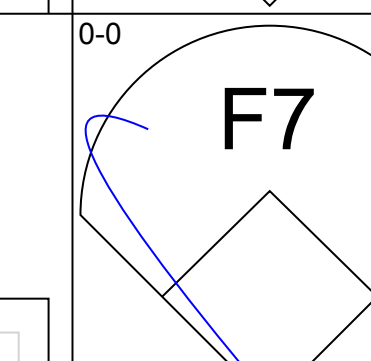
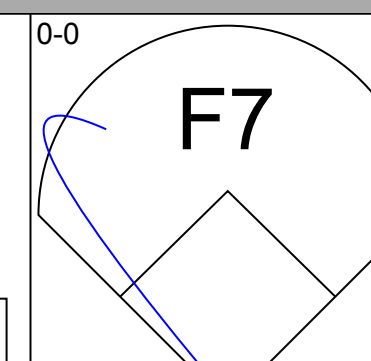
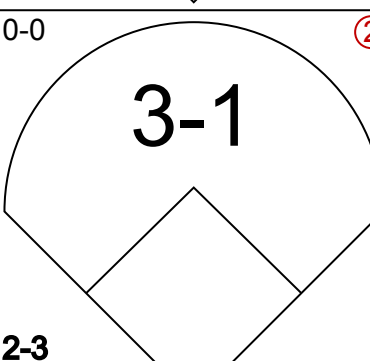
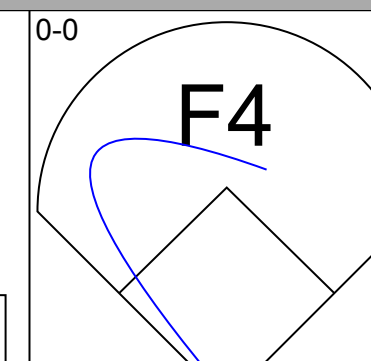
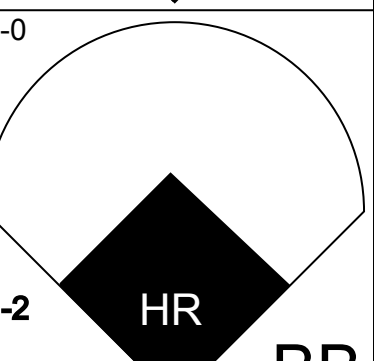
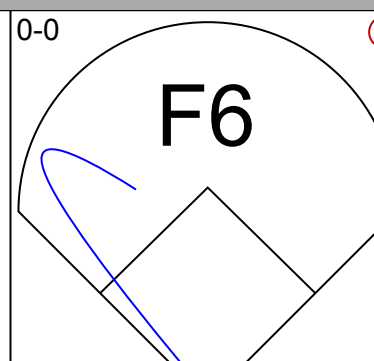
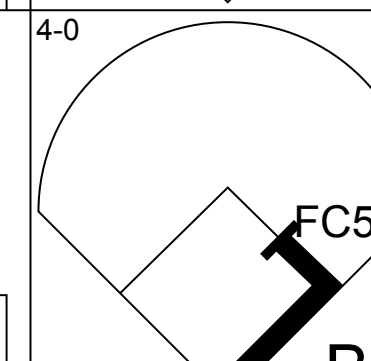
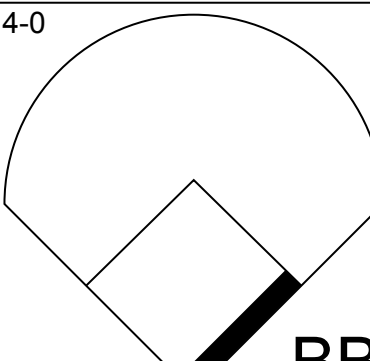
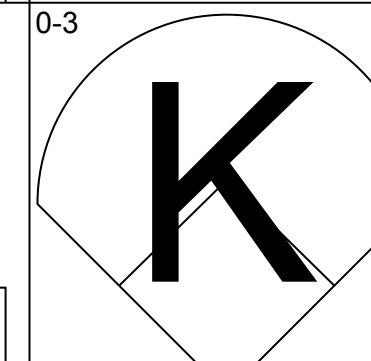
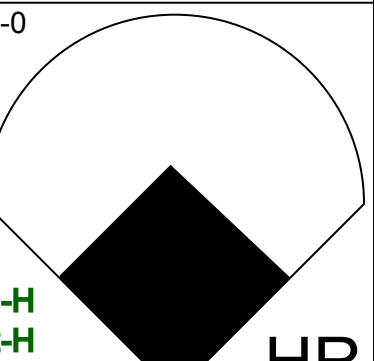
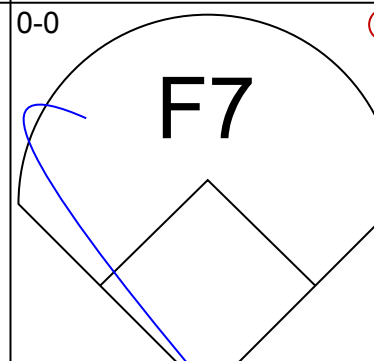
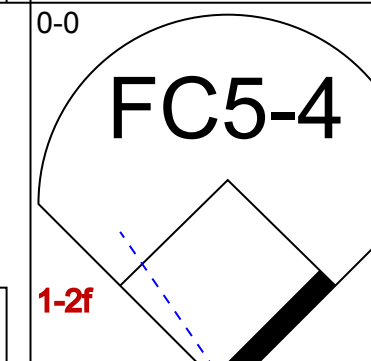
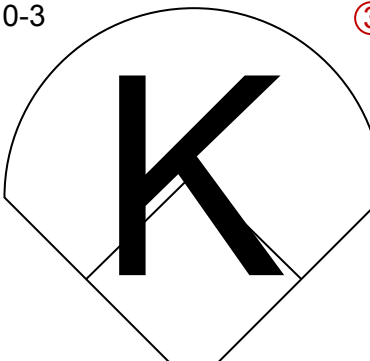
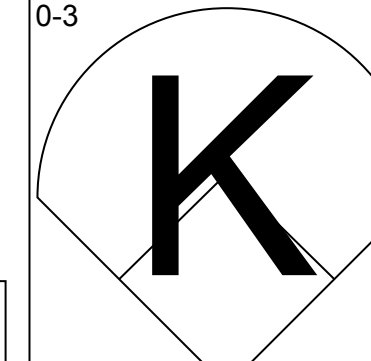
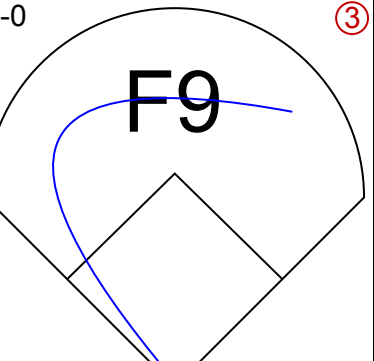
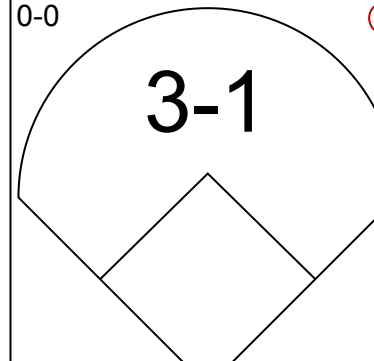
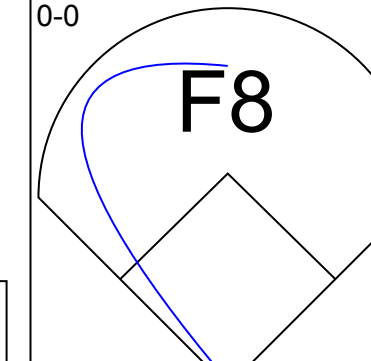
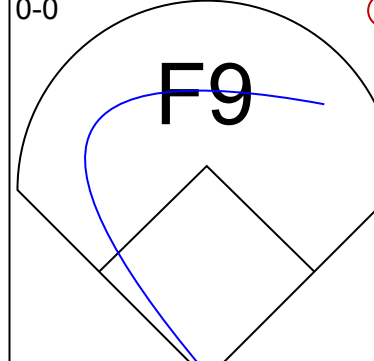
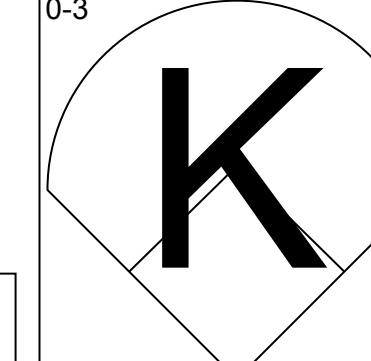
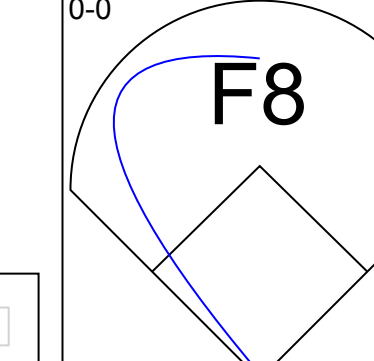
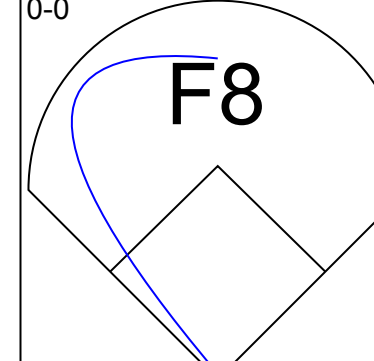
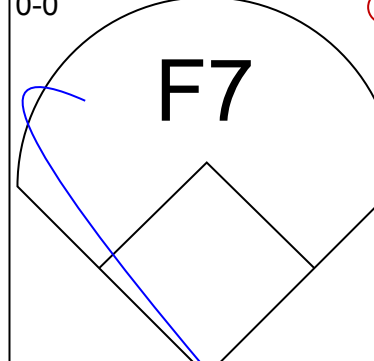
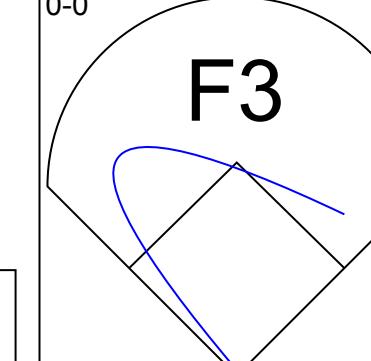
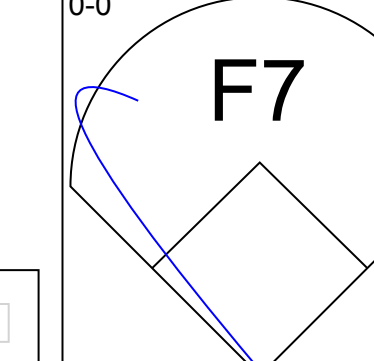
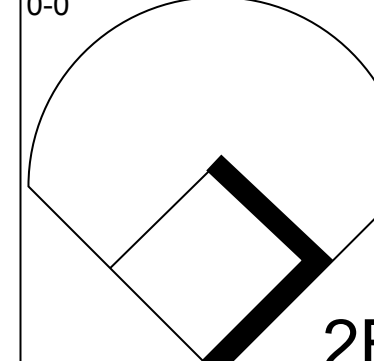
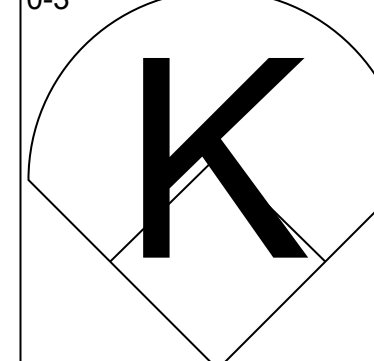
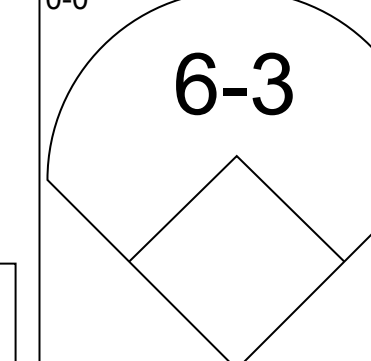
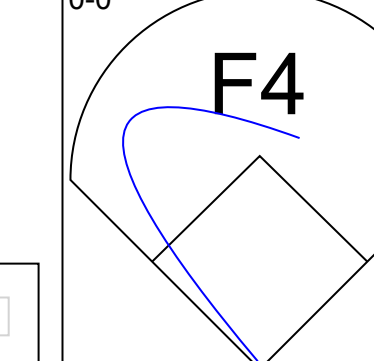
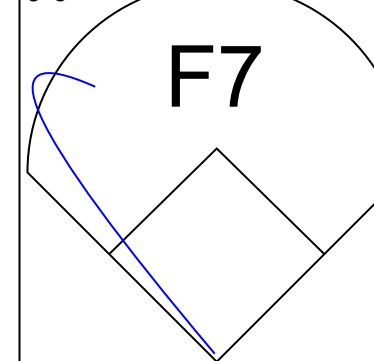
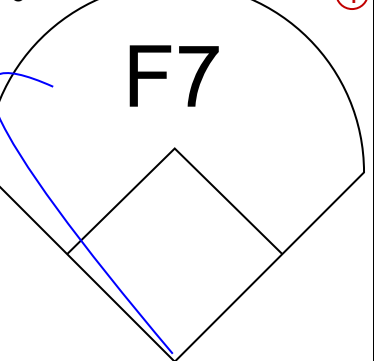
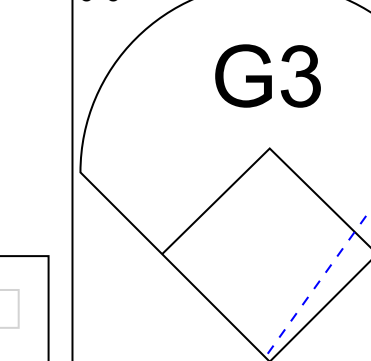
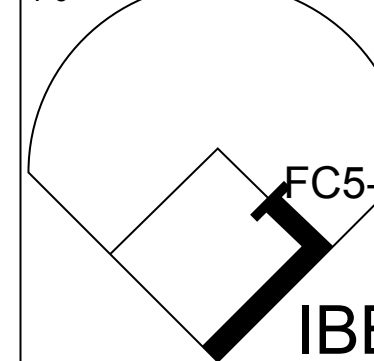

Batter	1	2	3	4	5	6	7	8	9	AB	R	H	RBI	BB	SO	LOB	BOTTOM											
Zoilo Versalles, R OBP: 0.313, SLG: 0.423 (1, 6)	1-3	F7		5-3	F5		F7			5	0	0	0	0	0	4	Kansas City Athletics @ Minnesota Twins Metropolitan Stadium, Bloomington, MI Tue Jul 21 1964, 8:05 PM EDT Att: 10,269 - Unknown livebaseballscorecards.com											
Rich Rollins, R OBP: 0.343, SLG: 0.426 (1, 5)	1B	K		BB		F8		F8		4	1	1	0	1	1	0												
Tony Oliva, L OBP: 0.369, SLG: 0.575 (1, 9)	1B	F7		F8		BB		K		5	1	2	0	0	1	1												
Harmon Killebrew, R OBP: 0.381, SLG: 0.599 (1, 7)	1B		K		6-3	1B		F3		3	2	1	0	2	1	0												
Jimmie Hall, L OBP: 0.313, SLG: 0.476 (1, 8)	1B		BB		BB	6-3		K		3	0	2	2	2	1	2												
Bob Allison, R OBP: 0.418, SLG: 0.615 (1, 3)	BB		F4		6-3		F6		F9	5	0	1	1	0	0	6												
Earl Batley, R OBP: 0.351, SLG: 0.430 Jim Kaat, L OBP: 0.302, SLG: 0.326 Jerry Zimmerman, R OBP: 0.297, SLG: 0.254 (1, 2) (7, PR) (8, 2)	BB				F5				G3-6-3	2	0	1	0	2	0	2												
Jerry Kindall, R OBP: 0.269, SLG: 0.337 Don Mincher, L OBP: 0.350, SLG: 0.648 Jim Snyder, R OBP: 0.242, SLG: 0.267 (1, 4) (5, PH) (5, PR) (6, 4)	K		K		BB		K			2	0	0	0	0	2	5												
Camilo Pascual, R OBP: 0.254, SLG: 0.273 Johnny Klippstein, R Gery Arriago, L OBP: 0.167 Frank Kostro, R OBP: 0.350, SLG: 0.556 Al Worthington, R (8, 1)	K				5-3		1-2		F8	0	0	0	0	0	0	0												
Inning Stats	R: 3 E: 0 K: 2 S: 11	H: 4 LOB: 3 BB: 2 P: 19	R: 0 E: 0 K: 1 S: 5	H: 0 LOB: 0 BB: 0 P: 5	R: 0 E: 0 K: 2 S: 7	H: 0 LOB: 2 BB: 2 P: 15	R: 0 E: 0 K: 0 S: 3	H: 0 LOB: 1 BB: 1 P: 7	R: 0 E: 0 K: 0 S: 5	H: 2 LOB: 3 BB: 2 P: 13	R: 0 E: 0 K: 1 S: 6	H: 1 LOB: 2 BB: 1 P: 10	R: 0 E: 0 K: 1 S: 6	H: 1 LOB: 1 BB: 0 P: 6	R: 0 E: 0 K: 1 S: 5	H: 0 LOB: 0 BB: 0 P: 5		R: 0 E: 0 K: 0 S: 2	H: 0 LOB: 0 BB: 1 P: 6	1B: 8 2B: 0 3B: 0 HR: 0	SF: 0 SAC: 0 DP: 1 HBP: 0	WP: 0 PB: 0 SB: 1 CS: 0	PA: 43					
PITCHER	IP	WLS	BF	H	R	ER	SO	BB	IBB	HBP	BLK	WP	HR	S	P	ERA	WHIP											
Jose Santiago, R ERA: 4.89 Moe Drabowsky, R ERA: 5.55 Dan Pfister, R ERA: 6.69 Wes Stock, R ERA: 2.51 John Wyatt, R ERA: 3.79	0.1		7	4	3	3	0	2	0	0	0	0	0	0	23	35	2.46	1.364										

Batter	1	2	3	4	5	6	7	8	9	10	11	AB	R	H	RBI	BB	SO	LOB	TOP	
Nelson Mathews, R OBP: 0.285, SLG: 0.338												5	0	0	0	0	1	3		
Bert Campaneris, R OBP: 0.800, SLG: 2.250												4	2	3	3	1	0	2		
Rocky Colavito, R OBP: 0.374, SLG: 0.558												4	0	0	0	1	0	5		
Jim Gentile, L OBP: 0.379, SLG: 0.485												5	0	1	0	0	2	4		
Ken Harrelson, R OBP: 0.311, SLG: 0.474												4	0	0	0	0	1	2		
George Atusik, R OBP: 0.372, SLG: 0.385												1	0	0	0	0	1	0		
Jose Tartabull, L OBP: 0.270, SLG: 0.269												0	0	0	0	0	0	0		
Doc Edwards, R OBP: 0.250, SLG: 0.276												5	1	2	1	0	0	1		
Ed Charles, R OBP: 0.319, SLG: 0.362												4	0	2	0	1	0	1		
Charlie Shoemaker, L OBP: 0.179, SLG: 0.231												5	1	1	0	0	0	3		
Diego Segui, R OBP: 0.298, SLG: 0.255												3	0	2	0	0	1	0		
John Wyatt, R OBP: 0.298, SLG: 0.255												1	0	0	0	0	1	1		
Inning Stats	R: 1 E: 0 K: 1 S: 6	H: 1 LOB: 1 BB: 1 P: 10	R: 0 E: 0 K: 0 S: 3	H: 1 LOB: 0 BB: 0 P: 3	R: 0 E: 0 K: 1 S: 4	H: 2 LOB: 1 BB: 0 P: 4	R: 0 E: 0 K: 0 S: 4	H: 1 LOB: 2 BB: 1 P: 8	R: 0 E: 0 K: 2 S: 7	H: 0 LOB: 0 BB: 0 P: 7	R: 0 E: 0 K: 1 S: 5	H: 0 LOB: 0 BB: 0 P: 5	R: 0 E: 0 K: 0 S: 3	H: 0 LOB: 1 BB: 1 P: 7	R: 1 E: 0 K: 2 S: 9	H: 2 LOB: 1 BB: 0 P: 9	1B: 8 2B: 0 3B: 0 HR: 3	SF: 0 SAC: 1 DP: 2 HBP: 0	WP: 1 PB: 0 SB: 2 CS: 1	PA: 46
PITCHER	IP: 9.0 WLS: 3.4 BF: 36 H: 9 R: 3 ER: 3 SO: 5 BB: 1 IBB: 1 HBP: 0 BLK: 0 WP: 1 HR: 2 S: 44 P: 52 ERA: 3.00 WHIP: 1.111	PITCHER											IP: 9.0 WLS: 3.4 BF: 36 H: 9 R: 3 ER: 3 SO: 5 BB: 1 IBB: 1 HBP: 0 BLK: 0 WP: 1 HR: 2 S: 44 P: 52 ERA: 3.00 WHIP: 1.111							
Jim Kaat, L ERA: 3.4																				
Al Worthington, R ERA: 2.73	1.0	4	0	0	0	0	1	0	0	0	0	0	0	3	7	0.00	1.000			
Gerry Arrigo, L ERA: 4.19	1.0	L	5	2	1	1	2	0	0	0	0	0	1	9	9	9.00	2.000			

Kansas City Athletics @ Minnesota Twins
Metropolitan Stadium, Bloomington, MI
Thu Jul 23 1964, 4:33 AM EDT
Att: 5,321 - Unknown

livebaseballscores.com
AB 41
R 4
H 11
RBI 4
BB 3
SO 7
LOB 22



Batter	1	2	3	4	5	6	7	8	9	10	11	AB	R	H	RBI	BB	SO	LOB	BOTTOM			
Rich Rollins, R OBP: 0.339, SLG: 0.420												5	0	1	0	0	1	2				
Tony Oliva, L OBP: 0.307, SLG: 0.575												5	1	1	0	0	0	1				
Jimmie Hall, L OBP: 0.311, SLG: 0.466												3	1	0	0	2	0	1				
Harmon Killebrew, R OBP: 0.383, SLG: 0.605												4	1	1	3	1	1	1				
Midwest Grant, R OBP: 0.260, SLG: 0.391												0	0	0	0	0	0	0				
Don Mincher, L OBP: 0.337, SLG: 0.622												5	0	0	0	0	2	3				
Earl Battey, R OBP: 0.348, SLG: 0.434												4	0	0	0	0	1	0				
Zolo Versalles, R OBP: 0.311, SLG: 0.423												4	0	1	0	0	0	0				
Johnny Goryl, R OBP: 0.250, SLG: 0.225												3	0	0	0	0	0	0				
Frank Kostro, R OBP: 0.318, SLG: 0.500												1	0	0	0	0	1	1				
Jerry Kindall, R OBP: 0.289, SLG: 0.337												0	0	0	0	0	0	0				
Jim Kaat, L OBP: 0.286, SLG: 0.306												3	0	0	0	0	0	0				
Al Worthington, R OBP: 0.318, SLG: 0.500												0	0	0	0	0	0	0				
Bob Allison, R OBP: 0.416, SLG: 0.608												0	0	0	0	1	0	0				
Gerry Arrigo, L OBP: 0.231, SLG: 0.167												0	0	0	0	0	0	0				
Inning Stats	R: 0 E: 0 K: 1 S: 6	H: 1 LOB: 2 BB: 1 P: 10	R: 0 E: 0 K: 0 S: 3	H: 0 LOB: 0 BB: 0 P: 3	R: 0 E: 0 K: 1 S: 5	H: 0 LOB: 0 BB: 0 P: 5	R: 0 E: 0 K: 2 S: 7	H: 0 LOB: 0 BB: 1 P: 7	R: 0 E: 0 K: 1 S: 5	H: 0 LOB: 0 BB: 0 P: 5	R: 0 E: 0 K: 0 S: 3	H: 0 LOB: 0 BB: 0 P: 3	R: 0 E: 0 K: 0 S: 3	H: 0 LOB: 0 BB: 0 P: 3	R: 0 E: 0 K: 1 S: 6	H: 1 LOB: 2 BB: 1 P: 10	R: 0 E: 0 K: 0 S: 3	H: 0 LOB: 1 BB: 1 P: 7	1B: 2 2B: 1 3B: 0 HR: 1	SF: 0 SAC: 0 DP: 0 HBP: 0	WP: 0 PB: 0 SB: 0 CS: 0	PA: 41
PITCHER	IP: 9.1 WLS: 3.85 BF: 34 H: 4 R: 3 ER: 3 SO: 5 BB: 2 IBB: 0 HBP: 0 BLK: 0 WP: 0 HR: 1 S: 42 P: 50 ERA: 2.89 WHIP: 0.643	PITCHER											IP: 9.1 WLS: 3.85 BF: 34 H: 4 R: 3 ER: 3 SO: 5 BB: 2 IBB: 0 HBP: 0 BLK: 0 WP: 0 HR: 1 S: 42 P: 50 ERA: 2.89 WHIP: 0.643									
Diego Segui, R ERA: 3.85																						
John Wyatt, R ERA: 3.63	1.2	W	7	0	0	0	1	1	1	0	0	0	0	7	15	0.00	0.600					

Kansas City Athletics @ Minnesota Twins
Metropolitan Stadium, Bloomington, MI
Thu Jul 23 1964, 4:33 AM EDT
Att: 5,321 - Unknown

livebaseballscores.com
AB 37
R 3
H 4
RBI 3
BB 4
SO 6
LOB 9



Batter	1	2	3	4	5	6	7	8	9	AB	R	H	RBI	BB	SO	LOB	TOP
Jim Piersall, R (1, 7) OBP: 0.383, SLG: 0.414	0-0 6-3			0-0 6-3		4-0 SH3-4 G1-2-3 1B BB		0-0 F3		3	0	0	0	1	0	0	Los Angeles Angels @ Kansas City Athletics Municipal Stadium, Kansas City, MO Fri Jul 24 1964, 8:05 PM EDT Att: 8,261 - Unknown
Vic Power, R (1, 5) OBP: 0.271, SLG: 0.309	0-0 6-3			0-0 BB 1B		0-0 SH3-4 1-2 1B		0-0 1B		4	0	3	0	0	0	0	
Jim Fregosi, R (1, 6) OBP: 0.401, SLG: 0.526	0-0 F3			0-0 F7		0-0 SH3-4 1-2 2-3		0-0 F9		3	0	0	0	0	0	2	
Joe Adcock, R (1, 3) Albie Pearson, L (9, PR) OBP: 0.356, SLG: 0.507 OBP: 0.310, SLG: 0.269		0-0 6-3		4-0 FC6-4 BB		4-0 IBB			0-0 FC6-4 1B	2	0	1	0	2	0	0	
Lou Clinton, R (1, 9) OBP: 0.293, SLG: 0.402		0-0 5-3		0-0 FC6-4 1-2		0-0 G1-2-3 3-H			0-0 F8	4	0	0	0	0	0	6	
Bob Perry, R (1, 8) OBP: 0.346, SLG: 0.405		0-0 F7			0-0 FC6-4 1B				0-0 FC6-4 1-2	4	0	2	0	0	0	1	
Buck Rodgers, S (1, 2) OBP: 0.302, SLG: 0.308			0-0 F3		0-0 FC6-4 1-2				0-0 FC6-4 1-2	4	0	0	0	0	0	3	
Bobby Knoop, R (1, 4) OBP: 0.305, SLG: 0.287			0-0 L6		0-0 4-3 1-2				0-0 G6-3 1-2	3	0	0	0	0	0	2	
Don Lee, R (1, 1) Felix Torres, R (8, PH) Bob Lee, R (8, 1) OBP: 0.235, SLG: 0.250 OBP: 0.257, SLG: 0.412			0-0 1-3		0-3 K				0-3 K	2	0	0	0	0	1	1	
Inning Stats	R: 0 E: 0 K: 0 S: 3	H: 0 LOB: 0 BB: 0 P: 3	R: 0 E: 0 K: 0 S: 3	H: 0 LOB: 0 BB: 0 P: 3	R: 0 E: 0 K: 0 S: 4	H: 1 LOB: 2 BB: 1 P: 8	R: 0 E: 0 K: 1 S: 6	H: 1 LOB: 1 BB: 0 P: 6	R: 0 E: 0 K: 0 S: 3	H: 1 LOB: 0 BB: 0 P: 3	R: 0 E: 0 K: 1 S: 6	H: 1 LOB: 1 BB: 0 P: 6	R: 0 E: 0 K: 0 S: 4	H: 1 LOB: 1 BB: 0 P: 4	1B: 6 2B: 0 3B: 0 HR: 0	SF: 0 SAC: 1 DP: 2 HBP: 0	WP: 0 PA: 34 PB: 0 SB: 0 CS: 0
PITCHER John O'Donoghue, L (1, 1) ERA: 4.33	IP: 9.0 WLS: W BF: 34 H: 6 R: 0 ER: 0 SO: 2 BB: 2 IBB: 1 HBP: 0 BLK: 0 WP: 0 HR: 0 S: 35 P: 47 ERA: 0.00 WHIP: 0.889											PITCHER	IP: 9.0 WLS: W BF: 34 H: 6 R: 0 ER: 0 SO: 2 BB: 2 IBB: 1 HBP: 0 BLK: 0 WP: 0 HR: 0 S: 35 P: 47 ERA: 0.00 WHIP: 0.889				

AB 30
R 0
H 6
RBI 0
BB 3
SO 2
LOB 15



Batter	1	2	3	4	5	6	7	8	9	AB	R	H	RBI	BB	SO	LOB	BOTTOM
Bert Campaneris, R (1, 6) OBP: 0.556, SLG: 1.250	0-3 K		0-3 K		0-0 F6			0-0 E3 F8 1B		4	0	1	0	0	2	2	Los Angeles Angels @ Kansas City Athletics Municipal Stadium, Kansas City, MO Fri Jul 24 1964, 8:05 PM EDT Att: 8,261 - Unknown
Jose Tartabull, L (1, 8) OBP: 0.259, SLG: 0.250	0-0 6-3		0-0 5-3			0-0 F8		0-0 F8 2-3		4	0	0	0	0	0	2	
Rocky Colavito, R (1, 9) OBP: 0.371, SLG: 0.551	0-0 F2			0-0 F7		0-3 K		0-0 6-3		4	0	0	0	0	1	1	
Jim Gentile, L (1, 3) OBP: 0.382, SLG: 0.487		0-0 4-3		0-0 1B		0-0 1B				3	0	2	0	0	0	0	
Ken Harrelson, R (1, 7) Nelson Mathews, R (9, 8) OBP: 0.297, SLG: 0.450 OBP: 0.285, SLG: 0.338		0-0 5-3		0-0 F5		0-0 F8				3	0	0	0	0	0	2	
Billy Bryan, L (1, 2) OBP: 0.309, SLG: 0.529		0-0 F9		0-3 K		0-3 K				3	0	0	0	0	2	1	
Ed Charles, R (1, 5) OBP: 0.322, SLG: 0.365			0-0 3B 1B		0-0 SH3-4 1B			0-0 F7		3	1	2	0	0	0	0	
Charlie Shoemaker, L (1, 4) OBP: 0.190, SLG: 0.286			0-0 1-H 3B		0-0 F7			0-0 4-3		3	0	1	1	0	0	1	
John O'Donoghue, R (1, 1) OBP: 0.229, SLG: 0.314			0-3 K		0-0 SH3-4 1-2			0-0 4-3		2	0	0	0	0	1	1	
Inning Stats	R: 0 E: 0 K: 1 S: 5	H: 0 LOB: 0 BB: 0 P: 5	R: 0 E: 0 K: 0 S: 3	H: 0 LOB: 0 BB: 0 P: 3	R: 1 E: 0 K: 2 S: 9	H: 2 LOB: 1 BB: 0 P: 9	R: 0 E: 0 K: 1 S: 6	H: 1 LOB: 1 BB: 0 P: 6	R: 0 E: 0 K: 0 S: 4	H: 1 LOB: 1 BB: 0 P: 4	R: 0 E: 0 K: 1 S: 5	H: 0 LOB: 0 BB: 0 P: 5	R: 0 E: 1 K: 0 S: 4	H: 1 LOB: 1 BB: 0 P: 4	1B: 5 2B: 0 3B: 1 HR: 0	SF: 0 SAC: 1 DP: 0 HBP: 0	WP: 0 PA: 30 PB: 0 SB: 0 CS: 0
PITCHER Don Lee, R (1, 1) ERA: 2.48 Bob Lee, R (8, 1) ERA: 1.74	IP: 7.0 WLS: L BF: 26 H: 5 R: 1 ER: 1 SO: 6 BB: 0 IBB: 0 HBP: 0 BLK: 0 WP: 0 HR: 0 S: 38 P: 38 ERA: 1.29 WHIP: 0.714											PITCHER	IP: 1.0 WLS: L BF: 4 H: 1 R: 0 ER: 0 SO: 0 BB: 0 IBB: 0 HBP: 0 BLK: 0 WP: 0 HR: 0 S: 4 P: 4 ERA: 0.00 WHIP: 1.000				

AB 29
R 1
H 6
RBI 1
BB 0
SO 6
LOB 10



Batter	1	2	3	4	5	6	7	8	9	AB	R	H	RBI	BB	SO	LOB	TOP					
Bob Perry, R OBP: 0.345, SLG: 0.424 (1, 8)										6	1	2	4	0	2	7	Los Angeles Angels @ Kansas City Athletics Municipal Stadium, Kansas City, MO Sat Jul 25 1964, 4:33 AM EDT Att: 14,515 - Unknown					
Vic Power, R OBP: 0.267, SLG: 0.310 (1, 5) (1, 3)	 									6	1	1	0	0	1	7						
Jim Fregosi, R OBP: 0.406, SLG: 0.528 (1, 6)	 			 		 		 		3	3	1	1	3	0	0						
Willie Smith, L OBP: 0.316, SLG: 0.503 (1, 7)				 						6	2	5	3	0	0	0						
Ed Kirkpatrick, L OBP: 0.317, SLG: 0.363 (8, 7)										0	0	0	0	0	0	0						
Joe Adcock, R OBP: 0.358, SLG: 0.513 (1, 3)	 									1	0	1	3	0	0	0						
Felix Torres, R OBP: 0.255, SLG: 0.426 (1, PR)	 									5	2	1	1	0	0	4						
Buck Rodgers, S OBP: 0.303, SLG: 0.318 (1, 2)	 									5	2	2	1	0	0	1						
Tom Satriano, L OBP: 0.288, SLG: 0.241 (7, 2)	 									1	0	0	0	0	0	2						
Lou Clinton, R OBP: 0.298, SLG: 0.402 (1, 9)	 					 		 		5	3	2	0	1	1	0						
Bobby Knoop, R OBP: 0.311, SLG: 0.294 (1, 4)			 					 		3	1	2	3	2	1	1						
Aubrey Gatewood, R OBP: 0.200, SLG: 0.200 (8, PR)			 					 		0	1	0	0	0	0	0						
Joe Koppe, R OBP: 0.351, SLG: 0.320 (8, 4)			 					 		1	0	0	0	0	0	0						
Bo Belinsky, L OBP: 0.146, SLG: 0.128 (1, 1)						 		 		5	2	2	0	0	1	3						
Inning Stats	R: 6 E: 0 K: 0 S: 8	H: 5 LOB: 2 BB: 2 P: 16	R: 0 E: 0 K: 0 S: 4	H: 1 LOB: 1 BB: 0 P: 4	R: 1 E: 0 K: 1 S: 7	H: 2 LOB: 2 BB: 1 P: 11	R: 0 E: 0 K: 0 S: 3	H: 1 LOB: 1 BB: 1 P: 7	R: 0 E: 1 K: 1 S: 6	H: 0 LOB: 2 BB: 1 P: 10	R: 6 E: 0 K: 1 S: 11	H: 6 LOB: 0 BB: 0 P: 11	R: 1 E: 0 K: 0 S: 4	H: 1 LOB: 0 BB: 0 P: 4	R: 4 E: 2 K: 1 S: 10	H: 3 LOB: 2 BB: 1 P: 14	R: 0 E: 0 K: 2 S: 7	H: 0 LOB: 0 BB: 0 P: 7	1B: 10 2B: 4 3B: 1 HR: 4	SF: 0 SAC: 1 DP: 1 HBP: 0	WP: 0 PB: 1 SB: 0 CS: 0	PA: 54
PITCHER	IP WLS BF H R ER SO BB IBB HBP BLK WP HR S P ERA WHIP																					
Moe Drabowsky, R ERA: 5.99 (1, 1)	0.1 L 7 4 6 6 0 2 0 0 0 0 0 0 5 13 162.00 18.000																					
Dan Pfister, R ERA: 6.25 (1, 1)	4.0 20 5 1 1 1 3 0 0 0 0 0 0 19 31 2.25 2.000																					
Orlando Pena, R ERA: 4.78 (5, 1)	4.2 27 10 11 7 5 1 0 0 0 0 0 4 36 40 13.50 2.357																					

Batter	1	2	3	4	5	6	7	8	9	AB	R	H	RBI	BB	SO	LOB	BOTTOM					
Bert Campaneris, R OBP: 0.815, SLG: 1.100 (1, 6)			 			 		 		2	1	1	0	2	0	0	Los Angeles Angels @ Kansas City Athletics Municipal Stadium, Kansas City, MO Sat Jul 25 1964, 4:33 AM EDT Att: 14,515 - Unknown					
Nelson Mathews, R OBP: 0.287, SLG: 0.340 (1, 8)						 				4	0	2	2	0	0	2						
Rocky Colavito, R OBP: 0.367, SLG: 0.545 (1, 9)										4	0	0	0	0	1	4						
Jim Gentile, L OBP: 0.384, SLG: 0.489 (1, 3)										3	0	1	0	0	1	0						
Jose Tartabull, L OBP: 0.259, SLG: 0.250 (9, PR)										0	0	0	0	0	0	0						
Ken Harrelson, R OBP: 0.279, SLG: 0.422 (1, 7)										4	0	0	0	0	2	3						
Doc Edwards, R OBP: 0.247, SLG: 0.273 (1, 2)										2	0	0	0	0	0	0						
Dave Duncan, R OBP: 0.143, SLG: 0.143 (5, 2)										2	0	0	0	0	1	2						
Ed Charles, R OBP: 0.319, SLG: 0.361 (1, 5)										4	0	0	0	0	1	2						
Charlie Shoemaker, L OBP: 0.178, SLG: 0.267 (1, 4)										3	0	0	0	0	1	0						
Moe Drabowsky, R OBP: 0.029, SLG: 0.029 (1, 1)			 					 		0	0	0	0	0	0	0						
Dan Pfister, R (1, 1)			 					 		0	1	0	0	1	0	0						
Orlando Pena, R OBP: 0.176, SLG: 0.204 (5, 1)			 					 		2	0	1	0	0	1	0						
Inning Stats	R: 0 E: 0 K: 0 S: 3	H: 0 LOB: 0 BB: 0 P: 3	R: 0 E: 0 K: 2 S: 7	H: 0 LOB: 0 BB: 0 P: 7	R: 2 E: 0 K: 2 S: 9	H: 2 LOB: 1 BB: 1 P: 13	R: 0 E: 0 K: 0 S: 3	H: 0 LOB: 0 BB: 0 P: 3	R: 0 E: 0 K: 1 S: 5	H: 0 LOB: 0 BB: 0 P: 5	R: 0 E: 0 K: 1 S: 5	H: 1 LOB: 2 BB: 1 P: 10	R: 0 E: 0 K: 2 S: 7	H: 0 LOB: 0 BB: 0 P: 7	R: 0 E: 0 K: 0 S: 3	H: 1 LOB: 1 BB: 1 P: 7	R: 0 E: 0 K: 0 S: 4	H: 1 LOB: 2 BB: 0 P: 4	1B: 4 2B: 1 3B: 0 HR: 0	SF: 0 SAC: 0 DP: 2 HBP: 1	WP: 0 PB: 1 SB: 0 CS: 0	PA: 34
PITCHER	IP WLS BF H R ER SO BB IBB HBP BLK WP HR S P ERA WHIP																					
Bo Belinsky, L ERA: 2.71 (1, 1)	9.0 W 34 5 2 2 8 3 0 1 0 0 0 0 46 59 2.00 0.889																					


Batter	1	2	3	4	5	6	7	8	9	AB	R	H	RBI	BB	SO	LOB	TOP										
Bob Perry, R OBP: 0.343, SLG: 0.419 (1, 8)										4	1	1	0	0	1	0	Los Angeles Angels @ Kansas City Athletics Municipal Stadium, Kansas City, MO Sun Jul 26 1964, 4:33 AM EDT Unknown										
Vic Power, R OBP: 0.260, SLG: 0.302 (1, 3)										4	0	0	0	0	0	1											
Jim Fregosi, R OBP: 0.404, SLG: 0.527 (1, 6)										4	1	1	1	0	1	0											
Willie Smith, L OBP: 0.315, SLG: 0.500 (1, 7)										3	0	1	1	0	0	0											
Buck Rodgers, S OBP: 0.305, SLG: 0.320 (1, 2)										4	1	2	0	0	0	0											
Felix Torres, R OBP: 0.255, SLG: 0.417 (1, 5)										3	0	0	0	1	1	2											
Lou Clinton, R OBP: 0.297, SLG: 0.400 (1, 9)										4	0	1	1	0	1	2											
Bobby Knoop, R OBP: 0.312, SLG: 0.292 (1, 4)										2	0	0	0	1	1	1											
Aubrey Gatewood, R OBP: 0.143, SLG: 0.143 (7, PH)										2	0	0	0	0	1	3											
Ed Kirkpatrick, L OBP: 0.316, SLG: 0.361 (7, PH)										1	0	0	0	0	1	0											
Bob Lee, R (7, 1)										0	0	0	0	0	0	0											
Inning Stats	R: 2 E: 1 K: 0 S: 5	H: 2 LOB: 0 BB: 0 P: 5	R: 0 E: 0 K: 3 S: 9	H: 0 LOB: 1 BB: 1 P: 13	R: 0 E: 0 K: 1 S: 5	H: 0 LOB: 0 BB: 0 P: 5	R: 1 E: 1 K: 1 S: 7	H: 2 LOB: 2 BB: 1 P: 11	R: 0 E: 0 K: 0 S: 3	H: 0 LOB: 0 BB: 0 P: 3	R: 0 E: 0 K: 0 S: 4	H: 2 LOB: 1 BB: 0 P: 4	R: 0 E: 0 K: 2 S: 7	H: 0 LOB: 0 BB: 0 P: 7	R: 0 E: 0 K: 0 S: 3	H: 0 LOB: 0 BB: 0 P: 3	R: 0 E: 0 K: 0 S: 3	H: 0 LOB: 0 BB: 0 P: 3	1B: 5 2B: 1 3B: 0 HR: 0	SF: 1 SAC: 0 DP: 0 HBP: 0	WP: 1 PB: 0 SB: 1 CS: 1	PA: 34					
PITCHER	IP	WLS	BF	H	R	ER	SO	BB	IBB	HBP	BLK	WP	HR	S	P	ERA	WHIP										
Jose Santiago, R ERA: 4.85 (1, 1)	4.0	L	18	4	3	2	5	1	1	0	0	1	0	26	34	4.50	1.250										
Wes Stock, R ERA: 2.39 (5, 1)	3.0		10	2	0	0	2	0	0	0	0	0	0	14	14	0.00	0.667										
John Wyatt, R ERA: 3.54 (8, 1)	2.0		6	0	0	0	0	0	0	0	0	0	0	6	6	0.00	0.000										

Batter	1	2	3	4	5	6	7	8	9	AB	R	H	RBI	BB	SO	LOB	BOTTOM										
Bert Campaneris, R OBP: 0.647, SLG: 1.000 (1, 6)										4	0	3	0	0	0	0	Los Angeles Angels @ Kansas City Athletics Municipal Stadium, Kansas City, MO Sun Jul 26 1964, 4:33 AM EDT Unknown										
Nelson Mathews, R OBP: 0.284, SLG: 0.336 (1, 8)										4	0	0	0	0	1	4											
Rocky Colavito, R OBP: 0.368, SLG: 0.547 (1, 9)										4	0	2	0	0	1	3											
Jim Gentile, L OBP: 0.382, SLG: 0.483 (1, 3)										3	0	0	0	1	1	2											
Ken Harrelson, R OBP: 0.278, SLG: 0.412 (1, 7)										4	0	1	0	0	0	3											
Billy Bryan, L OBP: 0.301, SLG: 0.514 (1, 2)										4	0	0	0	0	1	1											
Ed Charles, R OBP: 0.294, SLG: 0.358 (1, 5)										3	0	0	0	0	0	1											
John Wyatt, R (8, 1)										0	0	0	0	0	0	0											
Jose Tartabull, L OBP: 0.254, SLG: 0.246 (9, PH)										1	0	0	0	0	1	0											
Charlie Shoemaker, L OBP: 0.184, SLG: 0.306 (1, 4)										4	0	1	0	0	2	1											
Jose Santiago, R (1, 1)										1	0	0	0	0	1	0											
Manny Jimenez, L OBP: 0.294, SLG: 0.531 (4, PH)										1	0	0	0	0	0	1											
Wes Stock, R OBP: 0.167, SLG: 0.091 (5, 1)										0	0	0	0	0	0	0											
Wayne Causey, L OBP: 0.393, SLG: 0.393 (7, PH)										2	0	1	0	0	1	0											
Inning Stats	R: 0 E: 0 K: 1 S: 6	H: 1 LOB: 1 BB: 0 P: 6	R: 0 E: 0 K: 0 S: 4	H: 1 LOB: 1 BB: 0 P: 4	R: 0 E: 0 K: 1 S: 7	H: 2 LOB: 3 BB: 1 P: 11	R: 0 E: 0 K: 0 S: 4	H: 1 LOB: 1 BB: 0 P: 4	R: 0 E: 0 K: 1 S: 6	H: 1 LOB: 1 BB: 0 P: 6	R: 0 E: 0 K: 1 S: 5	H: 0 LOB: 0 BB: 0 P: 5	R: 0 E: 0 K: 2 S: 9	H: 2 LOB: 2 BB: 0 P: 9	R: 0 E: 0 K: 0 S: 3	H: 0 LOB: 0 BB: 0 P: 3	R: 0 E: 0 K: 3 S: 9	H: 0 LOB: 0 BB: 0 P: 9	1B: 6 2B: 1 3B: 1 HR: 0	SF: 0 SAC: 0 DP: 0 HBP: 0	WP: 1 PB: 0 SB: 0 CS: 0	PA: 36					
PITCHER	IP	WLS	BF	H	R	ER	SO	BB	IBB	HBP	BLK	WP	HR	S	P	ERA	WHIP										
Aubrey Gatewood, R ERA: 1.69 (1, 1)	6.0	W	25	6	0	0	4	1	0	0	0	0	0	32	36	0.00	1.167										
Bob Lee, R ERA: 1.69 (7, 1)	3.0	S	11	2	0	0	5	0	0	0	0	0	0	21	21	0.00	0.667										

AB	31
R	3
H	6
RBI	3
BB	2
SO	7
LOB	9



AB	35
R	0
H	8
RBI	0
BB	1
SO	9
LOB	16

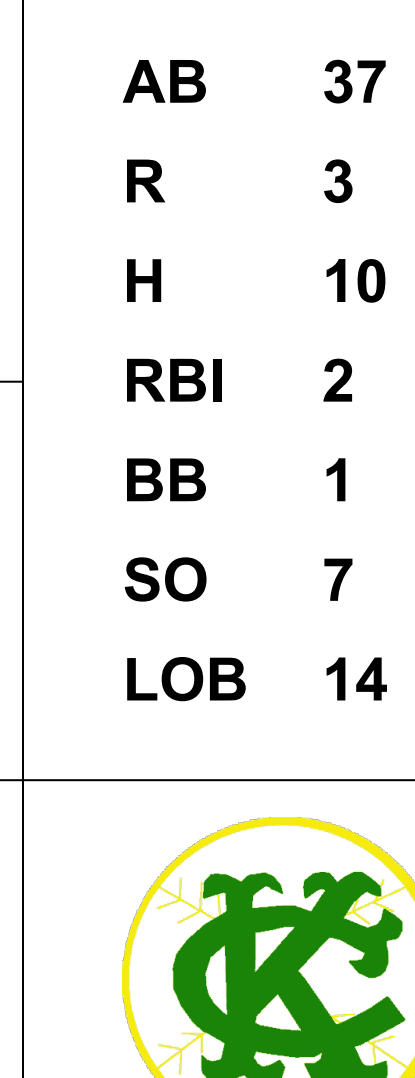


Batter	1	2	3	4	5	6	7	8	9	10	AB	R	H	RBI	BB	SO	LOB	TOP	
Bob Perry, R OBP: 0.336, SLG: 0.408 (1.8)	F9		F8	3-1		F8		FC6-4 1B		6-3	6	0	1	1	0	0	5	Los Angeles Angels @ Kansas City Athletics Municipal Stadium, Kansas City, MO Sun Jul 26 1964, 4:38 AM EDT Att: 9,763 - Unknown	
Vic Power, R OBP: 0.250, SLG: 0.290 (1.3)	6-3		F9		F3		F8	FC6-4 1-2 2-H		E5	6	0	0	0	0	0	2		
Jim Fregosi, R OBP: 0.403, SLG: 0.522 (1.6)	FC6-4 BB		1B		F2		F9		F4	6-3	5	0	1	0	1	0	1		
Willie Smith, L OBP: 0.317, SLG: 0.494 (1.7)	FC6-4 1-2f		1B		BB		4-3		F9		4	0	1	0	1	0	1		
Felix Torres, R OBP: 0.266, SLG: 0.443 (1.5)		FC6-4 1B	L6		F8			HR	FC5-4 1B		5	1	3	1	0	0	3		
Lou Clinton, R OBP: 0.296, SLG: 0.400 (1.9)		F3		6-3 2B		F8		F5	FC5-4 1-2f		5	0	1	0	0	0	2		
Bobby Knoop, R OBP: 0.318, SLG: 0.300 (1.4)		FC6-4 1B		K		4-3 HBP		1B 1B		E	4	2	3	0	0	1	1		
Tom Satriano, L OBP: 0.285, SLG: 0.238 Buck Rodgers, S OBP: 0.305, SLG: 0.320 (6. PH)	FC6-4 1-2f 2-3		6-3		4-3		4-3	1B 1B		F2	2	0	0	0	0	0	3		
Don DePaola, R Bary Latham, R Joe Mauer, R Adrian Callaghan, R Bob Lee, R Alvin Thompson, L Dean Chance, R Don Lee, R Bob Duliba, R	1-3		4-0 BB		BB		4-0 BB	F8		E9 E 1B	1	0	0	0	0	0	2		
Inning Stats	R: 0 E: 0 K: 0 S: 3	H: 0 LOB: 1 BB: 1 P: 7	R: 0 E: 0 K: 0 S: 5	H: 2 LOB: 2 BB: 0 P: 5	R: 0 E: 0 K: 1 S: 6	H: 2 LOB: 2 BB: 0 P: 5	R: 0 E: 0 K: 0 S: 3	H: 0 LOB: 2 BB: 1 P: 8	R: 0 E: 0 K: 0 S: 3	H: 0 LOB: 0 BB: 0 P: 3	R: 2 E: 0 K: 0 S: 7	H: 4 LOB: 2 BB: 0 P: 7	R: 0 E: 0 K: 0 S: 4	H: 1 LOB: 1 BB: 0 P: 4	R: 2 E: 2 K: 0 S: 6	H: 2 LOB: 1 BB: 0 P: 6	1B: 9 2B: 2 3B: 0 HR: 1	SF: 0 SAC: 0 DP: 0 HBP: 1	WP: 0 PA: 48
PITCHER	IP WLS BF H R ER SO	IP WLS BF H R ER SO	IP WLS BF H R ER SO	IP WLS BF H R ER SO	IP WLS BF H R ER SO	IP WLS BF H R ER SO	IP WLS BF H R ER SO	IP WLS BF H R ER SO	IP WLS BF H R ER SO	IP WLS BF H R ER SO	IP WLS BF H R ER SO	IP WLS BF H R ER SO	IP WLS BF H R ER SO	IP WLS BF H R ER SO	IP WLS BF H R ER SO	IP WLS BF H R ER SO	ERA WHIP	ERA WHIP	
Ted Bowfield, L ERA: 4.01	5.2	1.2	2.2	1.1	1.1	1.1	1.1	1.1	1.1	1.1	1.1	1.1	1.1	1.1	1.1	1.1	1.1	10.80	1.800
Wes Stock, R ERA: 2.6	6.1	2.2	1.1	1.1	1.1	1.1	1.1	1.1	1.1	1.1	1.1	1.1	1.1	1.1	1.1	1.1	1.1	3.38	1.875
John Wyatt, R ERA: 3.53	8.1	1.1	1.1	1.1	1.1	1.1	1.1	1.1	1.1	1.1	1.1	1.1	1.1	1.1	1.1	1.1	1.1		

AB	43
R	4
H	12
RBI	3
BB	4
SO	1
LOB	24



Batter	1	2	3	4	5	6	7	8	9	10	AB	R	H	RBI	BB	SO	LOB	BOTTOM	
Bert Campaneris, R OBP: 0.545, SLG: 0.842 (1.6)	K		5-3		FC5 FC6-4 1-2 2-3f			SH1-4 WP 2B		6-3	5	1	1	1	0	1	3	Los Angeles Angels @ Kansas City Athletics Municipal Stadium, Kansas City, MO Sun Jul 26 1964, 4:38 AM EDT Att: 9,763 - Unknown	
Jose Tartabull, L OBP: 0.254, SLG: 0.246 (1.8)	1-3		F5		FC6-4 1-2f		SH1-4		BB 1B	4	0	1	0	0	0	3			
Rocky Colavito, R OBP: 0.369, SLG: 0.544 Dick Green, P OBP: 0.290, SLG: 0.406 (1.9)	6-3		G6-4-3 1B		F7		K		BB 1B	4	0	1	0	1	1	0			
Jim Gentile, L OBP: 0.379, SLG: 0.477 (1.3)		F5		G6-4-3 1B	4-3		K		F7	5	0	1	0	0	1	2			
George Atusik, R OBP: 0.366, SLG: 0.376 Nelson Mathews, R OBP: 0.283, SLG: 0.335 (7.8)		K		G6-4-3 1-2f 2-3	F9				K	3	0	0	0	0	1	2			
Doc Edwards, R OBP: 0.247, SLG: 0.290 (1.2)		HR		K			F8		F3	4	1	1	1	0	1	1			
Ed Charles, R OBP: 0.316, SLG: 0.357 (1.5)		6-3			FC4-6 1B		F9		6-3	4	0	1	0	0	0	0			
Charlie Shoemaker, L OBP: 0.212, SLG: 0.327 Wayne Causey, L OBP: 0.395, SLG: 0.397 (10. PH)			SH1-3 1B		FC4-6 FC5 1B					4-3 6-3 2B	3	0	2	0	0	1			
Ted Bowfield, R OBP: 0.111, SLG: 0.059 Wes Stock, R OBP: 0.154, SLG: 0.083 John Wyatt, R OBP: 0.292, SLG: 0.527 (10. PH)			SH1-3		FC5 1B		K			4-3	1	0	1	0	0	0			
Inning Stats	R: 0 E: 0 K: 1 S: 5	H: 0 LOB: 0 BB: 0 P: 5	R: 1 E: 0 K: 1 S: 6	H: 1 LOB: 0 BB: 0 P: 6	R: 0 E: 0 K: 0 S: 4	H: 1 LOB: 1 BB: 0 P: 4	R: 0 E: 0 K: 1 S: 6	H: 2 LOB: 2 BB: 0 P: 5	R: 0 E: 0 K: 0 S: 3	H: 1 LOB: 1 BB: 0 P: 6	R: 1 E: 0 K: 2 S: 8	H: 1 LOB: 0 BB: 0 P: 8	R: 0 E: 0 K: 1 S: 5	H: 0 LOB: 0 BB: 0 P: 5	R: 1 E: 0 K: 0 S: 5	H: 2 LOB: 2 BB: 1 P: 9	1B: 7 2B: 2 3B: 0 HR: 1	SF: 0 SAC: 2 DP: 1 HBP: 0	WP: 1 PA: 40
PITCHER	IP WLS BF H R ER SO	IP WLS BF H R ER SO	IP WLS BF H R ER SO	IP WLS BF H R ER SO	IP WLS BF H R ER SO	IP WLS BF H R ER SO	IP WLS BF H R ER SO	IP WLS BF H R ER SO	IP WLS BF H R ER SO	IP WLS BF H R ER SO	IP WLS BF H R ER SO	IP WLS BF H R ER SO	IP WLS BF H R ER SO	IP WLS BF H R ER SO	IP WLS BF H R ER SO	IP WLS BF H R ER SO	ERA WHIP	ERA WHIP	
Dan Osinski, R ERA: 4.45	4.2	0.1	2.0	2.0	1.0	1.0	1.0	1.0	1.0	1.0	1.0	1.0	1.0	1.0	1.0	1.0	1.0	1.93	1.286
Barry Latman, R ERA: 3.91	5.1	7.0	7.0	7.0	7.0	7.0	7.0	7.0	7.0	7.0	7.0	7.0	7.0	7.0	7.0	7.0	7.0	0.00	0.000
Bob Lee, R ERA: 1.65	6.1	2.0	2.0	2.0	2.0	2.0	2.0	2.0	2.0	2.0	2.0	2.0	2.0	2.0	2.0	2.0	2.0	0.00	0.500
Dean Chance, R ERA: 1.77	8.1	2.0	2.0	2.0	2.0	2.0	2.0	2.0	2.0	2.0	2.0	2.0	2.0	2.0	2.0	2.0	2.0	4.50	0.500
Don Lee, R ERA: 2.6	10.1	0.0	1.0	1.0	1.0	1.0	1.0	1.0	1.0	1.0	1.0	1.0	1.0	1.0	1.0	1.0	1.0		



Batter	1	2	3	4	5	6	7	8	9	AB	R	H	RBI	BB	SO	LOB	TOP						
Dalton Jones, L (1,4) OBP: 0.288, SLG: 0.359	F7		4-3	F7			E6			4	0	0	0	0	0	2							
Felix Mantilla, R (1,9) OBP: 0.354, SLG: 0.604	F8		HR		F6		K			4	1	1	1	0	1	1							
Carl Yastrzemski, L (1,8) OBP: 0.381, SLG: 0.479	6-3									4	0	3	0	0	0	0							
Dick Stuart, R (1,3) OBP: 0.315, SLG: 0.515										3	0	0	0	1	1	3							
Frank Matzone, R (1,5) OBP: 0.337, SLG: 0.416										3	0	1	0	0	0	1							
Dick Williams, R (1,7) OBP: 0.270, SLG: 0.418										4	0	0	0	0	0	3							
Eddie Bressoud, R (1,6) OBP: 0.373, SLG: 0.469										4	0	1	0	0	2	2							
Bob Tillman, R (1,2) OBP: 0.361, SLG: 0.441										3	0	1	0	1	2	0							
Dave Morehead, R (1,1) OBP: 0.136, SLG: 0.050										1	0	0	0	0	0	3							
Earl Wilson, R (7, PH) OBP: 0.296, SLG: 0.520										1	0	0	0	0	1	0							
Jack Lamabe, R (7, PH) OBP: 0.136, SLG: 0.143										0	0	0	0	0	0	0							
Russ Nixon, L (9, PH) OBP: 0.341, SLG: 0.333										1	0	0	0	0	1	0							
Inning Stats	R: 0 E: 0 K: 0 S: 3	H: 0 LOB: 0 BB: 0 P: 3	R: 0 E: 0 K: 1 S: 5	H: 0 LOB: 3 BB: 2 P: 14	R: 1 E: 0 K: 1 S: 7	H: 2 LOB: 1 BB: 0 P: 7	R: 0 E: 0 K: 0 S: 5	H: 2 LOB: 2 BB: 0 P: 5	R: 0 E: 0 K: 1 S: 10	H: 0 LOB: 1 BB: 0 P: 10	R: 0 E: 0 K: 0 S: 4	H: 2 LOB: 1 BB: 0 P: 4	R: 0 E: 0 K: 2 S: 7	H: 0 LOB: 0 BB: 0 P: 7	1B: 6 2B: 1 3B: 0 HR: 1	SF: 0 SAC: 1 DP: 2 HBP: 1	WP: 0 PB: 0 SB: 1 CS: 0	PA: 36					
PITCHER Orlando Pena, R (1,1) ERA: 4.54	IP: 9.0 WLS: W BF: 36 H: 7 R: 1 ER: 1 SO: 8 BB: 1 IBB: 1 HBP: 1 BLK: 0 WP: 0 HR: 1 S: 49 P: 58 ERA: 1.00 WHIP: 0.889											PITCHER	IP: 9.0 WLS: W BF: 36 H: 7 R: 1 ER: 1 SO: 8 BB: 1 IBB: 1 HBP: 1 BLK: 0 WP: 0 HR: 1 S: 49 P: 58 ERA: 1.00 WHIP: 0.889										

Boston Red Sox @ Kansas City Athletics
Municipal Stadium, Kansas City, MO
Tue Jul 28 1964, 8:05 PM EDT
Att: 6,121 - Unknown

AB 32
R 1
H 7
RBI 1
BB 2
SO 8
LOB 15



Batter	1	2	3	4	5	6	7	8	9	AB	R	H	RBI	BB	SO	LOB	BOTTOM						
Jose Tartabull, L (1,8) OBP: 0.254, SLG: 0.246	F7	E8		B2-4-3			4-3			4	0	1	0	0	0	1							
Bert Campaneris, R (1,5) OBP: 0.500, SLG: 0.739										4	1	1	0	0	2	2							
Wayne Causey, L (1,6) OBP: 0.393, SLG: 0.394	F7									3	0	0	0	0	1	1							
Rocky Colavito, R (1,9) OBP: 0.367, SLG: 0.540										4	0	1	1	0	0	1							
Jim Gentile, L (1,3) OBP: 0.374, SLG: 0.469										4	0	0	0	0	4	2							
Doc Edwards, R (1,2) OBP: 0.258, SLG: 0.306										4	1	3	0	0	0	0							
Ken Harrelson, R (1,7) OBP: 0.280, SLG: 0.423										3	0	1	0	0	0	3							
Nelson Mathews, R (7,8) OBP: 0.282, SLG: 0.334										1	0	0	0	0	0	1							
Dick Green, R (1,4) OBP: 0.295, SLG: 0.406										2	0	1	0	1	1	1							
Orlando Pena, R (1,1) OBP: 0.185, SLG: 0.212										3	0	1	1	0	1	3							
Inning Stats	R: 1 E: 0 K: 1 S: 7	H: 2 LOB: 1 BB: 0 P: 7	R: 1 E: 1 K: 2 S: 10	H: 3 LOB: 2 BB: 0 P: 10	R: 0 E: 0 K: 1 S: 6	H: 1 LOB: 2 BB: 0 P: 7	R: 0 E: 0 K: 0 S: 3	H: 1 LOB: 0 BB: 0 P: 3	R: 0 E: 0 K: 2 S: 7	H: 0 LOB: 0 BB: 0 P: 7	R: 0 E: 0 K: 2 S: 8	H: 1 LOB: 2 BB: 1 P: 12	R: 0 E: 0 K: 0 S: 3	H: 0 LOB: 0 BB: 0 P: 3	R: 0 E: 0 K: 1 S: 6	H: 1 LOB: 1 BB: 0 P: 6	1B: 7 2B: 2 3B: 0 HR: 0	SF: 0 SAC: 0 DP: 1 HBP: 1	WP: 0 PB: 0 SB: 1 CS: 0	PA: 34			
PITCHER Dave Morehead, R (1,1) ERA: 4.84	IP: 6.0 WLS: L BF: 27 H: 8 R: 2 ER: 2 SO: 8 BB: 2 IBB: 2 HBP: 1 BLK: 0 WP: 0 HR: 0 S: 41 P: 46 ERA: 3.00 WHIP: 1.333											PITCHER	IP: 6.0 WLS: L BF: 27 H: 8 R: 2 ER: 2 SO: 8 BB: 2 IBB: 2 HBP: 1 BLK: 0 WP: 0 HR: 0 S: 41 P: 46 ERA: 3.00 WHIP: 1.333										
PITCHER Jack Lamabe, R (7,1) ERA: 5.02	IP: 2.0 WLS: 7 BF: 7 H: 1 R: 0 ER: 0 SO: 1 BB: 0 IBB: 0 HBP: 0 BLK: 0 WP: 0 HR: 0 S: 9 P: 9 ERA: 0.00 WHIP: 0.500											PITCHER	IP: 2.0 WLS: 7 BF: 7 H: 1 R: 0 ER: 0 SO: 1 BB: 0 IBB: 0 HBP: 0 BLK: 0 WP: 0 HR: 0 S: 9 P: 9 ERA: 0.00 WHIP: 0.500										

Boston Red Sox @ Kansas City Athletics
Municipal Stadium, Kansas City, MO
Tue Jul 28 1964, 8:05 PM EDT
Att: 6,121 - Unknown

AB 32
R 2
H 9
RBI 2
BB 1
SO 9
LOB 15



Batter	1	2	3	4	5	6	7	8	9	AB	R	H	RBI	BB	SO	LOB	TOP			
Dalton Jones, L (1, 4) OBP: 0.286, SLG: 0.356	F9		K				4-3		F3	5	0	1	0	0	1	4				
Felix Mantilla, R (1, 9) OBP: 0.348, SLG: 0.592	K		G6-4-3						K	4	0	0	0	0	3	2				
Carl Yastrzemski, L (1, 8) OBP: 0.383, SLG: 0.490	K									4	2	2	1	0	1	0				
Dick Stuart, R (1, 3) OBP: 0.316, SLG: 0.515		E6								4	0	2	0	0	0	1				
Frank Matzone, R (1, 5) OBP: 0.333, SLG: 0.411		5-3								4	0	0	0	0	0	3				
Dick Williams, R (1, 7) OBP: 0.254, SLG: 0.390		5-3								4	0	0	0	0	1	1				
Eddie Bressoud, R (1, 6) OBP: 0.372, SLG: 0.466		E4								3	1	0	0	1	0	2				
Bob Tillman, R (1, 2) OBP: 0.359, SLG: 0.438		F5								4	0	1	0	0	0	2				
Bob Heffner, R (1, 1) OBP: 0.227, SLG: 0.364										2	0	0	0	0	1	0				
Earl Wilson, R (7, PH) OBP: 0.309, SLG: 0.520										0	0	0	0	1	0	0				
Dick Radatz, R (7, 1) OBP: 0.222, SLG: 0.231										0	0	0	0	0	0	0				
Inning Stats	R: 0 E: 0 K: 2 S: 7	H: 0 LOB: 0 BB: 0 P: 7	R: 0 E: 2 K: 0 S: 5	H: 0 LOB: 2 BB: 0 P: 5	R: 0 E: 1 K: 1 S: 5	H: 0 LOB: 0 BB: 0 P: 5	R: 1 E: 1 K: 0 S: 5	H: 1 LOB: 1 BB: 0 P: 5	R: 0 E: 0 K: 2 S: 8	H: 1 LOB: 1 BB: 0 P: 8	R: 0 E: 0 K: 1 S: 3	H: 1 LOB: 2 BB: 1 P: 10	R: 1 E: 0 K: 1 S: 6	H: 2 LOB: 0 BB: 0 P: 6	R: 1 E: 2 K: 0 S: 4	H: 0 LOB: 1 BB: 1 P: 8	1B: 4 2B: 1 3B: 0 HR: 1	SF: 0 SAC: 1 DP: 2 HBP: 0	WP: 0 PB: 0 SB: 0 CS: 0	PA: 37
PITCHER	IP: 9.0 WLS: L BF: 37 ERA: 3.88	H: 6 R: 3 ER: 1 SO: 7	BB: 2 IBB: 0 HBP: 0 BLK: 0	WP: 0 HR: 1 S: 49 P: 57	ERA: 1.00 WHIP: 0.889	PITCHER	IP: 9.0 WLS: L BF: 37 ERA: 3.88	H: 6 R: 3 ER: 1 SO: 7	BB: 2 IBB: 0 HBP: 0 BLK: 0	WP: 0 HR: 1 S: 49 P: 57	ERA: 1.00 WHIP: 0.889									

Boston Red Sox @ Kansas City Athletics
Municipal Stadium, Kansas City, MO
Wed Jul 29 1964, 8:05 PM EDT
Att: 5,510 - Unknown

AB 34
R 3
H 6
RBI 1
BB 2
SO 7
LOB 15



Batter	1	2	3	4	5	6	7	8	9	AB	R	H	RBI	BB	SO	LOB	BOTTOM			
Dick Green, R (1, 4) OBP: 0.294, SLG: 0.404	K								K	4	0	1	0	0	3	0				
Bert Campaneris, R (1, 5) OBP: 0.433, SLG: 0.630	F6								L6	4	0	0	0	0	1	1				
Wayne Causey, L (1, 6) OBP: 0.392, SLG: 0.391	F7									3	0	0	0	1	0	1				
Rocky Colavito, R (1, 9) OBP: 0.366, SLG: 0.540		6-3								4	1	1	0	0	0	1				
Jim Gentile, L (1, 3) OBP: 0.374, SLG: 0.480		F8								3	1	1	2	0	1	0				
Doc Edwards, R (1, 2) OBP: 0.254, SLG: 0.301		6-3								3	0	0	0	0	1	0				
Ken Harrelson, R (1, 7) OBP: 0.269, SLG: 0.405										3	0	0	0	0	1	0				
Jose Tartabull, L (9, 7) OBP: 0.254, SLG: 0.246										0	0	0	0	0	0	0				
Nelson Mathews, R (1, 8) OBP: 0.280, SLG: 0.332										3	0	0	0	0	1	0				
Diego Segui, R (1, 1) OBP: 0.196, SLG: 0.241										3	0	0	0	0	2	0				
Inning Stats	R: 0 E: 0 K: 1 S: 5	H: 0 LOB: 0 BB: 0 P: 5	R: 0 E: 0 K: 0 S: 3	H: 0 LOB: 0 BB: 0 P: 3	R: 0 E: 0 K: 2 S: 7	H: 0 LOB: 0 BB: 0 P: 7	R: 0 E: 0 K: 2 S: 7	H: 0 LOB: 0 BB: 0 P: 7	R: 2 E: 0 K: 1 S: 7	H: 2 LOB: 0 BB: 0 P: 7	R: 0 E: 0 K: 0 S: 4	H: 1 LOB: 1 BB: 0 P: 4	R: 0 E: 0 K: 2 S: 7	H: 0 LOB: 0 BB: 0 P: 7	R: 0 E: 1 K: 1 S: 5	H: 0 LOB: 1 BB: 1 P: 9	1B: 1 2B: 1 3B: 0 HR: 1	SF: 0 SAC: 0 DP: 0 HBP: 0	WP: 0 PB: 0 SB: 0 CS: 0	PA: 31
PITCHER	IP: 6.0 WLS: W BF: 10 ERA: 3.67	H: 3 R: 2 ER: 2 SO: 6	BB: 0 IBB: 0 HBP: 0 BLK: 0	WP: 0 HR: 1 S: 33 P: 33	ERA: 3.00 WHIP: 0.500	PITCHER	IP: 3.0 WLS: W BF: 10 ERA: 1.96	H: 0 R: 0 ER: 0 SO: 4	BB: 1 IBB: 0 HBP: 0 BLK: 0	WP: 0 HR: 0 S: 17 P: 21	ERA: 0.00 WHIP: 0.333									

Boston Red Sox @ Kansas City Athletics
Municipal Stadium, Kansas City, MO
Wed Jul 29 1964, 8:05 PM EDT
Att: 5,510 - Unknown

AB 30
R 2
H 3
RBI 2
BB 1
SO 10
LOB 3



Batter	1	2	3	4	5	6	7	8	9	AB R H RBI BB SO LOB	TOP											
Jackie Brandt, R OBP: 0.312, SLG: 0.409 (1, 8)										5 1 1 0 0 2 6	Baltimore Orioles @ Kansas City Athletics Municipal Stadium, Kansas City, MO Fri Jul 31 1964, 8:05 PM EDT Unknown livebaseballscorecards.com											
Luis Aparicio, R OBP: 0.324, SLG: 0.389 (1, 6)										4 0 0 1 0 0 5												
Bob Johnson, R OBP: 0.323, SLG: 0.418 (1, 3)										5 0 1 2 0 1 0												
Brooks Robinson, R OBP: 0.368, SLG: 0.488 (1, 5)										3 2 1 1 1 1 1												
Sam Bowens, R OBP: 0.325, SLG: 0.468 (1, 9)										4 0 1 0 0 1 1												
Earl Robinson, R OBP: 0.500, SLG: 0.619 Boog Powell, L OBP: 0.374, SLG: 0.610 (1, 7) (5, 7)										2 1 1 0 0 0 0 2 0 1 1 0 1 1												
Jerry Adair, R OBP: 0.284, SLG: 0.314 (1, 4)										4 0 2 1 0 0 2												
Dick Brown, R OBP: 0.312, SLG: 0.428 (1, 2)										2 1 1 0 2 0 0												
Wally Bunker, R OBP: 0.130, SLG: 0.093 (1, 1)										3 1 0 0 1 2 4												
Inning Stats	R: 1 E: 0 K: 0 S: 4	H: 1 LOB: 0 BB: 0 P: 4	R: 0 E: 0 K: 0 S: 3	H: 0 LOB: 0 BB: 0 P: 3	R: 0 E: 0 K: 0 S: 3	H: 0 LOB: 0 BB: 0 P: 3	R: 1 E: 0 K: 2 S: 4	H: 1 LOB: 2 BB: 1 P: 4	R: 1 E: 0 K: 2 S: 9	H: 2 LOB: 2 BB: 0 P: 13		R: 0 E: 0 K: 2 S: 7	H: 0 LOB: 1 BB: 0 P: 8	R: 0 E: 0 K: 2 S: 9	H: 2 LOB: 2 BB: 0 P: 9	R: 1 E: 0 K: 1 S: 6	H: 2 LOB: 1 BB: 1 P: 10	R: 2 E: 0 K: 1 S: 6	H: 1 LOB: 1 BB: 2 P: 14	1B: 6 2B: 2 3B: 0 HR: 1	SF: 1 SAC: 0 DP: 1 HBP: 1	WP: 1 PB: 0 SB: 1 CS: 0
PITCHER	IP WLS BF H R ER SO BB IBB HBP BLK WP HR S P ERA WHIP											IP WLS BF H R ER SO BB IBB HBP BLK WP HR S P ERA WHIP										
John O'Donoghue, L ERA: 4.42 (1, 1)	4.0 L 17 4 3 3 0 1 0 0 0 0 0 1 16 20 6.75 1.250																					
Wes Stock, R ERA: 2.53 (5, 1)	0.0 0 0 0 0 0 0 0 0 0 0 0 0 0 0 ∞ ∞																					
Moe Drabowsky, R ERA: 5.96 (7, 1)	2.0 10 4 1 1 3 1 0 0 0 0 0 0 15 19 4.50 2.500																					
Dan Pfister, R ERA: 6.53 (9, 1)	1.0 6 1 2 2 1 2 0 0 0 0 1 0 6 14 18.00 3.000																					

Batter	1	2	3	4	5	6	7	8	9	AB R H RBI BB SO LOB	BOTTOM									
Jose Tartabull, L OBP: 0.239, SLG: 0.232 (1, 8)										4 0 0 0 0 0 0	Baltimore Orioles @ Kansas City Athletics Municipal Stadium, Kansas City, MO Fri Jul 31 1964, 8:05 PM EDT Unknown livebaseballscorecards.com									
Bert Campaneris, R OBP: 0.412, SLG: 0.613 (1, 5)										4 0 1 0 0 1 0										
Wayne Causey, L OBP: 0.389, SLG: 0.387 (1, 6)										4 0 0 0 0 1 1										
Rocky Colavito, R OBP: 0.366, SLG: 0.546 (1, 9)										3 1 1 1 0 0 1										
Jim Gentile, L OBP: 0.377, SLG: 0.484 (1, 3)										2 0 1 0 1 0 0										
Manny Jimenez, L OBP: 0.286, SLG: 0.515 (1, 7)										3 0 0 0 0 0 2										
Billy Bryan, L OBP: 0.295, SLG: 0.503 (1, 2)										3 0 0 0 0 1 0										
Dick Green, R OBP: 0.291, SLG: 0.399 (1, 4)										3 0 0 0 0 0 0										
John O'Donoghue, R OBP: 0.222, SLG: 0.306 (1, 1) Wes Stock, R OBP: 0.184, SLG: 0.083 (5, 1) Ken Harrison, R OBP: 0.296, SLG: 0.400 (6, PH) Moe Drabowsky, R OBP: 0.368, SLG: 0.529 (7, 1) George Alusk, R OBP: 0.368, SLG: 0.529 (8, PH) Dan Pfister, R ERA: 6.53 (9, 1)										1 0 0 0 0 0 0 0 0 0 0 0 0 0 1 0 0 0 0 1 0 0 0 0 0 0 0 0 1 0 0 0 0 0 0 0 0 0 0 0 0 0										
Inning Stats	R: 0 E: 0 K: 1 S: 6	H: 1 LOB: 1 BB: 0 P: 6	R: 0 E: 0 K: 1 S: 5	H: 0 LOB: 0 BB: 0 P: 5	R: 0 E: 0 K: 0 S: 3	H: 0 LOB: 0 BB: 0 P: 3	R: 0 E: 0 K: 0 S: 3	H: 0 LOB: 0 BB: 0 P: 3	R: 0 E: 0 K: 1 S: 5	H: 0 LOB: 0 BB: 0 P: 5		R: 1 E: 0 K: 0 S: 5	H: 2 LOB: 1 BB: 0 P: 5	R: 0 E: 0 K: 0 S: 3	H: 0 LOB: 0 BB: 0 P: 3	R: 0 E: 0 K: 1 S: 5	H: 0 LOB: 0 BB: 0 P: 5	1B: 0 2B: 2 3B: 0 HR: 1	SF: 0 SAC: 0 DP: 1 HBP: 0	WP: 0 PB: 0 SB: 0 CS: 0
PITCHER	IP WLS BF H R ER SO BB IBB HBP BLK WP HR S P ERA WHIP											IP WLS BF H R ER SO BB IBB HBP BLK WP HR S P ERA WHIP								
Wally Bunker, R ERA: 2.71 (1, 1)	9.0 W 30 3 1 1 4 1 0 0 0 0 1 1 37 41 1.00 0.444																			

Batter	1	2	3	4	5	6	7	8	9	AB	R	H	RBI	BB	SO	LOB	TOP								
Jackie Brandt, R OBP: 0.310, SLG: 0.406 (1, 8)	F8		5-3		F9		E8 1B		K	5	1	1	1	0	1	1	Baltimore Orioles @ Kansas City Athletics Municipal Stadium, Kansas City, MO Fri Jul 31 1964, 8:05 PM EDT Att: 10,128 - Unknown livebaseballscorecards.com								
Luis Aparicio, R OBP: 0.327, SLG: 0.386 (1, 6)	F8			4-3		E3 2B		F9	5	1	1	1	0	0	1										
Bob Johnson, R Norm Siebern, L OBP: 0.382, SLG: 0.363 (9, PH) (9, 3)	3-1					F8 1-H		6-3	4	0	2	1	0	0	1										
Brooks Robinson, R OBP: 0.364, SLG: 0.482 (1, 5)		F8		K		F8 2-3		1-3	5	0	0	0	0	1	4										
Sam Bowens, R OBP: 0.324, SLG: 0.465 (1, 9)		F9		F4		6-3			4	0	1	0	0	0	2										
Earl Robinson, R Earl Robinson, R Boog Powell, L OBP: 0.481, SLG: 0.625 OBP: 0.373, SLG: 0.608 (8, PH) (8, 7)					F4		6-3	K	3	0	1	0	0	0	1										
Jerry Adair, R OBP: 0.284, SLG: 0.313 (1, 4)					F9		HR	4-3	4	1	1	0	0	0	2										
Dick Brown, R OBP: 0.323, SLG: 0.477 (1, 2)			F8		HR		SH2-4 E 1B		4	3	3	3	0	0	0										
Dave McNally, R Stu Miller, R Steve Barber, L OBP: 0.200, SLG: 0.167 OBP: 0.281, SLG: 0.333 (8, 1) (8, 1) (8, 1)			K		F8		SH2-4	BB 1B	2	0	0	0	0	1	0										
Inning Stats	R: 0 E: 0 K: 0 S: 3	H: 0 LOB: 0 BB: 0 P: 3	R: 0 E: 0 K: 0 S: 4	H: 1 LOB: 1 BB: 0 P: 4	R: 0 E: 0 K: 1 S: 5	H: 0 LOB: 0 BB: 0 P: 5	R: 0 E: 0 K: 1 S: 6	H: 1 LOB: 1 BB: 0 P: 6	R: 2 E: 0 K: 0 S: 5	H: 2 LOB: 0 BB: 0 P: 5	R: 1 E: 1 K: 0 S: 5	H: 1 LOB: 1 BB: 0 P: 5	R: 2 E: 1 K: 0 S: 6	H: 3 LOB: 1 BB: 0 P: 6	R: 0 E: 0 K: 1 S: 6	H: 1 LOB: 1 BB: 0 P: 6		R: 1 E: 0 K: 1 S: 7	H: 2 LOB: 2 BB: 1 P: 11	1B: 7 2B: 2 3B: 0 HR: 2	SF: 0 SAC: 1 DP: 0 HBP: 0	WP: 0 PB: 0 SB: 1 CS: 0	PA: 40		
PITCHER	IP	WLS	BF	H	R	ER	SO	BB	IBB	HBP	BLK	WP	HR	S	P	ERA	WHIP								
Ted Bowsfield, L ERA: 4.01 (1, 1)	6.2		29	8	5	3	2	0	0	0	0	0	1	33	33	4.05	1.200								
Jose Santiago, R ERA: 4.51 (7, 1)	0.1		1	0	0	0	0	0	0	0	0	0	0	1	1	0.00	0.000								
Moe Drabowsky, R ERA: 5.91 (8, 1)	1.0		4	1	0	0	1	0	0	0	0	0	0	6	6	0.00	1.000								
John Wyatt, R ERA: 3.6 (9, 1)	1.0	W	6	2	1	1	1	1	0	0	0	0	1	7	11	9.00	3.000								

Batter	1	2	3	4	5	6	7	8	9	AB	R	H	RBI	BB	SO	LOB	BOTTOM								
Wayne Causey, L OBP: 0.386, SLG: 0.386 (1, 4)	K		F9				F6	SF9		4	0	1	1	0	1	3	Baltimore Orioles @ Kansas City Athletics Municipal Stadium, Kansas City, MO Fri Jul 31 1964, 8:05 PM EDT Att: 10,128 - Unknown livebaseballscorecards.com								
Ed Charles, R OBP: 0.319, SLG: 0.369 (1, 5)	5-3				F8			BB 2B	4	2	2	1	1	0	1										
Rocky Colavito, R OBP: 0.363, SLG: 0.541 (1, 9)	L4		F9			F8		F8	4	0	0	0	0	0	4										
Ken Harrelson, R OBP: 0.265, SLG: 0.405 (1, 7)		4-3				5-3		E3 1B 2B	4	1	1	0	0	0	1										
Jim Gentile, L OBP: 0.378, SLG: 0.482 (1, 3)	K					FC5-4 1B		1-2 2-3 BB	3	1	1	0	1	2	1										
Doc Edwards, R OBP: 0.259, SLG: 0.302 (1, 2)	6-3				G6-4-3 HBP		1-2	2B E 1B	3	1	1	1	0	0	1										
Bert Campaneris, R OBP: 0.395, SLG: 0.600 (1, 6)			F8		G6-4-3			1-3 2-H 3-H	4	1	1	2	0	0	2										
Nelson Mathews, R OBP: 0.285, SLG: 0.341 (1, 8)			BB 1B			F8		E1 SF9 1B	4	1	3	2	0	0	0										
Ted Bowsfield, L Jose Santiago, R George Aluskis, R Moe Drabowsky, R Manny Jimenez Jose Tartabull, L John Wyatt, R OBP: 0.190, SLG: 0.105 OBP: 0.366, SLG: 0.374 OBP: 0.299, SLG: 0.253 OBP: 0.229, SLG: 0.232 (7, PH) (8, PH) (8, PH) (8, PH) (9, 1)						1-3		IBB	2	0	1	0	0	0	0										
Inning Stats	R: 0 E: 0 K: 1 S: 5	H: 0 LOB: 0 BB: 0 P: 5	R: 0 E: 0 K: 1 S: 5	H: 0 LOB: 0 BB: 0 P: 5	R: 0 E: 0 K: 0 S: 5	H: 2 LOB: 3 BB: 1 P: 9	R: 0 E: 0 K: 1 S: 5	H: 1 LOB: 1 BB: 0 P: 6	R: 0 E: 0 K: 0 S: 4	H: 1 LOB: 1 BB: 0 P: 4	R: 0 E: 0 K: 0 S: 4	H: 1 LOB: 1 BB: 0 P: 4	R: 0 E: 0 K: 0 S: 7	H: 4 LOB: 1 BB: 2 P: 15	R: 1 E: 0 K: 0 S: 1	H: 1 LOB: 0 BB: 0 P: 1		1B: 6 2B: 3 3B: 1 HR: 1	SF: 1 SAC: 0 DP: 1 HBP: 1	WP: 0 PB: 0 SB: 0 CS: 0	PA: 38				
PITCHER	IP	WLS	BF	H	R	ER	SO	BB	IBB	HBP	BLK	WP	HR	S	P	ERA	WHIP								
Dave McNally, L ERA: 3.86 (1, 1)	7.1		33	8	4	4	3	2	0	1	0	0	0	36	45	4.91	1.364								
Stu Miller, R ERA: 2.53 (8, 1)	0.0		3	2	1	0	0	0	1	0	0	0	0	2	6										
Steve Barber, L ERA: 4.07 (8, 1)	0.2	L	2	1	2	1	0	0	0	0	0	0	0	1	2	13.50	1.500								

Batter	1	2	3	4	5	6	7	8	9	AB	R	H	RBI	BB	SO	LOB	TOP										
Jackie Brandt, R (1, 8) OBP: 0.309, SLG: 0.404	L7	1B		FC4-6 HR	K			2B	F5	5	2	0	1	1	3												
Luis Aparicio, R (1, 6) OBP: 0.323, SLG: 0.385	F	1B		E8	F8			6-3		5	1	2	2	0	0	3											
Norm Siebern, L (1, 3) OBP: 0.383, SLG: 0.370	K	F9		FC4-6 HR		4-3				5	1	1	1	0	1	5											
Boog Powell, L (1, 7) OBP: 0.380, SLG: 0.615	FC3-4			2B		F6				3	2	2	4	2	0	0											
Brooks Robinson, R (1, 5) OBP: 0.361, SLG: 0.478	FC3-4			2B	F2				F9	5	0	1	1	0	1	3											
Sam Bowens, R (1, 9) OBP: 0.324, SLG: 0.459		F7		F7	E			F3		5	0	2	0	0	0	0											
Dick Brown, R (1, 2) OBP: 0.329, SLG: 0.478		BB		1B	F8			K		4	1	2	0	1	1	1											
Jerry Adair, R (1, 4) OBP: 0.290, SLG: 0.326		BB		1B				F9		5	1	3	0	0	0	2											
Robin Roberts, S (1, 1) OBP: 0.154, SLG: 0.083										2	0	0	0	0	0	4											
Steve Barber, L (4, 1) OBP: 0.273, SLG: 0.323	F5			F8				K		1	0	0	0	0	1	1											
John Orsino, R (6, PH) OBP: 0.290, SLG: 0.356										1	0	0	0	0	1	0											
Harvey Haddix, L (8, 1)								K		1	0	0	0	0	1	2											
Inning Stats	R: 1 E: 0 K: 1 S: 7	H: 2 LOB: 1 BB: 0 P: 7	R: 2 E: 0 K: 0 S: 5	H: 2 LOB: 2 BB: 13	R: 1 E: 0 K: 0 S: 5	H: 3 LOB: 2 BB: 1 P: 9	R: 3 E: 2 K: 0 S: 7	H: 3 LOB: 1 BB: 0 P: 7	R: 0 E: 0 K: 1 S: 5	H: 0 LOB: 0 BB: 0 P: 5	R: 0 E: 0 K: 1 S: 5	H: 0 LOB: 0 BB: 0 P: 5	R: 1 E: 0 K: 1 S: 7	H: 2 LOB: 2 BB: 0 P: 11	R: 0 E: 0 K: 1 S: 7	H: 2 LOB: 2 BB: 0 P: 7	1B: 11 2B: 3 3B: 0 HR: 1	SF: 0 SAC: 0 DP: 0 HBP: 0	WP: 1 PB: 0 SB: 2 CS: 0	PA: 46							
PITCHER	IP	WLS	BF	H	R	ER	SO	BB	IBB	HBP	BLK	WP	HR	S	P	ERA	WHIP										
Diego Segui, R (1, 1) ERA: 3.86	2.1		14	5	4	4	1	3	0	0	0	0	0	13	25	15.43	3.429										
Ted Bowsfield, L (3, 1) ERA: 4.18	1.0		8	4	3	2	0	0	0	0	0	0	1	8	8	18.00	4.000										
Moe Drabowsky, R (4, 1) ERA: 5.75	4.2	L	19	4	1	1	5	0	1	0	0	1	0	28	32	1.93	0.857										
Wes Stock, R (9, 1) ERA: 2.49	0.0		0	0	0	0	0	0	0	0	0	0	0	0	0	∞	∞										

Baltimore Orioles @ Kansas City Athletics
Municipal Stadium, Kansas City, MO
Sun Aug 02 1964, 4:33 AM EDT
Att: 7,652 - Unknown

AB 42
R 8
H 15
RBI 8
BB 4
SO 7
LOB 24



Batter	1	2	3	4	5	6	7	8	9	AB	R	H	RBI	BB	SO	LOB	BOTTOM										
Bert Campaneris, R (1, 6) OBP: 0.426, SLG: 0.674	HR	1B		HR		1-3		E		4	2	3	1	0	0	0											
Wayne Causey, L (1, 4) OBP: 0.383, SLG: 0.382	1B	F7		K		F3		F9		5	0	1	0	0	1	5											
Ed Charles, R (1, 5) OBP: 0.324, SLG: 0.387	K			F9						4	1	2	3	1	1	1											
Jim Gentile, L (1, 3) OBP: 0.375, SLG: 0.488	F5			HR		G3				5	1	1	1	0	1	3											
Dick Green, R (9, PR) OBP: 0.291, SLG: 0.399				HR				FC5-6		0	0	0	0	0	0	0											
Rocky Colavito, R (1, 9) OBP: 0.355, SLG: 0.528	6-3			1-3						5	0	0	0	0	0	2											
Manny Jimenez, L (1, 7) OBP: 0.294, SLG: 0.532		HR		F7						5	1	2	1	0	0	1											
Doc Edwards, R (1, 2) OBP: 0.253, SLG: 0.293										1	0	0	0	0	0	0											
Billy Bryan, L (4, PH) OBP: 0.296, SLG: 0.507	F4			1B						3	1	1	0	0	1	1											
Nelson Mathews, R (1, 8) OBP: 0.292, SLG: 0.346		1B		2B						4	1	3	1	0	1	0											
Diego Segui, R (1, 1) OBP: 0.193, SLG: 0.236				2B						1	0	0	0	0	1	1											
Ted Bowsfield, R (3, 1) OBP: 0.150, SLG: 0.105				F9						0	0	0	0	0	0	0											
Moe Drabowsky, R (4, 1) OBP: 0.028, SLG: 0.028	K									2	0	0	0	0	0	3											
George Alusik, R (8, PH) OBP: 0.361, SLG: 0.371										1	0	0	0	0	1	0											
Wes Stock, R (9, 1) OBP: 0.154, SLG: 0.083										0	0	0	0	0	0	0											
Inning Stats	R: 1 E: 0 K: 1 S: 7	H: 2 LOB: 1 BB: 0 P: 7	R: 1 E: 0 K: 1 S: 8	H: 3 LOB: 2 BB: 0	R: 1 E: 0 K: 0 S: 4	H: 1 LOB: 0 BB: 0 P: 4	R: 4 E: 0 K: 2 S: 11	H: 4 LOB: 0 BB: 0 P: 11	R: 0 E: 0 K: 0 S: 5	H: 2 LOB: 2 BB: 0 P: 5	R: 0 E: 0 K: 0 S: 3	H: 0 LOB: 1 BB: 1 P: 7	R: 0 E: 0 K: 1 S: 5	H: 0 LOB: 0 BB: 0 P: 5	R: 0 E: 0 K: 2 S: 7	H: 0 LOB: 1 BB: 0 P: 8	R: 0 E: 0 K: 0 S: 4	H: 1 LOB: 1 BB: 0 P: 4	1B: 7 2B: 2 3B: 0 HR: 4	SF: 0 SAC: 0 DP: 0 HBP: 1	WP: 0 PB: 0 SB: 1 CS: 0	PA: 42					
PITCHER	IP	WLS	BF	H	R	ER	SO	BB	IBB	HBP	BLK	WP	HR	S	P	ERA	WHIP										
Robin Roberts, R (1, 1) ERA: 3.03	3.0		17	8	5	5	2	0	0	0	0	0	0	21	21	15.00	2.667										
Steve Barber, L (4, 1) ERA: 4.09	4.0	W	17	4	2	2	3	1	0	0	0	0	1	22	26	4.50	1.250										
Harvey Haddix, L (8, 1) ERA: 1.98	2.0	S	8	1	0	0	2	0	0	1	0	0	0	11	12	0.00	0.500										

Baltimore Orioles @ Kansas City Athletics
Municipal Stadium, Kansas City, MO
Sun Aug 02 1964, 4:33 AM EDT
Att: 7,652 - Unknown

AB 40
R 7
H 13
RBI 7
BB 1
SO 7
LOB 17



Batter	1	2	3	4	5	6	7	8	9	AB	R	H	RBI	BB	SO	LOB	TOP				
Tony Kubek, L (1, 6) OBP: 0.273, SLG: 0.328 Phil Linz, R (8, 6) OBP: 0.318, SLG: 0.357	0-0 4-3		0-0 F9			4-0 FC5-4 BB		0-3 K		3	0	0	0	1	1	0					
Bobby Richardson, R (1, 4) OBP: 0.236, SLG: 0.328 Pedro Gonzalez, R (8, 4) OBP: 0.319, SLG: 0.375	4-0 BB BB		0-0 1-3			0-0 FC5-4 1B 1-2		0-0 G3 2B		3	0	1	0	1	0	1					
Roger Maris, L (1, 9) OBP: 0.359, SLG: 0.451	4-0 1-2 BB			0-0 FC3-6 1B		0-0 1-3 1B		0-0 G3 2-3		3	0	2	0	1	0	1					
Mickey Mantle, S (1, 8) OBP: 0.440, SLG: 0.603 Hector Lopez, R (8, 8) OBP: 0.326, SLG: 0.443	0-3 K			0-0 F5		0-0 4-3		0-0 1-3		4	0	0	0	0	1	5					
Tom Tresh, S (1, 7) OBP: 0.374, SLG: 0.445	0-0 F5			0-0 FC3-6 1-2			0-0 L9		0-3 K	4	0	0	0	0	1	3					
Joe Pepitone, L (1, 3) OBP: 0.286, SLG: 0.404		0-3 K		0-0 F8					0-0 F9	4	1	1	1	0	1	1					
Elaston Howard, R (1, 2) OBP: 0.350, SLG: 0.411		0-0 6-3			0-0 F3				0-0 1B 1B	4	0	2	0	0	0	0					
Clete Boyer, R (1, 5) OBP: 0.281, SLG: 0.316		0-0 G3			0-0 F4				0-0 P3 1-2 1B	4	0	1	0	0	0	1					
Al Downing, R (1, 1) ERA: 4.29 Rollie Sheldon, R (6, 1) Archie Moore, R (7, PH) Pete Mikkelsen, R (7, 1) Bill Stafford, R (8, 1) Johnny Blanchard, L (8, PH) OBP: 0.307, SLG: 0.393			0-0 F9			0-0 4-3		0-3 K		2	0	0	0	0	0	0					
Inning Stats	R: 0 E: 0 K: 1 S: 5	H: 0 LOB: 2 BB: 2 P: 13	R: 0 E: 0 K: 1 S: 5	H: 0 LOB: 0 BB: 0 P: 5	R: 0 E: 0 K: 0 S: 3	H: 0 LOB: 0 BB: 0 P: 3	R: 0 E: 0 K: 0 S: 4	H: 1 LOB: 1 BB: 0 P: 4	R: 0 E: 0 K: 0 S: 3	H: 0 LOB: 0 BB: 0 P: 3	R: 0 E: 0 K: 0 S: 3	H: 1 LOB: 1 BB: 1 P: 7	R: 1 E: 0 K: 1 S: 7	H: 2 LOB: 1 BB: 0 P: 7	R: 0 E: 0 K: 1 S: 6	H: 1 LOB: 1 BB: 0 P: 6	R: 0 E: 0 K: 1 S: 7	H: 2 LOB: 2 BB: 0 P: 7	1B: 5 2B: 1 3B: 0 HR: 1	SF: 0 SAC: 0 DP: 0 HBP: 0	WP: 0 PA: 36
PITCHER Orlando Pena, R (1, 1) ERA: 4.29	IP: 9.0 WLS: W BF: 36 H: 7 R: 1 ER: 1 SO: 5 BB: 3 IBB: 0 HBP: 0 BLK: 0 WP: 0 HR: 1 S: 43 P: 55 ERA: 1.00 WHIP: 1.111															PITCHER					

New York Yankees @ Kansas City Athletics
Municipal Stadium, Kansas City, MO
Wed Aug 05 1964, 8:05 PM EDT
Att: 22,784 - Unknown


AB 33
R 1
H 7
RBI 1
BB 3
SO 5
LOB 15



Batter	1	2	3	4	5	6	7	8	9	AB	R	H	RBI	BB	SO	LOB	BOTTOM		
Bert Campaneris, R (1, 6) OBP: 0.404, SLG: 0.588	0-0 L9 1B		0-3 K		0-0 F9		0-3 K	0-0 L7		5	0	1	0	0	2	0			
Wayne Causey, L (1, 4) OBP: 0.380, SLG: 0.377 Dick Green, R (8, 4) OBP: 0.290, SLG: 0.398	0-0 L9 1-2			0-0 L8	0-3 K		0-0 BB 1B	0-0 E6		4	1	1	0	0	1	1			
Ed Charles, R (1, 5) OBP: 0.328, SLG: 0.388	0-3 K			0-0 1-3	4-0 HR BB		4-0 1B 1-2 HBP BB	0-0 5-3		3	2	0	0	2	1	1			
Rocky Colavito, R (1, 9) OBP: 0.360, SLG: 0.541		0-0 E5 FC6 G6-4-3 2B		0-0 1B 2B	4-0 HR 1B		0-0 HBP BB 1B			4	3	4	3	0	0	0			
Jim Gentile, L (1, 3) OBP: 0.378, SLG: 0.481		0-0 FC6 G6-4-3 2-3		4-0 E HR BB	0-0 F7		4-0 FC5 HBP BB			2	1	0	0	2	0	1			
Doc Edwards, R (1, 2) OBP: 0.258, SLG: 0.298		0-0 G6-4-3 1-2 3-H		0-0 HR 1B			0-0 F1 1-2 2-3 3-H		1-0 HBP	3	1	1	2	0	0	1			
George Alusik, R (1, 7) OBP: 0.355, SLG: 0.365 Jose Tartabull, L (7, PH) OBP: 0.257, SLG: 0.264	0-0 F6			0-0 E6 HR			0-0 L6	0-0 F2		3	1	0	0	0	0	2			
Nelson Mathews, R (1, 8) OBP: 0.298, SLG: 0.356			0-0 1-3		0-0 HR		0-0 L6	0-0 F2		1	0	0	0	0	0	3			
Orlando Pena, R (1, 1) OBP: 0.169, SLG: 0.193			0-3 K		0-3 K		0-0 1-3		0-3 K	4	0	0	0	0	3	1			
Inning Stats	R: 0 E: 0 K: 1 S: 5	H: 1 LOB: 0 BB: 0 P: 5	R: 1 E: 1 K: 0 S: 4	H: 1 LOB: 0 BB: 0 P: 4	R: 0 E: 0 K: 2 S: 7	H: 0 LOB: 0 BB: 0 P: 7	R: 5 E: 1 K: 1 S: 9	H: 3 LOB: 0 BB: 1 P: 13	R: 2 E: 0 K: 1 S: 6	H: 1 LOB: 0 BB: 1 P: 10	R: 0 E: 0 K: 0 S: 4	H: 1 LOB: 1 BB: 0 P: 4	R: 2 E: 0 K: 1 S: 7	H: 2 LOB: 3 BB: 2 P: 16	R: 0 E: 1 K: 1 S: 6	H: 0 LOB: 1 BB: 0 P: 6	1B: 5 2B: 2 3B: 0 HR: 2	SF: 0 SAC: 0 DP: 1 HBP: 1	WP: 0 PA: 39
PITCHER Al Downing, L (1, 1) ERA: 3.35 Rollie Sheldon, R (6, 1) ERA: 3.71 Pete Mikkelsen, R (7, 1) ERA: 4.33 Bill Stafford, R (8, 1) ERA: 2.47	IP: 5.0 WLS: L BF: 23 H: 6 R: 8 ER: 3 SO: 5 BB: 2 IBB: 0 HBP: 0 BLK: 0 WP: 0 HR: 2 S: 31 P: 39 ERA: 5.40 WHIP: 1.600															PITCHER			

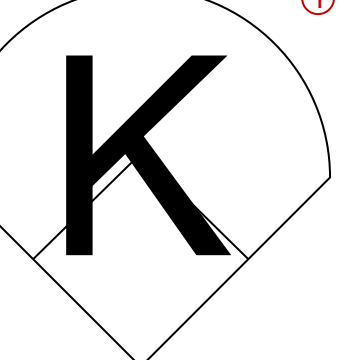
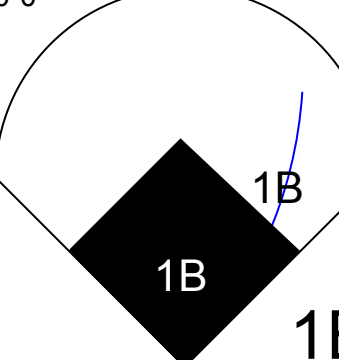
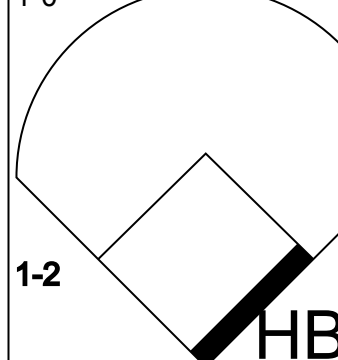
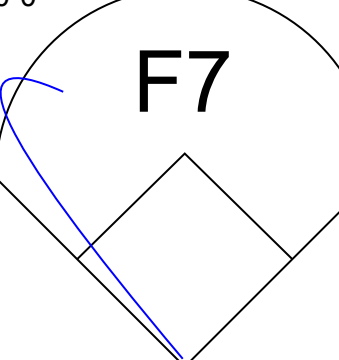
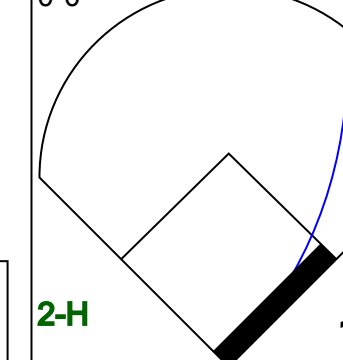
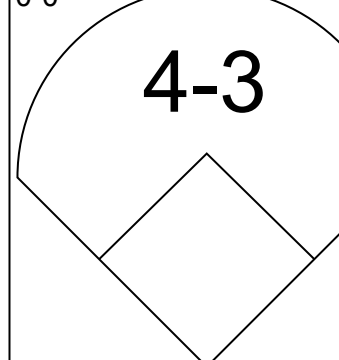
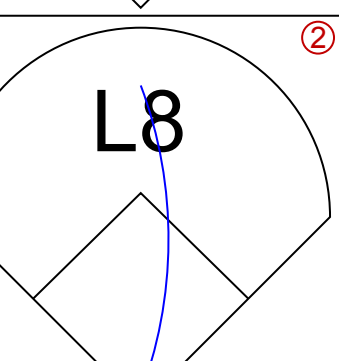
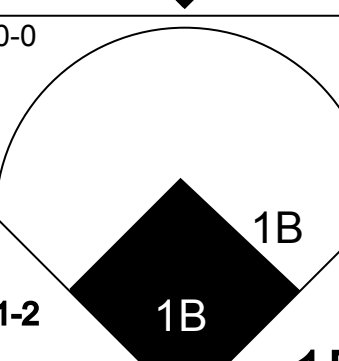
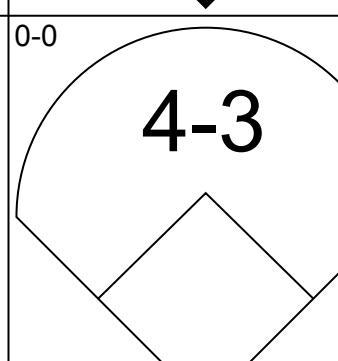
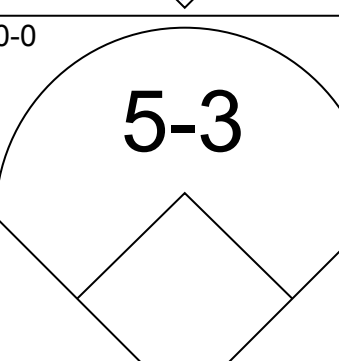
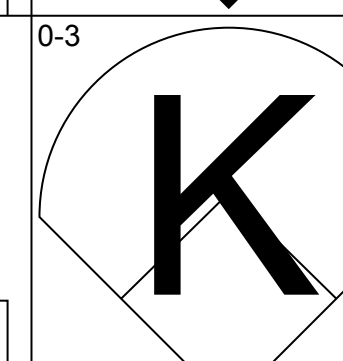
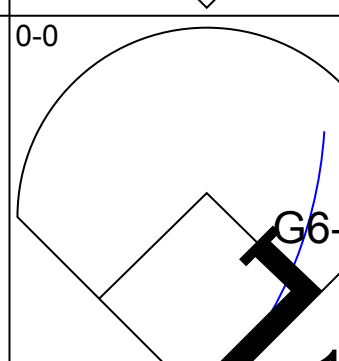
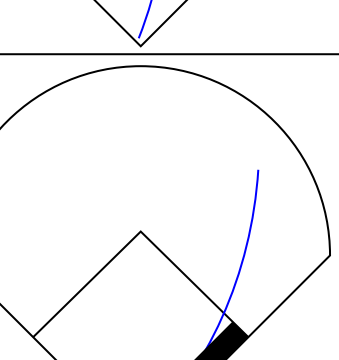
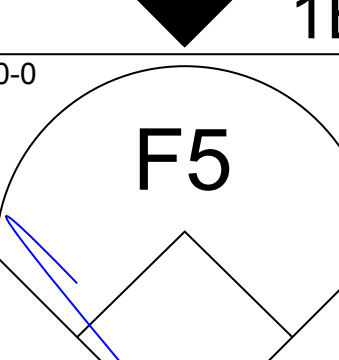
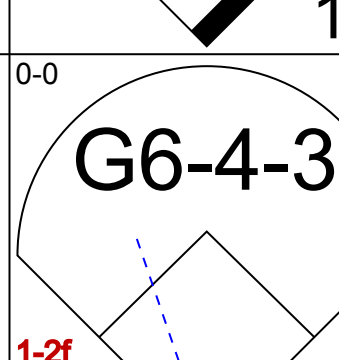
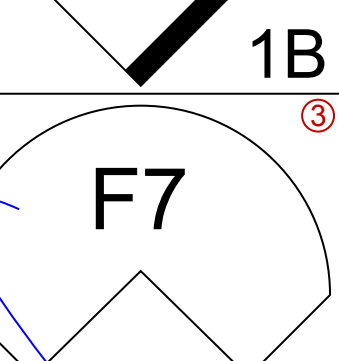
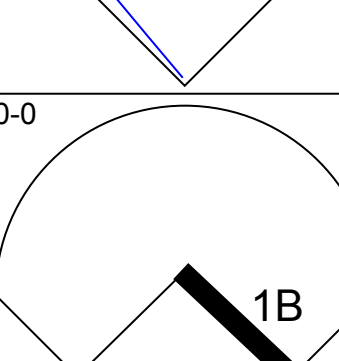
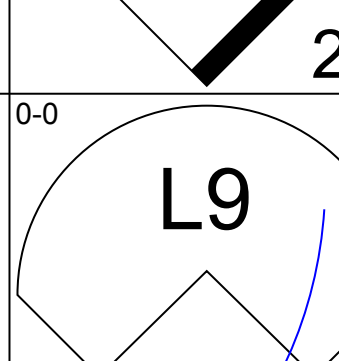
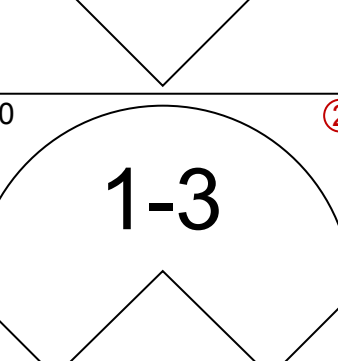
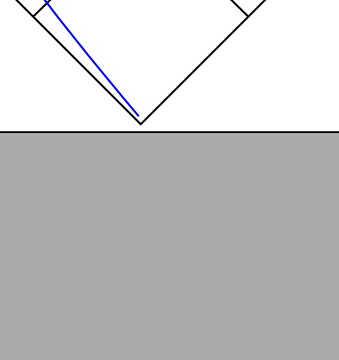
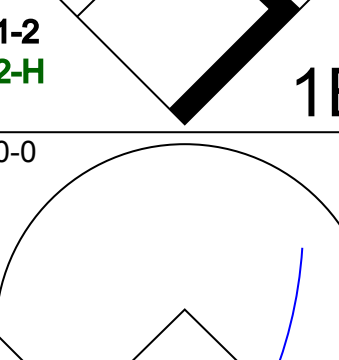

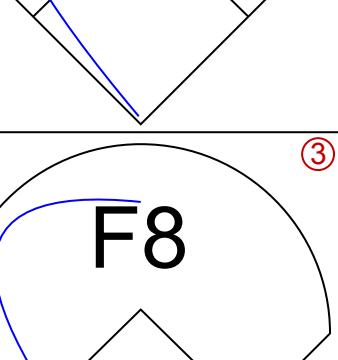
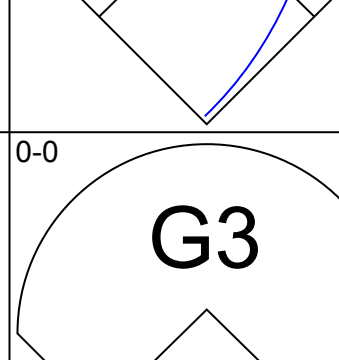
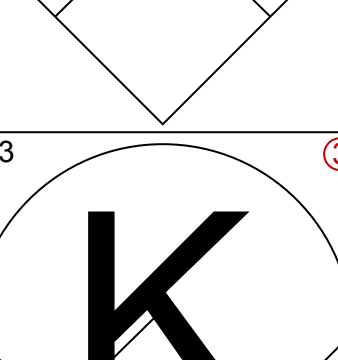

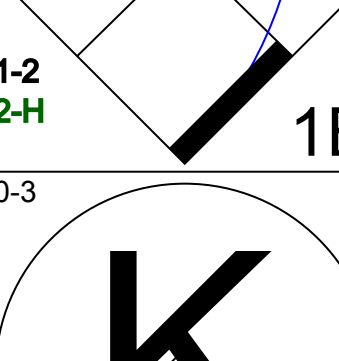
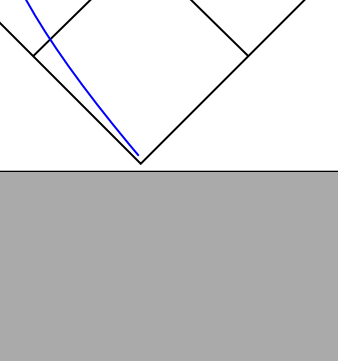
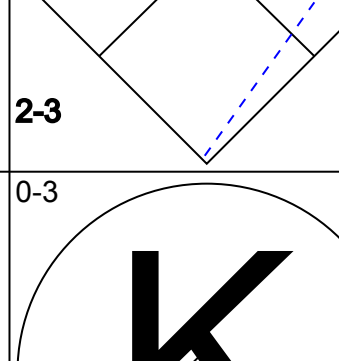
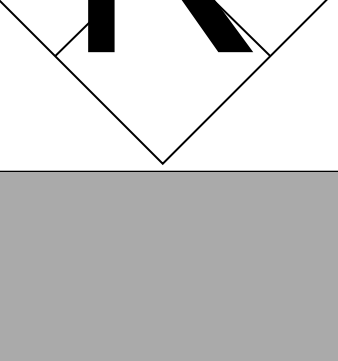
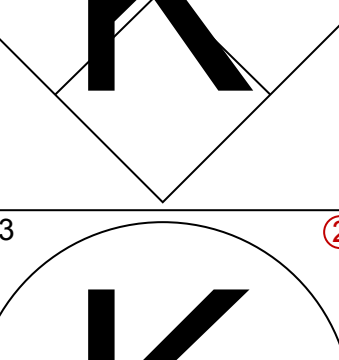

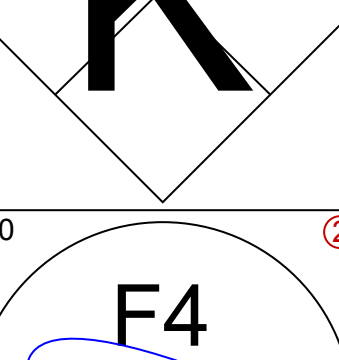

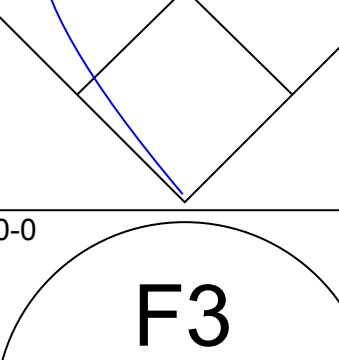

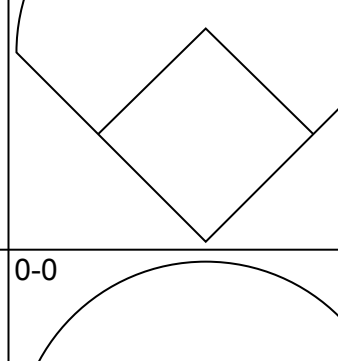
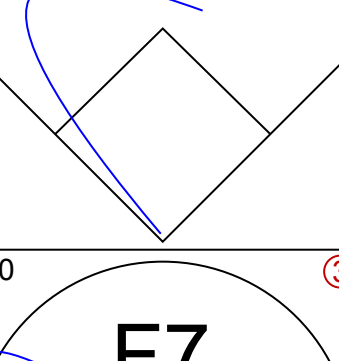
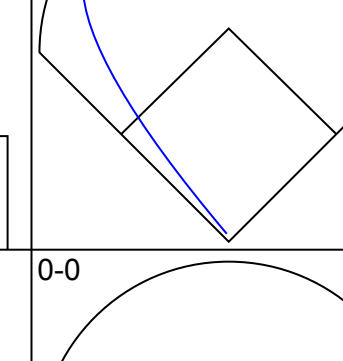

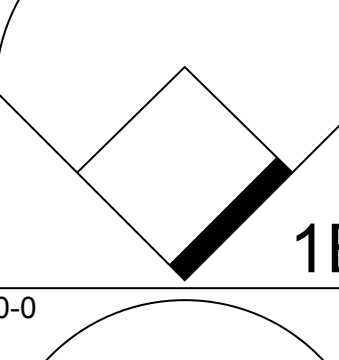

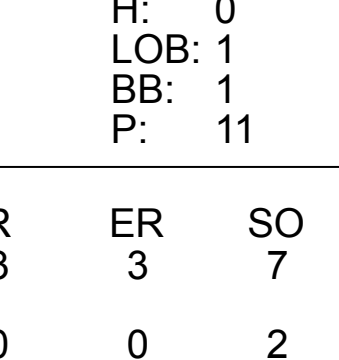

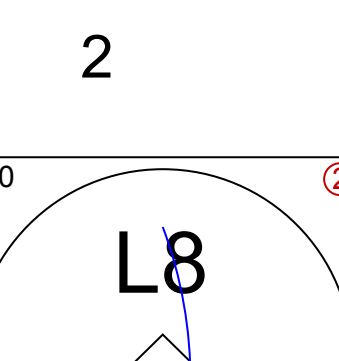
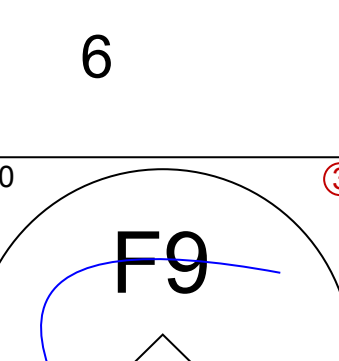
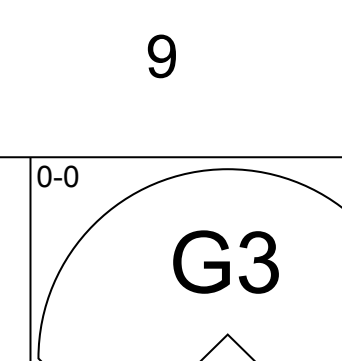

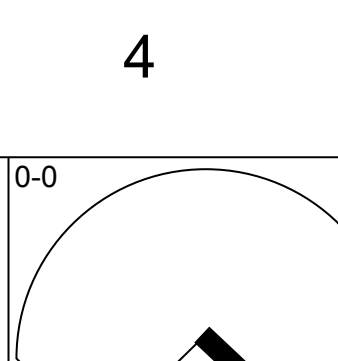
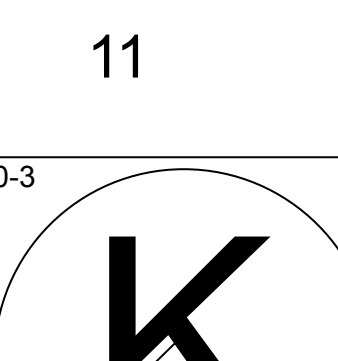

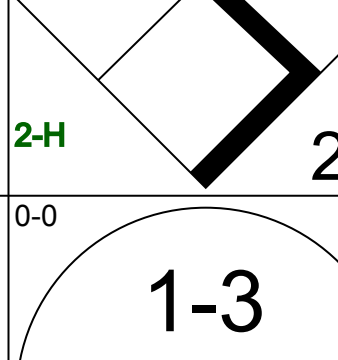
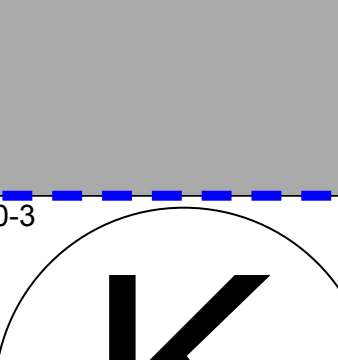
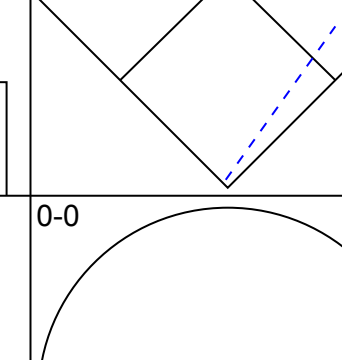
New York Yankees @ Kansas City Athletics
Municipal Stadium, Kansas City, MO
Wed Aug 05 1964, 8:05 PM EDT
Att: 22,784 - Unknown

AB 34
R 10
H 9
RBI 9
BB 4
SO 7
LOB 13




Batter	1	2	3	4	5	6	7	8	9	AB	R	H	RBI	BB	SO	LOB	TOP					
Bert Campaneris, R OBP: 0.364, SLG: 0.567 (1, 6)	G3		HR		5-3		F6		F8	5	1	1	1	0	0	2	Kansas City Athletics @ Detroit Tigers Tiger Stadium, Detroit, MI Fri Aug 07 1964, 7:05 PM EDT Att: 13,939 - Unknown					
Ed Charles, R OBP: 0.329, SLG: 0.385 (1, 5)	1B		F3		1B			F4		3	1	1	0	1	0	0						
Manny Jimenez, L OBP: 0.305, SLG: 0.527 Jose Tartabull, L OBP: 0.257, SLG: 0.264 (1, 7) (8, 7)	1B		WP		1B					4	0	4	1	0	0	0						
Rocky Colavito, R OBP: 0.358, SLG: 0.542 (1, 9)	L8		F7		F7			F8		4	0	0	0	0	0	5						
Jim Gentile, L OBP: 0.379, SLG: 0.483 Ken Harrelson, R OBP: 0.253, SLG: 0.379 (1, 3) (1, 3)	K		6-3					F6		1	0	0	0	0	1	2						
Doc Edwards, R OBP: 0.282, SLG: 0.291 Dave Duncan, R OBP: 0.143, SLG: 0.143 (9, FR)		5-3			F4			L8		4	0	1	0	0	0	0						
Nelson Mathews, R OBP: 0.295, SLG: 0.359 (1, 8)		K			K			6-3		4	0	0	0	0	2	1						
Dick Green, R OBP: 0.292, SLG: 0.399 (1, 4)					L9			G3		3	0	1	0	0	0	0						
Ted Bowsfield, R OBP: 0.136, SLG: 0.095 Ken Sanders, R OBP: 0.242, SLG: 0.500 Billy Bryan, L OBP: 0.154, SLG: 0.154 Wes Stock, R OBP: 0.179, SLG: 0.378 John Wyatt, R OBP: 0.179, SLG: 0.378 (1, 1) (5, 1) (7, PH) (7, 1) (8, 1) (8, PH)					L9			K		2	0	0	0	0	1	1						
Inning Stats	R: 0 E: 0 K: 1 S: 7	H: 2 LOB: 2 BB: 0 P: 7	R: 0 E: 0 K: 2 S: 8	H: 1 LOB: 1 BB: 0 P: 8	R: 1 E: 0 K: 0 S: 5	H: 2 LOB: 1 BB: 0 P: 5	R: 0 E: 0 K: 1 S: 5	H: 0 LOB: 0 BB: 0 P: 5	R: 1 E: 0 K: 0 S: 4	H: 1 LOB: 1 BB: 1 P: 8	R: 0 E: 0 K: 0 S: 3	H: 0 LOB: 0 BB: 0 P: 3	R: 0 E: 0 K: 1 S: 5	H: 0 LOB: 0 BB: 0 P: 5	R: 0 E: 0 K: 0 S: 4	H: 1 LOB: 1 BB: 0 P: 4		R: 0 E: 0 K: 1 S: 6	H: 1 LOB: 2 BB: 0 P: 7	1B: 7 2B: 0 3B: 0 HR: 1	SF: 0 SAC: 0 DP: 0 HBP: 1	WP: 1 PB: 0 SB: 0 CS: 0
PITCHER Phil Regan, R ERA: 4.65 (1, 1)	IP: 9.0 WLS: W BF: 37 H: 8 R: 2 ER: 2 SO: 6 BB: 1 IBB: 0 HBP: 1 BLK: 0 WP: 1 HR: 1 S: 47 P: 52 ERA: 2.00 WHIP: 1.000															PITCHER						

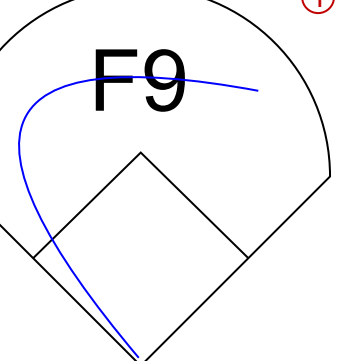
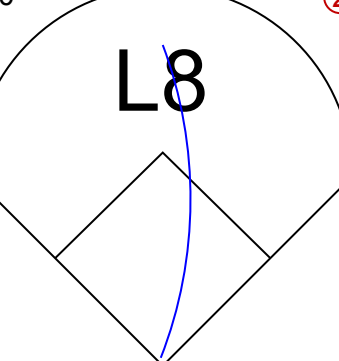
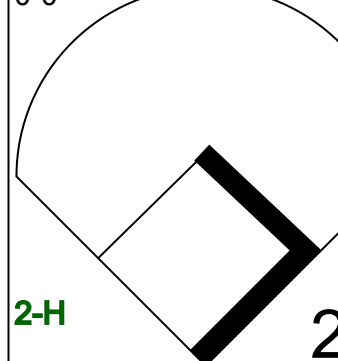

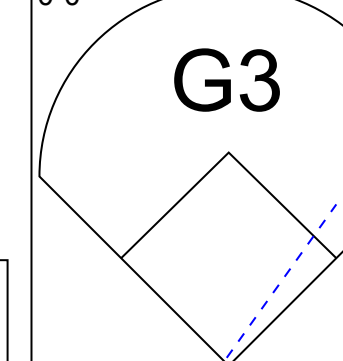
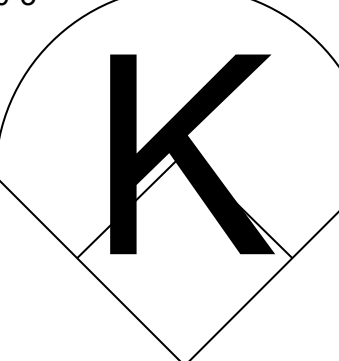
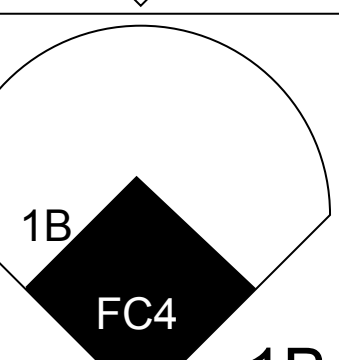
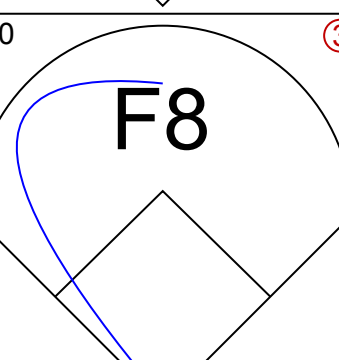
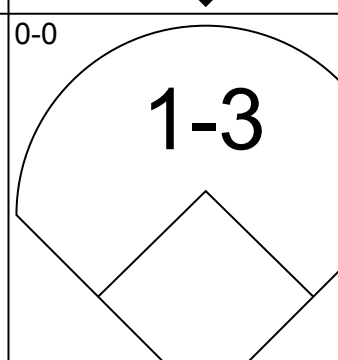
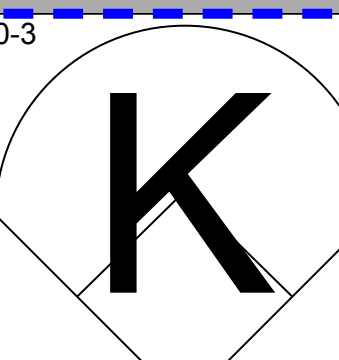
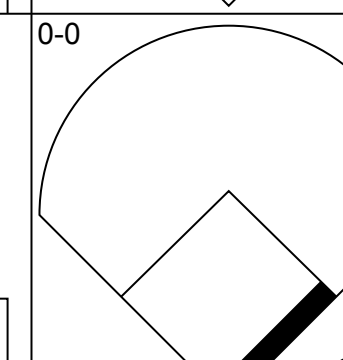
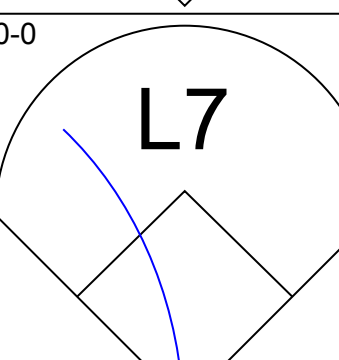
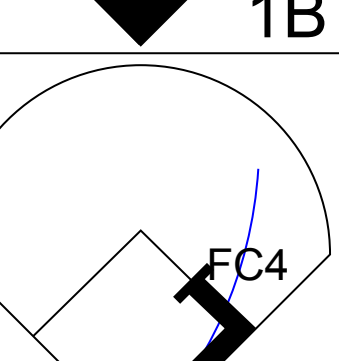
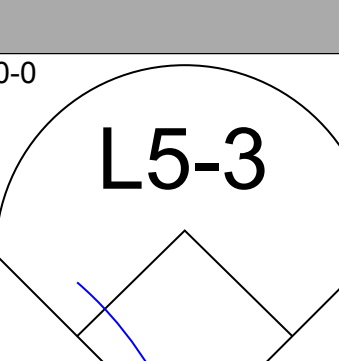
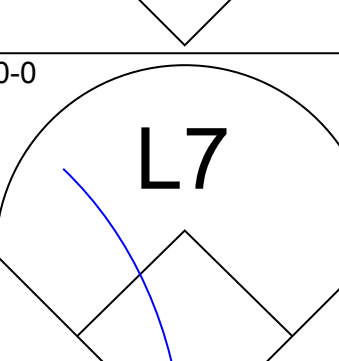
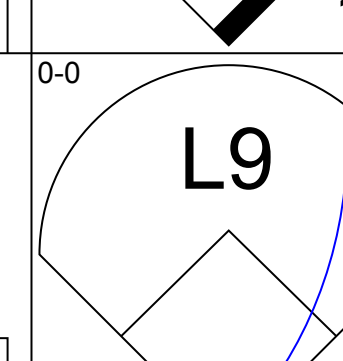
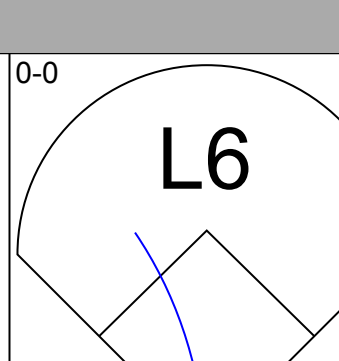
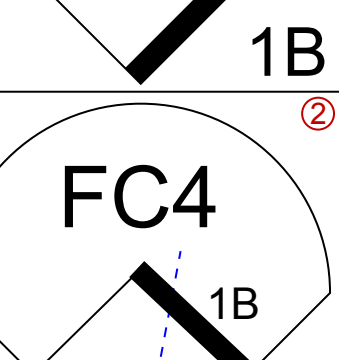
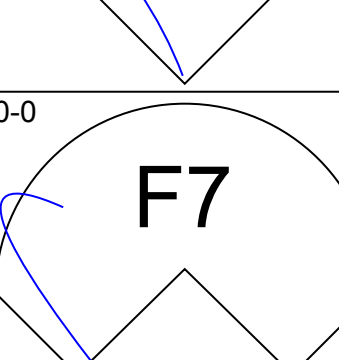
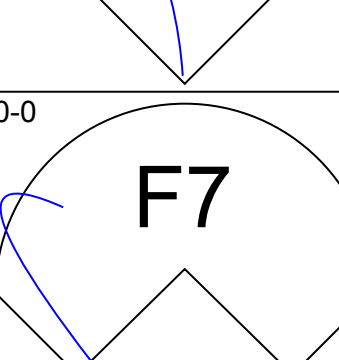
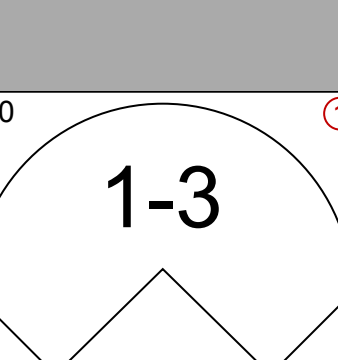
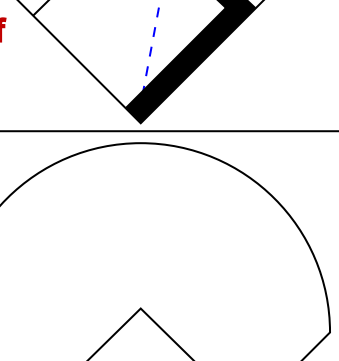

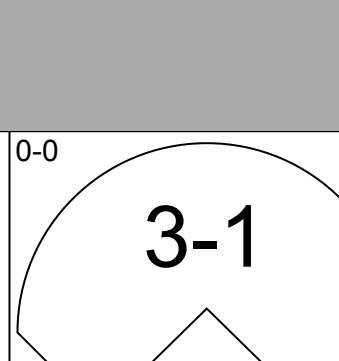
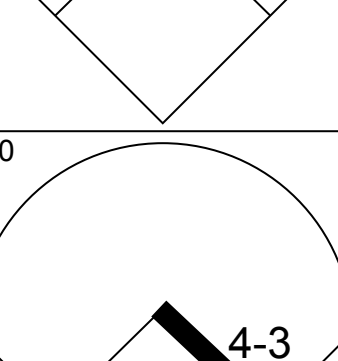
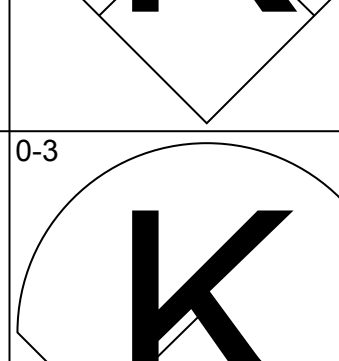
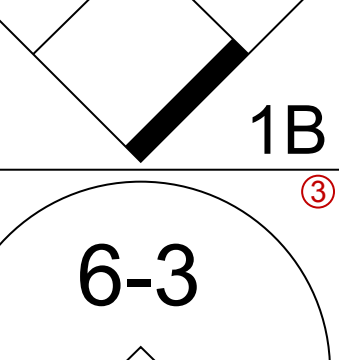
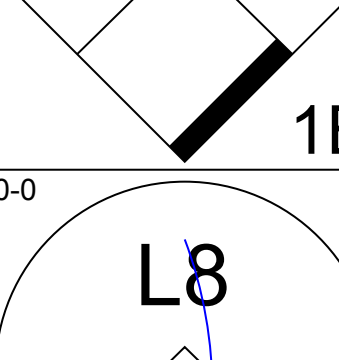

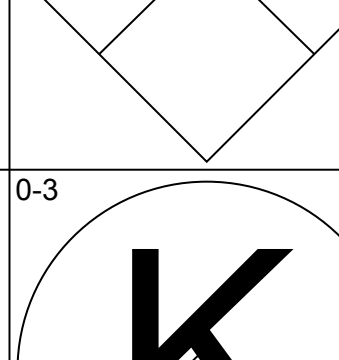
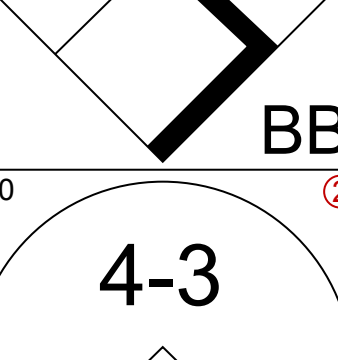
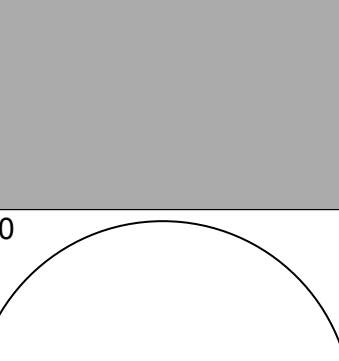
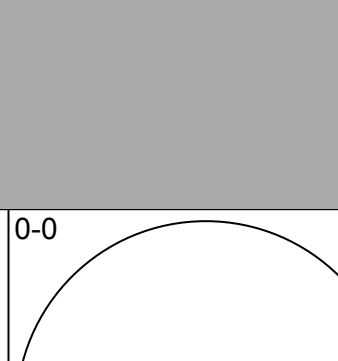
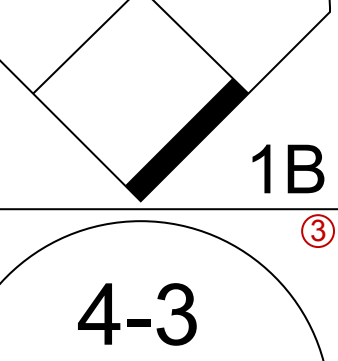
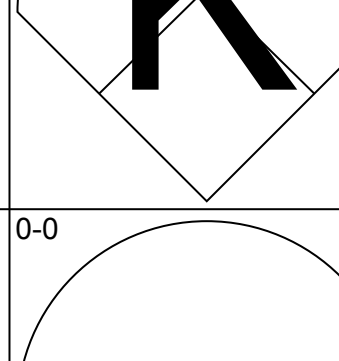
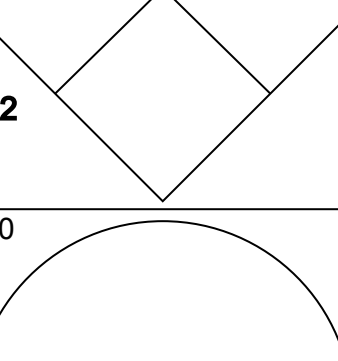
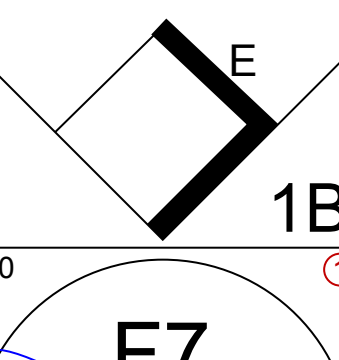
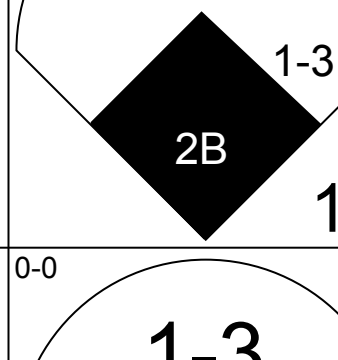

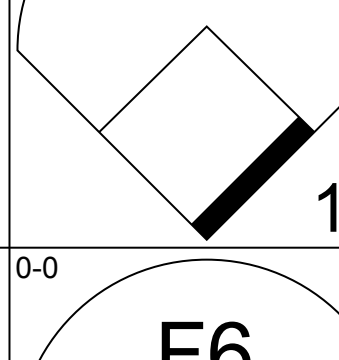
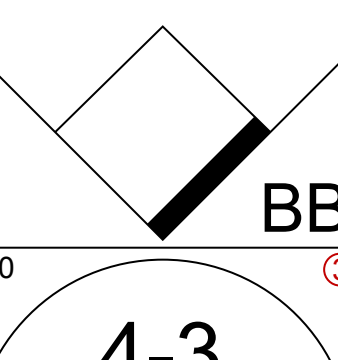
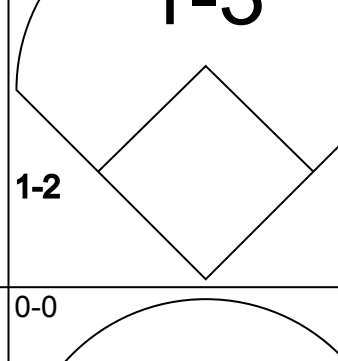
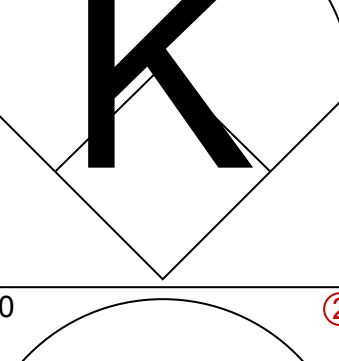
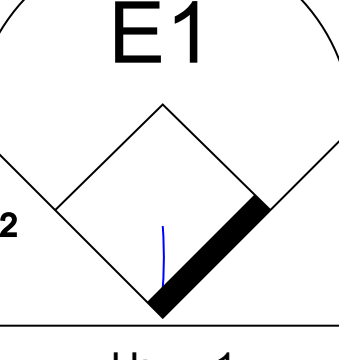
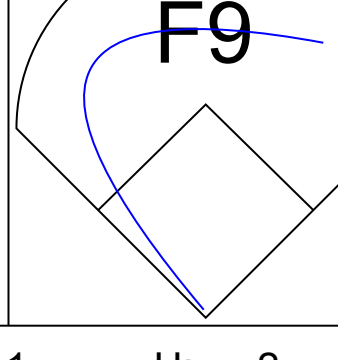
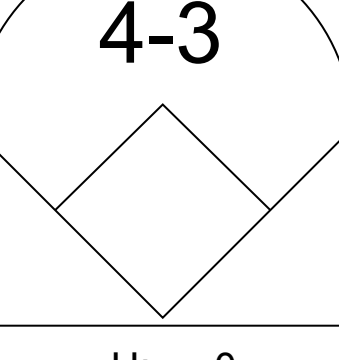
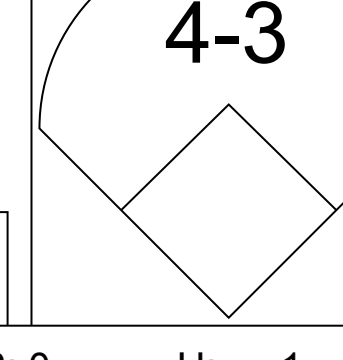
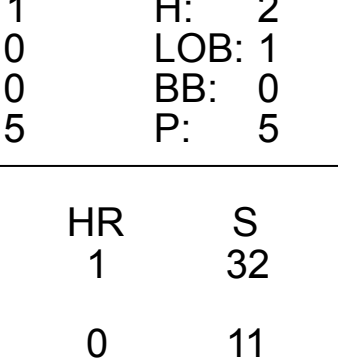
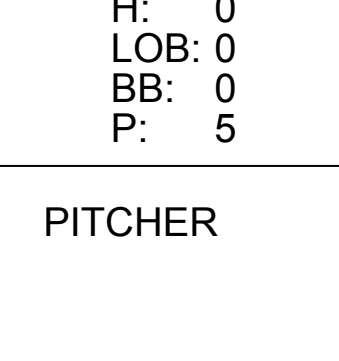
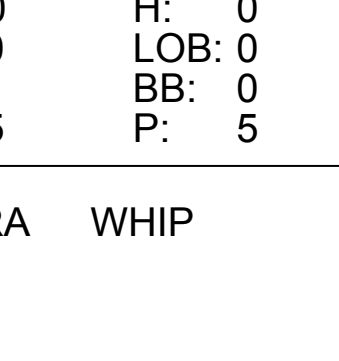


Batter	1	2	3	4	5	6	7	8	9	AB	R	H	RBI	BB	SO	LOB	BOTTOM	
Don Wert, R OBP: 0.322, SLG: 0.349 Bubba Phillips, R OBP: 0.359, SLG: 0.426 (1, 5) (7, 5)	L3		F9		G3		K		F9	4	0	0	0	0	1	2	Kansas City Athletics @ Detroit Tigers Tiger Stadium, Detroit, MI Fri Aug 07 1964, 7:05 PM EDT Att: 13,939 - Unknown	
Jerry Lumpe, L OBP: 0.303, SLG: 0.319 (1, 4)	1-3		1B		2B					3	1	2	0	2	0	0		
Al Kaline, R OBP: 0.385, SLG: 0.474 (1, 9)	L4		1B		2B			F3		4	1	2	0	1	0	1		
Don Demeter, R OBP: 0.288, SLG: 0.417 (1, 3)		F6			K			K		5	0	1	1	0	3	6		
Gates Brown, L OBP: 0.320, SLG: 0.523 (1, 7)					K			F8		3	1	1	1	0	1	3		
George Thomas, R OBP: 0.328, SLG: 0.473 (1, 8)		4-3						K		4	1	2	2	0	1	0		
Bill Freehan, R OBP: 0.345, SLG: 0.434 (1, 2)					5-3			HR		4	1	2	1	0	0	0		
Dick McAuliffe, L OBP: 0.335, SLG: 0.473 (1, 6)					4-3			BB		3	0	1	0	1	1	1		
Phil Regan, R OBP: 0.415, SLG: 0.389 (1, 1)					3-1			SH1-4		2	0	0	0	1	0	0		
Inning Stats	R: 0 E: 0 K: 0 S: 3	H: 0 LOB: 0 BB: 0 P: 3	R: 1 E: 0 K: 1 S: 7	H: 2 LOB: 1 BB: 0 P: 7	R: 2 E: 0 K: 0 S: 6	H: 4 LOB: 2 BB: 0 P: 7	R: 0 E: 0 K: 0 S: 3	H: 0 LOB: 0 BB: 0 P: 3	R: 0 E: 0 K: 2 S: 8	H: 1 LOB: 2 BB: 1 P: 12	R: 0 E: 0 K: 2 S: 8	H: 1 LOB: 1 BB: 0 P: 6	R: 2 E: 0 K: 1 S: 7	H: 2 LOB: 3 BB: 3 P: 19	1B: 7 2B: 1 3B: 0 HR: 3	SF: 0 SAC: 1 DP: 0 HBP: 1		WP: 0 PB: 0 SB: 0 CS: 0
PITCHER Ted Bowsfield, L ERA: 4.28 (1, 1) Ken Sanders, R ERA: 2.6 (5, 1) Wes Stock, R ERA: 2.6 (7, 1) John Wyatt, R ERA: 3.95 (8, 1)	IP: 4.1 WLS: L BF: 21 H: 7 R: 3 ER: 3 SO: 3 BB: 1 IBB: 0 HBP: 1 BLK: 0 WP: 0 HR: 1 S: 21 P: 26 ERA: 6.23 WHIP: 1.846															PITCHER		

Batter	1	2	3	4	5	6	7	8	9	10	11	12	13	AB	R	H	RBI	BB	SO	LOB	TOP							
Bert Campaneris, R OBP: 0.371, SLG: 0.556 (1, 6)														3	1	1	0	0	1	0								
Wayne Causey, L OBP: 0.380, SLG: 0.377 (7, 6)														6	1	2	0	0	1	3								
Ed Charles, R OBP: 0.329, SLG: 0.384 (1, 5)														6	0	2	0	0	0	3								
Manny Jimenez, L OBP: 0.306, SLG: 0.526 (1, 7)														6	0	1	1	0	0	2								
Rocky Colavito, R OBP: 0.355, SLG: 0.538 (1, 8)														6	0	1	1	0	0	2								
Jim Gentile, L OBP: 0.378, SLG: 0.478 (1, 3)														5	0	1	1	1	2	1								
Billy Bryan, L OBP: 0.287, SLG: 0.487 (1, 2)														6	0	1	0	0	4	4								
Nelson Mathews, R OBP: 0.260, SLG: 0.286 (7, 1)														3	0	0	0	0	1	1								
George Atank, R OBP: 0.301, SLG: 0.361 (8, 1)														0	0	0	0	0	0	0								
John Wyatt, R OBP: 0.276, SLG: 0.275 (11, 1)														1	0	0	0	0	0	0								
Ken Harrelson, R OBP: 0.250, SLG: 0.252 (13, 1)														0	0	0	0	0	0	0								
Doc Edwards, R OBP: 0.289, SLG: 0.289 (3, 1)														1	0	0	0	0	0	1								
Dick Green, R OBP: 0.297, SLG: 0.402 (1, 4)														5	1	3	0	0	0	1								
John O'Donoghue, R OBP: 0.200, SLG: 0.275 (1, 1)														2	0	0	0	0	0	1								
Jose Tartabull, L OBP: 0.250, SLG: 0.257 (7, 8)														2	0	0	0	0	0	1								
Inning Stats	R: 0 E: 0 K: 1 S: 6	H: 1 LOB: 1 BB: 0 P: 6	R: 0 E: 0 K: 2 S: 7	H: 0 LOB: 1 BB: 11 P: 11	R: 2 E: 0 K: 1 S: 9	H: 4 LOB: 2 BB: 0 P: 9	R: 0 E: 0 K: 0 S: 4	H: 1 LOB: 2 BB: 0 P: 5	R: 0 E: 0 K: 1 S: 5	H: 0 LOB: 0 BB: 0 P: 3	R: 0 E: 0 K: 1 S: 5	H: 0 LOB: 0 BB: 0 P: 5	R: 0 E: 0 K: 1 S: 6	H: 1 LOB: 1 BB: 6 P: 6	R: 1 E: 0 K: 1 S: 7	H: 2 LOB: 1 BB: 0 P: 7	R: 0 E: 0 K: 1 S: 5	H: 0 LOB: 0 BB: 0 P: 5	R: 0 E: 0 K: 1 S: 4	H: 1 LOB: 1 BB: 0 P: 4	R: 0 E: 0 K: 0 S: 3	H: 1 LOB: 0 BB: 0 P: 3	R: 0 E: 0 K: 1 S: 6	H: 1 LOB: 1 BB: 0 P: 6	1B: 11 2B: 1 3B: 0 HR: 0	SF: 0 SAC: 1 DP: 1 HBP: 1	W/P: 0 PB: 0 SB: 0 CS: 0	PA: 52
PITCHER	IP 9.0	WLS 6	BF 38	H 9	R 3	ER 3	SO 7	BB 1	IBB 0	HBP 1	BLK 0	WP 0	HR 0	S 50	P 55	ERA 3.00	WHIP 1.111											
Fred Gladding, R ERA: 3.26 (10, 1)	4.0	W	14	3	0	0	2	0	0	0	0	0	0	18	18	0.00	0.750											

Kansas City Athletics @ Detroit Tigers
Tiger Stadium, Detroit, MI
Sat Aug 08 1964, 4:33 AM EDT
Att: 6,337 - Unknown

AB 49
R 3
H 12
RBI 3
BB 1
SO 9
LOB 18



Batter	1	2	3	4	5	6	7	8	9	10	11	12	13	AB	R	H	RBI	BB	SO	LOB	BOTTOM									
George Thomas, R OBP: 0.320, SLG: 0.470 (1, 8)														6	0	1	1	0	1	2										
Jerry Lumpe, L OBP: 0.303, SLG: 0.319 (1, 4)														6	1	2	0	0	1	3										
Al Kaline, R OBP: 0.362, SLG: 0.469 (1, 9)														6	0	1	0	0	0	1										
Don Demeter, R OBP: 0.286, SLG: 0.422 (1, 3)														6	1	1	2	0	1	1										
Gates Brown, L OBP: 0.324, SLG: 0.521 (1, 7)														5	0	2	0	1	2	0										
Bill Freehan, R OBP: 0.345, SLG: 0.432 (1, 2)														6	1	2	0	0	1	4										
Dick McAuliffe, L OBP: 0.340, SLG: 0.476 (1, 6)														4	1	3	0	1	0	1										
Bubba Phillips, R OBP: 0.341, SLG: 0.403 (1, 5)														4	0	0	0	0	1	3										
Norm Cash, L OBP: 0.317, SLG: 0.401 (10, PH)														1	0	0	0	1	0	2										
Dave Wickersham, R OBP: 0.119, SLG: 0.105 (9, PH)														3	0	0	0	0	0	2										
Bill Bruton, L OBP: 0.330, SLG: 0.387 (10, 1)														1	0	0	0	0	0	0										
Fred Gladding, L (10, 1)														1	0	0	0	0	0	0										
Jake Wood, R OBP: 0.252, SLG: 0.300 (13, PH)														1	0	1	1	0	0	0										
Inning Stats	R: 1 E: 0 K: 0 S: 6	H: 3 LOB: 2 BB: 0 P: 6	R: 0 E: 1 K: 0 S: 5	H: 1 LOB: 2 BB: 0 P: 5	R: 0 E: 0 K: 0 S: 4	H: 1 LOB: 1 BB: 0 P: 4	R: 1 E: 0 K: 0 S: 5	H: 2 LOB: 1 BB: 0 P: 5	R: 1 E: 0 K: 1 S: 7	H: 2 LOB: 1 BB: 0 P: 7	R: 0 E: 0 K: 1 S: 5	H: 0 LOB: 0 BB: 0 P: 5	R: 0 E: 0 K: 1 S: 5	H: 0 LOB: 0 BB: 0 P: 5	R: 0 E: 0 K: 1 S: 6	H: 1 LOB: 1 BB: 6 P: 6	R: 0 E: 0 K: 1 S: 4	H: 1 LOB: 1 BB: 0 P: 4	R: 0 E: 0 K: 0 S: 3	H: 0 LOB: 0 BB: 2 P: 11	R: 0 E: 0 K: 1 S: 5	H: 0 LOB: 0 BB: 0 P: 5	R: 0 E: 0 K: 2 S: 7	H: 0 LOB: 0 BB: 0 P: 7	R: 1 E: 0 K: 0 S: 3	H: 2 LOB: 2 BB: 1 P: 7	1B: 11 2B: 1 3B: 0 HR: 1	SF: 0 SAC: 1 DP: 0 HBP: 0	W/P: 0 PB: 0 SB: 0 CS: 0	PA: 54
PITCHER	IP 6.0	WLS 7	BF 28	H 9	R 3	ER 3	SO 2	BB 0	IBB 0	HBP 0	BLK 0	WP 0	HR 1	S 32	P 32	ERA 4.50	WHIP 1.500													
John O'Donoghue, L ERA: 4.27 (1, 1)	2.0	7	1	0	0	2	0	0	0	0	0	0	0	11	11	0.00	0.500													
Jose Santiago, R ERA: 4.75 (7, 1)	2.0	9	1	0	0	0	2	0	0	0	0	0	0	7	15	0.00	1.500													
John Wyatt, R ERA: 3.86 (8, 1)	2.0	6	0	0	0	3	0	0	0	0	0	0	0	12	12	0.00	0.000													
Diego Segui, R ERA: 3.75 (11, 1)	0.1	L	4	2	1	1	0	0	1	0	0	0	0	3	7	27.00	6.000													
Ken Sanders, R ERA: 2.45 (13, 1)																														

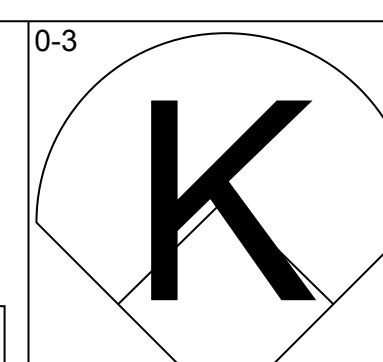
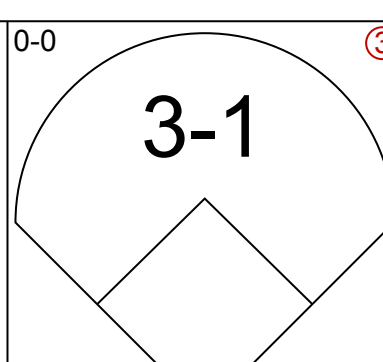
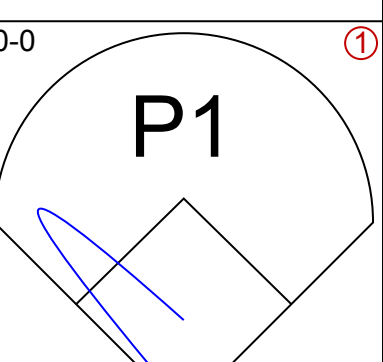
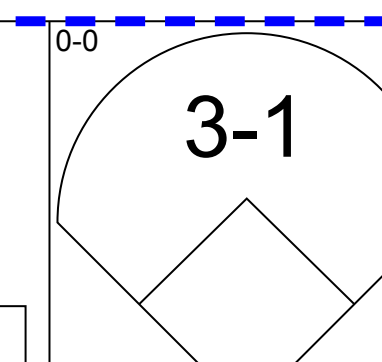
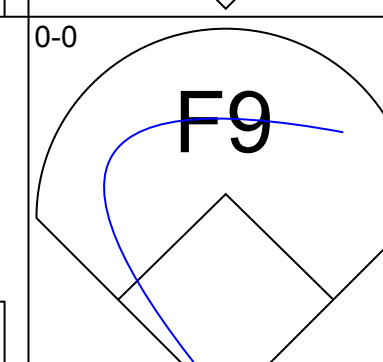
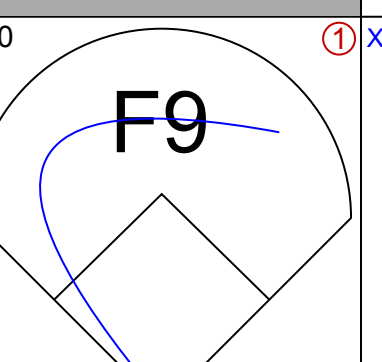
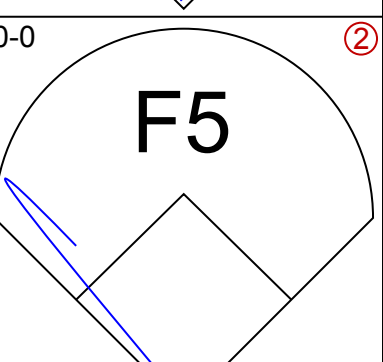
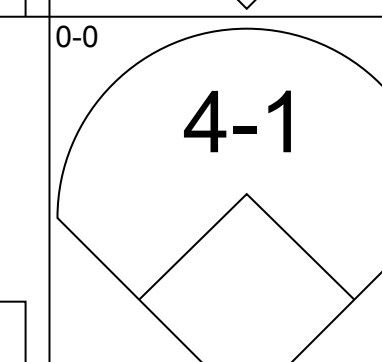
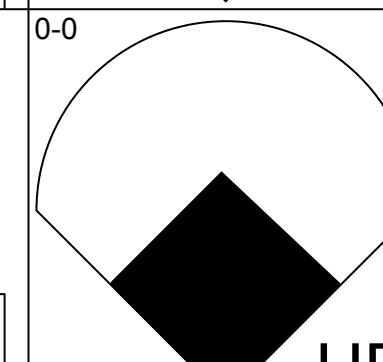
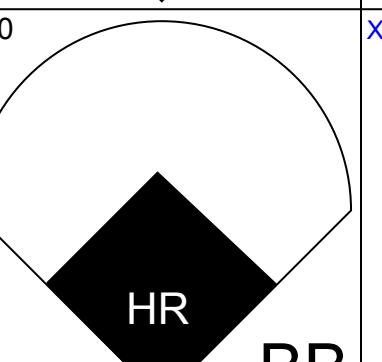
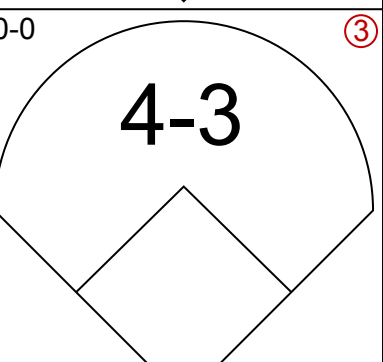
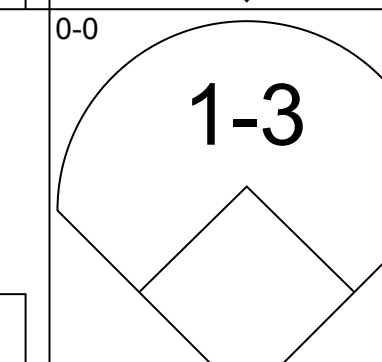
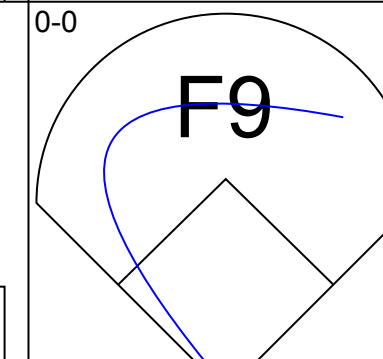
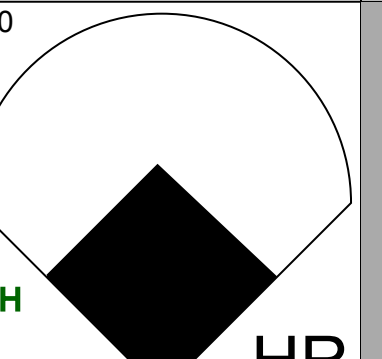
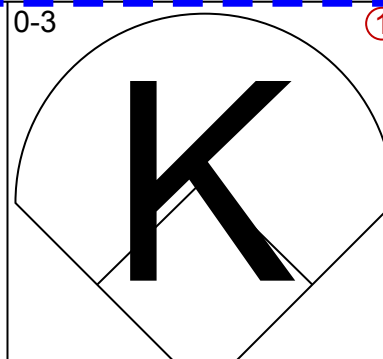
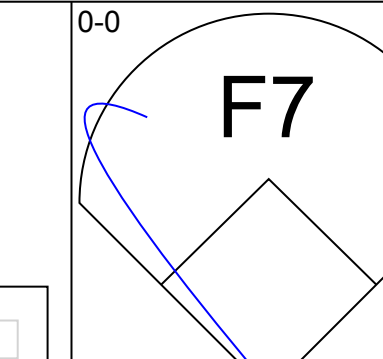
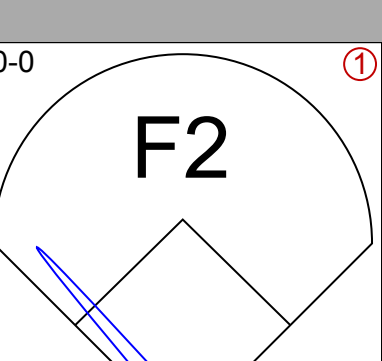
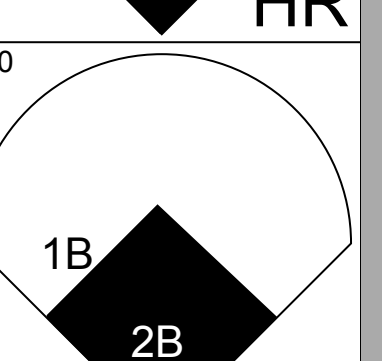

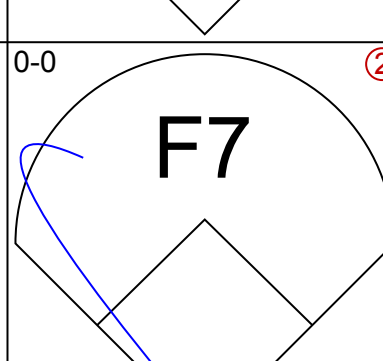
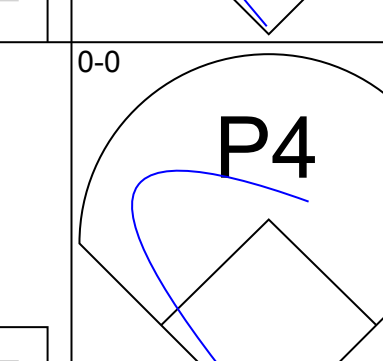
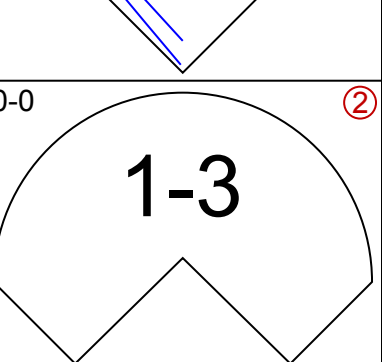
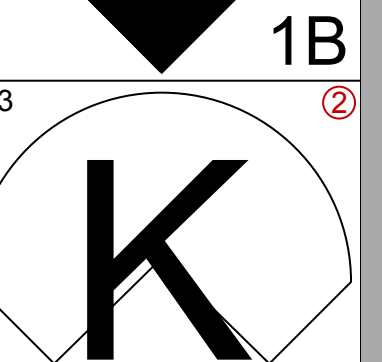
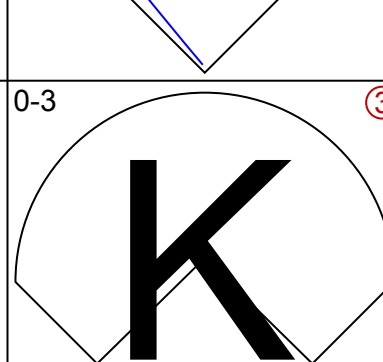
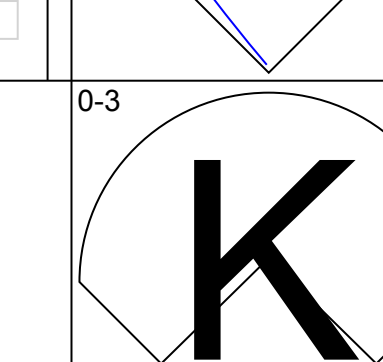
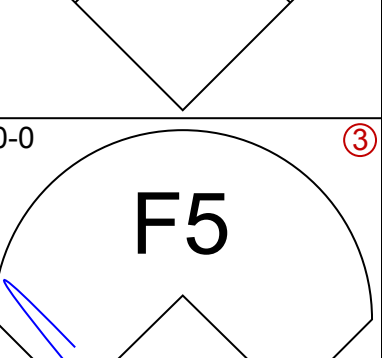
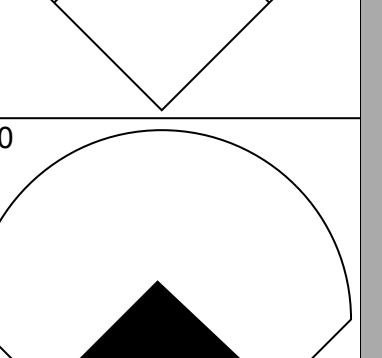

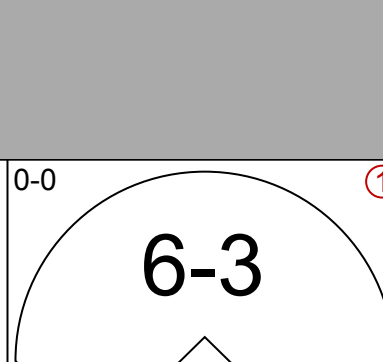
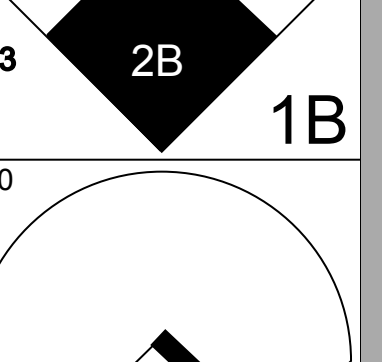

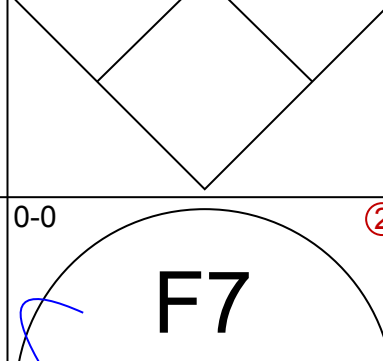
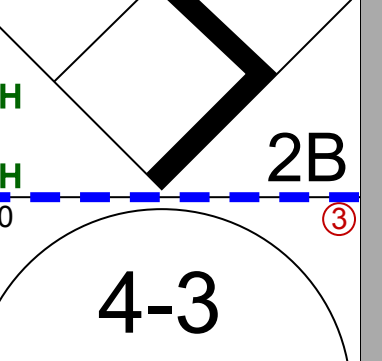

Kansas City Athletics @ Detroit Tigers
Tiger Stadium, Detroit, MI
Sat Aug 08 1964, 4:33 AM EDT
Att: 6,337 - Unknown

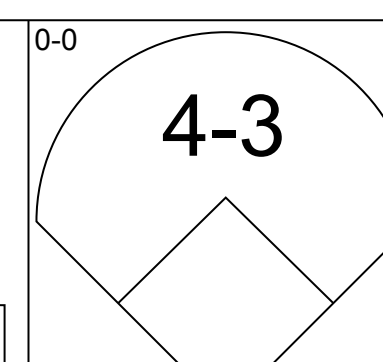
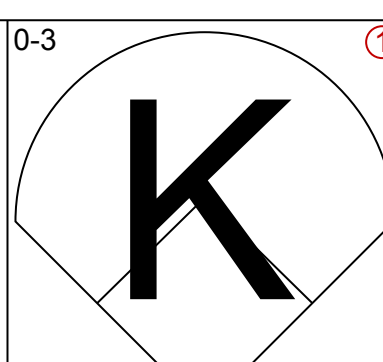
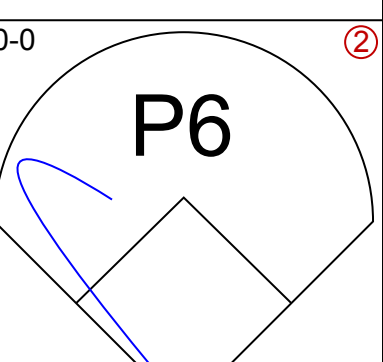
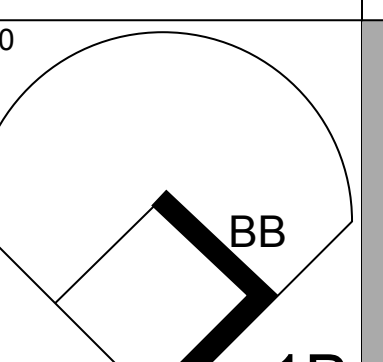
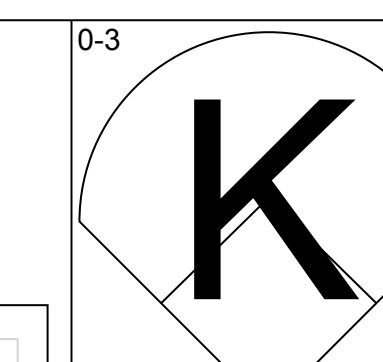
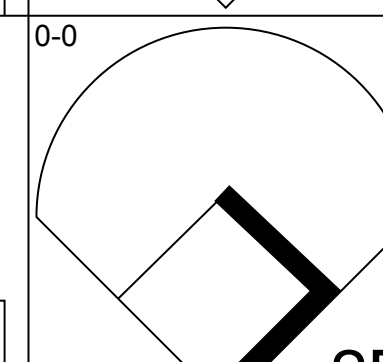
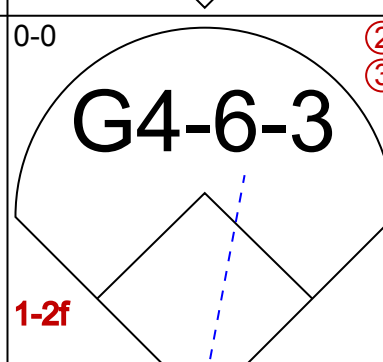
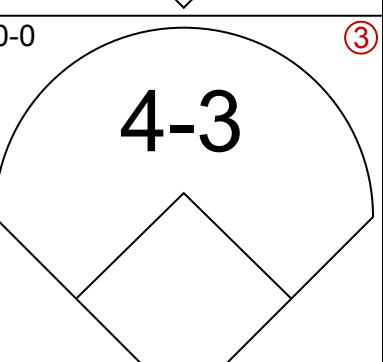
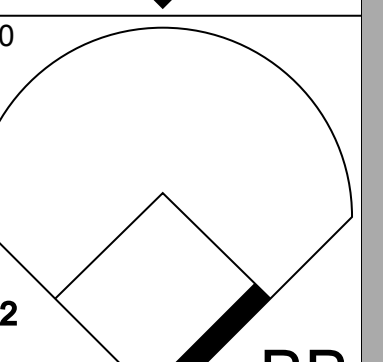
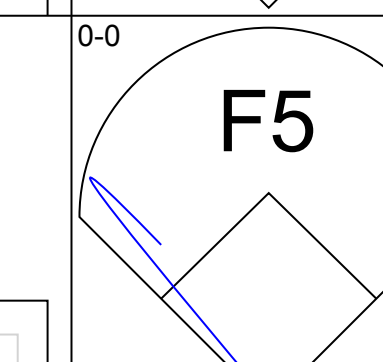
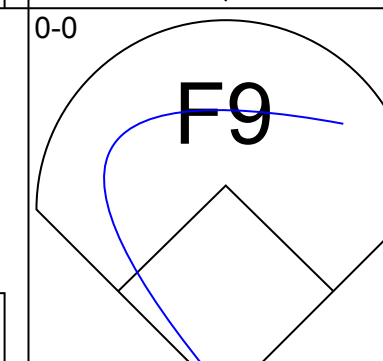

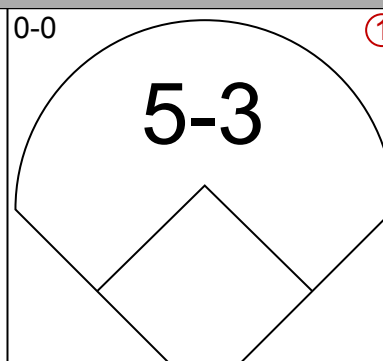
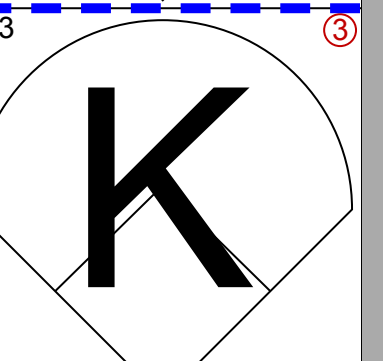
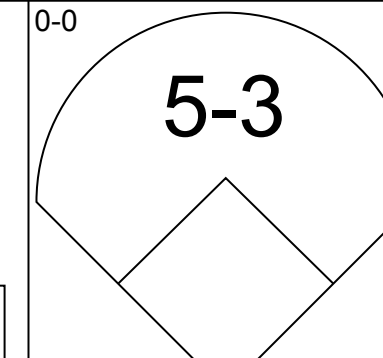
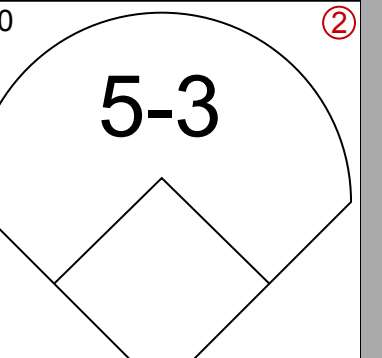
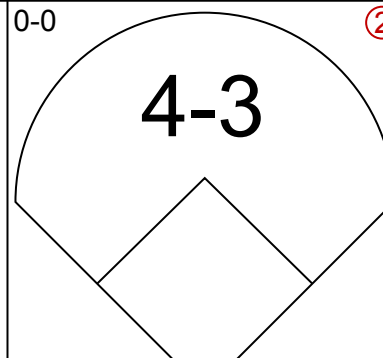
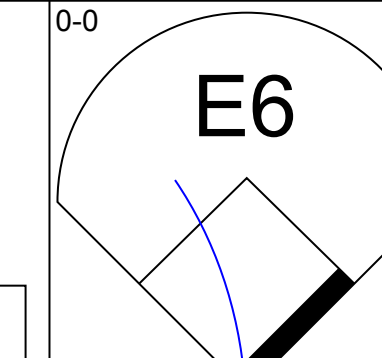
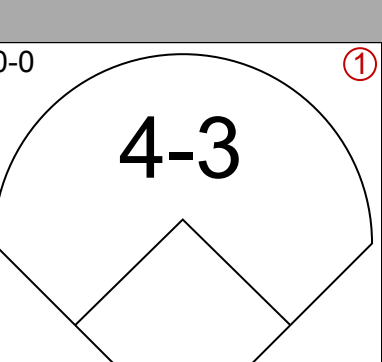

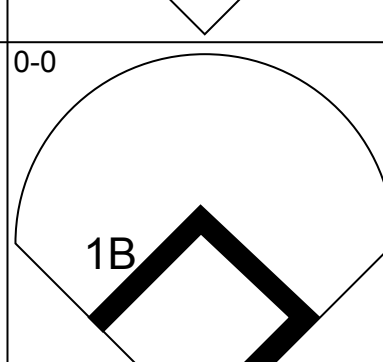
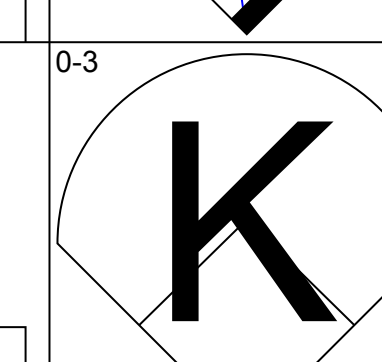
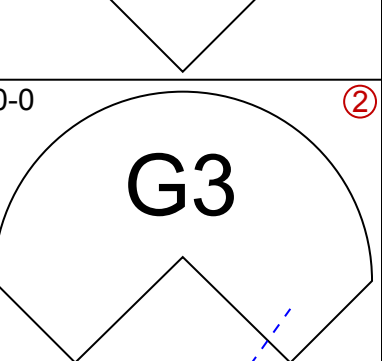
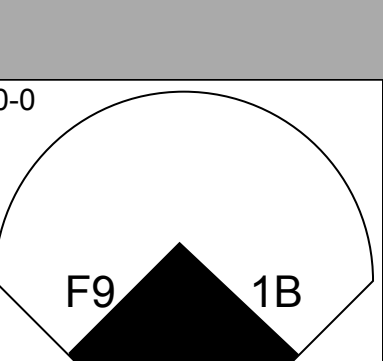
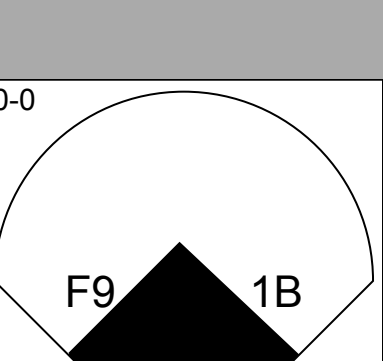
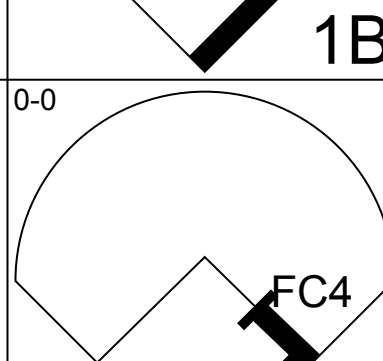
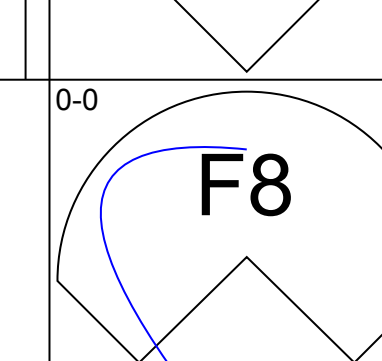
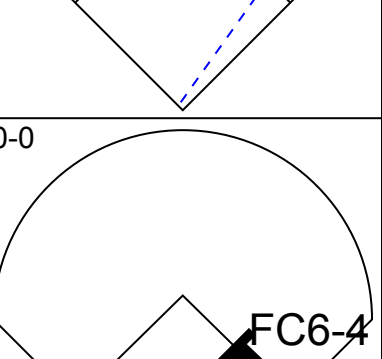
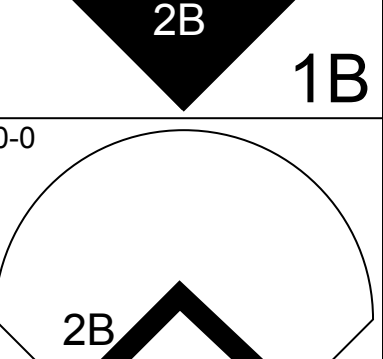
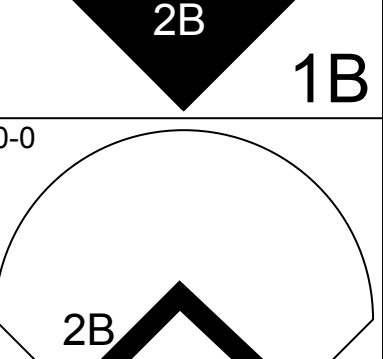
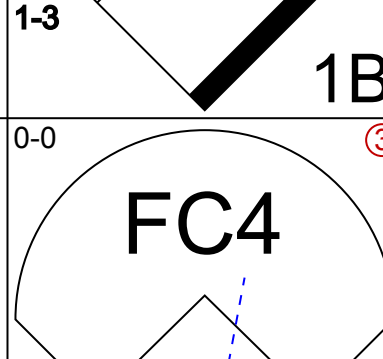
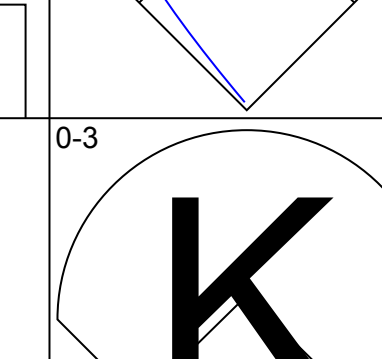
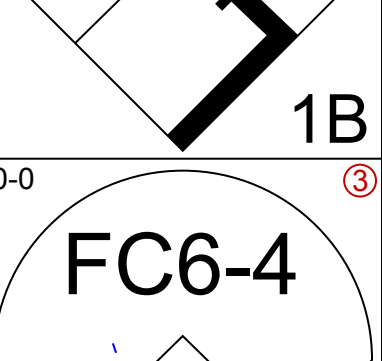
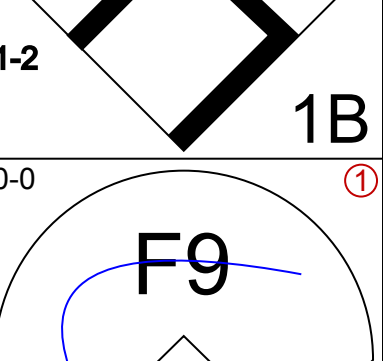

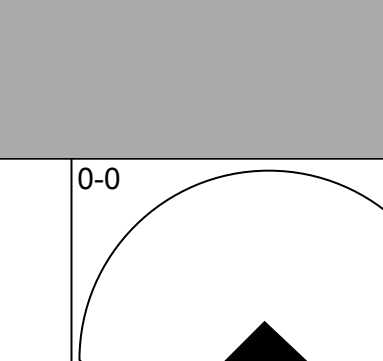
AB 50
R 4
H 13
RBI 4
BB 3
SO 7
LOB 19



Batter	1	2	3	4	5	6	7	8	9	AB	R	H	RBI	BB	SO	LOB	TOP										
Wayne Causey, L (1, 6) OBP: 0.377, SLG: 0.379	F2			HR		4-3			L8	4	1	1	1	0	0	0	Kansas City Athletics @ Detroit Tigers Tiger Stadium, Detroit, MI Sun Aug 09 1964, 4:38 AM EDT Att: 46,342 - Unknown										
Ed Charles, R (1, 5) OBP: 0.329, SLG: 0.382	L9			4-3					L4	4	1	1	0	0	0	0											
Manny Jimenez, L (1, 7) OBP: 0.302, SLG: 0.503	4-3			F7					K	4	0	0	0	0	1	1											
Rocky Colavito, R (1, 9) OBP: 0.356, SLG: 0.534		F7		F8						3	0	1	1	0	0	0											
Jim Gentile, L (1, 3) OBP: 0.382, SLG: 0.477					4-3					1	0	0	0	2	0	0											
Doc Edwards, R (1, 2) OBP: 0.243, SLG: 0.280					L9					3	0	0	0	0	0	3											
Nelson Mathews, R (1, 8) OBP: 0.293, SLG: 0.353					F8				K	3	0	0	0	0	2	0											
Dick Green, R (1, 4) OBP: 0.300, SLG: 0.401						F7			F6	3	0	1	0	0	0	0											
Moe Drabowsky, R (1, 1) OBP: 0.026, SLG: 0.026									F3	2	0	0	0	0	1	1											
John Wyatt, R (6, 1) OBP: 0.366, SLG: 0.547										0	0	0	0	0	0	0											
Bert Campaneris, R (8, PH) OBP: 0.366, SLG: 0.547										1	0	0	0	0	0	0											
Wes Stock, R (8, 1) OBP: 0.214, SLG: 0.154										0	0	0	0	0	0	0											
Inning Stats	R: 0 E: 0 K: 0 S: 3	H: 0 LOB: 0 BB: 0 P: 3	R: 0 E: 0 K: 0 S: 2	H: 0 LOB: 0 BB: 1 P: 6	R: 0 E: 0 K: 1 S: 5	H: 1 LOB: 0 BB: 0 P: 5	R: 1 E: 0 K: 0 S: 4	H: 1 LOB: 0 BB: 0 P: 4	R: 0 E: 0 K: 0 S: 3	H: 0 LOB: 0 BB: 0 P: 3	R: 0 E: 0 K: 1 S: 5	H: 0 LOB: 0 BB: 0 P: 5	R: 1 E: 0 K: 0 S: 4	H: 2 LOB: 1 BB: 1 P: 8	R: 0 E: 0 K: 1 S: 5	H: 0 LOB: 0 BB: 0 P: 5	R: 0 E: 0 K: 1 S: 5	H: 0 LOB: 0 BB: 0 P: 5	1B: 1 2B: 2 3B: 0 HR: 1	SF: 0 SAC: 0 DP: 3 HBP: 0	WP: 0 PB: 0 SB: 0 CS: 0	PA: 30					
PITCHER	IP	WLS	BF	H	R	ER	SO	BB	IBB	HBP	BLK	WP	HR	S	P	ERA	WHIP										
Denny McLain, R (1, 1) ERA: 3.96	6.1	W	23	4	2	2	2	2	0	0	0	0	1	25	33	2.84	0.947										
Terry Fox, R (7, 1) ERA: 2.62	2.2	S	7	0	0	0	2	0	0	0	0	0	0	11	11	0.00	0.000										

Batter	1	2	3	4	5	6	7	8	9	AB	R	H	RBI	BB	SO	LOB	BOTTOM										
Bill Bruton, L (1, 8) OBP: 0.336, SLG: 0.384	2-3		F8				5-3			3	0	0	0	1	0	1	Kansas City Athletics @ Detroit Tigers Tiger Stadium, Detroit, MI Sun Aug 09 1964, 4:38 AM EDT Att: 46,342 - Unknown										
Jerry Lumpe, L (1, 4) OBP: 0.306, SLG: 0.323	4-3		1B				4-3			4	1	2	0	0	0	0											
Al Kaline, R (1, 9) OBP: 0.387, SLG: 0.481	L5-3									3	1	2	2	1	0	0											
Gates Brown, L (1, 7) OBP: 0.322, SLG: 0.517		4-3	SF8							2	0	0	1	1	0	2											
Norm Cash, L (1, 3) OBP: 0.323, SLG: 0.420			1-3							4	1	2	1	0	0	2											
Dick McAuliffe, L (1, 6) OBP: 0.341, SLG: 0.472		FC4-6								4	0	1	0	0	1	1											
Bill Freehan, R (1, 2) OBP: 0.346, SLG: 0.439										4	1	2	1	0	1	1											
Bubba Phillips, R (1, 5) OBP: 0.322, SLG: 0.375										4	0	0	0	0	1	3											
Denny McLain, R (1, 1) OBP: 0.136, SLG: 0.095										3	1	1	0	0	0	0											
Terry Fox, R (7, 1) OBP: 0.286, SLG: 0.429										1	0	0	0	0	1	1											
Inning Stats	R: 0 E: 0 K: 0 S: 3	H: 2 LOB: 2 BB: 0 P: 5	R: 2 E: 0 K: 0 S: 6	H: 3 LOB: 1 BB: 0 P: 6	R: 0 E: 0 K: 1 S: 5	H: 0 LOB: 0 BB: 0 P: 5	R: 0 E: 0 K: 0 S: 3	H: 1 LOB: 2 BB: 2 P: 11	R: 2 E: 0 K: 0 S: 5	H: 2 LOB: 0 BB: 0 P: 5	R: 1 E: 0 K: 0 S: 4	H: 1 LOB: 1 BB: 1 P: 8	R: 0 E: 1 K: 3 S: 10	H: 1 LOB: 1 BB: 0 P: 10	R: 0 E: 0 K: 3 S: 10	H: 1 LOB: 1 BB: 0 P: 10	1B: 6 2B: 1 3B: 0 HR: 3	SF: 1 SAC: 0 DP: 0 HBP: 0	WP: 0 PB: 0 SB: 1 CS: 1	PA: 36							
PITCHER	IP	WLS	BF	H	R	ER	SO	BB	IBB	HBP	BLK	WP	HR	S	P	ERA	WHIP										
Moe Drabowsky, R (1, 1) ERA: 5.79	5.1	L	25	8	4	4	4	2	0	0	0	0	2	25	33	6.75	1.875										
John Wyatt, R (6, 1) ERA: 3.69	1.2		7	1	1	1	0	1	0	0	0	0	1	6	10	5.40	1.200										
Wes Stock, R (8, 1) ERA: 2.5	1.0		4	1	0	0	3	0	0	0	0	0	0	10	10	0.00	1.000										

Batter	1	2	3	4	5	6	7	8	9	AB	R	H	RBI	BB	SO	LOB	TOP				
Fred Valentine, S OBP: 0.323, SLG: 0.330 (1, 7)										4	0	0	0	0	1	0	Washington Senators @ Kansas City Athletics Municipal Stadium, Kansas City, MO Tue Aug 11 1964, 8:05 PM EDT Att: 8,062 - Unknown				
Don Blasingame, L OBP: 0.310, SLG: 0.311 (1, 4)										4	0	0	0	0	0	0					
Jim King, L OBP: 0.353, SLG: 0.451 (1, 9)										3	2	1	1	1	0	0					
Don Lock, R OBP: 0.352, SLG: 0.473 (1, 8)										4	1	1	2	0	1	0					
Dick Phillips, L OBP: 0.322, SLG: 0.297 (1, 3)										4	1	1	0	0	0	0					
Don Zimmer, R OBP: 0.297, SLG: 0.444 John Kennedy, R OBP: 0.295, SLG: 0.356 (6, 5)										3	0	0	0	0	2	1					
Mike Brumley, L OBP: 0.319, SLG: 0.316 (1, 2)										3	1	1	0	0	0	0					
Ed Brinkman, R OBP: 0.267, SLG: 0.328 (1, 6)										3	0	1	2	0	0	0					
Claude Osteen, L OBP: 0.157, SLG: 0.179 Jim Hannan, R OBP: 0.176, SLG: 0.168 (7, 1)										3	0	0	0	0	0	1					
Inning Stats	R: 1 E: 0 K: 1 S: 6	H: 1 LOB: 0 BB: 0 P: 6	R: 0 E: 0 K: 0 S: 3	H: 0 LOB: 0 BB: 0 P: 3	R: 0 E: 0 K: 0 S: 3	H: 0 LOB: 0 BB: 0 P: 3	R: 4 E: 0 K: 1 S: 9	H: 4 LOB: 1 BB: 1 P: 13	R: 0 E: 0 K: 0 S: 3	H: 0 LOB: 0 BB: 0 P: 3	R: 0 E: 0 K: 0 S: 3	H: 0 LOB: 0 BB: 0 P: 3	R: 0 E: 0 K: 1 S: 5	H: 0 LOB: 0 BB: 0 P: 5	R: 0 E: 0 K: 1 S: 5	H: 0 LOB: 0 BB: 0 P: 5		1B: 2 2B: 1 3B: 0 HR: 2	SF: 0 SAC: 0 DP: 0 HBP: 0	WP: 0 PB: 0 SB: 0 CS: 0	PA: 33
PITCHER	IP	WLS	BF	H	R	ER	SO	BB	IBB	HBP	BLK	WP	HR	S	P	ERA	WHIP				
Diego Segui, R ERA: 3.93 Wes Stock, R ERA: 2.45 Ken Sanders, R ERA: 1.35 John Wyatt, R ERA: 3.8	(1, 1) (4, 1) (6, 1) (8, 1)	3.2 1.1 2.0 2.0	L 4 6 6	5 0 0 0	5 0 0 0	5 0 0 0	2 0 2 1	1 0 0 0	0 0 0 0	0 0 0 0	0 0 0 0	0 0 0 0	2 4 10 8	20 4 10 8	24 4 10 8	12.27 0.00 0.00 0.00	1.636 0.000 0.000 0.000				

Batter	1	2	3	4	5	6	7	8	9	AB	R	H	RBI	BB	SO	LOB	BOTTOM					
Bert Campaneris, R OBP: 0.355, SLG: 0.522 (1, 6)										5	0	1	0	0	2	3	Washington Senators @ Kansas City Athletics Municipal Stadium, Kansas City, MO Tue Aug 11 1964, 8:05 PM EDT Att: 8,062 - Unknown					
Wayne Causey, L OBP: 0.377, SLG: 0.380 (1, 5)										4	0	1	0	1	0	3						
Ken Harrelson, R OBP: 0.242, SLG: 0.363 Manny Jimenez, L OBP: 0.300, SLG: 0.500 (7, PH) (8, 7)										3	0	0	0	0	1	1						
Rocky Colavito, R OBP: 0.353, SLG: 0.529 (1, 9)										4	0	0	0	0	0	1						
Jim Gentile, L OBP: 0.380, SLG: 0.473 (1, 3)										4	0	1	0	0	2	1						
Doc Edwards, R OBP: 0.248, SLG: 0.284 (1, 2)										4	1	2	0	0	0	1						
Dick Green, R OBP: 0.303, SLG: 0.402 (1, 4)										4	0	2	0	0	1	3						
Nelson Mathews, R OBP: 0.292, SLG: 0.360 (1, 8)										4	1	1	1	0	1	3						
Diego Segui, R OBP: 0.293, SLG: 0.246 Wes Stock, R OBP: 0.214, SLG: 0.154 George Alston, R OBP: 0.303, SLG: 0.368 Ken Sanders, R OBP: 0.299, SLG: 0.393 Ed Charles, R OBP: 0.226, SLG: 0.283 John Wyatt, R OBP: 0.247, SLG: 0.253 (1, 1) (4, 1) (5, PH) (6, 1) (7, PH) (8, 1) (9, PH)	(1, 1) (4, 1) (5, PH) (6, 1) (7, PH) (8, 1) (9, PH)	6.2 2.1 S	W 9 1	1 1 1	1 1 4	4 0 0	0 0 0	0 0 0	0 0 0	0 0 0	0 0 0	0 0 0	0 0 0	0 0 0	0 0 0	0 0 0						
Inning Stats	R: 0 E: 0 K: 0 S: 4	H: 1 LOB: 1 BB: 0 P: 4	R: 0 E: 0 K: 0 S: 4	H: 1 LOB: 1 BB: 0 P: 4	R: 0 E: 0 K: 1 S: 5	H: 1 LOB: 0 BB: 0 P: 5	R: 0 E: 0 K: 2 S: 7	H: 0 LOB: 0 BB: 0 P: 7	R: 0 E: 0 K: 0 S: 6	H: 3 LOB: 2 BB: 0 P: 6	R: 0 E: 0 K: 0 S: 5	H: 2 LOB: 2 BB: 0 P: 5	R: 0 E: 0 K: 2 S: 8	H: 1 LOB: 1 BB: 1 P: 12	R: 0 E: 1 K: 2 S: 8	H: 0 LOB: 1 BB: 0 P: 8		R: 1 E: 0 K: 1 S: 6	H: 1 LOB: 0 BB: 0 P: 6	1B: 7 2B: 2 3B: 0 HR: 1	SF: 0 SAC: 0 DP: 1 HBP: 0	WP: 0 PB: 0 SB: 0 CS: 0
PITCHER	IP	WLS	BF	H	R	ER	SO	BB	IBB	HBP	BLK	WP	HR	S	P	ERA	WHIP					
Claude Osteen, L ERA: 3.44 Jim Hannan, R ERA: 3.96	(1, 1) (7, 1)	6.2 2.1	W S	9 1	1 1	1 1	4 4	0 0	0 0	0 0	0 0	0 1	17 17	36 17	40 17	1.35 3.86	1.500 0.429					

Batter	1	2	3	4	5	6	7	8	9	AB	R	H	RBI	BB	SO	LOB	TOP										
Fred Valentine, S OBP: 0.322, SLG: 0.328 (1, 7)										4	1	1	0	0	1	0											
Don Blasingame, L OBP: 0.305, SLG: 0.310 (1, 4)										4	1	1	0	0	0	1											
Jim King, L OBP: 0.354, SLG: 0.459 (1, 9)										3	1	1	2	1	0	1											
Don Lock, R OBP: 0.353, SLG: 0.480 (1, 8)										3	1	1	2	0	2	0											
Dick Phillips, L OBP: 0.316, SLG: 0.290 (1, 3)										4	0	0	0	0	1	2											
Don Zimmer, R OBP: 0.298, SLG: 0.440 John Kennedy, R OBP: 0.295, SLG: 0.355 (1, 5) (8, 5)										2	0	0	0	1	1	0											
Mike Brumley, L OBP: 0.316, SLG: 0.312 (1, 2)										4	0	0	0	0	2	2											
Ed Brinkman, R OBP: 0.266, SLG: 0.325 (1, 6)										3	0	0	0	1	0	0											
Buster Narum, R OBP: 0.022, SLG: 0.022 Alan Koch, R OBP: 0.286, SLG: 0.393 Steve Ritzik, R OBP: 0.318, SLG: 0.333 Roy Sievers, R OBP: 0.257, SLG: 0.313 Ron Kline, R OBP: 0.400, SLG: 0.250 (1, 1) (5, 1) (5, 1) (7, PH) (7, 1)										2	0	0	0	0	1	0											
Inning Stats	R: 2 E: 0 K: 2 S: 9	H: 2 LOB: 0 BB: 0 P: 9	R: 0 E: 0 K: 2 S: 7	H: 0 LOB: 0 BB: 0 P: 7	R: 0 E: 0 K: 0 S: 3	H: 0 LOB: 0 BB: 0 P: 3	R: 0 E: 1 K: 1 S: 6	H: 0 LOB: 2 BB: 1 P: 10	R: 0 E: 0 K: 1 S: 5	H: 0 LOB: 0 BB: 0 P: 5	R: 0 E: 0 K: 0 S: 2	H: 0 LOB: 1 BB: 1 P: 7	R: 0 E: 0 K: 1 S: 5	H: 0 LOB: 1 BB: 1 P: 9	R: 2 E: 0 K: 1 S: 7	H: 2 LOB: 0 BB: 0 P: 7	R: 0 E: 0 K: 2 S: 7	H: 0 LOB: 0 BB: 0 P: 7	1B: 2 2B: 0 3B: 0 HR: 2	SF: 0 SAC: 0 DP: 1 HBP: 1	WP: 1 PB: 0 SB: 0 CS: 0	PA: 35					
PITCHER	IP	WLS	BF	H	R	ER	SO	BB	IBB	HBP	BLK	WP	HR	S	P	ERA	WHIP										
Jose Santiago, R ERA: 4.58 Moe Drabowsky, R ERA: 5.76 (1, 1) (6, 1)	5.1	L	22	2	2	2	6	2	0	1	0	0	1	31	40	3.38	0.750										
PITCHER	IP	WLS	BF	H	R	ER	SO	BB	IBB	HBP	BLK	WP	HR	S	P	ERA	WHIP										

Washington Senators @ Kansas City Athletics
Municipal Stadium, Kansas City, MO
Wed Aug 12 1964, 8:05 PM EDT
Att: 3,786 - Unknown

AB	31
R	4
H	4
RBI	4
BB	3
SO	10
LOB	7

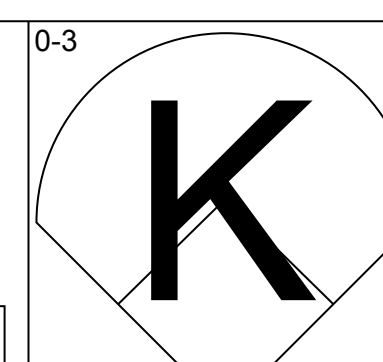
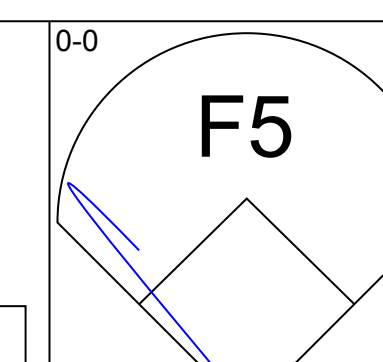
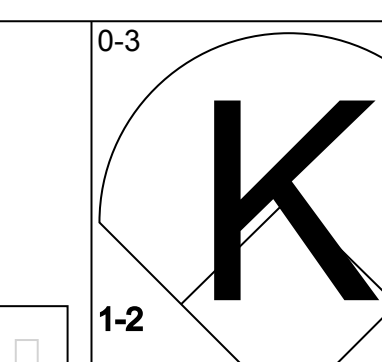
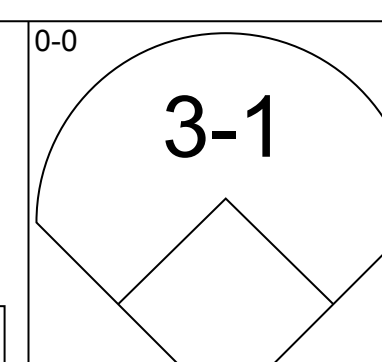
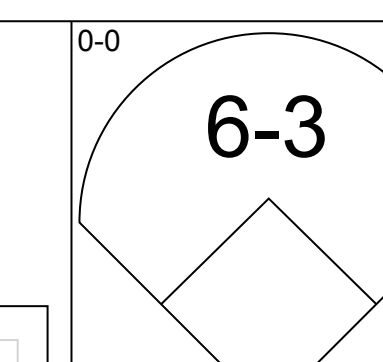
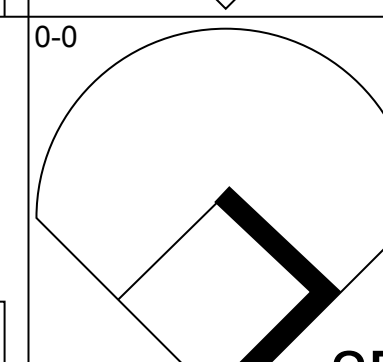
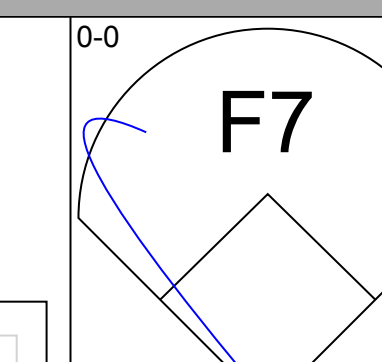
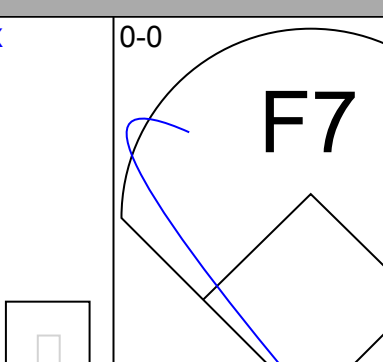
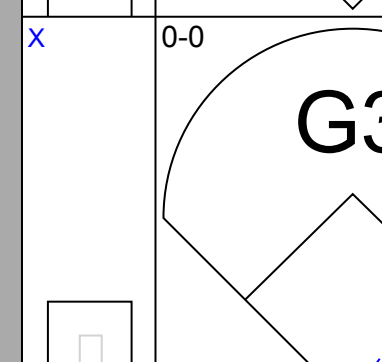
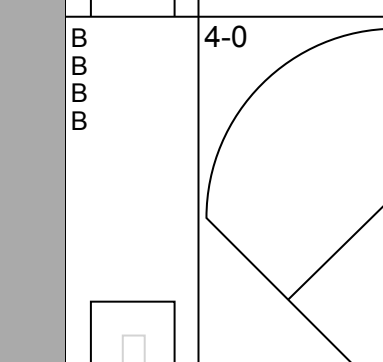
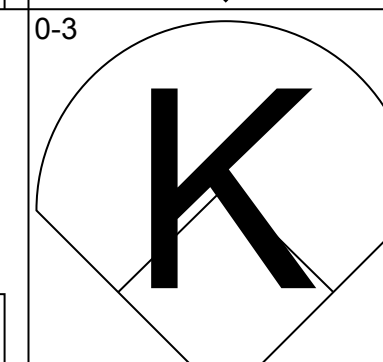
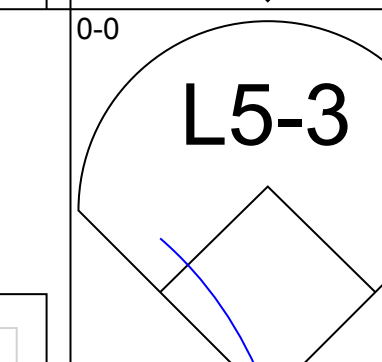
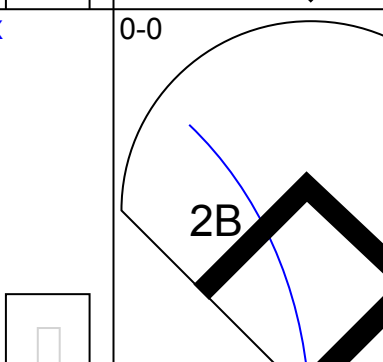
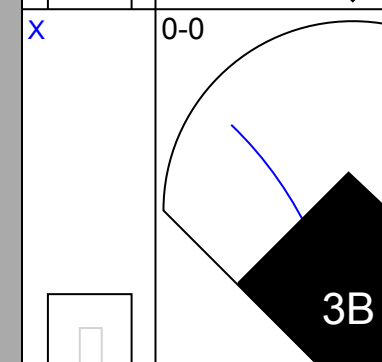
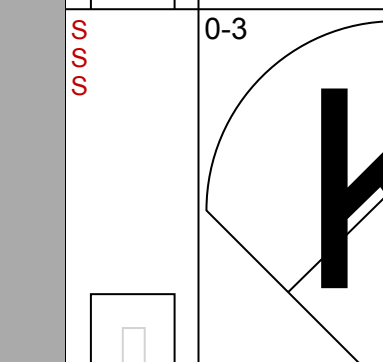
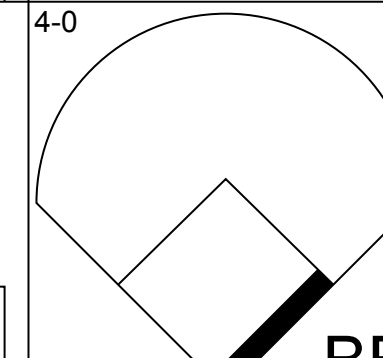
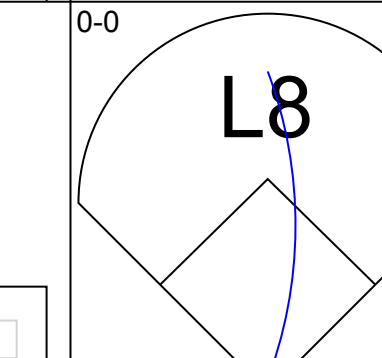
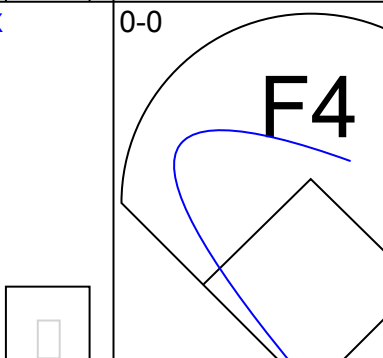
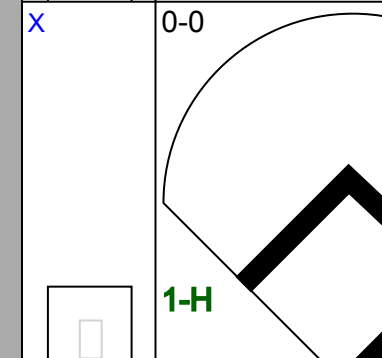
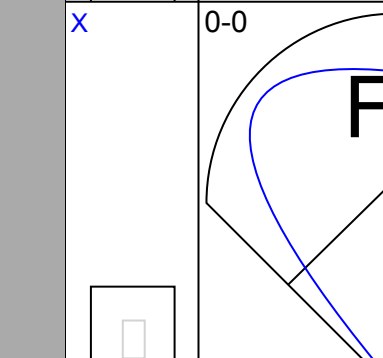
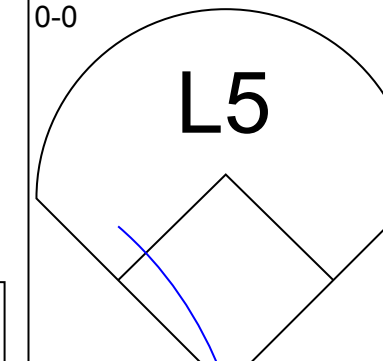
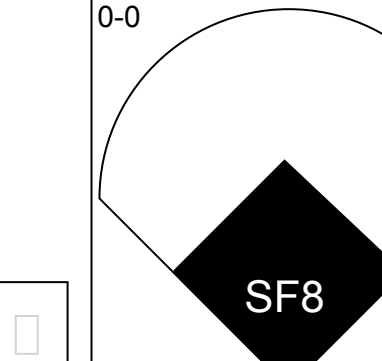
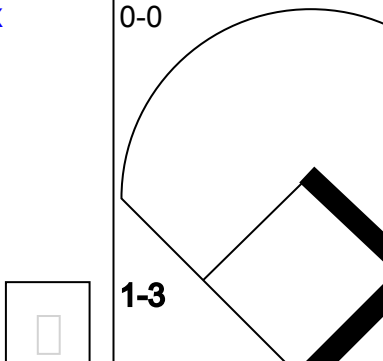
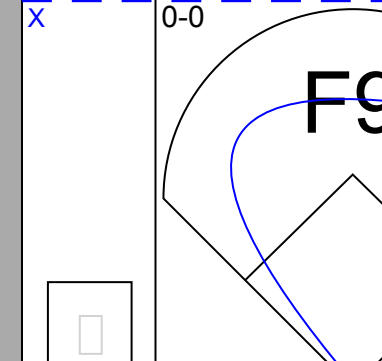
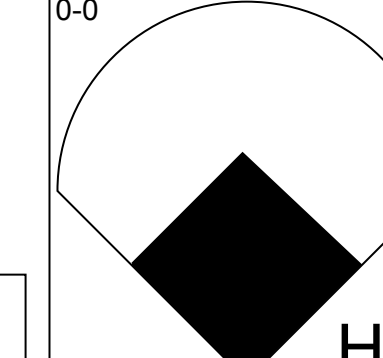
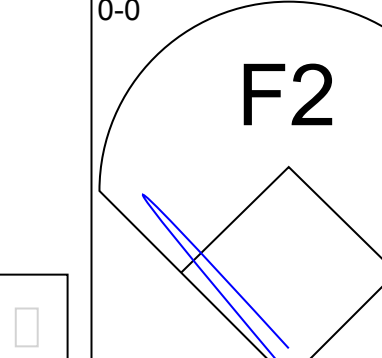
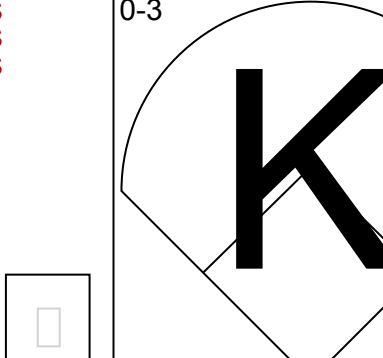
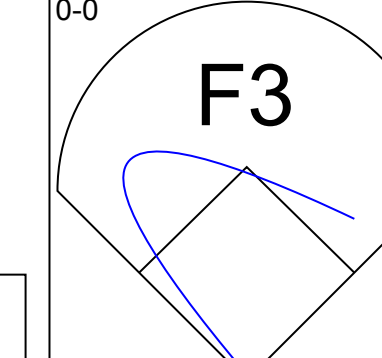
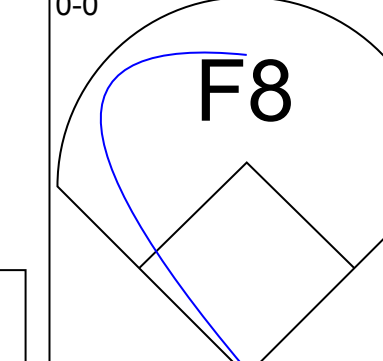
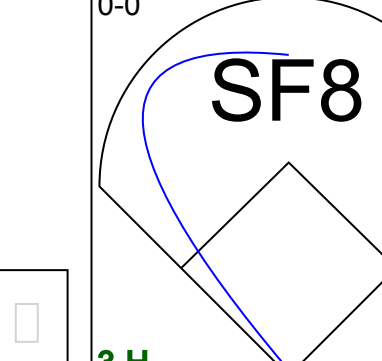
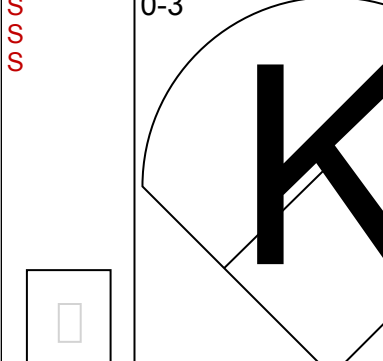
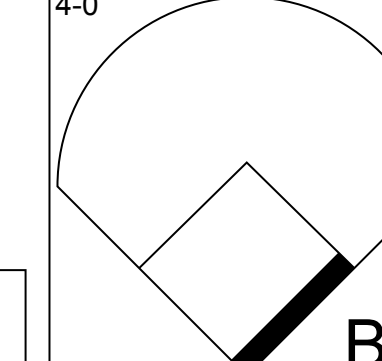
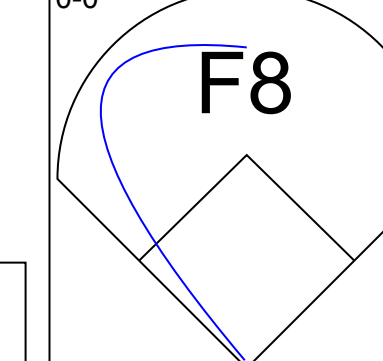
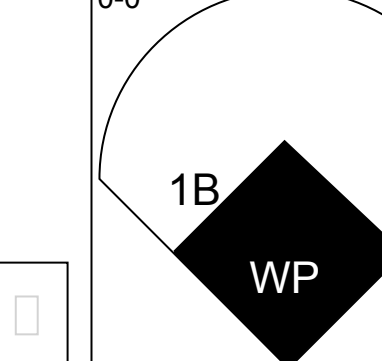
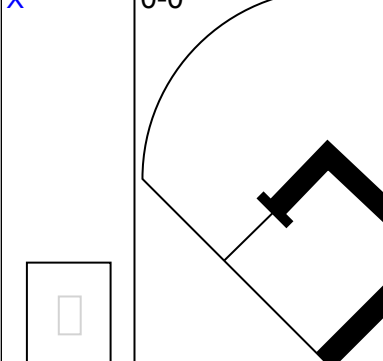
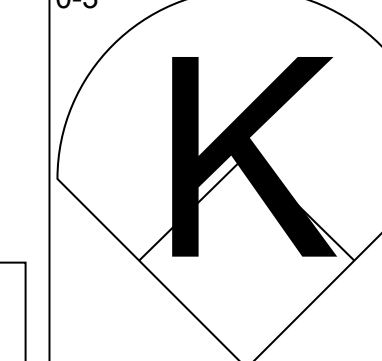
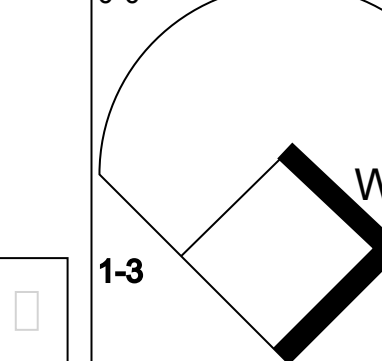
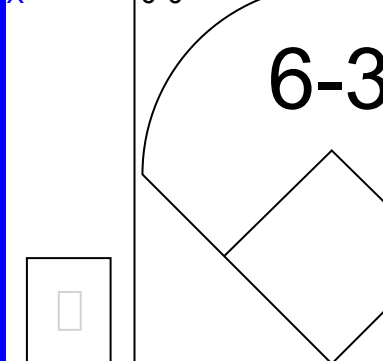
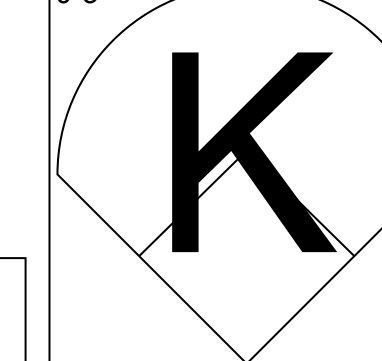


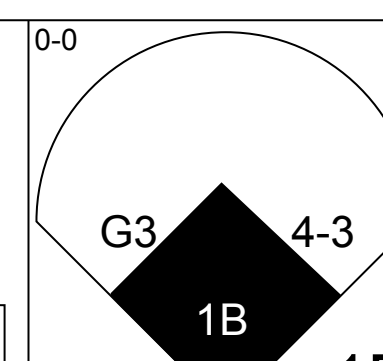
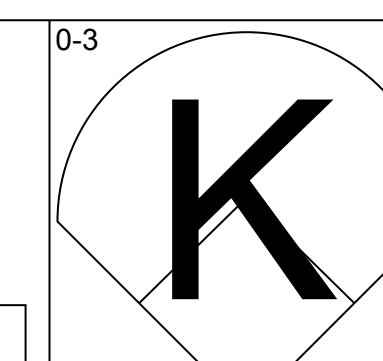
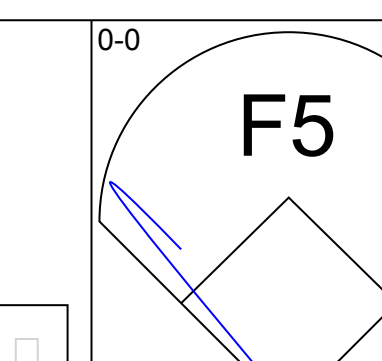
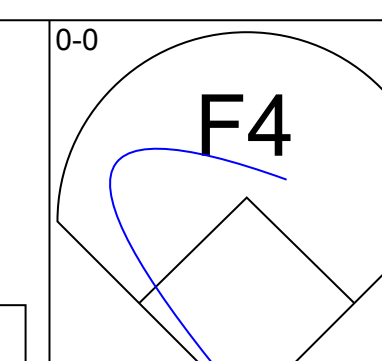
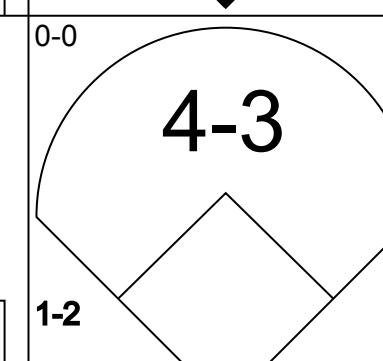
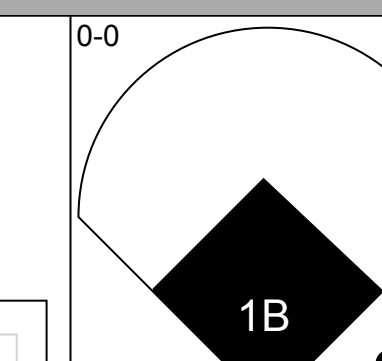
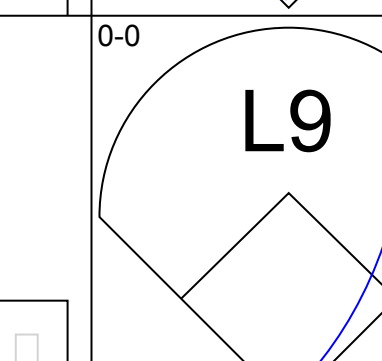
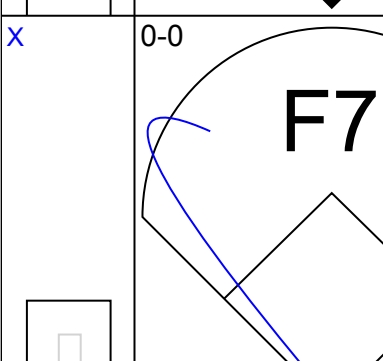
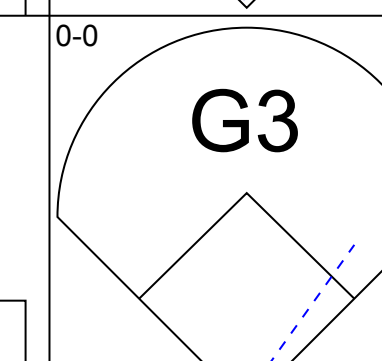
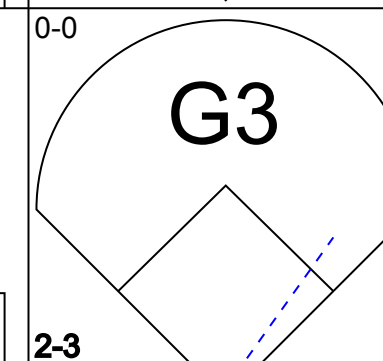
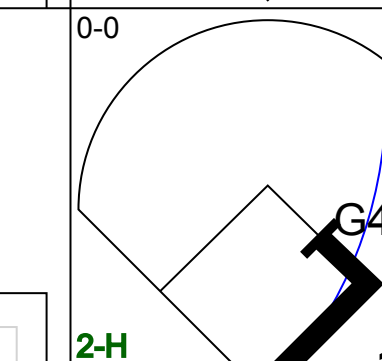
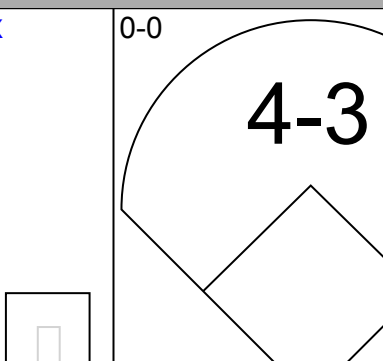
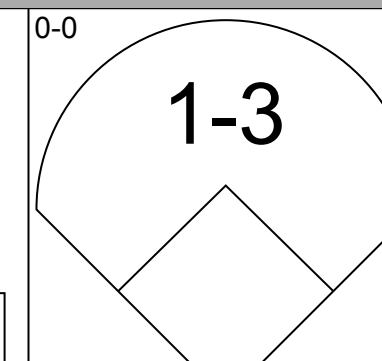
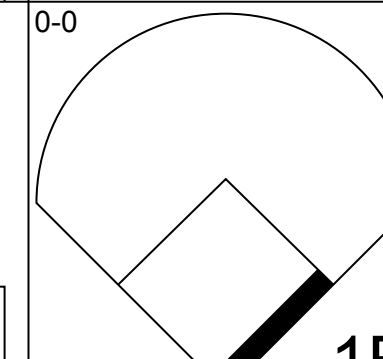
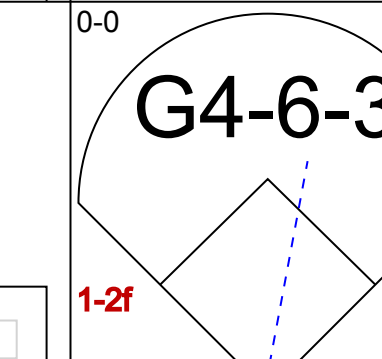
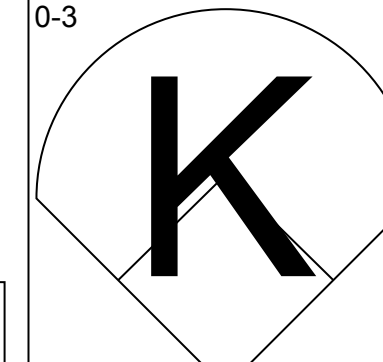
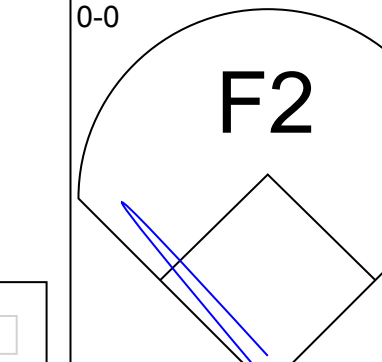
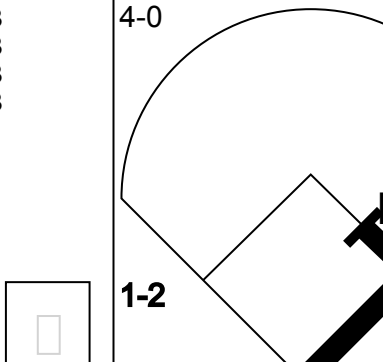
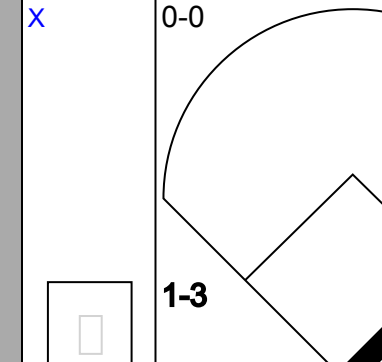



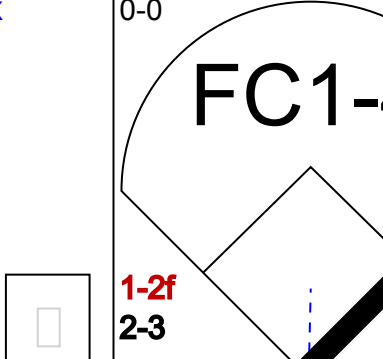
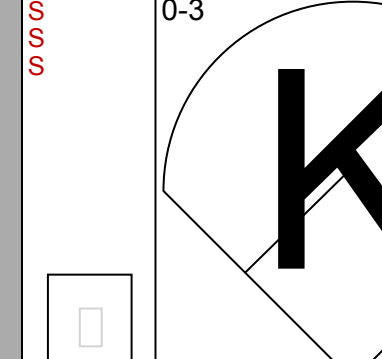

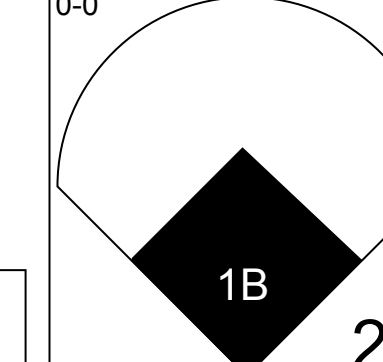
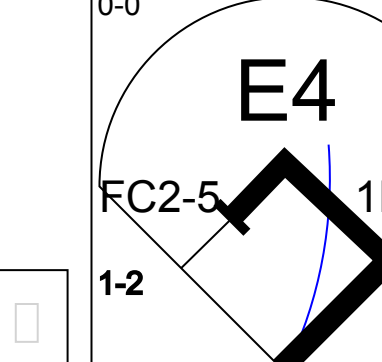
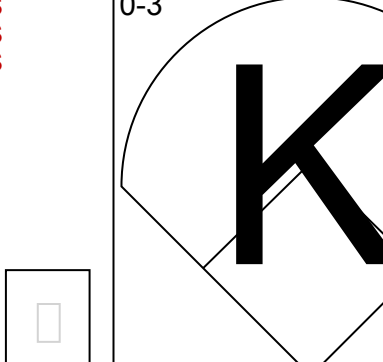
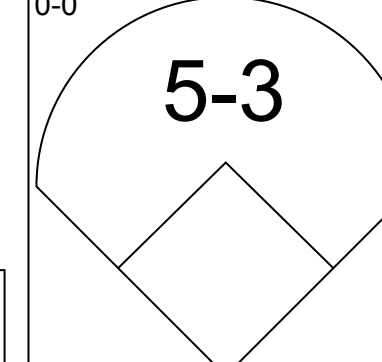
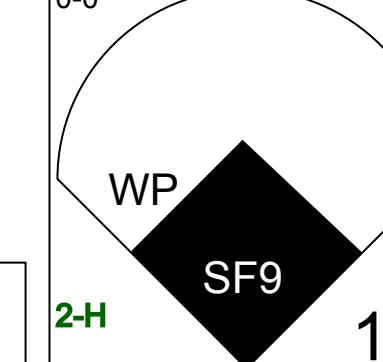
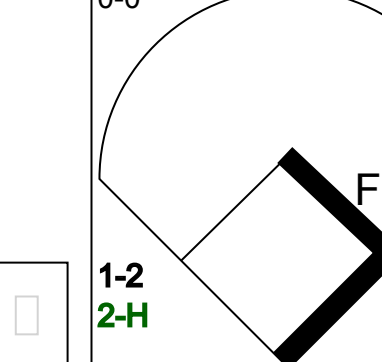


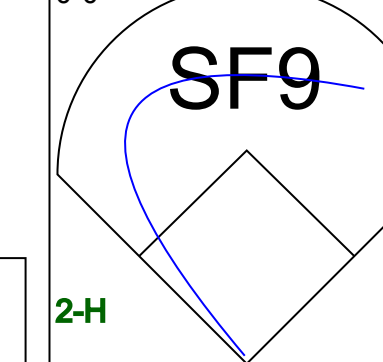
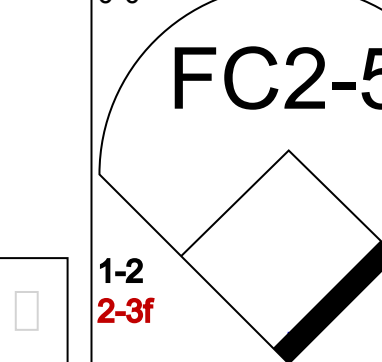
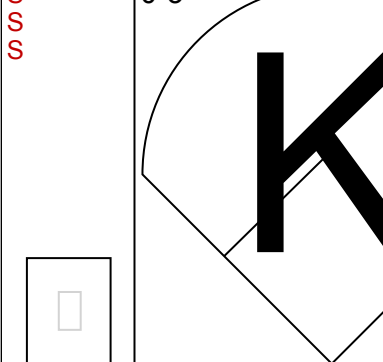
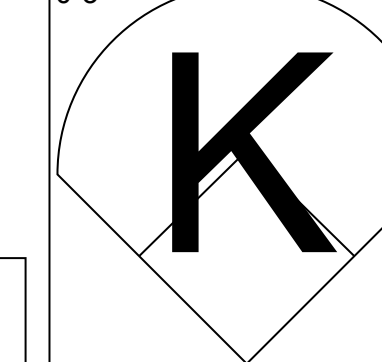
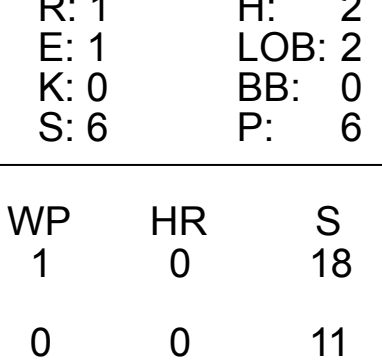
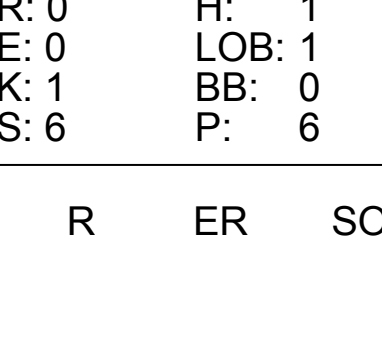



Batter	1	2	3	4	5	6	7	8	9	AB	R	H	RBI	BB	SO	LOB	BOTTOM										
Dick Green, R OBP: 0.301, SLG: 0.399 (1, 4)										5	1	1	0	0	0	1											
Wayne Causey, L OBP: 0.380, SLG: 0.383 (1, 5)										5	1	3	1	0	0	0											
Manny Jimenez, L OBP: 0.304, SLG: 0.500 Jose Tartabull, L OBP: 0.244, SLG: 0.250 (1, 7) (8, 7)										4	0	2	1	0	0	0											
Rocky Colavito, R OBP: 0.356, SLG: 0.530 (1, 9)										3	0	2	1	1	0	0											
Jim Gentile, L OBP: 0.379, SLG: 0.468 (1, 3)										3	0	0	0	1	1	4											
Doc Edwards, R OBP: 0.252, SLG: 0.285 (1, 2)										3	0	1	0	1	0	3											
Bert Campaneris, R OBP: 0.338, SLG: 0.493 (1, 6)										4	0	0	0	0	1	5											
Nelson Mathews, R OBP: 0.292, SLG: 0.359 (1, 8)										4	1	1	0	0	1	4											
Jose Santiago, R Moe Drabowsky, R Ed Charles, R (1, 1) (6, 1) (9, PH)										1	0	0	0	0	1	1											
Inning Stats	R: 0 E: 0 K: 0 S: 3	H: 2 LOB: 1 BB: 0 P: 4	R: 1 E: 0 K: 0 S: 6	H: 3 LOB: 3 BB: 1 P: 10	R: 0 E: 0 K: 1 S: 5	H: 0 LOB: 1 BB: 1 P: 9	R: 2 E: 0 K: 2 S: 11	H: 4 LOB: 3 BB: 1 P: 15	R: 0 E: 0 K: 1 S: 5	H: 0 LOB: 0 BB: 0 P: 5	R: 0 E: 0 K: 1 S: 5	H: 0 LOB: 0 BB: 0 P: 5	R: 0 E: 0 K: 0 S: 3	H: 0 LOB: 0 BB: 0 P: 3	R: 0 E: 0 K: 0 S: 4	H: 1 LOB: 1 BB: 0 P: 4	1B: 10 2B: 0 3B: 0 HR: 0	SF: 0 SAC: 1 DP: 1 HBP: 0	WP: 0 PB: 0 SB: 0 CS: 0	PA: 39							
PITCHER	IP	WLS	BF	H	R	ER	SO	BB	IBB	HBP	BLK	WP	HR	S	P	ERA	WHIP										
Buster Narum, R ERA: 4.03 Alan Koch, R ERA: 5.27 Steve Ritzik, R ERA: 2.45 Ron Kline, R ERA: 2.28 (1, 1) (5, 1) (5, 1) (7, 1)	4.0		20	7	3	3	1	2	0	0	0	0	0	20	28	6.75	2.250										
PITCHER	IP	WLS	BF	H	R	ER	SO	BB	IBB	HBP	BLK	WP	HR	S	P	ERA	WHIP										


Washington Senators @ Kansas City Athletics
Municipal Stadium, Kansas City, MO
Wed Aug 12 1964, 8:05 PM EDT
Att: 3,786 - Unknown

AB	35
R	3
H	10
RBI	3
BB	3
SO	5
LOB	19



Batter	1	2	3	4	5	6	7	8	9	AB	R	H	RBI	BB	SO	LOB	TOP					
Bill Bruton, L OBP: 0.340, SLG: 0.381 (1, 8)										5	0	0	0	0	2	2	Detroit Tigers @ Kansas City Athletics Municipal Stadium, Kansas City, MO Fri Aug 14 1964, 8:05 PM EDT Att: 4,573 - Unknown livebaseballscorecards.com					
Jerry Lumpe, L OBP: 0.305, SLG: 0.321 (1, 4)										4	0	1	0	1	0	0						
Al Kaline, R OBP: 0.381, SLG: 0.471 (1, 9)										5	1	2	0	0	2	2						
Gates Brown, L OBP: 0.321, SLG: 0.511 (1, 7)										4	0	1	1	1	0	2						
Norm Cash, L OBP: 0.330, SLG: 0.433 (1, 3)										4	1	2	0	0	0	3						
Bill Freehan, R OBP: 0.351, SLG: 0.460 (1, 2)										4	1	1	1	0	1	3						
Dick McAuliffe, L OBP: 0.341, SLG: 0.469 (1, 6)										2	0	0	1	1	1	0						
Don Wert, R OBP: 0.323, SLG: 0.350 (1, 5)										4	1	2	0	0	1	1						
Phil Regan, R OBP: 0.426, SLG: 0.405 (4, PH)										1	0	1	0	0	0	0						
Bubba Phillips, R OBP: 0.337, SLG: 0.383 (4, 1)										1	0	1	0	0	0	0						
Hank Aguirre, R OBP: 0.294, SLG: 0.295 (6, PH)										0	0	0	0	0	0	0						
Jake Wood, R OBP: 0.295, SLG: 0.428 (6, PH)										1	0	0	0	0	0	0						
Ed Rakow, S OBP: 0.295, SLG: 0.428 (6, PH)										0	0	0	0	0	0	0						
Don Demeter, R OBP: 0.295, SLG: 0.428 (6, PH)										1	0	0	0	0	0	1						
Terry Fox, R OBP: 0.288, SLG: 0.429 (6, 1)										0	0	0	0	0	0	0						
Inning Stats	R: 0 E: 0 K: 2 S: 8	H: 1 LOB: 2 BB: 1 P: 12	R: 1 E: 0 K: 0 S: 5	H: 2 LOB: 1 BB: 0 P: 5	R: 0 E: 0 K: 0 S: 3	H: 0 LOB: 0 BB: 0 P: 3	R: 2 E: 0 K: 1 S: 8	H: 3 LOB: 1 BB: 0 P: 8	R: 0 E: 0 K: 1 S: 7	H: 2 LOB: 2 BB: 0 P: 7	R: 0 E: 0 K: 1 S: 5	H: 1 LOB: 0 BB: 0 P: 5	R: 1 E: 0 K: 0 S: 5	H: 2 LOB: 1 BB: 0 P: 5	R: 0 E: 0 K: 2 S: 7	H: 0 LOB: 1 BB: 1 P: 11	R: 0 E: 0 K: 1 S: 5	H: 0 LOB: 1 BB: 1 P: 9	1B: 5 2B: 3 3B: 2 HR: 1	SF: 1 SAC: 0 DP: 0 HBP: 0	WP: 1 PB: 0 SB: 0 CS: 0	PA: 40
PITCHER	IP	WLS	BF	H	R	ER	SO	BB	IBB	HBP	BLK	WP	HR	S	P	ERA	WHIP					
Orlando Pena, R ERA: 4.43	(1, 1)	6.2	W	31	11	4	4	5	1	0	0	0	1	1	40	44	5.40	1.800				
Wes Stock, R ERA: 2.39	(7, 1)	2.1	S	9	0	0	0	3	2	0	0	0	0	0	13	21	0.00	0.857				

Batter	1	2	3	4	5	6	7	8	9	AB	R	H	RBI	BB	SO	LOB	BOTTOM					
Dick Green, R OBP: 0.303, SLG: 0.399 (1, 4)										5	1	2	0	0	1	3	Detroit Tigers @ Kansas City Athletics Municipal Stadium, Kansas City, MO Fri Aug 14 1964, 8:05 PM EDT Att: 4,573 - Unknown livebaseballscorecards.com					
Wayne Causey, L OBP: 0.376, SLG: 0.383 (1, 5)										5	1	1	0	0	0	5						
Manny Jimenez, L OBP: 0.303, SLG: 0.494 (1, 7)										4	0	1	1	0	0	1						
Jose Tartabull, L OBP: 0.244, SLG: 0.250 (6, 7)										0	0	0	0	0	0	0						
Rocky Colavito, R OBP: 0.359, SLG: 0.530 (1, 9)										2	0	1	1	2	0	1						
Jim Gentile, L OBP: 0.380, SLG: 0.467 (1, 3)										3	0	1	0	1	1	1						
Doc Edwards, R OBP: 0.252, SLG: 0.284 (1, 2)										4	1	1	0	0	1	4						
Bert Campaneris, R OBP: 0.333, SLG: 0.494 (1, 6)										4	1	1	0	0	1	5						
Nelson Mathews, R OBP: 0.296, SLG: 0.362 (1, 8)										4	1	3	2	0	0	0						
Orlando Pena, R OBP: 0.172, SLG: 0.183 (1, 1)										2	0	0	1	0	1	2						
Wes Stock, R OBP: 0.200, SLG: 0.143 (7, 1)										1	0	0	0	0	1	1						
Inning Stats	R: 1 E: 0 K: 1 S: 7	H: 2 LOB: 1 BB: 0 P: 7	R: 2 E: 0 K: 1 S: 7	H: 2 LOB: 0 BB: 0 P: 7	R: 1 E: 0 K: 0 S: 4	H: 2 LOB: 0 BB: 0 P: 4	R: 1 E: 1 K: 0 S: 6	H: 2 LOB: 2 BB: 0 P: 6	R: 0 E: 0 K: 1 S: 5	H: 0 LOB: 2 BB: 2 P: 13	R: 0 E: 0 K: 1 S: 6	H: 1 LOB: 1 BB: 0 P: 6	R: 0 E: 0 K: 1 S: 6	H: 1 LOB: 2 BB: 1 P: 10	R: 0 E: 0 K: 1 S: 6	H: 1 LOB: 1 BB: 0 P: 6	1B: 9 2B: 2 3B: 0 HR: 0	SF: 1 SAC: 0 DP: 1 HBP: 0	WP: 1 PB: 0 SB: 0 CS: 0	PA: 38		
PITCHER	IP	WLS	BF	H	R	ER	SO	BB	IBB	HBP	BLK	WP	HR	S	P	ERA	WHIP					
Phil Regan, R ERA: 4.82	(1, 1)	3.0	L	14	6	4	4	2	0	0	0	0	0	0	18	18	12.00	2.000				
Hank Aguirre, L ERA: 3.75	(4, 1)	2.0		11	2	1	0	1	2	0	0	0	0	0	11	19	0.00	2.000				
Ed Rakow, R ERA: 4.05	(6, 1)	2.0		9	2	0	0	2	1	0	0	0	0	0	12	16	0.00	1.500				
Terry Fox, R ERA: 2.55	(8, 1)	1.0		4	1	0	0	1	0	0	0	0	0	0	6	6	0.00	1.000				



Batter	1	2	3	4	5	6	7	8	9	AB	R	H	RBI	BB	SO	LOB	TOP							
Bill Bruton, L OBP: 0.341, SLG: 0.383 (1, 8)	F6								6-3								4 1 1 0 1 0 0							
Jerry Lumpe, L OBP: 0.326, SLG: 0.320 (1, 4)	2B 1B	3-1							E1								4 1 1 0 1 1 3							
Al Kaline, R OBP: 0.381, SLG: 0.473 (1, 9)	1B 2B				L1-3				SF7								3 1 1 1 1 0 0							
Gates Brown, L OBP: 0.319, SLG: 0.505 (1, 7)	2H 3-H 1B				4-3				4-3								5 1 1 2 0 1 3							
Norm Cash, L OBP: 0.329, SLG: 0.429 (1, 3)	K				4-3				F6								3 0 0 0 1 1 1							
Bill Freehan, R OBP: 0.355, SLG: 0.462 (1, 2)	FC6-4 1B								F3								3 0 2 1 1 0 1							
Dick McAuliffe, L OBP: 0.338, SLG: 0.464 (1, 6)	FC6-4 1-2				4-3				F6								4 0 0 0 0 0 4							
Don Wert, R OBP: 0.322, SLG: 0.351 (1, 5)		5-3			F9				E WP 2B								4 1 1 0 0 0 2							
Denny McLain, R OBP: 0.115, SLG: 0.080 (1, 1)	K				4-3				K								4 0 0 0 0 3 2							
Inning Stats	R: 3 E: 0 K: 1 S: 9	H: 4 LOB: 1 BB: 0 P: 9	R: 0 E: 0 K: 1 S: 6	H: 1 LOB: 1 BB: 0 P: 6	R: 0 E: 0 K: 0 S: 3	H: 0 LOB: 0 BB: 0 P: 3	R: 0 E: 0 K: 0 S: 4	H: 1 LOB: 1 BB: 0 P: 4	R: 0 E: 0 K: 1 S: 5	H: 0 LOB: 0 BB: 1 P: 7	R: 2 E: 1 K: 1 S: 7	H: 1 LOB: 1 BB: 1 P: 11	R: 0 E: 0 K: 0 S: 3	H: 0 LOB: 2 BB: 2 P: 7	R: 0 E: 0 K: 2 S: 7	H: 0 LOB: 2 BB: 2 P: 15	1B: 4 2B: 3 3B: 0 HR: 0	SF: 1 SAC: 0 DP: 0 HBP: 0	WP: 2 PB: 2 SB: 1 CS: 0	PA: 40				
PITCHER	IP WLS BF H R ER SO BB IBB HBP BLK WP HR S P ERA WHIP	IP WLS BF H R ER SO BB IBB HBP BLK WP HR S P ERA WHIP	IP WLS BF H R ER SO BB IBB HBP BLK WP HR S P ERA WHIP	IP WLS BF H R ER SO BB IBB HBP BLK WP HR S P ERA WHIP	IP WLS BF H R ER SO BB IBB HBP BLK WP HR S P ERA WHIP	IP WLS BF H R ER SO BB IBB HBP BLK WP HR S P ERA WHIP	IP WLS BF H R ER SO BB IBB HBP BLK WP HR S P ERA WHIP	IP WLS BF H R ER SO BB IBB HBP BLK WP HR S P ERA WHIP	IP WLS BF H R ER SO BB IBB HBP BLK WP HR S P ERA WHIP	IP WLS BF H R ER SO BB IBB HBP BLK WP HR S P ERA WHIP	IP WLS BF H R ER SO BB IBB HBP BLK WP HR S P ERA WHIP	IP WLS BF H R ER SO BB IBB HBP BLK WP HR S P ERA WHIP	IP WLS BF H R ER SO BB IBB HBP BLK WP HR S P ERA WHIP	IP WLS BF H R ER SO BB IBB HBP BLK WP HR S P ERA WHIP	IP WLS BF H R ER SO BB IBB HBP BLK WP HR S P ERA WHIP	IP WLS BF H R ER SO BB IBB HBP BLK WP HR S P ERA WHIP	IP WLS BF H R ER SO BB IBB HBP BLK WP HR S P ERA WHIP	IP WLS BF H R ER SO BB IBB HBP BLK WP HR S P ERA WHIP	IP WLS BF H R ER SO BB IBB HBP BLK WP HR S P ERA WHIP	IP WLS BF H R ER SO BB IBB HBP BLK WP HR S P ERA WHIP	IP WLS BF H R ER SO BB IBB HBP BLK WP HR S P ERA WHIP			
Diego Segui, R ERA: 4.08 (1, 1)	0.2 L 6 4 3 3 1 0 0 0 0 0 0 8 8 40.50 6.000	0.2 L 6 4 3 3 1 0 0 0 0 0 0 0 8 8 40.50 6.000	0.2 L 6 4 3 3 1 0 0 0 0 0 0 0 8 8 40.50 6.000	0.2 L 6 4 3 3 1 0 0 0 0 0 0 0 8 8 40.50 6.000	0.2 L 6 4 3 3 1 0 0 0 0 0 0 0 8 8 40.50 6.000	0.2 L 6 4 3 3 1 0 0 0 0 0 0 0 8 8 40.50 6.000	0.2 L 6 4 3 3 1 0 0 0 0 0 0 0 8 8 40.50 6.000	0.2 L 6 4 3 3 1 0 0 0 0 0 0 0 8 8 40.50 6.000	0.2 L 6 4 3 3 1 0 0 0 0 0 0 0 8 8 40.50 6.000	0.2 L 6 4 3 3 1 0 0 0 0 0 0 0 8 8 40.50 6.000	0.2 L 6 4 3 3 1 0 0 0 0 0 0 0 8 8 40.50 6.000	0.2 L 6 4 3 3 1 0 0 0 0 0 0 0 8 8 40.50 6.000	0.2 L 6 4 3 3 1 0 0 0 0 0 0 0 8 8 40.50 6.000	0.2 L 6 4 3 3 1 0 0 0 0 0 0 0 8 8 40.50 6.000	0.2 L 6 4 3 3 1 0 0 0 0 0 0 0 8 8 40.50 6.000	0.2 L 6 4 3 3 1 0 0 0 0 0 0 0 8 8 40.50 6.000	0.2 L 6 4 3 3 1 0 0 0 0 0 0 0 8 8 40.50 6.000	0.2 L 6 4 3 3 1 0 0 0 0 0 0 0 8 8 40.50 6.000	0.2 L 6 4 3 3 1 0 0 0 0 0 0 0 8 8 40.50 6.000	0.2 L 6 4 3 3 1 0 0 0 0 0 0 0 8 8 40.50 6.000	0.2 L 6 4 3 3 1 0 0 0 0 0 0 0 8 8 40.50 6.000	0.2 L 6 4 3 3 1 0 0 0 0 0 0 0 8 8 40.50 6.000		
Ted Bowsfield, L ERA: 4.08 (1, 1)	4.1 15 2 0 0 2 0 0 0 0 0 0 0 19 19 0.00 0.462	4.1 15 2 0 0 2 0 0 0 0 0 0 0 19 19 0.00 0.462	4.1 15 2 0 0 2 0 0 0 0 0 0 0 19 19 0.00 0.462	4.1 15 2 0 0 2 0 0 0 0 0 0 0 19 19 0.00 0.462	4.1 15 2 0 0 2 0 0 0 0 0 0 0 19 19 0.00 0.462	4.1 15 2 0 0 2 0 0 0 0 0 0 0 19 19 0.00 0.462	4.1 15 2 0 0 2 0 0 0 0 0 0 0 19 19 0.00 0.462	4.1 15 2 0 0 2 0 0 0 0 0 0 0 19 19 0.00 0.462	4.1 15 2 0 0 2 0 0 0 0 0 0 0 19 19 0.00 0.462	4.1 15 2 0 0 2 0 0 0 0 0 0 0 19 19 0.00 0.462	4.1 15 2 0 0 2 0 0 0 0 0 0 0 19 19 0.00 0.462	4.1 15 2 0 0 2 0 0 0 0 0 0 0 19 19 0.00 0.462	4.1 15 2 0 0 2 0 0 0 0 0 0 0 19 19 0.00 0.462	4.1 15 2 0 0 2 0 0 0 0 0 0 0 19 19 0.00 0.462	4.1 15 2 0 0 2 0 0 0 0 0 0 0 19 19 0.00 0.462	4.1 15 2 0 0 2 0 0 0 0 0 0 0 19 19 0.00 0.462	4.1 15 2 0 0 2 0 0 0 0 0 0 0 19 19 0.00 0.462	4.1 15 2 0 0 2 0 0 0 0 0 0 0 19 19 0.00 0.462	4.1 15 2 0 0 2 0 0 0 0 0 0 0 19 19 0.00 0.462	4.1 15 2 0 0 2 0 0 0 0 0 0 0 19 19 0.00 0.462	4.1 15 2 0 0 2 0 0 0 0 0 0 0 19 19 0.00 0.462	4.1 15 2 0 0 2 0 0 0 0 0 0 0 19 19 0.00 0.462		
Ken Sanders, R ERA: 2.25 (6, 1)	1.1 8 1 2 1 1 2 0 0 0 0 0 0 8 16 6.75 2.250	1.1 8 1 2 1 1 2 0 0 0 0 0 0 8 16 6.75 2.250	1.1 8 1 2 1 1 2 0 0 0 0 0 0 8 16 6.75 2.250	1.1 8 1 2 1 1 2 0 0 0 0 0 0 8 16 6.75 2.250	1.1 8 1 2 1 1 2 0 0 0 0 0 0 8 16 6.75 2.250	1.1 8 1 2 1 1 2 0 0 0 0 0 0 8 16 6.75 2.250	1.1 8 1 2 1 1 2 0 0 0 0 0 0 8 16 6.75 2.250	1.1 8 1 2 1 1 2 0 0 0 0 0 0 8 16 6.75 2.250	1.1 8 1 2 1 1 2 0 0 0 0 0 0 8 16 6.75 2.250	1.1 8 1 2 1 1 2 0 0 0 0 0 0 8 16 6.75 2.250	1.1 8 1 2 1 1 2 0 0 0 0 0 0 8 16 6.75 2.250	1.1 8 1 2 1 1 2 0 0 0 0 0 0 8 16 6.75 2.250	1.1 8 1 2 1 1 2 0 0 0 0 0 0 8 16 6.75 2.250	1.1 8 1 2 1 1 2 0 0 0 0 0 0 8 16 6.75 2.250	1.1 8 1 2 1 1 2 0 0 0 0 0 0 8 16 6.75 2.250	1.1 8 1 2 1 1 2 0 0 0 0 0 0 8 16 6.75 2.250	1.1 8 1 2 1 1 2 0 0 0 0 0 0 8 16 6.75 2.250	1.1 8 1 2 1 1 2 0 0 0 0 0 0 8 16 6.75 2.250	1.1 8 1 2 1 1 2 0 0 0 0 0 0 8 16 6.75 2.250	1.1 8 1 2 1 1 2 0 0 0 0 0 0 8 16 6.75 2.250	1.1 8 1 2 1 1 2 0 0 0 0 0 0 8 16 6.75 2.250	1.1 8 1 2 1 1 2 0 0 0 0 0 0 8 16 6.75 2.250	1.1 8 1 2 1 1 2 0 0 0 0 0 0 8 16 6.75 2.250	
John Wyatt, R ERA: 3.77 (7, 1)	0.2 2 0 0 0 0 0 0 0 0 0 0 2 2 0.00 0.000	0.2 2 0 0 0 0 0 0 0 0 0 0 2 2 0.00 0.000	0.2 2 0 0 0 0 0 0 0 0 0 0 2 2 0.00 0.000	0.2 2 0 0 0 0 0 0 0 0 0 0 2 2 0.00 0.000	0.2 2 0 0 0 0 0 0 0 0 0 0 2 2 0.00 0.000	0.2 2 0 0 0 0 0 0 0 0 0 0 2 2 0.00 0.000	0.2 2 0 0 0 0 0 0 0 0 0 0 2 2 0.00 0.000	0.2 2 0 0 0 0 0 0 0 0 0 0 2 2 0.00 0.000	0.2 2 0 0 0 0 0 0 0 0 0 0 2 2 0.00 0.000	0.2 2 0 0 0 0 0 0 0 0 0 0 2 2 0.00 0.000	0.2 2 0 0 0 0 0 0 0 0 0 0 2 2 0.00 0.000	0.2 2 0 0 0 0 0 0 0 0 0 0 2 2 0.00 0.000	0.2 2 0 0 0 0 0 0 0 0 0 0 2 2 0.00 0.000	0.2 2 0 0 0 0 0 0 0 0 0 0 2 2 0.00 0.000	0.2 2 0 0 0 0 0 0 0 0 0 0 2 2 0.00 0.000	0.2 2 0 0 0 0 0 0 0 0 0 0 2 2 0.00 0.000	0.2 2 0 0 0 0 0 0 0 0 0 0 2 2 0.00 0.000	0.2 2 0 0 0 0 0 0 0 0 0 0 2 2 0.00 0.000	0.2 2 0 0 0 0 0 0 0 0 0 0 2 2 0.00 0.000	0.2 2 0 0 0 0 0 0 0 0 0 0 2 2 0.00 0.000	0.2 2 0 0 0 0 0 0 0 0 0 0 2 2 0.00 0.000	0.2 2 0 0 0 0 0 0 0 0 0 0 2 2 0.00 0.000	0.2 2 0 0 0 0 0 0 0 0 0 0 2 2 0.00 0.000	0.2 2 0 0 0 0 0 0 0 0 0 0 2 2 0.00 0.000
Bob Meyer, L ERA: 4.7 (8, 1)	2.0 9 0 0 0 2 3 0 0 0 0 0 10 22 0.00 1.500	2.0 9 0 0 0 2 3 0 0 0 0 0 10 22 0.00 1.500	2.0 9 0 0 0 2 3 0 0 0 0 0 10 22 0.00 1.500	2.0 9 0 0 0 2 3 0 0 0 0 0 10 22 0.00 1.500	2.0 9 0 0 0 2 3 0 0 0 0 0 10 22 0.00 1.500	2.0 9 0 0 0 2 3 0 0 0 0 0 10 22 0.00 1.500	2.0 9 0 0 0 2 3 0 0 0 0 0 10 22 0.00 1.500	2.0 9 0 0 0 2 3 0 0 0 0 0 10 22 0.00 1.500	2.0 9 0 0 0 2 3 0 0 0 0 0 10 22 0.00 1.500	2.0 9 0 0 0 2 3 0 0 0 0 0 10 22 0.00 1.500	2.0 9 0 0 0 2 3 0 0 0 0 0 10 22 0.00 1.500	2.0 9 0 0 0 2 3 0 0 0 0 0 10 22 0.00 1.500	2.0 9 0 0 0 2 3 0 0 0 0 0 10 22 0.00 1.500	2.0 9 0 0 0 2 3 0 0 0 0 0 10 22 0.00 1.500	2.0 9 0 0 0 2 3 0 0 0 0 0 10 22 0.00 1.500	2.0 9 0 0 0 2 3 0 0 0 0 0 10 22 0.00 1.500	2.0 9 0 0 0 2 3 0 0 0 0 0 10 22 0.00 1.500	2.0 9 0 0 0 2 3 0 0 0 0 0 10 22 0.00 1.500	2.0 9 0 0 0 2 3 0 0 0 0 0 10 22 0.00 1.500	2.0 9 0 0 0 2 3 0 0 0 0 0 10 22 0.00 1.500	2.0 9 0 0 0 2 3 0 0 0 0 0 10 22 0.00 1.500	2.0 9 0 0 0 2 3 0 0 0 0 0 10 22 0.00 1.500	2.0 9 0 0 0 2 3 0 0 0 0 0 10 22 0.00 1.500	2.0 9 0 0 0 2 3 0 0 0 0 0 10 22 0.00 1.500
Batter	1	2	3	4	5	6	7	8	9	AB	R	H	RBI	BB	SO	LOB	BOTTOM							
Dick Green, R OBP: 0.299, SLG: 0.393 (1, 4)	F8								F3								4 0 0 0 0 0 2							
Wayne Causey, L OBP: 0.375, SLG: 0.379 (1, 5)	F7								E8								4 0 0 0 0 1 0							
Manny Jimenez, L OBP: 0.297, SLG: 0.483 (1, 7)	F7								F3								4 0 0 0 0 1 1							
Rocky Colavito, R OBP: 0.361, SLG: 0.536 (1, 9)									FC6-4								3 1 1 1 1 1 1							
Jim Gentile, L OBP: 0.379, SLG: 0.464 (1, 3)	G3								K								4 0 1 0 0 1 1							
Doc Edwards, R OBP: 0.248, SLG: 0.279 (1, 2)	E6								L6								4 0 0 0 0 1 2							
Bert Campaneris, R OBP: 0.318, SLG: 0.469 (1, 6)	K								F3								4 0 0 0 0 2 2							
Nelson Mathews, R OBP: 0.298, SLG: 0.363 (1, 8)	K																2 0 1 0 1 1 1							
Diego Segui, R OBP: 0.293, SLG: 0.246 (1																								

Batter	1	2	3	4	5	6	7	8	9	AB	R	H	RBI	BB	SO	LOB	TOP					
Dick Green, R OBP: 0.304, SLG: 0.392 (1, 4)										4	1	3	0	0	0	0	Kansas City Athletics @ Cleveland Indians Cleveland Municipal Stadium, Cleveland, OH Tue Aug 18 1964, 7:05 PM EDT Att: 6,923 - Unknown					
Wayne Causey, L OBP: 0.382, SLG: 0.389 (1, 5)										2	0	2	0	1	0	0						
Ken Harrelson, R OBP: 0.234, SLG: 0.333 (3, 3)										4	0	0	1	0	1	6						
Rocky Colavito, R OBP: 0.363, SLG: 0.543 (1, 9)										3	0	0	0	1	2	4						
Jim Gentile, L OBP: 0.385, SLG: 0.495 George Alusik, R OBP: 0.348, SLG: 0.358 (3, 7)										1	0	0	0	0	1	1						
Nelson Mathews, R OBP: 0.299, SLG: 0.364 (1, 8)										4	0	0	0	0	2	1						
Bert Campaneris, R OBP: 0.327, SLG: 0.452 (1, 6)										4	0	1	0	0	1	1						
Dave Duncan, R OBP: 0.077, SLG: 0.077 Manny Jimenez, L OBP: 0.298, SLG: 0.475 (9, PH)										3	0	0	0	0	1	0						
Orlando Pena, R OBP: 0.167, SLG: 0.177 John O'Donoghue, R OBP: 0.200, SLG: 0.275 Jose Tartabull, L OBP: 0.247, SLG: 0.244 Ken Sanders, R (7, 1)										2	0	0	0	0	2	0						
Inning Stats	R: 1 E: 0 K: 1 S: 7	H: 2 LOB: 1 BB: 0 P: 7	R: 0 E: 0 K: 1 S: 5	H: 0 LOB: 0 BB: 0 P: 5	R: 0 E: 0 K: 3 S: 10	H: 1 LOB: 2 BB: 0 P: 11	R: 0 E: 0 K: 0 S: 3	H: 1 LOB: 0 BB: 0 P: 3	R: 0 E: 0 K: 1 S: 7	H: 2 LOB: 2 BB: 0 P: 7	R: 0 E: 1 K: 2 S: 5	H: 0 LOB: 1 BB: 1 P: 9	R: 0 E: 0 K: 2 S: 7	H: 0 LOB: 0 BB: 0 P: 7	R: 0 E: 0 K: 2 S: 7	H: 0 LOB: 1 BB: 0 P: 11		R: 0 E: 0 K: 1 S: 5	H: 0 LOB: 0 BB: 0 P: 5	1B: 6 2B: 0 3B: 0 HR: 0	SF: 0 SAC: 0 DP: 0 HBP: 1	WP: 0 PB: 0 SB: 0 CS: 0
PITCHER Luis Tiant, R ERA: 2.44 (1, 1)	IP: 9.0 WLS: W BF: 35 H: 6 R: 1 ER: 1 SO: 12 BB: 2 IBB: 0 HBP: 1 BLK: 0 WP: 0 HR: 0 S: 56 P: 65 ERA: 1.00 WHIP: 0.889															PITCHER						

Batter	1	2	3	4	5	6	7	8	9	AB	R	H	RBI	BB	SO	LOB	BOTTOM			
Chico Salmon, R OBP: 0.354, SLG: 0.405 (1, 4)										4	1	2	0	0	0	2	Kansas City Athletics @ Cleveland Indians Cleveland Municipal Stadium, Cleveland, OH Tue Aug 18 1964, 7:05 PM EDT Att: 6,923 - Unknown			
Dick Howser, R OBP: 0.333, SLG: 0.327 (1, 6)										3	0	0	0	1	0	4				
Fred Whitfield, L OBP: 0.306, SLG: 0.430 (1, 3)										4	1	2	2	0	0	1				
Leon Wagner, L OBP: 0.323, SLG: 0.465 (1, 7)										4	1	1	0	0	2	1				
Tito Francona, L OBP: 0.371, SLG: 0.379 Woodie Held, R OBP: 0.310, SLG: 0.437 (9, 9)										4	1	2	1	0	1	1				
Vic Davallilo, L OBP: 0.299, SLG: 0.329 (1, 8)										4	1	0	0	0	1	2				
Joe Azcue, R OBP: 0.323, SLG: 0.396 (1, 2)										4	0	3	2	0	0	1				
Billy Moran, R OBP: 0.292, SLG: 0.290 (1, 5)										2	0	1	0	2	0	1				
Luis Tiant, R OBP: 0.050, SLG: 0.050 (1, 1)										3	0	0	0	0	1	4				
Inning Stats	R: 0 E: 0 K: 0 S: 3	H: 1 LOB: 0 BB: 0 P: 3	R: 0 E: 0 K: 3 S: 9	H: 0 LOB: 0 BB: 0 P: 9	R: 0 E: 0 K: 0 S: 5	H: 2 LOB: 0 BB: 0 P: 5	R: 3 E: 2 K: 1 S: 8	H: 3 LOB: 0 BB: 0 P: 8	R: 1 E: 0 K: 0 S: 5	H: 2 LOB: 1 BB: 0 P: 5	R: 0 E: 0 K: 0 S: 4	H: 1 LOB: 2 BB: 1 P: 8	R: 0 E: 0 K: 0 S: 2	H: 0 LOB: 0 BB: 1 P: 6	R: 1 E: 0 K: 1 S: 7	H: 2 LOB: 2 BB: 1 P: 11		1B: 5 2B: 4 3B: 0 HR: 2	SF: 0 SAC: 1 DP: 3 HBP: 0	WP: 0 PB: 0 SB: 0 CS: 0
PITCHER Orlando Pena, R ERA: 4.47 John O'Donoghue, L ERA: 4.48 Ken Sanders, R ERA: 2.7 (7, 1)	IP: 1.1 WLS: L BF: 6 H: 1 R: 0 ER: 0 SO: 0 BB: 0 IBB: 0 HBP: 0 BLK: 0 WP: 0 HR: 0 S: 5 P: 9 ERA: 4.47 WHIP: 1.714															PITCHER				

Batter	1	2	3	4	5	6	7	8	9	AB	R	H	RBI	BB	SO	LOB	TOP			
Dick Green, R OBP: 0.301, SLG: 0.388 John O'Donoghue, R OBP: 0.200, SLG: 0.275 Wes Stock, R OBP: 0.200, SLG: 0.143 George Alusik, R OBP: 0.350, SLG: 0.356 (1,4) (5, PR) (7, FH) (7,7)	K	L9			E1 BB 1B SF8-4		BB BB		6-3	3	0	0	0	0	1	2	Kansas City Athletics @ Cleveland Indians Cleveland Municipal Stadium, Cleveland, OH Wed Aug 19 1964, 7:05 PM EDT Att: 4,311 - Unknown livebaseballscorecards.com			
Wayne Causey, L OBP: 0.386, SLG: 0.390 (1,5) (5,4)	G6-4-3 BB		4-3		BB 1-2 1B		BB 1-2 BB		BB	2	0	1	0	3	0	0				
Ken Harrelson, R OBP: 0.236, SLG: 0.327 Manny Jimenez, L OBP: 0.296, SLG: 0.473 John Wyatt, R (7,1)	G6-4-3		K		BB SF8-4		K		F7	2	0	0	0	1	1	1				
Jose Tartabull, L OBP: 0.244, SLG: 0.241 (9, FH)	1-2		K		BB 1-2 2-3		K		F7	3	1	0	0	0	0	1				
Rocky Colavito, R OBP: 0.361, SLG: 0.543 (1,9)		1B FC6-4 2B	F9		SF8-4 1-2 3-H		F7		F8	3	4	1	1	1	0	3				
Jim Gentile, L OBP: 0.386, SLG: 0.505 (1,3)	F5			HR			K		FC6-4 1B	1	4	1	2	1	0	1				
Doc Edwards, R OBP: 0.248, SLG: 0.275 (1,2)	FC6-4 1B			G4-6-3 BB			5-3		F8	1	3	0	1	0	1	1				
Bert Campaneris, R OBP: 0.324, SLG: 0.438 (1,6)	FC6-4 1B		K				BB		FC6-4 1B	2	3	1	0	1	1	3				
Nelson Mathews, R OBP: 0.300, SLG: 0.364 (1,8)	BB 1B		G4-6-3				K		BB	2	3	0	1	1	1	2				
Diego Segui, R OBP: 0.217, SLG: 0.246 Moe Drabowsky, R OBP: 0.026, SLG: 0.026 Ed Charles, R OBP: 0.325, SLG: 0.377 (1,1) (4,1) (5, PH) (5,5)	1-2 BB			1-2	K2-3		K		F9	3	0	0	0	0	0	0				
Inning Stats	R: 0 E: 0 K: 1 S: 4	H: 0 LOB: 0 BB: 1 P: 8	R: 2 E: 0 K: 0 S: 6	H: 3 LOB: 2 BB: 1 P: 10	R: 0 E: 0 K: 1 S: 5	H: 0 LOB: 0 BB: 0 P: 5	R: 1 E: 0 K: 1 S: 5	H: 1 LOB: 0 BB: 1 P: 9	R: 1 E: 1 K: 2 S: 6	H: 1 LOB: 2 BB: 1 P: 10	R: 0 E: 0 K: 2 S: 7	H: 0 LOB: 1 BB: 2 P: 11	R: 0 E: 0 K: 0 S: 4	H: 1 LOB: 2 BB: 1 P: 8	R: 0 E: 0 K: 0 S: 3	H: 0 LOB: 1 BB: 1 P: 7	1B: 4 2B: 2 3B: 0 HR: 1	SF: 1 SAC: 0 DP: 3 HBP: 0	WP: 0 PB: 0 SB: 1 CS: 0	PA: 40
PITCHER	IP WLS BF H R ER SO BB IBB HBP BLK WP HR S P ERA WHIP																			
Sam McDowell, L ERA: 3.19 Don McMahon, R ERA: 1.34 (1,1) (7,1)	6.1 W 29 5 4 3 7 7 0 0 0 0 1 36 64 4.26 1.895																			
2.2 S 11 1 0 0 1 2 0 0 0 0 0 0 11 19 0.00 1.125																				

Batter	1	2	3	4	5	6	7	8	9	AB	R	H	RBI	BB	SO	LOB	BOTTOM			
Chico Salmon, R OBP: 0.352, SLG: 0.408 (1,4) (8,9)	F7		F2	1-3 2B		F7				4	0	1	0	0	0	0	Kansas City Athletics @ Cleveland Indians Cleveland Municipal Stadium, Cleveland, OH Wed Aug 19 1964, 7:05 PM EDT Att: 4,311 - Unknown livebaseballscorecards.com			
Dick Howser, R OBP: 0.332, SLG: 0.325 (1,6)	F8		BB 1B BB	L6		L6				3	1	0	0	1	0	2				
Fred Whitfield, L OBP: 0.301, SLG: 0.423 (1,3)	3-1		K	F2		F7				4	0	0	0	0	1	3				
Leon Wagner, L OBP: 0.326, SLG: 0.464 (1,7)		1B 1B BB	1B BB	1B BB	E S 1B BB	K				1	3	0	0	3	1	0				
Tito Francona, L OBP: 0.373, SLG: 0.378 Larry Brown, R OBP: 0.287, SLG: 0.371 (1,9) (7, PR) (8,4)	K		1B BB	1B BB	K	1-3 1B				3	1	1	0	1	2	2				
Vic Davalillo, L OBP: 0.301, SLG: 0.330 (1,8)	1B E 1B		1B BB	1B 1B	K	1B			F6	3	4	1	2	3	0	1				
Joe Azcue, R OBP: 0.330, SLG: 0.403 (1,2)	E9 5-3 1H 3H		1B	1B					K	1	4	0	3	2	0	1				
Billy Moran, R OBP: 0.289, SLG: 0.287 (1,5)	5-3			K		4-3			6-3	2	4	0	0	0	1	2				
Sam McDowell, L OBP: 0.163, SLG: 0.100 Don McMahon, R OBP: 0.182, SLG: 0.182 (1,1) (7,1)	4-3			2B 1B		3-1			K	3	3	0	1	0	0	1				
Inning Stats	R: 0 E: 0 K: 0 S: 3	H: 0 LOB: 0 BB: 0 P: 3	R: 2 E: 1 K: 1 S: 7	H: 2 LOB: 1 BB: 1 P: 11	R: 3 E: 0 K: 1 S: 6	H: 2 LOB: 2 BB: 3 P: 18	R: 0 E: 0 K: 1 S: 7	H: 2 LOB: 0 BB: 0 P: 7	R: 1 E: 0 K: 2 S: 8	H: 1 LOB: 1 BB: 1 P: 12	R: 0 E: 0 K: 0 S: 3	H: 0 LOB: 0 BB: 0 P: 3	R: 0 E: 0 K: 1 S: 6	H: 1 LOB: 1 BB: 0 P: 6	R: 0 E: 0 K: 2 S: 7	H: 0 LOB: 0 BB: 0 P: 7		1B: 7 2B: 1 3B: 0 HR: 0	SF: 0 SAC: 0 DP: 0 HBP: 0	WP: 0 PB: 0 SB: 1 CS: 0
PITCHER	IP WLS BF H R ER SO BB IBB HBP BLK WP HR S P ERA WHIP																			
Diego Segui, R ERA: 4.21 Moe Drabowsky, R ERA: 5.63 Wes Stock, R ERA: 2.4 John Wyatt, R ERA: 3.88 (1,1) (4,1) (5,1) (7,1)	3.1 L 19 6 5 4 3 4 0 0 0 0 0 21 37 10.80 3.000																			
0.2 2 0 0 0 0 0 0 0 0 0 0 2 2 0.00 0.000																				
2.0 8 1 1 1 2 1 0 0 0 0 0 11 15 4.50 1.000																				
2.0 7 1 0 0 3 0 0 0 0 0 0 13 13 0.00 0.500																				

Batter	1	2	3	4	5	6	7	8	9	AB	R	H	RBI	BB	SO	LOB	TOP			
Dick Green, R (1,4) OBP: 0.302, SLG: 0.385	0-0 3-1 1B		0-3 K		0-0 5-3			0-3 K		4	0	1	0	0	2	0	Kansas City Athletics @ Washington Senators D.C. Stadium, Washington, DC Fri Aug 21 1964, 7:05 PM EDT Att: 3,649 - Unknown			
Wayne Causey, L (1,6) OBP: 0.387, SLG: 0.394	0-0 3-1			0-0 1B 3B	0-0 6-3			0-0 1B		4	1	2	0	0	0	1				
Ed Charles, R (1,5) OBP: 0.328, SLG: 0.380	4-0 BB			0-0 HR 1B	0-0 F9			0-0 P4		3	1	1	1	1	0	1				
Rocky Colavito, R (1,9) OBP: 0.358, SLG: 0.543	0-0 F2			0-0 HR 1B	0-0 6-3			0-0 6-3		4	1	1	2	0	0	2				
Jim Gentile, L (1,3) OBP: 0.388, SLG: 0.500		0-0 4-3		0-0 F9	0-0 F5			0-0 F3		4	0	0	0	0	0	0				
Doc Edwards, R (1,2) OBP: 0.248, SLG: 0.274		0-0 F8		0-0 F9	0-0 F9			0-0 P4		4	0	0	0	0	0	0				
Bert Campaneris, R (1,7) OBP: 0.327, SLG: 0.442							0-0 5-3			4	0	1	0	0	0	0				
Jose Tartabull, L (9,7) OBP: 0.244, SLG: 0.241								0-0 F8		0	0	0	0	0	0	0				
Nelson Mathews, R (1,8) OBP: 0.298, SLG: 0.359			0-0 F9	4-0 IBB			0-0 P3			2	0	0	0	1	0	0				
John O'Donoghue, R (1,1) OBP: 0.190, SLG: 0.262			0-0 1-3	0-3 K			0-0 F8			2	0	0	0	0	1	2				
Moe Drabowsky, R (5,1) OBP: 0.025, SLG: 0.025										1	0	0	0	0	0	0				
Inning Stats	R: 0 E: 0 K: 0 S: 3	H: 1 LOB: 1 BB: 1 P: 7	R: 0 E: 0 K: 0 S: 3	H: 0 LOB: 0 BB: 0 P: 3	R: 0 E: 0 K: 1 S: 5	H: 0 LOB: 0 BB: 0 P: 5	R: 3 E: 0 K: 1 S: 9	H: 4 LOB: 2 BB: 1 P: 13	R: 0 E: 0 K: 0 S: 3	H: 0 LOB: 0 BB: 0 P: 3	R: 0 E: 0 K: 0 S: 3	H: 0 LOB: 0 BB: 0 P: 3	R: 0 E: 0 K: 1 S: 6	H: 1 LOB: 1 BB: 0 P: 6	R: 0 E: 0 K: 0 S: 3	H: 0 LOB: 0 BB: 0 P: 3	1B: 3 2B: 1 3B: 1 HR: 1	SF: 0 SAC: 0 DP: 0 HBP: 0	WP: 0 PB: 0 SB: 0 CS: 0	PA: 34
PITCHER Claude Osteen, L (1,1) ERA: 3.34	IP: 9.0 WLS: L BF: 34 H: 6 R: 3 ER: 3 SO: 3 BB: 1 IBB: 1 HBP: 0 BLK: 0 WP: 0 HR: 1 S: 38 P: 46 ERA: 3.00 WHIP: 0.778															PITCHER				

AB	32
R	3
H	6
RBI	3
BB	2
SO	3
LOB	6



Batter	1	2	3	4	5	6	7	8	9	AB	R	H	RBI	BB	SO	LOB	BOTTOM					
Ed Brinkman, R (1,6) OBP: 0.267, SLG: 0.345	0-0 F7		0-3 K		0-0 6-3			0-3 K	0-0 3-1	4	0	0	0	0	2	1	Kansas City Athletics @ Washington Senators D.C. Stadium, Washington, DC Fri Aug 21 1964, 7:05 PM EDT Att: 3,649 - Unknown					
Roy Sievers, R (9,PH) OBP: 0.259, SLG: 0.336										1	0	0	0	0	0	0						
John Kennedy, R (1,5) OBP: 0.295, SLG: 0.352	0-0 F8		0-0 FC6-4 1B	4-0 2H 1B	0-0 E 1B		1-0 S HBP			3	0	2	1	0	0	0						
Chuck Hinton, R (1,7) OBP: 0.350, SLG: 0.438	0-0 6-3		0-0 FC6-4 1-2		4-0 BB		0-3 K	0-3 K		3	0	0	0	1	1	2						
Don Lock, R (1,8) OBP: 0.353, SLG: 0.474		0-0 HR		4-0 BB	0-3 K		0-3 K	1-2 K		3	1	1	1	1	2	3						
Willie Kirkland, L (1,9) OBP: 0.293, SLG: 0.331		0-0 G3 2B		0-0 F7		0-0 G4-6-3 1B		0-0 F3		4	0	2	0	0	0	1						
Don Leppert, R (1,2) OBP: 0.214, SLG: 0.279		0-0 G3		0-0 F9		0-0 G4-6-3 1-2		0-0 4-3		2	0	0	0	0	0	2						
Mike Brumley, L (6,PH) OBP: 0.307, SLG: 0.300		2-3		0-0 F9		0-0 G4-6-3 1-2		0-0 4-3		2	0	0	0	0	0	1						
Dick Phillips, L (1,3) OBP: 0.313, SLG: 0.303		0-0 F8		0-0 F9		4-0 1B BB		0-0 F8		3	0	0	0	1	0	2						
Chuck Cottier, R (1,4) OBP: 0.257, SLG: 0.323		0-0 F8			0-0 SH2-3 1B		0-0 1B		0-0 6-3	2	1	1	0	0	0	1						
Don Blasingame, L (6,PH) OBP: 0.315, SLG: 0.315					0-0 SH2-3 1B		1-3 1B		0-0 6-3	2	0	1	0	0	0	0						
Claude Osteen, L (1,1) OBP: 0.187, SLG: 0.254			0-3 K		0-0 SH2-3		0-0 4-3		0-0 F8	2	0	0	0	0	1	2						
Jim King, L (9,PH) OBP: 0.346, SLG: 0.442					1-2					1	0	0	0	0	0	0						
Inning Stats	R: 0 E: 0 K: 0 S: 3	H: 0 LOB: 0 BB: 0 P: 3	R: 1 E: 0 K: 0 S: 5	H: 2 LOB: 1 BB: 0 P: 5	R: 0 E: 0 K: 2 S: 8	H: 1 LOB: 1 BB: 0 P: 8	R: 0 E: 0 K: 0 S: 3	H: 0 LOB: 1 BB: 1 P: 7	R: 1 E: 1 K: 1 S: 7	H: 2 LOB: 2 BB: 1 P: 11	R: 0 E: 0 K: 0 S: 4	H: 2 LOB: 2 BB: 1 P: 8	R: 0 E: 0 K: 3 S: 9	H: 0 LOB: 1 BB: 0 P: 10	R: 0 E: 0 K: 0 S: 3	H: 0 LOB: 0 BB: 0 P: 3	R: 0 E: 0 K: 0 S: 3	H: 0 LOB: 0 BB: 0 P: 3	1B: 5 2B: 1 3B: 0 HR: 1	SF: 0 SAC: 1 DP: 1 HBP: 1	WP: 0 PB: 0 SB: 1 CS: 0	PA: 37
PITCHER John O'Donoghue, L (1,1) ERA: 4.45	IP: 4.2 WLS: W BF: 16 H: 2 R: 2 ER: 2 SO: 2 BB: 2 IBB: 0 HBP: 0 BLK: 0 WP: 0 HR: 1 S: 23 P: 31 ERA: 3.86 WHIP: 1.500															PITCHER						
Moe Drabowsky, R (5,1) ERA: 5.44	IP: 4.1 WLS: W BF: 16 H: 2 R: 0 ER: 0 SO: 4 BB: 1 IBB: 0 HBP: 1 BLK: 0 WP: 0 HR: 0 S: 22 P: 27 ERA: 0.00 WHIP: 0.692															PITCHER						

AB	32
R	2
H	7
RBI	2
BB	3
SO	6
LOB	15



Batter	1	2	3	4	5	6	7	8	9	AB	R	H	RBI	BB	SO	LOB	TOP			
Dick Green, R OBP: 0.300, SLG: 0.382 (1, 4)										5	1	1	0	0	0	2	Kansas City Athletics @ Washington Senators D.C. Stadium, Washington, DC Sat Aug 22 1964, 3:33 AM EDT Att: 1,981 - Unknown livebaseballscorecards.com			
Wayne Causey, L OBP: 0.385, SLG: 0.405 (1, 6)										5	2	3	1	0	2	2				
Ed Charles, R OBP: 0.327, SLG: 0.379 (1, 5)										4	0	1	0	0	0	3				
Rocky Colavito, R OBP: 0.358, SLG: 0.540 (1, 9)										4	1	1	2	0	0	1				
Jim Gentile, L OBP: 0.387, SLG: 0.495 (1, 3)										3	1	0	0	1	1	0				
Doc Edwards, R OBP: 0.248, SLG: 0.286 (1, 2)										4	1	1	3	0	2	0				
Bert Campaneris, R OBP: 0.325, SLG: 0.444 Jose Tartabull, L OBP: 0.244, SLG: 0.241 (1, 7) (9, 7)										4	0	1	0	0	1	0				
Nelson Mathews, R OBP: 0.300, SLG: 0.361 (1, 8)										3	0	1	0	1	1	1				
Orlando Pena, R OBP: 0.159, SLG: 0.169 Wes Stock, R OBP: 0.235, SLG: 0.168 (1, 1) (8, 1)										3	0	0	0	0	2	2				
Inning Stats	R: 0 E: 0 K: 1 S: 6	H: 1 LOB: 1 BB: 0 P: 6	R: 0 E: 0 K: 1 S: 5	H: 0 LOB: 0 BB: 0 P: 5	R: 0 E: 0 K: 1 S: 5	H: 0 LOB: 0 BB: 0 P: 5	R: 1 E: 0 K: 0 S: 4	H: 1 LOB: 1 BB: 0 P: 4	R: 0 E: 0 K: 2 S: 8	H: 1 LOB: 1 BB: 0 P: 8	R: 5 E: 0 K: 2 S: 11	H: 4 LOB: 1 BB: 2 P: 19	R: 0 E: 0 K: 1 S: 3	H: 0 LOB: 0 BB: 0 P: 5	R: 0 E: 0 K: 1 S: 7	H: 2 LOB: 2 BB: 0 P: 7		1B: 5 2B: 3 3B: 0 HR: 2	SF: 0 SAC: 0 DP: 1 HBP: 0	WP: 0 PB: 0 SB: 0 CS: 0
PITCHER	IP WLS BF H R ER SO BB IBB HBP BLK WP HR S P ERA WHIP																			
Buster Narum, R ERA: 4.06 (1, 1)	5.1 L 24 7 6 6 5 0 0 1 0 0 0 0 2 33 37 10.12 1.312																			
Jim Hannan, R ERA: 3.61 (6, 1)	1.2 6 1 0 0 2 1 0 0 0 0 0 0 9 13 0.00 1.200																			
Alan Koch, R ERA: 5.16 (8, 1)	1.1 5 1 0 0 1 0 0 0 0 0 0 0 7 7 0.00 0.750																			
Dave Stenhouse, R ERA: 4.97 (9, 1)	0.2 3 1 0 0 1 0 0 0 0 0 0 0 5 5 0.00 1.500																			

Batter	1	2	3	4	5	6	7	8	9	AB	R	H	RBI	BB	SO	LOB	BOTTOM					
Don Blasingame, L OBP: 0.318, SLG: 0.321 (1, 4)										5	0	3	0	0	0	0	Kansas City Athletics @ Washington Senators D.C. Stadium, Washington, DC Sat Aug 22 1964, 3:33 AM EDT Att: 1,981 - Unknown livebaseballscorecards.com					
John Kennedy, R OBP: 0.294, SLG: 0.350 (1, 5)										5	0	1	0	0	2	3						
Jim King, L OBP: 0.347, SLG: 0.444 (1, 9)										3	1	1	0	1	0	2						
Willie Kirkland, L OBP: 0.302, SLG: 0.354 (1, 7)										3	1	2	2	1	1	2						
Don Lock, R OBP: 0.350, SLG: 0.469 (1, 8)										4	0	0	0	0	2	6						
Dick Phillips, L OBP: 0.312, SLG: 0.302 (1, 3)										4	0	1	0	0	0	3						
Mike Brumley, L OBP: 0.230, SLG: 0.297 Joe Cunningham, L OBP: 0.353, SLG: 0.287 (1, 2) (9, PH)										3	0	0	0	0	1	1						
Ed Brinkman, R OBP: 0.269, SLG: 0.345 (1, 6)										3	0	1	0	1	1	1						
Buster Narum, R HBP: 0.020, SLG: 0.020 Jim Hannan, R OBP: 0.195, SLG: 0.198 Roy Sievers, R OBP: 0.227, SLG: 0.333 Alan Koch, R OBP: 0.400, SLG: 0.325 Dave Stenhouse, R OBP: 0.316, SLG: 0.321 (1, 1) (6, 1) (7, PH) (8, 1) (9, 1) (9, PH)										2	0	0	0	0	1	1						
Inning Stats	R: 0 E: 0 K: 1 S: 5	H: 0 LOB: 0 BB: 0 P: 5	R: 0 E: 0 K: 0 S: 3	H: 1 LOB: 0 BB: 0 P: 3	R: 0 E: 0 K: 2 S: 7	H: 0 LOB: 0 BB: 0 P: 7	R: 2 E: 0 K: 1 S: 6	H: 1 LOB: 1 BB: 1 P: 10	R: 0 E: 0 K: 1 S: 5	H: 0 LOB: 1 BB: 1 P: 9	R: 0 E: 0 K: 1 S: 7	H: 2 LOB: 2 BB: 0 P: 7	R: 0 E: 0 K: 1 S: 6	H: 1 LOB: 1 BB: 0 P: 6	R: 0 E: 0 K: 1 S: 7	H: 2 LOB: 3 BB: 1 P: 11		R: 0 E: 0 K: 1 S: 7	H: 2 LOB: 2 BB: 0 P: 7	1B: 6 2B: 2 3B: 0 HR: 1	SF: 0 SAC: 0 DP: 1 HBP: 0	WP: 0 PB: 0 SB: 0 CS: 0
PITCHER	IP WLS BF H R ER SO BB IBB HBP BLK WP HR S P ERA WHIP																					
Orlando Pena, R ERA: 4.39 Wes Stock, R ERA: 2.41 (1, 1) (8, 1)	7.1 W 31 7 2 2 7 3 0 0 0 0 0 0 11 11 2.46 1.364																					

Batter	1	2	3	4	5	6	7	8	9	AB	R	H	RBI	BB	SO	LOB	TOP			
Dick Green, R OBP: 0.303, SLG: 0.383										4	1	2	1	0	0	1	Kansas City Athletics @ Washington Senators D.C. Stadium, Washington, DC Sun Aug 23 1964, 3:33 AM EDT Unknown			
Wayne Causey, L OBP: 0.386, SLG: 0.403										4	0	1	0	0	0	2				
Ed Charles, R OBP: 0.325, SLG: 0.376										3	0	0	0	0	1	0				
Rocky Colavito, R OBP: 0.357, SLG: 0.539										3	0	1	1	0	0	0				
Jim Gentile, L OBP: 0.386, SLG: 0.490										3	0	0	0	1	0	2				
Billy Bryan, L OBP: 0.299, SLG: 0.522										4	1	3	1	0	0	0				
Bert Campaneris, R OBP: 0.333, SLG: 0.455										2	1	1	0	0	1	0				
Jose Tartabull, L OBP: 0.241, SLG: 0.238										1	0	0	0	0	0	1				
Nelson Mathews, R OBP: 0.299, SLG: 0.359										3	0	0	0	1	3	4				
Diego Segui, R OBP: 0.234, SLG: 0.250										3	0	1	0	1	2	2				
John Wyatt, R (9, 1)										0	0	0	0	0	0	0				
Inning Stats	R: 1 E: 0 K: 0 S: 5	H: 2 LOB: 1 BB: 0 P: 5	R: 0 E: 0 K: 2 S: 7	H: 0 LOB: 0 BB: 0 P: 7	R: 0 E: 0 K: 0 S: 2	H: 0 LOB: 0 BB: 1 P: 6	R: 0 E: 0 K: 0 S: 3	H: 0 LOB: 0 BB: 0 P: 3	R: 2 E: 0 K: 1 S: 7	H: 3 LOB: 1 BB: 1 P: 11	R: 0 E: 0 K: 1 S: 6	H: 1 LOB: 3 BB: 1 P: 11	R: 0 E: 0 K: 1 S: 5	H: 0 LOB: 0 BB: 0 P: 5	R: 0 E: 0 K: 1 S: 6	H: 1 LOB: 2 BB: 0 P: 6	1B: 5 2B: 3 3B: 0 HR: 1	SF: 1 SAC: 1 DP: 3 HBP: 1	WP: 0 PB: 0 SB: 1 CS: 0	PA: 36
PITCHER	IP WLS BF H R ER SO BB IBB HBP BLK WP HR S P ERA WHIP																			
Bennie Daniels, R ERA: 4.55	(1, 1) 4.0 L 17 4 3 3 2 2 0 0 0 0 0 1 19 27 6.75 1.500																			
Steve Ridzik, R ERA: 2.97	(5, 1) 3.0 12 2 0 0 3 1 0 1 0 0 0 0 16 21 0.00 1.000																			
Ron Kline, R ERA: 2.08	(8, 1) 2.0 7 3 0 0 2 0 0 0 0 0 0 0 11 11 0.00 1.500																			

Batter	1	2	3	4	5	6	7	8	9	AB	R	H	RBI	BB	SO	LOB	BOTTOM			
Ed Brinkman, R OBP: 0.269, SLG: 0.342										3	0	0	0	1	1	0	Kansas City Athletics @ Washington Senators D.C. Stadium, Washington, DC Sun Aug 23 1964, 3:33 AM EDT Unknown			
Chuck Hinton, R OBP: 0.350, SLG: 0.437										1	0	0	0	0	1	2				
Don Blasingame, L OBP: 0.317, SLG: 0.320										4	0	1	0	0	0	0				
Jim King, L OBP: 0.344, SLG: 0.439										4	0	0	0	0	0	2				
Willie Kirkland, L OBP: 0.301, SLG: 0.352										4	1	1	0	0	1	2				
Don Lock, R OBP: 0.352, SLG: 0.469										4	0	2	0	0	1	0				
Dick Phillips, L OBP: 0.320, SLG: 0.308										3	0	2	1	1	0	3				
Mike Brumley, L OBP: 0.306, SLG: 0.300										4	0	2	0	0	0	2				
John Kennedy, R OBP: 0.292, SLG: 0.347										3	0	0	0	0	0	4				
Bennie Daniels, L OBP: 0.220, SLG: 0.216										1	0	0	0	0	0	0				
Steve Ridzik, R OBP: 0.292, SLG: 0.304										1	0	0	0	0	0	0				
Fred Valentine, S OBP: 0.314, SLG: 0.319										1	0	0	0	0	0	0				
Ron Kline, R OBP: 0.333, SLG: 0.200										0	0	0	0	0	0	0				
Don Zimmer, R OBP: 0.306, SLG: 0.436										1	0	0	0	0	1	2				
Inning Stats	R: 0 E: 0 K: 0 S: 5	H: 2 LOB: 3 BB: 1 P: 9	R: 0 E: 0 K: 0 S: 3	H: 0 LOB: 0 BB: 0 P: 3	R: 0 E: 0 K: 1 S: 4	H: 1 LOB: 2 BB: 1 P: 8	R: 0 E: 0 K: 0 S: 3	H: 0 LOB: 0 BB: 0 P: 3	R: 1 E: 0 K: 0 S: 6	H: 3 LOB: 2 BB: 0 P: 6	R: 0 E: 0 K: 2 S: 7	H: 0 LOB: 0 BB: 0 P: 7	R: 0 E: 0 K: 2 S: 9	H: 0 LOB: 0 BB: 0 P: 9	R: 0 E: 0 K: 2 S: 9	H: 2 LOB: 2 BB: 0 P: 9	1B: 8 2B: 0 3B: 0 HR: 0	SF: 0 SAC: 1 DP: 0 HBP: 0	WP: 0 PB: 0 SB: 0 CS: 0	PA: 37
PITCHER	IP WLS BF H R ER SO BB IBB HBP BLK WP HR S P ERA WHIP																			
Diego Segui, R ERA: 4.07	(1, 1) 8.0 W 33 7 1 1 3 2 0 0 0 0 0 0 0 37 45 1.12 1.125																			
John Wyatt, R ERA: 3.63	(9, 1) 1.0 S 4 1 0 0 2 0 0 0 0 0 0 0 8 8 0.00 1.000																			

Batter	1	2	3	4	5	6	7	8	9	AB	R	H	RBI	BB	SO	LOB	TOP					
Dick Green, R OBP: 0.307, SLG: 0.386	1-3			P6		SF7 BB 1B	1B		G4-6-3 1B	5	0	3	2	0	0	0	Kansas City Athletics @ Washington Senators D.C. Stadium, Washington, DC Sun Aug 23 1964, 3:38 AM EDT Att: 5,128 - Unknown					
Wayne Causey, L OBP: 0.388, SLG: 0.402	3-1		1-3			SF7 BB 1B	1B		G4-6-3 1B	4	0	1	1	1	0	1						
Ed Charles, R OBP: 0.322, SLG: 0.374	5-3			P4		SF7	F7			3	0	0	1	0	0	2						
Rocky Colavito, R OBP: 0.356, SLG: 0.539		5-3			F8	K			1B 2B	4	0	1	0	0	1	2						
Jim Gentile, L OBP: 0.384, SLG: 0.487		K			K		L4		2B 1B	4	0	1	0	0	2	0						
Doc Edwards, R OBP: 0.248, SLG: 0.298		5-3			HR		6-3		F5	4	1	1	1	0	0	2						
Bert Campaneris, R OBP: 0.339, SLG: 0.456					6-3		WP 1B		F2	4	1	2	0	0	0	2						
Nelson Mathews, R OBP: 0.299, SLG: 0.358			G5-6-3			BB SF7 1B	E6 WP 1B		K	4	2	1	0	0	1	4						
Jose Santiago, R OBP: 0.174, SLG: 0.096			1-3			F9	1B 1B BB		K	1	0	0	0	0	0	0						
Ted Bowsfield, R OBP: 0.143, SLG: 0.225										0	0	0	0	0	0	0						
Ken Sanders, R OBP: 0.292, SLG: 0.347										0	0	0	0	0	0	0						
George Alusk, R OBP: 0.143, SLG: 0.225										0	0	0	0	0	0	0						
Moe Drabowsky, R OBP: 0.143, SLG: 0.225										0	0	0	0	0	0	0						
Manny Jimenez, L OBP: 0.143, SLG: 0.225										0	0	0	0	0	0	0						
John Wyatt, R OBP: 0.292, SLG: 0.347										0	0	0	0	0	0	0						
Jose Tartabull, L OBP: 0.238, SLG: 0.235										0	0	0	0	0	0	0						
Inning Stats	R: 0 E: 0 K: 0 S: 3	H: 0 LOB: 0 BB: 0 P: 3	R: 0 E: 0 K: 1 S: 5	H: 0 LOB: 0 BB: 0 P: 5	R: 0 E: 0 K: 1 S: 3	H: 1 LOB: 0 BB: 0 P: 3	R: 0 E: 0 K: 0 S: 3	H: 0 LOB: 0 BB: 0 P: 3	R: 1 E: 0 K: 1 S: 6	H: 1 LOB: 0 BB: 0 P: 6	R: 1 E: 0 K: 1 S: 7	H: 2 LOB: 2 BB: 1 P: 11	R: 3 E: 1 K: 0 S: 7	H: 3 LOB: 2 BB: 1 P: 11	R: 0 E: 0 K: 1 S: 7	H: 2 LOB: 2 BB: 0 P: 7	R: 0 E: 0 K: 1 S: 5	H: 1 LOB: 0 BB: 0 P: 5	1B: 8 2B: 1 3B: 0 HR: 1	SF: 1 SAC: 0 DP: 2 HBP: 0	WP: 1 PB: 0 SB: 0 CS: 0	PA: 38
PITCHER	IP WLS BF H R ER SO BB IBB HBP BLK WP HR S P ERA WHIP																					
Frank Kreuzer, L ERA: 4.28	(1, 1) 5.1 W 20 4 2 2 2 1 0 0 0 0 0 1 23 27 3.38 0.938																					
Jim Hannan, R ERA: 3.56	(6, 1) 1.1 8 2 3 0 1 1 0 0 0 0 1 0 9 13 0.00 2.250																					
Ron Kline, R ERA: 2.0	(7, 1) 2.1 S 10 4 0 0 2 0 0 0 0 0 0 0 14 14 0.00 1.714																					

Batter	1	2	3	4	5	6	7	8	9	AB	R	H	RBI	BB	SO	LOB	BOTTOM			
Don Blasingame, L OBP: 0.317, SLG: 0.322	4-3		E3	1B 2B		P4		S 1B		4	1	1	1	0	0	0	Kansas City Athletics @ Washington Senators D.C. Stadium, Washington, DC Sun Aug 23 1964, 3:38 AM EDT Att: 5,128 - Unknown			
Chuck Cottler, R OBP: 0.264, SLG: 0.330				3H 1B				3H 1B		1	0	1	1	0	0	0				
Joe Cunningham, L OBP: 0.350, SLG: 0.281			K	K		5-3		F8		4	0	0	0	0	2	4				
Chuck Hinton, R OBP: 0.350, SLG: 0.436				1B 1B				F9		4	0	1	0	1	0	2				
Willie Kirkland, L OBP: 0.305, SLG: 0.371			F2	L6						4	1	2	3	0	0	2				
Don Lock, R OBP: 0.353, SLG: 0.466		6-3		BB 1B				HR		2	1	0	0	2	0	2				
Don Zimmer, R OBP: 0.309, SLG: 0.439				BB 1B BB		5-3				3	2	1	0	1	1	1				
John Kennedy, R OBP: 0.292, SLG: 0.347		2B 2B		1B BB				K		0	0	0	0	0	0	0				
Mike Brumley, L OBP: 0.308, SLG: 0.303				1B BB		6-3		P6		3	0	1	1	1	0	1				
Ed Brinkman, R OBP: 0.271, SLG: 0.344		6-3		E 1B BB						4	2	2	2	0	1	1				
Frank Kreuzer, R OBP: 0.083, SLG: 0.167				FC6-2 1B						2	1	0	0	0	0	3				
Jim Hannan, R OBP: 0.143, SLG: 0.150				FC6-2 1B						1	0	0	0	0	1	0				
Ron Kline, R OBP: 0.333, SLG: 0.200				2B 1B						0	0	0	0	0	0	0				
Inning Stats	R: 0 E: 0 K: 0 S: 3	H: 0 LOB: 1 BB: 0 P: 4	R: 1 E: 0 K: 0 S: 5	H: 2 LOB: 1 BB: 0 P: 5	R: 0 E: 1 K: 1 S: 6	H: 1 LOB: 1 BB: 0 P: 6	R: 5 E: 1 K: 1 S: 8	H: 3 LOB: 2 BB: 4 P: 24	R: 0 E: 0 K: 1 S: 5	H: 0 LOB: 0 BB: 0 P: 5	R: 0 E: 0 K: 1 S: 5	H: 0 LOB: 0 BB: 0 P: 5	R: 1 E: 0 K: 1 S: 6	H: 1 LOB: 1 BB: 1 P: 10	R: 1 E: 1 K: 0 S: 5	H: 2 LOB: 1 BB: 0 P: 5	1B: 5 2B: 4 3B: 0 HR: 1	SF: 0 SAC: 1 DP: 1 HBP: 1	WP: 0 PB: 0 SB: 1 CS: 1	PA: 39
PITCHER	IP WLS BF H R ER SO BB IBB HBP BLK WP HR S P ERA WHIP																			
Jose Santiago, R ERA: 5.18	(1, 1) 3.0 L 16 3 4 4 1 0 1 0 0 0 0 0 7 11 27.00 4.500																			
Ted Bowsfield, L ERA: 4.29	(4, 1) 0.2 6 3 2 2 1 0 1 0 0 0 0 0 6 6 0.00 0.000																			
Ken Sanders, R ERA: 2.38	(4, 1) 1.1 4 0 0 0 1 0 0 0 0 0 0 0 6 6 0.00 0.000																			
Moe Drabowsky, R ERA: 5.4	(6, 1) 1.0 3 0 0 0 1 0 0 0 0 0 0 0 5 5 0.00 0.000																			
John Wyatt, R ERA: 3.74	(7, 1) 2.0 10 3 2 2 1 1 0 0 0 0 1 11 15 9.00 2.000																			

Batter	1	2	3	4	5	6	7	8	9	AB	R	H	RBI	BB	SO	LOB	TOP										
Albie Pearson, L (1, 7) OBP: 0.308, SLG: 0.264										3	1	1	1	1	1	1											
Jim Piersall, R (1, 8) OBP: 0.350, SLG: 0.373										2	0	0	0	0	0	1											
Willie Smith, L (5, PH) OBP: 0.309, SLG: 0.449										2	0	1	0	0	0	0											
Jim Fregosi, R (1, 6) OBP: 0.386, SLG: 0.494										4	0	0	0	0	1	3											
Joe Adcock, R (1, 3) OBP: 0.354, SLG: 0.473										3	0	0	1	1	0	0											
Vic Power, R (8, 3) OBP: 0.270, SLG: 0.317										0	0	0	0	0	0	0											
Lou Clinton, R (1, 9) OBP: 0.299, SLG: 0.380										3	1	1	1	1	0	0											
Felix Torres, R (1, 5) OBP: 0.258, SLG: 0.415										4	1	1	0	0	0	3											
Buck Rodgers, S (1, 2) OBP: 0.301, SLG: 0.310										4	0	1	0	0	0	1											
Bobby Knoop, R (1, 4) OBP: 0.287, SLG: 0.270										4	1	1	1	0	1	1											
Dean Chance, R (1, 1) OBP: 0.134, SLG: 0.094										3	1	2	0	0	1	0											
Bob Lee, R (7, 1)										1	0	0	0	0	1	0											
Inning Stats	R: 0 E: 0 K: 0 S: 2	H: 0 LOB: 0 BB: 1 P: 6	R: 0 E: 0 K: 0 S: 3	H: 0 LOB: 0 BB: 0 P: 3	R: 0 E: 0 K: 1 S: 6	H: 2 LOB: 1 BB: 0 P: 6	R: 0 E: 0 K: 0 S: 3	H: 0 LOB: 0 BB: 0 P: 3	R: 5 E: 0 K: 1 S: 11	H: 6 LOB: 3 BB: 2 P: 19	R: 0 E: 0 K: 1 S: 5	H: 0 LOB: 0 BB: 0 P: 5	R: 0 E: 0 K: 0 S: 3	H: 0 LOB: 0 BB: 0 P: 3	R: 0 E: 0 K: 0 S: 7	H: 0 LOB: 0 BB: 0 P: 7	1B: 7 2B: 1 3B: 0 HR: 0	SF: 0 SAC: 0 DP: 1 HBP: 0	WP: 1 PB: 0 SB: 0 CS: 1	PA: 36							
PITCHER	IP	WLS	BF	H	R	ER	SO	BB	IBB	HBP	BLK	WP	HR	S	P	ERA	WHIP										
Bob Meyer, L ERA: 4.91	4.1	L	19	6	5	5	1	2	0	0	0	1	0	19	27	10.38	1.846										
Ken Sanders, R ERA: 2.25	0.2		5	2	0	0	1	1	0	0	0	0	0	6	10	0.00	4.500										
Moe Drabowsky, R ERA: 5.32	2.0		6	0	0	0	1	0	0	0	0	0	0	8	8	0.00	0.000										
Wes Stock, R ERA: 2.35	2.0		6	0	0	0	2	0	0	0	0	0	0	10	10	0.00	0.000										

Los Angeles Angels @ Kansas City Athletics
Municipal Stadium, Kansas City, MO
Tue Aug 25 1964, 8:05 PM EDT
Att: 4,749 - Unknown


AB	33
R	5
H	8
RBI	4
BB	3
SO	5
LOB	10



Batter	1	2	3	4	5	6	7	8	9	AB	R	H	RBI	BB	SO	LOB	BOTTOM										
Dick Green, R (1, 4) OBP: 0.305, SLG: 0.382										4	0	0	0	1	0	2											
Wayne Causey, L (1, 6) OBP: 0.388, SLG: 0.404										5	1	2	0	0	1	4											
Ed Charles, R (1, 5) OBP: 0.322, SLG: 0.371										3	0	0	0	1	0	4											
Rocky Colavito, R (1, 9) OBP: 0.357, SLG: 0.538										4	0	2	1	0	0	1											
Jim Gentile, L (1, 3) OBP: 0.380, SLG: 0.481										4	0	0	0	0	3	3											
Doc Edwards, R (1, 2) OBP: 0.248, SLG: 0.297										4	1	1	0	0	1	2											
Bert Campaneris, R (1, 7) OBP: 0.352, SLG: 0.479										3	1	2	1	1	1	0											
Nelson Mathews, R (1, 8) OBP: 0.297, SLG: 0.355										4	0	0	0	0	2	3											
Bob Meyer, R Ken Sanders, R Jose Tartabull, L Moe Drabowsky, R Manny Jimenez Dave Duncan, R Wes Stock, R Billy Bryan, L										1	0	0	0	0	1	0											
Inning Stats	R: 0 E: 0 K: 0 S: 4	H: 1 LOB: 1 BB: 0 P: 4	R: 0 E: 0 K: 2 S: 7	H: 0 LOB: 0 BB: 0 P: 7	R: 0 E: 0 K: 2 S: 7	H: 0 LOB: 0 BB: 0 P: 7	R: 0 E: 0 K: 1 S: 6	H: 1 LOB: 2 BB: 1 P: 10	R: 0 E: 0 K: 0 S: 3	H: 1 LOB: 0 BB: 0 P: 3	R: 1 E: 0 K: 1 S: 7	H: 2 LOB: 1 BB: 0 P: 7	R: 2 E: 0 K: 2 S: 10	H: 3 LOB: 2 BB: 1 P: 14	R: 0 E: 0 K: 1 S: 5	H: 0 LOB: 0 BB: 0 P: 5	R: 0 E: 0 K: 0 S: 3	H: 0 LOB: 2 BB: 2 P: 11	1B: 6 2B: 1 3B: 1 HR: 0	SF: 0 SAC: 0 DP: 1 HBP: 0	WP: 0 PB: 0 SB: 0 CS: 0	PA: 38					
PITCHER	IP	WLS	BF	H	R	ER	SO	BB	IBB	HBP	BLK	WP	HR	S	P	ERA	WHIP										
Dean Chance, R ERA: 1.67	6.1	W	27	8	3	3	7	1	0	0	0	0	0	40	44	4.26	1.421										
Bob Lee, R ERA: 1.56	2.2	S	11	0	0	0	2	3	0	0	0	0	0	12	24	0.00	1.125										

Los Angeles Angels @ Kansas City Athletics
Municipal Stadium, Kansas City, MO
Tue Aug 25 1964, 8:05 PM EDT
Att: 4,749 - Unknown


AB	34
R	3
H	8
RBI	3
BB	4
SO	9
LOB	19



Batter	1	2	3	4	5	6	7	8	9	AB	R	H	RBI	BB	SO	LOB	TOP	
Jim Piersall, R OBP: 0.346, SLG: 0.369 (1, 7)	0-0 4-3		0-0 F4		0-0 SH3-4 WP SF7 1B		0-3 K		0-3 K	5	1	1	0	0	2	2		
Vic Power, R OBP: 0.266, SLG: 0.313 (1, 4) (8, 3)	0-0 F3		0-0 6-3		0-0 SH3-4 1-3			0-0 5-3		3	0	0	0	0	0	0		
Jim Fregosi, R OBP: 0.387, SLG: 0.495 (1, 6)	0-0 1B 1B			0-0 1B 1B	0-0 SF7			0-0 5-3		3	1	2	1	0	0	0		
Joe Adcock, R OBP: 0.356, SLG: 0.474 Bobby Knoop, R OBP: 0.297, SLG: 0.270 (1, 3) (8, 4)	0-0 1-2 1B			0-0 1B 1B	0-3 K			0-0 F3		4	1	2	0	0	1	0		
Felix Torres, R OBP: 0.258, SLG: 0.426 (1, 5)	0-0 5-3			0-3 K		0-3 K			0-0 HR	4	1	1	1	0	2	4		
Lou Clinton, R OBP: 0.302, SLG: 0.382 (1, 9)		0-0 4-3		0-0 1B SF8 1B		0-0 L9			0-0 SH5-3 1B	4	1	2	1	0	0	0		
Bob Perry, R OBP: 0.317, SLG: 0.365 (1, 8)		0-3 K		0-0 1-3 2-H 1B		0-0 F4			0-0 SH5-3	3	0	1	1	0	1	0		
Buck Rodgers, S OBP: 0.301, SLG: 0.308 (1, 2)		0-0 4-3		0-0 SF8			0-0 F7		4-0 IBB	2	0	0	1	1	0	0		
Aubrey Gatewood, R OBP: 0.133, SLG: 0.133 Barry Latman, R OBP: 0.133, SLG: 0.169 Willie Smith, L OBP: 0.308, SLG: 0.447 Bob Duliba, R (9, PH) (9, 1)			0-3 K	0-3 K			0-0 4-3		0-0 L9	2	0	0	0	0	2	1		
Inning Stats	R: 0 E: 0 K: 0 S: 5	H: 2 LOB: 2 BB: 0 P: 5	R: 0 E: 0 K: 1 S: 5	H: 0 LOB: 0 BB: 0 P: 5	R: 3 E: 0 K: 2 S: 11	H: 4 LOB: 1 BB: 0 P: 11	R: 1 E: 0 K: 1 S: 6	H: 1 LOB: 0 BB: 0 P: 6	R: 0 E: 0 K: 1 S: 5	H: 0 LOB: 0 BB: 0 P: 5	R: 0 E: 0 K: 0 S: 3	H: 0 LOB: 0 BB: 0 P: 3	R: 1 E: 0 K: 1 S: 7	H: 2 LOB: 2 BB: 1 P: 11	1B: 8 2B: 0 3B: 0 HR: 1	SF: 2 SAC: 2 DP: 0 HBP: 0	WP: 1 PA: 37 PB: 0 SB: 0 CS: 0	
PITCHER	IP	WLS	BF	H	R	ER	SO	BB	IBB	HBP	BLK	WP	HR	S	P	ERA	WHIP	
John O'Donoghue, L ERA: 4.52 (1, 1)	4.0	L	18	6	3	3	4	0	0	0	0	0	0	26	26	6.75	1.500	
Moe Drabowsky, R ERA: 5.27 (8, 1)	3.0		10	1	1	1	3	0	0	0	0	1	0	16	16	3.00	0.333	
Ted Bowsfield, L ERA: 4.28 (9, PH)	1.2		8	2	1	1	0	0	1	0	0	0	1	7	11	5.40	1.200	
Ken Sanders, R ERA: 2.19 (9, 1)	0.1		1	0	0	0	1	0	0	0	0	0	0	3	3	0.00	0.000	

Los Angeles Angels @ Kansas City Athletics
Municipal Stadium, Kansas City, MO
Wed Aug 26 1964, 8:05 PM EDT
Att: 4,170 - Unknown


AB 32
R 5
H 9
RBI 5
BB 1
SO 8
LOB 9



Batter	1	2	3	4	5	6	7	8	9	AB	R	H	RBI	BB	SO	LOB	BOTTOM		
Dick Green, R OBP: 0.306, SLG: 0.391 (1, 4)	0-3 K		0-0 F6		0-0 L4-3 1B				0-0 F7	5	1	2	1	0	1	3			
Wayne Causey, L OBP: 0.389, SLG: 0.405 (1, 6)	0-0 FC6-4 1B		0-0 G6-4-3 1B		0-0 L4-3 1-2		0-0 L8			4	0	2	0	0	0	1			
Ed Charles, R OBP: 0.321, SLG: 0.370 (1, 5)	0-0 FC6-4 1B		0-0 G6-4-3 1-2		0-3 K			0-0 F8		4	0	1	0	0	1	1			
Rocky Colavito, R OBP: 0.358, SLG: 0.543 (1, 9)	0-0 FC6-4 1-2 2-3		0-0 L7			1-0 FC6-4 HBP		0-0 HR		3	1	1	1	0	0	2			
Jim Gentile, L OBP: 0.379, SLG: 0.479 (1, 3)	0-3 K			0-0 1B 1B		0-0 F6		0-0 F8		4	0	1	0	0	1	3			
Billy Bryan, L OBP: 0.296, SLG: 0.509 (1, 2)		0-3 K		0-0 F5		0-3 K		0-0 F7		4	0	0	0	0	2	2			
Bert Campaneris, R OBP: 0.348, SLG: 0.471 (1, 7)		0-0 6-3		0-0 1-2 1B		0-0 FC6-4 1-2			0-0 L8	4	0	1	0	0	0	1			
Nelson Mathews, R OBP: 0.296, SLG: 0.354 (1, 8)		0-0 1B 1B		0-3 K			0-3 K		0-0 F2	4	0	1	0	0	2	2			
John O'Donoghue, R OBP: 0.206, SLG: 0.379 Mandy Jimenez, L OBP: 0.302, SLG: 0.479 Moe Drabowsky, R OBP: 0.305, SLG: 0.334 Ken Harrison, R OBP: 0.172, SLG: 0.334 Ted Bowsfield, L OBP: 0.308, SLG: 0.447 Ken Sanders, R OBP: 0.297, SLG: 0.270 Jose Tartabull, L OBP: 0.244, SLG: 0.241 (1, 1) (4, PH) (5, 1) (7, PH) (9, 1) (9, PH)		0-0 1-3 1B		0-0 F8		0-0 5-3			0-0 1B	1	0	1	0	0	0	0			
Inning Stats	R: 0 E: 0 K: 2 S: 9	H: 2 LOB: 2 BB: 0 P: 9	R: 0 E: 0 K: 1 S: 7	H: 2 LOB: 2 BB: 0 P: 7	R: 0 E: 0 K: 1 S: 7	H: 2 LOB: 2 BB: 0 P: 7	R: 0 E: 0 K: 1 S: 5	H: 1 LOB: 0 BB: 0 P: 5	R: 0 E: 0 K: 1 S: 5	H: 0 LOB: 1 BB: 0 P: 6	R: 1 E: 0 K: 1 S: 6	H: 1 LOB: 0 BB: 0 P: 6	R: 1 E: 0 K: 0 S: 4	H: 1 LOB: 0 BB: 0 P: 4	R: 0 E: 0 K: 0 S: 4	H: 1 LOB: 1 BB: 0 P: 4	1B: 9 2B: 1 3B: 0 HR: 2	SF: 0 SAC: 0 DP: 2 HBP: 1	WP: 0 PA: 37 PB: 0 SB: 0 CS: 0
PITCHER	IP	WLS	BF	H	R	ER	SO	BB	IBB	HBP	BLK	WP	HR	S	P	ERA	WHIP		
Aubrey Gatewood, R ERA: 2.14 (1, 1)	3.1		16	7	0	0	3	0	0	0	0	0	0	22	22	0.00	2.100		
Barry Latman, R ERA: 3.85 (4, 1)	4.2	W	17	3	2	2	4	0	0	1	0	0	2	24	25	3.86	0.643		
Bob Duliba, R ERA: 2.59 (9, 1)	1.0	S	4	1	0	0	0	0	0	0	0	0	0	4	4	0.00	1.000		

Los Angeles Angels @ Kansas City Athletics
Municipal Stadium, Kansas City, MO
Wed Aug 26 1964, 8:05 PM EDT
Att: 4,170 - Unknown

AB 36
R 2
H 11
RBI 2
BB 0
SO 7
LOB 17



Batter	1	2	3	4	5	6	7	8	9	AB	R	H	RBI	BB	SO	LOB	TOP										
Lenny Green, L OBP: 0.316, SLG: 0.297 (1, 8)	0-0 4-3	0-0 SF7		4-0 BB			0-0 1B 1B		0-0 HR	3	2	2	2	1	0	0											
Vic Power, R OBP: 0.265, SLG: 0.311 (1, 4) (7, 3)	0-0 F4	0-0 F3		0-0 4-3			0-0 1B 1B		0-0 1-3	5	0	1	0	0	0	3											
Jim Fregosi, R OBP: 0.383, SLG: 0.489 (1, 6)	0-0 F9		0-0 F9		0-0 5-3		0-3 K		0-0 6-3	5	0	0	0	0	1	2											
Willie Smith, L OBP: 0.314, SLG: 0.470 (1, 7)		0-0 HR 2B	0-0 HR		0-0 2B		0-0 F7			4	2	3	1	0	0	2											
Joe Adcock, R OBP: 0.360, SLG: 0.487 Bobby Knoop, R OBP: 0.287, SLG: 0.270 (1, 3) (7, 4)		0-0 HR 2H	0-0 G6-4-3 1B		0-3 K		0-0 1B			4	1	3	3	0	1	1											
Felix Torres, R OBP: 0.258, SLG: 0.423 (1, 5)	0-0 2B	0-0 1B	0-0 G6-4-3 1-2		0-0 F6			0-3 K		4	1	1	0	0	1	2											
Lou Clinton, R OBP: 0.304, SLG: 0.386 (1, 9)	0-0 1B SF7 2B		0-0 BB HBP 1B		0-0 F5		0-3 K			4	1	2	1	0	1	0											
Buck Rodgers, S OBP: 0.300, SLG: 0.308 (1, 2)	0-0 SF7 1B		0-3 K		0-0 F9		0-0 5-3			4	0	1	0	0	1	1											
George Brunet, R Bob Lee, R (1, 1) (7, 1)	0-0 F2		1-0 BB HBP		0-0 L9			0-3 K		2	0	0	0	0	0	2											
Inning Stats	R: 0 E: 0 K: 0 S: 3	H: 0 LOB: 0 BB: 0 P: 3	R: 4 E: 0 K: 0 S: 8	H: 5 LOB: 1 BB: 0 P: 8	R: 1 E: 0 K: 0 S: 4	H: 2 LOB: 0 BB: 0 P: 4	R: 0 E: 0 K: 1 S: 5	H: 1 LOB: 2 BB: 1 P: 10	R: 0 E: 0 K: 0 S: 6	H: 0 LOB: 0 BB: 0 P: 6	R: 1 E: 0 K: 1 S: 7	H: 3 LOB: 1 BB: 0 P: 7	R: 0 E: 0 K: 2 S: 7	H: 0 LOB: 0 BB: 0 P: 7	R: 1 E: 0 K: 1 S: 6	H: 1 LOB: 0 BB: 0 P: 6	1B: 7 2B: 3 3B: 0 HR: 3	SF: 1 SAC: 0 DP: 1 HBP: 1	WP: 0 PB: 0 SB: 0 CS: 0	PA: 39							
PITCHER	IP	WLS	BF	H	R	ER	SO	BB	IBB	HBP	BLK	WP	HR	S	P	ERA	WHIP	PITCHER									
Diego Segui, R ERA: 4.24 (1, 1)	1.0	L	8	5	4	4	0	0	0	0	0	0	1	8	8	36.00	5.000										
Ken Sanders, R ERA: 2.51 (2, 1)	2.0		7	2	1	1	0	0	0	0	0	0	1	7	7	4.50	1.000										
Jose Santiago, R ERA: 4.99 (4, 1)	4.0		17	5	1	1	3	1	0	1	0	0	0	21	26	2.25	1.500										
Ted Bowsfield, L ERA: 4.24 (8, 1)	1.0		3	0	0	0	2	0	0	0	0	0	0	7	7	0.00	0.000										
John Wyatt, R ERA: 3.79 (9, 1)	1.0		4	1	1	1	1	0	0	0	0	0	1	6	6	9.00	1.000										

Los Angeles Angels @ Kansas City Athletics
Municipal Stadium, Kansas City, MO
Thu Aug 27 1964, 4:33 AM EDT
Att: 2,599 - Unknown


AB	36
R	7
H	13
RBI	7
BB	1
SO	6
LOB	13



Batter	1	2	3	4	5	6	7	8	9	AB	R	H	RBI	BB	SO	LOB	BOTTOM										
Dick Green, R OBP: 0.308, SLG: 0.389 (1, 4)	0-0 F8		4-0 1B BB		0-3 K		0-0 FC6-4 1B		0-0 5-3	4	0	1	0	1	1	1											
Wayne Causey, L OBP: 0.391, SLG: 0.405 (1, 6)	4-0 BB		0-0 1-2 1B		4-0 BB		0-0 FC6-4 BB 1-2		0-0 F4	3	0	1	0	2	0	1											
Ed Charles, R OBP: 0.318, SLG: 0.366 (1, 5)	0-0 F6		0-0 F8		0-3 K		0-0 F7		0-3 K	5	0	0	0	0	2	6											
Rocky Colavito, R OBP: 0.359, SLG: 0.542 (1, 9)	0-0 F8			0-0 F8		0-0 WP 1B	4-0 BB BB			3	0	1	0	1	0	1											
Jim Gentile, L OBP: 0.380, SLG: 0.477 (1, 3)		0-3 K		0-0 1B		0-0 L9	4-0 BB BB			3	0	1	0	1	1	1											
Doc Edwards, R OBP: 0.248, SLG: 0.294 (1, 2)		0-3 K		0-0 F7		4-0 BB	0-0 1-3			3	0	0	0	1	1	4											
Bert Campaneris, R OBP: 0.338, SLG: 0.456 (1, 7)		0-0 F9		0-3 K		0-3 K		0-0 F3		4	0	0	0	0	2	3											
Nelson Mathews, R OBP: 0.296, SLG: 0.355 (1, 8)			0-0 5-3		0-0 2B		0-0 F7		0-3 K	4	0	1	0	0	1	2											
Diego Segui, R BP: 0.234, SLG: 0.250 Ken Sanders, R BP: 0.347, SLG: 0.352 George Alusk, R BP: 0.175, SLG: 0.295 Jose Santiago, R BP: 0.241, SLG: 0.238 Ken Harrelson, R BP: 0.241, SLG: 0.238 Ted Bowsfield, R BP: 0.241, SLG: 0.238 Jose Tartabull, L BP: 0.241, SLG: 0.238 John Wyatt, R BP: 0.241, SLG: 0.238 (1, 1) (2, 1) (3, 1) (4, 1) (7, 1) (8, 1) (8, 1) (8, 1) (8, 1)			0-0 L9		0-0 1-3		0-0 HR		0-0 F7	0	0	0	0	0	0	0											
Inning Stats	R: 0 E: 0 K: 0 S: 3	H: 0 LOB: 1 BB: 1 P: 7	R: 0 E: 0 K: 2 S: 7	H: 0 LOB: 0 BB: 0 P: 7	R: 0 E: 0 K: 0 S: 4	H: 1 LOB: 2 BB: 1 P: 8	R: 0 E: 0 K: 1 S: 6	H: 1 LOB: 1 BB: 0 P: 6	R: 0 E: 0 K: 2 S: 8	H: 1 LOB: 2 BB: 1 P: 12	R: 0 E: 0 K: 1 S: 6	H: 1 LOB: 2 BB: 1 P: 10	R: 1 E: 0 K: 0 S: 5	H: 2 LOB: 3 BB: 2 P: 13	R: 0 E: 0 K: 1 S: 5	H: 0 LOB: 0 BB: 0 P: 5	R: 0 E: 0 K: 1 S: 5	H: 0 LOB: 0 BB: 0 P: 5	1B: 4 2B: 1 3B: 0 HR: 1	SF: 0 SAC: 0 DP: 0 HBP: 0	WP: 1 PB: 0 SB: 0 CS: 0	PA: 39					
PITCHER	IP	WLS	BF	H	R	ER	SO	BB	IBB	HBP	BLK	WP	HR	S	P	ERA	WHIP	PITCHER									
George Brunet, L ERA: 2.63 (1, 1)	6.2	W	32	6	1	1	6	6	0	0	0	0	0	11	11	0.00	0.000										
Bob Lee, R ERA: 1.53 (7, 1)	2.1	S	7	0	0	0	2	0	0	0	0	0	0	11	11	0.00	0.000										

Los Angeles Angels @ Kansas City Athletics
Municipal Stadium, Kansas City, MO
Thu Aug 27 1964, 4:33 AM EDT
Att: 2,599 - Unknown

AB	33
R	1
H	6
RBI	1
BB	6
SO	8
LOB	20



Batter	1	2	3	4	5	6	7	8	9	10	11	AB	R	H	RBI	BB	SO	LOB	TOP				
Chico Salmon, R OBP: 0.345, SLG: 0.409	(1, 9) 0-3 K		(1, 2) 0-0 F7	(1, 3) 0-0 F2			(1, 4) 0-0 1B			(1, 5) 4-0 G4-3 BB		4	0	1	0	1	1	0					
Dick Howser, R OBP: 0.331, SLG: 0.324	(1, 6) 0-0 6-3		(1, 7) 4-0 1B BB				(1, 8) 0-0 G3			(1, 9) 0-0 G4-3		4	1	0	0	1	0	2					
Fred Whitfield, L OBP: 0.307, SLG: 0.440	(1, 3) 0-0 2B		(1, 4) 0-0 1B 2B 1B				(1, 5) 0-0 F8			(1, 6) 0-0 F8		5	2	3	1	0	0	0					
Leon Wagner, L OBP: 0.331, SLG: 0.470	(1, 7) 0-0 F8		(1, 8) 0-0 2B 1B 1B				(1, 9) 0-0 3-1			(1, 10) 0-3 K		5	1	1	1	0	1	1					
Max Alvis, R OBP: 0.319, SLG: 0.442		(1, 5) 0-0 5-3	(1, 6) 0-0 1B 2B				(1, 7) 0-0 L7			(1, 8) 0-0 4-3		5	0	1	1	0	0	0					
Vic Davalillo, L OBP: 0.302, SLG: 0.340	(1, 8) 0-0 2B		(1, 9) 0-0 2B 1B				(1, 10) 0-0 F7			(1, 11) 0-0 E6		5	0	2	1	0	0	0					
Joe Azcue, R OBP: 0.324, SLG: 0.385	(1, 2) 0-0 F4		(1, 3) 0-0 F8				(1, 4) 0-3 K			(1, 5) 0-3 K		4	0	0	0	0	2	3					
Woodie Held, R OBP: 0.310, SLG: 0.422	(1, 4) 0-3 K		(1, 5) 0-0 F7				(1, 6) 0-0 G1-6-3 1B			(1, 7) 0-3 K		4	0	1	0	0	2	1					
Luis Tiant, R OBP: 0.038, SLG: 0.038	(1, 1) 0-0 1B		(1, 2) 0-3 K				(1, 3) 0-0 G1-6-3			(1, 4) 0-3 K		3	0	0	0	0	2	1					
Tito Francona, L OBP: 0.377, SLG: 0.382	(10, PH) 0-0 1B		(10, 1) 0-0 K				(10, 2) 0-0 K			(10, 3) 0-0 K		1	0	0	0	0	1	0					
Don McMahon, R OBP: 0.167, SLG: 0.167	(10, 1) 0-0 K		(10, 2) 0-0 K				(10, 3) 0-0 K			(10, 4) 0-0 K		0	0	0	0	0	0	0					
Inning Stats	R: 0 E: 0 K: 1 S: 6	H: 1 LOB: 1 BB: 0 P: 6	R: 0 E: 0 K: 1 S: 6	H: 1 LOB: 1 BB: 0 P: 6	R: 3 E: 0 K: 1 S: 9	H: 4 LOB: 2 BB: 1 P: 13	R: 0 E: 0 K: 1 S: 5	H: 0 LOB: 0 BB: 0 P: 5	R: 0 E: 0 K: 0 S: 5	H: 0 LOB: 0 BB: 0 P: 5	R: 0 E: 0 K: 1 S: 5	H: 0 LOB: 0 BB: 0 P: 5	R: 0 E: 0 K: 2 S: 7	H: 0 LOB: 0 BB: 0 P: 7	R: 0 E: 0 K: 1 S: 4	H: 0 LOB: 0 BB: 1 P: 8	R: 1 E: 0 K: 0 S: 4	H: 1 LOB: 0 BB: 0 P: 4	1B: 5 2B: 3 3B: 0 HR: 1	SF: 0 SAC: 0 DP: 2 HBP: 0	WP: 0 PB: 0 SB: 0 CS: 0	PA: 42	
PITCHER	IP ERA WLS BF H R ER SO BB IBB HBP BLK WP HR S P ERA WHIP	PITCHER																			IP ERA WLS BF H R ER SO BB IBB HBP BLK WP HR S P ERA WHIP		
Moe Drabowsky, R ERA: 5.2	(1, 1) 7.0																						
John Wyatt, R ERA: 3.65	(8, 1) 3.0																						
Wes Stock, R ERA: 2.45	(11, 1) 1.0																						

Cleveland Indians @ Kansas City Athletics
Municipal Stadium, Kansas City, MO
Sat Aug 29 1964, 4:33 AM EDT
Att: 9,677 - Unknown


AB	40
R	4
H	9
RBI	4
BB	2
SO	9
LOB	8



Batter	1	2	3	4	5	6	7	8	9	10	11	AB	R	H	RBI	BB	SO	LOB	BOTTOM							
Dick Green, R OBP: 0.306, SLG: 0.383	(1, 4) 4-0 CS BB		(1, 5) 0-0 L7				(1, 6) 0-0 L7			(1, 7) 0-0 F3		4	0	0	0	1	0	0								
Bert Campaneris, R OBP: 0.340, SLG: 0.447	(1, 7) 0-0 F9		(1, 8) 0-0 5-3				(1, 9) 0-0 1B			(1, 10) 0-0 F7		4	0	2	0	0	0	1								
John Wyatt, R ERA: 3.65	(8, 1) 0-0 F9		(8, 2) 0-0 1B				(8, 3) 0-0 1B			(8, 4) 0-0 F8		0	0	0	0	0	0	0								
George Alusik, R OBP: 0.304, SLG: 0.349	(10, PH) 1-2		(10, 1) 0-0 1B				(10, 2) 0-0 F8			(10, 3) 0-3 K		3	1	0	0	2	1	1								
Wes Stock, R OBP: 0.235, SLG: 0.188	(11, 1) 0-0 G3		(11, 2) 0-0 1B BB				(11, 3) 4-0 BB SF8 BB			(11, 4) 0-0 F4		4	1	2	0	1	0	0								
Wayne Causey, L OBP: 0.390, SLG: 0.400	(1, 6) 0-0 G3		(1, 7) 0-0 1B BB				(1, 8) 0-0 F8			(1, 9) 0-0 F4		4	1	2	0	1	0	0								
Rocky Colavito, R OBP: 0.364, SLG: 0.545	(1, 9) 0-0 HR 1B		(1, 10) 0-0 1B				(1, 11) 0-0 F4			(1, 12) 0-0 F6		4	1	2	0	1	0	0								
Ken Harrelson, R OBP: 0.239, SLG: 0.378	(1, 3) 0-0 HR		(1, 4) 0-0 K				(1, 5) 0-0 F6			(1, 6) 0-0 F9		5	1	1	2	0	2	4								
Billy Bryan, L OBP: 0.298, SLG: 0.503	(1, 2) 0-0 E4 2B		(1, 3) 0-0 F2				(1, 4) 0-0 F9			(1, 5) 0-0 F9		4	0	0	0	1	0	0								
Ed Charles, R OBP: 0.317, SLG: 0.367	(1, 5) 0-0 2B		(1, 6) 0-0 SF8				(1, 7) 0-0 SF8			(1, 8) 0-0 6-3		3	0	2	1	0	0	0								
Nelson Mathews, R OBP: 0.291, SLG: 0.349	(1, 8) 0-0 6-3		(1, 9) 0-0 G4-6-3 1B				(1, 10) 0-0 G4-6-3			(1, 11) 0-3 K		4	0	0	0	0	2	4								
Moe Drabowsky, R OBP: 0.024, SLG: 0.024	(1, 1) 0-0 5-3		(1, 2) 0-0 K				(1, 3) 0-0 F9			(1, 4) 0-0 F8		2	0	0	0	0	1	1								
Manny Jimenez, L OBP: 0.299, SLG: 0.468	(7, PH) 0-0 5-3		(7, 1) 0-0 K				(7, 2) 0-0 F9			(7, 3) 0-0 F8		1	0	0	0	0	0	0								
Jose Tartabull, L OBP: 0.247, SLG: 0.244	(8, 7) 0-0 5-3		(8, 1) 0-0 K				(8, 2) 0-0 F9			(8, 3) 0-0 F8		1	0	0	0	0	0	0								
Inning Stats	R: 0 E: 0 K: 0 S: 2	H: 0 LOB: 0 BB: 1 P: 6	R: 2 E: 1 K: 0 S: 6	H: 3 LOB: 1 BB: 0 P: 6	R: 0 E: 0 K: 1 S: 6	H: 2 LOB: 2 BB: 1 P: 10	R: 0 E: 0 K: 0 S: 3	H: 1 LOB: 0 BB: 0 P: 3	R: 0 E: 0 K: 1 S: 5	H: 0 LOB: 2 BB: 0 P: 5	R: 1 E: 0 K: 2 S: 7	H: 0 LOB: 2 BB: 3 P: 19	R: 0 E: 0 K: 1 S: 4	H: 1 LOB: 1 BB: 0 P: 4	R: 0 E: 0 K: 0 S: 3	H: 0 LOB: 0 BB: 0 P: 3	R: 0 E: 0 K: 1 S: 5	H: 0 LOB: 0 BB: 0 P: 5	R: 0 E: 0 K: 1 S: 5	H: 0 LOB: 0 BB: 1 P: 5	R: 0 E: 0 K: 0 S: 3	H: 0 LOB: 0 BB: 0 P: 3	1B: 5 2B: 1 3B: 0 HR: 1	SF: 1 SAC: 0 DP: 1 HBP: 0	WP: 0 PB: 0 SB: 0 CS: 1	PA: 42
PITCHER	IP ERA WLS BF H R ER SO BB IBB HBP BLK WP HR S P ERA WHIP	PITCHER																			IP ERA WLS BF H R ER SO BB IBB HBP BLK WP HR S P ERA WHIP					
Luis Tiant, R ERA: 2.58	(1, 1) 9.0																									
Don McMahon, R ERA: 1.57	(10, 1) 2.0																									

Cleveland Indians @ Kansas City Athletics
Municipal Stadium, Kansas City, MO
Sat Aug 29 1964, 4:33 AM EDT
Att: 9,677 - Unknown

AB	36
R	3
H	7
RBI	3
BB	5
SO	6
LOB	11



Batter	1	2	3	4	5	6	7	8	9	AB	R	H	RBI	BB	SO	LOB	TOP			
Chico Salmon, R OBP: 0.346, SLG: 0.429										5	0	2	2	0	1	1	Cleveland Indians @ Kansas City Athletics Municipal Stadium, Kansas City, MO Sun Aug 30 1964, 4:33 AM EDT Unknown			
Dick Howser, R OBP: 0.331, SLG: 0.323										4	0	1	0	1	0	2				
Bob Chance, L OBP: 0.364, SLG: 0.467										5	0	0	0	0	0	4				
Leon Wagner, L OBP: 0.332, SLG: 0.470										5	0	2	0	0	1	0				
Max Alvis, R OBP: 0.324, SLG: 0.445										5	1	3	0	0	0	2				
Joe Azcue, R OBP: 0.321, SLG: 0.381										5	0	1	0	0	1	3				
Vic Davalillo, L OBP: 0.304, SLG: 0.338										2	1	0	0	2	1	3				
Woodie Held, R OBP: 0.313, SLG: 0.423										2	0	1	1	1	1	0				
Ted Abernathy, R										0	0	0	0	0	0	0				
Paul Dicken, R										1	0	0	0	0	0	1				
Pedro Ramos, S										0	0	0	0	0	0	0				
Jack Kralick, L										2	0	1	0	0	0	3				
Gary Bell, R										0	0	0	0	0	0	0				
Billy Moran, R										2	1	1	0	0	0	3				
Inning Stats	R: 0 E: 0 K: 0 S: 3	H: 1 LOB: 0 BB: 0 P: 3	R: 0 E: 0 K: 1 S: 6	H: 1 LOB: 1 BB: 0 P: 6	R: 0 E: 0 K: 1 S: 6	H: 1 LOB: 1 BB: 0 P: 6	R: 1 E: 0 K: 1 S: 7	H: 2 LOB: 3 BB: 2 P: 15	R: 0 E: 0 K: 0 S: 5	H: 3 LOB: 0 BB: 0 P: 6	R: 0 E: 0 K: 0 S: 5	H: 2 LOB: 2 BB: 0 P: 5	R: 2 E: 0 K: 1 S: 7	H: 2 LOB: 2 BB: 2 P: 15	R: 0 E: 0 K: 0 S: 3	H: 0 LOB: 0 BB: 0 P: 3	1B: 9 2B: 1 3B: 2 HR: 0	SF: 0 SAC: 0 DP: 1 HBP: 0	WP: 1 PB: 1 SB: 0 CS: 0	PA: 42
PITCHER John O'Donoghue, L ERA: 4.43	IP: 9.0 WLS: W BF: 42	H: 12 R: 3 ER: 3 SO: 5	BB: 4 IBB: 0 HBP: 0 BLK: 0	WP: 1 HR: 0 S: 48 P: 64	ERA: 3.00 WHIP: 1.778	PITCHER	IP: 9.0 WLS: W BF: 42	H: 12 R: 3 ER: 3 SO: 5	BB: 4 IBB: 0 HBP: 0 BLK: 0	WP: 1 HR: 0 S: 48 P: 64	ERA: 3.00 WHIP: 1.778	PITCHER	IP: 9.0 WLS: W BF: 42	H: 12 R: 3 ER: 3 SO: 5	BB: 4 IBB: 0 HBP: 0 BLK: 0	WP: 1 HR: 0 S: 48 P: 64	ERA: 3.00 WHIP: 1.778			

AB	38
R	3
H	12
RBI	3
BB	4
SO	5
LOB	22




Batter	1	2	3	4	5	6	7	8	9	AB	R	H	RBI	BB	SO	LOB	BOTTOM			
Bert Campaneris, R OBP: 0.336, SLG: 0.438										5	0	1	0	0	1	3	Cleveland Indians @ Kansas City Athletics Municipal Stadium, Kansas City, MO Sun Aug 30 1964, 4:33 AM EDT Unknown			
Wayne Causey, L OBP: 0.392, SLG: 0.400										4	1	2	0	1	0	0				
Ken Harrelson, R										4	1	1	0	0	1	6				
Jose Tartabull, L										1	0	1	0	0	0	0				
Rocky Colavito, R OBP: 0.363, SLG: 0.540										4	1	0	0	1	0	2				
Jim Gentile, L OBP: 0.385, SLG: 0.497										4	2	3	5	1	0	0				
Doc Edwards, R OBP: 0.251, SLG: 0.296										5	1	2	0	0	1	3				
Ed Charles, R OBP: 0.316, SLG: 0.365										3	1	0	0	1	0	1				
Nelson Mathews, R OBP: 0.297, SLG: 0.365										2	2	2	4	2	0	0				
John O'Donoghue, R OBP: 0.234, SLG: 0.298										4	0	2	0	0	1	1				
Inning Stats	R: 3 E: 0 K: 0 S: 5	H: 2 LOB: 0 BB: 1 P: 9	R: 0 E: 0 K: 0 S: 4	H: 1 LOB: 3 BB: 2 P: 12	R: 0 E: 0 K: 0 S: 4	H: 1 LOB: 1 BB: 0 P: 4	R: 1 E: 0 K: 1 S: 7	H: 3 LOB: 1 BB: 0 P: 7	R: 4 E: 1 K: 2 S: 10	H: 3 LOB: 0 BB: 1 P: 14	R: 1 E: 0 K: 0 S: 5	H: 2 LOB: 1 BB: 0 P: 5	R: 0 E: 0 K: 0 S: 3	H: 1 LOB: 1 BB: 1 P: 7	R: 0 E: 0 K: 1 S: 6	H: 1 LOB: 2 BB: 1 P: 10	1B: 10 2B: 0 3B: 0 HR: 4	SF: 0 SAC: 0 DP: 1 HBP: 0	WP: 1 PB: 1 SB: 0 CS: 0	PA: 42
PITCHER Jack Kralick, L ERA: 3.16	IP: 4.0 WLS: L	BF: 21	H: 7 R: 4 ER: 4 SO: 1	BB: 3 IBB: 0 HBP: 0 BLK: 0	WP: 0 HR: 2 S: 20 P: 32	ERA: 9.00 WHIP: 2.500	PITCHER	IP: 4.0 WLS: L	BF: 21	H: 7 R: 4 ER: 4 SO: 1	BB: 3 IBB: 0 HBP: 0 BLK: 0	WP: 0 HR: 2 S: 20 P: 32	ERA: 9.00 WHIP: 2.500	PITCHER	IP: 4.0 WLS: L	BF: 21	H: 7 R: 4 ER: 4 SO: 1	BB: 3 IBB: 0 HBP: 0 BLK: 0	WP: 0 HR: 2 S: 20 P: 32	ERA: 9.00 WHIP: 2.500
Gary Bell, R ERA: 4.53	IP: 1.0	WLS: 7	H: 3 R: 4 ER: 4 SO: 2	BB: 1 IBB: 0 HBP: 0 BLK: 0	WP: 0 HR: 2 S: 10 P: 14	ERA: 36.00 WHIP: 4.000	Ted Abernathy, R ERA: 4.11	IP: 2.0	WLS: 9	H: 3 R: 1 ER: 1 SO: 0	BB: 1 IBB: 0 HBP: 0 BLK: 0	WP: 0 HR: 0 S: 8 P: 12	ERA: 4.50 WHIP: 2.000	Pedro Ramos, R ERA: 4.89	IP: 1.0	WLS: 5	H: 1 R: 0 ER: 0 SO: 1	BB: 1 IBB: 0 HBP: 0 BLK: 0	WP: 1 HR: 0 S: 6 P: 10	ERA: 0.00 WHIP: 2.000

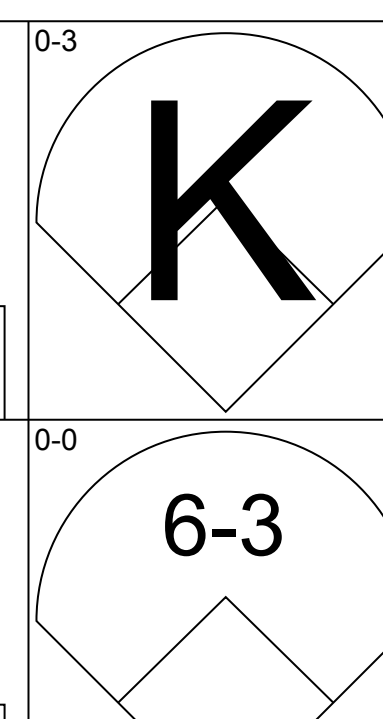
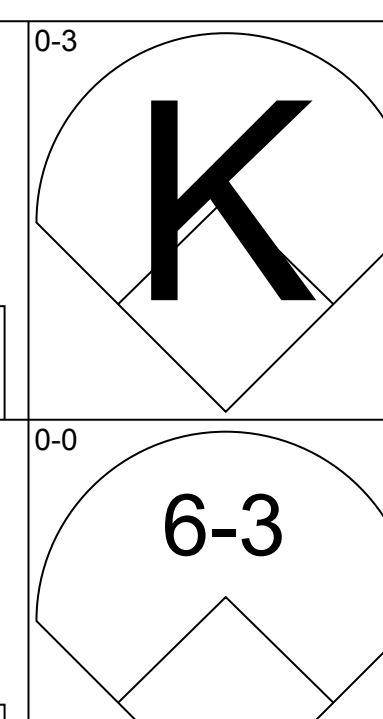
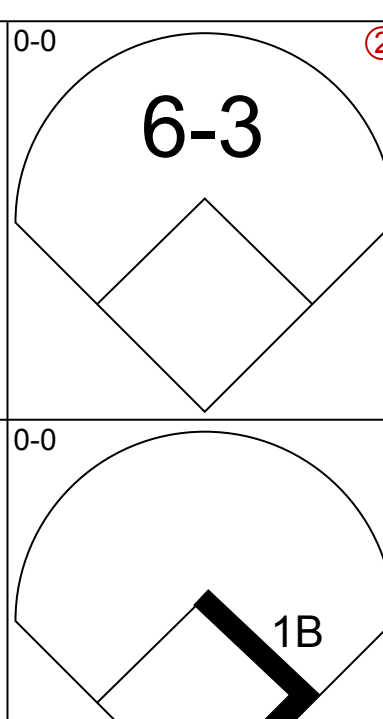
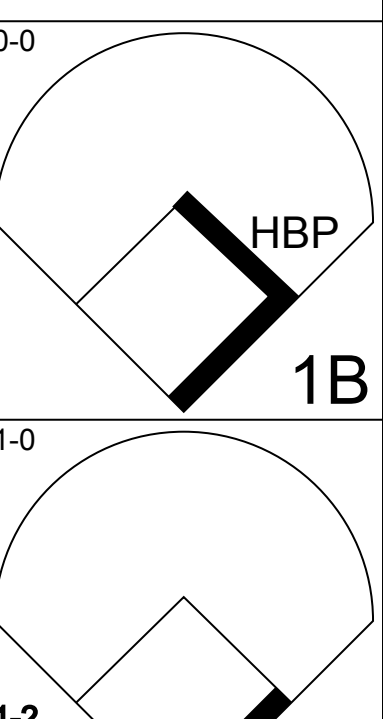
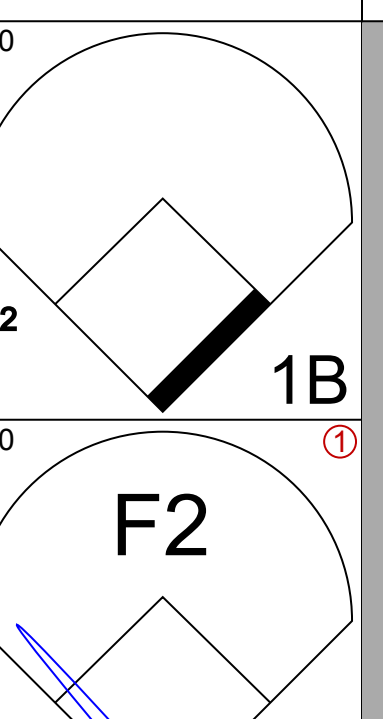
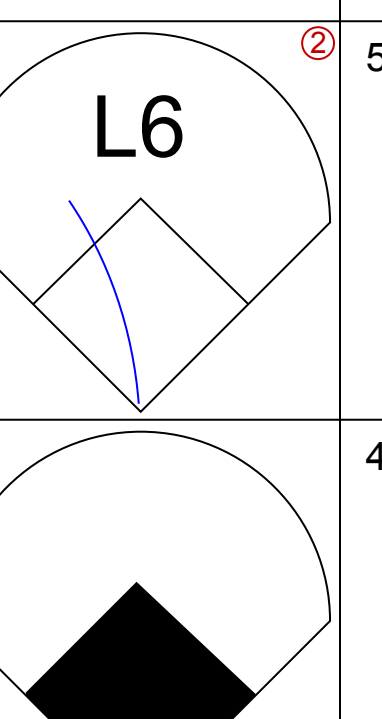
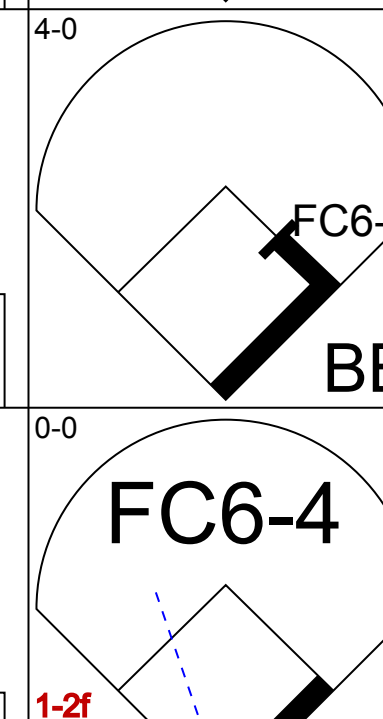
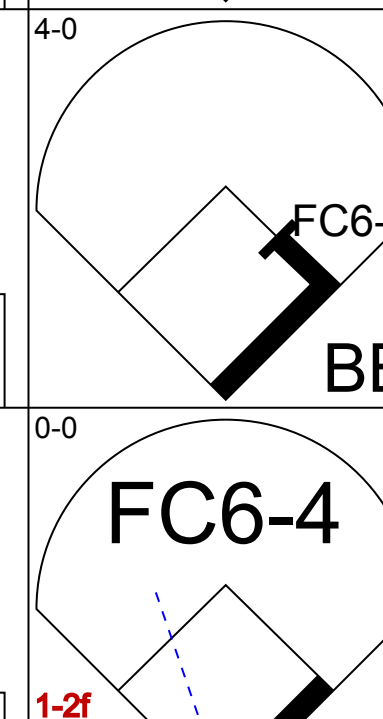
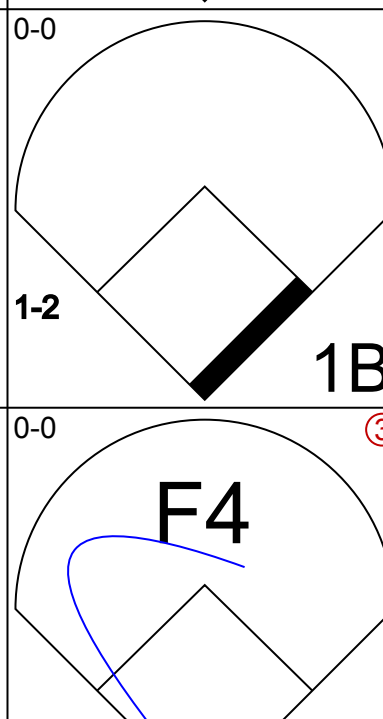
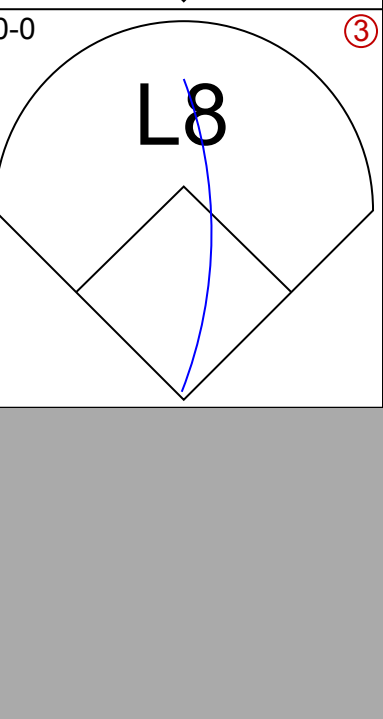
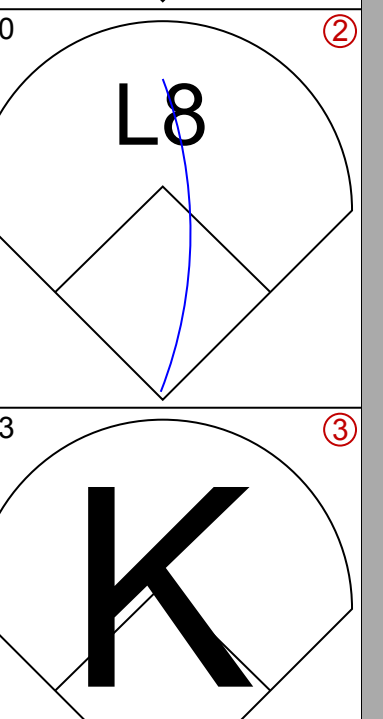
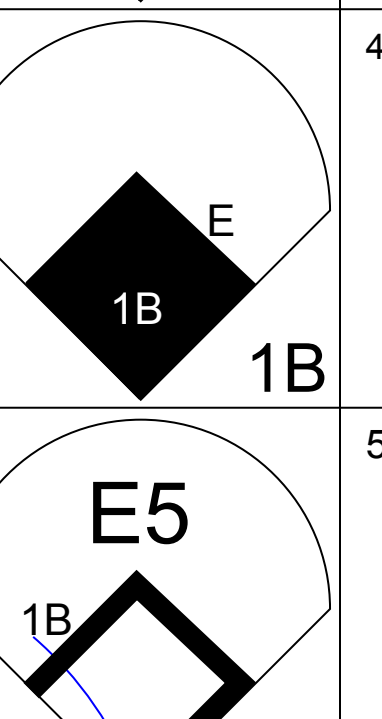





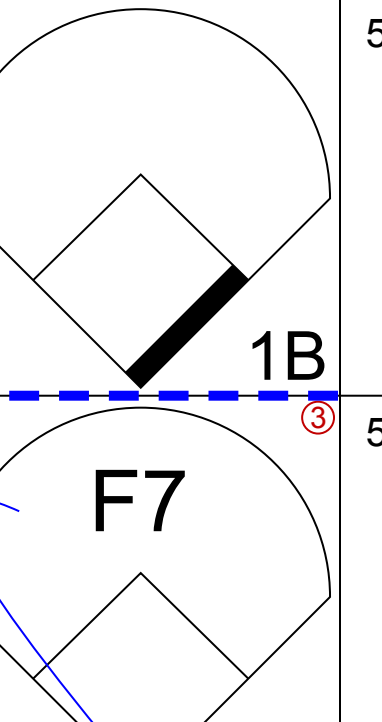



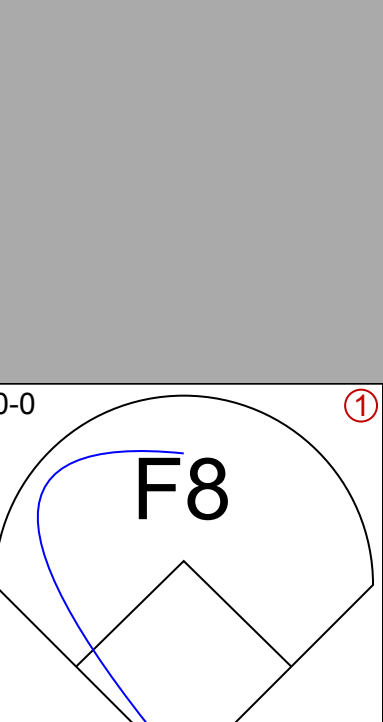


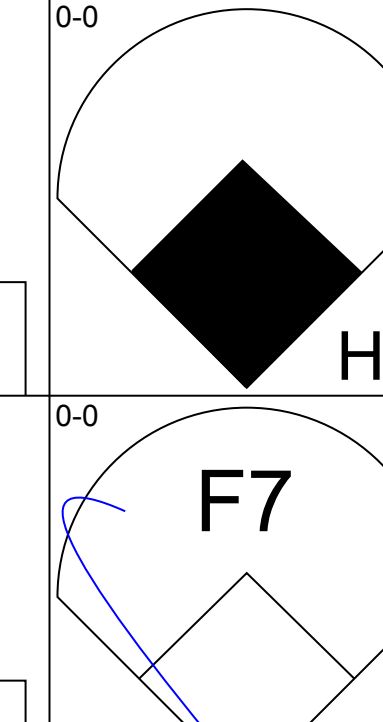
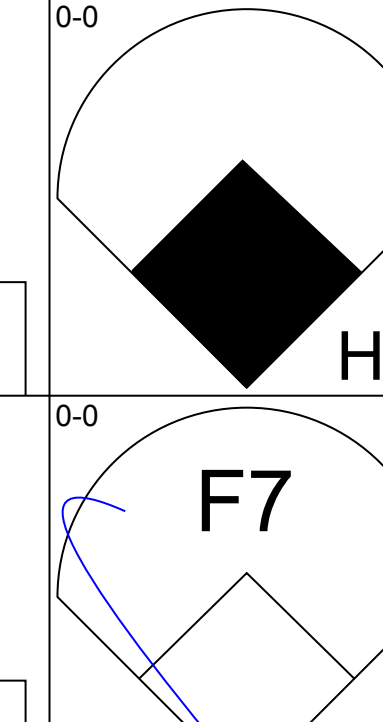
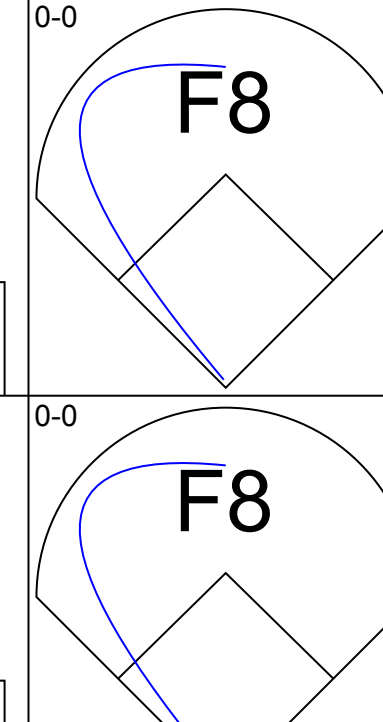
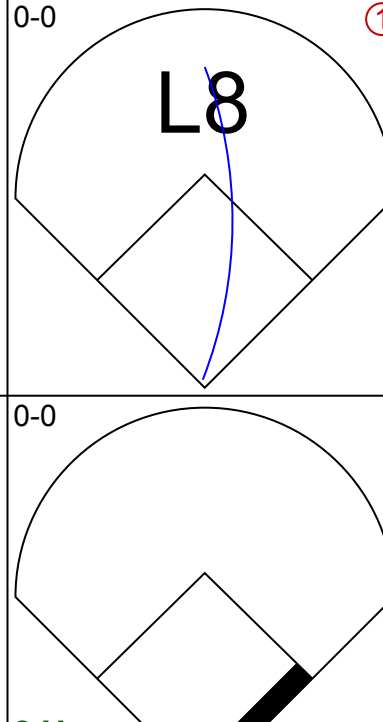
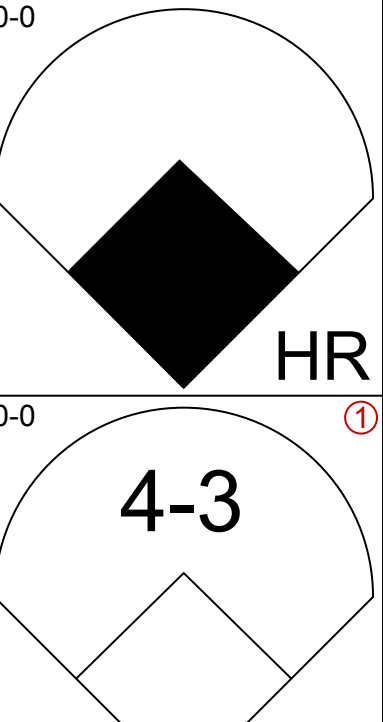
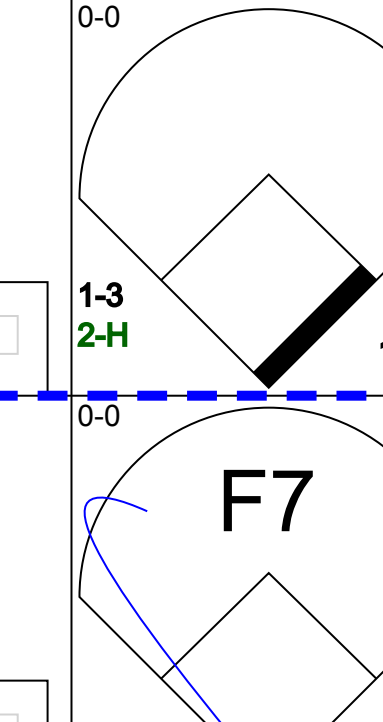
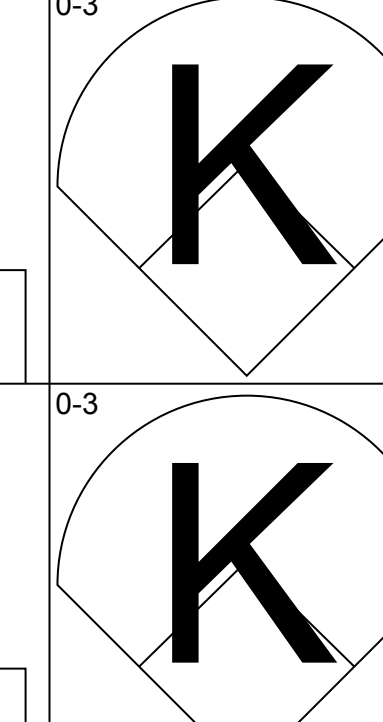
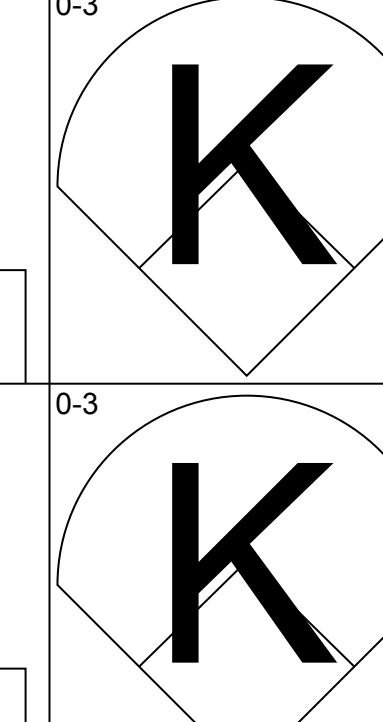

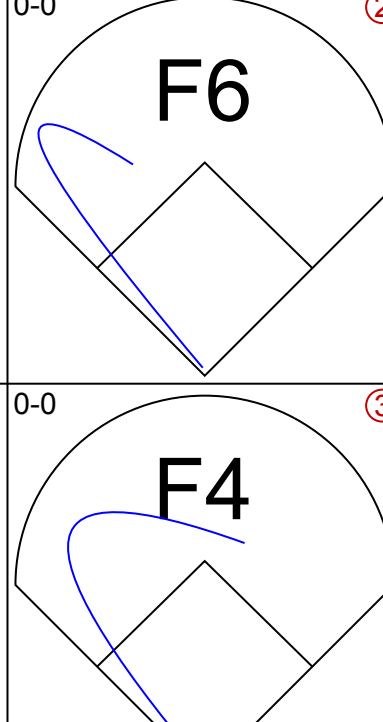
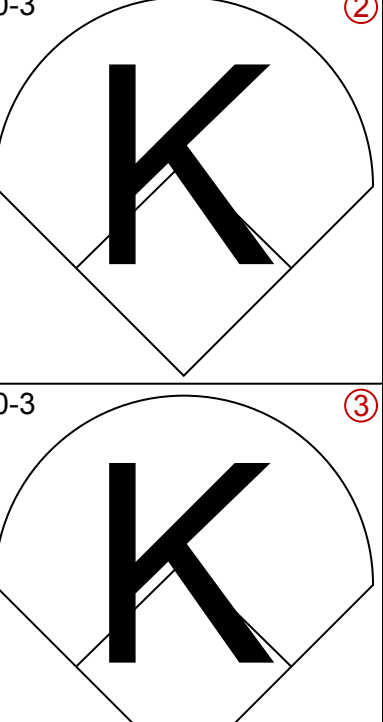






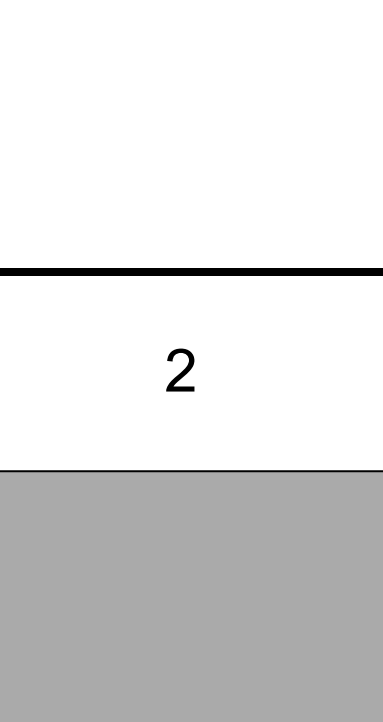
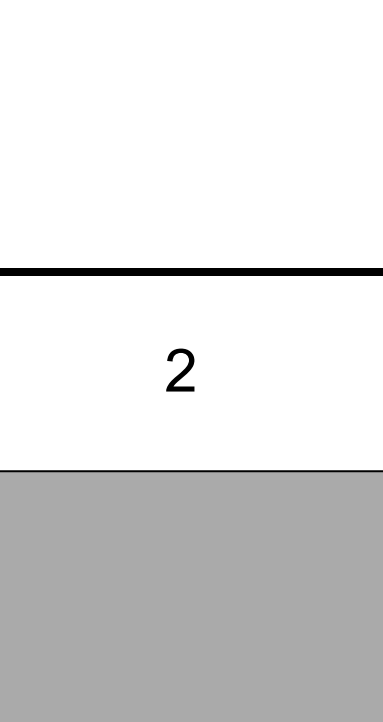
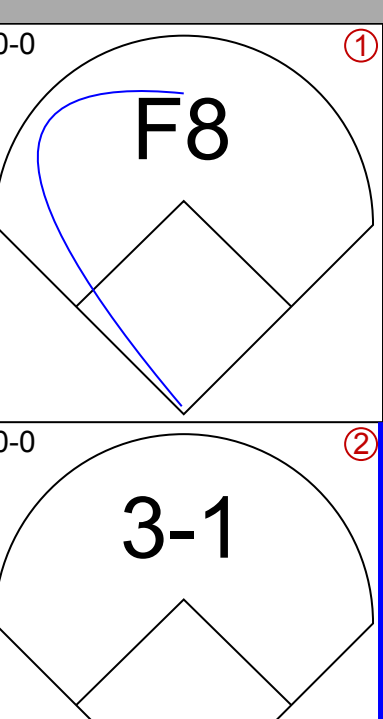
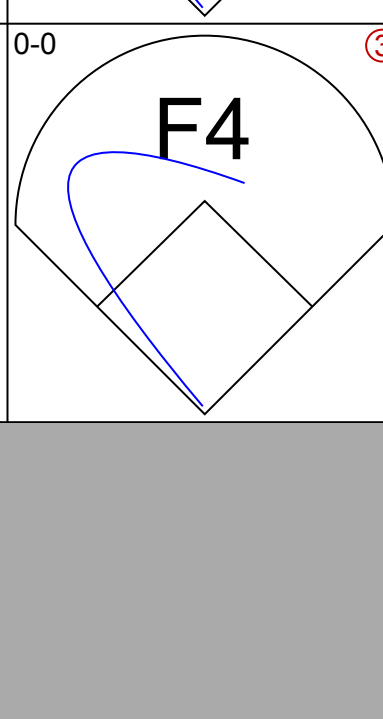
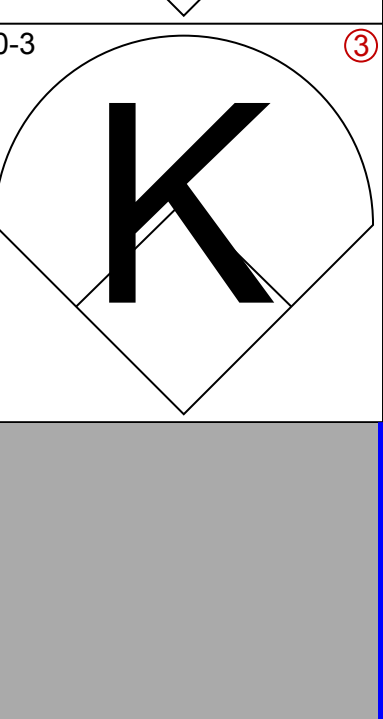
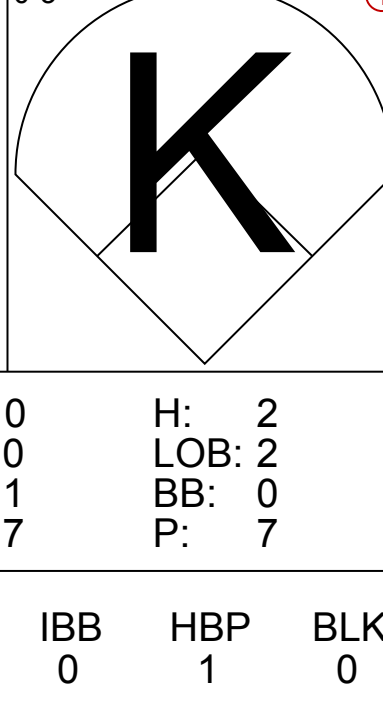
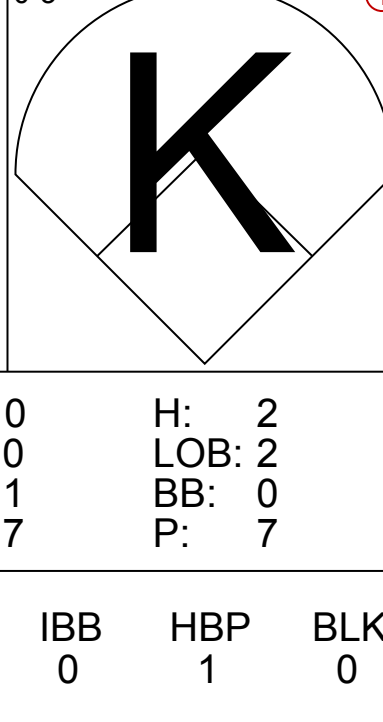
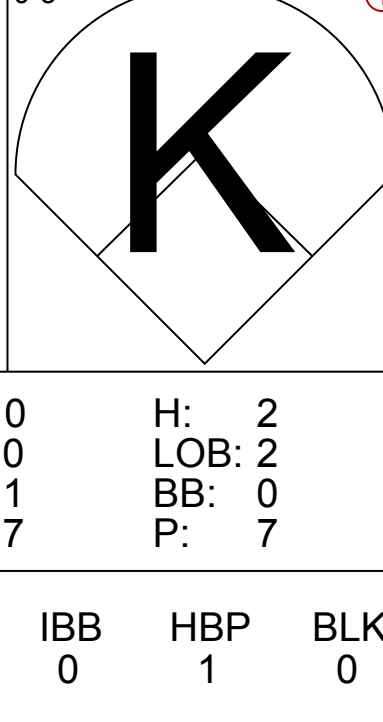
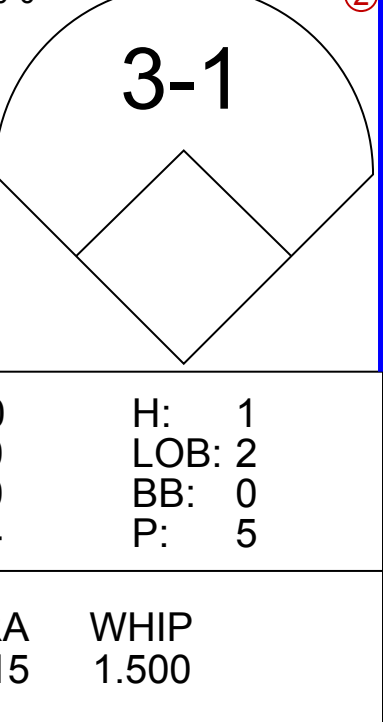
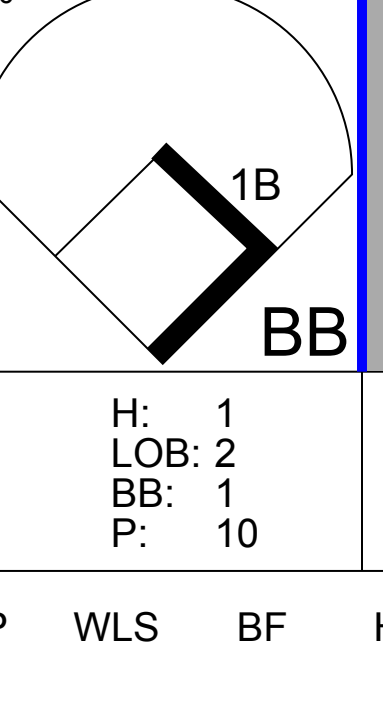
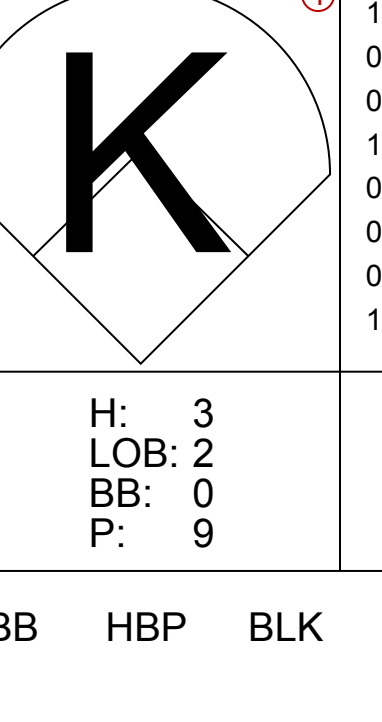


Batter	1	2	3	4	5	6	7	8	9	AB	R	H	RBI	BB	SO	LOB	TOP				
Chico Salmon, R OBP: 0.347, SLG: 0.426	0-0 5-3		0-0 F8		4-0 FC5-4 BB	0-0 SF7-4 1B		0-0 FC6-4		4	0	1	0	1	0	2	Cleveland Indians @ Kansas City Athletics Municipal Stadium, Kansas City, MO Sun Aug 30 1964, 4:38 AM EDT Att: 6,724 - Unknown				
Dick Howser, R OBP: 0.332, SLG: 0.325	0-3 K		0-0 1B		0-0 FC5-4 1B BB	0-0 SF7-4 1B		0-0 SH1-3 1B		4	1	2	1	0	1	1					
Bob Chance, L OBP: 0.364, SLG: 0.465	0-3 K		0-3 K		4-0 1B BB		0-0 F8		0-0 SH1-3 1B	4	1	1	0	1	2	1					
Leon Wagner, L OBP: 0.331, SLG: 0.468		0-3 K		0-0 F2	0-0 1B BB		0-0 4-1		0-0 SH1-3 1B	4	0	1	0	0	1	0					
John Romano, R OBP: 0.332, SLG: 0.433		0-3 K		4-0 FC6-4 BB	0-3 K		0-0 1-3		4-0 E 1B IBB	3	0	0	0	2	2	3					
Billy Moran, R OBP: 0.300, SLG: 0.292		4-0 BB 1B		0-0 FC6-4 IHR	0-0 1-6-3			0-0 L5	0-0 E2 1B	2	1	0	0	1	0	4					
Tito Francona, L OBP: 0.376, SLG: 0.380									1-3 2-H 3-H	1	0	0	0	0	0	0					
Max Alvis, R OBP: 0.326, SLG: 0.447										1	0	1	2	0	0	0					
Vic Davalillo, L OBP: 0.309, SLG: 0.347		4-0 1B BB		0-0 IHR		4-0 SH2-4 BB		0-0 BB 1B		3	2	2	2	2	1	2					
Woodie Held, R OBP: 0.321, SLG: 0.423		0-0 1B BB		4-0 IHR		4-0 1B SH2-4 BB		4-0 BB 1B		2	1	1	0	3	0	2					
Dick Donovan, L OBP: 0.314, SLG: 0.238								0-0 SH2-4		2	0	0	1	0	2	1					
Don McMahon, R OBP: 0.167, SLG: 0.167										0	0	0	0	0	0	0					
Fred Whitfield, L OBP: 0.306, SLG: 0.438										1	0	0	0	1	2						
Gary Bell, R OBP: 0.412, SLG: 0.375										0	0	0	0	0	0	0					
Sam McDowell, L OBP: 0.159, SLG: 0.098										0	0	0	0	0	0	0					
Inning Stats	R: 0 E: 0 K: 2 S: 7	H: 0 LOB: 0 BB: 0 P: 7	R: 0 E: 0 K: 2 S: 7	H: 1 LOB: 2 BB: 2 P: 15	R: 0 E: 0 K: 2 S: 8	H: 1 LOB: 1 BB: 0 P: 8	R: 2 E: 0 K: 1 S: 6	H: 1 LOB: 1 BB: 2 P: 14	R: 0 E: 0 K: 1 S: 6	H: 1 LOB: 3 BB: 2 P: 14	R: 0 E: 0 K: 0 S: 3	H: 0 LOB: 0 BB: 0 P: 3	R: 0 E: 0 K: 1 S: 6	H: 1 LOB: 2 BB: 1 P: 10	R: 2 E: 1 K: 1 S: 8	H: 3 LOB: 2 BB: 1 P: 12		1B: 8 2B: 1 3B: 0 HR: 1	SF: 1 SAC: 2 DP: 1 HBP: 0	WP: 0 PB: 0 CS: 0	PA: 44
PITCHER	IP	WLS	BF	H	R	ER	SO	BB	IBB	HBP	BLK	WP	HR	S	P	ERA	WHIP				
Bob Meyer, L ERA: 4.85	(1, 1)	4.1	22	4	2	2	7	6	0	0	0	0	0	30	54	4.15	2.308				
Jose Santiago, R ERA: 5.2	(5, 1)	1.0	6	1	2	2	1	2	0	0	0	0	0	6	14	18.00	3.000				
John Wyatt, R ERA: 3.64	(6, 1)	2.2	10	2	1	1	1	1	0	0	0	0	0	11	15	3.38	1.125				
Ted Bowsfield, L ERA: 4.32	(9, 1)	0.1	L	3	1	0	0	0	1	0	0	0	0	2	6	0.00	3.000				
Ken Sanders, R ERA: 2.4	(9, 1)	0.2	3	1	1	1	1	0	0	0	0	0	0	5	5	13.50	1.500				

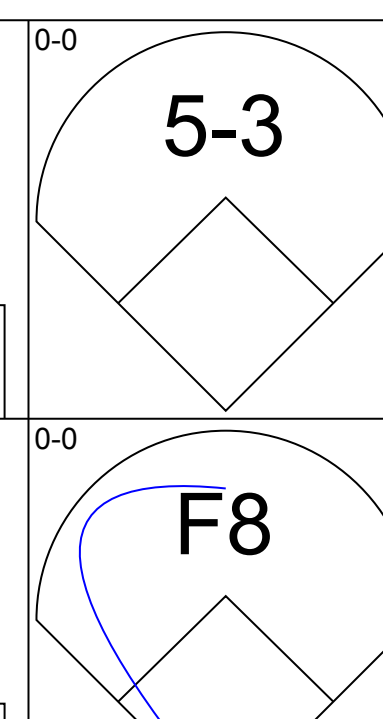
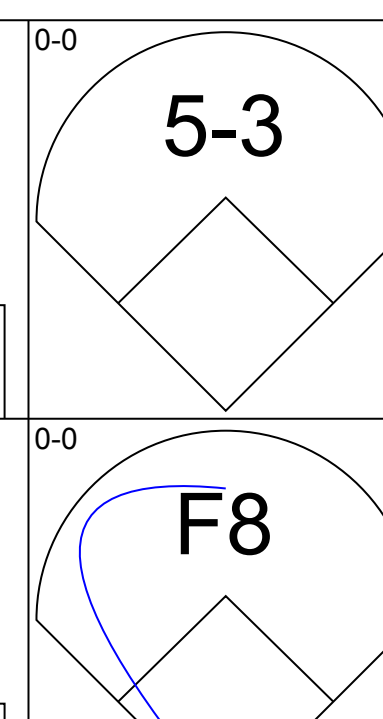
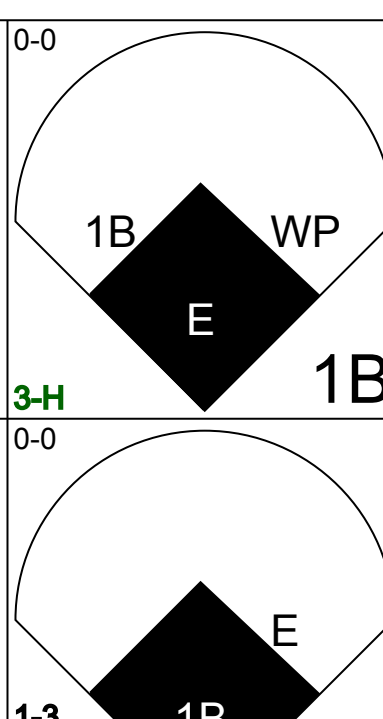
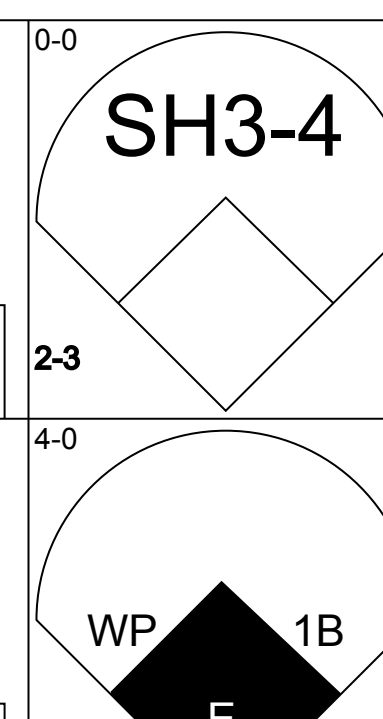
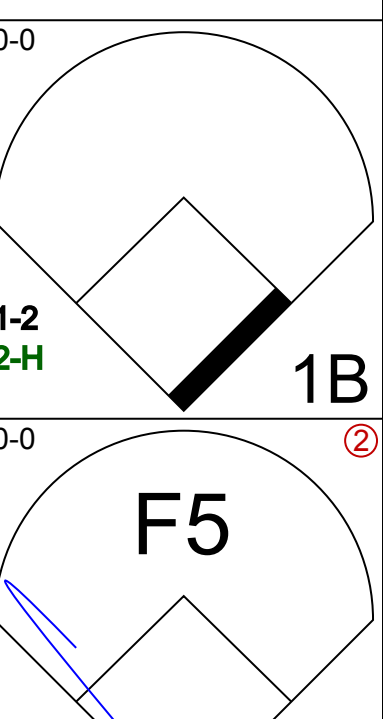
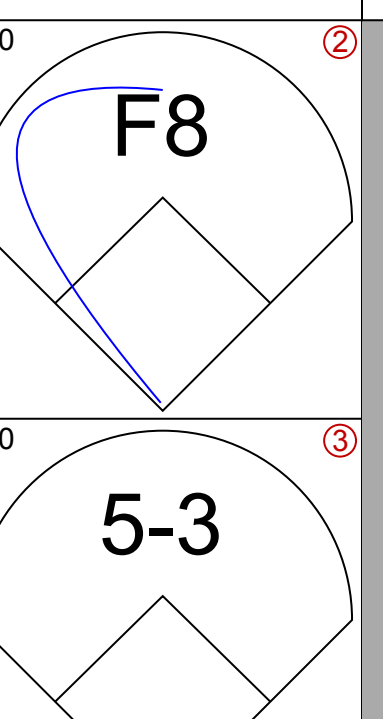
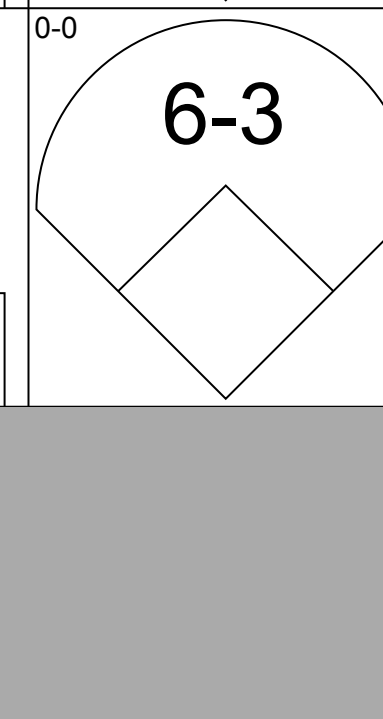
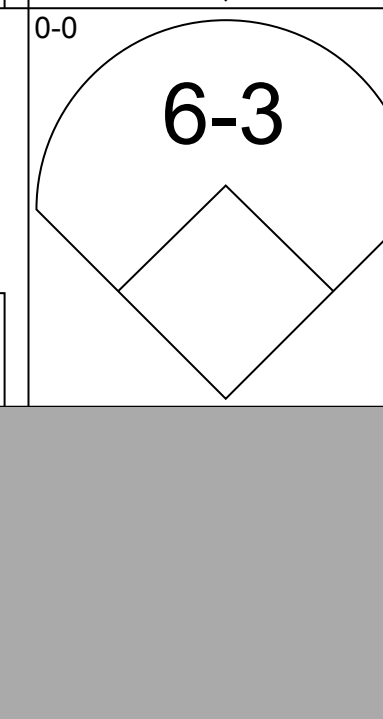
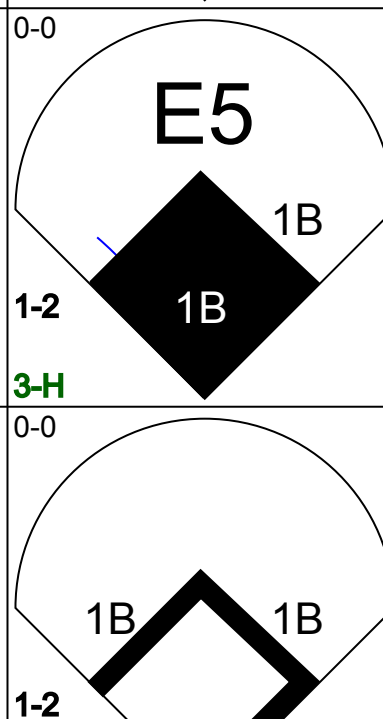
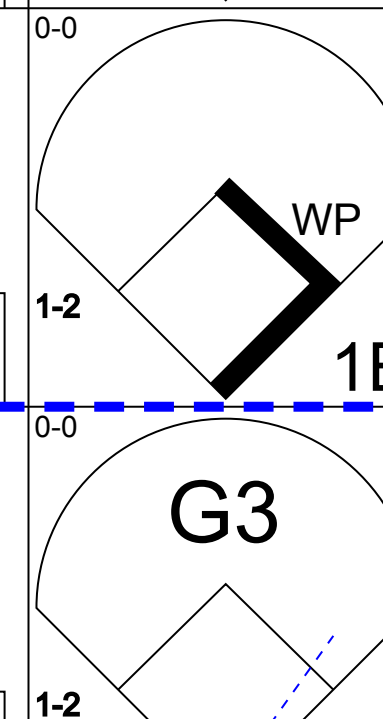





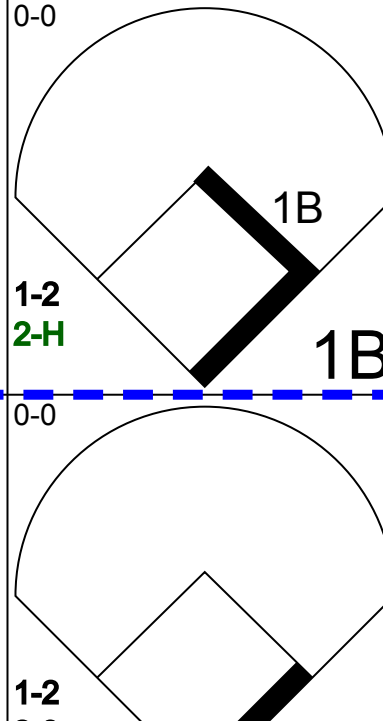
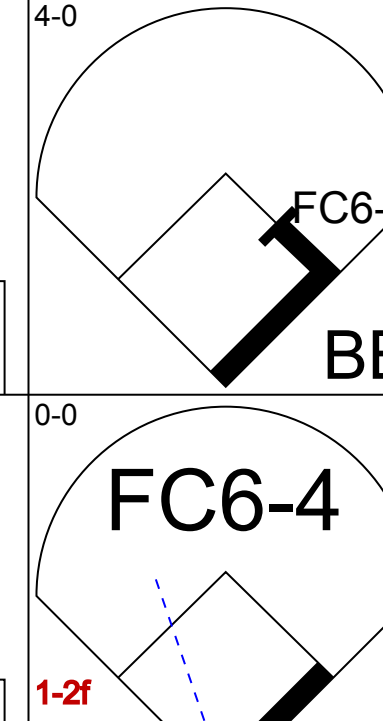



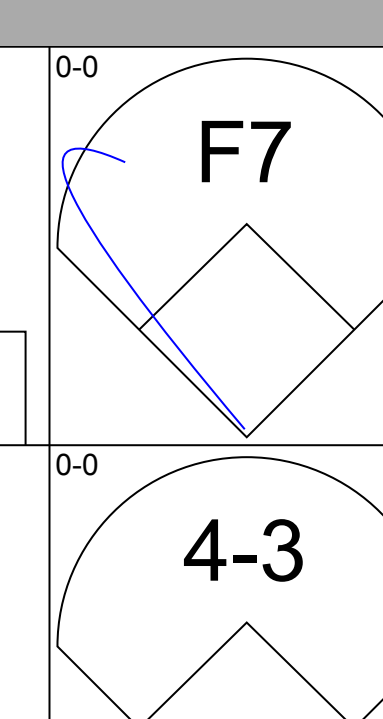
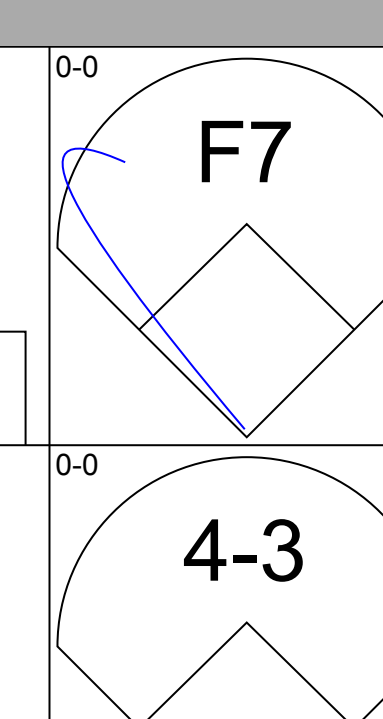
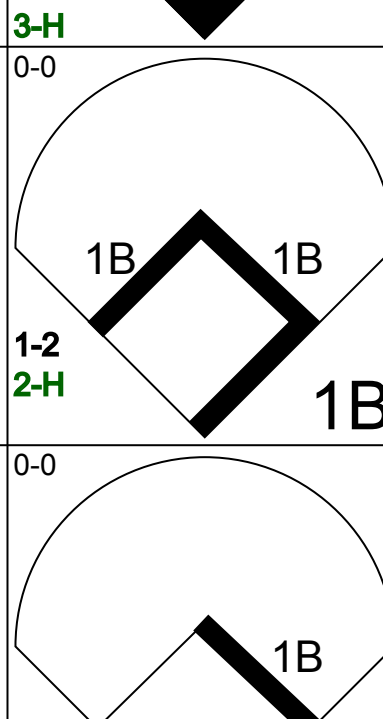
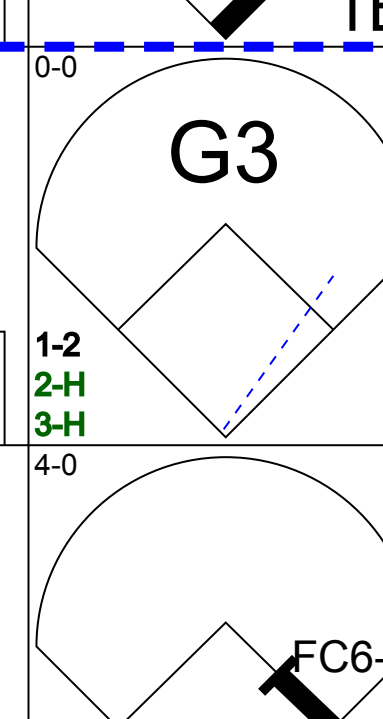



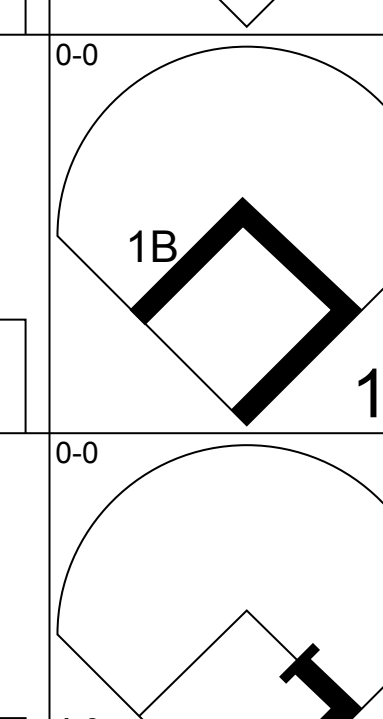
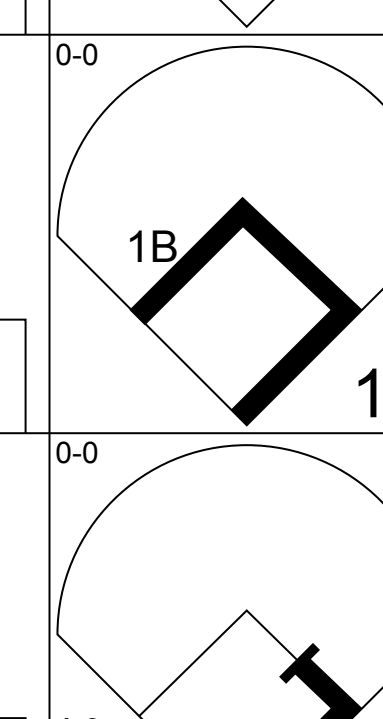
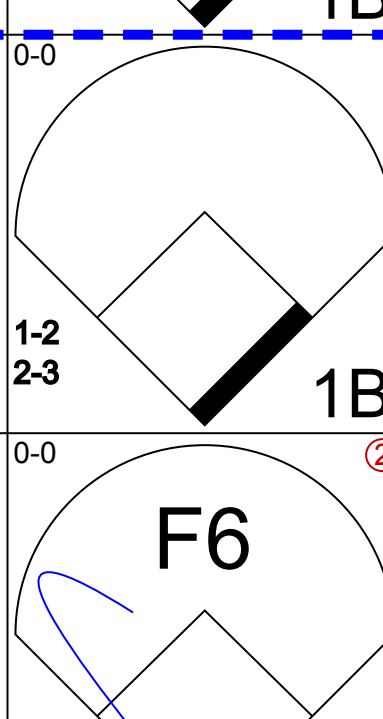
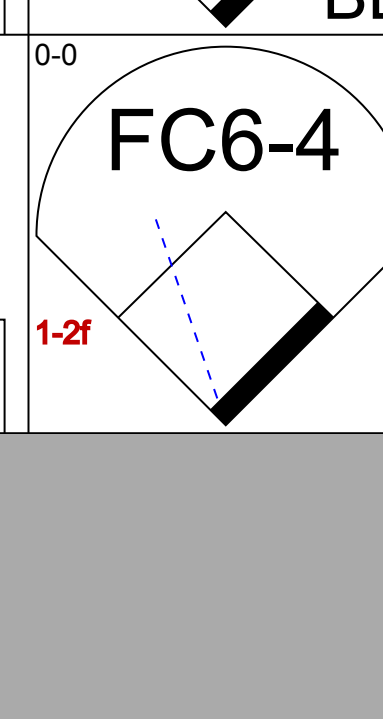
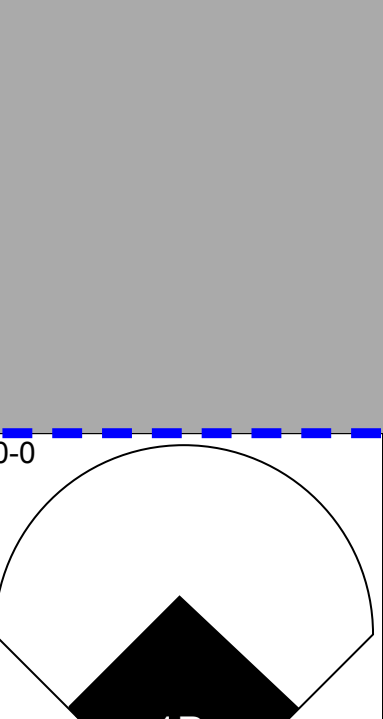




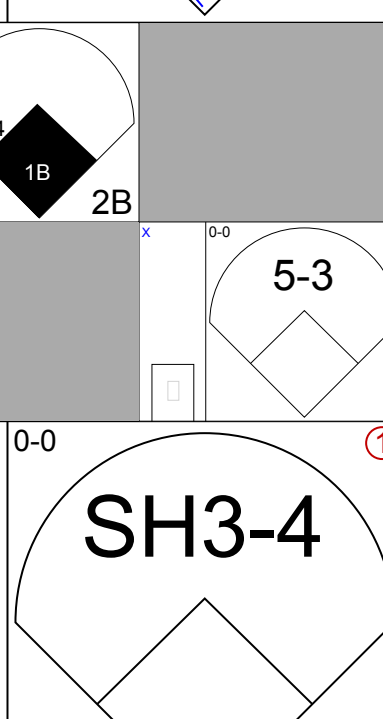
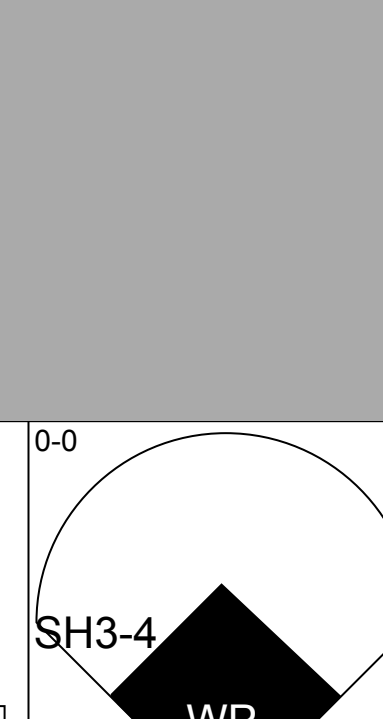
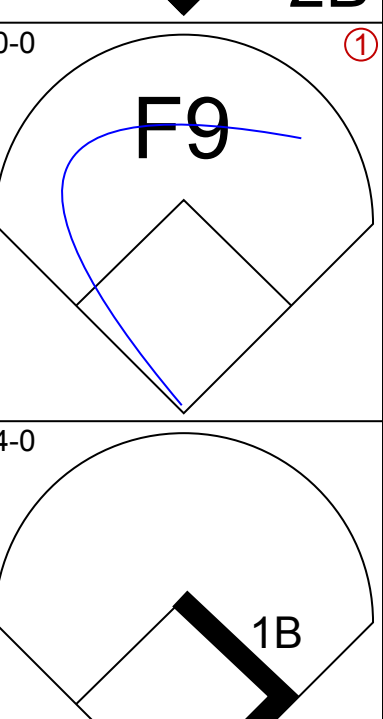


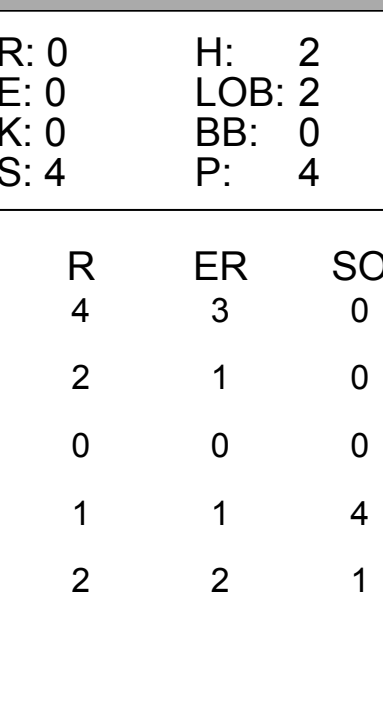
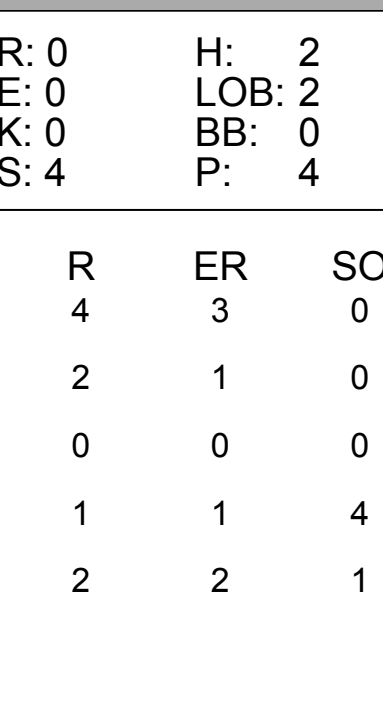
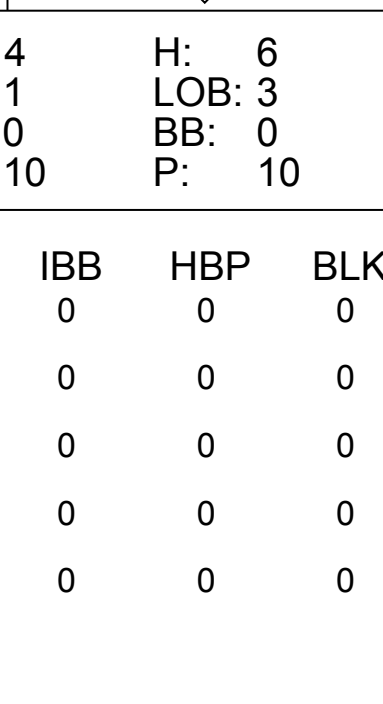
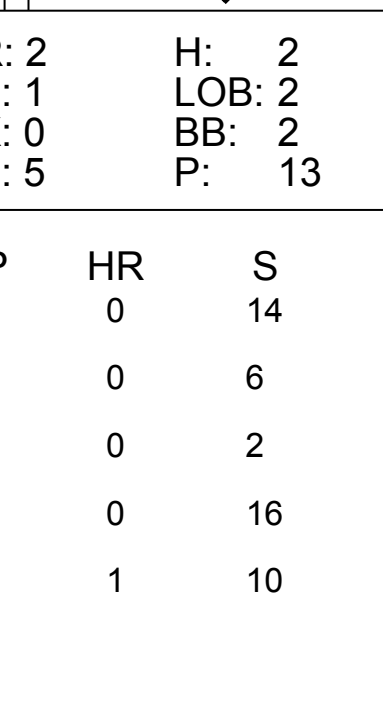
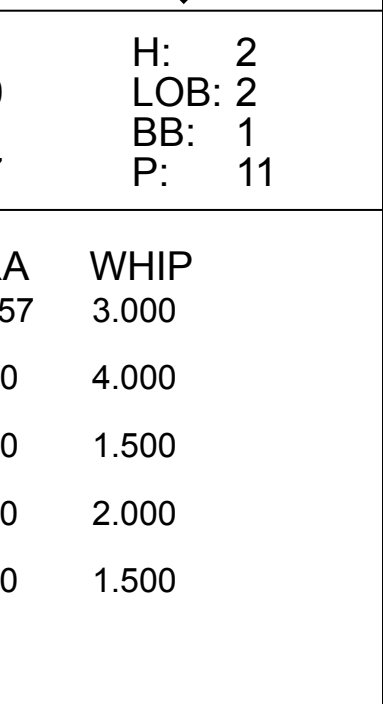
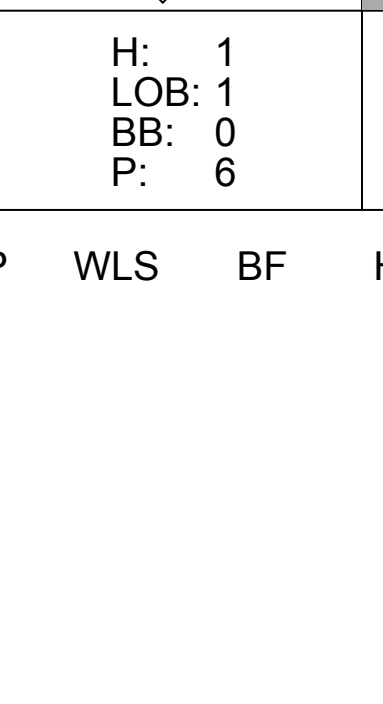
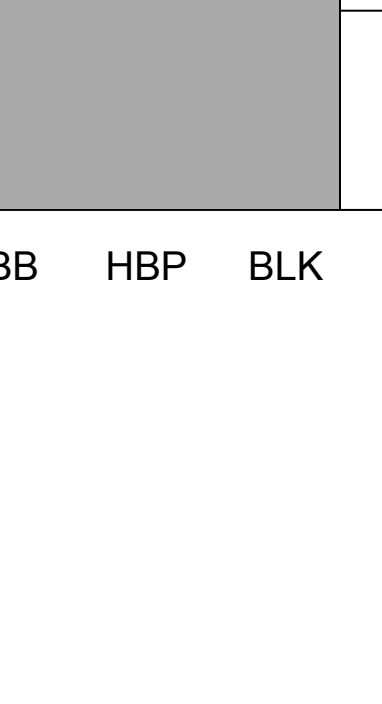
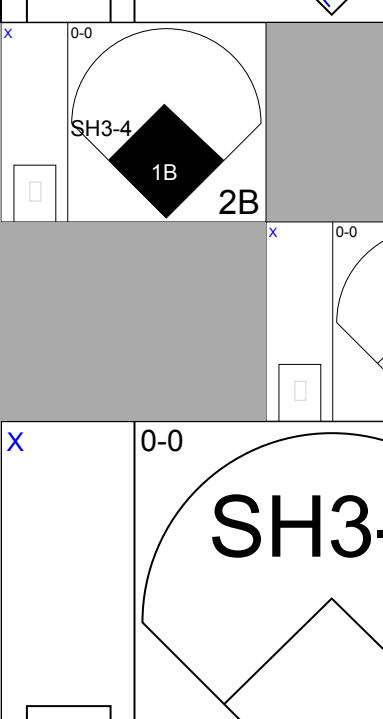
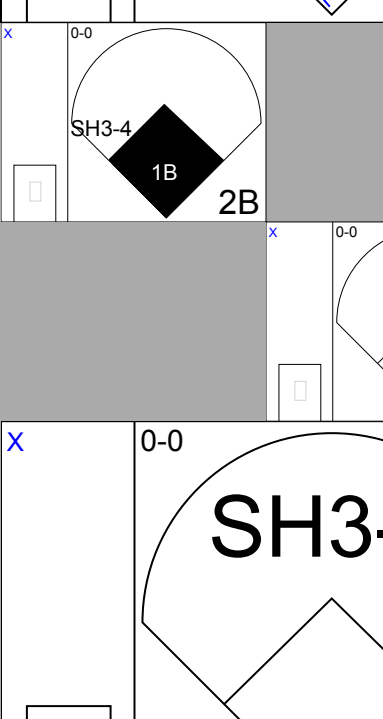
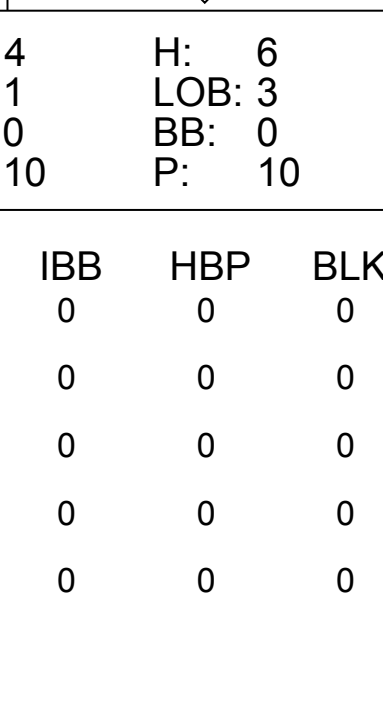
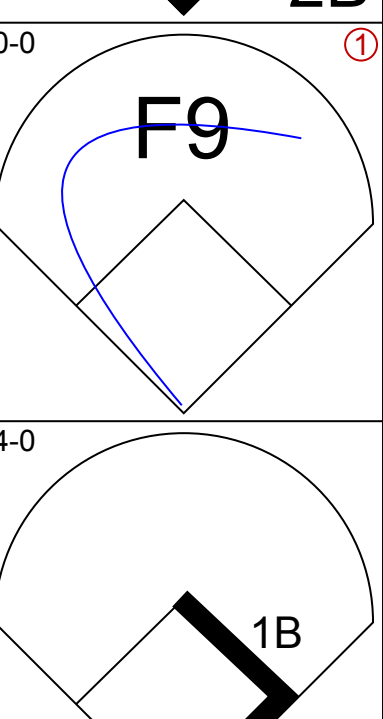



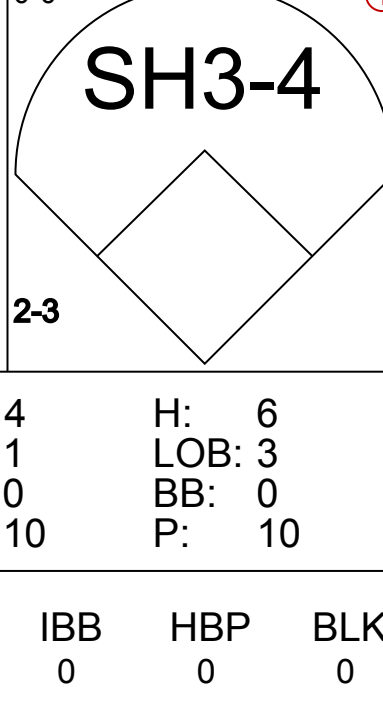
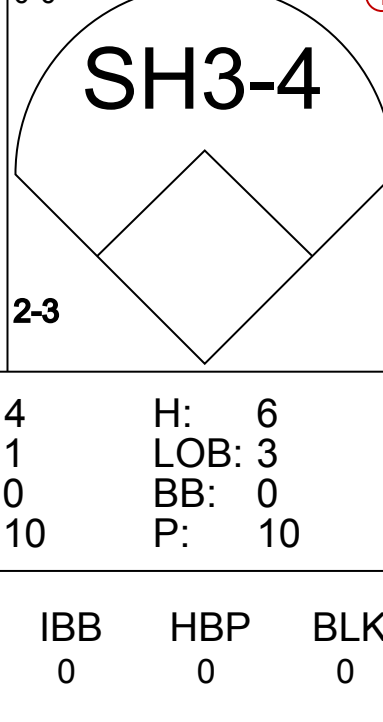
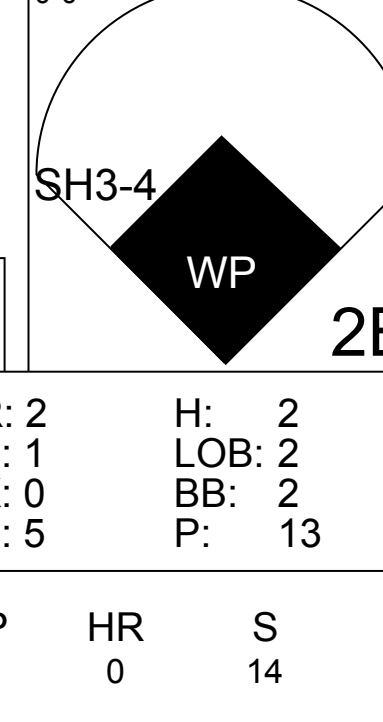
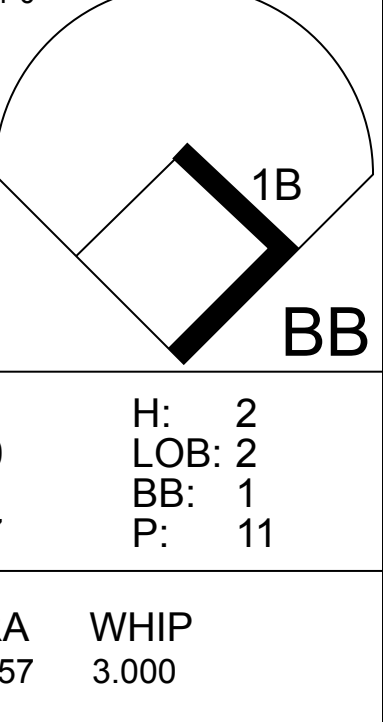

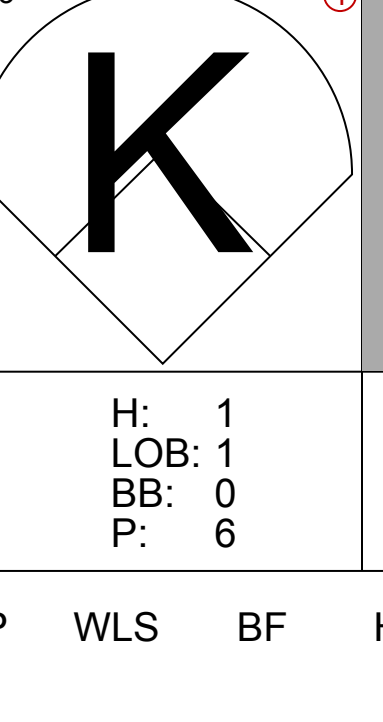




Batter	1	2	3	4	5	6	7	8	9	AB	R	H	RBI	BB	SO	LOB	BOTTOM					
Bert Campaneris, R OBP: 0.346, SLG: 0.447	0-0 FC4-6 1B		0-0 S 1B		0-0 SH5-3 BB SF9 1B		0-0 F9	0-0 F9		4	2	3	0	0	0	0	Cleveland Indians @ Kansas City Athletics Municipal Stadium, Kansas City, MO Sun Aug 30 1964, 4:38 AM EDT Att: 6,724 - Unknown					
Dick Green, R OBP: 0.305, SLG: 0.382										1	0	0	0	0	0	0						
Wayne Causey, L OBP: 0.395, SLG: 0.401	0-0 FC4-6 1B		4-0 1B BB		4-0 SF9 SH5-3 BB		0-0 1B		4-0 FC5-6 BB	2	1	1	0	3	0	1						
Manny Jimenez, L OBP: 0.296, SLG: 0.463	0-0 FC6-4 1B		0-3 K		0-0 SH5-3		0-0 F8		0-0 FC5-6 BB	2	0	0	0	0	1	3						
Jose Tartabull, L OBP: 0.250, SLG: 0.247	0-0 1B				1-2 2-3				0-0 FC3-6 BB	2	0	0	0	0	0	2						
Rocky Colavito, R OBP: 0.367, SLG: 0.543	0-0 1B		0-0 1B		0-0 SF9		0-0 1B		4-0 FC3-6 BB	3	1	3	2	1	0	0						
Jim Gentile, L OBP: 0.383, SLG: 0.493	0-3 K		0-3 K		0-0 F5		0-0 E 1B		0-0 FC3-6	5	0	1	1	0	2	7						
Billy Bryan, L OBP: 0.297, SLG: 0.497			0-0 F8		0-0 F8		0-0 F8		0-3 K	4	0	1	1	0	0	2						
George Alusik, R OBP: 0.342, SLG: 0.347							1-2 2-H			1	0	0	0	0	1	2						
Ed Charles, R OBP: 0.314, SLG: 0.362		0-0 F7		0-0 F8		0-0 F7		0-0 F3		4	0	0	0	0	0	2						
Nelson Mathews, R OBP: 0.298, SLG: 0.372		0-0 HR		0-0 4-3		0-0 1B		0-0 6-3		4	1	2	1	0	0	0						
Bob Meyer, R		0-3 K		0-0 4-3		0-0 F9		0-3 K		2	0	0	0	0	1	0						
Jose Santiago, R										0	0	0	0	0	0	0						
John Wyatt, R										2	0	0	0	0	1	1						
Ted Bowsfield, R OBP: 0.174, SLG: 0.095										0	0	0	0	0	0	0						
Ken Sanders, R										0	0	0	0	0	0	0						
Inning Stats	R: 0 E: 0 K: 1 S: 7	H: 2 LOB: 2 BB: 0 P: 7	R: 1 E: 0 K: 1 S: 6	H: 1 LOB: 0 BB: 0 P: 6	R: 1 E: 0 K: 2 S: 9	H: 2 LOB: 1 BB: 1 P: 13	R: 0 E: 0 K: 0 S: 3	H: 0 LOB: 0 BB: 0 P: 3	R: 1 E: 0 K: 0 S: 4	H: 1 LOB: 1 BB: 1 P: 8	R: 0 E: 0 K: 0 S: 4	H: 1 LOB: 1 BB: 0 P: 4	R: 2 E: 1 K: 0 S: 7	H: 4 LOB: 2 BB: 0 P: 7	R: 0 E: 0 K: 1 S: 5	H: 0 LOB: 0 BB: 0 P: 5	R: 0 E: 0 K: 1 S: 5	H: 0 LOB: 2 BB: 2 P: 13	1B: 10 2B: 0 3B: 0 HR: 1	SF: 1 SAC: 1 DP: 0 HBP: 0	WP: 0 PB: 0 CS: 0	PA: 42
PITCHER	IP	WLS	BF	H	R	ER	SO	BB	IBB	HBP	BLK	WP	HR	S	P	ERA	WHIP					
Dick Donovan, R ERA: 4.61	(1, 1)	6.2	33	11	5	5	4	2	0	0	0	0	0	39	47	6.75	1.950					
Don McMahon, R ERA: 1.56	(7, 1)	0.1	1	0	0	0	0	0	0	0	0	0	0	1	1	0.00	0.000					
Gary Bell, R ERA: 4.48	(8, 1)	1.0	W	4	0	0	1	1	0	0	0	0	0	5	9	0.00	1.000					
Sam McDowell, L ERA: 3.25	(9, 1)	1.0	S	4	0	0	1	1	0	0	0	0	0	5	9	0.00	1.000					




Batter	1	2	3	4	5	6	7	8	9	AB	R	H	RBI	BB	SO	LOB	TOP
Chuck Schilling, R <small>OBP: 0.283, SLG: 0.241</small> 										5	0	2	0	0	1	0	Boston Red Sox @ Kansas City Athletics Municipal Stadium, Kansas City, MO Wed Sep 02 1964, 8:05 PM EDT Att: 2,737 - Unknown
Felix Mantilla, R <small>OBP: 0.326, SLG: 0.505</small> 										4	1	2	1	0	0	2	
Carl Yastrzemski, L <small>OBP: 0.384, SLG: 0.471</small> 										4	1	2	0	1	0	4	
Al Smith, R <small>OBP: 0.244, SLG: 0.270</small> 										5	1	1	0	0	1	6	
Lee Thomas, L <small>OBP: 0.324, SLG: 0.411</small> 										5	2	3	3	0	0	1	
Tony Horton, R <small>OBP: 0.288, SLG: 0.324</small> 										5	0	1	1	0	0	2	
Eddie Bressoud, R <small>OBP: 0.369, SLG: 0.465</small> 										4	0	0	0	0	3	1	
Bob Tillman, R <small>OBP: 0.356, SLG: 0.446</small> 										4	0	0	0	0	2	1	
Bill Monbouquette, R <small>OBP: 0.194, SLG: 0.127</small> Jay Ritchie, R <small>OBP: 0.290, SLG: 0.250</small> Ed Connolly, L <small>OBP: 0.124, SLG: 0.083</small> Dalton Jones, L <small>OBP: 0.194, SLG: 0.119</small> Dave Morehead, R <small>OBP: 0.289, SLG: 0.333</small> Roman Mejias, R <small>OBP: 0.289, SLG: 0.333</small> Pete Charton, L <small>OBP: 0.306, SLG: 0.306</small> 										1	0	0	0	0	1	0	
Inning Stats R: 0 H: 0 E: 0 LOB: 1 K: 1 BB: 1 S: 5 P: 9	R: 1 H: 1 E: 0 LOB: 0 K: 2 BB: 0 S: 8 P: 8	R: 0 H: 2 E: 0 LOB: 2 K: 1 BB: 0 S: 7 P: 7	R: 0 H: 0 E: 0 LOB: 0 K: 1 BB: 0 S: 5 P: 5	R: 0 H: 1 E: 0 LOB: 2 K: 0 BB: 0 S: 4 P: 5	R: 1 H: 2 E: 0 LOB: 1 K: 0 BB: 0 S: 5 P: 5	R: 0 H: 1 E: 0 LOB: 2 K: 1 BB: 1 S: 6 P: 10	R: 1 H: 3 E: 1 LOB: 2 K: 1 BB: 0 S: 9 P: 9	1B: 7 SF: 0 2B: 1 SAC: 0 3B: 0 DP: 0 HR: 3 HBP: 1	WP: 0 PA: 42 PB: 0 SB: 0 CS: 0								
PITCHER Orlando Pena, R <small>ERA: 4.36</small> Ken Sanders, R <small>ERA: 2.35</small>	IP: 8.2 WLS: W BF: 41 H: 11 R: 5 ER: 4 SO: 9 BB: 2 IBB: 0 HBP: 1 BLK: 0 WP: 0 HR: 3 S: 56 P: 65 ERA: 4.15 WHIP: 1.500	PITCHER IP: 0.1 WLS: S BF: 1 H: 0 R: 0 ER: 0 SO: 0 BB: 0 IBB: 0 HBP: 0 BLK: 0 WP: 0 HR: 0 S: 1 P: 1 ERA: 0.00 WHIP: 0.000	PITCHER IP: 0.0 WLS: S BF: 0 H: 0 R: 0 ER: 0 SO: 0 BB: 0 IBB: 0 HBP: 0 BLK: 0 WP: 0 HR: 0 S: 0 P: 0 ERA: 0.00 WHIP: 0.000	PITCHER IP: 0.0 WLS: S BF: 0 H: 0 R: 0 ER: 0 SO: 0 BB: 0 IBB: 0 HBP: 0 BLK: 0 WP: 0 HR: 0 S: 0 P: 0 ERA: 0.00 WHIP: 0.000	PITCHER IP: 0.0 WLS: S BF: 0 H: 0 R: 0 ER: 0 SO: 0 BB: 0 IBB: 0 HBP: 0 BLK: 0 WP: 0 HR: 0 S: 0 P: 0 ERA: 0.00 WHIP: 0.000	PITCHER IP: 0.0 WLS: S BF: 0 H: 0 R: 0 ER: 0 SO: 0 BB: 0 IBB: 0 HBP: 0 BLK: 0 WP: 0 HR: 0 S: 0 P: 0 ERA: 0.00 WHIP: 0.000	PITCHER IP: 0.0 WLS: S BF: 0 H: 0 R: 0 ER: 0 SO: 0 BB: 0 IBB: 0 HBP: 0 BLK: 0 WP: 0 HR: 0 S: 0 P: 0 ERA: 0.00 WHIP: 0.000	PITCHER IP: 0.0 WLS: S BF: 0 H: 0 R: 0 ER: 0 SO: 0 BB: 0 IBB: 0 HBP: 0 BLK: 0 WP: 0 HR: 0 S: 0 P: 0 ERA: 0.00 WHIP: 0.000									



Batter	1	2	3	4	5	6	7	8	9	AB	R	H	RBI	BB	SO	LOB	BOTTOM
Bert Campaneris, R <small>OBP: 0.354, SLG: 0.453</small> 										4	1	2	2	0	0	1	Boston Red Sox @ Kansas City Athletics Municipal Stadium, Kansas City, MO Wed Sep 02 1964, 8:05 PM EDT Att: 2,737 - Unknown
Wayne Causey, L <small>OBP: 0.396, SLG: 0.402</small> 										4	2	1	0	1	0	3	
Rocky Colavito, R <small>OBP: 0.366, SLG: 0.538</small> 										4	2	1	1	1	1	3	
Jim Gentile, L <small>OBP: 0.384, SLG: 0.497</small> 										4	1	2	3	1	0	1	
Doc Edwards, R <small>OBP: 0.254, SLG: 0.295</small> 										4	0	1	1	1	1	1	
Ed Charles, R <small>OBP: 0.316, SLG: 0.363</small> 										5	0	2	0	0	1	3	
Nelson Mathews, R <small>OBP: 0.299, SLG: 0.380</small> 										5	1	2	0	0	1	4	
Dick Green, R <small>OBP: 0.305, SLG: 0.383</small> 										4	1	2	0	0	0	4	
Orlando Pena, R <small>OBP: 0.178, SLG: 0.191</small> Ken Sanders, R <small>ERA: 7.44</small> 										2	1	1	0	1	1	1	
Inning Stats R: 0 H: 0 E: 0 LOB: 0 K: 0 BB: 0 S: 3 P: 3	R: 0 H: 2 E: 0 LOB: 0 K: 0 BB: 0 S: 4 P: 4	R: 4 H: 6 E: 1 LOB: 3 K: 0 BB: 0 S: 10 P: 10	R: 2 H: 2 E: 1 LOB: 2 K: 0 BB: 2 S: 5 P: 13	R: 1 H: 2 E: 0 LOB: 2 K: 1 BB: 1 S: 7 P: 11	R: 0 H: 0 E: 0 LOB: 1 K: 3 BB: 1 S: 9 P: 13	R: 0 H: 1 E: 0 LOB: 0 K: 1 BB: 0 S: 6 P: 6	R: 2 H: 1 E: 0 LOB: 0 K: 0 BB: 0 S: 4 P: 8	1B: 10 SF: 0 2B: 3 SAC: 2 3B: 0 DP: 0 HR: 1 HBP: 0	WP: 2 PA: 43 PB: 0 SB: 0 CS: 0								
PITCHER Bill Monbouquette, R <small>ERA: 4.93</small> Jay Ritchie, R <small>ERA: 3.0</small> Ed Connolly, L <small>ERA: 5.05</small> Dave Morehead, R <small>ERA: 4.98</small> Pete Charton, R <small>ERA: 7.44</small>	IP: 2.1 WLS: L BF: 14 H: 7 R: 4 ER: 3 SO: 0 BB: 0 IBB: 0 HBP: 0 BLK: 0 WP: 0 HR: 0 S: 6 P: 10 ERA: 11.57 WHIP: 3.000	PITCHER IP: 0.0 WLS: S BF: 0 H: 0 R: 0 ER: 0 SO: 0 BB: 0 IBB: 0 HBP: 0 BLK: 0 WP: 0 HR: 0 S: 0 P: 0 ERA: 0.00 WHIP: 0.000	PITCHER IP: 0.0 WLS: S BF: 0 H: 0 R: 0 ER: 0 SO: 0 BB: 0 IBB: 0 HBP: 0 BLK: 0 WP: 0 HR: 0 S: 0 P: 0 ERA: 0.00 WHIP: 0.000	PITCHER IP: 0.0 WLS: S BF: 0 H: 0 R: 0 ER: 0 SO: 0 BB: 0 IBB: 0 HBP: 0 BLK: 0 WP: 0 HR: 0 S: 0 P: 0 ERA: 0.00 WHIP: 0.000	PITCHER IP: 0.0 WLS: S BF: 0 H: 0 R: 0 ER: 0 SO: 0 BB: 0 IBB: 0 HBP: 0 BLK: 0 WP: 0 HR: 0 S: 0 P: 0 ERA: 0.00 WHIP: 0.000	PITCHER IP: 0.0 WLS: S BF: 0 H: 0 R: 0 ER: 0 SO: 0 BB: 0 IBB: 0 HBP: 0 BLK: 0 WP: 0 HR: 0 S: 0 P: 0 ERA: 0.00 WHIP: 0.000	PITCHER IP: 0.0 WLS: S BF: 0 H: 0 R: 0 ER: 0 SO: 0 BB: 0 IBB: 0 HBP: 0 BLK: 0 WP: 0 HR: 0 S: 0 P: 0 ERA: 0.00 WHIP: 0.000	PITCHER IP: 0.0 WLS: S BF: 0 H: 0 R: 0 ER: 0 SO: 0 BB: 0 IBB: 0 HBP: 0 BLK: 0 WP: 0 HR: 0 S: 0 P: 0 ERA: 0.00 WHIP: 0.000									




Batter	1	2	3	4	5	6	7	8	9	AB	R	H	RBI	BB	SO	LOB	TOP																		
Chuck Schilling, R OBP: 0.282, SLG: 0.236 (1, 4)	F4	BB		FC4-6		SH1-4	1-3			3	0	0	0	1	0	2																			
Felix Mantilla, R OBP: 0.334, SLG: 0.527 (1, 7)	FC3-6	F7			HR			HR		5	2	4	3	0	0	2																			
Carl Yastrzemski, L OBP: 0.384, SLG: 0.469 (1, 8)	FC3-6		F7		1B	F5				4	1	1	0	1	0	2																			
Dick Stuart, R OBP: 0.313, SLG: 0.488 (1, 3)			F8		SF8	K				5	0	2	0	0	2	2																			
Lee Thomas, L OBP: 0.327, SLG: 0.409 (1, 9)	4-3				BB			F6		2	0	0	0	2	0	2																			
Frank Malzone, R OBP: 0.312, SLG: 0.367 (1, 5)		WP	K		SF8	FC1-4				3	2	1	1	1	1	2																			
Eddie Bressoud, R OBP: 0.367, SLG: 0.468 (1, 6)		K		L8				5-3		5	1	1	2	0	2	4	AB 35																		
Bob Tillman, R OBP: 0.359, SLG: 0.449 (1, 2)		WP			5-3			FC6-5-4		4	0	2	0	1	0	3	R 7																		
Earl Wilson, R OBP: 0.292, SLG: 0.462 Dick Radatz, R OBP: 0.167, SLG: 0.171 (6, 1)	6-3			FC1-6		SH1-4		K		2	1	0	1	1	0	2	H 11																		
										2	0	0	0	0	2	2	RBI 7																		
																	BB 7																		
																	SO 7																		
																	LOB 23																		
																																			
Inning Stats	R: 0 E: 0 K: 0 S: 5	H: 2 LOB: 2 BB: 0 P: 5	R: 1 E: 0 K: 1 S: 6	H: 1 LOB: 2 BB: 2 P: 14	R: 0 E: 0 K: 1 S: 5	H: 0 LOB: 1 BB: 1 P: 9	R: 0 E: 0 K: 0 S: 4	H: 1 LOB: 1 BB: 0 P: 4	R: 2 E: 0 K: 1 S: 7	H: 2 LOB: 2 BB: 2 P: 15	R: 1 E: 0 K: 1 S: 6	H: 1 LOB: 1 BB: 1 P: 10	R: 2 E: 0 K: 1 S: 7	H: 2 LOB: 1 BB: 0 P: 8	R: 1 E: 0 K: 1 S: 6	H: 2 LOB: 0 BB: 0 P: 6	R: 0 E: 0 K: 1 S: 5	H: 0 LOB: 1 BB: 1 P: 9	1B: 7 2B: 2 3B: 0 HR: 3	SF: 1 SAC: 1 DP: 1 HBP: 1	WP: 1 PB: 0 SB: 1 CS: 0	PA: 45													
PITCHER	IP WLS BF H R ER SO BB IBB HBP BLK WP HR S P ERA WHIP																																		
Moe Drabowsky, R ERA: 5.24 (1, 1)	4.0	22	6	3	3	2	4	0	0	0	1	1	22	38	6.75	2.500																			
Wes Stock, R ERA: 2.59 (5, 1)	2.0	10	1	2	2	2	2	0	1	0	0	0	11	20	9.00	1.500																			
John Wyatt, R ERA: 3.67 (7, 1)	2.0	L	9	4	2	2	0	0	0	0	2	13	13	9.00	2.000																				
Ken Sanders, R ERA: 2.2 (9, 1)	1.0	4	0	0	0	1	1	0	0	0	0	5	9	0.00	1.000																				

Boston Red Sox @ Kansas City Athletics
Municipal Stadium, Kansas City, MO
Thu Sep 03 1964, 8:05 PM EDT
Att: 2,710 - Unknown

AB 35
R 7
H 11
RBI 7
BB 7
SO 7
LOB 23



Batter	1	2	3	4	5	6	7	8	9	AB	R	H	RBI	BB	SO	LOB	BOTTOM																	
Bert Campaneris, R OBP: 0.355, SLG: 0.451 (1, 7)	G4-6-3	FC6-4		1B		K		K		5	0	2	1	0	2	3																		
Wayne Causey, L OBP: 0.396, SLG: 0.402 (1, 6)	G4-6-3		F8	1B				F8		5	0	2	2	0	0	1																		
Rocky Colavito, R OBP: 0.367, SLG: 0.535 (1, 9)	S		E6	L7		K				3	0	0	0	2	1	3																		
Jim Gentile, L OBP: 0.382, SLG: 0.491 (1, 3)			F5		F4			K		4	0	0	0	1	2	2																		
Billy Bryan, L OBP: 0.289, SLG: 0.495 (1, 2)	L5		1-3		HR			K		5	1	1	1	0	1	4																		
Ed Charles, R OBP: 0.318, SLG: 0.373 (1, 5)		1B		1B		F6		6-3		4	2	2	0	0	0	0																		
Nelson Mathews, R OBP: 0.298, SLG: 0.379 (1, 8)		5-3		1-3		F4				4	0	1	0	0	0	2	AB 36																	
Dick Green, R OBP: 0.307, SLG: 0.384 (1, 4)				L4				F3		4	1	2	1	0	0	2	R 5																	
Moe Drabowsky, R OBP: 0.045, SLG: 0.023 Wes Stock, R OBP: 0.235, SLG: 0.188 John Wyatt, R (7, 1) Manny Jimenez, L OBP: 0.293, SLG: 0.458 Ken Sanders, R (9, 1)		F3		1B		SH1-4		L7		1	1	0	0	1	0	1	H 10																	
										0	0	0	0	0	0	0	RBI 5																	
										0	0	0	0	0	0	0	BB 4																	
										0	0	0	0	0	0	0	SO 6																	
										0	0	0	0	0	0	0	LOB 19																	
																																		
Inning Stats	R: 0 E: 0 K: 0 S: 3	H: 1 LOB: 2 BB: 2 P: 11	R: 1 E: 0 K: 0 S: 5	H: 2 LOB: 1 BB: 0 P: 5	R: 0 E: 1 K: 0 S: 4	H: 0 LOB: 1 BB: 0 P: 4	R: 2 E: 0 K: 0 S: 6	H: 3 LOB: 2 BB: 1 P: 10	R: 1 E: 0 K: 0 S: 4	H: 1 LOB: 0 BB: 0 P: 4	R: 1 E: 0 K: 2 S: 9	H: 2 LOB: 1 BB: 0 P: 9	R: 0 E: 0 K: 2 S: 7	H: 0 LOB: 0 BB: 0 P: 7	R: 0 E: 0 K: 1 S: 6	H: 1 LOB: 1 BB: 0 P: 6	R: 0 E: 0 K: 1 S: 5	H: 0 LOB: 1 BB: 1 P: 9	1B: 7 2B: 0 3B: 2 HR: 1	SF: 0 SAC: 1 DP: 1 HBP: 0	WP: 0 PB: 0 SB: 1 CS: 0	PA: 41												
PITCHER	IP WLS BF H R ER SO BB IBB HBP BLK WP HR S P ERA WHIP																																	
Earl Wilson, R ERA: 4.78 Dick Radatz, R ERA: 1.67 (6, 1)	5.0	26	2	0	0	6	1	0	0	0	0	26	30	0.00	0.750																			

Boston Red Sox @ Kansas City Athletics
Municipal Stadium, Kansas City, MO
Thu Sep 03 1964, 8:05 PM EDT
Att: 2,710 - Unknown

AB 36
R 5
H 10
RBI 5
BB 4
SO 6
LOB 19



Batter	1	2	3	4	5	6	7	8	9	AB	R	H	RBI	BB	SO	LOB	TOP										
Tony Kubek, L (1, 6) OBP: 0.279, SLG: 0.343										5	1	1	1	0	1	4											
Bobby Richardson, R (1, 4) OBP: 0.291, SLG: 0.336										4	2	3	0	0	0	0											
Roger Maris, L (1, 9) OBP: 0.371, SLG: 0.459										4	0	1	1	0	2	2											
Mickey Mantle, S (1, 7) OBP: 0.421, SLG: 0.598										4	0	0	1	0	1	2											
Joe Pepitone, L (1, 3) OBP: 0.276, SLG: 0.406										4	0	0	0	0	2	3											
Tom Tresh, S (1, 8) OBP: 0.352, SLG: 0.407										4	0	0	0	0	2	2											
Elston Howard, R (1, 2) OBP: 0.357, SLG: 0.437										4	0	3	0	0	1	0											
Clete Boyer, R (1, 5) OBP: 0.264, SLG: 0.304										4	0	1	0	0	2	2											
Rollie Sheldon, R (1, 1) OBP: 0.103, SLG: 0.103										4	0	0	0	0	3	4											
Pedro Ramos, S (9, 1) OBP: 0.220, SLG: 0.333										0	0	0	0	0	0	0											
Inning Stats	R: 1 E: 0 K: 1 S: 6	H: 1 LOB: 0 BB: 0 P: 6	R: 0 E: 0 K: 2 S: 7	H: 0 LOB: 0 BB: 0 P: 7	R: 0 E: 0 K: 3 S: 9	H: 0 LOB: 0 BB: 0 P: 9	R: 0 E: 0 K: 2 S: 8	H: 1 LOB: 1 BB: 0 P: 8	R: 0 E: 0 K: 1 S: 7	H: 2 LOB: 2 BB: 0 P: 7	R: 0 E: 0 K: 1 S: 6	H: 1 LOB: 1 BB: 0 P: 6	R: 0 E: 0 K: 1 S: 7	H: 1 LOB: 1 BB: 0 P: 7	R: 0 E: 0 K: 2 S: 8	H: 1 LOB: 1 BB: 0 P: 8	1B: 7 2B: 1 3B: 0 HR: 1	SF: 0 SAC: 0 DP: 0 HBP: 0	WP: 3 PA: 37								
PITCHER	IP	WLS	BF	H	R	ER	SO	BB	IBB	HBP	BLK	WP	HR	S	P	ERA	WHIP										
Diego Segui, R (1, 1) ERA: 4.2	8.0	L	33	8	3	3	12	0	0	0	0	2	1	57	57	3.38	1.000										
Wes Stock, R (9, 1) ERA: 2.52	0.0		1	1	0	0	0	0	0	0	0	0	0	1	1	∞	∞										
Moe Drabowsky, R (9, 1) ERA: 5.14	1.0	S	3	0	0	0	2	0	0	0	0	1	0	7	7	0.00	0.000										

New York Yankees @ Kansas City Athletics
Municipal Stadium, Kansas City, MO
Sun Sep 06 1964, 4:33 AM EDT
Att: 21,372 - Sunny

AB	37
R	3
H	9
RBI	3
BB	0
SO	14
LOB	19



Batter	1	2	3	4	5	6	7	8	9	AB	R	H	RBI	BB	SO	LOB	BOTTOM										
Bert Campaneris, R (1, 7) OBP: 0.343, SLG: 0.446										4	0	0	0	0	0	1											
Wayne Causey, L (1, 6) OBP: 0.396, SLG: 0.407										3	1	1	0	1	0	0											
Rocky Colavito, R (1, 9) OBP: 0.372, SLG: 0.532										4	1	3	0	0	0	1											
Jim Gentile, L (1, 3) OBP: 0.380, SLG: 0.487										4	0	1	1	0	0	3											
Jose Tartabull, L (9, PR) OBP: 0.255, SLG: 0.244										0	0	0	0	0	0	0											
Billy Bryan, L (1, 2) OBP: 0.293, SLG: 0.490										3	0	1	0	1	1	2											
Ed Charles, R (1, 5) OBP: 0.319, SLG: 0.370										4	0	0	0	0	0	3											
Nelson Mathews, R (1, 8) OBP: 0.301, SLG: 0.383										3	0	0	0	0	1	1											
Dick Green, R (1, 4) OBP: 0.305, SLG: 0.381										3	0	1	0	0	1	0											
Diego Segui, R (1, 1) OBP: 0.221, SLG: 0.234										2	0	0	0	0	2	0											
Manny Jimenez, L (8, PH) OBP: 0.289, SLG: 0.451										1	0	0	0	0	0	1											
Wes Stock, R (9, 1) OBP: 0.235, SLG: 0.188										0	0	0	0	0	0	0											
Moe Drabowsky, R (9, 1) OBP: 0.045, SLG: 0.023										0	0	0	0	0	0	0											
Inning Stats	R: 0 E: 0 K: 0 S: 4	H: 1 LOB: 1 BB: 0 P: 4	R: 0 E: 0 K: 1 S: 4	H: 0 LOB: 1 BB: 1 P: 8	R: 0 E: 0 K: 2 S: 7	H: 0 LOB: 0 BB: 0 P: 7	R: 0 E: 0 K: 1 S: 6	H: 1 LOB: 1 BB: 0 P: 6	R: 0 E: 0 K: 0 S: 3	H: 0 LOB: 0 BB: 0 P: 3	R: 0 E: 0 K: 1 S: 5	H: 0 LOB: 0 BB: 0 P: 5	R: 0 E: 0 K: 0 S: 4	H: 2 LOB: 1 BB: 0 P: 4	R: 0 E: 0 K: 0 S: 4	H: 1 LOB: 1 BB: 0 P: 4	R: 2 E: 0 K: 0 S: 4	H: 2 LOB: 1 BB: 1 P: 8	1B: 6 2B: 0 3B: 1 HR: 0	SF: 0 SAC: 0 DP: 2 HBP: 0	WP: 0 PA: 33						
PITCHER	IP	WLS	BF	H	R	ER	SO	BB	IBB	HBP	BLK	WP	HR	S	P	ERA	WHIP										
Rollie Sheldon, R (1, 1) ERA: 3.63	8.0	W	29	5	1	1	5	2	0	0	0	0	0	37	45	1.12	0.875										
Pedro Ramos, R (9, 1) ERA: 5.17	1.0	S	4	2	1	1	0	0	0	0	0	0	0	4	4	9.00	2.000										

New York Yankees @ Kansas City Athletics
Municipal Stadium, Kansas City, MO
Sun Sep 06 1964, 4:33 AM EDT
Att: 21,372 - Sunny

AB	31
R	2
H	7
RBI	1
BB	2
SO	5
LOB	12





Batter	1	2	3	4	5	6	7	8	9	AB	R	H	RBI	BB	SO	LOB	TOP					
Lenny Green, L OBP: 0.318, SLG: 0.283	F9		G3				F7			3	0	0	0	2	0	0	Baltimore Orioles @ Kansas City Athletics Municipal Stadium, Kansas City, MO Mon Sep 07 1964, 4:33 AM EDT Unknown					
Luis Aparicio, R OBP: 0.314, SLG: 0.365			F8			G4-6-3 BB	F4	F8		5	0	1	0	0	0	4						
Norm Siebern, L OBP: 0.380, SLG: 0.369	F6						F8		4-3	5	2	2	0	0	0	1						
Boog Powell, L OBP: 0.384, SLG: 0.603 Jackie Brandt, R OBP: 0.296, SLG: 0.373								4-3	5-3	3	1	2	1	1	0	1						
Brooks Robinson, R OBP: 0.348, SLG: 0.493	F6							4-3	6-3	1	0	0	0	0	0	0						
Sam Bowens, R OBP: 0.329, SLG: 0.471		6-3						1-3		5	1	2	1	0	1	4						
Charlie Lau, L OBP: 0.335, SLG: 0.402		F4						2B		3	1	1	0	1	0	1						
Jerry Adair, R OBP: 0.283, SLG: 0.332		F8						3B		4	1	2	1	0	0	2						
Wally Bunker, R OBP: 0.152, SLG: 0.083			F7							3	0	0	0	1	1	0						
Inning Stats	R: 0 E: 0 K: 0 S: 4	H: 1 LOB: 2 BB: 1 P: 8	R: 0 E: 0 K: 0 S: 3	H: 0 LOB: 0 BB: 0 P: 3	R: 0 E: 0 K: 0 S: 3	H: 0 LOB: 0 BB: 0 P: 3	R: 1 E: 0 K: 1 S: 7	H: 2 LOB: 1 BB: 0 P: 7	R: 1 E: 0 K: 0 S: 6	H: 3 LOB: 2 BB: 0 P: 6	R: 0 E: 0 K: 1 S: 5	H: 0 LOB: 0 BB: 0 P: 5	R: 3 E: 0 K: 0 S: 6	H: 3 LOB: 3 BB: 3 P: 18	R: 0 E: 0 K: 0 S: 3	H: 0 LOB: 0 BB: 0 P: 3	1B: 6 2B: 2 3B: 1 HR: 1	SF: 1 SAC: 0 DP: 1 HBP: 0	WP: 0 PB: 1 SB: 2 CS: 0	PA: 41		
PITCHER	IP	WLS	BF	H	R	ER	SO	BB	IBB	HBP	BLK	WP	HR	S	P	ERA	WHIP					
Orlando Pena, R ERA: 4.34	(1, 1)	7.0	L	30	8	4	3	2	2	0	0	0	0	0	2	2	3.86	1.429				
Ted Bowsfield, L ERA: 4.57	(8, 1)	0.1		2	1	0	0	0	0	0	0	0	0	0	2	2	0.00	3.000				
Ken Sanders, R ERA: 3.43	(8, 1)	0.2		6	1	2	2	0	2	1	0	0	0	0	3	15	27.00	4.500				
Jose Santiago, R ERA: 5.04	(9, 1)	1.0		3	0	0	0	0	0	0	0	0	0	3	3	0.00	0.000					


AB	35
R	6
H	10
RBI	4
BB	5
SO	2
LOB	15



Batter	1	2	3	4	5	6	7	8	9	AB	R	H	RBI	BB	SO	LOB	BOTTOM					
Bert Campaneris, R OBP: 0.335, SLG: 0.436	L6		1-3				F7		6-3	4	0	0	0	0	0	0	Baltimore Orioles @ Kansas City Athletics Municipal Stadium, Kansas City, MO Mon Sep 07 1964, 4:33 AM EDT Unknown					
Wayne Causey, L OBP: 0.401, SLG: 0.408			3-1				G3 WP 1B		2B 1B	3	0	2	0	1	0	0						
Manny Jimenez, L OBP: 0.284, SLG: 0.442			K				G3		F9	4	0	0	0	0	1	3						
Rocky Colavito, R OBP: 0.369, SLG: 0.528			F8				F8		F6	4	0	0	0	0	0	3						
Jim Gentile, L OBP: 0.381, SLG: 0.490			F5				6-3			4	0	2	0	0	0	0						
Billy Bryan, L OBP: 0.288, SLG: 0.480			4-3				F9		G4-6-3 1B	4	0	0	0	0	0	3						
Nelson Mathews, R OBP: 0.301, SLG: 0.389							F2		5-3	3	1	1	1	0	0	0						
Dick Green, R OBP: 0.305, SLG: 0.383									6-3	3	0	1	0	0	0	0						
Orlando Pena, R OBP: 0.173, SLG: 0.186 Ted Bowsfield, R OBP: 0.174, SLG: 0.095 Ken Sanders, R	(1, 1)								1-3	2	0	0	0	0	0	2	1					
Jose Tartabull, L OBP: 0.253, SLG: 0.242 Jose Santiago, R	(8, PH)									0	0	0	0	0	0	0	0					
Inning Stats	R: 0 E: 0 K: 1 S: 5	H: 0 LOB: 1 BB: 1 P: 9	R: 1 E: 0 K: 0 S: 4	H: 1 LOB: 0 BB: 0 P: 4	R: 0 E: 0 K: 1 S: 5	H: 0 LOB: 0 BB: 0 P: 5	R: 0 E: 0 K: 0 S: 3	H: 0 LOB: 0 BB: 0 P: 3	R: 0 E: 0 K: 0 S: 6	H: 1 LOB: 1 BB: 0 P: 6	R: 0 E: 0 K: 0 S: 4	H: 1 LOB: 1 BB: 0 P: 4	R: 0 E: 0 K: 0 S: 3	H: 1 LOB: 0 BB: 0 P: 3	R: 0 E: 0 K: 0 S: 3	H: 0 LOB: 0 BB: 0 P: 3	R: 0 E: 0 K: 0 S: 5	H: 2 LOB: 2 BB: 0 P: 5	1B: 3 2B: 2 3B: 0 HR: 1	SF: 0 SAC: 0 DP: 1 HBP: 0	WP: 1 PB: 0 SB: 0 CS: 0	PA: 33
PITCHER	IP	WLS	BF	H	R	ER	SO	BB	IBB	HBP	BLK	WP	HR	S	P	ERA	WHIP					
Wally Bunker, R ERA: 2.64	(1, 1)	9.0	W	33	6	1	1	3	1	0	0	0	1	1	38	42	1.00	0.778				





Batter	1	2	3	4	5	6	7	8	9	AB	R	H	RBI	BB	SO	LOB	TOP			
Jackie Brandt, R OBP: 0.293, SLG: 0.369 (1, 8)	F7		6-3		F8			5-3		4	0	0	0	0	0	1	<p>Baltimore Orioles @ Kansas City Athletics Municipal Stadium, Kansas City, MO Mon Sep 07 1964, 4:38 AM EDT Att: 15,358 - Unknown</p> <p>livebaseballscorecards.com</p> <p>AB 31 R 1 H 6 RBI 1 BB 1 SO 5 LOB 14</p> 			
Luis Aparicio, R OBP: 0.314, SLG: 0.364 (1, 6)	6-3 1B		5-3		5-3			F8		4	0	1	0	0	0	1				
Earl Robinson, R OBP: 0.306, SLG: 0.410 (1, 7)	6-3 1-2			2B 1B					K	4	1	2	0	0	1	1				
Brooks Robinson, R OBP: 0.346, SLG: 0.490 (1, 5)	F3			K					F6	4	0	0	0	0	2	3				
Sam Bowens, R OBP: 0.326, SLG: 0.466 (1, 9)		F6		K					K	4	0	0	0	0	2	2				
John Orsino, R OBP: 0.291, SLG: 0.363 (1, 3)		E5 G5-3 1B								2	0	1	1	1	0	0				
Jerry Adair, R OBP: 0.283, SLG: 0.332 (1, 4)				5-3					FC6-4 BB	3	0	1	0	0	0	2				
Dick Brown, R OBP: 0.301, SLG: 0.406 (1, 2)		G5-3 2-3f							G5-4-3	3	0	1	0	0	0	3				
Dave McNally, R OBP: 0.204, SLG: 0.156 (1, 1)										0	0	0	0	0	0	0				
Dave Vineyard, R OBP: 0.250, SLG: 0.182 (1, 1)										2	0	0	0	0	0	1				
Stu Miller, R OBP: 0.125, SLG: 0.250 (7, 1)										0	0	0	0	0	0	0				
Bob Johnson, R OBP: 0.294, SLG: 0.378 (8, FH)										1	0	0	0	0	0	0				
Sam Jones, R OBP: 0.294, SLG: 0.378 (8, 1)										0	0	0	0	0	0	0				
Inning Stats	R: 0 E: 0 K: 0 S: 4	H: 1 LOB: 1 BB: 0 P: 4	R: 0 E: 1 K: 0 S: 4	H: 1 LOB: 1 BB: 0 P: 4	R: 0 E: 0 K: 0 S: 3	H: 0 LOB: 0 BB: 0 P: 3	R: 1 E: 0 K: 2 S: 9	H: 2 LOB: 1 BB: 0 P: 9	R: 0 E: 0 K: 1 S: 5	H: 1 LOB: 0 BB: 0 P: 5	R: 0 E: 0 K: 0 S: 2	H: 0 LOB: 0 BB: 1 P: 6	R: 0 E: 0 K: 0 S: 3	H: 0 LOB: 0 BB: 0 P: 3	R: 0 E: 0 K: 2 S: 7	H: 0 LOB: 0 BB: 0 P: 7	1B: 5 2B: 1 3B: 0 HR: 0	SF: 0 SAC: 0 DP: 3 HBP: 0	WP: 0 PB: 0 SB: 0 CS: 0	PA: 32
PITCHER Bob Meyer, L ERA: 4.31 (1, 1)	IP: 9.0 WLS: W BF: 32 H: 6 R: 1 ER: 1 SO: 5 BB: 1 IBB: 0 HBP: 0 BLK: 0 WP: 0 HR: 0 S: 41 P: 45 ERA: 1.00 WHIP: 0.778															PITCHER				

Batter	1	2	3	4	5	6	7	8	9	AB	R	H	RBI	BB	SO	LOB	BOTTOM				
Bert Campaneris, R OBP: 0.339, SLG: 0.434 (1, 7)	1B 2B 1B				6-3					3	1	1	0	1	1	0	<p>Baltimore Orioles @ Kansas City Athletics Municipal Stadium, Kansas City, MO Mon Sep 07 1964, 4:38 AM EDT Att: 15,358 - Unknown</p> <p>livebaseballscorecards.com</p> <p>AB 32 R 6 H 8 RBI 6 BB 2 SO 14 LOB 6</p> 				
Jose Tartabull, L OBP: 0.253, SLG: 0.242 (8, 7)		BB								0	0	0	0	0	0	0					
Wayne Causey, L OBP: 0.400, SLG: 0.407 (1, 6)	2B 1-3 HR 1B		4-3		K					4	1	1	0	0	1	1					
Rocky Colavito, R OBP: 0.370, SLG: 0.530 (1, 9)	1-3 3-H HR 2B				K					4	1	2	1	0	2	0					
Jim Gentile, L OBP: 0.384, SLG: 0.510 (1, 3)	2B HR									4	3	3	4	0	1	1					
Doc Edwards, R OBP: 0.247, SLG: 0.298 (1, 2)	F7				5-3					4	0	0	0	0	1	1					
Ed Charles, R OBP: 0.316, SLG: 0.367 (1, 5)	K				6-3					4	0	0	0	0	2	1					
Nelson Mathews, R OBP: 0.301, SLG: 0.386 (1, 8)	K									3	0	0	0	1	3	0					
Dick Green, R OBP: 0.305, SLG: 0.383 (1, 4)					1-3					3	0	1	1	0	1	0					
Bob Meyer, R OBP: 0.305, SLG: 0.383 (1, 4)										3	0	0	0	0	2	2					
Inning Stats	R: 4 E: 0 K: 2 S: 11	H: 4 LOB: 0 BB: 0 P: 11	R: 0 E: 0 K: 2 S: 7	H: 0 LOB: 1 BB: 1 P: 11	R: 1 E: 0 K: 1 S: 6	H: 1 LOB: 0 BB: 0 P: 6	R: 0 E: 0 K: 2 S: 7	H: 0 LOB: 0 BB: 0 P: 7	R: 0 E: 0 K: 2 S: 9	H: 2 LOB: 2 BB: 1 P: 13	R: 0 E: 0 K: 2 S: 8	H: 1 LOB: 1 BB: 0 P: 8	R: 0 E: 0 K: 1 S: 5	H: 0 LOB: 0 BB: 0 P: 5	R: 0 E: 0 K: 2 S: 7	H: 0 LOB: 0 BB: 0 P: 7		1B: 5 2B: 1 3B: 0 HR: 2	SF: 0 SAC: 0 DP: 0 HBP: 0	WP: 0 PB: 0 SB: 0 CS: 0	PA: 34
PITCHER Dave McNally, L ERA: 3.94 (1, 1)	IP: 0.0 WLS: L BF: 4 H: 4 R: 4 ER: 4 SO: 0 BB: 0 IBB: 0 HBP: 0 BLK: 0 WP: 0 HR: 1 S: 4 P: 4 ERA: 3.00 WHIP: 0.833															PITCHER					
Dave Vineyard, R ERA: 3.94 (1, 1)	6.0 WLS: L BF: 23 H: 3 R: 2 ER: 2 SO: 11 BB: 2 IBB: 0 HBP: 0 BLK: 0 WP: 0 HR: 1 S: 43 P: 51 ERA: 0.00 WHIP: 1.000															PITCHER					
Stu Miller, R ERA: 2.85 (7, 1)	1.0 WLS: L BF: 4 H: 1 R: 0 ER: 0 SO: 2 BB: 0 IBB: 0 HBP: 0 BLK: 0 WP: 0 HR: 0 S: 8 P: 8 ERA: 0.00 WHIP: 0.000															PITCHER					
Sam Jones, R ERA: 6.0 (8, 1)	1.0 WLS: L BF: 3 H: 0 R: 0 ER: 0 SO: 1 BB: 0 IBB: 0 HBP: 0 BLK: 0 WP: 0 HR: 0 S: 5 P: 5 ERA: 0.00 WHIP: 0.000															PITCHER					


Batter	1	2	3	4	5	6	7	8	9	AB	R	H	RBI	BB	SO	LOB	TOP				
Bert Campaneris, R OBP: 0.337, SLG: 0.427	4-0 BB		0-0 FC1-4		0-0 F8		0-0 F8			3	0	0	0	1	0	2	Kansas City Athletics @ Baltimore Orioles Memorial Stadium, Baltimore, MD Fri Sep 11 1964, 7:05 PM EDT Unknown				
Wayne Causey, L OBP: 0.397, SLG: 0.404	0-0 F6		0-0 F8		0-0 F7		0-0 F3			4	0	0	0	0	0	3					
Tommie Reynolds, R OBP: 0.313, SLG: 0.310	0-0 5-3		0-3 K		0-0 E6 1B		0-3 K			4	1	0	0	0	2	2					
Rocky Colavito, R OBP: 0.367, SLG: 0.525	0-0 F8				0-0 L8		0-0 F7		0-0 F6	4	0	0	0	0	0	2					
Jim Gentile, L OBP: 0.385, SLG: 0.509		0-0 4-3		0-0 WP 1B		0-0 1B 1B		0-3 K		4	0	2	0	0	1	0					
Billy Bryan, L OBP: 0.288, SLG: 0.477	0-0 F8			0-0 F5		0-0 1B		0-3 K	3	0	1	1	0	0	1	AB 35 R 2 H 7 RBI 2 BB 1 SO 5 LOB 18					
Ken Harrelson, R OBP: 0.258, SLG: 0.415				1-2 1B		1-2 3-H 1B			1	0	0	0	0	1	0						
Nelson Mathews, R OBP: 0.302, SLG: 0.393		0-0 HR		0-0 6-3		0-0 K		0-0 1B	4	1	2	1	0	1	3						
Dick Green, R OBP: 0.305, SLG: 0.382		0-0 2-3			0-0 1B		0-0 5-3		0-0 F9	4	0	1	0	0	0			3			
John O'Donoghue, R OBP: 0.291, SLG: 0.314			0-0 FC1-4 1B		0-0 F7		0-0 F6		0-0 F8	1	0	1	0	0	0			0			
Jose Santiago, R OBP: 0.226, SLG: 0.239										0	0	0	0	0	0		0				
Ken Sanders, R OBP: 0.226, SLG: 0.239										0	0	0	0	0	0		1				
Larry Stahl, L OBP: 0.245, SLG: 0.323										0	0	0	0	0	0		0				
Moe Drabowsky, R OBP: 0.245, SLG: 0.323										0	0	0	0	0	0		0				
Doc Edwards, R OBP: 0.245, SLG: 0.297										1	0	0	0	0	0		1				
Inning Stats	R: 0 E: 0 K: 0 S: 3	H: 0 LOB: 1 BB: 1 P: 7	R: 1 E: 0 K: 0 S: 4	H: 1 LOB: 1 BB: 0 P: 4	R: 0 E: 0 K: 1 S: 6	H: 1 LOB: 1 BB: 0 P: 6	R: 0 E: 0 K: 0 S: 4	H: 1 LOB: 1 BB: 0 P: 4	R: 0 E: 0 K: 1 S: 8	H: 2 LOB: 2 BB: 0 P: 8	R: 0 E: 0 K: 0 S: 3	H: 0 LOB: 0 BB: 0 P: 3	R: 0 E: 0 K: 2 S: 7	H: 0 LOB: 0 BB: 0 P: 7	R: 0 E: 0 K: 1 S: 6	H: 1 LOB: 1 BB: 0 P: 6	1B: 6 2B: 0 3B: 0 HR: 1	SF: 0 SAC: 0 DP: 0 HBP: 0	WP: 1 PB: 0 SB: 0 CS: 0	PA: 36	
PITCHER	IP WLS BF H R ER SO BB IBB HBP BLK WP HR S P ERA WHIP	7.0 W 29 6 2 1 2 1 0 0 0 0 1 1 32 36 1.29 1.000	2.0 S 7 1 0 0 3 0 0 0 0 0 0 0 0 13 13 0.00 0.500																		


Batter	1	2	3	4	5	6	7	8	9	AB	R	H	RBI	BB	SO	LOB	BOTTOM			
Jackie Brandt, R OBP: 0.297, SLG: 0.371	0-0 F6	0-0 E7 1B		4-0 2B BB		0-0 2-3		0-3 K		4	1	1	1	1	1	0	Kansas City Athletics @ Baltimore Orioles Memorial Stadium, Baltimore, MD Fri Sep 11 1964, 7:05 PM EDT Unknown			
Luis Aparicio, R OBP: 0.314, SLG: 0.365	0-0 6-3	0-0 5-3		0-0 1B 2B		4-0 BB				3	1	1	1	1	0	2				
Boog Powell, L OBP: 0.391, SLG: 0.614	0-0 F6		0-0 4-3	4-0 BB 1B BB		0-0 F8				2	0	0	0	1	0	0				
Norm Siebern, L OBP: 0.379, SLG: 0.364				BB 1B BB		0-0 F8				1	0	0	0	0	0	1				
Brooks Robinson, R OBP: 0.355, SLG: 0.501		0-0 E 2B 1B	0-0 FC5-4 1B	0-0 BB 1B	0-0 1-2 2-H 1B	0-0 F7				4	1	3	1	0	0	1				
Sam Bowens, R OBP: 0.327, SLG: 0.469		0-0 E5 2B	0-0 FC5-4 E	4-0 BB BB	4-0 1-2 2-S BB		0-0 4-3			3	1	0	0	1	0	2				
Bob Johnson, R OBP: 0.287, SLG: 0.368		0-3 K	0-0 E6	0-0 F9			0-0 6-3			3	0	0	0	0	1	6				
Russ Snyder, L OBP: 0.352, SLG: 0.333			1-2 K	0-0 E6	0-0 F9		0-0 6-3			1	0	0	0	0	0	0				
Jerry Adair, R OBP: 0.281, SLG: 0.332		0-0 1B 2B	0-3 K		0-0 3-1		0-0 4-3			4	1	1	2	0	1	2				
John Orsino, R OBP: 0.293, SLG: 0.356	0-0 F8			0-0 E5 P1-3	0-0 F6		0-3 K			4	0	0	0	0	1	1				
Wally Bunker, R OBP: 0.159, SLG: 0.081		4-0 E 1B BB		0-0 P1-3	0-0 4-3		0-3 K			2	0	0	0	1	0	1				
Harvey Haddix, L OBP: 0.159, SLG: 0.081				1-2 1B						1	0	0	0	0	1	0				
Inning Stats	R: 0 E: 0 K: 0 S: 3	H: 0 LOB: 0 BB: 0 P: 3	R: 3 E: 2 K: 1 S: 9	H: 3 LOB: 2 BB: 1 P: 13	R: 0 E: 1 K: 1 S: 7	H: 1 LOB: 2 BB: 0 P: 7	R: 2 E: 1 K: 0 S: 5	H: 2 LOB: 3 BB: 3 P: 17	R: 0 E: 0 K: 0 S: 3	H: 0 LOB: 0 BB: 1 P: 7	R: 0 E: 0 K: 0 S: 3	H: 0 LOB: 0 BB: 0 P: 3	R: 0 E: 0 K: 3 S: 9	H: 0 LOB: 0 BB: 0 P: 9	R: 0 E: 0 K: 3 S: 9	H: 0 LOB: 0 BB: 0 P: 9	1B: 4 2B: 3 3B: 0 HR: 0	SF: 0 SAC: 0 DP: 1 HBP: 0	WP: 0 PB: 0 SB: 0 CS: 0	PA: 37
PITCHER	IP WLS BF H R ER SO BB IBB HBP BLK WP HR S P ERA WHIP	3.2 L 22 6 5 0 0 0 1 0 0 0 0 0 0 1 5 0.00 3.000	0.1 2 0 0 0 0 0 1 0 0 0 0 0 0 1 5 0.00 3.000	2.0 7 0 0 0 0 0 1 0 0 0 0 0 0 6 10 0.00 0.500	2.0 6 0 0 0 3 0 0 0 0 0 0 0 0 12 12 0.00 0.000															




Batter	1	2	3	4	5	6	7	8	9	AB	R	H	RBI	BB	SO	LOB	TOP		
Bert Campaneris, R OBP: 0.333, SLG: 0.418 Jose Tartabull, L OBP: 0.250, SLG: 0.239	(1,7) 0-3 K	(1,7) 0-0 6-3	(1,7) 0-0	(1,7) 0-3 K	(1,7) 0-0	(1,7) 1-2 2-3 SH 2B BB	(1,7) 0-0	(1,7) 0-3 K	(1,7) 0-0	4	1	0	1	1	3	1	Kansas City Athletics @ Baltimore Orioles Memorial Stadium, Baltimore, MD Fri Sep 11 1964, 7:05 PM EDT Att: 21,622 - Unknown livebaseballscorecards.com		
Wayne Causey, L OBP: 0.400, SLG: 0.413	(1,6) 0-0 HR	(1,6) 0-0	(1,6) 0-0 2B	(1,6) 0-0 F7	(1,6) 0-0	(1,6) 1-2 2-3 SH 1B SH1-4 2B	(1,6) 0-0	(1,6) 0-0 1B	(1,6) 0-0	5	3	4	3	0	0	1			
Rocky Colavito, R OBP: 0.369, SLG: 0.531	(1,9) 0-0 HR	(1,9) 0-0	(1,9) 0-0 6-3	(1,9) 0-0	(1,9) 0-0 6-3	(1,9) 0-0 SH1-4 1B	(1,9) 0-0	(1,9) 4-0 BB	(1,9) 0-0	4	1	2	2	1	0	1			
Jim Gentile, L OBP: 0.386, SLG: 0.508	(1,3) 0-0 1B	(1,3) 0-0	(1,3) 4-0 2B	(1,3) 0-0 BB	(1,3) 0-3 K	(1,3) 0-0 SH1-4 1B	(1,3) 0-0	(1,3) 0-0 BB	(1,3) 0-0	3	0	1	1	1	1	1			
Nelson Mathews, R OBP: 0.301, SLG: 0.391	(1,8) 0-0 1B	(1,8) 0-0	(1,8) 0-0 F2	(1,8) 0-0	(1,8) 0-0 F2	(1,8) 0-0 F6	(1,8) 0-0	(1,8) 0-0	(1,8) 0-0	5	0	1	0	0	0	3			
Doc Edwards, R OBP: 0.253, SLG: 0.303	(1,2) 0-0 F9	(1,2) 0-0	(1,2) 0-0	(1,2) 1-3 2-H 2B	(1,2) 0-0	(1,2) 0-0 WP 1B BB	(1,2) 4-0 FC4-6 BB	(1,2) 0-0	(1,2) 0-3 K	4	1	2	1	1	1	2			
Tommie Reynolds, R OBP: 0.296, SLG: 0.290 Ed Charles, R OBP: 0.318, SLG: 0.368	(1,5) 0-0 4-3	(1,5) 0-0	(1,5) 0-3 K	(1,5) 0-0	(1,5) 0-0	(1,5) 0-0 F4	(1,5) 0-3 K	(1,5) 0-0	(1,5) 0-0 1B	4	0	0	0	0	2	6			
Dick Green, R OBP: 0.306, SLG: 0.382	(1,4) 0-0	(1,4) 0-0 F4	(1,4) 0-0	(1,4) 0-0	(1,4) 0-0	(1,4) 1-2 2B WP 1B	(1,4) 0-0 FC4-6	(1,4) 0-0	(1,4) 0-0 F7	5	1	2	0	0	0	2			
Blue Moon Odom, R (1,1)	(1,1) 0-3 K	(1,1) 0-3	(1,1) 0-3 K	(1,1) 0-3	(1,1) 0-3	(1,1) 1-2 2-3 2B BB	(1,1) 0-3	(1,1) 0-0	(1,1) 0-0	3	1	0	0	1	3	2			
Inning Stats	R: 2 E: 0 K: 1 S: 9	H: 4 LOB: 2 BB: 0 P: 9	R: 0 E: 0 K: 5 S: 5	H: 0 LOB: 0 BB: 0 P: 5	R: 1 E: 0 K: 1 S: 7	H: 2 LOB: 2 BB: 1 P: 11	R: 0 E: 0 K: 2 S: 8	H: 1 LOB: 1 BB: 0 P: 8	R: 0 E: 0 K: 1 S: 5	H: 0 LOB: 0 BB: 0 P: 5	R: 0 E: 0 K: 2 S: 7	H: 0 LOB: 1 BB: 1 P: 11	R: 0 E: 0 K: 1 S: 5	H: 1 LOB: 1 BB: 0 P: 9	R: 0 E: 0 K: 1 S: 6	H: 1 LOB: 1 BB: 0 P: 6		1B: 8 2B: 4 3B: 0 HR: 1	SF: 0 SAC: 1 DP: 0 HBP: 0
PITCHER	IP WLS BF H R ER SO BB IBB HBP BLK WP HR S P ERA WHIP																		
Dave Vineyard, R ERA: 4.2	(1,1) 2.2 L 15 6 3 3 2 1 0 0 0 0 0 1 18 22 10.12 2.625																		
Chuck Estrada, R ERA: 5.13	(3,1) 0.1 1 0 0 0 1 0 0 0 0 0 0 0 3 3 0.00 0.000																		
Stu Miller, R ERA: 3.2	(4,1) 2.1 12 3 4 4 3 2 0 0 0 0 1 0 16 24 15.43 2.143																		
Harvey Haddix, L ERA: 2.35	(6,1) 0.2 4 2 1 1 0 0 0 0 0 0 0 0 4 4 13.50 3.000																		
Sam Jones, R ERA: 3.0	(7,1) 3.0 12 2 0 0 4 2 0 0 0 0 0 0 18 26 0.00 1.333																		

Batter	1	2	3	4	5	6	7	8	9	AB	R	H	RBI	BB	SO	LOB	BOTTOM		
Jackie Brandt, R OBP: 0.298, SLG: 0.370 Stu Miller, R OBP: 0.125, SLG: 0.250 Harvey Haddix, L (6, PH) Russ Snyder, L OBP: 0.347, SLG: 0.328 Sam Jones, R (7,1)	(1,8) 4-0	(1,8) 0-0	(1,8) 0-3 K	(1,8) 0-0	(1,8) 0-0	(1,8) 0-0 5-3	(1,8) 0-0	(1,8) 4-0 1-3 BB	(1,8) 0-0	1	0	0	0	1	1	1	Kansas City Athletics @ Baltimore Orioles Memorial Stadium, Baltimore, MD Fri Sep 11 1964, 7:05 PM EDT Att: 21,622 - Unknown livebaseballscorecards.com		
Luis Aparicio, R OBP: 0.312, SLG: 0.362	(1,6) 0-3 K	(1,6) 0-0	(1,6) 0-3 K	(1,6) 0-0	(1,6) 0-0	(1,6) 0-0 F6	(1,6) 0-0	(1,6) 0-0 1-3	(1,6) 0-0	4	0	0	0	0	2	3			
Norm Siebern, L OBP: 0.378, SLG: 0.362	(1,3) 0-0 F8	(1,3) 0-0	(1,3) 0-3 K	(1,3) 0-0	(1,3) 0-0	(1,3) 4-0 BB	(1,3) 0-0	(1,3) 0-0 4-3	(1,3) 0-0	3	0	0	0	1	1	3			
Boog Powell, L OBP: 0.390, SLG: 0.609	(1,7) 0-0 6-3	(1,7) 0-0	(1,7) 0-0	(1,7) 0-0 4-3	(1,7) 0-0	(1,7) 0-0 F4	(1,7) 0-0	(1,7) 0-0 1B BB	(1,7) 4-0	3	0	0	0	1	0	2			
Brooks Robinson, R OBP: 0.356, SLG: 0.500	(1,5) 0-0 6-3	(1,5) 0-0	(1,5) 0-0	(1,5) 0-0 6-3	(1,5) 0-0	(1,5) 4-0 G3-6-1 1B BB	(1,5) 0-0	(1,5) 0-0 G6-3 1B	(1,5) 0-0	3	0	1	0	1	0	0			
Sam Bowens, R OBP: 0.326, SLG: 0.467	(1,9) 0-3 K	(1,9) 0-3	(1,9) 0-3 K	(1,9) 0-3	(1,9) 0-3	(1,9) 0-0 G3-6-1 1B	(1,9) 0-0	(1,9) 0-0 F3	(1,9) 0-0	4	0	1	0	0	2	2			
Charlie Lau, L OBP: 0.328, SLG: 0.397	(1,2) 0-3 K	(1,2) 0-3	(1,2) 0-3 K	(1,2) 0-0	(1,2) 0-0 G3	(1,2) 0-0	(1,2) 0-0 G3-6-1	(1,2) 0-0 G6-3	(1,2) 0-0	4	0	0	0	0	1	4			
Jerry Adair, R OBP: 0.279, SLG: 0.330	(1,4) 0-0 F4	(1,4) 0-0	(1,4) 0-0	(1,4) 0-0	(1,4) 0-0 6-3	(1,4) 0-0	(1,4) 0-0 6-3	(1,4) 0-0	(1,4) 0-0	3	0	0	0	0	0	2			
Dave Vineyard, R OBP: 0.250, SLG: 0.182 Chuck Estrada, R OBP: 0.143, SLG: 0.143 Lenny Green, L OBP: 0.314, SLG: 0.275 (4,8)	(1,1) 4-0 WP BB	(1,1) 0-0	(1,1) 0-0	(1,1) 0-0	(1,1) 0-0 6-3	(1,1) 0-0	(1,1) 0-0 4-3	(1,1) 0-0	(1,1) 0-0	0	0	0	0	0	0	0			
Inning Stats	R: 0 E: 0 K: 1 S: 5	H: 0 LOB: 1 BB: 1 P: 9	R: 0 E: 0 K: 2 S: 8	H: 0 LOB: 0 BB: 0 P: 8	R: 0 E: 0 K: 3 S: 9	H: 0 LOB: 1 BB: 1 P: 13	R: 0 E: 0 K: 1 S: 5	H: 0 LOB: 0 BB: 0 P: 5	R: 0 E: 0 K: 0 S: 3	H: 0 LOB: 0 BB: 0 P: 3	R: 0 E: 0 K: 0 S: 3	H: 0 LOB: 1 BB: 1 P: 7	R: 0 E: 0 K: 0 S: 3	H: 1 LOB: 1 BB: 1 P: 7	R: 0 E: 0 K: 0 S: 3	H: 0 LOB: 1 BB: 1 P: 7		1B: 2 2B: 0 3B: 0 HR: 0	SF: 0 SAC: 0 DP: 2 HBP: 0
PITCHER	IP WLS BF H R ER SO BB IBB HBP BLK WP HR S P ERA WHIP																		
Blue Moon Odom, R ERA: 4.91	(1,1) 9.0 W 34 2 0 0 7 6 0 0 0 0 2 0 42 66 0.00 0.889																		




Batter	1	2	3	4	5	6	7	8	9	AB	R	H	RBI	BB	SO	LOB	TOP			
Bert Campaneris, R OBP: 0.327, SLG: 0.409 Jose Tartabull, L OBP: 0.290, SLG: 0.239	1-6-3		F8		F3			F6		4	0	0	0	0	0	3	<p>Kansas City Athletics @ Baltimore Orioles Memorial Stadium, Baltimore, MD Sat Sep 12 1964, 7:05 PM EDT Att: 13,162 - Unknown</p> <p>livebaseballscores.com</p> <p>AB 27 R 0 H 1 RBI 0 BB 5 SO 7 LOB 11</p> 			
Wayne Causey, L OBP: 0.399, SLG: 0.411	BB		F7		4-3			4-3		3	0	0	0	1	0					
Rocky Colavito, R OBP: 0.369, SLG: 0.528	F8			F6	F4			BB	BB	3	0	0	0	1	0					
Jim Gentile, L OBP: 0.385, SLG: 0.504	F2			K	BB			F8		3	0	0	0	1	2					
Nelson Mathews, R OBP: 0.299, SLG: 0.388		K		5-3	5-3			F7		4	0	0	0	0	2					
Doc Edwards, R OBP: 0.283, SLG: 0.306	F2				SH1-4 2B			K		4	0	1	0	0	1					
Ed Charles, R OBP: 0.316, SLG: 0.366	K				K			F9		3	0	0	0	0	2					
Dick Green, R OBP: 0.306, SLG: 0.380			K		SH1-4 BB			6-3		2	0	0	0	1	1					
Bob Meyer, R (1, 1)					SH1-4			K2-3		1	0	0	0	1	1					
Inning Stats	R: 0 E: 0 K: 0 S: 3	H: 0 LOB: 1 BB: 1 P: 7	R: 0 E: 0 K: 2 S: 7	H: 0 LOB: 0 BB: 0 P: 7	R: 0 E: 0 K: 1 S: 5	H: 0 LOB: 1 BB: 1 P: 9	R: 0 E: 0 K: 1 S: 5	H: 0 LOB: 0 BB: 0 P: 5	R: 0 E: 0 K: 1 S: 6	H: 1 LOB: 2 BB: 1 P: 10	R: 0 E: 0 K: 0 S: 3	H: 0 LOB: 1 BB: 1 P: 7	R: 0 E: 0 K: 1 S: 5	H: 0 LOB: 0 BB: 0 P: 5	R: 0 E: 0 K: 0 S: 3	H: 0 LOB: 1 BB: 1 P: 7	1B: 0 2B: 1 3B: 0 HR: 0	SF: 0 SAC: 1 DP: 0 HBP: 0	WP: 0 PB: 0 SB: 1 CS: 0	PA: 33
PITCHER Frank Bertaina, L ERA: 1.69	IP: 9.0 WLS: W BF: 33 H: 1 R: 0 ER: 0 SO: 7 BB: 5 IBB: 0 HBP: 0 BLK: 0 WP: 0 HR: 0 S: 42 P: 62 ERA: 0.00 WHIP: 0.667																			

Batter	1	2	3	4	5	6	7	8	9	AB	R	H	RBI	BB	SO	LOB	BOTTOM				
Jackie Brandt, R OBP: 0.295, SLG: 0.368	G3		F6		F9			SF9		3	0	0	1	0	0	1	<p>Kansas City Athletics @ Baltimore Orioles Memorial Stadium, Baltimore, MD Sat Sep 12 1964, 7:05 PM EDT Att: 13,162 - Unknown</p> <p>livebaseballscores.com</p> <p>AB 19 R 1 H 1 RBI 1 BB 6 SO 4 LOB 10</p> 				
Luis Aparicio, R OBP: 0.312, SLG: 0.360	5-3			S BB		F4		6-3		3	0	0	0	1	0						
Boog Powell, L OBP: 0.389, SLG: 0.606 Lenny Green, L OBP: 0.314, SLG: 0.275	K			F7	G4-6-3 BB					2	0	0	0	1	1						
Brooks Robinson, R OBP: 0.355, SLG: 0.498		F9			BB	G4-6-3				2	0	0	0	1	0						
Sam Bowens, R OBP: 0.326, SLG: 0.465	K			F3		4-3 SH3 BB				2	0	0	0	1	2						
Bob Johnson, R OBP: 0.289, SLG: 0.366 Norm Siebern, L OBP: 0.378, SLG: 0.362		BB		K		SH3				1	0	0	0	1	2						
Jerry Adair, R OBP: 0.278, SLG: 0.328	K				F9		4-3			3	0	0	0	0	2						
John Orsino, R OBP: 0.298, SLG: 0.362 Bob Saveryne, S OBP: 0.237, SLG: 0.176 Dick Brown, R OBP: 0.296, SLG: 0.398			F8		SH2-4 BB		2-1	SH5-4 SF9 2B		2	0	1	0	1	0						
Frank Bertaina, L (1, 1)	L5				SH2-4			SH5-4		1	0	0	0	0	0						
Inning Stats	R: 0 E: 0 K: 1 S: 5	H: 0 LOB: 0 BB: 0 P: 5	R: 0 E: 0 K: 2 S: 7	H: 0 LOB: 0 BB: 1 P: 11	R: 0 E: 0 K: 0 S: 3	H: 0 LOB: 0 BB: 0 P: 3	R: 0 E: 0 K: 1 S: 5	H: 0 LOB: 2 BB: 2 P: 13	R: 0 E: 0 K: 0 S: 3	H: 0 LOB: 1 BB: 1 P: 7	R: 0 E: 0 K: 0 S: 2	H: 0 LOB: 0 BB: 1 P: 6	R: 0 E: 0 K: 0 S: 2	H: 0 LOB: 1 BB: 1 P: 6	R: 1 E: 0 K: 0 S: 4	H: 1 LOB: 1 BB: 0 P: 4		1B: 0 2B: 1 3B: 0 HR: 0	SF: 1 SAC: 3 DP: 1 HBP: 0	WP: 0 PB: 0 SB: 1 CS: 0	PA: 29
PITCHER Bob Meyer, L ERA: 3.96	IP: 8.0 WLS: L BF: 30 H: 1 R: 1 ER: 1 SO: 4 BB: 6 IBB: 0 HBP: 0 BLK: 0 WP: 0 HR: 0 S: 31 P: 55 ERA: 1.12 WHIP: 0.875																				

Batter	1	2	3	4	5	6	7	8	9	AB	R	H	RBI	BB	SO	LOB	TOP										
Bert Campaneris, R OBP: 0.330, SLG: 0.413 John Wyatt, R (7, 1)	6-3	BB 2B 1B	5-3		5-3		1-3		SH2-4	5	1	1	0	0	0	5											
Wayne Causey, L OBP: 0.395, SLG: 0.411 (1, 6)	WP 1B	2B 1B BB		F9 2B		1B 4-3 1B		4-3	K	5	3	3	0	1	1	1											
Rocky Colavito, R OBP: 0.371, SLG: 0.534 George Alusik, R OBP: 0.343, SLG: 0.345 (6, 9) (9, 7)	1B 1-2 BB	1B 1-3 2-H 3-H		L3		1B 1-3 1B		K		3	0	2	2	1	0	1											
Jim Gentile, L OBP: 0.382, SLG: 0.496 (1, 3)	K	F4		F9		4-3		E BB	F4	5	0	0	1	1	1	7											
Nelson Mathews, R OBP: 0.301, SLG: 0.389 (1, 8)	BB 1-3 2-H 1B	2-3 3-H 1B		L7		6-3		E5		5	0	2	2	0	0	2											
Tommie Reynolds, R OBP: 0.285, SLG: 0.273 Jose Tartabull, L OBP: 0.250, SLG: 0.239 (1, 7) (9, 9)	1-2 BB	K		F8		F3		4-3		4	0	0	0	1	1	4											
Dick Green, R OBP: 0.313, SLG: 0.391 (1, 4)	F9		5-3		1B 1B		2B		3B 3B	5	1	3	0	0	0	3											
Billy Bryan, L OBP: 0.287, SLG: 0.476 (1, 2)		4-3	E9 4-3		K		F8		2B 3B	5	1	1	1	0	1	2											
Orlando Pena, R OBP: 0.192, SLG: 0.205 Moe Drabowsky, R OBP: 0.045, SLG: 0.023 Ed Charles, R OBP: 0.321, SLG: 0.374 (7, PH) (7, 5)		BB 1B 2B 1B	4-3		1-2 1B		BB		SH2-4 2B	3	1	2	0	0	0	1											
Inning Stats	R: 1 E: 0 K: 1 S: 7	H: 2 LOB: 3 BB: 2 P: 15	R: 3 E: 0 K: 1 S: 9	H: 4 LOB: 2 BB: 1 P: 13	R: 0 E: 1 K: 0 S: 4	H: 0 LOB: 1 BB: 0 P: 4	R: 0 E: 0 K: 0 S: 4	H: 1 LOB: 1 BB: 0 P: 4	R: 0 E: 0 K: 1 S: 7	H: 2 LOB: 2 BB: 0 P: 7	R: 1 E: 0 K: 0 S: 4	H: 2 LOB: 0 BB: 1 P: 4	R: 0 E: 0 K: 0 S: 4	H: 1 LOB: 2 BB: 1 P: 8	R: 0 E: 1 K: 1 S: 6	H: 0 LOB: 2 BB: 1 P: 10	R: 2 E: 0 K: 1 S: 8	H: 3 LOB: 2 BB: 1 P: 12	1B: 9 2B: 4 3B: 2 HR: 0	SF: 0 SAC: 1 DP: 0 HBP: 0	WP: 1 PB: 0 SB: 0 CS: 0	PA: 49					
PITCHER	IP	WLS	BF	H	R	ER	SO	BB	IBB	HBP	BLK	WP	HR	S	P	ERA	WHIP										
Dave Gray, R ERA: 9.0 (1, 1)	1.1		12	5	4	4	1	3	0	0	0	1	0	11	23	27.00	6.000										
Jay Ritchie, R ERA: 2.55 (2, 1)	3.2		16	4	0	0	2	0	0	0	0	0	0	20	20	0.00	1.091										
Jack Lamabe, R ERA: 5.69 (6, 1)	3.0	L	16	5	3	3	1	2	0	0	0	0	0	16	24	9.00	2.333										
Bob Heffner, R ERA: 4.1 (9, 1)	1.0		5	1	0	0	1	1	0	0	0	0	0	6	10	0.00	2.000										

Kansas City Athletics @ Boston Red Sox
Fenway Park, Boston, MA
Mon Sep 14 1964, 7:05 PM EDT
Att: 2,056 - Unknown

AB	42
R	7
H	15
RBI	7
BB	6
SO	5
LOB	26



Batter	1	2	3	4	5	6	7	8	9	AB	R	H	RBI	BB	SO	LOB	BOTTOM										
Felix Mantilla, R OBP: 0.346, SLG: 0.529 Jack Lamabe, R OBP: 0.164, SLG: 0.154 Bob Heffner, R OBP: 0.179, SLG: 0.237 Russ Nixon, L OBP: 0.293, SLG: 0.291 (1, 4) (6, 1) (9, 1) (9, PH)	6-3		F4		6-3	K			2-3	3	0	0	1	0	0	0											
Tony Conigliaro, R OBP: 0.345, SLG: 0.530 (1, 7)	6-3		BB 1B		E 2B	F4		FC6-4 BB		4	2	2	0	1	0	1											
Carl Yastrzemski, L OBP: 0.380, SLG: 0.463 (1, 8)	K		1B 1-2 BB		E BB	K		FC6-4		3	1	0	0	2	2	1											
Dick Stuart, R OBP: 0.320, SLG: 0.502 Dick Williams, R OBP: 0.247, SLG: 0.406 (1, 3) (8, 3)		K		1B 1-3 2-H	E6 4-3 1B	F5				4	1	2	2	0	1	0											
Lee Thomas, L OBP: 0.319, SLG: 0.395 (1, 9)	F6		9-1-2-5		4-3	F7				4	0	0	1	0	0	2											
Frank Malzone, R OBP: 0.312, SLG: 0.361 (1, 5)	1B 1B				F7 BB	5-3				3	1	1	0	1	0	0											
Eddie Bressoud, R OBP: 0.369, SLG: 0.463 (1, 6)	FC5 1B 1-2 1B				K K	F2				4	0	1	0	0	2	1											
Bob Tillman, R OBP: 0.352, SLG: 0.434 (1, 2)	1-2 2-H 1B				K	F2				4	0	2	1	0	1	0											
Dave Gray, R OBP: 1.000, SLG: 1.000 Jay Ritchie, R OBP: 0.167, SLG: 0.167 Dalton Jones, L OBP: 0.282, SLG: 0.353 (1, 1) (2, 1) (6, PH) (6, 4)	FC5				6-3 3B	L6			4-3	0	0	0	0	0	0	0											
Inning Stats	R: 0 E: 0 K: 1 S: 5	H: 0 LOB: 0 BB: 0 P: 5	R: 1 E: 0 K: 1 S: 8	H: 3 LOB: 2 BB: 0 P: 8	R: 1 E: 0 K: 0 S: 4	H: 2 LOB: 1 BB: 1 P: 8	R: 0 E: 0 K: 2 S: 7	H: 0 LOB: 0 BB: 0 P: 7	R: 4 E: 1 K: 1 S: 8	H: 3 LOB: 1 BB: 2 P: 16	R: 0 E: 0 K: 1 S: 6	H: 1 LOB: 1 BB: 0 P: 6	R: 0 E: 0 K: 1 S: 5	H: 0 LOB: 0 BB: 0 P: 5	R: 0 E: 0 K: 0 S: 3	H: 0 LOB: 0 BB: 0 P: 3	R: 0 E: 0 K: 0 S: 3	H: 0 LOB: 1 BB: 1 P: 7	1B: 7 2B: 2 3B: 1 HR: 0	SF: 0 SAC: 0 DP: 1 HBP: 0	WP: 0 PB: 0 SB: 0 CS: 0	PA: 39					
PITCHER	IP	WLS	BF	H	R	ER	SO	BB	IBB	HBP	BLK	WP	HR	S	P	ERA	WHIP										
Orlando Pena, R ERA: 4.42 (1, 1)				8	4	4	4	2	0	0	0	0	0	28	36	8.31	2.308										
Moe Drabowsky, R ERA: 5.02 (5, 1)	1.2		7	1	0	0	2	1	0	0	0	0	0	10	14	0.00	1.200										
John Wyatt, R ERA: 3.63 (7, 1)	3.0	W	10	0	0	0	1	1	0	0	0	0	0	11	15	0.00	0.333										

Kansas City Athletics @ Boston Red Sox
Fenway Park, Boston, MA
Mon Sep 14 1964, 7:05 PM EDT
Att: 2,056 - Unknown

AB	35
R	6
H	9
RBI	5
BB	4
SO	7
LOB	9




Batter	1	2	3	4	5	6	7	8	9	AB	R	H	RBI	BB	SO	LOB	TOP					
Bert Campaneris, R OBP: 0.329, SLG: 0.415 (1, 7)	F7		K					L8		4	0	1	0	0	1	0	Kansas City Athletics @ Boston Red Sox Fenway Park, Boston, MA Tue Sep 15 1964, 7:05 PM EDT Att: 2,776 - Unknown					
Wayne Causey, L OBP: 0.397, SLG: 0.408 Tommie Reynolds, R OBP: 0.299, SLG: 0.284 (8, PH)	F7		K				F8	1B		3	0	0	0	0	1	1						
Rocky Colavito, R OBP: 0.370, SLG: 0.531 (1, 9)	WP BB				F6		5-3	K		3	0	0	0	1	1	2						
Jim Gentile, L OBP: 0.382, SLG: 0.494 Larry Stahl, L (9, PH)	K				K		BB		L9	2	0	0	0	1	2	1						
Nelson Mathews, R OBP: 0.301, SLG: 0.387 (1, 8)		K			BB			K		3	0	0	0	1	2	2						
Ed Charles, R OBP: 0.322, SLG: 0.373 (1, 5)		BB			F8			5-3		2	0	0	0	2	0	1						
Dick Green, R OBP: 0.311, SLG: 0.388 (1, 4)		K				K		G5-4-3 BB		3	0	0	0	0	2	2						
Dave Duncan, R OBP: 0.063, SLG: 0.063 (1, 2)		6-3				K		K		3	0	0	0	0	2	1						
John O'Donoghue, R George Alcock, R Lew Krausse, R Jose Santiago, R Ken Harnelson, R Ken Sanders, R (1, 1)			1-3			K		F5		1	0	0	0	0	0	0						
Inning Stats	R: 0 E: 0 K: 1 S: 5	H: 0 LOB: 1 BB: 1 P: 9	R: 0 E: 0 K: 2 S: 7	H: 0 LOB: 1 BB: 1 P: 11	R: 0 E: 0 K: 2 S: 7	H: 0 LOB: 0 BB: 0 P: 7	R: 0 E: 0 K: 1 S: 5	H: 0 LOB: 1 BB: 1 P: 9	R: 0 E: 0 K: 3 S: 9	H: 0 LOB: 0 BB: 0 P: 9	R: 0 E: 0 K: 0 S: 4	H: 1 LOB: 2 BB: 1 P: 8	R: 0 E: 0 K: 1 S: 4	H: 0 LOB: 0 BB: 1 P: 8	R: 0 E: 0 K: 1 S: 6	H: 1 LOB: 1 BB: 0 P: 6		R: 0 E: 0 K: 1 S: 5	H: 0 LOB: 0 BB: 0 P: 5	1B: 1 2B: 1 3B: 0 HR: 0	SF: 0 SAC: 0 DP: 1 HBP: 0	WP: 1 PB: 0 SB: 0 CS: 0
PITCHER Ed Connolly, L ERA: 4.3 (1, 1)	IP: 9.0 WLS: W BF: 33 H: 2 R: 0 ER: 0 SO: 12 BB: 5 IBB: 0 HBP: 0 BLK: 0 WP: 1 HR: 0 S: 52 P: 72 ERA: 0.00 WHIP: 0.778															PITCHER						

Batter	1	2	3	4	5	6	7	8	9	AB	R	H	RBI	BB	SO	LOB	BOTTOM			
Felix Mantilla, R OBP: 0.347, SLG: 0.536 (1, 4)	5-3		F8	HR		G4-6-3 1B		F3		5	1	2	2	0	0	1	Kansas City Athletics @ Boston Red Sox Fenway Park, Boston, MA Tue Sep 15 1964, 7:05 PM EDT Att: 2,776 - Unknown			
Tony Conigliaro, R OBP: 0.348, SLG: 0.534 (1, 7)	2B		E6 1B	5-3		G4-6-3 1B		K		5	0	3	0	0	1	0				
Carl Yastrzemski, L OBP: 0.382, SLG: 0.464 (1, 8)	K		FC6-4 BB		2B	G4-6-3 1-2 2-3		BB		3	1	1	0	2	1	2				
Dick Stuart, R OBP: 0.318, SLG: 0.497 (1, 3)	6-3		FC6-4 1-2		6-3	6-3		K		5	0	0	0	0	1	5				
Frank Matzone, R OBP: 0.313, SLG: 0.366 (1, 5)	F2			F8	1B 2B		PB 2B 2B			4	2	2	1	0	0	0				
Lee Thomas, L OBP: 0.322, SLG: 0.400 (1, 9)	1B			F6	1B		4-3 2B			4	0	3	2	0	0	0				
Eddie Bressoud, R OBP: 0.368, SLG: 0.464 (1, 6)	K				F3		4-3			4	1	1	0	0	1	3				
Bob Tillman, R OBP: 0.355, SLG: 0.437 (1, 2)			SH3-4 E BB	1B 2B	1-2 BB		K			2	2	1	1	2	1	1				
Ed Connolly, L OBP: 0.188, SLG: 0.133 (1, 1)			SH3-4 1-2	HR 1B		F2		K		3	1	1	1	0	1	3				
Inning Stats	R: 0 E: 0 K: 1 S: 5	H: 1 LOB: 0 BB: 0 P: 5	R: 0 E: 0 K: 1 S: 6	H: 1 LOB: 0 BB: 0 P: 6	R: 1 E: 1 K: 0 S: 4	H: 1 LOB: 2 BB: 2 P: 12	R: 4 E: 0 K: 0 S: 7	H: 4 LOB: 0 BB: 0 P: 7	R: 2 E: 0 K: 0 S: 4	H: 3 LOB: 2 BB: 1 P: 10	R: 0 E: 0 K: 0 S: 4	H: 2 LOB: 1 BB: 0 P: 4	R: 1 E: 0 K: 2 S: 9	H: 2 LOB: 1 BB: 0 P: 9	R: 0 E: 0 K: 2 S: 7	H: 0 LOB: 1 BB: 1 P: 11		1B: 6 2B: 7 3B: 0 HR: 1	SF: 0 SAC: 1 DP: 1 HBP: 0	WP: 0 PB: 1 SB: 0 CS: 0
PITCHER John O'Donoghue, L ERA: 4.73 Lew Krausse, R ERA: 33.75 Jose Santiago, R ERA: 5.0 Ken Sanders, R ERA: 3.0 (1, 1)	IP: 4.0 WLS: L BF: 20 H: 7 R: 5 ER: 4 SO: 2 BB: 2 IBB: 0 HBP: 0 BLK: 0 WP: 0 HR: 1 S: 22 P: 30 ERA: 9.00 WHIP: 2.250															PITCHER				

Batter	1	2	3	4	5	6	7	8	9	AB	R	H	RBI	BB	SO	LOB	TOP					
Bert Campaneris, R OBP: 0.327, SLG: 0.412	F5		G4-6-3 1B		4-3			F8		4	0	1	0	0	0	0	Kansas City Athletics @ Boston Red Sox Fenway Park, Boston, MA Wed Sep 16 1964, 3:33 AM EDT Att: 1,287 - Unknown					
Wayne Causey, L OBP: 0.395, SLG: 0.406 Larry Stahl, L	K		G4-6-3			F4		G3		3	0	0	0	0	1	2						
Rocky Colavito, R OBP: 0.371, SLG: 0.531	1B			F6		L9		1B		4	0	2	0	0	0	0						
Jim Gentile, L OBP: 0.383, SLG: 0.496	K			1B 2B		FC6-4 1B		F9		4	1	2	0	0	1	2						
Nelson Mathews, R OBP: 0.300, SLG: 0.386		L8		K		FC6-4 1B		FC6-4 1B		4	0	1	0	0	1	2						
Ed Charles, R OBP: 0.323, SLG: 0.373 Tommye Reynolds, R OBP: 0.304, SLG: 0.290	6-3			FC6-4 1B		G3-6-1 1B		FC6-4 1B		2	0	1	1	0	0	0						
Dick Green, R OBP: 0.312, SLG: 0.389	K			FC6-4 1B		G3-6-1 1B		FC6-4 1B		4	0	2	0	0	1	1						
Billy Bryan, L OBP: 0.288, SLG: 0.471 Ted Bowsfield, R OBP: 0.174, SLG: 0.095 Ken Harrelson, R OBP: 0.254, SLG: 0.408			FC1-6 BB		K		G3-6-1 1B	FC6-4 1B		2	0	0	0	1	1	2						
Blue Moon Odom, R OBP: 0.045, SLG: 0.023 Moe Drabowsky, R OBP: 0.056, SLG: 0.056 Dave Duncan, R OBP: 0.056, SLG: 0.056			FC1-6 1B		K		F5	FC6-4 1B		2	0	0	0	0	1	1						
Inning Stats	R: 0 E: 0 K: 2 S: 8	H: 1 LOB: 1 BB: 0 P: 8	R: 0 E: 0 K: 1 S: 5	H: 0 LOB: 0 BB: 0 P: 5	R: 0 E: 0 K: 0 S: 3	H: 1 LOB: 1 BB: 1 P: 7	R: 1 E: 0 K: 1 S: 7	H: 2 LOB: 1 BB: 0 P: 7	R: 0 E: 0 K: 2 S: 7	H: 0 LOB: 0 BB: 0 P: 7	R: 0 E: 0 K: 0 S: 4	H: 1 LOB: 1 BB: 0 P: 4	R: 0 E: 0 K: 0 S: 4	H: 2 LOB: 1 BB: 0 P: 4	R: 0 E: 0 K: 0 S: 4	H: 1 LOB: 1 BB: 0 P: 4		R: 0 E: 0 K: 0 S: 5	H: 2 LOB: 2 BB: 0 P: 5	1B: 9 2B: 1 3B: 0 HR: 0	SF: 0 SAC: 0 DP: 2 HBP: 0	WP: 0 PB: 0 CS: 0
PITCHER Bill Monbouquette, R ERA: 4.39	IP: 9.0 WLS: W BF: 36 H: 10 R: 1 ER: 1 SO: 6 BB: 1 IBB: 0 HBP: 0 BLK: 0 WP: 0 HR: 0 S: 47 P: 51 ERA: 1.00 WHIP: 1.222																					

Batter	1	2	3	4	5	6	7	8	9	AB	R	H	RBI	BB	SO	LOB	BOTTOM			
Felix Mantilla, R OBP: 0.348, SLG: 0.536	2B		HR		F7			F7		5	2	2	0	0	0	1	Kansas City Athletics @ Boston Red Sox Fenway Park, Boston, MA Wed Sep 16 1964, 3:33 AM EDT Att: 1,287 - Unknown			
Tony Conigliaro, R OBP: 0.351, SLG: 0.550	F7		HR		F7		1B WP	HR		4	3	2	3	1	0	2				
Carl Yastrzemski, L OBP: 0.391, SLG: 0.462 Roman Mejias, R OBP: 0.304, SLG: 0.362	L7		4-3		4-3		2B WP	1B		4	1	1	0	0	0	1				
Dick Stuart, R OBP: 0.318, SLG: 0.504	2B		F5		HR		K	L8		5	1	2	2	0	1	2				
Lee Thomas, L OBP: 0.323, SLG: 0.402	4-3		2B		1-3		2B	F6		5	0	2	1	0	0	2				
Frank Malzone, R OBP: 0.315, SLG: 0.369 Al Smith, R OBP: 0.259, SLG: 0.315	6-3		2B		1B		HR	L9		4	1	2	0	0	0	1				
Eddie Bressoud, R OBP: 0.369, SLG: 0.464	1B		L8		HR		1B	F3		4	1	2	0	0	0	2				
Bob Tillman, R OBP: 0.357, SLG: 0.445	K		L8		FC5-6 1B		HR	F9		4	1	2	3	0	1	1				
Bill Monbouquette, R OBP: 0.189, SLG: 0.109	K		FC5-6 1B		K		K	K		4	0	0	0	0	3	2				
Inning Stats	R: 1 E: 0 K: 0 S: 5	H: 2 LOB: 1 BB: 0 P: 5	R: 0 E: 0 K: 2 S: 8	H: 1 LOB: 0 BB: 0 P: 8	R: 2 E: 0 K: 0 S: 7	H: 4 LOB: 2 BB: 0 P: 7	R: 0 E: 0 K: 0 S: 4	H: 1 LOB: 1 BB: 0 P: 4	R: 4 E: 0 K: 1 S: 9	H: 4 LOB: 0 BB: 0 P: 9	R: 2 E: 0 K: 1 S: 7	H: 2 LOB: 1 BB: 1 P: 11	R: 0 E: 0 K: 1 S: 5	H: 0 LOB: 0 BB: 0 P: 5	R: 1 E: 0 K: 0 S: 5	H: 2 LOB: 1 BB: 0 P: 5		1B: 8 2B: 4 3B: 0 HR: 4	SF: 0 SAC: 0 DP: 0 HBP: 0	WP: 1 PB: 0 CS: 0
PITCHER Blue Moon Odom, R ERA: 8.89 Moe Drabowsky, R ERA: 5.15 Ted Bowsfield, L ERA: 4.6	IP: 4.2 WLS: L BF: 25 H: 11 R: 6 ER: 6 SO: 2 BB: 0 IBB: 0 HBP: 0 BLK: 0 WP: 0 HR: 2 S: 29 P: 29 ERA: 11.57 WHIP: 2.357																			



Batter	1	2	3	4	5	6	7	8	9	AB	R	H	RBI	BB	SO	LOB	TOP			
Bert Campaneris, R OBP: 0.326, SLG: 0.409	L7		BB 1B		L9		1-3			4	0	1	0	0	0	0				
Wayne Causey, L OBP: 0.393, SLG: 0.403	4-3		F8		6-3			F7		4	0	0	0	0	0	1				
Rocky Colavito, R OBP: 0.374, SLG: 0.532	FC4-6 1B		BB 1-2		L8			G4-6-3 1B		3	0	2	0	1	0	0				
Jim Gentile, L OBP: 0.380, SLG: 0.491	FC4-6 1-2		F2		K			G4-6-3 1-2		4	0	0	0	0	1	4				
Nelson Mathews, R OBP: 0.302, SLG: 0.389		5-3 2B	F8		1B 1B			K		4	0	2	0	0	1	2				
Ed Charles, R OBP: 0.322, SLG: 0.373		K2-3		5-3		1B FC6 1B		6-3		4	0	1	0	0	1	1				
Dick Green, R OBP: 0.314, SLG: 0.389		5-3 1B		6-3		FC6 1-2		FC5-4 BB		3	0	1	0	1	0	2				
Doc Edwards, R OBP: 0.251, SLG: 0.301		5-3 1-2 2-3		F9			5-3	FC5-4 1-2		4	0	0	0	0	0	3				
Bob Meyer, R Jose Santiago, R Tommy Reynolds, R Moe Drabowsky, R George Alusk, R Ken Sanders, R	K				F8		6-3			1	0	0	0	0	1	2				
Inning Stats	R: 0 E: 0 K: 0 S: 4	H: 1 LOB: 1 BB: 0 P: 4	R: 0 E: 0 K: 2 S: 9	H: 2 LOB: 0 BB: 0 P: 9	R: 0 E: 0 K: 0 S: 4	H: 1 LOB: 2 BB: 1 P: 8	R: 0 E: 0 K: 0 S: 3	H: 0 LOB: 0 BB: 0 P: 3	R: 0 E: 0 K: 1 S: 7	H: 2 LOB: 2 BB: 0 P: 7	R: 0 E: 0 K: 0 S: 3	H: 0 LOB: 0 BB: 0 P: 3	R: 0 E: 0 K: 1 S: 5	H: 1 LOB: 1 BB: 1 P: 9	R: 0 E: 0 K: 1 S: 5	H: 0 LOB: 0 BB: 1 P: 9	1B: 6 2B: 1 3B: 0 HR: 0	SF: 0 SAC: 0 DP: 1 HBP: 0	WP: 0 PB: 0 SB: 0 CS: 0	PA: 35
PITCHER Whitely Ford, L ERA: 2.23	IP: 9.0 WLS: W BF: 35 H: 7 R: 0 ER: 0 SO: 4 BB: 2 IBB: 0 HBP: 0 BLK: 0 WP: 0 HR: 0 S: 41 P: 49 ERA: 0.00 WHIP: 1.000															PITCHER				

Kansas City Athletics @ New York Yankees
Yankee Stadium, Bronx, NY
Fri Sep 18 1964, 7:05 PM EDT
Att: 16,094 - Unknown - 76 F

AB	33
R	0
H	7
RBI	0
BB	2
SO	4
LOB	15



Batter	1	2	3	4	5	6	7	8	9	AB	R	H	RBI	BB	SO	LOB	BOTTOM			
Tony Kubek, L OBP: 0.274, SLG: 0.342	K	WP 3B		K		F6		5-3		5	1	1	3	0	2	1				
Bobby Richardson, R OBP: 0.287, SLG: 0.328	K	1-H 2-H 3-H		3-1 BB 1B		5-3		BB		4	0	2	0	1	1	0				
Roger Maris, L OBP: 0.371, SLG: 0.462	BB	3-H		3-1 BB		F8		F8		3	0	0	0	2	0	2				
Mickey Mantle, S OBP: 0.416, SLG: 0.584 Roger Repoz, L	F2			3-1		BB 1B		BB 2B		4	0	2	1	0	0	3				
Elston Howard, R OBP: 0.361, SLG: 0.448		G6-3 1B	FC6-4 BB	K		1B 1-3		1B		4	0	2	1	0	1	3				
Tom Tresh, S OBP: 0.340, SLG: 0.395		G6-3 1-2	FC4-6 BB		F9	1-3		1-3		3	0	0	0	1	0	3				
Pedro Gonzalez, R Mike Hegan, L		BB BB 3B BB	K		G6-4-3 1B			2-3 1B		3	1	2	0	1	1	2				
Clete Boyer, R OBP: 0.272, SLG: 0.307		BB BB BB 3B BB	FC4-6		G6-4-3			F3		3	1	0	0	1	0	6				
Whitely Ford, L OBP: 0.275, SLG: 0.155		1-2 2-3 3B BB		BB 1B 3-1 BB		4-3		F7		2	2	0	0	2	0	0				
Inning Stats	R: 0 E: 0 K: 2 S: 7	H: 0 LOB: 1 BB: 1 P: 11	R: 4 E: 0 K: 0 S: 5	H: 3 LOB: 3 BB: 3 P: 17	R: 0 E: 0 K: 1 S: 6	H: 1 LOB: 2 BB: 1 P: 10	R: 1 E: 0 K: 2 S: 8	H: 1 LOB: 2 BB: 2 P: 16	R: 0 E: 0 K: 0 S: 3	H: 1 LOB: 0 BB: 0 P: 3	R: 0 E: 0 K: 0 S: 3	H: 0 LOB: 0 BB: 0 P: 3	R: 1 E: 0 K: 0 S: 6	H: 3 LOB: 3 BB: 0 P: 6	R: 0 E: 0 K: 0 S: 3	H: 0 LOB: 1 BB: 1 P: 7	1B: 7 2B: 1 3B: 1 HR: 0	SF: 0 SAC: 0 DP: 2 HBP: 0	WP: 1 PB: 0 SB: 0 CS: 0	PA: 39
PITCHER Bob Meyer, L Jose Santiago, R Moe Drabowsky, R Ken Sanders, R	IP: 11.0 WLS: L BF: 43 H: 4 R: 4 ER: 4 SO: 2 BB: 4 IBB: 0 HBP: 0 BLK: 0 WP: 0 HR: 0 S: 29 P: 29 ERA: 18.00 WHIP: 4.000															PITCHER				

Kansas City Athletics @ New York Yankees
Yankee Stadium, Bronx, NY
Fri Sep 18 1964, 7:05 PM EDT
Att: 16,094 - Unknown - 76 F

AB	31
R	6
H	9
RBI	5
BB	8
SO	5
LOB	20



Batter	1	2	3	4	5	6	7	8	9	AB	R	H	RBI	BB	SO	LOB	TOP			
Bert Campaneris, R OBP: 0.332, SLG: 0.413	0-0 CS 1B		0-0 1B		0-0 E6 PB WP 1-3	0-0 F3			0-0 1B	5	0	3	0	0	0	3	Kansas City Athletics @ New York Yankees Yankee Stadium, Bronx, NY Sat Sep 19 1964, 3:33 AM EDT Att. 9,458 - Overcast - 61 F			
Wayne Causey, L OBP: 0.393, SLG: 0.402	4-0 BB 1-2 BB		0-0 F3		0-0 F8 1-2 3-H 0-0		0-0 G3 1B		0-0 F9 2-3	4	0	1	0	1	0	4				
Rocky Colavito, R OBP: 0.371, SLG: 0.528	0-0 F2		0-0 F3		0-0 L7 2-3		0-0 F8		0-0 SF7 3-H	4	0	0	1	0	0	4				
Jim Gentile, L OBP: 0.384, SLG: 0.491	4-0 1-2 BB			4-0 BB 1B BB	4-0 BB		0-0 G3 1-2		0-0 FC6-4 1B 1-2	2	1	1	0	3	0	1				
Nelson Mathews, R OBP: 0.299, SLG: 0.385	0-3 K			0-3 K 1B BB	0-3 K		0-3 K		0-0 FC6-4 1-2	5	0	0	0	0	4	8				
Ed Charles, R OBP: 0.320, SLG: 0.370		0-0 F6		0-0 F5		0-0 5-3		0-0 5-3		4	0	0	0	0	0	1				
Dick Green, R OBP: 0.313, SLG: 0.386		0-0 F7		4-0 1B 1-2 BB		0-0 F4		0-0 F5		3	0	0	0	1	0	0				
Doc Edwards, R OBP: 0.252, SLG: 0.302	0-3 K			0-0 1B 1-3 2-H		0-0 E3 2B		0-0 5-3		2	0	1	1	0	1	0				
Billy Bryan, L OBP: 0.285, SLG: 0.467										2	0	0	0	0	0	0				
Diego Segui, R OBP: 0.271, SLG: 0.234										1	0	0	0	0	1	0				
Wes Stock, R OBP: 0.241, SLG: 0.167										0	0	0	0	0	0	0				
Tommy Reynolds, R OBP: 0.262, SLG: 0.296										1	1	1	0	0	0	0				
Orlando Pena, R OBP: 0.262, SLG: 0.296										0	0	0	0	0	0	0				
Larry Stahl, L OBP: 0.262, SLG: 0.296										1	0	1	0	0	0	0				
John Wyatt, R OBP: 0.262, SLG: 0.296										0	0	0	0	0	0	0				
Manny Jimenez, R OBP: 0.262, SLG: 0.296										1	0	1	0	0	0	0				
Jose Tartabull, L OBP: 0.262, SLG: 0.296										0	1	0	0	0	0	0				
Inning Stats	R: 0 E: 0 K: 1 S: 5	H: 1 LOB: 2 BB: 2 P: 13	R: 0 E: 0 K: 1 S: 5	H: 0 LOB: 0 BB: 0 P: 5	R: 0 E: 0 K: 1 S: 6	H: 1 LOB: 1 BB: 0 P: 6	R: 1 E: 0 K: 1 S: 5	H: 1 LOB: 2 BB: 1 P: 13	R: 1 E: 1 K: 0 S: 5	H: 1 LOB: 2 BB: 0 P: 5	R: 0 E: 0 K: 1 S: 6	H: 1 LOB: 1 BB: 0 P: 6	R: 0 E: 0 K: 0 S: 3	H: 0 LOB: 0 BB: 0 P: 3	R: 1 E: 0 K: 0 S: 6	H: 3 LOB: 2 BB: 0 P: 6	1B: 8 2B: 1 3B: 0 HR: 0	SF: 1 SAC: 0 DP: 0 HBP: 0	WP: 1 PB: 1 SB: 1 CS: 0	PA: 41
PITCHER	IP WLS BF H R ER SO BB IBB HBP BLK WP HR S P ERA WHIP																			
Al Downing, L ERA: 3.33	(1, 1) 5.0 W 23 4 2 1 5 5 0 0 0 0 1 0 28 48 1.80 1.800																			
Ralph Terry, R ERA: 4.43	(6, 1) 4.0 S 18 5 1 1 1 0 0 0 0 0 0 0 20 20 2.25 1.250																			

Batter	1	2	3	4	5	6	7	8	9	AB	R	H	RBI	BB	SO	LOB	BOTTOM			
Tony Kubek, L OBP: 0.276, SLG: 0.341	0-0 6-3		0-0 1B 1B	1-0 1B HBP	0-0 L8			0-0 SH1-3 1-2		3	1	1	0	0	0	3	Kansas City Athletics @ New York Yankees Yankee Stadium, Bronx, NY Sat Sep 19 1964, 3:33 AM EDT Att. 9,458 - Overcast - 61 F			
Bobby Richardson, R OBP: 0.291, SLG: 0.332	0-0 HR 1B		0-0 1B S	0-0 1B 1-2		0-0 F6		0-0 HR 2-H 1B		5	3	4	1	0	0	0				
Roger Maris, L OBP: 0.369, SLG: 0.466	0-0 F8		0-0 6-3 1-2	0-0 F4 1-2		0-0 G3		0-0 HR 1-H 2B		5	1	1	2	0	0	5				
Mickey Mantle, S OBP: 0.418, SLG: 0.593	0-0 HR		4-0 BB 1B IBB	0-0 F2		0-0 P5		0-0 4-3 2B		4	2	2	2	1	0	2				
Roger Repoz, L ERA: 4.43	0-0 HR		0-0 1B 1B	0-0 1B 1-2 2-H 3-H		0-0 F9 1-3 BB		0-0 4-3 2-3		0	0	0	0	0	0	0				
Elston Howard, R OBP: 0.361, SLG: 0.447	0-0 6-3		0-0 1B 1B	0-0 1B 1-2 2-H 3-H		0-0 F8		0-0 4-3		5	0	2	2	0	0	1				
Joe Pepitone, L OBP: 0.276, SLG: 0.408		0-3 K	4-0 1B BB	0-0 1B BB		0-0 F8		0-0 4-3		4	0	0	0	1	1	3				
Hector Lopez, R OBP: 0.322, SLG: 0.431		0-0 5-3	0-3 K	4-0 1-3 BB		4-0 1-3 BB		4-0 BB		2	0	0	0	2	1	3				
Clete Boyer, R OBP: 0.274, SLG: 0.308		0-0 FC4-6 1B	0-0 1B 1-2 2-H 3-H	0-0 1B 1-2 2-3		0-0 1-3		0-0 1-3		4	0	2	1	0	0	3				
Al Downing, R OBP: 0.193, SLG: 0.190	(1, 1) 2.1 L 14 6 5 1 0 0 0 0 0 0 0 0 10 15 0.00 1.800																			
Wes Stock, R ERA: 2.37	(3, 1) 1.2 8 2 0 0 2 1 0 1 0 0 0 0 10 15 0.00 1.800																			
Orlando Pena, R ERA: 4.4	(5, 1) 1.0 6 1 0 0 0 2 0 0 0 0 0 0 4 12 0.00 3.000																			
John Wyatt, R ERA: 3.77	(6, 1) 3.0 14 4 3 3 0 1 0 0 0 0 0 1 13 17 9.00 1.667																			
Inning Stats	R: 2 E: 0 K: 0 S: 5	H: 2 LOB: 0 BB: 0 P: 5	R: 0 E: 0 K: 1 S: 6	H: 1 LOB: 1 BB: 0 P: 6	R: 3 E: 0 K: 1 S: 8	H: 4 LOB: 3 BB: 2 P: 16	R: 0 E: 0 K: 1 S: 6	H: 1 LOB: 2 BB: 0 P: 7	R: 0 E: 0 K: 0 S: 4	H: 1 LOB: 3 BB: 2 P: 12	R: 0 E: 0 K: 0 S: 3	H: 0 LOB: 0 BB: 1 P: 3	R: 0 E: 0 K: 0 S: 3	H: 0 LOB: 1 BB: 1 P: 7	R: 3 E: 0 K: 0 S: 7	H: 4 LOB: 2 BB: 0 P: 7	1B: 10 2B: 1 3B: 0 HR: 2	SF: 0 SAC: 1 DP: 0 HBP: 1	WP: 0 PB: 0 SB: 1 CS: 0	PA: 42
PITCHER	IP WLS BF H R ER SO BB IBB HBP BLK WP HR S P ERA WHIP																			
Diego Segui, R ERA: 4.5	(1, 1) 2.1 L 14 6 5 1 0 0 0 0 0 0 0 0 10 15 0.00 1.800																			
Wes Stock, R ERA: 2.37	(3, 1) 1.2 8 2 0 0 2 1 0 1 0 0 0 0 10 15 0.00 1.800																			
Orlando Pena, R ERA: 4.4	(5, 1) 1.0 6 1 0 0 0 2 0 0 0 0 0 0 4 12 0.00 3.000																			
John Wyatt, R ERA: 3.77	(6, 1) 3.0 14 4 3 3 0 1 0 0 0 0 0 1 13 17 9.00 1.667																			

Batter	1	2	3	4	5	6	7	8	9	AB	R	H	RBI	BB	SO	LOB	TOP			
Bert Campaneris, R OBP: 0.326, SLG: 0.406 (1, 7)	F3		K			F8			F7	4	0	0	0	0	1	0				
Dick Green, R OBP: 0.314, SLG: 0.386 (1, 4)	CS 1B			K			L6			3	0	1	0	0	1	0				
Wayne Causey, L OBP: 0.393, SLG: 0.401 Ken Harrelson, R OBP: 0.252, SLG: 0.405 (4, PR) (4, 7)	F7			G6-4-3 HBP			K			1	0	0	0	0	0	1				
Rocky Colavito, R OBP: 0.369, SLG: 0.525 (1, 9)		F8		G6-4-3			F8			3	0	0	0	0	0	1				
Jim Gentile, L OBP: 0.382, SLG: 0.488 (1, 3)	F5				F9			3-1		3	0	0	0	0	0	0				
Billy Bryan, L OBP: 0.286, SLG: 0.465 (1, 2)	FC5-4 1B				P6			4-3		3	0	1	0	0	0	0				
Ed Charles, R OBP: 0.318, SLG: 0.367 (1, 5)	FC5-4				F9			F7		3	0	0	0	0	0	1				
Nelson Mathews, R OBP: 0.298, SLG: 0.383 (1, 8)			K			6-3			5-3	3	0	0	0	0	1	0				
John O'Donoghue, R OBP: 0.245, SLG: 0.302 (1, 1)			5-3							1	0	0	0	0	0	0				
Wes Stock, R OBP: 0.211, SLG: 0.167 Manny Jimenez, L OBP: 0.289, SLG: 0.442 (6, PH) Ted Bowsfield, R OBP: 0.174, SLG: 0.095 Larry Stahl, L OBP: 0.200, SLG: 0.400 (9, PH)						4-3			K	0	0	0	0	0	0	0				
Inning Stats	R: 0 E: 0 K: 0 S: 3	H: 1 LOB: 0 BB: 0 P: 3	R: 0 E: 0 K: 0 S: 4	H: 1 LOB: 1 BB: 0 P: 4	R: 0 E: 0 K: 2 S: 7	H: 0 LOB: 0 BB: 0 P: 7	R: 0 E: 0 K: 1 S: 4	H: 0 LOB: 1 BB: 0 P: 5	R: 0 E: 0 K: 0 S: 3	H: 0 LOB: 0 BB: 0 P: 3	R: 0 E: 0 K: 0 S: 5	H: 0 LOB: 0 BB: 0 P: 5	R: 0 E: 0 K: 0 S: 3	H: 0 LOB: 0 BB: 0 P: 3	R: 0 E: 0 K: 1 S: 5	H: 0 LOB: 0 BB: 0 P: 5	1B: 2 2B: 0 3B: 0 HR: 0	SF: 0 SAC: 0 DP: 1 HBP: 1	WP: 0 PB: 0 SB: 0 CS: 1	PA: 28
PITCHER Jim Bouton, R ERA: 2.76 (1, 1)	IP: 9.0 WLS: W BF: 28 H: 2 R: 0 ER: 0 SO: 5 BB: 0 IBB: 0 HBP: 1 BLK: 0 WP: 0 HR: 0 S: 37 P: 38 ERA: 0.00 WHIP: 0.222															PITCHER IP: 0 WLS: 0 BF: 0 H: 0 R: 0 ER: 0 SO: 0 BB: 0 IBB: 0 HBP: 0 BLK: 0 WP: 0 HR: 0 S: 0 P: 0 ERA: 0.00 WHIP: 0.000				

Kansas City Athletics @ New York Yankees
 Yankee Stadium, Bronx, NY
 Sun Sep.20 1964, 3:33 AM EDT
 Att: 15,674 - Cloudy - 63 F

AB 27
R 0
H 2
RBI 0
BB 0
SO 5
LOB 3



Batter	1	2	3	4	5	6	7	8	9	AB	R	H	RBI	BB	SO	LOB	BOTTOM			
Tony Kubek, L OBP: 0.275, SLG: 0.340 (1, 6)	K		5-3		G3	F9				5	0	1	0	0	1	4				
Bobby Richardson, R OBP: 0.250, SLG: 0.333 (1, 4)	5-3		1B		BB 1B	SH4-3		1B	F7	4	1	2	2	0	0	1				
Roger Maris, L OBP: 0.369, SLG: 0.464 (1, 8)	4-3		FC5-4 1B		P6	P4				4	0	1	0	0	0	3				
Mickey Mantle, S OBP: 0.416, SLG: 0.589 Roger Repoz, L (8, 9)		6-3	FC5-4		1B BB			L8		3	0	0	0	1	0	2				
Elston Howard, R OBP: 0.362, SLG: 0.447 (1, 2)		FC6-4 BB			F8	1-3 2-H 1B		L9		3	0	1	1	1	0	0				
Hector Lopez, R OBP: 0.321, SLG: 0.429 (1, 7)		FC6-4	FC4-6		K	F5				4	0	1	0	0	1	3				
Joe Pepitone, L OBP: 0.278, SLG: 0.409 (1, 3)		FC4-6				3B 1B		F5		4	2	2	0	0	0	2				
Clete Boyer, R OBP: 0.276, SLG: 0.314 (1, 5)			5-3 SH1-4 1B		1B	SH4-3 E		5-3		4	1	2	1	0	0	1				
Jim Bouton, R OBP: 0.126, SLG: 0.138 (1, 1)			SH1-4		5-3	E1 SH4-3		1-3 2-3 1B		3	0	0	0	0	0	3				
Inning Stats	R: 0 E: 0 K: 1 S: 5	H: 0 LOB: 0 BB: 0 P: 5	R: 0 E: 0 K: 0 S: 3	H: 0 LOB: 1 BB: 1 P: 7	R: 1 E: 0 K: 0 S: 6	H: 3 LOB: 2 BB: 0 P: 6	R: 1 E: 0 K: 1 S: 7	H: 2 LOB: 1 BB: 0 P: 7	R: 1 E: 0 K: 0 S: 5	H: 2 LOB: 2 BB: 1 P: 9	R: 1 E: 2 K: 0 S: 6	H: 1 LOB: 2 BB: 0 P: 6	R: 0 E: 0 K: 0 S: 4	H: 1 LOB: 1 BB: 0 P: 4	R: 0 E: 0 K: 0 S: 4	H: 1 LOB: 1 BB: 0 P: 4	1B: 9 2B: 0 3B: 1 HR: 0	SF: 0 SAC: 2 DP: 0 HBP: 0	WP: 0 PB: 0 SB: 0 CS: 0	PA: 38
PITCHER John O'Donoghue, L ERA: 4.76 (1, 1)	IP: 4.2 WLS: L BF: 23 H: 7 R: 3 ER: 3 SO: 2 BB: 2 IBB: 0 HBP: 0 BLK: 0 WP: 0 HR: 0 S: 25 P: 33 ERA: 5.79 WHIP: 1.929															PITCHER Wes Stock, R ERA: 2.37 (5, 1)				
PITCHER Ted Bowsfield, L ERA: 4.47 (6, 1)	IP: 3.0 WLS: 14 BF: 3 H: 1 R: 1 ER: 0 SO: 0 BB: 0 IBB: 0 HBP: 0 BLK: 0 WP: 0 HR: 0 S: 14 P: 14 ERA: 0.00 WHIP: 1.000															PITCHER IP: 0 WLS: 0 BF: 0 H: 0 R: 0 ER: 0 SO: 0 BB: 0 IBB: 0 HBP: 0 BLK: 0 WP: 0 HR: 0 S: 0 P: 0 ERA: 0.00 WHIP: 0.000				

Kansas City Athletics @ New York Yankees
 Yankee Stadium, Bronx, NY
 Sun Sep.20 1964, 3:33 AM EDT
 Att: 15,674 - Cloudy - 63 F

AB 34
R 4
H 10
RBI 4
BB 2
SO 2
LOB 19



Batter	1	2	3	4	5	6	7	8	9	AB	R	H	RBI	BB	SO	LOB	TOP				
Rich Rollins, R OBP: 0.334, SLG: 0.411 (1.5)	5-3		FC1		F5		3B			4	0	1	0	0	0	0					
Zoilo Versalles, R OBP: 0.311, SLG: 0.446 (1.6)	F3		2B		K		F3			4	0	1	0	0	1	1					
Tony Oliva, L OBP: 0.359, SLG: 0.557 (1.9)	4-3		K							3	0	1	0	1	1	1					
Harmon Killebrew, R OBP: 0.382, SLG: 0.559 (1.7)		F3		BB 1B SF7 1B	F3					4	1	1	0	0	1	2					
Jimmie Hall, L OBP: 0.340, SLG: 0.485 (1.8)		K		6-3 BB 1-2 1B		F4				4	0	1	0	0	1	1					
Bob Allison, R OBP: 0.404, SLG: 0.553 (1.3)										0	0	0	0	2	0	0					
Don Mincher, L OBP: 0.306, SLG: 0.569 (8.3)					6-3 BB 1-2 2-3 BB		G5-4-3 HBP			1	0	0	0	0	0	1					
Earl Batley, R OBP: 0.334, SLG: 0.403 (1.2)		F9		SF7		G5-4-3 1-2				3	0	0	1	0	0	2					
Bill Bethea, R OBP: 0.333, SLG: 0.250 (1.4)			SH5-4 FC1 BB		6-3		K			3	1	0	0	1	1	2					
Dave Boswell, R (1.1)			SH5-4		4-3		F8			3	0	0	0	0	1	2					
Jim Perry, S OBP: 0.167, SLG: 0.167 (9.1)										0	0	0	0	0	0	0					
Bill Pleis, L OBP: 0.400, SLG: 0.250 (9.1)										0	0	0	0	0	0	0					
Mudcat Grant, R OBP: 0.232, SLG: 0.316 (9.1)										0	0	0	0	0	0	0					
Inning Stats	R: 0 E: 0 K: 0 S: 3	H: 0 LOB: 0 BB: 0 P: 3	R: 0 E: 0 K: 1 S: 5	H: 0 LOB: 1 BB: 1 P: 9	R: 1 E: 0 K: 1 S: 6	H: 1 LOB: 1 BB: 1 P: 10	R: 1 E: 0 K: 0 S: 5	H: 2 LOB: 2 BB: 1 P: 9	R: 0 E: 0 K: 1 S: 5	H: 0 LOB: 1 BB: 1 P: 9	R: 0 E: 0 K: 1 S: 6	H: 1 LOB: 1 BB: 0 P: 6	R: 0 E: 0 K: 1 S: 6	H: 1 LOB: 1 BB: 0 P: 6	R: 0 E: 0 K: 1 S: 5	H: 0 LOB: 0 BB: 5 P: 5	1B: 3 2B: 1 3B: 1 HR: 0	SF: 1 SAC: 1 DP: 1 HBP: 1	WP: 0 PB: 0 SB: 1 CS: 0	PA: 36	
PITCHER	IP	WLS	BF	H	R	ER	SO	BB	IBB	HBP	BLK	WP	HR	S	P	ERA	WHIP				
Lew Krausse, R ERA: 8.59 (1.1)	6.0	L	25	3	2	2	3	4	0	1	0	0	0	26	43	3.00	1.167				
John Wyatt, R ERA: 3.71 (7.1)	2.0		8	2	0	0	2	0	0	0	0	0	0	12	12	0.00	1.000				
Wes Stock, R ERA: 2.32 (9.1)	1.0		3	0	0	0	1	0	0	0	0	0	0	5	5	0.00	0.000				

Minnesota Twins @ Kansas City Athletics
Municipal Stadium, Kansas City, MO
Wed Sep 23 1964, 8:05 PM EDT
Att: 2,048 - Unknown

AB 29
R 2
H 5
RBI 1
BB 4
SO 6
LOB 12



Batter	1	2	3	4	5	6	7	8	9	AB	R	H	RBI	BB	SO	LOB	BOTTOM					
Bert Campaneris, R OBP: 0.314, SLG: 0.389 (1.6)	K		F2			F8		K		4	0	0	0	0	2	1						
Dick Green, R OBP: 0.312, SLG: 0.396 (1.4)	F6			1-3		K				4	1	1	1	0	1	0						
Larry Stahl, L OBP: 0.286, SLG: 0.357 (1.7)	5-3			G5-4-3 1B						4	0	3	0	0	0	0						
Rocky Colavito, R OBP: 0.369, SLG: 0.520 (1.9)					G5-4-3 1-2		K			4	0	1	0	0	1	3						
Jim Gentile, L OBP: 0.385, SLG: 0.493 (1.3)		F5			3-1		F8			4	0	0	0	0	0	3						
Ted Bowsfield, R OBP: 0.174, SLG: 0.095 (9. PR)								FC1-6 1-2		0	0	0	0	0	0	0						
Ed Charles, R OBP: 0.322, SLG: 0.374 (1.5)		F3					K			2	0	0	0	1	1	2						
Billy Bryan, L OBP: 0.288, SLG: 0.479 (9. PH)								F6		1	0	0	0	0	0	1						
Nelson Mathews, R OBP: 0.296, SLG: 0.380 (1.8)		F8						6-3		3	0	0	0	0	1	2						
Dave Duncan, R OBP: 0.130, SLG: 0.217 (1.2)			5-3					K		3	0	0	0	0	2	1						
Lew Krausse, R (1.1)										1	0	0	0	0	1	0						
Jose Tartabull, L (6. PH)										1	0	0	0	0	0	0						
John Wyatt, R (7.1)										0	0	0	0	0	0	0						
Manny Jimenez, L (8. PH)										0	0	0	0	1	0	0						
Wayne Causey, L (8. PH)										0	0	0	0	0	0	0						
Wes Stock, R (9.1)										0	0	0	0	0	0	0						
Inning Stats	R: 0 E: 0 K: 1 S: 5	H: 0 LOB: 0 BB: 0 P: 5	R: 0 E: 0 K: 0 S: 4	H: 1 LOB: 1 BB: 0 P: 4	R: 0 E: 0 K: 1 S: 5	H: 0 LOB: 0 BB: 0 P: 5	R: 0 E: 0 K: 0 S: 3	H: 1 LOB: 0 BB: 0 P: 3	R: 0 E: 0 K: 2 S: 7	H: 0 LOB: 0 BB: 1 P: 11	R: 0 E: 0 K: 1 S: 5	H: 0 LOB: 0 BB: 0 P: 5	R: 0 E: 0 K: 2 S: 8	H: 1 LOB: 1 BB: 0 P: 8	R: 0 E: 0 K: 2 S: 7	H: 0 LOB: 1 BB: 1 P: 11	R: 1 E: 0 K: 0 S: 5	H: 2 LOB: 1 BB: 0 P: 5	1B: 4 2B: 0 3B: 0 HR: 1	SF: 0 SAC: 0 DP: 1 HBP: 0	WP: 0 PB: 0 SB: 0 CS: 0	PA: 33
PITCHER	IP	WLS	BF	H	R	ER	SO	BB	IBB	HBP	BLK	WP	HR	S	P	ERA	WHIP					
Dave Boswell, R ERA: 3.27 (1.1)	8.0	W	30	5	1	1	9	2	0	0	0	0	0	46	54	1.12	0.875					
Jim Perry, R ERA: 3.66 (9.1)	0.1		1	0	0	0	0	0	0	0	0	0	0	1	1	0.00	0.000					
Bill Pleis, L ERA: 4.01 (9.1)	0.1		1	0	0	0	0	0	0	0	0	0	0	1	1	0.00	0.000					
Mudcat Grant, R ERA: 3.84 (9.1)	0.1	S	1	0	0	0	0	0	0	0	0	0	0	1	1	0.00	0.000					

Minnesota Twins @ Kansas City Athletics
Municipal Stadium, Kansas City, MO
Wed Sep 23 1964, 8:05 PM EDT
Att: 2,048 - Unknown

AB 31
R 1
H 5
RBI 1
BB 2
SO 9
LOB 13



Batter	1	2	3	4	5	6	7	8	9	AB	R	H	RBI	BB	SO	LOB	TOP										
Don Buford, S OBP: 0.339, SLG: 0.353 (1, 4)										5	1	3	0	0	0	2											
Floyd Robinson, L OBP: 0.383, SLG: 0.412 (1, 9)										4	0	2	3	0	0	1											
Ron Hansen, R OBP: 0.339, SLG: 0.408 (1, 6)										4	2	1	1	1	1	4											
Bill Skowron, R OBP: 0.325, SLG: 0.435 (5, PR) Tom McCraw, L OBP: 0.325, SLG: 0.375 (5, 3)										3	0	1	0	0	0	0											
Pete Ward, L OBP: 0.348, SLG: 0.470 (1, 5)										5	1	3	1	0	0	1											
Dave Nicholson, R OBP: 0.329, SLG: 0.368 (1, 7)										5	2	2	1	0	2	3											
Ken Berry, R OBP: 0.455, SLG: 0.667 (1, 8)										5	1	1	3	0	1	4											
Cam Carreon, R OBP: 0.318, SLG: 0.321 (1, 2)										4	2	2	0	0	1	1											
Juan Pizarro, L OBP: 0.211, SLG: 0.318 (1, 1)										4	1	1	0	0	1	2											
Inning Stats	R: 1 E: 1 K: 0 S: 4	H: 1 LOB: 0 BB: 0 P: 4	R: 4 E: 0 K: 2 S: 12	H: 6 LOB: 2 BB: 0 P: 12	R: 0 E: 1 K: 0 S: 4	H: 0 LOB: 1 BB: 0 P: 4	R: 0 E: 1 K: 0 S: 4	H: 1 LOB: 1 BB: 0 P: 5	R: 2 E: 0 K: 3 S: 5	H: 3 LOB: 1 BB: 0 P: 5	R: 1 E: 0 K: 3 S: 11	H: 2 LOB: 1 BB: 0 P: 11	R: 0 E: 0 K: 0 S: 3	H: 0 LOB: 0 BB: 0 P: 3	R: 1 E: 0 K: 1 S: 6	H: 1 LOB: 1 BB: 1 P: 10	1B: 13 2B: 1 3B: 0 HR: 4	SF: 0 SAC: 2 DP: 5 HBP: 0	WP: 0 PB: 0 SB: 0 CS: 1	PA: 43							
PITCHER	IP	WLS	BF	H	R	ER	SO	BB	IBB	HBP	BLK	WP	HR	S	P	ERA	WHIP										
John O'Donoghue, L ERA: 5.0 (1, 1)	1.0	L	8	5	5	5	0	0	0	0	0	0	1	8	8	45.00	5.000										
Jose Santiago, R ERA: 4.51 (2, 1)	4.0		17	6	2	2	2	0	0	0	0	0	2	21	21	4.50	1.500										
Moe Drabowsky, R ERA: 5.25 (6, 1)	2.0		10	5	3	3	3	0	0	0	0	0	1	16	16	13.50	2.500										
Ted Bowsfield, L ERA: 4.43 (8, 1)	2.0		8	1	1	1	1	1	0	0	0	0	0	9	13	4.50	1.000										
Batter	1	2	3	4	5	6	7	8	9	AB	R	H	RBI	BB	SO	LOB	BOTTOM										
Bert Campaneris, R OBP: 0.309, SLG: 0.383 (1, 7) (2, 6)										4	0	0	0	0	1	4											
Dick Green, R OBP: 0.311, SLG: 0.395 (1, 4) Ken Harrelson, R OBP: 0.259, SLG: 0.411 (2, 7)										1	0	0	0	0	0	0											
Rocky Colavito, R OBP: 0.366, SLG: 0.516 (1, 9)										4	0	0	0	0	0	1											
Jim Gentile, L OBP: 0.384, SLG: 0.489 (1, 3)										3	0	0	0	1	1	0											
Ed Charles, R OBP: 0.324, SLG: 0.380 (1, 5)										4	1	2	1	0	0	2											
Nelson Mathews, R OBP: 0.295, SLG: 0.379 (1, 8)										4	0	1	0	0	0	1											
Wayne Causey, L OBP: 0.392, SLG: 0.399 (1, 6) (2, 4)										3	1	0	0	1	0	2											
Dave Duncan, R OBP: 0.148, SLG: 0.333 (1, 2)										4	1	1	2	0	0	2											
John O'Donoghue, R OBP: 0.245, SLG: 0.302 (2, 1) George Alusk, R OBP: 0.343, SLG: 0.348 (5, PR) Moe Drabowsky, R OBP: 0.337, SLG: 0.323 (7, PR) Doc Edwards, R OBP: 0.307, SLG: 0.307 (7, PR) Lew Krausse, R OBP: 0.176, SLG: 0.099 (8, 1) Ted Bowsfield, R OBP: 0.266, SLG: 0.262 (9, PR)										0	0	0	0	0	0	0											
Inning Stats	R: 0 E: 0 K: 0 S: 3	H: 0 LOB: 0 BB: 0 P: 3	R: 0 E: 0 K: 1 S: 5	H: 0 LOB: 0 BB: 0 P: 5	R: 0 E: 0 K: 0 S: 3	H: 0 LOB: 0 BB: 0 P: 3	R: 0 E: 0 K: 0 S: 4	H: 1 LOB: 2 BB: 1 P: 8	R: 0 E: 0 K: 1 S: 6	H: 1 LOB: 2 BB: 1 P: 10	R: 0 E: 0 K: 1 S: 5	H: 0 LOB: 0 BB: 0 P: 5	R: 1 E: 0 K: 0 S: 5	H: 2 LOB: 2 BB: 1 P: 9	R: 0 E: 0 K: 1 S: 5	H: 0 LOB: 0 BB: 0 P: 5	R: 2 E: 0 K: 0 S: 5	H: 2 LOB: 0 BB: 0 P: 5	1B: 3 2B: 1 3B: 0 HR: 2	SF: 0 SAC: 0 DP: 0 HBP: 0	WP: 0 PB: 0 SB: 0 CS: 0	PA: 36					
PITCHER	IP	WLS	BF	H	R	ER	SO	BB	IBB	HBP	BLK	WP	HR	S	P	ERA	WHIP										
Juan Pizarro, L ERA: 2.54 (1, 1)	9.0	W	36	6	3	3	4	3	0	0	0	0	2	41	53	3.00	1.000										

Chicago White Sox @ Kansas City Athletics
Municipal Stadium, Kansas City, MO
Fri Sep 25 1964, 8:05 PM EDT
Att: 3,758 - Unknown

AB 40
R 11
H 17
RBI 10
BB 1
SO 6
LOB 18

Chicago White Sox @ Kansas City Athletics
Municipal Stadium, Kansas City, MO
Fri Sep 25 1964, 8:05 PM EDT
Att: 3,758 - Unknown

AB 33
R 3
H 6
RBI 3
BB 3
SO 4
LOB 12

Batter	1	2	3	4	5	6	7	8	9	AB	R	H	RBI	BB	SO	LOB	TOP			
Don Buford, S OBP: 0.342, SLG: 0.355										5	3	3	1	0	0	4	Chicago White Sox @ Kansas City Athletics Municipal Stadium, Kansas City, MO Sat Sep 26 1964, 8:05 PM EDT Att: 2,508 - Unknown livebaseballscorecards.com			
Floyd Robinson, L OBP: 0.385, SLG: 0.413										4	0	2	0	1	0	1				
Ron Hansen, R OBP: 0.339, SLG: 0.408										3	0	1	1	1	0	1				
Bill Skowron, R OBP: 0.326, SLG: 0.434										3	0	1	0	0	0	1				
Tom McCraw, L OBP: 0.326, SLG: 0.375										2	0	1	0	0	0	0				
Pete Ward, L OBP: 0.347, SLG: 0.467										5	0	1	0	0	0	5				
Dave Nicholson, R OBP: 0.329, SLG: 0.364										3	0	0	0	1	2	2				
Smoky Burgess, L OBP: 0.307, SLG: 0.324										0	0	0	0	1	0	0				
Jim Landis, R OBP: 0.305, SLG: 0.272										0	0	0	0	0	0	0				
Ken Berry, R OBP: 0.400, SLG: 0.400										3	1	2	0	1	0	0				
Mary Staehle, L OBP: 0.304, SLG: 0.284										1	0	0	0	0	0	3				
Mike Harshbarger, R OBP: 0.304, SLG: 0.284										0	0	0	0	0	0	0				
Cam Carreon, R OBP: 0.322, SLG: 0.325										2	1	1	0	0	1	3				
J.C. Martin, L OBP: 0.244, SLG: 0.282										1	0	0	0	0	0	1				
Gary Peters, L OBP: 0.231, SLG: 0.373										3	0	1	1	0	0	4				
Hoyt Wilhelm, R OBP: 0.190, SLG: 0.150										1	0	0	0	0	1	1				
Inning Stats	R: 1 E: 1 K: 0 S: 4	H: 2 LOB: 0 BB: 0 P: 4	R: 0 E: 0 K: 1 S: 7	H: 2 LOB: 3 BB: 1 P: 11	R: 0 E: 0 K: 0 S: 5	H: 2 LOB: 1 BB: 1 P: 9	R: 0 E: 0 K: 1 S: 5	H: 0 LOB: 0 BB: 0 P: 5	R: 1 E: 0 K: 0 S: 5	H: 2 LOB: 1 BB: 0 P: 5	R: 0 E: 0 K: 0 S: 3	H: 0 LOB: 0 BB: 0 P: 3	R: 0 E: 0 K: 2 S: 7	H: 0 LOB: 1 BB: 2 P: 11	R: 1 E: 0 K: 0 S: 5	H: 3 LOB: 3 BB: 2 P: 13	1B: 12 2B: 1 3B: 0 HR: 0	SF: 1 SAC: 1 DP: 2 HBP: 0	WP: 2 PB: 0 SB: 0 CS: 2	PA: 43
PITCHER	IP WLS BF H R ER SO BB IBB HBP BLK WP HR S P ERA WHIP																			
Bob Meyer, L ERA: 4.37	3.2 L 19 8 3 2 1 1 0 0 0 0 0 20 24 4.91 2.455																			
Orlando Pena, R ERA: 4.37	4.1 1 5 0 0 0 1 1 0 0 0 1 0 6 10 0.00 0.750																			
John Wyatt, R ERA: 3.72	6.1 2.0 8 2 1 1 0 0 0 0 0 0 8 8 4.50 1.000																			
Moe Drabowsky, R ERA: 5.24	8.1 2.0 11 3 1 1 2 2 1 0 0 1 0 12 24 4.50 2.500																			

Batter	1	2	3	4	5	6	7	8	9	AB	R	H	RBI	BB	SO	LOB	BOTTOM					
Bert Campaneris, R OBP: 0.308, SLG: 0.380										4	0	1	0	0	1	1	Chicago White Sox @ Kansas City Athletics Municipal Stadium, Kansas City, MO Sat Sep 26 1964, 8:05 PM EDT Att: 2,508 - Unknown livebaseballscorecards.com					
Wayne Causey, L OBP: 0.390, SLG: 0.396										4	0	0	0	0	1							
Ken Harrelson, R OBP: 0.299, SLG: 0.406										4	0	1	0	0	0							
Rocky Colavito, R OBP: 0.364, SLG: 0.513										4	0	0	0	0	2							
Jim Gentile, L OBP: 0.387, SLG: 0.490										3	0	2	0	1	1	0						
Ed Charles, R OBP: 0.325, SLG: 0.386										3	1	1	1	1	0	2						
Nelson Mathews, R OBP: 0.297, SLG: 0.384										4	1	2	0	0	0	3						
Dave Duncan, R OBP: 0.194, SLG: 0.333										3	0	1	0	1	1	2						
Bob Meyer, R ERA: 4.37										1	0	0	0	0	1	2						
Orlando Pena, R ERA: 4.37										0	0	0	0	0	0	0						
George Altamirano, R ERA: 4.37										1	0	0	0	0	0	1						
John Wyatt, R ERA: 3.72										0	0	0	0	0	0	0						
Doc Edwards, R ERA: 3.72										1	0	1	1	0	0	0						
Lew Krausse, R ERA: 3.72										0	0	0	0	0	0	0						
Moe Drabowsky, R ERA: 5.24										0	0	0	0	0	0	0						
Inning Stats	R: 0 E: 0 K: 0 S: 4	H: 2 LOB: 1 BB: 0 P: 4	R: 0 E: 0 K: 1 S: 5	H: 1 LOB: 2 BB: 2 P: 13	R: 0 E: 0 K: 0 S: 3	H: 0 LOB: 0 BB: 0 P: 3	R: 0 E: 0 K: 0 S: 3	H: 1 LOB: 1 BB: 1 P: 7	R: 0 E: 0 K: 0 S: 3	H: 1 LOB: 0 BB: 0 P: 3	R: 0 E: 0 K: 0 S: 3	H: 0 LOB: 0 BB: 0 P: 3	R: 2 E: 0 K: 3 S: 12	H: 3 LOB: 1 BB: 0 P: 12	R: 0 E: 0 K: 0 S: 3	H: 0 LOB: 0 BB: 0 P: 3	R: 0 E: 0 K: 0 S: 4	H: 1 LOB: 1 BB: 0 P: 4	1B: 5 2B: 4 3B: 0 HR: 1	SF: 0 SAC: 0 DP: 4 HBP: 0	WP: 0 PB: 0 SB: 0 CS: 0	PA: 35
PITCHER	IP WLS BF H R ER SO BB IBB HBP BLK WP HR S P ERA WHIP																					
Gary Peters, L ERA: 2.45	6.2 W 27 8 2 2 3 3 0 0 0 0 0 30 42 2.70 1.650																					
Hoyt Wilhelm, R ERA: 2.11	7.1 S 8 1 0 0 1 0 0 0 0 0 0 10 10 0.00 0.429																					

Batter	1	2	3	4	5	6	7	8	9	AB	R	H	RBI	BB	SO	LOB	TOP					
Bert Campaneris, R OBP: 0.306, SLG: 0.382	F7		F7		G1-6-3			6-3		4	0	0	0	0	0	1						
Wayne Causey, L OBP: 0.383, SLG: 0.388	6-3			6-3		4-3		6-3		4	0	0	0	0	0	0						
Larry Stahl, L OBP: 0.379, SLG: 0.607	F8			1B		6-3			1B	4	1	2	0	0	0	0						
Rocky Colavito, R OBP: 0.368, SLG: 0.516		5-3		1B		5-3		F7		4	0	1	0	0	0	1						
Jim Gentile, L OBP: 0.381, SLG: 0.479	F8			K			F8	F7		4	0	0	0	0	1	3						
Ed Charles, R OBP: 0.323, SLG: 0.382	FC5-4			1B			F3	F9		4	0	2	1	0	0	1						
Tommie Reynolds, R OBP: 0.281, SLG: 0.259	FC5-4			K			E5			3	0	0	0	0	1	3						
Dave Duncan, R OBP: 0.195, SLG: 0.282			L4			FC5-6		FC6-4		2	0	0	0	1	0	1						
Diego Segui, R OBP: 0.205, SLG: 0.217			1-3		FC5-6			F6		2	0	0	0	0	0	1						
Jose Tartabull, L OBP: 0.238, SLG: 0.227										1	0	0	0	0	0	0						
John Wyatt, R OBP: 0.045, SLG: 0.023										0	0	0	0	0	0	0						
Moe Drabowsky, R OBP: 0.045, SLG: 0.023										0	0	0	0	0	0	0						
Inning Stats	R: 0 E: 0 K: 0 S: 3	H: 0 LOB: 0 BB: 0 P: 3	R: 0 E: 0 K: 0 S: 4	H: 1 LOB: 0 BB: 0 P: 4	R: 0 E: 0 K: 0 S: 3	H: 0 LOB: 0 BB: 0 P: 3	R: 1 E: 0 K: 2 S: 10	H: 3 LOB: 2 BB: 0 P: 10	R: 0 E: 0 K: 0 S: 2	H: 0 LOB: 0 BB: 1 P: 6	R: 0 E: 0 K: 0 S: 3	H: 0 LOB: 0 BB: 0 P: 3	R: 0 E: 1 K: 0 S: 4	H: 0 LOB: 1 BB: 0 P: 4	R: 0 E: 0 K: 0 S: 3	H: 0 LOB: 0 BB: 0 P: 3	R: 0 E: 0 K: 0 S: 4	H: 1 LOB: 1 BB: 0 P: 4	1B: 5 2B: 0 3B: 0 HR: 0	SF: 0 SAC: 0 DP: 1 HBP: 0	WP: 0 PB: 0 SB: 0 CS: 0	PA: 33
PITCHER Mudcat Grant, R ERA: 3.65	IP: 9.0 WLS: W BF: 33 H: 5 R: 1 ER: 1 SO: 2 BB: 1 IBB: 0 HBP: 0 BLK: 0 WP: 0 HR: 0 S: 36 P: 40 ERA: 1.00 WHIP: 0.667											PITCHER	IP: 9.0 WLS: W BF: 33 H: 5 R: 1 ER: 1 SO: 2 BB: 1 IBB: 0 HBP: 0 BLK: 0 WP: 0 HR: 0 S: 36 P: 40 ERA: 1.00 WHIP: 0.667									

Kansas City Athletics @ Minnesota Twins
Metropolitan Stadium, Bloomington, MI
Wed Sep 30 1964, 8:05 PM EDT
Att: 2,780 - Unknown

AB 32
R 1
H 5
RBI 1
BB 1
SO 2
LOB 11





Batter	1	2	3	4	5	6	7	8	9	AB	R	H	RBI	BB	SO	LOB	BOTTOM			
Rich Rollins, R OBP: 0.334, SLG: 0.408	1B			F7			6-3			4	1	2	1	0	0	0				
Zoilo Versalles, R OBP: 0.309, SLG: 0.436	1B				F9		6-3			4	1	1	1	0	1	1				
Tony Oliva, L OBP: 0.356, SLG: 0.547	1B						F9			4	0	2	1	0	0	1				
Harmon Killebrew, R OBP: 0.380, SLG: 0.551	F7			K			K			4	0	0	0	0	3	2				
Jerry Kindall, R OBP: 0.239, SLG: 0.263	F7			K			K			0	0	0	0	0	0	0				
Jimmie Hall, L OBP: 0.339, SLG: 0.489	K							F6		4	1	2	1	0	1	1				
Don Mincher, L OBP: 0.297, SLG: 0.555							G4-6-3			3	1	1	1	1	1	1				
Earl Batley, R OBP: 0.342, SLG: 0.404	F3									4	0	2	0	0	0	2				
Jay Ward, R OBP: 0.333, SLG: 0.278							F4			4	1	1	0	0	1	2				
Mudcat Grant, R OBP: 0.233, SLG: 0.313								E8		2	1	0	0	0	0	-1				
Inning Stats	R: 2 E: 0 K: 1 S: 8	H: 3 LOB: 2 BB: 1 P: 12	R: 1 E: 0 K: 1 S: 7	H: 2 LOB: 1 BB: 0 P: 7	R: 1 E: 0 K: 2 S: 8	H: 1 LOB: 0 BB: 0 P: 8	R: 0 E: 0 K: 1 S: 5	H: 0 LOB: 0 BB: 0 P: 5	R: 0 E: 0 K: 0 S: 4	H: 2 LOB: 1 BB: 0 P: 4	R: 1 E: 1 K: 0 S: 4	H: 0 LOB: 0 BB: 0 P: 4	R: 1 E: 0 K: 1 S: 7	H: 2 LOB: 1 BB: 0 P: 7	R: 1 E: 0 K: 1 S: 7	H: 2 LOB: 1 BB: 0 P: 7	1B: 8 2B: 2 3B: 0 HR: 2	SF: 0 SAC: 1 DP: 2 HBP: 0	WP: 0 PB: 0 SB: 2 CS: 1	PA: 35
PITCHER Diego Segui, R ERA: 4.48	IP: 7.0 WLS: L BF: 30 H: 9 R: 5 ER: 5 SO: 4 BB: 1 IBB: 0 HBP: 0 BLK: 0 WP: 1 HR: 1 S: 41 P: 45 ERA: 5.14 WHIP: 1.429											PITCHER	IP: 0.2 WLS: L BF: 3 H: 1 R: 1 ER: 1 SO: 1 BB: 0 IBB: 0 HBP: 0 BLK: 0 WP: 0 HR: 1 S: 5 P: 5 ERA: 13.50 WHIP: 1.500							
John Wyatt, R ERA: 3.69	0.1	2	1	0	0	0	0	0	0	0	0	2	2	0.00	3.000					

Kansas City Athletics @ Minnesota Twins
Metropolitan Stadium, Bloomington, MI
Wed Sep 30 1964, 8:05 PM EDT
Att: 2,780 - Unknown

AB 33
R 6
H 11
RBI 5
BB 1
SO 7
LOB 9



Batter	1	2	3	4	5	6	7	8	9	AB	R	H	RBI	BB	SO	LOB	TOP					
Bert Campaneris, R OBP: 0.304, SLG: 0.382 (1, 6)	5-3		5-3		1-2 1B		FC4		6-3	5	0	1	0	0	0	3	Kansas City Athletics @ Chicago White Sox Comiskey Park, Chicago, IL Fri Oct 02 1964, 8:05 PM EDT Unknown 					
Larry Stahl, L OBP: 0.300, SLG: 0.538 (1, 7)	F2		1-3		K			4-3	F6	5	0	0	0	0	1	3						
Nelson Mathews, R OBP: 0.297, SLG: 0.383 (1, 8)	K			F3		F5		BB 1B		4	0	1	0	0	1	0						
Rocky Colavito, R OBP: 0.368, SLG: 0.513 (1, 9)		2B 1B		F9		F8		BB 1B		4	1	2	0	0	0	0						
Jim Gentile, L OBP: 0.375, SLG: 0.470 (1, 3)		K		K		K		F6		4	0	0	0	0	3	3						
Ed Charles, R OBP: 0.325, SLG: 0.385 (1, 5)		F9			1B 2B		F8	1-2 2-3 BB		3	1	1	0	1	0	1						
Wayne Causey, L OBP: 0.382, SLG: 0.390 (1, 4)		1-H 2B			1-3			2B	K	4	0	2	1	0	1	4						
Dave Duncan, R OBP: 0.184, SLG: 0.255 (1, 2)		K			K2-3				6-3 6-3 BB	3	0	0	0	0	3	3						
Jose Tartabull, L OBP: 0.243, SLG: 0.224 (9, PH)							K			0	0	0	0	1	0	0						
Jose Santiago, R OBP: 0.342, SLG: 0.343 (5, PH)				4-3					6-3	1	0	0	0	0	0	0						
George Aluskis, R OBP: 0.342, SLG: 0.343 (5, PH)										1	0	1	1	0	0	0						
John Wyatt, L OBP: 0.299, SLG: 0.438 (7, PH)										0	0	0	0	0	0	0						
Manny Jimenez, L OBP: 0.299, SLG: 0.438 (7, PH)										0	0	0	0	0	1	0						
Bob Meyer, R OBP: 0.299, SLG: 0.438 (7, PH)										0	0	0	0	0	0	0						
Ted Bowsfield, R OBP: 0.299, SLG: 0.438 (7, PH)										0	0	0	0	0	0	0						
Billy Bryan, L OBP: 0.299, SLG: 0.438 (9, PH)					2-H 1B		FC4 BB		1-2	1	0	0	0	0	0	1						
Inning Stats	R: 0 E: 0 K: 1 S: 5	H: 0 LOB: 0 BB: 0 P: 5	R: 1 E: 0 K: 2 S: 9	H: 2 LOB: 1 BB: 0 P: 9	R: 0 E: 0 K: 0 S: 3	H: 0 LOB: 0 BB: 0 P: 3	R: 0 E: 0 K: 1 S: 5	H: 0 LOB: 0 BB: 0 P: 5	R: 1 E: 0 K: 2 S: 10	H: 3 LOB: 2 BB: 0 P: 10	R: 0 E: 0 K: 1 S: 5	H: 0 LOB: 0 BB: 0 P: 5	R: 0 E: 0 K: 2 S: 6	H: 1 LOB: 2 BB: 1 P: 10	R: 0 E: 0 K: 1 S: 7	H: 2 LOB: 3 BB: 1 P: 11	R: 0 E: 0 K: 0 S: 3	H: 0 LOB: 1 BB: 1 P: 7	1B: 5 2B: 3 3B: 0 HR: 0	SF: 0 SAC: 0 DP: 0 HBP: 0	WP: 0 PB: 0 CS: 0	PA: 38
PITCHER	IP	WLS	BF	H	R	ER	SO	BB	IBB	HBP	BLK	WP	HR	S	P	ERA	WHIP					
Juan Pizarro, L ERA: 2.56 (1, 1)	5.0	W	20	5	2	2	6	0	0	0	0	0	0	32	32	3.60	1.000					
Hoyt Wilhelm, R ERA: 2.0 (6, 1)	4.0	S	18	3	0	0	3	3	0	0	0	0	0	21	33	0.00	1.500					

Batter	1	2	3	4	5	6	7	8	9	AB	R	H	RBI	BB	SO	LOB	BOTTOM				
Tom McCraw, L OBP: 0.321, SLG: 0.368 (1, 7)	K		1-3	F7		K				4	0	0	0	0	2	2	Kansas City Athletics @ Chicago White Sox Comiskey Park, Chicago, IL Fri Oct 02 1964, 8:05 PM EDT Unknown 				
Don Buford, S OBP: 0.339, SLG: 0.353 (1, 4)	4-3				B3		K			4	0	1	0	0	1	0					
Mike Hershberger, R OBP: 0.306, SLG: 0.284 (8, 9)				1B						0	0	0	0	0	0	0					
Floyd Robinson, L OBP: 0.383, SLG: 0.408 (1, 9)	4-1		4-3		5-3 BB		1B			3	0	1	0	1	0	1					
Pete Ward, L OBP: 0.349, SLG: 0.473 (1, 5)		4-3 1B 2B		K	5-3 1B		K			4	1	2	0	0	2	1					
Bill Skowron, R OBP: 0.323, SLG: 0.429 (1, 3)		4-3		K	5-3		4-3			4	0	0	0	0	1	4					
Al Weis, S OBP: 0.302, SLG: 0.306 (8, 4)		2-3			1-2 2-3					0	0	0	0	0	0	0					
Ron Hansen, R OBP: 0.342, SLG: 0.408 (1, 6)				1B 1B	4-0 IBB			4-3		3	1	2	1	1	0	0					
Ken Berry, R OBP: 0.407, SLG: 0.435 (1, 8)		3-H 1B	K		1B BB 1B		F8		6-3	4	1	1	0	0	1	4					
Cam Carreon, R OBP: 0.323, SLG: 0.319 (1, 2)									4-3	1	0	0	0	1	0	1					
J.C. Martin, L OBP: 0.243, SLG: 0.280 (6, 2)	6-3			1B BB			F7		4-3	2	0	0	0	0	0	0					
Juan Pizarro, L OBP: 0.217, SLG: 0.322 (1, 1)										2	0	1	2	0	0	0					
Hoyt Wilhelm, R OBP: 0.182, SLG: 0.143 (6, 1)			F6		1-3 2-H 1B		K			1	0	0	0	0	1	0					
Inning Stats	R: 0 E: 0 K: 1 S: 5	H: 0 LOB: 0 BB: 0 P: 5	R: 1 E: 0 K: 1 S: 7	H: 2 LOB: 1 BB: 0 P: 7	R: 0 E: 0 K: 0 S: 4	H: 1 LOB: 1 BB: 0 P: 4	R: 2 E: 0 K: 2 S: 10	H: 3 LOB: 2 BB: 1 P: 14	R: 0 E: 0 K: 0 S: 4	H: 1 LOB: 3 BB: 2 P: 12	R: 0 E: 0 K: 2 S: 7	H: 0 LOB: 0 BB: 0 P: 7	R: 0 E: 0 K: 2 S: 8	H: 1 LOB: 1 BB: 0 P: 8	R: 0 E: 0 K: 0 S: 3	H: 0 LOB: 0 BB: 0 P: 3	1B: 7 2B: 1 3B: 0 HR: 0	SF: 0 SAC: 0 DP: 0 HBP: 0	WP: 0 PB: 0 CS: 0	PA: 35	
PITCHER	IP	WLS	BF	H	R	ER	SO	BB	IBB	HBP	BLK	WP	HR	S	P	ERA	WHIP				
Jose Santiago, R ERA: 4.73 (1, 1)	4.0	L	19	6	3	3	4	1	0	0	0	0	0	26	30	6.75	1.750				
John Wyatt, R ERA: 3.59 (5, 1)	2.0		9	1	0	0	2	1	1	0	0	0	0	11	19	0.00	1.000				
Ted Bowsfield, L ERA: 4.2 (7, 1)	2.0		7	1	0	0	2	0	0	0	0	0	0	11	11	0.00	0.500				

Batter	1	2	3	4	5	6	7	8	9	AB	R	H	RBI	BB	SO	LOB	TOP					
Bert Campaneris, R OBP: 0.304, SLG: 0.380 (1, 6)	L1		F5		WP 1B	SH2-4		5-3		4	1	1	0	0	0	1						
Ed Charles, R OBP: 0.324, SLG: 0.384 (1, 5)	F2		K		1B	FC6-5		K		5	0	1	1	0	2	2						
Nelson Mathews, R OBP: 0.296, SLG: 0.381 (1, 8)	F8		K		F7			5-3		5	0	1	0	0	1	2						
Rocky Colavito, R OBP: 0.368, SLG: 0.512 (1, 9)		3-1			1B			F8		5	0	2	0	0	0	2						
Jim Gentile, L OBP: 0.374, SLG: 0.468 (1, 3)		1B			K			K		4	0	1	0	0	3	3						
Doc Edwards, R OBP: 0.285, SLG: 0.310 Wes Stock, R OBP: 0.200, SLG: 0.158 (6, 1)		FC5-4 1B			1B	E5 1B 2B		K		3	1	2	0	0	0	0						
Tommie Reynolds, R OBP: 0.292, SLG: 0.277 (1, 7)		K			K	2B 1B		6-3		4	1	1	0	0	2	4						
Wayne Causey, L OBP: 0.381, SLG: 0.390 (1, 4)		FC5-4 1-2			G3	1B 2B		6-3		4	1	1	1	0	0	4						
Lew Krausse, R George Alusik, R OBP: 0.340, SLG: 0.341 Ted Bowsfield, R OBP: 0.174, SLG: 0.095 Billy Bryan, L OBP: 0.290, SLG: 0.477 (6, 2)					BB	6-3		K		0	0	0	0	1	0	0						
										1	0	0	0	0	0	0						
										0	0	0	0	0	0	0						
										2	0	1	2	0	1	0						
Inning Stats	R: 0 E: 0 K: 0 S: 3	H: 0 LOB: 0 BB: 0 P: 3	R: 0 E: 0 K: 1 S: 7	H: 2 LOB: 2 BB: 0 P: 7	R: 0 E: 0 K: 2 S: 7	H: 0 LOB: 1 BB: 1 P: 11	R: 0 E: 0 K: 2 S: 9	H: 2 LOB: 2 BB: 0 P: 9	R: 1 E: 0 K: 1 S: 8	H: 3 LOB: 2 BB: 0 P: 8	R: 3 E: 1 K: 0 S: 8	H: 4 LOB: 2 BB: 0 P: 8	R: 0 E: 0 K: 2 S: 7	H: 0 LOB: 0 BB: 0 P: 7	R: 0 E: 0 K: 1 S: 5	H: 0 LOB: 0 BB: 0 P: 5	R: 0 E: 0 K: 1 S: 5	H: 0 LOB: 0 BB: 0 P: 5	1B: 10 2B: 1 3B: 0 HR: 0	SF: 0 SAC: 1 DP: 0 HBP: 0	WP: 1 PB: 0 CS: 0	PA: 40
PITCHER	IP	WLS	BF	H	R	ER	SO	BB	IBB	HBP	BLK	WP	HR	S	P	ERA	WHIP					
Gary Peters, L ERA: 2.5 (1, 1)	5.0		26	9	4	3	6	1	0	0	0	1	0	37	41	5.40	2.000					
Eddie Fisher, R ERA: 3.02 (6, 1)	3.0		11	2	0	0	3	0	0	0	0	0	0	17	17	0.00	0.667					
Hoyt Wilhelm, R ERA: 1.99 (9, 1)	1.0	W	3	0	0	0	1	0	0	0	0	0	0	5	5	0.00	0.000					

Kansas City Athletics @ Chicago White Sox
Comiskey Park, Chicago, IL
Fri Oct 02 1964, 8:05 PM EDT
Att: 13,489 - Unknown

AB	38
R	4
H	11
RBI	4
BB	1
SO	10
LOB	18



Batter	1	2	3	4	5	6	7	8	9	AB	R	H	RBI	BB	SO	LOB	BOTTOM					
Tom McCraw, L OBP: 0.322, SLG: 0.367 (1, 7)	PB S 1B	4-1		4-3			FC1-5 S BB	K		4	1	1	0	1	1	4						
Don Buford, S OBP: 0.167, SLG: 0.352 (1, 4)	K		4-3		K		FC1-5 HBP		PB 1B	4	1	1	0	0	2	1						
Floyd Robinson, L OBP: 0.385, SLG: 0.407 (1, 9)	1B BB		5-3		FC6-4 1B		FC1-5 1-2 2-3f		1B IBB	3	0	1	0	2	0	2						
Pete Ward, L OBP: 0.350, SLG: 0.472 (1, 5)			F7		F6		F5		1B IBB	4	0	1	1	1	0	3						
Bill Skowron, R OBP: 0.324, SLG: 0.431 (1, 3)	K				1B 2B	FC6-4 1-2f		K		5	1	2	1	0	2	5						
Ron Hansen, R OBP: 0.344, SLG: 0.409 (1, 6)	F7				1B WP BB		WP SH1-4 SF8 1B			3	2	2	0	1	0	2						
Ken Berry, R OBP: 0.448, SLG: 0.520 (1, 8)					1B		SH1-4		SH1-4	2	0	2	1	0	0	0						
J.C. Martin, L OBP: 0.240, SLG: 0.278 (1, 2)		SH1-3			F7		SF8		K	2	0	0	1	0	1	2						
Gary Peters, L OBP: 0.228, SLG: 0.367 Eddie Fisher, R OBP: 0.167, SLG: 0.167 Smoky Burgess, L OBP: 0.311, SLG: 0.324 Jim Hicks, R (8, PR) Hoyt Wilhelm, R OBP: 0.382, SLG: 0.143 (9, 1)					K2-3		K		IBB	2	0	0	0	0	1	2						
										1	0	0	0	0	1	0						
										0	0	0	0	1	0	0						
										0	0	0	0	0	0	0						
										0	0	0	0	0	0	0						
Inning Stats	R: 1 E: 0 K: 2 S: 9	H: 2 LOB: 2 BB: 1 P: 13	R: 0 E: 0 K: 0 S: 4	H: 1 LOB: 0 BB: 0 P: 4	R: 0 E: 0 K: 0 S: 3	H: 0 LOB: 0 BB: 0 P: 3	R: 2 E: 0 K: 1 S: 7	H: 2 LOB: 1 BB: 1 P: 11	R: 0 E: 0 K: 1 S: 6	H: 1 LOB: 1 BB: 0 P: 6	R: 1 E: 0 K: 1 S: 6	H: 1 LOB: 0 BB: 0 P: 6	R: 0 E: 0 K: 1 S: 5	H: 0 LOB: 2 BB: 1 P: 10	R: 0 E: 0 K: 2 S: 8	H: 1 LOB: 2 BB: 1 P: 12	R: 0 E: 0 K: 2 S: 2	H: 2 LOB: 3 BB: 2 P: 10	1B: 8 2B: 2 3B: 0 HR: 0	SF: 1 SAC: 3 DP: 0 HBP: 1	WP: 3 PB: 3 CS: 0	PA: 41
PITCHER	IP	WLS	BF	H	R	ER	SO	BB	IBB	HBP	BLK	WP	HR	S	P	ERA	WHIP					
Lew Krausse, R ERA: 7.36 (1, 1)	4.0		19	5	3	3	3	2	0	0	0	1	0	23	31	6.75	1.750					
Ted Bowsfield, L ERA: 4.17 (5, 1)	1.0		4	1	0	0	1	0	0	0	0	0	0	6	6	0.00	1.000					
Wes Stock, R ERA: 2.3 (6, 1)	3.0	L	18	4	2	2	4	1	3	1	0	1	0	21	38	6.00	1.667					

Kansas City Athletics @ Chicago White Sox
Comiskey Park, Chicago, IL
Fri Oct 02 1964, 8:05 PM EDT
Att: 13,489 - Unknown

AB	30
R	5
H	10
RBI	4
BB	6
SO	8
LOB	21



Batter	1	2	3	4	5	6	7	8	9	AB	R	H	RBI	BB	SO	LOB	TOP				
Bert Campaneris, R (1, 6) OBP: 0.303, SLG: 0.376	E4 3-1		1-3			K			BB 4-0	3	0	0	0	1	1	1					
Wayne Causey, L (1, 4) OBP: 0.379, SLG: 0.388	3-1 1-2			4-3			F8		F8	4	0	0	0	0	0	2					
Larry Stahl, L (1, 7) OBP: 0.279, SLG: 0.500	K			4-3			L5			3	0	0	0	0	1	0					
Rocky Colavito, R (1, 9)		F9		6-3			K			3	0	0	0	0	1	0					
Jim Gentile, L (1, 3) OBP: 0.372, SLG: 0.465		F5			6-3			L3		3	0	0	0	0	0	0					
Ed Charles, R (1, 5) OBP: 0.322, SLG: 0.382				6-3				4-3		3	0	0	0	0	1	0					
Nelson Mathews, R (1, 8) OBP: 0.294, SLG: 0.379			1-3		K			5-3		3	0	0	0	0	1	0					
Dave Duncan, R (1, 2) OBP: 0.212, SLG: 0.280						6-3			G4-6-3 1B	3	0	2	0	0	0	0					
John O'Donoghue, R (1, 1) OBP: 0.236, SLG: 0.291										1	0	0	0	0	1	1					
Jose Tartabull, L (6, PH) OBP: 0.240, SLG: 0.222										1	0	0	0	0	1	0					
Orlando Pena, R (6, 1) OBP: 0.200, SLG: 0.213										0	0	0	0	0	0	0					
Manny Jimenez, L (9, PH) OBP: 0.293, SLG: 0.436									G4-6-3 1-2	1	0	0	0	0	0	1					
Inning Stats	R: 0 E: 1 K: 1 S: 5	H: 0 LOB: 0 BB: 0 P: 5	R: 0 E: 0 K: 1 S: 5	H: 0 LOB: 0 BB: 0 P: 5	R: 0 E: 0 K: 1 S: 6	H: 1 LOB: 1 BB: 0 P: 6	R: 0 E: 0 K: 0 S: 3	H: 0 LOB: 0 BB: 0 P: 3	R: 0 E: 0 K: 1 S: 5	H: 0 LOB: 0 BB: 0 P: 5	R: 0 E: 0 K: 2 S: 7	H: 0 LOB: 0 BB: 0 P: 7	R: 0 E: 0 K: 1 S: 5	H: 0 LOB: 0 BB: 0 P: 5	R: 0 E: 0 K: 0 S: 3	H: 0 LOB: 0 BB: 0 P: 3	R: 0 E: 0 K: 0 S: 3	H: 1 LOB: 1 BB: 1 P: 7	1B: 2 2B: 0 3B: 0 HR: 0	SF: 0 SAC: 0 DP: 1 HBP: 0	WP: 0 PA: 29 CS: 0
PITCHER Joe Horlen, R (1, 1) ERA: 1.88	IP: 9.0 WLS: W BF: 29 H: 2 R: 0 ER: 0 SO: 7 BB: 1 IBB: 0 HBP: 0 BLK: 0 WP: 0 HR: 0 S: 42 P: 46 ERA: 0.00 WHIP: 0.333															PITCHER					

Kansas City Athletics @ Chicago White Sox
Comiskey Park, Chicago, IL
Sat Oct 03 1964, 4:33 AM EDT
Att: 3,388 - Unknown

AB	28
R	0
H	2
RBI	0
BB	1
SO	7
LOB	5

WP	0	PA	29
CS	0		

Batter	1	2	3	4	5	6	7	8	9	AB	R	H	RBI	BB	SO	LOB	BOTTOM		
Mike Hershberger, R (1, 9) OBP: 0.309, SLG: 0.290	6-3		FC4-6 1B	2H 3B		WP S BB		F7		4	0	2	1	1	0	1			
Floyd Robinson, L (1, 7) OBP: 0.385, SLG: 0.405	4-3		FC4-6 1B	4-3		BB		BB	1B BB	3	2	0	0	2	0	2			
Ron Hansen, R (1, 6) OBP: 0.346, SLG: 0.413	5-3		1B E BB		SF9 3B			1-3 2H 1B	1B BB	4	2	2	1	1	0	2			
Bill Skowron, R (1, 3) OBP: 0.323, SLG: 0.430		6-3			SF9		F8			3	0	1	2	0	0	0			
Tom McCraw, L (8, 3) OBP: 0.323, SLG: 0.369			1-3 2H 1B		3H			1-3 3H 1B	FC4-6 1B	1	0	1	1	0	0	0			
Pete Ward, L (1, 5) OBP: 0.348, SLG: 0.475			E4 HR		K		E3 4-3		FC4-6 1-2	5	1	1	1	0	1	3			
Ken Berry, R (1, 8) OBP: 0.455, SLG: 0.500				6-3						3	0	1	0	1	0	3			
Al Weis, S (1, 4) OBP: 0.299, SLG: 0.302		E5 G5-4-3			6-3		L5			4	0	0	0	0	0	3			
Cam Carreon, R (1, 2) OBP: 0.330, SLG: 0.326		G5-4-3								4	2	2	0	0	0	2			
Joe Horlen, R (1, 1) OBP: 0.183, SLG: 0.159				5-3	SH1-4 1B					3	0	0	0	0	0	1			
Inning Stats	R: 0 E: 0 K: 0 S: 3	H: 2 LOB: 1 BB: 0 P: 5	R: 1 E: 1 K: 0 S: 5	H: 2 LOB: 1 BB: 0 P: 5	R: 2 E: 1 K: 0 S: 6	H: 2 LOB: 2 BB: 1 P: 10	R: 1 E: 0 K: 0 S: 5	H: 2 LOB: 1 BB: 0 P: 5	R: 1 E: 0 K: 1 S: 6	H: 1 LOB: 1 BB: 1 P: 10	R: 0 E: 0 K: 0 S: 3	H: 0 LOB: 2 BB: 2 P: 11	R: 0 E: 1 K: 0 S: 4	H: 0 LOB: 1 BB: 0 P: 4	R: 2 E: 0 K: 0 S: 6	H: 3 LOB: 2 BB: 1 P: 10	1B: 7 2B: 0 3B: 2 HR: 1	SF: 1 SAC: 1 DP: 1 HBP: 0	WP: 1 PA: 41 CS: 0
PITCHER John O'Donoghue, L (1, 1) ERA: 4.92	IP: 5.0 WLS: L BF: 25 H: 7 R: 5 ER: 4 SO: 1 BB: 2 IBB: 0 HBP: 0 BLK: 0 WP: 1 HR: 1 S: 25 P: 33 ERA: 7.20 WHIP: 1.800															PITCHER			
Orlando Pena, R (6, 1) ERA: 4.43	IP: 3.0 WLS: L BF: 16 H: 3 R: 2 ER: 2 SO: 0 BB: 3 IBB: 0 HBP: 0 BLK: 0 WP: 1 HR: 0 S: 13 P: 25 ERA: 6.00 WHIP: 2.000															PITCHER			

Kansas City Athletics @ Chicago White Sox
Comiskey Park, Chicago, IL
Sat Oct 03 1964, 4:33 AM EDT
Att: 3,388 - Unknown


AB	34
R	7
H	10
RBI	6
BB	5
SO	1
LOB	17

WP	1	PA	41
CS	0		

Batter	1	2	3	4	5	6	7	8	9	AB	R	H	RBI	BB	SO	LOB	TOP	
Bert Campaneris, R (1, 6) OBP: 0.306, SLG: 0.375										3	0	1	0	0	0	0		
Larry Stahl, L (1, 7) OBP: 0.277, SLG: 0.478										4	0	1	0	0	1	2		
Ken Harrelson, R (1, 3) OBP: 0.283, SLG: 0.388										2	0	0	0	2	1	1		
Rocky Colavito, R (1, 9) OBP: 0.366, SLG: 0.507										3	0	0	0	1	1	3		
Ed Charles, R (1, 5) OBP: 0.322, SLG: 0.379										3	0	0	0	1	1	4		
Nelson Mathews, R (1, 8) OBP: 0.174, SLG: 0.377										3	0	0	0	0	1	1		
Dave Duncan, R (1, 2) OBP: 0.200, SLG: 0.264										3	0	0	0	0	0	0		
Wayne Causey, L (1, 4) OBP: 0.377, SLG: 0.386										3	0	0	0	0	0	0		
Diego Segui, R (1, 1) OBP: 0.200, SLG: 0.211										2	0	0	0	0	2	0		
Ted Bowsfield, R (7, 1) OBP: 0.174, SLG: 0.095										0	0	0	0	0	0	0		
Jose Tartabull, L (9, PH) OBP: 0.238, SLG: 0.220										1	0	0	0	0	1	0		
Inning Stats	R: 0 E: 0 K: 0 S: 3	H: 1 LOB: 1 BB: 1 P: 7	R: 0 E: 0 K: 0 S: 3	H: 0 LOB: 0 BB: 0 P: 3	R: 0 E: 0 K: 1 S: 5	H: 0 LOB: 0 BB: 0 P: 5	R: 0 E: 0 K: 1 S: 4	H: 0 LOB: 0 BB: 1 P: 8	R: 0 E: 0 K: 3 S: 10	H: 1 LOB: 1 BB: 0 P: 10	R: 0 E: 0 K: 0 S: 3	H: 0 LOB: 0 BB: 0 P: 3	R: 0 E: 0 K: 1 S: 5	H: 0 LOB: 3 BB: 2 P: 14	1B: 2 2B: 1 3B: 0 HR: 0	SF: 0 SAC: 0 DP: 2 HBP: 1	WP: 0 PB: 0 CS: 1	PA: 32
PITCHER Bruce Howard, R (1, 1) ERA: 0.81	IP: 9.0 WLS: W BF: 32 H: 2 R: 0 ER: 0 SO: 8 BB: 4 IBB: 0 HBP: 1 BLK: 0 WP: 0 HR: 0 S: 43 P: 60 ERA: 0.00 WHIP: 0.667																	

Kansas City Athletics @ Chicago White Sox
Comiskey Park, Chicago, IL
Sun Oct 04 1964, 4:33 AM EDT
Att: 6,232 - Unknown

AB	27
R	0
H	2
RBI	0
BB	4
SO	8
LOB	11



Batter	1	2	3	4	5	6	7	8	9	AB	R	H	RBI	BB	SO	LOB	BOTTOM	
Tom McCraw, L (1, 7) OBP: 0.325, SLG: 0.367										2	2	0	0	2	0	0		
Don Buford, S (1, 4) OBP: 0.337, SLG: 0.348										4	1	0	0	0	0	1		
Floyd Robinson, L (1, 9) OBP: 0.388, SLG: 0.408										4	1	3	1	0	0	0		
Pete Ward, L (1, 5) OBP: 0.348, SLG: 0.473										4	0	1	1	0	1	2		
Bill Skowron, R (1, 3) OBP: 0.322, SLG: 0.428										3	0	0	0	0	2	3		
Mike Hershberger, R (6, PR) OBP: 0.309, SLG: 0.290										1	1	0	0	0	0	0		
Ron Hansen, R (1, 6) OBP: 0.347, SLG: 0.419										4	1	2	3	0	0	0		
Ken Berry, R (1, 8) OBP: 0.459, SLG: 0.500										4	0	2	0	0	1	2		
J.C. Martin, L (1, 2) OBP: 0.241, SLG: 0.279										3	0	1	0	0	0	2		
Bruce Howard, S (1, 1) ERA: 4.1										3	0	0	0	0	1	3		
Inning Stats	R: 0 E: 0 K: 0 S: 3	H: 0 LOB: 0 BB: 0 P: 3	R: 0 E: 0 K: 1 S: 5	H: 0 LOB: 0 BB: 0 P: 5	R: 1 E: 0 K: 2 S: 8	H: 1 LOB: 1 BB: 1 P: 12	R: 0 E: 0 K: 1 S: 4	H: 1 LOB: 1 BB: 0 P: 4	R: 5 E: 1 K: 1 S: 10	H: 4 LOB: 1 BB: 1 P: 14	R: 0 E: 0 K: 0 S: 4	H: 1 LOB: 1 BB: 0 P: 4	R: 0 E: 0 K: 0 S: 3	H: 1 LOB: 0 BB: 0 P: 3	1B: 8 2B: 1 3B: 0 HR: 1	SF: 0 SAC: 0 DP: 2 HBP: 0	WP: 1 PB: 0 SB: 2 CS: 1	PA: 34
PITCHER Diego Segui, R (1, 1) ERA: 4.56	IP: 6.0 WLS: L BF: 27 H: 7 R: 6 ER: 5 SO: 5 BB: 2 IBB: 0 HBP: 0 BLK: 0 WP: 1 HR: 1 S: 35 P: 43 ERA: 7.50 WHIP: 1.500																	
Ted Bowsfield, L (7, 1) ERA: 4.1	IP: 2.0 WLS: 7 BF: 2 H: 2 R: 0 ER: 0 SO: 0 BB: 0 IBB: 0 HBP: 0 BLK: 0 WP: 0 HR: 0 S: 7 P: 7 ERA: 0.00 WHIP: 1.000																	

Kansas City Athletics @ Chicago White Sox
Comiskey Park, Chicago, IL
Sun Oct 04 1964, 4:33 AM EDT
Att: 6,232 - Unknown

AB	32
R	6
H	9
RBI	5
BB	2
SO	5
LOB	13

